

# Cincinnati Reds - 1968









Batter	1	2	3	4	5	6	7	8	9	AB	R	H	RBI	BB	SO	LOB	TOP			
<b>Pete Rose, S</b> OBP: 0.250, SLG: 0.364 (1, 9)	0-0 4-3		0-3 K		0-0 6-3			0-0 1B 1B	0-0 2B	5	1	2	0	0	1	2	<b>Cincinnati Reds @ Atlanta Braves</b> Atlanta Stadium, Atlanta, GA Fri Apr 12 1968, 6:05 PM EST Att: 20,128 - Unknown			
<b>Alex Johnson, R</b> OBP: 0.214, SLG: 0.214 (1, 7)	0-0 1B		0-0 FC9-6			0-0 F9		0-0 1B FC5-2 1B	0-0 F9	5	0	2	1	0	0	4				
<b>Vada Pinson, L</b> OBP: 0.417, SLG: 0.500 (1, 8)	0-0 3-1		0-0 4-3			0-0 1B		0-0 FC5-2 1B		4	0	2	0	0	0	3				
<b>Tony Perez, R</b> OBP: 0.417, SLG: 0.917 (1, 5)		0-0 HR		0-0 G3		0-0 L8		0-0 FC5 FC5-2 1B		4	1	2	2	0	0	1				
<b>Lee May, R</b> OBP: 0.417, SLG: 0.545 (1, 3)		0-0 L8		1-0 HBP		0-0 F9		0-0 FC5-2		3	0	0	0	0	0	4				
<b>Don Pavletich, R</b> (1, 2)		0-3 K		0-0 6-3			0-0 F9	0-3 K		4	0	0	0	0	2	4				
<b>Tommy Helms, R</b> OBP: 0.333, SLG: 0.667 <b>Ted Abernathy, R</b> (8, 1)	0-0 F5		0-0 5-3			0-3 K	0-0 FC5			4	0	0	0	0	1	4				
<b>Leo Cardenas, R</b> OBP: 0.167, SLG: 0.250 (1, 6)			0-0 FC9-6 2B		0-0 6-3		0-0 F7		0-0 1-3	4	0	1	0	0	0	0				
<b>John Taitouris, R</b> OBP: 0.500, SLG: 0.333 <b>Bob Lee, R</b> OBP: 0.333, SLG: 1.333 <b>Mack Jones, L</b> OBP: 0.167, SLG: 0.091 <b>Giraldo Ruiz, S</b> OBP: 0.286, SLG: 0.286 <b>Fred Whitfield, L</b> OBP: 0.182, SLG: 0.100 <b>Bob Johnson, R</b> (8, 1)			4-0 FC9-6 BB		0-0 6-3			4-0 1B BB	0-0 2B 1B	1	0	0	0	1	0	0				
<b>Inning Stats</b>	R: 0 E: 0 K: 0 S: 3	H: 1 LOB: 0 BB: 0 P: 3	R: 1 E: 0 K: 1 S: 6	H: 1 LOB: 0 BB: 0 P: 6	R: 0 E: 0 K: 1 S: 6	H: 1 LOB: 2 BB: 1 P: 10	R: 0 E: 0 K: 0 S: 3	H: 0 LOB: 1 BB: 0 P: 4	R: 0 E: 0 K: 0 S: 4	H: 1 LOB: 1 BB: 0 P: 4	R: 0 E: 0 K: 1 S: 5	H: 0 LOB: 0 BB: 0 P: 5	R: 2 E: 0 K: 1 S: 9	H: 4 LOB: 3 BB: 1 P: 13	R: 0 E: 0 K: 0 S: 4	H: 2 LOB: 2 BB: 0 P: 4		1B: 7 2B: 2 3B: 0 HR: 1	SF: 0 SAC: 0 DP: 0 HBP: 1	WP: 0 PA: 38 CS: 0
<b>PITCHER</b>	IP	WLS	BF	H	R	ER	SO	BB	IBB	HBP	BLK	WP	HR	S	P	ERA	WHIP			
<b>Phil Niekro, R</b> ERA: 3.86 <b>Cecil Upshaw, R</b> ERA:	(1, 1)	7.0	W	30	7	3	3	3	2	0	1	0	0	1	33	42	3.86	1.286		
<b>PITCHER</b>	IP	WLS	BF	H	R	ER	SO	BB	IBB	HBP	BLK	WP	HR	S	P	ERA	WHIP			
<b>Phil Niekro, R</b> ERA: 3.86 <b>Cecil Upshaw, R</b> ERA:	(8, 1)	2.0	S	8	3	0	0	1	0	0	0	0	0	10	10	0.00	1.500			

AB	35
R	3
H	10
RBI	3
BB	2
SO	4
LOB	22



Batter	1	2	3	4	5	6	7	8	9	AB	R	H	RBI	BB	SO	LOB	BOTTOM			
<b>Felipe Alou, R</b> OBP: 0.231, SLG: 0.308 (1, 8)	0-0 F9		0-0 L9		0-0 BB HBP 1B		0-0 F7			4	0	1	0	0	0	0	<b>Cincinnati Reds @ Atlanta Braves</b> Atlanta Stadium, Atlanta, GA Fri Apr 12 1968, 6:05 PM EST Att: 20,128 - Unknown			
<b>Sonny Jackson, L</b> OBP: 0.154, SLG: 0.333 (1, 6)	0-0 1-3		0-0 HR		1-0 BB HBP		0-0 4-3			3	1	1	1	0	0	0				
<b>Hank Aaron, R</b> OBP: 0.417, SLG: 0.400 (1, 9)	0-0 5-3		0-0 4-3		4-0 BB		0-0 HR 1B			3	1	1	0	1	0	0				
<b>Joe Torre, R</b> OBP: 0.222, SLG: 0.222 <b>Bob Tillman, R</b> OBP: 0.333, SLG: 1.333 (3, 2)		0-0 F8		0-3 K	0-3 K		0-0 HR			1	0	0	0	0	0	0				
<b>Clete Boyer, R</b> OBP: 0.167, SLG: 0.091 (1, 5)		0-0 5-3		0-0 F3	0-0 F7		0-0 6-3			4	0	0	0	0	0	3				
<b>Deron Johnson, R</b> OBP: 0.384, SLG: 0.667 (1, 3)		0-0 2B		4-0 E 1B BB		0-3 K		0-0 3-1		3	0	1	0	1	1	0				
<b>Sandy Valdespino, L</b> OBP: 0.500, SLG: 0.333 <b>Mike Lum, L</b> OBP: 0.286, SLG: 0.286 (8, 7)		4-0 FC4-6 BB		0-0 E9 FC5-4 1B		0-0 F8		0-3 K		2	0	1	0	1	0	0				
<b>Felix Millan, R</b> OBP: 0.182, SLG: 0.100 (1, 4)		0-0 FC4-6		0-0 FC5-4		0-0 5-3		0-0 1-3		4	0	0	0	0	0	4				
<b>Phil Niekro, R</b> OBP: 0.333, SLG: 1.333 <b>Cecil Upshaw, R</b> (8, 1)		0-0 5-3		0-0 5-3		0-0 F2		0-0 HR		3	1	1	1	0	0	0				
<b>Inning Stats</b>	R: 0 E: 0 K: 0 S: 3	H: 0 LOB: 0 BB: 0 P: 3	R: 0 E: 0 K: 0 S: 4	H: 1 LOB: 2 BB: 1 P: 8	R: 1 E: 0 K: 0 S: 4	H: 1 LOB: 0 BB: 0 P: 4	R: 0 E: 0 K: 1 S: 6	H: 1 LOB: 3 BB: 1 P: 11	R: 0 E: 0 K: 1 S: 5	H: 0 LOB: 0 BB: 0 P: 5	R: 3 E: 0 K: 0 S: 6	H: 3 LOB: 0 BB: 0 P: 6	R: 0 E: 0 K: 1 S: 5	H: 0 LOB: 0 BB: 0 P: 5	1B: 3 2B: 1 3B: 0 HR: 3	SF: 0 SAC: 0 DP: 0 HBP: 1		WP: 0 PA: 35 CS: 0		
<b>PITCHER</b>	IP	WLS	BF	H	R	ER	SO	BB	IBB	HBP	BLK	WP	HR	S	P	ERA	WHIP			
<b>John Taitouris, R</b> ERA: 5.4 <b>Bob Lee, R</b> ERA: <b>Ted Abernathy, R</b> ERA:	(1, 1)	6.2	L	31	7	4	4	3	3	0	1	0	0	0	1	1	0.00	0.000		
<b>PITCHER</b>	IP	WLS	BF	H	R	ER	SO	BB	IBB	HBP	BLK	WP	HR	S	P	ERA	WHIP			
<b>John Taitouris, R</b> ERA: 5.4 <b>Bob Lee, R</b> ERA: <b>Ted Abernathy, R</b> ERA:	(8, 1)	1.0	3	0	0	0	1	0	0	0	0	0	0	5	5	0.00	0.000			

AB	31
R	4
H	7
RBI	4
BB	3
SO	4
LOB	10





Batter	1	2	3	4	5	6	7	8	9	10	11	AB	R	H	RBI	BB	SO	LOB	TOP											
Pete Rose, S OBP: 0.294, SLG: 0.333 (1, 9)	G3		1-3			F8		F9 BB 1B				4	1	1	0	1	0	0												
Alex Johnson, R OBP: 0.263, SLG: 0.176 (1, 7)	HBP			L9		6-3		1B G5-2-3 BB		F8		3	0	0	0	1	0	2												
Vada Pinson, L OBP: 0.294, SLG: 0.353 (1, 8)	F8			F9		4-3		F9				5	0	0	0	0	0	3												
Tony Perez, R OBP: 0.471, SLG: 0.813 (1, 5)	6-3			K				SH5-3 1B				4	0	2	1	1	1	1												
Lee May, R OBP: 0.471, SLG: 0.533 (1, 3)		6-3				1B		1B				4	0	2	0	1	0	1												
Don Pavlich, R OBP: 0.071, SLG: 0.071 Johnny Bench, R (8, 2)		3-1				1B		SH5-3		G5-2-3		3	0	1	0	0	0	3												
Tommy Helms, R OBP: 0.383, SLG: 0.563 (1, 4)	6-3					F3		1B				4	0	1	0	1	0	2												
Leo Cardenas, R OBP: 0.125, SLG: 0.188 (1, 6)			6-3			K		P4		SH3-4		4	0	0	0	0	2	5												
George Culver, R Mack Jones, L Ted Abernathy, R Bob Johnson, R Bob Lee, R Ted Davidson, R (7, PH) (7, PH) (8, PH) (8, PH) (11, 1)			P4			F8		K		F7		2	0	0	0	0	0	2												
<b>Inning Stats</b>	R: 0 E: 0 K: 1 S: 3	H: 0 LOB: 1 BB: 0 P: 4	R: 0 E: 0 K: 0 S: 3	H: 0 LOB: 0 BB: 0 P: 3	R: 0 E: 0 K: 0 S: 3	H: 0 LOB: 0 BB: 0 P: 3	R: 0 E: 0 K: 1 S: 5	H: 2 LOB: 2 BB: 0 P: 5	R: 0 E: 0 K: 1 S: 7	H: 2 LOB: 3 BB: 1 P: 11	R: 1 E: 0 K: 0 S: 4	H: 2 LOB: 2 BB: 2 P: 12	R: 0 E: 0 K: 0 S: 2	H: 1 LOB: 2 BB: 1 P: 8	R: 0 E: 0 K: 0 S: 2	H: 0 LOB: 0 BB: 1 P: 6	R: 0 E: 0 K: 1 S: 5	H: 0 LOB: 0 BB: 0 P: 5	1B: 7 2B: 0 3B: 0 HR: 0	SF: 0 SAC: 2 DP: 2 HBP: 1	WP: 0 PB: 0 SB: 0 CS: 0	PA: 44								
<b>PITCHER</b>	Ken Johnson, R ERA: 1.13 (1, 1)	IP: 8.0 WLS: 33 BF: 33 H: 6 R: 1 ER: 1 SO: 3 BB: 1 IBB: 2 HBP: 1 BLK: 0 WP: 0 HR: 0 S: 35 P: 48 ERA: 1.12 WHIP: 0.875	Claude Raymond, R ERA: (9, 1)	1.0 W: 0 L: 0 S: 5	5 R: 1 ER: 0 SO: 0 BB: 0 IBB: 0 HBP: 0 BLK: 0 WP: 0 HR: 0 S: 4 P: 8 ERA: 0.00 WHIP: 1.000	Tony Cloninger, R ERA: (10, 1)	0.0 W: 0 L: 0 S: 0	0 R: 0 ER: 0 SO: 0 BB: 0 IBB: 0 HBP: 0 BLK: 0 WP: 0 HR: 0 S: 0 P: 0 ERA: * WHIP: *	<b>PITCHER</b>																					

Cincinnati Reds @ Atlanta Braves  
Atlanta Stadium, Atlanta, GA  
Sat Apr 13 1968, 6:05 PM EST  
Att: 30,222 - Unknown

AB	36
R	1
H	7
RBI	1
BB	5
SO	4
LOB	23



Batter	1	2	3	4	5	6	7	8	9	10	11	AB	R	H	RBI	BB	SO	LOB	BOTTOM										
Felix Millan, R OBP: 0.250, SLG: 0.200 (1, 4)	5-3		6-3			SH2-4 1B		E1 1B 1B		P2		5	1	2	0	0	0	1											
Sonny Jackson, L OBP: 0.235, SLG: 0.375 (1, 6)	K			F7		SH2-4		1B		G6-4-3 1B		4	0	2	0	0	1	0											
Hank Aaron, R OBP: 0.353, SLG: 0.333 (1, 9)	4-3			6-3		F8		G6-4-3 1B		G6-4-3		5	0	1	1	0	0	2											
Felipe Alou, R OBP: 0.333, SLG: 0.353 (1, 8)		1-3		E5 1B				G6-4-3				4	0	2	0	1	0	2											
Clete Boyer, R OBP: 0.176, SLG: 0.067 (1, 5)		6-3		5-3		K		K		FC4-6 1B		4	1	0	0	1	1	4											
Deron Johnson, R OBP: 0.313, SLG: 0.462 (1, 3)		P6				6-3		5-3		FC3-6 BB		4	0	0	0	1	0	1											
Bob Tillman, R OBP: 0.375, SLG: 0.714 (1, 2)			B3-5-4 1B BB		K			K		1-3		4	0	1	1	1	2	1											
Sandy Valdespino, L OBP: 0.625, SLG: 0.900 (1, 7)			B3-5-4 1B					3-1		WP 1B		3	0	2	0	1	0	0											
Ken Johnson, R Tito Francona, L Claude Raymond, R Mike Lum, L Tony Cloninger, R (1, 1) (8, PH) (9, PH) (9, PH) (10, 1)			B3-5-4		K			F8		K		2	0	0	0	0	1	3											
<b>Inning Stats</b>	R: 0 E: 0 K: 1 S: 5	H: 0 LOB: 0 BB: 0 P: 5	R: 0 E: 0 K: 0 S: 3	H: 0 LOB: 0 BB: 0 P: 3	R: 0 E: 0 K: 0 S: 3	H: 1 LOB: 1 BB: 1 P: 7	R: 0 E: 0 K: 0 S: 4	H: 1 LOB: 1 BB: 0 P: 4	R: 0 E: 0 K: 2 S: 8	H: 1 LOB: 1 BB: 0 P: 8	R: 0 E: 0 K: 1 S: 6	H: 0 LOB: 2 BB: 0 P: 10	R: 1 E: 1 K: 0 S: 5	H: 3 LOB: 1 BB: 0 P: 5	R: 0 E: 0 K: 1 S: 5	H: 0 LOB: 2 BB: 2 P: 13	R: 0 E: 0 K: 0 S: 3	H: 1 LOB: 0 BB: 0 P: 3	R: 1 E: 0 K: 0 S: 3	H: 2 LOB: 2 BB: 1 P: 7	1B: 10 2B: 0 3B: 0 HR: 0	SF: 0 SAC: 1 DP: 3 HBP: 0	WP: 1 PB: 0 SB: 0 CS: 0	PA: 43					
<b>PITCHER</b>	George Culver, R ERA: (1, 1)	IP: 6.0 WLS: 23 BF: 23 H: 4 R: 0 ER: 0 SO: 4 BB: 1 IBB: 1 HBP: 0 BLK: 0 WP: 0 HR: 0 S: 29 P: 37 ERA: 0.00 WHIP: 0.833	Ted Abernathy, R ERA: 3.0 (7, 1)	2.0 L: 11 W: 2 R: 1 ER: 1 SO: 1 BB: 2 IBB: 1 HBP: 0 BLK: 0 WP: 1 HR: 0 S: 10 P: 22 ERA: 3.86 WHIP: 1.714	Bob Lee, R ERA: 3.0 (9, 1)	2.1 W: 1 L: 1 S: 2	1 R: 1 ER: 0 SO: 0 BB: 0 IBB: 0 HBP: 0 BLK: 0 WP: 0 HR: 0 S: 10 P: 22 ERA: * WHIP: *	<b>PITCHER</b>																					

Cincinnati Reds @ Atlanta Braves  
Atlanta Stadium, Atlanta, GA  
Sat Apr 13 1968, 6:05 PM EST  
Att: 30,222 - Unknown

AB	37
R	2
H	10
RBI	2
BB	5
SO	6
LOB	16













Batter	1	2	3	4	5	6	7	8	9	10	11	12	AB	R	H	RBI	BB	SO	LOB	TOP			
Lou Brock, L OBP: 0.317, SLG: 0.436 (1, 7)	F7	FC4-6			1B	K			1-3		9-3		6	1	1	0	0	1	4				
Curt Flood, R OBP: 0.500, SLG: 0.579 (1, 8)	6-3				1B		F9			FC3-6 SH3-4 1B		P6	5	1	2	1	0	0	0				
Bobby Tolan, L OBP: 0.250, SLG: 0.333 (1, 9)	1B		FC4-6		1B		1-3			SH3-4		F7	5	1	2	0	0	0	1				
Orlando Cepeda, R OBP: 0.475, SLG: 0.629 (1, 3)	1B		F3		1B		K			FC3-6 IBB		F2	5	0	1	0	1	1	3				
Johnny Edwards, L OBP: 0.375, SLG: 0.429 (1, 2)	1-3		4-3		2B				F2	FC3-6 BB			5	0	1	2	0	0	5				
Mike Shannon, R OBP: 0.257, SLG: 0.412 Roger Maris, L OBP: 0.292, SLG: 0.545 Phil Gagliano, R OBP: 1.000, SLG: 1.000 (10, 5)	4-3				1-3		6-3			FC6-4 BB			4	0	0	0	0	0	1				
Julian Javier, R OBP: 0.250, SLG: 0.212 (1, 4)	6-3				1-3		K			FC6-4			5	0	1	0	0	1	3				
Dal Maxvill, R OBP: 0.314, SLG: 0.344 (1, 6)	1B				4-3		F8			K		6-3	5	0	1	0	0	1	1				
Ray Washburn, R OBP: 0.344, SLG: 0.259 Tim McCarver, L OBP: 0.344, SLG: 0.259 Larry Jaster, L (9, 1)	1B				1-3		SH1-4			3-1			1	0	0	0	1	0	0				
<b>Inning Stats</b>	R: 0 E: 0 K: 1 S: 5	H: 2 LOB: 2 BB: 0 P: 5	R: 0 E: 0 K: 0 S: 4	H: 1 LOB: 2 BB: 1 P: 8	R: 0 E: 0 K: 0 S: 3	H: 0 LOB: 1 BB: 0 P: 4	R: 0 E: 0 K: 0 S: 3	H: 0 LOB: 0 BB: 0 P: 3	R: 0 E: 0 K: 1 S: 6	H: 0 LOB: 0 BB: 0 P: 5	R: 0 E: 0 K: 1 S: 5	H: 0 LOB: 0 BB: 0 P: 5	R: 0 E: 0 K: 0 S: 4	H: 1 LOB: 3 BB: 2 P: 12	R: 0 E: 0 K: 0 S: 2	H: 0 LOB: 0 BB: 1 P: 6	R: 0 E: 0 K: 0 S: 3	H: 0 LOB: 0 BB: 0 P: 3	1B: 8 2B: 2 3B: 0 HR: 0	SF: 0 SAC: 2 DP: 1 HBP: 1	WP: 0 PB: 0 SB: 1 CS: 0	PA: 49	
<b>PITCHER</b>	IP WLS BF H R ER SO BB IBB HBP BLK WP HR S P ERA WHIP	<b>PITCHER</b>												IP WLS BF H R ER SO BB IBB HBP BLK WP HR S P ERA WHIP									
George Culver, R ERA: 1.82 Ted Abernathy, R ERA: 0.75 Bob Lee, R ERA: 2.0 (1, 1) (8, 1) (10, 1)	7.0 31 6 8 3 0 2 1 3 3 0 0 10 10 0.00 1.286													3.0 12 1 0 0 0 2 1 0 0 0 0 9 21 0.00 1.000									

St. Louis Cardinals @ Cincinnati Reds  
Crosley Field, Cincinnati, OH  
Thu Apr 18 1968, 6:05 PM EST  
Att. 6,728 - Unknown

AB 42  
R 3  
H 9  
RBI 3  
BB 4  
SO 4  
LOB 18



Batter	1	2	3	4	5	6	7	8	9	10	11	12	AB	R	H	RBI	BB	SO	LOB	BOTTOM				
Pete Rose, S OBP: 0.394, SLG: 0.700 (1, 9)	4-3				F8					F8			5	1	2	2	1	0	2					
Alex Johnson, R OBP: 0.229, SLG: 0.212 (1, 7)	P4				G6-4-3			6-3		K			5	1	1	1	0	1	2					
Vada Pinson, L OBP: 0.424, SLG: 0.536 (1, 8)	3B		E2					1-3					4	0	2	0	1	0	0					
Tony Perez, R OBP: 0.394, SLG: 0.645 (1, 5)	K		P6					K		K			5	0	0	0	0	3	4					
Lee May, R OBP: 0.515, SLG: 0.667 (1, 3)		5-3			5-3			P6		F8			5	0	1	0	0	0	0					
Johnny Bench, R OBP: 0.200, SLG: 0.400 (1, 2)		E6						2B		P4			5	0	2	0	0	1	1					
Tommy Helms, R OBP: 0.286, SLG: 0.385 Bob Lee, R (10, 1)		G6-4-3						SH2-3		SH2-3			3	0	0	0	0	0	2					
Leo Cardenas, R OBP: 0.200, SLG: 0.233 (1, 6)								4-3		F8			5	2	2	0	0	1	2					
George Culver, R Fred Whitfield, L OBP: 0.400, SLG: 0.400 Ted Abernathy, R Giraldo Ruiz, S OBP: 0.500, SLG: 0.500 (1, 1) (7, PH) (8, 1) (10, 4)		SH3-4						K		P4			1	0	0	0	0	1	0					
<b>Inning Stats</b>	R: 0 E: 0 K: 1 S: 6	H: 1 LOB: 1 BB: 0 P: 3	R: 0 E: 0 K: 0 S: 3	H: 0 LOB: 0 BB: 0 P: 3	R: 2 E: 1 K: 0 S: 6	H: 2 LOB: 1 BB: 0 P: 6	R: 0 E: 0 K: 1 S: 6	H: 1 LOB: 1 BB: 0 P: 6	R: 0 E: 0 K: 1 S: 4	H: 1 LOB: 0 BB: 0 P: 5	R: 1 E: 0 K: 0 S: 6	H: 1 LOB: 0 BB: 0 P: 6	R: 0 E: 0 K: 0 S: 3	H: 0 LOB: 0 BB: 0 P: 3	R: 0 E: 0 K: 1 S: 6	H: 1 LOB: 1 BB: 0 P: 6	R: 0 E: 0 K: 1 S: 5	H: 1 LOB: 1 BB: 1 P: 9	R: 1 E: 0 K: 1 S: 6	H: 3 LOB: 2 BB: 0 P: 6	1B: 6 2B: 4 3B: 1 HR: 1	SF: 0 SAC: 2 DP: 3 HBP: 0	WP: 0 PB: 0 SB: 0 CS: 1	PA: 46
<b>PITCHER</b>	IP WLS BF H R ER SO BB IBB HBP BLK WP HR S P ERA WHIP	<b>PITCHER</b>												IP WLS BF H R ER SO BB IBB HBP BLK WP HR S P ERA WHIP										
Ray Washburn, R ERA: 1.8 Larry Jaster, L ERA: 3.86 (1, 1) (9, 1)	8.0 31 7 3 2 5 1 0 0 0 0 1 40 44 2.25 1.000													3.1 15 5 1 1 3 1 0 0 0 0 0 20 24 2.70 1.800										

St. Louis Cardinals @ Cincinnati Reds  
Crosley Field, Cincinnati, OH  
Thu Apr 18 1968, 6:05 PM EST  
Att. 6,728 - Unknown

AB 42  
R 4  
H 12  
RBI 3  
BB 2  
SO 8  
LOB 14





Batter	1	2	3	4	5	6	7	8	9	AB	R	H	RBI	BB	SO	LOB	TOP										
<b>Felipe Alou, R</b> OBP: 0.341, SLG: 0.474 (1.8)										4	0	0	0	1	2	2	<b>Atlanta Braves @ Cincinnati Reds</b> Crosley Field, Cincinnati, OH Fri Apr 19 1968, 6:05 PM EST Att: 6,662 - Unknown										
<b>Sonny Jackson, L</b> OBP: 0.200, SLG: 0.216 (1.6)										4	1	0	0	1	0	2											
<b>Hank Aaron, R</b> OBP: 0.351, SLG: 0.563 (1.9)										3	1	1	2	1	0	2											
<b>Sandy Valdespino, L</b> OBP: 0.481, SLG: 0.500 (1.7)										2	1	1	1	1	0	1											
<b>Clete Boyer, R</b> OBP: 0.243, SLG: 0.242 (1.5)										4	0	1	0	0	1	4											
<b>Deron Johnson, R</b> OBP: 0.200, SLG: 0.250 (1.3)										4	0	1	0	0	0	0											
<b>Bob Tillman, R</b> OBP: 0.300, SLG: 0.353 (1.2)										3	0	0	0	1	2	2											
<b>Felix Millan, R</b> OBP: 0.222, SLG: 0.176 (1.4)										4	0	0	0	0	1	2											
<b>Jim Britton, R</b> OBP: 0.500, SLG: 0.500 (1.1)										4	0	2	0	0	0	0											
<b>Inning Stats</b>	R: 0 E: 0 K: 0 S: 3	H: 0 LOB: 1 BB: 1 P: 7	R: 0 E: 0 K: 1 S: 6	H: 2 LOB: 1 BB: 0 P: 6	R: 3 E: 0 K: 1 S: 7	H: 2 LOB: 0 BB: 1 P: 11	R: 0 E: 0 K: 1 S: 5	H: 0 LOB: 0 BB: 0 P: 5	R: 0 E: 0 K: 1 S: 6	H: 1 LOB: 3 BB: 2 P: 14	R: 0 E: 0 K: 0 S: 3	H: 0 LOB: 1 BB: 0 P: 4	R: 0 E: 0 K: 1 S: 5	H: 0 LOB: 0 BB: 0 P: 5	R: 0 E: 0 K: 0 S: 3	H: 0 LOB: 0 BB: 0 P: 3	1B: 4 2B: 0 3B: 0 HR: 2	SF: 0 SAC: 0 DP: 1 HBP: 1	WP: 0 PB: 0 SB: 0 CS: 0	PA: 38							
<b>PITCHER</b>	IP	WLS	BF	H	R	ER	SO	BB	IBB	HBP	BLK	WP	HR	S	P	ERA	WHIP										
<b>John Tsitouris, R</b> ERA: 5.91 (1.1)	4.0	L	19	5	3	3	3	3	0	0	0	0	2	22	34	6.75	2.000										
<b>Billy McCool, L</b> ERA: (5.1)	1.0		4	0	0	0	1	1	0	0	0	0	0	5	9	0.00	1.000										
<b>Bill Kelso, R</b> ERA: 6.43 (6.1)	3.0		12	1	0	0	2	1	0	1	0	0	0	14	19	0.00	0.667										
<b>Ted Davidson, L</b> ERA: 11.25 (9.1)	1.0		3	0	0	0	0	0	0	0	0	0	0	3	3	0.00	0.000										

Batter	1	2	3	4	5	6	7	8	9	AB	R	H	RBI	BB	SO	LOB	BOTTOM										
<b>Pete Rose, S</b> OBP: 0.405, SLG: 0.676 (1.9)										4	0	2	0	0	0	2	<b>Atlanta Braves @ Cincinnati Reds</b> Crosley Field, Cincinnati, OH Fri Apr 19 1968, 6:05 PM EST Att: 6,662 - Unknown										
<b>Alex Johnson, R</b> OBP: 0.256, SLG: 0.243 (1.7)										4	0	2	0	0	0	1											
<b>Vada Pinson, L</b> OBP: 0.378, SLG: 0.469 (1.8)										4	0	0	0	0	0	4											
<b>Tony Perez, R</b> OBP: 0.351, SLG: 0.571 (1.5)										4	0	0	0	0	0	2											
<b>Lee May, R</b> OBP: 0.528, SLG: 0.667 (1.3)										3	0	2	0	0	0	0											
<b>Johnny Bench, R</b> OBP: 0.154, SLG: 0.308 (1.2)										3	0	0	0	0	0	2											
<b>Tommy Helms, R</b> OBP: 0.258, SLG: 0.345 (1.4)										3	0	0	0	0	0	0											
<b>Leo Cardenas, R</b> OBP: 0.212, SLG: 0.242 (1.6)										3	0	1	0	0	0	0											
<b>John Tsitouris, R</b> ERA: (1.1)										1	0	0	0	0	0	1											
<b>Billy McCool, R</b> ERA: (5.1)										0	0	0	0	0	0	0											
<b>Graldo Ruiz, S</b> OBP: 0.429, SLG: 0.429 (5.1)										1	0	0	0	0	0	0											
<b>Bill Kelso, R</b> ERA: (6.1)										0	0	0	0	0	0	0											
<b>Mack Jones, L</b> ERA: (8.1)										0	0	0	0	1	0	0											
<b>Ted Davidson, R</b> ERA: (9.1)										0	0	0	0	0	0	0											
<b>Inning Stats</b>	R: 0 E: 0 K: 0 S: 4	H: 2 LOB: 0 BB: 0 P: 4	R: 0 E: 0 K: 0 S: 3	H: 0 LOB: 0 BB: 0 P: 3	R: 0 E: 0 K: 0 S: 5	H: 2 LOB: 2 BB: 0 P: 5	R: 0 E: 0 K: 0 S: 3	H: 1 LOB: 0 BB: 0 P: 3	R: 0 E: 0 K: 0 S: 3	H: 0 LOB: 0 BB: 0 P: 3	R: 0 E: 0 K: 0 S: 3	H: 1 LOB: 0 BB: 0 P: 3	R: 0 E: 0 K: 0 S: 3	H: 1 LOB: 1 BB: 1 P: 7	R: 0 E: 0 K: 0 S: 3	H: 0 LOB: 0 BB: 0 P: 3	1B: 7 2B: 0 3B: 0 HR: 0	SF: 0 SAC: 0 DP: 4 HBP: 0	WP: 0 PB: 0 SB: 0 CS: 0	PA: 31							
<b>PITCHER</b>	IP	WLS	BF	H	R	ER	SO	BB	IBB	HBP	BLK	WP	HR	S	P	ERA	WHIP										
<b>Jim Britton, R</b> ERA: (1.1)	9.0	W	31	7	0	0	0	1	0	0	0	0	0	30	34	0.00	0.889										

AB	32
R	3
H	6
RBI	3
BB	5
SO	6
LOB	15

AB	30
R	0
H	7
RBI	0
BB	1
SO	0
LOB	12







Batter	1	2	3	4	5	6	7	8	9	AB	R	H	RBI	BB	SO	LOB	TOP		
<b>Felipe Alou, R</b> OBP: 0.333, SLG: 0.452 (1, 8)	0-0 6-3		0-0 FC6-4 1B		0-0 6-3			0-3 K		4	0	1	0	0	1	1	<b>Atlanta Braves @ Cincinnati Reds</b> Crosley Field, Cincinnati, OH Sat Apr 20 1968, 6:05 PM EST Att: 7,727 - Unknown		
<b>Sonny Jackson, L</b> OBP: 0.182, SLG: 0.195 (1, 6)	0-0 L6		0-0 FC6-4 1-2		0-0 F8			0-0 F8		4	0	0	0	0	2				
<b>Hank Aaron, R</b> OBP: 0.317, SLG: 0.500 (1, 9)	0-3 K		0-0 1-3		0-0 1-3			0-0 5-3		4	0	0	0	0	1				
<b>Deron Johnson, R</b> OBP: 0.205, SLG: 0.229 (1, 3)		4-0 G6-4-3 BB		0-0 6-3		0-0 F7		0-0 6-3		3	0	0	0	1	0				
<b>Clete Boyer, R</b> OBP: 0.220, SLG: 0.216 (1, 5)		0-0 G6-4-3 1-2		0-0 1-3		0-3 K		0-3 K		4	0	0	0	0	2				
<b>Tommie Aaron, R</b> OBP: 0.333, SLG: 0.500 (1, 7)		0-0 2B		0-0 FC5-4 1B			0-0 F8	0-0 1-3		4	1	2	0	0	0				
<b>Bob Tillman, R</b> OBP: 0.304, SLG: 0.400 (1, 2)		0-0 2B		0-0 FC5-4 1-2		0-0 L6				3	0	1	1	0	0				
<b>Felix Millan, R</b> OBP: 0.256, SLG: 0.216 (1, 4)		0-0 6-3			0-0 6-3 1B		0-0 1B			3	0	2	0	0	0				
<b>Pat Jarvis, R</b> OBP: 0.143, SLG: 0.143 (1, 1)			0-3 K		0-3 K		0-0 F2			3	0	0	0	0	2				
<b>Cecil Upshaw, R</b> (8, 1)										0	0	0	0	0	0				
<b>Stu Miller, R</b> (8, 1)										0	0	0	0	0	0				
<b>Inning Stats</b>	R: 0 E: 0 K: 1 S: 5	H: 0 LOB: 0 BB: 0 P: 5	R: 1 E: 0 K: 0 S: 4	H: 2 LOB: 1 BB: 1 P: 8	R: 0 E: 0 K: 1 S: 6	H: 1 LOB: 1 BB: 0 P: 6	R: 0 E: 0 K: 0 S: 4	H: 1 LOB: 1 BB: 0 P: 4	R: 0 E: 0 K: 1 S: 6	H: 1 LOB: 0 BB: 0 P: 6	R: 0 E: 0 K: 0 S: 5	H: 0 LOB: 0 BB: 0 P: 5	R: 0 E: 0 K: 1 S: 5	H: 1 LOB: 0 BB: 0 P: 4	R: 0 E: 0 K: 1 S: 5	H: 0 LOB: 0 BB: 0 P: 5	1B: 4 2B: 2 3B: 0 HR: 0	SF: 0 SAC: 0 DP: 1 HBP: 0	WP: 0 PA: 33 PB: 0 SB: 1 CS: 0
<b>PITCHER</b>	IP	WLS	BF	H	R	ER	SO	BB	IBB	HBP	BLK	WP	HR	S	P	ERA	WHIP		
<b>Gerry Arrigo, L</b> ERA: 0.9 (1, 1)	7.0		27	6	1	1	4	1	0	0	0	0	0	34	38	1.29	1.000		
<b>Jim Maloney, R</b> ERA: (8, 1)	2.0	W	6	0	0	0	2	0	0	0	0	0	0	10	10	0.00	0.000		

Batter	1	2	3	4	5	6	7	8	9	AB	R	H	RBI	BB	SO	LOB	BOTTOM		
<b>Pete Rose, S</b> OBP: 0.390, SLG: 0.658 (1, 9)	0-0 P6		0-3 K		0-0 F7			0-0 G3 SF9 2B		4	1	1	0	0	1	1	<b>Atlanta Braves @ Cincinnati Reds</b> Crosley Field, Cincinnati, OH Sat Apr 20 1968, 6:05 PM EST Att: 7,727 - Unknown		
<b>Alex Johnson, R</b> OBP: 0.279, SLG: 0.268 (1, 7)	0-0 1B		0-0 S 1B		0-0 F9		0-0 G3			4	0	2	0	0	0	2			
<b>Vada Pinson, L</b> OBP: 0.341, SLG: 0.429 (1, 8)	0-0 F8		0-3 K		0-0 F9		0-0 SF9			3	0	0	1	0	1	2			
<b>Tony Perez, R</b> OBP: 0.366, SLG: 0.564 (1, 5)	0-0 F9			0-0 F2		0-0 S 1B		0-0 HBP 1B		4	1	2	0	0	0	1			
<b>Lee May, R</b> OBP: 0.500, SLG: 0.611 (1, 3)		0-0 F8		0-3 K		0-0 F7		1-0 1B HBP		3	0	0	0	0	1	1			
<b>Johnny Bench, R</b> OBP: 0.235, SLG: 0.412 (1, 2)		0-3 K		0-0 2B		0-0 L7		0-0 1-3 2-H 1B		4	0	2	1	0	1	1			
<b>Tommy Helms, R</b> OBP: 0.257, SLG: 0.333 (1, 4)		0-0 1B		0-0 L9		0-0 L7		0-3 K		4	0	1	0	0	1	3			
<b>Leo Cardenas, R</b> OBP: 0.194, SLG: 0.222 (1, 6)		0-0 5-3			0-0 F5		0-0 6-3			3	0	0	0	0	0	1			
<b>Gerry Arrigo, L</b> (1, 1)			0-0 P6		0-0 P6		0-0 4-3			1	0	0	0	1	0	0			
<b>Mack Jones, L</b> (7, PH)										1	0	0	0	0	0	0			
<b>Jim Maloney, L</b> (8, 1)										0	0	0	0	0	0	0			
<b>Inning Stats</b>	R: 0 E: 0 K: 0 S: 4	H: 1 LOB: 1 BB: 0 P: 4	R: 0 E: 0 K: 1 S: 6	H: 1 LOB: 0 BB: 0 P: 6	R: 0 E: 0 K: 1 S: 6	H: 1 LOB: 1 BB: 0 P: 6	R: 0 E: 0 K: 0 S: 4	H: 1 LOB: 0 BB: 0 P: 4	R: 0 E: 0 K: 1 S: 3	H: 0 LOB: 0 BB: 0 P: 3	R: 2 E: 0 K: 1 S: 8	H: 3 LOB: 2 BB: 0 P: 9	1B: 6 2B: 2 3B: 0 HR: 0	SF: 1 SAC: 0 DP: 0 HBP: 1	WP: 0 PA: 34 PB: 0 SB: 2 CS: 0				
<b>PITCHER</b>	IP	WLS	BF	H	R	ER	SO	BB	IBB	HBP	BLK	WP	HR	S	P	ERA	WHIP		
<b>Pat Jarvis, R</b> ERA: 2.59 (1, 1)	6		28	6	1	1	4	1	0	0	0	0	0	35	39	1.29	1.000		
<b>Cecil Upshaw, R</b> ERA: 2.45 (8, 1)	0.2	L	4	1	0	0	0	0	0	1	0	0	0	3	4	0.00	1.500		
<b>Stu Miller, R</b> ERA: (8, 1)	0.1		2	1	1	1	1	0	0	0	0	0	0	4	4	27.00	3.000		

**AB** 32  
**R** 1  
**H** 6  
**RBI** 1  
**BB** 1  
**SO** 6  
**LOB** 9



**AB** 31  
**R** 2  
**H** 8  
**RBI** 2  
**BB** 1  
**SO** 5  
**LOB** 12





Batter	1	2	3	4	5	6	7	8	9	AB	R	H	RBI	BB	SO	LOB	TOP										
Mike Lum, L OBP: 0.400, SLG: 0.533 (1, 8)	F9		CS 1B	FC4		K		1B		5	0	2	0	0	1	6	<b>Atlanta Braves @ Cincinnati Reds</b> Crosley Field, Cincinnati, OH Sun Apr 21 1968, 3:33 AM EST Att: 19,415 - Unknown										
Sonny Jackson, L OBP: 0.194, SLG: 0.196 (1, 6)	6-3		CS	S 1B	F7		L7	2-3		5	1	1	0	0	0	1											
Hank Aaron, R OBP: 0.348, SLG: 0.610 (1, 9)	HR			1B	4-3		WP FC1-2-5 2B		F2	5	2	3	2	0	0	0											
Sandy Valdespino, L OBP: 0.469, SLG: 0.462 (1, 7)	F7			1B	K		WP FC1-2-5 1B		K	4	2	1	0	1	2	0											
Clete Boyer, R OBP: 0.196, SLG: 0.190 (1, 5)		K		K		F9	WP FC1-2-5 1B		5-3	5	0	0	0	0	2	4											
Tommie Aaron, R OBP: 0.500, SLG: 0.556 (1, 3)		G3		BB 1B		BB WP	WP			3	0	2	3	1	0	0											
Bob Tillman, R OBP: 0.299, SLG: 0.333 (1, 2)		K		P4		F8	P6			4	0	0	0	0	1	4											
Felix Millan, R OBP: 0.279, SLG: 0.205 (1, 4)			6-3	BB IBB		BB IBB		F7		2	0	0	0	2	0	0											
Dick Kelley, R Claude Raymond, R (7, 1)			K	FC4 BB		BB		K		1	0	0	0	2	1	0											
<b>Inning Stats</b>	R: 1 E: 0 K: 0 S: 4	H: 1 LOB: 0 BB: 0 P: 4	R: 0 E: 0 K: 2 S: 7	H: 0 LOB: 0 BB: 0 P: 7	R: 0 E: 0 K: 1 S: 5	H: 1 LOB: 0 BB: 0 P: 5	R: 3 E: 0 K: 1 S: 9	H: 4 LOB: 3 BB: 2 P: 17	R: 0 E: 0 K: 1 S: 5	H: 0 LOB: 3 BB: 3 P: 17	R: 1 E: 0 K: 0 S: 5	H: 2 LOB: 2 BB: 1 P: 9	R: 0 E: 0 K: 1 S: 6	H: 1 LOB: 1 BB: 0 P: 6	R: 0 E: 0 K: 1 S: 5	H: 0 LOB: 0 BB: 0 P: 5	1B: 7 2B: 1 3B: 0 HR: 1	SF: 0 SAC: 0 DP: 0 HBP: 0	WP: 3 PB: 0 SB: 1 CS: 1	PA: 42							
<b>PITCHER</b>	IP	WLS	BF	H	R	ER	SO	BB	IBB	HBP	BLK	WP	HR	S	P	ERA	WHIP										
Milt Pappas, R ERA: 5.74 (1, 1)	3.1	L	14	5	4	4	4	0	0	0	0	0	1	22	22	10.80	1.500										
Billy McCool, L ERA: (4, 1)	1.2		8	1	0	0	1	1	1	0	0	0	0	8	16	0.00	1.200										
Bill Kelso, R ERA: 6.0 (6, 1)	2.0		12	2	1	1	1	2	2	0	0	3	0	10	26	4.50	2.000										
Ted Davidson, L ERA: 9.0 (8, 1)	1.0		4	1	0	0	1	0	0	0	0	0	0	6	6	0.00	1.000										
Ted Abernathy, R ERA: 0.69 (9, 1)	1.0		3	0	0	0	1	0	0	0	0	0	0	5	5	0.00	0.000										

Batter	1	2	3	4	5	6	7	8	9	AB	R	H	RBI	BB	SO	LOB	BOTTOM										
Pete Rose, S OBP: 0.400, SLG: 0.667 (1, 9)	1-3			2B	FC6-4					4	0	2	1	0	0	1	<b>Atlanta Braves @ Cincinnati Reds</b> Crosley Field, Cincinnati, OH Sun Apr 21 1968, 3:33 AM EST Att: 19,415 - Unknown										
Alex Johnson, R OBP: 0.281, SLG: 0.250 (1, 7)	E6		6-3		G6-4-3		L3			3	0	0	0	0	0	2											
Fred Whitfield, L OBP: 0.333, SLG: 0.333 (7, PH) (8, 3)	E S				G6-4-3					1	0	0	0	0	0	2											
Vada Pinson, L OBP: 0.333, SLG: 0.410 (1, 8)	K			FC5-4 1B		K		3-1		4	0	1	0	0	2	1											
Tony Perez, R OBP: 0.333, SLG: 0.512 (1, 5)	5-3			FC5-4 2B		F9		F5		4	1	0	0	0	0	2											
Lee May, R OBP: 0.455, SLG: 0.550 (8, 7)		F9		F3		6-3		K		4	0	0	0	0	1	1											
Ted Abernathy, R (9, 1)										0	0	0	0	0	0	0											
Johnny Bench, R OBP: 0.238, SLG: 0.429 (1, 2)		F8		1B 2B		6-3		K		4	0	1	1	0	1	0											
Tommy Helms, R OBP: 0.256, SLG: 0.324 (1, 4)		L3				F9		F9		4	0	1	0	0	0	0											
Leo Cardenas, R OBP: 0.200, SLG: 0.205 (1, 6)			F8	L9		BB 1B		P4		3	1	0	0	1	0	2											
Milt Pappas, R OBP: 0.256, SLG: 0.250 (1, 1)										1	0	0	0	0	0	0											
Billy McCool, R OBP: 0.256, SLG: 0.250 (4, 1)										0	0	0	0	0	0	0											
Graldo Ruiz, S OBP: 0.256, SLG: 0.429 (5, PH)										0	0	0	0	0	0	0											
Bill Kelso, R (8, 1)										0	0	0	0	0	0	0											
Bob Johnson, R (7, PH)										0	0	0	0	0	0	0											
Ted Davidson, R (8, 1)										0	0	0	0	0	0	0											
Mack Jones, L (9, 7)										0	0	0	0	0	0	0											
<b>Inning Stats</b>	R: 0 E: 1 K: 1 S: 6	H: 0 LOB: 1 BB: 0 P: 6	R: 0 E: 0 K: 0 S: 3	H: 0 LOB: 0 BB: 0 P: 3	R: 0 E: 0 K: 0 S: 4	H: 1 LOB: 1 BB: 0 P: 4	R: 1 E: 0 K: 0 S: 6	H: 3 LOB: 2 BB: 0 P: 6	R: 0 E: 0 K: 0 S: 2	H: 0 LOB: 0 BB: 1 P: 6	R: 0 E: 0 K: 1 S: 5	H: 0 LOB: 0 BB: 0 P: 5	R: 1 E: 0 K: 0 S: 4	H: 1 LOB: 2 BB: 2 P: 12	R: 0 E: 0 K: 1 S: 5	H: 0 LOB: 0 BB: 0 P: 5	R: 0 E: 0 K: 1 S: 5	H: 0 LOB: 0 BB: 0 P: 5	1B: 3 2B: 2 3B: 0 HR: 0	SF: 0 SAC: 0 DP: 1 HBP: 0	WP: 0 PB: 0 SB: 1 CS: 0	PA: 35					
<b>PITCHER</b>	IP	WLS	BF	H	R	ER	SO	BB	IBB	HBP	BLK	WP	HR	S	P	ERA	WHIP										
Dick Kelley, L ERA: 5.79 (1, 1)	6.2	W	28	5	2	2	2	3	0	0	0	0	0	29	41	10.00	1.200										
Claude Raymond, R ERA: (7, 1)	2.1	S	7	0	0	0	2	0	0	0	0	0	0	11	11	0.00	0.000										






Batter	1	2	3	4	5	6	7	8	9	10	AB	R	H	RBI	BB	SO	LOB								
<b>Pete Rose, S</b> OBP: 0.420, SLG: 0.652 (1, 9)	0-0 1B		0-0 2B 1B		0-0 F8			0-0 4-3		4-0 FC6-4 IBB	4	0	2	0	1	0	1								
<b>Alex Johnson, R</b> OBP: 0.255, SLG: 0.265 (1, 7)	0-3 K		0-0 1-H 2B		0-0 F9			0-0 F8		0-0 FC6-4	5	0	1	0	0	1	3								
<b>Vada Pinson, L</b> OBP: 0.327, SLG: 0.419 (1, 8)	0-0 F7			0-0 F8		0-0 E 2B		0-0 P3			4	1	1	0	0	0	1								
<b>Tony Perez, R</b> OBP: 0.327, SLG: 0.489 (1, 5)	0-0 F8			0-3 K		0-0 E8 1B			0-0 F8		4	0	1	1	0	1	1								
<b>Lee May, R</b> OBP: 0.438, SLG: 0.512 (1, 3)		0-0 P6		0-3 K		0-0 2-H 1B		4-0 G6-4-3 IBB		0-0 F9	3	0	0	0	1	1	0								
<b>Johnny Bench, R</b> OBP: 0.240, SLG: 0.400 (1, 2)		0-0 6-3			0-0 1B SF7 1B		0-0 G6-4-3		0-0 P3		4	1	1	0	0	0	2								
<b>Tommy Helms, R</b> OBP: 0.256, SLG: 0.317 (1, 4)		0-0 F7			0-0 4-3 SF7 1B			0-0 P6		0-0 P6	4	0	1	0	0	0	0								
<b>Leo Cardenas, R</b> OBP: 0.205, SLG: 0.238 (1, 6)			0-0 6-3		0-0 SF7			0-3 K		0-0 K	3	0	1	1	0	1	0								
<b>George Culver, R</b> <b>Ted Abernathy, R</b> <b>Bob Johnson, R</b> <b>Billy McCool, R</b>			0-3 K		0-0 4-3			0-0 3-1		0-0 P4	3	0	0	0	0	0	1								
<b>Inning Stats</b>	R: 0 E: 0 K: 1 S: 6	H: 1 LOB: 1 BB: 0 P: 6	R: 0 E: 0 K: 0 S: 3	H: 0 LOB: 0 BB: 0 P: 3	R: 0 E: 0 K: 1 S: 6	H: 2 LOB: 2 BB: 0 P: 6	R: 0 E: 0 K: 2 S: 7	H: 0 LOB: 0 BB: 0 P: 7	R: 1 E: 0 K: 0 S: 5	H: 2 LOB: 1 BB: 0 P: 5	R: 1 E: 1 K: 0 S: 4	H: 2 LOB: 1 BB: 1 P: 8	R: 0 E: 0 K: 1 S: 5	H: 0 LOB: 0 BB: 0 P: 5	R: 0 E: 0 K: 0 S: 3	H: 0 LOB: 0 BB: 0 P: 3	R: 0 E: 0 K: 0 S: 3	H: 0 LOB: 0 BB: 0 P: 3	R: 0 E: 0 K: 0 S: 4	H: 1 LOB: 2 BB: 1 P: 8	1B: 5 2B: 3 3B: 0 HR: 0	SF: 1 SAC: 0 DP: 1 HBP: 0	WP: 0 PB: 0 SB: 0 CS: 0	PA: 38	
<b>PITCHER</b>	IP	WLS	BF	H	R	ER	SO	BB	IBB	HBP	BLK	WP	HR	S	P	ERA	WHIP								
<b>Steve Carlton, L</b> ERA: 3.98	(1, 1)	5.1	23	7	2	2	4	0	0	0	0	0	0	30	34	3.38	1.312								
<b>Ron Willis, R</b> ERA: 1.17	(6, 1)	0.2	1	0	0	0	0	0	0	0	0	0	0	1	1	0.00	0.000								
<b>Dick Hughes, R</b> ERA: 11.57	(7, 1)	2.0	6	0	0	0	1	0	0	0	0	0	0	8	8	0.00	0.000								
<b>Joe Hoerner, L</b> ERA:	(9, 1)	2.0	8	1	0	0	0	0	1	0	0	0	0	7	11	0.00	0.500								

**TOP**

**Cincinnati Reds @ St. Louis Cardinals**  
Busch Stadium, St. Louis, MO  
Tue Apr 23 1968, 6:05 PM CST  
Att: 8,706 - Unknown

AB 35  
R 2  
H 8  
RBI 2  
BB 2  
SO 5  
LOB 10



Batter	1	2	3	4	5	6	7	8	9	10	AB	R	H	RBI	BB	SO	LOB								
<b>Lou Brock, L</b> OBP: 0.267, SLG: 0.448 (1, 7)	0-3 K		0-3 K 1-2			0-3 K		0-0 4-3		0-0 HR	5	1	1	2	0	3	1								
<b>Curt Flood, R</b> OBP: 0.439, SLG: 0.528 (1, 8)	0-0 6-3			0-0 P3		0-3 K			4-0 1B E BB		3	1	0	0	1	1	0								
<b>Roger Maris, L</b> OBP: 0.367, SLG: 0.593 <b>Dick Simpson, R</b> OBP: 0.462, SLG: 1.000 (9, PR) (10, 9)	0-0 2B			4-0 BB		0-0 F8		0-0 F8		0-0 E 4-3 1B	3	0	2	0	1	0	0								
<b>Orlando Cepeda, R</b> OBP: 0.436, SLG: 0.680 (1, 3)	0-0 6-3			0-0 F8		0-0 1B 1B		0-0 1B 1B		0-0 E5 1-3 2-H 4-3	4	0	1	0	0	0	3								
<b>Tim McCarver, L</b> OBP: 0.352, SLG: 0.333 (1, 2)		0-0 L5		0-0 P4		0-0 1B 1B		0-0 FC6-4 1B		0-0 4-3	4	0	1	1	0	0	2								
<b>Mike Shannon, R</b> OBP: 0.286, SLG: 0.370 (1, 5)		0-0 3-1			0-0 6-3		0-0 F9		0-0 F9		3	0	0	0	1	0	2								
<b>Julian Javier, R</b> OBP: 0.255, SLG: 0.313 <b>Dick Schofield, S</b> (9, PH) (10, 4)		0-0 P4			0-0 F8		0-0 FC6-4		0-0 G4-3		3	0	0	0	0	0	2								
<b>Dal Maxvill, R</b> OBP: 0.300, SLG: 0.333 (1, 6)			0-0 CS 1B		0-0 F8		0-0 F8		0-0 F8		4	0	1	0	0	0	0								
<b>Steve Carlton, L</b> <b>Ron Willis, R</b> <b>Bobby Tolan, L</b> <b>Dick Hughes, R</b> <b>Johnny Edwards, L</b> <b>Joe Hoerner, R</b> <b>Ed Spezio, R</b>	(1, 1) (6, 1) (6, PH) (7, 1) (8, PH) (9, 1) (10, PH)	8.0 1.0 0.1	30 4 3	5 0 1	2 0 2	2 0 0	5 1 0	0 0 0	2 3 6	46 7 6	1.12 0.00 54.00	0.875 0.000 6.000						WP: 0 PB: 0 SB: 0 CS: 1	PA: 37						
<b>PITCHER</b>	IP	WLS	BF	H	R	ER	SO	BB	IBB	HBP	BLK	WP	HR	S	P	ERA	WHIP								
<b>George Culver, R</b> ERA: 1.46	(1, 1)	8.0	30	5	2	1	5	2	0	0	0	0	0	38	46	1.12	0.875								
<b>Ted Abernathy, R</b> ERA: 0.64	(9, 1)	1.0	4	0	0	0	0	0	1	0	0	0	0	3	7	0.00	0.000								
<b>Billy McCool, L</b> ERA: 6.0	(10, 1)	0.1	L	3	1	2	0	1	0	0	0	0	1	2	6	54.00	6.000								


**BOTTOM**


**Cincinnati Reds @ St. Louis Cardinals**  
Busch Stadium, St. Louis, MO  
Tue Apr 23 1968, 6:05 PM CST  
Att: 8,706 - Unknown

AB 33  
R 4  
H 6  
RBI 3  
BB 4  
SO 5  
LOB 13





Batter	1	2	3	4	5	6	7	8	9	AB	R	H	RBI	BB	SO	LOB	TOP					
<b>Pete Rose, S</b> OBP: 0.426, SLG: 0.680 (1, 9)	0-0 6-3		0-0 3B			0-0 1-3		0-0 FC3-6 1B		4	0	2	0	0	0	0	<b>Cincinnati Reds @ St. Louis Cardinals</b> Busch Stadium, St. Louis, MO Wed Apr 24 1968, 6:05 PM CST Att: 9,666 - Unknown  <b>AB 31</b> <b>R 0</b> <b>H 5</b> <b>RBI 0</b> <b>BB 2</b> <b>SO 4</b> <b>LOB 11</b> 					
<b>Alex Johnson, R</b> OBP: 0.278, SLG: 0.275 <b>Bob Lee, R</b> (6, 1)	4-0		0-0 P4			0-0 1B		0-0 FC3-6		2	0	1	0	1	0	1						
<b>Fred Whitfield, L</b> OBP: 0.286, SLG: 0.286 <b>Ted Davidson, R</b> (8, 1)	BB							1-2 2-3		1	0	0	0	0	0	2						
<b>Vada Pinson, L</b> OBP: 0.302, SLG: 0.383 (1, 8)	0-3 K			0-0 G3		0-0 4-3		0-0 3-1		4	0	0	0	0	1	4						
<b>Tony Perez, R</b> OBP: 0.302, SLG: 0.451 (1, 5)	0-0 F9			0-0 G3				0-0 F8		4	0	0	0	0	1	1						
<b>Lee May, R</b> OBP: 0.442, SLG: 0.500 (1, 3)		4-0 CS BB		0-3 K				0-0 1B		3	0	1	0	1	1	0						
<b>Johnny Bench, R</b> OBP: 0.207, SLG: 0.345 (1, 2)	0-0 F9				0-0 6-3			0-0 F8		4	0	0	0	0	0	2						
<b>Tommy Helms, R</b> OBP: 0.239, SLG: 0.295 (1, 4)		0-3 K			0-0 F9			0-0 F9		3	0	0	0	0	1	1						
<b>Leo Cardenas, R</b> OBP: 0.191, SLG: 0.222 (1, 6)				0-0 1-3		0-0 5-3		0-0 6-3		3	0	0	0	0	0	0						
<b>John Taitours, R</b> <b>Jim Maloney, L</b> <b>Bill Kelso, R</b> <b>Billy McCool, R</b> <b>Mack Jones, L</b> (1, 1) (3, PH) (5, 1) (5, 1) (6, PH) (6, 7)			0-0 P4			0-0 F8		0-0 FC3-6 1B		0	0	0	0	0	0	0						
<b>Inning Stats</b>	R: 0 E: 0 K: 1 S: 5	H: 0 LOB: 1 BB: 1 P: 9	R: 0 E: 0 K: 1 S: 4	H: 0 LOB: 0 BB: 1 P: 8	R: 0 E: 0 K: 0 S: 4	H: 1 LOB: 1 BB: 0 P: 4	R: 0 E: 0 K: 1 S: 5	H: 0 LOB: 0 BB: 0 P: 5	R: 0 E: 0 K: 0 S: 3	H: 0 LOB: 0 BB: 0 P: 3	R: 0 E: 0 K: 0 S: 4	H: 1 LOB: 1 BB: 0 P: 4	R: 0 E: 0 K: 0 S: 4	H: 1 LOB: 1 BB: 0 P: 4	R: 0 E: 0 K: 0 S: 5	H: 2 LOB: 2 BB: 0 P: 5	R: 0 E: 0 K: 1 S: 5	H: 0 LOB: 0 BB: 0 P: 5	1B: 4 2B: 0 3B: 1 HR: 0	SF: 0 SAC: 0 DP: 0 HBP: 0	WP: 0 PB: 0 SB: 0 CS: 1	PA: 33
<b>PITCHER</b> <b>Ray Washburn, R</b> ERA: 0.95 (1, 1)	IP: 9.0 WLS: W BF: 33 H: 5 R: 0 ER: 0 SO: 4 BB: 2 IBB: 0 HBP: 0 BLK: 0 WP: 0 HR: 0 S: 39 P: 47 ERA: 0.00 WHIP: 0.778																					

Batter	1	2	3	4	5	6	7	8	9	AB	R	H	RBI	BB	SO	LOB	BOTTOM					
<b>Lou Brock, L</b> OBP: 0.292, SLG: 0.443 (1, 7)	0-0 4-3		0-0 G3		0-0 CS 1B			4-0 1B BB		3	1	1	0	2	0	2	<b>Cincinnati Reds @ St. Louis Cardinals</b> Busch Stadium, St. Louis, MO Wed Apr 24 1968, 6:05 PM CST Att: 9,666 - Unknown  <b>AB 33</b> <b>R 7</b> <b>H 13</b> <b>RBI 7</b> <b>BB 4</b> <b>SO 4</b> <b>LOB 13</b> 					
<b>Curt Flood, R</b> OBP: 0.452, SLG: 0.569 (1, 8)	0-0 6-3		0-0 CS		0-0 6-3			0-0 1B 3B		5	0	3	5	0	0	0						
<b>Roger Maris, L</b> OBP: 0.382, SLG: 0.645 <b>Bobby Tolan, L</b> OBP: 0.176, SLG: 0.235 (1, 9) (8, 9)	0-0 1B		0-0 F2		0-0 SF8 3B			0-0 3-1		4	1	2	0	0	0	3						
<b>Orlando Cepeda, R</b> OBP: 0.441, SLG: 0.679 (1, 3)	0-0 1B		0-3 K		0-0 SF8			0-0 1B		3	0	2	1	0	1	0						
<b>Tim McCarver, L</b> OBP: 0.353, SLG: 0.326 (1, 2)	0-0 6-3		0-0 F8		0-0 FC4 1B			0-0 4-3		4	0	1	0	0	0	2						
<b>Mike Shannon, R</b> OBP: 0.302, SLG: 0.440 (1, 5)		0-0 HR		0-0 1B		0-0 FC4		0-3 K		4	1	2	1	0	1	1						
<b>Julian Javier, R</b> OBP: 0.273, SLG: 0.314 (1, 4)		4-0 G3 1B BB		0-0 F8		0-0 E6 1B 1B		0-0 1-3		3	2	1	0	1	0	1						
<b>Dal Maxvill, R</b> OBP: 0.296, SLG: 0.327 (1, 6)	0-0 1-3		0-0 5-3		0-0 F8			0-0 BB 3B 1B		4	1	1	0	0	0	2						
<b>Ray Washburn, R</b> (1, 1)	4-0 G3 1B BB		0-3 K		0-0 6-3			0-3 K		3	1	0	0	1	2	2						
<b>Inning Stats</b>	R: 0 E: 0 K: 0 S: 5	H: 2 LOB: 2 BB: 0 P: 5	R: 3 E: 0 K: 0 S: 5	H: 2 LOB: 2 BB: 2 P: 13	R: 0 E: 0 K: 1 S: 6	H: 1 LOB: 1 BB: 0 P: 6	R: 0 E: 0 K: 1 S: 5	H: 1 LOB: 0 BB: 0 P: 5	R: 1 E: 0 K: 0 S: 5	H: 2 LOB: 1 BB: 0 P: 5	R: 1 E: 1 K: 0 S: 5	H: 2 LOB: 2 BB: 1 P: 9	R: 0 E: 0 K: 1 S: 5	H: 1 LOB: 0 BB: 0 P: 5	R: 2 E: 0 K: 1 S: 6	H: 2 LOB: 1 BB: 1 P: 10		R: 0 E: 0 K: 1 S: 5	H: 0 LOB: 0 BB: 0 P: 5	1B: 10 2B: 0 3B: 2 HR: 1	SF: 1 SAC: 0 DP: 0 HBP: 0	WP: 0 PB: 0 SB: 0 CS: 1
<b>PITCHER</b> <b>John Taitours, R</b> ERA: 7.11 (1, 1)	IP: 2.0 WLS: L BF: 12 H: 4 R: 3 ER: 3 SO: 3 BB: 2 IBB: 0 HBP: 0 BLK: 0 WP: 0 HR: 0 S: 10 P: 18 ERA: 13.50 WHIP: 3.000																					
<b>Bill Kelso, R</b> ERA: 5.4 (3, 1)	2.2 11 4 1 1 2 0 0 0 0 0 0 15 15 3.38 1.500																					
<b>Billy McCool, L</b> ERA: 5.4 (5, 1)	0.1 1 0 0 0 0 0 0 0 0 0 0 1 1 0.00 0.000																					
<b>Bob Lee, R</b> ERA: 2.45 (6, 1)	2.0 9 3 1 1 1 1 0 0 0 0 0 10 14 4.50 2.000																					
<b>Ted Davidson, L</b> ERA: 10.5 (8, 1)	1.0 5 2 2 2 1 1 0 0 0 0 0 6 10 18.00 3.000																					



Batter	1	2	3	4	5	6	7	8	9	AB	R	H	RBI	BB	SO	LOB	TOP					
Tommie Agee, R (1, 8) OBP: 0.130, SLG: 0.111 Art Shamsky, L (8, PH) OBP: 0.324, SLG: 0.303 (8, 7)										3	0	0	0	0	2	1						
Phil Linz, R (1, 4) Ken Boswell, L (8, PH) OBP: 0.268, SLG: 0.308 (8, 1) Ron Taylor, R (8, 1)										2	0	0	0	0	0	0						
Cleon Jones, R (1, 7) OBP: 0.302, SLG: 0.488 (8, 8)										4	0	1	0	0	1	2						
Ron Swoboda, R (1, 9) OBP: 0.328, SLG: 0.520										3	0	0	0	1	2	1						
Greg Goossen, R (1, 3) OBP: 0.417, SLG: 0.455										3	0	0	0	1	0	2						
Ed Charles, R (1, 5) OBP: 0.224, SLG: 0.304										3	0	1	0	1	0	1						
Jerry Grote, R (1, 2) OBP: 0.409, SLG: 0.342										4	0	2	0	0	1	1						
Bud Harrelson, S (1, 6) OBP: 0.175, SLG: 0.179										4	1	1	0	0	1	4						
Tom Seaver, R (1, 1) OBP: 0.231, SLG: 0.167 Al Weis, S (8, PH) OBP: 0.258, SLG: 0.214 (8, 4)										2	0	1	0	0	1	1						
<b>Inning Stats</b>	R: 0 E: 0 K: 2 S: 7	H: 0 LOB: 2 BB: 1 P: 12	R: 0 E: 0 K: 1 S: 6	H: 2 LOB: 1 BB: 0 P: 6	R: 0 E: 0 K: 2 S: 8	H: 1 LOB: 1 BB: 0 P: 8	R: 0 E: 0 K: 0 S: 2	H: 0 LOB: 0 BB: 1 P: 6	R: 1 E: 0 K: 0 S: 4	H: 2 LOB: 0 BB: 0 P: 4	R: 0 E: 0 K: 0 S: 3	H: 0 LOB: 0 BB: 0 P: 3	R: 0 E: 0 K: 2 S: 7	H: 0 LOB: 0 BB: 0 P: 7	R: 0 E: 1 K: 0 S: 3	H: 0 LOB: 1 BB: 1 P: 7	R: 0 E: 0 K: 1 S: 6	H: 1 LOB: 2 BB: 1 P: 10	1B: 5 2B: 1 3B: 0 HR: 0	SF: 0 SAC: 0 DP: 3 HBP: 1	WP: 0 PB: 0 SB: 0 CS: 1	PA: 36
<b>PITCHER</b>	IP	WLS	BF	H	R	ER	SO	BB	IBB	HBP	BLK	WP	HR	S	P	ERA	WHIP					
Gerry Arrigo, L (1, 1) ERA: 1.06	7.0	W	27	5	1	1	7	3	0	1	0	0	0	37	50	1.29	1.143					
Ted Abernathy, R (8, 1) ERA: 0.56	2.0	S	8	1	0	0	1	1	0	0	0	0	0	9	13	0.00	1.000					

New York Mets @ Cincinnati Reds  
Crosley Field, Cincinnati, OH  
Fri Apr 26 1968, 6:05 PM EST  
Att: 5,743 - Unknown

AB 30  
R 1  
H 6  
RBI 0  
BB 4  
SO 8  
LOB 14



Batter	1	2	3	4	5	6	7	8	9	AB	R	H	RBI	BB	SO	LOB	BOTTOM				
Pete Rose, S (1, 9) OBP: 0.431, SLG: 0.660										3	1	1	0	0	0	0					
Alex Johnson, R (1, 7) OBP: 0.291, SLG: 0.288 Mack Jones, L (3, PH) OBP: 0.364, SLG: 0.222 (4, 7)										1	1	1	0	0	0	0					
Vada Pinson, L (1, 8) OBP: 0.298, SLG: 0.392										4	1	1	0	0	0	4					
Tony Perez, R (1, 5) OBP: 0.298, SLG: 0.444										3	0	1	1	0	2	1					
Lee May, R (1, 3) OBP: 0.411, SLG: 0.460										4	0	0	0	0	1	1					
Johnny Bench, R (1, 2) OBP: 0.182, SLG: 0.303										4	0	0	0	0	2	0					
Tommy Helms, R (1, 4) OBP: 0.280, SLG: 0.354										4	0	3	0	0	0	1					
Leo Cardenas, R (1, 6) OBP: 0.180, SLG: 0.208										3	0	0	0	0	0	3					
Gerry Arrigo, L (1, 1) Ted Abernathy, R (8, 1)										3	0	0	0	0	0	2					
<b>Inning Stats</b>	R: 2 E: 0 K: 0 S: 5	H: 2 LOB: 0 BB: 0 P: 5	R: 0 E: 0 K: 1 S: 6	H: 1 LOB: 1 BB: 0 P: 6	R: 1 E: 1 K: 0 S: 5	H: 2 LOB: 1 BB: 0 P: 5	R: 0 E: 0 K: 0 S: 4	H: 1 LOB: 1 BB: 0 P: 4	R: 0 E: 0 K: 1 S: 6	H: 1 LOB: 1 BB: 0 P: 6	R: 0 E: 0 K: 1 S: 3	H: 0 LOB: 1 BB: 0 P: 4	R: 0 E: 0 K: 2 S: 8	H: 0 LOB: 1 BB: 0 P: 8	R: 0 E: 1 K: 2 S: 8	H: 0 LOB: 1 BB: 0 P: 8	1B: 6 2B: 2 3B: 0 HR: 0	SF: 1 SAC: 0 DP: 0 HBP: 1	WP: 1 PB: 0 SB: 1 CS: 0	PA: 34	
<b>PITCHER</b>	IP	WLS	BF	H	R	ER	SO	BB	IBB	HBP	BLK	WP	HR	S	P	ERA	WHIP				
Tom Seaver, R (1, 1) ERA: 1.59	7.0	L	30	8	3	1	3	0	0	1	1	1	0	35	36	1.29	1.143				
Ron Taylor, R (8, 1) ERA:	1.0		4	0	0	0	2	0	0	0	0	0	0	8	8	0.00	0.000				

New York Mets @ Cincinnati Reds  
Crosley Field, Cincinnati, OH  
Fri Apr 26 1968, 6:05 PM EST  
Att: 5,743 - Unknown

AB 32  
R 3  
H 8  
RBI 1  
BB 0  
SO 5  
LOB 13





Batter	1	2	3	4	5	6	7	8	9	AB	R	H	RBI	BB	SO	LOB	TOP				
<b>Al Weis, S</b> OBP: 0.229, SLG: 0.188 (1,6)										4	0	0	0	0	0	0	<b>New York Mets @ Cincinnati Reds</b> Crosley Field, Cincinnati, OH Sat Apr 27 1968, 6:05 PM EST Att: 6,002 - Unknown				
<b>Ken Boswell, L</b> OBP: 0.289, SLG: 0.381 (1,4)										3	1	1	1	1	0	0					
<b>Cleon Jones, R</b> OBP: 0.298, SLG: 0.489 (1,8)										4	1	1	0	0	1	1					
<b>Art Shamsky, L</b> OBP: 0.293, SLG: 0.270 (1,7)										4	0	0	0	0	0	1					
<b>Ron Swoboda, R</b> OBP: 0.339, SLG: 0.574 (9, PR)										4	1	2	2	0	2	0					
<b>Tommie Agee, R</b> OBP: 0.130, SLG: 0.111 (9, PR)										0	0	0	0	0	0	0					
<b>Ed KranePOOL, L</b> OBP: 0.276, SLG: 0.265 (1,3)										4	0	2	0	0	1	0					
<b>Ed Charles, R</b> OBP: 0.212, SLG: 0.286 (9, PH)										3	0	0	0	0	1	1					
<b>Greg Goossen, R</b> OBP: 0.385, SLG: 0.417 (9, PH)										1	0	0	0	0	1	2					
<b>Jerry Grote, R</b> OBP: 0.404, SLG: 0.341 (1,2)										3	0	1	0	0	1	0					
<b>Nolan Ryan, R</b> (1,1)										2	0	0	0	0	2	1					
<b>Bill Short, L</b> (6,1)										0	0	0	0	0	0	0					
<b>Dick Selma, R</b> (6,1)										0	0	0	0	0	0	0					
<b>Don Bosch, S</b> (8, PH)										1	0	0	0	0	1	0					
<b>Cal Koonce, R</b> (8,1)										0	0	0	0	0	0	0					
<b>Inning Stats</b>	R: 1 E: 0 K: 0 S: 4	H: 1 LOB: 0 BB: 0 P: 4	R: 1 E: 0 K: 1 S: 7	H: 2 LOB: 1 BB: 0 P: 7	R: 0 E: 0 K: 1 S: 4	H: 0 LOB: 0 BB: 1 P: 8	R: 0 E: 0 K: 1 S: 6	H: 1 LOB: 1 BB: 0 P: 6	R: 0 E: 0 K: 2 S: 7	H: 0 LOB: 0 BB: 0 P: 7	R: 0 E: 0 K: 0 S: 3	H: 0 LOB: 0 BB: 0 P: 3	R: 0 E: 0 K: 3 S: 9	H: 0 LOB: 0 BB: 0 P: 9	R: 0 E: 0 K: 1 S: 5	H: 3 LOB: 2 BB: 0 P: 5	R: 1 E: 0 K: 1 S: 8	H: 3 LOB: 2 BB: 0 P: 8	1B: 3 2B: 2 3B: 0 HR: 2	SF: 0 SAC: 0 DP: 0 HBP: 0	WP: 0 PA: 34 PB: 0 SB: 0 CS: 0
<b>PITCHER</b>	IP WLS BF H R ER SO BB IBB HBP BLK WP HR S P ERA WHIP																				
<b>Milt Pappas, R</b> (1,1) ERA: 4.81	8.2 W 32 6 3 3 9 1 0 0 0 0 2 49 53 3.12 0.808																				
<b>Ted Abernathy, R</b> (9,1) ERA: 0.55	0.1 S 2 1 0 0 1 0 0 0 0 0 0 4 4 0.00 3.000																				

AB	33
R	3
H	7
RBI	3
BB	1
SO	10
LOB	6



Batter	1	2	3	4	5	6	7	8	9	AB	R	H	RBI	BB	SO	LOB	BOTTOM			
<b>Pete Rose, S</b> OBP: 0.444, SLG: 0.649 (1,9)										4	1	2	0	1	1	0	<b>New York Mets @ Cincinnati Reds</b> Crosley Field, Cincinnati, OH Sat Apr 27 1968, 6:05 PM EST Att: 6,002 - Unknown			
<b>Mack Jones, L</b> OBP: 0.375, SLG: 0.167 (1,7)										3	1	0	0	2	1	1				
<b>Vada Pinson, L</b> OBP: 0.306, SLG: 0.393 (1,8)										5	1	2	0	0	2	4				
<b>Tony Perez, R</b> OBP: 0.306, SLG: 0.421 (1,5)										3	1	0	1	2	1	4				
<b>Lee May, R</b> OBP: 0.400, SLG: 0.434 (1,3)										3	0	0	0	1	1	4				
<b>Johnny Bench, R</b> OBP: 0.162, SLG: 0.278 (1,2)										3	0	0	1	0	2	3				
<b>Tommy Helms, R</b> OBP: 0.278, SLG: 0.346 (1,4)										4	0	1	0	0	0	4				
<b>Leo Cardenas, R</b> OBP: 0.204, SLG: 0.231 (1,6)										4	1	2	0	0	2	0				
<b>Milt Pappas, R</b> (1,1) ERA: 1.4										3	0	0	0	0	2	2				
<b>Ted Abernathy, R</b> (9,1) ERA: 0.55										0	0	0	0	0	0	0				
<b>Inning Stats</b>	R: 1 E: 1 K: 2 S: 8	H: 0 LOB: 3 BB: 3 P: 20	R: 0 E: 0 K: 1 S: 5	H: 0 LOB: 0 BB: 0 P: 5	R: 0 E: 0 K: 2 S: 7	H: 0 LOB: 0 BB: 0 P: 7	R: 0 E: 0 K: 1 S: 7	H: 2 LOB: 2 BB: 0 P: 7	R: 3 E: 2 K: 1 S: 8	H: 1 LOB: 1 BB: 1 P: 12	R: 1 E: 0 K: 2 S: 9	H: 2 LOB: 2 BB: 2 P: 17	R: 0 E: 0 K: 2 S: 7	H: 0 LOB: 0 BB: 0 P: 7	R: 0 E: 0 K: 1 S: 7	H: 2 LOB: 2 BB: 0 P: 7		1B: 7 2B: 0 3B: 0 HR: 0	SF: 1 SAC: 1 DP: 0 HBP: 0	WP: 0 PA: 40 PB: 0 SB: 0 CS: 0
<b>PITCHER</b>	IP WLS BF H R ER SO BB IBB HBP BLK WP HR S P ERA WHIP																			
<b>Nolan Ryan, R</b> (1,1) ERA: 1.4	5.1 L 29 5 5 1 7 4 1 0 0 0 0 38 58 1.69 1.688																			
<b>Bill Short, L</b> (6,1) ERA: 11.57	0.1 1 0 0 0 1 0 0 0 0 0 0 3 3 0.00 0.000																			
<b>Dick Selma, R</b> (6,1) ERA: 1.1	5 0 0 0 3 1 0 0 0 0 0 0 10 14 0.00 0.750																			
<b>Cal Koonce, R</b> (8,1) ERA: 1.0	5 2 0 0 1 0 0 0 0 0 0 0 7 7 0.00 2.000																			

AB	32
R	5
H	7
RBI	2
BB	6
SO	12
LOB	22





Batter	1	2	3	4	5	6	7	8	9	AB	R	H	RBI	BB	SO	LOB	TOP					
<b>Al Weis, S</b> OBP: 0.225, SLG: 0.167 (1, 6)	4-3	BB		K		G1	L6			4	0	0	1	1	1	2	<b>New York Mets @ Cincinnati Reds</b> Crosley Field, Cincinnati, OH Sun Apr 28 1968, 3:33 AM EDT Att: 6,785 - Unknown					
<b>Ken Boswell, L</b> OBP: 0.280, SLG: 0.426 (1, 4)	K	G3		4-3		HR		4-3		5	1	1	1	0	1	3						
<b>Cleon Jones, R</b> OBP: 0.308, SLG: 0.469 (1, 8)	1-3			FC6	HBP	P4		F9		4	0	1	0	1	0	0						
<b>Art Shamsky, L</b> OBP: 0.304, SLG: 0.293 <b>Tommie Agee, R</b> OBP: 0.150, SLG: 0.111 (8, 8)		FC1-5	FC6			G3		F9		4	1	1	0	0	0	1						
<b>Ron Swoboda, R</b> OBP: 0.358, SLG: 0.569 (1, 9)		WP		P4				K		4	2	0	1	1	2							
<b>Ed Kranepool, L</b> OBP: 0.275, SLG: 0.289 (1, 3)		FC1-5	F7					SH2-4		4	2	1	0	0	4							
<b>Ed Charles, R</b> OBP: 0.283, SLG: 0.294 (1, 5)		P6								2	0	1	1	3	0	2						
<b>Jerry Grote, R</b> OBP: 0.442, SLG: 0.378 (1, 2)										4	0	3	2	1	0	2						
<b>Jerry Koosman, R</b> (1, 1) <b>Danny Frisella, L</b> (8, 1) <b>Bill Short, L</b> (9, 1) <b>Ron Taylor, R</b> (9, 1)		E3								4	0	0	0	0	3	8						
<b>Inning Stats</b>	R: 0 E: 0 K: 1 S: 5	H: 0 LOB: 0 BB: 0 P: 5	R: 2 E: 1 K: 0 S: 5	H: 1 LOB: 3 BB: 3 P: 17	R: 2 E: 0 K: 1 S: 8	H: 3 LOB: 2 BB: 1 P: 12	R: 0 E: 0 K: 1 S: 6	H: 1 LOB: 2 BB: 0 P: 7	R: 0 E: 0 K: 1 S: 5	H: 1 LOB: 2 BB: 1 P: 9	R: 1 E: 0 K: 0 S: 4	H: 1 LOB: 0 BB: 0 P: 4	R: 1 E: 0 K: 2 S: 9	H: 2 LOB: 2 BB: 1 P: 13	R: 0 E: 0 K: 0 S: 3	H: 0 LOB: 0 BB: 0 P: 3		R: 0 E: 0 K: 0 S: 3	H: 1 LOB: 1 BB: 1 P: 7	1B: 7 2B: 3 3B: 0 HR: 1	SF: 0 SAC: 1 DP: 2 HBP: 1	WP: 1 PB: 0 SB: 0 CS: 0
<b>PITCHER</b>	IP	WLS	BF	H	R	ER	SO	BB	IBB	HBP	BLK	WP	HR	S	P	ERA	WHIP					
<b>George Culver, R</b> ERA: 1.86 (1, 1)	4.1	L	26	6	4	2	3	4	1	1	0	1	0	26	47	4.15	2.308					
<b>Bill Kelso, R</b> ERA: 5.93 (5, 1)	2.0		9	3	2	2	2	0	1	0	0	0	1	12	16	9.00	1.500					
<b>Ted Davidson, L</b> ERA: 9.45 (7, 1)	0.2		2	0	0	0	1	0	0	0	0	0	0	4	4	0.00	0.000					
<b>Bob Lee, R</b> ERA: 2.19 (8, 1)	1.1		6	1	0	0	0	0	1	0	0	0	0	5	9	0.00	0.750					
<b>Ted Abernathy, R</b> ERA: 0.53 (9, 1)	0.2		1	0	0	0	0	0	0	0	0	0	0	1	1	0.00	0.000					

Batter	1	2	3	4	5	6	7	8	9	AB	R	H	RBI	BB	SO	LOB	BOTTOM					
<b>Pete Rose, S</b> OBP: 0.426, SLG: 0.613 (1, 9)	K	1-6-3			P4		K			5	0	1	0	0	2	3	<b>New York Mets @ Cincinnati Reds</b> Crosley Field, Cincinnati, OH Sun Apr 28 1968, 3:33 AM EDT Att: 6,785 - Unknown					
<b>Bob Johnson, R</b> OBP: 0.429, SLG: 0.333 <b>Fred Whitfield, L</b> OBP: 0.250, SLG: 0.250 (9, FH)	5-3			F8						4	1	2	0	0	0	0						
<b>Vada Pinson, L</b> OBP: 0.284, SLG: 0.361 (1, 8)	F7			4-3						5	0	0	0	0	0	4						
<b>Tony Perez, R</b> OBP: 0.299, SLG: 0.403 (1, 5)					F3					5	1	1	0	0	0	2						
<b>Lee May, R</b> OBP: 0.385, SLG: 0.466 (1, 7)		FC4			F9					5	2	1	2	0	0	3						
<b>Johnny Bench, R</b> OBP: 0.195, SLG: 0.282 (1, 2)					P4					3	0	1	0	1	0	0						
<b>Tommy Helms, R</b> OBP: 0.310, SLG: 0.364 <b>Ted Abernathy, R</b> (9, 1)										3	0	2	1	1	0	0						
<b>Leo Cardenas, R</b> OBP: 0.224, SLG: 0.236 (1, 6)					F3					3	0	1	1	1	0	3						
<b>George Culver, R</b> (1, 1) <b>Bill Kelso, R</b> (5, 1) <b>Ted Davidson, R</b> (7, 1) <b>Mack Jones, L</b> OBP: 0.154, SLG: 0.154 (7, PH) <b>Bob Lee, R</b> (8, 1) <b>Giraldo Ruiz, S</b> OBP: 0.556, SLG: 0.429 (9, 4)										1	0	0	0	0	0	2						
<b>Inning Stats</b>	R: 0 E: 0 K: 1 S: 5	H: 0 LOB: 0 BB: 0 P: 5	R: 2 E: 1 K: 0 S: 6	H: 3 LOB: 2 BB: 1 P: 10	R: 0 E: 0 K: 0 S: 3	H: 0 LOB: 0 BB: 0 P: 3	R: 0 E: 0 K: 0 S: 4	H: 1 LOB: 1 BB: 0 P: 4	R: 0 E: 0 K: 0 S: 4	H: 1 LOB: 1 BB: 0 P: 4	R: 0 E: 0 K: 2 S: 3	H: 0 LOB: 1 BB: 1 P: 3	R: 0 E: 0 K: 0 S: 7	H: 0 LOB: 1 BB: 1 P: 11	R: 2 E: 0 K: 0 S: 6	H: 3 LOB: 2 BB: 1 P: 10		R: 1 E: 1 K: 1 S: 7	H: 1 LOB: 2 BB: 1 P: 11	1B: 8 2B: 0 3B: 0 HR: 1	SF: 0 SAC: 0 DP: 0 HBP: 0	WP: 1 PB: 0 SB: 0 CS: 0
<b>PITCHER</b>	IP	WLS	BF	H	R	ER	SO	BB	IBB	HBP	BLK	WP	HR	S	P	ERA	WHIP					
<b>Jerry Koosman, L</b> ERA: 1.04 (1, 1)	7.2	W	33	8	4	3	3	2	0	0	0	0	0	37	45	3.52	1.304					
<b>Danny Frisella, R</b> ERA: 0.79 (8, 1)	0.1		4	1	1	0	0	2	0	0	0	0	0	2	10	0.00	9.000					
<b>Bill Short, L</b> ERA: 9.0 (9, 1)	0.2		2	0	0	0	1	0	0	0	0	0	0	4	4	0.00	0.000					
<b>Ron Taylor, R</b> ERA: (9, 1)	0.1	S	2	0	0	0	0	0	0	0	0	0	0	2	2	0.00	0.000					



Batter	1	2	3	4	5	6	7	8	9	AB	R	H	RBI	BB	SO	LOB	TOP					
<b>Pete Rose, S</b> OBP: 0.446, SLG: 0.618 (1,9)										6	4	4	3	0	0	0						
<b>Alex Johnson, R</b> OBP: 0.311, SLG: 0.321 (1,7)										4	3	2	2	1	0	1						
<b>Vada Pinson, L</b> OBP: 0.301, SLG: 0.379 (1,8)										5	2	3	1	0	0	3						
<b>Tony Perez, R</b> OBP: 0.301, SLG: 0.478 (1,5)										5	2	2	5	0	1	4						
<b>Lee May, R</b> OBP: 0.394, SLG: 0.469 (1,3)										6	0	3	3	0	2	2						
<b>Johnny Bench, R</b> OBP: 0.255, SLG: 0.409 (1,2)										5	2	3	2	1	0	3						
<b>Tommy Helms, R</b> OBP: 0.313, SLG: 0.377 (1,4)										6	1	2	1	0	1	5						
<b>Leo Cardenas, R</b> OBP: 0.250, SLG: 0.279 (1,6)										6	2	3	0	0	1	1						
<b>Jim Maloney, L</b> <b>Bob Lee, R</b> (6,1)										4	1	0	0	0	0	6						
<b>Inning Stats</b>	R: 1 E: 1 K: 1 S: 7	H: 1 LOB: 1 BB: 0 P: 7	R: 1 E: 0 K: 0 S: 4	H: 1 LOB: 0 BB: 0 P: 4	R: 2 E: 0 K: 2 S: 9	H: 2 LOB: 0 BB: 0 P: 9	R: 6 E: 0 K: 1 S: 12	H: 7 LOB: 2 BB: 1 P: 16	R: 1 E: 1 K: 0 S: 5	H: 1 LOB: 1 BB: 0 P: 5	R: 1 E: 0 K: 0 S: 6	H: 3 LOB: 2 BB: 0 P: 6	R: 2 E: 0 K: 0 S: 6	H: 3 LOB: 2 BB: 1 P: 10	R: 0 E: 0 K: 0 S: 3	H: 0 LOB: 0 BB: 0 P: 3	R: 3 E: 0 K: 1 S: 9	H: 4 LOB: 1 BB: 0 P: 9	1B: 15 2B: 4 3B: 1 HR: 2	SF: 3 SAC: 0 DP: 0 HBP: 0	WP: 0 PB: 0 SB: 0 CS: 0	PA: 53
<b>PITCHER</b>	IP WLS BF H R ER SO BB IBB HBP BLK WP HR S P ERA WHIP																					
<b>Jim Ray, R</b> (1,1) ERA: 5.79	3.0 L 17 6 7 6 3 1 0 0 0 0 0 1 22 26 18.00 2.333																					
<b>Danny Coombs, L</b> (4,1) ERA: 5.4	0.2 7 5 3 3 0 0 0 0 0 0 0 7 7 40.50 7.500																					
<b>Tom Dukes, R</b> (4,1) ERA: 6.75	2.2 17 7 4 4 1 1 0 0 0 0 0 1 18 22 13.50 3.000																					
<b>Don Wilson, R</b> (7,1) ERA: 5.46	2.2 12 4 3 3 1 0 0 0 0 0 0 0 14 14 10.12 1.500																					
<b>Batter</b>	<b>1</b>	<b>2</b>	<b>3</b>	<b>4</b>	<b>5</b>	<b>6</b>	<b>7</b>	<b>8</b>	<b>9</b>	<b>AB</b>	<b>R</b>	<b>H</b>	<b>RBI</b>	<b>BB</b>	<b>SO</b>	<b>LOB</b>	<b>BOTTOM</b>					
<b>Ron Davis, R</b> OBP: 0.215, SLG: 0.186 (1,8)										3	2	0	0	2	1	4						
<b>Denis Menke, R</b> OBP: 0.388, SLG: 0.382 (1,4) (9,6)										4	0	3	0	1	0	1						
<b>Jimmy Wynn, R</b> OBP: 0.281, SLG: 0.173 (1,7)										5	0	1	1	0	0	5						
<b>Rusty Staub, L</b> OBP: 0.324, SLG: 0.369 (1,3)										3	0	1	1	0	0	3						
<b>Norm Miller, L</b> OBP: 0.250, SLG: 0.333 (1,9)										4	0	1	0	0	1	1						
<b>Bob Aspromonte, R</b> OBP: 0.309, SLG: 0.371 (1,5)										4	0	1	0	0	0	3						
<b>John Bateman, R</b> OBP: 0.333, SLG: 0.310 (1,2)										3	0	0	0	0	1	1						
<b>Don Wilson, R</b> OBP: 0.333, SLG: 0.375 (7,1)										0	0	0	0	1	0	0						
<b>Hector Torres, R</b> OBP: 0.290, SLG: 0.305 (1,6)										4	0	1	0	0	0	2						
<b>Julio Gotay, R</b> OBP: 0.238, SLG: 0.238 (9,4)										0	0	0	0	0	0	0						
<b>Jim Ray, R</b> OBP: 0.333, SLG: 0.333 (1,1)										1	0	1	0	0	0	0						
<b>Danny Coombs, R</b> (4,1)										0	0	0	0	0	0	0						
<b>Tom Dukes, R</b> (4,1)										1	0	0	0	1	0	0						
<b>Hal King, L</b> OBP: 0.333, SLG: 0.303 (7,2)										2	0	1	0	0	0	1						
<b>Inning Stats</b>	R: 1 E: 0 K: 1 S: 6	H: 1 LOB: 1 BB: 1 P: 10	R: 0 E: 0 K: 2 S: 9	H: 2 LOB: 2 BB: 0 P: 9	R: 0 E: 0 K: 0 S: 5	H: 3 LOB: 0 BB: 0 P: 5	R: 0 E: 0 K: 1 S: 5	H: 0 LOB: 0 BB: 0 P: 5	R: 0 E: 0 K: 0 S: 3	H: 0 LOB: 0 BB: 0 P: 3	R: 1 E: 0 K: 0 S: 5	H: 2 LOB: 2 BB: 1 P: 9	R: 0 E: 0 K: 0 S: 3	H: 0 LOB: 1 BB: 1 P: 7	R: 0 E: 0 K: 0 S: 4	H: 2 LOB: 1 BB: 0 P: 4	R: 0 E: 0 K: 0 S: 4	H: 2 LOB: 1 BB: 0 P: 4	1B: 10 2B: 1 3B: 0 HR: 0	SF: 1 SAC: 0 DP: 2 HBP: 0	WP: 0 PB: 0 SB: 0 CS: 0	PA: 39
<b>PITCHER</b>	IP WLS BF H R ER SO BB IBB HBP BLK WP HR S P ERA WHIP																					
<b>Jim Maloney, R</b> (1,1) ERA: 1.29	5.0 W 22 6 1 1 4 2 0 0 0 0 0 0 15 23 2.25 1.500																					
<b>Bob Lee, R</b> (6,1) ERA: 2.2	4.0 S 17 4 1 1 0 2 0 0 0 0 0 0 15 23 2.25 1.500																					

Cincinnati Reds @ Houston Astros  
Astrodome, Houston, TX  
Mon Apr 29 1968, 8:05 PM EDT  
Att: 10,509 - Dome

AB 48  
R 17  
H 22  
RBI 17  
BB 2  
SO 5  
LOB 25



Cincinnati Reds @ Houston Astros  
Astrodome, Houston, TX  
Mon Apr 29 1968, 8:05 PM EDT  
Att: 10,509 - Dome

AB 34  
R 2  
H 10  
RBI 2  
BB 4  
SO 4  
LOB 21





Batter	1	2	3	4	5	6	7	8	9	AB	R	H	RBI	BB	SO	LOB	TOP			
<b>Pete Rose, S</b> (1,9) OBP: 0.449, SLG: 0.606	0-0 4-3			0-0 G6-4-3 1B			4-0 BB	0-3 K		3	0	1	0	1	1	0	<b>Cincinnati Reds @ Houston Astros</b> Astrodome, Houston, TX Tue Apr 30 1968, 8:05 PM EDT Att: 7,870 - Unknown  <b>AB 25</b> <b>R 0</b> <b>H 2</b> <b>RBI 0</b> <b>BB 3</b> <b>SO 7</b> <b>LOB 9</b>			
<b>Alex Johnson, R</b> (1,7) OBP: 0.302, SLG: 0.310	0-3 K			0-0 G6-4-3 1-2f			0-0 P3			2	0	0	0	0	1	1				
<b>Mack Jones, L</b> (7,PH) OBP: 0.333, SLG: 0.143										1	0	0	0	0	0	1				
<b>Vada Pinson, L</b> (1,8) OBP: 0.289, SLG: 0.362	0-0 1-6-3			0-3 K			0-0 9-3			3	0	0	0	0	1	1				
<b>Tony Perez, R</b> (1,5) OBP: 0.316, SLG: 0.478		4-0 BB		0-0 P4			0-0 1-3 1B			2	0	1	0	1	0	0				
<b>Lee May, R</b> (1,3) OBP: 0.378, SLG: 0.448		0-0 G6-4-3 1-2f		0-0 5-3			0-3 K			3	0	0	0	0	1	2				
<b>Johnny Bench, R</b> (1,2) OBP: 0.240, SLG: 0.383		0-0 5-3		0-0 F7			0-0 1-3			3	0	0	0	0	0	1				
<b>Tommy Helms, R</b> (1,4) OBP: 0.299, SLG: 0.359			0-0 6-3		0-3 K		0-0 4-3			3	0	0	0	0	1	1				
<b>Leo Cardenas, R</b> (1,6) OBP: 0.254, SLG: 0.270			4-0 BB		0-0 E4		0-3 K			2	0	0	0	1	1	0				
<b>Gerry Arrigo, L</b> (1,1)			0-0 G1-6-4		0-0 G1-6-4		0-3 K			2	0	0	0	0	0	2				
<b>Ted Abernathy, R</b> (8,1)										0	0	0	0	0	0	0				
<b>Giraldo Ruiz, S</b> (9,PH) OBP: 0.500, SLG: 0.375										1	0	0	0	0	1	0				
<b>Inning Stats</b>	R: 0 E: 0 K: 1 S: 5	H: 0 LOB: 0 BB: 0 P: 5	R: 0 E: 0 K: 0 S: 2	H: 0 LOB: 0 BB: 1 P: 6	R: 0 E: 0 K: 0 S: 2	H: 0 LOB: 0 BB: 1 P: 6	R: 0 E: 0 K: 1 S: 5	H: 1 LOB: 0 BB: 0 P: 5	R: 0 E: 0 K: 0 S: 3	H: 0 LOB: 0 BB: 0 P: 3	R: 0 E: 0 K: 0 S: 2	H: 0 LOB: 0 BB: 1 P: 6	R: 0 E: 0 K: 1 S: 6	H: 1 LOB: 1 BB: 0 P: 6	R: 0 E: 0 K: 3 S: 9	H: 0 LOB: 0 BB: 0 P: 9	1B: 2 2B: 1 3B: 0 HR: 0	SF: 0 SAC: 0 DP: 5 HBP: 0	WP: 0 PB: 0 SB: 0 CS: 0	PA: 28
<b>PITCHER</b> <b>Larry Dierker, R</b> (1,1) ERA: 3.25	IP: 9.0 WLS: W BF: 28 H: 2 R: 0 ER: 0 SO: 7 BB: 3 IBB: 0 HBP: 0 BLK: 0 WP: 0 HR: 0 S: 39 P: 51 ERA: 0.00 WHIP: 0.556																			

Batter	1	2	3	4	5	6	7	8	9	AB	R	H	RBI	BB	SO	LOB	BOTTOM			
<b>Ron Davis, R</b> (1,8) OBP: 0.246, SLG: 0.226	4-0 2B BB		0-3 K			0-0 FC2-6 1B		0-0 1-3 1B 2B		3	1	2	0	1	1	0	<b>Cincinnati Reds @ Houston Astros</b> Astrodome, Houston, TX Tue Apr 30 1968, 8:05 PM EDT Att: 7,870 - Unknown  <b>AB 30</b> <b>R 3</b> <b>H 8</b> <b>RBI 3</b> <b>BB 3</b> <b>SO 7</b> <b>LOB 10</b>			
<b>Denis Menke, R</b> (1,6) OBP: 0.381, SLG: 0.421	0-0 F8 1-H 2B			0-0 F7		0-0 FC2-6 1-2f 2-3		0-0 1B 1B 1B		4	1	2	1	0	0	1				
<b>Jimmy Wynn, R</b> (1,7) OBP: 0.279, SLG: 0.179	0-0 F8 2-3			0-0 F8		0-0 2-3 1-2		0-0 1B 1B 1B		4	0	1	1	0	0	2				
<b>Doug Rader, R</b> (1,5) OBP: 0.333, SLG: 0.538	0-0 F8			0-0 1-3		0-0 6-3		0-0 1B 1B		4	0	1	1	0	0	2				
<b>Rusty Staub, L</b> (1,3) OBP: 0.320, SLG: 0.353		0-0 F8			0-0 L6		0-0 G3	4-0 IBB		3	0	0	0	1	0	0				
<b>Ivan Murrell, R</b> (1,9) OBP: 0.080, SLG: 0.080		0-3 K			0-3 K		0-0 6-3	0-0 4-3		3	0	0	0	0	2	0				
<b>Hal King, L</b> (8,PH) OBP: 0.325, SLG: 0.294										1	0	0	0	0	0	2				
<b>Julio Gotay, R</b> (1,4) OBP: 0.250, SLG: 0.250		0-0 6-3			0-0 E5 1B		0-3 K			3	0	1	0	0	1	0				
<b>John Bateman, R</b> (1,2) OBP: 0.265, SLG: 0.323			0-0 5-3		4-0 IBB			0-0 2B 1B 1B		2	0	1	0	1	0	0				
<b>Norm Miller, L</b> (8,PR) OBP: 0.250, SLG: 0.333										0	1	0	0	0	0	0				
<b>Larry Dierker, R</b> (1,1)			0-3 K		0-3 K		0-3 K			3	0	0	0	0	3	3				
<b>Inning Stats</b>	R: 0 E: 0 K: 0 S: 3	H: 1 LOB: 1 BB: 1 P: 7	R: 0 E: 0 K: 1 S: 5	H: 0 LOB: 0 BB: 0 P: 5	R: 0 E: 0 K: 2 S: 7	H: 0 LOB: 0 BB: 0 P: 7	R: 0 E: 0 K: 0 S: 3	H: 0 LOB: 0 BB: 0 P: 3	R: 0 E: 0 K: 2 S: 8	H: 1 LOB: 2 BB: 1 P: 12	R: 0 E: 0 K: 0 S: 4	H: 1 LOB: 1 BB: 0 P: 4	R: 0 E: 0 K: 1 S: 5	H: 0 LOB: 0 BB: 0 P: 5	R: 3 E: 0 K: 1 S: 9	H: 5 LOB: 2 BB: 1 P: 13	1B: 6 2B: 2 3B: 0 HR: 0	SF: 0 SAC: 0 DP: 0 HBP: 0	WP: 0 PB: 0 SB: 0 CS: 0	PA: 33
<b>PITCHER</b> <b>Gerry Arrigo, L</b> (1,1) ERA: 1.85	IP: 7.1 WLS: L BF: 29 H: 6 R: 3 ER: 3 SO: 7 BB: 1 IBB: 0 HBP: 0 BLK: 0 WP: 0 HR: 0 S: 41 P: 49 ERA: 3.68 WHIP: 0.955																			
<b>Ted Abernathy, R</b> (8,1) ERA: 0.51	IP: 0.2 WLS: L BF: 4 H: 2 R: 0 ER: 0 SO: 0 BB: 0 IBB: 1 HBP: 0 BLK: 0 WP: 0 HR: 0 S: 3 P: 7 ERA: 0.00 WHIP: 3.000																			



Batter	1	2	3	4	5	6	7	8	9	AB	R	H	RBI	BB	SO	LOB	TOP																	
Pete Rose, S OBP: 0.446, SLG: 0.600 (1, 9)										4	1	1	0	1	1	1	0																	
Alex Johnson, R OBP: 0.399, SLG: 0.333 (1, 7)										5	2	2	1	0	2	2	0																	
Vada Pinson, L OBP: 0.300, SLG: 0.397 (1, 8)										4	1	2	1	0	0	1	0																	
Tony Perez, R OBP: 0.325, SLG: 0.479 (1, 5)										4	0	2	2	0	0	1	0																	
Lee May, R OBP: 0.359, SLG: 0.423 (1, 3)										4	0	0	0	0	1	2	0																	
Johnny Bench, R OBP: 0.222, SLG: 0.353 (1, 2)										4	0	0	0	0	0	0	0																	
Tommy Helms, R OBP: 0.296, SLG: 0.368 (1, 4)										4	1	1	0	0	1	0	0																	
Leo Cardenas, R OBP: 0.254, SLG: 0.269 (1, 6)										4	1	1	1	0	0	0	0																	
Milt Pappas, R OBP: 0.111, SLG: 0.111 Ted Abernathy, R (7, 1)										2	0	0	0	0	2	0	0																	
Ted Davidson, R (8, 1)										0	0	0	0	0	0	0	0																	
Mack Jones, L OBP: 0.316, SLG: 0.143 Bob Lee, R (9, 1)										0	0	0	1	0	0	0	0																	
<b>Inning Stats</b>	R: 1 E: 0 K: 2 S: 9	H: 2 LOB: 1 BB: 0 P: 9	R: 0 E: 0 K: 0 S: 3	H: 0 LOB: 0 BB: 0 P: 3	R: 2 E: 1 K: 1 S: 8	H: 3 LOB: 1 BB: 0 P: 8	R: 1 E: 0 K: 1 S: 7	H: 2 LOB: 2 BB: 1 P: 11	R: 0 E: 0 K: 0 S: 3	H: 0 LOB: 0 BB: 0 P: 3	R: 0 E: 0 K: 0 S: 3	H: 0 LOB: 0 BB: 0 P: 3	R: 1 E: 0 K: 2 S: 7	H: 0 LOB: 0 BB: 0 P: 7	R: 0 E: 0 K: 2 S: 7	H: 0 LOB: 0 BB: 0 P: 7	R: 1 E: 1 K: 0 S: 4	H: 0 LOB: 0 BB: 0 P: 4	1B: 5 2B: 3 3B: 1 HR: 0	SF: 1 SAC: 1 DP: 0 HBP: 0	WP: 0 PB: 0 SB: 1 CS: 0	PA: 38												
<b>PITCHER</b>	IP WLS BF H R ER SO BB IBB HBP BLK WP HR S P ERA WHIP																																	
Mike McCormick, L ERA: 3.38	(1, 1)	3.1	17	7	4	4	3	0	0	0	0	0	0	0	23	23	10.80	2.100																
Bobby Bolin, R ERA: 2.09	(4, 1)	3.2	14	2	1	1	2	0	1	0	0	0	0	0	17	21	2.46	0.545																
Frank Linzy, R ERA: 1.93	(8, 1)	2.0	L	7	0	1	0	2	0	0	0	0	0	0	11	11	0.00	0.000																

Cincinnati Reds @ San Francisco Giants  
Candlestick Park, San Francisco, CA  
Wed May 01 1968, 10:05 PM EDT  
Att: 6,194 - Unknown

AB 35  
R 6  
H 9  
RBI 6  
BB 1  
SO 7  
LOB 6



Batter	1	2	3	4	5	6	7	8	9	AB	R	H	RBI	BB	SO	LOB	BOTTOM																	
Ron Hunt, R OBP: 0.366, SLG: 0.271 (1, 4)										4	0	1	0	0	0	2	0																	
Dave Marshall, L OBP: 0.235, SLG: 0.294 (1, 9)										4	0	0	0	0	0	3	0																	
Willie Mays, R OBP: 0.371, SLG: 0.615 (1, 8)										4	2	2	2	0	2	0	0																	
Willie McCovey, L OBP: 0.355, SLG: 0.463 (1, 3)										4	1	1	1	0	0	0	0																	
Jim Ray Hart, R OBP: 0.397, SLG: 0.563 (8, 5)										3	1	0	0	1	1	0	0																	
Jim Davenport, R OBP: 0.292, SLG: 0.284 (8, 6)										4	1	2	0	0	0	0	0																	
Jack Hiatt, R OBP: 0.409, SLG: 0.526 Nate Oliver, R OBP: 0.200, SLG: 0.240 Bob Barton, R OBP: 0.182, SLG: 0.182 Frank Johnson, R OBP: 0.200, SLG: 0.200 (7, PH)										2	0	0	0	1	0	1	0																	
Hal Lanier, R OBP: 0.229, SLG: 0.250 Ty Cline, L OBP: 0.167, SLG: 0.091 (7, PH)										2	0	1	0	0	1	0	0																	
Mike McCormick, L OBP: 0.273, SLG: 0.111 Bobby Bolin, R (4, 1)										1	0	0	0	0	1	0	0																	
Jesus Alou, R OBP: 0.258, SLG: 0.333 Frank Linzy, R (8, 1)										1	0	0	0	0	1	2	0																	
Ollie Brown, R (9, PH)										1	0	0	0	0	1	0	0																	
<b>Inning Stats</b>	R: 0 E: 0 K: 1 S: 5	H: 0 LOB: 0 BB: 0 P: 5	R: 0 E: 0 K: 0 S: 4	H: 1 LOB: 1 BB: 0 P: 4	R: 0 E: 0 K: 2 S: 8	H: 1 LOB: 1 BB: 0 P: 8	R: 1 E: 0 K: 1 S: 6	H: 1 LOB: 0 BB: 0 P: 6	R: 0 E: 0 K: 1 S: 5	H: 0 LOB: 0 BB: 0 P: 5	R: 0 E: 0 K: 1 S: 5	H: 0 LOB: 0 BB: 0 P: 5	R: 3 E: 0 K: 1 S: 8	H: 3 LOB: 2 BB: 2 P: 16	R: 1 E: 0 K: 0 S: 4	H: 1 LOB: 0 BB: 0 P: 4	R: 0 E: 0 K: 2 S: 7	H: 0 LOB: 0 BB: 0 P: 7	1B: 4 2B: 1 3B: 0 HR: 3	SF: 0 SAC: 0 DP: 0 HBP: 0	WP: 0 PB: 0 SB: 0 CS: 0	PA: 36												
<b>PITCHER</b>	IP WLS BF H R ER SO BB IBB HBP BLK WP HR S P ERA WHIP																																	
Milt Pappas, R ERA: 5.04	(1, 1)	6.0	24	6	4	4	6	1	0	0	0	0	0	0	35	39	6.00	1.167																
Ted Abernathy, R ERA: 0.96	(7, 1)	1.0	6	2	1	1	1	1	0	0	0	0	0	1	7	11	9.00	3.000																
Ted Davidson, L ERA: 8.22	(8, 1)	1.0	W	3	0	0	0	0	0	0	0	0	0	3	3	0.00	0.000																	
Bob Lee, R ERA: 2.08	(9, 1)	1.0	S	3	0	0	2	0	0	0	0	0	0	7	7	0.00	0.000																	

Cincinnati Reds @ San Francisco Giants  
Candlestick Park, San Francisco, CA  
Wed May 01 1968, 10:05 PM EDT  
Att: 6,194 - Unknown

AB 34  
R 5  
H 8  
RBI 5  
BB 2  
SO 9  
LOB 8






Batter	1	2	3	4	5	6	7	8	9	10	11	AB	R	H	RBI	BB	SO	LOB	TOP					
<b>Pete Rose, S</b> OBP: 0.461, SLG: 0.595 (1, 9)												4	2	2	0	2	2	1						
<b>Alex Johnson, R</b> OBP: 0.324, SLG: 0.338 (1, 7)												5	1	2	0	1	0	2						
<b>Vada Pinson, L</b> OBP: 0.294, SLG: 0.385 (1, 8)												5	0	1	1	0	2	4						
<b>Tony Perez, R</b> OBP: 0.337, SLG: 0.468 (1, 5)												4	1	1	0	2	0	3						
<b>Fred Whitfield, L</b> OBP: 0.308, SLG: 0.308 (1, 3)												5	0	2	0	0	0	5						
<b>Lee May, R</b> OBP: 0.367, SLG: 0.431 (11, PH)												1	1	1	0	0	0	0						
<b>Johnny Bench, R</b> OBP: 0.217, SLG: 0.333 (1, 2)												6	1	1	2	0	2	5						
<b>Tommy Helms, R</b> OBP: 0.312, SLG: 0.378 (1, 4)												6	0	3	1	0	0	2						
<b>Leo Cardenas, R</b> OBP: 0.247, SLG: 0.250 (1, 6)												5	0	0	0	1	4	3						
<b>George Culver, R</b> ERA: 1.83 (7, PH)												2	0	1	0	0	1	0						
<b>Mack Jones, L</b> ERA: 1.83 (7, PH)												1	0	0	0	0	0	0						
<b>Ted Davidson, R</b> ERA: 1.83 (7, PH)												0	0	0	0	0	0	0						
<b>Bob Lee, R</b> ERA: 1.83 (7, PH)												1	0	0	0	0	1	2						
<b>Bob Johnson, R</b> ERA: 1.83 (10, PH)												1	0	0	0	0	0	0						
<b>Bill Kelso, R</b> ERA: 1.83 (10, PH)												0	0	0	0	0	0	0						
<b>Inning Stats</b>	R: 0 E: 0 K: 2 S: 9	H: 1 LOB: 2 BB: 0 P: 9	R: 0 E: 0 K: 1 S: 5	H: 1 LOB: 0 BB: 0 P: 5	R: 0 E: 0 K: 2 S: 9	H: 2 LOB: 2 BB: 0 P: 9	R: 0 E: 0 K: 2 S: 4	H: 1 LOB: 1 BB: 0 P: 4	R: 0 E: 0 K: 1 S: 6	H: 1 LOB: 1 BB: 0 P: 6	R: 2 E: 0 K: 1 S: 7	H: 2 LOB: 1 BB: 1 P: 11	R: 0 E: 1 K: 2 S: 8	H: 1 LOB: 2 BB: 1 P: 12	R: 0 E: 0 K: 1 S: 5	H: 0 LOB: 0 BB: 0 P: 5	R: 0 E: 0 K: 1 S: 5	H: 0 LOB: 0 BB: 0 P: 5	R: 4 E: 0 K: 1 S: 9	H: 4 LOB: 1 BB: 1 P: 13	1B: 13 2B: 1 3B: 0 HR: 0	SF: 0 SAC: 1 DP: 0 HBP: 0	WP: 0 PB: 1 SB: 3 CS: 1	PA: 53
<b>PITCHER</b>	IP WLS BF H R ER SO BB IBB HBP BLK WP HR S P ERA WHIP	IP WLS BF H R ER SO BB IBB HBP BLK WP HR S P ERA WHIP																						
<b>Gaylord Perry, R</b> ERA: 1.83 (1, 1)	8.0	0.2	5	0	0	0	0	2	1	0	0	0	0	2	14	0.00	3.000							
<b>Joe Gibbon, L</b> ERA: 1.83 (9, 1)	0.2	4	0	0	0	2	0	0	0	0	0	0	0	8	8	0.00	0.000							
<b>Frank Linzy, R</b> ERA: 1.83 (9, 1)	1.1	0.2	L	4	1	2	2	0	0	1	0	0	0	0	3	7	27.00	1.500						
<b>Bill Henry, L</b> ERA: 6.75 (11, 1)	0.1	4	3	2	2	1	0	0	0	0	0	0	0	6	6	54.00	9.000							
<b>Lindy McDaniel, R</b> ERA: 162.0 (11, 1)	0.1	4	3	2	2	1	0	0	0	0	0	0	0	6	6	54.00	9.000							

Cincinnati Reds @ San Francisco Giants  
Candlestick Park, San Francisco, CA  
Thu May 02 1968, 6:33 AM EDT  
Att: 4,731 - Unknown


AB 46  
R 6  
H 14  
RBI 4  
BB 6  
SO 12  
LOB 27



Batter	1	2	3	4	5	6	7	8	9	10	11	AB	R	H	RBI	BB	SO	LOB	BOTTOM					
<b>Ron Hunt, R</b> OBP: 0.342, SLG: 0.250 (1, 4)												5	0	0	0	0	2	1						
<b>Ty Cline, L</b> OBP: 0.176, SLG: 0.067 (1, 8)												4	0	0	0	1	1	1						
<b>Dave Marshall, L</b> OBP: 0.200, SLG: 0.250 (1, 7)												3	0	0	0	0	3	1						
<b>Bob Barton, R</b> OBP: 0.182, SLG: 0.182 (7, 2)												0	0	0	0	0	0	0						
<b>Dick Dietz, R</b> (10, 2)												2	0	0	0	0	0	0						
<b>Willie McCovey, L</b> OBP: 0.363, SLG: 0.507 (1, 3)												4	1	2	1	0	0	0						
<b>Jim Ray Hart, R</b> OBP: 0.390, SLG: 0.588 (1, 5)												4	1	1	1	0	0	1						
<b>Jack Hiatt, R</b> OBP: 0.413, SLG: 0.525 (1, 2)												2	0	1	0	0	0	0						
<b>Willie Mays, R</b> OBP: 0.361, SLG: 0.597 (7, 8)												2	0	0	0	0	0	0						
<b>Ollie Brown, R</b> (1, 9)												3	0	0	0	1	1	1						
<b>Hal Lanier, R</b> OBP: 0.231, SLG: 0.269 (1, 6)												4	0	1	0	0	0	2						
<b>Gaylord Perry, R</b> ERA: 1.83 (1, 1)	6.0	0.1	1	0	0	0	0	0	0	0	0	1	0	0	0	0	0	0						
<b>Ted Davidson, L</b> ERA: 7.86 (7, 1)	0.1	10	1	1	1	1	1	0	0	0	0	0	0	0	0	0	0	0						
<b>Bob Lee, R</b> ERA: 2.25 (7, 1)	2.2	7	1	0	0	1	0	0	0	0	0	1	0	0	0	0	0	0						
<b>Bill Henry, L</b> ERA: 5.17 (10, 1)	2.0	W	7	1	0	0	1	0	0	0	0	0	0	9	9	0.00	0.500							
<b>Inning Stats</b>	R: 0 E: 1 K: 1 S: 5	H: 0 LOB: 0 BB: 0 P: 5	R: 0 E: 0 K: 0 S: 3	H: 1 LOB: 0 BB: 0 P: 3	R: 0 E: 0 K: 0 S: 3	H: 0 LOB: 0 BB: 0 P: 3	R: 0 E: 0 K: 2 S: 7	H: 0 LOB: 0 BB: 0 P: 7	R: 1 E: 0 K: 1 S: 7	H: 2 LOB: 1 BB: 0 P: 7	R: 0 E: 0 K: 1 S: 5	H: 0 LOB: 0 BB: 1 P: 9	R: 0 E: 0 K: 1 S: 5	H: 0 LOB: 0 BB: 1 P: 9	R: 1 E: 0 K: 0 S: 4	H: 1 LOB: 0 BB: 0 P: 4	R: 0 E: 0 K: 0 S: 4	H: 1 LOB: 1 BB: 0 P: 4	R: 0 E: 0 K: 1 S: 5	H: 0 LOB: 0 BB: 0 P: 5	1B: 2 2B: 2 3B: 0 HR: 2	SF: 0 SAC: 0 DP: 2 HBP: 0	WP: 0 PB: 0 SB: 0 CS: 0	PA: 39
<b>PITCHER</b>	IP WLS BF H R ER SO BB IBB HBP BLK WP HR S P ERA WHIP	IP WLS BF H R ER SO BB IBB HBP BLK WP HR S P ERA WHIP																						
<b>George Culver, R</b> ERA: 1.8 (1, 1)	6.0	0.1	1	0	0	0	0	0	0	0	0	1	0	0	0	0	0	0						
<b>Ted Davidson, L</b> ERA: 7.86 (7, 1)	0.1	10	1	1	1	1	1	0	0	0	0	0	0	0	0	0	0	0						
<b>Bob Lee, R</b> ERA: 2.25 (7, 1)	2.2	7	1	0	0	1	0	0	0	0	0	0	0	9	9	0.00	0.500							
<b>Bill Henry, L</b> ERA: 5.17 (10, 1)	2.0	W	7	1	0	0	1	0	0	0	0	0	0	9	9	0.00	0.500							

Cincinnati Reds @ San Francisco Giants  
Candlestick Park, San Francisco, CA  
Thu May 02 1968, 6:33 AM EDT  
Att: 4,731 - Unknown

AB 37  
R 2  
H 5  
RBI 2  
BB 2  
SO 7  
LOB 9





Batter	1	2	3	4	5	6	7	8	9	AB	R	H	RBI	BB	SO	LOB	TOP								
<b>Pete Rose, S</b> OBP: 0.452, SLG: 0.578 (1, 9)	F7		1B			F9	6-3			4	0	1	0	0	0	1									
<b>Alex Johnson, R</b> OBP: 0.333, SLG: 0.361 (1, 7)	F8		1-3			4-3		9-2-5	1B	4	1	2	0	0	0	1									
<b>Vada Pinson, L</b> OBP: 0.303, SLG: 0.420 (1, 8)	F3			HR		4-3	E	9-2-5	1B	3	1	1	1	1	0	1									
<b>Tony Perez, R</b> OBP: 0.333, SLG: 0.469 (1, 5)		SF8		F3		E7	4-3	K		4	1	1	0	0	1	2									
<b>Fred Whitfield, L</b> OBP: 0.250, SLG: 0.250 (1, 3)		K		F7		4-3		K		3	0	0	1	0	1	3									
<b>Lee May, R</b> OBP: 0.363, SLG: 0.425 (9, PH)		2-3				1-2	2-3			1	0	0	0	0	1	0									
<b>Johnny Bench, R</b> OBP: 0.203, SLG: 0.317 (1, 2)		SF8		5-3		K		K		3	0	0	1	0	2	2									
<b>Tommy Helms, R</b> OBP: 0.309, SLG: 0.372 (1, 4)		CS				F2		F7		4	0	1	0	0	0	0									
<b>Leo Cardenas, R</b> OBP: 0.250, SLG: 0.253 (1, 6)		CS	P4			5-3		FC4	1B	3	0	1	0	0	0	0									
<b>Jim Maloney, L</b> OBP: 0.286, SLG: 0.125 (7, PH)			P6			4-3		FC4		2	0	0	0	0	0	0									
<b>Ted Davidson, R</b> OBP: 0.302, SLG: 0.304 (7, 1)										0	0	0	0	0	0	0									
<b>Inning Stats</b>	R: 0 E: 0 K: 0 S: 3	H: 0 LOB: 0 BB: 0 P: 3	R: 1 E: 1 K: 1 S: 6	H: 2 LOB: 0 BB: 0 P: 6	R: 0 E: 0 K: 0 S: 4	H: 1 LOB: 1 BB: 0 P: 4	R: 1 E: 0 K: 0 S: 4	H: 1 LOB: 0 BB: 0 P: 4	R: 0 E: 1 K: 0 S: 5	H: 1 LOB: 0 BB: 0 P: 5	R: 0 E: 1 K: 2 S: 7	H: 0 LOB: 0 BB: 0 P: 7	R: 0 E: 0 K: 2 S: 7	H: 0 LOB: 0 BB: 0 P: 7	R: 0 E: 0 K: 2 S: 7	H: 0 LOB: 0 BB: 0 P: 7	1B: 4 2B: 3 3B: 0 HR: 1	SF: 1 SAC: 0 DP: 1 HBP: 0	WP: 0 PB: 0 SB: 0 CS: 1	PA: 35					
<b>PITCHER</b>	IP	WLS	BF	H	R	ER	SO	BB	IBB	HBP	BLK	WP	HR	S	P	ERA	WHIP								
<b>Don Sutton, R</b> ERA: 2.77 (1, 1)	6.1	W	26	6	3	2	2	1	0	0	0	0	1	29	33	2.84	1.105								
<b>Jim Brewer, L</b> ERA: 1.5 (7, 1)	2.2	S	8	1	0	0	3	0	0	0	0	0	0	14	14	0.00	0.375								

Cincinnati Reds @ Los Angeles Dodgers  
 Dodger Stadium, Los Angeles, CA  
 Fri May 03 1968, 7:05 PM PDT  
 Att: 50,506 - Unknown

AB	32
R	3
H	7
RBI	3
BB	1
SO	5
LOB	11



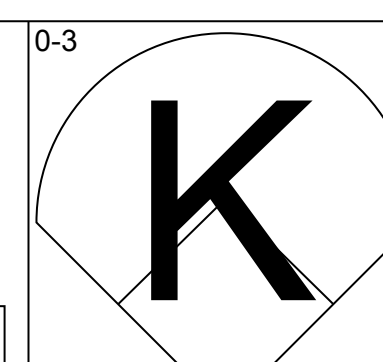
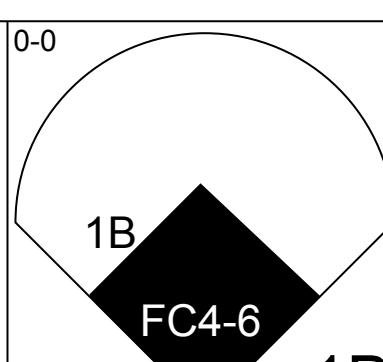
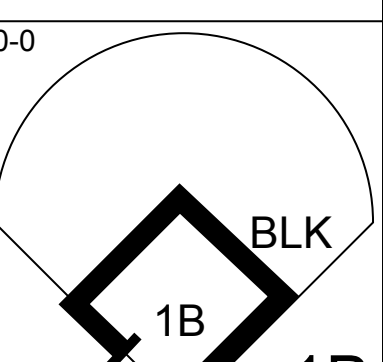
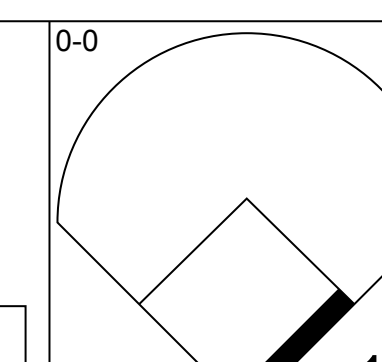
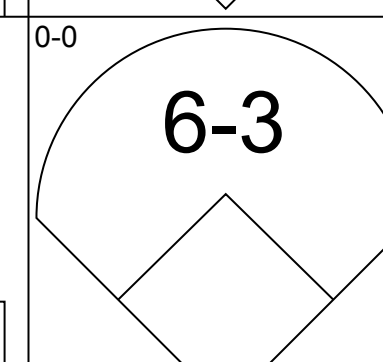
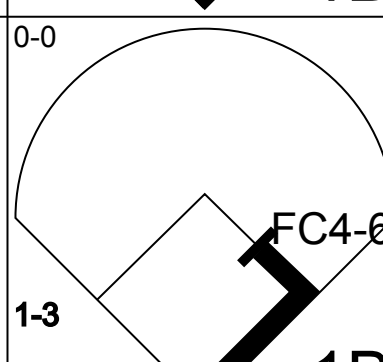
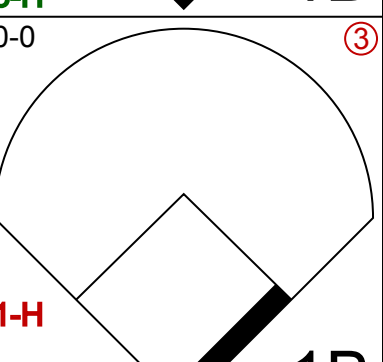
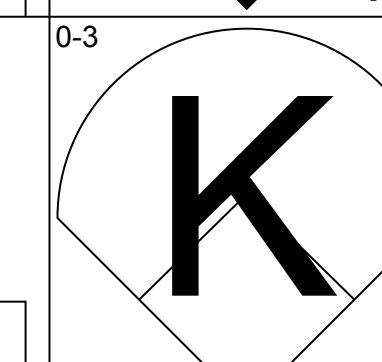
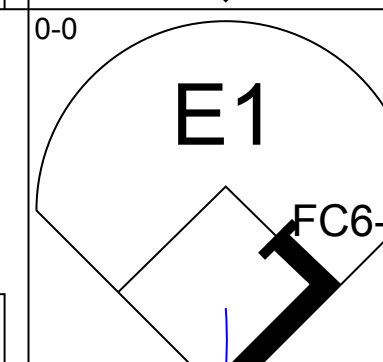
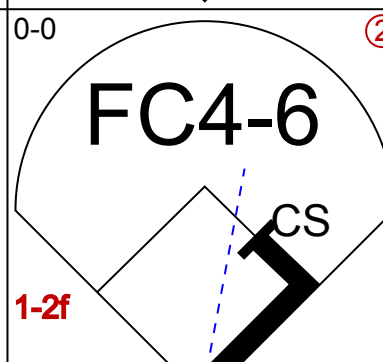
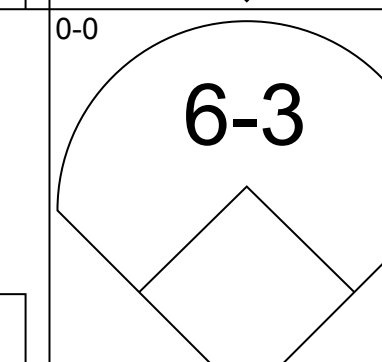
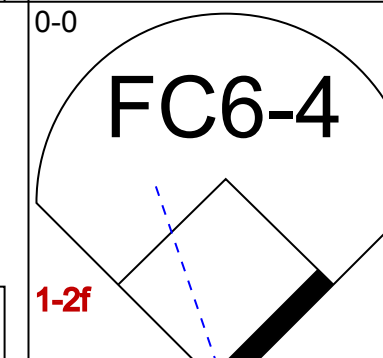
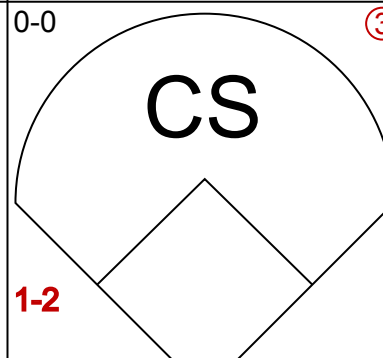
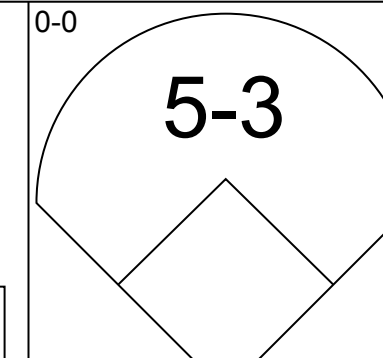
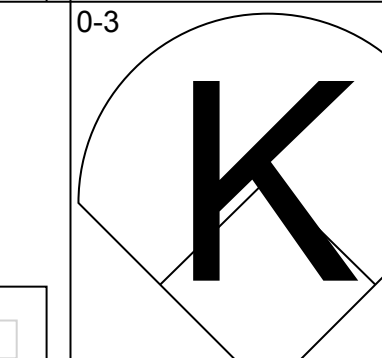
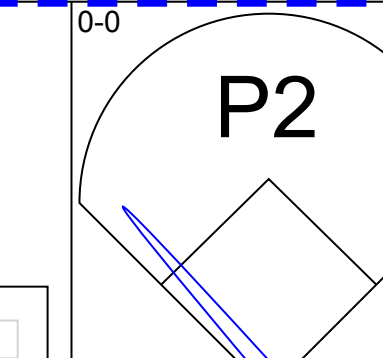
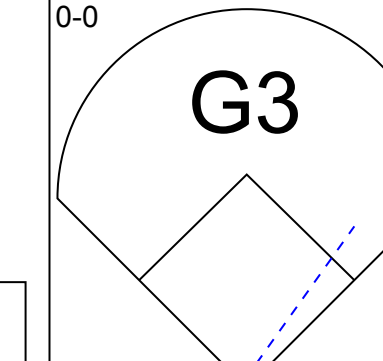
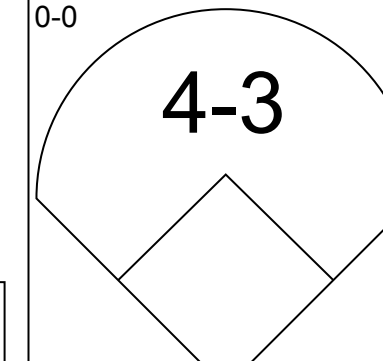
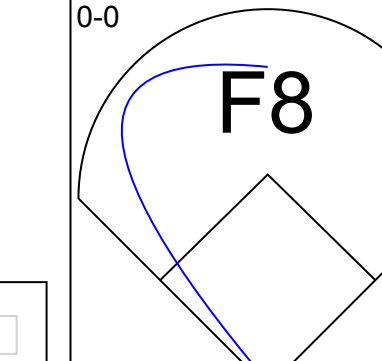
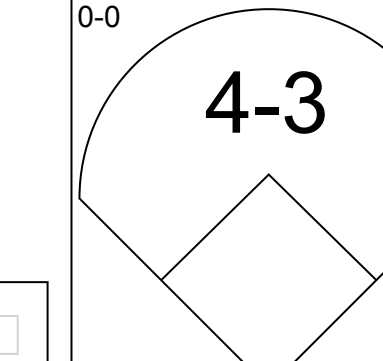
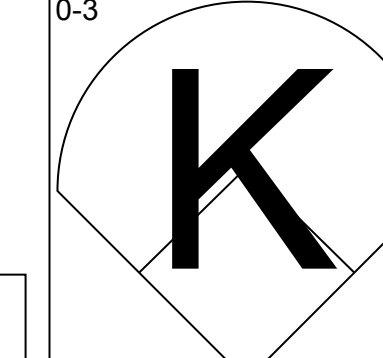
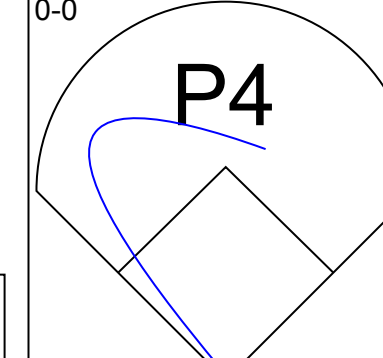
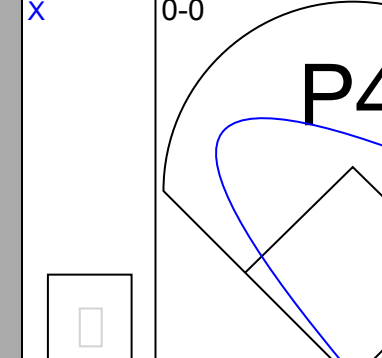
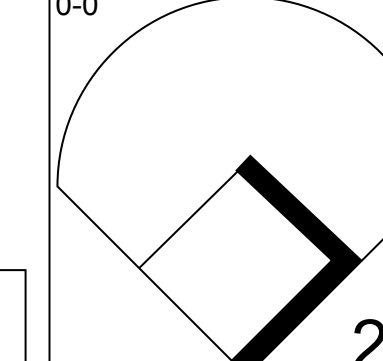
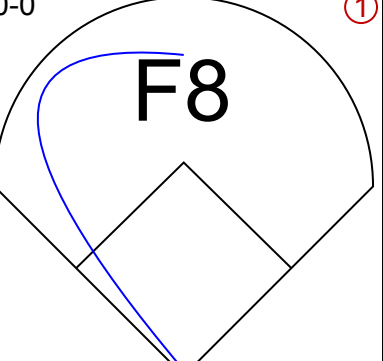
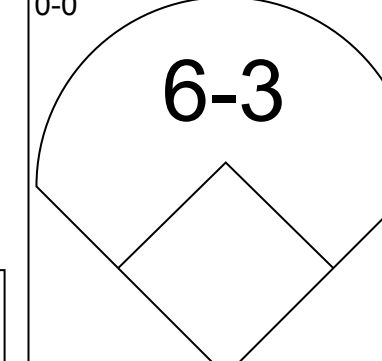
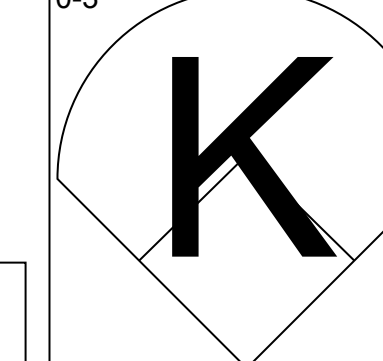
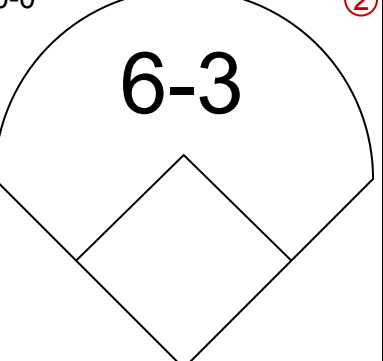
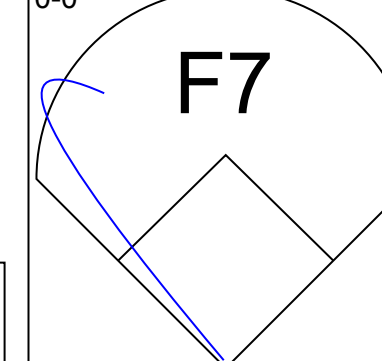
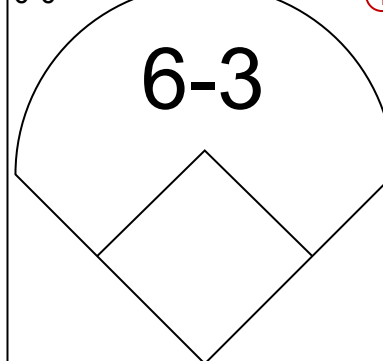
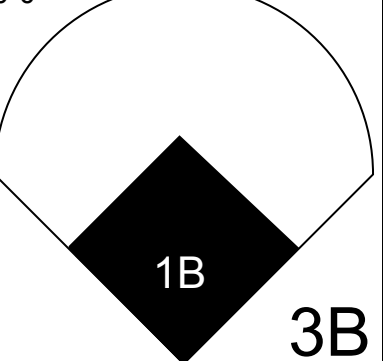
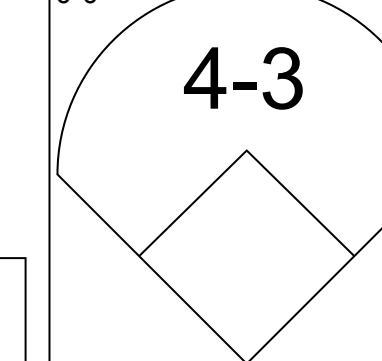
Batter	1	2	3	4	5	6	7	8	9	AB	R	H	RBI	BB	SO	LOB	BOTTOM								
<b>Jim Fairley, L</b> OBP: 0.242, SLG: 0.323 (1, 7)	B2		1-3			E4	F5			4	1	1	0	0	0	0									
<b>Zoilo Versalles, R</b> OBP: 0.239, SLG: 0.291 (1, 6)	F8		K			FC3-6	5-3			4	0	1	0	0	1	0									
<b>Willie Davis, L</b> OBP: 0.281, SLG: 0.409 (1, 8)	G3		P4			FC3-6		6-3		4	1	0	1	0	0	1									
<b>Ron Fairly, L</b> OBP: 0.267, SLG: 0.250 (1, 9)		SH1-3		5-3		BB		2-3		4	2	2	0	0	0	0									
<b>Tom Haller, L</b> OBP: 0.365, SLG: 0.368 (1, 2)		SH1-3		4-3		BB		G3		4	0	2	1	0	0	0									
<b>Wes Parker, S</b> OBP: 0.302, SLG: 0.304 (1, 3)		SH1-3		1-3		P4				2	0	0	0	0	0	2									
<b>Bob Bailey, R</b> OBP: 0.265, SLG: 0.179 (1, 5)		SF7				K				1	0	0	1	1	1	0									
<b>Luis Alcaraz, R</b> OBP: 0.296, SLG: 0.286 (1, 4)						K				2	0	1	1	1	1	0									
<b>Don Sutton, R</b> OBP: 0.400, SLG: 0.500 (1, 1)						K				2	0	0	0	0	1	2									
<b>Jim Brewer, L</b> ERA: 6.3 (7, 1)										1	0	0	0	0	1	0									
<b>Inning Stats</b>	R: 0 E: 0 K: 0 S: 3	H: 0 LOB: 0 BB: 0 P: 3	R: 1 E: 0 K: 0 S: 5	H: 2 LOB: 1 BB: 0 P: 9	R: 0 E: 0 K: 0 S: 3	H: 0 LOB: 0 BB: 0 P: 3	R: 0 E: 0 K: 3 S: 9	H: 0 LOB: 0 BB: 0 P: 9	R: 3 E: 1 K: 0 S: 7	H: 5 LOB: 2 BB: 1 P: 11	R: 0 E: 0 K: 1 S: 5	H: 0 LOB: 0 BB: 0 P: 5	R: 0 E: 0 K: 0 S: 3	R: 0 E: 0 K: 0 S: 3	R: 0 E: 0 K: 0 S: 3	R: 0 E: 0 K: 0 S: 3	1B: 7 2B: 0 3B: 0 HR: 0	SF: 1 SAC: 1 DP: 0 HBP: 0	WP: 0 PB: 0 SB: 0 CS: 0	PA: 32					
<b>PITCHER</b>	IP	WLS	BF	H	R	ER	SO	BB	IBB	HBP	BLK	WP	HR	S	P	ERA	WHIP								
<b>Jim Maloney, R</b> ERA: 3.46 (1, 1)	6.0	L	26	7	4	4	4	1	1	0	0	0	0	32	40	6.00	1.333								
<b>Ted Davidson, L</b> ERA: 6.3 (7, 1)	2.0		6	0	0	0	1	0	0	0	0	0	0	8	8	0.00	0.000								

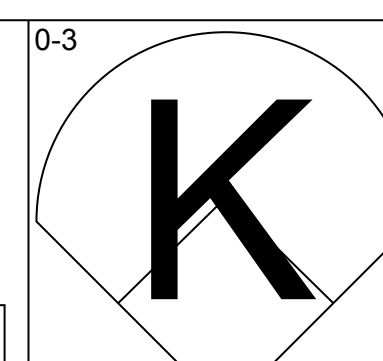
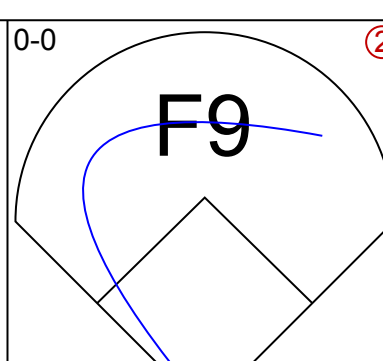
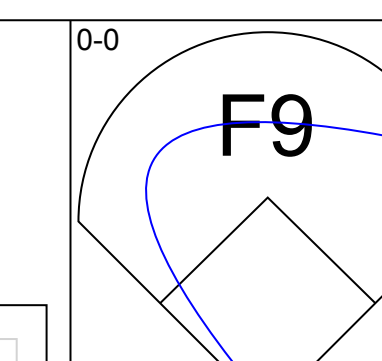
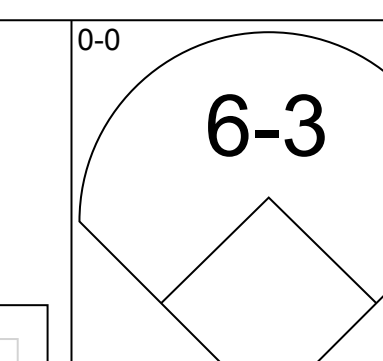
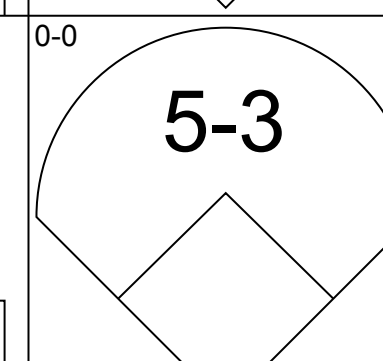
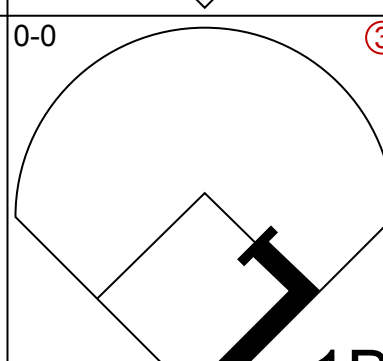
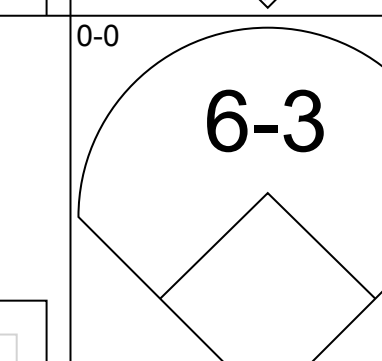
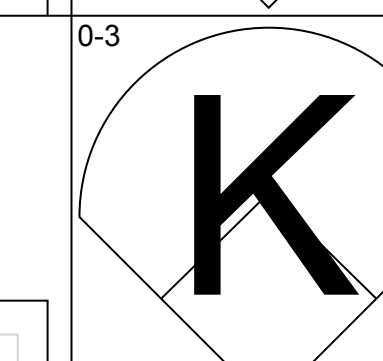
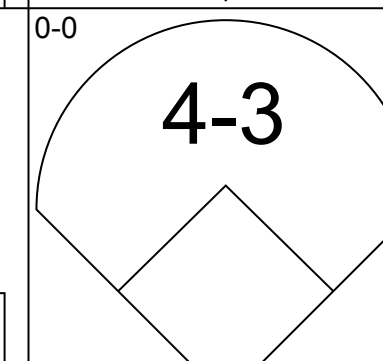
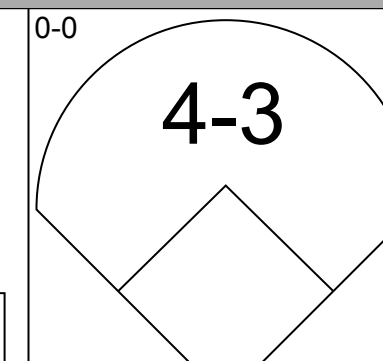
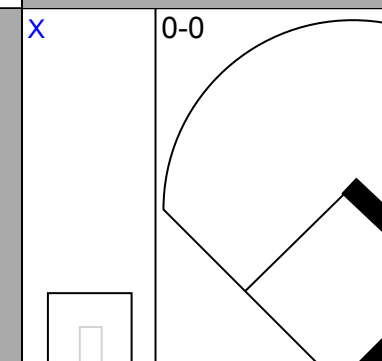
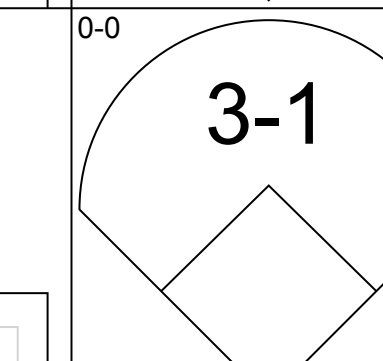
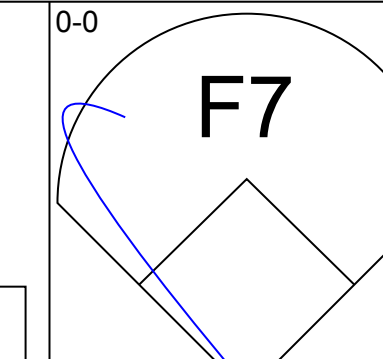
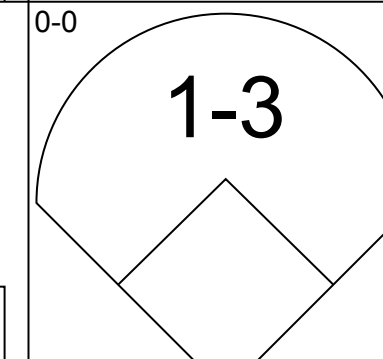
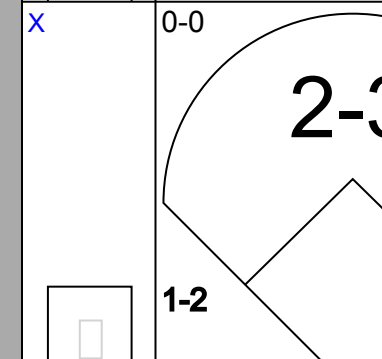
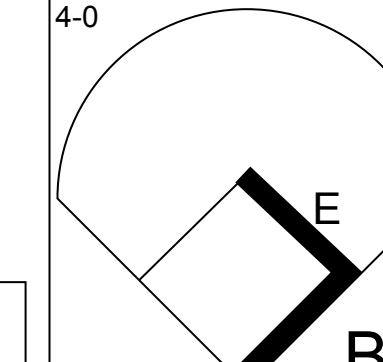
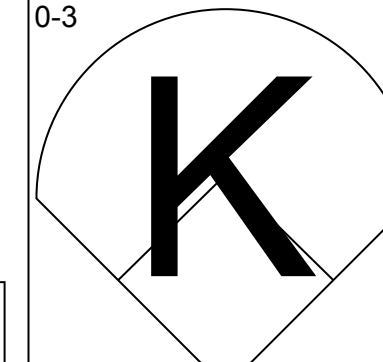
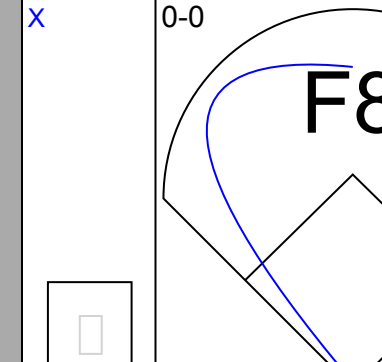
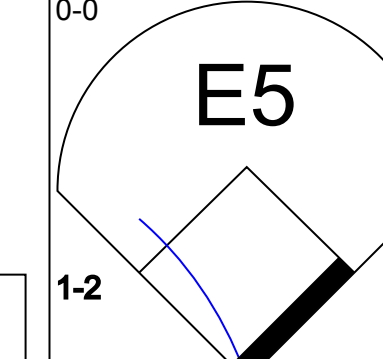
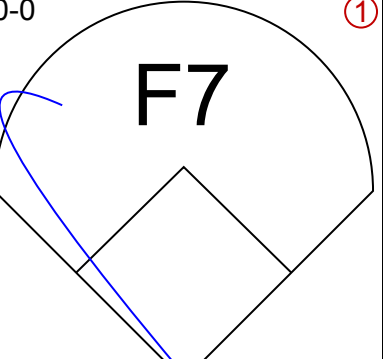
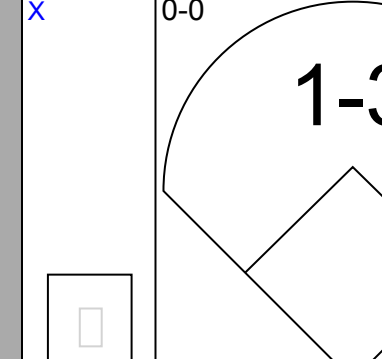
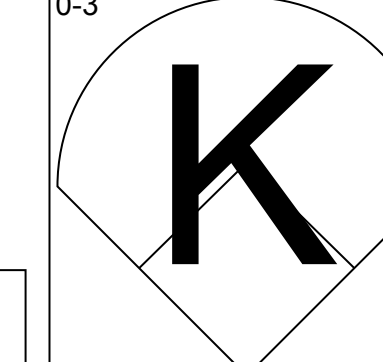
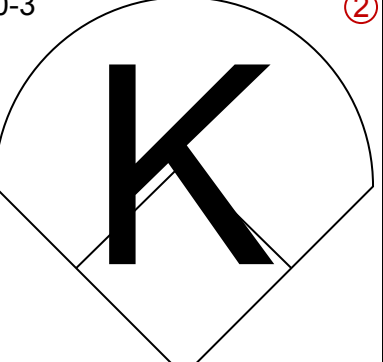
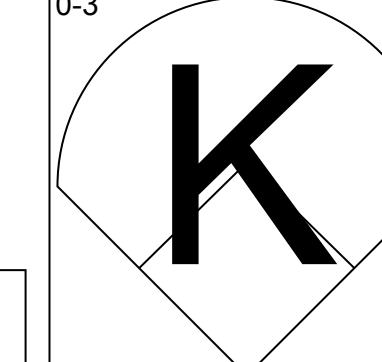
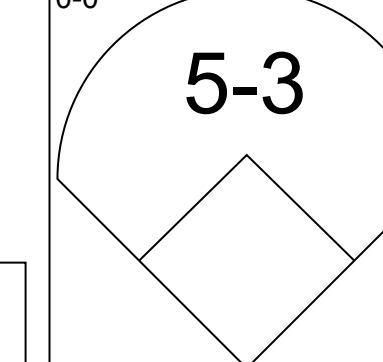
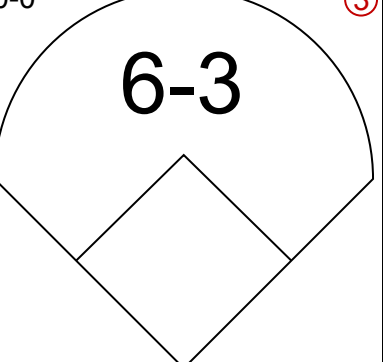
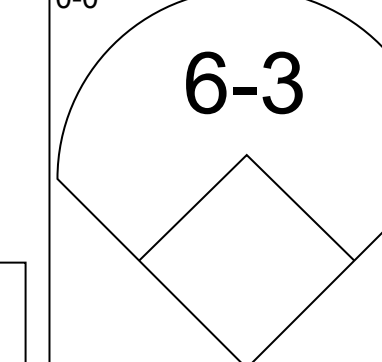
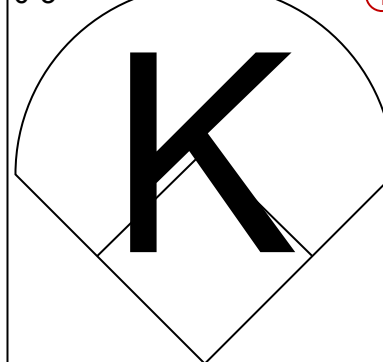
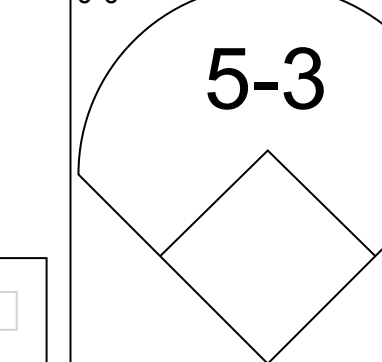
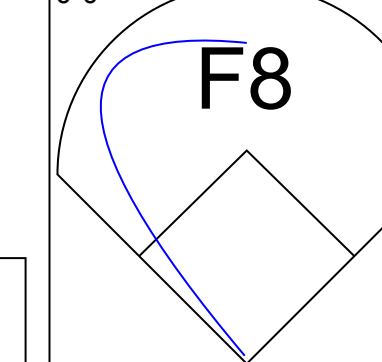
Cincinnati Reds @ Los Angeles Dodgers  
 Dodger Stadium, Los Angeles, CA  
 Fri May 03 1968, 7:05 PM PDT  
 Att: 50,506 - Unknown

AB	28
R	4
H	7
RBI	4
BB	2
SO	5
LOB	5





Batter	1	2	3	4	5	6	7	8	9	AB	R	H	RBI	BB	SO	LOB	TOP										
<b>Pete Rose, S</b> OBP: 0.464, SLG: 0.586 (1.9)										4	1	3	1	0	1	0	<b>Cincinnati Reds @ Los Angeles Dodgers</b> Dodger Stadium, Los Angeles, CA Sat May 04 1968, 7:05 PM PDT Att: 25,792 - Unknown										
<b>Alex Johnson, R</b> OBP: 0.341, SLG: 0.368 (1.7)										4	0	2	0	0	1	1											
<b>Vada Pinson, L</b> OBP: 0.290, SLG: 0.400 (1.8)										4	0	0	1	0	0	2											
<b>Tony Perez, R</b> OBP: 0.319, SLG: 0.447 (1.5)										4	0	0	0	0	1	1											
<b>Fred Whitfield, L</b> OBP: 0.200, SLG: 0.200 (1.3)											4	0	0	0	0	0											
<b>Johnny Bench, R</b> OBP: 0.191, SLG: 0.297 (1.2)										4	0	0	0	0	1	0											
<b>Tommy Helms, R</b> OBP: 0.310, SLG: 0.383 (1.4)										3	0	1	0	0	0	0											
<b>Leo Cardenas, R</b> OBP: 0.241, SLG: 0.244 (1.6)										3	0	0	0	0	1	1											
<b>Gerry Arrigo, L</b> OBP: 0.200, SLG: 0.333 (1.1)										3	1	1	0	0	0	0											
<b>Inning Stats</b>	R: 0 E: 1 K: 1 S: 6	H: 0 LOB: 1 BB: 0 P: 6	R: 0 E: 0 K: 2 S: 8	H: 1 LOB: 1 BB: 0 P: 8	R: 1 E: 0 K: 0 S: 4	H: 2 LOB: 0 BB: 0 P: 4	R: 0 E: 0 K: 0 S: 3	H: 0 LOB: 0 BB: 0 P: 3	R: 1 E: 0 K: 0 S: 5	H: 3 LOB: 2 BB: 0 P: 5	R: 0 E: 0 K: 0 S: 5	H: 0 LOB: 0 BB: 0 P: 5	R: 0 E: 0 K: 0 S: 3	H: 0 LOB: 0 BB: 0 P: 3	R: 0 E: 0 K: 1 S: 6	H: 1 LOB: 1 BB: 0 P: 6	R: 0 E: 0 K: 0 S: 3	H: 0 LOB: 0 BB: 0 P: 3	R: 0 E: 0 K: 0 S: 3	H: 0 LOB: 0 BB: 0 P: 3	1B: 5 2B: 1 3B: 1 HR: 0	SF: 0 SAC: 0 DP: 0 HBP: 0	WP: 0 PB: 0 SB: 0 CS: 1	PA: 34			
<b>PITCHER</b>	IP	WLS	BF	H	R	ER	SO	BB	IBB	HBP	BLK	WP	HR	S	P	ERA	WHIP										
<b>Bill Singer, R</b> ERA: 1.96 (1.1)	8.0	L	30	7	2	2	5	0	0	0	1	0	0	40	40	2.25	0.875										
<b>Jack Billingham, R</b> ERA: 1.59 (9.1)	1.0		3	0	0	0	0	0	0	0	0	0	0	3	3	0.00	0.000										

Batter	1	2	3	4	5	6	7	8	9	AB	R	H	RBI	BB	SO	LOB	BOTTOM										
<b>Wes Parker, S</b> OBP: 0.289, SLG: 0.289 (1.3)											4	0	0	0	0	1	0										
<b>Zoilo Versalles, R</b> OBP: 0.240, SLG: 0.289 (1.6)											4	0	1	0	0	1	0										
<b>Willie Davis, L</b> OBP: 0.280, SLG: 0.402 (1.8)											4	0	1	0	0	0	0										
<b>Rocky Colavito, R</b> OBP: 0.250, SLG: 0.171 (1.9)											3	0	0	0	0	0	1										
<b>Bob Bailey, R</b> OBP: 0.270, SLG: 0.167 (1.5)											2	0	0	0	1	1	1										
<b>Luis Alcaraz, R</b> OBP: 0.281, SLG: 0.269 (1.4)											3	0	0	0	0	0	2										
<b>Cleo James, R</b> OBP: 0.222, SLG: 0.333 (1.7)											3	0	0	0	0	3	2										
<b>Jeff Torborg, R</b> OBP: 0.188, SLG: 0.133 (1.2)											3	0	0	0	0	0	2										
<b>Bill Singer, R</b> <b>Ted Savage, R</b> (8, PH) <b>Jack Billingham, R</b> (9.1)											2	0	0	0	0	1	0										
<b>Inning Stats</b>	R: 0 E: 0 K: 1 S: 5	H: 0 LOB: 0 BB: 0 P: 5	R: 0 E: 1 K: 1 S: 6	H: 0 LOB: 2 BB: 1 P: 10	R: 0 E: 0 K: 1 S: 5	H: 1 LOB: 1 BB: 0 P: 5	R: 0 E: 0 K: 1 S: 5	H: 0 LOB: 0 BB: 0 P: 5	R: 0 E: 0 K: 0 S: 3	H: 0 LOB: 0 BB: 0 P: 3	R: 0 E: 0 K: 0 S: 4	H: 1 LOB: 1 BB: 0 P: 4	R: 0 E: 0 K: 1 S: 5	H: 0 LOB: 0 BB: 0 P: 5	R: 0 E: 0 K: 1 S: 5	H: 0 LOB: 0 BB: 0 P: 5	R: 0 E: 0 K: 0 S: 3	H: 0 LOB: 0 BB: 0 P: 5	1B: 2 2B: 0 3B: 0 HR: 0	SF: 0 SAC: 0 DP: 0 HBP: 0	WP: 0 PB: 0 SB: 0 CS: 0	PA: 30					
<b>PITCHER</b>	IP	WLS	BF	H	R	ER	SO	BB	IBB	HBP	BLK	WP	HR	S	P	ERA	WHIP										
<b>Gerry Arrigo, L</b> ERA: 1.35 (1.1)	9.0	W	30	2	0	0	7	1	0	0	0	0	0	43	47	0.00	0.333										

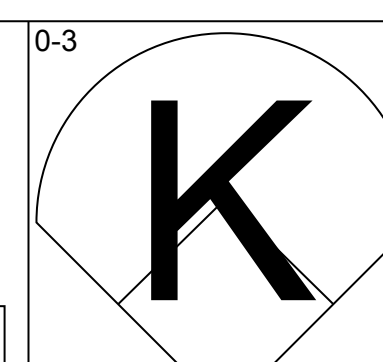
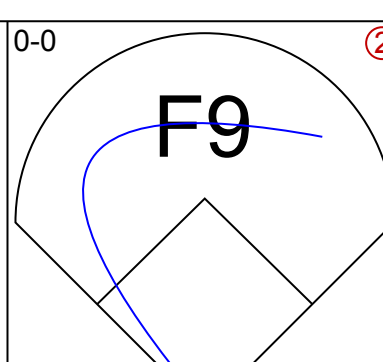
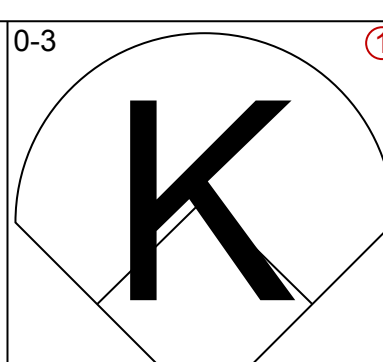
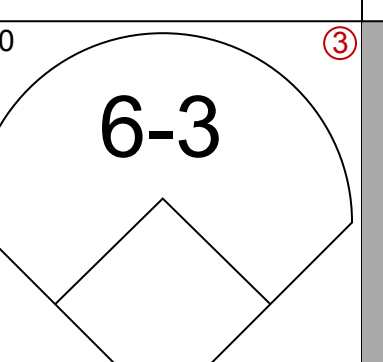
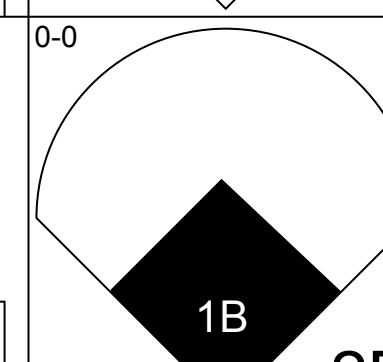
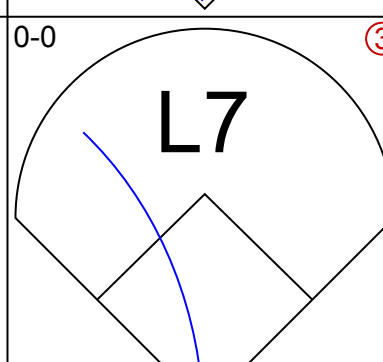
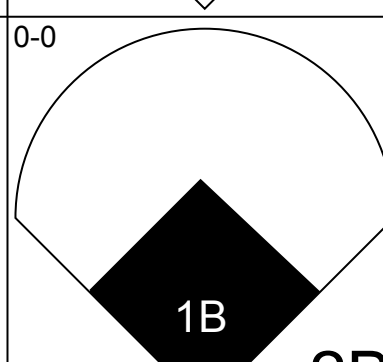
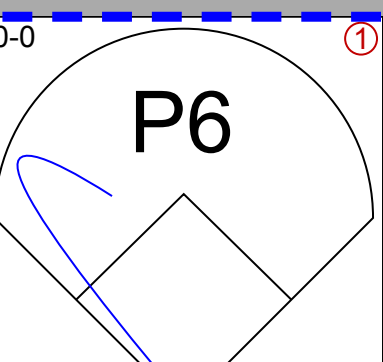
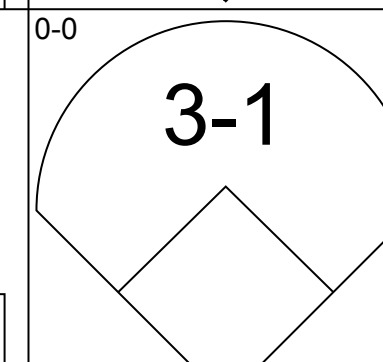
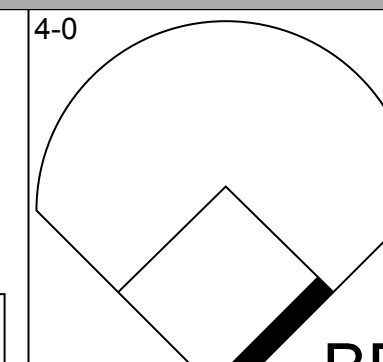
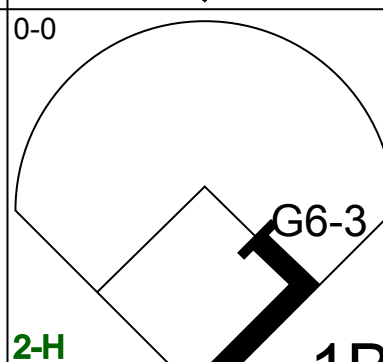
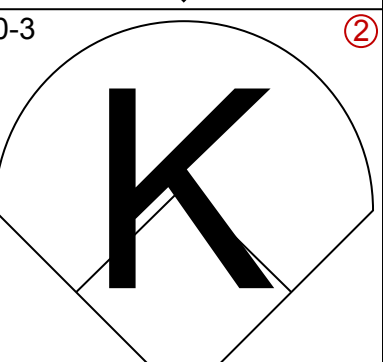
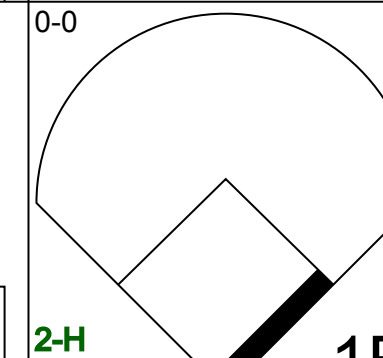
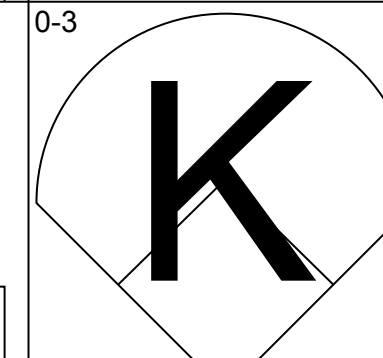
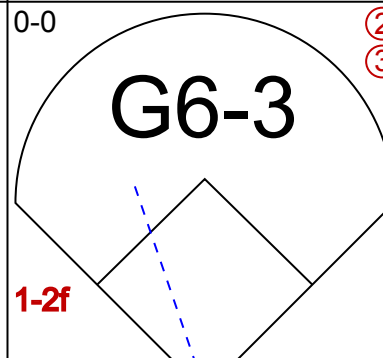
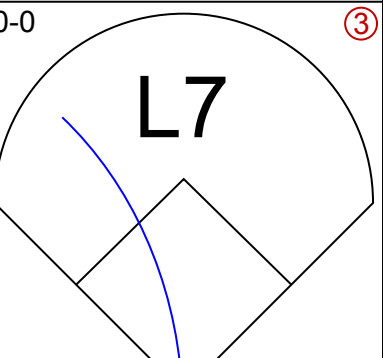
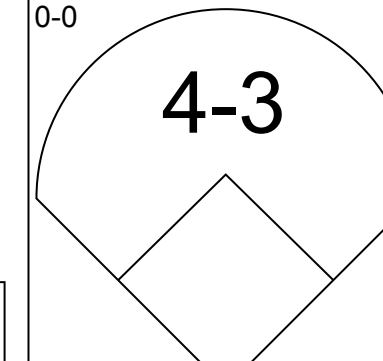
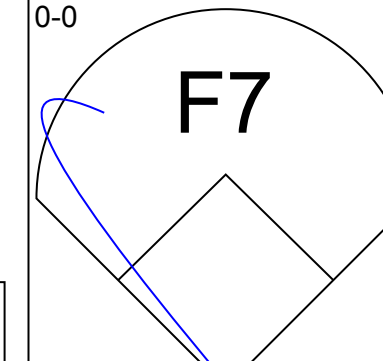
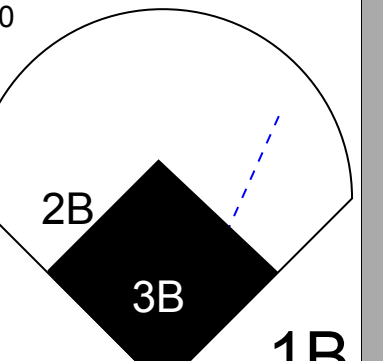
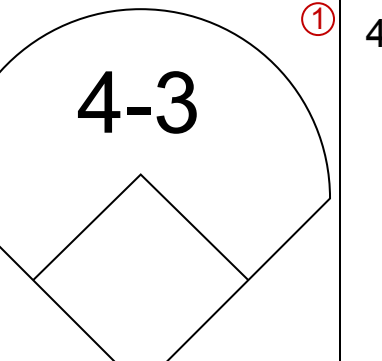
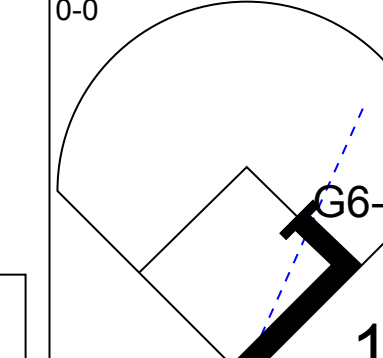
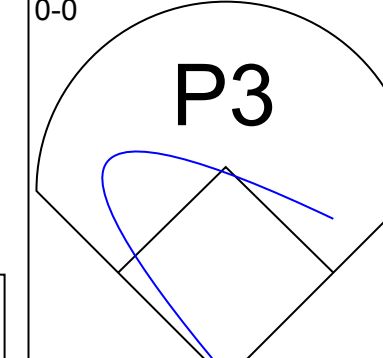
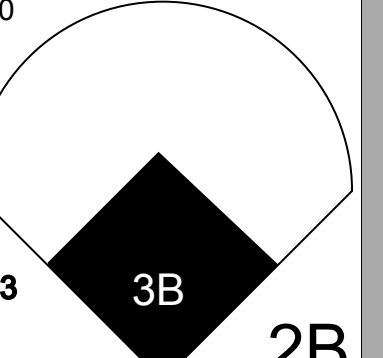
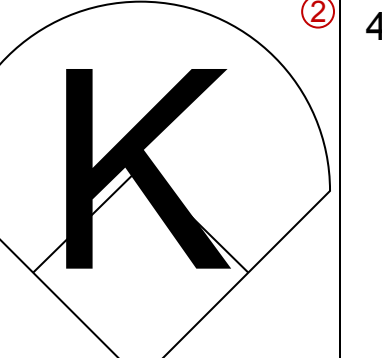
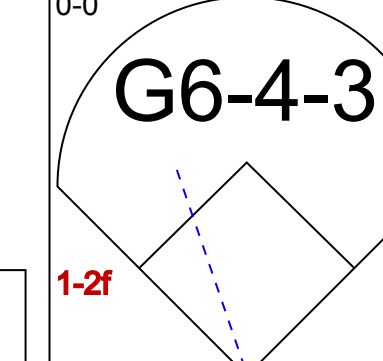
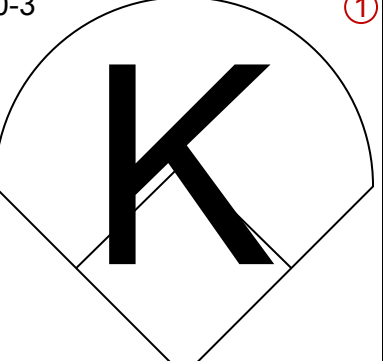
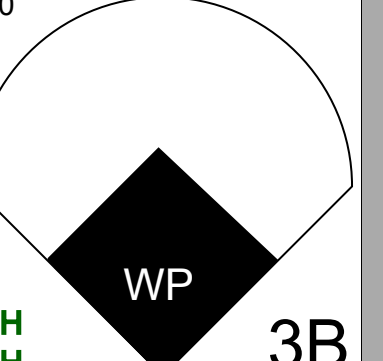
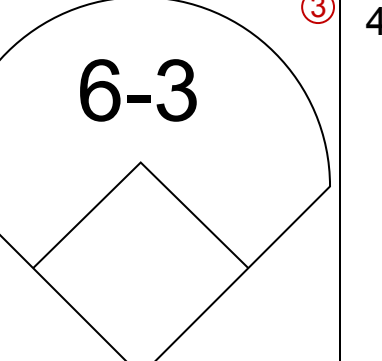
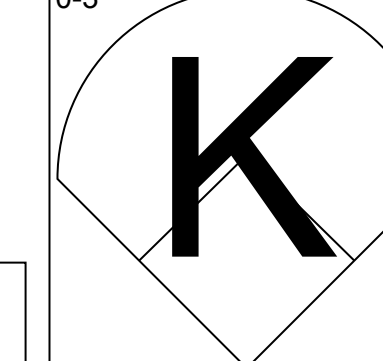
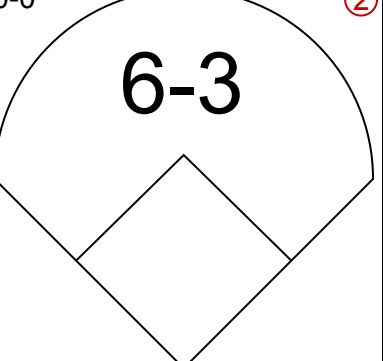
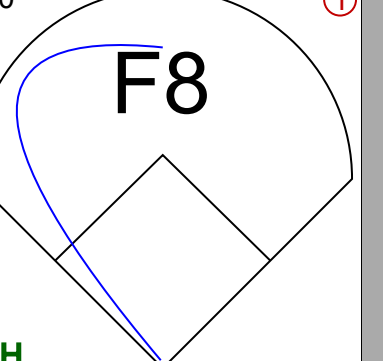
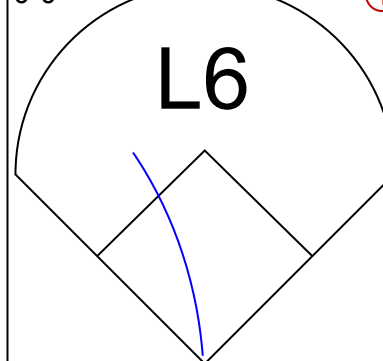
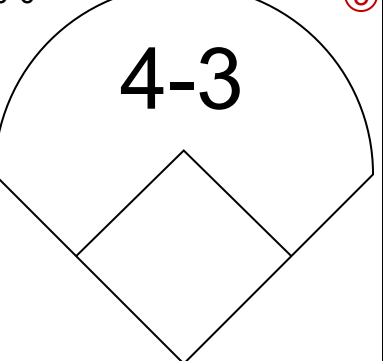
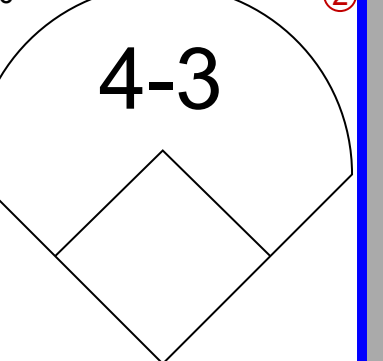



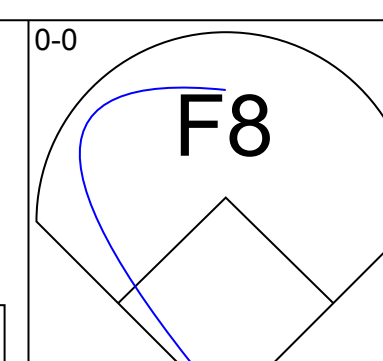
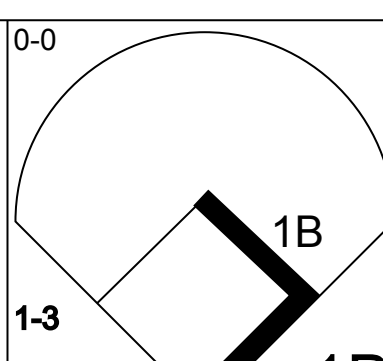
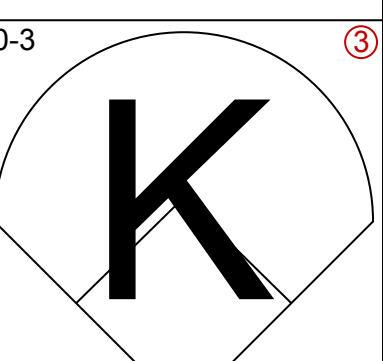
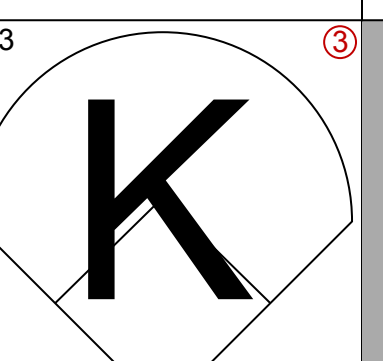
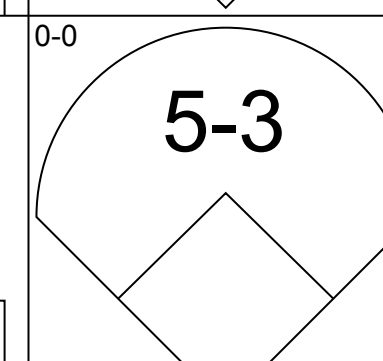
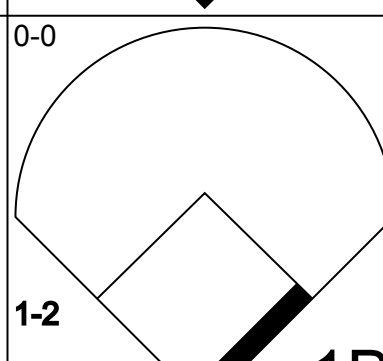
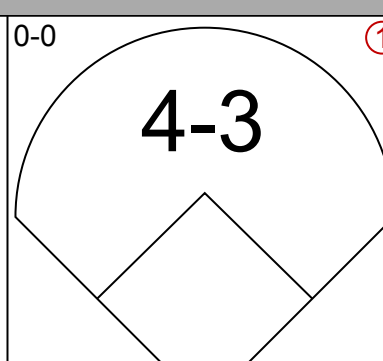
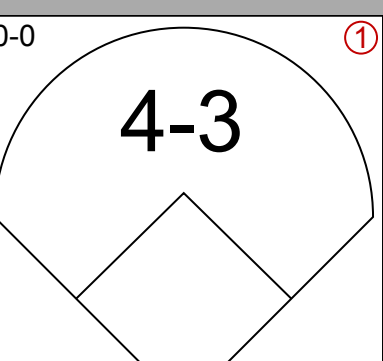
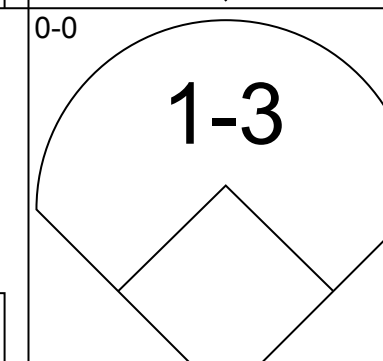
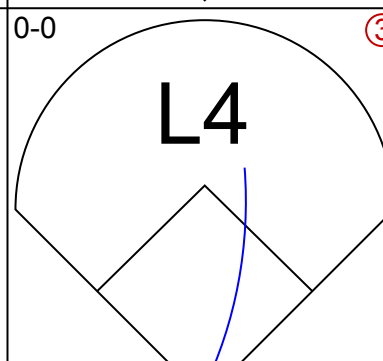
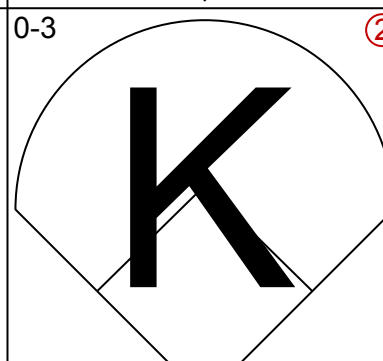
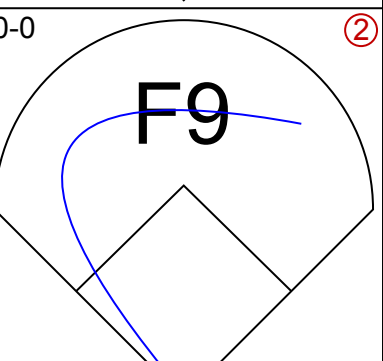
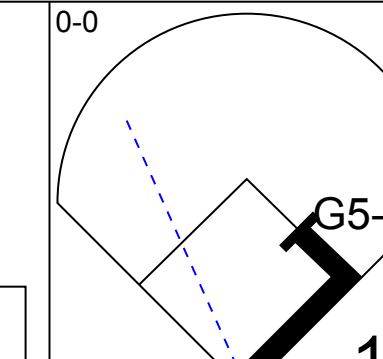
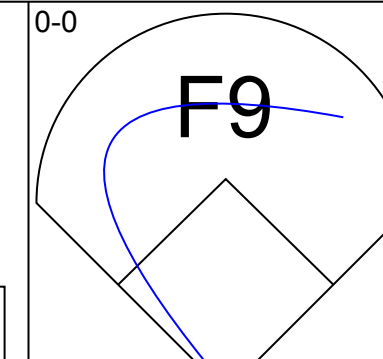
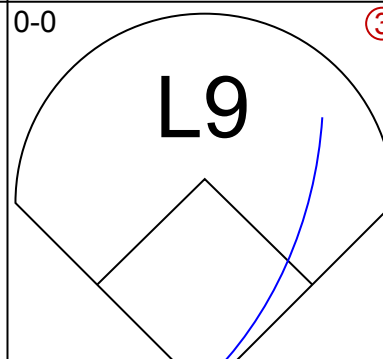
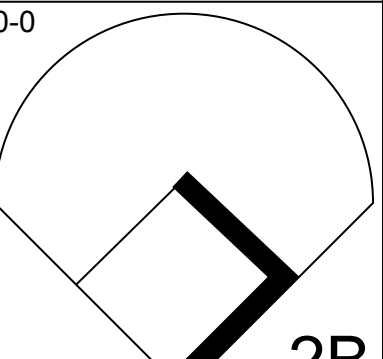
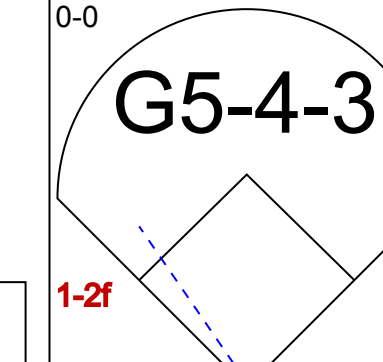
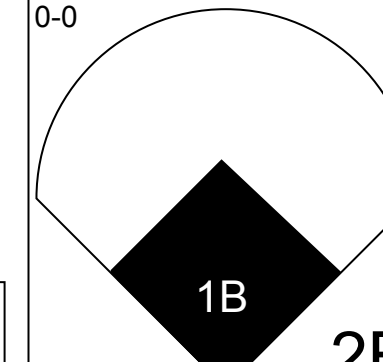
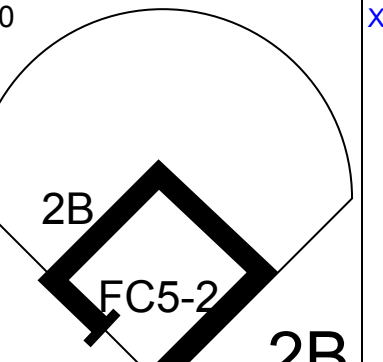
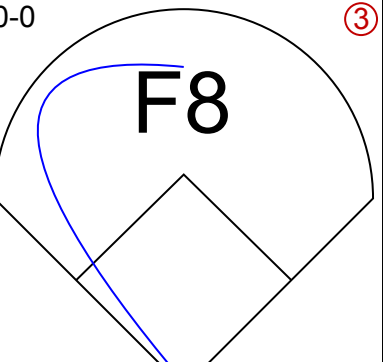
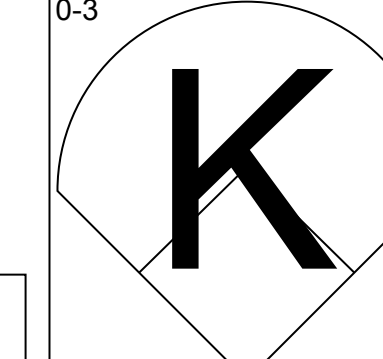
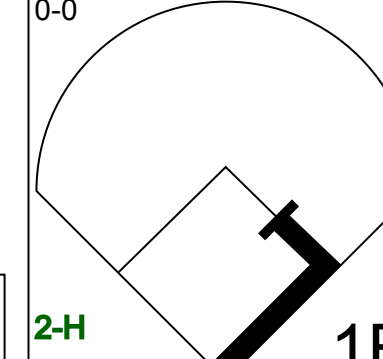
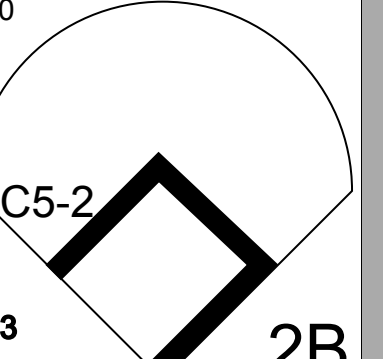
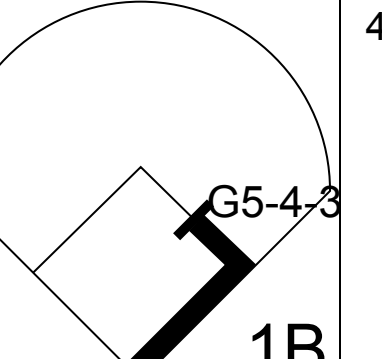
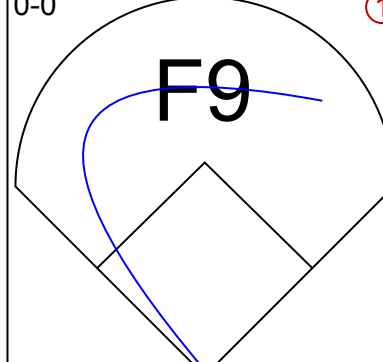
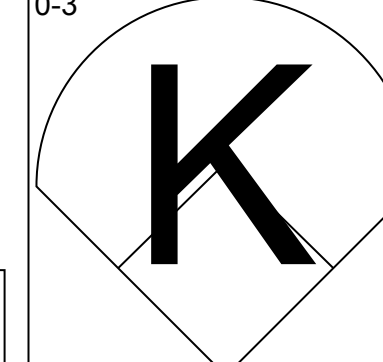
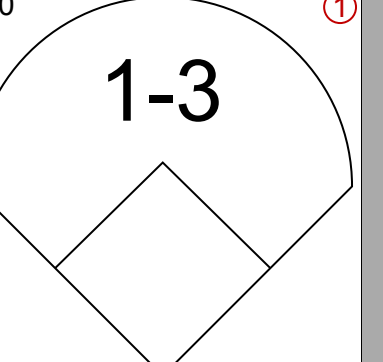
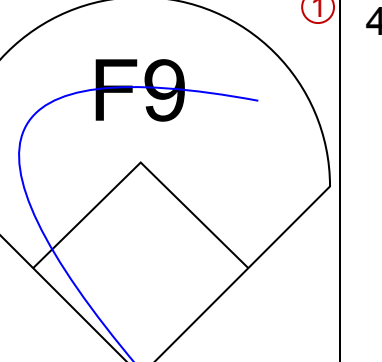
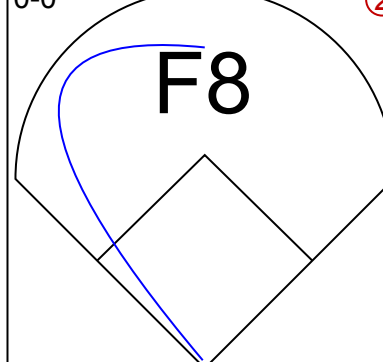
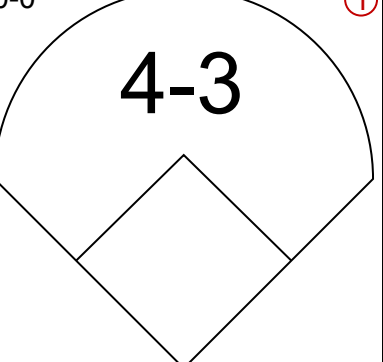
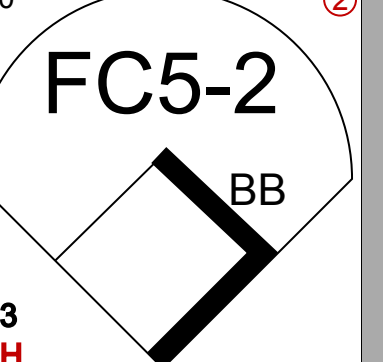
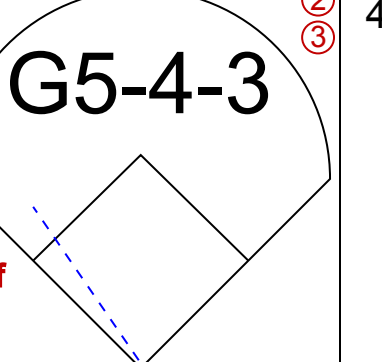

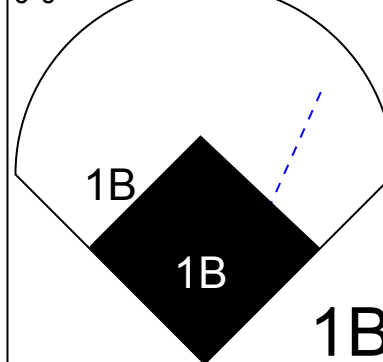
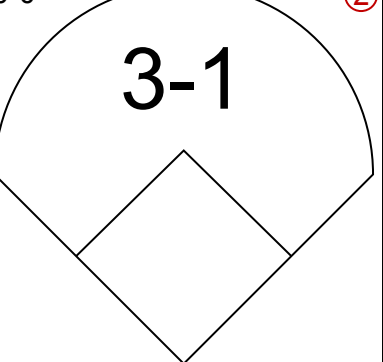
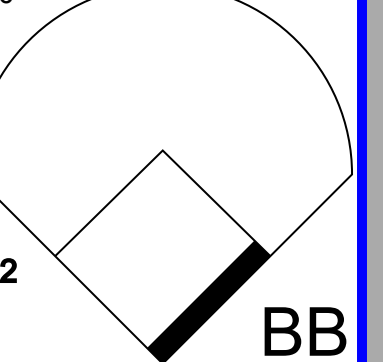








Batter	1	2	3	4	5	6	7	8	9	AB	R	H	RBI	BB	SO	LOB	TOP					
Tony Taylor, R (1.5) OBP: 0.327, SLG: 0.353										4	0	0	0	0	2	0	Philadelphia Phillies @ Cincinnati Reds Crosley Field, Cincinnati, OH Tue May 07 1968, 7:05 PM EDT Att. 4,953 - Unknown					
Cookie Rojas, R (1.4) OBP: 0.301, SLG: 0.337										4	2	2	0	0	0	0						
Johnny Callison, L (1.9) OBP: 0.306, SLG: 0.310										3	0	1	1	1	1	1						
Dick Allen, R (1.7) OBP: 0.344, SLG: 0.449										4	0	1	1	0	1	2						
Bill White, L (1.3) OBP: 0.378, SLG: 0.474										4	1	1	0	0	0	2						
John Briggs, L (1.8) OBP: 0.333, SLG: 0.394										4	1	2	0	0	1	1						
Mike Ryan, R (1.2) OBP: 0.206, SLG: 0.242										4	1	1	2	0	1	1						
Bobby Wine, R (1.6) OBP: 0.250, SLG: 0.259										3	0	0	0	0	1	0						
Rick Wise, R (1.1) OBP: 0.167, SLG: 0.250										3	0	0	0	0	0	0						
Turk Farrell, R (7.1)										0	0	0	0	0	0	0						
<b>Inning Stats</b>	R: 1 E: 0 K: 1 S: 7	H: 2 LOB: 1 BB: 0 P: 7	R: 0 E: 0 K: 1 S: 5	H: 1 LOB: 0 BB: 0 P: 5	R: 0 E: 0 K: 0 S: 3	H: 0 LOB: 0 BB: 0 P: 3	R: 0 E: 0 K: 1 S: 5	H: 0 LOB: 1 BB: 1 P: 9	R: 0 E: 0 K: 1 S: 5	H: 0 LOB: 0 BB: 0 P: 5	R: 1 E: 0 K: 1 S: 6	H: 2 LOB: 0 BB: 0 P: 6	R: 3 E: 0 K: 0 S: 6	H: 3 LOB: 0 BB: 0 P: 6	R: 0 E: 0 K: 1 S: 5	H: 0 LOB: 0 BB: 0 P: 5	R: 0 E: 0 K: 1 S: 5	H: 0 LOB: 0 BB: 0 P: 5	1B: 4 2B: 3 3B: 1 HR: 0	SF: 0 SAC: 0 DP: 2 HBP: 0	WP: 1 PB: 0 SB: 0 CS: 0	PA: 34
<b>PITCHER</b>	IP WLS BF H R ER SO BB IBB HBP BLK WP HR S P ERA WHIP																					
Jim Maloney, R (1.1) ERA: 4.74	6.0 L 25 8 5 5 5 1 0 0 0 0 0 0 34 38 7.50 1.500																					
Billy McCool, L (7.1) ERA: 3.5	1.0 3 0 0 0 0 0 0 0 0 0 1 0 3 3 0.00 0.000																					
Bob Lee, R (8.1) ERA: 1.9	2.0 6 0 0 0 0 2 0 0 0 0 0 0 10 10 0.00 0.000																					

Batter	1	2	3	4	5	6	7	8	9	AB	R	H	RBI	BB	SO	LOB	BOTTOM			
Pete Rose, S (1.9) OBP: 0.442, SLG: 0.583										4	0	1	0	0	2	3	Philadelphia Phillies @ Cincinnati Reds Crosley Field, Cincinnati, OH Tue May 07 1968, 7:05 PM EDT Att. 4,953 - Unknown			
Alex Johnson, R (1.7) OBP: 0.357, SLG: 0.385										4	0	1	1	0	0	0				
Vada Pinson, L (1.8) OBP: 0.284, SLG: 0.364										4	0	0	0	0	1	2				
Tony Perez, R (1.5) OBP: 0.327, SLG: 0.434										4	0	2	0	0	0	0				
Lee May, R (1.3) OBP: 0.359, SLG: 0.459										4	1	2	0	0	0	2				
Johnny Bench, R (1.2) OBP: 0.282, SLG: 0.410										4	0	3	1	0	1	0				
Tommy Helms, R (1.4) OBP: 0.306, SLG: 0.379										4	0	0	0	0	1	3				
Leo Cardenas, R (1.6) OBP: 0.224, SLG: 0.217										4	0	0	0	0	0	3				
Jim Maloney, L (1.1) OBP: 0.111, SLG: 0.111										2	1	1	0	0	0	0				
Billy McCool, R (7.1) Mack Jones, L (7, PH) OBP: 0.348, SLG: 0.176										0	0	0	0	0	0	0				
<b>Inning Stats</b>	R: 0 E: 0 K: 0 S: 3	H: 0 LOB: 0 BB: 0 P: 3	R: 0 E: 0 K: 1 S: 5	H: 1 LOB: 0 BB: 0 P: 5	R: 1 E: 0 K: 0 S: 6	H: 3 LOB: 2 BB: 0 P: 6	R: 1 E: 0 K: 1 S: 6	H: 2 LOB: 0 BB: 0 P: 6	R: 0 E: 0 K: 1 S: 5	H: 0 LOB: 0 BB: 0 P: 5	R: 0 E: 0 K: 1 S: 7	H: 0 LOB: 3 BB: 1 P: 11	R: 0 E: 0 K: 0 S: 4	H: 1 LOB: 1 BB: 0 P: 4	R: 0 E: 0 K: 0 S: 3	H: 1 LOB: 0 BB: 0 P: 3	1B: 6 2B: 4 3B: 0 HR: 0	SF: 0 SAC: 0 DP: 2 HBP: 0	WP: 0 PB: 0 SB: 0 CS: 0	PA: 35
<b>PITCHER</b>	IP WLS BF H R ER SO BB IBB HBP BLK WP HR S P ERA WHIP																			
Rick Wise, R (1.1) ERA: 3.28	6.0 W 24 8 2 2 4 0 0 0 0 0 0 32 32 3.00 1.333																			
Turk Farrell, R (7.1) ERA: 0.63	3.0 S 11 2 0 0 1 1 0 0 0 0 0 0 12 16 0.00 1.000																			



Batter	1	2	3	4	5	6	7	8	9	AB	R	H	RBI	BB	SO	LOB	TOP																
Tony Taylor, R (1.5) OBP: 0.321, SLG: 0.355										5	1	1	0	0	0	2	Philadelphia Phillies @ Cincinnati Reds Crosley Field, Cincinnati, OH Wed May 08 1968, 7:05 PM EDT Att: 3,535 - Unknown																
Cookie Rojas, R (1.4) OBP: 0.290, SLG: 0.324										4	0	0	0	0	1	3																	
Johnny Callison, L (1.9) OBP: 0.314, SLG: 0.352										4	1	2	1	0	2	1																	
Dick Allen, R (1.7) OBP: 0.351, SLG: 0.444										3	1	1	0	1	0	1																	
Don Lock, R (1.8) OBP: 0.222, SLG: 0.208										3	0	0	0	1	0	2																	
Bill White, L (1.3) OBP: 0.383, SLG: 0.462										2	1	0	0	2	0	1																	
Mike Ryan, R (1.2) OBP: 0.211, SLG: 0.243										4	1	1	1	0	0	2																	
Bobby Wine, R (1.6) OBP: 0.250, SLG: 0.306										4	1	1	3	0	2	0																	
Chris Short, R (1.1) OBP: 0.125, SLG: 0.125										2	0	1	0	0	0	0																	
Dick Hall, R (7.1) OBP: 0.500, SLG: 0.500										2	0	1	0	0	0	0																	
<b>Inning Stats</b>	R: 1 E: 0 K: 1 S: 6	H: 1 LOB: 1 BB: 1 P: 10	R: 0 E: 0 K: 1 S: 4	H: 0 LOB: 0 BB: 1 P: 8	R: 0 E: 0 K: 1 S: 6	H: 1 LOB: 1 BB: 0 P: 6	R: 0 E: 0 K: 0 S: 3	H: 0 LOB: 0 BB: 0 P: 3	R: 0 E: 0 K: 0 S: 5	H: 0 LOB: 0 BB: 0 P: 5	R: 0 E: 0 K: 0 S: 4	H: 1 LOB: 1 BB: 0 P: 4	R: 0 E: 0 K: 0 S: 2	H: 0 LOB: 0 BB: 1 P: 6	R: 0 E: 0 K: 1 S: 6	H: 1 LOB: 1 BB: 0 P: 6	R: 5 E: 0 K: 0 S: 7	H: 4 LOB: 0 BB: 1 P: 11	1B: 5 2B: 1 3B: 0 HR: 2	SF: 0 SAC: 0 DP: 1 HBP: 0	WP: 1 PB: 0 SB: 0 CS: 1	PA: 37											
<b>PITCHER</b>	IP WLS BF H R ER SO BB IBB HBP BLK WP HR S P ERA WHIP																																
Gerry Arrigo, L (1.1) ERA: 1.34	7.0	25	3	1	1	4	3	0	0	0	0	1	0	30	42	1.29	0.857																
Bob Lee, R (8.1) ERA: 2.52	1.1	L	7	3	2	2	1	0	0	0	0	0	1	9	9	13.50	2.250																
Ted Davidson, L (9.1) ERA: 6.0	0.2		5	2	3	3	0	1	0	0	0	0	1	4	8	40.50	4.500																

AB	33
R	6
H	8
RBI	5
BB	4
SO	5
LOB	12



Batter	1	2	3	4	5	6	7	8	9	AB	R	H	RBI	BB	SO	LOB	BOTTOM																
Pete Rose, S (1.9) OBP: 0.427, SLG: 0.561										4	0	0	0	0	1	2	Philadelphia Phillies @ Cincinnati Reds Crosley Field, Cincinnati, OH Wed May 08 1968, 7:05 PM EDT Att: 3,535 - Unknown																
Alex Johnson, R (1.7) OBP: 0.383, SLG: 0.400										4	1	2	0	0	0	0																	
Mack Jones, L (1.8) OBP: 0.296, SLG: 0.143										4	0	0	0	0	3	2																	
Tony Perez, R (1.5) OBP: 0.342, SLG: 0.447										4	1	3	1	0	0	1																	
Lee May, R (1.3) OBP: 0.354, SLG: 0.461										4	0	1	1	0	0	1																	
Johnny Bench, R (1.2) OBP: 0.273, SLG: 0.407										3	0	1	0	1	1	0																	
Tommy Helms, R (1.4) OBP: 0.304, SLG: 0.384										4	0	1	0	0	0	2																	
Leo Cardenas, R (1.6) OBP: 0.225, SLG: 0.211										3	0	0	0	1	0	1																	
Gerry Arrigo, L (1.1) OBP: 0.167, SLG: 0.273										2	0	0	0	0	1	2																	
Fred Whitfield, L (7, PH) OBP: 0.160, SLG: 0.160										1	0	0	0	0	0	2																	
Bob Lee, R (8.1) ERA: 2.52										0	0	0	0	0	0	0																	
Ted Davidson, R (9.1) ERA: 6.0										0	0	0	0	0	0	0																	
Giraldo Ruiz, S (9, PH) OBP: 0.262, SLG: 0.364										1	0	0	0	0	0	0																	
<b>Inning Stats</b>	R: 0 E: 0 K: 1 S: 6	H: 1 LOB: 1 BB: 0 P: 6	R: 0 E: 0 K: 2 S: 8	H: 1 LOB: 2 BB: 1 P: 12	R: 0 E: 0 K: 1 S: 5	H: 0 LOB: 0 BB: 0 P: 5	R: 0 E: 0 K: 0 S: 4	H: 2 LOB: 1 BB: 0 P: 4	R: 0 E: 0 K: 0 S: 3	H: 0 LOB: 0 BB: 0 P: 3	R: 0 E: 0 K: 1 S: 6	H: 1 LOB: 1 BB: 0 P: 6	R: 0 E: 0 K: 1 S: 6	H: 0 LOB: 2 BB: 1 P: 10	R: 2 E: 0 K: 0 S: 5	H: 3 LOB: 0 BB: 0 P: 5	R: 0 E: 0 K: 0 S: 3	H: 0 LOB: 0 BB: 0 P: 3	1B: 5 2B: 3 3B: 0 HR: 0	SF: 0 SAC: 0 DP: 0 HBP: 0	WP: 0 PB: 0 SB: 1 CS: 0	PA: 36											
<b>PITCHER</b>	IP WLS BF H R ER SO BB IBB HBP BLK WP HR S P ERA WHIP																																
Chris Short, L (1.1) ERA: 1.87	6.0	24	5	0	0	5	1	1	0	0	0	0	0	32	40	0.00	1.000																
Dick Hall, R (7.1) ERA: 6.45	3.0	W	12	3	2	2	1	0	0	0	0	0	0	14	14	6.00	1.000																

AB	34
R	2
H	8
RBI	2
BB	2
SO	6
LOB	13









Batter	1	2	3	4	5	6	7	8	9	AB	R	H	RBI	BB	SO	LOB	TOP			
Ron Hunt, R OBP: 0.391, SLG: 0.250 (1, 4)	0-0 4-3	0-0 1-3			0-0 3-1	0-0 F8			0-0 WP SH2-3 1B	5	0	1	0	0	0	1				
Jim Davenport, R OBP: 0.259, SLG: 0.270 (1, 5)	0-0 P4		0-0 5-3		4-0 1B HR BB		0-0 P4		0-0 SH2-3 1-2	3	1	0	0	1	0	0				
Willie Mays, R OBP: 0.358, SLG: 0.535 (1, 8)	0-0 F9		0-0 2B 1B		0-0 1-2 HR 1B		0-3 K		0-0 5-3	5	1	2	0	0	1	1				
Willie McCovey, L OBP: 0.424, SLG: 0.640 (1, 3)		4-0 BB 1B BB	0-0 1-3 2B		0-0 1-2 HR 1B		4-0 BB BB		4-0 WP 1BB	2	2	2	3	3	0	0				
Jim Ray Hart, R OBP: 0.354, SLG: 0.488 (1, 7)		4-0 1B 1-2 BB	0-0 F3		0-0 WP PB 1B		4-0 BB BB		0-0 2-3	3	1	1	0	2	0	4				
Ollie Brown, R OBP: 0.194, SLG: 0.167 (1, 9)		0-0 1B 1-3 2-H 1B	0-3 K		0-0 P4		0-3 K			4	1	1	1	0	2	5				
Jack Hiatt, R OBP: 0.365, SLG: 0.407 (1, 2)		0-3 K		0-0 5-3		0-3 K		0-0 1-3		4	0	0	0	0	2	3				
Hal Lanier, R OBP: 0.219, SLG: 0.254 (1, 6)		0-0 4-3 1B 1-3 3-H		0-0 1-3		0-0 F7		0-0 4-3		4	0	1	1	0	0	0				
Gaylord Perry, R OBP: 0.071, SLG: 0.071 Frank Linzy, R (6, 1)		0-0 4-3 1-2 3-H		0-3 K		0-0 6-3		0-0 F9		3	0	0	1	0	1	1				
										1	0	0	0	0	0	0				
<b>Inning Stats</b>	R: 0 E: 0 K: 0 S: 3	H: 0 LOB: 0 BB: 0 P: 3	R: 3 E: 0 K: 1 S: 7	H: 2 LOB: 1 BB: 2 P: 15	R: 0 E: 0 K: 1 S: 7	H: 2 LOB: 0 BB: 0 P: 7	R: 0 E: 0 K: 1 S: 5	H: 0 LOB: 0 BB: 0 P: 5	R: 3 E: 0 K: 1 S: 8	H: 3 LOB: 1 BB: 1 P: 12	R: 0 E: 0 K: 0 S: 3	H: 0 LOB: 2 BB: 2 P: 15	R: 0 E: 0 K: 0 S: 3	H: 0 LOB: 0 BB: 0 P: 3	R: 0 E: 0 K: 0 S: 4	H: 1 LOB: 2 BB: 1 P: 8	1B: 6 2B: 1 3B: 0 HR: 1	SF: 0 SAC: 1 DP: 0 HBP: 0	WP: 2 PB: 1 SB: 0 CS: 0	PA: 41
<b>PITCHER</b>	IP WLS BF H R ER SO BB IBB HBP BLK WP HR S P ERA WHIP	IP WLS BF H R ER SO BB IBB HBP BLK WP HR S P ERA WHIP	IP WLS BF H R ER SO BB IBB HBP BLK WP HR S P ERA WHIP	IP WLS BF H R ER SO BB IBB HBP BLK WP HR S P ERA WHIP	IP WLS BF H R ER SO BB IBB HBP BLK WP HR S P ERA WHIP	IP WLS BF H R ER SO BB IBB HBP BLK WP HR S P ERA WHIP	IP WLS BF H R ER SO BB IBB HBP BLK WP HR S P ERA WHIP	IP WLS BF H R ER SO BB IBB HBP BLK WP HR S P ERA WHIP	IP WLS BF H R ER SO BB IBB HBP BLK WP HR S P ERA WHIP	IP WLS BF H R ER SO BB IBB HBP BLK WP HR S P ERA WHIP	IP WLS BF H R ER SO BB IBB HBP BLK WP HR S P ERA WHIP	IP WLS BF H R ER SO BB IBB HBP BLK WP HR S P ERA WHIP	IP WLS BF H R ER SO BB IBB HBP BLK WP HR S P ERA WHIP	IP WLS BF H R ER SO BB IBB HBP BLK WP HR S P ERA WHIP	IP WLS BF H R ER SO BB IBB HBP BLK WP HR S P ERA WHIP	IP WLS BF H R ER SO BB IBB HBP BLK WP HR S P ERA WHIP	IP WLS BF H R ER SO BB IBB HBP BLK WP HR S P ERA WHIP			

San Francisco Giants @ Cincinnati Reds  
Crosley Field, Cincinnati, OH  
Fri May 10 1968, 7:05 PM EDT  
Att: 9,464 - Unknown

AB	34
R	6
H	8
RBI	6
BB	6
SO	6
LOB	15



Batter	1	2	3	4	5	6	7	8	9	AB	R	H	RBI	BB	SO	LOB	BOTTOM					
Pete Rose, S OBP: 0.429, SLG: 0.552 (1, 9)	0-0 CS 1B		0-3 K			0-0 2B 1B		0-0 FC BB G1-2-3 1B	0-0 L7	5	1	3	0	0	1	2						
Alex Johnson, R OBP: 0.360, SLG: 0.404 (1, 7)	0-0 6-3 1-2			0-0 6-3		0-0 1B 2B		0-0 F3	0-0 5-3	5	1	1	2	0	0	4						
Vada Pinson, L OBP: 0.298, SLG: 0.369 (1, 8)	0-0 FC6-4 1B			0-0 6-3		0-0 G6-4-3 2B 1B		4-0 FC BB		3	0	2	1	1	0	0						
Tony Perez, R OBP: 0.328, SLG: 0.418 (1, 5)	0-0 FC6-4 1-2			0-0 F9		0-3 K		0-0 FC	0-0 FC	4	0	0	0	0	1	4						
Lee May, R OBP: 0.346, SLG: 0.438 (1, 3)		0-3 K			0-0 6-3	0-0 G6-4-3 1-2		0-0 G1-2-3		4	0	0	0	0	1	4						
Johnny Bench, R OBP: 0.281, SLG: 0.416 (1, 2)		0-0 5-3			0-0 5-3 1B		0-0 F9		0-0 P5	4	0	1	0	0	0	0						
Tommy Helms, R OBP: 0.300, SLG: 0.374 (1, 4)		0-3 K			0-0 5-3		0-0 FC4-6 1B		0-0 BB 1B	4	1	2	0	0	1	1						
Leo Cardenas, R OBP: 0.213, SLG: 0.198 Mack Jones, L OBP: 0.315, SLG: 0.160 (9, PH)			0-0 3-1		0-0 G3		0-0 FC4-6 1-2		4-0 1B BB	3	0	0	0	0	0	2						
George Culver, R OBP: 0.077, SLG: 0.154 Ted Davidson, R OBP: 0.077, SLG: 0.154 Bill Kelso, R OBP: 0.077, SLG: 0.154 Giraldo Ruiz, S OBP: 0.077, SLG: 0.154 Bob Lee, R OBP: 0.077, SLG: 0.154 Fred Whitfield, L OBP: 0.077, SLG: 0.154 Ted Abernathy, R OBP: 0.077, SLG: 0.154 Bob Johnson, R OBP: 0.077, SLG: 0.154			0-3 K			0-0 1B 2B 1B		0-0 G3		1	0	0	0	0	0	1						
<b>Inning Stats</b>	R: 0 E: 0 K: 0 S: 4	H: 2 LOB: 0 BB: 0 P: 4	R: 0 E: 0 K: 2 S: 7	H: 0 LOB: 0 BB: 0 P: 7	R: 0 E: 0 K: 2 S: 7	H: 0 LOB: 0 BB: 0 P: 7	R: 0 E: 0 K: 0 S: 3	H: 0 LOB: 0 BB: 0 P: 3	R: 0 E: 0 K: 0 S: 4	H: 1 LOB: 1 BB: 0 P: 4	R: 3 E: 0 K: 1 S: 8	H: 4 LOB: 0 BB: 0 P: 8	R: 0 E: 0 K: 0 S: 4	H: 1 LOB: 1 BB: 0 P: 4	R: 0 E: 0 K: 0 S: 4	H: 1 LOB: 2 BB: 1 P: 8	R: 1 E: 0 K: 0 S: 5	H: 2 LOB: 2 BB: 1 P: 9	1B: 10 2B: 1 3B: 0 HR: 0	SF: 0 SAC: 0 DP: 2 HBP: 0	WP: 0 PB: 0 SB: 0 CS: 1	PA: 38
<b>PITCHER</b>	IP WLS BF H R ER SO BB IBB HBP BLK WP HR S P ERA WHIP	IP WLS BF H R ER SO BB IBB HBP BLK WP HR S P ERA WHIP	IP WLS BF H R ER SO BB IBB HBP BLK WP HR S P ERA WHIP	IP WLS BF H R ER SO BB IBB HBP BLK WP HR S P ERA WHIP	IP WLS BF H R ER SO BB IBB HBP BLK WP HR S P ERA WHIP	IP WLS BF H R ER SO BB IBB HBP BLK WP HR S P ERA WHIP	IP WLS BF H R ER SO BB IBB HBP BLK WP HR S P ERA WHIP	IP WLS BF H R ER SO BB IBB HBP BLK WP HR S P ERA WHIP	IP WLS BF H R ER SO BB IBB HBP BLK WP HR S P ERA WHIP	IP WLS BF H R ER SO BB IBB HBP BLK WP HR S P ERA WHIP	IP WLS BF H R ER SO BB IBB HBP BLK WP HR S P ERA WHIP	IP WLS BF H R ER SO BB IBB HBP BLK WP HR S P ERA WHIP	IP WLS BF H R ER SO BB IBB HBP BLK WP HR S P ERA WHIP	IP WLS BF H R ER SO BB IBB HBP BLK WP HR S P ERA WHIP	IP WLS BF H R ER SO BB IBB HBP BLK WP HR S P ERA WHIP	IP WLS BF H R ER SO BB IBB HBP BLK WP HR S P ERA WHIP	IP WLS BF H R ER SO BB IBB HBP BLK WP HR S P ERA WHIP					

San Francisco Giants @ Cincinnati Reds  
Crosley Field, Cincinnati, OH  
Fri May 10 1968, 7:05 PM EDT  
Att: 9,464 - Unknown

AB	36
R	4
H	11
RBI	4
BB	2
SO	5
LOB	18





Batter	1	2	3	4	5	6	7	8	9	AB	R	H	RBI	BB	SO	LOB	TOP			
Ron Hunt, R OBP: 0.356, SLG: 0.245 (1, 4)	4-0 FC3-6 BB	0-0 SH1-3		0-0 F9	0-0 FC4-6 PO			4-0 BB		2	0	0	1	2	0	1				
Frank Johnson, R OBP: 0.286, SLG: 0.300 (1, 5)	0-0 FC3-6 BB 2B	0-0 E5 G5-4-3		4-0 2B BB	0-0 PO		0-0 F7	0-0 6-3		4	1	0	0	1	0	3				
Willie Mays, R OBP: 0.360, SLG: 0.533 (1, 8)	4-0 2B BB	0-0 G5-4-3		0-0 2B			0-0 F2		0-0 F3	4	1	1	0	1	0	2				
Willie McCovey, L OBP: 0.423, SLG: 0.621 (1, 3)	0-0 F7		4-0 FC6-4 1B BB	4-0 IBB			0-0 G3		0-0 2-3	3	1	0	0	2	0	2				
Jim Ray Hart, R OBP: 0.366, SLG: 0.494 Jesus Alou, R OBP: 0.237, SLG: 0.283 (4, PH) (4, 7)	4-0 2B BB		0-0 FC6-4 1B	0-3 K			0-0 L9		0-0 1-3	1	1	1	0	1	0	0				
Ollie Brown, R OBP: 0.200, SLG: 0.206 (1, 9)	0-0 2B		0-0 FC6-4 1B	0-0 G3			0-3 K			4	0	1	3	0	1	5				
Jack Hiatt, R OBP: 0.373, SLG: 0.404 (1, 2)	0-0 BB		0-0 FC6-4 1B	0-3 K			0-0 P3			3	0	1	1	1	1	0				
Hal Lanier, R OBP: 0.221, SLG: 0.253 (1, 6)	0-3 K		0-0 F3	0-0 FC4-6 1B			0-0 2-3		0-0 2-3	4	1	1	0	0	1	4				
Juan Marichal, R OBP: 0.111, SLG: 0.111 (1, 1)		0-0 SH1-3 1B	0-0 FC6-4	0-0 E1 FC4-6			0-0 6-3			4	0	1	0	0	0	3				
<b>Inning Stats</b>	R: 3 E: 0 K: 1 S: 6	H: 1 LOB: 2 BB: 4 P: 22	R: 0 E: 1 K: 0 S: 4	H: 1 LOB: 1 BB: 0 P: 4	R: 1 E: 0 K: 0 S: 5	H: 2 LOB: 2 BB: 1 P: 9	R: 0 E: 0 K: 1 S: 6	H: 1 LOB: 3 BB: 2 P: 14	R: 1 E: 1 K: 1 S: 6	H: 1 LOB: 0 BB: 0 P: 6	R: 0 E: 0 K: 0 S: 3	H: 0 LOB: 0 BB: 0 P: 3	R: 0 E: 0 K: 1 S: 5	H: 0 LOB: 1 BB: 0 P: 5	R: 0 E: 0 K: 0 S: 3	H: 0 LOB: 0 BB: 0 P: 3	1B: 4 2B: 2 3B: 0 HR: 0	SF: 0 SAC: 1 DP: 1 HBP: 0	WP: 0 PB: 0 SB: 1 CS: 0	PA: 42
<b>PITCHER</b>	IP WLS BF H R ER SO BB IBB HBP BLK WP HR S P ERA WHIP	IP WLS BF H R ER SO BB IBB HBP BLK WP HR S P ERA WHIP																		
Jim Maloney, R ERA: 5.91 (1, 1)	2.1 L 11 2 1 0 2 1 1 0 0 0 0 13 33 15.43 3.857	3.1 L 11 2 1 0 2 1 1 0 0 0 0 13 21 0.00 1.500	5.1 L 12 4 0 0 0 0 0 0 0 0 0 4 4 0.00 0.000	7.1 L 10 0 0 0 1 1 0 0 0 0 0 11 15 0.00 0.333																
Billy McCool, L ERA: 5.0 (3, 1)																				
Bill Kelson, R ERA: 3.8 (5, 1)																				
Ted Abernathy, R ERA: 0.76 (7, 1)																				
<b>Batter</b>	<b>1</b>	<b>2</b>	<b>3</b>	<b>4</b>	<b>5</b>	<b>6</b>	<b>7</b>	<b>8</b>	<b>9</b>	<b>AB</b>	<b>R</b>	<b>H</b>	<b>RBI</b>	<b>BB</b>	<b>SO</b>	<b>LOB</b>	<b>BOTTOM</b>			
Pete Rose, S OBP: 0.423, SLG: 0.567 (1, 9)	0-0 3-1	0-0 4-3		0-0 HR		0-0 6-3			0-0 SH5-4 1-2	4	1	1	1	0	0	3				
Alex Johnson, R OBP: 0.353, SLG: 0.394 (1, 7)	0-0 1B		0-0 F8	0-0 F9		0-3 K			0-0 6-3	5	0	1	0	0	1	1				
Vada Pinson, L OBP: 0.294, SLG: 0.361 (1, 8)	0-0 1B 1B		0-0 G3		0-0 G3		0-0 1-3		0-0 1-3	5	1	1	0	0	0	1				
Tony Perez, R OBP: 0.325, SLG: 0.412 (1, 5)	0-0 1B		0-0 E5 2B 1B		0-3 K		0-0 F3			4	1	1	0	0	1	0				
Lee May, R OBP: 0.352, SLG: 0.450 (1, 3)	0-0 1B		0-0 1B 2B		0-0 5-3		0-3 K			4	1	2	1	0	1	0				
Johnny Bench, R OBP: 0.280, SLG: 0.409 (1, 2)	0-0 F2		0-0 1B		0-3 K		0-0 1-3			4	0	1	2	0	1	2				
Tommy Helms, R OBP: 0.298, SLG: 0.369 (1, 4)		0-0 6-3	0-0 5-3		0-0 L6		0-0 1B			4	0	1	0	0	0	1				
Leo Cardenas, R OBP: 0.223, SLG: 0.219 (1, 6)		0-0 1B		0-0 5-3		0-0 2B		0-0 B1-3		4	0	2	0	0	0	1				
Jim Maloney, L ERA: 5.100 Billy McCool, R ERA: 5.0 Bill Kelson, R ERA: 3.8 Giraldo Ruiz, S OBP: 0.350, SLG: 0.365 Ted Abernathy, R ERA: 0.76 Mack Jones, L OBP: 0.333, SLG: 0.192 (1, 1) (3, 1) (5, 1) (6, PH) (7, 1) (9, PH)	0-3 K	0-3 K	0-3 K	0-3 K	4-0 BB		0-0 SH5-4 1B			1	0	0	0	0	1	1				
<b>Inning Stats</b>	R: 1 E: 0 K: 0 S: 6	H: 4 LOB: 2 BB: 0 P: 6	R: 0 E: 0 K: 1 S: 6	H: 1 LOB: 1 BB: 0 P: 6	R: 2 E: 1 K: 0 S: 6	H: 2 LOB: 1 BB: 0 P: 6	R: 1 E: 0 K: 1 S: 6	H: 1 LOB: 0 BB: 0 P: 6	R: 0 E: 0 K: 1 S: 6	H: 0 LOB: 2 BB: 1 P: 10	R: 0 E: 0 K: 1 S: 5	H: 0 LOB: 0 BB: 0 P: 5	R: 0 E: 0 K: 1 S: 6	H: 1 LOB: 1 BB: 0 P: 6	R: 0 E: 0 K: 0 S: 4	H: 1 LOB: 1 BB: 0 P: 4	1B: 8 2B: 2 3B: 0 HR: 1	SF: 0 SAC: 1 DP: 0 HBP: 0	WP: 0 PB: 0 SB: 0 CS: 0	PA: 39
<b>PITCHER</b>	IP WLS BF H R ER SO BB IBB HBP BLK WP HR S P ERA WHIP	IP WLS BF H R ER SO BB IBB HBP BLK WP HR S P ERA WHIP																		
Juan Marichal, R ERA: 3.85 (1, 1)	9.0 W 39 11 4 2 6 1 0 0 0 0 1 50 54 2.00 1.333																			

San Francisco Giants @ Cincinnati Reds  
Crosley Field, Cincinnati, OH  
Sat May 11 1968, 7:05 PM EDT  
Att: 7,804 - Unknown

AB 32  
R 5  
H 6  
RBI 5  
BB 8  
SO 4  
LOB 23



San Francisco Giants @ Cincinnati Reds  
Crosley Field, Cincinnati, OH  
Sat May 11 1968, 7:05 PM EDT  
Att: 7,804 - Unknown

AB 37  
R 4  
H 11  
RBI 4  
BB 1  
SO 6  
LOB 10





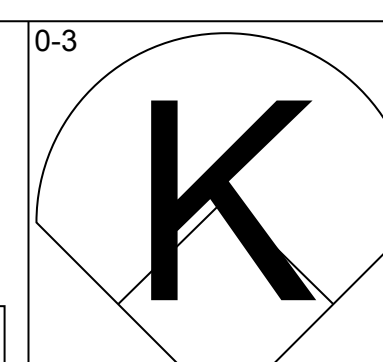
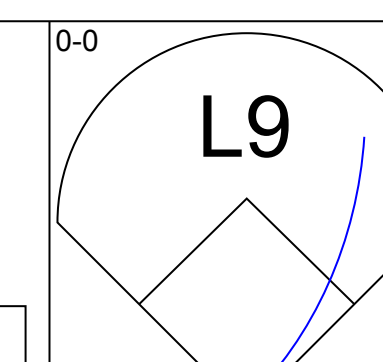
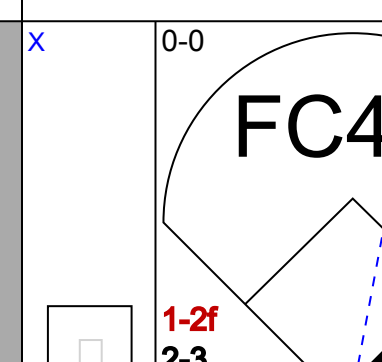
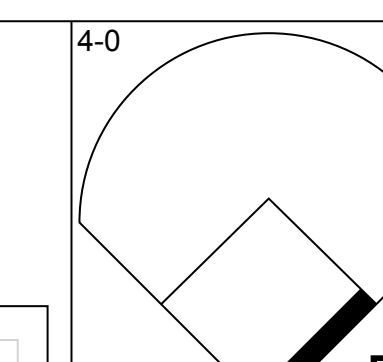
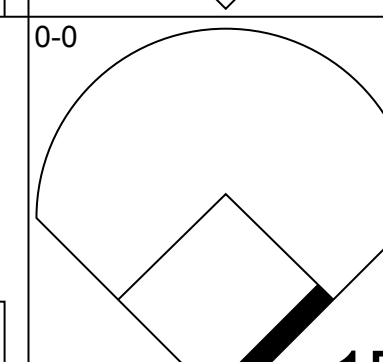
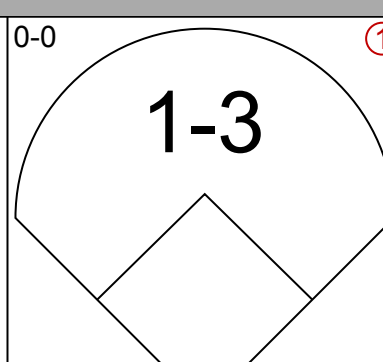
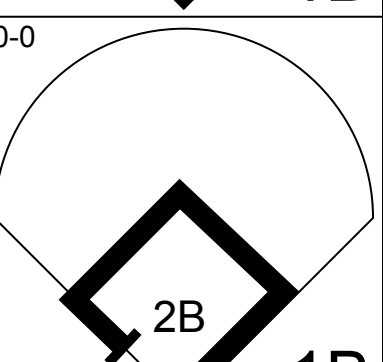
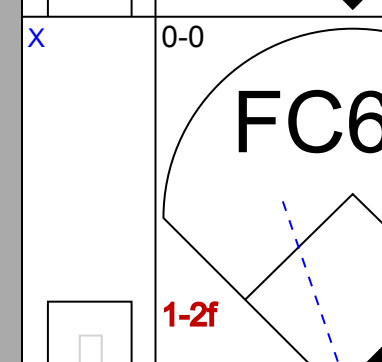
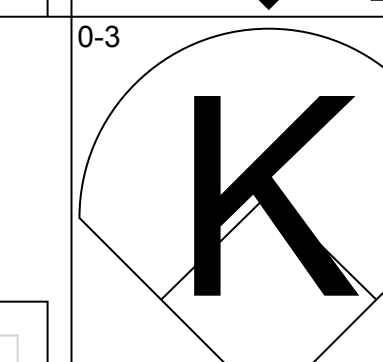
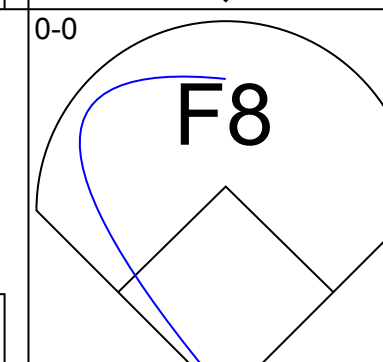
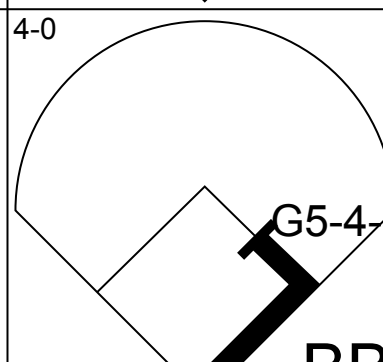
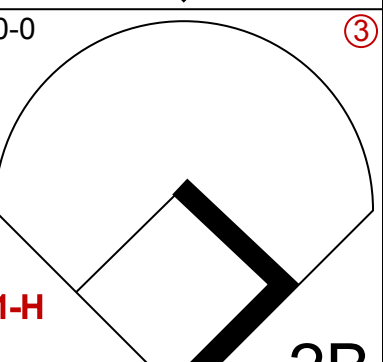

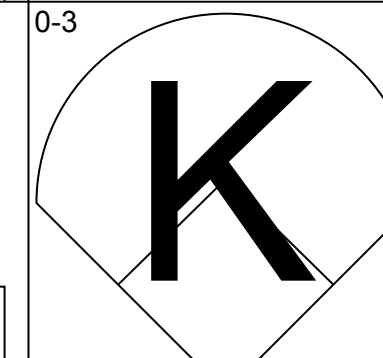
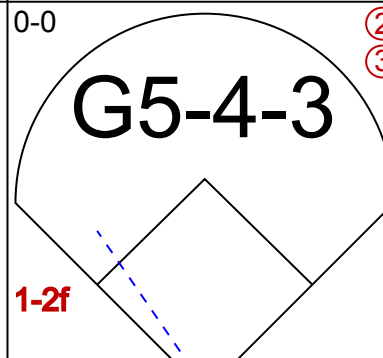
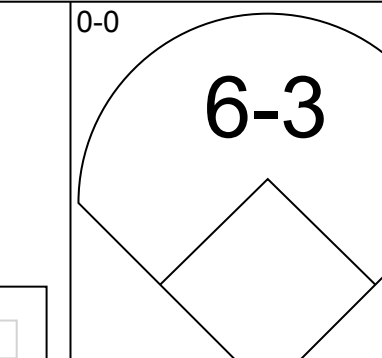
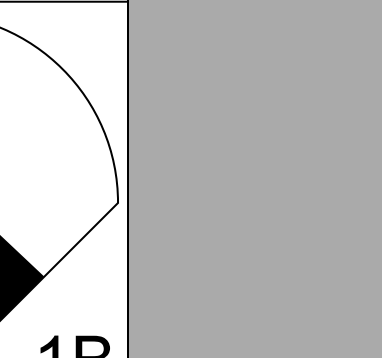
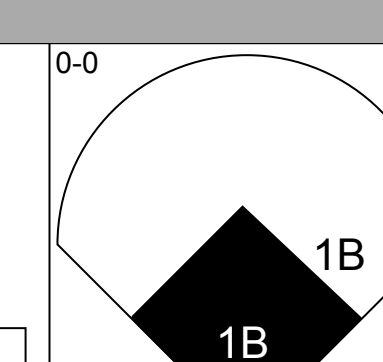
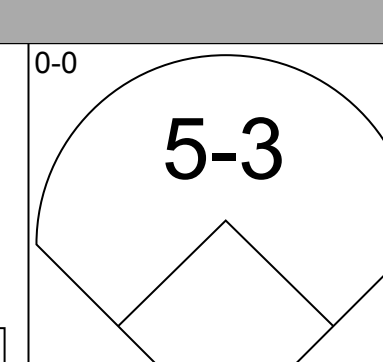
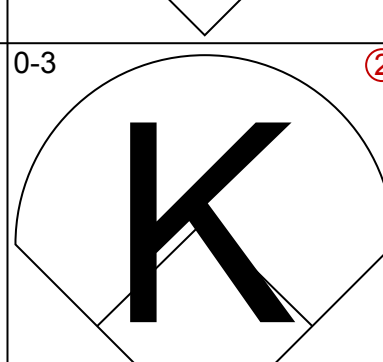
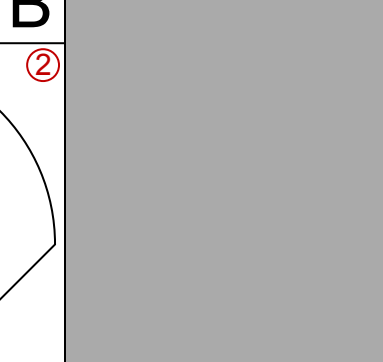
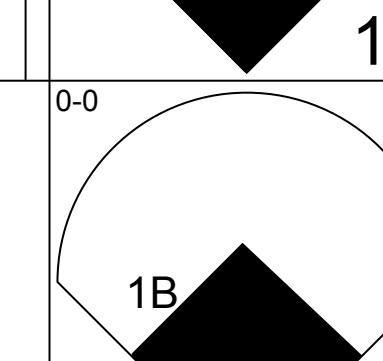
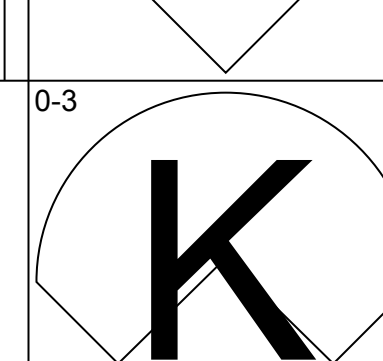
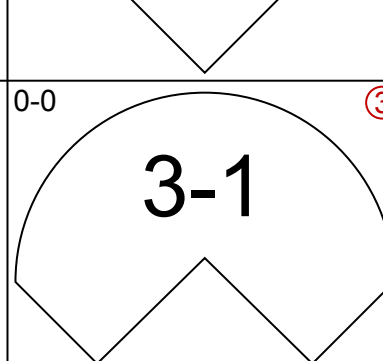
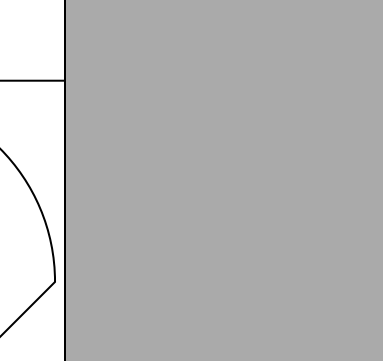
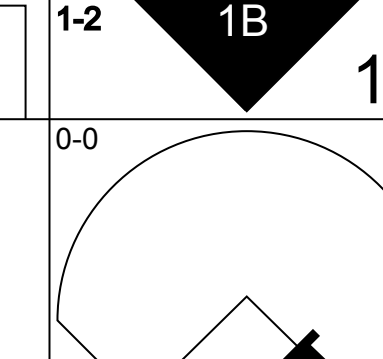
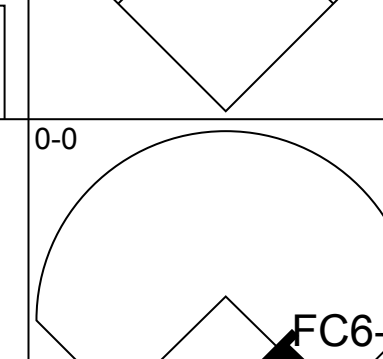
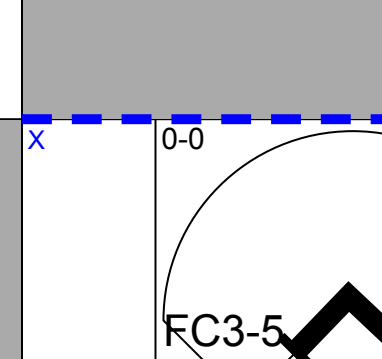
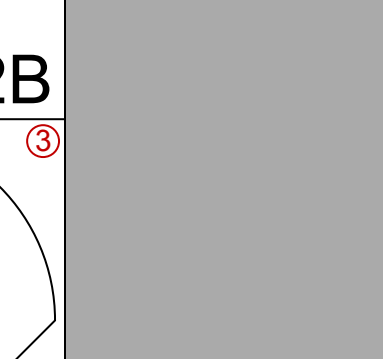
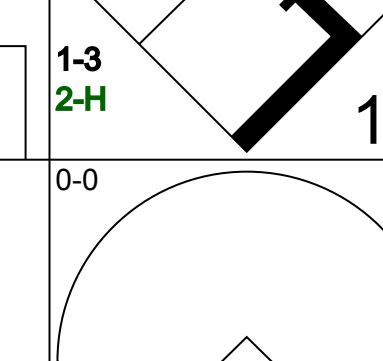
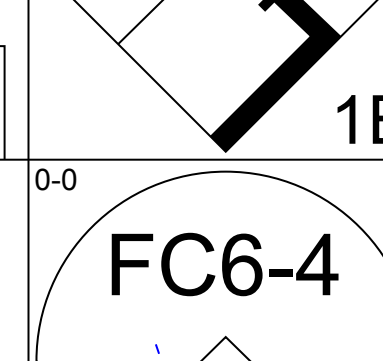
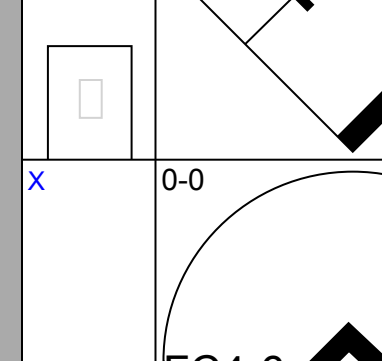
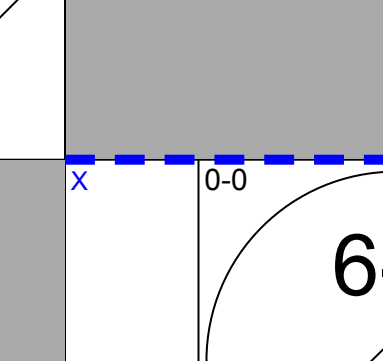


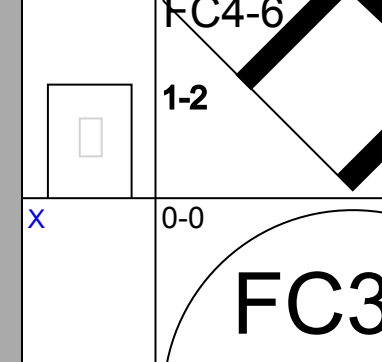
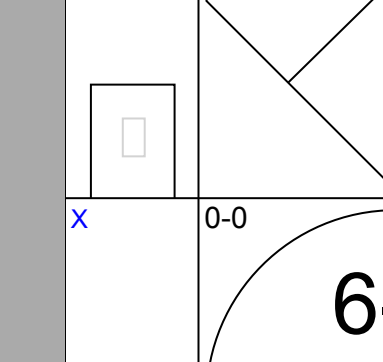
Batter	1	2	3	4	5	6	7	8	9	AB	R	H	RBI	BB	SO	LOB	TOP					
Jesus Alou, R OBP: 0.237, SLG: 0.281 (1, 7)	0-0 1-3		0-0 4-3			0-0 1B		0-0 F7		4	0	1	0	0	0	1	<b>San Francisco Giants @ Cincinnati Reds</b> Crosley Field, Cincinnati, OH Sun May 12 1968, 3:33 AM EDT Att: 8,691 - Unknown <a href="http://livebaseballscorecards.com">livebaseballscorecards.com</a>					
Ron Hunt, R OBP: 0.352, SLG: 0.238 (1, 4)	0-0 F3			4-0 G6-4-3 BB		0-0 F8			0-0 1-3	3	0	0	0	1	0	1						
Willie McCovey, L OBP: 0.409, SLG: 0.598 (1, 3)	0-0 F9			0-3 K			0-3 K		0-0 G3	4	0	0	0	0	2	1						
Willie Mays, R OBP: 0.364, SLG: 0.556 (1, 8)		4-0 G4-6-3 1B BB		0-0 G6-4-3 1-2			0-0 HR		0-0 6-3	3	1	1	1	1	0	1						
Ollie Brown, R OBP: 0.211, SLG: 0.216 (1, 9)		0-0 G4-6-3 1B 1-2			0-3 K			0-0 5-3		3	0	1	0	0	1	0						
Jim Davenport, R OBP: 0.250, SLG: 0.261 (1, 5)		0-0 G4-6-3 1-2 2-3			0-0 F9		0-0 F7			3	0	0	0	0	0	2						
Jack Hiatt, R OBP: 0.357, SLG: 0.383 (1, 2)				0-3 K		0-0 F7			0-0 P4	3	0	0	0	0	1	1						
Hal Lanier, R OBP: 0.213, SLG: 0.244 (1, 6)			0-0 F3			0-0 P5		0-0 F7		3	0	0	0	0	0	0						
Ray Sadecki, L OBP: 0.261, SLG: 0.250 Frank Linzy, R (8, 1)			0-0 G3			0-0 L3		4-0 BB		2	0	0	0	1	0	0						
										0	0	0	0	0	0	0						
<b>Inning Stats</b>	R: 0 E: 0 K: 0 S: 3	H: 0 LOB: 0 BB: 0 P: 3	R: 0 E: 0 K: 1 S: 5	H: 1 LOB: 1 BB: 1 P: 9	R: 0 E: 0 K: 0 S: 3	H: 0 LOB: 0 BB: 0 P: 3	R: 0 E: 0 K: 1 S: 4	H: 0 LOB: 0 BB: 1 P: 8	R: 0 E: 0 K: 1 S: 5	H: 0 LOB: 0 BB: 0 P: 5	R: 0 E: 0 K: 0 S: 4	H: 1 LOB: 1 BB: 0 P: 4	R: 1 E: 0 K: 1 S: 6	H: 1 LOB: 0 BB: 0 P: 6	R: 0 E: 0 K: 0 S: 3	H: 0 LOB: 0 BB: 1 P: 7	R: 0 E: 0 K: 0 S: 3	H: 0 LOB: 0 BB: 0 P: 3	1B: 2 2B: 0 3B: 0 HR: 1	SF: 0 SAC: 0 DP: 2 HBP: 0	WP: 0 PB: 0 SB: 0 CS: 0	PA: 31
<b>PITCHER</b>	IP WLS BF H R ER SO BB IBB HBP BLK WP HR S P ERA WHIP	IP WLS BF H R ER SO BB IBB HBP BLK WP HR S P ERA WHIP															IP WLS BF H R ER SO BB IBB HBP BLK WP HR S P ERA WHIP					
Gerry Arrigo, L ERA: 1.3 Ted Abernathy, R ERA: 0.73	(1, 1) 8.0 W 28 3 1 1 4 3 0 0 0 0 0 1 33 45 1.12 0.750	(9, 1) 1.0 S 3 0 0 0 0 0 0 0 0 0 0 0 3 3 0.00 0.000																				

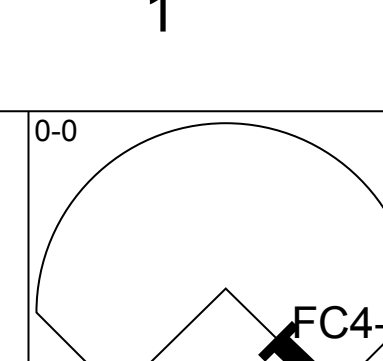
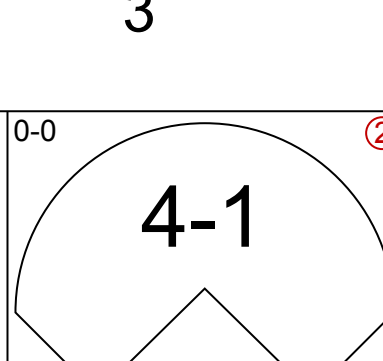
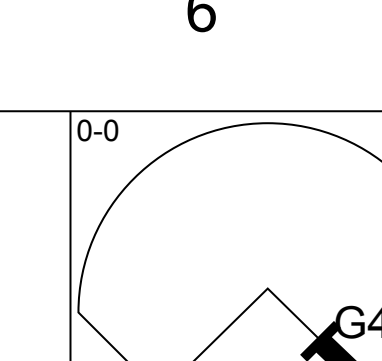
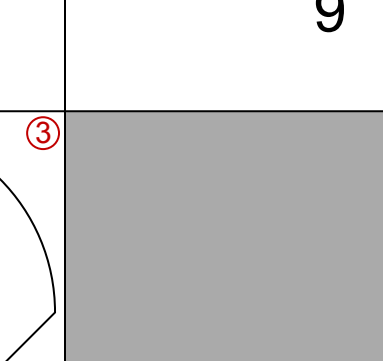
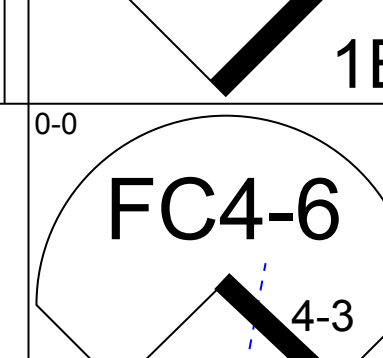
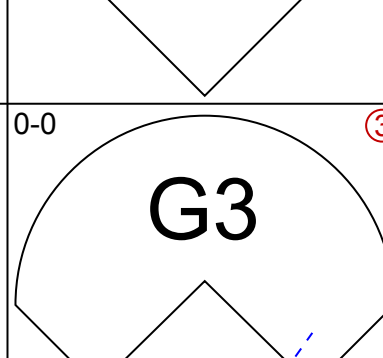
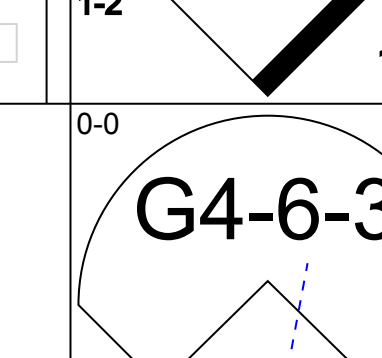
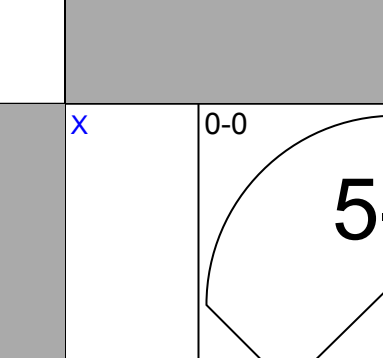
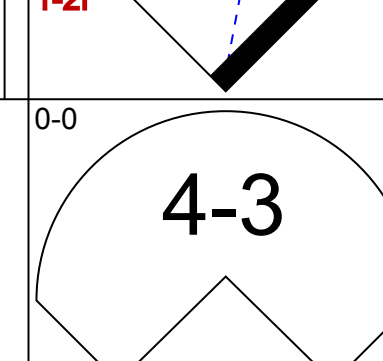
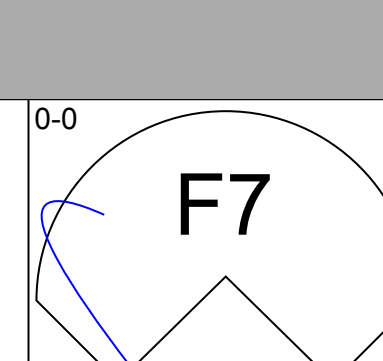
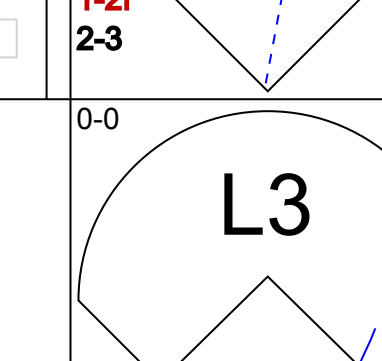
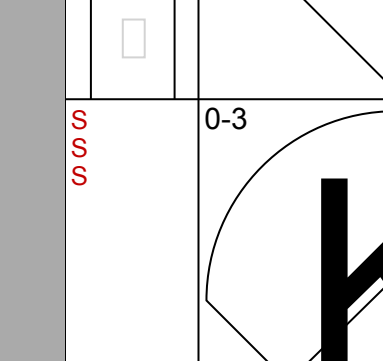
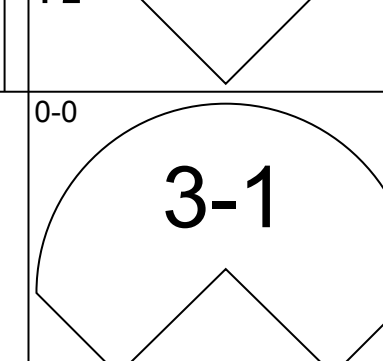
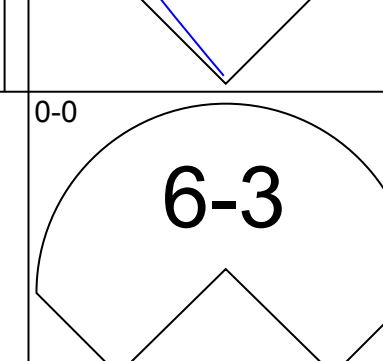
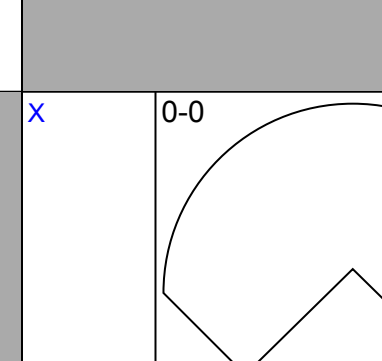
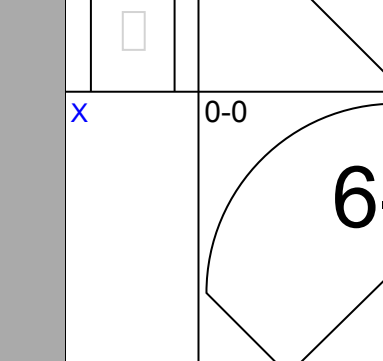
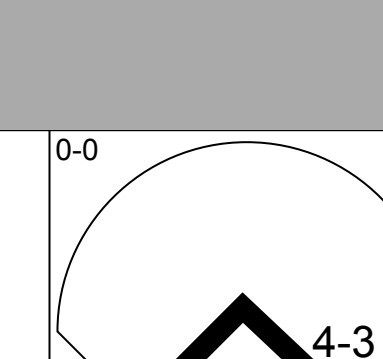
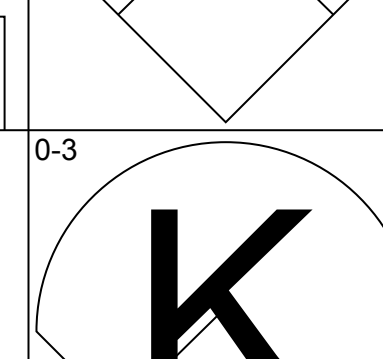
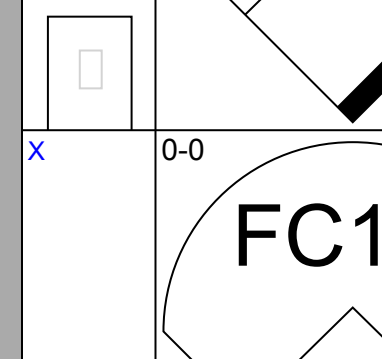
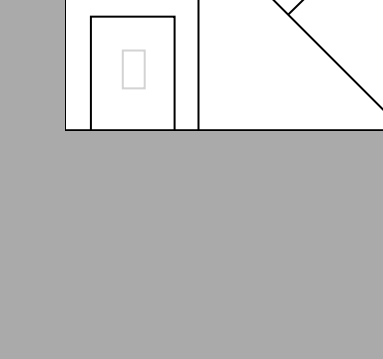
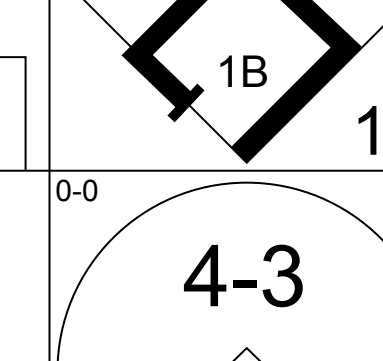
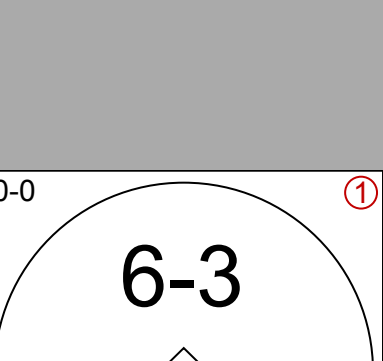
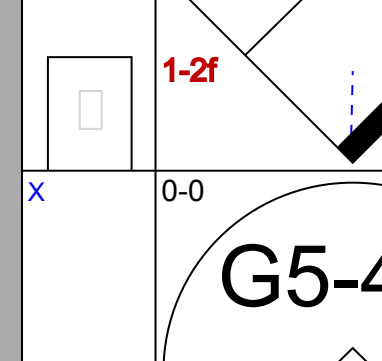
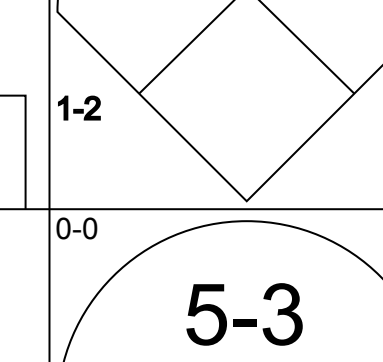
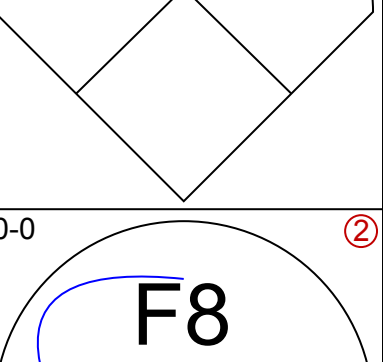

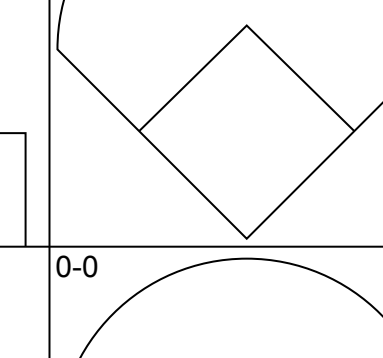
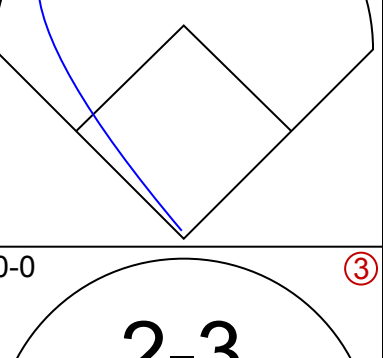
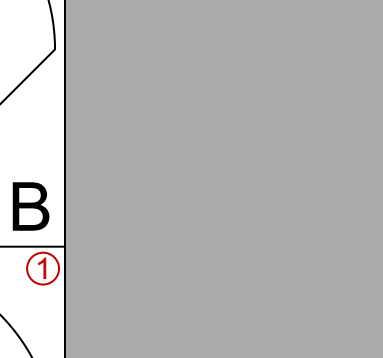
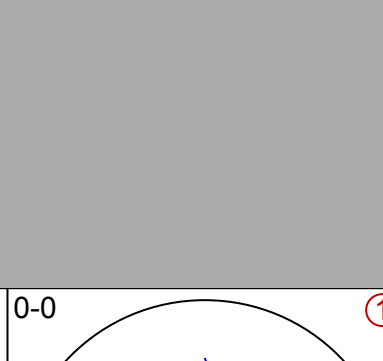
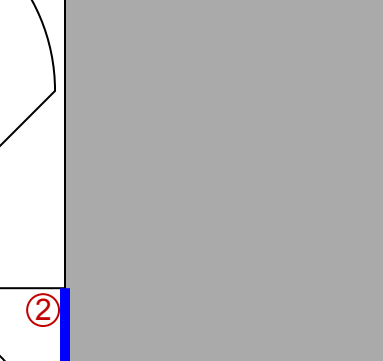
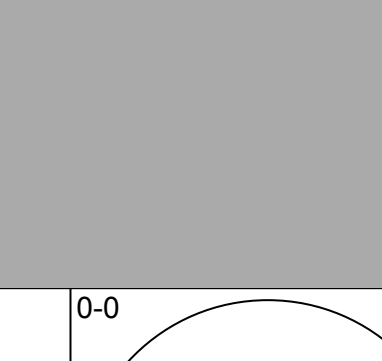
Batter	1	2	3	4	5	6	7	8	9	AB	R	H	RBI	BB	SO	LOB	BOTTOM					
Pete Rose, S OBP: 0.410, SLG: 0.548 (1, 9)	0-0 6-3		0-0 4-3			0-0 F9		0-0 FC4-6 2B		4	1	0	1	0	0	1	<b>San Francisco Giants @ Cincinnati Reds</b> Crosley Field, Cincinnati, OH Sun May 12 1968, 3:33 AM EDT Att: 8,691 - Unknown <a href="http://livebaseballscorecards.com">livebaseballscorecards.com</a>					
Alex Johnson, R OBP: 0.358, SLG: 0.407 (1, 7)	0-3 K			0-0 F8		0-0 1B		0-0 4-3 1B 2B		4	1	2	1	0	1	0						
Vada Pinson, L OBP: 0.293, SLG: 0.357 (1, 8)	0-0 1-3			0-0 S 1B		0-0 4-3		0-0 4-3 2-3		4	0	1	0	0	0	2						
Tony Perez, R OBP: 0.323, SLG: 0.407 (1, 5)		0-0 F8		0-0 L5 1-2		0-3 K		0-0 1B		4	0	1	1	0	1	1						
Lee May, R OBP: 0.348, SLG: 0.437 (1, 3)		0-0 F9		0-0 5-3		4-0 FC6-4 BB		0-0 5-3		3	0	0	0	1	0	2						
Johnny Bench, R OBP: 0.282, SLG: 0.406 (1, 2)		0-0 1B			0-3 K		0-0 F9			3	0	1	0	0	1	1						
Tommy Helms, R OBP: 0.291, SLG: 0.360 (1, 4)		0-0 F9			0-0 F3		0-0 FC6-4 1-2			3	0	0	0	0	0	2						
Leo Cardenas, R OBP: 0.226, SLG: 0.222 (1, 6)			0-3 K		0-0 F8			0-0 1B FC4-6 1B		3	1	1	0	0	1	0						
Gerry Arrigo, L ERA: 1.7 Giraldo Ruiz, S OBP: 0.529, SLG: 0.429 Ted Abernathy, R (9, 1)	(1, 1) 7.2 L 31 7 3 3 6 1 0 0 0 0 0 1 46 3.52 1.043	(8, 1) 0.1 1 0 0 0 0 0 0 0 0 0 0 0 1 1 0.00 0.000																				
<b>Inning Stats</b>	R: 0 E: 0 K: 1 S: 5	H: 0 LOB: 0 BB: 0 P: 5	R: 0 E: 0 K: 0 S: 4	H: 1 LOB: 1 BB: 0 P: 4	R: 0 E: 0 K: 2 S: 7	H: 0 LOB: 0 BB: 0 P: 7	R: 0 E: 0 K: 0 S: 4	H: 1 LOB: 1 BB: 0 P: 4	R: 0 E: 0 K: 1 S: 5	H: 0 LOB: 0 BB: 0 P: 5	R: 0 E: 0 K: 1 S: 6	H: 1 LOB: 1 BB: 0 P: 6	R: 0 E: 0 K: 1 S: 5	H: 0 LOB: 1 BB: 1 P: 9	R: 3 E: 0 K: 0 S: 7	H: 4 LOB: 1 BB: 0 P: 7		R: 0 E: 0 K: 0 S: 3	H: 0 LOB: 0 BB: 0 P: 3	1B: 6 2B: 1 3B: 0 HR: 0	SF: 0 SAC: 0 DP: 0 HBP: 0	WP: 0 PB: 0 SB: 1 CS: 0
<b>PITCHER</b>	IP WLS BF H R ER SO BB IBB HBP BLK WP HR S P ERA WHIP	IP WLS BF H R ER SO BB IBB HBP BLK WP HR S P ERA WHIP															IP WLS BF H R ER SO BB IBB HBP BLK WP HR S P ERA WHIP					
Ray Sadecki, L ERA: 1.7 Frank Linzy, R ERA: 2.6	(1, 1) 7.2 L 31 7 3 3 6 1 0 0 0 0 0 1 46 3.52 1.043	(8, 1) 0.1 1 0 0 0 0 0 0 0 0 0 0 0 1 1 0.00 0.000																				







Batter	1	2	3	4	5	6	7	8	9	AB	R	H	RBI	BB	SO	LOB	TOP					
<b>Pete Rose, S</b> OBP: 0.413, SLG: 0.534 (1, 9)										4	0	1	0	1	1	3	<b>Cincinnati Reds @ New York Mets</b> Shea Stadium, Flushing, NY Wed May 15 1968, 7:05 PM EDT Att: 15,528 - Unknown					
<b>Alex Johnson, R</b> OBP: 0.349, SLG: 0.393 (1, 7)										5	0	2	0	0	1	3						
<b>Tony Perez, R</b> OBP: 0.333, SLG: 0.440 (1, 5)										3	0	1	0	1	1							
<b>Lee May, R</b> OBP: 0.342, SLG: 0.450 (1, 3)										4	1	1	0	0	1	2						
<b>Johnny Bench, R</b> OBP: 0.279, SLG: 0.388 (1, 2)										4	1	1	0	0	1	1						
<b>Vada Pinson, L</b> OBP: 0.290, SLG: 0.358 (1, 8)										4	1	2	1	0	1	0						
<b>Tommy Helms, R</b> OBP: 0.296, SLG: 0.361 (1, 4)										4	0	3	1	0	0	1						
<b>Leo Cardenas, R</b> OBP: 0.231, SLG: 0.228 (1, 6)										4	0	2	1	0	0	1						
<b>George Culver, R</b> OBP: 0.059, SLG: 0.118 (1, 1)										4	0	0	0	0	2	3						
<b>Inning Stats</b>	R: 0 E: 0 K: 2 S: 8	H: 1 LOB: 1 BB: 0 P: 8	R: 2 E: 0 K: 1 S: 8	H: 4 LOB: 1 BB: 0 P: 8	R: 0 E: 0 K: 0 S: 2	H: 0 LOB: 0 BB: 1 P: 6	R: 0 E: 0 K: 1 S: 6	H: 1 LOB: 1 BB: 0 P: 6	R: 0 E: 0 K: 1 S: 6	H: 3 LOB: 2 BB: 0 P: 6	R: 0 E: 0 K: 1 S: 5	H: 0 LOB: 0 BB: 0 P: 5	R: 0 E: 0 K: 0 S: 5	H: 2 LOB: 2 BB: 0 P: 5	R: 1 E: 0 K: 1 S: 7	H: 2 LOB: 1 BB: 0 P: 7	R: 0 E: 0 K: 1 S: 5	H: 0 LOB: 1 BB: 1 P: 9	1B: 11 2B: 2 3B: 0 HR: 0	SF: 0 SAC: 0 DP: 1 HBP: 0	WP: 0 PB: 0 SB: 0 CS: 0	PA: 38
<b>PITCHER</b>	IP	WLS	BF	H	R	ER	SO	BB	IBB	HBP	BLK	WP	HR	S	P	ERA	WHIP					
<b>Jerry Koosman, L</b> ERA: 1.65 (1, 1)	6.0	L	24	9	2	2	6	1	0	0	0	0	0	35	39	3.00	1.667					
<b>Danny Frisella, R</b> ERA: 2.35 (7, 1)	2.0		10	4	1	1	1	0	0	0	0	0	0	12	12	4.50	2.000					
<b>Cal Koonce, R</b> ERA: (9, 1)	1.0		4	0	0	0	1	1	0	0	0	0	0	5	9	0.00	1.000					

Batter	1	2	3	4	5	6	7	8	9	AB	R	H	RBI	BB	SO	LOB	BOTTOM					
<b>Bud Harrelson, S</b> OBP: 0.227, SLG: 0.245 (1, 6)										4	0	2	0	0	1	1	<b>Cincinnati Reds @ New York Mets</b> Shea Stadium, Flushing, NY Wed May 15 1968, 7:05 PM EDT Att: 15,528 - Unknown					
<b>Ken Boswell, L</b> OBP: 0.275, SLG: 0.368 (1, 4)										4	0	0	0	0	3							
<b>Art Shamsky, L</b> OBP: 0.293, SLG: 0.390 (1, 7)										4	0	0	0	0	1	3						
<b>Ron Swoboda, R</b> OBP: 0.364, SLG: 0.513 (1, 9)										4	0	1	0	0	0	1						
<b>Jerry Grote, R</b> OBP: 0.421, SLG: 0.448 (1, 2)										3	0	1	0	0	1	1						
<b>Greg Goossen, R</b> OBP: 0.396, SLG: 0.405 (1, 3)										3	0	0	0	0	2							
<b>Jerry Buchek, R</b> OBP: 0.324, SLG: 0.265 (1, 5)										3	0	1	0	0	0	1						
<b>Tommie Agee, R</b> OBP: 0.150, SLG: 0.158 (1, 8)										3	0	1	0	0	0	1						
<b>Jerry Koosman, R</b> (1, 1)										1	0	0	0	0	0	0						
<b>Ed Kranepool, L</b> OBP: 0.246, SLG: 0.254 (5, PR)										1	0	0	0	0	0	0						
<b>Don Bosch, S</b> (5, PR)										0	0	0	0	0	0	0						
<b>Danny Frisella, L</b> (7, 1)										0	0	0	0	0	0	0						
<b>J.C. Martin, L</b> OBP: 0.230, SLG: 0.143 (5, PR)										1	0	0	0	0	0	1						
<b>Cal Koonce, R</b> (9, 1)										0	0	0	0	0	0	0						
<b>Inning Stats</b>	R: 0 E: 0 K: 0 S: 4	H: 1 LOB: 1 BB: 0 P: 4	R: 0 E: 0 K: 0 S: 4	H: 2 LOB: 2 BB: 0 P: 4	R: 0 E: 0 K: 0 S: 3	H: 0 LOB: 0 BB: 0 P: 3	R: 0 E: 0 K: 1 S: 5	H: 0 LOB: 0 BB: 0 P: 5	R: 0 E: 0 K: 0 S: 3	H: 0 LOB: 0 BB: 0 P: 3	R: 0 E: 0 K: 0 S: 4	H: 2 LOB: 2 BB: 0 P: 4	R: 0 E: 0 K: 0 S: 3	H: 1 LOB: 1 BB: 0 P: 3	R: 0 E: 0 K: 1 S: 6	H: 1 LOB: 1 BB: 0 P: 6	R: 0 E: 0 K: 1 S: 5	H: 0 LOB: 0 BB: 0 P: 5	1B: 7 2B: 0 3B: 0 HR: 0	SF: 0 SAC: 0 DP: 2 HBP: 0	WP: 0 PB: 0 SB: 0 CS: 0	PA: 31
<b>PITCHER</b>	IP	WLS	BF	H	R	ER	SO	BB	IBB	HBP	BLK	WP	HR	S	P	ERA	WHIP					
<b>George Culver, R</b> ERA: 2.04 (1, 1)	9.0	W	31	7	0	0	3	0	0	0	0	0	0	37	37	0.00	0.778					



Batter	1	2	3	4	5	6	7	8	9	AB	R	H	RBI	BB	SO	LOB	TOP					
<b>Pete Rose, S</b> OBP: 0.415, SLG: 0.537 (1, 9)										3	0	1	0	1	0	2						
<b>Alex Johnson, R</b> OBP: 0.338, SLG: 0.381 (1, 7)										4	1	0	0	0	0	3						
<b>Tony Perez, R</b> OBP: 0.331, SLG: 0.434 (1, 5)										4	0	1	1	0	2	1						
<b>Lee May, R</b> OBP: 0.339, SLG: 0.439 (1, 3)										3	0	0	0	1	1	1						
<b>Vada Pinson, L</b> OBP: 0.296, SLG: 0.363 (1, 8)										4	0	2	0	0	0	0						
<b>Johnny Bench, R</b> OBP: 0.270, SLG: 0.374 (1, 2)										4	0	0	0	0	0	2						
<b>Tommy Helms, R</b> OBP: 0.297, SLG: 0.360 (1, 4)										3	0	1	0	0	0	0						
<b>Leo Cardenas, R</b> OBP: 0.236, SLG: 0.233 (1, 6)										2	0	1	0	0	0	0						
<b>Gerry Arrigo, L</b> OBP: 0.125, SLG: 0.200 (1, 1)										2	0	0	0	0	1	1						
<b>Inning Stats</b>	R: 0 E: 0 K: 1 S: 5	H: 0 LOB: 1 BB: 1 P: 9	R: 0 E: 0 K: 0 S: 3	H: 0 LOB: 0 BB: 0 P: 3	R: 0 E: 0 K: 0 S: 4	H: 1 LOB: 1 BB: 0 P: 4	R: 0 E: 0 K: 0 S: 3	H: 0 LOB: 0 BB: 0 P: 3	R: 0 E: 0 K: 0 S: 3	H: 0 LOB: 0 BB: 0 P: 3	R: 1 E: 0 K: 1 S: 6	H: 2 LOB: 1 BB: 0 P: 6	R: 0 E: 0 K: 1 S: 5	H: 1 LOB: 0 BB: 0 P: 5	R: 0 E: 0 K: 0 S: 4	H: 1 LOB: 1 BB: 0 P: 4	R: 0 E: 0 K: 1 S: 6	H: 1 LOB: 2 BB: 1 P: 10	1B: 5 2B: 1 3B: 0 HR: 0	SF: 0 SAC: 2 DP: 0 HBP: 0	WP: 0 PB: 0 SB: 1 CS: 0	PA: 33
<b>PITCHER</b> <b>Tom Seaver, R</b> ERA: 1.72 (1, 1)	IP: 9.0 WLS: W BF: 33	H: 6 R: 1 ER: 1 SO: 4	BB: 2 IBB: 0 HBP: 0 BLK: 0	WP: 0 HR: 0 S: 39 P: 47	ERA: 1.00 WHIP: 0.889																	

Cincinnati Reds @ New York Mets  
Shea Stadium, Flushing, NY  
Thu May 16 1968, 3:33 AM EDT  
Att: 5,814 - Unknown

AB	29
R	1
H	6
RBI	1
BB	2
SO	4
LOB	10



Batter	1	2	3	4	5	6	7	8	9	AB	R	H	RBI	BB	SO	LOB	BOTTOM					
<b>Bud Harrelson, S</b> OBP: 0.228, SLG: 0.245 (1, 6)										4	0	1	0	0	0	0						
<b>Ken Boswell, L</b> OBP: 0.284, SLG: 0.354 (1, 4)										4	0	0	0	0	2	1						
<b>Cleon Jones, R</b> OBP: 0.236, SLG: 0.337 (1, 7)										4	0	1	0	0	1	0						
<b>Ron Swoboda, R</b> OBP: 0.361, SLG: 0.513 (1, 9)										4	0	1	0	0	0	0						
<b>Jerry Grote, R</b> OBP: 0.423, SLG: 0.444 (1, 2)										3	0	1	0	1	2	0						
<b>Greg Goossen, R</b> OBP: 0.400, SLG: 0.436 (9, FR)										2	1	1	0	2	0	2						
<b>Don Bosch, S</b> (9, FR)										0	1	0	0	0	0	0						
<b>Jerry Buchek, R</b> OBP: 0.341, SLG: 0.289 (1, 5)										4	0	2	1	0	1	2						
<b>Tommie Agee, R</b> OBP: 0.154, SLG: 0.162 (1, 8)										4	0	1	1	0	1	1						
<b>Tom Seaver, R</b> OBP: 0.125, SLG: 0.087 (1, 1)										3	0	0	0	0	2	0						
<b>Inning Stats</b>	R: 0 E: 0 K: 1 S: 5	H: 1 LOB: 0 BB: 0 P: 5	R: 1 E: 0 K: 1 S: 7	H: 2 LOB: 1 BB: 0 P: 7	R: 0 E: 0 K: 0 S: 3	H: 0 LOB: 0 BB: 0 P: 3	R: 0 E: 0 K: 1 S: 6	H: 1 LOB: 2 BB: 1 P: 10	R: 0 E: 0 K: 2 S: 7	H: 0 LOB: 0 BB: 0 P: 7	R: 0 E: 0 K: 2 S: 8	H: 1 LOB: 2 BB: 1 P: 12	R: 0 E: 0 K: 1 S: 5	H: 0 LOB: 0 BB: 0 P: 5	R: 0 E: 0 K: 0 S: 3	H: 1 LOB: 1 BB: 0 P: 3	R: 1 E: 0 K: 1 S: 6	H: 2 LOB: 2 BB: 1 P: 10	1B: 6 2B: 2 3B: 0 HR: 0	SF: 0 SAC: 0 DP: 0 HBP: 0	WP: 0 PB: 0 SB: 0 CS: 1	PA: 35
<b>PITCHER</b> <b>Gerry Arrigo, L</b> ERA: 1.42 (1, 1)	IP: 8.2 WLS: L BF: 35	H: 8 R: 2 ER: 2 SO: 9	BB: 2 IBB: 1 HBP: 0 BLK: 0	WP: 0 HR: 0 S: 50 P: 62	ERA: 2.08 WHIP: 1.154																	

Cincinnati Reds @ New York Mets  
Shea Stadium, Flushing, NY  
Thu May 16 1968, 3:33 AM EDT  
Att: 5,814 - Unknown

AB	32
R	2
H	8
RBI	2
BB	3
SO	9
LOB	6





Batter	1	2	3	4	5	6	7	8	9	AB	R	H	RBI	BB	SO	LOB	TOP										
<b>Pete Rose, S</b> OBP: 0.411, SLG: 0.529 (1.9)	0-0 4-3	0-0 1-3 1B		0-3 K			0-0 4-3			4	0	1	0	0	1	1	<b>Cincinnati Reds @ Pittsburgh Pirates</b> Forbes Field, Pittsburgh, PA Fri May 17 1968, 7:05 PM EDT Att: 13,499 - Unknown										
<b>Alex Johnson, R</b> OBP: 0.336, SLG: 0.377 (1.7)	0-0 1B	0-3 K			0-3 K		0-0 4-3			4	0	1	0	0	2	2											
<b>Tony Perez, R</b> OBP: 0.322, SLG: 0.421 (1.5)	0-0 F9		0-0 6-3		0-3 K		0-0 F9			4	0	0	0	0	1	1											
<b>Lee May, R</b> OBP: 0.336, SLG: 0.458 (1.3)	0-0 5-3		0-0 HR		0-0 5-3		0-0 5-3			4	1	1	1	0	0	1											
<b>Vada Pinson, L</b> OBP: 0.295, SLG: 0.359 (1.8)		0-0 1B 1B	0-0 G3			0-0 4-3		0-0 G3		4	1	1	0	0	0	0											
<b>Johnny Bench, R</b> OBP: 0.269, SLG: 0.369 (1.2)		0-0 G4-6-3 1-3 1B 1B	0-0 F8		0-3 K		0-0 F9			4	1	1	0	0	1	0											
<b>Tommy Helms, R</b> OBP: 0.303, SLG: 0.364 (1.4)		0-0 G4-6-3 1-2 3-H 1B	0-0 F8		0-0 6-3		0-0 1B			4	0	2	1	0	0	0											
<b>Leo Cardenas, R</b> OBP: 0.228, SLG: 0.225 (1.6)		0-0 G4-6-3 1-2 2-3 1B	0-0 5-3			0-0 4-3		0-0 L1-3		4	0	0	0	0	0	3											
<b>Jim Maloney, L</b> OBP: 0.250, SLG: 0.250 (1.1)		0-0 1B	0-0	0-0		0-0 F7				2	0	2	1	0	0	0											
<b>Bob Lee, R</b> (6.1)										0	0	0	0	0	0	0											
<b>Fred Whitfield, L</b> OBP: 0.143, SLG: 0.143 (7.1)		0-0 1B								1	0	0	0	0	0	0											
<b>Ted Davidson, R</b> (7.1)										0	0	0	0	0	0	0											
<b>Ted Abernathy, R</b> (8.1)		0-0 3-H 1B								0	0	0	0	0	0	0											
<b>Inning Stats</b>	R: 0 E: 0 K: 0 S: 4	H: 1 LOB: 1 BB: 0 P: 4	R: 2 E: 0 K: 1 S: 9	H: 5 LOB: 2 BB: 0 P: 9	R: 1 E: 0 K: 0 S: 4	H: 1 LOB: 1 BB: 0 P: 4	R: 0 E: 0 K: 1 S: 6	H: 1 LOB: 1 BB: 0 P: 6	R: 0 E: 0 K: 1 S: 7	H: 0 LOB: 0 BB: 0 P: 7	R: 0 E: 0 K: 1 S: 5	H: 0 LOB: 0 BB: 0 P: 5	R: 0 E: 0 K: 0 S: 3	H: 0 LOB: 0 BB: 0 P: 3	R: 0 E: 0 K: 0 S: 3	H: 1 LOB: 1 BB: 0 P: 4	1B: 8 2B: 0 3B: 0 HR: 1	SF: 0 SAC: 0 DP: 1 HBP: 0	WP: 0 PA: 35 PB: 0 SB: 0 CS: 0								
<b>PITCHER</b>	IP	WLS	BF	H	R	ER	SO	BB	IBB	HBP	BLK	WP	HR	S	P	ERA	WHIP										
<b>Al McBean, R</b> ERA: 1.9 (1.1)	5.0	L	22	8	3	3	4	0	0	0	0	0	1	30	30	5.40	1.600										
<b>Bob Moose, R</b> ERA: 3.79 (6.1)	1.0		3	0	0	0	1	0	0	0	0	0	0	5	5	0.00	0.000										
<b>Ron Kline, R</b> ERA: 0.44 (7.1)	3.0		10	1	0	0	0	0	0	0	0	0	0	10	10	0.00	0.333										

AB 35  
R 3  
H 9  
RBI 3  
BB 0  
SO 5  
LOB 8



Batter	1	2	3	4	5	6	7	8	9	AB	R	H	RBI	BB	SO	LOB	BOTTOM										
<b>Matty Alou, L</b> OBP: 0.385, SLG: 0.343 (1.8)	0-0 G4-6-3 SH 1B		0-0 WP 1B		0-0 G3		0-0 4-3		0-0 G1 1B	5	0	3	0	0	0	1	<b>Cincinnati Reds @ Pittsburgh Pirates</b> Forbes Field, Pittsburgh, PA Fri May 17 1968, 7:05 PM EDT Att: 13,499 - Unknown										
<b>Maury Wills, S</b> OBP: 0.319, SLG: 0.299 (1.5)	0-0 SH G4-6-3		0-3 K			0-0 E6 1B	0-0 4-3		0-0 G1 1-2	4	1	1	0	0	1	2											
<b>Roberto Clemente, R</b> OBP: 0.292, SLG: 0.349 (1.9)	0-0 G4-6-3 1-2 2-3			0-0 4-3		0-0 1B SF9 1B	0-0 1-3		0-0 6-3	5	1	1	1	0	0	3											
<b>Willie Stargell, L</b> OBP: 0.269, SLG: 0.304 (1.7)	0-0 G3			0-0 4-3		0-0 2B 1-3 1B		0-0 1B 2B		3	0	1	0	0	0	1											
<b>Jose Pagan, R</b> OBP: 0.176, SLG: 0.235 (8.7)				0-0 4-3		0-0 K		0-0 HBP 1B		1	0	1	0	0	0	0											
<b>Donn Clendenon, R</b> OBP: 0.375, SLG: 0.417 (1.3)		0-0 4-3		0-0 1B		0-0 K		0-0 2-3 1B		4	0	2	0	0	1	2											
<b>Jerry May, R</b> OBP: 0.304, SLG: 0.288 (1.2)		0-3 K		0-3 K		0-0 SF9		0-3 K		3	0	0	1	0	3	3											
<b>Gene Alley, R</b> OBP: 0.267, SLG: 0.284 (1.6)		0-3 K			0-0 F7	0-0 2B		1-0 HBP		3	0	1	0	0	1	0											
<b>Bill Mazerowski, R</b> OBP: 0.248, SLG: 0.243 (1.4)			0-3 K		0-3 K	0-0 IBB		0-0 G6-4-3 1-2 HBP		3	0	0	0	1	2	3											
<b>Al McBean, R</b> OBP: 0.304, SLG: 0.273 (5.1)			0-3 K			0-0 4-3			0-3 K	1	0	0	0	0	1	0											
<b>Chuck Hiller, R</b> OBP: 0.333, SLG: 0.333 (5.1)										1	0	1	0	0	0	0											
<b>Bob Moose, R</b> (5.1)										0	0	0	0	0	0	0											
<b>Manny Mota, R</b> OBP: 0.295, SLG: 0.324 (6.1)										1	0	0	0	0	0	3											
<b>Ron Kline, R</b> (7.1)										0	0	0	0	0	0	0											
<b>Gary Kottb, L</b> OBP: 0.222, SLG: 0.250 (5.1)										1	0	0	0	0	1	0											
<b>Inning Stats</b>	R: 0 E: 1 K: 0 S: 4	H: 1 LOB: 1 BB: 0 P: 4	R: 0 E: 0 K: 2 S: 7	H: 0 LOB: 0 BB: 0 P: 7	R: 0 E: 0 K: 3 S: 10	H: 1 LOB: 1 BB: 0 P: 10	R: 0 E: 0 K: 1 S: 6	H: 1 LOB: 1 BB: 0 P: 6	R: 0 E: 0 K: 1 S: 9	H: 4 LOB: 3 BB: 1 P: 13	R: 0 E: 0 K: 0 S: 3	H: 0 LOB: 0 BB: 0 P: 3	R: 0 E: 0 K: 1 S: 6	H: 2 LOB: 2 BB: 0 P: 7	R: 0 E: 0 K: 1 S: 6	H: 1 LOB: 1 BB: 0 P: 6	1B: 9 2B: 2 3B: 0 HR: 0	SF: 1 SAC: 1 DP: 2 HBP: 1	WP: 1 PA: 39 PB: 0 SB: 0 CS: 0								
<b>PITCHER</b>	IP	WLS	BF	H	R	ER	SO	BB	IBB	HBP	BLK	WP	HR	S	P	ERA	WHIP										
<b>Jim Maloney, R</b> ERA: 5.47 (1.1)	5.0	W	22	7	2	2	7	0	0	0	0	0	0	6	10	3.60	1.400										
<b>Bob Lee, R</b> ERA: 2.33 (6.1)	1.0		5	1	0	0	1	0	1	0	0	0	0	6	10	0.00	1.000										
<b>Ted Davidson, L</b> ERA: 5.5 (7.1)	1.0		3	0	0	0	0	0	0	0	0	0	0	3	3	0.00	0.000										
<b>Ted Abernathy, R</b> ERA: 0.68 (8.1)	2.0	S	9	3	0	0	2	0	0	1	0	0	0	12	13	0.00	1.500										

AB 35  
R 2  
H 11  
RBI 2  
BB 1  
SO 10  
LOB 18





Batter	1	2	3	4	5	6	7	8	9	AB	R	H	RBI	BB	SO	LOB	TOP					
<b>Pete Rose, S</b> OBP: 0.417, SLG: 0.525 (1.9)	F5		G3							3	2	1	1	2	0	1	<b>Cincinnati Reds @ Pittsburgh Pirates</b> Forbes Field, Pittsburgh, PA Sat May 18 1968, 3:33 AM EDT Att: 3,670 - Unknown					
<b>Alex Johnson, R</b> OBP: 0.338, SLG: 0.385 (1.7)	6-3			K						5	1	2	2	0	1							
<b>Tony Perez, R</b> OBP: 0.318, SLG: 0.413 (1.5)	F8			6-3	L8					5	0	1	1	0	0	1						
<b>Lee May, R</b> OBP: 0.323, SLG: 0.439 (1.3)		6-3		5-3						5	1	0	1	0	0	1						
<b>Vada Pinson, L</b> OBP: 0.306, SLG: 0.376 (1.8)		G3								5	2	3	0	0	0	0						
<b>Johnny Bench, R</b> OBP: 0.288, SLG: 0.365 (1.2)		P9								4	0	1	1	0	1	2						
<b>Tommy Helms, R</b> OBP: 0.309, SLG: 0.383 (1.4)										4	0	2	2	0	0	1						
<b>Leo Cardenas, R</b> OBP: 0.237, SLG: 0.228 (1.6)										3	1	1	0	1	1	1						
<b>Mel Queen, L</b> OBP: 0.172, SLG: 0.143 (5.1)										1	0	0	0	0	0	1						
<b>Bill Kelso, R</b> OBP: 0.333, SLG: 0.333 (5.1)										0	0	0	0	0	0	0						
<b>Inning Stats</b>	R: 0 E: 0 K: 0 S: 3	H: 0 LOB: 0 BB: 0 P: 3	R: 0 E: 0 K: 0 S: 3	H: 0 LOB: 0 BB: 0 P: 3	R: 0 E: 0 K: 0 S: 4	H: 1 LOB: 1 BB: 0 P: 4	R: 0 E: 0 K: 1 S: 5	H: 0 LOB: 0 BB: 0 P: 5	R: 4 E: 0 K: 0 S: 7	H: 4 LOB: 1 BB: 0 P: 8	R: 1 E: 0 K: 1 S: 7	H: 2 LOB: 2 BB: 1 P: 11	R: 3 E: 0 K: 0 S: 6	H: 4 LOB: 1 BB: 1 P: 10	R: 0 E: 0 K: 2 S: 7	H: 0 LOB: 1 BB: 1 P: 11	R: 0 E: 0 K: 0 S: 3	H: 0 LOB: 0 BB: 0 P: 3	1B: 8 2B: 2 3B: 1 HR: 0	SF: 0 SAC: 0 DP: 0 HBP: 1	WP: 0 PB: 1 SB: 2 CS: 0	PA: 41
<b>PITCHER</b>	IP	WLS	BF	H	R	ER	SO	BB	IBB	HBP	BLK	WP	HR	S	P	ERA	WHIP					
<b>Jim Bunning, R</b> ERA: 2.83 (1.1)	4.2	L	20	5	4	4	1	0	0	1	0	0	0	21	22	7.71	1.071					
<b>Dave Wickersham, R</b> ERA: 8.53 (5.1)	1.1		10	4	4	4	1	1	1	0	0	0	0	10	18	27.00	3.750					
<b>Juan Pizarro, L</b> ERA: 2.7 (7.1)	1.0		4	2	0	0	0	0	0	0	0	0	0	4	4	0.00	2.000					
<b>Luke Walker, L</b> ERA: 1.86 (8.1)	2.0		7	0	0	0	2	1	0	0	0	0	0	10	14	0.00	0.500					

AB	37
R	8
H	11
RBI	8
BB	3
SO	4
LOB	11



Batter	1	2	3	4	5	6	7	8	9	AB	R	H	RBI	BB	SO	LOB	BOTTOM					
<b>Matty Alou, L</b> OBP: 0.402, SLG: 0.365 (1.8)	6-3									4	0	3	1	0	0	0	<b>Cincinnati Reds @ Pittsburgh Pirates</b> Forbes Field, Pittsburgh, PA Sat May 18 1968, 3:33 AM EDT Att: 3,670 - Unknown					
<b>Maury Wills, S</b> OBP: 0.317, SLG: 0.298 (1.5)	L8									4	1	1	0	0	0	2						
<b>Roberto Clemente, R</b> OBP: 0.281, SLG: 0.399 (1.9)	K									4	1	2	2	0	1	0						
<b>Willie Stargell, L</b> OBP: 0.277, SLG: 0.311 (1.7)										4	0	2	0	0	2	2						
<b>Donn Clendenon, R</b> OBP: 0.371, SLG: 0.411 (1.3)										4	0	1	0	0	3	3						
<b>Jerry May, R</b> OBP: 0.304, SLG: 0.288 (1.2)										0	0	0	0	0	0	0						
<b>Carl Taylor, R</b> OBP: 0.333, SLG: 0.333 (1.2)										4	0	1	0	0	1	3						
<b>Gene Alley, R</b> OBP: 0.266, SLG: 0.283 (1.6)										4	1	1	0	0	2	2						
<b>Bill Mazerowski, R</b> OBP: 0.240, SLG: 0.234 (1.4)										4	0	0	0	0	1	2						
<b>Jim Bunning, R</b> ERA: 10.5 (5.1)										1	0	0	0	0	0	1						
<b>Dave Wickersham, R</b> ERA: 3.39 (7.1)										1	0	0	0	0	0	0						
<b>Jose Pagan, R</b> OBP: 0.187, SLG: 0.222 (7.1)										0	0	0	0	0	0	0						
<b>Luke Walker, L</b> OBP: 0.203, SLG: 0.319 (8.1)										1	0	0	0	0	0	1						
<b>Inning Stats</b>	R: 0 E: 0 K: 1 S: 5	H: 0 LOB: 0 BB: 0 P: 5	R: 0 E: 0 K: 2 S: 7	H: 0 LOB: 0 BB: 0 P: 7	R: 1 E: 0 K: 1 S: 6	H: 2 LOB: 0 BB: 0 P: 6	R: 2 E: 0 K: 2 S: 10	H: 3 LOB: 1 BB: 0 P: 10	R: 0 E: 0 K: 0 S: 4	H: 1 LOB: 1 BB: 0 P: 4	R: 0 E: 0 K: 0 S: 4	H: 2 LOB: 1 BB: 0 P: 4	R: 0 E: 0 K: 1 S: 5	H: 0 LOB: 0 BB: 0 P: 5	R: 0 E: 0 K: 2 S: 9	H: 2 LOB: 2 BB: 0 P: 9	R: 0 E: 0 K: 1 S: 6	H: 1 LOB: 1 BB: 0 P: 6	1B: 9 2B: 1 3B: 0 HR: 1	SF: 0 SAC: 0 DP: 1 HBP: 0	WP: 1 PB: 0 SB: 2 CS: 1	PA: 37
<b>PITCHER</b>	IP	WLS	BF	H	R	ER	SO	BB	IBB	HBP	BLK	WP	HR	S	P	ERA	WHIP					
<b>Mel Queen, R</b> ERA: 10.5 (1.1)	3.1		14	5	3	3	5	0	0	0	0	0	0	24	24	8.10	1.500					
<b>Bill Kelso, R</b> ERA: 3.39 (4.1)	0.2		2	0	0	0	1	0	0	0	0	0	0	4	4	0.00	0.000					
<b>Billy McCool, L</b> ERA: 3.21 (5.1)	5.0	W	20	6	0	0	4	0	0	0	0	1	0	28	28	0.00	1.200					

AB	36
R	3
H	11
RBI	3
BB	0
SO	10
LOB	16





Batter	1	2	3	4	5	6	7	8	9	AB	R	H	RBI	BB	SO	LOB	TOP										
<b>Pete Rose, S</b> OBP: 0.416, SLG: 0.514 (1, 9)	1-3		K		1B 2B	K2-3		BB		3	1	0	0	2	2	0	<b>Cincinnati Reds @ Pittsburgh Pirates</b> Forbes Field, Pittsburgh, PA Sun May 19 1968, 3:33 AM EDT Att: 9,458 - Unknown										
<b>Alex Johnson, R</b> OBP: 0.347, SLG: 0.393 (1, 7)	F9			F 1B	2B 6-3		FC3-6 E 1B	P4		5	3	3	1	0	0	1											
<b>Tony Perez, R</b> OBP: 0.314, SLG: 0.413 (1, 5)	6-3			F9	6-3 2B		E5 FC3-6 1-2	F3		5	1	1	1	0	0	2											
<b>Lee May, R</b> OBP: 0.312, SLG: 0.422 (1, 3)		5-3		F9	6-3		F8	K		5	0	0	1	0	1	4											
<b>Vada Pinson, L</b> OBP: 0.315, SLG: 0.380 (1, 8)		5-3 1B		E7 E 1B	2B IBB		FC3-6 1B	F9		4	3	2	0	1	0	2											
<b>Johnny Bench, R</b> OBP: 0.283, SLG: 0.387 (1, 2)		5-3		E5 1-2	2B IBB		FC6-4 1B			4	0	3	4	0	0	1											
<b>Tommy Helms, R</b> OBP: 0.307, SLG: 0.380 (1, 4)		CS 1B		F8 2-H 3-H	5-3		FC6-4 1B			4	0	1	1	0	0	4											
<b>Leo Cardenas, R</b> OBP: 0.237, SLG: 0.228 (1, 6)		CS	F9		SH3 1B	P4		6-3		4	1	1	0	0	0	0											
<b>George Culver, R</b> OBP: 0.053, SLG: 0.105 (1, 1)			4-3		SH3	4-3		K		2	0	0	0	0	0	0											
<b>Bill Kelso, R</b> (7, 1)					1-2					1	0	0	0	0	1	0											
<b>Inning Stats</b>	R: 0 E: 0 K: 0 S: 3	H: 0 LOB: 0 BB: 0 P: 3	R: 1 E: 0 K: 0 S: 4	H: 2 LOB: 0 BB: 0 P: 4	R: 0 E: 0 K: 1 S: 5	H: 0 LOB: 0 BB: 0 P: 5	R: 2 E: 2 K: 0 S: 6	H: 3 LOB: 1 BB: 0 P: 6	R: 5 E: 0 K: 0 S: 7	H: 4 LOB: 1 BB: 2 P: 15	R: 0 E: 0 K: 1 S: 5	H: 0 LOB: 0 BB: 0 P: 5	R: 1 E: 1 K: 0 S: 6	H: 2 LOB: 2 BB: 0 P: 6	R: 0 E: 0 K: 1 S: 5	H: 0 LOB: 1 BB: 1 P: 9	R: 0 E: 0 K: 1 S: 5	H: 0 LOB: 0 BB: 0 P: 5	R: 0 E: 0 K: 1 S: 5	H: 0 LOB: 0 BB: 0 P: 5	1B: 9 2B: 2 3B: 0 HR: 0	SF: 0 SAC: 1 DP: 0 HBP: 0	WP: 0 PB: 0 SB: 0 CS: 1	PA: 42			
<b>PITCHER</b>	IP	WLS	BF	H	R	ER	SO	BB	IBB	HBP	BLK	WP	HR	S	P	ERA	WHIP										
<b>Steve Blass, R</b> ERA: 2.9 (1, 1)	4.1	L	21	8	7	6	1	0	1	0	0	0	0	22	26	12.46	1.846										
<b>Bob Moose, R</b> ERA: 3.93 (5, 1)	1.2		7	1	1	1	1	0	1	0	0	0	0	8	12	5.40	0.600										
<b>Juan Pizarro, L</b> ERA: 2.08 (7, 1)	1.0		6	2	1	0	0	0	0	0	0	0	0	6	6	0.00	2.000										
<b>Dave Wickersham, R</b> ERA: 6.48 (8, 1)	2.0		7	0	0	0	2	1	0	0	0	0	0	10	14	0.00	0.500										

Batter	1	2	3	4	5	6	7	8	9	AB	R	H	RBI	BB	SO	LOB	BOTTOM										
<b>Matty Alou, L</b> OBP: 0.407, SLG: 0.364 (1, 8)	F8			6-3		1B	1-2 2-3	BB		3	0	1	0	1	0	0	<b>Cincinnati Reds @ Pittsburgh Pirates</b> Forbes Field, Pittsburgh, PA Sun May 19 1968, 3:33 AM EDT Att: 9,458 - Unknown										
<b>Maury Wills, S</b> OBP: 0.308, SLG: 0.289 (1, 5)	4-3			5-3		F7	4-3			4	0	0	0	0	0	4											
<b>Roberto Clemente, R</b> OBP: 0.252, SLG: 0.376 (1, 9)	K			F9			E5 HBP 1B	F9		4	1	0	0	0	1	0											
<b>Willie Stargell, L</b> OBP: 0.284, SLG: 0.321 (1, 3)		K 2B		4-3			1B SF7 HBP	K		3	1	1	0	0	1	0											
<b>Manny Jimenez, L</b> OBP: 0.308, SLG: 0.182 (1, 7)		K		E5			1B 1B SF8 1B	1B		4	1	2	1	0	1	1											
<b>Jose Pagan, R</b> OBP: 0.136, SLG: 0.190 (1, 6)		1-3		F7			SF7	5-3		3	0	0	1	0	0	2											
<b>Chuck Hillier, L</b> OBP: 0.300, SLG: 0.300 (1, 4)			3-1		1-4-3		BB 1B 1-2	1B		4	0	1	0	0	0	1											
<b>Jerry May, R</b> OBP: 0.301, SLG: 0.286 (1, 2)				4-3				G3		1	0	0	0	0	0	0											
<b>Gary Kolb, L</b> OBP: 0.250, SLG: 0.273 (6, 2)						6-3	BB 1B			3	0	1	0	0	0	0											
<b>Steve Blass, R</b> OBP: 0.308, SLG: 0.315 (5, 1)				K		1-3 2-H	SF8	F9		1	0	0	0	0	1	0											
<b>Donn Clendenen, R</b> OBP: 0.286, SLG: 0.315 (7, 1)										0	0	0	1	0	0	0											
<b>Dave Wickersham, R</b> (8, 1)										0	0	0	0	0	0	0											
<b>Manny Mota, R</b> (9, 1)										1	0	0	0	0	0	0											
<b>Inning Stats</b>	R: 0 E: 0 K: 1 S: 5	H: 0 LOB: 0 BB: 0 P: 5	R: 0 E: 0 K: 1 S: 5	H: 1 LOB: 0 BB: 0 P: 5	R: 0 E: 0 K: 1 S: 5	H: 0 LOB: 0 BB: 0 P: 5	R: 0 E: 0 K: 0 S: 3	H: 0 LOB: 0 BB: 0 P: 3	R: 0 E: 0 K: 0 S: 4	H: 0 LOB: 1 BB: 0 P: 4	R: 0 E: 0 K: 0 S: 4	H: 1 LOB: 1 BB: 0 P: 4	R: 3 E: 1 K: 0 S: 7	H: 3 LOB: 3 BB: 1 P: 12	R: 0 E: 0 K: 1 S: 6	H: 1 LOB: 1 BB: 0 P: 6	R: 0 E: 0 K: 0 S: 3	H: 0 LOB: 0 BB: 0 P: 3	R: 0 E: 0 K: 0 S: 3	H: 0 LOB: 0 BB: 0 P: 3	1B: 5 2B: 1 3B: 0 HR: 0	SF: 2 SAC: 0 DP: 0 HBP: 1	WP: 0 PB: 0 SB: 0 CS: 0	PA: 36			
<b>PITCHER</b>	IP	WLS	BF	H	R	ER	SO	BB	IBB	HBP	BLK	WP	HR	S	P	ERA	WHIP										
<b>George Culver, R</b> ERA: 1.98 (1, 1)	6.1	W	26	5	3	1	3	0	0	1	0	0	0	31	32	1.42	0.789										
<b>Bill Kelso, R</b> ERA: 3.04 (7, 1)	2.2	S	10	1	0	0	1	1	0	0	0	0	0	11	15	0.00	0.750										













Batter	1	2	3	4	5	6	7	8	9	AB	R	H	RBI	BB	SO	LOB	TOP										
Ron Davis, R OBP: 0.265, SLG: 0.268 (1, 8)										4	1	1	0	0	2	0	<b>Houston Astros @ Cincinnati Reds</b> Crosley Field, Cincinnati, OH Wed May 22 1968, 3:33 AM EDT Att: 3,490 - Unknown										
Denis Menke, R OBP: 0.344, SLG: 0.328 (1, 4)										4	0	0	0	0	0	1											
Rusty Staub, L OBP: 0.390, SLG: 0.438 (1, 3)										4	0	1	1	0	1	0											
Lee Thomas, L OBP: 0.278, SLG: 0.353 (1, 9)										4	0	0	0	0	1	1											
Jimmy Wynn, R OBP: 0.371, SLG: 0.425 (1, 7)										4	0	2	0	0	0	0											
Bob Aspromonte, R OBP: 0.310, SLG: 0.316 (1, 5)										3	0	0	0	0	2	1											
Dave Adlesh, R OBP: 0.368, SLG: 0.389 (1, 2)										2	0	1	0	1	1	1											
Hector Torres, R OBP: 0.263, SLG: 0.272 (1, 6)										3	0	0	0	0	0	3											
Dave Giusti, R OBP: 0.077, SLG: 0.115 (1, 1)										3	0	0	0	0	0	2											
<b>Inning Stats</b>	R: 0 E: 0 K: 2 S: 7	H: 0 LOB: 0 BB: 0 P: 7	R: 0 E: 0 K: 2 S: 8	H: 1 LOB: 1 BB: 0 P: 8	R: 0 E: 0 K: 1 S: 5	H: 0 LOB: 0 BB: 0 P: 5	R: 0 E: 0 K: 0 S: 3	H: 0 LOB: 0 BB: 0 P: 3	R: 0 E: 0 K: 1 S: 6	H: 1 LOB: 1 BB: 0 P: 6	R: 1 E: 0 K: 1 S: 7	H: 2 LOB: 1 BB: 0 P: 7	R: 0 E: 1 K: 0 S: 4	H: 1 LOB: 2 BB: 1 P: 8	R: 0 E: 0 K: 0 S: 3	H: 0 LOB: 0 BB: 0 P: 3	R: 0 E: 0 K: 0 S: 3	H: 0 LOB: 0 BB: 0 P: 3	1B: 3 2B: 2 3B: 0 HR: 0	SF: 0 SAC: 1 DP: 0 HBP: 0	WP: 0 PB: 0 SB: 0 CS: 0	PA: 33					
<b>PITCHER</b>	IP	WLS	BF	H	R	ER	SO	BB	IBB	HBP	BLK	WP	HR	S	P	ERA	WHIP										
Jim Maloney, R ERA: 4.46 (1, 1)	8.0	L	30	5	1	1	7	0	1	0	0	0	0	43	47	1.12	0.625										
Bob Lee, R ERA: 2.83 (9, 1)	1.0		3	0	0	0	0	0	0	0	0	0	0	3	3	0.00	0.000										

AB	31
R	1
H	5
RBI	1
BB	1
SO	7
LOB	9



Batter	1	2	3	4	5	6	7	8	9	AB	R	H	RBI	BB	SO	LOB	BOTTOM										
Pete Rose, S OBP: 0.408, SLG: 0.503 (1, 9)										4	0	1	0	0	1	1	<b>Houston Astros @ Cincinnati Reds</b> Crosley Field, Cincinnati, OH Wed May 22 1968, 3:33 AM EDT Att: 3,490 - Unknown										
Alex Johnson, R OBP: 0.356, SLG: 0.397 (1, 7)										3	0	0	0	1	1	1											
Vada Pinson, L OBP: 0.304, SLG: 0.365 (1, 8)										4	0	1	0	0	1	1											
Tony Perez, R OBP: 0.304, SLG: 0.390 (1, 5)										4	0	0	0	0	0	2											
Lee May, R OBP: 0.307, SLG: 0.403 (1, 3)										3	0	0	0	1	0	1											
Johnny Bench, R OBP: 0.283, SLG: 0.400 (1, 2)										3	0	0	0	0	2	1											
Tommy Helms, R OBP: 0.311, SLG: 0.374 (1, 4)										3	0	0	0	0	1	1											
Leo Cardenas, R OBP: 0.236, SLG: 0.222 (1, 6)										1	0	0	0	1	0	0											
Mack Jones, L OBP: 0.324, SLG: 0.172 (8, PH)										1	0	0	0	0	0	0											
Bob Johnson, R OBP: 0.400, SLG: 0.333 (9, 6)										0	0	0	0	0	0	0											
Jim Maloney, L OBP: 0.286, SLG: 0.231 (1, 1)										1	0	0	0	1	0	1											
Fred Whitfield, L OBP: 0.161, SLG: 0.133 (8, PH)										1	0	0	0	0	1	0											
Bob Lee, R (9, 1)										0	0	0	0	0	0	0											
<b>Inning Stats</b>	R: 0 E: 0 K: 2 S: 7	H: 0 LOB: 0 BB: 0 P: 7	R: 0 E: 0 K: 2 S: 7	H: 0 LOB: 1 BB: 1 P: 11	R: 0 E: 0 K: 1 S: 5	H: 0 LOB: 1 BB: 1 P: 9	R: 0 E: 0 K: 0 S: 3	H: 0 LOB: 0 BB: 0 P: 3	R: 0 E: 0 K: 0 S: 3	H: 0 LOB: 0 BB: 0 P: 7	R: 0 E: 0 K: 0 S: 3	H: 0 LOB: 1 BB: 1 P: 7	R: 0 E: 0 K: 1 S: 5	H: 0 LOB: 0 BB: 0 P: 5	R: 0 E: 0 K: 1 S: 5	H: 1 LOB: 1 BB: 0 P: 5	R: 0 E: 0 K: 0 S: 4	H: 1 LOB: 1 BB: 0 P: 4	1B: 1 2B: 1 3B: 0 HR: 0	SF: 0 SAC: 0 DP: 0 HBP: 0	WP: 1 PB: 0 SB: 1 CS: 0	PA: 32					
<b>PITCHER</b>	IP	WLS	BF	H	R	ER	SO	BB	IBB	HBP	BLK	WP	HR	S	P	ERA	WHIP										
Dave Giusti, R ERA: 1.56 (1, 1)	9.0	W	32	2	0	0	7	4	0	0	0	1	0	42	58	0.00	0.667										

AB	28
R	0
H	2
RBI	0
BB	4
SO	7
LOB	9









Batter	1	2	3	4	5	6	7	8	9	10	11	12	AB	R	H	RBI	BB	SO	LOB	TOP				
Maury Wills, S OBP: 0.292, SLG: 0.263 (1.5)	L6		6-3	5-3			F7		FC6-4		2-3		6	0	0	0	0	0	3					
Manny Mota, R OBP: 0.275, SLG: 0.295 (8.7)	5-3		1B					5-3	FC4-6			WP	6	2	2	0	0	0	1					
Willie Stargell, L OBP: 0.314, SLG: 0.457 Matty Alou, L OBP: 0.369, SLG: 0.388 (1.7) (8.8)	K		1B					G3			L6-3	SH1-4	4	1	1	0	0	2	0					
Roberto Clemente, R OBP: 0.348, SLG: 0.370 (1.9)		6-3	1B							L6-3	HBP	SH1-4	5	1	2	1	1	0	1					
Donn Clendenon, R OBP: 0.352, SLG: 0.409 (1.3)			1B					F9	E4		5-3	SF9	5	1	3	3	0	0	0					
Bill Mazeroski, R OBP: 0.273, SLG: 0.256 (1.4)			1B					P5	E4				6	0	2	1	0	0	3					
Gene Alley, R OBP: 0.290, SLG: 0.290 (1.6)			1B										4	0	1	0	1	1	5					
Jerry May, R OBP: 0.301, SLG: 0.272 Carl Taylor, R OBP: 0.353, SLG: 0.333 (1.2) (11.2)							CS	F8			1-3		4	0	1	0	1	1	1					
Bob Veale, S Roy Face, R Luke Walker, L Bob Moose, R Jose Pagan, R Tommy Sisk, R (1.1) (8.1) (8.1) (8.1) (11.1) (11.1)													3	0	0	0	0	3	3					
<b>Inning Stats</b>	R: 0 E: 0 K: 1 S: 5	H: 0 LOB: 0 BB: 0 P: 5	R: 0 E: 0 K: 7 S: 7	H: 2 LOB: 3 BB: 1 P: 11	R: 2 E: 0 K: 0 S: 7	H: 4 LOB: 2 BB: 0 P: 7	R: 0 E: 0 K: 2 S: 7	H: 0 LOB: 0 BB: 0 P: 7	R: 0 E: 0 K: 1 S: 5	H: 1 LOB: 0 BB: 0 P: 3	R: 0 E: 0 K: 1 S: 5	H: 0 LOB: 0 BB: 0 P: 5	R: 2 E: 1 K: 8 S: 8	H: 3 LOB: 1 BB: 0 P: 8	R: 0 E: 0 K: 0 S: 2	H: 0 LOB: 0 BB: 0 P: 3	R: 0 E: 0 K: 0 S: 3	H: 0 LOB: 2 BB: 2 P: 11	R: 1 E: 0 K: 0 S: 4	H: 1 LOB: 1 BB: 1 P: 8	1B: 11 2B: 2 3B: 0 HR: 0	SF: 1 SAC: 1 DP: 1 HBP: 1	WP: 1 PB: 0 SB: 0 CS: 1	PA: 52
<b>PITCHER</b>	IP WLS BF H R ER SO BB IBB HBP BLK WP HR S P ERA WHIP	<b>PITCHER</b>																			IP WLS BF H R ER SO BB IBB HBP BLK WP HR S P ERA WHIP			
Gerry Arrigo, L ERA: 1.88 Milt Pappas, R ERA: 5.05 George Culver, R ERA: 2.41 Bob Lee, R ERA: 2.9 Billy McCool, L ERA: 3.1	(1.1) (8.1) (8.1) (8.1) (11.1) (11.1)	7.2 0.1 1.0 1.0 2.0	33 1 5 2 10	9 0 1 0 1	4 0 0 0 1	6 1 0 0 0	3 0 0 0 1	48 3 4 2 7	4 3 5 0 19	4.70 0.00 0.00 0.00 4.50	1.435 0.000 1.000 0.000 1.000													

Pittsburgh Pirates @ Cincinnati Reds  
Crosley Field, Cincinnati, OH  
Sat May 25 1968, 7:05 PM EDT  
Att. 12,153 - Unknown

AB 44  
R 5  
H 12  
RBI 5  
BB 4  
SO 7  
LOB 18



Batter	1	2	3	4	5	6	7	8	9	10	11	12	AB	R	H	RBI	BB	SO	LOB	BOTTOM				
Pete Rose, S OBP: 0.405, SLG: 0.494 (1.9)	6-3				L9		F7	2-3		G1-6-3			6	0	1	0	0	0	5					
Vada Pinson, L OBP: 0.327, SLG: 0.401 (1.8)	F7												5	1	4	0	1	0	0					
Alex Johnson, R OBP: 0.345, SLG: 0.383 (1.7)													6	1	2	1	0	0	5					
Tony Perez, R OBP: 0.315, SLG: 0.391 (1.5)													5	2	2	0	1	2	5					
Johnny Bench, R OBP: 0.281, SLG: 0.413 (1.2)													6	0	1	0	0	1	4					
Tommy Helms, R OBP: 0.304, SLG: 0.369 (1.4)													6	0	2	3	0	1	2					
Lee May, R OBP: 0.310, SLG: 0.393 (1.3)													4	0	1	0	1	1	0					
Leo Cardenas, R OBP: 0.235, SLG: 0.217 (1.6)													4	0	0	0	1	0	4					
Gerry Arrigo, L Roy Face, R Luke Walker, L Bob Moose, R Jose Pagan, R Tommy Sisk, R (1.1) (8.1) (8.1) (8.1) (11.1) (11.1)													2	0	0	0	1	2	0					
<b>Inning Stats</b>	R: 0 E: 0 K: 1 S: 6	H: 1 LOB: 1 BB: 0 P: 6	R: 0 E: 0 K: 1 S: 5	H: 0 LOB: 0 BB: 0 P: 5	R: 0 E: 0 K: 1 S: 7	H: 2 LOB: 3 BB: 1 P: 11	R: 0 E: 0 K: 0 S: 3	H: 0 LOB: 0 BB: 0 P: 3	R: 0 E: 0 K: 1 S: 5	H: 0 LOB: 0 BB: 0 P: 5	R: 2 E: 2 K: 1 S: 9	H: 2 LOB: 3 BB: 1 P: 13	R: 0 E: 0 K: 1 S: 6	H: 1 LOB: 2 BB: 1 P: 10	R: 0 E: 0 K: 0 S: 4	H: 2 LOB: 1 BB: 0 P: 4	R: 0 E: 0 K: 0 S: 3	H: 1 LOB: 0 BB: 0 P: 3	R: 0 E: 0 K: 1 S: 5	H: 0 LOB: 0 BB: 0 P: 6	1B: 11 2B: 2 3B: 1 HR: 0	SF: 0 SAC: 1 DP: 3 HBP: 0	WP: 0 PB: 0 SB: 0 CS: 1	PA: 53
<b>PITCHER</b>	IP WLS BF H R ER SO BB IBB HBP BLK WP HR S P ERA WHIP	<b>PITCHER</b>																			IP WLS BF H R ER SO BB IBB HBP BLK WP HR S P ERA WHIP			
Bob Veale, L Roy Face, R Luke Walker, L Bob Moose, R Tommy Sisk, R (1.1) (8.1) (8.1) (8.1) (11.1)	(1.1) (8.1) (8.1) (8.1) (11.1)	7.0 0.1 0.2 2.0 2.0	31 4 3 8 6	9 0 1 2 1	4 0 0 0 0	2 0 0 0 1	5 0 0 0 0	38 3 7 9 8	50 0 5 13 8	2.57 0.00 0.00 0.00 0.00	1.571 3.000 1.500 1.000 0.500													

Pittsburgh Pirates @ Cincinnati Reds  
Crosley Field, Cincinnati, OH  
Sat May 25 1968, 7:05 PM EDT  
Att. 12,153 - Unknown

AB 46  
R 4  
H 14  
RBI 4  
BB 5  
SO 8  
LOB 28





Batter	1	2	3	4	5	6	7	8	9	AB	R	H	RBI	BB	SO	LOB	TOP		
Matty Alou, L OBP: 0.389, SLG: 0.398 (1, 8)										5	1	2	1	0	0	2	<b>Pittsburgh Pirates @ Cincinnati Reds</b> Crosley Field, Cincinnati, OH Sun May 26 1968, 3:33 AM EDT Att: 9,672 - Unknown		
Maury Wills, S OBP: 0.295, SLG: 0.268 (1, 5)										4	1	1	2	1	2	1			
Willie Stargell, L OBP: 0.319, SLG: 0.462 (1, 7)										3	0	1	1	1	0	2			
Roberto Clemente, R OBP: 0.262, SLG: 0.404 (1, 9)										3	1	2	2	1	0	1			
Donn Clendenon, R OBP: 0.344, SLG: 0.397 (1, 3)										4	0	0	0	0	2	5			
Bill Mazeroski, R OBP: 0.278, SLG: 0.257 (1, 4)										3	0	1	0	1	0	2			
Gene Alley, R OBP: 0.310, SLG: 0.315 (1, 6)										3	2	3	0	1	0	0			
Jerry May, R OBP: 0.307, SLG: 0.279 (1, 2)										4	2	2	1	0	0	4			
Al McBean, R OBP: 0.333, SLG: 0.308 Dave Wickersham, R OBP: 0.333, SLG: 0.333 Manny Jimenez, L OBP: 0.438, SLG: 0.308 Bob Moose, R (6, 1)										2	0	1	1	0	0	2			
<b>Inning Stats</b>	R: 0 E: 0 K: 1 S: 6	H: 1 LOB: 1 BB: 0 P: 6	R: 2 E: 0 K: 1 S: 7	H: 3 LOB: 1 BB: 0 P: 7	R: 0 E: 0 K: 0 S: 3	H: 0 LOB: 2 BB: 2 P: 11	R: 0 E: 0 K: 2 S: 8	H: 1 LOB: 2 BB: 1 P: 12	R: 6 E: 0 K: 0 S: 11	H: 8 LOB: 2 BB: 0 P: 11	R: 0 E: 0 K: 0 S: 3	H: 0 LOB: 0 BB: 0 P: 3							
<b>PITCHER</b>	IP WLS BF H R ER SO BB IBB HBP BLK WP HR S P ERA WHIP																		
Mel Queen, R ERA: 9.0 Bob Lee, R ERA: 3.32 Ted Davidson, L ERA: 6.05 Bill Kelso, R ERA: 3.24	3.0 14 5 2 2 2 1 1 0 0 0 0 16 24 6.00 2.000	2.0 14 5 4 4 2 3 0 0 0 0 0 15 27 18.00 4.000	0.2 6 4 2 2 0 0 0 0 0 0 1 6 6 27.00 6.000	1.1 4 0 0 0 0 0 0 0 0 0 0 4 4 0.00 0.000															

AB 33  
R 8  
H 14  
RBI 8  
BB 5  
SO 4  
LOB 19



WP: 0 PA: 38  
PB: 0  
SB: 0  
CS: 0

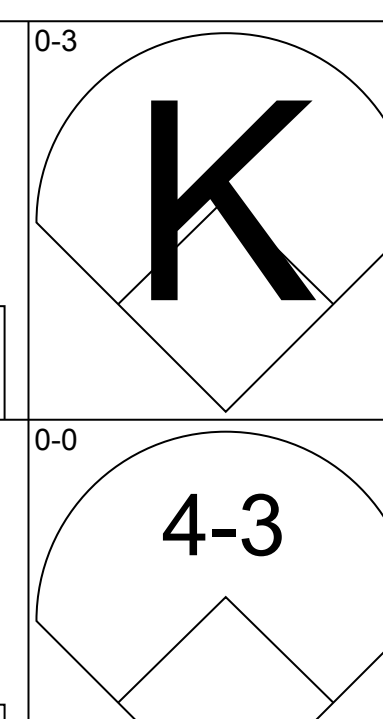
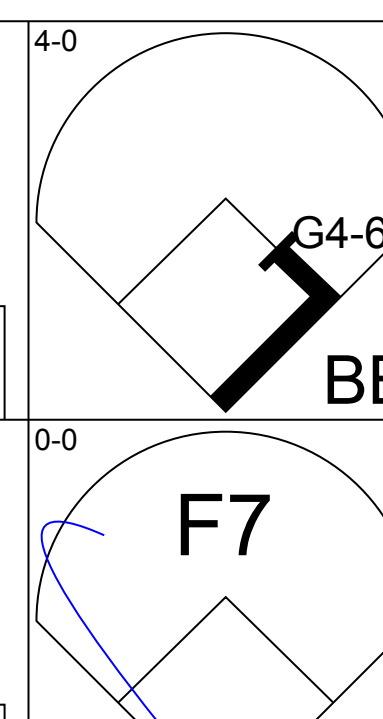
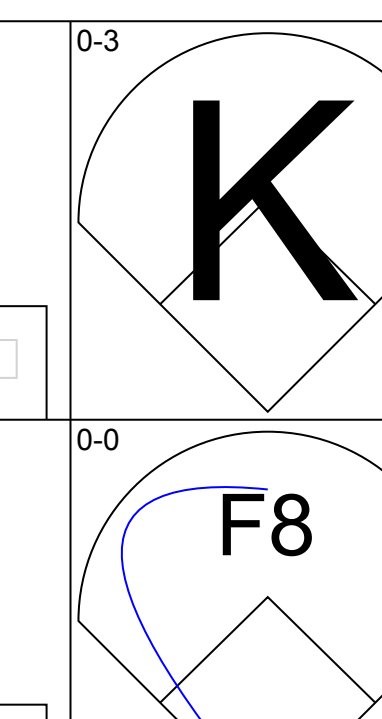
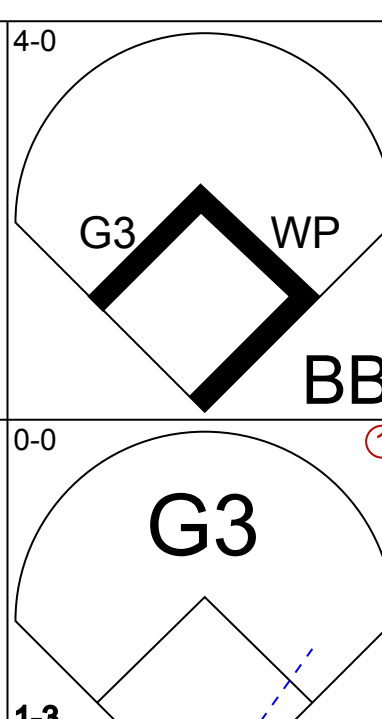

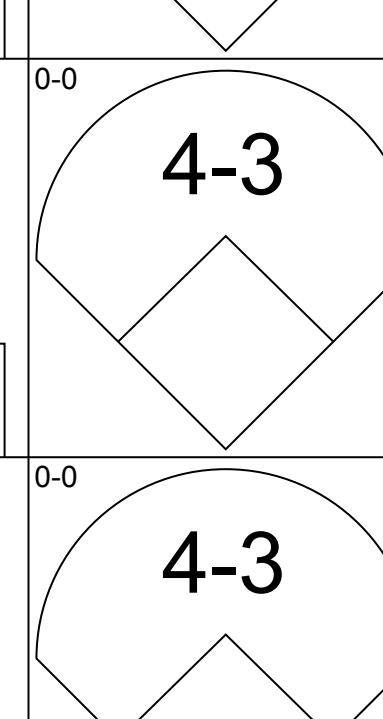
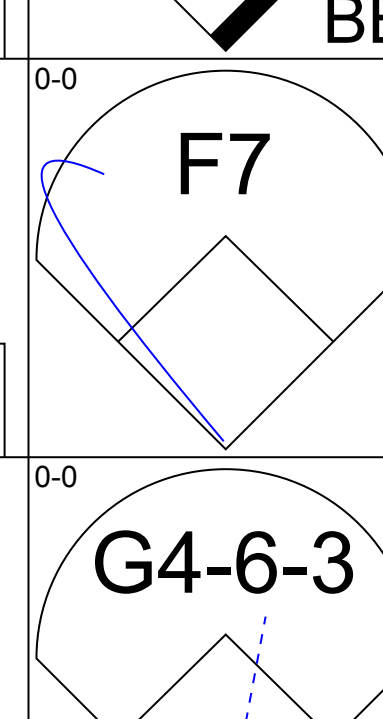
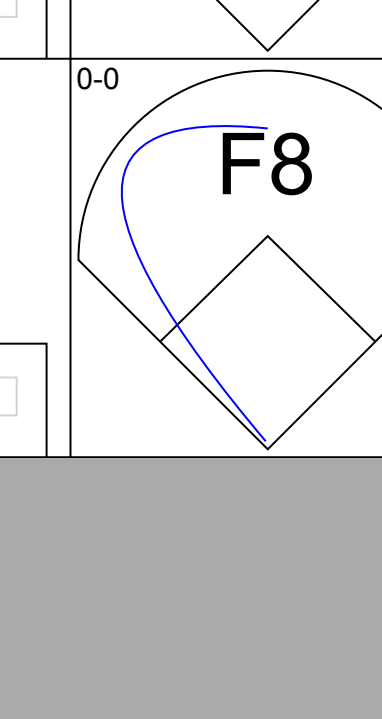
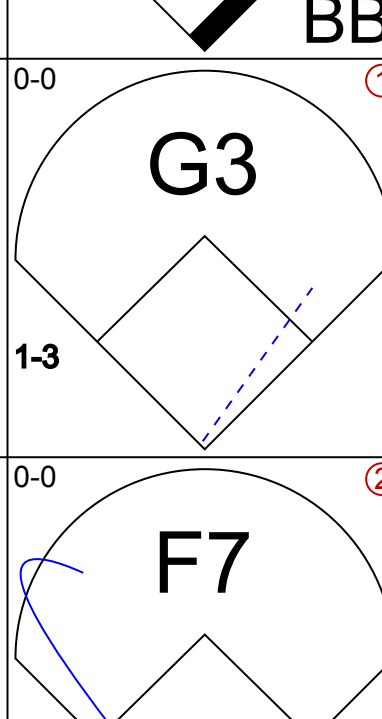
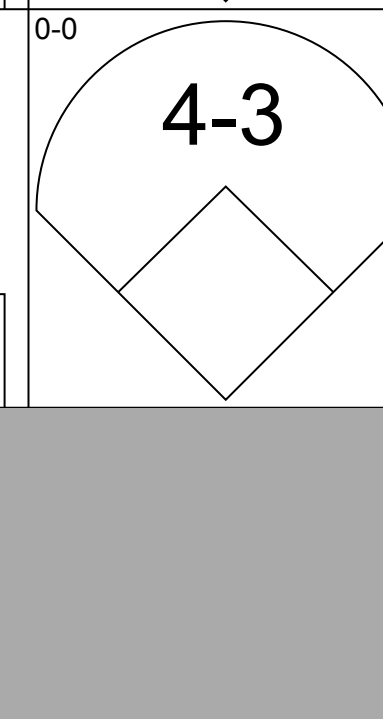
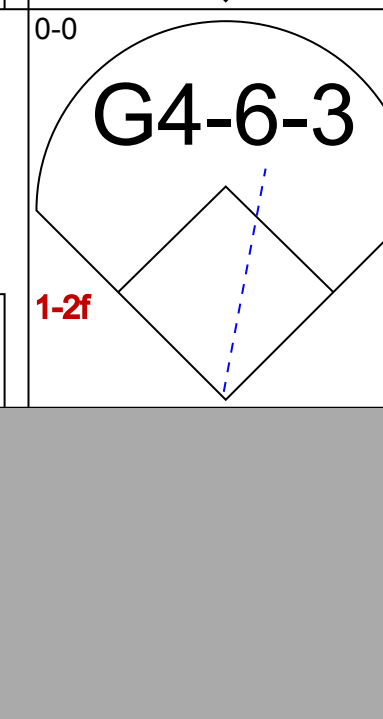
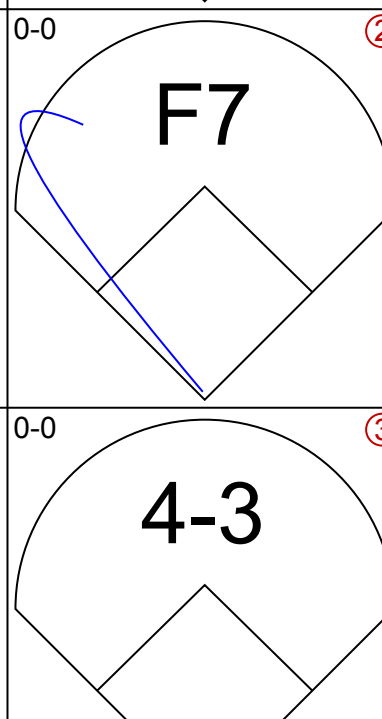
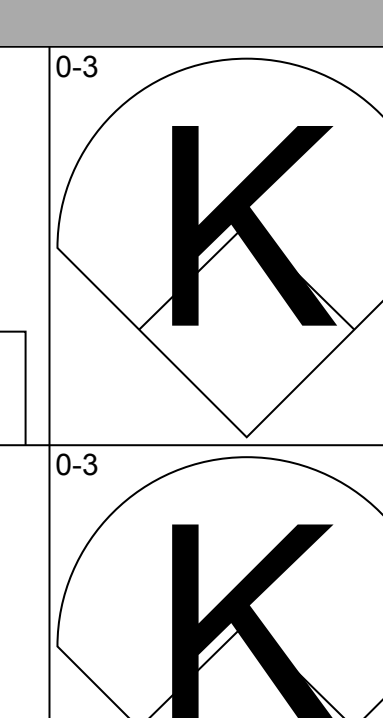
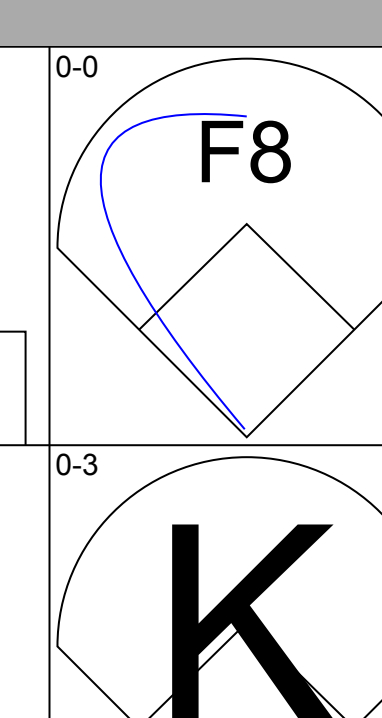
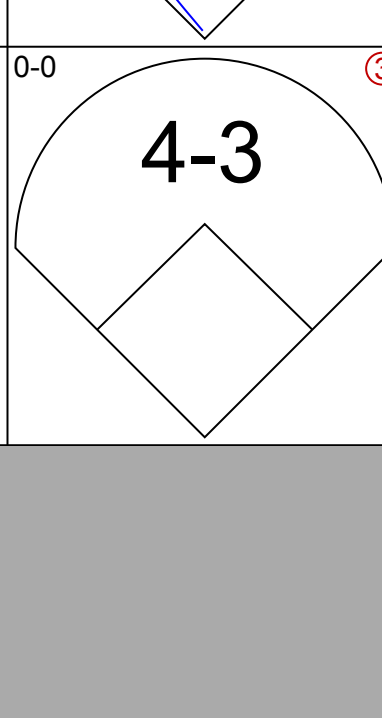
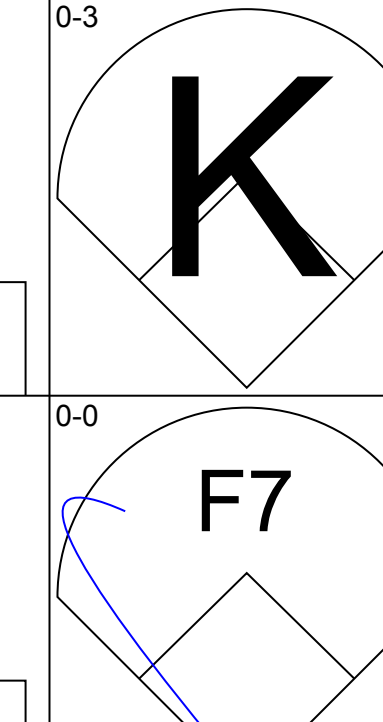
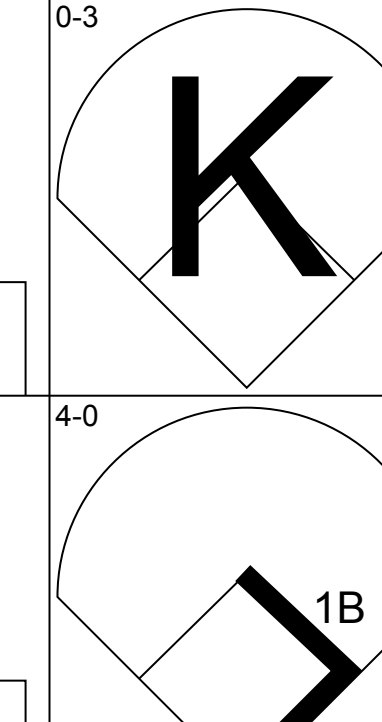
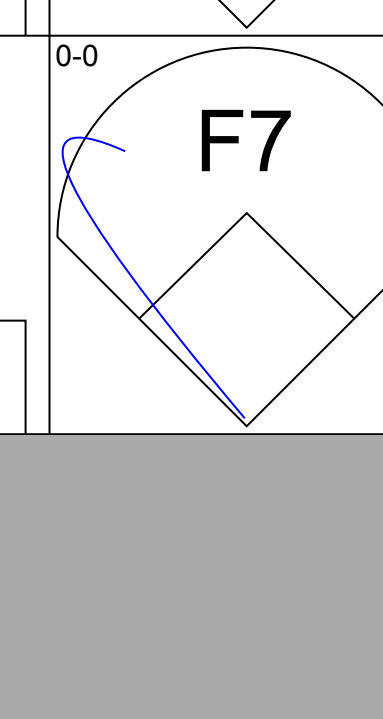
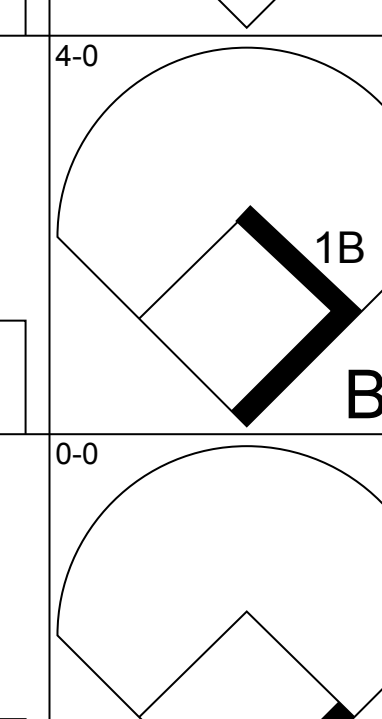
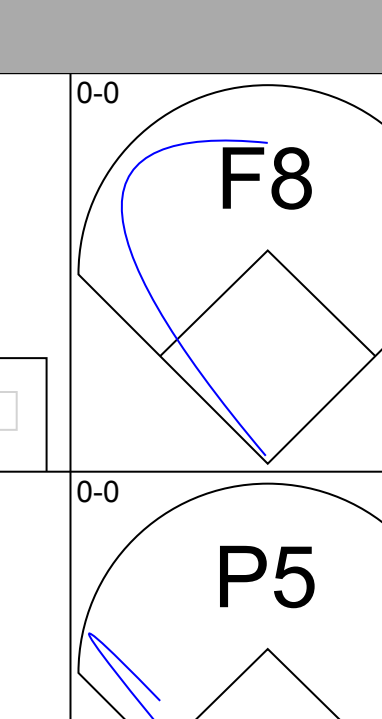
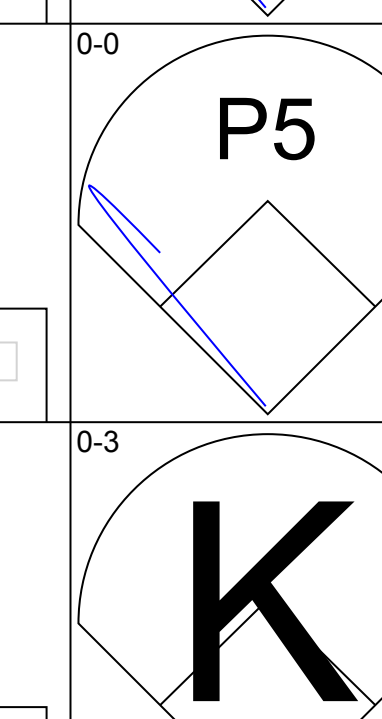
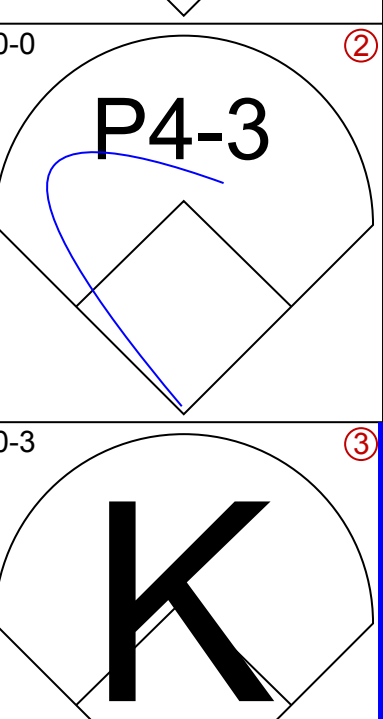
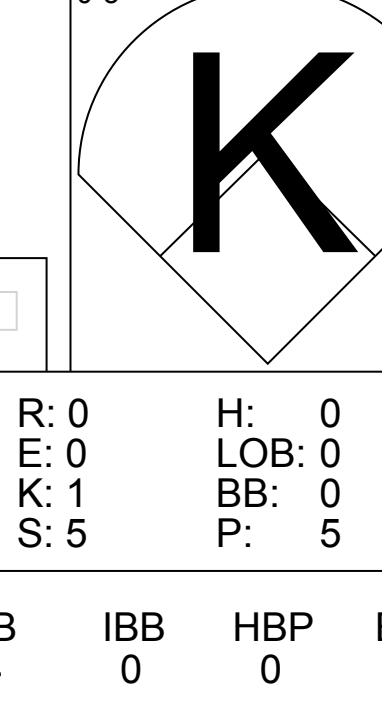
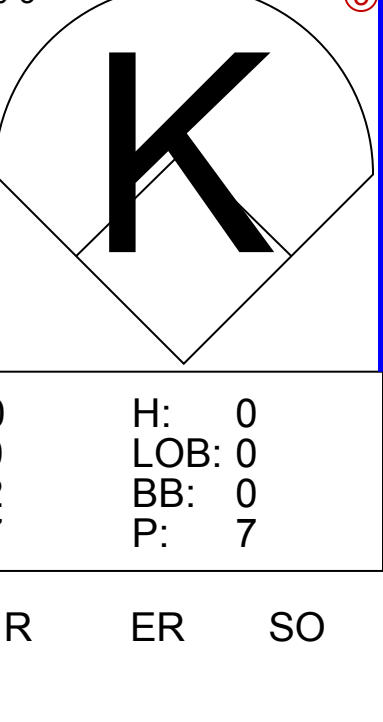
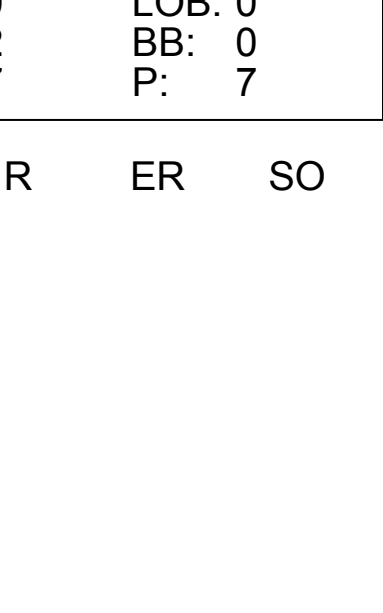
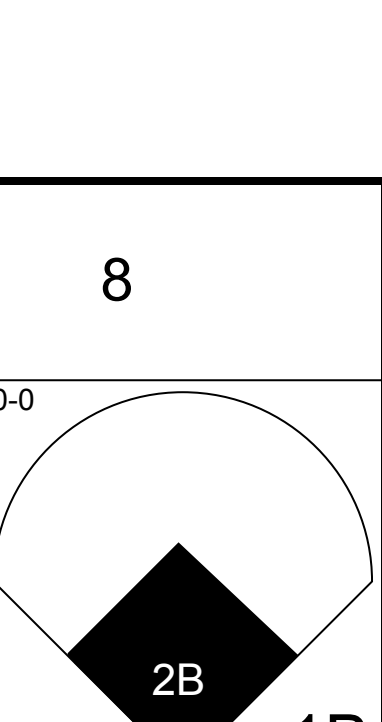
Batter	1	2	3	4	5	6	7	8	9	AB	R	H	RBI	BB	SO	LOB	BOTTOM	
Pete Rose, S OBP: 0.407, SLG: 0.497 (1, 9)										3	1	1	0	1	1	1	<b>Pittsburgh Pirates @ Cincinnati Reds</b> Crosley Field, Cincinnati, OH Sun May 26 1968, 3:33 AM EDT Att: 9,672 - Unknown	
Tommy Helms, R OBP: 0.315, SLG: 0.391 (1, 4)										4	3	3	0	0	1	1		
Vada Pinson, L OBP: 0.331, SLG: 0.404 (1, 8)										4	2	2	3	0	0	2		
Alex Johnson, R OBP: 0.349, SLG: 0.382 (1, 7)										3	1	1	0	1	0	2		
Fred Whitfield, L OBP: 0.205, SLG: 0.184 (1, 3)										4	0	2	3	0	1	0		
Tony Perez, R OBP: 0.313, SLG: 0.384 (1, 5)										3	0	0	0	1	1	3		
Johnny Bench, R OBP: 0.280, SLG: 0.411 (1, 2)										3	0	1	1	0	1	1		
Leo Cardenas, R OBP: 0.236, SLG: 0.218 (1, 6)										4	1	1	0	0	1	2		
Mel Queen, L Bob Lee, R Ted Davidson, R Bill Kelso, R										1	0	0	0	0	0	1		
<b>Inning Stats</b>	R: 0 E: 0 K: 1 S: 6	H: 0 LOB: 0 BB: 0 P: 3	R: 3 E: 0 K: 2 S: 12	H: 5 LOB: 2 BB: 0 P: 12	R: 0 E: 0 K: 2 S: 7	H: 0 LOB: 0 BB: 0 P: 7	R: 4 E: 1 K: 0 S: 5	H: 2 LOB: 1 BB: 3 P: 17	R: 1 E: 0 K: 0 S: 5	H: 2 LOB: 1 BB: 0 P: 5	R: 0 E: 0 K: 2 S: 8	H: 1 LOB: 1 BB: 0 P: 8						
<b>PITCHER</b>	IP WLS BF H R ER SO BB IBB HBP BLK WP HR S P ERA WHIP																	
Al McBean, R ERA: 2.63 Dave Wickersham, R ERA: 3.77 Bob Moose, R ERA: 2.83	4.0 22 7 7 5 5 2 0 0 0 0 0 30 38 11.25 2.250	1.0 4 1 0 0 0 0 1 0 0 0 0 3 7 0.00 1.000	2.0 9 3 1 1 2 0 0 0 0 0 0 13 13 4.50 1.500															

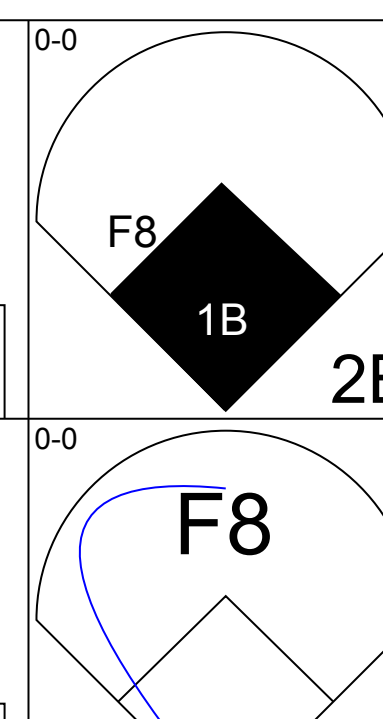

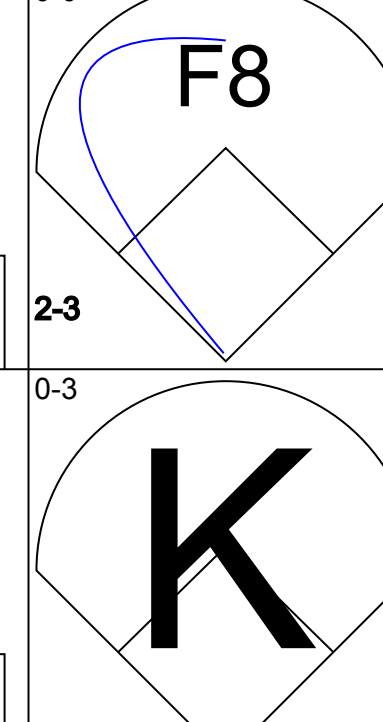
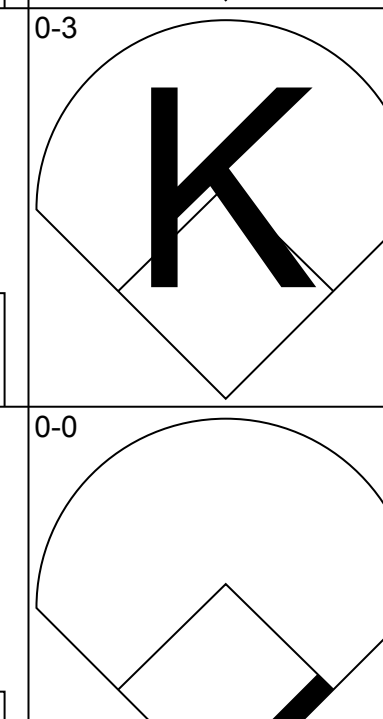
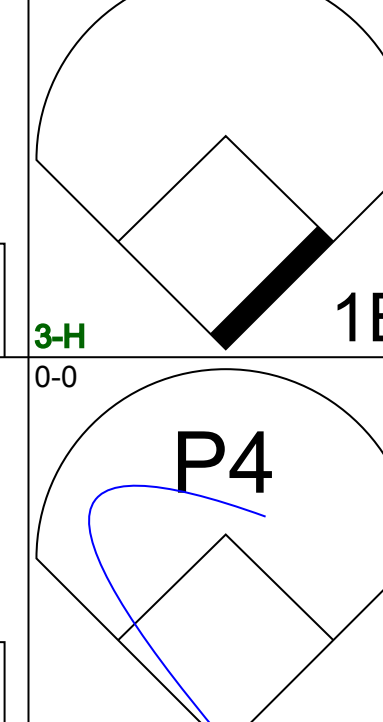
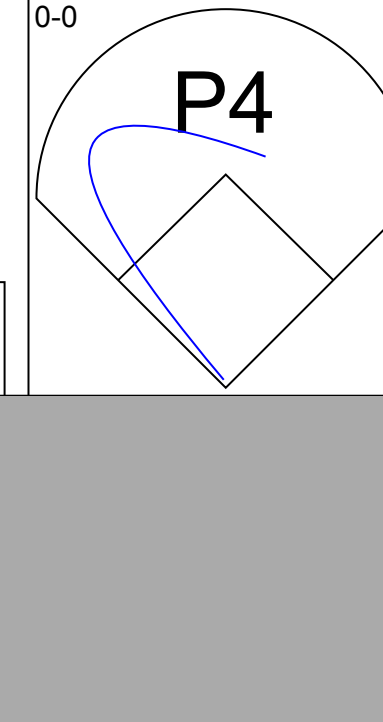

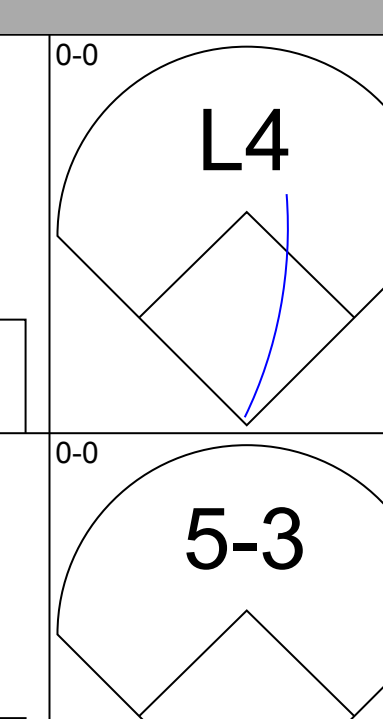
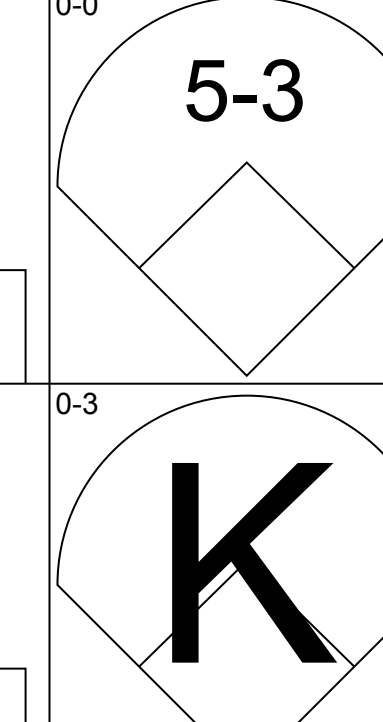
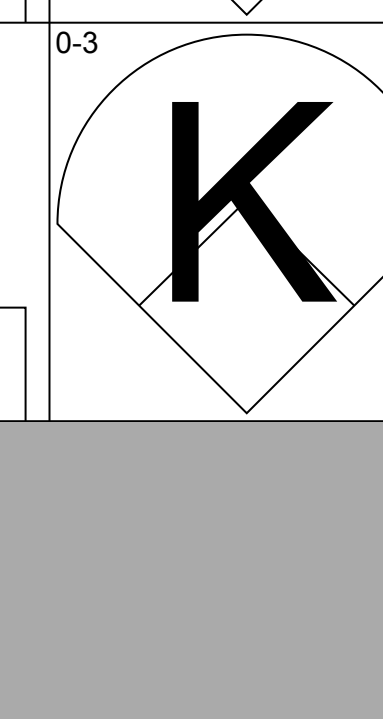
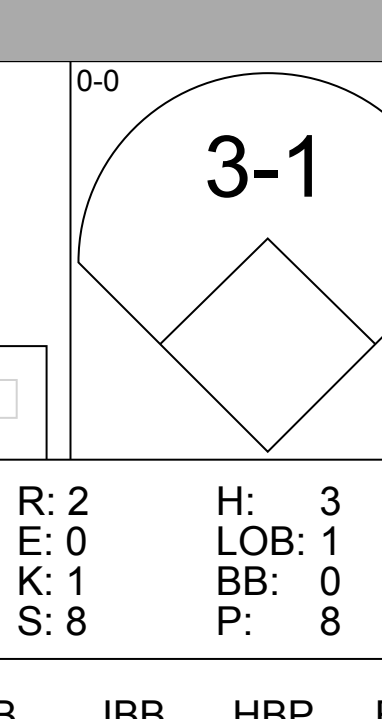
AB 31  
R 8  
H 11  
RBI 7  
BB 3  
SO 7  
LOB 13



WP: 0 PA: 35  
PB: 0  
SB: 0  
CS: 0



Batter	1	2	3	4	5	6	7	8	9	AB	R	H	RBI	BB	SO	LOB	TOP		
<b>Wes Parker, S</b> OBP: 0.325, SLG: 0.284 (1, 3)										2	0	0	0	2	2	0	<b>Los Angeles Dodgers @ Cincinnati Reds</b> Crosley Field, Cincinnati, OH Tue May 28 1968, 7:05 PM EDT Att: 4,475 - Unknown  livebaseballscorecards.com  <b>AB 27</b> <b>R 0</b> <b>H 1</b> <b>RBI 0</b> <b>BB 4</b> <b>SO 10</b> <b>LOB 9</b> 		
<b>Willie Davis, L</b> OBP: 0.244, SLG: 0.318 (1, 8)										4	0	0	0	0	2				
<b>Len Gabrielson, L</b> OBP: 0.250, SLG: 0.333 (1, 7)										4	0	0	0	0	2				
<b>Ron Fairly, L</b> OBP: 0.264, SLG: 0.221 (1, 9)										3	0	0	0	1	1				
<b>Tom Haller, L</b> OBP: 0.325, SLG: 0.348 (1, 2)										3	0	0	0	2	1				
<b>Bob Bailey, R</b> OBP: 0.331, SLG: 0.379 (1, 5)										2	0	0	0	1	0				
<b>Zoilo Versalles, R</b> OBP: 0.235, SLG: 0.278 (1, 6)										3	0	1	0	0	1				
<b>Paul Popovich, S</b> OBP: 0.293, SLG: 0.253 (1, 4)										3	0	0	0	0	1				
<b>Don Sutton, R</b> OBP: 0.353, SLG: 0.357 (1, 1)										2	0	0	0	0	2				
<b>Jim Fahey, L</b> OBP: 0.234, SLG: 0.256 (8, PH)										1	0	0	0	0	1				
<b>Jim Brewer, L</b> OBP: 0.500, SLG: 0.500 (8, 1)										0	0	0	0	0	0				
<b>Inning Stats</b>	R: 0 E: 0 K: 1 S: 5	H: 0 LOB: 0 BB: 0 P: 5	R: 0 E: 0 K: 2 S: 7	H: 0 LOB: 0 BB: 0 P: 7	R: 0 E: 0 K: 1 S: 5	H: 0 LOB: 0 BB: 0 P: 5	R: 0 E: 0 K: 0 S: 2	H: 0 LOB: 0 BB: 1 P: 6	R: 0 E: 0 K: 2 S: 8	H: 1 LOB: 2 BB: 1 P: 12	R: 0 E: 0 K: 0 S: 3	H: 0 LOB: 1 BB: 1 P: 7	R: 0 E: 0 K: 2 S: 7	H: 0 LOB: 0 BB: 0 P: 7	R: 0 E: 0 K: 0 S: 3	H: 0 LOB: 1 BB: 1 P: 7	1B: 1 2B: 0 3B: 0 HR: 0	SF: 0 SAC: 0 DP: 1 HBP: 0	WP: 1 PA: 31 PB: 0 SB: 0 CS: 0
<b>PITCHER</b> <b>Jim Maloney, R</b> ERA: 3.53 (1, 1)	IP: 9.0 WLS: W BF: 31 H: 1 R: 0 ER: 0 SO: 10 BB: 4 IBB: 0 HBP: 0 BLK: 0 WP: 1 HR: 0 S: 47 P: 63 ERA: 0.00 WHIP: 0.556															<b>PITCHER</b> IP: WLS: BF: H: R: ER: SO: BB: IBB: HBP: BLK: WP: HR: S: P: ERA: WHIP			

Batter	1	2	3	4	5	6	7	8	9	AB	R	H	RBI	BB	SO	LOB	BOTTOM		
<b>Pete Rose, S</b> OBP: 0.423, SLG: 0.526 (1, 9)										4	4	4	0	1	0	0	<b>Los Angeles Dodgers @ Cincinnati Reds</b> Crosley Field, Cincinnati, OH Tue May 28 1968, 7:05 PM EDT Att: 4,475 - Unknown  livebaseballscorecards.com  <b>AB 36</b> <b>R 7</b> <b>H 13</b> <b>RBI 7</b> <b>BB 2</b> <b>SO 6</b> <b>LOB 12</b> 		
<b>Tommy Helms, R</b> OBP: 0.324, SLG: 0.404 (1, 4)										5	2	3	2	0	0	2			
<b>Vada Pinson, L</b> OBP: 0.333, SLG: 0.412 (1, 8)										4	1	2	1	0	1	2			
<b>Alex Johnson, R</b> OBP: 0.358, SLG: 0.391 (1, 7)										4	0	3	4	0	0	2			
<b>Fred Whitfield, L</b> OBP: 0.186, SLG: 0.167 (1, 3)										4	0	0	0	0	2	2			
<b>Lee May, R</b> OBP: 0.310, SLG: 0.393 (8, 3)										0	0	0	0	0	0	0			
<b>Tony Perez, R</b> OBP: 0.312, SLG: 0.377 (1, 5)										3	0	0	0	1	0	0			
<b>Johnny Bench, R</b> OBP: 0.279, SLG: 0.407 (1, 2)										4	0	1	0	0	0	0			
<b>Leo Cardenas, R</b> OBP: 0.230, SLG: 0.212 (1, 6)										4	0	0	0	0	2	3			
<b>Jim Maloney, L</b> OBP: 0.222, SLG: 0.176 (1, 1)										4	0	0	0	0	1	1			
<b>Inning Stats</b>	R: 1 E: 0 K: 1 S: 7	H: 2 LOB: 1 BB: 0 P: 7	R: 0 E: 0 K: 1 S: 5	H: 0 LOB: 0 BB: 0 P: 5	R: 2 E: 0 K: 1 S: 8	H: 3 LOB: 1 BB: 0 P: 8	R: 0 E: 1 K: 1 S: 6	H: 0 LOB: 0 BB: 0 P: 6	R: 3 E: 0 K: 1 S: 9	H: 5 LOB: 2 BB: 1 P: 13	R: 0 E: 0 K: 0 S: 4	H: 1 LOB: 1 BB: 1 P: 8	R: 0 E: 0 K: 1 S: 5	H: 0 LOB: 0 BB: 0 P: 5	R: 1 E: 0 K: 0 S: 5	H: 2 LOB: 1 BB: 0 P: 5	1B: 9 2B: 3 3B: 1 HR: 0	SF: 1 SAC: 0 DP: 0 HBP: 0	WP: 0 PA: 39 PB: 0 SB: 1 CS: 0
<b>PITCHER</b> <b>Don Sutton, R</b> ERA: 3.31 <b>Jim Brewer, L</b> ERA: 2.66 (8, 1)	IP: 7.0 WLS: L BF: 34 H: 11 R: 6 ER: 6 SO: 6 BB: 2 IBB: 0 HBP: 0 BLK: 0 WP: 0 HR: 0 S: 44 P: 52 ERA: 7.71 WHIP: 1.857															<b>PITCHER</b> IP: WLS: BF: H: R: ER: SO: BB: IBB: HBP: BLK: WP: HR: S: P: ERA: WHIP			



Batter	1	2	3	4	5	6	7	8	9	AB	R	H	RBI	BB	SO	LOB	TOP											
Wes Parker, S OBP: 0.332, SLG: 0.299 (1, 3)										5	1	3	0	0	1	3	<b>Los Angeles Dodgers @ Cincinnati Reds</b> Crosley Field, Cincinnati, OH Wed May 29 1968, 7:05 PM EDT Att: 6,975 - Unknown  <b>AB 34</b> <b>R 5</b> <b>H 10</b> <b>RBI 4</b> <b>BB 6</b> <b>SO 5</b> <b>LOB 21</b> 											
Wille Davis, L OBP: 0.248, SLG: 0.317 (1, 8)										4	1	1	1	1	0	4												
Len Gabrielson, L OBP: 0.250, SLG: 0.395 Jack Billingham, R (7, 1)										4	1	1	3	0	1	3												
Rocky Colavito, R OBP: 0.291, SLG: 0.313 Jim Brewer, L OBP: 0.500, SLG: 0.500 (9, 1)										0	0	0	0	0	0	0												
Ron Fairly, L OBP: 0.262, SLG: 0.227 (1, 9)										5	0	1	0	0	2	3												
Tom Haller, L OBP: 0.329, SLG: 0.343 (1, 2)										2	0	0	0	2	0	0												
Bob Bailey, R OBP: 0.320, SLG: 0.364 (1, 5)										4	0	0	0	0	1	2												
Zolo Versailles, R OBP: 0.241, SLG: 0.285 (1, 6)										3	1	1	0	1	0	1												
Paul Popovich, S OBP: 0.302, SLG: 0.266 (1, 4)										4	0	2	0	0	0	1												
Mike Kekich, R OBP: 0.222, SLG: 0.125 John Purdin, R OBP: 0.500, SLG: 0.500 Ken Boyer, R OBP: 0.288, SLG: 0.237 Jim Fairley, L OBP: 0.250, SLG: 0.273 (7, 7)										1	1	0	0	1	0	1												
<b>Inning Stats</b>	R: 0 E: 0 K: 0 S: 3	H: 1 LOB: 0 BB: 0 P: 3	R: 0 E: 0 K: 1 S: 5	H: 0 LOB: 0 BB: 0 P: 5	R: 5 E: 0 K: 1 S: 9	H: 4 LOB: 0 BB: 1 P: 13	R: 0 E: 0 K: 0 S: 4	H: 1 LOB: 1 BB: 0 P: 4	R: 0 E: 0 K: 0 S: 2	H: 1 LOB: 3 BB: 1 P: 6	R: 0 E: 0 K: 2 S: 8	H: 1 LOB: 1 BB: 2 P: 16	R: 0 E: 0 K: 1 S: 5	H: 0 LOB: 1 BB: 1 P: 9	R: 0 E: 0 K: 0 S: 5	H: 2 LOB: 3 BB: 1 P: 9		1B: 6 2B: 3 3B: 0 HR: 1	SF: 0 SAC: 0 DP: 0 HBP: 0	WP: 3 PB: 0 SB: 1 CS: 0	PA: 40							
<b>PITCHER</b>	IP	WLS	BF	H	R	ER	SO	BB	IBB	HBP	BLK	WP	HR	S	P	ERA		WHIP										
Milt Pappas, R ERA: 5.67 Bob Lee, R ERA: 3.74 Bill Kelso, R ERA: 3.06 Ted Davidson, L ERA: 5.75 Billy McCool, L ERA: 3.1	2.1	12	5	5	5	5	1	1	0	0	0	1	1	13	17	19.29		2.571										
<b>PITCHER</b>	IP	WLS	BF	H	R	ER	SO	BB	IBB	HBP	BLK	WP	HR	S	P	ERA		WHIP										
George Culver, R ERA: 2.3	3.0	13	7	2	0	0	3	1	1	0	0	0	0	17	25	0.00		1.000										

Batter	1	2	3	4	5	6	7	8	9	AB	R	H	RBI	BB	SO	LOB	BOTTOM											
Pete Rose, S OBP: 0.427, SLG: 0.539 (1, 9)										5	0	3	2	0	0	0	<b>Los Angeles Dodgers @ Cincinnati Reds</b> Crosley Field, Cincinnati, OH Wed May 29 1968, 7:05 PM EDT Att: 6,975 - Unknown  <b>AB 38</b> <b>R 6</b> <b>H 12</b> <b>RBI 5</b> <b>BB 5</b> <b>SO 9</b> <b>LOB 21</b> 											
Tommy Helms, R OBP: 0.328, SLG: 0.412 (1, 4)										4	0	2	1	0	0	2												
Vada Pinson, L OBP: 0.324, SLG: 0.400 (1, 8)										5	0	0	0	0	1	4												
Alex Johnson, R OBP: 0.370, SLG: 0.399 (1, 7)										4	2	3	0	1	0	0												
Tony Perez, R OBP: 0.311, SLG: 0.374 (1, 5)										4	1	1	0	0	2	4												
Johnny Bench, R OBP: 0.289, SLG: 0.412 (1, 2)										3	1	1	1	2	0	1												
Lee May, R OBP: 0.319, SLG: 0.396 (1, 3)										4	2	2	1	1	1	2												
Leo Cardenas, R OBP: 0.223, SLG: 0.205 (1, 6)										5	0	0	0	0	2	6												
<b>Inning Stats</b>	R: 0 E: 0 K: 2 S: 8	H: 1 LOB: 2 BB: 1 P: 12	R: 0 E: 0 K: 0 S: 3	H: 0 LOB: 0 BB: 0 P: 3	R: 0 E: 0 K: 1 S: 5	H: 0 LOB: 0 BB: 0 P: 5	R: 0 E: 0 K: 0 S: 4	H: 1 LOB: 1 BB: 0 P: 4	R: 1 E: 0 K: 2 S: 10	H: 3 LOB: 2 BB: 0 P: 10	R: 3 E: 0 K: 1 S: 8	H: 3 LOB: 2 BB: 2 P: 16	R: 1 E: 0 K: 1 S: 7	H: 2 LOB: 2 BB: 1 P: 11	R: 0 E: 0 K: 1 S: 6	H: 1 LOB: 1 BB: 0 P: 6		R: 1 E: 1 K: 1 S: 6	H: 1 LOB: 2 BB: 1 P: 10	1B: 8 2B: 4 3B: 0 HR: 0	SF: 0 SAC: 1 DP: 0 HBP: 0	WP: 0 PB: 0 SB: 1 CS: 0	PA: 44					
<b>PITCHER</b>	IP	WLS	BF	H	R	ER	SO	BB	IBB	HBP	BLK	WP	HR	S	P	ERA		WHIP										
Mike Kekich, L ERA: 3.9 John Purdin, R ERA: 1.27 Jack Billingham, R ERA: 2.2 Jim Brewer, L ERA: 2.57	5.1	4	1	0	0	1	1	0	0	0	0	0	0	5	9	0.00		3.000										
<b>PITCHER</b>	IP	WLS	BF	H	R	ER	SO	BB	IBB	HBP	BLK	WP	HR	S	P	ERA		WHIP										
George Culver, R ERA: 2.3	2.0	10	3	1	1	2	2	0	1	0	0	0	0	13	17	4.50		1.500										







Batter	1	2	3	4	5	6	7	8	9	AB	R	H	RBI	BB	SO	LOB	TOP				
<b>Pete Rose, S</b> OBP: 0.421, SLG: 0.524 (1, 9)	0-0 1-3		0-0 4-3		0-3 K		0-0 SH5-4 1B		4-0 L1-3 BB	4	1	1	0	1	1	2	<b>Cincinnati Reds @ Philadelphia Phillies</b> Connie Mack Stadium, Philadelphia, PA Fri May 31 1968, 7:05 PM EDT Att: 9,112 - Unknown				
<b>Giraldo Ruiz, S</b> OBP: 0.462, SLG: 0.364 (1, 4)	0-0 CS 1B		0-0 6-3			0-0 E 1B	0-0 SH5-4		0-0 L1-3	4	1	2	0	0	0	1					
<b>Vada Pinson, L</b> OBP: 0.332, SLG: 0.415 (1, 8)	0-3 K		0-0 F9			0-0 E3 9-6-4 1B	4-0 1B CS IBB			3	0	0	0	1	1	2					
<b>Alex Johnson, R</b> OBP: 0.365, SLG: 0.403 (1, 7)		0-0 6-3 3B		0-0 1-3		0-0 1B 1B	0-3 K			4	2	2	1	0	1	3					
<b>Fred Whitfield, L</b> OBP: 0.208, SLG: 0.174 <b>Billy McCool, R</b> (7, 1)		0-3 K		0-0 1-3		0-0 9-6-4	0-0			4	0	1	2	0	1	3					
<b>George Culver, R</b> OBP: 0.050, SLG: 0.100 (9, 1)				0-0 1-3		2-3 1B	1-3 2-H 3-H 1B			0	0	0	0	0	0	0					
<b>Tony Perez, R</b> OBP: 0.308, SLG: 0.376 (1, 5)		0-0 6-3		0-0 6-3		0-0 1B	0-0 CS	0-0 L6		4	0	1	1	0	0	0					
<b>Johnny Bench, R</b> OBP: 0.299, SLG: 0.429 (1, 2)		3-H 0-0 2B		0-0 1B CS 2B		0-0 1B CS FC5-4 1B		0-0 5-3		4	0	3	1	0	0	0					
<b>Leo Cardenas, R</b> OBP: 0.225, SLG: 0.204 (1, 6)		4-0 IBB		0-0 1B		0-0 FC5-4 1B		0-0 F9		3	0	1	0	1	0	2					
<b>Gary Nolan, R</b> (1, 1)		0-3 K		0-3 K		0-3 K		0-3 E6 SH5-4 1B	0-3 K	2	0	0	0	0	2	4					
<b>Bob Johnson, R</b> OBP: 0.357, SLG: 0.308 (7, PH)										1	1	0	0	0	0	0					
<b>Lee May, R</b> OBP: 0.315, SLG: 0.390 (7, 3)										1	0	0	0	0	1	0					
<b>Inning Stats</b>	R: 0 E: 0 K: 1 S: 5	H: 1 LOB: 0 BB: 0 P: 5	R: 1 E: 0 K: 2 S: 9	H: 2 LOB: 2 BB: 1 P: 13	R: 0 E: 0 K: 0 S: 3	H: 0 LOB: 0 BB: 0 P: 3	R: 0 E: 0 K: 0 S: 3	H: 0 LOB: 0 BB: 0 P: 3	R: 0 E: 0 K: 2 S: 8	H: 2 LOB: 2 BB: 0 P: 8	R: 2 E: 1 K: 0 S: 7	H: 4 LOB: 2 BB: 0 P: 7	R: 2 E: 1 K: 1 S: 7	H: 2 LOB: 1 BB: 1 P: 11	R: 0 E: 0 K: 0 S: 3	H: 0 LOB: 0 BB: 0 P: 3	R: 0 E: 0 K: 1 S: 4	H: 0 LOB: 0 BB: 1 P: 8	1B: 8 2B: 5 3B: 1 HR: 0	SF: 0 SAC: 1 DP: 3 HBP: 0	WP: 0 PA: 39 PB: 0 CS: 3
<b>PITCHER</b>	IP	WLS	BF	H	R	ER	SO	BB	IBB	HBP	BLK	WP	HR	S	P	ERA	WHIP				
<b>Larry Jackson, R</b> ERA: 2.61 (1, 1)	5.2		25	9	3	1	5	0	1	0	0	0	0	34	38	1.59	1.588				
<b>Turk Farrell, R</b> ERA: 0.4 (6, 1)	2.1	L	10	2	2	0	1	0	1	0	0	0	0	11	15	0.00	0.857				
<b>Jeff James, R</b> ERA: 5.4 (9, 1)	1.0		3	0	0	0	1	1	0	0	0	0	0	4	8	0.00	1.000				

Batter	1	2	3	4	5	6	7	8	9	AB	R	H	RBI	BB	SO	LOB	BOTTOM				
<b>Cookie Rojas, R</b> OBP: 0.281, SLG: 0.363 (1, 4)	0-3 K		0-0 F7			0-0 6-3		0-0 BB 1B		4	0	1	0	0	1	0	<b>Cincinnati Reds @ Philadelphia Phillies</b> Connie Mack Stadium, Philadelphia, PA Fri May 31 1968, 7:05 PM EDT Att: 9,112 - Unknown				
<b>John Briggs, L</b> OBP: 0.338, SLG: 0.339 <b>Mike Ryan, R</b> OBP: 0.139, SLG: 0.167 (1, 8) (9, 2)	0-3 K			0-0 HR 1B		0-3 K		0-3 K		4	1	1	0	0	3	2					
<b>Tony Gonzalez, L</b> OBP: 0.341, SLG: 0.342 (1, 7)	4-0 CS BB			0-0 F9		0-0 F7		4-0 1B BB		2	0	0	0	2	0	1					
<b>Johnny Callison, L</b> OBP: 0.335, SLG: 0.427 <b>Jeff James, R</b> (9, 1)	0-0 CS	0-0 HR		0-0 P6		0-0 F7	0-0 4-3			4	1	1	1	0	0	4					
<b>Bill White, L</b> OBP: 0.345, SLG: 0.385 (1, 3)		4-0 CS BB		0-0 HR		0-0 HR		0-0 F8		3	1	1	2	1	0	0					
<b>Tony Taylor, R</b> OBP: 0.307, SLG: 0.303 (1, 5)		0-0 F2		0-0 F5		0-0 5-3		0-0 4-3		4	0	0	0	0	0	1					
<b>Clay Dalrymple, L</b> OBP: 0.282, SLG: 0.258 <b>Gary Sutherland, R</b> OBP: 0.286, SLG: 0.333 (1, 2) (6, PH) (9, 9)		0-3 K		0-0 F3		0-0 1B 2B		0-0 P4		2	0	0	0	0	1	1					
<b>Roberto Pena, R</b> OBP: 0.367, SLG: 0.250 (1, 6)		0-0 CS	0-0 F2		0-0 6-3		0-0 BB 1B 1B			3	0	1	1	0	0	0					
<b>Larry Jackson, R</b> OBP: 0.138, SLG: 0.138 <b>Turk Farrell, R</b> (6, 1)				0-0 4-3		0-0 5-3		0-3 K		2	0	0	0	0	0	0					
<b>Don Lock, R</b> OBP: 0.288, SLG: 0.235 (6, PH) (9, 8)										1	0	0	0	0	1	1					
<b>Inning Stats</b>	R: 0 E: 0 K: 2 S: 6	H: 0 LOB: 0 BB: 1 P: 10	R: 1 E: 0 K: 1 S: 5	H: 1 LOB: 1 BB: 1 P: 9	R: 0 E: 0 K: 0 S: 3	H: 0 LOB: 0 BB: 0 P: 3	R: 2 E: 0 K: 0 S: 5	H: 2 LOB: 0 BB: 0 P: 5	R: 0 E: 0 K: 1 S: 5	H: 0 LOB: 0 BB: 0 P: 5	R: 0 E: 0 K: 0 S: 3	H: 0 LOB: 0 BB: 0 P: 3	R: 0 E: 0 K: 2 S: 10	H: 3 LOB: 3 BB: 1 P: 14	R: 0 E: 0 K: 0 S: 3	H: 0 LOB: 0 BB: 0 P: 3	1B: 3 2B: 1 3B: 0 HR: 2	SF: 0 SAC: 0 DP: 0 HBP: 0	WP: 0 PA: 36 PB: 0 CS: 2		
<b>PITCHER</b>	IP	WLS	BF	H	R	ER	SO	BB	IBB	HBP	BLK	WP	HR	S	P	ERA	WHIP				
<b>Gary Nolan, R</b> ERA: 3.0 (1, 1)	6.0	W	21	3	3	2	4	2	0	0	0	0	0	27	35	3.00	0.833				
<b>Billy McCool, L</b> ERA: 3.65 (7, 1)	2.1		11	3	1	1	2	1	0	0	0	0	0	14	18	3.86	1.714				
<b>George Culver, R</b> ERA: 2.28 (9, 1)	0.2	S	2	0	0	0	0	0	0	0	0	0	0	2	2	0.00	0.000				









Batter	1	2	3	4	5	6	7	8	9	AB	R	H	RBI	BB	SO	LOB	TOP			
<b>Pete Rose, S</b> OBP: 0.422, SLG: 0.518 (1, 9)										5	1	2	0	0	0	2	<b>Cincinnati Reds @ Philadelphia Phillies</b> Sun Jun 02 1968, 3:33 AM EDT Att: 6,662 - Unknown <a href="http://livebaseballscores.com">livebaseballscores.com</a>			
<b>Giraldo Ruiz, S</b> OBP: 0.457, SLG: 0.367 (1, 4)										4	1	2	0	1	0	3				
<b>Vada Pinson, L</b> OBP: 0.332, SLG: 0.418 (1, 8)										4	1	2	2	0	1	3				
<b>Alex Johnson, R</b> OBP: 0.365, SLG: 0.402 (1, 7)										4	1	2	2	0	0	2				
<b>Fred Whitfield, L</b> OBP: 0.220, SLG: 0.188 (5, PH)										2	0	1	0	0	0	2				
<b>Lee May, R</b> OBP: 0.318, SLG: 0.390 (5, 3)										2	0	1	1	0	0	0				
<b>Tony Perez, R</b> OBP: 0.301, SLG: 0.362 (1, 5)										4	0	0	0	0	0	2				
<b>Johnny Bench, R</b> OBP: 0.286, SLG: 0.409 (1, 2)										4	0	0	0	0	0	1				
<b>Leo Cardenas, R</b> OBP: 0.222, SLG: 0.201 (1, 6)										4	0	1	0	0	0	1				
<b>Jim Maloney, L</b> OBP: 0.273, SLG: 0.286 (1, 1)										4	1	2	0	0	1	1				
<b>Inning Stats</b>	R: 1 E: 0 K: 0 S: 5	H: 3 LOB: 1 BB: 0 P: 5	R: 0 E: 0 K: 0 S: 3	H: 0 LOB: 0 BB: 0 P: 3	R: 1 E: 0 K: 0 S: 5	H: 2 LOB: 1 BB: 0 P: 5	R: 0 E: 0 K: 0 S: 4	H: 1 LOB: 1 BB: 0 P: 4	R: 3 E: 0 K: 0 S: 7	H: 4 LOB: 1 BB: 0 P: 7	R: 0 E: 0 K: 1 S: 4	H: 0 LOB: 0 BB: 1 P: 8	R: 0 E: 0 K: 0 S: 3	H: 0 LOB: 0 BB: 0 P: 3	R: 0 E: 0 K: 1 S: 6	H: 2 LOB: 1 BB: 0 P: 6	1B: 11 2B: 2 3B: 0 HR: 0	SF: 0 SAC: 0 DP: 3 HBP: 0	WP: 0 PB: 0 SB: 0 CS: 0	PA: 38
<b>PITCHER</b>	IP WLS BF H R ER SO BB IBB HBP BLK WP HR S P ERA WHIP																			
<b>Rick Wise, R</b> ERA: 4.05 (1, 1)	4.2 L 22 9 5 5 0 0 0 0 0 0 0 0 22 22 9.64 1.929																			
<b>Grant Jackson, L</b> ERA: 1.54 (5, 1)	2.1 9 2 0 0 1 1 0 0 0 0 0 0 10 14 0.00 1.286																			
<b>Jeff James, R</b> ERA: 4.61 (8, 1)	2.0 7 2 0 0 1 0 0 0 0 0 0 0 9 9 0.00 1.000																			

Batter	1	2	3	4	5	6	7	8	9	AB	R	H	RBI	BB	SO	LOB	BOTTOM					
<b>John Briggs, L</b> OBP: 0.354, SLG: 0.319 (1, 8)										2	1	0	0	3	1	0	<b>Cincinnati Reds @ Philadelphia Phillies</b> Sun Jun 02 1968, 3:33 AM EDT Att: 6,662 - Unknown <a href="http://livebaseballscores.com">livebaseballscores.com</a>					
<b>Cookie Rojas, R</b> OBP: 0.287, SLG: 0.389 (1, 4)										5	1	1	0	0	0	6						
<b>Tony Gonzalez, L</b> OBP: 0.351, SLG: 0.349 (1, 7)										3	0	0	1	0	0	3						
<b>Johnny Callison, L</b> OBP: 0.351, SLG: 0.455 (1, 9)										2	1	0	0	2	0	0						
<b>Bill White, L</b> OBP: 0.344, SLG: 0.388 (1, 3)										3	0	1	1	0	0	0						
<b>Tony Taylor, R</b> OBP: 0.314, SLG: 0.310 (1, 5)										4	0	1	0	0	0	2						
<b>Clay Dalrymple, L</b> OBP: 0.275, SLG: 0.254 (1, 2)										4	0	1	0	0	0	1						
<b>Roberto Pena, R</b> OBP: 0.362, SLG: 0.255 (1, 6)										3	0	1	0	1	0	1						
<b>Rick Wise, R</b> OBP: 0.158, SLG: 0.263 (1, 1)										2	0	0	0	0	1	2						
<b>Grant Jackson, S</b> OBP: 0.276, SLG: 0.321 (5, 1)										0	0	0	0	0	0	0						
<b>Gary Sutherland, R</b> OBP: 0.276, SLG: 0.321 (7, PH)										1	0	0	0	0	1	0						
<b>Jeff James, R</b> OBP: 0.306, SLG: 0.278 (8, PH)										0	0	0	0	0	0	0						
<b>Don Lock, R</b> OBP: 0.306, SLG: 0.278 (8, PH)										1	0	0	0	0	2							
<b>Inning Stats</b>	R: 2 E: 0 K: 0 S: 4	H: 1 LOB: 3 BB: 2 P: 12	R: 0 E: 0 K: 1 S: 6	H: 1 LOB: 2 BB: 2 P: 14	R: 1 E: 0 K: 0 S: 3	H: 1 LOB: 0 BB: 1 P: 7	R: 0 E: 0 K: 1 S: 5	H: 0 LOB: 0 BB: 0 P: 5	R: 0 E: 0 K: 0 S: 3	H: 0 LOB: 0 BB: 0 P: 3	R: 0 E: 0 K: 0 S: 4	H: 1 LOB: 1 BB: 0 P: 4	R: 0 E: 0 K: 1 S: 5	H: 0 LOB: 0 BB: 0 P: 5	R: 0 E: 0 K: 0 S: 3	H: 0 LOB: 0 BB: 0 P: 3	R: 0 E: 1 K: 0 S: 5	H: 1 LOB: 3 BB: 1 P: 9	1B: 3 2B: 2 3B: 0 HR: 0	SF: 2 SAC: 0 DP: 1 HBP: 0	WP: 0 PB: 0 SB: 0 CS: 0	PA: 38
<b>PITCHER</b>	IP WLS BF H R ER SO BB IBB HBP BLK WP HR S P ERA WHIP																					
<b>Jim Maloney, R</b> ERA: 3.44 (1, 1)	9.0 W 38 5 3 3 3 6 0 0 0 0 0 0 38 62 3.00 1.222																					



Batter	1	2	3	4	5	6	7	8	9	AB	R	H	RBI	BB	SO	LOB	TOP								
<b>Felipe Alou, R</b> OBP: 0.368, SLG: 0.481 (1, 8)	4-0 1B BB			0-0 1-3		1-0 FC2-6 HBP		0-0 1-3		2	0	0	0	1	0	0	<b>Atlanta Braves @ Cincinnati Reds</b> Crosley Field, Cincinnati, OH Mon Jun 03 1968, 7:05 PM EDT Att: 5,564 - Unknown								
<b>Felix Milten, R</b> OBP: 0.337, SLG: 0.356 (1, 4)	0-0 G4-3 1B			0-0 4-3		0-0 FC2-6 FC6-4		0-0 F7		4	0	1	0	0	0	1									
<b>Hank Aaron, R</b> OBP: 0.344, SLG: 0.478 (1, 9)	0-0 G4-3 1-2			0-0 HR 1B		0-0 FC6-4 1-2 1B		0-0 5-3		4	2	1	0	0	0	2									
<b>Joe Torre, R</b> OBP: 0.362, SLG: 0.537 (1, 2)		0-0 L8		0-0 HR 1B		4-0 1B 1-2 BB		0-3 K		3	1	1	2	1	1	0									
<b>Tito Francona, L</b> OBP: 0.425, SLG: 0.416 (9, PR)		0-0 6-3		0-0 3-1		0-0 1-3 2-H 1B		4-0 CS BB		3	0	1	1	1	0	0									
<b>Mike Lum, L</b> OBP: 0.288, SLG: 0.327 (9, 7)		0-0 6-3						4-0 1B BB		0	0	0	0	0	0	0									
<b>Deron Johnson, R</b> OBP: 0.266, SLG: 0.266 (1, 3)		0-0 6-3						4-0 1-2 BB		3	0	0	0	1	2	2									
<b>Clete Boyer, R</b> OBP: 0.263, SLG: 0.299 (1, 5)			0-0 5-3					0-0 1-2 1B		4	0	1	0	0	1	0									
<b>Sonny Jackson, L</b> OBP: 0.291, SLG: 0.270 (1, 6)			0-0 1-3					0-0 1-3 BB		4	0	1	0	0	0	2									
<b>Ken Johnson, R</b> OBP: 0.100, SLG: 0.100 (7, PH)			0-3 K					0-0 6-3		2	0	0	0	0	2	1									
<b>Sandy Valdespino, L</b> OBP: 0.333, SLG: 0.293 (7, 1)				0-3 K						1	0	0	0	0	0	0									
<b>Claude Raymond, R</b> (7, 1)					0-3 K					0	0	0	0	0	0	0									
<b>Inning Stats</b>	R: 0 E: 0 K: 0 S: 2	H: 1 LOB: 0 BB: 1 P: 6	R: 0 E: 0 K: 0 S: 3	H: 0 LOB: 0 BB: 0 P: 3	R: 0 E: 0 K: 1 S: 5	H: 0 LOB: 0 BB: 0 P: 5	R: 2 E: 0 K: 0 S: 5	H: 2 LOB: 0 BB: 0 P: 5	R: 0 E: 0 K: 2 S: 8	H: 1 LOB: 1 BB: 0 P: 8	R: 1 E: 0 K: 1 S: 6	H: 1 LOB: 2 BB: 1 P: 11	R: 0 E: 0 K: 1 S: 5	H: 0 LOB: 0 BB: 0 P: 5	R: 0 E: 0 K: 0 S: 3	H: 0 LOB: 0 BB: 2 P: 13	1B: 5 2B: 0 3B: 0 HR: 1	SF: 0 SAC: 0 DP: 1 HBP: 1	WP: 0 PB: 0 SB: 1 CS: 1	PA: 35					
<b>PITCHER</b>	IP	WLS	BF	H	R	ER	SO	BB	IBB	HBP	BLK	WP	HR	S	P	ERA	WHIP								
<b>George Culver, R</b> ERA: 2.42 (1, 1)	7.0	L	27	5	3	3	5	2	0	1	0	0	1	34	43	3.86	1.000								
<b>Ted Abernathy, R</b> ERA: 0.57 (8, 1)	2.0		8	1	0	0	1	2	0	0	0	0	0	8	16	0.00	1.500								

AB 30  
R 3  
H 6  
RBI 3  
BB 4  
SO 6  
LOB 8



Batter	1	2	3	4	5	6	7	8	9	AB	R	H	RBI	BB	SO	LOB	BOTTOM								
<b>Pete Rose, S</b> OBP: 0.419, SLG: 0.517 (1, 9)	0-0 2B 2B		0-0 L4			0-0 F8	0-0 4-3			4	1	1	0	0	0	3	<b>Atlanta Braves @ Cincinnati Reds</b> Crosley Field, Cincinnati, OH Mon Jun 03 1968, 7:05 PM EDT Att: 5,564 - Unknown								
<b>Tommy Helms, R</b> OBP: 0.324, SLG: 0.410 (1, 4)	0-0 G3 1B 2B		0-0 F9			0-0 F7		0-0 6-3		4	1	1	1	0	0	0									
<b>Vada Pinson, L</b> OBP: 0.330, SLG: 0.411 (1, 8)	0-0 G3 2-3		0-0 4-3			4-0 FC4-6 BB		0-0 P5		3	0	0	0	1	0	1									
<b>Alex Johnson, R</b> OBP: 0.363, SLG: 0.399 (1, 7)	0-0 1-3 1B			0-0 F8		0-0 FC4-6 1-2		0-3 K		4	0	1	1	0	1	1									
<b>Fred Whitfield, L</b> OBP: 0.204, SLG: 0.173 (1, 3)	0-0 1-3 1-2			0-0 F9			0-3 K		0-0 F7	4	0	0	0	0	1	1									
<b>Tony Perez, R</b> OBP: 0.305, SLG: 0.365 (9, PR)	0-0 F2			0-0 F8			0-0 1B		0-0 1B	4	0	2	0	0	0	1									
<b>Giraldo Ruiz, S</b> OBP: 0.457, SLG: 0.367 (9, PR)									0-0 1B	0	0	0	0	0	0	0									
<b>Johnny Bench, R</b> OBP: 0.285, SLG: 0.405 (1, 2)		0-0 6-3			0-3 K		0-0 E8 1B		0-0 P6	4	0	1	0	0	1	1									
<b>Leo Cardenas, R</b> OBP: 0.224, SLG: 0.199 (9, PH)		0-0 4-3			0-0 F3		4-0 IBB		0-3 K	2	0	0	0	1	0	0									
<b>George Culver, R</b> OBP: 0.045, SLG: 0.091 (7, PH)		0-0 3-1			0-0 F9			0-3 K		2	0	0	0	0	0	0									
<b>Mack Jones, L</b> OBP: 0.333, SLG: 0.167 (8, 1)										1	0	0	0	0	1	3									
<b>Ted Abernathy, R</b> (8, 1)										0	0	0	0	0	0	0									
<b>Inning Stats</b>	R: 2 E: 0 K: 0 S: 6	H: 3 LOB: 1 BB: 0 P: 6	R: 0 E: 0 K: 0 S: 3	H: 0 LOB: 0 BB: 0 P: 3	R: 0 E: 0 K: 0 S: 3	H: 0 LOB: 0 BB: 0 P: 3	R: 0 E: 0 K: 1 S: 5	H: 0 LOB: 0 BB: 0 P: 5	R: 0 E: 0 K: 2 S: 9	H: 2 LOB: 3 BB: 1 P: 13	R: 0 E: 0 K: 1 S: 5	H: 0 LOB: 0 BB: 0 P: 5	R: 0 E: 0 K: 1 S: 6	H: 1 LOB: 1 BB: 0 P: 6	1B: 4 2B: 2 3B: 0 HR: 0	SF: 0 SAC: 0 DP: 0 HBP: 0	WP: 0 PB: 0 SB: 0 CS: 0	PA: 35							
<b>PITCHER</b>	IP	WLS	BF	H	R	ER	SO	BB	IBB	HBP	BLK	WP	HR	S	P	ERA	WHIP								
<b>Ken Johnson, R</b> ERA: 2.59 (1, 1)	6.0	W	22	3	2	2	1	1	0	0	0	0	0	23	27	3.00	0.667								
<b>Claude Raymond, R</b> ERA: 1.77 (7, 1)	3.0	S	13	3	0	0	4	0	1	0	0	0	0	20	24	0.00	1.000								





Batter	1	2	3	4	5	6	7	8	9	AB	R	H	RBI	BB	SO	LOB	TOP					
<b>Felipe Alou, R</b> OBP: 0.372, SLG: 0.479 (1, 8)										4	0	1	0	0	0	2						
<b>Sonny Jackson, L</b> OBP: 0.286, SLG: 0.265 (1, 6)										4	0	0	0	0	0	1						
<b>Tito Francona, L</b> OBP: 0.499, SLG: 0.398 (1, 7) <b>Skip Guinn, R</b> (7, 1)										3	0	0	0	0	2	0						
<b>Sandy Valdespino, L</b> OBP: 0.330, SLG: 0.289 (9, PH)										0	0	0	0	0	0	0						
<b>Joe Torre, R</b> OBP: 0.348, SLG: 0.508 (1, 3)										3	0	1	0	1	1	0						
<b>Felix Millan, R</b> OBP: 0.333, SLG: 0.357 (1, 4)										4	0	0	0	0	0	2						
<b>Clete Boyer, R</b> OBP: 0.283, SLG: 0.295 (1, 5)										3	0	0	0	0	1	1						
<b>Mike Lum, L</b> OBP: 0.291, SLG: 0.314 (1, 9)										2	0	0	0	1	1	0						
<b>Bob Tillman, R</b> OBP: 0.232, SLG: 0.271 (1, 2)										3	0	1	0	0	0	1						
<b>Phil Niekro, R</b> OBP: 0.136, SLG: 0.273 (1, 1) <b>Clay Carroll, R</b> (5, 1)										0	0	0	0	0	0	0						
<b>Tommie Aaron, R</b> OBP: 0.356, SLG: 0.380 (7, 7)										1	0	0	0	0	0	2						
<b>Inning Stats</b>	R: 0 E: 0 K: 0 S: 3	H: 0 LOB: 0 BB: 0 P: 3	R: 0 E: 0 K: 1 S: 5	H: 0 LOB: 0 BB: 0 P: 5	R: 0 E: 0 K: 1 S: 6	H: 1 LOB: 1 BB: 0 P: 6	R: 0 E: 0 K: 2 S: 7	H: 0 LOB: 0 BB: 0 P: 7	R: 0 E: 0 K: 0 S: 3	H: 0 LOB: 0 BB: 0 P: 3	R: 0 E: 0 K: 1 S: 4	H: 1 LOB: 1 BB: 0 P: 4	R: 0 E: 0 K: 1 S: 6	H: 1 LOB: 1 BB: 0 P: 6	R: 0 E: 1 K: 0 S: 3	H: 0 LOB: 1 BB: 1 P: 7	R: 0 E: 0 K: 1 S: 5	H: 0 LOB: 1 BB: 1 P: 9	1B: 2 2B: 1 3B: 0 HR: 0	SF: 0 SAC: 1 DP: 1 HBP: 0	WP: 0 PB: 0 SB: 0 CS: 0	PA: 32
<b>PITCHER</b> <b>Gary Nolan, R</b> ERA: 1.2 (1, 1)	IP: 9.0 WLS: W BF: 32 H: 3 R: 0 ER: 0 SO: 6 BB: 2 IBB: 0 HBP: 0 BLK: 0 WP: 0 HR: 0 S: 42 P: 50 ERA: 0.00 WHIP: 0.556															<b>PITCHER</b> <b>Gary Nolan, R</b> ERA: 1.2 (1, 1)	IP: 9.0 WLS: W BF: 32 H: 3 R: 0 ER: 0 SO: 6 BB: 2 IBB: 0 HBP: 0 BLK: 0 WP: 0 HR: 0 S: 42 P: 50 ERA: 0.00 WHIP: 0.556					

Atlanta Braves @ Cincinnati Reds  
Crosley Field, Cincinnati, OH  
Wed Jun 05 1968, 7:05 PM EDT  
Att: 7,357 - Unknown

AB 28  
R 0  
H 3  
RBI 0  
BB 2  
SO 6  
LOB 9



Batter	1	2	3	4	5	6	7	8	9	AB	R	H	RBI	BB	SO	LOB	BOTTOM					
<b>Pete Rose, S</b> OBP: 0.416, SLG: 0.505 (1, 9)										3	0	0	0	2	1	0						
<b>Tommy Helms, R</b> OBP: 0.319, SLG: 0.401 (1, 4)										5	1	1	0	0	0	3						
<b>Vada Pinson, L</b> OBP: 0.330, SLG: 0.407 (1, 8)										5	1	2	0	0	0	1						
<b>Alex Johnson, R</b> OBP: 0.362, SLG: 0.393 (1, 7)										5	2	2	1	0	2	1						
<b>Lee May, R</b> OBP: 0.326, SLG: 0.411 (1, 3)										4	3	2	2	0	0	3						
<b>Tony Perez, R</b> OBP: 0.317, SLG: 0.385 (1, 5)										3	2	2	4	0	1	0						
<b>Johnny Bench, R</b> OBP: 0.283, SLG: 0.398 (1, 2)										4	1	2	1	0	0	1						
<b>Leo Cardenas, R</b> OBP: 0.221, SLG: 0.197 (1, 6)										4	0	1	2	0	1	2						
<b>Gary Nolan, R</b> (1, 1)										4	0	0	0	0	2	3						
<b>Inning Stats</b>	R: 0 E: 0 K: 0 S: 4	H: 1 LOB: 2 BB: 1 P: 8	R: 0 E: 0 K: 2 S: 8	H: 1 LOB: 0 BB: 0 P: 8	R: 0 E: 0 K: 0 S: 3	H: 1 LOB: 0 BB: 0 P: 3	R: 2 E: 0 K: 2 S: 9	H: 1 LOB: 1 BB: 0 P: 10	R: 6 E: 0 K: 1 S: 11	H: 5 LOB: 2 BB: 1 P: 16	R: 2 E: 0 K: 1 S: 7	H: 2 LOB: 0 BB: 0 P: 7	R: 0 E: 0 K: 1 S: 5	H: 0 LOB: 0 BB: 0 P: 5	R: 0 E: 0 K: 0 S: 4	H: 1 LOB: 1 BB: 0 P: 4	R: 0 E: 0 K: 0 S: 4	H: 1 LOB: 1 BB: 0 P: 4	1B: 10 2B: 0 3B: 0 HR: 2	SF: 0 SAC: 0 DP: 0 HBP: 2	WP: 0 PB: 1 SB: 2 CS: 0	PA: 42
<b>PITCHER</b> <b>Phil Niekro, R</b> ERA: 3.86 (1, 1) <b>Clay Carroll, R</b> ERA: 4.94 (5, 1) <b>Skip Guinn, L</b> ERA: 3.6 (7, 1)	IP: 4.1 WLS: L BF: 24 H: 7 R: 7 ER: 6 SO: 5 BB: 1 IBB: 0 HBP: 0 BLK: 0 WP: 0 HR: 1 S: 31 P: 37 ERA: 12.46 WHIP: 1.846															<b>PITCHER</b> <b>Gary Nolan, R</b> ERA: 1.2 (1, 1)	IP: 9.0 WLS: W BF: 32 H: 3 R: 0 ER: 0 SO: 6 BB: 2 IBB: 0 HBP: 0 BLK: 0 WP: 0 HR: 0 S: 42 P: 50 ERA: 0.00 WHIP: 0.556					

Atlanta Braves @ Cincinnati Reds  
Crosley Field, Cincinnati, OH  
Wed Jun 05 1968, 7:05 PM EDT  
Att: 7,357 - Unknown

AB 37  
R 10  
H 12  
RBI 10  
BB 2  
SO 7  
LOB 14





Batter	1	2	3	4	5	6	7	8	9	AB	R	H	RBI	BB	SO	LOB	TOP			
Lou Brock, L (1.7)	3-1		K			4-3		K		4	0	0	0	0	2	1	<b>St. Louis Cardinals @ Cincinnati Reds</b> Crosley Field, Cincinnati, OH Fri Jun 07 1968, 7:05 PM EDT Att: 17,685 - Unknown <a href="http://livebaseballscorecards.com">livebaseballscorecards.com</a>			
Curt Flood, R (1.8)	P6		HR			5-3			5-3	4	1	1	1	0	0					
Roger Maris, L (1.9)	2B		P5			K			P3	4	1	1	0	0	1					
Orlando Cepeda, R (1.3)	1B					K			1B	4	0	2	1	0	2					
Tim McCarver, L (1.2)	1B					6-3			P6	4	0	1	0	0	0					
Mike Shannon, R (1.5)						3-1			P3	3	0	0	0	0	0					
Julian Javier, R (1.4)						K			K	3	0	0	0	0	2					
Dal Maxvill, R (1.6)						K			1B	3	0	1	0	0	1					
Dick Hughes, R (1.1)						K			FC1-3-6	0	0	0	0	0	0					
Hal Gilson, R (2.1)										1	0	0	0	0	0					
Ron Willis, R (4.1)										1	0	0	0	0	1					
Johnny Edwards, L (8, PH)										1	0	0	0	0	1					
Wayne Granger, R (8.1)										0	0	0	0	0	0					
<b>Inning Stats</b>	R: 1 E: 0 K: 0 S: 5	H: 3 LOB: 2 BB: 0 P: 5	R: 0 E: 0 K: 0 S: 3	H: 0 LOB: 0 BB: 0 P: 3	R: 1 E: 0 K: 1 S: 6	H: 1 LOB: 0 BB: 0 P: 6	R: 0 E: 0 K: 1 S: 5	H: 0 LOB: 0 BB: 0 P: 5	R: 0 E: 0 K: 1 S: 9	H: 0 LOB: 0 BB: 0 P: 9	R: 0 E: 0 K: 1 S: 5	H: 0 LOB: 0 BB: 0 P: 5	R: 0 E: 0 K: 1 S: 8	H: 1 LOB: 1 BB: 0 P: 8	R: 0 E: 0 K: 0 S: 4	H: 1 LOB: 1 BB: 0 P: 4	1B: 4 2B: 1 3B: 0 HR: 1	SF: 0 SAC: 0 DP: 0 HBP: 0	WP: 0 PB: 0 SB: 0 CS: 0	PA: 32
<b>PITCHER</b>	IP WLS BF H R ER SO BB IBB HBP BLK WP HR S P ERA WHIP																			
Jim Maloney, R (1.1)	9.0 W 32 6 2 2 9 0 0 0 0 0 1 50 50 2.00 0.667																			

Batter	1	2	3	4	5	6	7	8	9	AB	R	H	RBI	BB	SO	LOB	BOTTOM			
Pete Rose, S (1.9)	3-1	F8		SH5-3		E7				4	0	2	2	0	2	<b>St. Louis Cardinals @ Cincinnati Reds</b> Crosley Field, Cincinnati, OH Fri Jun 07 1968, 7:05 PM EDT Att: 17,685 - Unknown <a href="http://livebaseballscorecards.com">livebaseballscorecards.com</a>				
Tommy Helms, R (1.4)	G1-6-3			SH5-3		6-3				2	0	1	0	1	0					
Vada Pinson, L (1.8)	G1-6-3		F2	IBB		F9				3	0	0	0	1	0					
Alex Johnson, R (1.7)		FC6-4	K	G6-3		6-3				4	1	1	0	0	1					
Lee May, R (1.3)		FC6-4				F7				2	0	0	0	2	0					
Tony Perez, R (1.5)		FC6-4	L7			F2				4	1	1	0	0	4					
Johnny Bench, R (1.2)		SH5-4		1B		1-3				4	1	2	1	0	1					
Leo Cardenas, R (1.6)		SH5-4		1B		4-3				4	1	2	1	0	0					
Jim Maloney, L (1.1)		SH5-4		SH5-3		K				3	0	1	0	0	1					
<b>Inning Stats</b>	R: 0 E: 0 K: 0 S: 2	H: 0 LOB: 0 BB: 1 P: 6	R: 2 E: 0 K: 0 S: 6	H: 3 LOB: 2 BB: 1 P: 10	R: 0 E: 0 K: 1 S: 6	H: 1 LOB: 2 BB: 1 P: 10	R: 2 E: 0 K: 0 S: 6	H: 4 LOB: 2 BB: 1 P: 10	R: 0 E: 0 K: 1 S: 3	H: 0 LOB: 0 BB: 0 P: 3	R: 0 E: 1 K: 1 S: 6	H: 1 LOB: 1 BB: 0 P: 6	R: 0 E: 0 K: 1 S: 3	H: 0 LOB: 0 BB: 0 P: 3	R: 0 E: 0 K: 1 S: 6		H: 1 LOB: 1 BB: 0 P: 6	1B: 10 2B: 0 3B: 0 HR: 0	SF: 0 SAC: 2 DP: 2 HBP: 0	WP: 0 PB: 0 SB: 1 CS: 0
<b>PITCHER</b>	IP WLS BF H R ER SO BB IBB HBP BLK WP HR S P ERA WHIP																			
Dick Hughes, R (1.1)	1.0 L 14 7 2 2 1 1 0 0 0 0 0 0 15 19 9.00 4.000																			
Hal Gilson, L (ERA: 4.82)	2.0 L 14 7 2 2 1 1 0 0 0 0 0 0 15 19 9.00 4.000																			
Ron Willis, R (ERA: 3.5)	4.0 13 1 0 0 1 0 1 0 0 0 0 0 14 18 0.00 0.250																			
Wayne Granger, R (ERA: )	1.0 4 1 0 0 1 0 0 0 0 0 0 0 6 6 0.00 1.000																			







Batter	1	2	3	4	5	6	7	8	9	AB	R	H	RBI	BB	SO	LOB	TOP		
Lou Brock, L OBP: 0.274, SLG: 0.399 (1, 7)	K		F9		F8			F8 1B		5	1	2	3	0	1	2			
Julian Javier, R OBP: 0.284, SLG: 0.346 (1, 4)	WP 1B		B5					K		5	1	2	1	0	1	2			
Curt Flood, R OBP: 0.388, SLG: 0.450 (1, 8)	6-3		FC5-4		BB 1B			FC6-4 1B		5	1	3	0	0	0	2			
Orlando Cepeda, R OBP: 0.345, SLG: 0.422 (1, 3)	BB				L6			F8		4	1	1	1	1	0	3			
Mike Shannon, R OBP: 0.307, SLG: 0.436 (1, 5)	K				BB			FC6-4		3	1	0	0	2	2	5			
Tim McCarver, L OBP: 0.302, SLG: 0.364 (1, 2)					P6			F8 2B		5	1	3	2	0	0	2			
Dick Simpson, R OBP: 0.323, SLG: 0.393 Roger Maris, L OBP: 0.300, SLG: 0.333 (5, PH) (5, 9)	K				K			F8		2	0	0	0	0	2	2	AB 41		
Dal Maxwell, R OBP: 0.297, SLG: 0.298 (1, 6)	G6-4-3				K			FC6-5 2B		2	1	1	0	1	0	1	R 10		
Steve Carlton, L OBP: 0.233, SLG: 0.300 Hal Gilson, R (4, 1) Johnny Edwards, L OBP: 0.302, SLG: 0.392 Ron Willis, R (5, 1)					K			G6-3		1	0	1	0	0	0	0	H 16		
										1	0	0	0	0	1	1	RBI 10		
										2	0	0	0	0	1	2	BB 4		
										1	0	1	0	0	0	0	SO 9		
										2	0	0	0	0	1	2	LOB 25		
<b>Inning Stats</b>	R: 0 E: 0 K: 2 S: 8	H: 1 LOB: 2 BB: 1 P: 12	R: 0 E: 0 K: 1 S: 5	H: 1 LOB: 0 BB: 0 P: 5	R: 0 E: 0 K: 0 S: 4	H: 0 LOB: 1 BB: 0 P: 9	R: 10 E: 0 K: 1 S: 13	H: 8 LOB: 0 BB: 2 P: 21	R: 0 E: 0 K: 1 S: 6	H: 1 LOB: 1 BB: 0 P: 6	R: 0 E: 0 K: 0 S: 3	H: 1 LOB: 0 BB: 0 P: 3	R: 0 E: 0 K: 1 S: 7	H: 2 LOB: 2 BB: 0 P: 7	R: 0 E: 0 K: 2 S: 8	H: 1 LOB: 1 BB: 0 P: 8	1B: 12 2B: 3 3B: 0 HR: 1	SF: 0 SAC: 0 DP: 2 HBP: 0	WP: 2 PA: 45 PB: 0 SB: 0 CS: 0
<b>PITCHER</b>	IP WLS BF H R ER SO BB IBB HBP BLK WP HR S P ERA WHIP																		
Gerry Arrigo, L ERA: 2.49 Bob Lee, R ERA: 5.12 Bill Kelso, R ERA: 2.88 Ted Abernathy, R ERA: 0.76 Milt Pappas, R ERA: 6.04	(1, 1) (5, 1) (5, 1) (6, 1) (8, 1)	4.2 0.0 0.1 2.0 2.0	24 3 2 7 9	8 2 1 2 3	6 1 3 0 0	6 1 3 0 0	5 0 0 1 3	3 1 0 0 0	0 0 0 0 0	0 0 0 0 0	2 0 1 0 0	0 2 2 9 15	43 6 2 9 15	11.57 ∞ 81.00 0.00 0.00	2.357 ∞ 3.000 1.000 1.500				

St. Louis Cardinals @ Cincinnati Reds  
Crosley Field, Cincinnati, OH  
Sun Jun 09 1968, 3:33 AM EDT  
Unknown

AB 41  
R 10  
H 16  
RBI 10  
BB 4  
SO 9  
LOB 25



Batter	1	2	3	4	5	6	7	8	9	AB	R	H	RBI	BB	SO	LOB	BOTTOM	
Pete Rose, S OBP: 0.418, SLG: 0.500 (1, 9)	E 5-3 BB	K	FC5		G3			1-3		4	1	0	0	1	1	3		
Tommy Helms, R OBP: 0.315, SLG: 0.389 (1, 4)	5-3	2B 1B			F8			1-3		5	1	1	0	0	0	1		
Vada Pinson, L OBP: 0.333, SLG: 0.405 (1, 8)	E 1B BB	1H 1B 2B			F7			F8		4	2	1	1	1	0	0		
Alex Johnson, R OBP: 0.358, SLG: 0.388 (1, 7)	E6 1B 1B	FC4-6 1B			1B 1B			E5		5	2	2	1	0	0	1		
Lee May, R OBP: 0.325, SLG: 0.399 (1, 3)	1B	FC4-6			BB 1B			E5		5	1	2	1	0	0	2		
Tony Perez, R OBP: 0.312, SLG: 0.372 (1, 5)	FC4-6 1B				L6			6-3		4	1	1	1	1	0	2		
Johnny Bench, R OBP: 0.290, SLG: 0.394 (1, 2)	F7				F7			F2		4	0	1	2	1	0	2	AB 41	
Leo Cardenas, R OBP: 0.232, SLG: 0.209 (1, 6)	FC4-6				1B 1B			G4-6-3 BB		5	0	2	1	0	0	3	R 8	
Gerry Arrigo, L OBP: 0.279, SLG: 0.160 Bob Lee, R ERA: 5.12 Bill Kelso, R ERA: 2.88 Ted Abernathy, R ERA: 0.76 Fred Whitfield, L OBP: 0.230, SLG: 0.234 Milt Pappas, R OBP: 0.271, SLG: 0.271 Girardo Ruiz, S OBP: 0.400, SLG: 0.400	(1, 1) (5, 1) (5, 1) (6, 1) (7, PH) (8, 1) (9, PH)	3.2 0.1 5.0	25 2 18	9 1 1	8 0 0	7 0 0	1 0 0	3 0 0	0 0 0	0 0 0	0 0 0	2 2 17	36 2 21	17.18 0.00 0.400	3.273 3.000 0.400	1B: 10 2B: 1 3B: 0 HR: 0	SF: 0 SAC: 0 DP: 1 HBP: 0	WP: 0 PA: 45 PB: 0 SB: 0 CS: 0
<b>PITCHER</b>	IP WLS BF H R ER SO BB IBB HBP BLK WP HR S P ERA WHIP																	
Steve Carlton, L ERA: 2.62 Hal Gilson, L ERA: 4.74 Ron Willis, R ERA: 2.74	(1, 1) (4, 1) (5, 1)	3.2 0.1 5.0	25 2 18	9 1 1	8 0 0	7 0 0	1 0 0	3 0 0	0 0 0	0 0 0	0 0 0	2 2 17	36 2 21	17.18 0.00 0.400				

St. Louis Cardinals @ Cincinnati Reds  
Crosley Field, Cincinnati, OH  
Sun Jun 09 1968, 3:33 AM EDT  
Unknown

AB 41  
R 8  
H 11  
RBI 7  
BB 4  
SO 1  
LOB 17









Batter	1	2	3	4	5	6	7	8	9	AB	R	H	RBI	BB	SO	LOB	TOP					
<b>Pete Rose, S</b> OBP: 0.421, SLG: 0.500 (1, 9)										3	1	2	0	1	0	2	<b>Cincinnati Reds @ Chicago Cubs</b> Wrigley Field, Chicago, IL Mon Jun 10 1968, 3:33 AM CDT Att: 5,645 - Sunny - 90 F					
<b>Tommy Helms, R</b> OBP: 0.319, SLG: 0.394 (1, 4)										4	0	1	1	0	0	4						
<b>Vada Pinson, L</b> OBP: 0.328, SLG: 0.409 (1, 8)										4	0	0	0	0	2	5						
<b>Alex Johnson, R</b> OBP: 0.361, SLG: 0.394 (1, 7)										4	0	2	0	0	1	1						
<b>Lee May, R</b> OBP: 0.328, SLG: 0.399 (1, 3)										4	0	0	0	0	0	3						
<b>Tony Perez, R</b> OBP: 0.307, SLG: 0.369 (1, 5)										4	1	1	0	0	0	0						
<b>Johnny Bench, R</b> OBP: 0.286, SLG: 0.388 (1, 2)										3	0	0	0	1	0	1						
<b>Leo Cardenas, R</b> OBP: 0.244, SLG: 0.225 (1, 6)										4	1	2	0	0	1	0						
<b>Gary Nolan, R</b> OBP: 0.125, SLG: 0.125 (1, 1)										2	0	1	0	0	0	2						
<b>Don Pavletich, R</b> OBP: 0.115, SLG: 0.115 (7, PH)										1	0	0	0	0	0	1						
<b>Jim Maloney, L</b> OBP: 0.280, SLG: 0.292 (7, PR)										0	0	0	0	0	0	0						
<b>Bob Lee, R</b> OBP: 0.242, SLG: 0.233 (7, 1)										0	0	0	0	0	0	0						
<b>Fred Whitfield, L</b> OBP: 0.242, SLG: 0.233 (9, PH)										1	0	0	0	0	0	0						
<b>Inning Stats</b>	R: 1 E: 0 K: 2 S: 9	H: 2 LOB: 1 BB: 0 P: 9	R: 0 E: 0 K: 1 S: 5	H: 0 LOB: 0 BB: 0 P: 5	R: 0 E: 0 K: 0 S: 4	H: 2 LOB: 1 BB: 0 P: 4	R: 0 E: 0 K: 0 S: 3	H: 0 LOB: 0 BB: 0 P: 3	R: 0 E: 0 K: 1 S: 6	H: 1 LOB: 1 BB: 0 P: 7	R: 0 E: 0 K: 1 S: 6	H: 1 LOB: 1 BB: 0 P: 6	R: 2 E: 1 K: 0 S: 6	H: 2 LOB: 3 BB: 1 P: 10	R: 0 E: 0 K: 0 S: 3	H: 1 LOB: 0 BB: 0 P: 3	R: 0 E: 0 K: 0 S: 3	H: 0 LOB: 0 BB: 0 P: 3	1B: 7 2B: 2 3B: 0 HR: 0	SF: 0 SAC: 0 DP: 3 HBP: 0	WP: 2 PB: 0 SB: 0 CS: 0	PA: 36
<b>PITCHER</b>	IP WLS BF H R ER SO BB IBB HBP BLK WP HR S P ERA WHIP																					
<b>Ken Holtzman, L</b> ERA: 3.95 (1, 1)	7.0 W 30 8 3 0 4 1 1 0 0 1 0 36 44 0.00 1.286																					
<b>Chuck Hartenstein, R</b> ERA: 3.95 (8, 1)	0.0 1 1 0 0 0 0 0 0 0 0 0 1 1 = =																					
<b>Phil Regan, R</b> ERA: 2.85 (8, 1)	2.0 S 5 0 0 0 0 0 0 0 0 0 0 5 5 0.00 0.000																					

Cincinnati Reds @ Chicago Cubs  
Wrigley Field, Chicago, IL  
Mon Jun 10 1968, 3:33 AM CDT  
Att: 5,645 - Sunny - 90 F

AB 34  
R 3  
H 9  
RBI 1  
BB 2  
SO 4  
LOB 19



Batter	1	2	3	4	5	6	7	8	9	AB	R	H	RBI	BB	SO	LOB	BOTTOM			
<b>Don Kessinger, S</b> OBP: 0.296, SLG: 0.306 (1, 6)										3	0	0	0	1	2	1	<b>Cincinnati Reds @ Chicago Cubs</b> Wrigley Field, Chicago, IL Mon Jun 10 1968, 3:33 AM CDT Att: 5,645 - Sunny - 90 F			
<b>Glenn Beckert, R</b> OBP: 0.283, SLG: 0.340 (1, 4)										3	1	1	0	1	0	1				
<b>Billy Williams, L</b> OBP: 0.328, SLG: 0.487 (1, 7)										4	0	2	2	0	0	1				
<b>Ron Santo, R</b> OBP: 0.358, SLG: 0.468 (1, 5)										4	0	0	0	0	1	3				
<b>14 Ernie Banks, R</b> OBP: 0.310, SLG: 0.495 (1, 3)										4	2	2	2	0	0	0				
<b>Al Spangler, L</b> OBP: 0.362, SLG: 0.396 (1, 9)										4	0	1	0	0	1	0				
<b>Randy Hundley, R</b> OBP: 0.290, SLG: 0.333 (1, 2)										4	0	0	0	0	1	1				
<b>Adolfo Phillips, R</b> OBP: 0.311, SLG: 0.375 (1, 8)										2	1	2	0	1	0	0				
<b>Ken Holtzman, R</b> OBP: 0.103, SLG: 0.103 (1, 1)										2	0	0	0	0	1	2				
<b>Lou Johnson, R</b> OBP: 0.338, SLG: 0.383 (7, PH)										1	0	0	0	0	1	1				
<b>Chuck Hartenstein, R</b> OBP: 0.200, SLG: 0.200 (8, 1)										0	0	0	0	0	0	0				
<b>Phil Regan, R</b> OBP: 0.200, SLG: 0.200 (8, 1)										0	0	0	0	0	0	0				
<b>Inning Stats</b>	R: 0 E: 0 K: 2 S: 8	H: 1 LOB: 1 BB: 0 P: 8	R: 1 E: 1 K: 1 S: 7	H: 2 LOB: 1 BB: 0 P: 7	R: 0 E: 0 K: 0 S: 3	H: 1 LOB: 1 BB: 1 P: 7	R: 1 E: 0 K: 1 S: 6	H: 1 LOB: 1 BB: 1 P: 10	R: 0 E: 0 K: 1 S: 5	H: 0 LOB: 0 BB: 0 P: 5	R: 0 E: 0 K: 0 S: 4	H: 1 LOB: 1 BB: 0 P: 4	R: 2 E: 1 K: 1 S: 7	H: 2 LOB: 1 BB: 1 P: 11	R: 0 E: 0 K: 1 S: 5	H: 0 LOB: 0 BB: 0 P: 5	1B: 3 2B: 4 3B: 0 HR: 2	SF: 0 SAC: 0 DP: 1 HBP: 0	WP: 0 PB: 0 SB: 0 CS: 0	PA: 34
<b>PITCHER</b>	IP WLS BF H R ER SO BB IBB HBP BLK WP HR S P ERA WHIP																			
<b>Gary Nolan, R</b> ERA: 1.71 (1, 1)	6.0 L 25 6 2 2 2 2 2 0 0 0 0 2 33 41 3.00 1.333																			
<b>Bob Lee, R</b> ERA: 5.18 (7, 1)	2.0 L 9 2 2 2 2 1 0 0 0 0 0 0 12 16 9.00 1.500																			

Cincinnati Reds @ Chicago Cubs  
Wrigley Field, Chicago, IL  
Mon Jun 10 1968, 3:33 AM CDT  
Att: 5,645 - Sunny - 90 F

AB 31  
R 4  
H 8  
RBI 4  
BB 3  
SO 7  
LOB 10









Batter	1	2	3	4	5	6	7	8	9	AB	R	H	RBI	BB	SO	LOB	TOP			
<b>Pete Rose, S</b> OBP: 0.420, SLG: 0.500 (1, 9)										4	0	2	0	0	0	1	<b>Cincinnati Reds @ Chicago Cubs</b> Wrigley Field, Chicago, IL Wed Jun 12, 1968, 3:33 AM CDT Att: 8,443 - Cloudy - 58 F			
<b>Tommy Helms, R</b> OBP: 0.323, SLG: 0.396 (1, 4)										4	0	0	0	0	0	3				
<b>Vada Pinson, L</b> OBP: 0.322, SLG: 0.397 (1, 8)										4	0	0	0	0	1	2				
<b>Alex Johnson, R</b> OBP: 0.364, SLG: 0.403 (1, 7)										4	0	1	0	0	1	1				
<b>Tony Perez, R</b> OBP: 0.316, SLG: 0.400 (1, 5)										3	1	1	1	1	1	1				
<b>Lee May, R</b> OBP: 0.329, SLG: 0.411 (1, 3)										4	0	0	0	0	2	2				
<b>Johnny Bench, R</b> OBP: 0.289, SLG: 0.392 (1, 2)										3	0	0	0	0	0	1				
<b>Leo Cardenas, R</b> OBP: 0.249, SLG: 0.231 (1, 6)										3	0	1	0	0	1	0				
<b>Jim Maloney, L</b> OBP: 0.299, SLG: 0.269 (8, PH)										2	0	0	0	0	0	0				
<b>Mack Jones, L</b> OBP: 0.311, SLG: 0.250 (8, 1)										1	0	0	0	0	0	1				
<b>Clay Carroll, R</b> OBP: 0.311, SLG: 0.250 (8, 1)										0	0	0	0	0	0	0				
<b>Inning Stats</b>	R: 0 E: 0 K: 1 S: 6	H: 1 LOB: 1 BB: 0 P: 6	R: 1 E: 0 K: 2 S: 8	H: 1 LOB: 0 BB: 0 P: 8	R: 0 E: 0 K: 1 S: 6	H: 1 LOB: 1 BB: 0 P: 6	R: 0 E: 0 K: 1 S: 5	H: 0 LOB: 0 BB: 0 P: 5	R: 0 E: 0 K: 0 S: 3	H: 0 LOB: 0 BB: 0 P: 3	R: 0 E: 0 K: 0 S: 3	H: 1 LOB: 1 BB: 0 P: 6	R: 0 E: 0 K: 1 S: 6	H: 1 LOB: 1 BB: 1 P: 4	R: 0 E: 0 K: 0 S: 3	H: 0 LOB: 1 BB: 1 P: 7	1B: 3 2B: 1 3B: 0 HR: 1	SF: 0 SAC: 0 DP: 0 HBP: 0	WP: 0 PB: 0 SB: 0 CS: 0	PA: 33
<b>PITCHER</b> <b>Fergie Jenkins, R</b> ERA: 2.66 (1, 1)	IP: 9.0 WLS: W BF: 33 H: 5 R: 1 ER: 1 SO: 6 BB: 1 IBB: 0 HBP: 0 BLK: 0 WP: 0 HR: 1 S: 44 P: 48 ERA: 1.00 WHIP: 0.667															<b>PITCHER</b> <b>Fergie Jenkins, R</b> ERA: 2.66 (1, 1)	IP: 9.0 WLS: W BF: 33 H: 5 R: 1 ER: 1 SO: 6 BB: 1 IBB: 0 HBP: 0 BLK: 0 WP: 0 HR: 1 S: 44 P: 48 ERA: 1.00 WHIP: 0.667			

Batter	1	2	3	4	5	6	7	8	9	AB	R	H	RBI	BB	SO	LOB	BOTTOM			
<b>Don Kessinger, S</b> OBP: 0.305, SLG: 0.313 (1, 6)										4	0	2	0	0	0	1	<b>Cincinnati Reds @ Chicago Cubs</b> Wrigley Field, Chicago, IL Wed Jun 12, 1968, 3:33 AM CDT Att: 8,443 - Cloudy - 58 F			
<b>Glenn Beckert, R</b> OBP: 0.284, SLG: 0.341 (1, 4)										4	1	1	0	0	0	1				
<b>Billy Williams, L</b> OBP: 0.328, SLG: 0.476 (1, 7)										3	0	0	0	1	1	1				
<b>Ron Santo, R</b> OBP: 0.361, SLG: 0.490 (1, 5)										4	2	2	2	0	0	1				
<b>14 Ernie Banks, R</b> OBP: 0.299, SLG: 0.478 (1, 3)										3	1	0	0	0	0	2				
<b>Lou Johnson, R</b> OBP: 0.314, SLG: 0.394 (1, 9)										3	0	2	1	0	0	0				
<b>Randy Hundley, R</b> OBP: 0.288, SLG: 0.326 (1, 2)										3	0	0	0	0	2	2				
<b>Adolfo Phillips, R</b> OBP: 0.320, SLG: 0.379 (1, 8)										3	0	1	0	0	1	0				
<b>Fergie Jenkins, R</b> OBP: 0.171, SLG: 0.212 (1, 1)										2	0	0	0	1	2	2				
<b>Inning Stats</b>	R: 0 E: 1 K: 1 S: 6	H: 1 LOB: 1 BB: 0 P: 6	R: 0 E: 0 K: 1 S: 5	H: 0 LOB: 0 BB: 0 P: 5	R: 0 E: 0 K: 2 S: 7	H: 0 LOB: 0 BB: 0 P: 7	R: 3 E: 0 K: 1 S: 7	H: 3 LOB: 0 BB: 1 P: 11	R: 0 E: 0 K: 0 S: 2	H: 0 LOB: 0 BB: 1 P: 6	R: 1 E: 0 K: 0 S: 4	H: 1 LOB: 0 BB: 0 P: 4	R: 0 E: 0 K: 1 S: 7	H: 3 LOB: 2 BB: 0 P: 7	R: 0 E: 0 K: 0 S: 3	H: 0 LOB: 0 BB: 0 P: 3		1B: 5 2B: 2 3B: 0 HR: 1	SF: 0 SAC: 0 DP: 1 HBP: 0	WP: 1 PB: 0 SB: 0 CS: 1
<b>PITCHER</b> <b>Jim Maloney, R</b> ERA: 3.42 (8, 1)	IP: 7.0 WLS: L BF: 28 H: 8 R: 4 ER: 4 SO: 6 BB: 2 IBB: 0 HBP: 0 BLK: 0 WP: 1 HR: 1 S: 38 P: 46 ERA: 5.14 WHIP: 1.429															<b>PITCHER</b> <b>Clay Carroll, R</b> ERA: 4.63 (8, 1)	IP: 1.0 WLS: 3 BF: 0 H: 0 R: 0 ER: 0 SO: 0 BB: 0 IBB: 0 HBP: 0 BLK: 0 WP: 0 HR: 3 S: 3 P: 3 ERA: 0.00 WHIP: 0.000			

AB	32
R	1
H	5
RBI	1
BB	1
SO	6
LOB	12



AB	29
R	4
H	8
RBI	3
BB	2
SO	6
LOB	10





Batter	1	2	3	4	5	6	7	8	9	AB	R	H	RBI	BB	SO	LOB	TOP								
<b>Pete Rose, S</b> OBP: 0.420, SLG: 0.496 (1, 9)	0-0 1B 1B		0-0 1-3	0-0 4-3		0-0 FC5-4 BB		0-0 4-3		4	1	1	0	1	0	2									
<b>Tommy Helms, R</b> OBP: 0.325, SLG: 0.396 (1, 4)	0-0 1B 1B		0-0 2B 1B		0-0 F9	0-0 FC5-4		0-0 F8		5	0	2	0	0	0	2									
<b>Vada Pinson, L</b> OBP: 0.324, SLG: 0.402 (1, 8)	0-0 1-2 3-H 1B		0-0 1-3 2B		0-0 4-3	0-0 3-1		0-0 P4		5	0	2	1	0	0	2									
<b>Alex Johnson, R</b> OBP: 0.361, SLG: 0.398 (1, 7)	0-3 K		0-0 L4		0-0 BB 1B		0-0 6-3		0-0 F9	5	0	1	0	0	1	4									
<b>Tony Perez, R</b> OBP: 0.323, SLG: 0.405 (1, 5)	0-0 G6-4-3			0-0 1B 2B	0-0 1-2 BB		0-0 G5-4-3 BB			2	1	1	0	2	0	2									
<b>Lee May, R</b> OBP: 0.322, SLG: 0.403 <b>Ted Abernathy, R</b> (7, 1)		0-0 4-3		0-3 K	0-0 F9		0-0 G5-4-3			4	0	0	0	0	1	4									
<b>Johnny Bench, R</b> OBP: 0.293, SLG: 0.406 (1, 2)		0-0 F7		4-0 E 1B 4-3 BB		0-0 HR		0-0 5-3		3	2	1	1	1	0	0									
<b>Leo Cardenas, R</b> OBP: 0.253, SLG: 0.232 (1, 6)		0-0 4-3		0-0 E8 4-3 1-3 2-H 1B		0-0 6-3		4-0 4-3 BB		3	0	1	1	1	0	0									
<b>Tony Cloninger, R</b> OBP: 0.238, SLG: 0.230 <b>Fred Whitfield, L</b> OBP: 0.238, SLG: 0.230 <b>Clay Carroll, R</b> OBP: 0.238, SLG: 0.230 <b>Geraldo Ruiz, S</b> OBP: 0.238, SLG: 0.230 <b>Jay Ritchie, R</b> OBP: 0.238, SLG: 0.230 <b>Mack Jones, L</b> OBP: 0.238, SLG: 0.230			0-0 5-3	0-0 4-3	0-0 FC5-4 BB 1B		0-0 4-3			1	0	0	0	0	0	0									
<b>Inning Stats</b>	R: 1 E: 0 K: 1 S: 7	H: 3 LOB: 1 BB: 0 P: 7	R: 0 E: 0 K: 0 S: 3	H: 0 LOB: 0 BB: 0 P: 3	R: 0 E: 0 K: 0 S: 5	H: 2 LOB: 2 BB: 0 P: 5	R: 2 E: 1 K: 1 S: 7	H: 2 LOB: 1 BB: 1 P: 11	R: 0 E: 0 K: 0 S: 4	H: 1 LOB: 2 BB: 1 P: 8	R: 1 E: 0 K: 0 S: 5	H: 2 LOB: 2 BB: 1 P: 9	R: 0 E: 0 K: 0 S: 2	H: 0 LOB: 0 BB: 1 P: 6	R: 0 E: 0 K: 0 S: 3	H: 0 LOB: 1 BB: 1 P: 7	R: 0 E: 0 K: 0 S: 3	H: 0 LOB: 0 BB: 0 P: 3	1B: 7 2B: 2 3B: 0 HR: 1	SF: 0 SAC: 0 DP: 2 HBP: 0	WP: 0 PB: 0 SB: 0 CS: 0	PA: 40			
<b>PITCHER</b>	IP	WLS	BF	H	R	ER	SO	BB	IBB	HBP	BLK	WP	HR	S	P	ERA	WHIP								
<b>Frank Reberger, R</b> ERA: 4.5	3.1		17	7	3	2	2	1	0	0	0	0	0	20	24	5.40	2.400								
<b>Jack Lamabe, R</b> ERA: 4.99	3.0	W	15	3	1	1	0	3	0	0	0	0	1	12	24	3.00	2.000								
<b>Phil Regan, R</b> ERA: 2.62	2.2	S	8	0	0	0	0	1	0	0	0	0	0	7	11	0.00	0.375								

Cincinnati Reds @ Chicago Cubs  
Wrigley Field, Chicago, IL  
Thu Jun 13 1968, 3:33 AM CDT  
Att: 11,384 - Sunny - 65 F

AB	35
R	4
H	10
RBI	4
BB	5
SO	2
LOB	18



Batter	1	2	3	4	5	6	7	8	9	AB	R	H	RBI	BB	SO	LOB	BOTTOM								
<b>Don Kessinger, S</b> OBP: 0.303, SLG: 0.310 (1, 6)	0-0 4-3			0-0 6-3			0-0 F8	0-0 F9		5	0	1	2	0	0	0									
<b>Glenn Beckert, R</b> OBP: 0.283, SLG: 0.338 (1, 4)	0-0 5-3	0-0 1-2 2-H 3-H 1B		0-0 4-3			0-0 E 14 1B	0-0 F8		5	1	1	0	0	0	2									
<b>Billy Williams, L</b> OBP: 0.323, SLG: 0.468 (1, 7)	0-0 F9		0-0 P6		0-0 6-3		0-0 FC4 E 14 1B			4	1	0	0	0	0	1									
<b>Ron Santo, R</b> OBP: 0.363, SLG: 0.514 (1, 5)		0-0 HR	0-0 14 HR		0-0 6-3		0-0 E5 14 1B			4	3	2	1	0	0	2									
<b>14 Ernie Banks, R</b> OBP: 0.311, SLG: 0.500 (1, 3)		0-0 BB 1B WP	0-0 HR		0-0 BB		0-0 E 1B			3	2	3	4	1	0	0									
<b>Lou Johnson, R</b> OBP: 0.313, SLG: 0.387 (1, 9)		0-0 L9	0-0 WP HBP		0-0 1-3		0-0 P4			3	0	0	0	0	0	4									
<b>Randy Hundley, R</b> OBP: 0.287, SLG: 0.325 (1, 2)		0-0 F2	0-3 K		0-0 F5		0-0 E8 FC6-4 1B			4	0	1	1	0	1	2									
<b>Adolfo Phillips, R</b> OBP: 0.318, SLG: 0.373 (1, 8)		4-0 BB 1B IBB	0-3 K		0-0 F8		0-0 FC6-4 1-2			3	1	0	0	1	1	3									
<b>Frank Reberger, L</b> ERA: 5.73 <b>Jack Lamabe, R</b> OBP: 0.250, SLG: 0.250 <b>Phil Regan, R</b> OBP: 0.167, SLG: 0.167		4-0 1B BB		0-0 F9		0-3 K		0-3 K		0	0	0	0	1	0	0									
<b>Inning Stats</b>	R: 0 E: 0 K: 0 S: 3	H: 0 LOB: 0 BB: 0 P: 3	R: 3 E: 0 K: 0 S: 6	H: 3 LOB: 2 BB: 2 P: 14	R: 2 E: 0 K: 2 S: 9	H: 2 LOB: 1 BB: 0 P: 10	R: 0 E: 0 K: 0 S: 3	H: 0 LOB: 0 BB: 0 P: 3	R: 0 E: 0 K: 0 S: 3	H: 0 LOB: 1 BB: 1 P: 7	R: 0 E: 0 K: 1 S: 5	H: 0 LOB: 0 BB: 0 P: 5	R: 3 E: 3 K: 0 S: 8	H: 3 LOB: 2 BB: 0 P: 8	R: 0 E: 0 K: 1 S: 5	H: 0 LOB: 0 BB: 0 P: 5	R: 0 E: 0 K: 0 S: 3	H: 0 LOB: 0 BB: 0 P: 3	1B: 5 2B: 0 3B: 1 HR: 2	SF: 0 SAC: 0 DP: 0 HBP: 1	WP: 2 PB: 0 SB: 0 CS: 0	PA: 38			
<b>PITCHER</b>	IP	WLS	BF	H	R	ER	SO	BB	IBB	HBP	BLK	WP	HR	S	P	ERA	WHIP								
<b>Tony Cloninger, R</b> ERA: 5.73	3.0	L	17	5	5	5	2	1	0	0	0	0	0	6	10	0.00	0.500								
<b>Clay Carroll, R</b> ERA: 4.29	2.0		7	0	0	0	0	1	0	0	0	0	0	6	10	0.00	0.500								
<b>Jay Ritchie, R</b> ERA:	1.2		10	3	3	0	1	0	0	0	0	0	0	12	12	0.00	1.800								
<b>Ted Abernathy, R</b> ERA: 0.61	1.1		4	0	0	0	1	0	0	0	0	0	0	6	6	0.00	0.000								

Cincinnati Reds @ Chicago Cubs  
Wrigley Field, Chicago, IL  
Thu Jun 13 1968, 3:33 AM CDT  
Att: 11,384 - Sunny - 65 F

AB	34
R	8
H	8
RBI	8
BB	3
SO	4
LOB	14





Batter	1	2	3	4	5	6	7	8	9	AB	R	H	RBI	BB	SO	LOB	TOP					
<b>Pete Rose, S</b> OBP: 0.416, SLG: 0.490 (1, 9)	F8			5-3		F8			4-3	5	0	1	1	0	0	0	<b>Cincinnati Reds @ St. Louis Cardinals</b> Busch Stadium, St. Louis, MO Fri Jun 14 1968, 7:05 PM CDT Att: 31,507 - Unknown					
<b>Tommy Helms, R</b> OBP: 0.326, SLG: 0.401 (1, 4)	P4			1B		F8	1B		K	5	0	2	0	0	1	0						
<b>Vada Pinson, L</b> OBP: 0.329, SLG: 0.403 (1, 8)	1-3			1B		F8				4	1	2	0	1	0	1						
<b>Alex Johnson, R</b> OBP: 0.361, SLG: 0.403 (1, 7)				6-3		6-3			K	5	1	2	1	0	1	3						
<b>Tony Perez, R</b> OBP: 0.318, SLG: 0.398 (1, 5)						5-3			E6	4	1	0	0	0	0	1						
<b>Lee May, R</b> OBP: 0.326, SLG: 0.405 (1, 3)	5-3								K	4	1	2	0	0	1	0						
<b>Johnny Bench, R</b> OBP: 0.296, SLG: 0.408 (1, 2)						F8			F3	4	1	2	0	0	0	1						
<b>Leo Cardenas, R</b> OBP: 0.258, SLG: 0.237 (1, 6)				G6-3		E5				4	1	2	1	0	0	2						
<b>Billy McCool, R</b> (7, PH) <b>Don Pavletich, R</b> OBP: 0.115, SLG: 0.115 (7, PH) <b>Mack Jones, L</b> OBP: 0.319, SLG: 0.263 (7, 1) <b>Ted Abernathy, R</b> (7, 1)				K		K			K	2	0	0	0	0	2	2						
<b>Inning Stats</b>	R: 0 E: 0 K: 0 S: 3	H: 0 LOB: 0 BB: 0 P: 3	R: 0 E: 0 K: 0 S: 3	H: 1 LOB: 0 BB: 0 P: 3	R: 0 E: 0 K: 1 S: 5	H: 1 LOB: 0 BB: 0 P: 5	R: 0 E: 0 K: 0 S: 4	H: 2 LOB: 1 BB: 0 P: 4	R: 0 E: 1 K: 1 S: 7	H: 1 LOB: 2 BB: 0 P: 7	R: 0 E: 0 K: 0 S: 4	H: 1 LOB: 1 BB: 0 P: 4	R: 4 E: 0 K: 0 S: 7	H: 5 LOB: 0 BB: 0 P: 7	R: 3 E: 1 K: 2 S: 11	H: 3 LOB: 1 BB: 0 P: 11	R: 0 E: 0 K: 2 S: 7	H: 0 LOB: 1 BB: 1 P: 11	1B: 12 2B: 3 3B: 0 HR: 0	SF: 0 SAC: 0 DP: 2 HBP: 0	WP: 1 PB: 0 SB: 1 CS: 1	PA: 40
<b>PITCHER</b>	IP	WLS	BF	H	R	ER	SO	BB	IBB	HBP	BLK	WP	HR	S	P	ERA	WHIP					
<b>Larry Jaster, L</b> ERA: 1.67 (1, 1)	6.1	L	26	9	3	3	2	0	0	0	0	0	0	30	30	4.26	1.421					
<b>Wayne Granger, R</b> ERA: (7, 1)	0.2		3	2	1	0	0	0	0	0	0	0	0	3	3	0.00	3.000					
<b>Pete Mikkelsen, R</b> ERA: 5.4 (8, 1)	2.0		11	3	3	1	4	1	0	0	0	1	0	18	22	4.50	2.000					

AB	39
R	7
H	14
RBI	4
BB	1
SO	6
LOB	11



Batter	1	2	3	4	5	6	7	8	9	AB	R	H	RBI	BB	SO	LOB	BOTTOM					
<b>Lou Brock, L</b> OBP: 0.281, SLG: 0.401 (1, 7)	F7			4-3					F8	4	0	0	0	0	1	1	<b>Cincinnati Reds @ St. Louis Cardinals</b> Busch Stadium, St. Louis, MO Fri Jun 14 1968, 7:05 PM CDT Att: 31,507 - Unknown					
<b>Julian Javier, R</b> OBP: 0.283, SLG: 0.348 (1, 4)				5-3					F7	4	0	1	0	0	0	1						
<b>Curt Flood, R</b> OBP: 0.374, SLG: 0.430 (1, 8)	FC6-4								6-3	4	0	0	0	0	0	1						
<b>Orlando Cepeda, R</b> OBP: 0.336, SLG: 0.397 (1, 3)	F9								4-3	4	0	0	0	0	0	1						
<b>Mike Shannon, R</b> OBP: 0.319, SLG: 0.432 (1, 5)									F7	3	0	0	0	1	1	0						
<b>Tim McCarver, L</b> OBP: 0.305, SLG: 0.357 (1, 2)									F9	3	0	0	0	1	1	0						
<b>Ed Spiezio, R</b> OBP: 0.194, SLG: 0.152 <b>Bobby Tolan, L</b> OBP: 0.186, SLG: 0.211 (8, 9)									F3	3	0	1	0	1	0	0						
<b>Dal Maxvill, R</b> OBP: 0.302, SLG: 0.289 (1, 6)										2	0	1	0	1	1	1						
<b>Larry Jaster, L</b> OBP: 0.118, SLG: 0.063 <b>Wayne Granger, R</b> (7, 1) <b>Johnny Edwards, L</b> OBP: 0.262, SLG: 0.339 (7, PH) <b>Pete Mikkelsen, R</b> OBP: 1.000, SLG: 1.000 (8, 1)										1	0	0	0	0	1	0						
<b>Inning Stats</b>	R: 0 E: 0 K: 0 S: 4	H: 1 LOB: 1 BB: 0 P: 4	R: 0 E: 0 K: 1 S: 6	H: 1 LOB: 0 BB: 0 P: 6	R: 0 E: 0 K: 1 S: 5	H: 0 LOB: 0 BB: 0 P: 5	R: 0 E: 0 K: 0 S: 3	H: 0 LOB: 2 BB: 2 P: 11	R: 0 E: 0 K: 0 S: 5	H: 0 LOB: 1 BB: 1 P: 9	R: 0 E: 0 K: 1 S: 5	H: 0 LOB: 0 BB: 0 P: 5	R: 0 E: 0 K: 0 S: 4	H: 1 LOB: 1 BB: 0 P: 4	R: 0 E: 0 K: 0 S: 3	H: 0 LOB: 0 BB: 0 P: 3	R: 0 E: 0 K: 0 S: 3	H: 0 LOB: 0 BB: 0 P: 3	1B: 3 2B: 0 3B: 0 HR: 0	SF: 0 SAC: 1 DP: 0 HBP: 0	WP: 0 PB: 0 SB: 0 CS: 0	PA: 33
<b>PITCHER</b>	IP	WLS	BF	H	R	ER	SO	BB	IBB	HBP	BLK	WP	HR	S	P	ERA	WHIP					
<b>Billy McCool, L</b> ERA: 4.36 (1, 1)	6.0		23	2	0	0	4	3	0	0	0	0	0	28	40	0.00	0.833					
<b>Ted Abernathy, R</b> ERA: 0.57 (7, 1)	3.0	S	10	1	0	0	0	0	0	0	0	0	0	10	10	0.00	0.333					

AB	29
R	0
H	3
RBI	0
BB	3
SO	4
LOB	9





Batter	1	2	3	4	5	6	7	8	9	AB	R	H	RBI	BB	SO	LOB	TOP					
<b>Pete Rose, S</b> OBP: 0.410, SLG: 0.482 (1, 9)	0-0 4-3		0-0 4-3			0-0 P5		0-0 L3	4 0 0 0 0 0								<b>Cincinnati Reds @ St. Louis Cardinals</b> Busch Stadium, St. Louis, MO Sat Jun 15 1968, 7:05 PM CDT Att: 35,831 - Unknown <a href="http://livebaseballscorecards.com">livebaseballscorecards.com</a>					
<b>Tommy Helms, R</b> OBP: 0.325, SLG: 0.398 (1, 4)	0-3 K		0-0 6-3			0-3 K		0-0 1-3 1B	4 0 1 0 0 2 0													
<b>Vada Pinson, L</b> OBP: 0.328, SLG: 0.405 (1, 8)	0-0 2B		0-0 P4			0-0 P4		0-0 1-3	4 0 1 0 0 0 1													
<b>Alex Johnson, R</b> OBP: 0.360, SLG: 0.400 (1, 7)	0-3 K		0-0 PB S 1B			0-3 K		0-3 K	4 0 1 0 0 3 2													
<b>Fred Whitfield, L</b> OBP: 0.242, SLG: 0.250 (1, 3)		0-0 F9		0-0 F9					3 0 1 0 0 0 1													
<b>Tony Perez, R</b> OBP: 0.314, SLG: 0.393 (1, 5)		0-3 K			0-3 K				3 0 0 0 0 3 1													
<b>Johnny Bench, R</b> OBP: 0.293, SLG: 0.402 (1, 2)		0-3 K			0-3 K			0-3 K	3 0 0 0 0 3 0													
<b>Leo Cardenas, R</b> OBP: 0.255, SLG: 0.235 (8, PH)			0-0 F9			0-0 F3		0-0 F1	2 0 0 0 0 0 0													
<b>Mack Jones, L</b> OBP: 0.313, SLG: 0.256 (8, PH)								0-0 F2	1 0 0 0 0 0 0													
<b>Woody Woodward, R</b> OBP: 0.200, SLG: 0.208 (8, 6)								0-0 F2	0 0 0 0 0 0 0													
<b>Gary Nolan, R</b> OBP: 0.100, SLG: 0.100 (1, 1)			0-3 K			0-3 K			2 0 0 0 0 2 0													
<b>Giraldo Ruiz, S</b> OBP: 0.462, SLG: 0.412 (8, PH)									1 0 0 0 0 0 0													
<b>Clay Carroll, R</b> (8, 1)									0 0 0 0 0 0 0													
<b>Inning Stats</b>	R: 0 E: 0 K: 2 S: 8	H: 1 LOB: 1 BB: 0 P: 8	R: 0 E: 0 K: 2 S: 7	H: 0 LOB: 0 BB: 0 P: 7	R: 0 E: 0 K: 1 S: 5	H: 0 LOB: 0 BB: 0 P: 5	R: 0 E: 0 K: 0 S: 4	H: 1 LOB: 1 BB: 0 P: 4	R: 0 E: 0 K: 2 S: 7	H: 0 LOB: 0 BB: 0 P: 7	R: 0 E: 0 K: 0 S: 4	H: 1 LOB: 1 BB: 0 P: 4	R: 0 E: 0 K: 2 S: 7	H: 0 LOB: 0 BB: 0 P: 7	R: 0 E: 0 K: 1 S: 5	H: 0 LOB: 0 BB: 0 P: 5	R: 0 E: 0 K: 1 S: 6	H: 1 LOB: 1 BB: 0 P: 6	1B: 2 2B: 2 3B: 0 HR: 0	SF: 0 SAC: 0 DP: 0 HBP: 0	WP: 0 PB: 1 SB: 1 CS: 0	PA: 31
<b>PITCHER</b> <b>Bob Gibson, R</b> ERA: 1.3 (1, 1)	IP: 9.0 WLS: W BF: 31 H: 4 R: 0 ER: 0 SO: 13 BB: 0 IBB: 0 HBP: 0 BLK: 0 WP: 0 HR: 0 S: 57 P: 57 ERA: 0.00 WHIP: 0.444															<b>PITCHER</b> <b>Bob Gibson, R</b> ERA: 1.3 (1, 1)	IP: 9.0 WLS: W BF: 31 H: 4 R: 0 ER: 0 SO: 13 BB: 0 IBB: 0 HBP: 0 BLK: 0 WP: 0 HR: 0 S: 57 P: 57 ERA: 0.00 WHIP: 0.444					

AB	31
R	0
H	4
RBI	0
BB	0
SO	13
LOB	5



Batter	1	2	3	4	5	6	7	8	9	AB	R	H	RBI	BB	SO	LOB	BOTTOM			
<b>Lou Brock, L</b> OBP: 0.285, SLG: 0.402 (1, 7)	0-0 E7 SH2-3 5-3-2			0-0 P6		0-0 E 1B		0-0 G4-3 1B	4 0 2 0 0 0 0								<b>Cincinnati Reds @ St. Louis Cardinals</b> Busch Stadium, St. Louis, MO Sat Jun 15 1968, 7:05 PM CDT Att: 35,831 - Unknown <a href="http://livebaseballscorecards.com">livebaseballscorecards.com</a>			
<b>Curt Flood, R</b> OBP: 0.374, SLG: 0.430 (1, 8)	0-0 SH2-3			0-0 F7		0-0 SF9 1-2 3-H		0-0 G4-3 1B	2 0 1 1 0 0 0											
<b>Bobby Tolan, L</b> OBP: 0.190, SLG: 0.213 (1, 9)	0-0 5-3-2			0-0 E 1B		0-0 F5		0-0 G4-3 1-2 2-3	4 0 1 0 0 0 4											
<b>Orlando Cepeda, R</b> OBP: 0.335, SLG: 0.392 (1, 3)		0-0 6-3		0-0 P4		0-3 K		1-0 HBP	3 0 0 0 0 1 1											
<b>Tim McCarver, L</b> OBP: 0.300, SLG: 0.350 (1, 2)		0-0 4-1			0-0 F2	0-3 K		0-0 F5	4 0 0 0 0 1 2											
<b>Mike Shannon, R</b> OBP: 0.319, SLG: 0.428 (1, 5)		0-0 1-3			0-0 6-3	4-0 2B BB			2 1 0 0 1 0 0											
<b>Julian Javier, R</b> OBP: 0.283, SLG: 0.352 (1, 4)			0-0 F8		0-0 5-3	0-0 1-H 2B			3 0 1 1 0 0 0											
<b>Dal Maxvill, R</b> OBP: 0.308, SLG: 0.291 (1, 6)			0-0 F9			0-0 1B SF9 1B		0-0 IBB	2 1 1 0 1 0 0											
<b>Bob Gibson, R</b> OBP: 0.175, SLG: 0.132 (1, 1)			0-0 P6			0-0 SH3-4 F8			2 0 0 0 0 0 2											
<b>Inning Stats</b>	R: 0 E: 1 K: 0 S: 3	H: 0 LOB: 0 BB: 0 P: 3	R: 0 E: 0 K: 0 S: 3	H: 0 LOB: 0 BB: 0 P: 3	R: 0 E: 0 K: 0 S: 3	H: 0 LOB: 0 BB: 0 P: 3	R: 0 E: 1 K: 0 S: 4	H: 1 LOB: 1 BB: 0 P: 4	R: 0 E: 0 K: 0 S: 3	H: 0 LOB: 0 BB: 0 P: 3	R: 1 E: 1 K: 0 S: 5	H: 2 LOB: 1 BB: 0 P: 5	R: 1 E: 0 K: 2 S: 8	H: 1 LOB: 2 BB: 2 P: 16	R: 0 E: 0 K: 0 S: 4	H: 2 LOB: 2 BB: 0 P: 5		1B: 5 2B: 2 3B: 0 HR: 0	SF: 1 SAC: 2 DP: 2 HBP: 1	WP: 0 PB: 0 SB: 0 CS: 0
<b>PITCHER</b> <b>Gary Nolan, R</b> ERA: 1.93 <b>Clay Carroll, R</b> ERA: 4.1 (8, 1)	IP: 7.0 WLS: L BF: 27 H: 4 R: 2 ER: 2 SO: 2 BB: 1 IBB: 1 HBP: 0 BLK: 0 WP: 0 HR: 0 S: 29 P: 37 ERA: 2.57 WHIP: 0.714															<b>PITCHER</b> <b>Gary Nolan, R</b> ERA: 1.93 <b>Clay Carroll, R</b> ERA: 4.1 (8, 1)	IP: 1.0 WLS: L BF: 5 H: 2 R: 0 ER: 0 SO: 0 BB: 0 IBB: 1 HBP: 0 BLK: 0 WP: 0 HR: 4 S: 5 P: 5 ERA: 0.00 WHIP: 2.000			





Batter	1	2	3	4	5	6	7	8	9	AB	R	H	RBI	BB	SO	LOB	TOP				
<b>Pete Rose, S</b> OBP: 0.410, SLG: 0.478 (1, 9)	0-0 4-3		0-0 F3	4-0 IBB			0-0 1B		0-3 K	4	0	1	0	1	1	0	<b>Cincinnati Reds @ St. Louis Cardinals</b> Busch Stadium, St. Louis, MO Sun Jun 16 1968, 3:33 AM CDT Att: 31,737 - Unknown <a href="http://livebaseballscorecards.com">livebaseballscorecards.com</a>				
<b>Tommy Helms, R</b> OBP: 0.318, SLG: 0.390 (1, 4)	0-0 F8		0-0 F9	0-0 F9			0-0 L4		0-3 K	5	0	0	0	0	1	4					
<b>Vada Pinson, L</b> OBP: 0.327, SLG: 0.402 (1, 8)	0-0 BB 1B		0-3 K		0-0 F3		0-3 K			4	0	1	0	0	2	1					
<b>Alex Johnson, R</b> OBP: 0.358, SLG: 0.395 (1, 7)	4-0 1-2 BB			0-0 6-3	0-0 P5		0-0 F7			3	0	0	0	1	0	1					
<b>Tony Perez, R</b> OBP: 0.317, SLG: 0.392 (1, 5)	0-0 F9			4-0 1B BB	0-0 1-3			0-0 1B 1B		3	1	1	0	1	0	2					
<b>Lee May, R</b> OBP: 0.333, SLG: 0.412 <b>Ted Abernathy, R</b> (8, 1)		0-0 G4-6-3 1B		0-0 1-3 1B		0-0 6-3		0-0 1-3 1B		4	1	3	0	0	0	0					
<b>Johnny Bench, R</b> OBP: 0.296, SLG: 0.401 (1, 2)		0-0 G4-6-3 1B		4-0 1B IBB		0-0 F7		0-0 F8		3	0	1	0	1	0	1					
<b>Leo Cardenas, R</b> OBP: 0.260, SLG: 0.240 (1, 6)		0-0 G4-6-3 1-2 2-3		0-0 1-3 2-H 3-H 1B		0-0 1B		0-0 F9		4	0	2	2	0	0	3					
<b>George Culver, R</b> OBP: 0.037, SLG: 0.074 <b>Fred Whitfield, L</b> OBP: 0.239, SLG: 0.246 (8, 3)		0-3 K		0-0 6-3		0-0 F3		0-0 F9		3	0	0	0	0	1	4					
<b>Inning Stats</b>	R: 0 E: 0 K: 0 S: 4	H: 1 LOB: 2 BB: 1 P: 8	R: 0 E: 0 K: 1 S: 6	H: 2 LOB: 1 BB: 0 P: 6	R: 0 E: 0 K: 1 S: 5	H: 0 LOB: 0 BB: 0 P: 5	R: 2 E: 0 K: 0 S: 5	H: 2 LOB: 3 BB: 3 P: 17	R: 0 E: 0 K: 0 S: 3	H: 1 LOB: 1 BB: 0 P: 4	R: 0 E: 0 K: 1 S: 6	H: 1 LOB: 1 BB: 0 P: 6	R: 0 E: 0 K: 0 S: 4	H: 2 LOB: 1 BB: 0 P: 4	R: 0 E: 0 K: 2 S: 7	H: 0 LOB: 0 BB: 0 P: 7	1B: 9 2B: 0 3B: 0 HR: 0	SF: 0 SAC: 0 DP: 1 HBP: 0	WP: 0 PB: 0 SB: 0 CS: 0	PA: 38	
<b>PITCHER</b>	IP	WLS	BF	H	R	ER	SO	BB	IBB	HBP	BLK	WP	HR	S	P	ERA	WHIP				
<b>Ray Washburn, R</b> ERA: 3.73 (1, 1)	7.1	W	33	9	2	2	3	2	2	0	0	0	0	35	51	2.46	1.500				
<b>Ron Willis, R</b> ERA: 2.22 (8, 1)	1.2	S	5	0	0	0	2	0	0	0	0	0	0	9	9	0.00	0.000				

Batter	1	2	3	4	5	6	7	8	9	AB	R	H	RBI	BB	SO	LOB	BOTTOM				
<b>Lou Brock, L</b> OBP: 0.291, SLG: 0.405 (1, 7)	4-0 G6-4-3 BB		0-0 F7		0-0 1-2 2-H 1B		0-0 L6-3 1B			3	1	2	1	1	0	1	<b>Cincinnati Reds @ St. Louis Cardinals</b> Busch Stadium, St. Louis, MO Sun Jun 16 1968, 3:33 AM CDT Att: 31,737 - Unknown <a href="http://livebaseballscorecards.com">livebaseballscorecards.com</a>				
<b>Curt Flood, R</b> OBP: 0.368, SLG: 0.424 (1, 8)	0-0 G6-4-3 1-2		0-0 E6 WP		0-0 5-3		0-0 L6-3			4	0	0	0	0	0	5					
<b>Johnny Edwards, L</b> OBP: 0.277, SLG: 0.339 (1, 2)	4-0 BB		0-0 1-3		0-0 1-2 2-3 1B			0-0 L3		3	0	1	2	1	0	2					
<b>Orlando Cepeda, R</b> OBP: 0.333, SLG: 0.390 (1, 3)	0-3 K			0-0 6-3		0-0 1B FC5-2 1B		0-0 F8		4	0	1	0	0	1	1					
<b>Mike Shannon, R</b> OBP: 0.318, SLG: 0.422 (1, 5)		0-0 6-3		0-0 6-3		0-3 K		4-0 1B BB		3	1	0	0	1	1	1					
<b>Bobby Tolan, L</b> OBP: 0.224, SLG: 0.246 (1, 9)		0-0 G4-6-3 1B		0-0 4-3		0-0 FC5-2 1B		0-0 1B 1-3 1B		4	0	3	0	0	0	0					
<b>Julian Javier, R</b> OBP: 0.283, SLG: 0.350 (1, 4)		0-0 G4-6-3 1-2			0-3 K	0-0 FC5-2		0-0 1B IBB 1B		4	0	1	1	0	1	3					
<b>Dal Maxvill, R</b> OBP: 0.316, SLG: 0.297 (1, 6)			0-0 WP E 1B		0-0 1B BB 1B		0-0 F9		4-0 1-2 IBB	3	1	2	0	1	0	2					
<b>Ray Washburn, R</b> <b>Ron Willis, R</b> (8, 1)			0-3 K		4-0 5-3 1B BB		0-0 P4		0-0 1-3	2	1	0	0	1	1	1					
<b>Inning Stats</b>	R: 0 E: 0 K: 1 S: 4	H: 0 LOB: 1 BB: 2 P: 12	R: 0 E: 0 K: 0 S: 3	H: 1 LOB: 0 BB: 0 P: 3	R: 0 E: 1 K: 1 S: 7	H: 1 LOB: 2 BB: 0 P: 7	R: 0 E: 0 K: 0 S: 3	H: 0 LOB: 0 BB: 0 P: 3	R: 3 E: 0 K: 1 S: 7	H: 3 LOB: 1 BB: 1 P: 11	R: 0 E: 0 K: 1 S: 7	H: 2 LOB: 2 BB: 0 P: 7	R: 0 E: 0 K: 0 S: 3	H: 1 LOB: 0 BB: 0 P: 3	R: 1 E: 0 K: 0 S: 5	H: 2 LOB: 3 BB: 2 P: 13	1B: 10 2B: 1 3B: 0 HR: 0	SF: 0 SAC: 0 DP: 3 HBP: 0	WP: 1 PB: 0 SB: 0 CS: 0	PA: 36	
<b>PITCHER</b>	IP	WLS	BF	H	R	ER	SO	BB	IBB	HBP	BLK	WP	HR	S	P	ERA	WHIP				
<b>George Culver, R</b> ERA: 3.16 (1, 1)	7.2	L	33	9	4	4	4	4	0	0	0	0	0	2	6	0.00	3.000				
<b>Ted Abernathy, R</b> ERA: 0.57 (8, 1)	0.1		3	1	0	0	0	0	1	0	0	0	0	2	6	0.00	3.000				





Batter	1	2	3	4	5	6	7	8	9	AB	R	H	RBI	BB	SO	LOB	TOP					
<b>Pete Rose, S</b> OBP: 0.411, SLG: 0.479 (1, 9)	0-0 6-3		0-0 FC6-4 1B 2H		0-3 K			0-0 FC1-5 1B		4	0	2	1	0	1	0	<b>Cincinnati Reds @ Atlanta Braves</b> Atlanta Stadium, Atlanta, GA Mon Jun 17 1968, 7:05 PM EDT Att: 10,352 - Unknown					
<b>Tommy Helms, R</b> OBP: 0.317, SLG: 0.388 (1, 4)	0-0 F9		0-0 FC6-4 1B			0-0 P9		0-0 FC1-5 G4-6-3		4	0	1	0	0	0	2						
<b>Alex Johnson, R</b> OBP: 0.352, SLG: 0.389 (1, 7)	0-0 4-3		0-0 FC6-4 CS			0-3 K		0-0 G4-6-3		4	0	0	0	0	1	4						
<b>Tony Perez, R</b> OBP: 0.312, SLG: 0.386 (1, 5)		0-0 F3	0-0 CS	0-0 4-3			0-0 F9		0-0 6-3	4	0	0	0	0	0	0						
<b>Vada Pinson, L</b> OBP: 0.322, SLG: 0.396 (1, 8)		0-0 F7		0-0 P6				0-0 P6	0-0 E1	4	0	0	0	0	0	0						
<b>Lee May, R</b> OBP: 0.327, SLG: 0.404 (1, 3)		0-0 E5		0-0 P6				0-0 F8	0-0 P3	4	0	0	0	0	0	1						
<b>Johnny Bench, R</b> OBP: 0.300, SLG: 0.400 (1, 2)		0-3 K		0-0 P4				0-0 FC6-4 1B	4-0 FC6-4 IBB	3	0	1	0	1	1	1						
<b>Leo Cardenas, R</b> OBP: 0.259, SLG: 0.237 (1, 6)			4-0 SH1-4 1B BB		0-3 K			0-0 FC6-4	0-0 FC6-4	3	1	0	0	1	1	3						
<b>Jim Maloney, L</b> OBP: 0.286, SLG: 0.407 (1, 1)			0-0 SH1-4		0-0 HR			0-0 FC1-5 1B		1	1	1	1	0	0	0						
<b>Fred Whitfield, L</b> OBP: 0.250, SLG: 0.258 (8, PH)										1	0	1	0	0	0	0						
<b>Giraldo Ruiz, S</b> OBP: 0.462, SLG: 0.412 (8, PR)										0	0	0	0	0	0	0						
<b>Ted Abernathy, R</b> (8, 1)										0	0	0	0	0	0	0						
<b>Inning Stats</b>	R: 0 E: 0 K: 0 S: 3	H: 0 LOB: 0 BB: 0 P: 3	R: 0 E: 1 K: 1 S: 6	H: 0 LOB: 1 BB: 0 P: 6	R: 1 E: 0 K: 0 S: 4	H: 2 LOB: 1 BB: 1 P: 8	R: 0 E: 0 K: 0 S: 3	H: 0 LOB: 0 BB: 0 P: 3	R: 1 E: 0 K: 2 S: 8	H: 1 LOB: 0 BB: 0 P: 8	R: 0 E: 0 K: 1 S: 5	H: 0 LOB: 0 BB: 0 P: 5	R: 0 E: 0 K: 0 S: 4	H: 1 LOB: 1 BB: 0 P: 4	R: 0 E: 0 K: 0 S: 4	H: 2 LOB: 2 BB: 0 P: 4	R: 0 E: 1 K: 0 S: 4	H: 0 LOB: 0 BB: 1 P: 8	1B: 5 2B: 0 3B: 0 HR: 1	SF: 0 SAC: 1 DP: 1 HBP: 0	WP: 0 PB: 0 SB: 0 CS: 1	PA: 36
<b>PITCHER</b> <b>Pat Jarvis, R</b> ERA: 2.09 (1, 1)	IP: 9.0 WLS: W BF: 35 H: 6 R: 2 ER: 2 SO: 4 BB: 1 IBB: 1 HBP: 0 BLK: 0 WP: 0 HR: 1 S: 41 P: 49 ERA: 2.00 WHIP: 0.778																					

AB	32
R	2
H	6
RBI	2
BB	2
SO	4
LOB	11



Batter	1	2	3	4	5	6	7	8	9	AB	R	H	RBI	BB	SO	LOB	BOTTOM					
<b>Felipe Alou, R</b> OBP: 0.361, SLG: 0.459 (1, 8)	0-0 P5		0-0 3-1		0-0 1B		0-0 6-3		0-0 E	5	1	2	0	0	0	0	<b>Cincinnati Reds @ Atlanta Braves</b> Atlanta Stadium, Atlanta, GA Mon Jun 17 1968, 7:05 PM EDT Att: 10,352 - Unknown					
<b>Felix Milan, R</b> OBP: 0.324, SLG: 0.351 (1, 4)	0-0 F7			0-0 6-3	0-0 G6-4-3 1B		0-3 K		0-0 E5	5	0	1	1	0	1	0						
<b>Hank Aaron, R</b> OBP: 0.324, SLG: 0.478 (1, 9)	0-0 6-3				0-0 G6-4-3 1B					4	1	2	1	0	0	2						
<b>Joe Torre, R</b> OBP: 0.336, SLG: 0.476 (1, 2)		0-0 L6		0-3 K		0-0 P4	0-0 F7			4	0	0	0	0	1	1						
<b>Tito Francona, L</b> OBP: 0.432, SLG: 0.431 (1, 7)		0-0 5-3 1B		4-0 1B BB		0-0 L5		0-0 G3		3	0	1	0	1	0	0						
<b>Deron Johnson, R</b> OBP: 0.278, SLG: 0.313 (1, 3)		0-0 5-3 1B		0-0 FC6-4 1B		4-0 2B BB		0-0 1-3		3	0	1	0	1	0	1						
<b>Sonny Jackson, L</b> OBP: 0.284, SLG: 0.263 (1, 6)		0-0 6-3		0-0 FC6-4		0-0 2B		0-0 CS 1B		4	0	2	0	0	0	3						
<b>Marty Martinez, S</b> OBP: 0.347, SLG: 0.344 (1, 5)			0-3 K		0-0 1B 1B		4-0 IBB		0-0 CS 6-3	3	1	1	0	1	1	0						
<b>Pat Jarvis, R</b> OBP: 0.171, SLG: 0.128 (1, 1)			0-0 4-3		0-0 B1		0-3 K		0-3 K	4	0	0	0	0	2	4						
<b>Inning Stats</b>	R: 0 E: 0 K: 0 S: 3	H: 0 LOB: 0 BB: 0 P: 3	R: 0 E: 0 K: 0 S: 4	H: 1 LOB: 0 BB: 0 P: 4	R: 0 E: 0 K: 1 S: 5	H: 0 LOB: 0 BB: 0 P: 5	R: 1 E: 0 K: 1 S: 7	H: 2 LOB: 2 BB: 1 P: 11	R: 1 E: 0 K: 0 S: 5	H: 3 LOB: 1 BB: 0 P: 5	R: 0 E: 0 K: 1 S: 6	H: 1 LOB: 3 BB: 2 P: 14	R: 0 E: 0 K: 1 S: 6	H: 1 LOB: 1 BB: 0 P: 6	R: 0 E: 0 K: 0 S: 3	H: 1 LOB: 0 BB: 0 P: 3		R: 1 E: 1 K: 1 S: 6	H: 1 LOB: 1 BB: 0 P: 6	1B: 7 2B: 2 3B: 0 HR: 1	SF: 0 SAC: 0 DP: 1 HBP: 0	WP: 0 PB: 0 SB: 0 CS: 1
<b>PITCHER</b> <b>Jim Maloney, R</b> ERA: 3.35 (8, 1)	IP: 7.0 WLS: L BF: 31 H: 8 R: 2 ER: 2 SO: 4 BB: 2 IBB: 1 HBP: 0 BLK: 0 WP: 0 HR: 1 S: 36 P: 48 ERA: 2.57 WHIP: 1.429																					
<b>Ted Abernathy, R</b> ERA: 0.55 (8, 1)	IP: 1.2 WLS: L BF: 7 H: 2 R: 1 ER: 0 SO: 1 BB: 0 IBB: 0 HBP: 0 BLK: 0 WP: 0 HR: 0 S: 9 P: 9 ERA: 0.00 WHIP: 1.200																					





Batter	1	2	3	4	5	6	7	8	9	AB	R	H	RBI	BB	SO	LOB	TOP					
<b>Pete Rose, S</b> OBP: 0.421, SLG: 0.500 (1, 9)	BB E 1B		3B 2B	2H 1B 2B		1-3 2B		1-2 1B		5	2	5	1	0	0	0	<b>Cincinnati Reds @ Atlanta Braves</b> Atlanta Stadium, Atlanta, GA Tue Jun 18 1968, 7:05 PM EDT Att: 12,021 - Unknown					
<b>Tommy Helms, R</b> OBP: 0.319, SLG: 0.396 (1, 4)	E6 BB 1-2		2H FC4-5 3B	2H 2B 1B		F3		F8		5	0	2	2	0	0	4						
<b>Vada Pinson, L</b> OBP: 0.320, SLG: 0.396 (1, 8)	P5		G3	1-3 2B		6-3			P3	5	0	1	0	0	0	5						
<b>Fred Whitfield, L</b> OBP: 0.250, SLG: 0.246 <b>Ted Abernathy, R</b> (7, 1)	F7		FC4-2-5	4-3			2B BB		HR BB	3	1	0	0	1	0	5						
<b>Mack Jones, L</b> OBP: 0.321, SLG: 0.326 (1, 7)	FC6-4 BB 1-2 2-3		3H 4-3		0-3 K		F7		HR	4	1	1	2	1	1	2						
<b>Johnny Bench, R</b> OBP: 0.302, SLG: 0.418 (1, 2)	FC6-4 1-2			HR	0-0 F3		1H 2B		F9	5	1	2	2	0	0	3						
<b>Giraldo Ruiz, S</b> OBP: 0.409, SLG: 0.359 (1, 5)		P4		P5	0-3 K		4-3		F8	5	0	0	0	0	1	0						
<b>Leo Cardenas, R</b> OBP: 0.259, SLG: 0.237 (1, 6)		K		SH2-4 2B 1B		4-3		F8		4	1	1	0	0	1	0						
<b>Tony Cloninger, R</b> (6, PH) <b>Don Pavletich, R</b> OBP: 0.148, SLG: 0.148 <b>Clay Carroll, R</b> (6, 1) <b>Lee May, R</b> OBP: 0.330, SLG: 0.407 (7, 3)	F8		F8	SH2-4 1-2		2B 1B		CS 1B		0	0	0	0	0	0	0						
<b>Inning Stats</b>	R: 0 E: 1 K: 0 S: 5	H: 1 LOB: 3 BB: 1 P: 9	R: 0 E: 0 K: 0 S: 5	H: 0 LOB: 0 BB: 0 P: 5	R: 1 E: 0 K: 0 S: 5	H: 2 LOB: 1 BB: 0 P: 5	R: 3 E: 0 K: 0 S: 8	H: 5 LOB: 2 BB: 0 P: 8	R: 0 E: 0 K: 2 S: 7	H: 0 LOB: 0 BB: 0 P: 7	R: 0 E: 0 K: 0 S: 5	H: 2 LOB: 2 BB: 0 P: 5	R: 1 E: 0 K: 0 S: 3	H: 1 LOB: 0 BB: 1 P: 7	R: 0 E: 0 K: 0 S: 4	H: 2 LOB: 1 BB: 0 P: 4		R: 2 E: 0 K: 0 S: 4	H: 1 LOB: 0 BB: 1 P: 8	1B: 6 2B: 5 3B: 1 HR: 2	SF: 0 SAC: 1 DP: 0 HBP: 0	WP: 0 PB: 0 SB: 0 CS: 1
<b>PITCHER</b>	IP	WLS	BF	H	R	ER	SO	BB	IBB	HBP	BLK	WP	HR	S	P	ERA	WHIP					
<b>Ken Johnson, R</b> ERA: 2.41 (1, 1)	3.1		17	5	3	3	1	1	0	0	0	0	1	18	22	8.10	1.800					
<b>Jim Britton, R</b> ERA: 2.73 (4, 1)	3.2		17	6	2	2	2	1	0	0	0	0	0	20	24	4.91	1.909					
<b>Claude Raymond, R</b> ERA: 2.13 (8, 1)	2.0	L	9	3	2	2	0	1	0	0	0	0	1	8	12	9.00	2.000					

AB	38
R	7
H	14
RBI	7
BB	3
SO	3
LOB	19



Batter	1	2	3	4	5	6	7	8	9	AB	R	H	RBI	BB	SO	LOB	BOTTOM					
<b>Felipe Alou, R</b> OBP: 0.362, SLG: 0.462 (1, 8)	K		BB SH3-4 1-2 2H 1B		K		1B 1B 2B		F5	5	1	2	1	0	2	0	<b>Cincinnati Reds @ Atlanta Braves</b> Atlanta Stadium, Atlanta, GA Tue Jun 18 1968, 7:05 PM EDT Att: 12,021 - Unknown					
<b>Felix Milten, R</b> OBP: 0.324, SLG: 0.351 (1, 4)	6-3		SH3-4		4-3		1B			3	0	1	0	0	0	0						
<b>Hank Aaron, R</b> OBP: 0.331, SLG: 0.479 (1, 9)	F BB		IBB		K		1B			2	1	1	1	2	1	0						
<b>Joe Torre, R</b> OBP: 0.333, SLG: 0.462 (1, 2)	K		G6-4-3 BB		K		F8		K	3	0	0	1	1	2	2						
<b>Tito Francona, L</b> OBP: 0.426, SLG: 0.420 (1, 7)	L5		G6-4-3 1-2		K		FC4-6 BB		G3	3	0	0	0	1	0	3						
<b>Deron Johnson, R</b> OBP: 0.277, SLG: 0.312 (1, 3)	G4-3 1B				K		F5		F8	4	0	1	0	0	1	1						
<b>Sonny Jackson, L</b> OBP: 0.284, SLG: 0.272 (1, 6)	G4-3 1-2				1B 3B		FC4-6 1-2		1-3	4	1	1	0	0	0	2						
<b>Marty Martinez, S</b> OBP: 0.355, SLG: 0.343 (1, 5)			SH 1B BB		CS 1B		1-3		1-3	3	1	1	1	1	0	0						
<b>Ken Johnson, R</b> OBP: 0.077, SLG: 0.077 (1, 1) <b>Jim Britton, R</b> OBP: 0.250, SLG: 0.250 (4, 1) <b>Mike Lum, L</b> OBP: 0.260, SLG: 0.278 (7, PH) <b>Claude Raymond, R</b> (8, 1) <b>Sandy Valdespino, L</b> OBP: 0.323, SLG: 0.262 (9, PH)	SH 1B BB 1-2		SH 1B BB 3H		F3		F7		4-3	0	1	0	0	0	0	0						
<b>Inning Stats</b>	R: 1 E: 1 K: 2 S: 7	H: 0 LOB: 0 BB: 1 P: 11	R: 0 E: 0 K: 0 S: 3	H: 1 LOB: 0 BB: 0 P: 3	R: 2 E: 0 K: 0 S: 4	H: 1 LOB: 2 BB: 3 P: 16	R: 1 E: 0 K: 1 S: 6	H: 2 LOB: 0 BB: 0 P: 6	R: 0 E: 0 K: 2 S: 7	H: 0 LOB: 0 BB: 0 P: 7	R: 0 E: 0 K: 0 S: 3	H: 0 LOB: 1 BB: 1 P: 7	R: 1 E: 0 K: 1 S: 8	H: 3 LOB: 2 BB: 0 P: 8	R: 0 E: 0 K: 0 S: 3	H: 0 LOB: 0 BB: 0 P: 3		R: 0 E: 0 K: 0 S: 3	H: 0 LOB: 0 BB: 0 P: 3	1B: 5 2B: 1 3B: 1 HR: 0	SF: 0 SAC: 2 DP: 2 HBP: 0	WP: 0 PB: 0 SB: 0 CS: 1
<b>PITCHER</b>	IP	WLS	BF	H	R	ER	SO	BB	IBB	HBP	BLK	WP	HR	S	P	ERA	WHIP					
<b>Tony Cloninger, R</b> ERA: 5.67 (1, 1)	5.0		21	4	4	3	5	3	1	0	0	0	0	7	11	5.40	1.400					
<b>Clay Carroll, R</b> ERA: 4.18 (6, 1)	1.2		8	2	1	1	0	1	0	0	0	0	0	7	11	5.40	1.800					
<b>Ted Abernathy, R</b> ERA: 0.53 (7, 1)	2.1	W	8	1	0	0	1	0	0	0	0	0	0	10	10	0.00	0.429					





Batter	1	2	3	4	5	6	7	8	9	AB	R	H	RBI	BB	SO	LOB	TOP
<b>Pete Rose, S</b> OBP: 0.419, SLG: 0.494 (1, 9)	0-0 1-3		4-0 BB			0-3 K		0-0 F8		3	0	0	0	1	1	1	<b>Cincinnati Reds @ Atlanta Braves</b> Atlanta Stadium, Atlanta, GA Wed Jun 19 1968, 7:05 PM EDT Att: 10,174 - Unknown
<b>Tommy Helms, R</b> OBP: 0.314, SLG: 0.390 (1, 4)	0-0 6-3		0-0 L7			0-0 F8			0-0 1-3	4	0	0	0	0	0	2	
<b>Vada Pinson, L</b> OBP: 0.319, SLG: 0.398 (1, 8)	0-0 F5			0-0 F9			0-0 F7		0-0 2B	4	1	1	0	0	0	0	
<b>Fred Whitfield, L</b> OBP: 0.263, SLG: 0.274 (1, 3)		0-0 G4-6-3 1B		0-3 K		0-3 K		0-0 2B	0-0 6-3 2B	4	0	2	1	0	2	0	
<b>Mack Jones, L</b> OBP: 0.298, SLG: 0.298 (1, 7)		0-0 G4-6-3 1-2		0-0 4-3		0-0 E4		0-0 2B	0-0 6-3	4	0	0	0	0	0	2	
<b>Johnny Bench, R</b> OBP: 0.297, SLG: 0.410 (1, 2)		0-0 P4			0-0 4-3		0-0 F9		0-0 F8	4	0	0	0	0	0	2	
<b>Giraldo Ruiz, S</b> OBP: 0.383, SLG: 0.333 (1, 5)			0-0 5-3		0-0 4-3			0-0 3-1		3	0	0	0	0	0	0	
<b>Leo Cardenas, R</b> OBP: 0.260, SLG: 0.235 (1, 6)			4-0 WP SH3-4 BB		0-0 6-3			0-0 6-3		2	0	0	0	1	0	0	
<b>Billy McCool, R</b> <b>Bill Kelso, R</b> <b>Don Pavletich, R</b> <b>Jay Ritchie, R</b> <b>Alex Johnson, R</b> <b>Clay Carroll, R</b> (1, 1) (4, 1) (6, PH) (6, 1) (6, PH) (8, 1)			0-0 SH3-4 1-2			0-0 1-3		0-0 1B		0	0	0	0	0	0	0	
<b>Inning Stats</b>	R: 0 E: 0 K: 0 S: 3	H: 0 LOB: 0 BB: 0 P: 3	R: 0 E: 0 K: 0 S: 3	H: 1 LOB: 0 BB: 0 P: 3	R: 0 E: 0 K: 0 S: 3	H: 0 LOB: 2 BB: 2 P: 11	R: 0 E: 0 K: 1 S: 5	H: 0 LOB: 0 BB: 0 P: 5	R: 0 E: 0 K: 1 S: 5	H: 0 LOB: 1 BB: 0 P: 6	R: 0 E: 1 K: 1 S: 4	H: 1 LOB: 1 BB: 0 P: 4	R: 1 E: 0 K: 0 S: 5	H: 2 LOB: 1 BB: 0 P: 5	1B: 2 2B: 2 3B: 0 HR: 0	SF: 0 SAC: 1 DP: 1 HBP: 0	WP: 1 PA: 33 CS: 0
<b>PITCHER</b> <b>Ron Reed, R</b> ERA: 3.03 (1, 1)	IP: 9.0 WLS: W BF: 33 H: 4 R: 1 ER: 1 SO: 3 BB: 2 IBB: 0 HBP: 0 BLK: 0 WP: 1 HR: 0 S: 37 P: 45 ERA: 1.00 WHIP: 0.667																

AB	30
R	1
H	4
RBI	1
BB	2
SO	3
LOB	7

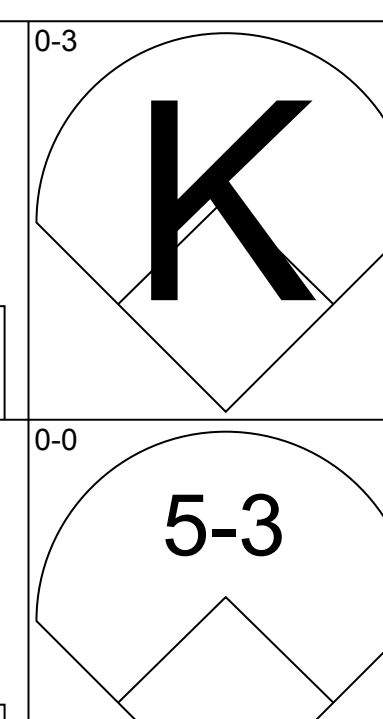
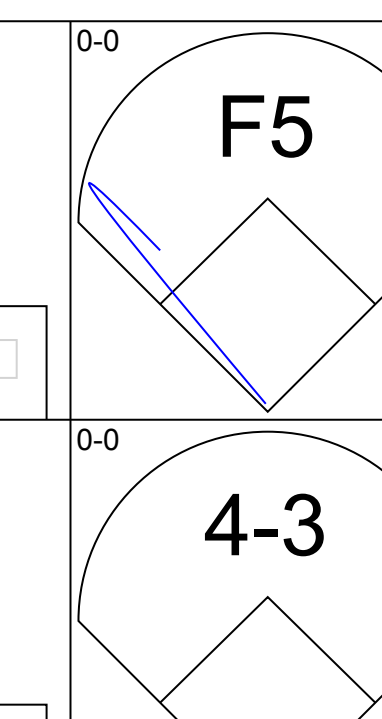
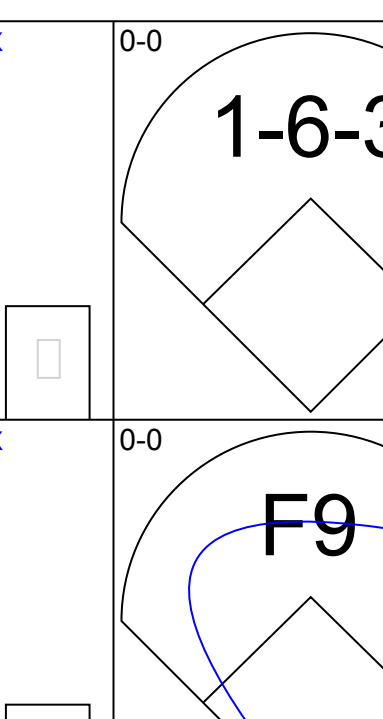
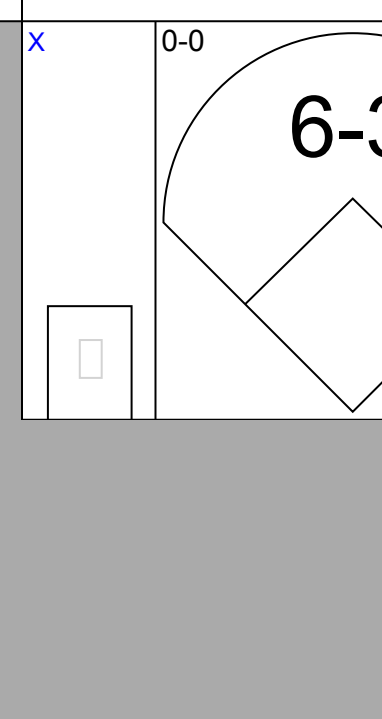
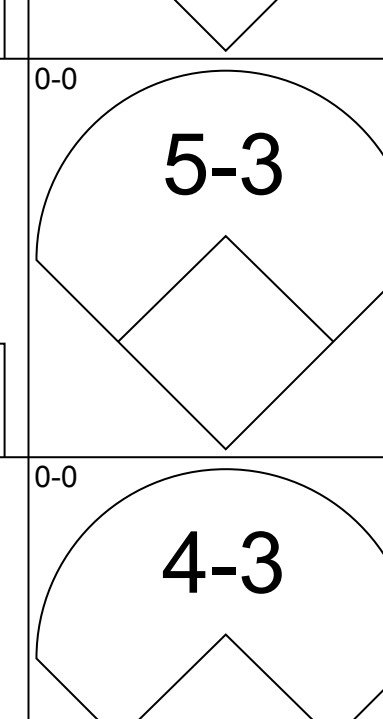
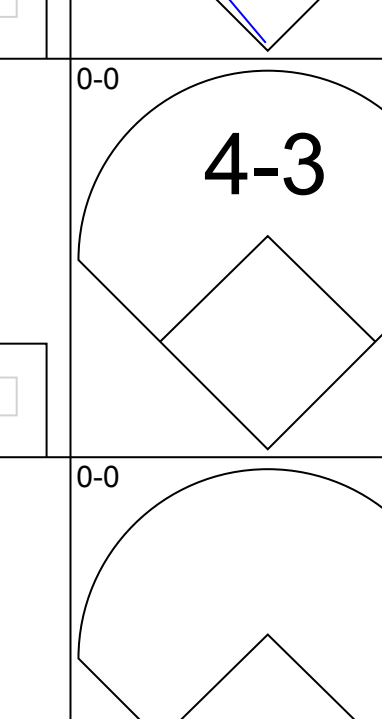
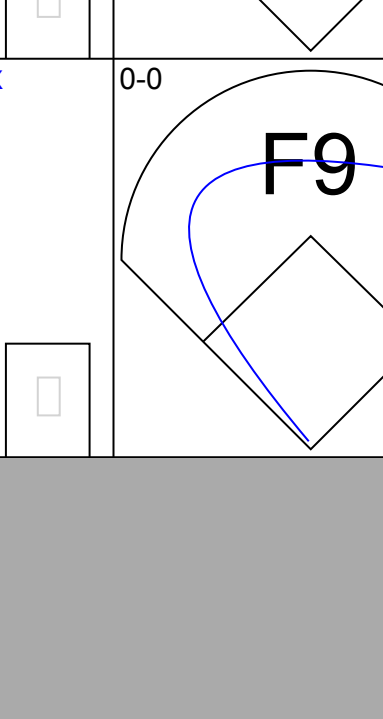
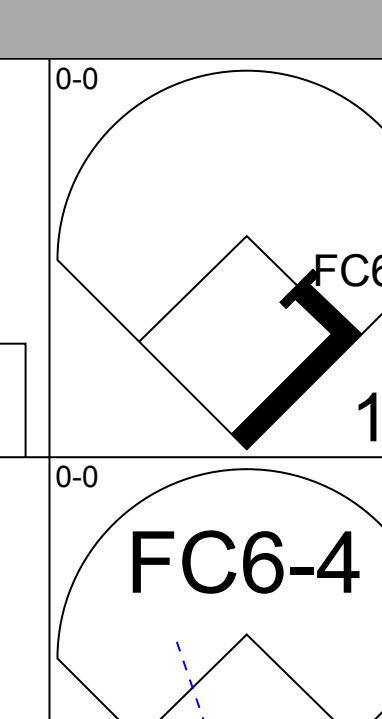
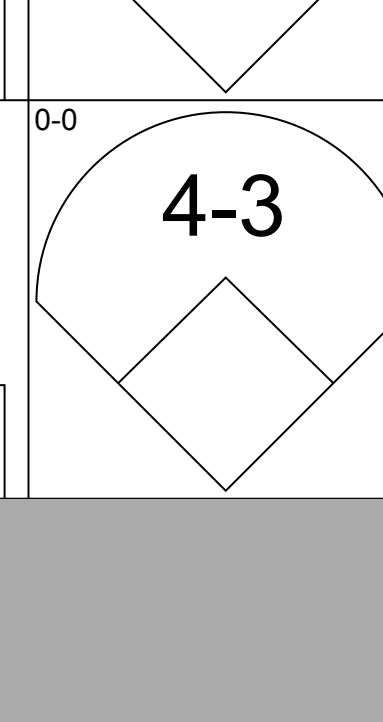
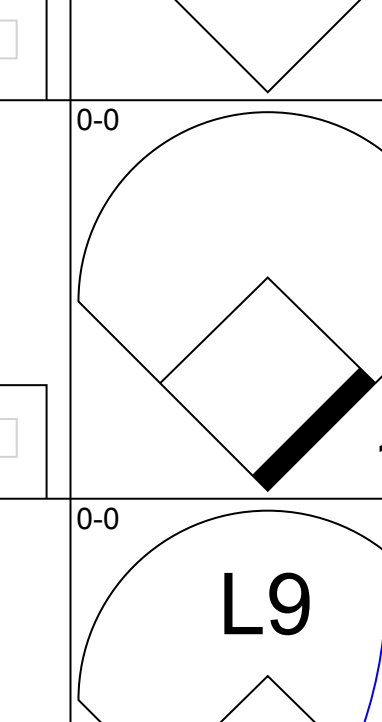

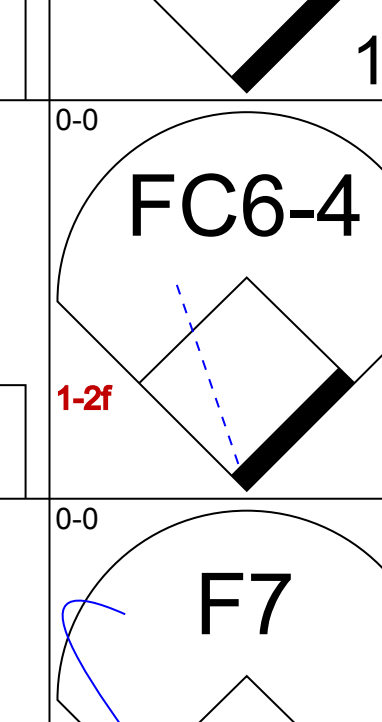
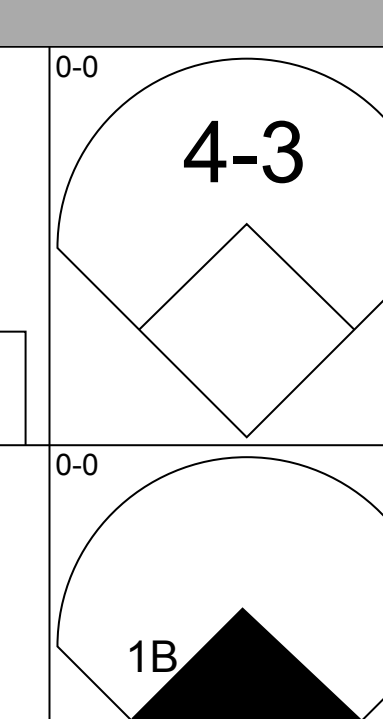
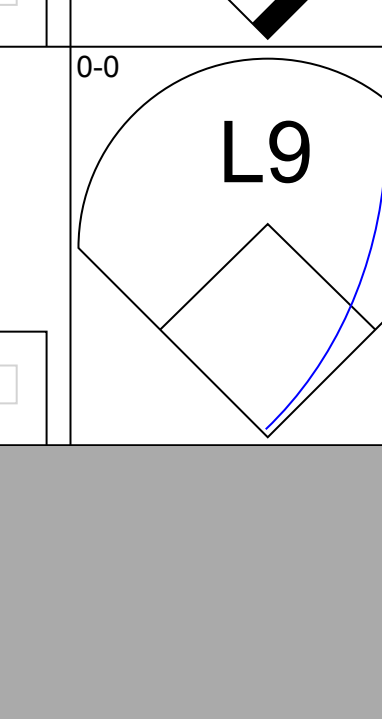

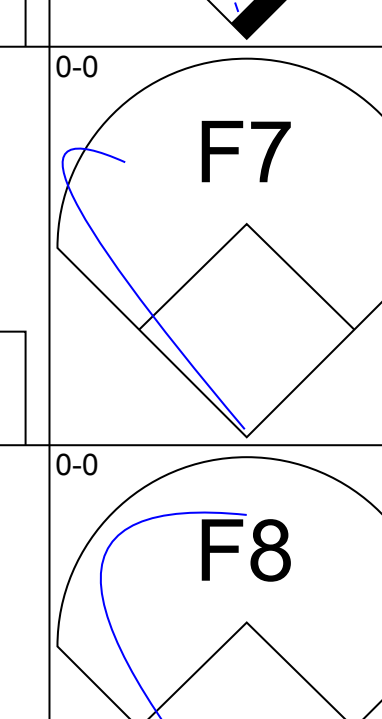
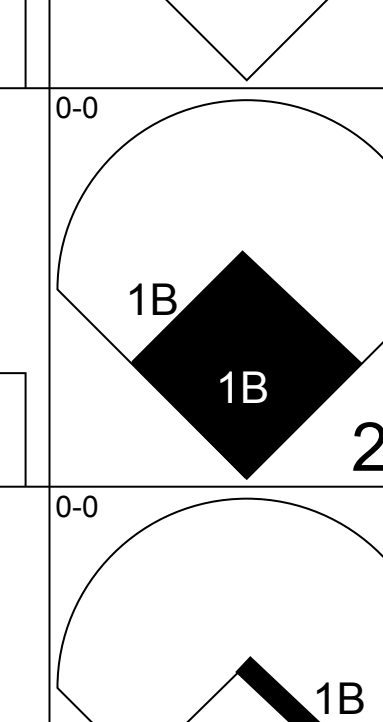
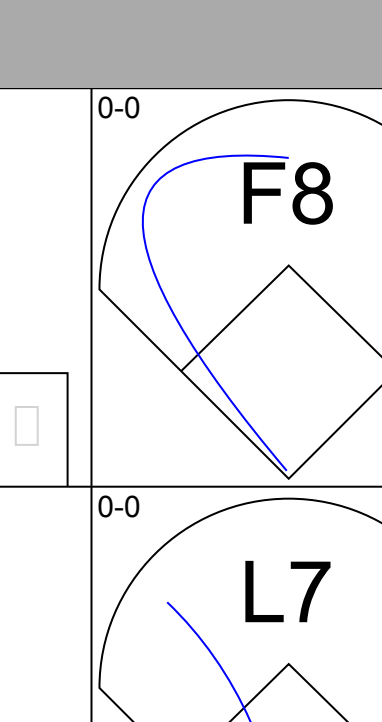
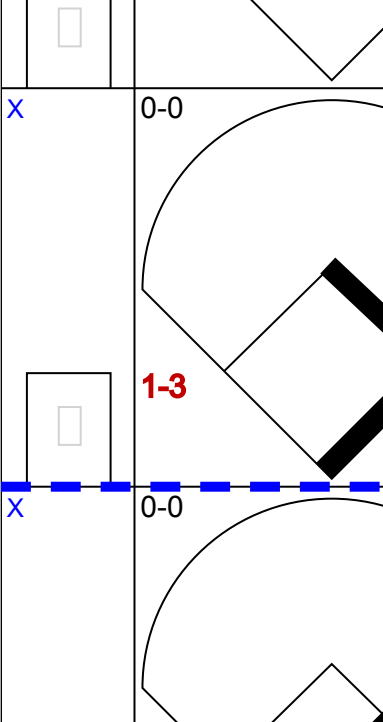
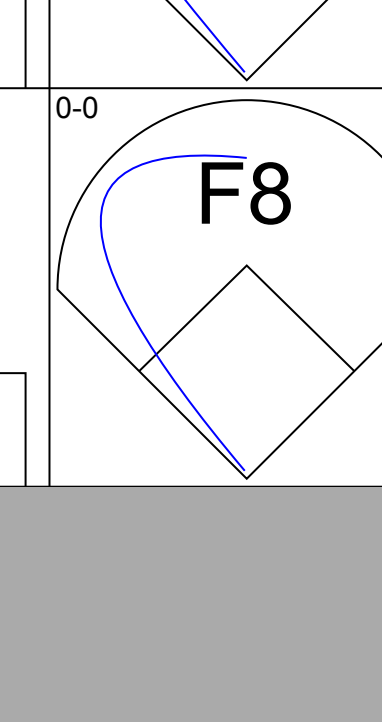
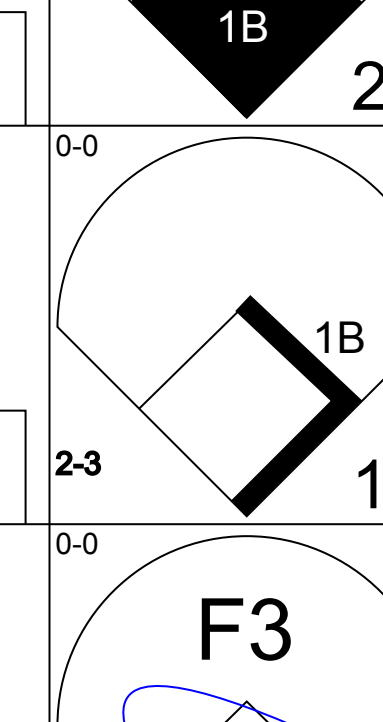
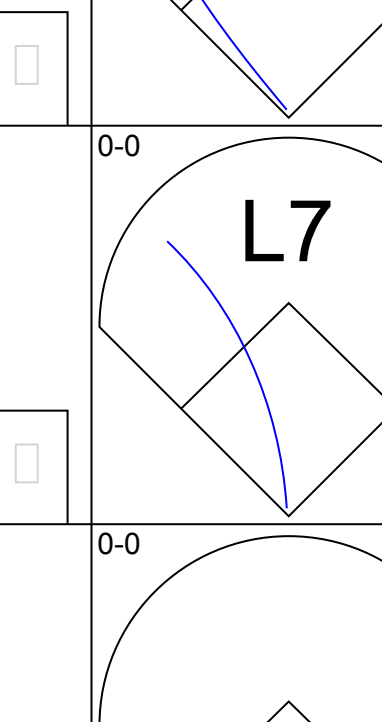
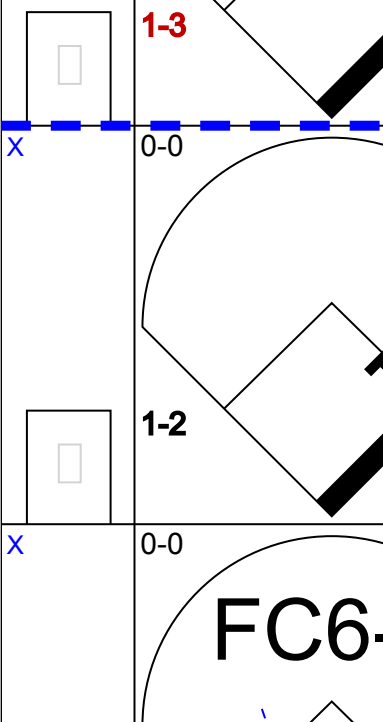
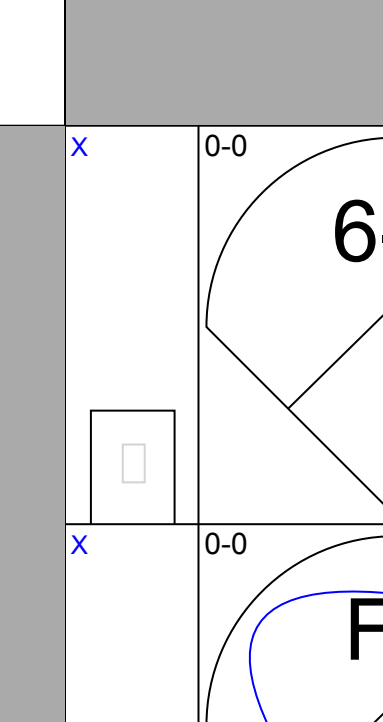
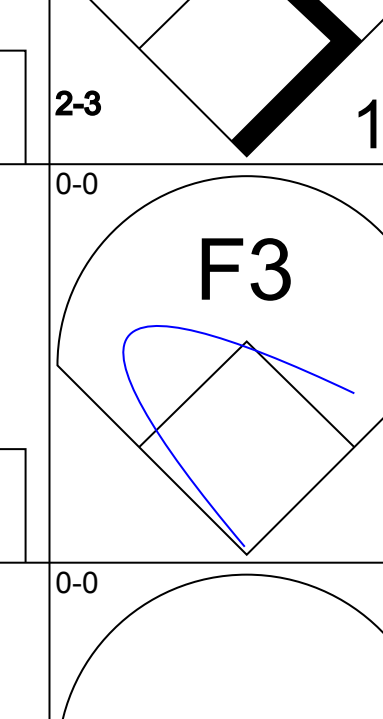
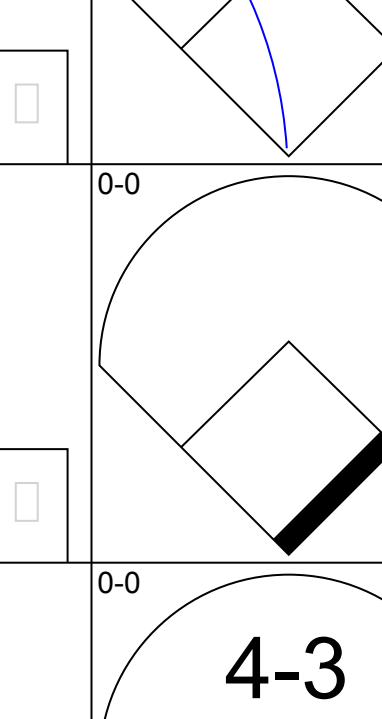
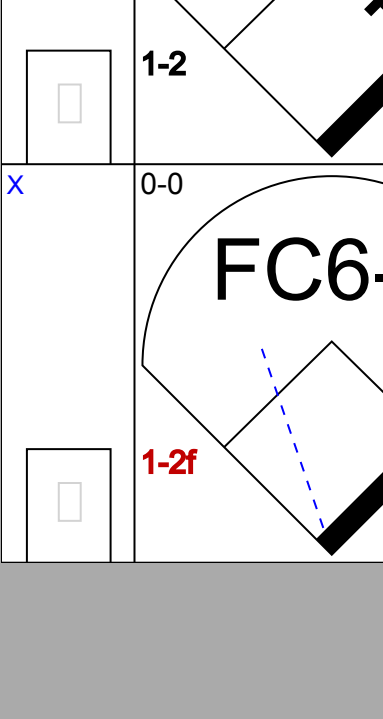
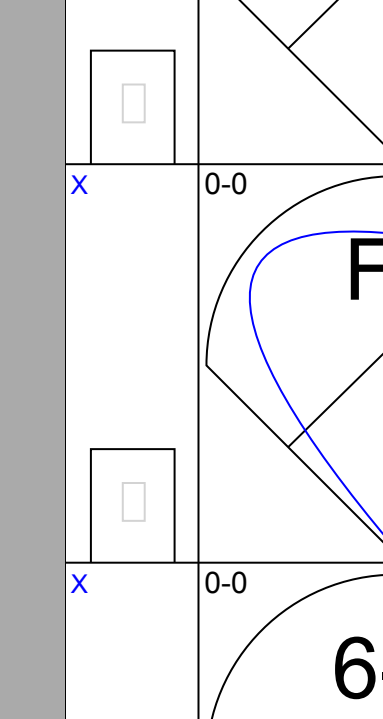
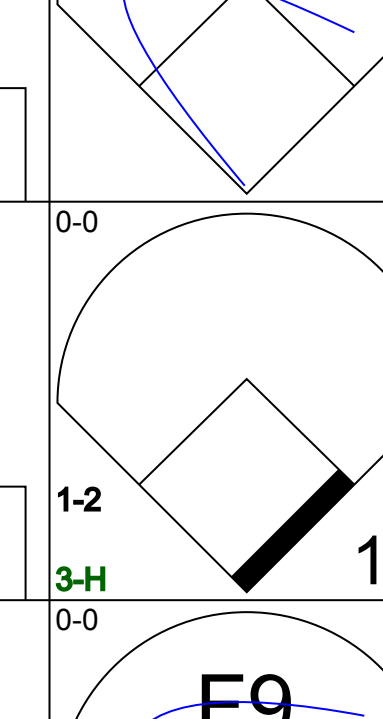
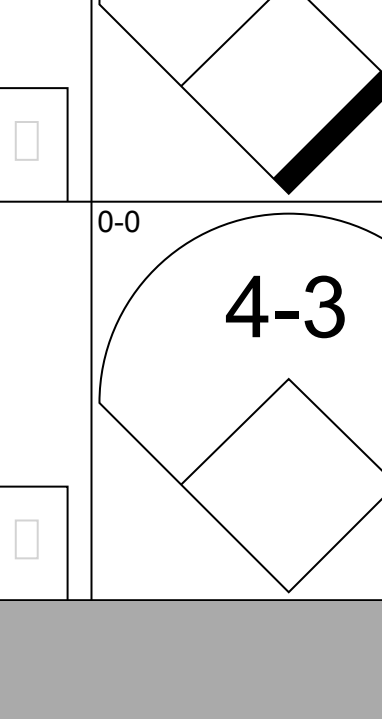
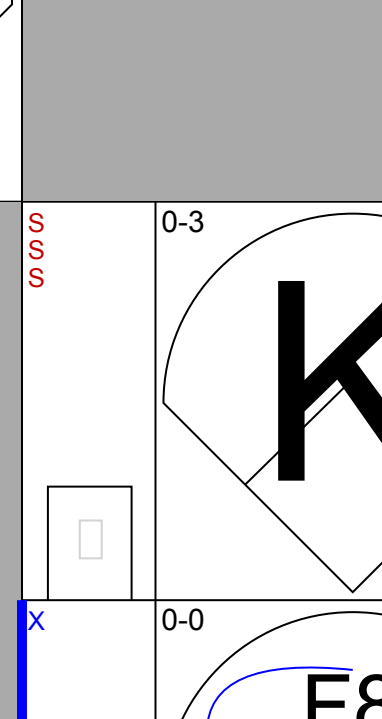
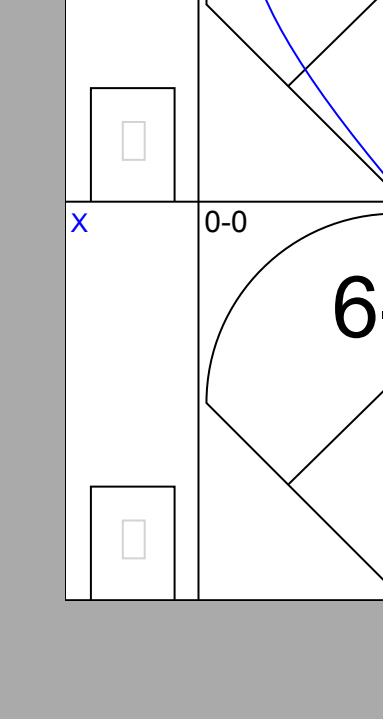
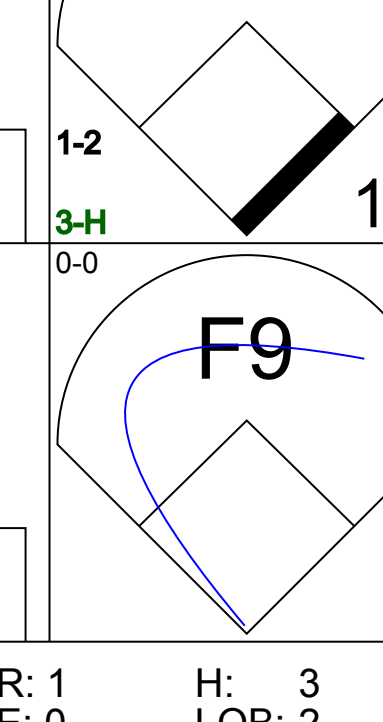
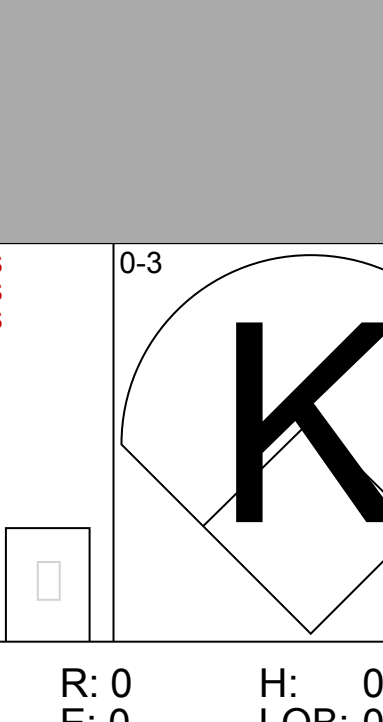
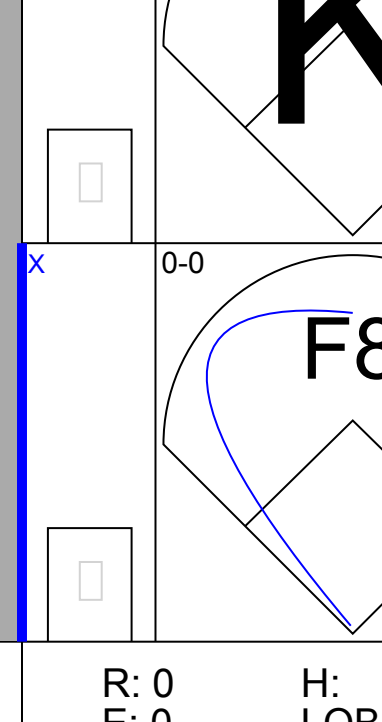


Batter	1	2	3	4	5	6	7	8	9	AB	R	H	RBI	BB	SO	LOB	BOTTOM		
<b>Felipe Alou, R</b> OBP: 0.359, SLG: 0.457 (1, 8)	0-0 F8	0-0 3-1		0-0 1B		0-0 F7		0-0 5-3		5	0	1	1	0	0	0	<b>Cincinnati Reds @ Atlanta Braves</b> Atlanta Stadium, Atlanta, GA Wed Jun 19 1968, 7:05 PM EDT Att: 10,174 - Unknown		
<b>Felix Milan, R</b> OBP: 0.337, SLG: 0.365 <b>Sonny Jackson, L</b> OBP: 0.284, SLG: 0.272 (1, 4) (8, FR) (9, 6)	0-0 1B		0-0 BB 1B	0-0 1-2 1B		0-0 2B		1-0 FC5-4 HBP		4	1	4	0	0	0	0			
<b>Hank Aaron, R</b> OBP: 0.332, SLG: 0.473 (1, 9)	0-0 P5		4-0 E 1-2 2-1 BB	0-3 K		4-0 IBB		0-0 FC5-4 1-2		3	0	0	0	2	1	4			
<b>Joe Torre, R</b> OBP: 0.347, SLG: 0.468 (1, 2)	0-0 BB 1B		0-0 E9 1-3 2H 1B		4-0 BB BB	0-3 K				3	0	2	1	1	1	2			
<b>Deron Johnson, R</b> OBP: 0.277, SLG: 0.306 (1, 3)	4-0 1-2 BB		0-3 K		0-0 F3		0-3 K			3	0	0	0	1	2	3			
<b>Tommie Aaron, R</b> OBP: 0.330, SLG: 0.333 (1, 7)	0-0 F9		0-0 F8		4-0 1-2 BB		0-0 4-3			3	0	0	0	1	0	5			
<b>Clete Boyer, R</b> OBP: 0.269, SLG: 0.306 (1, 5)		0-0 HR	0-0 2-1	0-0 F8	0-0 F9		0-0 1B			4	1	2	1	0	0	2			
<b>Marty Martinez, S</b> OBP: 0.350, SLG: 0.329 (1, 6) (9, 4)		0-0 4-3		4-0 SH1-4 1B BB		0-3 K		0-3 K		3	1	0	0	1	2	3			
<b>Ron Reed, R</b> OBP: 0.219, SLG: 0.167 (1, 1)		0-3 K		0-0 SH1-4 1-2		0-0 1-3		0-3 K		3	0	0	0	0	2	0			
<b>Inning Stats</b>	R: 0 E: 0 K: 0 S: 5	H: 2 LOB: 3 BB: 1 P: 9	R: 1 E: 0 K: 1 S: 6	H: 1 LOB: 0 BB: 0 P: 6	R: 1 E: 1 K: 1 S: 6	H: 2 LOB: 2 BB: 1 P: 10	R: 1 E: 0 K: 1 S: 7	H: 2 LOB: 2 BB: 1 P: 11	R: 0 E: 0 K: 1 S: 5	H: 0 LOB: 2 BB: 2 P: 13	R: 0 E: 0 K: 1 S: 6	H: 1 LOB: 1 BB: 1 P: 10	R: 0 E: 0 K: 2 S: 8	H: 1 LOB: 1 BB: 0 P: 8	R: 0 E: 0 K: 1 S: 5	H: 0 LOB: 1 BB: 0 P: 6	1B: 7 2B: 1 3B: 0 HR: 1	SF: 0 SAC: 1 DP: 0 HBP: 1	WP: 0 PA: 39 CS: 0
<b>PITCHER</b> <b>Billy McCool, L</b> <b>Bill Kelso, R</b> <b>Jay Ritchie, R</b> <b>Clay Carroll, R</b> (1, 1) (4, 1) (6, 1) (8, 1)	IP: 3.2 WLS: L BF: 21 H: 7 R: 3 ER: 3 SO: 2 BB: 3 IBB: 0 HBP: 0 BLK: 0 WP: 0 HR: 1 S: 21 P: 33 ERA: 7.36 WHIP: 2.727																		

AB	31
R	3
H	9
RBI	3
BB	6
SO	8
LOB	19



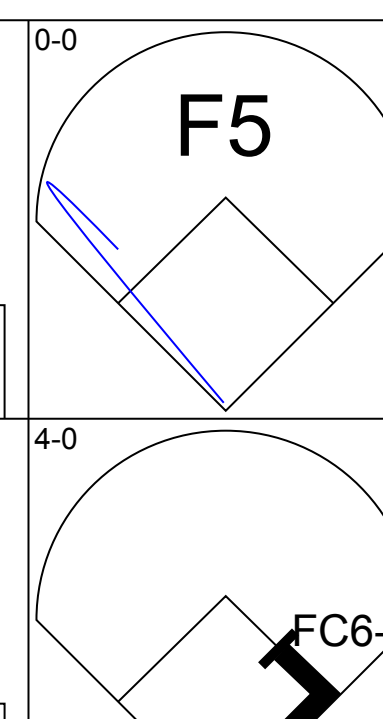
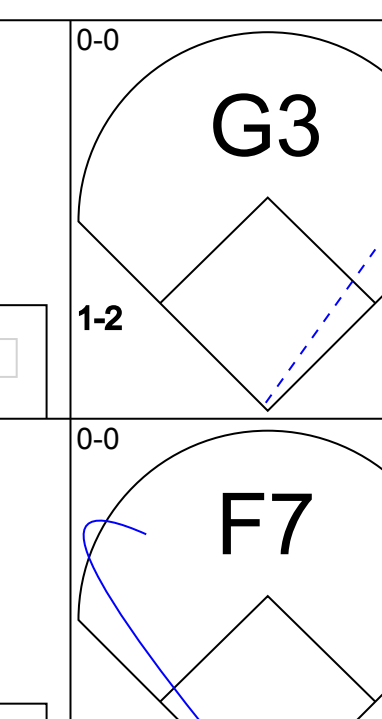
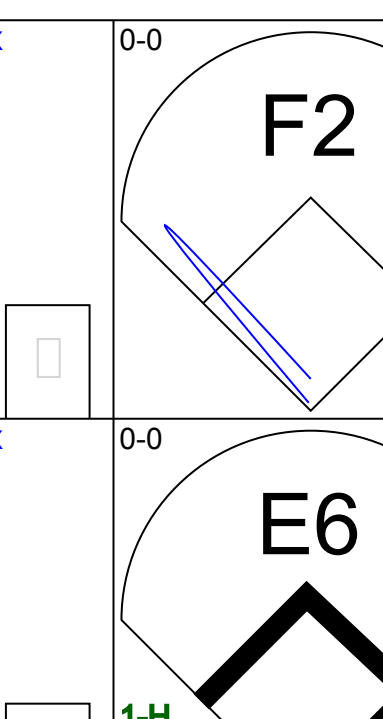
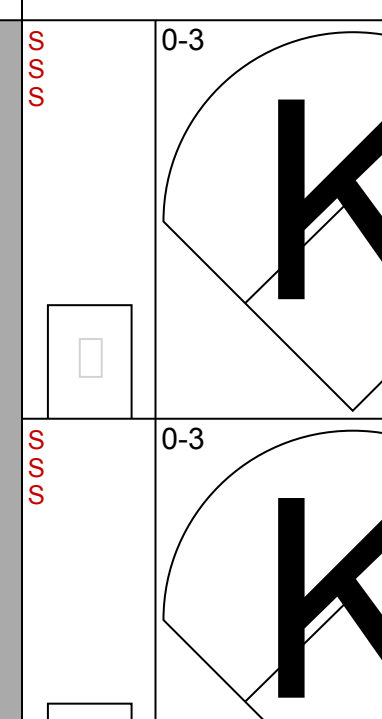
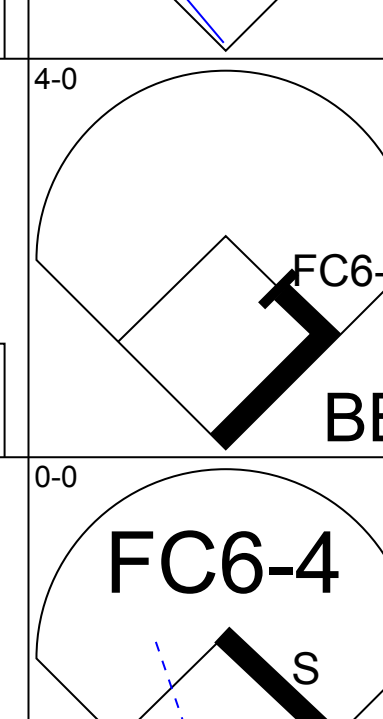
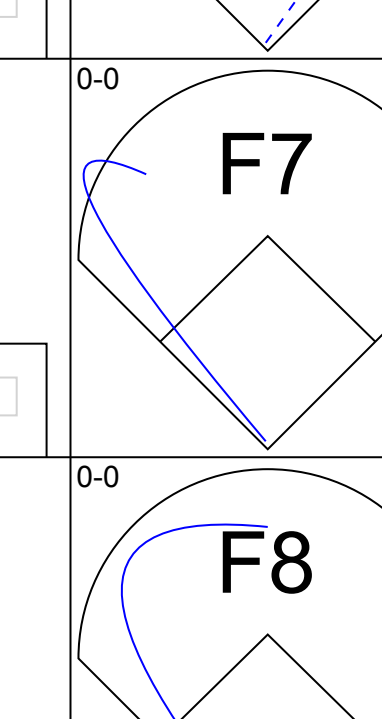
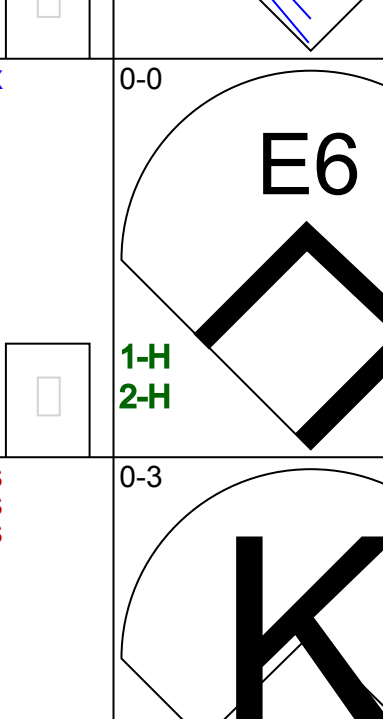
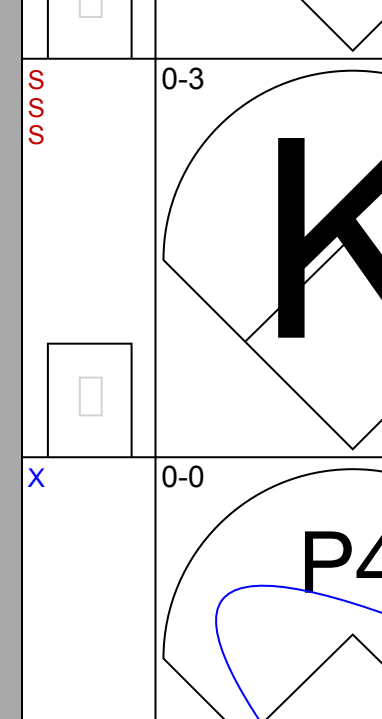
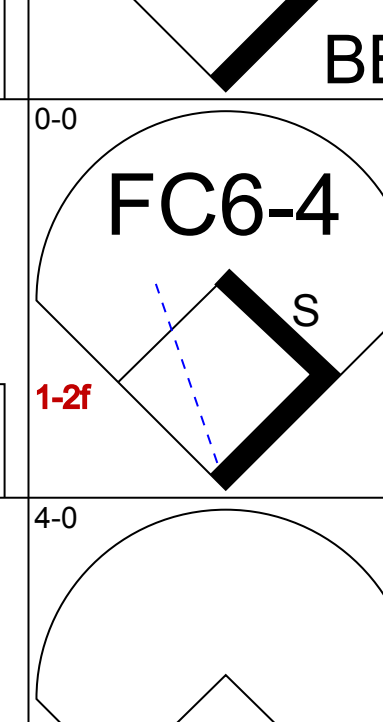
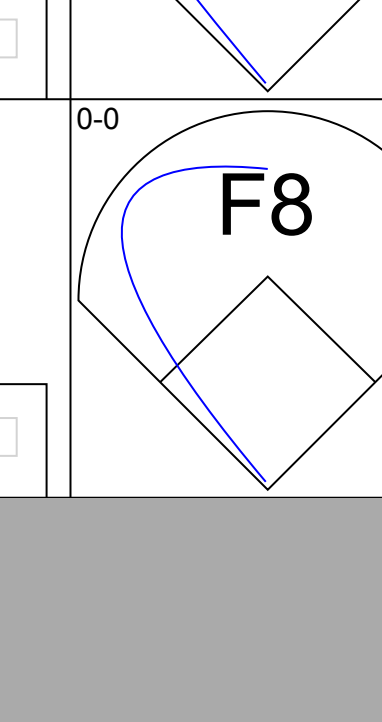
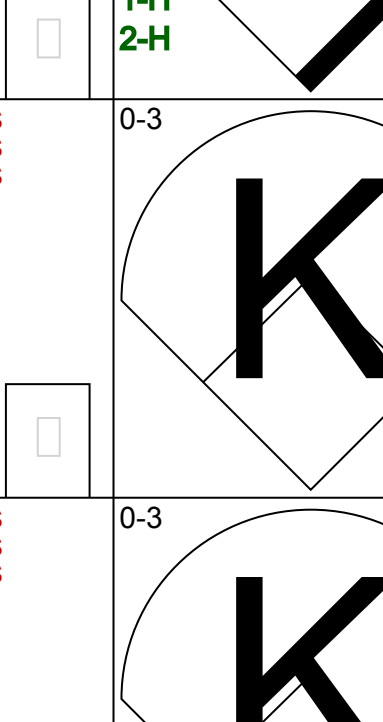
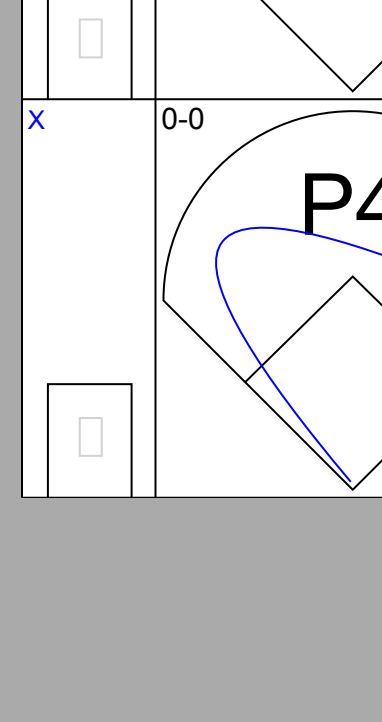
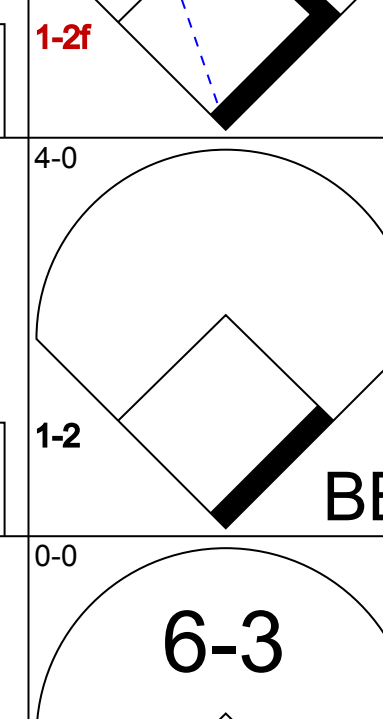
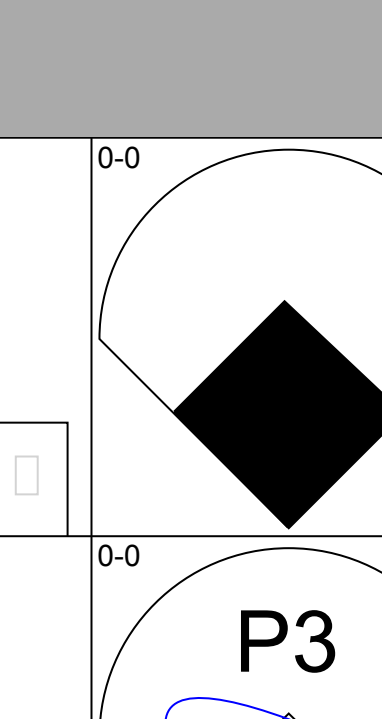
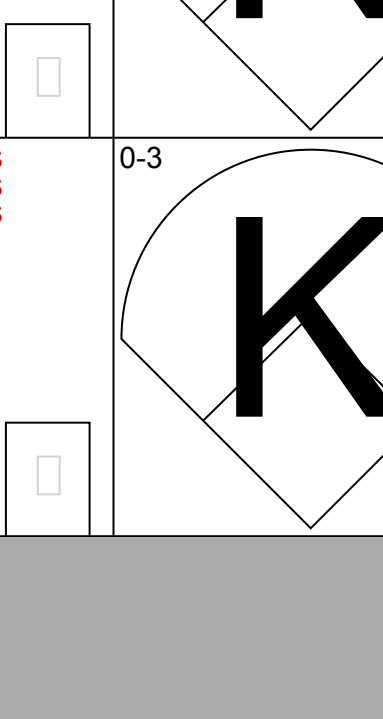
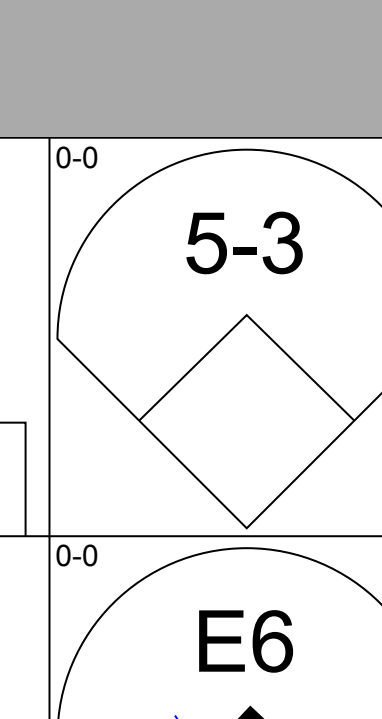
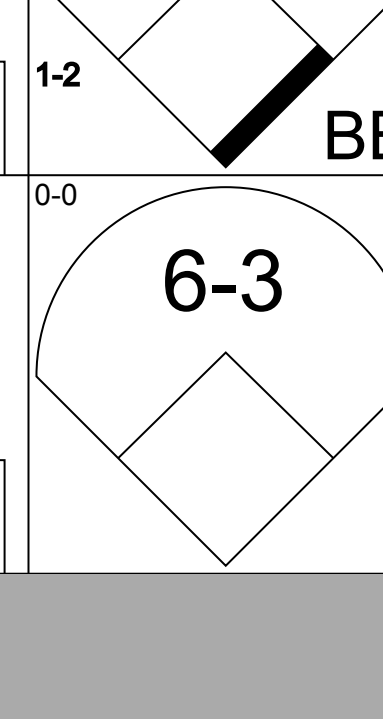
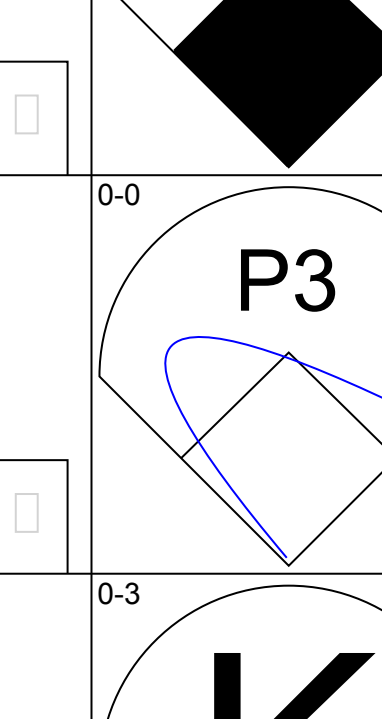
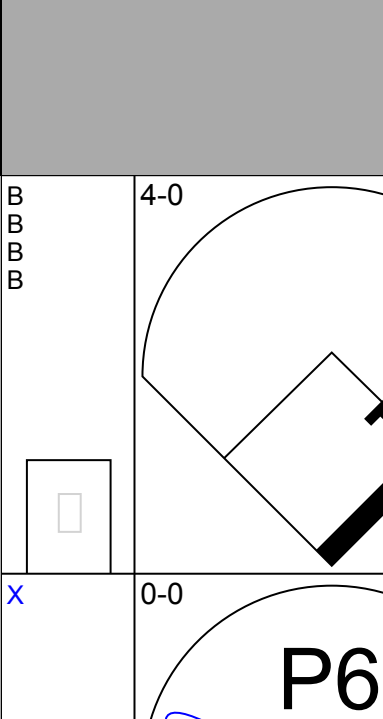
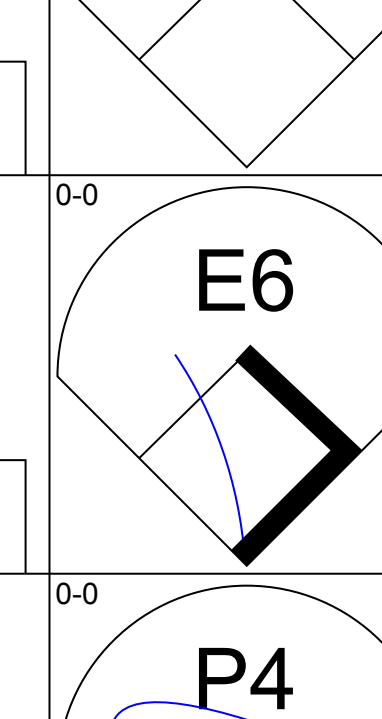
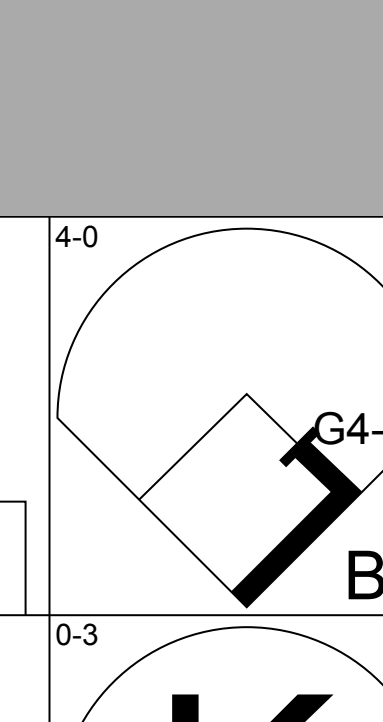
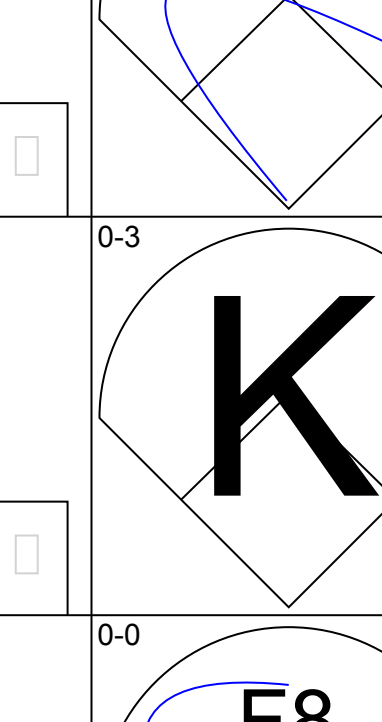
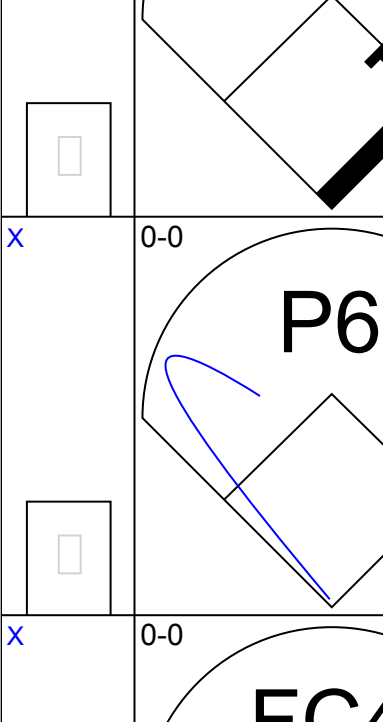
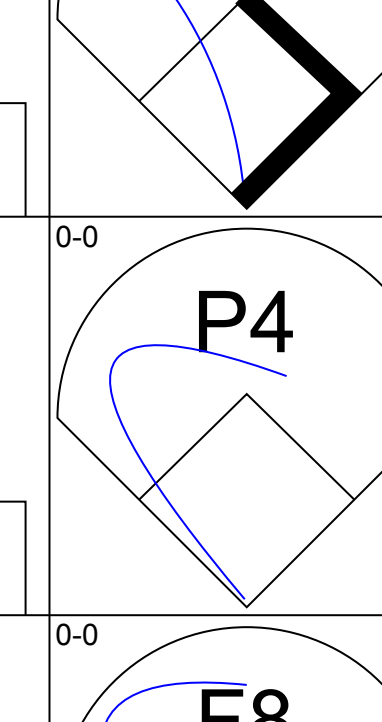
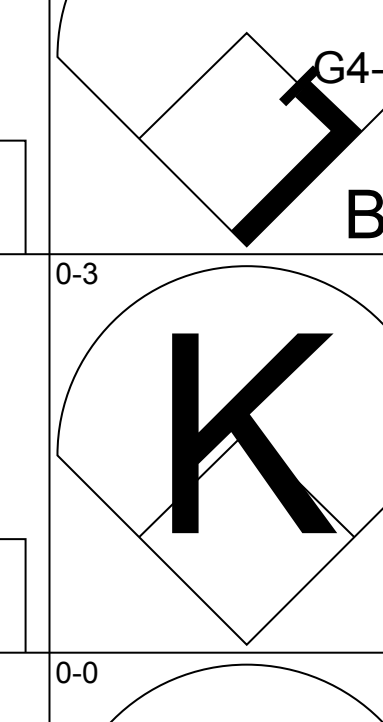
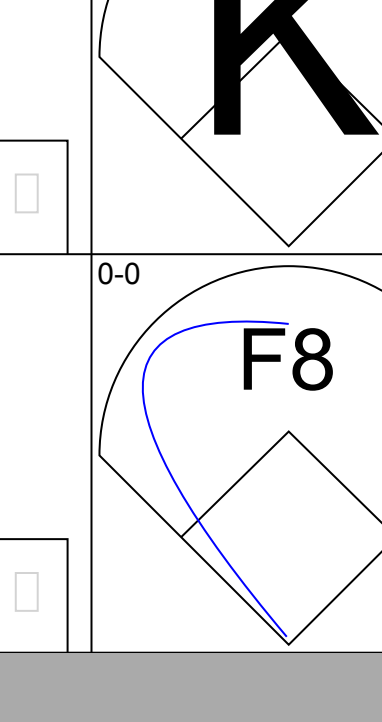
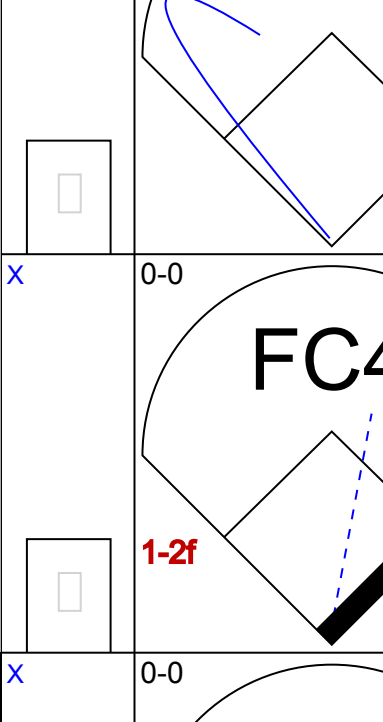
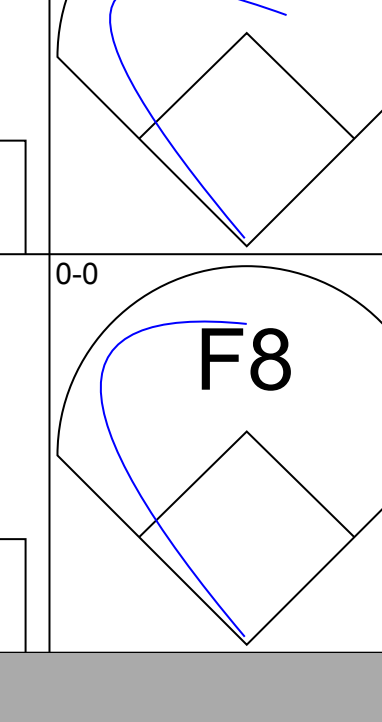
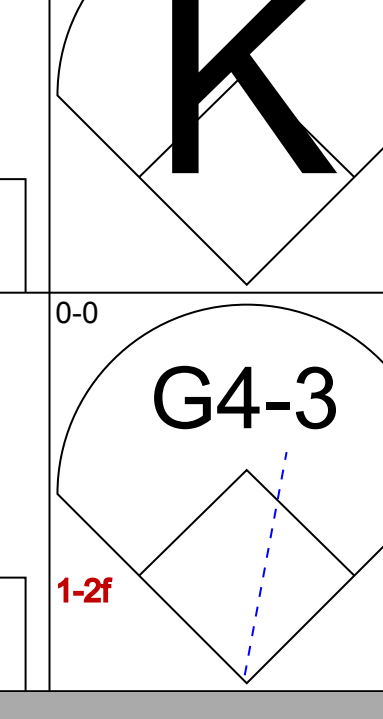
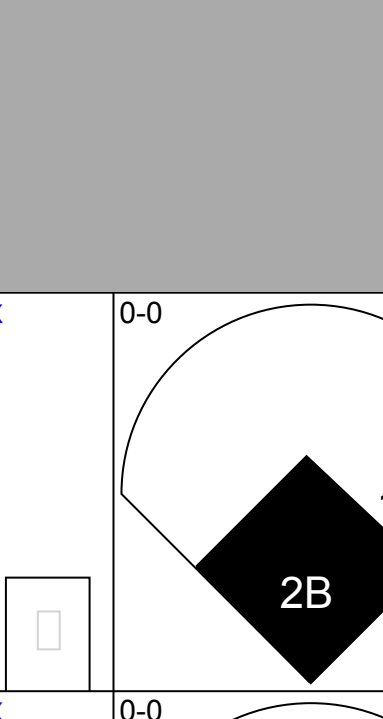

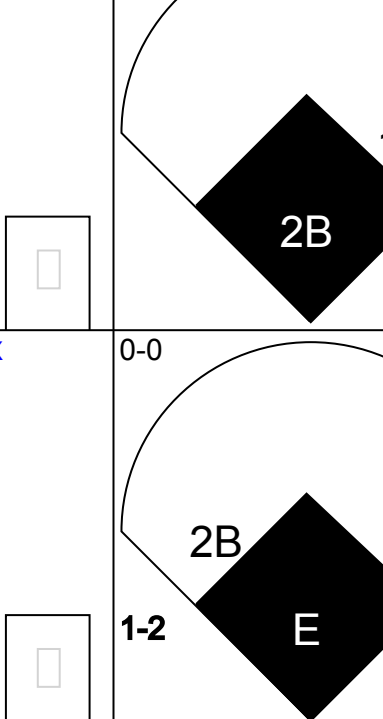
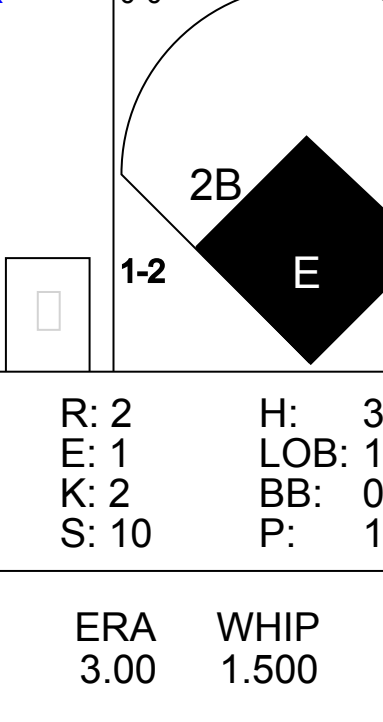


Batter	1	2	3	4	5	6	7	8	9	AB	R	H	RBI	BB	SO	LOB	TOP					
<b>Pete Rose, S</b> OBP: 0.413, SLG: 0.487 (1, 9)										4	0	0	0	0	1	0						
<b>Tommy Helms, R</b> OBP: 0.313, SLG: 0.387 (1, 4)										4	0	1	0	0	0	0						
<b>Mack Jones, L</b> OBP: 0.311, SLG: 0.314 (1, 7)										4	0	2	0	0	0	1						
<b>Fred Whitfield, L</b> OBP: 0.250, SLG: 0.260 (1, 3)										4	0	0	0	0	1	3						
<b>Vada Pinson, L</b> OBP: 0.321, SLG: 0.403 (1, 8)										4	1	2	0	0	0	1						
<b>Tony Perez, R</b> OBP: 0.315, SLG: 0.388 (1, 5)										4	0	2	0	0	0	0						
<b>Johnny Bench, R</b> OBP: 0.296, SLG: 0.408 (1, 2)										4	0	1	0	0	0	4						
<b>Leo Cardenas, R</b> OBP: 0.260, SLG: 0.235 (1, 6)										4	0	1	1	0	1	1						
<b>Gary Nolan, R</b> OBP: 0.083, SLG: 0.083 (7, PH)										2	0	0	0	0	1	2						
<b>Alex Johnson, R</b> OBP: 0.354, SLG: 0.390 (7, 1)										1	0	0	0	0	0	0						
<b>Jay Ritchie, R</b> (7, 1)										0	0	0	0	0	0	0						
<b>Inning Stats</b>	R: 0 E: 0 K: 1 S: 5	H: 0 LOB: 0 BB: 0 P: 5	R: 1 E: 0 K: 0 S: 6	H: 3 LOB: 2 BB: 0 P: 6	R: 0 E: 0 K: 0 S: 4	H: 1 LOB: 1 BB: 0 P: 4	R: 0 E: 0 K: 0 S: 4	H: 1 LOB: 1 BB: 0 P: 4	R: 0 E: 0 K: 1 S: 5	H: 0 LOB: 0 BB: 0 P: 5	R: 0 E: 0 K: 1 S: 7	H: 3 LOB: 2 BB: 0 P: 7	R: 0 E: 0 K: 1 S: 5	H: 0 LOB: 0 BB: 0 P: 5	R: 0 E: 0 K: 0 S: 4	H: 1 LOB: 1 BB: 0 P: 4	R: 0 E: 0 K: 0 S: 3	H: 0 LOB: 0 BB: 0 P: 3	1B: 8 2B: 1 3B: 0 HR: 0	SF: 0 SAC: 0 DP: 0 HBP: 0	WP: 0 PB: 0 SB: 0 CS: 0	PA: 35
<b>PITCHER</b>	IP	WLS	BF	H	R	ER	SO	BB	IBB	HBP	BLK	WP	HR	S	P	ERA	WHIP					
<b>Milt Pappas, R</b> ERA: 4.9 (1, 1)	5.2	W	23	7	1	1	3	0	0	0	0	0	0	29	29	1.59	1.235					
<b>Cecil Upshaw, R</b> ERA: 2.63 (6, 1)	3.1	S	12	2	0	0	1	0	0	0	0	0	0	14	14	0.00	0.600					

**Cincinnati Reds @ Atlanta Braves**  
Atlanta Stadium, Atlanta, GA  
Thu Jun 20 1968, 7:05 PM EDT  
Att: 13,259 - Unknown

AB 35  
R 1  
H 9  
RBI 1  
BB 0  
SO 4  
LOB 12



Batter	1	2	3	4	5	6	7	8	9	AB	R	H	RBI	BB	SO	LOB	BOTTOM				
<b>Felipe Alou, R</b> OBP: 0.354, SLG: 0.451 (1, 8)										4	0	0	0	0	1	4					
<b>Tito Francona, L</b> OBP: 0.425, SLG: 0.426 (1, 7)										3	0	1	1	1	1	2					
<b>Mike Lum, L</b> OBP: 0.260, SLG: 0.278 (8, 7)										0	0	0	0	0	0	0					
<b>Hank Aaron, R</b> OBP: 0.327, SLG: 0.465 (1, 9)										4	0	0	0	0	1	4					
<b>Joe Torre, R</b> OBP: 0.352, SLG: 0.491 (1, 2)										3	1	1	1	1	1	1					
<b>Clete Boyer, R</b> OBP: 0.268, SLG: 0.302 (1, 5)										3	0	0	0	1	0	2					
<b>Deron Johnson, R</b> OBP: 0.276, SLG: 0.300 (1, 3)										3	0	0	0	1	1	2					
<b>Sonny Jackson, L</b> OBP: 0.279, SLG: 0.267 (1, 6)										4	0	0	0	0	1	3					
<b>Marty Martinez, S</b> OBP: 0.349, SLG: 0.329 (1, 4)										3	1	1	0	0	0	2					
<b>Milt Pappas, R</b> OBP: 0.150, SLG: 0.105 (1, 1)										1	1	1	0	1	0	0					
<b>Cecil Upshaw, R</b> OBP: 0.429, SLG: 0.333 (6, 1)										0	0	0	0	1	0	0					
<b>Inning Stats</b>	R: 0 E: 0 K: 0 S: 3	H: 0 LOB: 2 BB: 2 P: 11	R: 0 E: 0 K: 1 S: 4	H: 0 LOB: 0 BB: 1 P: 8	R: 0 E: 0 K: 0 S: 3	H: 0 LOB: 1 BB: 1 P: 7	R: 1 E: 0 K: 1 S: 6	H: 1 LOB: 0 BB: 0 P: 6	R: 2 E: 1 K: 2 S: 10	H: 3 LOB: 1 BB: 0 P: 10	R: 0 E: 0 K: 0 S: 3	H: 0 LOB: 1 BB: 1 P: 7	R: 0 E: 0 K: 2 S: 7	H: 0 LOB: 1 BB: 1 P: 11	R: 0 E: 1 K: 0 S: 4	H: 0 LOB: 1 BB: 0 P: 4	1B: 2 2B: 1 3B: 0 HR: 1	SF: 0 SAC: 0 DP: 1 HBP: 0	WP: 0 PB: 0 SB: 1 CS: 0	PA: 34	
<b>PITCHER</b>	IP	WLS	BF	H	R	ER	SO	BB	IBB	HBP	BLK	WP	HR	S	P	ERA	WHIP				
<b>Gary Nolan, R</b> ERA: 2.12 (1, 1)	6.0	L	26	4	3	2	4	5	0	0	0	0	0	29	49	3.00	1.500				
<b>Jay Ritchie, R</b> ERA: (7, 1)	2.0		8	0	0	0	2	1	0	0	0	0	0	11	15	0.00	0.500				

**Cincinnati Reds @ Atlanta Braves**  
Atlanta Stadium, Atlanta, GA  
Thu Jun 20 1968, 7:05 PM EDT  
Att: 13,259 - Unknown

AB 28  
R 3  
H 4  
RBI 2  
BB 6  
SO 6  
LOB 20






Batter	1	2	3	4	5	6	7	8	9	AB	R	H	RBI	BB	SO	LOB	TOP								
Don Kessinger, S OBP: 0.307, SLG: 0.320	(1, 6) 0-3 K		4-0 BB BB		0-0 6-3	0-0 4-3		0-0 G6-3		4	0	0	0	1	1	4									
Glenn Beckert, R OBP: 0.286, SLG: 0.336	(1, 4) 0-0 F9		4-0 BB BB		0-0 BB 1B		0-0 1B 2B		0-0 5-3	4	1	2	0	1	0	0									
Billy Williams, L OBP: 0.314, SLG: 0.438	(1, 7) 0-0 4-3		0-0 SF7		4-0 BB 1B		0-0 1B		0-0 F2	3	0	1	2	1	0	0									
Ron Santo, R OBP: 0.344, SLG: 0.471		0-0 F9	0-0 P4		0-0 F7		0-0 1B		0-0 P3	5	0	1	0	0	0	4									
14 Ernie Banks, R OBP: 0.290, SLG: 0.464		0-0 5-3		0-0 6-3		0-0 FC1-4 1B 1B		0-0 F8		4	1	1	0	0	0	2									
Lou Johnson, R OBP: 0.302, SLG: 0.375		0-0 1B		0-0 P4		0-0 FC1-4 1B		0-0 G6-4-3		4	0	2	0	0	0	2									
Randy Hundley, R OBP: 0.295, SLG: 0.338	0-3 K			0-0 FC6 1B		0-0 FC1-4 SH1-4 1B		0-0 FC3-5 1B		4	0	2	0	0	1	3	AB 34								
Adolfo Phillips, R OBP: 0.313, SLG: 0.362			0-0 F3	0-0 FC6		0-0 SH1-4 1B		0-0 FC3-5 1B		4	0	2	1	0	0	1	R 3								
Joe Niekro, R OBP: 0.161, SLG: 0.103			4-0 BB BB SF7		0-3 K		0-0 SH1-4		0-0 FC3-5	2	1	0	0	0	1	2	H 11								
Phil Regan, R OBP: 0.143, SLG: 0.143					0-3 K		0-0 SH1-4		0-0 FC3-5	0	0	0	0	0	0	0	RBI 3								
<b>Inning Stats</b>	R: 0 E: 0 K: 1 S: 5	H: 0 LOB: 0 BB: 0 P: 5	R: 0 E: 0 K: 1 S: 6	H: 1 LOB: 1 BB: 0 P: 6	R: 1 E: 0 K: 0 S: 3	H: 0 LOB: 2 BB: 3 P: 15	R: 0 E: 0 K: 0 S: 4	H: 1 LOB: 1 BB: 0 P: 4	R: 0 E: 0 K: 1 S: 6	H: 1 LOB: 2 BB: 1 P: 10	R: 1 E: 0 K: 0 S: 6	H: 3 LOB: 2 BB: 0 P: 6	R: 1 E: 0 K: 0 S: 5	H: 3 LOB: 1 BB: 0 P: 5	R: 0 E: 0 K: 0 S: 4	H: 2 LOB: 1 BB: 0 P: 4	R: 0 E: 0 K: 0 S: 3	H: 0 LOB: 0 BB: 0 P: 3	1B: 10 2B: 1 3B: 0 HR: 0	SF: 1 SAC: 1 DP: 2 HBP: 0	WP: 0 PB: 0 SB: 0 CS: 0	PA: 40			
<b>PITCHER</b>	IP	WLS	BF	H	R	ER	SO	BB	IBB	HBP	BLK	WP	HR	S	P	ERA	WHIP								
George Culver, R ERA: 3.17	(1, 1) 5.1	L 26	6	2	2	3	4	0	0	0	0	0	0	28	44	3.38	1.875								
Clay Carroll, R ERA: 4.11	(6, 1) 1.2	7	3	1	1	0	0	0	0	0	0	0	0	7	7	5.40	1.800								
Ted Abernathy, R ERA: 0.51	(8, 1) 2.0	7	2	0	0	0	0	0	0	0	0	0	0	7	7	0.00	1.000								

Chicago Cubs @ Cincinnati Reds  
Crosley Field, Cincinnati, OH  
Fri Jun 21 1968, 7:05 PM EDT  
Att: 12,713 - Unknown - 85 F


AB	34
R	3
H	11
RBI	3
BB	4
SO	3
LOB	18



Batter	1	2	3	4	5	6	7	8	9	AB	R	H	RBI	BB	SO	LOB	BOTTOM								
Pete Rose, S OBP: 0.414, SLG: 0.487	(1, 9) 0-0 4-3		0-0 4-3		0-0 1B			0-0 1B		4	0	2	0	0	0	0									
Tommy Helms, R OBP: 0.312, SLG: 0.385	(1, 4) 0-0 F9		0-0 G6-3 1B		0-3 K			0-0 F3		4	1	1	0	0	1	2									
Vada Pinson, L OBP: 0.324, SLG: 0.402	(1, 8) 0-0 1B		0-0 E6		4-0 G6-3 BB			0-0 F7		3	0	1	0	1	0	2									
Alex Johnson, R OBP: 0.348, SLG: 0.383	(1, 7) 0-0 4-3		0-0 G6-3		0-0 G6-3			0-0 5-3		4	0	0	0	0	0	5									
Tony Perez, R OBP: 0.321, SLG: 0.391		0-0 G6-4-3 1B		0-0 E 1B		1-0 CS		0-0 4-3		3	0	2	1	0	0	0									
Lee May, R OBP: 0.325, SLG: 0.399		0-0 G6-4-3		0-0 E6		0-0 CS		0-0 F9		4	0	0	0	0	0	2									
Johnny Bench, R OBP: 0.299, SLG: 0.422		0-0 5-3		0-0 F8				0-0 HR		4	1	2	1	0	0	2	AB 33								
Leo Cardenas, R OBP: 0.257, SLG: 0.232			0-0 5-3		0-3 K			0-0 F9		3	0	0	0	0	1	0	R 2								
Fred Whitfield, L OBP: 0.259, SLG: 0.260					0-0 K			0-0 BB		0	0	0	0	1	0	0	H 8								
Woody Woodward, R OBP: 0.200, SLG: 0.208					0-0 K			0-0 BB		0	0	0	0	0	0	0	RBI 2								
George Culver, R OBP: 0.034, SLG: 0.069			0-0 6-3		0-3 K			0-0 F2		2	0	0	0	0	1	0	BB 2								
Clay Carroll, R										0	0	0	0	0	0	0	SO 3								
Mack Jones, L OBP: 0.306, SLG: 0.308										1	0	0	0	0	0	0	LOB 15								
Ted Abernathy, R										0	0	0	0	0	0	0									
Giraldo Ruiz, S OBP: 0.375, SLG: 0.326										1	0	0	0	0	2										
<b>Inning Stats</b>	R: 0 E: 0 K: 0 S: 4	H: 1 LOB: 1 BB: 0 P: 4	R: 0 E: 0 K: 0 S: 3	H: 1 LOB: 0 BB: 0 P: 3	R: 0 E: 0 K: 0 S: 3	H: 0 LOB: 0 BB: 0 P: 3	R: 1 E: 2 K: 0 S: 6	H: 2 LOB: 2 BB: 0 P: 6	R: 0 E: 0 K: 3 S: 10	H: 1 LOB: 1 BB: 0 P: 10	R: 0 E: 0 K: 0 S: 1	H: 0 LOB: 0 BB: 1 P: 6	R: 1 E: 0 K: 0 S: 4	H: 1 LOB: 0 BB: 0 P: 4	R: 0 E: 0 K: 0 S: 4	H: 1 LOB: 1 BB: 0 P: 4	R: 0 E: 0 K: 0 S: 4	H: 1 LOB: 2 BB: 1 P: 8	1B: 7 2B: 0 3B: 0 HR: 1	SF: 0 SAC: 0 DP: 3 HBP: 1	WP: 0 PB: 0 SB: 0 CS: 1	PA: 37			
<b>PITCHER</b>	IP	WLS	BF	H	R	ER	SO	BB	IBB	HBP	BLK	WP	HR	S	P	ERA	WHIP								
Joe Niekro, R ERA: 4.91	(1, 1) 7.0	W 28	7	2	1	3	1	0	0	0	0	0	0	32	37	1.29	1.143								
Phil Regan, R ERA: 2.49	(8, 1) 2.0	S 8	1	0	0	0	1	0	0	0	0	0	0	7	11	0.00	1.000								

Chicago Cubs @ Cincinnati Reds  
Crosley Field, Cincinnati, OH  
Fri Jun 21 1968, 7:05 PM EDT  
Att: 12,713 - Unknown - 85 F

AB	33
R	2
H	8
RBI	2
BB	2
SO	3
LOB	15






Batter	1	2	3	4	5	6	7	8	9	AB	R	H	RBI	BB	SO	LOB	TOP			
<b>Don Kessinger, S</b> (1, 6) OBP: 0.307, SLG: 0.319	0-3 K		0-0 1B			0-0 4-3		0-0 G1-6-3		4	0	1	0	0	1	1				
<b>Glenn Beckert, R</b> (1, 4) OBP: 0.285, SLG: 0.339	0-0 4-3		0-0 4-3			0-0 3-1 2B		0-0 F8		4	0	1	0	0	0	1				
<b>Billy Williams, L</b> (1, 7) OBP: 0.320, SLG: 0.452	4-0 BB			0-0 HR		0-0 3-1		0-0 G5-4-3 1B		3	1	2	1	1	0	1				
<b>Ron Santo, R</b> (1, 5) OBP: 0.339, SLG: 0.463	0-0 F8			0-0 F3		0-3 K		0-0 G5-4-3 1B		4	0	0	0	0	1	3				
<b>14 Ernie Banks, R</b> (1, 3) OBP: 0.290, SLG: 0.458		0-0 5-3		0-0 F9			4-0 FC6-4 BB		0-3 K	3	0	0	0	1	1	0				
<b>Lou Johnson, R</b> (1, 9) OBP: 0.298, SLG: 0.369		0-3 K		0-0 F7			0-0 F3			3	0	0	0	0	1	1				
<b>Randy Hundley, R</b> (1, 2) OBP: 0.295, SLG: 0.338		0-0 L7			0-0 G5-4-3 1B		0-0 F7			3	0	1	0	0	0	1				
<b>Adolfo Phillips, R</b> (1, 8) OBP: 0.308, SLG: 0.356			0-0 1-3		0-0 G5-4-3		0-0 FC6-4			3	0	0	0	0	0	2				
<b>Bill Hands, R</b> (1, 1) OBP: 0.067, SLG: 0.034			0-3 K		0-3 K			0-0 G1-6-3 1B		2	0	0	0	0	2	0				
<b>Dick Nen, L</b> (8, PH) OBP: 0.192, SLG: 0.320										1	0	1	0	0	0	0				
<b>Darcy Fast, L</b> (8, 1)										0	0	0	0	0	0	0				
<b>Inning Stats</b>	R: 0 E: 0 K: 1 S: 5	H: 0 LOB: 1 BB: 1 P: 9	R: 0 E: 0 K: 1 S: 5	H: 0 LOB: 0 BB: 0 P: 5	R: 0 E: 0 K: 1 S: 6	H: 1 LOB: 1 BB: 0 P: 6	R: 1 E: 0 K: 0 S: 4	H: 1 LOB: 0 BB: 0 P: 4	R: 0 E: 0 K: 1 S: 5	H: 1 LOB: 0 BB: 0 P: 5	R: 0 E: 0 K: 0 S: 3	H: 0 LOB: 1 BB: 1 P: 7	R: 0 E: 0 K: 0 S: 3	H: 1 LOB: 0 BB: 0 P: 3	R: 0 E: 0 K: 1 S: 5	H: 1 LOB: 0 BB: 0 P: 5	1B: 4 2B: 1 3B: 0 HR: 1	SF: 0 SAC: 0 DP: 3 HBP: 0	WP: 0 PB: 0 SB: 0 CS: 0	PA: 32
<b>PITCHER</b> <b>Jim Maloney, R</b> (1, 1) ERA: 3.09	IP: 9.0 WLS: W BF: 32 H: 6 R: 1 ER: 1 SO: 6 BB: 2 IBB: 0 HBP: 0 BLK: 0 WP: 0 HR: 1 S: 42 P: 50 ERA: 1.00 WHIP: 0.889															<b>PITCHER</b>				

**Chicago Cubs @ Cincinnati Reds**  
Crosley Field, Cincinnati, OH  
Sat Jun 22 1968, 7:05 PM EDT  
Alt. 9,691 - Unknown - 85 F


AB	30
R	1
H	6
RBI	1
BB	2
SO	6
LOB	10



Batter	1	2	3	4	5	6	7	8	9	AB	R	H	RBI	BB	SO	LOB	BOTTOM			
<b>Pete Rose, S</b> (1, 9) OBP: 0.416, SLG: 0.484	4-0 1B E	1-0 HBP			0-0 6-3		0-0 4-3			2	1	0	0	1	0	0				
<b>Alex Johnson, R</b> (1, 7) OBP: 0.354, SLG: 0.401	0-0 BB	0-3 HBP			0-0 K		0-0 IHR		0-0 G4-6-3 1B	4	2	3	1	0	1	2				
<b>Vada Pinson, L</b> (1, 8) OBP: 0.323, SLG: 0.400	0-0 E3		0-0 P6		0-0 K		0-0 HR		0-0 G4-6-3 1B	4	2	1	1	0	0	2				
<b>Tony Perez, R</b> (1, 5) OBP: 0.324, SLG: 0.390	0-0 BB		0-3 K		4-0 K		0-0 HR		0-0 6-3	3	1	1	1	1	1	0				
<b>Johnny Bench, R</b> (1, 2) OBP: 0.298, SLG: 0.432	0-0 G5-4-3		0-0 L4		0-0 L4		0-0 HR		0-0 L7	4	1	1	3	0	0	1				
<b>Lee May, R</b> (1, 3) OBP: 0.323, SLG: 0.396	0-3 K			0-0 CS	0-0 F8			0-0 F8		4	0	1	0	0	1	0				
<b>Tommy Helms, R</b> (1, 4) OBP: 0.308, SLG: 0.381		0-0 6-3		0-0 F8		0-0 6-3				3	0	0	0	0	0	1				
<b>Leo Cardenas, R</b> (1, 6) OBP: 0.254, SLG: 0.229		0-3 K		0-0 6-3		0-0 6-3				3	0	0	0	0	1	0				
<b>Jim Maloney, L</b> (1, 1) OBP: 0.290, SLG: 0.400		0-0 HBP			0-0 4-3		0-0 4-3			3	0	1	0	0	0	0				
<b>Inning Stats</b>	R: 3 E: 1 K: 1 S: 7	H: 2 LOB: 0 BB: 1 P: 11	R: 0 E: 0 K: 2 S: 8	H: 1 LOB: 2 BB: 0 P: 9	R: 0 E: 0 K: 1 S: 5	H: 0 LOB: 0 BB: 0 P: 5	R: 0 E: 0 K: 0 S: 3	H: 1 LOB: 0 BB: 0 P: 3	R: 4 E: 0 K: 0 S: 6	H: 3 LOB: 0 BB: 1 P: 10	R: 0 E: 0 K: 0 S: 3	H: 0 LOB: 0 BB: 0 P: 3	R: 0 E: 0 K: 0 S: 3	H: 0 LOB: 0 BB: 0 P: 3	R: 0 E: 0 K: 0 S: 3	H: 0 LOB: 0 BB: 0 P: 3	1B: 6 2B: 0 3B: 0 HR: 2	SF: 0 SAC: 0 DP: 2 HBP: 1	WP: 0 PB: 0 SB: 1 CS: 1	PA: 33
<b>PITCHER</b> <b>Bill Hands, R</b> (1, 1) ERA: 2.88	IP: 7.0 WLS: L BF: 30 H: 8 R: 7 ER: 6 SO: 4 BB: 2 IBB: 1 HBP: 0 BLK: 0 WP: 0 HR: 1 S: 35 P: 44 ERA: 7.71 WHIP: 1.429															<b>PITCHER</b>				
<b>Darcy Fast, L</b> (8, 1)	IP: 1.0 WLS: L BF: 3 H: 0 R: 0 ER: 0 SO: 0 BB: 0 IBB: 0 HBP: 0 BLK: 0 WP: 0 HR: 0 S: 3 P: 3 ERA: 0.00 WHIP: 0.000															<b>PITCHER</b>				

**Chicago Cubs @ Cincinnati Reds**  
Crosley Field, Cincinnati, OH  
Sat Jun 22 1968, 7:05 PM EDT  
Alt. 9,691 - Unknown - 85 F

AB	30
R	7
H	8
RBI	6
BB	2
SO	4
LOB	6





Batter	1	2	3	4	5	6	7	8	9	AB	R	H	RBI	BB	SO	LOB	TOP										
<b>Don Kessinger, S</b> OBP: 0.304, SLG: 0.316 (1, 6)										6	1	1	0	0	0	3	<b>Chicago Cubs @ Cincinnati Reds</b> Crosley Field, Cincinnati, OH Sun Jun 23 1968, 3:33 AM EDT Cloudy - 90 F										
<b>Glenn Beckert, R</b> OBP: 0.293, SLG: 0.344 (1, 4)										5	3	3	0	1	0	1											
<b>Al Spangler, L</b> OBP: 0.338, SLG: 0.368 (1, 9)										4	1	2	0	0	1	3											
<b>Billy Williams, L</b> OBP: 0.322, SLG: 0.449 (1, 7)										4	1	1	1	1	0	4											
<b>Dick Nen, L</b> OBP: 0.226, SLG: 0.345 (1, 3)										4	1	2	2	0	1	3											
<b>Ron Santo, R</b> OBP: 0.340, SLG: 0.457 (1, 5)										3	0	0	0	2	0	2											
<b>Randy Hundley, R</b> OBP: 0.298, SLG: 0.339 (1, 2)										5	0	2	3	0	0	2											
<b>Adolfo Phillips, R</b> OBP: 0.315, SLG: 0.374 (1, 8)										4	1	2	1	1	0	2											
<b>Ken Holtzman, R</b> OBP: 0.152, SLG: 0.152 <b>Phil Regan, R</b> OBP: 0.143, SLG: 0.143 (7, 1)										4	0	2	0	0	1	3											
<b>Inning Stats</b>	R: 3 E: 2 K: 3 S: 13	H: 4 LOB: 3 BB: 2 P: 21	R: 0 E: 0 K: 0 S: 5	H: 2 LOB: 2 BB: 0 P: 5	R: 1 E: 0 K: 0 S: 5	H: 2 LOB: 1 BB: 0 P: 5	R: 2 E: 0 K: 0 S: 5	H: 2 LOB: 2 BB: 2 P: 13	R: 0 E: 0 K: 0 S: 3	H: 0 LOB: 0 BB: 0 P: 3	R: 1 E: 0 K: 0 S: 4	H: 1 LOB: 0 BB: 0 P: 4	R: 0 E: 0 K: 0 S: 4	H: 1 LOB: 1 BB: 0 P: 4	R: 1 E: 0 K: 0 S: 5	H: 2 LOB: 2 BB: 1 P: 9	R: 0 E: 1 K: 0 S: 4	H: 1 LOB: 1 BB: 0 P: 4	1B: 13 2B: 1 3B: 0 HR: 1	SF: 1 SAC: 2 DP: 0 HBP: 0	WP: 1 PB: 0 SB: 0 CS: 1	PA: 47					
<b>PITCHER</b>	IP	WLS	BF	H	R	ER	SO	BB	IBB	HBP	BLK	WP	HR	S	P	ERA	WHIP										
<b>Tony Cloninger, R</b> ERA: 6.75 (1, 1)	3.2		23	9	6	6	3	2	1	0	0	1	1	26	38	14.73	3.000										
<b>Jay Ritchie, R</b> ERA: (4, 1)	1.1		6	1	0	0	0	1	0	0	0	0	0	5	9	0.00	1.500										
<b>Clay Carroll, R</b> ERA: 4.13 (6, 1)	2.0		8	2	1	1	0	0	0	0	0	0	0	8	8	4.50	1.000										
<b>Ted Abernathy, R</b> ERA: 0.65 (8, 1)	2.0	W	10	3	1	1	0	0	1	0	0	0	0	9	13	4.50	1.500										
Batter	1	2	3	4	5	6	7	8	9	AB	R	H	RBI	BB	SO	LOB	BOTTOM										
<b>Pete Rose, S</b> OBP: 0.415, SLG: 0.491 (1, 9)										4	2	2	2	0	1	0	<b>Chicago Cubs @ Cincinnati Reds</b> Crosley Field, Cincinnati, OH Sun Jun 23 1968, 3:33 AM EDT Cloudy - 90 F										
<b>Alex Johnson, R</b> OBP: 0.356, SLG: 0.402 <b>Ted Abernathy, R</b> ERA: (8, 1)										4	0	2	1	0	0	1											
<b>Don Pavletich, R</b> OBP: 0.172, SLG: 0.207 (9, PH)										1	0	1	2	0	0	0											
<b>Vada Pinson, L</b> OBP: 0.322, SLG: 0.398 (1, 8)										4	0	1	1	0	0	2											
<b>Tony Perez, R</b> OBP: 0.326, SLG: 0.396 (1, 5)										4	0	2	1	0	0	0											
<b>Johnny Bench, R</b> OBP: 0.298, SLG: 0.429 (1, 2)										4	0	1	0	0	2	2											
<b>Lee May, R</b> OBP: 0.322, SLG: 0.391 (1, 3)										3	1	0	0	1	0	1											
<b>Tommy Helms, R</b> OBP: 0.311, SLG: 0.383 (1, 4)										4	2	2	0	0	0	0											
<b>Leo Cardenas, R</b> OBP: 0.256, SLG: 0.228 <b>Mack Jones, L</b> OBP: 0.325, SLG: 0.308 (7, PH) (8, 7)										1	1	0	0	1	0	0											
<b>Tony Cloninger, R</b> ERA: 6.14 <b>Jay Ritchie, R</b> ERA: (4, 1)										1	1	1	2	0	0	0											
<b>Jimmie Schaffer, R</b> OBP: 0.260, SLG: 0.260 (6, PH)										0	0	0	0	0	0	0											
<b>Clay Carroll, R</b> ERA: 4.13 (6, 1)										1	0	0	0	0	0	0											
<b>Fred Whitfield, L</b> OBP: 0.256, SLG: 0.256 <b>Woody Woodward, R</b> OBP: 0.320, SLG: 0.296 <b>Giraldo Ruiz, S</b> OBP: 0.367, SLG: 0.318 (9, PH)										1	0	0	0	0	0	0											
<b>Inning Stats</b>	R: 1 E: 0 K: 1 S: 7	H: 2 LOB: 1 BB: 0 P: 7	R: 2 E: 0 K: 1 S: 6	H: 1 LOB: 0 BB: 1 P: 10	R: 0 E: 0 K: 0 S: 3	H: 1 LOB: 0 BB: 0 P: 3	R: 0 E: 0 K: 0 S: 3	H: 1 LOB: 0 BB: 0 P: 3	R: 0 E: 0 K: 1 S: 6	H: 1 LOB: 1 BB: 0 P: 6	R: 3 E: 0 K: 1 S: 7	H: 3 LOB: 2 BB: 2 P: 15	R: 0 E: 0 K: 0 S: 3	H: 0 LOB: 0 BB: 0 P: 3	R: 0 E: 0 K: 0 S: 4	H: 3 LOB: 1 BB: 1 P: 8	1B: 7 2B: 5 3B: 0 HR: 1	SF: 1 SAC: 0 DP: 2 HBP: 0	WP: 0 PB: 0 SB: 0 CS: 0	PA: 38							
<b>PITCHER</b>	IP	WLS	BF	H	R	ER	SO	BB	IBB	HBP	BLK	WP	HR	S	P	ERA	WHIP										
<b>Ken Holtzman, L</b> ERA: 4.23 (1, 1)	6.0		25	7	5	5	3	2	0	0	0	0	0	29	37	7.50	1.500										
<b>Phil Regan, R</b> ERA: 3.06 (7, 1)	2.1	L	13	5	4	4	1	2	0	0	0	0	0	13	21	15.43	3.000										



Batter	1	2	3	4	5	6	7	8	9	10	11	AB	R	H	RBI	BB	SO	LOB	TOP					
Don Kessinger, S OBP: 0.302, SLG: 0.313 (1, 6)	6-3 ①		BB 1B ②	K ②		CS ③	P6 ①		6-3 ③			5	1	1	0	0	1	2						
Glenn Beckert, R OBP: 0.288, SLG: 0.337 (1, 4)	F9 ②		F9 ①	P4 ②			5-3 ②			5-3 ①		5	0	0	0	0	0	3						
Billy Williams, L OBP: 0.323, SLG: 0.446 (1, 7)	14 1B ①		1B BB ②				6-3 ③			G3 ②		4	0	1	0	1	0	0						
14 Ernie Banks, R OBP: 0.292, SLG: 0.461 (1, 3)	1B ③		P4 ②					5-3 ①		6-3 ③		5	0	2	0	0	0	3						
Ron Santo, R OBP: 0.338, SLG: 0.452 (1, 5)	F9 ③		1-2 1B ②					F8 ②			5-3 ①	5	0	1	2	0	0	3						
Lou Johnson, R OBP: 0.268, SLG: 0.365 Chuck Hartenstein, R (11, 1)		F9 ①	L6 ③				6-3 ③		F7 ③			5	0	1	0	0	0	3						
John Boccabella, R OBP: 0.176, SLG: 0.071 Randy Hundley, R OBP: 0.294, SLG: 0.335 (6, PH) (6, 2)	6-3 ③			F8 ①		F8 ①				K ①		2	0	0	0	0	0	0						
Adolfo Phillips, R OBP: 0.321, SLG: 0.379 (1, 8)	F8 ③			WP 1B ②						SH5-4 1B ②		5	1	3	0	0	0	1						
Fergie Jenkins, R OBP: 0.244, SLG: 0.244 Al Spangler, L OBP: 0.338, SLG: 0.368 (11, 9)			F9 1B BB ③							SH5-4 ②		2	1	1	1	1	1							
<b>Inning Stats</b>	R: 0 E: 0 K: 0 S: 5	H: 2 LOB: 2 BB: 0 P: 5	R: 0 E: 0 K: 0 S: 3	H: 0 LOB: 0 BB: 0 P: 3	R: 2 E: 0 K: 0 S: 5	H: 2 LOB: 2 BB: 2 P: 13	R: 1 E: 0 K: 1 S: 7	H: 2 LOB: 1 BB: 0 P: 7	R: 0 E: 0 K: 0 S: 4	H: 1 LOB: 1 BB: 0 P: 4	R: 0 E: 0 K: 1 S: 5	H: 1 LOB: 0 BB: 0 P: 5	R: 0 E: 0 K: 0 S: 3	H: 0 LOB: 0 BB: 0 P: 3	R: 0 E: 0 K: 0 S: 3	H: 0 LOB: 0 BB: 0 P: 3	R: 0 E: 0 K: 0 S: 3	H: 1 LOB: 1 BB: 0 P: 4	R: 0 E: 0 K: 0 S: 4	H: 1 LOB: 1 BB: 0 P: 4	1B: 9 2B: 1 3B: 0 HR: 0	SF: 0 SAC: 1 DP: 0 HBP: 0	WP: 1 PB: 0 SB: 0 CS: 1	PA: 45
<b>PITCHER</b>	IP WLS BF H R ER SO BB IBB HBP BLK WP HR S P ERA WHIP	<b>PITCHER</b>										IP WLS BF H R ER SO BB IBB HBP BLK WP HR S P ERA WHIP												
Billy McCool, L ERA: 4.95 Jay Ritchie, R ERA: Bill Keiser, R ERA: 2.65 Ted Abernathy, R ERA: 0.61	(1, 1) (4, 1) (6, 1) (8, 1)	3.1 1.2 2.0 4.0	WLS 6 6 14	BF 18 6 14	H 6 1 2	R 3 0 0	ER 3 0 0	SO 0 1 1	BB 2 0 0	IBB 0 0 0	HBP 0 0 0	BLK 0 0 0	WP 0 0 0	HR 0 0 0	S 16 8 16	P 24 8 8	ERA 8.10 0.00 0.00	WHIP 2.400 0.600 0.500						

Chicago Cubs @ Cincinnati Reds  
Crosley Field, Cincinnati, OH  
Sun Jun 23 1968, 3:38 AM EDT  
Att: 17,573 - Unknown

AB 41  
R 3  
H 10  
RBI 3  
BB 2  
SO 3  
LOB 17




Batter	1	2	3	4	5	6	7	8	9	10	11	AB	R	H	RBI	BB	SO	LOB	BOTTOM					
Pete Rose, S OBP: 0.409, SLG: 0.482 (1, 9)	F7 ①		K ②		F7 ①		K ③			FC6-4 ②		5	0	0	0	0	2	2						
Alex Johnson, R OBP: 0.350, SLG: 0.395 (1, 7)	K ②		F2 ③		6-3 ②			P6 ①		4-3 ③		5	0	0	0	0	1	2						
Vada Pinson, L OBP: 0.316, SLG: 0.391 (1, 8)	P4 ③			K ①	F8 ③			4-3 ②			4-3 ①	5	0	0	0	0	1	1						
Tony Perez, R OBP: 0.328, SLG: 0.396 (1, 5)		HR 1B ①		K ②		K ①		5-3 ③			BB FC9-4 1B ①	5	2	2	0	0	2	0						
Johnny Bench, R OBP: 0.303, SLG: 0.436 (1, 2)		K ①		1B 2B ②		1-4-3 1B ②		6-3 ①		FC9-4 BB 1B ①		5	1	3	0	0	1	1						
Les May, R OBP: 0.328, SLG: 0.406 (1, 3)		HR ①		1B S 1B ②		1-4-3 ②		F9 ②		FC9-4 BB ①		4	1	2	3	1	0	1						
Tommy Helms, R OBP: 0.309, SLG: 0.379 (1, 4)	F8 ②			1B ③		P3 ③		F3 ③		FC9-4 ②		5	0	1	1	0	0	3						
Woody Woodward, R OBP: 0.179, SLG: 0.185 Fred Whitfield, L OBP: 0.285, SLG: 0.256 Leo Cardenas, R OBP: 0.256, SLG: 0.228 (1, 6) (10, PH) (11, 6)			K ③		6-3 ③			K ①		FC1-6 BB ①		3	0	0	0	0	2	2						
Billy McCool, R Jay Ritchie, R Crisian Ruiz, S Bill Keiser, R Mack Jones, L Ted Abernathy, R (1, 1) (4, 1) (9, PH) (8, 1) (7, PH) (8, 1)	(1, 1) (4, 1) (9, PH) (8, 1) (7, PH) (8, 1)	10.0 0.2	WLS L	BF 38 5	H 7 2	R 3 1	ER 3 1	SO 10 0	BB 1 1	IBB 0 0	HBP 0 0	BLK 0 0	WP 0 0	HR 1 0	S 57 4	P 61 8	ERA 2.70 13.50	WHIP 0.800 4.500						
<b>Inning Stats</b>	R: 0 E: 0 K: 1 S: 5	H: 0 LOB: 0 BB: 0 P: 5	R: 2 E: 0 K: 2 S: 9	H: 2 LOB: 0 BB: 0 P: 9	R: 2 E: 0 K: 1 S: 5	H: 0 LOB: 0 BB: 0 P: 5	R: 1 E: 0 K: 2 S: 10	H: 3 LOB: 2 BB: 0 P: 10	R: 0 E: 0 K: 0 S: 4	H: 1 LOB: 1 BB: 0 P: 4	R: 0 E: 0 K: 1 S: 6	H: 1 LOB: 0 BB: 0 P: 6	R: 0 E: 0 K: 0 S: 3	H: 0 LOB: 0 BB: 0 P: 3	R: 0 E: 0 K: 0 S: 3	H: 0 LOB: 0 BB: 0 P: 3	R: 0 E: 0 K: 0 S: 3	H: 0 LOB: 1 BB: 1 P: 7	R: 1 E: 0 K: 0 S: 4	H: 2 LOB: 3 BB: 1 P: 8	1B: 7 2B: 1 3B: 0 HR: 1	SF: 0 SAC: 0 DP: 0 HBP: 0	WP: 0 PB: 0 SB: 1 CS: 0	PA: 43
<b>PITCHER</b>	IP WLS BF H R ER SO BB IBB HBP BLK WP HR S P ERA WHIP	<b>PITCHER</b>										IP WLS BF H R ER SO BB IBB HBP BLK WP HR S P ERA WHIP												
Fergie Jenkins, R ERA: 2.36 Chuck Hartenstein, R ERA: 4.05	(1, 1) (11, 1)	10.0 0.2	L	38 5	7 2	3 1	3 1	10 0	1 1	0 0	0 0	0 0	0 0	1 0	57 4	61 8	2.70 13.50	0.800 4.500						


Chicago Cubs @ Cincinnati Reds  
Crosley Field, Cincinnati, OH  
Sun Jun 23 1968, 3:38 AM EDT  
Att: 17,573 - Unknown

AB 41  
R 4  
H 9  
RBI 4  
BB 2  
SO 10  
LOB 13





Batter	1	2	3	4	5	6	7	8	9	10	11	AB R H RBI BB SO LOB	TOP														
Bud Harrelson, S OBP: 0.263, SLG: 0.253 (1, 6)	4-0 BB		0-0 F3			0-0 1B G3-6-3	0-0 1B		0-0 SF8		0-0 FC4-6 1B	4 1 3 1 1 0 0	<b>New York Mets @ Cincinnati Reds</b> Crosley Field, Cincinnati, OH Mon Jun 24 1968, 7:05 PM EDT Alt. 7,407 - Overcast  livebaseballscores.com  AB 46 R 5 H 15 RBI 4 BB 3 SO 5 LOB 24  														
Ken Boswell, L OBP: 0.253, SLG: 0.358 Phil Linz, R OBP: 0.253, SLG: 0.192 (1, 4)	0-0 P4		0-0 F9			0-0 1B G3-6-3	0-0 F9		0-0 1B		0-0 FC4-6 FC6-4 1B	6 1 2 0 0 0 5 0 0 0 0 0 0 0															
Cleon Jones, R OBP: 0.306, SLG: 0.480 (1, 9)	0-0 P6		0-0 1B			0-0 1B G3-6-3		0-0 1B	0-0 F8		0-0 FC6-4 1B	6 1 3 0 0 0 4															
J.C. Martin, L OBP: 0.375, SLG: 0.338 (1, 3)	0-0 P4		0-3 K			0-0 G3-6-3		0-0 P3	0-0 1B		0-0 1B	6 0 2 0 0 1 5															
Ed Charles, R OBP: 0.346, SLG: 0.497 (1, 5)		0-0 5-3	0-0 F2			0-0 F7		0-0 1B	0-0 1B		0-0 P4	6 0 2 3 0 0 4															
Art Shamsky, L OBP: 0.252, SLG: 0.422 (1, 7)	0-0 G3				0-0 5-3		0-0 4-3	0-0 L9	0-0 4-3			5 0 0 0 0 0 3															
Jerry Grote, R OBP: 0.378, SLG: 0.366 (1, 2)	0-0 P3				0-0 F8		0-0 1B BB	0-3 K			0-0 6-3	5 0 1 0 0 1 1															
Don Bosch, S OBP: 0.238, SLG: 0.239 (1, 8)			0-0 1-3			0-0 1B		0-0 F8	0-0 1B SF8 BB		0-0 4-3	4 1 1 0 1 0 1															
Jerry Kosman, R OBP: 0.200, SLG: 0.093 Kevin Collins, R OBP: 0.281, SLG: 0.281 Cal Koonce, R OBP: 0.191, SLG: 0.231 Ed Kranepool, L OBP: 0.259, SLG: 0.231 Dick Spring, R OBP: 0.131, SLG: 0.289 Bill Short, L OBP: 0.111, SLG: 0.111 (1, 1)			0-3 K		0-3 K		4-0 1B BB	0-0 1B	0-0 1B		0-3 K	2 0 0 0 0 0 2 1 0 0 0 0 0 1 0 0 0 0 0 0 0 0 0 0 1 0 0 1 0 0 0 0 0 1 0 0 0 0 0 0 1 0 0 0 0 0 0 0															
<b>Inning Stats</b>	R: 0 E: 0 K: 0 S: 3	H: 0 LOB: 1 BB: 1 P: 7	R: 0 E: 0 K: 0 S: 3	H: 0 LOB: 0 BB: 0 P: 3	R: 0 E: 0 K: 1 S: 5	H: 0 LOB: 0 BB: 0 P: 5	R: 0 E: 0 K: 1 S: 6	H: 1 LOB: 1 BB: 0 P: 6	R: 0 E: 0 K: 1 S: 5	H: 3 LOB: 1 BB: 0 P: 5	R: 1 E: 0 K: 0 S: 5	H: 2 LOB: 3 BB: 1 P: 9		R: 1 E: 0 K: 1 S: 7	H: 2 LOB: 1 BB: 0 P: 7	R: 3 E: 0 K: 0 S: 7	H: 4 LOB: 2 BB: 1 P: 11	R: 0 E: 0 K: 1 S: 5	H: 0 LOB: 0 BB: 0 P: 5	R: 0 E: 0 K: 0 S: 5	H: 2 LOB: 2 BB: 0 P: 5	1B: 15 2B: 0 3B: 0 HR: 0	SF: 1 SAC: 0 DP: 1 HBP: 0	WP: 0 PB: 0 SB: 2 CS: 0	PA: 50		
<b>PITCHER</b>	IP 5.0	WLS 19	BF 19	H 3	R 1	ER 1	SO 3	BB 1	IBB 0	HBP 0	BLK 0	WP 0	HR 0	S 24	P 28	ERA 1.80	WHIP 0.800										
Gary Nolan, R ERA: 2.05 (1, 1)																											
Jay Ritchie, R ERA: 3.35 (6, 1)	1.2	9	4	0	0	0	0	1	0	0	0	0	0	8	12	0.00	3.000										
Bill Keiso, R ERA: 3.35 (7, 1)	1.2	10	4	4	4	1	1	0	0	0	0	0	0	11	15	21.60	3.000										
Ted Abernathy, R ERA: 0.6 (9, 1)	0.2	4	2	0	0	0	0	0	0	0	0	0	0	4	4	0.00	3.000										
Clay Carroll, R ERA: 3.89 (10, 1)	2.0	W 8	2	0	0	1	0	0	0	0	0	0	0	10	10	0.00	1.000										

Batter	1	2	3	4	5	6	7	8	9	10	11	AB R H RBI BB SO LOB	BOTTOM														
Pete Rose, S OBP: 0.406, SLG: 0.478 (1, 9)	0-0 F9		0-0 F3		0-0 G6-4-3		0-0 FC5-4 1B				0-3 K	5 0 1 0 0 1 2	<b>New York Mets @ Cincinnati Reds</b> Crosley Field, Cincinnati, OH Mon Jun 24 1968, 7:05 PM EDT Alt. 7,407 - Overcast  livebaseballscores.com  AB 37 R 6 H 11 RBI 6 BB 3 SO 2 LOB 8  														
Alex Johnson, R OBP: 0.347, SLG: 0.395 (1, 7)	0-0 4-3			0-0 1B	0-0 6-3		0-0 FC5-4 CS				0-0 4-3	5 1 1 0 0 0 1															
Vada Pinson, L OBP: 0.318, SLG: 0.391 (1, 8)	0-0 6-3			0-0 1B SF7		0-0 L7	0-0 CS	0-0 G3			0-0 1B	5 1 2 1 0 0 0															
Tony Perez, R OBP: 0.329, SLG: 0.396 (1, 5)		0-0 P4		0-0 1B	0-0 5-3 1B		0-0 1B HR	0-0 1B	0-0 F7		0-0 6-3	5 1 2 0 0 0 1															
Johnny Bench, R OBP: 0.305, SLG: 0.437 (1, 2)		0-0 F8		0-0 SF7		0-0 1B HR	0-0 1B	0-0 5-3			0-0 3B 1B	4 2 2 1 0 0 0															
Les May, R OBP: 0.329, SLG: 0.428 (1, 3)		0-0 6-3		0-0 5-3		0-0 1B HR		0-0 5-3			0-0 3B	5 1 2 4 0 0 1															
Tommy Helms, R OBP: 0.308, SLG: 0.375 (1, 4)			0-0 L8		4-0 IBB		0-0 F9		0-0 F7			3 0 0 0 1 0 0															
Woody Woodward, R OBP: 0.219, SLG: 0.200 (1, 6)			0-0 SH1-4 1B		0-0 G3		0-0 6-3		4-0 WP BB			3 0 1 0 1 0 2															
Gary Nolan, R OBP: 0.200, SLG: 0.093 Jay Ritchie, R ERA: 3.35 Bill Keiso, R ERA: 3.35 Ted Abernathy, R ERA: 0.6 Don Pavletich, R ERA: 0.200 Clay Carroll, R ERA: 3.89 (1, 1)			0-0 SH1-4		4-0 BB		0-3 K		0-0 F7		1-3	0 0 0 0 0 1 0 0 0 0 0 0 0 0 0 0 1 0 0 0 0 1 0 0 0 0 0 0 0 0 0 0 1 0 0 0 0 0 0 0 0 0 0 0 0 0 0 0															
<b>Inning Stats</b>	R: 0 E: 0 K: 0 S: 3	H: 0 LOB: 0 BB: 0 P: 3	R: 0 E: 0 K: 0 S: 3	H: 0 LOB: 0 BB: 0 P: 3	R: 0 E: 0 K: 0 S: 4	H: 1 LOB: 1 BB: 4 P: 4	R: 2 E: 0 K: 0 S: 6	H: 3 LOB: 2 BB: 1 P: 10	R: 0 E: 0 K: 0 S: 2	H: 0 LOB: 0 BB: 1 P: 6	R: 3 E: 0 K: 0 S: 6	H: 3 LOB: 1 BB: 0 P: 6		R: 0 E: 0 K: 0 S: 3	H: 0 LOB: 0 BB: 0 P: 3	R: 0 E: 0 K: 0 S: 3	H: 0 LOB: 1 BB: 1 P: 7	R: 0 E: 0 K: 1 S: 6	H: 1 LOB: 1 BB: 0 P: 6	R: 1 E: 0 K: 0 S: 2	H: 2 LOB: 1 BB: 0 P: 2	1B: 8 2B: 1 3B: 1 HR: 1	SF: 1 SAC: 1 DP: 1 HBP: 0	WP: 2 PB: 0 SB: 0 CS: 1	PA: 43		
<b>PITCHER</b>	IP 6.0	WLS 26	BF 26	H 7	R 5	ER 5	SO 0	BB 1	IBB 1	HBP 0	BLK 0	WP 0	HR 1	S 24	P 32	ERA 7.50	WHIP 1.333										
Jerry Kosman, L ERA: 1.81 (7, 1)	2.0	6	1	0	0	1	0	0	0	0	0	0	0	8	8	0.00	0.500										
Cal Koonce, R ERA: 0.94 (9, 1)	2.0	L 10	3	1	1	1	1	0	0	0	0	1	0	11	15	4.50	2.000										



Batter	1	2	3	4	5	6	7	8	9	AB	R	H	RBI	BB	SO	LOB	TOP										
<b>Bud Harrelson, S</b> OBP: 0.262, SLG: 0.264 (1, 6)	L8		4-3		4-3		1B 3B		K	5	1	1	1	0	1	3	<b>New York Mets @ Cincinnati Reds</b> Crosley Field, Cincinnati, OH Tue Jun 25 1968, 7:05 PM EDT Att: 6,772 - Cloudy										
<b>Don Bosch, S</b> OBP: 0.235, SLG: 0.237 (1, 8)	4-3			F8		K	1B 1B		5-3	5	1	1	1	0	1	0											
<b>Cleon Jones, R</b> OBP: 0.313, SLG: 0.498 (1, 9) (8, 7)	F9			6-3		HR	1B 1B			5	1	3	1	0	0	0											
<b>J.C. Martin, L</b> OBP: 0.386, SLG: 0.357 (1, 2)		F8		FC6-4 BB		PB	1B 1B		1-3	4	0	2	1	1	0	1											
<b>Ed Charles, R</b> OBP: 0.339, SLG: 0.485 (1, 5)	5-3			FC6-4		K	P4			4	0	0	0	0	1	4											
<b>Art Shamsky, L</b> OBP: 0.286, SLG: 0.412 <b>Tommie Agee, R</b> OBP: 0.222, SLG: 0.262 (1, 7) (8, 9)	K					K	3-1		F8	4	0	0	0	0	2	1											
<b>Ed Kranepool, L</b> OBP: 0.259, SLG: 0.232 (1, 3)			F7			G3 1B			4-3	4	0	1	0	0	1	0											
<b>Al Weis, S</b> OBP: 0.253, SLG: 0.226 (1, 4)			S 1B			G3 1B				3	1	3	0	1	0	0											
<b>Tom Seaver, R</b> OBP: 0.146, SLG: 0.149 (1, 1)			K			G3			K	4	0	0	0	0	3	5											
<b>Inning Stats</b>	R: 0 E: 0 K: 0 S: 3	H: 0 LOB: 0 BB: 0 P: 3	R: 0 E: 0 K: 1 S: 5	H: 0 LOB: 0 BB: 0 P: 5	R: 0 E: 0 K: 1 S: 6	H: 1 LOB: 1 BB: 0 P: 6	R: 0 E: 0 K: 0 S: 3	H: 0 LOB: 1 BB: 1 P: 7	R: 0 E: 0 K: 1 S: 7	H: 2 LOB: 2 BB: 0 P: 7	R: 1 E: 0 K: 2 S: 9	H: 2 LOB: 1 BB: 0 P: 9	R: 3 E: 0 K: 2 S: 11	H: 4 LOB: 2 BB: 1 P: 15	R: 0 E: 0 K: 1 S: 6	H: 1 LOB: 1 BB: 0 P: 6	R: 0 E: 0 K: 1 S: 6	H: 1 LOB: 1 BB: 0 P: 6	1B: 8 2B: 1 3B: 1 HR: 1	SF: 0 SAC: 0 DP: 0 HBP: 0	WP: 0 PB: 1 SB: 3 CS: 0	PA: 40					
<b>PITCHER</b>	IP	WLS	BF	H	R	ER	SO	BB	IBB	HBP	BLK	WP	HR	S	P	ERA	WHIP										
<b>George Culver, R</b> ERA: 3.31 (1, 1)	6.2	L	29	7	4	4	7	2	0	0	0	0	1	41	49	5.40	1.350										
<b>Bill Kelso, R</b> ERA: 3.35 (7, 1)	0.0		2	2	0	0	0	0	0	0	0	0	0	2	2	∞	∞										
<b>Bob Lee, R</b> ERA: 5.02 (7, 1)	1.1		5	1	0	0	1	0	0	0	0	0	0	7	7	0.00	0.750										
<b>Billy McCool, L</b> ERA: 4.83 (9, 1)	1.0		4	1	0	0	1	0	0	0	0	0	0	6	6	0.00	1.000										

AB	38
R	4
H	11
RBI	4
BB	2
SO	9
LOB	14



Batter	1	2	3	4	5	6	7	8	9	AB	R	H	RBI	BB	SO	LOB	BOTTOM										
<b>Pete Rose, S</b> OBP: 0.401, SLG: 0.471 (1, 9)	F8		4-3		K				G3	4	0	0	0	0	1	2	<b>New York Mets @ Cincinnati Reds</b> Crosley Field, Cincinnati, OH Tue Jun 25 1968, 7:05 PM EDT Att: 6,772 - Cloudy										
<b>Alex Johnson, R</b> OBP: 0.349, SLG: 0.396 (1, 7)				4-3 1B		F9			1-3	4	0	2	0	0	0	0											
<b>Vada Pinson, L</b> OBP: 0.314, SLG: 0.385 (1, 8)	F5			4-3		F8			4-3	4	0	0	0	0	0	2											
<b>Tony Perez, R</b> OBP: 0.324, SLG: 0.390 (1, 5)	F8			1-3		5-3			6-3	4	0	0	0	0	0	2											
<b>Johnny Bench, R</b> OBP: 0.301, SLG: 0.430 (1, 2)			F3		P5		K		K	4	0	0	0	0	2	1											
<b>Lee May, R</b> OBP: 0.329, SLG: 0.424 (1, 3)		5-3			FC1-5 BB		P4			2	0	0	0	1	0	0											
<b>Tommy Helms, R</b> OBP: 0.316, SLG: 0.382 (1, 4)			CS 1B		SH3-4 FC1-5 1B		FC5-4 1B			3	0	3	0	0	0	0											
<b>Woody Woodward, R</b> OBP: 0.200, SLG: 0.182 (1, 6)	CS		L8		FC1-5 SH3-4		FC5-4			3	0	0	0	0	0	3											
<b>George Culver, R</b> OBP: 0.033, SLG: 0.067 (7, 1)					SH3-4				5-3	1	0	0	0	0	1	0											
<b>Bill Kelso, R</b> (7, 1)										0	0	0	0	0	0	0											
<b>Bob Lee, R</b> (7, 1)										0	0	0	0	0	0	0											
<b>Giraldo Ruiz, S</b> OBP: 0.373, SLG: 0.326 (8, PH)										1	0	0	0	0	0	0											
<b>Billy McCool, R</b> (9, 1)										0	0	0	0	0	0	0											
<b>Inning Stats</b>	R: 0 E: 0 K: 0 S: 4	H: 1 LOB: 1 BB: 0 P: 4	R: 0 E: 0 K: 0 S: 3	H: 1 LOB: 0 BB: 0 P: 3	R: 0 E: 0 K: 1 S: 5	H: 0 LOB: 0 BB: 0 P: 5	R: 0 E: 0 K: 0 S: 4	H: 1 LOB: 1 BB: 0 P: 4	R: 0 E: 0 K: 1 S: 6	H: 1 LOB: 2 BB: 1 P: 10	R: 0 E: 0 K: 0 S: 3	H: 0 LOB: 0 BB: 0 P: 3	R: 0 E: 0 K: 1 S: 6	H: 1 LOB: 1 BB: 0 P: 6	R: 0 E: 0 K: 0 S: 3	H: 0 LOB: 0 BB: 0 P: 3	R: 0 E: 0 K: 1 S: 5	H: 0 LOB: 0 BB: 0 P: 5	1B: 5 2B: 0 3B: 0 HR: 0	SF: 0 SAC: 1 DP: 0 HBP: 0	WP: 0 PB: 0 SB: 0 CS: 1	PA: 33					
<b>PITCHER</b>	IP	WLS	BF	H	R	ER	SO	BB	IBB	HBP	BLK	WP	HR	S	P	ERA	WHIP										
<b>Tom Seaver, R</b> ERA: 2.04 (1, 1)	9.0	W	32	5	0	0	4	1	0	0	0	0	0	39	43	0.00	0.667										






Batter	1	2	3	4	5	6	7	8	9	AB	R	H	RBI	BB	SO	LOB	TOP								
Bud Harrelson, S OBP: 0.256, SLG: 0.257 Ron Taylor, R	6-3		1-3			K	K		FC6-4 1B	4	0	0	0	0	2	2	<b>New York Mets @ Cincinnati Reds</b> Crosley Field, Cincinnati, OH Wed Jun 26 1968, 7:05 PM EDT Att: 8,580 - Unknown								
Don Besh, S OBP: 0.225, SLG: 0.225 Ron Swoboda, R	4-3			F7		K		4-3	SF7	4	0	0	0	0	1	0									
Cleon Jones, R OBP: 0.311, SLG: 0.490	K			K				L9	FC6-4 1B	5	0	1	0	0	2	2									
J.C. Martin, L OBP: 0.371, SLG: 0.341		F9		P6		P6		4-3		4	0	0	0	0	0	1									
Art Shamsky, L OBP: 0.290, SLG: 0.428 Tommy Agee, R	4-3				G3 1B BB				E3 1B	3	2	1	1	1	0	0									
Ed Kranepool, L OBP: 0.274, SLG: 0.259					L8			1B SF9	2B	4	2	3	0	0	0	1									
Kevin Collins, L OBP: 0.278, SLG: 0.280	K				G3			1B	1B	4	1	2	1	0	1	2									
Al Weis, S OBP: 0.260, SLG: 0.236							SF9	F9		3	0	2	2	0	0	2									
Dick Selma, R OBP: 0.214, SLG: 0.250 Cal Koonce, R			B1				F7			2	0	0	0	0	1	2									
Ed Charles, R OBP: 0.341, SLG: 0.485					K			1B	1B	2	0	1	0	0	0	1									
<b>Inning Stats</b>	R: 0 E: 0 K: 1 S: 5	H: 0 LOB: 0 BB: 0 P: 5	R: 0 E: 0 K: 1 S: 6	H: 1 LOB: 1 BB: 0 P: 6	R: 0 E: 0 K: 0 S: 3	H: 1 LOB: 0 BB: 0 P: 3	R: 0 E: 0 K: 1 S: 5	H: 0 LOB: 0 BB: 0 P: 5	R: 1 E: 0 K: 1 S: 6	H: 1 LOB: 1 BB: 1 P: 10	R: 0 E: 0 K: 2 S: 8	H: 1 LOB: 1 BB: 0 P: 8	R: 2 E: 0 K: 1 S: 8	H: 3 LOB: 1 BB: 0 P: 8	R: 0 E: 0 K: 0 S: 3	H: 0 LOB: 0 BB: 0 P: 3	R: 3 E: 1 K: 0 S: 8	H: 4 LOB: 2 BB: 0 P: 8	1B: 9 2B: 1 3B: 0 HR: 1	SF: 2 SAC: 0 DP: 0 HBP: 0	WP: 0 PB: 0 SB: 0 CS: 0	PA: 39			
<b>PITCHER</b>	IP	WLS	BF	H	R	ER	SO	BB	IBB	HBP	BLK	WP	HR	S	P	ERA	WHIP								
Jim Maloney, R ERA: 3.22 Ted Abernathy, R ERA: 0.59	8.0	W	34	9	6	4	7	1	0	0	0	0	1	47	51	4.50	1.250								
1.0	S	5	2	0	0	0	0	0	0	0	0	0	0	5	5	0.00	2.000								

AB	36
R	6
H	11
RBI	6
BB	1
SO	7
LOB	13



Batter	1	2	3	4	5	6	7	8	9	AB	R	H	RBI	BB	SO	LOB	BOTTOM								
Pete Rose, S OBP: 0.404, SLG: 0.470	6-3				WP 1B 3B HBP	1B		L5		3	1	1	0	1	0	2	<b>New York Mets @ Cincinnati Reds</b> Crosley Field, Cincinnati, OH Wed Jun 26 1968, 7:05 PM EDT Att: 8,580 - Unknown								
Alex Johnson, R OBP: 0.350, SLG: 0.396	L3		5-3		WP 3B	1B		G6-4-3		5	1	2	1	0	0	3									
Vada Pinson, L OBP: 0.314, SLG: 0.382 Mack Jones, L OBP: 0.318, SLG: 0.296	K		3-1		1-2 2-3 3-H IBB	3B		F9		2	1	0	0	1	1	1									
Tony Perez, R OBP: 0.327, SLG: 0.399		6-3		5-3		3B				4	0	2	3	0	0	0									
Johnny Bench, R OBP: 0.307, SLG: 0.437				WP 1B		2B		4-3		3	2	2	0	1	0	1									
Lee May, R OBP: 0.328, SLG: 0.421				WP 1B		2B		5-3		4	0	1	1	0	1	4									
Tommy Helms, R OBP: 0.318, SLG: 0.387				CS 1B		1B		1-3		4	0	2	1	0	0	2									
Woody Woodward, R OBP: 0.205, SLG: 0.189		6-3			1B HBP WP	1B		E4		4	2	1	0	0	0	2									
Jim Maloney, L OBP: 0.286, SLG: 0.382 Ted Abernathy, R ERA: 0.59			K			B2		G6-4-3		4	0	1	0	0	1	2									
<b>Inning Stats</b>	R: 0 E: 0 K: 1 S: 5	H: 2 LOB: 1 BB: 0 P: 7	R: 0 E: 0 K: 1 S: 6	H: 1 LOB: 1 BB: 0 P: 6	R: 1 E: 0 K: 0 S: 4	H: 2 LOB: 0 BB: 0 P: 4	R: 4 E: 0 K: 0 S: 5	H: 3 LOB: 2 BB: 2 P: 14	R: 1 E: 0 K: 0 S: 5	H: 2 LOB: 2 BB: 1 P: 9	R: 0 E: 0 K: 0 S: 4	H: 1 LOB: 1 BB: 0 P: 4	R: 0 E: 1 K: 0 S: 4	H: 1 LOB: 1 BB: 0 P: 4	1B: 9 2B: 2 3B: 1 HR: 0	SF: 0 SAC: 0 DP: 2 HBP: 1		WP: 2 PB: 0 SB: 1 CS: 1	PA: 38						
<b>PITCHER</b>	IP	WLS	BF	H	R	ER	SO	BB	IBB	HBP	BLK	WP	HR	S	P	ERA	WHIP								
Dick Selma, R ERA: 2.39 Cal Koonce, R ERA: 1.13 Ron Taylor, R ERA: 2.88	1.2	L	8	2	1	1	0	2	0	0	0	0	0	6	14	5.40	2.400								
2.0			8	2	0	0	0	0	0	0	0	0	0	8	8	0.00	1.000								


AB	34
R	7
H	12
RBI	6
BB	3
SO	3
LOB	19






Batter	1	2	3	4	5	6	7	8	9	AB	R	H	RBI	BB	SO	LOB	TOP			
<b>Pete Rose, S</b> OBP: 0.491, SLG: 0.463 (1, 9)	6-3		E BB			G6-4-3			2-3	4	1	0	0	1	0	4	<b>Cincinnati Reds @ San Francisco Giants</b> Candlestick Park, San Francisco, CA Fri Jun 28 1968, 10:05 PM EDT Att: 9,542 - Unknown			
<b>Alex Johnson, R</b> OBP: 0.351, SLG: 0.396 (1, 7)	6-3		E1 1B 1-H 2-H					5-3	L9	5	0	2	0	0	0	1				
<b>Mack Jones, L</b> OBP: 0.300, SLG: 0.276 (1, 8)	G3		G3					E5 1-3	L7	4	0	0	0	0	0	2				
<b>Tony Perez, R</b> OBP: 0.326, SLG: 0.395 (1, 5)		F8						L9	6-3	3	0	0	0	0	0	2				
<b>Johnny Bench, R</b> OBP: 0.306, SLG: 0.434 (1, 2)	5-3			K				FC6-4 1B	F3	4	0	1	0	0	1	1				
<b>Lee May, R</b> OBP: 0.327, SLG: 0.418 (1, 3)	5-3							FC6-4 E 1B	6-3	4	1	1	0	0	0	1				
<b>Tommy Helms, R</b> OBP: 0.314, SLG: 0.382 (1, 4)			5-3	P4				E7 1B 1-2	5-3	4	0	0	0	0	0	3				
<b>Woody Woodward, R</b> OBP: 0.214, SLG: 0.200 (9, PH)				K				E6 1-2 2-3	E3 2-3	3	0	1	0	0	1	4				
<b>Giraldo Ruiz, S</b> OBP: 0.365, SLG: 0.319 (9, PH)			FC1-6 1B							1	0	0	0	0	0	0				
<b>Tony Cloninger, R</b> OBP: 0.200, SLG: 0.500 (8, 1)			FC1-6 1B BB E							1	0	0	0	0	0	1				
<b>Clay Carroll, R</b> OBP: 0.262, SLG: 0.253 (9, PH)				K2-3						1	0	0	0	0	1	1				
<b>Inning Stats</b>	R: 0 E: 0 K: 0 S: 3	H: 0 LOB: 0 BB: 0 P: 3	R: 0 E: 0 K: 0 S: 3	H: 0 LOB: 0 BB: 0 P: 3	R: 2 E: 1 K: 0 S: 5	H: 2 LOB: 1 BB: 1 P: 9	R: 0 E: 0 K: 2 S: 8	H: 1 LOB: 2 BB: 0 P: 9	R: 0 E: 1 K: 1 S: 7	H: 1 LOB: 2 BB: 0 P: 7	R: 0 E: 2 K: 0 S: 6	H: 2 LOB: 2 BB: 0 P: 6	R: 0 E: 0 K: 0 S: 3	H: 0 LOB: 0 BB: 0 P: 3	R: 0 E: 1 K: 1 S: 6	H: 0 LOB: 1 BB: 0 P: 6	1B: 6 2B: 0 3B: 0 HR: 0	SF: 0 SAC: 0 DP: 1 HBP: 1	WP: 0 PB: 0 SB: 0 CS: 0	PA: 38
<b>PITCHER</b> Gaylord Perry, R ERA: 3.13 (1, 1)	IP: 9.0 WLS: W BF: 38 H: 6 R: 3 ER: 0 SO: 4 BB: 1 IBB: 0 HBP: 1 BLK: 0 WP: 0 HR: 0 S: 44 P: 49 ERA: 0.00 WHIP: 0.778																			

AB	36
R	3
H	6
RBI	1
BB	1
SO	4
LOB	20



Batter	1	2	3	4	5	6	7	8	9	AB	R	H	RBI	BB	SO	LOB	BOTTOM			
<b>Ron Hunt, R</b> OBP: 0.358, SLG: 0.290 (1, 4)	6-3		1B	FC5-4						3	0	1	0	1	0	2	<b>Cincinnati Reds @ San Francisco Giants</b> Candlestick Park, San Francisco, CA Fri Jun 28 1968, 10:05 PM EDT Att: 9,542 - Unknown			
<b>Ty Cline, L</b> OBP: 0.255, SLG: 0.254 (1, 9)	K		1B						FC2-6 BB	4	1	1	0	0	1	1				
<b>Willie McCovey, L</b> OBP: 0.400, SLG: 0.620 (1, 3)	FC5-4 BB		K						FC6-4 BB	2	0	0	0	2	2	3				
<b>Jim Ray Hart, R</b> OBP: 0.366, SLG: 0.513 (1, 7)	FC5-4			5-3					P6	4	1	1	2	0	0	2				
<b>Jack Hiatt, R</b> OBP: 0.356, SLG: 0.345 (7, PH)		F8		3B 1B					1-3	3	1	1	0	0	0	1				
<b>Bob Barton, R</b> OBP: 0.313, SLG: 0.273 (8, 2)					FC6-4					1	0	0	0	0	0	0				
<b>Bobby Bonds, R</b> OBP: 0.375, SLG: 0.643 (1, 8)	K			1B 3B					G3	4	1	2	1	0	1	0				
<b>Frank Johnson, R</b> OBP: 0.260, SLG: 0.230 (1, 5)	F7			1B					G3	4	0	1	1	0	1	1				
<b>Hal Lanier, R</b> OBP: 0.218, SLG: 0.240 (1, 6)			F3	FC5-4 1B					1B	4	0	3	0	0	0	0				
<b>Gaylord Perry, R</b> OBP: 0.119, SLG: 0.119 (1, 1)	6-3			K					L9	4	0	0	0	0	1	4				
<b>Inning Stats</b>	R: 0 E: 0 K: 1 S: 5	H: 0 LOB: 1 BB: 1 P: 9	R: 0 E: 0 K: 1 S: 5	H: 0 LOB: 0 BB: 0 P: 5	R: 0 E: 0 K: 1 S: 7	H: 2 LOB: 2 BB: 0 P: 7	R: 2 E: 0 K: 1 S: 9	H: 4 LOB: 2 BB: 0 P: 9	R: 0 E: 0 K: 0 S: 3	H: 0 LOB: 1 BB: 1 P: 7	R: 0 E: 0 K: 0 S: 4	H: 1 LOB: 0 BB: 0 P: 4	R: 2 E: 0 K: 1 S: 6	H: 1 LOB: 0 BB: 1 P: 10	R: 0 E: 0 K: 1 S: 6	H: 2 LOB: 1 BB: 0 P: 6	1B: 8 2B: 0 3B: 1 HR: 1	SF: 0 SAC: 0 DP: 0 HBP: 0	WP: 0 PB: 0 SB: 0 CS: 1	PA: 36
<b>PITCHER</b> Tony Cloninger, R ERA: 6.45 (1, 1)	IP: 7.0 WLS: L BF: 32 H: 8 R: 4 ER: 4 SO: 5 BB: 3 IBB: 0 HBP: 0 BLK: 0 WP: 0 HR: 1 S: 39 P: 51 ERA: 5.14 WHIP: 1.571																			
<b>PITCHER</b> Clay Carroll, R ERA: 3.79 (8, 1)	IP: 1.0 WLS: L BF: 4 H: 2 R: 0 ER: 0 SO: 1 BB: 0 IBB: 0 HBP: 0 BLK: 0 WP: 0 HR: 0 S: 6 P: 6 ERA: 0.00 WHIP: 2.000																			

AB	33
R	4
H	10
RBI	4
BB	3
SO	6
LOB	14





Batter	1	2	3	4	5	6	7	8	9	AB	R	H	RBI	BB	SO	LOB	TOP									
<b>Pete Rose, S</b> OBP: 0.404, SLG: 0.466 (1,8)	0-0 1B		0-0 1B			0-0 F2	0-0 5-3		0-0 1B	5	0	3	2	0	0	0	<b>Cincinnati Reds @ San Francisco Giants</b> Candlestick Park, San Francisco, CA Sat Jun 29 1968, 6:33 AM EDT Att: 40,402 - Unknown <a href="http://livebaseballscorecards.com">livebaseballscorecards.com</a>									
<b>Alex Johnson, R</b> OBP: 0.345, SLG: 0.390 (1,7)	0-0 F3		0-3 K			0-0 F7		0-0 6-3	0-0 4-3	5	0	0	0	0	1	5										
<b>Lee May, R</b> OBP: 0.330, SLG: 0.420 (1,9)	0-0 L9		0-0 G6-4-3			0-0 1B		0-0 1B		4	0	2	0	0	0	3										
<b>Tony Perez, R</b> OBP: 0.322, SLG: 0.389 (1,5)	0-0 L5			0-0 F5		0-0 FC6-4		0-0 L9		4	0	0	0	0	0	3										
<b>Johnny Bench, R</b> OBP: 0.306, SLG: 0.431 (1,2)		0-0 1B		0-0 5-3			0-0 F7		0-3 K	4	0	1	0	0	1	0										
<b>Don Pavletich, R</b> OBP: 0.176, SLG: 0.206 (1,3)		0-0 G5-4-3		0-0 4-3			0-0 F8		1B 1-6-3 1B	4	1	1	0	0	0	1										
<b>Tommy Helms, R</b> OBP: 0.316, SLG: 0.387 (1,4)		0-0 1B			0-0 F7		0-0 HR	2B	1-6-3	4	1	2	0	0	0	1										
<b>Woody Woodward, R</b> OBP: 0.239, SLG: 0.190 (1,6)		0-3 K			0-0 5-3		4-0 HR	IBB	1B 1B IBB	2	2	0	0	2	1	1										
<b>Gary Nolan, R</b> OBP: 0.235, SLG: 0.375 (1,1)			0-0 E1 1B		0-3 K		0-0 HR		1B 1-2 2-3 1B	4	1	2	3	0	1	0	<b>REDS</b>									
<b>Inning Stats</b>	R: 0 E: 0 K: 0 S: 4	H: 1 LOB: 1 BB: 0 P: 4	R: 0 E: 0 K: 1 S: 6	H: 2 LOB: 1 BB: 0 P: 6	R: 0 E: 1 K: 1 S: 6	H: 1 LOB: 1 BB: 0 P: 6	R: 0 E: 0 K: 0 S: 3	H: 0 LOB: 0 BB: 0 P: 3	R: 0 E: 0 K: 1 S: 5	H: 0 LOB: 0 BB: 0 P: 5	R: 0 E: 0 K: 0 S: 4	H: 1 LOB: 1 BB: 0 P: 4	R: 3 E: 0 K: 0 S: 5	H: 2 LOB: 0 BB: 1 P: 9	R: 0 E: 0 K: 0 S: 3	H: 1 LOB: 0 BB: 0 P: 3	R: 2 E: 0 K: 1 S: 8	H: 3 LOB: 2 BB: 1 P: 12	1B: 9 2B: 1 3B: 0 HR: 1	SF: 0 SAC: 0 DP: 2 HBP: 0	WP: 0 PB: 0 SB: 0 CS: 1	PA: 38				
<b>PITCHER</b>	IP	WLS	BF	H	R	ER	SO	BB	IBB	HBP	BLK	WP	HR	S	P	ERA	WHIP									
<b>Ray Sadecki, L</b> ERA: 2.55 (1,1)	8.2	L	37	11	5	5	4	0	2	0	0	0	0	1	43	51	5.19	1.269								
<b>Ron Herbel, R</b> ERA: 3.12 (9,1)	0.1		1	0	0	0	0	0	0	0	0	0	0	0	1	1	0.00	0.000								

Batter	1	2	3	4	5	6	7	8	9	AB	R	H	RBI	BB	SO	LOB	BOTTOM								
<b>Ron Hunt, R</b> OBP: 0.397, SLG: 0.290 (1,4)	0-0 5-3		0-0 CS 1B			0-0 5-3			0-3 K	4	0	1	0	0	1	1	<b>Cincinnati Reds @ San Francisco Giants</b> Candlestick Park, San Francisco, CA Sat Jun 29 1968, 6:33 AM EDT Att: 40,402 - Unknown <a href="http://livebaseballscorecards.com">livebaseballscorecards.com</a>								
<b>Ty Cline, L</b> OBP: 0.255, SLG: 0.254 (1,9)	0-0 1B		0-0 CS	0-0 L6		0-0 L4-3		0-0 FC1-6 2B	4	0	1	0	0	0	1										
<b>Willie McCovey, L</b> OBP: 0.398, SLG: 0.618 (1,3)	0-0 F8		0-3 K			0-0 4-3		0-0 2B	4	0	1	0	0	1	1										
<b>Jim Ray Hart, R</b> OBP: 0.361, SLG: 0.504 (1,7)	0-0 F7			0-0 4-3		0-0 3-1		0-3 K	4	0	0	0	0	1	3										
<b>Jack Hiatt, R</b> OBP: 0.350, SLG: 0.338 (1,2)		0-3 K			0-3 K			0-0 F9	3	0	0	0	0	2	0										
<b>Bobby Bonds, R</b> OBP: 0.316, SLG: 0.529 (1,8)		0-0 F9			0-0 F7			0-0 F9	3	0	0	0	0	0	0										
<b>Frank Johnson, R</b> OBP: 0.262, SLG: 0.226 (1,5)		0-0 F2			0-0 L1			4-0 BB	2	0	0	0	1	0	0										
<b>Hal Lanier, R</b> OBP: 0.216, SLG: 0.238 (1,6)			0-0 4-3			0-0 P3		0-0 P4	2	0	0	0	0	0	0										
<b>Dave Marshall, L</b> OBP: 0.343, SLG: 0.318 (9, PH)						0-0 F7			0-0 FC1-6 1B	2	0	0	0	0	1										
<b>Jim Davenport, R</b> OBP: 0.263, SLG: 0.221 (9,6)										1	0	1	0	0	0										
<b>Ray Sadecki, L</b> OBP: 0.137, SLG: 0.125 (1,1)			0-3 K							2	0	0	0	0	1	0									
<b>Ron Herbel, R</b> OBP: 0.279, SLG: 0.317 (9, PH)										0	0	0	0	0	0	0									
<b>Inning Stats</b>	R: 0 E: 0 K: 0 S: 4	H: 1 LOB: 1 BB: 0 P: 4	R: 0 E: 0 K: 1 S: 5	H: 0 LOB: 0 BB: 0 P: 5	R: 0 E: 0 K: 1 S: 5	H: 0 LOB: 0 BB: 0 P: 5	R: 0 E: 0 K: 0 S: 3	H: 0 LOB: 0 BB: 0 P: 3	R: 0 E: 0 K: 0 S: 3	H: 0 LOB: 1 BB: 1 P: 7	R: 0 E: 0 K: 2 S: 9	H: 2 LOB: 2 BB: 0 P: 9	1B: 3 2B: 1 3B: 0 HR: 0	SF: 0 SAC: 0 DP: 0 HBP: 0	WP: 0 PB: 0 SB: 0 CS: 1	PA: 32									
<b>PITCHER</b>	IP	WLS	BF	H	R	ER	SO	BB	IBB	HBP	BLK	WP	HR	S	P	ERA	WHIP								
<b>Gary Nolan, R</b> ERA: 1.69 (1,1)	9.0	W	31	4	0	0	6	1	0	0	0	0	0	42	46	0.00	0.556								



Batter	1	2	3	4	5	6	7	8	9	AB	R	H	RBI	BB	SO	LOB	TOP				
<b>Pete Rose, S</b> OBP: 0.406, SLG: 0.477 (1,8)	F9		E9 1B	HR		1B			4-3	5	2	3	2	0	0	0					
<b>Alex Johnson, R</b> OBP: 0.343, SLG: 0.384 (1,7)	F8		1B SF8	BB	6-3		3-1		6-3	4	1	0	0	1	0	0					
<b>Lee May, R</b> OBP: 0.340, SLG: 0.429 (1,9)	1B		1B		FC6-4 1B		FC5-4 1B			4	0	4	1	0	0	0					
<b>Tony Perez, R</b> OBP: 0.321, SLG: 0.385 (1,5)	P5		IBB		P6		F9			3	0	0	0	1	0	3					
<b>Johnny Bench, R</b> OBP: 0.305, SLG: 0.430 (1,2)		CS 1B	SF8		FC6-4 1-2f		FC5-4 1-2f			3	0	1	1	0	0	2					
<b>Don Pavletich, R</b> OBP: 0.186, SLG: 0.184 (1,3)	K		K		6-3				5-3	4	0	0	0	0	2	4					
<b>Tommy Helms, R</b> OBP: 0.312, SLG: 0.381 (1,4)	F8			6-3		F8		4-3		4	0	0	0	0	0	0					
<b>Woody Woodward, R</b> OBP: 0.260, SLG: 0.217 (1,6)			FC1-6 1B	SH3 HR 1B		L3		5-3		4	1	2	0	0	0	0					
<b>George Culver, R</b> OBP: 0.063, SLG: 0.094 (1,1)			FC1-6 1B	SH3						2	1	1	0	0	0	1					
<b>Ted Abernathy, R</b> (8,1)										1	0	0	0	0	1	0					
<b>Gerry Arrigo, L</b> OBP: 0.179, SLG: 0.160 (9,1)										0	0	0	0	0	0	0					
<b>Clay Carroll, R</b> (9,1)										0	0	0	0	0	0	0					
<b>Inning Stats</b>	R: 0 E: 0 K: 0 S: 4	H: 1 LOB: 1 BB: 0 P: 4	R: 0 E: 0 K: 1 S: 5	H: 1 LOB: 0 BB: 0 P: 5	R: 3 E: 1 K: 1 S: 8	H: 3 LOB: 2 BB: 0 P: 16	R: 2 E: 0 K: 0 S: 5	H: 2 LOB: 0 BB: 0 P: 5	R: 0 E: 0 K: 0 S: 4	H: 1 LOB: 1 BB: 0 P: 4	R: 0 E: 0 K: 0 S: 4	H: 1 LOB: 1 BB: 0 P: 4	R: 0 E: 0 K: 0 S: 3	H: 0 LOB: 0 BB: 0 P: 3	R: 0 E: 0 K: 1 S: 5	H: 0 LOB: 0 BB: 0 P: 5	1B: 10 2B: 1 3B: 0 HR: 1	SF: 1 SAC: 1 DP: 1 HBP: 0	WP: 0 PB: 0 SB: 0 CS: 1	PA: 38	
<b>PITCHER</b>	IP	WLS	BF	H	R	ER	SO	BB	IBB	HBP	BLK	WP	HR	S	P	ERA	WHIP				
<b>Mike McCormick, L</b> ERA: 4.04 (1,1)	4.0	L	21	8	5	5	2	1	1	0	0	0	1	23	31	11.25	2.250				
<b>Ron Herbel, R</b> ERA: 2.96 (5,1)	3.0		11	3	0	0	0	0	0	0	0	0	0	11	11	0.00	1.000				
<b>Lindy McDaniel, R</b> ERA: 7.36 (8,1)	1.0		3	0	0	0	0	0	0	0	0	0	0	3	3	0.00	0.000				
<b>Frank Linzy, R</b> ERA: 2.43 (9,1)	1.0		3	0	0	0	1	0	0	0	0	0	0	5	5	0.00	0.000				

**Cincinnati Reds @ San Francisco Giants**  
Candlestick Park, San Francisco, CA  
Sun Jun 30 1968, 6:33 AM EDT  
Att: 18,176 - Unknown

AB 34  
R 5  
H 11  
RBI 4  
BB 2  
SO 3  
LOB 10



Batter	1	2	3	4	5	6	7	8	9	AB	R	H	RBI	BB	SO	LOB	BOTTOM					
<b>Ron Hunt, R</b> OBP: 0.357, SLG: 0.289 (1,4)	5-3		P4		FC6-4 1-2f		1B		FC1-4 1B BB	4	1	1	0	1	0	2						
<b>Frank Johnson, R</b> OBP: 0.297, SLG: 0.233 (1,5)	BB 1B		6-3			4-3	4-3		FC1-4 1B	5	0	2	0	0	0	3						
<b>Willie Mays, R</b> OBP: 0.352, SLG: 0.490 (1,8)	F8		K			1B BB		1B BB	FC1-4 1B 1-2f 2-3	3	0	0	0	2	1	4						
<b>Willie McCovey, L</b> OBP: 0.398, SLG: 0.611 (1,3)	BB 1-2		F8			BB		K	K	4	0	1	0	1	2	3						
<b>Jim Ray Hart, R</b> OBP: 0.361, SLG: 0.502 (1,7)	K		K			1B	P3	1B 1-2	1B 1-2 3-H	5	1	2	1	0	2	4						
<b>Bobby Bonds, R</b> OBP: 0.333, SLG: 0.476 (1,9)		BB 1B				BB		1B 1-2 2-H	K	4	1	1	0	1	3	4						
<b>Bob Barton, R</b> OBP: 0.277, SLG: 0.277 (1,2)										3	0	1	0	0	0	0						
<b>Dave Marshall, L</b> OBP: 0.350, SLG: 0.326 (8, PH)										1	0	1	1	0	0	0						
<b>Bob Schroder, L</b> (8, PR)										0	0	0	0	0	0	0						
<b>Frank Linzy, R</b> (9,1)										0	0	0	0	0	0	0						
<b>Hal Lanier, R</b> OBP: 0.213, SLG: 0.234 (1,6)										3	0	0	0	0	0	1						
<b>Dick Dietz, R</b> OBP: 0.327, SLG: 0.398 (8, PH)										1	0	1	1	0	0	0						
<b>Mike McCormick, L</b> OBP: 0.186, SLG: 0.139 (5,1)										0	0	0	0	0	0	0						
<b>Ron Herbel, R</b> (7, PH)										1	0	1	0	0	0	0						
<b>Ty Cline, L</b> OBP: 0.306, SLG: 0.259 (8,1)										0	0	0	0	0	0	0						
<b>Lindy McDaniel, R</b> (8, PH)										1	0	0	0	0	0	0						
<b>Jim Davenport, R</b> OBP: 0.262, SLG: 0.220 (9,6)										1	0	0	0	0	0	2						
<b>Inning Stats</b>	R: 0 E: 0 K: 1 S: 6	H: 1 LOB: 2 BB: 1 P: 10	R: 0 E: 0 K: 0 S: 2	H: 1 LOB: 0 BB: 1 P: 6	R: 0 E: 0 K: 1 S: 5	H: 0 LOB: 1 BB: 1 P: 9	R: 0 E: 0 K: 2 S: 7	H: 0 LOB: 0 BB: 0 P: 7	R: 0 E: 1 K: 0 S: 4	H: 0 LOB: 1 BB: 0 P: 4	R: 0 E: 0 K: 1 S: 6	H: 1 LOB: 2 BB: 1 P: 10	R: 0 E: 0 K: 0 S: 5	H: 2 LOB: 2 BB: 0 P: 5	R: 2 E: 0 K: 1 S: 8	H: 4 LOB: 2 BB: 1 P: 12	R: 1 E: 0 K: 2 S: 9	H: 2 LOB: 2 BB: 1 P: 13	1B: 11 2B: 0 3B: 0 HR: 0	SF: 0 SAC: 0 DP: 1 HBP: 0	WP: 0 PB: 0 SB: 0 CS: 0	PA: 42
<b>PITCHER</b>	IP	WLS	BF	H	R	ER	SO	BB	IBB	HBP	BLK	WP	HR	S	P	ERA	WHIP					
<b>George Culver, R</b> ERA: 3.25 (1,1)	7.2	W	34	8	2	2	6	5	0	0	0	0	0	41	61	2.35	1.696					
<b>Ted Abernathy, R</b> ERA: 0.73 (8,1)	0.2		5	2	1	1	0	1	0	0	0	0	0	4	8	13.50	4.500					
<b>Gerry Arrigo, L</b> ERA: 2.47 (9,1)	0.1		1	0	0	0	1	0	0	0	0	0	0	3	3	0.00	0.000					
<b>Clay Carroll, R</b> ERA: 3.75 (9,1)	0.1	S	2	1	0	0	1	0	0	0	0	0	0	4	4	0.00	3.000					

**Cincinnati Reds @ San Francisco Giants**  
Candlestick Park, San Francisco, CA  
Sun Jun 30 1968, 6:33 AM EDT  
Att: 18,176 - Unknown

AB 35  
R 3  
H 11  
RBI 3  
BB 6  
SO 8  
LOB 23






Batter	1	2	3	4	5	6	7	8	9	10	11	AB	R	H	RBI	BB	SO	LOB	TOP								
<b>Pete Rose, S</b> OBP: 0.406, SLG: 0.475 (1.9) (9.8)	0-0 4-3		0-0 4-3			0-0 FC4-6			0-0 E 1B	4-0 FC6-2 IBB		4	1	1	1	1	0	1									
<b>Alex Johnson, R</b> OBP: 0.344, SLG: 0.385 (1.7) (9.6)	0-3 K			0-0 F8 1B		0-0 G4-6-3			0-0 E9 FC5 1B	0-0 FC6-2 FC6-4		5	0	2	0	0	1	4									
<b>Mack Jones, L</b> OBP: 0.288, SLG: 0.262 (9. PH) <b>Don Pavletich, R</b> OBP: 0.150, SLG: 0.175 (9.3)	0-3 K			0-3 K			0-0 F8		0-0 F8	0-0 FC6-4		3	0	0	0	0	2	1									
<b>Tony Perez, R</b> OBP: 0.322, SLG: 0.381 (1.5) (9.6)		0-0 P4		0-0 F8			0-3 K		0-0 IBB		4-0 E S SF7 BB	3	1	0	0	2	1	1									
<b>Johnny Bench, R</b> OBP: 0.300, SLG: 0.422 (1.2) (9.6)	0-0 6-3			0-0 F8			0-3 K		0-0 F7		0-3 K	5	0	0	0	0	2	4									
<b>Les May, R</b> OBP: 0.341, SLG: 0.426 (9.9) (9.9)	0-0 FC6-4 1B				0-0 F7			0-0 F9	0-0 FC5		4-0 WP SF7 IBB	4	0	1	0	1	0	2									
<b>Tommy Helms, R</b> OBP: 0.310, SLG: 0.383 (1.4) (9.6)	0-0 FC6-4				0-0 5-3			0-0 5-3		0-0 WP FC6-2 2B	0-0 SF7	4	0	1	1	0	0	1									
<b>Woody Woodward, R</b> OBP: 0.273, SLG: 0.204 (1.6) (9.6)			0-0 F9		0-0 6-3			0-3 K		4-0 FC6-2 WP BB	4-0 IBB	3	0	0	0	2	1	0									
<b>Jim Maloney, L</b> OBP: 0.270, SLG: 0.389 (9. PH) <b>Vada Pinson, L</b> OBP: 0.300, SLG: 0.388 (9. PH) <b>Chris Rose, S</b> OBP: 0.365, SLG: 0.319 (9. PH) <b>Ted Abernathy, R</b> OBP: 0.136, SLG: 0.253 (10. PH) <b>Leo Cardenas, R</b> OBP: 0.136, SLG: 0.227 (10. PH) <b>Clay Carroll, R</b> (10.1)			0-3 K			0-0 FC4-6 1B			0-0 1B 2B	0-0 1-3	0-3 K	2	0	1	0	0	1	0									
<b>Inning Stats</b>	R: 0 E: 0 K: 2 S: 7	H: 0 LOB: 0 BB: 0 P: 7	R: 0 E: 0 K: 0 S: 4	H: 1 LOB: 1 BB: 0 P: 4	R: 0 E: 0 K: 1 S: 5	H: 0 LOB: 0 BB: 0 P: 5	R: 0 E: 0 K: 1 S: 6	H: 1 LOB: 1 BB: 0 P: 6	R: 0 E: 0 K: 0 S: 3	H: 0 LOB: 0 BB: 0 P: 3	R: 0 E: 0 K: 2 S: 7	H: 0 LOB: 0 BB: 0 P: 7	R: 0 E: 0 K: 1 S: 5	H: 0 LOB: 0 BB: 0 P: 5	R: 2 E: 1 K: 0 S: 6	H: 3 LOB: 2 BB: 1 P: 10	R: 0 E: 0 K: 0 S: 4	H: 1 LOB: 3 BB: 2 P: 12	R: 1 E: 0 K: 2 S: 7	H: 0 LOB: 2 BB: 3 P: 19	1B: 5 2B: 2 3B: 0 HR: 0	SF: 1 SAC: 0 DP: 1 HBP: 0	WP: 2 PB: 0 SB: 2 CS: 0	PA: 45			
<b>PITCHER</b>	IP ERA WLS BF H R ER SO BB IBB HBP BLK WP HR S P ERA WHIP	8.0 2.27 0.1 29 6 2 0 7 0 0 0 0 0 0 43 43 0.00 0.750	0.1 5.04 0.2 9.25 1.2 L 9	1 0 0 0 0 1 0 2	0 0 0 0 0 0 0 0	0 0 0 0 0 0 0 0	0 0 0 0 0 0 0 0	0 0 0 0 0 0 0 0	0 0 0 0 0 0 0 0	0 0 0 0 0 0 0 0	0 0 0 0 0 0 0 0	0 0 0 0 0 0 0 0	0.00 0.000 0.00 0.000 0.00 0.600														

Cincinnati Reds @ Houston Astros  
Astrodome, Houston, TX  
Mon Jul 01 1968, 8:05 PM EDT  
Att: 12,252 - Dome


AB 38  
R 3  
H 7  
RBI 2  
BB 6  
SO 9  
LOB 22



Batter	1	2	3	4	5	6	7	8	9	10	11	AB	R	H	RBI	BB	SO	LOB	BOTTOM								
<b>Bob Watson, R</b> OBP: 0.279, SLG: 0.324 (1.7) (9.6)	0-0 WP 1B 1B	0-3 K			0-0 F9		0-0 FC5-4 SH1-3		0-3 K			5	1	1	0	0	2	3									
<b>Hector Torres, R</b> OBP: 0.264, SLG: 0.276 (1.6) (9.6)	0-0 F8 1B		0-0 F8		0-0 F8		0-0 SH1-3		0-0 5-3			4	0	1	1	0	0	0									
<b>Rusty Staub, L</b> OBP: 0.393, SLG: 0.426 (1.3) (9.6)	0-0 1B		0-0 4-3		0-0 L9		4-0 IBB			0-0 1-3		4	0	1	1	1	0	0									
<b>Jimmy Wynn, R</b> OBP: 0.369, SLG: 0.431 (1.8) (9.6)	0-3 K		0-3 K			0-0 6-3	0-0 F6			0-0 6-3		5	0	0	0	0	2	4									
<b>Denis Menke, R</b> OBP: 0.346, SLG: 0.328 (1.4) (9.6)	0-0 F8			0-0 F5		0-0 FC5-4 1B		0-0 F9		0-0 1B		5	0	2	0	0	0	2									
<b>Doug Rader, R</b> OBP: 0.308, SLG: 0.358 (1.5) (9.6)	0-0 F8			0-0 1B 1B		0-0 FC5-4		4-0 BB		0-3 K		4	0	1	0	1	1	4									
<b>Nate Colbert, R</b> OBP: 0.200, SLG: 0.200 (1.9) (9.6)		0-3 K			0-0 WP 1B		0-3 K		0-3 K		0-0 4-3	5	0	1	0	0	3	2									
<b>John Bateman, R</b> OBP: 0.278, SLG: 0.315 (1.2) (9.6)		0-0 SH3-4 1B		0-3 K		0-0 K	0-0 SH1-3 1B		0-3 K		0-0 F8	5	1	2	0	0	2	3									
<b>Dave Glust, R</b> OBP: 0.174, SLG: 0.196 (9. PH) <b>Wade Blasingame, L</b> OBP: 0.143, SLG: 0.143 (9. PH) <b>Jim Ray, S</b> OBP: 0.143, SLG: 0.143 (9. PH) <b>Danny Coombs, R</b> OBP: 0.143, SLG: 0.143 (9. PH) <b>Tom Dukes, R</b> OBP: 0.143, SLG: 0.143 (9. PH) <b>Lee Thomas, L</b> OBP: 0.143, SLG: 0.143 (9. PH)			0-0 SH3-4		0-0 P6		0-0 FC5-4 1B		0-0 4-3		0-3 K	2	0	1	0	0	0	2									
<b>Inning Stats</b>	R: 1 E: 0 K: 1 S: 8	H: 3 LOB: 2 BB: 0 P: 8	R: 0 E: 0 K: 2 S: 8	H: 1 LOB: 1 BB: 0 P: 8	R: 0 E: 0 K: 1 S: 5	H: 0 LOB: 0 BB: 0 P: 5	R: 0 E: 0 K: 1 S: 7	H: 2 LOB: 2 BB: 0 P: 7	R: 0 E: 0 K: 0 S: 3	H: 0 LOB: 1 BB: 0 P: 3	R: 1 E: 0 K: 0 S: 5	H: 2 LOB: 2 BB: 1 P: 9	R: 0 E: 0 K: 2 S: 7	H: 0 LOB: 1 BB: 0 P: 11	R: 0 E: 0 K: 1 S: 6	H: 0 LOB: 0 BB: 0 P: 5	R: 0 E: 0 K: 1 S: 6	H: 1 LOB: 1 BB: 0 P: 6	R: 0 E: 0 K: 1 S: 5	H: 0 LOB: 0 BB: 0 P: 5	1B: 10 2B: 0 3B: 0 HR: 0	SF: 0 SAC: 2 DP: 0 HBP: 0	WP: 2 PB: 0 SB: 0 CS: 0	PA: 45			
<b>PITCHER</b>	IP ERA WLS BF H R ER SO BB IBB HBP BLK WP HR S P ERA WHIP	8.0 3.14 1.0 35 9 0 0 8 0 0 0 0 0 0 49 57 2.25 1.250	2.0 W 7	1 0 0 2	0 0 0 0	0 0 0 0	0 0 0 0	0 0 0 0	0 0 0 0	0 0 0 0	0 0 0 0	0 0 0 0	0.00 0.000 0.00 0.000 0.00 0.500														

Cincinnati Reds @ Houston Astros  
Astrodome, Houston, TX  
Mon Jul 01 1968, 8:05 PM EDT  
Att: 12,252 - Dome

AB 41  
R 2  
H 10  
RBI 2  
BB 2  
SO 11  
LOB 20





Batter	1	2	3	4	5	6	7	8	9	AB	R	H	RBI	BB	SO	LOB	TOP			
<b>Pete Rose, S</b> OBP: 0.402, SLG: 0.469 (1,8)	0-0 6-3		0-0 5-3			0-0 6-3		0-0 6-3	0-0 6-3	4	0	0	0	0	0	0	<b>Cincinnati Reds @ Houston Astros</b> Astrodome, Houston, TX Tue Jul 02 1968, 8:05 PM EDT Att: 13,707 - Dome			
<b>Alex Johnson, R</b> OBP: 0.340, SLG: 0.380 (1,7)	0-0 P4			0-0 6-3		0-0 4-3		0-0 6-3	0-0 6-3	4	0	0	0	0	0	0				
<b>Lee May, R</b> OBP: 0.336, SLG: 0.420 (1,9)	0-3 K			0-0 6-3		0-0 5-3		0-3 K	0-3 K	4	0	0	0	0	2	0				
<b>Tony Perez, R</b> OBP: 0.322, SLG: 0.378 (1,5)		0-0 P3		4-0 BB		0-0 6-3		0-0 6-3		2	0	0	0	1	0	0				
<b>Johnny Bench, R</b> OBP: 0.297, SLG: 0.418 (1,2)		0-3 K		0-3 K		0-0 5-3		0-0 5-3		3	0	0	0	0	2	1				
<b>Don Pavletich, R</b> OBP: 0.186, SLG: 0.256 (8, PR)		0-0 3B				0-0 5-3				3	0	2	0	0	0	0				
<b>George Culver, R</b> OBP: 0.063, SLG: 0.094 (8, PH)										0	0	0	0	0	0	0				
<b>Ted Abernathy, R</b> OBP: 0.063, SLG: 0.094 (8, PH)										0	0	0	0	0	0	0				
<b>Tommy Helms, R</b> OBP: 0.310, SLG: 0.383 (1,4)	0-0 6-3					0-0 G6-4-3 1B		0-0 F9		3	0	1	0	0	0	2				
<b>Woody Woodward, R</b> OBP: 0.276, SLG: 0.212 (1,6)			0-3 K			0-0 G6-4-3 1-2		0-0 G6-4-3 1B		3	0	1	0	0	1	1				
<b>Gerry Arrigo, L</b> OBP: 0.167, SLG: 0.148 (1,1)			0-3 K					0-0 G6-4-3 1-2		2	0	0	0	0	2	0				
<b>Giraldo Ruiz, S</b> OBP: 0.358, SLG: 0.313 (8, PH)								0-0 G6-4-3 1-2		1	0	0	0	0	0	2				
<b>Inning Stats</b>	R: 0 E: 0 K: 1 S: 5	H: 0 LOB: 0 BB: 0 P: 5	R: 0 E: 0 K: 1 S: 6	H: 1 LOB: 1 BB: 0 P: 6	R: 0 E: 0 K: 2 S: 7	H: 0 LOB: 0 BB: 0 P: 7	R: 0 E: 0 K: 1 S: 5	H: 0 LOB: 1 BB: 0 P: 9	R: 0 E: 0 K: 0 S: 3	H: 0 LOB: 0 BB: 0 P: 3	R: 0 E: 0 K: 0 S: 3	H: 0 LOB: 0 BB: 0 P: 3	R: 0 E: 0 K: 0 S: 4	H: 2 LOB: 2 BB: 0 P: 4	R: 0 E: 0 K: 1 S: 5	H: 0 LOB: 0 BB: 0 P: 5	1B: 3 2B: 0 3B: 1 HR: 0	SF: 0 SAC: 0 DP: 2 HBP: 0	WP: 0 PB: 0 SB: 0 CS: 0	PA: 30
<b>PITCHER</b> <b>Denny Lemaster, L</b> ERA: 2.92 (1,1)	IP: 9.0 WLS: W BF: 30 H: 4 R: 0 ER: 0 SO: 7 BB: 1 IBB: 0 HBP: 0 BLK: 0 WP: 0 HR: 0 S: 43 P: 47 ERA: 0.00 WHIP: 0.556																			

AB	29
R	0
H	4
RBI	0
BB	1
SO	7
LOB	6



Batter	1	2	3	4	5	6	7	8	9	AB	R	H	RBI	BB	SO	LOB	BOTTOM			
<b>Bob Watson, R</b> OBP: 0.278, SLG: 0.314 (1,7)	0-3 K		0-0 L9			0-0 E4 4-3 WP E		4-0 F8 SH1-3 BB		3	1	0	0	1	1	0	<b>Cincinnati Reds @ Houston Astros</b> Astrodome, Houston, TX Tue Jul 02 1968, 8:05 PM EDT Att: 13,707 - Dome			
<b>Hector Torres, R</b> OBP: 0.285, SLG: 0.278 (1,6)	0-0 WP 1B		0-0 1-3			0-0 4-3		0-0 SH1-3		3	1	1	0	0	0	1				
<b>Rusty Staub, L</b> OBP: 0.394, SLG: 0.423 (1,3)	4-0 1-2 BB		0-0 F2			0-0 E4 FC5-4		4-0 IBB		2	0	0	0	2	0	0				
<b>Jimmy Wynn, R</b> OBP: 0.368, SLG: 0.428 (1,8)	0-0 1-2 2H 1B					0-0 FC5-4 1-2		0-0 F8 2-3		4	0	1	1	0	0	3				
<b>Denis Menke, R</b> OBP: 0.341, SLG: 0.322 (1,4)	0-0 L5					0-0 F7		0-0 G3		4	0	0	0	0	0	5				
<b>Doug Rader, R</b> OBP: 0.301, SLG: 0.348 (1,5)	0-3 K					0-0 6-3				3	0	0	0	0	2	2				
<b>Nate Colbert, R</b> OBP: 0.125, SLG: 0.125 (1,9)		0-3 K				0-0 4-3		0-3 K		3	0	0	0	0	2	0				
<b>John Bateman, R</b> OBP: 0.273, SLG: 0.309 (1,2)		0-0 F3				0-0 F7		0-0 E5		3	0	0	0	0	0	0				
<b>Denny Lemaster, R</b> OBP: 0.073, SLG: 0.026 (1,1)		0-0 F2				0-0 1-3		0-0 5-3		3	0	0	0	0	0	1				
<b>Inning Stats</b>	R: 1 E: 0 K: 2 S: 9	H: 2 LOB: 2 BB: 1 P: 13	R: 0 E: 0 K: 1 S: 5	H: 0 LOB: 0 BB: 0 P: 5	R: 0 E: 0 K: 0 S: 3	H: 0 LOB: 0 BB: 0 P: 3	R: 0 E: 0 K: 0 S: 3	H: 0 LOB: 0 BB: 0 P: 3	R: 1 E: 2 K: 0 S: 5	H: 0 LOB: 1 BB: 0 P: 5	R: 0 E: 1 K: 2 S: 8	H: 0 LOB: 1 BB: 0 P: 8	R: 0 E: 0 K: 0 S: 3	H: 0 LOB: 2 BB: 2 P: 11	R: 0 E: 0 K: 0 S: 3	H: 0 LOB: 0 BB: 0 P: 11		1B: 2 2B: 0 3B: 0 HR: 0	SF: 0 SAC: 1 DP: 0 HBP: 0	WP: 2 PB: 0 SB: 0 CS: 0
<b>PITCHER</b> <b>Gerry Arrigo, L</b> ERA: 2.39 (8,1)	IP: 7.0 WLS: L BF: 27 H: 2 R: 2 ER: 1 SO: 5 BB: 1 IBB: 0 HBP: 0 BLK: 0 WP: 0 HR: 0 S: 36 P: 40 ERA: 1.29 WHIP: 0.429																			
<b>PITCHER</b> <b>Ted Abernathy, R</b> ERA: 0.71 (8,1)	IP: 1.0 WLS: L BF: 5 H: 0 R: 0 ER: 0 SO: 0 BB: 1 IBB: 1 HBP: 0 BLK: 0 WP: 0 HR: 0 S: 3 P: 11 ERA: 0.00 WHIP: 1.000																			





Batter	1	2	3	4	5	6	7	8	9	AB	R	H	RBI	BB	SO	LOB	TOP										
<b>Pete Rose, S</b> OBP: 0.399, SLG: 0.463 (1, 9)	0-0 4-1 ①		4-0 FC4-6 BB 1-2		0-0 6-3 ①		0-0 L6 ①		0-0 3-1 ①	4	0	0	0	1	0	0	<b>Cincinnati Reds @ Houston Astros</b> Astrodome, Houston, TX Wed Jul 03 1968, 8:05 PM EDT Att: 15,133 - Dome										
<b>Alex Johnson, R</b> OBP: 0.337, SLG: 0.377 (1, 7)	0-0 1-3 ②		0-0 FC4-6 BB 1-2 2-3		0-0 F9 ②		0-0 1B ②		0-0 P3 ②	5	1	1	0	0	0	2											
<b>Mack Jones, L</b> OBP: 0.308, SLG: 0.254 (1, 8)	4-0 HR BB		4-0 1B BB 1-2		0-0 F8 ③		0-0 F8 ②		4-0 3B BB	2	2	0	0	3	0	1											
<b>Tony Perez, R</b> OBP: 0.326, SLG: 0.399 (1, 5)	0-0 HR		0-0 1B ②		0-0 5-3 ①		0-0 F8 ③		0-0 1B 3B	5	2	3	5	0	0	1											
<b>Johnny Bench, R</b> OBP: 0.302, SLG: 0.423 (1, 2)	0-3 K ③		0-0 6-3 ③		0-0 WP HR 2B		4-0 1B BB		0-0 E7 1B	4	2	2	1	1	1	1											
<b>Lee May, R</b> OBP: 0.337, SLG: 0.431 (1, 3)		0-3 K ①		0-0 F8 ①		0-0 HR ②		0-0 1B ①	0-0 F8 ③	5	1	2	2	0	1	0											
<b>Tommy Helms, R</b> OBP: 0.316, SLG: 0.391 (1, 4)		0-0 5-3 ②		0-0 2B		0-0 FC4-6 1B		0-0 1B ①		4	0	3	0	0	0	0											
<b>Woody Woodward, R</b> OBP: 0.262, SLG: 0.200 (8, PH)		0-0 6-3 ③		0-0 L4 ②		0-0 FC4-6 1-2 2-3		0-0 F9 ①		3	0	0	0	0	0	2											
<b>Vada Pinson, L</b> OBP: 0.315, SLG: 0.387 (8, 6)								0-0 F9 ①		1	0	0	0	0	0	3											
<b>Leo Cardenas, R</b> OBP: 0.255, SLG: 0.227 (8, 6)								0-0 G6-4-3 ③		0	0	0	0	0	0	0											
<b>Tony Cloninger, R</b> OBP: 0.257, SLG: 0.500 (5, 1)								0-0 K ③		2	1	1	0	0	0	1											
<b>Jay Ritchie, R</b> OBP: 0.257, SLG: 0.250 (6, PH)								0-0 K ③		0	0	0	0	0	0	0											
<b>Fred Whitfield, L</b> OBP: 0.257, SLG: 0.250 (6, PH)								0-0 K ③		0	0	0	0	0	0	0											
<b>Clay Carroll, R</b> OBP: 0.192, SLG: 0.250 (8, PH)								0-0 K ③		0	0	0	0	0	0	0											
<b>Don Pavletich, R</b> OBP: 0.192, SLG: 0.250 (8, PH)								0-0 K ③		0	0	0	0	0	0	0											
<b>Ted Abernathy, R</b> OBP: 0.192, SLG: 0.250 (8, PH)								0-0 K ③		0	0	0	0	0	0	0											
<b>Inning Stats</b>	R: 2 E: 0 K: 1 S: 6	H: 1 LOB: 0 BB: 1 P: 10	R: 0 E: 0 K: 1 S: 5	H: 0 LOB: 0 BB: 0 P: 5	R: 2 E: 0 K: 0 S: 4	H: 2 LOB: 1 BB: 2 P: 12	R: 0 E: 0 K: 0 S: 4	H: 1 LOB: 1 BB: 0 P: 4	R: 0 E: 0 K: 0 S: 3	H: 0 LOB: 0 BB: 0 P: 3	R: 2 E: 0 K: 1 S: 8	H: 3 LOB: 1 BB: 0 P: 8	R: 0 E: 0 K: 0 S: 4	H: 1 LOB: 1 BB: 0 P: 4	R: 0 E: 0 K: 0 S: 4	H: 2 LOB: 2 BB: 1 P: 8	R: 3 E: 1 K: 0 S: 5	H: 2 LOB: 0 BB: 1 P: 9	1B: 7 2B: 2 3B: 1 HR: 2	SF: 0 SAC: 0 DP: 1 HBP: 0	WP: 1 PB: 0 SB: 0 CS: 0	PA: 42					
<b>PITCHER</b>	IP	WLS	BF	H	R	ER	SO	BB	IBB	HBP	BLK	WP	HR	S	P	ERA	WHIP										
<b>Larry Dierker, R</b> ERA: 3.26 (1, 1)	5.1		25	7	6	6	2	3	0	0	0	1	2	26	38	10.12	1.875										
<b>Jim Ray, R</b> ERA: 2.53 (6, 1)	1.2		8	2	0	0	1	1	0	0	0	0	0	9	13	0.00	1.800										
<b>Tom Dukes, R</b> ERA: 4.32 (8, 1)	0.0		1	1	0	0	0	0	0	0	0	0	0	1	1	∞	∞										
<b>Wade Blasingame, L</b> ERA: 4.97 (8, 1)	0.1		1	0	0	0	0	0	0	0	0	0	0	1	1	0.00	0.000										
<b>John Buzhardt, R</b> ERA: 4.05 (8, 1)	1.2	L	7	2	3	2	0	1	0	0	0	0	0	6	10	10.80	1.800										
<b>Batter</b>	<b>1</b>	<b>2</b>	<b>3</b>	<b>4</b>	<b>5</b>	<b>6</b>	<b>7</b>	<b>8</b>	<b>9</b>	<b>AB</b>	<b>R</b>	<b>H</b>	<b>RBI</b>	<b>BB</b>	<b>SO</b>	<b>LOB</b>	<b>BOTTOM</b>										
<b>Bob Watson, R</b> OBP: 0.283, SLG: 0.312 (1, 7)	0-3 K ①	0-0 5-3 ③			0-0 BB BB 1B		0-0 F2 ②		0-0 F2 ②	4	1	1	0	1	1	1	<b>Cincinnati Reds @ Houston Astros</b> Astrodome, Houston, TX Wed Jul 03 1968, 8:05 PM EDT Att: 15,133 - Dome										
<b>Hector Torres, R</b> OBP: 0.283, SLG: 0.273 (1, 6)	0-0 F7 ②		0-0 4-3 ①		0-0 FC6-4 1B		0-3 K ③		0-0 K ③	4	1	0	0	1	2												
<b>Rusty Staub, L</b> OBP: 0.395, SLG: 0.426 (1, 3)	0-0 1B 2B		0-0 3-1 ②		0-0 F2 ①	0-0 E 1B 1B		0-0 F8 ①		5	1	2	0	0	0	2											
<b>Jimmy Wynn, R</b> OBP: 0.371, SLG: 0.427 (1, 8)	4-0 1B BB		0-0 6-3 ③		4-0 BB 1B BB 1-2 2-3	0-0 E 1B		0-0 F8 ②		3	1	1	0	2	0	0											
<b>Denis Menke, R</b> OBP: 0.342, SLG: 0.324 (1, 4)	0-0 FC6-4 1B 1-2 2-H		0-0 P4 ①		0-0 1B 1B 1-2 2-3 3-H	0-3 K ①		0-0 2-3 ③		5	1	2	2	0	1	2											
<b>Doug Radler, R</b> OBP: 0.315, SLG: 0.345 (1, 5)	0-0 FC6-4 ③		4-0 FC6-4 BB		4-0 1B SH4-3 BB 1-2 2-3 3-H	4-0 IBB		0-3 K ②		1	1	0	1	3	0	2											
<b>Julio Gotay, R</b> OBP: 0.248, SLG: 0.246 (9, 5)	0-0 FC6-4 1-2		0-0 FC6-4 BB		0-0 1B SH4-3 BB 1-2 2-3 3-H	0-0 IBB		0-0 K ①		1	0	0	0	0	1	0											
<b>Nate Colbert, R</b> OBP: 0.167, SLG: 0.167 (1, 9)		0-0 4-3 ①		0-0 FC6-4 E 1-2	0-0 1B SH4-3 1B 1-3 2-H 3-H	0-3 K ②		0-0 1-3 ②		4	1	1	2	0	1	4											
<b>Lee Thomas, L</b> OBP: 0.246, SLG: 0.263 (8, 9)								0-0 1-3 ②		1	0	0	0	0	0	0											
<b>John Bateman, R</b> OBP: 0.273, SLG: 0.307 (1, 2)		0-0 SH1-4 1B		0-0 E4 FC6-4 1-2	0-0 SH4-3 1B 1-2 3-H	0-3 K ③		0-0 F7 ③		4	0	1	1	0	1	4											
<b>Larry Dierker, R</b> OBP: 0.114, SLG: 0.116 (1, 1)		0-0 SH1-4 ②		0-0 FC6-4 ③	0-0 1B 1-2	0-0 1-3 ①		0-0 1-3 ①		2	0	1	1	0	0	2											
<b>Jim Ray, R</b> OBP: 0.125, SLG: 0.125 (6, 1)								0-0 1-3 ①		1	0	0	0	0	0	0											
<b>Tom Dukes, R</b> ERA: 3.38 (8, 1)								0-0 1-3 ①		0	0	0	0	0	0	0											
<b>Wade Blasingame, L</b> ERA: 4.09 (8, 1)								0-0 1-3 ①		0	0	0	0	0	0	0											
<b>John Buzhardt, R</b> ERA: 0.69 (8, 1)								0-0 1-3 ①		0	0	0	0	0	0	0											
<b>Inning Stats</b>	R: 1 E: 0 K: 1 S: 7	H: 2 LOB: 2 BB: 1 P: 11	R: 0 E: 0 K: 0 S: 4	H: 1 LOB: 0 BB: 0 P: 4	R: 0 E: 1 K: 0 S: 4	H: 0 LOB: 2 BB: 1 P: 8	R: 0 E: 1 K: 0 S: 11	H: 2 LOB: 3 BB: 1 P: 15	R: 0 E: 0 K: 1 S: 5	H: 0 LOB: 0 BB: 0 P: 5	R: 0 E: 0 K: 0 S: 3	H: 0 LOB: 0 BB: 0 P: 3	R: 0 E: 0 K: 1 S: 5	H: 0 LOB: 0 BB: 0 P: 5	R: 0 E: 0 K: 1 S: 5	H: 0 LOB: 0 BB: 0 P: 5	1B: 8 2B: 1 3B: 0 HR: 0	SF: 0 SAC: 2 DP: 0 HBP: 0	WP: 0 PB: 0 SB: 0 CS: 0	PA: 44							
<b>PITCHER</b>	IP	WLS	BF	H	R	ER	SO	BB	IBB	HBP	BLK	WP	HR	S	P	ERA	WHIP										
<b>Tony Cloninger, R</b> ERA: 7.07 (5, 1)	4.1		24	4	6	6	1	6	0	0	0	0	0	20	44	12.46	2.308										
<b>Jay Ritchie, R</b> ERA: 0.62 (6, 1)	0.2		5	3	1	1	0	0	0	0	0	0	0	5	5	13.50	4.500										
<b>Clay Carroll, R</b> ERA: 3.38 (6, 1)	2.0		9	2	0	0	4	0	1	0	0	0	0	16	20	0.00	1.000										
<b>Ted Abernathy, R</b> ERA: 0.69 (8, 1)	2.0	W	6	0	0	0	1	0	0	0	0	0	0	8	8	0.00	0.000										

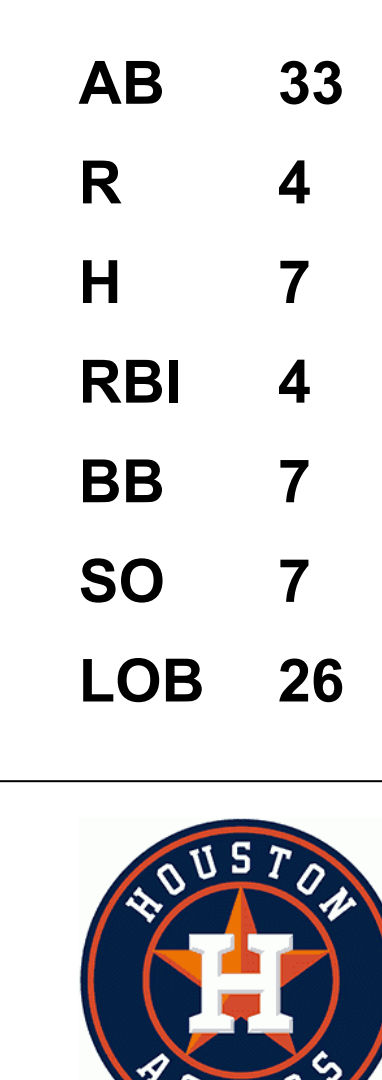


Batter	1	2	3	4	5	6	7	8	9	AB	R	H	RBI	BB	SO	LOB	TOP								
<b>Pete Rose, S</b> OBP: 0.399, SLG: 0.460 (1, 9)	0-0 1-3		0-0 6-3 1B		0-0 FC4-6 1B		0-0 4-3		4-0 1B 1B	4	3	1	0	1	0	1	<b>Cincinnati Reds @ Houston Astros</b> Astrodome, Houston, TX Thu Jul 04 1968, 8:05 PM EDT Att: 22,827 - Dome								
<b>Alex Johnson, R</b> OBP: 0.338, SLG: 0.377 (1, 7)	0-0 F9		0-0 6-3		0-0 1B		0-0 4-3		0-0 1B 1B	5	0	2	3	0	0	1									
<b>Mack Jones, L</b> OBP: 0.313, SLG: 0.254 (1, 8)	4-0 BB		0-0 6-3		0-0 F9		0-0 G1		0-0 1B 1B	4	0	1	3	1	0	1									
<b>Tony Perez, R</b> OBP: 0.321, SLG: 0.393 (1, 5)	0-0 P3		0-0 K		0-0 5-3				0-0 K G4-3	5	0	0	0	0	2	3									
<b>Johnny Bench, R</b> OBP: 0.301, SLG: 0.420 (1, 2)		0-3 K		0-3 K		0-0 5-3 1B			0-0 5-3	4	1	1	0	0	2	0									
<b>Lee May, R</b> OBP: 0.336, SLG: 0.428 (1, 3)		0-0 6-3 1B		0-0 F3		0-0 5-3			0-0 P4	4	0	1	0	0	0	1									
<b>Tommy Helms, R</b> OBP: 0.318, SLG: 0.390 (1, 4)		0-0 6-3		0-0 4-3		4-0 1B 1B			0-0 1B 1B	3	1	1	0	1	0	1									
<b>Woody Woodward, R</b> OBP: 0.277, SLG: 0.220 (1, 6)		0-3 K		0-0 F7		0-0 1B			0-0 1B 1B	4	1	2	1	0	1	1									
<b>Gary Nolan, R</b> OBP: 0.300, SLG: 0.353 (1, 1)			4-0 1B 6-3 BB		4-0 FC4-6 BB				0-3 K	1	1	0	0	2	1	2									
<b>Ted Abernathy, R</b> (7, 1)										1	0	0	0	0	1	2									
<b>Inning Stats</b>	R: 0 E: 0 K: 0 S: 3	H: 0 LOB: 1 BB: 1 P: 7	R: 0 E: 0 K: 2 S: 8	H: 1 LOB: 0 BB: 0 P: 8	R: 2 E: 0 K: 1 S: 6	H: 1 LOB: 0 BB: 1 P: 10	R: 0 E: 0 K: 1 S: 5	H: 0 LOB: 0 BB: 0 P: 5	R: 1 E: 0 K: 0 S: 4	H: 1 LOB: 1 BB: 1 P: 8	R: 1 E: 0 K: 1 S: 7	H: 2 LOB: 2 BB: 1 P: 11	R: 0 E: 0 K: 0 S: 3	H: 0 LOB: 0 BB: 0 P: 3	R: 0 E: 0 K: 1 S: 5	H: 0 LOB: 0 BB: 0 P: 5	R: 3 E: 0 K: 1 S: 8	H: 4 LOB: 1 BB: 1 P: 12	1B: 9 2B: 0 3B: 0 HR: 0	SF: 0 SAC: 0 DP: 1 HBP: 0	WP: 0 PB: 0 SB: 1 CS: 0	PA: 40			
<b>PITCHER</b>	IP	WLS	BF	H	R	ER	SO	BB	IBB	HBP	BLK	WP	HR	S	P	ERA	WHIP								
<b>Don Wilson, R</b> ERA: 4.24 (1, 1)	7.0	L	30	5	4	4	5	3	1	0	0	0	0	36	52	5.14	1.143								
<b>Tom Dukes, R</b> ERA: 5.5 (8, 1)	1.1		8	3	3	3	2	0	1	0	0	0	0	11	15	20.25	2.250								
<b>Wade Blasingame, L</b> ERA: 4.85 (9, 1)	0.2		2	1	0	0	0	0	0	0	0	0	0	2	2	0.00	1.500								

AB 35  
R 7  
H 9  
RBI 7  
BB 5  
SO 7  
LOB 13



Batter	1	2	3	4	5	6	7	8	9	AB	R	H	RBI	BB	SO	LOB	BOTTOM								
<b>Norm Miller, L</b> OBP: 0.269, SLG: 0.301 (1, 9)	0-0 1B BB 2B		0-0 9-3 1B		0-0 F7				0-0 1-3	4	1	2	1	1	0	2	<b>Cincinnati Reds @ Houston Astros</b> Astrodome, Houston, TX Thu Jul 04 1968, 8:05 PM EDT Att: 22,827 - Dome								
<b>Hector Torres, R</b> OBP: 0.286, SLG: 0.273 (1, 6)	0-0 BB BB 2-3 1B		0-0 9-3		0-0 4-3		4-0 BB BB		0-0 E6 1B BB SF9	4	1	1	0	1	0	1									
<b>Rusty Staub, L</b> OBP: 0.395, SLG: 0.423 (1, 3)	4-0 BB 1-2 BB		0-0 F2		0-0 4-3		0-0 SF7		4-0 1B BB	2	0	0	1	2	0	0									
<b>Jimmy Wynn, R</b> OBP: 0.372, SLG: 0.424 (1, 8)	4-0 BB 1-2 2-3 3-H BB		0-0 P3		0-3 K		0-0 P6		0-0 1B BB	4	0	1	1	1	1	2									
<b>Denis Menke, R</b> OBP: 0.342, SLG: 0.324 (1, 4)	0-3 K		0-3 K		0-0 FC6-4 1B		0-0 P6		0-0 SF9	3	0	1	0	0	2	3									
<b>Lee Thomas, L</b> OBP: 0.244, SLG: 0.261 (7, PH)									0-0 SF9	1	0	0	0	0	0	2									
<b>Tom Dukes, R</b> ERA: 5.5 (8, 1)									0-0 BB	0	0	0	0	0	0	0									
<b>Wade Blasingame, L</b> ERA: 4.85 (9, 1)									0-0 BB	0	0	0	0	0	0	0									
<b>Bob Aspromonte, R</b> OBP: 0.313, SLG: 0.277 (9, PH)									0-0 1B	0	0	0	1	0	0	0									
<b>Doug Rader, R</b> OBP: 0.311, SLG: 0.333 (1, 5)	0-3 K		4-0 1B BB		0-0 P5		0-3 K		0-0 P3	4	0	0	0	1	2	6									
<b>Bob Watson, R</b> OBP: 0.282, SLG: 0.304 (1, 7)	0-0 F9		0-3 K		0-0 L6		4-0 FC5-4 BB		3-0 0-0 1-5	3	0	0	0	1	1	5									
<b>John Bateman, R</b> OBP: 0.272, SLG: 0.312 (1, 2)		0-0 1B 2B		0-0 F9		0-0 FC6-4		0-0 F7		4	1	1	0	0	0	3									
<b>Don Wilson, R</b> OBP: 0.286, SLG: 0.324 (1, 1)		0-3 K		0-0 F9		0-0 E1 BB BB SF7		0-0 FC5-4		2	0	1	0	0	1	1									
<b>Ron Brand, R</b> OBP: 0.256, SLG: 0.139 (7, PH)									0-0 FC5-4	1	0	0	0	0	0	0									
<b>Nate Colbert, R</b> OBP: 0.167, SLG: 0.167 (7, PR)									0-0 BB BB	0	1	0	0	0	0	0									
<b>Julio Gotay, R</b> OBP: 0.246, SLG: 0.244 (8, 4)									0-0 1-2	1	0	0	0	0	0	1									
<b>Inning Stats</b>	R: 1 E: 0 K: 2 S: 9	H: 2 LOB: 3 BB: 2 P: 17	R: 1 E: 0 K: 1 S: 6	H: 2 LOB: 0 BB: 0 P: 6	R: 0 E: 0 K: 1 S: 5	H: 0 LOB: 0 BB: 0 P: 5	R: 0 E: 0 K: 1 S: 6	H: 1 LOB: 2 BB: 1 P: 10	R: 0 E: 0 K: 0 S: 4	H: 0 LOB: 1 BB: 0 P: 4	R: 1 E: 1 K: 0 S: 4	H: 0 LOB: 2 BB: 2 P: 12	R: 0 E: 0 K: 1 S: 5	H: 0 LOB: 1 BB: 1 P: 9	R: 1 E: 1 K: 0 S: 5	H: 1 LOB: 2 BB: 1 P: 9	1B: 5 2B: 3 3B: 0 HR: 0	SF: 2 SAC: 0 DP: 1 HBP: 0	WP: 0 PB: 0 SB: 0 CS: 0	PA: 42					
<b>PITCHER</b>	IP	WLS	BF	H	R	ER	SO	BB	IBB	HBP	BLK	WP	HR	S	P	ERA	WHIP								
<b>Gary Nolan, R</b> ERA: 1.83 (1, 1)	6.0	W	26	6	2	2	6	3	0	0	0	0	0	35	47	3.00	1.500								
<b>Ted Abernathy, R</b> ERA: 0.66 (7, 1)	3.0	S	16	1	2	0	1	4	0	0	0	0	0	14	30	0.00	1.667								





Batter	1	2	3	4	5	6	7	8	9	10	11	12	AB	R	H	RBI	BB	SO	LOB	TOP									
<b>Pete Rose, S</b> OBP: 0.394, SLG: 0.453 (1.9)	6-3		5-3			G3			L7		G3		5	0	0	0	0	0	1										
<b>Alex Johnson, R</b> OBP: 0.336, SLG: 0.374 (1.7)	1-3			P4		5-3			1B		K		5	0	1	0	0	1	0										
<b>Mack Jones, L</b> OBP: 0.307, SLG: 0.239 (1.8)	P4-3			3-1			3-1		IBB			F7	4	0	0	0	1	0	0										
<b>Tony Perez, R</b> OBP: 0.320, SLG: 0.389 (1.5)		6-3		6-3			F3		L8			2B	5	1	1	0	0	0	2										
<b>Johanny Bench, R</b> OBP: 0.289, SLG: 0.414 (1.2)		F9				P4			F8			1B	4	1	0	0	1	0	2										
<b>Lee May, R</b> OBP: 0.337, SLG: 0.431 (1.3)		6-3				1B			5-3			F9	5	0	2	2	0	0	0										
<b>Tommy Helms, R</b> OBP: 0.320, SLG: 0.390 (1.4)						F8			F2			F8	5	0	2	0	0	0	1										
<b>Woody Woodward, R</b> OBP: 0.279, SLG: 0.242 (1.6)						1B																							
<b>Fred Whitfield, L</b> OBP: 0.256, SLG: 0.247 (10, PH)						K																							
<b>Leo Cardenas, R</b> OBP: 0.255, SLG: 0.227 (10, 0)						P4																							
<b>George Culver, R</b> OBP: 0.097, SLG: 0.086 (1.1)																													
<b>Giraldo Ruiz, S</b> OBP: 0.352, SLG: 0.306 (11, PH)																													
<b>Ted Abernathy, R</b> OBP: 0.255, SLG: 0.227 (11, 1)						K						F8	3	0	0	0	0	2	2										
<b>Inning Stats</b>	R: 0 E: 0 K: 0 S: 3	H: 0 LOB: 0 BB: 0 P: 3	R: 0 E: 0 K: 0 S: 3	H: 0 LOB: 0 BB: 0 P: 3	R: 0 E: 0 K: 2 S: 8	H: 1 LOB: 1 BB: 0 P: 8	R: 0 E: 0 K: 0 S: 3	H: 0 LOB: 0 BB: 0 P: 3	R: 0 E: 0 K: 0 S: 3	H: 0 LOB: 0 BB: 0 P: 3	R: 0 E: 0 K: 1 S: 6	H: 1 LOB: 1 BB: 0 P: 6	R: 0 E: 0 K: 0 S: 3	H: 1 LOB: 0 BB: 0 P: 3	R: 0 E: 0 K: 1 S: 5	H: 0 LOB: 0 BB: 0 P: 5	R: 2 E: 0 K: 0 S: 4	H: 2 LOB: 0 BB: 1 P: 8	1B: 5 2B: 2 3B: 0 HR: 0	SF: 0 SAC: 0 DP: 1 HBP: 0	WP: 0 PB: 0 SB: 0 CS: 4	PA: 43							
<b>PITCHER</b>	<b>PITCHER</b>												<b>PITCHER</b>																
<b>Don Drysdale, R</b> ERA: 1.37 (1.1)	IP: 10.0	WLS: 35	BF: 5	H: 5	R: 0	ER: 0	SO: 3	BB: 0	IBB: 1	HBP: 0	BLK: 0	WP: 0	HR: 0	S: 40	P: 44	ERA: 0.00	WHIP: 0.500												
<b>Don Sutton, R</b> ERA: 3.4 (11, 1)	IP: 2.0	L: 1	BF: 8	H: 2	R: 2	ER: 2	SO: 1	BB: 0	IBB: 1	HBP: 0	BLK: 0	WP: 0	HR: 0	S: 9	P: 13	ERA: 9.00	WHIP: 1.000												

Cincinnati Reds @ Los Angeles Dodgers  
 Dodger Stadium, Los Angeles, CA  
 Fri Jul 05 1968, 7:05 PM PDT  
 Att. 19,190 - Unknown

AB 41  
 R 2  
 H 7  
 RBI 2  
 BB 2  
 SO 4  
 LOB 11



Batter	1	2	3	4	5	6	7	8	9	10	11	12	AB	R	H	RBI	BB	SO	LOB	BOTTOM									
<b>Jim Fairey, L</b> OBP: 0.292, SLG: 0.364 (1.8)	B3					6-3			5-3		G3		5	0	1	0	0	0	1										
<b>Paul Popovich, S</b> OBP: 0.308, SLG: 0.302 (1.4)	P1-3					P7			P2-3		2B		5	0	2	0	0	0	0										
<b>Len Gabrielson, L</b> OBP: 0.342, SLG: 0.500 (1.7)	4-3					G3			4-3		IBB		4	0	0	0	1	0	2										
<b>Tom Haller, L</b> OBP: 0.347, SLG: 0.373 (1.2)		6-3				4-3			L6		L7		4	0	0	0	1	0	0										
<b>Jim Lefebvre, S</b> OBP: 0.254, SLG: 0.333 (1.5)									4-3				3	0	2	0	1	0	0										
<b>Ted Savage, R</b> OBP: 0.256, SLG: 0.362 (10, PR)									4-3				0	0	0	0	0	0	0										
<b>Luis Alcaraz, R</b> OBP: 0.225, SLG: 0.225 (11, 4)													1	0	0	0	0	0	3										
<b>Ron Fairly, L</b> OBP: 0.255, SLG: 0.249 (1.9)									3-1		1-3		5	0	0	0	0	0	3										
<b>Wes Parker, S</b> OBP: 0.312, SLG: 0.330 (1.3)													4	0	1	0	1	1	1										
<b>Zoilo Versalles, R</b> OBP: 0.232, SLG: 0.288 (1.6)													3	0	1	0	0	0	0										
<b>Willie Davis, L</b> OBP: 0.254, SLG: 0.307 (10, PH)													1	0	0	0	0	0	2										
<b>Don Sutton, R</b> OBP: 0.287, SLG: 0.259 (11, 1)													0	0	0	0	0	0	0										
<b>Bob Bailey, R</b> OBP: 0.323, SLG: 0.333 (12, PH)													1	0	0	0	0	0	1										
<b>Don Drysdale, R</b> OBP: 0.173, SLG: 0.192 (1.1)													3	0	0	0	0	0	1										
<b>Ken Boyer, R</b> OBP: 0.318, SLG: 0.331 (11, 5)													2	0	0	0	0	1	3										
<b>Inning Stats</b>	R: 0 E: 0 K: 0 S: 3	H: 0 LOB: 0 BB: 0 P: 3	R: 0 E: 0 K: 0 S: 4	H: 1 LOB: 1 BB: 0 P: 4	R: 0 E: 0 K: 0 S: 5	H: 2 LOB: 2 BB: 0 P: 5	R: 0 E: 0 K: 0 S: 3	H: 1 LOB: 0 BB: 0 P: 3	R: 0 E: 0 K: 0 S: 3	H: 0 LOB: 0 BB: 0 P: 3	R: 0 E: 0 K: 0 S: 4	H: 1 LOB: 1 BB: 0 P: 4	R: 0 E: 0 K: 0 S: 3	H: 0 LOB: 0 BB: 0 P: 3	R: 0 E: 0 K: 1 S: 5	H: 0 LOB: 2 BB: 2 P: 13	R: 0 E: 0 K: 0 S: 3	H: 1 LOB: 2 BB: 0 P: 11	R: 0 E: 0 K: 0 S: 4	H: 1 LOB: 1 BB: 0 P: 4	1B: 6 2B: 1 3B: 0 HR: 0	SF: 0 SAC: 0 DP: 2 HBP: 0	WP: 0 PB: 0 SB: 0 CS: 0	PA: 45					
<b>PITCHER</b>	<b>PITCHER</b>												<b>PITCHER</b>																
<b>George Culver, R</b> ERA: 2.98 (1.1)	IP: 10.0	WLS: 36	BF: 5	H: 5	R: 0	ER: 0	SO: 2	BB: 1	IBB: 1	HBP: 0	BLK: 0	WP: 0	HR: 0	S: 38	P: 46	ERA: 0.00	WHIP: 0.600												
<b>Ted Abernathy, R</b> ERA: 0.64 (11, 1)	IP: 2.0	W: 1	BF: 9	H: 2	R: 0	ER: 0	SO: 0	BB: 1	IBB: 1	HBP: 0	BLK: 0	WP: 0	HR: 0	S: 7	P: 15	ERA: 0.00	WHIP: 1.500												

Cincinnati Reds @ Los Angeles Dodgers  
 Dodger Stadium, Los Angeles, CA  
 Fri Jul 05 1968, 7:05 PM PDT  
 Att. 19,190 - Unknown

AB 41  
 R 0  
 H 7  
 RBI 0  
 BB 4  
 SO 2  
 LOB 17






Batter	1	2	3	4	5	6	7	8	9	AB	R	H	RBI	BB	SO	LOB	TOP								
Alex Johnson, R OBP: 0.334, SLG: 0.372 (1, 7)										5	0	1	1	1	0	0	2								
Fred Whitfield, L OBP: 0.256, SLG: 0.247 (1, 3)										4	0	1	0	0	0	0	3								
Pete Rose, S OBP: 0.394, SLG: 0.453 (8, FR)										0	0	0	0	0	0	0	0								
Leo Cardenas, R OBP: 0.254, SLG: 0.226 (8, 6)										1	0	0	0	0	0	0	1								
Mack Jones, L OBP: 0.326, SLG: 0.293 (1, 8)										4	0	3	0	0	0	1	0								
Tony Perez, R OBP: 0.319, SLG: 0.386 (1, 5)										3	0	0	0	1	3	4									
Johnny Bench, R OBP: 0.296, SLG: 0.409 (1, 2)										4	0	0	0	0	1	4									
Lee May, R OBP: 0.339, SLG: 0.432 (1, 9)										4	2	2	0	0	0	0									
Tommy Helms, R OBP: 0.319, SLG: 0.392 (1, 4)										4	1	1	0	0	0	1									
Woody Woodward, R OBP: 0.292, SLG: 0.246 (1, 6)										3	0	1	0	0	0	2									
Ted Abernathy, R (8, 3)										0	0	0	0	0	0	0									
Jim Maloney, L OBP: 0.308, SLG: 0.395 (7, PH)										2	0	1	0	0	0	2									
Vada Pinson, L OBP: 0.314, SLG: 0.385 (7, 1)										1	0	0	0	0	1	1									
Clay Carroll, R (7, 1)										0	0	0	0	0	0	0									
Giraldo Ruiz, S OBP: 0.364, SLG: 0.320 (8, 3)										1	0	1	2	0	0	0									
<b>Inning Stats</b>	R: 0 E: 0 K: 1 S: 6	H: 1 LOB: 1 BB: 0 P: 6	R: 0 E: 0 K: 1 S: 5	H: 0 LOB: 0 BB: 0 P: 5	R: 0 E: 0 K: 0 S: 4	H: 1 LOB: 1 BB: 0 P: 4	R: 0 E: 0 K: 0 S: 2	H: 1 LOB: 0 BB: 1 P: 6	R: 1 E: 0 K: 0 S: 5	H: 2 LOB: 2 BB: 0 P: 6	R: 0 E: 0 K: 2 S: 7	H: 0 LOB: 0 BB: 0 P: 7	R: 0 E: 0 K: 1 S: 6	H: 1 LOB: 1 BB: 0 P: 6	R: 0 E: 0 K: 1 S: 7	H: 2 LOB: 3 BB: 0 P: 7	R: 2 E: 0 K: 0 S: 6	H: 3 LOB: 1 BB: 0 P: 6	1B: 8 2B: 3 3B: 0 HR: 0	SF: 0 SAC: 0 DP: 0 HBP: 1	WP: 0 PB: 0 SB: 0 CS: 1	PA: 38			
<b>PITCHER</b>	IP	WLS	BF	H	R	ER	SO	BB	IBB	HBP	BLK	WP	HR	S	P	ERA	WHIP								
Bill Singer, R ERA: 2.43 (1, 1)	8.1	L	36	11	3	3	6	1	0	1	0	0	0	46	51	3.24	1.440								
Mudcat Grant, R ERA: 2.45 (9, 1)	0.2		2	0	0	0	0	0	0	0	0	0	0	2	2	0.00	0.000								

Cincinnati Reds @ Los Angeles Dodgers  
Dodger Stadium, Los Angeles, CA  
Sat Jul 06 1968, 7:05 PM PDT  
Att: 19,684 - Unknown


AB 36  
R 3  
H 11  
RBI 3  
BB 1  
SO 6  
LOB 20



Batter	1	2	3	4	5	6	7	8	9	AB	R	H	RBI	BB	SO	LOB	BOTTOM								
Willie Davis, L OBP: 0.259, SLG: 0.313 (1, 8)										4	0	3	0	0	0	0									
Paul Popovich, S OBP: 0.305, SLG: 0.297 (1, 4)										4	1	0	0	1	1	4									
Len Gabrielson, L OBP: 0.351, SLG: 0.496 (1, 7)										3	1	1	0	2	0	2									
Tom Haller, L OBP: 0.349, SLG: 0.375 (1, 2)										4	0	2	1	0	0	1									
Jim Lefebvre, S OBP: 0.271, SLG: 0.342 (1, 5)										3	0	2	0	1	1	2									
Jim Fairey, L OBP: 0.276, SLG: 0.343 (1, 9)										4	0	0	0	0	1	5									
Wes Parker, S OBP: 0.317, SLG: 0.331 (1, 3)										2	0	1	0	2	0	0									
Zoilo Versalles, R OBP: 0.229, SLG: 0.264 (1, 6)										4	0	0	0	0	0	7									
Bill Singer, R OBP: 0.140, SLG: 0.190 (1, 1)										3	0	0	0	0	2	0									
Mudcat Grant, R OBP: 0.200, SLG: 0.400 (9, 1)										0	0	0	0	0	0	0									
Ron Fairly, L OBP: 0.258, SLG: 0.252 (8, PH)										1	0	1	0	0	0	0									
Ted Savage, R OBP: 0.258, SLG: 0.362 (8, FR)										0	0	0	0	0	0	0									
<b>Inning Stats</b>	R: 0 E: 0 K: 0 S: 3	H: 0 LOB: 0 BB: 0 P: 3	R: 0 E: 0 K: 1 S: 7	H: 2 LOB: 2 BB: 0 P: 7	R: 0 E: 0 K: 2 S: 7	H: 1 LOB: 1 BB: 0 P: 7	R: 1 E: 0 K: 0 S: 4	H: 2 LOB: 2 BB: 2 P: 12	R: 1 E: 0 K: 2 S: 8	H: 2 LOB: 2 BB: 2 P: 16	R: 0 E: 0 K: 0 S: 3	H: 0 LOB: 0 BB: 0 P: 3	R: 0 E: 0 K: 0 S: 3	H: 1 LOB: 1 BB: 0 P: 3	R: 0 E: 0 K: 0 S: 4	H: 1 LOB: 3 BB: 2 P: 12	R: 0 E: 0 K: 0 S: 4	H: 1 LOB: 2 BB: 0 P: 4	1B: 10 2B: 2 3B: 0 HR: 0	SF: 0 SAC: 1 DP: 3 HBP: 0	WP: 2 PB: 0 SB: 0 CS: 2	PA: 39			
<b>PITCHER</b>	IP	WLS	BF	H	R	ER	SO	BB	IBB	HBP	BLK	WP	HR	S	P	ERA	WHIP								
Jim Maloney, R ERA: 3.13 (7, 1)	2.0	W	9	2	0	0	0	1	1	0	0	0	0	7	15	0.00	1.500								
Clay Carroll, R ERA: 3.21 (9, 1)	1.0	S	4	1	0	0	0	0	0	0	0	0	0	4	4	0.00	1.000								

Cincinnati Reds @ Los Angeles Dodgers  
Dodger Stadium, Los Angeles, CA  
Sat Jul 06 1968, 7:05 PM PDT  
Att: 19,684 - Unknown

AB 32  
R 2  
H 10  
RBI 1  
BB 6  
SO 5  
LOB 21



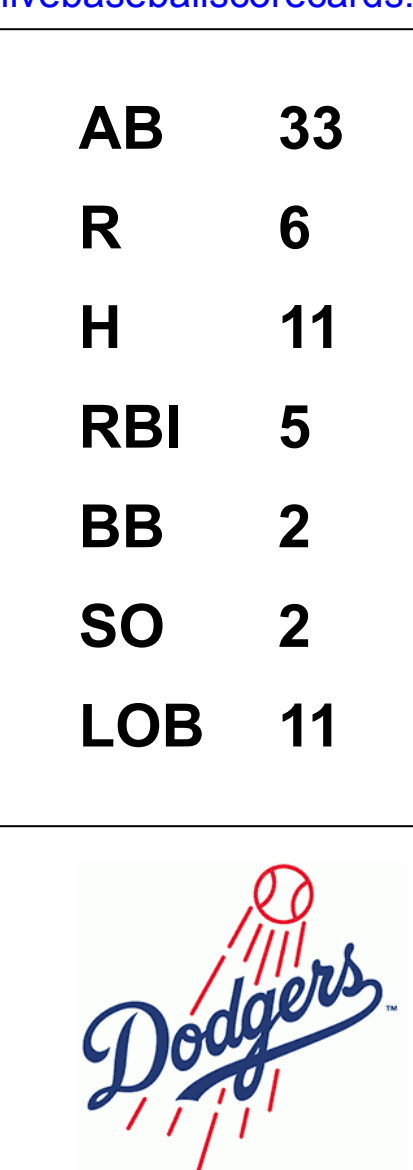


Batter	1	2	3	4	5	6	7	8	9	AB	R	H	RBI	BB	SO	LOB	TOP			
Alex Johnson, R OBP: 0.332, SLG: 0.369 (1, 7)	6-3	HBP 1B		F9		L1		F8		5	1	1	0	0	0	0	<b>Cincinnati Reds @ Los Angeles Dodgers</b> Dodger Stadium, Los Angeles, CA Sun Jul 07 1968, 3:33 AM PDT Att: 20,484 - Unknown			
Mack Jones, L OBP: 0.340, SLG: 0.354 (1, 8)	HR	HBP		1B		P5		K		4	2	2	1	0	1	0				
Lee May, R OBP: 0.337, SLG: 0.428 (1, 9)	E6 2B	1-2 2H		K			4-3		P3	5	1	1	1	0	1	1				
Tony Perez, R OBP: 0.323, SLG: 0.385 (1, 5)	2B 1B	P3		1B		WP 1B			P6-3	3	1	1	1	2	0	2				
Johnny Bench, R OBP: 0.300, SLG: 0.413 (1, 2)	1B 2B		P4	F7		FC5 WP 1B				4	0	2	1	1	0	1				
Tommy Helms, R OBP: 0.320, SLG: 0.390 (1, 4)	P6-4-3 1B		P4-3		6-3				F7	4	0	1	1	1	0	1				
Don Pavletich, R OBP: 0.186, SLG: 0.250 Ted Abernathy, R (7, 1)	P6-4-3 1-2		1B	1B					K	4	0	1	0	0	1	5				
Woody Woodward, R OBP: 0.289, SLG: 0.246 (1, 6)		K		1B		K			FC5	4	0	1	0	0	2	3				
Gerry Arrigo, L OBP: 0.156, SLG: 0.138 Jay Ritchie, R (3, 1)	G3		K			F8			5-3	2	0	0	0	0	1	2				
Jim Maloney, L OBP: 0.300, SLG: 0.385 Clay Carroll, R (6, 1)										0	0	0	0	0	0	0				
Giraldo Ruiz, S OBP: 0.357, SLG: 0.314 (7, 3)										1	0	0	0	0	0	0				
<b>Inning Stats</b>	R: 3 E: 1 K: 0 S: 6	H: 3 LOB: 1 BB: 1 P: 10	R: 1 E: 0 K: 1 S: 7	H: 2 LOB: 2 BB: 0 P: 8	R: 0 E: 0 K: 1 S: 7	H: 2 LOB: 2 BB: 0 P: 7	R: 1 E: 0 K: 1 S: 7	H: 2 LOB: 1 BB: 0 P: 7	R: 0 E: 0 K: 1 S: 5	H: 0 LOB: 0 BB: 0 P: 5	R: 0 E: 0 K: 1 S: 6	H: 1 LOB: 3 BB: 2 P: 14	R: 0 E: 0 K: 1 S: 5	H: 0 LOB: 0 BB: 1 P: 5	R: 0 E: 0 K: 0 S: 3	H: 0 LOB: 1 BB: 1 P: 7	1B: 7 2B: 2 3B: 0 HR: 1	SF: 0 SAC: 0 DP: 1 HBP: 1	WP: 1 PB: 0 SB: 0 CS: 0	PA: 42
<b>PITCHER</b>	IP WLS BF H R ER SO BB IBB HBP BLK WP HR S P ERA WHIP	IP WLS BF H R ER SO BB IBB HBP BLK WP HR S P ERA WHIP	IP WLS BF H R ER SO BB IBB HBP BLK WP HR S P ERA WHIP	IP WLS BF H R ER SO BB IBB HBP BLK WP HR S P ERA WHIP	IP WLS BF H R ER SO BB IBB HBP BLK WP HR S P ERA WHIP	IP WLS BF H R ER SO BB IBB HBP BLK WP HR S P ERA WHIP	IP WLS BF H R ER SO BB IBB HBP BLK WP HR S P ERA WHIP	IP WLS BF H R ER SO BB IBB HBP BLK WP HR S P ERA WHIP	IP WLS BF H R ER SO BB IBB HBP BLK WP HR S P ERA WHIP	IP WLS BF H R ER SO BB IBB HBP BLK WP HR S P ERA WHIP	IP WLS BF H R ER SO BB IBB HBP BLK WP HR S P ERA WHIP	IP WLS BF H R ER SO BB IBB HBP BLK WP HR S P ERA WHIP	IP WLS BF H R ER SO BB IBB HBP BLK WP HR S P ERA WHIP	IP WLS BF H R ER SO BB IBB HBP BLK WP HR S P ERA WHIP	IP WLS BF H R ER SO BB IBB HBP BLK WP HR S P ERA WHIP	IP WLS BF H R ER SO BB IBB HBP BLK WP HR S P ERA WHIP	IP WLS BF H R ER SO BB IBB HBP BLK WP HR S P ERA WHIP	IP WLS BF H R ER SO BB IBB HBP BLK WP HR S P ERA WHIP	IP WLS BF H R ER SO BB IBB HBP BLK WP HR S P ERA WHIP	IP WLS BF H R ER SO BB IBB HBP BLK WP HR S P ERA WHIP
Mike Kekich, L ERA: 3.06 Mudcat Grant, R ERA: 2.54 Jim Brewer, L ERA: 2.11	0.1 5.2 3.0	W L S	6 23 13	3 2 0	2 2 0	0 4 2	1 0 0	0 1 0	0 0 2	1 0 2	0 0 0	0 0 0	0 0 0	0 0 0	0 0 0	0 0 0	54.00 3.18 0.00	12.000 1.059 1.000		

AB	37
R	5
H	10
RBI	5
BB	4
SO	6
LOB	15



Batter	1	2	3	4	5	6	7	8	9	AB	R	H	RBI	BB	SO	LOB	BOTTOM			
Willie Davis, L OBP: 0.262, SLG: 0.316 (1, 8)	2B	1-3		6-3		P4-3 IBB				3	1	1	0	1	0	0	<b>Cincinnati Reds @ Los Angeles Dodgers</b> Dodger Stadium, Los Angeles, CA Sun Jul 07 1968, 3:33 AM PDT Att: 20,484 - Unknown			
Paul Popovich, S OBP: 0.300, SLG: 0.291 (1, 4)	P6-3	P8		L4		P4-3				4	0	0	0	0	0	3				
Ted Savage, R OBP: 0.262, SLG: 0.377 Jim Brewer, L OBP: 0.250, SLG: 0.250 (1, 9)	1B 2B		F9	6-3			6-3			3	1	1	1	0	0	0				
Ken Boyer, R OBP: 0.323, SLG: 0.336 (1, 3)	1B 1B		1B	E 1B		P4	5-3			4	2	2	0	0	0	0				
Jim Lefebvre, S OBP: 0.270, SLG: 0.339 (1, 5)	K		F8	F7						4	0	1	0	0	1	3				
Tom Haller, L OBP: 0.351, SLG: 0.377 (1, 2)	1B 1B		E1 2B	1B		6-3	G3			4	1	2	1	0	0	1				
Wes Parker, S OBP: 0.322, SLG: 0.346 (1, 7)	FC4-6 1B			2B						4	1	3	2	0	0	0				
Zoilo Versalles, R OBP: 0.231, SLG: 0.263 Len Gabrelson, L OBP: 0.353, SLG: 0.496 (6, PH)	FC4-6									1	0	0	0	1	0	2				
Mike Kekich, R OBP: 0.150, SLG: 0.105 Mudcat Grant, R OBP: 0.176, SLG: 0.353 Ron Fairly, L OBP: 0.257, SLG: 0.251 (6, PH)	1-3		1B	K		SH1-4 1B				2	0	1	1	0	0	0				
Mike Kekich, R OBP: 0.150, SLG: 0.105 Mudcat Grant, R OBP: 0.176, SLG: 0.353 Ron Fairly, L OBP: 0.257, SLG: 0.251 (7, 9)										0	0	0	0	0	0	0				
<b>Inning Stats</b>	R: 3 E: 0 K: 1 S: 10	H: 5 LOB: 2 BB: 0 P: 10	R: 0 E: 0 K: 0 S: 3	H: 0 LOB: 0 BB: 0 P: 3	R: 2 E: 1 K: 1 S: 8	H: 3 LOB: 2 BB: 1 P: 12	R: 0 E: 0 K: 0 S: 3	H: 0 LOB: 0 BB: 0 P: 3	R: 0 E: 0 K: 0 S: 3	H: 0 LOB: 0 BB: 0 P: 3	R: 1 E: 0 K: 0 S: 4	H: 2 LOB: 1 BB: 1 P: 8	R: 0 E: 0 K: 0 S: 4	H: 1 LOB: 1 BB: 0 P: 4	R: 0 E: 0 K: 0 S: 3	H: 0 LOB: 0 BB: 0 P: 3	1B: 7 2B: 3 3B: 1 HR: 0	SF: 0 SAC: 1 DP: 1 HBP: 0	WP: 0 PB: 0 SB: 0 CS: 0	PA: 36
<b>PITCHER</b>	IP WLS BF H R ER SO BB IBB HBP BLK WP HR S P ERA WHIP	IP WLS BF H R ER SO BB IBB HBP BLK WP HR S P ERA WHIP	IP WLS BF H R ER SO BB IBB HBP BLK WP HR S P ERA WHIP	IP WLS BF H R ER SO BB IBB HBP BLK WP HR S P ERA WHIP	IP WLS BF H R ER SO BB IBB HBP BLK WP HR S P ERA WHIP	IP WLS BF H R ER SO BB IBB HBP BLK WP HR S P ERA WHIP	IP WLS BF H R ER SO BB IBB HBP BLK WP HR S P ERA WHIP	IP WLS BF H R ER SO BB IBB HBP BLK WP HR S P ERA WHIP	IP WLS BF H R ER SO BB IBB HBP BLK WP HR S P ERA WHIP	IP WLS BF H R ER SO BB IBB HBP BLK WP HR S P ERA WHIP	IP WLS BF H R ER SO BB IBB HBP BLK WP HR S P ERA WHIP	IP WLS BF H R ER SO BB IBB HBP BLK WP HR S P ERA WHIP	IP WLS BF H R ER SO BB IBB HBP BLK WP HR S P ERA WHIP	IP WLS BF H R ER SO BB IBB HBP BLK WP HR S P ERA WHIP	IP WLS BF H R ER SO BB IBB HBP BLK WP HR S P ERA WHIP	IP WLS BF H R ER SO BB IBB HBP BLK WP HR S P ERA WHIP	IP WLS BF H R ER SO BB IBB HBP BLK WP HR S P ERA WHIP	IP WLS BF H R ER SO BB IBB HBP BLK WP HR S P ERA WHIP	IP WLS BF H R ER SO BB IBB HBP BLK WP HR S P ERA WHIP	IP WLS BF H R ER SO BB IBB HBP BLK WP HR S P ERA WHIP
Gerry Arrigo, L ERA: 2.77 Jay Ritchie, R ERA: 0.66 Clay Carroll, R ERA: 3.3 Ted Abernathy, R ERA: 0.62	2.2 2.1 1.2 1.1	W L L	16 8 8 4	5 0 3 0	5 0 1 0	0 1 0 0	0 0 0 0	0 0 0 0	0 0 0 0	0 0 0 0	0 0 0 0	0 0 0 0	0 0 0 0	0 0 0 0	0 0 0 0	0 0 0 0	2.22 0.00 5.40 0.00	3.000 0.000 1.800 0.000		





Batter	1	2	3	4	5	6	7	8	9	AB	R	H	RBI	BB	SO	LOB	TOP					
Ron Hunt, R OBP: 0.358, SLG: 0.293 (1, 4)	F8		FC5-2 SH FC4-6 BB 1-2	E5 2H 1B		BB 1B 2H		FC1-6 G4-6-3 1-2		4	1	2	2	1	0	1	<b>San Francisco Giants @ Cincinnati Reds</b> Crosley Field, Cincinnati, OH Thu Jul 11 1968, 7:05 PM EDT Att: 13,618 - Unknown					
Jesus Alou, R OBP: 0.273, SLG: 0.306 (1, 7) (6, 9)	4-3		SH FC4-6 FC5-2 1-2 2-3 WP	L6		BB 1B 1-2		G4-6-3 1-2		3	1	0	0	1	0	2						
Willie Mays, R OBP: 0.346, SLG: 0.465 Jim Davenport, R OBP: 0.263, SLG: 0.226 (1, 8) (6, 5)			FC5-2 FC4-6 1-2 2-3 3-H		F9	K		6-3		4	0	1	0	0	1	5						
Willie McCovey, L OBP: 0.383, SLG: 0.566 (1, 3)	G3		FC4-6 WP 1-2 2-3 3-H		F8			E8		5	0	0	1	0	1	3						
Jim Ray Hart, R OBP: 0.357, SLG: 0.493 (1, 5) (6, 7)		1B SF9 BB	5-3		FC5-4 1B	2B 1B		E6		4	2	2	0	1	0	2						
Dick Dietz, R OBP: 0.366, SLG: 0.463 (1, 2)		G4-6-3 1B 1-3		HR	FC5-4 1-2	2B		K		5	1	3	2	0	1	3						
Bobby Bonds, R OBP: 0.281, SLG: 0.314 (1, 9) (6, 8)	SF9							K		4	0	0	1	0	4	3						
Hal Lanier, R OBP: 0.222, SLG: 0.241 (1, 6)	G4-6-3 3-H 1-2			SH3-4 E 1B	SH3-4 1B			K		4	2	2	0	0	1	2						
Gaylord Perry, R OBP: 0.146, SLG: 0.128 (1, 1)			SH FC5-2 1B	SH3-4	SH3-4			FC1-6 BB		1	0	1	0	1	0	0						
<b>Inning Stats</b>	R: 0 E: 0 K: 0 S: 4	H: 1 LOB: 1 BB: 0 P: 4	R: 1 E: 0 K: 0 S: 3	H: 1 LOB: 0 BB: 1 P: 7	R: 2 E: 1 K: 0 S: 5	H: 1 LOB: 1 BB: 1 P: 9	R: 2 E: 1 K: 1 S: 8	H: 3 LOB: 1 BB: 0 P: 8	R: 0 E: 0 K: 0 S: 4	H: 1 LOB: 1 BB: 0 P: 4	R: 1 E: 0 K: 2 S: 9	H: 2 LOB: 2 BB: 1 P: 13	R: 1 E: 0 K: 3 S: 11	H: 2 LOB: 1 BB: 0 P: 11	R: 0 E: 0 K: 0 S: 2	H: 0 LOB: 0 BB: 1 P: 6		R: 0 E: 2 K: 2 S: 9	H: 0 LOB: 2 BB: 0 P: 9	1B: 8 2B: 2 3B: 0 HR: 1	SF: 1 SAC: 3 DP: 2 HBP: 0	WP: 1 PB: 0 SB: 0 CS: 0
<b>PITCHER</b>	IP WLS BF H R ER SO BB IBB HBP BLK WP HR S P ERA WHIP																					
Jim Maloney, R ERA: 3.2 (1, 1)	3.1 L 16 4 4 2 1 2 0 0 0 0 1 1 16 24 5.40 1.800																					
Jay Ritchie, R ERA: 1.2 (4, 1)	1.2 8 3 1 1 0 0 0 0 0 0 0 0 8 8 5.40 1.800																					
Bill Kelso, R ERA: 3.64 (6, 1)	1.1 9 4 2 2 3 1 0 0 0 0 0 0 14 18 13.50 3.750																					
Bob Lee, R ERA: 4.95 (7, 1)	0.2 2 0 0 0 2 0 0 0 0 0 0 0 6 6 0.00 0.000																					
Clay Carroll, R ERA: 3.15 (8, 1)	2.0 8 0 0 0 2 1 0 0 0 0 0 0 11 15 0.00 0.500																					
<b>Batter</b>	<b>1</b>	<b>2</b>	<b>3</b>	<b>4</b>	<b>5</b>	<b>6</b>	<b>7</b>	<b>8</b>	<b>9</b>	<b>AB</b>	<b>R</b>	<b>H</b>	<b>RBI</b>	<b>BB</b>	<b>SO</b>	<b>LOB</b>	<b>BOTTOM</b>					
Alex Johnson, R OBP: 0.329, SLG: 0.364 (1, 7)	4-3		G4-6-3 1-2		L4		F8			4	0	0	0	0	0	3	<b>San Francisco Giants @ Cincinnati Reds</b> Crosley Field, Cincinnati, OH Thu Jul 11 1968, 7:05 PM EDT Att: 13,618 - Unknown					
Mack Jones, L OBP: 0.337, SLG: 0.349 (1, 8)	4-3		6-3			E 1B	K			4	1	1	0	0	1	1						
Lee May, R OBP: 0.339, SLG: 0.433 (1, 9)							F2		F8	4	0	2	0	0	0	1						
Tony Perez, R OBP: 0.319, SLG: 0.380 (1, 5)	3-1				F8		E5 1B		F8	4	0	0	0	0	0	3						
Johnny Bench, R OBP: 0.297, SLG: 0.408 (1, 2)			L7		F8		F8		K	4	0	0	0	0	1	3						
Fred Whitfield, L OBP: 0.255, SLG: 0.247 (1, 3)		G3			4-3				K	4	0	1	1	0	1	1						
Hal McRae, R OBP: 0.500, SLG: 0.500 (1, 4)						B5-3 1B	P8		6-3	4	0	2	0	0	0	2						
Woody Woodward, R OBP: 0.288, SLG: 0.247 (1, 6)			5-3		B5-3				F4	4	0	1	0	0	0	2						
Jim Maloney, L OBP: 0.317, SLG: 0.400 Jay Ritchie, R Graldo Ruiz, S OBP: 0.303, SLG: 0.308 Bill Kelso, R Bob Lee, R Jimmie Schaffer, R OBP: 0.167, SLG: 0.167 Clay Carroll, R (1, 1) (4, 1) (5, PH) (6, 1) (7, 1) (7, PH) (8, 1)										1	0	1	0	0	0	0						
<b>Inning Stats</b>	R: 0 E: 0 K: 0 S: 4	H: 1 LOB: 1 BB: 0 P: 4	R: 0 E: 0 K: 0 S: 4	H: 1 LOB: 0 BB: 0 P: 4	R: 0 E: 0 K: 0 S: 3	H: 1 LOB: 0 BB: 0 P: 3	R: 0 E: 0 K: 0 S: 4	H: 1 LOB: 1 BB: 0 P: 4	R: 0 E: 0 K: 0 S: 4	H: 1 LOB: 1 BB: 0 P: 4	R: 1 E: 1 K: 0 S: 6	H: 2 LOB: 2 BB: 0 P: 6	R: 0 E: 0 K: 2 S: 8	H: 1 LOB: 1 BB: 0 P: 8	R: 0 E: 0 K: 1 S: 5	H: 0 LOB: 0 BB: 0 P: 5		R: 0 E: 0 K: 1 S: 5	H: 0 LOB: 0 BB: 0 P: 5	1B: 7 2B: 1 3B: 0 HR: 0	SF: 0 SAC: 0 DP: 1 HBP: 0	WP: 0 PB: 0 SB: 0 CS: 0
<b>PITCHER</b>	IP WLS BF H R ER SO BB IBB HBP BLK WP HR S P ERA WHIP																					
Gaylord Perry, R ERA: 2.74 (1, 1)	9.0 W 35 8 1 0 4 0 0 0 0 0 0 0 43 43 0.00 0.889																					







Batter	1	2	3	4	5	6	7	8	9	AB	R	H	RBI	BB	SO	LOB	TOP				
Ron Hunt, R OBP: 0.359, SLG: 0.296 Bob Schroder, L OBP: 0.500, SLG: 0.333										3	1	1	0	1	0	1	San Francisco Giants @ Cincinnati Reds Crosley Field, Cincinnati, OH Sat Jul 13 1968, 3:33 AM EDT Att: 24,296 - Unknown				
Ty Cline, L OBP: 0.252, SLG: 0.250										5	2	2	0	0	1	2					
Willie McCovey, L OBP: 0.387, SLG: 0.588 Bobby Bonds, R OBP: 0.300, SLG: 0.308										3	1	1	3	1	0	1					
Jim Ray Hart, R OBP: 0.365, SLG: 0.535										5	2	2	3	0	1	2					
Jesus Alou, R OBP: 0.274, SLG: 0.315										5	0	0	0	0	0	3					
Dave Marshall, L OBP: 0.373, SLG: 0.344										3	1	3	1	1	0	0					
Jack Hiatt, R OBP: 0.349, SLG: 0.346										4	0	2	1	1	0	3					
Hal Lanier, R OBP: 0.214, SLG: 0.232										4	0	0	0	0	1	3					
Juan Marichal, R OBP: 0.184, SLG: 0.178										4	0	0	0	0	0	3					
<b>Inning Stats</b>	R: 0 E: 0 K: 1 S: 4	H: 0 LOB: 0 BB: 0 P: 5	R: 0 E: 0 K: 0 S: 3	H: 0 LOB: 1 BB: 1 P: 7	R: 0 E: 0 K: 0 S: 3	H: 0 LOB: 0 BB: 0 P: 3	R: 1 E: 1 K: 0 S: 6	H: 2 LOB: 2 BB: 0 P: 6	R: 3 E: 0 K: 0 S: 5	H: 2 LOB: 0 BB: 1 P: 9	R: 0 E: 0 K: 0 S: 4	H: 1 LOB: 2 BB: 1 P: 8	R: 0 E: 0 K: 1 S: 6	H: 1 LOB: 2 BB: 1 P: 10	R: 1 E: 0 K: 0 S: 5	H: 2 LOB: 1 BB: 0 P: 5		R: 3 E: 0 K: 1 S: 8	H: 3 LOB: 1 BB: 1 P: 12	1B: 5 2B: 4 3B: 0 HR: 2	SF: 1 SAC: 1 DP: 1 HBP: 1
<b>PITCHER</b>	IP WLS BF H R ER SO BB IBB HBP BLK WP HR S P ERA WHIP																				
George Culver, R ERA: 3.14	(1, 1) 5.1 L 25 5 4 4 0 1 3 0 1 0 0 0 2 23 36 6.75 1.500																				
Bob Lee, R ERA: 4.75	(6, 1) 0.2 2 0 0 0 0 0 0 0 0 0 0 0 2 2 0.00 0.000																				
Clay Carroll, R ERA: 3.62	(7, 1) 2.0 10 3 1 1 1 1 0 1 0 0 0 0 0 11 15 4.50 1.500																				
Jay Ritchie, R ERA: 2.7	(9, 1) 0.0 3 2 3 3 0 1 0 0 0 0 0 0 2 6 ∞ ∞																				
Bill Keiso, R ERA: 3.91	(9, 1) 1.0 4 1 0 0 1 0 0 0 0 0 0 0 6 6 0.00 1.000																				

AB	36
R	8
H	11
RBI	8
BB	5
SO	3
LOB	18



Batter	1	2	3	4	5	6	7	8	9	AB	R	H	RBI	BB	SO	LOB	BOTTOM	
Alex Johnson, R OBP: 0.334, SLG: 0.372										4	0	2	0	0	0	0	San Francisco Giants @ Cincinnati Reds Crosley Field, Cincinnati, OH Sat Jul 13 1968, 3:33 AM EDT Att: 24,296 - Unknown	
Mack Jones, L OBP: 0.345, SLG: 0.371										4	1	1	1	0	0	2		
Lee May, R OBP: 0.339, SLG: 0.436										4	0	0	0	0	1	2		
Tony Perez, R OBP: 0.318, SLG: 0.375										4	0	1	0	0	1	1		
Vada Pinson, L OBP: 0.313, SLG: 0.380										4	0	0	0	0	0	1		
Johnny Bench, R OBP: 0.293, SLG: 0.412										3	0	0	0	0	1	1		
Hal McRae, R OBP: 0.455, SLG: 0.455										3	0	1	0	0	1	1		
Leo Cardenas, R OBP: 0.251, SLG: 0.224										3	0	0	0	0	0	1		
George Culver, R BP: 0.266, SLG: 0.083 Bob Lee, R Graldo Ruiz, S Clay Carroll, R Jim Beauchamp, R Jay Ritchie, R Bill Keiso, R	(1, 1) 9.0 W 32 5 1 1 5 0 0 0 0 0 0 0 1 42 42 1.00 0.556																	
<b>PITCHER</b>	IP WLS BF H R ER SO BB IBB HBP BLK WP HR S P ERA WHIP																	
Juan Marichal, R ERA: 2.42	(1, 1) 9.0 W 32 5 1 1 5 0 0 0 0 0 0 0 1 42 42 1.00 0.556																	

AB	32
R	1
H	5
RBI	1
BB	0
SO	5
LOB	9

















Batter	1	2	3	4	5	6	7	8	9	AB	R	H	RBI	BB	SO	LOB	TOP					
Willie Davis, L OBP: 0.267, SLG: 0.329	4-3		F7		4-3				K	4	0	0	0	1	1	1	<b>Los Angeles Dodgers @ Cincinnati Reds</b> Crosley Field, Cincinnati, OH Wed Jul 17 1968, 7:05 PM EDT Att: 8,562 - Unknown					
Paul Popovich, S OBP: 0.297, SLG: 0.278	F5			P7		K	P4-3		K	5	0	0	0	0	2	2						
Tom Haller, L OBP: 0.357, SLG: 0.399	K			1B G3	2B	F9		E SF9	BB	3	2	1	0	1	1	0						
Jim Lefebvre, S OBP: 0.287, SLG: 0.326		F8		G3	1B	4-3		E1 SF9 FC5-2	BB	4	0	1	0	0	0	1						
Ron Fairly, L OBP: 0.253, SLG: 0.255	K			G3	1B			SF9		2	1	0	2	1	1	1						
Wes Parker, S OBP: 0.316, SLG: 0.346				F2				FC5-2	IBB	3	1	2	0	1	0	1						
Willie Crawford, L Len Gabrielson, L Ted Savage, R	K				G5-4-3		K	FC5-2		2	0	0	0	1	2	3						
Zolio Versailles, R Ken Boyer, R			K		G5-4-3			5-3		2	0	0	0	0	1	1						
Bill Singer, R Jim Fairey, L Mudcat Grant, R Hank Aguirre, R	5-3						SF7	6-3		2	0	1	0	0	0	0						
Bob Bailey, R					2B					1	0	0	0	0	0	0						
<b>Inning Stats</b>	R: 0 E: 1 K: 1 S: 5	H: 0 LOB: 0 BB: 0 P: 5	R: 0 E: 0 K: 2 S: 8	H: 1 LOB: 1 BB: 0 P: 8	R: 0 E: 0 K: 1 S: 5	H: 0 LOB: 0 BB: 0 P: 5	R: 1 E: 0 K: 0 S: 5	H: 2 LOB: 1 BB: 0 P: 5	R: 0 E: 0 K: 0 S: 3	H: 1 LOB: 1 BB: 1 P: 7	R: 0 E: 0 K: 1 S: 5	H: 0 LOB: 0 BB: 0 P: 5	R: 2 E: 0 K: 1 S: 7	H: 2 LOB: 2 BB: 2 P: 15	R: 1 E: 1 K: 0 S: 4	H: 0 LOB: 2 BB: 2 P: 12	R: 0 E: 0 K: 2 S: 7	H: 0 LOB: 0 BB: 0 P: 7	1B: 2 2B: 4 3B: 0 HR: 0	SF: 2 SAC: 0 DP: 1 HBP: 0	WP: 0 PB: 0 SB: 0 CS: 0	PA: 38
<b>PITCHER</b>	IP	WLS	BF	H	R	ER	SO	BB	IBB	HBP	BLK	WP	HR	S	P	ERA	WHIP					
Gary Nolan, R ERA: 2.27	6.1		26	6	3	3	6	2	0	0	0	0	0	36	44	4.26	1.263					
Ted Abernathy, R ERA: 0.79	1.2	W	9	0	1	0	0	2	1	0	0	0	0	6	18	0.00	1.200					
Clay Carroll, R ERA: 3.66	1.0	S	3	0	0	0	2	0	0	0	0	0	0	7	7	0.00	0.000					

Batter	1	2	3	4	5	6	7	8	9	AB	R	H	RBI	BB	SO	LOB	BOTTOM					
Giraldo Ruiz, S OBP: 0.324, SLG: 0.277	S E 1B	P4-3			1B 2B	K		E BB		4	2	2	0	1	1	1	<b>Los Angeles Dodgers @ Cincinnati Reds</b> Crosley Field, Cincinnati, OH Wed Jul 17 1968, 7:05 PM EDT Att: 8,562 - Unknown					
Alex Johnson, R OBP: 0.343, SLG: 0.384	K		K		2B SF8	1B	P6-3	BB		4	1	1	0	1	2	1						
Vada Pinson, L OBP: 0.320, SLG: 0.394	E7		L9		2B		S	SF8		4	0	2	2	0	0	0						
Lee May, R OBP: 0.328, SLG: 0.419	K		K		6-3		F7	P4		5	0	0	0	0	2	7						
Johnny Bench, R OBP: 0.295, SLG: 0.406				K	SF8		K			2	0	0	1	1	2	1						
Tony Perez, R OBP: 0.316, SLG: 0.368	F9			6-3	F8			F7		4	0	0	0	0	0	3						
Don Pavletich, R OBP: 0.255, SLG: 0.327		SH2-4 1B			1B BB		F3	HBP 2B BB		2	1	1	0	2	0	0						
Leo Cardenas, R OBP: 0.263, SLG: 0.240		F2			1B			2B HBP		3	2	2	1	0	0	1						
Gary Nolan, R Ted Abernathy, R Mack Jones, L George Culver, R Woody Woodward, R Clay Carroll, R	SH2-4			K		K		BB SF8 2B		2	0	0	0	0	2	2						
<b>Inning Stats</b>	R: 1 E: 1 K: 2 S: 9	H: 1 LOB: 2 BB: 1 P: 13	R: 0 E: 0 K: 0 S: 4	H: 1 LOB: 1 BB: 0 P: 4	R: 0 E: 0 K: 2 S: 7	H: 1 LOB: 2 BB: 1 P: 7	R: 0 E: 0 K: 2 S: 8	H: 1 LOB: 1 BB: 1 P: 12	R: 2 E: 0 K: 0 S: 6	H: 3 LOB: 1 BB: 0 P: 6	R: 1 E: 0 K: 2 S: 8	H: 1 LOB: 0 BB: 0 P: 8	R: 0 E: 0 K: 1 S: 6	H: 1 LOB: 1 BB: 0 P: 6	R: 3 E: 1 K: 0 S: 4	H: 1 LOB: 3 BB: 3 P: 17		R: 0 E: 0 K: 0 S: 4	H: 0 LOB: 0 BB: 0 P: 7	1B: 5 2B: 3 3B: 0 HR: 1	SF: 2 SAC: 1 DP: 0 HBP: 1	WP: 0 PB: 0 SB: 2 CS: 0
<b>PITCHER</b>	IP	WLS	BF	H	R	ER	SO	BB	IBB	HBP	BLK	WP	HR	S	P	ERA	WHIP					
Bill Singer, R ERA: 2.66	6.0		28	7	4	3	8	2	0	0	0	0	0	42	50	4.50	1.500					
Mudcat Grant, R ERA: 2.94	1.1	L	10	2	3	3	1	3	0	1	0	0	0	8	21	20.25	3.750					
Hank Aguirre, L ERA: 0.75	0.2		2	0	0	0	0	0	0	0	0	0	0	2	2	0.00	0.000					



Batter	1	2	3	4	5	6	7	8	9	AB	R	H	RBI	BB	SO	LOB	TOP					
Cookie Rojas, R OBP: 0.252, SLG: 0.332 (1,4)											4	0	2	0	0	0	2	<b>Philadelphia Phillies @ Cincinnati Reds</b> Crosley Field, Cincinnati, OH Fri Jul 19 1968, 7:05 PM EDT Att: 12,400 - Unknown				
Roberto Pena, R OBP: 0.246, SLG: 0.339 (1,6)											4	0	0	0	0	1	4					
Tony Gonzalez, L OBP: 0.344, SLG: 0.346 (1,8)											4	1	2	0	0	0	2					
Dick Allen, R OBP: 0.369, SLG: 0.583 (1,5)											3	1	0	0	1	2	2					
Johnny Callison, L OBP: 0.305, SLG: 0.401 (1,9)											3	0	1	0	1	1	0					
Bill White, L OBP: 0.321, SLG: 0.387 (1,3)											4	0	1	2	0	0	1					
John Briggs, L OBP: 0.359, SLG: 0.361 (1,7)											4	0	1	0	0	0	3					
Clay Dalrymple, L OBP: 0.277, SLG: 0.303 (1,2)											3	0	1	0	0	1	3					
Rick Wise, R OBP: 0.235, SLG: 0.406 John Boozer, R (6,1)											1	0	0	0	1	1	1					
John Sullivan, L OBP: 0.444, SLG: 0.286 Don Lock, R OBP: 0.278, SLG: 0.286 (9, FH)											0	0	0	0	0	0	0					
											2	0	0	0	0	1	0					
											1	0	0	0	0	0	1					
<b>Inning Stats</b>	R: 0 E: 0 K: 2 S: 8	H: 2 LOB: 1 BB: 0 P: 8	R: 0 E: 0 K: 1 S: 5	H: 0 LOB: 2 BB: 0 P: 5	R: 0 E: 0 K: 1 S: 6	H: 1 LOB: 1 BB: 0 P: 6	R: 1 E: 0 K: 0 S: 5	H: 2 LOB: 2 BB: 1 P: 9	R: 0 E: 0 K: 0 S: 3	H: 0 LOB: 1 BB: 1 P: 7	R: 1 E: 0 K: 1 S: 6	H: 1 LOB: 1 BB: 1 P: 10	R: 0 E: 0 K: 0 S: 4	H: 1 LOB: 0 BB: 0 P: 4	R: 0 E: 0 K: 1 S: 5	H: 0 LOB: 0 BB: 0 P: 5	R: 0 E: 0 K: 1 S: 5	H: 1 LOB: 0 BB: 0 P: 5	1B: 6 2B: 2 3B: 0 HR: 0	SF: 0 SAC: 0 DP: 1 HBP: 0	WP: 0 PB: 0 SB: 0 CS: 1	PA: 36
<b>PITCHER</b>	IP	WLS	BF	H	R	ER	SO	BB	IBB	HBP	BLK	WP	HR	S	P	ERA	WHIP					
George Culver, R ERA: 3.16 Clay Carroll, R ERA: 3.4	(1,1) (6,1)	5.0 4.0	W S	22 14	5 3	2 0	2 3	4 0	3 0	0 0	0 0	0 0	0 0	27 20	39 20	3.60 0.00	1.600 0.750					

Batter	1	2	3	4	5	6	7	8	9	AB	R	H	RBI	BB	SO	LOB	BOTTOM						
Giraldo Ruiz, S OBP: 0.316, SLG: 0.271 (1,4)											5	1	1	1	0	0	5	<b>Philadelphia Phillies @ Cincinnati Reds</b> Crosley Field, Cincinnati, OH Fri Jul 19 1968, 7:05 PM EDT Att: 12,400 - Unknown					
Alex Johnson, R OBP: 0.339, SLG: 0.379 (1,7)											5	0	0	0	0	2	7						
Vada Pinson, L OBP: 0.319, SLG: 0.400 (1,8)											5	1	1	3	0	0	0						
Lee May, R OBP: 0.332, SLG: 0.429 (1,9)											5	2	3	0	0	0	0						
Johnny Bench, R OBP: 0.299, SLG: 0.415 (1,2)											5	1	3	2	0	0	1						
Tony Perez, R OBP: 0.320, SLG: 0.381 (1,5)											5	2	3	2	0	0	2						
Don Pavletich, R OBP: 0.271, SLG: 0.327 (1,3)											3	1	1	0	1	0	1						
Leo Cardenas, R OBP: 0.262, SLG: 0.240 (1,6)											4	0	1	0	0	0	5						
George Culver, R OBP: 0.079, SLG: 0.105 Clay Carroll, R OBP: 0.125, SLG: 0.125 (6,1)											2	0	1	0	0	1	0						
											2	1	1	0	0	0	1						
<b>Inning Stats</b>	R: 0 E: 0 K: 1 S: 5	H: 4 LOB: 2 BB: 0 P: 8	R: 0 E: 0 K: 0 S: 5	H: 2 LOB: 3 BB: 1 P: 9	R: 0 E: 0 K: 1 S: 5	H: 1 LOB: 0 BB: 0 P: 5	R: 0 E: 0 K: 0 S: 3	H: 0 LOB: 0 BB: 0 P: 3	R: 1 E: 1 K: 0 S: 6	H: 2 LOB: 2 BB: 0 P: 6	R: 1 E: 0 K: 0 S: 5	H: 2 LOB: 1 BB: 0 P: 5	R: 4 E: 1 K: 1 S: 10	H: 4 LOB: 1 BB: 0 P: 10	R: 0 E: 0 K: 1 S: 5	H: 0 LOB: 0 BB: 0 P: 5	R: 0 E: 0 K: 1 S: 5		H: 4 LOB: 1 BB: 0 P: 10	1B: 9 2B: 4 3B: 0 HR: 2	SF: 0 SAC: 0 DP: 1 HBP: 0	WP: 0 PB: 0 SB: 0 CS: 0	PA: 42
<b>PITCHER</b>	IP	WLS	BF	H	R	ER	SO	BB	IBB	HBP	BLK	WP	HR	S	P	ERA	WHIP						
Rick Wise, R ERA: 3.87 John Boozer, R ERA: 3.09	(1,1) (6,1)	5.0 3.0	L 17	9 6	4 5	2 1	2 1	0 1	0 0	0 0	0 0	0 0	1 1	19 19	3.00 2.000	2.000 2.000							



Batter	1	2	3	4	5	6	7	8	9	AB	R	H	RBI	BB	SO	LOB	TOP				
Cookie Rojas, R OBP: 0.251, SLG: 0.331	5-3	L7			G6-4-3 1B		4-3		F9	5	0	1	0	0	0	3	<b>Philadelphia Phillies @ Cincinnati Reds</b> Crosley Field, Cincinnati, OH Sat Jul 20 1968, 7:05 PM EDT Att: 13,256 - Unknown  <b>AB 33</b> <b>R 3</b> <b>H 7</b> <b>RBI 3</b> <b>BB 4</b> <b>SO 4</b> <b>LOB 13</b>				
Roberto Pena, R OBP: 0.340, SLG: 0.333	1-3		F8		G6-4-3 1-2			1-3		4	0	0	0	0	0	1					
Tony Gonzalez, L OBP: 0.346, SLG: 0.352					L5			5-3		4	1	2	0	0	0	0					
Dick Allen, R OBP: 0.371, SLG: 0.580	BB 3B 1B				2B					3	1	1	0	1	1	1					
Don Lock, R OBP: 0.285, SLG: 0.336					P6			F8		4	1	2	3	0	0	2					
Rick Joseph, R OBP: 0.276, SLG: 0.241					F9					3	0	0	0	0	0	1					
Bill White, L OBP: 0.320, SLG: 0.386	F9									1	0	0	0	0	0	0					
John Briggs, L OBP: 0.366, SLG: 0.363										2	0	1	0	2	1	0					
Mike Ryan, R OBP: 0.201, SLG: 0.214					F9					3	0	0	0	0	0	2					
John Sullivan, L OBP: 0.400, SLG: 0.250					F7					1	0	0	0	0	1	1					
Larry Jackson, R OBP: 0.142, SLG: 0.143										2	0	0	0	0	0	0					
Dick Hall, R OBP: 0.333, SLG: 0.333										0	0	0	0	0	0	0					
Gary Gutterland, R OBP: 0.287, SLG: 0.279										1	0	0	0	0	0	0					
Turk Farrell, R OBP: 0.142, SLG: 0.143										0	0	0	0	0	0	0					
Grant Jackson, S OBP: 0.142, SLG: 0.143										0	0	0	0	0	0	0					
Jerry Johnson, R OBP: 0.300, SLG: 0.300										0	0	0	0	0	0	0					
Johnny Callison, L OBP: 0.300, SLG: 0.300										0	0	0	0	0	0	0					
<b>Inning Stats</b>	R: 2 E: 0 K: 0 S: 5	H: 2 LOB: 1 BB: 1 P: 9	R: 0 E: 0 K: 0 S: 3	H: 0 LOB: 1 BB: 1 P: 7	R: 0 E: 0 K: 1 S: 6	H: 1 LOB: 1 BB: 0 P: 6	R: 0 E: 0 K: 1 S: 6	H: 1 LOB: 0 BB: 0 P: 6	R: 0 E: 0 K: 0 S: 3	H: 1 LOB: 0 BB: 0 P: 3	R: 1 E: 0 K: 1 S: 6	H: 1 LOB: 0 BB: 0 P: 6	R: 0 E: 0 K: 0 S: 3	H: 0 LOB: 0 BB: 0 P: 3	R: 0 E: 0 K: 0 S: 4	H: 1 LOB: 1 BB: 0 P: 4	R: 0 E: 0 K: 1 S: 5	H: 0 LOB: 2 BB: 2 P: 13	1B: 4 2B: 1 3B: 1 HR: 1	SF: 0 SAC: 0 DP: 1 HBP: 0	WP: 0 PA: 37 PB: 0 SB: 0 CS: 0
<b>PITCHER</b>	IP WLS BF H R ER SO BB IBB HBP BLK WP HR S P ERA WHIP	IP WLS BF H R ER SO BB IBB HBP BLK WP HR S P ERA WHIP															IP WLS BF H R ER SO BB IBB HBP BLK WP HR S P ERA WHIP				
Gerry Arrigo, L ERA: 2.92	(1, 1) 6.0 W 25 6 3 3 3 2 0 0 0 0 1 29 37 4.50 1.333	(7, 1) 3.0 S 12 1 0 0 1 2 0 0 0 0 0 0 12 20 0.00 1.000															(1, 1) 6.0 W 25 6 3 3 3 2 0 0 0 0 1 29 37 4.50 1.333				
Ted Abernathy, R ERA: 0.75	(7, 1) 3.0 S 12 1 0 0 1 2 0 0 0 0 0 0 12 20 0.00 1.000															(7, 1) 3.0 S 12 1 0 0 1 2 0 0 0 0 0 0 12 20 0.00 1.000					

Batter	1	2	3	4	5	6	7	8	9	AB	R	H	RBI	BB	SO	LOB	BOTTOM			
Alex Johnson, R OBP: 0.345, SLG: 0.386	F9		4-0 1B BB							4	0	3	3	1	0	0	<b>Philadelphia Phillies @ Cincinnati Reds</b> Crosley Field, Cincinnati, OH Sat Jul 20 1968, 7:05 PM EDT Att: 13,256 - Unknown  <b>AB 35</b> <b>R 9</b> <b>H 12</b> <b>RBI 9</b> <b>BB 4</b> <b>SO 3</b> <b>LOB 16</b>			
Tommy Helms, R OBP: 0.321, SLG: 0.390	F9									5	0	2	2	0	0	2				
Vada Pinson, L OBP: 0.314, SLG: 0.394	4-3		G4-6-3 1B							5	0	0	0	0	0	5				
Lee May, R OBP: 0.330, SLG: 0.434										5	1	1	1	0	1	3				
Johnny Bench, R OBP: 0.298, SLG: 0.411										5	0	1	0	0	1	0				
Tony Perez, R OBP: 0.322, SLG: 0.382										4	2	2	0	0	0	0				
Don Pavletich, R OBP: 0.270, SLG: 0.322										4	2	1	0	0	1	3				
Leo Cardenas, R OBP: 0.269, SLG: 0.243										1	2	1	1	2	0	0				
Gerry Arrigo, L OBP: 0.147, SLG: 0.129										1	0	0	0	0	0	3				
Mack Jones, L OBP: 0.359, SLG: 0.383										1	0	1	2	0	0	0				
George Culver, R OBP: 0.079, SLG: 0.105										0	1	0	0	0	0	0				
Ted Abernathy, R ERA: 0.00										0	1	0	0	1	0	0				
<b>Inning Stats</b>	R: 0 E: 0 K: 0 S: 3	H: 0 LOB: 0 BB: 0 P: 3	R: 1 E: 0 K: 2 S: 8	H: 1 LOB: 0 BB: 0 P: 8	R: 1 E: 0 K: 0 S: 4	H: 2 LOB: 1 BB: 1 P: 8	R: 0 E: 0 K: 1 S: 7	H: 2 LOB: 3 BB: 1 P: 11	R: 0 E: 0 K: 0 S: 4	H: 1 LOB: 1 BB: 0 P: 4	R: 4 E: 1 K: 0 S: 8	H: 4 LOB: 2 BB: 1 P: 12	R: 3 E: 1 K: 0 S: 6	H: 2 LOB: 1 BB: 1 P: 10	R: 0 E: 0 K: 0 S: 3	H: 0 LOB: 0 BB: 0 P: 3	1B: 10 2B: 1 3B: 0 HR: 1	SF: 1 SAC: 1 DP: 1 HBP: 0	WP: 0 PA: 41 PB: 0 SB: 0 CS: 0	
<b>PITCHER</b>	IP WLS BF H R ER SO BB IBB HBP BLK WP HR S P ERA WHIP	IP WLS BF H R ER SO BB IBB HBP BLK WP HR S P ERA WHIP															IP WLS BF H R ER SO BB IBB HBP BLK WP HR S P ERA WHIP			
Larry Jackson, R ERA: 2.99	(1, 1) 5.1 L 27 8 6 5 3 0 0 0 0 0 0 4 4 0.00 3.000	(6, 1) 0.2 4 2 0 0 0 0 0 0 0 0 0 4 4 0.00 3.000	(7, 1) 0.2 6 2 3 0 0 1 0 0 0 0 0 5 9 0.00 4.500	(7, 1) 0.1 1 0 0 0 0 0 0 0 0 0 0 1 1 0.00 0.000	(8, 1) 1.0 3 0 0 0 0 0 0 0 0 0 0 3 3 0.00 0.000															(1, 1) 5.1 L 27 8 6 5 3 0 0 0 0 0 0 4 4 0.00 3.000
Dick Hall, R ERA: 4.4	(6, 1) 0.2 4 2 0 0 0 0 0 0 0 0 0 4 4 0.00 3.000	(7, 1) 0.2 6 2 3 0 0 1 0 0 0 0 0 5 9 0.00 4.500	(7, 1) 0.1 1 0 0 0 0 0 0 0 0 0 0 1 1 0.00 0.000	(8, 1) 1.0 3 0 0 0 0 0 0 0 0 0 0 3 3 0.00 0.000															(6, 1) 0.2 4 2 0 0 0 0 0 0 0 0 0 4 4 0.00 3.000	
Turk Farrell, R ERA: 3.52	(7, 1) 0.2 6 2 3 0 0 1 0 0 0 0 0 5 9 0.00 4.500	(7, 1) 0.1 1 0 0 0 0 0 0 0 0 0 0 1 1 0.00 0.000	(8, 1) 1.0 3 0 0 0 0 0 0 0 0 0 0 3 3 0.00 0.000															(7, 1) 0.1 1 0 0 0 0 0 0 0 0 0 0 1 1 0.00 0.000		
Grant Jackson, L ERA: 1.53	(7, 1) 0.1 1 0 0 0 0 0 0 0 0 0 0 1 1 0.00 0.000	(8, 1) 1.0 3 0 0 0 0 0 0 0 0 0 0 3 3 0.00 0.000															(7, 1) 0.1 1 0 0 0 0 0 0 0 0 0 0 1 1 0.00 0.000			
Jerry Johnson, R ERA: 0.00	(7, 1) 0.1 1 0 0 0 0 0 0 0 0 0 0 1 1 0.00 0.000	(8, 1) 1.0 3 0 0 0 0 0 0 0 0 0 0 3 3 0.00 0.000															(8, 1) 1.0 3 0 0 0 0 0 0 0 0 0 0 3 3 0.00 0.000			



Batter	1	2	3	4	5	6	7	8	9	AB	R	H	RBI	BB	SO	LOB	TOP									
Cookie Rojas, R OBP: 0.253, SLG: 0.332 (1, 4)										4	1	2	2	0	0	0	Philadelphia Phillies @ Cincinnati Reds Crosley Field, Cincinnati, OH Sun Jul 21 1968, 3:33 AM EDT Att: 10,885 - Unknown									
Roberto Pena, R OBP: 0.341, SLG: 0.335 (1, 6)										5	0	2	1	0	0	1										
Tony Gonzalez, L OBP: 0.341, SLG: 0.345 (1, 8)										5	0	0	0	0	1	3										
Dick Allen, R OBP: 0.368, SLG: 0.577 (1, 7)										5	1	1	0	0	4	2										
Johnny Callison, L OBP: 0.311, SLG: 0.406 (1, 9)										4	0	2	0	1	0	1										
John Briggs, L OBP: 0.367, SLG: 0.382 (1, 3)										5	2	2	2	0	0	5										
Tony Taylor, R OBP: 0.328, SLG: 0.320 (1, 5)										1	2	1	0	3	0	0										
Mike Ryan, R OBP: 0.196, SLG: 0.210 Jerry Johnson, R (8, 1)										3	0	0	0	0	1	4										
Chris Short, R OBP: 0.173, SLG: 0.160 Jeff James, R OBP: 0.053, SLG: 0.053 Clay Dalrymple, L OBP: 0.280, SLG: 0.312 Bill White, L OBP: 0.319, SLG: 0.384 (8, PH)										2	0	0	0	0	0	1										
										0	0	0	0	0	0	0										
										2	0	1	1	0	0	0										
										1	0	0	0	0	1	2										
<b>Inning Stats</b>	R: 0 E: 0 K: 2 S: 9	H: 2 LOB: 3 BB: 1 P: 13	R: 2 E: 0 K: 1 S: 8	H: 3 LOB: 1 BB: 0 P: 8	R: 0 E: 0 K: 1 S: 6	H: 1 LOB: 2 BB: 1 P: 10	R: 0 E: 0 K: 0 S: 3	H: 0 LOB: 0 BB: 0 P: 3	R: 2 E: 0 K: 0 S: 5	H: 2 LOB: 1 BB: 1 P: 9	R: 0 E: 0 K: 0 S: 3	H: 0 LOB: 0 BB: 0 P: 3	R: 0 E: 0 K: 1 S: 5	H: 0 LOB: 0 BB: 0 P: 5	R: 2 E: 0 K: 1 S: 7	H: 2 LOB: 1 BB: 1 P: 11	R: 0 E: 0 K: 1 S: 6	H: 1 LOB: 1 BB: 0 P: 6	1B: 7 2B: 3 3B: 0 HR: 1	SF: 1 SAC: 0 DP: 0 HBP: 0	WP: 0 PB: 0 SB: 1 CS: 0	PA: 42				
<b>PITCHER</b>	IP	WLS	BF	H	R	ER	SO	BB	IBB	HBP	BLK	WP	HR	S	P	ERA	WHIP									
Tony Cloninger, R ERA: 6.49 Ted Abernathy, R ERA: 0.96	(1, 1)	7.0	W	32	8	4	4	5	2	1	0	0	0	1	39	51	5.14	1.429								
	(8, 1)	2.0	S	10	3	2	2	2	1	0	0	0	0	0	13	17	9.00	2.000								

Batter	1	2	3	4	5	6	7	8	9	AB	R	H	RBI	BB	SO	LOB	BOTTOM									
Alex Johnson, R OBP: 0.345, SLG: 0.386 (1, 7)										5	1	2	1	0	0	1	Philadelphia Phillies @ Cincinnati Reds Crosley Field, Cincinnati, OH Sun Jul 21 1968, 3:33 AM EDT Att: 10,885 - Unknown									
Tommy Helms, R OBP: 0.322, SLG: 0.393 (1, 4)										5	0	2	1	0	0	0										
Lee May, R OBP: 0.331, SLG: 0.446 (1, 9)										5	1	2	1	0	0	3										
Tony Perez, R OBP: 0.318, SLG: 0.376 (1, 5)										5	0	0	0	0	1	3										
Johnny Bench, R OBP: 0.300, SLG: 0.415 Pat Corrales, R (8, 2)										4	2	2	0	0	1	2										
Jim Beauchamp, R OBP: 0.273, SLG: 0.500 Ted Abernathy, R (8, 1)										3	2	1	2	1	1	0										
Don Pavletich, R OBP: 0.299, SLG: 0.355 (1, 3)										3	2	2	1	0	0	0										
Leo Cardenas, R OBP: 0.276, SLG: 0.263 (1, 6)										3	2	3	3	0	0	0										
Tony Cloninger, R OBP: 0.278, SLG: 0.667 Vada Pinson, L OBP: 0.316, SLG: 0.394 (7, PH)										3	1	1	2	0	0	2										
										0	1	0	0	1	0	0										
<b>Inning Stats</b>	R: 0 E: 0 K: 1 S: 7	H: 2 LOB: 2 BB: 0 P: 7	R: 2 E: 0 K: 0 S: 5	H: 2 LOB: 0 BB: 0 P: 5	R: 4 E: 0 K: 0 S: 7	H: 4 LOB: 1 BB: 0 P: 8	R: 0 E: 0 K: 0 S: 4	H: 1 LOB: 1 BB: 0 P: 4	R: 2 E: 0 K: 0 S: 5	H: 2 LOB: 1 BB: 1 P: 9	R: 0 E: 0 K: 0 S: 3	H: 0 LOB: 0 BB: 0 P: 3	R: 4 E: 0 K: 2 S: 11	H: 4 LOB: 1 BB: 1 P: 15	R: 0 E: 0 K: 1 S: 5	H: 0 LOB: 0 BB: 0 P: 5	1B: 6 2B: 5 3B: 1 HR: 3	SF: 1 SAC: 0 DP: 0 HBP: 1	WP: 1 PB: 0 SB: 0 CS: 0	PA: 42						
<b>PITCHER</b>	IP	WLS	BF	H	R	ER	SO	BB	IBB	HBP	BLK	WP	HR	S	P	ERA	WHIP									
Chris Short, L ERA: 2.65 Jeff James, R ERA: 4.29 Jerry Johnson, R ERA: 6.0	(1, 1)	4.0	L	23	5	5	7	1	0	0	0	0	3	24	25	15.75	2.500									
	(5, 1)	3.0		16	5	5	5	2	1	1	0	0	1	0	18	26	15.00	2.000								
	(8, 1)	1.0		3	0	0	0	1	0	0	0	0	0	5	5	0.00	0.000									

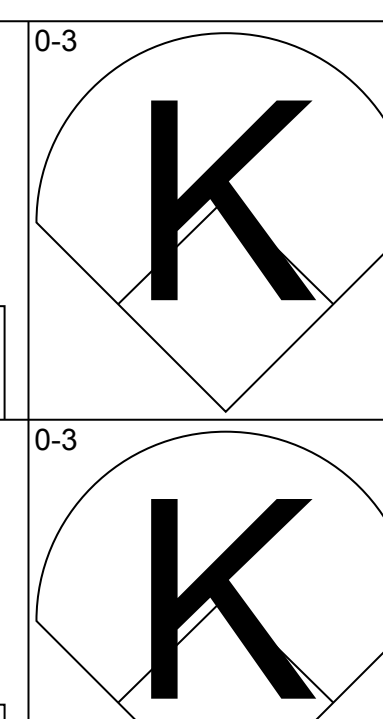
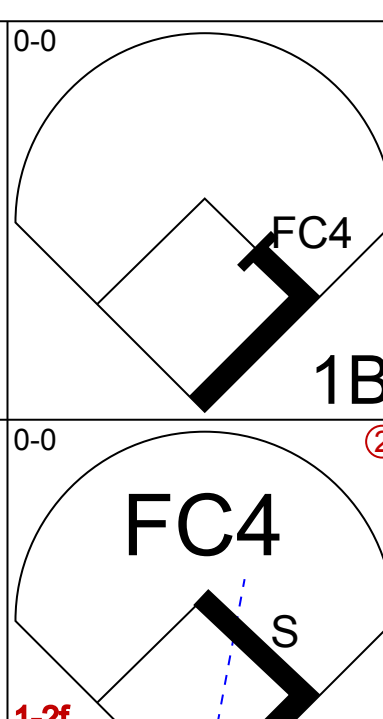
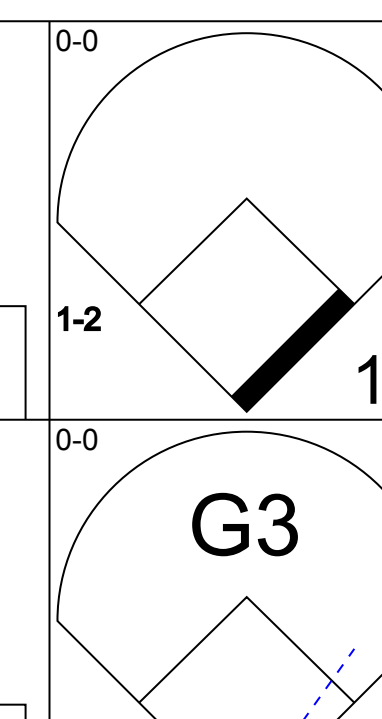
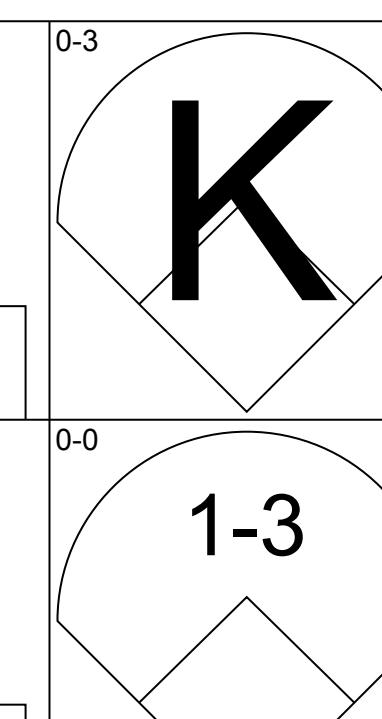
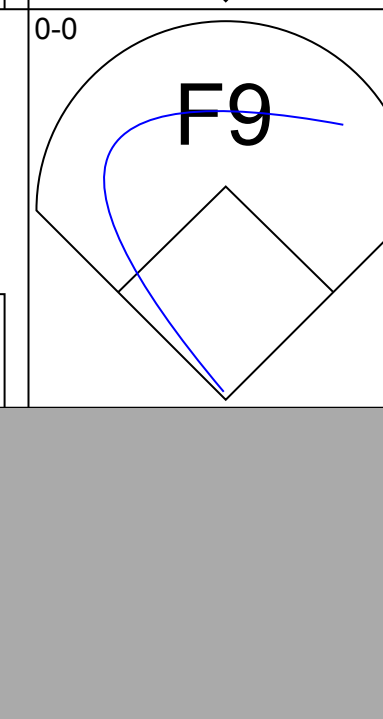
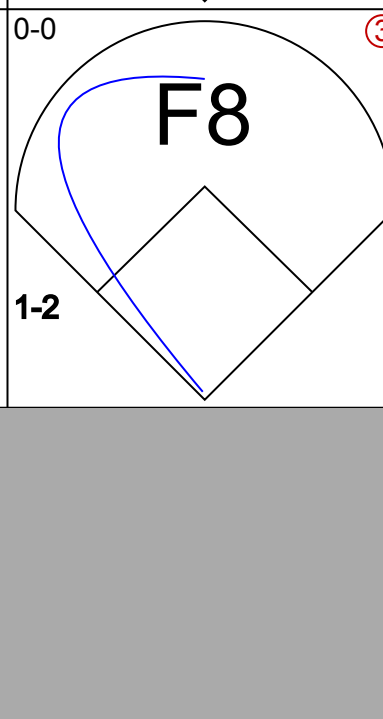






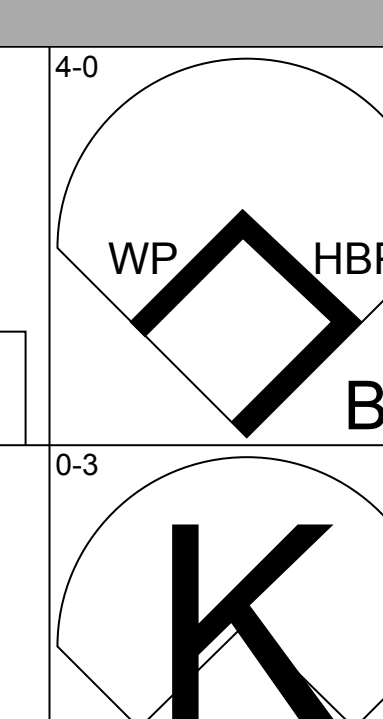
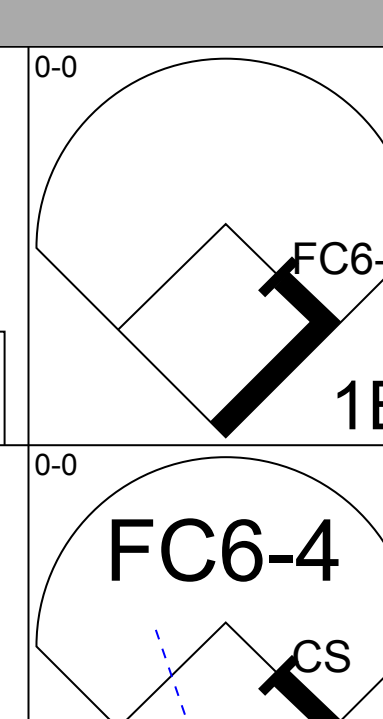
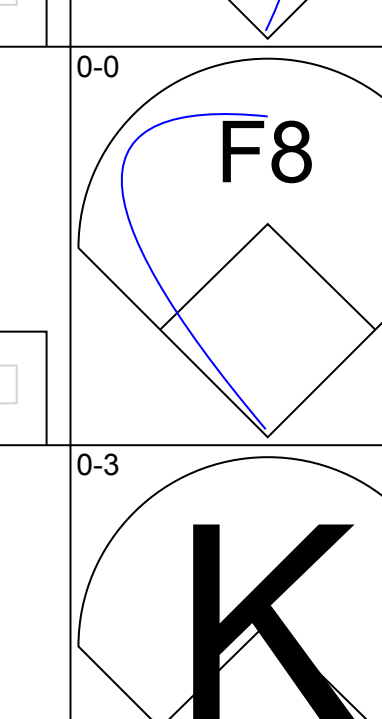
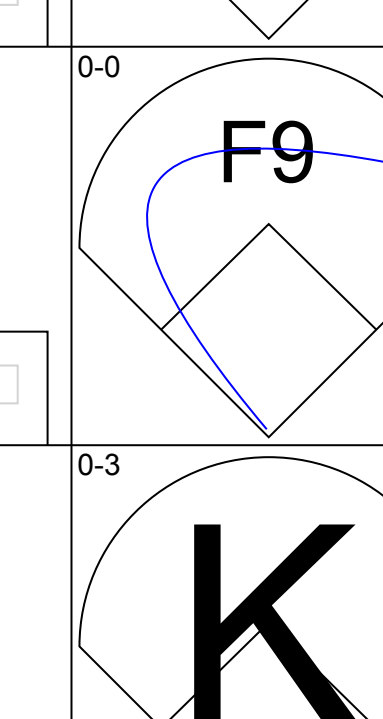

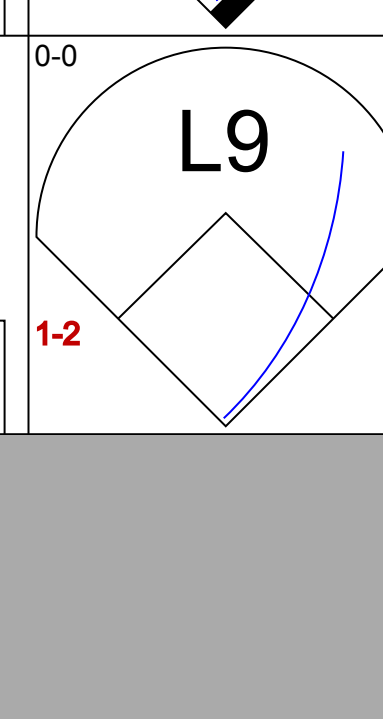




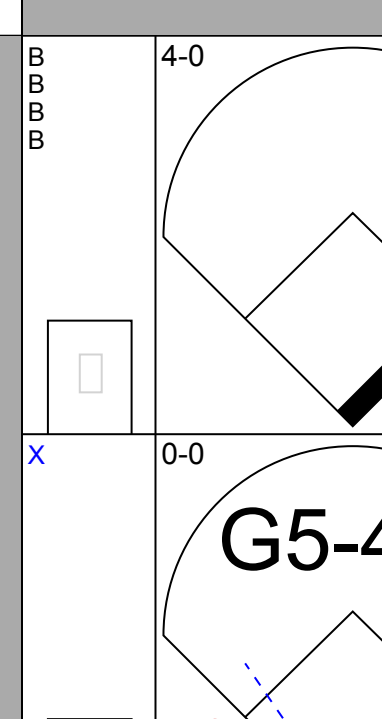
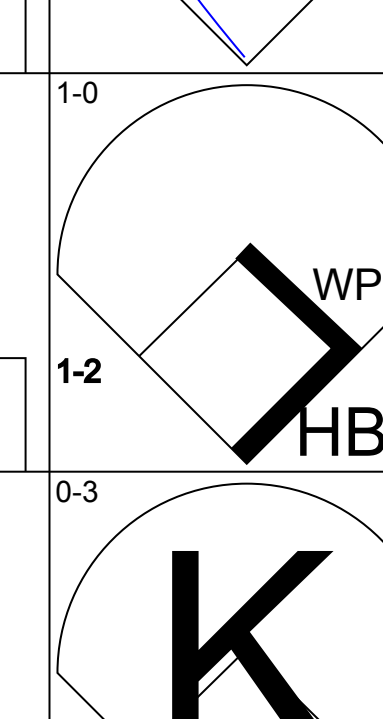
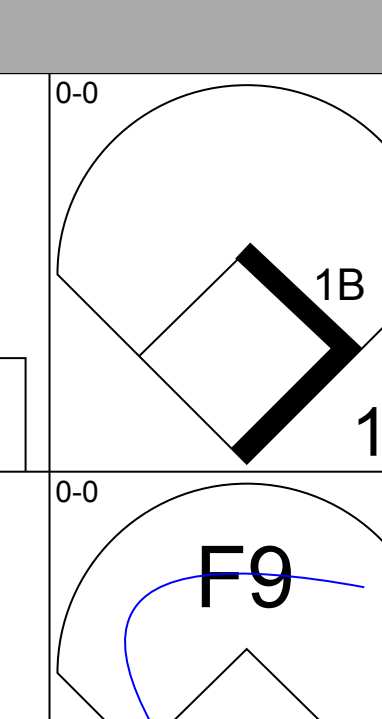
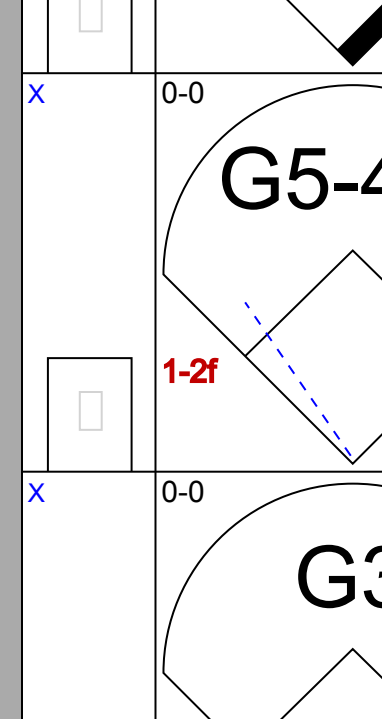
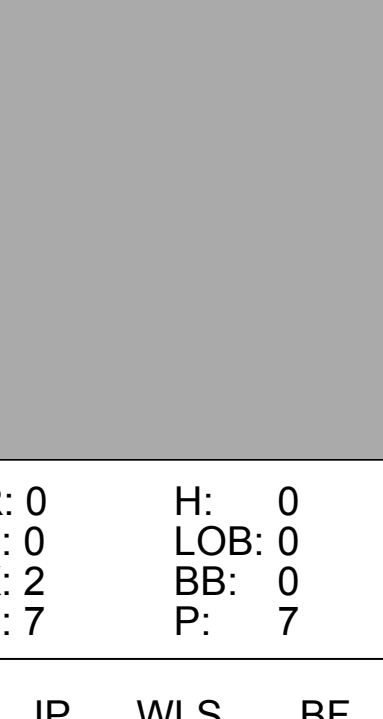
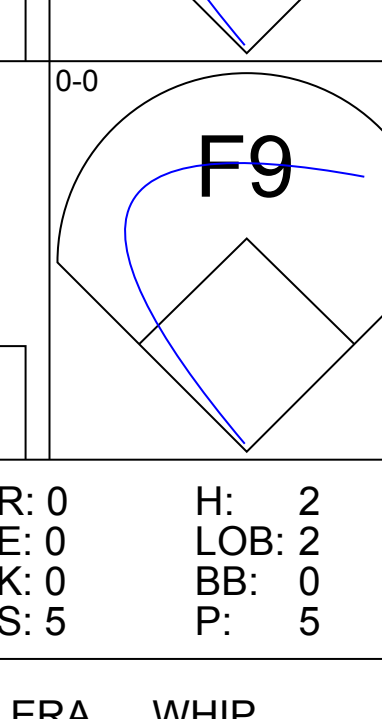
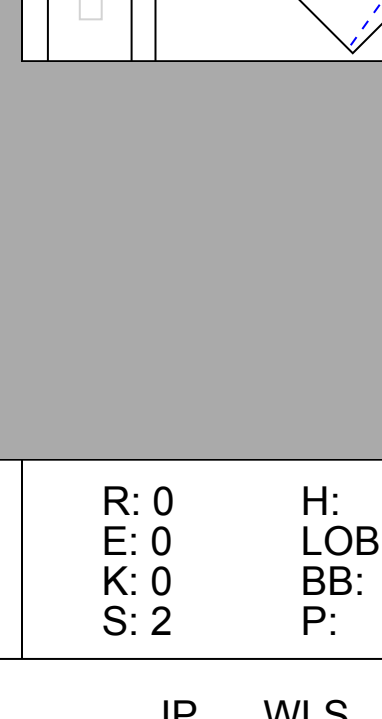
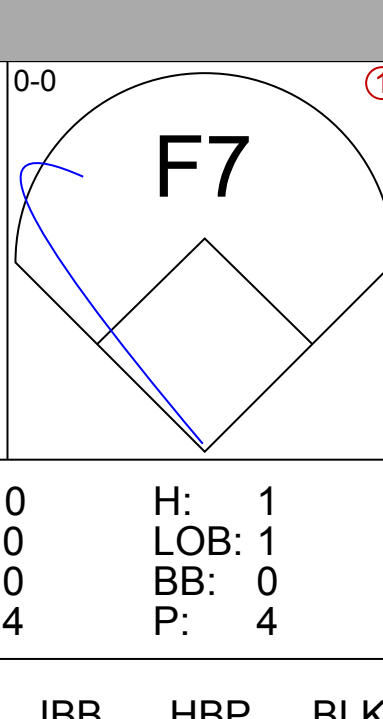
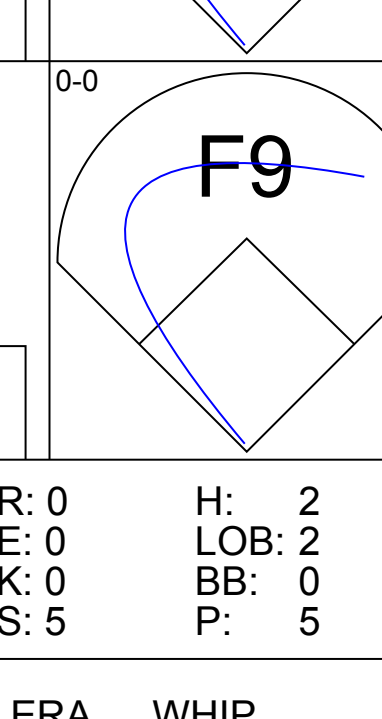
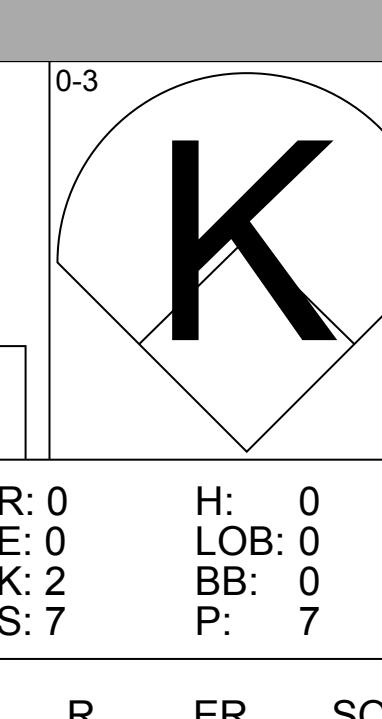


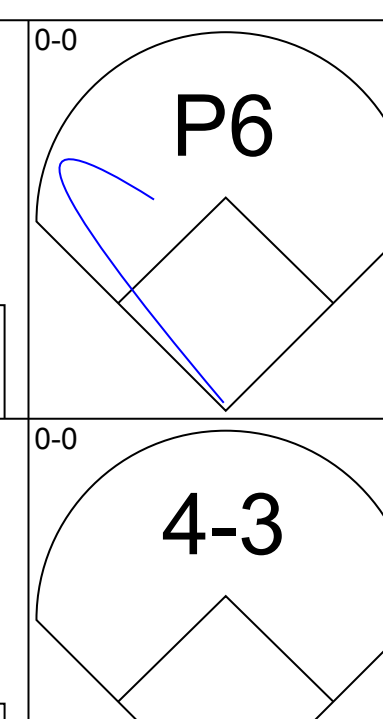
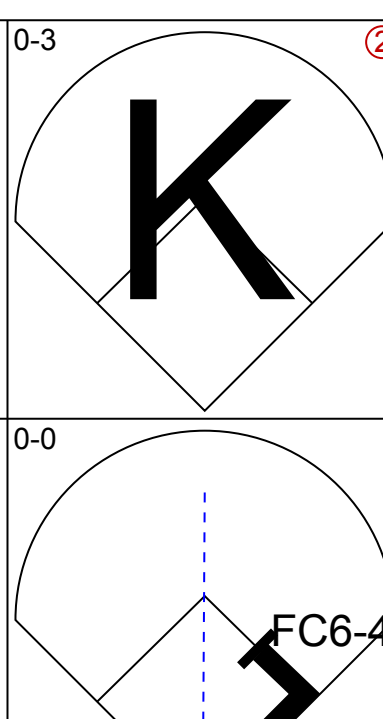
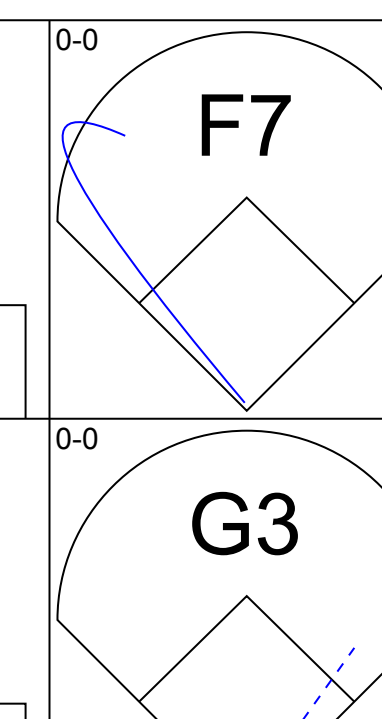
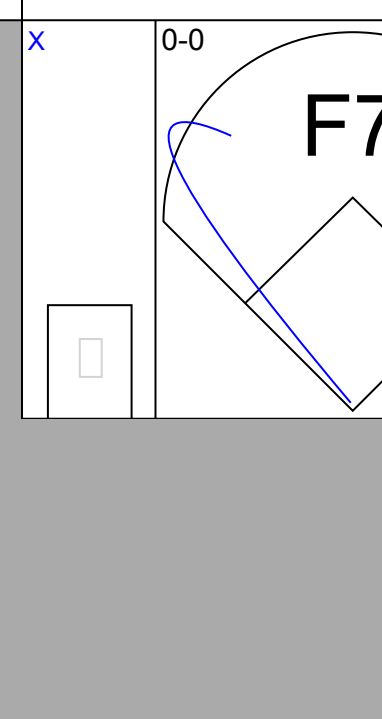
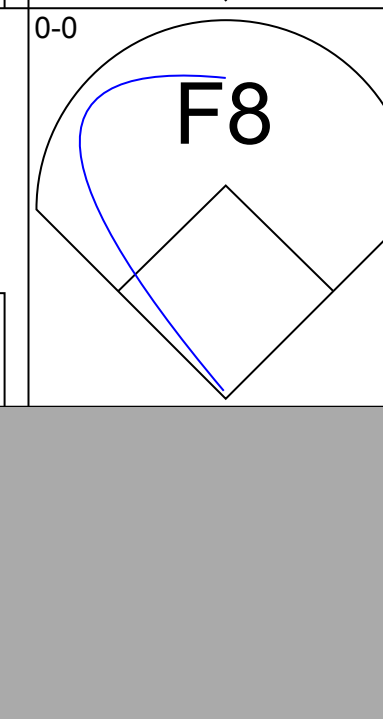
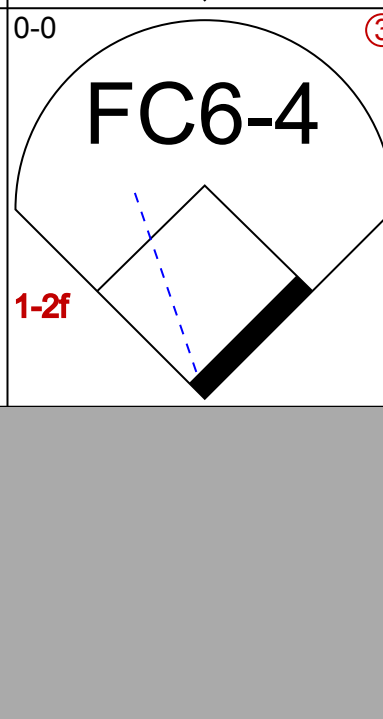
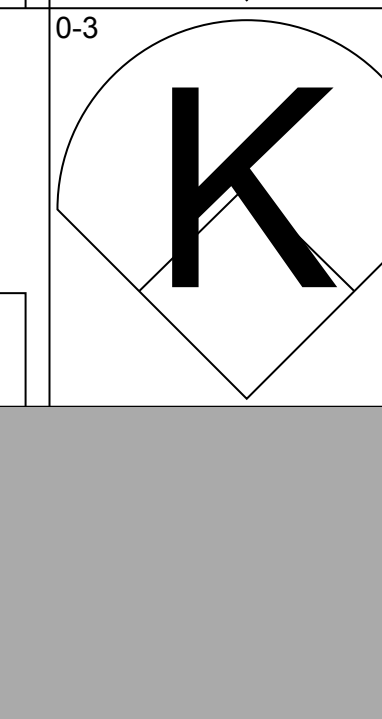
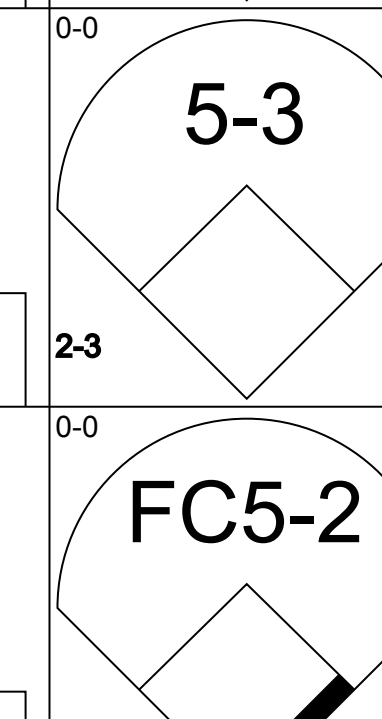



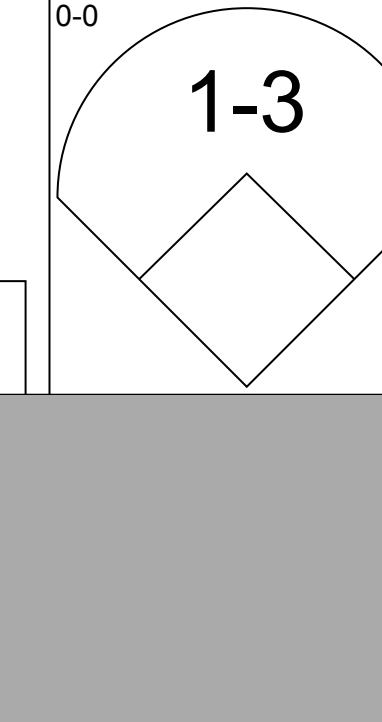
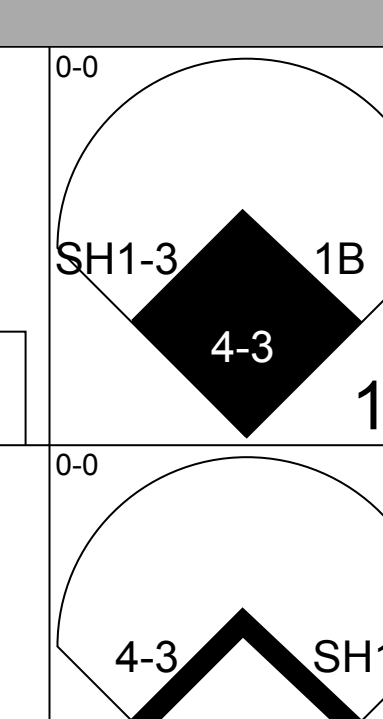
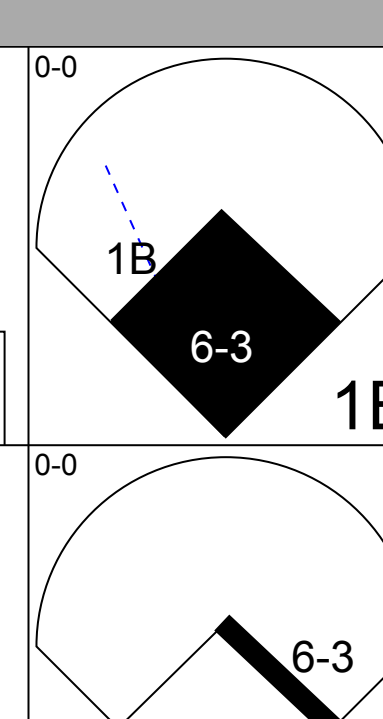
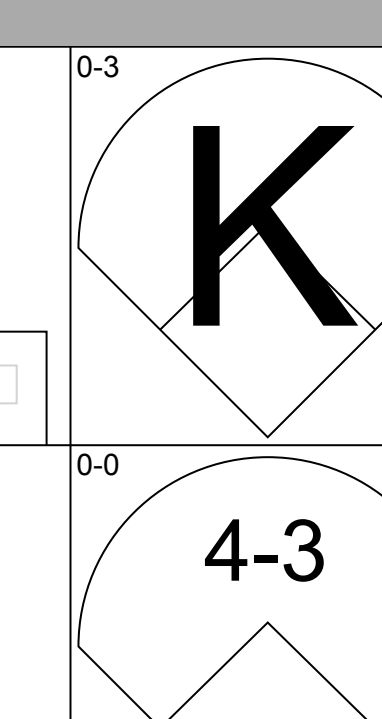
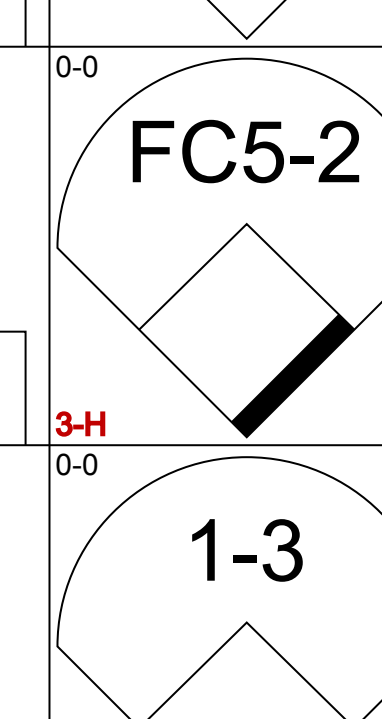

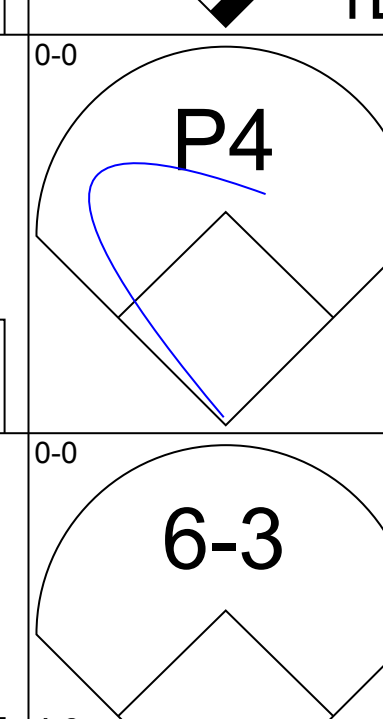
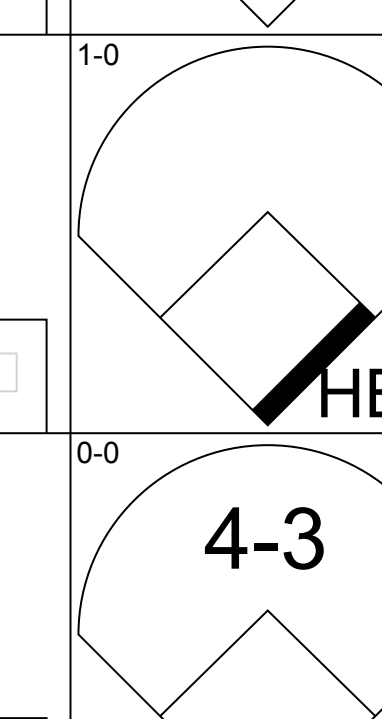


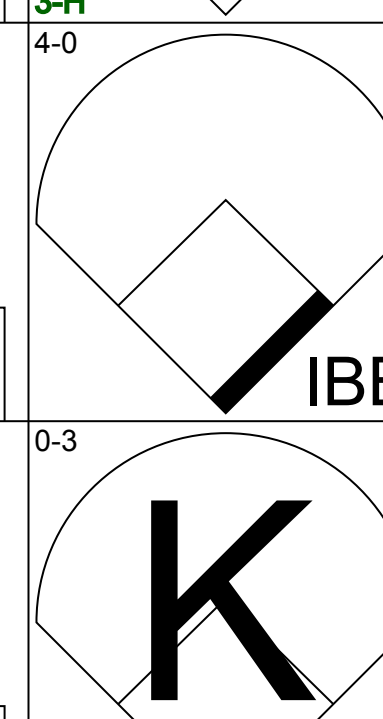

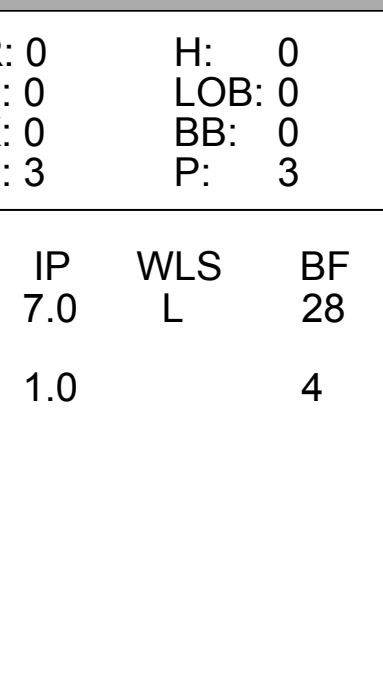
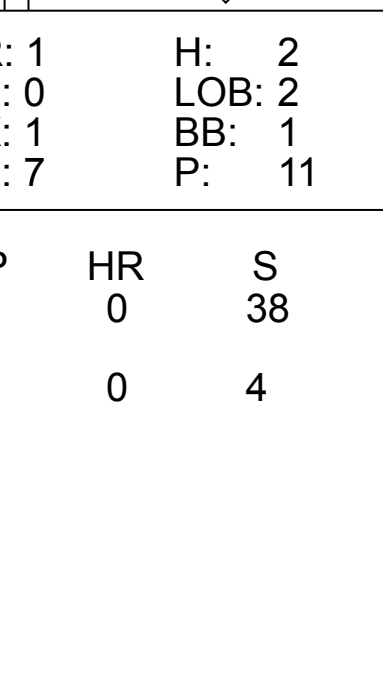
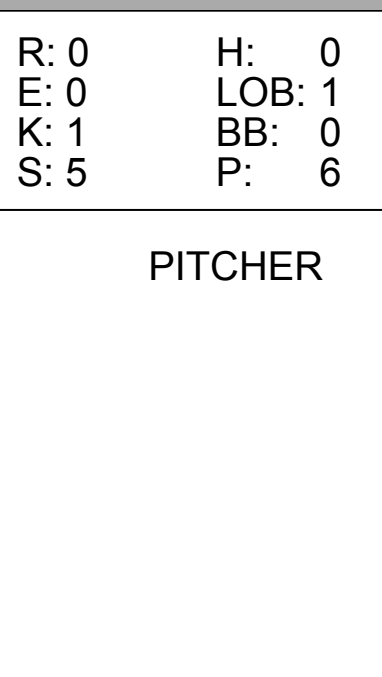
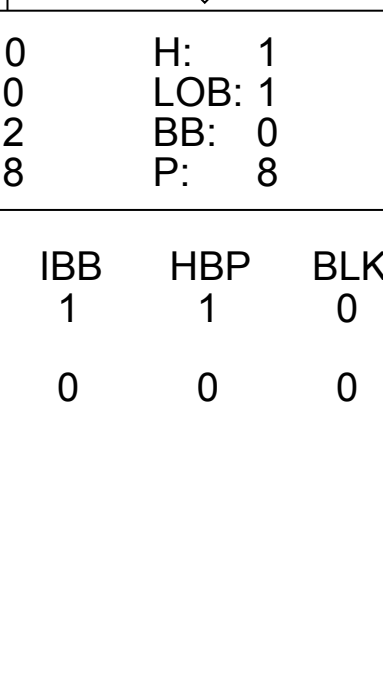
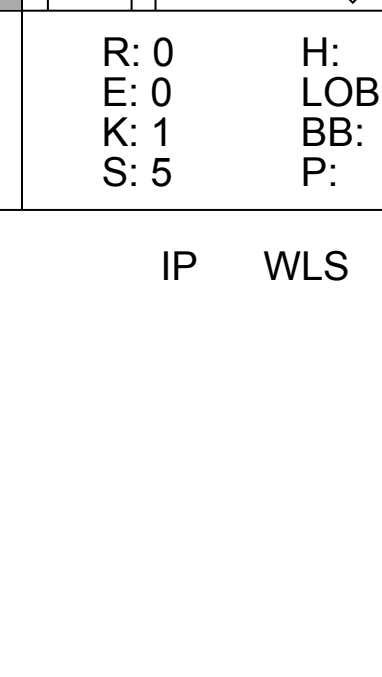
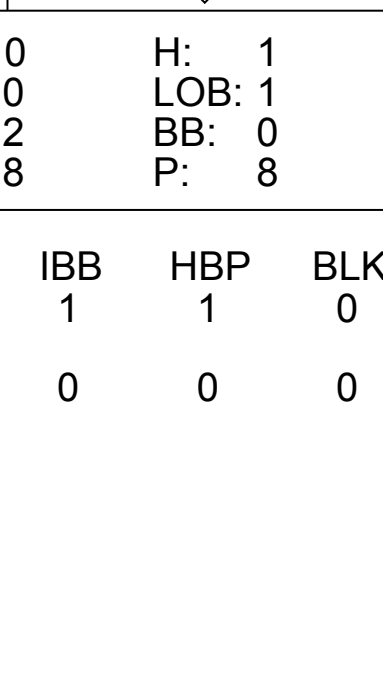
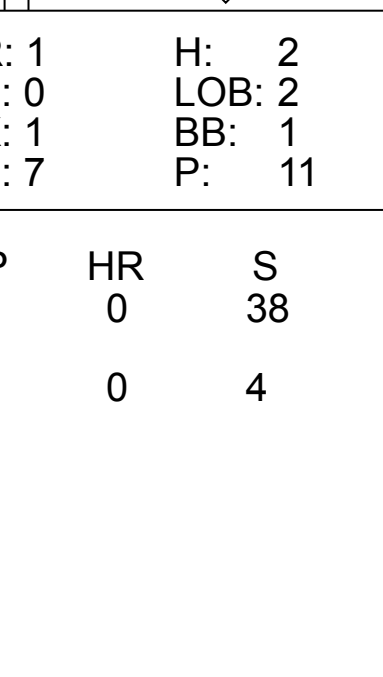
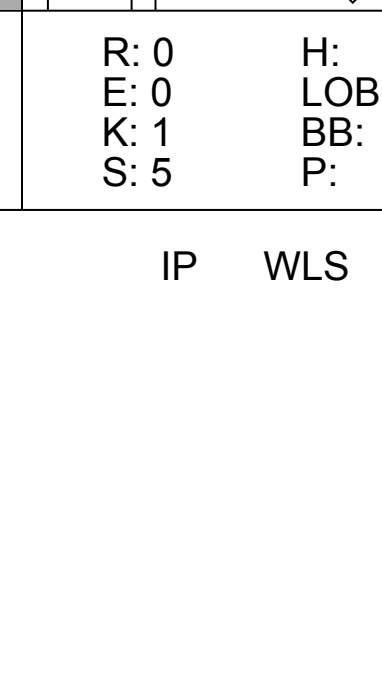








Batter	1	2	3	4	5	6	7	8	9	AB	R	H	RBI	BB	SO	LOB	TOP			
<b>Giraldo Ruiz, S</b> OBP: 0.325, SLG: 0.284 (1, 4)										4	0	2	0	0	2	0	<b>Cincinnati Reds @ New York Mets</b> Shea Stadium, Flushing, NY Fri Jul 26 1968, 7:05 PM EDT Att: 34,040 - Unknown			
<b>Vada Pinson, L</b> OBP: 0.315, SLG: 0.393 (1, 8)										4	0	0	0	0	1	3				
<b>Alex Johnson, R</b> OBP: 0.342, SLG: 0.380 (1, 7)										4	0	0	0	0	0	1				
<b>Lee May, R</b> OBP: 0.331, SLG: 0.438 (1, 9)										3	0	1	0	1	0	0				
<b>Johnny Bench, R</b> OBP: 0.302, SLG: 0.413 (1, 2)										4	0	0	0	0	3	2				
<b>Tony Perez, R</b> OBP: 0.323, SLG: 0.386 (1, 5)										2	0	0	0	1	0	2				
<b>Don Pavletich, R</b> OBP: 0.324, SLG: 0.368 (1, 3)										2	0	1	0	0	0	1				
<b>Leo Cardenas, R</b> OBP: 0.277, SLG: 0.264 (1, 6)										3	0	0	0	0	1	3				
<b>Tony Cloninger, R</b> OBP: 0.250, SLG: 0.600 (1, 1)										2	0	0	0	0	0	1				
<b>Jim Beauchamp, R</b> OBP: 0.250, SLG: 0.455 (8, PH)										1	0	0	0	0	1	0				
<b>Ted Abernathy, R</b> (8, 1)										0	0	0	0	0	0	0				
<b>Inning Stats</b>	R: 0 E: 0 K: 2 S: 7	H: 0 LOB: 0 BB: 0 P: 7	R: 0 E: 0 K: 2 S: 7	H: 0 LOB: 2 BB: 1 P: 12	R: 0 E: 0 K: 0 S: 4	H: 1 LOB: 1 BB: 0 P: 4	R: 0 E: 0 K: 0 S: 3	H: 1 LOB: 0 BB: 0 P: 3	R: 0 E: 0 K: 1 S: 5	H: 2 LOB: 2 BB: 0 P: 5	R: 0 E: 0 K: 0 S: 2	H: 0 LOB: 0 BB: 1 P: 6	R: 0 E: 0 K: 2 S: 7	H: 0 LOB: 0 BB: 0 P: 7	R: 0 E: 0 K: 1 S: 5	H: 0 LOB: 0 BB: 0 P: 5	1B: 4 2B: 0 3B: 0 HR: 0	SF: 0 SAC: 0 DP: 1 HBP: 1	WP: 1 PB: 0 SB: 1 CS: 1	PA: 32
<b>PITCHER</b> <b>Jerry Koosman, L</b> ERA: 1.76 (1, 1)	IP: 9.0 WLS: W BF: 32 H: 4 R: 0 ER: 0 SO: 8 BB: 2 IBB: 0 HBP: 1 BLK: 0 WP: 1 HR: 0 S: 45 P: 54 ERA: 0.00 WHIP: 0.667																			

Batter	1	2	3	4	5	6	7	8	9	AB	R	H	RBI	BB	SO	LOB	BOTTOM			
<b>Bud Harrelson, S</b> OBP: 0.261, SLG: 0.248 (1, 6)										4	0	0	0	0	1	0	<b>Cincinnati Reds @ New York Mets</b> Shea Stadium, Flushing, NY Fri Jul 26 1968, 7:05 PM EDT Att: 34,040 - Unknown			
<b>Larry Stahl, L</b> OBP: 0.294, SLG: 0.281 (1, 8)										4	0	2	0	0	0	0				
<b>Cleon Jones, R</b> OBP: 0.313, SLG: 0.453 (1, 7)										4	0	0	0	0	1	2				
<b>Ed Charles, R</b> OBP: 0.355, SLG: 0.476 (1, 5)										4	2	2	0	0	1	1				
<b>Ed Kranepool, L</b> OBP: 0.290, SLG: 0.335 (1, 3)										4	0	2	0	0	0	1				
<b>J.C. Martin, L</b> OBP: 0.307, SLG: 0.281 (1, 2)										1	0	0	0	0	0	2				
<b>Ron Swoboda, R</b> OBP: 0.336, SLG: 0.401 (1, 9)										3	0	0	2	0	0	3				
<b>Jerry Buchek, R</b> OBP: 0.267, SLG: 0.266 (1, 4)										2	0	0	0	1	0	1				
<b>Al Weis, S</b> OBP: 0.243, SLG: 0.222 (8, 4)										0	0	0	0	0	0	0				
<b>Jerry Koosman, R</b> OBP: 0.085, SLG: 0.086 (1, 1)										3	0	0	0	0	3	2				
<b>Inning Stats</b>	R: 0 E: 0 K: 0 S: 3	H: 0 LOB: 0 BB: 0 P: 3	R: 1 E: 0 K: 0 S: 5	H: 2 LOB: 1 BB: 0 P: 5	R: 0 E: 0 K: 2 S: 8	H: 1 LOB: 1 BB: 0 P: 8	R: 1 E: 0 K: 1 S: 7	H: 2 LOB: 2 BB: 1 P: 11	R: 0 E: 0 K: 1 S: 5	H: 0 LOB: 0 BB: 0 P: 5	R: 0 E: 0 K: 1 S: 5	H: 0 LOB: 1 BB: 0 P: 6	R: 0 E: 0 K: 1 S: 5	H: 0 LOB: 0 BB: 0 P: 5	R: 0 E: 0 K: 0 S: 4	H: 1 LOB: 1 BB: 0 P: 4	1B: 5 2B: 1 3B: 0 HR: 0	SF: 0 SAC: 1 DP: 0 HBP: 1	WP: 0 PB: 0 SB: 0 CS: 0	PA: 32
<b>PITCHER</b> <b>Tony Cloninger, R</b> ERA: 6.03 <b>Ted Abernathy, R</b> ERA: 1.13 (8, 1)	IP: 7.0 WLS: L BF: 28 H: 5 R: 2 ER: 2 SO: 6 BB: 0 IBB: 1 HBP: 1 BLK: 0 WP: 0 HR: 0 S: 38 P: 43 ERA: 2.57 WHIP: 0.714																			

AB	29
R	0
H	4
RBI	0
BB	2
SO	8
LOB	13



AB	29
R	2
H	6
RBI	2
BB	1
SO	6
LOB	12





Batter	1	2	3	4	5	6	7	8	9	AB	R	H	RBI	BB	SO	LOB	TOP								
<b>Pete Rose, S</b> OBP: 0.389, SLG: 0.448 (1, 9)	0-0 4-3			0-0 L8		0-0 F7		0-3 K		4	0	0	0	0	1	0	<b>Cincinnati Reds @ New York Mets</b> Shea Stadium, Flushing, NY Sat Jul 27 1968, 7:05 PM EDT Att: 45,732 - Unknown  <b>AB 32</b> <b>R 2</b> <b>H 6</b> <b>RBI 2</b> <b>BB 1</b> <b>SO 8</b> <b>LOB 7</b>								
<b>Vada Pinson, L</b> OBP: 0.311, SLG: 0.389 (1, 8)	0-3 K			0-0 4-3		0-0 P3		0-0 G3		4	0	0	0	0	1	0									
<b>Mack Jones, L</b> OBP: 0.370, SLG: 0.417 (1, 7)	0-3 K			4-0 1B BB				0-0 F7		3	1	1	0	1	1	0									
<b>Lee May, R</b> OBP: 0.339, SLG: 0.453 (1, 3)				0-0 G6-4-3 1B		0-0 1-2 1B		0-0 HR		4	1	4	2	0	0	0									
<b>Johnny Bench, R</b> OBP: 0.299, SLG: 0.408 (1, 2)				0-0 G6-4-3 1-2		0-0 F5		0-0 L8		4	0	0	0	0	0	4									
<b>Tony Perez, R</b> OBP: 0.322, SLG: 0.387 (1, 5)	0-3 K					0-0 F9		0-0 2B		4	0	1	0	0	1	1									
<b>Tommy Helms, R</b> OBP: 0.322, SLG: 0.390 (1, 4)				0-3 K		0-0 L6		0-0 F8		3	0	0	0	0	1	1									
<b>Leo Cardenas, R</b> OBP: 0.275, SLG: 0.261 (1, 6)				0-3 K		0-3 K		0-0 4-3		3	0	0	0	0	2	1									
<b>Gerry Arrigo, L</b> OBP: 0.139, SLG: 0.121 (1, 1)				0-3 K		0-0 F2		0-0 6-3		1	0	0	0	0	1	0									
<b>Giraldo Ruiz, S</b> OBP: 0.321, SLG: 0.280 (6, PH)										1	0	0	0	0	0	0									
<b>Jay Ritchie, R</b> OBP: 0.342, SLG: 0.379 (8, PH)										0	0	0	0	0	0	0									
<b>Alex Johnson, R</b> OBP: 0.342, SLG: 0.379 (8, PH)										1	0	0	0	0	0	0									
<b>Ted Abernathy, R</b> ERA: 3.07 (8, 1)										0	0	0	0	0	0	0									
<b>Inning Stats</b>	R: 0 E: 0 K: 2 S: 7	H: 0 LOB: 0 BB: 0 P: 7	R: 0 E: 0 K: 1 S: 5	H: 1 LOB: 0 BB: 0 P: 5	R: 0 E: 0 K: 3 S: 9	H: 0 LOB: 0 BB: 0 P: 9	R: 0 E: 0 K: 0 S: 4	H: 1 LOB: 2 BB: 1 P: 8	R: 0 E: 0 K: 1 S: 5	H: 0 LOB: 0 BB: 0 P: 5	R: 2 E: 0 K: 0 S: 6	H: 3 LOB: 1 BB: 0 P: 6	R: 0 E: 0 K: 1 S: 5	H: 0 LOB: 0 BB: 0 P: 5	R: 0 E: 0 K: 0 S: 4	H: 1 LOB: 1 BB: 0 P: 4	1B: 4 2B: 1 3B: 0 HR: 1	SF: 0 SAC: 0 DP: 1 HBP: 0	WP: 0 PB: 0 SB: 0 CS: 0	PA: 33					
<b>PITCHER</b>	IP	WLS	BF	H	R	ER	SO	BB	IBB	HBP	BLK	WP	HR	S	P	ERA	WHIP								
<b>Don Cardwell, R</b> ERA: 2.91 (1, 1)	7.0	W	26	5	2	2	7	1	0	0	0	0	1	39	43	2.57	0.857								
<b>Ron Taylor, R</b> ERA: 3.07 (8, 1)	2.0	S	7	1	0	0	1	0	0	0	0	0	0	9	9	0.00	0.500								

Batter	1	2	3	4	5	6	7	8	9	AB	R	H	RBI	BB	SO	LOB	BOTTOM								
<b>Bud Harrelson, S</b> OBP: 0.257, SLG: 0.244 (1, 6)	0-0 5-3	0-0 F8			0-0 F7		0-0 4-3			4	0	0	0	0	0	2	<b>Cincinnati Reds @ New York Mets</b> Shea Stadium, Flushing, NY Sat Jul 27 1968, 7:05 PM EDT Att: 45,732 - Unknown  <b>AB 34</b> <b>R 5</b> <b>H 9</b> <b>RBI 5</b> <b>BB 2</b> <b>SO 9</b> <b>LOB 15</b>								
<b>Larry Stahl, L</b> OBP: 0.289, SLG: 0.361 (1, 8)	0-3 K		0-3 K		0-3 K		0-0 HR			4	1	1	1	0	3	0									
<b>Cleon Jones, R</b> OBP: 0.312, SLG: 0.450 (1, 7)	0-0 6-3		0-0 1B S		0-0 HR		0-0 F8			4	1	1	0	0	0	0									
<b>Ed Charles, R</b> OBP: 0.361, SLG: 0.494 (1, 5)		0-0 BB 1B	0-0 1B	0-0 1-2 1B	0-0 HR		0-3 K			4	2	3	2	0	1	0									
<b>Jerry Grote, R</b> OBP: 0.369, SLG: 0.355 (1, 2)		4-0 1B FC BB	0-0 6-3		0-0 P4		0-0 6-3			3	1	0	0	1	0	1									
<b>Ron Swoboda, R</b> OBP: 0.338, SLG: 0.401 (1, 9)		0-0 FC 1-3 2-H 1B		0-0 F7		0-0 F8		4-0 FC4-6 BB		3	0	1	1	1	0	0									
<b>Ed Kranepool, L</b> OBP: 0.290, SLG: 0.343 (1, 3)	0-3 K		0-0 E2 F9 1B		0-0 2B		0-0 FC4-6 1B 1-2			4	0	2	0	0	1	3									
<b>Jerry Buchek, R</b> OBP: 0.267, SLG: 0.265 (1, 4)	0-0 FC		0-0 F9		0-0 5-3		0-0 1B			4	0	1	1	0	0	3									
<b>Don Cardwell, R</b> OBP: 0.053, SLG: 0.132 (1, 1)		0-3 3-H K		0-3 K		0-3 K		0-3 K		3	0	0	0	0	3	4									
<b>Ron Taylor, R</b> ERA: 1.11 (8, 1)										1	0	0	0	0	1	2									
<b>Inning Stats</b>	R: 0 E: 0 K: 1 S: 5	H: 2 LOB: 2 BB: 1 P: 14	R: 0 E: 0 K: 1 S: 6	H: 2 LOB: 1 BB: 0 P: 6	R: 0 E: 1 K: 1 S: 6	H: 1 LOB: 1 BB: 0 P: 6	R: 2 E: 0 K: 1 S: 7	H: 1 LOB: 0 BB: 0 P: 7	R: 0 E: 0 K: 1 S: 6	H: 1 LOB: 1 BB: 0 P: 6	R: 1 E: 0 K: 1 S: 6	H: 1 LOB: 0 BB: 0 P: 6	R: 0 E: 0 K: 1 S: 6	H: 1 LOB: 2 BB: 1 P: 10	1B: 6 2B: 1 3B: 0 HR: 2	SF: 0 SAC: 0 DP: 0 HBP: 0	WP: 0 PB: 0 SB: 1 CS: 0	PA: 36							
<b>PITCHER</b>	IP	WLS	BF	H	R	ER	SO	BB	IBB	HBP	BLK	WP	HR	S	P	ERA	WHIP								
<b>Gerry Arrigo, L</b> ERA: 2.98 (1, 1)	5.0	L	23	6	4	2	6	1	0	0	0	0	1	34	38	3.60	1.400								
<b>Jay Ritchie, R</b> ERA: 2.7 (6, 1)	2.0		8	2	1	1	2	0	0	0	0	0	1	12	12	4.50	1.000								
<b>Ted Abernathy, R</b> ERA: 1.11 (8, 1)	1.0		5	1	0	0	1	1	0	0	0	0	0	6	10	0.00	2.000								



Batter	1	2	3	4	5	6	7	8	9	AB	R	H	RBI	BB	SO	LOB	TOP				
<b>Pete Rose, S</b> OBP: 0.389, SLG: 0.447 (1, 9)	L5						6-3		4-3	5	0	2	1	0	0	0	<b>Cincinnati Reds @ New York Mets</b> Shea Stadium, Flushing, NY Sun Jul 28 1968, 3:33 AM EDT Att: 27,999 - Unknown				
<b>Vada Pinson, L</b> OBP: 0.311, SLG: 0.385 (1, 8)		G3		L4			F8			3	0	0	0	1	0	2					
<b>Mack Jones, L</b> OBP: 0.374, SLG: 0.421 (1, 7)						5-3		4-3		4	1	2	0	0	0	0					
<b>Lee May, R</b> OBP: 0.341, SLG: 0.471 (1, 3)						6-3		HR		4	2	2	3	0	0	1					
<b>Tony Perez, R</b> OBP: 0.324, SLG: 0.391 (1, 5)						4-3		6-3		4	1	2	0	0	0	0					
<b>Tommy Helms, R</b> OBP: 0.324, SLG: 0.390 (1, 4)						5-3				3	1	1	0	1	0	1					
<b>Pat Corrales, R</b> (1, 2)						K		4-3		4	0	0	0	0	2	4					
<b>Woody Woodward, R</b> OBP: 0.289, SLG: 0.244 (1, 6)						4-3				4	0	1	1	0	0	1					
<b>Jim Maloney, L</b> OBP: 0.304, SLG: 0.378 (1, 1)						G3				2	0	0	0	0	1	2					
<b>Clay Carroll, R</b> OBP: 0.167, SLG: 0.167 (6, 1)								6-3		2	0	0	0	0	0	0					
<b>Inning Stats</b>	R: 0 E: 0 K: 0 S: 3	H: 1 LOB: 1 BB: 1 P: 7	R: 2 E: 0 K: 1 S: 9	H: 4 LOB: 2 BB: 0 P: 9	R: 2 E: 0 K: 1 S: 8	H: 3 LOB: 1 BB: 0 P: 8	R: 0 E: 0 K: 0 S: 3	H: 1 LOB: 0 BB: 0 P: 3	R: 0 E: 0 K: 0 S: 5	H: 0 LOB: 0 BB: 0 P: 5	R: 0 E: 0 K: 0 S: 3	H: 0 LOB: 0 BB: 0 P: 3	R: 1 E: 0 K: 0 S: 4	H: 1 LOB: 1 BB: 1 P: 8	R: 0 E: 0 K: 0 S: 3	H: 0 LOB: 0 BB: 0 P: 3	1B: 7 2B: 1 3B: 0 HR: 2	SF: 0 SAC: 0 DP: 0 HBP: 0	WP: 0 PB: 0 SB: 0 CS: 1	PA: 37	
<b>PITCHER</b>	IP	WLS	BF	H	R	ER	SO	BB	IBB	HBP	BLK	WP	HR	S	P	ERA	WHIP				
<b>Tom Seaver, R</b> ERA: 1.98 (1, 1)	2.0	L	14	8	4	4	1	1	0	0	0	0	1	15	19	18.00	4.500				
<b>Al Jackson, L</b> ERA: 2.94 (3, 1)	5.0		15	1	0	0	2	0	0	0	0	0	0	19	19	0.00	0.200				
<b>Cal Koonce, R</b> ERA: 1.54 (8, 1)	2.0		8	1	1	1	0	1	0	0	0	0	1	7	11	4.50	1.000				

AB	35
R	5
H	10
RBI	5
BB	2
SO	3
LOB	11



Batter	1	2	3	4	5	6	7	8	9	AB	R	H	RBI	BB	SO	LOB	BOTTOM				
<b>Al Weis, S</b> OBP: 0.244, SLG: 0.219 (1, 6)	K		1-3			BB FC6-4 BB	4-3			3	1	0	0	1	1	1	<b>Cincinnati Reds @ New York Mets</b> Shea Stadium, Flushing, NY Sun Jul 28 1968, 3:33 AM EDT Att: 27,999 - Unknown				
<b>Larry Stahl, L</b> OBP: 0.333, SLG: 0.351 (1, 8)	2B BB		4-3			FC6-4 E BB	FC6-4 BB			1	2	0	0	3	0	0					
<b>Cleon Jones, R</b> OBP: 0.315, SLG: 0.453 (1, 7)	1-H 2B		K			FC6-4 BB	FC6-4			3	0	1	1	1	1	2					
<b>Ed Charles, R</b> OBP: 0.355, SLG: 0.485 (1, 5)	5-3					FC6-4 E		P4		4	0	0	1	0	0	3					
<b>Ed Kranepool, L</b> OBP: 0.293, SLG: 0.338 (1, 3)	BB					FC6 FC5-4		F7		3	0	0	1	1	0	1					
<b>Jerry Grote, R</b> OBP: 0.364, SLG: 0.350 (1, 2)	L5					FC5-4		5-6-3		4	0	0	0	0	1	4					
<b>Ron Swoboda, R</b> OBP: 0.334, SLG: 0.395 (1, 9)			K			5-3		F8		4	0	0	0	0	1	2					
<b>Jerry Buchek, R</b> OBP: 0.258, SLG: 0.256 (1, 4)			L8			F8		1-3		4	0	0	0	0	0	0					
<b>Tom Seaver, R</b> ERA: 1.98 (1, 1)										1	0	0	0	0	1	0					
<b>Art Shamsky, L</b> OBP: 0.261, SLG: 0.318 (7, PH)										1	0	0	0	0	0	0					
<b>Dick Salina, L</b> OBP: 0.225, SLG: 0.296 (8, PH)										0	0	0	0	0	0	0					
<b>Cal Koonce, R</b> ERA: 1.54 (8, PH)										0	0	0	0	0	0	0					
<b>Kevin Collins, L</b> OBP: 0.257, SLG: 0.307 (8, PH)										1	0	0	0	0	0	0					
<b>Inning Stats</b>	R: 1 E: 0 K: 1 S: 6	H: 1 LOB: 2 BB: 2 P: 14	R: 0 E: 0 K: 2 S: 7	H: 0 LOB: 0 BB: 0 P: 7	R: 0 E: 0 K: 1 S: 5	H: 0 LOB: 0 BB: 0 P: 5	R: 0 E: 0 K: 0 S: 3	H: 0 LOB: 0 BB: 0 P: 3	R: 2 E: 1 K: 0 S: 4	H: 0 LOB: 2 BB: 3 P: 16	R: 0 E: 0 K: 0 S: 3	H: 0 LOB: 2 BB: 2 P: 11	R: 0 E: 0 K: 0 S: 3	H: 0 LOB: 0 BB: 0 P: 3	R: 0 E: 0 K: 0 S: 3	H: 0 LOB: 0 BB: 0 P: 3	1B: 0 2B: 1 3B: 0 HR: 0	SF: 0 SAC: 0 DP: 0 HBP: 0	WP: 0 PB: 0 SB: 0 CS: 0	PA: 36	
<b>PITCHER</b>	IP	WLS	BF	H	R	ER	SO	BB	IBB	HBP	BLK	WP	HR	S	P	ERA	WHIP				
<b>Jim Maloney, R</b> ERA: 3.38 (1, 1)	5.0	W	20	4	0	0	0	4	0	0	0	0	0	26	42	5.40	1.000				
<b>Clay Carroll, R</b> ERA: 2.92 (6, 1)	4.0	S	16	0	0	0	0	3	0	0	0	0	0	13	25	0.00	0.750				





Batter	1	2	3	4	5	6	7	8	9	AB	R	H	RBI	BB	SO	LOB	TOP								
Pete Rose, S OBP: 0.390, SLG: 0.452 (1,9)			G1-6-3 1-2	F7			K		SF7 3B	5	1	2	0	0	1	3	Cincinnati Reds @ Philadelphia Phillies Connie Mack Stadium, Philadelphia, PA Mon Jul 29 1968, 7:05 PM EDT Unknown								
Vada Pinson, L OBP: 0.395, SLG: 0.384 (1,8)	F5		WP E HBP 1B		F7		5-3		SF7	4	1	1	1	0	0	1									
Mack Jones, L OBP: 0.375, SLG: 0.409 (1,7)	FC4-6 1-2		WP E HBP 1B		6-3		CS HBP		P5	3	1	0	0	0	0	1									
Lee May, R OBP: 0.339, SLG: 0.476 (1,3)	L5		E6 1-H 2-H		K		CS		F7	5	1	1	1	0	1	1									
Tony Perez, R OBP: 0.325, SLG: 0.398 (1,5)		5-4-3 1B	K			2B 3B			K	4	1	2	0	0	2	1									
Johnny Bench, R OBP: 0.301, SLG: 0.412 (1,2)	5-4-3 1-2			P6		1B 2B			2B 1B	4	2	2	1	0	0	1									
Tommy Helms, R OBP: 0.329, SLG: 0.397 (1,4)	P4		FC3-5 1B			3-1 CS 1B			1B 2B	4	0	3	2	0	0	1									
Woody Woodward, R OBP: 0.287, SLG: 0.244 (1,6)	K		FC3-5 1B			3-1 2-3			K	4	0	1	0	0	2	3									
Gary Nolan, R OBP: 0.269, SLG: 0.273 (1,1)			G1-6-3 BB		FC3-5 1-2 2-3		1-3 3-H		6-3	2	0	0	0	1	0	3									
Ted Abernathy, R (6,1)										1	0	0	0	0	0	1									
<b>Inning Stats</b>	R: 0 E: 0 K: 0 S: 4	H: 1 LOB: 1 BB: 0 P: 4	R: 0 E: 0 K: 1 S: 6	H: 1 LOB: 1 BB: 0 P: 6	R: 2 E: 1 K: 1 S: 6	H: 1 LOB: 1 BB: 1 P: 11	R: 0 E: 0 K: 0 S: 5	H: 2 LOB: 2 BB: 0 P: 5	R: 0 E: 0 K: 1 S: 5	H: 0 LOB: 0 BB: 0 P: 5	R: 2 E: 0 K: 0 S: 5	H: 3 LOB: 0 BB: 0 P: 5	R: 0 E: 0 K: 1 S: 4	H: 0 LOB: 0 BB: 0 P: 5	R: 2 E: 0 K: 2 S: 10	H: 3 LOB: 1 BB: 0 P: 10	R: 1 E: 0 K: 0 S: 4	H: 1 LOB: 0 BB: 0 P: 4	1B: 7 2B: 2 3B: 2 HR: 1	SF: 1 SAC: 0 DP: 1 HBP: 2	WP: 1 PB: 0 SB: 0 CS: 2	PA: 41			
<b>PITCHER</b>	IP	WLS	BF	H	R	ER	SO	BB	IBB	HBP	BLK	WP	HR	S	P	ERA	WHIP								
Jerry Johnson, R ERA: 3.38 (1,1)	5.0		25	8	4	2	3	1	0	1	0	1	0	29	34	3.60	1.800								
Gary Wagner, R ERA: 3.49 (6,1)	2.0		5	0	0	0	1	0	0	1	0	0	0	6	7	0.00	0.000								
John Boozer, R ERA: 4.05 (8,1)	0.1		4	3	2	2	1	0	0	0	0	0	1	6	6	54.00	9.000								
Turk Farrell, R ERA: 3.55 (8,1)	1.2	L	6	1	1	1	1	0	0	0	0	0	0	8	8	5.40	0.600								

AB	36
R	7
H	12
RBI	5
BB	1
SO	6
LOB	16



Batter	1	2	3	4	5	6	7	8	9	AB	R	H	RBI	BB	SO	LOB	BOTTOM								
Tony Taylor, R OBP: 0.331, SLG: 0.335 (1,5)	F7	FC5-4 1-2			G4-3 1-2		1B		K	5	0	1	0	0	1	4	Cincinnati Reds @ Philadelphia Phillies Connie Mack Stadium, Philadelphia, PA Mon Jul 29 1968, 7:05 PM EDT Unknown								
Cookie Rojas, R OBP: 0.261, SLG: 0.334 (1,4)	2B 1B		K		5-3		F7		F9	5	1	1	0	0	1	2									
Roberto Pena, R OBP: 0.338, SLG: 0.346 (1,6)	1-H 2B		F3		F8		5-3		P6	5	0	1	1	0	0	2									
Dick Allen, R OBP: 0.352, SLG: 0.553 (1,7)	F3		F3		WP 1B BB				1B 2B	4	2	2	1	1	0	1									
Johnny Callison, L OBP: 0.312, SLG: 0.413 (1,9)	F9			HR		1-H 1B		G3		5	1	3	2	0	0	1									
Bill White, L OBP: 0.314, SLG: 0.368 (1,3)		4-0 BB			F5		K		HR 1B	3	0	1	0	1	1	1									
Rick Joseph, R OBP: 0.292, SLG: 0.296 (8,FR)			FC1-6 BB							0	1	0	0	0	0	0									
Don Lock, R OBP: 0.297, SLG: 0.390 (1,8)		FC1-6 FC1-5 1B 1-2		L6		1-3		1-H HR 1B		4	1	1	2	0	0	2									
John Sullivan, L OBP: 0.375, SLG: 0.286 (1,2)		FC1-5 1B 1-2		P6					G1	4	0	1	0	0	0	1									
Jerry Johnson, R (1,1)		FC1-5 1-2			4-0 BB					1	0	0	0	1	0	2									
Gary Wagner, R (6,1)										0	0	0	0	0	0	0									
Tony Gonzalez, L OBP: 0.341, SLG: 0.345 (7,PH)		FC5-4			G4-3		1B			1	0	1	0	0	0	0									
John Boozer, R (8,1)										0	0	0	0	0	0	0									
Turk Farrell, R OBP: 0.250, SLG: 0.250 (8,1)		1-2 2-3								1	0	1	0	0	0	0									
<b>Inning Stats</b>	R: 1 E: 0 K: 0 S: 5	H: 2 LOB: 1 BB: 0 P: 5	R: 0 E: 0 K: 0 S: 4	H: 1 LOB: 2 BB: 1 P: 8	R: 0 E: 0 K: 1 S: 5	H: 0 LOB: 0 BB: 0 P: 5	R: 1 E: 0 K: 0 S: 4	H: 1 LOB: 0 BB: 0 P: 4	R: 0 E: 0 K: 0 S: 2	H: 0 LOB: 0 BB: 1 P: 6	R: 1 E: 0 K: 1 S: 6	H: 1 LOB: 1 BB: 1 P: 10	R: 0 E: 0 K: 0 S: 5	H: 2 LOB: 2 BB: 0 P: 5	R: 3 E: 0 K: 1 S: 9	H: 4 LOB: 1 BB: 0 P: 9	R: 0 E: 0 K: 0 S: 4	H: 2 LOB: 2 BB: 0 P: 4	1B: 8 2B: 2 3B: 0 HR: 3	SF: 0 SAC: 0 DP: 1 HBP: 0	WP: 1 PB: 0 SB: 0 CS: 0	PA: 41			
<b>PITCHER</b>	IP	WLS	BF	H	R	ER	SO	BB	IBB	HBP	BLK	WP	HR	S	P	ERA	WHIP								
Gary Nolan, R ERA: 2.49 (1,1)	5.1		22	4	3	3	1	3	0	0	0	0	1	21	33	5.06	1.312								
Ted Abernathy, R ERA: 1.36 (6,1)	3.2	W	19	9	3	3	2	0	0	0	0	1	2	23	23	7.36	2.455								

AB	38
R	6
H	13
RBI	6
BB	3
SO	3
LOB	16





Batter	1	2	3	4	5	6	7	8	9	AB	R	H	RBI	BB	SO	LOB	TOP				
<b>Pete Rose, S</b> OBP: 0.390, SLG: 0.451 (1.8)	E5 FC3-6		2B 1B	1B 1B	K			1-3		5	2	2	0	0	1	0	<b>Cincinnati Reds @ Philadelphia Phillies</b> Connie Mack Stadium, Philadelphia, PA Mon Jul 29 1968, 7:05 PM EDT Att: 14,083 - Unknown				
<b>Tommy Helms, R</b> OBP: 0.330, SLG: 0.397 (1.4)	FC3-6 FC5-4		F9	BB 1B		2B FC6-2		5-3		5	1	2	0	0	0	2					
<b>Alex Johnson, R</b> OBP: 0.347, SLG: 0.388 (1.7)	FC5-4		BB 1B	BB 1B				HBP		4	2	3	2	0	0	1					
<b>Lee May, R</b> OBP: 0.339, SLG: 0.473 (1.9)			5-3	1B BB		FC6-2		K		4	0	1	0	1	1	4					
<b>Tony Perez, R</b> OBP: 0.324, SLG: 0.394 (1.5)	K		BB 1B	K		F9		P4		4	1	0	0	1	2	7					
<b>Don Pavletich, R</b> OBP: 0.342, SLG: 0.375 (1.3)			F9	1B BB		P4				4	0	2	2	1	0	2					
<b>Pat Corrales, R</b> OBP: 0.167, SLG: 0.167 (1.2)			1B BB	5-3				K		5	0	2	2	0	2	3					
<b>Woody Woodward, R</b> OBP: 0.273, SLG: 0.231 (1.6)	F7		G3			F3		F9		5	0	0	0	0	0	4					
<b>George Culver, R</b> OBP: 0.089, SLG: 0.111 (1.1)	K			K		2-3		G3		4	0	0	0	0	2	1					
<b>Inning Stats</b>	R: 0 E: 1 K: 1 S: 7	H: 1 LOB: 2 BB: 0 P: 7	R: 0 E: 0 K: 1 S: 6	H: 1 LOB: 1 BB: 0 P: 6	R: 3 E: 0 K: 0 S: 6	H: 3 LOB: 2 BB: 2 P: 14	R: 3 E: 0 K: 2 S: 11	H: 4 LOB: 2 BB: 1 P: 15	R: 0 E: 0 K: 1 S: 5	H: 0 LOB: 0 BB: 0 P: 5	R: 0 E: 0 K: 0 S: 5	H: 0 LOB: 0 BB: 0 P: 5	R: 0 E: 0 K: 1 S: 5	H: 0 LOB: 1 BB: 0 P: 6	R: 0 E: 0 K: 1 S: 6	H: 1 LOB: 1 BB: 0 P: 6	1B: 10 2B: 2 3B: 0 HR: 0	SF: 0 SAC: 0 DP: 0 HBP: 1	WP: 0 PB: 0 SB: 1 CS: 0	PA: 44	
<b>PITCHER</b>	IP	WLS	BF	H	R	ER	SO	BB	IBB	HBP	BLK	WP	HR	S	P	ERA	WHIP				
<b>Chris Short, L</b> ERA: 2.91 (1.1)	3.2	L	24	9	6	6	4	3	0	0	0	0	0	29	41	14.73	3.273				
<b>Gary Wagner, R</b> ERA: 3.09 (4.1)	4.1		16	2	0	0	3	0	0	1	0	0	0	21	22	0.00	0.462				
<b>Turk Farrell, R</b> ERA: 3.48 (9.1)	1.0		4	1	0	0	1	0	0	0	0	0	0	6	6	0.00	1.000				

AB	40
R	6
H	12
RBI	6
BB	3
SO	8
LOB	24



Batter	1	2	3	4	5	6	7	8	9	AB	R	H	RBI	BB	SO	LOB	BOTTOM					
<b>Tony Taylor, R</b> OBP: 0.330, SLG: 0.332 (1.5)	6-3		FC5-4 4-3			F9				3	0	0	0	1	0	1	<b>Cincinnati Reds @ Philadelphia Phillies</b> Connie Mack Stadium, Philadelphia, PA Mon Jul 29 1968, 7:05 PM EDT Att: 14,083 - Unknown					
<b>Roberto Pena, R</b> OBP: 0.333, SLG: 0.341 (1.6)	K		4-3			P4		FC1-6 BB		4	0	0	0	0	1	3						
<b>Johnny Callison, L</b> OBP: 0.311, SLG: 0.410 (1.9)	F3		4-3			BB BB		P5		3	0	0	0	1	0	3						
<b>Dick Allen, R</b> OBP: 0.351, SLG: 0.548 (1.7)			E5 G3 SF9			F9		4-3		3	1	0	0	1	0	2						
<b>Bill White, L</b> OBP: 0.310, SLG: 0.363 (1.3)			G3			G3		K		4	0	0	0	0	1	3						
<b>Don Lock, R</b> OBP: 0.296, SLG: 0.382 (1.8)			BB			5-3		1-3		3	0	0	0	1	0	0						
<b>Cookie Rojas, R</b> OBP: 0.259, SLG: 0.332 (1.4)			SF9			F7		6-3		3	0	0	1	0	0	0						
<b>Clay Dalrymple, L</b> OBP: 0.272, SLG: 0.296 (1.2)			4-3			K		P1		3	0	0	0	0	1	1						
<b>Chris Short, R</b> OBP: 0.167, SLG: 0.154 (1.1)			CI			K		FC1-6 BB		0	0	0	0	0	0	0						
<b>Gary Wagner, R</b> (4.1)										1	0	0	0	0	1	0						
<b>Tony Gonzalez, L</b> OBP: 0.343, SLG: 0.345 (6. PH)										0	0	0	0	1	0	0						
<b>Turk Farrell, R</b> OBP: 0.250, SLG: 0.250 (9.1)										0	0	0	0	0	0	0						
<b>Inning Stats</b>	R: 0 E: 0 K: 1 S: 5	H: 0 LOB: 0 BB: 0 P: 5	R: 1 E: 1 K: 0 S: 4	H: 0 LOB: 1 BB: 1 P: 8	R: 0 E: 1 K: 0 S: 4	H: 0 LOB: 1 BB: 0 P: 4	R: 0 E: 0 K: 0 S: 3	H: 0 LOB: 0 BB: 0 P: 3	R: 0 E: 0 K: 2 S: 7	H: 0 LOB: 0 BB: 0 P: 7	R: 0 E: 0 K: 1 S: 5	H: 0 LOB: 2 BB: 2 P: 13	R: 0 E: 0 K: 0 S: 3	H: 0 LOB: 0 BB: 0 P: 3	R: 0 E: 0 K: 0 S: 3	H: 0 LOB: 2 BB: 2 P: 11	R: 0 E: 0 K: 0 S: 3	H: 0 LOB: 0 BB: 0 P: 3	1B: 0 2B: 0 3B: 0 HR: 0	SF: 1 SAC: 0 DP: 0 HBP: 0	WP: 0 PB: 0 SB: 0 CS: 0	PA: 34
<b>PITCHER</b>	IP	WLS	BF	H	R	ER	SO	BB	IBB	HBP	BLK	WP	HR	S	P	ERA	WHIP					
<b>George Culver, R</b> ERA: 2.84 (1.1)	9.0	W	34	0	1	0	4	5	0	0	0	0	0	37	57	0.00	0.556					

AB	27
R	1
H	0
RBI	1
BB	5
SO	4
LOB	13





Batter	1	2	3	4	5	6	7	8	9	AB	R	H	RBI	BB	SO	LOB	TOP								
<b>Pete Rose, S</b> OBP: 0.393, SLG: 0.453 (1, 9)	1-3		G1-6-3 1B		1B SF8 BB		7-4 1B			3	1	2	0	1	0	0	<b>Cincinnati Reds @ Philadelphia Phillies</b> Connie Mack Stadium, Philadelphia, PA Tue Jul 30 1968, 7:05 PM EDT Att: 7,213 - Unknown								
<b>Vada Pinson, L</b> OBP: 0.309, SLG: 0.382 (1, 8)	G3		G1-6-3 1-2		1-3 2-H 1B 1B		7-4 1-2			4	1	1	1	0	0	2									
<b>Mack Jones, L</b> OBP: 0.364, SLG: 0.398 (1, 7)	K		6-3		SF8 1-2 3-H			P5		3	0	0	1	0	1	0									
<b>Lee May, R</b> OBP: 0.339, SLG: 0.471 (1, 3)		P4		5-3	CS 2-H 1B			K		4	0	1	1	0	1	0									
<b>Johnny Bench, R</b> OBP: 0.301, SLG: 0.419 (1, 2)	5-3			HR	CS 1-2	F5		K		4	1	1	1	0	1	0									
<b>Tommy Helms, R</b> OBP: 0.332, SLG: 0.396 (1, 4)		1B HBP		F7		1B		F7		3	1	1	0	0	0	0									
<b>Giraldo Ruiz, S</b> OBP: 0.318, SLG: 0.278 (1, 5)		1B 1-2		6-3		P6		4-3		4	0	1	0	0	0	1									
<b>Woody Woodward, R</b> OBP: 0.282, SLG: 0.242 (1, 6)		1-3 2-H 1B			SH2-4 1B 1B		K	5-3		4	1	2	1	0	1	1									
<b>Tony Cloninger, R</b> OBP: 0.227, SLG: 0.545 (1, 1)	1-3			SH2-4		G3				2	0	0	0	0	0	2									
<b>Clay Carroll, R</b> OBP: 0.167, SLG: 0.167 (8, 1)										0	0	0	0	0	0	0									
<b>Inning Stats</b>	R: 0 E: 0 K: 1 S: 5	H: 0 LOB: 0 BB: 0 P: 5	R: 1 E: 0 K: 0 S: 5	H: 2 LOB: 2 BB: 0 P: 6	R: 0 E: 0 K: 0 S: 3	H: 1 LOB: 0 BB: 0 P: 3	R: 1 E: 0 K: 0 S: 4	H: 1 LOB: 0 BB: 0 P: 4	R: 3 E: 0 K: 0 S: 5	H: 3 LOB: 0 BB: 1 P: 9	R: 0 E: 0 K: 1 S: 6	H: 1 LOB: 1 BB: 0 P: 6	R: 0 E: 0 K: 0 S: 3	H: 1 LOB: 0 BB: 0 P: 3	R: 0 E: 0 K: 0 S: 7	H: 0 LOB: 0 BB: 0 P: 7	R: 0 E: 0 K: 0 S: 3	H: 0 LOB: 0 BB: 0 P: 3	1B: 8 2B: 1 3B: 0 HR: 1	SF: 1 SAC: 1 DP: 2 HBP: 1	WP: 0 PB: 0 SB: 0 CS: 1	PA: 36			
<b>PITCHER</b>	IP	WLS	BF	H	R	ER	SO	BB	IBB	HBP	BLK	WP	HR	S	P	ERA	WHIP								
<b>Rick Wise, R</b> ERA: 4.38 (1, 1)	5.0	L	22	7	5	5	1	1	0	1	0	0	1	22	27	9.00	1.600								
<b>Dick Hall, R</b> ERA: 4.11 (8, 1)	2.0		7	2	0	0	1	0	0	0	0	0	0	9	9	0.00	1.000								
<b>Turk Farrell, R</b> ERA: 3.35 (8, 1)	2.0		6	0	0	0	2	0	0	0	0	0	0	10	10	0.00	0.000								

AB	31
R	5
H	9
RBI	5
BB	1
SO	4
LOB	6



Batter	1	2	3	4	5	6	7	8	9	AB	R	H	RBI	BB	SO	LOB	BOTTOM								
<b>Tony Taylor, R</b> OBP: 0.332, SLG: 0.332 (1, 5)	L5		6-3		G6-4-3 BB			PB E 4-3 1B		3	1	1	0	1	0	0	<b>Cincinnati Reds @ Philadelphia Phillies</b> Connie Mack Stadium, Philadelphia, PA Tue Jul 30 1968, 7:05 PM EDT Att: 7,213 - Unknown								
<b>Roberto Pena, R</b> OBP: 0.329, SLG: 0.336 (1, 6)	F7		4-3		G6-4-3 1-2		E6 4-3 PB 4-3			4	1	0	0	0	0	3									
<b>Johnny Callison, L</b> OBP: 0.319, SLG: 0.410 (1, 9)						FC5-4 BB		4-3 4-3 1-2 2-3 BB		0	0	0	0	4	0	0									
<b>Dick Allen, R</b> OBP: 0.347, SLG: 0.542 (1, 7)	F9		K			FC5-4 1-2		4-3		4	0	0	1	0	1	5									
<b>Bill White, L</b> OBP: 0.309, SLG: 0.361 (1, 3)		3-4-1 PB 1B		K		F7		4-3		4	0	1	1	0	1	2									
<b>Tony Gonzalez, L</b> OBP: 0.338, SLG: 0.340 (1, 8)		F6 1-2		6-3		K		6-3		4	0	0	0	0	1	3									
<b>Cookie Rojas, R</b> OBP: 0.259, SLG: 0.331 (1, 4)			3-4-1 1B		F8			P3		4	0	1	0	0	0	0									
<b>Clay Dalrymple, L</b> OBP: 0.266, SLG: 0.289 (1, 2)		3-4-1 1-2 2-3			3-1			K		4	0	0	0	0	2	2									
<b>Rick Wise, R</b> ERA: 4.72 (1, 1)								F9		1	0	0	0	0	0	2									
<b>Rick Osceola, R</b> ERA: 3.00 (5, PH)										1	0	1	0	0	0	0									
<b>Dick Hall, R</b> ERA: 4.11 (8, 1)										0	0	0	0	0	0	0									
<b>Gary Sutherland, R</b> ERA: 3.33 (7, PH)										1	0	0	0	0	0	0									
<b>Turk Farrell, R</b> ERA: 3.35 (8, 1)										0	0	0	0	0	0	0									
<b>John Sullivan, L</b> ERA: 2.87 (8, PH)										1	0	0	0	0	0	0									
<b>Inning Stats</b>	R: 0 E: 0 K: 0 S: 3	H: 0 LOB: 1 BB: 1 P: 7	R: 0 E: 0 K: 0 S: 5	H: 2 LOB: 2 BB: 0 P: 5	R: 0 E: 0 K: 1 S: 5	H: 0 LOB: 1 BB: 1 P: 9	R: 0 E: 0 K: 1 S: 5	H: 0 LOB: 0 BB: 0 P: 5	R: 0 E: 0 K: 1 S: 5	H: 1 LOB: 1 BB: 1 P: 7	R: 0 E: 0 K: 1 S: 5	H: 0 LOB: 1 BB: 1 P: 9	R: 0 E: 1 K: 0 S: 5	H: 1 LOB: 1 BB: 1 P: 9	R: 0 E: 0 K: 1 S: 5	H: 0 LOB: 0 BB: 0 P: 5	R: 0 E: 0 K: 1 S: 5	H: 0 LOB: 0 BB: 0 P: 5	1B: 3 2B: 1 3B: 0 HR: 0	SF: 0 SAC: 0 DP: 1 HBP: 0	WP: 0 PB: 2 SB: 0 CS: 0	PA: 36			
<b>PITCHER</b>	IP	WLS	BF	H	R	ER	SO	BB	IBB	HBP	BLK	WP	HR	S	P	ERA	WHIP								
<b>Tony Cloninger, R</b> ERA: 5.4 (1, 1)	7.0		29	4	2	0	4	4	0	0	0	0	0	33	49	0.00	1.143								
<b>Clay Carroll, R</b> ERA: 2.84 (8, 1)	2.0	S	7	0	0	0	1	1	0	0	0	0	0	8	12	0.00	0.500								





Batter	1	2	3	4	5	6	7	8	9	AB	R	H	RBI	BB	SO	LOB	TOP								
Maury Wills, S OBP: 0.336, SLG: 0.334 Luke Walker, L (8, 1)	0-0 4-3			0-0 FC4 1B	0-0 B3			0-0 4-3		4	0	1	0	0	0	0									
Gene Alley, R OBP: 0.292, SLG: 0.308 (1, 6)	0-0 F9			0-0 FC4 BB 1B 1-2			0-0 F8			4	1	1	0	0	0	1									
Matty Alou, L OBP: 0.368, SLG: 0.393 (1, 8)	0-0 5-3			0-0 1B BB SF8 1B 1-2			4-0 G3 BB			3	1	1	0	1	0	1									
Roberto Clemente, R OBP: 0.335, SLG: 0.467 (1, 9)		4-0 G4-6-3 BB		4-0 SF8 1B BB 1-2 2-3			0-0 G3		0-0 F8	2	0	0	0	2	0	1									
Donn Clendenon, R OBP: 0.329, SLG: 0.386 (1, 3)		0-3 K		0-0 1B 1-2 2-3 3-H			0-0 F8		0-0 1-3 1B	4	0	2	1	0	1	2									
Manny Mota, R OBP: 0.322, SLG: 0.319 (1, 7)		0-0 G4-6-3		0-0 SF8			0-0 1-3		0-0 1-3	3	0	0	1	0	0	2									
Bill Mazerolski, R OBP: 0.292, SLG: 0.287 (1, 4)			0-0 4-3		0-0 F7			0-0 P4		4	0	0	0	0	0	3									
Jerry May, R OBP: 0.305, SLG: 0.265 Carl Taylor, R OBP: 0.319, SLG: 0.250 (1, 2) (4, 2)			0-0 P4		0-0 1-3			0-0 4-3		1	0	0	0	0	0	0									
Bob Moose, R OBP: 0.114, SLG: 0.088 Bill Henry, L (4, 1) Jose Pagan, R OBP: 0.229, SLG: 0.276 (8, PH) (8, 5)		0-3 K		0-0 1-3				0-0 F5		1	0	0	0	0	1	0									
<b>Inning Stats</b>	R: 0 E: 0 K: 0 S: 3	H: 0 LOB: 0 BB: 0 P: 3	R: 0 E: 0 K: 1 S: 4	H: 0 LOB: 0 BB: 1 P: 8	R: 0 E: 0 K: 1 S: 5	H: 0 LOB: 0 BB: 0 P: 5	R: 2 E: 0 K: 0 S: 6	H: 3 LOB: 2 BB: 1 P: 10	R: 0 E: 0 K: 0 S: 3	H: 0 LOB: 0 BB: 0 P: 3	R: 0 E: 0 K: 0 S: 3	H: 0 LOB: 0 BB: 0 P: 3	R: 0 E: 0 K: 0 S: 4	H: 1 LOB: 1 BB: 0 P: 4	R: 0 E: 0 K: 0 S: 4	H: 1 LOB: 1 BB: 0 P: 4	1B: 5 2B: 0 3B: 0 HR: 0	SF: 1 SAC: 0 DP: 1 HBP: 0	WP: 0 PB: 0 SB: 0 CS: 0	PA: 34					
<b>PITCHER</b> Gerry Arrigo, L ERA: 2.91 (1, 1)	IP 9.0	WLS W	BF 34	H 5	R 2	ER 2	SO 2	BB 3	IBB 0	HBP 0	BLK 0	WP 0	HR 0	S 35	P 47	ERA 2.00	WHIP 0.889								

Pittsburgh Pirates @ Cincinnati Reds  
Crosley Field, Cincinnati, OH  
Wed Jul 31 1968, 3:33 AM EDT  
Unknown

AB 30  
R 2  
H 5  
RBI 2  
BB 3  
SO 2  
LOB 10



Batter	1	2	3	4	5	6	7	8	9	AB	R	H	RBI	BB	SO	LOB	BOTTOM							
Pete Rose, S OBP: 0.393, SLG: 0.455 (1, 9)	0-0 E7 1B			0-0 6-3				0-0 F8		5	1	2	0	0	0	0								
Vada Pinson, L OBP: 0.310, SLG: 0.385 (1, 8)	0-0 E 2H 1B			0-0 4-3				0-0 K		5	1	2	1	0	1	1								
Mack Jones, L OBP: 0.368, SLG: 0.422 (1, 7)	4-0 FC3-6 BB				0-0 HR			0-0 F8		3	1	1	1	1	0	2								
Lee May, R OBP: 0.338, SLG: 0.471 (1, 3)	0-0 FC3-6 2B 1-2 2H			0-0 F9				0-0 F7 E 2B		4	2	1	0	0	0	1								
Johnny Bench, R OBP: 0.303, SLG: 0.422 (1, 2)	0-0 1B 2H 2B			0-0 P6				0-0 F7 1B 1B		4	2	2	1	0	0	1								
Tony Perez, R OBP: 0.328, SLG: 0.400 (1, 5)	0-0 F7 2H 1B			0-0 1B 2B				0-0 E5 3H 0-3		4	1	3	1	0	0	0								
Tommy Helms, R OBP: 0.331, SLG: 0.394 (1, 4)	0-0 F7			0-0 1B				0-0 K		4	0	1	1	0	1	4								
Woody Woodward, R OBP: 0.280, SLG: 0.242 (1, 6)	0-0 3-1			0-0 4-3				0-0 G3		4	0	1	1	0	0	3								
Gerry Arrigo, L OBP: 0.125, SLG: 0.108 (1, 1)		0-3 K		0-0 F8				0-0 4-3		4	0	0	0	0	2	0								
<b>Inning Stats</b>	R: 4 E: 2 K: 0 S: 7	H: 4 LOB: 1 BB: 1 P: 11	R: 0 E: 0 K: 1 S: 6	H: 1 LOB: 0 BB: 0 P: 6	R: 1 E: 0 K: 0 S: 5	H: 2 LOB: 1 BB: 0 P: 5	R: 0 E: 0 K: 0 S: 3	H: 0 LOB: 0 BB: 0 P: 3	R: 2 E: 0 K: 0 S: 6	H: 4 LOB: 2 BB: 0 P: 6	R: 0 E: 0 K: 0 S: 4	H: 1 LOB: 0 BB: 0 P: 4	R: 1 E: 1 K: 1 S: 7	H: 1 LOB: 1 BB: 0 P: 7	R: 0 E: 0 K: 2 S: 7	H: 0 LOB: 0 BB: 0 P: 7	1B: 7 2B: 5 3B: 0 HR: 1	SF: 0 SAC: 0 DP: 0 HBP: 0	WP: 0 PB: 0 SB: 0 CS: 0	PA: 38				
<b>PITCHER</b> Bob Moose, R ERA: 2.5 Bill Henry, L ERA: 5.19 Luke Walker, L ERA: 1.95 (1, 1) (4, 1) (8, 1)	IP 3.0	WLS L	BF 17	H 7	R 5	ER 5	SO 1	BB 1	IBB 0	HBP 0	BLK 0	WP 0	HR 0	S 18	P 22	ERA 15.00	WHIP 2.667							

Pittsburgh Pirates @ Cincinnati Reds  
Crosley Field, Cincinnati, OH  
Wed Jul 31 1968, 3:33 AM EDT  
Unknown

AB 37  
R 8  
H 13  
RBI 6  
BB 1  
SO 4  
LOB 12





Batter	1	2	3	4	5	6	7	8	9	AB	R	H	RBI	BB	SO	LOB	TOP								
Maury Wills, S OBP: 0.333, SLG: 0.330 Jose Pagan, R OBP: 0.229, SLG: 0.276	(1, 5) X 0-0 L5			(1, 5) X 0-0 F7	(2, 5) X 0-0 P6		(1, 5) X 0-3 K	(3, 5) X 0-0 4-3		5	0	0	0	0	1	3									
Gene Alley, R OBP: 0.293, SLG: 0.310	(1, 6) X 0-0 6-3			(2, 6) X 0-3 K	(3, 6) X 0-0 F4		(1, 6) X 0-0 FC6-4 1B		(1, 6) X 0-0 2B	5	1	2	0	0	1	2									
Matty Alou, L OBP: 0.368, SLG: 0.396	(1, 8) X 0-0 B5			(1, 8) X 0-0 HR 1B		(1, 8) X 0-0 5-3	(2, 8) X 0-0 FC6-4 1-2		(1, 8) X 0-0 3B 2B	5	2	2	1	0	0	1									
Roberto Clemente, R OBP: 0.333, SLG: 0.472 Bill Virdon, L OBP: 0.333, SLG: 1.333	(1, 9) X (9, 9) X		(1, 9) X 0-0 F9	(1, 9) X 0-0 HR		(2, 9) X 0-0 5-3	(3, 9) X 0-0 5-3		(1, 9) X 0-3 K	5	1	1	2	0	1	2									
Donn Clendenon, R OBP: 0.334, SLG: 0.404	(1, 3) X		(2, 3) X 0-3 K	(1, 3) X 0-0 2B 1B		(1, 3) X 0-0 HR		(1, 3) X 4-0 E 1B SF8 BB	(1, 3) X 0-0 1B 3B	4	3	3	2	1	1	0									
Manny Mota, R OBP: 0.332, SLG: 0.333	(1, 7) X		(3, 7) X 0-0 F9	(3, 7) X 0-0 1B 2B		(1, 7) X 0-0 1B 2B		(1, 7) X 0-0 E6 1B	(1, 7) X 0-0 FC1-6 1B	5	2	4	1	0	0	0									
Bill Mazerowski, R OBP: 0.293, SLG: 0.289	(1, 4) X		(1, 4) X 0-0 F8		(1, 4) X 0-0 SH2-4 HBP 1B	(1, 4) X 0-0 2B 1B		(1, 4) X 0-0 SF8	(2, 4) X 0-0 FC1-6 1B	4	1	2	1	0	0	1									
Jerry May, R OBP: 0.307, SLG: 0.268	(1, 2) X		(2, 2) X 0-3 K		(1, 2) X 1-0 SH2-4 HBP 2B	(1, 2) X 0-0 1B 2B		(2, 2) X 0-0 5-3	(3, 2) X 0-3 K	4	0	1	2	0	2	2									
Dock Ellis, S OBP: 0.125, SLG: 0.125 Roy Face, R (8, 1)	(1, 1) X (8, 1) X		(3, 1) X 0-0 1-3		(1, 1) X 0-0 SH2-4	(3, 1) X 0-0 6-3		(1, 1) X 0-0 2H 1B		3	0	1	1	0	0	1									
<b>Inning Stats</b>	R: 0 E: 0 K: 0 S: 3	H: 0 LOB: 0 BB: 0 P: 3	R: 0 E: 0 K: 1 S: 5	H: 0 LOB: 0 BB: 0 P: 5	R: 0 E: 0 K: 1 S: 5	H: 4 LOB: 2 BB: 0 P: 8	R: 0 E: 0 K: 0 S: 4	H: 1 LOB: 2 BB: 0 P: 5	R: 3 E: 0 K: 0 S: 7	H: 4 LOB: 1 BB: 0 P: 7	R: 0 E: 0 K: 1 S: 6	H: 1 LOB: 1 BB: 0 P: 6	R: 2 E: 1 K: 0 S: 5	H: 2 LOB: 1 BB: 1 P: 9	R: 3 E: 0 K: 2 S: 11	H: 4 LOB: 1 BB: 0 P: 11	1B: 10 2B: 3 3B: 1 HR: 2	SF: 1 SAC: 1 DP: 0 HBP: 1	WP: 0 PB: 0 SB: 0 CS: 0	PA: 44					
<b>PITCHER</b>	IP	WLS	BF	H	R	ER	SO	BB	IBB	HBP	BLK	WP	HR	S	P	ERA	WHIP								
Jay Ritchie, R ERA: 3.72	(1, 1)	5.2	L	25	8	5	3	0	0	1	0	0	2	30	31	7.94	1.412								
Bob Lee, R ERA: 4.52	(6, 1)	1.1		6	2	0	1	0	0	0	0	0	0	8	8	0.00	1.500								
Ted Abernathy, R ERA: 1.71	(8, 1)	2.0		13	6	5	4	2	1	0	0	0	0	16	20	18.00	3.500								

Pittsburgh Pirates @ Cincinnati Reds  
Crosley Field, Cincinnati, OH  
Wed Jul 31 1968, 7:05 PM EDT  
Att: 14,780 - Unknown

AB 40  
R 10  
H 16  
RBI 10  
BB 1  
SO 6  
LOB 12



Batter	1	2	3	4	5	6	7	8	9	AB	R	H	RBI	BB	SO	LOB	BOTTOM								
Pete Rose, S OBP: 0.392, SLG: 0.453	(1, 9) X 0-0 4-3 2B 1B		(1, 9) X 0-0 5-3		(3, 9) X 0-0 4-3		(3, 9) X 0-0 4-3			4	1	1	0	0	0	2									
Vada Pinson, L OBP: 0.312, SLG: 0.387	(1, 8) X 0-0 4-3 1-2		(2, 8) X 0-0 1B			(1, 8) X 0-0 1-3		(1, 8) X 0-0 1B 1B		4	0	2	0	0	0	1									
Mack Jones, L OBP: 0.372, SLG: 0.433	(1, 7) X 0-0 F9 2H 2B		(3, 7) X 0-3 K			(1, 7) X 0-0 1B 1B		(1, 7) X 0-0 F9		4	0	2	1	0	1	1									
Lee May, R OBP: 0.339, SLG: 0.470	(1, 3) X 0-0 F9 2-3			(4, 3) X 4-0 L6-4-3 BB BB		(2, 3) X 0-0 P3		(1, 3) X 0-0 G6-4-3 1B		3	0	1	0	1	0	2									
Tony Perez, R OBP: 0.329, SLG: 0.399	(1, 5) X 0-0 5-3			(4, 5) X 4-0 L6-4-3 BB		(1, 5) X 0-0 1B		(1, 5) X 0-0 G6-4-3 1-2		3	0	1	0	1	0	3									
Tommy Helms, R OBP: 0.327, SLG: 0.390	(1, 4) X		(1, 4) X 0-0 G3		(1, 4) X 0-0 L6-4-3 1-2 2-3		(3, 4) X 0-0 F3		(1, 4) X 0-0 P4	4	0	0	0	0	0	4									
Pat Corrales, R OBP: 0.143 Johnny Bench, R OBP: 0.306, SLG: 0.427	(1, 2) X (7, PH) (8, 2) X		(2, 2) X 0-3 K			(1, 2) X 0-0 1-3		(1, 2) X 4-0 FC6-4 BB		2	0	0	0	0	1	0									
Woody Woodward, R OBP: 0.284, SLG: 0.248 Giraldo Ruiz, S OBP: 0.310, SLG: 0.272	(1, 6) X (7, PH) (8, 6) X		(1, 6) X 0-0 1B			(2, 6) X 0-0 4-3		(1, 6) X 0-0 FC6-4 FC4-6 1-2		2	0	1	0	0	0	0									
Jay Ritchie, R Bob Lee, R Don Pavletich, R George Culver, R Ted Abernathy, R Fred Whitfield, L	(1, 1) (6, 1) (7, PH) (7, PH) (8, 1) (8, PH)		(3, 1) X 0-0 4-3			(1, 1) X 0-1 CI		(2, 1) X 0-0 FC4-6 WP 1-2		(3, 1) X 0-0 F2	1	0	0	0	0	0	1								
<b>Inning Stats</b>	R: 1 E: 0 K: 0 S: 5	H: 2 LOB: 1 BB: 0 P: 5	R: 0 E: 0 K: 1 S: 6	H: 1 LOB: 1 BB: 0 P: 6	R: 0 E: 0 K: 1 S: 5	H: 1 LOB: 0 BB: 2 P: 9	R: 0 E: 0 K: 0 S: 4	H: 0 LOB: 1 BB: 0 P: 4	R: 0 E: 0 K: 0 S: 5	H: 2 LOB: 2 BB: 1 P: 5	R: 0 E: 0 K: 0 S: 3	H: 0 LOB: 2 BB: 1 P: 7	R: 0 E: 0 K: 0 S: 4	H: 2 LOB: 1 BB: 0 P: 4	R: 0 E: 0 K: 0 S: 4	H: 1 LOB: 1 BB: 0 P: 4	1B: 7 2B: 2 3B: 1 HR: 0	SF: 0 SAC: 0 DP: 1 HBP: 0	WP: 1 PB: 0 SB: 0 CS: 0	PA: 36					
<b>PITCHER</b>	IP	WLS	BF	H	R	ER	SO	BB	IBB	HBP	BLK	WP	HR	S	P	ERA	WHIP								
Dock Ellis, R ERA: 2.7	(1, 1)	7.0	W	28	6	1	2	3	0	0	0	0	0	29	41	1.29	1.286								
Roy Face, R ERA: 2.97	(8, 1)	2.0	S	8	3	0	0	0	0	0	0	0	0	8	8	0.00	1.500								

Pittsburgh Pirates @ Cincinnati Reds  
Crosley Field, Cincinnati, OH  
Wed Jul 31 1968, 7:05 PM EDT  
Att: 14,780 - Unknown

AB 32  
R 1  
H 9  
RBI 1  
BB 3  
SO 2  
LOB 18





Batter	1	2	3	4	5	6	7	8	9	AB	R	H	RBI	BB	SO	LOB	TOP									
Maury Wills, S OBP: 0.335, SLG: 0.332 Jose Pagan, R OBP: 0.229, SLG: 0.276	4-0 S E BB		0-0 F7			0-0 1B BB		0-0 6-3	0-0 6-3 1B 9-2-5 1B	4	2	2	0	1	0	0										
Matty Alou, L OBP: 0.372, SLG: 0.399	0-0 G3 1-H			0-0 HR 1B	0-0 BB BB SF9 1B		0-0 5-3		0-0 6-3 1B 1-2	5	2	3	0	0	0	0										
Roberto Clemente, R OBP: 0.329, SLG: 0.465	0-0 4-3			0-0 E4 HR 1-2	0-3 K		0-0 F9		0-0 6-3 1B 1-2 2-3	5	1	0	0	0	1	5										
Willie Stargell, L OBP: 0.333, SLG: 0.500	0-0 F9			0-0 HR 1-2 2-H	4-0 SF9 BB BB		4-0 FC5-4 BB		4-0 IBB	2	1	1	3	3	0	0										
Donn Clendenon, R OBP: 0.335, SLG: 0.401		0-3 K		4-0 SH1-4 BB	4-0 BB		0-0 FC5-4 1-2		0-0 9-2-5 3-H	3	0	0	1	2	1	4										
Gene Alley, R OBP: 0.291, SLG: 0.308	0-0 6-3			0-0 SH1-4 1-2	0-0 SF9 2-3 3-H			0-0 5-3		2	0	0	1	0	0	0										
Bill Mazerowski, R OBP: 0.293, SLG: 0.289	0-0 F2			0-0 F8	0-0 F2			0-0 5-3 1B		4	0	1	0	0	0	3										
Jerry May, R OBP: 0.306, SLG: 0.265			0-0 F8	4-0 IBB		0-0 P4		0-0 5-3 1-2		3	0	0	0	1	0	1										
Tommie Sisk, R OBP: 0.136, SLG: 0.050 Roy Face, R (9, 1)			0-3 K	0-3 K		0-0 F3		0-3 K		4	0	0	0	0	3	3										
<b>Inning Stats</b>	R: 1 E: 0 K: 0 S: 3	H: 0 LOB: 0 BB: 1 P: 7	R: 0 E: 0 K: 1 S: 5	H: 0 LOB: 0 BB: 0 P: 5	R: 0 E: 0 K: 1 S: 5	H: 0 LOB: 0 BB: 0 P: 5	R: 3 E: 1 K: 1 S: 8	H: 2 LOB: 2 BB: 2 P: 16	R: 2 E: 0 K: 0 S: 7	H: 2 LOB: 2 BB: 2 P: 15	R: 0 E: 0 K: 0 S: 3	H: 0 LOB: 0 BB: 0 P: 3	R: 0 E: 0 K: 1 S: 3	H: 0 LOB: 1 BB: 1 P: 7	R: 0 E: 0 K: 1 S: 6	H: 1 LOB: 1 BB: 0 P: 6	R: 0 E: 0 K: 0 S: 4	H: 2 LOB: 3 BB: 1 P: 8	1B: 6 2B: 1 3B: 0 HR: 1	SF: 1 SAC: 1 DP: 1 HBP: 0	WP: 0 PB: 0 SB: 1 CS: 0	PA: 41				
<b>PITCHER</b>	IP	WLS	BF	H	R	ER	SO	BB	IBB	HBP	BLK	WP	HR	S	P	ERA	WHIP									
Jim Maloney, R ERA: 3.62	(1, 1)	4.1	L	23	4	6	5	4	4	1	0	0	0	1	26	46	10.38	1.846								
Bob Lee, R ERA: 4.31	(5, 1)	3.2		13	1	0	0	1	1	0	0	0	0	0	14	18	0.00	0.545								
Clay Carroll, R ERA: 2.79	(9, 1)	1.0		5	2	0	0	0	0	1	0	0	0	0	4	8	0.00	2.000								

Pittsburgh Pirates @ Cincinnati Reds  
Crosley Field, Cincinnati, OH  
Thu Aug 01 1968, 7:05 PM EDT  
Att: 10,926 - Unknown

AB	32
R	6
H	7
RBI	5
BB	7
SO	5
LOB	16



Batter	1	2	3	4	5	6	7	8	9	AB	R	H	RBI	BB	SO	LOB	BOTTOM									
Pete Rose, S OBP: 0.391, SLG: 0.454	0-0 4-3 2B		0-0 4-3		0-0 G3			0-0 L4		4	0	1	0	0	0	1										
Vada Pinson, L OBP: 0.311, SLG: 0.393 Clay Carroll, R OBP: 0.167, SLG: 0.167	0-0 4-3 2-3		0-0 F8			0-0 HR		0-0 F8		4	1	1	1	0	0	1										
Mack Jones, L OBP: 0.368, SLG: 0.423	4-0 G1-6-3 IBB			0-0 3-1		0-3 K			0-0 3-1	3	0	0	0	1	1	0										
Lee May, R OBP: 0.338, SLG: 0.468	0-0 G1-6-3 1-2			0-0 6-3		0-3 K			0-0 G3 HBP 1B	4	0	1	0	0	1	2										
Johnny Bench, R OBP: 0.308, SLG: 0.426 George Culver, R OBP: 0.089, SLG: 0.111		0-0 P6		0-0 1B		0-0 5-3			1-0 G3 HBP	3	0	1	0	0	0	0										
Tony Perez, R OBP: 0.326, SLG: 0.395		0-0 G3		0-3 K			0-0 F9		0-0 G3 1-2 2-3	4	0	0	0	0	1	3										
Tommy Helms, R OBP: 0.326, SLG: 0.389		0-0 FC6-4 1B			0-0 F8		0-3 K		0-0 4-3	4	0	1	0	0	1	3										
Woody Woodward, R OBP: 0.277, SLG: 0.240		0-0 FC6-4 1-2			0-0 F7		0-0 F8			3	0	0	0	0	0	1										
Jim Maloney, L OBP: 0.298, SLG: 0.370 Bob Lee, R OBP: 0.200, SLG: 0.200 Alex Johnson, R OBP: 0.346, SLG: 0.387			0-0 3-1					0-0 6-3		1	0	0	0	0	0	0										
<b>Inning Stats</b>	R: 0 E: 0 K: 0 S: 3	H: 1 LOB: 1 BB: 1 P: 7	R: 0 E: 0 K: 0 S: 4	H: 1 LOB: 0 BB: 0 P: 4	R: 0 E: 0 K: 0 S: 3	H: 0 LOB: 0 BB: 0 P: 3	R: 0 E: 0 K: 1 S: 6	H: 1 LOB: 1 BB: 0 P: 6	R: 0 E: 0 K: 0 S: 4	H: 1 LOB: 1 BB: 0 P: 4	R: 1 E: 0 K: 2 S: 8	H: 1 LOB: 0 BB: 0 P: 8	R: 0 E: 0 K: 1 S: 5	H: 0 LOB: 0 BB: 0 P: 5	R: 0 E: 0 K: 0 S: 3	H: 0 LOB: 0 BB: 0 P: 3	R: 0 E: 0 K: 0 S: 4	H: 1 LOB: 3 BB: 0 P: 5	1B: 4 2B: 1 3B: 0 HR: 1	SF: 0 SAC: 0 DP: 1 HBP: 1	WP: 0 PB: 0 SB: 0 CS: 0	PA: 34				
<b>PITCHER</b>	IP	WLS	BF	H	R	ER	SO	BB	IBB	HBP	BLK	WP	HR	S	P	ERA	WHIP									
Tommie Sisk, R ERA: 3.06	(1, 1)	8.1	W	32	6	1	1	4	0	1	1	0	0	1	38	43	1.08	0.720								
Roy Face, R ERA: 2.92	(9, 1)	0.2	S	2	0	0	0	0	0	0	0	0	0	2	2	0.00	0.000									

Pittsburgh Pirates @ Cincinnati Reds  
Crosley Field, Cincinnati, OH  
Thu Aug 01 1968, 7:05 PM EDT  
Att: 10,926 - Unknown

AB	32
R	1
H	6
RBI	1
BB	1
SO	4
LOB	11





Batter	1	2	3	4	5	6	7	8	9	AB	R	H	RBI	BB	SO	LOB	TOP									
<b>Pete Rose, S</b> OBP: 0.397, SLG: 0.449 (1, 9)	0-0 3-1		0-3 K			0-0 FC1-6		0-0 1-3		4	0	0	0	0	1	1	<b>Cincinnati Reds @ Atlanta Braves</b> Atlanta Stadium, Atlanta, GA Sat Aug 03 1968, 7:05 PM EDT Unknown									
<b>Vada Pinson, L</b> OBP: 0.313, SLG: 0.395 (1, 8)	0-0 1B			0-0 P1		0-0 FC4-6		0-0 1B	0-0 G1-6-3	4	0	2	0	0	0	1										
<b>Mack Jones, L</b> OBP: 0.359, SLG: 0.409 (1, 7)	0-0 F7			0-3 K		0-0 F7		0-0 G1-6-3	0-0 G1-6-3	4	0	0	0	0	1	3										
<b>Lee May, R</b> OBP: 0.340, SLG: 0.471 (1, 3)	0-3 K			0-0 2B		0-0 1B		0-0 2B	0-0 6-3	4	0	2	0	0	1	1										
<b>Johnny Bench, R</b> OBP: 0.313, SLG: 0.433 (1, 2)		0-0 1B		0-0 2B		0-0 1B		0-0 1B		3	0	3	0	0	0	0										
<b>Tony Perez, R</b> OBP: 0.324, SLG: 0.392 (1, 5)		0-0 G6-4-3			0-0 5-3		0-0 P2-4-5-1			3	0	0	0	0	0	3										
<b>Giraldo Ruiz, S</b> OBP: 0.300, SLG: 0.262 (1, 4)		0-3 K			0-0 P6		0-0 F7			3	0	0	0	0	1	1										
<b>Woody Woodward, R</b> OBP: 0.272, SLG: 0.236 (8, PH)			0-0 6-3		0-0 6-3			0-0 F9		0	0	0	0	0	0	0										
<b>Alex Johnson, R</b> OBP: 0.345, SLG: 0.386 (8, 6)										1	0	0	0	0	0	0										
<b>Leo Cardenas, R</b> OBP: 0.275, SLG: 0.261 (8, 6)										0	0	0	0	0	0	0										
<b>George Culver, R</b> OBP: 0.104, SLG: 0.125 (1, 1)		0-0 B1				0-0 FC1-6		0-3 K		3	0	1	0	0	1	0										
<b>Inning Stats</b>	R: 0 E: 0 K: 1 S: 6	H: 1 LOB: 1 BB: 0 P: 6	R: 0 E: 0 K: 1 S: 5	H: 1 LOB: 0 BB: 0 P: 5	R: 0 E: 0 K: 1 S: 5	H: 0 LOB: 0 BB: 0 P: 5	R: 0 E: 0 K: 1 S: 6	H: 2 LOB: 2 BB: 0 P: 6	R: 0 E: 0 K: 0 S: 3	H: 0 LOB: 0 BB: 0 P: 3	R: 0 E: 0 K: 0 S: 4	H: 1 LOB: 1 BB: 0 P: 4	R: 0 E: 0 K: 0 S: 4	H: 2 LOB: 1 BB: 0 P: 4	R: 0 E: 0 K: 1 S: 5	H: 0 LOB: 0 BB: 0 P: 5	R: 0 E: 0 K: 0 S: 3	H: 1 LOB: 0 BB: 0 P: 3	1B: 6 2B: 3 3B: 0 HR: 0	SF: 0 SAC: 0 DP: 3 HBP: 0	WP: 0 PB: 0 SB: 1 CS: 1	PA: 31				
<b>PITCHER</b> <b>Ron Reed, R</b> ERA: 2.81 (1, 1)	IP: 9.0 WLS: W BF: 31	H: 8 R: 0 ER: 0 SO: 5	BB: 0 IBB: 0 HBP: 0 BLK: 0	WP: 0 HR: 0 S: 41 P: 41	ERA: 0.00 WHIP: 0.889											ERA: 0.00 WHIP: 0.889										

Batter	1	2	3	4	5	6	7	8	9	AB	R	H	RBI	BB	SO	LOB	BOTTOM									
<b>Felipe Alou, R</b> OBP: 0.344, SLG: 0.407 (1, 8)	0-0 F7		4-0 S			0-0 2B		0-0 CS		3	0	2	1	1	0	0	<b>Cincinnati Reds @ Atlanta Braves</b> Atlanta Stadium, Atlanta, GA Sat Aug 03 1968, 7:05 PM EDT Unknown									
<b>Felix Milten, R</b> OBP: 0.316, SLG: 0.331 (1, 4)	0-0 S		0-3 K			0-0 5-3		0-0 1-3		4	0	1	0	0	1	3										
<b>Hank Aaron, R</b> OBP: 0.324, SLG: 0.472 (1, 9)	0-3 K			0-0 6-3		0-0 5-3				3	0	0	0	0	1	2										
<b>Joe Torre, R</b> OBP: 0.342, SLG: 0.409 (1, 2)	0-0 L6			4-0 BB		0-0 P3				2	0	0	0	1	0	1										
<b>Tito Francona, L</b> OBP: 0.412, SLG: 0.377 (9, 3)		0-0 G4-6-3		0-0 G4-6-3		0-0 6-3				3	0	1	0	0	0	1										
<b>Deron Johnson, R</b> OBP: 0.283, SLG: 0.302 (9, 3)			0-0 1B		0-0 G4-6-3		0-0 6-3			0	0	0	0	0	0	0										
<b>Bob Johnson, R</b> OBP: 0.323, SLG: 0.315 (1, 5)		0-0 G4-6-3			0-0 6-3		0-0 1B			3	0	1	0	0	0	1										
<b>Mike Lum, L</b> OBP: 0.256, SLG: 0.322 (1, 7)	0-0 4-3				0-0 F7		0-0 4-3			3	0	0	0	0	0	1										
<b>Marty Martinez, S</b> OBP: 0.289, SLG: 0.232 (1, 6)			0-0 6-3		0-0 F7			4-0 SH1-4		2	1	0	0	1	0	0										
<b>Ron Reed, R</b> OBP: 0.188, SLG: 0.152 (1, 1)			0-0 F9			0-3 K		0-0 SH1-4		2	0	0	0	0	1	0										
<b>Inning Stats</b>	R: 0 E: 0 K: 1 S: 6	H: 1 LOB: 1 BB: 0 P: 6	R: 0 E: 0 K: 0 S: 3	H: 1 LOB: 0 BB: 0 P: 3	R: 0 E: 0 K: 1 S: 5	H: 0 LOB: 1 BB: 1 P: 9	R: 0 E: 0 K: 0 S: 2	H: 0 LOB: 0 BB: 1 P: 6	R: 0 E: 0 K: 0 S: 3	H: 0 LOB: 0 BB: 0 P: 3	R: 0 E: 0 K: 1 S: 6	H: 1 LOB: 1 BB: 0 P: 6	R: 0 E: 0 K: 0 S: 4	H: 1 LOB: 1 BB: 0 P: 4	R: 1 E: 0 K: 0 S: 3	H: 1 LOB: 0 BB: 1 P: 7	1B: 4 2B: 1 3B: 0 HR: 0	SF: 0 SAC: 1 DP: 2 HBP: 0	WP: 0 PB: 0 SB: 2 CS: 1	PA: 29						
<b>PITCHER</b> <b>George Culver, R</b> ERA: 2.75 (1, 1)	IP: 8.0 WLS: L BF: 29	H: 5 R: 1 ER: 1 SO: 3	BB: 3 IBB: 0 HBP: 0 BLK: 0	WP: 0 HR: 0 S: 32 P: 44	ERA: 1.12 WHIP: 1.000											ERA: 1.12 WHIP: 1.000										



Batter	1	2	3	4	5	6	7	8	9	AB	R	H	RBI	BB	SO	LOB	TOP																
<b>Pete Rose, S</b> OBP: 0.386, SLG: 0.449 (1, 9)										4	0	1	0	0	1	2	<b>Cincinnati Reds @ Atlanta Braves</b> Atlanta Stadium, Atlanta, GA Sat Aug 03 1968, 7:05 PM EDT Att: 23,961 - Unknown																
<b>Vada Pinson, L</b> OBP: 0.310, SLG: 0.390 (1, 8)										4	0	0	0	0	1	1																	
<b>Alex Johnson, R</b> OBP: 0.349, SLG: 0.399 (1, 7)										4	2	3	0	0	1	0																	
<b>Lee May, R</b> OBP: 0.342, SLG: 0.474 (1, 3)										4	1	2	2	0	1	1																	
<b>Tommy Helms, R</b> OBP: 0.326, SLG: 0.387 (1, 4)										4	1	1	1	0	0	1																	
<b>Tony Perez, R</b> OBP: 0.326, SLG: 0.401 (1, 5)										4	1	2	1	0	0	0																	
<b>Pat Corrales, R</b> OBP: 0.176, SLG: 0.176 (1, 2)										3	0	1	1	0	0	0																	
<b>Clay Carroll, R</b> OBP: 0.154, SLG: 0.154 (6, 1)										0	0	0	0	0	0	0																	
<b>Leo Cardenas, R</b> OBP: 0.274, SLG: 0.258 (1, 6)										3	0	0	0	0	0	0																	
<b>Gary Nolan, R</b> OBP: 0.269, SLG: 0.273 (1, 1)										0	0	0	0	0	0	0																	
<b>Jay Ritchie, R</b> OBP: 0.312, SLG: 0.431 (2, 1)										2	0	0	0	0	0	3																	
<b>Johnny Bench, R</b> OBP: 0.312, SLG: 0.431 (6, 2)										2	0	0	0	0	0	0																	
<b>Inning Stats</b>	R: 0 E: 1 K: 2 S: 8	H: 1 LOB: 1 BB: 0 P: 8	R: 0 E: 0 K: 0 S: 3	H: 0 LOB: 0 BB: 0 P: 3	R: 0 E: 0 K: 0 S: 4	H: 1 LOB: 1 BB: 0 P: 4	R: 3 E: 0 K: 1 S: 9	H: 5 LOB: 2 BB: 0 P: 10	R: 0 E: 0 K: 1 S: 5	H: 0 LOB: 0 BB: 0 P: 5	R: 0 E: 0 K: 0 S: 3	H: 0 LOB: 0 BB: 0 P: 3	R: 0 E: 0 K: 0 S: 3	H: 0 LOB: 0 BB: 0 P: 3	R: 1 E: 0 K: 0 S: 4	H: 2 LOB: 0 BB: 0 P: 4	R: 1 E: 0 K: 1 S: 6	H: 1 LOB: 0 BB: 0 P: 6	1B: 5 2B: 2 3B: 2 HR: 1	SF: 0 SAC: 0 DP: 2 HBP: 1	WP: 0 PB: 0 SB: 0 CS: 0	PA: 36											
<b>PITCHER</b>	IP WLS BF H R ER SO BB IBB HBP BLK WP HR S P ERA WHIP																																
<b>Pat Jarvis, R</b> ERA: 2.47 (1, 1)	3.0	15	6	3	3	2	0	0	0	0	0	0	0	19	19	9.00	2.000																
<b>Ken Johnson, R</b> ERA: 3.17 (4, 1)	6.0	L 21	4	2	2	3	0	0	1	0	0	1	26	27	3.00	0.667																	

AB	34
R	5
H	10
RBI	5
BB	0
SO	4
LOB	8



Batter	1	2	3	4	5	6	7	8	9	AB	R	H	RBI	BB	SO	LOB	BOTTOM																
<b>Felix Millan, R</b> OBP: 0.313, SLG: 0.328 (1, 4)										4	0	0	0	0	0	1	<b>Cincinnati Reds @ Atlanta Braves</b> Atlanta Stadium, Atlanta, GA Sat Aug 03 1968, 7:05 PM EDT Att: 23,961 - Unknown																
<b>Tito Francona, L</b> OBP: 0.405, SLG: 0.372 (1, 7)										3	1	0	0	1	0	0																	
<b>Felipe Alou, R</b> OBP: 0.345, SLG: 0.410 (1, 8)										4	1	2	1	0	0	0																	
<b>Joe Torre, R</b> OBP: 0.341, SLG: 0.406 (1, 3)										4	0	1	1	0	1	1																	
<b>Bob Johnson, R</b> OBP: 0.320, SLG: 0.313 (1, 5)										4	1	1	0	0	0	2																	
<b>Mike Lum, L</b> OBP: 0.264, SLG: 0.353 (1, 9)										4	0	2	1	0	0	1																	
<b>Bob Tillman, R</b> OBP: 0.240, SLG: 0.279 (1, 2)										3	0	0	0	0	0	1																	
<b>Hank Aaron, R</b> OBP: 0.323, SLG: 0.471 (9, PH)										1	0	0	0	0	1	1																	
<b>Marty Martinez, S</b> OBP: 0.285, SLG: 0.228 (1, 6)										3	0	0	0	0	0	0																	
<b>Pat Jarvis, R</b> OBP: 0.180, SLG: 0.186 (1, 1)										1	0	1	0	0	0	0																	
<b>Ken Johnson, R</b> OBP: 0.139, SLG: 0.143 (4, 1)										2	0	0	0	0	2	0																	
<b>Inning Stats</b>	R: 1 E: 0 K: 0 S: 5	H: 2 LOB: 1 BB: 0 P: 5	R: 0 E: 0 K: 0 S: 3	H: 0 LOB: 0 BB: 0 P: 3	R: 0 E: 0 K: 0 S: 3	H: 1 LOB: 0 BB: 0 P: 3	R: 1 E: 0 K: 0 S: 5	H: 2 LOB: 1 BB: 0 P: 5	R: 0 E: 0 K: 1 S: 5	H: 0 LOB: 0 BB: 0 P: 5	R: 1 E: 0 K: 0 S: 4	H: 1 LOB: 1 BB: 1 P: 8	R: 0 E: 0 K: 1 S: 5	H: 0 LOB: 0 BB: 0 P: 5	R: 0 E: 0 K: 0 S: 3	H: 0 LOB: 0 BB: 0 P: 3	R: 0 E: 0 K: 2 S: 8	H: 1 LOB: 1 BB: 0 P: 8	1B: 3 2B: 4 3B: 1 HR: 0	SF: 0 SAC: 0 DP: 1 HBP: 0	WP: 0 PB: 0 SB: 1 CS: 0	PA: 34											
<b>PITCHER</b>	IP WLS BF H R ER SO BB IBB HBP BLK WP HR S P ERA WHIP																																
<b>Gary Nolan, R</b> ERA: 2.58 (1, 1)	1.0	5	2	1	1	0	0	0	0	0	0	0	0	5	5	2.25	0.750																
<b>Jay Ritchie, R</b> ERA: 3.55 (2, 1)	4.0	14	3	1	1	1	0	0	0	0	0	0	16	16	2.25	0.750																	
<b>Clay Carroll, R</b> ERA: 2.76 (6, 1)	4.0	W 15	2	1	1	3	1	0	0	0	0	0	20	24	2.25	0.750																	

AB	33
R	3
H	7
RBI	3
BB	1
SO	4
LOB	7





Batter	1	2	3	4	5	6	7	8	9	10	11	12	AB	R	H	RBI	BB	SO	LOB	TOP								
<b>Pete Rose, S</b> OBP: 0.390, SLG: 0.455 (1.9)														6	1	4	1	0	0	1								
<b>Vada Pinson, L</b> OBP: 0.310, SLG: 0.397 (1.8)														6	1	2	1	0	1	4								
<b>Alex Johnson, R</b> OBP: 0.349, SLG: 0.401 (1.7)														6	1	2	0	0	1	3								
<b>Lee May, R</b> OBP: 0.341, SLG: 0.470 (1.3)														5	0	1	1	1	1	2								
<b>Giraldo Ruiz, S</b> OBP: 0.300, SLG: 0.262 (12.3)													6	1	2	1	0	0	2									
<b>Johnny Bench, R</b> OBP: 0.312, SLG: 0.429 (1.2)														5	0	1	1	1	0	2								
<b>Tony Perez, R</b> OBP: 0.328, SLG: 0.404 (1.5)														5	0	1	1	1	0	2								
<b>Tommy Helms, R</b> OBP: 0.328, SLG: 0.389 (1.4)														6	2	3	0	0	0	2								
<b>Leo Cardenas, R</b> OBP: 0.275, SLG: 0.259 (1.6)														3	0	1	0	0	1									
<b>Tony Cloninger, R</b> MAJOR LEAGUE: 0.300 (7.79) ERA: 3.27, SLG: 0.406 (7.79) Clay Carroll, R (7.1) Fred Whitfield, R (9.1) Bob Lee, R (9.1) Don Fawcett, R (11.1) Jay Ritchie, R (11.1)														0	0	0	0	0	0	0								
<b>Inning Stats</b>	R: 0 E: 0 K: 4 S: 4	H: 1 LOB: 1 BB: 0 P: 4	R: 0 E: 0 K: 1 S: 5	H: 0 LOB: 1 BB: 1 P: 9	R: 0 E: 0 K: 2 S: 7	H: 1 LOB: 1 BB: 0 P: 7	R: 0 E: 0 K: 1 S: 6	H: 1 LOB: 0 BB: 0 P: 6	R: 0 E: 0 K: 0 S: 3	H: 0 LOB: 0 BB: 0 P: 3	R: 1 E: 0 K: 0 S: 6	H: 2 LOB: 1 BB: 0 P: 5	R: 1 E: 0 K: 0 S: 6	H: 3 LOB: 2 BB: 0 P: 6	R: 0 E: 0 K: 0 S: 4	H: 1 LOB: 1 BB: 0 P: 4	R: 2 E: 0 K: 1 S: 8	H: 3 LOB: 1 BB: 0 P: 8	R: 0 E: 0 K: 0 S: 3	H: 0 LOB: 0 BB: 0 P: 3	R: 0 E: 0 K: 0 S: 4	H: 1 LOB: 1 BB: 0 P: 4	R: 2 E: 0 K: 0 S: 6	H: 3 LOB: 1 BB: 1 P: 9	1B: 11 2B: 4 3B: 2 HR: 0	SF: 0 SAC: 2 DP: 1 HBP: 0	WP: 2 PB: 0 SB: 0 CS: 1	PA: 52
<b>PITCHER</b>	IP WLS BF H R ER SO BB IBB HBP BLK WP HR S P ERA WHIP																											
<b>Phil Niekro, R</b> (1.1) ERA: 2.95	28 8 2 2 4 0 0 0 0 0 1 0 9 9 9.00 1.350																											
<b>Claude Raymond, R</b> (7.1) ERA: 3.0	2.0 9 3 2 2 0 0 0 0 0 0 0 9 9 9.00 1.500																											
<b>Dick Kelley, L</b> (9.1) ERA: 3.05	0.1 2 1 0 0 1 0 0 0 0 0 0 4 4 0.00 3.000																											
<b>Jim Britton, R</b> (10.1) ERA: 2.78	1.0 3 0 0 0 0 0 0 0 0 0 0 3 3 0.00 0.000																											
<b>Cecil Upshaw, R</b> (11.1) ERA: 2.21	2.0 L 10 4 2 2 0 0 0 1 0 0 0 0 9 13 9.00 2.000																											

Cincinnati Reds @ Atlanta Braves  
Atlanta Stadium, Atlanta, GA  
Sun Aug 04 1968, 3:33 AM EDT  
Alt. 14,507 - Unknown

AB 46  
R 6  
H 16  
RBI 5  
BB 2  
SO 4  
LOB 21



Batter	1	2	3	4	5	6	7	8	9	10	11	12	AB	R	H	RBI	BB	SO	LOB	BOTTOM						
<b>Wayne Causey, L</b> OBP: 0.246, SLG: 0.198 (1.4)													6	1	1	1	0	1	2							
<b>Cecil Upshaw, R</b> OBP: 0.200, SLG: 0.143 (11.1)													0	0	0	0	0	0	0							
<b>Mike Lum, L</b> OBP: 0.267, SLG: 0.352 (1.7)													6	2	2	0	0	1	2							
<b>Hank Aaron, R</b> OBP: 0.323, SLG: 0.471 (1.9)													6	1	2	0	0	1	0							
<b>Joe Torre, R</b> OBP: 0.341, SLG: 0.405 (7.2)													6	0	2	2	0	2	1							
<b>Felipe Alou, R</b> OBP: 0.347, SLG: 0.411 (1.8)													4	0	1	0	2	0	1							
<b>Bob Johnson, R</b> OBP: 0.330, SLG: 0.317 (1.5)													5	0	2	0	1	0	3							
<b>Bob Tillman, R</b> OBP: 0.238, SLG: 0.276 (1.2)													2	0	0	0	0	0	3							
<b>Tito Francona, L</b> OBP: 0.414, SLG: 0.373 (6.7)													2	0	1	0	2	0	0							
<b>Marty Martinez, S</b> OBP: 0.278, SLG: 0.222 (1.6)													5	0	0	0	0	2	8							
<b>Phil Niekro, R</b> (1.1) ERA: 5.08 Clay Carroll, R (7.1) Dick Kelley, R (9.1) Tommy Helms, R (9.1) Jim Britton, R (10.1) Felix Milliet, R (10.1) Jay Ritchie, R (11.1)													3	0	0	0	0	2	7							
<b>Inning Stats</b>	R: 1 E: 0 K: 2 S: 8	H: 1 LOB: 0 BB: 0 P: 8	R: 0 E: 1 K: 1 S: 7	H: 1 LOB: 2 BB: 0 P: 7	R: 1 E: 0 K: 2 S: 8	H: 1 LOB: 0 BB: 0 P: 8	R: 0 E: 0 K: 2 S: 6	H: 1 LOB: 1 BB: 0 P: 12	R: 0 E: 0 K: 0 S: 3	H: 0 LOB: 0 BB: 0 P: 3	R: 0 E: 0 K: 0 S: 6	H: 1 LOB: 1 BB: 0 P: 14	R: 0 E: 0 K: 0 S: 4	H: 1 LOB: 0 BB: 0 P: 4	R: 2 E: 0 K: 1 S: 8	H: 3 LOB: 2 BB: 1 P: 12	R: 0 E: 0 K: 0 S: 3	H: 0 LOB: 2 BB: 2 P: 11	R: 0 E: 0 K: 0 S: 4	H: 1 LOB: 1 BB: 0 P: 4	R: 0 E: 0 K: 0 S: 6	H: 0 LOB: 0 BB: 0 P: 6	1B: 8 2B: 2 3B: 0 HR: 1	SF: 0 SAC: 1 DP: 0 HBP: 0	WP: 0 PB: 0 SB: 1 CS: 0	PA: 54
<b>PITCHER</b>	IP WLS BF H R ER SO BB IBB HBP BLK WP HR S P ERA WHIP																									
<b>Tony Cloninger, R</b> (1.1) ERA: 5.08	6.0 27 5 2 2 1 8 2 0 1 0 0 0 1 40 52 1.50 1.167																									
<b>Clay Carroll, R</b> (7.1) ERA: 2.69	2.0 8 2 0 0 0 0 0 0 0 0 0 8 8 0.00 1.000																									
<b>Bob Lee, R</b> (9.1) ERA: 4.47	2.0 12 3 2 2 1 1 2 0 0 0 0 11 23 9.00 2.000																									
<b>Jay Ritchie, R</b> (11.1) ERA: 3.34	2.0 W 7 1 0 0 1 0 0 0 0 0 0 9 9 0.00 0.500																									

Cincinnati Reds @ Atlanta Braves  
Atlanta Stadium, Atlanta, GA  
Sun Aug 04 1968, 3:33 AM EDT  
Alt. 14,507 - Unknown

AB 47  
R 4  
H 11  
RBI 3  
BB 6  
SO 10  
LOB 27





Batter	1	2	3	4	5	6	7	8	9	AB	R	H	RBI	BB	SO	LOB	TOP										
<b>Pete Rose, S</b> OBP: 0.397, SLG: 0.452 (1, 9)	0-0 4-3		0-3 K		0-0 1B			0-0 F7	0-0 FC4-6	5	0	1	0	0	1	1	<b>Cincinnati Reds @ St. Louis Cardinals</b> Busch Stadium, St. Louis, MO Mon Aug 05 1968, 7:05 PM CDT Att: 26,607 - Unknown										
<b>Vada Pinson, L</b> OBP: 0.312, SLG: 0.398 (1, 8)	0-0 P4		0-0 FC4-6 1B		0-0 5-3			0-0 1B 1B		4	1	2	0	0	0	1											
<b>Alex Johnson, R</b> OBP: 0.348, SLG: 0.400 (1, 7)	0-0 3-1		0-0 FC4-6 1-2		0-0 6-3			0-0 1B 1-2 1B		4	1	1	0	0	0	1											
<b>Lee May, R</b> OBP: 0.341, SLG: 0.468 (1, 3)		0-3 K		0-0 5-3		0-3 K		0-0 1B 1-3 2-H 1B		4	0	1	1	0	2	0											
<b>Johnny Bench, R</b> OBP: 0.314, SLG: 0.430 (1, 2)		0-0 1B 1B		0-0 4-3		0-0 5-3		0-0 FC6-4 1-3 3-H 1B		4	0	2	1	0	0	0											
<b>Tony Perez, R</b> OBP: 0.327, SLG: 0.404 <b>Clay Carroll, R</b> OBP: 0.154, SLG: 0.154 (8, 1)		0-0 1-2 1B		0-0 1B		0-0 6-3		0-0 FC6-4 1-2		4	0	2	0	0	0	2											
<b>Tommy Helms, R</b> OBP: 0.325, SLG: 0.385 (8, 5)		0-0 F7 1B		0-0 F9		0-0 P4		0-0 K		4	0	0	0	0	1	3											
<b>Leo Cardenas, R</b> OBP: 0.272, SLG: 0.256 <b>Fred Whitfield, L</b> OBP: 0.292, SLG: 0.247 <b>Woody Woodward, R</b> OBP: 0.272, SLG: 0.236 (9, PH)		0-0 6-3		0-0 P4		0-0 5-3		0-0 FC4-6 1B		3	0	0	0	0	0	2											
<b>Gerry Arrigo, L</b> OBP: 0.119, SLG: 0.103 <b>Mack Jones, L</b> OBP: 0.354, SLG: 0.403 (8, PH)		0-0 F9		0-3 K		0-3 K		0-3 K		1	0	0	0	0	1	0											
<b>Don Pavletich, R</b> OBP: 0.329, SLG: 0.360 (9, PH)										1	0	0	0	0	1	1											
<b>Inning Stats</b>	R: 0 E: 0 K: 0 S: 3	H: 0 LOB: 0 BB: 0 P: 3	R: 0 E: 0 K: 1 S: 7	H: 2 LOB: 2 BB: 0 P: 7	R: 0 E: 0 K: 1 S: 6	H: 1 LOB: 1 BB: 0 P: 6	R: 0 E: 0 K: 0 S: 4	H: 1 LOB: 1 BB: 0 P: 4	R: 0 E: 0 K: 1 S: 5	H: 0 LOB: 0 BB: 0 P: 5	R: 0 E: 0 K: 0 S: 3	H: 0 LOB: 0 BB: 0 P: 3	R: 2 E: 0 K: 1 S: 9	H: 4 LOB: 2 BB: 0 P: 9	R: 0 E: 0 K: 2 S: 8	H: 1 LOB: 1 BB: 0 P: 8		1B: 10 2B: 0 3B: 0 HR: 0	SF: 0 SAC: 0 DP: 0 HBP: 0	WP: 0 PB: 0 SB: 0 CS: 0	PA: 37						
<b>PITCHER</b>	IP	WLS	BF	H	R	ER	SO	BB	IBB	HBP	BLK	WP	HR	S	P	ERA		WHIP									
<b>Nelson Briles, R</b> ERA: 2.56	(1, 1)	7.2	W	32	9	2	2	5	0	0	0	0	0	42	42	2.35	1.174										
<b>Wayne Granger, R</b> ERA: 2.1	(8, 1)	0.2		3	1	0	0	1	0	0	0	0	0	5	5	0.00	1.500										
<b>Joe Hoerner, L</b> ERA: 1.6	(9, 1)	0.2	S	2	0	0	0	1	0	0	0	0	0	4	4	0.00	0.000										

AB	37
R	2
H	10
RBI	2
BB	0
SO	7
LOB	11



Batter	1	2	3	4	5	6	7	8	9	AB	R	H	RBI	BB	SO	LOB	BOTTOM											
<b>Lou Brock, L</b> OBP: 0.323, SLG: 0.439 (1, 7)	0-0 1B 3B		0-0 1-3		0-0 1-3			0-0 3B		4	1	2	0	0	0	1	<b>Cincinnati Reds @ St. Louis Cardinals</b> Busch Stadium, St. Louis, MO Mon Aug 05 1968, 7:05 PM CDT Att: 26,607 - Unknown											
<b>Julian Javier, R</b> OBP: 0.287, SLG: 0.333 (1, 4)	0-0 CS 1B		0-0 F2		0-0 5-3			0-0 6-3		4	0	1	1	0	0	1												
<b>Curt Flood, R</b> OBP: 0.339, SLG: 0.374 (1, 8)	0-0 3-H WP 1B		0-0 4-0 G6-4-3 BB		0-0 F2			0-0 5-3		3	0	1	0	1	0	1												
<b>Orlando Cepeda, R</b> OBP: 0.322, SLG: 0.389 (1, 3)	0-0 1-3 1-2		0-0 G6-4-3 1-2		0-0 2B 1B			0-0 5-3		4	1	1	0	0	0	3												
<b>Mike Shannon, R</b> OBP: 0.329, SLG: 0.437 (1, 5)	0-0 1-3		0-3 K		0-0 1-H 2B			0-0 4-3		3	0	1	1	0	1	1												
<b>Johnny Edwards, L</b> OBP: 0.309, SLG: 0.362 (1, 2)		0-0 P4		0-0 F2		0-0 4-3				3	0	0	0	0	0	1												
<b>Ron Davis, R</b> OBP: 0.266, SLG: 0.298 (1, 9)		0-0 1B 6-3 1B		0-0 F7		0-0 G5-4-3 1B				3	1	2	0	0	0	0												
<b>Daf Maxvill, R</b> OBP: 0.300, SLG: 0.285 (1, 6)		0-0 6-3 1B		0-0 F9		0-0 G5-4-3 1-2				3	0	1	0	0	0	1												
<b>Nelson Briles, R</b> OBP: 0.143, SLG: 0.103 <b>Wayne Granger, R</b> OBP: 0.200, SLG: 0.200 <b>Joe Hoerner, R</b> (9, 1)		0-0 6-3		0-0 6-3		0-0 6-3				3	0	0	1	0	0	1												
<b>Inning Stats</b>	R: 1 E: 0 K: 0 S: 5	H: 3 LOB: 1 BB: 0 P: 5	R: 1 E: 0 K: 0 S: 5	H: 2 LOB: 1 BB: 0 P: 5	R: 0 E: 0 K: 1 S: 2	H: 0 LOB: 0 BB: 1 P: 6	R: 0 E: 0 K: 1 S: 5	H: 0 LOB: 0 BB: 0 P: 5	R: 0 E: 0 K: 0 S: 3	H: 2 LOB: 1 BB: 0 P: 5	R: 0 E: 0 K: 0 S: 3	H: 1 LOB: 0 BB: 0 P: 3	R: 0 E: 0 K: 0 S: 4	H: 1 LOB: 1 BB: 0 P: 4	1B: 6 2B: 1 3B: 2 HR: 0	SF: 0 SAC: 0 DP: 2 HBP: 0		WP: 1 PB: 0 SB: 0 CS: 1	PA: 31									
<b>PITCHER</b>	IP	WLS	BF	H	R	ER	SO	BB	IBB	HBP	BLK	WP	HR	S	P	ERA		WHIP										
<b>Gerry Arrigo, L</b> ERA: 2.96	(1, 1)	7.0	L	27	8	3	3	1	0	0	0	0	0	28	32	3.86		1.286										
<b>Clay Carroll, R</b> ERA: 2.65	(8, 1)	1.0		4	1	0	0	0	0	0	0	0	0	4	4	0.00	1.000											

AB	30
R	3
H	9
RBI	3
BB	1
SO	1
LOB	10





Batter	1	2	3	4	5	6	7	8	9	AB	R	H	RBI	BB	SO	LOB	TOP										
<b>Pete Rose, S</b> OBP: 0.385, SLG: 0.447 (1, 9)	F9		6-3		G6-4-3			6-3		4	0	0	0	1	0	2	<b>Cincinnati Reds @ St. Louis Cardinals</b> Busch Stadium, St. Louis, MO Tue Aug 06 1968, 7:05 PM CDT Att: 26,299 - Unknown										
<b>Vada Pinson, L</b> OBP: 0.313, SLG: 0.398 (1, 8)	K						F7	1B	4-3	5	1	2	0	0	1	1											
<b>Alex Johnson, R</b> OBP: 0.350, SLG: 0.400 (1, 7)	6-3		FC4-6					1B		4	1	2	0	0	0	1											
<b>Lee May, R</b> OBP: 0.340, SLG: 0.465 (1, 3)		E7	CS					1B	E4	4	2	1	0	0	1	2											
<b>Johnny Bench, R</b> OBP: 0.313, SLG: 0.428 (1, 2)	4-3						F5	1B		4	0	1	1	0	0	1											
<b>Tony Perez, R</b> OBP: 0.327, SLG: 0.403 (1, 5)	P4						F9	1B		4	0	1	1	0	0	1											
<b>Tommy Helms, R</b> OBP: 0.327, SLG: 0.389 (1, 4)							4-3	1-3		4	0	2	1	0	0	2											
<b>Leo Cardenas, R</b> OBP: 0.275, SLG: 0.270 (1, 6)							F8	HR	5-3	4	1	2	1	0	0	1											
<b>Jim Maloney, L</b> OBP: 0.294, SLG: 0.347 (1, 1)	K							G3	K	3	0	0	0	1	2	2											
<b>Inning Stats</b>	R: 0 E: 0 K: 1 S: 5	H: 0 LOB: 0 BB: 0 P: 5	R: 1 E: 1 K: 1 S: 8	H: 3 LOB: 2 BB: 0 P: 8	R: 0 E: 0 K: 0 S: 3	H: 1 LOB: 0 BB: 0 P: 3	R: 0 E: 0 K: 1 S: 5	H: 0 LOB: 0 BB: 0 P: 5	R: 0 E: 0 K: 0 S: 3	H: 1 LOB: 1 BB: 1 P: 7	R: 0 E: 0 K: 0 S: 3	H: 0 LOB: 0 BB: 0 P: 3	R: 0 E: 0 K: 0 S: 3	H: 0 LOB: 0 BB: 0 P: 3	R: 4 E: 1 K: 0 S: 9	H: 5 LOB: 2 BB: 0 P: 9		R: 0 E: 0 K: 1 S: 5	H: 0 LOB: 1 BB: 1 P: 9	1B: 9 2B: 1 3B: 0 HR: 1	SF: 0 SAC: 0 DP: 2 HBP: 0	WP: 0 PB: 0 SB: 0 CS: 1	PA: 39				
<b>PITCHER</b>	IP	WLS	BF	H	R	ER	SO	BB	IBB	HBP	BLK	WP	HR	S	P	ERA	WHIP										
<b>Steve Carlton, L</b> ERA: 2.71 (1, 1)	7.2	L	30	9	4	2	3	1	0	0	0	0	1	35	39	2.35	1.304										
<b>Wayne Granger, R</b> ERA: 2.98 (8, 1)	0.1		4	2	1	0	0	0	0	0	0	0	0	4	4	0.00	6.000										
<b>Ron Willis, R</b> ERA: 2.63 (9, 1)	1.0		4	0	0	0	1	1	0	0	0	0	0	5	9	0.00	1.000										

AB	36
R	5
H	11
RBI	4
BB	2
SO	4
LOB	13



Batter	1	2	3	4	5	6	7	8	9	AB	R	H	RBI	BB	SO	LOB	BOTTOM										
<b>Lou Brock, L</b> OBP: 0.321, SLG: 0.435 (1, 7)	F5		5-3		4-3			F7		4	0	0	0	0	0	3	<b>Cincinnati Reds @ St. Louis Cardinals</b> Busch Stadium, St. Louis, MO Tue Aug 06 1968, 7:05 PM CDT Att: 26,299 - Unknown										
<b>Curt Flood, R</b> OBP: 0.339, SLG: 0.373 (1, 8)	F2						6-3	F9		4	0	1	0	0	0	1											
<b>Roger Maris, L</b> OBP: 0.329, SLG: 0.392 (1, 9)	F5						G3		4-3	4	0	0	0	0	0	1											
<b>Orlando Cepeda, R</b> OBP: 0.322, SLG: 0.388 (1, 3)		F3			FC6		6-3			4	0	1	0	0	0	1											
<b>Johnny Edwards, L</b> OBP: 0.307, SLG: 0.355 (1, 2)	4-3						4-3		G4-6-3	3	0	0	0	1	0	1											
<b>Mike Shannon, R</b> OBP: 0.327, SLG: 0.433 (1, 5)	F9						K			3	0	0	0	0	2	2											
<b>Julian Javier, R</b> OBP: 0.285, SLG: 0.331 (1, 4)					F9		F3			3	0	0	0	0	0	0											
<b>Dal Maxvill, R</b> OBP: 0.306, SLG: 0.292 (1, 6)										3	0	3	0	0	0	0											
<b>Steve Carlton, L</b> OBP: 0.182, SLG: 0.327 (1, 1)										1	0	0	0	0	1	1											
<b>Wayne Granger, R</b> OBP: 0.200, SLG: 0.200 (8, 1)										0	0	0	0	0	0	0											
<b>Tim McCarver, L</b> OBP: 0.288, SLG: 0.336 (6, PH)										1	0	0	0	0	1	1											
<b>Ron Willis, R</b> (9, 1)										0	0	0	0	0	0	0											
<b>Inning Stats</b>	R: 0 E: 0 K: 0 S: 3	H: 0 LOB: 0 BB: 0 P: 3	R: 0 E: 0 K: 0 S: 3	H: 0 LOB: 0 BB: 0 P: 3	R: 0 E: 0 K: 1 S: 6	H: 1 LOB: 1 BB: 0 P: 6	R: 0 E: 0 K: 1 S: 6	H: 1 LOB: 2 BB: 1 P: 10	R: 0 E: 0 K: 0 S: 4	H: 1 LOB: 1 BB: 0 P: 4	R: 0 E: 0 K: 0 S: 3	H: 0 LOB: 0 BB: 0 P: 3	R: 0 E: 0 K: 1 S: 5	H: 0 LOB: 0 BB: 0 P: 5	R: 0 E: 0 K: 0 S: 6	H: 1 LOB: 1 BB: 0 P: 6	R: 0 E: 0 K: 0 S: 3	H: 1 LOB: 0 BB: 0 P: 3	1B: 5 2B: 0 3B: 0 HR: 0	SF: 0 SAC: 1 DP: 1 HBP: 0	WP: 0 PB: 0 SB: 0 CS: 0	PA: 32					
<b>PITCHER</b>	IP	WLS	BF	H	R	ER	SO	BB	IBB	HBP	BLK	WP	HR	S	P	ERA	WHIP										
<b>Jim Maloney, R</b> ERA: 3.38 (1, 1)	9.0	W	32	5	0	0	4	1	0	0	0	0	0	39	43	0.00	0.667										





Batter	1	2	3	4	5	6	7	8	9	AB	R	H	RBI	BB	SO	LOB	TOP
<b>Pete Rose, S</b> OBP: 0.384, SLG: 0.453 (1,9)	5-3		G4-6-3			HR		F7		4	1	1	1	0	0	1	<b>Cincinnati Reds @ St. Louis Cardinals</b> Busch Stadium, St. Louis, MO Wed Aug 07 1968, 7:05 PM CDT Att: 24,995 - Unknown
<b>Vada Pinson, L</b> OBP: 0.313, SLG: 0.397 (1,8)	K				F9	G3			FC6-4 1B	4	0	1	0	0	1	0	
<b>Alex Johnson, R</b> OBP: 0.351, SLG: 0.404 (1,7)						5-3			FC6-4 FC6-4	4	0	2	0	0	0	1	
<b>Lee May, R</b> OBP: 0.336, SLG: 0.461 (1,3)	K				F8	F8			P4	4	0	0	0	0	1	3	
<b>Johnny Bench, R</b> OBP: 0.310, SLG: 0.424 (1,2)		F2			P4				FC6-4	4	0	0	0	0	1	2	
<b>Tony Perez, R</b> OBP: 0.327, SLG: 0.402 (1,5)		F9				FC3-6 1B		F8		3	0	1	0	0	0	0	
<b>Tommy Helms, R</b> OBP: 0.324, SLG: 0.386 (1,4)						FC3-6 FC6-4		F8		3	0	0	0	0	0	1	
<b>Leo Cardenas, R</b> OBP: 0.279, SLG: 0.277 (1,6)						F3			G4-6-3 1B	3	0	2	0	0	0	1	
<b>George Culver, R</b> OBP: 0.120, SLG: 0.140 (1,1)						FC6-4			G4-6-3	2	0	1	0	0	0	1	
<b>Jay Ritchie, R</b> OBP: 0.250, SLG: 0.455 (8, PH) <b>Mack Jones, L</b> OBP: 0.352, SLG: 0.400 (8, PH) <b>Clay Carroll, R</b> OBP: 0.154, SLG: 0.154 (8, 1)						FC6-4			G4-6-3	0	0	0	0	0	0	0	
<b>Inning Stats</b>	R: 0 E: 0 K: 2 S: 8	H: 1 LOB: 1 BB: 0 P: 8	R: 0 E: 0 K: 0 S: 3	H: 0 LOB: 0 BB: 0 P: 3	R: 0 E: 0 K: 0 S: 3	H: 2 LOB: 0 BB: 0 P: 3	R: 0 E: 0 K: 0 S: 4	H: 1 LOB: 1 BB: 0 P: 4	R: 0 E: 0 K: 1 S: 5	H: 0 LOB: 0 BB: 0 P: 5	R: 0 E: 0 K: 0 S: 3	H: 1 LOB: 0 BB: 0 P: 3	R: 0 E: 0 K: 0 S: 4	H: 1 LOB: 1 BB: 0 P: 4	1B: 5 2B: 2 3B: 0 HR: 1	SF: 0 SAC: 0 DP: 2 HBP: 0	WP: 0 PA: 32 PB: 0 SB: 0 CS: 0
<b>PITCHER</b>	IP WLS BF H R ER SO BB IBB HBP BLK WP HR S P ERA WHIP																
<b>Mel Nelson, L</b> ERA: 2.45 (1, 1)	7.0 W 26 7 1 1 3 0 0 0 0 0 1 32 32 1.29 1.000																
<b>Dick Hughes, R</b> ERA: 4.35 (8, 1)	2.0 S 6 1 0 0 0 0 0 0 0 0 0 6 6 0.00 0.500																

Batter	1	2	3	4	5	6	7	8	9	AB	R	H	RBI	BB	SO	LOB	BOTTOM		
<b>Lou Brock, L</b> OBP: 0.322, SLG: 0.433 (1,7)	F7			FC4-6						2	0	0	0	2	0	1	<b>Cincinnati Reds @ St. Louis Cardinals</b> Busch Stadium, St. Louis, MO Wed Aug 07 1968, 7:05 PM CDT Att: 24,995 - Unknown		
<b>Bobby Tolan, L</b> OBP: 0.299, SLG: 0.378 (1,8) <b>Ron Davis, R</b> OBP: 0.266, SLG: 0.298 (9,8)		BB				P5				3	2	1	0	0	1	3			
<b>Roger Maris, L</b> OBP: 0.327, SLG: 0.386 (1,9)						2B				3	1	0	0	1	0	2			
<b>Orlando Cepeda, R</b> OBP: 0.323, SLG: 0.390 (1,3)						1B				3	0	1	1	1	0	0			
<b>Tim McCarver, L</b> OBP: 0.290, SLG: 0.338 (1,2)						4-3				4	0	2	1	0	0	2			
<b>Phil Gagliano, R</b> OBP: 0.275, SLG: 0.229 (1,5)						FC6-4 1B				4	0	1	1	0	0	3			
<b>Dick Schofield, S</b> OBP: 0.311, SLG: 0.362 (1,4)						4-3				4	0	1	0	0	1	2			
<b>Dal Maxvill, R</b> OBP: 0.303, SLG: 0.288 (1,6)						K				4	0	0	0	0	0	3			
<b>Mel Nelson, R</b> OBP: 0.300, SLG: 0.222 (1,1) <b>Dick Hughes, R</b> ERA: 2.62 (8, 1)						FC4-6 1B				3	0	1	0	0	1	1			
<b>Inning Stats</b>	R: 1 E: 0 K: 0 S: 4	H: 1 LOB: 2 BB: 1 P: 9	R: 0 E: 0 K: 2 S: 8	H: 1 LOB: 2 BB: 1 P: 12	R: 0 E: 0 K: 0 S: 4	H: 1 LOB: 1 BB: 0 P: 4	R: 0 E: 0 K: 0 S: 4	H: 1 LOB: 1 BB: 0 P: 4	R: 2 E: 0 K: 1 S: 8	H: 3 LOB: 2 BB: 1 P: 12	R: 0 E: 0 K: 0 S: 3	H: 0 LOB: 1 BB: 1 P: 7	R: 0 E: 0 K: 0 S: 3	H: 0 LOB: 0 BB: 0 P: 3	R: 0 E: 0 K: 0 S: 3	H: 0 LOB: 0 BB: 0 P: 3		1B: 4 2B: 3 3B: 0 HR: 0	SF: 0 SAC: 0 DP: 0 HBP: 1
<b>PITCHER</b>	IP WLS BF H R ER SO BB IBB HBP BLK WP HR S P ERA WHIP																		
<b>George Culver, R</b> ERA: 2.85 (1, 1)	4.0 L 22 6 3 3 2 3 0 1 1 0 0 12 16 6.75 2.250																		
<b>Jay Ritchie, R</b> ERA: 3.09 (5, 1)	3.0 11 1 0 0 1 1 0 0 0 0 0 12 16 0.00 0.667																		
<b>Clay Carroll, R</b> ERA: 2.62 (8, 1)	1.0 3 0 0 0 0 0 0 0 0 0 0 3 3 0.00 0.000																		



Batter	1	2	3	4	5	6	7	8	9	10	11	AB	R	H	RBI	BB	SO	LOB	TOP	
Pete Rose, S OBP: 0.382, SLG: 0.448 (1, 9)	F8		4-0 BB			5-3			4-3		FC6-4	4	0	0	0	1	0	1		
Vada Pinson, L OBP: 0.314, SLG: 0.395 (1, 8)	BB		4-3						F9		FC3-6	4	0	1	0	1	0	2		
Alex Johnson, R OBP: 0.347, SLG: 0.399 (1, 7)	F9			4-3		6-3			F8		F9	5	0	0	0	0	0	3		
Lee May, R OBP: 0.333, SLG: 0.456 (1, 3)	F3				F2				F7		K	4	0	0	0	0	1	1		
Johnny Bench, R OBP: 0.310, SLG: 0.422 (1, 2)		P4			K				K		1B	4	0	1	0	0	2	0		
Tony Perez, R OBP: 0.328, SLG: 0.401 (1, 5)	F3					6-3			F7		1B	4	0	1	0	0	0	0		
Tommy Helms, R OBP: 0.323, SLG: 0.384 (1, 4)	F5					6-3			L3-6 SH2-4		F3	4	0	1	0	0	0	2		
Leo Cardenas, R OBP: 0.277, SLG: 0.275 (1, 6)									SH2-4		F9	2	0	0	0	0	2	0		
Mack Jones, L OBP: 0.350, SLG: 0.397 (10, PH)			K						1-2			1	0	0	0	0	0	2		
Clay Carroll, R OBP: 0.154, SLG: 0.154 (10, 1)						K						0	0	0	0	0	0	0		
Tony Cloninger, R OBP: 0.195, SLG: 0.444 (1, 1)									L3-6			3	0	0	0	0	1	1		
Woody Woodward, R OBP: 0.278, SLG: 0.236 (10, 6)			6-3			K			2-3		FC6-4	0	0	0	0	1	0	0		
<b>Inning Stats</b>	R: 0 E: 0 K: 0 S: 3	H: 0 LOB: 1 BB: 1 P: 7	R: 0 E: 0 K: 0 S: 3	H: 0 LOB: 0 BB: 0 P: 3	R: 0 E: 0 K: 1 S: 5	H: 0 LOB: 1 BB: 1 P: 9	R: 0 E: 0 K: 1 S: 5	H: 0 LOB: 0 BB: 0 P: 5	R: 0 E: 0 K: 1 S: 5	H: 1 LOB: 1 BB: 0 P: 6	R: 0 E: 0 K: 0 S: 3	H: 0 LOB: 0 BB: 0 P: 3	R: 0 E: 0 K: 0 S: 7	H: 2 LOB: 2 BB: 0 P: 7	R: 0 E: 0 K: 0 S: 3	H: 0 LOB: 1 BB: 1 P: 7	1B: 4 2B: 1 3B: 0 HR: 0	SF: 0 SAC: 1 DP: 1 HBP: 0	WP: 0 PB: 0 SB: 0 CS: 0	PA: 39
<b>PITCHER</b>	IP 10.0	WLS 10	BF 35	H 4	R 0	ER 0	SO 6	BB 2	IBB 0	HBP 0	BLK 0	WP 0	HR 0	S 45	P 53	ERA 0.00	WHIP 0.600			
Ray Washburn, R ERA: 2.62 (1, 1)																				
Joe Hoerner, L ERA: 1.56 (11, 1)	1.0	W	4	0	0	0	0	1	0	0	0	0	0	3	7	0.00	1.000			

Cincinnati Reds @ St. Louis Cardinals  
 Busch Stadium, St. Louis, MO  
 Thu Aug 08 1968, 7:05 PM CDT  
 Att: 24,324 - Unknown

livebaseballscores.com

AB 35  
 R 0  
 H 4  
 RBI 0  
 BB 3  
 SO 6  
 LOB 12



Batter	1	2	3	4	5	6	7	8	9	10	11	AB	R	H	RBI	BB	SO	LOB	BOTTOM			
Lou Brock, L OBP: 0.321, SLG: 0.431 (1, 7)	4-3		5-3			K					F8	5	0	1	0	0	1	2				
Bobby Tolan, L OBP: 0.301, SLG: 0.375 (1, 8)	P4							2-3			F8	4	1	1	0	1	0	2				
Roger Maris, L OBP: 0.324, SLG: 0.387 (1, 9)	6-3							F7			K	5	0	1	1	0	1	4				
Orlando Cepeda, R OBP: 0.320, SLG: 0.386 (1, 3)		F8				P4		6-3			F9	4	0	0	0	0	0	0				
Tim McCarver, L OBP: 0.290, SLG: 0.337 (1, 2)						F7					F5	4	0	1	0	0	0	0				
Phil Gagliano, R OBP: 0.273, SLG: 0.211 (1, 5)		L4-3-6 HBP									F8	3	0	0	0	0	0	0				
Dick Schofield, S OBP: 0.299, SLG: 0.347 (1, 4)											L4-3-6	4	0	0	0	0	0	2				
Dal Maxvill, R OBP: 0.305, SLG: 0.287 (1, 6)						4-3						2	0	0	0	2	0	0				
Ray Washburn, R OBP: 0.195, SLG: 0.132 (1, 1)												1	0	0	0	1	1	1				
Johnny Edwards, L OBP: 0.305, SLG: 0.353 (10, PH)												1	0	0	0	0	0	0				
Joe Hoerner, R (11, 1)												0	0	0	0	0	0	0				
<b>Inning Stats</b>	R: 0 E: 0 K: 0 S: 3	H: 1 LOB: 1 BB: 0 P: 4	R: 0 E: 0 K: 0 S: 3	H: 1 LOB: 1 BB: 0 P: 4	R: 0 E: 0 K: 0 S: 3	H: 0 LOB: 2 BB: 2 P: 11	R: 0 E: 0 K: 0 S: 3	H: 0 LOB: 0 BB: 0 P: 3	R: 0 E: 0 K: 1 S: 5	H: 0 LOB: 1 BB: 1 P: 9	R: 0 E: 0 K: 2 S: 8	H: 2 LOB: 2 BB: 1 P: 12	R: 0 E: 0 K: 0 S: 3	H: 0 LOB: 0 BB: 0 P: 3	R: 0 E: 0 K: 0 S: 3	H: 0 LOB: 0 BB: 0 P: 3	R: 1 E: 0 K: 0 S: 3	H: 2 LOB: 1 BB: 0 P: 3	1B: 3 2B: 2 3B: 0 HR: 0	SF: 0 SAC: 1 DP: 1 HBP: 1	WP: 1 PB: 0 SB: 0 CS: 0	PA: 39
<b>PITCHER</b>	IP 9.0	WLS 1	BF 33	H 2	R 0	ER 0	SO 3	BB 4	IBB 0	HBP 0	BLK 0	WP 1	HR 0	S 34	P 51	ERA 0.00	WHIP 0.667					
Tony Cloninger, R ERA: 4.52 (1, 1)																						
Clay Carroll, R ERA: 2.69 (10, 1)	1.1	L	6	2	1	1	0	0	0	0	0	0	0	6	6	6.75	1.500					

Cincinnati Reds @ St. Louis Cardinals  
 Busch Stadium, St. Louis, MO  
 Thu Aug 08 1968, 7:05 PM CDT  
 Att: 24,324 - Unknown

livebaseballscores.com

AB 33  
 R 1  
 H 4  
 RBI 1  
 BB 4  
 SO 3  
 LOB 11





Batter	1	2	3	4	5	6	7	8	9	AB	R	H	RBI	BB	SO	LOB	TOP										
Don Kessinger, S OBP: 0.295, SLG: 0.303	K2-3	K		4-3		K			F7	5	0	0	0	0	3	4											
Glenn Beckert, R OBP: 0.307, SLG: 0.352	FC4-6 1B		4-3 1B 2B		P4		F2		FC4-6 1B	5	1	2	0	0	0	1											
Billy Williams, L OBP: 0.327, SLG: 0.453	FC4-6 1-2		4-3 2-3		6-3		L9			5	0	1	0	0	0	2											
Ron Santo, R OBP: 0.364, SLG: 0.417	F9		FC3-6 1B		1B		1-3		1-3	5	0	2	1	0	0	3											
Al Spangler, L OBP: 0.357, SLG: 0.407		1B 2B 1B	FC3-6 1B 1-2		1B				F9	4	1	2	0	0	0	1											
Dick Nen, L OBP: 0.195, SLG: 0.307		P4	1-3 1B		F7				6-3	4	0	1	0	0	0	3											
Jim Hickman, R OBP: 0.276, SLG: 0.371		K	P4				F8		F8	4	0	0	0	0	1	3											
Randy Hundley, R OBP: 0.293, SLG: 0.320		2B 1-3 1B		5-3		E7			HR	4	1	2	1	0	0	0											
Fergie Jenkins, R OBP: 0.247, SLG: 0.269				K		P5				1	0	1	1	0	0	0											
Bill Stoneman, R 14 Ernie Banks, R OBP: 0.296, SLG: 0.459 Jack Lamabe, R OBP: 0.200, SLG: 0.200 Willie Smith, L OBP: 0.318, SLG: 0.367									FC4-6 1B	1	0	0	0	0	0	0											
<b>Inning Stats</b>	R: 0 E: 1 K: 1 S: 6	H: 1 LOB: 1 BB: 0 P: 6	R: 1 E: 0 K: 2 S: 10	H: 3 LOB: 2 BB: 0 P: 10	R: 1 E: 0 K: 0 S: 6	H: 3 LOB: 2 BB: 0 P: 6	R: 0 E: 0 K: 1 S: 5	H: 0 LOB: 0 BB: 0 P: 5	R: 0 E: 0 K: 0 S: 5	H: 2 LOB: 2 BB: 0 P: 5	R: 0 E: 1 K: 1 S: 6	H: 0 LOB: 1 BB: 0 P: 6	R: 0 E: 0 K: 0 S: 3	H: 0 LOB: 0 BB: 0 P: 3	R: 0 E: 0 K: 0 S: 3	H: 0 LOB: 0 BB: 0 P: 3	R: 1 E: 0 K: 0 S: 6	H: 3 LOB: 2 BB: 0 P: 6	1B: 9 2B: 2 3B: 0 HR: 1	SF: 0 SAC: 0 DP: 0 HBP: 0	WP: 0 PB: 0 SB: 0 CS: 0	PA: 40					
<b>PITCHER</b>	IP	WLS	BF	H	R	ER	SO	BB	IBB	HBP	BLK	WP	HR	S	P	ERA	WHIP										
Bob Lee, R ERA: 4.58	2.2		15	7	2	2	3	0	0	0	0	0	0	21	21	6.75	2.625										
Jay Ritchie, R ERA: 2.91	5.1	W	21	4	1	1	2	0	0	0	0	0	1	25	25	1.69	0.750										
Clay Carroll, R ERA: 2.65	1.0	S	4	1	0	0	0	0	0	0	0	0	0	4	4	0.00	1.000										
Batter	1	2	3	4	5	6	7	8	9	AB	R	H	RBI	BB	SO	LOB	BOTTOM										
Pete Rose, S OBP: 0.385, SLG: 0.456	2B 2B		1B 1B				4-3			4	2	3	0	0	0	0											
Alex Johnson, R OBP: 0.351, SLG: 0.405	6-3 2H 2B		1B 2B 1B		6-3					4	1	3	1	0	0	1											
Mack Jones, L OBP: 0.354, SLG: 0.400	6-3 2-3		2B 1-2 2H 1B		G5-4-3 1B					4	1	2	1	0	1	2											
Lee May, R OBP: 0.335, SLG: 0.462	K		1B 1B 2B		G5-4-3 1-3 2H				F9 SF9 2B	4	2	2	1	0	1	2											
Johnny Bench, R OBP: 0.309, SLG: 0.420	K		1B SF8 1B		5-3				F9	4	1	1	1	0	1	2											
Tony Perez, R OBP: 0.325, SLG: 0.400		K	1-3 2H 1B				5-3		SF9	3	0	1	2	0	1	0											
Tommy Helms, R OBP: 0.323, SLG: 0.382		G5-4-3 BB	SF8 3H				4-3		L8	2	0	0	1	1	0	0											
Leo Cardenas, R OBP: 0.277, SLG: 0.279		G5-4-3 1-2	2-4 1-2		F8					3	0	1	0	0	0	1											
Bob Lee, R OBP: 0.200, SLG: 0.200							4-3			0	0	0	0	0	0	0											
Jay Ritchie, R							4-3			3	0	0	0	0	1	1											
Clay Carroll, R OBP: 0.154, SLG: 0.154										0	0	0	0	0	0	0											
<b>Inning Stats</b>	R: 1 E: 0 K: 2 S: 9	H: 2 LOB: 1 BB: 0 P: 9	R: 0 E: 0 K: 1 S: 4	H: 0 LOB: 0 BB: 1 P: 8	R: 5 E: 0 K: 1 S: 10	H: 6 LOB: 1 BB: 0 P: 10	R: 0 E: 0 K: 0 S: 4	H: 1 LOB: 1 BB: 0 P: 4	R: 0 E: 0 K: 0 S: 4	H: 1 LOB: 1 BB: 0 P: 4	R: 0 E: 0 K: 1 S: 5	H: 1 LOB: 1 BB: 0 P: 5	R: 0 E: 0 K: 0 S: 4	H: 1 LOB: 1 BB: 0 P: 4	R: 1 E: 0 K: 0 S: 4	H: 1 LOB: 0 BB: 0 P: 4	1B: 7 2B: 6 3B: 0 HR: 0	SF: 2 SAC: 0 DP: 2 HBP: 0	WP: 0 PB: 0 SB: 0 CS: 0	PA: 34							
<b>PITCHER</b>	IP	WLS	BF	H	R	ER	SO	BB	IBB	HBP	BLK	WP	HR	S	P	ERA	WHIP										
Fergie Jenkins, R ERA: 2.54	2.1	L	15	8	6	6	4	1	0	0	0	0	0	22	26	23.14	3.857										
Bill Stoneman, R ERA: 4.07	2.2		9	2	0	0	0	0	0	0	0	0	0	8	8	0.00	0.750										
Jack Lamabe, R ERA: 4.47	3.0		11	3	1	1	1	0	0	0	0	0	0	13	13	3.00	1.000										

Chicago Cubs @ Cincinnati Reds  
Crosley Field, Cincinnati, OH  
Fri Aug 09 1968, 7:05 PM EDT  
Att: 13,762 - Unknown - 80 F

AB 40  
R 3  
H 12  
RBI 3  
BB 0  
SO 5  
LOB 18





Chicago Cubs @ Cincinnati Reds  
Crosley Field, Cincinnati, OH  
Fri Aug 09 1968, 7:05 PM EDT  
Att: 13,762 - Unknown - 80 F

AB 31  
R 7  
H 13  
RBI 7  
BB 1  
SO 5  
LOB 9





Batter	1	2	3	4	5	6	7	8	9	AB	R	H	RBI	BB	SO	LOB	TOP								
<b>Don Kessinger, S</b> OBP: 0.294, SLG: 0.301 (1, 6)	5-3	FC6-4 2-H 3-H 1B			5-3		F9	F8	P6	6	0	1	2	0	0	3	<b>Chicago Cubs @ Cincinnati Reds</b> Crosley Field, Cincinnati, OH Sat Aug 10 1968, 7:05 PM EDT Att: 12,580 - Unknown - 70 F  <b>AB</b> 39 <b>R</b> 8 <b>H</b> 12 <b>RBI</b> 8 <b>BB</b> 5 <b>SO</b> 5 <b>LOB</b> 19 								
<b>Glenn Beckert, R</b> OBP: 0.308, SLG: 0.351 (1, 4)	5-3	FC6-4 1-2f			P6		2B 1B	FC4-2 1B BB		4	2	1	0	1	0	1									
<b>Billy Williams, L</b> OBP: 0.330, SLG: 0.463 (1, 7)	E 1B			F7			BB 1B 2B	FC4-2 1B 1B		5	3	3	1	0	0	3									
<b>Ron Santo, R</b> OBP: 0.364, SLG: 0.416 (1, 5)	E5 14 FC6-4 1-2			6-3			BB 1B IBB	1B 1B 1B		4	0	1	2	1	1	1									
<b>14 Ernie Banks, R</b> OBP: 0.296, SLG: 0.461 <b>Dick Nen, L</b> OBP: 0.215, SLG: 0.316 (1, 3) (6, 3)	FC6-4 1-2f						1B BB	1B 1B 1B		3	0	1	0	0	0	2									
<b>Randy Hundley, R</b> OBP: 0.294, SLG: 0.327 (1, 2)		5-3		F2			1-2 2-3 3-H 1B	1B 1B		1	0	1	2	1	0	0									
<b>Jim Hickman, R</b> OBP: 0.273, SLG: 0.365 (1, 9)		SH1-4 BB 1B		6-3			5-3 K		F8	5	1	1	0	0	1	3									
<b>Adolfo Phillips, R</b> OBP: 0.326, SLG: 0.385 (1, 8)		SH1-4 BB 1B		K				F8 E FC4-2 1B	K	3	1	1	0	2	2	0									
<b>Joe Niekro, R</b> OBP: 0.194, SLG: 0.120 <b>Phil Regan, R</b> OBP: 0.235, SLG: 0.250 (1, 1) (6, 1)	SH1-4 1-2 2-3			K			5-3	E1 FC4-2 BB 1B	HBP	2	0	0	0	0	1	2									
<b>Inning Stats</b>	R: 0 E: 1 K: 0 S: 5	H: 1 LOB: 2 BB: 0 P: 5	R: 2 E: 0 K: 0 S: 5	H: 2 LOB: 1 BB: 1 P: 9	R: 0 E: 0 K: 0 S: 4	H: 1 LOB: 1 BB: 0 P: 4	R: 0 E: 0 K: 2 S: 7	H: 0 LOB: 0 BB: 0 P: 7	R: 1 E: 0 K: 1 S: 6	H: 1 LOB: 0 BB: 0 P: 6	R: 0 E: 0 K: 0 S: 4	H: 1 LOB: 2 BB: 1 P: 8	R: 2 E: 0 K: 1 S: 7	H: 3 LOB: 2 BB: 2 P: 15	R: 3 E: 1 K: 0 S: 7	H: 3 LOB: 2 BB: 1 P: 11		R: 0 E: 0 K: 1 S: 5	H: 0 LOB: 1 BB: 0 P: 6	1B: 8 2B: 2 3B: 1 HR: 1	SF: 0 SAC: 1 DP: 0 HBP: 1	WP: 0 PB: 0 SB: 0 CS: 0	PA: 46		
<b>PITCHER</b>	IP	WLS	BF	H	R	ER	SO	BB	IBB	HBP	BLK	WP	HR	S	P	ERA	WHIP								
<b>Gerry Arrigo, L</b> ERA: 3.05 (1, 1)	5.0		22	5	3	3	3	1	0	0	0	0	1	27	31	5.40	1.200								
<b>Ted Abernathy, R</b> ERA: 1.95 (6, 1)	2.0	L	12	4	2	2	1	1	2	0	0	0	0	11	23	9.00	2.500								
<b>Billy McCool, L</b> ERA: 4.79 (8, 1)	0.1		4	1	3	0	0	1	0	0	0	0	0	3	7	0.00	6.000								
<b>Clay Carroll, R</b> ERA: 2.6 (8, 1)	1.2		8	2	0	0	1	0	0	1	0	0	0	9	10	0.00	1.200								

Batter	1	2	3	4	5	6	7	8	9	AB	R	H	RBI	BB	SO	LOB	BOTTOM								
<b>Pete Rose, S</b> OBP: 0.381, SLG: 0.451 (1, 9)	F8		F7		5-3		6-3		6-3	5	0	0	0	0	0	2	<b>Chicago Cubs @ Cincinnati Reds</b> Crosley Field, Cincinnati, OH Sat Aug 10 1968, 7:05 PM EDT Att: 12,580 - Unknown - 70 F  <b>AB</b> 35 <b>R</b> 5 <b>H</b> 12 <b>RBI</b> 5 <b>BB</b> 1 <b>SO</b> 2 <b>LOB</b> 14 								
<b>Alex Johnson, R</b> OBP: 0.352, SLG: 0.406 (1, 7)	G6-3 1B			G6-3 1B		6-3		K		4	0	2	0	0	1	0									
<b>Mack Jones, L</b> OBP: 0.357, SLG: 0.403 (1, 8)	G6-3 1-2f			G6-3 1-2f		5-3 1B		HR 1B		4	2	2	0	0	0	2									
<b>Lee May, R</b> OBP: 0.339, SLG: 0.472 (1, 3)		P4				5-3 1B		HR 1B		4	2	3	2	0	0	0									
<b>Johnny Bench, R</b> OBP: 0.309, SLG: 0.419 (1, 2)		G6-4-3 1B		F9		5-3		F7		4	0	1	0	0	0	3									
<b>Tony Perez, R</b> OBP: 0.329, SLG: 0.401 (1, 5)		G6-4-3 1-2f			1B 2B BB		2H 3-H 1B	HBP		2	1	1	2	1	0	1									
<b>Tommy Helms, R</b> OBP: 0.324, SLG: 0.386 (1, 4)				4-3 2B		1-3 1B		4-3		4	0	2	0	0	0	2									
<b>Leo Cardenas, R</b> OBP: 0.274, SLG: 0.275 (1, 6)				6-3		L4-3 1-2		L4		4	0	0	0	0	0	3									
<b>Gerry Arrigo, L</b> OBP: 0.116, SLG: 0.200 <b>Jim Buschcamp, R</b> OBP: 0.309, SLG: 0.583 <b>Ted Abernathy, R</b> OBP: 0.296, SLG: 0.355 (1, 1) (5, PH) (8, 1)	4-3					3H 2B		6-3		1	0	0	0	0	0	1									
<b>Fred Whitfield, L</b> OBP: 0.286, SLG: 0.245 <b>Billy McCool, R</b> OBP: 0.194, SLG: 0.120 <b>Clay Carroll, R</b> OBP: 0.154, SLG: 0.154 <b>Girardo Ruiz, S</b> OBP: 0.201, SLG: 0.259 (7, PH) (8, 1) (8, PH)										0	0	0	0	0	0	0									
<b>Inning Stats</b>	R: 0 E: 0 K: 0 S: 3	H: 1 LOB: 0 BB: 0 P: 3	R: 0 E: 0 K: 0 S: 3	H: 1 LOB: 0 BB: 0 P: 3	R: 0 E: 0 K: 0 S: 4	H: 1 LOB: 1 BB: 0 P: 4	R: 0 E: 0 K: 0 S: 4	H: 2 LOB: 1 BB: 0 P: 4	R: 1 E: 0 K: 0 S: 4	H: 2 LOB: 1 BB: 1 P: 8	R: 2 E: 0 K: 0 S: 6	H: 3 LOB: 1 BB: 0 P: 6	R: 0 E: 0 K: 1 S: 5	H: 0 LOB: 0 BB: 0 P: 5	R: 2 E: 0 K: 1 S: 7	H: 2 LOB: 1 BB: 0 P: 8	R: 0 E: 0 K: 0 S: 3	H: 0 LOB: 0 BB: 0 P: 3	1B: 9 2B: 3 3B: 0 HR: 1	SF: 0 SAC: 0 DP: 4 HBP: 1	WP: 0 PB: 0 SB: 0 CS: 0	PA: 37			
<b>PITCHER</b>	IP	WLS	BF	H	R	ER	SO	BB	IBB	HBP	BLK	WP	HR	S	P	ERA	WHIP								
<b>Joe Niekro, R</b> ERA: 4.23 (1, 1)	5.2		24	10	3	3	0	1	0	0	0	0	1	23	27	4.76	1.941								
<b>Phil Regan, R</b> ERA: 2.05 (6, 1)	3.1	W	13	2	2	2	2	0	0	1	0	0	0	16	17	5.40	0.600								



Batter	1	2	3	4	5	6	7	8	9	10	11	12	13	14	15	AB	R	H	RBI	BB	SO	LOB	TOP							
Don Kessinger, S OBP: 0.300, SLG: 0.310 (1.6)																7	1	5	2	0	0	1								
Glenn Beckert, R OBP: 0.309, SLG: 0.351 (1.4)																6	2	2	0	1	1	1								
Billy Williams, L OBP: 0.329, SLG: 0.473 (1.7)																7	2	2	5	0	1	4								
Ron Santo, R OBP: 0.361, SLG: 0.411 (1.5)																7	0	1	0	0	2	4								
14 Ernie Banks, R OBP: 0.293, SLG: 0.463 Jack Lamabe, R OBP: 0.200, SLG: 0.200 (15.1)																7	1	1	1	0	1	1								
Al Spangler, L OBP: 0.356, SLG: 0.398 (1.9)																5	0	1	0	1	0	1								
Randy Hundley, R OBP: 0.290, SLG: 0.322 (1.2)																6	1	0	0	0	1	3								
Adolfo Phillips, R OBP: 0.325, SLG: 0.382 (1.8)																5	1	1	0	1	2	1								
Ken Holtzman, R OBP: 0.133, SLG: 0.150 (1.1) Phil Regan, R OBP: 0.275, SLG: 0.222 (7.1) Willie Smith, L OBP: 0.215, SLG: 0.364 (15. PH) Dick Nen, L OBP: 0.215, SLG: 0.316 (15.3)																3	0	1	0	0	1	1								
<b>Inning Stats</b>	R: 0 E: 0 K: 0 S: 4	H: 1 LOB: 1 BB: 0 P: 4	R: 0 E: 0 K: 1 S: 5	H: 0 LOB: 0 BB: 0 P: 5	R: 0 E: 0 K: 1 S: 4	H: 0 LOB: 0 BB: 1 P: 8	R: 0 E: 1 K: 0 S: 3	H: 0 LOB: 0 BB: 0 P: 3	R: 2 E: 1 K: 0 S: 6	H: 3 LOB: 2 BB: 1 P: 6	R: 3 E: 0 K: 2 S: 5	H: 3 LOB: 0 BB: 1 P: 9	R: 0 E: 0 K: 0 S: 7	H: 0 LOB: 0 BB: 0 P: 7	R: 0 E: 0 K: 2 S: 8	H: 1 LOB: 1 BB: 0 P: 8	R: 0 E: 0 K: 3 S: 10	H: 0 LOB: 2 BB: 1 P: 14	R: 0 E: 0 K: 0 S: 3	H: 0 LOB: 0 BB: 0 P: 3	R: 0 E: 0 K: 1 S: 5	H: 0 LOB: 0 BB: 0 P: 5	R: 0 E: 0 K: 0 S: 3	H: 0 LOB: 0 BB: 0 P: 3	R: 0 E: 0 K: 1 S: 9	H: 4 LOB: 1 BB: 0 P: 9	1B: 10 2B: 1 3B: 0 HR: 3	SF: 0 SAC: 0 DP: 3 HBP: 0	WP: 0 PB: 0 SB: 1 CS: 0	PA: 60
<b>PITCHER</b>	IP 5.1	WLS 24	BF 7	H 5	R 3	ER 3	SO 2	BB 2	IBB 0	HBP 0	BLK 0	WP 0	HR 2	S 26	P 34	ERA 5.06	WHIP 1.688													
Jim Maloney, R ERA: 3.45 (1.1)	1.2	4	1	0	0	0	0	0	0	0	0	0	0	4	4	0.00	0.600													
Ted Abernathy, R ERA: 1.83 (6.1)	5.0	18	2	0	0	8	1	0	0	0	0	0	0	33	37	0.00	0.600													
Gary Nolan, R ERA: 2.41 (8.1)	3.0	L 13	4	3	3	1	0	0	0	0	0	0	0	15	15	9.00	1.333													
Jay Ritchie, R ERA: 3.3 (13.1)																														

**Chicago Cubs @ Cincinnati Reds**  
Crosley Field, Cincinnati, OH  
Sun Aug 11 1968, 3:33 AM EDT  
Att. 15,140 - Cloudy - 73 F

AB	56
R	8
H	14
RBI	8
BB	3
SO	11
LOB	17



Batter	1	2	3	4	5	6	7	8	9	10	11	12	13	14	15	AB	R	H	RBI	BB	SO	LOB	BOTTOM									
Pete Rose, S OBP: 0.384, SLG: 0.460 (1.8)																5	1	2	1	2	0	0										
Tommy Helms, R OBP: 0.324, SLG: 0.384 (1.4)																7	0	2	0	0	0	6										
Alex Johnson, R OBP: 0.291, SLG: 0.403 (1.7) Gary Nolan, R OBP: 0.259, SLG: 0.261 (8.1) Vada Pinson, L OBP: 0.313, SLG: 0.394 (12. PH) Jay Ritchie, R OBP: 0.313, SLG: 0.394 (13.1)																3	0	0	0	1	0	5										
Lee May, R OBP: 0.333, SLG: 0.464 (1.9)																7	0	0	0	0	3	2										
Tony Perez, R OBP: 0.331, SLG: 0.407 (1.5)																6	1	2	1	1	1	1										
Don Pavletich, R OBP: 0.318, SLG: 0.346 (1.3) Fred Whitfield, L OBP: 0.267, SLG: 0.253 (8. PH) Woody Woodward, R OBP: 0.278, SLG: 0.268 (8. PH) Giraldo Ruiz, S OBP: 0.298, SLG: 0.261 (9.3)																3	0	0	0	0	1	1										
Pat Corrales, R OBP: 0.158, SLG: 0.158 (1.2) Johnny Bench, R OBP: 0.308, SLG: 0.423 (8.2)																2	0	0	0	1	1	1										
Leo Cardenas, R OBP: 0.281, SLG: 0.287 (1.6)																5	1	3	0	1	0	1										
Jim Maloney, L OBP: 0.286, SLG: 0.340 (1.1) Ted Abernathy, R OBP: 0.297, SLG: 0.315 (7. PH) Mack Jones, L OBP: 0.351, SLG: 0.394 (8.7)																1	0	0	0	0	0	0										
<b>Inning Stats</b>	R: 0 E: 0 K: 0 S: 3	H: 1 LOB: 1 BB: 1 P: 7	R: 1 E: 0 K: 1 S: 6	H: 1 LOB: 0 BB: 0 P: 6	R: 1 E: 0 K: 0 S: 4	H: 2 LOB: 0 BB: 0 P: 4	R: 0 E: 0 K: 0 S: 3	H: 0 LOB: 1 BB: 1 P: 7	R: 0 E: 0 K: 0 S: 4	H: 1 LOB: 2 BB: 1 P: 8	R: 0 E: 0 K: 2 S: 7	H: 0 LOB: 0 BB: 0 P: 7	R: 1 E: 0 K: 0 S: 6	H: 3 LOB: 2 BB: 0 P: 6	R: 2 E: 1 K: 1 S: 7	H: 2 LOB: 1 BB: 0 P: 7	R: 0 E: 0 K: 0 S: 3	H: 0 LOB: 0 BB: 0 P: 3	R: 0 E: 0 K: 1 S: 6	H: 1 LOB: 1 BB: 0 P: 6	R: 0 E: 0 K: 0 S: 3	H: 0 LOB: 0 BB: 0 P: 5	R: 0 E: 0 K: 1 S: 5	H: 0 LOB: 0 BB: 0 P: 7	R: 0 E: 0 K: 0 S: 5	H: 0 LOB: 0 BB: 0 P: 5	R: 0 E: 0 K: 1 S: 6	H: 1 LOB: 1 BB: 0 P: 6	1B: 8 2B: 1 3B: 1 HR: 3	SF: 0 SAC: 1 DP: 2 HBP: 0	WP: 0 PB: 0 SB: 1 CS: 0	PA: 61
<b>PITCHER</b>	IP 6.1	WLS 28	BF 8	H 3	R 3	ER 3	SO 3	BB 3	IBB 0	HBP 0	BLK 0	WP 0	HR 2	S 31	P 43	ERA 4.26	WHIP 1.737															
Ken Holtzman, L ERA: 3.36 (1.1)	7.2	W 29	4	2	2	5	1	1	0	0	0	0	1	37	45	2.35	0.652															
Phil Regan, R ERA: 2.07 (7.1)	1.0	S 4	1	0	0	1	0	0	0	0	0	0	0	6	6	0.00	1.000															
Jack Lamabe, R ERA: 4.37 (15.1)																																

**Chicago Cubs @ Cincinnati Reds**  
Crosley Field, Cincinnati, OH  
Sun Aug 11 1968, 3:33 AM EDT  
Att. 15,140 - Cloudy - 73 F

AB	55
R	5
H	13
RBI	5
BB	9
SO	9
LOB	21





Batter	1	2	3	4	5	6	7	8	9	AB	R	H	RBI	BB	SO	LOB	TOP					
<b>Felipe Alou, R</b> <small>(1, 8) OBP: 0.363, SLG: 0.432</small>											3	2	2	2	1	0	1	<b>Atlanta Braves @ Cincinnati Reds</b> Crosley Field, Cincinnati, OH Mon Aug 12, 1968, 7:05 PM EDT Att: 7,312 - Unknown				
<b>Felix Milán, R</b> <small>(1, 4) OBP: 0.325, SLG: 0.337</small>										4	0	0	0	0	0	5						
<b>Hank Aaron, R</b> <small>(1, 9) OBP: 0.335, SLG: 0.469</small>										4	1	0	1	1	0	1						
<b>Mike Page, L</b> <small>(8, 9) OBP: 0.290, SLG: 0.211</small>										0	0	0	0	0	0	0						
<b>Joe Torre, R</b> <small>(1, 2) OBP: 0.335, SLG: 0.392</small>										4	1	2	1	1	0	1						
<b>Bob Tillman, R</b> <small>(8, 2) OBP: 0.236, SLG: 0.272</small>										0	0	0	0	0	0	0						
<b>Tito Francona, L</b> <small>(1, 3) OBP: 0.416, SLG: 0.383</small>										4	2	2	1	0	0	1						
<b>Mike Lum, L</b> <small>(1, 7) OBP: 0.298, SLG: 0.326</small>										1	1	1	2	1	0	0						
<b>Deron Johnson, R</b> <small>(4, PH) OBP: 0.286, SLG: 0.299</small>										2	1	0	0	1	0	3						
<b>Bob Johnson, R</b> <small>(1, 5) OBP: 0.297, SLG: 0.282</small>										5	0	1	0	0	0	4						
<b>Marty Martínez, S</b> <small>(1, 6) OBP: 0.286, SLG: 0.228</small>										5	1	2	2	0	1	1						
<b>George Stone, L</b> <small>(1, 1) OBP: 0.455, SLG: 0.400</small>										3	0	1	0	1	0	1						
<b>Cecil Upshaw, R</b> <small>(7, 1) OBP: 0.200, SLG: 0.143</small>										0	0	0	0	0	0	0						
<b>Inning Stats</b>	R: 6 E: 1 K: 0 S: 10	H: 5 LOB: 2 BB: 1 P: 14	R: 0 E: 0 K: 0 S: 3	H: 1 LOB: 0 BB: 0 P: 3	R: 0 E: 0 K: 1 S: 4	H: 0 LOB: 0 BB: 1 P: 8	R: 1 E: 0 K: 0 S: 5	H: 2 LOB: 3 BB: 2 P: 13	R: 0 E: 0 K: 0 S: 4	H: 1 LOB: 1 BB: 0 P: 4	R: 0 E: 1 K: 0 S: 3	H: 0 LOB: 0 BB: 0 P: 3	R: 2 E: 0 K: 0 S: 5	H: 2 LOB: 2 BB: 2 P: 13	R: 0 E: 0 K: 0 S: 3	H: 0 LOB: 0 BB: 0 P: 3	R: 0 E: 0 K: 0 S: 3	H: 0 LOB: 0 BB: 0 P: 3	1B: 10 2B: 2 3B: 0 HR: 0	SF: 2 SAC: 1 DP: 3 HBP: 0	WP: 1 PB: 2 SB: 1 CS: 0	PA: 44
<b>PITCHER</b>	IP WLS BF H R ER SO BB IBB HBP BLK WP HR S P ERA WHIP																					
<b>George Culver, R</b> <small>(1, 1) ERA: 2.95</small>	0.2 L 9 4 6 2 0 1 1 0 0 0 0 0 0 8 12 27.00 7.500																					
<b>Bob Lee, R</b> <small>(1, 1) ERA: 4.4</small>	2.1 8 2 0 0 1 1 0 0 0 0 0 0 9 13 0.00 1.286																					
<b>Billy McCool, L</b> <small>(4, 1) ERA: 4.96</small>	4.0 21 5 3 3 0 4 0 0 0 0 1 0 17 33 6.75 2.250																					
<b>Clay Carroll, R</b> <small>(8, 1) ERA: 2.57</small>	0.0 0 0 0 0 0 0 0 0 0 0 0 0 0 0 0 0.00 0.000																					
<b>Ted Abernathy, R</b> <small>(9, 1) ERA: 1.81</small>	1.0 3 0 0 0 0 0 0 0 0 0 0 0 0 3 3 0.00 0.000																					

AB	35
R	9
H	11
RBI	9
BB	6
SO	1
LOB	18



Batter	1	2	3	4	5	6	7	8	9	AB	R	H	RBI	BB	SO	LOB	BOTTOM			
<b>Pete Rose, S</b> <small>(1, 9) OBP: 0.397, SLG: 0.463</small>										4	0	3	0	0	0	2	<b>Atlanta Braves @ Cincinnati Reds</b> Crosley Field, Cincinnati, OH Mon Aug 12, 1968, 7:05 PM EDT Att: 7,312 - Unknown			
<b>Jim Beauchamp, R</b> <small>(1, 8) OBP: 0.333, SLG: 0.588</small>										4	0	1	2	0	1	4				
<b>Alex Johnson, R</b> <small>(1, 7) OBP: 0.350, SLG: 0.401</small>										4	0	1	0	0	0	4				
<b>Tony Pérez, R</b> <small>(1, 5) OBP: 0.332, SLG: 0.408</small>										4	0	2	0	0	0	2				
<b>Johnny Bench, R</b> <small>(1, 2) OBP: 0.307, SLG: 0.422</small>										4	0	1	0	0	0	3				
<b>Tommy Helms, R</b> <small>(1, 4) OBP: 0.321, SLG: 0.380</small>										4	0	0	0	0	1	1				
<b>Ted Abernathy, R</b> <small>(9, 1) OBP: 0.284, SLG: 0.250</small>										0	0	0	0	0	0	0				
<b>Don Pavletich, R</b> <small>(1, 3) OBP: 0.326, SLG: 0.346</small>										3	0	1	0	0	0	0				
<b>Jim Maloney, L</b> <small>(7, PR) OBP: 0.288, SLG: 0.340</small>										0	1	0	0	0	0	0				
<b>Clay Carroll, R</b> <small>(8, 1) OBP: 0.154, SLG: 0.154</small>										0	0	0	0	0	0	0				
<b>Fred Whitfield, L</b> <small>(9, 3) OBP: 0.264, SLG: 0.250</small>										1	0	0	0	0	0	0				
<b>Leo Cardenas, R</b> <small>(1, 6) OBP: 0.284, SLG: 0.288</small>										3	1	1	0	1	0	0				
<b>George Culver, R</b> <small>(1, 1) OBP: 0.326, SLG: 0.140</small>										0	0	0	0	0	0	0				
<b>Bob Lee, R</b> <small>(1, 1) OBP: 0.200, SLG: 0.200</small>										0	0	0	0	0	0	0				
<b>Tony Colangelo, S</b> <small>(3, PH) OBP: 0.429, SLG: 0.429</small>										1	0	0	0	0	1	0				
<b>Billy McCool, R</b> <small>(4, 1) OBP: 0.175, SLG: 0.175</small>										1	0	1	0	0	0	0				
<b>Giraldo Ruiz, S</b> <small>(7, PH) OBP: 0.292, SLG: 0.292</small>										2	0	0	0	0	1	2				
<b>Inning Stats</b>	R: 0 E: 0 K: 1 S: 7	H: 2 LOB: 0 BB: 0 P: 7	R: 0 E: 0 K: 0 S: 3	H: 0 LOB: 0 BB: 0 P: 3	R: 0 E: 0 K: 1 S: 7	H: 2 LOB: 2 BB: 0 P: 7	R: 0 E: 0 K: 0 S: 3	H: 0 LOB: 0 BB: 0 P: 3	R: 0 E: 0 K: 0 S: 3	H: 1 LOB: 1 BB: 1 P: 7	R: 0 E: 0 K: 2 S: 11	H: 1 LOB: 3 BB: 0 P: 11	R: 0 E: 0 K: 0 S: 3	H: 1 LOB: 0 BB: 0 P: 3	R: 0 E: 0 K: 0 S: 3	H: 0 LOB: 0 BB: 0 P: 3	1B: 10 2B: 2 3B: 0 HR: 0	SF: 0 SAC: 0 DP: 3 HBP: 0	WP: 0 PB: 0 SB: 0 CS: 0	PA: 36
<b>PITCHER</b>	IP WLS BF H R ER SO BB IBB HBP BLK WP HR S P ERA WHIP																			
<b>George Stone, L</b> <small>(1, 1) ERA: 2.41</small>	6.2 W 29 10 2 2 4 1 0 0 0 0 0 0 36 40 2.70 1.650																			
<b>Cecil Upshaw, R</b> <small>(7, 1) ERA: 2.42</small>	2.1 S 7 1 0 0 0 0 0 0 0 0 0 0 7 7 0.00 0.429																			





Batter	1	2	3	4	5	6	7	8	9	10	AB	R	H	RBI	BB	SO	LOB	TOP				
<b>Felipe Alou, R</b> OBP: 0.363, SLG: 0.431 (1, 8)											6	1	2	0	0	1	5					
<b>Felix Millan, R</b> OBP: 0.327, SLG: 0.342 (1, 4)											6	2	3	1	0	1	0					
<b>Hank Aaron, R</b> OBP: 0.327, SLG: 0.470 (1, 9)											5	3	2	1	1	0	0					
<b>Joe Torre, R</b> OBP: 0.338, SLG: 0.392 (1, 2)											5	0	2	1	1	0	1					
<b>Tito Francona, L</b> OBP: 0.416, SLG: 0.383 <b>Deron Johnson, R</b> OBP: 0.286, SLG: 0.299 (1, 3) (9, 3)											5	1	2	3	0	0	2					
<b>Bob Johnson, R</b> OBP: 0.308, SLG: 0.294 (1, 5)											5	1	3	0	0	0	3					
<b>Mike Lum, L</b> OBP: 0.265, SLG: 0.322 (1, 7)											2	0	0	0	2	1	3					
<b>Marty Martinez, S</b> OBP: 0.289, SLG: 0.228 (1, 6)											4	0	1	1	1	0	4					
<b>Ron Reed, R</b> OBP: 0.180, SLG: 0.146 <b>Dick Kelley, R</b> OBP: 0.157, SLG: 0.048 <b>Mike Page, L</b> OBP: 0.238, SLG: 0.200 <b>Ken Johnson, R</b> OBP: 0.162, SLG: 0.167 <b>Mitt Pappas, R</b> OBP: 0.189, SLG: 0.229 (1, 1) (3, 1) (7, PH) (7, 1) (10, 1)											0	0	0	0	0	0	0					
<b>Inning Stats</b>	R: 3 E: 0 K: 1 S: 9	H: 4 LOB: 1 BB: 0 P: 9	R: 0 E: 0 K: 0 S: 3	H: 1 LOB: 2 BB: 1 P: 7	R: 1 E: 0 K: 0 S: 6	H: 3 LOB: 2 BB: 0 P: 6	R: 2 E: 0 K: 0 S: 6	H: 4 LOB: 2 BB: 1 P: 10	R: 0 E: 0 K: 1 S: 5	H: 0 LOB: 0 BB: 0 P: 5	R: 1 E: 0 K: 2 S: 9	H: 2 LOB: 2 BB: 1 P: 13	R: 0 E: 0 K: 0 S: 3	H: 0 LOB: 1 BB: 1 P: 7	R: 1 E: 0 K: 0 S: 5	H: 2 LOB: 1 BB: 0 P: 5	R: 0 E: 0 K: 0 S: 3	H: 0 LOB: 0 BB: 0 P: 3	1B: 14 2B: 2 3B: 0 HR: 0	SF: 0 SAC: 2 DP: 0 HBP: 0	WP: 0 PB: 0 SB: 0 CS: 1	PA: 49
<b>PITCHER</b>	IP	WLS	BF	H	R	ER	SO	BB	IBB	HBP	BLK	WP	HR	S	P	ERA	WHIP					
<b>Tony Cloninger, R</b> ERA: 4.84 <b>George Culver, R</b> ERA: 3.02 <b>Ted Abernathy, R</b> ERA: 1.85 <b>Clay Carroll, R</b> ERA: 2.58 (1, 1) (3, 1) (5, 1) (8, 1)	0.0	0	11	5	2	2	0	1	0	0	0	0	0	10	14	9.00	3.000					
	3.0	13	2	1	1	3	2	0	0	0	0	0	0	17	25	3.00	1.333					
	0.0	W	0	0	0	0	0	0	0	0	0	0	0	0	0	∞	∞					

Atlanta Braves @ Cincinnati Reds  
Crosley Field, Cincinnati, OH  
Tue Aug 13 1968, 7:05 PM EDT  
Att: 7,654 - Unknown

AB 42  
R 8  
H 16  
RBI 8  
BB 5  
SO 4  
LOB 21



Batter	1	2	3	4	5	6	7	8	9	10	AB	R	H	RBI	BB	SO	LOB	BOTTOM				
<b>Pete Rose, S</b> OBP: 0.391, SLG: 0.467 (1, 9)											5	1	4	1	0	1	1					
<b>Alex Johnson, R</b> OBP: 0.350, SLG: 0.399 (1, 7)											5	1	1	0	1	0	5					
<b>Mack Jones, L</b> OBP: 0.356, SLG: 0.405 (1, 8)											6	1	3	0	0	2	3					
<b>Tony Perez, R</b> OBP: 0.334, SLG: 0.408 (1, 5)											5	0	2	1	1	1	5					
<b>Johnny Bench, R</b> OBP: 0.306, SLG: 0.421 (1, 2)											5	2	1	2	0	1	6					
<b>Tommy Helms, R</b> OBP: 0.324, SLG: 0.388 (1, 4)											5	1	3	1	0	0	2					
<b>Fred Whitfield, L</b> OBP: 0.270, SLG: 0.286 (1, 3)											5	1	2	3	0	1	2					
<b>Leo Cardenas, R</b> OBP: 0.285, SLG: 0.302 (1, 6)											5	2	2	1	0	2	1					
<b>Tony Cloninger, R</b> OBP: 0.172, SLG: 0.414 <b>George Culver, R</b> OBP: 0.157, SLG: 0.157 <b>Ted Abernathy, R</b> <b>Jim Beauchamp, R</b> OBP: 0.316, SLG: 0.556 <b>Clay Carroll, R</b> OBP: 0.143, SLG: 0.143 (1, 1) (3, 1) (5, 1) (7, PH) (8, 1)											1	0	0	0	0	0	1					
<b>Inning Stats</b>	R: 3 E: 0 K: 1 S: 9	H: 4 LOB: 1 BB: 0 P: 9	R: 1 E: 1 K: 1 S: 8	H: 2 LOB: 3 BB: 1 P: 12	R: 1 E: 0 K: 1 S: 8	H: 3 LOB: 2 BB: 0 P: 8	R: 2 E: 1 K: 2 S: 10	H: 2 LOB: 1 BB: 0 P: 10	R: 0 E: 0 K: 2 S: 8	H: 1 LOB: 1 BB: 0 P: 9	R: 1 E: 1 K: 1 S: 6	H: 0 LOB: 1 BB: 0 P: 6	R: 0 E: 0 K: 0 S: 4	H: 2 LOB: 1 BB: 0 P: 4	R: 1 E: 0 K: 1 S: 7	H: 2 LOB: 1 BB: 0 P: 7	R: 1 E: 0 K: 0 S: 2	H: 2 LOB: 1 BB: 0 P: 2	1B: 12 2B: 6 3B: 0 HR: 2	SF: 1 SAC: 0 DP: 2 HBP: 0	WP: 0 PB: 0 SB: 0 CS: 0	PA: 49
<b>PITCHER</b>	IP	WLS	BF	H	R	ER	SO	BB	IBB	HBP	BLK	WP	HR	S	P	ERA	WHIP					
<b>Ron Reed, R</b> ERA: 3.1 <b>Dick Kelley, L</b> ERA: 2.85 <b>Ken Johnson, R</b> ERA: 3.3 <b>Mitt Pappas, R</b> ERA: 4.08 (1, 1) (3, 1) (7, 1) (10, 1)	2.2	9	15	4	2	0	5	1	0	0	0	0	0	24	28	0.00	1.500					
	3.0	13	4	1	1	2	0	0	0	0	0	0	1	17	17	3.00	1.333					
	0.0	L	2	2	1	1	0	0	0	0	0	0	0	2	2	∞	∞					

Atlanta Braves @ Cincinnati Reds  
Crosley Field, Cincinnati, OH  
Tue Aug 13 1968, 7:05 PM EDT  
Att: 7,654 - Unknown

AB 46  
R 9  
H 19  
RBI 9  
BB 2  
SO 10  
LOB 26





Batter	1	2	3	4	5	6	7	8	9	AB	R	H	RBI	BB	SO	LOB	TOP										
Felipe Alou, R OBP: 0.363, SLG: 0.436 (1, 8)	4-0 BB G5-4-3		0-0 F9		0-3 K			0-0 HR 2H	0-0 FC6-4	4	1	1	3	1	1	3											
Felix Milan, R OBP: 0.328, SLG: 0.343 (1, 4)	0-0 G5-4-3		1-0 HBP			0-0 F7		0-0 2B	0-0 5-3	4	0	1	0	0	0	3											
Hank Aaron, R OBP: 0.325, SLG: 0.466 (1, 9)	0-0 5-3		0-0 F7			0-0 5-3		0-0 F2		4	0	0	0	0	0	2											
Joe Torre, R OBP: 0.334, SLG: 0.388 (1, 3)		0-3 K		0-0 F9		0-0 L5		0-0 6-3		4	0	0	0	0	1	1											
Deron Johnson, R OBP: 0.289, SLG: 0.297 (1, 5)		4-0 1B BB		0-0 F2			0-0 5-3		4-0 BB 1B BB	2	1	0	0	2	0	0											
Tommie Aaron, R OBP: 0.308, SLG: 0.305 (1, 7)		0-3 K		0-0 4-3			0-0 F7		0-0 P4	4	0	0	0	0	1	2											
Bob Tillman, R OBP: 0.246, SLG: 0.283 (1, 2)		0-0 FC5-4 1B			0-0 1B		0-0 F7		0-0 BB FC6-4 1B	4	1	3	0	0	0	0											
Marty Martinez, S OBP: 0.288, SLG: 0.225 (1, 6)		0-0 FC5-4			0-0 F8			0-0 6-3	4-0 FC6-4 BB	3	0	0	0	1	0	3											
Phil Niekro, R OBP: 0.075, SLG: 0.151 (1, 1)			0-0 3-1		0-3 K			0-0 HR 2B	4-0 FC6-4 BB	2	0	0	0	0	1	1											
Cecil Upshaw, R OBP: 0.200, SLG: 0.143 (7, 1)										0	0	0	0	0	0	0											
Bob Johnson, R OBP: 0.313, SLG: 0.307 (6, PH)										1	1	1	0	0	0	0											
Ken Johnson, R OBP: 0.162, SLG: 0.167 (8, 1)										0	0	0	0	0	0	0											
Tito Francona, L OBP: 0.419, SLG: 0.383 (9, PH)									1-2 2-3 3-H	0	0	0	1	1	0	0											
<b>Inning Stats</b>	R: 0 E: 0 K: 0 S: 2	H: 0 LOB: 0 BB: 1 P: 6	R: 0 E: 0 K: 2 S: 8	H: 1 LOB: 2 BB: 1 P: 12	R: 0 E: 0 K: 0 S: 3	H: 0 LOB: 1 BB: 0 P: 4	R: 0 E: 0 K: 0 S: 3	H: 0 LOB: 0 BB: 0 P: 3	R: 0 E: 0 K: 2 S: 8	H: 1 LOB: 1 BB: 0 P: 8	R: 0 E: 0 K: 0 S: 3	H: 0 LOB: 0 BB: 0 P: 3	R: 0 E: 0 K: 0 S: 3	H: 0 LOB: 0 BB: 0 P: 3	R: 2 E: 0 K: 0 S: 6	H: 3 LOB: 1 BB: 0 P: 6	R: 2 E: 0 K: 0 S: 4	H: 1 LOB: 2 BB: 3 P: 16	1B: 3 2B: 2 3B: 0 HR: 1	SF: 0 SAC: 0 DP: 1 HBP: 1	WP: 0 PA: 38 PB: 0 SB: 0 CS: 0						
<b>PITCHER</b>	IP	WLS	BF	H	R	ER	SO	BB	IBB	HBP	BLK	WP	HR	S	P	ERA	WHIP										
Gerry Arrigo, L ERA: 3.02 (1, 1)	7.1	W	29	5	2	2	4	2	0	1	0	0	1	34	43	2.46	0.955										
Ted Abernathy, R ERA: 2.0 (8, 1)	1.0		6	1	2	2	0	2	0	0	0	0	0	4	12	18.00	3.000										
Clay Carroll, R ERA: 2.56 (9, 1)	0.0	S	0	0	0	0	0	0	0	0	0	0	0	0	0	∞	∞										

Atlanta Braves @ Cincinnati Reds  
Crosley Field, Cincinnati, OH  
Wed Aug 14 1968, 7:05 PM EDT  
Att: 8,944 - Unknown

AB 32  
R 4  
H 6  
RBI 4  
BB 5  
SO 4  
LOB 15



Batter	1	2	3	4	5	6	7	8	9	AB	R	H	RBI	BB	SO	LOB	BOTTOM										
Pete Rose, S OBP: 0.389, SLG: 0.465 (1, 9)	0-0 3-1			0-0 2B HR 1B	0-0 4-3		0-3 K			4	1	1	0	0	1	1											
Alex Johnson, R OBP: 0.351, SLG: 0.402 (1, 7)	0-0 F9			0-0 HR 2B	0-3 K			0-0 FC4-6 1B		4	1	2	0	0	1	0											
Mack Jones, L OBP: 0.359, SLG: 0.434 (1, 8)	0-0 4-3			0-0 HR 2H 3-H		0-0 FC6-5 2B		0-0 FC4-6 1B 2B		4	2	2	3	0	0	1											
Tony Perez, R OBP: 0.333, SLG: 0.406 (1, 5)		0-0 4-3		0-0 P4		0-0 FC6-5 FC1-6		0-0 2B 1B		4	1	1	0	0	0	1											
Tommy Helms, R OBP: 0.321, SLG: 0.384 (1, 4)		0-3 K2-3		0-0 5-3		0-0 FC1-6		0-0 P4		4	0	0	0	0	1	3											
Fred Whitfield, L OBP: 0.278, SLG: 0.303 (1, 3)		0-0 6-3		0-0 CS 2B 1B		0-0 L3		0-0 1H 2B 2B		4	2	2	2	0	0	1											
Pat Corrales, R OBP: 0.281, SLG: 0.348 (1, 2)			0-3 K	0-0 WP 1H 2B	0-0 FC6-4 1B			0-0 FC6-4 2B		4	0	3	2	0	1	0											
Leo Cardenas, R OBP: 0.285, SLG: 0.299 (1, 6)			0-0 L5-3	0-3 K	0-0 K			0-0 FC6-4 SH1-4	4-0 IBB	3	0	0	0	1	1	3											
Gerry Arrigo, L OBP: 0.111, SLG: 0.095 (1, 1)			0-0 F8		0-3 K			0-0 SH1-4	0-0 F3	2	0	0	0	0	1	0											
Ted Abernathy, R ERA: 2.39 (8, 1)										1	0	0	0	0	0	2											
Clay Carroll, R OBP: 0.143, SLG: 0.143 (9, 1)										0	0	0	0	0	0	0											
<b>Inning Stats</b>	R: 0 E: 0 K: 0 S: 3	H: 0 LOB: 0 BB: 0 P: 3	R: 0 E: 0 K: 1 S: 5	H: 0 LOB: 0 BB: 0 P: 5	R: 0 E: 0 K: 1 S: 5	H: 0 LOB: 0 BB: 0 P: 5	R: 4 E: 0 K: 1 S: 10	H: 5 LOB: 1 BB: 0 P: 10	R: 0 E: 0 K: 2 S: 7	H: 0 LOB: 0 BB: 0 P: 7	R: 0 E: 0 K: 0 S: 4	H: 1 LOB: 1 BB: 0 P: 4	R: 0 E: 0 K: 1 S: 6	H: 1 LOB: 1 BB: 0 P: 6	R: 3 E: 0 K: 0 S: 7	H: 4 LOB: 2 BB: 1 P: 11	1B: 5 2B: 6 3B: 0 HR: 1	SF: 0 SAC: 1 DP: 1 HBP: 0	WP: 1 PA: 36 PB: 1 SB: 0 CS: 1								
<b>PITCHER</b>	IP	WLS	BF	H	R	ER	SO	BB	IBB	HBP	BLK	WP	HR	S	P	ERA	WHIP										
Phil Niekro, R ERA: 2.91 (1, 1)	6.0	L	25	7	4	3	5	7	4	3	5	1	1	35	35	4.50	1.167										
Cecil Upshaw, R ERA: 2.39 (7, 1)	1.0		3	0	0	0	1	0	0	0	0	0	0	5	5	0.00	0.000										
Ken Johnson, R ERA: 3.5 (8, 1)	1.0		8	4	3	3	0	0	1	0	0	0	0	7	11	27.00	4.000										

Atlanta Braves @ Cincinnati Reds  
Crosley Field, Cincinnati, OH  
Wed Aug 14 1968, 7:05 PM EDT  
Att: 8,944 - Unknown

AB 34  
R 7  
H 11  
RBI 7  
BB 1  
SO 6  
LOB 12





Batter	1	2	3	4	5	6	7	8	9	AB	R	H	RBI	BB	SO	LOB	TOP					
<b>Pete Rose, S</b> OBP: 0.389, SLG: 0.464 (1, 9)	 1B	 2	 3	 3	 3	 3	 1B	 1B	 1B	5	1	2	0	0	2	0	<b>Cincinnati Reds @ Chicago Cubs</b> Wrigley Field, Chicago, IL Fri Aug 16 1968, 3:33 AM CDT Att: 9,509 - Cloudy - 85 F					
<b>Alex Johnson, R</b> OBP: 0.350, SLG: 0.400 (1, 7)	 1B	 3	 3	 3	 3	 3	 1B	 1B	 1B	5	1	1	0	0	0	2						
<b>Mack Jones, L</b> OBP: 0.360, SLG: 0.465 (1, 8)	 1B	 1B	 1	 1	 2	 2	 3B	 3B	 1	5	2	2	3	0	0	0						
<b>Tony Perez, R</b> OBP: 0.336, SLG: 0.409 (1, 5)	 1B	 1B	 2	 2	 1B	 1B	 1B	 1B	 2	5	1	3	1	0	1	0						
<b>Tommy Helms, R</b> OBP: 0.320, SLG: 0.382 (1, 4)	 1B	 1B	 1B	 1B	 1B	 1B	 1	 1	 1B	5	1	1	0	0	0	3						
<b>Fred Whitfield, L</b> OBP: 0.283, SLG: 0.333 (1, 3)	 1B	 1B	 1	 1	 1	 1	 2	 2	 1B	5	1	2	2	0	0	1						
<b>Pat Corrales, R</b> OBP: 0.333, SLG: 0.360 (1, 2)	 1B	 1B	 2	 2	 2	 HBP	 BB	 BB	 1B	2	1	1	0	1	0	0						
<b>Leo Cardenas, R</b> OBP: 0.287, SLG: 0.308 (1, 6)	 3	 3	 BB	 BB	 BB	 BB	 3	 3	 3	4	2	1	2	1	1	5						
<b>Jim Maloney, L</b> OBP: 0.291, SLG: 0.396 Clay Carroll, R OBP: 0.200, SLG: 0.200 Johnny Bench, R OBP: 0.305, SLG: 0.420 (1, 1)	 1	 1	 2	 2	 2	 2	 1	 1	 1	3	1	1	2	0	1	0						
<b>Inning Stats</b>	R: 4 E: 0 K: 1 S: 10	H: 5 LOB: 1 BB: 0 P: 10	R: 0 E: 0 K: 1 S: 5	H: 0 LOB: 0 BB: 0 P: 5	R: 0 E: 0 K: 1 S: 5	H: 0 LOB: 0 BB: 0 P: 5	R: 2 E: 0 K: 1 S: 6	H: 1 LOB: 0 BB: 1 P: 10	R: 0 E: 0 K: 0 S: 4	H: 1 LOB: 0 BB: 0 P: 4	R: 2 E: 0 K: 1 S: 6	H: 1 LOB: 0 BB: 0 P: 7	R: 2 E: 0 K: 0 S: 6	H: 3 LOB: 2 BB: 1 P: 10	R: 0 E: 0 K: 0 S: 3	H: 1 LOB: 0 BB: 0 P: 3		R: 1 E: 0 K: 0 S: 6	H: 3 LOB: 2 BB: 0 P: 6	1B: 10 2B: 0 3B: 1 HR: 4	SF: 0 SAC: 0 DP: 1 HBP: 1	WP: 0 PA: 44 PB: 0 SB: 0 CS: 0
<b>PITCHER</b>	IP WLS BF H R ER SO BB IBB HBP BLK WP HR S P ERA WHIP	IP WLS BF H R ER SO BB IBB HBP BLK WP HR S P ERA WHIP	IP WLS BF H R ER SO BB IBB HBP BLK WP HR S P ERA WHIP	IP WLS BF H R ER SO BB IBB HBP BLK WP HR S P ERA WHIP	IP WLS BF H R ER SO BB IBB HBP BLK WP HR S P ERA WHIP	IP WLS BF H R ER SO BB IBB HBP BLK WP HR S P ERA WHIP	IP WLS BF H R ER SO BB IBB HBP BLK WP HR S P ERA WHIP	IP WLS BF H R ER SO BB IBB HBP BLK WP HR S P ERA WHIP	IP WLS BF H R ER SO BB IBB HBP BLK WP HR S P ERA WHIP	IP WLS BF H R ER SO BB IBB HBP BLK WP HR S P ERA WHIP	IP WLS BF H R ER SO BB IBB HBP BLK WP HR S P ERA WHIP	IP WLS BF H R ER SO BB IBB HBP BLK WP HR S P ERA WHIP	IP WLS BF H R ER SO BB IBB HBP BLK WP HR S P ERA WHIP	IP WLS BF H R ER SO BB IBB HBP BLK WP HR S P ERA WHIP	IP WLS BF H R ER SO BB IBB HBP BLK WP HR S P ERA WHIP	IP WLS BF H R ER SO BB IBB HBP BLK WP HR S P ERA WHIP	IP WLS BF H R ER SO BB IBB HBP BLK WP HR S P ERA WHIP	IP WLS BF H R ER SO BB IBB HBP BLK WP HR S P ERA WHIP	IP WLS BF H R ER SO BB IBB HBP BLK WP HR S P ERA WHIP	IP WLS BF H R ER SO BB IBB HBP BLK WP HR S P ERA WHIP	IP WLS BF H R ER SO BB IBB HBP BLK WP HR S P ERA WHIP	IP WLS BF H R ER SO BB IBB HBP BLK WP HR S P ERA WHIP
<b>Bill Hands, R</b> ERA: 2.81 Archie Reynolds, R ERA: 9.0 Phil Regan, R ERA: 1.99 Jack Lamabe, R ERA: 4.88 (1, 1)	4.0 L 19 6 6 6 4 1 0 0 0 0 0 3 26 30 13.50 1.750	2.0 11 4 4 4 1 0 0 0 1 0 0 1 12 13 18.00 2.000	2.0 8 2 0 0 0 1 0 0 0 0 0 0 7 11 0.00 1.500	1.0 6 3 1 1 0 0 0 0 0 0 0 0 6 6 9.00 3.000																		

AB	41
R	11
H	15
RBI	11
BB	2
SO	5
LOB	11



Batter	1	2	3	4	5	6	7	8	9	AB	R	H	RBI	BB	SO	LOB	BOTTOM						
<b>Don Kessinger, S</b> OBP: 0.303, SLG: 0.314 (1, 6)	 BB	 BB	 1	 3	 3	 3	 1B	 1B	 2	4	0	1	0	1	2	1	<b>Cincinnati Reds @ Chicago Cubs</b> Wrigley Field, Chicago, IL Fri Aug 16 1968, 3:33 AM CDT Att: 9,509 - Cloudy - 85 F						
<b>Glenn Beckert, R</b> OBP: 0.307, SLG: 0.347 (1, 4)	 1-2	 1-2	 2	 2	 1	 1	 1	 1	 3	5	0	0	0	0	0	2							
<b>Billy Williams, L</b> OBP: 0.333, SLG: 0.470 (1, 7)	 BB	 BB	 3	 3	 2	 2	 1-2	 1-2	 1-2	3	0	0	0	1	0	1							
<b>Ron Santo, R</b> OBP: 0.366, SLG: 0.415 (1, 5)	 BB	 BB	 1	 1	 3	 3	 3	 BB	 BB	2	1	0	0	2	1	0							
<b>14 Ernie Banks, R</b> OBP: 0.294, SLG: 0.465 (1, 3)	 3	 3	 2B	 2B	 2B	 2B	 1B	 1B	 HR	4	2	3	2	0	0	2							
<b>Al Spangler, L</b> OBP: 0.396, SLG: 0.404 (1, 9)	 1	 1	 1	 2B	 2B	 2B	 1-2	 1-2	 1	3	1	0	0	1	0	1							
<b>Jim Hickman, R</b> OBP: 0.289, SLG: 0.380 Archie Reynolds, R OBP: 0.211, SLG: 0.222 Phil Regan, R OBP: 0.207, SLG: 0.304 Dick Nen, L OBP: 0.200, SLG: 0.200 Jack Lamabe, R OBP: 0.289, SLG: 0.329 (1, 8)	 2	 2	 2	 2B	 2B	 2B	 2	 2	 2	1	1	0	0	0	1	0							
<b>Jim Maloney, R</b> ERA: 3.61 Clay Carroll, R ERA: 2.69 (1, 1)	 2	 2	 2	 2B	 2B	 2B	 HR	 HR	 2	1	1	0	0	0	1	0							
<b>Bill Hands, R</b> OBP: 0.125, SLG: 0.082 Willie Smith, L OBP: 0.310, SLG: 0.365 (1, 1)	 2B	 2B	 3	 3	 3	 3	 HR	 HR	 1	1	0	0	0	0	0	1							
<b>Inning Stats</b>	R: 0 E: 0 K: 0 S: 2	H: 0 LOB: 2 BB: 3 P: 14	R: 0 E: 0 K: 1 S: 6	H: 1 LOB: 1 BB: 0 P: 6	R: 0 E: 0 K: 1 S: 5	H: 0 LOB: 0 BB: 0 P: 5	R: 3 E: 0 K: 2 S: 9	H: 2 LOB: 1 BB: 1 P: 14	R: 0 E: 0 K: 0 S: 3	H: 0 LOB: 0 BB: 0 P: 3	R: 2 E: 0 K: 2 S: 9	H: 2 LOB: 0 BB: 0 P: 9	R: 0 E: 0 K: 0 S: 3	H: 1 LOB: 0 BB: 0 P: 3	R: 2 E: 0 K: 0 S: 4	H: 1 LOB: 0 BB: 1 P: 8		R: 0 E: 0 K: 1 S: 5	H: 0 LOB: 0 BB: 0 P: 5	1B: 2 2B: 3 3B: 0 HR: 2	SF: 0 SAC: 0 DP: 3 HBP: 1	WP: 1 PA: 38 PB: 0 SB: 0 CS: 0	
<b>PITCHER</b>	IP WLS BF H R ER SO BB IBB HBP BLK WP HR S P ERA WHIP	IP WLS BF H R ER SO BB IBB HBP BLK WP HR S P ERA WHIP	IP WLS BF H R ER SO BB IBB HBP BLK WP HR S P ERA WHIP	IP WLS BF H R ER SO BB IBB HBP BLK WP HR S P ERA WHIP	IP WLS BF H R ER SO BB IBB HBP BLK WP HR S P ERA WHIP	IP WLS BF H R ER SO BB IBB HBP BLK WP HR S P ERA WHIP	IP WLS BF H R ER SO BB IBB HBP BLK WP HR S P ERA WHIP	IP WLS BF H R ER SO BB IBB HBP BLK WP HR S P ERA WHIP	IP WLS BF H R ER SO BB IBB HBP BLK WP HR S P ERA WHIP	IP WLS BF H R ER SO BB IBB HBP BLK WP HR S P ERA WHIP	IP WLS BF H R ER SO BB IBB HBP BLK WP HR S P ERA WHIP	IP WLS BF H R ER SO BB IBB HBP BLK WP HR S P ERA WHIP	IP WLS BF H R ER SO BB IBB HBP BLK WP HR S P ERA WHIP	IP WLS BF H R ER SO BB IBB HBP BLK WP HR S P ERA WHIP	IP WLS BF H R ER SO BB IBB HBP BLK WP HR S P ERA WHIP	IP WLS BF H R ER SO BB IBB HBP BLK WP HR S P ERA WHIP	IP WLS BF H R ER SO BB IBB HBP BLK WP HR S P ERA WHIP	IP WLS BF H R ER SO BB IBB HBP BLK WP HR S P ERA WHIP	IP WLS BF H R ER SO BB IBB HBP BLK WP HR S P ERA WHIP	IP WLS BF H R ER SO BB IBB HBP BLK WP HR S P ERA WHIP	IP WLS BF H R ER SO BB IBB HBP BLK WP HR S P ERA WHIP	IP WLS BF H R ER SO BB IBB HBP BLK WP HR S P ERA WHIP	
<b>Jim Maloney, R</b> ERA: 3.61 Clay Carroll, R ERA: 2.69 (1, 1)	6.0 W 28 1 2 2 1 1 0 0 0 0 1 11 15 6.00 0.667	3.0 S 10 1 2 2 1 1 0 0 0 0 0 1 11 15 6.00 0.667																					

AB	32
R	7
H	7
RBI	7
BB	5
SO	7
LOB	11





Batter	1	2	3	4	5	6	7	8	9	AB	R	H	RBI	BB	SO	LOB	TOP										
<b>Pete Rose, S</b> OBP: 0.392, SLG: 0.468 (1, 9)										5	1	3	0	0	0	3											
<b>Alex Johnson, R</b> OBP: 0.352, SLG: 0.402 (1, 7)										5	0	3	1	0	1	2											
<b>Mack Jones, L</b> OBP: 0.356, SLG: 0.457 (1, 8)										5	1	1	0	0	1	7											
<b>Tony Perez, R</b> OBP: 0.339, SLG: 0.418 (1, 5)										4	1	2	2	1	1	3											
<b>Tommy Helms, R</b> OBP: 0.316, SLG: 0.379 (1, 4)										4	0	0	1	0	0	3											
<b>Fred Whitfield, L</b> OBP: 0.288, SLG: 0.331 (1, 3)										4	0	1	0	1	1	3											
<b>Pat Corrales, R</b> OBP: 0.323, SLG: 0.345 (1, 2)										4	0	1	0	0	3	4											
<b>Leo Cardenas, R</b> OBP: 0.289, SLG: 0.313 (1, 6)										4	1	2	0	0	0	1											
<b>Tony Cloninger, R</b> OBP: 0.156, SLG: 0.375 (1, 1)										3	0	0	0	0	1	1											
<b>Inning Stats</b>	R: 2 E: 0 K: 1 S: 8	H: 3 LOB: 1 BB: 0 P: 8	R: 1 E: 0 K: 2 S: 11	H: 3 LOB: 3 BB: 0 P: 11	R: 0 E: 0 K: 1 S: 5	H: 0 LOB: 1 BB: 1 P: 9	R: 0 E: 0 K: 1 S: 6	H: 2 LOB: 1 BB: 0 P: 6	R: 1 E: 1 K: 1 S: 6	H: 1 LOB: 0 BB: 0 P: 6	R: 0 E: 0 K: 1 S: 6	H: 1 LOB: 2 BB: 0 P: 7	R: 0 E: 0 K: 0 S: 3	H: 0 LOB: 0 BB: 0 P: 3	R: 0 E: 0 K: 0 S: 4	H: 1 LOB: 2 BB: 1 P: 8	1B: 9 2B: 3 3B: 0 HR: 1	SF: 1 SAC: 1 DP: 1 HBP: 0	WP: 0 PB: 0 SB: 0 CS: 1	PA: 43							
<b>PITCHER</b>	IP	WLS	BF	H	R	ER	SO	BB	IBB	HBP	BLK	WP	HR	S	P	ERA	WHIP										
<b>Fergie Jenkins, R</b> ERA: 2.65 (1, 1)	6.0	L	29	11	4	4	7	1	0	0	0	0	1	42	46	6.00	2.000										
<b>Bill Stoneman, R</b> ERA: 4.05 (7, 1)	2.0		8	1	0	0	1	0	0	0	0	0	0	10	10	0.00	0.500										
<b>Jack Lamabe, R</b> ERA: 4.78 (9, 1)	1.0		5	1	0	0	0	1	0	0	0	0	0	4	8	0.00	2.000										

Cincinnati Reds @ Chicago Cubs  
Wrigley Field, Chicago, IL  
Sat Aug 17 1968, 3:33 AM CDT  
Att: 23,134 - Sunny - 70 F

AB	38
R	4
H	13
RBI	4
BB	2
SO	8
LOB	27



Batter	1	2	3	4	5	6	7	8	9	AB	R	H	RBI	BB	SO	LOB	BOTTOM										
<b>Don Kessinger, S</b> OBP: 0.301, SLG: 0.312 (1, 6)										4	0	0	0	0	1	3											
<b>Glenn Beckert, R</b> OBP: 0.305, SLG: 0.345 (1, 4)										4	0	0	0	0	0	0											
<b>Billy Williams, L</b> OBP: 0.332, SLG: 0.468 (1, 7)										4	0	1	0	0	0	0											
<b>Ron Santo, R</b> OBP: 0.363, SLG: 0.411 (1, 5)										4	0	0	0	0	1	2											
<b>14 Ernie Banks, R</b> OBP: 0.292, SLG: 0.461 (1, 3)										3	0	0	0	0	0	2											
<b>Al Spangler, L</b> OBP: 0.360, SLG: 0.396 (1, 9)										3	0	0	0	0	0	0											
<b>Randy Hundley, R</b> OBP: 0.289, SLG: 0.329 (1, 2)										3	0	1	0	0	0	0											
<b>Adolfo Phillips, R</b> OBP: 0.331, SLG: 0.381 (1, 8)										2	0	1	0	1	0	0											
<b>Fergie Jenkins, R</b> OBP: 0.231, SLG: 0.250 (1, 1)										1	0	0	0	0	1	1											
<b>John Ugham, L</b> OBP: 0.333, SLG: 0.333 (6, PH)										1	0	0	0	0	1	0											
<b>Bill Stoneman, R</b> (7, 1)										0	0	0	0	0	0	0											
<b>Willie Smith, L</b> OBP: 0.307, SLG: 0.362 (8, PH)										1	0	0	0	0	1	2											
<b>Jack Lamabe, R</b> OBP: 0.200, SLG: 0.200 (9, 1)										0	0	0	0	0	0	0											
<b>Inning Stats</b>	R: 0 E: 0 K: 1 S: 5	H: 0 LOB: 0 BB: 0 P: 5	R: 0 E: 0 K: 0 S: 3	H: 0 LOB: 0 BB: 0 P: 3	R: 0 E: 0 K: 1 S: 6	H: 1 LOB: 1 BB: 0 P: 6	R: 0 E: 1 K: 1 S: 6	H: 1 LOB: 1 BB: 0 P: 6	R: 0 E: 0 K: 0 S: 3	H: 0 LOB: 0 BB: 0 P: 3	R: 0 E: 0 K: 1 S: 5	H: 0 LOB: 0 BB: 0 P: 5	R: 0 E: 0 K: 0 S: 3	H: 0 LOB: 0 BB: 0 P: 3	R: 0 E: 0 K: 1 S: 6	H: 1 LOB: 2 BB: 1 P: 10	R: 0 E: 0 K: 0 S: 3	H: 0 LOB: 0 BB: 0 P: 3	1B: 3 2B: 0 3B: 0 HR: 0	SF: 0 SAC: 0 DP: 1 HBP: 0	WP: 0 PB: 0 SB: 1 CS: 0	PA: 31					
<b>PITCHER</b>	IP	WLS	BF	H	R	ER	SO	BB	IBB	HBP	BLK	WP	HR	S	P	ERA	WHIP										
<b>Tony Cloninger, R</b> ERA: 4.37 (1, 1)	9.0	W	31	3	0	0	5	1	0	0	0	0	0	40	44	0.00	0.444										

Cincinnati Reds @ Chicago Cubs  
Wrigley Field, Chicago, IL  
Sat Aug 17 1968, 3:33 AM CDT  
Att: 23,134 - Sunny - 70 F

AB	30
R	0
H	3
RBI	0
BB	1
SO	5
LOB	10









Batter	1	2	3	4	5	6	7	8	9	AB	R	H	RBI	BB	SO	LOB	TOP					
<b>Pete Rose, S</b> OBP: 0.396, SLG: 0.477 (1, 9)	F7		G4-6-3 1B		CS 1B		HR	1-2 1B		5	1	4	1	0	0	0	<b>Cincinnati Reds @ Chicago Cubs</b> Wrigley Field, Chicago, IL Sun Aug 18 1968, 3:38 AM CDT Att: 30,942 - Unknown					
<b>Alex Johnson, R</b> OBP: 0.354, SLG: 0.410 (1, 7)	F8		F9		BB		HR	4-3		4	1	1	1	1	0	3						
<b>Mack Jones, L</b> OBP: 0.348, SLG: 0.444 (1, 8)	F3		G4-6-3 1-2		4-3		1-3		G4-6-3 1B	5	0	1	0	0	0	2						
<b>Tony Perez, R</b> OBP: 0.341, SLG: 0.431 (1, 5)		E6 HR				6-3			G4-6-3 1-2	5	2	2	1	0	0	1						
<b>Fred Whitfield, L</b> OBP: 0.297, SLG: 0.358 (1, 3)						1B				2	1	1	2	1	0	0						
<b>Giraldo Ruiz, S</b> OBP: 0.296, SLG: 0.261 (6, PR) (6, 3)		HR				BB				2	1	1	0	0	1	1						
<b>Johnny Bench, R</b> OBP: 0.304, SLG: 0.418 (1, 2)		6-3				1B				5	0	1	0	0	1	2						
<b>Tommy Helms, R</b> OBP: 0.317, SLG: 0.378 (1, 4)		P3				1B				4	0	1	0	0	0	2						
<b>Leo Cardenas, R</b> OBP: 0.291, SLG: 0.310 (1, 6)										2	0	1	1	2	0	1						
<b>Gary Nolan, R</b> OBP: 0.233, SLG: 0.231 (1, 1)										3	0	0	0	0	2	4						
<b>Clay Carroll, R</b> OBP: 0.188, SLG: 0.188 (7, 1)										1	0	0	0	0	1	1						
<b>Inning Stats</b>	R: 0 E: 0 K: 0 S: 3	H: 0 LOB: 0 BB: 0 P: 3	R: 2 E: 1 K: 1 S: 7	H: 1 LOB: 1 BB: 1 P: 11	R: 0 E: 0 K: 0 S: 3	H: 1 LOB: 0 BB: 0 P: 3	R: 1 E: 0 K: 1 S: 7	H: 2 LOB: 1 BB: 0 P: 7	R: 0 E: 0 K: 1 S: 5	H: 1 LOB: 1 BB: 1 P: 9	R: 1 E: 0 K: 0 S: 5	H: 2 LOB: 3 BB: 1 P: 9	R: 2 E: 0 K: 1 S: 8	H: 3 LOB: 1 BB: 0 P: 8	R: 0 E: 0 K: 1 S: 6	H: 1 LOB: 2 BB: 1 P: 10	R: 0 E: 0 K: 0 S: 4	H: 2 LOB: 1 BB: 0 P: 4	1B: 9 2B: 0 3B: 0 HR: 4	SF: 0 SAC: 0 DP: 2 HBP: 0	WP: 0 PB: 0 SB: 0 CS: 1	PA: 42
<b>PITCHER</b>	IP	WLS	BF	H	R	ER	SO	BB	IBB	HBP	BLK	WP	HR	S	P	ERA	WHIP					
<b>Joe Niekro, R</b> ERA: 4.19 (1, 1)	5.2	L	26	7	4	3	3	3	0	0	0	0	2	29	41	4.76	1.765					
<b>Bill Stoneman, R</b> ERA: 4.5 (6, 1)	1.1		7	3	2	2	1	0	0	0	0	0	2	9	9	13.50	2.250					
<b>Archie Reynolds, R</b> ERA: 6.0 (8, 1)	2.0		9	3	0	0	1	1	0	0	0	0	0	10	14	0.00	2.000					

Batter	1	2	3	4	5	6	7	8	9	AB	R	H	RBI	BB	SO	LOB	BOTTOM				
<b>Don Kessinger, S</b> OBP: 0.296, SLG: 0.307 (1, 6)	F6				F8			4-3		4	0	0	0	0	1	3	<b>Cincinnati Reds @ Chicago Cubs</b> Wrigley Field, Chicago, IL Sun Aug 18 1968, 3:38 AM CDT Att: 30,942 - Unknown				
<b>Glenn Beckert, R</b> OBP: 0.304, SLG: 0.343 (1, 4)	P6		4-3			G3		P5		4	0	0	0	0	0	0					
<b>Billy Williams, L</b> OBP: 0.333, SLG: 0.476 (1, 9)						L5		P4		3	0	0	0	1	1	0					
<b>Willie Smith, L</b> OBP: 0.303, SLG: 0.354 (1, 7)	F5		B3			P6			14 1B G5-4-3 1B	4	1	1	0	0	0	1					
<b>14 Ernie Banks, R</b> OBP: 0.296, SLG: 0.464 (1, 3)		BB S 1B			P5		HR 2B		G5-4-3 1B	4	1	3	0	0	0	0					
<b>Ron Santo, R</b> OBP: 0.357, SLG: 0.404 (1, 5)		F9 1-2			F3		1-3		G5-4-3 1-2	4	0	0	0	0	0	3					
<b>Randy Hundley, R</b> OBP: 0.292, SLG: 0.336 (1, 2)		K			F8				3-H P5	4	1	1	2	0	1	1					
<b>Adolfo Phillips, R</b> OBP: 0.331, SLG: 0.379 (1, 8)						P5				2	0	0	0	1	0	0					
<b>Joe Niekro, R</b> OBP: 0.179, SLG: 0.115 (1, 1)										1	0	0	0	1	1	0					
<b>Bill Stoneman, R</b> OBP: 0.358, SLG: 0.393 (7, PH) (6, 1)										0	0	0	0	0	0	0					
<b>Al Spangler, L</b> OBP: 0.358, SLG: 0.393 (7, PH) (8, 1)										1	0	0	0	0	1	0					
<b>Archie Reynolds, R</b> OBP: 0.188, SLG: 0.188 (8, 1)										0	0	0	0	0	0	0					
<b>Inning Stats</b>	R: 0 E: 0 K: 0 S: 3	H: 0 LOB: 1 BB: 1 P: 7	R: 0 E: 0 K: 2 S: 8	H: 1 LOB: 3 BB: 2 P: 16	R: 0 E: 0 K: 1 S: 5	H: 0 LOB: 0 BB: 0 P: 5	R: 0 E: 0 K: 0 S: 3	H: 0 LOB: 0 BB: 0 P: 3	R: 0 E: 0 K: 0 S: 3	H: 0 LOB: 0 BB: 0 P: 3	R: 2 E: 0 K: 1 S: 7	H: 2 LOB: 0 BB: 0 P: 7	R: 0 E: 0 K: 0 S: 3	H: 0 LOB: 0 BB: 0 P: 3	R: 1 E: 0 K: 0 S: 4	H: 2 LOB: 0 BB: 0 P: 4	1B: 3 2B: 1 3B: 0 HR: 1	SF: 0 SAC: 0 DP: 1 HBP: 0	WP: 0 PB: 0 SB: 1 CS: 0	PA: 34	
<b>PITCHER</b>	IP	WLS	BF	H	R	ER	SO	BB	IBB	HBP	BLK	WP	HR	S	P	ERA	WHIP				
<b>Gary Nolan, R</b> ERA: 2.23 (1, 1)	6.0	W	22	1	0	0	4	3	0	0	0	0	0	27	39	0.00	0.667				
<b>Clay Carroll, R</b> ERA: 2.96 (7, 1)	3.0	S	12	4	3	3	1	0	0	0	0	0	1	14	14	9.00	1.333				









Batter	1	2	3	4	5	6	7	8	9	AB	R	H	RBI	BB	SO	LOB	TOP			
Freddie Patek, R OBP: 0.311, SLG: 0.378 (1, 9)										5	1	2	0	0	1	0	<b>Pittsburgh Pirates @ Cincinnati Reds</b> Crosley Field, Cincinnati, OH Tue Aug 20 1968, 7:05 PM EDT Att: 8,103 - Unknown			
Maury Wills, S OBP: 0.329, SLG: 0.320 (1, 5)										5	2	2	0	0	0	2				
Matty Alou, L OBP: 0.367, SLG: 0.391 (1, 8)										5	2	3	2	0	0	2				
Donn Clendenon, R OBP: 0.326, SLG: 0.405 (1, 3)										5	0	0	0	0	3	6				
Manny Mota, R OBP: 0.321, SLG: 0.330 (1, 7)										5	2	2	2	0	0	0				
Bill Mazerowski, R OBP: 0.292, SLG: 0.294 (1, 4)										4	0	2	3	1	0	0				
Gene Alley, R OBP: 0.285, SLG: 0.288 (1, 6)										5	0	2	0	0	0	2				
Jerry May, R OBP: 0.305, SLG: 0.272 (1, 2)										3	0	0	0	1	1	2				
Dock Ellis, S OBP: 0.125, SLG: 0.188 Ron Kline, R (8, 1)										4	1	1	0	0	1	2				
										0	0	0	0	0	0	0				
<b>Inning Stats</b>	R: 3 E: 0 K: 1 S: 10	H: 5 LOB: 2 BB: 0 P: 10	R: 1 E: 0 K: 2 S: 9	H: 2 LOB: 1 BB: 0 P: 9	R: 0 E: 0 K: 0 S: 3	H: 0 LOB: 0 BB: 0 P: 3	R: 1 E: 1 K: 1 S: 8	H: 2 LOB: 2 BB: 0 P: 8	R: 0 E: 0 K: 2 S: 7	H: 0 LOB: 0 BB: 0 P: 7	R: 0 E: 0 K: 0 S: 3	H: 0 LOB: 0 BB: 0 P: 3	R: 0 E: 0 K: 0 S: 4	H: 1 LOB: 2 BB: 1 P: 8	R: 3 E: 0 K: 0 S: 7	H: 4 LOB: 1 BB: 0 P: 7	1B: 10 2B: 2 3B: 2 HR: 0	SF: 0 SAC: 0 DP: 1 HBP: 0	WP: 0 PB: 0 SB: 3 CS: 0	PA: 43
<b>PITCHER</b>	IP WLS BF H R ER SO BB IBB HBP BLK WP HR S P ERA WHIP																			
Jay Ritchie, R ERA: 3.83	(1, 1) 0.2 L 7 5 3 3 1 0 0 0 0 0 0 0 0 9 9 40.50 7.500																			
Bob Lee, R ERA: 4.38	(1, 1) 2.1 9 2 1 1 2 0 0 0 0 0 0 0 0 13 13 3.86 0.857																			
Billy McCool, L ERA: 4.93	(4, 1) 0.1 3 2 1 0 0 0 0 0 0 0 0 0 0 3 3 0.00 6.000																			
Ted Abernathy, R ERA: 1.99	(4, 1) 5.0 19 2 1 1 3 1 1 0 0 0 0 0 23 31 1.80 0.600																			
Clay Carroll, R ERA: 3.03	(9, 1) 0.2 5 3 2 2 0 0 0 0 0 0 0 0 0 5 5 27.00 4.500																			

AB 41  
R 8  
H 14  
RBI 7  
BB 2  
SO 6  
LOB 16





Batter	1	2	3	4	5	6	7	8	9	AB	R	H	RBI	BB	SO	LOB	BOTTOM			
Pete Rose, S OBP: 0.398, SLG: 0.485 (1, 9)										4	0	1	0	1	0	3	<b>Pittsburgh Pirates @ Cincinnati Reds</b> Crosley Field, Cincinnati, OH Tue Aug 20 1968, 7:05 PM EDT Att: 8,103 - Unknown			
Alex Johnson, R OBP: 0.357, SLG: 0.415 (1, 7)										5	1	1	0	0	1	3				
Mack Jones, L OBP: 0.350, SLG: 0.434 (1, 8)										3	1	1	0	1	0	1				
Tony Perez, R OBP: 0.341, SLG: 0.436 (1, 5)										4	1	1	2	0	1	2				
Fred Whitfield, L OBP: 0.316, SLG: 0.425 (1, 3)										4	0	2	1	0	1	1				
Tommy Helms, R OBP: 0.314, SLG: 0.372 (1, 4)										4	0	0	0	0	0	2				
Pat Corrales, R OBP: 0.349, SLG: 0.359 Clay Carroll, R OBP: 0.188, SLG: 0.188 (9, 1)										4	0	2	0	0	0	0				
Leo Cardenas, R OBP: 0.290, SLG: 0.305 (1, 6)										3	0	0	0	1	1	2				
Jay Ritchie, R Bob Lee, R Don Pavlich, R Billy McCool, R Ted Abernathy, R Johnny Bench, R (1, 1) (1, 1) (3, 9) (4, 1) (4, 1) (9, 2)										0	0	0	0	0	0	0				
										0	0	0	0	0	0	0				
<b>Inning Stats</b>	R: 0 E: 0 K: 0 S: 3	H: 0 LOB: 0 BB: 0 P: 3	R: 0 E: 0 K: 2 S: 7	H: 0 LOB: 0 BB: 0 P: 7	R: 0 E: 0 K: 1 S: 6	H: 1 LOB: 1 BB: 0 P: 6	R: 0 E: 0 K: 0 S: 4	H: 1 LOB: 1 BB: 0 P: 4	R: 0 E: 0 K: 0 S: 5	H: 2 LOB: 1 BB: 0 P: 5	R: 0 E: 0 K: 2 S: 7	H: 0 LOB: 2 BB: 2 P: 15	R: 2 E: 0 K: 0 S: 4	H: 2 LOB: 0 BB: 1 P: 8	R: 0 E: 0 K: 0 S: 4	H: 1 LOB: 1 BB: 0 P: 4	1B: 3 2B: 3 3B: 1 HR: 1	SF: 0 SAC: 0 DP: 1 HBP: 0	WP: 1 PB: 0 SB: 0 CS: 0	PA: 38
<b>PITCHER</b>	IP WLS BF H R ER SO BB IBB HBP BLK WP HR S P ERA WHIP																			
Dock Ellis, R ERA: 2.67	(1, 1) 7.0 W 31 6 3 3 5 4 0 0 0 0 1 1 37 53 3.86 1.429																			
Ron Kline, R ERA: 1.51	(8, 1) 2.0 S 7 2 0 0 0 0 0 0 0 0 0 0 7 7 0.00 1.000																			

AB 34  
R 3  
H 8  
RBI 3  
BB 4  
SO 5  
LOB 16





Batter	1	2	3	4	5	6	7	8	9	AB	R	H	RBI	BB	SO	LOB	TOP										
Matty Alou, L OBP: 0.371, SLG: 0.398 (1, 8)	F7					K		WP 1B 2B	BB 1B 2B	6	2	4	2	0	1	0	Pittsburgh Pirates @ Cincinnati Reds Crosley Field, Cincinnati, OH Wed Aug 21 1968, 7:05 PM EDT Att: 8,155 - Unknown										
Maury Wills, S OBP: 0.328, SLG: 0.320 Jose Pagan, R OBP: 0.256, SLG: 0.292 (1, 5) (7, 5)	K	6-3		6-3			S HR 1B	2H 1B 1B	1-3 2B 1B	4	1	1	0	0	1	2											
Roberto Clemente, R OBP: 0.339, SLG: 0.470 Gary Kolb, L OBP: 0.282, SLG: 0.327 (1, 9) (8, PR) (8, 9)	HR			HR		F3		1-3 HR BB	1-2 1B 1B	4	3	3	2	1	0	0											
Donn Clendenon, R OBP: 0.326, SLG: 0.413 (1, 3)	F8		6-3		K			1-H 3-H HR	1-2 1B 2B	6	2	2	5	0	1	2											
Manny Mota, R OBP: 0.328, SLG: 0.342 (1, 7)		1B 1B BB	K		1B 3B			F9	1-3 2H 1B	5	3	3	2	1	1	0											
Bill Mazaroski, R OBP: 0.300, SLG: 0.298 (1, 4)	SH2-4 1-3 1B					K			1-3 1B 1B	4	2	3	2	2	1	0											
Gene Alley, R OBP: 0.290, SLG: 0.296 (1, 6)	1-2 3-H 1B			F9		K			1-2 2-3 3-H 1B	6	1	4	3	0	1	2											
Jerry May, R OBP: 0.303, SLG: 0.268 (1, 2)	SH2-4 1-2 2-3			K		5-3			1-2 2-3 3-H 1B	4	0	0	0	1	1	3											
Steve Blass, R OBP: 0.119, SLG: 0.125 Manny Jimenez, L OBP: 0.444, SLG: 0.407 Roy Face, R (9, 1) (9, 1)	K			K		4-3			1B 1B 6-3	5	1	1	0	0	3	4											
<b>Inning Stats</b>	R: 1 E: 0 K: 1 S: 6	H: 1 LOB: 0 BB: 0 P: 6	R: 3 E: 0 K: 1 S: 8	H: 3 LOB: 1 BB: 1 P: 12	R: 1 E: 0 K: 1 S: 6	H: 1 LOB: 1 BB: 1 P: 10	R: 0 E: 0 K: 2 S: 8	H: 1 LOB: 1 BB: 0 P: 8	R: 1 E: 0 K: 2 S: 9	H: 2 LOB: 1 BB: 0 P: 9	R: 0 E: 0 K: 1 S: 5	H: 0 LOB: 0 BB: 0 P: 5	R: 3 E: 0 K: 2 S: 10	H: 3 LOB: 2 BB: 2 P: 18	R: 4 E: 0 K: 0 S: 8	H: 6 LOB: 1 BB: 0 P: 8		R: 6 E: 0 K: 0 S: 8	H: 6 LOB: 1 BB: 2 P: 16	1B: 16 2B: 3 3B: 1 HR: 3	SF: 0 SAC: 1 DP: 1 HBP: 0	WP: 1 PB: 0 SB: 2 CS: 0	PA: 54				
<b>PITCHER</b>	IP	WLS	BF	H	R	ER	SO	BB	IBB	HBP	BLK	WP	HR	S	P	ERA	WHIP										
Jim Maloney, R ERA: 3.84 (1, 1)	5.0	L	25	8	6	6	7	2	0	0	0	0	2	37	45	10.80	2.000										
Jay Ritchie, R ERA: 4.59 (6, 1)	2.0		13	5	5	5	3	2	0	0	0	1	1	17	25	22.50	3.500										
Bob Lee, R ERA: 5.15 (8, 1)	1.0		10	7	6	6	0	1	0	0	0	0	0	9	13	54.00	8.000										
George Culver, R ERA: 3.02 (9, 1)	1.0		6	3	2	2	0	1	0	0	0	0	0	5	9	18.00	4.000										


Batter	1	2	3	4	5	6	7	8	9	AB	R	H	RBI	BB	SO	LOB	BOTTOM										
Pete Rose, S OBP: 0.397, SLG: 0.482 (1, 8)	G3		F8			4-3		FC5-4 1B		4	0	1	0	0	0	1	Pittsburgh Pirates @ Cincinnati Reds Crosley Field, Cincinnati, OH Wed Aug 21 1968, 7:05 PM EDT Att: 8,155 - Unknown										
Alex Johnson, R OBP: 0.356, SLG: 0.414 (1, 7)	F8			2B 1B		K		1-2 BB		4	1	1	0	0	1	1											
Lee May, R OBP: 0.334, SLG: 0.463 (1, 9)	6-3			F9		F2		1-2 BB		3	0	0	0	1	0	1											
Tony Perez, R OBP: 0.340, SLG: 0.435 (1, 5)		4-3		F7			G4-6-3 1B			4	0	1	0	0	0	3											
Fred Whitfield, L OBP: 0.314, SLG: 0.427 (1, 3)		4-3					1-H 2B			4	0	1	1	0	0	1											
Tommy Helms, R OBP: 0.314, SLG: 0.372 Woody Woodward, R OBP: 0.276, SLG: 0.234 (1, 4) (8, 4)	K			6-3				BB 1B		3	0	1	0	0	1	1											
Pat Corrales, R OBP: 0.370, SLG: 0.366 (1, 2)				G6-4-3 1B		K		1-2 BB		2	0	1	0	1	1	0											
Leo Cardenas, R OBP: 0.288, SLG: 0.302 (1, 6)				G6-4-3 1-2		6-3		1-2 FC6-4		3	0	0	0	0	0	3											
Jim Maloney, L OBP: 0.304, SLG: 0.426 Don Fawcett, R OBP: 0.311, SLG: 0.337 Jay Ritchie, R (8, 1) (8, 1) Bob Lee, R OBP: 0.306, SLG: 0.309 Johnny Bench, R OBP: 0.300, SLG: 0.416 George Culver, R OBP: 0.145, SLG: 0.145 Jim Beauchamp, R OBP: 0.306, SLG: 0.306 (1, 1) (5, PR) (8, 1) (8, 1) (8, 1) (8, 1) (8, 1)						K		F7		1	0	1	0	0	0	0											
<b>Inning Stats</b>	R: 0 E: 0 K: 0 S: 3	H: 0 LOB: 0 BB: 0 P: 3	R: 0 E: 0 K: 1 S: 5	H: 0 LOB: 0 BB: 0 P: 5	R: 0 E: 0 K: 0 S: 4	H: 2 LOB: 1 BB: 0 P: 4	R: 1 E: 0 K: 0 S: 5	H: 2 LOB: 1 BB: 0 P: 5	R: 0 E: 0 K: 2 S: 7	H: 0 LOB: 0 BB: 0 P: 7	R: 0 E: 0 K: 1 S: 5	H: 0 LOB: 0 BB: 0 P: 5	R: 0 E: 0 K: 0 S: 4	H: 2 LOB: 2 BB: 1 P: 8	R: 0 E: 0 K: 0 S: 4	H: 1 LOB: 2 BB: 1 P: 8		R: 0 E: 0 K: 1 S: 5	H: 0 LOB: 0 BB: 0 P: 5	1B: 5 2B: 2 3B: 0 HR: 0	SF: 0 SAC: 0 DP: 2 HBP: 0	WP: 0 PB: 0 SB: 0 CS: 0	PA: 34				
<b>PITCHER</b>	IP	WLS	BF	H	R	ER	SO	BB	IBB	HBP	BLK	WP	HR	S	P	ERA	WHIP										
Steve Blass, R ERA: 2.52 (1, 1)	8.0	W	31	7	1	1	4	2	0	0	0	0	0	37	45	1.12	1.125										
Roy Face, R ERA: 2.84 (9, 1)	1.0	S	3	0	0	0	1	0	0	0	0	0	0	5	5	0.00	0.000										




Batter	1	2	3	4	5	6	7	8	9	AB	R	H	RBI	BB	SO	LOB	TOP										
Freddie Patek, R OBP: 0.333, SLG: 0.392 (1, 7)										4	2	3	1	1	0	0	<b>Pittsburgh Pirates @ Cincinnati Reds</b> Crosley Field, Cincinnati, OH Thu Aug 22 1968, 7:05 PM EDT Att: 7,195 - Unknown										
Maury Wills, S OBP: 0.331, SLG: 0.321 (1, 5)										4	1	2	0	1	0	1											
Matty Alou, L OBP: 0.369, SLG: 0.398 (1, 8)										5	0	1	3	0	0	4											
Roberto Clemente, R OBP: 0.337, SLG: 0.465 (1, 9)										4	0	0	0	1	2	3											
Donn Clendenon, R OBP: 0.324, SLG: 0.410 (1, 3)										3	0	0	1	0	0	3											
Bill Mazerowski, R OBP: 0.299, SLG: 0.300 (1, 4)										4	0	1	0	0	0	1											
Gene Alley, R OBP: 0.290, SLG: 0.295 (1, 6)										4	1	1	0	0	1	1											
Jerry May, R OBP: 0.303, SLG: 0.266 (1, 2)										3	0	0	0	1	0	2											
Al McBean, R OBP: 0.203, SLG: 0.238 Tommie Sisk, R OBP: 0.154, SLG: 0.083 Ron Kline, R Manny Jimenez, L (8, PH) Roy Face, R										1	1	0	0	0	0	1		<b>P</b>									
<b>Inning Stats</b>	R: 2 E: 1 K: 1 S: 8	H: 2 LOB: 1 BB: 0 P: 8	R: 2 E: 0 K: 0 S: 5	H: 2 LOB: 3 BB: 3 P: 17	R: 0 E: 0 K: 2 S: 8	H: 1 LOB: 1 BB: 0 P: 8	R: 0 E: 0 K: 0 S: 3	H: 0 LOB: 0 BB: 0 P: 3	R: 0 E: 0 K: 1 S: 5	H: 2 LOB: 2 BB: 1 P: 9	R: 0 E: 0 K: 0 S: 3	H: 0 LOB: 0 BB: 0 P: 3	R: 0 E: 0 K: 0 S: 3	H: 0 LOB: 0 BB: 0 P: 3	R: 0 E: 0 K: 0 S: 4	H: 1 LOB: 1 BB: 0 P: 4			1B: 6 2B: 2 3B: 0 HR: 0	SF: 1 SAC: 0 DP: 0 HBP: 0	WP: 0 PB: 0 SB: 4 CS: 0	PA: 40					
<b>PITCHER</b>	IP	WLS	BF	H	R	ER	SO	BB	IBB	HBP	BLK	WP	HR	S	P	ERA	WHIP										
Tony Cloninger, R ERA: 4.58	1.2		12	4	4	3	1	2	0	0	0	0	0	12	20	16.20	3.600										
Clay Carroll, R ERA: 2.99	4.1		18	3	1	1	3	1	1	0	0	0	0	22	30	2.08	0.923										
Ted Abernathy, R ERA: 1.94	3.0	W	10	1	0	0	0	0	0	0	0	0	0	10	10	0.00	0.333										

Batter	1	2	3	4	5	6	7	8	9	AB	R	H	RBI	BB	SO	LOB	BOTTOM										
Pete Rose, S OBP: 0.399, SLG: 0.488 (1, 9)										5	1	3	2	0	0	0	<b>Pittsburgh Pirates @ Cincinnati Reds</b> Crosley Field, Cincinnati, OH Thu Aug 22 1968, 7:05 PM EDT Att: 7,195 - Unknown										
Alex Johnson, R OBP: 0.355, SLG: 0.413 (1, 7)										4	0	1	0	0	0	2											
Mack Jones, L OBP: 0.348, SLG: 0.430 (1, 8)										4	1	1	0	0	1	2											
Tony Perez, R OBP: 0.340, SLG: 0.437 (1, 5)										4	1	1	2	0	0	2											
Fred Whitfield, L OBP: 0.319, SLG: 0.425 Giraldo Ruiz, S (7, PR) OBP: 0.296, SLG: 0.261										3	1	1	0	1	1	0											
Johnny Bench, R OBP: 0.304, SLG: 0.418 (1, 2)										3	1	2	1	0	0	0											
Tommy Helms, R OBP: 0.311, SLG: 0.369 (1, 4)										4	0	0	0	0	1	4											
Leo Cardenas, R OBP: 0.290, SLG: 0.305 (1, 6)										4	1	2	2	0	1	0											
Tony Cloninger, R OBP: 0.156, SLG: 0.375 Clay Carroll, R OBP: 0.222, SLG: 0.176 Jim Beauchamp, R OBP: 0.292, SLG: 0.478 Ted Abernathy, R										0	0	0	0	0	0	0		<b>REDS</b>									
<b>Inning Stats</b>	R: 0 E: 0 K: 0 S: 3	H: 0 LOB: 0 BB: 0 P: 3	R: 4 E: 0 K: 0 S: 7	H: 4 LOB: 1 BB: 1 P: 11	R: 0 E: 0 K: 1 S: 5	H: 0 LOB: 0 BB: 0 P: 5	R: 0 E: 0 K: 1 S: 5	H: 0 LOB: 0 BB: 0 P: 5	R: 0 E: 0 K: 0 S: 7	H: 2 LOB: 2 BB: 0 P: 7	R: 0 E: 0 K: 0 S: 5	H: 2 LOB: 2 BB: 0 P: 5	R: 3 E: 0 K: 0 S: 6	H: 3 LOB: 1 BB: 1 P: 10	R: 0 E: 0 K: 1 S: 5	H: 0 LOB: 0 BB: 0 P: 5			1B: 8 2B: 2 3B: 1 HR: 0	SF: 1 SAC: 0 DP: 0 HBP: 0	WP: 0 PB: 0 SB: 0 CS: 0	PA: 37					
<b>PITCHER</b>	IP	WLS	BF	H	R	ER	SO	BB	IBB	HBP	BLK	WP	HR	S	P	ERA	WHIP										
Al McBean, R ERA: 3.46	1.2		10	4	4	4	0	1	0	0	0	0	0	9	13	21.60	3.000										
Tommie Sisk, R ERA: 3.51	4.2	L	20	6	2	2	3	0	0	0	0	0	0	26	26	3.86	1.286										
Ron Kline, R ERA: 1.59	0.2		4	1	1	1	0	0	1	0	0	0	0	3	7	13.50	1.500										
Roy Face, R ERA: 2.78	1.0		3	0	0	0	1	0	0	0	0	0	0	5	5	0.00	0.000										



Batter	1	2	3	4	5	6	7	8	9	AB	R	H	RBI	BB	SO	LOB	TOP					
<b>Bud Harrelson, S</b> OBP: 0.268, SLG: 0.253 (1, 6)	F5			4-3		K				4	0	1	1	0	1	0	<b>New York Mets @ Cincinnati Reds</b> Crosley Field, Cincinnati, OH Fri Aug 23 1968, 7:05 PM EDT Att: 10,489 - Unknown 					
<b>Ken Boswell, L</b> OBP: 0.289, SLG: 0.368 (1, 4)	G3			E7 4-3				4-3		4	0	2	0	0	0	1						
<b>Larry Stahl, L</b> OBP: 0.300, SLG: 0.361 (1, 8) (7, 7)	P5			4-3				P4		4	0	1	0	0	0	2						
<b>Cleon Jones, R</b> OBP: 0.333, SLG: 0.437 (1, 7)																						
<b>Tommie Agee, R</b> OBP: 0.260, SLG: 0.264 (9, PH)																						
<b>J.C. Martin, L</b> OBP: 0.312, SLG: 0.317 (9, PH)																						
<b>Ed Kranepool, L</b> OBP: 0.293, SLG: 0.319 (1, 3)																						
<b>Ron Swoboda, R</b> OBP: 0.326, SLG: 0.381 (1, 9)																						
<b>Jerry Grote, R</b> OBP: 0.360, SLG: 0.331 (1, 2)																						
<b>Kevin Collins, L</b> OBP: 0.241, SLG: 0.289 (4, 5)																						
<b>Ed Charles, R</b> OBP: 0.336, SLG: 0.444 (4, 5)																						
<b>Don Cardwell, R</b> OBP: 0.269, SLG: 0.119 (5, PH)																						
<b>Jerry Surhoff, R</b> OBP: 0.247, SLG: 0.231 (5, PH)																						
<b>Dick Selma, L</b> OBP: 0.196, SLG: 0.216 (8, PH)																						
<b>Art Shamsky, R</b> OBP: 0.289, SLG: 0.353 (8, PH)																						
<b>Ron Taylor, R</b> OBP: 0.338, SLG: 0.353 (8, PH)																						
<b>Bill Short, L</b> (8, PH)																						
<b>Inning Stats</b>	R: 0 E: 0 K: 0 S: 3	H: 0 LOB: 0 BB: 0 P: 3	R: 0 E: 0 K: 1 S: 4	H: 0 LOB: 0 BB: 0 P: 5	R: 0 E: 0 K: 1 S: 2	H: 0 LOB: 0 BB: 1 P: 6	R: 0 E: 1 K: 0 S: 4	H: 1 LOB: 1 BB: 0 P: 4	R: 0 E: 0 K: 1 S: 5	H: 0 LOB: 0 BB: 0 P: 5	R: 0 E: 0 K: 1 S: 5	H: 0 LOB: 0 BB: 0 P: 5	R: 0 E: 0 K: 0 S: 4	H: 1 LOB: 1 BB: 0 P: 4	R: 2 E: 0 K: 0 S: 6	H: 3 LOB: 1 BB: 0 P: 6	R: 0 E: 0 K: 0 S: 4	H: 1 LOB: 1 BB: 0 P: 4	1B: 3 2B: 3 3B: 0 HR: 0	SF: 0 SAC: 0 DP: 1 HBP: 1	WP: 0 PB: 0 SB: 0 CS: 1	PA: 33
<b>PITCHER</b>	IP WLS BF H R ER SO BB IBB HBP BLK WP HR S P ERA WHIP																					
<b>Gary Nolan, R</b> ERA: 2.25 (1, 1)	7.1 W 26 4 2 2 3 1 0 1 0 0 0 30 35 2.46 0.682																					
<b>Clay Carroll, R</b> ERA: 2.94 (8, 1)	1.2 S 7 2 0 0 0 0 0 0 0 0 0 7 7 0.00 1.200																					

Batter	1	2	3	4	5	6	7	8	9	AB	R	H	RBI	BB	SO	LOB	BOTTOM					
<b>Pete Rose, S</b> OBP: 0.403, SLG: 0.489 (1, 9) (9, 8)	1B BB									3	2	2	0	2	1	3	<b>New York Mets @ Cincinnati Reds</b> Crosley Field, Cincinnati, OH Fri Aug 23 1968, 7:05 PM EDT Att: 10,489 - Unknown 					
<b>Mack Jones, L</b> OBP: 0.346, SLG: 0.426 (1, 8)	K									4	0	1	2	0	2	2						
<b>Lee May, R</b> OBP: 0.333, SLG: 0.462 (8, PH) (9, 9)	K									1	0	0	0	0	0	3						
<b>Alex Johnson, R</b> OBP: 0.358, SLG: 0.415 (1, 7)										4	0	3	1	0	0	0						
<b>Tony Perez, R</b> OBP: 0.337, SLG: 0.434 (1, 5)	G5-4-3									4	0	0	0	0	0	4						
<b>Fred Whitfield, L</b> OBP: 0.318, SLG: 0.420 (1, 3)										4	0	1	0	0	1	0						
<b>Tommy Helms, R</b> OBP: 0.311, SLG: 0.369 (9, 4)										0	0	0	0	0	0	0						
<b>Johnny Bench, R</b> OBP: 0.304, SLG: 0.418 (1, 2)										4	1	1	0	0	1	1						
<b>Giraldo Ruiz, S</b> OBP: 0.294, SLG: 0.253 (1, 4) (9, 3)										3	0	0	0	1	0	2						
<b>Leo Cardenas, R</b> OBP: 0.292, SLG: 0.303 (1, 6)										2	0	0	0	2	1	1						
<b>Gary Nolan, R</b> OBP: 0.273, SLG: 0.250 (1, 1)										2	1	1	0	1	0	0						
<b>Clay Carroll, R</b> OBP: 0.263, SLG: 0.222 (8, 1)										1	0	1	1	0	0	0						
<b>Inning Stats</b>	R: 0 E: 0 K: 1 S: 5	H: 1 LOB: 1 BB: 1 P: 9	R: 0 E: 1 K: 1 S: 5	H: 0 LOB: 0 BB: 0 P: 5	R: 2 E: 1 K: 1 S: 8	H: 4 LOB: 1 BB: 0 P: 8	R: 0 E: 0 K: 0 S: 3	H: 0 LOB: 1 BB: 1 P: 7	R: 1 E: 0 K: 0 S: 5	H: 2 LOB: 1 BB: 0 P: 5	R: 0 E: 1 K: 2 S: 8	H: 1 LOB: 3 BB: 2 P: 16	R: 0 E: 0 K: 1 S: 5	H: 0 LOB: 0 BB: 0 P: 5	R: 1 E: 0 K: 0 S: 5	H: 2 LOB: 3 BB: 2 P: 13	R: 0 E: 0 K: 0 S: 5	H: 2 LOB: 3 BB: 2 P: 13	1B: 9 2B: 1 3B: 0 HR: 0	SF: 0 SAC: 0 DP: 1 HBP: 0	WP: 1 PB: 0 SB: 0 CS: 1	PA: 39
<b>PITCHER</b>	IP WLS BF H R ER SO BB IBB HBP BLK WP HR S P ERA WHIP																					
<b>Don Cardwell, R</b> ERA: 2.78 (1, 1)	5.0 L 22 7 3 0 3 2 1 0 0 0 0 0 26 34 5.40 1.800																					
<b>Dick Selma, R</b> ERA: 2.92 (6, 1)	2.0 9 1 0 0 3 1 1 0 0 0 0 13 21 0.00 1.000																					
<b>Ron Taylor, R</b> ERA: 3.19 (8, 1)	0.2 6 2 1 1 0 1 1 0 0 0 0 4 12 13.50 4.500																					
<b>Bill Short, L</b> ERA: 6.26 (8, 1)	0.1 1 0 0 0 0 0 0 0 0 0 0 1 1 0.00 0.000																					















Batter	1	2	3	4	5	6	7	8	9	AB	R	H	RBI	BB	SO	LOB	TOP					
<b>Tony Taylor, R</b> OBP: 0.308, SLG: 0.310 (1, 5)										4	0	0	0	0	1	2	<b>Philadelphia Phillies @ Cincinnati Reds</b> Crosley Field, Cincinnati, OH Tue Aug 27 1968, 7:05 PM EDT Att: 6,623 - Unknown <a href="http://livebaseballscorecards.com">livebaseballscorecards.com</a>					
<b>Roberto Pena, R</b> OBP: 0.321, SLG: 0.317 (1, 6)										4	0	1	0	0	3	1						
<b>John Briggs, L</b> OBP: 0.361, SLG: 0.359 (1, 9)										2	0	0	0	2	0	1						
<b>Dick Allen, R</b> OBP: 0.367, SLG: 0.542 (1, 7)										3	0	0	0	1	3	3						
<b>Bill White, L</b> OBP: 0.307, SLG: 0.362 (1, 3)										3	0	1	0	1	1	3						
<b>Cookie Rojas, R</b> OBP: 0.260, SLG: 0.322 (1, 4)										4	0	0	0	0	0	2						
<b>Tony Gonzalez, L</b> OBP: 0.328, SLG: 0.326 (1, 8)										4	0	1	0	0	1	1						
<b>Clay Dalrymple, L</b> OBP: 0.256, SLG: 0.266 (1, 2)										4	0	0	0	0	1	2						
<b>Rick Wise, R</b> OBP: 0.294, SLG: 0.500 (1, 1)										1	0	1	0	0	0	0						
<b>Dick Hall, R</b> OBP: 0.333, SLG: 0.333 (4, 1)										0	0	0	0	0	0	0						
<b>Rick Jacobson, R</b> OBP: 0.292, SLG: 0.328 (5, PH)										1	0	0	0	0	1	0						
<b>Grant Jackson, L</b> OBP: 0.299, SLG: 0.299 (5, 1)										0	0	0	0	0	0	0						
<b>Doug Clemens, L</b> OBP: 0.172, SLG: 0.187 (7, PH)										1	0	0	0	0	1	0						
<b>John Boozler, R</b> OBP: 0.200, SLG: 0.200 (7, 1)										0	0	0	0	0	0	0						
<b>Inning Stats</b>	R: 0 E: 0 K: 1 S: 5	H: 0 LOB: 2 BB: 2 P: 13	R: 0 E: 0 K: 0 S: 3	H: 0 LOB: 0 BB: 0 P: 3	R: 0 E: 0 K: 3 S: 10	H: 1 LOB: 2 BB: 1 P: 14	R: 0 E: 0 K: 1 S: 6	H: 1 LOB: 1 BB: 0 P: 6	R: 0 E: 0 K: 2 S: 7	H: 0 LOB: 0 BB: 0 P: 7	R: 0 E: 0 K: 1 S: 5	H: 0 LOB: 1 BB: 1 P: 9	R: 0 E: 0 K: 0 S: 4	H: 1 LOB: 1 BB: 0 P: 4	R: 0 E: 0 K: 2 S: 8	H: 1 LOB: 0 BB: 0 P: 8	R: 0 E: 0 K: 1 S: 5	H: 0 LOB: 0 BB: 0 P: 5	1B: 4 2B: 0 3B: 0 HR: 0	SF: 0 SAC: 0 DP: 0 HBP: 0	WP: 1 PB: 0 CS: 1 SB: 0	PA: 35
<b>PITCHER</b> <b>Tony Cloninger, R</b> ERA: 4.18 (1, 1)	IP: 9.0 WLS: W BF: 35 H: 4 R: 0 ER: 0 SO: 11 BB: 4 IBB: 0 HBP: 0 BLK: 0 WP: 1 HR: 0 S: 53 P: 69 ERA: 0.00 WHIP: 0.889																					

Batter	1	2	3	4	5	6	7	8	9	AB	R	H	RBI	BB	SO	LOB	BOTTOM			
<b>Pete Rose, S</b> OBP: 0.405, SLG: 0.492 (1, 9)										5	1	4	1	0	0	1	<b>Philadelphia Phillies @ Cincinnati Reds</b> Crosley Field, Cincinnati, OH Tue Aug 27 1968, 7:05 PM EDT Att: 6,623 - Unknown <a href="http://livebaseballscorecards.com">livebaseballscorecards.com</a>			
<b>Tommy Helms, R</b> OBP: 0.308, SLG: 0.365 (1, 4)										5	0	1	2	0	0	4				
<b>Mack Jones, L</b> OBP: 0.338, SLG: 0.418 (1, 8)										5	2	2	0	0	1	3				
<b>Tony Perez, R</b> OBP: 0.343, SLG: 0.446 (1, 5)										4	1	1	0	0	2	2				
<b>Fred Whitfield, L</b> OBP: 0.323, SLG: 0.438 (1, 3)										3	2	2	3	1	0	0				
<b>Giraldo Ruiz, S</b> OBP: 0.284, SLG: 0.253 (9, 3)										0	0	0	0	0	0	0				
<b>Johnny Bench, R</b> OBP: 0.310, SLG: 0.430 (1, 2)										4	1	1	1	0	1	1				
<b>Lee May, R</b> OBP: 0.333, SLG: 0.467 (1, 7)										2	1	0	0	2	1	0				
<b>Leo Cardenas, R</b> OBP: 0.294, SLG: 0.310 (1, 6)										2	0	0	0	0	1	3				
<b>Woody Woodward, R</b> OBP: 0.277, SLG: 0.236 (5, 6)										2	1	1	0	0	1	1				
<b>Tony Cloninger, R</b> OBP: 0.216, SLG: 0.417 (1, 1)										4	1	2	3	0	0	1				
<b>Inning Stats</b>	R: 0 E: 0 K: 2 S: 8	H: 1 LOB: 1 BB: 0 P: 8	R: 0 E: 0 K: 2 S: 7	H: 0 LOB: 0 BB: 0 P: 7	R: 0 E: 0 K: 1 S: 6	H: 1 LOB: 0 BB: 0 P: 6	R: 6 E: 0 K: 0 S: 8	H: 6 LOB: 1 BB: 1 P: 12	R: 2 E: 0 K: 1 S: 7	H: 2 LOB: 1 BB: 1 P: 11	R: 0 E: 0 K: 0 S: 4	H: 1 LOB: 1 BB: 0 P: 4	R: 0 E: 0 K: 1 S: 4	H: 0 LOB: 0 BB: 1 P: 8	R: 2 E: 0 K: 0 S: 6	H: 3 LOB: 1 BB: 0 P: 6	1B: 8 2B: 7 3B: 0 HR: 1	SF: 0 SAC: 0 DP: 2 HBP: 0	WP: 0 PB: 0 CS: 0	PA: 39
<b>PITCHER</b> <b>Rick Wise, R</b> ERA: 4.53 (1, 1)	IP: 3.1 WLS: L BF: 18 H: 7 R: 6 ER: 6 SO: 5 BB: 0 IBB: 0 HBP: 0 BLK: 0 WP: 0 HR: 0 S: 27 P: 31 ERA: 16.20 WHIP: 2.100																			
<b>Dick Hall, R</b> ERA: 4.29 (4, 1)	0.2 2 1 0 0 0 0 0 0 0 0 2 2 0.00 1.500																			
<b>Grant Jackson, L</b> ERA: 2.36 (5, 1)	2.0 10 3 2 2 1 1 0 0 0 0 1 11 9.00 2.000																			
<b>John Boozler, R</b> ERA: 3.7 (7, 1)	2.0 9 3 2 2 1 1 0 0 0 0 0 10 9.00 2.000																			



Batter	1	2	3	4	5	6	7	8	9	AB	R	H	RBI	BB	SO	LOB	TOP								
<b>Pete Rose, S</b> OBP: 0.403, SLG: 0.489 (1,9)										5	0	1	0	0	0	2									
<b>Tommy Helms, R</b> OBP: 0.311, SLG: 0.368 (1,4)										5	1	3	1	0	0	0									
<b>Lee May, R</b> OBP: 0.336, SLG: 0.472 (1,7)										4	2	2	1	1	1	2									
<b>Tony Perez, R</b> OBP: 0.342, SLG: 0.446 (1,5)											4	1	1	1	0	0	4								
<b>Jim Beauchamp, R</b> OBP: 0.359, SLG: 0.556 (1,8)											5	1	2	1	0	1	2								
<b>Don Pavletich, R</b> OBP: 0.350, SLG: 0.398 (1,3)										5	2	3	2	0	2	2									
<b>Giraldo Ruiz, S</b> OBP: 0.294, SLG: 0.253 (9,3)										0	0	0	0	0	0	0									
<b>Pat Corrales, R</b> OBP: 0.353, SLG: 0.370 (1,2)										5	1	1	0	0	2	4									
<b>Woody Woodward, R</b> OBP: 0.285, SLG: 0.254 (1,6)										4	0	2	1	0	0	2									
<b>Gerry Arrigo, L</b> OBP: 0.107, SLG: 0.113 (1,1)										4	0	0	0	0	4	4									
<b>Inning Stats</b>	R: 0 E: 0 K: 0 S: 4	H: 2 LOB: 2 BB: 1 P: 8	R: 0 E: 0 K: 1 S: 6	H: 2 LOB: 1 BB: 0 P: 6	R: 2 E: 1 K: 1 S: 7	H: 2 LOB: 0 BB: 0 P: 7	R: 2 E: 1 K: 2 S: 11	H: 3 LOB: 2 BB: 0 P: 11	R: 3 E: 0 K: 1 S: 9	H: 4 LOB: 1 BB: 0 P: 9	R: 1 E: 0 K: 2 S: 10	H: 2 LOB: 2 BB: 0 P: 10	R: 0 E: 0 K: 1 S: 5	H: 0 LOB: 0 BB: 0 P: 5	R: 0 E: 0 K: 0 S: 3	H: 0 LOB: 0 BB: 0 P: 3	R: 0 E: 0 K: 2 S: 7	H: 0 LOB: 0 BB: 0 P: 7	1B: 9 2B: 7 3B: 0 HR: 0	SF: 1 SAC: 0 DP: 2 HBP: 0	WP: 0 PB: 0 SB: 0 CS: 0	PA: 43			
<b>PITCHER</b>	IP	WLS	BF	H	R	ER	SO	BB	IBB	HBP	BLK	WP	HR	S	P	ERA	WHIP								
<b>Jerry Koosman, L</b> ERA: 1.91 (1,1)	3.2	L	20	9	4	1	3	1	0	0	0	0	0	25	29	2.46	2.727								
<b>Bill Connors, R</b> ERA: 9.0 (4,1)	3.1		17	6	4	4	5	0	0	0	0	0	0	27	27	10.80	1.800								
<b>Bill Short, L</b> ERA: 5.76 (8,1)	2.0		6	0	0	0	2	0	0	0	0	0	0	10	10	0.00	0.000								

**Cincinnati Reds @ New York Mets**  
Shea Stadium, Flushing, NY  
Wed Aug 28 1968, 7:05 PM EDT  
Unknown

AB 41  
R 8  
H 15  
RBI 7  
BB 1  
SO 10  
LOB 22

Batter	1	2	3	4	5	6	7	8	9	AB	R	H	RBI	BB	SO	LOB	BOTTOM								
<b>Tommie Agee, R</b> OBP: 0.231, SLG: 0.280 (1,8)										4	0	2	1	1	1	1									
<b>Phil Linz, R</b> OBP: 0.246, SLG: 0.238 (1,4)										4	0	0	0	0	0	3									
<b>Bill Short, L</b> ERA: 9.0 (8,1)										0	0	0	0	0	0	0									
<b>Bud Harrelson, S</b> OBP: 0.272, SLG: 0.253 (9, PH)										1	0	0	0	0	0	2									
<b>Cleon Jones, R</b> OBP: 0.331, SLG: 0.440 (1,7)										4	1	1	1	0	0	0									
<b>Ed Charles, R</b> OBP: 0.328, SLG: 0.435 (1,5)										4	1	1	1	0	1	0									
<b>Ron Swoboda, R</b> OBP: 0.330, SLG: 0.384 (1,9)										4	0	1	0	0	0	0									
<b>Jerry Grote, R</b> OBP: 0.357, SLG: 0.330 (1,2)										3	0	0	0	1	1	1									
<b>Al Weis, S</b> OBP: 0.235, SLG: 0.199 (1,6)										3	0	0	0	1	3	1									
<b>Ed Kranepool, L</b> OBP: 0.296, SLG: 0.326 (1,3)										4	1	1	0	0	0	1									
<b>Jerry Koosman, R</b> OBP: 0.103, SLG: 0.092 (1,1)										1	0	0	0	0	1	1									
<b>Bill Connors, R</b> OBP: 1.000, SLG: 1.000 (4,1)										1	0	1	0	0	0	0									
<b>Jerry Buchek, R</b> OBP: 0.252, SLG: 0.247 (7, PH)										2	0	1	0	0	1	0									
<b>Inning Stats</b>	R: 0 E: 0 K: 1 S: 5	H: 0 LOB: 0 BB: 0 P: 5	R: 0 E: 0 K: 0 S: 3	H: 0 LOB: 0 BB: 0 P: 3	R: 0 E: 0 K: 1 S: 5	H: 0 LOB: 1 BB: 1 P: 9	R: 1 E: 0 K: 0 S: 4	H: 1 LOB: 0 BB: 0 P: 4	R: 1 E: 0 K: 1 S: 8	H: 3 LOB: 2 BB: 0 P: 8	R: 1 E: 0 K: 1 S: 6	H: 1 LOB: 1 BB: 1 P: 10	R: 0 E: 0 K: 1 S: 6	H: 1 LOB: 1 BB: 0 P: 6	R: 0 E: 0 K: 2 S: 8	H: 1 LOB: 1 BB: 0 P: 8	R: 0 E: 0 K: 1 S: 6	H: 1 LOB: 2 BB: 1 P: 10	1B: 6 2B: 0 3B: 0 HR: 2	SF: 0 SAC: 0 DP: 0 HBP: 0	WP: 0 PB: 0 SB: 0 CS: 0	PA: 38			
<b>PITCHER</b>	IP	WLS	BF	H	R	ER	SO	BB	IBB	HBP	BLK	WP	HR	S	P	ERA	WHIP								
<b>Gerry Arrigo, L</b> ERA: 3.03 (1,1)	9.0	W	38	8	3	3	8	3	0	0	0	0	2	51	63	3.00	1.222								

**Cincinnati Reds @ New York Mets**  
Shea Stadium, Flushing, NY  
Wed Aug 28 1968, 7:05 PM EDT  
Unknown

AB 35  
R 3  
H 8  
RBI 3  
BB 3  
SO 8  
LOB 10



Batter	1	2	3	4	5	6	7	8	9	AB	R	H	RBI	BB	SO	LOB	TOP									
<b>Pete Rose, S</b> OBP: 0.403, SLG: 0.487 (1, 9)	F7			4-3	4-3			4-3 SH3-4 HBP	1B	4	0	1	0	0	0	1	<b>Cincinnati Reds @ New York Mets</b> Shea Stadium, Flushing, NY Wed Aug 28 1968, 7:05 PM EDT Att: 25,526 - Unknown									
<b>Giraldo Ruiz, S</b> OBP: 0.295, SLG: 0.255 <b>Clay Carroll, R</b> OBP: 0.238, SLG: 0.200 (1, 4) (8, 1)	F7			4-3				SH3-4	1B	3	1	1	0	0	0	0										
<b>Mack Jones, L</b> OBP: 0.336, SLG: 0.414 (1, 8)	F7			K				4-3	1B	4	0	1	0	0	1	1										
<b>Tony Perez, R</b> OBP: 0.339, SLG: 0.444 (1, 5)		4-3			P4	SF8		3-1		3	0	0	1	0	0	1										
<b>Johnny Bench, R</b> OBP: 0.310, SLG: 0.428 (1, 2)		K			6-3 1B	G6-3		E6 SH 1B	1B	4	2	1	0	0	1	1										
<b>Fred Whitfield, L</b> OBP: 0.321, SLG: 0.432 (1, 3)	4-1				6-3			1B SH	1B	4	0	1	0	0	0	1										
<b>Lee May, R</b> OBP: 0.336, SLG: 0.470 (1, 7)			K		6-3 1B IBB		1-3	SH 1B	1B	2	1	0	0	1	1	0										
<b>Woody Woodward, R</b> OBP: 0.299, SLG: 0.271 (1, 6)			1-3		1-2 2B 1B			1B	1B	4	1	3	2	0	0	0										
<b>Gary Nolan, R</b> OBP: 0.278, SLG: 0.290 <b>Tommy Helms, R</b> OBP: 0.310, SLG: 0.367 (1, 1) (8, 4)	6-3				1-1 2-H 2B		K	G6-2-3	1B	3	0	1	2	0	1	1										
<b>Inning Stats</b>	R: 0 E: 0 K: 0 S: 3	H: 0 LOB: 0 BB: 0 P: 3	R: 0 E: 0 K: 1 S: 5	H: 0 LOB: 0 BB: 0 P: 5	R: 0 E: 0 K: 1 S: 5	H: 0 LOB: 0 BB: 0 P: 5	R: 0 E: 0 K: 1 S: 5	H: 0 LOB: 0 BB: 0 P: 5	R: 3 E: 0 K: 0 S: 6	H: 3 LOB: 1 BB: 1 P: 10	R: 1 E: 0 K: 0 S: 4	H: 2 LOB: 1 BB: 0 P: 4	R: 0 E: 0 K: 1 S: 6	H: 1 LOB: 1 BB: 0 P: 6	R: 0 E: 0 K: 0 S: 3	H: 0 LOB: 1 BB: 0 P: 4	R: 1 E: 2 K: 0 S: 6	H: 3 LOB: 3 BB: 0 P: 6	1B: 8 2B: 1 3B: 0 HR: 0	SF: 1 SAC: 2 DP: 2 HBP: 1	WP: 0 PB: 0 SB: 0 CS: 0	PA: 37				
<b>PITCHER</b>	IP	WLS	BF	H	R	ER	SO	BB	IBB	HBP	BLK	WP	HR	S	P	ERA	WHIP									
<b>Don Cardwell, R</b> ERA: 2.86 <b>Ron Taylor, R</b> ERA: 3.13 (1, 1) (9, 1)	8.0	L	31	6	4	4	4	0	0	1	0	0	0	0	37	42	4.50	0.750								

AB	32
R	5
H	9
RBI	5
BB	1
SO	4
LOB	9



Batter	1	2	3	4	5	6	7	8	9	AB	R	H	RBI	BB	SO	LOB	BOTTOM									
<b>Bud Harrelson, S</b> OBP: 0.272, SLG: 0.253 (1, 6)	2B 1B		K			F8		4-3		4	1	1	0	0	1	0	<b>Cincinnati Reds @ New York Mets</b> Shea Stadium, Flushing, NY Wed Aug 28 1968, 7:05 PM EDT Att: 25,526 - Unknown									
<b>Ken Boswell, L</b> OBP: 0.295, SLG: 0.371 (1, 4)	1-H 2B		L4			BB 1B		1B		4	1	3	1	0	0	0										
<b>Larry Stahl, L</b> OBP: 0.324, SLG: 0.356 (1, 9)	F8			K		1B 1-2 BB		4-3		3	0	0	0	1	1	2										
<b>Ed Kranepool, L</b> OBP: 0.296, SLG: 0.325 (1, 3)	F7			4-3		1-3 2-H 1B		1B		4	0	1	1	0	0	1										
<b>J.C. Martin, L</b> OBP: 0.305, SLG: 0.309 (1, 2)	G3			K		F9		F7		4	0	0	0	0	1	3										
<b>Art Shamsky, L</b> OBP: 0.273, SLG: 0.375 (1, 7)	F7			1-3		F9		K		4	0	0	0	0	1	0										
<b>Jerry Buchek, R</b> OBP: 0.247, SLG: 0.242 (1, 5)	F8			K		6-3				3	0	0	0	0	1	0										
<b>Tommie Agee, R</b> OBP: 0.229, SLG: 0.277 (1, 8)	F9			P6		5-3				3	0	0	0	0	0	0										
<b>Don Cardwell, R</b> ERA: 2.86 <b>Cleon Jones, R</b> OBP: 0.330, SLG: 0.439 <b>Ron Taylor, R</b> ERA: 2.76 (1, 1) (8, PH) (9, 1)	5-3			K		F8				2	0	0	0	0	1	0										
<b>Inning Stats</b>	R: 1 E: 0 K: 0 S: 5	H: 2 LOB: 1 BB: 0 P: 5	R: 0 E: 0 K: 0 S: 3	H: 0 LOB: 0 BB: 0 P: 3	R: 0 E: 0 K: 1 S: 5	H: 0 LOB: 0 BB: 0 P: 5	R: 0 E: 0 K: 2 S: 7	H: 0 LOB: 0 BB: 0 P: 7	R: 0 E: 0 K: 1 S: 5	H: 0 LOB: 0 BB: 0 P: 5	R: 1 E: 0 K: 1 S: 7	H: 2 LOB: 2 BB: 1 P: 11	R: 0 E: 0 K: 0 S: 3	H: 0 LOB: 0 BB: 0 P: 3	R: 0 E: 0 K: 0 S: 4	H: 1 LOB: 1 BB: 0 P: 4	R: 0 E: 0 K: 1 S: 5	H: 0 LOB: 0 BB: 0 P: 5	1B: 4 2B: 1 3B: 0 HR: 0	SF: 0 SAC: 0 DP: 0 HBP: 0	WP: 0 PB: 0 SB: 0 CS: 0	PA: 33				
<b>PITCHER</b>	IP	WLS	BF	H	R	ER	SO	BB	IBB	HBP	BLK	WP	HR	S	P	ERA	WHIP									
<b>Gary Nolan, R</b> ERA: 2.26 <b>Clay Carroll, R</b> ERA: 2.76 (1, 1) (8, 1)	7.2	W	29	5	2	2	5	1	0	0	0	0	0	0	38	42	2.35	0.783								

AB	32
R	2
H	5
RBI	2
BB	1
SO	6
LOB	6





Batter	1	2	3	4	5	6	7	8	9	AB	R	H	RBI	BB	SO	LOB	TOP										
<b>Pete Rose, S</b> OBP: 0.400, SLG: 0.483 (1, 9)										4	0	0	0	0	1	0											
<b>Vada Pinson, L</b> OBP: 0.312, SLG: 0.393 (1, 8)										4	0	1	0	0	0	0											
<b>Mack Jones, L</b> OBP: 0.332, SLG: 0.408 (1, 7)										3	0	0	0	0	2	1											
<b>Tony Perez, R</b> OBP: 0.338, SLG: 0.441 (1, 5)										3	0	0	0	0	0	1											
<b>Johnny Bench, R</b> OBP: 0.308, SLG: 0.425 (1, 2)										3	0	0	0	0	2	1											
<b>Fred Whitfield, L</b> OBP: 0.321, SLG: 0.430 (1, 3)										3	0	1	0	0	0	0											
<b>Tommy Helms, R</b> OBP: 0.308, SLG: 0.365 (8, 6)										3	0	0	0	0	0	1											
<b>Woody Woodward, R</b> OBP: 0.295, SLG: 0.267 (8, PH)										2	0	0	0	0	0	0											
<b>Jim Beauchamp, R</b> OBP: 0.350, SLG: 0.541 (8, 9)										1	0	0	0	0	0	0											
<b>George Culver, R</b> OBP: 0.138, SLG: 0.140 (6, PH)										1	0	0	0	0	0	0											
<b>Alex Johnson, R</b> OBP: 0.358, SLG: 0.414 (6, PH)										1	0	0	0	0	0	0											
<b>Ted Abernathy, R</b> OBP: 0.292, SLG: 0.253 (8, PH)										1	0	0	0	0	0	0											
<b>Inning Stats</b>	R: 0 E: 0 K: 0 S: 3	H: 0 LOB: 0 BB: 0 P: 3	R: 0 E: 0 K: 0 S: 4	H: 1 LOB: 1 BB: 0 P: 4	R: 0 E: 0 K: 1 S: 5	H: 0 LOB: 0 BB: 0 P: 5	R: 0 E: 0 K: 1 S: 5	H: 0 LOB: 0 BB: 0 P: 5	R: 0 E: 0 K: 2 S: 8	H: 1 LOB: 1 BB: 0 P: 8	R: 0 E: 0 K: 0 S: 3	H: 0 LOB: 0 BB: 0 P: 3	R: 0 E: 0 K: 0 S: 3	H: 0 LOB: 0 BB: 0 P: 3	R: 0 E: 0 K: 0 S: 3	H: 0 LOB: 0 BB: 0 P: 3	1B: 2 2B: 0 3B: 0 HR: 0	SF: 0 SAC: 0 DP: 0 HBP: 0	WP: 0 PA: 29 PB: 0 SB: 1 CS: 0								
<b>PITCHER</b>	IP	WLS	BF	H	R	ER	SO	BB	IBB	HBP	BLK	WP	HR	S	P	ERA	WHIP										
<b>Cal Koonce, R</b> ERA: 1.59	6.1	W	21	2	0	0	4	0	0	0	0	0	0	29	29	0.00	0.316										
<b>Ron Taylor, R</b> ERA: 3.0	7.1	S	8	0	0	0	1	0	0	0	0	0	0	10	10	0.00	0.000										

**Cincinnati Reds @ New York Mets**  
 Shea Stadium, Flushing, NY  
 Thu Aug 29 1968, 7:05 PM EDT  
 Att: 16,791 - Unknown

<b>AB</b>	29
<b>R</b>	0
<b>H</b>	2
<b>RBI</b>	0
<b>BB</b>	0
<b>SO</b>	5
<b>LOB</b>	4



Batter	1	2	3	4	5	6	7	8	9	AB	R	H	RBI	BB	SO	LOB	BOTTOM										
<b>Bud Harrelson, S</b> OBP: 0.277, SLG: 0.259 (1, 6)										4	1	3	0	0	0	0											
<b>Ken Boswell, L</b> OBP: 0.294, SLG: 0.369 (1, 4)										4	1	1	0	0	0	3											
<b>Larry Stahl, L</b> OBP: 0.322, SLG: 0.360 (1, 8)										4	0	1	1	0	0	3											
<b>Art Shamsky, L</b> OBP: 0.276, SLG: 0.378 (8, 8)										3	0	1	1	1	0	2											
<b>Tommie Agee, R</b> OBP: 0.229, SLG: 0.277 (8, 8)										0	0	0	0	0	0	0											
<b>Ed Kranepool, L</b> OBP: 0.295, SLG: 0.324 (1, 3)										4	0	1	0	0	0	3											
<b>J.C. Martin, L</b> OBP: 0.304, SLG: 0.308 (1, 2)										4	0	1	0	0	0	3											
<b>Ron Swoboda, R</b> OBP: 0.334, SLG: 0.384 (1, 9)										2	0	1	0	2	0	1											
<b>Jerry Buchek, R</b> OBP: 0.247, SLG: 0.237 (1, 5)										3	0	0	0	1	1	4											
<b>Cal Koonce, R</b> (1, 1)										3	0	0	0	0	2	3											
<b>Ron Taylor, R</b> (7, 1)										1	0	0	0	0	1	2											
<b>Inning Stats</b>	R: 0 E: 0 K: 0 S: 4	H: 1 LOB: 2 BB: 1 P: 4	R: 0 E: 0 K: 2 S: 8	H: 1 LOB: 2 BB: 1 P: 12	R: 1 E: 0 K: 0 S: 5	H: 2 LOB: 1 BB: 0 P: 5	R: 0 E: 0 K: 1 S: 6	H: 1 LOB: 1 BB: 0 P: 6	R: 1 E: 0 K: 0 S: 5	H: 2 LOB: 2 BB: 1 P: 9	R: 0 E: 0 K: 0 S: 2	H: 0 LOB: 0 BB: 1 P: 6	R: 0 E: 0 K: 0 S: 4	H: 1 LOB: 1 BB: 0 P: 4	R: 0 E: 0 K: 1 S: 6	H: 1 LOB: 2 BB: 1 P: 10	1B: 7 2B: 2 3B: 0 HR: 0	SF: 0 SAC: 0 DP: 1 HBP: 0	WP: 2 PA: 36 PB: 1 SB: 1 CS: 0								
<b>PITCHER</b>	IP	WLS	BF	H	R	ER	SO	BB	IBB	HBP	BLK	WP	HR	S	P	ERA	WHIP										
<b>George Culver, R</b> ERA: 3.23	5.0	L	24	7	2	2	3	1	1	0	0	0	0	28	36	3.60	1.600										
<b>Ted Abernathy, R</b> ERA: 2.01	6.1		12	2	0	0	1	1	1	0	0	0	0	12	20	0.00	1.000										

**Cincinnati Reds @ New York Mets**  
 Shea Stadium, Flushing, NY  
 Thu Aug 29 1968, 7:05 PM EDT  
 Att: 16,791 - Unknown

<b>AB</b>	32
<b>R</b>	2
<b>H</b>	9
<b>RBI</b>	2
<b>BB</b>	4
<b>SO</b>	4
<b>LOB</b>	24





Batter	1	2	3	4	5	6	7	8	9	AB	R	H	RBI	BB	SO	LOB	TOP								
<b>Pete Rose, S</b> OBP: 0.400, SLG: 0.484 (1, 9)	0-0 6-3		0-0 2B			0-0 F7		0-0 E1 2B 1B	0-0 5-3	5	1	2	0	0	0	2	<b>Cincinnati Reds @ Philadelphia Phillies</b> Connie Mack Stadium, Philadelphia, PA Fri Aug 30 1968, 7:05 PM EDT Att: 6,614 - Unknown <a href="http://livebaseballscorecards.com">livebaseballscorecards.com</a>								
<b>Alex Johnson, R</b> OBP: 0.358, SLG: 0.414 (1, 7)	0-3 K		0-0 F9			0-0 1B		0-0 6-3	0-0 1B 2H 3H	5	0	2	2	0	1	2									
<b>Lee May, R</b> OBP: 0.337, SLG: 0.469 (1, 3)	0-0 FC6-4 1B		0-0 F9			0-0 1B G5-4-3		0-0 5-3	0-0 K	5	0	2	0	0	1	3									
<b>Tony Perez, R</b> OBP: 0.337, SLG: 0.438 (1, 5)	0-0 FC6-4 1-2			0-3 K		0-0 G5-4-3 1-2		4-0 2B BB		3	1	0	0	1	1	3									
<b>Johnny Bench, R</b> OBP: 0.310, SLG: 0.427 (1, 2)		4-0 6-3 BB		0-0 F8			0-0 4-3	0-0 2B 1H 2H		3	0	1	2	1	0	0									
<b>Jim Beauchamp, R</b> OBP: 0.333, SLG: 0.513 (7, PH)		0-0 6-3		0-3 K			0-0 L8	0-0 F8		2	0	0	0	0	1	1									
<b>Vada Pinson, L</b> OBP: 0.311, SLG: 0.391 (7, 8)		1-2								2	0	0	0	0	0	1									
<b>Tommy Helms, R</b> OBP: 0.306, SLG: 0.362 (1, 4)		0-0 F9			0-0 5-3		0-0 E6 1B		0-0 5-3	4	0	0	0	0	0	1									
<b>Woody Woodward, R</b> OBP: 0.295, SLG: 0.268 <b>Jay Ritchie, R</b> (7, 1)		0-0 F8			0-0 B1		0-0 1B		0-0 5-3 1B 2B	3	0	1	0	0	0	1									
<b>Fred Whitfield, L</b> OBP: 0.325, SLG: 0.441 (9, PH)							1-2 1B			1	1	1	0	0	0	0									
<b>Jim Maloney, L</b> OBP: 0.293, SLG: 0.411 <b>Billy McCool, R</b> OBP: 0.125, SLG: 0.125 <b>Mack Jones, L</b> OBP: 0.333, SLG: 0.406 (7, 9)				0-0 1-3		0-0 4-3		0-0 F7	4-0 5-3 1B BB	2	0	0	0	0	0	0									
<b>Inning Stats</b>	R: 0 E: 0 K: 1 S: 6	H: 1 LOB: 1 P: 6	R: 0 E: 0 K: 0 S: 3	H: 0 LOB: 1 P: 7	R: 0 E: 0 K: 2 S: 4	H: 0 LOB: 0 P: 4	R: 0 E: 0 K: 2 S: 7	H: 0 LOB: 0 P: 7	R: 0 E: 0 K: 0 S: 3	H: 2 LOB: 1 P: 4	R: 0 E: 1 K: 0 S: 5	H: 1 LOB: 2 P: 5	R: 2 E: 1 K: 0 S: 5	H: 2 LOB: 1 P: 9	R: 2 E: 0 K: 1 S: 7	H: 2 LOB: 1 P: 11	1B: 6 2B: 3 3B: 0 HR: 0	SF: 0 SAC: 0 DP: 1 HBP: 0	WP: 0 PB: 0 SB: 0 CS: 0	PA: 39					
<b>PITCHER</b>	IP	WLS	BF	H	R	ER	SO	BB	IBB	HBP	BLK	WP	HR	S	P	ERA	WHIP								
<b>Chris Short, L</b> ERA: 2.95	5.0	W	18	2	0	0	3	1	0	0	0	0	0	23	27	0.00	0.600								
<b>Gary Wagner, R</b> ERA: 3.02	3.2		20	7	4	4	0	2	0	0	0	0	0	18	26	9.82	2.455								
<b>Turk Farrell, R</b> ERA: 3.84	0.1	S	1	0	0	0	1	0	0	0	0	0	0	3	3	0.00	0.000								

Batter	1	2	3	4	5	6	7	8	9	AB	R	H	RBI	BB	SO	LOB	BOTTOM								
<b>Tony Taylor, R</b> OBP: 0.304, SLG: 0.310 (1, 5)	0-0 L8		0-0 CS 1B		0-0 G5-4-3 1-2		0-3 K			4	0	1	2	0	1	1	<b>Cincinnati Reds @ Philadelphia Phillies</b> Connie Mack Stadium, Philadelphia, PA Fri Aug 30 1968, 7:05 PM EDT Att: 6,614 - Unknown <a href="http://livebaseballscorecards.com">livebaseballscorecards.com</a>								
<b>Roberto Pena, R</b> OBP: 0.323, SLG: 0.321 (1, 6)	0-0 3-1	0-0 CS	0-0 CS 1B			0-0 BB SF8 1B	0-0 FC5-4 1B			4	1	3	0	0	0	0									
<b>John Briggs, L</b> OBP: 0.352, SLG: 0.343 (1, 8)	4-0 FC5-4 BB		0-3 K 1-2			0-0 F3	0-0 FC5-4 PB			3	0	0	0	1	1	3									
<b>Dick Allen, R</b> OBP: 0.362, SLG: 0.527 (1, 7)	0-0 FC5-4 1-2		0-3 K			4-0 WP HR BB	0-3 K			3	1	0	0	1	2	2									
<b>Bill White, L</b> OBP: 0.304, SLG: 0.355 (1, 3)		0-0 BB 1B 1B		0-3 K		4-0 WP HR BB	0-3 K			3	2	1	0	1	2	0									
<b>Cookie Rojas, R</b> OBP: 0.281, SLG: 0.321 <b>Gary Sutherland, R</b> OBP: 0.256, SLG: 0.247 (5, 4)		0-0 BB 1B		0-0 G3 1B		0-0 SF8	4-0 1B BB			2	0	2	0	0	0	0									
<b>Doug Clemens, L</b> OBP: 0.273, SLG: 0.316 (1, 9)		4-0 1-6-3 1B 1B BB		0-0 G3		0-0 3H	0-0 HR		0-0 FC1-2-5 1B	3	2	2	3	1	0	1									
<b>Mike Ryan, R</b> OBP: 0.200, SLG: 0.195 (1, 2)		0-0 1-6-3 1B 1B			0-3 K	4-0 K BB		0-0 FC1-2-5		3	1	1	1	1	1	2									
<b>Chris Short, R</b> OBP: 0.179, SLG: 0.143 <b>Larry Jackson, R</b> OBP: 0.152, SLG: 0.143 <b>Gary Wagner, R</b> (6, 1)		0-0 3H 1B		0-0 1-6-3		0-0 G5-4-3 1B	0-3 K		0-3 3H K	1	0	0	0	0	0	2									
<b>Turk Farrell, R</b> OBP: 0.250, SLG: 0.250 (9, 1)		1-2 2-3								0	0	0	0	0	0	0									
<b>Inning Stats</b>	R: 0 E: 0 K: 0 S: 3	H: 0 LOB: 1 P: 7	R: 3 E: 0 K: 0 S: 5	H: 4 LOB: 0 P: 9	R: 0 E: 0 K: 1 S: 5	H: 1 LOB: 0 P: 5	R: 0 E: 0 K: 1 S: 5	H: 1 LOB: 0 P: 5	R: 4 E: 0 K: 1 S: 7	H: 2 LOB: 1 P: 19	R: 0 E: 0 K: 2 S: 8	H: 1 LOB: 0 P: 8	R: 0 E: 0 K: 2 S: 8	H: 1 LOB: 2 P: 12	R: 0 E: 0 K: 2 S: 8	H: 1 LOB: 1 P: 12	1B: 10 2B: 1 3B: 0 HR: 1	SF: 1 SAC: 0 DP: 2 HBP: 0	WP: 1 PB: 1 SB: 0 CS: 2	PA: 37					
<b>PITCHER</b>	IP	WLS	BF	H	R	ER	SO	BB	IBB	HBP	BLK	WP	HR	S	P	ERA	WHIP								
<b>Jim Maloney, R</b> ERA: 3.98	5.1	L	22	8	5	5	4	3	0	0	0	0	0	27	39	8.44	2.062								
<b>Billy McCool, L</b> ERA: 5.13	0.2		5	1	2	2	1	2	0	0	0	1	1	5	13	27.00	4.500								
<b>Jay Ritchie, R</b> ERA: 4.58	2.0		9	2	0	0	4	1	0	0	0	0	0	16	20	0.00	1.500								





Batter	1	2	3	4	5	6	7	8	9	AB	R	H	RBI	BB	SO	LOB	TOP				
<b>Pete Rose, S</b> OBP: 0.401, SLG: 0.488 (1, 9)										4	1	2	0	0	0	0	<b>Cincinnati Reds @ Philadelphia Phillies</b> Connie Mack Stadium, Philadelphia, PA Sat Aug 31 1968, 7:05 PM EDT Att: 6,629 - Unknown				
<b>Vada Pinson, L</b> OBP: 0.315, SLG: 0.400 (1, 8)										4	1	3	1	0	0	0					
<b>Alex Johnson, R</b> OBP: 0.357, SLG: 0.413 (1, 7)										4	0	1	1	0	0	1					
<b>Tony Perez, R</b> OBP: 0.335, SLG: 0.435 (1, 5)										4	0	0	0	0	0	2					
<b>Fred Whitfield, L</b> OBP: 0.317, SLG: 0.429 <b>Giraldo Ruiz, S</b> OBP: 0.292, SLG: 0.253 (9, 3)										4	0	0	0	0	0	1					
<b>Johnny Bench, R</b> OBP: 0.312, SLG: 0.429 (1, 2)										3	0	2	0	0	0	0					
<b>Tommy Helms, R</b> OBP: 0.304, SLG: 0.360 (1, 4)										3	0	0	0	0	0	2					
<b>Woody Woodward, R</b> OBP: 0.289, SLG: 0.262 (1, 6)										3	0	0	0	0	1	1					
<b>Tony Cloninger, R</b> OBP: 0.205, SLG: 0.395 <b>Clay Carroll, R</b> OBP: 0.227, SLG: 0.190 (6, 1)										2	0	0	0	0	0	0					
<b>Inning Stats</b>	R: 0 E: 0 K: 0 S: 4	H: 2 LOB: 1 BB: 0 P: 4	R: 0 E: 0 K: 0 S: 3	H: 1 LOB: 0 BB: 0 P: 3	R: 0 E: 0 K: 0 S: 3	H: 0 LOB: 0 BB: 0 P: 3	R: 0 E: 0 K: 1 S: 6	H: 1 LOB: 1 BB: 0 P: 6	R: 2 E: 0 K: 0 S: 5	H: 2 LOB: 0 BB: 0 P: 5	R: 0 E: 0 K: 0 S: 3	H: 0 LOB: 0 BB: 0 P: 3	R: 0 E: 0 K: 0 S: 3	H: 0 LOB: 0 BB: 0 P: 3	R: 0 E: 0 K: 0 S: 4	H: 2 LOB: 1 BB: 0 P: 4		1B: 6 2B: 0 3B: 2 HR: 0	SF: 0 SAC: 0 DP: 0 HBP: 0	WP: 0 PB: 0 SB: 1 CS: 2	PA: 32
<b>PITCHER</b>	IP	WLS	BF	H	R	ER	SO	BB	IBB	HBP	BLK	WP	HR	S	P	ERA	WHIP				
<b>Rick Wise, R</b> ERA: 4.42 <b>Turk Farrell, R</b> ERA: 3.78 (9, 1)	8.0	W	28	6	2	2	1	0	0	0	0	0	0	30	30	2.25	0.750				

Batter	1	2	3	4	5	6	7	8	9	AB	R	H	RBI	BB	SO	LOB	BOTTOM				
<b>Tony Taylor, R</b> OBP: 0.306, SLG: 0.310 (1, 5)										3	1	1	0	1	0	1	<b>Cincinnati Reds @ Philadelphia Phillies</b> Connie Mack Stadium, Philadelphia, PA Sat Aug 31 1968, 7:05 PM EDT Att: 6,629 - Unknown				
<b>Roberto Pena, R</b> OBP: 0.320, SLG: 0.318 (1, 6)										4	1	0	0	0	1	2					
<b>John Briggs, L</b> OBP: 0.350, SLG: 0.341 (1, 8)										4	1	1	0	0	1	2					
<b>Dick Allen, R</b> OBP: 0.363, SLG: 0.527 (1, 7)										4	0	2	1	0	1	2					
<b>Bill White, L</b> OBP: 0.304, SLG: 0.357 (1, 3)										4	0	1	2	0	0	2					
<b>Doug Clemens, L</b> OBP: 0.240, SLG: 0.273 (1, 9)										3	0	0	0	0	0	0					
<b>Gary Sutherland, R</b> OBP: 0.259, SLG: 0.250 (1, 4)										3	0	1	0	0	0	0					
<b>Mike Ryan, R</b> OBP: 0.197, SLG: 0.192 (1, 2)										3	0	0	0	0	0	1					
<b>Rick Wise, R</b> OBP: 0.283, SLG: 0.480 <b>Don Lock, R</b> OBP: 0.269, SLG: 0.343 <b>Turk Farrell, R</b> OBP: 0.250, SLG: 0.250 (8, PH) (9, 1)										2	0	0	0	0	0	0					
<b>Inning Stats</b>	R: 0 E: 0 K: 1 S: 5	H: 0 LOB: 0 BB: 0 P: 5	R: 0 E: 0 K: 0 S: 3	H: 0 LOB: 0 BB: 0 P: 3	R: 0 E: 0 K: 0 S: 3	H: 0 LOB: 0 BB: 0 P: 3	R: 1 E: 0 K: 1 S: 7	H: 2 LOB: 1 BB: 0 P: 7	R: 0 E: 0 K: 0 S: 3	H: 0 LOB: 1 BB: 1 P: 7	R: 0 E: 0 K: 0 S: 3	H: 1 LOB: 0 BB: 0 P: 3	R: 0 E: 0 K: 0 S: 4	H: 1 LOB: 1 BB: 0 P: 4	R: 2 E: 1 K: 1 S: 6	H: 2 LOB: 1 BB: 0 P: 6		1B: 5 2B: 2 3B: 0 HR: 0	SF: 0 SAC: 0 DP: 1 HBP: 0	WP: 0 PB: 0 SB: 1 CS: 0	PA: 32
<b>PITCHER</b>	IP	WLS	BF	H	R	ER	SO	BB	IBB	HBP	BLK	WP	HR	S	P	ERA	WHIP				
<b>Tony Cloninger, R</b> ERA: 4.06 <b>Clay Carroll, R</b> ERA: 2.77 (6, 1)	5.1	L	14	4	2	1	1	1	0	0	0	0	0	15	19	3.00	1.667				







Batter	1	2	3	4	5	6	7	8	9	10	AB	R	H	RBI	BB	SO	LOB	TOP								
Lou Brock, L OBP: 0.325, SLG: 0.417 (1, 7)	G3		CS S 1B		4-3			F9		4-0 S BB	4	0	1	0	1	0	0									
Curt Flood, R OBP: 0.333, SLG: 0.362 (1, 8)	S 1B		4-0 1-3 BB					1-3		0-0 1-2 BB	4	0	2	0	1	0	1									
Roger Maris, L OBP: 0.317, SLG: 0.373 (1, 9)	F9		4-0 1-2 BB					F2			3	0	0	0	1	1	2									
Orlando Cepeda, R OBP: 0.309, SLG: 0.380 (1, 3)	K		0-0 F8							0-0 F8	4	0	0	0	0	2	3									
Tim McCarver, L OBP: 0.294, SLG: 0.341 (1, 2)		0-0 1B		0-0 F7				F7		0-0 4-3	4	0	1	0	0	0	0									
Mike Shannon, R OBP: 0.322, SLG: 0.425 (1, 5)		F8						K		0-3 K	4	0	1	0	0	2	1									
Julian Javier, R OBP: 0.289, SLG: 0.343 (1, 4)		0-3 K		0-0 F2				P4		0-0 HR	4	1	1	1	0	1	2	AB 35 R 1 H 6 RBI 1 BB 3 SO 9 LOB 11								
Dal Maxvill, R OBP: 0.318, SLG: 0.294 (1, 6)		0-0 F9		0-0 P4				F9		0-0 6-3	4	0	0	0	0	0	2									
Bob Gibson, R OBP: 0.247, SLG: 0.238 (1, 1)			0-0 5-3					K		0-3 K	4	0	0	0	0	3	0									
<b>Inning Stats</b>	R: 0 E: 0 K: 1 S: 6	H: 1 LOB: 1 BB: 0 P: 6	R: 0 E: 0 K: 1 S: 6	H: 1 LOB: 1 BB: 0 P: 6	R: 0 E: 0 K: 0 S: 3	H: 1 LOB: 2 BB: 2 P: 11	R: 0 E: 0 K: 0 S: 4	H: 1 LOB: 1 BB: 0 P: 4	R: 0 E: 0 K: 2 S: 7	H: 0 LOB: 0 BB: 0 P: 7	R: 0 E: 0 K: 1 S: 5	H: 0 LOB: 0 BB: 0 P: 5	R: 0 E: 0 K: 0 S: 3	H: 0 LOB: 0 BB: 0 P: 3	R: 0 E: 0 K: 1 S: 5	H: 0 LOB: 0 BB: 0 P: 5	R: 1 E: 0 K: 1 S: 6	H: 1 LOB: 1 BB: 1 P: 10	1B: 4 2B: 0 3B: 1 HR: 1	SF: 0 SAC: 0 DP: 0 HBP: 0	WP: 0 PB: 0 SB: 3 CS: 1	PA: 38				
<b>PITCHER</b>	IP 9.0	WLS 33	H 5	R 0	ER 0	SO 8	BB 2	IBB 0	HBP 0	BLK 1	WP 0	HR 0	S 47	P 55	ERA 0.00	WHIP 0.778										
Gary Nolan, R ERA: 2.06 Ted Abernathy, R ERA: 2.13 (10, 1)	1.0	L	5	1	1	1	1	0	0	0	0	1	6	10	9.00	2.000										

St. Louis Cardinals @ Cincinnati Reds  
Crosley Field, Cincinnati, OH  
Mon Sep 02 1968, 7:05 PM EDT  
Att. 11,846 - Unknown

AB	35
R	1
H	6
RBI	1
BB	3
SO	9
LOB	11



Batter	1	2	3	4	5	6	7	8	9	10	AB	R	H	RBI	BB	SO	LOB	BOTTOM									
Pete Rose, S OBP: 0.399, SLG: 0.483 (1, 9)	P6		G6-3 1-2					F7			4	0	0	0	0	0	2										
Alex Johnson, R OBP: 0.352, SLG: 0.406 (1, 7)	L4			4-3				4-3		0-3 K	4	0	0	0	0	1	0										
Vada Pinson, L OBP: 0.314, SLG: 0.395 (1, 8)		4-0 BB		4-3				K		0-0 1-3	3	0	0	0	1	1	0										
Tony Perez, R OBP: 0.337, SLG: 0.437 (1, 5)		0-3 K		0-0 BB 1B				F9		0-3 K	4	0	1	0	0	2	1										
Johnny Bench, R OBP: 0.312, SLG: 0.433 (1, 2)		0-0 5-3		4-0 1-2 BB				F8		0-0 F7	3	0	0	0	1	0	0										
Lee May, R OBP: 0.333, SLG: 0.464 (1, 3)		0-0 F9		0-0 6-3				L7		0-3 K	4	0	0	0	0	1	2										
Tommy Helms, R OBP: 0.303, SLG: 0.358 Giraldo Ruiz, S OBP: 0.292, SLG: 0.253 (10, PR)		0-0 5-3						F8		0-0 F2	4	0	1	0	0	0	0	AB 33 R 0 H 4 RBI 0 BB 3 SO 8 LOB 8									
Leo Cardenas, R OBP: 0.295, SLG: 0.311 Mack Jones, L OBP: 0.335, SLG: 0.407 (10, PH)			0-0 G6-3 1B					F3		0-3 K	3	0	1	0	0	1	0										
Gary Nolan, R OBP: 0.282, SLG: 0.273 Ted Abernathy, R OBP: 0.310, SLG: 0.419 (10, PH)			0-3 K					K		4-0 BB	2	0	0	0	1	2	1										
<b>Inning Stats</b>	R: 0 E: 0 K: 1 S: 5	H: 0 LOB: 1 BB: 1 P: 9	R: 0 E: 0 K: 0 S: 3	H: 0 LOB: 0 BB: 0 P: 3	R: 0 E: 0 K: 1 S: 5	H: 1 LOB: 0 BB: 0 P: 5	R: 0 E: 0 K: 0 S: 4	H: 1 LOB: 2 BB: 1 P: 8	R: 0 E: 0 K: 1 S: 5	H: 0 LOB: 0 BB: 0 P: 5	R: 0 E: 0 K: 0 S: 3	H: 0 LOB: 0 BB: 0 P: 3	R: 0 E: 0 K: 1 S: 5	H: 0 LOB: 1 BB: 1 P: 9	R: 0 E: 0 K: 2 S: 7	H: 0 LOB: 0 BB: 0 P: 7	R: 0 E: 0 K: 1 S: 7	H: 2 LOB: 2 BB: 0 P: 7	1B: 4 2B: 0 3B: 0 HR: 0	SF: 0 SAC: 0 DP: 1 HBP: 0	WP: 0 PB: 0 SB: 0 CS: 0	PA: 36					
<b>PITCHER</b>	IP 10.0	WLS W	BF 36	H 4	R 0	ER 0	SO 8	BB 3	IBB 0	HBP 0	BLK 0	WP 0	HR 0	S 49	P 61	ERA 0.00	WHIP 0.700										
Bob Gibson, R ERA: 0.99 (1, 1)	10.0	W	36	4	0	0	8	3	0	0	0	0	49	61	0.00	0.700											

St. Louis Cardinals @ Cincinnati Reds  
Crosley Field, Cincinnati, OH  
Mon Sep 02 1968, 7:05 PM EDT  
Att. 11,846 - Unknown

AB	33
R	0
H	4
RBI	0
BB	3
SO	8
LOB	8









Batter	1	2	3	4	5	6	7	8	9	AB	R	H	RBI	BB	SO	LOB	TOP										
Lou Brock, L OBP: 0.329, SLG: 0.420 (1, 7)										4	1	3	0	1	0	0	<b>St. Louis Cardinals @ Cincinnati Reds</b> Crosley Field, Cincinnati, OH Wed Sep 04 1968, 7:05 PM EDT Att: 8,211 - Unknown  <b>AB 36</b> <b>R 3</b> <b>H 9</b> <b>RBI 3</b> <b>BB 2</b> <b>SO 7</b> <b>LOB 21</b> 										
Curt Flood, R OBP: 0.333, SLG: 0.363 (1, 8)										5	0	0	0	0	0	5											
Roger Maris, L OBP: 0.320, SLG: 0.390 Larry Jaster, L OBP: 0.167, SLG: 0.220 (7, 1)										4	0	1	1	0	2	3											
Orlando Cepeda, R OBP: 0.309, SLG: 0.377 (1, 3)										4	0	0	0	0	1	4											
Johnny Edwards, L OBP: 0.290, SLG: 0.340 (1, 2)										3	1	1	0	1	0	1											
Mike Shannon, R OBP: 0.321, SLG: 0.423 (1, 5)										4	1	1	0	0	0	1											
Phil Gagliano, R OBP: 0.280, SLG: 0.320 (1, 4)										4	0	1	0	0	1	3											
Dal Maxvill, R OBP: 0.316, SLG: 0.291 (1, 6)										4	0	1	2	0	1	2											
Nelson Briles, R OBP: 0.169, SLG: 0.127 Mel Nelson, R OBP: 0.250, SLG: 0.182 Ron Willis, R OBP: 0.289, SLG: 0.361 Bobby Tolan, L OBP: 0.289, SLG: 0.361 (7, 9)										1	0	0	0	0	1	1											
										1	0	0	0	0	0	1											
										2	0	1	0	0	1	0											
<b>Inning Stats</b>	R: 1 E: 0 K: 0 S: 5	H: 2 LOB: 1 BB: 0 P: 5	R: 0 E: 0 K: 1 S: 6	H: 1 LOB: 0 BB: 0 P: 6	R: 0 E: 0 K: 0 S: 3	H: 0 LOB: 0 BB: 0 P: 3	R: 2 E: 0 K: 0 S: 5	H: 2 LOB: 1 BB: 0 P: 9	R: 0 E: 0 K: 2 S: 8	H: 1 LOB: 1 BB: 0 P: 8	R: 0 E: 0 K: 1 S: 6	H: 1 LOB: 2 BB: 1 P: 10	R: 0 E: 0 K: 0 S: 3	H: 0 LOB: 0 BB: 0 P: 3	R: 0 E: 0 K: 1 S: 6	H: 1 LOB: 1 BB: 0 P: 6	1B: 3 2B: 6 3B: 0 HR: 0	SF: 0 SAC: 0 DP: 0 HBP: 0	WP: 0 PB: 0 SB: 1 CS: 0	PA: 38							
<b>PITCHER</b>	IP	WLS	BF	H	R	ER	SO	BB	IBB	HBP	BLK	WP	HR	S	P	ERA	WHIP										
Jim Maloney, R ERA: 3.99 Clay Carroll, R ERA: 2.99 (7, 1)	6.0	W	28	8	3	3	5	2	0	0	0	0	0	36	44	4.50	1.667										
	3.0	S	10	1	0	0	2	0	0	0	0	0	0	14	14	0.00	0.333										

Batter	1	2	3	4	5	6	7	8	9	AB	R	H	RBI	BB	SO	LOB	BOTTOM										
Pete Rose, S OBP: 0.402, SLG: 0.496 (1, 9)										4	1	3	1	1	0	0	<b>St. Louis Cardinals @ Cincinnati Reds</b> Crosley Field, Cincinnati, OH Wed Sep 04 1968, 7:05 PM EDT Att: 8,211 - Unknown  <b>AB 34</b> <b>R 8</b> <b>H 12</b> <b>RBI 8</b> <b>BB 2</b> <b>SO 2</b> <b>LOB 15</b> 										
Alex Johnson, R OBP: 0.352, SLG: 0.407 Jim Beauchamp, R OBP: 0.318, SLG: 0.488 (7, 7)										3	1	1	1	0	0	0											
Vada Pinson, L OBP: 0.314, SLG: 0.395 (1, 8)										4	0	1	0	0	0	4											
Tony Perez, R OBP: 0.337, SLG: 0.434 (1, 5)										3	2	1	0	1	0	1											
Johnny Bench, R OBP: 0.310, SLG: 0.441 (1, 2)										4	2	1	2	0	1	4											
Lee May, R OBP: 0.337, SLG: 0.474 (1, 3)										4	1	3	2	0	0	0											
Tommy Helms, R OBP: 0.304, SLG: 0.356 (1, 4)										4	1	1	0	0	0	3											
Leo Cardenas, R OBP: 0.293, SLG: 0.308 (1, 6)										4	0	1	2	0	1	1											
Jim Maloney, L OBP: 0.283, SLG: 0.397 Clay Carroll, R OBP: 0.217, SLG: 0.182 (7, 1)										2	0	0	0	0	0	1											
										1	0	0	0	0	0	0											
<b>Inning Stats</b>	R: 1 E: 0 K: 0 S: 4	H: 1 LOB: 0 BB: 0 P: 4	R: 3 E: 1 K: 0 S: 7	H: 3 LOB: 2 BB: 1 P: 11	R: 2 E: 1 K: 1 S: 8	H: 3 LOB: 1 BB: 0 P: 8	R: 2 E: 0 K: 0 S: 6	H: 3 LOB: 2 BB: 1 P: 10	R: 0 E: 0 K: 1 S: 6	H: 1 LOB: 1 BB: 0 P: 6	R: 0 E: 0 K: 0 S: 3	H: 0 LOB: 0 BB: 0 P: 3	R: 0 E: 0 K: 0 S: 3	H: 1 LOB: 0 BB: 0 P: 3	R: 0 E: 0 K: 1 S: 6	H: 1 LOB: 0 BB: 0 P: 3	1B: 7 2B: 3 3B: 0 HR: 2	SF: 1 SAC: 1 DP: 1 HBP: 0	WP: 0 PB: 0 SB: 0 CS: 0	PA: 38							
<b>PITCHER</b>	IP	WLS	BF	H	R	ER	SO	BB	IBB	HBP	BLK	WP	HR	S	P	ERA	WHIP										
Nelson Briles, R ERA: 2.64 Mel Nelson, L ERA: 2.91 Ron Willis, R ERA: 3.3 Larry Jaster, L ERA: 3.2 (7, 1)	2.0	L	15	7	6	4	0	0	0	0	0	0	0	10	14	18.00	3.500										
	1.2		9	3	2	2	1	0	1	0	0	0	0	10	14	10.80	1.800										
	2.1		8	1	0	0	1	0	0	0	0	0	0	10	10	0.00	0.429										
	2.0		6	1	0	0	0	0	0	0	0	0	0	6	6	0.00	0.500										



Batter	1	2	3	4	5	6	7	8	9	AB	R	H	RBI	BB	SO	LOB	TOP										
<b>Wes Parker, S</b> OBP: 0.302, SLG: 0.313 (1, 7)	F7		1B		5-3		K		K	5	0	1	0	0	2	2	<b>Los Angeles Dodgers @ Cincinnati Reds</b> Crosley Field, Cincinnati, OH Fri Sep 06 1968, 3:33 AM EDT Unknown <a href="http://livebaseballscorecards.com">livebaseballscorecards.com</a>										
<b>Willie Davis, L</b> OBP: 0.290, SLG: 0.370 (1, 8)	P4		F9			1B BB			E8	4	2	1	0	1	0	1											
<b>Ted Savage, R</b> OBP: 0.259, SLG: 0.316 <b>Ron Fairly, L</b> OBP: 0.295, SLG: 0.291 (7, 9)				K		1B HR			F7	2	1	1	0	1	1	0											
<b>Ken Boyer, R</b> OBP: 0.310, SLG: 0.392 <b>Willie Crawford, L</b> OBP: 0.339, SLG: 0.360 (7, 7)				K		1B HR			F7	2	0	1	1	0	0	1											
<b>Jim Lefebvre, S</b> OBP: 0.280, SLG: 0.298 (1, 4)				K		1B HR				4	1	1	1	0	0	2											
<b>Bill Sudakis, S</b> OBP: 0.462, SLG: 0.800 (1, 5)						1B HR				0	0	0	0	0	0	0											
<b>Bart Shirley, R</b> OBP: 0.270, SLG: 0.196 <b>Len Gabrielson, L</b> OBP: 0.333, SLG: 0.433 <b>Paul Popovich, S</b> OBP: 0.259, SLG: 0.254 (8, 6)						1B HR				4	1	1	1	0	0	2											
<b>Jeff Torborg, R</b> OBP: 0.272, SLG: 0.183 (1, 2)						1B HR				0	0	0	0	0	0	0											
<b>Bill Singer, R</b> OBP: 0.167, SLG: 0.203 <b>Mudcat Grant, R</b> OBP: 0.154, SLG: 0.269 (5, 1)						1B HR				3	0	0	0	1	1	1											
<b>Inning Stats</b>	R: 0 E: 0 K: 0 S: 3	H: 0 LOB: 1 BB: 1 P: 7	R: 0 E: 0 K: 0 S: 3	H: 0 LOB: 0 BB: 0 P: 3	R: 0 E: 0 K: 0 S: 4	H: 1 LOB: 1 BB: 0 P: 4	R: 0 E: 0 K: 2 S: 7	H: 0 LOB: 0 BB: 0 P: 7	R: 0 E: 0 K: 0 S: 4	H: 1 LOB: 2 BB: 1 P: 8	R: 4 E: 0 K: 0 S: 6	H: 3 LOB: 0 BB: 1 P: 10	R: 1 E: 1 K: 1 S: 7	H: 2 LOB: 2 BB: 0 P: 7	R: 1 E: 0 K: 1 S: 6	H: 2 LOB: 0 BB: 0 P: 6		R: 0 E: 1 K: 1 S: 6	H: 0 LOB: 1 BB: 0 P: 6	1B: 5 2B: 2 3B: 1 HR: 1	SF: 0 SAC: 1 DP: 0 HBP: 0	WP: 0 PB: 0 SB: 0 CS: 0	PA: 39				
<b>PITCHER</b>	IP	WLS	BF	H	R	ER	SO	BB	IBB	HBP	BLK	WP	HR	S	P	ERA	WHIP										
<b>Gerry Arrigo, L</b> ERA: 3.19 (1, 1)	6.0		26	5	4	4	2	3	0	0	0	0	1	27	39	6.00	1.333										
<b>Ted Abernathy, R</b> ERA: 2.21 (7, 1)	2.0	L	10	4	2	2	2	0	0	0	0	0	0	13	13	9.00	2.000										
<b>Clay Carroll, R</b> ERA: 2.57 (9, 1)	1.0		4	0	0	0	1	0	0	0	0	0	0	6	6	0.00	0.000										

Batter	1	2	3	4	5	6	7	8	9	AB	R	H	RBI	BB	SO	LOB	BOTTOM										
<b>Pete Rose, S</b> OBP: 0.402, SLG: 0.495 (1, 9)	F7		4-3		1B E		F8			5	1	2	0	0	0	2	<b>Los Angeles Dodgers @ Cincinnati Reds</b> Crosley Field, Cincinnati, OH Fri Sep 06 1968, 3:33 AM EDT Unknown <a href="http://livebaseballscorecards.com">livebaseballscorecards.com</a>										
<b>Vada Pinson, L</b> OBP: 0.313, SLG: 0.392 (1, 8)	F7		3-1		1B E		1-3			5	1	1	0	0	0	3											
<b>Mack Jones, L</b> OBP: 0.335, SLG: 0.404 (1, 7)			P6		SF9					4	0	1	1	0	1	0											
<b>Tony Perez, R</b> OBP: 0.336, SLG: 0.432 (1, 5)					6-3		5-3		E6	5	0	1	1	0	2	1											
<b>Johnny Bench, R</b> OBP: 0.313, SLG: 0.443 (1, 2)					5-3					5	0	3	0	0	0	1											
<b>Lee May, R</b> OBP: 0.337, SLG: 0.472 (1, 3)					E9		P5			4	1	1	0	0	1	4											
<b>Tommy Helms, R</b> OBP: 0.305, SLG: 0.357 (1, 4)									FC5	4	0	2	1	0	1	4											
<b>Leo Cardenas, R</b> OBP: 0.291, SLG: 0.306 <b>Alex Johnson, R</b> OBP: 0.351, SLG: 0.406 <b>Woody Woodward, R</b> OBP: 0.277, SLG: 0.250 (9, 6)					4-3					3	0	0	0	0	2	4											
<b>Gerry Arrigo, L</b> OBP: 0.115, SLG: 0.121 <b>Ted Abernathy, R</b> (7, 1)										1	0	0	0	0	0	0											
<b>Fred Whitfield, L</b> OBP: 0.306, SLG: 0.414 <b>Clay Carroll, R</b> OBP: 0.217, SLG: 0.182 (9, 1)										1	0	0	0	0	0	0											
<b>Inning Stats</b>	R: 0 E: 0 K: 1 S: 6	H: 1 LOB: 1 BB: 0 P: 6	R: 0 E: 0 K: 3 S: 11	H: 2 LOB: 2 BB: 0 P: 11	R: 0 E: 0 K: 0 S: 3	H: 0 LOB: 0 BB: 0 P: 3	R: 1 E: 1 K: 0 S: 5	H: 2 LOB: 1 BB: 0 P: 5	R: 3 E: 1 K: 0 S: 7	H: 4 LOB: 1 BB: 0 P: 7	R: 0 E: 1 K: 1 S: 7	H: 1 LOB: 2 BB: 0 P: 7	R: 0 E: 1 K: 2 S: 9	H: 1 LOB: 2 BB: 0 P: 9	R: 0 E: 0 K: 0 S: 4	H: 1 LOB: 1 BB: 0 P: 4	R: 0 E: 0 K: 1 S: 5	H: 0 LOB: 0 BB: 0 P: 5	1B: 12 2B: 0 3B: 0 HR: 0	SF: 1 SAC: 0 DP: 0 HBP: 0	WP: 0 PB: 0 SB: 1 CS: 1	PA: 41					
<b>PITCHER</b>	IP	WLS	BF	H	R	ER	SO	BB	IBB	HBP	BLK	WP	HR	S	P	ERA	WHIP										
<b>Bill Singer, R</b> ERA: 2.92 (1, 1)	4.1		22	9	4	2	4	0	0	0	0	0	0	30	30	4.15	2.077										
<b>Mudcat Grant, R</b> ERA: 2.32 (5, 1)	4.2	W	19	3	0	0	4	0	0	0	0	0	0	27	27	0.00	0.643										







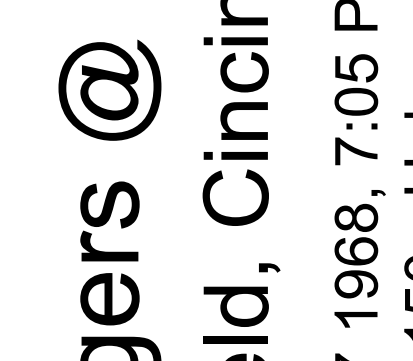
Batter	1	2	3	4	5	6	7	8	9	AB	R	H	RBI	BB	SO	LOB	TOP					
Willie Crawford, L (1, 7) OBP: 0.336, SLG: 0.345	0-3 K		0-3 K		0-3 K			4-0 L3 BB		3	0	0	0	1	3	3	<b>Los Angeles Dodgers @ Cincinnati Reds</b> Crosley Field, Cincinnati, OH Sat Sep 07 1968, 7:05 PM EDT Att: 8,150 - Unknown					
Willie Davis, L (1, 8) OBP: 0.290, SLG: 0.368	0-0 F8		0-0 P6			0-0 F7		0-0 F3		4	0	0	0	0	2							
Tom Haller, L (1, 2) OBP: 0.345, SLG: 0.384	0-3 K			0-0 F5		0-0 4-3		0-0 L3		4	0	0	0	0	1							
Len Gabrielson, L (1, 9) OBP: 0.327, SLG: 0.420		0-3 K		0-3 K		0-0 F9			0-0 F7	4	0	0	0	2	0							
Ron Fairly, L (1, 3) OBP: 0.296, SLG: 0.297		0-0 6-3		0-0 F5			0-0 1B SF7 1B		0-0 3B SF8	4	2	2	0	0	0							
Jim Lefebvre, S (1, 4) OBP: 0.285, SLG: 0.306	4-0 BB				0-0 1B		0-3 K		0-0 SF8	2	0	1	1	1	1							
Bill Sudakis, S (1, 5) OBP: 0.345, SLG: 0.889	0-0 F3				0-0 P5		0-0 1-3 1B		0-0 2B	4	0	2	0	0	2							
Paul Popovich, S (1, 6) OBP: 0.265, SLG: 0.256			0-0 P6		0-0 1-2 1B		0-0 SF7		0-3 K	2	0	1	1	0	0							
Ken Boyer, R (9, PH) OBP: 0.311, SLG: 0.390					1-2 1B		3-H K			1	0	0	0	0	1							
Claude Osteen, L (1, 1) OBP: 0.162, SLG: 0.192					0-0 P5		0-3 K			0	0	0	0	0	2							
Jim Fairley, L (7, PH) OBP: 0.227, SLG: 0.274										1	0	0	0	0	1							
John Purdin, R (7, 1) OBP: 0.500, SLG: 0.500										0	0	0	0	0	0							
<b>Inning Stats</b>	R: 0 E: 0 K: 2 S: 7	H: 0 LOB: 0 BB: 0 P: 7	R: 0 E: 0 K: 1 S: 5	H: 0 LOB: 1 BB: 1 P: 9	R: 0 E: 0 K: 1 S: 6	H: 1 LOB: 1 BB: 0 P: 6	R: 0 E: 0 K: 1 S: 5	H: 0 LOB: 0 BB: 0 P: 5	R: 0 E: 0 K: 1 S: 7	H: 2 LOB: 2 BB: 0 P: 7	R: 0 E: 0 K: 0 S: 3	H: 0 LOB: 0 BB: 0 P: 3	R: 1 E: 0 K: 2 S: 9	H: 2 LOB: 1 BB: 0 P: 9	R: 0 E: 0 K: 0 S: 2	H: 0 LOB: 0 BB: 1 P: 6	R: 1 E: 0 K: 1 S: 7	H: 2 LOB: 1 BB: 0 P: 7	1B: 5 2B: 2 3B: 1 HR: 0	SF: 2 SAC: 0 DP: 1 HBP: 0	WP: 0 PB: 0 SB: 0 CS: 0	PA: 35
<b>PITCHER</b> Gary Nolan, R (1, 1) ERA: 2.06	IP: 9.0 WLS: W BF: 35 H: 7 R: 2 ER: 2 SO: 9 BB: 2 IBB: 0 HBP: 0 BLK: 0 WP: 0 HR: 0 S: 51 P: 59 ERA: 2.00 WHIP: 1.000															<b>PITCHER</b>						

Batter	1	2	3	4	5	6	7	8	9	AB	R	H	RBI	BB	SO	LOB	BOTTOM			
Pete Rose, S (1, 9) OBP: 0.398, SLG: 0.489	0-0 P6-3		0-0 P6-3		0-0 5-3		0-0 4-3			4	0	0	0	0	0	0	<b>Los Angeles Dodgers @ Cincinnati Reds</b> Crosley Field, Cincinnati, OH Sat Sep 07 1968, 7:05 PM EDT Att: 8,150 - Unknown			
Alex Johnson, R (1, 7) OBP: 0.351, SLG: 0.405	0-0 3-1		0-0 5-3		0-0 WP 1B			0-0 1B		4	1	2	0	0	0					
Lee May, R (1, 3) OBP: 0.341, SLG: 0.483	0-0 2B 1B		0-0 HR		0-0 1-H 1B			0-0 F3		4	2	3	2	0	1					
Johnny Bench, R (1, 2) OBP: 0.315, SLG: 0.444	0-0 1B 2B		0-0 5-3		0-0 F8			0-0 1-3 1B		4	1	2	0	0	1					
Tony Perez, R (1, 5) OBP: 0.336, SLG: 0.433	0-0 2-H 3-H 1B			0-0 4-3 2B		0-0 4-3		0-0 P6		4	0	2	2	0	2					
Jim Beauchamp, R (1, 8) OBP: 0.286, SLG: 0.435	0-0 F9			0-3 K		0-3 K		0-0 F2		3	0	0	0	0	2					
Vada Pinson, L (8, PH) OBP: 0.312, SLG: 0.393										1	0	0	0	0	2					
Hal McRae, R (1, 4) OBP: 0.286, SLG: 0.250		0-0 F7		0-0 4-3		0-0 P6-3				3	0	0	0	0	1					
Woody Woodward, R (1, 6) OBP: 0.284, SLG: 0.254		0-0 4-3		0-0 F9		0-3 K		0-3 K		3	0	0	0	0	1					
Gary Nolan, R (1, 1) OBP: 0.262, SLG: 0.250		0-3 K			0-3 K		0-3 K			3	0	0	0	0	3					
<b>Inning Stats</b>	R: 2 E: 0 K: 0 S: 6	H: 3 LOB: 1 BB: 0 P: 6	R: 0 E: 0 K: 1 S: 5	H: 0 LOB: 0 BB: 0 P: 5	R: 1 E: 0 K: 0 S: 4	H: 1 LOB: 0 BB: 0 P: 4	R: 0 E: 0 K: 1 S: 6	H: 1 LOB: 1 BB: 0 P: 6	R: 1 E: 0 K: 1 S: 7	H: 2 LOB: 1 BB: 0 P: 7	R: 0 E: 0 K: 1 S: 5	H: 0 LOB: 0 BB: 0 P: 5	R: 0 E: 0 K: 2 S: 7	H: 0 LOB: 0 BB: 0 P: 7	R: 0 E: 0 K: 0 S: 5	H: 2 LOB: 2 BB: 0 P: 5	1B: 6 2B: 2 3B: 0 HR: 1	SF: 0 SAC: 0 DP: 0 HBP: 0	WP: 1 PB: 0 SB: 0 CS: 0	PA: 33
<b>PITCHER</b> Claude Osteen, L (1, 1) ERA: 3.34	IP: 6.0 WLS: L BF: 25 H: 7 R: 4 ER: 4 SO: 4 BB: 0 IBB: 0 HBP: 0 BLK: 0 WP: 1 HR: 1 S: 33 P: 33 ERA: 6.00 WHIP: 1.167															<b>PITCHER</b>				
John Purdin, R (7, 1) ERA: 3.07	IP: 2.0 WLS: L BF: 8 H: 2 R: 0 ER: 0 SO: 2 BB: 0 IBB: 0 HBP: 0 BLK: 0 WP: 0 HR: 0 S: 12 P: 12 ERA: 0.00 WHIP: 1.000															<b>PITCHER</b>				

AB 31  
R 2  
H 7  
RBI 2  
BB 2  
SO 9  
LOB 13



AB 33  
R 4  
H 9  
RBI 4  
BB 0  
SO 6  
LOB 10





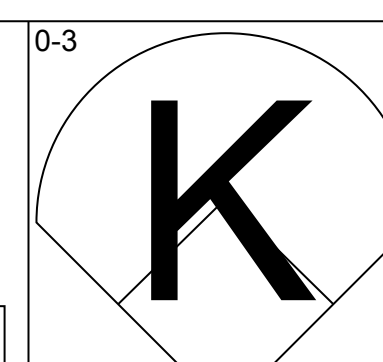
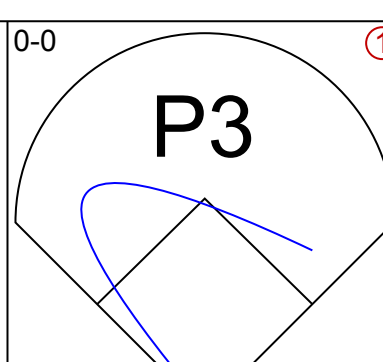
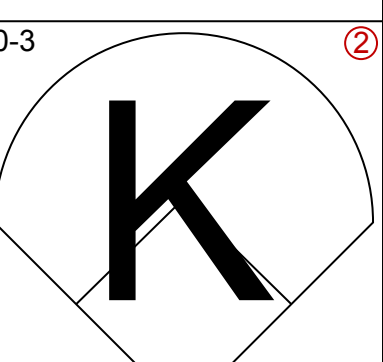
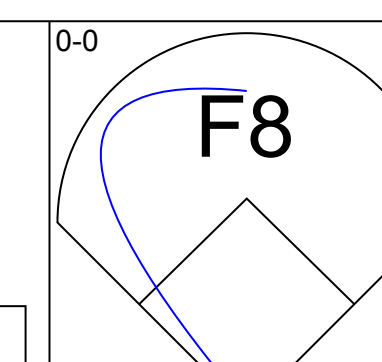
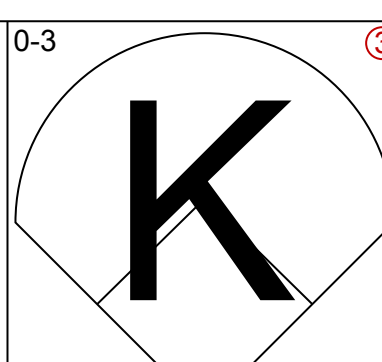
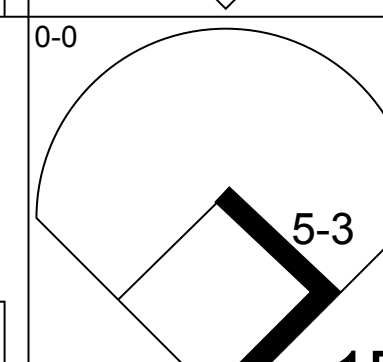
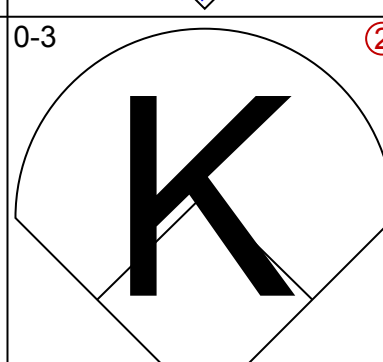
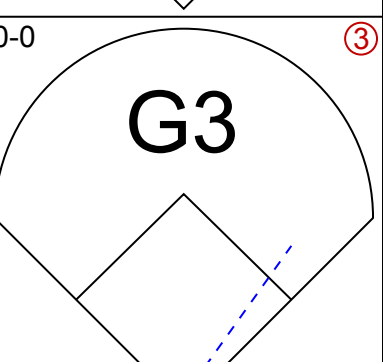
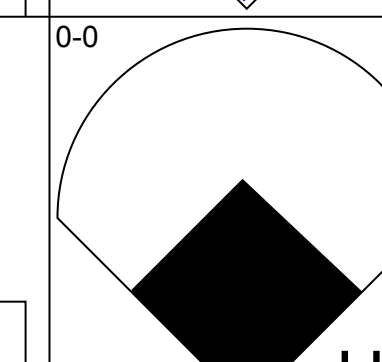
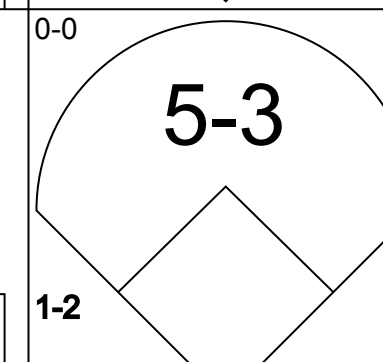
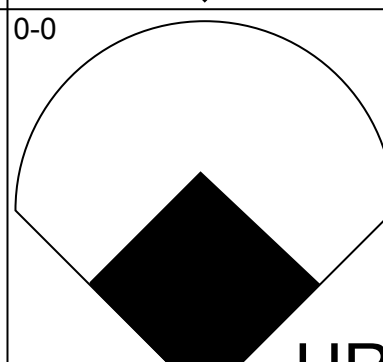
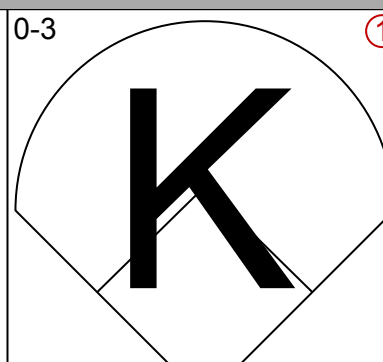
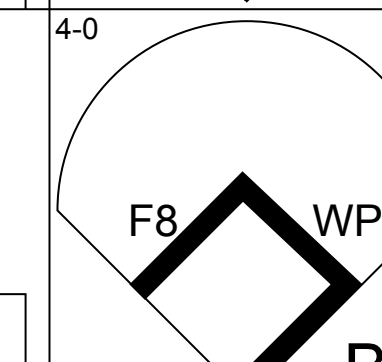
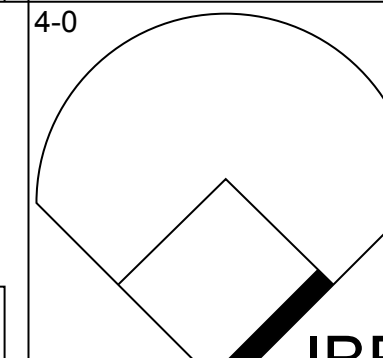
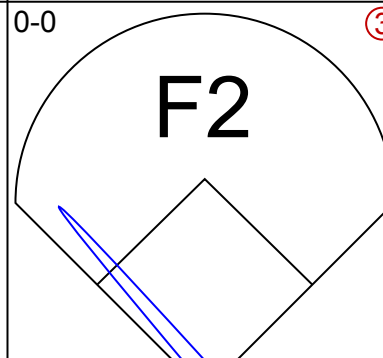
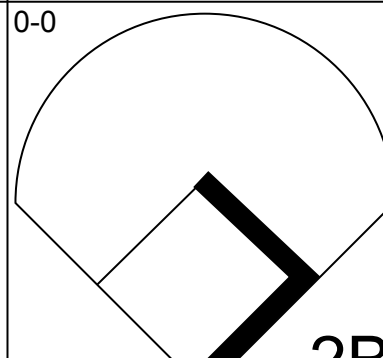
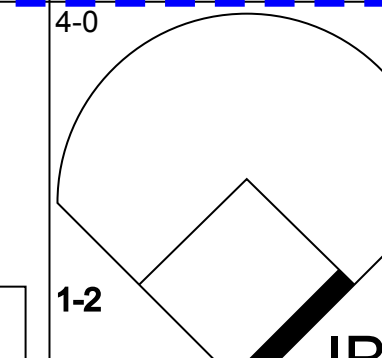
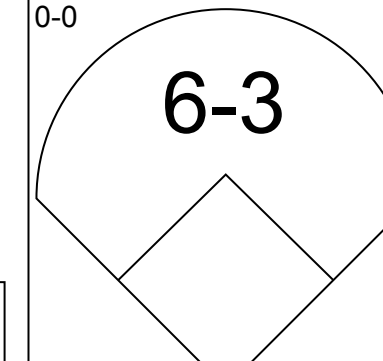
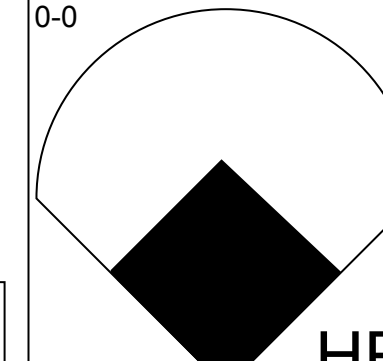
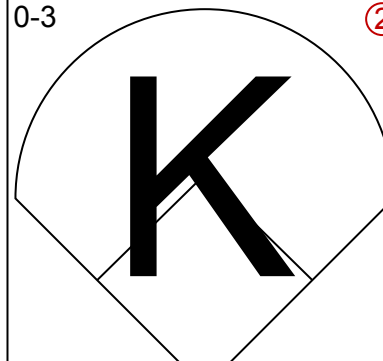
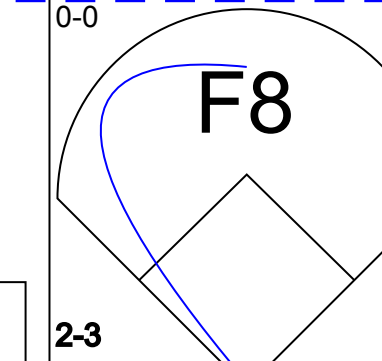
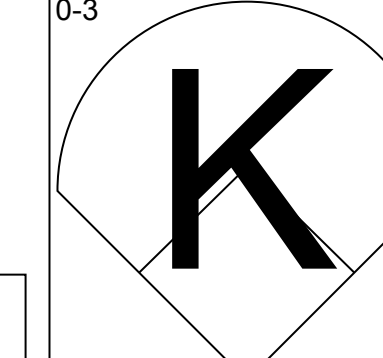
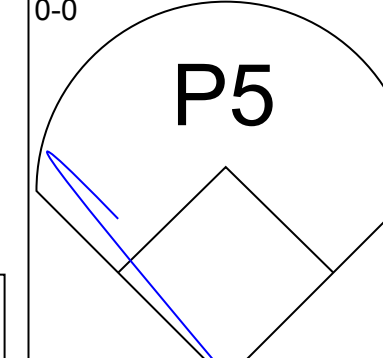
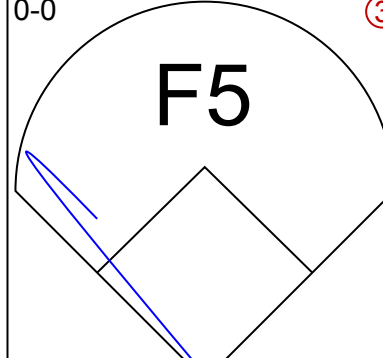
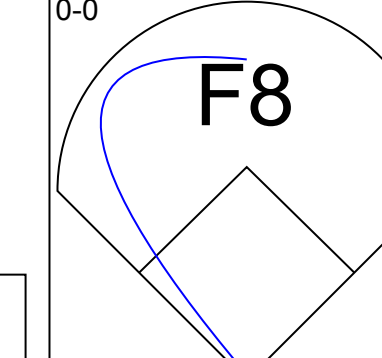
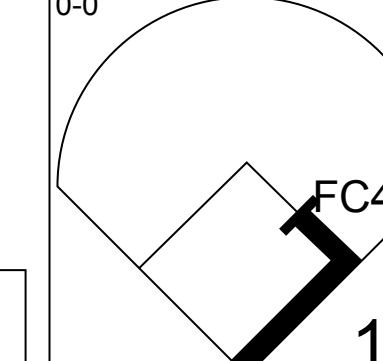
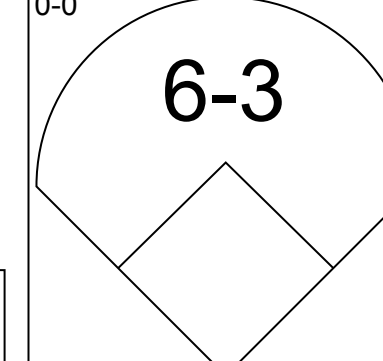
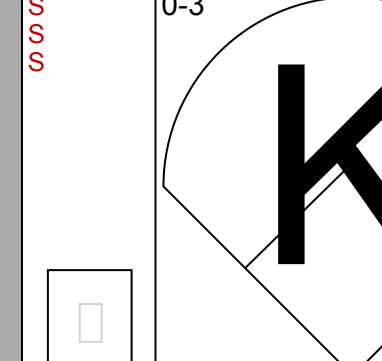
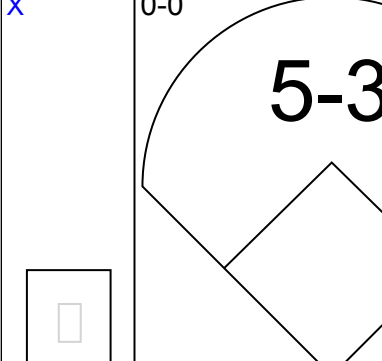
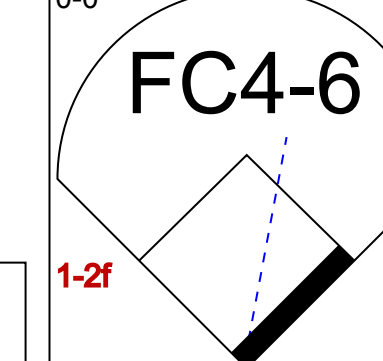
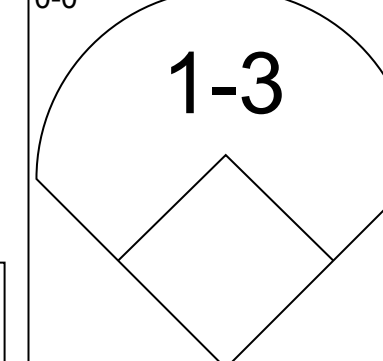
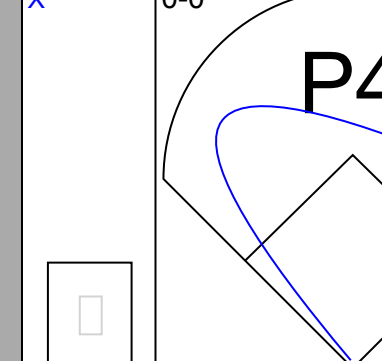
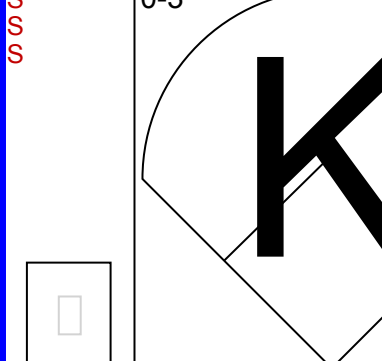
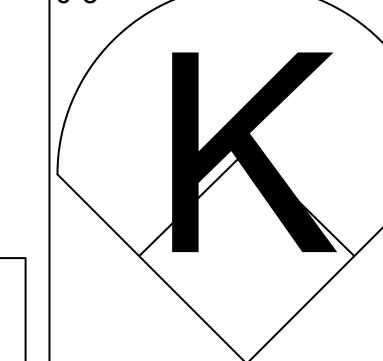
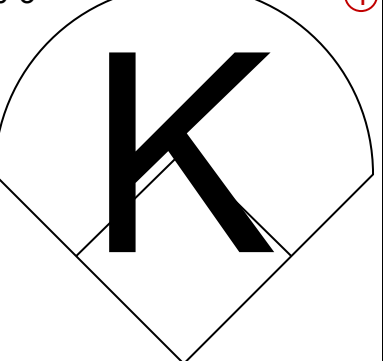
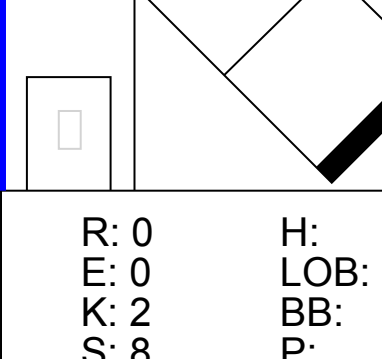
Batter	1	2	3	4	5	6	7	8	9	AB	R	H	RBI	BB	SO	LOB	TOP					
Willie Crawford, L (1,7) OBP: 0.338, SLG: 0.355	F9		2B		FC6-4		1B		K	5	0	2	0	0	1	1	<b>Los Angeles Dodgers @ Cincinnati Reds</b> Crosley Field, Cincinnati, OH Sun Sep 08 1968, 3:33 AM EDT Att: 8,453 - Unknown					
Willie Davis, L (1,8) OBP: 0.291, SLG: 0.369	PB SF8 1B		1-3		K		1B			4	1	2	0	0	1	1						
Tom Haller, L (1,2) OBP: 0.345, SLG: 0.384	SF8 1-H			3-1		1B E 1B			K	3	0	1	1	0	1	2						
Len Gabrielson, L (1,9) OBP: 0.327, SLG: 0.419	F8					K			P4	3	1	1	0	0	1	1						
Wes Parker, S (8,PH) OBP: 0.302, SLG: 0.313				2B 1B		1-2 K				1	0	0	0	0	0	0						
Ron Fairly, L (1,3) OBP: 0.294, SLG: 0.294		1-3		K		K			4-3	4	0	0	0	0	2	2						
Jim Lefebvre, S (1,4) OBP: 0.296, SLG: 0.333										4	1	4	2	0	0	0						
Bill Sudakis, S (1,5) OBP: 0.462, SLG: 0.727					4-3		2-3 1B		HR	4	0	0	0	0	0	4						
Paul Popovich, S (1,6) OBP: 0.265, SLG: 0.256									P4-3	4	0	1	0	0	0	1						
Joe Moeller, R (1,1)										4	0	0	0	0	2	1						
Jim Brewer, L (9,1) OBP: 0.250, SLG: 0.250			6-3		FC5-4 FC6-4		K		K	0	0	0	0	0	0	0						
<b>Inning Stats</b>	R: 1 E: 1 K: 0 S: 4	H: 1 LOB: 0 BB: 0 P: 4	R: 0 E: 0 K: 0 S: 4	H: 1 LOB: 1 BB: 0 P: 4	R: 0 E: 0 K: 0 S: 3	H: 1 LOB: 0 BB: 0 P: 3	R: 1 E: 0 K: 1 S: 7	H: 2 LOB: 1 BB: 0 P: 7	R: 0 E: 0 K: 1 S: 6	H: 1 LOB: 1 BB: 0 P: 6	R: 0 E: 1 K: 2 S: 9	H: 2 LOB: 2 BB: 0 P: 9	R: 0 E: 0 K: 2 S: 9	H: 2 LOB: 2 BB: 0 P: 9	R: 1 E: 0 K: 0 S: 4	H: 1 LOB: 0 BB: 0 P: 4	R: 0 E: 0 K: 2 S: 7	H: 0 LOB: 0 BB: 0 P: 7	1B: 8 2B: 2 3B: 0 HR: 1	SF: 1 SAC: 0 DP: 0 HBP: 0	WP: 0 PB: 1 SB: 0 CS: 0	PA: 37
<b>PITCHER</b>	IP WLS BF H R ER SO BB IBB HBP BLK WP HR S P ERA WHIP																					
George Culver, R (1,1) ERA: 3.21	5.0 L 20 6 2 1 2 0 0 0 0 0 0 0 24 24 1.80 1.200																					
Dan McGinn, L (6,1) ERA: 5.4	3.0 14 5 1 1 4 0 0 0 0 0 0 1 22 22 3.00 1.667																					
Ted Abernathy, R (9,1) ERA: 2.18	1.0 3 0 0 0 2 0 0 0 0 0 0 0 7 7 0.00 0.000																					

Batter	1	2	3	4	5	6	7	8	9	AB	R	H	RBI	BB	SO	LOB	BOTTOM					
Pete Rose, S (1,9) OBP: 0.397, SLG: 0.487				E4 WP 1B		F7		4-3		4	0	1	0	0	0	0	<b>Los Angeles Dodgers @ Cincinnati Reds</b> Crosley Field, Cincinnati, OH Sun Sep 08 1968, 3:33 AM EDT Att: 8,453 - Unknown					
Alex Johnson, R (1,7) OBP: 0.348, SLG: 0.402	F9			L7		P6-3			P6-3	4	0	0	0	0	2							
Lee May, R (1,3) OBP: 0.342, SLG: 0.482	K			F7			HBP		HR 1B	3	1	1	0	0	1	1						
Johnny Bench, R (1,2) OBP: 0.315, SLG: 0.449		F5		F7		K			HR 1B	4	1	1	2	0	1	2						
Vada Pinson, L (1,8) OBP: 0.312, SLG: 0.392		K			S 5-3 1B			F9	F7	4	0	1	0	0	1	0						
Tony Perez, R (1,5) OBP: 0.336, SLG: 0.431					5-3					4	0	1	0	0	1	1						
Hal McRae, R (1,4) OBP: 0.280, SLG: 0.217				F8		S BB		K	K	3	0	0	0	1	2	1						
Woody Woodward, R (1,6) OBP: 0.282, SLG: 0.252										1	0	0	0	0	0	0						
Fred Whitfield, L (5,PH) OBP: 0.305, SLG: 0.411					P6				F8	1	0	0	0	0	1	2						
Dan McGinn, L (6,1) OBP: 0.255, SLG: 0.255										0	0	0	0	0	0	0						
Giraldo Ruiz, S (8,PH) OBP: 0.133, SLG: 0.136										1	0	0	0	0	0	0						
Ted Abernathy, R (9,1) OBP: 0.289, SLG: 0.304										0	0	0	0	0	0	0						
George Culver, R (1,1) ERA: 3.86										1	0	0	0	0	0	0						
Leo Cardenas, R (5,PH) ERA: 2.61										2	0	0	0	0	0	2						
<b>Inning Stats</b>	R: 0 E: 0 K: 1 S: 5	H: 1 LOB: 0 BB: 0 P: 5	R: 0 E: 0 K: 2 S: 7	H: 0 LOB: 0 BB: 0 P: 7	R: 0 E: 0 K: 0 S: 3	H: 0 LOB: 0 BB: 0 P: 3	R: 0 E: 1 K: 0 S: 4	H: 0 LOB: 1 BB: 0 P: 4	R: 0 E: 0 K: 1 S: 6	H: 1 LOB: 2 BB: 1 P: 10	R: 0 E: 0 K: 1 S: 5	H: 0 LOB: 0 BB: 0 P: 6	R: 0 E: 0 K: 1 S: 5	H: 0 LOB: 0 BB: 0 P: 5	R: 0 E: 0 K: 0 S: 3	H: 0 LOB: 0 BB: 0 P: 3	R: 2 E: 0 K: 1 S: 8	H: 3 LOB: 1 BB: 0 P: 8	1B: 4 2B: 0 3B: 0 HR: 1	SF: 0 SAC: 0 DP: 0 HBP: 1	WP: 1 PB: 0 SB: 2 CS: 1	PA: 34
<b>PITCHER</b>	IP WLS BF H R ER SO BB IBB HBP BLK WP HR S P ERA WHIP																					
Joe Moeller, R (1,1) ERA: 3.86	8.1 W 31 4 2 2 6 1 0 0 0 0 0 0 41 46 2.16 0.600																					
Jim Brewer, L (9,1) ERA: 2.61	0.2 S 3 1 0 0 1 0 0 0 0 0 0 0 5 5 0.00 1.500																					





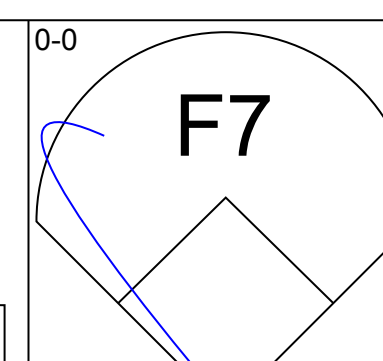
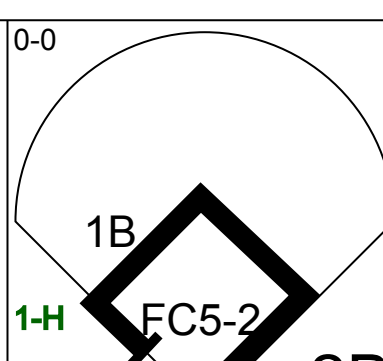
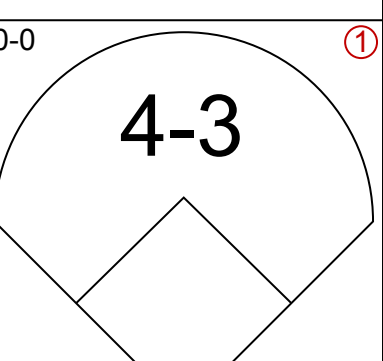
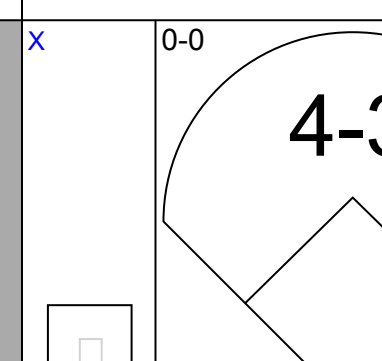
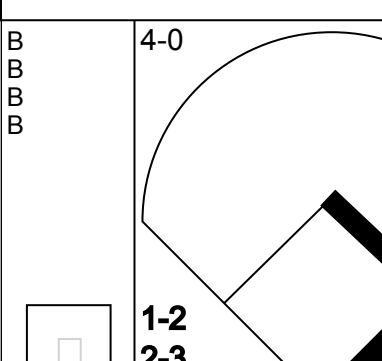
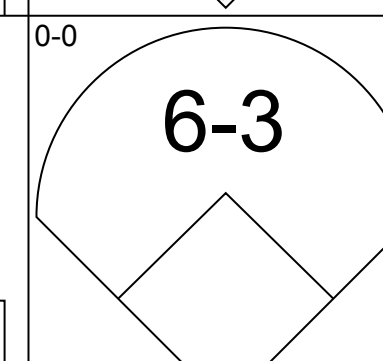
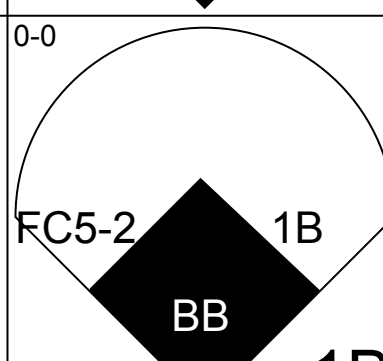
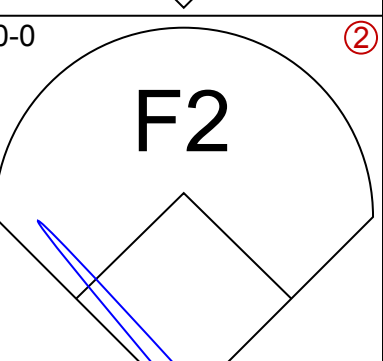
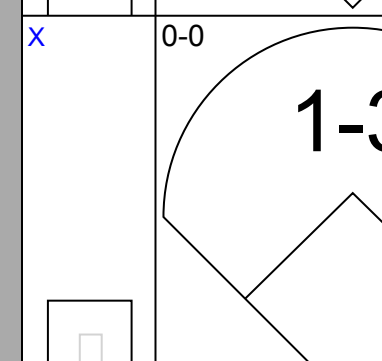
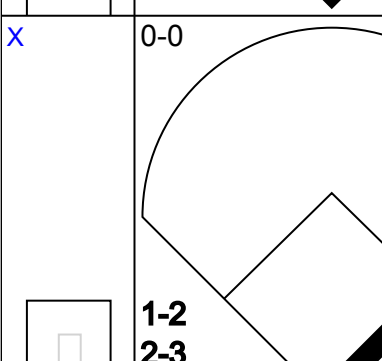
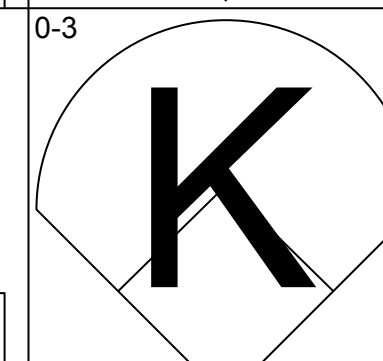
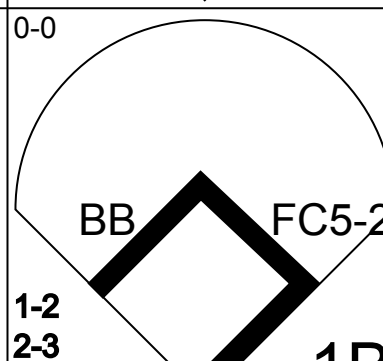
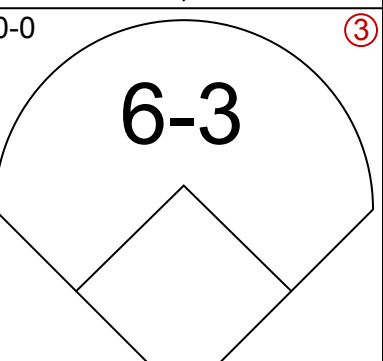
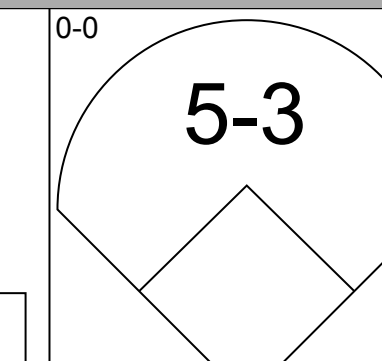
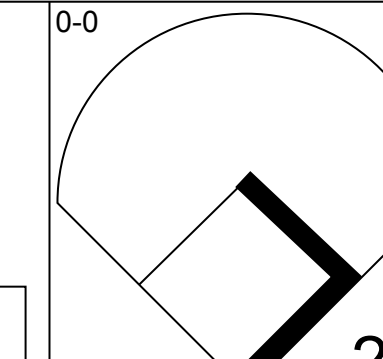
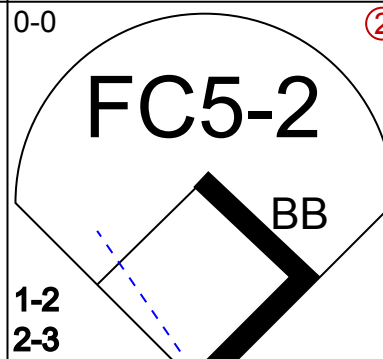
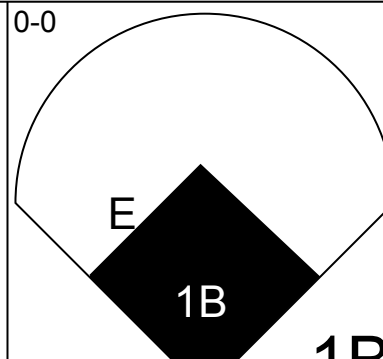
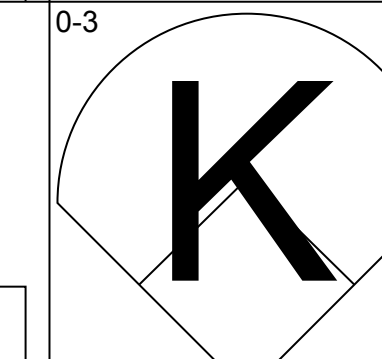
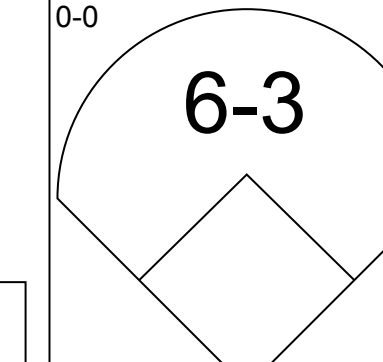
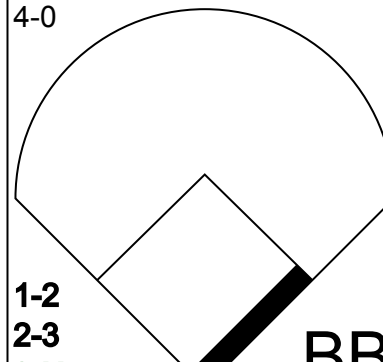
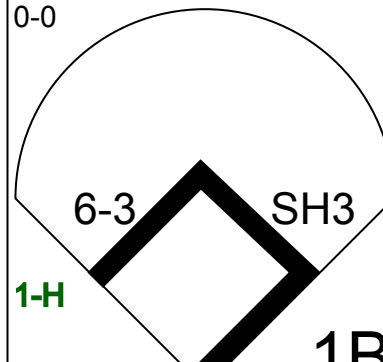
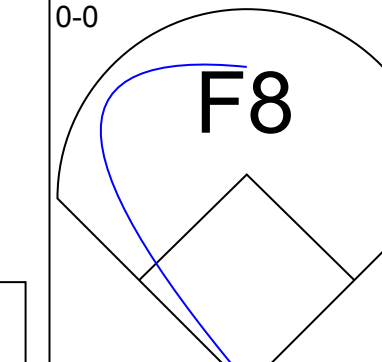
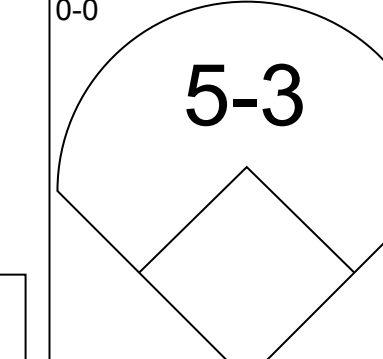
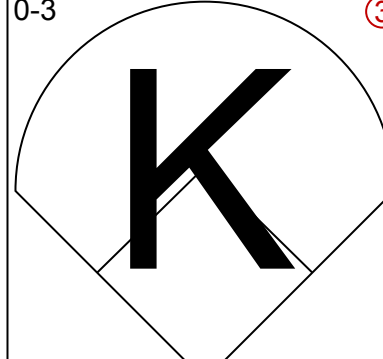
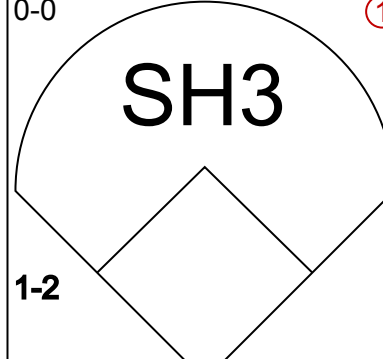
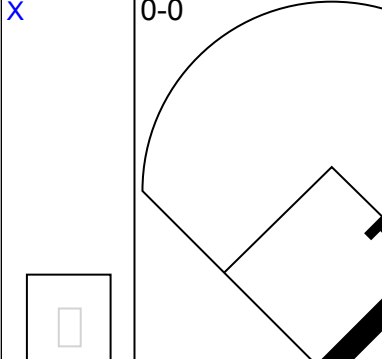
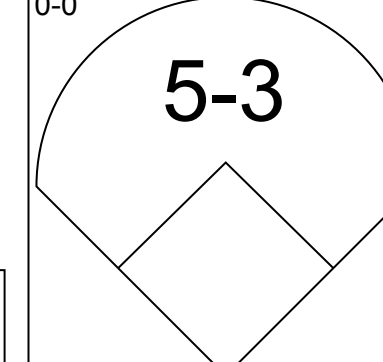
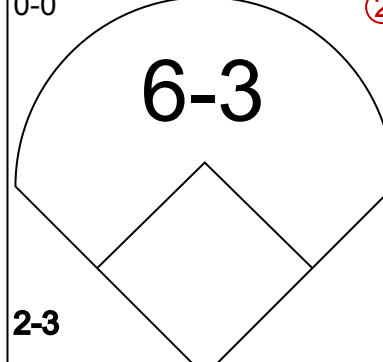
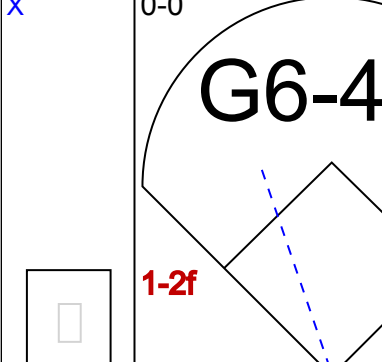

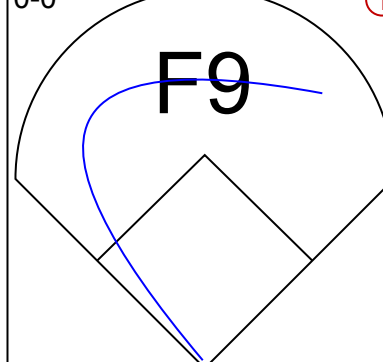
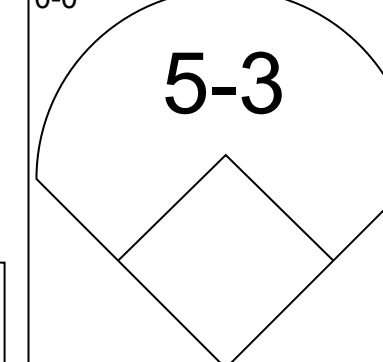
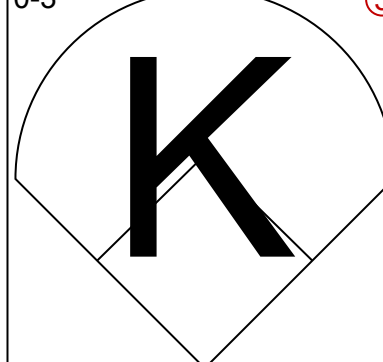
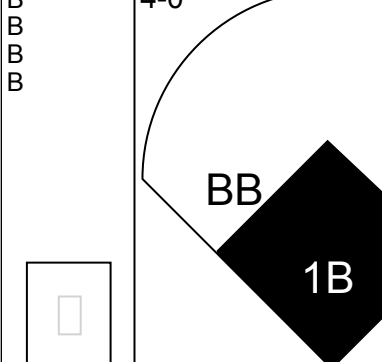
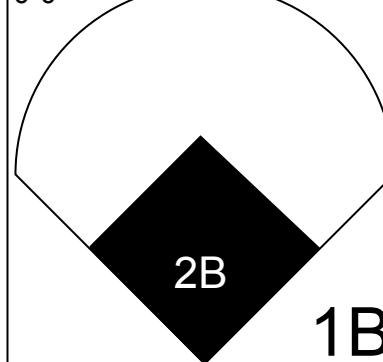
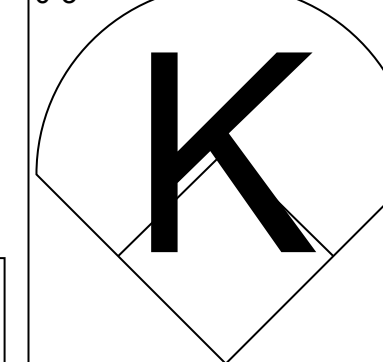
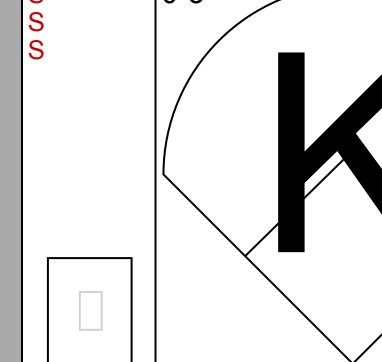
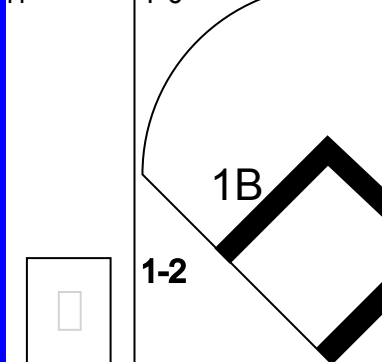


Batter	1	2	3	4	5	6	7	8	9	AB	R	H	RBI	BB	SO	LOB	TOP		
Denis Menke, R (1.4) OBP: 0.332, SLG: 0.342										5	0	0	0	0	0	3	1		
Norm Miller, L (1.7) OBP: 0.300, SLG: 0.373										4	1	2	1	0	1	0			
Jimmy Wynn, R (1.8) OBP: 0.373, SLG: 0.458										3	1	1	1	1	1	1			
Rusty Staub, L (1.9) OBP: 0.384, SLG: 0.395										2	0	1	0	2	0	0			
Doug Rader, R (1.5) OBP: 0.317, SLG: 0.387										4	1	1	1	0	1	5			
John Mayberry, L (1.3)										4	0	0	0	0	1	3			
John Bateman, R (1.2) OBP: 0.301, SLG: 0.341										4	0	1	0	0	1	0			
Leon McFadden, R (1.6) OBP: 0.412, SLG: 0.357										3	0	0	0	0	0	1			
Hal King, L (9, PH) OBP: 0.286, SLG: 0.238										1	0	0	0	0	1	0			
Steve Shea, R (9, 1) OBP: 0.286, SLG: 0.238										0	0	0	0	0	0	0			
Mike Cuellar, L (1, 1) OBP: 0.212, SLG: 0.288										1	0	0	0	0	1	1			
Jim Ray, R (3, 1) OBP: 0.087, SLG: 0.067										2	0	0	0	0	1	0			
Lee Thomas, L (9, PH) OBP: 0.255, SLG: 0.234										1	0	1	0	0	0	0			
Hector Torres, R (9, 6) OBP: 0.264, SLG: 0.258										0	0	0	0	0	0	0			
<b>Inning Stats</b>	R: 0 E: 0 K: 1 S: 6	H: 1 LOB: 2 BB: 1 P: 10	R: 0 E: 0 K: 2 S: 8	H: 1 LOB: 1 BB: 0 P: 8	R: 1 E: 0 K: 1 S: 6	H: 1 LOB: 0 BB: 0 P: 6	R: 1 E: 0 K: 0 S: 4	H: 1 LOB: 0 BB: 0 P: 4	R: 0 E: 0 K: 2 S: 7	H: 0 LOB: 0 BB: 0 P: 7	R: 0 E: 0 K: 1 S: 5	H: 0 LOB: 0 BB: 0 P: 5	R: 1 E: 0 K: 0 S: 4	H: 1 LOB: 2 BB: 2 P: 12	R: 0 E: 0 K: 2 S: 8	H: 1 LOB: 0 BB: 0 P: 8	1B: 3 2B: 1 3B: 0 HR: 3	SF: 0 SAC: 0 DP: 0 HBP: 0	WP: 1 PA: 37 PB: 0 SB: 0 CS: 0
<b>PITCHER</b>	IP WLS BF H R ER SO BB IBB HBP BLK WP HR S P ERA WHIP																		
Mel Queen, R (1, 1) ERA: 5.89	7.1	30	6	3	3	9	1	1	0	0	0	0	3	46	54	3.68	0.955		
Dan McGinn, L (8, 1) ERA: 5.4	0.0	1	0	0	0	0	0	1	0	0	1	0	0	4					
Clay Carroll, R (8, 1) ERA: 2.74	1.2	W	6	1	0	0	2	0	0	0	0	0	10	10	0.00	0.600			

Houston Astros @ Cincinnati Reds  
Crosley Field, Cincinnati, OH  
Tue Sep 10 1968, 7:05 PM EDT  
Att: 2,353 - Unknown

AB 34  
R 3  
H 7  
RBI 3  
BB 3  
SO 11  
LOB 12



Batter	1	2	3	4	5	6	7	8	9	AB	R	H	RBI	BB	SO	LOB	BOTTOM				
Pete Rose, S (1, 9) OBP: 0.394, SLG: 0.484										4	0	1	1	1	0	0					
Alex Johnson, R (1, 7) OBP: 0.348, SLG: 0.401										5	1	2	1	0	0	0					
Lee May, R (1, 3) OBP: 0.343, SLG: 0.479										4	0	1	0	0	1	0					
Tony Perez, R (1, 5) OBP: 0.336, SLG: 0.432										4	1	2	0	0	1	3					
Jim Beauchamp, R (1, 8) OBP: 0.315, SLG: 0.440										3	0	1	2	1	0	1					
Hal McRae, R (1, 4) OBP: 0.281, SLG: 0.233										3	0	1	0	0	1	4					
Pat Corrales, R (1, 2) OBP: 0.328, SLG: 0.327										3	0	0	0	0	0	2					
Johnny Bench, R (8, 2) OBP: 0.314, SLG: 0.453										1	0	0	0	0	0	1					
Leo Cardenas, R (1, 6) OBP: 0.289, SLG: 0.302										3	1	0	0	1	1	1					
Mel Queen, L (1, 1) OBP: 0.125, SLG: 0.125										3	1	1	0	0	2	0					
Dan McGinn, L (8, 1) OBP: 0.208, SLG: 0.174										0	0	0	0	0	0	0					
Clay Carroll, R (8, 1) OBP: 0.336, SLG: 0.398										0	0	0	0	0	0	0					
Mack Jones, L (9, PH) OBP: 0.336, SLG: 0.398										0	0	0	0	0	0	0					
<b>Inning Stats</b>	R: 0 E: 0 K: 1 S: 5	H: 0 LOB: 0 BB: 0 P: 5	R: 0 E: 0 K: 0 S: 4	H: 1 LOB: 1 BB: 0 P: 4	R: 2 E: 0 K: 1 S: 9	H: 4 LOB: 3 BB: 1 P: 13	R: 0 E: 0 K: 1 S: 5	H: 0 LOB: 0 BB: 0 P: 5	R: 0 E: 0 K: 1 S: 3	H: 0 LOB: 0 BB: 0 P: 3	R: 1 E: 1 K: 1 S: 7	H: 2 LOB: 1 BB: 0 P: 7	R: 0 E: 0 K: 1 S: 5	H: 0 LOB: 0 BB: 0 P: 5	R: 0 E: 0 K: 1 S: 5	H: 0 LOB: 0 BB: 0 P: 5	R: 1 E: 0 K: 0 S: 3	H: 2 LOB: 3 BB: 2 P: 12	1B: 7 2B: 2 3B: 0 HR: 0	SF: 0 SAC: 1 DP: 1 HBP: 1	WP: 0 PA: 38 PB: 0 SB: 1 CS: 0
<b>PITCHER</b>	IP WLS BF H R ER SO BB IBB HBP BLK WP HR S P ERA WHIP																				
Mike Cuellar, L (1, 1) ERA: 2.88	2.2	14	5	2	2	1	1	0	0	0	0	0	15	19	6.75	2.250					
Jim Ray, R (3, 1) ERA: 2.51	5.1	18	2	1	1	5	0	0	0	0	0	0	28	28	1.69	0.375					
Steve Shea, R (9, 1) ERA: 3.6	0.2	L	6	2	1	1	0	2	0	1	0	0	0	3	12	13.50	6.000				

Houston Astros @ Cincinnati Reds  
Crosley Field, Cincinnati, OH  
Tue Sep 10 1968, 7:05 PM EDT  
Att: 2,353 - Unknown

AB 33  
R 4  
H 9  
RBI 4  
BB 3  
SO 6  
LOB 12





Batter	1	2	3	4	5	6	7	8	9	AB	R	H	RBI	BB	SO	LOB	TOP			
<b>Denis Menke, R</b> OBP: 0.332, SLG: 0.343 (1, 4)	0-0 4-3		0-0 F9		0-0 P9			0-0 1B 2B	4-0 BB	4	1	1	0	1	0	3	<b>Houston Astros @ Cincinnati Reds</b> Crosley Field, Cincinnati, OH Wed Sep 11 1968, 3:33 AM EDT Unknown  livebaseballscores.com			
<b>Norm Miller, L</b> OBP: 0.295, SLG: 0.365 (1, 7)	0-0 P6		0-0 1-3		0-0 F8			0-0 F7	0-3 K	5	0	0	0	0	1	5				
<b>Jimmy Wynn, R</b> OBP: 0.373, SLG: 0.455 (1, 8)	4-0 BB			0-3 K		0-3 K		0-0 P6		3	0	0	0	1	2	1				
<b>Rusty Staub, L</b> OBP: 0.384, SLG: 0.396 (1, 9)	0-3 K			0-0 6-3 1B		0-0 F7		0-0 HBP 2H 1B		4	0	2	1	0	1	1				
<b>Doug Rader, R</b> OBP: 0.320, SLG: 0.386 (1, 5)		0-0 G5-4-3 1B		0-0 6-3 1-2		0-0 G3		4-0 HBP 1-2 BB		3	0	1	0	1	0	1				
<b>John Mayberry, L</b> (1, 3)		0-0 P6		0-0 F9			0-0 P4	1-0 FC5-4 HBP		3	0	0	0	0	0	2				
<b>John Bateman, R</b> <b>Steve Shea, R</b> (1, 2) (8, 1)		0-0 G5-4-3 1-2			0-0 SH5-4 1B		0-0 6-3	0-0 FC5-4 1-2		4	0	1	0	0	0	4				
<b>Leon McFadden, R</b> <b>Bob Aspromonte, R</b> (1, 6) (9, PH)			0-3 K		0-0 SH5-4 1-2 1B		4-0 BB	0-0 P6		2	0	1	0	1	1	0				
<b>Denny Lemaster, R</b> <b>Lee Thomas, L</b> <b>Tom Dukes, R</b> <b>Hal King, L</b> (1, 1) (7, PH) (7, 1) (8, 2)			0-0 1B		0-0 SH5-4		0-0 G3	0-3 K		1	0	1	0	0	0	0				
<b>Inning Stats</b>	R: 0 E: 0 K: 1 S: 5	H: 0 LOB: 1 BB: 1 P: 9	R: 0 E: 0 K: 0 S: 3	H: 1 LOB: 0 BB: 0 P: 3	R: 0 E: 0 K: 1 S: 6	H: 1 LOB: 1 BB: 0 P: 6	R: 0 E: 0 K: 1 S: 6	H: 2 LOB: 2 BB: 0 P: 5	R: 0 E: 0 K: 1 S: 5	H: 0 LOB: 0 BB: 0 P: 5	R: 0 E: 0 K: 0 S: 3	H: 0 LOB: 1 BB: 1 P: 7	R: 1 E: 0 K: 0 S: 5	H: 2 LOB: 3 BB: 1 P: 10	R: 0 E: 0 K: 2 S: 7	H: 0 LOB: 1 BB: 1 P: 11		1B: 6 2B: 1 3B: 0 HR: 0	SF: 0 SAC: 1 DP: 1 HBP: 1	WP: 0 PB: 0 SB: 1 CS: 0
<b>PITCHER</b> <b>Gary Nolan, R</b> ERA: 1.98 (1, 1)	IP: 9.0 WLS: W BF: 38 H: 7 R: 1 ER: 1 SO: 6 BB: 4 IBB: 0 HBP: 1 BLK: 0 WP: 0 HR: 0 S: 45 P: 62 ERA: 1.00 WHIP: 1.222															<b>PITCHER</b>				

Batter	1	2	3	4	5	6	7	8	9	AB	R	H	RBI	BB	SO	LOB	BOTTOM			
<b>Pete Rose, S</b> OBP: 0.394, SLG: 0.485 (1, 9)	0-0 5-3		0-0 F9		0-0 FC6-4 1B		0-0 2B 2B	0-0 4-3		5	1	2	0	0	0	1	<b>Houston Astros @ Cincinnati Reds</b> Crosley Field, Cincinnati, OH Wed Sep 11 1968, 3:33 AM EDT Unknown  livebaseballscores.com			
<b>Alex Johnson, R</b> OBP: 0.348, SLG: 0.398 (1, 7)	0-0 5-3		0-0 5-3		0-0 FC6-4 1-2 5-3		4-0 2B IBB			3	1	0	0	1	0	1				
<b>Lee May, R</b> OBP: 0.342, SLG: 0.480 (1, 3)	0-0 6-3		0-0 6-3		0-0 5-3 1-2		0-0 2B 1-H 2-H 3-H			4	0	1	3	0	0	1				
<b>Johnny Bench, R</b> OBP: 0.315, SLG: 0.452 (1, 2)		4-0 FC6-4 FC5-2 1B BB		0-0 1B 1B	0-0 6-3		0-0 5-3			3	1	1	0	1	0	2				
<b>Tony Perez, R</b> OBP: 0.337, SLG: 0.432 (1, 5)		0-0 FC6-4 1-2 1B		0-0 F2		0-0 F7	4-0 BB			3	0	1	0	1	0	1				
<b>Jim Beauchamp, R</b> OBP: 0.310, SLG: 0.426 (1, 8)		0-0 FC6-4 1-2 2-3 E		0-0 1B 1-3 1B		0-0 1-3 K				4	1	1	0	0	1	4				
<b>Hal McRae, R</b> OBP: 0.306, SLG: 0.242 (1, 4)		4-0 E 1-2 IBB		0-0 1-2 3-H 1B		0-0 P4		0-0 5-3		3	0	1	1	1	0	0				
<b>Leo Cardenas, R</b> OBP: 0.288, SLG: 0.301 (1, 6)		0-0 FC5-2 1-3 2-H 3-H		0-0 F9		0-0 F7		0-0 SH1-4 1B		4	0	1	0	0	0	4				
<b>Gary Nolan, R</b> OBP: 0.267, SLG: 0.237 (1, 1)		0-0 F8		0-3 K		0-0 2B 2B		0-0 SH1-4 1-2		2	1	0	0	1	1	4				
<b>Inning Stats</b>	R: 0 E: 0 K: 0 S: 3	H: 0 LOB: 0 BB: 0 P: 3	R: 1 E: 1 K: 0 S: 4	H: 1 LOB: 2 BB: 2 P: 12	R: 0 E: 0 K: 0 S: 3	H: 0 LOB: 0 BB: 0 P: 3	R: 1 E: 0 K: 1 S: 8	H: 3 LOB: 2 BB: 0 P: 8	R: 0 E: 0 K: 0 S: 4	H: 1 LOB: 1 BB: 0 P: 4	R: 0 E: 0 K: 0 S: 3	H: 0 LOB: 0 BB: 0 P: 3	R: 3 E: 0 K: 1 S: 7	H: 2 LOB: 2 BB: 3 P: 19	R: 0 E: 0 K: 0 S: 4	H: 1 LOB: 1 BB: 0 P: 4		1B: 6 2B: 2 3B: 0 HR: 0	SF: 0 SAC: 1 DP: 0 HBP: 0	WP: 0 PB: 1 SB: 0 CS: 0
<b>PITCHER</b> <b>Denny Lemaster, L</b> ERA: 2.78 <b>Tom Dukes, R</b> ERA: 4.66 <b>Steve Shea, R</b> ERA: 3.46	IP: 6.0 WLS: L BF: 25 H: 5 R: 2 ER: 2 SO: 1 BB: 1 IBB: 1 HBP: 0 BLK: 0 WP: 0 HR: 0 S: 25 P: 33 ERA: 1.50 WHIP: 1.000															<b>PITCHER</b>				



Batter	1	2	3	4	5	6	7	8	9	AB	R	H	RBI	BB	SO	LOB	TOP								
Denis Menke, R OBP: 0.331, SLG: 0.343 (1.4)										5	1	1	1	0	0	4									
Norm Miller, L OBP: 0.297, SLG: 0.372 (1.9)										4	2	2	2	0	0	3									
Jimmy Wynn, R OBP: 0.371, SLG: 0.451 (1.8)										4	0	0	0	1	1	6									
Rusty Staub, L OBP: 0.381, SLG: 0.392 (1.3)										5	0	0	0	0	2	8									
Doug Rader, R OBP: 0.324, SLG: 0.390 (1.5)										5	0	3	2	0	0	0									
Bob Aspromonte, R OBP: 0.290, SLG: 0.268 (1.7)										5	0	0	0	0	1	4									
Lee Thomas, L OBP: 0.252, SLG: 0.232 (7, PH)										3	1	1	0	0	0	1	AB 40								
Hector Torres, R OBP: 0.254, SLG: 0.258 (7.6)										1	0	0	0	0	0	2	R 6								
Ron Brand, R OBP: 0.271, SLG: 0.189 (1.2)										4	1	2	0	0	0	1	H 12								
John Buzhardt, R OBP: 0.294, SLG: 0.250 (7, PH)																	RBI 5								
Hal King, L OBP: 0.294, SLG: 0.273 (7, PH)																	BB 1								
Dick Simpson, R OBP: 0.292, SLG: 0.232 (7, PH)																	SO 5								
Danny Coombs, R OBP: 0.285, SLG: 0.400 (7, PH)										2	0	2	0	0	0	0									
Steve Shea, R (7, PH)										0	0	0	0	0	0	0									
Pat House, L (8, PH)										0	0	0	0	0	0	0									
Tom Dukes, R (8, PH)										0	0	0	0	0	0	0									
<b>Inning Stats</b>	R: 0 E: 0 K: 0 S: 3	H: 0 LOB: 0 BB: 0 P: 3	R: 0 E: 0 K: 1 S: 5	H: 0 LOB: 0 BB: 0 P: 5	R: 1 E: 0 K: 1 S: 9	H: 3 LOB: 3 BB: 0 P: 9	R: 0 E: 0 K: 0 S: 3	H: 0 LOB: 0 BB: 0 P: 3	R: 1 E: 1 K: 1 S: 8	H: 2 LOB: 2 BB: 0 P: 8	R: 0 E: 0 K: 0 S: 4	H: 1 LOB: 1 BB: 0 P: 4	R: 3 E: 0 K: 1 S: 9	H: 4 LOB: 2 BB: 1 P: 13	R: 0 E: 0 K: 1 S: 5	H: 0 LOB: 0 BB: 0 P: 5	R: 1 E: 0 K: 0 S: 5	H: 2 LOB: 1 BB: 0 P: 5	1B: 9 2B: 3 3B: 0 HR: 0	SF: 1 SAC: 0 DP: 0 HBP: 0	WP: 1 PB: 0 SB: 0 CS: 0	PA: 42			
<b>PITCHER</b>	IP	WLS	BF	H	R	ER	SO	BB	IBB	HBP	BLK	WP	HR	S	P	ERA	WHIP								
George Culver, R ERA: 3.3 (1.1)	6.0		30	9	5	4	3	1	0	0	0	1	0	35	39	6.00	1.667								
Dan McGinn, L ERA: 5.14 (7.1)	0.1		1	0	0	0	1	0	0	0	0	0	0	3	3	0.00	0.000								
Ted Abernathy, R ERA: 2.15 (7.1)	1.2	W	6	1	0	0	1	0	0	0	0	0	0	8	8	0.00	0.600								
Clay Carroll, R ERA: 2.79 (9.1)	1.0	S	5	2	1	1	0	0	0	0	0	0	0	5	5	9.00	2.000								

Houston Astros @ Cincinnati Reds  
Crosley Field, Cincinnati, OH  
Wed Sep 11, 1968, 7:05 PM EDT  
Att: 2,560 - Unknown

AB	40
R	6
H	12
RBI	5
BB	1
SO	5
LOB	29



Batter	1	2	3	4	5	6	7	8	9	AB	R	H	RBI	BB	SO	LOB	BOTTOM								
Pete Rose, S OBP: 0.398, SLG: 0.486 (1.9)										3	2	2	0	2	1	1									
Vada Pinson, L OBP: 0.310, SLG: 0.391 (1.8)										5	1	1	1	0	1	4									
Alex Johnson, R OBP: 0.348, SLG: 0.397 (1.7)										4	1	1	1	1	2	2									
Lee May, R OBP: 0.343, SLG: 0.478 (1.3)										4	1	1	1	0	1	2									
Tony Perez, R OBP: 0.339, SLG: 0.432 (1.5)										4	2	2	1	1	0	3									
Hal McRae, R OBP: 0.282, SLG: 0.222 (1.4)										3	0	0	0	0	0	1									
Mack Jones, L OBP: 0.339, SLG: 0.401 (7, PH)										1	0	1	1	0	0	0									
Woody Woodward, R OBP: 0.293, SLG: 0.254 (8.4)										1	1	1	1	0	0	0									
Pat Corrales, R OBP: 0.344, SLG: 0.333 (1.2)										2	1	1	1	1	0	0									
Johnny Bench, R OBP: 0.316, SLG: 0.454 (8.2)										2	0	1	2	0	0	2	AB 36								
Leo Cardenas, R OBP: 0.287, SLG: 0.300 (1.6)										5	1	1	0	0	1	3	R 11								
George Culver, R OBP: 0.145, SLG: 0.148 (1.1)										2	0	1	1	0	0	1	H 13								
Dan McGinn, L (7.1)										0	0	0	0	0	0	0	RBI 10								
Ted Abernathy, R (7.1)										0	0	0	0	0	0	0	BB 6								
Mel Queen, L OBP: 0.222, SLG: 0.125 (8, PH)										0	1	0	0	1	0	0	SO 6								
Clay Carroll, R OBP: 0.208, SLG: 0.174 (9.1)										0	0	0	0	0	0	0	LOB 19								
<b>Inning Stats</b>	R: 0 E: 0 K: 1 S: 6	H: 1 LOB: 1 BB: 0 P: 6	R: 2 E: 1 K: 1 S: 8	H: 3 LOB: 1 BB: 0 P: 8	R: 0 E: 0 K: 1 S: 5	H: 0 LOB: 0 BB: 0 P: 5	R: 0 E: 0 K: 0 S: 3	H: 0 LOB: 0 BB: 0 P: 3	R: 1 E: 0 K: 1 S: 6	H: 1 LOB: 3 BB: 2 P: 15	R: 0 E: 0 K: 0 S: 3	H: 0 LOB: 1 BB: 1 P: 7	R: 2 E: 0 K: 1 S: 8	H: 3 LOB: 2 BB: 1 P: 12	R: 6 E: 1 K: 1 S: 10	H: 5 LOB: 1 BB: 2 P: 18	1B: 11 2B: 2 3B: 0 HR: 0	SF: 0 SAC: 1 DP: 0 HBP: 1	WP: 2 PB: 0 SB: 2 CS: 0	PA: 44					
<b>PITCHER</b>	IP	WLS	BF	H	R	ER	SO	BB	IBB	HBP	BLK	WP	HR	S	P	ERA	WHIP								
John Buzhardt, R ERA: 2.86 (1.1)	6.0		27	5	3	3	4	3	0	1	0	0	0	31	44	4.50	1.333								
Danny Coombs, L ERA: 3.64 (7.1)	0.2		5	2	2	2	1	1	0	0	0	0	0	6	10	27.00	4.500								
Steve Shea, R ERA: 4.05 (7.1)	0.2	L	5	2	2	2	0	1	0	0	0	0	0	4	8	27.00	4.500								
Pat House, L ERA: 8.79 (8.1)	0.1		5	3	2	2	0	0	1	0	0	1	0	4	8	54.00	9.000								
Tom Dukes, R ERA: 4.82 (8.1)	0.1		2	1	2	2	1	0	0	0	0	0	0	4	4	54.00	3.000								

Houston Astros @ Cincinnati Reds  
Crosley Field, Cincinnati, OH  
Wed Sep 11, 1968, 7:05 PM EDT  
Att: 2,560 - Unknown

AB	36
R	11
H	13
RBI	10
BB	6
SO	6
LOB	19





Batter	1	2	3	4	5	6	7	8	9	AB	R	H	RBI	BB	SO	LOB	TOP										
<b>Pete Rose, S</b> OBP: 0.396, SLG: 0.483 (1, 9)	0-0 1-3		0-0 G3			0-0 F9	0-0 F8		0-0 1B	5	0	1	0	0	0	1											
<b>Vada Pinson, L</b> OBP: 0.309, SLG: 0.391 (1, 8)	0-0 4-3 2B		0-0 4-3			0-3 K		0-0 F5	0-0 F6	5	0	1	0	0	1	3											
<b>Alex Johnson, R</b> OBP: 0.349, SLG: 0.404 (1, 7)	0-0 4-3 2-3			0-0 1-3				0-0 2B 3B	0-0 WP E 2B	4	2	2	0	0	0	1											
<b>Johnny Bench, R</b> OBP: 0.314, SLG: 0.450 (1, 2)	0-0 F9			0-3 K				0-0 5-3	0-0 E2 WP	4	0	0	1	0	1	2											
<b>Lee May, R</b> OBP: 0.342, SLG: 0.478 (1, 3)		0-0 5-3		0-0 5-3				0-0 2B 2B	0-0 5-3	4	1	1	1	0	0	1											
<b>Tony Perez, R</b> OBP: 0.342, SLG: 0.435 (1, 5)		4-0 CS BB			0-0 G6-4-3 1B			0-0 2B 2B	0-0 F8	3	1	2	1	1	0	1											
<b>Hal McRae, R</b> OBP: 0.279, SLG: 0.250 <b>Woody Woodward, R</b> OBP: 0.283, SLG: 0.254 (9, 4)	0-3 K			0-0 G6-4-3 1-2				0-0 2H HR 2B	0-3 K	4	1	1	1	0	2	2	AB 37										
<b>Leo Cardenas, R</b> OBP: 0.287, SLG: 0.307 (1, 6)			0-0 F3		0-0 G3			0-0 2H HR	0-0 4-3	4	1	1	2	0	0	0	R 6										
<b>Jim Maloney, L</b> OBP: 0.297, SLG: 0.435 <b>Clay Carroll, R</b> OBP: 0.208, SLG: 0.174 (9, 1)				0-0 WP 2B		0-3 K	0-0 4-3		0-0 1B 2B	4	0	2	0	0	1	0	H 11										
<b>Inning Stats</b>	R: 0 E: 0 K: 0 S: 4	H: 1 LOB: 1 BB: 0 P: 4	R: 0 E: 0 K: 1 S: 4	H: 0 LOB: 0 BB: 1 P: 8	R: 0 E: 0 K: 0 S: 4	H: 1 LOB: 1 BB: 0 P: 4	R: 0 E: 0 K: 1 S: 5	H: 0 LOB: 0 BB: 0 P: 5	R: 0 E: 0 K: 2 S: 7	H: 0 LOB: 0 BB: 0 P: 7	R: 5 E: 0 K: 0 S: 8	H: 5 LOB: 0 BB: 0 P: 8	R: 1 E: 1 K: 0 S: 5	H: 1 LOB: 1 BB: 0 P: 5	R: 0 E: 0 K: 1 S: 7	H: 2 LOB: 2 BB: 0 P: 7	1B: 2 2B: 7 3B: 1 HR: 1	SF: 0 SAC: 0 DP: 1 HBP: 0	WP: 3 PA: 38 PB: 0 SB: 0 CS: 1								
<b>PITCHER</b>	IP	WLS	BF	H	R	ER	SO	BB	IBB	HBP	BLK	WP	HR	S	P	ERA	WHIP										
<b>Gaylord Perry, R</b> ERA: 2.55 (1, 1)	6.1	L	26	8	5	5	4	1	0	0	0	1	1	33	37	7.11	1.421										
<b>Mike McCormick, L</b> ERA: 3.5 (7, 1)	0.2		2	0	0	0	0	0	0	0	0	0	0	2	2	0.00	0.000										
<b>Ron Herbel, R</b> ERA: 3.48 (8, 1)	2.0		10	3	1	0	1	0	0	0	0	2	0	12	12	0.00	1.500										

**Cincinnati Reds @ San Francisco Giants**  
 Candlestick Park, San Francisco, CA  
 Fri Sep 13, 1968, 10:05 PM EDT  
 Att: 5,469 - Unknown

AB	37
R	6
H	11
RBI	6
BB	1
SO	5
LOB	11



Batter	1	2	3	4	5	6	7	8	9	AB	R	H	RBI	BB	SO	LOB	BOTTOM										
<b>Bobby Bonds, R</b> OBP: 0.347, SLG: 0.404 (1, 8)	0-0 1-3		0-0 6-3		0-0 F9		0-3 K		0-0 F6	5	0	0	0	0	1	5											
<b>Ron Hunt, R</b> OBP: 0.365, SLG: 0.281 <b>Jack Hiatt, R</b> OBP: 0.355, SLG: 0.365 (9, PH)	0-0 F3		0-0 5-3		4-0 1-2 BB			0-0 4-3	0-0 1B	3	0	0	0	1	0	0											
<b>Ty Cline, L</b> OBP: 0.260, SLG: 0.284 (1, 7)	0-0 2B			0-3 K	0-0 L4-3			0-0 L4		4	0	1	0	0	1	2											
<b>Willie McCovey, L</b> OBP: 0.378, SLG: 0.548 (1, 3)	0-3 K			0-0 HR		0-0 6-3		0-3 K		4	1	1	1	0	2	2											
<b>Jim Ray Hart, R</b> OBP: 0.329, SLG: 0.447 (1, 5)		0-3 K		0-0 WP SF7 2B		0-0 6-3		0-3 K		4	1	1	0	0	2	1											
<b>Dave Marshall, L</b> OBP: 0.335, SLG: 0.336 (1, 9)		0-0 4-3		0-0 SF7 2H		0-0 F6			0-0 2B 1B	3	1	1	1	0	0	0											
<b>Dick Dietz, R</b> OBP: 0.375, SLG: 0.430 (1, 2)		0-0 1B		0-3 K			0-0 F7		0-0 1B 2B	4	0	2	0	0	1	0	AB 33										
<b>Hal Lanier, R</b> OBP: 0.214, SLG: 0.227 <b>Don Mason, L</b> (7, PH) (8, 6)		0-0 F5			4-0 BB BB		0-0 4-3		0-0 1-3 1B	1	0	0	0	1	0	1	R 3										
<b>Gaylord Perry, R</b> OBP: 0.135, SLG: 0.115 <b>Mike McCormick, L</b> OBP: 0.162, SLG: 0.175 <b>Bob Schroder, L</b> OBP: 0.277, SLG: 0.250 <b>Ron Herbel, R</b> (8, 1)			0-3 K		0-3 K			4-0 BB		2	0	0	0	0	2	1	BB 4										
<b>Willie Mays, R</b> OBP: 0.381, SLG: 0.463 (9, PH)						0-0 6-3		0-0 BB		0	0	0	0	1	0	0	SO 9										
<b>Inning Stats</b>	R: 0 E: 0 K: 1 S: 6	H: 1 LOB: 1 BB: 0 P: 6	R: 0 E: 0 K: 1 S: 6	H: 1 LOB: 1 BB: 0 P: 6	R: 0 E: 0 K: 1 S: 5	H: 0 LOB: 0 BB: 0 P: 5	R: 2 E: 0 K: 2 S: 9	H: 2 LOB: 0 BB: 0 P: 9	R: 0 E: 0 K: 1 S: 5	H: 0 LOB: 2 BB: 2 P: 13	R: 0 E: 0 K: 0 S: 3	H: 0 LOB: 0 BB: 0 P: 3	R: 0 E: 0 K: 1 S: 5	H: 0 LOB: 1 BB: 1 P: 9	R: 1 E: 0 K: 0 S: 5	H: 3 LOB: 2 BB: 1 P: 9	1B: 3 2B: 3 3B: 0 HR: 1	SF: 1 SAC: 0 DP: 0 HBP: 0	WP: 1 PA: 38 PB: 0 SB: 0 CS: 0								
<b>PITCHER</b>	IP	WLS	BF	H	R	ER	SO	BB	IBB	HBP	BLK	WP	HR	S	P	ERA	WHIP										
<b>Jim Maloney, R</b> ERA: 3.97 (1, 1)	8.0	W	34	6	3	3	9	3	0	0	0	0	0	49	61	3.38	1.125										
<b>Clay Carroll, R</b> ERA: 2.77 (9, 1)	1.0	S	4	1	0	0	0	1	0	0	0	0	0	3	7	0.00	2.000										

**Cincinnati Reds @ San Francisco Giants**  
 Candlestick Park, San Francisco, CA  
 Fri Sep 13, 1968, 10:05 PM EDT  
 Att: 5,469 - Unknown

AB	33
R	3
H	7
RBI	3
BB	4
SO	9
LOB	14





Batter	1	2	3	4	5	6	7	8	9	AB	R	H	RBI	BB	SO	LOB	TOP					
<b>Pete Rose, S</b> OBP: 0.395, SLG: 0.481 (1, 9)	F7			K		K			1B	4	0	1	0	0	2	0	<b>Cincinnati Reds @ San Francisco Giants</b> Candlestick Park, San Francisco, CA Sat Sep 14, 1968, 6:33 AM EDT Att: 7,187 - Unknown  <b>AB 30</b> <b>R 1</b> <b>H 5</b> <b>RBI 1</b> <b>BB 1</b> <b>SO 8</b> <b>LOB 10</b>					
<b>Vada Pinson, L</b> OBP: 0.311, SLG: 0.392 (1, 8)	G3			CS 1B				1B	F3	4	0	2	0	0	0	1						
<b>Alex Johnson, R</b> OBP: 0.347, SLG: 0.401 (1, 7)	1-3			K					F8	4	0	0	0	0	1	3						
<b>Johnny Bench, R</b> OBP: 0.313, SLG: 0.449 (1, 2)									P6	4	0	1	0	0	0	2						
<b>Lee May, R</b> OBP: 0.340, SLG: 0.475 (1, 3)				K					L7	3	0	0	0	0	2	2						
<b>Tony Perez, R</b> OBP: 0.343, SLG: 0.441 (1, 5)									F2	2	1	1	1	1	0	1						
<b>Hal McRae, R</b> OBP: 0.261, SLG: 0.233 (1, 4)				6-3					HR	3	0	0	0	0	1	1						
<b>Leo Cardenas, R</b> OBP: 0.285, SLG: 0.305 (1, 6)				K					P6	3	0	0	0	0	1	0						
<b>Gerry Arrigo, L</b> OBP: 0.307, SLG: 0.115 (5, 1)									P5	1	0	0	0	0	0	0						
<b>Dan McCinn, L</b> OBP: 0.240, SLG: 0.406 (6, PH)									K	0	0	0	0	0	0	0						
<b>Fred Whitfield, L</b> OBP: 0.300, SLG: 0.406 (6, PH)									F8	0	0	0	0	0	0	0						
<b>Ted Abernathy, R</b> OBP: 0.337, SLG: 0.399 (8, PH)									K	0	0	0	0	0	0	0						
<b>Mack Jones, L</b> OBP: 0.197, SLG: 0.399 (8, PH)										0	0	0	0	0	0	0						
<b>Billy McCool, R</b> OBP: 0.125, SLG: 0.125 (8, 1)										0	0	0	0	0	0	0						
<b>Inning Stats</b>	R: 0 E: 0 K: 0 S: 3	H: 0 LOB: 0 BB: 0 P: 3	R: 0 E: 0 K: 1 S: 5	H: 1 LOB: 0 BB: 0 P: 5	R: 0 E: 0 K: 1 S: 5	H: 0 LOB: 0 BB: 0 P: 5	R: 0 E: 0 K: 2 S: 7	H: 1 LOB: 1 BB: 0 P: 7	R: 0 E: 0 K: 1 S: 7	H: 0 LOB: 1 BB: 1 P: 11	R: 0 E: 0 K: 1 S: 5	H: 0 LOB: 0 BB: 0 P: 5	R: 0 E: 0 K: 0 S: 4	H: 1 LOB: 1 BB: 0 P: 4	R: 1 E: 0 K: 1 S: 6	H: 1 LOB: 0 BB: 0 P: 6	R: 0 E: 0 K: 0 S: 4	H: 1 LOB: 1 BB: 0 P: 4	1B: 4 2B: 0 3B: 0 HR: 1	SF: 0 SAC: 0 DP: 1 HBP: 0	WP: 0 PB: 0 SB: 0 CS: 1	PA: 31
<b>PITCHER</b> <b>Bobby Bolin, R</b> ERA: 1.95 (1, 1)	IP: 9.0 WLS: W BF: 31 H: 5 R: 1 ER: 1 SO: 8 BB: 1 IBB: 0 HBP: 0 BLK: 0 WP: 0 HR: 1 S: 46 P: 50 ERA: 1.00 WHIP: 0.667															<b>PITCHER</b>						

Batter	1	2	3	4	5	6	7	8	9	AB	R	H	RBI	BB	SO	LOB	BOTTOM					
<b>Bobby Bonds, R</b> OBP: 0.346, SLG: 0.413 (1, 9)	F9		5-3		FC1-6 HR	HR				4	2	1	3	0	0	1	<b>Cincinnati Reds @ San Francisco Giants</b> Candlestick Park, San Francisco, CA Sat Sep 14, 1968, 6:33 AM EDT Att: 7,187 - Unknown  <b>AB 31</b> <b>R 9</b> <b>H 9</b> <b>RBI 9</b> <b>BB 4</b> <b>SO 5</b> <b>LOB 9</b>					
<b>Ron Hunt, R</b> OBP: 0.366, SLG: 0.280 (1, 4)				5-3	HR	HR				2	1	0	0	1	1	0						
<b>Don Mason, L</b> (6, FR) (7, 4)	K				HR	CS HBP				0	0	0	0	0	0	0						
<b>Willie Mays, R</b> OBP: 0.364, SLG: 0.478 (1, 8)				HR	HR	CS			P3	4	2	3	4	0	0	0						
<b>Willie McCovey, L</b> OBP: 0.377, SLG: 0.545 (1, 3)				HR	HR				1-3	4	1	1	0	0	1	1						
<b>Jack Hiatt, R</b> OBP: 0.355, SLG: 0.365 (9, 3)	F8			1B	K					0	0	0	0	0	0	0						
<b>Jim Ray Hart, R</b> OBP: 0.329, SLG: 0.444 (1, 5)			5-3	1B	F6				6-3	3	1	0	0	1	0	0						
<b>Dick Dietz, R</b> OBP: 0.373, SLG: 0.425 (1, 2)				K		1B			F8	3	1	0	0	1	1	2						
<b>Jesus Alou, R</b> OBP: 0.270, SLG: 0.306 (1, 7)						HR				2	0	0	0	1	0	1						
<b>Ty Cline, L</b> OBP: 0.263, SLG: 0.286 (7, 7)				1B	1B	P4			FC4 1B	1	0	1	0	0	0	0						
<b>Hal Lanier, R</b> OBP: 0.216, SLG: 0.230 (1, 6)				6-3	1B	HR			FC4	4	1	2	2	0	0	1						
<b>Bobby Bolin, R</b> OBP: 0.176, SLG: 0.087 (1, 1)				K		K			6-3	4	0	1	0	0	2	3						
<b>Inning Stats</b>	R: 0 E: 0 K: 1 S: 6	H: 1 LOB: 1 BB: 0 P: 6	R: 0 E: 0 K: 0 S: 3	H: 0 LOB: 0 BB: 0 P: 3	R: 0 E: 0 K: 1 S: 5	H: 0 LOB: 0 BB: 0 P: 5	R: 3 E: 0 K: 1 S: 7	H: 3 LOB: 2 BB: 2 P: 15	R: 3 E: 0 K: 1 S: 7	H: 2 LOB: 0 BB: 1 P: 11	R: 3 E: 0 K: 1 S: 6	H: 2 LOB: 1 BB: 1 P: 11	R: 0 E: 0 K: 0 S: 3	H: 0 LOB: 0 BB: 0 P: 3	R: 0 E: 1 K: 0 S: 4	H: 1 LOB: 1 BB: 0 P: 4	R: 0 E: 0 K: 0 S: 4	H: 1 LOB: 1 BB: 0 P: 4	1B: 6 2B: 0 3B: 0 HR: 3	SF: 0 SAC: 0 DP: 0 HBP: 1	WP: 0 PB: 1 SB: 3 CS: 1	PA: 37
<b>PITCHER</b> <b>Gerry Arrigo, L</b> ERA: 3.38 (5, 1)	IP: 0.2 WLS: L BF: 2 H: 0 R: 0 ER: 0 SO: 1 BB: 0 IBB: 0 HBP: 0 BLK: 0 WP: 0 HR: 0 S: 4 P: 4 ERA: 0.00 WHIP: 0.000															<b>PITCHER</b>						
<b>Dan McCinn, L</b> ERA: 4.7 (6, 1)	IP: 2.0 WLS: 9 BF: 2 H: 3 R: 3 ER: 3 SO: 1 BB: 1 IBB: 0 HBP: 1 BLK: 0 WP: 0 HR: 1 S: 9 P: 14 ERA: 13.50 WHIP: 1.500															<b>PITCHER</b>						
<b>Ted Abernathy, R</b> ERA: 2.33 (8, 1)	IP: 1.0 WLS: 4 BF: 1 H: 0 R: 0 ER: 0 SO: 0 BB: 0 IBB: 0 HBP: 0 BLK: 0 WP: 0 HR: 0 S: 4 P: 4 ERA: 0.00 WHIP: 1.000															<b>PITCHER</b>						









Batter	1	2	3	4	5	6	7	8	9	AB	R	H	RBI	BB	SO	LOB	TOP		
<b>Pete Rose, S</b> OBP: 0.394, SLG: 0.479 (1, 9)										5	0	2	2	0	1	3	<b>Cincinnati Reds @ San Francisco Giants</b> Candlestick Park, San Francisco, CA Mon Sep 16 1968, 6:33 AM EDT Att: 2,361 - Unknown		
<b>Vada Pinson, L</b> OBP: 0.310, SLG: 0.392 (1, 8)										4	0	2	1	0	1	2			
<b>Alex Johnson, R</b> OBP: 0.344, SLG: 0.396 (1, 7)										3	0	0	0	1	1	2			
<b>Johnny Bench, R</b> OBP: 0.314, SLG: 0.448 (1, 2)										4	0	2	0	0	0	3			
<b>Tony Perez, R</b> OBP: 0.344, SLG: 0.442 (1, 5)										4	1	1	0	0	0	1			
<b>Lee May, R</b> OBP: 0.339, SLG: 0.469 (1, 3)										3	1	0	0	1	1	1			
<b>Hal McRae, R</b> <b>Fred Whitfield, L</b> OBP: 0.235, SLG: 0.213 (9, PH) OBP: 0.299, SLG: 0.404 (7, 1)										3	0	0	0	0	0	2			
<b>Leo Cardenas, R</b> OBP: 0.289, SLG: 0.309 (1, 6)										4	1	3	1	0	0	0			
<b>Gary Nolan, R</b> OBP: 0.277, SLG: 0.250 (1, 1)										2	1	1	0	0	0	0			
<b>Clay Carroll, R</b> <b>Ted Abernathy, R</b> OBP: 0.208, SLG: 0.174 (7, 1) OBP: 0.343, SLG: 0.405 (9, PH)										0	0	0	0	0	0	0			
<b>Mack Jones, L</b> OBP: 0.343, SLG: 0.405 (9, PH)										1	0	1	0	0	0	0			
<b>Inning Stats</b>	R: 0 E: 0 K: 1 S: 6	H: 2 LOB: 2 BB: 0 P: 6	R: 4 E: 0 K: 0 S: 7	H: 5 LOB: 2 BB: 2 P: 15	R: 0 E: 0 K: 0 S: 3	H: 0 LOB: 0 BB: 0 P: 3	R: 0 E: 0 K: 1 S: 6	H: 1 LOB: 1 BB: 0 P: 6	R: 0 E: 0 K: 0 S: 5	H: 0 LOB: 0 BB: 0 P: 5	R: 0 E: 0 K: 1 S: 4	H: 1 LOB: 1 BB: 0 P: 4	R: 0 E: 0 K: 0 S: 3	H: 1 LOB: 0 BB: 0 P: 3	R: 0 E: 0 K: 0 S: 4	H: 2 LOB: 1 BB: 0 P: 4	1B: 11 2B: 1 3B: 0 HR: 0	SF: 0 SAC: 1 DP: 3 HBP: 0	WP: 0 PA: 37 PB: 0 SB: 0 CS: 0
<b>PITCHER</b>	IP WLS BF H R ER SO BB IBB HBP BLK WP HR S P ERA WHIP																		
<b>Mike McCormick, L</b> ERA: 3.66 (1, 1)	1.1	11	7	4	4	1	1	0	0	0	0	0	0	0	0	12	16	27.00	6.000
<b>Ron Herbel, R</b> ERA: 3.35 (2, 1)	1.2	5	0	0	0	0	0	1	0	0	0	0	0	0	0	4	8	0.00	0.000
<b>Joe Gibbon, L</b> ERA: 1.38 (4, 1)	2.0	7	1	0	0	2	0	0	0	0	0	0	0	0	11	11	0.00	0.500	
<b>Rich Robertson, R</b> ERA: 3.0 (6, 1)	2.0	W	7	1	0	0	1	0	0	0	0	0	0	0	9	9	0.00	0.500	
<b>Frank Linzy, R</b> ERA: 2.29 (8, 1)	2.0	S	7	3	0	0	0	0	0	0	0	0	0	0	7	7	0.00	1.500	

AB	34
R	4
H	12
RBI	4
BB	2
SO	4
LOB	14



Batter	1	2	3	4	5	6	7	8	9	AB	R	H	RBI	BB	SO	LOB	BOTTOM		
<b>Bobby Bonds, R</b> OBP: 0.343, SLG: 0.404 (1, 9)										3	0	0	0	1	0	2	<b>Cincinnati Reds @ San Francisco Giants</b> Candlestick Park, San Francisco, CA Mon Sep 16 1968, 6:33 AM EDT Att: 2,361 - Unknown		
<b>Ty Cline, L</b> OBP: 0.261, SLG: 0.284 (7, FR) (8, 7)										1	1	0	0	0	1	0			
<b>Ron Hunt, R</b> OBP: 0.370, SLG: 0.285 (1, 4)										3	3	2	1	0	0	1			
<b>Willie Mays, R</b> OBP: 0.362, SLG: 0.479 (1, 8)										4	2	1	0	0	0	4			
<b>Willie McCovey, L</b> OBP: 0.376, SLG: 0.545 (1, 3)										4	1	2	4	0	1	1			
<b>Jim Ray Hart, R</b> OBP: 0.325, SLG: 0.437 (1, 5)										3	0	0	0	1	1	4			
<b>Jim Davenport, R</b> OBP: 0.292, SLG: 0.247 (8, 5)										0	0	0	0	0	0	0			
<b>Jesus Alou, R</b> OBP: 0.275, SLG: 0.311 (1, 7)										4	0	2	2	0	0	1			
<b>Frank Linzy, R</b> OBP: 0.292, SLG: 0.247 (8, 1)										0	0	0	0	0	0	0			
<b>Dick Dietz, R</b> OBP: 0.364, SLG: 0.412 (1, 2)										4	0	0	0	0	0	2			
<b>Hal Lanier, R</b> OBP: 0.218, SLG: 0.231 (1, 6)										4	1	2	0	0	0	0			
<b>Mike McCormick, L</b> <b>Ron Herbel, R</b> <b>Ken Henderson, S</b> <b>Joe Gibbon, L</b> <b>Dave Marshall, L</b> <b>Howie Rose, R</b> <b>Bob Schroder, L</b> <b>Nate Olem, R</b> <b>Clay Carroll, R</b> ERA: 2.33 (1, 1) ERA: 3.66 (1, 1) ERA: 1.38 (4, 1) ERA: 3.35 (2, 1) ERA: 1.38 (4, 1) ERA: 3.0 (6, 1) ERA: 2.29 (8, 1)										0	0	0	0	0	0	0			
<b>Inning Stats</b>	R: 1 E: 0 K: 1 S: 7	H: 2 LOB: 1 BB: 0 P: 7	R: 0 E: 0 K: 0 S: 3	H: 0 LOB: 0 BB: 0 P: 3	R: 0 E: 0 K: 0 S: 2	H: 0 LOB: 0 BB: 1 P: 6	R: 0 E: 0 K: 1 S: 5	H: 0 LOB: 1 BB: 1 P: 9	R: 0 E: 0 K: 0 S: 4	H: 1 LOB: 1 BB: 0 P: 4	R: 2 E: 0 K: 0 S: 6	H: 3 LOB: 1 BB: 0 P: 6	R: 5 E: 1 K: 0 S: 6	H: 3 LOB: 1 BB: 2 P: 15	R: 0 E: 0 K: 2 S: 7	H: 0 LOB: 0 BB: 0 P: 7	1B: 4 2B: 6 3B: 0 HR: 0	SF: 0 SAC: 0 DP: 1 HBP: 1	WP: 0 PA: 37 PB: 0 SB: 0 CS: 0
<b>PITCHER</b>	IP WLS BF H R ER SO BB IBB HBP BLK WP HR S P ERA WHIP																		
<b>Gary Nolan, R</b> ERA: 2.17 (7, 1)	0.1	L	5	1	3	3	0	2	0	1	0	0	0	0	2	11	81.00	9.000	
<b>Clay Carroll, R</b> ERA: 2.99 (7, 1)	1.2		6	1	1	0	2	0	0	0	0	0	0	0	10	10	0.00	0.600	

AB	32
R	8
H	9
RBI	7
BB	4
SO	4
LOB	16





Batter	1	2	3	4	5	6	7	8	9	AB	R	H	RBI	BB	SO	LOB	TOP					
<b>Pete Rose, S</b> OBP: 0.394, SLG: 0.478 (1.9)										5	0	2	0	0	1	0	<b>Cincinnati Reds @ Los Angeles Dodgers</b> Dodger Stadium, Los Angeles, CA Tue Sep 17 1968, 7:05 PM PDT Att: 10,106 - Unknown					
<b>Vada Pinson, L</b> OBP: 0.308, SLG: 0.392 (1.8)										5	1	1	0	0	1	2						
<b>Alex Johnson, R</b> OBP: 0.345, SLG: 0.396 (1.7)										4	1	2	0	0	1	1						
<b>Johnny Bench, R</b> OBP: 0.315, SLG: 0.449 (1.2)										3	1	1	1	1	1	0						
<b>Tony Perez, R</b> OBP: 0.345, SLG: 0.442 (1.5)										4	1	2	1	0	1	3						
<b>Lee May, R</b> OBP: 0.340, SLG: 0.470 (1.3)										4	0	2	0	0	0	1						
<b>Hal McRae, R</b> OBP: 0.299, SLG: 0.220 (1.4)										3	0	1	0	0	0	3						
<b>Bill Kelson, R</b> OBP: 0.308, SLG: 0.418 (8.1)										0	0	0	0	0	0	0						
<b>Jim Beauchamp, R</b> OBP: 0.305, SLG: 0.418 (8.1)										1	0	0	0	0	0	1						
<b>Ted Abernathy, R</b> OBP: 0.289, SLG: 0.315 (1.6)										4	1	1	1	0	1	3						
<b>Jim Maloney, L</b> OBP: 0.292, SLG: 0.429 (1.1)										1	0	0	0	0	0	0						
<b>Dan McGinn, L</b> OBP: 0.358, SLG: 0.406 (4.1)										0	0	0	0	0	0	0						
<b>Don Pavletich, R</b> OBP: 0.125, SLG: 0.125 (5.1)										1	0	0	0	0	0	1						
<b>Billy McCool, R</b> OBP: 0.286, SLG: 0.250 (7.4)										2	0	0	0	0	2	0						
<b>Inning Stats</b>	R: 0 E: 0 K: 0 S: 4	H: 1 LOB: 2 BB: 1 P: 8	R: 0 E: 0 K: 1 S: 5	H: 1 LOB: 0 BB: 0 P: 5	R: 0 E: 0 K: 0 S: 4	H: 1 LOB: 0 BB: 0 P: 4	R: 0 E: 0 K: 1 S: 5	H: 1 LOB: 0 BB: 0 P: 5	R: 0 E: 0 K: 0 S: 3	H: 1 LOB: 0 BB: 0 P: 3	R: 0 E: 0 K: 1 S: 5	H: 1 LOB: 2 BB: 0 P: 7	R: 0 E: 1 K: 1 S: 7	H: 1 LOB: 2 BB: 0 P: 7	R: 4 E: 1 K: 2 S: 12	H: 4 LOB: 1 BB: 0 P: 12	R: 1 E: 0 K: 3 S: 10	H: 1 LOB: 0 BB: 0 P: 10	1B: 9 2B: 2 3B: 0 HR: 1	SF: 0 SAC: 0 DP: 1 HBP: 0	WP: 1 PB: 0 SB: 1 CS: 1	PA: 38
<b>PITCHER</b>	IP WLS BF H R ER SO BB IBB HBP BLK WP HR S P ERA WHIP																					
<b>Claude Osteen, L</b> ERA: 3.19 (1.1)	7.2 W 33 11 4 2 5 1 0 0 0 0 0 0 42 46 2.35 1.565																					
<b>Jim Brewer, L</b> ERA: 2.69 (8.1)	1.1 S 5 1 1 1 4 0 0 0 0 1 1 13 13 6.75 0.750																					



AB 37  
R 5  
H 12  
RBI 3  
BB 1  
SO 9  
LOB 15

Batter	1	2	3	4	5	6	7	8	9	AB	R	H	RBI	BB	SO	LOB	BOTTOM			
<b>Willie Crawford, L</b> OBP: 0.331, SLG: 0.367 (1.7)										5	2	2	0	0	3	4	<b>Cincinnati Reds @ Los Angeles Dodgers</b> Dodger Stadium, Los Angeles, CA Tue Sep 17 1968, 7:05 PM PDT Att: 10,106 - Unknown			
<b>Willie Davis, L</b> OBP: 0.294, SLG: 0.365 (1.8)										5	0	1	0	0	1	6				
<b>Tom Haller, L</b> OBP: 0.349, SLG: 0.391 (1.2)										3	1	0	0	2	1	3				
<b>Len Gabrielson, L</b> OBP: 0.336, SLG: 0.423 (4.1)										1	0	0	0	1	1	3				
<b>Ken Boyer, R</b> OBP: 0.303, SLG: 0.384 (4.1)										1	0	0	1	0	0	1				
<b>Jim Fairley, L</b> OBP: 0.223, SLG: 0.268 (5.9)										2	0	0	0	0	1	2				
<b>Bill Sudakis, S</b> OBP: 0.383, SLG: 0.529 (1.5)										4	1	1	2	1	1	2				
<b>Wes Parker, S</b> OBP: 0.301, SLG: 0.311 (1.3)										2	1	1	0	2	0	1				
<b>Paul Popovich, S</b> OBP: 0.267, SLG: 0.258 (1.6)										3	0	1	2	1	0	3				
<b>Bart Shirley, R</b> OBP: 0.265, SLG: 0.183 (1.4)										3	0	0	0	1	0	4				
<b>Claude Osteen, L</b> OBP: 0.200, SLG: 0.218 (1.1)										3	2	3	1	1	0	0				
<b>Jim Brewer, L</b> OBP: 0.250, SLG: 0.250 (8.1)										0	0	0	0	0	0	0				
<b>Inning Stats</b>	R: 0 E: 0 K: 1 S: 5	H: 0 LOB: 0 BB: 0 P: 5	R: 0 E: 0 K: 0 S: 4	H: 1 LOB: 1 BB: 1 P: 8	R: 4 E: 0 K: 2 S: 11	H: 4 LOB: 2 BB: 2 P: 19	R: 2 E: 1 K: 2 S: 10	H: 3 LOB: 1 BB: 0 P: 10	R: 0 E: 0 K: 0 S: 2	H: 0 LOB: 0 BB: 1 P: 6	R: 0 E: 0 K: 2 S: 7	H: 0 LOB: 2 BB: 2 P: 15	R: 1 E: 0 K: 1 S: 6	H: 1 LOB: 3 BB: 3 P: 18	R: 0 E: 0 K: 0 S: 3	H: 0 LOB: 0 BB: 0 P: 3	1B: 9 2B: 0 3B: 0 HR: 0	SF: 0 SAC: 0 DP: 1 HBP: 0	WP: 1 PB: 0 SB: 0 CS: 0	PA: 41
<b>PITCHER</b>	IP WLS BF H R ER SO BB IBB HBP BLK WP HR S P ERA WHIP																			
<b>Jim Maloney, R</b> ERA: 4.15 (1.1)	3.0 L 20 8 6 0 5 3 2 1 0 0 0 0 0 23 35 15.00 3.333																			
<b>Dan McGinn, L</b> ERA: 4.15 (4.1)	1.0 3 0 0 0 2 0 0 0 0 0 0 0 7 7 0.00 0.000																			
<b>Billy McCool, L</b> ERA: 4.97 (5.1)	2.1 12 0 1 1 2 6 0 0 0 0 0 0 10 34 3.86 2.571																			
<b>Bill Kelson, R</b> ERA: 3.88 (7.1)	0.2 3 1 0 0 1 0 0 0 0 0 0 0 5 5 0.00 1.500																			
<b>Ted Abernathy, R</b> ERA: 2.29 (8.1)	1.0 3 0 0 0 0 0 0 0 0 0 0 0 3 3 0.00 0.000																			



AB 32  
R 7  
H 9  
RBI 6  
BB 9  
SO 8  
LOB 29







Batter	1	2	3	4	5	6	7	8	9	AB	R	H	RBI	BB	SO	LOB	TOP		
<b>Pete Rose, S</b> OBP: 0.390, SLG: 0.473 (1,9)	L7		G3			F9		L9		4	0	0	0	0	0	0	<b>Cincinnati Reds @ Los Angeles Dodgers</b> Dodger Stadium, Los Angeles, CA Thu Sep 19 1968, 7:05 PM PDT Att: 9,341 - Unknown <a href="http://livebaseballscorecards.com">livebaseballscorecards.com</a>		
<b>Vada Pinson, L</b> OBP: 0.395, SLG: 0.391 (1,8)	F9		4-3			G4-3 1B		WP 1B		4	0	2	0	0	0	0			
<b>Alex Johnson, R</b> OBP: 0.345, SLG: 0.395 (1,7)	F9			P4		G4-3 1-2		WP 1B		4	0	1	0	0	0	1			
<b>Johnny Bench, R</b> OBP: 0.316, SLG: 0.450 (1,2)		E5 F9 1B		G5-4-3 1B			F7		F8	4	1	2	0	0	0	2			
<b>Tony Perez, R</b> OBP: 0.344, SLG: 0.441 (1,5)	F9		G5-4-3 1-2				5-3		F5	4	0	0	0	0	0	4			
<b>Lee May, R</b> OBP: 0.339, SLG: 0.466 (1,3)		K			BB		F8			2	0	0	0	1	1	1			
<b>Giraldo Ruiz, S</b> OBP: 0.299, SLG: 0.257 (8, PH)					P5			P5		2	0	1	1	0	0	1			
<b>Mack Jones, L</b> OBP: 0.341, SLG: 0.403 (8, PH)										1	0	0	0	0	0	0			
<b>Clay Carroll, R</b> OBP: 0.208, SLG: 0.174 (8, 1)										0	0	0	0	0	0	0			
<b>Leo Cardenas, R</b> OBP: 0.289, SLG: 0.313 (1,6)		K			P4			F7		3	0	0	0	0	1	2			
<b>George Culver, R</b> OBP: 0.138, SLG: 0.141 (1, 1)										2	0	0	0	0	2	1			
<b>Dan McGinn, L</b> OBP: 0.298, SLG: 0.401 (8, PH)										0	0	0	0	0	0	0			
<b>Fred Whitfield, L</b> OBP: 0.283, SLG: 0.254 (8, 4)										1	0	0	0	0	0	0			
<b>Woody Woodward, R</b> OBP: 0.283, SLG: 0.254 (8, 4)										0	0	0	0	0	0	0			
<b>Inning Stats</b>	R: 0 E: 0 K: 0 S: 3	H: 0 LOB: 0 BB: 0 P: 3	R: 1 E: 1 K: 2 S: 9	H: 2 LOB: 1 BB: 1 P: 9	R: 0 E: 0 K: 1 S: 5	H: 0 LOB: 0 BB: 0 P: 5	R: 0 E: 0 K: 0 S: 3	H: 1 LOB: 0 BB: 0 P: 3	R: 0 E: 0 K: 0 S: 3	H: 0 LOB: 0 BB: 0 P: 3	R: 0 E: 0 K: 0 S: 3	H: 0 LOB: 0 BB: 0 P: 3	R: 0 E: 0 K: 0 S: 3	H: 2 LOB: 2 BB: 0 P: 5	1B: 6 2B: 0 3B: 0 HR: 0	SF: 0 SAC: 0 DP: 2 HBP: 0	WP: 1 PA: 32 PB: 0 SB: 1 CS: 0		
<b>PITCHER</b>	IP	WLS	BF	H	R	ER	SO	BB	IBB	HBP	BLK	WP	HR	S	P	ERA	WHIP		
<b>Alan Foster, R</b> ERA: 2.18 (1, 1)	6.0	W	21	4	1	0	4	1	0	0	0	0	0	28	32	0.00	0.833		
<b>Mudcat Grant, R</b> ERA: 2.18 (7, 1)	3.0	S	11	2	0	0	0	0	0	0	0	1	0	11	11	0.00	0.667		

Batter	1	2	3	4	5	6	7	8	9	AB	R	H	RBI	BB	SO	LOB	BOTTOM		
<b>Willie Crawford, L</b> OBP: 0.329, SLG: 0.364 (1,7)	3-1	K			6-3					4	0	1	0	0	1	2	<b>Cincinnati Reds @ Los Angeles Dodgers</b> Dodger Stadium, Los Angeles, CA Thu Sep 19 1968, 7:05 PM PDT Att: 9,341 - Unknown <a href="http://livebaseballscorecards.com">livebaseballscorecards.com</a>		
<b>Willie Davis, L</b> OBP: 0.290, SLG: 0.361 (1,8)	4-3	G3			K		K			4	0	0	0	0	2	3			
<b>Tom Haller, L</b> OBP: 0.350, SLG: 0.392 (1,2)					5-3		F9			4	0	2	0	0	0	1			
<b>Len Gabrielson, L</b> OBP: 0.334, SLG: 0.423 (1,9)										4	0	1	0	0	0	2			
<b>Jim Faltrey, L</b> OBP: 0.223, SLG: 0.268 (8, PR)	4-3				1-3		P6			0	1	0	0	0	0	0			
<b>Bill Sudakis, S</b> OBP: 0.368, SLG: 0.483 (1,5)										4	0	0	0	0	0	1			
<b>Wes Parker, S</b> OBP: 0.304, SLG: 0.309 (1,3)										2	1	0	0	1	0	0			
<b>Paul Popovich, S</b> OBP: 0.270, SLG: 0.259 (1,6)										3	1	1	1	1	0	1			
<b>Bart Shirley, R</b> OBP: 0.270, SLG: 0.200 (1,4)										3	0	1	1	1	1	3			
<b>Alan Foster, R</b> OBP: 0.500, SLG: 0.500 (1, 1)										2	0	1	1	0	1	1			
<b>Mudcat Grant, R</b> OBP: 0.129, SLG: 0.226 (7, 1)										2	0	0	0	0	0	3			
<b>Inning Stats</b>	R: 0 E: 0 K: 0 S: 4	H: 1 LOB: 1 BB: 0 P: 4	R: 2 E: 0 K: 1 S: 7	H: 2 LOB: 2 BB: 1 P: 12	R: 0 E: 0 K: 1 S: 3	H: 0 LOB: 0 BB: 0 P: 3	R: 0 E: 0 K: 1 S: 5	H: 0 LOB: 1 BB: 1 P: 9	R: 0 E: 0 K: 1 S: 6	H: 0 LOB: 1 BB: 0 P: 6	R: 0 E: 1 K: 1 S: 6	H: 0 LOB: 1 BB: 0 P: 6	R: 0 E: 0 K: 0 S: 5	H: 2 LOB: 3 BB: 1 P: 9	1B: 5 2B: 2 3B: 0 HR: 0	SF: 0 SAC: 0 DP: 0 HBP: 1	WP: 0 PA: 36 PB: 0 SB: 0 CS: 0		
<b>PITCHER</b>	IP	WLS	BF	H	R	ER	SO	BB	IBB	HBP	BLK	WP	HR	S	P	ERA	WHIP		
<b>George Culver, R</b> ERA: 3.14 (1, 1)	6.1	L	28	5	2	2	4	2	0	1	0	0	0	33	42	2.84	1.105		
<b>Dan McGinn, L</b> ERA: 3.99 (7, 1)	0.2		2	0	0	0	1	0	0	0	0	0	0	4	4	0.00	0.000		
<b>Clay Carroll, R</b> ERA: 3.02 (8, 1)	1.0		6	2	1	1	0	1	0	0	0	0	0	5	9	9.00	3.000		



Batter	1	2	3	4	5	6	7	8	9	AB	R	H	RBI	BB	SO	LOB	TOP								
<b>Pete Rose, S</b> OBP: 0.392, SLG: 0.475 (1, 9)	6-3		K				G1 2H 3H 2B		F8 SH1-3 2B 1B	5	1	3	2	0	1	0	<b>Cincinnati Reds @ Houston Astros</b> Astrodome, Houston, TX Fri Sep 20 1968, 8:05 PM EDT Att: 7,175 - Dome								
<b>Vada Pinson, L</b> OBP: 0.308, SLG: 0.388 (1, 8)	K				G1		P6 1-2	SH1-3	3	1	0	0	1	1	2										
<b>Alex Johnson, R</b> OBP: 0.345, SLG: 0.398 (1, 7)	6-3						6-3 1B	F8	4	0	1	1	0	0	2										
<b>Johnny Bench, R</b> OBP: 0.315, SLG: 0.449 (1, 2)		K			5-3		F8 HBP	1B 2B	5	1	1	1	0	1	4										
<b>Tony Perez, R</b> OBP: 0.344, SLG: 0.441 (1, 5)	P4				K		K	4-3 1B	5	0	2	1	0	2	1										
<b>Lee May, R</b> OBP: 0.336, SLG: 0.462 (1, 3)	F8				L6		5-3	P5 1B	5	0	0	0	0	0	3										
<b>Giraldo Ruiz, S</b> OBP: 0.306, SLG: 0.274 (1, 4)			K				1B WP 2B 1B	4-3	4	1	2	0	0	1	1										
<b>Leo Cardenas, R</b> OBP: 0.295, SLG: 0.324 (1, 6)							SH3-4 2B 1B	IBB	2	2	2	1	2	0	0										
<b>Gary Nolan, R</b> OBP: 0.260, SLG: 0.233 (1, 1)							SH3-4 F8	L9	3	0	0	0	0	1	4										
<b>Ted Abernathy, R</b> (9, 1)			K						0	0	0	0	0	0	0										
<b>Dan McGinn, L</b> (9, 1)									0	0	0	0	0	0	0										
<b>Inning Stats</b>	R: 0 E: 0 K: 1 S: 5	H: 0 LOB: 0 BB: 0 P: 5	R: 0 E: 0 K: 1 S: 5	H: 0 LOB: 0 BB: 0 P: 5	R: 1 E: 0 K: 3 S: 10	H: 1 LOB: 0 BB: 0 P: 10	R: 1 E: 0 K: 1 S: 6	H: 1 LOB: 1 BB: 0 P: 10	R: 2 E: 0 K: 0 S: 6	H: 3 LOB: 2 BB: 0 P: 7	R: 0 E: 0 K: 1 S: 6	H: 1 LOB: 1 BB: 0 P: 10	R: 0 E: 0 K: 0 S: 4	H: 1 LOB: 1 BB: 0 P: 4	R: 0 E: 0 K: 0 S: 4	H: 1 LOB: 2 BB: 1 P: 8	R: 2 E: 0 K: 0 S: 6	H: 3 LOB: 1 BB: 0 P: 6	1B: 6 2B: 3 3B: 1 HR: 1	SF: 0 SAC: 2 DP: 0 HBP: 1	WP: 2 PB: 0 SB: 0 CS: 0	PA: 42			
<b>PITCHER</b>	IP	WLS	BF	H	R	ER	SO	BB	IBB	HBP	BLK	WP	HR	S	P	ERA	WHIP								
<b>Larry Dierker, R</b> ERA: 3.38 (1, 1)	7.0		31	7	4	4	7	1	1	1	0	2	0	42	51	5.14	1.143								
<b>John Buzhardt, R</b> ERA: 3.09 (8, 1)	1.0		6	2	1	1	0	0	1	0	0	0	0	5	9	9.00	2.000								
<b>Danny Coombs, L</b> ERA: 3.35 (9, 1)	0.1		1	0	0	0	0	0	0	0	0	0	0	1	1	0.00	0.000								
<b>Steve Shea, R</b> ERA: 3.55 (9, 1)	0.2	W	4	2	1	1	0	0	0	0	0	0	0	4	4	13.50	3.000								

Batter	1	2	3	4	5	6	7	8	9	AB	R	H	RBI	BB	SO	LOB	BOTTOM								
<b>Leon McFadden, R</b> OBP: 0.400, SLG: 0.333 (1, 6)	K		K						SF7 1B	4	0	0	0	0	3	3	<b>Cincinnati Reds @ Houston Astros</b> Astrodome, Houston, TX Fri Sep 20 1968, 8:05 PM EDT Att: 7,175 - Dome								
<b>Julio Gotay, R</b> OBP: 0.288, SLG: 0.282 (9, PH)					L4				1	0	1	0	0	0	0										
<b>Hector Torres, R</b> OBP: 0.253, SLG: 0.257 (9, PR)									0	1	0	0	0	0	0										
<b>Norm Miller, L</b> OBP: 0.304, SLG: 0.393 (1, 9)									1	1	1	1	0	0	0										
<b>Bob Aspromonte, R</b> OBP: 0.289, SLG: 0.268 (3, 3)	HR				K		P3	5-3	SF7	3	0	0	1	0	1										
<b>Jimmy Wynn, R</b> OBP: 0.371, SLG: 0.452 (1, 7)	K				E3 3B			1B	4	2	2	0	1	1	0										
<b>Rusty Staub, L</b> OBP: 0.383, SLG: 0.399 (1, 3)	F8				P6		F7	F7	5	0	1	1	0	0	3										
<b>Doug Rader, R</b> OBP: 0.321, SLG: 0.383 (1, 5)					L5		F8	F8	4	2	2	1	0	0	1										
<b>Denis Menke, R</b> OBP: 0.326, SLG: 0.338 (1, 4)					F8		5-3	1B E 1B	4	0	2	1	0	0	0										
<b>Nate Colbert, R</b> OBP: 0.167, SLG: 0.152 (1, 8)					K		6-3	B1 K	4	0	0	0	0	2	2										
<b>Dave Adlesh, R</b> OBP: 0.209, SLG: 0.216 (1, 2)					F7				2	0	0	0	0	1	0										
<b>Hal King, L</b> OBP: 0.268, SLG: 0.245 (7, PH)							K		2	0	0	0	0	2	1										
<b>Larry Dierker, R</b> ERA: 3.38 (1, 1)									1	0	0	0	1	0	0										
<b>Lee Thomas, L</b> ERA: 2.23 (7, PR)									1	0	1	0	0	0	0										
<b>Dick Simpson, R</b> ERA: 2.33 (7, PR)									0	0	0	0	0	0	0										
<b>John Buzhardt, R</b> ERA: 3.09 (8, 1)									0	0	0	0	0	0	0										
<b>Danny Coombs, R</b> ERA: 3.35 (9, 1)									0	0	0	0	0	0	0										
<b>Steve Shea, R</b> ERA: 3.55 (9, 1)									0	0	0	0	0	0	0										
<b>Jose Herrera, R</b> ERA: 3.86 (9, PH)									1	1	1	0	0	0	0										
<b>Inning Stats</b>	R: 1 E: 0 K: 2 S: 8	H: 1 LOB: 0 BB: 0 P: 8	R: 0 E: 0 K: 1 S: 5	H: 0 LOB: 0 BB: 0 P: 5	R: 0 E: 0 K: 1 S: 5	H: 0 LOB: 0 BB: 0 P: 5	R: 2 E: 1 K: 1 S: 7	H: 1 LOB: 0 BB: 0 P: 7	R: 0 E: 0 K: 1 S: 5	H: 0 LOB: 1 BB: 1 P: 9	R: 0 E: 0 K: 0 S: 4	H: 1 LOB: 1 BB: 0 P: 4	R: 0 E: 0 K: 2 S: 9	H: 2 LOB: 2 BB: 0 P: 9	R: 0 E: 0 K: 1 S: 8	H: 3 LOB: 1 BB: 0 P: 8	R: 2 E: 0 K: 1 S: 7	H: 3 LOB: 2 BB: 1 P: 11	1B: 8 2B: 1 3B: 1 HR: 1	SF: 1 SAC: 0 DP: 0 HBP: 0	WP: 0 PB: 1 SB: 0 CS: 0	PA: 40			
<b>PITCHER</b>	IP	WLS	BF	H	R	ER	SO	BB	IBB	HBP	BLK	WP	HR	S	P	ERA	WHIP								
<b>Gary Nolan, R</b> ERA: 2.23 (1, 1)	8.1		36	9	6	3	10	1	0	0	0	0	1	55	59	3.24	1.200								
<b>Ted Abernathy, R</b> ERA: 2.33 (9, 1)	0.1	L	3	1	0	0	0	0	1	0	0	0	0	2	6	0.00	3.000								
<b>Dan McGinn, L</b> ERA: 3.86 (9, 1)	0.0		1	1	1	1	0	0	0	0	0	0	0	1	1	∞	∞								

AB	36
R	6
H	11
RBI	6
BB	3
SO	7
LOB	17





Batter	1	2	3	4	5	6	7	8	9	AB R H RBI BB SO LOB	TOP											
<b>Pete Rose, S</b> OBP: 0.391, SLG: 0.473 (1, 9)	F7		K			F8		E 2B BB		3 1 0 0 1 1 0	<b>Cincinnati Reds @ Houston Astros</b> Astrodome, Houston, TX Sat Sep 21 1968, 4:33 AM EDT Att: 5,664 - Dome											
<b>Vada Pinson, L</b> OBP: 0.305, SLG: 0.385 (1, 8)	G3			K		K		E3 2B	4 1 0 0 0 2 2													
<b>Alex Johnson, R</b> OBP: 0.346, SLG: 0.400 (1, 7)				K		6-3		S 2B	4 0 2 3 0 1 0													
<b>Johnny Bench, R</b> OBP: 0.315, SLG: 0.447 (1, 2)	K						F2	K	3 0 0 0 1 2 2													
<b>Tony Perez, R</b> OBP: 0.344, SLG: 0.440 (1, 5)		PB P5 WP 1B		6-3		6-3		F8	4 0 1 0 0 0 2													
<b>Lee May, R</b> OBP: 0.336, SLG: 0.466 (1, 3)	K					1-3			4 1 1 1 0 1 1													
<b>Giraldo Ruiz, S</b> OBP: 0.312, SLG: 0.276 (1, 4)	P5					K		F8 E 1B BB	3 1 1 0 1 1 1													
<b>Leo Cardenas, R</b> OBP: 0.294, SLG: 0.323 (1, 6)			F9			F8		F8 E BB 1B	4 1 1 0 0 0 1													
<b>Jim Maloney, L</b> OBP: 0.275, SLG: 0.403 (1, 1)			K			3-1		F8 2-3	4 0 0 0 0 2 3													
<b>Inning Stats</b>	R: 0 E: 0 K: 1 S: 6	H: 1 LOB: 1 BB: 0 P: 6	R: 0 E: 0 K: 1 S: 5	H: 1 LOB: 0 BB: 0 P: 5	R: 0 E: 0 K: 2 S: 7	H: 0 LOB: 0 BB: 0 P: 7	R: 0 E: 0 K: 2 S: 7	H: 0 LOB: 1 BB: 1 P: 11	R: 1 E: 0 K: 1 S: 6	H: 1 LOB: 0 BB: 0 P: 6	R: 0 E: 0 K: 0 S: 5	H: 0 LOB: 0 BB: 0 P: 5	R: 0 E: 0 K: 0 S: 3	H: 0 LOB: 0 BB: 0 P: 3	R: 4 E: 1 K: 1 S: 8	H: 2 LOB: 1 BB: 2 P: 16	R: 0 E: 0 K: 1 S: 6	H: 1 LOB: 1 BB: 0 P: 6	1B: 4 2B: 2 3B: 0 HR: 1	SF: 0 SAC: 0 DP: 1 HBP: 0	WP: 1 PB: 1 SB: 2 CS: 0	PA: 36
<b>PITCHER</b>	IP WLS BF H R ER SO BB IBB HBP BLK WP HR S P ERA WHIP											<b>PITCHER</b>	IP WLS BF H R ER SO BB IBB HBP BLK WP HR S P ERA WHIP									
<b>Don Wilson, R</b> ERA: 3.29 (1, 1)	8.0 L 32 5 5 4 9 3 0 0 0 0 1 1 47 59 4.50 1.000																					
<b>Jim Ray, R</b> ERA: 2.71 (9, 1)	1.0 4 1 0 0 1 0 0 0 0 0 0 0 6 6 0.00 1.000																					

AB	33
R	5
H	6
RBI	4
BB	3
SO	10
LOB	12



Batter	1	2	3	4	5	6	7	8	9	AB R H RBI BB SO LOB	BOTTOM									
<b>Jose Herrera, R</b> OBP: 0.237, SLG: 0.284 (1, 9)	1-3					6-3		K		4 0 1 0 0 1 1	<b>Cincinnati Reds @ Houston Astros</b> Astrodome, Houston, TX Sat Sep 21 1968, 4:33 AM EDT Att: 5,664 - Dome									
<b>Leon McFadden, R</b> OBP: 0.387, SLG: 0.302 (1, 6)	1-3					6-3			K	4 0 0 0 0 1 1										
<b>Jimmy Wynn, R</b> OBP: 0.372, SLG: 0.453 (1, 7)	F7								WP G3 BB	3 0 1 0 1 1 0										
<b>Rusty Staub, L</b> OBP: 0.380, SLG: 0.396 (1, 3)		4-3				F8		P5	G3	4 0 0 0 0 0 2										
<b>Denis Menke, R</b> OBP: 0.329, SLG: 0.339 (1, 4)						P4		G4-3 BB	WP BB	2 0 1 0 2 0 0										
<b>Bob Aspromonte, R</b> OBP: 0.286, SLG: 0.265 (1, 5)			K			F9		G4-3	K	4 0 0 0 0 2 5										
<b>Nate Colbert, R</b> OBP: 0.176, SLG: 0.184 (1, 8)			K							3 0 1 0 0 2 1										
<b>Dave Adlesh, R</b> OBP: 0.202, SLG: 0.209 (1, 2)									K	3 0 0 0 0 2 1										
<b>Don Wilson, R</b> OBP: 0.229, SLG: 0.279 (1, 1)										2 0 0 0 0 0 0										
<b>Lee Thomas, L</b> OBP: 0.251, SLG: 0.231 (8, PH)										1 0 0 0 0 1 1										
<b>Jim Ray, R</b> OBP: 0.067, SLG: 0.067 (9, 1)										0 0 0 0 0 0 0										
<b>Inning Stats</b>	R: 0 E: 0 K: 0 S: 3	H: 0 LOB: 0 BB: 0 P: 3	R: 0 E: 0 K: 2 S: 8	H: 1 LOB: 1 BB: 0 P: 8	R: 0 E: 0 K: 0 S: 4	H: 1 LOB: 1 BB: 0 P: 4	R: 0 E: 0 K: 1 S: 5	H: 0 LOB: 0 BB: 0 P: 5	R: 0 E: 0 K: 2 S: 7	H: 0 LOB: 0 BB: 0 P: 7	R: 0 E: 0 K: 0 S: 3	H: 0 LOB: 0 BB: 0 P: 3	R: 0 E: 0 K: 3 S: 10	H: 1 LOB: 1 BB: 1 P: 10	R: 0 E: 0 K: 2 S: 7	H: 0 LOB: 2 BB: 2 P: 15	1B: 1 2B: 3 3B: 0 HR: 0	SF: 0 SAC: 0 DP: 1 HBP: 0	WP: 1 PB: 0 SB: 0 CS: 0	PA: 33
<b>PITCHER</b>	IP WLS BF H R ER SO BB IBB HBP BLK WP HR S P ERA WHIP											<b>PITCHER</b>	IP WLS BF H R ER SO BB IBB HBP BLK WP HR S P ERA WHIP							
<b>Jim Maloney, R</b> ERA: 3.95 (1, 1)	9.0 W 33 4 0 0 10 3 0 0 0 0 1 0 50 62 0.00 0.778																			





Batter	1	2	3	4	5	6	7	8	9	AB	R	H	RBI	BB	SO	LOB	TOP					
<b>Pete Rose, S</b> OBP: 0.390, SLG: 0.472 (1,9)										4	0	1	0	0	0	1	<b>Cincinnati Reds @ Houston Astros</b> Astrodome, Houston, TX Sun Sep 22 1968, 4:33 AM EDT Att: 6,700 - Unknown					
<b>Vada Pinson, L</b> OBP: 0.308, SLG: 0.386 (1,8)										4	0	2	0	0	2	0						
<b>Alex Johnson, R</b> OBP: 0.347, SLG: 0.403 (1,7)										4	1	2	0	0	0	3						
<b>Johnny Bench, R</b> OBP: 0.314, SLG: 0.445 (1,2)										4	0	1	0	0	0	3						
<b>Tony Perez, R</b> OBP: 0.341, SLG: 0.437 (1,5)										4	0	0	0	0	0	3						
<b>Lee May, R</b> OBP: 0.335, SLG: 0.464 (1,3)										4	0	1	0	0	1	2						
<b>Giraldo Ruiz, S</b> OBP: 0.302, SLG: 0.267 (1,4)										4	0	0	0	0	1	1						
<b>Leo Cardenas, R</b> OBP: 0.294, SLG: 0.322 (1,6)										4	0	1	0	0	1	1						
<b>Gerry Arrigo, L</b> OBP: 0.114, SLG: 0.119 (1,1)										2	0	0	0	0	2	1						
<b>Bill Kelso, R</b> (6,1)										0	0	0	0	0	0	0						
<b>Dan McGinn, L</b> (6,1)										0	0	0	0	0	0	0						
<b>Don Pavletich, R</b> OBP: 0.355, SLG: 0.402 (7,PH)										1	0	0	0	0	1	0						
<b>Ted Abernathy, R</b> (7,1)										0	0	0	0	0	0	0						
<b>Inning Stats</b>	R: 0 E: 0 K: 0 S: 4	H: 1 LOB: 1 BB: 0 P: 4	R: 0 E: 0 K: 1 S: 6	H: 1 LOB: 1 BB: 0 P: 6	R: 0 E: 0 K: 1 S: 7	H: 2 LOB: 2 BB: 0 P: 7	R: 0 E: 0 K: 0 S: 3	H: 0 LOB: 0 BB: 0 P: 3	R: 0 E: 0 K: 1 S: 5	H: 1 LOB: 0 BB: 0 P: 5	R: 0 E: 0 K: 2 S: 9	H: 2 LOB: 2 BB: 0 P: 9	R: 0 E: 0 K: 1 S: 5	H: 0 LOB: 0 BB: 0 P: 5	R: 1 E: 1 K: 1 S: 7	H: 1 LOB: 1 BB: 0 P: 7	R: 0 E: 0 K: 1 S: 5	H: 0 LOB: 0 BB: 0 P: 5	1B: 7 2B: 1 3B: 0 HR: 0	SF: 0 SAC: 0 DP: 1 HBP: 0	WP: 1 PB: 0 SB: 0 CS: 0	PA: 35
<b>PITCHER</b> <b>Mike Cuellar, L</b> ERA: 2.45 (1,1)	IP: 9.0 WLS: W BF: 35 H: 8 R: 1 ER: 0 SO: 8 BB: 0 IBB: 0 HBP: 0 BLK: 0 WP: 1 HR: 0 S: 51 P: 51 ERA: 0.00 WHIP: 0.889															<b>PITCHER</b>						

Batter	1	2	3	4	5	6	7	8	9	AB	R	H	RBI	BB	SO	LOB	BOTTOM			
<b>Jose Herrera, R</b> OBP: 0.259, SLG: 0.304 (1,9)										5	1	3	0	0	1	3	<b>Cincinnati Reds @ Houston Astros</b> Astrodome, Houston, TX Sun Sep 22 1968, 4:33 AM EDT Att: 6,700 - Unknown			
<b>Hector Torres, R</b> OBP: 0.253, SLG: 0.257 (1,6)										4	1	1	0	0	1	3				
<b>Jimmy Wynn, R</b> OBP: 0.374, SLG: 0.466 (1,7)										3	2	2	3	1	0	0				
<b>Rusty Staub, L</b> OBP: 0.381, SLG: 0.397 (1,3)										3	2	1	0	1	0	2				
<b>Denis Menke, R</b> OBP: 0.332, SLG: 0.342 (1,4)										1	0	1	2	1	0	0				
<b>Bob Aspromonte, R</b> OBP: 0.288, SLG: 0.267 (1,5)										4	0	2	1	0	1	3				
<b>Nate Colbert, R</b> OBP: 0.184, SLG: 0.170 (1,8)										4	0	0	0	0	3	4				
<b>Dave Adlesh, R</b> OBP: 0.194, SLG: 0.200 (1,2)										4	0	0	0	0	0	2				
<b>Mike Cuellar, L</b> OBP: 0.207, SLG: 0.263 (1,1)										3	0	0	0	0	1	0				
<b>Inning Stats</b>	R: 2 E: 0 K: 1 S: 7	H: 3 LOB: 2 BB: 1 P: 11	R: 0 E: 0 K: 1 S: 5	H: 0 LOB: 0 BB: 0 P: 5	R: 0 E: 0 K: 0 S: 3	H: 1 LOB: 0 BB: 0 P: 3	R: 0 E: 0 K: 2 S: 6	H: 0 LOB: 1 BB: 1 P: 11	R: 0 E: 0 K: 0 S: 4	H: 1 LOB: 1 BB: 0 P: 4	R: 2 E: 0 K: 1 S: 9	H: 3 LOB: 3 BB: 0 P: 10	R: 2 E: 0 K: 1 S: 7	H: 2 LOB: 1 BB: 1 P: 11	R: 0 E: 0 K: 1 S: 5	H: 0 LOB: 0 BB: 0 P: 5		1B: 6 2B: 2 3B: 0 HR: 2	SF: 0 SAC: 1 DP: 0 HBP: 2	WP: 0 PB: 0 SB: 1 CS: 2
<b>PITCHER</b> <b>Gerry Arrigo, L</b> ERA: 3.33 (1,1)	IP: 5.0 WLS: L BF: 23 H: 7 R: 4 ER: 4 SO: 4 BB: 2 IBB: 0 HBP: 0 BLK: 0 WP: 0 HR: 1 S: 28 P: 37 ERA: 7.20 WHIP: 1.800															<b>PITCHER</b>				
<b>Bill Kelso, R</b> ERA: 3.53 (6,1)	0.2	3	1	0	0	1	0	0	0	0	5	5	0.00	1.500						
<b>Dan McGinn, L</b> ERA: 3.72 (6,1)	0.1	2	0	0	0	0	0	0	1	0	0	1	2	0.00	0.000					
<b>Ted Abernathy, R</b> ERA: 2.43 (7,1)	2.0	9	2	2	2	2	1	0	0	0	1	12	16	9.00	1.500					

AB	35
R	1
H	8
RBI	0
BB	0
SO	8
LOB	15



AB	31
R	6
H	10
RBI	6
BB	3
SO	7
LOB	17





Batter	1	2	3	4	5	6	7	8	9	AB	R	H	RBI	BB	SO	LOB	TOP								
<b>Pete Rose, S</b> OBP: 0.390, SLG: 0.472 (1, 9)	0-0 4-3		0-0 F7			0-0 4-3 1B	0-0 F7		4-0 1B	4	2	1	0	1	0	1	<b>Cincinnati Reds @ Pittsburgh Pirates</b> Forbes Field, Pittsburgh, PA Mon Sep 23 1968, 7:05 PM EDT Unknown								
<b>Vada Pinson, L</b> OBP: 0.307, SLG: 0.384 (1, 8)	0-0 1-3		0-0 FC4-6 1-2f			0-0 4-3		0-0 4-3	0-0 1B	5	0	1	1	0	0	2									
<b>Alex Johnson, R</b> OBP: 0.346, SLG: 0.401 (1, 7)	0-0 4-3		0-0 CS	0-0 4-3		0-0 1B		0-0 4-3	0-0 K	5	0	1	1	0	1	3									
<b>Tony Perez, R</b> OBP: 0.343, SLG: 0.438 (1, 5)		0-0 SH5-4 HBP SF8 1B		0-0 G4-3 1B		0-0 F8		0-0 1-3	0-0 BB	5	1	3	2	0	0	1									
<b>Lee May, R</b> OBP: 0.339, SLG: 0.467 (1, 3)		1-0 SH5-4 HBP 1B		0-0 G4-3		0-0 1-3 1B			WP 1B	3	1	2	0	1	0	1									
<b>Pat Corrales, R</b> OBP: 0.349, SLG: 0.339 (9, PH)		0-0 SH5-4				0-0 G3			WP HBP	2	0	1	0	0	0	2									
<b>Johnny Bench, R</b> OBP: 0.315, SLG: 0.444 (9, 2)		1-2 2-3				0-0 G3			WP HBP G5-4-3	1	1	0	0	0	0	3									
<b>Giraldo Ruiz, S</b> OBP: 0.303, SLG: 0.287 (9, PH)		0-0 SF8				0-0 6-3			BB 1B	2	1	1	1	0	0	1									
<b>Mack Jones, L</b> OBP: 0.341, SLG: 0.403 (9, PH)						1-2			1-2 2-3 BB	0	0	0	0	0	0	0									
<b>Jim Beauchamp, R</b> OBP: 0.317, SLG: 0.418 (9, PH)									1-2 2-3 BB	0	1	0	0	0	1	0									
<b>Clay Carroll, R</b> OBP: 0.208, SLG: 0.174 (9, 1)		3-H							1-2 2-3 3-H	0	0	0	0	0	0	0									
<b>Leo Cardenas, R</b> OBP: 0.296, SLG: 0.324 (1, 6)		0-0 2-H 1B				0-0 G3		0-0 5-3	0-0 2B 1B	4	1	2	1	0	0	2									
<b>George Culver, R</b> OBP: 0.147, SLG: 0.136 (7, 1)			4-0 FC4-6 BB			0-0 6-3			1-3 2-H 3-H	2	0	0	0	1	1	0	1								
<b>Dan McGinnis, L</b> OBP: 0.200, SLG: 0.254 (9, 4)									1-3 2-H 3-H	0	0	0	0	0	0	0									
<b>Ted Abernathy, R</b> OBP: 0.200, SLG: 0.254 (7, 1)									1-3 2-H 3-H	0	0	0	0	0	0	0									
<b>Bill Kelson, R</b> OBP: 0.200, SLG: 0.254 (7, 1)									1-3 2-H 3-H	0	0	0	0	0	0	0									
<b>Fred Whitfield, L</b> OBP: 0.200, SLG: 0.254 (9, PH)									1-3 2-H 3-H	0	0	0	0	0	0	0									
<b>Woody Woodward, R</b> OBP: 0.200, SLG: 0.254 (9, PH)									1-3 2-H 3-H	0	0	0	0	0	0	0									
<b>Inning Stats</b>	R: 0 E: 0 K: 0 S: 3	H: 0 LOB: 0 BB: 0 P: 3	R: 1 E: 0 K: 0 S: 4	H: 2 LOB: 2 BB: 0 P: 5	R: 0 E: 0 K: 0 S: 2	H: 0 LOB: 0 BB: 1 P: 6	R: 0 E: 0 K: 0 S: 3	H: 1 LOB: 0 BB: 0 P: 3	R: 0 E: 0 K: 0 S: 4	H: 1 LOB: 1 BB: 0 P: 4	R: 1 E: 0 K: 0 S: 6	H: 3 LOB: 2 BB: 0 P: 6	R: 0 E: 0 K: 0 S: 4	H: 1 LOB: 0 BB: 0 P: 4	R: 0 E: 0 K: 0 S: 3	H: 0 LOB: 0 BB: 0 P: 3	R: 6 E: 0 K: 1 S: 9	H: 5 LOB: 2 BB: 3 P: 22	1B: 9 2B: 3 3B: 1 HR: 0	SF: 1 SAC: 1 DP: 2 HBP: 2	WP: 1 PB: 0 SB: 0 CS: 1	PA: 43			
<b>PITCHER</b>	IP	WLS	BF	H	R	ER	SO	BB	IBB	HBP	BLK	WP	HR	S	P	ERA	WHIP								
<b>Al McBean, R</b> ERA: 3.55 (1, 1)	6.0		24	7	2	2	0	1	0	1	0	0	0	22	27	3.00	1.333								
<b>Tommye Sisk, R</b> ERA: 3.45 (7, 1)	2.0		9	2	3	3	0	0	0	1	0	0	0	8	9	13.50	1.000								
<b>Luke Walker, L</b> ERA: 2.02 (9, 1)	0.0		1	0	0	0	0	1	0	0	0	0	0	4	4	∞	∞								
<b>Ron Kline, R</b> ERA: 1.73 (9, 1)	1.0	L	8	4	4	4	1	1	1	0	0	0	0	8	16	36.00	5.000								

AB	34
R	9
H	13
RBI	9
BB	4
SO	1
LOB	17



Batter	1	2	3	4	5	6	7	8	9	AB	R	H	RBI	BB	SO	LOB	BOTTOM								
<b>Maury Wills, S</b> OBP: 0.327, SLG: 0.314 (1, 5)	0-0 6-3		0-0 G5-4-3 1-2f		0-0 4-3		0-3 K	0-0 4-3		5	0	0	0	0	1	2	<b>Cincinnati Reds @ Pittsburgh Pirates</b> Forbes Field, Pittsburgh, PA Mon Sep 23 1968, 7:05 PM EDT Unknown								
<b>Gene Alley, R</b> OBP: 0.309, SLG: 0.327 (1, 6)	0-0 4-3 1B		0-0 F8		0-0 HBP 1B		1-0 1B HBP	0-3 K		4	1	2	0	0	1	0									
<b>Matty Alou, L</b> OBP: 0.364, SLG: 0.396 (1, 8)	0-0 4-3			0-0 1B 2B	0-0 HBP 1B		0-0 BB 1B	0-3 K		5	2	3	0	0	1	1									
<b>Roberto Clemente, R</b> OBP: 0.352, SLG: 0.479 (1, 9)	0-0 5-3			0-0 1B	1-0 HBP		0-0 BB 1B		0-0 2B	4	1	3	2	0	0	1									
<b>Willie Stargell, L</b> OBP: 0.312, SLG: 0.429 (1, 7)		0-0 P5		0-0 F2	0-3 K		1-2 2-3 3-H 4-0 BB		0-0 P8	3	0	0	0	0	1	4									
<b>Jose Pagan, R</b> OBP: 0.278, SLG: 0.352 (7, PH)				0-0 F8			1-2 2-3 BB		0-0 P8	1	1	0	0	1	0	1									
<b>Donn Clendenen, R</b> OBP: 0.312, SLG: 0.400 (1, 3)		0-0 F8		0-0 2B		0-0 6-3		0-0 SH3 2B	0-3 K	5	0	2	4	0	1	1									
<b>Bill Mazerolski, R</b> OBP: 0.306, SLG: 0.309 (1, 4)		0-0 E7 1B		0-0 2B		0-0 L8		0-0 SH3 IBB	0-0 6-3	3	0	1	0	2	0	1									
<b>Chris Cannizzaro, R</b> OBP: 0.338, SLG: 0.404 (6, PR)		0-0 4-3		0-0 F9		4-0 CS BB		0-0 SH3		2	0	0	0	1	0	3									
<b>Freddie Patek, R</b> OBP: 0.301, SLG: 0.330 (6, PR)										0	0	0	0	0	0	0									
<b>Tommye Sisk, R</b> OBP: 0.304, SLG: 0.083 (7, 1)										0	0	0	0	0	0	0									
<b>Luke Walker, L</b> OBP: 0.304, SLG: 0.083 (9, 1)										0	0	0	0	0	0	0									
<b>Ron Kline, R</b> OBP: 0.300, SLG: 0.279 (9, 1)										0	0	0	0	0	0	0									
<b>Al McBean, R</b> OBP: 0.206, SLG: 0.239 (1, 1)										2	0	1	0	0	0	0									
<b>Manny Jimenez, L</b> OBP: 0.403, SLG: 0.394 (6, PH)										0	0	0	0	0	0	0									
<b>Richie Hebner, L</b> OBP: 0.300, SLG: 0.279 (6, PH)										0	0	0	0	0	0	0									
<b>Jerry May, R</b> OBP: 0.300, SLG: 0.279 (7, 2)										2	1	1	0	0	0	2									
<b>Inning Stats</b>	R: 0 E: 0 K: 0 S: 4	H: 1 LOB: 1 BB: 0 P: 4	R: 0 E: 0 K: 0 S: 4	H: 1 LOB: 1 BB: 0 P: 4	R: 0 E: 0 K: 0 S: 3	H: 1 LOB: 0 BB: 0 P: 3	R: 1 E: 0 K: 0 S: 5	H: 3 LOB: 2 BB: 1 P: 9	R: 0 E: 0 K: 0 S: 2	H: 0 LOB: 1 BB: 1 P: 6	R: 5 E: 0 K: 1 S: 9	H: 4 LOB: 2 BB: 2 P: 18	R: 0 E: 0 K: 2 S: 7	H: 0 LOB: 0 BB: 0 P: 7	R: 0 E: 0 K: 1 S: 6	H: 1 LOB: 1 BB: 0 P: 6	1B: 9 2B: 4 3B: 0 HR: 0	SF: 0 SAC: 1 DP: 1 HBP: 2	WP: 0 PB: 0 SB: 0 CS: 1	PA: 44					
<b>PITCHER</b>	IP	WLS	BF	H	R	ER	SO	BB	IBB	HBP	BLK	WP	HR	S	P	ERA	WHIP								
<b>George Culver, R</b> ERA: 3.26 (1, 1)	6.1		31	11	5	5	2	1	0	2	0	0	0	4	4	∞	∞								
<b>Dan McGinnis, L</b> ERA: 4.66 (7, 1)	0.0		1	0	0	0	0	1	0	0	0	0	0	4	4	∞	∞								
<b>Ted Abernathy, R</b> ERA: 2.43 (7, 1)	0.0		1	1	1	1	0	0	0	0	0	0	0	1	1	∞	∞								
<b>Bill Kelson, R</b> ERA: 3.71 (7, 1)	1.2	W	6	0	0	0	2	0	1	0	0	0	0	9	13	0.00	0.000								
<b>Clay Carroll, R</b> ERA: 3.0 (9, 1)	1.0	S	4	1	0	0	1	0	0	0	0	0	0	6	6	0.00	1.000								

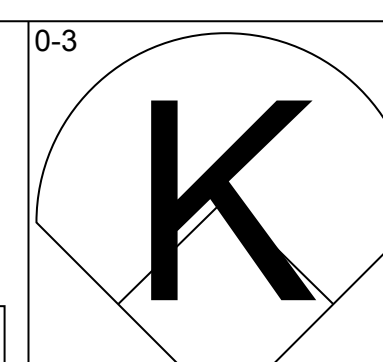
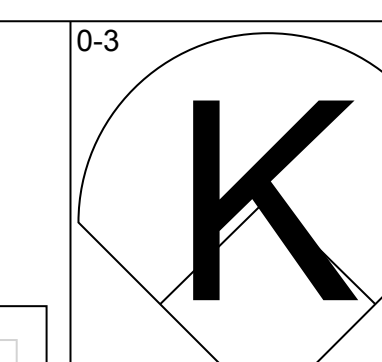
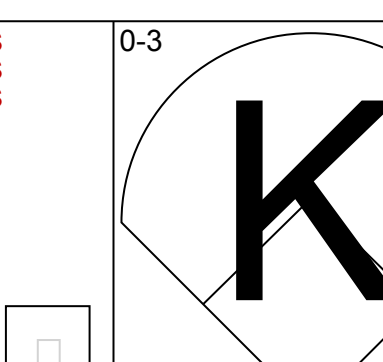
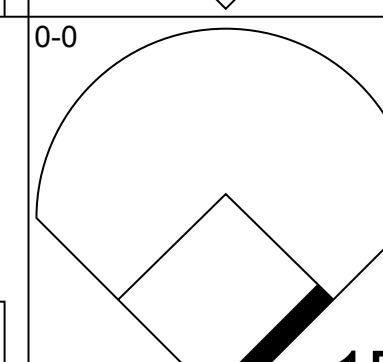
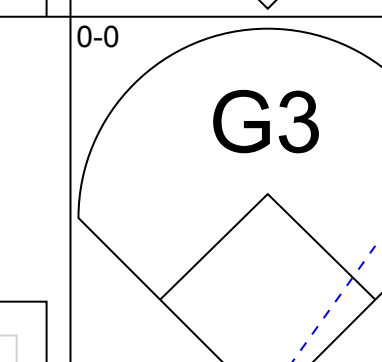
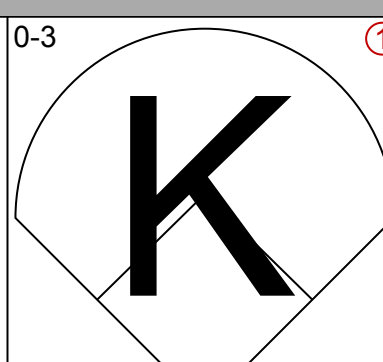
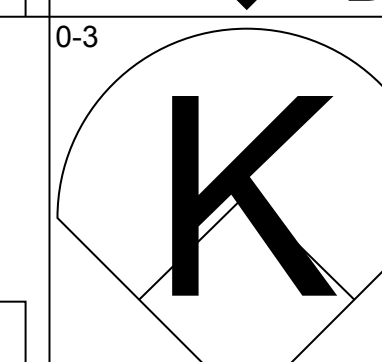
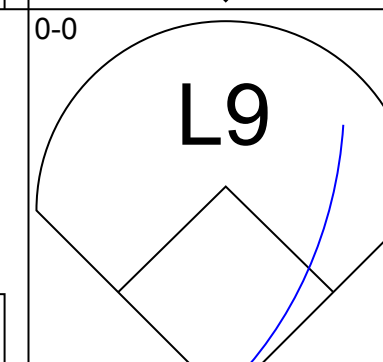
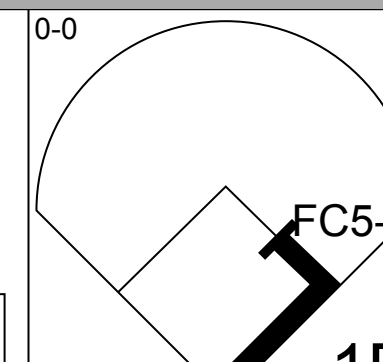
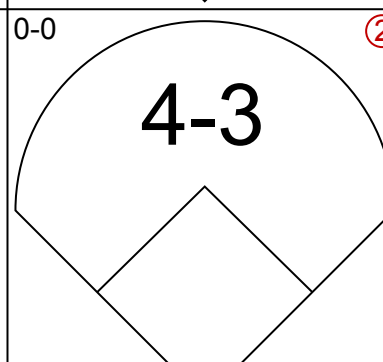
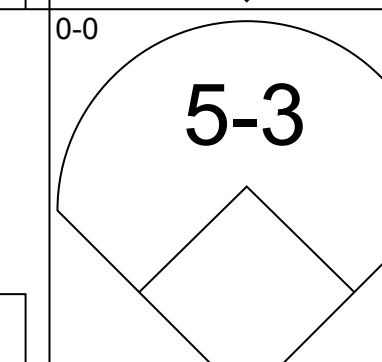
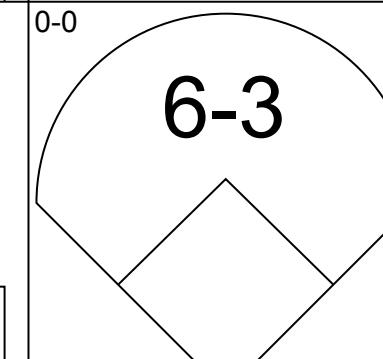
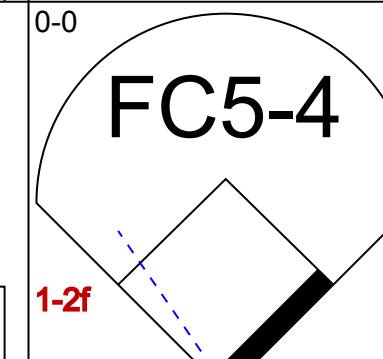
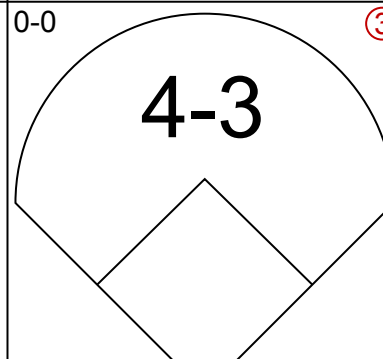
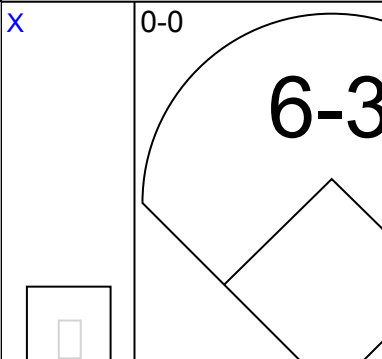
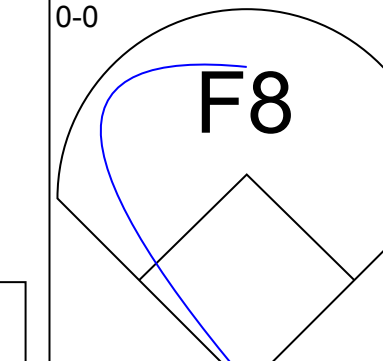
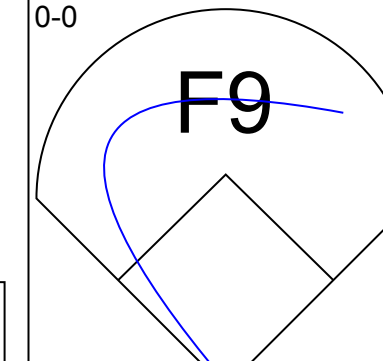
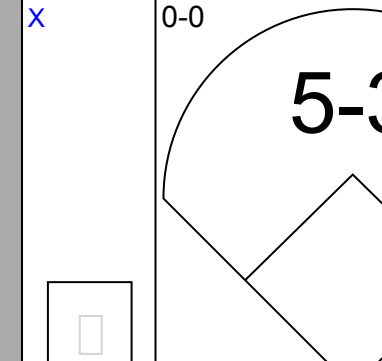
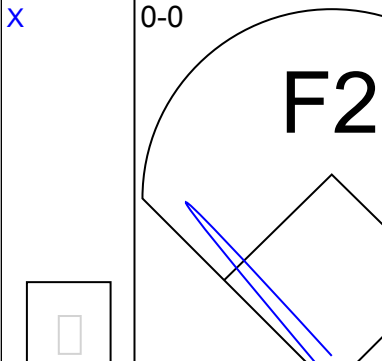
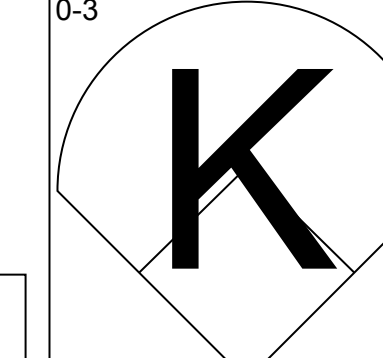
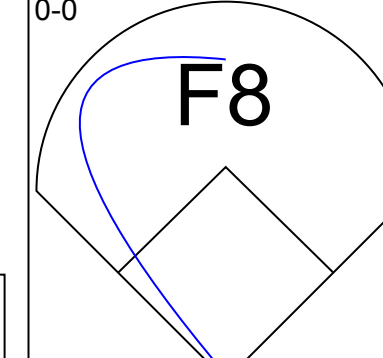
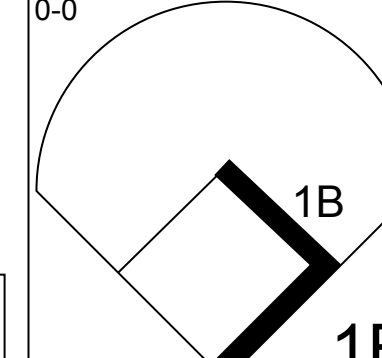
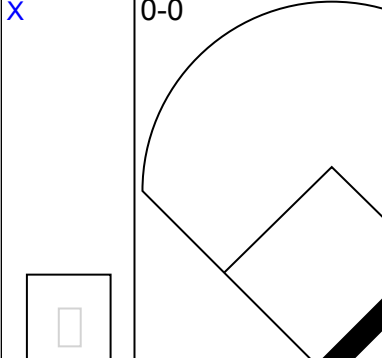
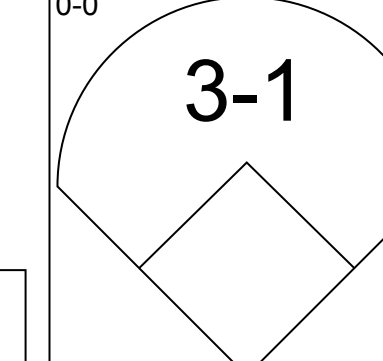
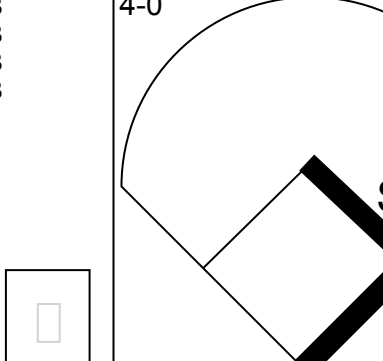
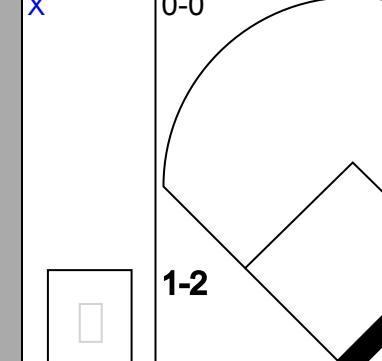
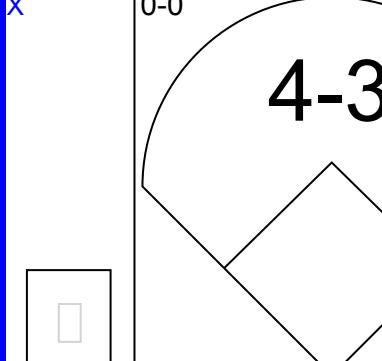
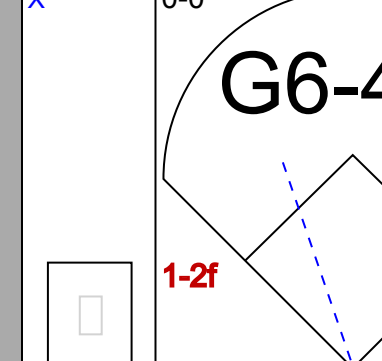
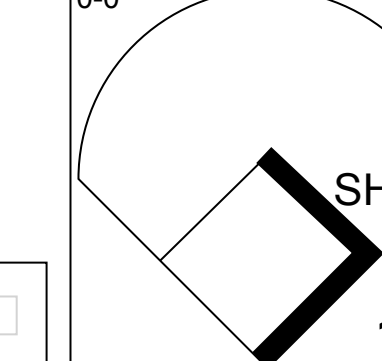
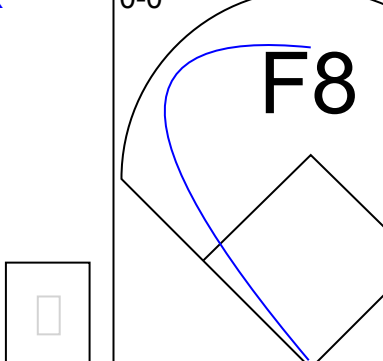
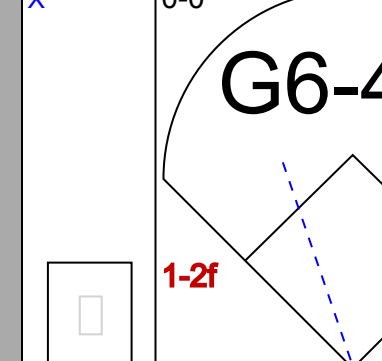
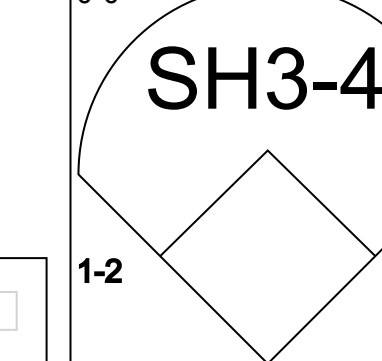
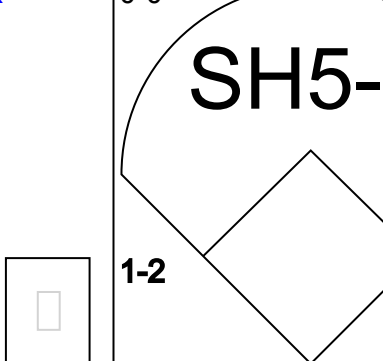
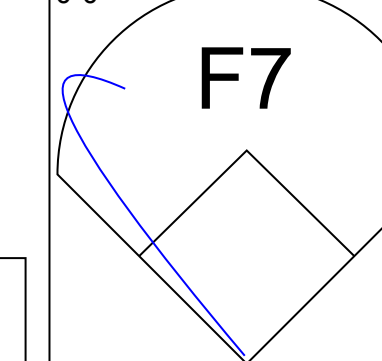
AB	36
R	6
H	13
RBI	6
BB	4
SO	5
LOB	16





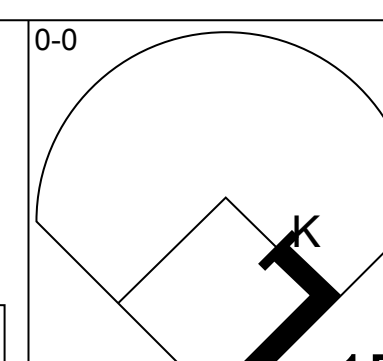
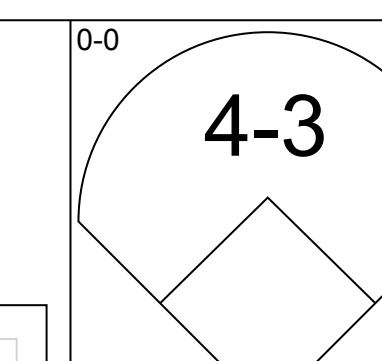
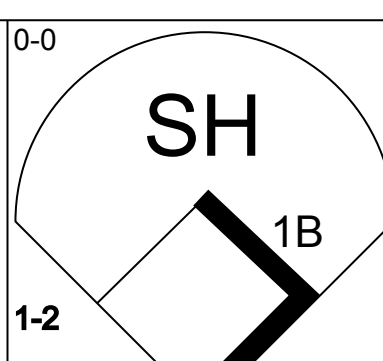
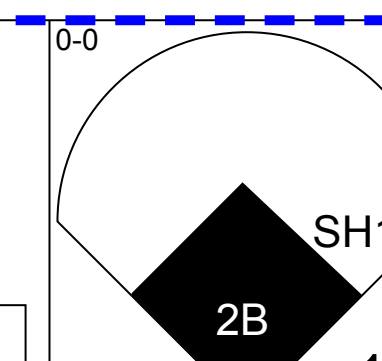
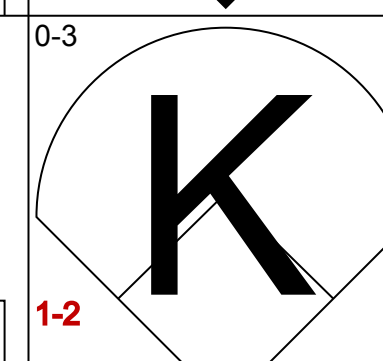
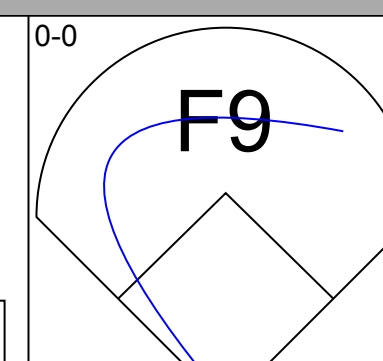
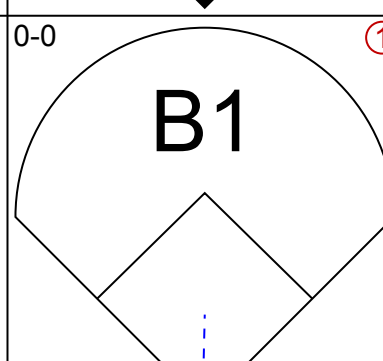
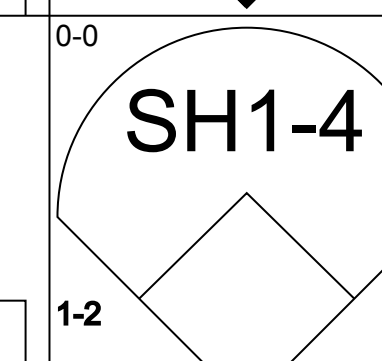
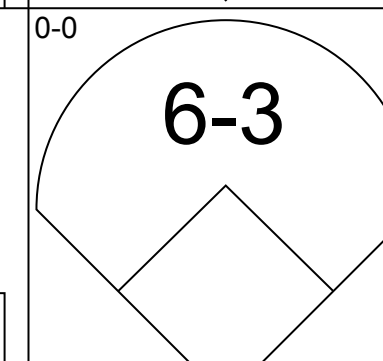
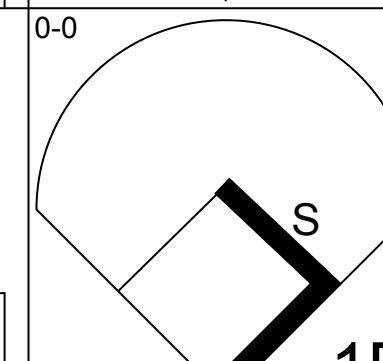
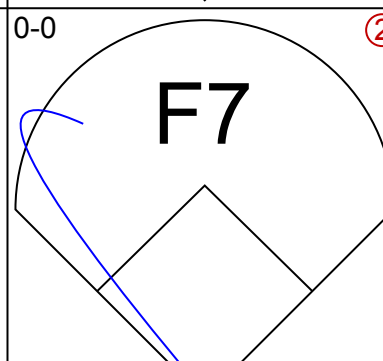
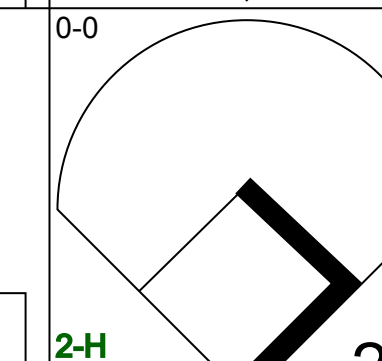
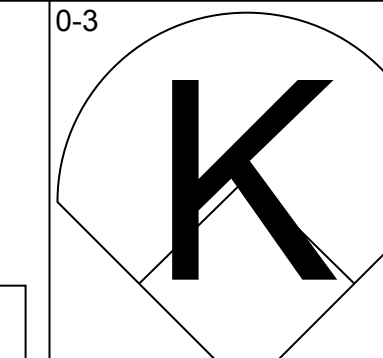
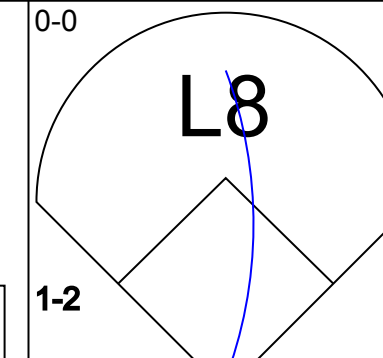
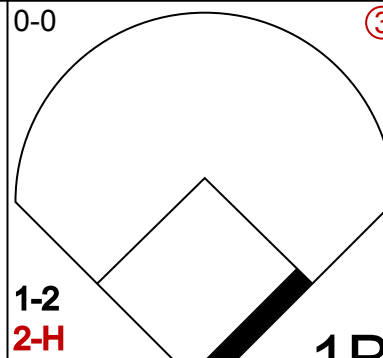
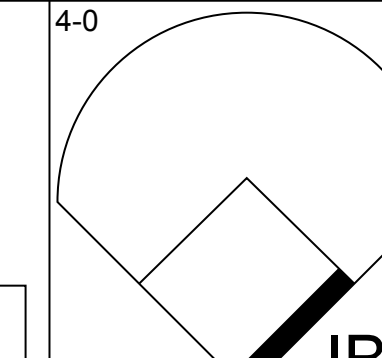
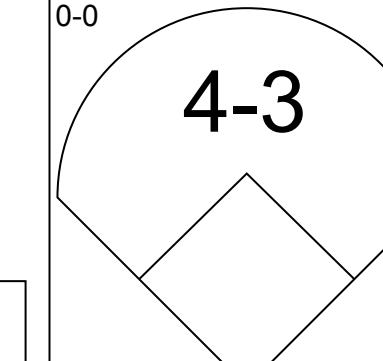
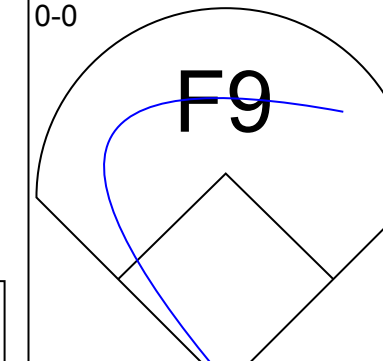
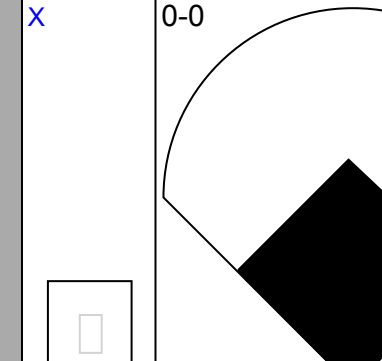
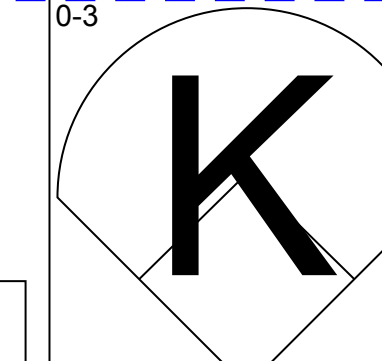
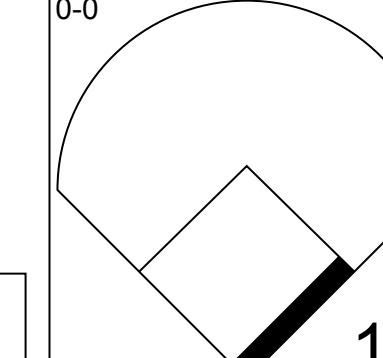
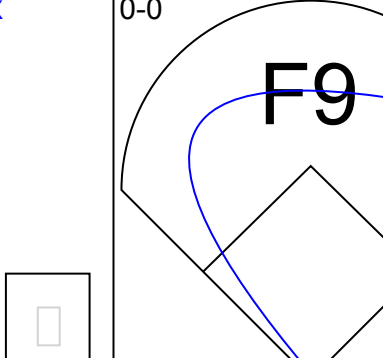
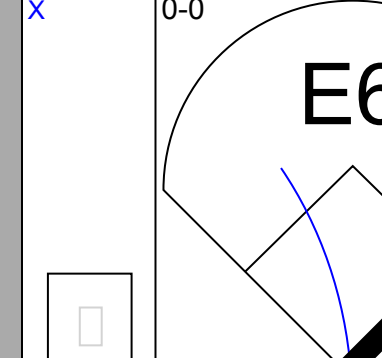
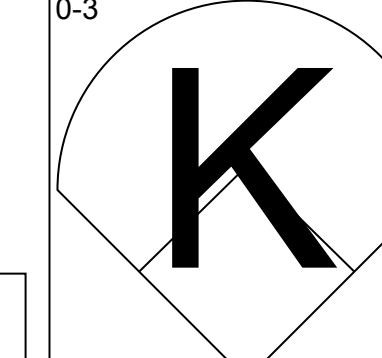
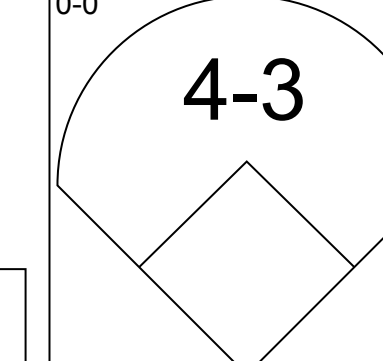
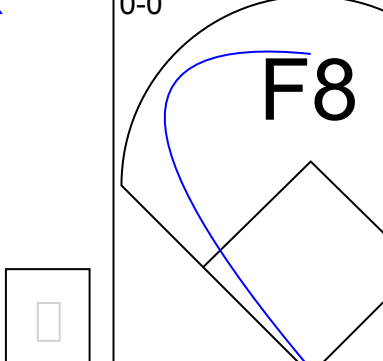
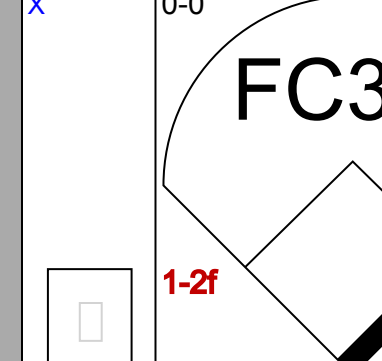
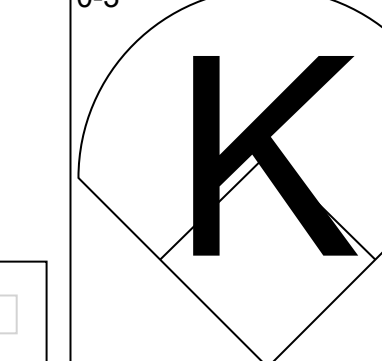
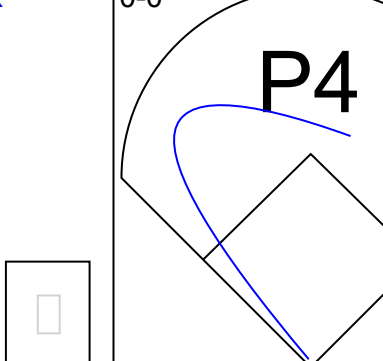
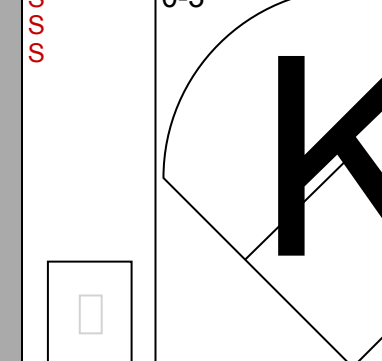
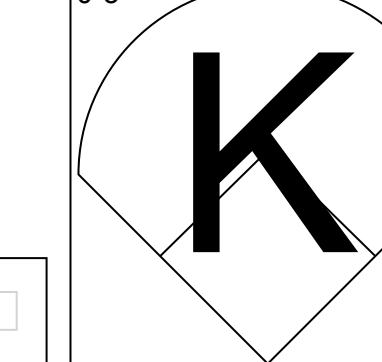
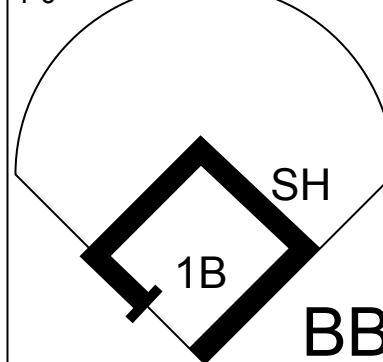





Batter	1	2	3	4	5	6	7	8	9	AB	R	H	RBI	BB	SO	LOB	TOP			
<b>Pete Rose, S</b> OBP: 0.391, SLG: 0.468 (1, 9)										3	0	0	0	1	3	2	<b>Cincinnati Reds @ Pittsburgh Pirates</b> Forbes Field, Pittsburgh, PA Tue Sep 24 1968, 7:05 PM EDT Att: 4,044 - Unknown			
<b>Mack Jones, L</b> OBP: 0.340, SLG: 0.400 (1, 8)								 BB		4	0	1	0	0	2	2				
<b>Alex Johnson, R</b> OBP: 0.344, SLG: 0.398 (1, 7)										4	0	1	0	0	0	2				
<b>Tony Perez, R</b> OBP: 0.341, SLG: 0.436 (1, 5)										4	0	0	0	0	0	2				
<b>Johnny Bench, R</b> OBP: 0.312, SLG: 0.439 (1, 2)										4	0	0	0	0	0	1				
<b>Lee May, R</b> OBP: 0.338, SLG: 0.464 (1, 3)										4	0	2	0	0	1	1				
<b>Giraldo Ruiz, S</b> OBP: 0.324, SLG: 0.299 (1, 4)										2	0	1	0	1	0	0				
<b>Fred Whitfield, L</b> OBP: 0.298, SLG: 0.406 (8, PH)										1	0	0	0	0	0	1				
<b>Leo Cardenas, R</b> OBP: 0.294, SLG: 0.322 (1, 6)										3	0	1	0	0	0	3				
<b>Gary Nolan, R</b> OBP: 0.260, SLG: 0.233 (1, 1)										0	0	0	0	0	0	0				
<b>Vada Pinson, L</b> OBP: 0.307, SLG: 0.381 (8, PH)										1	0	0	0	0	0	0				
<b>Bill Kelso, R</b> OBP: 0.307, SLG: 0.381 (8, 1)										0	0	0	0	0	0	0				
<b>Dan McGinn, L</b> OBP: 0.296, SLG: 0.275 (8, 1)										0	0	0	0	0	0	0				
<b>Inning Stats</b>	R: 0 E: 0 K: 1 S: 6	H: 1 LOB: 1 BB: 0 P: 6	R: 0 E: 0 K: 1 S: 5	H: 0 LOB: 0 BB: 0 P: 5	R: 0 E: 0 K: 1 S: 6	H: 1 LOB: 1 BB: 0 P: 6	R: 0 E: 0 K: 0 S: 4	H: 1 LOB: 1 BB: 0 P: 4	R: 0 E: 0 K: 1 S: 5	H: 0 LOB: 1 BB: 1 P: 9	R: 0 E: 0 K: 0 S: 4	H: 2 LOB: 1 BB: 0 P: 4	R: 0 E: 0 K: 1 S: 5	H: 0 LOB: 1 BB: 1 P: 9	R: 0 E: 0 K: 0 S: 4	H: 1 LOB: 1 BB: 0 P: 4	1B: 6 2B: 0 3B: 0 HR: 0	SF: 0 SAC: 2 DP: 1 HBP: 0	WP: 0 PB: 0 SB: 0 CS: 0	PA: 34
<b>PITCHER</b> <b>Steve Blass, R</b> ERA: 2.02 (1, 1)	IP: 9.0 WLS: W BF: 34	H: 6 R: 0 ER: 0 SO: 6	BB: 2 IBB: 0 HBP: 0 BLK: 0	WP: 0 HR: 0 S: 44 P: 52	ERA: 0.00 WHIP: 0.889											ERA: 0.00 WHIP: 0.889				

AB	30
R	0
H	6
RBI	0
BB	2
SO	6
LOB	14



Batter	1	2	3	4	5	6	7	8	9	AB	R	H	RBI	BB	SO	LOB	BOTTOM			
<b>Maury Wills, S</b> OBP: 0.329, SLG: 0.315 (1, 5)										3	1	2	0	0	0	0	<b>Cincinnati Reds @ Pittsburgh Pirates</b> Forbes Field, Pittsburgh, PA Tue Sep 24 1968, 7:05 PM EDT Att: 4,044 - Unknown			
<b>Freddie Patek, R</b> OBP: 0.297, SLG: 0.325 (1, 6)										3	0	0	0	0	1	3				
<b>Matty Alou, L</b> OBP: 0.365, SLG: 0.399 (1, 8)										4	0	2	1	0	0	2				
<b>Roberto Clemente, R</b> OBP: 0.354, SLG: 0.478 (1, 9)										3	0	1	0	1	1	1				
<b>Willie Stargell, L</b> OBP: 0.315, SLG: 0.436 (1, 7)										4	1	1	1	0	1	3				
<b>Donn Clendenen, R</b> OBP: 0.310, SLG: 0.397 (1, 3)										4	0	1	0	0	1	2				
<b>Gene Alley, R</b> OBP: 0.309, SLG: 0.325 (1, 4)										3	0	0	0	0	2					
<b>Jerry May, R</b> OBP: 0.296, SLG: 0.275 (1, 2)										3	0	0	0	0	2	1				
<b>Steve Blass, R</b> OBP: 0.159, SLG: 0.154 (1, 1)										2	0	0	0	1	1	1				
<b>Inning Stats</b>	R: 0 E: 0 K: 1 S: 5	H: 1 LOB: 0 BB: 0 P: 5	R: 0 E: 0 K: 1 S: 6	H: 1 LOB: 0 BB: 0 P: 6	R: 0 E: 0 K: 2 S: 7	H: 0 LOB: 0 BB: 0 P: 7	R: 0 E: 0 K: 0 S: 4	H: 1 LOB: 1 BB: 0 P: 4	R: 0 E: 0 K: 0 S: 3	H: 0 LOB: 0 BB: 0 P: 3	R: 0 E: 0 K: 0 S: 4	H: 1 LOB: 2 BB: 1 P: 8	R: 1 E: 1 K: 1 S: 7	H: 1 LOB: 1 BB: 0 P: 7	R: 1 E: 0 K: 2 S: 9	H: 2 LOB: 2 BB: 1 P: 13		1B: 5 2B: 1 3B: 0 HR: 1	SF: 0 SAC: 2 DP: 0 HBP: 0	WP: 0 PB: 0 SB: 1 CS: 0
<b>PITCHER</b> <b>Gary Nolan, R</b> ERA: 2.19 (1, 1)	IP: 7.0 WLS: L BF: 27	H: 5 R: 1 ER: 1 SO: 5	BB: 1 IBB: 0 HBP: 0 BLK: 0	WP: 0 HR: 1 S: 36 P: 40	ERA: 1.29 WHIP: 0.857											ERA: 1.29 WHIP: 0.857				
<b>Bill Kelso, R</b> ERA: 4.0 (8, 1)	0.1	4	2	1	1	0	0	0	0	0	0	3	7	27.00	6.000					
<b>Dan McGinn, L</b> ERA: 4.35 (8, 1)	0.2	2	0	0	0	2	0	0	0	0	0	6	6	0.00	0.000					





Batter	1	2	3	4	5	6	7	8	9	AB	R	H	RBI	BB	SO	LOB	TOP										
<b>Pete Rose, S</b> OBP: 0.389, SLG: 0.465 (1,9)	0-0 4-3		0-0 FC3-6			0-0 F8		0-0 3-1		4	0	0	0	0	0	1	<b>Cincinnati Reds @ Pittsburgh Pirates</b> Forbes Field, Pittsburgh, PA Wed Sep 25 1968, 7:05 PM EDT Att: 4,577 - Unknown										
<b>Giraldo Ruiz, S</b> OBP: 0.315, SLG: 0.290 (1,4)	0-0 4-3		0-0 F7			0-0 F9		0-0 1-3		4	0	0	0	0	0	1											
<b>Lee May, R</b> OBP: 0.341, SLG: 0.471 (1,3)	0-0 HR			0-3 K		0-0 FC4-6 1B		0-0 1B		4	1	3	1	0	1	0											
<b>Tony Perez, R</b> OBP: 0.339, SLG: 0.433 (1,5)	0-0 1-3			0-3 K		0-0 FC4-6 1-2		0-3 K		4	0	0	0	0	2	2											
<b>Mack Jones, L</b> OBP: 0.342, SLG: 0.429 (1,8)		0-0 G3		0-0 HR			0-3 K		0-0 HR	4	2	2	2	0	1	0											
<b>Alex Johnson, R</b> OBP: 0.343, SLG: 0.397 (1,7)	0-0 4-3			0-0 F8			0-0 4-3		0-0 CS 1B	4	0	1	0	0	0	0											
<b>Johnny Bench, R</b> OBP: 0.312, SLG: 0.436 (1,2)		0-0 P3			0-3 K		4-0 E 1B BB		0-0 F7	3	0	0	0	1	1	1											
<b>Leo Cardenas, R</b> OBP: 0.296, SLG: 0.323 (1,6)			0-3 K		0-3 K		0-0 E7 1B		0-0 CS 1B	4	0	2	0	0	2	0											
<b>Jim Maloney, L</b> OBP: 0.274, SLG: 0.394 (1,1)			0-0 FC3-6 1B		0-0 F8		0-0 G3		0-0 G3 1-2 2-3	4	0	1	0	0	0	4											
<b>Inning Stats</b>	R: 1 E: 0 K: 0 S: 4	H: 1 LOB: 0 BB: 0 P: 4	R: 0 E: 0 K: 0 S: 3	H: 0 LOB: 0 BB: 0 P: 3	R: 0 E: 0 K: 1 S: 6	H: 1 LOB: 1 BB: 0 P: 6	R: 1 E: 0 K: 2 S: 8	H: 1 LOB: 0 BB: 0 P: 8	R: 0 E: 0 K: 2 S: 7	H: 0 LOB: 0 BB: 0 P: 7	R: 0 E: 0 K: 0 S: 4	H: 1 LOB: 1 BB: 0 P: 4	R: 0 E: 1 K: 1 S: 6	H: 1 LOB: 2 BB: 1 P: 10	R: 0 E: 0 K: 1 S: 6	H: 1 LOB: 1 BB: 0 P: 6	R: 1 E: 0 K: 0 S: 5	H: 3 LOB: 1 BB: 0 P: 5	1B: 6 2B: 0 3B: 0 HR: 3	SF: 0 SAC: 0 DP: 0 HBP: 0	WP: 0 PB: 0 SB: 0 CS: 2	PA: 36					
<b>PITCHER</b>	IP	WLS	BF	H	R	ER	SO	BB	IBB	HBP	BLK	WP	HR	S	P	ERA	WHIP										
<b>Dock Ellis, R</b> ERA: 2.55 (1,1)	6.0	L	22	4	2	2	5	0	0	0	0	0	2	32	32	3.00	0.667										
<b>Tommie Sisk, R</b> ERA: 3.33 (7,1)	2.0		9	2	0	0	2	1	0	0	0	0	0	12	16	0.00	1.500										
<b>Al McBean, R</b> ERA: 3.58 (9,1)	0.1		4	3	1	1	0	0	0	0	0	0	1	4	4	27.00	9.000										
<b>Ron Kline, R</b> ERA: 1.71 (9,1)	0.2		1	0	0	0	0	0	0	0	0	0	0	1	1	0.00	0.000										

AB 35  
R 3  
H 9  
RBI 3  
BB 1  
SO 7  
LOB 9



Batter	1	2	3	4	5	6	7	8	9	AB	R	H	RBI	BB	SO	LOB	BOTTOM										
<b>Maury Wills, S</b> OBP: 0.327, SLG: 0.313 (1,5)	0-0 4-3		0-0 6-3			0-3 K			0-0 3-1	4	0	0	0	0	1	0	<b>Cincinnati Reds @ Pittsburgh Pirates</b> Forbes Field, Pittsburgh, PA Wed Sep 25 1968, 7:05 PM EDT Att: 4,577 - Unknown										
<b>Gene Alley, R</b> OBP: 0.309, SLG: 0.323 (1,6)	0-0 F7			0-0 5-3		4-0 BB		0-0 6-3	3	0	0	0	1	0	0												
<b>Matty Alou, L</b> OBP: 0.363, SLG: 0.396 (1,8)	0-0 P2			0-0 4-3		0-0 G3		0-0 F8	4	0	0	0	0	0	1												
<b>Roberto Clemente, R</b> OBP: 0.354, SLG: 0.478 (1,9)		0-3 K		0-0 1B		0-3 K			3	0	1	0	0	2	0												
<b>Willie Stargell, L</b> OBP: 0.315, SLG: 0.438 (1,7)		0-0 2B		0-0 6-3		0-0 F8			3	0	1	0	0	0	1												
<b>Donn Clendenen, R</b> OBP: 0.309, SLG: 0.395 (1,3)		0-3 K			0-3 K		0-3 K		3	0	0	0	0	3	1												
<b>Bill Mazerowski, R</b> OBP: 0.302, SLG: 0.305 (1,4)		0-0 6-3			0-3 K			0-3 K	3	0	0	0	0	2	1												
<b>Jerry May, R</b> OBP: 0.295, SLG: 0.273 (1,2)			0-3 K		0-0 P6			0-0 F7	3	0	0	0	0	1	0												
<b>Dock Ellis, S</b> OBP: 0.269, SLG: 0.103 (1,1) <b>Al Oliver, R</b> OBP: 0.167, SLG: 0.167 (5,PH) <b>Tommy Sisk, R</b> OBP: 0.194, SLG: 0.083 (7,1) <b>Gary Kubiak, R</b> OBP: 0.000, SLG: 0.000 (8,PH) <b>Al McBean, R</b> OBP: 0.295, SLG: 0.239 (9,1) <b>Ron Kline, R</b> OBP: 0.274, SLG: 0.394 (9,1)			0-3 K			0-3 K		0-0 4-3	1	0	0	0	0	1	0												
<b>Inning Stats</b>	R: 0 E: 0 K: 0 S: 3	H: 0 LOB: 0 BB: 0 P: 3	R: 0 E: 0 K: 2 S: 8	H: 1 LOB: 1 BB: 0 P: 8	R: 0 E: 0 K: 2 S: 7	H: 0 LOB: 0 BB: 0 P: 7	R: 0 E: 0 K: 0 S: 4	H: 1 LOB: 1 BB: 0 P: 4	R: 0 E: 0 K: 2 S: 7	H: 0 LOB: 0 BB: 0 P: 7	R: 0 E: 0 K: 2 S: 7	H: 0 LOB: 1 BB: 1 P: 11	R: 0 E: 0 K: 2 S: 7	H: 0 LOB: 0 BB: 0 P: 7	R: 0 E: 0 K: 1 S: 5	H: 0 LOB: 0 BB: 0 P: 5	R: 0 E: 0 K: 0 S: 3	H: 0 LOB: 0 BB: 0 P: 3	1B: 1 2B: 1 3B: 0 HR: 0	SF: 0 SAC: 0 DP: 0 HBP: 0	WP: 0 PB: 0 SB: 0 CS: 0	PA: 30					
<b>PITCHER</b>	IP	WLS	BF	H	R	ER	SO	BB	IBB	HBP	BLK	WP	HR	S	P	ERA	WHIP										
<b>Jim Maloney, R</b> ERA: 3.77 (1,1)	9.0	W	30	2	0	0	11	1	0	0	0	0	0	51	55	0.00	0.333										

AB 29  
R 0  
H 2  
RBI 0  
BB 1  
SO 11  
LOB 4





Batter	1	2	3	4	5	6	7	8	9	10	11	12	13	14	15	AB	R	H	RBI	BB	SO	LOB	TOP						
<b>Bobby Bonds, R</b> OBP: 0.340, SLG: 0.416 (1.9)																7	0	3	1	0	1	3							
<b>Ron Hunt, R</b> OBP: 0.370, SLG: 0.299 (1.4)																6	1	1	0	0	0	5							
<b>Willie Mays, R</b> OBP: 0.370, SLG: 0.490 (1.8)																7	1	4	1	0	0	3							
<b>Willie McCovey, L</b> OBP: 0.378, SLG: 0.544 (1.3)																6	0	2	0	1	0	2							
<b>Jack Hiatt, R</b> OBP: 0.347, SLG: 0.353 (1.2)																6	0	1	0	1	1	4							
<b>Jim Davenport, R</b> OBP: 0.290, SLG: 0.246 (1.5)																7	0	2	1	0	0	5							
<b>Jesus Alou, R</b> OBP: 0.281, SLG: 0.320 (1.7)																7	0	4	0	0	0	3							
<b>Hal Lanier, R</b> OBP: 0.224, SLG: 0.241 (1.6)																6	0	0	0	0	2	5							
<b>Bobby Bolin, R</b> OBP: 0.187, SLG: 0.109 (8. PH)																	4	1	1	0	0	1	2						
<b>Nate Oliver, R</b> OBP: 0.189, SLG: 0.205 (8. PH)																0	0	0	0	0	0	0							
<b>Frank Linzy, R</b> (8. 1)																1	0	0	0	0	0	0							
<b>Mike McCormick, L</b> OBP: 0.194, SLG: 0.190 (12. 1)																1	0	1	0	0	0	0							
<b>Inning Stats</b>	R: 0 E: 0 K: 1 S: 5	H: 3 LOB: 3 BB: 1 P: 9	R: 1 E: 0 K: 0 S: 5	H: 2 LOB: 2 BB: 0 P: 6	R: 0 E: 0 K: 1 S: 7	H: 2 LOB: 2 BB: 0 P: 7	R: 0 E: 0 K: 0 S: 3	H: 1 LOB: 0 BB: 0 P: 3	R: 0 E: 0 K: 0 S: 4	H: 2 LOB: 1 BB: 0 P: 4	R: 0 E: 0 K: 0 S: 5	H: 1 LOB: 2 BB: 0 P: 5	R: 0 E: 0 K: 0 S: 3	H: 0 LOB: 0 BB: 0 P: 3	R: 0 E: 0 K: 1 S: 5	H: 0 LOB: 0 BB: 0 P: 5	R: 0 E: 0 K: 0 S: 3	H: 1 LOB: 0 BB: 0 P: 3	R: 0 E: 0 K: 0 S: 3	H: 0 LOB: 0 BB: 0 P: 3	R: 0 E: 0 K: 0 S: 3	H: 1 LOB: 0 BB: 0 P: 3	R: 1 E: 0 K: 0 S: 5	H: 2 LOB: 1 BB: 0 P: 5	1B: 15 2B: 6 3B: 0 HR: 1	SF: 0 SAC: 0 DP: 5 HBP: 1	WP: 0 PB: 0 SB: 1 CS: 2	PA: 61	<b>AB 58 R 3 H 19 RBI 3 BB 2 SO 5 LOB 32</b>
<b>PITCHER</b>	IP 5.0	WLS 24	BF 10	H 1	R 1	ER 1	SO 1	BB 1	IBB 0	HBP 0	BLK 0	WP 0	HR 0	S 24	P 29	ERA 1.80	WHIP 2.200												
<b>George Culver, R</b> ERA: 3.23 (1. 1)	9.0	32	7	1	1	4	1	0	0	0	0	0	0	39	43	1.00	0.889												
<b>Clay Carroll, R</b> ERA: 2.59 (6. 1)	1.0	L	5	2	1	1	0	0	0	0	0	0	1	5	5	9.00	2.000												
<b>Ted Abernathy, R</b> ERA: 2.48 (15. 1)																													

**San Francisco Giants @ Cincinnati Reds**  
Crosley Field, Cincinnati, OH  
Fri Sep 27 1968, 7:05 PM EDT  
Att: 6,798 - Unknown

**AB 58  
R 3  
H 19  
RBI 3  
BB 2  
SO 5  
LOB 32**



Batter	1	2	3	4	5	6	7	8	9	10	11	12	13	14	15	AB	R	H	RBI	BB	SO	LOB	BOTTOM						
<b>Pete Rose, S</b> OBP: 0.386, SLG: 0.461 (1.9)																7	1	1	0	0	2	3							
<b>Giraldo Ruiz, S</b> OBP: 0.315, SLG: 0.286 (1.4)																2	0	0	0	1	0	1							
<b>Vada Pinson, L</b> OBP: 0.306, SLG: 0.380 (10. PH)																1	0	0	0	0	0	2							
<b>Woody Woodward, R</b> OBP: 0.291, SLG: 0.292 (11. 4)																1	0	0	0	0	0	1							
<b>Jim Beauchamp, R</b> OBP: 0.311, SLG: 0.411 (15. PH)																1	0	0	0	0	0	0							
<b>Lee May, R</b> OBP: 0.340, SLG: 0.475 (1. 3)																7	1	2	2	0	1	4							
<b>Tony Perez, R</b> OBP: 0.338, SLG: 0.433 (1. 5)																7	0	2	0	0	1	2							
<b>Mack Jones, L</b> OBP: 0.340, SLG: 0.424 (1. 8)																5	0	1	0	0	1	1							
<b>Alex Johnson, R</b> OBP: 0.343, SLG: 0.395 (1. 7)																4	0	0	0	2	1	2							
<b>Johnny Bench, R</b> OBP: 0.510, SLG: 0.435 (1. 2)																6	0	1	0	0	0	4							
<b>Leo Cardenas, R</b> OBP: 0.262, SLG: 0.319 (1. 6)																6	0	0	0	0	2	1							
<b>George Culver, R</b> OBP: 0.159, SLG: 0.136 (1. 1)																0	0	0	0	1	0	0							
<b>Hal McRae, R</b> OBP: 0.255, SLG: 0.216 (5. PH)																1	0	0	0	1	0	0							
<b>Clay Carroll, R</b> OBP: 0.223, SLG: 0.207 (6. 1)																3	0	2	0	0	0	0							
<b>Don Pavletich, R</b> OBP: 0.352, SLG: 0.398 (14. PH)																1	0	0	0	0	0	0							
<b>Ted Abernathy, R</b> ERA: 3.58 (15. 1)																0	0	0	0	0	0	0							
<b>Inning Stats</b>	R: 0 E: 0 K: 1 S: 5	H: 0 LOB: 1 BB: 1 P: 9	R: 0 E: 0 K: 1 S: 6	H: 1 LOB: 1 BB: 0 P: 6	R: 0 E: 0 K: 0 S: 3	H: 0 LOB: 1 BB: 0 P: 7	R: 0 E: 0 K: 0 S: 3	H: 0 LOB: 0 BB: 0 P: 3	R: 0 E: 0 K: 1 S: 5	H: 0 LOB: 0 BB: 0 P: 5	R: 0 E: 0 K: 0 S: 3	H: 1 LOB: 2 BB: 0 P: 7	R: 0 E: 0 K: 0 S: 3	H: 1 LOB: 1 BB: 0 P: 5	R: 0 E: 0 K: 1 S: 6	H: 1 LOB: 1 BB: 0 P: 6	R: 0 E: 0 K: 0 S: 3	H: 0 LOB: 0 BB: 0 P: 3	R: 0 E: 0 K: 1 S: 6	H: 1 LOB: 1 BB: 0 P: 8	R: 0 E: 0 K: 0 S: 3	H: 0 LOB: 0 BB: 0 P: 3	R: 0 E: 0 K: 1 S: 6	H: 1 LOB: 1 BB: 0 P: 6	1B: 6 2B: 2 3B: 0 HR: 1	SF: 0 SAC: 2 DP: 2 HBP: 0	WP: 3 PB: 0 SB: 1 CS: 0	PA: 58	<b>AB 52 R 2 H 9 RBI 2 BB 4 SO 9 LOB 21</b>
<b>PITCHER</b>	IP 7.0	WLS 16	BF 3	H 0	R 0	ER 0	SO 4	BB 2	IBB 0	HBP 0	BLK 0	WP 2	HR 0	S 33	P 41	ERA 2.57	WHIP 0.714												
<b>Bobby Bolin, R</b> ERA: 1.99 (8. 1)	4.0	16	3	0	0	1	0	2	0	0	0	2	0	16	24	0.00	0.750												
<b>Frank Linzy, R</b> ERA: 2.08 (12. 1)	4.0	W	15	3	0	0	4	0	0	0	0	0	0	23	23	0.00	0.750												

**San Francisco Giants @ Cincinnati Reds**  
Crosley Field, Cincinnati, OH  
Fri Sep 27 1968, 7:05 PM EDT  
Att: 6,798 - Unknown

**AB 52  
R 2  
H 9  
RBI 2  
BB 4  
SO 9  
LOB 21**









Batter	1	2	3	4	5	6	7	8	9	AB	R	H	RBI	BB	SO	LOB	TOP			
<b>Bobby Bonds, R</b> OBP: 0.336, SLG: 0.407 (1, 9)	F3		K			FC4-6 1B		5-3		4	0	1	0	0	1	0	<b>San Francisco Giants @ Cincinnati Reds</b> Crosley Field, Cincinnati, OH Sun Sep 29 1968, 3:33 AM EDT Att: 27,464 - Unknown			
<b>Ron Hunt, R</b> OBP: 0.371, SLG: 0.297 <b>Bob Schroder, L</b> OBP: 0.283, SLG: 0.227 (1, 4) (7, 4)	1-3			BB HBP		FC4-6 BB 1-2f		BB		2	0	0	0	0	0	1				
<b>Willie Mays, R</b> OBP: 0.372, SLG: 0.488 <b>Ken Henderson, S</b> OBP: 0.600, SLG: 0.333 (1, 8) (6, 7)	F9			K		G4-6-3 BB 1-2		K		2	0	0	0	1	1	1				
<b>Willie McCovey, L</b> OBP: 0.378, SLG: 0.545 <b>Ty Cline, L</b> OBP: 0.253, SLG: 0.275 (1, 3) (6, 3)	F7			BB		G4-6-3 BB 1-2f		L3-1		2	0	0	0	1	0	2				
<b>Dave Marshall, L</b> OBP: 0.338, SLG: 0.322 (1, 7) (6, 9)	K			F7		FC5-4 1B		K		4	0	1	0	0	2	2				
<b>Jack Hiatt, R</b> OBP: 0.351, SLG: 0.348 (1, 2)	BB			F3		FC5-4 FC4-6 1-2f		K		3	0	0	0	1	1	3				
<b>Don Mason, L</b> OBP: 0.200, SLG: 0.158 (1, 5)	4-3			4-1		FC4-6 1-2f				3	0	0	0	0	0	2				
<b>Hal Lanier, R</b> OBP: 0.223, SLG: 0.239 (1, 6)			4-3	F5		K				3	0	0	0	0	1	1				
<b>Ray Sadecki, L</b> OBP: 0.154, SLG: 0.118 <b>Jesus Alou, R</b> OBP: 0.278, SLG: 0.317 <b>Joe Gibbon, R</b> (8, PH) (6, 1)	4-3		4-3	K		K		K		2	0	0	0	0	1	0				
<b>Inning Stats</b>	R: 0 E: 0 K: 0 S: 3	H: 0 LOB: 0 BB: 0 P: 3	R: 0 E: 0 K: 1 S: 5	H: 0 LOB: 1 BB: 1 P: 9	R: 0 E: 0 K: 1 S: 5	H: 0 LOB: 0 BB: 0 P: 5	R: 0 E: 0 K: 1 S: 5	H: 0 LOB: 2 BB: 1 P: 10	R: 0 E: 0 K: 1 S: 5	H: 0 LOB: 0 BB: 0 P: 5	R: 0 E: 0 K: 1 S: 6	H: 1 LOB: 1 BB: 0 P: 7	R: 0 E: 0 K: 1 S: 7	H: 0 LOB: 1 BB: 1 P: 11	R: 0 E: 0 K: 2 S: 7	H: 0 LOB: 0 BB: 0 P: 7		1B: 2 2B: 0 3B: 0 HR: 0	SF: 0 SAC: 0 DP: 1 HBP: 1	WP: 0 PB: 0 SB: 0 CS: 0
<b>PITCHER</b> <b>Jim Maloney, R</b> ERA: 3.61 (1, 1)	IP: 9.0 WLS: W BF: 33 H: 2 R: 0 ER: 0 SO: 9 BB: 4 IBB: 0 HBP: 1 BLK: 0 WP: 0 HR: 0 S: 46 P: 63 ERA: 0.00 WHIP: 0.667																			

Batter	1	2	3	4	5	6	7	8	9	AB	R	H	RBI	BB	SO	LOB	BOTTOM	
<b>Pete Rose, S</b> OBP: 0.391, SLG: 0.470 (1, 9)	1B FC6-4 2B		F9		4-3			SH1-3 1B BB		3	2	1	0	1	0	0	<b>San Francisco Giants @ Cincinnati Reds</b> Crosley Field, Cincinnati, OH Sun Sep 29 1968, 3:33 AM EDT Att: 27,464 - Unknown	
<b>Vada Pinson, L</b> OBP: 0.311, SLG: 0.383 (1, 8)	FC6-4 5-3 2-3 1B		F2		CS BB		SH1-3			2	0	1	0	1	0	0		
<b>Lee May, R</b> OBP: 0.337, SLG: 0.469 (1, 3)	5-3 1-2		K		CS 1-2		K			4	0	1	1	0	2	2		
<b>Tony Perez, R</b> OBP: 0.338, SLG: 0.430 (1, 5)	FC6-4 1B		F8		F8		F8			3	0	1	0	1	0	0		
<b>Johnny Bench, R</b> OBP: 0.311, SLG: 0.433 (1, 2)	FC6-4 1-2f 2-3 3-H		F3		F5		F9			4	0	0	1	0	0	4		
<b>Alex Johnson, R</b> OBP: 0.342, SLG: 0.395 (1, 7)	6-3		1B 2B		L1-3		L3			4	1	1	0	0	0	4		
<b>Giraldo Ruiz, S</b> OBP: 0.316, SLG: 0.288 (1, 4)	E3 P2-3		2H 1B		F8					3	0	1	1	0	0	0		
<b>Leo Cardenas, R</b> OBP: 0.292, SLG: 0.319 (1, 6)	K		F8		1B					3	0	1	0	0	1	2		
<b>Jim Maloney, L</b> OBP: 0.263, SLG: 0.378 (1, 1)	P2-3 1-2f		K		K		K			3	0	0	0	0	2	2		
<b>Inning Stats</b>	R: 1 E: 0 K: 0 S: 5	H: 2 LOB: 2 BB: 1 P: 9	R: 0 E: 1 K: 1 S: 5	H: 0 LOB: 0 BB: 0 P: 5	R: 0 E: 0 K: 1 S: 5	H: 0 LOB: 0 BB: 0 P: 5	R: 1 E: 0 K: 0 S: 5	H: 2 LOB: 1 BB: 0 P: 5	R: 0 E: 0 K: 1 S: 4	H: 0 LOB: 0 BB: 1 P: 8	R: 0 E: 0 K: 1 S: 6	H: 1 LOB: 1 BB: 0 P: 6	R: 1 E: 0 K: 0 S: 5	H: 2 LOB: 2 BB: 1 P: 9	1B: 5 2B: 3 3B: 0 HR: 0	SF: 0 SAC: 1 DP: 1 HBP: 0		WP: 0 PB: 0 SB: 0 CS: 1
<b>PITCHER</b> <b>Ray Sadecki, L</b> ERA: 2.91 <b>Joe Gibbon, L</b> ERA: 1.99 (1, 1) (8, 1)	IP: 7.0 WLS: L BF: 27 H: 5 R: 2 ER: 2 SO: 5 BB: 1 IBB: 0 HBP: 0 BLK: 0 WP: 0 HR: 0 S: 35 P: 43 ERA: 2.57 WHIP: 0.857																	