

Cincinnati Reds - 1969



Batter	1	2	3	4	5	6	7	8	9	AB R H RBI BB SO LOB	TOP
Willie Crawford, L OBP: 0.200, SLG: 0.200 (1, 8) (8, 7)	0-3 K		0-0 3B 1B	0-3 K		0-0 4-3			0-0 F9	5 1 1 0 0 2 4	
Len Gabrielson, L OBP: 0.250, SLG: 0.250 Bill Russell, R OBP: 1.000, SLG: 2.000 (1, 9) (8, 9)	0-0 P6		0-0 3B 1B	0-0 F8			0-3 K		0-0 2B	4 1 1 0 0 1 2 1 0 1 0 0 0 0	
Bill Sudakis, S (1, 5)	0-3 K		0-3 K		0-3 K		0-0 L9		0-3 K	5 0 0 0 0 4 3	
Ron Fairly, L OBP: 0.200, SLG: 0.600 (1, 3)		0-3 K	0-0 3B 1-H 2-H		0-3 K		0-0 4-3		0-0 F7	5 0 1 2 0 2 1	
Andy Kosco, R OBP: 0.250, SLG: 0.250 Wes Parker, S (1, 7) (8, PR) (8, 8)		0-3 K	0-0 P5		0-3 K			0-0 1B FC5-2 1B		4 0 1 0 0 2 1 0 0 0 0 0 0 0	
Tom Haller, L OBP: 0.500, SLG: 0.500 (1, 2)		0-0 2B 1B	0-0 P4			0-0 E4 F8 BB		0-0 FC5-2 1B 1-3		4 1 2 0 0 0 1	
Jim Lefebvre, S OBP: 0.750, SLG: 1.000 (1, 4)		0-0 2B 1-H		4-0 FC1-5 S BB		4-0 BB BB BB BB		0-3 K		2 0 1 1 2 1 2	
Ted Sizemore, R (1, 6)		4-0 BB BB BB BB		4-0 FC1-5 BB 1-2		0-0 F8 2-3		0-0 FC5-2 FC6-4 1-2		2 0 0 0 2 0 4	
Don Drysdale, R Bill Singer, R (1, 1) (7, 1)		0-3 K		0-0 FC1-5 1-2 2-3f		0-3 K		0-0 FC6-4 1-2f		3 0 0 0 0 2 6 1 0 0 0 0 0 2	
<b>Inning Stats</b>	R: 0 E: 0 K: 2 S: 7 H: 0 LOB: 0 BB: 0 P: 7	R: 1 E: 0 K: 3 S: 11 H: 2 LOB: 2 BB: 1 P: 15	R: 2 E: 0 K: 1 S: 8 H: 3 LOB: 1 BB: 0 P: 8	R: 0 E: 0 K: 1 S: 5 H: 0 LOB: 2 BB: 2 P: 13	R: 0 E: 0 K: 3 S: 9 H: 0 LOB: 0 BB: 0 P: 9	R: 0 E: 1 K: 1 S: 6 H: 0 LOB: 2 BB: 1 P: 10	R: 0 E: 0 K: 1 S: 5 H: 0 LOB: 0 BB: 0 P: 5	R: 0 E: 0 K: 1 S: 7 H: 2 LOB: 2 BB: 0 P: 7	R: 0 E: 0 K: 1 S: 6 H: 1 LOB: 1 BB: 0 P: 6	1B: 5 2B: 2 3B: 1 HR: 0 SF: 0 SAC: 0 DP: 0 HBP: 0	WP: 0 PB: 0 SB: 1 CS: 0 PA: 40
<b>PITCHER</b> Gary Nolan, R ERA: 3.86 Wayne Granger, R ERA: Jim Merritt, L ERA:	IP 7.0 WLS L BF 33 H 7 R 3 ER 3 SO 12 BB 4 IBB 0 HBP 0 BLK 0 WP 0 HR 0 S 53 P 69 ERA 3.86 WHIP 1.571	IP 1.0 WLS L BF 3 H 0 R 0 ER 0 SO 1 BB 0 IBB 0 HBP 0 BLK 0 WP 0 HR 0 S 5 P 5 ERA 0.00 WHIP 0.000	IP 1.0 WLS L BF 4 H 1 R 0 ER 0 SO 1 BB 0 IBB 0 HBP 0 BLK 0 WP 0 HR 0 S 6 P 6 ERA 0.00 WHIP 1.000	<b>PITCHER</b> IP WLS BF H R ER SO BB IBB HBP BLK WP HR S P ERA WHIP	<b>PITCHER</b> IP WLS BF H R ER SO BB IBB HBP BLK WP HR S P ERA WHIP	<b>PITCHER</b> IP WLS BF H R ER SO BB IBB HBP BLK WP HR S P ERA WHIP	<b>PITCHER</b> IP WLS BF H R ER SO BB IBB HBP BLK WP HR S P ERA WHIP	<b>PITCHER</b> IP WLS BF H R ER SO BB IBB HBP BLK WP HR S P ERA WHIP			

Los Angeles Dodgers @ Cincinnati Reds  
Crosley Field, Cincinnati, OH  
Mon Apr 07 1969, 3:33 AM EST  
Att. 30,111 - Unknown

livebaseballscorecards.com

AB	36
R	3
H	8
RBI	3
BB	4
SO	14
LOB	26



BOTTOM

Los Angeles Dodgers @ Cincinnati Reds  
Crosley Field, Cincinnati, OH  
Mon Apr 07 1969, 3:33 AM EST  
Att. 30,111 - Unknown

livebaseballscorecards.com

AB 30  
R 2  
H 4  
RBI 2  
BB 3  
SO 5  
LOB 8



WP: 0 PA: 33  
PB: 0  
SB: 0  
CS: 0

AB R H RBI BB SO LOB

3 1 2 1 1 0 0

3 1 1 1 1 1 1

4 0 0 0 0 0 3

3 0 1 0 1 0 0

4 0 0 0 0 1 2

4 0 0 0 0 0 1

3 0 0 0 0 0 1

3 0 0 0 0 0 0

2 0 0 0 0 2 0

0 0 0 0 0 0 0

1 0 0 0 0 1 0

0 0 0 0 0 0 0

1B: 2 SF: 0  
2B: 0 SAC: 0  
3B: 0 DP: 1  
HR: 2 HBP: 0

Batter	1	2	3	4	5	6	7	8	9
Pete Rose, S (1, 8) OBP: 0.750, SLG: 1.667	0-0 HR		0-0 E8 G5-3 1B		0-0 P6			4-0 FC3-8 BB	
Bobby Tolan, L (1, 9) OBP: 0.500, SLG: 1.333	0-0 HR		4-0 BB			0-3 K		0-0 FC3-6 1-2f	
Alex Johnson, R (1, 7)	0-0 5-3		0-0 G5-3 2-3f			0-0 F8		0-0 4-3	
Tony Perez, R (1, 5) OBP: 0.500, SLG: 0.333	0-0 F8			0-0 1B		4-0 BB		0-0 F7	
Lee May, R (1, 3)	0-0 5-3			0-3 K		0-0 F8		0-0 P4	
Johnny Bench, R (1, 2)		0-0 P6		0-0 P6		0-0 F8		0-0 F8	
Tommy Helms, R (1, 4)		0-0 L9		0-0 P6		0-0 F3			
Woody Woodward, R (1, 6)		0-0 6-3			0-0 L8		0-0 F9		
Gary Nolan, R (1, 1)			0-3 K		0-3 K			0-3 K	
Wayne Granger, R (8, 1)									
Fred Whitfield, L (8, PH)									
Jim Merritt, L (9, 1)									

Inning Stats	R: 2	H: 2	E: 0	LOB: 0	K: 0	S: 5	P: 5	R: 0	H: 0	E: 0	LOB: 0	K: 0	S: 3	P: 3	R: 0	H: 1	E: 1	LOB: 1	K: 1	S: 5	R: 0	H: 1	E: 0	LOB: 1	K: 1	S: 6	P: 6	R: 0	H: 0	E: 0	LOB: 0	K: 1	S: 5	P: 5	R: 0	H: 0	E: 0	LOB: 1	K: 0	S: 3	P: 3	R: 0	H: 0	E: 0	LOB: 1	K: 1	S: 5	P: 9	R: 0	H: 0	E: 0	LOB: 0	K: 0	S: 3	P: 3	R: 0	H: 0	E: 0	LOB: 1	K: 1	S: 5	P: 9	R: 0	H: 0	E: 0	LOB: 0	K: 0	S: 3	P: 3
--------------	------	------	------	--------	------	------	------	------	------	------	--------	------	------	------	------	------	------	--------	------	------	------	------	------	--------	------	------	------	------	------	------	--------	------	------	------	------	------	------	--------	------	------	------	------	------	------	--------	------	------	------	------	------	------	--------	------	------	------	------	------	------	--------	------	------	------	------	------	------	--------	------	------	------

PITCHER	IP	WLS	BF	H	R	ER	SO	BB	IBB	HBP	BLK	WP	HR	S	P	ERA	WHIP
Don Drysdale, R (1, 1) ERA: 3.0	6.0	W	23	4	2	2	4	2	0	0	0	0	2	29	37	3.00	1.000
Bill Singer, R (7, 1) ERA:	3.0	S	10	0	0	0	1	1	0	0	0	0	0	11	15	0.00	0.333

PITCHER	IP	WLS	BF	H	R	ER	SO	BB	IBB	HBP	BLK	WP	HR	S	P	ERA	WHIP
---------	----	-----	----	---	---	----	----	----	-----	-----	-----	----	----	---	---	-----	------



**Los Angeles Dodgers @ Cincinnati Reds**  
 Crosley Field, Cincinnati, OH

Wed Apr 09 1969, 6:05 PM EST  
 Att. 8,835 - Unknown

AB	29
R	1
H	5
RBI	1
BB	3
SO	5
LOB	9



AB R H RBI BB SO LOB

4	1	2	0	0	0	1
2	0	0	0	2	0	2
0	0	0	0	0	0	0
4	0	1	1	0	0	1
4	0	0	0	0	1	3
4	0	0	0	0	2	0
2	0	1	0	1	0	0
3	0	0	0	0	0	2
3	0	0	0	0	1	0
2	0	0	0	0	1	0
1	0	1	0	0	0	0
1	0	1	0	0	0	0

Batter	1	2	3	4	5	6	7	8	9
Willie Crawford, L OBP: 0.333, SLG: 0.333 (1, 8)	0-0 F7		0-0 1B			0-0 1B BB		0-0 F7	
Len Gabrielson, L OBP: 0.375, SLG: 0.167 Jim Brewer, L (8, 1)	4-0 BB		0-0 L6			4-0 1B BB		0-0 4-3	
Bill Sudakis, S OBP: 0.111, SLG: 0.111 (1, 5)	0-0 F8			0-0 P5		0-0 1B		0-0 F8	
Ron Fairly, L OBP: 0.111, SLG: 0.333 (1, 3) (6, 7) (7, 3) (8, 9)	0-0 P3			0-0 F9		0-3 K		0-0 6-3	
Andy Kosco, R OBP: 0.125, SLG: 0.125 (1, 7) (6, 3) (7, 7)		0-0 F5		0-3 K		0-3 K		0-0 6-3	
Tom Haller, L OBP: 0.571, SLG: 0.500 (1, 2)		4-0 BB			0-0 G3		0-0 1B		
Jim Lefebvre, S OBP: 0.429, SLG: 0.400 (1, 4)		0-0 G6-4-3			0-0 G3		0-0 G4-6-3		
Ted Sizemore, R (1, 6)			0-3 K		0-0 F3		0-0 6-3		
Don Sutton, R (1, 1)			0-0 P4			0-3 K		0-0 1B	
Wes Parker, S OBP: 1.000, SLG: 1.000 (8, PH) (8, 3)									


Inning Stats	R: 0	H: 0	E: 0	K: 0	S: 3	R: 0	H: 0	E: 0	K: 0	S: 2	R: 0	H: 1	E: 0	K: 1	S: 6	R: 0	H: 0	E: 0	K: 1	S: 5	R: 0	H: 0	E: 0	K: 0	S: 3	R: 1	H: 2	E: 0	K: 2	S: 8	R: 0	H: 1	E: 0	K: 1	S: 5	R: 0	H: 1	E: 0	K: 0	S: 4	R: 0	H: 0	E: 0	K: 0	S: 3	1B: 5	2B: 1	3B: 0	HR: 0	SF: 0	SAC: 0	DP: 3	HBP: 0	WP: 0	PA: 32
--------------	------	------	------	------	------	------	------	------	------	------	------	------	------	------	------	------	------	------	------	------	------	------	------	------	------	------	------	------	------	------	------	------	------	------	------	------	------	------	------	------	------	------	------	------	------	-------	-------	-------	-------	-------	--------	-------	--------	-------	--------

PITCHER	IP	WLS	BF	H	R	ER	SO	BB	IBB	HBP	BLK	WP	HR	S	P	ERA	WHIP
Jim Maloney, R ERA: 1.5	(1, 1)	6.0	22	3	1	1	4	3	0	0	0	0	0	27	39	1.50	1.000
Wayne Granger, R ERA:	(7, 1)	3.0	10	2	0	0	1	0	0	0	0	0	0	12	12	0.00	0.667

livebaseballscorecards.com





Batter	1	2	3	4	5	6	7	8	9	AB R H RBI BB SO LOB	TOP		
<b>Pete Rose, S</b> (1, 8) OBP: 0.583, SLG: 0.900	0-0 F8		0-0 G3		0-0 1B		0-0 4-3			4 0 1 2 0 0 2			
<b>Bobby Tolan, L</b> (1, 9) OBP: 0.333, SLG: 0.818	0-0 G3		0-0 F8		0-0 F7		0-0 F7			4 0 0 0 0 0 3			
<b>Alex Johnson, R</b> (1, 7) OBP: 0.167, SLG: 0.250	0-0 F8			0-0 F2		0-0 L9 1B 2B		0-0 F7		4 1 1 0 0 0 0			
<b>Tony Perez, R</b> (1, 5) OBP: 0.250, SLG: 0.455		0-0 HR		0-0 6-3		0-0 L9		0-0 P4		4 1 1 1 0 0 1			
<b>Lee May, R</b> (1, 3) OBP: 0.167, SLG: 0.167		0-0 L4		0-3 K		0-0 1B		0-3 K		4 0 1 1 0 2 0			
<b>Johnny Bench, R</b> (1, 2) OBP: 0.167, SLG: 0.167		0-0 F7			0-0 SH1-3 1B BB	0-3 K		0-0 F7		4 1 1 0 0 1 1			
<b>Tommy Helms, R</b> (1, 4) <b>Giraldo Ruiz, S</b> (6, 4) <b>Jimmy Stewart, S</b> (9, PH)		0-0 F9			4-0 1B SH1-3 BB	0-0 6-3		0-3 K		2 1 0 0 1 0 1 0 0 0 0 0 0 0 1 0 0 0 0 1 0	<b>AB 32</b> <b>R 4</b> <b>H 7</b> <b>RBI 4</b> <b>BB 1</b> <b>SO 5</b> <b>LOB 11</b>		
<b>Woody Woodward, R</b> (1, 6) OBP: 0.125, SLG: 0.125 <b>Fred Whitfield, L</b> (9, PH) OBP: 0.500, SLG: 0.500 <b>Darrel Chaney, S</b> (9, PR)			0-0 E6 G3 SH1-4		0-0 SH1-3		0-0 4-3 SH1 1B		0-0 FC6-4 1B	2 0 1 0 0 0 0 1 0 1 0 0 0 0 0 0 0 0 0 0 0			
<b>Jim Merritt, L</b> (1, 1) <b>Clay Carroll, R</b> (7, 1) <b>Jim Beauchamp, R</b> (9, PH)			0-0 SH1-4		0-3 K		0-0 SH1		0-0 FC6-4	1 0 0 0 0 1 2 0 0 0 0 0 0 0 1 0 0 0 0 0 1			
<b>Inning Stats</b>	R: 0 E: 0 K: 0 S: 3 H: 0 LOB: 0 BB: 0 P: 3	R: 1 E: 0 K: 0 S: 4 H: 1 LOB: 0 BB: 0 P: 4	R: 0 E: 1 K: 0 S: 4 H: 0 LOB: 1 BB: 0 P: 4	R: 0 E: 0 K: 1 S: 5 H: 0 LOB: 0 BB: 0 P: 5	R: 2 E: 0 K: 1 S: 7 H: 2 LOB: 1 BB: 1 P: 11	R: 1 E: 0 K: 1 S: 7 H: 2 LOB: 1 BB: 0 P: 7	R: 0 E: 0 K: 0 S: 4 H: 1 LOB: 1 BB: 0 P: 4	R: 0 E: 0 K: 1 S: 5 H: 0 LOB: 0 BB: 0 P: 5	R: 0 E: 0 K: 1 S: 6 H: 1 LOB: 1 BB: 0 P: 6	1B: 5 2B: 1 3B: 0 HR: 1 SF: 0 SAC: 3 DP: 0 HBP: 0	WP: 0 PB: 0 SB: 0 CS: 0 PA: 36		
<b>PITCHER</b>	IP WLS BF H R ER SO BB IBB HBP BLK WP HR S P ERA WHIP											<b>PITCHER</b>	IP WLS BF H R ER SO BB IBB HBP BLK WP HR S P ERA WHIP
<b>Ron Reed, R</b> (1, 1) ERA: 4.15 <b>Cecil Upshaw, R</b> (9, 1) ERA: 1.69	8.2 W 35 7 4 4 5 1 0 0 0 0 1 44 48 4.15 0.923												

Cincinnati Reds @ Atlanta Braves  
 Atlanta Stadium, Atlanta, GA  
 Fri Apr 11 1969, 6:05 PM EST  
 Att. 16,139 - Unknown

livebaseballscorecards.com

Batter	1	2	3	4	5	6	7	8	9	AB	R	H	RBI	BB	SO	LOB
Felipe Alou, R OBP: 0.294, SLG: 0.333 (1, 8)	0-0 F2		0-0 F8		0-3 K		0-0 4-3			4	0	0	0	0	1	1
Felix Millan, R OBP: 0.471, SLG: 0.625 (1, 4)	0-0 1B			0-0 2B BB 1B	0-0 F8		0-0 1B			4	1	3	1	0	0	0
Hank Aaron, R OBP: 0.529, SLG: 0.813 (1, 9)	0-3 K			0-0 BB 1B 2B	0-0 F5		0-0 P5			4	1	1	0	0	1	2
Orlando Cepeda, R OBP: 0.294, SLG: 0.438 (1, 3)	0-0 P4			0-0 P9		0-0 F8		0-0 HR		4	1	1	1	0	0	3
Clete Boyer, R OBP: 0.588, SLG: 0.769 (1, 5)		0-0 6-3		4-0 BB 1B IBB		0-0 F8 2B		1-0 SH1-3 1B HBP		2	2	1	0	1	0	0
Bob Aspromonte, R (1, 7) Mike Lum, L (9, 7)		0-0 F8		4-0 FC6-4 1B BB		0-0 F8		0-0 SH1-3		2	0	0	1	1	0	1
Bob Didier, S (1, 2)		0-0 6-3		0-0 FC6-4 1B		0-3 K		0-3 K		0	0	0	0	0	0	0
Sonny Jackson, L (1, 6)			0-0 6-3	0-0 FC6-4			0-0 4-3 SH3-4 1B	0-0 1B		4	1	2	1	0	0	2
Ron Reed, R (1, 1) Cecil Upshaw, R (9, 1)			0-0 5-3	0-3 K			0-0 SH3-4	0-0 1-3		3	0	0	0	0	1	3

Inning Stats	R: 0	H: 1	E: 0	K: 1	S: 6	LOB: 1	BB: 0	P: 6	R: 0	H: 0	E: 0	K: 0	S: 3	LOB: 0	BB: 0	P: 3	R: 0	H: 0	E: 0	K: 0	S: 3	LOB: 0	BB: 0	P: 3	R: 3	H: 3	E: 0	K: 1	S: 8	LOB: 2	BB: 2	P: 16	R: 0	H: 0	E: 0	K: 1	S: 5	LOB: 0	BB: 0	P: 5	R: 0	H: 1	E: 0	K: 1	S: 6	LOB: 1	BB: 0	P: 6	R: 1	H: 2	E: 0	K: 0	S: 5	LOB: 1	BB: 0	P: 5	R: 2	H: 2	E: 0	K: 1	S: 7	LOB: 1	BB: 0	P: 8
--------------	------	------	------	------	------	--------	-------	------	------	------	------	------	------	--------	-------	------	------	------	------	------	------	--------	-------	------	------	------	------	------	------	--------	-------	-------	------	------	------	------	------	--------	-------	------	------	------	------	------	------	--------	-------	------	------	------	------	------	------	--------	-------	------	------	------	------	------	------	--------	-------	------

PITCHER	IP	WLS	BF	H	R	ER	SO	BB	IBB	HBP	BLK	WP	HR	S	P	ERA	WHIP
Jim Merritt, L (1, 1) ERA: 4.91	6.1		27	6	4	4	4	1	1	0	0	0	0	33	41	5.68	1.105
Clay Carroll, R (7, 1) ERA: 10.8	1.2	L	9	3	2	2	1	0	0	1	0	0	1	10	11	10.80	1.800

**BOTTOM**

**Cincinnati Reds @ Atlanta Braves**  
Atlanta Stadium, Atlanta, GA

Fri Apr 11 1969, 6:05 PM EST  
Att. 16,139 - Unknown

AB	31
R	6
H	9
RBI	6
BB	2
SO	5
LOB	14

WP: 0 PA: 36  
PB: 0  
SB: 0  
CS: 0



PITCHER	IP	WLS	BF	H	R	ER	SO	BB	IBB	HBP	BLK	WP	HR	S	P	ERA	WHIP
---------	----	-----	----	---	---	----	----	----	-----	-----	-----	----	----	---	---	-----	------



Batter	1	2	3	4	5	6	7	8	9	AB R H RBI BB SO LOB	TOP											
<b>Pete Rose, S</b> (1, 8) OBP: 0.529, SLG: 0.800	0-1 CI G6-3		0-0 4-3	0-0 1-3		0-0 E 1B	0-0 2-H 2B	0-0 F8		5 0 2 2 0 0 3												
<b>Bobby Tolan, L</b> (1, 9) OBP: 0.278, SLG: 0.706	0-0 G6-3 1-2f		0-0 4-3		0-0 1B 3B	0-0 F5	0-0 3-1		0-0 P5	6 1 1 0 0 0 3												
<b>Alex Johnson, R</b> (1, 7) OBP: 0.278, SLG: 0.500	0-0 P6		0-0 HR		0-0 1B SF9 1B	0-0 E5 1-2		0-0 1B HR 1B	0-0 5-3	6 3 3 2 0 0 1												
<b>Tony Perez, R</b> (1, 5) OBP: 0.333, SLG: 0.471		0-0 2B 1B	0-0 2B 1B		0-0 F9	0-0 F7		0-0 1-3 HR 1B	0-3 K	6 2 3 0 0 1 3												
<b>Lee May, R</b> (1, 3) OBP: 0.294, SLG: 0.529		0-3 K	0-0 2B		0-0 FC4-6 1B		0-0 6-3	0-0 1-H 3-H HR		5 1 3 3 0 1 1												
<b>Johnny Bench, R</b> (1, 2) OBP: 0.294, SLG: 0.563		0-0 1B FC6-4 2B	0-0 5-3		0-0 SF9		0-0 HR	0-0 1B 1B		4 2 3 3 0 0 2												
<b>Tommy Helms, R</b> (1, 4) OBP: 0.400, SLG: 0.538		0-0 FC6-4 1B		0-0 FC6-4 1B	0-0 FC4-6		0-0 HR	0-0 1-2 1B		5 1 4 1 0 0 1												
<b>Woody Woodward, R</b> (1, 6) OBP: 0.231, SLG: 0.091		0-0 FC6-4		0-0 FC6-4 SH3		4-0 1B 4-3 BB	4-0 SH1-4 2B BB	0-0 F9		3 2 0 1 2 0 4												
<b>Gary Nolan, R</b> (1, 1) <b>Wayne Granger, R</b> (6, 1)		0-0 5-3		0-0 SH3		0-0 4-3	0-0 SH1-4	0-3 K		2 0 0 0 0 0 2 1 0 0 0 0 1 2												
<b>Inning Stats</b>	R: 0 E: 1 K: 0 S: 3	H: 0 LOB: 0 BB: 0 P: 3	R: 2 E: 0 K: 1 S: 8	H: 3 LOB: 1 BB: 0 P: 8	R: 1 E: 0 K: 0 S: 6	H: 3 LOB: 2 BB: 0 P: 6	R: 0 E: 0 K: 0 S: 4	H: 1 LOB: 1 BB: 0 P: 4	R: 2 E: 0 K: 0 S: 6	H: 3 LOB: 1 BB: 0 P: 6	R: 1 E: 1 K: 0 S: 5	H: 1 LOB: 2 BB: 1 P: 9	R: 3 E: 0 K: 0 S: 6	H: 3 LOB: 1 BB: 1 P: 10	R: 3 E: 0 K: 1 S: 10	H: 5 LOB: 2 BB: 0 P: 10	R: 0 E: 0 K: 1 S: 5	H: 0 LOB: 0 BB: 0 P: 5	1B: 11 2B: 3 3B: 1 HR: 4	SF: 1 SAC: 2 DP: 1 HBP: 0	WP: 0 PB: 0 SB: 0 CS: 0	PA: 49
<b>PITCHER</b>	IP WLS BF H R ER SO BB IBB HBP BLK WP HR S P ERA WHIP																					
<b>Pat Jarvis, R</b> (1, 1) ERA: 6.55	5.0 L 25 10 5 5 1 0 0 0 0 0 0 1 27 27 9.00 2.000																					
<b>Gary Neibauer, R</b> (6, 1) ERA: 18.0	2.0 13 4 4 4 0 2 0 0 0 0 0 2 11 19 18.00 3.000																					
<b>Rick Kester, R</b> (8, 1) ERA: 13.5	2.0 11 5 3 3 2 0 0 0 0 0 0 1 15 15 13.50 2.500																					

Cincinnati Reds @ Atlanta Braves  
 Atlanta Stadium, Atlanta, GA  
 Sat Apr 12 1969, 3:33 AM EST  
 Att. 26,588 - Unknown

livebaseballscorecards.com

<b>AB</b>	43
<b>R</b>	12
<b>H</b>	19
<b>RBI</b>	12
<b>BB</b>	2
<b>SO</b>	3
<b>LOB</b>	22







Batter	1	2	3	4	5	6	7	8	9	AB R H RBI BB SO LOB	TOP
<b>Pete Rose, S</b> OBP: 0.429, SLG: 0.632 (1, 8)	0-3 K		0-3 K			0-0 4-3		0-3 K2-3		4 0 0 0 0 3 2	<b>Cincinnati Reds @ Atlanta Braves</b> Atlanta Stadium, Atlanta, GA Sun Apr 13 1969, 3:33 AM EST Unknown <a href="http://livebaseballscorecards.com">livebaseballscorecards.com</a>
<b>Bobby Tolan, L</b> OBP: 0.273, SLG: 0.619 (1, 9)	0-0 G3		0-0 CS	0-0 6-3			0-3 K2-3		0-0 5-3 1B	4 0 1 0 0 1 0	
<b>Alex Johnson, R</b> OBP: 0.273, SLG: 0.455 (1, 7)	0-0 1B			0-0 6-3			0-0 6-3		0-0 5-3	4 0 1 0 0 0 1	
<b>Tony Perez, R</b> OBP: 0.318, SLG: 0.400 (1, 5)	0-0 F3			0-0 4-3			4-0 BB		0-0 5-3	3 0 0 0 1 0 2	
<b>Lee May, R</b> OBP: 0.238, SLG: 0.429 (1, 3)		0-0 1-3			0-0 P3		0-0 F7		0-0 5-3	4 0 0 0 0 0 2	
<b>Johnny Bench, R</b> OBP: 0.250, SLG: 0.474 (1, 2)		0-3 K2-3			0-3 K			0-0 5-3		3 0 0 0 0 2 0	
<b>Tommy Helms, R</b> OBP: 0.389, SLG: 0.500 (1, 4)		0-0 P3			0-3 K			0-0 1B 1B		3 0 1 0 0 1 0	
<b>Woody Woodward, R</b> OBP: 0.250, SLG: 0.143 (1, 6)			0-0 L4			0-0 P4		0-0 1-3 1B		3 0 1 0 0 0 0	
<b>Tony Cloninger, R</b> <b>Clay Carroll, R</b>			0-3 K			0-3 K		0-0 F5		3 0 0 0 0 2 2 0 0 0 0 0 0 0	
<b>Inning Stats</b>	R: 0 E: 0 K: 1 S: 6 H: 1 LOB: 1 BB: 0 P: 6	R: 0 E: 0 K: 1 S: 5 H: 0 LOB: 0 BB: 0 P: 5	R: 0 E: 0 K: 2 S: 7 H: 0 LOB: 0 BB: 0 P: 7	R: 0 E: 0 K: 0 S: 3 H: 0 LOB: 0 BB: 0 P: 3	R: 0 E: 0 K: 2 S: 7 H: 0 LOB: 0 BB: 0 P: 7	R: 0 E: 0 K: 1 S: 5 H: 0 LOB: 0 BB: 0 P: 5	R: 0 E: 0 K: 1 S: 5 H: 0 LOB: 1 BB: 1 P: 9	R: 0 E: 0 K: 1 S: 7 H: 2 LOB: 2 BB: 0 P: 7	R: 0 E: 0 K: 0 S: 4 H: 1 LOB: 1 BB: 0 P: 4	1B: 4 2B: 0 3B: 0 HR: 0 SF: 0 SAC: 0 DP: 0 HBP: 0	WP: 0 PB: 1 SB: 0 CS: 1 PA: 33
<b>PITCHER</b> <b>Phil Niekro, R</b> ERA: 1.0 (1, 1)	IP: 9.0 WLS: W BF: 32 H: 4 R: 0 ER: 0 SO: 9 BB: 1 IBB: 0 HBP: 0 BLK: 0 WP: 0 HR: 0 S: 49 P: 53 ERA: 0.00 WHIP: 0.556										



Batter	1	2	3	4	5	6	7	8	9	AB R H RBI BB SO LOB
<b>Felipe Alou, R</b> OBP: 0.240, SLG: 0.391 (1, 8) SS	0-3 K		0-0 F8		0-0 F2			0-0 SH1-4		3 0 0 0 0 1 0
<b>Felix Millan, R</b> OBP: 0.320, SLG: 0.417 (1, 4) X	0-0 5-3		0-0 E4 BB E		0-0 G3			0-0 L7		4 0 0 0 0 0 1
<b>Hank Aaron, R</b> OBP: 0.560, SLG: 0.909 (1, 9) SS	0-3 K		0-0 E5 BB			4-0 FC1-4 BB		4-0 BB BB IBB		2 0 0 0 2 1 1
<b>Orlando Cepeda, R</b> OBP: 0.280, SLG: 0.318 (1, 3) SS		0-3 K	4-0 BB BB BB		0-0 FC1-4 CS			4-0 BB BB BB		2 0 0 0 2 1 1
<b>Clete Boyer, R</b> OBP: 0.480, SLG: 0.526 (1, 5) BB BB		4-0 BB BB 1B BB	0-0 F7		0-3 K			4-0 BB BB 1-2 2-3 3-H		2 0 0 1 2 1 4
<b>Sonny Jackson, L</b> OBP: 0.333, SLG: 0.458 (1, 6) X		0-0 1-2 1B		0-0 4-3			0-0 F7	0-0 4-3		4 0 1 0 0 0 3
<b>Bob Didier, S</b> OBP: 0.278, SLG: 0.235 (1, 2) X		0-0 L8		0-0 G3			0-0 4-3			3 0 0 0 0 0 2
<b>Ralph Garr, L</b> OBP: 0.250, SLG: 0.250 (1, 7) X		0-0 F9		0-0 P3			0-0 F8			3 0 0 0 0 0 2
<b>Phil Niekro, R</b> OBP: 0.286, SLG: 0.286 (1, 1) SS			0-3 K		0-3 K			0-0 BB SH1-4 BB 1B		3 1 1 0 0 2 0

Inning Stats	R: 0	H: 0	E: 0	LOB: 0	K: 2	BB: 0	S: 7	R: 0	H: 1	E: 0	LOB: 2	K: 1	BB: 1	S: 6	R: 0	H: 0	E: 2	LOB: 3	K: 1	BB: 1	S: 7	R: 0	H: 0	E: 0	LOB: 0	K: 0	BB: 0	S: 3	R: 0	H: 0	E: 0	LOB: 0	K: 1	BB: 0	S: 5	R: 0	H: 0	E: 0	LOB: 0	K: 1	BB: 1	S: 4	R: 0	H: 0	E: 0	LOB: 0	K: 0	BB: 0	S: 3	R: 1	H: 1	E: 0	LOB: 3	K: 0	BB: 3	S: 4	P: 16	1B: 2	SF: 0	2B: 0	SAC: 1	3B: 0	DP: 0	HR: 0	HBP: 0	WP: 0	PA: 33
--------------	------	------	------	--------	------	-------	------	------	------	------	--------	------	-------	------	------	------	------	--------	------	-------	------	------	------	------	--------	------	-------	------	------	------	------	--------	------	-------	------	------	------	------	--------	------	-------	------	------	------	------	--------	------	-------	------	------	------	------	--------	------	-------	------	-------	-------	-------	-------	--------	-------	-------	-------	--------	-------	--------

PITCHER	IP	WLS	BF	H	R	ER	SO	BB	IBB	HBP	BLK	WP	HR	S	P	ERA	WHIP
<b>Tony Cloninger, R</b> ERA: 1.17 (1, 1)	7.2	L	32	2	1	1	6	5	1	0	0	0	0	38	62	1.17	0.913
<b>Clay Carroll, R</b> ERA: 9.0 (8, 1)	0.1		1	0	0	0	0	0	0	0	0	0	0	1	1	0.00	0.000

**BOTTOM**

**Cincinnati Reds @ Atlanta Braves**  
Atlanta Stadium, Atlanta, GA

Sun Apr 13 1969, 3:33 AM EST  
Unknown

livebaseballscorecards.com

<b>AB</b>	<b>26</b>
<b>R</b>	<b>1</b>
<b>H</b>	<b>2</b>
<b>RBI</b>	<b>1</b>
<b>BB</b>	<b>6</b>
<b>SO</b>	<b>6</b>
<b>LOB</b>	<b>14</b>





Batter	1	2	3	4	5	6	7	8	9	AB R H RBI BB SO LOB	TOP																
<b>Pete Rose, S</b> (1, 8) OBP: 0.462, SLG: 0.739	4-0 2B BB		0-0 HR		0-0 G1-6-3		0-0 1B		0-0 FC5-4	4 2 2 1 1 0 2																	
<b>Bobby Tolan, L</b> (1, 9) OBP: 0.269, SLG: 0.542	0-3 K		0-0 L9			4-0 1B 2B BB	0-0 F8			3 1 0 0 1 1 2																	
<b>Alex Johnson, R</b> (1, 7) OBP: 0.308, SLG: 0.500	0-0 2B		0-3 K			0-0 2B 1B	0-0 F8			4 0 2 1 0 1 1																	
<b>Tony Perez, R</b> (1, 5) OBP: 0.308, SLG: 0.417	0-0 2-3			0-3 K		0-0 FC5 2B	0-0 F2			4 0 1 1 0 1 0																	
<b>Lee May, R</b> (1, 3) OBP: 0.200, SLG: 0.360		0-0 F3		0-3 K		0-3 K	0-3 K	0-3 K		4 0 0 0 0 3 2																	
<b>Tommy Helms, R</b> (1, 4) OBP: 0.364, SLG: 0.421		0-0 4-3		0-0 6-3		4-0 IBB	0-0 F8			3 0 0 0 1 0 0																	
<b>Pat Corrales, R</b> (1, 2) OBP: 1.000, SLG: 1.000		4-0 BB			0-0 SH3 1B	0-0 F3		0-0 P4		1 1 1 0 1 0 0																	
<b>Johnny Bench, R</b> (6, PH) OBP: 0.227, SLG: 0.429										2 0 0 0 0 0 3	<b>AB 32</b>																
<b>Woody Woodward, R</b> (1, 6) OBP: 0.211, SLG: 0.118		0-3 K			0-0 SH3	0-0 FC5		0-0 F9		3 0 0 0 0 1 4	<b>R 4</b>																
<b>Mel Queen, L</b> (1, 1) OBP: 0.333, SLG: 0.333			0-3 K		0-0 SH3 1B		0-0 4-3		0-0 FC5-4 1B	3 0 1 1 0 1 0	<b>H 8</b>																
<b>Clay Carroll, R</b> (7, 1) OBP: 1.000, SLG: 1.000					0-0 G1-6-3 1B					1 0 1 0 0 0 0	<b>RBI 4</b>																
<b>Inning Stats</b>	R: 1 E: 0 K: 1 S: 5	H: 1 LOB: 0 BB: 1 P: 9	R: 0 E: 0 K: 1 S: 5	H: 0 LOB: 1 BB: 1 P: 9	R: 1 E: 0 K: 2 S: 8	H: 1 LOB: 0 BB: 0 P: 8	R: 0 E: 0 K: 2 S: 7	H: 0 LOB: 0 BB: 0 P: 7	R: 1 E: 0 K: 0 S: 4	H: 2 LOB: 0 BB: 0 P: 4	R: 1 E: 0 K: 1 S: 7	H: 2 LOB: 3 BB: 2 P: 15	R: 0 E: 0 K: 0 S: 4	H: 1 LOB: 1 BB: 0 P: 4	R: 0 E: 0 K: 1 S: 5	H: 0 LOB: 0 BB: 0 P: 5	R: 0 E: 0 K: 0 S: 4	H: 1 LOB: 1 BB: 0 P: 4	1B: 5 2B: 2 3B: 0 HR: 1	SF: 0 SAC: 1 DP: 1 HBP: 0	WP: 0 PB: 0 SB: 0 CS: 0	PA: 37					
<b>PITCHER</b>	IP WLS BF H R ER SO BB IBB HBP BLK WP HR S P ERA WHIP																										
<b>Ken Johnson, R</b> (1, 1) ERA: 7.2	5.0		22	6	4	4	6	3	0	0	0	0	1	31	43	7.20	1.800										
<b>Claude Raymond, R</b> (6, 1) ERA:	2.0		8	1	0	0	1	0	1	0	0	0	0	9	13	0.00	0.500										
<b>George Stone, L</b> (8, 1) ERA:	2.0	W	7	1	0	0	1	0	0	0	0	0	0	9	9	0.00	0.500										

Cincinnati Reds @ Atlanta Braves  
 Atlanta Stadium, Atlanta, GA  
 Sun Apr 13 1969, 3:38 AM EST  
 Att: 49,652 - Unknown

livebaseballscorecards.com



Batter	1	2	3	4	5	6	7	8	9	AB R H RBI BB SO LOB
<b>Felipe Alou, R</b> <small>OBP: 0.267, SLG: 0.500</small> (1, 8)	0-0 <b>L9</b> 		0-0 <b>5-3</b> 		0-0 <b>HR</b> 		0-0 <b>6-3</b> 		0-0 <b>1B</b> 	5 1 2 3 0 0 0
<b>Felix Millan, R</b> <small>OBP: 0.379, SLG: 0.538</small> (1, 4)	0-0 <b>F2</b> 			0-0 <b>HR</b> 	1-0 <b>FC6-4</b> <b>HBP</b> 		4-0 <b>BB</b> 			2 1 1 1 1 0 0
<b>Hank Aaron, R</b> <small>OBP: 0.652, SLG: 0.846</small> (1, 9)	0-0 <b>1B</b> 			0-0 <b>1B</b> 	0-0 <b>F7</b> 		0-0 <b>F3</b> 			4 0 2 0 0 0 2
<b>Orlando Cepeda, R</b> <small>OBP: 0.276, SLG: 0.423</small> (1, 3)	0-0 <b>F7</b> 			0-0 <b>F2</b> 	0-0 <b>FC6-4</b> 			0-0 <b>HR</b> 		4 1 1 1 0 0 3
<b>Clete Boyer, R</b> <small>OBP: 0.414, SLG: 0.435</small> (1, 5)		0-0 <b>5-3</b> 		0-3 <b>K</b> 		0-0 <b>F7</b> 		0-0 <b>5-3</b> 		4 0 0 0 0 1 1
<b>Tito Francona, L</b> <small>OBP: 0.500, SLG: 0.500</small> (1, 7)		0-0 <b>F7</b> 		0-0 <b>FC5-4</b> <b>1B</b> 		0-0 <b>P6</b> 		0-0 <b>F8</b> 		4 0 1 0 0 0 0
<b>Bob Tillman, R</b> <small>OBP: 0.143, SLG: 0.143</small> (1, 2)		0-0 <b>P6</b> 		0-0 <b>FC5-4</b> 		0-0 <b>E7</b> 		0-3 <b>K</b> 		4 0 0 0 0 1 2
<b>Sonny Jackson, L</b> <small>OBP: 0.321, SLG: 0.429</small> (1, 6)			0-0 <b>F7</b> 		0-0 <b>1-3</b> 	0-0 <b>F8</b> 		0-0 <b>SH3-4</b> <b>1B</b> 		4 1 1 0 0 0 1
<b>Ken Johnson, R</b> (1, 1)			0-3 <b>K</b> 		4-0 <b>HR</b> 		0-3 <b>K</b> 		0-0 <b>SH3-4</b> 	1 1 0 0 1 1 0
<b>Claude Raymond, R</b> (6, 1)									0-0 <b>SH3-4</b> 	0 0 0 0 0 0 0
<b>Mike Lum, L</b> <small>OBP: 0.250, SLG: 0.250</small> (7, PH)									1-2 	1 0 0 0 0 1 0
<b>George Stone, L</b> (8, 1)										0 0 0 0 0 0 0

Inning Stats	R: 0	H: 1	E: 0	K: 0	S: 4	LOB: 1	BB: 0	P: 4
	R: 0	H: 0	E: 0	K: 0	S: 3	LOB: 0	BB: 0	P: 3
	R: 0	H: 0	E: 0	K: 1	S: 5	LOB: 0	BB: 0	P: 5
	R: 1	H: 3	E: 0	K: 1	S: 8	LOB: 2	BB: 0	P: 8
	R: 2	H: 1	E: 0	K: 0	S: 4	LOB: 1	BB: 1	P: 9
	R: 0	H: 0	E: 1	K: 0	S: 4	LOB: 1	BB: 0	P: 4
	R: 0	H: 0	E: 0	K: 1	S: 5	LOB: 1	BB: 1	P: 9
	R: 1	H: 1	E: 0	K: 1	S: 6	LOB: 0	BB: 0	P: 6
	R: 1	H: 2	E: 0	K: 0	S: 3	LOB: 1	BB: 0	P: 3
	1B: 5	2B: 0	3B: 0	HR: 3	SF: 0	SAC: 1	DP: 0	HBP: 1

PITCHER	IP	WLS	BF	H	R	ER	SO	BB	IBB	HBP	BLK	WP	HR	S	P	ERA	WHIP
<b>Mel Queen, R</b> <small>ERA: 4.5</small> (1, 1)	6.0		26	5	3	3	2	1	0	1	0	0	2	28	33	4.50	1.000
<b>Clay Carroll, R</b> <small>ERA: 8.31</small> (7, 1)	2.1	L	11	3	2	2	2	1	0	0	0	0	1	14	18	7.71	1.714

**BOTTOM**

**Cincinnati Reds @ Atlanta Braves**  
 Atlanta Stadium, Atlanta, GA

Sun Apr 13 1969, 3:38 AM EST  
 Att. 49,652 - Unknown

<b>AB</b>	<b>33</b>
<b>R</b>	<b>5</b>
<b>H</b>	<b>8</b>
<b>RBI</b>	<b>5</b>
<b>BB</b>	<b>2</b>
<b>SO</b>	<b>4</b>
<b>LOB</b>	<b>9</b>

WP: 0 PA: 37  
 PB: 0  
 SB: 1  
 CS: 0



Batter	1	2	3	4	5	6	7	8	9	10	11	12	AB	R	H	RBI	BB	SO	LOB	TOP								
Willie Mays, R OBP: 0.406, SLG: 0.621	K			SH1-3 1B	L5-4 2B		F6	F7		HR		E5 CS	7	2	3	2	0	1	2									
Ron Hunt, R OBP: 0.333, SLG: 0.222	K			SH1-3 1B	BB		E5 1B		K	F8		SH3-4	5	2	1	0	1	2	0									
Bobby Bonds, R OBP: 0.294, SLG: 0.281	F4			SH1-3	L5-4		1B		E6 5-3 BLK	WP 1B		F9	6	1	2	0	0	0	3									
Willie McCovey, L OBP: 0.500, SLG: 0.917		F8		1B PB		FC6-4 BB			5-3 1B IBB	K			3	2	1	1	3	1	1									
Bob Burda, L OBP: 0.333, SLG: 0.333				IBB		BB	1B		1B IBB				0	0	0	0	0	0	0									
Jack Hiatt, R OBP: 0.455, SLG: 0.250	1-3			K		FC6-4 BB	K		5-3				4	0	0	0	2	2	7									
Dave Marshall, L OBP: 0.364, SLG: 0.300																												
Frank Johnson, R OBP: 0.333, SLG: 0.333	G3			PB 1B			K		2B 1B	F5			5	1	2	4	0	2	2									
Jim Davenport, R OBP: 0.263, SLG: 0.444			5-3	F9		FC6-4			E 1B	2B			6	0	2	1	0	1	3									
Hal Lanier, R OBP: 0.310, SLG: 0.259			F5		F8	F8			F8	F6			6	0	0	0	0	0	4									
Bobby Bolin, R OBP: 0.167, SLG: 0.167			K																									
Ron Herbel, R OBP: 0.167, SLG: 0.167																												
Joe Gibbon, R OBP: 0.167, SLG: 0.167																												
Don Mason, L OBP: 0.167, SLG: 0.167																												
Frank Linzy, R OBP: 0.167, SLG: 0.167																												
Mike McCormick, L OBP: 0.167, SLG: 0.167																												
Gaylord Perry, R OBP: 0.167, SLG: 0.167																												
<b>Inning Stats</b>	R: 0 E: 0 K: 2 S: 7	H: 0 LOB: 0 BB: 0 P: 7	R: 0 E: 0 K: 0 S: 3	H: 0 LOB: 0 BB: 0 P: 3	R: 0 E: 0 K: 1 S: 5	H: 0 LOB: 0 BB: 0 P: 5	R: 3 E: 0 K: 1 S: 8	H: 3 LOB: 1 BB: 1 P: 12	R: 1 E: 0 K: 0 S: 3	H: 1 LOB: 1 BB: 2 P: 11	R: 0 E: 0 K: 1 S: 5	H: 0 LOB: 2 BB: 2 P: 13	R: 1 E: 1 K: 1 S: 8	H: 2 LOB: 2 BB: 0 P: 8	R: 0 E: 1 K: 1 S: 7	H: 1 LOB: 2 BB: 0 P: 7	R: 3 E: 1 K: 1 S: 8	H: 2 LOB: 1 BB: 1 P: 12	R: 2 E: 0 K: 1 S: 8	H: 3 LOB: 2 BB: 1 P: 12	R: 0 E: 0 K: 1 S: 5	H: 0 LOB: 0 BB: 0 P: 5	R: 0 E: 1 K: 0 S: 3	H: 0 LOB: 0 BB: 0 P: 3	1B: 8 2B: 3 3B: 0 HR: 2	SF: 0 SAC: 2 DP: 1 HBP: 0	WP: 2 PB: 1 SB: 0 CS: 1	PA: 57
<b>PITCHER</b>	IP	WLS	BF	H	R	ER	SO	BB	IBB	HBP	BLK	WP	HR	S	P	ERA	WHIP											
Jim Maloney, R ERA: 3.27	(1, 1)		5.0	23	4	4	3	4	4	0	0	1	0	26	46	5.40	1.600											
Clay Carroll, R ERA: 5.68	(6, 1)		2.0	9	2	1	0	2	0	0	0	0	0	13	13	0.00	1.000											
Wayne Granger, R ERA: 2.79	(8, 1)		2.0	14	5	5	2	2	0	1	0	1	2	17	21	9.00	2.500											
Jim Merritt, L ERA: 4.32	(10, 1)		1.0	5	1	0	0	1	0	1	0	0	1	6	10	0.00	1.000											
George Culver, R ERA:	(11, 1)		2.0	W	6	0	0	1	0	0	0	0	0	8	8	0.00	0.000											

San Francisco Giants @ Cincinnati Reds  
Crosley Field, Cincinnati, OH  
Tue Apr 15 1969, 6:05 PM EST  
Att: 5,726 - Unknown

livebaseballscorecards.com

AB	48
R	10
H	12
RBI	9
BB	7
SO	10
LOB	25







Batter	1	2	3	4	5	6	7	8	9	AB R H RBI BB SO LOB	TOP														
<b>Felipe Alou, R</b> OBP: 0.263, SLG: 0.429 (1, 8) X	0-0 L6 ①		X 0-0 1B 2-3 1B		X 0-0 6-3 ③		X 0-0 6-3 ③			4 0 1 0 0 0 0	<p><b>Atlanta Braves @ Cincinnati Reds</b> Crosley Field, Cincinnati, OH</p> <p>Sat Apr 19 1969, 3:33 AM EST Att. 3,554 - Unknown</p> <p>livebaseballscorecards.com</p> <table border="1"> <tr><td>AB</td><td>31</td></tr> <tr><td>R</td><td>4</td></tr> <tr><td>H</td><td>6</td></tr> <tr><td>RBI</td><td>3</td></tr> <tr><td>BB</td><td>2</td></tr> <tr><td>SO</td><td>3</td></tr> <tr><td>LOB</td><td>6</td></tr> </table> <p><b>Braves</b></p>	AB	31	R	4	H	6	RBI	3	BB	2	SO	3	LOB	6
AB	31																								
R	4																								
H	6																								
RBI	3																								
BB	2																								
SO	3																								
LOB	6																								
<b>Felix Millan, R</b> OBP: 0.370, SLG: 0.500 (1, 4) X	0-0 F7 ②		X 0-0 1B 1-2 3-H 1B		X 0-0 WP 1B 1B		X 0-0 F7 ①			4 1 2 1 0 0 0															
<b>Hank Aaron, R</b> OBP: 0.532, SLG: 0.795 (1, 9) X	0-0 F8 ③		X 0-0 F8 ③		X 0-0 F8 ①		X 0-0 F7 ②			4 0 0 0 0 0 3															
<b>Orlando Cepeda, R</b> OBP: 0.255, SLG: 0.381 (1, 3) X		X 0-0 L7 ①		X 0-0 HR		X 4-0 1B WP IBB		X 0-0 F7 ③		3 2 1 1 1 0 0															
<b>Clete Boyer, R</b> OBP: 0.348, SLG: 0.324 (1, 5) SSS		0-3 K ②		X 0-0 F9 ①		X 0-0 WP 1B 1-3 2-H		X 0-0 F8 ①		4 0 1 1 0 1 0															
<b>Bob Aspromonte, R</b> OBP: 0.250, SLG: 0.200 (1, 7) X		0-0 6-3 ③		X 0-0 F7 ②		SSS 0-3 K ②		SSS 0-3 K ②		4 0 0 0 0 2 1															
<b>Sonny Jackson, L</b> OBP: 0.356, SLG: 0.523 (1, 6) BBSB			X 4-0 1B SH1-4 1B BB		X 0-0 6-3 ③		X 0-0 G3 ③		X 0-0 CS 1B	3 1 1 0 1 0 1															
<b>Bob Didier, S</b> OBP: 0.250, SLG: 0.192 (1, 2) X			X 0-0 F2 ①		X 0-0 P6 ①		X 0-0 F2 ①		X 0-0 CS 1-2 ③	3 0 0 0 0 0 1															
<b>Phil Niekro, R</b> OBP: 0.222, SLG: 0.222 (1, 1) X			X 0-0 SH1-4 ②		X 0-0 6-3 ②		X 0-0 F2 ②			2 0 0 0 0 0 0															
<b>Inning Stats</b>	R: 0 H: 0 E: 0 K: 0 S: 3 LOB: 0 BB: 0 P: 3	R: 0 H: 0 E: 0 K: 1 S: 5 LOB: 0 BB: 0 P: 5	R: 1 H: 2 E: 0 K: 0 S: 5 LOB: 2 BB: 1 P: 9	R: 1 H: 1 E: 0 K: 0 S: 4 LOB: 0 BB: 0 P: 4	R: 0 H: 0 E: 0 K: 0 S: 3 LOB: 0 BB: 0 P: 3	R: 2 H: 2 E: 0 K: 1 S: 7 LOB: 1 BB: 1 P: 11	R: 0 H: 0 E: 0 K: 0 S: 3 LOB: 0 BB: 0 P: 3	R: 0 H: 0 E: 0 K: 1 S: 5 LOB: 0 BB: 0 P: 5	R: 0 H: 1 E: 0 K: 1 S: 5 LOB: 0 BB: 0 P: 5	1B: 5 SF: 0 2B: 0 SAC: 1 3B: 0 DP: 0 HR: 1 HBP: 0	WP: 2 PA: 35 PB: 0 SB: 0 CS: 1														
<b>PITCHER</b>	IP WLS BF H R ER SO BB IBB HBP BLK WP HR S P ERA WHIP											<b>PITCHER</b>	IP WLS BF H R ER SO BB IBB HBP BLK WP HR S P ERA WHIP												
<b>Tony Cloninger, R</b> ERA: 3.29 (1, 1)	6.0 L 25 5 4 4 2 1 1 0 0 2 1 27 35 6.00 1.000																								
<b>Jack Fisher, R</b> ERA: (7, 1)	3.0 9 1 0 0 1 0 0 0 0 0 0 0 11 11 0.00 0.333																								



Batter	1	2	3	4	5	6	7	8	9	AB R H RBI BB SO LOB
Pete Rose, S (1, 8) OBP: 0.432, SLG: 0.594	0-0 G3		0-0 G3			0-0 4-3			0-0 F8	4 0 0 0 0 0 0
Bobby Tolan, L (1, 9) OBP: 0.351, SLG: 0.571	0-0 E1 1B		0-0 6-3			0-0 4-3			0-0 1B 1B	4 0 2 0 0 0 0
Alex Johnson, R (1, 7) OBP: 0.378, SLG: 0.730	0-0 6-3			0-3 K			0-0 G6-4-3 1B		0-0 1-3 1B	4 0 2 0 0 1 1
Tony Perez, R (1, 5) OBP: 0.324, SLG: 0.419	0-3 K			0-0 5-3			0-0 G6-4-3 1-2f		0-3 K	4 0 0 0 0 2 4
Lee May, R (1, 3) OBP: 0.229, SLG: 0.313		0-0 L5		0-0 F7			0-0 F5			3 0 0 0 0 0 0
Johnny Bench, R (1, 2) OBP: 0.281, SLG: 0.400		4-0 BB 5-3 BB			0-0 6-3			0-0 6-3		2 0 0 0 1 0 0
Tommy Helms, R (1, 4) OBP: 0.387, SLG: 0.423		0-0 5-3 1-2			0-0 F8			0-0 5-3		3 0 0 0 0 0 1
Darrel Chaney, S (1, 6)		0-0 L1			0-0 F7			0-0 P4		3 0 0 0 0 0 1
Tony Cloninger, R (1, 1) Jimmy Stewart, S (6, PH) Jack Fisher, R (7, 1) Fred Whitfield, L (9, PH) OBP: 0.333, SLG: 0.333			0-3 K2-3			0-0 G3			0-0 4-3	1 0 0 0 0 1 0 1 0 0 0 0 0 0 0 0 0 0 0 0 0 1 0 0 0 0 0 0

Inning Stats	R: 0	H: 1	E: 1	LOB: 1	K: 1	BB: 0	S: 6	P: 6	R: 0	H: 0	E: 0	LOB: 1	K: 0	BB: 1	S: 3	P: 7	R: 0	H: 0	E: 0	LOB: 0	K: 1	BB: 0	S: 5	P: 5	R: 0	H: 0	E: 0	LOB: 0	K: 0	BB: 0	S: 3	P: 3	R: 0	H: 0	E: 0	LOB: 0	K: 0	BB: 0	S: 3	P: 3	R: 0	H: 1	E: 0	LOB: 0	K: 0	BB: 0	S: 3	P: 3	R: 0	H: 0	E: 0	LOB: 0	K: 0	BB: 0	S: 3	P: 3	R: 0	H: 2	E: 0	LOB: 2	K: 1	BB: 0	S: 7	P: 7	1B: 4	SF: 0	2B: 0	SAC: 0	3B: 0	DP: 1	HR: 0	HBP: 0	WP: 0	PA: 31
PITCHER Phil Niekro, R (1, 1) ERA: 0.67	IP	WLS	BF	H	R	ER	SO	BB	IBB	HBP	BLK	WP	HR	S	P	ERA	WHIP	IP	WLS	BF	H	R	ER	SO	BB	IBB	HBP	BLK	WP	HR	S	P	ERA	WHIP	IP	WLS	BF	H	R	ER	SO	BB	IBB	HBP	BLK	WP	HR	S	P	ERA	WHIP																							


**BOTTOM**

**Atlanta Braves @ Cincinnati Reds**  
Crosley Field, Cincinnati, OH

Sat Apr 19 1969, 3:33 AM EST  
Att. 3,554 - Unknown

livebaseballscorecards.com

AB	30
R	0
H	4
RBI	0
BB	1
SO	4
LOB	7





Batter	1	2	3	4	5	6	7	8	9	AB R H RBI BB SO LOB	TOP											
<b>Felipe Alou, R</b> (1, 8) OBP: 0.286, SLG: 0.436	0-0 F9		0-0 6-3			0-0 FC5-4 1B		0-0 1B 1B		4 1 2 0 0 0 0	<b>Atlanta Braves @ Cincinnati Reds</b> Crosley Field, Cincinnati, OH Sun Apr 20 1969, 3:33 AM EST Att: 29,163 - Unknown											
<b>Felix Millan, R</b> (1, 4) OBP: 0.340, SLG: 0.457	0-0 6-3			0-0 6-3		0-3 K		0-0 F5		4 0 0 0 0 1 2												
<b>Hank Aaron, R</b> (1, 9) OBP: 0.529, SLG: 0.762	4-0 S BB			0-0 4-3		0-3 K		0-0 1B 1-2 1B		3 0 1 0 1 1 1												
<b>Orlando Cepeda, R</b> (1, 3) OBP: 0.275, SLG: 0.378	0-0 5-3 1-2			4-0 BB		0-0 FC5-4 1-2f		0-0 1-3 2-H 1B		3 0 1 1 1 0 2												
<b>Clete Boyer, R</b> (1, 5) OBP: 0.320, SLG: 0.293		0-3 K		0-0 F8		0-3 K		0-0 F9		4 0 0 0 0 2 3												
<b>Bob Aspromonte, R</b> (1, 7) OBP: 0.200, SLG: 0.158		0-0 6-3			0-0 5-3		0-0 F8		0-0 6-3	4 0 0 0 0 0 0												
<b>Sonny Jackson, L</b> (1, 6) OBP: 0.347, SLG: 0.500		0-3 K			0-0 5-3		0-0 1B		0-0 1-3	4 0 1 0 0 1 0												
<b>Bob Tillman, R</b> (1, 2) OBP: 0.133, SLG: 0.133			0-0 1-3		0-0 1B		0-3 K		0-0 5-3	4 0 1 0 0 1 1												
<b>Ken Johnson, R</b> (1, 1)			0-0 L6		0-0 1-3			0-0 F7		2 0 0 0 0 0 1												
<b>Claude Raymond, R</b> (6, 1)										0 0 0 0 0 0 0												
<b>Darrell Evans, L</b> (8, PH)										1 0 0 0 0 0 0												
<b>Jim Britton, R</b> (8, 1)										0 0 0 0 0 0 0												
<b>Inning Stats</b>	R: 0 E: 0 K: 0 S: 3	H: 0 LOB: 1 BB: 1 P: 7	R: 0 E: 0 K: 2 S: 7	H: 0 LOB: 0 BB: 0 P: 7	R: 0 E: 0 K: 0 S: 3	H: 0 LOB: 0 BB: 0 P: 3	R: 0 E: 0 K: 0 S: 3	H: 0 LOB: 1 BB: 1 P: 7	R: 0 E: 0 K: 2 S: 4	H: 1 LOB: 1 BB: 0 P: 4	R: 0 E: 0 K: 2 S: 8	H: 1 LOB: 1 BB: 0 P: 8	R: 0 E: 0 K: 2 S: 8	H: 1 LOB: 1 BB: 0 P: 8	R: 1 E: 0 K: 0 S: 6	H: 3 LOB: 2 BB: 0 P: 6	R: 0 E: 0 K: 0 S: 3	H: 0 LOB: 0 BB: 0 P: 3	1B: 6 2B: 0 3B: 0 HR: 0	SF: 0 SAC: 0 DP: 0 HBP: 0	WP: 0 PB: 0 SB: 1 CS: 0	PA: 35
<b>PITCHER</b> <b>Jim Maloney, R</b> (1, 1) ERA: 2.25	IP: 9.0 WLS: W BF: 35 H: 6 R: 1 ER: 1 SO: 6 BB: 2 IBB: 0 HBP: 0 BLK: 0 WP: 0 HR: 0 S: 45 P: 53 ERA: 1.00 WHIP: 0.889											<b>PITCHER</b>	IP: 0.0 WLS: 0 BF: 0 H: 0 R: 0 ER: 0 SO: 0 BB: 0 IBB: 0 HBP: 0 BLK: 0 WP: 0 HR: 0 S: 0 P: 0 ERA: 0.00 WHIP: 0.000									

livebaseballscorecards.com

<b>AB</b>	<b>33</b>
<b>R</b>	<b>1</b>
<b>H</b>	<b>6</b>
<b>RBI</b>	<b>1</b>
<b>BB</b>	<b>2</b>
<b>SO</b>	<b>6</b>
<b>LOB</b>	<b>10</b>



Batter	1	2	3	4	5	6	7	8	9
<b>Pete Rose, S</b> OBP: 0.452, SLG: 0.583 (1, 8) X	0-0 L7 BBB	4-0 BB			0-0 G6-4-3 1B	0-0 F9 2-3		0-0 2-H 1B	
<b>Bobby Tolan, L</b> OBP: 0.333, SLG: 0.550 (1, 9) X	0-0 PB 1B 2B	0-0 P6			0-0 E4 1-2 G6-4-3	0-0 F8		0-3 K2-3	
<b>Alex Johnson, R</b> OBP: 0.390, SLG: 0.700 (1, 7) BBB	4-0 1B HR 2-3 BB		0-0 1B		0-0 G6-4-3 1-2f 2-3		0-0 5-3		
<b>Tony Perez, R</b> OBP: 0.368, SLG: 0.457 (1, 5) X	0-0 1-3 HR 3-H 1B		0-0 P4		0-0 3-H 1B		0-0 FC5-4 1B		
<b>Lee May, R</b> OBP: 0.231, SLG: 0.389 (1, 3) X	0-0 1-H 3-H HR		0-3 K		0-0 F8		0-0 P4		
<b>Johnny Bench, R</b> OBP: 0.278, SLG: 0.471 (1, 2) X	0-0 5-3		0-3 K			0-0 HR	0-0 FC5-4 1-2f		
<b>Tommy Helms, R</b> OBP: 0.343, SLG: 0.367 (1, 4) X	0-0 4-3			0-0 4-3		0-3 K		0-0 F7	
<b>Darrel Chaney, S</b> OBP: 0.286, SLG: 0.167 (1, 6)		0-0 L7		0-0 L3		0-0 F9 BB 1B		4-0 SH3-4 1B BB	
<b>Jim Maloney, L</b> (1, 1)		0-0 G3		0-0 F9		4-0 BB		0-0 SH3-4	

AB	R	H	RBI	BB	SO	LOB
4	1	2	1	1	0	2
5	1	1	0	0	1	5
3	1	1	0	1	0	2
4	1	3	2	0	0	1
4	1	1	3	0	1	3
4	1	1	1	0	1	2
4	0	0	0	0	1	0
3	1	1	0	1	0	0
2	0	0	0	1	0	0

**BOTTOM**

**Atlanta Braves @ Cincinnati Reds**  
Crosley Field, Cincinnati, OH  
Sun Apr 20 1969, 3:33 AM EST  
Att. 29,163 - Unknown

AB	33
R	7
H	10
RBI	7
BB	4
SO	4
LOB	15



1B:	7	SF:	0
2B:	1	SAC:	1
3B:	0	DP:	1
HR:	2	HBP:	0

WP:	0	PA:	38
PB:	1		
SB:	0		
CS:	0		

Inning Stats	R	H	E	K	S	R	H	E	K	S	R	H	E	K	S	R	H	E	K	S	R	H	E	K	S
<b>Ken Johnson, R</b> ERA: 7.84 (1, 1)	4	3	0	0	6	0	0	0	0	0	1	2	0	0	5	0	0	0	0	0	0	0	0	0	0
<b>Claude Raymond, R</b> ERA: (6, 1)	0	0	0	0	0	0	0	0	0	0	0	0	0	0	0	0	0	0	0	0	0	0	0	0	0
<b>Jim Britton, R</b> ERA: 5.4 (8, 1)	0	0	0	0	0	0	0	0	0	0	0	0	0	0	0	0	0	0	0	0	0	0	0	0	0

WP	HR	S	P	ERA	WHIP
0	0	0	0	8.44	2.062
0	0	0	0	0.00	0.600
0	0	0	0	9.00	2.000









Batter	1	2	3	4	5	6	7	8	9	AB R H RBI BB SO LOB	TOP											
<b>Pete Rose, S</b> (1, 8) OBP: 0.462, SLG: 0.600	0-1 CI HR		0-0 1B 3B		0-3 K	0-0 1B		0-0 PB SF8 1B	4-0 FC5-2 HBP BB	4 3 3 2 1 1 0												
<b>Bobby Tolan, L</b> (1, 9) OBP: 0.358, SLG: 0.580	0-0 P4		0-0 1B		0-3 K		0-0 L1	0-0 F2	1-0 FC5-2 HBP	5 0 1 1 0 1 3												
<b>Alex Johnson, R</b> (1, 7) OBP: 0.375, SLG: 0.630	0-3 K		0-0 P6		0-3 K		0-0 F8	0-0 SF8 PB 2B 1B	0-0 FC5-2	2 0 0 0 0 1 2												
<b>Ted Savage, R</b> (3, 7) OBP: 0.500, SLG: 0.500									1-2 2-3 3-Hf	3 1 1 0 0 1 0												
<b>Jim Beauchamp, R</b> (9, PH)										1 0 0 0 0 0 3												
<b>Tony Perez, R</b> (1, 5) OBP: 0.417, SLG: 0.556	0-0 1-H HR		0-0 5-3			0-0 1B WP 1B	0-0 1B E	0-0 SF8 2B 1B	0-3 K	5 4 4 2 0 0 1												
<b>Giraldo Ruiz, S</b> (8, 5)								1-2 2-3 3-H		1 0 0 0 0 1 3												
<b>Lee May, R</b> (1, 3) OBP: 0.265, SLG: 0.386	0-3 K			0-0 6-3		0-0 WP FC1-2 1B	0-0 E 1B	0-0 SF8		4 1 2 1 0 1 0												
<b>Johnny Bench, R</b> (1, 2) OBP: 0.304, SLG: 0.500		0-0 F7		0-0 F8		0-0 FC1-2 WP 1B 1B	0-0 E4 1B 2B	0-0		5 2 3 5 0 0 0												
<b>Tommy Helms, R</b> (1, 4) OBP: 0.400, SLG: 0.395		0-0 6-3		0-0 3B 1B		0-0 1-3	0-0 1B 2B	0-0 F2		5 1 2 1 0 0 3												
<b>Darrel Chaney, S</b> (1, 6) OBP: 0.353, SLG: 0.357		0-3 K		0-0 1-H 3B		0-0 FC1-2 1B IBB	0-0 1-3		0-3 K	4 1 1 1 1 2 1												
<b>Mel Queen, L</b> (1, 1) OBP: 0.167, SLG: 0.167			0-3 K		0-0 F9			0-0 FC1-2	0-0	3 0 0 0 0 1 4												
<b>Clay Carroll, R</b> (7, 1) OBP: 0.750, SLG: 0.667						0-0 1B FC1-2		4-0 1B PB BB	0-0 HBP BB FC5-2 1B	1 1 1 0 1 0 0												
<b>Inning Stats</b>	R: 2 E: 1 K: 2 S: 9	H: 1 LOB: 0 BB: 0 P: 9	R: 0 E: 0 K: 1 S: 5	H: 0 LOB: 0 BB: 0 P: 5	R: 1 E: 0 K: 1 S: 7	H: 2 LOB: 1 BB: 0 P: 7	R: 1 E: 0 K: 0 S: 5	H: 2 LOB: 1 BB: 0 P: 5	R: 0 E: 0 K: 3 S: 9	H: 0 LOB: 0 BB: 0 P: 9	R: 3 E: 0 K: 0 S: 6	H: 4 LOB: 2 BB: 1 P: 10	R: 3 E: 1 K: 0 S: 7	H: 4 LOB: 1 BB: 0 P: 7	R: 4 E: 0 K: 0 S: 7	H: 4 LOB: 1 BB: 1 P: 11	R: 0 E: 0 K: 2 S: 8	H: 1 LOB: 3 BB: 1 P: 13	1B: 13 2B: 2 3B: 2 HR: 1	SF: 1 SAC: 0 DP: 0 HBP: 1	WP: 2 PB: 1 SB: 0 CS: 0	PA: 49
<b>PITCHER</b>	IP WLS BF H R ER SO BB IBB HBP BLK WP HR S P ERA WHIP																					
<b>Don Wilson, R</b> (1, 1) ERA: 3.12	5.0 L 24 8 7 5 7 0 0 0 0 0 1 1 38 38 9.00 1.600																					
<b>Dooley Womack, R</b> (6, 1) ERA: 2.0	2.0 11 5 3 2 0 0 1 0 0 1 0 10 14 9.00 2.500																					
<b>Skip Guinn, L</b> (8, 1) ERA: 7.36	2.0 14 5 4 4 2 2 0 1 0 0 0 15 24 18.00 3.500																					

**Cincinnati Reds @ Houston Astros**  
Astrodome, Houston, TX  
Tue Apr 22 1969, 7:05 PM EST  
Att. 7,204 - Dome - 72 F

livebaseballscorecards.com

<b>AB</b>	43
<b>R</b>	14
<b>H</b>	18
<b>RBI</b>	13
<b>BB</b>	3
<b>SO</b>	9
<b>LOB</b>	20



Batter	1	2	3	4	5	6	7	8	9	AB	R	H	RBI	BB	SO	LOB
Jesus Alou, R OBP: 0.194, SLG: 0.234 (1, 9)	0-0 6-3		0-0 F9			0-0 F3		0-0 1B		4	0	1	0	0	0	0
Joe Morgan, L OBP: 0.373, SLG: 0.291 (1, 7)	4-0 BB		0-0 F9			0-0 F8		0-0 3-1		3	0	0	0	1	0	1
Jimmy Wynn, R OBP: 0.366, SLG: 0.526 (1, 8)	0-3 K				0-3 K				0-3 K	3	0	0	0	0	2	1
Cesar Geronimo, L OBP: 0.333, SLG: 0.667 (9, 8)						0-0 6-3				1	0	0	0	0	1	0
Doug Rader, R OBP: 0.300, SLG: 0.364 (1, 5)	0-0 4-3			0-0 E6			4-0 G4-6-3 BB		0-3 K	3	0	0	0	1	1	1
Curt Blefary, L OBP: 0.377, SLG: 0.358 (1, 3)		0-0 L4		0-0 WP 2B		0-0 G4-6-3		4-0 FC5-4 BB		3	0	1	0	1	0	1
Denis Menke, R OBP: 0.508, SLG: 0.479 (1, 4)		4-0 BB		0-3 K		4-0 FC6-4 BB		0-0 FC5-4		2	0	0	0	2	1	2
Johnny Edwards, L OBP: 0.176, SLG: 0.146 (1, 2)		0-0 P6			0-0 G4-6-3 1B		0-0 FC6-4			3	0	1	0	0	0	2
Skip Guinn, R (8, 1)										0	0	0	0	0	0	0
Hector Torres, R (1, 6)		0-3 K			0-0 G4-6-3		0-0 6-3			3	0	0	0	0	1	2
Don Wilson, R OBP: 0.200, SLG: 0.111 (1, 1)			0-0 F8			0-3 K		0-3 K		2	0	0	0	0	1	0
Dooley Womack, L (6, 1)										0	0	0	0	0	0	0
Bob Watson, R OBP: 0.238, SLG: 0.211 (8, 2)										1	0	0	0	0	1	0

Inning Stats	R: 0	H: 0	E: 0	K: 1	S: 5	R: 0	H: 0	E: 0	K: 1	S: 5	R: 0	H: 0	E: 0	K: 0	S: 3	R: 0	H: 1	E: 1	K: 2	S: 8	R: 0	H: 1	E: 0	K: 1	S: 5	R: 0	H: 0	E: 0	K: 0	S: 3	R: 0	H: 0	E: 0	K: 0	S: 2	R: 0	H: 1	E: 0	K: 1	S: 6	R: 0	H: 0	E: 0	K: 2	S: 7	R: 0	H: 0	E: 0	K: 1	S: 7			
	LOB: 1	BB: 1	P: 9			LOB: 1	BB: 1	P: 9			LOB: 1	BB: 1	P: 9			LOB: 1	BB: 1	P: 9			LOB: 0	BB: 0	P: 3			LOB: 0	BB: 0	P: 5			LOB: 0	BB: 0	P: 5			LOB: 1	BB: 2	P: 10			LOB: 1	BB: 0	P: 6			LOB: 1	BB: 1	P: 11					
	1B: 2	2B: 1	3B: 0	HR: 0	SF: 0	SAC: 0	DP: 2	HBP: 0	WP: 1	PA: 33																																											
PITCHER	IP	WLS	BF	H	R	ER	SO	BB	IBB	HBP	BLK	WP	HR	S	P	ERA	WHIP																																				
Mel Queen, R ERA: 2.25 (1, 1)	6.0	W	21	2	0	0	5	2	0	0	0	1	0	29	37	0.00	0.667																																				
Clay Carroll, R ERA: 3.86 (7, 1)	3.0	S	12	1	0	0	3	3	0	0	0	0	0	15	27	0.00	1.333																																				

BOTTOM

Cincinnati Reds @ Houston Astros  
Astrodome, Houston, TX  
Tue Apr 22 1969, 7:05 PM EST  
Att. 7,204 - Dome - 72 F

AB 28  
R 0  
H 3  
RBI 0  
BB 5  
SO 8  
LOB 10



WP	PA	ERA	WHIP
1	33		

livebaseballscores.com



Batter	1	2	3	4	5	6	7	8	9	AB R H RBI BB SO LOB	TOP	
<b>Pete Rose, S</b> (1, 8) OBP: 0.446, SLG: 0.571	0-0 1B 3-1 2B 1B	0-0 4-3		0-0 L4			0-3 K			4 1 1 0 0 1 3		
<b>Bobby Tolan, L</b> (1, 9) OBP: 0.351, SLG: 0.556	0-0 3-1	0-0 CS 2-H 1B				0-3 K	0-0 4-3			4 0 1 1 0 1 1		
<b>Alex Johnson, R</b> (1, 7) OBP: 0.385, SLG: 0.620	0-0 2B	0-0 CS	0-3 K			0-3 K		0-0 PB 1B		4 1 2 0 0 2 0		
<b>Tony Perez, R</b> (1, 5) OBP: 0.423, SLG: 0.563	0-0 WP 1-H 3-H 2B		0-3 K			4-0 BB		0-0 F3		3 0 1 2 1 1 1		
<b>Lee May, R</b> (1, 3) OBP: 0.264, SLG: 0.362	4-0 F7 2-3 BB		0-0 F9			0-0 F7		0-0 5-3		3 0 0 0 1 0 2		
<b>Johnny Bench, R</b> (1, 2) OBP: 0.280, SLG: 0.458	0-0 F7 1-2			0-0 P4		0-0 F7		0-0 P5		4 0 0 0 0 0 3		
<b>Tommy Helms, R</b> (1, 4) OBP: 0.388, SLG: 0.381	0-0 1-3			0-0 SH3 BB 1B		0-0 F7		0-0 F8		4 0 1 0 0 0 2		
<b>Darrel Chaney, S</b> (1, 6) OBP: 0.400, SLG: 0.333 <b>Fred Whitfield, L</b> (9, PH) OBP: 0.250, SLG: 0.250		4-0 1B BB		4-0 SH3 BB		0-3 K		0-3 K		1 1 0 0 2 1 0 1 0 0 0 0 1 0		
<b>Gary Nolan, R</b> (1, 1) <b>Jack Fisher, R</b> (4, 1) <b>Jimmy Stewart, S</b> (7, PH) <b>George Culver, R</b> (7, 1) <b>Jim Merritt, L</b> (8, 1) <b>Wayne Granger, R</b> (8, 1) <b>Jim Beauchamp, R</b> (9, PH)		0-3 K		0-0 SH3			0-0 4-3		0-3 K	1 0 0 0 0 0 1 1 0 0 0 0 0 0 0 0 1 0 1 0 0 0 0 0 1 0		
<b>Inning Stats</b>	R: 2 H: 3 E: 0 LOB: 2 K: 0 BB: 1 S: 6 P: 10	R: 1 H: 1 E: 0 LOB: 0 K: 1 BB: 1 S: 5 P: 9	R: 0 H: 0 E: 0 LOB: 0 K: 2 BB: 0 S: 7 P: 7	R: 0 H: 1 E: 0 LOB: 2 K: 0 BB: 1 S: 4 P: 8	R: 0 H: 0 E: 0 LOB: 1 K: 2 BB: 1 S: 7 P: 11	R: 0 H: 0 E: 0 LOB: 0 K: 1 BB: 0 S: 5 P: 5	R: 0 H: 0 E: 0 LOB: 0 K: 1 BB: 0 S: 5 P: 5	R: 0 H: 1 E: 0 LOB: 1 K: 0 BB: 0 S: 4 P: 4	R: 0 H: 0 E: 0 LOB: 0 K: 2 BB: 0 S: 7 P: 7	1B: 5 SF: 0 2B: 1 SAC: 1 3B: 0 DP: 0 HR: 0 HBP: 0	WP: 1 PA: 37 PB: 1 SB: 0 CS: 1	
<b>PITCHER</b> <b>Don Sutton, R</b> (1, 1) ERA: 5.55	IP WLS BF H R ER SO BB IBB HBP BLK WP HR S P ERA WHIP	9.0 W 36 6 3 3 9 4 0 0 0 1 0 50 66 3.00 1.111										

Cincinnati Reds @ Los Angeles Dodgers  
Dodger Stadium, Los Angeles, CA  
Wed Apr 23 1969, 6:05 PM PST  
Att: 11,672 - Unknown

AB	31
R	3
H	6
RBI	3
BB	4
SO	9
LOB	13



Batter	1	2	3	4	5	6	7	8	9
Willie Crawford, L (1, 8) OBP: 0.290, SLG: 0.404	4-0 BB G6-4-3		0-0 6-3	0-0 F7			0-0 1-3	0-0 FC5-2	
Bill Russell, R (1, 9) OBP: 0.451, SLG: 0.537	0-0 G6-4-3		0-0 F3	4-0 BB			4-0 CS BB	0-3 K	
Wes Parker, S (1, 3) OBP: 0.380, SLG: 0.578	0-0 F8			1B BB			0-0 F7		
Andy Kosco, R (1, 7) OBP: 0.308, SLG: 0.442		0-3 K		0-0 1B E 1B	0-0 F3			0-0 1B 1B	
Tom Haller, L (1, 2) OBP: 0.431, SLG: 0.500		4-0 WP 1B BB		0-0 SH5-4 E 1B	0-0 4-3			0-0 1B 1B	
Bill Sudakis, S (1, 5) OBP: 0.267, SLG: 0.339		0-0 P5		0-0 E9 1B SH5-4 E 1B	0-0 G3			0-0 1B FC1-2 1B	
Ted Sizemore, R (1, 4) OBP: 0.426, SLG: 0.404		0-0 WP 1B		0-0 SH5-4		0-0 2-3		0-0 FC1-2 1B FC5-2 1B	
Billy Grabarkewitz, R (1, 6) OBP: 0.250, SLG: 0.143		0-0 L6		4-0 WP E IBB		0-0 F9		0-0 FC5-2 FC1-2 1B	
Don Sutton, R (1, 1) OBP: 0.111, SLG: 0.111			0-0 F9	0-0 E2 WP 1B		0-3 K		0-0 FC1-2 FC5-2	

Inning Stats	R: 0 E: 0 K: 0 S: 2	H: 0 LOB: 0 BB: 1 P: 6	R: 0 E: 0 K: 1 S: 6	H: 1 LOB: 2 BB: 1 P: 10	R: 0 E: 0 K: 0 S: 3	H: 0 LOB: 0 BB: 0 P: 3	R: 4 E: 2 K: 0 S: 7	H: 4 LOB: 3 BB: 3 P: 19	R: 0 E: 0 K: 0 S: 3	H: 0 LOB: 0 BB: 0 P: 3	R: 0 E: 0 K: 1 S: 5	H: 0 LOB: 0 BB: 0 P: 5	R: 0 E: 0 K: 0 S: 2	H: 0 LOB: 0 BB: 1 P: 6	R: 2 E: 0 K: 1 S: 10	H: 5 LOB: 3 BB: 0 P: 10
--------------	------------------------------	---------------------------------	------------------------------	----------------------------------	------------------------------	---------------------------------	------------------------------	----------------------------------	------------------------------	---------------------------------	------------------------------	---------------------------------	------------------------------	---------------------------------	-------------------------------	----------------------------------

PITCHER	IP	WLS	BF	H	R	ER	SO	BB	IBB	HBP	BLK	WP	HR	S	P	ERA	WHIP
Gary Nolan, R (1, 1) ERA: 4.6	3.1	L	18	5	4	3	1	3	1	0	0	1	0	16	32	8.10	2.400
Jack Fisher, R (4, 1) ERA:	2.2		9	0	0	0	1	1	0	0	0	1	0	10	14	0.00	0.375
George Culver, R (7, 1) ERA: 3.38	1.0		6	3	2	2	0	1	0	0	0	0	0	5	9	18.00	4.000
Jim Merritt, L (8, 1) ERA: 4.61	0.0		1	1	0	0	0	0	0	0	0	0	0	1	1	∞	∞
Wayne Granger, R (8, 1) ERA: 2.25	1.0		4	1	0	0	1	0	0	0	0	0	0	6	6	0.00	1.000

**BOTTOM**

**Cincinnati Reds @ Los Angeles Dodgers**  
**Dodger Stadium, Los Angeles, CA**  
 Wed Apr 23 1969, 6:05 PM PST  
 Att. 11,672 - Unknown

AB	R	H	RBI	BB	SO	LOB
4	0	0	0	1	0	5
3	0	0	0	2	1	4
3	1	0	0	1	0	4
4	2	2	0	0	1	0
3	2	2	0	1	0	0
4	1	2	1	0	0	1
3	0	2	2	0	0	0
3	0	1	0	1	0	2
4	0	1	1	0	1	3

AB	31
R	6
H	10
RBI	4
BB	6
SO	3
LOB	19

livebaseballscorecards.com



1B:	10	SF:	0	WP:	2	PA:	38
2B:	0	SAC:	1	PB:	0		
3B:	0	DP:	1	SB:	0		
HR:	0	HBP:	0	CS:	1		



Batter	1	2	3	4	5	6	7	8	9	AB R H RBI BB SO LOB	TOP			
<b>Pete Rose, S</b> OBP: 0.443, SLG: 0.574 (1, 8) X	0-0 4-3		0-0 1B	0-3 K		0-0 6-3			0-0 5-3 2B	5 1 2 0 0 1 0				
<b>Bobby Tolan, L</b> OBP: 0.371, SLG: 0.627 (1, 9) X	0-0 1B 2B		0-0 1B	0-0 HR		0-0 1-3			0-0 5-3 2-3	5 3 3 1 0 0 1				
<b>Alex Johnson, R</b> OBP: 0.368, SLG: 0.582 (1, 7) X	0-0 6-3 2-H 1B		0-0 5-3	0-0 6-3					0-0 L6	5 0 1 1 0 0 3				
<b>Tony Perez, R</b> OBP: 0.429, SLG: 0.549 (1, 5) X	0-0 1-2 6-3 1B		4-0 1B 3B IBB	0-0 6-3					0-0 4-3	3 1 1 0 1 0 0				
<b>Johnny Bench, R</b> OBP: 0.296, SLG: 0.462 (1, 2) X	0-0 6-3 1-2 2-3		0-0 1-2 2-H 3-H 3B 1B		0-0 1-3				0-0 CS 1B	4 1 2 2 0 0 2				
<b>Lee May, R</b> OBP: 0.281, SLG: 0.471 (1, 3) X	0-0 5-3		0-0 1-H 2-H 1B 3B		0-0 HR				0-0 CS 1-2 K	4 2 2 3 0 1 2				
<b>Tommy Helms, R</b> OBP: 0.377, SLG: 0.370 (1, 4) X		0-0 6-3	0-0 1B	0-0 6-3					0-0 P4-3	4 0 1 1 0 0 0				
<b>Darrel Chaney, S</b> OBP: 0.333, SLG: 0.263 (1, 6) X		0-3 K	0-0 F7	0-0 G3					0-3 K	4 0 0 0 0 2 1				
<b>Tony Cloninger, R</b> (1, 1) <b>Clay Carroll, R</b> OBP: 0.600, SLG: 0.500 (3, 1) <b>Wayne Granger, R</b> (7, 1)		0-0 1-3	0-0 F9	0-0 4-3					0-3 K	2 0 0 0 0 0 1 1 0 0 0 0 0 0 1 0 0 0 0 1 0				
<b>Inning Stats</b>	R: 1 E: 0 K: 0 S: 6 H: 3 LOB: 2 BB: 0 P: 6	R: 0 E: 0 K: 1 S: 5 H: 0 LOB: 0 BB: 0 P: 5	R: 5 E: 0 K: 0 S: 8 H: 5 LOB: 1 BB: 1 P: 12	R: 1 E: 0 K: 1 S: 6 H: 1 LOB: 0 BB: 0 P: 6	R: 1 E: 0 K: 0 S: 4 H: 1 LOB: 0 BB: 0 P: 4	R: 0 E: 0 K: 0 S: 3 H: 0 LOB: 0 BB: 0 P: 3	R: 0 E: 0 K: 0 S: 3 H: 1 LOB: 0 BB: 0 P: 3	R: 0 E: 0 K: 2 S: 7 H: 0 LOB: 0 BB: 0 P: 7	R: 0 E: 0 K: 1 S: 6 H: 1 LOB: 1 BB: 0 P: 6	1B: 7 2B: 2 3B: 1 HR: 2 SF: 0 SAC: 0 DP: 0 HBP: 0	WP: 0 PB: 0 SB: 0 CS: 1 PA: 40			
<b>PITCHER</b>	IP WLS BF H R ER SO BB IBB HBP BLK WP HR S P ERA WHIP												<b>PITCHER</b>	IP WLS BF H R ER SO BB IBB HBP BLK WP HR S P ERA WHIP
<b>Claude Osteen, L</b> ERA: 3.07 (1, 1)	2.1 L 16 8 6 6 1 0 0 0 0 0 0 0 17 21 23.14 3.429													
<b>Joe Moeller, R</b> ERA: 2.45 (3, 1)	1.2 6 1 1 1 1 0 0 0 0 0 0 1 8 8 5.40 0.600													
<b>Pete Mikkelsen, R</b> ERA: 2.45 (5, 1)	2.0 7 1 1 1 0 0 0 0 0 0 0 1 7 7 4.50 0.500													
<b>Bobby Darwin, R</b> ERA: 10.13 (7, 1)	1.0 3 1 0 0 0 0 0 0 0 0 0 0 3 3 0.00 1.000													
<b>Jim Brewer, L</b> ERA: 1.8 (8, 1)	2.0 7 1 0 0 3 0 0 0 0 0 0 0 13 13 0.00 0.500													

Cincinnati Reds @ Los Angeles Dodgers  
 Dodger Stadium, Los Angeles, CA  
 Thu Apr 24 1969, 6:05 PM PST  
 Att: 11,815 - Unknown

AB	38
R	8
H	12
RBI	8
BB	1
SO	5
LOB	10



WP	0	PA	40
PB	0		
SB	0		
CS	1		

ERA	23.14	WHIP	3.429
ERA	5.40	WHIP	0.600
ERA	4.50	WHIP	0.500
ERA	0.00	WHIP	1.000
ERA	0.00	WHIP	0.500

BOTTOM

Cincinnati Reds @ Los Angeles Dodgers  
Dodger Stadium, Los Angeles, CA

Thu Apr 24 1969, 6:05 PM PST  
Att. 11,815 - Unknown

AB 41  
R 7  
H 17  
RBI 7  
BB 2  
SO 6  
LOB 21



WP: 1 PA: 44  
PB: 0  
SB: 0  
CS: 0

AB R H RBI BB SO LOB

4 1 1 0 1 2 1

4 2 2 0 1 0 1

5 1 4 2 0 0 1

4 0 1 1 0 0 3

5 2 2 0 0 1 3

5 1 3 3 0 0 3

5 0 3 1 0 0 1

3 0 0 0 0 1 2  
1 0 1 0 0 0 0  
0 0 0 0 0 0 0  
1 0 0 0 0 0 1

1 0 0 0 0 0 1  
0 0 0 0 0 0 0  
1 0 0 0 0 1 1  
0 0 0 0 0 0 0  
1 0 0 0 0 1 0  
0 0 0 0 0 0 0  
1 0 0 0 0 0 3

1B: 16 SF: 1  
2B: 1 SAC: 0  
3B: 0 DP: 2  
HR: 1 HBP: 0

Batter	1	2	3	4	5	6	7	8	9
Willie Crawford, L (1, 8) OBP: 0.299, SLG: 0.393	0-0 1-3 1B		4-0 WP BB 1B BB	0-3 K			0-3 K	0-0 FC2-8 1B	
Bill Russell, R (1, 9) OBP: 0.464, SLG: 0.533	0-0 L3 1B		4-0 WP 1B BB		0-0 F8		0-0 1B SF9 1B	0-0 FC2-6 1B 1-2f	
Wes Parker, S (1, 3) OBP: 0.418, SLG: 0.600	0-0 L3 1-2		0-0 FC1-4 1B 1-H 2-H		0-0 1B		0-0 1B 1-3	0-0 G6-4-3 1B 1-3	
Andy Kosco, R (1, 7) OBP: 0.298, SLG: 0.429		0-0 F9	0-0 FC1-4 1B 1-2f		0-0 1B		0-0 SF9	0-0 G6-4-3 1B 1-2f	
Tom Haller, L (1, 2) OBP: 0.429, SLG: 0.489		0-0 HR 1B	0-3 K		0-0 L4		0-0 1B 1-2	0-0 6-3	
Bill Sudakis, S (1, 5) OBP: 0.292, SLG: 0.410		0-0 HR 1-H	0-0 FC6 1-2f		0-0 4-3		0-0 1B 1-3 2-H	0-0 5-3 1B	
Ted Sizemore, R (1, 4) OBP: 0.441, SLG: 0.423 (8, 6)		0-0 FC4-6 1B		0-0 1-3 1B		0-0 1-3	0-0 1B 1-2	0-0 5-3 1-2	
Billy Grabarkewitz, R (1, 6) OBP: 0.182, SLG: 0.100		0-0 FC4-6 1-2f		0-0 1-3		0-3 K	0-0 1B 1-2 2-3	0-0 F9	
Ron Fairly, L (7, PH) OBP: 0.286, SLG: 0.316				0-0 1-3					
Jim Brewer, L (8, 1)				0-0 1-3					
Jeff Torborg, R (9, PH)				0-0 1-3					
Claude Osteen, L (1, 1) OBP: 0.250, SLG: 0.111		0-0 4-3		0-3 K		0-3 K	0-0 P1-3		
Joe Moeller, R (3, 1)									
Len Gabrielson, L (4, PH) OBP: 0.250, SLG: 0.176									
Pete Mikkelsen, R (5, 1)									
John Miller, R (6, PH) OBP: 0.250, SLG: 0.250									
Bobby Darwin, R (7, 1)									
Paul Popovich, S (7, PH) OBP: 0.278, SLG: 0.250 (8, 4)									

Inning Stats	R: 0	H: 1	R: 2	H: 3	R: 2	H: 1	R: 0	H: 1	R: 0	H: 2	R: 0	H: 0	R: 3	H: 6	R: 0	H: 2	R: 0	H: 1	R: 0	H: 1	1B: 16	SF: 1	WP: 1	PA: 44
	E: 0	LOB: 0	E: 0	LOB: 1	E: 0	LOB: 1	E: 0	LOB: 1	E: 0	LOB: 2	E: 0	LOB: 0	E: 0	LOB: 3	E: 0	LOB: 1	E: 0	LOB: 1	E: 0	LOB: 1	2B: 1	SAC: 0	PB: 0	
	K: 0	BB: 0	K: 0	BB: 0	K: 1	BB: 2	K: 2	BB: 0	K: 0	BB: 0	K: 0	BB: 0	K: 1	BB: 0	K: 0	BB: 0	K: 0	BB: 0	K: 0	BB: 0	3B: 0	DP: 2	SB: 0	
	S: 3	P: 3	S: 6	P: 6	S: 6	P: 14	S: 8	P: 8	S: 5	P: 5	S: 7	P: 7	S: 11	P: 11	S: 4	P: 4	S: 4	P: 4	S: 4	P: 4	HR: 1	HBP: 0	CS: 0	

PITCHER	IP	WLS	BF	H	R	ER	SO	BB	IBB	HBP	BLK	WP	HR	S	P	ERA	WHIP
Tony Cloninger, R (1, 1) ERA: 5.17	2.0		12	5	4	4	0	2	0	0	0	1	1	10	18	18.00	3.500
Clay Carroll, R (3, 1) ERA: 3.86	4.2	W	19	5	2	2	6	0	0	0	0	0	0	31	31	3.86	1.071
Wayne Granger, R (7, 1) ERA: 2.51	2.1	S	13	7	1	1	0	0	0	0	0	0	0	13	13	3.86	3.000



Batter	1	2	3	4	5	6	7	8	9	AB R H RBI BB SO LOB	TOP													
<b>Pete Rose, S</b> (1, 8) OBP: 0.431, SLG: 0.552	0-3 K		0-0 2-H 1B		0-0 4-3			0-0 P6		4 0 1 1 0 1 0														
<b>Bobby Tolan, L</b> (1, 9) OBP: 0.364, SLG: 0.597	0-0 B5-3			4-0 1B HR BB	0-3 K			0-0 1-3		3 1 0 0 1 1 0														
<b>Alex Johnson, R</b> (1, 7) OBP: 0.344, SLG: 0.542	0-3 K			0-0 4-3			0-0 1-3		0-0 6-3	4 0 0 0 0 1 1														
<b>Tony Perez, R</b> (1, 5) OBP: 0.417, SLG: 0.527		0-3 K		0-0 2-3 HR 1B			0-0 1-3		0-0 6-3	4 1 1 0 0 1 0														
<b>Johnny Bench, R</b> (1, 2) OBP: 0.293, SLG: 0.500		0-0 5-3		0-0 1-H 3-H HR			0-0 F8		0-0 6-3	4 1 1 3 0 0 0														
<b>Lee May, R</b> (1, 3) OBP: 0.300, SLG: 0.481		0-0 F5		0-0 FC4-6 1B						3 0 2 0 0 0 0														
<b>Tommy Helms, R</b> (1, 4) OBP: 0.357, SLG: 0.347			0-0 5-3	0-0 FC4-6 1-2f			0-0 G1-6-3 1B			3 0 0 0 0 0 2														
<b>Darrel Chaney, S</b> (1, 6) OBP: 0.333, SLG: 0.238			4-0 SH5-4 1B BB	0-3 K			0-3 K			2 1 0 0 1 2 1														
<b>Jim Maloney, L</b> (1, 1)			0-0 SH5-4		0-0 4-3			0-0 4-3		2 0 0 0 0 0 0														
<b>Inning Stats</b>	R: 0 E: 0 K: 2 S: 7	H: 0 LOB: 0 BB: 0 P: 7	R: 0 E: 0 K: 1 S: 5	H: 0 LOB: 0 BB: 0 P: 5	R: 1 E: 0 K: 0 S: 3	H: 1 LOB: 1 BB: 1 P: 7	R: 3 E: 0 K: 1 S: 8	H: 3 LOB: 1 BB: 1 P: 12	R: 0 E: 0 K: 1 S: 5	H: 0 LOB: 0 BB: 0 P: 5	R: 0 E: 0 K: 0 S: 3	H: 0 LOB: 0 BB: 0 P: 3	R: 0 E: 0 K: 1 S: 5	H: 1 LOB: 0 BB: 0 P: 5	R: 0 E: 0 K: 0 S: 3	H: 0 LOB: 0 BB: 0 P: 3	R: 0 E: 0 K: 0 S: 3	H: 0 LOB: 0 BB: 0 P: 3	1B: 4 2B: 0 3B: 0 HR: 1	SF: 0 SAC: 1 DP: 1 HBP: 0	WP: 0 PB: 0 SB: 0 CS: 0	PA: 32		
<b>PITCHER</b>	IP	WLS	BF	H	R	ER	SO	BB	IBB	HBP	BLK	WP	HR	S	P	ERA	WHIP							
<b>Tommie Sisk, R</b> (1, 1) ERA: 4.42	3.1	L	15	4	4	4	3	2	0	0	0	0	1	19	27	10.80	1.800							
<b>Gary Ross, R</b> (4, 1) ERA: 7.36	1.2		5	0	0	0	2	0	0	0	0	0	0	9	9	0.00	0.000							
<b>Frank Reberger, R</b> (6, 1) ERA: 5.59	2.0		6	1	0	0	1	0	0	0	0	0	0	8	8	0.00	0.500							
<b>Joe Niekro, R</b> (8, 1) ERA: 3.38	2.0		6	0	0	0	0	0	0	0	0	0	0	6	6	0.00	0.000							

**Cincinnati Reds @ San Diego Padres**  
**San Diego Stadium, San Diego, CA**  
 Fri Apr 25 1969, 9:05 PM EST  
 Att. 8,709 - Unknown

<b>AB</b>	29
<b>R</b>	4
<b>H</b>	5
<b>RBI</b>	4
<b>BB</b>	2
<b>SO</b>	6
<b>LOB</b>	4



[livebaseballscorecards.com](http://livebaseballscorecards.com)

Batter	1	2	3	4	5	6	7	8	9	AB R H RBI BB SO LOB
Tommy Dean, R (1, 6) OBP: 0.160, SLG: 0.045	0-3 K		0-0 L9		4-0 WP BB			0-0 F9		3 0 0 0 1 1 0
Roberto Pena, R (1, 4) OBP: 0.257, SLG: 0.197	4-0 FC6-4 BB			4-0 1B BB	0-0 F3			4-0 1B BB		1 0 0 0 3 0 2
Tony Gonzalez, L (1, 7) OBP: 0.362, SLG: 0.359	0-3 K			0-0 L8		0-0 4-3		0-0 G6-4-3 1B		4 0 1 0 0 1 2
Ollie Brown, R (1, 9) OBP: 0.319, SLG: 0.547	0-0 FC6-4			0-0 1-2 1B		4-0 FC6-4 BB		0-0 G6-4-3 1-2f		3 0 1 0 1 0 3
Nate Colbert, R (1, 3) OBP: 0.321, SLG: 0.577		0-0 P4		0-3 K		0-3 K		0-0 HR		4 1 1 1 0 2 3
Cito Gaston, R (1, 8) OBP: 0.236, SLG: 0.260		0-3 K		0-0 L4		0-0 FC6-4 1-2f		0-0 F8		4 0 0 0 0 1 3
Ed Spiezio, R (1, 5) OBP: 0.240, SLG: 0.222		0-0 4-3			0-0 P4		0-0 5-3			4 0 0 0 0 1 0
Chris Cannizzaro, R (1, 2) OBP: 0.276, SLG: 0.226			0-0 F3		0-0 WP BB 1B		0-3 K		0-3 K	4 0 1 0 0 2 0
Tommie Sisk, R (1, 1) Gary Ross, R (4, 1) Bill Davis, L (5, PH) Frank Reberger, L (6, 1) Al Ferrara, R (7, PH) Joe Niekro, R (8, 1)			0-0 6-3		0-0 F8		0-0 P4			1 0 0 0 0 0 0 0 0 0 0 0 0 0 1 0 0 0 0 0 1 0 0 0 0 0 0 0 1 0 0 0 0 0 0 0 0 0 0 0 0 0

Inning Stats	R: 0 E: 0 K: 2 S: 7	H: 0 LOB: 1 BB: 1 P: 11	R: 0 E: 0 K: 1 S: 5	H: 0 LOB: 0 BB: 0 P: 5	R: 0 E: 0 K: 0 S: 3	H: 0 LOB: 0 BB: 0 P: 3	R: 0 E: 0 K: 1 S: 6	H: 1 LOB: 2 BB: 1 P: 10	R: 0 E: 0 K: 0 S: 4	H: 1 LOB: 2 BB: 1 P: 8	R: 0 E: 0 K: 1 S: 5	H: 0 LOB: 1 BB: 1 P: 9	R: 0 E: 0 K: 1 S: 5	H: 0 LOB: 0 BB: 0 P: 5	R: 0 E: 0 K: 0 S: 3	H: 1 LOB: 1 BB: 1 P: 7	R: 1 E: 0 K: 2 S: 8	H: 1 LOB: 0 BB: 0 P: 8	1B: 3 2B: 0 3B: 0 HR: 1	SF: 0 SAC: 0 DP: 1 HBP: 0	WP: 1 PB: 0 SB: 0 CS: 0	PA: 35
--------------	------------------------------	----------------------------------	------------------------------	---------------------------------	------------------------------	---------------------------------	------------------------------	----------------------------------	------------------------------	---------------------------------	------------------------------	---------------------------------	------------------------------	---------------------------------	------------------------------	---------------------------------	------------------------------	---------------------------------	----------------------------------	------------------------------------	----------------------------------	--------


PITCHER	IP	WLS	BF	H	R	ER	SO	BB	IBB	HBP	BLK	WP	HR	S	P	ERA	WHIP	PITCHER	IP	WLS	BF	H	R	ER	SO	BB	IBB	HBP	BLK	WP	HR	S	P	ERA	WHIP		
Jim Maloney, R (1, 1) ERA: 1.86	9.0	W	35	4	1	1	8	5	0	0	0	1	1	46	66	1.00	1.000																				

**San Diego Padres**  
San Diego Stadium, San Diego, CA

Fri Apr 25 1969, 9:05 PM EST  
Att. 8,709 - Unknown

Cincinnati Reds @ San Diego Padres

AB	30
R	1
H	4
RBI	1
BB	5
SO	8
LOB	14







Batter	1	2	3	4	5	6	7	8	9
Tommy Dean, R OBP: 0.233, SLG: 0.154 (1, 6)	0-0 BB 1B		0-0 2B		4-0 1-3 BB		0-0 6-3	0-3 K	
Roberto Pena, R OBP: 0.257, SLG: 0.200 (1, 4) Jerry Davanon, R OBP: 0.037, SLG: 0.037 (9, 4)	0-0 F3		0-0 F9		0-0 1-3			0-0 1B HR 1B	
Ivan Murrell, R OBP: 0.100, SLG: 0.100 (1, 9)	0-0 F9		0-3 K		0-3 K			0-0 1B HR 1B	
Al Ferrara, R OBP: 0.467, SLG: 0.200 (1, 7) Larry Stahl, L OBP: 0.200, SLG: 0.143 (9, 7)	4-0 1-2 BB		0-0 6-3		0-0 G5-4-3 1B			0-0 P6	
Nate Colbert, R OBP: 0.313, SLG: 0.633 (1, 3)	0-3 K			0-0 F7		0-0 G5-4-3		0-0 1B HR	
Cito Gaston, R OBP: 0.237, SLG: 0.245 (1, 8)		4-0 G4-6-3 BB		0-0 6-3		0-3 K		0-0 4-3	
Ed Spiezio, R OBP: 0.296, SLG: 0.286 (1, 5)		0-0 G4-6-3 1B		0-0 1B			0-0 1B	0-0 1B HR 1B	
Chris Cannizzaro, R OBP: 0.274, SLG: 0.281 (1, 2)		0-0 G4-6-3		0-0 1-3			0-3 K	0-0 1B HR	
Dick Kelley, R OBP: 0.111, SLG: 0.111 (1, 1) Tony Gonzalez, L OBP: 0.357, SLG: 0.354 (7, PH) Jack Baldschun, R OBP: 0.500, SLG: 0.500 (8, 1)		0-3 K			0-0 1-3		0-0 F8	0-0 1B	

AB	R	H	RBI	BB	SO	LOB
4	0	2	0	1	1	2
4	1	1	0	0	0	3
0	0	0	0	0	0	0
4	1	1	0	0	2	3
3	0	1	0	1	0	3
0	0	0	0	0	0	0
4	1	1	3	0	1	3
3	0	0	0	1	1	0
4	1	4	0	0	0	0
4	1	1	2	0	1	4
2	0	0	0	0	1	1
1	0	0	0	0	0	1
1	0	1	0	0	0	0

BOTTOM

Cincinnati Reds @ San Diego Padres  
San Diego Stadium, San Diego, CA  
Sat Apr 26 1969, 6:33 AM EST  
Att. 4,351 - Unknown

livebaseballscorecards.com

AB	34
R	5
H	12
RBI	5
BB	3
SO	7
LOB	20



1B:	9	SF:	0
2B:	1	SAC:	0
3B:	0	DP:	2
HR:	2	HBP:	0

WP:	0	PA:	37
PB:	0		
SB:	0		
CS:	0		

Inning Stats	R	H	E	K	S	R	H	E	K	S	R	H	E	K	S	R	H	E	K	S	ERA	WHIP
Jim Merritt, L ERA: 5.06 (1, 1)	0	1	0	1	6	0	1	0	1	6	0	1	0	1	6	0	1	0	1	6	5.87	1.957
Wayne Granger, R ERA: 2.45 (8, 1)	0	1	0	1	9	0	1	0	1	9	0	1	0	1	9	0	1	0	1	9	0.00	0.000

PITCHER	IP	WLS	BF	H	R	ER	SO	BB	IBB	HBP	BLK	WP	HR	S	P	ERA	WHIP
Jim Merritt, L ERA: 5.06 (1, 1)	7.2	L	36	12	5	5	6	3	0	0	0	0	2	45	57	5.87	1.957
Wayne Granger, R ERA: 2.45 (8, 1)	0.1		1	0	0	0	1	0	0	0	0	0	0	3	3	0.00	0.000



Batter	1	2	3	4	5	6	7	8	9	AB R H RBI BB SO LOB	TOP											
<b>Pete Rose, S</b> (1, 8) OBP: 0.384, SLG: 0.485	0-0 4-3		0-0 F7			0-0 FC6-4		0-0 F7		4 0 0 0 0 0 2												
<b>Bobby Tolan, L</b> (1, 9) OBP: 0.324, SLG: 0.529	0-0 G3-1			0-0 F7		0-3 K		0-0 G4-3		4 0 0 0 0 1 2												
<b>Alex Johnson, R</b> (1, 7) OBP: 0.362, SLG: 0.576	0-3 K			0-0 6-3		0-3 K			0-0 2B 3B	4 1 1 0 0 2 1												
<b>Tony Perez, R</b> (1, 5) OBP: 0.412, SLG: 0.524		0-3 K		0-0 E7 1B		0-0 1B FC4-6 1B			0-0 1B 2B	4 1 3 1 0 1 0												
<b>Johnny Bench, R</b> (1, 2) OBP: 0.303, SLG: 0.525		4-0 BB		0-0 F5		0-0 L7			0-0 F3	3 0 0 0 1 0 3												
<b>Lee May, R</b> (1, 3) OBP: 0.324, SLG: 0.467		0-3 K			0-3 K		0-0 FC4-6 1B		0-0 FC6-4 1B	4 0 2 0 0 2 1												
<b>Tommy Helms, R</b> (1, 4) OBP: 0.323, SLG: 0.309		0-3 K			0-3 K		0-0 FC4-6 FC4-6		0-3 K	2 0 0 0 0 2 1												
<b>Fred Whitfield, L</b> (7, PH) OBP: 0.200, SLG: 0.200							1-2f 3-H			1 0 0 1 0 0 1												
<b>Clay Carroll, R</b> (7, 1) OBP: 0.600, SLG: 0.500										0 0 0 0 0 0 0												
<b>Jim Beauchamp, R</b> (9, PH)										1 0 0 0 0 1 2												
<b>Darrel Chaney, S</b> (1, 6) OBP: 0.281, SLG: 0.192			0-0 1-3		0-3 K		0-0 FC4-6		0-0 FC6-4	2 0 0 0 0 1 0												
<b>Wayne Granger, R</b> (5, 1)							1-2f		1-2f	0 0 0 0 0 0 0												
<b>Jimmy Stewart, S</b> (7, PH) (7, 4)										2 0 0 0 0 0 3												
<b>George Culver, R</b> (1, 1)			0-0 F9			0-0 FC6-4 1B			0-0 G4-3 1B	1 0 0 0 0 0 0												
<b>Giraldo Ruiz, S</b> (5, 6) OBP: 0.667, SLG: 0.667										2 0 2 0 0 0 0												
<b>Inning Stats</b>	R: 0 E: 0 K: 1 S: 5	H: 0 LOB: 0 BB: 0 P: 5	R: 0 E: 0 K: 3 S: 9	H: 0 LOB: 1 BB: 1 P: 13	R: 0 E: 0 K: 0 S: 3	H: 0 LOB: 0 BB: 0 P: 3	R: 0 E: 1 K: 0 S: 4	H: 1 LOB: 1 BB: 0 P: 4	R: 0 E: 0 K: 3 S: 9	H: 0 LOB: 0 BB: 0 P: 9	R: 0 E: 0 K: 2 S: 8	H: 1 LOB: 1 BB: 0 P: 8	R: 1 E: 0 K: 0 S: 5	H: 2 LOB: 1 BB: 0 P: 5	R: 0 E: 0 K: 0 S: 3	H: 1 LOB: 0 BB: 0 P: 3	R: 1 E: 0 K: 1 S: 8	H: 3 LOB: 2 BB: 0 P: 8	1B: 6 2B: 1 3B: 1 HR: 0	SF: 0 SAC: 0 DP: 1 HBP: 0	WP: 0 PB: 0 SB: 0 CS: 0	PA: 35
<b>PITCHER</b>	IP WLS BF H R ER SO BB IBB HBP BLK WP HR S P ERA WHIP																					
<b>Clay Kirby, R</b> (1, 1) ERA: 4.35	6.0 W 21 2 0 0 9 1 0 0 0 0 0 0 38 42 0.00 0.500																					
<b>Gary Ross, R</b> (7, 1) ERA: 7.94	2.0 10 5 2 2 0 0 0 0 0 0 0 0 10 10 9.00 2.500																					
<b>Frank Reberger, R</b> (9, 1) ERA: 5.06	1.0 S 4 1 0 0 1 0 0 0 0 0 0 0 6 6 0.00 1.000																					

Cincinnati Reds @ San Diego Padres  
San Diego Stadium, San Diego, CA  
Sun Apr 27 1969, 6:33 AM EDT  
Unknown

AB	34
R	2
H	8
RBI	2
BB	1
SO	10
LOB	16



Batter	1	2	3	4	5	6	7	8	9
Tommy Dean, R OBP: 0.229, SLG: 0.258 (1, 6)	0-0 HR		0-0 6-3	0-0 1-3		0-0 F9		0-0 1-3	
Roberto Pena, R OBP: 0.269, SLG: 0.221 Jerry Davanon, R OBP: 0.071, SLG: 0.071 (1, 4) (6, PR) (7, 4)	0-0 G3		0-0 1B FC3-6 2B		0-0 5-3	1-0 BLK HBP 2B HBP		0-0 1B	
Tony Gonzalez, L OBP: 0.373, SLG: 0.362 (1, 7)	0-0 G3-1		0-0 FC3-6 1B		0-0 2B BB 1B	1-0 BLK HBP 2B		0-0 L8	
Ollie Brown, R OBP: 0.329, SLG: 0.574 (1, 9)	0-3 K		0-0 FC3-6		0-0 BB 1-3 2B	0-0 WP 1-H 2-H 2B			
Nate Colbert, R OBP: 0.333, SLG: 0.636 (1, 3)		0-0 PB 2B	0-0 F9		4-0 BB IBB	0-0 F9			
Cito Gaston, R OBP: 0.238, SLG: 0.246 (1, 8)		0-0 F7		0-0 FC1-5 5-3 1B	0-3 K		0-0 5-3		
Ed Spiezio, R OBP: 0.310, SLG: 0.275 (1, 5)		4-0 BB		0-0 5-3	4-0 FC6-4 BB		0-3 K		
Chris Krug, R (1, 2)		0-0 P4		4-0 FC1-5 BB	0-0 FC6-4		0-0 F7		
Clay Kirby, R OBP: 0.125, SLG: 0.125 Bill Davis, L OBP: 0.279, SLG: 0.231 Gary Ross, R Frank Reberger, L (1, 1) (6, PH) (7, 1) (9, 1)		0-0 1-3		0-0 FC1-5		0-0 L9		0-0 4-3	

Inning Stats	R: 1	H: 1	E: 0	K: 1	S: 6	LOB: 0	BB: 0	P: 6
	R: 0	H: 1	E: 0	K: 0	S: 4	LOB: 2	BB: 1	P: 8
	R: 1	H: 2	E: 0	K: 0	S: 5	LOB: 1	BB: 0	P: 5
	R: 0	H: 1	E: 0	K: 0	S: 4	LOB: 2	BB: 1	P: 8
	R: 1	H: 2	E: 0	K: 1	S: 7	LOB: 3	BB: 2	P: 15
	R: 2	H: 1	E: 0	K: 0	S: 4	LOB: 2	BB: 0	P: 6
	R: 0	H: 0	E: 0	K: 1	S: 5	LOB: 0	BB: 0	P: 5
	R: 0	H: 1	E: 0	K: 0	S: 4	LOB: 1	BB: 0	P: 4

PITCHER	IP	WLS	BF	H	R	ER	SO	BB	IBB	HBP	BLK	WP	HR	S	P	ERA	WHIP
George Culver, R ERA: 4.5 (1, 1)	4.2	L	25	7	3	3	2	3	1	0	0	0	1	25	41	5.79	2.143
Wayne Granger, R ERA: 3.38 (5, 1)	1.1		7	1	2	2	0	0	0	2	1	1	0	5	7	13.50	0.750
Clay Carroll, R ERA: 3.38 (7, 1)	2.0		7	1	0	0	1	0	0	0	0	0	0	9	9	0.00	0.500

**BOTTOM**

**Cincinnati Reds @ San Diego Padres**  
**San Diego Stadium, San Diego, CA**  
 Sun Apr 27 1969, 6:33 AM EDT  
 Unknown

AB	R	H	RBI	BB	SO	LOB
5	1	1	1	0	0	2
3	1	1	0	0	0	0
1	1	1	0	0	0	0
4	2	2	0	0	0	1
4	0	2	3	0	1	1
3	0	1	0	1	0	3
4	0	1	0	0	1	4
2	0	0	1	2	1	1
3	0	0	0	1	0	5
2	0	0	0	0	0	4
1	0	0	0	0	0	0
1	0	0	0	0	0	0
0	0	0	0	0	0	0

AB	33
R	5
H	9
RBI	5
BB	4
SO	3
LOB	21



1B	2B	3B	HR	SF	SAC	DP	HBP	WP	PB	SB	CS	PA	39
4	4	0	1	0	0	0	2	1	1	0	0		

WP	HR	S	P	ERA	WHIP
1	1	0	0		



Batter	1	2	3	4	5	6	7	8	9	10	11	12	13	AB R H RBI BB SO LOB	TOP																
<b>Pete Rose, S</b> OBP: 0.400, SLG: 0.528 (1, 8)	0-3 K	0-0 F9 1B		0-0 F7		0-0 1-3		0-0 HR		0-0 S 1B		1-0 HBP		6 1 3 3 0 1 2	<b>Cincinnati Reds @ San Diego Padres</b> San Diego Stadium, San Diego, CA Sun Apr 27 1969, 6:38 AM EDT Att. 14,617 - Unknown <a href="http://livebaseballscorecards.com">livebaseballscorecards.com</a>																
<b>Bobby Tolan, L</b> OBP: 0.321, SLG: 0.500 (1, 9)	0-0 E3 1B	0-0 F9 1B		0-0 P3			0-0 L5	2-H 3-H 4-0 HR		0-3 K		0-0 P6		6 2 1 0 1 1 4																	
<b>Alex Johnson, R</b> OBP: 0.355, SLG: 0.589 (1, 7)	0-0 E 1B	0-0 F9			0-0 4-3		0-0 E6 1B	1-H HR		0-0 1-3			0-0 1-3	7 3 2 2 0 0 3																	
<b>Tony Perez, R</b> OBP: 0.413, SLG: 0.514 (1, 5)	0-0 E8 2B	0-3 K			0-3 K		0-0 E1 1B	1-H F8			0-0 6-3		0-0 G6-4-3 1B	7 1 3 1 0 2 2																	
<b>Lee May, R</b> OBP: 0.320, SLG: 0.431 (1, 3)	4-0 2B		0-0 5-3		4-0 BB		0-3 K	0-0 5-3			0-0 F8		0-0 G6-4-3 1-2f	5 0 0 0 2 1 2																	
<b>Pat Corrales, R</b> OBP: 0.800, SLG: 1.000 <b>Johnny Bench, R</b> OBP: 0.290, SLG: 0.500 (7, PH) (7, 2)	0-0 2B		4-0 CS		0-3 K		0-0 F7		0-0 5-3		0-0 6-3			2 0 1 2 1 1 1 3 0 0 0 0 0 1																	
<b>Giraldo Ruiz, S</b> OBP: 0.444, SLG: 0.375 (1, 4)	0-3 K		0-3 K			0-0 SH3-4 1B		4-0 2B	0-0 F7			0-0 6-3		5 1 1 0 1 2 3																	
<b>Darrel Chaney, S</b> OBP: 0.286, SLG: 0.207 <b>Jimmy Stewart, S</b> OBP: 0.375, SLG: 0.333 <b>Woody Woodward, R</b> OBP: 0.200, SLG: 0.130 (8, PH) (8, 6)	0-0 F7			0-0 5-3 1B		0-0 F8		0-0 HR	0-0 6-3			0-0 F8		3 0 1 0 0 0 3 1 1 1 0 0 0 0 2 0 0 0 0 0 0																	
<b>Jack Fisher, R</b> <b>Clay Carroll, R</b> OBP: 0.600, SLG: 0.500 <b>George Culver, R</b> <b>Fred Whitfield, L</b> OBP: 0.167, SLG: 0.167 <b>Wayne Granger, R</b> OBP: 0.333, SLG: 0.200 (1, 1) (6, 1) (6, 1) (8, PH) (8, 1)		0-0 F7		0-0 5-3		0-0 SH3-4		0-3 K	0-0 5-3			0-0 HBP		2 0 0 0 0 0 1 0 0 0 0 0 0 0 0 0 0 0 0 0 0 1 0 0 0 0 1 2 2 0 1 0 0 0 0																	
<b>Inning Stats</b>	R: 3 E: 2 K: 2 S: 11	H: 3 LOB: 2 BB: 1 P: 15	R: 0 E: 0 K: 1 S: 7	H: 2 LOB: 2 BB: 0 P: 7	R: 0 E: 0 K: 1 S: 4	H: 0 LOB: 1 BB: 1 P: 8	R: 0 E: 0 K: 0 S: 4	H: 1 LOB: 1 BB: 0 P: 4	R: 0 E: 0 K: 2 S: 7	H: 0 LOB: 1 BB: 1 P: 11	R: 0 E: 0 K: 0 S: 4	H: 1 LOB: 1 BB: 0 P: 4	R: 1 E: 2 K: 1 S: 7	H: 1 LOB: 1 BB: 0 P: 7		R: 5 E: 0 K: 1 S: 8	H: 3 LOB: 0 BB: 2 P: 16	R: 0 E: 0 K: 0 S: 3	H: 0 LOB: 0 BB: 0 P: 3	R: 0 E: 0 K: 1 S: 6	H: 1 LOB: 1 BB: 0 P: 6	R: 0 E: 0 K: 0 S: 3	H: 0 LOB: 0 BB: 0 P: 3	R: 0 E: 0 K: 0 S: 4	H: 1 LOB: 2 BB: 0 P: 5	R: 0 E: 0 K: 0 S: 3	H: 1 LOB: 0 BB: 0 P: 3	1B: 10 2B: 3 3B: 0 HR: 2	SF: 0 SAC: 1 DP: 2 HBP: 1	WP: 0 PB: 0 SB: 1 CS: 1	PA: 59
<b>PITCHER</b> <b>Johnny Podres, L</b> ERA: 5.68 <b>Leon Everett, R</b> ERA: 4.15 <b>Tommie Sisk, R</b> ERA: 4.19 <b>Frank Reberger, R</b> ERA: 6.17 <b>Jack Baldschun, R</b> ERA: 3.95	(1, 1) (2, 1) (6, 1) (7, 1) (8, 1)	IP 1.1 3.2 1.0 1.0 1.0	WLS 11 13 4 7 6	BF 11 13 4 7 6	H 5 1 2 2	R 3 0 3 3	ER 2 0 0 2 3	SO 2 4 1 1 3	BB 0 2 0 1 0	IBB 1 0 0 0 0	HBP 0 0 0 0 0	BLK 0 0 0 0 0	WP 0 0 0 0 2	HR 0 1 0 8 7		S 14 19 4 12 7	P 18 27 4 12 11	ERA 13.50 0.00 0.00 18.00 27.00	WHIP 3.750 0.818 1.000 3.000 3.000												
<b>PITCHER</b> <b>Gary Ross, R</b> ERA: 4.22	(9, 1)	IP 5.0	WLS W	BF 18	H 3	R 0	ER 0	SO 1	BB 0	IBB 0	HBP 1	BLK 0	WP 0	HR 0		S 19	P 20	ERA 0.00	WHIP 0.600												





Batter	1	2	3	4	5	6	7	8	9	10	11	12	13
Tommy Dean, R (1, 6) OBP: 0.256, SLG: 0.294 Ivan Murrell, R (8, PH) OBP: 0.154, SLG: 0.154 (9, 9)	0-0 2B		0-0 F8		0-3 K	4-0 BB BB 1-2 BB		0-0 2B 1B	0-3 K			0-3 K	
Roberto Pena, R (1, 4) OBP: 0.268, SLG: 0.211 Jerry Davanon, R (6, PR) OBP: 0.097, SLG: 0.129 (7, 4)	0-0 F9		0-0 F8		0-0 1-3	4-0 BB BB 1-2 BB		0-0 1-3 2B 1-H 2-H		0-3 K		0-3 K	
Tony Gonzalez, L (1, 7) OBP: 0.378, SLG: 0.351	0-0 F3		0-3 K			FC1 1B		4-0 1-3 IBB		0-0 6-3			0-0 E3 SH2-4 1B
Ollie Brown, R (1, 9) OBP: 0.333, SLG: 0.562 Gary Ross, R (9, 1)	0-0 6-3			0-0 2B FC6-5 1B		FC1 1B K		0-0 1-3 2B 1-2 2-3		0-0 4-3			0-0 SH2-4 1B
Nate Colbert, R (1, 3) OBP: 0.326, SLG: 0.590		0-3 K		0-0 FC6-5 2B		FC1 1B K	0-0 F7	0-0 6-3			0-0 L1		4-0 1B IBB
Cito Gaston, R (1, 8) OBP: 0.229, SLG: 0.222		4-0 2B 4-3 BB		0-0 FC6-5 G5-4-3		K	0-0 F9		0-3 K		0-0 G3-1		0-3 K
Ed Spiezio, R (1, 5) OBP: 0.354, SLG: 0.333		0-0 4-3 2B		0-0 G5-4-3		1B BB IBB	0-0 6-3		0-0 1B 1B		0-0 1B		0-0 1B
Chris Cannizzaro, R (1, 2) OBP: 0.265, SLG: 0.286		0-0 4-3			0-0 E 2B	K		0-3 K	0-0 F8		0-0 F9		
Johnny Pottas, L Lance Overill, L Larry Stahl, L Tommy Sisk, R Al Ferrara, R Frank Reboredo, L Jack Badtschum, R Bill Davis, R		0-0 F7		0-0 G3-1		1B BB 1B		1-0 2B HBP	0-0 1B			0-0 4-3	

Inning Stats	R: 0	H: 1	E: 0	LOB: 1	K: 0	S: 4	P: 4	R: 1	H: 1	E: 0	LOB: 1	K: 1	S: 6	P: 10	R: 0	H: 0	E: 0	LOB: 0	K: 1	S: 5	P: 5	R: 1	H: 2	E: 0	LOB: 0	K: 0	S: 4	P: 4	R: 0	H: 1	E: 1	LOB: 1	K: 1	S: 6	P: 6	R: 5	H: 3	E: 1	LOB: 3	K: 3	S: 13	P: 29	R: 0	H: 0	E: 0	LOB: 0	K: 0	S: 3	P: 3	R: 2	H: 2	E: 0	LOB: 3	K: 1	S: 7	P: 12	R: 0	H: 2	E: 0	LOB: 2	K: 2	S: 9	P: 9	R: 0	H: 0	E: 0	LOB: 0	K: 1	S: 5	P: 5	R: 0	H: 1	E: 0	LOB: 1	K: 0	S: 4	P: 4	R: 0	H: 0	E: 0	LOB: 0	K: 2	S: 7	P: 7	R: 1	H: 1	E: 1	LOB: 2	K: 1	S: 6	P: 10	1B: 9	SF: 0	2B: 5	SAC: 1	3B: 0	DP: 1	HR: 0	HBP: 1	WP: 0	PA: 61
--------------	------	------	------	--------	------	------	------	------	------	------	--------	------	------	-------	------	------	------	--------	------	------	------	------	------	------	--------	------	------	------	------	------	------	--------	------	------	------	------	------	------	--------	------	-------	-------	------	------	------	--------	------	------	------	------	------	------	--------	------	------	-------	------	------	------	--------	------	------	------	------	------	------	--------	------	------	------	------	------	------	--------	------	------	------	------	------	------	--------	------	------	------	------	------	------	--------	------	------	-------	-------	-------	-------	--------	-------	-------	-------	--------	-------	--------

PITCHER	IP	WLS	BF	H	R	ER	SO	BB	IBB	HBP	BLK	WP	HR	S	P	ERA	WHIP
Jack Fisher, R (1, 1) ERA: 1.69	5.0		22	7	4	2	3	1	0	0	0	0	0	27	31	3.60	1.600
Clay Carroll, R (6, 1) ERA: 3.24	0.2		8	1	3	0	2	3	1	0	0	0	0	8	24	0.00	6.000
George Culver, R (6, 1) ERA: 3.97	1.1		4	0	0	0	1	0	0	0	0	0	0	6	6	0.00	0.000
Wayne Granger, R (8, 1) ERA: 3.32	5.2	L	27	6	3	2	7	0	2	1	0	0	0	38	47	3.18	1.059

**BOTTOM**

AB R H RBI BB SO LOB

3	0	1	0	1	1	1
3	1	1	0	0	2	2
3	0	0	1	1	0	2
3	0	1	2	0	2	0
5	2	1	1	2	1	1
5	2	2	0	0	1	6
1	0	0	0	0	0	0
6	1	1	0	1	1	4
6	1	0	1	1	3	5
6	1	4	1	1	0	1
6	0	1	1	0	2	6
0	0	0	0	0	0	0
1	0	0	0	0	0	1
1	1	1	2	0	0	0
0	0	0	0	0	0	0
0	0	0	0	0	0	0
0	0	0	0	0	0	0
2	1	1	0	0	0	0

livebaseballscorecards.com

AB 52  
R 10  
H 14  
RBI 9  
BB 7  
SO 13  
LOB 30



**Cincinnati Reds @ San Diego Padres**  
San Diego Stadium, San Diego, CA

Sun Apr 27 1969, 6:38 AM EDT  
Att: 14,617 - Unknown



Batter	1	2	3	4	5	6	7	8	9	AB R H RBI BB SO LOB	TOP																						
<b>Pete Rose, S</b> (1, 8) OBP: 0.417, SLG: 0.533	0-0 4-3		0-0 1B			4-0 BB FC3-6 BB		0-0 1B FC4-6		3 0 2 0 1 0 0	<b>Cincinnati Reds @ San Francisco Giants</b> Candlestick Park, San Francisco, CA Mon Apr 28 1969, 6:33 AM EDT Att. 2,766 - Unknown																						
<b>Bobby Tolan, L</b> (1, 9) OBP: 0.306, SLG: 0.475	0-0 4-3		0-0 F5			0-0 1-2f FC3-6 G6-4-3		0-0 1-2f FC4-6 G6-4-3		4 0 0 0 0 0 3																							
<b>Alex Johnson, R</b> (1, 7) OBP: 0.338, SLG: 0.558	0-0 6-3					0-0 1-2f G6-4-3		0-0 1-2f G6-4-3		4 0 0 0 0 0 2																							
<b>Tony Perez, R</b> (1, 5) OBP: 0.418, SLG: 0.595		0-3 K				0-0 HR		0-0 HR		4 2 2 2 0 1 0																							
<b>Johnny Bench, R</b> (1, 2) OBP: 0.288, SLG: 0.485		0-0 4-3				0-0 2B 1B		0-0 6-3		4 1 1 0 0 1 0																							
<b>Lee May, R</b> (1, 3) OBP: 0.316, SLG: 0.412		4-0 BB				0-0 F9		0-0 6-3		3 0 0 0 1 0 1																							
<b>Giraldo Ruiz, S</b> (1, 4) OBP: 0.364, SLG: 0.300		0-3 K				0-3 K		0-0 F8		2 0 0 0 0 1 1																							
<b>Jimmy Stewart, S</b> (7, PH) OBP: 0.300, SLG: 0.250						0-0 1-3				2 0 0 0 0 1 1																							
<b>Darrel Chaney, S</b> (1, 6) OBP: 0.316, SLG: 0.281			0-3 K			0-0 PB 1B		0-0 1-H 2B		3 0 2 1 0 1 0																							
<b>Tony Cloninger, R</b> (1, 1)			0-3 K			0-3 K		0-0 1-3		2 0 0 0 0 2 1																							
<b>Fred Whitfield, L</b> (7, PH) OBP: 0.143, SLG: 0.143						1-2 K				1 0 0 0 0 0 1																							
<b>Clay Carroll, R</b> (7, 1) OBP: 0.600, SLG: 0.500										0 0 0 0 0 0 0																							
<b>Inning Stats</b>	R: 0 E: 0 K: 0 S: 3	H: 0 LOB: 0 BB: 0 P: 3	R: 0 E: 0 K: 2 S: 7	H: 0 LOB: 1 BB: 1 P: 11	R: 0 E: 0 K: 2 S: 8	H: 1 LOB: 1 BB: 0 P: 8	R: 0 E: 0 K: 1 S: 5	H: 0 LOB: 0 BB: 0 P: 5	R: 0 E: 0 K: 1 S: 6	H: 1 LOB: 1 BB: 0 P: 6	R: 0 E: 0 K: 0 S: 2	H: 0 LOB: 0 BB: 1 P: 6	R: 2 E: 0 K: 1 S: 8	H: 3 LOB: 1 BB: 0 P: 8	R: 0 E: 0 K: 0 S: 3	H: 1 LOB: 0 BB: 0 P: 3	R: 1 E: 0 K: 0 S: 4	H: 1 LOB: 0 BB: 0 P: 4	1B: 4 2B: 1 3B: 0 HR: 2	SF: 0 SAC: 0 DP: 2 HBP: 0	WP: 0 PB: 1 SB: 0 CS: 0	PA: 34											
<b>PITCHER</b> <b>Gaylord Perry, R</b> (1, 1) ERA: 3.09	IP 9.0	WLS W	BF 34	H 7	R 3	ER 3	SO 7	BB 2	IBB 0	HBP 0	BLK 0	WP 0	HR 2	S 46	P 54	ERA 3.00	WHIP 1.000																
											<b>PITCHER</b>	IP	WLS	BF	H	R	ER	SO	BB	IBB	HBP	BLK	WP	HR	S	P	ERA	WHIP					

livebaseballscores.com

<b>AB</b>	<b>32</b>
<b>R</b>	<b>3</b>
<b>H</b>	<b>7</b>
<b>RBI</b>	<b>3</b>
<b>BB</b>	<b>2</b>
<b>SO</b>	<b>7</b>
<b>LOB</b>	<b>10</b>



Batter	1	2	3	4	5	6	7	8	9
<b>Bobby Bonds, R</b> OBP: 0.326, SLG: 0.383 (1, 9) X	0-0 HR	4-0 1B BB		0-0 E5 1B S			0-0 SH3-4 1B	0-3 K	
<b>Ron Hunt, R</b> OBP: 0.333, SLG: 0.232 (1, 4) X	0-0 BB BB 1B	0-0 F2		0-0 1-H 1B			0-0 SH3-4 1-2		
<b>Willie Mays, R</b> OBP: 0.408, SLG: 0.515 (1, 8) X	0-0 F8	0-0 1B			0-0 F7		0-0 F2		
<b>Willie McCovey, L</b> OBP: 0.464, SLG: 0.797 (1, 3) B B B	4-0 BB BB 1-2 BB	0-3 K			0-3 K		4-0 IBB		
<b>Jack Hiatt, R</b> OBP: 0.349, SLG: 0.571 (1, 2) X	0-0 F3		0-0 E6 G6-4-3		4-0 FC6-4 BB		0-3 K		
<b>Jim Ray Hart, R</b> OBP: 0.311, SLG: 0.291 (1, 7) B B B <b>Dave Marshall, L</b> OBP: 0.412, SLG: 0.433 (8, PH) (9, 7)	4-0 BB 1-2 BB 2-3		0-0 G6-4-3 1-2f		0-0 FC6-4 1-2f		0-0 SH1-4 1B 1B		
<b>Jim Davenport, R</b> OBP: 0.333, SLG: 0.372 (1, 5) B B B	4-0 FC4-6 1-2 BB 2-3 3-H		0-3 K		0-3 K		0-0 SH1-4 1B 1-2		
<b>Hal Lanier, R</b> OBP: 0.229, SLG: 0.197 (1, 6) X	0-0 FC4-6 1-2f			0-0 G3		0-0 G3		0-0 SH1-4 1-2 2-3	
<b>Gaylord Perry, R</b> OBP: 0.133, SLG: 0.133 (1, 1) S S S		0-3 K		0-0 4-3		0-0 F4		0-0 1-6-3	

Inning Stats	R: 2	H: 2	E: 0	LOB: 3	K: 0	S: 5	P: 17	R: 1	H: 1	E: 1	LOB: 1	K: 2	S: 8	R: 0	H: 0	E: 1	LOB: 0	K: 1	S: 5	R: 1	H: 1	E: 1	LOB: 1	K: 0	S: 4	R: 0	H: 0	E: 0	LOB: 1	K: 1	S: 5	R: 0	H: 0	E: 0	LOB: 0	K: 1	S: 5	R: 0	H: 1	E: 0	LOB: 2	K: 1	S: 6	R: 0	H: 2	E: 0	LOB: 2	K: 1	S: 7
--------------	------	------	------	--------	------	------	-------	------	------	------	--------	------	------	------	------	------	--------	------	------	------	------	------	--------	------	------	------	------	------	--------	------	------	------	------	------	--------	------	------	------	------	------	--------	------	------	------	------	------	--------	------	------

PITCHER	IP	WLS	BF	H	R	ER	SO	BB	IBB	HBP	BLK	WP	HR	S	P	ERA	WHIP
<b>Tony Cloninger, R</b> ERA: 4.57 (1, 1)	6.0	L	27	4	4	2	5	5	0	0	0	0	1	32	52	3.00	1.500
<b>Clay Carroll, R</b> ERA: 2.89 (7, 1)	2.0		10	3	0	0	2	0	1	0	0	0	0	13	17	0.00	1.500

**BOTTOM**

AB	R	H	RBI	BB	SO	LOB
4	3	2	1	1	1	2
3	1	2	1	0	0	1
4	0	1	1	0	0	2
2	0	0	0	2	2	1
3	0	0	0	1	1	4
2	0	0	0	1	0	2
1	0	1	0	0	0	0
3	0	1	1	1	2	0
3	0	0	0	0	0	3
4	0	0	0	0	1	2

**AB 29**  
**R 4**  
**H 7**  
**RBI 4**  
**BB 6**  
**SO 7**  
**LOB 17**

**WP: 0** **PA: 37**  
**PB: 0**  
**SB: 1**  
**CS: 0**

**GIANTS**

**Cincinnati Reds @ San Francisco Giants**  
Candlestick Park, San Francisco, CA  
Mon Apr 28 1969, 6:33 AM EDT  
Att. 2,766 - Unknown

livebaseballscorecards.com









Batter	1	2	3	4	5	6	7	8	9	AB R H RBI BB SO LOB	TOP
Joe Morgan, L (1, 4) OBP: 0.370, SLG: 0.303	0-0 P5		0-3 K			4-0 FC6-4 BB			0-0 F8	3 0 0 0 1 1 0	
Jesus Alou, R (1, 7) OBP: 0.219, SLG: 0.272	0-0 6-3			0-0 5-3		0-0 FC6-4			0-0 4-3	4 0 0 0 0 0 1	
Jimmy Wynn, R (1, 8) OBP: 0.295, SLG: 0.361	0-3 K			4-0 K2-3-2 BB			0-3 K		4-0 BB	2 0 0 0 2 2 0	
Doug Rader, R (1, 5) OBP: 0.302, SLG: 0.322		0-3 K		0-3 K2-3-2			4-0 BB		0-3 K	3 0 0 0 1 3 2	
Norm Miller, L (1, 9) OBP: 0.394, SLG: 0.340		0-0 4-3			0-0 4-3		0-0 L9			3 0 0 0 0 0 1	
Denis Menke, R (1, 6) OBP: 0.449, SLG: 0.463		4-0 BB			0-3 K		0-3 K			2 0 0 0 1 2 1	
Curt Blefary, L (1, 3) OBP: 0.326, SLG: 0.286		0-3 K			0-0 L3			0-0 P5		3 0 0 0 0 1 1	
Johnny Edwards, L (1, 2) OBP: 0.184, SLG: 0.141			0-3 K			0-0 P6		0-3 K		3 0 0 0 0 2 0	
Wade Blasingame, L (1, 1) Jim Ray, R (4, 1) Cesar Geronimo, L (6, PH) Skip Guinn, R (6, 1) Gary Geiger, L (8, PH) Danny Coombs, R (8, 1)			0-3 K			0-3 K		0-0 6-3		1 0 0 0 0 1 0 0 0 0 0 0 0 0 1 0 0 0 0 1 0 0 0 0 0 0 0 0 1 0 0 0 0 0 0 0 0 0 0 0 0 0	
<b>Inning Stats</b>	R: 0 H: 0 E: 0 LOB: 0 K: 1 BB: 0 S: 5 P: 5	R: 0 H: 0 E: 0 LOB: 1 K: 2 BB: 1 S: 7 P: 11	R: 0 H: 0 E: 0 LOB: 0 K: 3 BB: 0 S: 9 P: 9	R: 0 H: 0 E: 0 LOB: 1 K: 1 BB: 1 S: 4 P: 8	R: 0 H: 0 E: 0 LOB: 0 K: 1 BB: 0 S: 5 P: 5	R: 0 H: 0 E: 0 LOB: 1 K: 1 BB: 1 S: 5 P: 9	R: 0 H: 0 E: 0 LOB: 1 K: 2 BB: 1 S: 7 P: 11	R: 0 H: 0 E: 0 LOB: 0 K: 1 BB: 0 S: 5 P: 5	R: 0 H: 0 E: 0 LOB: 1 K: 1 BB: 1 S: 5 P: 9	1B: 0 SF: 0 2B: 1 SAC: 0 3B: 0 DP: 1 HR: 0 HBP: 0	WP: 0 PA: 31 PB: 0 SB: 0 CS: 0
<b>PITCHER</b> Jim Maloney, R (1, 1) ERA: 1.42	IP WLS BF H R ER SO BB IBB HBP BLK WP HR S P ERA WHIP										

Houston Astros @ Cincinnati Reds  
Crosley Field, Cincinnati, OH  
Wed Apr 30 1969, 7:05 PM EDT  
Att. 3,898 - Unknown

livebaseballscorecards.com

AB	26
R	0
H	0
RBI	0
BB	5
SO	13
LOB	6



BOTTOM

Houston Astros @ Cincinnati Reds  
Crosley Field, Cincinnati, OH  
Wed Apr 30 1969, 7:05 PM EDT  
Att. 3,898 - Unknown

livebaseballscorecards.com

AB	33
R	10
H	9
RBI	8
BB	4
SO	7
LOB	19



WP	2	PA	40
PB	0		
SB	0		
CS	0		

AB R H RBI BB SO LOB

4 2 0 0 1 0 1

5 0 3 4 0 0 1

3 1 1 0 0 0 1

0 0 0 0 0 0 0

4 0 1 0 1 1 4

3 1 1 0 1 1 3

3 1 0 1 0 2 4

4 2 1 0 0 0 4

4 1 1 2 0 3 1

3 2 1 1 1 0 0

1B: 7 SF: 0  
2B: 1 SAC: 0  
3B: 1 DP: 1  
HR: 0 HBP: 3

Batter	1	2	3	4	5	6	7	8	9
Pete Rose, S (1, 8) OBP: 0.400, SLG: 0.482	0-0 E6 4-3 E		0-0 4-3	4-0 3B BB		0-0 F8		0-0 5-3	
Bobby Tolan, L (1, 9) OBP: 0.323, SLG: 0.495	0-0 4-3 1-2			B5-3 3B			0-0 1B 1B	0-0 HBP 1B 2-H	
Alex Johnson, R (1, 7) OBP: 0.344, SLG: 0.524 Ted Savage, R (8, PR) OBP: 0.600, SLG: 0.600	0-0 6-3 2-H			HBP HBP F9			0-0 1B 1-2	1-0 HBP 1-2	
Tony Perez, R (1, 5) OBP: 0.389, SLG: 0.536	0-3 K			4-0 HBP 1B FC5-2 BB	0-0 1B		0-0 F7	0-0 F3	
Johnny Bench, R (1, 2) OBP: 0.301, SLG: 0.453		4-0 G5-4-3 BB		0-0 FC5-2 1B 1B	0-0 F2		0-3 K		
Lee May, R (1, 3) OBP: 0.303, SLG: 0.377		0-0 G5-4-3 1-2f		1-0 FC5-2 1B HBP	0-3 K		0-3 K		
Tommy Helms, R (1, 4) OBP: 0.361, SLG: 0.369		0-0 1-3		0-0 FC5-2 1B WP	0-0 F8			0-0 2B 1B	
Darrel Chaney, S (1, 6) OBP: 0.298, SLG: 0.268			0-3 K	0-0 WP 3B 1B		0-3 K		0-3 K	
Jim Maloney, L (1, 1) OBP: 0.308, SLG: 0.200			0-0 F9	4-0 BB 3B BB		0-0 P6		0-0 1B 2B	

Inning Stats	R: 1	H: 0	E: 2	K: 1	S: 6	L: 0	LOB: 0	BB: 0	P: 6	R: 0	H: 0	E: 0	K: 0	S: 2	R: 0	H: 0	E: 0	K: 1	S: 5	R: 0	H: 1	E: 0	K: 1	S: 6	R: 0	H: 0	E: 0	K: 1	S: 5	R: 0	H: 2	E: 0	K: 2	S: 9	R: 2	H: 3	E: 0	K: 1	S: 8
--------------	------	------	------	------	------	------	--------	-------	------	------	------	------	------	------	------	------	------	------	------	------	------	------	------	------	------	------	------	------	------	------	------	------	------	------	------	------	------	------	------

PITCHER	IP	WLS	BF	H	R	ER	SO	BB	IBB	HBP	BLK	WP	HR	S	P	ERA	WHIP
Wade Blasingame, L (1, 1) ERA: 5.61	3.2	L	18	2	7	6	2	3	0	2	0	1	0	17	31	14.73	1.364
Jim Ray, R (4, 1) ERA: 3.46	1.1		7	2	1	1	1	1	0	0	0	1	0	8	12	6.75	2.250
Skip Guinn, L (6, 1) ERA: 7.84	2.0		8	2	0	0	3	0	0	0	0	0	0	14	14	0.00	1.000
Danny Coombs, L (8, 1) ERA: 9.0	1.0		7	3	2	2	1	0	0	1	0	0	0	8	9	18.00	3.000

PITCHER	IP	WLS	BF	H	R	ER	SO	BB	IBB	HBP	BLK	WP	HR	S	P	ERA	WHIP
---------	----	-----	----	---	---	----	----	----	-----	-----	-----	----	----	---	---	-----	------



Batter	1	2	3	4	5	6	7	8	9	AB R H RBI BB SO LOB
Joe Morgan, L (1, 4) OBP: 0.375, SLG: 0.304	0-0 F8		0-0 SH1-3		4-0 2B BB	0-0 1B		0-0 G6-4-3		3 1 1 0 1 0 1
Jesus Alou, R (1, 7) OBP: 0.208, SLG: 0.258	0-0 4-3		0-0 F2		0-0 F2	0-0 G3		0-0 4-3		5 0 0 0 0 0 4
Jimmy Wynn, R (1, 8) OBP: 0.301, SLG: 0.355	0-3 K		0-3 K		0-0 2B 1B		0-0 1-3		4-0 BB	4 1 1 0 1 2 1
Doug Rader, R (1, 5) OBP: 0.297, SLG: 0.348		0-0 F7		0-0 HR	0-0 F7		0-3 K		0-3 K	5 1 1 1 0 2 3
Denis Menke, R (1, 6) OBP: 0.456, SLG: 0.476		0-0 F8		4-0 1B BB	0-0 1B 2B		0-0 1B		0-3 K	4 0 2 2 1 1 1
Norm Miller, L (1, 9) OBP: 0.371, SLG: 0.316		0-0 E4 BB		0-0 L4	0-0 P4		0-0 L8			4 0 0 0 0 0 3
Curt Blefary, L (1, 3) OBP: 0.343, SLG: 0.322		4-0 BB		0-0 E9 1B		0-0 F8		0-0 SF8 3B		3 1 2 0 1 0 0
Don Bryant, R (1, 2) OBP: 0.267, SLG: 0.267		0-0 F8		0-3 K		0-0 1B 1B		0-0 G6-4-3 1B		4 0 2 0 0 1 4
Don Wilson, R (1, 1) OBP: 0.176, SLG: 0.071			1-0 SH1-3 HBP		0-0 P6		0-0 B2		0-0 SF8	2 0 0 1 0 0 3

Houston Astros @ Cincinnati Reds  
 Crosley Field, Cincinnati, OH  
 Thu May 01 1969, 7:05 PM EDT  
 Att. 4,042 - Unknown

AB	34
R	4
H	9
RBI	4
BB	4
SO	6
LOB	20



Inning Stats	R: 0 E: 0 K: 1 S: 5	H: 0 LOB: 0 BB: 0 P: 5	R: 0 E: 1 K: 0 S: 4	H: 0 LOB: 2 BB: 1 P: 8	R: 0 E: 0 K: 1 S: 5	H: 0 LOB: 1 BB: 0 P: 6	R: 1 E: 1 K: 1 S: 7	H: 2 LOB: 2 BB: 1 P: 11	R: 2 E: 0 K: 0 S: 5	H: 2 LOB: 1 BB: 1 P: 9	R: 0 E: 0 K: 1 S: 6	H: 1 LOB: 1 BB: 0 P: 6	R: 1 E: 0 K: 0 S: 4	H: 2 LOB: 0 BB: 0 P: 4	R: 0 E: 0 K: 2 S: 7	H: 0 LOB: 1 BB: 1 P: 11	1B: 6 2B: 1 3B: 1 HR: 1	SF: 1 SAC: 1 DP: 1 HBP: 1	WP: 0 PB: 0 SB: 0 CS: 0	PA: 41
--------------	------------------------------	---------------------------------	------------------------------	---------------------------------	------------------------------	---------------------------------	------------------------------	----------------------------------	------------------------------	---------------------------------	------------------------------	---------------------------------	------------------------------	---------------------------------	------------------------------	----------------------------------	----------------------------------	------------------------------------	----------------------------------	--------

PITCHER	IP	WLS	BF	H	R	ER	SO	BB	IBB	HBP	BLK	WP	HR	S	P	ERA	WHIP
Jim Merritt, L (1, 1) ERA: 5.0	5.2	L	28	6	3	3	3	3	0	1	0	0	1	30	43	4.76	1.588
Clay Carroll, R (6, 1) ERA: 2.74	2.1		9	3	1	1	1	0	0	0	0	0	0	11	11	3.86	1.286
John Noriega, R (9, 1) ERA:	1.0		4	0	0	0	2	1	0	0	0	0	0	7	11	0.00	1.000

PITCHER	IP	WLS	BF	H	R	ER	SO	BB	IBB	HBP	BLK	WP	HR	S	P	ERA	WHIP
---------	----	-----	----	---	---	----	----	----	-----	-----	-----	----	----	---	---	-----	------

Batter	1	2	3	4	5	6	7	8	9
<b>Pete Rose, S</b> OBP: 0.404, SLG: 0.471 (1, 8)	0-3 K		0-0 F2			4-0 BB		4-0 1-2 BB	
<b>Bobby Tolan, L</b> OBP: 0.310, SLG: 0.474 (1, 9)	0-3 K			0-0 P4		0-0 P6		0-0 F9	
<b>Alex Johnson, R</b> OBP: 0.330, SLG: 0.500 (1, 7)	0-0 5-3			0-3 K		0-0 F8		0-0 F8	
<b>Tony Perez, R</b> OBP: 0.372, SLG: 0.511 (1, 5)		0-0 F7		0-0 F3		0-0 F9		0-3 K	
<b>Johnny Bench, R</b> OBP: 0.310, SLG: 0.442 (1, 2)		4-0 BB			1-0 HBP		0-3 K	0-0 F8	
<b>Fred Whitfield, L</b> OBP: 0.333, SLG: 0.200 (1, 3)		0-3 K		0-3 K		4-0 BB		4-0 BB	
<b>Tommy Helms, R</b> OBP: 0.342, SLG: 0.348 (1, 4)		0-3 K		0-0 F8		0-3 K		0-0 F5	
<b>Darrel Chaney, S</b> OBP: 0.286, SLG: 0.256 (1, 6)			0-0 F5		0-3 K		4-0 BB		
<b>Clay Carroll, R</b> OBP: 0.600, SLG: 0.500 (6, 1)									
<b>Jimmy Stewart, S</b> OBP: 0.333, SLG: 0.222 (8, PH) (9, 6)									
<b>Jim Merritt, L</b> OBP: 0.250, SLG: 0.250 (1, 1)			0-3 K			0-3 K		0-3 K	
<b>Giraldo Ruiz, S</b> OBP: 0.333, SLG: 0.273 (6, 6)									
<b>Jim Beauchamp, R</b> (8, PH)									
<b>John Noriega, R</b> (9, 1)									


Inning Stats	R: 0	H: 0	E: 0	K: 2	S: 7	R: 0	H: 0	E: 0	K: 2	S: 7	R: 0	H: 0	E: 0	K: 1	S: 5	R: 0	H: 0	E: 0	K: 1	S: 5	R: 0	H: 0	E: 0	K: 2	S: 7	R: 0	H: 0	E: 0	K: 1	S: 5	R: 0	H: 0	E: 0	K: 1	S: 5	R: 0	H: 0	E: 0	K: 1	S: 5	R: 0	H: 0	E: 0	K: 1	S: 5					
	0	0	0	2	7	0	0	0	1	7	0	0	0	1	5	0	0	0	1	5	0	0	0	1	11	0	0	0	1	5	0	0	0	1	5	0	0	0	1	5	0	0	0	1	5	0	0	0	1	5

PITCHER	IP	WLS	BF	H	R	ER	SO	BB	IBB	HBP	BLK	WP	HR	S	P	ERA	WHIP	PITCHER	IP	WLS	BF	H	R	ER	SO	BB	IBB	HBP	BLK	WP	HR	S	P	ERA	WHIP													
<b>Don Wilson, R</b> ERA: 3.46 (1, 1)	9.0	W	34	0	0	0	13	6	0	1	0	0	0	53	78	0.00	0.667																															

**BOTTOM**

**Houston Astros @ Cincinnati Reds**  
Crosley Field, Cincinnati, OH  
Thu May 01 1969, 7:05 PM EDT  
Att. 4,042 - Unknown

AB	27
R	0
H	0
RBI	0
BB	6
SO	13
LOB	14



1B:	0	SF:	0	WP:	0	PA:	34
2B:	0	SAC:	0	PB:	0		
3B:	0	DP:	0	SB:	1		
HR:	0	HBP:	1	CS:	0		





BOTTOM

San Diego Padres @ Cincinnati Reds  
Crosley Field, Cincinnati, OH  
Fri May 02 1969, 7:05 PM EDT  
Att. 7,453 - Unknown

AB	35
R	5
H	12
RBI	5
BB	3
SO	4
LOB	17



WP	0	PA	40
PB	0		
SB	0		
CS	0		

AB R H RBI BB SO LOB

4	0	1	1	0	0	0
5	2	3	2	0	0	1
5	0	2	0	0	0	2
5	0	2	1	0	1	3
3	1	1	0	1	0	3
1	0	0	0	1	0	2
2	0	0	0	0	1	1
4	1	1	0	0	0	3
3	1	2	1	1	1	0
0	0	0	0	0	0	0
1	0	0	0	0	0	0
0	0	0	0	0	0	0
1	0	0	0	0	0	1
0	0	0	0	0	0	0
0	0	0	0	0	0	0
1	0	0	0	0	1	1
0	0	0	0	0	0	0

1B	8	SF	1
2B	3	SAC	1
3B	0	DP	2
HR	1	HBP	0

Batter	1	2	3	4	5	6	7	8	9
<b>Pete Rose, S</b> (1, 8) OBP: 0.394, SLG: 0.461	0-0 6-3	0-0 SF7		0-0 6-3			0-0 5-3		0-0 FC6-4 1B
<b>Bobby Tolan, L</b> (1, 9) OBP: 0.324, SLG: 0.510	0-0 1B 5-3	0-0 2-H HR			0-0 G3		0-0 FC6-4 1B		0-0 F2
<b>Alex Johnson, R</b> (1, 7) OBP: 0.333, SLG: 0.495	0-0 1-3 1B 5-3	0-0 F7			0-0 1B 1B		0-0 1-2f FC6-4		0-0 1-2f FC6-4
<b>Tony Perez, R</b> (1, 5) OBP: 0.374, SLG: 0.505	0-0 1-2 3-H 5-3		0-0 BB 1B		0-0 1-2 G6-4-3 1B		0-0 F8		0-3 K
<b>Johnny Bench, R</b> (1, 2) OBP: 0.319, SLG: 0.450	4-0 BB		0-0 P6		0-0 1-2f G6-4-3			0-0 2B 2B	
<b>Fred Whitfield, L</b> (1, 3) OBP: 0.357, SLG: 0.182	0-0 F2		4-0 BB			0-0 5-3		0-3 K	
<b>Lee May, R</b> (6, PH) OBP: 0.297, SLG: 0.367			1-2 BB						
<b>Tommy Helms, R</b> (1, 4) OBP: 0.338, SLG: 0.342		0-0 SH1-4 SF7 BB 1B	0-0 G1-6-3		0-0 1-2f G1-6-3		0-0 L8		0-0 F9
<b>Darrel Chaney, S</b> (1, 6) OBP: 0.321, SLG: 0.326		4-0 SH1-4 HR BB		0-3 K		0-0 2B		0-0 2-H 2B	
<b>George Culver, R</b> (1, 1) OBP: 0.233, SLG: 0.200		0-0 SH1-4		0-0 5-3		0-0 F8		0-3 K	
<b>Ted Savage, R</b> (4, PH) OBP: 0.500, SLG: 0.500									
<b>John Niekirk, R</b> (5, 1) OBP: 0.233, SLG: 0.200									
<b>Jim Beauchamp, R</b> (6, PH) OBP: 0.233, SLG: 0.200									
<b>Wayne Granger, R</b> (7, 1) OBP: 0.233, SLG: 0.200									
<b>Clay Carroll, R</b> (7, 1) OBP: 0.233, SLG: 0.200									
<b>Jimmy Stewart, S</b> (8, PH) OBP: 0.308, SLG: 0.200		1-2 2-3							
<b>Jack Fisher, R</b> (9, 1) OBP: 0.308, SLG: 0.200									

Inning Stats	R: 1	H: 2	E: 0	LOB: 2	K: 0	P: 9	R: 3	H: 2	E: 0	LOB: 0	K: 0	P: 9	R: 0	H: 1	E: 0	LOB: 1	K: 0	P: 7	R: 0	H: 0	E: 0	LOB: 0	K: 1	P: 5	R: 0	H: 2	E: 0	LOB: 1	K: 0	P: 4	R: 0	H: 1	E: 0	LOB: 1	K: 0	P: 4	R: 0	H: 1	E: 0	LOB: 1	K: 0	P: 4	R: 1	H: 2	E: 0	LOB: 1	K: 2	P: 9	R: 0	H: 1	E: 0	LOB: 1	K: 1	P: 6	1B: 8	SF: 1	2B: 3	SAC: 1	3B: 0	DP: 2	HR: 1	HBP: 0	WP: 0	PA: 40
--------------	------	------	------	--------	------	------	------	------	------	--------	------	------	------	------	------	--------	------	------	------	------	------	--------	------	------	------	------	------	--------	------	------	------	------	------	--------	------	------	------	------	------	--------	------	------	------	------	------	--------	------	------	------	------	------	--------	------	------	-------	-------	-------	--------	-------	-------	-------	--------	-------	--------

PITCHER	IP	WLS	BF	H	R	ER	SO	BB	IBB	HBP	BLK	WP	HR	S	P	ERA	WHIP
<b>Clay Kirby, R</b> (1, 1) ERA: 5.32	3.0		16	5	4	4	0	3	0	0	0	0	1	13	25	12.00	2.667
<b>Johnny Podres, L</b> (4, 1) ERA: 4.68	4.0	W	15	4	0	0	1	0	0	0	0	0	0	17	17	0.00	1.000
<b>Frank Reberger, R</b> (8, 1) ERA: 5.17	2.0	S	9	3	1	1	3	0	0	0	0	0	0	15	15	4.50	1.500





BOTTOM

San Diego Padres @ Cincinnati Reds  
Crosley Field, Cincinnati, OH

livebaseballscorecards.com

AB	40
R	5
H	12
RBI	5
BB	1
SO	3
LOB	18



WP	0	PA	42
PB	0		
SB	0		
CS	0		

Sat May 03 1969, 3:33 AM EDT  
Att. 4,952 - Unknown

AB R H RBI BB SO LOB

5 2 2 0 0 1 3

4 0 1 1 0 0 3

5 2 3 3 0 0 1

5 0 1 0 0 0 2

5 0 3 1 0 0 2

5 0 1 0 0 1 4

3 0 0 0 0 0 2

0 0 0 0 0 0 0

1 0 0 0 0 0 0

1 0 0 0 0 0 0

1 1 0 0 1 0 0

1B: 10 SF: 1  
2B: 1 SAC: 0  
3B: 0 DP: 0  
HR: 1 HBP: 0

WP: 0 PA: 42  
PB: 0  
SB: 0  
CS: 0

1B: 10 SF: 1  
2B: 1 SAC: 0  
3B: 0 DP: 0  
HR: 1 HBP: 0

5 2 2 0 0 1 3

4 0 1 1 0 0 3

5 2 3 3 0 0 1

5 0 1 0 0 0 2

5 0 3 1 0 0 2

5 0 1 0 0 1 4

3 0 0 0 0 0 2

0 0 0 0 0 0 0

1 0 0 0 0 0 0

1 0 0 0 0 0 0

1 1 0 0 1 0 0

1B: 10 SF: 1  
2B: 1 SAC: 0  
3B: 0 DP: 0  
HR: 1 HBP: 0

WP: 0 PA: 42  
PB: 0  
SB: 0  
CS: 0

1B: 10 SF: 1  
2B: 1 SAC: 0  
3B: 0 DP: 0  
HR: 1 HBP: 0

0-0 4-3

0-0 L8

0-0 4-3

0-0 F2

0-0

0-3 K

0-3 K

0-0

4-0

1-2

1-2

1-2

0-0 4-3

0-0 L8

0-0 4-3

0-0 F2

0-0

0-3 K

0-3 K

0-0

4-0

1-2

1-2

1-2

0-0 SF7 1B 2B

0-0 SF7

0-0 SF7 1B 1B

0-0 1B 1B

0-0

0-0 4-3

0-0

0-0 F8

0-0 E3

2B SF7

2B SF7

2B SF7

0-0 F8

0-0 G3

0-0 F8

0-0 P4

0-0 5-3

0-0 1B

0-0 L6

0-0

0-0 E6

G3

G3

G3

0-0

0-0

0-0

0-0

0-0

0-0 4-3

0-0

0-0 F8

0-0

0-0

0-0

0-0

0-0 1B 1B

0-0 1B 1B

0-0 1B 1B

0-0 F9

0-0 F7

0-0 4-3

0-0 F9

0-0 F8

0-0

0-0

0-0

0-0

0-0

0-0

0-0

0-0

0-0

0-0

0-0

0-0

0-0

0-0

0-0

0-0

0-3 K

0-0 F7

0-0 HR

0-0 4-3

0-0

0-0 F9

0-0 L8

0-0 F7

0-0

0-0

0-0

0-0

0-3 K

0-0 F7

0-0 HR

0-0 4-3

0-0

0-0 F9

0-0 L8

0-0 F7

0-0

0-0

0-0

0-0

Batter

Pete Rose, S

Bobby Tolan, L

Alex Johnson, R

Tony Perez, R

Johnny Bench, R

Fred Whitfield, L

Tommy Helms, R

George Culver, R

Jim Beauchamp, R

Wayne Granger, R

Darrel Chaney, S

(1, 8)

(1, 9)

(1, 7)

(1, 5)

(1, 2)

(1, 3)

(1, 4)

(7, 1)

(8, PH)

(9, 1)

(1, 6)

(1, 1)

OBP: 0.394, SLG: 0.468

OBP: 0.318, SLG: 0.500

OBP: 0.346, SLG: 0.531

OBP: 0.365, SLG: 0.490

OBP: 0.333, SLG: 0.459

OBP: 0.316, SLG: 0.188

OBP: 0.325, SLG: 0.329

OBP: 0.316, SLG: 0.200

OBP: 0.333, SLG: 0.200

OBP: 0.333, SLG: 0.200

OBP: 0.333, SLG: 0.182

OBP: 0.250, SLG: 0.250

(1, 8)

(1, 9)

(1, 7)

(1, 5)

(1, 2)

(1, 3)

(1, 4)

(7, 1)

(8, PH)

(9, 1)

(1, 6)

(1, 1)

OBP: 0.394, SLG: 0.468

OBP: 0.318, SLG: 0.500

OBP: 0.346, SLG: 0.531

OBP: 0.365, SLG: 0.490

OBP: 0.333, SLG: 0.459

OBP: 0.316, SLG: 0.188

OBP: 0.325, SLG: 0.329

OBP: 0.316, SLG: 0.200

OBP: 0.333, SLG: 0.200

OBP: 0.333, SLG: 0.200

OBP: 0.333, SLG: 0.182

OBP: 0.250, SLG: 0.250

(1, 8)

(1, 9)

(1, 7)

(1, 5)

(1, 2)

(1, 3)

(1, 4)

(7, 1)

(8, PH)

(9, 1)

(1, 6)

(1, 1)

OBP: 0.394, SLG: 0.468

OBP: 0.318, SLG: 0.500

OBP: 0.346, SLG: 0.531

OBP: 0.365, SLG: 0.490

OBP: 0.333, SLG: 0.459

OBP: 0.316, SLG: 0.188

OBP: 0.325, SLG: 0.329

OBP: 0.316, SLG: 0.200

OBP: 0.333, SLG: 0.200

OBP: 0.333, SLG: 0.200

OBP: 0.333, SLG: 0.182

OBP: 0.250, SLG: 0.250

(1, 8)

(1, 9)

(1, 7)

(1, 5)

(1, 2)

(1, 3)

(1, 4)

(7, 1)

(8, PH)

(9, 1)

(1, 6)

(1, 1)

OBP: 0.394, SLG: 0.468

OBP: 0.318, SLG: 0.500

OBP: 0.346, SLG: 0.531

OBP: 0.365, SLG: 0.490

OBP: 0.333, SLG: 0.459

OBP: 0.316, SLG: 0.188

OBP: 0.325, SLG: 0.329

OBP: 0.316, SLG: 0.200

OBP: 0.333, SLG: 0.200

OBP: 0.333, SLG: 0.200

OBP: 0.333, SLG: 0.182

OBP: 0.250, SLG: 0.250

(1, 8)

(1, 9)

(1, 7)

(1, 5)

(1, 2)

(1, 3)

(1, 4)

(7, 1)

(8, PH)

(9, 1)

(1, 6)

(1, 1)

OBP: 0.394, SLG: 0.468

OBP: 0.318, SLG: 0.500

OBP: 0.346, SLG: 0.531

OBP: 0.365, SLG: 0.490

OBP: 0.333, SLG: 0.459

OBP: 0.316, SLG: 0.188

OBP: 0.325, SLG: 0.329

OBP: 0.316, SLG: 0.200

OBP: 0.333, SLG: 0.200

OBP: 0.333, SLG: 0.200

OBP: 0.333, SLG: 0.182

OBP: 0.250, SLG: 0.250

(1, 8)

(1, 9)

(1, 7)

(1, 5)

(1, 2)

(1, 3)

(1, 4)

(7, 1)

(8, PH)

(9, 1)

(1, 6)

(1, 1)

OBP: 0.394, SLG: 0.468

OBP: 0.318, SLG: 0.500

OBP: 0.346, SLG: 0.531



Batter	1	2	3	4	5	6	7	8	9	AB R H RBI BB SO LOB	TOP
<b>Jose Arcia, R</b> (1, 6) <small>OBP: 0.300, SLG: 0.316</small> <b>Al Ferrara, R</b> (8, PH) <small>OBP: 0.429, SLG: 0.438</small> (8, 7)	0-0 <b>F9</b>		0-0 <b>1-3</b>			0-0 <b>5-3</b>		0-0 <b>F3</b>		3 0 0 0 0 0 0 1 0 0 0 0 0 2	<b>San Diego Padres @ Cincinnati Reds</b> Crosley Field, Cincinnati, OH Sun May 04 1969, 3:33 AM EDT Unknown
<b>Roberto Pena, R</b> (1, 4) <small>OBP: 0.279, SLG: 0.242</small>	0-0 <b>5-3</b>			0-0 <b>F2</b>		0-0 <b>6-3</b>		0-0 <b>FC5-4</b> <b>1B</b>		4 0 1 1 0 0 0	
<b>Tony Gonzalez, L</b> (1, 7) <small>OBP: 0.351, SLG: 0.364</small> (8, 9)	0-0 <b>L5</b>			0-0 <b>4-3</b>		0-0 <b>FC5-4</b> <b>1B</b>		0-0 <b>FC5-4</b> <b>1-2f</b> <b>2-3</b>		4 0 1 0 0 0 2	
<b>Ollie Brown, R</b> (1, 9) <small>OBP: 0.330, SLG: 0.520</small> <b>Jack Baldschun, R</b> (8, 1) <small>OBP: 0.333, SLG: 0.333</small>		0-0 <b>6-3</b>		0-0 <b>E6</b>		0-0 <b>FC5-4</b> <b>1-2f</b>		0-0 <b>P3</b>		4 0 0 0 0 0 3 0 0 0 0 0 0 0	
<b>Nate Colbert, R</b> (1, 3) <small>OBP: 0.397, SLG: 0.641</small>		0-3 <b>K</b>		0-0 <b>L7</b>			0-0 <b>4-3</b>		0-0 <b>1-3</b>	4 0 0 0 0 1 1	
<b>Cito Gaston, R</b> (1, 8) <small>OBP: 0.211, SLG: 0.205</small>		0-0 <b>6-3</b>			0-3 <b>K</b>		0-0 <b>6-3</b>		0-3 <b>K</b>	4 0 0 0 0 2 0	
<b>Ed Spiezio, R</b> (1, 5) <small>OBP: 0.341, SLG: 0.378</small>			0-0 <b>HR</b>		0-0 <b>2B</b>		0-0 <b>F7</b>		0-3 <b>K</b>	4 1 2 1 0 1 0	
<b>Chris Cannizzaro, R</b> (1, 2) <small>OBP: 0.321, SLG: 0.329</small>			0-0 <b>5-3</b>		0-0 <b>L3</b> <b>1B</b>			0-0 <b>1B</b> <b>1B</b>		3 1 2 0 0 0 0	
<b>Al Santorini, R</b> (1, 1) <small>OBP: 0.214, SLG: 0.185</small> <b>Larry Stahl, L</b> (5, PH) <b>Frank Reberger, L</b> (5, 1) <b>Bill Davis, L</b> (8, PH) <b>Jerry Davanon, R</b> (8, PR) <small>OBP: 0.111, SLG: 0.114</small> (8, 6)			0-0 <b>P3</b>		0-0 <b>L3</b> <b>1-1</b>		0-0 <b>FC5-4</b> <b>1B</b> <b>1-3</b> <b>1B</b>		1 0 0 0 0 0 0 1 0 0 0 0 0 2 0 0 0 0 0 0 0 1 0 1 0 0 0 0 0 0 0 0 0 0 0		
<b>Inning Stats</b>	R: 0 H: 0 E: 0 LOB: 0 K: 0 BB: 0 S: 3 P: 3	R: 0 H: 0 E: 0 LOB: 0 K: 1 BB: 0 S: 5 P: 5	R: 1 H: 1 E: 0 LOB: 0 K: 0 BB: 0 S: 4 P: 4	R: 0 H: 0 E: 1 LOB: 1 K: 0 BB: 0 S: 4 P: 4	R: 0 H: 2 E: 0 LOB: 1 K: 1 BB: 0 S: 6 P: 6	R: 0 H: 1 E: 0 LOB: 1 K: 0 BB: 0 S: 4 P: 4	R: 0 H: 0 E: 0 LOB: 0 K: 0 BB: 0 S: 3 P: 3	R: 1 H: 3 E: 0 LOB: 2 K: 0 BB: 0 S: 6 P: 6	R: 0 H: 0 E: 0 LOB: 0 K: 2 BB: 0 S: 7 P: 7	1B: 5 SF: 0 2B: 2 SAC: 0 3B: 0 DP: 1 HR: 1 HBP: 0	WP: 0 PA: 34 PB: 0 SB: 0 CS: 0
<b>PITCHER</b> <b>Jack Fisher, R</b> (1, 1) <small>ERA: 1.46</small> <b>Clay Carroll, R</b> (8, 1) <small>ERA: 2.33</small>	IP WLS BF H R ER SO BB IBB HBP BLK WP HR S P ERA WHIP 7.0 W 27 6 2 2 2 0 0 0 0 0 0 1 31 31 2.57 0.857										


livebaseballscorecards.com

<b>AB</b>	<b>34</b>
<b>R</b>	<b>2</b>
<b>H</b>	<b>7</b>
<b>RBI</b>	<b>2</b>
<b>BB</b>	<b>0</b>
<b>SO</b>	<b>4</b>
<b>LOB</b>	<b>10</b>







Batter	1	2	3	4	5	6	7	8	9	AB R H RBI BB SO LOB	TOP	
Jose Arcia, R (1, 6) OBP: 0.333, SLG: 0.318	0-0 F7 1B		0-0 P5			4-0 FC6-4 BB			0-0 5-3	3 0 1 0 1 0 0	<b>San Diego Padres @ Cincinnati Reds</b> Crosley Field, Cincinnati, OH Sun May 04 1969, 3:38 AM EDT Att. 13,705 - Unknown  <a href="http://livebaseballscorecards.com">livebaseballscorecards.com</a>  <b>AB 28</b> <b>R 0</b> <b>H 2</b> <b>RBI 0</b> <b>BB 2</b> <b>SO 4</b> <b>LOB 7</b>  	
Roberto Pena, R (1, 4) OBP: 0.270, SLG: 0.233	0-0 F7 1-2			0-0 L5		0-0 P3		0-0 F9	4 0 0 0 0 0 2			
Tony Gonzalez, L (1, 7) OBP: 0.339, SLG: 0.350	0-0 4-3			0-3 K		0-0 FC6-4 1-2f		0-0 F8	4 0 0 0 0 1 1			
Ollie Brown, R (1, 9) OBP: 0.339, SLG: 0.529		0-0 2B		4-0 WP BB		0-0 F8			2 0 1 0 1 0 0			
Nate Colbert, R (1, 3) OBP: 0.382, SLG: 0.612		0-0 5-3		0-0 F2 1-2		0-0 5-3			3 0 0 0 0 0 2			
Cito Gaston, R (1, 8) OBP: 0.204, SLG: 0.198		0-3 K		0-0 6-3		0-3 K			3 0 0 0 0 2 1			
Ed Spiezio, R (1, 5) OBP: 0.330, SLG: 0.365		0-0 6-3		0-0 5-3			0-0 F2		3 0 0 0 0 0 1			
Chris Krug, R (1, 2) OBP: 0.118, SLG: 0.063			0-0 5-3	0-3 K			0-0 P4		3 0 0 0 0 1 0			
Gary Ross, R (1, 1) Jack Baldschun, R (5, 1) Larry Stahl, L (6, PH) Leon Everitt, L (6, 1) Al Ferrara, R (8, PH) Tommie Sisk, R (8, 1)			0-0 5-3		0-0 F7		0-0 F9		1 0 0 0 0 0 0 0 0 0 0 0 0 0 0 0 1 0 0 0 0 0 0 0 0 0 0 0 0 0 0 0 1 0 0 0 0 0 0 0 0 0 0 0 0 0 0 0			
<b>Inning Stats</b>	R: 0 H: 1 E: 0 LOB: 0 K: 0 BB: 0 S: 3 P: 3	R: 0 H: 1 E: 0 LOB: 1 K: 1 BB: 0 S: 6 P: 6	R: 0 H: 0 E: 0 LOB: 0 K: 0 BB: 0 S: 3 P: 3	R: 0 H: 0 E: 0 LOB: 1 K: 1 BB: 1 S: 5 P: 9	R: 0 H: 0 E: 0 LOB: 0 K: 1 BB: 0 S: 5 P: 5	R: 0 H: 0 E: 0 LOB: 1 K: 0 BB: 1 S: 3 P: 7	R: 0 H: 0 E: 0 LOB: 0 K: 1 BB: 0 S: 5 P: 5	R: 0 H: 0 E: 0 LOB: 0 K: 0 BB: 0 S: 3 P: 3	R: 0 H: 0 E: 0 LOB: 0 K: 0 BB: 0 S: 3 P: 3	1B: 1 SF: 0 2B: 1 SAC: 0 3B: 0 DP: 0 HR: 0 HBP: 0	WP: 1 PA: 30 PB: 0 SB: 0 CS: 0	
<b>PITCHER</b> Tony Cloninger, R (1, 1) ERA: 4.7	IP WLS BF H R ER SO BB IBB HBP BLK WP HR S P ERA WHIP											<b>PITCHER</b> IP WLS BF H R ER SO BB IBB HBP BLK WP HR S P ERA WHIP
	9.0 W 30 2 0 0 4 2 0 0 0 1 0 36 44 0.00 0.444											

Batter	1	2	3	4	5	6	7	8	9
<b>Pete Rose, S</b> OBP: 0.390, SLG: 0.471 (1, 8) X	0-0 P6		0-0 F7		0-0 1B 3B		1-0 FC7-4 HBP	0-0 1B 3B 1B	
<b>Bobby Tolan, L</b> OBP: 0.319, SLG: 0.487 (1, 9) X	0-0 B1-3		0-0 E3 1B		0-0 1B		0-0 FC7-4 1-2f 3-H	0-0 1B 3B 1B	
<b>Alex Johnson, R</b> OBP: 0.363, SLG: 0.561 (1, 7) X	0-0 2B		0-0 CS 1B		0-0 G5-4-3 1-2f		0-0 5-3	0-0 1B 3B	
<b>Johnny Bench, R</b> OBP: 0.343, SLG: 0.449 (1, 2) X	0-0 F7		0-0 CS 1-3	0-0 1-3		4-0 FC5-4 BB		0-0 HR BB	
<b>Lee May, R</b> OBP: 0.303, SLG: 0.360 (1, 3) X		0-0 F3		0-0 F8		0-0 F8		4-0 HR BB	
<b>Tony Perez, R</b> OBP: 0.375, SLG: 0.505 (1, 5) X		4-0 BB		0-0 6-3		0-0 F9		0-0 HR	
<b>Tommy Helms, R</b> OBP: 0.308, SLG: 0.321 (1, 4) X		0-0 G6-4-3 1-2f			0-0 6-3	0-0 FC5-4 1-2f		0-0 6-3	
<b>Darrel Chaney, S</b> OBP: 0.328, SLG: 0.345 (1, 6) X			0-0 B1-3		4-0 WP BB		0-0 FC7-4 3B	0-3 K	
<b>Tony Cloninger, R</b> OBP: 0.250, SLG: 0.455 (1, 1) X			0-0 HR		4-0 3B BB		0-0 6-3	0-0 1B 1B	

Inning Stats	R: 0	H: 1	E: 0	K: 0	S: 4	LOB: 1	BB: 0	P: 4	R: 0	H: 0	E: 0	K: 0	S: 2	LOB: 0	BB: 1	P: 6	R: 2	H: 2	E: 1	K: 0	S: 5	LOB: 0	BB: 0	P: 5	R: 0	H: 0	E: 0	K: 0	S: 3	LOB: 0	BB: 0	P: 3	R: 3	H: 2	E: 0	K: 0	S: 4	LOB: 0	BB: 2	P: 12	R: 0	H: 0	E: 0	K: 0	S: 3	LOB: 1	BB: 1	P: 7	R: 1	H: 1	E: 0	K: 0	S: 4	LOB: 1	BB: 0	P: 5	R: 6	H: 5	E: 0	K: 1	S: 10	LOB: 1	BB: 1	P: 15
--------------	------	------	------	------	------	--------	-------	------	------	------	------	------	------	--------	-------	------	------	------	------	------	------	--------	-------	------	------	------	------	------	------	--------	-------	------	------	------	------	------	------	--------	-------	-------	------	------	------	------	------	--------	-------	------	------	------	------	------	------	--------	-------	------	------	------	------	------	-------	--------	-------	-------

PITCHER	IP	WLS	BF	H	R	ER	SO	BB	IBB	HBP	BLK	WP	HR	S	P	ERA	WHIP
<b>Gary Ross, R</b> ERA: 4.6 (1, 1)	4.1	L	18	3	4	3	0	3	0	0	0	2	1	15	27	6.23	1.385
<b>Jack Baldschun, R</b> ERA: 3.44 (5, 1)	0.2		3	2	1	1	0	0	0	0	0	0	0	3	3	13.50	3.000
<b>Leon Everitt, R</b> ERA: 6.17 (6, 1)	2.0		9	1	1	1	0	1	0	1	0	0	0	7	12	4.50	1.000
<b>Tommie Sisk, R</b> ERA: 5.33 (8, 1)	1.0		10	5	6	6	1	1	0	1	0	0	1	10	15	54.00	6.000

AB R H RBI BB SO LOB

4	2	2	1	0	0	0
5	2	2	3	0	0	1
5	0	3	3	0	0	2
3	1	0	0	1	0	2
3	1	0	0	1	0	1
3	1	1	3	1	0	1
4	0	0	0	0	0	2
3	2	1	0	1	1	0
3	3	2	1	1	0	1

AB	R	H	RBI	BB	SO	LOB
33	12	11	11	5	1	10



**San Diego Padres @ Cincinnati Reds**  
Crosley Field, Cincinnati, OH  
Sun May 04 1969, 3:38 AM EDT  
Att. 13,705 - Unknown

livebaseballscorecards.com

WP	HR	S	P	ERA	WHIP
3	0	0	41		



Batter	1	2	3	4	5	6	7	8	9	AB R H RBI BB SO LOB	TOP																													
<b>Pete Rose, S</b> (1, 8) OBP: 0.377, SLG: 0.453	0-3 <b>K</b>		0-0 <b>L4</b>			0-0 <b>E6</b>		0-0 <b>F8</b>		4 0 0 0 0 1 0																														
<b>Bobby Tolan, L</b> (1, 9) OBP: 0.309, SLG: 0.470	0-0 <b>6-3</b>				0-0 <b>F7</b>	0-0 <b>FC3-6</b>		0-0 <b>F8</b>		4 0 0 0 0 0 1																														
<b>Alex Johnson, R</b> (1, 7) OBP: 0.368, SLG: 0.559	0-0 <b>FC6-4</b> <b>1B</b>			0-3 <b>K</b>		0-0 <b>1-3</b>		0-0 <b>1B</b>		4 0 2 0 0 1 1																														
<b>Johnny Bench, R</b> (1, 2) OBP: 0.340, SLG: 0.435	0-0 <b>FC6-4</b> <b>1-2f</b>			0-0 <b>F7</b>		4-0 <b>BB</b>		0-3 <b>K</b>		3 0 0 0 1 1 2																														
<b>Tony Perez, R</b> (1, 5) OBP: 0.362, SLG: 0.486		0-0 <b>5-3</b>			0-3 <b>K</b>	0-0 <b>F9</b>			0-3 <b>K</b>	4 0 0 0 0 2 2																														
<b>Lee May, R</b> (1, 3) OBP: 0.320, SLG: 0.422		0-3 <b>K</b>			0-0 <b>HR</b>		0-0 <b>3-1</b> <b>2B</b>		0-0 <b>G4-6-3</b> <b>1B</b>	4 1 3 1 0 1 0																														
<b>Tommy Helms, R</b> (1, 4) OBP: 0.295, SLG: 0.307		0-0 <b>6-3</b>			0-0 <b>L8</b>		0-0 <b>5-3</b>		0-0 <b>G4-6-3</b> <b>1-2f</b>	4 0 0 0 0 0 2																														
<b>Woody Woodward, R</b> (1, 6) OBP: 0.214, SLG: 0.154			0-3 <b>K</b>		0-0 <b>1B</b>		0-0 <b>3-1</b>			3 0 1 0 0 1 1																														
<b>Jim Maloney, L</b> (1, 1) OBP: 0.267, SLG: 0.167			0-3 <b>K</b>		0-0 <b>4-3</b>		0-0 <b>P6</b>			2 0 0 0 0 1 1																														
<b>Gary Nolan, R</b> (6, 1)										0 0 0 0 0 0 0																														
<b>Jimmy Stewart, S</b> (7, PH) OBP: 0.313, SLG: 0.167										1 0 0 0 0 0 1																														
<b>Wayne Granger, R</b> (7, 1) OBP: 0.333, SLG: 0.200										0 0 0 0 0 0 0																														
<b>Inning Stats</b>	R: 0 E: 0 K: 1 S: 6	H: 1 LOB: 1 BB: 0 P: 6	R: 0 E: 0 K: 1 S: 5	H: 0 LOB: 0 BB: 0 P: 5	R: 0 E: 0 K: 2 S: 7	H: 0 LOB: 0 BB: 0 P: 7	R: 0 E: 0 K: 1 S: 5	H: 0 LOB: 0 BB: 0 P: 5	R: 1 E: 0 K: 1 S: 7	H: 2 LOB: 1 BB: 0 P: 7	R: 0 E: 1 K: 0 S: 4	H: 0 LOB: 2 BB: 1 P: 8	R: 0 E: 0 K: 0 S: 4	H: 1 LOB: 1 BB: 0 P: 4	R: 0 E: 0 K: 1 S: 6	H: 1 LOB: 1 BB: 0 P: 6	R: 0 E: 0 K: 1 S: 5	H: 1 LOB: 0 BB: 0 P: 5	1B: 4 2B: 1 3B: 0 HR: 1	SF: 0 SAC: 0 DP: 1 HBP: 0	WP: 0 PB: 0 SB: 1 CS: 0	PA: 34																		
<b>PITCHER</b> <b>Don Cardwell, R</b> (1, 1) ERA: 2.43	IP 9.0	WLS W	BF 34	H 6	R 1	ER 1	SO 8	BB 1	IBB 0	HBP 0	BLK 0	WP 0	HR 1	S 49	P 53	ERA 1.00	WHIP 0.778						<b>PITCHER</b>	IP 9.0	WLS W	BF 34	H 6	R 1	ER 1	SO 8	BB 1	IBB 0	HBP 0	BLK 0	WP 0	HR 1	S 49	P 53	ERA 1.00	WHIP 0.778

Cincinnati Reds @ New York Mets  
Shea Stadium, Flushing, NY  
Tue May 06 1969, 7:05 PM EDT  
Att: 12,291 - Unknown

livebaseballscorecards.com

<b>AB</b>	<b>33</b>
<b>R</b>	<b>1</b>
<b>H</b>	<b>6</b>
<b>RBI</b>	<b>1</b>
<b>BB</b>	<b>1</b>
<b>SO</b>	<b>8</b>
<b>LOB</b>	<b>11</b>







Batter	1	2	3	4	5	6	7	8	9	AB R H RBI BB SO LOB	TOP											
<b>Pete Rose, S</b> (1, 8) OBP: 0.376, SLG: 0.444	0-1 CI 9-6		4-0 BB 1-2			0-0 4-3		0-0 3-1		2 0 0 0 1 0 1												
<b>Bobby Tolan, L</b> (1, 9) OBP: 0.307, SLG: 0.463	0-0 F8		0-0 P6			0-0 3-1		0-0 1-3 1B		4 1 1 0 0 0 3												
<b>Alex Johnson, R</b> (1, 7) OBP: 0.355, SLG: 0.539	0-0 9-6 1-2f			0-3 K		0-0 6-3		0-0 1-3		4 0 0 0 0 1 2												
<b>Lee May, R</b> (1, 3) OBP: 0.318, SLG: 0.415		0-0 5-3		0-0 F9		0-3 K		0-0 FC5-4 WP 2-H 1B		4 1 1 1 0 1 0												
<b>Tony Perez, R</b> (1, 5) OBP: 0.358, SLG: 0.505		0-0 6-3		0-0 HR		0-0 1-6-3		0-0 E6 FC5-4		4 1 1 1 0 0 1												
<b>Johnny Bench, R</b> (1, 2) OBP: 0.327, SLG: 0.417		0-3 K		0-0 1-3		0-0 1-3		0-0 FC5-4 WP 1-2f 2-3		4 0 0 0 0 1 2												
<b>Tommy Helms, R</b> (1, 4) OBP: 0.306, SLG: 0.311			4-0 CS BB		0-0 F7		0-0 CS BB 1B	0-0 WP 1-3 3-H		3 0 1 0 1 0 1												
<b>Darrel Chaney, S</b> (1, 6) OBP: 0.328, SLG: 0.333			0-3 K 1-2		0-0 G3		4-0 FC1-6 BB			2 0 0 0 1 1 1												
<b>Jim Merritt, L</b> (1, 1) OBP: 0.273, SLG: 0.273			0-0 BB 1B		0-3 K		0-0 FC1-6 1-2f 2-3			3 0 1 0 0 1 2												
<b>Clay Carroll, R</b> (8, 1) OBP: 0.600, SLG: 0.500										0 0 0 0 0 0 0												
<b>Inning Stats</b>	R: 0 E: 1 K: 0 S: 3	H: 0 LOB: 0 BB: 0 P: 3	R: 0 E: 0 K: 1 S: 5	H: 0 LOB: 0 BB: 0 P: 5	R: 0 E: 0 K: 1 S: 5	H: 1 LOB: 2 BB: 2 P: 13	R: 1 E: 0 K: 1 S: 6	H: 1 LOB: 0 BB: 0 P: 6	R: 0 E: 0 K: 1 S: 5	H: 0 LOB: 0 BB: 0 P: 5	R: 0 E: 0 K: 0 S: 3	H: 0 LOB: 0 BB: 0 P: 3	R: 0 E: 0 K: 1 S: 5	H: 0 LOB: 0 BB: 0 P: 5	R: 0 E: 0 K: 0 S: 3	H: 1 LOB: 1 BB: 1 P: 7	R: 2 E: 1 K: 0 S: 5	H: 2 LOB: 0 BB: 0 P: 5	1B: 4 2B: 2 3B: 0 HR: 1	SF: 0 SAC: 0 DP: 2 HBP: 0	WP: 1 PB: 0 SB: 0 CS: 2	PA: 34
<b>PITCHER</b>	IP WLS BF H R ER SO BB IBB HBP BLK WP HR S P ERA WHIP																					
<b>Gary Gentry, R</b> (1, 1) ERA: 2.95	8.0 L 28 3 1 1 5 3 0 0 0 0 0 1 35 47 1.12 0.750																					
<b>Cal Koonce, R</b> (9, 1) ERA: 7.3	1.0 6 2 2 1 0 0 0 0 0 0 1 0 5 5 9.00 2.000																					

Cincinnati Reds @ New York Mets  
 Shea Stadium, Flushing, NY  
 Wed May 07 1969, 7:05 PM EDT  
 Att. 9,242 - Unknown

AB	30
R	3
H	5
RBI	2
BB	3
SO	5
LOB	13



livebaseballscorecards.com





Batter	1	2	3	4	5	6	7	8	9	AB R H RBI BB SO LOB	TOP						
<b>Pete Rose, S</b> (1, 8) OBP: 0.388, SLG: 0.459	0-0 1B 1B 2B	4-0 3B BB		0-0 F7		0-0 HR 1B				3 3 2 0 1 0 0							
<b>Bobby Tolan, L</b> (1, 9) OBP: 0.321, SLG: 0.512	0-0 1B 2B 1B	0-0 3B 1-H 2-H		0-0 F8		0-0 HR				4 2 3 4 0 0 0							
<b>Alex Johnson, R</b> (1, 7) OBP: 0.352, SLG: 0.529	0-0 2B 1-2 3-H 1B	0-0 5-6-3		0-0 F9		0-0 6-3				4 0 1 1 0 0 1							
<b>Tony Perez, R</b> (1, 5) OBP: 0.363, SLG: 0.522	0-0 1-3 2-H 2B	0-3 K			0-0 1B 2B	0-0 6-3				4 1 2 1 0 1 1							
<b>Lee May, R</b> (1, 3) OBP: 0.315, SLG: 0.439	0-0 P3		0-0 HR		0-0 1-3	0-0 5-3				4 1 1 1 0 0 3							
<b>Johnny Bench, R</b> (1, 2) OBP: 0.333, SLG: 0.408	0-3 K		4-0 BB		0-0 5-3	4-0 G5-4-3 BB				2 0 0 0 2 1 3							
<b>Tommy Helms, R</b> (1, 4) OBP: 0.304, SLG: 0.301	0-0 6-3		0-0 F9		4-0 FC5 1B IBB	0-0 F9				3 0 0 0 1 0 4							
<b>Darrel Chaney, S</b> (1, 6) OBP: 0.338, SLG: 0.344		0-0 3B 1B	0-3 K		0-0 1-2 2-H 1B	0-0 G5-4-3				4 1 2 1 0 1 2							
<b>Tony Cloninger, R</b> (1, 1) OBP: 0.200, SLG: 0.357		0-0 B3	0-0 5-3		0-0 FC5					3 0 0 0 0 0 4							
<b>George Culver, R</b> (5, 1)										0 0 0 0 0 0 0							
<b>Inning Stats</b>	R: 2 E: 0 K: 1 S: 9	H: 4 LOB: 2 BB: 0 P: 9	R: 2 E: 0 K: 1 S: 7	H: 2 LOB: 1 BB: 1 P: 11	R: 1 E: 0 K: 1 S: 6	H: 1 LOB: 1 BB: 1 P: 10	R: 0 E: 0 K: 0 S: 3	H: 0 LOB: 0 BB: 0 P: 3	R: 1 E: 0 K: 0 S: 5	H: 2 LOB: 2 BB: 1 P: 9	R: 2 E: 0 K: 0 S: 5	H: 2 LOB: 0 BB: 0 P: 5	R: 0 E: 0 K: 0 S: 2	H: 0 LOB: 0 BB: 1 P: 6	1B: 5 2B: 3 3B: 1 HR: 2	SF: 0 SAC: 0 DP: 1 HBP: 0	WP: 0 PA: 35 PB: 0 SB: 1 CS: 0
<b>PITCHER</b>	IP WLS BF H R ER SO BB IBB HBP BLK WP HR S P ERA WHIP																
<b>Mudcat Grant, R</b> (1, 1) ERA: 5.15	1.1 L 11 6 4 4 1 1 0 0 0 0 0 0 12 16 27.00 5.250																
<b>Roy Face, R</b> (2, 1) ERA:	0.2 2 0 0 0 1 0 0 0 0 0 0 4 4 0.00 0.000																
<b>Larry Jaster, L</b> (3, 1) ERA: 4.35	2.2 13 3 2 2 1 1 1 0 0 0 1 13 21 6.75 1.500																
<b>Jerry Robertson, R</b> (5, 1) ERA: 3.52	1.1 6 2 2 2 0 0 0 0 0 0 1 6 6 13.50 1.500																
<b>Dan McGinn, L</b> (7, 1) ERA: 2.01	1.0 3 0 0 0 0 1 0 0 0 0 0 2 6 0.00 1.000																

**Cincinnati Reds @ Montreal Expos**  
**Jarry Park, Montreal, QB**  
 Fri May 09 1969, 7:05 PM EDT  
 Att: 11,828 - Unknown

[livebaseballscorecards.com](http://livebaseballscorecards.com)

<b>AB</b>	<b>31</b>
<b>R</b>	<b>8</b>
<b>H</b>	<b>11</b>
<b>RBI</b>	<b>8</b>
<b>BB</b>	<b>4</b>
<b>SO</b>	<b>3</b>
<b>LOB</b>	<b>18</b>



Batter	1	2	3	4	5	6	7	8	9	AB R H RBI BB SO LOB
Maury Wills, S OBP: 0.254, SLG: 0.196 (1, 6)	0-0 WP 5-3 1B	0-0 F7		0-0 F8		0-0 E1 FC1-6				4 1 1 0 0 0 4
Gary Sutherland, R OBP: 0.243, SLG: 0.219 (1, 4)	0-0 5-3 1-2	0-0 L6			0-0 1-3	0-0 FC1-6				4 0 0 0 0 0 5
Rusty Staub, L OBP: 0.436, SLG: 0.564 (1, 9)	4-0 WP 1B BB		0-0 P4		4-0 1B BB	0-3 K				2 2 0 0 2 1 2
Mack Jones, L OBP: 0.414, SLG: 0.600 (1, 7)	0-0 1-2 1-2 2-H		0-0 HR		0-0 1B 1-2 1B					3 1 3 3 0 0 0
Donn Clendenon, R OBP: 0.329, SLG: 0.469 (1, 3)	0-3 K		0-3 K		0-0 1-2 2-H 1B G6-4-3					3 0 1 1 0 2 1
Coco Laboy, R OBP: 0.393, SLG: 0.554 (1, 5)	0-3 K		0-3 K		0-0 G6-4-3 1-2f					3 0 0 0 0 2 3
John Boccabella, R OBP: 0.238, SLG: 0.300 (1, 2)		4-0 E BB		0-3 K		0-0 E5 1B E				2 1 0 0 1 1 0
Don Bosch, S OBP: 0.208, SLG: 0.217 (1, 8)		0-3 K		0-0 5-3		0-0 FC1-6 E 1-2 1B				3 0 1 0 0 1 1
Mudcat Grant, R OBP: 0.182, SLG: 0.167 (1, 1) Roy Face, R OBP: 0.500, SLG: 0.500 (2, 1) Ty Cline, L OBP: 0.288, SLG: 0.146 (2, PH) Larry Jaster, L OBP: 0.653, SLG: 0.636 (3, 1) Jerry Robertson, S OBP: 0.336, SLG: 0.182 (6, PH) Dan McGinn, L OBP: 0.333, SLG: 0.833 (7, 1)		0-0 L7 1-2		0-0 1B		0-3 K				0 0 0 0 0 0 0 0 0 0 0 0 0 0 1 0 0 0 0 0 1 1 0 1 0 0 0 0 0 0 0 0 0 0 0 1 0 0 0 0 1 2 0 0 0 0 0 0 0

Inning Stats	R: 2	H: 2	E: 0	LOB: 1	K: 2	S: 9	P: 13	R: 0	H: 0	E: 1	LOB: 2	K: 1	S: 6	P: 10	R: 1	H: 1	E: 0	LOB: 0	K: 2	S: 8	P: 8	R: 0	H: 1	E: 0	LOB: 1	K: 1	S: 6	P: 6	R: 1	H: 2	E: 0	LOB: 1	K: 0	S: 4	P: 8	R: 1	H: 1	E: 2	LOB: 2	K: 2	S: 10	P: 10
--------------	------	------	------	--------	------	------	-------	------	------	------	--------	------	------	-------	------	------	------	--------	------	------	------	------	------	------	--------	------	------	------	------	------	------	--------	------	------	------	------	------	------	--------	------	-------	-------

PITCHER	IP	WLS	BF	H	R	ER	SO	BB	IBB	HBP	BLK	WP	HR	S	P	ERA	WHIP
Tony Cloninger, R ERA: 5.14 (1, 1)	4.1		23	6	4	4	6	3	0	0	0	1	1	32	44	8.31	2.077
George Culver, R ERA: 2.91 (5, 1)	1.2	W	7	1	1	0	2	0	0	0	0	0	0	11	11	0.00	0.600

**BOTTOM**

**Cincinnati Reds @ Montreal Expos**  
**Jarry Park, Montreal, QB**  
 Fri May 09 1969, 7:05 PM EDT  
 Att. 11,828 - Unknown

<b>AB</b>	<b>27</b>
<b>R</b>	<b>5</b>
<b>H</b>	<b>7</b>
<b>RBI</b>	<b>4</b>
<b>BB</b>	<b>3</b>
<b>SO</b>	<b>8</b>
<b>LOB</b>	<b>19</b>



PITCHER	IP	WLS	BF	H	R	ER	SO	BB	IBB	HBP	BLK	WP	HR	S	P	ERA	WHIP
---------	----	-----	----	---	---	----	----	----	-----	-----	-----	----	----	---	---	-----	------



Batter	1	2	3	4	5	6	7	8	9	AB R H RBI BB SO LOB	TOP																
<b>Pete Rose, S</b> (1, 8) OBP: 0.388, SLG: 0.452	0-0 SH1-3 HR 1B		0-0 3-1		0-0 FC4-6 1B HR 1-2f		0-3 K		4-0 1B G3 BB 1-2	4 2 1 0 1 1 1																	
<b>Bobby Tolan, L</b> (1, 9) OBP: 0.319, SLG: 0.504	0-0 SH1-3 1-2		0-3 K		0-0 1-3 HR 1B		0-3 K		0-0 G3 1-2 2-3	4 1 1 0 0 2 2																	
<b>Alex Johnson, R</b> (1, 7) OBP: 0.362, SLG: 0.556	0-3 K		0-0 1B		0-0 1-H HR		0-0 4-3		0-0 2-3 3-H 1B	5 1 3 4 0 1 1																	
<b>Tony Perez, R</b> (1, 5) OBP: 0.364, SLG: 0.538	0-0 2-H HR		0-3 K		0-3 K			4-0 BB	0-0 F8	4 1 1 2 1 2 3																	
<b>Lee May, R</b> (1, 3) OBP: 0.313, SLG: 0.431	0-0 FC5-4 1B			0-0 F9		0-0 6-3		0-0 F8		4 0 1 0 0 0 1																	
<b>Pat Corrales, R</b> (1, 2) OBP: 0.500, SLG: 0.500	0-0 FC5-4 1-2f		0-3 K2-3		0-3 K		0-0 E 1B	0-3 K		3 0 1 0 0 1 1																	
<b>Ted Savage, R</b> (8, PH) OBP: 0.429, SLG: 0.429										1 0 0 0 0 1 1																	
<b>Clay Carroll, R</b> (8, 1) OBP: 0.600, SLG: 0.500										0 0 0 0 0 0 0																	
<b>Tommy Helms, R</b> (1, 4) OBP: 0.292, SLG: 0.289		0-0 5-3		0-0 P3		0-0 E6 1-2		0-0 1-3		4 0 0 0 0 0 2																	
<b>Darrel Chaney, S</b> (1, 6) OBP: 0.338, SLG: 0.344		0-3 K		0-0 FC2-6 1B		0-0 F7		4-0 G3 1B BB BB		3 0 1 0 0 1 2																	
<b>Fred Whitfield, L</b> (9, PH) OBP: 0.350, SLG: 0.188										0 0 0 0 1 0 0																	
<b>Woody Woodward, R</b> (9, PR) OBP: 0.214, SLG: 0.154										0 1 0 0 0 0 0																	
<b>Jack Fisher, R</b> (1, 1)		0-3 K		0-0 FC2-6 FC4-6 1-2f		0-3 K		0-3 K		0 0 0 0 0 0 0																	
<b>George Culver, R</b> (1, 1)										3 0 0 0 0 2 3																	
<b>Johnny Bench, R</b> (8, 2) OBP: 0.330, SLG: 0.404										1 0 0 0 0 1 1																	
<b>Inning Stats</b>	R: 2 E: 0 K: 1 S: 8	H: 3 LOB: 1 BB: 0 P: 8	R: 0 E: 0 K: 2 S: 7	H: 0 LOB: 0 BB: 0 P: 7	R: 0 E: 0 K: 2 S: 8	H: 1 LOB: 1 BB: 0 P: 8	R: 0 E: 0 K: 1 S: 5	H: 0 LOB: 0 BB: 0 P: 5	R: 3 E: 0 K: 1 S: 8	H: 3 LOB: 0 BB: 0 P: 8	R: 0 E: 1 K: 1 S: 7	H: 1 LOB: 2 BB: 0 P: 7	R: 0 E: 0 K: 2 S: 7	H: 0 LOB: 0 BB: 0 P: 7	R: 0 E: 0 K: 1 S: 5	H: 0 LOB: 1 BB: 1 P: 9	R: 1 E: 0 K: 1 S: 6	H: 1 LOB: 2 BB: 2 P: 14	1B: 7 2B: 0 3B: 0 HR: 2	SF: 0 SAC: 1 DP: 0 HBP: 0	WP: 0 PB: 0 SB: 0 CS: 0	PA: 40					
<b>PITCHER</b>	IP WLS BF H R ER SO BB IBB HBP BLK WP HR S P ERA WHIP																										
<b>Bill Stoneman, R</b> (1, 1) ERA: 3.08	6.0		27	8	5	5	8	0	0	0	0	0	2	43	43	7.50	1.333										
<b>Dan McGinn, L</b> (7, 1) ERA: 1.85	2.0	W	7	0	0	0	3	1	0	0	0	0	0	12	16	0.00	0.500										
<b>Roy Face, R</b> (9, 1) ERA: 0.96	1.0	S	6	1	1	1	1	2	0	0	0	0	0	6	14	9.00	3.000										

**Cincinnati Reds @ Montreal Expos**  
**Jarry Park, Montreal, QB**  
 Sat May 10 1969, 3:33 AM EDT  
 Att. 7,079 - Unknown

AB	36
R	6
H	9
RBI	6
BB	3
SO	12
LOB	18



Batter	1	2	3	4	5	6	7	8	9
<b>Maury Wills, S</b> OBP: 0.260, SLG: 0.198 (1, 6)									
<b>Gary Sutherland, R</b> OBP: 0.259, SLG: 0.229 (1, 4)									
<b>Rusty Staub, L</b> OBP: 0.434, SLG: 0.551 (1, 9)									
<b>Mack Jones, L</b> OBP: 0.422, SLG: 0.621 (1, 7)									
<b>Donn Clendenon, R</b> OBP: 0.320, SLG: 0.441 (1, 3)									
<b>Coco Laboy, R</b> OBP: 0.388, SLG: 0.543 (1, 5)									
<b>John Boccabella, R</b> OBP: 0.320, SLG: 0.318 (1, 2)									
<b>Manny Mota, R</b> OBP: 0.303, SLG: 0.290 (8, PR)									
<b>John Bateman, R</b> OBP: 0.247, SLG: 0.295 (9, 2)									
<b>Don Bosch, S</b> OBP: 0.231, SLG: 0.224 (1, 8)									
<b>Bill Stoneman, R</b> OBP: 0.100, SLG: 0.053 (1, 1)									
<b>Ty Cline, L</b> OBP: 0.280, SLG: 0.143 (6, PH)									
<b>Dan McGinn, L</b> OBP: 0.333, SLG: 0.833 (7, 1)									
<b>Floyd Wicker, L</b> OBP: 0.357, SLG: 0.250 (8, PH)									
<b>Roy Face, R</b> OBP: 0.500, SLG: 0.500 (9, 1)									

Inning Stats	R: 4 E: 0 K: 2 S: 10	H: 3 LOB: 3 BB: 3 P: 23	R: 0 E: 0 K: 2 S: 8	H: 1 LOB: 2 BB: 1 P: 12	R: 0 E: 0 K: 0 S: 4	H: 1 LOB: 1 BB: 0 P: 4	R: 0 E: 0 K: 0 S: 3	H: 0 LOB: 0 BB: 0 P: 3	R: 0 E: 0 K: 1 S: 5	H: 0 LOB: 1 BB: 0 P: 6	R: 0 E: 0 K: 1 S: 4	H: 0 LOB: 1 BB: 1 P: 8	R: 0 E: 0 K: 2 S: 7	H: 0 LOB: 1 BB: 1 P: 11	R: 3 E: 0 K: 1 S: 9	H: 4 LOB: 2 BB: 1 P: 13
<b>1B: 8</b>	<b>SF: 0</b>	<b>WP: 1</b>	<b>PA: 41</b>													
<b>2B: 1</b>	<b>SAC: 1</b>	<b>PB: 0</b>														
<b>3B: 0</b>	<b>DP: 1</b>	<b>SB: 0</b>														
<b>HR: 1</b>	<b>HBP: 2</b>	<b>CS: 1</b>														

PITCHER	IP	WLS	BF	H	R	ER	SO	BB	IBB	HBP	BLK	WP	HR	S	P	ERA	WHIP
<b>Jack Fisher, R</b> ERA: 2.88 (1, 1)	0.1		8	3	4	4	1	3	0	1	0	0	1	6	19	108.00	18.000
<b>George Culver, R</b> ERA: 2.22 (1, 1)	6.2		25	2	0	0	7	3	0	1	0	0	0	35	48	0.00	0.750
<b>Clay Carroll, R</b> ERA: 3.03 (8, 1)	1.0	L	8	4	3	3	1	0	1	0	0	1	0	9	13	27.00	4.000

**BOTTOM**

**Cincinnati Reds @ Montreal Expos**  
**Jarry Park, Montreal, QB**  
 Sat May 10 1969, 3:33 AM EDT  
 Att. 7,079 - Unknown

AB	31
R	7
H	9
RBI	6
BB	7
SO	9
LOB	20



PITCHER	IP	WLS	BF	H	R	ER	SO	BB	IBB	HBP	BLK	WP	HR	S	P	ERA	WHIP
<b>Jack Fisher, R</b> ERA: 2.88 (1, 1)	0.1		8	3	4	4	1	3	0	1	0	0	1	6	19	108.00	18.000
<b>George Culver, R</b> ERA: 2.22 (1, 1)	6.2		25	2	0	0	7	3	0	1	0	0	0	35	48	0.00	0.750
<b>Clay Carroll, R</b> ERA: 3.03 (8, 1)	1.0	L	8	4	3	3	1	0	1	0	0	1	0	9	13	27.00	4.000



Batter	1	2	3	4	5	6	7	8	9	AB R H RBI BB SO LOB	TOP																									
<b>Pete Rose, S</b> (1, 8) X OBP: 0.374, SLG: 0.437	0-0 4-3		0-3 K		0-0 E4		0-0 L8		0-0 SF8	4 0 0 1 0 1 2																										
<b>Bobby Tolan, L</b> (1, 9) X OBP: 0.321, SLG: 0.515	0-0 F8			0-0 1B 3B	0-0 F7			0-0 G4-6-3 1B	0-0 F3	5 1 2 0 0 0 5																										
<b>Alex Johnson, R</b> (1, 7) X OBP: 0.358, SLG: 0.543	0-0 5-3			0-0 5-3		1-0 WP HR HBP		0-0 G4-6-3 1-2f		3 1 0 0 0 0 2																										
<b>Tony Perez, R</b> (1, 5) X OBP: 0.376, SLG: 0.566		0-0 5-3		0-0 G5-4-3 1B		0-0 1-H HR		4-0 HR BB		3 2 2 3 1 0 0																										
<b>Lee May, R</b> (1, 3) X OBP: 0.311, SLG: 0.453		0-3 K		0-0 G5-4-3 1-2f		0-0 F7		0-0 1-H HR		4 1 1 2 0 1 1																										
<b>Tommy Helms, R</b> (1, 4) X OBP: 0.300, SLG: 0.297		0-0 1B			0-0 E BB 1B		0-0 6-3	0-0 F8		4 0 2 0 0 0 0																										
<b>Pat Corrales, R</b> (1, 2) X OBP: 0.500, SLG: 0.545		0-0 5-3			4-0 E BB 1-2		0-0 1-3		0-0 1B SF8 2B	3 1 1 0 1 0 1																										
<b>Darrel Chaney, S</b> (1, 6) X OBP: 0.333, SLG: 0.338			0-0 4-3		0-3 K		0-0 F2		0-0 FC3-6 1B	4 0 1 0 0 1 2																										
<b>Jim Maloney, L</b> (1, 1) X OBP: 0.236, SLG: 0.143 <b>Jack Fisher, R</b> (6, 1) X OBP: 0.650, SLG: 0.500 <b>Clay Carroll, R</b> (7, 1) X OBP: 0.333, SLG: 0.176 <b>Fred Whitfield, L</b> (9, PH) X <b>Gary Nolan, R</b> (9, PR) X <b>George Culver, R</b> (9, 1) X			0-0 L4		0-3 K		0-0 F2		0-0 FC3-6 SF8 1-2f	2 0 0 0 0 0 1 2 1 0 0 0 0 0 0 0 0 0 0 0 0 0 0 0 1 0 0 0 0 0 0 2 0 0 0 0 0 0 0 0 0 0 0 0 0 0 0 0																										
<b>Inning Stats</b>	R: 0 E: 0 K: 0 S: 3	H: 0 LOB: 0 BB: 0 P: 3	R: 0 E: 0 K: 1 S: 6	H: 1 LOB: 1 BB: 0 P: 6	R: 0 E: 0 K: 1 S: 5	H: 0 LOB: 0 BB: 0 P: 5	R: 1 E: 0 K: 0 S: 4	H: 2 LOB: 0 BB: 0 P: 4	R: 0 E: 1 K: 2 S: 9	H: 1 LOB: 3 BB: 1 P: 13	R: 2 E: 0 K: 0 S: 4	H: 1 LOB: 0 BB: 0 P: 5	R: 0 E: 0 K: 0 S: 3	H: 0 LOB: 0 BB: 0 P: 3	R: 2 E: 0 K: 0 S: 4	H: 2 LOB: 0 BB: 1 P: 8	R: 1 E: 0 K: 0 S: 5	H: 2 LOB: 2 BB: 0 P: 5	1B: 5 2B: 1 3B: 1 HR: 2	SF: 1 SAC: 0 DP: 2 HBP: 1	WP: 1 PB: 0 SB: 0 CS: 0	PA: 38														
<b>PITCHER</b>	IP WLS BF H R ER SO BB IBB HBP BLK WP HR S P ERA WHIP																																			
<b>Gary Wagner, R</b> (1, 1) ERA: 8.79	4.0		16	4	1	1	2	1	0	0	0	0	0	19	23	2.25	1.250																			
<b>Barry Lersch, R</b> (5, 1) ERA: 7.63	2.0		9	1	2	2	2	0	0	1	0	1	1	12	13	9.00	0.500																			
<b>Turk Farrell, R</b> (7, 1) ERA: 3.65	3.0	L	13	4	3	3	0	1	0	0	0	0	1	12	16	9.00	1.667																			

Cincinnati Reds @ Philadelphia Phillies  
 Connie Mack Stadium, Philadelphia, PA  
 Tue May 13 1969, 7:05 PM EDT  
 Att. 4,474 - Unknown

livebaseballscorecards.com

AB	34
R	6
H	9
RBI	6
BB	2
SO	4
LOB	17



Batter	1	2	3	4	5	6	7	8	9	AB	R	H	RBI	BB	SO	LOB
Tony Taylor, R OBP: 0.333, SLG: 0.314 (1, 5)	0-0 5-3		0-0 F9		0-0 WP 1B		0-0 B3	4-0 SH2-4 BB		4	0	1	0	1	0	2
Don Money, R OBP: 0.321, SLG: 0.465 (1, 6)	0-3 K		4-0 1-2 BB		0-0 L6		0-0 E4 2B	0-0 SH2-4		3	1	0	0	1	1	1
Dick Allen, R OBP: 0.348, SLG: 0.580 (1, 3)	0-0 6-3		0-3 K		0-0 F3		0-0 1-H HR 2B	0-3 K		5	1	1	1	0	2	5
Johnny Callison, L OBP: 0.339, SLG: 0.423 (1, 9)		0-3 K		0-0 1B 1B	4-0 IBB		0-0 2-H HR	4-0 BB		3	2	2	2	2	1	0
Deron Johnson, R OBP: 0.376, SLG: 0.357 (1, 7)		0-0 6-3		0-0 E 1B 1B	0-0 F3		0-3 K	0-0 L4		4	0	1	0	0	1	2
Ron Stone, L OBP: 0.173, SLG: 0.220 (8, 7)										1	0	0	0	0	0	2
Cookie Rojas, R OBP: 0.311, SLG: 0.293 (1, 4)		0-0 F7		0-0 E7 1B		4-0 BB	0-0 E 1B		0-0 P6	4	0	2	1	1	0	0
Mike Ryan, R OBP: 0.257, SLG: 0.310 (1, 2)			0-0 F9 1B	0-3 K		0-0 F9	0-0 E7		0-0 1B	5	0	2	0	0	1	4
Terry Harmon, R OBP: 0.440, SLG: 0.222 (9, PR)										0	0	0	0	0	0	0
Larry Hisle, R OBP: 0.278, SLG: 0.293 (1, 8)			0-0 BB 1B	0-3 K		0-3 K	4-0 IBB		0-3 K	4	0	1	0	1	3	4
Gary Wagner, R (1, 1)			0-3 K	0-3 K		0-3 K	0-3 K		0-0 F9	2	0	0	0	0	2	4
Barry Lersch, S (5, 1)										0	0	0	0	0	0	0
John Briggs, L (6, PH)										1	0	0	0	0	1	1
Turk Farrell, R (7, 1)										1	0	0	0	0	1	3
Gene Stone, L (9, PH)										1	0	0	0	0	0	1

Inning Stats	R: 0	H: 0	E: 0	K: 1	S: 5	H: 0	LOB: 0	BB: 0	P: 5	R: 0	H: 2	E: 0	K: 1	S: 5	R: 0	H: 3	E: 1	K: 3	S: 12	R: 1	H: 3	E: 0	K: 0	S: 4	R: 0	H: 1	E: 0	K: 2	S: 7	R: 3	H: 3	E: 2	K: 2	S: 12	R: 0	H: 0	E: 0	K: 1	S: 5	R: 0	H: 1	E: 0	K: 1	S: 6	1B: 8	SF: 0	2B: 1	SAC: 1	3B: 0	DP: 0	HR: 1	HBP: 0	WP: 1	PA: 45
--------------	------	------	------	------	------	------	--------	-------	------	------	------	------	------	------	------	------	------	------	-------	------	------	------	------	------	------	------	------	------	------	------	------	------	------	-------	------	------	------	------	------	------	------	------	------	------	-------	-------	-------	--------	-------	-------	-------	--------	-------	--------

PITCHER	IP	WLS	BF	H	R	ER	SO	BB	IBB	HBP	BLK	WP	HR	S	P	ERA	WHIP
Jim Maloney, R (1, 1) ERA: 1.5	5.0		24	6	1	1	7	2	1	0	0	1	0	35	47	1.80	1.600
Jack Fisher, R (6, 1) ERA: 3.08	1.1		6	1	2	1	2	0	0	0	0	0	0	10	10	6.75	0.750
Clay Carroll, R (7, 1) ERA: 3.16	1.2	W	11	2	1	1	3	2	1	0	0	0	1	14	26	5.40	2.400
George Culver, R (9, 1) ERA: 2.15	1.0	S	4	1	0	0	1	0	0	0	0	0	0	6	6	0.00	1.000

BOTTOM

Cincinnati Reds @ Philadelphia Phillies  
 Connie Mack Stadium, Philadelphia, PA  
 Tue May 13 1969, 7:05 PM EDT  
 Att. 4,474 - Unknown

livebaseballscorecards.com

AB	38
R	4
H	10
RBI	4
BB	6
SO	13
LOB	29





Batter	1	2	3	4	5	6	7	8	9	AB R H RBI BB SO LOB	TOP											
<b>Pete Rose, S</b> (1, 8) OBP: 0.375, SLG: 0.444	0-0 PB 1B 2B	0-0 1-3 2-H 1B		0-0 L9			0-0 F9	0-0 FC4-6 1-2f		5 1 2 1 0 0 2												
<b>Bobby Tolan, L</b> (1, 9) OBP: 0.317, SLG: 0.504	0-0 FC6-4 2-H 1B	0-0 G3		0-3 K			0-0 G1		0-0 P6	5 0 1 1 0 1 2												
<b>Alex Johnson, R</b> (1, 7) OBP: 0.360, SLG: 0.561	0-0 FC6-4 1-2f		0-0 HR		0-0 P4		0-0 1B		0-0 6-3	5 1 2 1 0 0 1 0 0 0 0 0 0 0												
<b>Ted Savage, R</b> (9, 7) OBP: 0.429, SLG: 0.429																						
<b>Tony Perez, R</b> (1, 5) OBP: 0.370, SLG: 0.551	0-0 F8		0-0 FC1-5 1B 1B		0-0 6-3		0-0 F9		0-3 K	5 0 1 0 0 1 2												
<b>Lee May, R</b> (1, 3) OBP: 0.325, SLG: 0.486	0-0 FC6-4 1-2f		0-0 S FC1-5 1B 1B		4-0 FC6-4 BB			0-0 HR		3 1 2 1 1 0 1												
<b>Tommy Helms, R</b> (1, 4) OBP: 0.269, SLG: 0.286		0-0 5-3	0-0 FC1-5 S 1-2 2-3f		0-0 FC6-4 1-2f			0-0 6-3		4 0 0 0 0 0 3												
<b>Pat Corrales, R</b> (1, 2) OBP: 0.500, SLG: 0.533		0-0 1B 1B	0-3 K 1-2 2-3		0-0 F9			0-0 3-1 1B		4 1 2 0 0 1 2												
<b>Darrel Chaney, S</b> (1, 6) OBP: 0.329, SLG: 0.333		0-0 1B 1B	0-0 6-3		0-3 K			0-0 3-1		4 0 1 0 0 1 3												
<b>Jim Merritt, L</b> (1, 1) OBP: 0.267, SLG: 0.214		0-3 K		0-3 K		0-0 6-3		4-0 FC4-6 BB		3 0 0 0 1 2 2 0 0 0 0 0 0 0												
<b>George Culver, R</b> (9, 1)																						
<b>Inning Stats</b>	R: 1 E: 0 K: 0 S: 5	H: 2 LOB: 1 BB: 0 P: 5	R: 1 E: 0 K: 1 S: 8	H: 3 LOB: 2 BB: 0 P: 8	R: 1 E: 0 K: 1 S: 8	H: 3 LOB: 2 BB: 0 P: 8	R: 0 E: 0 K: 2 S: 7	H: 0 LOB: 0 BB: 0 P: 7	R: 0 E: 0 K: 2 S: 7	H: 0 LOB: 1 BB: 1 P: 7	R: 0 E: 0 K: 1 S: 5	H: 0 LOB: 0 BB: 0 P: 5	R: 0 E: 0 K: 0 S: 4	H: 1 LOB: 1 BB: 0 P: 4	R: 1 E: 0 K: 0 S: 5	H: 2 LOB: 2 BB: 1 P: 9	R: 0 E: 0 K: 1 S: 5	H: 0 LOB: 0 BB: 0 P: 5	1B: 8 2B: 1 3B: 0 HR: 2	SF: 0 SAC: 0 DP: 0 HBP: 0	WP: 0 PB: 1 SB: 2 CS: 0	PA: 40
<b>PITCHER</b>	IP WLS BF H R ER SO BB IBB HBP BLK WP HR S P ERA WHIP																					
<b>Grant Jackson, L</b> (1, 1) ERA: 3.48	7.0 L 31 9 3 3 5 1 0 0 0 0 1 40 44 3.86 1.429																					
<b>Jerry Johnson, R</b> (8, 1) ERA: 3.38	2.0 9 2 1 1 1 1 0 0 0 0 1 10 14 4.50 1.500																					

Cincinnati Reds @ Philadelphia Phillies  
 Connie Mack Stadium, Philadelphia, PA  
 Wed May 14 1969, 7:05 PM EDT  
 Att. 4,532 - Unknown

livebaseballscorecards.com

AB	38
R	4
H	11
RBI	4
BB	2
SO	6
LOB	18







Batter	1	2	3	4	5	6	7	8	9	AB R H RBI BB SO LOB	TOP											
<b>Pete Rose, S</b> (1, 8) OBP: 0.372, SLG: 0.433	4-0 BB		0-0 F8			0-0 4-3		0-0 6-3		3 0 0 0 1 0 0												
<b>Bobby Tolan, L</b> (1, 9) OBP: 0.322, SLG: 0.503	0-0 F5		0-0 CS 1B			0-0 1B		0-0 B3		4 0 2 0 0 0 1												
<b>Alex Johnson, R</b> (1, 7) OBP: 0.357, SLG: 0.551	0-3 K 1-2		0-0 CS 1-2		0-0 G5-4-3 1B		0-0 F9		0-0 4-3	4 0 1 0 0 1 2												
<b>Tony Perez, R</b> (1, 5) OBP: 0.359, SLG: 0.534	0-0 4-3				0-0 G5-4-3 1-2f		0-3 K		0-0 P6	4 0 0 0 0 1 3												
<b>Lee May, R</b> (1, 3) OBP: 0.315, SLG: 0.469					0-0 F9		0-0 5-3		0-0 P3	4 0 0 0 0 0 0												
<b>Tommy Helms, R</b> (1, 4) OBP: 0.291, SLG: 0.287					0-0 P5		0-0 1B			3 0 1 0 0 0 0												
<b>Pat Corrales, R</b> (1, 2) OBP: 0.500, SLG: 0.500					0-0 6-3		0-0 F8			1 0 0 0 1 0 0												
<b>Fred Whitfield, L</b> (7, PH) OBP: 0.318, SLG: 0.167										1 0 0 0 0 0 1												
<b>Giraldo Ruiz, S</b> (7, 6) OBP: 0.308, SLG: 0.250										0 0 0 0 0 0 0												
<b>Darrel Chaney, S</b> (1, 6) OBP: 0.333, SLG: 0.338										2 0 1 0 0 1 1												
<b>Johnny Bench, R</b> (7, PH) OBP: 0.328, SLG: 0.400										1 0 0 0 0 0 1												
<b>Tony Cloninger, R</b> (1, 1) OBP: 0.176, SLG: 0.313										2 0 0 0 0 1 1												
<b>Clay Carroll, R</b> (6, 1) OBP: 0.600, SLG: 0.500										0 0 0 0 0 0 0												
<b>Jimmy Stewart, S</b> (8, PH) OBP: 0.294, SLG: 0.154										1 0 0 0 0 0 0												
<b>John Noriega, R</b> (8, 1)										0 0 0 0 0 0 0												
<b>Inning Stats</b>	R: 0 E: 0 K: 1 S: 5	H: 0 LOB: 1 BB: 1 P: 9	R: 0 E: 0 K: 1 S: 5	H: 0 LOB: 1 BB: 1 P: 9	R: 0 E: 0 K: 1 S: 5	H: 1 LOB: 0 BB: 0 P: 5	R: 0 E: 0 K: 0 S: 3	H: 1 LOB: 0 BB: 0 P: 3	R: 0 E: 0 K: 0 S: 4	H: 1 LOB: 1 BB: 0 P: 4	R: 0 E: 0 K: 1 S: 6	H: 1 LOB: 1 BB: 0 P: 6	R: 0 E: 0 K: 0 S: 4	H: 1 LOB: 1 BB: 0 P: 4	R: 0 E: 0 K: 0 S: 3	H: 0 LOB: 0 BB: 0 P: 3	R: 0 E: 0 K: 0 S: 3	H: 0 LOB: 0 BB: 0 P: 3	1B: 5 2B: 0 3B: 0 HR: 0	SF: 0 SAC: 0 DP: 1 HBP: 0	WP: 0 PB: 0 SB: 1 CS: 1	PA: 33
<b>PITCHER</b> <b>Rick Wise, R</b> (1, 1) ERA: 1.71	IP: 9.0 WLS: W BF: 32 H: 5 R: 0 ER: 0 SO: 4 BB: 2 IBB: 0 HBP: 0 BLK: 0 WP: 0 HR: 0 S: 38 P: 46 ERA: 0.00 WHIP: 0.778											<b>PITCHER</b> IP: WLS: BF: H: R: ER: SO: BB: IBB: HBP: BLK: WP: HR: S: P: ERA: WHIP:										

Cincinnati Reds @ Philadelphia Phillies  
 Connie Mack Stadium, Philadelphia, PA  
 Thu May 15 1969, 7:05 PM EDT  
 Att. 3,294 - Unknown

livebaseballscorecards.com

AB	30
R	0
H	5
RBI	0
BB	2
SO	4
LOB	10









Batter	1	2	3	4	5	6	7	8	9	AB	R	H	RBI	BB	SO	LOB
Pete Rose, S OBP: 0.368, SLG: 0.435 (1, 8)	0-0 F9		0-0 1B 2B		0-0 SH	0-0 L7		0-0 4-3		4	1	1	0	0	0	0
Bobby Tolan, L OBP: 0.318, SLG: 0.493 (1, 9)	0-0 1B		0-0 F2		0-0 F7	0-0 G3		0-3 K		5	0	1	0	0	1	3
Alex Johnson, R OBP: 0.358, SLG: 0.550 (1, 7)	0-0 F9		0-0 2-H 1B		0-0 SF9		0-0 2B 1B		0-0 1-3	4	1	2	2	0	0	1
Tony Perez, R OBP: 0.361, SLG: 0.533 (1, 5)	0-0 F9		0-0 P4		0-0 BB		0-0 1B G6-4-3 2B		0-3 K	4	1	1	0	1	1	2
Lee May, R OBP: 0.333, SLG: 0.504 (1, 3)		4-0 FC5-4 BB		0-0 HR		0-0 L7		0-0 2-3 3-H 1B	0-0 FC5 BB 1B	4	1	3	2	1	0	2
Tommy Helms, R OBP: 0.303, SLG: 0.295 (1, 4)		0-0 FC5-4 1-2f		0-0 G5-4-3 1B		0-0 1B HR 1B		0-0 G6-4-3 1-2f 3-H	4-0 1-2 BB	4	1	2	0	1	0	2
Pat Corrales, R OBP: 0.455, SLG: 0.444 (6, PH)		0-0 5-4-3		0-0 G5-4-3 1-2f		0-0 1B HR 1B		0-0 HR	0-0 FC5 2-3f	2	0	0	0	0	0	2
Johnny Bench, R OBP: 0.336, SLG: 0.437 (7, 2)		0-0 6-3		0-3 K 1-2f		0-0 1B HR 1B		0-0 K		3	2	2	1	0	0	2
Darrel Chaney, S OBP: 0.326, SLG: 0.329 (6, PH)		0-0 6-3		0-3 K		0-0 1B HR 1B		0-0 K		2	0	0	0	0	1	1
Ted Savage, R OBP: 0.429, SLG: 0.429 (6, PH)		0-0 6-3		0-3 K		0-0 1B HR 1B		0-0 K		0	0	0	0	0	0	0
Jimmy Stewart, S OBP: 0.333, SLG: 0.429 (6, PH)		0-0 6-3		0-3 K		0-0 1B HR 1B		0-0 K		1	1	1	3	0	0	0
Woody Woodward, R OBP: 0.207, SLG: 0.148 (7, 6)		0-0 6-3		0-3 K		0-0 1B HR 1B		0-0 K		1	0	0	0	0	1	0
Jack Fisher, R OBP: 0.294, SLG: 0.158 (8, PH)		0-3 K		0-3 K		0-0 1B HR 1B		0-0 K		0	0	0	0	0	0	0
Clay Carroll, R OBP: 0.571, SLG: 0.400 (6, 1)		0-3 K		0-3 K		0-0 1B HR 1B		0-0 K		1	1	0	0	1	1	0
George Culver, R OBP: 0.333, SLG: 0.200 (7, 1)		0-3 K		0-3 K		0-0 1B HR 1B		0-0 K		1	0	0	0	0	1	0
Wayne Granger, R OBP: 0.333, SLG: 0.200 (8, PH)		0-3 K		0-3 K		0-0 1B HR 1B		0-0 K		0	0	0	0	0	0	0
Fred Whitfield, L OBP: 0.204, SLG: 0.158 (8, PH)		0-3 K		0-3 K		0-0 1B HR 1B		0-0 K		1	0	0	0	0	0	0
Jim Merritt, L OBP: 0.267, SLG: 0.214 (9, 1)		0-3 K		0-3 K		0-0 1B HR 1B		0-0 K		0	0	0	0	0	0	0

Inning Stats	R: 0	H: 1	E: 0	LOB: 1	K: 0	BB: 0	S: 4	P: 4	R: 0	H: 0	E: 1	LOB: 1	K: 0	BB: 1	S: 3	P: 7	R: 1	H: 2	E: 0	LOB: 1	K: 1	BB: 0	S: 7	P: 7	R: 1	H: 2	E: 0	LOB: 0	K: 1	BB: 0	S: 6	P: 6	R: 1	H: 0	E: 1	LOB: 2	K: 0	BB: 2	S: 4	P: 12	R: 3	H: 3	E: 0	LOB: 0	K: 1	BB: 0	S: 8	P: 8	R: 3	H: 4	E: 0	LOB: 0	K: 1	BB: 0	S: 8	P: 8	R: 0	H: 0	E: 0	LOB: 0	K: 1	BB: 0	S: 5	P: 5	R: 0	H: 1	E: 0	LOB: 2	K: 1	BB: 1	S: 6	P: 10	1B: 8	SF: 1	2B: 2	SAC: 1	3B: 0	DP: 2	HR: 3	HBP: 0	WP: 0	PA: 43
--------------	------	------	------	--------	------	-------	------	------	------	------	------	--------	------	-------	------	------	------	------	------	--------	------	-------	------	------	------	------	------	--------	------	-------	------	------	------	------	------	--------	------	-------	------	-------	------	------	------	--------	------	-------	------	------	------	------	------	--------	------	-------	------	------	------	------	------	--------	------	-------	------	------	------	------	------	--------	------	-------	------	-------	-------	-------	-------	--------	-------	-------	-------	--------	-------	--------


PITCHER	IP	WLS	BF	H	R	ER	SO	BB	IBB	HBP	BLK	WP	HR	S	P	ERA	WHIP
Tug McGraw, L ERA: 3.38 (1, 1)	5.0		25	7	5	4	2	3	0	0	0	0	1	26	38	7.20	2.000
Ron Taylor, R ERA: 2.6 (6, 1)	1.0		4	1	1	1	1	0	0	0	0	0	1	6	6	9.00	1.000
Al Jackson, L ERA: 8.71 (7, 1)	0.0		2	2	2	2	0	0	0	0	0	0	0	2	2	∞	∞
Cal Koonce, R ERA: 6.33 (7, 1)	3.0	W	12	3	1	1	3	1	0	0	0	0	1	17	21	3.00	1.333

**BOTTOM**

**New York Mets @ Cincinnati Reds**  
Crosley Field, Cincinnati, OH

Fri May 16 1969, 7:05 PM EDT  
Att. 11,736 - Unknown

<b>AB</b>	<b>37</b>
<b>R</b>	<b>9</b>
<b>H</b>	<b>13</b>
<b>RBI</b>	<b>8</b>
<b>BB</b>	<b>4</b>
<b>SO</b>	<b>6</b>
<b>LOB</b>	<b>15</b>







BOTTOM

New York Mets @ Cincinnati Reds  
Crosley Field, Cincinnati, OH  
Sat May 17 1969, 7:05 PM EDT  
Att. 8,925 - Unknown

livebaseballscorecards.com

AB 37  
R 3  
H 12  
RBI 3  
BB 2  
SO 6  
LOB 25



WP: 1 PA: 39  
PB: 0  
SB: 0  
CS: 0

AB R H RBI BB SO LOB

5 1 1 0 0 1 2

5 1 2 0 0 0 0

5 0 3 1 0 0 2

4 0 1 0 0 1 4

4 1 1 1 0 0 3

3 0 2 0 1 0 2

4 0 1 1 0 2 5

4 0 1 0 0 1 5

0 0 0 0 0 0 0  
0 0 0 0 0 0 0  
1 0 0 0 0 0 0  
0 0 0 0 0 0 0  
1 0 0 0 0 0 1 1  
0 0 0 0 0 1 0 0  
0 0 0 0 0 0 0 0  
1 0 0 0 0 0 0 1

1B: 10 SF: 0  
2B: 2 SAC: 0  
3B: 0 DP: 2  
HR: 0 HBP: 0

Batter	1	2	3	4	5	6	7	8	9
Pete Rose, S (1, 8) OBP: 0.363, SLG: 0.426	0-0 L6		0-3 K			0-0 1B 1B	0-0 G4-6-3		0-0 F8
Bobby Tolan, L (1, 9) OBP: 0.321, SLG: 0.490	0-0 F7		0-0 F9			1-2 2B 1B	0-0 F8		0-0 1B
Alex Johnson, R (1, 7) OBP: 0.366, SLG: 0.552	0-0 6-3			0-0 G1-6-3 1B		1-2 2B 1B		0-0 1B 1B	0-0 F9
Tony Perez, R (1, 5) OBP: 0.358, SLG: 0.525		0-0 WP 1B		0-0 F8		0-0 F3		0-3 K	
Lee May, R (1, 3) OBP: 0.331, SLG: 0.504		0-0 L8		0-0 G1-6-3		1-3 2B		0-0 F2	
Johnny Bench, R (1, 2) OBP: 0.350, SLG: 0.453		4-0 BB			0-0 4-3 2B	0-0 FC5-2-5-4 1B		0-0 1B	
Giraldo Ruiz, S (1, 4) OBP: 0.294, SLG: 0.250		0-0 F7			0-3 K	0-0 1B		0-3 K	
Darrel Chaney, S (1, 6) OBP: 0.322, SLG: 0.325		0-0 F7			0-0 4-3	0-3 K			0-0 FC4-6 1B
Jim Maloney, L (1, 1) OBP: 0.238, SLG: 0.143			0-0 F7		0-3 K		4-0 BB		0-0 FC4-6 1B
Jack Fisher, R (1, 1)									
Ted Savage, R (3, PH)									
John Noriega, R (4, 1)									
Wayne Granger, R (5, 1)									
Fred Whitfield, L (7, PH)									
Clay Carroll, R (8, 1)									
Jimmy Stewart, S (9, PH)									

Inning Stats	R: 0	H: 0	E: 0	K: 0	S: 3	R: 0	H: 1	E: 0	K: 0	S: 4	R: 0	H: 0	E: 0	K: 1	S: 5	R: 0	H: 1	E: 0	K: 2	S: 8	R: 3	H: 5	E: 0	K: 1	S: 10	R: 0	H: 0	E: 0	K: 0	S: 2	R: 0	H: 2	E: 0	K: 2	S: 9	R: 0	H: 2	E: 0	K: 0	S: 5
	LOB: 0	BB: 0	LOB: 2	BB: 1	P: 3	LOB: 0	BB: 0	LOB: 0	BB: 0	P: 5	LOB: 1	BB: 0	LOB: 0	BB: 0	P: 8	LOB: 2	BB: 0	LOB: 2	BB: 0	P: 10	LOB: 0	BB: 1	LOB: 2	BB: 0	P: 6	LOB: 2	BB: 0	LOB: 2	BB: 0	P: 9	LOB: 2	BB: 0	LOB: 2	BB: 0	P: 5					

PITCHER	IP	WLS	BF	H	R	ER	SO	BB	IBB	HBP	BLK	WP	HR	S	P	ERA	WHIP
Gary Gentry, R (1, 1) ERA: 3.17	9.0	W	39	12	3	3	6	2	0	0	0	1	0	49	57	3.00	1.556



Batter	1	2	3	4	5	6	7	8	9	AB R H RBI BB SO LOB	TOP	
Tony Taylor, R (1, 5) OBP: 0.308, SLG: 0.295	0-0 P4		0-0 6-3			0-0 G5-4-3			0-0 F9	4 0 0 0 0 0 2	<b>Philadelphia Phillies @ Cincinnati Reds</b> Crosley Field, Cincinnati, OH Tue May 20 1969, 7:05 PM EDT Att. 4,191 - Unknown <a href="http://livebaseballscorecards.com">livebaseballscorecards.com</a>	
Don Money, R (1, 6) OBP: 0.313, SLG: 0.413	0-0 F8				0-0 L9			0-0 F9	3 0 0 0 0 0 0			
Dick Allen, R (1, 3) OBP: 0.383, SLG: 0.631	0-0 4-3				0-0 6-3			0-0 P3	3 0 0 0 0 0 0			
Johnny Callison, L (1, 9) OBP: 0.342, SLG: 0.449		BB			0-0 L9			0-0 F2	2 0 0 0 1 0 0			
Deron Johnson, R (1, 7) OBP: 0.381, SLG: 0.381								0-0 5-3	3 0 0 0 0 0 1			
Cookie Rojas, R (1, 4) OBP: 0.284, SLG: 0.260								0-0 F9	3 0 0 0 0 0 0			
Mike Ryan, R (1, 2) OBP: 0.266, SLG: 0.339								0-0 P5	3 0 1 0 0 0 0			
Larry Hise, R (1, 8) OBP: 0.287, SLG: 0.310								0-0 5-3	3 0 1 0 0 0 0			
Rick Wise, R (1, 1) OBP: 0.240, SLG: 0.182								0-0 4-3	3 0 1 0 0 0 1			
John Briggs, L (9, PH) OBP: 0.282, SLG: 0.208								0-3 K	2 0 0 0 0 1 2			
								0-3 K	1 0 0 0 0 1 0	<b>AB 27</b> <b>R 0</b> <b>H 2</b> <b>RBI 0</b> <b>BB 1</b> <b>SO 2</b> <b>LOB 6</b>		
<b>Inning Stats</b>	R: 0 H: 0 E: 0 LOB: 0 K: 0 BB: 0 S: 3 P: 3	R: 0 H: 0 E: 0 LOB: 0 K: 0 BB: 1 S: 2 P: 6	R: 0 H: 1 E: 0 LOB: 1 K: 1 BB: 0 S: 6 P: 6	R: 0 H: 0 E: 0 LOB: 0 K: 0 BB: 0 S: 3 P: 3	R: 0 H: 0 E: 0 LOB: 0 K: 0 BB: 0 S: 3 P: 3	R: 0 H: 1 E: 0 LOB: 0 K: 0 BB: 0 S: 3 P: 3	R: 0 H: 0 E: 0 LOB: 0 K: 0 BB: 0 S: 3 P: 3	R: 0 H: 0 E: 0 LOB: 0 K: 0 BB: 0 S: 3 P: 3	R: 0 H: 0 E: 0 LOB: 0 K: 1 BB: 0 S: 5 P: 5	1B: 1 SF: 0 2B: 1 SAC: 0 3B: 0 DP: 2 HR: 0 HBP: 0	WP: 0 PA: 28 PB: 0 SB: 0 CS: 0	
<b>PITCHER</b> Tony Cloninger, R (1, 1) ERA: 4.35	IP WLS BF H R ER SO BB IBB HBP BLK WP HR S P ERA WHIP	9.0 W 28 2 0 0 2 1 0 0 0 0 0 0 31 35 0.00 0.333										




Batter	1	2	3	4	5	6	7	8	9	AB	R	H	RBI	BB	SO	LOB
<b>Pete Rose, S</b> OBP: 0.366, SLG: 0.424 (1, 8) X	0-0 F8 ①			X 0-0 P6 ①		X 0-0 E S 1B		B B B B 4-0 FC3-8 BB		3	1	1	0	1	0	0
<b>Bobby Tolan, L</b> OBP: 0.319, SLG: 0.484 (1, 9) X	0-0 P6 ②			X 0-0 F9 ②		X 0-0 CS 1B		X 0-0 FC3-6 FC4 ②		4	0	1	1	0	0	1
<b>Alex Johnson, R</b> OBP: 0.369, SLG: 0.557 (1, 7) X	0-0 5-3 ③			X 0-0 2B		X 0-0 HR 1B		X 0-0 FC4 ③		4	1	2	0	0	0	1
<b>Tony Perez, R</b> OBP: 0.357, SLG: 0.542 (1, 5)		S S 0-3 K ①		X 0-0 F8 ③		X 0-0 HR ③				3	1	1	2	0	1	1
<b>Lee May, R</b> OBP: 0.324, SLG: 0.492 (1, 3)		X 0-0 F9 ②			X 0-0 L8 ① X		X 0-0 6-3 ③			3	0	0	0	0	0	0
<b>Johnny Bench, R</b> OBP: 0.357, SLG: 0.468 (1, 2)		X 0-0 1-3 ③			X 0-0 E8 SH1-3 2B		X 0-0 G1-6-3 1B			3	1	2	0	0	0	0
<b>Tommy Helms, R</b> OBP: 0.298, SLG: 0.289 (1, 4)			X 0-0 L9 ①		X 0-0 SH1-3 ②		X 0-0 G1-6-3 ① ②			2	0	0	1	0	0	1
<b>Darrel Chaney, S</b> OBP: 0.312, SLG: 0.313 (1, 6)			X 0-0 4-3 ②		S S 0-3 K ③		X 0-0 1-3 ③			3	0	0	0	0	1	0
<b>Tony Cloninger, R</b> OBP: 0.150, SLG: 0.263 (1, 1)			S S 0-3 K ③		S S 0-3 K ①		S S 0-3 K ①			3	0	0	0	0	3	0

<b>Inning Stats</b>	R: 0 H: 0 E: 0 K: 0 S: 3	H: 0 LOB: 0 BB: 0 P: 3	R: 0 H: 0 E: 0 K: 1 S: 5	H: 0 LOB: 0 BB: 0 P: 5	R: 0 H: 0 E: 0 K: 1 S: 5	H: 0 LOB: 0 BB: 0 P: 5	R: 0 H: 1 E: 0 K: 0 S: 4	H: 1 LOB: 1 BB: 0 P: 4	R: 1 H: 1 E: 1 K: 1 S: 6	H: 1 LOB: 0 BB: 0 P: 6	R: 3 H: 4 E: 0 K: 1 S: 8	H: 4 LOB: 0 BB: 0 P: 8	R: 0 H: 1 E: 0 K: 0 S: 3	H: 1 LOB: 0 BB: 0 P: 3	R: 0 H: 0 E: 0 K: 1 S: 5	H: 0 LOB: 1 BB: 1 P: 9	1B: 4 SF: 0 2B: 2 SAC: 1 3B: 0 DP: 1 HR: 1 HBP: 0
<b>PITCHER</b> <b>Rick Wise, R</b> ERA: 1.9 (1, 1)	IP: 8.0 WLS: L BF: 30 H: 7 R: 4 ER: 3 SO: 5 BB: 1 IBB: 0 HBP: 0 BLK: 0 WP: 0 HR: 1 S: 39 P: 43 ERA: 3.38 WHIP: 1.000																
<b>PITCHER</b>	IP: WLS: BF: H: R: ER: SO: BB: IBB: HBP: BLK: WP: HR: S: P: ERA: WHIP:																

**BOTTOM**

**Philadelphia Phillies @ Cincinnati Reds**  
Crosley Field, Cincinnati, OH  
Tue May 20 1969, 7:05 PM EDT  
Att. 4,191 - Unknown

<b>AB</b>	<b>28</b>
<b>R</b>	<b>4</b>
<b>H</b>	<b>7</b>
<b>RBI</b>	<b>4</b>
<b>BB</b>	<b>1</b>
<b>SO</b>	<b>5</b>
<b>LOB</b>	<b>4</b>



WP: 0 PA: 30  
PB: 0  
SB: 1  
CS: 1

[livebaseballscorecards.com](http://livebaseballscorecards.com)



Philadelphia Phillies @ Cincinnati Reds  
 Crosley Field, Cincinnati, OH  
 Wed May 21 1969, 7:05 PM EDT  
 Att. 4,811 - Unknown

livebaseballscorecards.com

AB	34
R	5
H	9
RBI	4
BB	2
SO	2
LOB	14



WP	2	PA	38
PB	0		
SB	0		
CS	0		

Batter	1	2	3	4	5	6	7	8	9	AB	R	H	RBI	BB	SO	LOB
Tony Taylor, R (1, 5) OBP: 0.320, SLG: 0.310	4-0 BB BB		0-0 F7		0-0 2B		0-0 WP 1B 1B		0-0 4-3	4	1	2	1	1	0	1
Don Money, R (1, 6) OBP: 0.317, SLG: 0.408	4-0 1-2 BB		0-0 6-3		0-0 F3		0-0 1-2 WP 1B 1B		0-0 F9	4	1	1	0	1	0	1
Dick Allen, R (1, 3) OBP: 0.378, SLG: 0.617	0-0 F3		0-0 F7		0-0 6-3		0-0 1-1-H 2-H 1B			4	0	1	2	0	0	3
Deron Johnson, R (1, 7) OBP: 0.377, SLG: 0.376	0-0 P5				0-0 1B SF9 1B		0-0 5-3		0-0 4-3	4	1	1	0	0	0	3
John Briggs, L (9, 7) OBP: 0.282, SLG: 0.208										0	0	0	0	0	0	0
Johnny Callison, L (1, 9) OBP: 0.340, SLG: 0.443	0-0 3-1				0-0 1-3 SF9 1B		0-0 F2		0-0 6-3	4	0	1	0	0	0	2
Cookie Rojas, R (1, 4) OBP: 0.271, SLG: 0.250			0-0 6-3		0-0 1-2 3-H SF9		0-0 F8		0-0 F8	3	0	0	1	0	0	0
Mike Ryan, R (1, 2) OBP: 0.258, SLG: 0.328			0-0 P6		0-0 5-3		0-0 F8		0-0 6-3	4	0	0	0	0	0	1
Larry Hise, R (1, 8) OBP: 0.302, SLG: 0.342			0-0 2B		0-3 K		0-0 1B 2B		0-0 4-3 SH1-4 WP 1B	4	2	3	0	0	1	1
Woodie Fryman, R (1, 1) OBP: 0.042, SLG: 0.042			0-0 5-3		0-3 K		0-0 1-3		0-0 SH1-4	1	0	0	0	0	0	1
Bill Wilson, R (4, 1)										1	0	0	0	0	1	0
Rick Joseph, R (7, PH) OBP: 0.353, SLG: 0.400										1	0	0	0	0	0	1
Jerry Johnson, R (7, 1) OBP: 0.200, SLG: 0.111										0	0	0	0	0	0	0

Inning Stats	R: 0	H: 0	E: 0	K: 0	S: 3	P: 11	R: 0	H: 1	E: 0	K: 0	S: 4	P: 4	R: 0	H: 0	E: 0	K: 0	S: 3	P: 3	R: 1	H: 2	E: 0	K: 1	S: 7	P: 7	R: 0	H: 1	E: 0	K: 1	S: 6	P: 6	R: 0	H: 0	E: 0	K: 0	S: 3	P: 3	R: 3	H: 4	E: 0	K: 0	S: 7	P: 7	R: 0	H: 0	E: 0	K: 0	S: 3	P: 3	R: 1	H: 1	E: 0	K: 0	S: 4	P: 4	1B: 6	SF: 1	2B: 3	SAC: 1	3B: 0	DP: 0	HR: 0	HBP: 0	WP: 2	PA: 38
--------------	------	------	------	------	------	-------	------	------	------	------	------	------	------	------	------	------	------	------	------	------	------	------	------	------	------	------	------	------	------	------	------	------	------	------	------	------	------	------	------	------	------	------	------	------	------	------	------	------	------	------	------	------	------	------	-------	-------	-------	--------	-------	-------	-------	--------	-------	--------

PITCHER	IP	WLS	BF	H	R	ER	SO	BB	IBB	HBP	BLK	WP	HR	S	P	ERA	WHIP
Jim Merritt, L (1, 1) ERA: 4.26	6.2		30	8	4	4	2	2	0	0	0	1	0	32	40	5.40	1.500
George Culver, R (7, 1) ERA: 3.55	1.1		4	0	0	0	0	0	0	0	0	0	0	4	4	0.00	0.000
Clay Carroll, R (9, 1) ERA: 3.43	1.0	W	4	1	1	1	0	0	0	0	0	1	0	4	4	9.00	1.000

PITCHER	IP	WLS	BF	H	R	ER	SO	BB	IBB	HBP	BLK	WP	HR	S	P	ERA	WHIP
---------	----	-----	----	---	---	----	----	----	-----	-----	-----	----	----	---	---	-----	------

Batter	1	2	3	4	5	6	7	8	9	AB	R	H	RBI	BB	SO	LOB
<b>Pete Rose, S</b> OBP: 0.380, SLG: 0.434 (1, 8)	0-0 FC4-6 1B	0-0 1B		0-0 1B SH3-4 SF8-6 1B		0-0 L5		4-0 IBB		4	1	3	0	1	0	0
<b>Bobby Tolan, L</b> OBP: 0.317, SLG: 0.478 (1, 9)	0-0 F8	0-0 F2		0-0 SH3-4 1-2			0-0 FC1-4 1B	0-3 K		4	0	1	0	0	1	5
<b>Alex Johnson, R</b> OBP: 0.364, SLG: 0.545 (1, 7)	0-0 FC4-6 1B 1-2f	0-3 K		0-0 SF8-6 1B 2-3			0-0 FC1-4 1-2f	0-0 5-3		5	1	1	0	0	1	3
<b>Tony Perez, R</b> OBP: 0.365, SLG: 0.548 (1, 5)	0-0 BB 1B		0-0 FC4 1B	0-0 SF8-6 1-2 3-H			0-0 P4	0-0 E 1B		4	2	3	1	0	0	1
<b>Giraldo Ruiz, S</b> OBP: 0.294, SLG: 0.250 (9, PR)	1-3 1B		1-3 1B							0	1	0	0	0	0	0
<b>Lee May, R</b> OBP: 0.333, SLG: 0.488 (1, 3)	4-0 1B 1-2 BB		0-0 FC4 1B 1-2		4-0 G6-4-3 BB		0-0 F9	0-0 E5 1B 1-2 BB		3	1	1	0	2	0	2
<b>Johnny Bench, R</b> OBP: 0.366, SLG: 0.474 (1, 2)	0-0 1B 1-2 2-H 3-H		0-0 FC4 1B 1-2f 2-3		0-0 G6-4-3 1-2f		0-0 G3 SH4 1B	0-0 BB IBB 1B 1-3 2-H		5	0	3	3	0	0	3
<b>Tommy Helms, R</b> OBP: 0.313, SLG: 0.299 (1, 4)	0-0 1B 1-2 2-3		0-0 1B 1-2 3-H		0-0 6-3		0-0 SH4 1-2	4-0 BB IBB 1B 1-2		3	0	2	1	1	0	0
<b>Darrel Chaney, S</b> OBP: 0.302, SLG: 0.302 (1, 6)	0-0 G3		0-0 F8		0-3 K		4-0 G3 BB	4-0 BB 1-2 2-3 3-H		3	0	0	0	0	1	5
<b>Fred Whitfield, L</b> OBP: 0.360, SLG: 0.158 (8, PH)										0	0	0	0	1	0	0
<b>Woody Woodward, R</b> OBP: 0.207, SLG: 0.148 (8, PR)										0	0	0	0	0	0	0
<b>Ted Savage, R</b> OBP: 0.444, SLG: 0.375 (9, PH)										0	0	0	1	1	0	0
<b>Jim Merritt, L</b> OBP: 0.222, SLG: 0.176 (1, 1)										3	0	0	0	0	2	2
<b>George Culver, R</b> (7, 1)										0	0	0	0	0	0	0
<b>Jimmy Stewart, S</b> OBP: 0.300, SLG: 0.375 (8, PH)										1	0	0	0	0	0	2
<b>Clay Carroll, R</b> OBP: 0.571, SLG: 0.400 (9, 1)										0	0	0	0	0	0	0

Inning Stats	R: 2	H: 4	E: 0	LOB: 3	K: 0	BB: 1	S: 7	R: 0	H: 1	E: 0	LOB: 1	K: 2	BB: 0	S: 8	R: 1	H: 3	E: 0	LOB: 2	K: 0	BB: 0	S: 6	R: 1	H: 2	E: 0	LOB: 0	K: 0	BB: 0	S: 4	R: 0	H: 0	E: 0	LOB: 0	K: 0	BB: 1	S: 2	R: 0	H: 1	E: 0	LOB: 1	K: 0	BB: 0	S: 4	R: 0	H: 1	E: 0	LOB: 3	K: 1	BB: 2	S: 6	R: 2	H: 2	E: 1	LOB: 3	K: 0	BB: 2	S: 4	P: 12	1B: 14	SF: 1	2B: 1	SAC: 2	3B: 0	DP: 2	HR: 0	HBP: 0	WP: 0	PA: 44
--------------	------	------	------	--------	------	-------	------	------	------	------	--------	------	-------	------	------	------	------	--------	------	-------	------	------	------	------	--------	------	-------	------	------	------	------	--------	------	-------	------	------	------	------	--------	------	-------	------	------	------	------	--------	------	-------	------	------	------	------	--------	------	-------	------	-------	--------	-------	-------	--------	-------	-------	-------	--------	-------	--------


PITCHER	IP	WLS	BF	H	R	ER	SO	BB	IBB	HBP	BLK	WP	HR	S	P	ERA	WHIP
<b>Woody Woodward, L</b> ERA: 2.69 (1, 1)	3.1		20	9	4	4	2	1	0	0	0	0	0	23	27	10.80	3.000
<b>Bill Wilson, R</b> ERA: 7.27 (4, 1)	2.2		8	1	0	0	2	1	0	0	0	0	0	11	15	0.00	0.750
<b>Jerry Johnson, R</b> ERA: 3.79 (7, 1)	2.1	L	16	4	2	1	1	2	2	0	0	0	0	14	30	3.86	2.571

**BOTTOM**

**Philadelphia Phillies @ Cincinnati Reds**  
Crosley Field, Cincinnati, OH

Wed May 21 1969, 7:05 PM EDT  
Att: 4,811 - Unknown

<b>AB</b>	<b>35</b>
<b>R</b>	<b>6</b>
<b>H</b>	<b>14</b>
<b>RBI</b>	<b>6</b>
<b>BB</b>	<b>6</b>
<b>SO</b>	<b>5</b>
<b>LOB</b>	<b>23</b>





Batter	1	2	3	4	5	6	7	8	9	AB R H RBI BB SO LOB	TOP																		
Maury Wills, S (1, 6) OBP: 0.252, SLG: 0.199	0-3 K		0-0 G3		0-0 L9			0-3 K		4 0 0 0 0 2 1																			
Manny Mota, R (1, 8) OBP: 0.308, SLG: 0.286	0-0 4-3			0-0 1B	0-0 FC4-6			0-0 1-3		4 0 1 0 0 0 1																			
Rusty Staub, L (1, 9) OBP: 0.446, SLG: 0.512	0-0 F7			4-0 2B		4-0 FC1-6			0-0 F8	2 1 0 0 2 0 0																			
Mack Jones, L (1, 7) OBP: 0.426, SLG: 0.608		0-0 HR		4-0 2B		0-0 FC1-6			4-0 BB	2 2 1 1 2 0 1																			
Bob Bailey, R (1, 3) OBP: 0.313, SLG: 0.435	0-0 5-3			0-3 K		0-3 K			0-0 F9	4 0 0 0 0 2 4																			
Coco Laboy, R (1, 5) OBP: 0.354, SLG: 0.489	0-0 E6			0-0 2B			0-0 P4		0-3 K	4 0 1 1 0 1 1																			
John Bateman, R (1, 2) OBP: 0.268, SLG: 0.365	0-0 G5-4-3			0-0 F8			0-3 K			3 0 0 0 0 1 2																			
Gary Sutherland, R (1, 4) OBP: 0.260, SLG: 0.272			0-0 F9		0-0 FC4-6		0-3 K			3 0 1 0 0 1 0																			
Jerry Robertson, S (1, 1) Dan McGinn, L (7, 1) Carroll Sembera, R (8, 1)			0-3 K		0-3 K			0-3 K		2 0 0 0 0 2 1 1 0 0 0 0 1 0 0 0 0 0 0 0 0																			
<b>Inning Stats</b>	R: 0 E: 0 K: 1 S: 5	H: 0 LOB: 0 BB: 0 P: 5	R: 1 E: 1 K: 0 S: 4	H: 1 LOB: 0 BB: 0 P: 4	R: 0 E: 0 K: 1 S: 5	H: 0 LOB: 0 BB: 0 P: 5	R: 2 E: 0 K: 1 S: 6	H: 2 LOB: 1 BB: 2 P: 14	R: 0 E: 0 K: 1 S: 6	H: 1 LOB: 1 BB: 0 P: 6	R: 0 E: 0 K: 1 S: 4	H: 0 LOB: 0 BB: 1 P: 8	R: 0 E: 0 K: 2 S: 7	H: 0 LOB: 0 BB: 0 P: 7	R: 0 E: 0 K: 1 S: 5	H: 0 LOB: 0 BB: 1 P: 9	1B: 2 2B: 1 3B: 0 HR: 1	SF: 0 SAC: 0 DP: 1 HBP: 0	WP: 0 PB: 1 SB: 0 CS: 1	PA: 33									
<b>PITCHER</b>	IP WLS BF H R ER SO BB IBB HBP BLK WP HR S P ERA WHIP																												
Jim Maloney, R (1, 1) ERA: 2.08	4.0		17	4	3	2	3	2	0	0	0	0	0	1	21	29	4.50	1.500											
Wayne Granger, R (5, 1) ERA: 3.97	3.0		9	0	0	0	4	1	0	0	0	0	0	0	16	20	0.00	0.333											
Clay Carroll, R (8, 1) ERA: 3.27	2.0	W	7	0	0	0	3	1	0	0	0	0	0	0	12	16	0.00	0.500											

**Montreal Expos @ Cincinnati Reds**  
Crosley Field, Cincinnati, OH  
Fri May 23 1969, 7:05 PM EDT  
Att. 7,917 - Unknown

[livebaseballscorecards.com](http://livebaseballscorecards.com)

**AB 29**  
**R 3**  
**H 4**  
**RBI 2**  
**BB 4**  
**SO 10**  
**LOB 11**



Batter	1	2	3	4	5	6	7	8	9
<b>Pete Rose, S</b> (1, 8) OBP: 0.380, SLG: 0.425	4-0 FC5-4 BB	0-0 L7			4-0 BB		0-0 L7 1-2	0-0 L8	
<b>Bobby Tolan, L</b> (1, 9) OBP: 0.310, SLG: 0.467	0-0 P4		0-3 K		0-3 K		0-3 K		
<b>Clay Carroll, R</b> (8, 1) OBP: 0.571, SLG: 0.400									
<b>Alex Johnson, R</b> (1, 7) OBP: 0.361, SLG: 0.538	0-0 FC5-4 1-2f		0-3 K		0-0 L4			0-0 E 1B 1B	
<b>Tony Perez, R</b> (1, 5) OBP: 0.362, SLG: 0.540	0-3 K 1-2		0-0 5-3			0-0 F8		0-0 E8 1B 1B	
<b>Lee May, R</b> (1, 3) OBP: 0.324, SLG: 0.473		0-3 K		0-3 K		0-3 K		0-0 5-3	
<b>Johnny Bench, R</b> (1, 2) OBP: 0.378, SLG: 0.504		0-0 HR		0-0 1B		0-0 6-3		4-0 BB 1B FC4-2 IBB	
<b>Tommy Helms, R</b> (1, 4) OBP: 0.326, SLG: 0.314		0-0 1B 1B		0-0 F8			0-0 1B SF9 1B	0-0 FC4-2 BB 1B	
<b>Darrel Chaney, S</b> (1, 6) OBP: 0.306, SLG: 0.307		0-0 1B		0-0 4-3			0-0 BLK 1B	4-0 FC4-2 BB	
<b>Jim Maloney, L</b> (1, 1) OBP: 0.222, SLG: 0.133		0-3 K			0-3 K		0-0 SF9	0-0 FC4-2	
<b>Wayne Granger, R</b> (5, 1) OBP: 0.286, SLG: 0.167									
<b>Giraldo Ruiz, S</b> (5, 8) OBP: 0.250, SLG: 0.222									
<b>Fred Whitfield, L</b> (7, PH) OBP: 0.385, SLG: 0.200									
<b>Ted Savage, R</b> (7, PR) OBP: 0.500, SLG: 0.375									
<b>Woody Woodward, R</b> (8, 9) OBP: 0.207, SLG: 0.148									

Inning Stats	R: 0	H: 0	E: 0	K: 1	S: 5	R: 1	H: 3	E: 0	K: 2	S: 10	R: 0	H: 0	E: 0	K: 2	S: 7	R: 0	H: 1	E: 0	K: 1	S: 6	R: 0	H: 0	E: 0	K: 2	S: 7	R: 0	H: 0	E: 0	K: 1	S: 5	R: 1	H: 2	E: 1	K: 0	S: 6	R: 2	H: 3	E: 1	K: 0	S: 6
	0	0	0	1	9	1	3	0	2	10	0	0	0	2	7	0	1	0	1	6	0	0	0	0	1	11	0	0	0	1	5	1	2	0	7	2	3	0	14	

PITCHER	IP	WLS	BF	H	R	ER	SO	BB	IBB	HBP	BLK	WP	HR	S	P	ERA	WHIP
<b>Jerry Robertson, R</b> (1, 1) ERA: 2.33	6.2		28	6	2	2	9	2	0	0	1	0	1	44	52	2.70	1.200
<b>Dan McGinn, L</b> (7, 1) ERA: 3.34	0.2	L	6	3	2	2	1	0	1	0	0	0	0	7	11	27.00	4.500
<b>Carroll Sembera, R</b> (8, 1) ERA: 2.41	0.2		3	0	0	0	0	1	0	0	0	0	0	2	6	0.00	1.500

AB	R	H	RBI	BB	SO	LOB
3	0	0	0	2	0	6
4	0	0	0	0	3	4
0	0	0	0	0	0	0
4	1	1	0	0	1	2
4	1	1	0	0	1	1
4	0	0	0	0	3	2
3	1	2	1	1	0	0
4	1	3	2	0	0	1
2	0	1	0	0	0	1
1	0	0	0	0	1	2
0	0	0	0	0	0	0
2	0	0	1	0	1	3
1	0	1	0	0	0	0
0	0	0	0	1	0	0
0	0	0	0	0	0	0


WP	PA	1B	2B	3B	HR	SF	SAC	DP	HBP
0	37	8	0	0	1	1	0	0	0
0		0	0	0	0	0	0	0	0
0		0	0	1	0	1	3	0	0
0		0	0	0	0	0	0	0	0
0		0	0	0	0	1	0	0	0
0		0	0	0	0	0	0	0	0

**Montreal Expos @ Cincinnati Reds**  
 Crosley Field, Cincinnati, OH  
 Fri May 23 1969, 7:05 PM EDT  
 Att. 7,917 - Unknown

<b>AB</b>	<b>32</b>
<b>R</b>	<b>4</b>
<b>H</b>	<b>9</b>
<b>RBI</b>	<b>4</b>
<b>BB</b>	<b>4</b>
<b>SO</b>	<b>10</b>
<b>LOB</b>	<b>22</b>





Batter	1	2	3	4	5	6	7	8	9	AB R H RBI BB SO LOB	TOP	
Maury Wills, S OBP: 0.258, SLG: 0.203 (1, 6) X	0-0 G3-6-1 1B 1B		0-0 FC6 1-2f			4-0 S BB	0-0 SF9			2 0 1 1 1 0 1		
Manny Mota, R OBP: 0.315, SLG: 0.294 Larry Jaster, L OBP: 0.583, SLG: 0.636 Ty Cline, L OBP: 0.279, SLG: 0.176 Don Shaw, L OBP: 0.299, SLG: 0.360 Roy Face, R OBP: 0.500, SLG: 0.500 (1, 8) (3, 1) (6, PH) (6, 1) (7, PH) (7, 1)	0-0 G3-6-1 1-2 1B		0-0 1-3			4-0 BB	0-0 L7			2 0 1 0 0 0 1 0 0 0 0 0 0 0 0 0 0 0 0 1 0 0 0 0 0 0 0 0 0 0 1 0 0 0 0 0 0 2 0 0 0 0 0 0 0 0		
Rusty Staub, L OBP: 0.441, SLG: 0.504 (1, 9) X	0-0 G3-6-1 1-2f 2-3			0-0 F8		0-0 F2		0-0 G5-4-3 1B		4 0 1 0 0 0 4		
Mack Jones, L OBP: 0.414, SLG: 0.590 (1, 7) S S S	0-3 K			0-3 K		0-3 K		0-0 G5-4-3 1-2f		4 0 0 0 0 3 4		
Bob Bailey, R OBP: 0.327, SLG: 0.440 (1, 3) X		0-0 6-3		0-0 6-3			0-0 1B BB 1B	0-0 1B		4 1 2 0 0 0 0		
Coco Laboy, R OBP: 0.351, SLG: 0.478 (1, 5) X		0-0 F2			0-0 P5		4-0 1B BB 1B SF9	0-3 K		3 1 0 0 1 1 1		
John Bateman, R OBP: 0.267, SLG: 0.361 (1, 2) X		0-0 P4			0-0 F7		0-0 1B		0-0 F8	4 0 1 0 0 0 0	AB 32 R 2 H 8 RBI 2 BB 3 SO 4 LOB 16	
Gary Sutherland, R OBP: 0.260, SLG: 0.271 (1, 4) X			0-0 F9		0-0 P4		0-0 1-2 2-3 3-H 1B		0-0 5-3	4 0 1 1 0 0 0		
Mudcat Grant, R OBP: 0.125, SLG: 0.125 Steve Shea, R OBP: 0.233, SLG: 0.232 Don Bosch, S (3, PH) (3, 8) X			0-0 FC6 1B			0-0 F7	0-0 L7		0-0 P4	0 0 0 0 0 0 0 0 0 0 0 0 0 0 4 0 1 0 0 0 3		
<b>Inning Stats</b>	R: 0 H: 2 E: 0 LOB: 1 K: 1 BB: 0 S: 6 P: 6	R: 0 H: 0 E: 0 LOB: 0 K: 0 BB: 0 S: 3 P: 3	R: 0 H: 1 E: 0 LOB: 1 K: 0 BB: 0 S: 4 P: 4	R: 0 H: 0 E: 0 LOB: 0 K: 1 BB: 0 S: 5 P: 5	R: 0 H: 0 E: 0 LOB: 0 K: 0 BB: 0 S: 3 P: 3	R: 0 H: 0 E: 0 LOB: 2 K: 1 BB: 2 S: 5 P: 13	R: 2 H: 3 E: 0 LOB: 2 K: 0 BB: 1 S: 6 P: 10	R: 0 H: 2 E: 0 LOB: 1 K: 1 BB: 0 S: 6 P: 6	R: 0 H: 0 E: 0 LOB: 0 K: 0 BB: 0 S: 3 P: 3	1B: 8 SF: 1 2B: 0 SAC: 0 3B: 0 DP: 2 HR: 0 HBP: 0	WP: 0 PA: 36 PB: 0 SB: 1 CS: 0	
<b>PITCHER</b> Tony Cloninger, R ERA: 3.99 (1, 1)	IP WLS BF H R ER SO BB IBB HBP BLK WP HR S P ERA WHIP	9.0 W 36 8 2 2 4 3 0 0 0 0 0 0 41 53 2.00 1.222										

**Montreal Expos @ Cincinnati Reds**  
Crosley Field, Cincinnati, OH  
Sat May 24 1969, 7:05 PM EDT  
Att: 19,029 - Unknown

livebaseballscorecards.com

Batter	1	2	3	4	5	6	7	8	9
<b>Ted Savage, R</b> OBP: 0.467, SLG: 0.462 (1, 8)									
<b>Bobby Tolan, L</b> OBP: 0.313, SLG: 0.482 (1, 9)									
<b>Alex Johnson, R</b> OBP: 0.368, SLG: 0.546 (1, 7)									
<b>Tony Perez, R</b> OBP: 0.369, SLG: 0.561 (1, 5)									
<b>Lee May, R</b> OBP: 0.333, SLG: 0.522 (1, 3)									
<b>Johnny Bench, R</b> OBP: 0.371, SLG: 0.516 (1, 2)									
<b>Tommy Helms, R</b> OBP: 0.324, SLG: 0.312 (1, 4)									
<b>Darrel Chaney, S</b> OBP: 0.314, SLG: 0.319 (1, 6)									
<b>Tony Cloninger, R</b> OBP: 0.125, SLG: 0.217 (1, 1)									

Inning Stats	R: 4 E: 2 K: 1 S: 11	H: 5 LOB: 3 BB: 1 P: 15	R: 2 E: 0 K: 1 S: 7	H: 2 LOB: 0 BB: 0 P: 7	R: 0 E: 0 K: 0 S: 4	H: 1 LOB: 1 BB: 0 P: 4	R: 0 E: 0 K: 0 S: 4	H: 1 LOB: 1 BB: 0 P: 4	R: 1 E: 0 K: 1 S: 6	H: 1 LOB: 0 BB: 0 P: 6	R: 4 E: 0 K: 1 S: 9	H: 4 LOB: 0 BB: 0 P: 9	R: 0 E: 0 K: 0 S: 3	H: 0 LOB: 0 BB: 0 P: 3	R: 0 E: 0 K: 1 S: 6	H: 1 LOB: 2 BB: 1 P: 10
--------------	-------------------------------	----------------------------------	------------------------------	---------------------------------	------------------------------	---------------------------------	------------------------------	---------------------------------	------------------------------	---------------------------------	------------------------------	---------------------------------	------------------------------	---------------------------------	------------------------------	----------------------------------

PITCHER	IP	WLS	BF	H	R	ER	SO	BB	IBB	HBP	BLK	WP	HR	S	P	ERA	WHIP
<b>Mudcat Grant, R</b> ERA: 4.89 (1, 1)	0.0	L	3	3	3	3	0	0	0	0	0	0	0	3	3	∞	∞
<b>Steve Shea, R</b> ERA: 3.46 (1, 1)	2.0		12	4	3	3	2	1	0	0	0	0	2	15	19	13.50	2.500
<b>Larry Jaster, L</b> ERA: 4.89 (3, 1)	3.0		12	3	1	1	1	0	0	0	0	0	1	14	14	3.00	1.000
<b>Don Shaw, L</b> ERA: 6.33 (6, 1)	1.0		7	4	4	4	1	0	0	0	0	0	1	9	9	36.00	4.000
<b>Roy Face, R</b> ERA: 5.19 (7, 1)	2.0		8	1	0	0	1	1	0	0	0	0	0	9	13	0.00	1.000

**BOTTOM**

AB	R	H	RBI	BB	SO	LOB
5	2	2	0	0	0	4
5	1	2	1	0	1	1
5	2	3	2	0	0	1
5	3	3	2	0	0	2
3	2	2	4	1	0	1
5	1	1	1	0	2	3
4	0	1	1	0	0	0
3	0	1	0	1	1	0
4	0	0	0	0	1	4

<b>AB</b>	<b>39</b>
<b>R</b>	<b>11</b>
<b>H</b>	<b>15</b>
<b>RBI</b>	<b>11</b>
<b>BB</b>	<b>2</b>
<b>SO</b>	<b>5</b>
<b>LOB</b>	<b>16</b>



WP	HR	S	P	ERA	WHIP
0	0	0	0	0	0

**Montreal Expos @ Cincinnati Reds**  
Crosley Field, Cincinnati, OH  
Sat May 24 1969, 7:05 PM EDT  
Att. 19,029 - Unknown

livebaseballscorecards.com



Batter	1	2	3	4	5	6	7	8	9	AB R H RBI BB SO LOB	TOP	
Manny Mota, R (1, 9) OBP: 0.293, SLG: 0.273 Rusty Staub, L (9, PH) OBP: 0.444, SLG: 0.504	0-0 4-3	0-0 F9			0-0 4-3		0-3 K		4-0 BB	4 0 0 0 0 1 3 0 0 0 0 1 0 0		
Gary Sutherland, R (1, 4) OBP: 0.260, SLG: 0.271 Carroll Sembera, R (7, 1) OBP: 0.333, SLG: 0.333 Mack Jones, L (9, PH) OBP: 0.412, SLG: 0.585	0-0 1B		0-0 F7		0-0 F9		0-0 G5-4-3		0-0 F7	4 0 1 0 0 0 2 0 0 0 0 0 0 0 1 0 0 0 0 0 1		
Bob Bailey, R (1, 3) OBP: 0.321, SLG: 0.426	0-0 P4		0-0		0-0 E5			0-0 6-3		4 0 1 0 0 0 1		
Donn Clendenon, R (1, 7) OBP: 0.278, SLG: 0.367	0-0 1B		0-3 K		0-0 P4			0-0 2B SF7 1B		4 1 2 0 0 1 2		
Coco Laboy, R (1, 5) OBP: 0.348, SLG: 0.479	0-0 G3		0-3 K		0-0 F5			0-0 1-3 2B		4 0 1 0 0 1 3		
John Boccabella, R (1, 2) OBP: 0.235, SLG: 0.233		0-0 F2		0-0 F7		0-0 2-3		0-0 SF7		3 0 0 1 0 0 0		
Don Bosch, S (1, 8) OBP: 0.247, SLG: 0.288		0-0 HR		0-0 1B		0-0 F8		0-0 F5		4 1 2 1 0 0 1		
Bobby Wine, R (1, 6) OBP: 0.375, SLG: 0.375 Ty Cline, L (9, PH) OBP: 0.274, SLG: 0.173		0-0 SH3-4 1B		0-3 K			0-0 1B 1B		0-0 L4-3	3 0 2 0 0 1 1 1 0 0 0 0 0 0		
Bill Stoneman, R (1, 1) OBP: 0.080, SLG: 0.042 Maury Wills, S (7, PH) OBP: 0.261, SLG: 0.207 (7, 4)		0-0 SH3-4		0-3 K			0-0 G5-4-3 1B		0-0 P4	1 0 0 0 0 1 1 2 0 1 0 0 0 0		
<b>Inning Stats</b>	R: 0 H: 2 E: 0 LOB: 2 K: 0 BB: 0 S: 5 P: 5	R: 1 H: 2 E: 0 LOB: 1 K: 0 BB: 0 S: 5 P: 5	R: 0 H: 1 E: 0 LOB: 1 K: 2 BB: 0 S: 8 P: 8	R: 0 H: 1 E: 0 LOB: 1 K: 2 BB: 0 S: 8 P: 8	R: 0 H: 0 E: 1 LOB: 1 K: 0 BB: 0 S: 4 P: 4	R: 0 H: 0 E: 0 LOB: 0 K: 0 BB: 0 S: 3 P: 3	R: 0 H: 2 E: 0 LOB: 1 K: 1 BB: 0 S: 6 P: 6	R: 1 H: 2 E: 0 LOB: 1 K: 0 BB: 0 S: 5 P: 5	R: 0 H: 0 E: 0 LOB: 1 K: 0 BB: 1 S: 3 P: 7	1B: 8 SF: 1 2B: 1 SAC: 1 3B: 0 DP: 1 HR: 1 HBP: 0	WP: 0 PA: 38 PB: 0 SB: 0 CS: 0	
<b>PITCHER</b>	IP WLS BF H R ER SO BB IBB HBP BLK WP HR S P ERA WHIP											
Jim Merritt, L (1, 1) ERA: 3.99	8.0 W 34 10 2 2 5 0 0 0 0 0 1 44 44 2.25 1.250											
Clay Carroll, R (9, 1) ERA: 3.19	1.0 S 4 0 0 0 0 1 0 0 0 0 0 0 3 7 0.00 1.000											

**Montreal Expos @ Cincinnati Reds**  
Crosley Field, Cincinnati, OH  
Sun May 25 1969, 3:33 AM EDT  
Att. 7,129 - Unknown

[livebaseballscorecards.com](http://livebaseballscorecards.com)

AB	35
R	2
H	10
RBI	2
BB	1
SO	5
LOB	15



BOTTOM

Montreal Expos @ Cincinnati Reds  
Crosley Field, Cincinnati, OH  
Sun May 25 1969, 3:33 AM EDT  
Att. 7,129 - Unknown

livebaseballscorecards.com

AB 31  
R 7  
H 8  
RBI 7  
BB 6  
SO 2  
LOB 13



WP: 1 PA: 38  
PB: 0  
SB: 1  
CS: 0

AB	R	H	RBI	BB	SO	LOB
5	0	0	0	0	0	1
3	3	1	1	1	0	2
4	2	2	0	0	0	1
4	0	2	2	0	0	2
3	2	2	4	1	0	1
3	0	0	0	1	0	0
4	0	0	0	0	0	3
1	0	0	0	3	1	0
3	0	0	0	0	1	3
1	0	1	0	0	0	0
0	0	0	0	0	0	0
1B: 4	SF: 0	WP: 1	PA: 38			
2B: 1	SAC: 0	PB: 0				
3B: 0	DP: 2	SB: 1				
HR: 3	HBP: 1	CS: 0				

Batter	1	2	3	4	5	6	7	8	9								
Ted Savage, R OBP: 0.350, SLG: 0.333 (1, 8)	0-0 E4 G6-4-3		0-0 P5		0-0 F9		0-0 6-3	0-0 F3									
Bobby Tolan, L OBP: 0.320, SLG: 0.497 (1, 9)	0-0 G6-4-3 1-2f		1-0 1B HR HBP		0-0 HR		4-0 1B BB	0-0 F8									
Alex Johnson, R OBP: 0.371, SLG: 0.551 (1, 7)	0-0 1B 2B		0-0 1-2 HR 1B		0-0 L9		0-0 1-2 1-3										
Tony Perez, R OBP: 0.372, SLG: 0.560 (1, 5)	0-0 WP 1B 2-H		0-0 L8		0-0 F9		0-0 BB BB 1B 2-H										
Lee May, R OBP: 0.344, SLG: 0.569 (1, 3)	0-0 F9 1-2		0-0 1-H 2-H HR			0-0 HR	4-0 FC5 BB BB										
Johnny Bench, R OBP: 0.368, SLG: 0.504 (1, 2)		0-0 5-3	0-0 P6			0-0 F7	4-0 1-2 2-3 BB										
Tommy Helms, R OBP: 0.314, SLG: 0.302 (1, 4)		0-0 F9		0-0 5-3		0-0 F3	0-0 FC5 2-3f										
Darrel Chaney, S OBP: 0.330, SLG: 0.315 (1, 6)		4-0 BB		4-0 B1-6-4 BB		4-0 BB		0-3 K									
Jim Merritt, L OBP: 0.190, SLG: 0.150 (1, 1)		0-0 2-3		0-0 B1-6-4		0-3 K		0-0 1B									
Jimmy Stewart, S OBP: 0.333, SLG: 0.412 (8, PH)																	
Clay Carroll, R OBP: 0.571, SLG: 0.400 (9, 1)																	
Inning Stats	R: 1 E: 1 K: 0 S: 5	H: 2 LOB: 1 BB: 0 P: 5	R: 0 E: 0 K: 0 S: 3	H: 0 LOB: 1 BB: 1 P: 7	R: 3 E: 0 K: 0 S: 5	H: 2 LOB: 0 BB: 0 P: 6	R: 0 E: 0 K: 0 S: 2	H: 0 LOB: 0 BB: 1 P: 6	R: 1 E: 0 K: 1 S: 6	H: 1 LOB: 1 BB: 1 P: 10	R: 1 E: 0 K: 0 S: 4	H: 1 LOB: 3 BB: 3 P: 16	R: 0 E: 0 K: 1 S: 6	H: 1 LOB: 1 BB: 0 P: 6			
PITCHER	IP	WLS	BF	H	R	ER	SO	BB	IBB	HBP	BLK	WP	HR	S	P	ERA	WHIP
Bill Stoneman, R ERA: 4.09 (1, 1)	6.0	L	27	6	6	6	1	3	0	1	0	1	3	25	38	9.00	1.500
Carroll Sembera, R ERA: 2.61 (7, 1)	2.0		11	2	1	1	1	3	0	0	0	0	0	10	22	4.50	2.500

Batter	1	2	3	4	5	6	7	8	9								
Ted Savage, R OBP: 0.350, SLG: 0.333 (1, 8)	0-0 E4 G6-4-3		0-0 P5		0-0 F9		0-0 6-3	0-0 F3									
Bobby Tolan, L OBP: 0.320, SLG: 0.497 (1, 9)	0-0 G6-4-3 1-2f		1-0 1B HR HBP		0-0 HR		4-0 1B BB	0-0 F8									
Alex Johnson, R OBP: 0.371, SLG: 0.551 (1, 7)	0-0 1B 2B		0-0 1-2 HR 1B		0-0 L9		0-0 1-2 1-3										
Tony Perez, R OBP: 0.372, SLG: 0.560 (1, 5)	0-0 WP 1B 2-H		0-0 L8		0-0 F9		0-0 BB BB 1B 2-H										
Lee May, R OBP: 0.344, SLG: 0.569 (1, 3)	0-0 F9 1-2		0-0 1-H 2-H HR			0-0 HR	4-0 FC5 BB BB										
Johnny Bench, R OBP: 0.368, SLG: 0.504 (1, 2)		0-0 5-3	0-0 P6			0-0 F7	4-0 1-2 2-3 BB										
Tommy Helms, R OBP: 0.314, SLG: 0.302 (1, 4)		0-0 F9		0-0 5-3		0-0 F3	0-0 FC5 2-3f										
Darrel Chaney, S OBP: 0.330, SLG: 0.315 (1, 6)		4-0 BB		4-0 B1-6-4 BB		4-0 BB		0-3 K									
Jim Merritt, L OBP: 0.190, SLG: 0.150 (1, 1)		0-0 2-3		0-0 B1-6-4		0-3 K		0-0 1B									
Jimmy Stewart, S OBP: 0.333, SLG: 0.412 (8, PH)																	
Clay Carroll, R OBP: 0.571, SLG: 0.400 (9, 1)																	
Inning Stats	R: 1 E: 1 K: 0 S: 5	H: 2 LOB: 1 BB: 0 P: 5	R: 0 E: 0 K: 0 S: 3	H: 0 LOB: 1 BB: 1 P: 7	R: 3 E: 0 K: 0 S: 5	H: 2 LOB: 0 BB: 0 P: 6	R: 0 E: 0 K: 0 S: 2	H: 0 LOB: 0 BB: 1 P: 6	R: 1 E: 0 K: 1 S: 6	H: 1 LOB: 1 BB: 1 P: 10	R: 1 E: 0 K: 0 S: 4	H: 1 LOB: 3 BB: 3 P: 16	R: 0 E: 0 K: 1 S: 6	H: 1 LOB: 1 BB: 0 P: 6			
PITCHER	IP	WLS	BF	H	R	ER	SO	BB	IBB	HBP	BLK	WP	HR	S	P	ERA	WHIP
Bill Stoneman, R ERA: 4.09 (1, 1)	6.0	L	27	6	6	6	1	3	0	1	0	1	3	25	38	9.00	1.500
Carroll Sembera, R ERA: 2.61 (7, 1)	2.0		11	2	1	1	1	3	0	0	0	0	0	10	22	4.50	2.500



Batter	1	2	3	4	5	6	7	8	9	AB	R	H	RBI	BB	SO	LOB	TOP										
Matty Alou, L (1, 8) OBP: 0.367, SLG: 0.454	0-0 F9		0-0 F8	0-0 FC4-6		0-0 F8		0-0 4-3		5	0	1	0	0	0	2											
Richie Hebner, L (1, 5) OBP: 0.403, SLG: 0.512	0-0 F9		0-0 F9	0-0 CS	0-3 K	0-0 F2		0-0 4-3		5	0	0	1	0	1	3											
Willie Stargell, L (1, 7) OBP: 0.386, SLG: 0.554	0-0 4-3		0-0 1B		0-0 4-3		4-0 G1-6-3	0-0 1-3		4	1	1	0	1	0	2											
Roberto Clemente, R (1, 9) OBP: 0.333, SLG: 0.340		4-0 FC5-4	0-0 G1		0-0 BLK		0-0 G1-6-3		0-3 K	4	1	2	0	1	1	1											
Al Oliver, L (1, 3) OBP: 0.316, SLG: 0.377		0-0 F7		0-0 BB	1-0 1B		0-0 G1-6-3		0-0 4-3	4	1	1	0	0	0	3											
Manny Sanguillen, R (1, 2) OBP: 0.400, SLG: 0.494		0-0 FC5-4		4-0 BB	0-0 HBP		0-0 1-2		0-0 FC6-4	4	1	4	2	1	0	0											
Gene Alley, R (1, 6) OBP: 0.308, SLG: 0.306		0-0 FC5-4		0-0 E	1-2 2-H		0-3 K		0-0 FC6-4	5	1	1	1	0	1	6											
Bill Mazeroski, R (1, 4) OBP: 0.270, SLG: 0.286		4-0 FC6-4		0-0 6-3			0-0 SH1-4		0-0 F3	3	0	1	0	1	0	1											
Steve Blass, R (1, 1) OBP: 0.300, SLG: 0.400		0-0 FC6-4		0-0 FC4-6			0-0 SH1-4		0-0 2B	2	0	1	1	0	0	3											
Chuck Hartenstein, R (5, 1)										0	0	0	0	0	0	0											
Carl Taylor, R (8, PH) OBP: 0.462, SLG: 0.591										1	0	1	0	0	0	0											
Freddie Patek, R (8, PR) OBP: 0.321, SLG: 0.289										0	1	0	0	0	0	0											
Ron Kline, R (8, 1)										0	0	0	0	0	0	0											
<b>Inning Stats</b>	R: 0 E: 0 K: 0 S: 3	H: 0 LOB: 0 BB: 0 P: 3	R: 0 E: 0 K: 0 S: 4	H: 1 LOB: 3 BB: 2 P: 12	R: 0 E: 0 K: 0 S: 4	H: 1 LOB: 1 BB: 0 P: 4	R: 3 E: 1 K: 0 S: 5	H: 3 LOB: 0 BB: 1 P: 9	R: 1 E: 0 K: 1 S: 7	H: 2 LOB: 2 BB: 0 P: 8	R: 0 E: 0 K: 0 S: 4	H: 1 LOB: 1 BB: 0 P: 4	R: 1 E: 0 K: 1 S: 6	H: 2 LOB: 1 BB: 1 P: 10	R: 1 E: 0 K: 0 S: 5	H: 2 LOB: 2 BB: 0 P: 5	R: 0 E: 0 K: 1 S: 6	H: 1 LOB: 1 BB: 0 P: 6	1B: 12 2B: 1 3B: 0 HR: 0	SF: 0 SAC: 1 DP: 1 HBP: 1	WP: 0 PB: 0 SB: 0 CS: 1	PA: 44					
<b>PITCHER</b>	IP	WLS	BF	H	R	ER	SO	BB	IBB	HBP	BLK	WP	HR	S	P	ERA	WHIP										
Tony Cloninger, R (1, 1) ERA: 4.18	6.0		30	8	5	4	1	4	0	1	1	0	0	27	44	6.00	2.000										
George Culver, R (7, 1) ERA: 3.67	1.1		7	4	1	1	1	0	0	0	0	0	0	9	9	6.75	3.000										
Clay Carroll, R (8, 1) ERA: 3.07	1.2	W	6	1	0	0	1	0	0	0	0	0	0	8	8	0.00	0.600										

Pittsburgh Pirates @ Cincinnati Reds  
Crosley Field, Cincinnati, OH  
Wed May 28 1969, 7:05 PM EDT  
Att. 7,458 - Unknown

livebaseballscorecards.com

AB 37  
R 6  
H 13  
RBI 5  
BB 4  
SO 3  
LOB 21



Batter	1	2	3	4	5	6	7	8	9
Ted Savage, R OBP: 0.375, SLG: 0.381 Jimmy Stewart, S OBP: 0.333, SLG: 0.412	4-0 1B BB		0-3 K		0-0 G3 2B		0-0 6-3		
Bobby Tolan, L OBP: 0.324, SLG: 0.514	0-0 6-3 1B		0-0 HR		0-0 G3		0-0 F8		
Alex Johnson, R OBP: 0.363, SLG: 0.538	0-0 6-3 1-2		0-0 4-3		0-0 4-3		0-0 1-3		
Tony Perez, R OBP: 0.381, SLG: 0.571		0-0 2B	0-0 P5		0-0 HR		0-0 1B	0-0 1B	
Lee May, R OBP: 0.348, SLG: 0.610		0-3 K		0-0 HR		0-0 HR		0-0 L9	
Johnny Bench, R OBP: 0.378, SLG: 0.519		0-0 1B		0-0 F8		0-0 G3	0-0 SH3	0-0 1B	
Tommy Helms, R OBP: 0.308, SLG: 0.295		0-0 5-3		0-0 L8		0-0 SH3		0-0 P8	
Darrel Chaney, S OBP: 0.327, SLG: 0.313		0-0 1B		0-0 F8		0-0 G3		0-3 K	
Tony Cloninger, R OBP: 0.148, SLG: 0.231 George Culver, R OBP: 1.78 Clay Carroll, R OBP: 0.571, SLG: 0.400			0-0 HR		0-0 4-3		0-3 K		

Inning Stats	R: 0 E: 0 K: 0 S: 2	H: 1 LOB: 0 BB: 1 P: 6	R: 1 E: 0 K: 1 S: 7	H: 3 LOB: 2 BB: 0 P: 7	R: 2 E: 0 K: 1 S: 7	H: 2 LOB: 0 BB: 0 P: 7	R: 1 E: 0 K: 0 S: 4	H: 1 LOB: 0 BB: 0 P: 4	R: 0 E: 0 K: 0 S: 4	H: 1 LOB: 1 BB: 0 P: 4	R: 2 E: 0 K: 1 S: 8	H: 3 LOB: 1 BB: 0 P: 8	R: 0 E: 0 K: 0 S: 3	H: 0 LOB: 0 BB: 0 P: 3	R: 1 E: 0 K: 1 S: 7	H: 2 LOB: 1 BB: 0 P: 7
--------------	------------------------------	---------------------------------	------------------------------	---------------------------------	------------------------------	---------------------------------	------------------------------	---------------------------------	------------------------------	---------------------------------	------------------------------	---------------------------------	------------------------------	---------------------------------	------------------------------	---------------------------------

PITCHER	IP	WLS	BF	H	R	ER	SO	BB	IBB	HBP	BLK	WP	HR	S	P	ERA	WHIP
Steve Blass, R ERA: 4.89	(1, 1)	4.1	19	8	4	4	2	1	0	0	0	0	2	22	26	8.31	2.077
Chuck Hartenstein, R ERA: 1.78	(5, 1)	2.2	11	3	2	2	1	0	0	0	0	0	1	13	13	6.75	1.125
Ron Kline, R ERA: 3.42	(8, 1)	1.0	L 5	2	1	1	1	0	0	0	0	0	0	7	7	9.00	2.000


**BOTTOM**

AB	R	H	RBI	BB	SO	LOB
3	0	1	0	1	1	1
0	0	0	0	0	0	0
4	1	2	2	0	0	1
4	0	0	0	0	0	2
4	3	3	0	0	0	0
4	2	2	3	0	1	2
4	0	3	1	0	0	0
3	0	0	0	0	0	2
4	0	1	0	0	1	2
3	1	1	0	0	1	1
0	0	0	0	0	0	0
0	0	0	0	0	0	0

**AB 33**  
**R 7**  
**H 13**  
**RBI 6**  
**BB 1**  
**SO 4**  
**LOB 11**

**WP: 0 PA: 35**  
**PB: 0**  
**SB: 2**  
**CS: 0**

**PITTSBURGH PIRATES @ CINCINNATI REDS**  
Crosley Field, Cincinnati, OH  
Wed May 28 1969, 7:05 PM EDT  
Att. 7,458 - Unknown



PITCHER	IP	WLS	BF	H	R	ER	SO	BB	IBB	HBP	BLK	WP	HR	S	P	ERA	WHIP
---------	----	-----	----	---	---	----	----	----	-----	-----	-----	----	----	---	---	-----	------



Batter	1	2	3	4	5	6	7	8	9	AB R H RBI BB SO LOB	TOP											
Matty Alou, L (1, 8) OBP: 0.363, SLG: 0.453	0-0 F7		0-0 F7		0-0 G4-3		0-0 FC6-4		0-0 2B	5 0 1 2 0 0 3												
Richie Hebner, L (1, 5) OBP: 0.403, SLG: 0.527	4-0 BB BB		0-0 HR			0-0 F8		0-0 P6	0-0 F9	4 1 1 1 1 0 1												
Willie Stargell, L (1, 7) OBP: 0.382, SLG: 0.546	0-0 F2		0-0 F7			0-0 FC5-4 1B		0-3 K		4 0 1 0 0 1 1												
Roberto Clemente, R (1, 9) OBP: 0.347, SLG: 0.387	4-0 1-2 BB				0-0 2B	0-0 F9		0-0 HR		3 1 2 1 1 0 1												
Manny Sanguillen, R (1, 2) OBP: 0.381, SLG: 0.470	0-3 K				0-0 5-3	0-0 FC5-4		0-0 5-3		4 0 0 0 0 1 4												
Gene Alley, R (1, 6) OBP: 0.321, SLG: 0.321		0-0 P4		0-0 P4		0-0 FC4-6 1B			0-0 1B 2B 1B	4 1 2 0 0 0 1												
Al Oliver, L (1, 3) OBP: 0.314, SLG: 0.373		0-0 CS 1B		0-3 K		0-0 L7			0-0 F9	4 0 1 0 0 1 3												
Bill Mazaroski, R (1, 4) OBP: 0.263, SLG: 0.277		0-0 F7			0-0 F8		0-0 FC4-6 1B		0-0 B1-3	4 0 0 0 0 0 3												
Bob Veale, S (1, 1) OBP: 0.056, SLG: 0.056			0-0 F9		0-0 E4		0-0 FC6-4 1B		0-0 2B 1B	2 0 0 0 0 0 0												
Carl Taylor, R (7, PH) OBP: 0.481, SLG: 0.609										1 0 1 0 0 0 0												
Ron Kline, R (7, 1)										0 0 0 0 0 0 0												
Pedro Ramos, S (8, 1)										0 0 0 0 0 0 0												
Ron Davis, R (9, PH) OBP: 0.310, SLG: 0.270										1 1 1 0 0 0 0												
<b>Inning Stats</b>	R: 0 E: 0 K: 1 S: 5	H: 0 LOB: 2 BB: 2 P: 13	R: 0 E: 0 K: 0 S: 3	H: 1 LOB: 0 BB: 0 P: 3	R: 1 E: 0 K: 0 S: 4	H: 1 LOB: 0 BB: 0 P: 4	R: 0 E: 0 K: 1 S: 6	H: 1 LOB: 1 BB: 0 P: 6	R: 0 E: 1 K: 0 S: 3	H: 0 LOB: 0 BB: 0 P: 3	R: 0 E: 0 K: 0 S: 4	H: 1 LOB: 1 BB: 0 P: 4	R: 0 E: 0 K: 0 S: 5	H: 2 LOB: 2 BB: 0 P: 5	R: 1 E: 0 K: 1 S: 6	H: 1 LOB: 0 BB: 0 P: 6	R: 2 E: 0 K: 0 S: 6	H: 3 LOB: 1 BB: 0 P: 6	1B: 6 2B: 2 3B: 0 HR: 2	SF: 0 SAC: 0 DP: 1 HBP: 0	WP: 0 PB: 0 SB: 0 CS: 1	PA: 38
<b>PITCHER</b> Jim Merritt, L (1, 1) ERA: 3.99	IP: 9.0 WLS: W BF: 38 H: 10 R: 4 ER: 4 SO: 3 BB: 2 IBB: 0 HBP: 0 BLK: 0 WP: 0 HR: 2 S: 42 P: 50 ERA: 4.00 WHIP: 1.333											<b>PITCHER</b>	IP: 9.0 WLS: W BF: 38 H: 10 R: 4 ER: 4 SO: 3 BB: 2 IBB: 0 HBP: 0 BLK: 0 WP: 0 HR: 2 S: 42 P: 50 ERA: 4.00 WHIP: 1.333									

**Pittsburgh Pirates @ Cincinnati Reds**  
 Crosley Field, Cincinnati, OH  
 Thu May 29 1969, 7:05 PM EDT  
 Att. 8,161 - Unknown

[livebaseballscorecards.com](http://livebaseballscorecards.com)

**AB** 36  
**R** 4  
**H** 10  
**RBI** 4  
**BB** 2  
**SO** 3  
**LOB** 17







Batter	1	2	3	4	5	6	7	8	9	10	AB R H RBI BB SO LOB	TOP
<b>Jimmy Stewart, S</b> (1, 8) <small>OBP: 0.269, SLG: 0.318</small>	0-0 <b>L4</b>		0-3 <b>K</b>			0-0 <b>3-1</b>		0-0 <b>G1-6-3</b>		0-0 <b>L8</b>	5 0 0 0 0 1 3	<b>Cincinnati Reds @ St. Louis Cardinals</b> Busch Stadium, St. Louis, MO Fri May 30 1969, 7:05 PM CDT Att. 34,005 - Unknown
<b>Bobby Tolan, L</b> (1, 9) <small>OBP: 0.335, SLG: 0.535</small>	0-0 <b>5-3</b>			0-0 <b>L7-3</b> <b>1B</b>		0-0 <b>F8</b>		1-0 <b>HBP</b>			3 0 1 0 0 0 1	
<b>Alex Johnson, R</b> (1, 7) <small>OBP: 0.367, SLG: 0.539</small>	0-0 <b>G3</b>			0-3 <b>K</b>			0-0 <b>1B</b> <b>HR</b>	0-3 <b>K</b>			4 1 1 0 0 2 2	
<b>Tony Perez, R</b> (1, 5) <small>OBP: 0.373, SLG: 0.550</small>		0-3 <b>K</b>		0-0 <b>L7-3</b> <b>1-2</b>		0-3 <b>K</b>			0-0 <b>F7</b>		4 0 0 0 0 2 2	
<b>Lee May, R</b> (1, 3) <small>OBP: 0.353, SLG: 0.600</small>	0-0 <b>5-3</b>				0-0 <b>F4</b>		0-0 <b>1B</b> <b>HR</b>		0-0 <b>CS</b> <b>1B</b>		4 1 2 0 0 0 0	
<b>Johnny Bench, R</b> (1, 2) <small>OBP: 0.385, SLG: 0.562</small>	0-0 <b>5-3</b>				0-3 <b>K</b>		0-0 <b>1B</b> <b>HR</b>		0-0 <b>F8</b> <b>1-2</b>		4 1 1 3 0 1 1	
<b>Tommy Helms, R</b> (1, 4) <small>OBP: 0.305, SLG: 0.300</small>				0-0 <b>1B</b>		0-0 <b>L8</b>		0-0 <b>6-3</b>		0-0 <b>F3</b>	4 0 1 0 0 0 0	
<b>Darrel Chaney, S</b> (1, 6) <small>OBP: 0.314, SLG: 0.298</small>			0-3 <b>K</b>			0-3 <b>K</b>	0-3 <b>K</b>			0-0 <b>1-3</b>	4 0 0 0 0 3 1	
<b>Jim Maloney, L</b> (1, 1) <small>OBP: 0.222, SLG: 0.133</small> <b>Jack Fisher, R</b> (1, 1) <small>OBP: 0.295, SLG: 0.263</small> <b>Giraldo Ruiz, S</b> (6, PH) <small>OBP: 0.298, SLG: 0.167</small> <b>Wayne Granger, R</b> (6, 1) <small>OBP: 0.407, SLG: 0.203</small> <b>Fred Whitfield, L</b> (6, PH) <small>OBP: 0.207, SLG: 0.148</small> <b>Woody Woodward, R</b> (6, PR) <small>OBP: 0.625, SLG: 1.000</small> <b>Clay Carroll, R</b> (6, 1)			0-0 <b>B2</b>			0-0 <b>3-1</b> <b>1B</b>		4-0 <b>G1-6-3</b> <b>BB</b>		0-0 <b>HR</b>	0 0 0 0 0 0 0 1 0 0 0 0 0 1 1 0 1 0 0 0 0 0 0 0 0 0 0 0 0 0 0 0 1 0 0 0 0 0 0 0 0 0 1 1 1 1 0 0 0	
<b>Inning Stats</b>	R: 0 H: 0 E: 0 LOB: 0 K: 0 BB: 0 S: 3 P: 3	R: 0 H: 0 E: 0 LOB: 0 K: 1 BB: 0 S: 5 P: 5	R: 0 H: 1 E: 0 LOB: 1 K: 2 BB: 0 S: 8 P: 8	R: 0 H: 1 E: 0 LOB: 0 K: 1 BB: 0 S: 5 P: 5	R: 0 H: 0 E: 0 LOB: 0 K: 1 BB: 0 S: 5 P: 5	R: 0 H: 1 E: 0 LOB: 1 K: 1 BB: 0 S: 6 P: 6	R: 3 H: 3 E: 0 LOB: 0 K: 2 BB: 0 S: 10 P: 10	R: 0 H: 0 E: 1 LOB: 2 K: 1 BB: 1 S: 4 P: 9	R: 0 H: 1 E: 0 LOB: 0 K: 0 BB: 0 S: 3 P: 3	R: 1 H: 1 E: 0 LOB: 0 K: 0 BB: 0 S: 4 P: 4	1B: 6 SF: 0 2B: 1 SAC: 0 3B: 0 DP: 2 HR: 2 HBP: 1	
<b>PITCHER</b> <b>Bob Gibson, R</b> (1, 1) <small>ERA: 1.74</small>	IP 10.0 WLS L BF 37 H 8 R 4 ER 4 SO 9 BB 1 IBB 0 HBP 1 BLK 0 WP 0 HR 2 S 53 P 58 ERA 3.60 WHIP 0.900											

livebaseballscorecards.com

AB	35
R	4
H	8
RBI	4
BB	1
SO	9
LOB	11







Batter	1	2	3	4	5	6	7	8	9	AB R H RBI BB SO LOB	TOP									
<b>Pete Rose, S</b> (1, 8) OBP: 0.389, SLG: 0.422	0-0 4-3		4-0 BB			4-0 1B SF9 BB	4-0 IBB			1 1 0 0 3 0 0										
<b>Bobby Tolan, L</b> (1, 9) OBP: 0.338, SLG: 0.534	0-0 1B		0-0 3-1			0-0 1B SF9 HR	0-0 3-1			4 1 2 0 0 0 3										
<b>Alex Johnson, R</b> (1, 7) OBP: 0.363, SLG: 0.533 <b>Jimmy Stewart, S</b> (4, 7) OBP: 0.250, SLG: 0.304	0-3 K			0-0 5-3		0-0 1B SF9		0-0 5-3		2 0 0 0 0 1 1 1 0 0 1 0 0 0										
<b>Tony Perez, R</b> (1, 5) OBP: 0.370, SLG: 0.560	0-0 P3			0-0 5-3		0-0 HR		0-3 K		4 1 1 2 0 1 1										
<b>Lee May, R</b> (1, 3) OBP: 0.345, SLG: 0.584		0-0 5-3		0-0 6-3		0-0 L6		0-0 5-3		4 0 0 0 0 0 0										
<b>Johnny Bench, R</b> (1, 2) OBP: 0.388, SLG: 0.557		0-0 P6			4-0 BB	0-0 6-3			0-0 1B	3 0 1 0 1 0 0										
<b>Tommy Helms, R</b> (1, 4) OBP: 0.303, SLG: 0.299			0-0 4-3		0-0 G3-6-1				0-0 F9	4 0 1 0 0 0 2										
<b>Darrel Chaney, S</b> (1, 6) OBP: 0.311, SLG: 0.296			0-0 1-3		0-0 1B				0-0 P7	4 0 1 0 0 0 2										
<b>George Culver, R</b> (1, 1) <b>Wayne Granger, R</b> (7, 1) OBP: 0.250, SLG: 0.143			0-0 F7		0-3 K				0-0 G3	2 0 0 0 0 1 1 1 0 0 0 0 0 1										
<b>Inning Stats</b>	R: 0 E: 0 K: 1 S: 6	H: 1 LOB: 1 BB: 0 P: 6	R: 0 E: 0 K: 0 S: 3	H: 0 LOB: 0 BB: 0 P: 3	R: 0 E: 0 K: 0 S: 3	H: 0 LOB: 1 BB: 1 P: 7	R: 0 E: 0 K: 0 S: 5	H: 1 LOB: 1 BB: 1 P: 9	R: 3 E: 0 K: 0 S: 5	H: 2 LOB: 0 BB: 1 P: 9	R: 0 E: 0 K: 0 S: 4	H: 1 LOB: 2 BB: 1 P: 8	R: 0 E: 0 K: 1 S: 5	H: 0 LOB: 0 BB: 0 P: 5	R: 0 E: 0 K: 0 S: 4	H: 1 LOB: 1 BB: 0 P: 4	1B: 5 2B: 0 3B: 0 HR: 1	SF: 1 SAC: 1 DP: 1 HBP: 0	WP: 0 PB: 0 SB: 1 CS: 0	PA: 36
<b>PITCHER</b>	IP WLS BF H R ER SO BB IBB HBP BLK WP HR S P ERA WHIP																			
<b>Mike Torrez, R</b> (1, 1) ERA: 3.09	6.0 L 24 4 3 3 2 3 0 0 0 0 0 1 25 37 4.50 1.167																			
<b>Joe Hoerner, L</b> (7, 1) ERA: 1.31	3.0 12 2 0 0 1 0 1 0 0 0 0 0 13 17 0.00 0.667																			

Cincinnati Reds @ St. Louis Cardinals  
 Busch Stadium, St. Louis, MO  
 Sat May 31 1969, 7:05 PM CDT  
 Att. 18,489 - Unknown

livebaseballscorecards.com

<b>AB</b>	30
<b>R</b>	3
<b>H</b>	6
<b>RBI</b>	3
<b>BB</b>	4
<b>SO</b>	3
<b>LOB</b>	11



Batter	1	2	3	4	5	6	7	8	9	AB	R	H	RBI	BB	SO	LOB
Lou Brock, L (1, 7) OBP: 0.290, SLG: 0.380	0-0 P6		0-0 1-3 2B		0-0 3B		0-0 G6-3 1B		0-3 K	5	0	3	0	0	1	1
Curt Flood, R (1, 8) OBP: 0.323, SLG: 0.335	0-0 6-3		0-0 1-3		0-0 E6		0-0 G6-3 1-2f			4	0	0	0	0	0	3
Vada Pinson, L (1, 9) OBP: 0.316, SLG: 0.404	0-0 F3		0-0 4-3		0-0 F5		0-3 K			4	0	0	0	0	1	3
Joe Torre, R (1, 3) OBP: 0.352, SLG: 0.480		0-0 HR	0-0 5-3		0-3 K			0-0 5-3		4	1	1	1	0	1	3
Tim McCarver, L (1, 2) OBP: 0.355, SLG: 0.391		0-0 P6		0-0 1B	0-0 5-3			0-0 L9		4	0	1	0	0	0	2
Mike Shannon, R (1, 5) OBP: 0.279, SLG: 0.331		4-0 1B BB		0-0 1B		0-0 G4-6-3 1B		0-0 4-3		3	0	2	0	1	0	0
Julian Javier, R (1, 4) OBP: 0.303, SLG: 0.385		0-0 FC6-4 1B		0-0 L5		0-0 G4-6-3 1B		0-3 K		4	0	2	0	0	1	2
Steve Huntz, S (1, 6) OBP: 0.233, SLG: 0.135		0-3 K		4-0 1-2 G6-4-3 BB		0-0 G4-6-3 1-2f 2-3		0-0 G3		3	0	0	0	1	1	4
Mike Torrez, R (1, 1)		0-0 FC6-4		0-0 G6-4-3		0-0 4-3		0-0 1B		2	0	0	0	0	0	5
Joe Hague, L (6, PH) OBP: 0.269, SLG: 0.220										1	0	0	0	0	0	1
Joe Hoerner, R (7, 1)										0	0	0	0	0	0	0
Bill White, L (9, PH) OBP: 0.250, SLG: 0.167										1	0	1	0	0	0	0
Vic Davalillo, L (9, PR) OBP: 0.231, SLG: 0.197										0	0	0	0	0	0	0

Inning Stats	R: 0	H: 0	E: 0	K: 0	S: 3	R: 1	H: 2	E: 0	K: 1	S: 7	R: 0	H: 1	E: 0	K: 0	S: 4	R: 0	H: 2	E: 0	K: 0	S: 4	R: 0	H: 1	E: 1	K: 1	S: 7	R: 0	H: 2	E: 0	K: 0	S: 4	R: 0	H: 1	E: 0	K: 0	S: 5	R: 0	H: 0	E: 0	K: 0	S: 3	R: 0	H: 1	E: 0	K: 2	S: 8	1B: 7	2B: 1	3B: 1	SF: 0	SAC: 0	DP: 3	HBP: 0	WP: 0	PA: 37
--------------	------	------	------	------	------	------	------	------	------	------	------	------	------	------	------	------	------	------	------	------	------	------	------	------	------	------	------	------	------	------	------	------	------	------	------	------	------	------	------	------	------	------	------	------	------	-------	-------	-------	-------	--------	-------	--------	-------	--------

PITCHER	IP	WLS	BF	H	R	ER	SO	BB	IBB	HBP	BLK	WP	HR	S	P	ERA	WHIP
George Culver, R (1, 1) ERA: 3.35	6.0	W	28	9	1	1	2	2	0	0	0	0	1	30	38	1.50	1.833
Wayne Granger, R (7, 1) ERA: 3.69	3.0	S	9	1	0	0	3	0	0	0	0	0	0	15	15	0.00	0.333

**BOTTOM**

**Cincinnati Reds @ St. Louis Cardinals**  
 Busch Stadium, St. Louis, MO  
 Sat May 31 1969, 7:05 PM CDT  
 Att. 18,489 - Unknown

AB	35
R	1
H	10
RBI	1
BB	2
SO	5
LOB	24



WP	PA	ERA	WHIP
0	37		



Batter	1	2	3	4	5	6	7	8	9	AB R H RBI BB SO LOB	TOP																													
<b>Pete Rose, S</b> (1, 8) OBP: 0.391, SLG: 0.424	0-0 1-6-3		0-0 FC4-6 1B		0-0 1B SF9 1B		0-3 K			4 1 2 0 0 1 0																														
<b>Bobby Tolan, L</b> (1, 9) OBP: 0.342, SLG: 0.531	4-0 3-1 S BB		0-0 FC4-6 FC5-4		0-0 1-3 1B		0-0 G3			3 0 1 0 1 0 1																														
<b>Clay Carroll, R</b> (7, 1) OBP: 0.625, SLG: 1.000										0 0 0 0 0 0 0																														
<b>Alex Johnson, R</b> (1, 7) OBP: 0.356, SLG: 0.524	0-0 3-1		0-0 FC5-4		0-0 SF9			0-0 4-3		3 0 0 1 0 0 2																														
<b>Tony Perez, R</b> (1, 5) OBP: 0.363, SLG: 0.547	0-3 K		0-0 5-3		0-0 F8			0-0 F9		4 0 0 0 0 1 3																														
<b>Lee May, R</b> (1, 3) OBP: 0.348, SLG: 0.601		0-3 K		0-0 1B		0-0 HR		0-0 F7		4 1 2 1 0 1 0																														
<b>Johnny Bench, R</b> (1, 2) OBP: 0.384, SLG: 0.569		0-0 F8		0-0 P4		0-3 K		0-0 HR		4 1 1 1 0 1 1																														
<b>Tommy Helms, R</b> (1, 4) OBP: 0.302, SLG: 0.297		0-0 BB 1B		0-0 F9		0-0 P8		0-0 F9		4 0 1 0 0 0 1																														
<b>Darrel Chaney, S</b> (1, 6) OBP: 0.310, SLG: 0.288		4-0 1-2 BB		0-0 F8		0-3 K		0-0 3-1		3 0 0 0 1 1 1																														
<b>Tony Cloninger, R</b> (1, 1) Jack Fisher, R Jimmy Stewart, S Jose Pena, R Bill Short, L Wayne Granger, R Giraldo Ruiz, S Gerry Arrigo, L Fred Whitfield, L		0-3 K			0-0 F8		0-0 6-3		0-0 1-6-3	1 0 0 0 0 0 1 2 0 0 0 0 0 0 0 0 1 0 1 0 0 0 0 0 0 0 1 0 0 0 0 0 0 0 1 0 0 0 0 0 0 0																														
<b>Inning Stats</b>	R: 0 E: 0 K: 1 S: 5	H: 0 LOB: 1 BB: 1 P: 9	R: 0 E: 0 K: 2 S: 8	H: 1 LOB: 2 BB: 1 P: 12	R: 0 E: 0 K: 0 S: 4	H: 1 LOB: 1 BB: 0 P: 4	R: 0 E: 0 K: 0 S: 4	H: 1 LOB: 1 BB: 0 P: 4	R: 1 E: 0 K: 2 S: 8	H: 2 LOB: 1 BB: 0 P: 5	R: 1 E: 0 K: 1 S: 5	H: 1 LOB: 0 BB: 0 P: 8	R: 0 E: 0 K: 1 S: 5	H: 0 LOB: 0 BB: 0 P: 5	R: 0 E: 0 K: 0 S: 3	H: 0 LOB: 0 BB: 0 P: 3	R: 1 E: 0 K: 0 S: 4	H: 1 LOB: 0 BB: 0 P: 4	1B: 5 2B: 0 3B: 0 HR: 2	SF: 1 SAC: 0 DP: 0 HBP: 0	WP: 0 PB: 0 SB: 1 CS: 0	PA: 36																		
<b>PITCHER</b> <b>Nelson Bries, R</b> (1, 1) ERA: 4.75	IP 9.0	WLS W	BF 36	H 7	R 3	ER 3	SO 6	BB 2	IBB 0	HBP 0	BLK 0	WP 0	HR 2	S 46	P 54	ERA 3.00	WHIP 1.000						PITCHER	IP 9.0	WLS W	BF 36	H 7	R 3	ER 3	SO 6	BB 2	IBB 0	HBP 0	BLK 0	WP 0	HR 2	S 46	P 54	ERA 3.00	WHIP 1.000

**Cincinnati Reds @ St. Louis Cardinals**  
**Busch Stadium, St. Louis, MO**  
Sun Jun 01 1969, 3:33 AM CDT  
Att: 15,460 - Unknown

livebaseballscorecards.com

<b>AB</b>	<b>33</b>
<b>R</b>	<b>3</b>
<b>H</b>	<b>7</b>
<b>RBI</b>	<b>3</b>
<b>BB</b>	<b>2</b>
<b>SO</b>	<b>6</b>
<b>LOB</b>	<b>11</b>







Batter	1	2	3	4	5	6	7	8	9	AB R H RBI BB SO LOB	TOP											
Jim Beauchamp, R (1, 8) OBP: 0.105, SLG: 0.263	0-3 K		0-0 F9		0-3 K		0-0 FC5-4 FC3-6	0-0 5-3		5 0 0 1 0 2 2												
Bobby Tolan, L (1, 9) OBP: 0.338, SLG: 0.523	0-3 K		0-3 K			0-0 SH3-4 1B	0-0 FC3-6 1B	0-3 K		5 2 1 0 0 3 2												
Alex Johnson, R (1, 7) OBP: 0.364, SLG: 0.524	4-0 BB			4-0 1B BB		0-0 SH3-4 1-2	0-0 1B 1B		0-0 6-3	2 1 1 1 2 0 0												
Tony Perez, R (1, 5) OBP: 0.374, SLG: 0.552	0-3 K			0-0 1-2 1B		4-0 1B FC BB	0-0 1-2 1B		0-0 1B	4 1 3 1 1 1 1												
Lee May, R (1, 3) OBP: 0.350, SLG: 0.595		0-0 E 1B		0-3 K		0-0 FC 1B	0-0 P4		0-0 F8	5 1 2 1 0 1 4												
Johnny Bench, R (1, 2) OBP: 0.379, SLG: 0.561		0-0 F3		0-0 F6		0-0 FC 1B		0-0 E 1B 1B	0-3 K	5 1 1 1 0 1 4												
Tommy Helms, R (1, 4) OBP: 0.301, SLG: 0.296		0-0 L1		0-0 L7		0-0 FC5-6-4 1B		0-0 E2 1B 5-3		4 1 1 0 0 0 4												
Darrel Chaney, S (1, 6) OBP: 0.308, SLG: 0.287		0-3 K			0-3 K	0-0 FC5-6-4 1-2f		0-0 SH1-4 1B		4 0 1 1 0 2 3												
Jim Merritt, L (1, 1) OBP: 0.222, SLG: 0.160			0-3 K		0-3 K		4-0 FC5-4 BB	0-0 SH1-4 1-2		2 0 0 0 1 2 0												
<b>Inning Stats</b>	R: 0 E: 0 K: 3 S: 9	H: 0 LOB: 1 BB: 1 P: 13	R: 0 E: 1 K: 1 S: 6	H: 1 LOB: 2 BB: 0 P: 6	R: 0 E: 0 K: 2 S: 7	H: 0 LOB: 0 BB: 0 P: 7	R: 0 E: 0 K: 1 S: 6	H: 1 LOB: 2 BB: 1 P: 10	R: 0 E: 0 K: 3 S: 9	H: 0 LOB: 0 BB: 0 P: 9	R: 3 E: 1 K: 0 S: 6	H: 3 LOB: 1 BB: 1 P: 10	R: 2 E: 0 K: 0 S: 5	H: 2 LOB: 1 BB: 1 P: 9	R: 2 E: 1 K: 1 S: 8	H: 2 LOB: 1 BB: 0 P: 8	R: 0 E: 0 K: 1 S: 6	H: 1 LOB: 1 BB: 0 P: 6	1B: 10 2B: 0 3B: 0 HR: 0	SF: 1 SAC: 2 DP: 0 HBP: 0	WP: 0 PB: 0 SB: 2 CS: 0	PA: 42
<b>PITCHER</b>	IP WLS BF H R ER SO BB IBB HBP BLK WP HR S P ERA WHIP																					
Bob Veale, L (1, 1) ERA: 4.65	6.2 L 31 7 5 4 10 4 0 0 0 0 0 0 47 63 5.40 1.650																					
Bruce Dal Canton, R (7, 1) ERA: 3.18	0.1 1 0 0 0 0 0 0 0 0 0 0 0 1 1 0.00 0.000																					
Ron Kline, R (8, 1) ERA: 4.45	2.0 10 3 2 0 2 0 0 0 0 0 0 0 14 14 0.00 1.500																					

Cincinnati Reds @ Pittsburgh Pirates  
 Forbes Field, Pittsburgh, PA  
 Tue Jun 03 1969, 7:05 PM EDT  
 Att. 4,576 - Unknown

livebaseballscorecards.com

AB	36
R	7
H	10
RBI	6
BB	4
SO	12
LOB	20









BOTTOM

Cincinnati Reds @ Pittsburgh Pirates  
Forbes Field, Pittsburgh, PA  
Wed Jun 04 1969, 7:05 PM EDT  
Att. 6,685 - Unknown

livebaseballscorecards.com

AB 31  
R 3  
H 7  
RBI 3  
BB 4  
SO 6  
LOB 16



WP: 1 PA: 37  
PB: 1  
SB: 0  
CS: 0

AB R H RBI BB SO LOB

5 1 1 1 0 0 1

3 2 3 0 0 0 0

4 0 1 0 0 2 3

3 0 2 1 1 0 1

4 0 0 1 0 0 6

3 0 0 0 1 0 2

2 0 0 0 1 1 0

3 0 0 0 0 2 1

0 0 0 0 1 0 0

2 0 0 0 0 1 0

1 0 0 0 0 0 0

0 0 0 0 0 0 0

0 0 0 0 0 0 0

1 0 0 0 0 0 2

1B: 6 SF: 0  
2B: 0 SAC: 1  
3B: 0 DP: 2  
HR: 1 HBP: 1

Batter	1	2	3	4	5	6	7	8	9
Matty Alou, L OBP: 0.370, SLG: 0.468 (1, 8) X	0-0 6-3 ①		0-0 1-3 ③			0-0 1-3 ②		0-0 HR	0-0 6-3 ③
Richie Hebner, L OBP: 0.419, SLG: 0.526 (1, 5) H	1-0 FC3-6 HBP			0-0 1B 1B		0-0 PB 1B 1B		0-0 E 1B 4-3 1B	
Willie Stargell, L OBP: 0.383, SLG: 0.527 (1, 7) X	0-0 FC3-6 1-2f ②		0-3 K SS		0-3 K 1B 1-2		0-3 K 1B 1-2	0-0 E9 4-3 IBB 1B	
Roberto Clemente, R OBP: 0.370, SLG: 0.456 (1, 9) X	0-0 G3 ③			0-0 G4-6-3 1B 1-3		0-0 1B 1-3 2-H		4-0 4-3 IBB 1-2	
Al Oliver, L OBP: 0.307, SLG: 0.368 (1, 3)		0-0 F8 ①		0-0 G4-6-3 1-2f ② ③		0-0 P6 ③		0-0 4-3 ② 1-2 2-3 3-H	
Manny Sanguillen, R OBP: 0.381, SLG: 0.430 (1, 2)		0-0 4-3 ②			0-0 F9 ①		4-0 K SH3-4 BB	0-0 1-3 ③	
Gene Alley, R OBP: 0.308, SLG: 0.288 (1, 4)		0-0 5-3 ③			0-3 K ②		0-0 SH3-4 ①		4-0 G5-4-3 WP BB
Freddie Patek, R OBP: 0.306, SLG: 0.273 (1, 6)			0-3 K ①		0-0 1-3 ③		0-3 K ② ③		4-0 G5-4-3 BB 1-2
Jose Pagan, R OBP: 0.327, SLG: 0.380 (9, PH)									0-0 G5-4-3 ① ②
Jim Bunning, R OBP: 0.095, SLG: 0.050 (1, 1)			0-0 6-3 ②			0-3 K ①		0-0 3-1 ①	0-0 G5-4-3 ① ② 1-2f 2-3
Gary Kolb, L OBP: 0.182, SLG: 0.200 (8, PH)									
Chuck Hartenstein, R (9, 1)									
Luke Walker, L (9, 1)									
Carl Taylor, R OBP: 0.400, SLG: 0.484 (9, PH)									

Inning Stats	R: 0	H: 0	E: 0	K: 0	S: 3	LOB: 1	BB: 0	P: 4	R: 0	H: 0	E: 0	K: 0	S: 3	LOB: 0	BB: 0	P: 3	R: 0	H: 0	E: 0	K: 1	S: 5	LOB: 0	BB: 0	P: 5	R: 0	H: 2	E: 0	K: 1	S: 6	LOB: 1	BB: 0	P: 6	R: 0	H: 0	E: 0	K: 1	S: 5	LOB: 0	BB: 0	P: 5	R: 1	H: 2	E: 0	K: 2	S: 10	LOB: 2	BB: 0	P: 10	R: 0	H: 0	E: 0	K: 1	S: 4	LOB: 0	BB: 1	P: 8	R: 2	H: 3	E: 1	K: 0	S: 6	LOB: 2	BB: 1	P: 10	R: 0	H: 0	E: 0	K: 0	S: 2	LOB: 1	BB: 2	P: 10	1B: 6	SF: 0	2B: 0	SAC: 1	3B: 0	DP: 2	HR: 1	HBP: 1	WP: 1	PA: 37
--------------	------	------	------	------	------	--------	-------	------	------	------	------	------	------	--------	-------	------	------	------	------	------	------	--------	-------	------	------	------	------	------	------	--------	-------	------	------	------	------	------	------	--------	-------	------	------	------	------	------	-------	--------	-------	-------	------	------	------	------	------	--------	-------	------	------	------	------	------	------	--------	-------	-------	------	------	------	------	------	--------	-------	-------	-------	-------	-------	--------	-------	-------	-------	--------	-------	--------

PITCHER	IP	WLS	BF	H	R	ER	SO	BB	IBB	HBP	BLK	WP	HR	S	P	ERA	WHIP
George Culver, R ERA: 3.21 (1, 1)	7.1		29	6	3	2	6	1	0	1	0	0	1	39	44	2.46	0.955
Clay Carroll, R ERA: 2.74 (8, 1)	0.2	W	5	1	0	0	0	1	1	0	0	0	0	3	11	0.00	3.000
Wayne Granger, R ERA: 3.51 (9, 1)	1.0	S	3	0	0	0	0	1	0	0	0	1	0	2	6	0.00	1.000



Batter	1	2	3	4	5	6	7	8	9	AB R H RBI BB SO LOB	TOP											
<b>Pete Rose, S</b> (1, 8) OBP: 0.386, SLG: 0.417	0-0 5-3		0-0 G4-3		0-0 1B	0-0 FC1-2-5-1			0-0 4-3	5 0 1 0 0 0 3	<b>Cincinnati Reds @ Chicago Cubs</b> Wrigley Field, Chicago, IL Fri Jun 06 1969, 3:33 AM CDT Att. 22,185 - Cloudy - 60 F											
<b>Bobby Tolan, L</b> (1, 9) OBP: 0.343, SLG: 0.522	0-3 K2-3		0-0 CS 1B		0-0 1B	0-0 1-3		4-0 S 1B BB	4 1 2 1 1 1 2													
<b>Alex Johnson, R</b> (1, 7) OBP: 0.375, SLG: 0.528	0-0 FC4 1B		0-0 CS	0-0 F9	0-0 FC5-4		0-0 G6-4-3 1B	0-0 1B E 1B	5 1 3 1 0 0 2													
<b>Tony Perez, R</b> (1, 5) OBP: 0.382, SLG: 0.555	0-0 FC4			0-0 2B		4-0 1B E BB	0-0 G6-4-3	0-0 E9 2B 1B	4 2 2 0 1 0 2													
<b>Lee May, R</b> (1, 3) OBP: 0.349, SLG: 0.585		0-0 F9		0-3 K		0-0 E 1B 1B	0-3 K	0-0 2B	5 1 2 1 0 2 1													
<b>Johnny Bench, R</b> (1, 2) OBP: 0.382, SLG: 0.573		0-0 HR		0-0 F9		0-0 E5 1B 1B		0-0 6-3	5 2 2 1 0 1 2													
<b>Tommy Helms, R</b> (1, 4) OBP: 0.306, SLG: 0.297		0-0 4-3			4-0 1B BB	0-0 FC1-6 1B		0-3 K	3 1 1 1 1 1 0													
<b>Darrel Chaney, S</b> (1, 6) OBP: 0.296, SLG: 0.275		0-0 6-3			0-3 K	0-0 FC1-6 1B		0-0 6-3	2 0 0 0 0 0 1 1													
<b>Jim Beauchamp, R</b> (6, PH) OBP: 0.150, SLG: 0.300					0-3 K	0-0 FC1-6 1B			1 0 1 1 0 0 0													
<b>Wayne Granger, R</b> (6, 1) OBP: 0.250, SLG: 0.143					0-3 K	1-2 FC1-6 1B			0 0 0 0 0 0 0													
<b>Jimmy Stewart, S</b> (8, PH) OBP: 0.286, SLG: 0.333					0-3 K	0-0 FC1-6			1 0 0 0 0 0 0													
<b>Jose Pena, R</b> (8, 1)					0-0 E4 G4-3	0-3 K	0-0 FC1-6		0-0 L7	0 0 0 0 0 0 0												
<b>Tony Cloninger, R</b> (1, 1) OBP: 0.136, SLG: 0.214						1-2 2-3			1 0 0 0 0 0 0													
<b>Jack Fisher, R</b> (3, 1)									0 0 0 0 0 0 0													
<b>Bill Short, L</b> (4, 1)									1 0 0 0 0 1 1													
<b>Ted Savage, R</b> (6, PH) OBP: 0.375, SLG: 0.381									0 0 0 0 0 0 0													
<b>Giraldo Ruiz, S</b> (6, PH) OBP: 0.250, SLG: 0.227									2 0 0 0 0 0 2													
<b>Inning Stats</b>	R: 0 E: 0 K: 1 S: 6	H: 1 LOB: 1 BB: 0 P: 6	R: 1 E: 0 K: 0 S: 4	H: 1 LOB: 0 BB: 0 P: 4	R: 0 E: 1 K: 0 S: 3	H: 1 LOB: 0 BB: 0 P: 3	R: 0 E: 0 K: 1 S: 6	H: 1 LOB: 1 BB: 0 P: 6	R: 1 E: 0 K: 2 S: 9	H: 2 LOB: 2 BB: 1 P: 13	R: 3 E: 1 K: 0 S: 7	H: 4 LOB: 2 BB: 1 P: 11	R: 0 E: 0 K: 1 S: 5	H: 1 LOB: 0 BB: 0 P: 5	R: 0 E: 0 K: 2 S: 7	H: 0 LOB: 0 BB: 0 P: 7	R: 3 E: 1 K: 0 S: 6	H: 3 LOB: 1 BB: 1 P: 10	1B: 11 2B: 2 3B: 0 HR: 1	SF: 0 SAC: 0 DP: 2 HBP: 0	WP: 0 PB: 0 SB: 1 CS: 1	PA: 43
<b>PITCHER</b>	IP WLS BF H R ER SO BB IBB HBP BLK WP HR S P ERA WHIP																					
<b>Ken Holtzman, L</b> (1, 1) ERA: 2.83	5.0 W 26 10 5 5 4 2 0 0 0 0 0 1 32 40 9.00 2.400																					
<b>Phil Regan, R</b> (6, 1) ERA: 2.78	4.0 S 16 4 3 3 3 1 0 0 0 0 0 0 21 25 6.75 1.250																					

livebaseballscorecards.com

<b>AB</b>	39
<b>R</b>	8
<b>H</b>	14
<b>RBI</b>	6
<b>BB</b>	3
<b>SO</b>	7
<b>LOB</b>	16



Batter	1	2	3	4	5	6	7	8	9	AB	R	H	RBI	BB	SO	LOB
Don Kessinger, S OBP: 0.366, SLG: 0.387 (1, 6)	0-0 4-3 ①	0-0 PO ③	0-0 1B HR 2B	0-0 1B 1B	0-0 F5 ③			0-0 1B 1B		5	3	2	0	0	0	1
Glenn Beckert, R OBP: 0.329, SLG: 0.323 Nate Oliver, R OBP: 0.304, SLG: 0.545 (1, 4) (5, 4)	0-0 L4 ②		0-0 1B HR 1B	0-0 1B 1B		0-3 K ①		0-0 1B 1B 1B		3	2	2	0	0	0	0
Billy Williams, L OBP: 0.363, SLG: 0.484 (1, 9) (5, 7)	4-0 14 BB HR BB		0-0 1B HR	0-0 P6 ②		0-0 5-3 ②		0-0 1B 1B		4	3	2	4	1	0	2
Ron Santo, R OBP: 0.404, SLG: 0.484 (1, 5)	4-0 14 HR BB		0-0 L6 ①	0-0 1B 1B 14 HBP		0-0 5-3 ③		0-3 K ①		4	2	1	1	1	1	2
14 Ernie Banks, R OBP: 0.343, SLG: 0.450 (1, 3)	0-0 1B HR		0-0 1B HR FC6-4	0-0 1B HBP		0-0 6-3 ①		0-0 F7 ②		4	1	2	3	0	0	2
Willie Smith, L OBP: 0.333, SLG: 0.535 Jim Hickman, R OBP: 0.244, SLG: 0.211 (1, 7) (4, PH) (5, 9)	0-0 P6 ③		0-3 K ②	0-0 1B 1-2 2-H 3-H		0-3 K ②		4-0 1B BB		2	0	0	0	0	1	1
Randy Hundley, R OBP: 0.406, SLG: 0.503 (1, 2)		0-0 PO 1B	0-0 FC6-4 1-2f	0-0 5-3 ③		0-0 BB 1B		0-0 1B 1B		5	0	3	2	0	0	3
Don Young, R OBP: 0.324, SLG: 0.361 (1, 8)		0-0 F8 ①		0-0 HR	0-0 F7 ①		4-0 BB 1B	0-0 1B 1B		4	1	2	2	1	0	1
Ken Holtzman, R OBP: 0.156, SLG: 0.205 Phil Regan, R (1, 1) (6, 1)		0-3 K ②		0-0 FC6-4 1B	0-0 5-3 ②		0-3 K ③	0-0 5-3 ③		3	0	1	0	0	1	1


Inning Stats	R: 3	H: 1	E: 0	K: 0	S: 4	LOB: 0	BB: 2	P: 12	R: 0	H: 1	E: 0	K: 1	S: 5	LOB: 0	BB: 0	P: 5	R: 3	H: 4	E: 0	K: 1	S: 9	LOB: 1	BB: 0	P: 9	R: 4	H: 5	E: 0	K: 0	S: 8	LOB: 2	BB: 0	P: 9	R: 0	H: 0	E: 0	K: 0	S: 3	LOB: 0	BB: 0	P: 3	R: 0	H: 0	E: 0	K: 1	S: 5	LOB: 0	BB: 0	P: 5	R: 0	H: 1	E: 0	K: 2	S: 8	LOB: 2	BB: 1	P: 12	R: 4	H: 5	E: 0	K: 1	S: 10	LOB: 2	BB: 1	P: 14
--------------	------	------	------	------	------	--------	-------	-------	------	------	------	------	------	--------	-------	------	------	------	------	------	------	--------	-------	------	------	------	------	------	------	--------	-------	------	------	------	------	------	------	--------	-------	------	------	------	------	------	------	--------	-------	------	------	------	------	------	------	--------	-------	-------	------	------	------	------	-------	--------	-------	-------

PITCHER	IP	WLS	BF	H	R	ER	SO	BB	IBB	HBP	BLK	WP	HR	S	P	ERA	WHIP
Tony Cloninger, R ERA: 5.32 (1, 1)	2.1	L	14	6	6	6	1	2	0	0	0	0	1	14	22	23.14	3.429
Jack Fisher, R ERA: 4.5 (3, 1)	1.1		9	4	4	4	1	0	0	1	0	0	1	10	11	27.00	3.000
Bill Short, L ERA: 4.5 (4, 1)	1.1		5	1	0	0	0	0	0	0	0	0	0	5	5	0.00	0.750
Wayne Granger, R ERA: 3.35 (6, 1)	2.0		8	1	0	0	3	1	0	0	0	0	0	13	17	0.00	1.000
Jose Pena, R ERA: 27.0 (8, 1)	1.0		9	5	4	4	1	1	0	0	0	0	0	10	14	36.00	6.000

**BOTTOM**

**Cincinnati Reds @ Chicago Cubs**  
**Wrigley Field, Chicago, IL**  
 Fri Jun 06 1969, 3:33 AM CDT  
 Att: 22,185 - Cloudy - 60 F

AB	40
R	14
H	17
RBI	14
BB	4
SO	6
LOB	17



1B	2B	3B	HR	SF	SAC	DP	HBP	WP	PA	ERA	WHIP
13	1	0	3	0	0	1	1	0	46		



Batter	1	2	3	4	5	6	7	8	9	AB R H RBI BB SO LOB	TOP														
<b>Pete Rose, S</b> (1, 8) OBP: 0.381, SLG: 0.410	0-3 <b>K</b>		0-0 <b>FC6-4</b>		0-0 <b>4-3</b>		0-0 <b>1B</b>		0-0 <b>1-3</b>	5 0 1 1 0 1 2															
<b>Bobby Tolan, L</b> (1, 9) OBP: 0.339, SLG: 0.514	0-0 <b>3-1</b>		0-0 <b>G3</b>		0-0 <b>B3</b>		0-0 <b>4-3</b>		0-0 <b>1B</b>	5 0 1 0 0 0 4															
<b>Alex Johnson, R</b> (1, 7) OBP: 0.373, SLG: 0.522	0-0 <b>1-4-3</b>			0-0 <b>F8</b>		0-3 <b>K</b>		0-0 <b>WP 1B 2B 1B</b>		4 1 1 0 0 1 0															
<b>Tony Perez, R</b> (1, 5) OBP: 0.389, SLG: 0.562		4-0 <b>FC5-4 BB</b>		0-0 <b>1B 2B</b>		0-3 <b>K</b>		0-0 <b>2B 1B 1B</b>		3 2 2 0 1 1 0															
<b>Lee May, R</b> (1, 3) OBP: 0.342, SLG: 0.571		0-0 <b>FC5-4 FC6-4</b>		0-3 <b>K</b>		0-0 <b>5-3</b>		0-3 <b>K</b>		4 0 0 0 0 2 4															
<b>Johnny Bench, R</b> (1, 2) OBP: 0.395, SLG: 0.578		0-0 <b>FC6-4</b>		0-0 <b>1B</b>		0-0 <b>6-3</b>		0-0 <b>1B 2B</b>		4 0 2 2 0 0 1															
<b>Woody Woodward, R</b> (8, PR) OBP: 0.207, SLG: 0.148		0-0 <b>FC6-4</b>		2-H <b>1B</b>				1-3 <b>1B 2B</b>		0 1 0 0 0 0 0															
<b>Tommy Helms, R</b> (1, 4) OBP: 0.305, SLG: 0.302		0-0 <b>FC6-4</b>		0-0 <b>6-3</b>		0-0 <b>1B 2B</b>		0-0 <b>6-3</b>		4 1 1 1 0 0 3															
<b>Darrel Chaney, S</b> (1, 6) OBP: 0.304, SLG: 0.293			0-0 <b>6-3</b>		0-0 <b>4-3 2B</b>		0-0 <b>1B 1B</b>	3-H <b>1B</b>		3 0 2 0 0 0 0															
<b>Jimmy Stewart, S</b> (8, PH) OBP: 0.306, SLG: 0.355					0-0 <b>F7</b>		0-0 <b>CS 1B</b>			1 0 1 1 0 0 0															
<b>Clay Carroll, R</b> (8, 1) OBP: 0.625, SLG: 1.000						0-3 <b>K</b>		0-0 <b>CS</b>		0 0 0 0 0 0 0															
<b>Jim Merritt, L</b> (1, 1) OBP: 0.241, SLG: 0.154		4-0 <b>FC6-4 BB</b>					0-0 <b>F7</b>	1-2 <b>F7</b>		1 0 0 0 1 0 1															
<b>Fred Whitfield, L</b> (7, PH) OBP: 0.400, SLG: 0.217										1 0 0 0 0 1 2															
<b>Wayne Granger, R</b> (7, 1) OBP: 0.250, SLG: 0.143										0 0 0 0 0 0 0															
<b>Ted Savage, R</b> (8, PH) OBP: 0.375, SLG: 0.381										0 0 0 0 0 0 0															
<b>Pat Corrales, R</b> (8, 2) OBP: 0.435, SLG: 0.421										1 0 0 0 0 0 0															
<b>Inning Stats</b>	R: 0 E: 0 K: 1 S: 5	H: 0 LOB: 0 BB: 0 P: 5	R: 0 E: 0 K: 0 S: 3	H: 0 LOB: 1 BB: 1 P: 7	R: 0 E: 0 K: 0 S: 3	H: 0 LOB: 1 BB: 1 P: 7	R: 1 E: 0 K: 1 S: 7	H: 2 LOB: 1 BB: 0 P: 7	R: 0 E: 0 K: 1 S: 4	H: 1 LOB: 1 BB: 0 P: 4	R: 0 E: 0 K: 2 S: 7	H: 0 LOB: 0 BB: 0 P: 7	R: 1 E: 0 K: 1 S: 8	H: 3 LOB: 2 BB: 0 P: 8	R: 3 E: 0 K: 1 S: 8	H: 4 LOB: 1 BB: 0 P: 8	R: 0 E: 0 K: 0 S: 3	H: 1 LOB: 1 BB: 0 P: 3	1B: 7 2B: 4 3B: 0 HR: 0	SF: 0 SAC: 0 DP: 0 HBP: 0	WP: 1 PB: 0 SB: 0 CS: 1	PA: 39			
<b>PITCHER</b>	IP WLS BF H R ER SO BB IBB HBP BLK WP HR S P ERA WHIP																								
<b>Bill Hands, R</b> (1, 1) ERA: 2.57	7.0	30	7	3	3	5	2	0	0	0	0	0	0	38	46	3.86	1.286								
<b>Ted Abernathy, R</b> (8, 1) ERA: 1.38	0.1	3	2	0	0	1	0	0	0	0	1	0	5	5	0.00	6.000									
<b>Dick Selma, R</b> (8, 1) ERA: 3.19	0.2	2	1	2	2	0	0	0	0	0	0	0	2	2	27.00	1.500									
<b>Hank Aguirre, L</b> (9, 1) ERA: 1.84	0.2	3	1	0	0	0	0	0	0	0	0	0	3	3	0.00	1.500									

**Cincinnati Reds @ Chicago Cubs**  
**Wrigley Field, Chicago, IL**  
 Sat Jun 07 1969, 3:33 AM CDT  
 Att. 25,514 - Overcast - 60 F

[livebaseballscorecards.com](http://livebaseballscorecards.com)

<b>AB</b>	<b>36</b>
<b>R</b>	<b>5</b>
<b>H</b>	<b>11</b>
<b>RBI</b>	<b>5</b>
<b>BB</b>	<b>2</b>
<b>SO</b>	<b>6</b>
<b>LOB</b>	<b>17</b>



Batter	1	2	3	4	5	6	7	8	9
Don Kessinger, S OBP: 0.371, SLG: 0.394 (1, 6)	0-0 FC5-4 1B	0-0 6-3		4-0 IBB		0-0 1-H 3-H 2B		0-3 K	
Nate Oliver, R OBP: 0.259, SLG: 0.462 (1, 4)	0-0 FC5-4 4-3 1B		0-0 5-3	0-0 F9		0-0 F9			
Billy Williams, L OBP: 0.357, SLG: 0.475 (1, 7)	0-0 4-3 1-2		0-0 4-3		0-0 F2		0-0 P6		
Ron Santo, R OBP: 0.406, SLG: 0.489 (1, 5)	0-0 14 WP 14 HR 2-H 1B		0-0 2B		0-0 5-3		0-0 4-3		
14 Ernie Banks, R OBP: 0.346, SLG: 0.464 (1, 3)	0-0 1-H HR		4-0 IBB		0-3 K		0-0 4-3		
Randy Hundley, R OBP: 0.407, SLG: 0.500 (1, 2)	4-0 FC5-4 BB		0-3 K		0-0 FC5-4 2B 1B		0-0 P6		
Jim Hickman, R OBP: 0.244, SLG: 0.213 (1, 9)	0-0 FC5-4 1-2f		0-0 5-3		0-0 FC5-4 1B		0-3 K		
Don Young, R OBP: 0.329, SLG: 0.366 (1, 8)		0-0 B1-3		0-0 SH1-4 1B		0-0 FC5-4 2B		0-0 BB 1B	
Bill Hands, R (1, 1)		0-3 K		0-0 SH1-4		0-3 K		4-0 BB	
Ted Abernathy, R OBP: 0.500, SLG: 0.750 (8, 1)				1-2				1-2	
Dick Selma, R OBP: 0.174, SLG: 0.174 (8, 1)									
Willie Smith, L OBP: 0.348, SLG: 0.535 (8, PH)									
Hank Aguirre, R OBP: 0.500, SLG: 0.500 (9, 1)									

Inning Stats	R: 3 E: 0 K: 0 S: 6	H: 3 LOB: 1 BB: 1 P: 10	R: 0 E: 0 K: 1 S: 5	H: 0 LOB: 0 BB: 0 P: 5	R: 0 E: 0 K: 1 S: 6	H: 1 LOB: 2 BB: 1 P: 10	R: 0 E: 0 K: 0 S: 4	H: 1 LOB: 2 BB: 1 P: 8	R: 0 E: 0 K: 1 S: 5	H: 0 LOB: 0 BB: 0 P: 5	R: 2 E: 0 K: 1 S: 8	H: 3 LOB: 1 BB: 0 P: 8	R: 0 E: 0 K: 0 S: 3	H: 0 LOB: 0 BB: 0 P: 3	R: 0 E: 0 K: 2 S: 8	H: 1 LOB: 2 BB: 1 P: 12
1B: 6 2B: 2 3B: 0 HR: 1	SF: 0 SAC: 1 DP: 0 HBP: 0	WP: 1 PB: 0 SB: 0 CS: 0	PA: 37													


PITCHER	IP	WLS	BF	H	R	ER	SO	BB	IBB	HBP	BLK	WP	HR	S	P	ERA	WHIP
Jim Merritt, L ERA: 4.14 (1, 1)	6.0		29	8	5	5	4	1	2	0	0	1	1	34	46	7.50	1.500
Wayne Granger, R ERA: 3.27 (7, 1)	1.0		3	0	0	0	0	0	0	0	0	0	0	3	3	0.00	0.000
Clay Carroll, R ERA: 2.68 (8, 1)	1.0		5	1	0	0	2	1	0	0	0	0	0	8	12	0.00	2.000

**BOTTOM**

**Cincinnati Reds @ Chicago Cubs**  
 Wrigley Field, Chicago, IL  
 Sat Jun 07 1969, 3:33 AM CDT  
 Att. 25,514 - Overcast - 60 F

livebaseballscorecards.com

AB	32
R	5
H	9
RBI	5
BB	4
SO	6
LOB	14





Batter	1	2	3	4	5	6	7	8	9	AB R H RBI BB SO LOB	TOP											
<b>Pete Rose, S</b> OBP: 0.381, SLG: 0.410 (1, 8) X	0-0 1-3		0-0 F7			0-0 4-3	0-0 1-3 3-H 1B		0-0 G5-4-3 1B	5 0 2 1 0 0 0												
<b>Bobby Tolan, L</b> OBP: 0.341, SLG: 0.521 (1, 9) X	0-0 1B 2B			0-3 K		0-0 2B 2B	0-0 F7		0-0 F2	5 2 2 0 0 1 3												
<b>Alex Johnson, R</b> OBP: 0.369, SLG: 0.515 (1, 7) X	0-0 2-H 1B			0-0 6-3		0-3 K		0-3 K	0-0 G5-4-3 1-2f	5 0 1 1 0 2 2												
<b>Tony Perez, R</b> OBP: 0.391, SLG: 0.571 (1, 5) S S S	0-3 K 1-2			0-0 2B		0-0 2B 2-H		0-0 6-3		4 0 2 1 0 1 1												
<b>Lee May, R</b> OBP: 0.340, SLG: 0.564 (1, 3) X		0-0 F8		0-0 L7		0-0 F5		0-0 1B 1B		4 1 1 0 0 0 2												
<b>Johnny Bench, R</b> OBP: 0.387, SLG: 0.576 (1, 2) S S S		0-3 K			0-3 K		0-0 1B SH1-4 1B	0-0 1B BB 1B		4 1 2 0 0 2 0												
<b>Tommy Helms, R</b> OBP: 0.305, SLG: 0.299 (1, 4) S S S		0-3 K			0-3 K		0-0 SH1-4 1-2	4-0 1B BB		2 0 0 0 1 2 0												
<b>Darrel Chaney, S</b> OBP: 0.310, SLG: 0.299 (1, 6) X			0-0 F8			0-0 1B	0-3 K	0-0 1-2 2-3 3-H 1B		4 0 2 1 0 1 1												
<b>George Culver, R</b> OBP: 0.067, SLG: 0.067 (1, 1) X			0-0 P4		0-0 1-3		0-0 1B 2-3 1B	0-3 K		3 0 1 0 0 0 1												
<b>Wayne Granger, R</b> OBP: 0.222, SLG: 0.125 (7, 1) X										1 0 0 0 0 1 3												
<b>Inning Stats</b>	R: 1 E: 0 K: 1 S: 6	H: 2 LOB: 0 BB: 0 P: 6	R: 0 E: 0 K: 2 S: 7	H: 0 LOB: 0 BB: 0 P: 7	R: 0 E: 0 K: 0 S: 3	H: 0 LOB: 0 BB: 0 P: 3	R: 0 E: 0 K: 1 S: 6	H: 1 LOB: 1 BB: 0 P: 6	R: 0 E: 0 K: 2 S: 8	H: 1 LOB: 1 BB: 0 P: 8	R: 1 E: 0 K: 1 S: 7	H: 2 LOB: 1 BB: 0 P: 7	R: 1 E: 0 K: 1 S: 8	H: 3 LOB: 2 BB: 0 P: 8	R: 1 E: 0 K: 2 S: 10	H: 3 LOB: 3 BB: 1 P: 14	R: 0 E: 0 K: 0 S: 3	H: 1 LOB: 0 BB: 0 P: 3	1B: 9 2B: 4 3B: 0 HR: 0	SF: 0 SAC: 1 DP: 1 HBP: 0	WP: 0 PB: 0 SB: 0 CS: 1	PA: 39
<b>PITCHER</b>	IP WLS BF H R ER SO BB IBB HBP BLK WP HR S P ERA WHIP																					
<b>Fergie Jenkins, R</b> ERA: 2.65 (1, 1)	6.2 L 28 9 3 3 8 0 0 0 0 0 0 0 44 44 4.05 1.350																					
<b>Hank Aguirre, L</b> ERA: 1.8 (7, 1)	0.1 1 0 0 0 0 0 0 0 0 0 0 0 1 1 0.00 0.000																					
<b>Phil Regan, R</b> ERA: 2.87 (8, 1)	2.0 10 4 1 1 2 1 0 0 0 0 0 0 13 17 4.50 2.500																					

Cincinnati Reds @ Chicago Cubs  
Wrigley Field, Chicago, IL  
Mon Jun 09 1969, 3:33 AM CDT  
Att. 14,879 - Unknown

livebaseballscorecards.com

AB	37
R	4
H	13
RBI	4
BB	1
SO	10
LOB	13







Batter	1	2	3	4	5	6	7	8	9	AB R H RBI BB SO LOB	TOP									
Lou Brock, L (1, 7) X OBP: 0.324, SLG: 0.437	0-0 HR	0-3 K			0-0 CS 1B			0-0 E S 2B 1B	0-3 K	5 2 3 1 0 2 1										
Curt Flood, R (1, 8) X	0-0 1B 3B	0-0 4-3			0-0 6-3 1-2			0-0 F2		4 1 1 0 0 0 2										
Vada Pinson, L (1, 9) X	0-0 5-3 BB 1B				0-0 G3			0-0 F9 1-H 2B		4 1 2 2 0 0 0										
Joe Torre, R (1, 3) B OBP: 0.353, SLG: 0.471	4-0 5-3 1B BB				0-0 F9			1-0 HBP		2 1 0 0 1 1 0										
Tim McCarver, L (1, 2) X	0-0 F7				0-0 3-1			0-0 F9 2-3		4 0 0 0 0 1 4										
Mike Shannon, R (1, 5) X	0-0 5-3 1-2 2-3				0-0 F7			0-3 K		4 0 0 0 0 1 4										
Julian Javier, R (1, 4) X	0-0 1B				4-0 CS BB			0-0 6-3		3 0 2 2 1 0 0										
Dal Maxvill, R (1, 6) X	0-0 5-3				0-0 F8 1-2			0-0 E6		4 0 0 0 0 0 3										
Bob Gibson, R (1, 1)					0-0 P4			0-0 L9		4 0 0 0 0 2 2										
<b>Inning Stats</b>	R: 4 E: 0 K: 0 S: 7	H: 4 LOB: 1 BB: 1 P: 11	R: 0 E: 0 K: 2 S: 7	H: 0 LOB: 0 BB: 0 P: 7	R: 0 E: 0 K: 0 S: 3	H: 0 LOB: 0 BB: 1 P: 6	R: 0 E: 0 K: 0 S: 2	H: 1 LOB: 0 BB: 0 P: 3	R: 0 E: 0 K: 2 S: 7	H: 0 LOB: 0 BB: 0 P: 7	R: 0 E: 1 K: 0 S: 4	H: 0 LOB: 1 BB: 0 P: 4	R: 1 E: 0 K: 1 S: 7	H: 2 LOB: 2 BB: 0 P: 8	R: 0 E: 0 K: 2 S: 8	H: 1 LOB: 1 BB: 0 P: 8	1B: 5 2B: 1 3B: 1 HR: 1	SF: 0 SAC: 0 DP: 0 HBP: 1	WP: 0 PB: 0 SB: 1 CS: 2	PA: 37
<b>PITCHER</b>	IP WLS BF H R ER SO BB IBB HBP BLK WP HR S P ERA WHIP																			
Tony Cloninger, R (1, 1) ERA: 5.31	7.0 L 27 5 4 4 4 2 0 0 0 0 0 1 33 41 5.14 1.000																			
Clay Carroll, R (8, 1) ERA: 2.75	2.0 10 3 1 1 3 0 0 1 0 0 0 0 15 16 4.50 1.500																			

St. Louis Cardinals @ Cincinnati Reds  
 Crosley Field, Cincinnati, OH  
 Tue Jun 10 1969, 7:05 PM EDT  
 Att: 13,604 - Unknown

livebaseballscorecards.com

AB	34
R	5
H	8
RBI	5
BB	2
SO	7
LOB	16



Batter	1	2	3	4	5	6	7	8	9
<b>Pete Rose, S</b> (1, 8) OBP: 0.389, SLG: 0.435	0-0 1B		0-0 1-3			0-0 HR		0-0 HR 1B	
<b>Bobby Tolan, L</b> (1, 9) OBP: 0.348, SLG: 0.548	0-3 K			0-0 1B 2B		0-0 G3 2B		0-0 1-H HR	
<b>Alex Johnson, R</b> (1, 7) OBP: 0.367, SLG: 0.510	0-3 K			0-0 2-H 1B		0-0 G3		0-3 K	
<b>Tony Perez, R</b> (1, 5) OBP: 0.394, SLG: 0.559	0-0 G3			0-3 K		0-3 K		0-0 5-3	
<b>Lee May, R</b> (1, 3) OBP: 0.333, SLG: 0.552		0-3 K		0-0 F8		0-3 K		0-3 K	
<b>Johnny Bench, R</b> (1, 2) OBP: 0.379, SLG: 0.562		0-0 P4		0-0 F9		0-0 5-3		0-0 F9	
<b>Tommy Helms, R</b> (1, 4) OBP: 0.309, SLG: 0.299 (8, 6)		0-0 6-3		0-0 F9		4-0 BB		0-0 FC5-4 1B	
<b>Darrel Chaney, S</b> (1, 6) OBP: 0.306, SLG: 0.295			0-3 K		0-3 K		0-3 K	0-0 FC5-4 PB	
<b>Jimmy Stewart, S</b> (7, PH) OBP: 0.289, SLG: 0.333 (8, 4)								1-2f	
<b>Tony Cloninger, R</b> (1, 1) OBP: 0.129, SLG: 0.200			0-0 F9		0-0 G3		0-0 4-3	0-0 L8	
<b>Fred Whitfield, L</b> (7, PH) OBP: 0.387, SLG: 0.208								1-2	
<b>Clay Carroll, R</b> (8, 1) OBP: 0.625, SLG: 1.000									
<b>Ted Savage, R</b> (9, PH) OBP: 0.360, SLG: 0.364									

AB	R	H	RBI	BB	SO	LOB
4	2	3	1	0	0	0
4	2	3	2	0	1	1
4	0	1	1	0	2	2
4	0	0	0	0	2	3
4	0	0	0	0	3	2
4	0	0	0	0	0	1
3	0	1	0	1	0	0
2	0	0	0	0	2	0
2	0	0	0	0	1	2
2	0	0	0	0	0	0
1	0	0	0	0	0	1
0	0	0	0	0	0	0
1	0	0	0	0	0	1

WP	PA
0	36


Inning Stats	R	H	E	K	S	R	H	E	K	S	R	H	E	K	S	R	H	E	K	S	R	H	E	K	S	R	H	E	K	S	R	H	E	K	S	R	H	E	K	S										
	0	1	0	2	8	0	0	0	1	5	1	2	0	1	7	0	0	0	1	5	1	2	0	1	5	0	0	0	1	9	0	0	0	1	9	2	2	0	1	9	0	0	0	1	9	2	2	0	1	9

ERA	WHIP
4.00	1.000

**St. Louis Cardinals @ Cincinnati Reds**  
 Crosley Field, Cincinnati, OH  
 Tue Jun 10 1969, 7:05 PM EDT  
 Att. 13,604 - Unknown

livebaseballscorecards.com

AB	35
R	4
H	8
RBI	4
BB	1
SO	11
LOB	13







BOTTOM

St. Louis Cardinals @ Cincinnati Reds  
Crosley Field, Cincinnati, OH  
Wed Jun 11 1969, 7:05 PM EDT  
Att. 11,051 - Unknown

livebaseballscorecards.com

AB	36
R	5
H	11
RBI	4
BB	2
SO	5
LOB	19



WP	1	PA	40
PB	0		
SB	0		
CS	0		

AB R H RBI BB SO LOB

3	1	1	1	1	0	2
5	1	2	1	0	1	4
5	1	2	2	0	1	2
4	0	1	0	1	1	2
4	0	1	0	0	1	3
4	0	0	0	0	1	2
4	0	1	0	0	0	1
0	0	0	0	0	0	0
0	0	0	0	0	0	0
1	1	1	0	0	0	0
0	0	0	0	0	0	0
0	0	0	0	0	0	0
1	0	1	0	0	0	0
1	0	0	0	0	0	2
0	0	0	0	0	0	0
1	0	0	0	0	0	1

Batter	1	2	3	4	5	6	7	8	9
Pete Rose, S OBP: 0.394, SLG: 0.445 (1, 8)	0-0 E7 1B		0-0 WP 3B	4-0 BB		0-0 G5-3 2-3f			1-0 FC4-6 HBP
Bobby Tolan, L OBP: 0.349, SLG: 0.558 (1, 9)	0-0 G1-6-3 1B		0-0 HR	0-3 K			0-0 G4-3		0-0 FC4-6 1B
Alex Johnson, R OBP: 0.367, SLG: 0.521 (1, 7)	0-0 G1-6-3 1-2f		0-0 P4		0-0 HR		0-3 K		0-0 1B
Tony Perez, R OBP: 0.394, SLG: 0.553 (1, 5)	4-0 FC4-6 BB		0-0 1B		0-0 G4-3		0-0 F9		0-3 K
Lee May, R OBP: 0.332, SLG: 0.545 (1, 3)	0-0 FC4-6 1-2f		0-0 F3		0-3 K			0-0 G6-4-3 1B	
Johnny Bench, R OBP: 0.371, SLG: 0.549 (1, 2)		0-0 F7	0-3 K2-3		0-0 G5-3			0-0 F2	
Tommy Helms, R OBP: 0.308, SLG: 0.298 (1, 4)		0-0 G6-3		0-0 G6-3		0-0 G5-3 HBP 1B		0-0 G6-4-3 1-2f	
Jose Pena, R (9, 1)									
Darrel Chaney, S OBP: 0.306, SLG: 0.290 (1, 6)		0-0 F7		0-0 F9		1-0 HBP			0-0 FC4-6 HBP 1B
Fred Whitfield, L (9, PH) OBP: 0.406, SLG: 0.240						1-2 HBP			0-0 P6
Jim Merritt, L (1, 1) OBP: 0.241, SLG: 0.154			0-0 3B		0-0 BB				
Wayne Granger, R (2, 1) OBP: 0.222, SLG: 0.125									
Jim Beauchamp, R (3, PH) OBP: 0.190, SLG: 0.333									
Bill Short, L (4, 1)									
Gerry Arrigo, L (4, 1) OBP: 0.500									
Jimmy Stewart, S (6, PH) OBP: 0.292, SLG: 0.324									
Clay Carroll, R (7, 1) OBP: 0.625, SLG: 1.000									
Girardo Ruiz, S (9, 4) OBP: 0.240, SLG: 0.217									

Inning Stats	R: 0 H: 1 E: 1 K: 0 S: 4	H: 1 LOB: 2 BB: 1 P: 8	R: 0 H: 0 E: 0 K: 0 S: 3	H: 0 LOB: 0 BB: 0 P: 3	R: 3 H: 4 E: 0 K: 1 S: 9	H: 1 LOB: 1 BB: 0 P: 9	R: 0 H: 1 E: 0 K: 1 S: 6	H: 1 LOB: 2 BB: 1 P: 10	R: 1 H: 1 E: 0 K: 1 S: 6	H: 1 LOB: 0 BB: 0 P: 6	R: 0 H: 1 E: 0 K: 0 S: 3	H: 0 LOB: 0 BB: 0 P: 4	R: 0 H: 1 E: 0 K: 0 S: 5	H: 1 LOB: 0 BB: 0 P: 3	R: 1 H: 2 E: 0 K: 1 S: 7	H: 2 LOB: 2 BB: 0 P: 8	1B: 8 2B: 0 3B: 1 HR: 2	SF: 0 SAC: 0 DP: 3 HBP: 2	WP: 1 PB: 0 SB: 0 CS: 0	PA: 40
--------------	--------------------------	------------------------	--------------------------	------------------------	--------------------------	------------------------	--------------------------	-------------------------	--------------------------	------------------------	--------------------------	------------------------	--------------------------	------------------------	--------------------------	------------------------	-------------------------	---------------------------	-------------------------	--------

PITCHER	IP	WLS	BF	H	R	ER	SO	BB	IBB	HBP	BLK	WP	HR	S	P	ERA	WHIP
Mike Torrez, R (1, 1) ERA: 4.91	2.0		11	4	3	3	0	1	0	0	0	1	1	10	14	13.50	2.500
Mudcat Grant, R (3, 1) ERA: 4.73	7.0	W	29	7	2	2	5	1	0	2	0	0	1	36	42	2.57	1.143









Chicago Cubs @ Cincinnati Reds  
 Crosley Field, Cincinnati, OH  
 Fri Jun 13 1969, 7:05 PM EDT  
 Att. 17,134 - Unknown

livebaseballscorecards.com

AB	41
R	14
H	14
RBI	12
BB	8
SO	5
LOB	20



WP	2	PA	51
PB	0		
SB	0		
CS	0		

Batter	1	2	3	4	5	6	7	8	9	10	AB	R	H	RBI	BB	SO	LOB
Don Kessinger, S (1, 6) OBP: 0.359, SLG: 0.381	X 0-0 SF9 1B	X 0-0 1B 3B		X 0-0 FC3-6 1-2f		X 0-0 BB 1B		X 0-0 6-3		4-0 1B IBB	5	2	3	3	1	0	1
Paul Popovich, S (1, 4) OBP: 0.297, SLG: 0.254	X 0-0 1-3 1B	B 4-0 BB		X 0-0 P7		B 4-0 BB		X 0-0 HR 1B	X 0-0 HR 1B	0-0 1B 1B	4	2	3	1	2	0	1
Billy Williams, L (1, 7) OBP: 0.347, SLG: 0.465	S 0-3 K	S 0-0 F9			X 0-0 3-1				X 0-0 HR	B 4-0 14 1B BB	5	1	1	2	0	2	6
Phil Regan, R (9, 1)											0	0	0	0	0	0	0
Bill Heath, L (10, PH) OBP: 0.667, SLG: 1.000											0	0	0	0	1	0	0
Nate Oliver, R (10, PR) OBP: 0.242, SLG: 0.406											0	1	0	0	0	0	0
Ron Santo, R (1, 5) OBP: 0.398, SLG: 0.502	X 0-0 SF9		X 0-0 F8		X 0-0 14 G4-3-6 1B		X 0-0 F8		X 0-0 F7	X 0-0 14 1B WP 1B	5	1	2	3	0	0	0
Rich Nye, L (10, 1)											0	0	0	0	0	0	0
14 Ernie Banks, R (1, 3) OBP: 0.343, SLG: 0.463	X 0-0 F9		X 0-0 HR		X 0-0 G4-3-6 1-2f		B 4-0 BB		X 0-0 F7	X 0-0 1-3 WP 1B	5	2	2	2	1	0	2
Randy Hundley, R (1, 2) OBP: 0.399, SLG: 0.491		B 4-0 FC4-6 BB		X 0-0 F9		X 0-0 4-3 SF9 1B		S 0-3 K	X 0-0 G3	X 0-0 2-H 3-H 4-3	5	1	1	0	1	1	2
Al Spangler, L (1, 9) OBP: 0.319, SLG: 0.429		X 0-0 FC4-6 BB 1-2f 3B		X 0-0 3-1		X 0-0 1-2 4-3 1B		X 0-0 G3		X 0-0 1-3	5	2	1	0	0	0	2
Don Young, R (1, 8) OBP: 0.335, SLG: 0.356		B 4-0 3B BB				X 0-0 4-3		X 0-0 4-3		X 0-0 1B 2B	0	1	0	0	2	0	0
Jim Qualls, S (6, PH) OBP: 0.200, SLG: 0.250											3	1	1	0	0	0	2
Fergie Jenkins, R (1, 1) OBP: 0.174, SLG: 0.171		X 0-0 F4		S 0-3 K		X 0-0 SF9		X 0-0 F3		S 0-3 K	2	0	0	0	0	1	3
Willie Smith, L (6, PH) OBP: 0.346, SLG: 0.574											0	0	0	1	0	0	0
Ted Abernathy, R (6, 1) OBP: 0.400, SLG: 0.600											1	0	0	0	0	0	0
Hank Aguirre, R (8, 1) OBP: 0.500, SLG: 0.500											0	0	0	0	0	0	0
Jim Hickman, R (9, 7) OBP: 0.242, SLG: 0.210											1	0	0	0	0	1	1

Inning Stats	R: 1	H: 2	E: 0	LOB: 1	K: 1	S: 7	P: 7	R: 2	H: 1	E: 0	LOB: 2	K: 0	BB: 3	S: 4	P: 16	R: 1	H: 1	E: 0	LOB: 0	K: 0	BB: 0	S: 4	P: 4	R: 0	H: 0	E: 0	LOB: 1	K: 1	BB: 1	S: 5	P: 9	R: 0	H: 1	E: 0	LOB: 0	K: 0	BB: 0	S: 3	P: 3	R: 2	H: 3	E: 0	LOB: 2	K: 1	BB: 1	S: 8	P: 12	R: 0	H: 0	E: 0	LOB: 1	K: 1	BB: 1	S: 5	P: 9	R: 0	H: 2	E: 0	LOB: 0	K: 0	BB: 0	S: 5	P: 5	R: 6	H: 4	E: 0	LOB: 1	K: 1	BB: 2	S: 9	P: 17	1B: 10	SF: 2	2B: 1	SAC: 0	3B: 1	DP: 1	HR: 2	HBP: 0	WP: 2	PA: 51
--------------	------	------	------	--------	------	------	------	------	------	------	--------	------	-------	------	-------	------	------	------	--------	------	-------	------	------	------	------	------	--------	------	-------	------	------	------	------	------	--------	------	-------	------	------	------	------	------	--------	------	-------	------	-------	------	------	------	--------	------	-------	------	------	------	------	------	--------	------	-------	------	------	------	------	------	--------	------	-------	------	-------	--------	-------	-------	--------	-------	-------	-------	--------	-------	--------

PITCHER	IP	WLS	BF	H	R	ER	SO	BB	IBB	HBP	BLK	WP	HR	S	P	ERA	WHIP
George Culver, R (1, 1) ERA: 3.64	5.2		28	8	6	6	2	4	0	0	0	0	1	28	44	9.53	2.118
Clay Carroll, R (6, 1) ERA: 2.86	2.1		9	0	0	0	2	2	0	0	0	0	0	11	19	0.00	0.857
Wayne Granger, R (9, 1) ERA: 3.14	1.0		5	2	2	2	0	0	0	0	0	0	1	5	5	18.00	2.000
Jose Pena, R (10, 1) ERA: 22.5	0.2	L	8	4	6	6	1	1	1	0	0	0	0	8	16	81.00	7.500
Bill Short, L (10, 1) ERA: 15.43	0.1		1	0	0	0	0	0	0	0	0	1	0	1	1	0.00	0.000

Chicago Cubs @ Cincinnati Reds  
Crosley Field, Cincinnati, OH

Fri Jun 13 1969, 7:05 PM EDT  
Att: 17,134 - Unknown


livebaseballscorecards.com



Batter	1	2	3	4	5	6	7	8	9	10	AB	R	H	RBI	BB	SO	LOB	BOTTOM																																																																																																																																																	
Pete Rose, S (1, 8) OBP: 0.402, SLG: 0.445	K		SF7 1B	K		G1		FC5 IBB	IBB		4	1	1	0	2	2	1	<table border="1"> <tr><td>4</td><td>1</td><td>1</td><td>0</td><td>0</td><td>1</td><td>1</td></tr> <tr><td>2</td><td>0</td><td>0</td><td>0</td><td>0</td><td>0</td><td>5</td></tr> <tr><td>4</td><td>0</td><td>0</td><td>1</td><td>0</td><td>0</td><td>3</td></tr> <tr><td>4</td><td>1</td><td>1</td><td>1</td><td>1</td><td>1</td><td>2</td><td>1</td></tr> <tr><td>5</td><td>2</td><td>2</td><td>1</td><td>1</td><td>0</td><td>3</td></tr> <tr><td>4</td><td>2</td><td>3</td><td>1</td><td>1</td><td>0</td><td>1</td></tr> <tr><td>1</td><td>1</td><td>0</td><td>0</td><td>0</td><td>0</td><td>1</td></tr> <tr><td>5</td><td>0</td><td>2</td><td>0</td><td>0</td><td>0</td><td>1</td><td>3</td></tr> <tr><td>3</td><td>0</td><td>1</td><td>1</td><td>0</td><td>1</td><td>2</td></tr> <tr><td>1</td><td>0</td><td>0</td><td>0</td><td>0</td><td>0</td><td>0</td><td>0</td></tr> <tr><td>0</td><td>0</td><td>0</td><td>0</td><td>0</td><td>0</td><td>0</td><td>0</td></tr> <tr><td>0</td><td>0</td><td>0</td><td>0</td><td>1</td><td>1</td><td>0</td><td>0</td></tr> <tr><td>0</td><td>0</td><td>0</td><td>0</td><td>0</td><td>0</td><td>0</td><td>0</td></tr> <tr><td>2</td><td>0</td><td>0</td><td>0</td><td>0</td><td>0</td><td>0</td><td>4</td></tr> <tr><td>2</td><td>0</td><td>1</td><td>0</td><td>0</td><td>1</td><td>0</td><td></td></tr> <tr><td>0</td><td>0</td><td>0</td><td>0</td><td>0</td><td>0</td><td>0</td><td></td></tr> <tr><td>1</td><td>0</td><td>0</td><td>1</td><td>0</td><td>0</td><td>2</td><td></td></tr> <tr><td>0</td><td>0</td><td>0</td><td>0</td><td>0</td><td>0</td><td>0</td><td></td></tr> <tr><td>0</td><td>0</td><td>0</td><td>0</td><td>0</td><td>0</td><td>0</td><td></td></tr> </table>	4	1	1	0	0	1	1	2	0	0	0	0	0	5	4	0	0	1	0	0	3	4	1	1	1	1	1	2	1	5	2	2	1	1	0	3	4	2	3	1	1	0	1	1	1	0	0	0	0	1	5	0	2	0	0	0	1	3	3	0	1	1	0	1	2	1	0	0	0	0	0	0	0	0	0	0	0	0	0	0	0	0	0	0	0	1	1	0	0	0	0	0	0	0	0	0	0	2	0	0	0	0	0	0	4	2	0	1	0	0	1	0		0	0	0	0	0	0	0		1	0	0	1	0	0	2		0	0	0	0	0	0	0		0	0	0	0	0	0	0	
4	1	1	0	0	1	1																																																																																																																																																													
2	0	0	0	0	0	5																																																																																																																																																													
4	0	0	1	0	0	3																																																																																																																																																													
4	1	1	1	1	1	2	1																																																																																																																																																												
5	2	2	1	1	0	3																																																																																																																																																													
4	2	3	1	1	0	1																																																																																																																																																													
1	1	0	0	0	0	1																																																																																																																																																													
5	0	2	0	0	0	1	3																																																																																																																																																												
3	0	1	1	0	1	2																																																																																																																																																													
1	0	0	0	0	0	0	0																																																																																																																																																												
0	0	0	0	0	0	0	0																																																																																																																																																												
0	0	0	0	1	1	0	0																																																																																																																																																												
0	0	0	0	0	0	0	0																																																																																																																																																												
2	0	0	0	0	0	0	4																																																																																																																																																												
2	0	1	0	0	1	0																																																																																																																																																													
0	0	0	0	0	0	0																																																																																																																																																													
1	0	0	1	0	0	2																																																																																																																																																													
0	0	0	0	0	0	0																																																																																																																																																													
0	0	0	0	0	0	0																																																																																																																																																													
Jimmy Stewart, S (1, 7) OBP: 0.298, SLG: 0.333	F7		PB SF9 1B	K		P4-3		FC5 FC6	F8		4	1	1	0	0	1	1																																																																																																																																																		
Ted Savage, R (8, PH) OBP: 0.333, SLG: 0.333											2	0	0	0	0	0	5																																																																																																																																																		
Bobby Tolan, L (1, 9) OBP: 0.343, SLG: 0.543	HBP		SF7	F8		F9		FC6		G3	4	0	0	1	0	0	3																																																																																																																																																		
Tony Perez, R (1, 5) OBP: 0.385, SLG: 0.545	K		SF9			E9 2B		F9 5-3 BB		K	4	1	1	1	1	2	1																																																																																																																																																		
Lee May, R (1, 3) OBP: 0.342, SLG: 0.574						5-3		5-3		F9	5	2	2	1	1	0	3																																																																																																																																																		
Johnny Bench, R (1, 2) OBP: 0.379, SLG: 0.552										1B BB 1B	4	2	3	1	1	0	1																																																																																																																																																		
Giraldo Ruiz, S (9, PR) OBP: 0.231, SLG: 0.208						WP 2B		F9		F8	1	1	0	0	0	0	1																																																																																																																																																		
Tommy Helms, R (1, 4) OBP: 0.320, SLG: 0.311						2B		3-1		FC6-4 BB 1B	5	0	2	0	0	1	3																																																																																																																																																		
Darrel Chaney, S (1, 6) OBP: 0.301, SLG: 0.285										FC6-4 BB 1B	3	0	1	1	0	1	2																																																																																																																																																		
Alex Johnson, R (8, PH) OBP: 0.366, SLG: 0.519											1	0	0	0	0	0	0																																																																																																																																																		
Wayne Granger, R (9, 1) OBP: 0.222, SLG: 0.125											0	0	0	0	0	0	0																																																																																																																																																		
Fred Whitfield, L (9, PH) OBP: 0.412, SLG: 0.231											0	0	0	0	1	1	0																																																																																																																																																		
Pat Corrales, R (10, 2) OBP: 0.435, SLG: 0.421											0	0	0	0	0	0	0																																																																																																																																																		
George Culver, R (1, 1) OBP: 0.059, SLG: 0.059											2	0	0	0	0	0	4																																																																																																																																																		
Clay Carroll, R (6, 1) OBP: 0.000, SLG: 0.875											2	0	1	0	0	1	0																																																																																																																																																		
Woody Woodward, R (8, PR) OBP: 0.207, SLG: 0.148											0	0	0	0	0	0	0																																																																																																																																																		
Jim Beauchamp, R (9, PH) OBP: 0.174, SLG: 0.304											1	0	0	1	0	0	2																																																																																																																																																		
Jose Pena, R (10, 1) OBP: 0.000, SLG: 0.000											0	0	0	0	0	0	0																																																																																																																																																		
Bill Short, L (10, 1) OBP: 0.000, SLG: 0.000											0	0	0	0	0	0	0																																																																																																																																																		

Inning Stats	R: 0	H: 0	E: 0	K: 2	S: 7	H: 0	LOB: 1	BB: 0	P: 8	R: 0	H: 1	E: 0	K: 1	S: 6	R: 4	H: 5	E: 0	K: 0	S: 8	R: 0	H: 0	E: 0	K: 2	S: 7	R: 2	H: 1	E: 1	K: 1	S: 7	R: 0	H: 1	E: 0	K: 0	S: 4	R: 0	H: 0	E: 0	K: 0	S: 3	R: 0	H: 0	E: 0	K: 1	S: 6	R: 2	H: 3	E: 0	K: 1	S: 8	R: 0	H: 1	E: 0	K: 0	S: 4	1B: 10	SF: 2	2B: 1	3B: 0	HR: 1	WP: 3	PA: 51
PITCHER	IP	WLS	BF	H	R	ER	SO	BB	IBB	HBP	BLK	WP	HR	S	P	ERA	WHIP																																												
Fergie Jenkins, R (1, 1) ERA: 2.9	5.0		26	7	6	5	6	2	0	1	0	1	1	35	44	9.00	1.800																																												
Ted Abernathy, R (6, 1) ERA: 1.26	2.1		11	1	0	0	1	1	1	0	1	1	0	11	19	0.00	0.857																																												
Hank Aguirre, L (8, 1) ERA: 1.69	0.2		2	0	0	0	0	0	0	0	0	0	0	2	2	0.00	0.000																																												
Phil Regan, R (9, 1) ERA: 3.73	1.0	W	8	3	2	2	1	1	1	0	0	0	0	8	16	18.00	4.000																																												
Rich Nye, L (10, 1) ERA: 3.54	1.0	S	4	1	0	0	0	0	0	0	0	0	0	4	4	0.00	1.000																																												



Batter	1	2	3	4	5	6	7	8	9	10	AB R H RBI BB SO LOB	TOP																							
Don Kessinger, S (1, 6) OBP: 0.362, SLG: 0.390	0-0 P6		0-0 FC1-6 1B		0-0 SF9 2B	0-0 SF9 1B		0-0 4-3		0-0 P4-3 2B	5 1 3 2 0 0 0	<b>Chicago Cubs @ Cincinnati Reds</b> Crosley Field, Cincinnati, OH Sat Jun 14 1969, 7:05 PM EDT Att. 16,008 - Cloudy																							
Paul Popovich, S (1, 4) OBP: 0.271, SLG: 0.231	0-0 P8		0-0 FC1-6 1-2f		0-0 F5	0-0 P7		0-0 P8		0-0 P4-3 2-3	6 0 0 0 0 0 4																								
Willie Smith, L (1, 7) OBP: 0.345, SLG: 0.566	0-0		0-0 4-3		0-0			0-0 4-3		0-0 F2	6 1 2 0 0 0 2																								
Rich Nye, L (10, 1) Fergie Jenkins, R (10, 1) OBP: 0.174, SLG: 0.171	0-0 1B		0-0		0-0 1-3	0-0 14 HR 2B		0-0		0-0 G4-1	0 0 0 0 0 0 0																								
Ron Santo, R (1, 5) OBP: 0.398, SLG: 0.500	0-3 K				0-0 FC4-6 1B	0-0 SF9		4-0 FC5 14 HBP BB		0-0 P4	3 0 1 1 1 1 1																								
14 Ernie Banks, R (1, 3) OBP: 0.348, SLG: 0.475		0-0 P3		0-0 F7	0-0	0-0		1-0 FC5 1B HBP		4-0 BB	3 2 1 2 1 0 1																								
Al Spangler, L (1, 9) OBP: 0.320, SLG: 0.422		4-0		0-0 FC4-6 2B 1B	0-0 F9			0-0 FC5 1B		0-0 4-3	2 1 0 0 1 0 1																								
Jim Hickman, R (7, PH) OBP: 0.237, SLG: 0.205		BB		0-0 1-2f 1B				1-2 2-3f			2 0 0 0 0 0 3																								
Randy Hundley, R (1, 2) OBP: 0.403, SLG: 0.495		0-0 F2		0-0 1-3				0-0 6-3		0-0 1-2 2-H 1B	4 2 2 1 1 0 1																								
Don Young, R (1, 8) OBP: 0.340, SLG: 0.374		0-3 K		0-0 2-H 3-H 1B				0-0 E SF9 3B		0-0 1-2 SH3-4	4 1 2 2 0 1 3																								
Ken Holtzman, R (1, 1) Don Nicoski, R (1, 1) Billy Williams, L (1, 1) Nate Oliver, R (1, 1) Ted Aborn, R (1, 1) Bill Wright, L (1, 1) Phil Regan, R (1, 1) Ken Rudolph, R (1, 1)			0-0 6-3		0-3 K			0-0 FC1		0-0 F7	1 0 0 0 0 0 0																								
										0-0 2-H 2B	1 0 0 0 0 0 0																								
<b>Inning Stats</b>	R: 0 H: 1 E: 0 K: 1 S: 6	H: 1 LOB: 1 BB: 0 P: 6	R: 0 H: 0 E: 0 K: 1 S: 5	H: 0 LOB: 1 BB: 1 P: 9	R: 0 H: 1 E: 0 K: 0 S: 4	H: 1 LOB: 1 BB: 0 P: 4	R: 2 H: 3 E: 0 K: 1 S: 8	H: 3 LOB: 0 BB: 0 P: 8	R: 3 H: 3 E: 0 K: 0 S: 6	H: 1 LOB: 1 BB: 0 P: 5	R: 1 H: 1 E: 0 K: 0 S: 5		H: 1 LOB: 2 BB: 1 P: 9	R: 0 H: 0 E: 0 K: 0 S: 3	R: 0 H: 0 E: 0 K: 0 S: 3	H: 0 LOB: 1 BB: 1 P: 7	R: 2 H: 2 E: 0 K: 0 S: 5	H: 2 LOB: 1 BB: 1 P: 9	1B: 6 2B: 4 3B: 1 HR: 1	SF: 2 SAC: 1 DP: 0 HBP: 1	WP: 0 PA: 48 PB: 0 SB: 0 CS: 0														
<b>PITCHER</b>	IP WLS BF H R ER SO BB IBB HBP BLK WP HR S P ERA WHIP																																		
Tony Cloninger, R (1, 1) ERA: 5.51	5.1	26	9	6	5	3	1	0	0	0	0		1	31	35	8.44	1.875																		
Al Jackson, L (6, 1) ERA: 10.5	1.0	6	0	1	1	0	1	0	1	0	0	0	4	9	9.00	1.000																			
Clay Carroll, R (7, 1) ERA: 2.73	2.2	10	1	0	0	0	1	0	0	0	0	0	9	13	0.00	0.750																			
Wayne Granger, R (10, 1) ERA: 3.42	1.0	L 6	2	2	2	0	1	0	0	0	0	0	5	9	18.00	3.000																			

AB	40
R	9
H	12
RBI	9
BB	4
SO	3
LOB	18



WP: 0	PA: 48
PB: 0	
SB: 0	
CS: 0	

Chicago Cubs @ Cincinnati Reds  
 Crosley Field, Cincinnati, OH  
 Sat Jun 14 1969, 7:05 PM EDT  
 Att: 16,008 - Cloudy

livebaseballscorecards.com

AB	45
R	8
H	17
RBI	8
BB	7
SO	6
LOB	24



WP:	0	PA:	52
PB:	0		
SB:	1		
CS:	1		

AB	R	H	RBI	BB	SO	LOB
5	0	0	0	1	2	2
6	1	3	1	0	1	3
5	2	3	2	1	0	1
5	0	1	0	1	1	3
6	1	3	1	0	1	1
4	1	3	0	2	0	2
0	0	0	0	0	0	0
6	1	2	0	0	0	7
4	1	1	2	1	1	1
2	1	1	2	1	0	3
0	0	0	0	0	0	0
1	0	0	0	0	0	0
1	0	0	0	0	0	1
0	0	0	0	0	0	0

1B:	13	SF:	0
2B:	1	SAC:	0
3B:	1	DP:	1
HR:	2	HBP:	0

WP:	0	ERA:	0.00
PB:	0	WHIP:	0.000
SB:	1		
CS:	1		

Batter	1	2	3	4	5	6	7	8	9	10														
<b>Pete Rose, S</b> (1, 8) OBP: 0.395, SLG: 0.433	0-0 6-3	0-3 K		0-3 K	0-0 P4-3		0-0 P4-3		4-0 IBB															
<b>Bobby Tolan, L</b> (1, 9) OBP: 0.347, SLG: 0.550	0-0 S 1B	0-3 K		0-0 E5 HR 1B	0-0 2-H 3B		0-0 P4-3	0-0 P4-3	0-0 F3															
<b>Alex Johnson, R</b> (1, 7) OBP: 0.373, SLG: 0.534	4-0 G1-6-3 1-2 BB		0-0 BB 1B	0-0 2-H HR 1B	0-0 P4		0-0 CS 1B		0-0 F9															
<b>Tony Perez, R</b> (1, 5) OBP: 0.383, SLG: 0.537	0-0 G1-6-3 1-2f		0-0 P4	0-0 1B 1B		0-3 K	4-0 1-2 1B BB		0-0 P3															
<b>Lee May, R</b> (1, 3) OBP: 0.347, SLG: 0.586		0-0 F8	0-0 1-2 BB 1B	0-3 K		0-0 P4-3	0-0 1-2 1B		0-0 HR															
<b>Johnny Bench, R</b> (1, 2) OBP: 0.392, SLG: 0.557 <b>Giraldo Ruiz, S</b> (10, PR) OBP: 0.231, SLG: 0.208		0-0 1B 1B	4-0 1-2 2-3 BB	0-0 1-3 1B		0-0 1B	0-0 F9		4-0 FC5-4 BB															
<b>Tommy Helms, R</b> (1, 4) OBP: 0.320, SLG: 0.312		0-0 1-2 2B 1B	0-0 L5	0-0 F9		0-0 F9		0-0 P4-3 1B	0-0 FC5-4															
<b>Darrel Chaney, S</b> (1, 6) OBP: 0.304, SLG: 0.284		0-0 1-2 2-H 2B 1B	4-0 1-2 2-3 3-H BB		0-0 P6		0-0 5-3		0-3 K															
<b>Tony Cloninger, R</b> (1, 1) OBP: 0.176, SLG: 0.250 <b>Al Jackson, L</b> (6, 1) <b>Clay Carroll, R</b> (7, 1) OBP: 0.545, SLG: 0.778 <b>Jimmy Stewart, S</b> (9, PH) OBP: 0.292, SLG: 0.326 <b>Wayne Granger, R</b> (10, 1) OBP: 0.222, SLG: 0.125		0-0 1-H 2-H 2B	0-0 1-3		4-0 3B BB		0-0 B1-3		0-0 P4-3															
<b>Inning Stats</b>	R: 0 E: 0 K: 0 S: 3	H: 1 LOB: 1 BB: 1 P: 7	R: 3 E: 0 K: 2 S: 11	H: 4 LOB: 1 BB: 0 P: 11	R: 1 E: 0 K: 0 S: 5	H: 2 LOB: 3 BB: 2 P: 13	R: 2 E: 1 K: 2 S: 11	H: 4 LOB: 2 BB: 0 P: 11	R: 1 E: 0 K: 0 S: 4	H: 1 LOB: 1 BB: 1 P: 8	R: 0 E: 0 K: 1 S: 6	H: 1 LOB: 1 BB: 0 P: 6	R: 0 E: 0 K: 0 S: 3	H: 0 LOB: 0 BB: 0 P: 3	R: 0 E: 0 K: 0 S: 4	H: 2 LOB: 2 BB: 1 P: 8	R: 0 E: 0 K: 1 S: 6	H: 1 LOB: 2 BB: 1 P: 10	R: 1 E: 0 K: 0 S: 4	H: 1 LOB: 1 BB: 1 P: 8	1B: 13 2B: 1 3B: 1 HR: 2	SF: 0 SAC: 0 DP: 1 HBP: 0	WP: 0 PB: 0 SB: 1 CS: 1	PA: 52
<b>PITCHER</b> <b>Ken Holtzman, L</b> (1, 1) ERA: 2.99 <b>Don Nottebart, R</b> (3, 1) ERA: 8.03 <b>Ted Abernathy, R</b> (6, 1) ERA: 1.19 <b>Phil Regan, R</b> (8, 1) ERA: 3.56 <b>Rich Nye, L</b> (10, 1) ERA: 3.77	IP	WLS	BF	H	R	ER	SO	BB	IBB	HBP	BLK	WP	HR	S	P	ERA	WHIP							
<b>PITCHER</b> <b>Fergie Jenkins, R</b> (10, 1) ERA: 2.9	0.1	S	1	0	0	0	0	0	0	0	0	0	0	1	3	13.50	3.750							

WP:	0	PA:	52
PB:	0		
SB:	1		
CS:	1		



Batter	1	2	3	4	5	6	7	8	9	AB R H RBI BB SO LOB	TOP																
Don Kessinger, S (1, 6) OBP: 0.363, SLG: 0.390	0-0 FC6-4 1B		0-0 F7		0-0 F3	0-0 1B		0-0 F7		5 0 2 1 0 0 1																	
Paul Popovich, S (1, 4) OBP: 0.267, SLG: 0.243	0-0 FC6-4 CS 1-2f		0-0 P9			1-2 2-3 3-H 14 BB SFB 2B		0-0 L3		5 1 1 0 0 0 4																	
Ron Santo, R (1, 5) OBP: 0.406, SLG: 0.519	0-3 K 1-2			0-0 14 FC1-4 1B		4-0 14 BB 2B	0-0 HR		0-0 3-1 14 4-3 1B	4 2 3 1 1 1 1																	
14 Ernie Banks, R (1, 3) OBP: 0.349, SLG: 0.475		0-0 BB F8-2 2B		0-0 FC1-4 BB 1-2f		4-0 2B 1-2 2-3 BB	0-3 K		0-0 4-3	4 1 1 0 1 1 2																	
Randy Hundley, R (1, 2) OBP: 0.411, SLG: 0.502		4-0 BB BB		4-0 G6-4-3 BB 1-2		0-0 SF8	0-0 G3 1B 2B		4-0 3-1 IBB	1 1 1 1 3 0 0																	
Ken Rudolph, R (1, 7) OBP: 0.200, SLG: 0.222		0-3 K		0-0 G6-4-3 1-2f		0-3 K	0-0 G3		0-0 3-1	3 0 0 0 0 2 6 2 0 0 0 0 0 3																	
Al Spangler, L (7, PH) OBP: 0.315, SLG: 0.416																											
Jim Hickman, R (1, 9) OBP: 0.265, SLG: 0.233		4-0 1-2 2-3 BB			4-0 SH1-3 BB	0-0 BB 1-3 2-H 1B 2B	0-0 BB 3-H 1B		0-3 K	3 1 2 2 2 1 2																	
Don Young, R (1, 8) OBP: 0.337, SLG: 0.366		0-0 F8-2 3-H			0-0 F7	4-0 1B BB IBB	0-0 4-3			3 0 0 0 1 0 5																	
Bill Hands, R (1, 1) Billy Williams, L (6, PH) Rick Bladt, R (6, PR) Ted Abernathy, R (6, 1) Willie Smith, L (8, PH) Phil Regan, R (8, 1)			0-0 5-3		0-0 SH1-3	4-0 1B BB		0-0 P6		1 0 0 0 0 0 0 0 0 0 1 1 0 0 0 0 0 0 0 0 0 0 0 0 0 0 0 0 1 0 0 0 0 0 0 0 0 0 0 0 0 0																	
<b>Inning Stats</b>	R: 0 E: 0 K: 1 S: 5	H: 1 LOB: 1 BB: 0 P: 5	R: 0 E: 0 K: 1 S: 5	H: 1 LOB: 2 BB: 2 P: 13	R: 0 E: 0 K: 0 S: 3	H: 0 LOB: 0 BB: 0 P: 3	R: 0 E: 0 K: 0 S: 3	H: 1 LOB: 1 BB: 1 P: 7	R: 0 E: 0 K: 0 S: 3	H: 0 LOB: 1 BB: 1 P: 7	R: 4 E: 0 K: 1 S: 8	H: 3 LOB: 3 BB: 4 P: 24	R: 2 E: 0 K: 1 S: 8	H: 3 LOB: 1 BB: 0 P: 8	R: 0 E: 0 K: 0 S: 3	H: 0 LOB: 0 BB: 0 P: 3	R: 0 E: 0 K: 1 S: 6	H: 1 LOB: 2 BB: 1 P: 10	1B: 5 2B: 6 3B: 0 HR: 1	SF: 1 SAC: 1 DP: 3 HBP: 0	WP: 0 PB: 0 SB: 0 CS: 1	PA: 43					
<b>PITCHER</b>	IP WLS BF H R ER SO BB IBB HBP BLK WP HR S P ERA WHIP																										
Jim Merritt, L (1, 1) ERA: 4.72	5.2		27	5	4	4	3	7	1	0	0	0	0	25	57	6.35	2.118										
Al Jackson, L (6, 1) ERA: 11.37	0.2		5	3	2	2	1	0	0	0	0	0	1	7	7	27.00	4.500										
Clay Carroll, R (7, 1) ERA: 2.61	2.2	W	11	2	0	0	1	0	1	0	0	0	0	12	16	0.00	0.750										

Chicago Cubs @ Cincinnati Reds  
Crosley Field, Cincinnati, OH  
Sun Jun 15 1969, 3:33 AM EDT  
Cloudy - 54 F

livebaseballscorecards.com

AB	32
R	6
H	10
RBI	6
BB	9
SO	5
LOB	24



BOTTOM

Chicago Cubs @ Cincinnati Reds  
Crosley Field, Cincinnati, OH  
Sun Jun 15 1969, 3:33 AM EDT  
Cloudy - 54 F

livebaseballscorecards.com

AB	32
R	7
H	12
RBI	7
BB	4
SO	6
LOB	14



WP:	1	PA:	38
PB:	0		
SB:	0		
CS:	1		

AB R H RBI BB SO LOB

3	1	1	2	2	0	0
4	0	2	1	0	0	0
4	0	0	0	0	3	3
3	3	2	0	1	0	0
4	2	4	2	0	0	0
4	0	0	0	0	0	5
2	0	0	1	1	1	1
1	1	1	0	0	0	0
2	0	0	0	0	1	4
1	0	0	0	0	1	0
0	0	0	0	0	0	0
0	0	0	0	0	0	0

Batter	1	2	3	4	5	6	7	8	9
Pete Rose, S OBP: 0.400, SLG: 0.432 (1, 8)	0-0 F7 ①		0-0 P4 ①	0-0 1B ③ 1-3 2-H 3-H			4-0 SH3-4 1B BB		4-0 1B IBB
Bobby Tolan, L OBP: 0.349, SLG: 0.550 (1, 9)	0-0 WP 1B		0-0 6-3 ②		0-0 B3 ①		0-0 SH3-4 ① 1-2		0-0 1B ② 1-2 2-H
Alex Johnson, R OBP: 0.376, SLG: 0.533 (1, 7)	0-0 F8 ②		0-0 1B		0-0 6-3 ②		0-0 CS 1B ② 2-H		
Lee May, R OBP: 0.341, SLG: 0.575 (1, 3)	0-3 K ③ 1-2		0-3 K ③		0-0 F7 ③		0-3 K ② ③ 1-2		
Johnny Bench, R OBP: 0.399, SLG: 0.559 (1, 2)		4-0 F9 1B FC4-6 BB		0-0 1B 1B		0-0 HR 1B		0-0 F9	
Tony Perez, R OBP: 0.393, SLG: 0.559 (1, 5)		0-0 FC4-6 1B 1-2		0-0 1B 1B 1-3		0-0 HR 1B 1-H		0-0 P4-6-3 1B	
Tommy Helms, R OBP: 0.314, SLG: 0.305 (1, 4)		0-0 F9 ① 2-3		0-0 6-3 ①		0-0 F2 ①		0-0 P4-6-3 ② ③ 1-2f	
Darrel Chaney, S OBP: 0.304, SLG: 0.280 Jimmy Stewart, S OBP: 0.306, SLG: 0.341 (9, PH)		0-0 FC4-6 ② 1-2f 3-H		4-0 1B IBB		0-3 K ② S: 3		0-0 SH3 1B 1B	
Jim Merritt, L OBP: 0.226, SLG: 0.143 Al Jackson, L (6, 1) Clay Carroll, R OBP: 0.545, SLG: 0.778 Giraldo Ruiz, S OBP: 0.231, SLG: 0.208 (9, PH)		0-0 6-3 ③		0-3 K ② S: 3		0-3 K ③ S: 3		0-0 SH3 ① 1-2	

Inning Stats	R: 0	H: 1	E: 0	K: 1	S: 6	H: 1	LOB: 1	BB: 0	P: 6	R: 1	H: 1	E: 0	K: 0	S: 4	R: 0	H: 1	E: 0	K: 1	S: 6	R: 2	H: 3	E: 0	K: 1	S: 7	R: 0	H: 0	E: 0	K: 0	S: 3	R: 2	H: 2	E: 0	K: 2	S: 9	R: 1	H: 1	E: 0	K: 1	S: 5	R: 0	H: 1	E: 0	K: 0	S: 3	R: 1	H: 2	E: 0	K: 0	S: 3	R: 1	H: 2	E: 0	K: 0	S: 3
--------------	------	------	------	------	------	------	--------	-------	------	------	------	------	------	------	------	------	------	------	------	------	------	------	------	------	------	------	------	------	------	------	------	------	------	------	------	------	------	------	------	------	------	------	------	------	------	------	------	------	------	------	------	------	------	------

PITCHER	IP	WLS	BF	H	R	ER	SO	BB	IBB	HBP	BLK	WP	HR	S	P	ERA	WHIP
Bill Hands, R ERA: 3.06 (1, 1)	5.0		22	6	3	3	3	1	1	0	0	1	0	26	34	5.40	1.400
Ted Abernathy, R ERA: 1.82 (6, 1)	2.0		9	3	3	3	3	1	0	0	0	0	1	14	18	13.50	2.000
Phil Regan, R ERA: 3.65 (8, 1)	1.1	L	7	3	1	1	0	0	1	0	0	0	0	6	10	6.75	2.250

WP:	PA:	ERA	WHIP
1	38		



Batter	1	2	3	4	5	6	7	8	9	AB R H RBI BB SO LOB	TOP																									
<b>Pete Rose, S</b> (1, 8) OBP: 0.404, SLG: 0.432	0-0 G3	0-0 1-2 1B		0-0 FC4-6 1-2f		0-0 2B 1B		0-0 F7		5 1 2 2 0 0 2	<b>Cincinnati Reds @ San Francisco Giants</b> Candlestick Park, San Francisco, CA Mon Jun 16 1969, 6:33 AM EDT Att. 4,284 - Unknown																									
<b>Bobby Tolan, L</b> (1, 9) OBP: 0.358, SLG: 0.566	0-0 F7	0-3 3-H K			0-0 F3	0-0 1-H 3-H 2B		0-0 1-3 3B 1B	5 1 2 2 0 1 2																											
<b>Alex Johnson, R</b> (1, 7) OBP: 0.389, SLG: 0.545	0-0 FC6-4 1B		0-0 1-5-3 1B		0-0 WP 4-3 1B	4-0 BB		0-0 1-H 3-H E 3B	4 1 4 2 1 0 0																											
<b>Tony Perez, R</b> (1, 5) OBP: 0.382, SLG: 0.539	0-0 FC6-4 1-2f		0-0 1-5-3 1-2		0-0 4-3	0-0 F8		0-0 E5	5 0 0 0 0 0 5																											
<b>Lee May, R</b> (1, 3) OBP: 0.336, SLG: 0.558		0-0 F4	0-0 5-3		0-0 5-3 2-3		0-0 F6	0-0 6-3	5 0 0 0 0 0 3																											
<b>Johnny Bench, R</b> (1, 2) OBP: 0.398, SLG: 0.549		0-0 E6 BB 1B	0-0 6-3			0-0 1B 1B	0-0 4-3	0-0 4-3 SH1-3 1B	5 2 2 0 0 0 1																											
<b>Tommy Helms, R</b> (1, 4) OBP: 0.302, SLG: 0.293		0-0 F9		0-0 F8		0-3 K	0-0 4-3	0-0 SH1-3	4 0 0 0 0 1 2																											
<b>Darrel Chaney, S</b> (1, 6) OBP: 0.314, SLG: 0.282		4-0 1B 1-2 1B BB		0-0 FC1-6 1B		0-0 1B 1-3 2B 1B		4-0 1B 3B BB	3 3 2 0 2 0 1																											
<b>Jack Fisher, R</b> (1, 1) OBP: 0.071, SLG: 0.071		0-0 1B		0-0 FC1-6 FC4-6 1-2f		0-3 K		0-3 K	4 0 1 1 0 2 4																											
<b>Clay Carroll, R</b> (8, 1) OBP: 0.500, SLG: 0.700								0-0 F9	1 0 0 0 0 0 1																											
<b>Wayne Granger, R</b> (9, 1) OBP: 0.222, SLG: 0.125		1-3 2-H 1B							0 0 0 0 0 0 0																											
<b>Inning Stats</b>	R: 0 E: 0 K: 0 S: 4	H: 1 LOB: 1 BB: 0 P: 4	R: 2 E: 1 K: 1 S: 8	H: 2 LOB: 2 BB: 1 P: 12	R: 0 E: 0 K: 0 S: 4	H: 1 LOB: 1 BB: 0 P: 4	R: 0 E: 0 K: 0 S: 4	H: 1 LOB: 1 BB: 0 P: 4	R: 3 E: 0 K: 2 S: 11	H: 4 LOB: 2 BB: 1 P: 15	R: 0 E: 0 K: 0 S: 3	H: 0 LOB: 0 BB: 0 P: 3	R: 3 E: 1 K: 1 S: 8	H: 2 LOB: 1 BB: 1 P: 12	R: 0 E: 0 K: 0 S: 4	H: 1 LOB: 1 BB: 0 P: 4	1B: 11 2B: 1 3B: 1 HR: 0	SF: 0 SAC: 1 DP: 0 HBP: 0	WP: 1 PB: 0 SB: 0 CS: 0	PA: 45																
<b>PITCHER</b>	IP WLS BF H R ER SO BB IBB HBP BLK WP HR S P ERA WHIP																																			
<b>Rich Robertson, R</b> (1, 1) ERA: 4.88	5.1		26	8	4	2	2	1	0	0	0	1	0	29	33	3.38	1.688																			
<b>Ron Kline, R</b> (6, 1) ERA: 5.79	1.2	L	8	2	1	1	1	1	0	0	0	0	0	9	13	5.40	1.800																			
<b>Frank Linzy, R</b> (8, 1) ERA: 2.95	1.0		7	2	3	2	1	1	0	0	0	0	0	8	12	18.00	3.000																			
<b>Ron Herbel, R</b> (9, 1) ERA: 4.26	1.0		4	1	0	0	0	0	0	0	0	0	0	4	4	0.00	1.000																			

livebaseballscorecards.com

<b>AB</b>	41
<b>R</b>	8
<b>H</b>	13
<b>RBI</b>	7
<b>BB</b>	3
<b>SO</b>	4
<b>LOB</b>	21



Batter	1	2	3	4	5	6	7	8	9	AB R H RBI BB SO LOB
<b>Bobby Bonds, R</b> OBP: 0.375, SLG: 0.451 (1, 8) X	0-0 HR		4-0 CS BB		0-0 F8		0-3 K		4-0 WP 1B BB	3 2 1 1 2 1 0
<b>Ron Hunt, R</b> OBP: 0.359, SLG: 0.316 (1, 4) X	0-0 5-3		0-0 CS 1-2	0-0 HR	0-0 F9		0-0 1B		0-0 4-3 1-2	5 1 2 1 0 0 1
<b>Ken Henderson, S</b> OBP: 0.254, SLG: 0.333 (1, 9) X	0-0 4-3			0-0 4-3	0-0 4-3		0-0 G3		0-0 F7 2-3	5 0 0 0 0 0 2
<b>Willie McCovey, L</b> OBP: 0.477, SLG: 0.786 (1, 3) X	0-0 G3			4-0 1B 1B BB		4-0 1B BB		0-0 F9	0-0 BB 1B BB 1B	3 2 1 1 2 0 0
<b>Dick Dietz, R</b> OBP: 0.380, SLG: 0.366 (1, 2) X		0-0 F9		0-3 K		0-3 K		0-0 1B 1B 1B	0-0 BB BB 1B	5 0 2 0 0 2 2
<b>Dave Marshall, L</b> OBP: 0.330, SLG: 0.283 (1, 7) X		0-3 K		0-0 1B 1-3 1B		0-0 1-2 1B		0-0 1-2 1B 1B	4-0 1-2 2-3 BB	4 1 3 0 1 1 0
<b>Bobby Etheridge, R</b> OBP: 0.431, SLG: 0.523 (1, 5) X		0-0 6-3		0-0 1B 1-3 1B		0-0 F7		0-0 1-2 2-3 1B	4-0 1-2 2-3 BB	4 0 2 2 1 0 2 0 0 0 0 0 0 0
<b>Don Mason, L</b> OBP: 0.303, SLG: 0.226 (9, PR) X				0-0 3-H 1B		0-0 4-3		0-3 K	0-0 5-3	3 0 1 1 0 0 2 1 0 0 0 0 1 3 0 0 0 0 0 0 0 1 0 0 0 0 0 3
<b>Hal Lanier, R</b> OBP: 0.263, SLG: 0.273 (1, 6) X			0-0 4-3		0-0 1-3 3-H 1B		0-0 4-3		0-0 5-3	
<b>Jim Davenport, R</b> OBP: 0.320, SLG: 0.336 (8, PH) X				0-0 1-3 3-H 1B		0-0 4-3		0-3 K	0-0 5-3	
<b>Tito Fuentes, S</b> OBP: 0.150, SLG: 0.059 (9, 6) X				0-0 1-3 3-H 1B		0-0 4-3		0-3 K	0-0 5-3	
<b>Jim Ray Hart, R</b> OBP: 0.331, SLG: 0.291 (9, PH) X				0-0 1-3 3-H 1B		0-0 4-3		0-3 K	0-0 5-3	
<b>Rich Robertson, R</b> OBP: 0.288, SLG: 0.382 (1, 1) X			0-0 F4		0-3 K		0-0 G3		0-3 K	
<b>Ron Kline, R</b> OBP: 0.288, SLG: 0.382 (6, 1) X					0-3 K		0-0 G3		0-3 K	
<b>Bob Burda, L</b> OBP: 0.288, SLG: 0.382 (7, PH) X					0-3 K		0-0 G3		0-3 K	
<b>Frank Linzy, R</b> OBP: 0.288, SLG: 0.382 (8, 1) X					0-3 K		0-0 G3		0-3 K	
<b>Willie Mays, R</b> OBP: 0.288, SLG: 0.382 (8, PH) X					0-3 K		0-0 G3		0-3 K	
<b>Ron Herbel, R</b> OBP: 0.288, SLG: 0.382 (9, 1) X					0-3 K		0-0 G3		0-3 K	

Inning Stats	R: 1	H: 1	E: 0	LOB: 0	K: 0	BB: 0	S: 4	P: 4	R: 0	H: 0	E: 0	LOB: 0	K: 1	BB: 0	S: 5	P: 5	R: 0	H: 0	E: 0	LOB: 0	K: 0	BB: 1	S: 2	P: 6	R: 3	H: 4	E: 0	LOB: 2	K: 2	BB: 1	S: 11	P: 15	R: 0	H: 0	E: 0	LOB: 0	K: 0	BB: 0	S: 3	P: 3	R: 0	H: 1	E: 0	LOB: 2	K: 1	BB: 1	S: 6	P: 10	R: 0	H: 1	E: 0	LOB: 1	K: 1	BB: 0	S: 6	P: 6	R: 0	H: 3	E: 0	LOB: 3	K: 2	BB: 0	S: 10	P: 10	R: 2	H: 2	E: 0	LOB: 3	K: 0	BB: 3	S: 5	P: 17	1B: 10	SF: 0	2B: 0	SAC: 0	3B: 0	DP: 0	HR: 2	HBP: 0
--------------	------	------	------	--------	------	-------	------	------	------	------	------	--------	------	-------	------	------	------	------	------	--------	------	-------	------	------	------	------	------	--------	------	-------	-------	-------	------	------	------	--------	------	-------	------	------	------	------	------	--------	------	-------	------	-------	------	------	------	--------	------	-------	------	------	------	------	------	--------	------	-------	-------	-------	------	------	------	--------	------	-------	------	-------	--------	-------	-------	--------	-------	-------	-------	--------

PITCHER	IP	WLS	BF	H	R	ER	SO	BB	IBB	HBP	BLK	WP	HR	S	P	ERA	WHIP
<b>Jack Fisher, R</b> ERA: 4.3 (1, 1)	7.1	W	33	9	4	4	5	3	0	0	0	0	2	40	52	4.91	1.636
<b>Clay Carroll, R</b> ERA: 2.8 (8, 1)	1.1		10	3	2	2	2	3	0	0	0	1	0	11	23	13.50	4.500
<b>Wayne Granger, R</b> ERA: 3.33 (9, 1)	0.1	S	1	0	0	0	0	0	0	0	0	0	0	1	1	0.00	0.000

**BOTTOM**

**Cincinnati Reds @ San Francisco Giants**  
Candlestick Park, San Francisco, CA

Mon Jun 16 1969, 6:33 AM EDT  
Att. 4,284 - Unknown

<b>AB</b>	<b>38</b>
<b>R</b>	<b>6</b>
<b>H</b>	<b>12</b>
<b>RBI</b>	<b>6</b>
<b>BB</b>	<b>6</b>
<b>SO</b>	<b>7</b>
<b>LOB</b>	<b>20</b>

**GIANTS**

<b>WP</b>	<b>1</b>	<b>PA</b>	<b>45</b>
<b>PB</b>	<b>0</b>		
<b>SB</b>	<b>0</b>		
<b>CS</b>	<b>1</b>		

PITCHER	IP	WLS	BF	H	R	ER	SO	BB	IBB	HBP	BLK	WP	HR	S	P	ERA	WHIP
---------	----	-----	----	---	---	----	----	----	-----	-----	-----	----	----	---	---	-----	------



Batter	1	2	3	4	5	6	7	8	9	AB R H RBI BB SO LOB	TOP													
<b>Pete Rose, S</b> (1, 8) OBP: 0.402, SLG: 0.426	0-0 6-3		0-3 K			4-0 SH1-3 BB		0-3 K		3 0 0 0 1 2 1	<b>Cincinnati Reds @ San Francisco Giants</b> Candlestick Park, San Francisco, CA Tue Jun 17 1969, 10:05 PM EDT Att. 8,465 - Unknown  <b>livebaseballscorecards.com</b>													
<b>Bobby Tolan, L</b> (1, 9) OBP: 0.358, SLG: 0.561	0-0 F8			0-3 K		0-0 SH1-3		1-0 HBP		2 0 0 0 0 1 0														
<b>Alex Johnson, R</b> (1, 7) <b>Al Jackson, L</b> (8, 1) OBP: 0.386, SLG: 0.538	0-0 1-3			0-0 6-3		4-0 BB		0-0 F8		3 0 0 0 1 0 1 0 0 0 0 0 0 0														
<b>Tony Perez, R</b> (1, 5) OBP: 0.376, SLG: 0.530		0-0 F8		0-3 K		0-0 1-3			0-0 1-3	4 0 0 0 0 1 2														
<b>Lee May, R</b> (1, 3) OBP: 0.335, SLG: 0.557		0-3 K			0-0 F8		0-0 F2		0-0 PB 2B	4 0 1 0 0 1 0														
<b>Johnny Bench, R</b> (1, 2) OBP: 0.409, SLG: 0.556		0-0 1B			0-0 FC4-6 1B		0-0 FC6-4 1B		4-0 2-3 BB	3 0 3 0 1 0 0														
<b>Tommy Helms, R</b> (1, 4) OBP: 0.296, SLG: 0.287			0-0 6-3		0-0 FC4-6 1-2f		0-0 FC6-4 1-2f		0-0 F8	4 0 0 0 0 0 4														
<b>Darrel Chaney, S</b> (1, 6) <b>Fred Whitfield, L</b> (9, PH) OBP: 0.308, SLG: 0.276 OBP: 0.389, SLG: 0.214			0-0 F9		0-3 K		0-3 K		0-0 F9	3 0 0 0 0 2 2 1 0 0 0 0 0 2														
<b>George Culver, R</b> (1, 1) <b>Giraldo Ruiz, S</b> (6, PH) <b>Pedro Ramos, S</b> (6, 1) <b>Jimmy Stewart, S</b> (8, PH) OBP: 0.111, SLG: 0.111 OBP: 0.214, SLG: 0.192			0-0 1B			0-0 4-3		0-3 K		1 0 1 0 0 0 0 1 0 0 0 0 0 0 0 0 0 0 0 0 0 1 0 0 0 0 1 0														
<b>Inning Stats</b>	R: 0 E: 0 K: 0 S: 3	H: 0 LOB: 0 BB: 0 P: 3	R: 0 E: 0 K: 1 S: 5	H: 1 LOB: 1 BB: 0 P: 5	R: 0 E: 0 K: 1 S: 6	H: 1 LOB: 1 BB: 0 P: 6	R: 0 E: 0 K: 2 S: 7	H: 0 LOB: 0 BB: 0 P: 7	R: 0 E: 0 K: 1 S: 6	H: 1 LOB: 1 BB: 0 P: 6	R: 0 E: 0 K: 1 S: 6	H: 1 LOB: 1 BB: 0 P: 6	R: 0 E: 0 K: 1 S: 7	H: 0 LOB: 2 BB: 2 P: 11	R: 0 E: 0 K: 1 S: 6	H: 1 LOB: 1 BB: 0 P: 6	R: 0 E: 0 K: 2 S: 7	H: 0 LOB: 1 BB: 0 P: 8	R: 0 E: 0 K: 0 S: 4	H: 1 LOB: 2 BB: 1 P: 8	1B: 4 2B: 1 3B: 0 HR: 0	SF: 0 SAC: 1 DP: 0 HBP: 1	WP: 0 PB: 1 SB: 0 CS: 0	PA: 35
<b>PITCHER</b> <b>Juan Marichal, R</b> (1, 1) ERA: 2.08	IP 9.0	WLS W	BF 35	H 5	R 0	ER 0	SO 8	BB 3	IBB 0	HBP 1	BLK 0	WP 0	HR 0	S 47	P 60	ERA 0.00	WHIP 0.889							



Batter	1	2	3	4	5	6	7	8	9	AB	R	H	RBI	BB	SO	LOB
<b>Bobby Bonds, R</b> OBP: 0.375, SLG: 0.452 (1, 9)	0-3 K	0-0 2B		4-0 1-2 2B BB		0-3 K		0-3 K		4	1	1	0	1	3	0
<b>Ron Hunt, R</b> OBP: 0.366, SLG: 0.333 (1, 4)	4-0 HBP 1B BB	0-0 5-3		0-0 1-H 2-H 2B		0-0 5-3		0-0 2B		4	1	2	2	1	0	1
<b>Willie Mays, R</b> OBP: 0.390, SLG: 0.489 (1, 8)	0-0 BB 1-2 1B		0-0 F8	0-3 K		0-3 K		4-0 G6-4-3 IBB		4	0	1	0	1	2	1
<b>Willie McCovey, L</b> OBP: 0.482, SLG: 0.783 (1, 3)	1-0 BB		4-0 BB		0-0 PB 1B		0-3 K	0-0 G6-4-3		2	0	1	0	1	1	0
<b>Jim Davenport, R</b> OBP: 0.318, SLG: 0.333 (8, 5)	1-2 2-3 HBP		0-0 BB		0-0 1B			1-2f		1	0	0	0	0	0	2
<b>Dave Marshall, L</b> OBP: 0.327, SLG: 0.274 (1, 7)	0-0 F5		0-0 F8		0-0 F6		4-0 2B BB			3	1	0	0	1	0	5
<b>Dick Dietz, R</b> OBP: 0.385, SLG: 0.376 (1, 2)	4-0 1-2 2-3 3-H BB		0-3 K		0-0 F7		0-0 1-H 2B			3	0	1	2	1	1	2
<b>Bobby Etheridge, R</b> OBP: 0.436, SLG: 0.511 (1, 5)	0-0 F9			4-0 FC1-6 BB	0-0 PB 1B		0-3 K			3	0	1	0	1	1	4
<b>Bob Burda, L</b> OBP: 0.288, SLG: 0.382 (8, 3)				0-0 1-2f 2B BB	1-2 2-3 IBB		4-0 IBB			0	0	0	0	0	0	0
<b>Hal Lanier, R</b> OBP: 0.268, SLG: 0.270 (1, 6)		0-0 F5		0-0 FC1-6 BB	4-0 1-2 2-3 IBB		4-0 IBB			2	1	0	0	2	0	1
<b>Juan Marichal, R</b> OBP: 0.225, SLG: 0.243 (1, 1)		0-0 1-3		0-3 K	0-0 5-3		0-3 K			4	0	0	0	0	2	6

Inning Stats	R: 1	H: 1	E: 0	K: 1	S: 6	LOB: 3	BB: 2	P: 15	R: 0	H: 1	E: 0	K: 0	S: 4	LOB: 1	BB: 0	P: 4	R: 0	H: 0	E: 0	K: 1	S: 5	LOB: 1	BB: 1	P: 9	R: 2	H: 1	E: 0	K: 2	S: 8	LOB: 1	BB: 2	P: 16	R: 0	H: 2	E: 0	K: 0	S: 5	LOB: 3	BB: 1	P: 9	R: 0	H: 0	E: 0	K: 2	S: 7	LOB: 0	BB: 0	P: 7	R: 1	H: 1	E: 0	K: 3	S: 10	LOB: 2	BB: 2	P: 18	R: 0	H: 1	E: 0	K: 1	S: 5	LOB: 1	BB: 1	P: 9
--------------	------	------	------	------	------	--------	-------	-------	------	------	------	------	------	--------	-------	------	------	------	------	------	------	--------	-------	------	------	------	------	------	------	--------	-------	-------	------	------	------	------	------	--------	-------	------	------	------	------	------	------	--------	-------	------	------	------	------	------	-------	--------	-------	-------	------	------	------	------	------	--------	-------	------

PITCHER	IP	WLS	BF	H	R	ER	SO	BB	IBB	HBP	BLK	WP	HR	S	P	ERA	WHIP
<b>George Culver, R</b> ERA: 3.78 (1, 1)	5.0	L	27	5	3	3	4	5	1	1	0	0	0	28	53	5.40	2.000
<b>Pedro Ramos, R</b> ERA: 5.0 (6, 1)	2.0		9	1	1	1	5	1	1	0	0	0	0	17	25	4.50	1.000
<b>Al Jackson, L</b> ERA: 10.54 (8, 1)	1.0		4	1	0	0	1	0	1	0	0	0	0	5	9	0.00	1.000

**BOTTOM**

**Cincinnati Reds @ San Francisco Giants**  
Candlestick Park, San Francisco, CA

Tue Jun 17 1969, 10:05 PM EDT  
Att. 8,465 - Unknown

AB	30
R	4
H	7
RBI	4
BB	9
SO	10
LOB	22

livebaseballscorecards.com



1B:	3	SF:	0	WP:	0	PA:	40
2B:	4	SAC:	0	PB:	1	SB:	0
3B:	0	DP:	1	CS:	0		
HR:	0	HBP:	1				



Batter	1	2	3	4	5	6	7	8	9	AB R H RBI BB SO LOB	TOP		
<b>Pete Rose, S</b> (1, 8) OBP: 0.400, SLG: 0.425	0-0 F9		0-0 1-3		0-0 4-3 SF8 2B	0-0 G3	0-3 K		4-0 FC4-6 BB	5 1 1 0 1 1 3			
<b>Bobby Tolan, L</b> (1, 9) OBP: 0.361, SLG: 0.571	0-0 1-3		0-0 2B		0-0 4-3	0-0 CS 1B		0-0 1B 3B	0-0 FC4-6	6 1 3 2 0 0 3			
<b>Alex Johnson, R</b> (1, 7) OBP: 0.381, SLG: 0.531	0-0 4-3		0-0 6-3		0-0 SF8	0-0 CS 1-2	0-0 L3-1	0-0 HR 1B	0-0 1-3	5 1 1 2 0 0 3			
<b>Tony Perez, R</b> (1, 5) OBP: 0.388, SLG: 0.550		0-0 1B 1B		0-0 2B 1B	4-0 HR BB		0-0 HR 1B	0-0 HR		4 3 4 2 1 0 0			
<b>Lee May, R</b> (1, 3) OBP: 0.336, SLG: 0.580		0-0 L5		0-3 K	0-0 HR		0-0 HR	0-0 F9		5 2 2 4 0 1 2			
<b>Johnny Bench, R</b> (1, 2) OBP: 0.413, SLG: 0.554		0-0 1-2 1B		0-3 K	4-0 BB		0-0 E 1B	0-3 K		4 1 2 0 1 2 1			
<b>Tommy Helms, R</b> (1, 4) OBP: 0.294, SLG: 0.290		0-0 F3		0-0 1-3 2B	0-0 F9		0-0 E6 FC1-4 1B	0-0 F6		5 0 1 0 0 0 4			
<b>Darrel Chaney, S</b> (1, 6) OBP: 0.316, SLG: 0.287		0-3 K		0-3 K		0-0 G3 SH3-4 1B	0-0 FC1-4 1B		0-0 FC4-6 BB 1B	5 1 3 1 0 2 4			
<b>Tony Cloninger, R</b> (1, 1) OBP: 0.184, SLG: 0.250			0-3 K		0-0 2B 4-3 1B	0-0 SH3-4	0-0 FC1-4		0-0 F8	4 1 1 0 0 1 3			
<b>Inning Stats</b>	R: 0 E: 0 K: 0 S: 3 H: 0 LOB: 0 BB: 0 P: 3	R: 0 E: 0 K: 1 S: 7 H: 2 LOB: 2 BB: 0 P: 7	R: 0 E: 0 K: 1 S: 6 H: 1 LOB: 1 BB: 0 P: 6	R: 0 E: 0 K: 3 S: 11 H: 2 LOB: 2 BB: 0 P: 11	R: 4 E: 0 K: 0 S: 6 H: 3 LOB: 1 BB: 2 P: 14	R: 1 E: 0 K: 0 S: 4 H: 2 LOB: 0 BB: 0 P: 4	R: 3 E: 1 K: 1 S: 10 H: 4 LOB: 2 BB: 0 P: 10	R: 3 E: 0 K: 1 S: 8 H: 3 LOB: 0 BB: 0 P: 8	R: 0 E: 0 K: 0 S: 4 H: 1 LOB: 2 BB: 1 P: 8	1B: 11 2B: 3 3B: 1 HR: 3 SF: 1 SAC: 1 DP: 0 HBP: 0	WP: 0 PB: 0 SB: 0 CS: 1 PA: 49		
<b>PITCHER</b>	IP WLS BF H R ER SO BB IBB HBP BLK WP HR S P ERA WHIP											<b>PITCHER</b>	IP WLS BF H R ER SO BB IBB HBP BLK WP HR S P ERA WHIP
<b>Ray Sadecki, L</b> (1, 1) ERA: 3.89	4.2 L 23 8 4 4 5 1 0 0 0 0 1 32 36 7.71 1.929												
<b>Ron Herbel, R</b> (5, 1) ERA: 4.22	0.1 2 0 0 0 0 1 0 0 0 0 0 0 1 5 0.00 3.000												
<b>Ron Kline, R</b> (6, 1) ERA: 6.23	2.0 12 6 4 3 1 0 0 0 0 0 0 1 14 14 13.50 3.000												
<b>Bobby Bolin, R</b> (8, 1) ERA: 5.09	2.0 11 4 3 3 1 1 0 0 0 0 0 0 1 12 16 13.50 2.500												

**Cincinnati Reds @ San Francisco Giants**  
**Candlestick Park, San Francisco, CA**  
 Wed Jun 18 1969, 6:33 AM EDT  
 Att. 5,266 - Unknown

[livebaseballscorecards.com](http://livebaseballscorecards.com)

<b>AB</b>	<b>43</b>
<b>R</b>	<b>11</b>
<b>H</b>	<b>18</b>
<b>RBI</b>	<b>11</b>
<b>BB</b>	<b>3</b>
<b>SO</b>	<b>7</b>
<b>LOB</b>	<b>23</b>







Batter	1	2	3	4	5	6	7	8	9	AB R H RBI BB SO LOB	TOP																										
<b>Pete Rose, S</b> (1, 8) OBP: 0.404, SLG: 0.429	0-0 1-3		0-0 1-3		0-0 2-H 1B		0-0 FC6-4 1B 1B	0-0 1-2 HR 1B		5 2 3 1 0 0 1	<b>Cincinnati Reds @ San Francisco Giants</b> Candlestick Park, San Francisco, CA Thu Jun 19 1969, 6:33 AM EDT Att. 5,391 - Unknown																										
<b>Bobby Tolan, L</b> (1, 9) OBP: 0.366, SLG: 0.582	0-0 6-3		0-0 BB		0-0 F7		0-0 1-2 FC6-4 1B	0-0 1-H 2-H HR		4 1 2 3 1 0 1																											
<b>Alex Johnson, R</b> (1, 7) OBP: 0.374, SLG: 0.520 <b>Clay Carroll, R</b> (8, 1) OBP: 0.500, SLG: 0.700	0-3 K		0-0 4-3		0-0 6-3		0-0 FC6-4 1B 2B	0-0 5-3		5 1 0 0 0 1 6 0 0 0 0 0 0 0																											
<b>Tony Perez, R</b> (1, 5) OBP: 0.388, SLG: 0.547		0-3 K		0-0 F9		0-0 5-3	0-0 1-2 2B 1B		0-0 FC1-5 1B 1B	5 0 2 1 0 1 0																											
<b>Lee May, R</b> (1, 3) OBP: 0.345, SLG: 0.590		0-0 1-3		0-0 1B		0-0 FC6-4 1B 1B	0-0 1-H 2-H 2B		0-0 FC1-5 2B 1B	5 1 4 1 0 0 0																											
<b>Johnny Bench, R</b> (1, 2) OBP: 0.413, SLG: 0.551		0-0 1B		0-0 F8		0-0 FC6-4 1B 1B		0-3 K	0-0 FC1-5 2B 1B	5 0 2 0 0 1 3																											
<b>Tommy Helms, R</b> (1, 4) OBP: 0.292, SLG: 0.292		0-0 F9		0-0 6-3		0-0 FC6-4 1B 2B		0-0 E5 1B BB	0-0 1-2 2-3f 2B	5 1 1 1 0 0 4																											
<b>Darrel Chaney, S</b> (1, 6) OBP: 0.324, SLG: 0.288			4-0 1-3 SH3 BB		0-0 SH3-4 1B 1B	0-0 1-3		4-0 1B BB	0-3 K	3 1 1 0 2 1 4																											
<b>Jim Merritt, L</b> (1, 1) OBP: 0.226, SLG: 0.143 <b>Pedro Ramos, S</b> (5, 1) <b>Jimmy Stewart, S</b> (7, PH) OBP: 0.258, SLG: 0.319 <b>Wayne Granger, R</b> (7, 1) OBP: 0.222, SLG: 0.125 <b>Al Jackson, L</b> (7, 1) <b>Fred Whitfield, L</b> (8, PH) OBP: 0.405, SLG: 0.241 <b>Giraldo Ruiz, S</b> (8, PR) OBP: 0.207, SLG: 0.185			0-0 SH3		0-0 SH3-4		0-0 4-3	0-0 1-3 2-H HR 1B	0-0 F8	0 0 0 0 0 0 0 0 0 0 0 0 0 0 1 0 1 0 1 1 0 0 0 1 1 0 0 0 0 2																											
<b>Inning Stats</b>	R: 0 E: 0 K: 1 S: 5	H: 0 LOB: 0 BB: 0 P: 5	R: 0 E: 0 K: 1 S: 6	H: 1 LOB: 1 BB: 0 P: 6	R: 0 E: 0 K: 0 S: 3	H: 0 LOB: 2 BB: 2 P: 11	R: 0 E: 0 K: 0 S: 4	H: 1 LOB: 1 BB: 0 P: 4	R: 1 E: 0 K: 0 S: 5	H: 2 LOB: 1 BB: 0 P: 5	R: 0 E: 0 K: 0 S: 5	H: 2 LOB: 2 BB: 0 P: 5	R: 2 E: 0 K: 0 S: 6	H: 4 LOB: 2 BB: 0 P: 6	R: 4 E: 1 K: 1 S: 8	H: 3 LOB: 1 BB: 1 P: 12	R: 1 E: 0 K: 1 S: 8	H: 3 LOB: 2 BB: 0 P: 8	1B: 13 2B: 2 3B: 0 HR: 1	SF: 0 SAC: 2 DP: 0 HBP: 0	WP: 0 PB: 0 SB: 1 CS: 0	PA: 45															
<b>PITCHER</b>	IP WLS BF H R ER SO BB IBB HBP BLK WP HR S P ERA WHIP																																				
<b>Gaylord Perry, R</b> (1, 1) ERA: 2.52	7.2		38	13	7	3	3	3	0	0	0	0	0	1	41	53	3.52	2.087																			
<b>Frank Linzy, R</b> (8, 1) ERA: 2.93	0.1		1	0	0	0	0	0	0	0	0	0	0	1	1	0.00	0.000																				
<b>Ron Herbel, R</b> (9, 1) ERA: 4.36	1.0	L	6	3	1	1	1	0	0	0	0	0	0	8	8	9.00	3.000																				

livebaseballscorecards.com

<b>AB</b>	40
<b>R</b>	8
<b>H</b>	16
<b>RBI</b>	8
<b>BB</b>	3
<b>SO</b>	4
<b>LOB</b>	21



Batter	1	2	3	4	5	6	7	8	9	AB	R	H	RBI	BB	SO	LOB
<b>Bobby Bonds, R</b> OBP: 0.373, SLG: 0.450 (1, 9)	0-0 F4		0-0 F8		0-0 1B	0-0 1-3		0-0 2B		5	1	2	1	0	0	0
<b>Ron Hunt, R</b> OBP: 0.349, SLG: 0.315 (1, 4)	0-0 F9		0-0 F7		0-0 1B		0-0 5-3	0-0 4-3		5	1	0	0	0	0	2
<b>Willie Mays, R</b> OBP: 0.386, SLG: 0.478 (1, 8)	0-0 1-6-3		0-0 F4		0-0 F8		4-0 HR		0-0 F8	4	1	0	0	1	0	2
<b>Willie McCovey, L</b> OBP: 0.476, SLG: 0.777 (1, 3)		0-3 K		0-0 F7	0-0 1B	0-0 1-3	0-0 1-H	0-0 HR	0-3 K	5	1	2	3	0	2	0
<b>Jim Ray Hart, R</b> OBP: 0.333, SLG: 0.298 (1, 7)		1-0 BB		0-0	0-0 F3		0-0 F8		4-0 1B	3	2	1	0	0	0	2
<b>Ken Henderson, S</b> OBP: 0.267, SLG: 0.347 (8, 7)		1B		0-0 E	0-0 2B		0-0 F8		BB	0	0	0	0	1	0	0
<b>Jim Davenport, R</b> OBP: 0.327, SLG: 0.343 (1, 5)		0-0 F7		0-0 E8	0-0 1B	0-0 1-2	0-0 F9		0-0	5	0	3	2	0	0	1
<b>Don Mason, L</b> OBP: 0.309, SLG: 0.234 (9, PR)				0-0 1B	0-0 1B	0-0 1-2			1-3 1B	0	0	0	0	0	0	0
<b>Dick Dietz, R</b> OBP: 0.389, SLG: 0.363 (1, 2)		4-0 1B		4-0 IBB		0-0 F5			0-0 F4	3	0	1	0	2	0	4
<b>Hal Lanier, R</b> OBP: 0.263, SLG: 0.264 (1, 6)		0-0 1B		0-0 F5		0-0 4-3		0-0 FC1-6	0-0 2B	4	1	1	1	0	0	3
<b>Gaylord Perry, R</b> OBP: 0.163, SLG: 0.109 (1, 1)		0-3 K		0-0 1-3		0-0 6-3		0-0 F5		3	0	0	0	0	1	4
<b>Frank Linzy, R</b> (8, 1)										0	0	0	0	0	0	0
<b>Bob Burda, L</b> OBP: 0.283, SLG: 0.375 (8, PH)										1	0	0	0	0	0	1
<b>Ron Herbel, R</b> (9, 1)										0	0	0	0	0	0	0

Inning Stats	R: 0	H: 0	E: 0	K: 0	S: 3	LOB: 0	BB: 0	P: 3	R: 1	H: 1	E: 0	K: 2	S: 8	LOB: 2	BB: 1	P: 13	R: 0	H: 0	E: 0	K: 0	S: 3	LOB: 0	BB: 0	P: 3	R: 1	H: 2	E: 1	K: 0	S: 5	LOB: 2	BB: 1	P: 9	R: 2	H: 3	E: 1	K: 0	S: 7	LOB: 2	BB: 0	P: 7	R: 0	H: 0	E: 0	K: 0	S: 3	LOB: 0	BB: 0	P: 3	R: 2	H: 1	E: 0	K: 0	S: 4	LOB: 0	BB: 1	P: 8	R: 1	H: 2	E: 1	K: 0	S: 5	LOB: 1	BB: 0	P: 5	R: 0	H: 1	E: 0	K: 1	S: 6	LOB: 2	BB: 1	P: 10	1B: 7	2B: 2	3B: 0	HR: 1	SF: 0	SAC: 0	DP: 0	HBP: 1	WP: 0	PA: 43
--------------	------	------	------	------	------	--------	-------	------	------	------	------	------	------	--------	-------	-------	------	------	------	------	------	--------	-------	------	------	------	------	------	------	--------	-------	------	------	------	------	------	------	--------	-------	------	------	------	------	------	------	--------	-------	------	------	------	------	------	------	--------	-------	------	------	------	------	------	------	--------	-------	------	------	------	------	------	------	--------	-------	-------	-------	-------	-------	-------	-------	--------	-------	--------	-------	--------

PITCHER	IP	WLS	BF	H	R	ER	SO	BB	IBB	HBP	BLK	WP	HR	S	P	ERA	WHIP
<b>Jim Merritt, L</b> ERA: 4.67 (1, 1)	4.2		24	6	4	2	2	1	1	1	0	0	0	25	34	3.86	1.500
<b>Pedro Ramos, R</b> ERA: 4.35 (5, 1)	1.1		4	0	0	0	0	0	0	0	0	0	0	4	4	0.00	0.000
<b>Wayne Granger, R</b> ERA: 3.48 (7, 1)	0.1		2	0	1	1	0	1	0	0	0	0	0	1	5	27.00	3.000
<b>Al Jackson, L</b> ERA: 10.67 (7, 1)	0.2		3	1	1	1	0	0	0	0	0	0	1	3	3	13.50	1.500
<b>Clay Carroll, R</b> ERA: 2.85 (8, 1)	2.0	W	10	3	1	1	1	1	0	0	0	0	0	11	15	4.50	2.000

**BOTTOM**

**Cincinnati Reds @ San Francisco Giants**  
Candlestick Park, San Francisco, CA  
Thu Jun 19 1969, 6:33 AM EDT  
Att. 5,391 - Unknown

livebaseballscores.com

<b>AB</b>	<b>38</b>
<b>R</b>	<b>7</b>
<b>H</b>	<b>10</b>
<b>RBI</b>	<b>7</b>
<b>BB</b>	<b>4</b>
<b>SO</b>	<b>3</b>
<b>LOB</b>	<b>19</b>





Batter	1	2	3	4	5	6	7	8	9	AB R H RBI BB SO LOB	TOP		
Maury Wills, S (1, 6) OBP: 0.319, SLG: 0.260	0-0 G6-3		0-0 G3		0-0 1B		0-0 G4-3		4-0 1B BB	4 1 1 1 1 0 0	<b>Los Angeles Dodgers @ Cincinnati Reds</b> Crosley Field, Cincinnati, OH Fri Jun 20 1969, 7:05 PM EDT Att. 16,247 - Unknown <a href="http://livebaseballscorecards.com">livebaseballscorecards.com</a>		
Manny Mota, R (1, 7) OBP: 0.398, SLG: 0.395	0-0 G6-3		0-0 1B		0-3 K		0-0 2B	0-0 1B 1-3	5 0 3 0 0 1 1				
Willie Davis, L (1, 8) OBP: 0.327, SLG: 0.402	0-0 G1-3		0-0 G3			0-0 F8	4-0 1B	0-0 1B 1-3 G5-4-3	4 0 1 1 1 0 1				
Andy Kosco, R (1, 9) OBP: 0.297, SLG: 0.468 Bill Russell, R (9, 9) OBP: 0.356, SLG: 0.417		0-0 F7		0-0 F9		0-0 BB SF7 2B	0-3 K	0-0 1B G5-4-3 1-2f	5 1 1 0 0 1 4 0 0 0 0 0 0 0				
Wes Parker, S (1, 3) OBP: 0.387, SLG: 0.450		0-0 B3		0-0 P6		4-0 BB BB 2B		0-0 SH3-4 2B	3 0 1 0 1 0 0				
Tom Haller, L (1, 2) OBP: 0.335, SLG: 0.376		0-0 1B 2B		0-0 F8		4-0 1-2 2-3 BB		0-0 SH3-4 2-3	2 1 1 0 1 0 0				
Jim Lefebvre, S (1, 5) OBP: 0.384, SLG: 0.318		0-0 1B 2-H			0-0 G4-3 1B 1B	0-0 SF7		4-0 1B G4-6-3 1B	2 1 2 2 1 0 0				
Ted Sizemore, R (1, 4) OBP: 0.297, SLG: 0.298		0-0 F8			0-0 G4-3 1-3	0-0 FC5-4 1-2f		0-0 G4-6-3 1-2f	4 0 0 0 0 0 6				
Don Drysdale, R (1, 1) OBP: 0.091, SLG: 0.091 Willie Crawford, L (7, PH) OBP: 0.318, SLG: 0.415 Al McBean, R (7, 1) OBP: 0.200, SLG: 0.200 Jim Brewer, L (8, 1) OBP: 0.250, SLG: 0.500			0-3 K		0-0 G1-3		0-0 G6-3	0-0 G4-3	2 0 0 0 0 1 1 1 0 0 0 0 0 0 0 0 0 0 0 0 0 1 0 0 0 0 0 0				
<b>Inning Stats</b>	R: 0 E: 0 K: 0 S: 3 H: 0 LOB: 0 BB: 0 P: 3	R: 1 E: 0 K: 0 S: 5 H: 2 LOB: 1 BB: 0 P: 5	R: 0 E: 0 K: 1 S: 6 H: 1 LOB: 1 BB: 0 P: 6	R: 0 E: 0 K: 0 S: 3 H: 0 LOB: 0 BB: 0 P: 3	R: 1 E: 0 K: 1 S: 7 H: 2 LOB: 1 BB: 0 P: 7	R: 1 E: 0 K: 0 S: 4 H: 1 LOB: 2 BB: 2 P: 12	R: 0 E: 0 K: 1 S: 6 H: 1 LOB: 2 BB: 1 P: 10	R: 0 E: 0 K: 0 S: 3 H: 1 LOB: 1 BB: 1 P: 7	R: 1 E: 0 K: 0 S: 4 H: 2 LOB: 1 BB: 1 P: 8	1B: 6 2B: 4 3B: 0 HR: 0 SF: 1 SAC: 1 DP: 2 HBP: 0		WP: 0 PB: 0 SB: 1 CS: 0 PA: 40	
<b>PITCHER</b>	IP WLS BF H R ER SO BB IBB HBP BLK WP HR S P ERA WHIP											<b>PITCHER</b>	IP WLS BF H R ER SO BB IBB HBP BLK WP HR S P ERA WHIP
Jack Fisher, R (1, 1) ERA: 4.32	6.0 L 26 6 3 3 2 2 0 0 0 0 0 0 28 36 4.50 1.333												
Pedro Ramos, R (7, 1) ERA: 3.86	1.1 8 2 0 0 1 0 2 0 0 0 0 0 8 16 0.00 1.500												
Wayne Granger, R (8, 1) ERA: 3.44	0.2 1 0 0 0 0 0 0 0 0 0 0 0 1 1 0.00 0.000												
Clay Carroll, R (9, 1) ERA: 2.94	1.0 5 2 1 1 0 1 0 0 0 0 0 0 4 8 9.00 3.000												

AB	33
R	4
H	10
RBI	4
BB	5
SO	3
LOB	13



Batter	1	2	3	4	5	6	7	8	9
<b>Pete Rose, S</b> (1, 8) OBP: 0.402, SLG: 0.423	0-0 G3		0-0 FC6			0-0 FC4-6		4-0 BB	
<b>Bobby Tolan, L</b> (1, 9) OBP: 0.367, SLG: 0.581	0-0 G1-3			0-0 E5 1B		0-0 F8		0-0 F8	
<b>Jimmy Stewart, S</b> (5, 9) OBP: 0.283, SLG: 0.313									
<b>Ted Savage, R</b> (8, PH) OBP: 0.321, SLG: 0.320									
<b>Alex Johnson, R</b> (1, 7) OBP: 0.376, SLG: 0.518	0-0 G5-3			0-0 E5 G5-4-3			0-0 3B 1B	4-0 1-2 BB	
<b>Tony Perez, R</b> (1, 5) OBP: 0.382, SLG: 0.538		0-0 G4-3		0-0 G5-4-3			0-0 L8	0-3 K	
<b>Lee May, R</b> (1, 3) OBP: 0.340, SLG: 0.579		0-0 P4			0-0 F7		0-3 K		0-0 P6
<b>Johnny Bench, R</b> (1, 2) OBP: 0.414, SLG: 0.559		0-0 P9			0-0 G4-3		0-0 1B 3B		0-0 G5-4-3 1B
<b>Tommy Helms, R</b> (1, 4) OBP: 0.291, SLG: 0.292			0-0 G6-3		0-0 G6-3		0-0 1B		0-0 G5-4-3
<b>Darrel Chaney, S</b> (1, 6) OBP: 0.319, SLG: 0.282			0-3 K			0-3 K	0-0 G1-3		
<b>Jack Fisher, R</b> (1, 1) OBP: 0.133, SLG: 0.133			0-0 FC6 1B			0-0 FC4-6 1B		0-0 G4-3	
<b>Giraldo Nunez, S</b> (6, PH) OBP: 0.233, SLG: 0.214									
<b>Pedro Ramos, S</b> (7, 1)									
<b>Wayne Granger, R</b> (8, 1) OBP: 0.222, SLG: 0.125									
<b>Fred Whitfield, L</b> (8, PH) OBP: 0.299, SLG: 0.233									
<b>Clay Carroll, R</b> (9, 1) OBP: 0.500, SLG: 0.700									

AB	R	H	RBI	BB	SO	LOB
3	0	0	0	1	0	2
2	0	1	0	0	0	0
1	0	0	0	0	0	1
1	0	0	0	0	0	1
3	1	1	0	1	0	1
4	0	0	0	0	1	4
4	0	0	0	0	1	1
4	1	2	1	0	0	0
4	0	1	1	0	0	1
3	0	0	0	0	2	1
1	0	1	0	0	0	0
1	0	1	0	0	0	0
0	0	0	0	0	0	0
0	0	0	0	0	0	0
1	0	0	0	0	0	0
0	0	0	0	0	0	0

AB	R	H	RBI	BB	SO	LOB
32	2	7	2	2	4	12

Inning	R	H	E	K	S	WLS	BF	H	R	ER	SO	BB	IBB	HBP	BLK	WP	HR	S	P	ERA	WHIP
1	0	0	0	0	3		20	3	0	0	2	0	0	0	0	0	0	24	24	0.00	0.500
2	0	0	0	0	3		8	3	2	2	1	1	0	0	0	0	0	9	13	13.50	3.000
3	0	0	0	0	3		6	1	0	0	1	1	0	0	0	0	0	7	11	0.00	1.200


PITCHER	IP	WLS	BF	H	R	ER	SO	BB	IBB	HBP	BLK	WP	HR	S	P	ERA	WHIP
<b>Don Drysdale, R</b> (1, 1) ERA: 4.26	6.0	W	20	3	0	0	2	0	0	0	0	0	0	24	24	0.00	0.500
<b>Al McBean, R</b> (7, 1) ERA: 3.38	1.1		8	3	2	2	1	1	0	0	0	0	0	9	13	13.50	3.000
<b>Jim Brewer, L</b> (8, 1) ERA: 1.76	1.2	S	6	1	0	0	1	1	0	0	0	0	0	7	11	0.00	1.200

**Los Angeles Dodgers @ Cincinnati Reds**  
Crosley Field, Cincinnati, OH

Fri Jun 20 1969, 7:05 PM EDT  
Att. 16,247 - Unknown

[livebaseballscorecards.com](http://livebaseballscorecards.com)

**AB** 32  
**R** 2  
**H** 7  
**RBI** 2  
**BB** 2  
**SO** 4  
**LOB** 12





**Los Angeles Dodgers @ Cincinnati Reds**  
 Crosley Field, Cincinnati, OH

AB	37
R	9
H	11
RBI	8
BB	2
SO	2
LOB	11



WP:	0	PA:	41
PB:	0		
SB:	0		
CS:	0		

Sat Jun 21 1969, 3:33 AM EDT  
 Att. 14,432 - Unknown

livebaseballscorecards.com

AB R H RBI BB SO LOB

5	0	2	0	0	0	1
4	1	2	0	0	0	1
4	0	0	0	0	0	3
1	0	0	0	0	0	1
4	1	1	2	0	0	1
0	0	0	0	0	0	0
4	3	2	1	1	1	2
4	2	2	0	0	0	0
3	1	0	1	1	1	1
4	1	1	2	0	0	1
4	0	1	2	0	0	0

1B:	8	SF:	0
2B:	1	SAC:	1
3B:	0	DP:	0
HR:	2	HBP:	1

Batter	1	2	3	4	5	6	7	8	9
<b>Maury Wills, S</b> (1, 6) OBP: 0.320, SLG: 0.263	0-0 SH1-3 1B	0-0 FC6-4 1-2f		0-0 1B			0-0 G5-3		0-0 G4-3
<b>Manny Mota, R</b> (1, 7) OBP: 0.401, SLG: 0.398	0-0 SH1-3 1-2		0-0 F9	0-0 F9			0-0 HR 1B		0-0 E7 1B
<b>Willie Davis, L</b> (1, 8) OBP: 0.318, SLG: 0.389	0-0 L6		0-0 B1-3	0-0 L8			0-0 F3		0-0 P4
<b>Bill Russell, R</b> (9, PH) OBP: 0.354, SLG: 0.414									
<b>Andy Kosco, R</b> (1, 9) OBP: 0.299, SLG: 0.477	0-0 G5-3		0-0 P3		0-0 G5-3		0-0 HR 1-H		1-0 HBP
<b>Willie Crawford, L</b> (9, PR) OBP: 0.318, SLG: 0.415									
<b>Wes Parker, S</b> (1, 3) OBP: 0.392, SLG: 0.466		0-0 1B G4-1 1B		4-0 2B 1B BB	0-3 K		0-0 HR		0-0 F8
<b>Tom Haller, L</b> (1, 2) OBP: 0.338, SLG: 0.384		0-0 1B G4-1 1B		0-0 1B 2B	0-0 F9		0-0 G2-3		
<b>Jim Lefebvre, S</b> (1, 5) OBP: 0.380, SLG: 0.310		0-0 G4-1 1-2 3-H		4-0 1B E BB	0-3 K			0-0 G3	
<b>Ted Sizemore, R</b> (1, 4) OBP: 0.296, SLG: 0.298		0-0 G5-3		0-0 E9 G4-3 1B	0-0 P3			0-0 P4	
<b>Claude Osteen, L</b> (1, 1) OBP: 0.244, SLG: 0.227		0-0 FC6-4 2-H 1B		0-0 G4-3 3-H	0-0 F9			0-0 F7	

Inning Stats	1	2	3	4	5	6	7	8	9
R: 0	H: 1	R: 2	H: 3	R: 0	H: 0	R: 0	H: 0	R: 3	H: 3
E: 0	LOB: 1	E: 0	LOB: 1	E: 0	LOB: 0	E: 0	LOB: 0	E: 0	LOB: 0
K: 0	BB: 0	K: 0	BB: 0	K: 0	BB: 0	K: 1	BB: 0	K: 0	BB: 0
S: 4	P: 4	S: 6	P: 6	S: 3	P: 3	S: 5	P: 5	S: 6	P: 6

PITCHER	IP	WLS	BF	H	R	ER	SO	BB	IBB	HBP	BLK	WP	HR	S	P	ERA	WHIP
<b>George Culver, R</b> (1, 1) ERA: 4.39	3.1	L	19	7	6	6	0	2	0	0	0	0	0	17	25	16.20	2.700
<b>Pedro Ramos, R</b> (4, 1) ERA: 4.41	4.2		17	3	3	3	2	0	0	0	0	0	2	21	21	5.79	0.643
<b>Al Jackson, L</b> (9, 1) ERA: 9.98	1.0		5	1	0	0	0	0	0	1	0	0	0	4	5	0.00	1.000

1B:	8	SF:	0
2B:	1	SAC:	1
3B:	0	DP:	0
HR:	2	HBP:	1


WP:	0	PA:	41
PB:	0		
SB:	0		
CS:	0		

Batter	1	2	3	4	5	6	7	8	9	AB	R	H	RBI	BB	SO	LOB
Pete Rose, S OBP: 0.395, SLG: 0.416 (1, 8) (9, 9)	0-0 G5-3 ①		0-0 F8 ②		0-0 G6-3 ②③ 1-2f			0-0 G5-3 ②		4	0	0	0	0	0	1
Bobby Tolan, L OBP: 0.365, SLG: 0.576 Al Jackson, L (1, 9) (9, 1)	0-0 1B		0-0 G4-3 ③			0-0 G4-3 ①		0-0 B3-1 ③		4	0	1	0	0	0	0
Alex Johnson, R OBP: 0.374, SLG: 0.518 (1, 7)	0-0 F9 ②			0-3 K ①		0-0 F9 ②			0-0 2B	4	0	1	0	0	1	1
Tony Perez, R OBP: 0.380, SLG: 0.534 (1, 5)	0-0 G5-3 ③			0-0 2B 1B		0-0 G6-3 ③			0-3 K ①	4	0	1	0	0	1	2
Lee May, R OBP: 0.346, SLG: 0.591 (1, 3)		0-0 FC6-4 E 1B		0-0 2B 1-3			0-0 2B		0-0 G6-3 ②	4	0	3	0	0	0	1
Johnny Bench, R OBP: 0.409, SLG: 0.551 Giraldo Ruiz, S OBP: 0.226, SLG: 0.207 (1, 2) (8, 4)		0-0 E6 FC6-4 1-2		0-0 F9 ②			0-0 L5 ①		0-0 F8 ③	3	0	0	0	0	0	4
Tommy Helms, R OBP: 0.288, SLG: 0.288 Pat Corrales, R OBP: 0.417, SLG: 0.400 (1, 4) (8, 2)		0-0 FC6-4 G4-6-3 1-2f 2-3		0-0 G6-3 ③			0-0 F8 ②			3	0	0	0	0	0	5
Woody Woodward, R OBP: 0.219, SLG: 0.138 (1, 6)		0-0 G4-6-3 ②③ 1-2f			4-0 BB BB BB BB		0-0 G6-3 ③			2	0	0	0	1	0	3
George Culver, R OBP: 0.105, SLG: 0.105 Pedro Ramos, S OBP: 0.167, SLG: 0.292 (1, 1) (4, 1) (8, PH) (9, 8)			0-0 G6-3 ①		0-3 K ①			0-0 P4 ①		1	0	0	0	0	0	0

Inning Stats	R: 0	H: 1	R: 0	H: 1	R: 0	H: 0	R: 0	H: 2	R: 0	H: 0	R: 0	H: 0	R: 0	H: 1	R: 0	H: 0	R: 0	H: 1	R: 0	H: 1	1B: 3	SF: 0	WP: 0	PA: 33			
	E: 0	LOB: 1	E: 1	LOB: 1	E: 0	LOB: 0	E: 0	LOB: 2	E: 0	LOB: 0	E: 0	LOB: 0	E: 0	LOB: 1	E: 0	LOB: 1	E: 0	LOB: 1	E: 0	LOB: 1	2B: 3	SAC: 0	PB: 0				
	K: 0	BB: 0	K: 0	BB: 0	K: 0	BB: 0	K: 1	BB: 0	K: 1	BB: 1	K: 0	BB: 0	K: 0	BB: 0	K: 1	BB: 0	K: 0	BB: 0	K: 1	BB: 0	3B: 0	DP: 2	SB: 0				
	S: 4	P: 4	S: 4	P: 4	S: 3	P: 3	S: 7	P: 7	S: 4	P: 8	S: 3	P: 3	S: 4	P: 4	S: 3	P: 6	S: 6	P: 6	S: 6	P: 6	HR: 0	HBP: 0	CS: 0				
PITCHER Claude Osteen, L ERA: 2.55 (1, 1)	IP: 9.0	WLS: W	BF: 33	H: 6	R: 0	ER: 0	SO: 3	BB: 1	IBB: 0	HBP: 0	BLK: 0	WP: 0	HR: 0	S: 38	P: 42	ERA: 0.00	WHIP: 0.778										

**Los Angeles Dodgers @ Cincinnati Reds**  
Crosley Field, Cincinnati, OH  
Sat Jun 21 1969, 3:33 AM EDT  
Att. 14,432 - Unknown

AB	32
R	0
H	6
RBI	0
BB	1
SO	3
LOB	19





Batter	1	2	3	4	5	6	7	8	9	AB R H RBI BB SO LOB	TOP		
Maury Wills, S (1, 6) OBP: 0.326, SLG: 0.280	0-0 SF8 3B		4-0 2B BB	0-0 F6		0-0 SH1-3 2B		0-3 K		4 2 2 0 1 1 0			
Manny Mota, R (1, 7) OBP: 0.397, SLG: 0.389	0-0 G1-3		4-0 2B HBP BB	0-0 P6		0-0 SH1-3		0-0 G5-3		3 1 0 0 1 0 1			
Willie Davis, L (1, 8) OBP: 0.314, SLG: 0.393	0-0 SF8		0-0 HBP 1B 2B	0-0 F9		0-0 G4-3		0-0 G3		4 1 1 2 0 0 1			
Andy Kosco, R (1, 9) OBP: 0.301, SLG: 0.471 Bill Russell, R (9, 9) OBP: 0.354, SLG: 0.414	0-0 F8		4-0 1B HBP BB		0-0 F2	4-0 BB		0-0 F3		3 0 0 0 2 0 0 0 0 0 0 0 0 0			
Wes Parker, S (1, 3) OBP: 0.397, SLG: 0.487		0-0 F9	1-0 1B HBP		0-0 2B	0-0 G4-3		0-0 HR		4 1 2 2 0 0 2			
Tom Haller, L (1, 2) OBP: 0.349, SLG: 0.400		0-0 1B	0-0 1B		0-0 2B		0-0 1B		0-0 G4-3	5 0 4 1 0 0 0			
Jim Lefebvre, S (1, 5) OBP: 0.374, SLG: 0.299		0-0 F7	0-0 F7		4-0 IBB		0-0 F2		0-0 F8	4 0 0 0 1 0 5			
Ted Sizemore, R (1, 4) OBP: 0.295, SLG: 0.297		0-0 1B	0-3 K		0-3 K		0-0 F8		0-0 F8	4 0 1 0 0 2 7			
Bill Singer, R (1, 1) OBP: 0.130, SLG: 0.091		0-3 K	0-3 K		0-0 G4-3		0-0 G5-3		0-0 G5-3	4 0 0 0 0 2 9			
<b>Inning Stats</b>	R: 1 E: 0 K: 0 S: 4 H: 1 LOB: 0 BB: 0 P: 4	R: 0 E: 0 K: 1 S: 7 H: 2 LOB: 2 BB: 0 P: 7	R: 3 E: 0 K: 2 S: 9 H: 2 LOB: 3 BB: 3 P: 22	R: 0 E: 0 K: 0 S: 3 H: 0 LOB: 0 BB: 0 P: 3	R: 0 E: 0 K: 1 S: 7 H: 2 LOB: 3 BB: 1 P: 11	R: 0 E: 0 K: 0 S: 4 H: 1 LOB: 2 BB: 1 P: 8	R: 0 E: 0 K: 0 S: 4 H: 1 LOB: 1 BB: 0 P: 4	R: 0 E: 0 K: 1 S: 5 H: 0 LOB: 0 BB: 0 P: 5	R: 1 E: 0 K: 0 S: 4 H: 1 LOB: 0 BB: 0 P: 4	1B: 4 2B: 4 3B: 1 HR: 1 SF: 1 SAC: 1 DP: 0 HBP: 1	WP: 0 PB: 0 SB: 0 CS: 0 PA: 43		
<b>PITCHER</b>	IP WLS BF H R ER SO BB IBB HBP BLK WP HR S P ERA WHIP											<b>PITCHER</b>	IP WLS BF H R ER SO BB IBB HBP BLK WP HR S P ERA WHIP
Tony Cloninger, R (1, 1) ERA: 5.44	2.0 L 14 4 4 4 1 3 0 1 0 0 0 0 12 25 18.00 3.500												
Wayne Granger, R (3, 1) ERA: 3.38	1.0 4 1 0 0 2 0 0 0 0 0 0 0 8 8 0.00 1.000												
Jim Maloney, R (4, 1) ERA: 2.15	4.0 18 4 0 0 1 1 1 0 0 0 0 0 18 26 0.00 1.250												
Al Jackson, L (8, 1) ERA: 9.35	2.0 7 1 1 1 1 0 0 0 0 0 0 1 9 9 4.50 0.500												

**Los Angeles Dodgers @ Cincinnati Reds**  
 Crosley Field, Cincinnati, OH  
 Sun Jun 22 1969, 3:33 AM EDT  
 Att. 22,686 - Unknown

AB	35
R	5
H	10
RBI	5
BB	5
SO	5
LOB	25



livebaseballscorecards.com


Batter	1	2	3	4	5	6	7	8	9
<b>Pete Rose, S</b> OBP: 0.397, SLG: 0.414 (1, 8)	0-0 1B		4-0 BB			0-0 F6		0-0 G1-3	
<b>Jimmy Stewart, S</b> OBP: 0.263, SLG: 0.288 (1, 7) (8, 4)	0-0 P6		0-0 F7			0-3 K		0-0 P4	
<b>Bobby Tolan, L</b> OBP: 0.367, SLG: 0.574 (1, 9)	0-0 G6-4-3 1B				0-3 K	4-0 BB		0-0 G4-3	
<b>Tony Perez, R</b> OBP: 0.375, SLG: 0.525 (1, 5)	0-0 G6-4-3 1-2f				0-0 F2	0-0 F9		0-0 F7	
<b>Lee May, R</b> OBP: 0.341, SLG: 0.581 (1, 3) (8, 7)					0-0 G5-3		0-0 P3	0-3 K	
<b>Johnny Bench, R</b> OBP: 0.407, SLG: 0.546 (1, 2)						0-3 K	0-0 G5-3	0-0 P4	
<b>Tommy Helms, R</b> OBP: 0.284, SLG: 0.284 (1, 4) <b>Al Jackson, L</b> (8, 1)						0-0 F9	0-0 F8		
<b>Darrel Chaney, S</b> OBP: 0.319, SLG: 0.283 (1, 6)						0-3 K		0-0 G1-3 BB 1B	
<b>Tony Cloninger, R</b> OBP: 0.184, SLG: 0.250 (1, 1) <b>Wayne Granger, R</b> OBP: 0.222, SLG: 0.125 (3, 1) <b>Giraldo Ruiz, S</b> OBP: 0.219, SLG: 0.200 (3, PH) <b>Jim Maloney, L</b> OBP: 0.300, SLG: 0.471 (4, 1) <b>Fred Whitfield, L</b> OBP: 0.410, SLG: 0.233 (8, 3)								4-0 G1-3 BB	

Inning Stats	R: 0	H: 2	E: 0	K: 0	S: 4	R: 0	H: 1	E: 0	K: 1	S: 5	R: 0	H: 0	E: 0	K: 1	S: 5	R: 0	H: 0	E: 0	K: 2	S: 7	R: 0	H: 1	E: 0	K: 1	S: 6	R: 0	H: 0	E: 0	K: 0	S: 3	R: 0	H: 1	E: 0	K: 0	S: 4	R: 0	H: 0	E: 0	K: 1	S: 5
	LOB: 1	BB: 0	P: 4	LOB: 0	BB: 0	P: 5	LOB: 0	BB: 0	P: 5	LOB: 0	BB: 0	P: 7	LOB: 2	BB: 1	P: 10	LOB: 0	BB: 0	P: 3	LOB: 2	BB: 1	P: 8	LOB: 0	BB: 0	P: 5	LOB: 0	BB: 0	P: 5	1B: 4	SF: 0	2B: 1	SAC: 0	3B: 0	DP: 2	HR: 0	HBP: 0	WP: 0	PA: 33			

PITCHER	IP	WLS	BF	H	R	ER	SO	BB	IBB	HBP	BLK	WP	HR	S	P	ERA	WHIP
<b>Bill Singer, R</b> ERA: 2.09 (1, 1)	9.0	W	33	5	0	0	7	3	0	0	0	0	0	44	56	0.00	0.889

**Los Angeles Dodgers @ Cincinnati Reds**  
Crosley Field, Cincinnati, OH  
Sun Jun 22 1969, 3:33 AM EDT  
Att. 22,686 - Unknown

<b>AB</b>	<b>30</b>
<b>R</b>	<b>0</b>
<b>H</b>	<b>5</b>
<b>RBI</b>	<b>0</b>
<b>BB</b>	<b>3</b>
<b>SO</b>	<b>7</b>
<b>LOB</b>	<b>15</b>





Batter	1	2	3	4	5	6	7	8	9	AB R H RBI BB SO LOB	TOP										
John Sipin, R (1, 4) OBP: 0.212, SLG: 0.293	0-0 5-3			0-3 K		0-0 4-3			0-0 1B	4 0 1 0 0 1 1											
Roberto Pena, R (1, 6) OBP: 0.288, SLG: 0.274	0-0 L9			0-0 P6			0-0 5-3		0-0 F3	4 0 0 0 0 0 1											
Ollie Brown, R (1, 9) OBP: 0.316, SLG: 0.422	0-0 4-3			0-0 P4			0-0 F7			3 0 0 0 0 0 0											
Al Ferrara, R (1, 7) OBP: 0.346, SLG: 0.441		0-0 F8			0-0 P3		0-0 1-3			3 0 0 0 0 0 0											
Ed Spiezio, R (1, 5) OBP: 0.318, SLG: 0.408		0-3 K			0-0 F8			0-3 K		3 0 0 0 0 2 0											
Chris Cannizzaro, R (1, 2) OBP: 0.328, SLG: 0.329		0-0 6-3			0-3 K			0-3 K		3 0 0 0 0 2 0											
Ivan Murrell, R (1, 3) OBP: 0.231, SLG: 0.208			0-0 P3			0-0 1-3		0-0 F9		3 0 0 0 0 0 0											
Cito Gaston, R (1, 8) OBP: 0.260, SLG: 0.288			0-3 K			0-0 FC5-4 1B			0-0 5-3	3 0 1 0 0 1 0											
Gary Ross, R (1, 1) Steve Arlin, R (3, 1) Tommy Dean, R (6, PH) Frank Reberger, L (6, 1) Sonny Ruberto, R (9, PH) OBP: 0.214, SLG: 0.154			0-0 5-3			0-0 FC5-4 1-2f			0-0 F9	1 0 0 0 0 0 0 0 0 0 0 0 0 0 1 0 0 0 0 0 1 0 0 0 0 0 0 0 1 0 0 0 0 0 0											
<b>Inning Stats</b>	R: 0 E: 0 K: 0 S: 3	H: 0 LOB: 0 BB: 0 P: 3	R: 0 E: 0 K: 1 S: 5	H: 0 LOB: 0 BB: 0 P: 5	R: 0 E: 0 K: 1 S: 5	H: 0 LOB: 0 BB: 0 P: 5	R: 0 E: 0 K: 1 S: 5	H: 0 LOB: 0 BB: 0 P: 5	R: 0 E: 0 K: 0 S: 4	H: 1 LOB: 1 BB: 0 P: 4	R: 0 E: 0 K: 0 S: 3	H: 0 LOB: 0 BB: 0 P: 3	R: 0 E: 0 K: 2 S: 7	H: 0 LOB: 0 BB: 0 P: 7	R: 0 E: 0 K: 0 S: 4	H: 1 LOB: 1 BB: 0 P: 4	1B: 2 2B: 0 3B: 0 HR: 0	SF: 0 SAC: 0 DP: 0 HBP: 0	WP: 0 PB: 0 SB: 0 CS: 0	PA: 29	
<b>PITCHER</b> Jim Merritt, L (1, 1) ERA: 4.27	IP: 9.0 WLS: W BF: 29 H: 2 R: 0 ER: 0 SO: 6 BB: 0 IBB: 0 HBP: 0 BLK: 0 WP: 0 HR: 0 S: 41 P: 41 ERA: 0.00 WHIP: 0.222																				

San Diego Padres @ Cincinnati Reds  
Crosley Field, Cincinnati, OH  
Mon Jun 23 1969, 7:05 PM EDT  
Att. 5,260 - Unknown

livebaseballscorecards.com

AB	29
R	0
H	2
RBI	0
BB	0
SO	6
LOB	3



Batter	1	2	3	4	5	6	7	8	9	AB	R	H	RBI	BB	SO	LOB
<b>Pete Rose, S</b> OBP: 0.402, SLG: 0.422 (1, 9) X	0-0 6-3		0-0 1B 1B	0-0 2B			4-0 FC3-6 BB			3	1	2	0	1	0	0
<b>Bobby Tolan, L</b> OBP: 0.369, SLG: 0.571 (1, 8) H	1-0 1B HBP		0-0 1B 1B HR	G3			0-0 FC3-6 1-2f			3	1	1	0	0	0	2
<b>Alex Johnson, R</b> OBP: 0.376, SLG: 0.518 (1, 7) X	0-0 G6-4-3 1B		0-0 1B 1B HR				0-3 K			4	1	2	1	0	1	1
<b>Jimmy Stewart, S</b> OBP: 0.263, SLG: 0.288 (8, 7) X	1-3 1B		1-2 2-H 1B							0	0	0	0	0	0	0
<b>Tony Perez, R</b> OBP: 0.377, SLG: 0.536 (1, 5) X	0-0 G6-4-3 1-2f		0-0 1B 1B HR							4	1	2	3	0	0	2
<b>Lee May, R</b> OBP: 0.343, SLG: 0.580 (1, 3) X		0-0 F8	0-0 1B 1B WP							4	0	2	0	0	1	0
<b>Johnny Bench, R</b> OBP: 0.404, SLG: 0.545 (1, 2) X		0-0 1B 2B	0-0 1B 1B 5-3							4	1	1	0	0	0	3
<b>Tommy Helms, R</b> OBP: 0.283, SLG: 0.283 (1, 4) X		0-0 1B 1B L6-3	0-0 1B 1B F9							4	0	1	1	0	0	2
<b>Darrel Chaney, S</b> OBP: 0.314, SLG: 0.278 (1, 6) X		0-0 L6-3		0-0 G3						3	0	0	0	0	0	1
<b>Jim Merritt, L</b> OBP: 0.206, SLG: 0.129 (1, 1) S			0-3 K	0-3 K						3	0	0	0	0	3	0

Inning Stats	R: 0	H: 1	R: 1	H: 2	R: 4	H: 5	R: 0	H: 0	R: 0	H: 0	R: 0	H: 2	R: 0	H: 0	R: 0	H: 0	R: 0	H: 0	R: 0	H: 2
	E: 0	LOB: 1	E: 0	LOB: 0	E: 0	LOB: 1	E: 0	LOB: 0	E: 0	LOB: 0	E: 0	LOB: 1	E: 0	LOB: 0	E: 0	LOB: 0	E: 0	LOB: 0	E: 0	LOB: 1
	K: 0	BB: 0	K: 0	BB: 0	K: 1	BB: 0	K: 1	BB: 0	K: 1	BB: 0	K: 2	BB: 1	K: 0	BB: 0	K: 0	BB: 0	K: 0	BB: 0	K: 0	BB: 0
	S: 3	P: 4	S: 4	P: 4	S: 10	P: 10	S: 6	P: 5	S: 3	P: 3	S: 7	P: 11	S: 4	P: 4	S: 0	P: 0	S: 0	P: 0	S: 0	P: 4

PITCHER	IP	WLS	BF	H	R	ER	SO	BB	IBB	HBP	BLK	WP	HR	S	P	ERA	WHIP
<b>Gary Ross, R</b> ERA: 4.83 (1, 1)	2.1	L	13	7	5	5	1	0	0	0	0	0	1	14	15	19.29	3.000
<b>Steve Arlin, R</b> ERA: 5.63 (3, 1)	2.2		10	2	0	0	2	0	0	0	0	1	0	14	14	0.00	0.750
<b>Frank Reberger, R</b> ERA: 4.54 (6, 1)	3.0		11	2	0	0	2	1	0	0	0	1	0	14	18	0.00	1.000

**BOTTOM**

**San Diego Padres @ Cincinnati Reds**  
Crosley Field, Cincinnati, OH

Mon Jun 23 1969, 7:05 PM EDT  
Att. 5,260 - Unknown

AB	32
R	5
H	11
RBI	5
BB	1
SO	5
LOB	11



1B	2B	3B	HR	SF	SAC	DP	HBP	WP	HR	S	P	ERA	WHIP
8	4	0	1	0	3	0	1	2	0	0	0	0.00	0.750



Batter	1	2	3	4	5	6	7	8	9	AB R H RBI BB SO LOB	TOP																									
John Sipin, R (1, 4) OBP: 0.229, SLG: 0.327	0-0 1B 2B	0-0 2-H 2B			0-0 1B SH1-3 1B		0-0 4-3 1-2		0-3 K	5 1 3 1 0 1 2																										
Roberto Pena, R (1, 6) OBP: 0.284, SLG: 0.270	0-0 6-3	0-0 P3			0-0 SH1-3 1-2		0-3 K 2-3			3 0 0 0 0 1 3																										
Ollie Brown, R (1, 9) OBP: 0.319, SLG: 0.426	0-0 F3				0-0 G6-4-3 1B 2-3			0-0 FC3-5 2B		4 0 2 0 0 0 1																										
Al Ferrara, R (1, 7) OBP: 0.350, SLG: 0.443	0-0 1B				0-0 G6-4-3 1-2f			0-0 FC3-5 1B		4 0 2 1 0 0 2 0 0 0 0 0 0 0																										
Jose Arcia, R (8, PR) OBP: 0.275, SLG: 0.254	0-0 1B																																			
Ed Spiezio, R (1, 5) OBP: 0.317, SLG: 0.403	0-0 5-3				0-0 L6			0-0 FC3-5 G6-4-3 1-2 2-3f		3 0 0 0 0 0 3																										
Larry Stahl, L (1, 3) OBP: 0.245, SLG: 0.208					0-0 CS 1B		0-0 G4-6-3 1-2f		0-0 G6-4-3 1-2f	4 1 2 0 0 0 3 0 0 0 0 0 0 0																										
Billy McCool, R (8, 1)																																				
Chris Cannizzaro, R (1, 2) OBP: 0.331, SLG: 0.336					0-0 1-2 1B		0-3 K		0-0 6-3	4 1 2 1 0 1 0																										
Cito Gaston, R (1, 8) OBP: 0.264, SLG: 0.269					0-3 K		4-0 PB 4-3 BB		0-0 1B	3 0 1 0 1 2 2																										
Al Santorini, R (1, 1) OBP: 0.179, SLG: 0.148					0-3 K				0-0 F7	3 0 0 0 0 2 3 1 0 0 0 0 0 1																										
Ivan Murrell, R (8, 7) OBP: 0.226, SLG: 0.204																																				
<b>Inning Stats</b>	R: 1 E: 0 K: 0 S: 5	H: 2 LOB: 1 BB: 0 P: 5	R: 2 E: 0 K: 1 S: 8	H: 3 LOB: 1 BB: 0 P: 8	R: 0 E: 0 K: 0 S: 3	H: 0 LOB: 0 BB: 0 P: 3	R: 0 E: 0 K: 2 S: 8	H: 2 LOB: 1 BB: 0 P: 8	R: 0 E: 0 K: 1 S: 4	H: 0 LOB: 0 BB: 0 P: 5	R: 0 E: 0 K: 2 S: 7	H: 0 LOB: 1 BB: 1 P: 11	R: 0 E: 0 K: 0 S: 4	H: 2 LOB: 2 BB: 0 P: 4	R: 0 E: 0 K: 1 S: 6	H: 1 LOB: 1 BB: 0 P: 6	1B: 7 2B: 4 3B: 1 HR: 0	SF: 0 SAC: 1 DP: 3 HBP: 1	WP: 0 PB: 1 SB: 0 CS: 1	PA: 37																
<b>PITCHER</b>	IP WLS BF H R ER SO BB IBB HBP BLK WP HR S P ERA WHIP																																			
Jack Fisher, R (1, 1) ERA: 4.65	1.2		10	5	3	3	1	0	0	0	0	0	0	12	12	16.20	3.000																			
Pedro Ramos, R (2, 1) ERA: 3.79	2.2		11	4	0	0	2	0	0	0	0	0	0	15	15	0.00	1.500																			
Wayne Granger, R (5, 1) ERA: 3.22	2.2		8	0	0	0	3	1	0	1	0	0	0	12	17	0.00	0.375																			
Clay Carroll, R (8, 1) ERA: 2.86	2.0	W	8	3	0	0	1	0	0	0	0	0	0	10	10	0.00	1.500																			

**San Diego Padres @ Cincinnati Reds**  
Crosley Field, Cincinnati, OH  
Tue Jun 24 1969, 7:05 PM EDT  
Att. 7,486 - Unknown

AB	34
R	3
H	12
RBI	3
BB	1
SO	7
LOB	20



WP	0	PA	37
PB	1	SB	0
CS	1		

PITCHER	IP	WLS	BF	H	R	ER	SO	BB	IBB	HBP	BLK	WP	HR	S	P	ERA	WHIP
---------	----	-----	----	---	---	----	----	----	-----	-----	-----	----	----	---	---	-----	------

BOTTOM

San Diego Padres @ Cincinnati Reds  
Crosley Field, Cincinnati, OH  
Tue Jun 24 1969, 7:05 PM EDT  
Att. 7,486 - Unknown

livebaseballscores.com

AB 31  
R 4  
H 9  
RBI 3  
BB 5  
SO 7  
LOB 11



WP: 0 PA: 37  
PB: 0  
SB: 0  
CS: 1

AB R H RBI BB SO LOB

5 0 3 1 0 0 2

4 0 0 0 0 2 2

3 1 1 0 1 1 1

3 1 3 0 1 0 0

4 1 1 2 0 0 3

4 0 1 0 0 1 0

3 0 0 0 0 0 0

2 0 0 0 1 1 1

0 1 0 0 1 0 0

0 0 0 0 0 0 0

1 0 0 0 0 1 0

1 0 0 0 0 1 0

0 0 0 0 1 0 0

1 0 0 0 0 0 2

1B: 6 SF: 0

2B: 3 SAC: 1

3B: 0 DP: 1

HR: 1 HBP: 0

1B: 6 SF: 0

2B: 3 SAC: 1

3B: 0 DP: 1

HR: 1 HBP: 0

1B: 6 SF: 0

2B: 3 SAC: 1

3B: 0 DP: 1

HR: 1 HBP: 0

1B: 6 SF: 0

2B: 3 SAC: 1

3B: 0 DP: 1

HR: 1 HBP: 0

1B: 6 SF: 0

2B: 3 SAC: 1

3B: 0 DP: 1

HR: 1 HBP: 0

1B: 6 SF: 0

2B: 3 SAC: 1

3B: 0 DP: 1

HR: 1 HBP: 0

1B: 6 SF: 0

2B: 3 SAC: 1

3B: 0 DP: 1

HR: 1 HBP: 0

1B: 6 SF: 0

2B: 3 SAC: 1

3B: 0 DP: 1

HR: 1 HBP: 0

1B: 6 SF: 0

2B: 3 SAC: 1

3B: 0 DP: 1

HR: 1 HBP: 0

1B: 6 SF: 0

2B: 3 SAC: 1

3B: 0 DP: 1

HR: 1 HBP: 0

1B: 6 SF: 0

2B: 3 SAC: 1

3B: 0 DP: 1

HR: 1 HBP: 0

1B: 6 SF: 0

2B: 3 SAC: 1

3B: 0 DP: 1

HR: 1 HBP: 0

1B: 6 SF: 0

2B: 3 SAC: 1

3B: 0 DP: 1

HR: 1 HBP: 0

1B: 6 SF: 0

2B: 3 SAC: 1

3B: 0 DP: 1

HR: 1 HBP: 0

1B: 6 SF: 0

2B: 3 SAC: 1

3B: 0 DP: 1

HR: 1 HBP: 0

1B: 6 SF: 0

2B: 3 SAC: 1

3B: 0 DP: 1

HR: 1 HBP: 0

1B: 6 SF: 0

2B: 3 SAC: 1

3B: 0 DP: 1

HR: 1 HBP: 0

1B: 6 SF: 0

2B: 3 SAC: 1

3B: 0 DP: 1

HR: 1 HBP: 0

1B: 6 SF: 0

2B: 3 SAC: 1

3B: 0 DP: 1

HR: 1 HBP: 0

1B: 6 SF: 0

2B: 3 SAC: 1

3B: 0 DP: 1

HR: 1 HBP: 0

1B: 6 SF: 0

2B: 3 SAC: 1

3B: 0 DP: 1

HR: 1 HBP: 0

1B: 6 SF: 0

2B: 3 SAC: 1

3B: 0 DP: 1

HR: 1 HBP: 0

1B: 6 SF: 0

2B: 3 SAC: 1

3B: 0 DP: 1

HR: 1 HBP: 0

1B: 6 SF: 0

2B: 3 SAC: 1

3B: 0 DP: 1

HR: 1 HBP: 0

1B: 6 SF: 0

2B: 3 SAC: 1

3B: 0 DP: 1

HR: 1 HBP: 0

1B: 6 SF: 0

2B: 3 SAC: 1

3B: 0 DP: 1

HR: 1 HBP: 0

1B: 6 SF: 0

2B: 3 SAC: 1

3B: 0 DP: 1

HR: 1 HBP: 0

1B: 6 SF: 0

2B: 3 SAC: 1

3B: 0 DP: 1

HR: 1 HBP: 0

1B: 6 SF: 0

2B: 3 SAC: 1

3B: 0 DP: 1

HR: 1 HBP: 0

1B: 6 SF: 0

2B: 3 SAC: 1

3B: 0 DP: 1

HR: 1 HBP: 0

1B: 6 SF: 0

2B: 3 SAC: 1

3B: 0 DP: 1

HR: 1 HBP: 0

1B: 6 SF: 0

2B: 3 SAC: 1

3B: 0 DP: 1

HR: 1 HBP: 0

1B: 6 SF: 0

2B: 3 SAC: 1

3B: 0 DP: 1

HR: 1 HBP: 0

1B: 6 SF: 0

2B: 3 SAC: 1

3B: 0 DP: 1

HR: 1 HBP: 0

1B: 6 SF: 0

2B: 3 SAC: 1

3B: 0 DP: 1

HR: 1 HBP: 0

1B: 6 SF: 0

2B: 3 SAC: 1

3B: 0 DP: 1

HR: 1 HBP: 0

1B: 6 SF: 0

2B: 3 SAC: 1

3B: 0 DP: 1

HR: 1 HBP: 0

1B: 6 SF: 0

2B: 3 SAC: 1

3B: 0 DP: 1

HR: 1 HBP: 0

1B: 6 SF: 0

2B: 3 SAC: 1

3B: 0 DP: 1

HR: 1 HBP: 0

1B: 6 SF: 0

2B: 3 SAC: 1

3B: 0 DP: 1

HR: 1 HBP: 0

1B: 6 SF: 0

2B: 3 SAC: 1

3B: 0 DP: 1

HR: 1 HBP: 0

1B: 6 SF: 0

2B: 3 SAC: 1

3B: 0 DP: 1

HR: 1 HBP: 0

1B: 6 SF: 0

2B: 3 SAC: 1

3B: 0 DP: 1

HR: 1 HBP: 0

1B: 6 SF: 0

2B: 3 SAC: 1

3B: 0 DP: 1

HR: 1 HBP: 0

1B: 6 SF: 0

2B: 3 SAC: 1

3B: 0 DP: 1

HR: 1 HBP: 0

1B: 6 SF: 0

2B: 3 SAC: 1

3B: 0 DP: 1

HR: 1 HBP: 0

1B: 6 SF: 0

2B: 3 SAC: 1

3B: 0 DP: 1

HR: 1 HBP: 0

1B: 6 SF: 0

2B: 3 SAC: 1

3B: 0 DP: 1

HR: 1 HBP: 0

1B: 6 SF: 0

2B: 3 SAC: 1

3B: 0 DP: 1

HR: 1 HBP: 0

1B: 6 SF: 0

2B: 3 SAC: 1

3B: 0 DP: 1

HR: 1 HBP: 0

1B: 6 SF: 0

2B: 3 SAC: 1

3B: 0 DP: 1

HR: 1 HBP: 0

1B: 6 SF: 0

2B: 3 SAC: 1

3B: 0 DP: 1

HR: 1 HBP: 0

1B: 6 SF: 0

2B: 3 SAC: 1

3B: 0 DP: 1

HR: 1 HBP: 0

1B: 6 SF: 0

2B: 3 SAC: 1

3B: 0 DP: 1

HR: 1 HBP: 0

1B: 6 SF: 0

2B: 3 SAC: 1

3B: 0 DP: 1

HR: 1 HBP: 0

1B: 6 SF: 0

2B: 3 SAC: 1

3B: 0 DP: 1

HR: 1 HBP: 0

1B: 6 SF: 0

2B: 3 SAC: 1

3B: 0 DP: 1

HR: 1 HBP: 0

1B: 6 SF: 0

2B: 3 SAC: 1

3B: 0 DP: 1

HR: 1 HBP: 0

1B: 6 SF: 0

2B: 3 SAC: 1

3B: 0 DP: 1

HR: 1 HBP: 0

1B: 6 SF: 0

2B: 3 SAC: 1

3B: 0 DP: 1

HR: 1 HBP: 0

1B: 6 SF: 0

2B: 3 SAC: 1

3B: 0 DP: 1

HR: 1 HBP: 0

1B: 6 SF: 0

2B: 3 SAC: 1

3B: 0 DP: 1

HR: 1 HBP: 0

1B: 6 SF: 0





BOTTOM

San Diego Padres @ Cincinnati Reds  
Crosley Field, Cincinnati, OH  
Wed Jun 25 1969, 7:05 PM EDT  
Att. 5,517 - Unknown

livebaseballscorecards.com

AB 33  
R 4  
H 12  
RBI 4  
BB 2  
SO 4  
LOB 18



WP: 0 PA: 36  
PB: 0  
SB: 0  
CS: 1

AB R H RBI BB SO LOB

4 0 2 0 0 0 1

4 0 1 0 0 0 1

4 1 1 0 0 0 3

2 2 1 1 1 0 1

4 1 3 1 0 0 1

3 0 2 1 1 0 1

4 0 1 1 0 0 5

4 0 1 0 0 2 2

3 0 0 0 0 2 1

1 0 0 0 0 0 2

1B: 9 SF: 0  
2B: 1 SAC: 0  
3B: 1 DP: 2  
HR: 1 HBP: 1

Batter	1	2	3	4	5	6	7	8	9
Pete Rose, S OBP: 0.407, SLG: 0.436 (1, 9) X	0-0 1B		0-0 1B		0-0 G3		0-0 G4-6-3 1-2f		
Jimmy Stewart, S OBP: 0.262, SLG: 0.286 (1, 5) X	0-0 F9		0-0 1B			0-0 F9		0-0 4-3	
Bobby Tolan, L OBP: 0.362, SLG: 0.562 (1, 8) X	0-0 F9		0-0 G3-1			0-0 P6		0-0 1B 2B	
Alex Johnson, R OBP: 0.383, SLG: 0.527 (1, 7) X	0-0 6-3			1-0 1B HBP		0-0 HR		4-0 1B 1B IBB	
Lee May, R OBP: 0.348, SLG: 0.597 (1, 3) X		0-0 FC6-4 1B		0-0 F7		0-0 3B		0-0 1B 1B 1-2 2-H	
Johnny Bench, R OBP: 0.407, SLG: 0.541 (1, 2) X		0-0 FC6-4 CS 1-2f		0-0 G4-6-3 1B		4-0 FC6-4 IBB		0-0 1B 1B 1-2 2-H	
Tommy Helms, R OBP: 0.279, SLG: 0.279 (1, 4) X		0-0 F8 1-2		0-0 G4-6-3 1-2f		0-0 FC6-4 1-2f		0-0 1B 1-2 2-H	
Darrel Chaney, S OBP: 0.313, SLG: 0.274 (1, 6) X			0-0 B5-3		0-3 K		0-0 G4-6-3 1B	0-3 K	
George Culver, R OBP: 0.091, SLG: 0.091 Wayne Granger, R OBP: 0.182, SLG: 0.100 (1, 1) X (8, 1) X			0-0 G3		0-3 K		0-3 K	0-0 5-3	

Inning Stats	R: 0	H: 1	E: 0	LOB: 1	K: 0	BB: 0	S: 4	R: 0	H: 1	E: 0	LOB: 0	K: 0	BB: 0	S: 3	R: 0	H: 2	E: 0	LOB: 2	K: 0	BB: 0	S: 5	R: 0	H: 1	E: 0	LOB: 1	K: 0	BB: 0	S: 3	R: 0	H: 0	E: 0	LOB: 0	K: 2	BB: 0	S: 7	R: 1	H: 2	E: 0	LOB: 2	K: 0	BB: 1	S: 5	R: 0	H: 1	E: 0	LOB: 0	K: 1	BB: 0	S: 5	R: 3	H: 4	E: 0	LOB: 2	K: 1	BB: 1	S: 9
--------------	------	------	------	--------	------	-------	------	------	------	------	--------	------	-------	------	------	------	------	--------	------	-------	------	------	------	------	--------	------	-------	------	------	------	------	--------	------	-------	------	------	------	------	--------	------	-------	------	------	------	------	--------	------	-------	------	------	------	------	--------	------	-------	------

PITCHER	IP	WLS	BF	H	R	ER	SO	BB	IBB	HBP	BLK	WP	HR	S	P	ERA	WHIP
Clay Kirby, R ERA: 4.05 (1, 1)	7.0	L	28	8	1	1	3	0	0	0	0	0	1	32	37	1.29	1.143
Tommie Sisk, R ERA: 4.88 (8, 1)	0.1		4	2	3	3	0	0	1	0	0	0	0	3	7	81.00	6.000
Jack Baldschun, R ERA: 3.83 (8, 1)	0.0		2	2	0	0	0	0	0	0	0	0	0	2	2	∞	∞
Billy McCool, L ERA: 4.8 (8, 1)	0.2		2	0	0	0	1	0	0	0	0	0	0	4	4	0.00	0.000

PITCHER	IP	WLS	BF	H	R	ER	SO	BB	IBB	HBP	BLK	WP	HR	S	P	ERA	WHIP
---------	----	-----	----	---	---	----	----	----	-----	-----	-----	----	----	---	---	-----	------



Batter	1	2	3	4	5	6	7	8	9	AB R H RBI BB SO LOB	TOP										
<b>Bobby Bonds, R</b> (1, 9) OBP: 0.366, SLG: 0.473	0-0 HR	0-0 1B 3B		0-0 1B FC1-2	0-0 F4			0-3 K		5 2 3 1 0 1 1											
<b>Ron Hunt, R</b> (1, 4) OBP: 0.346, SLG: 0.305 <b>Don Mason, L</b> (6, 4) OBP: 0.299, SLG: 0.225	0-0 6-3	0-0 1B		0-0 1B FC1-2		0-0 1-3		0-0 5-3		4 0 2 1 0 0 0 1 0 0 0 0 0 0											
<b>Willie Mays, R</b> (1, 8) OBP: 0.384, SLG: 0.490	0-0 F9	0-0 F9		4-0 1B FC1-2		0-0 5-3		0-0 F3		4 0 0 0 1 0 1											
<b>Willie McCovey, L</b> (1, 3) OBP: 0.461, SLG: 0.723	4-0 BB FC4-6		4-0 1B BB	0-0 1B FC1-2		0-0 1B		0-0 FC1-6		3 0 2 0 2 0 3											
<b>Jim Davenport, R</b> (1, 5) OBP: 0.330, SLG: 0.348	0-0 FC4-6		4-0 1B BB	0-0 F6		0-0 1B		0-0 FC1-6		4 0 1 0 1 0 5											
<b>Ken Henderson, S</b> (1, 7) OBP: 0.269, SLG: 0.358		0-0 1B FC1-6	0-0 1B FC5-2	0-0 F9		0-0 3-1		0-0 G4-6-3		5 0 2 0 0 0 6											
<b>Dick Dietz, R</b> (1, 2) OBP: 0.370, SLG: 0.381		0-0 F8	0-0 FC5-2		0-3 K		0-3 K			4 0 0 0 0 2 4											
<b>Hal Lanier, R</b> (1, 6) OBP: 0.262, SLG: 0.262		0-0 FC1-6	0-0 F6		0-0 G3		0-0 F8			4 1 0 0 0 0 4											
<b>Bobby Bolin, R</b> (1, 1) OBP: 0.276, SLG: 0.292 <b>Frank Linzy, R</b> (9, 1) OBP: 0.200, SLG: 0.077		0-0 HR	0-3 K		4-0 BB		0-3 K			3 1 1 2 1 2 3 0 0 0 0 0 0 0											
<b>Inning Stats</b>	R: 1 E: 0 K: 0 S: 4	H: 1 LOB: 1 BB: 1 P: 8	R: 3 E: 0 K: 0 S: 7	H: 4 LOB: 1 BB: 0 P: 7	R: 0 E: 0 K: 1 S: 6	H: 1 LOB: 3 BB: 2 P: 14	R: 0 E: 0 K: 0 S: 5	H: 2 LOB: 3 BB: 1 P: 9	R: 0 E: 0 K: 1 S: 5	H: 0 LOB: 1 BB: 1 P: 9	R: 0 E: 0 K: 0 S: 5	H: 2 LOB: 2 BB: 0 P: 5	R: 0 E: 0 K: 2 S: 7	H: 0 LOB: 0 BB: 0 P: 7	R: 0 E: 0 K: 1 S: 5	H: 0 LOB: 0 BB: 0 P: 5	R: 0 E: 0 K: 0 S: 3	H: 1 LOB: 0 BB: 0 P: 3	1B: 8 2B: 0 3B: 1 HR: 2	SF: 0 SAC: 0 DP: 1 HBP: 0	WP: 0 PA: 42 PB: 0 SB: 0 CS: 0
<b>PITCHER</b>	IP WLS BF H R ER SO BB IBB HBP BLK WP HR S P ERA WHIP																				
<b>Tony Cloninger, R</b> (1, 1) ERA: 5.7	2.0 L 14 5 4 4 0 3 0 0 0 0 0 2 11 23 18.00 4.000																				
<b>Pedro Ramos, R</b> (3, 1) ERA: 3.27	3.0 14 3 0 0 2 2 0 0 0 0 0 0 16 24 0.00 1.667																				
<b>Wayne Granger, R</b> (6, 1) ERA: 3.02	2.0 8 2 0 0 2 0 0 0 0 0 0 0 12 12 0.00 1.000																				
<b>Clay Carroll, R</b> (8, 1) ERA: 2.78	2.0 6 1 0 0 1 0 0 0 0 0 0 0 8 8 0.00 0.500																				

**San Francisco Giants @ Cincinnati Reds**  
 Crosley Field, Cincinnati, OH  
 Thu Jun 26 1969, 7:05 PM EDT  
 Att. 8,922 - Unknown

AB	37
R	4
H	11
RBI	4
BB	5
SO	5
LOB	27



livebaseballscorecards.com





Batter	1	2	3	4	5	6	7	8	9	AB R H RBI BB SO LOB	TOP																									
<b>Bobby Bonds, R</b> (1, 9) OBP: 0.363, SLG: 0.466	0-0 6-3		0-0 F8	4-0 BB			0-0 F8		0-0 E1 FC6-4	4 0 0 0 1 0 2																										
<b>Ron Hunt, R</b> (1, 4) OBP: 0.343, SLG: 0.300	1-0 BB HBP		0-0 F8	0-0 F8			0-0 4-3		0-0 SF9	3 0 0 1 0 0 2																										
<b>Willie Mays, R</b> (1, 8) OBP: 0.380, SLG: 0.481	0-0 F8		4-0 BB BB				0-0 5-3	0-3 K	0-0 FC6-4 1-2f	4 0 0 0 1 1 3																										
<b>Willie McCovey, L</b> (1, 3) OBP: 0.465, SLG: 0.720	4-0 BB		4-0 BB				0-0 4-3	4-0 G6-3 BB		1 0 0 0 3 0 0																										
<b>Jim Davenport, R</b> (1, 5) OBP: 0.322, SLG: 0.339	0-0 F7		0-0 1-3				0-0 5-3	0-0 G6-3 1-2f		4 0 0 0 0 0 5																										
<b>Jim Ray Hart, R</b> (1, 7) OBP: 0.340, SLG: 0.292		0-0 F7		1-0 HBP			0-0 6-3		0-0 BB E 1B	1 0 0 0 0 0 0 2 1 1 0 0 0 0																										
<b>Ken Henderson, S</b> (4, 7) OBP: 0.272, SLG: 0.360																																				
<b>Jack Hiatt, R</b> (1, 2) OBP: 0.346, SLG: 0.371			0-0 F8		0-0 G5-4-3 1-2f		0-0 5-3		0-0 F7	3 0 0 0 0 0 1 1 0 0 0 0 0 1																										
<b>Dave Marshall, L</b> (9, PH) OBP: 0.333, SLG: 0.260																																				
<b>Hal Lanier, R</b> (1, 6) OBP: 0.283, SLG: 0.267			0-0 E5		0-0 1B 2B		0-0 F3		4-0 E BB SF9 BB	3 1 1 0 0 0 0 0 0 0 0 1 0 0 0 1 0 0 0 0 0																										
<b>Bob Burda, L</b> (9, PH) OBP: 0.292, SLG: 0.367																																				
<b>Tito Fuentes, S</b> (9, PR) OBP: 0.143, SLG: 0.056																																				
<b>Juan Marichal, R</b> (1, 1) OBP: 0.213, SLG: 0.227			0-0 5-3		0-0 BB 1B				4-0 E BB	3 0 1 1 0 0 1 0 0 0 0 1 0 0																										
<b>Dick Dietz, R</b> (9, PH) OBP: 0.374, SLG: 0.381							0-0 6-3		1-2 2-3 BB																											
<b>Inning Stats</b>	R: 0 E: 0 K: 0 S: 3	H: 0 LOB: 2 BB: 1 P: 8	R: 0 E: 1 K: 0 S: 4	H: 0 LOB: 1 BB: 0 P: 4	R: 0 E: 0 K: 0 S: 3	H: 0 LOB: 2 BB: 2 P: 11	R: 1 E: 0 K: 0 S: 4	H: 2 LOB: 2 BB: 1 P: 9	R: 0 E: 0 K: 0 S: 3	H: 0 LOB: 0 BB: 0 P: 3	R: 0 E: 0 K: 0 S: 3	H: 0 LOB: 0 BB: 0 P: 3	R: 0 E: 0 K: 1 S: 4	H: 0 LOB: 0 BB: 1 P: 8	R: 2 E: 1 K: 0 S: 5	H: 1 LOB: 2 BB: 2 P: 13	1B: 2 2B: 1 3B: 0 HR: 0	SF: 1 SAC: 0 DP: 2 HBP: 2	WP: 0 PB: 0 SB: 0 CS: 0	PA: 39																
<b>PITCHER</b>	IP WLS BF H R ER SO BB IBB HBP BLK WP HR S P ERA WHIP																																			
<b>Gerry Arrigo, L</b> (1, 1) ERA: 5.87	6.0		26	2	1	1	0	4	0	2	0	0	0	20	38	1.50	1.000																			
<b>Clay Carroll, R</b> (7, 1) ERA: 2.69	2.1	W	10	1	2	0	1	3	0	0	0	0	0	9	21	0.00	1.714																			
<b>Wayne Granger, R</b> (9, 1) ERA: 2.98	0.2	S	3	0	0	0	0	0	0	0	0	0	0	3	3	0.00	0.000																			

**San Francisco Giants @ Cincinnati Reds**  
Crosley Field, Cincinnati, OH  
Fri Jun 27 1969, 7:05 PM EDT  
Unknown

livebaseballscorecards.com

<b>AB</b>	29
<b>R</b>	3
<b>H</b>	3
<b>RBI</b>	2
<b>BB</b>	7
<b>SO</b>	1
<b>LOB</b>	15



Batter	1	2	3	4	5	6	7	8	9
<b>Pete Rose, S</b> (1, 9) OBP: 0.406, SLG: 0.446	0-0 1-3		0-0 CS 1B			0-0 G4-6-3 1B		0-0 1-H HR	
<b>Bobby Tolan, L</b> (1, 8) OBP: 0.356, SLG: 0.550	0-0 G3		0-0 CS 1-2	0-0 G3		0-0 G4-6-3 1-2f		0-0 G3	
<b>Alex Johnson, R</b> (1, 7) OBP: 0.383, SLG: 0.520 <b>Jimmy Stewart, S</b> (8, PR) OBP: 0.286, SLG: 0.286 (9, 7)	0-3 K			0-0 5-3			0-0 F3	1-0 HBP	
<b>Tony Perez, R</b> (1, 5) OBP: 0.378, SLG: 0.535		0-0 5-3		0-3 K			0-0 1B 2B	0-0 F2	
<b>Lee May, R</b> (1, 3) OBP: 0.346, SLG: 0.589		0-3 K		0-3 K			0-0 SH2-4 1B		
<b>Pat Corrales, R</b> (1, 2) OBP: 0.423, SLG: 0.409 <b>Clay Carroll, R</b> (7, 1) OBP: 0.462, SLG: 0.636 <b>Wayne Granger, R</b> (9, 1) OBP: 0.182, SLG: 0.100		0-0 1B		0-0 F4			0-0 SH2-4 1-2		
<b>Tommy Helms, R</b> (1, 4) OBP: 0.276, SLG: 0.275		0-0 F8		0-0 6-3			0-0 F4		
<b>Giraldo Ruiz, S</b> (1, 6) OBP: 0.222, SLG: 0.235			0-0 F9			0-0 WP 1B 2B		0-0 F9	
<b>Gerry Arrigo, L</b> (1, 1) OBP: 0.250, SLG: 0.250 <b>Johnny Bench, R</b> (6, PH) OBP: 0.402, SLG: 0.532 (7, 2)			0-3 K			0-0 1-3 2-3		0-0 HR 1B	

AB	R	H	RBI	BB	SO	LOB
4	1	3	3	0	0	0
4	0	0	0	0	0	1
3	0	0	0	0	1	0
0	0	0	0	0	0	0
4	1	1	0	0	1	1
3	0	1	1	0	2	0
2	0	1	0	0	0	0
0	0	0	0	0	0	0
0	0	0	0	0	0	0
3	0	0	0	0	0	2
3	1	1	0	0	0	0
1	0	0	0	0	1	0
2	1	1	0	0	0	1
1B: 5	SF: 0	2B: 2	SAC: 1	3B: 0	DP: 1	HR: 1
HBP: 1						


**BOTTOM**

**San Francisco Giants @ Cincinnati Reds**  
Crosley Field, Cincinnati, OH

Fri Jun 27 1969, 7:05 PM EDT  
Unknown

livebaseballscorecards.com

<b>AB</b>	<b>29</b>
<b>R</b>	<b>4</b>
<b>H</b>	<b>8</b>
<b>RBI</b>	<b>4</b>
<b>BB</b>	<b>0</b>
<b>SO</b>	<b>5</b>
<b>LOB</b>	<b>5</b>



Inning Stats	R: 0	H: 0	E: 0	K: 1	S: 5	LOB: 0	BB: 0	P: 5
<b>Inning Stats</b>	R: 0	H: 0	E: 0	K: 1	S: 5	LOB: 0	BB: 0	P: 5
	R: 0	H: 1	E: 0	K: 1	S: 6	LOB: 1	BB: 0	P: 6
	R: 0	H: 1	E: 0	K: 1	S: 5	LOB: 0	BB: 0	P: 5
	R: 0	H: 0	E: 0	K: 1	S: 5	LOB: 0	BB: 0	P: 5
	R: 0	H: 0	E: 0	K: 1	S: 5	LOB: 0	BB: 0	P: 5
	R: 1	H: 2	E: 0	K: 0	S: 4	LOB: 0	BB: 0	P: 4
	R: 1	H: 2	E: 0	K: 0	S: 5	LOB: 1	BB: 0	P: 5
	R: 2	H: 2	E: 0	K: 0	S: 5	LOB: 1	BB: 0	P: 6

PITCHER	IP	WLS	BF	H	R	ER	SO	BB	IBB	HBP	BLK	WP	HR	S	P	ERA	WHIP
<b>Juan Marichal, R</b> (1, 1) ERA: 2.16	8.0	L	31	8	4	4	5	0	0	1	0	1	1	40	41	4.50	1.000

WP	PA
1	32



Batter	1	2	3	4	5	6	7	8	9	AB R H RBI BB SO LOB	TOP											
<b>Ken Henderson, S</b> (1, 8) <small>OBP: 0.273, SLG: 0.366</small> <b>Dave Marshall, L</b> (7, 9) <small>OBP: 0.339, SLG: 0.267</small>	0-0 F9		0-0 F9			0-0 2B		0-0 1B		3 0 1 0 0 0 0 1 0 1 0 0 0 0												
<b>Bobby Etheridge, R</b> (1, 5) <small>OBP: 0.444, SLG: 0.483</small>	0-3 K			0-3 K		0-0 F8		0-0 G5-4-3		4 0 0 0 0 2 2												
<b>Bobby Bonds, R</b> (1, 9) <small>OBP: 0.359, SLG: 0.459</small> (7, 8)	0-0 F3			0-0 F7			0-0 F6		0-3 K	4 0 0 0 0 1 0												
<b>Willie McCovey, L</b> (1, 3) <small>OBP: 0.465, SLG: 0.716</small> <b>Bob Burda, L</b> (5, 3) <small>OBP: 0.299, SLG: 0.387</small>		4-0 1B BB		0-3 K			0-0 1B 2B		0-0 G3	1 0 0 0 1 1 0 2 1 1 0 0 0 0												
<b>Jim Ray Hart, R</b> (1, 7) <small>OBP: 0.351, SLG: 0.295</small>		0-3 K			0-0 G6-4-3 1B		4-0 1B BB		4-0 FC5-4 BB	2 0 1 0 2 1 1												
<b>Dick Dietz, R</b> (1, 2) <small>OBP: 0.364, SLG: 0.368</small>		0-0 F8			0-0 G6-4-3 1-2f		0-3 K		0-0 FC5-4 1-2f	4 0 0 0 0 1 5												
<b>Don Mason, L</b> (1, 4) <small>OBP: 0.306, SLG: 0.237</small>		0-0 CS 1B			0-0 F8		0-0 1B			3 0 2 1 0 0 0												
<b>Hal Lanier, R</b> (1, 6) <small>OBP: 0.262, SLG: 0.266</small> <b>Tito Fuentes, S</b> (5, 6) <small>OBP: 0.130, SLG: 0.050</small>		0-0 CS 1-2	0-0 F4			0-0 F2	0-3 K			1 0 0 0 0 0 0 2 0 0 0 0 1 2												
<b>Rich Robertson, R</b> (1, 1) <b>Ray Sadecki, L</b> (2, 1) <small>OBP: 0.125, SLG: 0.217</small> <b>Ozzie Virgil, R</b> (8, PH) <b>Ron Kline, R</b> (8, 1)			0-3 K					0-0 F9		0 0 0 0 0 0 0 2 0 0 0 0 2 0 1 0 0 0 0 0 0 0 0 0 0 0 0 0												
<b>Inning Stats</b>	R: 0 E: 0 K: 1 S: 5	H: 0 LOB: 0 BB: 0 P: 5	R: 0 E: 0 K: 1 S: 5	H: 1 LOB: 1 BB: 1 P: 9	R: 0 E: 0 K: 1 S: 5	H: 0 LOB: 0 BB: 0 P: 5	R: 0 E: 0 K: 2 S: 7	H: 0 LOB: 0 BB: 0 P: 7	R: 0 E: 0 K: 0 S: 3	H: 1 LOB: 0 BB: 0 P: 3	R: 0 E: 0 K: 1 S: 6	H: 1 LOB: 1 BB: 0 P: 6	R: 1 E: 0 K: 2 S: 9	H: 2 LOB: 2 BB: 1 P: 13	R: 0 E: 0 K: 0 S: 3	H: 1 LOB: 0 BB: 0 P: 3	R: 0 E: 0 K: 1 S: 5	H: 0 LOB: 1 BB: 1 P: 9	1B: 4 2B: 2 3B: 0 HR: 0	SF: 0 SAC: 0 DP: 2 HBP: 0	WP: 0 PB: 0 SB: 0 CS: 1	PA: 34
<b>PITCHER</b> <b>Jim Merritt, L</b> (1, 1) <small>ERA: 4.01</small>	IP: 9.0 WLS: W BF: 33 H: 6 R: 1 ER: 1 SO: 9 BB: 3 IBB: 0 HBP: 0 BLK: 0 WP: 0 HR: 0 S: 48 P: 60 ERA: 1.00 WHIP: 1.000																				<b>PITCHER</b> IP: WLS: BF: H: R: ER: SO: BB: IBB: HBP: BLK: WP: HR: S: P: ERA: WHIP:	

San Francisco Giants @ Cincinnati Reds  
 Crosley Field, Cincinnati, OH  
 Fri Jun 27 1969, 7:05 PM EDT  
 Att. 20,340 - Unknown

AB	30
R	1
H	6
RBI	1
BB	3
SO	9
LOB	10



livebaseballscorecards.com

BOTTOM

San Francisco Giants @ Cincinnati Reds

Crosley Field, Cincinnati, OH

Fri Jun 27 1969, 7:05 PM EDT

Att. 20,340 - Unknown

livebaseballscorecards.com

AB	33
R	9
H	13
RBI	8
BB	1
SO	8
LOB	9



WP:	0	PA:	39
PB:	1	SB:	0
CS:	0		

1B:	10	SF:	2
2B:	2	SAC:	2
3B:	0	DP:	1
HR:	2	HBP:	1

AB R H RBI BB SO LOB

4	1	2	1	1	2	0
5	1	1	0	0	0	3
4	3	2	3	0	0	0
4	0	2	0	0	1	1
4	2	3	2	0	1	1
4	1	2	0	0	1	2
3	1	1	1	0	0	0
3	0	0	0	0	1	1
2	0	0	1	0	2	1

Batter	1	2	3	4	5	6	7	8	9
Pete Rose, S OBP: 0.410, SLG: 0.447 (1, 9) X	0-0 L6 1B	0-0 3-H HR 1B	4-0 IBB		0-3 K			0-3 K	
Jimmy Stewart, S OBP: 0.279, SLG: 0.279 (1, 7) X	0-0 L6 1-2	0-0 HR 1B	0-0 F5			0-0 F2		0-0 F7	
Bobby Tolan, L OBP: 0.360, SLG: 0.559 (1, 8) H	1-0 E HBP 1B	0-0 1-H 2-H HR		0-0 HR 1B		0-0 4-3		0-0 F8	
Tony Perez, R OBP: 0.380, SLG: 0.535 (1, 5) X	0-0 E9 1-H 1B	0-0 1B 1B		0-3 K		0-0 F8			
Lee May, R OBP: 0.352, SLG: 0.607 (1, 3) S	0-3 K	0-0 1-2 1B		0-0 1-H HR			0-0 1B SF7 2B		
Johnny Bench, R OBP: 0.403, SLG: 0.531 (1, 2)		SH5-3 SF8 1B 2-3		0-3 K		0-0 2-3 PB 1B			
Tommy Helms, R OBP: 0.275, SLG: 0.276 (1, 4)		0-0 SF8 SH5-3 1B 1-2	0-0 4-3	0-0 F3		0-0 SF7			
Giraldo Ruiz, S OBP: 0.205, SLG: 0.216 (1, 6)		0-0 SH5-3 1-2 2-3	0-0 E3 SH3-4		0-0 1-3	0-3 K		0-3 3-H K	
Jim Merritt, L OBP: 0.189, SLG: 0.121 (1, 1)		0-0 SF8 2-3 3-H	0-0 SH3-4		0-3 K	0-3 K			

Inning Stats	R: 1	H: 2	E: 1	K: 1	S: 6	LOB: 1	BB: 0	P: 7
	R: 5	H: 7	E: 0	K: 0	S: 10	LOB: 2	BB: 0	P: 10
	R: 0	H: 0	E: 1	K: 0	S: 4	LOB: 2	BB: 1	P: 8
	R: 2	H: 2	E: 0	K: 2	S: 9	LOB: 0	BB: 0	P: 9
	R: 0	H: 0	E: 0	K: 2	S: 7	LOB: 0	BB: 0	P: 7
	R: 0	H: 0	E: 0	K: 0	S: 3	LOB: 0	BB: 0	P: 3
	R: 1	H: 2	E: 0	K: 2	S: 9	LOB: 1	BB: 0	P: 9
	R: 0	H: 0	E: 0	K: 1	S: 5	LOB: 0	BB: 0	P: 5

PITCHER	IP	WLS	BF	H	R	ER	SO	BB	IBB	HBP	BLK	WP	HR	S	P	ERA	WHIP
Rich Robertson, R ERA: 6.54 (1, 1)	1.2	L	11	6	5	4	1	0	0	0	0	0	0	12	13	21.60	3.600
Ray Sadecki, L ERA: 4.5 (2, 1)	5.1		25	7	4	4	6	0	1	0	0	0	2	36	40	6.75	1.312
Ron Kline, R ERA: 5.73 (8, 1)	1.0		3	0	0	0	1	0	0	0	0	0	0	5	5	0.00	0.000

WP:	HR	S	P	ERA	WHIP
0	2	1	9	0.00	0.000





BOTTOM

San Francisco Giants @ Cincinnati Reds

Crosley Field, Cincinnati, OH

Sat Jun 28 1969, 7:05 PM EDT

Att. 19,277 - Unknown

livebaseballscorecards.com

AB	36
R	5
H	9
RBI	5
BB	2
SO	4
LOB	7



WP:	1	PA:	38
PB:	0	SB:	1
CS:	0		

AB	R	H	RBI	BB	SO	LOB
5	0	1	1	0	0	0
5	0	0	0	0	0	2
2	0	0	0	1	0	0
0	0	0	0	0	0	0
1	0	0	0	0	1	0
4	1	1	1	0	0	1
4	2	2	0	0	2	0
3	0	1	1	1	0	1
4	0	0	0	0	0	3
3	1	2	0	0	0	0
0	0	0	0	0	0	0
1	1	1	2	0	0	0
0	0	0	0	0	0	0
1	0	0	0	0	1	0
2	0	1	0	0	0	0

Batter	1	2	3	4	5	6	7	8	9
Pete Rose, S OBP: 0.406, SLG: 0.442 (1, 9)	0-0 4-1 X	0-0 1-H 1B X		0-0 4-3 X			0-0 4-3 X		0-0 E7 X
Bobby Tolan, L OBP: 0.354, SLG: 0.550 (1, 8)	0-0 5-3 X	0-0 4-3 X			0-0 6-3 X		0-0 F7 X		0-0 F3 X
Alex Johnson, R OBP: 0.382, SLG: 0.517 Wayne Granger, R OBP: 0.182, SLG: 0.100 Fred Whitfield, L OBP: 0.405, SLG: 0.219 (1, 7) (6, 1) (7, PH) (8, 3)	4-0 BLK BB X		0-0 3-1 X		0-0 F9 X		0-3 K2-3 X		
Tony Perez, R OBP: 0.378, SLG: 0.541 (1, 5)	0-0 F2 1-2 X		0-0 F8 X		0-0 HR X		0-0 6-3 X		
Lee May, R OBP: 0.354, SLG: 0.613 (1, 3) (8, 7)		0-0 1B 1B 2B X	0-0 1B 2B X		0-3 K X		0-3 K X		
Johnny Bench, R OBP: 0.404, SLG: 0.529 (1, 2)		0-0 1-3 X	0-0 FC6-4 2-H 1B X		0-0 F6 X		4-0 FC6-4 BB X		
Tommy Helms, R OBP: 0.271, SLG: 0.271 (1, 4) (8, 6)		0-0 5-3 X	0-0 FC6-4 1-2f X		0-0 F8 X		0-0 FC6-4 1-2f X		
Giraldo Ruiz, S OBP: 0.238, SLG: 0.250 Tony Cloninger, R OBP: 0.184, SLG: 0.250 Ted Savage, R OBP: 0.310, SLG: 0.308 (1, 6) (8, 1) (9, PH)		0-0 S 1B 2-3 1B X		0-0 6-3 X		0-0 1B 1B X		0-0 4-3 X	
Jack Fisher, R OBP: 0.133, SLG: 0.133 Pedro Rantos, S OBP: 0.222, SLG: 0.308 Jim Beauchamp, R OBP: 0.350, SLG: 0.471 Al Jackson, L OBP: 0.286, SLG: 0.286 (1, 1) (1, 1) (2, PH) (3, 1) (3, 1) (6, 7) (8, 4)		0-0 1-H 1B 3-H 1B X		0-3 K X		0-0 1B X		0-0 4-3 X	

Inning Stats	R: 0	H: 0	E: 0	K: 0	S: 3	R: 3	H: 4	E: 0	K: 0	S: 7	R: 1	H: 2	E: 0	K: 0	S: 5	R: 0	H: 0	E: 0	K: 1	S: 5	R: 1	H: 1	E: 0	K: 1	S: 6	R: 0	H: 2	E: 0	K: 0	S: 4	R: 0	H: 0	E: 0	K: 1	S: 5	R: 0	H: 0	E: 1	K: 0	S: 4	R: 0	H: 0	E: 0	K: 0	S: 4
	LOB: 1	BB: 1	P: 7	LOB: 1	BB: 0	P: 7	LOB: 0	BB: 0	P: 5	LOB: 0	BB: 0	LOB: 0	BB: 0	P: 6	LOB: 1	BB: 0	P: 4	LOB: 0	BB: 0	P: 5	LOB: 1	BB: 0	LOB: 1	BB: 1	P: 9	LOB: 1	BB: 0	P: 4	1B: 6	SF: 0	2B: 2	SAC: 0	3B: 0	DP: 0	HR: 1	HBP: 0									

PITCHER	IP	WLS	BF	H	R	ER	SO	BB	IBB	HBP	BLK	WP	HR	S	P	ERA	WHIP
Ron Herbel, R ERA: 4.44 (1, 1)	9.0	W	38	9	5	5	4	2	0	0	1	1	1	44	52	5.00	1.222



TOP

San Francisco Giants @ Cincinnati Reds  
Crosley Field, Cincinnati, OH  
Sun Jun 29 1969, 3:33 AM EDT  
Att. 16,658 - Unknown

livebaseballscorecards.com

AB	38
R	6
H	10
RBI	6
BB	4
SO	5
LOB	24



WP	1	PA	44
PB	0		
SB	0		
CS	0		

AB R H RBI BB SO LOB

4	1	2	0	1	0	1
5	0	1	0	0	0	3
3	2	1	0	1	2	2
4	2	1	2	1	0	4
1	1	1	1	0	0	0
3	0	0	0	0	0	3
5	0	1	1	0	0	3
5	0	2	2	0	1	1
4	0	1	0	0	0	3
1	0	0	0	0	0	0
0	0	0	0	0	0	0
3	0	0	0	0	2	4
0	0	0	0	1	0	0
0	0	0	0	0	0	0

Batter	1	2	3	4	5	6	7	8	9	10
Ron Hunt, R OBP: 0.352, SLG: 0.308 (1, 4)	0-0 WP 1B HBP 1B	0-0 FC6-4 1B		4-0 4-3 BB		0-0 6-3		0-0 G5-4-3 1-2f		
Dave Marshall, L OBP: 0.341, SLG: 0.263 (1, 9) (3, 7)	0-0 F6	0-0 FC6-4 1-2f		0-0 4-3		0-0 4-3			0-0 1B	
Bobby Bonds, R OBP: 0.365, SLG: 0.467 (1, 8)	0-0 HBP WP 4-1 1B	0-3 K		4-0 BB		1-0 HR HBP			0-3 K	
Willie McCovey, L OBP: 0.470, SLG: 0.748 (1, 3)	4-0 4-1 1B HBP 1-2 2-3	0-0 F9		0-0 F9		0-0 HR 1-H			0-0 F5	
Jim Ray Hart, R OBP: 0.360, SLG: 0.304 Bob Burda, L OBP: 0.282, SLG: 0.364 (1, 7) (3, 9)	1-0 4-1 1B HBP 1-2 2-3 3-H		0-0 FC4-6 1B	0-0 5-3		0-0 4-3			0-0 F3	
Bobby Etheridge, R OBP: 0.451, SLG: 0.500 (1, 5)	0-0 4-1		0-0 FC4-6 E 1B 1-2f FC1-5		0-0 G4-6-3 1B			0-0 F8		0-0 5-3
Jack Hiatt, R OBP: 0.350, SLG: 0.368 (1, 2)	0-0 1B 2-H 3-H		0-0 E7 1B 1-3		0-0 F8			0-3 K		0-0 6-3
Hal Lanier, R OBP: 0.264, SLG: 0.268 Willie Mays, R OBP: 0.379, SLG: 0.479 Tito Fuentes, S OBP: 0.130, SLG: 0.050 (1, 6) (10, PH) (10, 6)	0-0 1B		0-0 FC1-5		0-0 G4-6-3			0-0 F7		0-0 F8
Gaylord Perry, R OBP: 0.164, SLG: 0.115 Frank Linzy, R OBP: 0.250, SLG: 0.077 Ron Kline, R (9, 1)	0-3 K		0-3 K			0-0 F8		4-0 G5-4-3 BB		

Inning Stats	R: 4 E: 0 K: 1 S: 9	H: 4 LOB: 2 BB: 1 P: 14	R: 0 E: 0 K: 1 S: 6	H: 1 LOB: 1 BB: 0 P: 6	R: 0 E: 1 K: 1 S: 7	H: 2 LOB: 2 BB: 0 P: 7	R: 0 E: 0 K: 0 S: 3	H: 0 LOB: 2 BB: 2 P: 11	R: 0 E: 0 K: 0 S: 3	H: 1 LOB: 0 BB: 0 P: 3	R: 2 E: 0 K: 1 S: 6	H: 1 LOB: 0 BB: 0 P: 7	R: 0 E: 0 K: 0 S: 2	H: 0 LOB: 0 BB: 1 P: 6	R: 0 E: 0 K: 1 S: 6	H: 1 LOB: 1 BB: 0 P: 6	R: 0 E: 0 K: 0 S: 3	H: 0 LOB: 0 BB: 0 P: 3	1B: 9 2B: 0 3B: 0 HR: 1	SF: 0 SAC: 0 DP: 2 HBP: 2
--------------	------------------------------	----------------------------------	------------------------------	---------------------------------	------------------------------	---------------------------------	------------------------------	----------------------------------	------------------------------	---------------------------------	------------------------------	---------------------------------	------------------------------	---------------------------------	------------------------------	---------------------------------	------------------------------	---------------------------------	----------------------------------	------------------------------------

PITCHER	IP	WLS	BF	H	R	ER	SO	BB	IBB	HBP	BLK	WP	HR	S	P	ERA	WHIP
George Culver, R ERA: 4.3 (1, 1)	7.0		34	9	6	6	4	2	1	2	0	1	1	37	51	7.71	1.571
Clay Carroll, R ERA: 2.62 (8, 1)	2.0		7	1	0	0	1	1	0	0	0	0	0	8	12	0.00	1.000
Wayne Granger, R ERA: 3.14 (10, 1)	1.0	W	3	0	0	0	0	0	0	0	0	0	0	3	3	0.00	0.000





Batter	1	2	3	4	5	6	7	8	9	AB R H RBI BB SO LOB	TOP											
<b>Pete Rose, S</b> (1, 9) OBP: 0.414, SLG: 0.452	0-0 SH3 WP 1B		4-0 BB	0-0 3B		0-0 P6			0-0 G4-3	4 0 2 0 1 0 0	<b>Cincinnati Reds @ Atlanta Braves</b> Atlanta Stadium, Atlanta, GA Mon Jun 30 1969, 7:05 PM EDT Att. 21,922 - Unknown											
<b>Bobby Tolan, L</b> (1, 8) OBP: 0.353, SLG: 0.539	0-0 SH3 1-3		0-0 P4	0-0 G3			0-0 L3	0-0 2B 1B	4 0 1 0 0 0 3													
<b>Alex Johnson, R</b> (1, 7) OBP: 0.379, SLG: 0.516	0-0 F7		0-0 L5		0-0 P4		0-0 F8	0-0 2B	5 0 1 0 0 0 3													
<b>Tony Perez, R</b> (1, 5) OBP: 0.382, SLG: 0.564	0-0 F9			0-0 HR	0-0 FC5 1B 1B		0-0 G4-3	0-0 F8	5 1 2 1 0 0 3													
<b>Lee May, R</b> (1, 3) OBP: 0.360, SLG: 0.618		0-3 K		0-0 WP 2B 1B	0-0 1-2 1B		0-0 G6-3		4 1 2 0 0 1 0													
<b>Johnny Bench, R</b> (1, 2) OBP: 0.402, SLG: 0.518		0-0 G5-3		4-0 WP 2B BB	0-0 F2		0-0 G5-3		3 1 0 0 1 0 2													
<b>Tommy Helms, R</b> (1, 4) OBP: 0.269, SLG: 0.273		0-0 F7		0-0 G6-3 WP 2B	0-0 FC5		0-0 1B		4 1 2 2 0 0 2													
<b>Darrel Chaney, S</b> (1, 6) OBP: 0.304, SLG: 0.262			0-0 G4-3	0-0 G6-3		0-0 P4		0-0 G6-3	4 0 0 0 0 0 2													
<b>Tony Cloninger, R</b> (1, 1) OBP: 0.205, SLG: 0.270			0-0 PB WP 1B	0-3 K		0-3 K		0-3 K	1 0 1 0 0 0 0													
<b>Pedro Ramos, S</b> (3, 1)									0 0 0 0 0 0 0													
<b>Ted Savage, R</b> (4, PH) OBP: 0.323, SLG: 0.321									1 0 0 0 0 1 0													
<b>Jack Fisher, R</b> (4, 1) OBP: 0.125, SLG: 0.125									1 0 0 0 0 1 0													
<b>Fred Whitfield, L</b> (9, PH) OBP: 0.409, SLG: 0.235									1 0 0 0 0 1 0													
<b>Inning Stats</b>	R: 0 E: 0 K: 0 S: 4	H: 1 LOB: 1 BB: 0 P: 4	R: 0 E: 0 K: 1 S: 5	H: 0 LOB: 0 BB: 0 P: 5	R: 0 E: 0 K: 0 S: 4	H: 1 LOB: 2 BB: 1 P: 8	R: 4 E: 0 K: 1 S: 9	H: 4 LOB: 1 BB: 1 P: 13	R: 0 E: 0 K: 0 S: 5	H: 2 LOB: 2 BB: 0 P: 5	R: 0 E: 0 K: 1 S: 5	H: 0 LOB: 0 BB: 0 P: 5	R: 0 E: 0 K: 0 S: 3	H: 0 LOB: 0 BB: 0 P: 3	R: 0 E: 0 K: 0 S: 4	H: 1 LOB: 1 BB: 0 P: 4	R: 0 E: 0 K: 1 S: 7	H: 2 LOB: 2 BB: 0 P: 7	1B: 7 2B: 2 3B: 1 HR: 1	SF: 0 SAC: 1 DP: 0 HBP: 0	WP: 4 PB: 1 SB: 0 CS: 0	PA: 40
<b>PITCHER</b> <b>Phil Niekro, R</b> (1, 1) ERA: 2.23	IP: 9.0 WLS: W BF: 40 H: 11 R: 4 ER: 4 SO: 4 BB: 2 IBB: 0 HBP: 0 BLK: 0 WP: 4 HR: 1 S: 46 P: 54 ERA: 4.00 WHIP: 1.444											<b>PITCHER</b> IP: WLS: BF: H: R: ER: SO: BB: IBB: HBP: BLK: WP: HR: S: P: ERA: WHIP:										

livebaseballscorecards.com

AB	37
R	4
H	11
RBI	3
BB	2
SO	4
LOB	15



Batter	1	2	3	4	5	6	7	8	9
<b>Felipe Alou, R</b> OBP: 0.341, SLG: 0.399 (1, 8) X	0-0 L5		0-0 2B HR 1B	0-0 1B	0-0 G6-3			0-0 G5-3	
<b>Tony Gonzalez, L</b> OBP: 0.321, SLG: 0.332 (1, 7) X	0-0 F7		0-0 1-3 2-H HR 2B	0-0 F8		0-0 G4-3		0-0 G1-3	
<b>Hank Aaron, R</b> OBP: 0.430, SLG: 0.663 (1, 9) X	0-0 E4		0-0 2-H 3-H HR	0-0 F8		0-0 F2		0-0 G6-3	
<b>Orlando Cepeda, R</b> OBP: 0.329, SLG: 0.463 (1, 3) X	0-0 F7		0-0 1B 2B BB	0-0 F8		0-0 F8			
<b>Felix Millan, R</b> OBP: 0.319, SLG: 0.367 (1, 4) X		0-0 L8	0-0 1-2 2B 1B		0-0 G6-3		0-0 G1-3		
<b>Clete Boyer, R</b> OBP: 0.311, SLG: 0.360 (1, 5) X		4-0 FC6-4 BB	0-0 1-H 2-H 2B		0-0 F2		4-0 S E BB		
<b>Sonny Jackson, L</b> OBP: 0.338, SLG: 0.339 (1, 6) X		0-0 FC6-4 BB	0-0 B1		0-0 1B 2B 1B		0-0 F8		
<b>Bob Didier, S</b> OBP: 0.262, SLG: 0.276 (1, 2) X		0-3 K	0-0 F8		0-0 1-2 2B 1B		0-0 E7		
<b>Phil Niekro, R</b> OBP: 0.149, SLG: 0.174 (1, 1) X			0-0 1B 2B 1B		0-0 1-H 2-H 2B		0-0 G4-3		

Inning Stats	R: 0	H: 0	E: 1	LOB: 1	K: 0	BB: 0	S: 4	P: 4
	R: 0	H: 0	E: 0	LOB: 1	K: 1	BB: 1	S: 5	P: 9
	R: 6	H: 6	E: 0	LOB: 1	K: 1	BB: 1	S: 11	P: 15
	R: 0	H: 1	E: 0	LOB: 1	K: 0	BB: 0	S: 4	P: 4
	R: 2	H: 3	E: 0	LOB: 1	K: 0	BB: 0	S: 6	P: 6
	R: 0	H: 0	E: 0	LOB: 0	K: 0	BB: 0	S: 3	P: 3
	R: 1	H: 0	E: 1	LOB: 1	K: 0	BB: 1	S: 4	P: 8
	R: 0	H: 0	E: 0	LOB: 0	K: 0	BB: 0	S: 3	P: 3

PITCHER	IP	WLS	BF	H	R	ER	SO	BB	IBB	HBP	BLK	WP	HR	S	P	ERA	WHIP
<b>Tony Cloninger, R</b> ERA: 5.93 (1, 1)	2.0	L	13	4	5	5	1	2	0	0	0	0	1	13	21	22.50	3.000
<b>Pedro Ramos, R</b> ERA: 3.6 (3, 1)	1.0		5	2	1	1	1	0	0	0	0	0	0	7	7	9.00	2.000
<b>Jack Fisher, R</b> ERA: 4.98 (4, 1)	5.0		21	4	3	2	0	1	0	0	0	0	0	20	24	3.60	1.000

**BOTTOM**

**Cincinnati Reds @ Atlanta Braves**  
Atlanta Stadium, Atlanta, GA

Mon Jun 30 1969, 7:05 PM EDT  
Att. 21,922 - Unknown

AB	R	H	RBI	BB	SO	LOB
5	1	2	0	0	0	1
5	1	1	1	0	0	1
5	1	1	3	0	0	1
3	1	0	0	1	0	2
4	1	1	0	0	0	0
2	1	1	2	2	0	0
4	1	1	0	0	0	3
4	1	1	0	0	1	2
4	1	2	2	0	1	2

AB	36
R	9
H	10
RBI	8
BB	3
SO	2
LOB	12

livebaseballscorecards.com

**Braves**

WP: 0	PA: 39
PB: 0	
SB: 1	
CS: 0	





**Cincinnati Reds @ Atlanta Braves**  
 Atlanta Stadium, Atlanta, GA

Tue Jul 01 1969, 7:05 PM EDT  
 Att: 21,043 - Unknown

livebaseballscorecards.com



Batter	1	2	3	4	5	6	7	8	9	10	AB	R	H	RBI	BB	SO	LOB	BOTTOM																		
<b>Felipe Alou, R</b> OBP: 0.351, SLG: 0.408 (1, 8)											5	1	4	0	0	0	1	<table border="0"> <tr><td>WP:</td><td>0</td><td>PA:</td><td>45</td></tr> <tr><td>PB:</td><td>0</td><td></td><td></td></tr> <tr><td>SB:</td><td>0</td><td></td><td></td></tr> <tr><td>CS:</td><td>0</td><td></td><td></td></tr> </table>	WP:	0	PA:	45	PB:	0			SB:	0			CS:	0				
WP:	0	PA:	45																																	
PB:	0																																			
SB:	0																																			
CS:	0																																			
<b>Felix Millan, R</b> OBP: 0.317, SLG: 0.364 (1, 4)											5	1	1	0	0	0	4																			
<b>Hank Aaron, R</b> OBP: 0.430, SLG: 0.660 (1, 9)											4	1	1	2	1	0	2																			
<b>Orlando Cepeda, R</b> OBP: 0.330, SLG: 0.459 (1, 3)											4	1	1	1	1	2	1																			
<b>Clete Boyer, R</b> OBP: 0.313, SLG: 0.361 (1, 5)											5	0	2	0	0	0	0																			
<b>Bob Aspromonte, R</b> OBP: 0.315, SLG: 0.353 (1, 7)											3	0	1	0	0	0	0																			
<b>Tony Gonzalez, L</b> OBP: 0.322, SLG: 0.331 (8, PH)											1	0	0	0	1	0	2																			
<b>Bob Tillman, R</b> OBP: 0.288, SLG: 0.375 (1, 2)											2	0	0	0	1	0	0																			
<b>Mike Lum, L</b> OBP: 0.336, SLG: 0.324 (9, PH)											1	1	1	0	0	0	0																			
<b>Bob Didier, S</b> OBP: 0.261, SLG: 0.274 (10, 2)											1	0	0	0	0	0	3																			
<b>Gil Garrido, R</b> OBP: 0.241, SLG: 0.310 (1, 6)											3	0	1	0	0	0	2																			
<b>Sonny Jackson, L</b> OBP: 0.341, SLG: 0.342 (9, PH)											1	0	1	1	0	0	0																			
<b>Pat Jarvis, R</b> OBP: 0.128, SLG: 0.143 (1, 1)											2	0	0	0	0	0	1																			
<b>Tommy Aaron, R</b> OBP: 0.346, SLG: 0.340 (8, PH)											1	0	0	0	0	0	0																			
<b>Claude Raymond, R</b> OBP: 0.396, SLG: 0.410 (9, 1)											0	0	0	0	0	0	0																			
<b>Paul Doyle, L</b> OBP: 0.286, SLG: 0.274 (9, 1)											0	0	0	0	0	0	0																			
<b>Cecil Upshaw, R</b> OBP: 0.288, SLG: 0.274 (9, PH)											0	0	0	0	0	0	0																			
<b>Tito Francona, L</b> OBP: 0.396, SLG: 0.410 (9, PH)											1	0	1	1	0	0	0																			
<b>Ron Reed, R</b> OBP: 0.158, SLG: 0.158 (9, PR)											0	0	0	0	0	0	0																			
<b>Gary Neibauer, R</b> OBP: 0.158, SLG: 0.158 (10, 1)											0	0	0	0	0	0	0																			
<b>Inning Stats</b>	R: 0 E: 0 K: 1 S: 6	H: 1 LOB: 1 BB: 0 P: 6	R: 0 E: 0 K: 0 S: 3	H: 1 LOB: 1 BB: 1 P: 7	R: 0 E: 0 K: 0 S: 4	H: 1 LOB: 1 BB: 0 P: 4	R: 0 E: 0 K: 0 S: 3	H: 0 LOB: 0 BB: 0 P: 3	R: 0 E: 0 K: 1 S: 5	H: 0 LOB: 0 BB: 0 P: 5	R: 0 E: 0 K: 0 S: 3	H: 0 LOB: 0 BB: 0 P: 3	R: 0 E: 0 K: 0 S: 8	H: 5 LOB: 2 BB: 0 P: 8	R: 3 E: 0 K: 0 S: 8	H: 5 LOB: 2 BB: 0 P: 8	R: 1 E: 0 K: 0 S: 5	H: 3 LOB: 2 BB: 1 P: 9	R: 1 E: 0 K: 0 S: 3	H: 2 LOB: 3 BB: 2 P: 11	1B: 11 2B: 3 3B: 0 HR: 0	SF: 0 SAC: 1 DP: 1 HBP: 0	WP: 0 PB: 0 SB: 0 CS: 0	PA: 45												
<b>PITCHER</b>	IP WLS BF H R ER SO BB IBB HBP BLK WP HR S P ERA WHIP																		IP WLS BF H R ER SO BB IBB HBP BLK WP HR S P ERA WHIP																	
<b>Jim Merritt, L</b> ERA: 3.98 (1, 1)	7.2		30	7	3	3	2	1	0	0	0	0	0	0	0	33	37	3.52	1.043																	
<b>Wayne Granger, R</b> ERA: 3.24 (8, 1)	0.2		6	4	1	1	0	0	0	0	0	0	0	0	6	6	13.50	6.000																		
<b>Clay Carroll, R</b> ERA: 2.7 (9, 1)	1.0	L	8	3	1	1	0	1	2	0	0	0	0	0	5	17	9.00	4.000																		











BOTTOM

Cincinnati Reds @ Los Angeles Dodgers  
Dodger Stadium, Los Angeles, CA  
Thu Jul 03 1969, 7:05 PM PDT  
Att. 21,238 - Unknown

livebaseballscores.com

AB 41  
R 3  
H 10  
RBI 3  
BB 4  
SO 6  
LOB 19



WP: 0 PA: 46  
PB: 0  
SB: 0  
CS: 0

AB R H RBI BB SO LOB

5	0	1	0	0	0	3
4	0	0	0	1	2	1
4	1	2	1	1	1	0
4	0	1	1	0	0	4
0	0	0	0	0	0	0
1	0	0	0	0	0	0
0	0	0	0	0	0	0
5	0	0	0	0	1	4
4	0	0	0	1	0	0
4	1	3	0	1	0	0
5	0	1	1	0	0	5
2	0	0	0	0	2	2
2	1	1	0	0	0	0
1	0	1	0	0	0	0
0	0	0	0	0	0	0

11

0-0	G3	1
0-0	F9	2
0-0	F9	2
0-0	1B	2B
0-0	2B	1B
0-0	2B	1B
0-0	F8	2
0-0	1B	1B
1-3	2B	
R: 1	H: 3	
E: 0	LOB: 2	
K: 0	BB: 0	
S: 6	P: 6	

10

0-0	G4-3	1
0-0	G4-1	2
0-0	G5-3	3
0-0	G5-3	3
0-0	F7	1
0-0	G6-3	2
0-0	F8	3
0-0	G5-3	1
0-0	F8	2
R: 0	H: 0	
E: 0	LOB: 0	
K: 0	BB: 0	
S: 3	P: 3	

9

0-0	F7	3
0-0	F9	1
0-0	F9	2
0-0	1B	2B
0-0	2B	1B
0-0	2B	1B
0-0	F8	2
0-0	1B	1B
R: 0	H: 0	
E: 0	LOB: 0	
K: 0	BB: 0	
S: 3	P: 3	

8

0-0	SH3-4	1
0-0	F7	1
0-0	G6-3	2
0-0	F8	3
R: 0	H: 0	
E: 0	LOB: 0	
K: 0	BB: 0	
S: 3	P: 3	

7

0-0	SH3-4	1
0-3	K	2
0-0	F5	3
0-0	F5	3
0-0	F7	1
0-0	G6-3	2
0-0	F8	3
0-0	SH3-4	1B
0-0	1B	1B
R: 1	H: 2	
E: 0	LOB: 1	
K: 1	BB: 0	
S: 7	P: 7	

6

0-0	G5-3	1
0-0	K	2
0-0	F5	3
0-0	F5	3
0-3	K	2
0-0	G6-3	2
0-0	F8	3
0-0	SH3-4	1B
0-0	1B	1B
R: 1	H: 2	
E: 0	LOB: 3	
K: 1	BB: 2	
S: 7	P: 15	

5

0-0	G3	3
0-0	G3	1
0-0	F5	3
0-0	F5	3
0-3	K	2
0-0	G6-3	2
0-0	F8	3
0-0	SH3-4	1B
0-0	1B	1B
R: 0	H: 1	
E: 0	LOB: 1	
K: 1	BB: 0	
S: 6	P: 6	

4

0-0	G3	1
0-0	G3	1
0-0	F5	3
0-0	F5	3
0-0	G4-3	2
0-0	G6-3	2
0-0	F8	3
0-0	SH3-4	1B
0-0	1B	1B
R: 0	H: 0	
E: 0	LOB: 0	
K: 0	BB: 0	
S: 3	P: 3	

3

0-0	G1-3	1
0-3	K	2
0-3	K	3
0-0	G3	1
0-0	G3	1
0-0	F5	3
0-0	F5	3
0-3	K	2
0-3	K	2
R: 0	H: 0	
E: 0	LOB: 0	
K: 2	BB: 0	
S: 7	P: 7	

2

0-0	G1-3	1
0-3	K	2
0-3	K	3
0-0	G3	1
0-0	G3	1
0-0	F5	3
0-0	F5	3
0-0	G4-3	2
0-0	G6-3	2
0-3	K	2
0-3	K	2
R: 0	H: 1	
E: 0	LOB: 1	
K: 1	BB: 0	
S: 6	P: 6	

1

0-0	G1-3	1
0-0	G1-3	1
0-0	G1-3	1
0-0	L6	1
0-0	G6-3	2
0-0	G6-3	2
0-0	G6-3	2
0-0	F7	1
0-0	F7	1
0-0	G6-3	2
0-0	G6-3	2
0-0	G6-3	2
0-3	K	2
0-3	K	2
R: 0	H: 1	
E: 0	LOB: 2	
K: 0	BB: 2	
S: 3	P: 11	

Batter

Maury Wills, S (1, 6)	X
Manny Mota, R (1, 7) (8, 9)	B B B B
Willie Davis, L (1, 8)	B B B B
Len Gabrielson, L (1, 9)	X
Jim Brewer, L (8, 1)	
Andy Kosco, R (10, PH)	
Al McBean, R (11, 1)	
Wes Parker, S (1, 3)	X
Tom Haller, L (1, 2)	
Bill Sudakis, S (1, 5)	X
Ted Sizemore, R (1, 4)	X
Don Drysdale, R (1, 1)	
Willie Crawford, L (7, PH) (8, 7)	
Ken Boyer, R (11, PH)	
Bill Russell, R (11, PR)	
Inning Stats	

PITCHER	IP	WLS	BF	H	R	ER	SO	BB	IBB	HBP	BLK	WP	HR	S	P	ERA	WHIP
George Culver, R (1, 1)	6.0		27	6	2	2	5	4	0	0	0	0	0	33	49	3.00	1.667
Pedro Ramos, R (7, 1)	4.2	W	17	3	1	1	1	0	0	0	0	0	0	19	19	1.93	0.643
Al Jackson, L (11, 1)	0.0		1	1	0	0	0	0	0	0	0	0	0	1	1	∞	∞
Wayne Granger, R (11, 1)	0.1	S	1	0	0	0	0	0	0	0	0	0	0	1	1	0.00	0.000









Batter	1	2	3	4	5	6	7	8	9	AB R H RBI BB SO LOB	TOP																				
<b>Pete Rose, S</b> (1, 9) OBP: 0.412, SLG: 0.451	0-0 L7		0-0 G3		0-0 FC3-6 1B	0-0 SF7			0-0 HR	4 1 2 2 0 0 0																					
<b>Jimmy Stewart, S</b> (1, 7) OBP: 0.310, SLG: 0.329	4-0 1B		0-0		0-0 FC3-6 1B	0-0 F8			0-0 F9	3 1 1 0 1 0 3																					
<b>Wayne Granger, R</b> (6, 1) OBP: 0.250, SLG: 0.100										0 0 0 0 0 0 0																					
<b>Ted Savage, R</b> (9, PH) OBP: 0.294, SLG: 0.290										1 0 0 0 0 0 0																					
<b>Pedro Ramos, S</b> (9, 1)										0 0 0 0 0 0 0																					
<b>Bobby Tolan, L</b> (1, 8) OBP: 0.357, SLG: 0.542	0-0 1-3 1B		0-3 K		0-3 K				0-0 F7	5 0 1 0 0 2 2																					
<b>Tony Perez, R</b> (1, 5) OBP: 0.383, SLG: 0.571	0-0 SF7			4-0 G4-3 E BB	0-0 1-3 1B				0-0 HR	3 2 2 2 1 0 0																					
<b>Lee May, R</b> (1, 3) OBP: 0.351, SLG: 0.603	0-3 K			0-3 K	0-0 G5-3				0-0 G6-3	4 0 0 0 0 2 4																					
<b>Pat Corrales, R</b> (1, 2) OBP: 0.429, SLG: 0.467			0-0 G5-3		0-0 G4-3				0-0 P5	2 0 0 0 0 0 1																					
<b>Johnny Bench, R</b> (6, PH) OBP: 0.383, SLG: 0.490					1-2				0-3 K	2 0 0 0 0 1 0																					
<b>Tommy Helms, R</b> (1, 4) OBP: 0.276, SLG: 0.278					0-0 E9 1B				0-0 P6	4 1 1 0 0 0 0																					
<b>Giraldo Ruiz, S</b> (1, 6) OBP: 0.316, SLG: 0.302					2-H				1B BB SF7 1B																						
<b>Fred Whitfield, L</b> (8, PH) OBP: 0.391, SLG: 0.222					0-0					2 0 1 0 1 0 0																					
<b>Darrel Chaney, S</b> (8, 6) OBP: 0.297, SLG: 0.255					1-2 1B				0-3 K2-3	1 0 0 0 0 1 0																					
<b>Jim Merritt, L</b> (1, 1) OBP: 0.171, SLG: 0.108					1-2 1B					0 0 0 0 0 0 0																					
<b>Alex Johnson, R</b> (6, PH) OBP: 0.382, SLG: 0.512			0-3 K		0-3 K				0-0 G6-3	2 0 0 0 0 2 2																					
										2 0 1 0 0 0 0																					
<b>Inning Stats</b>	R: 1 E: 0 K: 1 S: 6	H: 1 LOB: 1 BB: 1 P: 10	R: 0 E: 0 K: 0 S: 3	H: 0 LOB: 0 BB: 0 P: 3	R: 0 E: 0 K: 2 S: 8	H: 1 LOB: 1 BB: 0 P: 8	R: 1 E: 1 K: 2 S: 9	H: 1 LOB: 2 BB: 1 P: 13	R: 0 E: 0 K: 1 S: 7	H: 2 LOB: 2 BB: 0 P: 7	R: 1 E: 0 K: 0 S: 5	H: 2 LOB: 2 BB: 1 P: 9	R: 1 E: 0 K: 1 S: 6	H: 1 LOB: 0 BB: 0 P: 6	R: 0 E: 0 K: 1 S: 5	H: 0 LOB: 0 BB: 0 P: 5	R: 1 E: 0 K: 0 S: 4	H: 1 LOB: 0 BB: 0 P: 4	1B: 7 2B: 0 3B: 0 HR: 2	SF: 2 SAC: 0 DP: 0 HBP: 0	WP: 0 PB: 0 SB: 0 CS: 0	PA: 40									
<b>PITCHER</b> <b>Bill Singer, R</b> (1, 1) ERA: 2.03	IP 9.0	WLS W	BF 40	H 9	R 5	ER 4	SO 8	BB 3	IBB 0	HBP 0	BLK 0	WP 0	HR 2	S 53	P 65	ERA 4.00	WHIP 1.333														
											<b>PITCHER</b>	IP	WLS	BF	H	R	ER	SO	BB	IBB	HBP	BLK	WP	HR	S	P	ERA	WHIP			

Cincinnati Reds @ Los Angeles Dodgers  
Dodger Stadium, Los Angeles, CA  
Sat Jul 05 1969, 7:05 PM PDT  
Att: 47,231 - Unknown

AB	35
R	5
H	9
RBI	4
BB	3
SO	8
LOB	12







Batter	1	2	3	4	5	6	7	8	9	AB R H RBI BB SO LOB	TOP		
<b>Pete Rose, S</b> (1, 9) OBP: 0.411, SLG: 0.461	0-3 K		0-0 SH1-4 E 1B	0-0 HR	0-3 K		0-0 G4-3			5 2 2 1 0 2 2			
<b>Jimmy Stewart, S</b> (1, 7) OBP: 0.308, SLG: 0.337	0-0 2B		0-0 SH1-4	0-0 L6		0-0 G4-3		0-0 G4-3		4 0 1 0 0 0 0			
<b>Bobby Tolan, L</b> (1, 8) OBP: 0.358, SLG: 0.548	0-3 K		4-0 E SF8 IBB	0-0 G1-3		0-0 G3		0-0 HR		4 2 1 1 1 1 1			
<b>Tony Perez, R</b> (1, 5) OBP: 0.384, SLG: 0.567	0-0 G6-3		0-0 E7 1B 1B	4-0 1B BB		0-0 E5 BB		0-0 F8		4 1 1 2 1 0 1			
<b>Lee May, R</b> (1, 3) OBP: 0.355, SLG: 0.601		0-0 G5-3	4-0 1B 1B BB	0-0 1B 1B		4-0 1B BB		0-3 K		3 1 1 0 2 1 0			
<b>Johnny Bench, R</b> (1, 2) OBP: 0.380, SLG: 0.498		0-0 HR	0-0 SF8	0-0 F8		0-3 K		0-0 F8		4 1 1 2 0 1 4			
<b>Tommy Helms, R</b> (1, 4) OBP: 0.279, SLG: 0.284		0-0 G6-3	0-0 1B 1B		0-0 F8		0-0 G3 2B		0-0 G6-3	5 0 2 1 0 0 0	<b>AB 37</b>		
<b>Giraldo Ruiz, S</b> (1, 6) OBP: 0.323, SLG: 0.310		0-0 G4-3	0-0 1B		0-0 1B		0-0 G3		0-0 L9	5 0 2 1 0 0 1	<b>R 8</b>		
<b>Darrel Chaney, S</b> (9, 6) OBP: 0.297, SLG: 0.255			1-2 2-H 1B		0-0 1B		2-3 G3			0 0 0 0 0 0 0	<b>H 11</b>		
<b>Clay Carroll, R</b> (1, 1) OBP: 0.412, SLG: 0.500			SH1-4 E BB		0-0 B1		0-3 K			3 1 0 0 1 1 4	<b>RBI 8</b>		
<b>Al Jackson, L</b> (8, 1)										0 0 0 0 0 0 0	<b>BB 5</b>		
<b>Inning Stats</b>	R: 0 E: 0 K: 2 S: 8 H: 1 LOB: 1 BB: 0 P: 8	R: 1 E: 0 K: 0 S: 4 H: 1 LOB: 0 BB: 0 P: 4	R: 5 E: 1 K: 0 S: 7 H: 4 LOB: 2 BB: 3 P: 19	R: 1 E: 0 K: 0 S: 5 H: 2 LOB: 2 BB: 1 P: 9	R: 0 E: 0 K: 1 S: 6 H: 1 LOB: 1 BB: 0 P: 6	R: 0 E: 1 K: 1 S: 6 H: 0 LOB: 2 BB: 1 P: 10	R: 0 E: 0 K: 1 S: 6 H: 1 LOB: 1 BB: 0 P: 6	R: 1 E: 0 K: 1 S: 6 H: 1 LOB: 0 BB: 0 P: 6	R: 0 E: 0 K: 0 S: 3 H: 0 LOB: 0 BB: 0 P: 3	1B: 6 2B: 2 3B: 0 HR: 3 SF: 1 SAC: 1 DP: 0 HBP: 0	WP: 0 PB: 0 SB: 0 CS: 0 PA: 44		
<b>PITCHER</b>	IP WLS BF H R ER SO BB IBB HBP BLK WP HR S P ERA WHIP											<b>PITCHER</b>	IP WLS BF H R ER SO BB IBB HBP BLK WP HR S P ERA WHIP
<b>Don Sutton, R</b> (1, 1) ERA: 3.05	2.2 L 17 6 6 6 2 2 1 0 0 0 0 1 18 30 20.25 3.000												
<b>John Purdin, R</b> (3, 1) ERA: 6.35	2.1 11 3 1 1 1 1 0 0 0 0 0 1 12 16 3.86 1.714												
<b>Pete Mikkelsen, R</b> (6, 1) ERA: 3.58	2.0 9 1 0 0 2 1 0 0 0 0 0 0 12 16 0.00 1.000												
<b>Al McBean, R</b> (8, 1) ERA: 3.86	2.0 7 1 1 1 1 0 0 0 0 0 0 1 9 9 4.50 0.500												

**Cincinnati Reds @ Los Angeles Dodgers**  
 Dodger Stadium, Los Angeles, CA  
 Sun Jul 06 1969, 3:33 AM PDT  
 Att: 19,381 - Unknown

<b>AB</b>	37
<b>R</b>	8
<b>H</b>	11
<b>RBI</b>	8
<b>BB</b>	5
<b>SO</b>	6
<b>LOB</b>	13



Batter	1	2	3	4	5	6	7	8	9	AB R H RBI BB SO LOB
Maury Wills, S (1, 6) OBP: 0.335, SLG: 0.288	0-0 CS 1B			0-0 G1-3	0-0 G1-3			0-0 G4-3	0-3 K	5 0 1 0 0 1 4
Manny Mota, R (1, 9) OBP: 0.401, SLG: 0.418	0-0 F8 1-2			0-0 FC3-6 1B		0-0 G6-3		0-0 BB 1B	0-0 F8	5 0 2 0 0 0 3
Willie Davis, L (1, 8) OBP: 0.330, SLG: 0.425	0-0 F8			0-0 FC3-6 FC6-4 1-2f		0-3 K		0-0 BB 1B		2 0 0 0 0 0 1
Bill Russell, R (6, PH) (7, 8) OBP: 0.337, SLG: 0.384	0-0 F8			0-0 FC6-4 1-2f		0-0 1B		0-0 F5		2 0 1 0 0 0 1 0
Len Gabrielson, L (1, 3) OBP: 0.348, SLG: 0.397		0-0 G4-6-3 1B		0-0 FC6-4 1-2f		0-0 1B		0-0 F5		4 0 2 0 0 0 3
Bill Sudakis, S (1, 5) OBP: 0.296, SLG: 0.369		0-0 G4-6-3 1-2f		0-0 P6		0-0 G4-3		4-0 FC6-4 BB		3 0 0 0 1 0 2
Tom Haller, L (1, 2) OBP: 0.356, SLG: 0.381		0-0 G6-3		0-3 K		0-3 K		0-0 FC6-4 1-2f		3 0 0 0 0 0 2 0
Wes Parker, S (8, PH) OBP: 0.378, SLG: 0.470				0-0 K				0-0 FC6-4 1-2f		1 0 0 0 0 0 3
Jeff Torborg, R (9, 2) OBP: 0.284, SLG: 0.275				0-0 K				0-0 FC6-4 1-2f		0 0 0 0 0 0 0
Willie Crawford, L (1, 7) OBP: 0.339, SLG: 0.444			0-3 K		0-0 HR		0-0 E3 HBP		0-0 G3-4-1	4 1 1 1 0 1 0
Ted Sizemore, R (1, 4) OBP: 0.322, SLG: 0.311			0-3 K		4-0 1B BB		1-0 G4-3 HBP		4-0 BB BB	1 0 0 0 1 1 0
John Miller, R (7, PR) OBP: 0.320, SLG: 0.304			0-3 K		0-0 1B		0-0 G4-3		4-0 BB BB	0 0 0 0 1 0 0
Don Sutton, R (1, 1) OBP: 0.284, SLG: 0.189			0-3 K		0-0 1B		0-0 G4-3		4-0 BB BB	0 0 0 0 0 0 0
John Purdin, R (3, 1) OBP: 0.349, SLG: 0.275										1 0 0 0 0 0 1 0
Jim Lefebvre, S (5, PH) OBP: 0.349, SLG: 0.275										1 0 1 0 0 0 0 0
Pete Mikkelsen, R (8, 1) OBP: 0.282, SLG: 0.456										0 0 0 0 0 0 0 0
Andy Kosco, R (7, PH) OBP: 0.282, SLG: 0.456										1 0 0 0 0 0 0 2
Al McBean, R (8, 1) OBP: 0.282, SLG: 0.456										0 0 0 0 0 0 0 0
Ken Boyer, R (9, PH) OBP: 0.357, SLG: 0.333										0 0 0 0 0 1 0 0

Inning Stats	R: 0 E: 0 K: 0 S: 3	H: 1 LOB: 0 BB: 0 P: 3	R: 0 E: 0 K: 0 S: 3	H: 1 LOB: 0 BB: 0 P: 3	R: 0 E: 0 K: 3 S: 9	H: 0 LOB: 0 BB: 0 P: 9	R: 0 E: 0 K: 0 S: 4	H: 1 LOB: 1 BB: 0 P: 4	R: 1 E: 0 K: 1 S: 7	H: 2 LOB: 2 BB: 1 P: 11	R: 0 E: 0 K: 1 S: 6	H: 1 LOB: 1 BB: 0 P: 6	R: 0 E: 1 K: 1 S: 5	H: 0 LOB: 2 BB: 0 P: 6	R: 0 E: 0 K: 0 S: 5	H: 2 LOB: 3 BB: 1 P: 9	R: 0 E: 0 K: 1 S: 5	H: 0 LOB: 2 BB: 2 P: 13	1B: 7 2B: 0 3B: 0 HR: 1	SF: 0 SAC: 0 DP: 2 HBP: 1
--------------	------------------------------	---------------------------------	------------------------------	---------------------------------	------------------------------	---------------------------------	------------------------------	---------------------------------	------------------------------	----------------------------------	------------------------------	---------------------------------	------------------------------	---------------------------------	------------------------------	---------------------------------	------------------------------	----------------------------------	----------------------------------	------------------------------------

PITCHER	IP	WLS	BF	H	R	ER	SO	BB	IBB	HBP	BLK	WP	HR	S	P	ERA	WHIP
Clay Carroll, R (1, 1) ERA: 2.62	7.2	W	32	8	1	1	6	2	0	1	0	0	1	41	50	1.17	1.304
Al Jackson, L (8, 1) ERA: 9.0	1.1	S	6	0	0	0	1	2	0	0	0	0	0	6	14	0.00	1.500

**BOTTOM**

**Cincinnati Reds @ Los Angeles Dodgers**  
 Dodger Stadium, Los Angeles, CA

Sun Jul 06 1969, 3:33 AM PDT  
 Att. 19,381 - Unknown

<b>AB</b>	<b>33</b>
<b>R</b>	<b>1</b>
<b>H</b>	<b>8</b>
<b>RBI</b>	<b>1</b>
<b>BB</b>	<b>4</b>
<b>SO</b>	<b>7</b>
<b>LOB</b>	<b>18</b>





Batter	1	2	3	4	5	6	7	8	9	AB R H RBI BB SO LOB	TOP																
<b>Pete Rose, S</b> OBP: 0.414, SLG: 0.472 (1, 9) X	0-0 HR	0-0 1B		0-0 F8			4-0 1B 3B IBB		0-0 5-3	4 2 2 1 1 0 0																	
<b>Jimmy Stewart, S</b> OBP: 0.292, SLG: 0.318 (1, 7) X	0-0 4-3	0-0 4-3			0-0 F9		0-0 F9		0-3 K	5 0 0 0 0 1 3																	
<b>Bobby Tolan, L</b> OBP: 0.364, SLG: 0.550 (1, 8) X	0-0 S 1B 1B		4-0 1B BB		0-0 G3-1		0-0 1-3 2-H 3B 1B		0-0 BB 1B	4 2 3 1 1 0 0																	
<b>Tony Perez, R</b> OBP: 0.387, SLG: 0.572 (1, 5) X	0-0 F9		0-0 1-3 1B		0-3 K		0-0 1-H 3-H 3B		4-0 1-2 BB	4 0 2 2 1 1 1																	
<b>Lee May, R</b> OBP: 0.352, SLG: 0.594 (1, 3) X	0-0 1-2 1B 1B		0-0 P6			0-0 P4	0-0 F8		0-0 P3	5 0 1 0 0 0 4																	
<b>Johnny Bench, R</b> OBP: 0.382, SLG: 0.496 (1, 2) X	0-0 1-2 2-H 1B		4-0 IBB			0-0 6-3		0-0 6-3		3 0 1 1 1 0 0																	
<b>Tommy Helms, R</b> OBP: 0.275, SLG: 0.280 (1, 4) X	0-0 F7		0-0 5-3			0-0 F8		0-0 F8		4 0 0 0 0 0 4																	
<b>Giraldo Ruiz, S</b> OBP: 0.323, SLG: 0.311 (1, 6)		0-0 L7		0-0 L8			0-0 SH2-4 1B		0-0 1B	3 1 1 0 0 0 0																	
<b>Darrel Chaney, S</b> OBP: 0.300, SLG: 0.259 (7, 6)										1 0 1 0 0 0 0																	
<b>George Culver, R</b> OBP: 0.103, SLG: 0.103 (1, 1)		0-0 5-3		0-0 F8			0-0 SH2-4 1-2		0-0 G3	2 0 0 0 0 0 0																	
<b>Pedro Ramos, S</b> (4, 1)										1 0 0 0 0 0 1																	
<b>Wayne Granger, R</b> OBP: 0.250, SLG: 0.100 (9, 1)										0 0 0 0 0 0 0																	
<b>Inning Stats</b>	R: 2 E: 0 K: 0 S: 7	H: 4 LOB: 2 BB: 0 P: 7	R: 0 E: 0 K: 0 S: 4	H: 1 LOB: 1 BB: 0 P: 4	R: 0 E: 0 K: 0 S: 3	H: 1 LOB: 2 BB: 2 P: 11	R: 0 E: 0 K: 0 S: 3	H: 0 LOB: 0 BB: 0 P: 3	R: 0 E: 0 K: 1 S: 5	H: 0 LOB: 0 BB: 0 P: 5	R: 0 E: 0 K: 0 S: 3	H: 0 LOB: 0 BB: 0 P: 3	R: 3 E: 0 K: 0 S: 6	H: 3 LOB: 1 BB: 1 P: 10	R: 0 E: 0 K: 0 S: 4	H: 1 LOB: 1 BB: 0 P: 4	R: 0 E: 0 K: 1 S: 6	H: 1 LOB: 2 BB: 1 P: 10	1B: 9 2B: 0 3B: 1 HR: 1	SF: 0 SAC: 1 DP: 0 HBP: 0	WP: 0 PB: 0 SB: 1 CS: 0	PA: 41					
<b>PITCHER</b>	IP	WLS	BF	H	R	ER	SO	BB	IBB	HBP	BLK	WP	HR	S	P	ERA	WHIP										
<b>Joe Niekro, R</b> ERA: 2.99 (1, 1)	3.0		16	6	2	2	0	1	1	0	0	0	1	14	22	6.00	2.333										
<b>Tommie Sisk, R</b> ERA: 5.71 (4, 1)	3.2	L	15	3	3	3	1	0	1	0	0	0	0	16	20	7.36	0.818										
<b>Frank Reberger, R</b> ERA: 4.4 (7, 1)	0.1		1	0	0	0	0	0	0	0	0	0	0	1	1	0.00	0.000										
<b>Billy McCool, L</b> ERA: 3.63 (8, 1)	2.0		9	2	0	0	1	1	0	0	0	0	0	10	14	0.00	1.500										

Cincinnati Reds @ San Diego Padres  
San Diego Stadium, San Diego, CA  
Mon Jul 07 1969, 10:05 PM EDT  
Att. 3,211 - Unknown

livebaseballscorecards.com

AB	36
R	5
H	11
RBI	5
BB	4
SO	2
LOB	13







Batter	1	2	3	4	5	6	7	8	9	AB R H RBI BB SO LOB	TOP																
<b>Pete Rose, S</b> (1, 9) OBP: 0.411, SLG: 0.471	0-0 4-3	0-0 6-3		0-0 1B 1B 2B		0-0 F7		0-0 P2		5 1 1 0 0 0 0																	
<b>Bobby Tolan, L</b> (1, 8) OBP: 0.364, SLG: 0.551	0-0 1B 2B		0-0 4-3	0-0 1B 1B		0-3 K		0-0 6-3		5 2 2 1 0 1 0																	
<b>Alex Johnson, R</b> (1, 7) OBP: 0.386, SLG: 0.512	4-0 1B 1B BB		0-0 2B 1B	0-0 G6-4-3 WP 1B		0-0 6-3		0-0 F9		4 2 2 2 1 0 0																	
<b>Tony Perez, R</b> (1, 5) OBP: 0.387, SLG: 0.568	0-0 1B 1B		0-0 F9	4-0 G6-4-3 BB		0-0 E8		0-3 K		4 0 1 1 1 1 1																	
<b>Lee May, R</b> (1, 3) OBP: 0.354, SLG: 0.596	0-0 FC4-6 1B		0-0 WP 1B 2B	0-0 G6-4-3		0-0 6-3				4 1 2 1 0 0 3																	
<b>Pat Corrales, R</b> (1, 2) OBP: 0.410, SLG: 0.424	0-0 P5		1-0 WP 1B HBP	0-3 K		0-3 K				3 1 0 0 0 2 4																	
<b>Tommy Helms, R</b> (1, 4) OBP: 0.275, SLG: 0.279	0-0 FC4-6		0-0 1B		0-0 F8		0-0 F7			4 0 1 2 0 0 4																	
<b>Giraldo Ruiz, S</b> (1, 6) OBP: 0.304, SLG: 0.292		0-0 4-3	0-0 6-3		0-3 K		0-0 G3-1			4 0 0 0 0 1 1																	
<b>Woody Woodward, R</b> (6, 6) OBP: 0.212, SLG: 0.133										0 0 0 0 0 0 0																	
<b>Tony Cloninger, R</b> (1, 1) OBP: 0.191, SLG: 0.244		0-3 K		0-0 2B 1B		0-0 F9		0-3 K		4 1 1 0 0 2 0																	
<b>Inning Stats</b>	R: 1 E: 0 K: 0 S: 6	H: 3 LOB: 3 BB: 1 P: 10	R: 0 E: 0 K: 1 S: 5	H: 0 LOB: 0 BB: 0 P: 5	R: 3 E: 0 K: 0 S: 6	H: 3 LOB: 1 BB: 0 P: 7	R: 4 E: 0 K: 1 S: 8	H: 4 LOB: 0 BB: 1 P: 12	R: 0 E: 0 K: 1 S: 5	H: 0 LOB: 0 BB: 0 P: 5	R: 0 E: 1 K: 1 S: 6	H: 0 LOB: 1 BB: 0 P: 6	R: 0 E: 0 K: 1 S: 5	H: 0 LOB: 0 BB: 0 P: 5	R: 0 E: 0 K: 1 S: 5	H: 0 LOB: 0 BB: 0 P: 5	R: 0 E: 0 K: 1 S: 5	H: 0 LOB: 0 BB: 0 P: 5	1B: 7 2B: 3 3B: 0 HR: 0	SF: 0 SAC: 0 DP: 1 HBP: 1	WP: 2 PB: 0 SB: 0 CS: 0	PA: 40					
<b>PITCHER</b>	IP	WLS	BF	H	R	ER	SO	BB	IBB	HBP	BLK	WP	HR	S	P	ERA	WHIP										
<b>Al Santorini, R</b> (1, 1) ERA: 3.63	3.0	L	20	9	7	7	1	1	0	1	0	1	0	20	25	21.00	3.333										
<b>Gary Ross, R</b> (4, 1) ERA: 4.5	2.0		7	1	1	1	2	1	0	0	0	1	0	10	14	4.50	1.000										
<b>Jack Baldschun, R</b> (6, 1) ERA: 3.81	3.0		10	0	0	0	3	0	0	0	0	0	0	16	16	0.00	0.000										
<b>Frank Reberger, R</b> (9, 1) ERA: 4.3	1.0		3	0	0	0	1	0	0	0	0	0	0	5	5	0.00	0.000										

**Cincinnati Reds @ San Diego Padres**  
 San Diego Stadium, San Diego, CA  
 Tue Jul 08 1969, 10:05 PM EDT  
 Att. 3,829 - Unknown

<b>AB</b>	37
<b>R</b>	8
<b>H</b>	10
<b>RBI</b>	7
<b>BB</b>	2
<b>SO</b>	7
<b>LOB</b>	13







Batter	1	2	3	4	5	6	7	8	9	AB R H RBI BB SO LOB	TOP		
<b>Pete Rose, S</b> (1, 9) OBP: 0.411, SLG: 0.470	0-0 1B SF9 1B		0-0 2-3		0-0 P6		0-0 1B		0-0 4-3	5 1 2 0 0 0 2			
<b>Bobby Tolan, L</b> (1, 8) OBP: 0.363, SLG: 0.548	0-0 S SF9 1B		0-0 6-3		0-0 P3		0-0 F7			4 0 1 0 0 0 2			
<b>Alex Johnson, R</b> (1, 7) OBP: 0.381, SLG: 0.507	0-0 SF9			0-0 F9		0-0 6-3		0-0 F9		3 0 0 1 0 0 0			
<b>Jimmy Stewart, S</b> (8, 7) OBP: 0.292, SLG: 0.318	1-2 3-H									0 0 0 0 0 0 0			
<b>Tony Perez, R</b> (1, 5) OBP: 0.388, SLG: 0.566	0-0 P6			0-0 G6-4-3 1B		0-0 4-3		4-0 BB		3 0 1 0 1 0 1			
<b>Lee May, R</b> (1, 3) OBP: 0.353, SLG: 0.592		0-3 K		0-0 G6-4-3 1-2f		0-0 1B		0-0 F8		4 0 1 0 0 1 2			
<b>Johnny Bench, R</b> (1, 2) OBP: 0.390, SLG: 0.493					0-0 3B 1B	0-0 5-3		0-0 F7		4 1 1 0 0 0 2			
<b>Tommy Helms, R</b> (1, 4) OBP: 0.284, SLG: 0.303					0-0 1B SF9 3B		0-0 SH1-3 SF7 2B		0-0 SH1-4 1B	4 2 4 1 0 0 0	<b>AB 30</b>		
<b>Giraldo Ruiz, S</b> (1, 6) OBP: 0.310, SLG: 0.303					0-0 SF9		0-0 SH1-3		0-0 SH1-4	1 0 1 1 0 0 0	<b>R 4</b>		
<b>Jim Merritt, L</b> (1, 1) OBP: 0.182, SLG: 0.105				0-0 F7		4-0 BB		0-0 SF7		1 0 0 1 1 0 0	<b>H 11</b>		
<b>Pedro Ramos, S</b> (7, 1) OBP: 0.231, SLG: 0.091								0-3 K		0 0 0 0 0 0 0	<b>RBI 4</b>		
<b>Wayne Granger, R</b> (8, 1)										1 0 0 0 0 1 1	<b>BB 2</b>		
<b>Inning Stats</b>	R: 1 H: 2 E: 0 LOB: 0 K: 0 BB: 0 S: 4 P: 4	R: 0 H: 2 E: 0 LOB: 2 K: 1 BB: 0 S: 6 P: 6	R: 0 H: 0 E: 0 LOB: 0 K: 0 BB: 0 S: 3 P: 3	R: 0 H: 1 E: 0 LOB: 0 K: 0 BB: 0 S: 3 P: 3	R: 2 H: 2 E: 0 LOB: 1 K: 0 BB: 1 S: 5 P: 9	R: 0 H: 1 E: 0 LOB: 1 K: 0 BB: 0 S: 4 P: 4	R: 1 H: 2 E: 0 LOB: 1 K: 0 BB: 0 S: 5 P: 5	R: 0 H: 0 E: 0 LOB: 1 K: 0 BB: 1 S: 3 P: 7	R: 0 H: 1 E: 0 LOB: 1 K: 1 BB: 0 S: 6 P: 6	1B: 8 SF: 3 2B: 2 SAC: 2 3B: 1 DP: 1 HR: 0 HBP: 0	WP: 0 PA: 37 PB: 0 SB: 2 CS: 1		
<b>PITCHER</b>	IP WLS BF H R ER SO BB IBB HBP BLK WP HR S P ERA WHIP											<b>PITCHER</b>	IP WLS BF H R ER SO BB IBB HBP BLK WP HR S P ERA WHIP
<b>Clay Kirby, R</b> (1, 1) ERA: 4.27	6.0 L 24 8 3 3 1 1 0 0 0 0 0 0 25 29 4.50 1.500												
<b>Tommie Sisk, R</b> (7, 1) ERA: 5.68	2.0 9 2 1 1 0 1 0 0 0 0 0 0 8 12 4.50 1.500												
<b>Joe Niekro, R</b> (9, 1) ERA: 2.96	1.0 4 1 0 0 0 1 0 0 0 0 0 0 6 6 0.00 1.000												

**Cincinnati Reds @ San Diego Padres**  
**San Diego Stadium, San Diego, CA**  
 Wed Jul 09 1969, 10:05 PM EDT  
 Att. 3,646 - Unknown

livebaseballscorecards.com



BOTTOM

Cincinnati Reds @ San Diego Padres  
San Diego Stadium, San Diego, CA  
Wed Jul 09 1969, 10:05 PM EDT  
Att. 3,646 - Unknown

livebaseballscorecards.com

AB	32
R	3
H	8
RBI	3
BB	1
SO	2
LOB	12



WP:	0	PA:	34
PB:	0	SB:	0
CS:	0		

AB R H RBI BB SO LOB

4 0 1 1 0 0 3  
4 0 1 1 0 0 1  
0 0 0 0 0 0 0

4 1 1 0 0 0 2

4 0 0 0 0 0 3

4 0 1 0 0 0 0

4 0 1 1 0 1 0

4 1 1 0 0 1 2

3 0 1 0 0 0 1  
0 0 0 0 0 0 0

0 0 0 0 0 0 0  
1 0 1 0 0 0 0  
0 0 0 0 0 0 0  
0 0 0 0 1 0 0  
0 1 0 0 0 0 0

1B: 7 SF: 0  
2B: 1 SAC: 1  
3B: 0 DP: 1  
HR: 0 HBP: 0

Batter	1	2	3	4	5	6	7	8	9
John Sipin, R (1, 4) OBP: 0.256, SLG: 0.335	0-0 5-3 1B		0-0 2-H 1B			0-0 F7		0-0 FC1-5 FC3-6 1B 1-2 2-3f	
Roberto Pena, R (1, 6) OBP: 0.289, SLG: 0.278 Joe Niekro, R (9, 1) OBP: 0.310, SLG: 0.174	0-0 F9			0-0 6-3		0-0 5-3		0-0 FC3-6 1B 1-2 2-H	
Ollie Brown, R (1, 9) OBP: 0.309, SLG: 0.401	0-0 F2			0-0 5-3			0-0 2B 1B	0-0 FC3-6 1-2f 2-3	
Nate Colbert, R (1, 3) OBP: 0.335, SLG: 0.502		0-0 F3		0-0 5-3			0-0 F8	0-0 6-3	
Al Ferrara, R (1, 7) OBP: 0.349, SLG: 0.446		0-0 P4			0-0 F8		0-0 1B 2B 1-3	0-0 F3	
Ed Spiezio, R (1, 5) OBP: 0.310, SLG: 0.380		0-3 K			0-0 P3		0-0 G6-4-3 1B 2-3 3-H	0-0 1-3	
Ivan Murrell, R (1, 8) OBP: 0.253, SLG: 0.257			0-0 SH5-4 1B		0-0 P5		0-0 G6-4-3 1B 1-2f	0-3 K	
Chris Cannizzaro, R (1, 2) OBP: 0.324, SLG: 0.325 Jose Arcia, R (8, PR) (9, 6) OBP: 0.268, SLG: 0.246			0-0 F7			0-0 1-3		0-0 FC1-5 BB 1B	
Clay Kirby, R (1, 1) OBP: 0.132, SLG: 0.029 Larry Stahl, L (6, PH) (7, 1) Tommie Sisk, R (7, 1) OBP: 0.182, SLG: 0.200 Van Kelly, L (8, PH) (8, PR) Sonny Ruberto, R (8, PR) (9, 2) OBP: 0.167, SLG: 0.118			0-0 SH5-4 1-2			0-0 1B		4-0 FC1-5 1B 1-2 BB	

Inning Stats	R: 0	H: 0	E: 0	LOB: 0	K: 0	S: 3	R: 0	H: 0	E: 0	LOB: 0	K: 1	S: 5	R: 0	H: 0	E: 0	LOB: 0	K: 0	S: 3	R: 0	H: 0	E: 0	LOB: 0	K: 0	S: 3	R: 1	H: 2	E: 0	LOB: 1	K: 0	S: 4	R: 0	H: 0	E: 0	LOB: 0	K: 0	S: 3	R: 0	H: 1	E: 0	LOB: 1	K: 0	S: 4	R: 1	H: 3	E: 0	LOB: 1	K: 0	S: 5	R: 1	H: 2	E: 0	LOB: 2	K: 0	S: 5	R: 0	H: 0	E: 0	LOB: 0	K: 1	S: 5	1B: 7	SF: 0	2B: 1	SAC: 1	3B: 0	DP: 1	HR: 0	HBP: 0	WP: 0	PA: 34
--------------	------	------	------	--------	------	------	------	------	------	--------	------	------	------	------	------	--------	------	------	------	------	------	--------	------	------	------	------	------	--------	------	------	------	------	------	--------	------	------	------	------	------	--------	------	------	------	------	------	--------	------	------	------	------	------	--------	------	------	------	------	------	--------	------	------	-------	-------	-------	--------	-------	-------	-------	--------	-------	--------

PITCHER	IP	WLS	BF	H	R	ER	SO	BB	IBB	HBP	BLK	WP	HR	S	P	ERA	WHIP
Jim Merritt, L (1, 1) ERA: 4.11	6.1	W	24	6	2	2	1	0	0	0	0	0	0	26	26	2.84	0.947
Pedro Ramos, R (7, 1) ERA: 3.41	0.2		3	1	1	1	0	1	0	0	0	0	0	2	6	13.50	3.000
Wayne Granger, R (8, 1) ERA: 2.91	2.0	S	7	1	0	0	1	0	0	0	0	0	0	9	9	0.00	0.500









Batter	1	2	3	4	5	6	7	8	9	AB R H RBI BB SO LOB	TOP									
<b>Pete Rose, S</b> OBP: 0.415, SLG: 0.479 (1, 9) X	0-0 G4-3		0-0 FC3-8 1B		0-0 F8			0-0 G3-1 3B		4 1 2 0 0 0 1										
<b>Jimmy Stewart, S</b> OBP: 0.287, SLG: 0.333 (1, 4) X	0-0 E 3B		0-0 FC3-6 S 1-2f		0-0 G3			0-0 G3-1		4 1 1 1 0 0 2										
<b>Bobby Tolan, L</b> OBP: 0.357, SLG: 0.537 (1, 8) X	0-0 FC6 S 3-H		0-0 G4-3 1-2					0-3 K		4 0 0 0 0 2 1										
<b>Tony Perez, R</b> OBP: 0.390, SLG: 0.562 <b>Darrel Chaney, S</b> OBP: 0.300, SLG: 0.259 (1, 5) S (8, 6) S	0-3 K 1-2			4-0 G3 BB		4-0 BB		0-3 K		2 0 0 0 2 2 1 0 0 0 0 0 0 0										
<b>Lee May, R</b> OBP: 0.355, SLG: 0.591 (1, 7) S (6, 3) S	0-3 K			0-3 K		0-3 K			0-0 1B 1B	4 0 1 0 0 3 3										
<b>Fred Whitfield, L</b> OBP: 0.367, SLG: 0.205 (1, 3) S		0-3 K		0-0 G3 1-2		0-3 K			0-0 F9	3 0 0 0 0 2 2										
<b>Giraldo Ruiz, S</b> OBP: 0.304, SLG: 0.297 (1, 6) S (8, 5) S			0-0 G5-3		0-0 G5-3		0-0 G3-1		0-0 1-2 1B	4 0 1 0 0 0 1										
<b>Pat Corrales, R</b> OBP: 0.385, SLG: 0.405 (1, 2) X			0-0 G6-3				0-0 F7		0-0 F8	4 0 1 0 0 0 2										
<b>Jim Maloney, L</b> OBP: 0.286, SLG: 0.444 <b>Al Jackson, L</b> <b>Pedro Ramos, S</b> <b>Gerry Arigo, L</b> OBP: 0.200, SLG: 0.200 <b>Camilo Pascual, R</b> OBP: 0.235, SLG: 0.235 <b>Ted Savage, R</b> OBP: 0.276, SLG: 0.273 <b>Clyde Mashore, R</b> (9, PH)			0-0 P4		0-0 SH1-4 1B		0-0 SH1-4		0-0 F8	1 0 2 0 0 0 0 1 2 1 0 0 0 0 0 1										
<b>Inning Stats</b>	R: 1 E: 1 K: 2 S: 9	H: 1 LOB: 1 BB: 0 P: 9	R: 0 E: 0 K: 1 S: 5	H: 0 LOB: 0 BB: 0 P: 5	R: 0 E: 0 K: 0 S: 4	H: 1 LOB: 1 BB: 0 P: 4	R: 0 E: 0 K: 1 S: 5	H: 0 LOB: 1 BB: 1 P: 9	R: 0 E: 0 K: 3 S: 9	H: 0 LOB: 1 BB: 1 P: 13	R: 0 E: 0 K: 1 S: 5	H: 0 LOB: 0 BB: 0 P: 5	R: 1 E: 0 K: 2 S: 8	H: 1 LOB: 0 BB: 0 P: 8	R: 0 E: 0 K: 0 S: 5	H: 2 LOB: 2 BB: 0 P: 5	1B: 4 2B: 0 3B: 2 HR: 0	SF: 0 SAC: 1 DP: 0 HBP: 0	WP: 0 PB: 0 SB: 2 CS: 0	PA: 36
<b>PITCHER</b> <b>Don Wilson, R</b> ERA: 3.72 (1, 1)	IP: 9.0 WLS: W BF: 36 H: 6 R: 2 ER: 2 SO: 10 BB: 2 IBB: 0 HBP: 0 BLK: 0 WP: 0 HR: 0 S: 54 P: 62 ERA: 2.00 WHIP: 0.889																			

Cincinnati Reds @ Houston Astros  
Astrodome, Houston, TX  
Fri Jul 11 1969, 8:05 PM EDT  
Att. 21,632 - Dome

livebaseballscorecards.com

AB	33
R	2
H	6
RBI	1
BB	2
SO	10
LOB	16



Batter	1	2	3	4	5	6	7	8	9
Sandy Valdespino, L (1, 7) Gary Geiger, L (7, 7) OBP: 0.393, SLG: 0.347 OBP: 0.353, SLG: 0.277	0-0 G4-3		0-0 G1-3		0-0 SH3-4			0-0 G4-3	
Joe Morgan, L (1, 4) Hector Torres, R (6, PR) OBP: 0.399, SLG: 0.401 OBP: 0.179, SLG: 0.204	0-0 F9		0-3 K		0-3 K			0-0 F9	
Jimmy Wynn, R (1, 8) OBP: 0.432, SLG: 0.556	1B				1B				
Norm Miller, L (1, 9) OBP: 0.385, SLG: 0.395	1-3 1B				1-2 BB			0-0 F7	
Curt Blefary, L (1, 3) OBP: 0.361, SLG: 0.377	0-3 K				1-2 BB			1-2 2B	
Denis Menke, R (1, 6) OBP: 0.398, SLG: 0.441			0-3 K		0-0 1B			0-0 F8	
Johnny Edwards, L (1, 2) Don Bryant, R (7, PH) OBP: 0.272, SLG: 0.304 OBP: 0.250, SLG: 0.286			0-0 F8		0-0 1B			0-3 K	
Doug Rader, R (1, 5) OBP: 0.321, SLG: 0.349			0-0 G6-3		0-0 P3			0-0 HR	
Don Wilson, R (1, 1) OBP: 0.250, SLG: 0.170			0-3 K		1-0 1B			0-0 P5	

AB	R	H	RBI	BB	SO	LOB
4	1	2	2	0	0	0
1	0	0	0	0	0	0
4	1	1	1	1	2	1
1	0	0	0	0	0	0
4	1	3	2	1	1	3
3	2	2	0	2	0	0
3	1	1	0	2	1	4
5	2	2	4	0	2	4
4	1	2	2	0	1	0
1	0	0	0	0	1	1
3	2	1	1	2	0	1
3	2	0	0	0	2	2

**BOTTOM**

**Cincinnati Reds @ Houston Astros**  
Astrodome, Houston, TX  
Fri Jul 11 1969, 8:05 PM EDT  
Att. 21,632 - Dome

livebaseballscorecards.com

<b>AB</b>	<b>36</b>
<b>R</b>	<b>13</b>
<b>H</b>	<b>14</b>
<b>RBI</b>	<b>12</b>
<b>BB</b>	<b>8</b>
<b>SO</b>	<b>10</b>
<b>LOB</b>	<b>16</b>



1B: 10	SF: 0	WP: 1	PA: 47
2B: 3	SAC: 1	PB: 0	
3B: 1	DP: 1	SB: 0	
HR: 1	HBP: 2	CS: 0	

Inning Stats	R: 0	H: 2	E: 0	LOB: 2	K: 1	P: 7	R: 0	H: 0	E: 0	LOB: 0	K: 1	P: 5	R: 0	H: 0	E: 0	LOB: 0	K: 2	P: 7	R: 2	H: 3	E: 0	LOB: 1	K: 0	P: 9	R: 1	H: 1	E: 0	LOB: 3	K: 2	P: 17	R: 9	H: 6	E: 0	LOB: 3	K: 3	P: 36	R: 0	H: 1	E: 0	LOB: 1	K: 1	P: 6	R: 1	H: 1	E: 0	LOB: 0	K: 0	P: 4
<b>PITCHER</b>	IP	WLS	BF	H	R	ER	SO	BB	IBB	HBP	BLK	WP	HR	S	P	ERA	WHIP																															
Jim Maloney, R (1, 1) ERA: 2.53	4.2	L	22	6	3	3	5	2	0	1	0	1	0	29	38	5.79	1.714																															
Al Jackson, L (5, 1) ERA: 9.0	0.0		1	0	0	0	0	1	0	0	0	0	0	0	4	∞	∞																															
Pedro Ramos, R (5, 1) ERA: 4.54	0.2		7	3	5	5	2	1	0	1	0	0	0	9	14	67.50	6.000																															
Gerry Arrigo, L (6, 1) ERA: 9.0	0.0		2	0	0	0	0	2	0	0	0	0	0	0	8	∞	∞																															
Camilo Pascual, R (6, 1) ERA: 6.98	2.2		15	5	5	5	3	2	0	0	0	0	0	1	19	16.88	2.625																															



Batter	1	2	3	4	5	6	7	8	9	AB R H RBI BB SO LOB	TOP																													
<b>Pete Rose, S</b> (1, 9) OBP: 0.414, SLG: 0.477	0-0 G6-3		0-0 F7	0-0 FC4 1B			0-0 G4-3		0-0 G6-4-3 1B	5 0 2 1 0 0 1	<b>Cincinnati Reds @ Houston Astros</b> Astrodome, Houston, TX Sat Jul 12 1969, 8:05 PM EDT Att. 33,901 - Dome																													
<b>Jimmy Stewart, S</b> (1, 4) OBP: 0.292, SLG: 0.337	0-3 K		0-0 1B E 1B	0-0 FC4 1-2f			0-0 1B		0-0 G6-4-3 1-2f	5 0 2 0 0 1 4																														
<b>Bobby Tolan, L</b> (1, 8) OBP: 0.356, SLG: 0.533 <b>Jack Fisher, R</b> (7, 1) OBP: 0.125, SLG: 0.125 <b>George Culver, R</b> (7, 1) OBP: 0.103, SLG: 0.103	0-0 CS 1B		0-0 E6 1B 1-2 2-3		0-3 K		0-3 K			4 0 1 0 0 2 3 0 0 0 0 0 0 0 0 0 0 0 0 0 0																														
<b>Tony Perez, R</b> (1, 5) OBP: 0.388, SLG: 0.567	0-0 CS 1-2	0-0 HR	0-3 K		0-0 F9			0-0 G6-3		4 1 1 1 0 1 3																														
<b>Lee May, R</b> (1, 7) OBP: 0.354, SLG: 0.587		0-3 K	0-0 1B 1-2 2-3 3-H		0-0 G1-3			0-0 G4-3		4 0 1 1 0 1 0																														
<b>Fred Whitfield, L</b> (1, 3) OBP: 0.340, SLG: 0.186		0-0 F8	0-3 K			0-3 K		0-3 K		4 0 0 0 0 3 3																														
<b>Giraldo Ruiz, S</b> (1, 6) OBP: 0.289, SLG: 0.282		0-0 G3-1		0-0 G1-3		0-3 K			0-0 G3	4 0 0 0 0 1 0																														
<b>Pat Corrales, R</b> (1, 2) OBP: 0.404, SLG: 0.488			0-0 HR	0-3 K		0-0 G1-3			0-0 1B 1B	4 2 2 1 0 1 0																														
<b>Tony Cloninger, R</b> (1, 1) OBP: 0.224, SLG: 0.261 <b>Al Jackson, L</b> (5, 1) <b>Pedro Ramos, S</b> (5, 1) <b>Jim Beauchamp, R</b> (7, PH) OBP: 0.241, SLG: 0.321			0-0 E 1B 1B	4-0 1B BB			0-0 G6-3		0-0 1B 1-2 1B	1 1 1 0 1 0 0 0 0 0 0 0 0 0 0 0 0 0 0 0 0 2 0 1 0 0 0 0																														
<b>Inning Stats</b>	R: 0 E: 0 K: 1 S: 5	H: 1 LOB: 0 BB: 0 P: 5	R: 1 E: 0 K: 1 S: 6	H: 1 LOB: 0 BB: 0 P: 6	R: 2 E: 1 K: 2 S: 12	H: 4 LOB: 3 BB: 0 P: 12	R: 0 E: 0 K: 1 S: 6	H: 1 LOB: 2 BB: 1 P: 10	R: 0 E: 0 K: 1 S: 5	H: 0 LOB: 0 BB: 0 P: 5		R: 0 E: 0 K: 2 S: 7	H: 0 LOB: 0 BB: 0 P: 7	R: 0 E: 0 K: 1 S: 6	H: 1 LOB: 1 BB: 0 P: 6	R: 0 E: 0 K: 1 S: 5	H: 0 LOB: 0 BB: 0 P: 5	R: 1 E: 0 K: 0 S: 5	H: 3 LOB: 1 BB: 0 P: 5	1B: 9 2B: 0 3B: 0 HR: 2	SF: 0 SAC: 0 DP: 1 HBP: 0	WP: 0 PB: 0 SB: 0 CS: 1	PA: 39																	
<b>PITCHER</b> <b>Larry Dierker, R</b> (1, 1) ERA: 2.62	IP 9.0	WLS W	BF 38	H 11	R 4	ER 3	SO 10	BB 1	IBB 0	HBP 0	BLK 0	WP 0	HR 2	S 57	P 61	ERA 3.00	WHIP 1.333						<b>PITCHER</b>	IP 9.0	WLS W	BF 38	H 11	R 4	ER 3	SO 10	BB 1	IBB 0	HBP 0	BLK 0	WP 0	HR 2	S 57	P 61	ERA 3.00	WHIP 1.333

livebaseballscorecards.com

<b>AB</b>	37
<b>R</b>	4
<b>H</b>	11
<b>RBI</b>	4
<b>BB</b>	1
<b>SO</b>	10
<b>LOB</b>	14



Batter	1	2	3	4	5	6	7	8	9
Sandy Valdespino, L (1, 7) OBP: 0.393, SLG: 0.352 Gary Geiger, L (8, 7) OBP: 0.353, SLG: 0.277	0-0 F9	0-0 F8			0-0 BB BB E 1B	0-0 F7	0-0 FC3-6 1B		
Joe Morgan, L (1, 4) OBP: 0.399, SLG: 0.396	0-0 G3-1		0-0 G4-3		4-0 BB BB E BB FC6-4 BB	4-0 S BB	0-0 FC3-6 1B		
Jimmy Wynn, R (1, 8) OBP: 0.431, SLG: 0.550	4-0 1B HR BB		0-0 F7		4-0 BB BB FC6-4 E BB	0-3 K	0-0 P6		
Norm Miller, L (1, 9) OBP: 0.382, SLG: 0.391	0-0 1-3 HR 1B		0-0 G4-3		0-3 K		0-0 F7	0-0 F2	
Curt Blefary, L (1, 3) OBP: 0.382, SLG: 0.386	0-0 1-H 3-H HR			0-0 F7	0-0 E1 FC6-4		0-0 CI 1B	0-3 K	
Denis Menke, R (1, 6) OBP: 0.396, SLG: 0.437	0-0 F7			0-0 P3	0-0 FC6-4 BB		0-1 CI 1B	4-0 BB	
Johnny Edwards, L (1, 2) OBP: 0.281, SLG: 0.308		4-0 BB BB FC6-4 BB			0-0 1B		0-0 E 1B	0-3 K	
Doug Rader, R (1, 5) OBP: 0.320, SLG: 0.346		0-0 FC6-4 1-2f		0-3 K	0-3 K		4-0 1B 1B IBB		
Larry Dierker, R (1, 1) OBP: 0.182, SLG: 0.172		0-3 K			4-0 BB BB 1B BB		0-0 F9	0-0 FC3-6 1B	

AB	R	H	RBI	BB	SO	LOB
5	1	2	1	0	0	1
0	0	0	0	0	0	0
3	1	0	0	2	0	2
3	1	0	1	2	1	3
5	1	1	0	0	1	3
5	2	2	4	0	1	2
3	1	0	1	1	0	2
3	1	2	1	2	1	1
3	1	0	0	1	2	5
3	1	1	2	1	1	1


AB	R	H	RBI	BB	SO	LOB
33	10	8	10	9	7	20

Inning	R	H	E	K	S	P	W	L	B	F	H	R	ER	SO	BB	IBB	HBP	BLK	WP	HR	S	P	ERA	WHIP
1	3	2	0	5	9	0	0	0	0	0	0	0	0	0	0	0	0	0	0	1	20	40	9.00	2.250
2	0	0	0	5	9	0	0	0	0	0	0	0	0	0	0	0	0	0	0	0	4	4	0.00	0.000
3	0	0	0	5	9	0	0	0	0	0	0	0	0	0	0	0	0	0	0	0	9	17	0.00	1.200
4	0	1	0	6	6	0	0	0	0	0	0	0	0	0	0	0	0	0	0	0	4	4	81.00	6.000
5	3	1	1	9	9	1	1	0	0	0	0	0	0	0	1	1	0	0	0	11	19	0.00	1.800	
6	0	0	0	5	9	0	0	0	0	0	0	0	0	0	0	0	0	0	0	0	0	0	0.00	0.000
7	4	4	1	8	12	0	0	0	0	0	0	0	0	0	0	0	0	0	0	0	0	0	0.00	0.000
8	0	0	0	7	11	0	0	0	0	0	0	0	0	0	0	0	0	0	0	0	0	0	0.00	0.000
9	0	0	0	7	11	0	0	0	0	0	0	0	0	0	0	0	0	0	0	0	0	0	0.00	0.000

PITCHER	IP	WLS	BF	H	R	ER	SO	BB	IBB	HBP	BLK	WP	HR	S	P	ERA	WHIP
Tony Cloninger, R (1, 1) ERA: 5.39	4.0	L	21	4	6	4	2	5	0	0	0	0	0	20	40	9.00	2.250
Al Jackson, L (5, 1) ERA: 8.87	0.1		2	0	0	0	1	0	0	0	0	0	0	4	4	0.00	0.000
Pedro Ramos, R (5, 1) ERA: 4.35	1.2		7	0	0	0	2	2	0	0	0	0	0	9	17	0.00	1.200
Jack Fisher, R (7, 1) ERA: 5.45	0.1		4	2	3	3	0	0	0	0	0	0	0	4	4	81.00	6.000
George Culver, R (7, 1) ERA: 4.29	1.2		9	2	1	0	2	1	1	0	0	0	0	11	19	0.00	1.800

**Cincinnati Reds @ Houston Astros**  
Astrodome, Houston, TX  
Sat Jul 12 1969, 8:05 PM EDT  
Att. 33,901 - Dome

[livebaseballscorecards.com](http://livebaseballscorecards.com)





Batter	1	2	3	4	5	6	7	8	9	AB R H RBI BB SO LOB	TOP														
Pete Rose, S (1, 9) OBP: 0.409, SLG: 0.470	0-3 K		0-0 G4-3		0-0 F8		0-3 K	0-0 G4-3		5 0 0 0 0 2 2															
Jimmy Stewart, S (1, 4) OBP: 0.282, SLG: 0.324	0-0 P5			0-0 G3	0-3 K		0-0 G6-3	0-0 F9		4 0 0 0 0 1 0															
Al Jackson, L (7, 1)										0 0 0 0 0 0 0															
Ted Savage, R (8, PH) OBP: 0.270, SLG: 0.265										1 0 0 0 0 0 2															
Pedro Ramos, S (8, 1)										0 0 0 0 0 0 0															
Bobby Tolan, L (1, 8) OBP: 0.359, SLG: 0.533	0-0 G3			4-0 1B 1B BB	0-0 HBP 1B		0-0 S 1B		0-0 G5-3	4 2 2 0 1 0 0															
Tony Perez, R (1, 5) OBP: 0.391, SLG: 0.566		0-0 E6		0-0 BB 1B 1B	4-0 HBP 1B BB		0-3 K		0-0 1B	4 2 2 0 1 1 1															
Lee May, R (1, 7) OBP: 0.358, SLG: 0.586		0-0 F7		0-0 BB BB 1B	1-0 1B CS HBP			0-0 HR 1B	0-0 F8	4 1 2 1 0 0 2															
Fred Whitfield, L (1, 3) OBP: 0.362, SLG: 0.277		0-0 P5		4-0 BB BB	0-0 1B			0-0 HR 1B	0-3 K	4 1 2 4 1 1 2															
Giraldo Ruiz, S (1, 6) OBP: 0.310, SLG: 0.278		0-0 P3		4-0 BB	0-0 CS	4-0 G6-4-3 BB		4-0 G1-3 BB		1 0 0 1 3 0 1															
Pat Corrales, R (1, 2) OBP: 0.392, SLG: 0.455			0-3 K	0-3 K		0-0 G6-4-3		4-0 G1-3 BB		3 0 0 0 1 2 4															
Jim Merritt, L (1, 1) OBP: 0.170, SLG: 0.098			0-3 K	0-3 K		0-3 K		0-0 G1-3		3 0 0 0 0 3 3															
Wayne Granger, R (7, 1) OBP: 0.231, SLG: 0.091										0 0 0 0 0 0 0															
Woody Woodward, R (7, 6) OBP: 0.206, SLG: 0.129										0 0 0 0 0 0 0															
Jim Beauchamp, R (8, PH) OBP: 0.233, SLG: 0.310										1 0 0 0 0 0 2															
Darrel Chaney, S (8, 6) OBP: 0.300, SLG: 0.259										0 0 0 0 0 0 0															
<b>Inning Stats</b>	R: 0 E: 0 K: 1 S: 5	H: 0 LOB: 0 BB: 0 P: 5	R: 0 E: 1 K: 0 S: 4	H: 0 LOB: 1 BB: 0 P: 4	R: 0 E: 0 K: 2 S: 7	H: 0 LOB: 0 BB: 0 P: 7	R: 2 E: 0 K: 2 S: 9	H: 2 LOB: 3 BB: 3 P: 21	R: 2 E: 0 K: 1 S: 6	H: 2 LOB: 1 BB: 1 P: 11	R: 0 E: 0 K: 1 S: 4	H: 0 LOB: 0 BB: 1 P: 8	R: 0 E: 0 K: 2 S: 8	H: 1 LOB: 1 BB: 0 P: 8	R: 2 E: 0 K: 0 S: 5	H: 2 LOB: 2 BB: 2 P: 13	R: 0 E: 0 K: 1 S: 6	H: 1 LOB: 1 BB: 0 P: 6	1B: 7 2B: 0 3B: 0 HR: 1	SF: 0 SAC: 0 DP: 1 HBP: 1	WP: 0 PB: 0 SB: 2 CS: 1	PA: 43			
<b>PITCHER</b>	IP WLS BF H R ER SO BB IBB HBP BLK WP HR S P ERA WHIP																								
Tom Griffin, R (1, 1) ERA: 3.8	5.0		25	4	4	4	6	5	0	1	0	0	0	31	52	7.20	1.800								
Jim Ray, R (6, 1) ERA: 3.21	2.0	W	6	1	0	0	3	0	0	0	0	0	0	12	12	0.00	0.500								
Jack Billingham, R (8, 1) ERA: 4.18	0.0		3	2	2	2	0	1	0	0	0	0	1	2	6	∞	∞								
Fred Gladding, R (8, 1) ERA: 3.86	2.0	S	8	1	0	0	1	1	0	0	0	0	0	9	13	0.00	1.000								

Cincinnati Reds @ Houston Astros  
Astrodome, Houston, TX  
Sun Jul 13 1969, 4:33 AM EDT  
Att. 22,505 - Dome

livebaseballscorecards.com

AB	34
R	6
H	8
RBI	6
BB	7
SO	10
LOB	19



Batter	1	2	3	4	5	6	7	8	9
Leon McFadden, R (1, 9) OBP: 0.209, SLG: 0.215 Norm Miller, L (7, PH) OBP: 0.379, SLG: 0.388 (8, 9)	0-0 G6-3		0-0 G5-3		0-0 L9		0-0 F9	0-0 G5-3	
Joe Morgan, L (1, 4) OBP: 0.396, SLG: 0.390	0-3 K		0-0 F8		0-0 B1-3		0-0 G3	4-0 BB	
Jimmy Wynn, R (1, 8) OBP: 0.431, SLG: 0.546	0-3 K		0-3 K			0-0 F8 2B 1B	4-0 PB 2B BB	0-0 F7 1-2	
Denis Menke, R (1, 6) OBP: 0.396, SLG: 0.433 (8, 3)		4-0 BB 1B BB		0-0 F7		0-0 F8 1-2	4-0 2B 2B IBB	0-0 G5-3	
Doug Rader, R (1, 5) OBP: 0.328, SLG: 0.358 (7, 3) (8, 5)		0-0 BB 1-3 1B		4-0 BB 3B BB		0-0 2B 2-H	0-0 2B 1-3 2-H		
Marty Martinez, S (1, 7) OBP: 0.333, SLG: 0.377 Gary Geiger, L (8, 7) OBP: 0.353, SLG: 0.277		0-0 F9		0-0 1-H 3B		0-0 F8	4-0 2B 1B IBB		
Curt Blefary, L (1, 3) OBP: 0.363, SLG: 0.385 Julio Gotay, R (6, PH) OBP: 0.283, SLG: 0.280 (7, 5)		4-0 BB BB		0-0 P7		0-3 K	0-0 2B 1-3 2-H 3-H		
Jack Billingham, R (8, 1) Fred Gladding, L (8, 1)		1-2 BB		0-0 G4-3			0-0 2B E 2B		
Johnny Edwards, L (1, 2) OBP: 0.283, SLG: 0.314		0-3 K		0-0 G4-3			0-0 2B E4 1B		
Tom Griffin, R (1, 1) OBP: 0.306, SLG: 0.400 Jim Ray, R (6, 1) OBP: 0.154, SLG: 0.154 Hector Torres, R (7, PH) OBP: 0.190, SLG: 0.232 (8, 6)		0-3 K		0-3 K			0-0 PB 2B K		

Inning Stats	R: 0 E: 0 K: 2 S: 7	H: 0 LOB: 0 BB: 0 P: 7	R: 0 E: 0 K: 2 S: 8	H: 1 LOB: 3 BB: 2 P: 16	R: 0 E: 0 K: 1 S: 5	H: 0 LOB: 0 BB: 0 P: 5	R: 1 E: 0 K: 0 S: 4	H: 1 LOB: 1 BB: 1 P: 8	R: 0 E: 0 K: 1 S: 5	H: 0 LOB: 0 BB: 0 P: 5	R: 1 E: 0 K: 1 S: 7	H: 2 LOB: 1 BB: 0 P: 7	R: 7 E: 1 K: 1 S: 10	H: 5 LOB: 1 BB: 3 P: 22	R: 0 E: 0 K: 0 S: 3	H: 0 LOB: 1 BB: 1 P: 7
1B: 3 2B: 5 3B: 1 HR: 0	SF: 0 SAC: 0 DP: 0 HBP: 0	WP: 0 PA: 40														


PITCHER	IP	WLS	BF	H	R	ER	SO	BB	IBB	HBP	BLK	WP	HR	S	P	ERA	WHIP
Jim Merritt, L (1, 1) ERA: 4.19	6.0		27	6	4	4	7	3	0	0	0	0	0	38	50	6.00	1.500
Wayne Granger, R (7, 1) ERA: 3.39	0.2	L	7	2	3	3	0	1	2	0	0	0	0	4	16	40.50	4.500
Al Jackson, L (7, 1) ERA: 8.75	0.1		2	1	2	1	1	0	0	0	0	0	0	4	4	27.00	3.000
Pedro Ramos, R (8, 1) ERA: 4.24	1.0		4	0	0	0	0	1	0	0	0	0	0	3	7	0.00	1.000

**BOTTOM**

**Cincinnati Reds @ Houston Astros**  
Astrodome, Houston, TX

Sun Jul 13 1969, 4:33 AM EDT  
Att. 22,505 - Dome

AB	33
R	9
H	9
RBI	7
BB	7
SO	8
LOB	18



PITCHER	IP	WLS	BF	H	R	ER	SO	BB	IBB	HBP	BLK	WP	HR	S	P	ERA	WHIP
Jim Merritt, L (1, 1) ERA: 4.19	6.0		27	6	4	4	7	3	0	0	0	0	0	38	50	6.00	1.500
Wayne Granger, R (7, 1) ERA: 3.39	0.2	L	7	2	3	3	0	1	2	0	0	0	0	4	16	40.50	4.500
Al Jackson, L (7, 1) ERA: 8.75	0.1		2	1	2	1	1	0	0	0	0	0	0	4	4	27.00	3.000
Pedro Ramos, R (8, 1) ERA: 4.24	1.0		4	0	0	0	0	1	0	0	0	0	0	3	7	0.00	1.000





**BOTTOM**

**Atlanta Braves @ Cincinnati Reds**  
 Crosley Field, Cincinnati, OH  
 Tue Jul 15 1969, 7:05 PM EDT  
 Unknown

livebaseballscorecards.com

<b>AB</b>	<b>34</b>
<b>R</b>	<b>8</b>
<b>H</b>	<b>8</b>
<b>RBI</b>	<b>8</b>
<b>BB</b>	<b>4</b>
<b>SO</b>	<b>7</b>
<b>LOB</b>	<b>10</b>



<b>WP</b> : 0	<b>PA</b> : 39
<b>PB</b> : 0	
<b>SB</b> : 1	
<b>CS</b> : 0	

AB R H RBI BB SO LOB

4	1	0	0	1	2	2
5	0	2	2	0	1	1
4	1	0	0	1	0	3
3	2	1	1	1	0	0
3	2	2	5	1	0	0
4	0	0	0	0	1	1
4	0	1	0	0	2	1
0	0	0	0	0	0	0
4	1	2	0	0	0	1
1	0	0	0	0	0	0
0	0	0	0	0	0	0
1	0	0	0	0	0	0
1	0	0	0	0	0	1
0	1	0	0	0	0	0

Batter	1	2	3	4	5	6	7	8	9
<b>Pete Rose, S</b> (1, 9) OBP: 0.406, SLG: 0.464	4-0 BB S HR BB	0-3 K		0-3 K			0-0 F8		0-0 F7
<b>Jimmy Stewart, S</b> (1, 7) OBP: 0.287, SLG: 0.346	0-3 K	0-0 1B			0-0 G1-3		0-0 P4		0-0 3B
<b>Bobby Tolan, L</b> (1, 8) OBP: 0.357, SLG: 0.527	4-0 BB HR BB	0-0 F9			0-0 P6			0-0 G3	0-0 F8
<b>Tony Perez, R</b> (1, 5) OBP: 0.392, SLG: 0.573	4-0 1-2 2-3 HR BB		0-0 G6-3		0-0 F7			0-0 HR	
<b>Lee May, R</b> (1, 3) OBP: 0.362, SLG: 0.605	0-0 1-H 2-H 3-H HR		0-0 HR		0-0 L6			4-0 BB	
<b>Tommy Helms, R</b> (1, 4) OBP: 0.280, SLG: 0.296	0-0 G6-3		0-0 L5		0-3 K		0-0 F8		
<b>Giraldo Ruiz, S</b> (1, 6) OBP: 0.308, SLG: 0.289	0-3 K		0-3 K		0-0 2B		0-0 F9		
<b>Darrel Chaney, S</b> (9, 6) OBP: 0.300, SLG: 0.259									
<b>Pat Corrales, R</b> (1, 2) OBP: 0.400, SLG: 0.458		0-0 SH5-4 1B		0-0 G5-3		0-0 L8			0-0 FC3-6 1B
<b>Clay Carroll, R</b> (1, 1) OBP: 0.233, SLG: 0.389		0-0 SH5-4		0-0 G6-3			0-3 K		0-0 FC3-6 3B
<b>George Culver, R</b> (7, 1) OBP: 0.103, SLG: 0.103									
<b>Pedro Ramos, S</b> (7, 1) OBP: 0.231, SLG: 0.091									
<b>Wayne Granger, R</b> (8, 1) OBP: 0.231, SLG: 0.091									
<b>Fred Whitfield, L</b> (9, PH) OBP: 0.296, SLG: 0.271									
<b>Woody Woodward, R</b> (9, PR) OBP: 0.206, SLG: 0.129									

Inning Stats	R: 4	H: 1	E: 0	LOB: 0	K: 2	BB: 3	S: 8	R: 1	H: 2	E: 0	LOB: 1	K: 1	BB: 0	S: 7	R: 1	H: 1	E: 0	LOB: 0	K: 1	BB: 0	S: 6	R: 0	H: 0	E: 0	LOB: 0	K: 1	BB: 0	S: 5	R: 0	H: 1	E: 0	LOB: 1	K: 1	BB: 0	S: 6	R: 0	H: 0	E: 0	LOB: 0	K: 0	BB: 0	S: 3	R: 0	H: 0	E: 0	LOB: 0	K: 0	BB: 0	S: 3	R: 1	H: 1	E: 0	LOB: 1	K: 0	BB: 1	S: 4	R: 1	H: 1	E: 0	LOB: 1	K: 0	BB: 1	S: 4	R: 1	H: 2	E: 0	LOB: 2	K: 0	BB: 0	S: 5	R: 1	H: 2	E: 0	LOB: 2	K: 0	BB: 0	S: 5	1B: 3	SF: 0	2B: 1	SAC: 1	3B: 1	DP: 0	HR: 3	HBP: 0	WP: 0	PA: 39
--------------	------	------	------	--------	------	-------	------	------	------	------	--------	------	-------	------	------	------	------	--------	------	-------	------	------	------	------	--------	------	-------	------	------	------	------	--------	------	-------	------	------	------	------	--------	------	-------	------	------	------	------	--------	------	-------	------	------	------	------	--------	------	-------	------	------	------	------	--------	------	-------	------	------	------	------	--------	------	-------	------	------	------	------	--------	------	-------	------	-------	-------	-------	--------	-------	-------	-------	--------	-------	--------

PITCHER	IP	WLS	BF	H	R	ER	SO	BB	IBB	HBP	BLK	WP	HR	S	P	ERA	WHIP
<b>Jim Britton, R</b> (1, 1) ERA: 5.57	2.1		14	4	6	6	3	3	0	0	0	0	0	17	29	23.14	3.000
<b>Gary Neibauer, R</b> (3, 1) ERA: 3.74	2.2		8	0	0	0	2	0	0	0	0	0	0	12	12	0.00	0.000
<b>Paul Doyle, L</b> (6, 1) ERA: 2.35	2.0		7	1	0	0	2	0	0	0	0	0	0	11	11	0.00	0.500
<b>Cecil Upshaw, R</b> (8, 1) ERA: 3.69	1.0	W	5	1	1	1	0	1	0	0	0	0	1	4	8	9.00	2.000
<b>Claude Raymond, R</b> (9, 1) ERA: 5.54	0.2		4	2	1	1	0	0	0	0	0	0	0	4	4	13.50	3.000

PITCHER	IP	WLS	BF	H	R	ER	SO	BB	IBB	HBP	BLK	WP	HR	S	P	ERA	WHIP
<b>George Stone, L</b> (9, 1) ERA: 3.05	0.1		1	0	0	0	0	0	0	0	0	0	0	1	1	0.00	0.000



Batter	1	2	3	4	5	6	7	8	9	AB R H RBI BB SO LOB	TOP	
Felipe Alou, R OBP: 0.347, SLG: 0.392 (1, 8) X	0-0 P3		0-0 FC3-6 1B		0-0 P3		0-0 HR		0-0 1-2 1B	5 1 3 2 0 0 0		
Tony Gonzalez, L OBP: 0.332, SLG: 0.356 (1, 7) X	0-0 G4-3		0-0 FC3-6 BB 1-2f		0-0 F8		4-0 BB		0-0 F8	4 0 0 0 1 0 3		
Hank Aaron, R OBP: 0.432, SLG: 0.650 (1, 9) X Claude Raymond, R OBP: 0.333, SLG: 0.333 (7, 1) X	0-0 F8		4-0 FC4-6 BB 1-2		0-0 F8		0-0 F2			3 0 0 0 1 0 1 0 0 0 0 0 0 0		
Orlando Cepeda, R OBP: 0.322, SLG: 0.436 (1, 3) X		0-0 3B 1B	0-0 F9		0-0 2B		0-0 P4			4 1 2 0 0 0 2		
Clete Boyer, R OBP: 0.331, SLG: 0.384 (1, 5) X		0-3 K	0-0 FC4-6 1-2f		0-0 G6-3		0-0 G5-3			4 0 0 0 0 1 4		
Felix Millan, R OBP: 0.326, SLG: 0.362 (1, 4) X		0-0 1B 3B 1-H		0-0 F3		0-0 F8		0-0 G6-3		4 1 1 1 0 0 1		
Bob Tillman, R OBP: 0.265, SLG: 0.338 (1, 2) X		0-0 P3		4-0 G5-4-3 BB		0-0 P4			0-0 F9	3 0 0 0 1 0 1		
Gil Garrido, R OBP: 0.305, SLG: 0.345 (1, 6) X				0-0 G5-4-3 1-2f		0-0 G6-3			0-0 F2	4 0 1 1 0 0 1		
Ron Reed, R OBP: 0.133, SLG: 0.136 (1, 1) X Tito Francona, L OBP: 0.383, SLG: 0.392 (5, PH) X Gary Neibauer, R (5, 1) X Mike Lum, L OBP: 0.318, SLG: 0.300 (7, PH) X (7, 9) X		0-3 K			0-0 P5		4-0 HR BB		4-0 1B BB	1 0 0 0 0 1 1 1 0 0 0 0 0 0 0 0 0 0 0 0 0 0 1 0 0 2 0 0		
<b>Inning Stats</b>	R: 0 H: 0 E: 0 LOB: 0 K: 0 BB: 0 S: 3 P: 3	R: 2 H: 3 E: 0 LOB: 1 K: 2 BB: 0 S: 10 P: 10	R: 0 H: 1 E: 0 LOB: 2 K: 0 BB: 1 S: 4 P: 8	R: 0 H: 0 E: 0 LOB: 0 K: 0 BB: 1 S: 2 P: 6	R: 0 H: 0 E: 0 LOB: 0 K: 0 BB: 0 S: 3 P: 3	R: 0 H: 1 E: 0 LOB: 1 K: 0 BB: 0 S: 4 P: 4	R: 2 H: 1 E: 0 LOB: 1 K: 0 BB: 2 S: 4 P: 12	R: 0 H: 0 E: 0 LOB: 0 K: 0 BB: 0 S: 3 P: 3	R: 0 H: 1 E: 0 LOB: 2 K: 0 BB: 1 S: 4 P: 8	1B: 4 SF: 0 2B: 1 SAC: 0 3B: 1 DP: 1 HR: 1 HBP: 0	WP: 0 PA: 38 PB: 0 SB: 0 CS: 0	
<b>PITCHER</b>	IP WLS BF H R ER SO BB IBB HBP BLK WP HR S P ERA WHIP											
Jim Maloney, R ERA: 2.8 (1, 1)	6.2 W 28 6 4 4 2 3 0 0 0 0 0 1 29 41 5.40 1.350											
Jack Fisher, R ERA: 5.27 (7, 1)	2.1 S 10 1 0 0 0 2 0 0 0 0 0 0 8 16 0.00 1.286											

**Atlanta Braves @ Cincinnati Reds**  
Crosley Field, Cincinnati, OH  
Tue Jul 15 1969, 7:05 PM EDT  
Att. 25,088 - Unknown

livebaseballscorecards.com

AB	33
R	4
H	7
RBI	4
BB	5
SO	2
LOB	14



Batter	1	2	3	4	5	6	7	8	9
<b>Pete Rose, S</b> (1, 9) OBP: 0.411, SLG: 0.484	0-0 G4-3		0-0 1B 3B	0-0 2-H HR		0-0 1B		0-0 2-H 1B	
<b>Jimmy Stewart, S</b> (1, 7) OBP: 0.283, SLG: 0.339	0-3 K		0-0 1B HR	0-0 G1-3		0-0 F7		0-0 F7	
<b>Bobby Tolan, L</b> (1, 8) OBP: 0.356, SLG: 0.524	0-0 G4-3		0-0 1-2 HR 1B		0-0 G4-3		0-0 L3		
<b>Tony Perez, R</b> (1, 5) OBP: 0.393, SLG: 0.575		0-0 1B 2B	0-0 F2		0-0 HR 1B		0-0 G6-3		
<b>Lee May, R</b> (1, 3) OBP: 0.366, SLG: 0.623		0-3 K	0-0 1-H 2-H HR		0-0 1-H HR		4-0 BB		
<b>Tommy Helms, R</b> (1, 4) OBP: 0.280, SLG: 0.295		0-0 2-H 1B	0-0 F8		0-0 G4-3		0-0 F2		
<b>Giraldo Ruiz, S</b> (1, 6) OBP: 0.305, SLG: 0.279		0-3 K		0-0 L9		0-0 G6-3		4-0 BB FC6-4	
<b>Darrel Chaney, S</b> (9, 6) OBP: 0.300, SLG: 0.259									
<b>Pat Corrales, R</b> (1, 2) OBP: 0.390, SLG: 0.431		0-0 G5-3		4-0 SH1-4 HR BB		0-3 K		0-0 FC6-4 WP SH2-4 1-2 1B	
<b>Jim Maloney, L</b> (1, 1) OBP: 0.261, SLG: 0.400			0-0 F7	0-0 SH1-4		0-0 G3		0-0 SH2-4	
<b>Jack Fisher, R</b> (7, 1) OBP: 0.125, SLG: 0.125				1-2				1-2	

Inning Stats	R: 0	H: 0	E: 0	K: 1	S: 5	R: 1	H: 2	E: 0	K: 2	S: 9	R: 4	H: 4	E: 0	K: 0	S: 7	R: 2	H: 1	E: 0	K: 0	S: 4	R: 2	H: 2	E: 0	K: 0	S: 5	R: 0	H: 1	E: 0	K: 1	S: 6	R: 0	H: 0	E: 0	K: 0	S: 3	R: 1	H: 1	E: 0	K: 0	S: 4
	LOB: 0	BB: 0	P: 5	LOB: 1	BB: 0	P: 9	LOB: 0	BB: 0	P: 7	LOB: 0	BB: 1	P: 8	LOB: 0	BB: 0	P: 5	LOB: 1	BB: 0	P: 6	LOB: 1	BB: 0	P: 8	LOB: 1	BB: 1	P: 8	LOB: 1	BB: 1	P: 8	LOB: 0	BB: 1	P: 7	LOB: 1	BB: 1	P: 8	LOB: 0	BB: 0	P: 8	LOB: 0	BB: 0	P: 8	

PITCHER															PITCHER																									
IP	WLS	BF	H	R	ER	SO	BB	IBB	HBP	BLK	WP	HR	S	P	ERA	WHIP	IP	WLS	BF	H	R	ER	SO	BB	IBB	HBP	BLK	WP	HR	S	P	ERA	WHIP							
Ron Reed, R (1, 1)	4.0	L	20	7	7	7	3	1	0	0	0	2	25	29	15.75	2.000																								
Gary Neibauer, R (5, 1)	2.0		9	3	2	2	1	0	0	0	0	1	11	11	9.00	1.500																								
Claude Raymond, R (7, 1)	2.0		9	1	1	1	0	2	0	0	0	1	7	15	4.50	1.500																								


**BOTTOM**

**Atlanta Braves @ Cincinnati Reds**  
Crosley Field, Cincinnati, OH

Tue Jul 15 1969, 7:05 PM EDT  
Att. 25,088 - Unknown


AB	33
R	10
H	11
RBI	10
BB	3
SO	4
LOB	9

livebaseballscorecards.com



1B: 6	SF: 0	WP: 1	PA: 38
2B: 1	SAC: 2	PB: 0	
3B: 1	DP: 0	SB: 0	
HR: 3	HBP: 0	CS: 0	



Batter	1	2	3	4	5	6	7	8	9	AB R H RBI BB SO LOB	TOP														
Felipe Alou, R (1, 9) OBP: 0.345, SLG: 0.389	0-0 F7		0-0 F8		0-0 1B	0-0 F8		0-0 L8		5 1 1 0 0 0 2	<p><b>Atlanta Braves @ Cincinnati Reds</b> Crosley Field, Cincinnati, OH</p> <p>Wed Jul 16 1969, 7:05 PM EDT Att: 11,816 - Unknown</p> <p>livebaseballscorecards.com</p> <table border="0"> <tr><td><b>AB</b></td><td>41</td></tr> <tr><td><b>R</b></td><td>7</td></tr> <tr><td><b>H</b></td><td>13</td></tr> <tr><td><b>RBI</b></td><td>7</td></tr> <tr><td><b>BB</b></td><td>2</td></tr> <tr><td><b>SO</b></td><td>7</td></tr> <tr><td><b>LOB</b></td><td>14</td></tr> </table> 	<b>AB</b>	41	<b>R</b>	7	<b>H</b>	13	<b>RBI</b>	7	<b>BB</b>	2	<b>SO</b>	7	<b>LOB</b>	14
<b>AB</b>	41																								
<b>R</b>	7																								
<b>H</b>	13																								
<b>RBI</b>	7																								
<b>BB</b>	2																								
<b>SO</b>	7																								
<b>LOB</b>	14																								
Tony Gonzalez, L (1, 8) OBP: 0.330, SLG: 0.354	0-0 F7			0-0 G4-3	0-0 F8	0-0 G3		0-0 1B		5 0 1 0 0 0 2															
Hank Aaron, R (1, 3) OBP: 0.429, SLG: 0.643	0-0 F7			0-0 G6-3	0-0 BB 1B	0-0 G4-3		0-3 K		5 0 1 0 0 1 2															
Rico Carty, R (1, 7) OBP: 0.461, SLG: 0.634		0-0 F9		0-0 E4 HR	0-0 BB 1B		0-0 F8		0-0 F2	5 1 1 1 0 0 0															
Clete Boyer, R (1, 5) OBP: 0.339, SLG: 0.412		0-3 K		0-0 HR	4-0 BB		0-0 HR		0-0 1B	4 2 3 3 1 1 0															
Felix Millan, R (1, 4) OBP: 0.327, SLG: 0.368		0-0 F8		0-0 1B 2B	0-3 K		0-0 2B		0-0 F9	5 1 2 0 0 1 4															
Bob Didier, S (1, 2) OBP: 0.282, SLG: 0.281			0-3 K	0-0 1B		0-0 E 1B 1B	0-0 F9		0-0 F3	4 1 2 1 0 1 1															
Orlando Cepeda, R (9, PH) OBP: 0.321, SLG: 0.435				2-H						1 0 0 0 0 0 1															
Gil Garrido, R (1, 6) OBP: 0.306, SLG: 0.344			0-0 F8	0-3 K		0-0 E5 1B	0-3 K			3 1 1 0 0 1 1															
Bob Aspromonte, R (7, PH) OBP: 0.323, SLG: 0.372						1-3 1B				1 0 0 0 0 1 1															
Pat Jarvis, R (1, 1) OBP: 0.143, SLG: 0.125		4-0 BB			0-3 K	0-0 G3 1B		0-0 F7		1 0 0 0 1 1 0															
Tito Francona, L (6, PH) OBP: 0.389, SLG: 0.400										1 0 1 2 0 0 0															
Paul Doyle, L (6, 1)										0 0 0 0 0 0 0															
Mike Lum, L (8, PH) OBP: 0.315, SLG: 0.298						2-H 3-H				1 0 0 0 0 0 0															
Cecil Upshaw, R (8, 1) OBP: 0.333, SLG: 0.667										0 0 0 0 0 0 0															
<b>Inning Stats</b>	R: 0 H: 0 E: 0 LOB: 0 K: 0 BB: 0 S: 3 P: 3	R: 0 H: 0 E: 0 LOB: 0 K: 1 BB: 0 S: 5 P: 5	R: 0 H: 0 E: 0 LOB: 1 K: 1 BB: 1 S: 5 P: 9	R: 3 H: 3 E: 1 LOB: 1 K: 1 BB: 0 S: 9 P: 9	R: 1 H: 3 E: 0 LOB: 3 K: 2 BB: 1 S: 10 P: 14	R: 2 H: 3 E: 1 LOB: 1 K: 0 BB: 0 S: 6 P: 6	R: 1 H: 2 E: 0 LOB: 1 K: 1 BB: 0 S: 7 P: 7	R: 0 H: 1 E: 0 LOB: 1 K: 1 BB: 0 S: 6 P: 6	R: 0 H: 1 E: 0 LOB: 1 K: 0 BB: 0 S: 4 P: 4	1B: 9 SF: 0 2B: 2 SAC: 0 3B: 0 DP: 0 HR: 2 HBP: 0	WP: 0 PA: 43 PB: 0 SB: 0 CS: 0														
<b>PITCHER</b>	IP WLS BF H R ER SO BB IBB HBP BLK WP HR S P ERA WHIP																								
Tony Cloninger, R (1, 1) ERA: 5.39	5.0 W 26 8 6 3 5 2 0 0 0 0 0 1 34 42 5.40 2.000																								
Camilo Pascual, R (6, 1) ERA: 6.98	1.1 7 3 1 1 0 0 0 0 0 0 0 1 7 7 6.75 2.250																								
Pedro Ramos, R (7, 1) ERA: 4.03	2.2 S 10 2 0 0 2 0 0 0 0 0 0 0 14 14 0.00 0.750																								





Batter	1	2	3	4	5	6	7	8	9	AB R H RBI BB SO LOB	TOP											
Felipe Alou, R OBP: 0.354, SLG: 0.397 (1, 8) X	0-0 1B 2B	0-0 1-2 2-3 3-H 1B		4-0 G6-4-3 1B BB		0-0 G4-3		0-0 SF 1B 1B	4-0 WP BB	4 3 3 1 2 0 0												
Felix Millan, R OBP: 0.327, SLG: 0.367 (1, 4) X	0-0 F9	0-0 F7		0-0 G6-4-3 1-2 1B		0-0 F8		0-0 1B SF 1B	0-0 F8	6 1 2 1 0 0 5												
Hank Aaron, R OBP: 0.422, SLG: 0.633 (1, 9) X	0-0 F8	0-0 L7		0-0 G6-4-3 1-2f 2-3		0-0 F7		0-0 SF 1B 1B	0-0 P4	5 1 0 1 0 0 7												
Rico Carty, R OBP: 0.471, SLG: 0.638 (1, 7) X	0-0 FC6-4 2-H 1B		0-0 FC4-6 1B 1B	0-0 1B		0-0 F9		0-0 G4-6-3 1B 2B 1B		4 1 3 2 0 0 0 1 1 1 1 0 0 0												
Clete Boyer, R OBP: 0.343, SLG: 0.416 (1, 5) X	0-0 FC6-4 1-2f		0-0 FC4-6 1-2 1B	0-3 K		0-0 F9-2 1B		0-0 G4-6-3 1-2 2-H 3-H 1B		5 0 3 2 0 1 2												
Orlando Cepeda, R OBP: 0.322, SLG: 0.434 (1, 3) X		0-0 1B 1B 1B	0-0 FC4-6 1-2f 2-3 1B		0-0 L7		0-0 1B	0-0 G4-6-3 1-2f 2-3		5 2 2 0 0 0 4												
Gil Carrido, R OBP: 0.299, SLG: 0.348 (1, 6) X		0-0 F7	0-0 P4		0-0 G6-3		0-0 F9-2 3-H	0-0 1B 2B		5 0 1 1 0 0 5												
Bob Didier, S OBP: 0.301, SLG: 0.299 (1, 2) X		0-0 1B 1B 1B	0-0 1B 2B		4-0 FC4-6 BB			0-0 1B BB		3 2 3 1 2 0 0												
Phil Niekro, R OBP: 0.183, SLG: 0.190 (1, 1) X		0-0 1-2 2-3 1B	0-0 2-H 3-H 1B		0-0 FC4-6 1-2f			4-0 1B SF BB	0-0 F7	4 1 2 2 1 0 1												
<b>Inning Stats</b>	R: 1 E: 0 K: 0 S: 5	H: 2 LOB: 1 BB: 0 P: 5	R: 1 E: 0 K: 0 S: 7	H: 4 LOB: 3 BB: 0 P: 7	R: 3 E: 0 K: 0 S: 6	H: 4 LOB: 1 BB: 0 P: 6	R: 1 E: 0 K: 1 S: 6	H: 2 LOB: 1 BB: 1 P: 10	R: 0 E: 0 K: 0 S: 3	H: 0 LOB: 1 BB: 1 P: 7	R: 0 E: 0 K: 0 S: 3	H: 0 LOB: 0 BB: 0 P: 3	R: 0 E: 0 K: 0 S: 4	H: 2 LOB: 1 BB: 0 P: 4	R: 6 E: 1 K: 0 S: 8	H: 6 LOB: 2 BB: 2 P: 16	R: 0 E: 0 K: 0 S: 3	H: 0 LOB: 1 BB: 1 P: 7	1B: 17 2B: 4 3B: 0 HR: 0	SF: 1 SAC: 0 DP: 3 HBP: 0	WP: 1 PB: 0 SB: 0 CS: 0	PA: 48
<b>PITCHER</b>	IP WLS BF H R ER SO BB IBB HBP BLK WP HR S P ERA WHIP											<b>PITCHER</b>	IP WLS BF H R ER SO BB IBB HBP BLK WP HR S P ERA WHIP									
Jim Merritt, L ERA: 4.49 (1, 1)	3.0 L 19 10 6 6 0 1 0 0 0 0 0 18 22 18.00 3.667																					
Jack Fisher, R ERA: 4.98 (4, 1)	4.0 15 4 0 0 1 1 0 0 0 0 0 0 16 20 0.00 1.250																					
Al Jackson, L ERA: 9.89 (8, 1)	0.0 3 1 3 3 0 2 0 0 0 0 0 1 9 ∞ ∞																					
Wayne Granger, R ERA: 3.91 (8, 1)	0.0 4 3 2 1 0 0 0 0 0 0 0 4 4 ∞ ∞																					
Camilo Pascual, R ERA: 6.75 (8, 1)	2.0 7 2 1 0 0 1 0 0 0 0 1 0 6 10 0.00 1.500																					

**Atlanta Braves @ Cincinnati Reds**  
Crosley Field, Cincinnati, OH  
Thu Jul 17 1969, 7:05 PM EDT  
Att. 12,491 - Unknown

[livebaseballscorecards.com](http://livebaseballscorecards.com)

AB	42
R	12
H	20
RBI	12
BB	5
SO	1
LOB	24







Batter	1	2	3	4	5	6	7	8	9	AB R H RBI BB SO LOB	TOP																								
Julio Gotay, R (1, 4) OBP: 0.300, SLG: 0.273	0-0 F9	0-0 CS 1B			4-0 FC6-4 BB			0-0 F9	4-0 E SF8 IBB	3 1 1 0 2 0 0																									
Joe Morgan, L (1, 7) OBP: 0.403, SLG: 0.402 Gary Geiger, L (9, PR) OBP: 0.353, SLG: 0.277 (9, 7)	0-0 G3	0-0 CS 1-2	4-0 CS BB		0-0 F9			0-0 G6-3	0-0 SH FC5 1-3 2-H 3-H	3 0 0 1 1 0 1 0 0 0 0 0 0 0																									
Jimmy Wynn, R (1, 8) OBP: 0.431, SLG: 0.542	0-0 HR 1B		0-3 K 1-2		0-0 FC6-4 1-2f			4-0 1B BB	4-0 IBB	3 1 1 0 2 1 2																									
Denis Menke, R (1, 6) OBP: 0.396, SLG: 0.439	0-0 1-H HR		0-0 F8			0-0 L7		0-0 1B	0-0 SF8 3-H	4 1 2 3 0 0 0																									
Doug Rader, R (1, 5) OBP: 0.337, SLG: 0.367	4-0 2B BB			0-0 P3		4-0 G3-6-3 BB		0-0 F8	0-0 FC5 2-3f	3 0 0 0 2 0 4																									
Curt Blefary, L (1, 3) OBP: 0.363, SLG: 0.395	0-0 1-H 2B			0-0 BB 1B		0-0 G3-6-3 1-2f			0-0 G4-3	4 0 2 0 0 0 1																									
Jesus Alou, R (1, 9) OBP: 0.241, SLG: 0.286			0-0 E S WP 1B		4-0 G4-6-3 1-2 BB		0-3 K		0-0 1B 2B 1B	3 2 2 0 1 1 0																									
Johnny Edwards, L (1, 2) OBP: 0.277, SLG: 0.310			0-3 K 1-H		0-0 G4-6-3 1-2f		0-0 F7		0-0 2B SH 1B	4 1 1 0 0 1 2																									
Tom Griffin, R (1, 1) OBP: 0.282, SLG: 0.364 Wade Blasingame, L (7, 1) Jim Ray, R (7, 1) OBP: 0.154, SLG: 0.154 Sandy Valdespino, L (9, PH) OBP: 0.361, SLG: 0.338 Fred Gladding, L (9, 1)			0-3 K		0-0 F9		0-3 K		0-0 SH E 2B 1-3 3-H	3 0 0 0 0 2 0 0 0 0 0 0 0 0 0 0 0 0 0 0 0 1 1 1 1 0 0 0 0 0 0 0 0 0 0																									
<b>Inning Stats</b>	R: 2 E: 0 K: 0 S: 5	H: 3 LOB: 2 BB: 1 P: 9	R: 1 E: 0 K: 2 S: 8	H: 2 LOB: 0 BB: 0 P: 8	R: 0 E: 0 K: 1 S: 4	H: 0 LOB: 0 BB: 1 P: 8	R: 0 E: 0 K: 0 S: 3	H: 1 LOB: 1 BB: 1 P: 7	R: 0 E: 0 K: 2 S: 7	H: 0 LOB: 0 BB: 1 P: 6	R: 0 E: 0 K: 2 S: 7	H: 0 LOB: 0 BB: 0 P: 7	R: 0 E: 0 K: 0 S: 4	H: 1 LOB: 2 BB: 1 P: 8	R: 4 E: 1 K: 0 S: 7	H: 3 LOB: 2 BB: 2 P: 15	1B: 7 2B: 2 3B: 0 HR: 1	SF: 1 SAC: 1 DP: 2 HBP: 0	WP: 1 PB: 0 SB: 1 CS: 2	PA: 42															
<b>PITCHER</b>	IP WLS BF H R ER SO BB IBB HBP BLK WP HR S P ERA WHIP																			ERA WHIP															
Gerry Arrigo, L (1, 1) ERA: 7.3	7.2		30	6	3	3	5	6	0	0	0	1	1	34	58	3.52	1.565																		
Pedro Ramos, R (8, 1) ERA: 4.57	0.2	L	7	4	4	3	0	0	1	0	0	0	0	6	10	40.50	6.000																		
Al Jackson, L (9, 1) ERA: 9.89	0.0		2	0	0	0	0	0	1	0	0	0	0	1	5	∞	∞																		
Wayne Granger, R (9, 1) ERA: 3.87	0.2		2	0	0	0	0	0	0	0	0	0	0	2	2	0.00	0.000																		

Houston Astros @ Cincinnati Reds  
Crosley Field, Cincinnati, OH  
Fri Jul 18 1969, 7:05 PM EDT  
Att. 17,758 - Unknown

AB	31
R	7
H	10
RBI	5
BB	8
SO	5
LOB	10



WP	1	PA	42
----	---	----	----

ERA	WHIP
-----	------

BOTTOM

Houston Astros @ Cincinnati Reds  
Crosley Field, Cincinnati, OH  
Fri Jul 18 1969, 7:05 PM EDT  
Att. 17,758 - Unknown

livebaseballscorecards.com

AB 34  
R 4  
H 7  
RBI 4  
BB 4  
SO 6  
LOB 17



WP: 0 PA: 38  
PB: 0  
SB: 0  
CS: 0

AB R H RBI BB SO LOB

4 0 1 0 1 0 0

4 1 1 0 1 0 1

4 1 1 0 0 1 4

4 1 2 3 0 1 3

4 1 1 1 0 1 1

2 0 0 0 2 0 2

4 0 0 0 0 0 4

4 0 0 0 0 2 2

3 0 1 0 0 1 0  
0 0 0 0 0 0 0  
0 0 0 0 0 0 0  
0 0 0 0 0 0 0  
0 0 0 0 0 0 0  
1 0 0 0 0 0 0

1B: 4 SF: 0  
2B: 0 SAC: 0  
3B: 1 DP: 1  
HR: 2 HBP: 0

Batter	1	2	3	4	5	6	7	8	9
Pete Rose, S OBP: 0.414, SLG: 0.494 (1, 9)	0-0 F7 BB	4-0 BB		0-0 G1-3			0-0 1-3 1B		0-0 F7
Jimmy Stewart, S OBP: 0.299, SLG: 0.387 (1, 7)	0-0 1B HR 1B	0-0 F2			0-0 G3		4-0 BB BB		0-0 F7
Bobby Tolan, L OBP: 0.359, SLG: 0.535 (1, 8)	0-0 1-2 HR 1B	0-0 G5-3			0-0 F5		0-3 K		
Tony Perez, R OBP: 0.388, SLG: 0.577 (1, 5)	0-0 1-H 2-H HR		0-0 3B		0-3 K		0-0 L9		
Lee May, R OBP: 0.367, SLG: 0.620 (1, 3)	0-0 HR		0-0 E6 G4-6-3		0-3 K		0-0 F8		
Johnny Bench, R OBP: 0.382, SLG: 0.488 (1, 2)	4-0 BB		0-0 L1		0-0 G4-3		4-0 BB		
Tommy Helms, R OBP: 0.281, SLG: 0.302 (1, 4)	0-0 P3		0-0 G4-6-3 1-2f		0-0 L4		0-0 F9		
Darrel Chaney, S OBP: 0.294, SLG: 0.253 (1, 6)	0-3 K			0-0 P6			0-0 F8	0-3 K	
Gerry Arrigo, L OBP: 0.250, SLG: 0.250 (1, 1)		0-3 K		0-0 F3			0-0 1B 1B		0-0 F8
Pedro Ramos, S (8, 1)									
Al Jackson, L (9, 1)									
Wayne Granger, R OBP: 0.231, SLG: 0.091 (9, 1)									
Woody Woodward, R OBP: 0.206, SLG: 0.129 (9, 6)									
Fred Whitfield, L OBP: 0.344, SLG: 0.280 (9, PH)									

Inning Stats	R: 4	H: 4	E: 0	K: 1	S: 9	LOB: 1	BB: 1	P: 13	R: 0	H: 0	E: 0	K: 1	S: 5	LOB: 1	BB: 1	P: 9	R: 0	H: 1	E: 1	K: 0	S: 4	LOB: 1	BB: 0	P: 4	R: 0	H: 0	E: 0	K: 0	S: 3	LOB: 0	BB: 0	P: 3	R: 0	H: 0	E: 0	K: 1	S: 5	LOB: 0	BB: 0	P: 5	R: 0	H: 2	E: 0	K: 1	S: 7	LOB: 3	BB: 1	P: 11	R: 0	H: 0	E: 0	K: 1	S: 5	LOB: 1	BB: 1	P: 9	R: 0	H: 0	E: 0	K: 0	S: 3	LOB: 0	BB: 0	P: 3	1B: 4	2B: 0	3B: 1	HR: 2	SF: 0	SAC: 0	DP: 1	HBP: 0	WP: 0	PA: 38
--------------	------	------	------	------	------	--------	-------	-------	------	------	------	------	------	--------	-------	------	------	------	------	------	------	--------	-------	------	------	------	------	------	------	--------	-------	------	------	------	------	------	------	--------	-------	------	------	------	------	------	------	--------	-------	-------	------	------	------	------	------	--------	-------	------	------	------	------	------	------	--------	-------	------	-------	-------	-------	-------	-------	--------	-------	--------	-------	--------

PITCHER	IP	WLS	BF	H	R	ER	SO	BB	IBB	HBP	BLK	WP	HR	S	P	ERA	WHIP
Tom Griffin, R ERA: 3.92 (1, 1)	6.1		28	7	4	4	4	2	0	0	0	0	2	34	42	5.68	1.421
Wade Blasingame, L ERA: 6.47 (7, 1)	0.1		2	0	0	0	1	1	0	0	0	0	0	3	7	0.00	3.000
Jim Ray, R ERA: 3.28 (7, 1)	1.1	W	5	0	0	0	1	1	0	0	0	0	0	6	10	0.00	0.750
Fred Gladding, R ERA: 3.7 (9, 1)	1.0	S	3	0	0	0	0	0	0	0	0	0	0	3	3	0.00	0.000



Batter	1	2	3	4	5	6	7	8	9	10	11	AB R H RBI BB SO LOB	TOP				
Sandy Valdespino, L (1.7) OBP: 0.372, SLG: 0.533	G4-3	L6		BB 1B 1B BB		BB 1B 1B BB		CS 1B		L9		4 2 1 1 2 0 0					
Julio Gotay, R (1.4) OBP: 0.288, SLG: 0.262	P6		G6-3	BB 1B 1B BB		F7		F9		G4-3		6 1 1 1 0 0 2					
Jimmy Wynn, R (1.8) OBP: 0.433, SLG: 0.540	E5 FC6-4		G5-3	1B BB 1B BB		1B 1B		1B 1B		F8 SH3-4 1B		5 0 2 1 1 1 0					
Denis Menke, R (1.6) OBP: 0.396, SLG: 0.439	FC6-4		L5	1B 1B 1B BB		1B 1B		1B 1B		SH3-4		5 0 2 3 0 1 1					
Curt Blefary, L (1.3) OBP: 0.364, SLG: 0.391		2B 2B BB		F9 G4-3		G3				IBB		3 1 0 0 2 0 4					
Johnny Edwards, L (1.2) OBP: 0.279, SLG: 0.314		2B G4-3 2B		2B BB 1B		F8		K		F8		5 2 2 0 0 1 2					
Doug Rader, R (1.5) OBP: 0.338, SLG: 0.373		G4-3 SH1-4 2B		BB 1B 2B		P6		F8		G3		5 2 2 1 0 0 2					
Jesus Alou, R (1.9) OBP: 0.240, SLG: 0.281		G4-3		1B BB BB IBB		F7		G6-3		F8		4 1 0 1 1 0 1					
Denny Lemaster, R (1.1) OBP: 0.222, SLG: 0.275 Jim Ray, R (7.1) OBP: 0.143, SLG: 0.143 Skip Guinn, R (8.1) Fred Gladding, L (8.1) Joe Morgan, L (10, PH) Jack Billingham, R (10.1)		SH1-4		K		K		G6-3		G3		2 0 0 1 0 2 3 1 0 1 0 0 0 0 0 0 0 0 0 0 0 0 0					
<b>Inning Stats</b>	R: 0 H: 0 E: 1 LOB: 1 K: 0 BB: 0 S: 4 P: 4	R: 3 H: 2 E: 0 LOB: 0 K: 0 BB: 1 S: 5 P: 9	R: 0 H: 0 E: 0 LOB: 0 K: 0 BB: 0 S: 3 P: 3	R: 5 H: 4 E: 0 LOB: 2 K: 1 BB: 3 S: 9 P: 21	R: 0 H: 0 E: 0 LOB: 0 K: 0 BB: 0 S: 3 P: 3	R: 1 H: 2 E: 0 LOB: 2 K: 1 BB: 1 S: 7 P: 11	R: 0 H: 0 E: 0 LOB: 0 K: 1 BB: 0 S: 5 P: 5	R: 0 H: 1 E: 0 LOB: 0 K: 0 BB: 0 S: 3 P: 3	R: 0 H: 1 E: 0 LOB: 2 K: 0 BB: 1 S: 4 P: 8	R: 0 H: 0 E: 0 LOB: 0 K: 2 BB: 0 S: 7 P: 7	1B: 7 SF: 0 2B: 3 SAC: 2 3B: 0 DP: 0 HR: 0 HBP: 0	WP: 0 PA: 49 PB: 0 SB: 0 CS: 1					
<b>PITCHER</b>	IP WLS BF H R ER SO BB IBB HBP BLK WP HR S P ERA WHIP																
Clay Carroll, R (1.1) ERA: 3.3	3.2	21	5	8	8	1	3	1	0	0	0	0	0	19	35	19.64	2.182
Jim Merritt, L (4.1) ERA: 4.45	1.1	5	1	0	0	0	0	0	0	0	0	0	0	5	5	0.00	0.750
Al Jackson, L (6.1) ERA: 9.47	2.0	9	2	1	1	2	1	0	0	0	0	0	0	12	16	4.50	1.500
Camilo Pascual, R (8.1) ERA: 6.64	1.0	3	1	0	0	0	0	0	0	0	0	0	0	3	3	0.00	1.000
Pedro Ramos, R (9.1) ERA: 4.28	3.0	W 11	1	0	0	2	0	1	0	0	0	0	0	14	18	0.00	0.333

Houston Astros @ Cincinnati Reds  
Crosley Field, Cincinnati, OH  
Sat Jul 19 1969, 7:05 PM EDT  
Att. 13,640 - Unknown

livebaseballscores.com

AB	41
R	9
H	10
RBI	9
BB	6
SO	5
LOB	15



Batter	1	2	3	4	5	6	7	8	9	10	11	AB R H RBI BB SO LOB
<b>Pete Rose, S</b> OBP: 0.292, SLG: 0.494 (1, 9) (8, 4) (9, 9)	F4		G3-1							G3		4 1 1 2 2 0 0
<b>Giraldo Ruiz, S</b> OBP: 0.268 (1, 6)												3 0 1 1 0 0 1 1
<b>Fred Whitfield, L</b> OBP: 0.339, SLG: 0.255 (7, PH)												1 0 0 0 0 0 1 3
<b>Camilo Pascual, R</b> OBP: 0.235, SLG: 0.235 (8, 1)												0 0 0 0 0 0 0 0
<b>Jimmy Stewart, S</b> OBP: 0.304, SLG: 0.387 (8, PH)												0 1 0 0 1 0 0 0
<b>Pedro Ramos, S</b> (9, 1)												1 0 0 0 0 1 0 0
<b>Bobby Tolan, L</b> OBP: 0.359, SLG: 0.540 (1, 8)	K2-3									G4-3		6 1 2 5 0 2 1
<b>Tony Perez, R</b> OBP: 0.387, SLG: 0.573 (1, 5)												6 1 2 0 0 2 2
<b>Lee May, R</b> OBP: 0.371, SLG: 0.629 (1, 3)												6 1 4 1 0 1 1
<b>Ted Savage, R</b> OBP: 0.318, SLG: 0.359 (1, 7) (8, 9) (9, 7)												4 1 2 2 2 0 1
<b>Tommy Helms, R</b> OBP: 0.283, SLG: 0.302 (1, 4) (8, 6) (9, 4)												3 1 1 0 1 0 2
<b>Pat Corrales, R</b> OBP: 0.361, SLG: 0.397 (1, 2)												5 1 1 0 0 1 4
<b>Clay Carroll, R</b> OBP: 0.318, SLG: 0.368 (1, 1)												1 0 0 0 0 0 1 0
<b>Jim Merritt, L</b> OBP: 0.187, SLG: 0.095 (4, 1)												0 0 0 0 0 0 0 0
<b>Tony Cloninger, R</b> OBP: 0.226, SLG: 0.260 (5, PH)												1 0 0 0 0 0 1 0
<b>Al Jackson, L</b> (6, 1)												0 0 0 0 0 0 0 0
<b>Jim Beauchamp, R</b> OBP: 0.281, SLG: 0.355 (7, PH)												2 2 2 0 0 0 0 0
<b>Darrel Chaney, S</b> OBP: 0.292, SLG: 0.251 (8, 7) (9, 6)												1 0 0 0 0 0 1 1


Inning Stats	R: 0	H: 1	R: 0	H: 2	R: 0	H: 0	R: 0	H: 1	R: 0	H: 0	R: 1	H: 1	R: 2	H: 3	R: 6	H: 5	R: 0	H: 0	R: 0	H: 0	R: 1	H: 3
E: 0	LOB: 0	E: 0	LOB: 2	E: 0	LOB: 0	E: 0	LOB: 2	E: 0	LOB: 0	E: 0	LOB: 0	E: 0	LOB: 0	E: 1	LOB: 1	E: 0	LOB: 1	E: 0	LOB: 0	E: 0	LOB: 2	
K: 1	BB: 0	K: 1	BB: 0	K: 2	BB: 0	K: 1	BB: 1	K: 0	BB: 0	K: 2	BB: 1	K: 0	BB: 0	K: 2	BB: 2	K: 1	BB: 1	K: 1	BB: 0	K: 0	BB: 0	
S: 5	P: 5	S: 7	P: 7	S: 7	P: 7	S: 6	P: 10	S: 5	P: 9	S: 4	P: 4	S: 10	P: 14	S: 12	P: 20	S: 5	P: 9	S: 5	P: 5	S: 3	P: 3	

**BOTTOM**

**Houston Astros @ Cincinnati Reds**  
Crosley Field, Cincinnati, OH  
Sat Jul 19 1969, 7:05 PM EDT  
Att. 13,640 - Unknown

<b>AB</b>	<b>44</b>
<b>R</b>	<b>10</b>
<b>H</b>	<b>16</b>
<b>RBI</b>	<b>10</b>
<b>BB</b>	<b>6</b>
<b>SO</b>	<b>12</b>
<b>LOB</b>	<b>16</b>

WP: 0 PA: 51  
PB: 0  
SB: 1  
CS: 1





Batter	1	2	3	4	5	6	7	8	9	10	11	12	AB	R	H	RBI	BB	SO	LOB	TOP				
<b>Pete Rose, S</b> OBP: 0.417, SLG: 0.493 (1, 9)	0-0 4-3		0-0 SH3-4 1B		0-0 F8			0-0 WP E SF8 1B	0-0 F7		4-0 IBB		5	1	2	0	1	0	0					
<b>Giraldo Ruiz, S</b> OBP: 0.288, SLG: 0.265 (1, 4)	0-0 E S 1B		0-0 SH3-4 1-2			0-3 K		0-0 E3 SF8 WP 1-2		0-0 6-3	0-0 F8		5	0	1	0	0	1	3					
<b>Bobby Tolan, L</b> OBP: 0.356, SLG: 0.542 (1, 8)	0-0 F7 1-3		0-0 F8			0-0 HR		0-0 P1 1-2 2-3		0-3 K		0-0 G3	6	1	1	1	0	1	4					
<b>Tony Perez, R</b> OBP: 0.389, SLG: 0.577 (1, 5)	0-3 K		0-0 F9			0-0 5-3		4-0 SF8 IBB		4-0 BB BB		0-0 HR	4	1	1	1	2	1	2					
<b>Lee May, R</b> OBP: 0.371, SLG: 0.628 (1, 3)		0-0 E5 1B		0-0 F9		0-0 2B		0-0 SF8 1-2 2-3 3-H		4-0 BB BB		0-3 K	4	0	1	1	1	1	0					
<b>Jimmy Stewart, S</b> OBP: 0.295, SLG: 0.375 (1, 7)		0-3 K		0-0 6-3		0-3 K		0-0 F8		0-0 F8		0-3 K	4	0	0	0	0	2	4					
<b>Ted Savage, R</b> OBP: 0.304, SLG: 0.341 (10, PH)													2	0	0	0	0	1	2					
<b>Darrel Chaney, S</b> OBP: 0.288, SLG: 0.247 (1, 6)		0-3 K		0-3 K				0-0 1-3		0-3 K		0-0 SH3-4 1B	3	0	0	0	0	2	1					
<b>Fred Whitfield, L</b> OBP: 0.333, SLG: 0.250 (9, PH)													1	0	0	0	0	1	0					
<b>Woody Woodward, R</b> OBP: 0.229, SLG: 0.156 (9, 6)													1	0	1	0	0	0	0					
<b>Danny Breeden, R</b> OBP: 0.250, SLG: 0.250 (1, 2)		0-0 1-2 1B						0-0 F8		0-0 F9		0-0 SH3-4 1-2	4	0	1	0	0	0	0					
<b>Jim Merritt, L</b> OBP: 0.173, SLG: 0.174 (1, 1)		0-0 4-3		0-3 K				0-0 5-3		0-0 HR		0-0 F8	4	1	1	1	0	1	2					
<b>Wayne Granger, R</b> OBP: 0.231, SLG: 0.091 (9, 1)													0	0	0	0	0	0	0					
<b>Jim Beauchamp, R</b> OBP: 0.273, SLG: 0.344 (11, PH)													1	0	0	0	0	0	1					
<b>Pedro Ramos, S</b> (11, 1)													0	0	0	0	0	0	0					
<b>Inning Stats</b>	R: 0 E: 0 K: 1 S: 6	H: 1 LOB: 1 BB: 0 P: 6	R: 0 E: 1 K: 2 S: 9	H: 1 LOB: 2 BB: 0 P: 9	R: 0 E: 0 K: 0 S: 4	H: 1 LOB: 1 BB: 0 P: 4	R: 0 E: 0 K: 1 S: 5	H: 0 LOB: 0 BB: 0 P: 5	R: 0 E: 0 K: 1 S: 5	H: 0 LOB: 0 BB: 0 P: 3	R: 1 E: 1 K: 0 S: 5	H: 1 LOB: 2 BB: 1 P: 9	R: 1 E: 0 K: 1 S: 6	H: 1 LOB: 0 BB: 0 P: 6	R: 0 E: 0 K: 1 S: 5	H: 0 LOB: 2 BB: 2 P: 13	R: 0 E: 0 K: 0 S: 4	H: 1 LOB: 2 BB: 1 P: 8	R: 1 E: 0 K: 2 S: 8	H: 1 LOB: 0 BB: 0 P: 8	1B: 5 2B: 1 3B: 0 HR: 3	SF: 1 SAC: 2 DP: 0 HBP: 0	WP: 1 PB: 0 SB: 1 CS: 0	PA: 51
<b>PITCHER</b>	IP	WLS	BF	H	R	ER	SO	BB	IBB	HBP	BLK	WP	HR	S	P	ERA	WHIP							
<b>Gary Gentry, R</b> ERA: 3.27 (1, 1)	9.0		37	7	3	2	8	0	1	0	0	1	2	52	56	2.00	0.778							
<b>Tug McGraw, L</b> ERA: 3.28 (10, 1)	3.0	L	14	2	1	1	3	2	1	0	0	0	1	17	29	3.00	1.333							

**Cincinnati Reds @ New York Mets**  
 Shea Stadium, Flushing, NY  
 Thu Jul 24 1969, 7:05 PM EDT  
 Att. 30,934 - Unknown

livebaseballscorecards.com

<b>AB</b>	44
<b>R</b>	4
<b>H</b>	9
<b>RBI</b>	4
<b>BB</b>	4
<b>SO</b>	11
<b>LOB</b>	19













Batter	1	2	3	4	5	6	7	8	9	AB R H RBI BB SO LOB	TOP											
<b>Pete Rose, S</b> (1, 9) OBP: 0.414, SLG: 0.490	0-0 F7		0-0 G4-6-3			0-0 SH 1B 2B		0-0 G1-6-3		4 1 1 0 0 0 2	<b>Cincinnati Reds @ New York Mets</b> Shea Stadium, Flushing, NY Sat Jul 26 1969, 3:33 AM EDT Att. 25,259 - Unknown											
<b>Giraldo Ruiz, S</b> (1, 4) OBP: 0.280, SLG: 0.257	0-0 1-3			0-0 F8		0-0 SH K 1B 2-3		0-0 G3		3 0 0 0 0 0 1												
<b>Bobby Tolan, L</b> (1, 8) OBP: 0.354, SLG: 0.536	0-0 P6			0-0 F5		0-0 1-2 3-H 1B 2-3		0-0 L9-3 1B		4 0 2 1 0 0 0												
<b>Tony Perez, R</b> (1, 5) OBP: 0.388, SLG: 0.584		0-3 K		0-0 6-3		0-3 K 2-3		0-0 L9-3 1-2		4 0 0 0 0 2 3												
<b>Lee May, R</b> (1, 3) OBP: 0.371, SLG: 0.619		0-3 K			4-0 1B SH1-3 SH1 BB	0-3 K		4-0 BB		2 1 0 0 2 2 1												
<b>Jimmy Stewart, S</b> (1, 7) OBP: 0.294, SLG: 0.371		0-0 2B 1B			0-0 SH1-3 1-2		0-3 K	0-3 K		3 0 1 0 0 2 1												
<b>Woody Woodward, R</b> (1, 6) OBP: 0.283, SLG: 0.289		0-0 1-H 2B			0-0 SH1 2-3 1B		0-0 P6			3 0 2 0 0 0 0												
<b>Danny Breeden, R</b> (1, 2) OBP: 0.125, SLG: 0.125			0-3 K		0-0 SH1 1-2 3-H		0-3 K			2 0 0 1 0 2 0												
<b>Tony Cloninger, R</b> (1, 1) OBP: 0.236, SLG: 0.269			0-0 G4-6-3 1B		0-0 6-3			0-0 G1-6-3 1B		2 0 1 0 0 0 1												
<b>Wayne Granger, R</b> (6, 1) OBP: 0.231, SLG: 0.091										0 0 0 0 0 0 0												
<b>Fred Whitfield, L</b> (8, PH) OBP: 0.338, SLG: 0.259										1 0 1 0 0 0 0												
<b>Darrel Chaney, S</b> (8, PR) OBP: 0.288, SLG: 0.247										0 0 0 0 0 0 0												
<b>Clay Carroll, R</b> (8, 1) OBP: 0.318, SLG: 0.368										0 0 0 0 0 0 0												
<b>Inning Stats</b>	R: 0 E: 0 K: 0 S: 3	H: 0 LOB: 0 BB: 0 P: 3	R: 0 E: 0 K: 2 S: 8	H: 2 LOB: 2 BB: 0 P: 8	R: 0 E: 0 K: 1 S: 5	H: 1 LOB: 0 BB: 0 P: 5	R: 0 E: 0 K: 0 S: 3	H: 0 LOB: 0 BB: 0 P: 3	R: 1 E: 0 K: 0 S: 4	H: 1 LOB: 1 BB: 1 P: 8	R: 1 E: 1 K: 2 S: 9	H: 2 LOB: 1 BB: 0 P: 9	R: 0 E: 0 K: 2 S: 7	H: 0 LOB: 0 BB: 0 P: 7	R: 0 E: 0 K: 0 S: 3	H: 1 LOB: 1 BB: 0 P: 3	R: 0 E: 0 K: 1 S: 5	H: 1 LOB: 1 BB: 1 P: 9	1B: 6 2B: 3 3B: 0 HR: 0	SF: 0 SAC: 3 DP: 3 HBP: 0	WP: 0 PB: 0 SB: 0 CS: 0	PA: 33
<b>PITCHER</b> <b>Tom Seaver, R</b> (1, 1) ERA: 2.56	IP 9.0	WLS W	BF 33	H 8	R 2	ER 2	SO 8	BB 2	IBB 0	HBP 0	BLK 0	WP 0	HR 0	S 47	P 55	ERA 2.00	WHIP 1.111					

livebaseballscores.com

<b>AB</b>	28
<b>R</b>	2
<b>H</b>	8
<b>RBI</b>	2
<b>BB</b>	2
<b>SO</b>	8
<b>LOB</b>	9



Batter	1	2	3	4	5	6	7	8	9	AB	R	H	RBI	BB	SO	LOB
<b>Tommie Agee, R</b> OBP: 0.338, SLG: 0.505 (1, 8) X	0-0 F7 ①			0-3 K2-3 ① X	0-0 1B ①		0-0 5-3 ①			4	0	1	2	0	1	0
<b>Ken Boswell, L</b> OBP: 0.311, SLG: 0.349 (1, 4) X	0-0 F7 ②			0-0 1B S ②	0-0 1B FC6-4 ②		0-3 K ②			4	1	2	0	0	1	0
<b>Cleon Jones, R</b> OBP: 0.422, SLG: 0.508 (1, 7) X	0-0 F9 ③			0-0 F8 ③	0-0 FC6-4 ③		0-0 F8 ③			4	0	0	0	0	0	3
<b>Art Shamsky, L</b> OBP: 0.428, SLG: 0.558 (1, 9) X		0-0 F8 ①		0-0 1B ①		0-0 F8 ①		0-0 6-3 ①		4	0	1	1	0	0	0
<b>Rod Gaspar, S</b> OBP: 0.303, SLG: 0.276 (9, 9) X										0	0	0	0	0	0	0
<b>Wayne Garrett, L</b> OBP: 0.335, SLG: 0.310 (1, 5) X		0-0 F2 ②		0-0 1-3 ③		0-0 BB 6-3 1B ②		0-0 3-1 ②		4	0	1	0	0	0	1
<b>Ed Kranepool, L</b> OBP: 0.295, SLG: 0.368 (1, 3) X		0-0 F5 ③								4	0	0	0	0	0	1
<b>J.C. Martin, L</b> OBP: 0.273, SLG: 0.360 (1, 2) X			0-0 F8 ①		0-3 K ②		4-0 BB IBB ②			2	0	0	0	1	1	0
<b>Bud Harrelson, S</b> OBP: 0.355, SLG: 0.310 (1, 6) X			0-3 K ②		0-0 2B 1B ②		4-0 1-2 2-3 BB ②			2	1	1	0	1	1	0
<b>Tom Seaver, R</b> OBP: 0.237, SLG: 0.157 (1, 1) X			0-0 6-3 ③		0-0 1B ③		0-0 1-3 ③			3	1	1	0	0	0	3

Inning Stats	R: 0	H: 0	E: 0	LOB: 0	K: 0	BB: 0	S: 3	P: 3
	R: 0	H: 0	E: 0	LOB: 0	K: 0	BB: 0	S: 3	P: 3
	R: 0	H: 0	E: 0	LOB: 0	K: 1	BB: 0	S: 5	P: 5
	R: 1	H: 2	E: 0	LOB: 1	K: 1	BB: 0	S: 7	P: 7
	R: 2	H: 4	E: 0	LOB: 2	K: 1	BB: 0	S: 9	P: 9
	R: 0	H: 1	E: 0	LOB: 3	K: 0	BB: 2	S: 4	P: 12
	R: 0	H: 0	E: 0	LOB: 0	K: 1	BB: 0	S: 5	P: 5
	R: 0	H: 0	E: 0	LOB: 0	K: 0	BB: 0	S: 3	P: 3


PITCHER	IP	WLS	BF	H	R	ER	SO	BB	IBB	HBP	BLK	WP	HR	S	P	ERA	WHIP
<b>Tony Cloninger, R</b> ERA: 5.36 (1, 1)	5.2	L	26	7	3	3	3	1	1	0	0	0	0	30	38	4.76	1.412
<b>Wayne Granger, R</b> ERA: 3.72 (6, 1)	1.1		4	0	0	0	1	0	0	0	0	0	0	6	6	0.00	0.000
<b>Clay Carroll, R</b> ERA: 3.49 (8, 1)	1.0		3	0	0	0	0	0	0	0	0	0	0	3	3	0.00	0.000

**BOTTOM**

**Cincinnati Reds @ New York Mets**  
Shea Stadium, Flushing, NY

Sat Jul 26 1969, 3:33 AM EDT  
Att. 25,259 - Unknown

<b>AB</b>	<b>31</b>
<b>R</b>	<b>3</b>
<b>H</b>	<b>7</b>
<b>RBI</b>	<b>3</b>
<b>BB</b>	<b>2</b>
<b>SO</b>	<b>4</b>
<b>LOB</b>	<b>8</b>



WP	PA	3B	SF	SAC	DP	HBP
0	33	0	0	0	0	0



Batter	1	2	3	4	5	6	7	8	9	AB R H RBI BB SO LOB	TOP											
<b>Pete Rose, S</b> (1, 9) OBP: 0.417, SLG: 0.494	0-0 1B FC4-6 2B		0-0 FC1-6 1B		0-0 4-3			4-0 1B SH3-4 BB		3 2 2 0 1 0 0												
<b>Giraldo Ruiz, S</b> (1, 4) OBP: 0.281, SLG: 0.259	0-0 FC4-6 2-3 1B		0-0 FC1-6 CS 1-2f		0-0 6-3			0-0 SH3-4 1-2		3 0 1 0 0 0 1												
<b>Bobby Tolan, L</b> (1, 8) OBP: 0.353, SLG: 0.533	0-0 FC4-6 1-2f HR		0-3 K 1-2		0-0 P3			0-0 CS 1B		4 1 1 2 0 1 2												
<b>Tony Perez, R</b> (1, 5) OBP: 0.387, SLG: 0.588	0-0 1-H HR				0-0 E6 E			0-3 K 1-2		4 2 1 2 0 2 1												
<b>Lee May, R</b> (1, 3) OBP: 0.367, SLG: 0.612	0-0 F7				0-3 K			0-3 K		4 0 0 0 0 3 1												
<b>Johnny Bench, R</b> (1, 2) OBP: 0.380, SLG: 0.484	0-0 CS 1B				0-0 E6 E 2B			0-3 K		4 1 1 0 0 2 1												
<b>Alex Johnson, R</b> (1, 7) OBP: 0.381, SLG: 0.510	0-0 CS 1-2				0-0 G5-4-3 1B			0-0 F7		4 0 2 1 0 0 0												
<b>Jimmy Stewart, S</b> (9, 7) OBP: 0.294, SLG: 0.371					1-H 3-H 2B			0-0 6-3		0 0 0 0 0 0 0												
<b>Woody Woodward, R</b> (1, 6) OBP: 0.273, SLG: 0.268					0-0 G5-4-3 1-2f			0-0 G1		3 0 0 0 0 0 2												
<b>Gerry Arrigo, L</b> (1, 1) OBP: 0.182, SLG: 0.182					0-3 K			0-0 F8		3 0 0 0 0 2 1												
<b>Wayne Granger, R</b> (8, 1) OBP: 0.231, SLG: 0.091					0-3 K					0 0 0 0 0 0 0												
<b>Inning Stats</b>	R: 3 E: 0 K: 0 S: 6	H: 4 LOB: 0 BB: 0 P: 6	R: 0 E: 0 K: 1 S: 5	H: 1 LOB: 0 BB: 0 P: 5	R: 0 E: 0 K: 1 S: 5	H: 1 LOB: 0 BB: 0 P: 5	R: 2 E: 3 K: 2 S: 10	H: 1 LOB: 1 BB: 0 P: 10	R: 0 E: 0 K: 0 S: 3	H: 0 LOB: 0 BB: 0 P: 3	R: 0 E: 0 K: 3 S: 9	H: 0 LOB: 0 BB: 0 P: 9	R: 0 E: 0 K: 0 S: 3	H: 0 LOB: 0 BB: 0 P: 3	R: 1 E: 0 K: 1 S: 5	H: 1 LOB: 0 BB: 1 P: 9	R: 0 E: 0 K: 2 S: 7	H: 0 LOB: 0 BB: 0 P: 7	1B: 5 2B: 2 3B: 0 HR: 1	SF: 0 SAC: 1 DP: 1 HBP: 0	WP: 0 PB: 0 SB: 0 CS: 3	PA: 35
<b>PITCHER</b>	IP WLS BF H R ER SO BB IBB HBP BLK WP HR S P ERA WHIP																					
<b>Don Cardwell, R</b> (1, 1) ERA: 3.67	3.1 L 16 7 5 3 3 0 0 0 0 0 0 1 22 22 8.10 2.100																					
<b>Nolan Ryan, R</b> (4, 1) ERA: 3.78	2.2 8 0 0 0 4 0 0 0 0 0 0 0 16 16 0.00 0.000																					
<b>Tug McGraw, L</b> (7, 1) ERA: 3.32	2.0 7 1 1 1 1 1 0 0 0 0 0 0 8 12 4.50 1.000																					
<b>Ron Taylor, R</b> (9, 1) ERA: 2.15	1.0 3 0 0 0 2 0 0 0 0 0 0 0 7 7 0.00 0.000																					

Cincinnati Reds @ New York Mets  
 Shea Stadium, Flushing, NY  
 Sun Jul 27 1969, 3:33 AM EDT  
 Att: 55,391 - Unknown

AB	32
R	6
H	8
RBI	5
BB	1
SO	10
LOB	9



**BOTTOM**

**Cincinnati Reds @ New York Mets**  
 Shea Stadium, Flushing, NY  
 Sun Jul 27 1969, 3:33 AM EDT  
 Att. 55,391 - Unknown

[livebaseballscorecards.com](http://livebaseballscorecards.com)

<b>AB</b>	<b>34</b>
<b>R</b>	<b>3</b>
<b>H</b>	<b>7</b>
<b>RBI</b>	<b>3</b>
<b>BB</b>	<b>2</b>
<b>SO</b>	<b>3</b>
<b>LOB</b>	<b>11</b>



WP: 0	PA: 37
PB: 0	
SB: 0	
CS: 0	

AB R H RBI BB SO LOB

4	0	0	0	1	0	4
4	1	0	0	0	0	2
3	1	2	1	1	0	0
3	0	2	1	0	1	1
3	0	0	0	0	1	2
0	0	0	0	0	0	0
0	0	0	0	0	0	0
1	0	0	1	0	0	1
0	0	0	0	0	0	0
3	0	0	0	0	1	0
1	0	0	0	0	0	1

4 0 0 0 0 0 0

3 0 1 0 0 0 0  
1 0 0 0 0 0 0

1 0 0 0 0 0 0  
0 0 0 0 0 0 0  
3 1 2 0 0 0 0

1B: 7 SF: 1  
2B: 1 SAC: 0  
3B: 0 DP: 1  
HR: 0 HBP: 0

Batter	1	2	3	4	5	6	7	8	9
<b>Tommie Agee, R</b> OBP: 0.336, SLG: 0.498 (1, 8) X	0-0 5-3 ①		4-0 FC6-4 BB BBB			0-0 F8 ① X	0-0 FC6-4 1-2f		0-0 F8 ③ X
<b>Bobby Pfeil, R</b> OBP: 0.299, SLG: 0.317 (1, 4) X (9, 5)	0-0 F8 ②		0-0 FC6-4 1-2f ③			0-0 E4 1B SF9 1-3		0-0 5-3 ① X	
<b>Cleon Jones, R</b> OBP: 0.426, SLG: 0.509 (1, 7) X	0-0 1B			0-0 6-3 ① X		0-0 1B 1-3 3-H		4-0 1B 4-3 BB BBB	
<b>Donn Clendenon, R</b> OBP: 0.285, SLG: 0.398 (1, 3) S S	0-3 K ③			0-0 1B 8-4		0-0 SF9 ② X		0-0 1B 1-3 4-3	
<b>Ron Swoboda, R</b> OBP: 0.299, SLG: 0.337 (1, 9)		0-0 F8 ① X		0-0 8-4 ② X ③		0-3 K S S		0-0 4-3 ② X	
<b>Tug McGraw, R</b> OBP: 0.158, SLG: 0.167 (7, 1)									
<b>Bud Harrelson, S</b> OBP: 0.355, SLG: 0.310 (8, PH)									
<b>Art Shamsky, L</b> OBP: 0.425, SLG: 0.554 (8, PH)									
<b>Ron Taylor, R</b> (9, 1)									
<b>Ed Charles, R</b> OBP: 0.291, SLG: 0.315 (1, 5)		0-0 P3 ② X			0-0 L5 ① X		0-3 K ① X	0-0 F9 ③ X	
<b>Wayne Garrett, L</b> OBP: 0.333, SLG: 0.309 (8, PH) (9, 4)									
<b>Jerry Grote, R</b> OBP: 0.276, SLG: 0.298 (1, 2) X		0-0 6-3 ③ X			0-0 F8 ② X		0-0 4-3 ② X		0-0 P6 ① X
<b>Al Weis, S</b> OBP: 0.269, SLG: 0.309 (1, 6)			0-0 F2 ① X		0-0 5-3 ③ X		0-0 1B 1B		0-0 3-1 ② X
<b>Ken Boswell, L</b> OBP: 0.310, SLG: 0.348 (9, PH)									
<b>Don Cardwell, R</b> OBP: 0.206, SLG: 0.281 (1, 1)			0-0 F7 ② X			0-0 1B 1B			0-0 E6 ② X
<b>Nolan Ryan, R</b> (4, 1)									
<b>Rod Gaspar, S</b> OBP: 0.309, SLG: 0.283 (6, PH) (7, 9)							0-0 E 1B 1B		

<b>Inning Stats</b>	R: 0 E: 0 K: 1 S: 6	H: 1 LOB: 1 BB: 0 P: 6	R: 0 E: 0 K: 0 S: 3	H: 0 LOB: 0 BB: 0 P: 3	R: 0 E: 0 K: 0 S: 3	H: 1 LOB: 0 BB: 0 P: 3	R: 0 E: 0 K: 0 S: 3	H: 0 LOB: 0 BB: 0 P: 3	R: 2 E: 1 K: 1 S: 8	H: 2 LOB: 1 BB: 0 P: 8	R: 0 E: 0 K: 1 S: 7	H: 2 LOB: 2 BB: 0 P: 7	R: 1 E: 0 K: 0 S: 4	H: 1 LOB: 1 BB: 1 P: 8	R: 0 E: 1 K: 0 S: 4	H: 0 LOB: 1 BB: 0 P: 4	1B: 7 2B: 1 3B: 0 HR: 0	SF: 1 SAC: 0 DP: 1 HBP: 0	WP: 0 PB: 0 SB: 0 CS: 0	PA: 37
---------------------	------------------------------	---------------------------------	------------------------------	---------------------------------	------------------------------	---------------------------------	------------------------------	---------------------------------	------------------------------	---------------------------------	------------------------------	---------------------------------	------------------------------	---------------------------------	------------------------------	---------------------------------	----------------------------------	------------------------------------	----------------------------------	--------

<b>PITCHER</b>	IP	WLS	BF	H	R	ER	SO	BB	IBB	HBP	BLK	WP	HR	S	P	ERA	WHIP
<b>Gerry Arrigo, L</b> ERA: 5.91 (1, 1)	7.1	W	31	7	3	1	3	2	0	0	0	0	0	35	43	1.23	1.227
<b>Wayne Granger, R</b> ERA: 3.64 (8, 1)	1.2	S	6	0	0	0	0	0	0	0	0	0	0	6	6	0.00	0.000

<b>PITCHER</b>	IP	WLS	BF	H	R	ER	SO	BB	IBB	HBP	BLK	WP	HR	S	P	ERA	WHIP
----------------	----	-----	----	---	---	----	----	----	-----	-----	-----	----	----	---	---	-----	------





Batter	1	2	3	4	5	6	7	8	9
<b>Pete Rose, S</b> OBP: 0.418, SLG: 0.493 (1, 9) X	0-0 CS 1B		4-0 CS BB		0-3 K		0-3 K		
<b>Bobby Tolan, L</b> OBP: 0.352, SLG: 0.530 (1, 8) X	0-0 F2		0-0 P6		0-0 S BB 2-H 1B		0-0 G3		
<b>Alex Johnson, R</b> OBP: 0.382, SLG: 0.506 (1, 7) S S S	0-3 K		0-3 K		4-0 1-2 BB			4-0 1B 1B BB	
<b>Jimmy Stewart, S</b> OBP: 0.294, SLG: 0.371 (9, 7)									
<b>Tony Perez, R</b> OBP: 0.386, SLG: 0.584 (1, 5) X		0-0 G6-3		0-3 K	0-3 K			0-0 1B 1-3 CS 1B	
<b>Lee May, R</b> OBP: 0.364, SLG: 0.605 (1, 3) S S S		0-3 K		0-0 G6-3		0-0 G2-3		0-3 K	
<b>Johnny Bench, R</b> OBP: 0.385, SLG: 0.490 (1, 2) B B B B		4-0 E 1B BB		0-0 2B		0-0 F2		0-0 1-3 3-H 1B	
<b>Woody Woodward, R</b> OBP: 0.271, SLG: 0.267 (1, 6) X		0-0 E9 1-3 1B		0-0 G4-1		0-0 G6-3		0-3 K	
<b>Giraldo Ruiz, S</b> OBP: 0.290, SLG: 0.270 (1, 4) X		0-0 1-H 2B 3-H 1B			0-0 SH1-4 1B		0-0 G3-1		
<b>Jim Merritt, L</b> OBP: 0.204, SLG: 0.229 (1, 1) X		0-0 1-H 2B			0-0 SH1-4		0-0 1B		

Inning Stats	R: 0	H: 1	E: 0	K: 1	S: 5	LOB: 1	BB: 0	P: 5
	R: 2	H: 3	E: 1	K: 1	S: 7	LOB: 2	BB: 1	P: 11
	R: 0	H: 0	E: 0	K: 1	S: 4	LOB: 1	BB: 1	P: 8
	R: 0	H: 1	E: 0	K: 1	S: 6	LOB: 1	BB: 0	P: 6
	R: 1	H: 2	E: 0	K: 2	S: 9	LOB: 2	BB: 1	P: 13
	R: 0	H: 0	E: 0	K: 0	S: 3	LOB: 0	BB: 0	P: 3
	R: 0	H: 1	E: 0	K: 1	S: 6	LOB: 1	BB: 0	P: 12
	R: 1	H: 2	E: 0	K: 2	S: 8	LOB: 1	BB: 1	P: 12

PITCHER														PITCHER																			
IP	WLS	BF	H	R	ER	SO	BB	IBB	HBP	BLK	WP	HR	S	P	ERA	WHIP	IP	WLS	BF	H	R	ER	SO	BB	IBB	HBP	BLK	WP	HR	S	P	ERA	WHIP
7.0	L	29	8	3	3	7	3	0	0	0	0	0	40	52	3.86	1.571	1.0		5	2	1	1	2	1	0	0	0	0	8	12	9.00	3.000	
Bill Stoneman, R	(1, 1)	ERA: 5.04	Dick Radatz, R	(8, 1)	ERA: 4.57																												

**BOTTOM**

AB	R	H	RBI	BB	SO	LOB
3	0	1	0	1	2	2
4	0	1	1	0	0	3
2	1	0	0	2	2	2
0	0	0	0	0	0	0
4	0	1	0	0	2	2
4	0	0	0	0	2	2
3	1	2	1	1	0	0
4	1	1	0	0	1	3
3	1	2	2	0	0	0
2	0	2	0	0	0	0

<b>AB</b>	<b>29</b>
<b>R</b>	<b>4</b>
<b>H</b>	<b>10</b>
<b>RBI</b>	<b>4</b>
<b>BB</b>	<b>4</b>
<b>SO</b>	<b>9</b>
<b>LOB</b>	<b>14</b>



WP: 0	PA: 34
PB: 0	
SB: 2	
CS: 3	

**Montreal Expos @ Cincinnati Reds**  
 Crosley Field, Cincinnati, OH  
 Tue Jul 29 1969, 7:05 PM EDT  
 Att. 9,946 - Unknown

livebaseballscorecards.com



Batter	1	2	3	4	5	6	7	8	9	AB R H RBI BB SO LOB	TOP																				
Adolfo Phillips, R OBP: 0.333, SLG: 0.341 (1, 8) X	0-0 P6 	0-3 K 			0-0 G6-3 			0-0 CS 1B 		4 0 1 0 0 1 1																					
Remy Hermoso, R OBP: 0.250, SLG: 0.176 (1, 4) B B B	4-0 HR BB 		0-0 G4-3 		0-0 G6-3 			0-3 1-2 K 		3 1 0 0 1 1 1																					
Rusty Staub, L OBP: 0.400, SLG: 0.483 (1, 9) X	0-0 HR 1-H 		0-0 F2 		0-0 G4-1 			0-0 G4-3 		4 1 1 2 0 0 0																					
Mack Jones, L OBP: 0.392, SLG: 0.532 (1, 7) X	0-0 E9 WP 1B 		4-0 BB 		0-0 G3 			0-0 G3 		3 1 1 0 1 0 0																					
Bob Bailey, R OBP: 0.328, SLG: 0.453 (1, 3) X	0-0 G5-3 3-H 		0-3 K 		0-0 G4-3 			0-0 G6-3 		4 0 0 0 0 1 1																					
Coco Laboy, R OBP: 0.313, SLG: 0.448 (1, 5) X	0-0 F8 			0-0 P4 		0-0 G5-3 		0-3 K 		4 0 0 0 0 1 0																					
Ron Brand, R OBP: 0.353, SLG: 0.321 (1, 2) X		0-0 G6-3 		0-0 FC4-6 1B 			0-0 F3 			3 0 1 0 0 0 0																					
Bobby Wine, R OBP: 0.245, SLG: 0.255 (1, 6) X		0-0 F7 		0-0 FC4-6 1-2f 			0-0 G5-3 			3 0 0 0 0 0 1																					
Jerry Robertson, S OBP: 0.061, SLG: 0.031 Howie Reed, R OBP: 0.316, SLG: 0.375 (8, 1) B B B		4-0 BB 		0-0 G4-3 			0-0 G1-3 			2 0 0 0 1 0 1 0 0 0 0 0 0 0																					
<b>Inning Stats</b>	R: 3 E: 1 K: 0 S: 5	H: 2 LOB: 0 BB: 1 P: 9	R: 0 E: 0 K: 1 S: 5	H: 0 LOB: 1 BB: 1 P: 9	R: 0 E: 0 K: 1 S: 5	H: 0 LOB: 1 BB: 0 P: 9	R: 0 E: 0 K: 0 S: 4	H: 1 LOB: 1 BB: 0 P: 4	R: 0 E: 0 K: 0 S: 3	H: 0 LOB: 0 BB: 0 P: 3	R: 0 E: 0 K: 0 S: 3	H: 0 LOB: 0 BB: 0 P: 3	R: 0 E: 0 K: 1 S: 5	H: 1 LOB: 0 BB: 0 P: 5	R: 0 E: 0 K: 1 S: 5	H: 0 LOB: 0 BB: 0 P: 5	1B: 3 2B: 0 3B: 0 HR: 1	SF: 0 SAC: 0 DP: 0 HBP: 0	WP: 1 PB: 0 SB: 0 CS: 1	PA: 33											
<b>PITCHER</b> Jim Maloney, R ERA: 2.66 Wayne Granger, R ERA: 3.56	IP 7.0 2.0	WLS 27 W	BF 27 6	H 3 1	R 3 0	ER 2 0	SO 2 2	BB 3 0	IBB 0 0	HBP 0 0	BLK 0 0	WP 1 0	HR 1 0	S 28 10	P 40 10	ERA 2.57 0.00	WHIP 0.857 0.500														
											<b>PITCHER</b>	IP	WLS	BF	H	R	ER	SO	BB	IBB	HBP	BLK	WP	HR	S	P	ERA	WHIP			

**Montreal Expos @ Cincinnati Reds**  
Crosley Field, Cincinnati, OH  
Wed Jul 30 1969, 7:05 PM EDT  
Att. 9,733 - Unknown

livebaseballscorecards.com

**AB 30**  
**R 3**  
**H 4**  
**RBI 2**  
**BB 3**  
**SO 4**  
**LOB 5**







Batter	1	2	3	4	5	6	7	8	9	AB R H RBI BB SO LOB	TOP											
Remy Hermoso, R (1, 4) OBP: 0.250, SLG: 0.182	0-0 G6-3		0-0 1B		0-0 L9			0-0 L9		4 0 1 0 0 0 1												
Rusty Staub, L (1, 9) OBP: 0.399, SLG: 0.480	0-0 G3-1		0-0 P6			0-0 G5-4-3 1B		0-3 K		4 0 1 0 0 1 1												
Bob Bailey, R (1, 3) OBP: 0.327, SLG: 0.454	0-0 G4-3		0-0 L6			0-0 G5-4-3 1-2f			0-0 1B 2B	4 0 1 0 0 0 2												
Coco Laboy, R (1, 5) OBP: 0.312, SLG: 0.454		0-0 HR		0-0 F8		0-0 G5-3			0-0 G5-3	4 1 1 1 0 0 1												
Jose Herrera, R (1, 7) OBP: 0.362, SLG: 0.574		0-3 K2-3		0-0 G4-3			0-0 FC5-4 1B		0-0 FC6-4 1B	4 0 2 0 0 1 0												
Adolfo Phillips, R (1, 8) OBP: 0.328, SLG: 0.335		0-0 F7		0-0 P6			0-0 F6		0-0 FC6-4 1-2f	4 0 0 0 0 0 3												
Ron Brand, R (1, 2) OBP: 0.346, SLG: 0.313		0-0 E5			0-0 F3		0-0 FC5-4 WP		0-0 L7	4 0 0 0 0 0 3												
Bobby Wine, R (1, 6) OBP: 0.242, SLG: 0.251		0-0 G5-3			0-3 K		0-0 G3 1-2			3 0 0 0 0 1 2												
Gary Waslewski, R (1, 1) OBP: 0.111, SLG: 0.118			0-0 F7		4-0 BB			0-0 P4		1 0 0 0 1 0 0												
John Bateman, R (8, PH) OBP: 0.252, SLG: 0.316										1 0 0 0 0 0 0												
Dan McGinn, L (8, 1) OBP: 0.190, SLG: 0.333										0 0 0 0 0 0 0												
<b>Inning Stats</b>	R: 0 E: 0 K: 0 S: 3	H: 0 LOB: 0 BB: 0 P: 3	R: 1 E: 1 K: 1 S: 7	H: 1 LOB: 1 BB: 0 P: 7	R: 0 E: 0 K: 0 S: 4	H: 1 LOB: 1 BB: 0 P: 4	R: 0 E: 0 K: 0 S: 3	H: 0 LOB: 0 BB: 0 P: 3	R: 0 E: 0 K: 1 S: 5	H: 0 LOB: 1 BB: 1 P: 9	R: 0 E: 0 K: 0 S: 3	H: 1 LOB: 0 BB: 0 P: 3	R: 0 E: 0 K: 0 S: 4	H: 1 LOB: 1 BB: 0 P: 4	R: 0 E: 0 K: 1 S: 5	H: 0 LOB: 0 BB: 0 P: 5	R: 0 E: 0 K: 0 S: 5	H: 2 LOB: 2 BB: 0 P: 5	1B: 4 2B: 1 3B: 0 HR: 1	SF: 0 SAC: 0 DP: 1 HBP: 0	WP: 1 PB: 0 SB: 0 CS: 0	PA: 34
<b>PITCHER</b> Gerry Arrigo, L (1, 1) ERA: 4.83	IP: 9.0 WLS: W BF: 34 H: 6 R: 1 ER: 1 SO: 3 BB: 1 IBB: 0 HBP: 0 BLK: 0 WP: 1 HR: 1 S: 39 P: 43 ERA: 1.00 WHIP: 0.778											<b>PITCHER</b>	IP: 9.0 WLS: W BF: 34 H: 6 R: 1 ER: 1 SO: 3 BB: 1 IBB: 0 HBP: 0 BLK: 0 WP: 1 HR: 1 S: 39 P: 43 ERA: 1.00 WHIP: 0.778									

**Montreal Expos @ Cincinnati Reds**  
 Crosley Field, Cincinnati, OH  
 Thu Jul 31 1969, 7:05 PM EDT  
 Att. 9,949 - Unknown

livebaseballscorecards.com

**AB** 33  
**R** 1  
**H** 6  
**RBI** 1  
**BB** 1  
**SO** 3  
**LOB** 13







Batter	1	2	3	4	5	6	7	8	9	AB R H RBI BB SO LOB	TOP																
<b>Pete Rose, S</b> OBP: 0.413, SLG: 0.493 (1, 9) B X	1-0 G4-3 X	0-0 E 1B 1B X	0-0 G4-6-3 1-2f X			0-3 K X			3-2 G6-3 X	5 1 1 0 0 1 1																	
<b>Bobby Tolan, L</b> OBP: 0.355, SLG: 0.528 (1, 8) B B X	3-0 HR 1B X	0-0 E 1B 1B X			0-0 G3 X	0-3 K X			0-0 L7 X	5 2 2 0 0 1 0																	
<b>Alex Johnson, R</b> OBP: 0.382, SLG: 0.513 (1, 7) C B X	1-1 HR 1-H X	0-0 E4 1B 2B X			2-1 G6-3 X		0-0 G1-3 X		0-0 G3-1 X	5 2 1 2 0 0 2 0 0 0 0 0 0 0																	
<b>Tony Perez, R</b> OBP: 0.382, SLG: 0.577 (1, 5) B C B X	2-1 F9 X	0-0 2B 1B X			0-3 K X		0-0 L7 X			4 1 1 2 0 1 0																	
<b>Lee May, R</b> OBP: 0.360, SLG: 0.602 (1, 3) X	0-0 E 2B X	0-0 G3 2B 2-H 3-H X			0-0 L6 X		0-0 P2 X			4 1 2 2 0 0 0																	
<b>Johnny Bench, R</b> OBP: 0.383, SLG: 0.490 (1, 2) X	0-0 E6 1B 2-H X	1-2 G3 2-3 X			1-2 K X		0-0 F8 X			4 0 0 0 0 1 1																	
<b>Woody Woodward, R</b> OBP: 0.339, SLG: 0.333 (1, 6) X	0-0 S 1B 1-2 X	1-2 G3 X			4-2 BB X		0-0 L8 X			3 0 1 0 1 0 1																	
<b>Giraldo Ruiz, S</b> OBP: 0.301, SLG: 0.278 (1, 4) S B B X	2-2 F9 1-2 2-3 X		0-2 G4-6-3 1B X		0-0 L9 X		0-0 1B X			4 0 2 0 0 0 3																	
<b>Tony Cloninger, R</b> OBP: 0.224, SLG: 0.255 (1, 1) <b>Clay Carroll, R</b> OBP: 0.304, SLG: 0.350 (7, 1) <b>Wayne Granger, R</b> OBP: 0.214, SLG: 0.083 (8, 1)		0-3 K X	0-3 K X		0-3 K2-3 X		2-3 K X			3 0 0 0 0 3 1 1 0 0 0 0 1 1 0 0 0 0 0 0 0																	
<b>Inning Stats</b>	R: 3 E: 1 K: 0 S: 12	H: 4 LOB: 2 BB: 0 P: 21	R: 4 E: 1 K: 1 S: 14	H: 4 LOB: 1 BB: 0 P: 16	R: 0 E: 0 K: 1 S: 7	H: 1 LOB: 0 BB: 0 P: 7	R: 0 E: 0 K: 1 S: 6	H: 0 LOB: 0 BB: 0 P: 8	R: 0 E: 0 K: 3 S: 9	H: 0 LOB: 1 BB: 1 P: 14	R: 0 E: 0 K: 3 S: 9	H: 0 LOB: 0 BB: 0 P: 9	R: 0 E: 0 K: 0 S: 3	H: 0 LOB: 0 BB: 0 P: 3	R: 0 E: 0 K: 1 S: 6	H: 1 LOB: 1 BB: 0 P: 8	R: 0 E: 0 K: 0 S: 7	H: 0 LOB: 0 BB: 0 P: 10	1B: 7 2B: 2 3B: 0 HR: 1	SF: 0 SAC: 0 DP: 1 HBP: 0	WP: 0 PB: 0 SB: 2 CS: 0	PA: 39					
<b>PITCHER</b>	IP	WLS	BF	H	R	ER	SO	BB	IBB	HBP	BLK	WP	HR	S	P	ERA	WHIP										
<b>Woodie Fryman, L</b> ERA: 4.64 (1, 1)	1.1	L	13	7	7	5	1	0	0	0	0	0	1	19	28	33.75	5.250										
<b>Al Raffo, R</b> ERA: 2.61 (2, 1)	0.2		3	1	0	0	0	0	0	0	0	0	0	7	9	0.00	1.500										
<b>John Boozer, R</b> ERA: 2.72 (3, 1)	5.0		16	1	0	0	6	1	0	0	0	0	0	32	41	0.00	0.400										
<b>Turk Farrell, R</b> ERA: 3.1 (8, 1)	1.0		4	1	0	0	1	0	0	0	0	0	0	6	8	0.00	1.000										
<b>Bill Wilson, R</b> ERA: 3.4 (9, 1)	1.0		3	0	0	0	0	0	0	0	0	0	0	7	10	0.00	0.000										

Cincinnati Reds @ Philadelphia Phillies  
 Connie Mack Stadium, Philadelphia, PA  
 Fri Aug 01 1969, 7:05 PM EDT  
 Att. 7,412 - Unknown

livebaseballscorecards.com

AB	38
R	7
H	10
RBI	6
BB	1
SO	8
LOB	10



Batter	1	2	3	4	5	6	7	8	9	AB R H RBI BB SO LOB
<b>Tony Taylor, R</b> OBP: 0.308, SLG: 0.324 (1, 4)	2-2 G5-3	0-0 SF9		0-3 K			0-0 G6-3		0-0 1B	4 0 1 1 0 1 2
<b>Larry Hisle, R</b> OBP: 0.327, SLG: 0.450 (1, 8)	0-0 1B	0-1 FC5-4			0-3 K		0-0 1B 2B		0-0 B3	5 1 2 1 0 1 2
<b>Dick Allen, R</b> OBP: 0.395, SLG: 0.675 (1, 3)	0-0 L9		1-0 HR		2-3 K		0-1 1B		2-3 K	5 1 2 2 0 2 2
<b>Johnny Callison, L</b> OBP: 0.331, SLG: 0.438 (1, 9)	0-0 F2		2-2 F2		2-3 K		2-0 G4-3		3-1 F5	5 0 0 0 0 1 3
<b>Deron Johnson, R</b> OBP: 0.320, SLG: 0.385 (1, 5)		0-0 E5 2B		0-0 F8		2-2 L7		2-2 G6-3		4 1 0 0 0 0 0
<b>Don Money, R</b> OBP: 0.300, SLG: 0.336 (1, 6)		4-1 2B 1B BB		0-0 F7		0-1 G5-3		2-2 1B 1B		3 1 1 0 1 0 0
<b>Rich Barry, R</b> OBP: 0.300, SLG: 0.200 (1, 7)		2-3 K		4-2 SH3-4 BB		2-1 L3		0-1 F8		3 0 0 0 1 1 3
<b>Mike Ryan, R</b> OBP: 0.265, SLG: 0.338 (1, 2)		1-0 1B SF9 2B		0-0 P6		0-0 2B 2B		0-0 FC6-4 1B		4 2 3 1 0 0 1
<b>Rick Joseph, R</b> OBP: 0.351, SLG: 0.444 (8, PR)										0 0 0 0 0 0 0
<b>Bill Wilson, R</b> (9, 1)										0 0 0 0 0 0 0
<b>Woody Fryman, R</b> OBP: 0.083, SLG: 0.064 (1, 1)		0-0 FC5-4 1B		0-0 SH3-4		0-3 K		2-0 FC6-4		0 0 0 0 0 0 0
<b>Al Ruffo, R</b> OBP: 0.286, SLG: 0.167 (2, 1)										0 0 0 0 0 0 0
<b>Ron Stone, L</b> OBP: 0.345, SLG: 0.319 (2, PH)										1 0 1 1 0 0 0
<b>John Gozzer, R</b> OBP: 0.250, SLG: 0.250 (3, 1)										0 0 0 0 0 0 0
<b>Vic Roznovsky, L</b> OBP: 0.273, SLG: 0.200 (7, PH)										1 0 0 0 0 0 1 1
<b>Turk Farrell, R</b> (8, 1)										0 0 0 0 0 0 0
<b>Dave Watkins, R</b> OBP: 0.276, SLG: 0.260 (8, PH)										0 0 0 0 0 0 0
<b>Dave Watkins, R</b> OBP: 0.276, SLG: 0.260 (9, 2)										1 0 0 0 0 0 2

Inning Stats	R: 0	H: 1	E: 0	K: 0	S: 6	LOB: 1	BB: 0	P: 8	R: 3	H: 2	E: 1	K: 1	S: 12	LOB: 1	BB: 1	P: 19	R: 1	H: 1	E: 0	K: 0	S: 6	LOB: 0	BB: 0	P: 9	R: 0	H: 0	E: 0	K: 3	S: 11	LOB: 0	BB: 0	P: 15	R: 0	H: 0	E: 0	K: 0	S: 7	LOB: 0	BB: 0	P: 11	R: 2	H: 3	E: 0	K: 1	S: 9	LOB: 1	BB: 0	P: 11	R: 0	H: 2	E: 0	K: 0	S: 11	LOB: 2	BB: 0	P: 17	R: 0	H: 1	E: 0	K: 1	S: 7	LOB: 1	BB: 0	P: 12	1B: 6	SF: 1	2B: 3	SAC: 1	3B: 0	DP: 0	HR: 1	HBP: 0	WP: 0	PA: 40
--------------	------	------	------	------	------	--------	-------	------	------	------	------	------	-------	--------	-------	-------	------	------	------	------	------	--------	-------	------	------	------	------	------	-------	--------	-------	-------	------	------	------	------	------	--------	-------	-------	------	------	------	------	------	--------	-------	-------	------	------	------	------	-------	--------	-------	-------	------	------	------	------	------	--------	-------	-------	-------	-------	-------	--------	-------	-------	-------	--------	-------	--------

PITCHER	IP	WLS	BF	H	R	ER	SO	BB	IBB	HBP	BLK	WP	HR	S	P	ERA	WHIP
<b>Tony Cloninger, R</b> ERA: 5.36 (1, 1)	6.2	W	29	6	6	4	6	2	0	0	0	0	1	55	79	5.40	1.200
<b>Clay Carroll, R</b> ERA: 3.46 (7, 1)	1.0		6	3	0	0	0	0	0	0	0	0	0	13	19	0.00	3.000
<b>Wayne Granger, R</b> ERA: 3.5 (8, 1)	1.1	S	5	1	0	0	1	0	0	0	0	0	0	8	15	0.00	0.750

**BOTTOM**

**Cincinnati Reds @ Philadelphia Phillies**  
**Connie Mack Stadium, Philadelphia, PA**

Fri Aug 01 1969, 7:05 PM EDT  
 Att. 7,412 - Unknown

livebaseballscorecards.com

<b>AB</b>	<b>36</b>
<b>R</b>	<b>6</b>
<b>H</b>	<b>10</b>
<b>RBI</b>	<b>6</b>
<b>BB</b>	<b>2</b>
<b>SO</b>	<b>7</b>
<b>LOB</b>	<b>16</b>





Batter	1	2	3	4	5	6	7	8	9	AB R H RBI BB SO LOB	TOP											
<b>Pete Rose, S</b> (1, 9) OBP: 0.411, SLG: 0.488	4-1 BB		2-2 G6-3		0-3 K			1-2 G1-3	1-2 G6-3	4 0 0 0 1 1 1												
<b>Giraldo Ruiz, S</b> (1, 4) OBP: 0.300, SLG: 0.271	2-3 K		0-0 B4-3			0-0 P6		4-0 1B BB		3 0 0 0 1 1 1												
<b>Alex Johnson, R</b> (1, 7) OBP: 0.377, SLG: 0.506	1-3 K		1-1 F9			1-0 G5-3		0-3 K		4 0 0 0 0 2 2												
<b>Tony Perez, R</b> (1, 5) OBP: 0.383, SLG: 0.584	0-0 F8			0-0 HR		0-0 G6-3		0-0 1B		4 1 2 1 0 0 1												
<b>Lee May, R</b> (1, 3) OBP: 0.357, SLG: 0.596		1-0 F8		0-0 F7			0-0 G6-3	1-2 L6		4 0 0 0 0 0 2												
<b>Johnny Bench, R</b> (1, 2) OBP: 0.384, SLG: 0.490		1-1 E S 2B 1B		0-0 F8			0-0 F9		1-0 G1-3 1B 1B	4 2 2 0 0 0 0												
<b>Ted Savage, R</b> (1, 8) OBP: 0.296, SLG: 0.333		0-3 K		0-0 G6-3			4-1 BB BB		0-1 G1-3	3 0 0 0 1 1 2												
<b>Woody Woodward, R</b> (1, 6) OBP: 0.355, SLG: 0.357		2-2 2B			0-0 G5-3		4-2 BB BB		0-0 1B	2 0 1 1 1 0 0												
<b>Jimmy Stewart, S</b> (9, PH) OBP: 0.299, SLG: 0.376		3-H 2B					1-2 BB		2-H 1B	1 0 1 1 0 0 0												
<b>Jim Merritt, L</b> (1, 1) OBP: 0.193, SLG: 0.216		0-3 K			0-3 K		0-0 G4-3		0-1 P4	3 0 0 0 0 2 3												
<b>Pedro Ramos, S</b> (8, 1)										0 0 0 0 0 0 0												
<b>Fred Whitfield, L</b> (9, PH) OBP: 0.343, SLG: 0.255										1 0 0 0 0 0 1												
<b>Inning Stats</b>	R: 0 E: 0 K: 2 S: 9	H: 0 LOB: 1 BB: 1 P: 16	R: 1 E: 0 K: 2 S: 12	H: 2 LOB: 1 BB: 0 P: 16	R: 0 E: 0 K: 0 S: 6	H: 0 LOB: 0 BB: 0 P: 9	R: 1 E: 0 K: 0 S: 4	H: 1 LOB: 0 BB: 0 P: 4	R: 0 E: 0 K: 2 S: 7	H: 0 LOB: 0 BB: 0 P: 7	R: 0 E: 0 K: 0 S: 3	H: 0 LOB: 0 BB: 0 P: 4	R: 0 E: 0 K: 0 S: 6	H: 0 LOB: 2 BB: 2 P: 14	R: 0 E: 0 K: 1 S: 12	H: 1 LOB: 2 BB: 1 P: 18	R: 1 E: 0 K: 0 S: 9	H: 2 LOB: 1 BB: 0 P: 11	1B: 4 2B: 1 3B: 0 HR: 1	SF: 0 SAC: 0 DP: 0 HBP: 0	WP: 0 PB: 0 SB: 1 CS: 0	PA: 37
<b>PITCHER</b>	IP WLS BF H R ER SO BB IBB HBP BLK WP HR S P ERA WHIP																					
<b>Grant Jackson, L</b> (1, 1) ERA: 3.51	8.0 W 33 5 3 3 7 4 0 0 0 0 0 1 60 90 3.38 1.125																					
<b>Bill Wilson, R</b> (9, 1) ERA: 3.33	1.0 S 4 1 0 0 0 0 0 0 0 0 0 0 8 9 0.00 1.000																					

Cincinnati Reds @ Philadelphia Phillies  
 Connie Mack Stadium, Philadelphia, PA  
 Sat Aug 02 1969, 7:05 PM EDT  
 Att. 8,615 - Unknown

AB	33
R	3
H	6
RBI	3
BB	4
SO	7
LOB	13



Batter	1	2	3	4	5	6	7	8	9
Tony Taylor, R OBP: 0.310, SLG: 0.329 (1, 4)	0-2 F8 CS 2B		3-2 G4-3		0-0 F8			0-0 1B BLK 1B	
Johnny Callison, L OBP: 0.330, SLG: 0.436 (1, 9)	2-2 F8 2-3		1-2 G3-1			0-0 G3		0-0 1-3 1B	
Dick Allen, R OBP: 0.397, SLG: 0.671 (1, 3)	2-1 P6		2-0 1B			2-2 F8		4-0 S BLK 1B IBB	
Deron Johnson, R OBP: 0.322, SLG: 0.398 (1, 5)	1-0 CS 3-H	1-0 HR	2-2 L7			2-3 K		2-0 1-H 3-H 1B	
Larry Hisle, R OBP: 0.327, SLG: 0.448 (1, 8)		3-3 K		0-0 G5-4-3 1B			2-2 P4	2-2 G4-3	
Don Money, R OBP: 0.297, SLG: 0.332 (1, 6)		0-1 G5-3		1-0 P4			1-0 F8		
Rich Barry, R OBP: 0.303, SLG: 0.214 (1, 7)		2-1 2B 1B		0-0 G5-4-3 1-2f			3-2 P2		
Ron Stone, L OBP: 0.345, SLG: 0.319 (9, 7)									
Mike Ryan, R OBP: 0.268, SLG: 0.353 (1, 2)		3-2 1-H 2B			0-0 G5-3			2-0 HR	
Grant Jackson, S OBP: 0.159, SLG: 0.197 (1, 1)		0-3 K2-3					0-0 F8	0-0 G6-3	
Bill Wilson, R (9, 1)									

AB	R	H	RBI	BB	SO	LOB
4	1	2	0	0	0	0
4	0	1	0	0	0	1
3	1	1	0	1	0	1
4	1	2	2	0	1	1
4	0	1	0	0	1	1
3	0	0	0	0	0	1
3	1	1	0	0	0	1
0	0	0	0	0	0	0
3	1	2	2	0	0	0
3	0	0	0	0	1	1
0	0	0	0	0	0	0

**BOTTOM**

**Cincinnati Reds @ Philadelphia Phillies**  
**Connie Mack Stadium, Philadelphia, PA**  
 Sat Aug 02 1969, 7:05 PM EDT  
 Att. 8,615 - Unknown

[livebaseballscorecards.com](http://livebaseballscorecards.com)

<b>AB</b>	<b>31</b>
<b>R</b>	<b>5</b>
<b>H</b>	<b>10</b>
<b>RBI</b>	<b>4</b>
<b>BB</b>	<b>1</b>
<b>SO</b>	<b>3</b>
<b>LOB</b>	<b>7</b>



1B: 6	SF: 0
2B: 2	SAC: 0
3B: 0	DP: 1
HR: 2	HBP: 0

WP: 0	PA: 33
PB: 0	
SB: 1	
CS: 1	

Inning Stats		R: 0	H: 1	E: 0	LOB: 0	K: 0	S: 8	P: 13										
R: 2 H: 3 E: 0 LOB: 1 K: 2 BB: 0 S: 14		R: 0 H: 1 E: 0 LOB: 1 K: 0 BB: 0 S: 14		R: 0 H: 1 E: 0 LOB: 0 K: 0 BB: 0 S: 3		R: 0 H: 0 E: 0 LOB: 0 K: 1 BB: 0 S: 7		R: 0 H: 0 E: 0 LOB: 0 K: 0 BB: 0 S: 13										
R: 3 H: 4 E: 0 LOB: 1 K: 0 BB: 1 S: 9		R: 0 H: 0 E: 0 LOB: 0 K: 0 BB: 0 S: 3		R: 0 H: 0 E: 0 LOB: 0 K: 0 BB: 0 S: 3		R: 0 H: 0 E: 0 LOB: 0 K: 0 BB: 0 S: 11		R: 0 H: 0 E: 0 LOB: 0 K: 0 BB: 0 S: 13										
R: 0 H: 0 E: 0 LOB: 0 K: 0 BB: 0 S: 3		R: 0 H: 0 E: 0 LOB: 0 K: 0 BB: 0 S: 3		R: 0 H: 0 E: 0 LOB: 0 K: 0 BB: 0 S: 3		R: 0 H: 0 E: 0 LOB: 0 K: 0 BB: 0 S: 3		R: 0 H: 0 E: 0 LOB: 0 K: 0 BB: 0 S: 3										
PITCHER		IP	WLS	BF	H	R	ER	SO	BB	IBB	HBP	BLK	WP	HR	S	P	ERA	WHIP
Jim Merritt, L (1, 1)		7.2	L	30	9	5	5	3	0	1	0	0	0	2	60	99	5.87	1.174
Pedro Ramos, R (8, 1)		0.1		2	1	0	0	0	0	0	0	1	0	0	5	9	0.00	3.000





BOTTOM

Cincinnati Reds @ Philadelphia Phillies  
Connie Mack Stadium, Philadelphia, PA

Sun Aug 03 1969, 3:33 AM EDT  
Att. 13,181 - Unknown

AB	47
R	17
H	21
RBI	17
BB	4
SO	6
LOB	19



WP:	0	PA:	51
PB:	0		
SB:	1		
CS:	0		

AB R H RBI BB SO LOB

6 1 2 5 0 1 1

3 2 1 0 2 2 1  
0 0 0 0 0 0 0  
1 0 0 0 0 0 0

6 2 2 2 0 0 3

5 3 4 1 1 0 0

6 2 5 2 0 0 0  
0 0 0 0 0 0 0

6 2 2 1 0 1 6

5 1 1 2 0 1 6

4 2 1 1 1 0 2

1B: 13 SF: 0  
2B: 4 SAC: 0  
3B: 1 DP: 2  
HR: 3 HBP: 0

Batter	1	2	3	4	5	6	7	8	9
Tony Taylor, R OBP: 0.311, SLG: 0.340 (1, 4)	1-1 G4-3 1-2f	0-3 K	2-0 3-H 2B		0-0 G4-6-3	0-2 1-H 2-H 3-H HR		0-0 G6-3	
Larry Hisle, R OBP: 0.330, SLG: 0.447 Bill Wilson, R (7, 1)	4-1 2B BB	0-0 1B	0-3 K			1B BB		0-0 G5-3	
Terry Harmon, R OBP: 0.311, SLG: 0.276 (9, PH)						K			
Dick Allen, R OBP: 0.396, SLG: 0.679 (1, 3)	0-1 1-H 2B 2B	1-0 L7	2-2 G4-3			0-0 L6	0-0 HR	1-1 G6-3	
Johnny Callison, L OBP: 0.340, SLG: 0.446 (1, 9)	2-2 2-H 2B 2B		0-0 1B 1B	0-0 G6-3		0-0 1B 1B	0-0 FC1-5 1B	4-0 1B BB	
Deron Johnson, R OBP: 0.332, SLG: 0.412 Grant Jackson, S OBP: 0.159, SLG: 0.197 (9, PR)	2-2 2-H 2B		2-1 1B 3B 1B	0-0 E6		0-0 1B 1B	0-0 FC1-5 1B	0-0 1B	
Ron Stone, L OBP: 0.345, SLG: 0.320 (1, 7) (7, 8)	0-1 P6		0-0 1-3 3-H 3B 1B	3-3 K		0-0 1B 1B HR 1B	1-0 FC1-5 G6-4-3	0-0 L9	
Don Money, R OBP: 0.295, SLG: 0.330 (1, 6)	2-3 K		2-1 G5-3	0-0 P5		0-0 1-2 2-H 3-H HR 1B	2-0 G6-4-3		
Mike Ryan, R OBP: 0.270, SLG: 0.360 (1, 2)		3-0 HR	4-0 3B IBB		0-0 F2	0-0 P3		0-0 P6	
Bill Champion, R OBP: 0.217, SLG: 0.261 Al Ruffo, R OBP: 0.286, SLG: 0.167 Cookie Rojas, R OBP: 0.282, SLG: 0.288 John Bozzer, R OBP: 0.250, SLG: 0.250 Turk Farrell, R Lowell Palmer, R OBP: 0.222, SLG: 0.353 Rich Barry, R OBP: 0.314, SLG: 0.233 (7, 7)		0-3 K	1-0 1-H 2-H 3-H 2B 3B		0-0 G4-6-3 1B	0-0 1-2 2-3 HR 1B		1-0 F9	

Inning Stats	R: 3 E: 0 K: 1 S: 16	H: 3 LOB: 1 BB: 1 P: 27	R: 1 E: 0 K: 2 S: 9	H: 2 LOB: 1 BB: 0 P: 13	R: 5 E: 0 K: 1 S: 14	H: 5 LOB: 1 BB: 1 P: 27	R: 0 E: 1 K: 1 S: 6	H: 0 LOB: 1 BB: 0 P: 9	R: 0 E: 0 K: 0 S: 3	H: 1 LOB: 0 BB: 0 P: 3	R: 7 E: 0 K: 1 S: 13	H: 6 LOB: 0 BB: 1 P: 17	R: 1 E: 0 K: 0 S: 5	H: 3 LOB: 1 BB: 0 P: 8	R: 0 E: 0 K: 0 S: 3	H: 0 LOB: 0 BB: 0 P: 4	R: 0 E: 0 K: 0 S: 5	H: 1 LOB: 2 BB: 1 P: 10	1B: 13 2B: 4 3B: 1 HR: 3	SF: 0 SAC: 0 DP: 2 HBP: 0	WP: 0 PB: 0 SB: 1 CS: 0	PA: 51
--------------	-------------------------------	----------------------------------	------------------------------	----------------------------------	-------------------------------	----------------------------------	------------------------------	---------------------------------	------------------------------	---------------------------------	-------------------------------	----------------------------------	------------------------------	---------------------------------	------------------------------	---------------------------------	------------------------------	----------------------------------	-----------------------------------	------------------------------------	----------------------------------	--------

PITCHER	IP	WLS	BF	H	R	ER	SO	BB	IBB	HBP	BLK	WP	HR	S	P	ERA	WHIP
Camilo Pascual, R ERA: 7.04	(1, 1)	0.1	5	3	3	3	0	1	0	0	0	0	0	11	20	81.00	12.000
Jack Fisher, R ERA: 5.35	(1, 1)	1.2	10	5	4	4	3	0	0	0	0	0	1	18	26	21.60	3.000
Clay Carroll, R ERA: 3.85	(3, 1)	3.1	18	6	6	6	2	1	1	0	0	0	0	23	41	16.20	2.100
Pedro Ramos, R ERA: 4.73	(6, 1)	0.2	6	4	4	4	1	0	0	0	0	0	2	10	10	54.00	6.000
Wayne Granger, R ERA: 3.39	(7, 1)	3.0	W 12	3	0	0	0	1	0	0	0	0	0	12	21	0.00	1.333



Batter	1	2	3	4	5	6	7	8	9	AB R H RBI BB SO LOB	TOP											
<b>Bud Harrelson, S</b> (1, 6) OBP: 0.343, SLG: 0.294	0-0 F8		0-0 F7			0-0 E4		0-0 6-3		4 0 0 0 0 0 0												
<b>Bobby Pfeil, R</b> (1, 5) OBP: 0.270, SLG: 0.282 <b>Donn Clendenon, R</b> (9, PH) OBP: 0.283, SLG: 0.390	0-0 F9			0-0 P6		0-3 K		0-0 6-3	3 0 0 0 0 1 1 1 0 0 0 0 0 0													
<b>Tommie Agee, R</b> (1, 8) OBP: 0.333, SLG: 0.480	0-0 P4			0-0 6-3		0-0 FC6-4 1B		0-0 F8	4 0 1 0 0 0 0													
<b>Cleon Jones, R</b> (1, 7) OBP: 0.429, SLG: 0.514 <b>Al Weis, S</b> (9, PR) OBP: 0.269, SLG: 0.309		0-3 K		0-0 L1		0-0 FC6-4 1-2f		4-0 BB	3 0 0 0 1 1 2 0 0 0 0 0 0 0													
<b>Ed Kranepool, L</b> (1, 3) OBP: 0.301, SLG: 0.372		0-0 1-3			0-0 F7		0-0 G3	0-0 4-3	4 0 0 0 0 0 1													
<b>Wayne Garrett, L</b> (1, 4) OBP: 0.318, SLG: 0.300		0-0 2B			4-0 BB		0-0 4-3		2 0 1 0 1 0 0													
<b>Rod Gaspar, S</b> (1, 9) OBP: 0.304, SLG: 0.280		0-0 1-3			0-3 K		0-0 4-3		3 0 0 0 0 1 2													
<b>Jerry Grote, R</b> (1, 2) OBP: 0.285, SLG: 0.339			4-0 BB		0-0 1-3			0-0 6-3	2 0 0 0 1 0 1													
<b>Jerry Koosman, R</b> (1, 1) OBP: 0.020, SLG: 0.020 <b>Art Shamsky, L</b> (8, PH) OBP: 0.420, SLG: 0.542 <b>Tug McGraw, R</b> (8, 1) OBP: 0.158, SLG: 0.167			0-0 BB	0-0 B3-6-4		0-0 F7		0-0 F9	2 0 0 0 0 0 1 1 0 0 0 0 0 0 0 0 0 0 0 0 0													
<b>Inning Stats</b>	R: 0 E: 0 K: 0 S: 3	H: 0 LOB: 0 BB: 0 P: 3	R: 0 E: 0 K: 1 S: 6	H: 1 LOB: 1 BB: 0 P: 6	R: 0 E: 0 K: 0 S: 2	H: 0 LOB: 0 BB: 1 P: 6	R: 0 E: 0 K: 0 S: 3	H: 0 LOB: 0 BB: 0 P: 3	R: 0 E: 0 K: 1 S: 5	H: 0 LOB: 1 BB: 1 P: 9	R: 0 E: 1 K: 1 S: 7	H: 1 LOB: 2 BB: 0 P: 7	R: 0 E: 0 K: 0 S: 3	H: 0 LOB: 0 BB: 0 P: 3	R: 0 E: 0 K: 0 S: 3	H: 0 LOB: 1 BB: 1 P: 7	1B: 1 2B: 1 3B: 0 HR: 0	SF: 0 SAC: 0 DP: 1 HBP: 0	WP: 0 PB: 0 SB: 0 CS: 0	PA: 32		
<b>PITCHER</b> <b>Jim Maloney, R</b> (1, 1) ERA: 2.41 <b>Wayne Granger, R</b> (9, 1) ERA: 3.38	IP: 8.2 WLS: W BF: 31 H: 2 R: 0 ER: 0 SO: 3 BB: 3 IBB: 0 HBP: 0 BLK: 0 WP: 0 HR: 0 S: 34 P: 46 ERA: 0.00 WHIP: 0.577																					

**New York Mets @ Cincinnati Reds**  
Crosley Field, Cincinnati, OH  
Mon Aug 04 1969, 7:05 PM EDT  
Att: 13,228 - Unknown

[livebaseballscorecards.com](http://livebaseballscorecards.com)

AB	29
R	0
H	2
RBI	0
BB	3
SO	3
LOB	8







Batter	1	2	3	4	5	6	7	8	9	AB R H RBI BB SO LOB	TOP
<b>Tommie Agee, R</b> (1, 8) OBP: 0.329, SLG: 0.473	0-0 P4		0-3 K		0-0 F8		0-3 K		0-0 4-3	5 0 0 0 0 2 1	
<b>Bobby Pfeil, R</b> (1, 5) OBP: 0.266, SLG: 0.289	0-0 F5			0-0 L6		0-0 6-3		0-0 1B 2B	0-0 6-3	5 1 1 0 0 0 0	
<b>Cleon Jones, R</b> (1, 7) OBP: 0.432, SLG: 0.523	0-0 F9			0-0 HR 2B		0-0 2B		0-0 1B 1B		4 2 3 1 0 0 0	
<b>Art Shamsky, L</b> (1, 9) OBP: 0.432, SLG: 0.570		0-0 1B		0-0 HR 2B		4-0 BB		0-0 1B 1B		3 2 3 2 1 0 0	
<b>Wayne Garrett, L</b> (1, 4) OBP: 0.317, SLG: 0.299		0-0 F9		0-3 K		0-0 F9		0-0 FC4-6 1B		4 0 1 2 0 1 3	
<b>Ed Kranepool, L</b> (1, 3) OBP: 0.300, SLG: 0.371		0-3 K		0-0 1B		0-3 K		0-0 FC4-6 4-3 1B		4 0 1 0 0 2 4	
<b>J.C. Martin, L</b> (1, 2) OBP: 0.272, SLG: 0.349		0-0 F9		0-0 F8		4-0 BB		0-0 4-3		3 0 0 0 1 0 3	
<b>Bud Harrelson, S</b> (1, 6) OBP: 0.339, SLG: 0.290			0-0 G3		0-0 P6		0-0 F8	0-0 5-3		3 0 0 0 0 0 1	
<b>Donn Clendenon, R</b> (8, PH) OBP: 0.281, SLG: 0.389										1 0 0 0 0 0 1	
<b>Al Weis, S</b> (8, 6) OBP: 0.269, SLG: 0.309										0 0 0 0 0 0 0	
<b>Tom Seaver, R</b> (1, 1) OBP: 0.226, SLG: 0.148			0-0 F7		0-0 F9		0-0 F7		0-3 K	1 0 0 0 0 0 0	
<b>Cal Koonce, R</b> (4, 1) OBP: 0.286, SLG: 0.286										1 0 0 0 0 0 0	
<b>Ken Boswell, L</b> (7, PH) OBP: 0.299, SLG: 0.336										1 0 0 0 0 0 1	
<b>Jack Dilauro, S</b> (7, 1)										0 0 0 0 0 0 0	
<b>Rod Gaspar, S</b> (9, PH) OBP: 0.302, SLG: 0.279										1 0 0 0 0 1 0	
<b>Inning Stats</b>	R: 0 H: 0 E: 0 LOB: 0 K: 0 BB: 0 S: 3 P: 3	R: 0 H: 1 E: 0 LOB: 1 K: 1 BB: 0 S: 6 P: 6	R: 0 H: 0 E: 0 LOB: 0 K: 1 BB: 0 S: 5 P: 5	R: 2 H: 3 E: 0 LOB: 1 K: 1 BB: 0 S: 8 P: 8	R: 0 H: 0 E: 0 LOB: 0 K: 0 BB: 0 S: 3 P: 3	R: 0 H: 1 E: 0 LOB: 2 K: 1 BB: 1 S: 6 P: 10	R: 0 H: 0 E: 0 LOB: 1 K: 1 BB: 1 S: 5 P: 9	R: 3 H: 4 E: 1 LOB: 1 K: 0 BB: 0 S: 7 P: 7	R: 0 H: 0 E: 0 LOB: 0 K: 1 BB: 0 S: 5 P: 5	1B: 5 SF: 0 2B: 3 SAC: 0 3B: 0 DP: 0 HR: 1 HBP: 0	WP: 0 PA: 38 PB: 0 SB: 0 CS: 0
<b>PITCHER</b>	IP WLS BF H R ER SO BB IBB HBP BLK WP HR S P ERA WHIP										
<b>Gary Nolan, R</b> (1, 1) ERA: 5.7	7.0 W 31 8 5 5 5 2 0 0 0 0 0 1 39 47 6.43 1.429										
<b>Clay Carroll, R</b> (8, 1) ERA: 3.78	2.0 S 7 1 0 0 1 0 0 0 0 0 0 0 9 9 0.00 0.500										

**New York Mets @ Cincinnati Reds**  
 Crosley Field, Cincinnati, OH  
 Tue Aug 05 1969, 7:05 PM EDT  
 Unknown

[livebaseballscorecards.com](http://livebaseballscorecards.com)

<b>AB</b>	36
<b>R</b>	5
<b>H</b>	9
<b>RBI</b>	5
<b>BB</b>	2
<b>SO</b>	6
<b>LOB</b>	14



Batter	1	2	3	4	5	6	7	8	9
<b>Pete Rose, S</b> OBP: 0.422, SLG: 0.510 (1, 9) X	0-0 HR 1B		0-0 HR		0-0 2B	0-3 K			
<b>Bobby Tolan, L</b> OBP: 0.358, SLG: 0.538 (1, 8) X	0-0 1-H HR		4-0 S 2B BB		0-0 2-H 1B 2B		0-0 HR 2B		
<b>Alex Johnson, R</b> OBP: 0.382, SLG: 0.516 <b>Jimmy Stewart, S</b> OBP: 0.299, SLG: 0.376 (1, 7) X (9, 7)	0-0 G1-4-3 1B		0-3 K		0-0 L6-4 BB 1B		0-0 F9		
<b>Tony Perez, R</b> OBP: 0.389, SLG: 0.601 (1, 5) X	0-0 G1-4-3 1-2f		0-0 2-H 2B		4-0 1-2 BB		0-0 2-H HR		
<b>Lee May, R</b> OBP: 0.355, SLG: 0.590 (1, 3) X	0-0 F9		4-0 FC6-4 BB		0-0 L6-4 2-3		0-0 F2		
<b>Johnny Bench, R</b> OBP: 0.389, SLG: 0.497 (1, 2) X		0-0 P4	0-0 FC6-4 1-2f		0-0 F9		0-0 F8		
<b>Woody Woodward, R</b> OBP: 0.347, SLG: 0.377 (1, 6) X		0-0 5-3		0-0 5-3		0-0 P6		0-0 5-3	
<b>Giraldo Ruiz, S</b> OBP: 0.307, SLG: 0.277 (1, 4) X		0-0 L5		0-0 F8		0-0 SH1-4 1B		0-0 B2-6-4 1B	
<b>Gary Nolan, R</b> <b>Clay Carroll, R</b> OBP: 0.308, SLG: 0.348 (1, 1) X (8, 1)			0-0 6-3	0-0 4-3		0-0 SH1-4 1-2		0-0 B2-6-4 1-2f	

Inning Stats	R: 2 E: 0 K: 0 S: 5	H: 3 LOB: 0 BB: 0 P: 5	R: 0 E: 0 K: 0 S: 3	H: 0 LOB: 0 BB: 0 P: 3	R: 2 E: 0 K: 1 S: 7	H: 2 LOB: 2 BB: 2 P: 15	R: 0 E: 0 K: 0 S: 3	H: 0 LOB: 0 BB: 0 P: 3	R: 2 E: 0 K: 0 S: 5	H: 3 LOB: 1 BB: 1 P: 9	R: 0 E: 0 K: 1 S: 6	H: 1 LOB: 1 BB: 0 P: 6	R: 2 E: 0 K: 0 S: 5	H: 2 LOB: 0 BB: 0 P: 5	R: 0 E: 0 K: 0 S: 3	H: 1 LOB: 0 BB: 0 P: 3
1B: 5 2B: 5 3B: 0 HR: 3	SF: 0 SAC: 1 DP: 3 HBP: 0	WP: 0 PB: 0 SB: 1 CS: 0	PA: 36													


PITCHER	IP	WLS	BF	H	R	ER	SO	BB	IBB	HBP	BLK	WP	HR	S	P	ERA	WHIP
<b>Tom Seaver, R</b> ERA: 2.66 (1, 1)	3.0	L	15	5	4	4	1	2	0	0	0	0	2	15	23	12.00	2.333
<b>Cal Koonce, R</b> ERA: 4.79 (4, 1)	3.0		13	4	2	2	1	1	0	0	0	0	0	14	18	6.00	1.667
<b>Jack Dilaura, L</b> ERA: 2.66 (7, 1)	2.0		8	3	2	2	0	0	0	0	0	0	1	8	8	9.00	1.500

**BOTTOM**

**New York Mets @ Cincinnati Reds**  
Crosley Field, Cincinnati, OH  
Tue Aug 05 1969, 7:05 PM EDT  
Unknown

livebaseballscorecards.com

<b>AB</b>	<b>32</b>
<b>R</b>	<b>8</b>
<b>H</b>	<b>12</b>
<b>RBI</b>	<b>8</b>
<b>BB</b>	<b>3</b>
<b>SO</b>	<b>2</b>
<b>LOB</b>	<b>10</b>





**New York Mets @ Cincinnati Reds**  
 Crosley Field, Cincinnati, OH

Tue Aug 05 1969, 7:05 PM EDT  
 Att: 31,062 - Unknown

[livebaseballscorecards.com](http://livebaseballscorecards.com)



<b>AB</b>	<b>39</b>
<b>R</b>	<b>10</b>
<b>H</b>	<b>12</b>
<b>RBI</b>	<b>9</b>
<b>BB</b>	<b>3</b>
<b>SO</b>	<b>7</b>
<b>LOB</b>	<b>21</b>

WP: 0	PA: 44
PB: 0	
SB: 1	
CS: 0	

AB R H RBI BB SO LOB

5	2	2	1	0	1	4
3	1	1	1	1	0	0
1	0	0	0	0	0	2
2	1	1	1	0	0	0
2	0	0	0	0	0	0
4	2	2	3	1	2	2
5	1	1	0	0	0	2
4	1	2	1	1	1	1
5	1	2	1	0	0	2
5	0	1	0	0	1	4
3	1	0	1	0	2	4

Batter	1	2	3	4	5	6	7	8	9
<b>Tommie Agee, R</b> OBP: 0.330, SLG: 0.483 (1, 8) X	0-0 5-3		0-0 E8 2B K		0-0 HR		0-0 1-3 1-2 2-3		
<b>Bobby Pfeil, R</b> OBP: 0.276, SLG: 0.301 (1, 4) X	0-0 F5		0-0 HR BB		0-0 F9		0-0 4-3		
<b>Wayne Garrett, L</b> OBP: 0.316, SLG: 0.298 (6, 4)			0-0 1B 2B						
<b>Cleon Jones, R</b> OBP: 0.434, SLG: 0.523 (1, 7) X	0-0 F7		0-0 HR HBP						
<b>Rod Gaspar, S</b> OBP: 0.300, SLG: 0.276 (3, PR) (3, 9)			0-0 1B						
<b>Donn Clendenon, R</b> OBP: 0.288, SLG: 0.405 (1, 3) X		0-0 BB 1B	0-0 HR K			4-0 BB BB BB		0-0 L5	
<b>Ed Charles, R</b> OBP: 0.284, SLG: 0.313 (1, 5) X			0-0 K	0-0 F2	0-0 2B 2B	0-0 P4	0-0 F8	0-0 G3	
<b>Ron Swoboda, R</b> OBP: 0.314, SLG: 0.333 (1, 9) (3, 7) X		4-0 1B BB	0-0 FC SH 2B	0-3 K			0-0 1-3		0-0 G4-6-3 1B
<b>Jerry Grote, R</b> OBP: 0.297, SLG: 0.340 (1, 2) X			0-0 FC SH 2B	0-0 F8					0-0 G4-6-3 1B
<b>Al Weis, S</b> OBP: 0.267, SLG: 0.305 (1, 6) X	0-0 F8		0-3 K		0-0 F8		0-0 1-3 1B		0-0 5-3
<b>Nolan Ryan, R</b> OBP: 0.048, SLG: 0.048 (1, 1) X		0-3 K	0-0 SH 2B 1B		0-0 P4		0-3 K		

Inning Stats	R: 0	H: 0	E: 0	K: 0	S: 3	P: 3	R: 1	H: 2	E: 0	K: 1	S: 7	P: 11	R: 8	H: 6	E: 1	K: 3	S: 17	P: 22	R: 0	H: 0	E: 0	K: 1	S: 5	P: 5	R: 1	H: 1	E: 0	K: 0	S: 4	P: 4	R: 0	H: 0	E: 0	K: 0	S: 3	P: 7	R: 0	H: 2	E: 0	K: 1	S: 7	P: 7	R: 0	H: 0	E: 0	K: 1	S: 5	P: 5	R: 0	H: 1	E: 0	K: 0	S: 3	P: 3	R: 0	H: 0	E: 0	K: 0	S: 3	P: 3	1B: 6	SF: 0	2B: 4	SAC: 1	3B: 0	DP: 1	HR: 2	HBP: 1	WP: 0	PA: 44
--------------	------	------	------	------	------	------	------	------	------	------	------	-------	------	------	------	------	-------	-------	------	------	------	------	------	------	------	------	------	------	------	------	------	------	------	------	------	------	------	------	------	------	------	------	------	------	------	------	------	------	------	------	------	------	------	------	------	------	------	------	------	------	-------	-------	-------	--------	-------	-------	-------	--------	-------	--------

PITCHER	IP	WLS	BF	H	R	ER	SO	BB	IBB	HBP	BLK	WP	HR	S	P	ERA	WHIP
<b>Gerry Arrigo, L</b> ERA: 5.86 (1, 1)	2.0	L	14	5	6	6	1	2	0	1	0	0	1	13	22	27.00	3.500
<b>Pedro Ramos, R</b> ERA: 5.13 (3, 1)	3.0		15	4	4	4	4	0	0	0	0	0	1	23	23	12.00	1.333
<b>Jack Fisher, R</b> ERA: 5.14 (6, 1)	3.0		12	2	0	0	2	1	0	0	0	0	0	15	19	0.00	1.000
<b>Al Jackson, L</b> ERA: 9.11 (9, 1)	1.0		3	1	0	0	0	0	0	0	0	0	0	3	3	0.00	1.000


PITCHER	IP	WLS	BF	H	R	ER	SO	BB	IBB	HBP	BLK	WP	HR	S	P	ERA	WHIP
---------	----	-----	----	---	---	----	----	----	-----	-----	-----	----	----	---	---	-----	------

Batter	1	2	3	4	5	6	7	8	9	AB	R	H	RBI	BB	SO	LOB
Pete Rose, S (1, 9) OBP: 0.420, SLG: 0.510	0-0 4-3 2B		0-3 K			0-0 6-3		0-0 4-3		4	0	1	0	0	1	0
Bobby Tolan, L (1, 8) OBP: 0.355, SLG: 0.533	0-0 4-3 2-3			0-3 K		0-0 G3		0-0 F7		4	0	0	0	0	1	1
Alex Johnson, R (1, 7) OBP: 0.380, SLG: 0.512	0-0 L4			4-0 2B BB		0-0 P3		0-0 F8		3	1	0	0	1	0	1
Tony Perez, R (1, 5) OBP: 0.390, SLG: 0.602	0-0 6-3			0-0 2B 1-H		0-3 K		0-0 BB 1B 1B		4	0	2	1	0	1	1
Lee May, R (1, 3) OBP: 0.354, SLG: 0.587		0-3 K		0-0 P3		0-0 F8		0-0 BB 1B		4	0	1	0	0	1	1
Pat Corrales, R (1, 2) OBP: 0.355, SLG: 0.388		0-3 K		0-0 F8		0-0 1B 1B		0-0 P5		4	0	1	0	0	1	3
Woody Woodward, R (1, 6) OBP: 0.359, SLG: 0.389		0-0 CS 1B		0-0 5-3		0-0 1-2 1B		4-0 BB BB BB		3	0	2	0	0	0	0
Fred Whitfield, L (9, PH) OBP: 0.353, SLG: 0.255		0-0 CS 1B		0-0 6-3		0-0 1-2 2-3 BB		0-3 K		0	0	0	0	1	0	0
Giraldo Ruiz, S (1, 4) OBP: 0.301, SLG: 0.271		0-0 CS	0-0 P6		0-0 6-3		0-0 L7		0-3 K	3	0	0	0	0	0	2
Johnny Bench, R (9, PH) OBP: 0.388, SLG: 0.495		1-2	0-0 F9		0-0 P6					1	0	0	0	0	1	3
Gerry Arrigo, L (1, 1) OBP: 0.133, SLG: 0.133			0-0							0	0	0	0	0	0	0
Pedro Rantoso, S (3, 1)										1	0	0	0	0	0	0
Jim Beauchamp, R (5, PH) OBP: 0.265, SLG: 0.333										1	0	0	0	0	0	0
Jack Fisher, R (6, 1) OBP: 0.105, SLG: 0.105										0	0	0	0	0	0	0
Jimmy Stewart, S (8, PH) OBP: 0.287, SLG: 0.373										1	0	0	0	0	1	0
Al Jackson, L (9, 1)										0	0	0	0	0	0	0

Inning Stats	R: 0	H: 1	E: 0	LOB: 1	K: 0	BB: 0	S: 4	P: 4	R: 0	H: 1	E: 0	LOB: 0	K: 2	BB: 0	S: 7	P: 7	R: 0	H: 0	E: 0	LOB: 0	K: 1	BB: 0	S: 5	P: 5	R: 1	H: 1	E: 0	LOB: 1	K: 1	BB: 1	S: 6	P: 10	R: 0	H: 0	E: 0	LOB: 0	K: 0	BB: 0	S: 3	P: 3	R: 0	H: 0	E: 0	LOB: 0	K: 0	BB: 0	S: 3	P: 3	R: 0	H: 2	E: 0	LOB: 2	K: 1	BB: 0	S: 7	P: 7	R: 0	H: 0	E: 0	LOB: 0	K: 1	BB: 0	S: 5	P: 5	R: 0	H: 2	E: 0	LOB: 3	K: 1	BB: 1	S: 7	P: 11	1B: 5	SF: 0	2B: 2	SAC: 0	3B: 0	DP: 0	HR: 0	HBP: 0	WP: 0	PA: 36
PITCHER Nolan Ryan, R (1, 1) ERA: 3.54	IP: 9.0	WLS: W	BF: 35	H: 7	R: 1	ER: 1	SO: 7	BB: 2	IBB: 0	HBP: 0	BLK: 0	WP: 0	HR: 0	S: 47	P: 55	ERA: 1.00	WHIP: 1.000																																																																	
																		PITCHER	IP	WLS	BF	H	R	ER	SO	BB	IBB	HBP	BLK	WP	HR	S	P	ERA	WHIP																																															

**NEW YORK METS @ CINCINNATI REDS**  
Crosley Field, Cincinnati, OH  
Tue Aug 05 1969, 7:05 PM EDT  
Att. 31,062 - Unknown

AB	33
R	1
H	7
RBI	1
BB	2
SO	7
LOB	12





Batter	1	2	3	4	5	6	7	8	9	AB R H RBI BB SO LOB	TOP											
<b>Tommie Agee, R</b> OBP: 0.329, SLG: 0.481 (1, 8) X	0-0 1B 1B	0-3 K			0-3 K		0-3 K			4 1 1 0 0 3 2												
<b>Bobby Pfeil, R</b> OBP: 0.275, SLG: 0.299 (1, 4) X	0-0 F8		0-0 FC5 1B		0-0 F7		0-0 P6			4 0 1 0 0 0 2												
<b>Cleon Jones, R</b> OBP: 0.432, SLG: 0.520 (1, 7) X	0-0 1B 1B		0-0 F8		0-0 1-3			0-0 F3		4 1 1 0 0 0 1												
<b>Donn Clendenon, R</b> OBP: 0.288, SLG: 0.402 (1, 3) S S	0-3 K		0-0 1-2 1B		0-0 6-3			0-0 4-3		4 0 1 0 0 1 2												
<b>Ed Charles, R</b> OBP: 0.283, SLG: 0.311 (1, 5) X	0-0 1-2 3-H 1B		0-0 F7		0-0 F8			0-0 6-3		4 0 1 1 0 0 2												
<b>Ron Swoboda, R</b> OBP: 0.322, SLG: 0.342 (1, 9) X	0-0 1-2 2-H 1B		0-0 FC5		0-0 1B				0-0 1B	4 0 3 1 0 0 2												
<b>Jerry Grote, R</b> OBP: 0.293, SLG: 0.335 (1, 2) X	0-0 F7			0-0 3-1		0-0 P4			0-0 F9	4 0 0 0 0 0 4												
<b>Al Weis, S</b> OBP: 0.266, SLG: 0.310 (1, 6)		0-3 K		0-3 K			0-0 SH1-3 2B		0-0 F7	4 0 1 0 0 2 1												
<b>Jim McAndrew, R</b> OBP: 0.389, SLG: 0.333 (1, 1)			0-0 CS 1B		0-0 4-3		0-0 SH1-3		0-0 F5	2 0 1 0 0 0 0												
<b>Art Shamsky, L</b> OBP: 0.430, SLG: 0.566 (9, PH)										1 0 0 0 0 0 1												
<b>Inning Stats</b>	R: 2 E: 0 K: 1 S: 9	H: 4 LOB: 2 BB: 0 P: 9	R: 0 E: 0 K: 2 S: 7	H: 1 LOB: 1 BB: 0 P: 7	R: 0 E: 0 K: 0 S: 5	H: 2 LOB: 2 BB: 0 P: 5	R: 0 E: 0 K: 1 S: 5	H: 0 LOB: 0 BB: 0 P: 5	R: 0 E: 0 K: 1 S: 5	H: 0 LOB: 0 BB: 0 P: 5	R: 0 E: 0 K: 1 S: 4	H: 1 LOB: 1 BB: 0 P: 4	R: 0 E: 0 K: 1 S: 6	H: 1 LOB: 1 BB: 0 P: 6	R: 0 E: 0 K: 0 S: 3	H: 0 LOB: 0 BB: 0 P: 3	R: 0 E: 0 K: 0 S: 4	H: 1 LOB: 1 BB: 0 P: 4	1B: 9 2B: 2 3B: 0 HR: 0	SF: 0 SAC: 1 DP: 1 HBP: 0	WP: 0 PB: 0 SB: 0 CS: 1	PA: 36
<b>PITCHER</b> <b>Jim Merritt, L</b> ERA: 4.21 (1, 1)	IP: 9.0 WLS: W BF: 36 H: 10 R: 2 ER: 2 SO: 6 BB: 0 IBB: 0 HBP: 0 BLK: 0 WP: 0 HR: 0 S: 48 P: 48 ERA: 2.00 WHIP: 1.111											<b>PITCHER</b>	IP: 9.0 WLS: W BF: 36 H: 10 R: 2 ER: 2 SO: 6 BB: 0 IBB: 0 HBP: 0 BLK: 0 WP: 0 HR: 0 S: 48 P: 48 ERA: 2.00 WHIP: 1.111									

**New York Mets @ Cincinnati Reds**  
Crosley Field, Cincinnati, OH  
Wed Aug 06 1969, 7:05 PM EDT  
Att: 17,452 - Unknown

livebaseballscorecards.com

AB	35
R	2
H	10
RBI	2
BB	0
SO	6
LOB	17



Batter	1	2	3	4	5	6	7	8	9	AB	R	H	RBI	BB	SO	LOB
<b>Pete Rose, S</b> OBP: 0.423, SLG: 0.525 (1, 9) X	0-0 SF9 3B		0-0 2-H 2B		0-0 3B			0-0 F7		4	1	3	1	0	0	0
<b>Jimmy Stewart, S</b> OBP: 0.289, SLG: 0.362 (1, 8) X	0-0 F7		0-3 K		0-0 F7			0-3 K		4	0	0	0	0	2	3
<b>Alex Johnson, R</b> OBP: 0.379, SLG: 0.510 (1, 7) X	0-0 SF9		0-0 6-3			0-3 K		0-0 1B		3	0	1	1	0	1	1
<b>Ted Savage, R</b> OBP: 0.296, SLG: 0.333 (9, 7) X	0-0 3-H 1-3					0-3 K		0-0 F3		0	0	0	0	0	0	0
<b>Tony Perez, R</b> OBP: 0.387, SLG: 0.597 (1, 5) X	0-0 1-3			0-0 F7		0-3 K				4	0	0	0	0	1	1
<b>Lee May, R</b> OBP: 0.351, SLG: 0.583 (1, 3) X		0-3 K		0-0 P6		0-0 P4				3	0	0	0	0	1	0
<b>Johnny Bench, R</b> OBP: 0.390, SLG: 0.509 (1, 2) X		0-0 F7		0-0 2B			0-0 HR			3	1	2	1	0	0	0
<b>Woody Woodward, R</b> OBP: 0.346, SLG: 0.373 (1, 6) X		0-0 6-3		0-0 F3			0-0 F9			3	0	0	0	0	0	1
<b>Giraldo Ruiz, S</b> OBP: 0.302, SLG: 0.272 (1, 4) X			0-0 SH3-4 2B 1B		0-0 4-3		0-0 6-3			3	1	1	0	0	0	0
<b>Jim Merritt, L</b> OBP: 0.186, SLG: 0.208 (1, 1) X			0-0 SH3-4 1-2		0-0 L4		0-0 G3			2	0	0	0	0	0	0

Inning Stats	R: 1	H: 1	E: 0	LOB: 0	K: 0	S: 4	R: 0	H: 0	E: 0	LOB: 0	K: 1	S: 5	R: 0	H: 2	E: 0	LOB: 1	K: 1	S: 7	R: 0	H: 1	E: 0	LOB: 1	K: 0	S: 4	R: 0	H: 0	E: 0	LOB: 0	K: 2	S: 7	R: 1	H: 1	E: 0	LOB: 0	K: 0	S: 4	R: 0	H: 1	E: 0	LOB: 1	K: 1	S: 6	
	1	1	0	0	0	4	0	0	0	0	1	5	0	2	0	1	0	0	7	0	1	0	0	4	0	0	0	0	0	0	7	1	1	0	0	0	4	0	1	0	1	0	6

PITCHER	IP	WLS	BF	H	R	ER	SO	BB	IBB	HBP	BLK	WP	HR	S	P	ERA	WHIP
<b>Jim McAndrew, R</b> ERA: 4.85 (1, 1)	8.0	L	31	7	3	3	5	0	0	0	0	0	1	41	41	3.38	0.875


**BOTTOM**

**New York Mets @ Cincinnati Reds**  
Crosley Field, Cincinnati, OH

Wed Aug 06 1969, 7:05 PM EDT  
Att. 17,452 - Unknown

livebaseballscorecards.com

<b>AB</b>	<b>29</b>
<b>R</b>	<b>3</b>
<b>H</b>	<b>7</b>
<b>RBI</b>	<b>3</b>
<b>BB</b>	<b>0</b>
<b>SO</b>	<b>5</b>
<b>LOB</b>	<b>6</b>



WP: 0	PA: 31
PB: 0	SB: 0
CS: 0	



Batter	1	2	3	4	5	6	7	8	9	AB R H RBI BB SO LOB	TOP						
Tony Taylor, R (1, 5) OBP: 0.313, SLG: 0.346	1-1 G6-3 FC1 1B		0-0 1B		0-0 3B 1B		0-0 F9		0-0 G6-3	5 1 3 0 0 0 0							
Cookie Rojas, R (1, 4) OBP: 0.286, SLG: 0.314	0-0 G6-3		0-0 F8		0-0 G6-3		0-0 G6-3		0-0 G6-3	4 0 0 1 0 0 3							
Dick Allen, R (1, 3) OBP: 0.386, SLG: 0.659	0-1 FC1			0-3 K	1-0 G5-3		0-3 K			4 0 0 0 0 2 2							
Johnny Callison, L (1, 9) OBP: 0.346, SLG: 0.477	2-2 F9			4-0 HR BB	0-0 3B			0-0 P6		3 1 1 1 1 0 1							
Deron Johnson, R (1, 7) OBP: 0.328, SLG: 0.417		0-3 K		0-0 HR	2-2 L8			0-3 K		4 1 1 2 0 2 1							
Larry Hisle, R (1, 8) OBP: 0.334, SLG: 0.461		1-2 P6		4-0 S BB		0-0 HR		4-2 FC5-4 BB		2 1 1 1 2 0 0							
Mike Ryan, R (1, 2) OBP: 0.272, SLG: 0.354		3-2 G6-3		4-1 G5-4-3 BB		0-0 P6		0-0 FC5-4		3 0 0 0 1 0 1							
Don Money, R (1, 6) OBP: 0.287, SLG: 0.329			0-0 F8	3-1 G5-4-3		0-0 F8			0-0 F8	4 0 0 0 0 0 2							
Grant Jackson, S (1, 1) OBP: 0.167, SLG: 0.203			0-3 K		0-0 1B G6-3 1B	0-0 F9			0-0 F2	3 1 1 0 0 1 0							
Bill Wilson, R (6, 1)										0 0 0 0 0 0 0							
Al Raffo, R (6, 1) OBP: 0.286, SLG: 0.167										0 0 0 0 0 0 0							
John Boozer, R (7, 1) OBP: 0.200, SLG: 0.200										0 0 0 0 0 0 0							
Ron Stone, L (9, PH) OBP: 0.352, SLG: 0.320										1 0 0 0 0 0 0							
Inning Stats	R: 0 H: 1 E: 0 LOB: 1 K: 0 BB: 0 S: 8 P: 11	R: 0 H: 0 E: 0 LOB: 0 K: 1 BB: 0 S: 9 P: 13	R: 0 H: 1 E: 0 LOB: 1 K: 1 BB: 0 S: 6 P: 6	R: 2 H: 1 E: 0 LOB: 1 K: 1 BB: 3 S: 7 P: 22	R: 2 H: 3 E: 0 LOB: 1 K: 0 BB: 0 S: 8 P: 11	R: 1 H: 1 E: 0 LOB: 0 K: 0 BB: 0 S: 4 P: 4	R: 0 H: 0 E: 0 LOB: 0 K: 1 BB: 0 S: 5 P: 5	R: 0 H: 0 E: 0 LOB: 1 K: 1 BB: 1 S: 7 P: 11	R: 0 H: 0 E: 0 LOB: 0 K: 0 BB: 0 S: 3 P: 3	1B: 4 SF: 0 2B: 0 SAC: 0 3B: 1 DP: 1 HR: 2 HBP: 0	WP: 0 PA: 37 PB: 0 SB: 1 CS: 0						
PITCHER	IP WLS BF H R ER SO BB IBB HBP BLK WP HR S P ERA WHIP																
Tony Cloninger, R (1, 1) ERA: 5.49	5.0	24	7	5	5	3	3	0	0	0	0	0	2	39	64	9.00	2.000
Jack Fisher, R (6, 1) ERA: 4.89	4.0	W	13	0	0	0	2	1	0	0	0	0	0	18	22	0.00	0.250

Philadelphia Phillies @ Cincinnati Reds  
Crosley Field, Cincinnati, OH  
Fri Aug 08 1969, 7:05 PM EDT  
Att: 15,263 - Unknown

AB	33
R	5
H	7
RBI	5
BB	4
SO	5
LOB	10







Batter	1	2	3	4	5	6	7	8	9	10	11	12	AB R H RBI BB SO LOB	TOP														
Larry Hisle, R OBP: 0.334, SLG: 0.465 (1, 8)	P4		HR		F9		FC4-6			SH1-3 BB		G5-3	5 1 1 2 1 0 5															
Cookie Rojas, R OBP: 0.282, SLG: 0.310 John Boozer, R OBP: 0.200, SLG: 0.200 Vic Roznovsky, L OBP: 0.250, SLG: 0.182 Al Ruffo, R OBP: 0.286, SLG: 0.167	P3		L8			G6-3		G6-3		SH1-3		G1-3	4 0 0 0 0 0 0 0 0 0 0 0 0 0 1 0 0 0 0 0 1 0 0 0 0 0 0 0															
Dick Allen, R OBP: 0.386, SLG: 0.660 (1, 3)	3B		K			L9		CS BB		G4-3			4 0 1 0 1 1 1															
Johnny Callison, L OBP: 0.344, SLG: 0.475 (1, 9)	K				G4-3		K		F7		2B		5 0 1 0 0 2 2															
Deron Johnson, R OBP: 0.333, SLG: 0.425 Terry Harmon, R OBP: 0.314, SLG: 0.279 (9, PR) (9, 5) (10, 4)	1B		L4-3		G6-3		BB 2B	CS	E8 SH3-4 CS 1B		2B	G4-6-3 1B	4 0 3 0 0 0 0 1 0 1 0 0 0 0															
Ron Stone, L OBP: 0.344, SLG: 0.312 (1, 7)	K				G3		L8		SH3-4			G4-6-3	4 0 0 0 0 1 4															
Mike Ryan, R OBP: 0.273, SLG: 0.353 (1, 2)	L4-3						G5-3		SH3-4 BB			G5-3	4 0 1 0 1 0 3															
Don Money, R OBP: 0.292, SLG: 0.331 (1, 6)			FC3-6 1B				WP SH3-4 1B		G1-3			SH1-4 1B	4 0 2 0 1 1 3															
Bill Champion, R OBP: 0.240, SLG: 0.250 Bill Wilson, R (8, 1) Tony Taylor, R OBP: 0.313, SLG: 0.345 Rick Joseph, R OBP: 0.351, SLG: 0.444 (10, 5)	FC3-6 HR				SH3-4		SH3-4 FC4-6 BB			G6-3		SH1-4	1 1 0 0 1 0 1 0 0 0 0 0 0 0 1 0 0 0 0 0 0 0 0 0 0 0 0 0															
<b>Inning Stats</b>	R: 0 E: 0 K: 1 S: 7	H: 1 LOB: 1 BB: 0 P: 11	R: 0 E: 0 K: 1 S: 5	H: 1 LOB: 0 BB: 0 P: 5	R: 2 E: 0 K: 1 S: 7	H: 2 LOB: 0 BB: 0 P: 12	R: 0 E: 0 K: 0 S: 8	H: 0 LOB: 0 BB: 0 P: 13	R: 0 E: 0 K: 1 S: 8	H: 1 LOB: 1 BB: 0 P: 10	R: 0 E: 0 K: 1 S: 5	H: 0 LOB: 0 BB: 0 P: 6	R: 0 E: 0 K: 0 S: 4	H: 1 LOB: 3 BB: 2 P: 14	R: 0 E: 0 K: 0 S: 7	H: 0 LOB: 0 BB: 1 P: 17	R: 0 E: 1 K: 0 S: 4	H: 1 LOB: 2 BB: 1 P: 9	R: 0 E: 0 K: 0 S: 7	H: 0 LOB: 1 BB: 1 P: 14	R: 0 E: 0 K: 0 S: 4	H: 2 LOB: 1 BB: 0 P: 4	R: 0 E: 0 K: 0 S: 5	H: 1 LOB: 1 BB: 0 P: 5	1B: 6 2B: 3 3B: 1 HR: 1	SF: 0 SAC: 4 DP: 2 HBP: 0	WP: 1 PB: 0 SB: 0 CS: 2	PA: 48
<b>PITCHER</b>	IP WLS BF H R ER SO BB IBB HBP BLK WP HR S P ERA WHIP																											
Jim Maloney, R ERA: 2.43 (1, 1)	6.2	27	6	2	2	5	1	1	0	0	0	1	0	0	43	70	2.70	1.050										
Clay Carroll, R ERA: 3.73 (7, 1)	1.1	4	0	0	0	0	1	0	0	0	0	0	0	8	18	0.00	0.750											
Wayne Granger, R ERA: 3.23 (9, 1)	4.0	16	4	0	0	0	2	0	0	0	0	0	0	20	32	0.00	1.500											

Philadelphia Phillies @ Cincinnati Reds  
Crosley Field, Cincinnati, OH  
Sat Aug 09 1969, 7:05 PM EDT  
Att. 19,239 - Unknown

AB	38
R	2
H	10
RBI	2
BB	5
SO	5
LOB	20




Batter	1	2	3	4	5	6	7	8	9	10	11	12	AB R H RBI BB SO LOB
<b>Pete Rose, S</b> OBP: 0.424, SLG: 0.540 (1, 9)	4-2 G6-3 BB			1-1 G4-3		0-0 1B		1-0 G3		0-3 K		1-1 HR	5 1 2 3 1 1 2
<b>Bobby Tolan, L</b> OBP: 0.354, SLG: 0.529 (1, 8)	0-0 G6-3 1-2f			0-0 CS G5-3 1B		2-1 P5		1-3 K		0-0 G4-1			5 0 1 0 0 1 6
<b>Alex Johnson, R</b> OBP: 0.373, SLG: 0.509 <b>Wayne Granger, R</b> OBP: 0.188, SLG: 0.071 (1, 7) (9, 1)	0-0 G4-3			3-2 G5-3 1-2		2-1 G3		1-0 P4			0-3 K		4 0 0 0 0 0 4 1 0 0 0 0 1 0
<b>Tony Perez, R</b> OBP: 0.386, SLG: 0.593 (1, 5)		0-3 K		1-2 CS 2-3	3-2 G6-3	4-2 FC6-4 BB			1-2 G5-3		0-0 F8 2B		4 0 1 0 1 1 0
<b>Lee May, R</b> OBP: 0.355, SLG: 0.598 (1, 3)		0-0 G6-3			0-0 G6-4-3 1B		0-0 P4		1-0 HR		4-0 BB IBB		4 1 2 1 1 0 1
<b>Johnny Bench, R</b> OBP: 0.389, SLG: 0.511 (1, 2)		0-0 F3			0-1 G6-4-3 1-2f		0-0 FC6-4 1-2f		1-3 K		0-0 F8 2-3		5 0 0 0 0 1 4
<b>Woody Woodward, R</b> OBP: 0.345, SLG: 0.383 <b>Jimmy Stewart, S</b> OBP: 0.303, SLG: 0.379 (1, 6) (8, PH) (9, 4)			2-2 G6-3				0-2 G5-3		0-0 WP BB G3 1B	0-1 2B	4-0 BB 1-2		2 0 0 0 0 0 0 2 1 2 0 1 0 0
<b>Giraldo Ruiz, S</b> OBP: 0.297, SLG: 0.275 <b>Fred Whitfield, L</b> OBP: 0.362, SLG: 0.255 <b>Darrel Chaney, S</b> OBP: 0.286, SLG: 0.245 (1, 4) (8, PH) (8, PR) (9, 6)			0-0 G4-3				0-0 G5-3		4-2 G3 WP BB 1-2	1-1 G4-3	0-0 G4-3		2 0 0 0 0 0 0 0 0 0 0 1 0 0 2 0 0 0 0 0 4
<b>Jim Maloney, L</b> OBP: 0.242, SLG: 0.414 <b>Clay Carroll, R</b> OBP: 0.308, SLG: 0.348 <b>Ted Savage, R</b> OBP: 0.323, SLG: 0.377 (1, 1) (7, 1) (8, PH) (9, 7)			0-0 F8			4-0 1B BB		4-1 G3 BB 1-2 2-3		0-0 L8		4-2 HR BB	1 0 0 0 1 0 0 0 0 0 0 0 0 0 1 1 0 0 2 0 0

Inning Stats	R: 0	H: 0	E: 0	K: 0	S: 4	LOB: 0	BB: 1	P: 8	R: 0	H: 0	E: 0	K: 1	S: 5	LOB: 0	BB: 0	P: 5	R: 0	H: 0	E: 0	K: 0	S: 5	LOB: 0	BB: 0	P: 7	R: 0	H: 1	E: 0	K: 0	S: 9	LOB: 0	BB: 0	P: 14	R: 0	H: 1	E: 0	K: 0	S: 6	LOB: 0	BB: 0	P: 9	R: 0	H: 0	E: 0	K: 0	S: 6	LOB: 1	BB: 1	P: 12	R: 1	H: 1	E: 0	K: 1	S: 9	LOB: 3	BB: 2	P: 20	R: 1	H: 2	E: 0	K: 1	S: 11	LOB: 1	BB: 0	P: 15	R: 0	H: 0	E: 0	K: 1	S: 5	LOB: 0	BB: 0	P: 5	R: 0	H: 1	E: 0	K: 1	S: 6	LOB: 3	BB: 2	P: 14	R: 2	H: 1	E: 0	K: 0	S: 4	LOB: 0	BB: 1	P: 9	1B: 4	2B: 2	3B: 0	HR: 2	SF: 0	SAC: 0	DP: 2	HBP: 0	WP: 1	PA: 47
<b>PITCHER</b>	IP	WLS	BF	H	R	ER	SO	BB	IBB	HBP	BLK	WP	HR	S	P	ERA	WHIP																																																																																	
<b>Bill Champion, R</b> ERA: 3.89 (1, 1)	7.0		27	4	1	1	1	5	0	0	0	1	0	46	80	1.29	1.286																																																																																	
<b>Bill Wilson, R</b> ERA: 3.67 (8, 1)	2.0		8	2	1	1	2	0	0	0	0	0	1	16	23	4.50	1.000																																																																																	
<b>John Boozer, R</b> ERA: 3.8 (10, 1)	2.0		9	1	0	0	2	1	1	0	0	0	0	11	19	0.00	1.000																																																																																	
<b>Al Raffo, R</b> ERA: 3.71 (12, 1)	0.0	L	2	1	2	2	0	1	0	0	0	0	1	4	9	∞	∞																																																																																	

**Philadelphia Phillies @ Cincinnati Reds**  
Crosley Field, Cincinnati, OH  
Sat Aug 09 1969, 7:05 PM EDT  
Att: 19,239 - Unknown

<b>AB</b>	<b>38</b>
<b>R</b>	<b>4</b>
<b>H</b>	<b>8</b>
<b>RBI</b>	<b>4</b>
<b>BB</b>	<b>8</b>
<b>SO</b>	<b>5</b>
<b>LOB</b>	<b>21</b>





Batter	1	2	3	4	5	6	7	8	9	AB R H RBI BB SO LOB	TOP									
Larry Hisle, R (1, 8) OBP: 0.333, SLG: 0.463	0-3 K			0-1 L6			1-1 1B		0-0 L5	4 0 1 0 0 1 0	<b>Philadelphia Phillies @ Cincinnati Reds</b> Crosley Field, Cincinnati, OH Sun Aug 10 1969, 3:33 AM EDT Att. 16,589 - Unknown <a href="http://livebaseballscorecards.com">livebaseballscorecards.com</a>									
Cookie Rojas, R (1, 4) OBP: 0.279, SLG: 0.306	0-1 G4-3			0-0 G4-3			0-1 P4		0-0 P8	4 0 0 0 0 0 1										
Dick Allen, R (1, 3) OBP: 0.385, SLG: 0.654	2-2 F9			3-2 F3			2-2 1B		0-0 G5-3	4 0 1 0 0 0 0										
Johnny Callison, L (1, 9) OBP: 0.341, SLG: 0.471		0-3 K		3-2 F3			0-0 F9			3 0 0 0 0 1 2										
Deron Johnson, R (1, 7) OBP: 0.330, SLG: 0.421		0-0 P6		0-3 K			0-0 F7			3 0 0 0 0 1 2										
Rick Joseph, R (1, 5) OBP: 0.346, SLG: 0.437		2-1 G6-3		1-3 K				0-0 L8		3 0 0 0 0 1 0										
Mike Ryan, R (1, 2) OBP: 0.272, SLG: 0.351			3-2 P5			0-0 G6-3		0-0 F3		2 0 0 0 0 0 0										
Dave Watkins, R (6, 2) OBP: 0.271, SLG: 0.255										1 0 0 0 0 0 0										
Don Money, R (1, 6) OBP: 0.282, SLG: 0.331			0-1 F8			0-0 F8		0-0 1B		3 0 1 0 0 0 0										
Woodie Fryman, R (1, 1) OBP: 0.078, SLG: 0.060			0-1 G6-3			3-3 K		0-1 F2		1 0 0 0 0 0 0										
Ron Stone, L (8, PH) OBP: 0.342, SLG: 0.310										1 0 0 0 0 1 0										
Lowell Palmer, R (6, 1) OBP: 0.211, SLG: 0.333										0 0 0 0 0 0 0										
Turk Farrell, R (7, 1)										0 0 0 0 0 0 0										
John Briggs, L (8, PH) OBP: 0.338, SLG: 0.382										1 0 0 0 0 0 1										
Jerry Johnson, R (8, 1) OBP: 0.179, SLG: 0.115										0 0 0 0 0 0 0										
<b>Inning Stats</b>	R: 0 E: 0 K: 1 S: 11	H: 0 LOB: 0 BB: 0 P: 13	R: 0 E: 0 K: 1 S: 6	H: 0 LOB: 0 BB: 0 P: 8	R: 0 E: 0 K: 0 S: 9	H: 0 LOB: 0 BB: 0 P: 12	R: 0 E: 0 K: 0 S: 6	H: 0 LOB: 0 BB: 0 P: 9	R: 0 E: 0 K: 1 S: 6	H: 0 LOB: 0 BB: 0 P: 9	R: 0 E: 0 K: 0 S: 9	H: 2 LOB: 2 BB: 0 P: 12	R: 0 E: 0 K: 0 S: 5	H: 1 LOB: 1 BB: 0 P: 5	R: 0 E: 0 K: 0 S: 3	H: 0 LOB: 0 BB: 0 P: 3	1B: 3 2B: 0 3B: 0 HR: 0	SF: 0 SAC: 0 DP: 0 HBP: 0	WP: 0 PB: 0 SB: 0 CS: 0	PA: 30
<b>PITCHER</b> Gary Nolan, R (1, 1) ERA: 4.13	IP: 9.0 WLS: W BF: 30 H: 3 R: 0 ER: 0 SO: 5 BB: 0 IBB: 0 HBP: 0 BLK: 0 WP: 0 HR: 0 S: 67 P: 87 ERA: 0.00 WHIP: 0.333																			



Batter	1	2	3	4	5	6	7	8	9	AB	R	H	RBI	BB	SO	LOB
<b>Pete Rose, S</b> OBP: 0.421, SLG: 0.535 (1, 9) X	0-0 G5-3		2-3 K		0-0 G6-3	0-0 1B	1-1 F5			5	0	1	1	0	1	2
<b>Bobby Tolan, L</b> OBP: 0.352, SLG: 0.525 (1, 8) X	0-0 B1-3		0-3 K		1-1 G4-3	0-0 P4	0-0 1B			5	0	1	1	0	1	2
<b>Alex Johnson, R</b> OBP: 0.376, SLG: 0.508 (1, 7) X <b>Jim Beauchamp, R</b> OBP: 0.265, SLG: 0.333 (8, 7)	0-0 1B			0-0 1B	4-0 3B	0-0 BB	0-0 F8			4	2	2	0	1	0	4
<b>Tony Perez, R</b> OBP: 0.386, SLG: 0.590 (1, 5) X	1-1 G5-3			0-1 F9	0-0 3B		0-0 2B	0-3 K		5	2	2	0	0	1	2
<b>Lee May, R</b> OBP: 0.356, SLG: 0.603 (1, 3) X		0-2 L7		1-1 FC6	0-0 3B		0-0 HR	0-0 F8		5	2	2	2	0	0	1
<b>Johnny Bench, R</b> OBP: 0.389, SLG: 0.518 (1, 2) X		0-1 G4-3		0-0 1B	0-0 G4-3		0-0 HR	0-0 F8		5	2	2	4	0	0	1
<b>Woody Woodward, R</b> OBP: 0.374, SLG: 0.390 (1, 6) X		4-0 PB		1-0 G4-3		4-0 1B	4-0 1B			1	2	1	1	3	0	0
<b>Giraldo Ruiz, S</b> OBP: 0.302, SLG: 0.276 (1, 4) X		2-1 G4-3		1-1 G4-3		4-2 1B	0-0 1B			3	0	1	1	1	0	2
<b>Gary Nolan, R</b> (1, 1) X			3-3 K	0-0 G6-3		0-0 B3	0-0 F9			4	0	0	0	0	1	5

Inning Stats	R: 0	H: 1	R: 0	H: 0	R: 0	H: 0	R: 3	H: 3	R: 2	H: 2	R: 1	H: 1	R: 4	H: 5	R: 0	H: 0
	E: 0	LOB: 1	E: 0	LOB: 1	E: 0	LOB: 0	E: 0	LOB: 1	E: 0	LOB: 1	E: 0	LOB: 2	E: 0	LOB: 2	E: 0	LOB: 0
	K: 0	BB: 0	K: 0	BB: 1	K: 3	BB: 0	K: 0	BB: 0	K: 0	BB: 1	K: 0	BB: 2	K: 0	BB: 1	K: 1	BB: 0
	S: 5	P: 6	S: 7	P: 13	S: 10	P: 15	S: 10	P: 13	S: 6	P: 11	S: 6	P: 14	S: 9	P: 14	S: 5	P: 5

PITCHER	IP	WLS	BF	H	R	ER	SO	BB	IBB	HBP	BLK	WP	HR	S	P	ERA	WHIP
<b>Woodye Fryman, L</b> ERA: 4.82 (1, 1)	5.0	L	24	6	5	5	3	2	0	0	0	1	0	38	58	9.00	1.600
<b>Lowell Palmer, R</b> ERA: 6.49 (6, 1)	1.0		10	4	5	5	0	3	0	0	0	0	1	9	21	45.00	7.000
<b>Turk Farrell, R</b> ERA: 3.82 (7, 1)	1.0		5	2	0	0	0	0	0	0	0	0	0	6	7	0.00	2.000
<b>Jerry Johnson, R</b> ERA: 5.04 (8, 1)	1.0		3	0	0	0	1	0	0	0	0	0	0	5	5	0.00	0.000

**BOTTOM**

**Philadelphia Phillies @ Cincinnati Reds**  
Crosley Field, Cincinnati, OH  
Sun Aug 10 1969, 3:33 AM EDT  
Att. 16,589 - Unknown

livebaseballscorecards.com

<b>AB</b>	<b>37</b>
<b>R</b>	<b>10</b>
<b>H</b>	<b>12</b>
<b>RBI</b>	<b>10</b>
<b>BB</b>	<b>5</b>
<b>SO</b>	<b>4</b>
<b>LOB</b>	<b>19</b>



1B: 9	SF: 0	WP: 1	PA: 42
2B: 1	SAC: 0	PB: 1	
3B: 1	DP: 0	SB: 1	
HR: 1	HBP: 0	CS: 0	



Batter	1	2	3	4	5	6	7	8	9	AB R H RBI BB SO LOB	TOP																
Larry Hisle, R OBP: 0.330, SLG: 0.457 (1, 8)	3-3 K		0-0 G6-3		3-3 K		0-2 G3		2-3 K	5 0 0 0 0 3 5																	
Cookie Rojas, R OBP: 0.278, SLG: 0.307 (1, 4)	0-1 F8			0-0 G5-3	0-0 P3		2-2 2B		0-0 G4-3	5 0 1 1 0 0 3																	
Johnny Callison, L OBP: 0.337, SLG: 0.465 (1, 9)	0-0 F8			0-1 L9		0-0 P9	1-0 F7			4 0 0 0 0 0 1																	
Dick Allen, R OBP: 0.389, SLG: 0.653 (1, 3)		4-1 G6-4-3 BB		0-0 HR 1B		4-2 1B BB		0-3 K		2 1 1 0 2 1 0																	
Deron Johnson, R OBP: 0.335, SLG: 0.435 John Briggs, L OBP: 0.338, SLG: 0.382 (8, PR) (8, 7)		1-1 G6-4-3 1-2f		1-2 HR		3-1 1B		0-1 1B		4 1 3 2 0 0 1 0 0 0 0 0 0 0																	
Tony Taylor, R OBP: 0.310, SLG: 0.342 (1, 5)		0-3 K		0-3 K		1-3 K		0-0 P4		4 0 0 0 0 3 3																	
Mike Ryan, R OBP: 0.272, SLG: 0.350 (1, 2)			0-1 G4-3		0-0 2B 1B	1-2 G5-3		0-0 F2		4 0 1 0 0 0 3																	
Don Money, R OBP: 0.294, SLG: 0.337 (1, 6)			0-0 E6		0-0 2B		0-0 G3 SH1-4 2B 1B		0-0 L8	4 1 2 0 0 0 0																	
Rick Wise, R OBP: 0.306, SLG: 0.348 Rick Joseph, R OBP: 0.344, SLG: 0.435 (9, PH)			0-3 K		3-3 K		0-0 SH1-4		0-1 E6	2 0 0 0 0 2 3 1 0 0 0 0 0 0																	
Inning Stats	R: 0 E: 0 K: 1 S: 6	H: 0 LOB: 0 BB: 0 P: 9	R: 0 E: 0 K: 1 S: 6	H: 0 LOB: 0 BB: 1 P: 11	R: 0 E: 1 K: 1 S: 7	H: 0 LOB: 1 BB: 0 P: 7	R: 2 E: 0 K: 1 S: 10	H: 2 LOB: 0 BB: 0 P: 11	R: 0 E: 0 K: 2 S: 10	H: 2 LOB: 2 BB: 0 P: 16	R: 0 E: 0 K: 1 S: 12	H: 1 LOB: 2 BB: 1 P: 21	R: 1 E: 0 K: 0 S: 10	H: 2 LOB: 1 BB: 0 P: 13	R: 0 E: 0 K: 1 S: 7	H: 1 LOB: 1 BB: 0 P: 7	R: 0 E: 1 K: 1 S: 7	H: 0 LOB: 1 BB: 0 P: 9	1B: 5 2B: 2 3B: 0 HR: 1	SF: 0 SAC: 1 DP: 1 HBP: 0	WP: 0 PB: 0 SB: 0 CS: 0	PA: 38					
PITCHER	IP WLS BF H R ER SO BB IBB HBP BLK WP HR S P ERA WHIP												PITCHER	IP WLS BF H R ER SO BB IBB HBP BLK WP HR S P ERA WHIP													
Jim Merritt, L ERA: 4.17 Wayne Granger, R ERA: 3.21	(1, 1) (9, 1)	8.1 S	36 2	8 0	3 0	3 0	8 1	2 0	0 0	0 0	0 0	0 0	71 4	98 6	3.24 0.00	1.200											

Philadelphia Phillies @ Cincinnati Reds  
Crosley Field, Cincinnati, OH  
Mon Aug 11 1969, 7:05 PM EDT  
Att: 12,709 - Unknown

AB	35
R	3
H	8
RBI	3
BB	2
SO	9
LOB	19



Batter	1	2	3	4	5	6	7	8	9
<b>Pete Rose, S</b> OBP: 0.421, SLG: 0.533 (1, 9)	0-0 G4-3		0-0 1B SF9	1-2 F8		0-0 G6-3		4-1 1B FC5-2-5 BB	
<b>Jimmy Stewart, S</b> OBP: 0.312, SLG: 0.386 (1, 8)	0-0 1B		3-2 1-3 1B SF9	0-0 G4-1			0-0 G4-3	0-0 BLK FC5-2-5 1-3 2-H 1B	
<b>Alex Johnson, R</b> OBP: 0.379, SLG: 0.511 (1, 7)	0-0 1-3 1B G4-3		0-0 1-2 3-H SF9		0-0 1B		0-0 BB S 1B	1-2 FC5-2-5 BLK 1-2 3-H	
<b>Ted Savage, R</b> OBP: 0.323, SLG: 0.377 (9, 7)									
<b>Tony Perez, R</b> OBP: 0.386, SLG: 0.587 (1, 5)	1-0 G4-3 1-2f		2-1 BB BB 1B		0-3 K		4-2 1-2 BB BB	0-0 G6-3 1-2 2-3	
<b>Lee May, R</b> OBP: 0.353, SLG: 0.597 (1, 3)		0-1 P4	0-0 L8		0-0 F8		0-0 F3		
<b>Johnny Bench, R</b> OBP: 0.393, SLG: 0.527 (1, 2)		2-2 HR	4-0 1-2 BB BB		0-3 K		4-2 1-2 2-3 FC6-4 BB		
<b>Woody Woodward, R</b> OBP: 0.389, SLG: 0.400 (4, 4)		0-0 FC5-4 1B	4-0 1-2 2-3 BB			0-0 E8 1B	1-1 FC6-4 1-2f		
<b>Giraldo Ruiz, S</b> OBP: 0.298, SLG: 0.272 (1, 4)		0-0 FC5-4 WP S 1-2f	0-1 G6-3			0-3 K		3-3 K	
<b>Darrel Chaney, S</b> OBP: 0.283, SLG: 0.243 (4, 6)									
<b>Jim Merritt, L</b> OBP: 0.190, SLG: 0.211 (1, 1)					0-3 K			0-0 BB 1B	
<b>Wayne Granger, R</b> OBP: 0.188, SLG: 0.071 (9, 1)									

AB	R	H	RBI	BB	SO	LOB
4	1	1	0	1	0	1
5	1	3	1	0	0	0
4	0	3	1	0	0	2
0	0	0	0	0	0	0
4	0	1	1	1	1	5
4	0	0	0	0	0	4
2	1	1	1	2	1	1
3	0	2	0	1	0	3
2	0	0	0	0	0	4
2	0	0	0	0	2	1
4	1	1	0	0	3	2
0	0	0	0	0	0	0

AB	R	H	RBI	BB	SO	LOB
34	4	12	4	5	7	23

Inning Stats	R	H	E	K	S	P	ERA	WHIP	
R: 0 E: 0 K: 0 S: 4	H: 2 LOB: 1 BB: 0 P: 5	R: 1 E: 0 K: 1 S: 10	H: 2 LOB: 1 BB: 0 P: 15	R: 2 E: 0 K: 0 S: 10	H: 3 LOB: 3 BB: 2 P: 23	R: 0 E: 0 K: 1 S: 8	H: 0 LOB: 0 BB: 0 P: 9	R: 0 E: 0 K: 2 S: 8	H: 1 LOB: 1 BB: 0 P: 8
R: 0 E: 0 K: 0 S: 11	H: 1 LOB: 3 BB: 2 P: 20	R: 1 E: 0 K: 1 S: 12	H: 2 LOB: 2 BB: 1 P: 20	R: 0 E: 1 K: 2 S: 8	H: 1 LOB: 1 BB: 0 P: 8	R: 0 E: 0 K: 0 S: 11	H: 1 LOB: 3 BB: 2 P: 20	R: 1 E: 0 K: 1 S: 12	H: 2 LOB: 2 BB: 1 P: 20

WP	HR	S	P	ERA	WHIP
1	1	71	108	4.50	2.125

**Philadelphia Phillies @ Cincinnati Reds**  
Crosley Field, Cincinnati, OH  
Mon Aug 11 1969, 7:05 PM EDT  
Att. 12,709 - Unknown





Batter	1	2	3	4	5	6	7	8	9	AB R H RBI BB SO LOB	TOP																						
<b>Pete Rose, S</b> (1, 9) OBP: 0.424, SLG: 0.536	0-0 FC4-6 1B		4-0 BB		0-0 F2		0-0 2B			3 0 2 0 1 0 0	<b>Cincinnati Reds @ Montreal Expos</b> Jarry Park, Montreal, QB Tue Aug 12 1969, 7:05 PM EDT Unknown																						
<b>Jimmy Stewart, S</b> (1, 8) OBP: 0.311, SLG: 0.378	0-0 FC4-6 CS 1-2f		0-3 K			4-0 HR BB	0-0 F9			3 1 0 0 1 1 5																							
<b>Alex Johnson, R</b> (1, 7) OBP: 0.377, SLG: 0.517	0-0 F3			0-0 G6-3		0-0 HR	0-0 P4			4 1 1 2 0 0 1																							
<b>Tony Perez, R</b> (1, 5) OBP: 0.387, SLG: 0.585	0-0 CS 1-2	0-0 G6-4-3 1B		4-0 BB		0-0 G6-3	0-0 F8			3 0 1 0 1 0 0																							
<b>Lee May, R</b> (1, 3) OBP: 0.350, SLG: 0.591		0-0 G6-4-3 1-2f		0-0 P4		0-3 K	0-0 L7			4 0 0 0 0 1 2																							
<b>Pat Corrales, R</b> (1, 2) OBP: 0.346, SLG: 0.377		0-3 K		0-0 P6		0-3 K		0-0 E6 1B		2 0 0 0 0 1 1 2 0 0 0 0 1 0																							
<b>Johnny Bench, R</b> (6, PH) OBP: 0.391, SLG: 0.524 (6, 2)				0-3 K																													
<b>Woody Woodward, R</b> (1, 6) OBP: 0.394, SLG: 0.409			0-3 K		0-0 G6-3 2B		4-0 2B BB		0-3 K	3 1 1 0 1 2 1																							
<b>Giraldo Ruiz, S</b> (1, 4) OBP: 0.303, SLG: 0.284			0-0 2B		0-0 G6-3 2-3		0-3 K		0-0 G5-4-3 1B	4 0 2 0 0 1 2																							
<b>Tony Cloninger, R</b> (1, 1) OBP: 0.213, SLG: 0.241			0-0 G1-3		0-0 G6-3 3-H		0-3 K		0-0 G5-4-3 1-2f	1 0 0 0 0 0 0 1 0 0 0 0 0 0 0 0 1 0 0 0 1 0 0 0 0 0 0 0 0 0 0 0 1 0 0 0 0 0 1 1 0 0 0 0 0 0 0 0 1 0 0 0 0 0 0 2																							
<b>Pedro Ramos, S</b> (3, 1) OBP: 0.257, SLG: 0.324																																	
<b>Jim Beauchamp, R</b> (5, PH) OBP: 0.257, SLG: 0.324																																	
<b>Al Jackson, L</b> (5, 1)																																	
<b>Fred Whitfield, L</b> (7, PH) OBP: 0.357, SLG: 0.250																																	
<b>Clay Carroll, R</b> (7, 1) OBP: 0.306, SLG: 0.348																																	
<b>Ted Savage, R</b> (9, PH) OBP: 0.317, SLG: 0.370																																	
<b>Inning Stats</b>	R: 0 E: 0 K: 0 S: 3	H: 1 LOB: 0 BB: 0 P: 3	R: 0 E: 0 K: 1 S: 5	H: 1 LOB: 0 BB: 0 P: 5	R: 0 E: 0 K: 2 S: 8	H: 1 LOB: 2 BB: 1 P: 12	R: 0 E: 0 K: 0 S: 3	H: 0 LOB: 1 BB: 1 P: 7	R: 1 E: 0 K: 0 S: 4	H: 1 LOB: 0 BB: 0 P: 4	R: 2 E: 0 K: 2 S: 8	H: 1 LOB: 0 BB: 1 P: 12	R: 0 E: 0 K: 2 S: 8	H: 1 LOB: 2 BB: 1 P: 12	R: 0 E: 0 K: 0 S: 3	H: 0 LOB: 0 BB: 0 P: 3	R: 0 E: 1 K: 1 S: 6	H: 1 LOB: 1 BB: 0 P: 6	1B: 3 2B: 3 3B: 0 HR: 1	SF: 0 SAC: 0 DP: 2 HBP: 0	WP: 0 PB: 0 SB: 0 CS: 1	PA: 37											
<b>PITCHER</b> <b>Steve Renko, R</b> (1, 1) ERA: 5.4	IP 9.0	WLS W	BF 36	H 7	R 3	ER 3	SO 8	BB 4	IBB 0	HBP 0	BLK 0	WP 0	HR 1	S 48	P 64	ERA 3.00	WHIP 1.222																
											<b>PITCHER</b>	IP	WLS	BF	H	R	ER	SO	BB	IBB	HBP	BLK	WP	HR	S	P	ERA	WHIP					

livebaseballscorecards.com

<b>AB</b>	32
<b>R</b>	3
<b>H</b>	7
<b>RBI</b>	3
<b>BB</b>	4
<b>SO</b>	8
<b>LOB</b>	16



Batter	1	2	3	4	5	6	7	8	9	AB	R	H	RBI	BB	SO	LOB
Ron Brand, R OBP: 0.338, SLG: 0.312 (1, 2) X	0-0 F5 1 X	0-0 L3 2 X		0-0 F9 1 X		0-0 1B 3 X		0-0 FC1-5 HBP G4-1 1-2 2-3f 1 X		5	0	1	0	0	0	2
Ron Fairly, L OBP: 0.330, SLG: 0.422 (1, 8) X	0-0 G4-3 2 X	0-0 P7 3 X		0-0 P6 2 X		0-0 F7 3 X		0-0 G4-1 1-2 2-3 1 X		5	0	0	0	0	0	3
Rusty Staub, L OBP: 0.395, SLG: 0.490 (1, 9) X	0-0 WP BB 1B 1 X		0-0 WP E 2B 1 X	0-0 F8 3 X			0-0 HR 1 X	4-0 HBP IBB 1 X		4	3	3	1	1	0	0
Mack Jones, L OBP: 0.389, SLG: 0.513 (1, 7) B B B B	4-0 WP 1B 1-2 BB 1 X		4-0 E FC5-2 2-3 BB 1 X		0-3 K 1 X		0-0 G4-3 1 X	1-0 HBP 1-2 2-3 3-H 1 X		2	1	0	1	2	1	0
Coco Laboy, R OBP: 0.316, SLG: 0.444 (1, 5) X	0-0 BB 1-2 1H 2-H 1B 1 X		0-0 E4 1-3 3-H 1B 1 X		0-0 G6-3 1 X		0-0 BB 1B 1 X	0-0 G1-3 1 X		5	1	2	3	0	0	4
Bob Bailey, R OBP: 0.329, SLG: 0.426 (1, 3) B B B B	4-0 FC6-4 1-2 BB 1 X		0-0 FC5-2 3-H 1B E 1 X		4-0 BB 1 X		0-3 K 1 X			2	1	0	0	2	1	3
Gary Sutherland, R OBP: 0.283, SLG: 0.306 (1, 4) X	0-0 FC6-4 1-2f 1 X		0-0 FC6-4 1-2 2-H 1B 1 X		0-0 G5-3 1 X		0-0 L6 1 X			4	0	1	1	0	0	4
Bobby Wine, R OBP: 0.238, SLG: 0.252 (1, 6) X		0-0 G4-3 1 X	0-0 FC6-4 1-2f 2-H 1 X		0-0 2B 1 X		0-0 SH BB 1 X			3	0	1	0	1	0	1
Steve Renko, R OBP: 0.333, SLG: 0.500 (1, 1) X		0-0 HR 1 X	0-0 G5-3 1 X		0-3 K 1 X		0-0 SH G4-1 FC1-5 1-2 HBP 1 X			3	2	1	1	0	1	1

Inning Stats	R: 2	H: 2	E: 0	K: 0	S: 5	LOB: 2	BB: 2	P: 13	R: 1	H: 1	E: 0	K: 0	S: 4	LOB: 0	BB: 0	P: 4	R: 3	H: 2	E: 2	K: 0	S: 6	LOB: 1	BB: 1	P: 10	R: 0	H: 0	E: 0	K: 1	S: 5	LOB: 1	BB: 1	P: 9	R: 0	H: 2	E: 0	K: 1	S: 6	LOB: 1	BB: 0	P: 6	R: 1	H: 2	E: 0	K: 1	S: 7	LOB: 1	BB: 0	P: 7	R: 1	H: 0	E: 0	K: 0	S: 4	LOB: 3	BB: 2	P: 13
--------------	------	------	------	------	------	--------	-------	-------	------	------	------	------	------	--------	-------	------	------	------	------	------	------	--------	-------	-------	------	------	------	------	------	--------	-------	------	------	------	------	------	------	--------	-------	------	------	------	------	------	------	--------	-------	------	------	------	------	------	------	--------	-------	-------

PITCHER	IP	WLS	BF	H	R	ER	SO	BB	IBB	HBP	BLK	WP	HR	S	P	ERA	WHIP
Tony Cloninger, R ERA: 5.66 (1, 1)	2.0	L	13	4	5	5	0	3	0	0	0	2	1	10	22	22.50	3.500
Pedro Ramos, R ERA: 5.11 (3, 1)	2.0		8	1	1	0	0	0	0	0	0	0	0	8	8	0.00	0.500
Al Jackson, L ERA: 8.48 (5, 1)	2.0		8	2	0	0	2	1	0	0	0	0	0	11	15	0.00	1.500
Clay Carroll, R ERA: 3.82 (7, 1)	2.0		12	2	2	2	1	1	1	1	0	0	1	11	20	9.00	1.500

**BOTTOM**

**Cincinnati Reds @ Montreal Expos**  
**Jarry Park, Montreal, QB**  
 Tue Aug 12 1969, 7:05 PM EDT  
 Unknown

AB	33
R	8
H	9
RBI	7
BB	6
SO	3
LOB	18

livebaseballscorecards.com



1B:	5	SF:	0	WP:	2	PA:	41
2B:	2	SAC:	1	PB:	0		
3B:	0	DP:	0	SB:	0		
HR:	2	HBP:	1	CS:	0		



Batter	1	2	3	4	5	6	7	8	9	AB R H RBI BB SO LOB	TOP		
<b>Pete Rose, S</b> OBP: 0.420, SLG: 0.530 (1, 9) X	0-0 G3		0-0 G4-3		0-0 G4-3	0-0 P4		0-0 G4-3		5 0 0 0 0 0 4	<b>Cincinnati Reds @ Montreal Expos</b> Jarry Park, Montreal, QB Tue Aug 12 1969, 7:05 PM EDT Att: 26,210 - Unknown		
<b>Jimmy Stewart, S</b> OBP: 0.313, SLG: 0.375 (1, 8) X (8, 4)	0-0 1B 1B		0-0 G3		4-0 1B BB		0-0 G4-3		0-0 G6-3	4 0 1 0 1 0 0			
<b>Alex Johnson, R</b> OBP: 0.378, SLG: 0.515 (1, 7) X	0-0 1-3 1B		0-0 G4-3		0-0 1-2 1B		0-0 F3		0-0 L6	5 0 2 0 0 0 0			
<b>Tony Perez, R</b> OBP: 0.383, SLG: 0.579 (1, 5) X	0-0 L1-3 1-2			0-0 G5-3	0-0 F5		0-0 G6-3		0-0 F8	5 0 0 0 0 0 4			
<b>Lee May, R</b> OBP: 0.351, SLG: 0.593 (1, 3)		0-3 K		0-0 L8		0-0 HR 2B		0-0 BB BB 1B		4 1 2 0 0 1 0			
<b>Johnny Bench, R</b> OBP: 0.394, SLG: 0.537 (1, 2)		0-0 1B 2B		4-0 S BB		0-0 HR 2-H		0-0 L5		3 1 2 2 1 0 1			
<b>Woody Woodward, R</b> OBP: 0.402, SLG: 0.411 <b>Fred Whitfield, L</b> OBP: 0.366, SLG: 0.250 <b>Darrel Chaney, S</b> OBP: 0.263, SLG: 0.243 (8, 6)		0-0 2-3 1B		1-0 1-2 HBP		0-0 F9		4-0 BB BB		2 0 1 0 0 0 0 0 0 0 0 1 0 0 0 0 0 0 0 0 0			
<b>Giraldo Ruiz, S</b> OBP: 0.298, SLG: 0.279 <b>Ted Savage, R</b> OBP: 0.328, SLG: 0.370 (8, 8)		0-0 P7		0-0 F2		0-0 B5-3		4-0 BB BB		3 0 0 0 0 0 4 0 0 0 0 1 0 0			
<b>Gerry Arrigo, L</b> OBP: 0.118, SLG: 0.118 <b>Pedro Ramos, S</b> (5, 1) <b>Jim Beauchamp, R</b> OBP: 0.250, SLG: 0.314 <b>Clay Carroll, R</b> OBP: 0.308, SLG: 0.348 (8, 1)		0-3 K		0-3 K		4-0 BB		0-3 K		2 0 0 0 0 2 2 0 0 0 0 1 0 0 1 0 0 0 0 1 3 0 0 0 0 0 0 0			
<b>Inning Stats</b>	R: 0 E: 0 K: 0 S: 4 H: 2 LOB: 1 BB: 0 P: 4	R: 0 E: 0 K: 2 S: 9 H: 2 LOB: 2 BB: 0 P: 9	R: 0 E: 0 K: 0 S: 3 H: 0 LOB: 0 BB: 0 P: 3	R: 0 E: 0 K: 0 S: 3 H: 0 LOB: 2 BB: 1 P: 8	R: 0 E: 0 K: 1 S: 6 H: 1 LOB: 2 BB: 1 P: 10	R: 2 E: 0 K: 0 S: 5 H: 2 LOB: 1 BB: 1 P: 9	R: 0 E: 0 K: 0 S: 3 H: 0 LOB: 0 BB: 0 P: 3	R: 0 E: 0 K: 1 S: 6 H: 1 LOB: 3 BB: 2 P: 14	R: 0 E: 0 K: 0 S: 3 H: 0 LOB: 0 BB: 0 P: 3	1B: 5 2B: 3 3B: 0 HR: 1 SF: 0 SAC: 0 DP: 1 HBP: 1		WP: 0 PB: 0 SB: 1 CS: 0 PA: 40	
<b>PITCHER</b> <b>Bill Stoneman, R</b> ERA: 4.88 <b>Roy Face, R</b> ERA: 3.63	IP WLS BF H R ER SO BB IBB HBP BLK WP HR S P ERA WHIP	7.2 W 36 8 2 2 4 5 0 1 0 0 1 38 59 2.35 1.696	1.1 S 4 0 0 0 0 0 0 0 0 0 0 0 4 4 0.00 0.000										

livebaseballscorecards.com

<b>AB</b>	<b>34</b>
<b>R</b>	<b>2</b>
<b>H</b>	<b>8</b>
<b>RBI</b>	<b>2</b>
<b>BB</b>	<b>5</b>
<b>SO</b>	<b>4</b>
<b>LOB</b>	<b>18</b>



Batter	1	2	3	4	5	6	7	8	9
Adolfo Phillips, R OBP: 0.321, SLG: 0.339 (1, 8) X	0-0 F8 ①		0-0 G1-3 ②		0-0 HR		0-3 K ①	0-3 K ③	
Jose Herrera, R OBP: 0.378, SLG: 0.514 (1, 7) X	0-0 F7 ②		0-0 G1-3 ③		0-0 SH1-4 1B		0-0 E6 2B		
Bob Bailey, R OBP: 0.329, SLG: 0.425 (1, 3) X	0-0 E5 1B			0-0 G6-3 ①	0-0 SH1-4 1-2		0-3 K ②		
Coco Laboy, R OBP: 0.322, SLG: 0.449 (1, 5) X	0-0 1B			4-0 2B 1B BB	4-0 G1-6-3 BB		0-0 1-H 2B		
Rusty Staub, L OBP: 0.394, SLG: 0.486 (1, 9) X	0-0 F4 ③			0-0 F9	0-0 G1-6-3 ③		4-0 FC6-4 IBB		
Gary Sutherland, R OBP: 0.285, SLG: 0.311 (1, 4) X		0-0 G5-3 ①		0-0 1B 2B		0-0 E7 G6-3 1B	0-0 FC6-4 1-2f		
John Bateman, R OBP: 0.265, SLG: 0.338 (1, 2) X		0-0 F8 ②		4-0 1B IBB		0-0 F8 ①		0-0 G6-3 ①	
Bobby Wine, R OBP: 0.242, SLG: 0.256 (1, 6) X		0-0 G6-3 ③		0-0 1B		0-0 G6-3 ②		0-0 SH1-4 1B	
Bill Stoneman, R OBP: 0.121, SLG: 0.093 Roy Face, R OBP: 0.500, SLG: 0.500 (8, 1) S S S			0-3 K ①	0-3 K ③		0-3 K ③		0-0 SH1-4 ②	

Inning Stats	R: 1	H: 2	E: 1	K: 0	S: 5	LOB: 1	BB: 0	P: 5	R: 0	H: 0	E: 0	K: 0	S: 3	LOB: 0	BB: 0	P: 3	R: 0	H: 0	E: 0	K: 1	S: 5	LOB: 0	BB: 0	P: 5	R: 2	H: 2	E: 0	K: 1	S: 7	LOB: 2	BB: 2	P: 15	R: 1	H: 2	E: 0	K: 0	S: 4	LOB: 1	BB: 1	P: 8	R: 0	H: 1	E: 1	K: 1	S: 6	LOB: 1	BB: 0	P: 6	R: 1	H: 1	E: 1	K: 2	S: 9	LOB: 2	BB: 1	P: 13	R: 0	H: 1	E: 0	K: 1	S: 6	LOB: 1	BB: 0	P: 6
1B: 6	SF: 0	2B: 2	SAC: 2	3B: 0	DP: 1	HR: 1	HBP: 0	WP: 0	PA: 37																																																							

PITCHER	IP	WLS	BF	H	R	ER	SO	BB	IBB	HBP	BLK	WP	HR	S	P	ERA	WHIP
Gerry Arrigo, L ERA: 5.94 (1, 1)	4.0	L	20	6	4	3	2	1	1	0	0	0	1	22	30	6.75	1.750
Pedro Ramos, R ERA: 4.85 (5, 1)	3.0		13	2	1	0	3	1	1	0	0	0	0	17	25	0.00	1.000
Clay Carroll, R ERA: 3.79 (8, 1)	1.0		4	1	0	0	1	0	0	0	0	0	0	6	6	0.00	1.000

BOTTOM

Cincinnati Reds @ Montreal Expos  
 Jarry Park, Montreal, QB  
 Tue Aug 12 1969, 7:05 PM EDT  
 Att. 26,210 - Unknown

livebaseballscorecards.com

AB	31
R	5
H	9
RBI	5
BB	4
SO	6
LOB	13





Batter	1	2	3	4	5	6	7	8	9	10	11	AB R H RBI BB SO LOB	TOP												
<b>Pete Rose, S</b> OBP: 0.425, SLG: 0.534 (1, 9) X	0-0 G1-3		4-0 1B 1B BB		0-0 1-2 G4-6-3 1B		4-0 1B BB		0-0 HR 1B		0-0 SH1-4 WP 2B	4 3 3 0 2 0 0	<b>Cincinnati Reds @ Montreal Expos</b> <b>Jarry Park, Montreal, QB</b> Wed Aug 13 1969, 7:05 PM EDT Att. 17,162 - Unknown												
<b>Jimmy Stewart, S</b> OBP: 0.326, SLG: 0.401 (1, 8) X	0-0 F5		0-0 1B 1-3 1B		0-0 1-2f G4-6-3		0-0 1-3 1B		0-0 1-H HR		4-0 WP SH1-4 HR IBB	5 2 3 2 1 0 2													
<b>Alex Johnson, R</b> OBP: 0.376, SLG: 0.512 (1, 7) X	0-0 G5-1-3		0-0 FC4-6 1B				0-0 F9		0-0 FC6-4 1B		0-0 SH1-4	4 0 1 1 0 0 2													
<b>Tony Perez, R</b> OBP: 0.384, SLG: 0.579 (1, 5) X		0-0 G4-3	0-0 FC4-6					0-0 2B		0-0 1B 1B	0-3 K	4-0 WP HR BB		5 1 2 0 1 1 3											
<b>Lee May, R</b> OBP: 0.349, SLG: 0.586 (1, 3) X		0-3 K		0-3 K		0-3 K		0-3 K		0-0 FC6-4	4-0 HR BB	5 1 0 0 1 4 3													
<b>Johnny Bench, R</b> OBP: 0.398, SLG: 0.547 (1, 2) X		0-0 1B		0-0 P6		4-0 FC6-4 IBB		0-0 1-2 1B		0-0 L9	0-0 HR	5 1 3 4 1 0 0													
<b>Woody Woodward, R</b> OBP: 0.390, SLG: 0.398 <b>Jim Beauchamp, R</b> OBP: 0.243, SLG: 0.306 <b>Darrel Chaney, S</b> OBP: 0.281, SLG: 0.240 (8, PH)		0-0 P6		0-0 G6-3		0-0 FC6-4		0-0 L9		0-0 P7	0-0 F8	3 0 0 0 0 0 3 1 0 0 0 0 0 2 2 0 0 0 0 0 0													
<b>Giraldo Ruiz, S</b> OBP: 0.290, SLG: 0.271 (1, 4) X			0-3 K		0-0 P6		0-0 P4		0-0 F3		0-0 G6-3	5 0 0 0 0 1 2													
<b>Jack Fisher, R</b> OBP: 0.130, SLG: 0.130 <b>Fred Whitfield, L</b> OBP: 0.361, SLG: 0.246 <b>Clay Carroll, R</b> OBP: 0.305, SLG: 0.348 <b>Al Jackson, L</b> <b>Wayne Granger, R</b> OBP: 0.225, SLG: 0.133 <b>Ted Savage, R</b> OBP: 0.116, SLG: 0.357 (7, PH)			0-0 G4-3		0-0 1B 1B		0-3 K		0-3 K		0-3 K	2 0 1 0 0 0 0 1 0 0 0 0 0 1 0 0 0 0 0 0 0 0 0 0 0 0 0 0 1 0 1 0 0 0 0 2 0 0 0 0 0 2													
<b>Inning Stats</b>	R: 0 E: 0 K: 0 S: 3	H: 0 LOB: 0 BB: 0 P: 3	R: 0 E: 0 K: 1 S: 6	H: 1 LOB: 1 BB: 0 P: 6	R: 1 E: 0 K: 1 S: 7	H: 2 LOB: 2 BB: 1 P: 11	R: 0 E: 0 K: 1 S: 5	H: 0 LOB: 0 BB: 0 P: 5	R: 0 E: 0 K: 0 S: 4	H: 2 LOB: 1 BB: 0 P: 4	R: 0 E: 0 K: 1 S: 6	H: 1 LOB: 2 BB: 1 P: 10		R: 0 E: 0 K: 1 S: 7	H: 2 LOB: 2 BB: 0 P: 7	R: 2 E: 0 K: 2 S: 10	H: 3 LOB: 1 BB: 0 P: 10	R: 0 E: 0 K: 0 S: 3	H: 0 LOB: 0 BB: 0 P: 3	R: 5 E: 0 K: 1 S: 7	H: 2 LOB: 0 BB: 3 P: 19	1B: 10 2B: 2 3B: 0 HR: 2	SF: 0 SAC: 1 DP: 1 HBP: 0	WP: 1 PB: 0 SB: 0 CS: 0	PA: 52
<b>PITCHER</b>	IP WLS BF H R ER SO BB IBB HBP BLK WP HR S P ERA WHIP													<b>PITCHER</b>	IP WLS BF H R ER SO BB IBB HBP BLK WP HR S P ERA WHIP										
<b>Howie Reed, R</b> ERA: 3.84 (1, 1)	8.1 L 39 12 3 3 7 2 1 0 0 0 1 50 62 3.24 1.680																								
<b>Dick Radatz, R</b> ERA: 4.91 (9, 1)	2.1 L 11 1 4 4 2 2 1 0 0 1 0 12 24 15.43 1.286																								
<b>Roy Face, R</b> ERA: 3.77 (11, 1)	0.1 L 2 1 1 1 0 0 0 0 0 0 1 2 2 27.00 3.000																								

livebaseballscorecards.com

AB	45
R	8
H	14
RBI	7
BB	6
SO	9
LOB	17



Batter	1	2	3	4	5	6	7	8	9	10	11	AB R H RBI BB SO LOB	BOTTOM																
Ron Brand, R OBP: 0.329, SLG: 0.302 (1, 2)	K		B2		G6-3		G6-3		P4		G4-3	6 0 0 0 0 1 3	<b>Cincinnati Reds @ Montreal Expos</b> <b>Jarry Park, Montreal, QB</b> Wed Aug 13 1969, 7:05 PM EDT Att. 17,162 - Unknown																
Ron Fairly, L OBP: 0.335, SLG: 0.455 (1, 8)	G3		WP 1B		F8		HR		G3		3B	6 1 3 2 0 0 1																	
Rusty Staub, L OBP: 0.395, SLG: 0.495 (1, 9)	L6		G3				BB				G1-3	5 1 2 1 1 0 2																	
Mack Jones, L OBP: 0.389, SLG: 0.509 (1, 7)		F8		K		K	BB		FC6-4 IBB			3 0 0 0 2 2 0																	
Coco Laboy, R OBP: 0.318, SLG: 0.444 (1, 5)		L7		G4-3		G6-3	G1-3		FC6-4			5 0 0 0 0 0 4																	
Bob Bailey, R OBP: 0.333, SLG: 0.434 (1, 3)		1B		3B		WP 1B		G1-3			G4-3	5 0 3 0 0 0 0																	
Gary Sutherland, R OBP: 0.286, SLG: 0.311 (1, 4)		L7		G6-3		IBB		FC4-6 1B			G6-3	4 0 1 0 1 0 2																	
Bobby Wine, R OBP: 0.241, SLG: 0.255 (1, 6)			SH1-4 1B		P4	G4-3		FC4-6			B1	5 1 1 0 0 0 3																	
Howie Reed, R OBP: 0.259, SLG: 0.333 (1, 1)			SH1-4									3 0 1 0 0 2 1																	
Dick Radatz, R OBP: 0.286, SLG: 0.167 (9, 1)					G6-3		K	K			G4-3	0 0 0 0 0 0 0																	
Roy Face, R OBP: 0.500, SLG: 0.500 (11, 1)												0 0 0 0 0 0 0																	
Ty Cline, L OBP: 0.368, SLG: 0.298 (11, PH)												1 0 1 0 0 0 0																	
<b>Inning Stats</b>	R: 0 E: 0 K: 1 S: 5	H: 0 LOB: 0 BB: 0 P: 5	R: 0 E: 0 K: 0 S: 4	H: 1 LOB: 1 BB: 0 P: 4	R: 1 E: 0 K: 0 S: 5	H: 2 LOB: 1 BB: 0 P: 5	R: 0 E: 0 K: 1 S: 6	H: 1 LOB: 1 BB: 0 P: 6	R: 0 E: 0 K: 0 S: 4	H: 1 LOB: 1 BB: 0 P: 4	R: 1 E: 0 K: 1 S: 7	H: 2 LOB: 2 BB: 1 P: 11	R: 1 E: 0 K: 1 S: 6	H: 1 LOB: 2 BB: 2 P: 14	R: 0 E: 0 K: 1 S: 6	H: 1 LOB: 1 BB: 0 P: 6	R: 0 E: 0 K: 0 S: 4	H: 1 LOB: 2 BB: 1 P: 8	R: 0 E: 0 K: 0 S: 3	H: 0 LOB: 0 BB: 0 P: 3	R: 0 E: 0 K: 0 S: 4	H: 2 LOB: 1 BB: 0 P: 4	1B: 6 2B: 2 3B: 2 HR: 2	SF: 0 SAC: 1 DP: 1 HBP: 0	WP: 2 PA: 48				
<b>PITCHER</b>	IP WLS BF H R ER SO BB IBB HBP BLK WP HR S P ERA WHIP																												
Jack Fisher, R ERA: 4.76 (1, 1)	6.0	26	7	2	2	3	0	1	0	0	2	1	31	35	3.00	1.167													
Clay Carroll, R ERA: 3.85 (7, 1)	0.2	3	1	1	1	1	0	0	0	0	0	1	5	5	13.50	1.500													
Al Jackson, L ERA: 8.48 (7, 1)	0.0	2	0	0	0	0	2	0	0	0	0	0	0	8	∞	∞													
Wayne Granger, R ERA: 3.07 (7, 1)	4.1	W 17	4	0	0	1	0	1	0	0	0	0	18	22	0.00	0.923													

livebaseballscores.com

AB	43
R	3
H	12
RBI	3
BB	4
SO	5
LOB	16







Batter	1	2	3	4	5	6	7	8	9
Ron Brand, R OBP: 0.332, SLG: 0.311 (1, 2)	0-0 G4-3		0-0 F9		0-0 SH2-4	0-0 2B		0-0 2B 1B	
Ron Fairly, L OBP: 0.342, SLG: 0.459 (1, 8)	0-0 P3		0-0 G4-1		4-0 FC4-2 WP BB	4-0 BB		0-0 E 2B	
Rusty Staub, L OBP: 0.395, SLG: 0.491 (1, 9)	4-0 WP 1B BB		0-0 G4-3		0-0 FC4-2	0-0 P6		4-0 E IBB	
Mack Jones, L OBP: 0.390, SLG: 0.504 (1, 7)	4-0 1B 1-3 BB			0-0 G6-3	0-0 G1-3		4-0 L4 BB BB	0-0 E4 FC6-4	
Coco Laboy, R OBP: 0.323, SLG: 0.445 (1, 5)	0-0 1-3 3-H 1B			0-0 FC5-4 BB 1B		4-0 2B 1B BB	4-0 FC5-4 BB	0-0 FC6-4 1-2f	
Bob Bailey, R OBP: 0.335, SLG: 0.437 (1, 3)	0-3 K			4-0 1-2 FC5-4 BB		0-0 1-3 1B 2B	0-0 L4 2-3		
Gary Sutherland, R OBP: 0.283, SLG: 0.307 (1, 4) (7, 6)		0-0 G5-3		0-0 FC5-4 1-2f 2-3		0-0 G1-3	0-0 FC5-4 1-2f		
Bobby Wine, R OBP: 0.243, SLG: 0.257 (1, 6) Ty Cline, L OBP: 0.372, SLG: 0.304 (6, PH) Dan McGinn, L OBP: 0.217, SLG: 0.348 (7, 1)		0-0 6-3 1B		0-3 K2-3		0-0 2B 1B	0-0 E4 G1-6-3		
Jerry Robertson, S OBP: 0.100, SLG: 0.077 (6, PH) Kevin Collins, L OBP: 0.234, SLG: 0.318 (7, 4)		0-0 6-3			0-0 WP SH2-4 FC4-2 1B	0-0 F5	0-0 G1-6-3		

Inning Stats	R: 1 E: 0 K: 1 S: 6	H: 1 LOB: 2 BB: 2 P: 14	R: 0 E: 0 K: 0 S: 3	H: 1 LOB: 0 BB: 0 P: 3	R: 0 E: 0 K: 0 S: 3	H: 1 LOB: 2 BB: 1 P: 10	R: 0 E: 0 K: 0 S: 4	H: 1 LOB: 2 BB: 1 P: 8	R: 3 E: 0 K: 0 S: 6	H: 3 LOB: 2 BB: 2 P: 14	R: 0 E: 0 K: 0 S: 2	H: 0 LOB: 1 BB: 2 P: 10	R: 2 E: 2 K: 0 S: 6	H: 2 LOB: 2 BB: 1 P: 10
--------------	------------------------------	----------------------------------	------------------------------	---------------------------------	------------------------------	----------------------------------	------------------------------	---------------------------------	------------------------------	----------------------------------	------------------------------	----------------------------------	------------------------------	----------------------------------

PITCHER	IP	WLS	BF	H	R	ER	SO	BB	IBB	HBP	BLK	WP	HR	S	P	ERA	WHIP
Jim Maloney, R ERA: 2.64 (1, 1)	5.2	L	29	7	4	4	2	6	0	0	0	2	0	27	51	6.35	2.294
Al Jackson, L ERA: 8.38 (6, 1)	0.1		1	0	0	0	0	0	0	0	0	0	0	1	1	0.00	0.000
Clay Carroll, R ERA: 3.86 (7, 1)	2.0		11	2	2	1	0	2	1	0	0	0	0	8	20	4.50	2.000

**BOTTOM**

**Cincinnati Reds @ Montreal Expos**  
**Jarry Park, Montreal, QB**  
 Thu Aug 14 1969, 7:05 PM EDT  
 Att. 13,732 - Unknown

AB	R	H	RBI	BB	SO	LOB
4	1	2	2	0	0	0
3	1	1	1	2	0	0
3	1	0	0	2	0	4
3	0	0	0	2	0	3
3	1	2	1	2	0	2
3	1	1	0	1	1	4
4	0	0	0	0	0	5
2	0	1	0	0	1	2
1	1	1	1	0	0	0
1	0	0	0	0	0	0
2	0	1	0	0	0	1
2	0	0	0	0	0	3


AB	31
R	6
H	9
RBI	5
BB	9
SO	2
LOB	24

WP: 3 PA: 41  
 PB: 0  
 SB: 0  
 CS: 0



PITCHER	IP	WLS	BF	H	R	ER	SO	BB	IBB	HBP	BLK	WP	HR	S	P	ERA	WHIP
---------	----	-----	----	---	---	----	----	----	-----	-----	-----	----	----	---	---	-----	------



Batter	1	2	3	4	5	6	7	8	9	AB R H RBI BB SO LOB	TOP
Matty Alou, L (1, 8) OBP: 0.370, SLG: 0.421	0-0 F9	0-0 G3			0-0 F8		0-0 G6-3		0-0 F8	5 0 0 0 0 0 0	<b>Pittsburgh Pirates @ Cincinnati Reds</b> Crosley Field, Cincinnati, OH Fri Aug 15 1969, 7:05 PM EDT Att. 21,314 - Unknown  <b>AB 38</b> <b>R 5</b> <b>H 12</b> <b>RBI 5</b> <b>BB 1</b> <b>SO 10</b> <b>LOB 9</b>  
Richie Hebner, L (1, 5) OBP: 0.365, SLG: 0.451	0-0 HR		0-3 K		0-3 K		0-0 F8		0-0 1B	5 1 2 1 0 2 0	
Willie Stargell, L (1, 7) OBP: 0.398, SLG: 0.575	0-0 2B		0-0 P6		0-0 1B			0-0 L8	0-0 G4-3	5 1 2 0 0 0 1	
Roberto Clemente, R (1, 9) OBP: 0.416, SLG: 0.587	0-3 K		0-0 L6		0-0 G4-3			0-0 1B	0-0 1B	4 0 1 0 0 1 2	
Al Oliver, L (1, 3) OBP: 0.324, SLG: 0.409	0-0 2B			0-0 HR		0-0 F5		0-0 1B	0-0 1B	4 1 3 2 0 0 0	
Manny Sanguillen, R (1, 2) OBP: 0.356, SLG: 0.442	0-3 K			0-0 F8		0-3 K		0-3 K	0-3 K	4 0 0 0 0 3 3	
Freddie Patek, R (1, 6) OBP: 0.310, SLG: 0.307		0-0 G5-3		0-0 P5		0-0 CS		0-0 G5-3		4 0 1 0 0 0 2	
Gene Alley, R (1, 4) OBP: 0.267, SLG: 0.313		0-0 HR		0-0 1B		4-0 1B			0-0 HR	3 2 3 2 1 0 0	
Bob Veale, S (1, 1) OBP: 0.107, SLG: 0.074		0-3 K		0-3 K		0-0 CS	0-3 K		0-3 K	4 0 0 0 0 4 1	
<b>Inning Stats</b>	R: 2 H: 3 E: 0 LOB: 1 K: 2 BB: 0 S: 10 P: 10	R: 1 H: 1 E: 0 LOB: 0 K: 1 BB: 0 S: 6 P: 6	R: 0 H: 0 E: 0 LOB: 0 K: 1 BB: 0 S: 5 P: 5	R: 1 H: 2 E: 0 LOB: 1 K: 1 BB: 0 S: 7 P: 7	R: 0 H: 1 E: 0 LOB: 1 K: 1 BB: 0 S: 6 P: 6	R: 0 H: 1 E: 0 LOB: 1 K: 1 BB: 1 S: 5 P: 9	R: 0 H: 0 E: 0 LOB: 0 K: 1 BB: 0 S: 5 P: 5	R: 0 H: 2 E: 0 LOB: 2 K: 1 BB: 0 S: 7 P: 7	R: 1 H: 2 E: 0 LOB: 1 K: 1 BB: 0 S: 7 P: 7	1B: 6 SF: 0 2B: 2 SAC: 0 3B: 0 DP: 0 HR: 4 HBP: 0	WP: 0 PA: 40 PB: 0 SB: 1 CS: 1
<b>PITCHER</b>	IP WLS BF H R ER SO BB IBB HBP BLK WP HR S P ERA WHIP										
Gary Nolan, R (1, 1) ERA: 4.31	7.0 L 29 8 4 4 8 0 1 0 0 0 3 44 48 5.14 1.143										
Al Jackson, L (8, 1) ERA: 8.28	0.1 3 2 0 0 0 0 0 0 0 0 0 0 3 3 0.00 6.000										
Pedro Ramos, R (8, 1) ERA: 4.87	1.2 7 2 1 1 2 0 0 0 0 0 1 11 11 5.40 1.200										

**Pittsburgh Pirates @ Cincinnati Reds**  
 Crosley Field, Cincinnati, OH  
 Fri Aug 15 1969, 7:05 PM EDT  
 Att. 21,314 - Unknown

[livebaseballscorecards.com](http://livebaseballscorecards.com)



Batter	1	2	3	4	5	6	7	8	9	AB	R	H	RBI	BB	SO	LOB
<b>Pete Rose, S</b> OBP: 0.420, SLG: 0.529 (1, 9) x	0-0 G5-3		0-0 2B		0-0 FC6-4			0-0 F9		4	0	1	1	0	0	1
<b>Ted Savage, R</b> OBP: 0.300, SLG: 0.333 (1, 8) x	0-0 G6-3		0-0 L8		0-0 L6			0-3 K		4	0	0	0	0	1	2
<b>Alex Johnson, R</b> OBP: 0.374, SLG: 0.507 (1, 7) x	0-0 G1-3				0-0 1B			0-0 G4-3		4	0	1	0	0	0	0
<b>Tony Perez, R</b> OBP: 0.382, SLG: 0.572 (1, 5) x		0-0 G6-3			0-3 K			0-0 F8		4	0	0	0	0	2	1
<b>Johnny Bench, R</b> OBP: 0.393, SLG: 0.540 (1, 2) x		0-0 P3			0-0 F9			0-0 F2		4	0	0	0	0	0	1
<b>Lee May, R</b> OBP: 0.351, SLG: 0.584 (1, 3) x		0-0 L9			0-0 1B					4	0	2	0	0	0	0
<b>Woody Woodward, R</b> OBP: 0.366, SLG: 0.370 (1, 6) x					0-0 F8			0-0 G4-6-3		3	0	0	0	0	1	3
<b>Giraldo Ruiz, S</b> OBP: 0.305, SLG: 0.280 (1, 4) x					4-0 2B			4-0 FC6-4		1	0	1	0	2	0	0
<b>Gary Nolan, R</b> OBP: 0.077, SLG: 0.154 (1, 1) x					0-0 2B			0-3 K		2	1	1	0	0	1	1
<b>Tommy Helms, R</b> OBP: 0.282, SLG: 0.301 (7, PH) x										1	0	0	0	0	1	1
<b>Al Jackson, L</b> (8, 1) x										0	0	0	0	0	0	0
<b>Pedro Ramos, S</b> (8, 1) x					1-H 2B					0	0	0	0	0	0	0

Inning Stats	R: 0	H: 0	E: 0	K: 0	S: 3	R: 0	H: 0	E: 0	K: 0	S: 3	R: 1	H: 2	E: 0	K: 0	S: 4	R: 0	H: 2	E: 0	K: 2	S: 9	R: 0	H: 1	E: 0	K: 1	S: 6	R: 0	H: 0	E: 0	K: 0	S: 3	R: 0	H: 1	E: 0	K: 1	S: 5	R: 0	H: 0	E: 0	K: 1	S: 5	R: 0	H: 0	E: 0	K: 1	S: 5	R: 0	H: 0	E: 0	K: 1	S: 5	1B: 4	SF: 0	2B: 2	SAC: 0	3B: 0	DP: 1	HR: 0	HBP: 0	WP: 0	PA: 33
<b>Bob Veale, L</b> ERA: 3.42 (1, 1)	IP	WLS	BF	H	R	ER	SO	BB	IBB	HBP	BLK	WP	HR	S	P	ERA	WHIP																																											


**BOTTOM**

**Pittsburgh Pirates @ Cincinnati Reds**  
Crosley Field, Cincinnati, OH

Fri Aug 15 1969, 7:05 PM EDT  
Att. 21,314 - Unknown

livebaseballscorecards.com

<b>AB</b>	<b>31</b>
<b>R</b>	<b>1</b>
<b>H</b>	<b>6</b>
<b>RBI</b>	<b>1</b>
<b>BB</b>	<b>2</b>
<b>SO</b>	<b>6</b>
<b>LOB</b>	<b>10</b>





Batter	1	2	3	4	5	6	7	8	9	AB R H RBI BB SO LOB	TOP									
Matty Alou, L (1, 8) OBP: 0.369, SLG: 0.419	0-0 G5-4-3 1B		0-0 E4		0-0 F8		0-0 L1-4			4 0 1 0 0 0 3										
Carl Taylor, R (1, 3) OBP: 0.432, SLG: 0.466	0-0 F9		0-0 P3			0-0 1B		0-0 F9		4 0 1 0 0 0 2										
Roberto Clemente, R (1, 9) OBP: 0.417, SLG: 0.589	0-0 G5-4-3 1-2f			0-0 2B		0-0 P4		0-0 1B		4 0 2 0 0 0 2										
Willie Stargell, L (1, 7) OBP: 0.397, SLG: 0.579		0-0 HR		0-0 F3		0-3 K		0-3 K		4 1 1 1 0 2 3										
Jose Pagan, R (1, 5) OBP: 0.327, SLG: 0.472		0-0 F8		0-0 L8		0-3 K		0-0 F2		4 0 0 0 0 1 3										
Manny Sanguillen, R (1, 2) OBP: 0.352, SLG: 0.437		0-0 P6		0-0 F2			0-0 P3		0-0 F2	4 0 0 0 0 0 1										
Gene Alley, R (1, 4) OBP: 0.267, SLG: 0.312		0-0 G5-3			0-0 G6-3		0-0 1B 1B		0-0 L9	4 1 1 0 0 0 0										
Freddie Patek, R (1, 6) OBP: 0.315, SLG: 0.315			0-0 F8		0-0 2B		0-0 L1-4 1B 1B		0-0 1B	4 0 3 0 0 0 0										
Dock Ellis, S (1, 1) OBP: 0.140, SLG: 0.104			0-3 K		0-0 G6-3		0-0 1B		0-3 K	2 0 0 0 0 1 1										
Bruce Dal Canton, R (6, 1) OBP: 0.444, SLG: 0.625										0 0 0 0 0 0 0										
Jose Martinez, R (7, PH) OBP: 0.313, SLG: 0.310										1 0 1 1 0 0 0										
Lou Marone, R (7, 1)										0 0 0 0 0 0 0										
Ron Davis, R (9, PH) OBP: 0.309, SLG: 0.279										1 0 0 0 0 1 1										
<b>Inning Stats</b>	R: 0 E: 0 K: 0 S: 3	H: 1 LOB: 0 BB: 0 P: 3	R: 1 E: 0 K: 0 S: 4	H: 1 LOB: 0 BB: 0 P: 4	R: 0 E: 1 K: 1 S: 6	H: 0 LOB: 1 BB: 0 P: 6	R: 0 E: 0 K: 0 S: 4	H: 1 LOB: 1 BB: 0 P: 4	R: 0 E: 0 K: 2 S: 8	H: 1 LOB: 1 BB: 0 P: 8	R: 1 E: 0 K: 0 S: 5	H: 3 LOB: 1 BB: 0 P: 5	R: 0 E: 0 K: 1 S: 6	H: 1 LOB: 1 BB: 0 P: 6	R: 0 E: 0 K: 1 S: 6	H: 1 LOB: 1 BB: 0 P: 6	1B: 7 2B: 3 3B: 0 HR: 1	SF: 0 SAC: 0 DP: 2 HBP: 0	WP: 0 PB: 0 SB: 0 CS: 0	PA: 36
<b>PITCHER</b> Jim Merritt, L (1, 1) ERA: 4.06	IP: 9.0 WLS: W BF: 36 H: 10 R: 2 ER: 2 SO: 5 BB: 0 IBB: 0 HBP: 0 BLK: 0 WP: 0 HR: 1 S: 46 P: 46 ERA: 2.00 WHIP: 1.111																			

**Pittsburgh Pirates @ Cincinnati Reds**  
 Crosley Field, Cincinnati, OH  
 Sat Aug 16 1969, 3:33 AM EDT  
 Att: 13,218 - Unknown

[livebaseballscorecards.com](http://livebaseballscorecards.com)

AB	36
R	2
H	10
RBI	2
BB	0
SO	5
LOB	16



Batter	1	2	3	4	5	6	7	8	9	AB	R	H	RBI	BB	SO	LOB
<b>Pete Rose, S</b> (1, 9) OBP: 0.420, SLG: 0.529	0-3 K			0-0 CS 1B		0-0 HBP 1B 1B	0-0 G6-3			4	1	2	0	0	1	0
<b>Bobby Tolan, L</b> (1, 8) OBP: 0.355, SLG: 0.527	0-0 FC5-4 1B			0-0 S 1B		0-0 HBP 1B 1B	0-0 P5			4	1	3	1	0	0	0
<b>Alex Johnson, R</b> (1, 7) OBP: 0.375, SLG: 0.508 <b>Ted Savage, R</b> (9, 7) OBP: 0.300, SLG: 0.333	0-0 FC5-4 CS			0-0 F9		1-0 1B SF7 HBP	0-0 2B			3	1	1	0	0	0	2
<b>Tony Perez, R</b> (1, 5) OBP: 0.381, SLG: 0.570	0-0 CS	0-0 F9		0-0 F8		0-0 G5-3 1B 1B	0-0 F8			0	0	0	0	0	0	0
<b>Johnny Bench, R</b> (1, 2) OBP: 0.392, SLG: 0.538		0-0 G5-4-3 1B			0-0 F8	0-0 SF7	0-0 F8			3	0	1	1	0	0	0
<b>Lee May, R</b> (1, 3) OBP: 0.352, SLG: 0.590		0-0 G5-4-3			0-3 K	0-0 G5-3 1B	0-0 HR			4	1	2	1	0	1	1
<b>Tommy Helms, R</b> (1, 4) OBP: 0.283, SLG: 0.302 <b>Giraldo Ruiz, S</b> (7, 4) OBP: 0.304, SLG: 0.278			0-0 F7		0-0 S 1B	0-0 G5-3	0-0 G1-3			3	0	1	0	0	0	2
<b>Woody Woodward, R</b> (1, 6) OBP: 0.362, SLG: 0.359			0-3 K		0-3 K	4-0 IBB	0-0 P6			3	0	0	0	1	2	1
<b>Jim Merritt, L</b> (1, 1) OBP: 0.197, SLG: 0.217			0-0 G3-1			0-0 1B 1B				3	1	1	0	0	1	3

Inning Stats	R: 0	H: 1	E: 0	LOB: 0	K: 1	BB: 0	S: 5	P: 5	R: 0	H: 1	E: 0	LOB: 0	K: 0	BB: 0	S: 3	P: 3	R: 0	H: 0	E: 0	LOB: 0	K: 1	BB: 0	S: 5	P: 5	R: 0	H: 2	E: 0	LOB: 1	K: 0	BB: 0	S: 4	P: 4	R: 0	H: 1	E: 0	LOB: 1	K: 2	BB: 0	S: 8	P: 8	R: 4	H: 5	E: 0	LOB: 3	K: 1	BB: 1	S: 10	P: 15	R: 0	H: 1	E: 0	LOB: 1	K: 0	BB: 0	S: 4	P: 4	R: 1	H: 1	E: 0	LOB: 0	K: 0	BB: 0	S: 4	P: 4
1B: 10	SF: 1	2B: 1	SAC: 0	3B: 0	DP: 1	HR: 1	HBP: 1	WP: 0	PA: 36	WP: 0	PA: 36	PB: 0	SB: 2	CS: 2																																																		

PITCHER	IP	WLS	BF	H	R	ER	SO	BB	IBB	HBP	BLK	WP	HR	S	P	ERA	WHIP
<b>Dock Ellis, R</b> (1, 1) ERA: 4.13	5.0	L	22	9	4	4	4	0	0	0	0	0	0	29	30	7.20	1.800
<b>Bruce Dal Canton, R</b> (6, 1) ERA: 3.82	1.0		5	1	0	0	1	0	1	0	0	0	0	6	10	0.00	1.000
<b>Lou Marone, L</b> (7, 1) ERA: 3.15	2.0		8	2	1	1	0	0	0	0	0	0	1	8	8	4.50	1.000


**BOTTOM**

**Pittsburgh Pirates @ Cincinnati Reds**  
Crosley Field, Cincinnati, OH

Sat Aug 16 1969, 3:33 AM EDT  
Att. 13,218 - Unknown

livebaseballscorecards.com

<b>AB</b>	<b>32</b>
<b>R</b>	<b>5</b>
<b>H</b>	<b>12</b>
<b>RBI</b>	<b>5</b>
<b>BB</b>	<b>1</b>
<b>SO</b>	<b>5</b>
<b>LOB</b>	<b>11</b>





Batter	1	2	3	4	5	6	7	8	9	AB R H RBI BB SO LOB	TOP												
Matty Alou, L OBP: 0.367, SLG: 0.417 (1, 8)	0-0 PB 2B 1B	0-0 F2		0-0 G3		0-0 G4-6-3 1-2f 2-3			0-0 F7	5 1 1 0 0 0 2													
Richie Hebner, L OBP: 0.362, SLG: 0.446 Jose Pagan, R OBP: 0.325, SLG: 0.469 (1, 5) (7, 5)	0-0 F5 1-2	0-0 4-3		0-0 F8		0-3 K			0-0 F7	4 0 0 0 0 1 2 1 0 0 0 0 0 0													
Willie Stargell, L OBP: 0.399, SLG: 0.593 (1, 7)	0-0 4-3 2-H 1B 2B	0-3 K			0-0 F7 FC5-4 2B		0-3 K		0-0 HR	5 3 3 2 0 2 0													
Roberto Clemente, R OBP: 0.417, SLG: 0.586 (1, 9)	0-0 4-3 2-3		0-0 6-3		0-0 FC5-4 1B		0-0 E3 L7-3		0-0 1B	5 0 2 0 0 0 1													
Al Oliver, L OBP: 0.325, SLG: 0.419 (1, 3)	0-0 1B HR 1B 3-H		0-0 HR		0-0 F7 2-3		0-0 L7-3 1-2		0-0 L3	5 2 2 2 0 0 4													
Manny Sanguillen, R OBP: 0.350, SLG: 0.434 (1, 2)	0-0 1-2 HR 1B		0-0 6-3		0-0 FC5-4 1-2f 3-H		0-0 F9			4 1 1 1 0 0 1													
Gene Alley, R OBP: 0.271, SLG: 0.328 (1, 4)	0-0 1-H 2-H HR		4-0 BB BB BB FC6-4 BB		0-0 F9		0-0 E5 1B			3 1 1 3 1 0 1													
Freddie Patek, R OBP: 0.320, SLG: 0.320 (1, 6)	0-0 1B		0-0 FC6-4 1-2f		0-0 G4-6-3 1B 1B		0-0 G4-6-3 1B			4 0 3 0 0 0 1													
Steve Blass, R OBP: 0.242, SLG: 0.262 Joe Gibbon, R OBP: 0.143, SLG: 0.077 (1, 1) (8, 1) (8, 1)	0-0 F7		0-0 5-3		0-0 G4-6-3 1B		0-0 G4-6-3 1-2f			4 0 1 0 0 0 3 0 0 0 0 0 0 0 0 0 0 0 0 0 0													
<b>Inning Stats</b>	R: 5 E: 0 K: 0 S: 9	H: 6 LOB: 1 BB: 0 P: 9	R: 0 E: 0 K: 1 S: 5	H: 0 LOB: 0 BB: 0 P: 5	R: 1 E: 0 K: 0 S: 4	H: 1 LOB: 1 BB: 1 P: 8	R: 0 E: 0 K: 0 S: 3	H: 0 LOB: 0 BB: 0 P: 3	R: 1 E: 0 K: 0 S: 5	H: 2 LOB: 1 BB: 0 P: 5	R: 0 E: 1 K: 1 S: 6	H: 2 LOB: 1 BB: 0 P: 6	R: 0 E: 1 K: 1 S: 5	H: 0 LOB: 0 BB: 0 P: 5	R: 0 E: 1 K: 0 S: 4	H: 1 LOB: 1 BB: 0 P: 4	R: 1 E: 0 K: 0 S: 5	H: 2 LOB: 1 BB: 0 P: 5	1B: 9 2B: 3 3B: 0 HR: 3	SF: 0 SAC: 0 DP: 3 HBP: 0	WP: 0 PB: 1 SB: 0 CS: 0	PA: 41	
<b>PITCHER</b>	IP WLS BF H R ER SO BB IBB HBP BLK WP HR S P ERA WHIP	IP WLS BF H R ER SO BB IBB HBP BLK WP HR S P ERA WHIP																					
Jack Fisher, R ERA: 5.24 (1, 1)	4.0 L 22 9 7 7 1 1 0 0 0 0 2 23 27 15.75 2.500	1.0 5 2 0 0 0 0 0 0 0 0 0 0 5 5 0.00 2.000	2.0 5 0 0 0 0 2 0 0 0 0 0 0 9 9 0.00 0.000	0.1 2 0 0 0 0 0 0 0 0 0 0 0 2 2 0.00 0.000	1.2 7 3 1 1 0 0 0 0 0 0 0 1 7 7 5.40 1.800																		

Pittsburgh Pirates @ Cincinnati Reds  
Crosley Field, Cincinnati, OH  
Sun Aug 17 1969, 3:33 AM EDT  
Att: 20,732 - Unknown

livebaseballscorecards.com

AB	40
R	8
H	14
RBI	8
BB	1
SO	3
LOB	15



Batter	1	2	3	4	5	6	7	8	9	AB R H RBI BB SO LOB
<b>Pete Rose, S</b> OBP: 0.422, SLG: 0.538 (1, 9)	0-0 HR	0-0 2B		0-0 1B			0-0 1-3		0-0 F8	5 1 3 1 0 0 0
<b>Bobby Tolan, L</b> OBP: 0.360, SLG: 0.535 (1, 8)	0-0 HR	1-0 HBP		0-0 CS	0-0 1B		0-0 F9		4-0 BB	3 1 2 1 1 0 0
<b>Alex Johnson, R</b> OBP: 0.371, SLG: 0.501 (1, 7)	0-0 F9	0-3 K			0-0 G5-4-3			0-0 5-3	0-0 FC6-4	5 0 0 0 0 1 4
<b>Tony Perez, R</b> OBP: 0.386, SLG: 0.580 (1, 5)	0-0 HR		0-0 HR		4-0 BB			4-0 1B		2 2 2 1 2 0 0
<b>Johnny Bench, R</b> OBP: 0.393, SLG: 0.546 (1, 2)	0-0 HR		0-0 P4		0-0 5-3			0-0 1B		4 1 2 2 0 0 1
<b>Lee May, R</b> OBP: 0.350, SLG: 0.584 (1, 3)	0-3 K		0-0 F9			0-3 K		0-0 F8		4 0 0 0 0 2 2
<b>Tommy Helms, R</b> OBP: 0.280, SLG: 0.299 (1, 4)	0-0 F9		0-0 F8			0-0 L6		4-0 BB		3 0 0 0 0 0 0
<b>Ted Savage, R</b> OBP: 0.310, SLG: 0.333 (8, PH) (9, 4)										0 0 0 0 1 0 0
<b>Woody Woodward, R</b> OBP: 0.353, SLG: 0.349 (1, 6)					0-0 3-1		0-0 P4		0-0 G3	3 0 0 0 0 0 0
<b>Jim Beauchamp, R</b> OBP: 0.237, SLG: 0.297 (8, PH)		0-0 F7								0 0 0 0 0 0 0
<b>Fred Whitfield, L</b> OBP: 0.356, SLG: 0.241 (8, PH)										1 0 0 0 0 0 3
<b>Darrel Chaney, S</b> OBP: 0.281, SLG: 0.240 (9, 6)										0 0 0 0 0 0 0
<b>Jack Fisher, R</b> OBP: 0.120, SLG: 0.120 (1, 1)					0-3 K					2 0 0 0 0 0 1 0
<b>Pedro Ramos, S</b> (5, 1)										0 0 0 0 0 0 0 0
<b>Al Jackson, L</b> (6, 1)										0 0 0 0 0 0 0 0
<b>Jimmy Stewart, S</b> OBP: 0.322, SLG: 0.395 (7, PH)		0-0 F8								1 0 0 0 0 0 0 0
<b>Clay Carroll, R</b> OBP: 0.306, SLG: 0.348 (8, 1)										0 0 0 0 0 0 0 0
<b>Wayne Granger, R</b> OBP: 0.236, SLG: 0.133 (8, 1)										0 0 0 0 0 0 0 0
<b>Giraldo Ruiz, S</b> OBP: 0.302, SLG: 0.277 (9, PH)							0-0 4-1		0-0 6-3	1 0 0 0 0 0 0 0

Inning Stats	R: 4	H: 4	E: 0	K: 1	S: 9	LOB: 0	BB: 0	P: 9	R: 0	H: 1	E: 0	K: 1	S: 6	LOB: 2	BB: 0	P: 7	R: 1	H: 1	E: 0	K: 0	S: 4	LOB: 0	BB: 0	P: 4	R: 0	H: 1	E: 0	K: 1	S: 5	LOB: 0	BB: 0	P: 5	R: 0	H: 0	E: 0	K: 0	S: 5	LOB: 0	BB: 0	P: 5	R: 0	H: 0	E: 0	K: 0	S: 3	LOB: 0	BB: 0	P: 3	R: 0	H: 1	E: 0	K: 0	S: 4	LOB: 3	BB: 2	P: 12	R: 0	H: 0	E: 0	K: 0	S: 3	LOB: 1	BB: 1	P: 7	1B: 3	2B: 2	3B: 0	HR: 4	SF: 0	SAC: 0	DP: 1	HBP: 1	WP: 0	PA: 40
--------------	------	------	------	------	------	--------	-------	------	------	------	------	------	------	--------	-------	------	------	------	------	------	------	--------	-------	------	------	------	------	------	------	--------	-------	------	------	------	------	------	------	--------	-------	------	------	------	------	------	------	--------	-------	------	------	------	------	------	------	--------	-------	-------	------	------	------	------	------	--------	-------	------	-------	-------	-------	-------	-------	--------	-------	--------	-------	--------

PITCHER	IP	WLS	BF	H	R	ER	SO	BB	IBB	HBP	BLK	WP	HR	S	P	ERA	WHIP
<b>Steve Blass, R</b> ERA: 4.67 (1, 1)	7.1	W	31	8	5	5	4	2	0	1	0	0	4	36	45	6.14	1.364
<b>Joe Gibbon, L</b> ERA: 2.52 (8, 1)	0.1		3	1	0	0	0	1	0	0	0	0	0	2	6	0.00	6.000
<b>Chuck Hartenstein, R</b> ERA: 3.69 (8, 1)	1.1	S	5	0	0	0	0	1	0	0	0	0	0	4	8	0.00	0.750


**BOTTOM**

**Pittsburgh Pirates @ Cincinnati Reds**  
Crosley Field, Cincinnati, OH

Sun Aug 17 1969, 3:33 AM EDT  
Att. 20,732 - Unknown

livebaseballscorecards.com

<b>AB</b>	<b>34</b>
<b>R</b>	<b>5</b>
<b>H</b>	<b>9</b>
<b>RBI</b>	<b>5</b>
<b>BB</b>	<b>4</b>
<b>SO</b>	<b>4</b>
<b>LOB</b>	<b>10</b>





Batter	1	2	3	4	5	6	7	8	9	10	AB	R	H	RBI	BB	SO	LOB	TOP						
Matty Alou, L (1, 8) OBP: 0.371, SLG: 0.419	0-0 G6-3		0-0 B2-3	0-0 1B			4-0 BB		0-0 2B 1B	0-0 2B 1B	5	2	3	1	1	0	0							
Jose Pagan, R (1, 5) OBP: 0.316, SLG: 0.455	0-0 F7		0-0 E7 1B	0-0 F7			0-0 G5-4-3		0-0 G5-3	0-0 FC4 2B	6	2	0	0	0	0	6							
Willie Stargell, L (1, 7) OBP: 0.398, SLG: 0.590	0-3 K		0-0 E1 1B				4-0 1B BB		0-0 E 2B	0-3 K	5	1	1	1	1	2	4							
Roberto Clemente, R (1, 9) OBP: 0.420, SLG: 0.588		0-0 1B	0-0 1B				0-0 F9		0-0 G1-3	0-0 1B 2B	4	0	3	1	0	0	0							
Ron Davis, R (7, PR) OBP: 0.309, SLG: 0.279			1-2 2-H 1B				1-2 1B			1-H 2-H 3-H 2B	0	0	0	0	0	0	0							
Carl Taylor, R (9, PH) OBP: 0.433, SLG: 0.473											2	1	1	3	0	0	1							
Manny Sanguillen, R (1, 2) OBP: 0.347, SLG: 0.429		0-0 F9	0-0 G4-3				0-0 F8		0-0 G1-3	0-0 E6 2B	6	2	1	0	0	0	5							
Al Oliver, L (1, 3) OBP: 0.325, SLG: 0.423		0-0 F7		0-0 P6			0-0 L8		0-0 G4-3	0-0 2B	6	1	2	3	0	0	1							
Gene Alley, R (1, 4) OBP: 0.283, SLG: 0.354		0-0 FC5-4 1B		0-0 2B 1B			0-0 FC6-4 1B		0-0 G4-3	0-0 G4-3	6	2	4	2	0	0	1							
Freddie Patek, R (1, 6) OBP: 0.320, SLG: 0.323		0-0 FC5-4		0-0 1B 2B			0-0 FC6-4		0-0 1B		6	0	2	0	0	0	3							
Bob Moose, R (1, 1) OBP: 0.194, SLG: 0.074			0-3 K				0-3 K		0-3 K		3	0	0	0	0	3	3							
Richie Hebner, L (8, PH) OBP: 0.361, SLG: 0.444										0-0 E5 FC4 1B 2B	1	0	0	0	0	1	1							
Bruce Dal Canton, R (8, 1) OBP: 0.400, SLG: 0.556											1	1	0	0	0	0	0							
<b>Inning Stats</b>	R: 0 E: 0 K: 1 S: 5	H: 0 LOB: 0 BB: 0 P: 5	R: 0 E: 0 K: 0 S: 5	H: 2 LOB: 2 BB: 0 P: 5	R: 1 E: 2 K: 1 S: 8	H: 1 LOB: 2 BB: 0 P: 8	R: 1 E: 0 K: 1 S: 8	H: 3 LOB: 0 BB: 0 P: 8	R: 0 E: 0 K: 0 S: 3	H: 0 LOB: 0 BB: 0 P: 3	R: 0 E: 0 K: 1 S: 6	H: 1 LOB: 1 BB: 1 P: 6	R: 0 E: 0 K: 0 S: 3	H: 1 LOB: 2 BB: 2 P: 11	R: 0 E: 0 K: 1 S: 6	H: 1 LOB: 1 BB: 0 P: 6	R: 3 E: 1 K: 0 S: 7	H: 3 LOB: 1 BB: 0 P: 7	R: 7 E: 2 K: 1 S: 12	H: 5 LOB: 0 BB: 0 P: 12	1B: 11 2B: 5 3B: 0 HR: 1	SF: 0 SAC: 0 DP: 1 HBP: 0	WP: 0 PB: 0 SB: 0 CS: 0	PA: 53
<b>PITCHER</b>	IP WLS BF H R ER SO BB IBB HBP BLK WP HR S P ERA WHIP																							
Gerry Arrigo, L (1, 1) ERA: 5.37	6.2		31	8	2	1	4	2	0	0	0	0	0	0	0	37	45	1.35	1.500					
Wayne Granger, R (7, 1) ERA: 3.12	2.2	L	16	5	6	4	1	0	0	0	0	0	0	0	18	18	13.50	1.875						
Al Jackson, L (10, 1) ERA: 7.67	0.1		1	0	0	0	1	0	0	0	0	0	0	3	3	0.00	0.000							
Pedro Ramos, R (10, 1) ERA: 5.34	0.1		5	4	4	1	0	0	0	0	0	0	0	5	5	27.00	12.000							

Pittsburgh Pirates @ Cincinnati Reds  
Crosley Field, Cincinnati, OH  
Mon Aug 18 1969, 7:05 PM EDT  
Att. 16,657 - Unknown

livebaseballscorecards.com

AB 51  
R 12  
H 17  
RBI 11  
BB 2  
SO 6  
LOB 25



BOTTOM

Pittsburgh Pirates @ Cincinnati Reds  
Crosley Field, Cincinnati, OH  
Mon Aug 18 1969, 7:05 PM EDT  
Att: 16,657 - Unknown

livebaseballscorecards.com

AB 39  
R 5  
H 9  
RBI 3  
BB 6  
SO 11  
LOB 20



WP: 1 PA: 46  
PB: 0  
SB: 1  
CS: 0

AB R H RBI BB SO LOB

4 1 0 0 2 2 3

5 1 3 3 0 0 1

4 1 2 0 0 2 2  
0 0 0 0 0 0 0

3 0 0 0 2 1 2

5 0 0 0 0 4 3  
0 0 0 0 0 0 0  
0 0 0 0 0 0 0

1 0 0 0 2 0 0  
1 0 0 0 0 0 0  
1 0 0 0 0 0 0

5 1 1 0 0 0 3

2 1 1 0 0 0 0  
3 0 2 0 0 0 1

1B: 7 SF: 0  
2B: 2 SAC: 1  
3B: 0 DP: 1  
HR: 1 HBP: 0

Batter	1	2	3	4	5	6	7	8	9	10
Pete Rose, S (1, 9) OBP: 0.421, SLG: 0.534	4-0 BB 3-4-6-2-6-3		4-0 HR BB 1-2		0-3 K 2		0-0 FC4-6 BLK 1B 1-2f	0-3 K 3-H		0-0 F7 3
Bobby Tolan, L (1, 8) OBP: 0.362, SLG: 0.542	0-0 G4-6-2-6-3 1-2f		0-0 HR 1-H 2-H		0-0 F9 3		0-0 BLK 1B 1-2		0-0 SH1 1B	
Alex Johnson, R (1, 7) OBP: 0.372, SLG: 0.504 Ted Savage, R (8, 7) OBP: 0.310, SLG: 0.333	0-0 S 1B		0-3 K 1		0-0 E E 2B		0-3 K 2		0-0 SH1 1-2	
Tony Perez, R (1, 5) OBP: 0.386, SLG: 0.576	0-3 K 1-2		0-0 G3 2		0-0 G6-3 2-3		4-0 BB 1-2 2-3		4-0 IBB	
Johnny Bench, R (1, 2) OBP: 0.388, SLG: 0.538		0-3 K2-3 1	0-0 F5 3		0-0 FC 3-H		0-3 K 3		0-0 F8 2	
Lee May, R (1, 3) OBP: 0.346, SLG: 0.578 Al Jackson, L (10, 1) Pedro Ramos, S (10, 1)		0-3 K 2		0-3 K 1		0-0 F3 2		0-3 K 1	0-3 K 3	
Jimmy Stewart, S (1, 4) OBP: 0.328, SLG: 0.393 Wayne Granger, R (7, 1) OBP: 0.222, SLG: 0.125 Fred Whitfield, L (10, 3) OBP: 0.351, SLG: 0.237	4-0 BB		0-0 F7 2		4-0 FC6 BB BBB		0-0 P6 2		0-0 G4-3 1	
Woody Woodward, R (1, 6) OBP: 0.347, SLG: 0.342	0-0 G1-4-3 3		0-0 F9 3		0-0 FC6 1-2f		0-0 E WP 1B 3		0-0 G5-3 2	
Gerry Arrigo, L (1, 1) OBP: 0.158, SLG: 0.158 Giraldo Ruiz, S (7, 4) OBP: 0.308, SLG: 0.283			0-0 HR BB 1B BB		0-0 P5 1		0-0 FC4-6 1B 1-3		0-0 E1 1-3	

Inning Stats	R: 0	H: 1	E: 0	K: 1	S: 5	R: 0	H: 0	E: 0	K: 2	S: 7	R: 0	H: 0	E: 0	K: 1	S: 7	R: 0	H: 0	E: 0	K: 1	S: 5	R: 1	H: 1	E: 0	K: 2	S: 9	R: 0	H: 2	E: 0	K: 2	S: 9	R: 1	H: 1	E: 1	K: 2	S: 9	R: 0	H: 1	E: 0	K: 1	S: 6	R: 0	H: 1	E: 0	K: 1	S: 4	R: 0	H: 1	E: 0	K: 0	S: 4	1B: 7	2B: 2	3B: 0	HR: 1	SF: 0	SAC: 1	DP: 1	HBP: 0	WP: 1	PA: 46
--------------	------	------	------	------	------	------	------	------	------	------	------	------	------	------	------	------	------	------	------	------	------	------	------	------	------	------	------	------	------	------	------	------	------	------	------	------	------	------	------	------	------	------	------	------	------	------	------	------	------	------	-------	-------	-------	-------	-------	--------	-------	--------	-------	--------

PITCHER	IP	WLS	BF	H	R	ER	SO	BB	IBB	HBP	BLK	WP	HR	S	P	ERA	WHIP
Bob Moose, R (1, 1) ERA: 3.84	7.0		32	6	4	3	8	5	0	0	1	0	1	43	63	3.86	1.571
Bruce Dal Canton, R (8, 1) ERA: 3.65	3.0	W	14	3	1	0	3	0	1	0	0	1	0	19	23	0.00	1.000



Batter	1	2	3	4	5	6	7	8	9	AB R H RBI BB SO LOB	TOP														
<b>Pete Rose, S</b> (1, 9) OBP: 0.423, SLG: 0.532	0-0 FC6-4 1B	0-3 K			0-0 E6 G6-4-3 1B		4-0 E BB		4-0 G4-6-3 BB	3 3 1 0 2 1 2															
<b>Bobby Tolan, L</b> (1, 8) OBP: 0.365, SLG: 0.542	0-0 FC6-4 1B		0-0 P4		4-0 G6-4-3 1B BB		0-0 E5 SF9 1B		0-0 G4-6-3 1-2f	4 2 2 0 1 0 1															
<b>Alex Johnson, R</b> (1, 7) OBP: 0.372, SLG: 0.503	0-0 FC6-4 CS		4-0 CS BB		0-0 G6-4-3		0-0 SF9		0-0	3 0 1 2 1 0 3															
<b>Giraldo Ruiz, S</b> (9, 4) OBP: 0.308, SLG: 0.283	1-2f 3-H				1-2 2-3		3-H		1B	0 0 0 0 0 0 0															
<b>Tony Perez, R</b> (1, 5) OBP: 0.384, SLG: 0.572	0-3 K 1-2		0-3 K		0-0		0-0 P6		0-0 G6-3	5 0 1 2 0 2 3															
<b>Johnny Bench, R</b> (1, 2) OBP: 0.389, SLG: 0.537		0-0 FC5-4 1B		0-3 K	0-0 G6-3		4-0 FC6-4 BB			3 0 1 0 1 1 1															
<b>Lee May, R</b> (1, 3) OBP: 0.343, SLG: 0.573		0-0 FC5-4 1B 2B		0-0 G2-3		0-0 F8	0-0 FC6-4			4 1 0 0 0 0 2															
<b>Jimmy Stewart, S</b> (1, 4) OBP: 0.326, SLG: 0.389		0-0 2B 1B		0-3 K		0-0 L6		0-0 F7		4 0 1 0 0 1 0															
<b>Woody Woodward, R</b> (1, 6) OBP: 0.344, SLG: 0.348		0-0 2B		0-3 K	0-3 L6		0-0 L6		0-0 G5-3	4 0 1 1 0 1 0															
<b>Jim Maloney, L</b> (1, 1) OBP: 0.256, SLG: 0.486		0-3 K			0-0		0-0	0-3 K		4 2 2 1 0 2 2															
<b>Clay Carroll, R</b> (8, 1) OBP: 0.308, SLG: 0.348					HR		1B E BB 1B			0 0 0 0 0 0 0															
<b>Inning Stats</b>	R: 1 E: 0 K: 1 S: 6	H: 2 LOB: 0 BB: 0 P: 6	R: 1 E: 0 K: 2 S: 10	H: 3 LOB: 2 BB: 0 P: 10	R: 0 E: 0 K: 1 S: 4	H: 0 LOB: 0 BB: 1 P: 8	R: 0 E: 0 K: 2 S: 7	H: 0 LOB: 0 BB: 0 P: 7	R: 3 E: 1 K: 1 S: 8	H: 2 LOB: 1 BB: 1 P: 12	R: 0 E: 0 K: 0 S: 3	H: 0 LOB: 0 BB: 0 P: 3	R: 3 E: 1 K: 0 S: 5	H: 2 LOB: 1 BB: 2 P: 13	R: 0 E: 0 K: 1 S: 5	H: 0 LOB: 0 BB: 0 P: 5	R: 0 E: 0 K: 0 S: 3	H: 1 LOB: 1 BB: 1 P: 7	1B: 8 2B: 1 3B: 0 HR: 1	SF: 1 SAC: 0 DP: 1 HBP: 0	WP: 0 PB: 0 SB: 0 CS: 2	PA: 40			
<b>PITCHER</b>	IP	WLS	BF	H	R	ER	SO	BB	IBB	HBP	BLK	WP	HR	S	P	ERA	WHIP								
<b>Ray Washburn, R</b> (1, 1) ERA: 2.98	5.0	L	23	7	5	3	7	2	0	0	0	0	1	35	43	5.40	1.800								
<b>Dave Giusti, R</b> (6, 1) ERA: 3.81	2.0		10	2	3	1	0	2	0	0	0	0	0	8	16	4.50	2.000								
<b>Sal Campisi, R</b> (8, 1) ERA:	2.0		7	1	0	0	1	1	0	0	0	0	0	8	12	0.00	1.000								

**Cincinnati Reds @ St. Louis Cardinals**  
 Busch Stadium, St. Louis, MO  
 Tue Aug 19 1969, 7:05 PM CDT  
 Att: 33,928 - Unknown

[livebaseballscorecards.com](http://livebaseballscorecards.com)

<b>AB</b>	<b>34</b>
<b>R</b>	<b>8</b>
<b>H</b>	<b>10</b>
<b>RBI</b>	<b>6</b>
<b>BB</b>	<b>5</b>
<b>SO</b>	<b>8</b>
<b>LOB</b>	<b>14</b>







Batter	1	2	3	4	5	6	7	8	9	AB R H RBI BB SO LOB	TOP																					
<b>Pete Rose, S</b> OBP: 0.423, SLG: 0.531 (1, 9) X	0-0 FC4-6 1B		0-0 G4-3			4-0 BB		0-3 K		3 0 1 0 1 1 0																						
<b>Bobby Tolan, L</b> OBP: 0.362, SLG: 0.537 (1, 8) X	0-0 F2		0-0 G4-3			0-3 K		0-0 G4-3	X	4 0 0 0 0 1 2																						
<b>Alex Johnson, R</b> OBP: 0.369, SLG: 0.497 (1, 7) S S S	0-3 K			0-0 G6-3		0-0 F9		0-0 P4	X	4 0 0 0 0 1 2																						
<b>Tony Perez, R</b> OBP: 0.383, SLG: 0.576 (1, 5) X	0-0 FC4-6 1-2f			0-3 K			0-0 HR	0-0 G6-3	X	4 1 1 1 0 1 1																						
<b>Johnny Bench, R</b> OBP: 0.386, SLG: 0.532 (1, 2) X		0-0 G6-3		0-0 F5		0-0 G6-3				3 0 0 0 0 0 0																						
<b>Lee May, R</b> OBP: 0.343, SLG: 0.570 (1, 3) B B B B		4-0 G3 BB			0-0 P4		0-3 K			2 0 0 0 1 1 0																						
<b>Jimmy Stewart, S</b> OBP: 0.321, SLG: 0.382 (1, 4) X		0-0 G3 1-2			0-0 L6		0-0 G3-1			3 0 0 0 0 0 1																						
<b>Woody Woodward, R</b> OBP: 0.338, SLG: 0.342 (1, 6)		0-0 P3			0-0 B2-3			0-0 F7	X	2 0 0 0 0 0 1																						
<b>Fred Whitfield, L</b> OBP: 0.347, SLG: 0.233 (8, PH)								0-0 F8	X	1 0 0 0 0 0 0																						
<b>Darrel Chaney, S</b> OBP: 0.281, SLG: 0.240 (8, 6)										0 0 0 0 0 0 0																						
<b>Gary Nolan, R</b> OBP: 0.067, SLG: 0.133 (1, 1)			0-3 K			0-0 G4-3				2 0 0 0 0 1 0																						
<b>Wayne Granger, R</b> OBP: 0.222, SLG: 0.125 (7, 1)										0 0 0 0 0 0 0																						
<b>Ted Savage, R</b> OBP: 0.306, SLG: 0.328 (8, PH)										1 0 0 0 0 0 0																						
<b>Clay Carroll, R</b> OBP: 0.308, SLG: 0.348 (8, 1)										0 0 0 0 0 0 0																						
<b>Inning Stats</b>	R: 0 E: 0 K: 1 S: 6	H: 1 LOB: 1 BB: 0 P: 6	R: 0 E: 0 K: 0 S: 3	H: 0 LOB: 1 BB: 1 P: 7	R: 0 E: 0 K: 1 S: 5	H: 0 LOB: 0 BB: 0 P: 5	R: 0 E: 0 K: 1 S: 5	H: 0 LOB: 0 BB: 0 P: 5	R: 0 E: 0 K: 1 S: 3	H: 0 LOB: 1 BB: 1 P: 3	R: 1 E: 0 K: 1 S: 6	H: 1 LOB: 0 BB: 0 P: 6	R: 0 E: 0 K: 1 S: 5	H: 0 LOB: 0 BB: 0 P: 5	R: 0 E: 0 K: 0 S: 3	H: 0 LOB: 0 BB: 0 P: 3	1B: 1 2B: 0 3B: 0 HR: 1	SF: 0 SAC: 0 DP: 0 HBP: 0	WP: 0 PB: 0 SB: 0 CS: 0	PA: 31												
<b>PITCHER</b> <b>Chuck Taylor, R</b> ERA: 1.66 (1, 1)	IP 9.0	WLS W	BF 31	H 2	R 1	ER 1	SO 6	BB 2	IBB 0	HBP 0	BLK 0	WP 0	HR 1	S 41	P 49	ERA 1.00	WHIP 0.444															
											<b>PITCHER</b>	IP	WLS	BF	H	R	ER	SO	BB	IBB	HBP	BLK	WP	HR	S	P	ERA	WHIP				

**Cincinnati Reds @ St. Louis Cardinals**  
**Busch Stadium, St. Louis, MO**  
 Wed Aug 20 1969, 7:05 PM CDT  
 Att: 25,445 - Unknown

AB	29
R	1
H	2
RBI	1
BB	2
SO	6
LOB	7



Batter	1	2	3	4	5	6	7	8	9	AB	R	H	RBI	BB	SO	LOB
Lou Brock, L OBP: 0.349, SLG: 0.453 (1, 7)	0-0 G4-3		0-0 F7		0-0 G2-3		0-0 G5-3			4	0	0	0	0	0	3
Curt Flood, R OBP: 0.342, SLG: 0.360 (1, 8)	0-0 F9		0-0 G6-3			0-0 G6-4-3 1B		0-0 G1-6-3		4	0	1	0	0	0	0
Vada Pinson, L OBP: 0.314, SLG: 0.399 (1, 9)	0-0 1B 2B		0-0 F7			0-0 F2		0-0 P5		4	1	1	0	0	0	1
Joe Torre, R OBP: 0.359, SLG: 0.471 (1, 3)	0-0 2-H 1B			0-3 K		0-0 G6-4-3 1-2f		0-0 1B		4	0	2	1	0	1	1
Tim McCarver, L OBP: 0.330, SLG: 0.364 (1, 2)	0-0 P6			0-3 K			0-0 1B 1B	0-0 F7		4	1	1	0	0	1	2
Mike Shannon, R OBP: 0.313, SLG: 0.370 (1, 5)		4-0 BB BB BB		0-0 G3			0-0 1B FC3-5 1B			2	0	1	0	1	0	0
Phil Gagliano, R OBP: 0.327, SLG: 0.299 (1, 4)		0-0 F8			0-0 G5-3		0-0 FC3-5 1B			3	0	1	1	0	0	1
Dal Maxvill, R OBP: 0.259, SLG: 0.240 (1, 6)		0-0 F8			0-0 F9		0-0 FC3-5 1B			3	0	0	0	0	0	3
Chuck Taylor, R OBP: 0.125, SLG: 0.167 (1, 1)		0-0 G5-3			0-0 2B		0-0 K			3	0	1	0	0	1	3

Inning Stats	R: 1	H: 2	E: 0	K: 0	S: 5	LOB: 1	BB: 0	P: 5	R: 0	H: 0	E: 0	K: 0	S: 3	LOB: 1	BB: 1	P: 7	R: 0	H: 0	E: 0	K: 0	S: 3	LOB: 0	BB: 0	P: 3	R: 0	H: 0	E: 0	K: 2	S: 7	LOB: 0	BB: 0	P: 7	R: 0	H: 1	E: 0	K: 0	S: 4	LOB: 1	BB: 0	P: 4	R: 0	H: 1	E: 0	K: 0	S: 3	LOB: 0	BB: 0	P: 3	R: 1	H: 3	E: 0	K: 1	S: 8	LOB: 2	BB: 0	P: 8	R: 0	H: 1	E: 0	K: 0	S: 4	LOB: 1	BB: 0	P: 4
--------------	------	------	------	------	------	--------	-------	------	------	------	------	------	------	--------	-------	------	------	------	------	------	------	--------	-------	------	------	------	------	------	------	--------	-------	------	------	------	------	------	------	--------	-------	------	------	------	------	------	------	--------	-------	------	------	------	------	------	------	--------	-------	------	------	------	------	------	------	--------	-------	------

PITCHER	IP	WLS	BF	H	R	ER	SO	BB	IBB	HBP	BLK	WP	HR	S	P	ERA	WHIP
Gary Nolan, R ERA: 4.14 (1, 1)	6.0	L	25	7	2	2	2	1	0	0	0	0	0	28	32	3.00	1.333
Wayne Granger, R ERA: 3.09 (7, 1)	1.0		3	0	0	0	1	0	0	0	0	0	0	5	5	0.00	0.000
Clay Carroll, R ERA: 3.76 (8, 1)	1.0		4	1	0	0	0	0	0	0	0	0	0	4	4	0.00	1.000

**BOTTOM**

**Cincinnati Reds @ St. Louis Cardinals**  
 Busch Stadium, St. Louis, MO  
 Wed Aug 20 1969, 7:05 PM CDT  
 Att. 25,445 - Unknown

AB	31
R	2
H	8
RBI	2
BB	1
SO	3
LOB	14



WP	HR	S	P	ERA	WHIP
WP: 0	HR: 0	S: 0	P: 32	ERA: 3.00	WHIP: 1.333
PB: 0	SAC: 0	DP: 1	CS: 0		



Batter	1	2	3	4	5	6	7	8	9	AB R H RBI BB SO LOB	TOP														
<b>Pete Rose, S</b> (1, 9) OBP: 0.424, SLG: 0.530	0-0 G4-3		0-0 1B		0-0 F8		4-0 CS BB			3 0 1 0 1 0 0															
<b>Bobby Tolan, L</b> (1, 8) OBP: 0.361, SLG: 0.535	0-0 L7		0-3 K			0-0 SH1-3 HR 1B	0-0 CS	0-0 F9		4 1 1 0 0 1 1															
<b>Alex Johnson, R</b> (1, 7) OBP: 0.366, SLG: 0.494 <b>Giraldo Ruiz, S</b> (8, 4) OBP: 0.306, SLG: 0.283	0-0 F8				0-0 F8		0-0 SH1-3 1-2	0-0 F9		3 0 0 0 0 0 0 0 0 0 0 0 0 0															
<b>Tony Perez, R</b> (1, 5) OBP: 0.382, SLG: 0.572		0-0 E5 FC4-6		0-0 F7		4-0 HR IBB		0-0 G4-3		3 1 0 0 1 0 0															
<b>Johnny Bench, R</b> (1, 2) OBP: 0.387, SLG: 0.540		0-3 K		0-0 WP 2B 1B		0-0 HR 1-H 2-H		0-0 E6 FC6-4		4 2 2 3 0 1 1															
<b>Lee May, R</b> (1, 3) OBP: 0.343, SLG: 0.570		0-0 FC4-6 1-2f		0-0 2B		0-0 F3		0-0 FC6-4 G6-3 1B 1B		4 1 1 1 0 0 2															
<b>Jimmy Stewart, S</b> (1, 4) OBP: 0.319, SLG: 0.379 (8, 7)		0-0 P4		0-0 G6-3		0-0 P4		0-0 G6-3 1B 1B		4 0 1 0 0 0 2															
<b>Woody Woodward, R</b> (1, 6) OBP: 0.328, SLG: 0.331			0-0 P6		0-0 G6-3		0-3 K	0-0 G6-3 1-2 2-3		4 0 0 0 0 1 2															
<b>Jim Merritt, L</b> (1, 1) OBP: 0.188, SLG: 0.206 <b>Wayne Granger, R</b> (7, 1) OBP: 0.222, SLG: 0.125 <b>Al Jackson, L</b> (8, 1) OBP: 0.250, SLG: 0.250			0-0 F2		0-0 F7		0-0 G4-3	0-0 1B 2-H 3-H		3 0 0 0 0 0 0 0 0 0 0 0 0 0 1 0 1 1 0 0 0															
<b>Inning Stats</b>	R: 0 E: 0 K: 0 S: 3	H: 0 LOB: 0 BB: 0 P: 3	R: 0 E: 1 K: 1 S: 6	H: 0 LOB: 1 BB: 0 P: 6	R: 0 E: 0 K: 1 S: 6	H: 1 LOB: 1 BB: 0 P: 6	R: 1 E: 0 K: 0 S: 5	H: 2 LOB: 1 BB: 0 P: 5	R: 0 E: 0 K: 0 S: 3	H: 0 LOB: 0 BB: 0 P: 3	R: 3 E: 0 K: 0 S: 5	H: 2 LOB: 0 BB: 1 P: 9	R: 0 E: 0 K: 1 S: 4	H: 0 LOB: 0 BB: 1 P: 8	R: 0 E: 0 K: 0 S: 3	H: 0 LOB: 0 BB: 0 P: 3	R: 1 E: 1 K: 0 S: 5	H: 2 LOB: 2 BB: 0 P: 5	1B: 5 2B: 1 3B: 0 HR: 1	SF: 0 SAC: 1 DP: 0 HBP: 0	WP: 1 PB: 0 SB: 0 CS: 1	PA: 37			
<b>PITCHER</b>	IP	WLS	BF	H	R	ER	SO	BB	IBB	HBP	BLK	WP	HR	S	P	ERA	WHIP								
<b>Nelson Bries, R</b> (1, 1) ERA: 3.98	7.0	L	28	5	4	4	3	1	1	0	0	1	1	32	40	5.14	0.857								
<b>Mudcat Grant, R</b> (8, 1) ERA: 4.48	1.0		3	0	0	0	0	0	0	0	0	0	0	3	3	0.00	0.000								
<b>Joe Hoerner, L</b> (9, 1) ERA: 2.86	1.0		5	2	1	0	0	0	0	0	0	0	0	5	5	0.00	2.000								

**Cincinnati Reds @ St. Louis Cardinals**  
 Busch Stadium, St. Louis, MO  
 Thu Aug 21 1969, 7:05 PM CDT  
 Att: 24,836 - Unknown

livebaseballscorecards.com

**AB** 33  
**R** 5  
**H** 7  
**RBI** 5  
**BB** 2  
**SO** 3  
**LOB** 8



BOTTOM

Cincinnati Reds @ St. Louis Cardinals  
Busch Stadium, St. Louis, MO  
Thu Aug 21 1969, 7:05 PM CDT  
Att. 24,836 - Unknown

livebaseballscorecards.com

AB 37  
R 3  
H 12  
RBI 3  
BB 2  
SO 4  
LOB 20



WP: 0 PA: 39  
PB: 0  
SB: 0  
CS: 0

AB	R	H	RBI	BB	SO	LOB
5	0	1	0	0	0	1
2	0	0	0	1	1	2
2	0	0	0	0	0	1
5	1	2	0	0	0	1
4	1	2	3	0	0	1
3	0	2	0	1	0	2
4	0	2	0	0	0	3
4	0	1	0	0	0	3
2	0	0	0	0	0	0
2	0	0	0	0	2	4
2	0	1	0	0	1	0
1	1	1	0	0	0	0
0	0	0	0	0	0	0
1	0	0	0	0	0	2
0	0	0	0	0	0	0
1B: 11	SF: 0					
2B: 0	SAC: 0					
3B: 0	DP: 1					
HR: 1	HBP: 0					

Batter	1	2	3	4	5	6	7	8	9
Lou Brock, L OBP: 0.348, SLG: 0.450 (1, 7)	0-0 F7		0-0 P5				0-0 F9		0-0 G3
Curt Flood, R OBP: 0.342, SLG: 0.359 Steve Huntz, S OBP: 0.328, SLG: 0.212 (1, 8) (7, 6)	0-3 K			4-0 FC4-6 BB	0-0 P5		0-0 F8		0-0 G6-3
Vada Pinson, L OBP: 0.314, SLG: 0.400 (1, 9) (7, 8)	0-0 P4			0-0 FC4-6 BB		0-0 HR	0-0 1B	0-0 1B	0-0 P4
Joe Torre, R OBP: 0.360, SLG: 0.478 (1, 3)		0-0 P6		0-0 L9		0-0 HR	0-0 1B	0-0 1B	
Mike Shannon, R OBP: 0.317, SLG: 0.372 (1, 5)		0-0 1B		4-0 1-2 BB		0-0 F8 1B	0-0 1B	0-0 P4	
Tim McCarver, L OBP: 0.331, SLG: 0.365 (1, 2)		0-0 F9		0-0 F2		0-0 K F8 1B		0-0 1B 1B	
Phil Gagliano, R OBP: 0.324, SLG: 0.297 (1, 4)		0-0 G4-3			0-0 F8	0-0 F8		0-0 1B 1B	0-0 G4-6-3 1B
Dal Maxvill, R OBP: 0.257, SLG: 0.238 Byron Browne, R OBP: 0.412, SLG: 0.231 (1, 6) (6, PH) (7, 9)			0-0 F9		0-0 F9	0-3 K		0-3 K	
Nelson Briles, R OBP: 0.177, SLG: 0.172 Joe Nossek, R OBP: 0.111, SLG: 0.111 Mudcat Grant, R OBP: 0.310, SLG: 0.259 Vic Davalillo, L OBP: 0.246, SLG: 0.252 Joe Hoerner, R (1, 1) (7, PH) (8, 1) (8, PH) (9, 1)		0-3 K			0-0 1B		0-0 1B 1B	0-0 G4-6-3	

Inning	R	H	E	K	S	H	LOB	BB	P
1	0	0	0	1	5	1	0	0	4
2	0	0	0	0	4	0	1	0	4
3	0	0	0	0	5	0	0	0	5
4	0	0	0	0	3	0	2	2	11
5	0	2	0	0	5	2	2	0	5
6	2	4	0	1	8	1	1	0	8
7	1	3	0	0	6	3	2	0	6
8	0	2	0	1	6	1	1	0	6
9	0	0	0	0	3	0	0	0	3

PITCHER	IP	WLS	BF	H	R	ER	SO	BB	IBB	HBP	BLK	WP	HR	S	P	ERA	WHIP
Jim Merritt, L ERA: 4.06 (1, 1)	6.2	W	30	9	3	3	3	2	0	0	0	0	1	34	42	4.05	1.650
Wayne Granger, R ERA: 3.07 (7, 1)	0.2		5	3	0	0	1	0	0	0	0	0	0	7	7	0.00	4.500
Al Jackson, L ERA: 7.29 (8, 1)	1.2	S	4	0	0	0	0	0	0	0	0	0	0	4	4	0.00	0.000



Batter	1	2	3	4	5	6	7	8	9	AB R H RBI BB SO LOB	TOP									
<b>Pete Rose, S</b> (1, 9) OBP: 0.425, SLG: 0.528	0-0 F9		4-0 1B SF9 BB		0-0 G3-1		0-0 1B			3 1 1 0 1 0 0	<b>Cincinnati Reds @ Pittsburgh Pirates</b> Forbes Field, Pittsburgh, PA Fri Aug 22 1969, 7:05 PM EDT Unknown									
<b>Bobby Tolan, L</b> (1, 8) OBP: 0.364, SLG: 0.536	0-0 1B		0-0 1B		0-3 K		0-0 1B			4 0 3 0 0 1 0										
<b>Alex Johnson, R</b> (1, 7) OBP: 0.363, SLG: 0.490	0-0 L3		0-0 SF9		0-3 K		0-0 G1-4-3			3 0 0 1 0 1 3										
<b>Tony Perez, R</b> (1, 5) OBP: 0.383, SLG: 0.571		0-0 L8	4-0 FC6-4 BB		0-0 2B		0-3 K			3 0 1 0 1 1 0										
<b>Johnny Bench, R</b> (1, 2) OBP: 0.386, SLG: 0.540		0-0 E5	0-0 FC6-4		0-0 2B		0-3 K			4 1 1 0 0 1 2										
<b>Lee May, R</b> (1, 3) OBP: 0.340, SLG: 0.565		0-0 F8		0-0 G5-3		0-3 K		0-0 F9		4 0 0 0 0 1 3										
<b>Jimmy Stewart, S</b> (1, 4) OBP: 0.318, SLG: 0.376		0-0 1B		0-0 G4-3		0-3 K		0-0 G4-3		4 0 1 1 0 1 2										
<b>Woody Woodward, R</b> (1, 6) OBP: 0.324, SLG: 0.325		0-3 K		0-0 F9		0-0 G4-3		0-0 G5-3		2 0 0 0 0 1 1										
<b>Giraldo Ruiz, S</b> (7, PH) OBP: 0.305, SLG: 0.280										2 0 0 0 0 0 0										
<b>Jack Fisher, R</b> (1, 1) OBP: 0.111, SLG: 0.111			0-3 K		0-3 K			0-0 G4-3		2 0 0 0 0 2 0										
<b>Al Jackson, L</b> (6, 1) OBP: 0.250, SLG: 0.250										0 0 0 0 0 0 0										
<b>Jim Beauchamp, R</b> (7, PH) OBP: 0.231, SLG: 0.289										1 0 0 0 0 1 0										
<b>Pedro Ramos, S</b> (7, 1)										0 0 0 0 0 0 0										
<b>Fred Whitfield, L</b> (9, PH) OBP: 0.342, SLG: 0.230										1 0 0 0 0 0 0										
<b>Inning Stats</b>	R: 0 E: 0 K: 0 S: 3	H: 1 LOB: 0 BB: 0 P: 3	R: 1 E: 1 K: 1 S: 7	H: 1 LOB: 1 BB: 0 P: 7	R: 1 E: 0 K: 1 S: 6	H: 1 LOB: 2 BB: 2 P: 14	R: 0 E: 0 K: 0 S: 3	H: 0 LOB: 0 BB: 0 P: 3	R: 0 E: 0 K: 2 S: 7	H: 2 LOB: 2 BB: 0 P: 11	R: 0 E: 0 K: 1 S: 7	H: 2 LOB: 2 BB: 0 P: 7	R: 0 E: 0 K: 2 S: 7	H: 0 LOB: 0 BB: 0 P: 7	R: 0 E: 0 K: 0 S: 3	H: 0 LOB: 0 BB: 0 P: 3	1B: 6 2B: 2 3B: 0 HR: 0	SF: 1 SAC: 0 DP: 1 HBP: 0	WP: 1 PB: 0 SB: 1 CS: 0	PA: 36
<b>PITCHER</b> <b>Dock Ellis, R</b> (1, 1) ERA: 3.96	IP: 9.0 WLS: W BF: 36 H: 7 R: 2 ER: 1 SO: 10 BB: 2 IBB: 0 HBP: 0 BLK: 0 WP: 1 HR: 0 S: 54 P: 62 ERA: 1.00 WHIP: 1.000											<b>PITCHER</b>	IP: WLS: BF: H: R: ER: SO: BB: IBB: HBP: BLK: WP: HR: S: P: ERA: WHIP:							

livebaseballscorecards.com

AB	33
R	2
H	7
RBI	2
BB	2
SO	10
LOB	11







Batter	1	2	3	4	5	6	7	8	9	AB R H RBI BB SO LOB	TOP														
<b>Ted Savage, R</b> (1, 7) OBP: 0.325, SLG: 0.338	0-0 G4-3 1B		0-0 G4-3			4-0 1B BB		0-0 E9 BB 1B	0-3 K	4 1 2 0 1 1 1															
<b>Bobby Tolan, L</b> (1, 8) OBP: 0.363, SLG: 0.533	0-3 K			0-0 P4		0-0 P3		1-0 BB 1B HBP		3 1 0 0 0 1 2															
<b>Pete Rose, S</b> (1, 9) OBP: 0.427, SLG: 0.531	0-0 G4-3 1-2f			0-0 2B		0-0 1B		4-0 1B BB		3 1 2 0 1 0 1															
<b>Tony Perez, R</b> (1, 5) OBP: 0.386, SLG: 0.573		0-0 G5-3		0-0 2B		4-0 1B		0-0 G5-4-3 1B		3 0 2 3 1 0 0															
<b>Lee May, R</b> (1, 3) OBP: 0.337, SLG: 0.560		0-0 F8		0-0 P6		0-0 F3		0-3 K		4 0 0 0 0 1 6															
<b>Pat Corrales, R</b> (1, 2) OBP: 0.346, SLG: 0.375		0-0		0-3 K		0-3 K		0-0 G5-4-3		3 0 1 0 0 2 4															
<b>Johnny Bench, R</b> (7, 2) OBP: 0.385, SLG: 0.538		1B						1-2f		1 0 0 0 0 0 2															
<b>Giraldo Ruiz, S</b> (1, 4) OBP: 0.299, SLG: 0.274		0-0 G2-3			0-0 G3		0-0 G4-3		0-0 F9	4 0 0 0 0 0 1															
<b>Woody Woodward, R</b> (1, 6) OBP: 0.317, SLG: 0.317			0-3 K		0-3 K		0-3 K		0-0 FC1-6 1B	3 0 0 0 0 3 0															
<b>Alex Johnson, R</b> (9, PH) OBP: 0.364, SLG: 0.491										1 0 1 0 0 0 0															
<b>Darrel Chaney, S</b> (9, 6) OBP: 0.281, SLG: 0.240										0 0 0 0 0 0 0															
<b>Tony Cloninger, R</b> (1, 1) OBP: 0.206, SLG: 0.233			0-0 G4-3		0-0 G4-3		0-3 K		0-0 FC1-6	2 0 0 0 0 0 0															
<b>Fred Whitfield, L</b> (7, PH) OBP: 0.338, SLG: 0.226									1-2f	1 0 0 0 0 1 0															
<b>Clay Carroll, R</b> (7, 1) OBP: 0.296, SLG: 0.333										1 0 0 0 0 0 1															
<b>Inning Stats</b>	R: 0 E: 0 K: 1 S: 5	H: 1 LOB: 0 BB: 0 P: 5	R: 0 E: 0 K: 0 S: 4	H: 1 LOB: 1 BB: 0 P: 4	R: 0 E: 0 K: 1 S: 5	H: 0 LOB: 0 BB: 0 P: 5	R: 1 E: 0 K: 1 S: 7	H: 2 LOB: 1 BB: 0 P: 7	R: 0 E: 0 K: 1 S: 5	H: 0 LOB: 0 BB: 0 P: 5	R: 0 E: 0 K: 2 S: 7	H: 1 LOB: 3 BB: 2 P: 14	R: 0 E: 0 K: 2 S: 7	H: 0 LOB: 0 BB: 0 P: 7	R: 2 E: 1 K: 1 S: 6	H: 2 LOB: 1 BB: 1 P: 11	R: 0 E: 0 K: 1 S: 6	H: 1 LOB: 1 BB: 0 P: 6	1B: 6 2B: 2 3B: 0 HR: 0	SF: 0 SAC: 0 DP: 2 HBP: 1	WP: 0 PB: 0 SB: 0 CS: 0	PA: 37			
<b>PITCHER</b>	IP WLS BF H R ER SO BB IBB HBP BLK WP HR S P ERA WHIP																								
<b>Steve Blass, R</b> (1, 1) ERA: 4.64	7.0		30	6	3	3	7	3	0	1	0	0	0	40	53	3.86	1.286								
<b>Bruce Dal Canton, R</b> (8, 1) ERA: 3.54	2.0	W	7	2	0	0	2	0	0	0	0	0	0	11	11	0.00	1.000								

**Cincinnati Reds @ Pittsburgh Pirates**  
 Forbes Field, Pittsburgh, PA  
 Fri Aug 22 1969, 7:05 PM EDT  
 Att. 28,184 - Unknown

livebaseballscorecards.com

<b>AB</b>	33
<b>R</b>	3
<b>H</b>	8
<b>RBI</b>	3
<b>BB</b>	3
<b>SO</b>	9
<b>LOB</b>	18



BOTTOM

Cincinnati Reds @ Pittsburgh Pirates

Forbes Field, Pittsburgh, PA

Fri Aug 22 1969, 7:05 PM EDT

Att. 28,184 - Unknown

livebaseballscorecards.com

AB	32
R	5
H	8
RBI	5
BB	5
SO	4
LOB	18



AB R H RBI BB SO LOB

5	1	1	0	0	0	0
1	0	0	0	3	0	1
3	0	0	0	2	0	3
5	1	1	2	0	0	5
3	2	2	0	0	0	0
3	0	2	1	0	0	1
0	1	0	0	0	0	0
4	0	1	0	0	2	3
3	0	0	1	0	1	3
1	0	1	1	0	0	0
0	0	0	0	0	0	0
3	0	0	0	0	0	1
1	0	0	0	0	1	1

Batter	1	2	3	4	5	6	7	8	9
Matty Alou, L OBP: 0.368, SLG: 0.413 (1, 8)	0-0 B5 ①		0-0 F7 ②		0-0 F8 ②		0-0 E6 F8 SH1-4 ①		0-0 HR 1B
Richie Hebner, L OBP: 0.371, SLG: 0.448 (1, 5)	4-0 BB BB		4-0 BB BB		4-0 BB BB		0-0 SH1-4 1-2 ①		0-0 F8 ①
Willie Stargell, L OBP: 0.401, SLG: 0.591 (1, 7)	0-0 F8 ②		4-0 1-2 BB ②		0-0 G6-3 ③		4-0 IBB ③		0-0 F2 ②
Al Oliver, L OBP: 0.326, SLG: 0.437 (1, 3)	0-0 G4-3 ③		0-0 F8 ③		0-0 G4-3 ①		0-0 F8 2-3 ② ③		0-0 HR 1-H
Manny Sanguillen, R OBP: 0.355, SLG: 0.436 (1, 2)		0-0 S 1B		0-0 F9 ①		1-0 WP S 1B HBP		0-0 G6-3 SH2-4 1B 1B	
Carl Taylor, R OBP: 0.426, SLG: 0.463 (1, 9)		0-0 F3 ①		0-0 1B		0-0 1B 1-H FC1-4 1B		0-0 SH2-4 ①	
Ron Davis, R OBP: 0.309, SLG: 0.279 (6, PR) (7, 9)		1-2 1B		0-0 1B		0-0 1B 1-3 FC1-4 1B		0-0 G6-3 ②	
Gene Alley, R OBP: 0.286, SLG: 0.354 (1, 4)		0-3 K ②		0-3 K ②		0-0 1B 1-3 FC1-4 1B		0-0 G6-3 ②	
Freddie Patek, R OBP: 0.313, SLG: 0.316 (1, 6)		0-3 K ③		0-0 G1-3 ③		0-0 FC1-4 ②		0-0 1B ②	
Jose Pagan, R OBP: 0.317, SLG: 0.447 (8, PH)		0-3 K ③		0-0 G1-3 ③		1-2 3-H G1-3 ③		0-0 1B ③	
Jose Martinez, R OBP: 0.313, SLG: 0.310 (9, 6)		0-3 K ③		0-0 G1-3 ③		1-2 3-H G1-3 ③		0-0 1B ③	
Steve Blass, R OBP: 0.232, SLG: 0.250 (1, 1)		0-0 G6-3 ①		0-0 G6-3 ①		0-0 G3 ①		0-3 K ③	
Bruce Dal Canton, R OBP: 0.364, SLG: 0.500 (8, 1)		0-0 G6-3 ①		0-0 G6-3 ①		0-0 G3 ①		0-3 K ③	

Inning Stats	R: 0	H: 0	E: 0	K: 0	S: 3	H: 0	LOB: 1	BB: 1	P: 7	R: 0	H: 1	E: 0	K: 2	S: 8	H: 1	LOB: 1	BB: 0	P: 8	R: 0	H: 0	E: 0	K: 0	S: 3	H: 0	LOB: 2	BB: 2	P: 11	R: 0	H: 1	E: 0	K: 1	S: 6	H: 0	LOB: 1	BB: 0	P: 6	R: 0	H: 0	E: 0	K: 0	S: 3	H: 2	LOB: 1	BB: 0	P: 6	R: 0	H: 0	E: 1	K: 0	S: 3	H: 0	LOB: 1	BB: 1	P: 7	R: 1	H: 2	E: 0	K: 1	S: 7	H: 2	LOB: 1	BB: 0	P: 7	R: 2	H: 2	E: 0	K: 0	S: 4	H: 2	LOB: 0	BB: 0	P: 4	1B: 7	SF: 0	2B: 0	SAC: 2	3B: 0	DP: 0	HR: 1	HBP: 1	WP: 1	PA: 40
--------------	------	------	------	------	------	------	--------	-------	------	------	------	------	------	------	------	--------	-------	------	------	------	------	------	------	------	--------	-------	-------	------	------	------	------	------	------	--------	-------	------	------	------	------	------	------	------	--------	-------	------	------	------	------	------	------	------	--------	-------	------	------	------	------	------	------	------	--------	-------	------	------	------	------	------	------	------	--------	-------	------	-------	-------	-------	--------	-------	-------	-------	--------	-------	--------

PITCHER	IP	WLS	BF	H	R	ER	SO	BB	IBB	HBP	BLK	WP	HR	S	P	ERA	WHIP
Tony Cloninger, R ERA: 5.56 (1, 1)	6.0		27	4	2	2	3	4	0	1	0	1	0	28	45	3.00	1.333
Clay Carroll, R ERA: 3.9 (7, 1)	2.2	L	13	4	3	3	1	0	1	0	0	0	1	14	18	10.12	1.500

PITCHER	IP	WLS	BF	H	R	ER	SO	BB	IBB	HBP	BLK	WP	HR	S	P	ERA	WHIP
---------	----	-----	----	---	---	----	----	----	-----	-----	-----	----	----	---	---	-----	------



Batter	1	2	3	4	5	6	7	8	9	AB R H RBI BB SO LOB	TOP											
<b>Ted Savage, R</b> (1, 7) OBP: 0.329, SLG: 0.348	0-0 1B SF7 2B	0-0 G4-3		4-0 1-2 BB			0-3 K		0-3 K	4 1 1 0 1 2 3												
<b>Bobby Tolan, L</b> (1, 8) OBP: 0.363, SLG: 0.532	0-0 FC4-6 2-3 1B		0-0 G3	0-0 G3			0-0 BB 1B		0-0 P4	5 0 2 0 0 0 4												
<b>Pete Rose, S</b> (1, 9) OBP: 0.428, SLG: 0.531	0-0 SF7 3-H		0-0 1B		0-0 G6-3		4-0 1-2 BB G6-4-3			2 0 1 1 1 0 0												
<b>Tony Perez, R</b> (1, 5) OBP: 0.385, SLG: 0.573	0-0 FC4-6 1-2f		0-3 K		0-0 F8 2B		0-0 G6-4-3 1-2f			4 0 1 0 0 1 4												
<b>Johnny Bench, R</b> (1, 2) OBP: 0.381, SLG: 0.533	0-0 G4-3		0-0 F2		0-0 F8 2-3			0-0 G5-3		4 0 0 0 0 0 3												
<b>Lee May, R</b> (1, 3) OBP: 0.335, SLG: 0.555		0-3 K		0-3 K	0-3 K			0-0 F8		4 0 0 0 0 3 1												
<b>Giraldo Ruiz, S</b> (1, 4) OBP: 0.294, SLG: 0.270		0-0 G5-3		0-0 G4-3		0-3 K		0-0 G4-3		3 0 0 0 0 1 0												
<b>Alex Johnson, R</b> (8, PH) OBP: 0.363, SLG: 0.490										1 0 0 0 0 0 0	<b>AB 34</b>											
<b>Darrel Chaney, S</b> (8, 6) OBP: 0.281, SLG: 0.240										0 0 0 0 0 0 0	<b>R 1</b>											
<b>Woody Woodward, R</b> (1, 6) OBP: 0.324, SLG: 0.320		4-0 1B BB		0-0 1B 1B		0-0 F9		0-0 G6-3		2 0 1 0 1 0 0	<b>H 9</b>											
<b>Fred Whitfield, L</b> (9, PH) OBP: 0.333, SLG: 0.222										1 0 0 0 0 0 0	<b>RBI 1</b>											
<b>Gerry Arrigo, L</b> (1, 1) OBP: 0.227, SLG: 0.227		0-0 1B		0-0 1B		0-0 G3		0-0 1B		3 0 2 0 0 0 0	<b>BB 3</b>											
<b>Wayne Granger, R</b> (7, 1) OBP: 0.222, SLG: 0.125										0 0 0 0 0 0 0	<b>SO 7</b>											
<b>Jim Beauchamp, R</b> (9, PH) OBP: 0.250, SLG: 0.308		1-2 1B		1-3 1B						1 0 1 0 0 0 0	<b>LOB 15</b>											
<b>Inning Stats</b>	R: 1 E: 0 K: 0 S: 5	H: 2 LOB: 1 BB: 0 P: 5	R: 0 E: 0 K: 1 S: 6	H: 1 LOB: 2 BB: 1 P: 10	R: 0 E: 0 K: 1 S: 6	H: 1 LOB: 1 BB: 0 P: 6	R: 0 E: 0 K: 1 S: 7	H: 2 LOB: 3 BB: 1 P: 11	R: 0 E: 0 K: 1 S: 6	H: 1 LOB: 1 BB: 0 P: 6	R: 0 E: 0 K: 1 S: 5	H: 0 LOB: 0 BB: 0 P: 5	R: 0 E: 0 K: 1 S: 5	H: 1 LOB: 1 BB: 1 P: 9	R: 0 E: 0 K: 0 S: 3	H: 0 LOB: 0 BB: 0 P: 3	R: 0 E: 0 K: 1 S: 6	H: 1 LOB: 1 BB: 0 P: 6	1B: 7 2B: 2 3B: 0 HR: 0	SF: 1 SAC: 0 DP: 1 HBP: 0	WP: 0 PB: 0 SB: 0 CS: 0	PA: 38
<b>PITCHER</b>	IP WLS BF H R ER SO BB IBB HBP BLK WP HR S P ERA WHIP																					
<b>Bob Moose, R</b> (1, 1) ERA: 3.71	6.0 W 27 7 1 1 5 2 0 0 0 0 0 0 35 43 1.50 1.500																					
<b>Chuck Hartenstein, R</b> (7, 1) ERA: 3.56	3.0 S 11 2 0 0 2 1 0 0 0 0 0 0 14 18 0.00 1.000																					

**Cincinnati Reds @ Pittsburgh Pirates**  
 Forbes Field, Pittsburgh, PA  
 Sat Aug 23 1969, 7:05 PM EDT  
 Att: 16,283 - Unknown

[livebaseballscorecards.com](http://livebaseballscorecards.com)







Batter	1	2	3	4	5	6	7	8	9	AB R H RBI BB SO LOB
Ted Savage, R (1, 7) OBP: 0.333, SLG: 0.342 Pedro Ramos, S (8, 1)	0-0 G1-3 SF8 1B		0-0 F8		0-3 K		4-0 FC5-2 BB	0-0 FC5-6 2-3f		4 1 1 0 1 1 3 0 0 0 0 0 0 0
Bobby Tolan, L (1, 8) OBP: 0.364, SLG: 0.530	0-0 SF8 1-2 1B		0-0 G1-4-3		0-3 K		0-0 P4	0-0 FC6-4 1B		5 1 2 0 0 1 4
Pete Rose, S (1, 9) OBP: 0.425, SLG: 0.527	0-0 G1-3 1-2 2-3		0-0 G6-3		0-0 G4-3		4-0 FC5-2 BB	0-0 FC6-4 1-2f		4 0 0 1 1 0 3
Tony Perez, R (1, 5) OBP: 0.383, SLG: 0.570	0-0 SF8 2-3 3-H		0-0 F8		0-0 1B		0-0 FC5-2 1-2 2-3 3-H	0-3 K		4 0 1 1 0 1 4
Johnny Bench, R (1, 2) OBP: 0.379, SLG: 0.528	0-0 1B 3-H		0-3 K		0-3 K		0-0 F8	0-0 F7		5 0 1 1 0 2 5
Lee May, R (1, 3) OBP: 0.334, SLG: 0.555	0-0 P4		0-0 2B		0-3 K		0-0 G5-3			4 0 1 0 0 1 2
Giraldo Ruiz, S (1, 4) OBP: 0.298, SLG: 0.281		0-0 G1-3		0-0 G3		0-0 1B 3B	4-0 FC5-6 BB			3 1 1 0 1 0 1
Woody Woodward, R (1, 6) OBP: 0.324, SLG: 0.321 Fred Whitfield, L (8, PH) OBP: 0.342, SLG: 0.222		0-0 B1-3		0-0 G5-3		0-0 2B BB 1B	4-0 1-2 BB			3 1 1 1 0 0 0 0 0 0 0 1 0 0
Jim Maloney, L (1, 1) OBP: 0.268, SLG: 0.472 Jim Beauchamp, R (7, PH) OBP: 0.268, SLG: 0.350 Al Jackson, L (7, 1) OBP: 0.250, SLG: 0.250 Wayne Granger, R (7, 1) OBP: 0.222, SLG: 0.125 Alex Johnson, R (8, PH) OBP: 0.363, SLG: 0.489		0-3 K		4-0 BB		0-0 BB FC5-2 2B	0-0 F7			1 0 0 0 1 1 0 1 0 1 0 0 0 0 0 0 0 0 0 0 0 0 0 0 0 0 0 0 1 0 0 0 0 0 2


Inning Stats	R: 2	H: 3	E: 0	LOB: 1	K: 0	BB: 0	S: 6	P: 6	R: 0	H: 0	E: 0	LOB: 0	K: 1	BB: 0	S: 5	P: 5	R: 0	H: 0	E: 0	LOB: 0	K: 0	BB: 0	S: 3	P: 3	R: 0	H: 1	E: 0	LOB: 1	K: 1	BB: 0	S: 6	P: 6	R: 0	H: 0	E: 0	LOB: 1	K: 2	BB: 0	S: 8	P: 8	R: 2	H: 3	E: 0	LOB: 3	K: 0	BB: 2	S: 6	P: 14	R: 0	H: 0	E: 0	LOB: 2	K: 0	BB: 2	S: 3	P: 11	R: 0	H: 1	E: 0	LOB: 1	K: 1	BB: 0	S: 6	P: 6	1B: 6	SF: 1	2B: 2	SAC: 0	3B: 1	DP: 0	HR: 0	HBP: 0	WP: 0	PA: 41
--------------	------	------	------	--------	------	-------	------	------	------	------	------	--------	------	-------	------	------	------	------	------	--------	------	-------	------	------	------	------	------	--------	------	-------	------	------	------	------	------	--------	------	-------	------	------	------	------	------	--------	------	-------	------	-------	------	------	------	--------	------	-------	------	-------	------	------	------	--------	------	-------	------	------	-------	-------	-------	--------	-------	-------	-------	--------	-------	--------

PITCHER	IP	WLS	BF	H	R	ER	SO	BB	IBB	HBP	BLK	WP	HR	S	P	ERA	WHIP
Bob Veale, L (1, 1) ERA: 3.34	6.0	W	27	8	4	4	6	1	0	0	0	0	0	38	42	6.00	1.500
Joe Gibbon, L (7, 1) ERA: 2.58	0.1		3	0	0	0	0	2	0	0	0	0	0	1	9	0.00	6.000
Bruce Dal Canton, R (7, 1) ERA: 3.41	2.2	S	11	1	0	0	1	2	0	0	0	0	0	11	19	0.00	1.125

**TOP**

**Cincinnati Reds @ Pittsburgh Pirates**  
**Forbes Field, Pittsburgh, PA**  
Sun Aug 24 1969, 3:33 AM EDT  
Att: 16,506 - Unknown

<b>AB</b>	<b>35</b>
<b>R</b>	<b>4</b>
<b>H</b>	<b>9</b>
<b>RBI</b>	<b>4</b>
<b>BB</b>	<b>5</b>
<b>SO</b>	<b>7</b>
<b>LOB</b>	<b>24</b>



livebaseballscorecards.com





Batter	1	2	3	4	5	6	7	8	9	AB R H RBI BB SO LOB	TOP											
<b>Pete Rose, S</b> (1, 9) OBP: 0.425, SLG: 0.524	0-0 4-3		0-0 1-3		4-0 BB		0-0 1B		0-0 1-3	4 1 1 0 1 0 1												
<b>Bobby Tolan, L</b> (1, 8) OBP: 0.362, SLG: 0.527	0-0 1-3		0-0 3-1		0-3 K		0-0 E S 2-H 1B		0-0 4-3	5 1 1 1 0 1 3												
<b>Alex Johnson, R</b> (1, 7) OBP: 0.362, SLG: 0.487 <b>Jimmy Stewart, S</b> (7, 7) OBP: 0.318, SLG: 0.376 <b>Ted Savage, R</b> (9, PH) OBP: 0.341, SLG: 0.351	0-0 WP HR 1B		0-0 P6		0-0 5-3		0-0 E6 1-H		0-0 S 1B 2B 1B	4 1 1 0 0 0 2 0 0 0 0 0 0 0 1 1 1 1 0 0 0												
<b>Tony Perez, R</b> (1, 5) OBP: 0.385, SLG: 0.583	0-0 1-H HR		0-0 1-3		0-0 HR		0-0 5-3		0-0 S 2B 1B	5 3 3 3 0 0 1												
<b>Johnny Bench, R</b> (1, 2) OBP: 0.377, SLG: 0.527	0-0 5-3		0-3 K		0-0 5-3		0-0 L6		0-0 1-H 2-H 2B	5 0 1 2 0 1 0												
<b>Lee May, R</b> (1, 3) OBP: 0.336, SLG: 0.563		0-0 1B 2B	0-0 HR		0-3 K		0-0 4-3 1B		0-3 K	5 1 3 1 0 2 1												
<b>Tommy Helms, R</b> (1, 4) OBP: 0.277, SLG: 0.295		0-0 L6	0-0 F2		0-0 P4		0-0 4-3			4 0 0 0 0 0 2												
<b>Woody Woodward, R</b> (1, 6) OBP: 0.322, SLG: 0.319		0-0 2-H 1B	0-0 4-3		0-0 4-3		0-0 F3		0-0 G3	4 0 1 0 0 0 1												
<b>Gary Nolan, R</b> (1, 1) OBP: 0.211, SLG: 0.333 <b>Wayne Granger, R</b> (9, 1) OBP: 0.222, SLG: 0.125 <b>Pedro Ramos, S</b> (9, 1)		0-0 6-3	0-0 3B		0-0 1B 1B		4-0 4-3 1-3 1B BB			3 1 2 0 1 0 1 0 0 0 0 0 0 0 0 0 0 0 0 0 0												
<b>Inning Stats</b>	R: 2 E: 0 K: 0 S: 5	H: 2 LOB: 0 BB: 0 P: 5	R: 0 E: 0 K: 0 S: 4	H: 2 LOB: 1 BB: 0 P: 4	R: 0 E: 0 K: 0 S: 3	H: 0 LOB: 0 BB: 0 P: 3	R: 1 E: 0 K: 1 S: 6	H: 1 LOB: 0 BB: 0 P: 6	R: 0 E: 0 K: 1 S: 6	H: 1 LOB: 2 BB: 1 P: 10	R: 1 E: 0 K: 1 S: 6	H: 1 LOB: 0 BB: 0 P: 6	R: 2 E: 1 K: 0 S: 6	H: 3 LOB: 1 BB: 0 P: 6	R: 0 E: 0 K: 0 S: 4	H: 1 LOB: 1 BB: 0 P: 4	R: 3 E: 0 K: 1 S: 8	H: 3 LOB: 1 BB: 1 P: 12	1B: 8 2B: 2 3B: 1 HR: 3	SF: 0 SAC: 0 DP: 0 HBP: 0	WP: 1 PB: 0 SB: 3 CS: 0	PA: 42
<b>PITCHER</b>	IP WLS BF H R ER SO BB IBB HBP BLK WP HR S P ERA WHIP																					
<b>Bill Hands, R</b> (1, 1) ERA: 2.61	8.1 L 37 11 7 6 3 2 0 0 0 0 1 3 41 49 6.48 1.560																					
<b>Hank Aguirre, L</b> (9, 1) ERA: 2.03	0.1 1 0 0 0 0 0 0 0 0 0 0 0 1 1 0.00 0.000																					
<b>Phil Regan, R</b> (9, 1) ERA: 3.5	0.1 4 3 2 2 1 0 0 0 0 0 0 0 6 6 54.00 9.000																					

**Cincinnati Reds @ Chicago Cubs**  
 Wrigley Field, Chicago, IL  
 Mon Aug 25 1969, 3:33 AM CDT  
 Att. 30,479 - Sunny - 74 F

[livebaseballscorecards.com](http://livebaseballscorecards.com)

<b>AB</b>	<b>40</b>
<b>R</b>	<b>9</b>
<b>H</b>	<b>14</b>
<b>RBI</b>	<b>8</b>
<b>BB</b>	<b>2</b>
<b>SO</b>	<b>4</b>
<b>LOB</b>	<b>12</b>







Batter	1	2	3	4	5	6	7	8	9	AB R H RBI BB SO LOB	TOP									
<b>Pete Rose, S</b> (1, 9) OBP: 0.429, SLG: 0.526	0-0 WP HBP SF8 1B	0-0 1B FC6-4 1B	4-0 BB			0-0 1B G3 1B		0-0 FC4-6 4-3 1-2f		4 2 3 0 1 0 1										
<b>Bobby Tolan, L</b> (1, 8) OBP: 0.362, SLG: 0.525	1-0 SF8 WP 1B HBP	0-0 FC6-4 6-3 1-3 1B 3-H	0-0 G3			0-0 G3		0-0 4-3		4 2 1 1 0 0 3										
<b>Alex Johnson, R</b> (1, 7) OBP: 0.360, SLG: 0.483	0-0 5-3	0-0 6-3				0-0		0-0 4-3		5 0 1 0 0 1 5										
<b>Jimmy Stewart, S</b> (8, 7) OBP: 0.318, SLG: 0.376	1-2 2-3	1-2				2-3 1B				0 0 0 0 0 0 0										
<b>Tony Perez, R</b> (1, 5) OBP: 0.385, SLG: 0.579	4-0 1B SF8 E IBB	4-0 FC6-4 IBB				0-3 K		0-3 K		3 1 0 0 2 1 2										
<b>Johnny Bench, R</b> (1, 2) OBP: 0.375, SLG: 0.523	0-0 SF8	0-0 FC6-4 1B S				0-0 F7		0-3 K		3 2 0 2 1 1 4										
<b>Lee May, R</b> (1, 3) OBP: 0.339, SLG: 0.565	4-0 E IBB	0-0 S 1B				0-0 F8		0-0 F8		4 0 2 2 1 0 0										
<b>Tommy Helms, R</b> (1, 4) OBP: 0.279, SLG: 0.297	0-0 E5 1B	0-3 K				0-0 1B		0-0 F8		5 0 2 1 0 1 2										
<b>Woody Woodward, R</b> (1, 6) OBP: 0.312, SLG: 0.307	0-0 F7					0-3 K		0-0 6-3		5 0 0 0 0 2 4										
<b>Jim Merritt, L</b> (1, 1) OBP: 0.205, SLG: 0.212						0-0 G3				3 1 1 0 1 0 1										
<b>Wayne Granger, R</b> (9, 1) OBP: 0.222, SLG: 0.125						0-0 6-3		0-0 FC4-6 1B		0 0 0 0 0 0 0										
<b>Inning Stats</b>	R: 3 E: 1 K: 0 S: 5	H: 2 LOB: 2 BB: 2 P: 14	R: 4 E: 0 K: 1 S: 8	H: 3 LOB: 1 BB: 2 P: 16	R: 0 E: 0 K: 0 S: 3	H: 0 LOB: 1 BB: 1 P: 7	R: 0 E: 0 K: 1 S: 6	H: 1 LOB: 1 BB: 0 P: 6	R: 0 E: 0 K: 2 S: 9	H: 2 LOB: 2 BB: 0 P: 9	R: 0 E: 0 K: 0 S: 3	H: 0 LOB: 0 BB: 0 P: 3	R: 0 E: 1 K: 0 S: 4	H: 1 LOB: 1 BB: 0 P: 4	R: 1 E: 0 K: 1 S: 6	H: 1 LOB: 1 BB: 1 P: 10	1B: 9 2B: 1 3B: 0 HR: 0	SF: 1 SAC: 0 DP: 0 HBP: 1	WP: 1 PB: 0 SB: 2 CS: 0	PA: 44
<b>PITCHER</b>	IP WLS BF H R ER SO BB IBB HBP BLK WP HR S P ERA WHIP																			
<b>Dick Selma, R</b> (1, 1) ERA: 3.37	1.0 L 11 4 6 5 0 1 2 1 0 0 1 0 7 20 45.00 5.000																			
<b>Ted Abernathy, R</b> (2, 1) ERA: 3.09	4.0 16 2 1 1 3 1 1 0 0 0 0 20 28 2.25 0.750																			
<b>Ken Johnson, R</b> (6, 1) ERA: 4.12	1.0 5 2 0 0 2 0 0 0 0 0 0 9 9 0.00 2.000																			
<b>Don Nottebart, R</b> (7, 1) ERA: 5.56	1.0 3 0 0 0 0 0 0 0 0 0 0 3 3 0.00 0.000																			
<b>Phil Regan, R</b> (8, 1) ERA: 3.52	2.0 9 2 1 1 1 1 0 0 0 0 0 10 14 4.50 1.500																			

**Cincinnati Reds @ Chicago Cubs**  
 Wrigley Field, Chicago, IL  
 Tue Aug 26 1969, 3:33 AM CDT  
 Att. 31,473 - Sunny - 80 F

[livebaseballscorecards.com](http://livebaseballscorecards.com)

<b>AB</b>	36
<b>R</b>	8
<b>H</b>	10
<b>RBI</b>	6
<b>BB</b>	6
<b>SO</b>	6
<b>LOB</b>	22







Batter	1	2	3	4	5	6	7	8	9	AB R H RBI BB SO LOB	TOP											
<b>Pete Rose, S</b> (1, 9) OBP: 0.427, SLG: 0.524	0-0 1B 2B 1B		0-0 6-3	0-0 6-3			0-3 K			4 1 1 0 0 1 1												
<b>Bobby Tolan, L</b> (1, 8) OBP: 0.365, SLG: 0.525	0-0 1-2 2B 1B		1-0 HBP		0-0 4-3		1-0 CS HBP			2 1 1 0 0 0 0												
<b>Alex Johnson, R</b> (1, 7) OBP: 0.361, SLG: 0.493	0-0 WP L4-5 2B		0-0 4-3		0-0 HR		0-0 CS	0-0 4-3		4 1 2 3 0 0 1 0 0 0 0 0 0 0												
<b>Jimmy Stewart, S</b> (8, 7) OBP: 0.318, SLG: 0.376	1-H 2-H						1-2															
<b>Tony Perez, R</b> (1, 5) OBP: 0.383, SLG: 0.575	0-0 1-3 2-3			0-0 F5	0-0 4-3			0-0 5-3		4 0 0 0 0 0 1												
<b>Johnny Bench, R</b> (1, 2) OBP: 0.374, SLG: 0.520	0-0 L4-5 3-H			0-0 HR 1B	0-0 F9			0-0 5-3		4 1 1 0 0 0 1												
<b>Lee May, R</b> (1, 3) OBP: 0.340, SLG: 0.571		0-0 6-3		0-0 HR 1B		0-0 F5		0-0 G5-4-3 1B		4 1 2 2 0 0 0												
<b>Tommy Helms, R</b> (1, 4) OBP: 0.279, SLG: 0.296		0-0 4-3		0-0 1B 1-4-3 1B		0-0 F9		0-3 K		4 1 1 0 0 1 1												
<b>Woody Woodward, R</b> (1, 6) OBP: 0.310, SLG: 0.306		0-0 4-3		0-0 1-4-3 1B		0-0 F8		0-0 G5-4-3		4 0 1 0 0 0 1												
<b>Tony Cloninger, R</b> (1, 1) OBP: 0.197, SLG: 0.222			0-3 K	0-0 1-4-3			0-0 5-3			3 0 0 1 0 1 1												
<b>Clay Carroll, R</b> (7, 1) OBP: 0.296, SLG: 0.333				1-2 3-H						0 0 0 0 0 0 0												
<b>Inning Stats</b>	R: 2 E: 0 K: 0 S: 5	H: 3 LOB: 0 BB: 0 P: 5	R: 0 E: 0 K: 0 S: 3	H: 0 LOB: 0 BB: 0 P: 3	R: 0 E: 0 K: 1 S: 5	H: 0 LOB: 1 BB: 0 P: 6	R: 3 E: 0 K: 0 S: 7	H: 4 LOB: 1 BB: 0 P: 7	R: 1 E: 0 K: 0 S: 4	H: 1 LOB: 0 BB: 0 P: 4	R: 0 E: 0 K: 0 S: 3	H: 0 LOB: 0 BB: 0 P: 3	R: 0 E: 0 K: 1 S: 4	H: 0 LOB: 0 BB: 0 P: 5	R: 0 E: 0 K: 0 S: 3	H: 0 LOB: 0 BB: 0 P: 3	R: 0 E: 0 K: 1 S: 5	H: 1 LOB: 0 BB: 0 P: 5	1B: 6 2B: 2 3B: 0 HR: 2	SF: 0 SAC: 0 DP: 2 HBP: 2	WP: 1 PB: 0 SB: 0 CS: 1	PA: 36
<b>PITCHER</b>	IP WLS BF H R ER SO BB IBB HBP BLK WP HR S P ERA WHIP																					
<b>Ken Holtzman, L</b> (1, 1) ERA: 3.32	7.0 L 29 8 6 6 2 0 0 2 0 1 2 31 33 7.71 1.143																					
<b>Ken Johnson, R</b> (8, 1) ERA: 3.99	2.0 6 1 0 0 1 0 0 0 0 0 0 8 8 0.00 0.500																					

Cincinnati Reds @ Chicago Cubs  
Wrigley Field, Chicago, IL  
Wed Aug 27 1969, 3:33 AM CDT  
Att. 31,867 - Sunny - 85 F

livebaseballscorecards.com

AB	33
R	6
H	9
RBI	6
BB	0
SO	3
LOB	7



**BOTTOM**

**Cincinnati Reds @ Chicago Cubs**  
 Wrigley Field, Chicago, IL  
 Wed Aug 27 1969, 3:33 AM CDT  
 Att. 31,867 - Sunny - 85 F

livebaseballscores.com

<b>AB</b>	<b>33</b>
<b>R</b>	<b>3</b>
<b>H</b>	<b>6</b>
<b>RBI</b>	<b>2</b>
<b>BB</b>	<b>6</b>
<b>SO</b>	<b>1</b>
<b>LOB</b>	<b>20</b>



WP: 2	PA: 40
PB: 0	
SB: 0	
CS: 0	

AB R H RBI BB SO LOB

4	0	0	0	1	0	2
5	0	1	1	0	0	3
3	1	1	0	1	0	1
5	1	1	1	0	0	7
3	0	1	0	1	0	0
3	0	0	0	1	0	1
4	0	0	0	0	1	3
3	1	1	0	1	0	0
2	0	0	0	0	0	3
1	0	1	0	0	0	0
0	0	0	0	0	0	0
0	0	0	0	1	0	0
0	0	0	0	0	0	0

Batter	1	2	3	4	5	6	7	8	9
Don Kessinger, S (1, 6) OBP: 0.340, SLG: 0.373	0-0 4-3 ①		0-0 L7 ①		0-0 L6 ③		0-0 L9 ①		4-0 1B BB ②
Glenn Beckert, R (1, 4) OBP: 0.330, SLG: 0.358	0-0 4-3 ②		0-0 5-3 ②			0-0 FC3-6 1B ①	0-0 FC6-4 HBP ②		0-0 F3 ②
Billy Williams, L (1, 7) OBP: 0.362, SLG: 0.461	4-0 BB ③		0-0 4-3 ③			0-0 FC3-6 14 1B 4-3 WP ①	1-0 1-2 HBP ②		0-0 1-2 2-3 1B ③
Ron Santo, R (1, 5) OBP: 0.388, SLG: 0.515	0-0 F3 ③			0-0 HR ①		0-0 4-3 ②	0-0 6-3 ③		0-0 F9 ③
14 Ernie Banks, R (1, 3) OBP: 0.329, SLG: 0.437		4-0 BB BB BB ①		0-0 5-3 ①		0-0 WP 2-3 1B ②		0-0 L6 ①	
Jim Hickman, R (1, 9) OBP: 0.326, SLG: 0.477		0-0 F8 ①		0-0 6-3 ②		4-0 1-3 3-H BB ③		0-0 5-3 ②	
Randy Hundley, R (1, 2) OBP: 0.358, SLG: 0.432		0-0 E5 BB ①		0-3 K ③		0-0 FC5-4 ③		0-0 6-3 ③	
Oscar Gamble, L (1, 8) OBP: 0.600, SLG: 0.333		4-0 G4-6-3 1-2 2-3 BB ①			0-0 F5 ①		0-0 1B FC6-4 1B ②		0-0 4-3 ①
Ken Holtzman, R (1, 1) OBP: 0.143, SLG: 0.159		0-0 G4-6-3 ②			0-0 F2 ②		0-0 FC6-4 1B ③		4-0 1B BB BB ④
Paul Popovich, S (7, PH) OBP: 0.358, SLG: 0.342									
Ken Johnson, R (8, 1)									
Willie Smith, L (9, PH) OBP: 0.337, SLG: 0.437									
Nate Oliver, R (9, PR) OBP: 0.205, SLG: 0.310									

Inning Stats	R: 0	H: 0	E: 0	K: 0	S: 3	R: 0	H: 0	E: 1	K: 0	S: 3	R: 0	H: 0	E: 0	K: 0	S: 3	R: 1	H: 1	E: 0	K: 1	S: 6	R: 0	H: 0	E: 0	K: 0	S: 3	R: 1	H: 2	E: 0	K: 0	S: 5	R: 1	H: 2	E: 0	K: 0	S: 5	R: 0	H: 0	E: 0	K: 0	S: 3	R: 0	H: 1	E: 0	K: 0	S: 4	R: 0	H: 0	E: 0	K: 0	S: 3	R: 0	H: 1	E: 0	K: 0	S: 4	1B: 5	SF: 0	2B: 0	3B: 0	HR: 1	WP: 2	PA: 40
--------------	------	------	------	------	------	------	------	------	------	------	------	------	------	------	------	------	------	------	------	------	------	------	------	------	------	------	------	------	------	------	------	------	------	------	------	------	------	------	------	------	------	------	------	------	------	------	------	------	------	------	------	------	------	------	------	-------	-------	-------	-------	-------	-------	--------

PITCHER	IP	WLS	BF	H	R	ER	SO	BB	IBB	HBP	BLK	WP	HR	S	P	ERA	WHIP
Tony Cloninger, R (1, 1) ERA: 5.49	6.2	W	30	5	3	3	1	4	0	1	0	1	1	27	44	4.05	1.350
Clay Carroll, R (7, 1) ERA: 3.83	2.1	S	10	1	0	0	0	2	0	0	0	0	0	8	16	0.00	1.286



Batter	1	2	3	4	5	6	7	8	9	AB R H RBI BB SO LOB	TOP																								
<b>Pete Rose, S</b> (1, 9) OBP: 0.426, SLG: 0.522	0-0 G3		0-0 2-H 1B			0-0 4-3		0-3 K		4 0 1 1 0 1 0																									
<b>Bobby Tolan, L</b> (1, 8) OBP: 0.363, SLG: 0.521	0-0 L3			0-0 1B		0-3 K			0-0 G3	4 0 0 0 0 1 0																									
<b>Alex Johnson, R</b> (1, 7) OBP: 0.362, SLG: 0.493	0-3 K			0-0 1-3 1B		0-0 1B			0-0 F7	4 0 2 0 0 1 0																									
<b>Tony Perez, R</b> (1, 5) OBP: 0.380, SLG: 0.570		0-0 4-3		0-3 1-2 K		0-3 K			0-0 5-3	4 0 0 0 0 2 3																									
<b>Johnny Bench, R</b> (1, 2) OBP: 0.372, SLG: 0.516		0-0 F8		0-0 F9			0-0 F8			3 0 0 0 0 0 2																									
<b>Lee May, R</b> (1, 3) OBP: 0.338, SLG: 0.567		0-0 1-3		0-3 K			0-3 K			3 0 0 0 0 2 2																									
<b>Tommy Helms, R</b> (1, 4) OBP: 0.279, SLG: 0.297			0-0 P6		0-0 G2-6-3 1B		0-0 4-3			3 0 1 0 0 0 0																									
<b>Woody Woodward, R</b> (1, 6) OBP: 0.313, SLG: 0.308			0-0 SH5-4 1B		0-3 K			0-0 4-3		2 1 1 0 0 1 1																									
<b>Fred Whitfield, L</b> (8, PH) OBP: 0.338, SLG: 0.219										1 0 0 0 0 0 0																									
<b>Darrel Chaney, S</b> (8, 6) OBP: 0.281, SLG: 0.240										0 0 0 0 0 0 0																									
<b>Gerry Arrigo, L</b> (1, 1) OBP: 0.217, SLG: 0.217			0-0 SH5-4		0-0 G2-6-3			0-0 F5		1 0 0 0 0 0 1																									
<b>Pedro Ramos, S</b> (5, 1)										0 0 0 0 0 0 0																									
<b>Jimmy Stewart, S</b> (8, PH) OBP: 0.316, SLG: 0.374										1 0 0 0 0 0 0																									
<b>Clay Carroll, R</b> (8, 1) OBP: 0.296, SLG: 0.333			1-2							0 0 0 0 0 0 0																									
<b>Inning Stats</b>	R: 0 E: 0 K: 1 S: 5	H: 0 LOB: 0 BB: 0 P: 5	R: 0 E: 0 K: 0 S: 3	H: 0 LOB: 0 BB: 0 P: 3	R: 1 E: 0 K: 0 S: 4	H: 2 LOB: 1 BB: 0 P: 4	R: 0 E: 1 K: 2 S: 9	H: 1 LOB: 2 BB: 0 P: 9	R: 0 E: 0 K: 1 S: 5	H: 1 LOB: 0 BB: 0 P: 5	R: 0 E: 0 K: 2 S: 8	H: 1 LOB: 1 BB: 0 P: 8	R: 0 E: 0 K: 1 S: 5	H: 0 LOB: 0 BB: 0 P: 5	R: 0 E: 0 K: 0 S: 3	H: 0 LOB: 0 BB: 0 P: 3	R: 0 E: 0 K: 0 S: 3	H: 0 LOB: 0 BB: 0 P: 3	1B: 5 2B: 0 3B: 0 HR: 0	SF: 0 SAC: 1 DP: 1 HBP: 0	WP: 0 PB: 0 SB: 1 CS: 0	PA: 31													
<b>PITCHER</b> <b>Fergie Jenkins, R</b> (1, 1) ERA: 2.93	IP 9.0	WLS W	BF 31	H 5	R 1	ER 1	SO 8	BB 0	IBB 0	HBP 0	BLK 0	WP 0	HR 0	S 47	P 47	ERA 1.00	WHIP 0.556	<b>PITCHER</b>	IP	WLS	BF	H	R	ER	SO	BB	IBB	HBP	BLK	WP	HR	S	P	ERA	WHIP

Cincinnati Reds @ Chicago Cubs  
Wrigley Field, Chicago, IL  
Thu Aug 28 1969, 3:33 AM CDT  
Att. 29,092 - Sunny - 86 F

livebaseballscorecards.com

AB	30
R	1
H	5
RBI	1
BB	0
SO	8
LOB	9



Batter	1	2	3	4	5	6	7	8	9
Don Kessinger, S (1, 6) OBP: 0.341, SLG: 0.372	0-0 P4		0-0 F7	4-0 CS 1B 1-2 BB		0-0 1B		0-0 2-3	
Glenn Beckert, R (1, 4) OBP: 0.332, SLG: 0.359	0-0 F8		0-0 6-3	0-0 CS 1B 1-2 2-H		0-0 1B			
Billy Williams, L (1, 7) OBP: 0.365, SLG: 0.468	4-0 BB		0-0 HR	0-0 CS 1B 1-2 2-3	0-0 SH1-4 1B	0-0 F7			
Ron Santo, R (1, 5) OBP: 0.391, SLG: 0.516	0-0 F8		4-0 BB		0-0 SH1-4 1B L4-6		0-0 G5-4-3 1B		
14 Ernie Banks, R (1, 3) OBP: 0.327, SLG: 0.434		0-0 P6	0-0 L7		0-0 SH1-4 1B 1-2 2-3		0-0 F7		
Jim Hickman, R (1, 9) OBP: 0.328, SLG: 0.487		0-0 F8		0-0 HR	4-0 IBB		0-0 G5-4-3 1B 1-2		
Randy Hundley, R (1, 2) OBP: 0.358, SLG: 0.433		0-0 2B		0-0 6-3	0-0 L4-6 1B 2-3			0-0 F7	
Don Young, R (1, 8) OBP: 0.336, SLG: 0.347		4-0 BB		0-0 F7		0-3 K		0-0 SH2-4 1B	
Fergie Jenkins, R (1, 1) OBP: 0.167, SLG: 0.169		0-0 F9		0-0 BB 1B		0-3 K		0-0 SH2-4 1B 1-2	

Inning Stats	R: 0 E: 0 K: 3	H: 0 LOB: 1 BB: 1 P: 7	R: 0 E: 0 K: 4 S: 4	H: 1 LOB: 2 BB: 1 P: 8	R: 1 E: 0 K: 0 S: 4	H: 1 LOB: 1 BB: 1 P: 8	R: 2 E: 0 K: 0 S: 5	H: 3 LOB: 1 BB: 1 P: 9	R: 0 E: 0 K: 0 S: 4	H: 2 LOB: 2 BB: 1 P: 8	R: 0 E: 0 K: 2 S: 9	H: 2 LOB: 2 BB: 0 P: 9	R: 0 E: 0 K: 0 S: 3	H: 1 LOB: 0 BB: 0 P: 3	R: 0 E: 0 K: 0 S: 4	H: 1 LOB: 1 BB: 0 P: 4
1B: 8	SF: 0	2B: 2	SAC: 2	3B: 0	DP: 2	HR: 2	HBP: 0	WP: 0	PA: 38	CS: 2						

PITCHER	IP	WLS	BF	H	R	ER	SO	BB	IBB	HBP	BLK	WP	HR	S	P	ERA	WHIP
Gerry Arrigo, L (1, 1) ERA: 4.95	4.0	L	22	7	3	3	0	4	0	0	0	0	2	18	34	6.75	2.750
Pedro Ramos, R (5, 1) ERA: 4.85	3.0		11	3	0	0	2	0	1	0	0	0	0	14	18	0.00	1.000
Clay Carroll, R (8, 1) ERA: 3.8	1.0		4	1	0	0	0	0	0	0	0	0	0	4	4	0.00	1.000

BOTTOM

Cincinnati Reds @ Chicago Cubs  
 Wrigley Field, Chicago, IL  
 Thu Aug 28 1969, 3:33 AM CDT  
 Att: 29,092 - Sunny - 86 F

livebaseballscorecards.com

AB	30
R	3
H	11
RBI	3
BB	5
SO	2
LOB	12





Batter	1	2	3	4	5	6	7	8	9	AB R H RBI BB SO LOB	TOP
Lou Brock, L (1, 7) x OBP: 0.343, SLG: 0.438	0-0 F8 ①		0-3 K ②		0-0 1B ③	0-0 4-3 ③			0-0 4-3 ②	5 0 1 0 0 1 3	
Curt Flood, R (1, 8) x OBP: 0.346, SLG: 0.364	0-0 5-3 ②		0-0 5-3 ③		0-0 F2 ①		0-0 5-3 ①		0-0 1B ②	5 0 1 0 0 0 1	
Vada Pinson, L (1, 9) x OBP: 0.305, SLG: 0.386	0-0 4-3 ③			4-0 BB 1B BB	0-0 F9 ②		0-0 G3 ②		0-0 F9 ③	4 1 0 0 1 0 2	
Joe Torre, R (1, 3) OBP: 0.351, SLG: 0.460		0-0 G3 1B		4-0 BB 1B BB	0-0 F9 ③		0-0 6-3 ③			3 0 1 0 1 0 1	
Dave Ricketts, S (1, 2) OBP: 0.310, SLG: 0.270		0-0 L8 ①		0-3 K ①		0-0 P6 ①		0-0 F8 ①		4 0 0 0 0 1 3	
Mike Shannon, R (1, 5) OBP: 0.321, SLG: 0.378		0-0 G3 ②		0-0 1B 1B	1-2 2-H	0-0 F8 1B 1B		0-0 L7 ②		4 0 2 1 0 0 1	
Julian Javier, R (1, 4) OBP: 0.350, SLG: 0.442		4-0 BB		0-0 1B 1B	1-2 2-3	0-0 F8 1B		0-0 1B		3 0 3 0 1 0 0	
Steve Huntz, S (1, 6) OBP: 0.324, SLG: 0.237		0-0 1-3 ③		0-0 F9 ②		0-0 F8 ②		0-0 G3 ③		4 0 0 0 0 0 8	
Chuck Taylor, R (1, 1) OBP: 0.148, SLG: 0.185			0-0 P4 ①	0-0 3-1 ③		4-0 BB			0-0 F7 ①	1 0 0 0 0 0 0	
Vic Davalillo, L (4, PH) OBP: 0.250, SLG: 0.257										1 0 0 0 0 0 3	
Mike Torrez, R (4, 1) OBP: 0.121, SLG: 0.125										0 0 0 0 0 0 0	
Tom Hilgendorf, S (4, 1) OBP: 0.357, SLG: 0.255										0 0 0 0 0 1 0	
Bill White, L (6, PH) OBP: 0.308, SLG: 0.261										0 0 0 0 0 0 0	
Dave Chisholm, R (6, 1) OBP: 0.308, SLG: 0.261										0 0 0 0 0 0 0	
Phil Gagliano, R (9, PH) OBP: 0.297, SLG: 0.271										1 0 0 0 0 0 0	
<b>Inning Stats</b>	R: 0 H: 0 E: 0 LOB: 0 K: 0 BB: 0 S: 3 P: 3	R: 0 H: 1 E: 0 LOB: 2 K: 0 BB: 1 S: 4 P: 8	R: 0 H: 0 E: 0 LOB: 0 K: 1 BB: 0 S: 5 P: 5	R: 1 H: 2 E: 0 LOB: 3 K: 1 BB: 2 S: 7 P: 15	R: 0 H: 1 E: 0 LOB: 1 K: 0 BB: 0 S: 4 P: 4	R: 0 H: 2 E: 0 LOB: 3 K: 0 BB: 1 S: 5 P: 9	R: 0 H: 0 E: 0 LOB: 0 K: 0 BB: 0 S: 3 P: 3	R: 0 H: 1 E: 0 LOB: 1 K: 0 BB: 0 S: 4 P: 4	R: 0 H: 1 E: 0 LOB: 1 K: 0 BB: 0 S: 4 P: 4	1B: 8 SF: 0 2B: 0 SAC: 0 3B: 0 DP: 0 HR: 0 HBP: 0	WP: 0 PA: 39 PB: 0 SB: 0 CS: 0
<b>PITCHER</b> Jim Maloney, R (1, 1) ERA: 2.88	IP WLS BF H R ER SO BB IBB HBP BLK WP HR S P ERA WHIP										

St. Louis Cardinals @ Cincinnati Reds  
 Crosley Field, Cincinnati, OH  
 Fri Aug 29 1969, 7:05 PM EDT  
 Att. 23,117 - Unknown

livebaseballscorecards.com

AB 35  
 R 1  
 H 8  
 RBI 1  
 BB 4  
 SO 2  
 LOB 22



Batter	1	2	3	4	5	6	7	8	9
<b>Pete Rose, S</b> OBP: 0.426, SLG: 0.520 (1, 9)	0-0 F7		0-0 FC4-6 1B	0-0 SF9 SH5-3 1B		0-0 3-1		0-0 6-3	
<b>Bobby Tolan, L</b> OBP: 0.362, SLG: 0.521 (1, 8)	0-0 P6		0-0 FC4-6 1B	0-0 SH5-3		0-0 2B			
<b>Alex Johnson, R</b> OBP: 0.363, SLG: 0.494 (1, 7)	0-0 FC6-4 1B		0-0 1B 2B 1B	0-0 SF9		0-0 P4			
<b>Tony Perez, R</b> OBP: 0.379, SLG: 0.568 (1, 5)	0-0 FC6-4		0-0 2B 1B	0-3 K		0-0 F9			
<b>Johnny Bench, R</b> OBP: 0.371, SLG: 0.516 (1, 2)		0-0 F9	0-0 2B		0-0 1-3		0-3 K		
<b>Lee May, R</b> OBP: 0.339, SLG: 0.567 <b>Fred Whitfield, L</b> OBP: 0.337, SLG: 0.212 (3, PH) (4, 3)	1-0 HBP	1-0 G4-6-3 HBP	0-0 F7		0-0 F8		4-0 BB		
<b>Tommy Helms, R</b> OBP: 0.279, SLG: 0.296 (1, 4)	0-0 G4-6-3			0-0 BB 1B		0-0 F8		0-0 L8	
<b>Woody Woodward, R</b> OBP: 0.323, SLG: 0.315 (1, 6)			0-0 1B SH1-4 FC4-6 1B	4-0 1B BB		0-0 3-1 SH3 2B 1B		0-3 K	
<b>Jim Maloney, L</b> OBP: 0.279, SLG: 0.459 (1, 1)			0-0 SH1-4	4-0 SH5-3 1B BB		0-0 SH3		0-0 6-3	

Inning Stats	R: 0 E: 0 K: 4 S: 4	H: 1 LOB: 1 BB: 0 P: 4	R: 0 E: 0 K: 2 S: 2	H: 0 LOB: 0 BB: 0 P: 3	R: 4 E: 0 K: 0 S: 8	H: 5 LOB: 1 BB: 0 P: 8	R: 3 E: 0 K: 1 S: 7	H: 2 LOB: 1 BB: 2 P: 15	R: 0 E: 0 K: 0 S: 3	H: 0 LOB: 0 BB: 0 P: 3	R: 1 E: 0 K: 0 S: 5	H: 2 LOB: 1 BB: 0 P: 5	R: 0 E: 0 K: 1 S: 5	H: 0 LOB: 1 BB: 1 P: 9	R: 0 E: 0 K: 1 S: 5	H: 0 LOB: 0 BB: 0 P: 5
1B: 8 2B: 2 3B: 0 HR: 0	SF: 1 SAC: 3 DP: 1 HBP: 1	WP: 0 PA: 37														

PITCHER	IP	WLS	BF	H	R	ER	SO	BB	IBB	HBP	BLK	WP	HR	S	P	ERA	WHIP
<b>Chuck Taylor, R</b> ERA: 1.93 (1, 1)	3.0	L	15	6	4	4	0	0	0	1	0	0	0	14	15	12.00	2.000
<b>Mike Torrez, R</b> ERA: 4.25 (4, 1)	0.0		3	1	3	3	0	2	0	0	0	0	0	1	9	∞	∞
<b>Tom Hilgendorf, L</b> ERA: (4, 1)	2.0		7	1	0	0	1	0	0	0	0	0	0	9	9	0.00	0.500
<b>Dave Giusti, R</b> ERA: 3.79 (6, 1)	3.0		12	2	1	1	2	1	0	0	0	0	0	15	19	3.00	1.000

**BOTTOM**

**St. Louis Cardinals @ Cincinnati Reds**  
Crosley Field, Cincinnati, OH  
Fri Aug 29 1969, 7:05 PM EDT  
Att. 23,117 - Unknown

livebaseballscorecards.com

<b>AB</b>	<b>29</b>
<b>R</b>	<b>8</b>
<b>H</b>	<b>10</b>
<b>RBI</b>	<b>8</b>
<b>BB</b>	<b>3</b>
<b>SO</b>	<b>3</b>
<b>LOB</b>	<b>8</b>





Batter	1	2	3	4	5	6	7	8	9	AB R H RBI BB SO LOB	TOP
Lou Brock, L (1, 7) OBP: 0.345, SLG: 0.441	0-0 G3		0-0 1B 3B		4-0 CS BB		0-0 G1-6-3		4-0 6-3 WP BB	3 1 1 0 2 0 1	
Curt Flood, R (1, 8) OBP: 0.346, SLG: 0.365	0-0 1B 1B		0-0 1B		0-0 F8		0-0 5-3		0-0 6-3	5 0 2 2 0 0 2	
Vada Pinson, L (1, 9) OBP: 0.304, SLG: 0.384	0-0 P4		0-0 P6		0-0 1-3			0-0 1B E 1B	0-0 6-3	5 1 1 0 0 0 4	
Joe Torre, R (1, 3) OBP: 0.354, SLG: 0.461	0-0 1-2 1B		0-3 K		4-0 1B BB			0-0 E6 FC6-5 1B		3 0 2 0 1 1 1	
Dave Ricketts, S (1, 2) OBP: 0.304, SLG: 0.268	0-0 F2		0-3 K		0-0 1-2 1B			0-0 6-3		4 0 1 0 0 1 4	
Mike Shannon, R (1, 5) OBP: 0.318, SLG: 0.375		0-3 K		0-0 F9		0-0 F2		0-0 FC6-5		4 0 0 0 0 1 3	
Julian Javier, R (1, 4) OBP: 0.349, SLG: 0.440		0-3 K		0-0 1B		0-0 F7		0-0 F7		4 0 1 0 0 1 3	
Steve Huntz, S (1, 6) OBP: 0.329, SLG: 0.248 Dal Maxvill, R (9, PR) OBP: 0.252, SLG: 0.231		0-0 2B		0-3 K		0-0 5-3			4-0 WP BB 6-3 BB	3 0 1 0 1 1 3 0 1 0 0 0 0 0	
Nelson Briles, R (1, 1) OBP: 0.167, SLG: 0.161 Vic Davalillo, L (7, PH) OBP: 0.255, SLG: 0.262 Ray Washburn, R (7, 1) OBP: 0.105, SLG: 0.081 Bill White, L (9, PH) OBP: 0.351, SLG: 0.250		0-3 K		0-0 L7			0-0 G1-6-3 1B		0-3 K	2 0 0 0 0 1 2 1 0 1 0 0 0 0 0 0 0 0 0 0 0 1 0 0 0 0 1 1	
Inning Stats	R: 0 H: 2 E: 0 LOB: 2 K: 0 BB: 0 S: 5 P: 5	R: 0 H: 1 E: 0 LOB: 1 K: 3 BB: 0 S: 10 P: 10	R: 1 H: 2 E: 0 LOB: 1 K: 2 BB: 0 S: 9 P: 9	R: 0 H: 1 E: 0 LOB: 1 K: 1 BB: 0 S: 6 P: 6	R: 0 H: 0 E: 0 LOB: 0 K: 0 BB: 1 S: 2 P: 6	R: 0 H: 1 E: 0 LOB: 2 K: 0 BB: 1 S: 4 P: 8	R: 0 H: 1 E: 0 LOB: 0 K: 0 BB: 0 S: 3 P: 3	R: 1 H: 2 E: 1 LOB: 1 K: 0 BB: 0 S: 5 P: 5	R: 1 H: 0 E: 0 LOB: 2 K: 1 BB: 2 S: 5 P: 13	1B: 8 SF: 0 2B: 1 SAC: 0 3B: 1 DP: 1 HR: 0 HBP: 0	WP: 1 PA: 39 PB: 0 SB: 0 CS: 1
PITCHER Gary Nolan, R (1, 1) ERA: 4.35 Wayne Granger, R (9, 1) ERA: 3.34	IP WLS BF H R ER SO BB IBB HBP BLK WP HR S P ERA WHIP	8.1 W 36 10 3 3 7 3 0 0 0 0 0 0 47 59 3.24 1.560	0.2 S 3 0 0 0 0 1 0 0 0 1 0 2 6 0.00 1.500		PITCHER IP WLS BF H R ER SO BB IBB HBP BLK WP HR S P ERA WHIP						

St. Louis Cardinals @ Cincinnati Reds  
 Crosley Field, Cincinnati, OH  
 Sat Aug 30 1969, 7:05 PM EDT  
 Att: 26,128 - Unknown

livebaseballscorecards.com

AB	35
R	3
H	10
RBI	2
BB	4
SO	7
LOB	24



Batter	1	2	3	4	5	6	7	8	9
<b>Pete Rose, S</b> OBP: 0.428, SLG: 0.521 (1, 9)	0-0 FC4-6 1B		0-0 G3 1-2		0-0 E3 WP 1B		4-0 E BB		
<b>Bobby Tolan, L</b> OBP: 0.362, SLG: 0.519 (1, 8)	0-0 FC4-6 S 1B 1-2f		0-0 S 1B 2-H		0-0 L3 2-3		0-0 F9 1-2 2-3		
<b>Alex Johnson, R</b> OBP: 0.365, SLG: 0.494 (1, 7) <b>Jimmy Stewart, S</b> OBP: 0.316, SLG: 0.374 (8, 7)	0-0 1-2 1B		0-0 P4 1-2		0-0 E S 1B 3-H		0-0 P5		
<b>Tony Perez, R</b> OBP: 0.376, SLG: 0.563 (1, 5)	0-3 K 2-3		0-3 K S		0-3 K 1-3 S		0-0 3-1		
<b>Johnny Bench, R</b> OBP: 0.370, SLG: 0.513 (1, 2)	0-0 L6			0-0 F7		0-0 F7		0-0 CS 1B	
<b>Lee May, R</b> OBP: 0.337, SLG: 0.563 (1, 3)		0-0 P6		0-0 5-3		0-0 F9		0-3 K 1-2	
<b>Tommy Helms, R</b> OBP: 0.278, SLG: 0.295 (1, 4)		0-0 F7		0-0 F3		0-3 K		0-0 S 1B	
<b>Woody Woodward, R</b> OBP: 0.333, SLG: 0.322 (1, 6)		0-0 6-3			0-0 SH5-4 E 1B		0-0 2B E 1B	4-0 1-2 IBB	
<b>Gary Nolan, R</b> OBP: 0.273, SLG: 0.400 (1, 1) <b>Wayne Granger, R</b> OBP: 0.222, SLG: 0.125 (9, 1)			4-0 G3 1B BB		0-0 SH5-4 1-2		0-0 E7 F9 1-H 2B	0-3 K	

Inning Stats	R: 0	H: 2	E: 0	LOB: 2	K: 1	BB: 0	S: 7	P: 7
	R: 0	H: 0	E: 0	LOB: 0	K: 0	BB: 0	S: 3	P: 3
	R: 1	H: 1	E: 0	LOB: 1	K: 1	BB: 1	S: 6	P: 10
	R: 0	H: 0	E: 0	LOB: 0	K: 0	BB: 0	S: 3	P: 3
	R: 2	H: 3	E: 1	LOB: 1	K: 1	BB: 0	S: 8	P: 8
	R: 0	H: 0	E: 0	LOB: 0	K: 1	BB: 0	S: 5	P: 5
	R: 1	H: 2	E: 2	LOB: 2	K: 0	BB: 1	S: 5	P: 9
	R: 0	H: 2	E: 0	LOB: 2	K: 2	BB: 1	S: 8	P: 12

PITCHER	IP	WLS	BF	H	R	ER	SO	BB	IBB	HBP	BLK	WP	HR	S	P	ERA	WHIP
<b>Nelson Bries, R</b> ERA: 3.8 (1, 1)	6.0	L	25	6	3	3	4	1	0	0	0	1	0	32	36	4.50	1.167
<b>Ray Washburn, R</b> ERA: 2.98 (7, 1)	2.0		11	4	1	1	2	1	1	0	0	0	0	13	21	4.50	2.500

PITCHER	IP	WLS	BF	H	R	ER	SO	BB	IBB	HBP	BLK	WP	HR	S	P	ERA	WHIP

AB R H RBI BB SO LOB

3	1	2	1	1	0	1
4	0	1	1	0	0	4
4	0	2	1	0	0	3
0	0	0	0	0	0	0
4	0	0	0	0	3	6
4	0	1	0	0	0	2
4	0	0	0	0	1	1
4	0	1	0	0	1	0
3	2	2	0	1	0	0
2	1	1	0	1	1	2
0	0	0	0	0	0	0

1B: 9	SF: 0	WP: 1	PA: 36
2B: 1	SAC: 1	PB: 0	
3B: 0	DP: 0	SB: 4	
HR: 0	HBP: 0	CS: 1	

**St. Louis Cardinals @ Cincinnati Reds**  
Crosley Field, Cincinnati, OH  
Sat Aug 30 1969, 7:05 PM EDT  
Att. 26,128 - Unknown

AB	32
R	4
H	10
RBI	3
BB	3
SO	6
LOB	19





Batter	1	2	3	4	5	6	7	8	9	AB R H RBI BB SO LOB	TOP											
Lou Brock, L (1, 7) OBP: 0.344, SLG: 0.439	0-0 F5		0-0 B2		0-0 P6	0-0 F7		0-0 2B 1B		5 0 1 0 0 0 4												
Curt Flood, R (1, 8) OBP: 0.348, SLG: 0.377	0-0 F8		0-0 5-3		0-0 2B		0-0 HR	0-0 2B		5 1 3 3 0 0 0												
Julian Javier, R (1, 4) OBP: 0.347, SLG: 0.437	0-0 1B 1B			0-0 6-3	0-0 5-3		0-3 K	0-0 1-3		5 0 1 0 0 1 3												
Joe Torre, R (1, 2) OBP: 0.356, SLG: 0.464	0-0 1-2 1B			0-0 F9		0-0 HR 2B	4-0 E 1B BB		0-0 6-3	4 1 2 0 1 0 0												
Mike Shannon, R (1, 5) OBP: 0.321, SLG: 0.384	0-0 F9			0-0 1B		0-0 HR 2-H	0-0 G5-3 E 1-2 1B		0-0 6-3	5 1 3 2 0 0 2												
Phil Gagliano, R (1, 3) OBP: 0.285, SLG: 0.259		0-0 6-3		0-0 L6		0-0 F3	0-0 E6 1-2 2-3		0-0 6-3	5 0 0 0 0 0 3												
Byron Browne, R (1, 9) OBP: 0.429, SLG: 0.294		0-0 5-3			0-0 1B 2B 1B	0-0 1B 1B	0-0 G5-3 2-3f			4 1 2 0 0 0 3												
Dal Maxvill, R (1, 6) OBP: 0.250, SLG: 0.229		0-0 F9			0-0 5-3	0-0 F9		0-0 F8		3 0 0 0 0 0 2												
Vada Pinson, L (8, PH) OBP: 0.303, SLG: 0.383					1-2					1 0 0 0 0 0 0												
Mudcat Grant, R (8, 1) OBP: 0.300, SLG: 0.250										0 0 0 0 0 0 0												
Bob Gibson, R (1, 1) OBP: 0.261, SLG: 0.318			0-3 K		0-0 2B 1B	0-0 1B		0-0 6-3		3 1 2 0 0 1 0												
Vic Davalillo, L (8, PH) OBP: 0.253, SLG: 0.260					2-3					1 0 0 0 0 0 0												
Steve Huntz, S (8, 6) OBP: 0.329, SLG: 0.248						1-2				0 0 0 0 0 0 0												
<b>Inning Stats</b>	R: 0 E: 0 K: 0 S: 5	H: 2 LOB: 2 BB: 0 P: 5	R: 0 E: 0 K: 0 S: 3	H: 0 LOB: 0 BB: 0 P: 3	R: 0 E: 0 K: 1 S: 5	H: 0 LOB: 0 BB: 0 P: 5	R: 0 E: 0 K: 0 S: 4	H: 1 LOB: 1 BB: 0 P: 4	R: 2 E: 0 K: 0 S: 6	H: 3 LOB: 1 BB: 0 P: 6	R: 2 E: 0 K: 0 S: 7	H: 4 LOB: 2 BB: 0 P: 7	R: 1 E: 1 K: 1 S: 7	H: 2 LOB: 2 BB: 1 P: 11	R: 0 E: 0 K: 0 S: 5	H: 2 LOB: 2 BB: 0 P: 5	R: 0 E: 0 K: 0 S: 3	H: 0 LOB: 0 BB: 0 P: 3	1B: 9 2B: 3 3B: 0 HR: 2	SF: 0 SAC: 0 DP: 1 HBP: 0	WP: 0 PB: 0 SB: 1 CS: 0	PA: 42
<b>PITCHER</b>	IP WLS BF H R ER SO BB IBB HBP BLK WP HR S P ERA WHIP																					
Jim Merritt, L (1, 1) ERA: 4.21	6.0 W 29 11 5 5 1 0 0 0 0 0 0 2 31 31 7.50 1.833																					
Clay Carroll, R (7, 1) ERA: 3.75	1.2 9 3 0 0 1 1 0 0 0 0 0 0 10 14 0.00 2.400																					
Wayne Granger, R (8, 1) ERA: 3.3	1.1 S 4 0 0 0 0 0 0 0 0 0 0 0 4 4 0.00 0.000																					

**St. Louis Cardinals @ Cincinnati Reds**  
 Crosley Field, Cincinnati, OH  
 Sun Aug 31 1969, 3:33 AM EDT  
 Att: 30,021 - Unknown

livebaseballscorecards.com

AB	41
R	5
H	14
RBI	5
BB	1
SO	2
LOB	17










Batter	1	2	3	4	5	6	7	8	9	AB	R	H	RBI	BB	SO	LOB
<b>Pete Rose, S</b> (1, 9) OBP: 0.432, SLG: 0.529	0-0 1B			0-0 1B			0-0 G3	0-0 1B		4	0	3	0	0	0	0
<b>Bobby Tolan, L</b> (1, 8) OBP: 0.360, SLG: 0.517	0-0 F4			0-0 F5			0-0 1B	0-0 G3-6		4	1	1	0	0	0	2
<b>Alex Johnson, R</b> (1, 7) OBP: 0.369, SLG: 0.495	0-0 4-3			0-0 G6-4-3			0-0 1B			3	1	1	0	1	0	1
<b>Tony Perez, R</b> (1, 5) OBP: 0.375, SLG: 0.564		0-0 1-3			0-0 6-3		0-0 1B		0-0 BB	4	0	1	1	0	0	1
<b>Johnny Bench, R</b> (1, 2) OBP: 0.370, SLG: 0.518		0-0 CS			0-0 5-3		0-0 F5		0-0 F5	4	0	1	0	0	0	3
<b>Lee May, R</b> (1, 3) OBP: 0.335, SLG: 0.557		0-3 K			0-3 K		0-0 1B		0-3 K	3	0	1	1	0	2	1
<b>Giraldo Ruiz, S</b> (7, PR) OBP: 0.298, SLG: 0.281										0	0	0	0	0	0	0
<b>Ted Savage, R</b> (9, PH) OBP: 0.337, SLG: 0.347							1-2 2-H			1	0	0	0	0	1	1
<b>Tommy Helms, R</b> (1, 4) OBP: 0.279, SLG: 0.296		0-0 CS	0-0 6-3		0-3 K	0-3 K	0-0 1B			3	0	1	0	0	1	0
<b>Woody Woodward, R</b> (1, 6) OBP: 0.329, SLG: 0.314			0-3 K			0-0 5-3	0-3 K			2	0	0	0	0	1	0
<b>Fred Whitfield, L</b> (7, PH) OBP: 0.333, SLG: 0.209										1	0	0	0	0	1	3
<b>Tony Cloninger, R</b> (1, 1) OBP: 0.194, SLG: 0.219			0-0 5-3			0-3 K		0-0 F9		1	0	0	0	0	0	0
<b>Al Jackson, L</b> (4, 1) OBP: 0.250, SLG: 0.250										0	0	0	0	0	0	0
<b>Pedro Ramos, S</b> (5, 1)										0	0	0	0	0	0	0
<b>Dennis Ribant, R</b> (8, 1)										0	0	0	0	0	0	0
<b>Bernie Carbo, L</b> (6, PH)										1	0	0	0	0	1	0
<b>Jack Fisher, R</b> (7, 1) OBP: 0.111, SLG: 0.111										0	0	0	0	0	0	0
<b>Jimmy Stewart, S</b> (8, PH) OBP: 0.315, SLG: 0.372										1	0	0	0	0	0	0
<b>George Culver, R</b> (9, 1) OBP: 0.103, SLG: 0.103										0	0	0	0	0	0	0

Inning Stats	R: 0	H: 1	E: 0	LOB: 0	K: 0	BB: 0	S: 3	P: 3	R: 0	H: 1	E: 0	LOB: 0	K: 1	BB: 0	S: 5	P: 5	R: 0	H: 0	E: 0	LOB: 0	K: 1	BB: 0	S: 5	P: 5	R: 0	H: 0	E: 0	LOB: 0	K: 2	BB: 0	S: 7	P: 7	R: 2	H: 5	E: 0	LOB: 3	K: 1	BB: 0	S: 10	P: 10	R: 0	H: 1	E: 0	LOB: 0	K: 0	BB: 0	S: 3	P: 3	R: 0	H: 0	E: 0	LOB: 1	K: 1	BB: 1	S: 5	P: 9	1B: 9	SF: 0	2B: 0	SAC: 0	3B: 0	DP: 2	HR: 0	HBP: 0	WP: 0	PA: 34
<b>PITCHER</b> <b>Fergie Jenkins, R</b> (1, 1) ERA: 2.9	IP	WLS	BF	H	R	ER	SO	BB	IBB	HBP	BLK	WP	HR	S	P	ERA	WHIP	IP	WLS	BF	H	R	ER	SO	BB	IBB	HBP	BLK	WP	HR	S	P	ERA	WHIP	IP	WLS	BF	H	R	ER	SO	BB	IBB	HBP	BLK	WP	HR	S	P	ERA	WHIP															

**Chicago Cubs @ Cincinnati Reds**  
Crosley Field, Cincinnati, OH

Tue Sep 02 1969, 7:05 PM EDT  
Att. 11,604 - Unknown - 78 F

<b>AB</b>	<b>32</b>
<b>R</b>	<b>2</b>
<b>H</b>	<b>9</b>
<b>RBI</b>	<b>2</b>
<b>BB</b>	<b>1</b>
<b>SO</b>	<b>7</b>
<b>LOB</b>	<b>12</b>





**Chicago Cubs @ Cincinnati Reds**  
 Crosley Field, Cincinnati, OH  
 Tue Sep 02 1969, 3:33 AM EDT  
 Att. 26,511 - Unknown

livebaseballscorecards.com

<b>AB</b>	<b>30</b>
<b>R</b>	<b>5</b>
<b>H</b>	<b>7</b>
<b>RBI</b>	<b>5</b>
<b>BB</b>	<b>6</b>
<b>SO</b>	<b>3</b>
<b>LOB</b>	<b>13</b>



WP: 0	PA: 40
PB: 0	
SB: 0	
CS: 0	

AB	R	H	RBI	BB	SO	LOB
3	1	0	1	1	0	1
4	1	2	3	0	0	0
5	0	1	0	0	0	3
4	0	0	0	1	1	1
4	1	1	0	0	0	2
3	0	1	0	1	0	0
2	0	1	1	0	0	1
0	1	0	0	0	0	0
0	0	0	0	1	0	0
2	1	0	0	0	1	3
1	0	0	0	1	1	1
1	0	1	0	0	0	0
0	0	0	0	0	0	0
1	0	0	0	0	0	1
0	0	0	0	0	0	0

Batter	1	2	3	4	5	6	7	8	9
<b>Don Kessinger, S</b> (1, 6) OBP: 0.360, SLG: 0.385	0-0 G3		4-0 HR BB	0-0 G4-6-3		0-0 SF8			0-0 B5-3
<b>Paul Popovich, S</b> (1, 4) OBP: 0.288, SLG: 0.297	1-0 14 BB HBP		0-0 HR	0-0 P6-3		0-0 1B			0-0 P6-3
<b>Ron Santo, R</b> (1, 5) OBP: 0.402, SLG: 0.511	0-0 P4		0-0 6-3		0-0 F7	0-0 5-3			0-0 14 FC5-4 1B
<b>14 Ernie Banks, R</b> (1, 3) OBP: 0.346, SLG: 0.467	4-0 1-2 BB		0-0 P3		0-3 K				0-0 FC5-4
<b>Randy Hundley, R</b> (1, 2) OBP: 0.409, SLG: 0.498	0-0 5-3		0-0 1B 1B		0-0 6-3				0-0 F8
<b>Jim Hickman, R</b> (1, 9) OBP: 0.275, SLG: 0.236		4-0 L4-3 BB	0-0 1B 1B			0-0 5-3			0-0 P4
<b>Rick Bladt, R</b> (1, 7) OBP: 0.500, SLG: 0.500		0-0 L4-3	0-0 1B			4-0 1B E SF8 BB		4-0 L6 SH3-4 BB	
<b>Billy Williams, L</b> (6, PH) OBP: 0.191, SLG: 0.463		1-2	1-2 2-H 1B						
<b>Ken Rudolph, R</b> (6, PR) OBP: 0.200, SLG: 0.222		0-0 L4-3	0-0 1B						
<b>Oscar Gamble, L</b> (8, PH) (8, 8)		1-2	1-2 2-H 1B						
<b>Don Young, R</b> (1, 8) OBP: 0.337, SLG: 0.361	1-0 HBP		0-3 K			0-0 E5 1B		0-0 SH3-4	
<b>Archie Reynolds, R</b> (1, 1)		0-3 K		4-0 G4-6-3 BB		0-0 1B		0-0 L6	
<b>Rich Nye, L</b> (5, 1) OBP: 0.143, SLG: 0.143									
<b>Ted Abernathy, R</b> (7, 1) OBP: 0.400, SLG: 0.600									
<b>Willie Smith, L</b> (8, PH) OBP: 0.333, SLG: 0.545									
<b>Ken Johnson, R</b> (8, 1)									

Inning Stats																	PITCHER																																										
R	H	E	K	S	R	H	E	K	S	R	H	E	K	S	R	H	E	K	S	R	H	E	K	S	R	H	E	K	S	R	H	E	K	S	R	H	E	K	S	1B	2B	3B	HR	WP	HR	S	P	ERA	WHIP										
0	0	0	0	3	0	0	0	1	4	3	0	0	1	9	0	0	0	1	6	0	0	0	1	5	2	2	1	0	10	0	0	0	0	3	0	0	0	0	6	0	0	0	0	4	0	0	0	0	0	6	0	0	1	0	0	4	4	0.00	1.000
0	0	0	0	3	0	0	0	1	9	0	0	0	1	6	0	0	0	1	5	0	0	0	0	3	0	0	0	0	6	0	0	0	0	4	0	0	0	0	0	0	0	0	0	0	0	0	0	0	0	0	0	0	0	0	0.00	1.000			
0	0	0	0	3	0	0	0	1	9	0	0	0	1	6	0	0	0	1	5	0	0	0	0	3	0	0	0	0	6	0	0	0	0	4	0	0	0	0	0	0	0	0	0	0	0	0	0	0	0	0	0	0	0	0	0.00	1.000			
0	0	0	0	3	0	0	0	1	9	0	0	0	1	6	0	0	0	1	5	0	0	0	0	3	0	0	0	0	6	0	0	0	0	4	0	0	0	0	0	0	0	0	0	0	0	0	0	0	0	0.00	1.000								

PITCHER																
IP	WLS	BF	H	R	ER	SO	BB	IBB	HBP	BLK	WP	HR	S	P	ERA	WHIP
3.0	L	17	4	3	3	2	3	0	2	0	0	1	16	30	9.00	2.333
2.0		6	0	0	0	1	1	0	0	0	0	0	7	11	0.00	0.500
1.0		7	2	2	0	0	1	0	0	0	0	0	6	10	0.00	3.000
1.0		3	0	0	0	0	0	0	0	0	0	0	3	3	0.00	0.000
1.0		3	0	0	0	0	1	0	0	0	0	0	2	6	0.00	1.000





Batter	1	2	3	4	5	6	7	8	9	AB R H RBI BB SO LOB	TOP									
Don Kessinger, S (1, 6) OBP: 0.344, SLG: 0.389	0-0 1-3		0-0 1-2 1B			0-0 G1-6-3		0-0 L3		4 0 1 0 0 0 2										
Glenn Beckert, R (1, 4) OBP: 0.335, SLG: 0.361	0-0 6-3		0-0 F8			0-0 F7		0-0 P5		4 0 0 0 0 0 2										
Billy Williams, L (1, 7) OBP: 0.356, SLG: 0.461	0-0 6-3			0-0 F7			0-0 F9		0-0 F8	4 0 0 0 0 0 0										
14 Ernie Banks, R (1, 3) OBP: 0.320, SLG: 0.428		0-0 5-3		0-0 P4			4-0 FC6-4 BB		0-0 1-3	3 0 0 0 1 0 0										
Jim Hickman, R (1, 9) OBP: 0.320, SLG: 0.476		0-0 5-3		0-3 K			0-3 K			3 0 0 0 0 2 1										
Paul Popovich, S (1, 5) OBP: 0.352, SLG: 0.335		0-0 P1-3			0-0 F2		0-0 FC6-4			3 0 0 0 0 0 1										
Randy Hundley, R (1, 2) OBP: 0.353, SLG: 0.421			0-0 5-3		0-0 5-3			0-0 E7		3 0 0 0 0 0 0										
Oscar Gamble, L (1, 8) OBP: 0.478, SLG: 0.444			4-0 1B BB		0-0 F7			0-0 5-3		2 0 0 0 1 0 1										
Bill Hands, R (1, 1) OBP: 0.134, SLG: 0.078			0-0 F3			0-0 G1-6-3 1B		0-3 K		2 0 1 0 0 0 1										
Willie Smith, L (8, PH) OBP: 0.335, SLG: 0.434										1 0 0 0 0 1 1										
Phil Regan, R (8, 1) OBP: 0.222, SLG: 0.133										0 0 0 0 0 0 0										
<b>Inning Stats</b>	R: 0 E: 0 K: 0 S: 3	H: 0 LOB: 0 BB: 0 P: 3	R: 0 E: 0 K: 0 S: 3	H: 0 LOB: 0 BB: 0 P: 3	R: 0 E: 0 K: 0 S: 4	H: 1 LOB: 2 BB: 1 P: 8	R: 0 E: 0 K: 1 S: 5	H: 0 LOB: 0 BB: 0 P: 5	R: 0 E: 0 K: 0 S: 3	H: 0 LOB: 0 BB: 0 P: 3	R: 0 E: 0 K: 1 S: 5	H: 0 LOB: 1 BB: 1 P: 9	R: 0 E: 1 K: 1 S: 6	H: 0 LOB: 1 BB: 0 P: 6	R: 0 E: 0 K: 0 S: 3	H: 0 LOB: 0 BB: 0 P: 3	1B: 2 2B: 0 3B: 0 HR: 0	SF: 0 SAC: 0 DP: 1 HBP: 0	WP: 0 PB: 0 SB: 0 CS: 0	PA: 31
<b>PITCHER</b> Jim Maloney, R (1, 1) ERA: 2.69	IP: 9.0 WLS: W BF: 31 H: 2 R: 0 ER: 0 SO: 3 BB: 2 IBB: 0 HBP: 0 BLK: 0 WP: 0 HR: 0 S: 35 P: 43 ERA: 0.00 WHIP: 0.444																			
<b>PITCHER</b>	IP	WLS	BF	H	R	ER	SO	BB	IBB	HBP	BLK	WP	HR	S	P	ERA	WHIP			

Chicago Cubs @ Cincinnati Reds  
Crosley Field, Cincinnati, OH  
Wed Sep 03 1969, 7:05 PM EDT  
Att: 5,960 - Unknown - 80 F

livebaseballscorecards.com

AB	29
R	0
H	2
RBI	0
BB	2
SO	3
LOB	9



Batter	1	2	3	4	5	6	7	8	9
<b>Pete Rose, S</b> OBP: 0.430, SLG: 0.525 (1, 9) X	0-0 1-3		0-0 4-3		0-0 4-3			0-0 F8	
<b>Bobby Tolan, L</b> OBP: 0.361, SLG: 0.517 (1, 8) X	0-0 4-3			0-0 HR	0-3 K			0-0 1B	
<b>Alex Johnson, R</b> OBP: 0.370, SLG: 0.502 (1, 7) X	0-0 1B			0-0 HR		0-0 F8		0-3 K	
<b>Jimmy Stewart, S</b> OBP: 0.315, SLG: 0.372 (9, 7)									
<b>Tony Perez, R</b> OBP: 0.374, SLG: 0.564 (1, 5) X	0-0 6-3			0-0 FC1-4-5 2B		0-0 F9		0-0 F3	
<b>Johnny Bench, R</b> OBP: 0.367, SLG: 0.514 (1, 2) X		0-0 4-3		0-0 FC1-4-5 1B		0-0 P3			
<b>Lee May, R</b> OBP: 0.335, SLG: 0.555 (1, 3)		0-3 K		0-0 1-2 1B		0-0 F9			
<b>Tommy Helms, R</b> OBP: 0.280, SLG: 0.296 (1, 4)		0-3 K		0-0 F7		0-0 1B		0-0 1B	
<b>Woody Woodward, R</b> OBP: 0.330, SLG: 0.314 (1, 6)			0-3 K	0-0 F8		0-0 1B		0-0 1B	
<b>Jim Maloney, L</b> OBP: 0.283, SLG: 0.450 (1, 1) X			0-0 CS 1B		0-0 3-1		0-0 FC3-2-5		

AB	R	H	RBI	BB	SO	LOB
4	0	0	0	0	0	1
4	1	2	0	0	1	0
4	1	2	2	0	1	1
0	0	0	0	0	0	0
4	0	1	0	0	0	2
3	0	0	0	0	0	1
3	0	1	0	0	1	0
3	0	1	0	0	1	2
3	0	1	0	0	1	2
3	0	1	0	0	0	2

**BOTTOM**

**Chicago Cubs @ Cincinnati Reds**  
Crosley Field, Cincinnati, OH  
Wed Sep 03 1969, 7:05 PM EDT  
Att. 5,960 - Unknown - 80 F

[livebaseballscorecards.com](http://livebaseballscorecards.com)

<b>AB</b>	<b>31</b>
<b>R</b>	<b>2</b>
<b>H</b>	<b>9</b>
<b>RBI</b>	<b>2</b>
<b>BB</b>	<b>0</b>
<b>SO</b>	<b>5</b>
<b>LOB</b>	<b>11</b>



Inning Stats		R: 0	H: 1	R: 0	H: 0	R: 0	H: 1	R: 2	H: 4	R: 0	H: 0	R: 0	H: 0	R: 0	H: 1
		E: 0	LOB: 1	E: 0	LOB: 0	E: 0	LOB: 0	E: 0	LOB: 2	E: 0	LOB: 0	E: 0	LOB: 1	E: 0	LOB: 1
		K: 0	BB: 0	K: 2	BB: 0	K: 0	BB: 0	K: 0	BB: 0	K: 1	BB: 0	K: 0	BB: 0	K: 1	BB: 0
		S: 4	P: 4	S: 7	P: 7	S: 7	P: 7	S: 7	P: 7	S: 5	P: 5	S: 3	P: 3	S: 4	P: 4

PITCHER		IP	WLS	BF	H	R	ER	SO	BB	IBB	HBP	BLK	WP	HR	S	P	ERA	WHIP
<b>Bill Hands, R</b>	(1, 1)	7.0	L	27	8	2	2	4	0	0	0	0	0	1	35	35	2.57	1.143
<b>Phil Regan, R</b>	(8, 1)	1.0		4	1	0	0	1	0	0	0	0	0	0	6	6	0.00	1.000

WP	PA	31
WP: 0	PA: 31	
PB: 0		
SB: 0		
CS: 1		



Batter	1	2	3	4	5	6	7	8	9	AB R H RBI BB SO LOB
--------	---	---	---	---	---	---	---	---	---	----------------------

<b>Felipe Alou, R</b> <small>OBP: 0.322, SLG: 0.353</small> (1, 8) X	0-0  1B		0-0  P6	0-0  G5-3		4-0  1B IBB		0-0  FC3-6 BB E		4 1 1 0 1 0 2
<b>Felix Millan, R</b> <small>OBP: 0.315, SLG: 0.351</small> (1, 4) X	0-0  F7		0-0  HR 2B		0-0  F7	0-0  1B L5-3		4-0  E BB		4 2 2 2 1 0 1
<b>Hank Aaron, R</b> <small>OBP: 0.409, SLG: 0.635</small> (1, 9) B B B	4-0  BB FC5 1-2		0-0  HR 2-H		0-0  F8	0-0  1B L5-3		0-0  E BB		4 1 1 3 1 0 2
<b>Rico Carty, R</b> <small>OBP: 0.405, SLG: 0.525</small> <b>Tony Gonzalez, L</b> <small>OBP: 0.332, SLG: 0.385</small> (1, 7) X (6, 7)	0-0  BB FC5 1-2 2-3f		4-0  HR BB		4-0  BB BB		0-0  G3	0-3  K		1 1 0 0 2 0 2 2 0 0 0 0 1 1
<b>Orlando Cepeda, R</b> <small>OBP: 0.324, SLG: 0.441</small> (1, 3) X	0-0  F8		0-3  K		0-3  K		0-3  K2-3	0-0  G4-3		5 0 0 0 0 3 5
<b>Clete Boyer, R</b> <small>OBP: 0.335, SLG: 0.379</small> (1, 5) X		0-0  P6	0-0  HR 1-H			0-0  2B 2B		0-0  G6-4-3 BB 1B		5 2 3 2 0 1 0
<b>Bob Didier, S</b> <small>OBP: 0.319, SLG: 0.309</small> (1, 2) X		0-0  E7	0-0  P6			0-0  1B 2B		0-0  E BB FC1 1B	0-0  F2	5 2 2 1 0 0 1
<b>Gil Garrido, R</b> <small>OBP: 0.263, SLG: 0.236</small> (1, 6) X		0-0  E4 BB G4-6-3		0-0  G5-3		0-0  1B 1B		0-0  FC1 BB FC3-6 1B	0-0  G6-4-3 BB 1-2f	5 2 1 0 0 0 3
<b>Phil Niekro, R</b> <small>OBP: 0.183, SLG: 0.213</small> (1, 1) X		0-0  G4-6-3 BB 1-2f		0-0  F7		0-0  SH3-4		0-0  FC3-6 BB 1B		3 0 1 1 0 0 2

TOP

Atlanta Braves @ Cincinnati Reds  
 Crosley Field, Cincinnati, OH  
 Fri Sep 05 1969, 7:05 PM EDT  
 Att. 12,847 - Unknown

livebaseballscorecards.com

AB	38
R	11
H	11
RBI	9
BB	5
SO	5
LOB	19



Inning Stats	R: 0	H: 1	E: 0	K: 0	S: 4	P: 8	R: 0	H: 0	E: 2	K: 0	S: 4	P: 4	R: 4	H: 3	E: 0	K: 1	S: 8	P: 12	R: 0	H: 0	E: 0	K: 1	S: 5	P: 9	R: 3	H: 4	E: 0	K: 0	S: 6	P: 10	R: 0	H: 0	E: 0	K: 2	S: 7	P: 7	R: 4	H: 2	E: 2	K: 1	S: 9	P: 13	R: 0	H: 1	E: 0	K: 0	S: 3	P: 3	1B: 6	2B: 4	3B: 0	HR: 2	SF: 0	SAC: 1	DP: 3	HBP: 0	WP: 0	PA: 44
--------------	------	------	------	------	------	------	------	------	------	------	------	------	------	------	------	------	------	-------	------	------	------	------	------	------	------	------	------	------	------	-------	------	------	------	------	------	------	------	------	------	------	------	-------	------	------	------	------	------	------	-------	-------	-------	-------	-------	--------	-------	--------	-------	--------

PITCHER	IP	WLS	BF	H	R	ER	SO	BB	IBB	HBP	BLK	WP	HR	S	P	ERA	WHIP
Jim Merritt, L	(1, 1)	5.0	L	26	7	7	7	2	3	0	0	0	2	27	39	12.60	2.000
Pedro Ramos, R	(6, 1)	1.0		4	1	0	0	0	0	1	0	0	0	3	7	0.00	1.000
Dennis Ribant, R	(7, 1)	1.1		8	2	4	0	2	1	0	0	0	0	11	15	0.00	2.250
Wayne Granger, R	(8, 1)	0.2		3	0	0	0	1	0	0	0	0	0	5	5	0.00	0.000
Jack Fisher, R	(9, 1)	1.0		3	1	0	0	0	0	0	0	0	0	3	3	0.00	1.000

PITCHER	IP	WLS	BF	H	R	ER	SO	BB	IBB	HBP	BLK	WP	HR	S	P	ERA	WHIP
---------	----	-----	----	---	---	----	----	----	-----	-----	-----	----	----	---	---	-----	------





Batter	1	2	3	4	5	6	7	8	9	AB R H RBI BB SO LOB	TOP								
<b>Felipe Alou, R</b> OBP: 0.321, SLG: 0.352 (1, 8) X	0-0 F7 ①		0-0 P4 ③			0-0 FC5 BB 1B		0-0 F9 ②		4 0 1 0 0 0 0	<b>Atlanta Braves @ Cincinnati Reds</b> Crosley Field, Cincinnati, OH Sat Sep 06 1969, 7:05 PM EDT Att: 17,818 - Unknown  <b>AB 30</b> <b>R 1</b> <b>H 4</b> <b>RBI 1</b> <b>BB 2</b> <b>SO 2</b> <b>LOB 8</b>								
<b>Tony Gonzalez, L</b> OBP: 0.331, SLG: 0.382 (1, 7) X	0-0 G3-1 ②			0-0 P6 ①		4-0 BB 1B		0-0 G4-3 ③		3 0 0 0 1 0 0									
<b>Hank Aaron, R</b> OBP: 0.407, SLG: 0.630 (1, 9) B B B	4-0 FC6-4 BB			0-0 F3 ②		0-0 FC5 2-3f		0-0 F2 ①		3 0 0 0 1 0 2									
<b>Orlando Cepeda, R</b> OBP: 0.325, SLG: 0.442 (1, 3) X	0-0 FC6-4 ③ 1-2f			0-0 L7 ③		0-0 SH5-3 1B		0-0 1B BLK SF8 1B		4 1 2 0 0 0 1									
<b>Clete Boyer, R</b> OBP: 0.335, SLG: 0.379 (1, 5) X		0-0 F7 ①			0-0 G6-3 ①		0-0 SH5-3 ① 1-2		0-0 1B 1-3	3 0 1 0 0 0 0									
<b>Felix Millan, R</b> OBP: 0.313, SLG: 0.350 (1, 4) X		0-0 G5-3 ②			0-0 G6-3 ②		0-0 G6-3 ②		0-0 SF8 ②	3 0 0 1 0 0 1									
<b>Sonny Jackson, L</b> OBP: 0.306, SLG: 0.295 (1, 6) X		0-0 G4-3 ③			0-0 P6 ③		0-0 E4 2-3		0-0 F8 ③ 3-H	3 0 0 0 0 0 1 1 0 0 0 0 0 1									
<b>Darrell Evans, L</b> OBP: 0.240, SLG: 0.250 (9, PH)																			
<b>Bob Didier, S</b> OBP: 0.317, SLG: 0.307 (1, 2) X			0-0 G3-1 ①			0-0 G1-3 ①	0-0 G1-3 ③			2 0 0 0 0 0 0 1 0 0 0 0 0 2 0 0 0 0 0 0 0									
<b>Rico Carty, R</b> OBP: 0.403, SLG: 0.523 (7, PH) X						0-3 K ②		0-3 K ①		2 0 0 0 0 1 0 1 0 0 0 0 1 0 0 0 0 0 0 0 0									
<b>Bob Tillman, R</b> OBP: 0.260, SLG: 0.416 (7, 2) X			0-0 L8 ②																
<b>Pat Jarvis, R</b> OBP: 0.127, SLG: 0.100 (1, 1) X																			
<b>Mike Lum, L</b> OBP: 0.301, SLG: 0.286 (8, PH) X																			
<b>Cecil Upshaw, R</b> OBP: 0.364, SLG: 0.636 (8, 1) X																			
<b>Inning Stats</b>	R: 0 H: 0 E: 0 K: 0 S: 3	H: 0 LOB: 1 BB: 1 P: 7	R: 0 H: 0 E: 0 K: 0 S: 3	H: 0 LOB: 0 BB: 0 P: 3	R: 0 H: 0 E: 0 K: 0 S: 3	H: 0 LOB: 0 BB: 0 P: 3	R: 0 H: 0 E: 0 K: 0 S: 3	H: 0 LOB: 0 BB: 0 P: 3	R: 0 H: 1 E: 1 K: 1 S: 6	H: 1 LOB: 2 BB: 1 P: 10	R: 0 H: 1 E: 1 K: 0 S: 5	H: 1 LOB: 2 BB: 0 P: 5	R: 0 H: 0 E: 0 K: 1 S: 5	H: 0 LOB: 0 BB: 0 P: 5	R: 1 H: 2 E: 0 K: 0 S: 5	H: 2 LOB: 1 BB: 0 P: 5	1B: 4 SF: 1 2B: 0 SAC: 1 3B: 0 DP: 0 HR: 0 HBP: 0	WP: 0 PA: 34 PB: 0 SB: 0 CS: 0	
<b>PITCHER Gary Nolan, R</b> ERA: 3.93 (1, 1)	IP 9.0 WLS W BF 34 H 4 R 1 ER 1 SO 2 BB 2 IBB 0 HBP 0 BLK 1 WP 0 HR 0 S 36 P 44 ERA 1.00 WHIP 0.667																		

livebaseballscorecards.com







Batter	1	2	3	4	5	6	7	8	9	AB R H RBI BB SO LOB	TOP									
<b>Felipe Alou, R</b> OBP: 0.320, SLG: 0.350 (1, 8) X	0-0 G3 2B 1B	0-0 G4-3		X 0-0 E5 1-3 3-H		X 0-0 F2		X 0-0 P3	5 1 1 1 0 0 1											
<b>Tony Gonzalez, L</b> OBP: 0.330, SLG: 0.381 (1, 7) X	0-0 G3 1-2	0-0 F7		X 0-0 SF8 3-H		X 0-0 G3-1		X 0-0 G5-4-3 1B	4 0 1 1 0 0 1											
<b>Hank Aaron, R</b> OBP: 0.409, SLG: 0.637 (1, 9) X	0-0 2B 1B	0-0 CS 1B		0-3 K		0-0 HR		0-0 G5-4-3 1-2f	5 2 3 1 0 1 2											
<b>Orlando Cepeda, R</b> OBP: 0.328, SLG: 0.446 (1, 3) X	0-0 1B 2B 1-H 2-H	0-0 CS 1-2	0-0 L5-3 1B		0-0 BB 1B		0-3 K		4 0 3 2 0 1 0											
<b>Clete Boyer, R</b> OBP: 0.335, SLG: 0.376 (1, 5) H	1-0 1B 1B HBP		0-0 L5-3 1-2		0-0 F2		0-0 F8		3 1 0 0 0 0 2											
<b>Felix Millan, R</b> OBP: 0.313, SLG: 0.349 (1, 4) X	0-0 E 1B 1-3 2-H		0-0 G6-3		0-0 F8		0-0 F3		4 1 1 0 0 0 1											
<b>Sonny Jackson, L</b> OBP: 0.312, SLG: 0.296 (1, 6) X	0-0 E5 1B 2-H 3-H			4-0 SH E BB	4-0 BB		0-0 F8		2 1 1 1 2 0 0											
<b>Bob Didier, S</b> OBP: 0.317, SLG: 0.303 (1, 2) X				0-0 F9	0-0 G1-3		0-0 G3		3 0 0 0 1 0 3											
<b>Ron Reed, R</b> OBP: 0.137, SLG: 0.127 (1, 1) X	0-0 G4-3			0-0 SH E SF8 1-3		X 0-0 G6-3		0-0 G6-3	2 1 0 0 0 0 2											
<b>Cecil Upshaw, R</b> OBP: 0.333, SLG: 0.583 (6, 1) X								0-0 G6-3	1 0 0 0 0 0 0											
<b>Inning Stats</b>	R: 4 E: 1 K: 0 S: 7	H: 5 LOB: 2 BB: 1 P: 12	R: 0 E: 0 K: 0 S: 3	H: 1 LOB: 0 BB: 0 P: 3	R: 0 E: 0 K: 0 S: 3	H: 1 LOB: 0 BB: 0 P: 3	R: 2 E: 2 K: 1 S: 7	H: 0 LOB: 1 BB: 1 P: 11	R: 0 E: 0 K: 0 S: 3	H: 0 LOB: 0 BB: 0 P: 3	R: 1 E: 0 K: 1 S: 6	H: 1 LOB: 0 BB: 0 P: 6	R: 0 E: 0 K: 0 S: 3	H: 0 LOB: 0 BB: 0 P: 3	R: 0 E: 0 K: 0 S: 3	H: 1 LOB: 0 BB: 0 P: 3	1B: 8 2B: 2 3B: 0 HR: 1	SF: 1 SAC: 1 DP: 2 HBP: 1	WP: 0 PB: 0 SB: 0 CS: 1	PA: 40
<b>PITCHER</b>	IP WLS BF H R ER SO BB IBB HBP BLK WP HR S P ERA WHIP																			
<b>George Culver, R</b> ERA: 4.6 (1, 1)	0.2 L 8 5 4 3 0 0 0 1 1 0 0 0 6 11 40.50 7.500																			
<b>Clay Carroll, R</b> ERA: 3.63 (1, 1)	4.1 18 3 2 0 1 2 0 0 0 0 0 0 18 26 0.00 1.154																			
<b>Dennis Ribant, R</b> ERA: 5.4 (6, 1)	2.0 7 1 1 1 1 0 0 0 0 0 0 1 9 9 4.50 0.500																			
<b>Wayne Granger, R</b> ERA: 3.23 (8, 1)	2.0 6 1 0 0 0 0 0 0 0 0 0 0 6 6 0.00 0.500																			

**Atlanta Braves @ Cincinnati Reds**  
Crosley Field, Cincinnati, OH  
Sun Sep 07 1969, 3:33 AM EDT  
Att: 17,009 - Unknown

[livebaseballscorecards.com](http://livebaseballscorecards.com)

<b>AB</b>	33
<b>R</b>	7
<b>H</b>	10
<b>RBI</b>	6
<b>BB</b>	3
<b>SO</b>	2
<b>LOB</b>	12







Batter	1	2	3	4	5	6	7	8	9	AB R H RBI BB SO LOB	TOP													
Ken Henderson, S (1, 9) OBP: 0.305, SLG: 0.342	0-0 1-3		0-0 FC6-4 2-H 3-H 2B		0-0 3-1		0-0 F9		0-0 F7	5 0 1 2 0 0 3	<b>San Francisco Giants @ Cincinnati Reds</b> Crosley Field, Cincinnati, OH Mon Sep 08 1969, 3:33 AM EDT Unknown <a href="http://livebaseballscorecards.com">livebaseballscorecards.com</a>													
Ron Hunt, R (1, 4) OBP: 0.363, SLG: 0.341	0-0 F8		4-0 FC6-4 BB		0-0 1B		0-0 5-3		0-0 G5-4-3 1-2f	4 0 1 0 1 0 3														
Bobby Bonds, R (1, 8) OBP: 0.349, SLG: 0.487	0-3 K		0-0 FC6-4 1-2f 2-3		0-0 F7		0-0 F9			4 0 0 0 0 1 3														
Willie McCovey, L (1, 3) OBP: 0.451, SLG: 0.678		0-0 1-3	0-0 F8		0-0 F2			0-0 4-1		4 0 0 0 0 0 3														
Jim Ray Hart, R (1, 7) OBP: 0.369, SLG: 0.355		0-0 F5		0-0 WP 1B		0-0 E5 E		0-0 6-3		4 1 1 0 0 0 0														
Jim Davenport, R (1, 5) OBP: 0.310, SLG: 0.313		0-0 F9		0-3 K		0-0 F9		0-0 F8		4 0 0 0 0 1 2														
Dick Dietz, R (1, 2) OBP: 0.369, SLG: 0.387 Don Mason, L (9, PR) OBP: 0.327, SLG: 0.269			0-0 SH1-4 1B 2B 1B	0-0 5-3 1-2		0-0 E2 1-H 2B		0-0 E8 1B		4 1 2 1 0 0 1 0 1 0 0 0 0 0														
Hal Lanier, R (1, 6) OBP: 0.280, SLG: 0.253 Tito Fuentes, S (6, 6) OBP: 0.330, SLG: 0.350 Willie Mays, R (9, PH) OBP: 0.374, SLG: 0.452			0-0 SH1-4 2B 1B	4-0 BB BB BB 2-3 BB		0-3 K		4-0 BB BB BB 1B BB		2 1 1 0 1 1 1 0 0 0 0 0 0 0 0 0 0 0 1 0 0														
Juan Marichal, R (1, 1) OBP: 0.163, SLG: 0.160 Leon Wagner, L (9, PH) OBP: 1.000, SLG: 1.000 Dave Marshall, L (9, PR) OBP: 0.351, SLG: 0.297			0-0 SH1-4 1-2 2-3	0-0 F9		0-3 K		0-0 G5-4-3 1-3 2-H 1B		2 0 0 0 0 1 3 1 0 1 1 0 0 0 0 0 0 0 0 0 0														
<b>Inning Stats</b>	R: 0 E: 0 K: 1 S: 5	H: 0 LOB: 0 BB: 0 P: 5	R: 0 E: 0 K: 0 S: 3	H: 0 LOB: 0 BB: 0 P: 3	R: 2 E: 0 K: 0 S: 6	H: 3 LOB: 2 BB: 1 P: 10	R: 0 E: 0 K: 1 S: 6	H: 1 LOB: 2 BB: 1 P: 10	R: 0 E: 0 K: 0 S: 4	H: 1 LOB: 1 BB: 0 P: 4		R: 1 E: 2 K: 2 S: 9	H: 1 LOB: 1 BB: 0 P: 9	R: 0 E: 0 K: 0 S: 3	H: 0 LOB: 0 BB: 0 P: 3	R: 0 E: 0 K: 0 S: 3	H: 0 LOB: 0 BB: 0 P: 3	R: 1 E: 1 K: 0 S: 4	H: 1 LOB: 3 BB: 1 P: 8	1B: 5 2B: 2 3B: 0 HR: 0	SF: 0 SAC: 1 DP: 1 HBP: 0	WP: 2 PB: 0 SB: 0 CS: 0	PA: 38	
<b>PITCHER</b> Jim Maloney, R (1, 1) ERA: 2.67 Wayne Granger, R (9, 1) ERA: 3.2	IP 8.0	WLS W	BF 36	H 7	R 4	ER 2	SO 4	BB 3	IBB 0	HBP 0	BLK 0	WP 2	HR 0	S 41	P 53	ERA 2.25	WHIP 1.250						ERA 0.00	WHIP 0.000







Batter	1	2	3	4	5	6	7	8	9	10	11	12	13	14	15	AB	R	H	RBI	BB	SO	LOB	TOP									
<b>Bobby Bonds, R</b> OBP: 0.348, SLG: 0.483 (1, 9)	0-0 5-3		0-0 F8		4-0 BB		4-0 E 1B BB		0-0 G4-3			0-3 K		0-3 K		5	0	0	1	2	2	3										
<b>Ron Hunt, R</b> OBP: 0.362, SLG: 0.342 (1, 4)	0-0 F7			0-0 F9 1B 2B	0-3 K		0-0 K			0-0 F9		0-0 FC6-4 1B			0-0 6-3	7	1	2	0	0	2	4										
<b>Willie Mays, R</b> OBP: 0.370, SLG: 0.445 (1, 8)	0-3 K			0-0 F9		0-0 F3	0-0 E7			0-3 K		0-0 FC6-4			0-0 F8	7	0	1	2	0	2	2										
<b>Willie McCovey, L</b> OBP: 0.451, SLG: 0.672 (1, 3)		0-0 F9		0-0 FC6-4 1B		4-0 G5-4-3 BB	0-0 5-3			4-0 BB			0-0 F2		0-0 3-1	5	0	1	1	2	0	2										
<b>Jim Ray Hart, R</b> OBP: 0.360, SLG: 0.344 (1, 7)		0-0 6-3		0-0 FC6-4 1B		0-0 G5-4-3		0-0 6-3		0-0 6-3			0-0 6-3			6	0	0	0	0	0	3										
<b>Dave Marshall, L</b> OBP: 0.351, SLG: 0.297 (15, 7)				0-0 FC6-4 1B		0-0 G5-4-3				0-0 6-3						0	0	0	0	0	0	0										
<b>Don Mason, L</b> OBP: 0.326, SLG: 0.268 (1, 5)		0-0 1-3		0-0 1B			0-0 FC3-6 1B BB	0-3 K			0-0 6-3			0-0 6-3		1	0	0	0	0	0	0										
<b>Jim Davenport, R</b> OBP: 0.311, SLG: 0.315 (4, 5)				0-0 1B			0-0 FC3-6 1B BB							0-0 6-3		5	1	2	0	0	1	0										
<b>Hal Lanier, R</b> OBP: 0.259, SLG: 0.252 (1, 6)			0-0 F7		0-0 F8		0-0 FC3-6 1B	0-0 F8			0-0 6-3				0-0 6-3	2	0	0	0	0	0	2										
<b>Dick Dietz, R</b> OBP: 0.367, SLG: 0.385 (7, 2)				0-0 F7	0-0 F8		0-0 FC3-6 1B		0-0 F8		0-0 6-3				0-0 6-3	4	0	1	0	0	0	0										
<b>Bob Barton, R</b> OBP: 0.248, SLG: 0.194 (1, 2)			0-0 6-3		0-0 F8		0-0 FC3-6 1B BB		0-0 G4-3 1B		0-0 4-3			0-0 F7	2	2	0	0	0	0	0	0										
<b>Jack Hiatt, R</b> OBP: 0.338, SLG: 0.318 (7, PH)					0-0 F8		0-0 FC3-6 1B BB		0-0 G4-3 1B					0-0 F7	0	0	0	0	0	0	0	0										
<b>Leon Wagner, L</b> OBP: 0.500, SLG: 0.500 (7, PH)					0-0 F9		0-0 FC3-6 1B BB		0-0 K					0-0 F7	1	0	0	0	0	0	0	2										
<b>Tito Fuentes, S</b> OBP: 0.331, SLG: 0.349 (7, 6)					0-0 F9		0-0 FC3-6 1B BB		0-0 K					0-0 F7	3	1	1	0	0	0	0	0										
<b>Bobby Bolin, R</b> OBP: 0.324, SLG: 0.289 (5, PH)			4-0 BB		0-0 F9		0-0 FC3-6 1B BB		0-3 K			0-0 G3		0-0 1B		0	0	0	0	1	0	0										
<b>Bobby Ellenderge, R</b> OBP: 0.388, SLG: 0.360 (5, PH)					0-0 F9		0-0 FC3-6 1B BB		0-0 K					0-0 1B	1	0	0	0	0	0	0	0										
<b>Ron Herbel, R</b> OBP: 0.388, SLG: 0.360 (5, 1)					0-0 F9		0-0 FC3-6 1B BB		0-0 K					0-0 1B	0	0	0	0	0	0	0	0										
<b>Ken Henderson, S</b> OBP: 0.326, SLG: 0.342 (7, PH)					0-0 F9		0-0 FC3-6 1B BB		0-0 K					0-0 1B	0	1	0	0	0	1	0	0										
<b>Don McLamb, R</b> OBP: 0.125, SLG: 0.125 (7, 1)					0-0 F9		0-0 FC3-6 1B BB		0-0 K					0-0 1B	1	0	0	0	0	1	1	1										
<b>Bob Surin, R</b> OBP: 0.327, SLG: 0.401 (12, PH)					0-0 F9		0-0 FC3-6 1B BB		0-0 K					0-0 1B	1	0	0	0	0	0	0	0										
<b>Frank Linzy, R</b> OBP: 0.275, SLG: 0.286 (12, 1)					0-0 F9		0-0 FC3-6 1B BB		0-0 K					0-0 1B	1	0	1	0	0	0	0	0										
<b>Inning Stats</b>	R: 0 E: 0 K: 1 S: 5	H: 0 LOB: 0 BB: 0 P: 5	R: 0 E: 0 K: 0 S: 3	H: 0 LOB: 0 BB: 0 P: 3	R: 0 E: 0 K: 0 S: 3	H: 0 LOB: 1 BB: 1 P: 7	R: 1 E: 0 K: 0 S: 6	H: 3 LOB: 2 BB: 0 P: 6	R: 0 E: 0 K: 0 S: 2	H: 0 LOB: 0 BB: 1 P: 6	R: 0 E: 0 K: 1 S: 5	H: 0 LOB: 0 BB: 0 P: 5	R: 0 E: 0 K: 1 S: 5	H: 0 LOB: 1 BB: 1 P: 9	R: 0 E: 0 K: 0 S: 3	H: 0 LOB: 0 BB: 0 P: 3	R: 0 E: 0 K: 1 S: 6	H: 0 LOB: 0 BB: 0 P: 3	R: 0 E: 0 K: 1 S: 6	H: 1 LOB: 1 BB: 0 P: 6	R: 0 E: 0 K: 0 S: 3	H: 0 LOB: 0 BB: 0 P: 3	R: 0 E: 0 K: 0 S: 3	H: 0 LOB: 0 BB: 0 P: 3	R: 0 E: 0 K: 1 S: 3	H: 1 LOB: 1 BB: 0 P: 6	R: 0 E: 0 K: 0 S: 3	H: 0 LOB: 0 BB: 0 P: 3	1B: 8 2B: 1 3B: 0 HR: 0	SF: 0 SAC: 0 DP: 2 HBP: 0	WP: 0 PB: 0 SB: 0 CS: 0	PA: 58
<b>PITCHER</b>	IP	WLS	BF	H	R	ER	SO	BB	IBB	HBP	BLK	WP	HR	S	P	ERA	WHIP															
<b>Gerry Arigo, L</b> ERA: 4.91	(1, 1)	6.0	25	5	3	3	2	3	0	0	0	0	0	1	9	4.50	1.333															
<b>Clay Carroll, R</b> ERA: 3.68	(7, 1)	0.1	3	0	0	0	0	2	0	0	0	0	0	1	9	0.00	6.000															
<b>Dennis Ribant, R</b> ERA: 5.06	(7, 1)	0.1	2	1	1	1	1	0	0	0	0	0	0	4	4	27.00	3.000															
<b>Al Jackson, L</b> ERA: 7.6	(7, 1)	0.1	1	0	0	0	0	0	0	0	0	0	0	1	1	0.00	0.000															
<b>Wayne Granger, R</b> ERA: 2.99	(8, 1)	8.0	W	27	3	0	5	1	0	0	0	0	0	36	40	0.00	0.500															

San Francisco Giants @ Cincinnati Reds  
Crosley Field, Cincinnati, OH  
Mon Sep 08 1969, 7:05 PM EDT  
Att: 16,926 - Unknown

livebaseballscorecards.com

AB	52
R	4
H	9
RBI	4
BB	6
SO	8
LOB	19

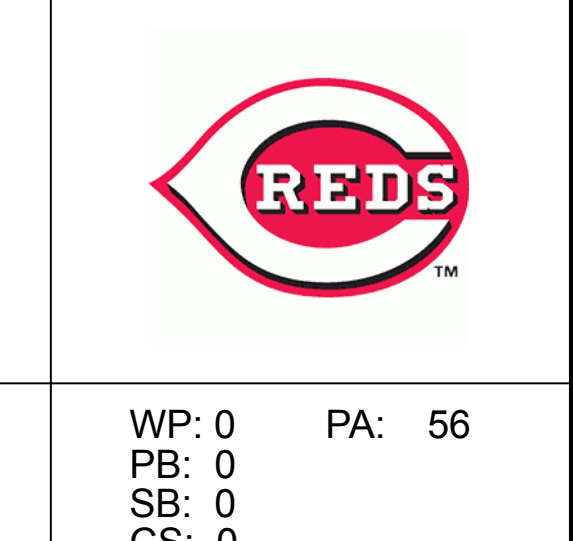




Batter	1	2	3	4	5	6	7	8	9	10	11	12	13	14	15	AB	R	H	RBI	BB	SO	LOB	BOTTOM					
<b>Pete Rose, S</b> OBP: 0.431, SLG: 0.520 (1, 9)	0-0 4-3	0-0 1B		0-0 1B			4-0 BB			0-0 4-3			0-0 F8		4-0 1B	5	0	2	3	2	0	0						
<b>Bobby Tolan, L</b> OBP: 0.357, SLG: 0.506 (1, 8)	0-0 F2	0-0 F7		0-0 F8			0-0 4-3			0-0 F8			0-0 4-3		0-0 1B	7	0	1	1	0	0	5						
<b>Alex Johnson, R</b> OBP: 0.365, SLG: 0.489 <b>Wayne Granger, R</b> OBP: 0.250, SLG: 0.118 (8, 1)	0-3 K		0-3 K		0-0 6-3		0-0 6-3			0-3 K			4-0 BB			4	0	0	0	0	2	1						
<b>Tony Perez, R</b> OBP: 0.369, SLG: 0.557 <b>Giraldo Ruiz, S</b> OBP: 0.298, SLG: 0.281 (14, 5)		0-0 HBP 1B		0-0 5-3		0-3 K			0-0 F3				0-3 K			6	1	1	0	0	2	1						
<b>Johnny Bench, R</b> OBP: 0.358, SLG: 0.505 (1, 2)		0-0 F9		0-3 K		0-0 F8			0-0 F7				0-3 K		0-0 F8	6	0	0	0	0	2	1						
<b>Lee May, R</b> OBP: 0.332, SLG: 0.542 (1, 3)		1-0 1B HBP		0-0 1B		0-0 6-3			0-0 F4				0-3 K		0-0 5-3	5	2	1	0	0	1	0						
<b>Tommy Helms, R</b> OBP: 0.269, SLG: 0.284 (1, 4)		0-0 F8		0-0 F8		0-0 F9			0-0 F4				0-0 F4		0-3 K	6	0	0	0	0	1	3						
<b>Woody Woodward, R</b> OBP: 0.321, SLG: 0.307 <b>Ted Savage, R</b> OBP: 0.337, SLG: 0.346 (15, PH)		0-0 BB 1B		0-0 1B		1-3			0-3 K				0-0 5-3		0-0 SH1-4 1B	5	1	2	1	0	1	0						
<b>Gerry Arrigo, L</b> OBP: 0.240, SLG: 0.208 <b>Clay Carroll, F</b> OBP: 0.276, SLG: 0.308 <b>Dennis Ribant, R</b> OBP: 0.250, SLG: 0.250 <b>Al Jackson, L</b> OBP: 0.326, SLG: 0.203 <b>Fred Whitfield, L</b> OBP: 0.326, SLG: 0.203 <b>Jimmy Stewart, S</b> OBP: 0.308, SLG: 0.364 (8, 7)		4-0 1B BB		0-0 F3		0-0 F6			0-0 F4				0-0 4-3		0-0 SH1-4 1B	1	0	0	0	1	0	2						
<b>Inning Stats</b>	R: 0 E: 0 K: 1 S: 5	H: 0 LOB: 0 BB: 0 P: 5	R: 3 E: 0 K: 0 S: 6	H: 3 LOB: 2 BB: 1 P: 11	R: 0 E: 0 K: 2 S: 7	H: 0 LOB: 0 BB: 0 P: 7	R: 1 E: 0 K: 0 S: 6	H: 3 LOB: 2 BB: 0 P: 6	R: 0 E: 0 K: 0 S: 5	H: 0 LOB: 0 BB: 0 P: 5	R: 0 E: 0 K: 1 S: 3	H: 0 LOB: 0 BB: 0 P: 3	R: 0 E: 0 K: 2 S: 7	H: 0 LOB: 0 BB: 0 P: 7	R: 0 E: 0 K: 1 S: 5	H: 0 LOB: 1 BB: 1 P: 9	R: 0 E: 0 K: 1 S: 5	H: 0 LOB: 0 BB: 0 P: 5	R: 0 E: 0 K: 0 S: 3	H: 0 LOB: 1 BB: 1 P: 5	R: 0 E: 0 K: 1 S: 5	H: 0 LOB: 0 BB: 0 P: 5	R: 1 E: 0 K: 0 S: 3	H: 2 LOB: 2 BB: 1 P: 7	1B: 8 2B: 0 3B: 0 HR: 0	SF: 0 SAC: 1 DP: 0 HBP: 1	WP: 0 PB: 0 SB: 0 CS: 0	PA: 56

San Francisco Giants @ Cincinnati Reds  
Crosley Field, Cincinnati, OH  
Mon Sep 08 1969, 7:05 PM EDT  
Att: 16,926 - Unknown

AB	50
R	5
H	8
RBI	5
BB	4
SO	10
LOB	13



PITCHER	IP	WLS	BF	H	R	ER	SO	BB	IBB	HBP	BLK	WP	HR	S	P	ERA	WHIP
<b>Bobby Bolin, R</b> ERA: 4.48	4.0		20	6	4	4	3	1	0	1	0	0	0	24	29	9.00	1.750
<b>Ron Herbel, R</b> ERA: 3.96	5.1		6	0	0	0	1	0	0	0	0	0	0	8	8	0.00	0.000
<b>Don McMahon, R</b> ERA: 3.73	7.1		16	0	0	0	4	1	0	0	0	0	0	23	27	0.00	0.200
<b>Frank Linzy, R</b> ERA: 3.7	12.1	L	14	2	1	1	2	1	1	0	0	0	0	16	24	2.70	0.900



Batter	1	2	3	4	5	6	7	8	9	AB R H RBI BB SO LOB	TOP									
<b>Bobby Bonds, R</b> (1, 9) OBP: 0.347, SLG: 0.482	0-3 K			0-0 6-3		0-0 F4		0-0 2B	0-0 F9	5 1 1 0 0 1 0										
<b>Ron Hunt, R</b> (1, 4) OBP: 0.361, SLG: 0.344 <b>Don Mason, L</b> (8, PR) OBP: 0.325, SLG: 0.267 (8, 4)	0-0 F8			0-0 F3		0-3 K		0-0 1B 2B	0-0 4-3	4 0 1 1 0 1 0 1 1 0 0 0 0 0										
<b>Willie Mays, R</b> (1, 8) OBP: 0.370, SLG: 0.444	0-0 F4			0-0 1B			0-0 HR 1B	0-0 6-3	0-0 F7	5 1 2 0 0 0 1										
<b>Willie McCovey, L</b> (1, 3) OBP: 0.451, SLG: 0.677		0-0 F7		0-3 K			0-0 1B HR	4-0 1B 1B IBB		3 2 1 2 1 1 1										
<b>Jim Ray Hart, R</b> (1, 7) OBP: 0.358, SLG: 0.343 <b>Ken Henderson, S</b> (3, 7) OBP: 0.307, SLG: 0.342		0-3 K			0-3 K		0-0 F2	0-0 FC4 1B 1B		1 0 0 0 0 1 0 3 1 1 1 0 1 0										
<b>Dick Dietz, R</b> (1, 2) OBP: 0.369, SLG: 0.400		0-0 1-5-3			0-0 HR		0-0 6-3	0-0 FC4 1B		4 1 2 2 0 0 0										
<b>Tito Fuentes, S</b> (1, 5) OBP: 0.328, SLG: 0.355			0-0 F7		0-0 F7		0-0 2B	0-0 FC4 1B		4 0 1 0 0 0 2										
<b>Hal Lanier, R</b> (1, 6) OBP: 0.261, SLG: 0.252			0-0 F9		0-0 F9		4-0 1B	0-0 1-2 3-H 1B		3 0 1 1 1 0 0										
<b>Gaylord Perry, R</b> (1, 1) OBP: 0.170, SLG: 0.168			0-0 F8		0-3 K	0-3 K	0-3 K	0-3 K		4 0 0 0 0 3 4										
<b>Inning Stats</b>	R: 0 E: 0 K: 1 S: 5	H: 0 LOB: 0 BB: 0 P: 5	R: 0 E: 0 K: 1 S: 5	H: 0 LOB: 0 BB: 0 P: 5	R: 0 E: 0 K: 0 S: 3	H: 1 LOB: 1 BB: 0 P: 6	R: 1 E: 0 K: 1 S: 6	H: 1 LOB: 0 BB: 0 P: 6	R: 0 E: 0 K: 2 S: 7	H: 0 LOB: 0 BB: 0 P: 7	R: 2 E: 0 K: 1 S: 8	H: 3 LOB: 2 BB: 1 P: 12	R: 4 E: 0 K: 1 S: 10	H: 5 LOB: 2 BB: 1 P: 14	R: 0 E: 0 K: 0 S: 3	H: 0 LOB: 0 BB: 0 P: 3	1B: 5 2B: 3 3B: 0 HR: 2	SF: 0 SAC: 0 DP: 0 HBP: 0	WP: 0 PB: 0 SB: 0 CS: 0	PA: 39
<b>PITCHER</b>	IP WLS BF H R ER SO BB IBB HBP BLK WP HR S P ERA WHIP																			
<b>Jim Merritt, L</b> (1, 1) ERA: 4.42	7.0 L 28 6 4 4 7 0 1 0 0 0 2 41 45 5.14 0.857																			
<b>Pedro Ramos, R</b> (8, 1) ERA: 5.23	1.0 8 4 3 3 1 0 1 0 0 0 0 9 13 27.00 4.000																			
<b>Jack Fisher, R</b> (9, 1) ERA: 5.45	1.0 3 0 0 0 0 0 0 0 0 0 0 3 3 0.00 0.000																			

**San Francisco Giants @ Cincinnati Reds**  
 Crosley Field, Cincinnati, OH  
 Tue Sep 09 1969, 7:05 PM EDT  
 Att: 14,268 - Unknown

AB	37
R	7
H	10
RBI	7
BB	2
SO	8
LOB	8



BOTTOM

San Francisco Giants @ Cincinnati Reds  
Crosley Field, Cincinnati, OH

livebaseballscorecards.com

AB	32
R	4
H	6
RBI	3
BB	4
SO	10
LOB	19



WP:	0	PA:	38
PB:	1	SB:	0
CS:	0		

Tue Sep 09 1969, 7:05 PM EDT  
Att. 14,268 - Unknown

AB R H RBI BB SO LOB

1	1	0	0	0	0	0	0
2	1	0	0	1	2	1	0
3	5	0	1	0	0	2	5
4	4	0	0	0	0	1	5
5	3	0	0	0	1	2	2
6	0	0	0	0	0	0	0
7	0	0	0	0	0	0	0
8	4	1	1	0	0	0	4
9	4	1	1	1	0	2	0
10	4	1	1	0	0	0	1
11	1	0	0	0	0	1	0
12	1	0	0	0	0	0	0
13	0	0	0	0	0	0	0
14	1	0	0	0	0	1	2
15	1	0	0	0	0	0	0
16	0	0	0	0	0	0	0
17	2	1	2	1	0	0	0

Batter	1	2	3	4	5	6	7	8	9
Pete Rose, S (1, 9) OBP: 0.430, SLG: 0.519 Ted Savage, R (2, 9) OBP: 0.344, SLG: 0.342	0-0 F1		4-0 BB			0-3 K		4-0 PB 6-3 BB	0-0 SF9
Bobby Tolan, L (1, 8) OBP: 0.355, SLG: 0.504	0-0 4-3		0-3 K			0-0 FC 1B		0-0 F7	0-3 K
Alex Johnson, R (1, 7) OBP: 0.362, SLG: 0.485	0-3 K		0-0 6-3			0-0 FC		0-0 6-3	
Tony Perez, R (1, 5) OBP: 0.368, SLG: 0.554 Bernie Carbo, L (8, PR) Jack Fisher, R (9, 1) OBP: 0.111, SLG: 0.111		0-3 K		0-0 F9		0-3 K		4-0 BB	
Johnny Bench, R (1, 2) OBP: 0.358, SLG: 0.502		0-0 E7 1B		0-0 4-3		0-0 F4		0-0 6-3	
Lee May, R (1, 3) OBP: 0.331, SLG: 0.540		0-0 F9-3 1B		0-3 K		0-3 K		0-0 E8 1B	
Tommy Helms, R (1, 4) OBP: 0.269, SLG: 0.284		0-0 F9-3		0-0 F8		0-0 4-3		0-0 1B SF9 1B	
Woody Woodward, R (1, 6) OBP: 0.323, SLG: 0.305 Miguel de la Hoz, R (7, PH) Darrel Chaney, S (8, 6) Fred Whitfield, L (9, PH) OBP: 0.281, SLG: 0.240			4-0 SH3-4 BB		0-0 F8	0-3 K		0-3 K	
Jim Merritt, L (1, 1) OBP: 0.195, SLG: 0.200 Pedro Ramos, S (8, 1) Jimmy Stewart, S (8, PH) OBP: 0.315, SLG: 0.371			0-0 SH3-4		0-0 3-1			0-0 6-3 BB 1B	0-0 1B

Inning Stats	R: 0 H: 0 E: 0 K: 5 S: 5	R: 1 H: 2 E: 1 K: 1 S: 6	R: 0 H: 0 E: 0 K: 1 S: 5	R: 0 H: 0 E: 0 K: 1 S: 5	R: 0 H: 0 E: 0 K: 0 S: 3	R: 0 H: 1 E: 0 K: 2 S: 9	R: 0 H: 0 E: 0 K: 2 S: 7	R: 1 H: 1 E: 0 K: 0 S: 4	R: 2 H: 2 E: 1 K: 2 S: 10
--------------	--------------------------	--------------------------	--------------------------	--------------------------	--------------------------	--------------------------	--------------------------	--------------------------	---------------------------

PITCHER	Gaylord Perry, R (1, 1) ERA: 2.53	IP: 9.0 WLS: W BFs: 38 H: 6 R: 4 ER: 0 SO: 10 BB: 4 IBB: 0 HBP: 0 BLK: 0 WP: 0 HR: 0 S: 54 P: 70 ERA: 0.00 WHIP: 1.111
---------	--------------------------------------	--

PITCHER		IP: WLS: BFs: H: R: ER: SO: BB: IBB: HBP: BLK: WP: HR: S: P: ERA: WHIP
---------	--	--



Batter	1	2	3	4	5	6	7	8	9	AB R H RBI BB SO LOB	TOP											
Jose Arcia, R (1, 4) OBP: 0.240, SLG: 0.241	0-0 5-3		0-0 1-3		0-0 F7			0-0 P4		4 0 0 0 0 0 1												
Roberto Pena, R (1, 6) OBP: 0.277, SLG: 0.298 Tommy Dean, R (8, 6) OBP: 0.234, SLG: 0.214	4-0 BB		0-0 F9		0-3 K			0-0 E 3B		3 1 1 0 1 1 1 0 0 0 0 0 0 0												
Jerry Morales, R (1, 9) OBP: 0.375, SLG: 0.750	0-3 K			0-0 HR		0-0 G6-4-3 1B		0-0 E6 E 3-H		4 1 2 1 0 1 1												
Al Ferrara, R (1, 7) OBP: 0.363, SLG: 0.458 Ivan Murrell, R (8, 7) OBP: 0.296, SLG: 0.368	0-0 6-3			0-0 6-3		0-0 G6-4-3 1-2f		0-0 5-3 1-2		4 0 0 0 0 0 3 0 0 0 0 0 0 0												
Nate Colbert, R (1, 3) OBP: 0.313, SLG: 0.473		4-0 BB CS		0-0 1B		0-0 5-3			0-3 K	3 0 1 0 1 1 0												
Van Kelly, L (1, 5) OBP: 0.290, SLG: 0.363		0-0 4-3 1-2		0-0 F7			0-0 P4		0-0 1B 1B	4 0 1 0 0 0 2												
Cito Gaston, R (1, 8) OBP: 0.276, SLG: 0.311		4-0 BB		0-0 F8			0-3 K		0-0 G5-4-3 1B 1-2	3 0 1 0 1 1 1												
Chris Cannizzaro, R (1, 2) OBP: 0.298, SLG: 0.300		0-0 F9			0-0 2B		0-0 F2		0-0 G5-4-3 1-2f	4 0 1 0 0 0 3												
Clay Kirby, R (1, 1) OBP: 0.145, SLG: 0.036			0-3 K		0-3 K			0-3 K		3 0 0 0 0 3 1												
<b>Inning Stats</b>	R: 0 E: 0 K: 1 S: 5	H: 0 LOB: 1 BB: 1 P: 9	R: 0 E: 0 K: 0 S: 2	H: 0 LOB: 1 BB: 2 P: 10	R: 0 E: 0 K: 1 S: 5	H: 0 LOB: 0 BB: 0 P: 5	R: 1 E: 0 K: 0 S: 5	H: 2 LOB: 1 BB: 0 P: 5	R: 0 E: 0 K: 2 S: 8	H: 1 LOB: 1 BB: 0 P: 8	R: 0 E: 0 K: 0 S: 3	H: 1 LOB: 0 BB: 0 P: 3	R: 0 E: 0 K: 1 S: 5	H: 0 LOB: 0 BB: 0 P: 5	R: 1 E: 2 K: 1 S: 7	H: 1 LOB: 1 BB: 0 P: 7	R: 0 E: 0 K: 1 S: 6	H: 2 LOB: 1 BB: 0 P: 6	1B: 4 2B: 1 3B: 1 HR: 1	SF: 0 SAC: 0 DP: 2 HBP: 0	WP: 0 PB: 0 SB: 0 CS: 1	PA: 35
<b>PITCHER</b>	IP WLS BF H R ER SO BB IBB HBP BLK WP HR S P ERA WHIP																					
Tony Cloninger, R (1, 1) ERA: 5.23	7.2 L 30 5 2 1 6 3 0 0 0 0 0 1 39 51 1.17 1.043																					
Wayne Granger, R (8, 1) ERA: 2.96	1.1 5 2 0 0 1 0 0 0 0 0 0 0 7 7 0.00 1.500																					

San Diego Padres @ Cincinnati Reds  
Crosley Field, Cincinnati, OH  
Wed Sep 10 1969, 7:05 PM EDT  
Att. 5,556 - Unknown

AB	32
R	2
H	7
RBI	1
BB	3
SO	7
LOB	13



Batter	1	2	3	4	5	6	7	8	9	AB R H RBI BB SO LOB
Jimmy Stewart, S (1, 5) OBP: 0.314, SLG: 0.379	0-0 F7			0-3 K		0-0 2-H 3B			0-0 FC4-6	4 0 1 1 0 1 1
Bobby Tolan, L (1, 8) OBP: 0.353, SLG: 0.500	0-0 6-3			0-0 F8		0-3 K			0-0 4-3	4 0 0 0 0 1 2
Pete Rose, S (1, 9) OBP: 0.427, SLG: 0.515	0-3 K			0-0 4-3					0-0 L8	4 0 0 0 0 1 1
Alex Johnson, R (1, 7) Wayne Granger, R (8, 1) OBP: 0.360, SLG: 0.482 OBP: 0.250, SLG: 0.118		0-0 F9		0-0 6-3					0-0 P4	3 0 0 0 0 0 0 0 0 0 0 0 0 0
Johnny Bench, R (1, 2) OBP: 0.357, SLG: 0.501		0-0 F2		0-0 G5-4-3 1B					0-0 5-3	3 0 1 0 0 0 0
Lee May, R (1, 3) OBP: 0.329, SLG: 0.537		0-3 K		0-0 G5-4-3 1-2f					0-0 L7	3 0 0 0 0 1 1
Tommy Helms, R (1, 4) OBP: 0.267, SLG: 0.282			0-3 K			0-0 F7			0-0 6-3	3 0 0 0 0 1 0
Woody Woodward, R (1, 6) Fred Whitfield, L (8, PH) Darrel Chaney, S (9, 6) OBP: 0.325, SLG: 0.303 OBP: 0.318, SLG: 0.197 OBP: 0.281, SLG: 0.240			0-0 F8			4-0 SH1-4 3B BB			0-0 F9	1 1 0 0 1 0 0 1 0 0 0 0 0 0 0 0 0 0 0 0 0
Tony Cloninger, R (1, 1) Ted Savage, R (8, 7) OBP: 0.191, SLG: 0.215 OBP: 0.351, SLG: 0.350			0-3 K			0-0 SH1-4 1-2			0-0 FC4-6 1B	1 0 0 0 0 1 0 1 0 1 0 0 0 0

Inning Stats	R: 0	H: 0	E: 0	LOB: 0	K: 1	BB: 0	S: 5	P: 5	R: 0	H: 0	E: 0	LOB: 0	K: 2	BB: 0	S: 7	P: 7	R: 0	H: 0	E: 0	LOB: 0	K: 1	BB: 0	S: 5	P: 5	R: 0	H: 1	E: 0	LOB: 0	K: 0	BB: 0	S: 3	P: 3	R: 1	H: 1	E: 0	LOB: 1	K: 1	BB: 1	S: 6	P: 10	R: 0	H: 0	E: 0	LOB: 0	K: 0	BB: 0	S: 3	P: 3	R: 0	H: 0	E: 0	LOB: 0	K: 0	BB: 0	S: 3	P: 3	R: 0	H: 1	E: 0	LOB: 1	K: 0	BB: 0	S: 4	P: 4	1B: 2	SF: 0	2B: 0	SAC: 1	3B: 1	DP: 1	HR: 0	HBP: 0	WP: 0	PA: 30
PITCHER Clay Kirby, R (1, 1) ERA: 3.95	IP	WLS	BF	H	R	ER	SO	BB	IBB	HBP	BLK	WP	HR	S	P	ERA	WHIP	IP	WLS	BF	H	R	ER	SO	BB	IBB	HBP	BLK	WP	HR	S	P	ERA	WHIP	IP	WLS	BF	H	R	ER	SO	BB	IBB	HBP	BLK	WP	HR	S	P	ERA	WHIP																							

**BOTTOM**

**San Diego Padres @ Cincinnati Reds**  
Crosley Field, Cincinnati, OH

Wed Sep 10 1969, 7:05 PM EDT  
Att. 5,556 - Unknown

[livebaseballscorecards.com](http://livebaseballscorecards.com)

<b>AB</b>	<b>28</b>
<b>R</b>	1
<b>H</b>	3
<b>RBI</b>	1
<b>BB</b>	1
<b>SO</b>	6
<b>LOB</b>	5



Batter	1	2	3	4	5	6	7	8	9	AB	R	H	RBI	BB	SO	LOB	TOP				
<b>Jose Arcia, R</b> (1, 4) <small>OBP: 0.240, SLG: 0.241</small> <b>Ollie Brown, R</b> (8, PH) <small>OBP: 0.314, SLG: 0.402</small> <b>Tommy Dean, R</b> (8, 4) <small>OBP: 0.234, SLG: 0.214</small>	0-3 K		0-0 S 1B		0-3 K	0-0 F7		0-0 FC6-4 1B		4	0	1	0	0	2	2					
<b>Roberto Pena, R</b> (1, 6) <small>OBP: 0.279, SLG: 0.307</small> <b>Frankie Libran, R</b> (7, 6) <b>Cito Gaston, R</b> (8, PH) <small>OBP: 0.275, SLG: 0.311</small> <b>Tom Dukes, R</b> (8, 1)	0-0 1B		0-0 5-3 1-2		0-0 HR		0-0 5-3	0-0 FC6-4 1-2f		4	1	2	2	0	0	1					
<b>Jerry Morales, R</b> (1, 8) <small>OBP: 0.231, SLG: 0.462</small>	0-0 P6		0-3 K		0-0 F3		0-0 F8		0-3 K	5	0	0	0	0	2	2					
<b>Al Ferrara, R</b> (1, 7) <small>OBP: 0.363, SLG: 0.459</small> <b>Sonny Ruberto, R</b> (9, PR) <small>OBP: 0.182, SLG: 0.143</small>	0-3 K		4-0 FC6-4 BB		0-0 2B		0-0 P6		0-0 E6 G1-4-3	4	0	1	0	1	1	1					
<b>Nate Colbert, R</b> (1, 3) <small>OBP: 0.314, SLG: 0.471</small>		0-0 F8	0-0 FC6-4 1-2f		4-0 BB			0-0 2B 1B 1B	0-0 G1-4-3	4	1	1	0	1	0	3					
<b>Van Kelly, L</b> (1, 5) <small>OBP: 0.285, SLG: 0.357</small> <b>Mike Corkins, R</b> (5, 1) <b>Larry Stahl, L</b> (8, PH) <small>OBP: 0.271, SLG: 0.318</small> <b>Ron Slocum, R</b> (8, 6)		0-3 K		0-0 4-3	0-0 L5			0-3 K		3	0	0	0	0	1	2					
<b>Ivan Murrell, R</b> (1, 9) <small>OBP: 0.300, SLG: 0.385</small>		0-0 3B		0-3 K		0-0 5-3		0-0 1B 2B		4	1	2	0	0	1	0					
<b>Chris Cannizzaro, R</b> (1, 2) <small>OBP: 0.299, SLG: 0.299</small> <b>Fred Kendall, R</b> (5, 2)		4-0 IBB		0-0 F9		4-0 BB		0-0 F5		1	0	0	0	1	0	0					
<b>Tommie Sisk, R</b> (1, 1) <small>OBP: 0.250, SLG: 0.214</small> <b>Jack Baldschun, R</b> (3, 1) <small>OBP: 0.400, SLG: 0.250</small> <b>Jim Williams, R</b> (5, PH) <small>OBP: 0.333, SLG: 0.333</small> <b>Ed Spiezio, R</b> (5, 5) <small>OBP: 0.319, SLG: 0.381</small>		0-0 G3			0-0 HR 1B		0-0 F7		0-0 1B	1	0	0	0	0	0	2					
<b>Inning Stats</b>	R: 0 E: 0 K: 2 S: 8	H: 1 LOB: 1 BB: 0 P: 8	R: 0 E: 0 K: 1 S: 6	H: 1 LOB: 2 BB: 1 P: 10	R: 0 E: 0 K: 1 S: 6	H: 0 LOB: 0 BB: 0 P: 5	R: 2 E: 0 K: 1 S: 8	H: 3 LOB: 2 BB: 1 P: 12	R: 0 E: 0 K: 0 S: 3	H: 0 LOB: 1 BB: 1 P: 7	R: 0 E: 0 K: 0 S: 3	H: 0 LOB: 0 BB: 0 P: 3	R: 2 E: 0 K: 0 S: 9	H: 4 LOB: 2 BB: 0 P: 9	R: 0 E: 1 K: 1 S: 5	H: 0 LOB: 1 BB: 0 P: 5	1B: 6 2B: 2 3B: 1 HR: 1	SF: 0 SAC: 0 DP: 1 HBP: 0	WP: 0 PB: 0 SB: 1 CS: 0	PA: 41	
<b>PITCHER</b>	IP WLS BF H R ER SO BB IBB HBP BLK WP HR S P ERA WHIP	IP WLS BF H R ER SO BB IBB HBP BLK WP HR S P ERA WHIP	IP WLS BF H R ER SO BB IBB HBP BLK WP HR S P ERA WHIP	IP WLS BF H R ER SO BB IBB HBP BLK WP HR S P ERA WHIP	IP WLS BF H R ER SO BB IBB HBP BLK WP HR S P ERA WHIP	IP WLS BF H R ER SO BB IBB HBP BLK WP HR S P ERA WHIP	IP WLS BF H R ER SO BB IBB HBP BLK WP HR S P ERA WHIP	IP WLS BF H R ER SO BB IBB HBP BLK WP HR S P ERA WHIP	IP WLS BF H R ER SO BB IBB HBP BLK WP HR S P ERA WHIP	IP WLS BF H R ER SO BB IBB HBP BLK WP HR S P ERA WHIP	IP WLS BF H R ER SO BB IBB HBP BLK WP HR S P ERA WHIP	IP WLS BF H R ER SO BB IBB HBP BLK WP HR S P ERA WHIP	IP WLS BF H R ER SO BB IBB HBP BLK WP HR S P ERA WHIP	IP WLS BF H R ER SO BB IBB HBP BLK WP HR S P ERA WHIP	IP WLS BF H R ER SO BB IBB HBP BLK WP HR S P ERA WHIP	IP WLS BF H R ER SO BB IBB HBP BLK WP HR S P ERA WHIP	IP WLS BF H R ER SO BB IBB HBP BLK WP HR S P ERA WHIP	IP WLS BF H R ER SO BB IBB HBP BLK WP HR S P ERA WHIP	IP WLS BF H R ER SO BB IBB HBP BLK WP HR S P ERA WHIP	IP WLS BF H R ER SO BB IBB HBP BLK WP HR S P ERA WHIP	
<b>Gary Nolan, R</b> (1, 1) <small>ERA: 4.0</small> <b>Wayne Granger, R</b> (8, 1) <small>ERA: 2.93</small>	7.2 W 36 9 4 4 7 3 1 0 0 0 1 46 62 4.70 1.565	1.1 S 5 1 0 0 1 0 0 0 0 0 0 7 7 0.00 0.750																			

**San Diego Padres @ Cincinnati Reds**  
 Crosley Field, Cincinnati, OH  
 Thu Sep 11 1969, 7:05 PM EDT  
 Att. 4,775 - Unknown

AB	37
R	4
H	10
RBI	4
BB	4
SO	8
LOB	19



livebaseballscorecards.com

BOTTOM

San Diego Padres @ Cincinnati Reds  
Crosley Field, Cincinnati, OH  
Thu Sep 11 1969, 7:05 PM EDT  
Att. 4,775 - Unknown

livebaseballscorecards.com

AB 30  
R 6  
H 13  
RBI 6  
BB 4  
SO 3  
LOB 14



WP: 1 PA: 38  
PB: 0  
SB: 0  
CS: 1

AB R H RBI BB SO LOB

4 2 1 1 1 1 3

4 1 1 1 0 0 2

4 0 3 3 0 0 0

4 1 1 0 0 2 1

4 0 2 1 0 0 0

2 0 1 0 2 0 1

4 0 2 0 0 0 3

2 1 1 0 1 0 2

1 1 1 0 0 0 0  
1 0 0 0 0 0 2

1B: 10 SF: 0  
2B: 3 SAC: 3  
3B: 0 DP: 2  
HR: 0 HBP: 0

Batter	1	2	3	4	5	6	7	8	9
Ted Savage, R (1, 7) OBP: 0.353, SLG: 0.357	0-0 6-3		4-0 1B 2B BB	0-0 4-3 1B 2B		0-3 K		0-0 5-3	
Bobby Tolan, L (1, 8) OBP: 0.352, SLG: 0.498	0-0 G3-1		0-0 2B 1B	0-0 4-3		0-0 4-3			
Pete Rose, S (1, 9) OBP: 0.429, SLG: 0.519	0-0 1B		0-0 1B 2B	0-0 CS 1B			0-0 F7		
Johnny Bench, R (1, 2) OBP: 0.357, SLG: 0.499	0-3 K		0-0 2B 1B	0-0 CS	0-0 P4		0-3 K2-3		
Lee May, R (1, 3) OBP: 0.330, SLG: 0.538		0-0 1B G3 1B	0-0 G5-3 2B		0-0 5-3		0-0 4-3		
Jimmy Stewart, S (1, 5) OBP: 0.322, SLG: 0.380	0-0 G3	0-0 G3	4-0 BB		0-0 1B		4-0 SH1-4 1B BB		
Tommy Helms, R (1, 4) OBP: 0.269, SLG: 0.284	0-0 G6-3 1B	0-0 G5-3	0-0 G5-3		0-0 F8		0-0 SH1-4 1B		
Woody Woodward, R (1, 6) OBP: 0.330, SLG: 0.306	0-0 G6-3		4-0 SH1-4 2B BB		0-0 SH2-4 1B		0-0 SH1-4		
Gary Nolan, R (1, 1) Wayne Granger, R (8, 1) OBP: 0.269, SLG: 0.375 OBP: 0.238, SLG: 0.111			0-0 1B WP 1B	0-0 SH1-4		0-0 SH2-4		0-0 F2	

Inning Stats	R: 0 E: 0 K: 1 S: 6	H: 1 LOB: 1 BB: 0 P: 6	R: 0 E: 0 K: 0 S: 4	H: 2 LOB: 1 BB: 0 P: 4	R: 4 E: 0 K: 0 S: 6	H: 5 LOB: 1 BB: 2 P: 14	R: 2 E: 0 K: 0 S: 4	H: 2 LOB: 0 BB: 1 P: 8	R: 0 E: 0 K: 0 S: 4	H: 1 LOB: 1 BB: 0 P: 4	R: 0 E: 0 K: 1 S: 6	H: 1 LOB: 1 BB: 0 P: 6	R: 0 E: 0 K: 1 S: 5	H: 0 LOB: 0 BB: 0 P: 5	R: 0 E: 0 K: 0 S: 4	H: 1 LOB: 2 BB: 1 P: 8
--------------	------------------------------	---------------------------------	------------------------------	---------------------------------	------------------------------	----------------------------------	------------------------------	---------------------------------	------------------------------	---------------------------------	------------------------------	---------------------------------	------------------------------	---------------------------------	------------------------------	---------------------------------

PITCHER	IP	WLS	BF	H	R	ER	SO	BB	IBB	HBP	BLK	WP	HR	S	P	ERA	WHIP
Tommie Sisk, R (1, 1) ERA: 5.51	2.1	L	13	7	4	4	1	1	0	0	0	1	0	14	18	15.43	3.429
Jack Baldschun, R (3, 1) ERA: 4.88	1.2		8	3	2	2	0	2	0	0	0	0	0	6	14	10.80	3.000
Mike Corkins, R (5, 1) ERA: 9.64	3.0		11	2	0	0	2	0	0	0	0	0	0	15	15	0.00	0.667
Tom Dukes, R (8, 1) ERA: 6.75	1.0		5	1	0	0	0	1	0	0	0	0	0	4	8	0.00	2.000

PITCHER	IP	WLS	BF	H	R	ER	SO	BB	IBB	HBP	BLK	WP	HR	S	P	ERA	WHIP
---------	----	-----	----	---	---	----	----	----	-----	-----	-----	----	----	---	---	-----	------



Batter	1	2	3	4	5	6	7	8	9	AB R H RBI BB SO LOB	TOP																													
<b>Pete Rose, S</b> (1, 9) OBP: 0.427, SLG: 0.515	0-0 5-3			0-3 K		0-0 4-3			0-0 F3	4 0 0 0 0 1 1	<b>Cincinnati Reds @ San Francisco Giants</b> Candlestick Park, San Francisco, CA Fri Sep 12 1969, 10:05 PM EDT Att. 13,128 - Unknown <a href="http://livebaseballscorecards.com">livebaseballscorecards.com</a>																													
<b>Bobby Tolan, L</b> (1, 8) OBP: 0.350, SLG: 0.496	0-0 1-3			0-0 1-3			0-0 6-3			3 0 0 0 0 0 0																														
<b>Alex Johnson, R</b> (1, 7) OBP: 0.358, SLG: 0.479	0-0 5-3			0-0 5-3			0-3 K			3 0 0 0 0 1 0																														
<b>Tony Perez, R</b> (1, 5) OBP: 0.366, SLG: 0.551		0-0 F9			0-0 F9		0-0 F2			3 0 0 0 0 0 0																														
<b>Johnny Bench, R</b> (1, 2) OBP: 0.354, SLG: 0.496		0-0 F9			0-0 F5			0-3 K		3 0 0 0 0 1 0																														
<b>Lee May, R</b> (1, 3) OBP: 0.329, SLG: 0.535		0-0 F8			0-0 6-3			0-0 F7		3 0 0 0 0 0 0																														
<b>Tommy Helms, R</b> (1, 4) OBP: 0.269, SLG: 0.284			0-0 CS 1B		0-0 5-3			0-0 F3		3 0 1 0 0 0 0																														
<b>Woody Woodward, R</b> (1, 6) OBP: 0.332, SLG: 0.304 <b>Jimmy Stewart, S</b> (9, PH) OBP: 0.321, SLG: 0.378			0-3 K 1-2		4-0 BB			0-0 5-3		1 0 0 0 1 1 1 1 0 0 0 0 0 0																														
<b>Gerry Arrigo, L</b> (1, 1) OBP: 0.222, SLG: 0.192 <b>Wayne Granger, R</b> (8, 1) OBP: 0.238, SLG: 0.111 <b>Fred Whitfield, L</b> (9, PH) OBP: 0.315, SLG: 0.194			0-3 K		0-0 F5			0-3 K		2 0 0 0 0 1 1 0 0 0 0 0 0 0 1 0 0 0 0 1 0																														
<b>Inning Stats</b>	R: 0 E: 0 K: 0 S: 3	H: 0 LOB: 0 BB: 0 P: 3	R: 0 E: 0 K: 0 S: 3	H: 0 LOB: 0 BB: 0 P: 3	R: 0 E: 0 K: 2 S: 7	H: 1 LOB: 0 BB: 0 P: 7	R: 0 E: 0 K: 1 S: 5	H: 0 LOB: 0 BB: 0 P: 5	R: 0 E: 0 K: 1 S: 3	H: 0 LOB: 1 BB: 1 P: 7	R: 0 E: 0 K: 1 S: 5	H: 0 LOB: 0 BB: 0 P: 5	R: 0 E: 0 K: 1 S: 5	H: 0 LOB: 0 BB: 0 P: 5	R: 0 E: 0 K: 1 S: 5	H: 0 LOB: 0 BB: 0 P: 5	1B: 1 2B: 1 3B: 0 HR: 0	SF: 0 SAC: 0 DP: 1 HBP: 0	WP: 0 PB: 0 SB: 0 CS: 1	PA: 28																				
<b>PITCHER</b> <b>Juan Marichal, R</b> (1, 1) ERA: 2.19	IP 9.0	WLS W	BF 28	H 1	R 0	ER 0	SO 6	BB 1	IBB 0	HBP 0	BLK 0	WP 0	HR 0	S 39	P 43	ERA 0.00	WHIP 0.222																							
																					<b>PITCHER</b>	IP	WLS	BF	H	R	ER	SO	BB	IBB	HBP	BLK	WP	HR	S	P	ERA	WHIP		



Batter	1	2	3	4	5	6	7	8	9
Ken Henderson, S (1, 7) OBP: 0.304, SLG: 0.334	0-0 F7		0-0 F4		0-0 5-3			0-0 6-3	
Ron Hunt, R (1, 4) OBP: 0.363, SLG: 0.341	4-0 G6-4-3 BB		0-0 1B			4-0 G5-4-3 BB		0-0 6-3	
Willie Mays, R (1, 8) OBP: 0.365, SLG: 0.435	0-0 G6-4-3 1-2f		0-0 F7			0-0 G5-4-3 1-2f			
Willie McCovey, L (1, 3) OBP: 0.455, SLG: 0.691		0-0 4-3	0-0 4-3			4-0 BB			
Bobby Bonds, R (1, 9) OBP: 0.346, SLG: 0.476		0-3 K		0-3 K		0-0 F3			
Jim Davenport, R (1, 5) OBP: 0.307, SLG: 0.307		4-0 WP 1B BB		0-0 F9			0-0 F6		
Dick Dietz, R (1, 2) OBP: 0.363, SLG: 0.389		4-0 1B 1-2 IBB		0-0 6-3			0-3 K		
Hal Lanier, R (1, 6) OBP: 0.262, SLG: 0.253		0-0 1-3 2-H 1B			0-3 K		0-0 F3		
Juan Marichal, R (1, 1) OBP: 0.168, SLG: 0.165		0-0 F2			0-0 F7			0-0 6-3 WP 1B	

Inning Stats	R: 0	H: 0	E: 0	K: 0	S: 2	LOB: 0	BB: 1	P: 6
	R: 1	H: 1	E: 0	K: 1	S: 6	LOB: 2	BB: 2	P: 14
	R: 0	H: 1	E: 0	K: 0	S: 4	LOB: 1	BB: 0	P: 4
	R: 0	H: 0	E: 0	K: 1	S: 5	LOB: 0	BB: 0	P: 5
	R: 0	H: 0	E: 0	K: 1	S: 5	LOB: 0	BB: 0	P: 5
	R: 0	H: 0	E: 0	K: 0	S: 2	LOB: 1	BB: 2	P: 10
	R: 0	H: 0	E: 0	K: 1	S: 5	LOB: 0	BB: 0	P: 5
	R: 0	H: 1	E: 0	K: 0	S: 3	LOB: 0	BB: 0	P: 3

PITCHER	IP	WLS	BF	H	R	ER	SO	BB	IBB	HBP	BLK	WP	HR	S	P	ERA	WHIP
Gerry Arrigo, L (1, 1) ERA: 4.56	7.1	L	28	3	1	1	4	4	1	0	0	2	0	31	51	1.23	0.955
Wayne Granger, R (8, 1) ERA: 2.91	0.2		1	0	0	0	0	0	0	0	0	0	0	1	1	0.00	0.000

AB R H RBI BB SO LOB

4	0	0	0	0	0	1
2	0	1	0	2	0	1
3	0	0	0	0	0	3
2	0	0	0	1	0	1
3	0	0	0	0	2	1
2	1	0	0	1	0	0
2	0	0	0	1	1	0
3	0	1	1	0	1	0
3	0	1	0	0	0	2

AB	24
R	1
H	3
RBI	1
BB	5
SO	4
LOB	9



**Cincinnati Reds @ San Francisco Giants**  
 Candlestick Park, San Francisco, CA  
 Fri Sep 12 1969, 10:05 PM EDT  
 Att. 13,128 - Unknown

livebaseballscorecards.com

AB	24
R	1
H	3
RBI	1
BB	5
SO	4
LOB	9

WP	2
PA	29
PB	0
SB	0
CS	0



Batter	1	2	3	4	5	6	7	8	9	AB R H RBI BB SO LOB	TOP		
<b>Pete Rose, S</b> (1, 9) OBP: 0.425, SLG: 0.512	0-0 5-3 1B	0-3 K		0-0 1-3		0-3 K		0-3 K		5 0 1 0 0 3 3			
<b>Bobby Tolan, L</b> (1, 8) OBP: 0.349, SLG: 0.493	0-0 5-3 1-2 1B		0-0 F8 1B 1B	0-0 F2			0-0 F4		0-0 3-1	5 1 1 0 0 0 1			
<b>Alex Johnson, R</b> (1, 7) OBP: 0.355, SLG: 0.475 <b>Jimmy Stewart, S</b> (7, 7) OBP: 0.319, SLG: 0.376	0-0 F8		0-0 F8 1-2		0-0 5-3		0-0 4-3		0-0 4-3	4 0 0 0 0 0 2 1 0 0 0 0 0 0			
<b>Tony Perez, R</b> (1, 5) OBP: 0.367, SLG: 0.549 <b>Giraldo Ruiz, S</b> (7, 5) OBP: 0.297, SLG: 0.280	0-0 F9		4-0 E 1B FC6-4 BB		0-0 1B		0-0 4-3		0-0 F8	3 1 1 0 1 0 1 1 0 0 0 0 0 0			
<b>Johnny Bench, R</b> (1, 2) OBP: 0.358, SLG: 0.497		0-0 WP 3B 1B	0-0 FC6-4 E 1-2 2-H 1B		0-3 K			4-0 HR BB		3 2 2 1 1 1 1			
<b>Lee May, R</b> (1, 3) OBP: 0.328, SLG: 0.539		0-0 F2	0-0 E7 FC6-4 1-2 2-3		0-0 5-3			0-0 HR 1-H		4 1 1 2 0 0 4			
<b>Tommy Helms, R</b> (1, 4) OBP: 0.272, SLG: 0.286		0-3 K	0-0 FC6-4 1-2 2-3 3-H			0-0 SH3 1B		0-0 SH1-4 1B		4 0 2 1 0 1 3			
<b>Woody Woodward, R</b> (1, 6) OBP: 0.333, SLG: 0.302	H 1-0 3B HBP		0-3 K			0-0 SH3 1-2		0-0 SH1-4 1-2		1 1 0 0 0 1 2			
<b>Jim Maloney, L</b> (1, 1) OBP: 0.283, SLG: 0.468 <b>Wayne Granger, R</b> (8, 1) OBP: 0.238, SLG: 0.111		0-0 3B		0-0 F8		0-0 F5		0-0 F5		4 0 1 2 0 0 2 0 0 0 0 0 0 0			
<b>Inning Stats</b>	R: 0 E: 0 K: 0 S: 4 H: 1 LOB: 1 BB: 0 P: 4	R: 2 E: 0 K: 2 S: 9 H: 2 LOB: 1 BB: 0 P: 10	R: 2 E: 1 K: 1 S: 8 H: 2 LOB: 2 BB: 1 P: 12	R: 0 E: 0 K: 0 S: 3 H: 0 LOB: 0 BB: 0 P: 3	R: 0 E: 0 K: 1 S: 6 H: 1 LOB: 1 BB: 0 P: 6	R: 0 E: 0 K: 1 S: 6 H: 1 LOB: 1 BB: 0 P: 6	R: 0 E: 0 K: 0 S: 3 H: 0 LOB: 0 BB: 0 P: 3	R: 2 E: 0 K: 1 S: 7 H: 2 LOB: 1 BB: 1 P: 11	R: 0 E: 0 K: 0 S: 3 H: 0 LOB: 0 BB: 0 P: 3	1B: 7 2B: 0 3B: 1 HR: 1 SF: 0 SAC: 2 DP: 0 HBP: 1	WP: 1 PB: 0 SB: 0 CS: 0 PA: 40		
<b>PITCHER</b> <b>Gaylord Perry, R</b> (1, 1) ERA: 2.61 <b>Frank Linzy, R</b> (9, 1) ERA: 3.85	IP WLS BF H R ER SO BB IBB HBP BLK WP HR S P ERA WHIP	8.0 L 37 9 6 5 6 2 0 1 0 1 1 46 55 5.62 1.375	1.0 3 0 0 0 0 0 0 0 0 0 0 0 3 3 0.00 0.000	<b>PITCHER</b> IP WLS BF H R ER SO BB IBB HBP BLK WP HR S P ERA WHIP									

**Cincinnati Reds @ San Francisco Giants**  
**Candlestick Park, San Francisco, CA**  
 Sat Sep 13 1969, 6:33 AM EDT  
 Att: 13,490 - Unknown

<b>AB</b>	<b>35</b>
<b>R</b>	<b>6</b>
<b>H</b>	<b>9</b>
<b>RBI</b>	<b>6</b>
<b>BB</b>	<b>2</b>
<b>SO</b>	<b>6</b>
<b>LOB</b>	<b>19</b>



Batter	1	2	3	4	5	6	7	8	9	AB	R	H	RBI	BB	SO	LOB
Tito Fuentes, S OBP: 0.323, SLG: 0.348 (1, 5) (9, 6)	0-0 G3	0-0 4-3		0-0 F1				0-0 SH3-4 WP 1B	0-0 FC1-5							5 1 1 0 0 0 2
Ron Hunt, R OBP: 0.362, SLG: 0.339 (1, 4) BBB	4-0 HR BB		0-0 5-6-3		0-0 6-3		0-0 SH3-4	0-0 F8								3 1 0 0 0 1 0 2
Bobby Bonds, R OBP: 0.345, SLG: 0.479 (1, 8) (8, 9)	0-0 HR		0-0 F8		0-0 F4		0-0 5-3	0-3 K								5 1 1 2 0 1 3
Willie McCovey, L OBP: 0.458, SLG: 0.694 (1, 3) X	0-0 WP SF9 2B		0-0 BB BB 1B		0-0 BB 1B		4-0 E BB BB		0-0 G3							4 1 3 0 1 0 0
Dick Dietz, R OBP: 0.370, SLG: 0.388 (1, 2) BBBBB	4-0 SF9 BB		4-0 BB BB		4-0 BB BB		4-0 E BB		0-0 F8							1 0 0 0 4 0 0
Ken Henderson, S OBP: 0.304, SLG: 0.333 Willie Mays, R OBP: 0.363, SLG: 0.432 (1, 9) (7, PH) (8, 8)	0-0 SF9		4-0 BB BB		0-0 F5		0-0 E5		0-3 K							1 0 0 1 1 0 2 2 0 0 0 0 1 2
Dave Marshall, L OBP: 0.346, SLG: 0.291 Bob Burda, L OBP: 0.327, SLG: 0.396 George Foster, R (1, 7) (7, PH) (8, 7)	0-0 F7		0-0 5-3				0-0 4-1		0-0 3-1							3 0 0 0 0 0 4 1 0 0 0 0 0 3 0 0 0 0 0 0 0
Hal Lanier, R OBP: 0.260, SLG: 0.251 John Stephenson, L OBP: 0.273, SLG: 0.364 Frank Linzy, R OBP: 0.375, SLG: 0.286 (1, 6) (8, PH) (9, 1)		0-0 F6		0-0 F8		0-0 F2		0-0 FC1-5 1B 1B								3 0 0 0 0 0 0 1 0 1 0 0 0 0 0 0 0 0 0 0 0
Gaylord Perry, R OBP: 0.165, SLG: 0.163 Leon Wagner, L OBP: 0.600, SLG: 0.600 Don Mason, L OBP: 0.321, SLG: 0.263 (1, 1) (8, PH) (8, PR) (9, 5)		0-0 F8		0-0 6-3		0-3 K		0-0 FC1-5 1B								3 0 0 0 0 0 1 0 1 0 1 0 0 0 0 0 0 0 0 0 0 0

Inning Stats	R: 3	H: 2	E: 0	K: 0	S: 5	LOB: 1	BB: 2	P: 13	R: 0	H: 0	E: 0	K: 0	S: 3	LOB: 0	BB: 0	P: 3	R: 0	H: 1	E: 0	K: 0	S: 4	LOB: 3	BB: 2	P: 12	R: 0	H: 0	E: 0	K: 0	S: 3	LOB: 0	BB: 0	P: 3	R: 0	H: 1	E: 0	K: 0	S: 4	LOB: 2	BB: 1	P: 8	R: 0	H: 0	E: 0	K: 1	S: 5	LOB: 0	BB: 0	P: 5	R: 1	H: 1	E: 2	K: 0	S: 5	LOB: 3	BB: 2	P: 13	R: 0	H: 2	E: 0	K: 1	S: 7	LOB: 2	BB: 0	P: 7	R: 0	H: 0	E: 0	K: 1	S: 5	LOB: 0	BB: 0	P: 5	1B: 5	2B: 1	3B: 0	HR: 1	SF: 1	SAC: 1	DP: 0	HBP: 0	WP: 2	PB: 0	SB: 0	CS: 0	PA: 42
--------------	------	------	------	------	------	--------	-------	-------	------	------	------	------	------	--------	-------	------	------	------	------	------	------	--------	-------	-------	------	------	------	------	------	--------	-------	------	------	------	------	------	------	--------	-------	------	------	------	------	------	------	--------	-------	------	------	------	------	------	------	--------	-------	-------	------	------	------	------	------	--------	-------	------	------	------	------	------	------	--------	-------	------	-------	-------	-------	-------	-------	--------	-------	--------	-------	-------	-------	-------	--------

PITCHER	IP	WLS	BF	H	R	ER	SO	BB	IBB	HBP	BLK	WP	HR	S	P	ERA	WHIP
Jim Maloney, R ERA: 2.72 (1, 1)	7.0	W	35	6	4	3	1	7	0	0	0	2	1	30	58	3.86	1.857
Wayne Granger, R ERA: 2.87 (8, 1)	2.0	S	7	1	0	0	2	0	0	0	0	0	0	11	11	0.00	0.500

**BOTTOM**

**Cincinnati Reds @ San Francisco Giants**  
Candlestick Park, San Francisco, CA  
Sat Sep 13 1969, 6:33 AM EDT  
Att. 13,490 - Unknown

livebaseballscorecards.com

<b>AB</b>	<b>33</b>
<b>R</b>	<b>4</b>
<b>H</b>	<b>7</b>
<b>RBI</b>	<b>3</b>
<b>BB</b>	<b>7</b>
<b>SO</b>	<b>3</b>
<b>LOB</b>	<b>18</b>





Batter	1	2	3	4	5	6	7	8	9	AB R H RBI BB SO LOB	TOP																	
<b>Pete Rose, S</b> (1, 9) OBP: 0.425, SLG: 0.510	0-0 B5-3		0-0 1B		4-0 1B BB		0-0 F8		0-0 FC4-6 1-2f	4 1 1 0 1 0 1																		
<b>Bobby Tolan, L</b> (1, 8) OBP: 0.350, SLG: 0.492	0-0 3-1		0-0 F9		0-0 1B 1-2 2-H 3-H			0-3 K	0-0 1B	5 0 2 2 0 1 1																		
<b>Alex Johnson, R</b> (1, 7) OBP: 0.358, SLG: 0.475	0-0 1B			0-3 K	0-0 1B 1-2 2-H			1-0 1B HBP	0-3 K	4 0 2 1 0 2 2																		
<b>Tony Perez, R</b> (1, 5) OBP: 0.365, SLG: 0.545	0-3 K			0-0 5-3	0-3 K			0-0 F9		4 0 0 0 0 2 4																		
<b>Johnny Bench, R</b> (1, 2) OBP: 0.357, SLG: 0.495		0-3 K		0-0 F6		0-3 K		0-0 1B BB		4 0 1 0 0 2 0																		
<b>Lee May, R</b> (1, 3) OBP: 0.329, SLG: 0.538		0-0 6-3			0-0 1B FC5-4	0-0 6-3		4-0 1B BB		3 0 1 0 1 0 0																		
<b>Tommy Helms, R</b> (1, 4) OBP: 0.269, SLG: 0.284		0-0 F7			0-0 1B FC5-4 SH1-4 1-2f	0-0 E4 CS		0-0 4-3		4 1 0 0 0 0 4																		
<b>Woody Woodward, R</b> (1, 6) OBP: 0.333, SLG: 0.303			0-0 F8		0-0 1B SH1-4	0-0 CS	0-0 F9		0-3 K	3 1 1 0 0 0 0 1 0 0 0 0 1 0																		
<b>Ted Savage, R</b> (9, PH) OBP: 0.350, SLG: 0.353					0-0 1B SH1-4																							
<b>Jim Merritt, L</b> (1, 1) OBP: 0.190, SLG: 0.194			0-3 K		0-0 SH1-4		0-0 F8		0-0 1B FC4-6	2 0 0 0 0 1 0 0 0 0 0 0 0 0 0 0 0 0 0 0 0 1 0 1 0 0 0 0																		
<b>Clay Carroll, R</b> (7, 1) OBP: 0.276, SLG: 0.308																												
<b>Wayne Granger, R</b> (8, 1) OBP: 0.238, SLG: 0.111																												
<b>Jimmy Stewart, S</b> (8, 4) OBP: 0.322, SLG: 0.379																												
<b>Inning Stats</b>	R: 0 E: 0 K: 1 S: 6	H: 1 LOB: 1 BB: 0 P: 6	R: 0 E: 0 K: 1 S: 5	H: 0 LOB: 0 BB: 0 P: 5	R: 0 E: 0 K: 1 S: 6	H: 1 LOB: 1 BB: 0 P: 6	R: 0 E: 0 K: 1 S: 5	H: 0 LOB: 0 BB: 0 P: 5	R: 3 E: 0 K: 1 S: 9	H: 4 LOB: 2 BB: 1 P: 13	R: 0 E: 1 K: 1 S: 5	H: 0 LOB: 0 BB: 0 P: 5	R: 0 E: 0 K: 0 S: 3	H: 0 LOB: 0 BB: 0 P: 3	R: 0 E: 0 K: 1 S: 6	H: 1 LOB: 3 BB: 1 P: 11	R: 0 E: 0 K: 2 S: 9	H: 2 LOB: 2 BB: 0 P: 9	1B: 9 2B: 0 3B: 0 HR: 0	SF: 0 SAC: 1 DP: 0 HBP: 1	WP: 0 PB: 0 SB: 0 CS: 1	PA: 40						
<b>PITCHER</b>	IP WLS BF H R ER SO BB IBB HBP BLK WP HR S P ERA WHIP																											
<b>Bobby Bolin, R</b> (1, 1) ERA: 4.49	4.2		21	6	3	3	4	1	0	0	0	0	0	0	28	32	5.79	1.500										
<b>Don McMahon, R</b> (5, 1) ERA: 3.76	2.1	W	7	0	0	0	2	0	0	0	0	0	0	0	11	11	0.00	0.000										
<b>Frank Linzy, R</b> (8, 1) ERA: 3.78	2.0	S	11	3	0	0	3	1	0	1	0	0	0	0	15	20	0.00	2.000										

**Cincinnati Reds @ San Francisco Giants**  
**Candlestick Park, San Francisco, CA**  
 Sun Sep 14 1969, 6:33 AM EDT  
 Att: 15,905 - Unknown

AB	35
R	3
H	9
RBI	3
BB	2
SO	9
LOB	12



Batter	1	2	3	4	5	6	7	8	9
Tito Fuentes, S OBP: 0.328, SLG: 0.347 (1, 5)	0-0 F9 1B		0-0 1B		0-0 B3 1B		0-0 SH1-4 1-2	4-0 IBB	
Ron Hunt, R OBP: 0.359, SLG: 0.336 (1, 4)	0-0 F3		0-0 F2 1B		0-0 F6		0-0 SH1-3 2-3	0-0 F3	
Willie Mays, R OBP: 0.361, SLG: 0.429 (1, 8)	0-0 F4		0-3 K		0-0 F8		0-0 1B 1B 3-H	0-0 F5	
Willie McCovey, L OBP: 0.460, SLG: 0.694 (1, 3)		0-0 HR 1B	0-3 K			4-0 FC4 1B SF7 BB	0-0 1-3 1B		
Bobby Bonds, R OBP: 0.344, SLG: 0.477 (1, 9)		0-0 F7		0-0 F3		0-0 FC4 1B 1-2	0-3 K		
Dick Dietz, R OBP: 0.372, SLG: 0.406 (1, 2)		0-0 1-H HR		0-0 4-3		0-0 FC4 1-2f 2-3		0-0 F9 1B 2B	
Bob Barton, R OBP: 0.248, SLG: 0.194 (9, 2)				0-0 5-3		0-0 SF7 3-H		0-0 F9 2-3	
Ken Henderson, S OBP: 0.304, SLG: 0.333 (1, 7)		0-0 FC6-4 1B				0-0 F5 SH 1B		0-0 SH 3-H 1B	
Hal Lanier, R OBP: 0.262, SLG: 0.253 (1, 6)		0-0 F7				0-0 SH 1B		0-0 SH 1-3	
Bobby Bolin, R OBP: 0.298, SLG: 0.282 (1, 1)		0-0 FC6-4				0-0 SH 1-2		0-0 SH 1B	
Don McMahon, R OBP: 0.125, SLG: 0.125 (5, 1)									
Bobby Etheridge, R OBP: 0.370, SLG: 0.365 (7, PH)									
Frank Linzy, R OBP: 0.375, SLG: 0.286 (8, 1)									

Inning Stats	R: 0	H: 0	E: 0	K: 0	S: 3	LOB: 0	BB: 0	P: 3
	R: 2	H: 3	E: 0	K: 0	S: 6	LOB: 1	BB: 0	P: 6
	R: 0	H: 1	E: 0	K: 2	S: 8	LOB: 1	BB: 0	P: 8
	R: 0	H: 0	E: 0	K: 0	S: 3	LOB: 0	BB: 0	P: 3
	R: 0	H: 1	E: 0	K: 0	S: 5	LOB: 2	BB: 0	P: 5
	R: 1	H: 1	E: 0	K: 0	S: 4	LOB: 1	BB: 1	P: 8
	R: 1	H: 3	E: 0	K: 1	S: 8	LOB: 2	BB: 0	P: 8
	R: 1	H: 2	E: 1	K: 0	S: 6	LOB: 3	BB: 1	P: 10

PITCHER	IP	WLS	BF	H	R	ER	SO	BB	IBB	HBP	BLK	WP	HR	S	P	ERA	WHIP
Jim Merritt, L ERA: 4.45 (1, 1)	6.2	L	31	9	4	4	2	1	0	0	0	0	1	34	38	5.40	1.500
Clay Carroll, R ERA: 3.74 (7, 1)	0.1		2	1	1	1	1	0	0	0	0	0	0	4	4	27.00	3.000
Wayne Granger, R ERA: 2.85 (8, 1)	1.0		6	1	0	0	0	0	1	0	0	0	0	5	9	0.00	1.000

AB	R	H	RBI	BB	SO	LOB
3	0	1	0	1	0	2
4	0	0	0	0	0	6
5	0	1	1	0	1	6
3	2	2	0	1	1	1
4	0	1	0	0	1	3
4	2	2	2	0	0	2
0	0	0	0	0	0	0
3	0	1	1	0	0	1
4	0	2	1	0	0	2
1	0	0	0	0	0	1
0	0	0	0	0	0	0
1	1	1	0	0	0	0
0	0	0	0	0	0	0

WP	PA
0	39

**Cincinnati Reds @ San Francisco Giants**  
 Candlestick Park, San Francisco, CA  
 Sun Sep 14 1969, 6:33 AM EDT  
 Att. 15,905 - Unknown

[livebaseballscorecards.com](http://livebaseballscorecards.com)

<b>AB</b>	<b>32</b>
<b>R</b>	<b>5</b>
<b>H</b>	<b>11</b>
<b>RBI</b>	<b>5</b>
<b>BB</b>	<b>2</b>
<b>SO</b>	<b>3</b>
<b>LOB</b>	<b>24</b>





Batter	1	2	3	4	5	6	7	8	9	AB R H RBI BB SO LOB	TOP											
<b>Pete Rose, S</b> (1, 9) OBP: 0.422, SLG: 0.506	0-0 G5-3		0-0 F9		0-0 G6-4-3			0-0 G5-3		4 0 0 0 0 0 2	<b>Cincinnati Reds @ Los Angeles Dodgers</b> <b>Dodger Stadium, Los Angeles, CA</b> Mon Sep 15 1969, 7:05 PM PDT Att: 18,068 - Unknown											
<b>Bobby Tolan, L</b> (1, 8) OBP: 0.351, SLG: 0.491	0-0 G3-1		1-0 2B 1B HBP		0-0 1B			0-0 F8		3 1 1 0 0 0 0												
<b>Alex Johnson, R</b> (1, 7) OBP: 0.359, SLG: 0.477	0-3 K		0-0 1B 2B		0-0 G4-3			0-0 1B		4 1 2 1 0 1 1												
<b>Jimmy Stewart, S</b> (8, 7) OBP: 0.322, SLG: 0.379			1-3 2-H					0-0 1B		0 0 0 0 0 0 0												
<b>Tony Perez, R</b> (1, 5) OBP: 0.366, SLG: 0.545		0-0 G5-3	0-0 1B		0-0 G6-4-3 1B			0-0 G3		4 0 2 2 0 0 1												
<b>Johnny Bench, R</b> (1, 2) OBP: 0.354, SLG: 0.490		0-0 F3	0-0 F8		0-0 G6-4-3			0-3 K		4 0 0 0 0 1 2												
<b>Jim Beauchamp, R</b> (1, 3) OBP: 0.304, SLG: 0.364		4-0 BB		0-0 G5-4-3 1B		0-3 K		0-0 1B 1B		3 0 2 0 1 1 0												
<b>Giraldo Ruiz, S</b> (9, PR) OBP: 0.297, SLG: 0.280										0 1 0 0 0 0 0												
<b>Tommy Helms, R</b> (1, 4) OBP: 0.269, SLG: 0.283		0-0 G4-3		0-0 G5-4-3		0-0 G5-3		0-0 1B 1B		4 0 1 0 0 0 2												
<b>Woody Woodward, R</b> (1, 6) OBP: 0.336, SLG: 0.303			4-0 2B SH2-4 BB		0-0 P4		0-0 F7	0-0 1B CS		3 1 1 1 1 0 0												
<b>Tony Cloninger, R</b> (1, 1) OBP: 0.200, SLG: 0.224			0-0 SH2-4		0-0 G6-4-3 1B		0-3 K	0-3 K		2 0 1 0 0 1 0												
<b>Wayne Granger, R</b> (8, 1) OBP: 0.227, SLG: 0.105			1-2					1-2		1 0 0 0 0 1 2												
<b>Inning Stats</b>	R: 0 E: 0 K: 1 S: 5	H: 0 LOB: 0 BB: 0 P: 5	R: 0 E: 0 K: 0 S: 3	H: 0 LOB: 1 BB: 1 P: 7	R: 3 E: 0 K: 0 S: 5	H: 2 LOB: 1 BB: 1 P: 10	R: 0 E: 0 K: 0 S: 3	H: 1 LOB: 0 BB: 0 P: 3	R: 0 E: 0 K: 1 S: 4	H: 2 LOB: 1 BB: 0 P: 4	R: 0 E: 0 K: 1 S: 5	H: 0 LOB: 0 BB: 0 P: 5	R: 0 E: 0 K: 1 S: 5	H: 0 LOB: 0 BB: 0 P: 5	R: 0 E: 0 K: 0 S: 4	H: 1 LOB: 1 BB: 0 P: 4	R: 1 E: 0 K: 2 S: 9	H: 3 LOB: 2 BB: 0 P: 9	1B: 9 2B: 2 3B: 0 HR: 0	SF: 0 SAC: 1 DP: 4 HBP: 1	WP: 0 PB: 0 SB: 0 CS: 1	PA: 36
<b>PITCHER</b>	IP WLS BF H R ER SO BB IBB HBP BLK WP HR S P ERA WHIP																					
<b>Claude Osteen, L</b> (1, 1) ERA: 2.55	8.1 L 35 10 4 4 4 4 2 0 1 0 0 0 40 49 4.32 1.440																					
<b>Ray Lamb, R</b> (9, 1) ERA: 1.46	0.2 1 0 0 0 0 1 0 0 0 0 0 0 3 3 0.00 0.000																					

<b>AB</b>	32
<b>R</b>	4
<b>H</b>	10
<b>RBI</b>	4
<b>BB</b>	2
<b>SO</b>	5
<b>LOB</b>	10



Batter	1	2	3	4	5	6	7	8	9	AB R H RBI BB SO LOB
Maury Wills, S OBP: 0.344, SLG: 0.347 (1, 6)	0-0 1B		0-0 G5-3	0-0 FC6-4			0-0 G4-3		0-0 1B	5 0 2 0 0 0 3
Ted Sizemore, R OBP: 0.336, SLG: 0.340 (1, 4)	0-0 F9		4-0 BB		0-3 K		0-0 G3-1		0-0 1B	4 0 1 0 1 1 1
Willie Davis, L OBP: 0.363, SLG: 0.458 (1, 8)	0-0 F9		0-0 P9		0-0 F2		0-0 G4-3		0-0 P6	5 0 0 0 0 0 4
Len Gabrielson, L OBP: 0.321, SLG: 0.351 (1, 7)	0-3 K		0-0 G3		0-0 1B			0-0 G4-3	0-0 G4-3	5 0 1 0 0 1 4
Wes Parker, S OBP: 0.364, SLG: 0.442 (1, 3)		0-3 K		4-0 1B G4-3 BB	0-0 L4			0-0 G4-3		3 0 0 0 1 1 1
Willie Crawford, L OBP: 0.332, SLG: 0.418 (1, 9)		4-0 1B BB		0-3 K		0-0 HR		4-0 1B BB		2 1 1 1 2 1 1
Jim Lefebvre, S OBP: 0.352, SLG: 0.338 (1, 5)		0-0 P6		0-0 G4-3		0-3 K		0-0 1B		4 0 1 0 0 1 2
Billy Grabarkewitz, R OBP: 0.161, SLG: 0.155 (8, PR)				1-2				1-2 1B		0 0 0 0 0 0 0
Tom Haller, L OBP: 0.338, SLG: 0.358 (1, 2)		0-0 1B		0-0 BB 1B		0-3 K		0-0 F7		4 0 2 0 0 1 2
Claude Osteen, L OBP: 0.257, SLG: 0.265 (1, 1)		0-0 P8		4-0 FC6-4 BB		0-3 K			0-0 G5-3	2 0 0 0 1 1 2
Ray Lamb, R OBP: 0.368, SLG: 0.396 (9, 1)				1-2						0 0 0 0 0 0 0
Manny Mota, R OBP: 0.368, SLG: 0.396 (9, PH)										1 0 0 0 0 0 0

Inning Stats	R: 0	H: 1	E: 0	K: 1	S: 6	H: 1	LOB: 1	BB: 0	P: 6	R: 0	H: 1	E: 0	K: 1	S: 3	H: 0	LOB: 1	BB: 1	P: 7	R: 0	H: 1	E: 0	K: 0	S: 3	H: 1	LOB: 3	BB: 2	P: 14	R: 0	H: 1	E: 0	K: 1	S: 6	H: 1	LOB: 0	BB: 0	P: 10	R: 0	H: 0	E: 0	K: 0	S: 3	H: 1	LOB: 2	BB: 1	P: 8	R: 0	H: 2	E: 0	K: 0	S: 5	H: 2	LOB: 2	BB: 0	P: 5	1B: 7	SF: 0	2B: 0	SAC: 0	3B: 0	DP: 0	HR: 1	HBP: 0	WP: 0	PA: 40
--------------	------	------	------	------	------	------	--------	-------	------	------	------	------	------	------	------	--------	-------	------	------	------	------	------	------	------	--------	-------	-------	------	------	------	------	------	------	--------	-------	-------	------	------	------	------	------	------	--------	-------	------	------	------	------	------	------	------	--------	-------	------	-------	-------	-------	--------	-------	-------	-------	--------	-------	--------

PITCHER	IP	WLS	BF	H	R	ER	SO	BB	IBB	HBP	BLK	WP	HR	S	P	ERA	WHIP
Tony Cloninger, R ERA: 5.05 (1, 1)	7.2	W	34	6	1	1	7	5	0	0	0	0	1	43	63	1.17	1.435
Wayne Granger, R ERA: 2.82 (8, 1)	1.1	S	6	2	0	0	0	0	0	0	0	0	0	6	6	0.00	1.500

BOTTOM

Cincinnati Reds @ Los Angeles Dodgers  
 Dodger Stadium, Los Angeles, CA  
 Mon Sep 15 1969, 7:05 PM PDT  
 Att. 18,068 - Unknown

livebaseballscorecards.com

AB	35
R	1
H	8
RBI	1
BB	5
SO	7
LOB	20





Batter	1	2	3	4	5	6	7	8	9	AB R H RBI BB SO LOB	TOP											
<b>Pete Rose, S</b> (1, 9) OBP: 0.422, SLG: 0.505	0-0 G4-3		0-0 FC4-6 1B		4-0 BB		0-0 E6		0-0 FC6-2-6 HBP	4 0 1 0 1 0 3												
<b>Bobby Tolan, L</b> (1, 8) OBP: 0.349, SLG: 0.488	0-3 K		0-0 FC4-6		0-3 K		0-3 K		1-0 HBP	4 0 0 0 0 3 5												
<b>Alex Johnson, R</b> (1, 7) OBP: 0.358, SLG: 0.475 <b>Jimmy Stewart, S</b> (8, 7) OBP: 0.321, SLG: 0.378	0-0 G4-3		0-0 F9			0-0 F9		0-0 SH3-4 2B 1B	0-3 K	4 1 1 0 0 0 1 1 0 0 0 0 1 2												
<b>Tony Perez, R</b> (1, 5) OBP: 0.366, SLG: 0.543		0-0 G4-3		4-0 FC6-4 BB		0-0 F9		0-0 SH3-4		2 0 0 0 1 0 0												
<b>Johnny Bench, R</b> (1, 2) OBP: 0.355, SLG: 0.491		1-0 1B HBP		0-3 K		0-0 G6-3		0-0 L6-4 2B		3 0 1 1 0 1 1												
<b>Jim Beauchamp, R</b> (1, 3) OBP: 0.320, SLG: 0.362 <b>Giraldo Ruiz, S</b> (8, 3) OBP: 0.297, SLG: 0.280		0-0 F8		0-0 F8			0-0 FC1-6 1B	4-0 IBB		3 0 1 0 1 0 2 0 0 0 0 0 0 0												
<b>Tommy Helms, R</b> (1, 4) OBP: 0.269, SLG: 0.283		0-0 1B		0-0 FC6-4		0-0 FC1-6 FC4-6 1B		0-0 L6-4		4 0 1 0 0 0 4												
<b>Woody Woodward, R</b> (1, 6) OBP: 0.335, SLG: 0.307		0-0 P4			0-0 F8		0-0 FC4-6 E 1B		0-0 SH1-4 FC6-2-6 2B	4 0 1 0 0 0 3												
<b>Gary Nolan, R</b> (1, 1) OBP: 0.276, SLG: 0.370 <b>Wayne Granger, R</b> (9, 1) OBP: 0.227, SLG: 0.105			0-3 K		0-3 K		0-0 E 1B		0-0 SH1-4	3 0 1 0 0 2 0 0 0 0 0 0 0 0												
<b>Inning Stats</b>	R: 0 E: 0 K: 1 S: 5	H: 0 LOB: 0 BB: 0 P: 5	R: 0 E: 0 K: 0 S: 4	H: 1 LOB: 2 BB: 0 P: 5	R: 0 E: 0 K: 1 S: 6	H: 1 LOB: 1 BB: 0 P: 6	R: 0 E: 0 K: 1 S: 5	H: 0 LOB: 1 BB: 1 P: 9	R: 0 E: 0 K: 2 S: 7	H: 0 LOB: 1 BB: 1 P: 11	R: 0 E: 0 K: 0 S: 3	H: 0 LOB: 0 BB: 0 P: 3	R: 0 E: 1 K: 1 S: 8	H: 2 LOB: 3 BB: 0 P: 8	R: 1 E: 0 K: 0 S: 4	H: 2 LOB: 1 BB: 1 P: 8	R: 0 E: 0 K: 1 S: 6	H: 1 LOB: 2 BB: 0 P: 7	1B: 5 2B: 3 3B: 0 HR: 0	SF: 0 SAC: 2 DP: 1 HBP: 2	WP: 0 PB: 0 SB: 0 CS: 0	PA: 39
<b>PITCHER</b>	IP WLS BF H R ER SO BB IBB HBP BLK WP HR S P ERA WHIP												<b>PITCHER</b>	IP WLS BF H R ER SO BB IBB HBP BLK WP HR S P ERA WHIP								
<b>Bill Singer, R</b> (1, 1) ERA: 1.93 <b>Jim Brewer, L</b> (9, 1) ERA: 2.68	8.0 34 6 1 1 6 2 1 1 0 0 0 42 55 1.12 1.000													1.0 5 1 0 0 1 0 0 1 0 0 0 6 7 0.00 1.000								

Cincinnati Reds @ Los Angeles Dodgers  
Dodger Stadium, Los Angeles, CA  
Tue Sep 16 1969, 7:05 PM PDT  
Unknown

livebaseballscorecards.com

AB	32
R	1
H	7
RBI	1
BB	3
SO	7
LOB	21







Batter	1	2	3	4	5	6	7	8	9	10	11	12	AB R H RBI BB SO LOB	TOP												
<b>Pete Rose, S</b> OBP: 0.421, SLG: 0.503 (1, 9)	0-0 1B 1B	0-0 L8			0-0 1-2 1B		0-0 G5-3		0-0 F7			0-0 G5-3	6 1 2 0 0 0 1	<b>Cincinnati Reds @ Los Angeles Dodgers</b> Dodger Stadium, Los Angeles, CA Tue Sep 16 1969, 7:05 PM PDT Att. 37,706 - Unknown												
<b>Bobby Tolan, L</b> OBP: 0.352, SLG: 0.490 (1, 8)	0-0 1B 1B		0-0 G3-1		0-0 1-2 2-3 1B		0-0 G4-3 1B		0-3 K			0-0 1B	6 1 4 0 0 1 0													
<b>Alex Johnson, R</b> OBP: 0.356, SLG: 0.472 <b>Pedro Ramos, S</b> (12, 1)	0-0 1B 1B		0-0 F8		0-3 K		0-0 G4-3		0-3 K			0-0 F2	6 0 1 2 0 2 5 0 0 0 0 0 0 0													
<b>Tony Perez, R</b> OBP: 0.363, SLG: 0.638 (1, 5)	0-0 F8		0-0 G1-3		0-3 K		0-0 F8		0-0 P4				5 0 0 0 0 1 5													
<b>Johnny Bench, R</b> OBP: 0.354, SLG: 0.488 (1, 2)	0-3 K			0-0 G5-3		0-3 K		0-0 FC6-4 1B		0-0 G5-3			5 0 1 0 0 2 1													
<b>Jim Beauchamp, R</b> OBP: 0.309, SLG: 0.333 (1, 3)	0-3 K			0-0 F8		4-0 WP G5-3 BB		0-3 K		0-0 G4-3			4 0 0 0 1 2 2													
<b>Tommy Helms, R</b> OBP: 0.268, SLG: 0.282 (1, 4)		0-0 1B		0-0 G4-3		0-0 G5-3		0-0 P6		0-0 P4			5 0 1 0 0 0 2													
<b>Woody Woodward, R</b> OBP: 0.336, SLG: 0.306 (1, 6)		0-0 1B			0-0 F9		4-0 WP IBB		0-0 FC6-4			0-3 K	4 0 1 0 1 1 1													
<b>Gerry Arrigo, L</b> OBP: 0.214, SLG: 0.185 <b>Clay Carroll, R</b> OBP: 0.281, SLG: 0.286 <b>Ted Savage, R</b> OBP: 0.346, SLG: 0.349 (12, PH) (12, 7)		0-0 F5			4-0 1B 1B BB		0-0 G6-3		0-0 G1-3			0-3 K	1 0 0 0 0 0 1 2 0 0 0 1 0 2 1 0 0 0 0 1 0													
<b>Inning Stats</b>	R: 2 E: 0 K: 2 S: 10	H: 3 LOB: 1 BB: 0 P: 10	R: 0 E: 0 K: 0 S: 4	H: 2 LOB: 1 BB: 0 P: 4	R: 0 E: 0 K: 0 S: 3	H: 0 LOB: 0 BB: 0 P: 3	R: 0 E: 0 K: 1 S: 5	H: 0 LOB: 2 BB: 2 P: 13	R: 0 E: 0 K: 0 S: 4	H: 1 LOB: 1 BB: 0 P: 4	R: 0 E: 0 K: 1 S: 6	H: 1 LOB: 1 BB: 0 P: 6	R: 0 E: 0 K: 1 S: 5	H: 0 LOB: 0 BB: 0 P: 5	R: 0 E: 0 K: 1 S: 5	H: 0 LOB: 0 BB: 0 P: 5	R: 0 E: 0 K: 1 S: 6	H: 1 LOB: 1 BB: 0 P: 6	1B: 10 2B: 0 3B: 0 HR: 0	SF: 0 SAC: 0 DP: 0 HBP: 0	WP: 1 PB: 0 SB: 2 CS: 0	PA: 48				
<b>PITCHER</b>	IP WLS BF H R ER SO BB IBB HBP BLK WP HR S P ERA WHIP																									
<b>Joe Moeller, R</b> ERA: 3.4 (1, 1)	4.1																									
<b>Pete Mikkelsen, R</b> ERA: 2.81 (5, 1)	3.2	15	2	0	0	4	1	1	0	0	1	0	21	29	0.00	0.818										
<b>Jim Brewer, L</b> ERA: 2.55 (9, 1)	4.0	W	13	1	0	0	4	0	0	0	0	0	21	21	0.00	0.250										

livebaseballscorecards.com



Batter	1	2	3	4	5	6	7	8	9	10	11	12	AB	R	H	RBI	BB	SO	LOB	
<b>Maury Wills, S</b> OBP: 0.344, SLG: 0.345 (1, 6)	4-0 BB SF8 1B BB		0-0 F8		4-0 G1-3 BB		0-0 G4-3		0-0 SH1-4 1-2		0-0 G6-3		3	1	0	0	2	0	0	
<b>Ted Sizemore, R</b> OBP: 0.337, SLG: 0.342 (1, 4)	0-0 SF8 BB 1-2 1B		0-0 E5		0-0 G1-3 1-2		0-0 G5-3		4-0 FC6-4 IBB		0-0 SH 1B 2B		5	1	2	0	1	0	1	
<b>Manny Mota, R</b> OBP: 0.371, SLG: 0.397 (1, 7)	4-0 1-2 2-3 BB		0-0 G1-6-3 1B		0-0 F5		0-0 BB 1B		0-0 FC6-4 1-2f 2-3		0-0 SH 1B IBB 2-3		4	0	2	0	1	0	3	
<b>Andy Kosco, R</b> OBP: 0.282, SLG: 0.424 (1, 9)	0-0 L5		0-0 G1-6-3 1-2f		0-0 2B 1B		4-0 1-2 BB		0-0 FC6-4 1-2f		4-0 1B IBB 1-2		1	0	0	0	0	0	3	
<b>Willie Crawford, L</b> OBP: 0.338, SLG: 0.415 (3, PH) (4, 9)													3	1	1	0	2	0	4	
<b>Wes Parker, S</b> OBP: 0.367, SLG: 0.448 (1, 3)	0-0 SF8 2-3 3-H				0-0 1B		0-0 L4-6 1-H 2B		0-0 G3		0-0 F7		0-0 1B	5	0	3	3	0	0	2
<b>Jim Lefebvre, S</b> OBP: 0.346, SLG: 0.330 (1, 5)	0-0 L6				0-3 K		0-0 L4-6 2-3		0-0 G6-4-3 1B		0-3 K		4	0	1	0	0	1	4	
<b>Billy Grabarkewitz, R</b> OBP: 0.159, SLG: 0.153 (8, PR) (9, 5)													1	0	0	0	0	1	0	
<b>Bill Russell, R</b> OBP: 0.304, SLG: 0.348 (1, 8)					0-0 F8		0-0 E3 1B		0-0 B2		0-0 G5-3		5	0	0	0	0	0	2	
<b>Jeff Torborg, R</b> OBP: 0.246, SLG: 0.229 (1, 2)					0-0 G4-3		0-0 FC6-4 1B		0-0 G6-4-3 1-2f		0-0 G4-3		2	0	0	0	0	0	1	
<b>Pete Mikkelsen, R</b> OBP: 0.167, SLG: 0.167 (5, 1)													1	0	1	0	0	0	0	
<b>Willie Davis, L</b> OBP: 0.363, SLG: 0.457 (8, PH)													1	0	0	0	0	0	1	
<b>Jim Brewer, L</b> OBP: 0.167, SLG: 0.182 (9, 1)													1	0	0	0	0	0	0	
<b>Joe Moeller, R</b> OBP: 0.200, SLG: 0.200 (1, 1)					0-0 G4-3		0-0 FC6-4 1-2f		0-0 FC6-4 SH1-4 1B		0-3 K		4	0	1	0	0	1	2	
<b>Tom Haller, L</b> OBP: 0.335, SLG: 0.354 (5, 2)																				

Inning Stats	R: 1	H: 1	E: 0	LOB: 2	K: 0	P: 4	R: 0	H: 0	E: 0	LOB: 0	K: 0	P: 3	R: 0	H: 1	E: 1	LOB: 1	K: 0	P: 4	R: 0	H: 1	E: 0	LOB: 1	K: 1	P: 6	R: 0	H: 3	E: 0	LOB: 2	K: 0	P: 6	R: 0	H: 1	E: 0	LOB: 1	K: 0	P: 8	R: 0	H: 1	E: 0	LOB: 1	K: 0	P: 3	R: 0	H: 1	E: 0	LOB: 2	K: 0	P: 8	R: 0	H: 0	E: 0	LOB: 0	K: 1	P: 5	R: 0	H: 0	E: 0	LOB: 0	K: 1	P: 5	R: 1	H: 2	E: 0	LOB: 3	K: 0	P: 7	1B: 9	SF: 1	2B: 3	SAC: 2	3B: 0	DP: 3	HR: 0	HBP: 0	WP: 0	PA: 50
--------------	------	------	------	--------	------	------	------	------	------	--------	------	------	------	------	------	--------	------	------	------	------	------	--------	------	------	------	------	------	--------	------	------	------	------	------	--------	------	------	------	------	------	--------	------	------	------	------	------	--------	------	------	------	------	------	--------	------	------	------	------	------	--------	------	------	------	------	------	--------	------	------	-------	-------	-------	--------	-------	-------	-------	--------	-------	--------

PITCHER	IP	WLS	BF	H	R	ER	SO	BB	IBB	HBP	BLK	WP	HR	S	P	ERA	WHIP
<b>Gerry Arrigo, L</b> ERA: 4.54 (1, 1)	2.1		12	2	1	1	0	2	0	0	0	0	0	10	18	3.86	1.714
<b>Clay Carroll, R</b> ERA: 3.58 (3, 1)	8.2		34	7	1	1	3	2	1	0	0	0	0	37	49	1.04	1.038
<b>Pedro Ramos, R</b> ERA: 5.35 (12, 1)	0.0	L	4	2	1	1	0	0	1	0	0	0	0	3	7	∞	∞


**BOTTOM**

**Cincinnati Reds @ Los Angeles Dodgers**  
Dodger Stadium, Los Angeles, CA

Tue Sep 16 1969, 7:05 PM PDT  
Att: 37,706 - Unknown

livebaseballscorecards.com

AB	41
R	3
H	11
RBI	3
BB	6
SO	3
LOB	23





Batter	1	2	3	4	5	6	7	8	9	AB	R	H	RBI	BB	SO	LOB	TOP								
<b>Pete Rose, S</b> (1, 9) OBP: 0.422, SLG: 0.503	0-0 6-3		0-0 SH3-4 E 1B	0-0 FC1-6 1B		0-3 K		0-0 4-3 1B 1B	0-0 1B	6	2	3	1	0	1	1									
<b>Bobby Tolan, L</b> (1, 8) OBP: 0.353, SLG: 0.489	0-0 F7		0-0 SH3-4 1-2	0-0 1-3 1B		0-0 6-3		0-0 4-3 1-2	0-0 1-2 1B	5	0	2	0	0	0	1									
<b>Alex Johnson, R</b> (1, 7) OBP: 0.358, SLG: 0.475 <b>Ted Savage, R</b> (8, 7) OBP: 0.343, SLG: 0.345	0-0 S 2B 1B		0-0 E9 SF8 2B	0-0 F3		0-0 1-3		0-0 WP 1B 1B	0-0 P4	5	3	3	2	0	0	2									
<b>Tony Perez, R</b> (1, 5) OBP: 0.365, SLG: 0.542 <b>Jimmy Stewart, S</b> (8, PR) OBP: 0.321, SLG: 0.378	0-0 1-H 2B		0-0 SF8		0-0 F9		0-0 E9 WP 1B	0-0 BB 1B		4	1	3	3	0	0	0									
<b>Johnny Bench, R</b> (1, 2) OBP: 0.354, SLG: 0.486	0-0 F9		0-0 F7		0-0 FC5-4 1B		4-0 1B 1B BB	0-0 F7		4	0	1	0	1	0	2									
<b>Lee May, R</b> (1, 3) OBP: 0.330, SLG: 0.536		0-0 F9		0-0 F8	0-0 FC5-4 1B		0-0 1-2 3-H 1B 1B	4-0 1-2 FC6-4 BB		4	1	1	0	1	0	1									
<b>Tommy Helms, R</b> (1, 4) OBP: 0.272, SLG: 0.286		0-0 L9		0-0 2B 1B 1B	0-0 2B 1B		0-0 1-2 2-3 1B	0-0 FC6-4		5	2	3	1	0	0	2									
<b>Woody Woodward, R</b> (1, 6) OBP: 0.342, SLG: 0.323		0-0 1B		0-0 1B FC1-6 2B	0-0 1-H 2B		0-3 K		0-0 L8	5	1	3	1	0	1	3									
<b>Jack Fisher, R</b> (1, 1) OBP: 0.129, SLG: 0.129 <b>George Culver, R</b> (8, 1) OBP: 0.100, SLG: 0.100		0-3 K		0-0 FC1-6 1B	0-0 F5		0-0 G6-3		0-0 F9	4	0	1	1	0	1	5									
<b>Inning Stats</b>	R: 1 E: 0 K: 0 S: 5	H: 2 LOB: 1 BB: 0 P: 5	R: 0 E: 0 K: 1 S: 6	H: 1 LOB: 1 BB: 0 P: 6	R: 2 E: 1 K: 0 S: 5	H: 2 LOB: 0 BB: 0 P: 5	R: 2 E: 0 K: 0 S: 7	H: 4 LOB: 2 BB: 0 P: 7	R: 2 E: 1 K: 0 S: 6	H: 3 LOB: 1 BB: 0 P: 6	R: 0 E: 0 K: 1 S: 5	H: 0 LOB: 0 BB: 0 P: 5	R: 1 E: 1 K: 1 S: 7	H: 3 LOB: 2 BB: 1 P: 11	R: 2 E: 0 K: 0 S: 6	H: 3 LOB: 2 BB: 1 P: 10	R: 0 E: 0 K: 0 S: 5	H: 2 LOB: 2 BB: 0 P: 5	1B: 16 2B: 4 3B: 0 HR: 0	SF: 1 SAC: 1 DP: 1 HBP: 0	WP: 2 PB: 0 SB: 1 CS: 0	PA: 48			
<b>PITCHER</b>	IP	WLS	BF	H	R	ER	SO	BB	IBB	HBP	BLK	WP	HR	S	P	ERA	WHIP								
<b>Joe Niekro, R</b> (1, 1) ERA: 3.32	3.1	L	18	8	5	4	1	0	0	0	0	0	0	20	20	10.80	2.400								
<b>Tom Dukes, R</b> (4, 1) ERA: 6.0	1.2		9	4	2	2	0	0	0	0	0	0	0	9	9	10.80	2.400								
<b>Frank Reberger, R</b> (6, 1) ERA: 3.77	2.0		9	3	1	1	2	1	0	0	0	1	0	12	16	4.50	2.000								
<b>Billy McCool, L</b> (8, 1) ERA: 4.3	2.0		12	5	2	2	0	1	0	0	0	1	0	11	15	9.00	3.000								

**Cincinnati Reds @ San Diego Padres**  
 San Diego Stadium, San Diego, CA  
 Wed Sep 17 1969, 10:05 PM EDT  
 Att. 4,432 - Unknown

[livebaseballscorecards.com](http://livebaseballscorecards.com)

<b>AB</b>	44
<b>R</b>	10
<b>H</b>	20
<b>RBI</b>	9
<b>BB</b>	2
<b>SO</b>	3
<b>LOB</b>	19







Batter	1	2	3	4	5	6	7	8	9	AB R H RBI BB SO LOB	TOP
<b>Pete Rose, S</b> (1, 9) OBP: 0.424, SLG: 0.508	0-0 3B	4-0 IBB		0-0 1-2 2-3 1B			0-0 G4-3		0-0 1-2 1B	4 0 3 0 1 0 0	<b>Cincinnati Reds @ San Diego Padres</b> San Diego Stadium, San Diego, CA Thu Sep 18 1969, 10:05 PM EDT Att. 3,129 - Unknown <a href="http://livebaseballscorecards.com">livebaseballscorecards.com</a>
<b>Bobby Tolan, L</b> (1, 8) OBP: 0.350, SLG: 0.485	0-0 F5	0-0 G6-3		0-3 K			0-0 F9		0-3 K	5 0 0 0 0 2 8	
<b>Alex Johnson, R</b> (1, 7) OBP: 0.355, SLG: 0.470	0-3 K		0-3 K	0-0 FC6-4 1-2f			0-0 G4-3		0-0 G3-1	5 0 0 0 0 2 6	
<b>Tony Perez, R</b> (1, 5) OBP: 0.365, SLG: 0.540	1-0 BB HBP		0-0 G6-3		0-3 K			4-0 F8 1B BB		2 0 0 0 1 1 0	
<b>Johnny Bench, R</b> (1, 2) OBP: 0.355, SLG: 0.485	4-0 1-2 BB		0-0 G6-3		0-3 K			0-0 1-2 G5-4-3 1B		3 0 1 0 1 1 0	
<b>Lee May, R</b> (1, 3) OBP: 0.329, SLG: 0.533	0-3 K			0-0 1B 1B		0-0 G6-3		0-0 F8 2-3		4 1 1 0 0 1 5	
<b>Tommy Helms, R</b> (1, 4) OBP: 0.271, SLG: 0.285		0-0 G3 1B		0-0 F8		0-0 P6		0-0 G5-4-3 1-2f		4 0 1 0 0 0 3	
<b>Woody Woodward, R</b> (1, 6) OBP: 0.342, SLG: 0.324 <b>Jim Beauchamp, R</b> (9, PH) OBP: 0.304, SLG: 0.327		0-0 F8		0-0 1B 1-2 1B		0-0 G5-3			0-0 G6-3	3 0 1 0 0 0 1 1 0 0 0 0 0 0	
<b>Jim Maloney, L</b> (1, 1) OBP: 0.291, SLG: 0.469 <b>Al Jackson, L</b> (5, 1) OBP: 0.250, SLG: 0.250 <b>Dennis Ribant, R</b> (5, 1) <b>Bernie Carbo, L</b> (6, PH) <b>George Culver, R</b> (6, 1) OBP: 0.100, SLG: 0.100 <b>Jimmy Stewart, S</b> (9, PH) OBP: 0.324, SLG: 0.381		0-0 G3		0-0 1B 1-2 2-H 1B		0-0 G4-3			0-0 1B 1B	2 0 1 1 0 0 1 0 0 0 0 0 0 0 0 0 0 0 0 0 0 1 0 0 0 0 0 0 0 0 0 0 0 0 0 1 0 1 0 0 0 0	
<b>Inning Stats</b>	R: 0 E: 0 K: 2 S: 8 H: 1 LOB: 3 BB: 1 P: 13	R: 0 E: 0 K: 0 S: 4 H: 1 LOB: 2 BB: 1 P: 8	R: 0 E: 0 K: 1 S: 5 H: 0 LOB: 0 BB: 0 P: 5	R: 1 E: 0 K: 1 S: 9 H: 4 LOB: 3 BB: 0 P: 9	R: 0 E: 0 K: 2 S: 7 H: 0 LOB: 0 BB: 0 P: 7	R: 0 E: 0 K: 0 S: 3 H: 0 LOB: 0 BB: 0 P: 3	R: 0 E: 0 K: 0 S: 3 H: 0 LOB: 0 BB: 0 P: 3	R: 0 E: 0 K: 0 S: 3 H: 1 LOB: 1 BB: 1 P: 7	R: 0 E: 0 K: 1 S: 7 H: 2 LOB: 2 BB: 0 P: 7	1B: 8 2B: 0 3B: 1 HR: 0 SF: 0 SAC: 0 DP: 1 HBP: 1	WP: 0 PB: 0 SB: 0 CS: 0 PA: 39
<b>PITCHER</b> <b>Clay Kirby, R</b> (1, 1) ERA: 3.85	IP 9.0 WLS W BF 39 H 9 R 1 ER 1 SO 7 BB 2 IBB 1 HBP 1 BLK 0 WP 0 HR 0 S 49 P 62 ERA 1.00 WHIP 1.222										



Batter	1	2	3	4	5	6	7	8	9
Jose Arcia, R OBP: 0.255, SLG: 0.269 (1, 4)	0-3 K			0-0 G3 2B	0-0 1B 2B	0-0 2B		0-0 1B	
Roberto Pena, R OBP: 0.278, SLG: 0.305 Tommy Dean, R OBP: 0.233, SLG: 0.213 (1, 6) (7, 6)	0-0 G3			0-0 G3 2-3	0-0 1B 1B	0-0 G4-3		0-0 F3	
Ollie Brown, R OBP: 0.323, SLG: 0.411 (1, 9)	0-0 G5-3			0-0 WP 2B 3-H	0-0 1B 1B BB		0-0 CS BB 1B		
Nate Colbert, R OBP: 0.317, SLG: 0.480 (1, 3)		0-0 F3		0-0 G5-3	0-0 BB 1B PB		4-0 BB BB BB 1-2 BB		
Van Kelly, L OBP: 0.280, SLG: 0.337 Ed Spezio, R OBP: 0.320, SLG: 0.379 (1, 5) (5, PH) (6, 5)		0-0 F9		0-0 F7 2-3	0-0 BB 1B		0-3 K 2-3		
Jerry Morales, R OBP: 0.300, SLG: 0.361 (1, 7)		0-3 K					0-0 G6-3		
Cito Gaston, R OBP: 0.277, SLG: 0.312 (1, 8)			0-0 P6					0-0 G3-1	
Chris Cannizzaro, R OBP: 0.300, SLG: 0.302 (1, 2)			0-0 G4-3			0-0 BB 2B 1B	0-0 G5-3	0-0 1B 1B	
Clay Kirby, R OBP: 0.149, SLG: 0.034 (1, 1)			0-3 K			4-0 BB BB BB 2B 1B BB	0-0 F8	0-3 K	


Inning Stats	R: 0 E: 0 K: 1 S: 5	H: 0 LOB: 0 BB: 0 P: 5	R: 0 E: 0 K: 1 S: 5	H: 0 LOB: 0 BB: 0 P: 5	R: 0 E: 0 K: 1 S: 5	H: 0 LOB: 0 BB: 0 P: 5	R: 1 E: 0 K: 0 S: 5	H: 2 LOB: 1 BB: 0 P: 5	R: 6 E: 0 K: 2 S: 12	H: 6 LOB: 2 BB: 3 P: 24	R: 0 E: 0 K: 0 S: 4	H: 1 LOB: 1 BB: 0 P: 4	R: 0 E: 0 K: 1 S: 5	H: 1 LOB: 1 BB: 1 P: 9	R: 0 E: 0 K: 1 S: 7	H: 2 LOB: 2 BB: 0 P: 7
1B: 8 2B: 4 3B: 0 HR: 0	SF: 0 SAC: 0 DP: 0 HBP: 0	WP: 1 PB: 1 SB: 0 CS: 2	PA: 38													

PITCHER	IP	WLS	BF	H	R	ER	SO	BB	IBB	HBP	BLK	WP	HR	S	P	ERA	WHIP
Jim Maloney, R ERA: 2.99 (1, 1)	4.2	L	22	7	7	6	4	2	0	0	0	1	0	28	36	11.57	1.929
Al Jackson, L ERA: 7.6 (5, 1)	0.0		1	1	0	0	0	0	0	0	0	0	0	1	1	∞	∞
Dennis Ribant, R ERA: 4.76 (5, 1)	0.1		2	0	0	0	1	1	0	0	0	0	0	3	7	0.00	3.000
George Culver, R ERA: 4.39 (6, 1)	3.0		13	4	0	0	2	1	0	0	0	0	0	16	20	0.00	1.667

**BOTTOM**

**Cincinnati Reds @ San Diego Padres**  
**San Diego Stadium, San Diego, CA**  
 Thu Sep 18 1969, 10:05 PM EDT  
 Att. 3,129 - Unknown

AB	34
R	7
H	12
RBI	6
BB	4
SO	7
LOB	13



livebaseballscorecards.com



Batter	1	2	3	4	5	6	7	8	9	AB R H RBI BB SO LOB	TOP																	
<b>Pete Rose, S</b> (1, 9) OBP: 0.424, SLG: 0.510	0-3 K		0-0 E3		4-0 BB		0-0 3B		0-0 G4-3	4 0 1 0 1 1 2																		
<b>Bobby Tolan, L</b> (1, 8) OBP: 0.348, SLG: 0.482	0-0 G4-3		0-0 G4-3		0-0 G3-1		0-0 G3			4 0 0 0 0 0 4																		
<b>Alex Johnson, R</b> (1, 7) OBP: 0.354, SLG: 0.467 <b>Jimmy Stewart, S</b> (8, 7) OBP: 0.324, SLG: 0.381	0-3 K			0-0 G5-3		4-0 HR BB		0-3 K		3 1 0 0 1 2 0 0 0 0 0 0 0 0																		
<b>Tony Perez, R</b> (1, 5) OBP: 0.366, SLG: 0.539		4-0 G3 BB		0-0 S 1B		0-3 K		0-3 K		3 0 1 0 1 2 1																		
<b>Johnny Bench, R</b> (1, 2) OBP: 0.353, SLG: 0.481		0-0 P6		0-0 G5-3		0-0 F8		0-3 K2-3		4 0 0 0 0 1 3																		
<b>Lee May, R</b> (1, 3) OBP: 0.331, SLG: 0.539		0-0 G3		0-0 G5-3		0-0 HR			0-0 2B 1B	4 1 2 2 0 0 2																		
<b>Tommy Helms, R</b> (1, 4) OBP: 0.271, SLG: 0.287		0-0 F7			0-3 K		0-0 F8		0-0 1-3 2B	4 0 1 0 0 1 1																		
<b>Woody Woodward, R</b> (1, 6) OBP: 0.341, SLG: 0.322			0-0 G6-3		0-0 SH1-3 1B			0-0 F9	0-0 F3	4 0 1 0 0 0 2																		
<b>Jim Merritt, L</b> (1, 1) OBP: 0.185, SLG: 0.189 <b>Wayne Granger, R</b> (7, 1) OBP: 0.217, SLG: 0.100			0-3 K		0-0 SH1-3		0-3 K		0-3 K	2 0 0 0 0 2 0 1 0 0 0 0 1 2																		
<b>Inning Stats</b>	R: 0 E: 0 K: 2 S: 7	H: 0 LOB: 0 BB: 0 P: 7	R: 0 E: 0 K: 0 S: 3	H: 0 LOB: 1 BB: 1 P: 7	R: 0 E: 1 K: 1 S: 6	H: 0 LOB: 1 BB: 0 P: 6	R: 0 E: 0 K: 0 S: 4	H: 1 LOB: 1 BB: 0 P: 4	R: 0 E: 0 K: 1 S: 6	H: 1 LOB: 2 BB: 1 P: 10	R: 2 E: 0 K: 1 S: 6	H: 1 LOB: 0 BB: 1 P: 10	R: 0 E: 0 K: 1 S: 6	H: 1 LOB: 1 BB: 0 P: 6	R: 0 E: 0 K: 3 S: 9	H: 0 LOB: 0 BB: 0 P: 9	R: 0 E: 0 K: 1 S: 7	H: 2 LOB: 2 BB: 0 P: 7	1B: 3 2B: 1 3B: 1 HR: 1	SF: 0 SAC: 1 DP: 0 HBP: 0	WP: 0 PB: 0 SB: 1 CS: 0	PA: 37						
<b>PITCHER</b>	IP WLS BF H R ER SO BB IBB HBP BLK WP HR S P ERA WHIP																											
<b>Jim Ray, R</b> (1, 1) ERA: 3.99	6.0		25	3	2	2	5	3	0	0	0	0	0	1	32	44	3.00	1.000										
<b>Jim Bouton, R</b> (7, 1) ERA: 3.23	2.0		7	1	0	0	4	0	0	0	0	0	0	0	15	15	0.00	0.500										
<b>Fred Gladding, R</b> (9, 1) ERA: 4.28	1.0	W	5	2	0	0	1	0	0	0	0	0	0	0	7	7	0.00	2.000										

Cincinnati Reds @ Houston Astros  
Astrodome, Houston, TX  
Fri Sep 19 1969, 8:05 PM EDT  
Att. 12,205 - Dome

livebaseballscorecards.com

AB	33
R	2
H	6
RBI	2
BB	3
SO	10
LOB	17



BOTTOM

Cincinnati Reds @ Houston Astros  
Astrodome, Houston, TX  
Fri Sep 19 1969, 8:05 PM EDT  
Att. 12,205 - Dome

livebaseballscorecards.com

AB 26  
R 3  
H 4  
RBI 3  
BB 4  
SO 2  
LOB 4



WP: 0 PA: 32  
PB: 0  
SB: 0  
CS: 2

AB R H RBI BB SO LOB

4	0	1	0	0	0	0
4	0	0	0	0	0	1
0	2	0	0	4	0	0
3	0	1	0	0	0	2
0	0	0	0	0	0	0
1	1	1	2	0	0	0
3	0	1	0	0	1	0
2	0	0	1	0	0	0
3	0	0	0	0	0	1
3	0	0	0	0	1	0
1	0	0	0	0	0	0
1	0	0	0	0	0	0
0	0	0	0	0	0	0
1	0	0	0	0	0	0

Batter	1	2	3	4	5	6	7	8	9
Joe Morgan, L (1, 4) OBP: 0.376, SLG: 0.386	0-0 F8		0-0 F8			0-0 FC5-4 1B		0-0 G3	
Jesus Alou, R (1, 9) OBP: 0.275, SLG: 0.341	0-0 F7			0-0 G6-3		0-0 FC5-4 1-2f		0-0 G5-3	
Jimmy Wynn, R (1, 8) OBP: 0.435, SLG: 0.511	4-0 1B BB			4-0 CS BB		4-0 1B SF7 BB		4-0 HR BB	
Tommy Davis, R (1, 7) OBP: 0.314, SLG: 0.366	0-0			0-0 F9 1-2		0-0 F9		0-0	
Fred Gladding, L (9, 1) OBP: 0.111, SLG: 0.111								0-0	
Keith Lampard, L (9, PH) OBP: 0.750, SLG: 1.500	1-3 CS 1B							1-H HR	
Denis Menke, R (1, 3) OBP: 0.377, SLG: 0.392	0-0 CS 1-2	0-0 F2			0-3 K		0-0 FC6-4 1-3 1B		
Doug Rader, R (1, 5) OBP: 0.332, SLG: 0.372		0-0 G6-3			0-0 F9		0-0 SF7		
Marty Martinez, S (1, 6) OBP: 0.328, SLG: 0.358		0-0 P6			0-0 G6-3		0-0 FC6-4 1-2f		
Johnny Edwards, L (1, 2) OBP: 0.303, SLG: 0.332			0-3 K			0-0 G4-3		0-0 F8	
Jim Ray, R (1, 1) OBP: 0.095, SLG: 0.095			0-0 F8			0-0 G5-3		0-0 G4-3	
Julio Gotay, R (6, PH) OBP: 0.314, SLG: 0.304									
Jim Bouton, R (7, 1)									
Norm Miller, L (8, PH) OBP: 0.356, SLG: 0.366									

Inning Stats	R: 0	H: 1	E: 0	K: 0	S: 3	LOB: 1	BB: 1	P: 7
	R: 0	H: 0	E: 0	K: 0	S: 3	LOB: 0	BB: 0	P: 3
	R: 0	H: 0	E: 0	K: 1	S: 5	LOB: 0	BB: 0	P: 5
	R: 0	H: 0	E: 0	K: 0	S: 2	LOB: 0	BB: 1	P: 6
	R: 0	H: 0	E: 0	K: 1	S: 5	LOB: 0	BB: 0	P: 5
	R: 0	H: 1	E: 0	K: 0	S: 4	LOB: 1	BB: 0	P: 4
	R: 1	H: 1	E: 0	K: 0	S: 4	LOB: 1	BB: 1	P: 8
	R: 0	H: 0	E: 0	K: 0	S: 3	LOB: 0	BB: 0	P: 3
	R: 2	H: 1	E: 0	K: 0	S: 2	LOB: 0	BB: 1	P: 6

PITCHER	IP	WLS	BF	H	R	ER	SO	BB	IBB	HBP	BLK	WP	HR	S	P	ERA	WHIP
Jim Merritt, L (1, 1) ERA: 4.37	6.1		23	3	1	1	2	3	0	0	0	0	0	24	36	1.42	0.947
Wayne Granger, R (7, 1) ERA: 2.9	2.0	L	8	1	2	2	0	1	0	0	0	0	1	7	11	9.00	1.000

WP: 0 PA: 32  
PB: 0  
SB: 0  
CS: 2



Batter	1	2	3	4	5	6	7	8	9	AB R H RBI BB SO LOB	TOP																								
<b>Pete Rose, S</b> (1, 9) OBP: 0.423, SLG: 0.507	0-0 F9	4-0 BB		0-3 K			0-0 G4-3			3 0 0 0 1 1 2																									
<b>Bobby Tolan, L</b> (1, 8) OBP: 0.346, SLG: 0.479	0-0 E4	0-0 F5			0-3 K		0-0 P5			4 0 0 0 0 1 3																									
<b>Alex Johnson, R</b> (1, 7) OBP: 0.353, SLG: 0.465	1-0 HBP		0-3 K		0-0 G6-3		0-3 K			3 0 0 0 0 2 0																									
<b>Tony Perez, R</b> (1, 5) OBP: 0.366, SLG: 0.536	4-0 BB		0-3 K		0-3 K		0-0 F8			3 0 0 0 1 2 0																									
<b>Lee May, R</b> (1, 3) OBP: 0.332, SLG: 0.538	0-3 K		0-0 CS 1B		4-0 BB		0-0 F8			3 0 1 0 1 1 2																									
<b>Johnny Bench, R</b> (1, 2) OBP: 0.350, SLG: 0.478		0-0 E4 BB 1B	0-0 CS	0-0 F7		0-0 F8		0-0 G2-3		4 0 0 0 0 0 1																									
<b>Tommy Helms, R</b> (1, 4) OBP: 0.273, SLG: 0.289		0-3 K		0-0 1B 1B		0-3 K		0-0 1B		4 0 2 0 0 2 2																									
<b>Woody Woodward, R</b> (1, 6) OBP: 0.339, SLG: 0.321		0-0 BB 1B		0-0 F4		0-0 G4-3		0-3 K		4 0 1 0 0 1 3																									
<b>Tony Cloninger, R</b> (1, 1) OBP: 0.268, SLG: 0.232 <b>Clay Carroll, R</b> (5, 1) OBP: 0.281, SLG: 0.286 <b>Al Jackson, L</b> (6, 1) OBP: 0.250, SLG: 0.250 <b>Bernie Carbo, L</b> (7, PH) <b>Dennis Ribant, R</b> (7, 1) <b>Jimmy Stewart, S</b> (9, PH) OBP: 0.323, SLG: 0.379		0-0 P4		0-0 1B		0-3 K		0-0 F7		2 0 1 0 0 0 2 0 0 0 0 0 0 0 0 0 0 0 0 0 0 1 0 0 0 0 0 1 0 0 0 0 0 0 0 1 0 0 0 0 0 1																									
<b>Inning Stats</b>	R: 0 E: 1 K: 1 S: 5	H: 0 LOB: 2 BB: 1 P: 10	R: 0 E: 1 K: 1 S: 7	H: 1 LOB: 3 BB: 1 P: 11	R: 0 E: 0 K: 2 S: 7	H: 1 LOB: 0 BB: 0 P: 7	R: 0 E: 0 K: 1 S: 7	H: 2 LOB: 2 BB: 0 P: 7	R: 0 E: 0 K: 2 S: 7	H: 0 LOB: 0 BB: 0 P: 7	R: 0 E: 0 K: 1 S: 5	H: 0 LOB: 1 BB: 1 P: 9	R: 0 E: 0 K: 1 S: 5	H: 0 LOB: 0 BB: 0 P: 5	R: 0 E: 0 K: 1 S: 5	H: 0 LOB: 0 BB: 0 P: 5	R: 0 E: 0 K: 1 S: 6	H: 1 LOB: 1 BB: 0 P: 6	1B: 5 2B: 0 3B: 0 HR: 0	SF: 0 SAC: 0 DP: 0 HBP: 1	WP: 0 PB: 0 SB: 1 CS: 1	PA: 37													
<b>PITCHER</b> <b>Tom Griffin, R</b> (1, 1) ERA: 3.61	IP 9.0	WLS W	BF 36	H 5	R 0	ER 0	SO 11	BB 3	IBB 0	HBP 1	BLK 0	WP 0	HR 0	S 54	P 67	ERA 0.00	WHIP 0.889	<b>PITCHER</b>	IP 9.0	WLS W	BF 36	H 5	R 0	ER 0	SO 11	BB 3	IBB 0	HBP 1	BLK 0	WP 0	HR 0	S 54	P 67	ERA 0.00	WHIP 0.889

Cincinnati Reds @ Houston Astros  
Astrodome, Houston, TX  
Sat Sep 20 1969, 8:05 PM EDT  
Att. 17,227 - Dome

livebaseballscorecards.com

AB	32
R	0
H	5
RBI	0
BB	3
SO	11
LOB	16



Batter	1	2	3	4	5	6	7	8	9
Joe Morgan, L (1, 4) OBP: 0.378, SLG: 0.386	4-0 S BB		0-0 1B 1B		4-0 CS BB	0-0 F8		0-0 P4	
Jesus Alou, R (1, 7) OBP: 0.281, SLG: 0.347	0-0 G6-3 1-2		0-0 1B 1B		0-0 BB 1B	0-0 HBP 1B		0-0 WP F7 1B	
Jimmy Wynn, R (1, 8) OBP: 0.436, SLG: 0.510	0-0 G6-3		0-0 1B		4-0 1B BB	0-0 HBP 1B		0-0 F7	
Norm Miller, L (1, 9) OBP: 0.357, SLG: 0.365	0-3 K		0-3 K		0-0 FC6-4 1B 1B	1-0 HBP		0-0 G6-3	
Denis Menke, R (1, 6) OBP: 0.378, SLG: 0.393		0-0 WP BLK G3 1B	0-0 F2		0-0 FC6-4 1B	0-0 P3			
Curt Blefary, L (1, 3) OBP: 0.347, SLG: 0.390		0-0 G3	0-0 F8		0-0 FC6-4 1B 1B	0-0 P4			
Doug Rader, R (1, 5) OBP: 0.332, SLG: 0.371		0-0 F8		0-3 K	0-0 1B 1B		0-0 F8		
Johnny Edwards, L (1, 2) OBP: 0.305, SLG: 0.332		4-0 BB		0-0 G4-3	0-0 1B 1B		0-3 K		
Tom Griffin, R (1, 1) OBP: 0.215, SLG: 0.276		0-3 K		0-0 G3-1	0-3 K		0-3 K		

Inning Stats	R: 0	H: 0	E: 0	K: 1	S: 5	R: 1	H: 1	E: 0	K: 1	S: 6	R: 1	H: 3	E: 0	K: 1	S: 8	R: 0	H: 0	E: 0	K: 1	S: 5	R: 4	H: 5	E: 0	K: 1	S: 9	R: 0	H: 2	E: 0	K: 2	S: 7	R: 0	H: 1	E: 0	K: 0	S: 4
	LOB: 1	BB: 1	P: 9	LOB: 1	BB: 1	P: 10	LOB: 2	BB: 0	P: 8	LOB: 0	BB: 0	P: 5	LOB: 2	BB: 2	P: 17	LOB: 0	BB: 0	P: 6	LOB: 0	BB: 0	P: 7	LOB: 0	BB: 0	P: 4	LOB: 1	BB: 0	P: 4								

PITCHER														PITCHER																					
IP	WLS	BF	H	R	ER	SO	BB	IBB	HBP	BLK	WP	HR	S	P	ERA	WHIP	IP	WLS	BF	H	R	ER	SO	BB	IBB	HBP	BLK	WP	HR	S	P	ERA	WHIP		
Tony Cloninger, R (1, 1) ERA: 5.18	4.1	L	22	6	5	5	4	4	0	1	1	0	26	42	10.38	2.308																			
Clay Carroll, R (5, 1) ERA: 3.61	1.1		10	5	1	1	1	0	0	1	0	0	11	12	6.75	3.750																			
Al Jackson, L (6, 1) ERA: 7.53	0.1		1	0	0	0	0	0	0	0	0	0	1	1	0.00	0.000																			
Dennis Ribant, R (7, 1) ERA: 3.52	2.0		7	1	0	0	2	0	0	0	0	1	0	11	0.00	0.500																			

**BOTTOM**

**Cincinnati Reds @ Houston Astros**  
Astrodome, Houston, TX

Sat Sep 20 1969, 8:05 PM EDT  
Att. 17,227 - Dome

AB	35
R	6
H	12
RBI	5
BB	4
SO	7
LOB	23

livebaseballscorecards.com



AB	3	1	1	0	2	0	0
R	5	1	4	0	0	0	1
H	4	1	2	1	1	0	2
RBI	4	1	1	1	0	2	4
BB	4	1	2	1	0	0	5
SO	7	0	0	0	0	8	0
LOB	23	0	1	1	1	0	0

1B	12	SF	0	WP	2	PA	40
2B	0	SAC	0	PB	0		
3B	0	DP	0	SB	1		
HR	0	HBP	1	CS	1		



Batter	1	2	3	4	5	6	7	8	9	AB R H RBI BB SO LOB	TOP											
<b>Pete Rose, S</b> (1, 9) OBP: 0.423, SLG: 0.506	0-0 G5-3		0-0 FC5-4 1B			0-0 G6-3	0-0 1B		0-3 K2-3	5 0 2 1 0 1 1	<b>Cincinnati Reds @ Houston Astros</b> Astrodome, Houston, TX Sun Sep 21 1969, 4:33 AM EDT Att. 14,661 - Dome											
<b>Tommy Helms, R</b> (1, 4) OBP: 0.270, SLG: 0.286	0-0 G6-3		0-0 FC5-4 1-2f			0-0 G5-3	0-0 F9 3-H		0-0 F9	5 0 0 0 0 0 3												
<b>Lee May, R</b> (1, 3) OBP: 0.334, SLG: 0.540	0-3 K			4-0 CS BB BB		0-0 1B		0-0 G4-3 3B 2B		3 1 2 0 1 1 0												
<b>Tony Perez, R</b> (1, 5) OBP: 0.263, SLG: 0.532		0-0 L9		0-0 F8		0-0 F8		0-0 G4-3 2-3		4 0 0 0 0 0 3												
<b>Johnny Bench, R</b> (1, 2) OBP: 0.351, SLG: 0.477		0-0 1B		4-0 CS BB 1-2		0-0 F5		0-0 L6		3 0 1 0 1 0 1												
<b>Jim Beauchamp, R</b> (1, 7) OBP: 0.288, SLG: 0.309		0-0 P3		0-0 G5-3 1-2 2-3		0-0 G2-3		0-0 3B		3 0 0 0 0 0 3												
<b>Bobby Tolan, L</b> (7, 8) OBP: 0.347, SLG: 0.483										1 0 1 1 0 0 0												
<b>Ted Savage, R</b> (1, 8) OBP: 0.339, SLG: 0.352		0-0 G4-3			0-0 F8		0-0 3B 2B	0-3 K		4 1 1 0 0 1 2												
<b>Darrel Chaney, S</b> (1, 6) OBP: 0.280, SLG: 0.237			0-3 K		0-0 P9		4-0 3B IBB	0-3 K		3 1 0 0 1 2 0												
<b>Gary Nolan, R</b> (1, 1) OBP: 0.303, SLG: 0.484			0-3 K		0-3 K		0-0 1B 3B 1-H 2-H	0-0 2B		4 1 2 2 0 2 0												
<b>Wayne Granger, R</b> (9, 1) OBP: 0.217, SLG: 0.100										0 0 0 0 0 0 0												
<b>Inning Stats</b>	R: 0 E: 0 K: 1 S: 5	H: 0 LOB: 0 BB: 0 P: 5	R: 0 E: 0 K: 0 S: 4	H: 1 LOB: 1 BB: 0 P: 4	R: 0 E: 0 K: 2 S: 8	H: 1 LOB: 1 BB: 0 P: 8	R: 0 E: 0 K: 0 S: 2	H: 0 LOB: 1 BB: 2 P: 10	R: 0 E: 0 K: 1 S: 5	H: 0 LOB: 0 BB: 0 P: 5	R: 0 E: 0 K: 0 S: 4	H: 1 LOB: 1 BB: 0 P: 4	R: 3 E: 0 K: 0 S: 6	H: 3 LOB: 1 BB: 1 P: 10	R: 1 E: 0 K: 1 S: 7	H: 2 LOB: 1 BB: 0 P: 7	R: 0 E: 0 K: 2 S: 8	H: 1 LOB: 1 BB: 0 P: 8	1B: 4 2B: 3 3B: 2 HR: 0	SF: 0 SAC: 0 DP: 0 HBP: 0	WP: 0 PB: 0 SB: 0 CS: 2	PA: 38
<b>PITCHER</b>	IP WLS BF H R ER SO BB IBB HBP BLK WP HR S P ERA WHIP																					
<b>Denny Lemaster, L</b> (1, 1) ERA: 3.26	7.0 L 29 6 3 3 4 2 1 0 0 0 0 34 46 3.86 1.143																					
<b>Jim Bouton, R</b> (8, 1) ERA: 3.25	2.0 9 3 1 1 3 0 0 0 0 0 0 15 15 4.50 1.500																					

livebaseballscorecards.com

**AB 35**  
**R 4**  
**H 9**  
**RBI 4**  
**BB 3**  
**SO 7**  
**LOB 13**







Batter	1	2	3	4	5	6	7	8	9	AB R H RBI BB SO LOB	TOP
Maury Wills, S OBP: 0.338, SLG: 0.337 (1, 6) BB	4-0 FC9-6 BB		x 0-0 F8		x 0-0 G6-3		x 0-0 P4		x 0-0 G2-3	4 0 0 0 1 0 0	
Ted Sizemore, R OBP: 0.334, SLG: 0.341 (1, 4) x	0-0 FC9-6 1B 1-2f		x 0-0 F8		x 0-0 G5-3		BB 4-0 CS BB		x 0-0 F8	4 0 0 0 1 0 1	
Willie Davis, L OBP: 0.362, SLG: 0.463 (1, 8) x	0-0 1-3 1B			x 0-0 G3		x 0-0 G4-3 1B		BB 0-0 CS 1-2	0-0 2B 1B	4 0 3 0 0 0 0	
Willie Crawford, L OBP: 0.333, SLG: 0.410 (1, 9) SS	0-3 K			x 0-0 F8		x 0-0 G4-3 1-2f		x 0-0 F8		4 0 0 0 0 1 4	
Wes Parker, S OBP: 0.361, SLG: 0.439 (1, 3) x	0-0 G4-3			x 0-0 1B 1B		x 0-0 E3 BB BB E		x 0-0 1-3 2B		4 1 2 0 0 0 2	
Len Gabrielson, L OBP: 0.330, SLG: 0.345 (1, 7)		x 0-0 G6-3		x 0-0 BB 1-3 1B		BB 4-0 E BB 1-2		4-0 IBB		2 0 1 0 2 0 0 0 0 0 0 0 0 0	
Bill Russell, R OBP: 0.301, SLG: 0.345 (8, PR) (8, 7)											
Jim Lefebvre, S OBP: 0.345, SLG: 0.331 (1, 5)		0-3 K		BB 4-0 1-2 BB		BB 4-0 1-2 2-3 BB		x 0-0 L9		2 0 0 0 2 1 3	
Tom Haller, L OBP: 0.335, SLG: 0.350 (1, 2)		0-0 G3		BB 0-3 K		x 0-0 F8 2-2 3-H		x 0-0 L9		4 0 0 0 0 1 8	
Don Sutton, R OBP: 0.158, SLG: 0.149 (1, 1)			x 0-0 G3-1		x 0-0 G6-3		x 0-0 G5-3		BB 0-3 K	4 0 0 0 0 1 0 0 0 0 0 0 0 0	
Jim Brewer, L OBP: 0.167, SLG: 0.182 (9, 1)											
<b>Inning Stats</b>	R: 0 E: 0 K: 1 S: 6 H: 1 LOB: 2 BB: 1 P: 10	R: 0 E: 0 K: 1 S: 5 H: 0 LOB: 0 BB: 0 P: 5	R: 0 E: 0 K: 0 S: 3 H: 0 LOB: 0 BB: 0 P: 3	R: 0 E: 0 K: 1 S: 7 H: 2 LOB: 3 BB: 1 P: 11	R: 0 E: 0 K: 0 S: 3 H: 0 LOB: 0 BB: 0 P: 3	R: 1 E: 2 K: 0 S: 4 H: 1 LOB: 2 BB: 2 P: 12	R: 0 E: 0 K: 0 S: 2 H: 0 LOB: 0 BB: 1 P: 6	R: 0 E: 0 K: 0 S: 5 H: 2 LOB: 3 BB: 1 P: 9	R: 0 E: 0 K: 1 S: 5 H: 0 LOB: 0 BB: 0 P: 5	1B: 5 2B: 1 3B: 0 HR: 0 SF: 0 SAC: 0 DP: 1 HBP: 0	WP: 0 PB: 0 SB: 0 CS: 1 PA: 39
<b>PITCHER</b> Jim Maloney, R ERA: 2.86 (1, 1)	IP: 7.0 WLS: 29 BF: 4 H: 1 R: 1 ER: 0 SO: 3 BB: 5 IBB: 0 HBP: 0 BLK: 0 WP: 0 HR: 0 S: 30 P: 50 ERA: 0.00 WHIP: 1.286										
<b>PITCHER</b> Wayne Granger, R ERA: 2.85 (8, 1)	IP: 2.0 WLS: 9 BF: 2 H: 0 R: 0 ER: 0 SO: 1 BB: 0 IBB: 1 HBP: 0 BLK: 0 WP: 0 HR: 0 S: 10 P: 14 ERA: 0.00 WHIP: 1.000										

Los Angeles Dodgers @ Cincinnati Reds  
Crosley Field, Cincinnati, OH  
Mon Sep 22 1969, 7:05 PM EDT  
Att. 6,488 - Unknown

AB	32
R	1
H	6
RBI	0
BB	6
SO	4
LOB	18



livebaseballscorecards.com

Batter	1	2	3	4	5	6	7	8	9	AB	R	H	RBI	BB	SO	LOB
<b>Pete Rose, S</b> OBP: 0.423, SLG: 0.505 (1, 9) X	0-0 F9 ①		0-0 L8 ②			0-0 F8 ①		0-0 FC1-5 1B 1B	0-0 1B 1B 1-3 2-H	5	0	2	1	0	0	0
<b>Tommy Helms, R</b> OBP: 0.272, SLG: 0.287 (1, 4) X	0-0 L8 ②		0-0 G6-3 ③			0-0 F8 ②		0-0 FC1-5 1B 1-2	0-0 1B 2-3 3-H	5	0	2	1	0	0	0
<b>Lee May, R</b> OBP: 0.334, SLG: 0.538 (1, 3) X	0-0 G5-3 ③				0-0 K 1B S	0-3 K ③		0-0 FC1-5 1-2 2-3f		4	0	1	0	0	1	2
<b>Tony Perez, R</b> OBP: 0.361, SLG: 0.529 (1, 5) S S S		0-3 K ①			0-0 F8 ① 1-2	0-3 K ① S S S		0-3 K ② S S S		4	0	0	0	0	3	3
<b>Johnny Bench, R</b> OBP: 0.352, SLG: 0.476 (1, 2) B B B B		4-0 FC4-6 BB			0-3 K ② S S S	0-0 1B BB 1B		0-3 K ③ S S S		3	0	1	0	1	2	3
<b>Jimmy Stewart, S</b> OBP: 0.321, SLG: 0.373 (1, 7) X		0-0 FC4-6 S 1-2f			0-0 F8 ③	4-0 1B BB		0-0 F7 ①		3	0	0	0	1	0	2
<b>Ted Savage, R</b> OBP: 0.345, SLG: 0.351 (1, 8) B B B B		4-0 1-2 BB			0-0 G6-3 ①	0-0 1-2 2-3 1B		0-3 K ② S S S		3	0	1	0	1	1	0
<b>Darrel Chaney, S</b> OBP: 0.278, SLG: 0.234 (1, 6) X	0-0 F7 ③				0-0 G4-3 ②	0-3 K ② S S S		4-0 BB BB BB	4-0 BB BB 1B BB	2	0	0	0	0	0	2
<b>Bobby Tolan, L</b> OBP: 0.346, SLG: 0.482 (7, PH)					0-3 K ③ S S S	0-0 K ③ S S S		0-0 G3-1 ③	4-0 BB BB BB 1B BB	1	0	0	0	0	1	3
<b>Giraldo Ruiz, S</b> OBP: 0.297, SLG: 0.280 (8, 6)										0	0	0	0	0	0	0
<b>Fred Whitfield, L</b> OBP: 0.322, SLG: 0.194 (9, PH)										0	0	0	0	1	0	0
<b>Clyde Mashore, R</b> OBP: 0.217, SLG: 0.100 (9, PR)										0	1	0	0	0	0	0
<b>Jim Maloney, L</b> OBP: 0.281, SLG: 0.451 (1, 1) S S S			0-3 K ①							2	0	0	0	0	2	0
<b>Alex Johnson, R</b> OBP: 0.353, SLG: 0.464 (7, PH)										1	0	0	0	0	0	3
<b>Wayne Granger, R</b> OBP: 0.217, SLG: 0.100 (8, 1)										0	0	0	0	0	0	0
<b>Jim Beauchamp, R</b> OBP: 0.300, SLG: 0.309 (9, PH)										0	1	0	0	1	0	0

Inning Stats	R: 0	H: 0	E: 0	K: 3	S: 3	R: 0	H: 0	E: 0	K: 1	S: 5	R: 0	H: 0	E: 0	K: 1	S: 5	R: 0	H: 1	E: 0	K: 1	S: 6	R: 0	H: 0	E: 0	K: 1	S: 5	R: 0	H: 0	E: 0	K: 2	S: 9	R: 0	H: 2	E: 0	K: 2	S: 9	R: 2	H: 2	E: 0	K: 1	S: 6	1B: 7	2B: 0	3B: 0	HR: 0	SF: 0	SAC: 0	DP: 0	HBP: 0	WP: 0	PA: 38
<b>PITCHER</b>	IP	WLS	BF	H	R	ER	SO	BB	IBB	HBP	BLK	WP	HR	S	P	ERA	WHIP																																	
<b>Don Sutton, R</b> ERA: 3.47 (1, 1)	8.2	L	36	5	2	2	10	5	0	0	0	0	0	51	71	2.08	1.154																																	
<b>Jim Brewer, L</b> ERA: 2.53 (9, 1)	0.0		2	2	0	0	0	0	0	0	0	0	0	2	2	∞	∞																																	

**BOTTOM**

**Los Angeles Dodgers @ Cincinnati Reds**  
Crosley Field, Cincinnati, OH  
Mon Sep 22 1969, 7:05 PM EDT  
Att. 6,488 - Unknown

[livebaseballscorecards.com](http://livebaseballscorecards.com)

<b>AB</b>	<b>33</b>
<b>R</b>	<b>2</b>
<b>H</b>	<b>7</b>
<b>RBI</b>	<b>2</b>
<b>BB</b>	<b>5</b>
<b>SO</b>	<b>10</b>
<b>LOB</b>	<b>18</b>






Batter	1	2	3	4	5	6	7	8	9	AB R H RBI BB SO LOB	TOP	
<b>Maury Wills, S</b> (1, 6) <small>OBP: 0.338, SLG: 0.337</small> <b>Al McBean, R</b> (6, 1) <small>OBP: 0.333, SLG: 0.200</small> <b>John Miller, R</b> (8, PH) <small>OBP: 0.250, SLG: 0.316</small> <b>Joe Moeller, R</b> (8, 1) <small>OBP: 0.200, SLG: 0.200</small>	0-3 K		0-0 G5-3			0-0 1B		0-0 HR		3 0 1 0 0 1 0 0 0 0 0 0 0 0 1 1 1 1 0 0 0 0 0 0 0 0 0 0	<b>Los Angeles Dodgers @ Cincinnati Reds</b> Crosley Field, Cincinnati, OH Tue Sep 23 1969, 7:05 PM EDT Unknown <a href="http://livebaseballscorecards.com">livebaseballscorecards.com</a>	
<b>Manny Mota, R</b> (1, 7) <small>OBP: 0.368, SLG: 0.389</small>	0-3 K		0-0 G1-3			0-0 1B		0-0 1B		4 0 2 0 0 1 0		
<b>Willie Davis, L</b> (1, 8) <small>OBP: 0.361, SLG: 0.464</small>	0-0 1B			0-0 F7		0-0 L3		0-0 G3		4 1 1 0 0 0 3		
<b>Andy Kosco, R</b> (1, 9) <small>OBP: 0.281, SLG: 0.417</small>	0-0 1B			0-0 L7			0-0 G5-3		0-0 G6-3	4 0 1 1 0 0 0		
<b>Wes Parker, S</b> (1, 3) <small>OBP: 0.359, SLG: 0.436</small>	0-0 G3			0-0 F7			0-0 G4-3		0-0 F9	4 0 0 0 0 0 1		
<b>Jim Lefebvre, S</b> (1, 5) <small>OBP: 0.343, SLG: 0.341</small>		0-0 G2-3			0-0 F9		0-0 HR		0-0 G6-3	4 1 1 1 0 0 0		
<b>Ted Sizemore, R</b> (1, 4) <small>OBP: 0.332, SLG: 0.339</small>		0-3 K			0-0 P6		0-0 G6-3			3 0 0 0 0 1 0		
<b>Jeff Torborg, R</b> (1, 2) <small>OBP: 0.244, SLG: 0.221</small> <b>Bill Russell, R</b> (8, PH) <small>OBP: 0.300, SLG: 0.343</small> <b>Bob Stinson, S</b> (8, 2)		0-0 F9			0-0 F7			0-0 P4		2 0 0 0 0 0 0 1 0 0 0 0 0 0 0 0 0 0 0 0 0		
<b>Claude Osteen, L</b> (1, 1) <small>OBP: 0.250, SLG: 0.257</small> <b>Ray Lamb, R</b> (4, 1) <b>Billy Grabarkewitz, R</b> (6, PH) <small>OBP: 0.154, SLG: 0.148</small> (6, 6)			0-0 G1-3			0-0 F7		0-0 P4		1 0 0 0 0 0 0 0 0 0 0 0 0 0 2 0 0 0 0 0 0		
<b>Inning Stats</b>	R: 1 H: 2 E: 0 LOB: 1 K: 2 BB: 0 S: 9 P: 9	R: 0 H: 0 E: 0 LOB: 0 K: 1 BB: 0 S: 5 P: 5	R: 0 H: 0 E: 0 LOB: 0 K: 0 BB: 0 S: 3 P: 3	R: 0 H: 0 E: 0 LOB: 0 K: 0 BB: 0 S: 3 P: 3	R: 0 H: 0 E: 0 LOB: 0 K: 0 BB: 0 S: 3 P: 3	R: 0 H: 2 E: 0 LOB: 1 K: 0 BB: 0 S: 4 P: 4	R: 1 H: 1 E: 0 LOB: 0 K: 0 BB: 0 S: 4 P: 4	R: 1 H: 2 E: 0 LOB: 1 K: 0 BB: 0 S: 5 P: 5	R: 0 H: 0 E: 0 LOB: 0 K: 0 BB: 0 S: 3 P: 3	1B: 4 SF: 0 2B: 2 SAC: 0 3B: 0 DP: 1 HR: 2 HBP: 0		WP: 0 PA: 33 PB: 0 SB: 0 CS: 0
<b>PITCHER</b> <b>Jim Merritt, L</b> (1, 1) <small>ERA: 4.32</small>	IP WLS BF H R ER SO BB IBB HBP BLK WP HR S P ERA WHIP 9.0 W 33 7 3 3 3 0 0 0 0 0 0 2 39 39 3.00 0.778											<b>PITCHER</b> IP WLS BF H R ER SO BB IBB HBP BLK WP HR S P ERA WHIP








Batter	1	2	3	4	5	6	7	8	9	AB R H RBI BB SO LOB	TOP									
<b>Ted Sizemore, R</b> (1, 6) OBP: 0.331, SLG: 0.338	0-0 1B	0-0 P6		0-0 G5-3			0-0 F7		0-0 G5-3	5 0 1 0 0 0 3	<b>Los Angeles Dodgers @ Cincinnati Reds</b> Crosley Field, Cincinnati, OH Tue Sep 23 1969, 7:05 PM EDT Att: 10,770 - Unknown  livebaseballscorecards.com  <b>AB 36</b> <b>R 2</b> <b>H 12</b> <b>RBI 2</b> <b>BB 3</b> <b>SO 4</b> <b>LOB 25</b>  									
<b>Manny Mota, R</b> (1, 7) OBP: 0.370, SLG: 0.389	0-0 F7		4-0 1B G3 BB		0-0 G5-3		4-0 1B BB		0-0 1B	3 1 1 0 2 0 1										
<b>Willie Davis, L</b> (1, 8) OBP: 0.360, SLG: 0.461	0-0 P5		0-0 G3 1-2		0-0 G6-3		0-0 1B 1B		0-0 L8	5 0 1 0 0 0 3										
<b>Andy Kosco, R</b> (1, 9) OBP: 0.284, SLG: 0.420	0-0 1-2 1B		0-0 P4		0-0 FC6-4 1B		0-0 G1-6-3 1B		0-3 K	5 0 3 1 0 1 2										
<b>Wes Parker, S</b> (1, 3) OBP: 0.358, SLG: 0.434	0-0 G3		0-0 1B 2-3		0-0 FC6-4 1-2f		0-0 G1-6-3 1-2f			4 0 1 0 0 0 5										
<b>Jim Lefebvre, S</b> (1, 4) OBP: 0.349, SLG: 0.353		0-0 1B 2B	0-0 P6			4-0 FC5-4 BB		0-0 1B 2B		3 1 2 0 1 0 2										
<b>Bill Sudakis, S</b> (1, 5) OBP: 0.300, SLG: 0.391		0-0 2-3 1B		0-0 F2		0-0 FC5-4 1-2f		0-0 F5		4 0 1 0 0 0 2										
<b>Tom Haller, L</b> (1, 2) OBP: 0.336, SLG: 0.352		0-3 K		0-0 SH3-4 1B		0-0 F3		0-0 G4-3 1B		4 0 2 1 0 1 3										
<b>Alan Foster, R</b> (1, 1) OBP: 0.167, SLG: 0.074		0-3 K		0-0 SH3-4		0-3 K		0-0 G4-3		2 0 0 0 0 2 3										
<b>Len Gabrielson, L</b> (8, PH) OBP: 0.328, SLG: 0.343										1 0 0 0 0 0 1										
<b>Pete Mikkelsen, R</b> (8, 1) OBP: 0.167, SLG: 0.167										0 0 0 0 0 0 0										
<b>Inning Stats</b>	R: 0 E: 0 K: 0 S: 5	H: 2 LOB: 2 BB: 0 P: 5	R: 0 E: 0 K: 2 S: 9	H: 2 LOB: 2 BB: 0 P: 9	R: 0 E: 0 K: 0 S: 4	H: 1 LOB: 2 BB: 1 P: 8	R: 0 E: 0 K: 0 S: 4	H: 1 LOB: 1 BB: 0 P: 4	R: 0 E: 0 K: 1 S: 5	H: 0 LOB: 1 BB: 1 P: 9	R: 1 E: 0 K: 0 S: 4	H: 2 LOB: 1 BB: 1 P: 8	R: 1 E: 0 K: 0 S: 4	H: 2 LOB: 0 BB: 0 P: 4	R: 0 E: 0 K: 1 S: 6	H: 1 LOB: 1 BB: 0 P: 6	1B: 10 2B: 2 3B: 0 HR: 0	SF: 0 SAC: 1 DP: 2 HBP: 0	WP: 0 PB: 0 SB: 0 CS: 0	PA: 40
<b>PITCHER</b>	IP WLS BF H R ER SO BB IBB HBP BLK WP HR S P ERA WHIP																			
<b>Gerry Arigo, L</b> (1, 1) ERA: 4.31	6.1 W 31 9 1 1 3 3 0 0 0 0 0 0 34 46 1.42 1.895																			
<b>Wayne Granger, R</b> (7, 1) ERA: 2.86	2.2 S 9 3 1 1 1 0 0 0 0 0 0 0 11 11 3.38 1.125																			

Batter	1	2	3	4	5	6	7	8	9
<b>Pete Rose, S</b> OBP: 0.425, SLG: 0.512 (1, 9)	0-0 1B 1B		0-0 P4	0-0 1-H HR		0-0 FC6-4 2B		0-0 2-H 1B 1B	
<b>Tommy Helms, R</b> OBP: 0.279, SLG: 0.299 (1, 4)	0-0 1-3 1B		0-1 CI 1B 1B	0-0 1B		0-0 1-H 2B		0-0 1-2 1B	
<b>Bobby Tolan, L</b> OBP: 0.345, SLG: 0.480 (1, 8)	0-3 K		0-0 1B S 1B	0-0 F9		0-3 K		0-0 P5	
<b>Tony Perez, R</b> OBP: 0.361, SLG: 0.527 (1, 5)	0-3 K		4-0 1B BB	0-0 G5-3		0-0 P4			
<b>Johnny Bench, R</b> OBP: 0.351, SLG: 0.474 (1, 2)	4-0 BB		0-0 F2		0-0 G3-1		0-0 G5-3		
<b>Lee May, R</b> OBP: 0.334, SLG: 0.535 (1, 3)	0-3 K		0-0 1-2 2-3 3-H 1B	0-0 F7		0-0 F5			
<b>Jimmy Stewart, S</b> OBP: 0.324, SLG: 0.376 (1, 7)		0-0 1B	0-3 K		0-0 F7		0-0 SH3-4 1B 1B		
<b>Woody Woodward, R</b> OBP: 0.337, SLG: 0.320 (1, 6)		0-0 F2		0-0 HR 1B		0-0 F7		0-0 SH3-4	
<b>Gerry Arrigo, L</b> OBP: 0.226, SLG: 0.172 (1, 1)		0-3 K		0-0 B5		4-0 FC6-4 BB		0-3 K	
<b>Wayne Granger, R</b> OBP: 0.208, SLG: 0.095 (7, 1)									

AB	R	H	RBI	BB	SO	LOB
5	2	3	3	0	0	1
4	1	4	1	0	0	0
5	0	1	0	0	2	6
3	0	0	0	1	1	3
3	0	0	0	1	0	3
4	0	1	1	0	1	3
4	1	2	0	0	1	3
3	1	1	0	0	0	0
2	0	0	0	1	1	1
1	0	0	0	0	1	1

BOTTOM	
<b>Los Angeles Dodgers @ Cincinnati Reds</b>	
Crosley Field, Cincinnati, OH	
Tue Sep 23 1969, 7:05 PM EDT	
Att. 10,770 - Unknown	
	<a href="http://livebaseballscorecards.com">livebaseballscorecards.com</a>
<b>AB</b>	<b>34</b>
<b>R</b>	<b>5</b>
<b>H</b>	<b>12</b>
<b>RBI</b>	<b>5</b>
<b>BB</b>	<b>3</b>
<b>SO</b>	<b>7</b>
<b>LOB</b>	<b>21</b>
	
<b>WP: 0</b>	<b>PA: 39</b>
<b>PB: 0</b>	
<b>SB: 1</b>	
<b>CS: 0</b>	

Inning Stats		R	H	E	K	S	P											R	H	E	K	S	P	ERA	WHIP
<b>Alan Foster, R</b> ERA: 4.34 (1, 1)		0	2	0	3	11	7.0	WLS	BF	H	R	ER	SO	BB	IBB	HBP	BLK	WP	HR	S	P	3.86	1.714		
<b>Pete Mikkelsen, R</b> ERA: 2.75 (8, 1)		0	1	0	1	6	1.0															9.00	3.000		

PITCHER		IP	WLS	BF	H	R	ER	SO	BB	IBB	HBP	BLK	WP	HR	S	P	ERA	WHIP
<b>Alan Foster, R</b> ERA: 4.34 (1, 1)		7.0	L	33	9	4	3	6	3	0	0	0	0	1	42	54	3.86	1.714
<b>Pete Mikkelsen, R</b> ERA: 2.75 (8, 1)		1.0		6	3	1	1	1	0	0	0	0	0	0	8	8	9.00	3.000



Batter	1	2	3	4	5	6	7	8	9	AB R H RBI BB SO LOB	TOP	
Ted Sizemore, R (1, 6) OBP: 0.330, SLG: 0.337	0-0 P4		0-0 FC1-6 1B		0-0 F9		0-0 F7		0-0 F7	5 0 1 0 0 0 1		
Willie Davis, L (1, 8) OBP: 0.356, SLG: 0.456	0-0 G3-1		0-0 FC1-6 1B E		0-3 K		0-0 G4-3		0-0 F8	5 1 0 0 0 1 2		
Willie Crawford, L (1, 9) OBP: 0.337, SLG: 0.415	4-0 BB		0-0 E1 1B		0-0		0-0 P6			3 0 2 0 1 0 0		
Len Gabrielson, L (1, 7) OBP: 0.321, SLG: 0.335	0-3 K		0-0 F7		0-3 K				0-0 G3	4 0 0 0 0 2 4		
Jim Lefebvre, S (1, 4) OBP: 0.351, SLG: 0.350		4-0 WP BB		4-0 FC4-6 BB		0-0 F7		0-0 P6		2 0 0 0 2 0 0		
Wes Parker, S (1, 3) OBP: 0.355, SLG: 0.430		0-0 F8		0-0 FC4-6		0-0 G4-3		0-0 E3		4 0 0 0 0 0 2		
Bill Sudakis, S (1, 5) OBP: 0.299, SLG: 0.390		0-0 F8		0-0 F9		0-0 FC5 1B		0-0 G3		4 0 1 0 0 0 3		
Tom Haller, L (1, 2) OBP: 0.337, SLG: 0.360		0-0 F9		0-0 L4		0-0			0-0 HR	4 1 2 1 0 0 2		
Bill Singer, R (1, 1) OBP: 0.124, SLG: 0.117			0-0 G1-3		0-0				0-0 F7	3 0 1 0 0 0 2		
Von Joshua, L (9, PH)					0-0	0-0 FC5				1 0 0 0 0 0 0		
<b>Inning Stats</b>	R: 0 H: 0 E: 0 LOB: 1 K: 1 BB: 1 S: 5 P: 9	R: 0 H: 0 E: 0 LOB: 1 K: 0 BB: 1 S: 3 P: 7	R: 1 H: 2 E: 1 LOB: 1 K: 0 BB: 0 S: 5 P: 5	R: 0 H: 0 E: 0 LOB: 1 K: 0 BB: 1 S: 3 P: 7	R: 0 H: 2 E: 0 LOB: 2 K: 2 BB: 0 S: 9 P: 9	R: 0 H: 2 E: 0 LOB: 2 K: 0 BB: 0 S: 5 P: 5	R: 0 H: 0 E: 0 LOB: 0 K: 0 BB: 0 S: 3 P: 3	R: 0 H: 0 E: 1 LOB: 1 K: 0 BB: 0 S: 4 P: 4	R: 1 H: 1 E: 0 LOB: 0 K: 0 BB: 0 S: 4 P: 4	1B: 5 SF: 0 2B: 1 SAC: 0 3B: 0 DP: 0 HR: 1 HBP: 0	WP: 1 PA: 38 PB: 0 SB: 0 CS: 0	
<b>PITCHER</b> Tony Cloninger, R (1, 1) ERA: 4.98	IP WLS BF H R ER SO BB IBB HBP BLK WP HR S P ERA WHIP	9.0 W 38 7 2 1 3 3 0 0 0 1 1 41 53 1.00 1.111										

Los Angeles Dodgers @ Cincinnati Reds  
Crosley Field, Cincinnati, OH  
Wed Sep 24 1969, 7:05 PM EDT  
Att. 6,690 - Unknown

livebaseballscorecards.com

AB	35
R	2
H	7
RBI	1
BB	3
SO	3
LOB	16









BOTTOM

Houston Astros @ Cincinnati Reds

Crosley Field, Cincinnati, OH

Thu Sep 25 1969, 7:05 PM EDT  
Att. 3,522 - Unknown

livebaseballscorecards.com

AB	37
R	3
H	12
RBI	2
BB	2
SO	5
LOB	17



AB R H RBI BB SO LOB

5	1	4	0	0	1	2
5	1	3	1	0	0	2
5	0	1	0	0	1	3
4	0	1	1	0	0	0
4	0	0	0	0	1	2
3	0	1	0	0	0	0
1	0	0	0	0	0	2
3	1	1	0	1	1	1
2	0	0	0	1	0	1
1	0	0	0	0	1	3
0	0	0	0	0	0	0
2	0	0	0	0	0	1
1	0	1	0	0	0	0
0	0	0	0	0	0	0
0	0	0	0	0	0	0
0	0	0	0	0	0	0
1	0	0	0	0	0	0

Batter	1	2	3	4	5	6	7	8	9
Pete Rose, S OBP: 0.427, SLG: 0.516 (1, 9)	0-0 G5-4-3 1B		0-0 1B S 1B		0-0 3-H 1B		0-3 K		0-0 1B 2B
Tommy Helms, R OBP: 0.285, SLG: 0.304 (1, 4)	0-0 G5-4-3 1-2f		0-0 1-3 1B		0-0 G5-3			0-0 1B 1B	0-0 G6-4-3 2-H 1B
Lee May, R OBP: 0.331, SLG: 0.528 (1, 3)	0-0 G5-3		0-3 K			0-0 F3		0-0 G3 1-2 1B	0-0 G6-4-3 1-2f
Tony Perez, R OBP: 0.359, SLG: 0.522 (1, 5)		0-0 G6-3		0-0 F9		0-0 G4-3		0-0 G3 1-2 2-H 1B	
Johnny Bench, R OBP: 0.351, SLG: 0.480 (1, 2)		0-3 K		0-0 G6-3		0-0 P5		0-0 F3	
Jim Beauchamp, R OBP: 0.302, SLG: 0.310 Jimmy Stewart, S OBP: 0.322, SLG: 0.371 (1, 7) (8, 7)		0-0 1B		0-0 F8			0-0 G1-3	0-0 G3 1-2 2-3	
Ted Savage, R OBP: 0.352, SLG: 0.356 (1, 8)		0-3 K			0-0 G1-3 F7 WP 1B		0-0 P6	4-0 BB	
Woody Woodward, R OBP: 0.337, SLG: 0.314 Bobby Tolan, L OBP: 0.345, SLG: 0.479 Darrel Chaney, S OBP: 0.278, SLG: 0.234 (1, 6) (8, PH) (9, 6)			0-0 P4		0-0 F7 1-2		4-0 1B BB	0-3 K	
Gary Nolan, R OBP: 0.286, SLG: 0.455 Alex Johnson, R OBP: 0.363, SLG: 0.463 Clay Carroll, R OBP: 0.281, SLG: 0.286 Al Jackson, L OBP: 0.250, SLG: 0.250 Wayne Granger, R OBP: 0.206, SLG: 0.095 Fred Whitfield, L OBP: 0.319, SLG: 0.192 (1, 1) (7, PH) (8, 1) (8, 1) (8, 1) (9, PH)			0-0 G6-3		0-0 G1-3 2-3		0-0 1-2 1B		0-0 P6

Inning Stats	R: 0	H: 1	E: 0	LOB: 0	K: 0	BB: 0	S: 3	P: 3
	R: 0	H: 1	E: 0	LOB: 1	K: 2	BB: 0	S: 8	P: 8
	R: 0	H: 2	E: 0	LOB: 2	K: 1	BB: 0	S: 7	P: 7
	R: 0	H: 0	E: 0	LOB: 0	K: 0	BB: 0	S: 3	P: 3
	R: 1	H: 2	E: 0	LOB: 1	K: 0	BB: 0	S: 5	P: 5
	R: 0	H: 0	E: 0	LOB: 0	K: 0	BB: 0	S: 3	P: 3
	R: 0	H: 1	E: 0	LOB: 2	K: 1	BB: 1	S: 6	P: 10
	R: 1	H: 3	E: 0	LOB: 3	K: 1	BB: 1	S: 8	P: 12
	R: 1	H: 2	E: 0	LOB: 0	K: 0	BB: 0	S: 4	P: 4

1B: 11	SF: 0
2B: 1	SAC: 0
3B: 0	DP: 2
HR: 0	HBP: 0

WP: 1	PA: 39
PB: 0	
SB: 1	
CS: 0	

PITCHER	IP	WLS	BF	H	R	ER	SO	BB	IBB	HBP	BLK	WP	HR	S	P	ERA	WHIP
Denny Lemaster, L ERA: 3.21 (1, 1)	6.2	W	27	7	1	1	3	1	0	0	0	1	0	32	36	1.35	1.200
Jim Bouton, R ERA: 3.62 (7, 1)	0.1		4	3	1	1	1	0	0	0	0	0	0	6	6	27.00	9.000
Fred Gladding, R ERA: 4.22 (8, 1)	2.0	S	8	2	1	1	1	1	0	0	0	0	0	9	13	4.50	1.500



Batter	1	2	3	4	5	6	7	8	9	AB R H RBI BB SO LOB	TOP										
Joe Morgan, L (1, 4) OBP: 0.371, SLG: 0.380	0-0 P6		0-0 S 1B		0-0 P6			0-0 F8		4 0 1 0 0 0 0											
Jesus Alou, R (1, 7) OBP: 0.277, SLG: 0.338	0-0 L5		0-0 P4		0-0 G1-3			0-0 F8		4 0 0 0 0 0 1											
Jim Bouton, R (8, 1)			1-2							0 0 0 0 0 0 0											
Jimmy Wynn, R (1, 8) OBP: 0.436, SLG: 0.507	0-3 K		0-0 G1-3				0-0 F8		0-0 F2	2 0 0 0 0 1 1											
Tommy Davis, R (6, PH) OBP: 0.315, SLG: 0.365										2 0 0 0 0 0 0											
Norm Miller, L (1, 9) OBP: 0.352, SLG: 0.360		0-0 G6-3	0-3 K			0-0 G3			0-0 F8	4 0 0 0 0 1 1											
Denis Menke, R (1, 6) OBP: 0.371, SLG: 0.384		4-0 BB E BB		0-0 G4-3		0-3 K			0-3 K	3 0 0 0 1 2 0											
Curt Blefary, L (1, 3) OBP: 0.346, SLG: 0.387		0-0 F9		0-0 F8			0-0 G3			3 0 0 0 0 0 1											
Doug Rader, R (1, 5) OBP: 0.328, SLG: 0.363		0-0 E6 BB		0-0 E5			0-3 K			3 0 0 0 0 1 1											
Johnny Edwards, L (1, 2) OBP: 0.304, SLG: 0.334		4-0 BB BB BB BB		0-3 K2-3			0-3 K			2 0 0 0 1 2 1											
Jack Billingham, R (1, 1) OBP: 0.235, SLG: 0.071		0-3 K			0-3 K			0-0 F7		1 0 0 0 0 1 3											
Bob Watkins, R (2, 1)										1 0 0 0 0 1 0											
Keith Lampard, L (8, PH) OBP: 0.500, SLG: 1.000										1 0 0 0 0 0 0											
<b>Inning Stats</b>	R: 0 E: 0 K: 1 S: 5	H: 0 LOB: 0 BB: 0 P: 5	R: 0 E: 1 K: 1 S: 6	H: 0 LOB: 3 BB: 2 P: 14	R: 0 E: 1 K: 1 S: 6	H: 1 LOB: 1 BB: 0 P: 6	R: 0 E: 1 K: 1 S: 6	H: 0 LOB: 1 BB: 0 P: 6	R: 0 E: 0 K: 1 S: 5	H: 0 LOB: 0 BB: 0 P: 5	R: 0 E: 0 K: 2 S: 7	H: 0 LOB: 0 BB: 0 P: 7	R: 0 E: 0 K: 0 S: 3	H: 0 LOB: 0 BB: 0 P: 3	R: 0 E: 0 K: 1 S: 5	H: 0 LOB: 0 BB: 0 P: 5	1B: 1 2B: 0 3B: 0 HR: 0	SF: 0 SAC: 0 DP: 0 HBP: 0	WP: 0 PB: 0 SB: 1 CS: 0	PA: 32	
<b>PITCHER</b> Jim Maloney, R (1, 1) ERA: 2.71	IP 9.0	WLS W	BF 32	H 1	R 0	ER 0	SO 9	BB 2	IBB 0	HBP 0	BLK 0	WP 0	HR 0	S 48	P 56	ERA 0.00	WHIP 0.333				
<b>PITCHER</b>	IP	WLS	BF	H	R	ER	SO	BB	IBB	HBP	BLK	WP	HR	S	P	ERA	WHIP				

Houston Astros @ Cincinnati Reds  
Crosley Field, Cincinnati, OH  
Fri Sep 26 1969, 7:05 PM EDT  
Unknown

livebaseballscorecards.com

AB 30  
R 0  
H 1  
RBI 0  
BB 2  
SO 9  
LOB 9



Batter	1	2	3	4	5	6	7	8	9
<b>Pete Rose, S</b> OBP: 0.428, SLG: 0.516 (1, 9) X	0-0 1B CS 1B	0-0 F7			0-0 1B 1-3 1B		0-0 L9		
<b>Tommy Helms, R</b> OBP: 0.290, SLG: 0.310 (1, 4) X	0-0 1-3 L3 1B		0-0 BB 1B		0-0 1-3 3-H 1B		0-0 WP 1B		
<b>Alex Johnson, R</b> OBP: 0.351, SLG: 0.459 (1, 7) X	0-0 L3 1-1		0-0 L8		0-0 K		0-0 G6-3 1-2		
<b>Jimmy Stewart, S</b> OBP: 0.322, SLG: 0.371 (8, 7) X									
<b>Tony Perez, R</b> OBP: 0.362, SLG: 0.527 (1, 5) B B B B	4-0 BB		4-0 1-2 G5-4-3 BB		0-0 G4-3		0-0 HR		
<b>Johnny Bench, R</b> OBP: 0.350, SLG: 0.479 (1, 2) X	0-0 CS 3-H	0-0 1B 1B	0-0 G5-4-3 1-2f		0-3 K		0-0 G5-3		
<b>Bobby Tolan, L</b> OBP: 0.347, SLG: 0.480 (1, 8) X		0-0 1-3 CS 1B		4-0 BB BB BB F7-4 BB	0-0 FC6-4 1B		0-3 K		
<b>Lee May, R</b> OBP: 0.330, SLG: 0.526 (1, 3) X		0-0 1-2 1B 1B		0-0 F7-4 1-2	0-0 FC6-4 1-2f		0-3 K		
<b>Woody Woodward, R</b> OBP: 0.337, SLG: 0.314 (1, 6) X		0-0 1-3 1B		0-3 K	0-0 F8		0-0 F8		
<b>Jim Maloney, L</b> OBP: 0.283, SLG: 0.434 (1, 1) S S S S		0-3 K			4-0 1B 1B BB		0-0 G4-3		

Inning Stats	R: 0	H: 2	E: 0	K: 0	S: 3	LOB: 1	BB: 1	P: 7	R: 1	H: 4	E: 0	K: 1	S: 8	LOB: 2	BB: 0	P: 8	R: 0	H: 1	E: 0	K: 0	S: 3	LOB: 1	BB: 1	P: 7	R: 0	H: 0	E: 0	K: 1	S: 4	LOB: 0	BB: 1	P: 8	R: 1	H: 2	E: 0	K: 1	S: 6	LOB: 1	BB: 1	P: 10	R: 0	H: 1	E: 0	K: 1	S: 6	LOB: 1	BB: 0	P: 6	R: 0	H: 1	E: 0	K: 0	S: 4	LOB: 1	BB: 0	P: 4	R: 1	H: 1	E: 0	K: 2	S: 8	LOB: 0	BB: 0	P: 8
--------------	------	------	------	------	------	--------	-------	------	------	------	------	------	------	--------	-------	------	------	------	------	------	------	--------	-------	------	------	------	------	------	------	--------	-------	------	------	------	------	------	------	--------	-------	-------	------	------	------	------	------	--------	-------	------	------	------	------	------	------	--------	-------	------	------	------	------	------	------	--------	-------	------

PITCHER		IP	WLS	BF	H	R	ER	SO	BB	IBB	HBP	BLK	WP	HR	S	P	ERA	WHIP
<b>Jack Billingham, R</b> ERA: 4.33 (1, 1)		1.1	L	8	6	1	1	0	1	0	0	0	0	0	7	11	6.75	5.250
<b>Bob Watkins, R</b> ERA: 5.17 (2, 1)		5.2		22	5	1	1	4	3	0	0	0	1	0	27	39	1.59	1.412
<b>Jim Bouton, R</b> ERA: 3.66 (8, 1)		1.0		4	1	1	1	2	0	0	0	0	0	1	8	8	9.00	1.000

AB R H RBI BB SO LOB

4	0	2	0	0	0	2
4	0	4	1	0	0	0
4	0	0	0	0	1	5
0	0	0	0	0	0	0
2	1	1	1	2	0	1
4	1	1	0	0	1	2
3	0	2	0	1	1	0
4	0	1	1	0	1	2
3	0	1	0	0	1	1
2	1	0	0	1	1	2

AB	R	H	RBI	BB	SO	LOB
30	3	12	3	4	6	15



**Houston Astros @ Cincinnati Reds**  
Crosley Field, Cincinnati, OH  
Fri Sep 26 1969, 7:05 PM EDT  
Unknown

livebaseballscorecards.com

WP	HR	S	P	ERA	WHIP
1	0	3	2	3.66	1.000



Batter	1	2	3	4	5	6	7	8	9	AB R H RBI BB SO LOB	TOP																
Joe Morgan, L (1, 4) OBP: 0.368, SLG: 0.376	0-0 G6-3		0-0 G2-3		0-0 F9		0-0 F9		0-0 FC3-2	5 0 0 0 0 0 4																	
Jesus Alou, R (1, 7) OBP: 0.274, SLG: 0.334	0-0 G6-3		0-0 G4-3		0-0 FC6-4 1B		0-0 G4-3		0-0 G4-3	5 0 0 0 0 0 4																	
Norm Miller, L (1, 8) OBP: 0.353, SLG: 0.361	0-0 F5			0-0 HR 1B	0-0 1-3 1B			0-0 G1-3		4 1 2 0 0 0 0																	
Keith Lampard, L (1, 9) OBP: 0.300, SLG: 0.600		0-3 K		0-0 F7	0-0 L6			0-0 G3-1		4 0 0 0 0 1 3																	
Denis Menke, R (1, 6) OBP: 0.372, SLG: 0.384		0-3 K		0-0 HR 1B		4-0 BB		0-0 L1		3 1 1 0 1 1 0																	
Curt Blefary, L (1, 3) OBP: 0.346, SLG: 0.394 Marty Martinez, S (9, PH) OBP: 0.330, SLG: 0.358		0-0 1B		0-0 HR		0-0 B1		0-0 G4-3		3 1 2 3 0 0 1 1 0 0 0 0 0 0																	
Doug Rader, R (1, 5) OBP: 0.331, SLG: 0.366		0-0 1B		0-0 1B		0-0 P4		0-0 BB FC3-2 1B		4 0 3 0 0 0 1																	
Johnny Edwards, L (1, 2) OBP: 0.303, SLG: 0.332 Bob Watson, R (9, PH) OBP: 0.378, SLG: 0.290 Leon McFadden, R (9, PR) OBP: 0.218, SLG: 0.203		0-0 G4-3		0-0 F8		0-0 G3-1		4-0 FC3-2 BB BB		3 0 0 0 0 0 3 0 0 0 0 1 0 0 0 0 0 0 0 0 0																	
Larry Dierker, R (1, 1) OBP: 0.154, SLG: 0.183 Gary Geiger, L (9, PH) OBP: 0.351, SLG: 0.272			0-0 G4-3		0-0 FC6-4 1B		0-3 K		4-0 FC3-2 BB	3 0 1 0 0 1 0 0 0 0 0 1 0 0																	
<b>Inning Stats</b>	R: 0 E: 0 K: 0 S: 3	H: 0 LOB: 0 BB: 0 P: 3	R: 0 E: 0 K: 2 S: 9	H: 2 LOB: 2 BB: 0 P: 9	R: 0 E: 0 K: 0 S: 3	H: 0 LOB: 0 BB: 0 P: 3	R: 3 E: 0 K: 0 S: 6	H: 4 LOB: 0 BB: 0 P: 6	R: 0 E: 0 K: 0 S: 5	H: 2 LOB: 2 BB: 0 P: 5	R: 0 E: 0 K: 1 S: 5	H: 0 LOB: 0 BB: 0 P: 5	R: 0 E: 0 K: 1 S: 5	H: 0 LOB: 0 BB: 0 P: 5	R: 0 E: 0 K: 0 S: 3	H: 0 LOB: 0 BB: 0 P: 3	R: 0 E: 0 K: 0 S: 4	H: 1 LOB: 3 BB: 2 P: 12	1B: 8 2B: 0 3B: 0 HR: 1	SF: 0 SAC: 0 DP: 0 HBP: 0	WP: 0 PB: 0 SB: 0 CS: 0	PA: 38					
<b>PITCHER</b>	IP WLS BF H R ER SO BB IBB HBP BLK WP HR S P ERA WHIP																										
Jack Fisher, R (1, 1) ERA: 5.5	4.2		21	8	3	3	2	0	0	0	0	0	1	25	25	5.79	1.714										
Al Jackson, L (5, 1) ERA: 6.81	3.2	W	13	1	0	0	1	1	0	0	0	0	0	14	18	0.00	0.545										
Wayne Granger, R (9, 1) ERA: 2.88	0.2	S	4	0	0	0	0	2	0	0	0	0	0	2	10	0.00	3.000										

Houston Astros @ Cincinnati Reds  
Crosley Field, Cincinnati, OH  
Fri Sep 26 1969, 7:05 PM EDT  
Att. 10,967 - Unknown

livebaseballscorecards.com

AB	35
R	3
H	9
RBI	3
BB	3
SO	3
LOB	16







Batter	1	2	3	4	5	6	7	8	9	AB R H RBI BB SO LOB	TOP											
Joe Morgan, L (1, 4) OBP: 0.367, SLG: 0.375	0-0 F9	0-0 G4-6-3		0-0 1B			0-0 G3		0-0 L9	5 0 1 0 0 0 3												
Jesus Alou, R (1, 9) OBP: 0.276, SLG: 0.344	0-0 HR		0-0 2B	0-0 F8			0-0 G6-3		0-0 G5-3	5 1 2 1 0 0 1												
Tommy Davis, R (1, 7) OBP: 0.318, SLG: 0.369	0-0 2B		0-0 F8		4-0 BB		0-0 1B			3 0 2 0 1 0 1												
Doug Rader, R (1, 5) OBP: 0.329, SLG: 0.363	0-3 K		0-0 L8		0-0 G5-4-3		0-0 F2			4 0 0 0 0 1 4												
Denis Menke, R (1, 6) OBP: 0.370, SLG: 0.381	0-0 G6-3		0-3 K		0-3 K			0-0 F8		4 0 0 0 0 2 2												
Bob Watson, R (1, 3) OBP: 0.425, SLG: 0.364		0-0 F9 1B		0-0 3B		1-0 1B		0-0 F2		2 2 2 0 0 0 0												
Curt Blefary, L (6, 3) OBP: 0.347, SLG: 0.394		0-0 1B		0-0 2B		G4-6-3 HBP		0-0 F2		1 0 0 0 0 0 0												
Marty Martinez, S (1, 2) OBP: 0.343, SLG: 0.379		0-0 HBP		0-0 1B		G4-6-3 1B		4-0 BB		3 1 3 1 1 0 0												
Fred Gladding, L (8, 1) OBP: 0.100, SLG: 0.100		1-2 1B		2-H 3B		1-3 1B		0-0 BB		0 0 0 0 0 0 0	AB 34											
Norm Miller, L (1, 8) OBP: 0.352, SLG: 0.360		0-0 F9		0-0 1B		G4-6-3 1B		0-0 F8		4 0 1 1 0 0 4	R 4											
Jim Ray, R (1, 1) OBP: 0.120, SLG: 0.083		1-0 HBP		0-0 G1-4-6		0-0 P4				2 0 0 0 0 0 1	H 11											
Johnny Edwards, L (8, 2) OBP: 0.302, SLG: 0.331		1-2 HBP		0-0 1B						1 0 0 0 0 0 0	RBI 3											
											BB 2											
											SO 3											
											LOB 16											
Inning Stats	R: 1 E: 0 K: 1 S: 7	H: 2 LOB: 1 BB: 0 P: 7	R: 0 E: 0 K: 0 S: 4	H: 2 LOB: 2 BB: 0 P: 5	R: 0 E: 0 K: 1 S: 6	H: 1 LOB: 1 BB: 0 P: 6	R: 2 E: 0 K: 0 S: 6	H: 4 LOB: 1 BB: 0 P: 6	R: 0 E: 0 K: 1 S: 4	H: 0 LOB: 0 BB: 1 P: 8	R: 1 E: 0 K: 0 S: 3	H: 1 LOB: 0 BB: 0 P: 4	R: 0 E: 0 K: 0 S: 4	H: 1 LOB: 1 BB: 0 P: 4	R: 0 E: 0 K: 0 S: 3	H: 0 LOB: 1 BB: 1 P: 7	R: 0 E: 0 K: 0 S: 3	H: 0 LOB: 0 BB: 0 P: 3	1B: 6 2B: 3 3B: 1 HR: 1	SF: 0 SAC: 0 DP: 4 HBP: 2	WP: 0 PB: 0 SB: 2 CS: 0	PA: 38
PITCHER	IP WLS BF H R ER SO BB IBB HBP BLK WP HR S P ERA WHIP																					
Jim Merritt, L (1, 1) ERA: 4.37	3.0 L 17 8 3 3 2 0 0 1 0 0 0 1 20 21 9.00 2.667																					
Clay Carroll, R (4, 1) ERA: 3.59	3.0 10 2 1 1 1 1 0 1 0 0 0 10 15 3.00 1.000																					
Dennis Ribant, R (7, 1) ERA: 2.79	2.0 8 1 0 0 0 1 0 0 0 0 0 7 11 0.00 1.000																					
Wayne Granger, R (9, 1) ERA: 2.86	1.0 3 0 0 0 0 0 0 0 0 0 0 3 3 0.00 0.000																					

Houston Astros @ Cincinnati Reds  
Crosley Field, Cincinnati, OH  
Sat Sep 27 1969, 3:33 AM EDT  
Att. 9,222 - Unknown

livebaseballscorecards.com



Batter	1	2	3	4	5	6	7	8	9
<b>Pete Rose, S</b> (1, 9) OBP: 0.427, SLG: 0.515	0-0 F7			0-0 P6		0-0 2B		0-0 1B	
<b>Giraldo Ruiz, S</b> (1, 4) OBP: 0.292, SLG: 0.276 <b>Fred Whitfield, L</b> (8, PH) OBP: 0.315, SLG: 0.189 <b>Wayne Granger, R</b> (9, 1) OBP: 0.208, SLG: 0.095	0-3 K			0-0 G5-3		0-0 G5-3		0-3 K	
<b>Bobby Tolan, L</b> (1, 8) OBP: 0.347, SLG: 0.479	0-3 K			0-0 F9		0-0 F7		0-3 K	
<b>Tony Perez, R</b> (1, 5) OBP: 0.359, SLG: 0.524		0-0 F8		0-3 K		0-0 P4		0-0 G5-3	
<b>Johnny Bench, R</b> (1, 2) OBP: 0.354, SLG: 0.490		0-0 G5-4-3 1B		0-3 K		0-0 HR		0-0 G4-3	
<b>Lee May, R</b> (1, 3) OBP: 0.331, SLG: 0.534		0-0 G5-4-3 1-2f		0-0 HR 2B		0-0 F7			
<b>Alex Johnson, R</b> (1, 7) OBP: 0.350, SLG: 0.464			0-0 L8		0-0 HR 2-H		0-0 F8		
<b>Woody Woodward, R</b> (1, 6) OBP: 0.331, SLG: 0.307 <b>Ted Savage, R</b> (8, PH) OBP: 0.349, SLG: 0.352 <b>Darrel Chaney, S</b> (9, 6) OBP: 0.278, SLG: 0.234			0-0 F9		0-3 K		0-3 K		
<b>Jim Merritt, L</b> (1, 1) OBP: 0.190, SLG: 0.195 <b>Clay Carroll, R</b> (4, 1) OBP: 0.281, SLG: 0.286 <b>Jim Beauchamp, R</b> (6, PH) OBP: 0.297, SLG: 0.305 <b>Dennis Ribant, R</b> (7, 1) OBP: 0.297, SLG: 0.305 <b>Jimmy Stewart, S</b> (8, PH) OBP: 0.315, SLG: 0.363			0-0 G3-1		0-3 K		0-3 K		

AB	R	H	RBI	BB	SO	LOB
4	0	2	0	0	0	0
3	0	0	0	0	1	1
1	0	0	0	0	1	1
0	0	0	0	0	0	0
4	0	0	0	0	2	1
4	0	0	0	0	1	0
4	1	2	1	0	1	0
3	1	1	0	0	0	1
3	1	1	2	0	0	0
2	0	0	0	0	1	0
1	0	0	0	0	1	0
0	0	0	0	0	0	0
1	0	0	0	0	1	0

**BOTTOM**

**Houston Astros @ Cincinnati Reds**  
Crosley Field, Cincinnati, OH  
Sat Sep 27 1969, 3:33 AM EDT  
Att. 9,222 - Unknown

<b>AB</b>	<b>32</b>
<b>R</b>	<b>3</b>
<b>H</b>	<b>6</b>
<b>RBI</b>	<b>3</b>
<b>BB</b>	<b>0</b>
<b>SO</b>	<b>10</b>
<b>LOB</b>	<b>4</b>



Inning Stats	R: 0	H: 0	E: 0	K: 2	S: 7	R: 0	H: 1	E: 0	K: 0	S: 3	R: 0	H: 0	E: 0	K: 0	S: 3	R: 2	H: 2	E: 0	K: 3	S: 11	R: 0	H: 1	E: 0	K: 1	S: 6	R: 1	H: 1	E: 0	K: 0	S: 4	R: 0	H: 1	E: 0	K: 3	S: 10	R: 0	H: 0	E: 0	K: 1	S: 5	1B: 2	2B: 2	3B: 0	HR: 2	SF: 0	SAC: 0	DP: 1	HBP: 0	WP: 0	PA: 32
<b>PITCHER</b>	<b>IP</b>	<b>WLS</b>	<b>BF</b>	<b>H</b>	<b>R</b>	<b>ER</b>	<b>SO</b>	<b>BB</b>	<b>IBB</b>	<b>HBP</b>	<b>BLK</b>	<b>WP</b>	<b>HR</b>	<b>S</b>	<b>P</b>	<b>ERA</b>	<b>WHIP</b>	<b>IP</b>	<b>WLS</b>	<b>BF</b>	<b>H</b>	<b>R</b>	<b>ER</b>	<b>SO</b>	<b>BB</b>	<b>IBB</b>	<b>HBP</b>	<b>BLK</b>	<b>WP</b>	<b>HR</b>	<b>S</b>	<b>P</b>	<b>ERA</b>	<b>WHIP</b>																
<b>Jim Ray, R</b> (1, 1) ERA: 3.88	7.0	W	25	5	3	3	6	0	0	0	0	0	0	37	37	3.86	0.714																																	
<b>Fred Gladding, R</b> (8, 1) ERA: 4.11	2.0	S	7	1	0	0	4	0	0	0	0	0	0	15	15	0.00	0.500																																	

<b>AB</b>	<b>32</b>
<b>R</b>	<b>3</b>
<b>H</b>	<b>6</b>
<b>RBI</b>	<b>3</b>
<b>BB</b>	<b>0</b>
<b>SO</b>	<b>10</b>
<b>LOB</b>	<b>4</b>





Batter	1	2	3	4	5	6	7	8	9
<b>Pete Rose, S</b> OBP: 0.427, SLG: 0.513 (1, 9)	0-3 K		4-0 HR BB		0-0 F8		0-0 G3	4-0 IBB	
<b>Tommy Helms, R</b> OBP: 0.293, SLG: 0.314 (1, 4)	4-0 BB		0-3 K		4-0 1B BB		0-0 2B 2B	0-0 G5-3	
<b>Bobby Tolan, L</b> OBP: 0.348, SLG: 0.479 (1, 8)	0-3 K		0-0 G3-4-3		0-0 1B		4-0 2B BB		
<b>Tony Perez, R</b> OBP: 0.358, SLG: 0.527 (1, 5)	0-3 K		0-0 HR		0-0 F7		0-3 K		
<b>Johnny Bench, R</b> OBP: 0.355, SLG: 0.492 (1, 2)		0-0 G4-3 1B BB	0-3 K			0-0 E5 FC3-6	0-0 2B		
<b>Lee May, R</b> OBP: 0.332, SLG: 0.533 (1, 3)		0-0 P3		4-0 BB G6-4-3		0-3 K		0-0 FC4-6 1B	
<b>Alex Johnson, R</b> OBP: 0.351, SLG: 0.464 <b>Jimmy Stewart, S</b> OBP: 0.312, SLG: 0.359 (1, 7) (5, 7)		4-0 G4-3 BB		0-0 G6-4-3		0-0 FC3-6 E S		0-0 FC4-6 1B	
<b>Woody Woodward, R</b> OBP: 0.330, SLG: 0.306 (1, 6)		0-0 G4-3		0-0 L6		0-3 K		0-0 SH2-4 1B	
<b>Gerry Arrigo, L</b> OBP: 0.212, SLG: 0.161 <b>Clay Carroll, R</b> OBP: 0.303, SLG: 0.310 <b>Wayne Granger, R</b> OBP: 0.208, SLG: 0.095 (1, 1) (6, 1) (9, 1)		0-3 K			0-3 K		0-0 G3 2B 1B	0-0 SH2-4	

Inning Stats	R: 0 E: 0 K: 3 S: 9	H: 0 LOB: 1 BB: 1 P: 13	R: 0 E: 0 K: 1 S: 6	H: 1 LOB: 2 BB: 1 P: 10	R: 2 E: 0 K: 2 S: 8	H: 1 LOB: 0 BB: 1 P: 12	R: 0 E: 0 K: 0 S: 2	H: 0 LOB: 0 BB: 1 P: 6	R: 0 E: 0 K: 1 S: 6	H: 1 LOB: 2 BB: 1 P: 10	R: 0 E: 1 K: 2 S: 8	H: 0 LOB: 1 BB: 0 P: 8	R: 2 E: 0 K: 1 S: 7	H: 3 LOB: 2 BB: 1 P: 11	R: 0 E: 0 K: 0 S: 5	H: 2 LOB: 3 BB: 1 P: 9
--------------	------------------------------	----------------------------------	------------------------------	----------------------------------	------------------------------	----------------------------------	------------------------------	---------------------------------	------------------------------	----------------------------------	------------------------------	---------------------------------	------------------------------	----------------------------------	------------------------------	---------------------------------

PITCHER															PITCHER																		
IP	WLS	BF	H	R	ER	SO	BB	IBB	HBP	BLK	WP	HR	S	P	ERA	WHIP	IP	WLS	BF	H	R	ER	SO	BB	IBB	HBP	BLK	WP	HR	S	P	ERA	WHIP
Tom Griffin, R ERA: 3.54 (1, 1)	6.0	L	26	3	2	2	9	5	0	0	0	1	39	59	3.00	1.333																	
Jim Bouton, R ERA: 3.8 (7, 1)	0.1		3	2	2	0	0	0	0	0	0	0	3	3	54.00	6.000																	
Wade Blasingame, L ERA: 5.37 (7, 1)	0.0		1	0	0	0	1	0	0	0	0	0	0	4	∞	∞																	
Jack Billingham, R ERA: 4.25 (7, 1)	1.2		8	3	0	1	0	1	0	0	0	0	9	13	0.00	1.800																	

**BOTTOM**

**Houston Astros @ Cincinnati Reds**  
Crosley Field, Cincinnati, OH


Sun Sep 28 1969, 3:33 AM EDT  
Att. 28,018 - Unknown

AB	R	H	RBI	BB	SO	LOB
3	1	0	0	2	1	1
3	1	1	1	2	1	4
3	0	1	0	1	1	2
4	1	1	2	0	2	5
4	0	2	1	0	1	0
3	0	1	0	1	1	2
1	0	0	0	1	0	1
2	0	0	0	0	0	2
4	0	1	0	0	1	3
2	0	0	0	0	2	2
1	1	1	0	0	0	0
0	0	0	0	0	0	0

1B: 5	SF: 0	WP: 0	PA: 38
2B: 2	SAC: 1	PB: 0	
3B: 0	DP: 1	SB: 1	
HR: 1	HBP: 0	CS: 0	

livebaseballscorecards.com

**AB 30**  
**R 4**  
**H 8**  
**RBI 4**  
**BB 7**  
**SO 10**  
**LOB 22**





Batter	1	2	3	4	5	6	7	8	9	AB R H RBI BB SO LOB	TOP		
<b>Pete Rose, S</b> (1, 9) OBP: 0.429, SLG: 0.514	0-0 G5-3		0-0 1B		0-0 1B		4-0 IBB			3 0 2 1 1 0 0			
<b>Tommy Helms, R</b> (1, 4) OBP: 0.293, SLG: 0.314	0-0 G5-3		0-0 F8		0-0 1B		0-0 L7			4 0 1 0 0 0 3			
<b>Bobby Tolan, L</b> (1, 8) OBP: 0.346, SLG: 0.476	0-0 G1-3			0-0 B1-3	0-3 K			0-0 B2		4 0 0 0 0 1 2			
<b>Tony Perez, R</b> (1, 5) OBP: 0.356, SLG: 0.523		0-3 K		0-0 G6-3		0-0 P3		0-3 K2-3		4 0 0 0 0 2 0			
<b>Johnny Bench, R</b> (1, 2) OBP: 0.354, SLG: 0.491		0-0 1B		0-3 K		0-3 K		0-3 K		4 0 1 0 0 3 0			
<b>Lee May, R</b> (1, 3) OBP: 0.332, SLG: 0.532		0-0 L5			0-0 G3-1 1B 2B	0-0 F8			0-3 K	4 1 1 0 0 1 1			
<b>Jimmy Stewart, S</b> (1, 7) OBP: 0.311, SLG: 0.357		0-0 G1-3			0-0 G3-1		0-0 SH3 1B		0-0 F9	4 0 1 0 0 0 2			
<b>Woody Woodward, R</b> (1, 6) OBP: 0.331, SLG: 0.308 <b>Alex Johnson, R</b> (9, PH) OBP: 0.350, SLG: 0.463			0-0 G6-3		0-0 SH1-4 1B		0-0 SH3		0-0 G6-3	2 1 1 1 0 0 0 1 0 0 0 0 0 0			
<b>Gary Nolan, R</b> (1, 1) OBP: 0.270, SLG: 0.429 <b>Wayne Granger, R</b> (7, 1) OBP: 0.208, SLG: 0.095			0-3 K		0-0 SH1-4		0-3 K			2 0 0 0 0 2 1 0 0 0 0 0 0 0			
<b>Inning Stats</b>	R: 0 E: 0 K: 0 S: 3 H: 0 LOB: 0 BB: 0 P: 3	R: 0 E: 0 K: 1 S: 6 H: 1 LOB: 1 BB: 0 P: 6	R: 0 E: 0 K: 1 S: 6 H: 1 LOB: 1 BB: 0 P: 6	R: 0 E: 0 K: 1 S: 5 H: 0 LOB: 0 BB: 0 P: 5	R: 2 E: 0 K: 1 S: 9 H: 4 LOB: 2 BB: 0 P: 9	R: 0 E: 0 K: 1 S: 5 H: 0 LOB: 0 BB: 0 P: 5	R: 0 E: 0 K: 1 S: 6 H: 1 LOB: 2 BB: 1 P: 10	R: 0 E: 0 K: 2 S: 7 H: 0 LOB: 0 BB: 0 P: 7	R: 0 E: 0 K: 1 S: 5 H: 0 LOB: 0 BB: 0 P: 5	1B: 6 2B: 1 3B: 0 HR: 0 SF: 0 SAC: 2 DP: 0 HBP: 0	WP: 0 PB: 0 SB: 0 CS: 0 PA: 35		
<b>PITCHER</b>	IP WLS BF H R ER SO BB IBB HBP BLK WP HR S P ERA WHIP											<b>PITCHER</b>	IP WLS BF H R ER SO BB IBB HBP BLK WP HR S P ERA WHIP
<b>Phil Niekro, R</b> (1, 1) ERA: 2.56	7.0 W 29 7 2 2 6 0 1 0 0 0 0 0 40 44 2.57 1.000												
<b>Hoyt Wilhelm, R</b> (8, 1) ERA: 2.22	2.0 S 6 0 0 0 3 0 0 0 0 0 0 0 12 12 0.00 0.000												

Cincinnati Reds @ Atlanta Braves  
 Atlanta Stadium, Atlanta, GA  
 Tue Sep 30 1969, 7:05 PM EDT  
 Att: 43,974 - Unknown

livebaseballscorecards.com

AB 32  
 R 2  
 H 7  
 RBI 2  
 BB 1  
 SO 9  
 LOB 9



Batter	1	2	3	4	5	6	7	8	9	AB	R	H	RBI	BB	SO	LOB
Felix Millan, R OBP: 0.309, SLG: 0.345 (1, 4)	0-0 G1-4-3		0-0 SH3-4		0-0 G6-3		0-0 FC1-5 BB 1B SF9			3	1	0	0	0	0	3
Tony Gonzalez, L OBP: 0.337, SLG: 0.386 (1, 8)	0-0 1B		0-0 1B		0-0 E5 1B		0-0 HBP BB 1B			4	0	4	1	0	0	0
Hank Aaron, R OBP: 0.396, SLG: 0.607 (1, 9)	0-3 K		0-0 1B		4-0 FC6-4 BB		4-0 HBP BB			2	0	1	1	2	1	1
Rico Carty, R OBP: 0.401, SLG: 0.551 (1, 7)	0-0 1B		0-0 F9		0-0 FC6-4		0-0 SF9			3	0	1	1	0	0	4
Hoyt Wilhelm, R (8, 1)	1-2 1B		0-0 P6		1-2f		3-H			0	0	0	0	0	0	0
Orlando Cepeda, R OBP: 0.326, SLG: 0.429 (1, 3)	0-0 F8		0-0 P6		0-0 F8		1-0 HBP			3	0	0	0	0	0	4
Clete Boyer, R OBP: 0.327, SLG: 0.372 (1, 5)		0-0 G5-3		0-0 G6-3		0-0 F8		0-0 L9		4	0	0	0	0	0	3
Bob Didier, S (1, 2)		0-0 L4		0-0 G1-3		0-0 L6		0-0 G4-3		4	0	0	0	0	0	0
Gil Garrido, R (1, 6)		0-0 G6-3		0-0 P6			0-0 FC1-5 BB 1B		0-0 G3	2	0	0	0	0	0	0
Mike Lum, L (7, PH)										2	0	1	0	0	0	0
Phil Niekro, R (1, 1)			0-0 1B SH3-4 1B		0-0 G6-3 1B		4-0 BB FC1-5 1B		0-0 G5-3	2	1	2	0	0	0	0
Ralph Garr, L (7, PH)										0	1	0	0	1	0	0
Bob Aspromonte, R (8, 6)										1	0	0	0	0	0	0
<b>Inning Stats</b>	R: 0 E: 0 K: 1 S: 7	H: 2 LOB: 2 BB: 0 P: 7	R: 0 E: 0 K: 0 S: 3	H: 0 LOB: 0 BB: 0 P: 3	R: 1 E: 0 K: 0 S: 6	H: 3 LOB: 2 BB: 0 P: 6	R: 0 E: 0 K: 0 S: 3	H: 0 LOB: 0 BB: 0 P: 3	R: 0 E: 0 K: 0 S: 3	H: 0 LOB: 0 BB: 0 P: 3	R: 2 E: 0 K: 0 S: 5	H: 2 LOB: 3 BB: 2 P: 14	R: 0 E: 0 K: 0 S: 3	H: 0 LOB: 0 BB: 0 P: 3	1B: 9 2B: 0 3B: 0 HR: 0	SF: 1 SAC: 1 DP: 1 HBP: 1
<b>PITCHER</b>	IP WLS BF H R ER SO	IP WLS BF H R ER SO	IP WLS BF H R ER SO	IP WLS BF H R ER SO	IP WLS BF H R ER SO	IP WLS BF H R ER SO	IP WLS BF H R ER SO	IP WLS BF H R ER SO	IP WLS BF H R ER SO	IP WLS BF H R ER SO	IP WLS BF H R ER SO	IP WLS BF H R ER SO	IP WLS BF H R ER SO	IP WLS BF H R ER SO	IP WLS BF H R ER SO	IP WLS BF H R ER SO
Gary Nolan, R (1, 1) ERA: 3.56	6.0 L															
Wayne Granger, R (7, 1) ERA: 2.8	2.0															

**BOTTOM**

**Cincinnati Reds @ Atlanta Braves**  
 Atlanta Stadium, Atlanta, GA  
 Tue Sep 30 1969, 7:05 PM EDT  
 Att. 43,974 - Unknown

livebaseballscorecards.com

<b>AB</b>	<b>30</b>
<b>R</b>	<b>3</b>
<b>H</b>	<b>9</b>
<b>RBI</b>	<b>3</b>
<b>BB</b>	<b>3</b>
<b>SO</b>	<b>1</b>
<b>LOB</b>	<b>15</b>



WP: 0	PA: 36
PB: 0	
SB: 0	
CS: 0	



Cincinnati Reds @ Atlanta Braves  
 Atlanta Stadium, Atlanta, GA  
 Thu Oct 02 1969, 7:05 PM EDT  
 Att: 15,452 - Unknown

livebaseballscorecards.com

AB	38
R	8
H	11
RBI	6
BB	5
SO	7
LOB	16



Batter	1	2	3	4	5	6	7	8	9	AB R H RBI BB SO LOB	TOP																	
<b>Pete Rose, S</b> (1, 9) OBP: 0.428, SLG: 0.512	0-0 G6-3		4-0 FC6-4 BB		0-0 F7		0-0 FC5-4 1B	0-0 E 1B		4 2 1 0 1 0 1																		
<b>Tommy Helms, R</b> (1, 4) OBP: 0.296, SLG: 0.317	0-0 F3		0-0 FC6-4 BB		0-0 BB 1B		0-0 1B HR 1B	0-0 E6 1B		5 1 3 2 0 0 2																		
<b>Bobby Tolan, L</b> (1, 8) OBP: 0.347, SLG: 0.474	0-3 K		0-0 P3		4-0 BB 1-2		0-0 HR 1B	0-0 P5		4 1 1 1 1 1 3																		
<b>Tony Perez, R</b> (1, 5) OBP: 0.357, SLG: 0.526		0-3 K	4-0 BB 1-2		0-3 K		0-0 HR	0-0 G5-3		4 1 1 3 1 2 2																		
<b>Johnny Bench, R</b> (1, 2) OBP: 0.353, SLG: 0.487		4-0 FC6-4 BB	0-0 F5			0-0 G6-3	0-0 P4		0-3 K	4 0 0 0 1 1 3																		
<b>Lee May, R</b> (1, 3) OBP: 0.331, SLG: 0.529		0-3 K		0-0 F8		0-0 G4-3		0-0 P4	4-0 BB	4 0 0 0 1 1 1																		
<b>Ted Savage, R</b> (1, 7) OBP: 0.344, SLG: 0.345		0-0 FC6-4		0-0 G5-3		0-0 F9		0-0 1B 1B 1B	0-3 K	5 1 1 0 0 1 2																		
<b>Woody Woodward, R</b> (1, 6) OBP: 0.333, SLG: 0.311			0-0 BB FC6-4 1B		0-0 F8		0-0 F9	0-0 1B E 1B		4 2 2 0 0 0 0																		
<b>Jim Maloney, L</b> (1, 1) OBP: 0.290, SLG: 0.436			0-0 FC6-4 BB 1B		0-0 G3		0-0 FC5-4 1B	0-3 K		2 0 1 0 0 0 0																		
<b>Jim Beauchamp, R</b> (7, PH) OBP: 0.308, SLG: 0.317										1 0 1 0 0 0 0																		
<b>George Culver, R</b> (7, 1) OBP: 0.097, SLG: 0.097										1 0 0 0 0 1 2																		
<b>Inning Stats</b>	R: 0 E: 0 K: 1 S: 5	H: 0 LOB: 0 BB: 0 P: 5	R: 0 E: 0 K: 2 S: 7	H: 0 LOB: 1 BB: 1 P: 11	R: 1 E: 0 K: 0 S: 5	H: 2 LOB: 3 BB: 2 P: 13	R: 0 E: 0 K: 0 S: 3	H: 0 LOB: 0 BB: 0 P: 3	R: 0 E: 0 K: 1 S: 6	H: 1 LOB: 2 BB: 1 P: 10	R: 0 E: 0 K: 0 S: 3	H: 0 LOB: 0 BB: 0 P: 3	R: 4 E: 0 K: 0 S: 7	H: 4 LOB: 0 BB: 0 P: 7	R: 3 E: 2 K: 1 S: 9	H: 4 LOB: 1 BB: 0 P: 9	R: 0 E: 0 K: 2 S: 7	H: 0 LOB: 1 BB: 1 P: 11	1B: 10 2B: 0 3B: 0 HR: 1	SF: 0 SAC: 0 DP: 0 HBP: 0	WP: 0 PB: 0 SB: 0 CS: 0	PA: 43						
<b>PITCHER</b>	IP WLS BF H R ER SO BB IBB HBP BLK WP HR S P ERA WHIP																											
<b>Mike McQueen, L</b> (1, 1) ERA: 3.0	3.0		14	2	1	1	3	3	0	0	0	0	0	0	17	29	3.00	1.667										
<b>Bob Priddy, R</b> (4, 1) ERA: 4.46	2.0		8	1	0	0	1	1	0	0	0	0	0	9	13	0.00	1.000											
<b>George Stone, L</b> (6, 1) ERA: 3.7	2.1	L	12	5	5	4	0	0	0	0	0	0	1	12	12	15.43	2.143											
<b>Gary Neibauer, R</b> (8, 1) ERA: 3.9	0.2		5	3	2	0	1	0	0	0	0	0	0	7	7	0.00	4.500											
<b>Hoyt Wilhelm, R</b> (9, 1) ERA: 2.19	1.0		4	0	0	0	2	1	0	0	0	0	0	7	11	0.00	1.000											

BOTTOM

Cincinnati Reds @ Atlanta Braves  
Atlanta Stadium, Atlanta, GA

livebaseballscorecards.com

AB 36  
R 3  
H 11  
RBI 3  
BB 4  
SO 1  
LOB 19



WP: 2 PA: 40  
PB: 0  
SB: 0  
CS: 0

Thu Oct 02 1969, 7:05 PM EDT  
Att. 15,452 - Unknown

AB R H RBI BB SO LOB

2 1 1 0 0 0 0  
3 0 1 0 0 1 1

2 1 1 0 0 0 0  
2 0 0 0 1 0 1

5 0 4 1 0 0 0

1 0 0 0 1 0 1  
3 0 0 0 0 0 4

2 0 0 0 0 0 3  
1 0 0 0 1 0 0

1 0 0 1 1 0 0  
0 0 0 0 0 0 0  
1 0 0 0 0 0 2

0 0 0 0 0 0 0  
1 0 1 0 0 0 0  
0 0 0 0 0 0 0

4 0 0 0 0 0 6

4 0 1 0 0 0 0

0 0 0 0 0 0 0  
4 1 2 1 0 0 1

1B: 7 SF: 0  
2B: 3 SAC: 0  
3B: 0 DP: 1  
HR: 1 HBP: 0

Batter	1	2	3	4	5	6	7	8	9
Felix Millan, R (1, 4) Oscar Brown, R (4, 8) OBP: 0.310, SLG: 0.345 OBP: 0.250, SLG: 0.250	0-0 F3		0-0 1B	0-0 FC6-5-4-6		0-3 K			0-0 1B BB
Tony Gonzalez, L (1, 8) Darrell Evans, L (4, 5) OBP: 0.338, SLG: 0.386 OBP: 0.250, SLG: 0.231	0-0 G4-3		0-0 BB 1B	0-0 F5			0-0 G4-3	4-0 1B BB	1-2 BB
Mike Lum, L (1, 9) OBP: 0.326, SLG: 0.333	0-0 2B		0-0 BB BB	0-0 WP			0-0 G5-3	0-0 1B	1-2 2-3
Rico Carty, R (1, 7) Ralph Garr, L (3, PR) OBP: 0.401, SLG: 0.549 OBP: 0.276, SLG: 0.259	0-0 G6-3		4-0 BB	0-0 F5			0-0 G5-3	0-0 F7	
Orlando Cepeda, R (1, 3) Jim Breazeale, L (4, 3) OBP: 0.325, SLG: 0.428		0-0 G6-3	0-0 L6	4-0 BB	0-0 F5			0-0 G3-1	
Clete Boyer, R (1, 5) Bob Priddy, R (4, 1) George Stone, L (5, PH) OBP: 0.328, SLG: 0.371 OBP: 0.200, SLG: 0.237		0-0 G5-3	4-0 FC5-4	0-0 F5				0-0 G5-4-3	
Gary Neibauer, R (8, 1) Felipe Alou, R (8, PH) Hoyt Wilhelm, R (9, 1) OBP: 0.319, SLG: 0.345		0-0 F8	0-0 FC5-4	0-0 G6-3				0-0 G5-4-3	
Bob Tillman, R (1, 2) OBP: 0.263, SLG: 0.411		0-0 F8	0-0 FC5-4	0-0 G6-3				0-0 G5-4-3	
Sonny Jackson, L (1, 6) OBP: 0.317, SLG: 0.289			0-0 G4-3	0-0 F8		0-0 F9			0-0 1B WP
Mike McQueen, L (1, 1) Bob Aspromonte, R (3, PH) OBP: 0.304, SLG: 0.348			0-0 HR	0-0 FC6-5-4-6		0-0 G6-3			0-0 F9

Inning Stats	R: 0	H: 1	E: 0	LOB: 1	K: 0	BB: 0	S: 4	R: 0	H: 0	E: 0	LOB: 0	K: 0	BB: 0	S: 3	R: 3	H: 4	E: 0	LOB: 3	K: 0	BB: 2	S: 7	R: 0	H: 1	E: 0	LOB: 1	K: 0	BB: 0	S: 4	R: 0	H: 1	E: 0	LOB: 2	K: 0	BB: 1	S: 4	R: 0	H: 0	E: 0	LOB: 0	K: 1	BB: 0	S: 5	R: 0	H: 0	E: 0	LOB: 0	K: 0	BB: 0	S: 3	R: 0	H: 1	E: 0	LOB: 0	K: 0	BB: 0	S: 3	R: 0	H: 3	E: 0	LOB: 3	K: 0	BB: 1	S: 5	R: 0	H: 3	E: 0	LOB: 3	K: 0	BB: 1	S: 9
--------------	------	------	------	--------	------	-------	------	------	------	------	--------	------	-------	------	------	------	------	--------	------	-------	------	------	------	------	--------	------	-------	------	------	------	------	--------	------	-------	------	------	------	------	--------	------	-------	------	------	------	------	--------	------	-------	------	------	------	------	--------	------	-------	------	------	------	------	--------	------	-------	------	------	------	------	--------	------	-------	------

PITCHER	IP	WLS	BF	H	R	ER	SO	BB	IBB	HBP	BLK	WP	HR	S	P	ERA	WHIP
Jim Maloney, R (1, 1) ERA: 2.77	6.0	W	28	7	3	3	1	3	0	0	0	1	1	27	39	4.50	1.667
George Culver, R (7, 1) ERA: 4.26	3.0	S	12	4	0	0	0	1	0	0	0	1	0	11	15	0.00	1.667

PITCHER	IP	WLS	BF	H	R	ER	SO	BB	IBB	HBP	BLK	WP	HR	S	P	ERA	WHIP
---------	----	-----	----	---	---	----	----	----	-----	-----	-----	----	----	---	---	-----	------