



# Cincinnati Reds - 1969

Batter	1	2	3	4	5	6	7	8	9	AB	R	H	RBI	BB	SO	LOB	TOP								
Willie Crawford, L OBP: 0.200, SLG: 0.200 (1, 8)	0-3 K		0-0 1B 3B	0-3 K		0-0 4-3			0-0 F9	5	1	1	0	0	2	4	<b>Los Angeles Dodgers @ Cincinnati Reds</b> Crosley Field, Cincinnati, OH Mon Apr 07 1969, 3:33 AM EST Att: 30,111 - Unknown  <b>AB 36</b> <b>R 3</b> <b>H 8</b> <b>RBI 3</b> <b>BB 4</b> <b>SO 14</b> <b>LOB 26</b> 								
Len Gabrielson, L OBP: 0.250, SLG: 0.250 Bill Russell, R OBP: 1.000, SLG: 2.000 (1, 9)	0-0 P6		0-0 1-2 3B 1B	0-0 F8			0-3 K		0-0 2B	4	1	1	0	0	1	2									
Bill Sudakis, S (1, 5)	0-3 K		0-3 K		0-3 K		0-0 L9		0-3 K	5	0	0	0	0	4	3									
Ron Fairly, L OBP: 0.200, SLG: 0.600 (1, 3)		0-3 K	0-0 1-H 2-H 3B		0-3 K		0-0 4-3		0-0 F7	5	0	1	2	0	2	1									
Andy Kosco, R OBP: 0.250, SLG: 0.250 Wes Parker, S (8, PR) (8, 8)		0-3 K	0-0 P5		0-3 K			0-0 1B FC5-2 1B		4	0	1	0	0	2	1									
Tom Haller, L OBP: 0.500, SLG: 0.500 (1, 2)		0-0 2B 1B	0-0 P4			0-0 E4 F8 BB		0-0 FC5-2 1B		4	1	2	0	0	0	1									
Jim Lefebvre, S OBP: 0.750, SLG: 1.000 (1, 4)		0-0 1-H 2B		4-0 FC1-5 S BB		4-0 1-2 BB		0-3 K		2	0	1	1	2	1	2									
Ted Sizemore, R (1, 6)		4-0 BB		4-0 FC1-5 BB		0-0 F8		0-0 FC5-2 FC6-4		2	0	0	0	2	0	4									
Don Drysdale, R Bill Singer, R (1, 1) (7, 1)	0-3 K		0-0 FC1-5		0-0 1-2 2-3F		0-3 K		0-0 FC6-4 1-2F	3	0	0	0	0	2	6									
1 Inning Stats	R: 0 E: 0 K: 2 S: 7	H: 0 LOB: 0 BB: 0 P: 7	R: 1 E: 0 K: 3 S: 11	H: 2 LOB: 2 BB: 1 P: 15	R: 2 E: 0 K: 1 S: 8	H: 3 LOB: 1 BB: 0 P: 8	R: 0 E: 0 K: 1 S: 5	H: 0 LOB: 2 BB: 0 P: 13	R: 0 E: 0 K: 3 S: 9	H: 0 LOB: 0 BB: 0 P: 9	R: 0 E: 0 K: 1 S: 6	H: 0 LOB: 1 BB: 1 P: 10	R: 0 E: 0 K: 1 S: 5	H: 0 LOB: 0 BB: 0 P: 5	R: 0 E: 0 K: 1 S: 7	H: 2 LOB: 2 BB: 0 P: 7		R: 0 E: 0 K: 1 S: 6	H: 1 LOB: 1 BB: 0 P: 6	1B: 5 2B: 2 3B: 1 HR: 0	SF: 0 SAC: 0 DP: 0 HBP: 0	WP: 0 PB: 0 SB: 1 CS: 0	PA: 40		
PITCHER	IP	WLS	BF	H	R	ER	SO	BB	IBB	HBP	BLK	WP	HR	S	P	ERA	WHIP								
Gary Nolan, R ERA: 3.86 Wayne Granger, R ERA: Jim Merritt, L ERA:	(1, 1) (8, 1) (9, 1)	7.0 1.0 1.0	L 3 4	33 0 1	7 0 0	3 0 0	3 1 0	12 0 1	4 0 0	0 0 0	0 0 0	0 0 0	0 0 0	0 5 6	69 5 6	3.86 0.00 0.00	1.571 0.000 1.000								

Batter	1	2	3	4	5	6	7	8	9	AB	R	H	RBI	BB	SO	LOB	BOTTOM								
Pete Rose, S OBP: 0.750, SLG: 1.667 (1, 8)	0-0 HR		0-0 E8 G5-3 1B		0-0 P6			4-0 FC3-6 BB		3	1	2	1	1	0	0	<b>Los Angeles Dodgers @ Cincinnati Reds</b> Crosley Field, Cincinnati, OH Mon Apr 07 1969, 3:33 AM EST Att: 30,111 - Unknown  <b>AB 30</b> <b>R 2</b> <b>H 4</b> <b>RBI 2</b> <b>BB 3</b> <b>SO 5</b> <b>LOB 8</b> 								
Bobby Tolan, L OBP: 0.500, SLG: 1.333 (1, 9)	0-0 HR		4-0 BB			0-3 K		0-0 FC3-6 1-2F		3	1	1	1	1	1	1									
Alex Johnson, R (1, 7)	0-0 5-3		0-0 G5-3 2-3F			0-0 F8		0-0 4-3		4	0	0	0	0	0	3									
Tony Perez, R OBP: 0.500, SLG: 0.333 (1, 5)	0-0 F8					4-0 1B BB		0-0 F7		3	0	1	0	1	0	0									
Lee May, R (1, 3)	0-0 5-3					0-3 K		0-0 F8		4	0	0	0	0	1	2									
Johnny Bench, R (1, 2)		0-0 P6			0-0 P6		0-0 F8		0-0 F8	4	0	0	0	0	0	1									
Tommy Helms, R (1, 4)		0-0 L9			0-0 P6			0-0 F3		3	0	0	0	0	0	1									
Woody Woodward, R (1, 6)		0-0 6-3			0-0 L8			0-0 F9		3	0	0	0	0	0	0									
Gary Nolan, R Wayne Granger, R Fred Whitfield, L Jim Merritt, L (1, 1) (8, 1) (8, PH) (9, 1)			0-3 K		0-3 K			0-3 K		2	0	0	0	0	2	0									
1 Inning Stats	R: 2 E: 0 K: 0 S: 5	H: 2 LOB: 0 BB: 0 P: 5	R: 0 E: 0 K: 0 S: 3	H: 0 LOB: 0 BB: 0 P: 3	R: 0 E: 1 K: 1 S: 5	H: 1 LOB: 1 BB: 1 P: 9	R: 0 E: 0 K: 1 S: 6	H: 1 LOB: 1 BB: 0 P: 6	R: 0 E: 0 K: 1 S: 5	H: 0 LOB: 0 BB: 0 P: 5	R: 0 E: 0 K: 1 S: 5	H: 0 LOB: 1 BB: 1 P: 9	R: 0 E: 0 K: 0 S: 3	H: 0 LOB: 0 BB: 0 P: 3	R: 0 E: 0 K: 1 S: 5	H: 0 LOB: 1 BB: 1 P: 9		R: 0 E: 0 K: 1 S: 3	H: 0 LOB: 0 BB: 0 P: 3	R: 0 E: 0 K: 0 S: 3	H: 0 LOB: 0 BB: 0 P: 3	1B: 2 2B: 0 3B: 0 HR: 2	SF: 0 SAC: 0 DP: 1 HBP: 0	WP: 0 PB: 0 SB: 0 CS: 0	PA: 33
PITCHER	IP	WLS	BF	H	R	ER	SO	BB	IBB	HBP	BLK	WP	HR	S	P	ERA	WHIP								
Don Drysdale, R Bill Singer, R ERA: ERA:	(1, 1) (7, 1)	6.0 3.0	W S	23 10	4 0	2 0	2 0	4 1	2 1	0 0	0 0	0 0	0 11	29 15	37 15	3.00 0.00	1.000 0.333								



Batter	1	2	3	4	5	6	7	8	9	AB	R	H	RBI	BB	SO	LOB	TOP					
Willie Crawford, L OBP: 0.333, SLG: 0.333	F7		1B			BB 1B		F7		4	1	2	0	0	0	1	<b>Los Angeles Dodgers @ Cincinnati Reds</b> Crosley Field, Cincinnati, OH Wed Apr 09 1969, 6:05 PM EST Att: 8,835 - Unknown <a href="http://livebaseballscorecards.com">livebaseballscorecards.com</a>					
Len Gabrielson, L OBP: 0.375, SLG: 0.167 Jim Brewer, L (8, 1)	BB		L6			CS 1B BB		4-3		2	0	0	0	2	0	2						
Bill Sudakis, S OBP: 0.111, SLG: 0.111	F8			P5		1-2 2-H 1B		F8		4	0	1	1	0	0	1						
Ron Fairly, L OBP: 0.111, SLG: 0.333	P3			F9		K		6-3		4	0	0	0	1	3							
Andy Kosco, R OBP: 0.125, SLG: 0.125			F5		K		K	6-3		4	0	0	0	0	2	0						
Tom Haller, L OBP: 0.571, SLG: 0.500					G3					2	0	1	0	1	0	0						
Jim Lefebvre, S OBP: 0.429, SLG: 0.400			G6-4-3		G3		G4-6-3			3	0	0	0	0	0	2						
Ted Sizemore, R					F3			6-3		3	0	0	0	0	1	0						
Don Sutton, R Wes Parker, S (8, PH)					P4					2	0	0	0	0	1	0						
										1	0	1	0	0	0	0						
<b>Inning Stats</b>	R: 0 E: 0 K: 0 S: 3	H: 0 LOB: 1 BB: 1 P: 7	R: 0 E: 0 K: 0 S: 2	H: 0 LOB: 0 BB: 1 P: 6	R: 0 E: 0 K: 1 S: 6	H: 1 LOB: 1 BB: 0 P: 6	R: 0 E: 0 K: 1 S: 5	H: 0 LOB: 0 BB: 0 P: 5	R: 0 E: 0 K: 0 S: 3	H: 0 LOB: 0 BB: 0 P: 3	R: 1 E: 0 K: 2 S: 8	H: 2 LOB: 2 BB: 1 P: 12	R: 0 E: 0 K: 1 S: 5	H: 1 LOB: 0 BB: 0 P: 5	R: 0 E: 0 K: 0 S: 4	H: 1 LOB: 1 BB: 0 P: 4	R: 0 E: 0 K: 0 S: 3	H: 0 LOB: 0 BB: 0 P: 3	1B: 5 2B: 1 3B: 0 HR: 0	SF: 0 SAC: 0 DP: 3 HBP: 0	WP: 0 PB: 0 SB: 0 CS: 1	PA: 32
<b>PITCHER</b>	IP	WLS	BF	H	R	ER	SO	BB	IBB	HBP	BLK	WP	HR	S	P	ERA	WHIP					
Jim Maloney, R ERA: 1.5	(1, 1)	6.0	22	3	1	1	4	3	0	0	0	0	0	27	39	1.50	1.000					
Wayne Granger, R ERA:	(7, 1)	3.0	W	10	2	0	0	1	0	0	0	0	0	12	12	0.00	0.667					

Batter	1	2	3	4	5	6	7	8	9	AB	R	H	RBI	BB	SO	LOB	BOTTOM				
Pete Rose, S OBP: 0.750, SLG: 1.333	1-4-3		1B				FC3-6			3	1	2	0	0	0	1	<b>Los Angeles Dodgers @ Cincinnati Reds</b> Crosley Field, Cincinnati, OH Wed Apr 09 1969, 6:05 PM EST Att: 8,835 - Unknown <a href="http://livebaseballscorecards.com">livebaseballscorecards.com</a>				
Bobby Tolan, L OBP: 0.500, SLG: 1.286	F7		1B		HBP		HR			4	1	2	2	0	0	2					
Alex Johnson, R OBP: 0.125, SLG: 0.125	1-4-3		6-3			S 1B	5-3			4	1	1	0	0	0	3					
Tony Perez, R OBP: 0.250, SLG: 0.143	P5			5-3		K	6-3			4	0	0	0	0	1	2					
Lee May, R OBP: 0.125, SLG: 0.125			K		K		4-3	5-3		4	0	1	1	0	2	0					
Johnny Bench, R OBP: 0.125, SLG: 0.125			F2			4-3	4-3	5-3		4	0	1	0	0	0	1					
Tommy Helms, R			5-3		F9			4-3		3	0	0	0	1	0	1					
Woody Woodward, R			6-3			B2				3	0	0	0	0	1	2					
Jim Maloney, L Wayne Granger, R			K		5-3			FC3-6		2	0	0	0	0	1	0					
										0	0	0	0	1	0	0					
<b>Inning Stats</b>	R: 0 E: 0 K: 0 S: 4	H: 1 LOB: 1 BB: 0 P: 4	R: 0 E: 0 K: 1 S: 5	H: 0 LOB: 0 BB: 0 P: 5	R: 0 E: 0 K: 1 S: 7	H: 2 LOB: 2 BB: 0 P: 7	R: 0 E: 0 K: 1 S: 6	H: 1 LOB: 1 BB: 0 P: 6	R: 0 E: 0 K: 0 S: 3	H: 0 LOB: 1 BB: 0 P: 4	R: 1 E: 0 K: 2 S: 9	H: 2 LOB: 2 BB: 1 P: 13	R: 2 E: 0 K: 0 S: 4	H: 1 LOB: 0 BB: 1 P: 8	R: 0 E: 0 K: 0 S: 3	H: 0 LOB: 0 BB: 0 P: 3	1B: 5 2B: 1 3B: 0 HR: 1	SF: 0 SAC: 0 DP: 0 HBP: 1	WP: 0 PB: 0 SB: 1 CS: 0	PA: 34	
<b>PITCHER</b>	IP	WLS	BF	H	R	ER	SO	BB	IBB	HBP	BLK	WP	HR	S	P	ERA	WHIP				
Don Sutton, R ERA: 3.86	(1, 1)	7.0	L	31	7	3	3	5	2	0	1	0	0	38	47	3.86	1.286				
Jim Brewer, L ERA:	(8, 1)	1.0		3	0	0	0	0	0	0	0	0	0	3	3	0.00	0.000				



Batter	1	2	3	4	5	6	7	8	9	AB	R	H	RBI	BB	SO	LOB	TOP					
<b>Pete Rose, S</b> OBP: 0.593, SLG: 0.900 (1, 8)	F8		G3				4-3			4	0	1	2	0	0	2	<b>Cincinnati Reds @ Atlanta Braves</b> Atlanta Stadium, Atlanta, GA Fri Apr 11 1969, 6:05 PM EST Att: 16,139 - Unknown					
<b>Bobby Tolan, L</b> OBP: 0.333, SLG: 0.818 (1, 9)	G3		F8				F7			4	0	0	0	0	0	3						
<b>Alex Johnson, R</b> OBP: 0.167, SLG: 0.250 (1, 7)	F8			F2				F7		4	1	1	0	0	0	0						
<b>Tony Perez, R</b> OBP: 0.250, SLG: 0.455 (1, 5)		HR		6-3			L9			4	1	1	1	0	0	1						
<b>Lee May, R</b> OBP: 0.167, SLG: 0.167 (1, 3)	L4			K				K		4	0	1	1	0	2	0						
<b>Johnny Bench, R</b> OBP: 0.167, SLG: 0.167 (1, 2)	F7							F7		4	1	1	0	0	1	1						
<b>Tommy Helms, R</b> <b>Giraldo Ruiz, S</b> <b>Jimmy Stewart, S</b> (9, PH)	F9							K		2	1	0	0	1	0	1						
<b>Woody Woodward, R</b> <b>Fred Whitfield, L</b> (9, PH) <b>Darrel Chaney, S</b> (9, PR)			E6							2	0	1	0	0	0	0						
<b>Jim Merritt, L</b> <b>Clay Carroll, R</b> <b>Jim Beauchamp, R</b> (9, PH)			SH1-4					FC6-4		1	0	0	0	0	1	2						
<b>Inning Stats</b>	R: 0 E: 0 K: 0 S: 3	H: 0 LOB: 0 BB: 0 P: 3	R: 1 E: 0 K: 0 S: 4	H: 1 LOB: 0 BB: 0 P: 4	R: 0 E: 1 K: 0 S: 4	H: 0 LOB: 1 BB: 0 P: 4	R: 0 E: 0 K: 1 S: 5	H: 0 LOB: 0 BB: 0 P: 5	R: 2 E: 0 K: 1 S: 7	H: 2 LOB: 1 BB: 0 P: 11	R: 1 E: 0 K: 1 S: 7	H: 2 LOB: 1 BB: 0 P: 7	R: 0 E: 0 K: 1 S: 4	H: 1 LOB: 0 BB: 0 P: 4	R: 0 E: 0 K: 1 S: 5	H: 0 LOB: 0 BB: 0 P: 5		R: 0 E: 0 K: 1 S: 6	H: 1 LOB: 1 BB: 0 P: 6	1B: 5 2B: 1 3B: 0 HR: 1	SF: 0 SAC: 3 DP: 0 HBP: 0	WP: 0 PB: 0 CS: 0
<b>PITCHER</b>	IP	WLS	BF	H	R	ER	SO	BB	IBB	HBP	BLK	WP	HR	S	P	ERA	WHIP					
<b>Ron Reed, R</b> ERA: 4.15 (1, 1)	8.2	W	35	7	4	4	5	1	0	0	0	0	1	44	48	4.15	0.923					
<b>Cecil Upshaw, R</b> ERA: 1.69 (9, 1)	0.1	S	1	0	0	0	0	0	0	0	0	0	0	1	1	0.00	0.000					

Batter	1	2	3	4	5	6	7	8	9	AB	R	H	RBI	BB	SO	LOB	BOTTOM				
<b>Felipe Alou, R</b> OBP: 0.294, SLG: 0.333 (1, 8)	F2		F8				4-3			4	0	0	0	0	1	1	<b>Cincinnati Reds @ Atlanta Braves</b> Atlanta Stadium, Atlanta, GA Fri Apr 11 1969, 6:05 PM EST Att: 16,139 - Unknown				
<b>Felix Milan, R</b> OBP: 0.471, SLG: 0.625 (1, 4)				2B	F8					4	1	3	1	0	0	0					
<b>Hank Aaron, R</b> OBP: 0.529, SLG: 0.813 (1, 9)	K			BB	F5		P5			4	1	1	0	0	1	2					
<b>Orlando Cepeda, R</b> OBP: 0.294, SLG: 0.438 (1, 3)	P4			BB	P9		F8			4	1	1	1	0	0	3					
<b>Clete Boyer, R</b> OBP: 0.588, SLG: 0.769 (1, 5)		6-3		BB				HR		2	2	1	0	1	0	0					
<b>Bob Aspromonte, R</b> <b>Mike Lum, L</b> (9, 7)	F8			1B	F8			SH1-3		2	0	0	1	1	0	1					
<b>Bob Didier, S</b> OBP: 0.364, SLG: 0.300 (1, 2)	6-3			FC6-4	F8			SH1-3		0	0	0	0	0	0	0					
<b>Sonny Jackson, L</b> OBP: 0.375, SLG: 0.563 (1, 6)			6-3	FC6-4						4	1	2	1	0	0	2					
<b>Ron Reed, R</b> <b>Cecil Upshaw, R</b> (9, 1)	5-3			K				1-3		3	0	0	0	0	1	3					
<b>Inning Stats</b>	R: 0 E: 0 K: 1 S: 6	H: 1 LOB: 1 BB: 0 P: 6	R: 0 E: 0 K: 0 S: 3	H: 0 LOB: 0 BB: 0 P: 3	R: 0 E: 0 K: 0 S: 3	H: 0 LOB: 0 BB: 0 P: 3	R: 3 E: 0 K: 1 S: 8	H: 3 LOB: 2 BB: 2 P: 16	R: 0 E: 0 K: 1 S: 5	H: 0 LOB: 0 BB: 0 P: 5	R: 0 E: 0 K: 1 S: 6	H: 1 LOB: 1 BB: 0 P: 6	R: 1 E: 0 K: 0 S: 5	H: 2 LOB: 1 BB: 0 P: 5	R: 2 E: 0 K: 1 S: 7	H: 2 LOB: 1 BB: 0 P: 8		1B: 6 2B: 2 3B: 0 HR: 1	SF: 0 SAC: 2 DP: 0 HBP: 1	WP: 0 PB: 0 CS: 0	PA: 36
<b>PITCHER</b>	IP	WLS	BF	H	R	ER	SO	BB	IBB	HBP	BLK	WP	HR	S	P	ERA	WHIP				
<b>Jim Merritt, L</b> ERA: 4.91 (1, 1)	6.1	L	27	6	4	4	4	1	0	0	0	0	1	33	41	5.68	1.105				
<b>Clay Carroll, R</b> ERA: 10.8 (7, 1)	1.2	L	9	3	2	2	1	0	0	1	0	0	1	10	11	10.80	1.800				





Batter	1	2	3	4	5	6	7	8	9	AB	R	H	RBI	BB	SO	LOB	TOP					
<b>Pete Rose, S</b> OBP: 0.529, SLG: 0.800 (1.8)	0-1 CI G6-3		0-0 4-3	0-0 1-3		0-0 E 1B	0-0 2H 2B	0-0 F8		5	0	2	2	0	0	3						
<b>Bobby Tolan, L</b> OBP: 0.278, SLG: 0.706 (1.9)	0-0 G6-3 1-2f		0-0 4-3		0-0 1B 3B	0-0 F5	0-0 3-1		0-0 P5	6	1	1	0	0	0	3						
<b>Alex Johnson, R</b> OBP: 0.278, SLG: 0.500 (1.7)	0-0 P6		0-0 HR		0-0 1B SF9 1B	0-0 E5		0-0 1B HR 1B	0-0 5-3	6	3	3	2	0	0	1						
<b>Tony Perez, R</b> OBP: 0.333, SLG: 0.471 (1.5)		0-0 2B 1B	0-0 2B 1B		0-0 F9	0-0 F7		0-0 1B HR 1B	0-0 K	6	2	3	0	0	1	3						
<b>Lee May, R</b> OBP: 0.294, SLG: 0.529 (1.3)		0-3 K	0-0 1-3 2B		0-0 FC4-6 1B		0-0 6-3	0-0 1-H 3-H HR		5	1	3	3	0	1	1						
<b>Johnny Bench, R</b> OBP: 0.294, SLG: 0.563 (1.2)		0-0 1B FC6-4 2B	0-0 5-3		0-0 SF9		0-0 HR	0-0 1B		4	2	3	3	0	0	2						
<b>Tommy Helms, R</b> OBP: 0.400, SLG: 0.538 (1.4)		0-0 FC6-4 2B 1B		0-0 FC6-4 1B	0-0 FC4-6 1-2f		0-0 HR	0-0 1-2 1B		5	1	4	1	0	0	1						
<b>Woody Woodward, R</b> OBP: 0.231, SLG: 0.091 (1.6)		0-0 FC6-4 1-2f 3-H		0-0 FC6-4 SH3 1-2f		4-0 1B BB	4-0 SH1-4 BB	0-0 F9		3	2	0	1	2	0	4						
<b>Gary Nolan, R</b> <b>Wayne Granger, R</b> (6.1)		0-0 5-3		0-0 SH3 1-2		0-0 4-3 1-2	0-0 SH1-4 1-2	0-3 K		2	0	0	0	0	0	2						
<b>Inning Stats</b>	R: 0 E: 1 K: 0 S: 3	H: 0 LOB: 0 BB: 0 P: 3	R: 2 E: 0 K: 1 S: 8	H: 3 LOB: 1 BB: 0 P: 8	R: 1 E: 0 K: 0 S: 6	H: 3 LOB: 2 BB: 0 P: 6	R: 0 E: 0 K: 0 S: 4	H: 1 LOB: 1 BB: 0 P: 4	R: 2 E: 0 K: 0 S: 6	H: 3 LOB: 1 BB: 0 P: 6	R: 1 E: 0 K: 0 S: 5	H: 1 LOB: 2 BB: 1 P: 9	R: 3 E: 0 K: 0 S: 6	H: 3 LOB: 1 BB: 1 P: 10	R: 3 E: 0 K: 1 S: 10	H: 5 LOB: 2 BB: 0 P: 10	R: 0 E: 0 K: 1 S: 5	H: 0 LOB: 0 BB: 0 P: 5	1B: 11 2B: 3 3B: 1 HR: 4	SF: 1 SAC: 2 DP: 1 HBP: 0	WP: 0 PB: 0 SB: 0 CS: 0	PA: 49
<b>PITCHER</b>	IP WLS BF H R ER SO BB IBB HBP BLK WP HR S P ERA WHIP																					
<b>Pat Jarvis, R</b> ERA: 6.55 (1.1)	5.0 L 25 10 5 5 1 0 0 0 0 0 0 1 27 27 9.00 2.000																					
<b>Gary Neibauer, R</b> ERA: 18.0 (6.1)	2.0 13 4 4 4 0 2 0 0 0 0 0 2 11 19 18.00 3.000																					
<b>Rick Kester, R</b> ERA: 13.5 (8.1)	2.0 11 5 3 3 2 0 0 0 0 0 0 1 15 15 13.50 2.500																					

Cincinnati Reds @ Atlanta Braves  
Atlanta Stadium, Atlanta, GA  
Sat Apr 12 1969, 3:33 AM EST  
Att: 26,588 - Unknown

AB	43
R	12
H	19
RBI	12
BB	2
SO	3
LOB	22



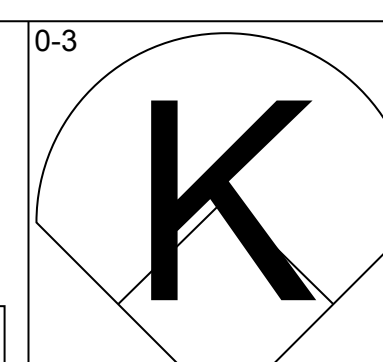
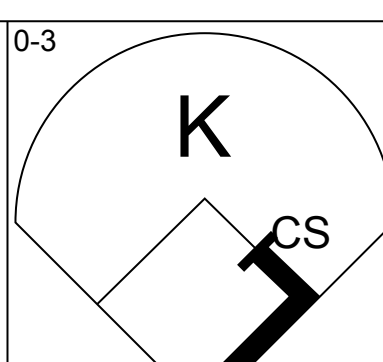
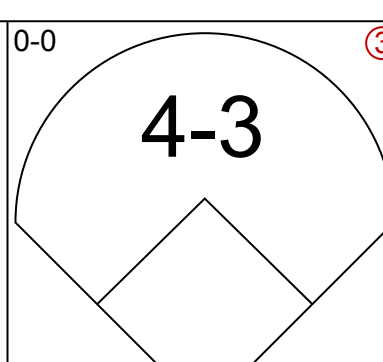
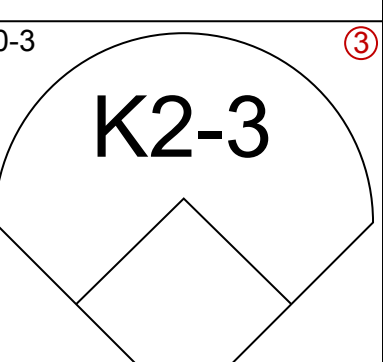
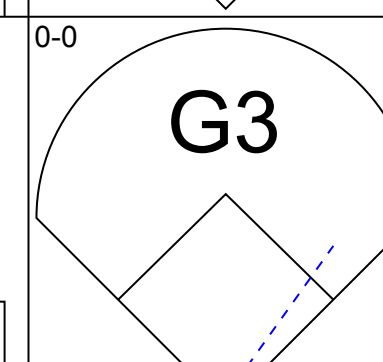
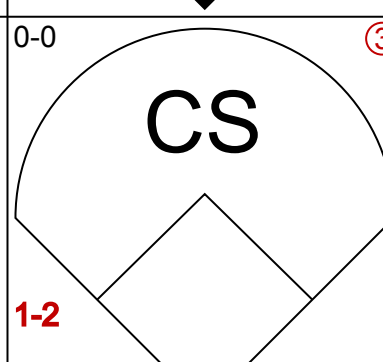
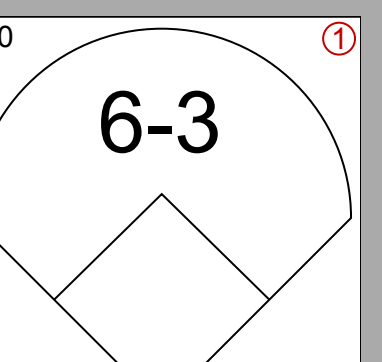
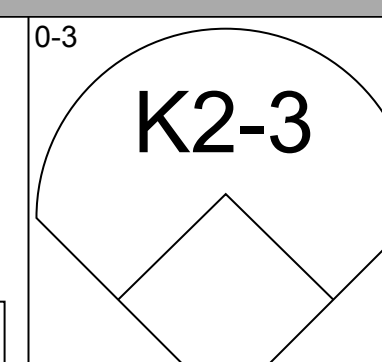
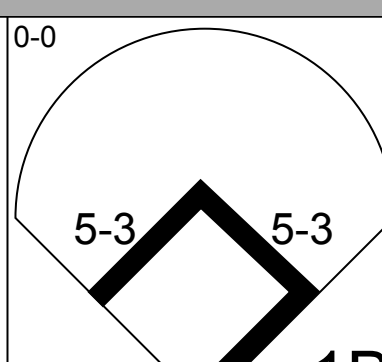
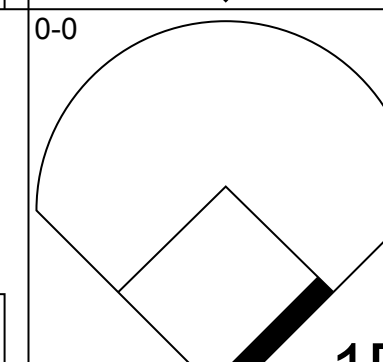
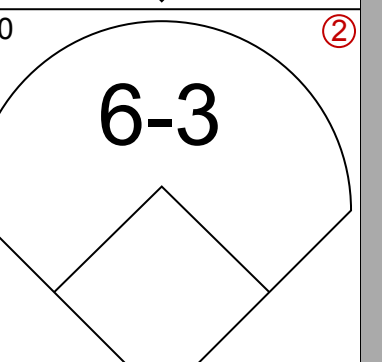
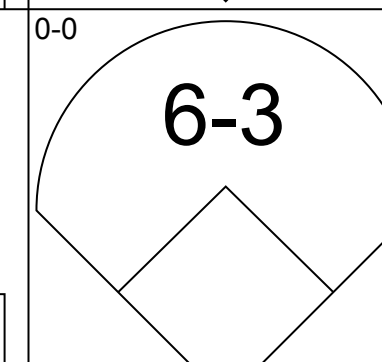
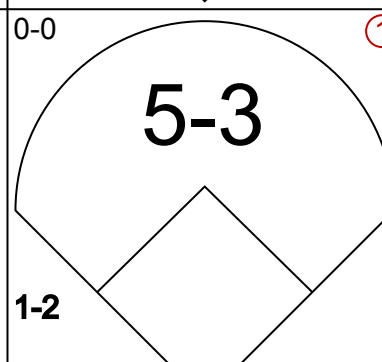
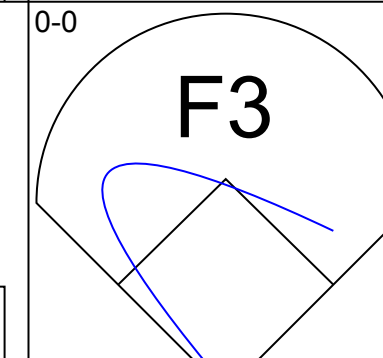
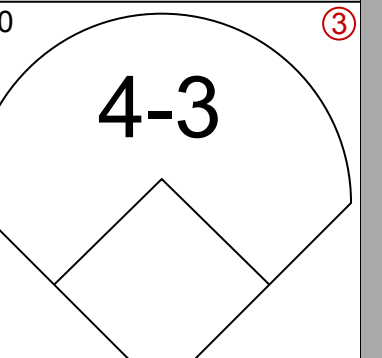
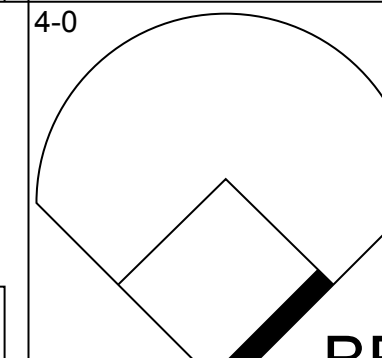
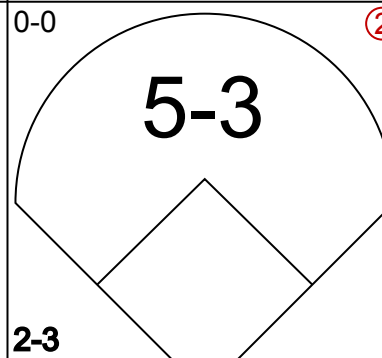
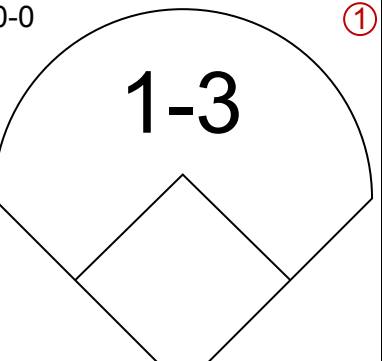
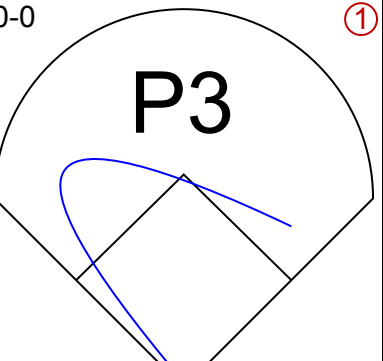
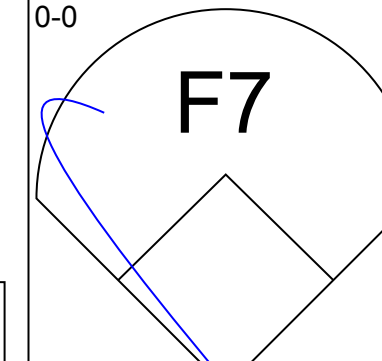
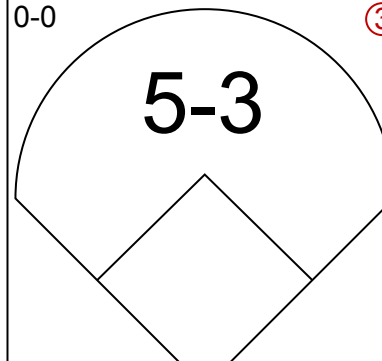
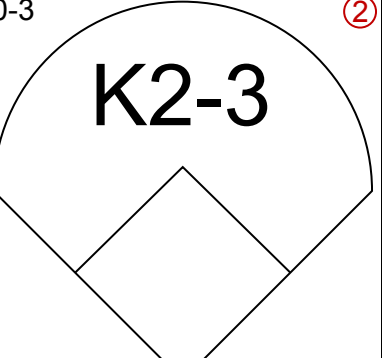
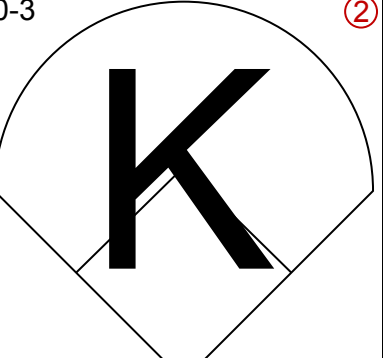
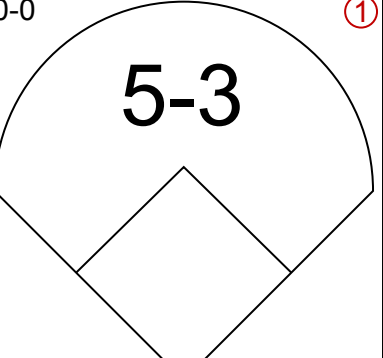
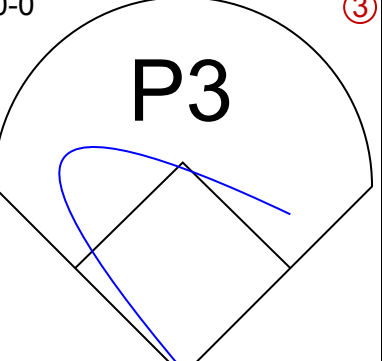
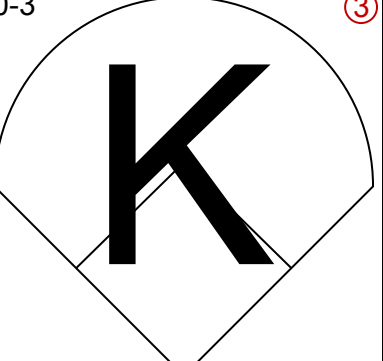
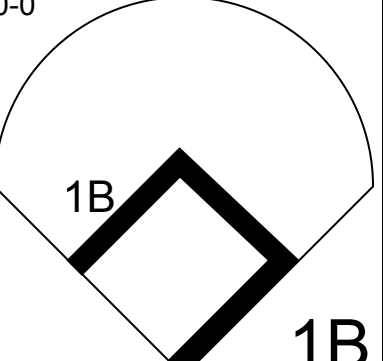
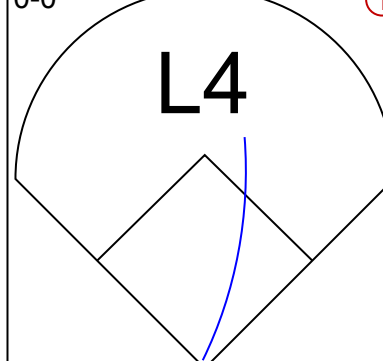
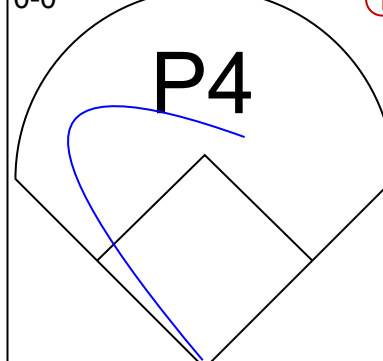
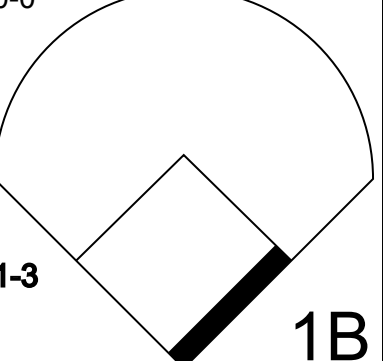


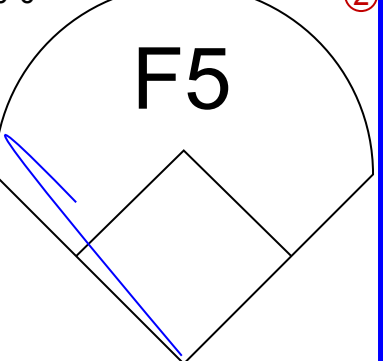
Batter	1	2	3	4	5	6	7	8	9	AB	R	H	RBI	BB	SO	LOB	BOTTOM			
<b>Felipe Alou, R</b> OBP: 0.273, SLG: 0.450 (1.8)	0-0 F7		0-0 5-3			0-0 HR	0-0 FC5 2-3f		0-0 FC5-4 1-2f	5	1	1	1	0	0	4				
<b>Felix Milan, R</b> OBP: 0.381, SLG: 0.500 (1.4)	0-0 F8			0-0 F9		0-0 4-3		0-0 F7		4	0	0	0	0	0	0				
<b>Hank Aaron, R</b> OBP: 0.571, SLG: 1.000 (1.9)	0-0 2B			0-0 HR		0-0 FC4-6 1B		0-3 K		4	1	3	1	0	1	0				
<b>Orlando Cepeda, R</b> OBP: 0.238, SLG: 0.350 (1.3)	0-0 L6			0-0 5-3		0-0 FC4-6 1-2f		0-0 F8		4	0	0	0	0	0	2				
<b>Clete Boyer, R</b> OBP: 0.476, SLG: 0.588 (1.5)		0-3 K		0-0 5-3		0-0 F9			0-0 5-3	4	0	0	0	0	1	1				
<b>Ralph Garr, L</b> OBP: 0.308, SLG: 0.308 (1.7)		0-3 K			0-0 1B		0-0 4-3		0-0 1B FC4-6 1B	4	1	2	0	0	1	0				
<b>Bob Didier, S</b> OBP: 0.333, SLG: 0.286 (1.2)		0-3 K			0-3 K		0-0 3-1		0-0 FC4-6 1B	4	0	1	0	0	2	1				
<b>Sonny Jackson, L</b> OBP: 0.350, SLG: 0.500 (1.6)			0-3 K		0-0 F7		0-0 FC5 1B		0-0 FC4-6 1B 1-2f	4	0	1	1	0	1	2				
<b>Pat Jarvis, R</b> <b>Mike Lum, L</b> <b>Gary Neibauer, R</b> <b>Tommy Aaron, R</b> <b>Rick Kester, R</b> <b>Tito Francona, L</b> (8. PH)			0-3 K		0-3 K		0-0 1-2 1B		0-0 FC4-6 1B	1	0	0	0	0	0	1				
<b>Inning Stats</b>	R: 0 E: 0 K: 0 S: 4	H: 1 LOB: 1 BB: 0 P: 4	R: 0 E: 0 K: 3 S: 9	H: 0 LOB: 0 BB: 0 P: 9	R: 0 E: 0 K: 2 S: 7	H: 0 LOB: 0 BB: 0 P: 7	R: 1 E: 0 K: 0 S: 4	H: 1 LOB: 0 BB: 0 P: 4	R: 0 E: 0 K: 2 S: 8	H: 1 LOB: 1 BB: 0 P: 8	R: 1 E: 0 K: 0 S: 5	H: 2 LOB: 1 BB: 0 P: 5	R: 0 E: 0 K: 1 S: 5	H: 0 LOB: 0 BB: 0 P: 5	R: 0 E: 0 K: 0 S: 6	H: 3 LOB: 2 BB: 0 P: 6	1B: 7 2B: 1 3B: 0 HR: 2	SF: 0 SAC: 0 DP: 0 HBP: 0	WP: 0 PB: 0 SB: 0 CS: 0	PA: 37
<b>PITCHER</b>	IP WLS BF H R ER SO BB IBB HBP BLK WP HR S P ERA WHIP																			
<b>Gary Nolan, R</b> ERA: 3.65 (1.1)	5.1 W 20 4 2 2 7 0 0 0 0 0 0 2 34 34 3.38 0.750																			
<b>Wayne Granger, R</b> ERA: 1.17 (6.1)	3.2 S 17 6 1 1 1 0 0 0 0 0 0 0 19 19 2.46 1.636																			

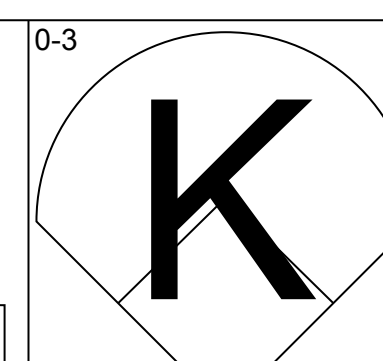
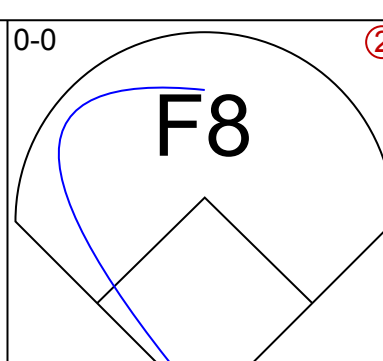
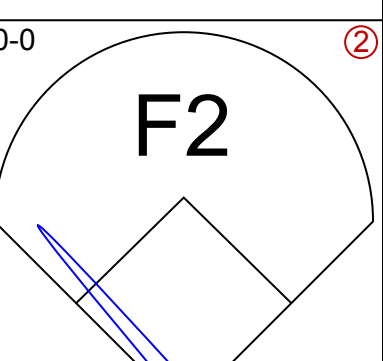
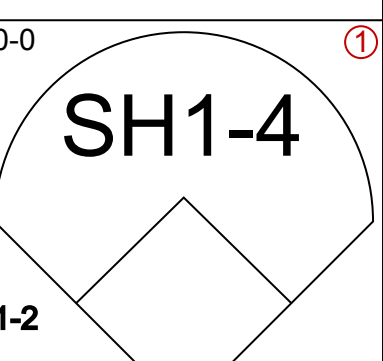
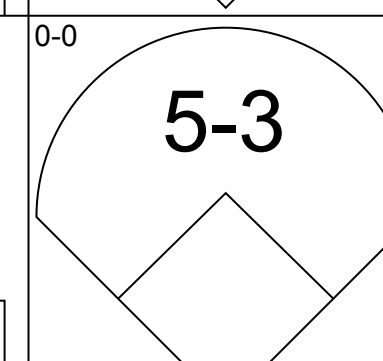
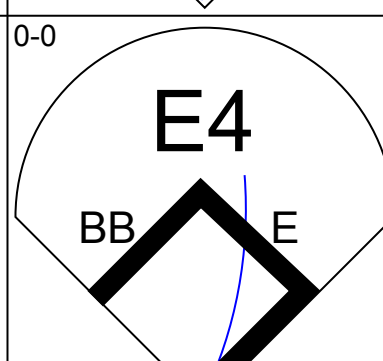
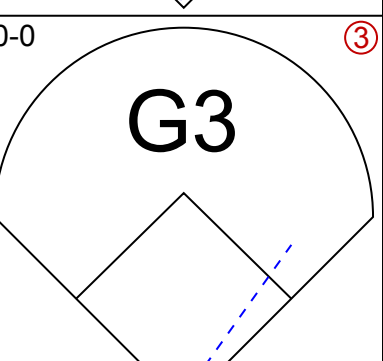
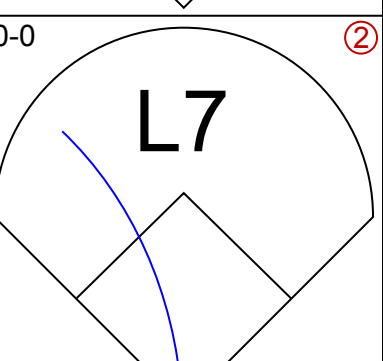
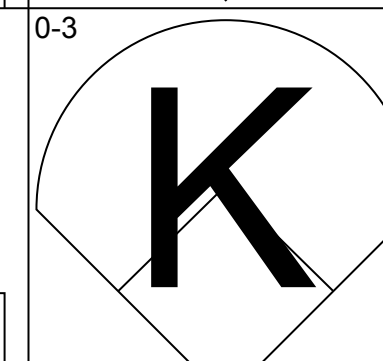
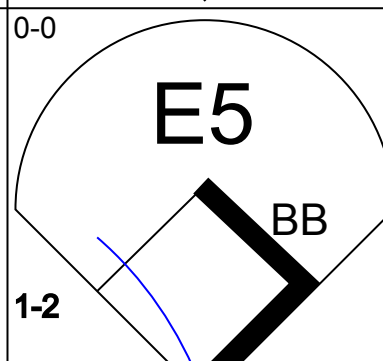
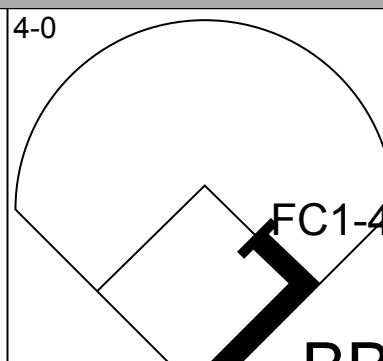
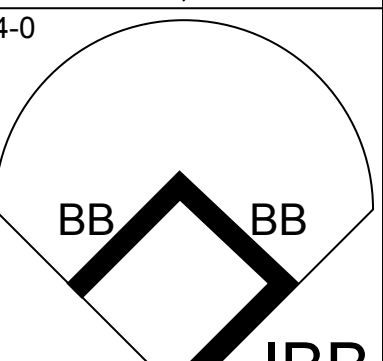
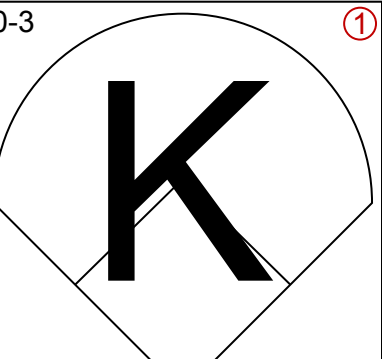
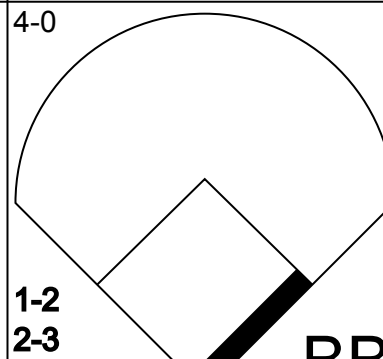
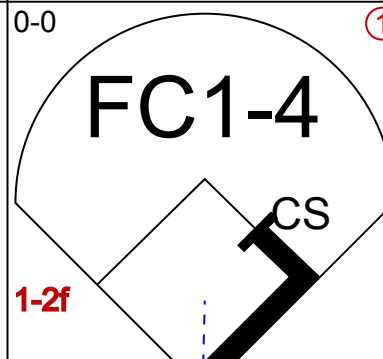
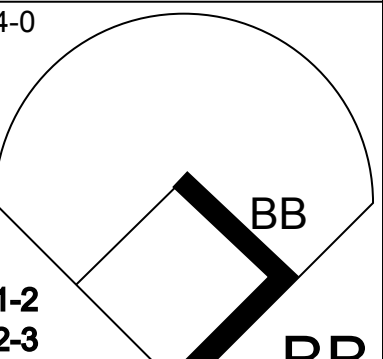
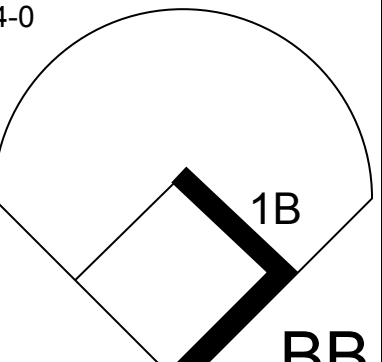
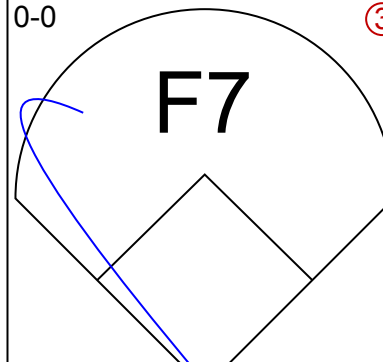
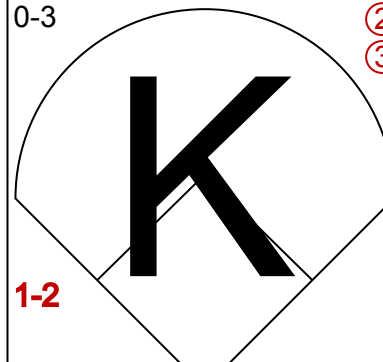
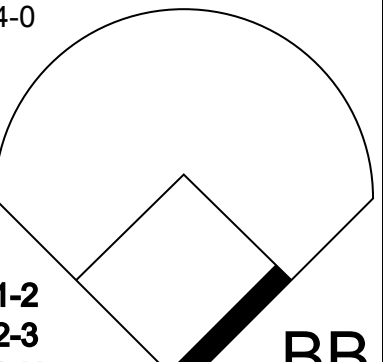
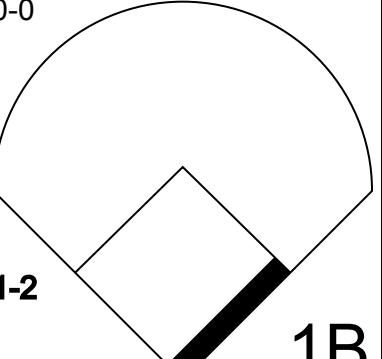
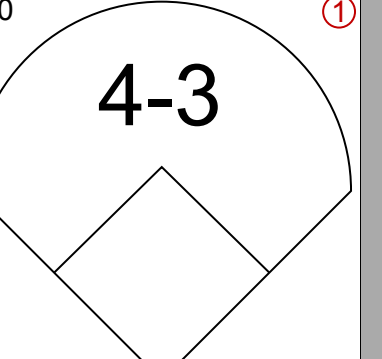
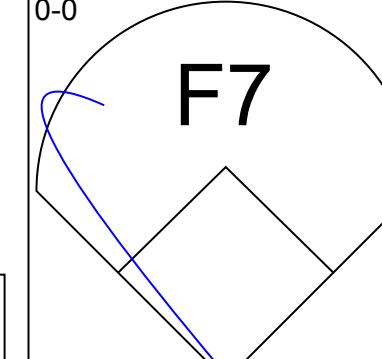
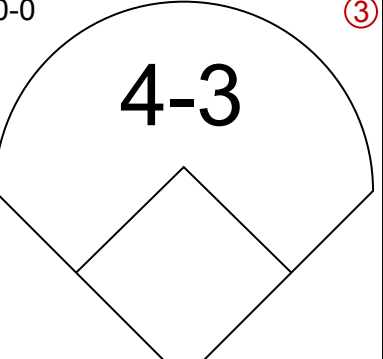
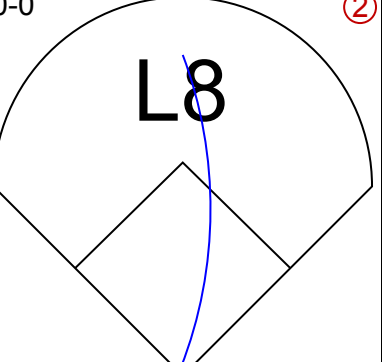
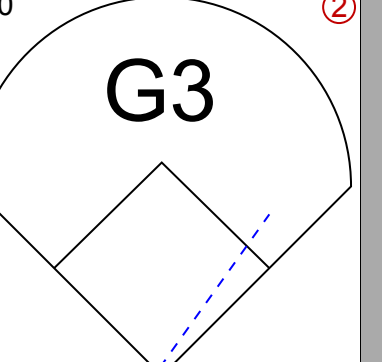
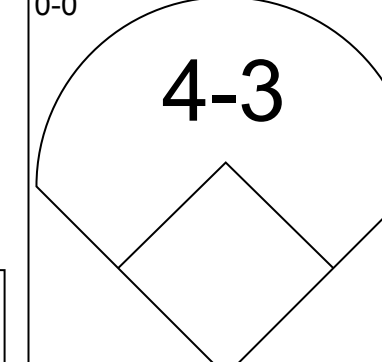
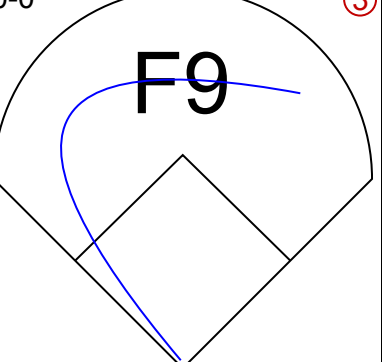
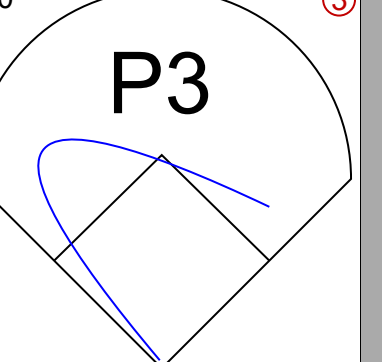
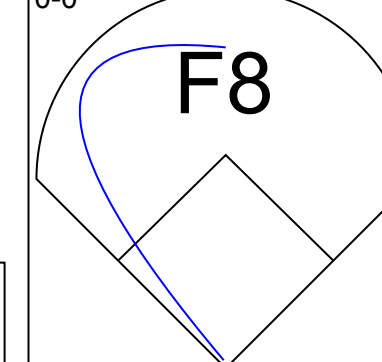
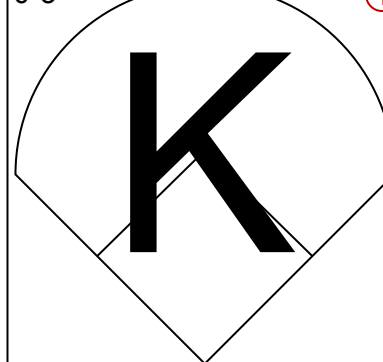
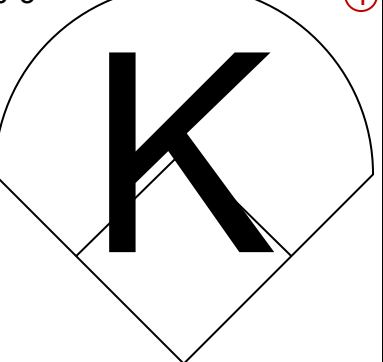
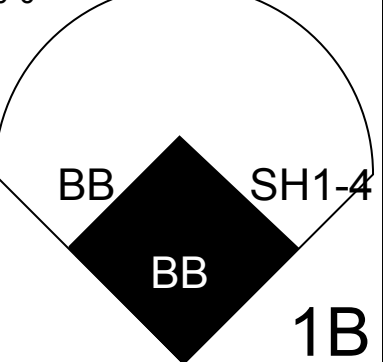
Cincinnati Reds @ Atlanta Braves  
Atlanta Stadium, Atlanta, GA  
Sat Apr 12 1969, 3:33 AM EST  
Att: 26,588 - Unknown

AB	37
R	3
H	10
RBI	3
BB	0
SO	8
LOB	11







Batter	1	2	3	4	5	6	7	8	9	AB	R	H	RBI	BB	SO	LOB	TOP								
<b>Pete Rose, S</b> OBP: 0.429, SLG: 0.632 (1, 8)										4	0	0	0	0	3	2	<b>Cincinnati Reds @ Atlanta Braves</b> Atlanta Stadium, Atlanta, GA Sun Apr 13 1969, 3:33 AM EST Unknown								
<b>Bobby Tolán, L</b> OBP: 0.273, SLG: 0.619 (1, 9)										4	0	1	0	0	1	0									
<b>Alex Johnson, R</b> OBP: 0.273, SLG: 0.455 (1, 7)										4	0	1	0	0	0	1									
<b>Tony Pérez, R</b> OBP: 0.318, SLG: 0.400 (1, 5)										3	0	0	0	1	0	2									
<b>Lee May, R</b> OBP: 0.238, SLG: 0.429 (1, 3)										4	0	0	0	0	0	2									
<b>Johnny Bench, R</b> OBP: 0.250, SLG: 0.474 (1, 2)										3	0	0	0	0	2	0									
<b>Tommy Helms, R</b> OBP: 0.389, SLG: 0.500 (1, 4)										3	0	1	0	0	1	0									
<b>Woody Woodward, R</b> OBP: 0.250, SLG: 0.143 (1, 6)										3	0	1	0	0	0	0									
<b>Tony Cloninger, R</b> <b>Clay Carroll, R</b> (8, 1)										3	0	0	0	0	2	2									
<b>Inning Stats</b>	R: 0 E: 0 K: 1 S: 6	H: 1 LOB: 1 BB: 0 P: 6	R: 0 E: 0 K: 1 S: 5	H: 0 LOB: 0 BB: 0 P: 5	R: 0 E: 0 K: 2 S: 7	H: 0 LOB: 0 BB: 0 P: 7	R: 0 E: 0 K: 0 S: 3	H: 0 LOB: 0 BB: 0 P: 3	R: 0 E: 0 K: 2 S: 7	H: 0 LOB: 0 BB: 0 P: 7	R: 0 E: 0 K: 1 S: 5	H: 0 LOB: 1 BB: 0 P: 5	R: 0 E: 0 K: 1 S: 5	H: 0 LOB: 1 BB: 1 P: 9	R: 0 E: 0 K: 1 S: 7	H: 2 LOB: 2 BB: 0 P: 7		R: 0 E: 0 K: 0 S: 4	H: 1 LOB: 1 BB: 0 P: 4	1B: 4 2B: 0 3B: 0 HR: 0	SF: 0 SAC: 0 DP: 0 HBP: 0	WP: 0 PB: 1 SB: 0 CS: 1	PA: 33		
<b>PITCHER</b> <b>Phil Niekro, R</b> ERA: 1.0 (1, 1)	IP: 9.0 WLS: W BF: 32 H: 4 R: 0 ER: 0 SO: 9 BB: 1 IBB: 0 HBP: 0 BLK: 0 WP: 0 HR: 0 S: 49 P: 53 ERA: 0.00 WHIP: 0.556																								

Batter	1	2	3	4	5	6	7	8	9	AB	R	H	RBI	BB	SO	LOB	BOTTOM							
<b>Felipe Alou, R</b> OBP: 0.240, SLG: 0.391 (1, 8)										3	0	0	0	0	1	0	<b>Cincinnati Reds @ Atlanta Braves</b> Atlanta Stadium, Atlanta, GA Sun Apr 13 1969, 3:33 AM EST Unknown							
<b>Felix Milán, R</b> OBP: 0.320, SLG: 0.417 (1, 4)										4	0	0	0	0	0	1								
<b>Hank Aaron, R</b> OBP: 0.560, SLG: 0.909 (1, 9)										2	0	0	0	2	1	1								
<b>Orlando Cepeda, R</b> OBP: 0.280, SLG: 0.318 (1, 3)										2	0	0	0	2	1	1								
<b>Clete Boyer, R</b> OBP: 0.480, SLG: 0.526 (1, 5)										2	0	0	1	2	1	4								
<b>Sonny Jackson, L</b> OBP: 0.333, SLG: 0.458 (1, 6)										4	0	1	0	0	0	3								
<b>Bob Didier, S</b> OBP: 0.278, SLG: 0.235 (1, 2)										3	0	0	0	0	0	2								
<b>Ralph Garr, L</b> OBP: 0.250, SLG: 0.250 (1, 7)										3	0	0	0	0	0	2								
<b>Phil Niekro, R</b> OBP: 0.286, SLG: 0.286 (1, 1)										3	1	1	0	0	2	0								
<b>Inning Stats</b>	R: 0 E: 0 K: 2 S: 7	H: 0 LOB: 0 BB: 0 P: 7	R: 0 E: 0 K: 1 S: 6	H: 1 LOB: 1 BB: 1 P: 10	R: 0 E: 2 K: 1 S: 7	H: 0 LOB: 3 BB: 1 P: 11	R: 0 E: 0 K: 0 S: 3	H: 0 LOB: 0 BB: 0 P: 3	R: 0 E: 0 K: 1 S: 4	H: 0 LOB: 1 BB: 1 P: 8	R: 0 E: 0 K: 0 S: 3	H: 0 LOB: 0 BB: 0 P: 3	R: 1 E: 0 K: 0 S: 4	H: 1 LOB: 3 BB: 3 P: 16	R: 0 E: 0 K: 0 S: 4	H: 1 LOB: 3 BB: 1 P: 16		1B: 2 2B: 0 3B: 0 HR: 0	SF: 0 SAC: 1 DP: 0 HBP: 0	WP: 0 PB: 0 SB: 0 CS: 1	PA: 33			
<b>PITCHER</b> <b>Tony Cloninger, R</b> ERA: 1.17 <b>Clay Carroll, R</b> ERA: 9.0 (8, 1)	IP: 7.2 WLS: L BF: 32 H: 2 R: 1 ER: 1 SO: 6 BB: 5 IBB: 1 HBP: 0 BLK: 0 WP: 0 HR: 0 S: 38 P: 62 ERA: 1.17 WHIP: 0.913																							

AB	31
R	0
H	4
RBI	0
BB	1
SO	9
LOB	9



AB	26
R	1
H	2
RBI	1
BB	6
SO	6
LOB	14





Batter	1	2	3	4	5	6	7	8	9	AB	R	H	RBI	BB	SO	LOB	TOP								
<b>Pete Rose, S</b> OBP: 0.462, SLG: 0.739 (1, 8)	4-0 2B BB		0-0 HR		0-0 G1-6-3		0-0 1B		0-0 FC5-4	4	2	2	1	1	0	2	<b>Cincinnati Reds @ Atlanta Braves</b> Atlanta Stadium, Atlanta, GA Sun Apr 13 1969, 3:38 AM EST Att: 49,652 - Unknown								
<b>Bobby Tolan, L</b> OBP: 0.269, SLG: 0.542 (1, 9)	0-3 K		0-0 L9			4-0 1B 2B BB	0-0 F8			3	1	0	0	1	1	2									
<b>Alex Johnson, R</b> OBP: 0.308, SLG: 0.500 (1, 7)	0-0 1-H 2B		0-3 K			0-0 2B 1B	0-0 F8			4	0	2	1	0	1	1									
<b>Tony Perez, R</b> OBP: 0.308, SLG: 0.417 (1, 5)	0-0 2-3			0-3 K		0-0 FC5 1-3 2B		0-0 F2		4	0	1	1	0	1	0									
<b>Lee May, R</b> OBP: 0.200, SLG: 0.360 (1, 3)		0-0 F3		0-3 K		0-0 K		0-3 K		4	0	0	0	0	3	2									
<b>Tommy Helms, R</b> OBP: 0.394, SLG: 0.421 (1, 4)		0-0 4-3		0-0 6-3		4-0 IBB		0-0 F8		3	0	0	0	1	0	0									
<b>Pat Corrales, R</b> OBP: 1.000, SLG: 1.000 <b>Johnny Bench, R</b> OBP: 0.227, SLG: 0.429 (6, PH) (6, 2)	4-0 BB			0-0 SH3 1B		0-0 F3		0-0 P4	1	1	1	0	1	0	0	0									
<b>Woody Woodward, R</b> OBP: 0.211, SLG: 0.118 (1, 6)	0-3 K			0-0 SH3		0-0 FC5		0-0 F9	3	0	0	0	0	1	4										
<b>Mel Queen, L</b> OBP: 0.333, SLG: 0.333 <b>Clay Carroll, R</b> OBP: 1.000, SLG: 1.000 (7, 1)			0-3 K		0-0 G1-6-3 1B		0-0 4-3		0-0 FC5-4 1B	3	0	1	1	0	1	0									
<b>Inning Stats</b>	R: 1 E: 0 K: 1 S: 5	H: 1 LOB: 0 BB: 1 P: 9	R: 0 E: 0 K: 1 S: 5	H: 0 LOB: 1 BB: 1 P: 9	R: 1 E: 0 K: 2 S: 8	H: 1 LOB: 0 BB: 0 P: 8	R: 0 E: 0 K: 2 S: 7	H: 0 LOB: 0 BB: 0 P: 7	R: 1 E: 0 K: 0 S: 4	H: 2 LOB: 0 BB: 0 P: 4	R: 1 E: 0 K: 1 S: 7	H: 2 LOB: 3 BB: 2 P: 15	R: 0 E: 0 K: 1 S: 4	H: 1 LOB: 0 BB: 0 P: 4	R: 0 E: 0 K: 1 S: 5	H: 0 LOB: 0 BB: 0 P: 5		R: 0 E: 0 K: 0 S: 4	H: 1 LOB: 1 BB: 0 P: 4	1B: 5 2B: 2 3B: 0 HR: 1	SF: 0 SAC: 1 DP: 1 HBP: 0	WP: 0 PB: 0 SB: 0 CS: 0	PA: 37		
<b>PITCHER</b>	IP	WLS	BF	H	R	ER	SO	BB	IBB	HBP	BLK	WP	HR	S	P	ERA	WHIP								
<b>Ken Johnson, R</b> ERA: 7.2 (1, 1)	5.0		22	6	4	4	6	3	0	0	0	0	1	31	43	7.20	1.800								
<b>Claude Raymond, R</b> ERA: (6, 1)	2.0		8	1	0	0	1	0	1	0	0	0	0	9	13	0.00	0.500								
<b>George Stone, L</b> ERA: (8, 1)	2.0	W	7	1	0	0	1	0	0	0	0	0	0	9	9	0.00	0.500								

AB	32
R	4
H	8
RBI	4
BB	4
SO	8
LOB	14



Batter	1	2	3	4	5	6	7	8	9	AB	R	H	RBI	BB	SO	LOB	BOTTOM								
<b>Felipe Alou, R</b> OBP: 0.267, SLG: 0.500 (1, 8)	0-0 L9		0-0 5-3		0-0 1-H HR		0-0 6-3		0-0 2-H 1B	5	1	2	3	0	0	0	<b>Cincinnati Reds @ Atlanta Braves</b> Atlanta Stadium, Atlanta, GA Sun Apr 13 1969, 3:38 AM EST Att: 49,652 - Unknown								
<b>Felix Milan, R</b> OBP: 0.378, SLG: 0.538 (1, 4)	0-0 F2			0-0 HR	1-0 FC6-4 HBP		4-0 BB			2	1	1	1	1	0	0									
<b>Hank Aaron, R</b> OBP: 0.552, SLG: 0.846 (1, 9)	0-0 S 1B			0-0 1B	0-0 F7		0-0 F3			4	0	2	0	0	0	2									
<b>Orlando Cepeda, R</b> OBP: 0.276, SLG: 0.423 (1, 3)	0-0 F7			0-0 F2	0-0 FC6-4			0-0 HR		4	1	1	1	0	0	3									
<b>Clete Boyer, R</b> OBP: 0.414, SLG: 0.435 (1, 5)		0-0 5-3		0-3 K		0-0 F7		0-0 5-3		4	0	0	0	0	1	1									
<b>Tito Francona, L</b> OBP: 0.500, SLG: 0.500 (1, 7)		0-0 F7		0-0 FC5-4 1B		0-0 P6		0-0 F8		4	0	1	0	0	0	0									
<b>Bob Tillman, R</b> OBP: 0.143, SLG: 0.143 (1, 2)		0-0 P6		0-0 FC5-4		0-0 E7		0-3 K		4	0	0	0	0	1	2									
<b>Sonny Jackson, L</b> OBP: 0.321, SLG: 0.429 (1, 6)			0-0 F7		0-0 1-3		0-0 F8		0-0 SH3-4 1B	4	1	1	0	0	0	1									
<b>Ken Johnson, R</b> <b>Claude Raymond, R</b> <b>Mike Lum, L</b> OBP: 0.250, SLG: 0.250 <b>George Stone, L</b> (8, 1)			0-3 K		4-0 HR BB		0-3 K		0-0 SH3-4	1	1	0	0	1	1	0									
<b>Inning Stats</b>	R: 0 E: 0 K: 0 S: 4	H: 1 LOB: 0 BB: 0 P: 4	R: 0 E: 0 K: 0 S: 3	H: 0 LOB: 0 BB: 0 P: 3	R: 0 E: 0 K: 1 S: 5	H: 0 LOB: 0 BB: 0 P: 5	R: 1 E: 0 K: 1 S: 8	H: 3 LOB: 2 BB: 0 P: 8	R: 2 E: 0 K: 0 S: 4	H: 1 LOB: 1 BB: 1 P: 9	R: 0 E: 0 K: 0 S: 4	H: 0 LOB: 1 BB: 0 P: 4	R: 0 E: 0 K: 1 S: 5	H: 0 LOB: 1 BB: 1 P: 9	R: 0 E: 0 K: 1 S: 6	H: 1 LOB: 0 BB: 0 P: 6		R: 1 E: 0 K: 0 S: 3	H: 2 LOB: 1 BB: 0 P: 3	1B: 5 2B: 0 3B: 0 HR: 3	SF: 0 SAC: 1 DP: 0 HBP: 1	WP: 0 PB: 0 SB: 1 CS: 0	PA: 37		
<b>PITCHER</b>	IP	WLS	BF	H	R	ER	SO	BB	IBB	HBP	BLK	WP	HR	S	P	ERA	WHIP								
<b>Mel Queen, R</b> ERA: 4.5 (1, 1)	6.0		26	5	3	3	2	1	0	1	0	0	1	14	18	4.50	1.000								
<b>Clay Carroll, R</b> ERA: 8.31 (7, 1)	2.1	L	11	3	2	2	2	1	0	0	0	0	1	14	18	7.71	1.714								





Batter	1	2	3	4	5	6	7	8	9	10	11	12	AB	R	H	RBI	BB	SO	LOB	TOP		
Wille Mays, R OBP: 0.406, SLG: 0.621 (1.8)	K			SH1-3 1B	L5-4 2B		F6	F7		HR		E5 CS SH3-4	7	2	3	2	0	1	2			
Ron Hunt, R OBP: 0.333, SLG: 0.222 (1.4)	K			SH1-3 1B	BB		E5 1B		K	F8		SH3-4	5	2	1	0	1	2	0			
Bobby Bonds, R OBP: 0.294, SLG: 0.281 (1.9)	F4			SH1-3	L5-4				E6 5-3 BLK 1B	WP 1B		F9	6	1	2	0	0	0	3			
Wille McCovey, L OBP: 0.500, SLG: 0.917 (1.3)																						
Bob Burda, L OBP: 0.333, SLG: 0.333 (10.3)																						
Jack Hiatt, R OBP: 0.455, SLG: 0.250 (1.2)																						
Dave Marshall, L OBP: 0.369, SLG: 0.300 (1.7)																						
Frank Johnson, R (9.7)																						
Jim Davenport, R OBP: 0.263, SLG: 0.444 (1.5)																						
Hal Lanier, R OBP: 0.310, SLG: 0.259 (1.6)																						
Bobby Bolin, R (1.1)																						
Ron Herbel, R (8.1)																						
Joe Gibbon, L (8.1)																						
Don Mason, L (7.9)																						
Frank Linzy, R (7.1)																						
Mike McCormick, L OBP: 0.100, SLG: 0.100 (10.1)																						
Gaylord Perry, R OBP: 0.197, SLG: 0.187 (10.1)																						
<b>Inning Stats</b>	R: 0 E: 0 K: 2 S: 7	H: 0 LOB: 0 BB: 0 P: 7	R: 0 E: 0 K: 3 S: 3	H: 0 LOB: 0 BB: 0 P: 3	R: 0 E: 0 K: 1 S: 5	H: 0 LOB: 0 BB: 0 P: 5	R: 0 E: 0 K: 1 S: 5	H: 0 LOB: 0 BB: 2 P: 13	R: 1 E: 1 K: 1 S: 6	H: 2 LOB: 2 BB: 0 P: 8	R: 0 E: 1 K: 1 S: 7	H: 1 LOB: 0 BB: 0 P: 7	R: 3 E: 1 K: 1 S: 8	H: 2 LOB: 1 BB: 1 P: 12	R: 0 E: 0 K: 1 S: 5	H: 0 LOB: 0 BB: 0 P: 5	R: 0 E: 1 K: 0 S: 3	H: 0 LOB: 0 BB: 0 P: 3	1B: 8 2B: 3 3B: 0 HR: 2	SF: 0 SAC: 2 DP: 1 HBP: 0	WP: 2 PB: 1 SB: 0 CS: 1	PA: 57
<b>PITCHER</b>	IP WLS BF H R ER SO BB IBB HBP BLK WP HR S P ERA WHIP	<b>PITCHER</b>												IP WLS BF H R ER SO BB IBB HBP BLK WP HR S P ERA WHIP								
Jim Maloney, R ERA: 3.27 (1.1)	2.0	9	2	1	0	2	0	0	0	0	0	0	0	0	13	13	0.00	1.000				
Clay Carroll, R ERA: 5.68 (6.1)	2.0	14	5	5	2	2	0	1	0	1	0	2	17	21	9.00	2.500						
Wayne Granger, R ERA: 2.79 (8.1)	1.0	5	1	0	0	1	0	1	0	0	1	0	6	10	0.00	1.000						
Jim Merritt, L ERA: 4.32 (10.1)	2.0	W	6	0	0	0	1	0	0	0	0	0	8	8	0.00	0.000						

San Francisco Giants @ Cincinnati Reds  
Crosley Field, Cincinnati, OH  
Tue Apr 15 1969, 6:05 PM EST  
Att. 5,726 - Unknown

AB	48
R	10
H	12
RBI	9
BB	7
SO	10
LOB	25



Batter	1	2	3	4	5	6	7	8	9	10	11	12	AB	R	H	RBI	BB	SO	LOB	BOTTOM						
Pete Rose, S OBP: 0.485, SLG: 0.679 (1.8)	4-3		4-3		FC4-6 1B HR				2B E 1B	5-3 1B SF8			5	3	2	0	2	0	1							
Bobby Tolan, L OBP: 0.333, SLG: 0.581 (1.9)	3-1				FC5-4 1B		4-3		E6 F9 1B 2B	SF8 5-3 1B		K	7	2	4	0	0	1	5							
Alex Johnson, R OBP: 0.384, SLG: 0.758 (1.7)					FC5-4				F9	5-3			7	3	4	5	0	0	4							
Tony Perez, R OBP: 0.387, SLG: 0.481 (1.5)																										
Giraldo Ruiz, S (9. PH)																										
Jimmy Stewart, S (10. PH)																										
Lee May, R OBP: 0.250, SLG: 0.345 (1.3)																										
Johnny Bench, R OBP: 0.278, SLG: 0.429 (1.2)																										
Tommy Helms, R OBP: 0.429, SLG: 0.478 (1.4)																										
Woody Woodward, R OBP: 0.217, SLG: 0.143 (1.6)																										
Fred Whitfield, L OBP: 0.500, SLG: 0.500 (9. PH)																										
Jim Beauchamp, R (9. PH)																										
Darrel Chaney, S (10.6)																										
Jim Maloney, L ERA: 7.54 (1.1)																										
Clay Carroll, R OBP: 0.350, SLG: 0.500 (8.1)																										
Wayne Granger, R (8.1)																										
Jim Merritt, L (10.1)																										
Ted Savage, R OBP: 0.100, SLG: 0.100 (10. PH)																										
George Culver, R (11.1)																										
<b>Inning Stats</b>	R: 1 E: 0 K: 1 S: 4	H: 1 LOB: 1 BB: 0 P: 5	R: 0 E: 0 K: 1 S: 4	H: 0 LOB: 0 BB: 1 P: 8	R: 0 E: 0 K: 0 S: 4	H: 1 LOB: 1 BB: 0 P: 4	R: 1 E: 0 K: 0 S: 5	H: 2 LOB: 1 BB: 1 P: 6	R: 3 E: 0 K: 0 S: 5	H: 2 LOB: 3 BB: 1 P: 9	R: 0 E: 0 K: 1 S: 7	H: 1 LOB: 1 BB: 1 P: 11	R: 0 E: 0 K: 0 S: 5	H: 0 LOB: 0 BB: 0 P: 7	R: 3 E: 1 K: 0 S: 7	H: 5 LOB: 2 BB: 1 P: 12	R: 2 E: 0 K: 1 S: 8	H: 3 LOB: 2 BB: 1 P: 12	R: 0 E: 0 K: 0 S: 8	H: 1 LOB: 2 BB: 1 P: 12	R: 1 E: 0 K: 0 S: 2	H: 2 LOB: 3 BB: 2 P: 10	1B: 14 2B: 4 3B: 1 HR: 2	SF: 1 SAC: 2 DP: 1 HBP: 1	WP: 0 PB: 1 SB: 0 CS: 1	PA: 60
<b>PITCHER</b>	IP WLS BF H R ER SO BB IBB HBP BLK WP HR S P ERA WHIP	<b>PITCHER</b>												IP WLS BF H R ER SO BB IBB HBP BLK WP HR S P ERA WHIP												
Bobby Bolin, R ERA: 7.54 (1.1)	4.1	21	6	5	5	1	2	0	0	0	0	0	0	0	8	12	0.00	1.500								
Ron Herbel, R ERA: (5.1)	1.1	7	2	0	0	1	0	1	0	0	0	0	1	1	0.00	0.000										
Joe Gibbon, L ERA: (6.1)	0.1	1	0	0	0	0	0	0	0	0	0	0	0	0	0.00	0.000										
Frank Linzy, R ERA: 9.0 (7.1)	2.2	14	6	3	3	1	0	2	0	0	0	0	14	22	10.12	2.250										
Mike McCormick, L ERA: 54.0 (9.1)	0.1	4	3	2	2	0	0	0	0	0	0	0	4	4	54.00	9.000										

San Francisco Giants @ Cincinnati Reds  
Crosley Field, Cincinnati, OH  
Tue Apr 15 1969, 6:05 PM EST  
Att. 5,726 - Unknown

AB	47
R	11
H	20
RBI	10
BB	9
SO	6
LOB	25





Batter	1	2	3	4	5	6	7	8	9	AB	R	H	RBI	BB	SO	LOB	TOP					
Felipe Alou, R OBP: 0.263, SLG: 0.429 (1,8)	L6		1B		6-3		6-3			4	0	1	0	0	0	0	<b>Atlanta Braves @ Cincinnati Reds</b> Crosley Field, Cincinnati, OH Sat Apr 19 1969, 3:33 AM EST Att: 3,554 - Unknown					
Felix Milan, R OBP: 0.370, SLG: 0.500 (1,4)	F7		1B			WP 1B		F7		4	1	2	1	0	0							
Hank Aaron, R OBP: 0.532, SLG: 0.795 (1,9)	F8		F8			F8		F7		4	0	0	0	0	0	3						
Orlando Cepeda, R OBP: 0.255, SLG: 0.381 (1,3)		L7		HR		WP 1B		F7		3	2	1	1	1	0	0						
Clete Boyer, R OBP: 0.348, SLG: 0.324 (1,5)	K			F9		WP 1B		F8		4	0	1	1	0	1	0						
Bob Aspromonte, R OBP: 0.250, SLG: 0.200 (1,7)	6-3			F7		K		K		4	0	0	0	0	2	1						
Sonny Jackson, L OBP: 0.356, SLG: 0.523 (1,6)			1B SH1-4 BB	6-3		G3			CS 1B	3	1	1	0	1	0	1						
Bob Didier, S OBP: 0.250, SLG: 0.192 (1,2)			F2		P6		F2		CS	3	0	0	0	0	0	1						
Phil Niekro, R OBP: 0.222, SLG: 0.222 (1,1)			SH1-4	6-3		F2				2	0	0	0	0	0	0						
<b>Inning Stats</b>	R: 0 E: 0 K: 0 S: 3	H: 0 LOB: 0 BB: 0 P: 3	R: 0 E: 0 K: 1 S: 5	H: 0 LOB: 0 BB: 0 P: 5	R: 1 E: 0 K: 0 S: 5	H: 2 LOB: 2 BB: 1 P: 9	R: 1 E: 0 K: 0 S: 4	H: 1 LOB: 0 BB: 0 P: 4	R: 0 E: 0 K: 0 S: 3	H: 0 LOB: 0 BB: 0 P: 3	R: 2 E: 0 K: 1 S: 7	H: 2 LOB: 1 BB: 1 P: 11	R: 0 E: 0 K: 0 S: 3	H: 0 LOB: 0 BB: 0 P: 3	R: 0 E: 0 K: 1 S: 5	H: 1 LOB: 0 BB: 0 P: 5		1B: 5 2B: 0 3B: 0 HR: 1	SF: 0 SAC: 1 DP: 0 HBP: 0	WP: 2 PA: 35 PB: 0 SB: 0 CS: 1		
<b>PITCHER</b>	IP WLS BF H R ER SO BB IBB HBP BLK WP HR S P ERA WHIP																					
Tony Cloninger, R ERA: 3.29 (1,1)	6.0	L	25	5	4	4	2	1	1	0	0	0	0	0	0	0	2	1	27	35	6.00	1.000
Jack Fisher, R ERA: (7,1)	3.0		9	1	0	0	1	0	0	0	0	0	0	0	0	0	0	0	11	11	0.00	0.333

Batter	1	2	3	4	5	6	7	8	9	AB	R	H	RBI	BB	SO	LOB	BOTTOM					
Pete Rose, S OBP: 0.432, SLG: 0.594 (1,8)	G3		G3			4-3			F8	4	0	0	0	0	0	0	<b>Atlanta Braves @ Cincinnati Reds</b> Crosley Field, Cincinnati, OH Sat Apr 19 1969, 3:33 AM EST Att: 3,554 - Unknown					
Bobby Tolan, L OBP: 0.351, SLG: 0.571 (1,9)	E1 S 1B		6-3			4-3			1B 1B	4	0	2	0	0	0	0						
Alex Johnson, R OBP: 0.378, SLG: 0.730 (1,7)	6-3			K			G6-4-3 1B		1-3 1B	4	0	2	0	0	1	1						
Tony Perez, R OBP: 0.324, SLG: 0.419 (1,5)	K			5-3		G6-4-3 1-2			K	4	0	0	0	0	2	4						
Lee May, R OBP: 0.229, SLG: 0.313 (1,3)		L5		F7		F5				3	0	0	0	0	0	0						
Johnny Bench, R OBP: 0.281, SLG: 0.400 (1,2)		5-3 BB			6-3				6-3	2	0	0	0	1	0	0						
Tommy Helms, R OBP: 0.387, SLG: 0.423 (1,4)		5-3 1-2			F8				5-3	3	0	0	0	0	0	1						
Darrel Chaney, S (1,6)		L1			F7				P4	3	0	0	0	0	0	1						
Tony Cloninger, R (1,1)										1	0	0	0	0	1	0						
Jimmy Stewart, S (6,PH)										1	0	0	0	0	0	0						
Jack Fisher, R (7,1)										0	0	0	0	0	0	0						
Fred Whitfield, L (8,PH)										1	0	0	0	0	0	0						
<b>Inning Stats</b>	R: 0 E: 1 K: 1 S: 6	H: 1 LOB: 1 BB: 0 P: 6	R: 0 E: 0 K: 0 S: 3	H: 0 LOB: 1 BB: 1 P: 7	R: 0 E: 0 K: 1 S: 5	H: 0 LOB: 0 BB: 0 P: 5	R: 0 E: 0 K: 1 S: 5	H: 0 LOB: 0 BB: 0 P: 5	R: 0 E: 0 K: 0 S: 3	H: 0 LOB: 0 BB: 0 P: 3	R: 0 E: 0 K: 0 S: 3	H: 1 LOB: 0 BB: 0 P: 3	R: 0 E: 0 K: 0 S: 3	H: 0 LOB: 0 BB: 0 P: 3	R: 0 E: 0 K: 1 S: 7	H: 2 LOB: 2 BB: 0 P: 7	1B: 4 2B: 0 3B: 0 HR: 0	SF: 0 SAC: 0 DP: 1 HBP: 0	WP: 0 PA: 31 PB: 0 SB: 1 CS: 0			
<b>PITCHER</b>	IP WLS BF H R ER SO BB IBB HBP BLK WP HR S P ERA WHIP																					
Phil Niekro, R ERA: 0.67 (1,1)	9.0	W	31	4	0	0	4	1	0	0	0	0	0	0	0	0	0	0	38	42	0.00	0.556



Batter	1	2	3	4	5	6	7	8	9	AB	R	H	RBI	BB	SO	LOB	TOP					
<b>Felipe Alou, R</b> OBP: 0.286, SLG: 0.436 (1.8)	F9		6-3			FC5-4 1B		1B 1B		4	1	2	0	0	0	0	<b>Atlanta Braves @ Cincinnati Reds</b> Crosley Field, Cincinnati, OH Sun Apr 20 1969, 3:33 AM EST Att: 29,163 - Unknown  <a href="http://livebaseballscores.com">livebaseballscores.com</a>					
<b>Felix Millan, R</b> OBP: 0.340, SLG: 0.457 (1.4)	6-3			6-3		K		F5		4	0	0	0	0	1	2						
<b>Hank Aaron, R</b> OBP: 0.529, SLG: 0.762 (1.9)	BB			4-3		K		1B 1-2		3	0	1	0	1	1	1						
<b>Orlando Cepeda, R</b> OBP: 0.275, SLG: 0.378 (1.3)	5-3			BB		FC5-4 1-2		1-3 2-H 1B		3	0	1	1	1	0	2						
<b>Clete Boyer, R</b> OBP: 0.320, SLG: 0.293 (1.5)		K		F8			K	F9		4	0	0	0	0	2	3						
<b>Bob Aspromonte, R</b> OBP: 0.200, SLG: 0.158 (1.7)		6-3			5-3				6-3	4	0	0	0	0	0	0						
<b>Sonny Jackson, L</b> OBP: 0.347, SLG: 0.500 (1.6)			K		5-3			1B	1-3	4	0	1	0	0	1	0						
<b>Bob Tillman, R</b> OBP: 0.133, SLG: 0.133 (1.2)			1-3					K	5-3	4	0	1	0	0	1	1						
<b>Ken Johnson, R</b> Claude Raymond, R Darrell Evans, L Jim Britton, R (1.1, 6.1, 8. PH, 8.1)			L6		1-3			F7		2	0	0	0	0	0	1						
<b>Inning Stats</b>	R: 0 E: 0 K: 0 S: 3	H: 0 LOB: 1 BB: 1 P: 7	R: 0 E: 0 K: 2 S: 7	H: 0 LOB: 0 BB: 0 P: 7	R: 0 E: 0 K: 0 S: 3	H: 0 LOB: 0 BB: 0 P: 3	R: 0 E: 0 K: 0 S: 3	H: 0 LOB: 1 BB: 1 P: 7	R: 0 E: 0 K: 0 S: 4	H: 1 LOB: 1 BB: 0 P: 4	R: 0 E: 0 K: 2 S: 8	H: 1 LOB: 1 BB: 0 P: 8	R: 0 E: 0 K: 2 S: 8	H: 1 LOB: 1 BB: 0 P: 8	R: 1 E: 0 K: 0 S: 6	H: 3 LOB: 2 BB: 0 P: 6	R: 0 E: 0 K: 0 S: 3	H: 0 LOB: 0 BB: 0 P: 3	1B: 6 2B: 0 3B: 0 HR: 0	SF: 0 SAC: 0 DP: 0 HBP: 0	WP: 0 PB: 0 SB: 1 CS: 0	PA: 35
<b>PITCHER</b> Jim Maloney, R ERA: 2.25 (1.1)	IP: 9.0 WLS: W BF: 35 H: 6 R: 1 ER: 1 SO: 6 BB: 2 IBB: 0 HBP: 0 BLK: 0 WP: 0 HR: 0 S: 45 P: 53 ERA: 1.00 WHIP: 0.889															<b>PITCHER</b>						

Batter	1	2	3	4	5	6	7	8	9	AB	R	H	RBI	BB	SO	LOB	BOTTOM					
<b>Pete Rose, S</b> OBP: 0.452, SLG: 0.583 (1.8)	L7	BB			G6-4-3 1B	F9		2-H 1B		4	1	2	1	1	0	2	<b>Atlanta Braves @ Cincinnati Reds</b> Crosley Field, Cincinnati, OH Sun Apr 20 1969, 3:33 AM EST Att: 29,163 - Unknown  <a href="http://livebaseballscores.com">livebaseballscores.com</a>					
<b>Bobby Tolan, L</b> OBP: 0.333, SLG: 0.550 (1.9)	PB 1B	P6			E4 G6-4-3 1-2	F8		K2-3		5	1	1	0	0	1	5						
<b>Alex Johnson, R</b> OBP: 0.390, SLG: 0.700 (1.7)	1B HR 2-3 BB				G6-4-3 1-2 2-3		5-3			3	1	1	0	1	0	2						
<b>Tony Perez, R</b> OBP: 0.368, SLG: 0.457 (1.5)	HR 1B		P4					FC5-4 1B		4	1	3	2	0	0	1						
<b>Lee May, R</b> OBP: 0.231, SLG: 0.389 (1.3)	HR		K		F8			P4		4	1	1	3	0	1	3						
<b>Johnny Bench, R</b> OBP: 0.278, SLG: 0.471 (1.2)	5-3		K					FC5-4 1-2		4	1	1	1	0	1	2						
<b>Tommy Helms, R</b> OBP: 0.343, SLG: 0.367 (1.4)	4-3			4-3		K		F7		4	0	0	0	0	1	0						
<b>Darrel Chaney, S</b> OBP: 0.286, SLG: 0.167 (1.6)		L7		L3		F9 BB 1B		SH3-4 1B BB		3	1	1	0	1	0	0						
<b>Jim Maloney, L</b> (1.1)		G3			F9			SH3-4		2	0	0	0	1	0	0						
<b>Inning Stats</b>	R: 4 E: 0 K: 0 S: 6	H: 3 LOB: 0 BB: 1 P: 10	R: 0 E: 0 K: 0 S: 3	H: 0 LOB: 1 BB: 1 P: 7	R: 0 E: 0 K: 2 S: 8	H: 1 LOB: 0 BB: 0 P: 8	R: 0 E: 0 K: 0 S: 3	H: 0 LOB: 0 BB: 0 P: 3	R: 1 E: 1 K: 0 S: 5	H: 2 LOB: 1 BB: 0 P: 5	R: 1 E: 0 K: 1 S: 7	H: 2 LOB: 2 BB: 1 P: 11	R: 0 E: 0 K: 0 S: 4	H: 1 LOB: 1 BB: 0 P: 4	R: 1 E: 0 K: 1 S: 6	H: 1 LOB: 1 BB: 1 P: 10	R: 0 E: 0 K: 0 S: 3	H: 0 LOB: 0 BB: 0 P: 3	1B: 7 2B: 1 3B: 0 HR: 2	SF: 0 SAC: 1 DP: 1 HBP: 0	WP: 0 PB: 1 SB: 0 CS: 0	PA: 38
<b>PITCHER</b> Ken Johnson, R Claude Raymond, R Jim Britton, R (1.1, 6.1, 8.1)	IP: 5.1 WLS: L BF: 27 H: 8 R: 6 ER: 5 SO: 3 BB: 3 IBB: 0 HBP: 0 BLK: 0 WP: 0 HR: 2 S: 30 P: 42 ERA: 8.44 WHIP: 2.062															<b>PITCHER</b>						

AB 33  
R 1  
H 6  
RBI 1  
BB 2  
SO 6  
LOB 10



AB 33  
R 7  
H 10  
RBI 7  
BB 4  
SO 4  
LOB 15





Batter	1	2	3	4	5	6	7	8	9	AB	R	H	RBI	BB	SO	LOB	TOP											
<b>Pete Rose, S</b> OBP: 0.426, SLG: 0.537 (1, 8)	0-0 6-3	0-0 E 1B		0-0 5-3	0-0 P6			0-0 G6-4-3		5	1	1	2	0	0	3												
<b>Bobby Tolan, L</b> OBP: 0.392, SLG: 0.622 (1, 9)	0-0 G3	0-0 E9 1B		0-0 HR			0-0 1-6-3		0-0 E 1B 1B	5	2	3	3	0	0	0												
<b>Alex Johnson, R</b> OBP: 0.391, SLG: 0.659 (1, 7)	4-0 PO BB	0-0 P5		0-0 1-3			0-0 G3		0-0 E9 1B G6-4-3 1B	4	1	1	0	1	0	1												
<b>Tony Perez, R</b> OBP: 0.372, SLG: 0.450 <b>Giraldo Ruiz, S</b> (9, PR) (9, 5)	0-0 PO	0-0 1B E 1B	0-0 5-3		0-0 6-3		0-3 K		0-0 G6-4-3 1B WP 1B	5	1	2	1	0	1	0												
<b>Lee May, R</b> OBP: 0.250, SLG: 0.375 (1, 3)		0-0 P4	4-0 1-3 BB		0-0 5-3			0-0 F8	0-0 G6-4-3 1B	4	0	1	0	1	0	1												
<b>Johnny Bench, R</b> OBP: 0.288, SLG: 0.436 (1, 2)		0-0 E6 1B 1B	0-0 1-3		0-0 BB 1B 1B			0-0 F7	0-0 G6-4-3 1B	5	2	1	0	0	0	4												
<b>Tommy Helms, R</b> OBP: 0.400, SLG: 0.394 (1, 4)		0-0 1B E 1B	4-0 FC6-4 IBB		0-0 1B BB 1B			0-0 6-3	0-0 BB 1B	3	2	2	0	2	0	0												
<b>Darrel Chaney, S</b> OBP: 0.333, SLG: 0.200 (1, 6)		0-0 E5 1B E	0-0 FC6-4		4-0 1B BB 1B			0-0 FC1-6 1B	0-3 K	4	1	1	1	1	1	5												
<b>Jim Merritt, L</b> OBP: 0.250, SLG: 0.250 <b>George Culver, R</b> (6, 1) <b>Wayne Granger, R</b> (8, 1)	0-0 P4			0-0 4-3				0-0 FC1-6 G6-4-3 1B		3	0	1	2	0	0	3												
<b>Inning Stats</b>	R: 0 E: 0 K: 0 S: 2	H: 0 LOB: 0 BB: 1 P: 6	R: 5 E: 3 K: 0 S: 9	H: 4 LOB: 1 BB: 0 P: 9	R: 0 E: 0 K: 0 S: 3	H: 0 LOB: 2 BB: 2 P: 11	R: 1 E: 0 K: 0 S: 4	H: 1 LOB: 0 BB: 0 P: 4	R: 2 E: 0 K: 0 S: 6	H: 3 LOB: 2 BB: 1 P: 10	R: 0 E: 0 K: 0 S: 5	H: 0 LOB: 0 BB: 0 P: 5	R: 0 E: 0 K: 0 S: 3	H: 0 LOB: 0 BB: 0 P: 3	R: 0 E: 0 K: 0 S: 3	H: 1 LOB: 0 BB: 0 P: 3	R: 3 E: 1 K: 1 S: 8	H: 4 LOB: 1 BB: 1 P: 12	1B: 12 2B: 0 3B: 0 HR: 1	SF: 0 SAC: 0 DP: 2 HBP: 0	WP: 1 PB: 0 SB: 0 CS: 0	PA: 45						
<b>PITCHER</b>	IP	WLS	BF	H	R	ER	SO	BB	IBB	HBP	BLK	WP	HR	S	P	ERA	WHIP											
<b>Wade Blasingame, L</b> ERA: 4.8	(1, 1)	4.2	L	27	8	8	3	0	3	1	0	0	0	1	23	39	5.79	2.357										
<b>Jim Ray, R</b> ERA: 3.18	(5, 1)	0.1		0	0	0	0	0	0	0	0	0	0	1	1	0.00	0.000											
<b>Doolley Womack, R</b> ERA:	(6, 1)	2.0		6	0	0	0	1	0	0	0	0	0	8	8	0.00	0.000											
<b>Dan Schneider, L</b> ERA: 11.57	(8, 1)	1.0		7	5	3	3	0	0	0	0	0	0	7	7	27.00	5.000											
<b>Jack Billingham, R</b> ERA: 1.59	(9, 1)	1.0		3	0	0	0	1	1	0	0	0	1	0	4	8	0.00	1.000										

Cincinnati Reds @ Houston Astros  
Astrodome, Houston, TX  
Mon Apr 21 1969, 7:05 PM EST  
Att: 8,513 - Dome - 72 F

AB 39  
R 11  
H 13  
RBI 9  
BB 5  
SO 2  
LOB 18



Batter	1	2	3	4	5	6	7	8	9	AB	R	H	RBI	BB	SO	LOB	BOTTOM											
<b>Jesus Alou, R</b> OBP: 0.190, SLG: 0.233 (1, 9)	0-0 L6			0-0 F8 BB 1B	0-0 F8			0-0 1-3	0-0 4-3	5	1	1	0	0	0	2												
<b>Joe Morgan, L</b> OBP: 0.381, SLG: 0.308 (1, 7)	0-0 L4			4-0 1B BB		0-0 HR 1B		0-0 F5	0-0 G3	4	1	1	0	1	0	1												
<b>Jimmy Wynn, R</b> OBP: 0.395, SLG: 0.571 (1, 8)	0-0 P6			0-0 F7		0-0 HR 1B		0-0 5-3	0-0 E5 2B	5	2	1	2	0	0	2												
<b>Doug Rader, R</b> OBP: 0.304, SLG: 0.385 (1, 5)		0-3 K		0-0 F8		0-0 F7		0-3 K	0-0 2B	5	0	1	1	0	2	2												
<b>Denis Menke, R</b> OBP: 0.509, SLG: 0.500 (1, 4)		0-3 K		0-0 1B		0-0 F8 1B		1-0 BB WP HBP	0-0 F8	4	0	2	1	0	1	1												
<b>Curt Blefary, L</b> OBP: 0.366, SLG: 0.340 (1, 3)	0-0 F7			0-0 1-3		0-0 FC6-4 1B		4-0 BB BB	0-0 BB BB	3	0	1	0	1	0	2												
<b>Hector Torres, R</b> (1, 6)			0-0 1-6-3		0-0 F3	0-0 F8		4-0 BB BB	0-0 BB BB	2	0	0	0	0	0	0												
<b>Norm Miller, L</b> OBP: 0.397, SLG: 0.361 (6, PH) (7, 7)				0-0 1-6-3		0-0 F8		1-2 2-3 BB	0-0 BB BB	1	0	0	0	1	0	2												
<b>Don Bryant, R</b> OBP: 0.250, SLG: 0.250 <b>Johnny Edwards, L</b> OBP: 0.167, SLG: 0.133 (8, PH) (9, 2)			0-0 F2		0-0 L7	0-0 FC6-4		0-0 4-3		3	0	0	0	0	0	2												
<b>Wade Blasingame, L</b> <b>Jim Ray, R</b> <b>Leon McFadden, R</b> <b>Dooley Womack, L</b> <b>Gary Geiger, L</b> <b>Dan Schneider, L</b> <b>Jack Billingham, R</b> <b>Cesar Geronimo, L</b>	(1, 1) (5, 1) (5, PH) (8, 1) (7, PH) (8, 1) (9, 1) (9, PH)	0-0 F9		0-0 1B		0-0 P6		0-0 G3 E 2B		1	0	0	0	0	0	0												
<b>Inning Stats</b>	R: 0 E: 0 K: 0 S: 3	H: 0 LOB: 0 BB: 0 P: 3	R: 0 E: 0 K: 2 S: 7	H: 0 LOB: 0 BB: 0 P: 7	R: 0 E: 0 K: 0 S: 3	H: 0 LOB: 0 BB: 0 P: 3	R: 1 E: 0 K: 0 S: 5	H: 2 LOB: 2 BB: 1 P: 9	R: 0 E: 0 K: 0 S: 4	H: 1 LOB: 1 BB: 0 P: 4	R: 2 E: 0 K: 0 S: 7	H: 4 LOB: 2 BB: 0 P: 7	R: 0 E: 0 K: 0 S: 3	H: 0 LOB: 0 BB: 0 P: 3	R: 0 E: 0 K: 1 S: 5	H: 0 LOB: 2 BB: 2 P: 14	R: 2 E: 1 K: 0 S: 6	H: 2 LOB: 1 BB: 0 P: 6	1B: 6 2B: 2 3B: 0 HR: 1	SF: 0 SAC: 0 DP: 0 HBP: 1	WP: 1 PB: 0 SB: 0 CS: 0	PA: 41						
<b>PITCHER</b>	IP	WLS	BF	H	R	ER	SO	BB	IBB	HBP	BLK	WP	HR	S	P	ERA	WHIP											
<b>Jim Merritt, L</b> ERA: 4.61	(1, 1)	5.1	W	24	7	3	3	0	1	0	0	0	1	0	27	31	5.06	1.500										
<b>George Culver, R</b> ERA:	(6, 1)	2.1		10	0	0	0	1	2	0	1	0	1	0	9	18	0.00	0.857										
<b>Wayne Granger, R</b> ERA: 2.45	(8, 1)	1.1	S	7	2	2	0	0	0	0	0	0	0	0	7	7	0.00	1.500										

Cincinnati Reds @ Houston Astros  
Astrodome, Houston, TX  
Mon Apr 21 1969, 7:05 PM EST  
Att: 8,513 - Dome - 72 F

AB 37  
R 5  
H 9  
RBI 4  
BB 3  
SO 3  
LOB 17














Batter	1	2	3	4	5	6	7	8	9	AB	R	H	RBI	BB	SO	LOB	TOP			
<b>Pete Rose, S</b> OBP: 0.443, SLG: 0.574 (1.8)	0-0 4-3		0-0 5-3 1B	0-3 K		0-0 6-3		0-0 5-3 2B	5 1 2 0 0 1 0											
<b>Bobby Tolan, L</b> OBP: 0.371, SLG: 0.627 (1.9)	0-0 1B		0-0 5-3 1B	0-0 HR		0-0 1-3		0-0 5-3	5 3 3 1 0 0 1											
<b>Alex Johnson, R</b> OBP: 0.368, SLG: 0.582 (1.7)	0-0 6-3 1B		0-0 5-3	0-0 6-3			0-0 4-3	0-0 L6	5 0 1 1 0 0 3											
<b>Tony Perez, R</b> OBP: 0.429, SLG: 0.549 (1.5)	0-0 6-3 1B		0-0 5-3 1B	0-0 6-3			0-0 4-3		3 1 1 0 1 0 0											
<b>Johnny Bench, R</b> OBP: 0.296, SLG: 0.462 (1.2)	0-0 6-3		0-0 5-3 1B	0-0 1-3			0-0 CS	0-0 1B	4 1 2 2 0 0 2											
<b>Lee May, R</b> OBP: 0.281, SLG: 0.471 (1.3)	0-0 5-3		0-0 5-3 1B	0-0 HR			0-0 CS	0-3 K	4 2 2 3 0 1 2											
<b>Tommy Helms, R</b> OBP: 0.377, SLG: 0.370 (1.4)		0-0 6-3	0-0 5-3 1B	0-0 6-3			0-0 P4-3		4 0 1 1 0 0 0								AB 38			
<b>Darrel Chaney, S</b> OBP: 0.333, SLG: 0.263 (1.6)		0-3 K	0-0 F7	0-0 G3			0-3 K		4 0 0 0 0 2 1								R 8			
<b>Tony Cloninger, R</b> (1.1)		0-0 1-3	0-0 F9				0-0 4-3		2 0 0 0 0 0 1								H 12			
<b>Clay Carroll, R</b> OBP: 0.600, SLG: 0.500 (3.1)									1 0 0 0 0 0 0								RBI 8			
<b>Wayne Granger, R</b> (7.1)									1 0 0 0 0 1 0								BB 1			
<b>Inning Stats</b>	R: 1 E: 0 K: 0 S: 6	H: 3 LOB: 2 BB: 0 P: 6	R: 0 E: 0 K: 1 S: 5	H: 0 LOB: 0 BB: 0 P: 5	R: 5 E: 0 K: 0 S: 8	H: 5 LOB: 1 BB: 1 P: 12	R: 1 E: 0 K: 1 S: 6	H: 1 LOB: 0 BB: 0 P: 6	R: 1 E: 0 K: 0 S: 4	H: 1 LOB: 0 BB: 0 P: 4	R: 0 E: 0 K: 0 S: 3	H: 0 LOB: 0 BB: 0 P: 3	R: 0 E: 0 K: 0 S: 7	H: 0 LOB: 0 BB: 0 P: 7	R: 0 E: 0 K: 1 S: 6	H: 1 LOB: 1 BB: 0 P: 6	1B: 7 2B: 2 3B: 1 HR: 2	SF: 0 SAC: 0 DP: 0 HBP: 0	WP: 0 PB: 0 SB: 0 CS: 1	PA: 40
<b>PITCHER</b>	IP WLS BF H R ER SO BB IBB HBP BLK WP HR S P ERA WHIP																			
<b>Claude Osteen, L</b> ERA: 3.07 (1.1)	2.1 L 16 8 6 6 1 0 0 1 0 0 0 0 17 21 23.14 3.429																			
<b>Joe Moeller, R</b> ERA: 2.45 (3.1)	1.2 6 1 1 1 1 0 0 0 0 0 0 1 8 8 5.40 0.600																			
<b>Pete Mikkelsen, R</b> ERA: 2.45 (5.1)	2.0 7 1 1 1 1 0 0 0 0 0 0 1 7 7 4.50 0.500																			
<b>Bobby Darwin, R</b> ERA: 10.13 (7.1)	1.0 3 1 0 0 0 0 0 0 0 0 0 3 3 0.00 1.000																			
<b>Jim Brewer, L</b> ERA: 1.8 (8.1)	2.0 7 1 0 0 3 0 0 0 0 0 0 13 13 0.00 0.500																			

Cincinnati Reds @ Los Angeles Dodgers  
 Dodger Stadium, Los Angeles, CA  
 Thu Apr 24 1969, 6:05 PM PST  
 Att: 11,815 - Unknown


AB 38  
 R 8  
 H 12  
 RBI 8  
 BB 1  
 SO 5  
 LOB 10



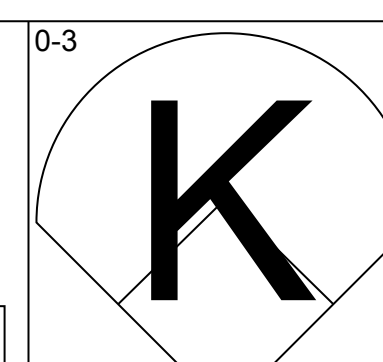
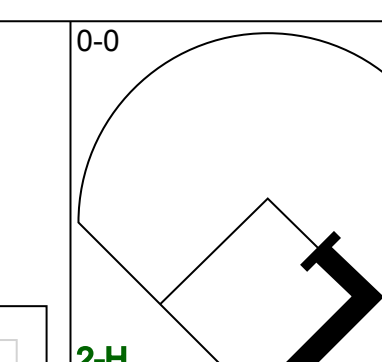
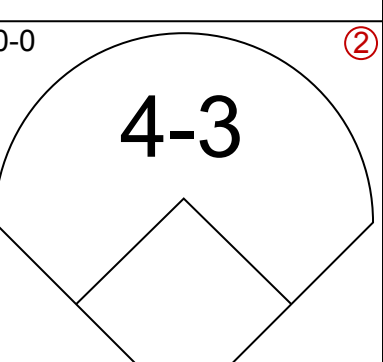
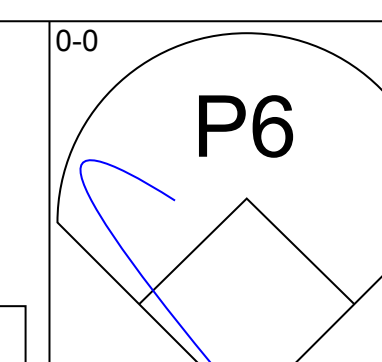
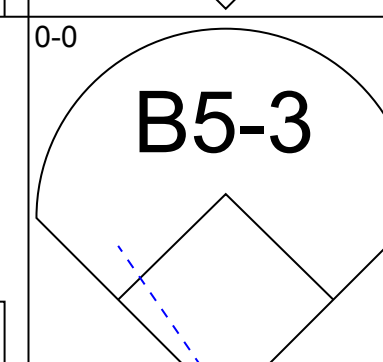
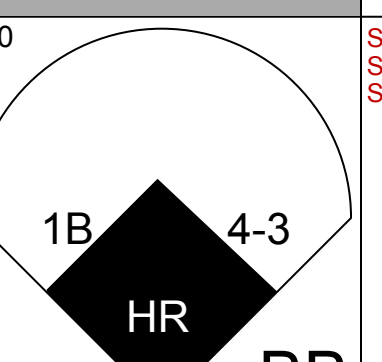
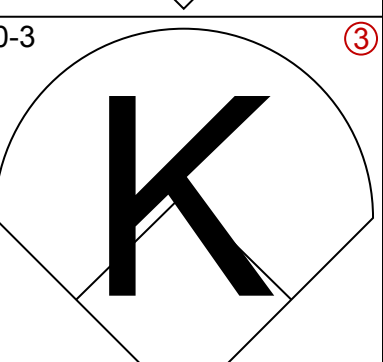
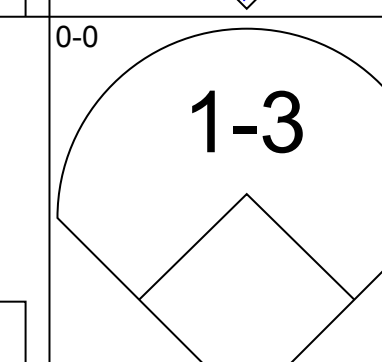
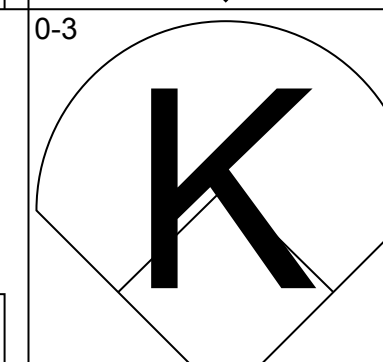
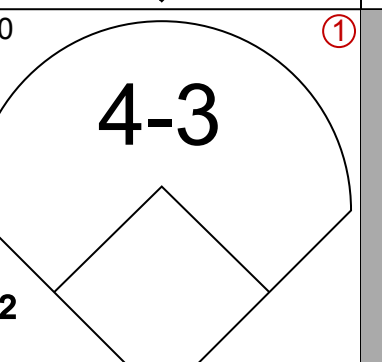
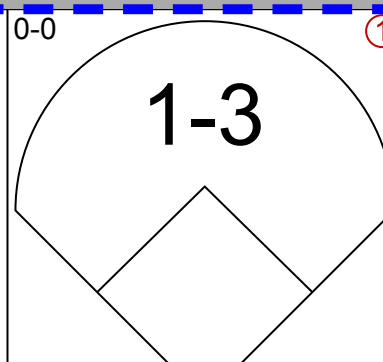
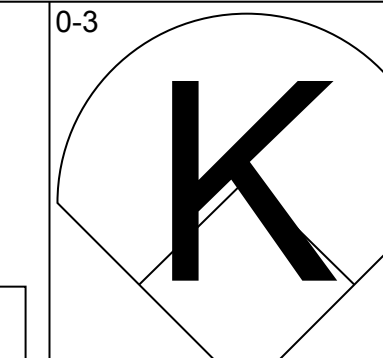
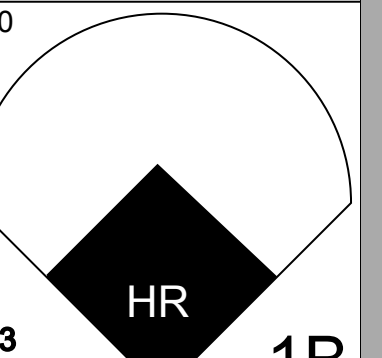
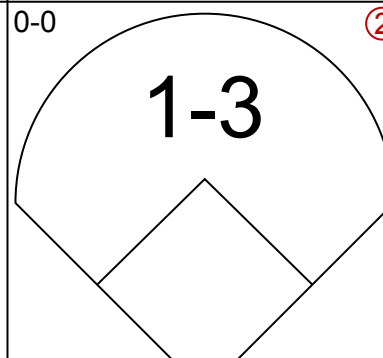
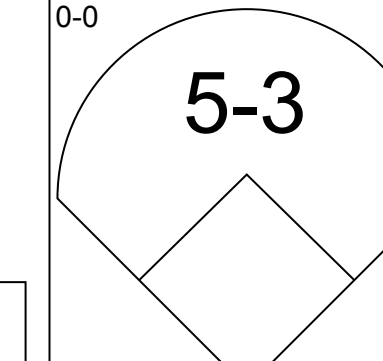
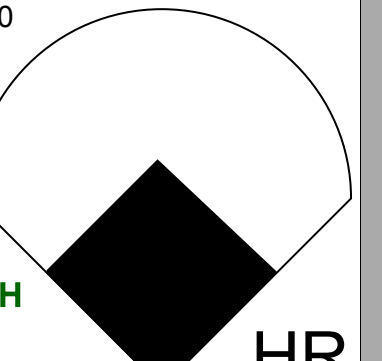
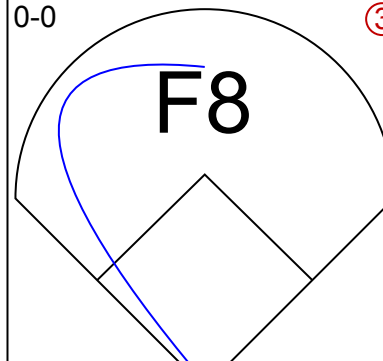
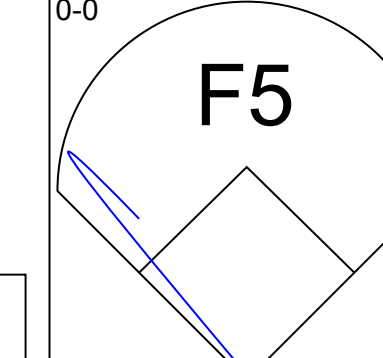
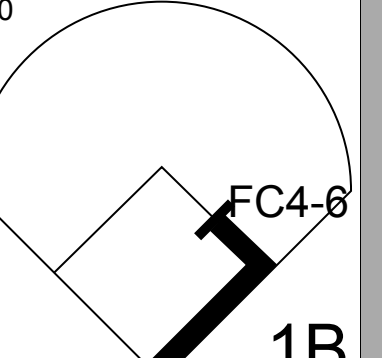
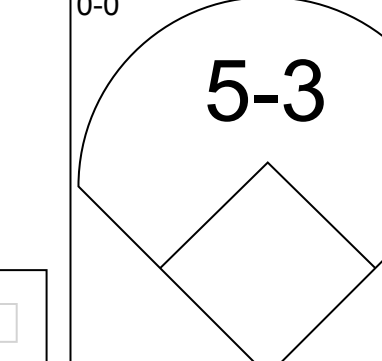
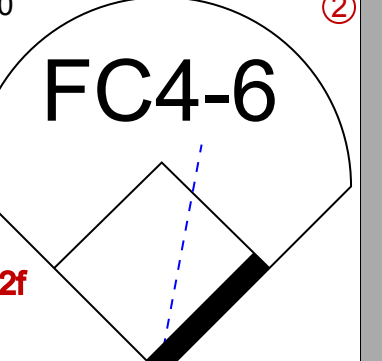
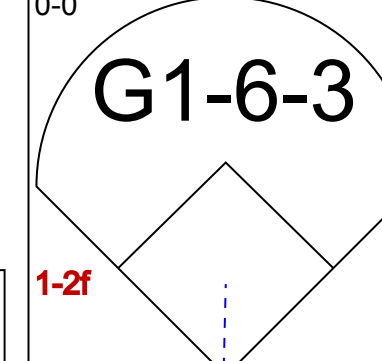
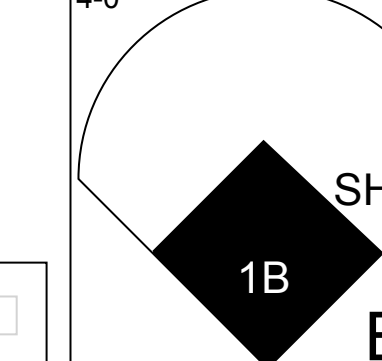

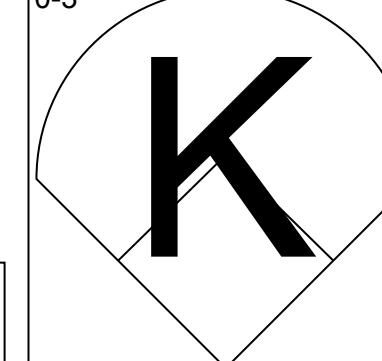
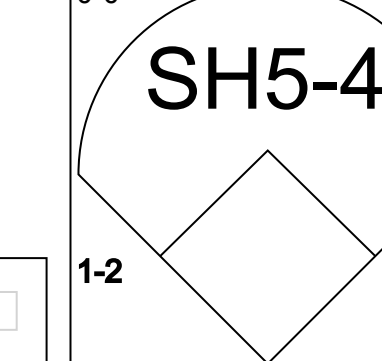
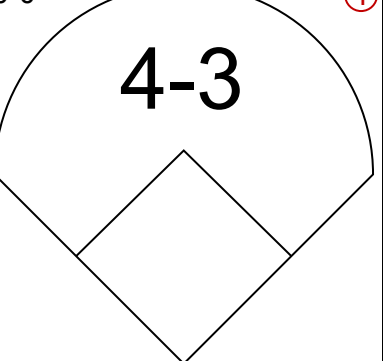
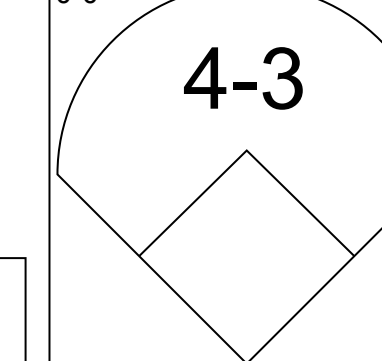
Batter	1	2	3	4	5	6	7	8	9	AB	R	H	RBI	BB	SO	LOB	BOTTOM			
<b>Willie Crawford, L</b> OBP: 0.299, SLG: 0.393 (1.8)	0-0 1-3		4-0 WP 1B	0-3 K			0-3 K	0-0 FC2-6 1B	4 1 1 0 1 2 1											
<b>Bill Russell, R</b> OBP: 0.464, SLG: 0.533 (1.9)	0-0 L3 1B		4-0 WP 1B	0-0 F8			0-0 1B SF9	0-0 FC2-6 1B	4 2 2 0 1 0 1											
<b>Wes Parker, S</b> OBP: 0.418, SLG: 0.600 (1.3)	0-0 L3		0-0 FC1-4 1B	0-0 1B			0-0 1B	0-0 G6-4-3 1B	5 1 4 2 0 0 1											
<b>Andy Kosco, R</b> OBP: 0.298, SLG: 0.429 (1.7)		0-0 F9	0-0 FC1-4 1B	0-0 1B			0-0 SF9	0-0 G6-4-3 1B	4 0 1 1 0 0 3											
<b>Tom Haller, L</b> OBP: 0.429, SLG: 0.489 (1.2)		0-0 HR 1B	0-3 K	0-0 L4			0-0 1B	0-0 6-3	5 2 2 0 0 1 3											
<b>Bill Sudakis, S</b> OBP: 0.292, SLG: 0.410 (1.5)		0-0 HR	0-0 FC6	0-0 4-3			0-0 1B 1B	0-0 5-3 1B	5 1 3 3 0 0 3											
<b>Ted Sizemore, R</b> OBP: 0.441, SLG: 0.423 (1.4)		0-0 FC4-6 1B		0-0 1-3 1B			0-0 1-3 1B	0-0 5-3	5 0 3 1 0 0 1								AB 41			
<b>Billy Grabarkewitz, R</b> OBP: 0.182, SLG: 0.100 (1.6)		0-0 FC4-6		0-0 1-3			0-0 K	0-0 F9	3 0 0 0 0 1 2								R 7			
<b>Ron Fairly, L</b> OBP: 0.286, SLG: 0.316 (7. PH)									1 0 1 0 0 0 0								H 17			
<b>Jim Brewer, L</b> (8.1)									0 0 0 0 0 0 0								RBI 7			
<b>Jeff Torborg, R</b> (9. PH)									1 0 0 0 0 0 1								SO 6			
<b>Claude Osteen, L</b> OBP: 0.206, SLG: 0.111 (1.1)		0-0 4-3		0-3 K			0-0 K	0-0 P1-3	1 0 0 0 0 0 1											
<b>Len Gabrielson, L</b> OBP: 0.226, SLG: 0.176 (4. PH)									0 0 0 0 0 0 0											
<b>Pete Mikkelsen, R</b> (5.1)									1 0 0 0 0 0 0											
<b>John Miller, R</b> OBP: 0.250, SLG: 0.250 (5. PH)									1 0 0 0 0 0 0											
<b>Bobby Darwin, R</b> (7.1)									1 0 0 0 0 0 0											
<b>Paul Popovich, S</b> OBP: 0.276, SLG: 0.250 (7. PH)									1 0 0 0 0 0 3											
<b>Inning Stats</b>	R: 0 E: 0 K: 0 S: 3	H: 1 LOB: 0 BB: 0 P: 3	R: 2 E: 0 K: 0 S: 6	H: 3 LOB: 1 BB: 0 P: 6	R: 2 E: 0 K: 1 S: 6	H: 1 LOB: 1 BB: 2 P: 14	R: 0 E: 0 K: 2 S: 8	H: 1 LOB: 0 BB: 0 P: 8	R: 0 E: 0 K: 2 S: 7	H: 2 LOB: 2 BB: 0 P: 5	R: 3 E: 0 K: 1 S: 11	H: 6 LOB: 3 BB: 0 P: 11	R: 0 E: 0 K: 0 S: 4	H: 2 LOB: 1 BB: 0 P: 4	R: 0 E: 0 K: 0 S: 4	H: 1 LOB: 0 BB: 0 P: 4	1B: 16 2B: 1 3B: 0 HR: 1	SF: 1 SAC: 0 DP: 2 HBP: 0	WP: 1 PB: 0 SB: 0 CS: 0	PA: 44
<b>PITCHER</b>	IP WLS BF H R ER SO BB IBB HBP BLK WP HR S P ERA WHIP																			
<b>Tony Cloninger, R</b> ERA: 5.17 (1.1)	2.0 12 5 4 4 4 0 0 0 0 0 0 1 10 18 18.00 3.500																			
<b>Clay Carroll, R</b> ERA: 3.86 (3.1)	4.2 W 19 5 2 2 6 0 0 0 0 0 0 31 31 3.86 1.071																			
<b>Wayne Granger, R</b> ERA: 2.51 (7.1)	2.1 S 13 7 1 1 0 0 0 0 0 0 0 13 13 3.86 3.000																			

Cincinnati Reds @ Los Angeles Dodgers  
 Dodger Stadium, Los Angeles, CA  
 Thu Apr 24 1969, 6:05 PM PST  
 Att: 11,815 - Unknown

AB 41  
 R 7  
 H 17  
 RBI 7  
 BB 2  
 SO 6  
 LOB 21

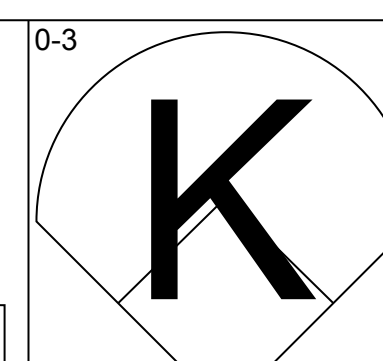
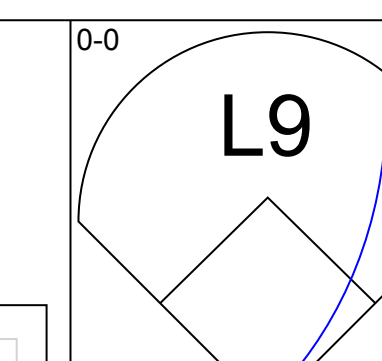
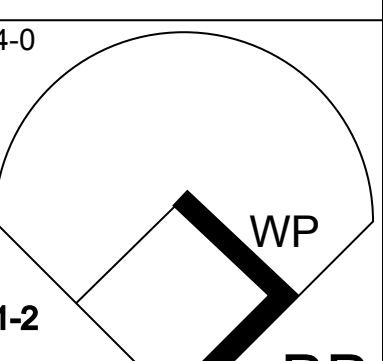
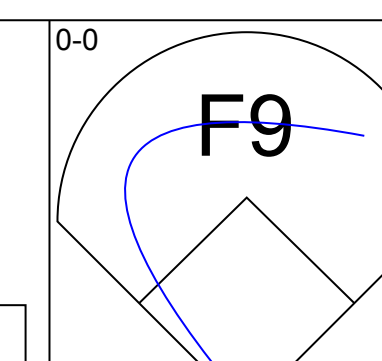
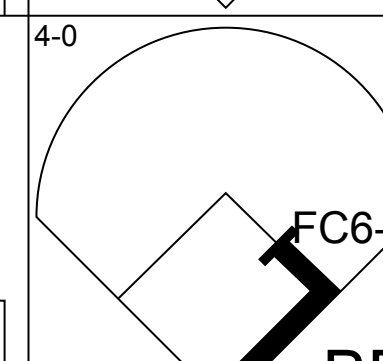
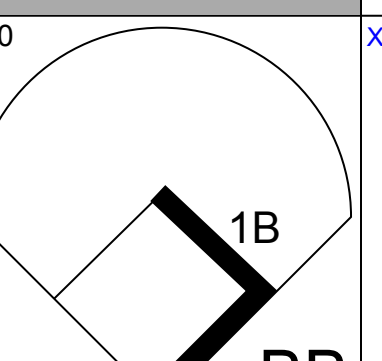
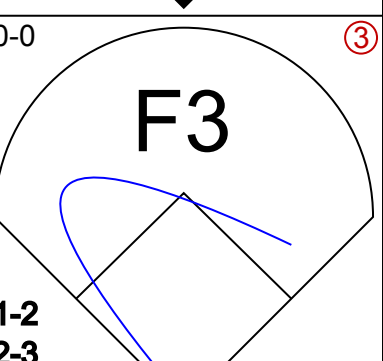
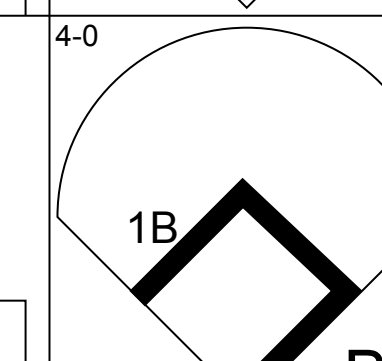
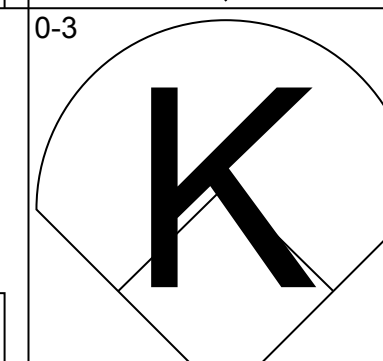
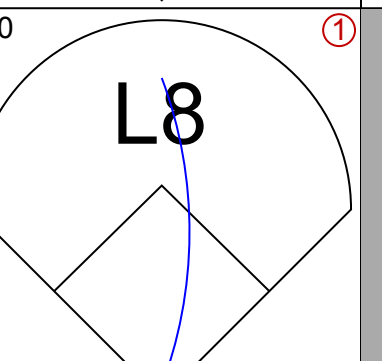
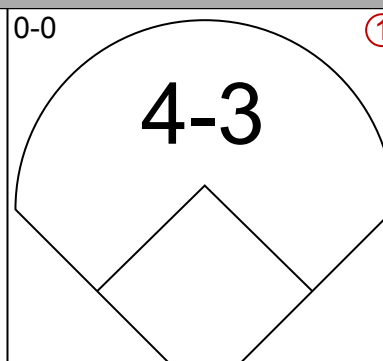
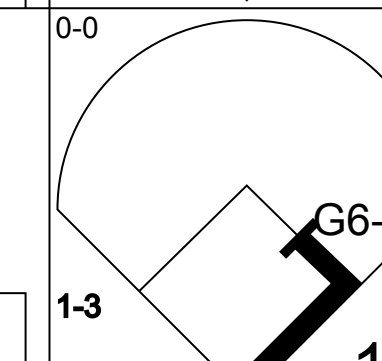
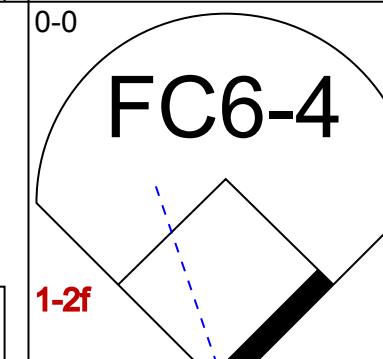
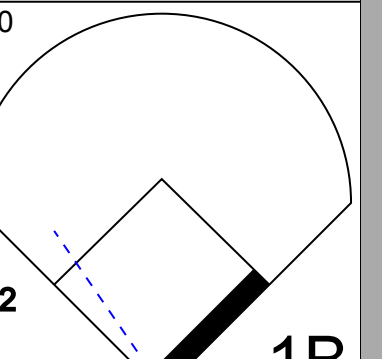
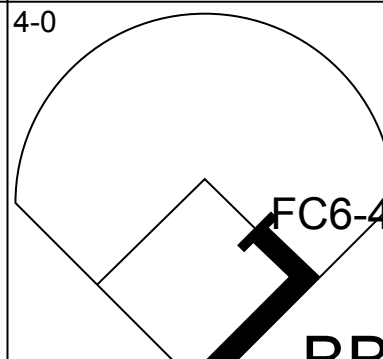
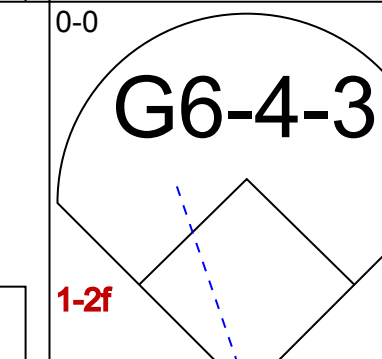
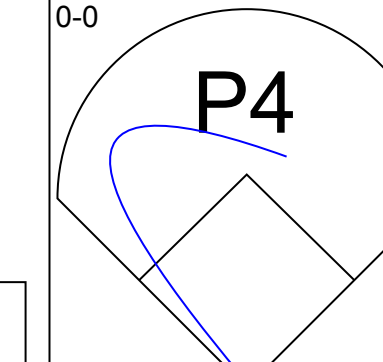

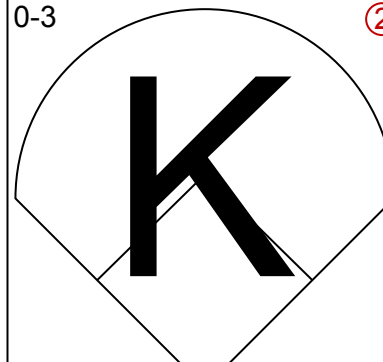
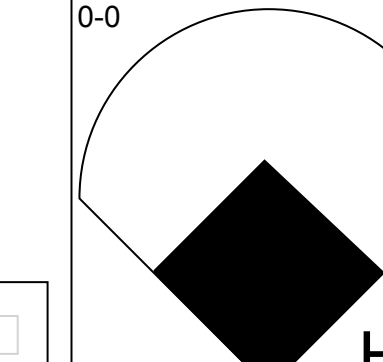

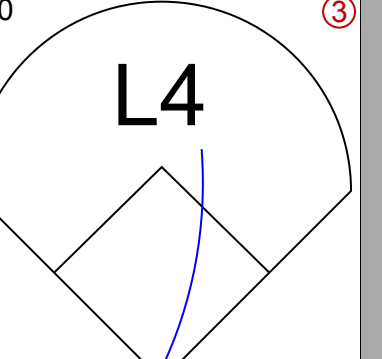
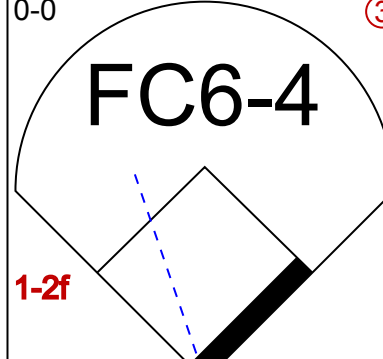
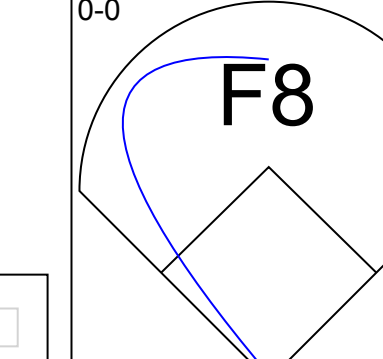
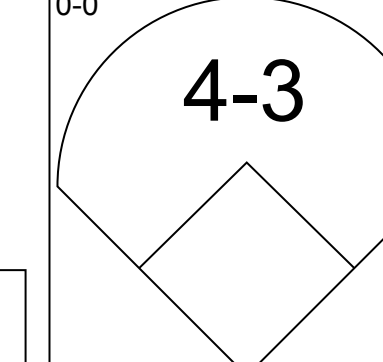
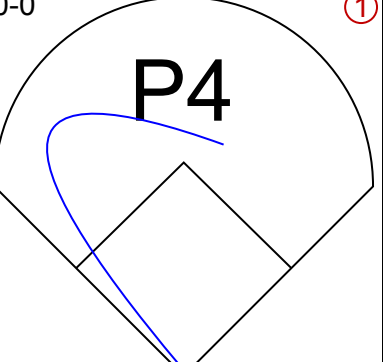
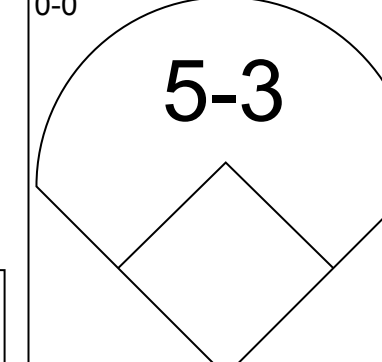
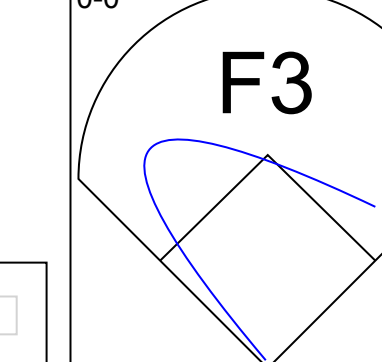
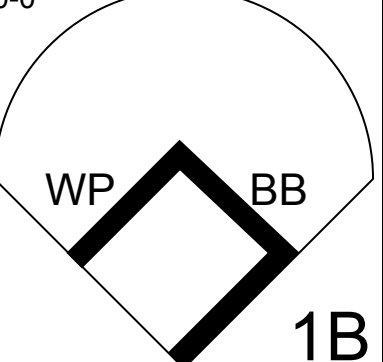
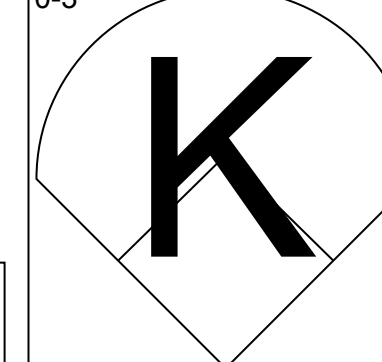
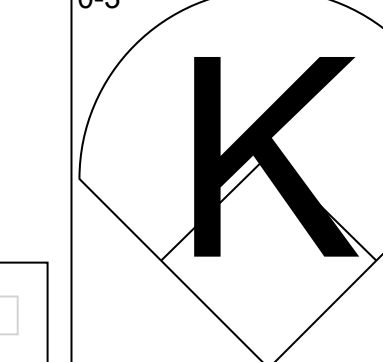
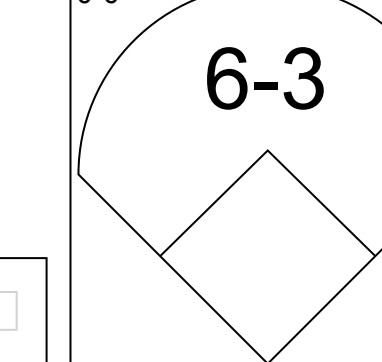
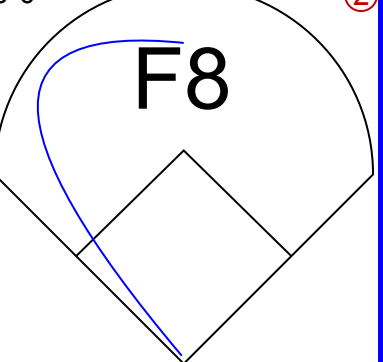
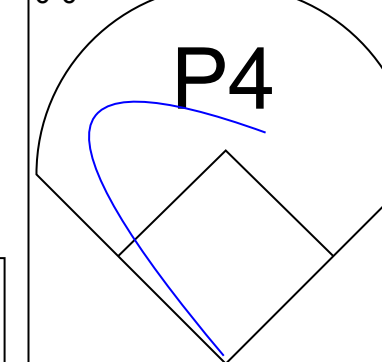




Batter	1	2	3	4	5	6	7	8	9	AB	R	H	RBI	BB	SO	LOB	TOP								
<b>Pete Rose, S</b> OBP: 0.431, SLG: 0.552 (1, 8)										4	0	1	1	0	1	0	<b>Cincinnati Reds @ San Diego Padres</b> San Diego Stadium, San Diego, CA Fri Apr 25 1969, 9:05 PM EST Att: 8,709 - Unknown								
<b>Bobby Tolan, L</b> OBP: 0.394, SLG: 0.597 (1, 9)										3	1	0	0	1	1	0									
<b>Alex Johnson, R</b> OBP: 0.344, SLG: 0.542 (1, 7)										4	0	0	0	0	1	1									
<b>Tony Perez, R</b> OBP: 0.417, SLG: 0.527 (1, 5)										4	1	1	0	0	1	0									
<b>Johnny Bench, R</b> OBP: 0.293, SLG: 0.500 (1, 2)										4	1	1	3	0	0	0									
<b>Lee May, R</b> OBP: 0.300, SLG: 0.481 (1, 3)										3	0	2	0	0	0	0									
<b>Tommy Helms, R</b> OBP: 0.357, SLG: 0.347 (1, 4)										3	0	0	0	0	0	2									
<b>Darrel Chaney, S</b> OBP: 0.333, SLG: 0.238 (1, 6)										2	1	0	0	1	2	1									
<b>Jim Maloney, L</b> (1, 1)										2	0	0	0	0	0	0									
<b>Inning Stats</b>	R: 0 E: 0 K: 2 S: 7	H: 0 LOB: 0 BB: 0 P: 7	R: 0 E: 0 K: 1 S: 5	H: 0 LOB: 0 BB: 0 P: 5	R: 1 E: 0 K: 0 S: 3	H: 1 LOB: 1 BB: 1 P: 7	R: 3 E: 0 K: 1 S: 8	H: 3 LOB: 1 BB: 1 P: 12	R: 0 E: 0 K: 0 S: 5	H: 0 LOB: 0 BB: 0 P: 3	R: 0 E: 0 K: 1 S: 5	H: 1 LOB: 0 BB: 0 P: 5	R: 0 E: 0 K: 0 S: 3	H: 0 LOB: 0 BB: 0 P: 3	R: 0 E: 0 K: 0 S: 3	H: 0 LOB: 0 BB: 0 P: 3	1B: 4 2B: 0 3B: 0 HR: 1	SF: 0 SAC: 1 DP: 1 HBP: 0	WP: 0 PB: 0 SB: 0 CS: 0	PA: 32					
<b>PITCHER</b>	IP	WLS	BF	H	R	ER	SO	BB	IBB	HBP	BLK	WP	HR	S	P	ERA	WHIP								
<b>Tommie Sisk, R</b> ERA: 4.42 (1, 1)	3.1	L	15	4	4	4	3	2	0	0	0	0	1	19	27	10.80	1.800								
<b>Gary Ross, R</b> ERA: 7.39 (4, 1)	1.2		5	0	0	0	2	0	0	0	0	0	0	9	9	0.00	0.000								
<b>Frank Reberger, R</b> ERA: 5.59 (6, 1)	2.0		6	1	0	0	1	0	0	0	0	0	0	8	8	0.00	0.500								
<b>Joe Niekro, R</b> ERA: 3.38 (8, 1)	2.0		6	0	0	0	0	0	0	0	0	0	0	6	6	0.00	0.000								

AB	29
R	4
H	5
RBI	4
BB	2
SO	6
LOB	4



Batter	1	2	3	4	5	6	7	8	9	AB	R	H	RBI	BB	SO	LOB	BOTTOM								
<b>Tommy Dean, R</b> OBP: 0.160, SLG: 0.045 (1, 6)										3	0	0	0	1	1	0	<b>Cincinnati Reds @ San Diego Padres</b> San Diego Stadium, San Diego, CA Fri Apr 25 1969, 9:05 PM EST Att: 8,709 - Unknown								
<b>Roberto Pena, R</b> OBP: 0.257, SLG: 0.197 (1, 4)										1	0	0	0	3	0	2									
<b>Tony Gonzalez, L</b> OBP: 0.362, SLG: 0.359 (1, 7)										4	0	1	0	0	1	2									
<b>Ollie Brown, R</b> OBP: 0.319, SLG: 0.547 (1, 9)										3	0	1	0	1	0	3									
<b>Nate Colbert, R</b> OBP: 0.321, SLG: 0.577 (1, 3)										4	1	1	1	0	2	3									
<b>Cito Gaston, R</b> OBP: 0.236, SLG: 0.260 (1, 8)										4	0	0	0	0	1	3									
<b>Ed Spiezio, R</b> OBP: 0.240, SLG: 0.222 (1, 5)										4	0	0	0	0	1	0									
<b>Chris Cannizzaro, R</b> OBP: 0.276, SLG: 0.226 (1, 2)										4	0	1	0	0	2	0									
<b>Tommie Sisk, R</b> Gary Ross, R Bill Davis, L Frank Reberger, L Al Ferrara, R Joe Niekro, R (1, 1) (4, 1) (5, PH) (8, 1) (7, PH) (8, 1)										1	0	0	0	0	0	0									
<b>Inning Stats</b>	R: 0 E: 0 K: 2 S: 7	H: 0 LOB: 1 BB: 1 P: 11	R: 0 E: 0 K: 1 S: 5	H: 0 LOB: 0 BB: 0 P: 5	R: 0 E: 0 K: 0 S: 3	H: 0 LOB: 0 BB: 0 P: 3	R: 0 E: 0 K: 1 S: 6	H: 1 LOB: 2 BB: 1 P: 10	R: 0 E: 0 K: 0 S: 4	H: 1 LOB: 2 BB: 1 P: 8	R: 0 E: 0 K: 1 S: 5	H: 0 LOB: 1 BB: 1 P: 9	R: 0 E: 0 K: 1 S: 5	H: 0 LOB: 0 BB: 0 P: 5	R: 0 E: 0 K: 0 S: 3	H: 1 LOB: 1 BB: 1 P: 7	R: 1 E: 0 K: 2 S: 8	H: 1 LOB: 0 BB: 0 P: 8	1B: 3 2B: 0 3B: 0 HR: 1	SF: 0 SAC: 0 DP: 1 HBP: 0	WP: 1 PB: 0 SB: 0 CS: 0	PA: 35			
<b>PITCHER</b>	IP	WLS	BF	H	R	ER	SO	BB	IBB	HBP	BLK	WP	HR	S	P	ERA	WHIP								
<b>Jim Maloney, R</b> ERA: 1.86 (1, 1)	9.0	W	35	4	1	1	8	5	0	0	0	1	1	46	66	1.00	1.000								

AB	30
R	1
H	4
RBI	1
BB	5
SO	8
LOB	14





Batter	1	2	3	4	5	6	7	8	9	AB	R	H	RBI	BB	SO	LOB	TOP				
<b>Pete Rose, S</b> OBP: 0.406, SLG: 0.516 (1, 8)	F9		5-3		FC3-6			4-3		4	0	0	0	0	0	1	<b>Cincinnati Reds @ San Diego Padres</b> San Diego Stadium, San Diego, CA Sat Apr 26 1969, 6:33 AM EST Att: 4,351 - Unknown				
<b>Bobby Tolan, L</b> OBP: 0.343, SLG: 0.561 (1, 9)	1-3		K		F2			B3		4	0	0	0	0	1						
<b>Alex Johnson, R</b> OBP: 0.369, SLG: 0.565 (1, 7)								4-3		3	1	2	0	1	0	0					
<b>Tony Perez, R</b> OBP: 0.391, SLG: 0.492 (1, 5)	6-3				4-3			K		4	0	0	0	0	2	3					
<b>Johnny Bench, R</b> OBP: 0.306, SLG: 0.552 (1, 2)					SF9			6-3		2	1	1	2	1	0	0					
<b>Lee May, R</b> OBP: 0.313, SLG: 0.464 (1, 3)										2	0	0	0	2	1	1					
<b>Tommy Helms, R</b> OBP: 0.333, SLG: 0.321 (1, 4)					F8			F9		4	0	0	0	0	1	2					
<b>Darrel Chaney, S</b> OBP: 0.300, SLG: 0.298 (1, 6)					F9			K		3	0	0	0	0	2	0					
<b>Jim Merritt, L</b> OBP: 0.286, SLG: 0.286 (1, 1)					K			K		3	0	1	0	0	2	0					
<b>Wayne Granger, R</b> (8, 1)								K		0	0	0	0	0	0	0					
<b>Inning Stats</b>	R: 0 E: 0 K: 0 S: 4	H: 1 LOB: 1 BB: 0 P: 4	R: 1 E: 0 K: 1 S: 6	H: 1 LOB: 0 BB: 0 P: 6	R: 0 E: 0 K: 2 S: 7	H: 0 LOB: 0 BB: 0 P: 7	R: 1 E: 0 K: 0 S: 4	H: 1 LOB: 1 BB: 1 P: 8	R: 0 E: 0 K: 2 S: 6	H: 0 LOB: 1 BB: 2 P: 14	R: 0 E: 0 K: 1 S: 7	H: 0 LOB: 0 BB: 0 P: 7	R: 0 E: 0 K: 0 S: 3	H: 0 LOB: 0 BB: 0 P: 3	R: 0 E: 0 K: 2 S: 7	H: 0 LOB: 1 BB: 1 P: 11	1B: 2 2B: 1 3B: 0 HR: 1	SF: 1 SAC: 0 DP: 0 HBP: 0	WP: 0 PB: 0 SB: 0 CS: 1	PA: 34	
<b>PITCHER</b>	IP	WLS	BF	H	R	ER	SO	BB	IBB	HBP	BLK	WP	HR	S	P	ERA	WHIP				
<b>Dick Kelley, L</b> ERA: 3.38 (1, 1)	7.0		27	4	2	2	7	3	0	0	0	0	1	38	50	2.57	1.000				
<b>Jack Baldschun, R</b> ERA: 2.13 (8, 1)	2.0	W	7	0	0	0	2	1	0	0	0	0	0	10	14	0.00	0.500				

Batter	1	2	3	4	5	6	7	8	9	AB	R	H	RBI	BB	SO	LOB	BOTTOM				
<b>Tommy Dean, R</b> OBP: 0.233, SLG: 0.154 (1, 6)								6-3		4	0	2	0	1	1	2	<b>Cincinnati Reds @ San Diego Padres</b> San Diego Stadium, San Diego, CA Sat Apr 26 1969, 6:33 AM EST Att: 4,351 - Unknown				
<b>Roberto Pena, R</b> OBP: 0.257, SLG: 0.200 (1, 4)										4	1	1	0	0	0	3					
<b>Jerry Davanon, R</b> OBP: 0.037, SLG: 0.037 (9, 4)										0	0	0	0	0	0	0					
<b>Ivan Murrell, R</b> OBP: 0.100, SLG: 0.100 (1, 9)										4	1	1	0	0	2	3					
<b>Al Ferrara, R</b> OBP: 0.467, SLG: 0.200 (1, 7)										3	0	1	0	1	0	3					
<b>Larry Stahl, L</b> OBP: 0.200, SLG: 0.143 (9, 7)										0	0	0	0	0	0	0					
<b>Nate Colbert, R</b> OBP: 0.313, SLG: 0.633 (1, 3)										4	1	1	3	0	1	3					
<b>Cito Gaston, R</b> OBP: 0.237, SLG: 0.245 (1, 8)										3	0	0	0	1	1	0					
<b>Ed Spiezio, R</b> OBP: 0.296, SLG: 0.286 (1, 5)										4	1	4	0	0	0	0					
<b>Chris Cannizzaro, R</b> OBP: 0.274, SLG: 0.281 (1, 2)										4	1	1	2	0	1	4					
<b>Dick Kelley, R</b> OBP: 0.111, SLG: 0.111 (1, 1)										2	0	0	0	0	1	1					
<b>Tony Gonzalez, L</b> OBP: 0.357, SLG: 0.354 (7, PH)										1	0	0	0	0	0	1					
<b>Jack Baldschun, R</b> OBP: 0.500, SLG: 0.500 (8, 1)										1	0	1	0	0	0	0					
<b>Inning Stats</b>	R: 0 E: 0 K: 1 S: 6	H: 1 LOB: 2 BB: 1 P: 10	R: 0 E: 0 K: 1 S: 5	H: 1 LOB: 1 BB: 1 P: 9	R: 0 E: 0 K: 1 S: 6	H: 1 LOB: 1 BB: 0 P: 6	R: 0 E: 0 K: 0 S: 4	H: 1 LOB: 1 BB: 0 P: 4	R: 0 E: 0 K: 1 S: 5	H: 0 LOB: 0 BB: 0 P: 5	R: 0 E: 0 K: 1 S: 6	H: 1 LOB: 1 BB: 0 P: 6	R: 0 E: 0 K: 1 S: 11	H: 6 LOB: 1 BB: 0 P: 11	1B: 9 2B: 1 3B: 0 HR: 2	SF: 0 SAC: 0 DP: 2 HBP: 0	WP: 0 PB: 0 SB: 0 CS: 0	PA: 37			
<b>PITCHER</b>	IP	WLS	BF	H	R	ER	SO	BB	IBB	HBP	BLK	WP	HR	S	P	ERA	WHIP				
<b>Jim Merritt, L</b> ERA: 5.06 (1, 1)	7.2	L	36	12	5	5	6	3	0	0	0	0	2	45	57	5.87	1.957				
<b>Wayne Granger, R</b> ERA: 2.45 (8, 1)	0.1		1	0	0	0	1	0	0	0	0	0	0	3	3	0.00	0.000				



Batter	1	2	3	4	5	6	7	8	9	AB	R	H	RBI	BB	SO	LOB	TOP								
<b>Pete Rose, S</b> OBP: 0.384, SLG: 0.485 (1, 8)	4-3		F7			FC6-4		F7		4	0	0	0	0	0	2	<b>Cincinnati Reds @ San Diego Padres</b> San Diego Stadium, San Diego, CA Sun Apr 27 1969, 6:33 AM EDT Unknown								
<b>Bobby Tolan, L</b> OBP: 0.324, SLG: 0.529 (1, 9)	G3-1			F7		K		G4-3		4	0	0	0	0	1	2									
<b>Alex Johnson, R</b> OBP: 0.362, SLG: 0.576 (1, 7)	K			6-3		K			2B 3B	4	1	1	0	0	2	1									
<b>Tony Perez, R</b> OBP: 0.412, SLG: 0.524 (1, 5)		K		E7 1B			1B FC4-6 1B		1B 2B	4	1	3	1	0	1	0									
<b>Johnny Bench, R</b> OBP: 0.303, SLG: 0.525 (1, 2)		BB		F5			L7		F3	3	0	0	0	1	0	3									
<b>Lee May, R</b> OBP: 0.324, SLG: 0.467 (1, 3)	K					K	FC4-6 1B		FC6-4 1B	4	0	2	0	0	2	1									
<b>Tommy Helms, R</b> OBP: 0.323, SLG: 0.309 (7, PH) <b>Fred Whitfield, L</b> OBP: 0.200, SLG: 0.200 (7, PH) <b>Clay Carroll, R</b> OBP: 0.600, SLG: 0.500 (9, PH) <b>Jim Beauchamp, R</b>	K					K	FC4-6 FC4-6		K	2	0	0	0	0	2	1									
<b>Darrel Chaney, S</b> OBP: 0.281, SLG: 0.192 (5, 1) <b>Wayne Granger, R</b> <b>Jimmy Stewart, S</b>			1-3			K	FC4-6		FC6-4	2	0	0	0	0	1	0									
<b>George Culver, R</b> <b>Giraldo Ruiz, S</b>			F9			FC6-4 1B		G4-3 1B		1	0	0	0	0	0	0									
<b>Inning Stats</b>	R: 0 E: 0 K: 1 S: 5	H: 0 LOB: 0 BB: 5	R: 0 E: 0 K: 3 S: 9	H: 0 LOB: 1 BB: 1 P: 13	R: 0 E: 0 K: 0 S: 3	H: 0 LOB: 0 BB: 0 P: 3	R: 0 E: 1 K: 0 S: 4	H: 1 LOB: 1 BB: 0 P: 4	R: 0 E: 0 K: 3 S: 9	H: 0 LOB: 0 BB: 0 P: 9	R: 0 E: 0 K: 2 S: 8	H: 1 LOB: 1 BB: 0 P: 8	R: 1 E: 0 K: 0 S: 5	H: 2 LOB: 1 BB: 0 P: 5	R: 0 E: 0 K: 0 S: 3	H: 1 LOB: 2 BB: 0 P: 3		R: 1 E: 0 K: 1 S: 8	H: 3 LOB: 2 BB: 0 P: 8	1B: 6 2B: 1 3B: 1 HR: 0	SF: 0 SAC: 0 DP: 1 HBP: 0	WP: 0 PB: 0 SB: 0 CS: 0	PA: 35		
<b>PITCHER</b>	IP	WLS	BF	H	R	ER	SO	BB	IBB	HBP	BLK	WP	HR	S	P	ERA	WHIP								
<b>Clay Kirby, R</b> ERA: 4.35 (1, 1)	6.0	W	21	2	0	0	9	1	0	0	0	0	0	38	42	0.00	0.500								
<b>Gary Ross, R</b> ERA: 7.94 (7, 1)	2.0		10	5	2	2	0	0	0	0	0	0	0	10	10	9.00	2.500								
<b>Frank Reberger, R</b> ERA: 5.06 (9, 1)	1.0	S	4	1	0	0	1	0	0	0	0	0	0	6	6	0.00	1.000								

AB	34
R	2
H	8
RBI	2
BB	1
SO	10
LOB	16



Batter	1	2	3	4	5	6	7	8	9	AB	R	H	RBI	BB	SO	LOB	BOTTOM								
<b>Tommy Dean, R</b> OBP: 0.229, SLG: 0.258 (1, 6)	HR		6-3	1-3		F9		1-3		5	1	1	1	0	0	2	<b>Cincinnati Reds @ San Diego Padres</b> San Diego Stadium, San Diego, CA Sun Apr 27 1969, 6:33 AM EDT Unknown								
<b>Roberto Pena, R</b> OBP: 0.289, SLG: 0.221 (1, 4) <b>Jerry Davanon, R</b> OBP: 0.071, SLG: 0.071 (6, FR) (7, 4)	G3		1B FC3-6 2B		5-3	BLK 2B HBP		1B		3	1	1	0	0	0	0									
<b>Tony Gonzalez, L</b> OBP: 0.373, SLG: 0.362 (1, 7)	G3-1		FC3-6 1B		2B BB 1B	BLK 2B HBP		L8		4	2	2	0	0	0	1									
<b>Ollie Brown, R</b> OBP: 0.329, SLG: 0.574 (1, 9)	K		FC3-6 1-2 3-H		BB 1-3 2B	WP 1-H 2-H 2B		F9		4	0	2	3	0	1	1									
<b>Nate Colbert, R</b> OBP: 0.333, SLG: 0.636 (1, 3)		PB 2B	F9		BB IBB			F9		3	0	1	0	1	0	3									
<b>Cito Gaston, R</b> OBP: 0.236, SLG: 0.246 (1, 8)	F7			FC1-5 1B		K		5-3		4	0	1	0	0	1	4									
<b>Ed Spiezio, R</b> OBP: 0.310, SLG: 0.275 (1, 5)		BB		5-3		FC6-4 BB		K		2	0	0	1	2	1	1									
<b>Chris Krug, R</b> (1, 2)		BB		FC1-5 BB		FC6-4 1-2		F7		3	0	0	0	1	0	5									
<b>Clay Kirby, R</b> OBP: 0.125, SLG: 0.125 (1, 1) <b>Bill Davis, L</b> OBP: 0.279, SLG: 0.231 (6, PH) <b>Gary Ross, R</b> <b>Frank Reberger, L</b>				FC1-5 BB		L9		4-3		2	0	0	0	0	0	4									
<b>Inning Stats</b>	R: 1 E: 0 K: 1 S: 6	H: 1 LOB: 2 BB: 1 P: 6	R: 0 E: 0 K: 0 S: 4	H: 1 LOB: 1 BB: 1 P: 8	R: 1 E: 0 K: 0 S: 5	H: 2 LOB: 1 BB: 0 P: 5	R: 0 E: 0 K: 0 S: 4	H: 1 LOB: 2 BB: 1 P: 8	R: 1 E: 0 K: 1 S: 7	H: 2 LOB: 3 BB: 2 P: 15	R: 2 E: 0 K: 0 S: 4	H: 1 LOB: 2 BB: 0 P: 6	R: 0 E: 0 K: 1 S: 5	H: 0 LOB: 0 BB: 0 P: 5	R: 0 E: 0 K: 0 S: 4	H: 1 LOB: 1 BB: 0 P: 4		R: 0 E: 0 K: 0 S: 4	H: 1 LOB: 1 BB: 0 P: 4	1B: 4 2B: 4 3B: 0 HR: 1	SF: 0 SAC: 0 DP: 0 HBP: 2	WP: 1 PB: 1 SB: 0 CS: 0	PA: 39		
<b>PITCHER</b>	IP	WLS	BF	H	R	ER	SO	BB	IBB	HBP	BLK	WP	HR	S	P	ERA	WHIP								
<b>George Culver, R</b> ERA: 4.5 (1, 1)	4.2	L	25	7	3	3	2	3	0	0	0	0	1	25	41	5.79	2.143								
<b>Wayne Granger, R</b> ERA: 3.39 (5, 1)	1.1		7	1	2	2	0	0	0	2	1	1	0	5	7	13.50	0.750								
<b>Clay Carroll, R</b> ERA: 3.38 (7, 1)	2.0		7	1	0	0	1	0	0	0	0	0	0	9	9	0.00	0.500								

AB	33
R	5
H	9
RBI	5
BB	4
SO	3
LOB	21





Batter	1	2	3	4	5	6	7	8	9	10	11	12	13	AB	R	H	RBI	BB	SO	LOB	TOP					
<b>Pete Rose, S</b> OBP: 0.400, SLG: 0.528 (1, 8)															6	1	3	3	0	1	2					
<b>Bobby Tolan, L</b> OBP: 0.321, SLG: 0.500 (1, 9)															6	2	1	0	1	1	4					
<b>Alex Johnson, R</b> OBP: 0.355, SLG: 0.589 (1, 7)															7	3	2	2	0	0	3					
<b>Tony Perez, R</b> OBP: 0.413, SLG: 0.514 (1, 5)															7	1	3	1	0	2	2					
<b>Lee May, R</b> OBP: 0.320, SLG: 0.431 (1, 3)															5	0	0	0	2	1	2					
<b>Pat Corrales, R</b> OBP: 0.300, SLG: 1.000 (7, PH)															2	0	1	2	1	1	1					
<b>Johnny Bench, R</b> OBP: 0.290, SLG: 0.500 (7, 2)															3	0	0	0	0	0	1					
<b>Giraldo Ruiz, S</b> OBP: 0.444, SLG: 0.375 (1, 4)															5	1	1	0	1	2	3					
<b>Darrel Chaney, S</b> OBP: 0.286, SLG: 0.207 (8, PH)															3	0	1	0	0	0	3					
<b>Jimmy Stewart, S</b> OBP: 0.375, SLG: 0.333 (8, PH)															1	1	1	0	0	0	0					
<b>Woody Woodward, R</b> OBP: 0.200, SLG: 0.130 (8, 6)															2	0	0	0	0	0	0					
<b>Jack Fisher, R</b> (1, 1)															2	0	0	0	0	0	1					
<b>Clay Carroll, R</b> OBP: 0.000, SLG: 0.500 (8, 1)															0	0	0	0	0	0	0					
<b>George Culver, R</b> (8, 1)															0	0	0	0	0	0	0					
<b>Fred Whitfield, L</b> OBP: 0.167, SLG: 0.167 (8, PH)															1	0	0	0	0	1	2					
<b>Wayne Granger, R</b> OBP: 0.333, SLG: 0.200 (8, 1)															2	0	1	0	0	0	0					
<b>Inning Stats</b>	R: 3 E: 2 K: 2 S: 11	H: 3 LOB: 2 BB: 1 P: 15	R: 0 E: 0 K: 1 S: 7	H: 2 LOB: 2 BB: 0 P: 7	R: 0 E: 0 K: 1 S: 4	H: 0 LOB: 1 BB: 1 P: 8	R: 0 E: 0 K: 0 S: 4	H: 1 LOB: 1 BB: 0 P: 4	R: 0 E: 0 K: 2 S: 7	H: 1 LOB: 1 BB: 0 P: 7	R: 1 E: 2 K: 1 S: 7	H: 1 LOB: 1 BB: 0 P: 7	R: 5 E: 0 K: 1 S: 8	H: 3 LOB: 0 BB: 2 P: 16	R: 0 E: 0 K: 0 S: 6	H: 1 LOB: 1 BB: 0 P: 6	R: 0 E: 0 K: 0 S: 3	H: 0 LOB: 0 BB: 0 P: 3	R: 0 E: 0 K: 0 S: 4	H: 1 LOB: 2 BB: 0 P: 5	R: 0 E: 0 K: 0 S: 3	H: 1 LOB: 0 BB: 0 P: 3	1B: 10 2B: 3 3B: 0 HR: 2	SF: 0 SAC: 1 DP: 2 HBP: 1	W/P: 0 PB: 0 SB: 1 CS: 1	PA: 59
<b>PITCHER</b>	IP	WLS	BF	H	R	ER	SO	BB	IBB	HBP	BLK	WP	HR	S	P	ERA	WHIP									
<b>Johnny Podres, L</b> ERA: 5.68 (1, 1)	1.1		11	5	3	2	2	0	1	0	0	0	0	0	14	18	13.50	3.750								
<b>Leon Everett, R</b> ERA: 4.15 (2, 1)	3.2		13	1	0	0	4	2	0	0	0	0	0	0	19	27	0.00	0.818								
<b>Tommie Sisk, R</b> ERA: 4.19 (8, 1)	1.0		4	1	0	0	0	0	0	0	0	0	0	4	4	0.00	1.000									
<b>Frank Reberger, R</b> ERA: 6.17 (7, 1)	1.0		7	2	3	2	1	1	0	0	0	0	0	8	12	18.00	3.000									
<b>Jack Baldschun, R</b> ERA: 3.95 (8, 1)	1.0		6	2	3	3	1	1	0	0	0	0	2	7	11	27.00	3.000									

Cincinnati Reds @ San Diego Padres  
San Diego Stadium, San Diego, CA  
Sun Apr 27 1969, 6:38 AM EDT  
Att. 14,617 - Unknown

AB 52  
R 9  
H 14  
RBI 8  
BB 5  
SO 9  
LOB 24



Batter	1	2	3	4	5	6	7	8	9	10	11	12	13	AB	R	H	RBI	BB	SO	LOB	BOTTOM					
<b>Tommy Dean, R</b> OBP: 0.295, SLG: 0.294 (1, 6)															3	0	1	0	1	1	1					
<b>Ivan Murrell, R</b> OBP: 0.154, SLG: 0.154 (8, 9)															3	1	1	0	0	2	2					
<b>Roberto Pena, R</b> OBP: 0.265, SLG: 0.211 (1, 4)															3	0	0	1	1	0	2					
<b>Jerry Davanon, R</b> OBP: 0.097, SLG: 0.129 (6, PR)															3	0	1	2	0	2	0					
<b>Tony Gonzalez, L</b> OBP: 0.376, SLG: 0.351 (1, 7)															5	2	1	1	2	1	1					
<b>Ollie Brown, R</b> OBP: 0.333, SLG: 0.562 (8, 1)															5	2	2	0	0	1	6					
<b>Nate Colbert, R</b> OBP: 0.326, SLG: 0.590 (1, 3)															6	1	1	0	1	1	4					
<b>Cito Gaston, R</b> OBP: 0.229, SLG: 0.222 (1, 8)															6	1	0	1	1	3	5					
<b>Ed Spiezio, R</b> OBP: 0.354, SLG: 0.333 (1, 5)															6	1	4	1	1	0	1					
<b>Chris Cannizzaro, R</b> OBP: 0.265, SLG: 0.286 (1, 3)															6	0	1	1	0	2	6					
<b>Johnny Podres, L</b> ERA: 5.68 (1, 1)	5.0		22	7	4	2	3	1	0	0	0	0	0	0	27	31	3.60	1.600								
<b>Clay Carroll, R</b> ERA: 3.24 (8, 1)	0.2		8	1	3	0	2	3	1	0	0	0	0	8	24	0.00	6.000									
<b>George Culver, R</b> ERA: 3.97 (8, 1)	1.1		4	0	0	0	1	0	0	0	0	0	0	6	6	0.00	0.000									
<b>Wayne Granger, R</b> ERA: 3.32 (8, 1)	5.2	L	27	6	3	2	7	0	2	1	0	0	0	38	47	3.18	1.059									
<b>PITCHER</b>	IP	WLS	BF	H	R	ER	SO	BB	IBB	HBP	BLK	WP	HR	S	P	ERA	WHIP									
<b>Jack Fisher, R</b> ERA: 1.89 (1, 1)	5.0		22	7	4	2	3	1	0	0	0	0	0	0	27	31	3.60	1.600								
<b>Clay Carroll, R</b> ERA: 3.24 (8, 1)	0.2		8	1	3	0	2	3	1	0	0	0	0	8	24	0.00	6.000									
<b>George Culver, R</b> ERA: 3.97 (8, 1)	1.1		4	0	0	0	1	0	0	0	0	0	0	6	6	0.00	0.000									
<b>Wayne Granger, R</b> ERA: 3.32 (8, 1)	5.2	L	27	6	3	2	7	0	2	1	0	0	0	38	47	3.18	1.059									

Cincinnati Reds @ San Diego Padres  
San Diego Stadium, San Diego, CA  
Sun Apr 27 1969, 6:38 AM EDT  
Att. 14,617 - Unknown

AB 52  
R 10  
H 14  
RBI 9  
BB 7  
SO 13  
LOB 30





Batter	1	2	3	4	5	6	7	8	9	AB	R	H	RBI	BB	SO	LOB	TOP			
<b>Pete Rose, S</b> OBP: 0.417, SLG: 0.533 (1, 8)	0-0 4-3		0-0 1B			4-0 FC3-6 BB		0-0 FC4-6 1B		3	0	2	0	1	0	0	<b>Cincinnati Reds @ San Francisco Giants</b> Candlestick Park, San Francisco, CA Mon Apr 28 1969, 6:33 AM EDT Att: 2,766 - Unknown			
<b>Bobby Tolan, L</b> OBP: 0.306, SLG: 0.475 (1, 9)	0-0 4-3		0-0 F5			0-0 FC3-6 G6-4-3 1-2		0-0 FC4-6 G6-4-3 1-2		4	0	0	0	0	3					
<b>Alex Johnson, R</b> OBP: 0.338, SLG: 0.558 (1, 7)	0-0 6-3			0-0 F9		0-0 G6-4-3 1-2		0-0 G6-4-3 1-2		4	0	0	0	0	2					
<b>Tony Perez, R</b> OBP: 0.418, SLG: 0.595 (1, 5)		0-3 K		0-0 5-3			0-0 HR		0-0 HR	4	2	2	2	0	1	0				
<b>Johnny Bench, R</b> OBP: 0.288, SLG: 0.485 (1, 2)	0-0 4-3			0-3 K			0-0 2B 1B		0-0 6-3	4	1	1	0	0	1	0				
<b>Lee May, R</b> OBP: 0.316, SLG: 0.412 (1, 3)	4-0 BB			0-0 5-3			0-0 F9		0-0 6-3	3	0	0	0	1	0	1				
<b>Giraldo Ruiz, S</b> OBP: 0.354, SLG: 0.300 (7, PH)	0-3 K			0-0 1-3			0-3 K		0-0 F8	2	0	0	0	0	1	1				
<b>Jimmy Stewart, S</b> OBP: 0.300, SLG: 0.250 (7, 4)										2	0	0	0	0	1	1				
<b>Darrel Chaney, S</b> OBP: 0.316, SLG: 0.281 (1, 6)			0-3 K		0-0 PB 1B		0-0 1-H 2B			3	0	2	1	0	1	0				
<b>Tony Cloninger, R</b> OBP: 0.143, SLG: 0.143 (7, PH)			0-3 K		0-3 K		0-0 1-3			2	0	0	0	0	2	1				
<b>Fred Whitfield, L</b> OBP: 0.600, SLG: 0.500 (7, 1)					1-2 K					1	0	0	0	0	0	1				
<b>Clay Carroll, R</b> OBP: 0.316, SLG: 0.281 (1, 6)										0	0	0	0	0	0	0				
<b>Inning Stats</b>	R: 0 E: 0 K: 0 S: 3	H: 0 LOB: 0 BB: 0 P: 3	R: 0 E: 0 K: 2 S: 7	H: 0 LOB: 1 BB: 1 P: 11	R: 0 E: 0 K: 2 S: 8	H: 1 LOB: 1 BB: 0 P: 8	R: 0 E: 0 K: 1 S: 5	H: 0 LOB: 0 BB: 0 P: 5	R: 0 E: 0 K: 1 S: 6	H: 1 LOB: 1 BB: 0 P: 6	R: 2 E: 0 K: 1 S: 8	H: 3 LOB: 1 BB: 0 P: 8	R: 0 E: 0 K: 0 S: 3	H: 1 LOB: 0 BB: 0 P: 3	R: 1 E: 0 K: 0 S: 4	H: 1 LOB: 0 BB: 0 P: 4	1B: 4 2B: 1 3B: 0 HR: 2	SF: 0 SAC: 0 DP: 2 HBP: 0	WP: 0 PB: 1 SB: 0 CS: 0	PA: 34
<b>PITCHER</b> <b>Gaylord Perry, R</b> ERA: 3.09 (1, 1)	IP: 9.0 WLS: W BF: 34 H: 7 R: 3 ER: 3 SO: 7 BB: 2 IBB: 0 HBP: 0 BLK: 0 WP: 0 HR: 2 S: 46 P: 54 ERA: 3.00 WHIP: 1.000															<b>PITCHER</b>				

Batter	1	2	3	4	5	6	7	8	9	AB	R	H	RBI	BB	SO	LOB	BOTTOM			
<b>Bobby Bonds, R</b> OBP: 0.326, SLG: 0.383 (1, 9)	0-0 HR	4-0 E 1B BB		0-0 E5 1B S			0-0 SH3-4 1B	0-3 K		4	3	2	1	1	1	2	<b>Cincinnati Reds @ San Francisco Giants</b> Candlestick Park, San Francisco, CA Mon Apr 28 1969, 6:33 AM EDT Att: 2,766 - Unknown			
<b>Ron Hunt, R</b> OBP: 0.333, SLG: 0.232 (1, 4)	0-0 BB BB 1B	0-0 F2		0-0 1-H 1B			0-0 SH3-4 1-2			3	1	2	1	0	0	1				
<b>Willie Mays, R</b> OBP: 0.408, SLG: 0.515 (1, 8)	0-0 F8	0-0 3-H 1B		0-0 F7			0-0 F2			4	0	1	1	0	0	2				
<b>Willie McCovey, L</b> OBP: 0.464, SLG: 0.797 (1, 3)	4-0 BB BB BB 1-2	0-3 K		0-3 K			4-0 K IBB			2	0	0	0	2	2	1				
<b>Jack Hiatt, R</b> OBP: 0.349, SLG: 0.571 (1, 2)	0-0 F3		0-0 E6 G6-4-3		4-0 FC6-4 BB		0-3 K			3	0	0	0	1	1	4				
<b>Jim Ray Hart, R</b> OBP: 0.311, SLG: 0.291 (1, 7)	4-0 BB		0-0 G6-4-3		0-0 FC6-4			0-0 SH1-4 1B		2	0	0	0	1	0	2				
<b>Dave Marshall, L</b> OBP: 0.412, SLG: 0.433 (8, PH)	1-2 2-3 BB		0-0 K		0-0 K			0-0 SH1-4 1B		1	0	1	0	0	0	0				
<b>Jim Davenport, R</b> OBP: 0.333, SLG: 0.372 (1, 5)	4-0 FC4-6 BB		0-3 K			0-3 K		0-0 SH1-4 1B		3	0	1	1	1	2	0				
<b>Hal Lanier, R</b> OBP: 0.229, SLG: 0.197 (1, 6)	0-0 FC4-6		0-0 G3		0-0 G3		0-0 SH1-4			3	0	0	0	0	0	3				
<b>Gaylord Perry, R</b> OBP: 0.133, SLG: 0.133 (1, 1)		0-3 K		0-0 4-3			0-0 F4		0-0 1-6-3	4	0	0	0	0	1	2				
<b>Inning Stats</b>	R: 2 E: 0 K: 0 S: 5	H: 2 LOB: 3 BB: 3 P: 17	R: 1 E: 1 K: 2 S: 8	H: 1 LOB: 1 BB: 1 P: 12	R: 0 E: 1 K: 1 S: 5	H: 0 LOB: 0 BB: 0 P: 5	R: 1 E: 1 K: 0 S: 4	H: 1 LOB: 1 BB: 0 P: 4	R: 0 E: 0 K: 1 S: 5	H: 0 LOB: 0 BB: 1 P: 9	R: 0 E: 0 K: 1 S: 6	H: 1 LOB: 2 BB: 1 P: 10	R: 0 E: 0 K: 1 S: 7	H: 2 LOB: 2 BB: 0 P: 7	R: 0 E: 0 K: 1 S: 3	H: 0 LOB: 0 BB: 0 P: 7	1B: 6 2B: 0 3B: 0 HR: 1	SF: 0 SAC: 2 DP: 1 HBP: 0	WP: 0 PB: 0 SB: 1 CS: 0	PA: 37
<b>PITCHER</b> <b>Tony Cloninger, R</b> ERA: 4.57 (1, 1)	IP: 6.0 WLS: L BF: 27 H: 4 R: 4 ER: 2 SO: 5 BB: 5 IBB: 0 HBP: 0 BLK: 0 WP: 0 HR: 1 S: 32 P: 52 ERA: 3.00 WHIP: 1.500															<b>PITCHER</b>				
<b>Clay Carroll, R</b> ERA: 2.89 (7, 1)	IP: 2.0 WLS: L BF: 10 H: 3 R: 0 ER: 0 SO: 2 BB: 0 IBB: 1 HBP: 0 BLK: 0 WP: 0 HR: 0 S: 13 P: 17 ERA: 0.00 WHIP: 1.500															<b>PITCHER</b>				

AB	32
R	3
H	7
RBI	3
BB	2
SO	7
LOB	10



AB	29
R	4
H	7
RBI	4
BB	6
SO	7
LOB	17





Batter	1	2	3	4	5	6	7	8	9	10	11	12	13	AB	R	H	RBI	BB	SO	LOB	TOP							
<b>Pete Rose, S</b> OBP: 0.411, SLG: 0.506 (1, 8)	G3																				4	0	0	0	2	0	2	
<b>Bobby Tolan, L</b> OBP: 0.306, SLG: 0.465 (1, 9)	F8																				6	0	2	2	0	0	2	
<b>Alex Johnson, R</b> OBP: 0.329, SLG: 0.531 <b>Ted Savage, R</b> OBP: 0.600, SLG: 0.600 (1, 7) (10, 7)	F8																				4	0	0	0	0	0	5	
<b>Tony Perez, R</b> OBP: 0.368, SLG: 0.550 (1, 5)																					6	0	0	0	0	1	3	
<b>Johnny Bench, R</b> OBP: 0.291, SLG: 0.458 (1, 2)																					4	0	0	0	2	1	0	
<b>Lee May, R</b> OBP: 0.306, SLG: 0.392 (1, 3)																					6	1	1	0	0	2	3	
<b>Tommy Helms, R</b> OBP: 0.368, SLG: 0.377 (1, 4)																					6	0	5	1	0	0	0	
<b>Darrel Chaney, S</b> OBP: 0.302, SLG: 0.270 (1, 6)																					5	2	1	0	0	1	3	
<b>Jack Fisher, R</b> <b>Jimmy Stewart, S</b> <b>Wayne Granger, R</b> <b>Fred Whitfield, R</b> <b>Woody Woodensaw, R</b> <b>Clay Carroll, R</b> <b>Jim Beauchamp, R</b> <b>George Culver, R</b> (1, 1) (7, PH) (7, 1) (8, PH) (8, 1) (11, PH) (11, 1)																					2	0	0	0	0	1	2	
<b>Inning Stats</b>	R: 0 E: 0 K: 0 S: 3	H: 0 LOB: 0 BB: 0 P: 3	R: 0 E: 0 K: 2 S: 7	H: 0 LOB: 0 BB: 7 P: 7	R: 1 E: 0 K: 0 S: 5	H: 3 LOB: 2 BB: 1 P: 9	R: 1 E: 0 K: 0 S: 5	H: 2 LOB: 1 BB: 0 P: 5	R: 0 E: 0 K: 1 S: 5	H: 0 LOB: 0 BB: 0 P: 5	R: 0 E: 1 K: 0 S: 2	H: 0 LOB: 1 BB: 1 P: 7	R: 0 E: 0 K: 0 S: 4	H: 1 LOB: 2 BB: 1 P: 8	R: 0 E: 0 K: 0 S: 3	H: 0 LOB: 1 BB: 1 P: 7	R: 1 E: 0 K: 0 S: 6	H: 3 LOB: 2 BB: 0 P: 6	R: 0 E: 0 K: 1 S: 5	H: 0 LOB: 0 BB: 0 P: 5	R: 0 E: 1 K: 0 S: 4	H: 1 LOB: 1 BB: 0 P: 4	R: 0 E: 0 K: 1 S: 6	H: 1 LOB: 1 BB: 0 P: 6	1B: 10 2B: 1 3B: 0 HR: 0	SF: 0 SAC: 1 DP: 3 HBP: 1	WP: 0 PB: 1 SB: 0 CS: 0	PA: 53
<b>PITCHER</b>	IP	WLS	BF	H	R	ER	SO	BB	IBB	HBP	BLK	WP	HR	S	P	ERA	WHIP											
<b>Bobby Bolin, R</b> ERA: 4.55 (1, 1)	6.2		28	6	2	1	3	2	1	1	0	0	0	0	30	43	1.35	1.200										
<b>Joe Gibbon, L</b> ERA: (7, 1)	1.1		5	0	0	0	0	1	0	0	0	0	0	4	8	0.00	0.750											
<b>Frank Linzy, R</b> ERA: 3.24 (9, 1)	5.0	W	20	5	1	1	3	0	0	0	0	0	0	26	26	1.80	1.000											
Batter	1	2	3	4	5	6	7	8	9	10	11	12	13	AB	R	H	RBI	BB	SO	LOB	BOTTOM							
<b>Bobby Bonds, R</b> OBP: 0.364, SLG: 0.432 (1, 9)	K																				7	2	4	3	0	2	0	
<b>Ron Hunt, R</b> OBP: 0.375, SLG: 0.241 (1, 4)	5-3																				2	0	1	0	1	0	0	
<b>Wille Mays, R</b> OBP: 0.402, SLG: 0.500 (1, 8)	F3																				6	0	2	0	0	0	5	
<b>Wille McCovey, L</b> OBP: 0.466, SLG: 0.754 (1, 3)																					5	0	1	1	1	0	2	
<b>Jack Hlatt, R</b> OBP: 0.182, SLG: 0.584 <b>Cesar Gutierrez, R</b> OBP: 0.423, SLG: 0.300 (9, PH) (10, 5)	F8																				4	0	1	0	0	0	2	
<b>Dave Marshall, L</b> OBP: 0.375, SLG: 0.371 (1, 7)	F9																				5	0	0	0	1	0	3	
<b>Jim Davenport, R</b> OBP: 0.314, SLG: 0.348 <b>Bob Burns, L</b> OBP: 0.250, SLG: 0.250 <b>Bob Barton, R</b> (10, 2)																					3	0	0	0	0	0	0	
<b>Hal Lanier, R</b> OBP: 0.237, SLG: 0.208 (1, 6)																					6	1	2	0	0	1	2	
<b>Bobby Bolin, R</b> OBP: 0.182, SLG: 0.200 <b>Joe Gibbon, R</b> (7, 1)																					2	0	0	0	0	0	0	
<b>Don Mason, L</b> OBP: 0.385, SLG: 0.364 <b>Frank Linzy, R</b> (9, 1)																					1	1	1	0	0	0	0	
<b>Bobby Etheridge, R</b> OBP: 0.300, SLG: 0.330 (13, PH)																					1	0	0	0	0	0	1	
<b>Inning Stats</b>	R: 0 E: 0 K: 1 S: 5	H: 0 LOB: 0 BB: 0 P: 5	R: 0 E: 0 K: 0 S: 3	H: 0 LOB: 0 BB: 0 P: 3	R: 1 E: 1 K: 0 S: 5	H: 3 LOB: 1 BB: 0 P: 5	R: 0 E: 0 K: 1 S: 5	H: 0 LOB: 0 BB: 0 P: 5	R: 0 E: 0 K: 0 S: 3	H: 1 LOB: 1 BB: 1 P: 4	R: 0 E: 0 K: 0 S: 3	H: 0 LOB: 0 BB: 0 P: 3	R: 2 E: 0 K: 0 S: 5	H: 2 LOB: 1 BB: 0 P: 6	R: 0 E: 0 K: 0 S: 4	H: 1 LOB: 2 BB: 1 P: 8	R: 0 E: 0 K: 1 S: 6	H: 1 LOB: 3 BB: 2 P: 14	R: 0 E: 0 K: 1 S: 6	H: 1 LOB: 1 BB: 0 P: 6	R: 0 E: 0 K: 0 S: 4	H: 1 LOB: 1 BB: 1 P: 9	R: 1 E: 0 K: 0 S: 4	H: 2 LOB: 1 BB: 0 P: 4	1B: 10 2B: 2 3B: 0 HR: 1	SF: 0 SAC: 0 DP: 2 HBP: 3	WP: 1 PB: 0 SB: 0 CS: 0	PA: 55
<b>PITCHER</b>	IP	WLS	BF	H	R	ER	SO	BB	IBB	HBP	BLK	WP	HR	S	P	ERA	WHIP											
<b>Jack Fisher, R</b> ERA: 1.08 (1, 1)	6.0		21	4	1	0	2	0	0	1	0	0	0	1	8	9	0.00	0.667										
<b>Wayne Granger, R</b> ERA: 3.8 (7, 1)	2.0		9	2	2	2	0	0	0	1	0	0	0	1	8	9	9.00	1.000										
<b>Clay Carroll, R</b> ERA: 2.01 (9, 1)	2.0		11	2	0	0	1	1	2	0	0	0	0	10	22	0.00	1.500											
<b>George Culver, R</b> ERA: 3.86 (11, 1)	2.2	L	14	4	1	1	1	1	0	1	0	1	0	14	19	3.38	1.875											

Cincinnati Reds @ San Francisco Giants  
Candlestick Park, San Francisco, CA  
Tue Apr 29 1969, 6:33 AM EDT  
Att. 3,247 - Unknown

AB 47  
R 3  
H 11  
RBI 3  
BB 4  
SO 6  
LOB 21



BOTTOM

Cincinnati Reds @ San Francisco Giants  
Candlestick Park, San Francisco, CA  
Tue Apr 29 1969, 6:33 AM EDT  
Att. 3,247 - Unknown

AB 48  
R 4  
H 12  
RBI 4  
BB 4  
SO 4  
LOB 21





Batter	1	2	3	4	5	6	7	8	9	AB	R	H	RBI	BB	SO	LOB	TOP		
Joe Morgan, L OBP: 0.370, SLG: 0.303 (1, 4)										3	0	0	0	1	1	0	<b>Houston Astros @ Cincinnati Reds</b> Crosley Field, Cincinnati, OH Wed Apr 30 1969, 7:05 PM EDT Att: 3,898 - Unknown		
Jesus Alou, R OBP: 0.219, SLG: 0.272 (1, 7)										4	0	0	0	0	0	1			
Jimmy Wynn, R OBP: 0.295, SLG: 0.361 (1, 8)										2	0	0	0	2	2	0			
Doug Rader, R OBP: 0.302, SLG: 0.322 (1, 5)										3	0	0	0	1	3	2			
Norm Miller, L OBP: 0.394, SLG: 0.340 (1, 9)										3	0	0	0	0	0	1			
Denis Menke, R OBP: 0.448, SLG: 0.463 (1, 6)										2	0	0	0	1	2	1			
Curt Blefary, L OBP: 0.326, SLG: 0.286 (1, 3)										3	0	0	0	0	1	1			
Johnny Edwards, L OBP: 0.184, SLG: 0.141 (1, 2)										3	0	0	0	0	2	0			
Wade Blasingame, L OBP: 0.344, SLG: 0.500 (6, PH)										1	0	0	0	0	1	0			
Jim Ray, R OBP: 0.229, SLG: 0.350 (6, PH)										0	0	0	0	0	0	0			
Cesar Geronimo, L OBP: 0.229, SLG: 0.350 (6, PH)										0	0	0	0	0	0	0			
Skip Guinn, L OBP: 0.229, SLG: 0.350 (6, PH)										0	0	0	0	0	0	0			
Gary Geiger, L OBP: 0.229, SLG: 0.350 (6, PH)										0	0	0	0	0	0	0			
Danny Coombs, R OBP: 0.229, SLG: 0.350 (6, PH)										0	0	0	0	0	0	0			
<b>Inning Stats</b>	R: 0 E: 0 K: 1 S: 5	H: 0 LOB: 0 BB: 0 P: 5	R: 0 E: 0 K: 2 S: 7	H: 0 LOB: 1 BB: 1 P: 11	R: 0 E: 0 K: 3 S: 9	H: 0 LOB: 0 BB: 0 P: 9	R: 0 E: 0 K: 1 S: 4	H: 0 LOB: 1 BB: 1 P: 8	R: 0 E: 0 K: 1 S: 5	H: 0 LOB: 0 BB: 0 P: 5	R: 0 E: 0 K: 2 S: 7	H: 0 LOB: 1 BB: 1 P: 11	R: 0 E: 0 K: 1 S: 5	H: 0 LOB: 0 BB: 0 P: 5	R: 0 E: 0 K: 1 S: 5	H: 0 LOB: 1 BB: 1 P: 9	1B: 0 2B: 1 3B: 0 HR: 0	SF: 0 SAC: 0 DP: 1 HBP: 0	WP: 0 PA: 31 PB: 0 SB: 0 CS: 0
<b>PITCHER</b> Jim Maloney, R ERA: 1.42 (1, 1)	IP: 9.0 WLS: W BF: 31 H: 0 R: 0 ER: 0 SO: 13 BB: 5 IBB: 0 HBP: 0 BLK: 0 WP: 0 HR: 0 S: 52 P: 72 ERA: 0.00 WHIP: 0.556															<b>PITCHER</b> IP: WLS: BF: H: R: ER: SO: BB: IBB: HBP: BLK: WP: HR: S: P: ERA: WHIP			

AB	26
R	0
H	0
RBI	0
BB	5
SO	13
LOB	6



Batter	1	2	3	4	5	6	7	8	9	AB	R	H	RBI	BB	SO	LOB	BOTTOM
Pete Rose, S OBP: 0.400, SLG: 0.482 (1, 8)										4	2	0	0	1	0	1	<b>Houston Astros @ Cincinnati Reds</b> Crosley Field, Cincinnati, OH Wed Apr 30 1969, 7:05 PM EDT Att: 3,898 - Unknown
Bobby Tolan, L OBP: 0.323, SLG: 0.495 (1, 9)										5	0	3	4	0	0	1	
Alex Johnson, R OBP: 0.524, SLG: 0.600 (6, PR)										3	1	1	0	0	0	1	
Ted Savage, R OBP: 0.600, SLG: 0.600 (9, 7)										0	0	0	0	0	0	0	
Tony Perez, R OBP: 0.389, SLG: 0.536 (1, 5)										4	0	1	0	1	1	4	
Johnny Bench, R OBP: 0.301, SLG: 0.453 (1, 2)										3	1	1	0	1	1	3	
Lee May, R OBP: 0.303, SLG: 0.377 (1, 3)										3	1	0	1	0	2	4	
Tommy Helms, R OBP: 0.361, SLG: 0.369 (1, 4)										4	2	1	0	0	0	4	
Darrel Chaney, S OBP: 0.298, SLG: 0.268 (1, 6)										4	1	1	2	0	3	1	
Jim Maloney, L OBP: 0.308, SLG: 0.200 (1, 1)										3	2	1	1	1	0	0	
<b>Inning Stats</b>	R: 1 E: 2 K: 1 S: 6	H: 0 LOB: 0 BB: 0 P: 6	R: 0 E: 0 K: 0 S: 2	H: 0 LOB: 0 BB: 1 P: 6	R: 0 E: 0 K: 1 S: 5	H: 0 LOB: 0 BB: 0 P: 5	R: 7 E: 0 K: 0 S: 6	H: 3 LOB: 1 BB: 3 P: 20	R: 0 E: 0 K: 1 S: 6	H: 1 LOB: 1 BB: 0 P: 6	R: 0 E: 0 K: 2 S: 9	H: 2 LOB: 2 BB: 0 P: 9	R: 2 E: 0 K: 1 S: 8	H: 3 LOB: 2 BB: 0 P: 9	1B: 7 2B: 1 3B: 1 HR: 0	SF: 0 SAC: 0 DP: 1 HBP: 3	WP: 2 PA: 40 PB: 0 SB: 0 CS: 0
<b>PITCHER</b> Wade Blasingame, L ERA: 5.61 (1, 1)	IP: 3.2 WLS: L BF: 18 H: 2 R: 7 ER: 6 SO: 2 BB: 3 IBB: 0 HBP: 2 BLK: 0 WP: 1 HR: 0 S: 17 P: 31 ERA: 14.73 WHIP: 1.364															<b>PITCHER</b> IP: WLS: BF: H: R: ER: SO: BB: IBB: HBP: BLK: WP: HR: S: P: ERA: WHIP	
Jim Ray, R ERA: 3.46 (4, 1)	1.1	7	2	1	1	1	1	0	0	0	1	0	8	12	6.75	2.250	
Skip Guinn, L ERA: 7.84 (6, 1)	2.0	8	2	0	0	3	0	0	0	0	0	0	14	14	0.00	1.000	
Danny Coombs, L ERA: 9.0 (8, 1)	1.0	7	3	2	2	1	0	0	1	0	0	0	8	9	18.00	3.000	









Batter	1	2	3	4	5	6	7	8	9	AB	R	H	RBI	BB	SO	LOB	TOP			
Jose Arcia, R OBP: 0.273, SLG: 0.273 (1, 6)										2	1	1	0	0	1	1	<b>San Diego Padres @ Cincinnati Reds</b> Crosley Field, Cincinnati, OH Fri May 02 1969, 7:05 PM EDT Att: 7,453 - Unknown			
Al Ferrara, R OBP: 0.450, SLG: 0.467 (4, PH)										1	1	1	4	0	0	0				
Johnny Podres, L OBP: 0.200, SLG: 0.250 (4, 1)										1	0	0	0	0	1	0				
Ivan Murrell, R OBP: 0.125, SLG: 0.125 (8, PH)										1	0	0	0	0	0	0				
Frank Reberger, L (8, 1)										0	0	0	0	0	0	0				
Roberto Pena, R OBP: 0.272, SLG: 0.231 (1, 4)										5	1	2	0	0	0	1				
Tony Gonzalez, L OBP: 0.359, SLG: 0.380 (1, 7)										4	1	1	0	1	1	2				
Ollie Brown, R OBP: 0.343, SLG: 0.527 (1, 9)										4	1	1	0	1	0	3				
Nate Colbert, R OBP: 0.381, SLG: 0.690 (1, 3)										5	0	3	2	0	1	0				
Cito Gaston, R OBP: 0.225, SLG: 0.219 (1, 8)										5	0	1	2	0	1	5				
Ed Spiezio, R OBP: 0.341, SLG: 0.329 (1, 5)										3	1	1	0	1	0	1				
Chris Cannizzaro, R OBP: 0.289, SLG: 0.300 (1, 2)										3	1	2	0	1	1	1				
Clay Kirby, R OBP: 0.111, SLG: 0.111 (1, 1)										1	0	0	0	0	0	1				
Bill Davis, L OBP: 0.292, SLG: 0.214 (4, PH)										0	0	0	0	1	0	0				
Jerry Davanon, R OBP: 0.118, SLG: 0.121 (4, 6)										2	1	0	0	0	0	4				
<b>Inning Stats</b>	R: 1 E: 0 K: 0 S: 6	H: 3 LOB: 2 BB: 0 P: 6	R: 0 E: 0 K: 1 S: 6	H: 1 LOB: 0 BB: 0 P: 6	R: 0 E: 0 K: 0 S: 3	H: 0 LOB: 0 BB: 0 P: 3	R: 4 E: 1 K: 0 S: 6	H: 2 LOB: 1 BB: 1 P: 10	R: 0 E: 0 K: 0 S: 4	H: 1 LOB: 1 BB: 0 P: 4	R: 3 E: 0 K: 0 S: 7	H: 5 LOB: 2 BB: 1 P: 11	R: 0 E: 0 K: 3 S: 9	H: 0 LOB: 1 BB: 1 P: 13	R: 0 E: 0 K: 3 S: 9	H: 0 LOB: 1 BB: 1 P: 13	1B: 12 2B: 0 3B: 0 HR: 1	SF: 0 SAC: 2 DP: 2 HBP: 0	WP: 1 PB: 0 SB: 0 CS: 0	PA: 44
<b>PITCHER</b>	IP WLS BF H R ER SO BB IBB HBP BLK WP HR S P ERA WHIP																			
George Culver, R ERA: 3.5 (1, 1)	4.0 L 20 6 5 0 1 1 1 0 0 0 0 1 1 21 25 2.25 1.750																			
John Noriega, R ERA (5, 1)	2.0 8 2 0 0 1 1 0 0 0 0 0 0 0 9 13 0.00 1.500																			
Wayne Granger, R ERA: 4.94 (7, 1)	0.0 5 3 3 0 0 0 0 0 0 0 0 0 0 5 5 ∞ ∞																			
Clay Carroll, R ERA: 2.52 (7, 1)	2.0 7 0 0 0 0 2 0 0 0 0 0 0 0 5 13 0.00 1.000																			
Jack Fisher, R ERA: 1.02 (9, 1)	1.0 4 0 0 0 0 3 1 0 0 0 0 0 0 9 13 0.00 1.000																			

AB	37
R	8
H	13
RBI	8
BB	5
SO	5
LOB	20



Batter	1	2	3	4	5	6	7	8	9	AB	R	H	RBI	BB	SO	LOB	BOTTOM			
Pete Rose, S OBP: 0.394, SLG: 0.461 (1, 8)										4	0	1	1	0	0	0	<b>San Diego Padres @ Cincinnati Reds</b> Crosley Field, Cincinnati, OH Fri May 02 1969, 7:05 PM EDT Att: 7,453 - Unknown			
Bobby Tolan, L OBP: 0.324, SLG: 0.510 (1, 9)										5	2	3	2	0	0	1				
Alex Johnson, R OBP: 0.333, SLG: 0.495 (1, 7)										5	0	2	0	0	0	2				
Tony Perez, R OBP: 0.374, SLG: 0.505 (1, 5)										5	0	2	1	0	1	3				
Johnny Bench, R OBP: 0.319, SLG: 0.450 (1, 2)										3	1	1	0	1	0	3				
Fred Whitfield, L OBP: 0.357, SLG: 0.182 (1, 3)										1	0	0	0	1	0	2				
Lee May, R OBP: 0.297, SLG: 0.367 (7, 3)										2	0	0	0	0	1	1				
Tommy Helms, R OBP: 0.338, SLG: 0.342 (1, 4)										4	1	1	0	0	0	3				
Darrel Chaney, S OBP: 0.321, SLG: 0.326 (1, 6)										3	1	2	1	1	1	0				
George Culver, R ERA: 3.5 (1, 1)	3.0 16 5 4 0 0 0 3 0 0 0 0 0 0 17 25 2.00 1.000																			
Ted Savage, R ERA: 5.32 (4, PH)	4.0 W 15 4 0 0 1 0 0 0 0 0 0 0 17 17 0.00 1.000																			
John Noriega, R ERA: 4.68 (5, 1)	2.0 S 9 3 1 1 3 0 0 0 0 0 0 0 15 15 4.50 1.500																			
Jim Beauchamp, R ERA: 5.17 (8, PH)	2.0 S 9 3 1 1 3 0 0 0 0 0 0 0 15 15 4.50 1.500																			
Wayne Granger, R ERA: 4.94 (7, 1)	0.0 5 3 3 0 0 0 0 0 0 0 0 0 0 5 5 ∞ ∞																			
Clay Carroll, R ERA: 2.52 (7, 1)	2.0 7 0 0 0 0 2 0 0 0 0 0 0 0 5 13 0.00 1.000																			
Jimmy Stewart, S ERA: 1.02 (9, 1)	1.0 4 0 0 0 0 3 1 0 0 0 0 0 0 9 13 0.00 1.000																			
<b>Inning Stats</b>	R: 1 E: 0 K: 0 S: 5	H: 2 LOB: 2 BB: 1 P: 9	R: 3 E: 0 K: 0 S: 5	H: 2 LOB: 0 BB: 1 P: 9	R: 0 E: 0 K: 0 S: 3	H: 1 LOB: 1 BB: 1 P: 7	R: 0 E: 0 K: 1 S: 5	H: 0 LOB: 0 BB: 0 P: 5	R: 0 E: 0 K: 0 S: 4	H: 2 LOB: 1 BB: 0 P: 4	R: 0 E: 0 K: 0 S: 4	H: 1 LOB: 1 BB: 0 P: 4	R: 0 E: 0 K: 2 S: 9	H: 2 LOB: 1 BB: 0 P: 9	R: 0 E: 0 K: 1 S: 6	H: 1 LOB: 1 BB: 0 P: 6	1B: 8 2B: 3 3B: 0 HR: 1	SF: 1 SAC: 1 DP: 2 HBP: 0	WP: 0 PB: 0 SB: 0 CS: 0	PA: 40
<b>PITCHER</b>	IP WLS BF H R ER SO BB IBB HBP BLK WP HR S P ERA WHIP																			
Clay Kirby, R ERA: 5.32 (1, 1)	3.0 16 5 4 0 0 0 3 0 0 0 0 0 0 17 25 2.00 1.000																			
Johnny Podres, L ERA: 4.68 (4, 1)	4.0 W 15 4 0 0 1 0 0 0 0 0 0 0 17 17 0.00 1.000																			
Frank Reberger, R ERA: 5.17 (8, 1)	2.0 S 9 3 1 1 3 0 0 0 0 0 0 0 15 15 4.50 1.500																			

AB	35
R	5
H	12
RBI	5
BB	3
SO	4
LOB	17









Batter	1	2	3	4	5	6	7	8	9	AB	R	H	RBI	BB	SO	LOB	TOP					
Jose Arcia, R OBP: 0.300, SLG: 0.316 Al Ferrara, R OBP: 0.429, SLG: 0.438	F9		1-3			5-3		F3		3	0	0	0	0	0	0						
Roberto Pena, R OBP: 0.279, SLG: 0.242	5-3				F2	6-3		FC5-4 1B		4	0	1	1	0	0	0						
Tony Gonzalez, L OBP: 0.351, SLG: 0.364	L5				4-3	FC5-4 1B		FC5-4 1B		4	0	1	0	0	0	2						
Ollie Brown, R OBP: 0.330, SLG: 0.520 Jack Baldschun, R OBP: 0.333, SLG: 0.333		6-3		E6		FC5-4 1B		P3		4	0	0	0	0	0	3						
Nate Colbert, R OBP: 0.397, SLG: 0.641		K		L7					1-3	4	0	0	0	0	1	1						
Cito Gaston, R OBP: 0.211, SLG: 0.205		6-3				K			K	4	0	0	0	0	2	0						
Ed Spiezio, R OBP: 0.341, SLG: 0.378				HR		2B			K	4	1	2	1	0	1	0						
Chris Cannizzaro, R OBP: 0.321, SLG: 0.329			5-3			L3 1B				3	1	2	0	0	0	0						
Al Santorini, R Larry Stahl, L Frank Reberger, L Bill Davis, L Jerry Davanon, R			P3		L3 1B			FC5-4 1B		1	0	0	0	0	0	0						
<b>Inning Stats</b>	R: 0 E: 0 K: 0 S: 3	H: 0 LOB: 0 BB: 0 P: 3	R: 0 E: 0 K: 1 S: 5	H: 0 LOB: 0 BB: 0 P: 5	R: 1 E: 0 K: 0 S: 4	H: 1 LOB: 0 BB: 0 P: 4	R: 0 E: 1 K: 0 S: 4	H: 0 LOB: 1 BB: 0 P: 4	R: 0 E: 0 K: 0 S: 6	H: 2 LOB: 1 BB: 0 P: 6	R: 0 E: 0 K: 0 S: 4	H: 1 LOB: 1 BB: 0 P: 4	R: 0 E: 0 K: 0 S: 3	H: 0 LOB: 0 BB: 0 P: 3	R: 1 E: 0 K: 0 S: 6	H: 3 LOB: 2 BB: 0 P: 6	R: 0 E: 0 K: 2 S: 7	H: 0 LOB: 0 BB: 0 P: 7	1B: 5 2B: 2 3B: 0 HR: 1	SF: 0 SAC: 0 DP: 1 HBP: 0	WP: 0 PB: 0 SB: 0 CS: 0	PA: 34
<b>PITCHER</b>	IP	WLS	BF	H	R	ER	SO	BB	IBB	HBP	BLK	WP	HR	S	P	ERA	WHIP					
Jack Fisher, R ERA: 1.46	7.0	W	27	6	2	2	2	0	0	0	0	0	1	31	31	2.57	0.857					
Clay Carroll, R ERA: 2.33	2.0	S	7	1	0	0	2	0	0	0	0	0	0	11	11	0.00	0.500					

San Diego Padres @ Cincinnati Reds  
Crosley Field, Cincinnati, OH  
Sun May 04 1969, 3:33 AM EDT  
Unknown

AB	34
R	2
H	7
RBI	2
BB	0
SO	4
LOB	10



Batter	1	2	3	4	5	6	7	8	9	AB	R	H	RBI	BB	SO	LOB	BOTTOM				
Pete Rose, S OBP: 0.381, SLG: 0.449	K		4-3		F8		4-3			4	0	0	0	0	1	1					
Bobby Tolan, L OBP: 0.316, SLG: 0.491	6-3				K		F8			4	0	1	1	0	1	0					
Alex Johnson, R OBP: 0.352, SLG: 0.529	None 1B		K			1B BB 1B	F3			4	1	2	0	0	1	1					
Tony Perez, R OBP: 0.370, SLG: 0.480		6-3		2B BB		1B BB 1B		K		3	1	0	0	2	1	1					
Lee May, R OBP: 0.305, SLG: 0.373				K		1B 1B	F8			4	0	2	0	0	1	1					
Tommy Helms, R OBP: 0.322, SLG: 0.338		F9				F9	F9			4	0	1	1	0	0	4					
Pat Corrales, R OBP: 0.571, SLG: 0.600 Johnny Bench, R OBP: 0.340, SLG: 0.465		F9		K		FC6-4 1B				2	0	0	0	0	1	2					
Darrel Chaney, S OBP: 0.317, SLG: 0.308			4-3 SH3-4 1B BB		4-3		K			2	1	0	0	1	1	4					
Jack Fisher, R Clay Carroll, R OBP: 0.600, SLG: 0.500			SH3-4 1-2		F7		FC6-4 1-2			2	0	0	0	0	0	3					
<b>Inning Stats</b>	R: 0 E: 0 K: 1 S: 5	H: 1 LOB: 0 BB: 0 P: 5	R: 0 E: 0 K: 0 S: 4	H: 1 LOB: 1 BB: 0 P: 4	R: 1 E: 0 K: 1 S: 6	H: 1 LOB: 1 BB: 1 P: 10	R: 1 E: 0 K: 2 S: 8	H: 1 LOB: 1 BB: 1 P: 12	R: 0 E: 0 K: 1 S: 5	H: 0 LOB: 0 BB: 0 P: 5	R: 1 E: 0 K: 0 S: 8	H: 3 LOB: 3 BB: 1 P: 12	R: 0 E: 0 K: 0 S: 3	H: 0 LOB: 0 BB: 0 P: 3	R: 0 E: 0 K: 1 S: 5	H: 0 LOB: 0 BB: 0 P: 5	1B: 6 2B: 1 3B: 0 HR: 0	SF: 0 SAC: 1 DP: 0 HBP: 0	WP: 0 PB: 0 SB: 0 CS: 0	PA: 34	
<b>PITCHER</b>	IP	WLS	BF	H	R	ER	SO	BB	IBB	HBP	BLK	WP	HR	S	P	ERA	WHIP				
Al Santorini, R ERA: 2.25	4.0	L	18	4	2	2	4	2	0	0	0	0	0	23	31	4.50	1.500				
Frank Reberger, R ERA: 4.82	3.0		13	3	1	1	2	1	0	0	0	0	0	16	20	3.00	1.333				
Jack Baldschun, R ERA: 3.06	1.0		3	0	0	0	1	0	0	0	0	0	0	5	5	0.00	0.000				

San Diego Padres @ Cincinnati Reds  
Crosley Field, Cincinnati, OH  
Sun May 04 1969, 3:33 AM EDT  
Unknown

AB	30
R	3
H	7
RBI	3
BB	3
SO	7
LOB	17





Batter	1	2	3	4	5	6	7	8	9	AB	R	H	RBI	BB	SO	LOB	TOP		
Jose Arcia, R OBP: 0.333, SLG: 0.318 (1,6)										3	0	1	0	1	0	0			
Roberto Pena, R OBP: 0.270, SLG: 0.233 (1,4)										4	0	0	0	0	0	2			
Tony Gonzalez, L OBP: 0.339, SLG: 0.350 (1,7)										4	0	0	0	0	1	1			
Ollie Brown, R OBP: 0.339, SLG: 0.529 (1,9)										2	0	1	0	1	0	0			
Nate Colbert, R OBP: 0.382, SLG: 0.612 (1,3)										3	0	0	0	0	0	2			
Cito Gaston, R OBP: 0.204, SLG: 0.198 (1,8)										3	0	0	0	0	2	1			
Ed Spiezio, R OBP: 0.330, SLG: 0.365 (1,5)										3	0	0	0	0	0	1			
Chris Krug, R OBP: 0.118, SLG: 0.063 (1,2)										3	0	0	0	0	1	0			
Gary Ross, R (1,1) Jack Baldschun, R (5,1) Larry Stahl, L (6, Ph) Leon Everett, L (6, 1) Al Ferrara, R (8, Ph) Tommie Sisk, R (8, 1)										1	0	0	0	0	0	0			
<b>Inning Stats</b>	R: 0 E: 0 K: 0 S: 3	H: 1 LOB: 0 BB: 0 P: 3	R: 0 E: 0 K: 1 S: 6	H: 1 LOB: 1 BB: 0 P: 6	R: 0 E: 0 K: 0 S: 3	H: 0 LOB: 0 BB: 0 P: 3	R: 0 E: 0 K: 1 S: 5	H: 0 LOB: 1 BB: 1 P: 9	R: 0 E: 0 K: 1 S: 5	H: 0 LOB: 1 BB: 1 P: 7	R: 0 E: 0 K: 1 S: 5	H: 0 LOB: 0 BB: 0 P: 5	R: 0 E: 0 K: 0 S: 3	H: 0 LOB: 0 BB: 0 P: 3	R: 0 E: 0 K: 0 S: 3	H: 0 LOB: 0 BB: 0 P: 3	1B: 1 2B: 1 3B: 0 HR: 0	SF: 0 SAC: 0 DP: 0 HBP: 0	WP: 1 PA: 30 PB: 0 SB: 0 CS: 0
<b>PITCHER</b> Tony Cloninger, R ERA: 4.7 (1,1)	IP: 9.0 WLS: W BF: 30 H: 2 R: 0 ER: 0 SO: 4 BB: 2 IBB: 0 HBP: 0 BLK: 0 WP: 1 HR: 0 S: 36 P: 44 ERA: 0.00 WHIP: 0.444															<b>PITCHER</b> IP: WLS: BF: H: R: ER: SO: BB: IBB: HBP: BLK: WP: HR: S: P: ERA: WHIP			

San Diego Padres @ Cincinnati Reds  
Crosley Field, Cincinnati, OH  
Sun May 04 1969, 3:38 AM EDT  
Att: 13,705 - Unknown

AB	28
R	0
H	2
RBI	0
BB	2
SO	4
LOB	7



Batter	1	2	3	4	5	6	7	8	9	AB	R	H	RBI	BB	SO	LOB	BOTTOM		
Pete Rose, S OBP: 0.390, SLG: 0.471 (1,8)										4	2	2	1	0	0	0			
Bobby Tolan, L OBP: 0.319, SLG: 0.487 (1,9)										5	2	2	3	0	0	1			
Alex Johnson, R OBP: 0.363, SLG: 0.561 (1,7)										5	0	3	3	0	0	2			
Johnny Bench, R OBP: 0.343, SLG: 0.449 (1,2)										3	1	0	0	1	0	2			
Lee May, R OBP: 0.303, SLG: 0.360 (1,3)										3	1	0	0	1	0	1			
Tony Perez, R OBP: 0.375, SLG: 0.505 (1,5)										3	1	1	3	1	0	1			
Tommy Helms, R OBP: 0.308, SLG: 0.321 (1,4)										4	0	0	0	0	0	2			
Darrel Chaney, S OBP: 0.328, SLG: 0.345 (1,6)										3	2	1	0	1	1	0			
Tony Cloninger, R OBP: 0.250, SLG: 0.455 (1,1)										3	3	2	1	1	0	1			
<b>Inning Stats</b>	R: 0 E: 0 K: 0 S: 4	H: 1 LOB: 1 BB: 0 P: 4	R: 0 E: 0 K: 0 S: 2	H: 0 LOB: 0 BB: 1 P: 6	R: 2 E: 1 K: 0 S: 5	H: 2 LOB: 0 BB: 0 P: 5	R: 0 E: 0 K: 0 S: 3	H: 0 LOB: 0 BB: 0 P: 3	R: 3 E: 0 K: 0 S: 4	H: 2 LOB: 0 BB: 2 P: 12	R: 0 E: 0 K: 0 S: 3	H: 0 LOB: 1 BB: 1 P: 7	R: 1 E: 0 K: 0 S: 4	H: 1 LOB: 1 BB: 0 P: 5	R: 6 E: 0 K: 1 S: 10	H: 5 LOB: 1 BB: 1 P: 15	1B: 5 2B: 1 3B: 3 HR: 2	SF: 0 SAC: 0 DP: 2 HBP: 2	WP: 3 PA: 41 PB: 0 SB: 1 CS: 1
<b>PITCHER</b> Gary Ross, R (1,1) Jack Baldschun, R (5,1) Leon Everett, R (6,1) Tommie Sisk, R (8,1)	IP: 4.1 WLS: L BF: 18 H: 3 R: 4 ER: 3 SO: 0 BB: 3 IBB: 4 HBP: 3 BLK: 0 WP: 2 HR: 1 S: 15 P: 27 ERA: 6.23 WHIP: 1.385															<b>PITCHER</b> IP: WLS: BF: H: R: ER: SO: BB: IBB: HBP: BLK: WP: HR: S: P: ERA: WHIP			

San Diego Padres @ Cincinnati Reds  
Crosley Field, Cincinnati, OH  
Sun May 04 1969, 3:38 AM EDT  
Att: 13,705 - Unknown

AB	33
R	12
H	11
RBI	11
BB	5
SO	1
LOB	10










Batter	1	2	3	4	5	6	7	8	9	AB	R	H	RBI	BB	SO	LOB	TOP										
<b>Pete Rose, S</b> OBP: 0.376, SLG: 0.444 (1,8)	0-1 CI		4-0 BB			0-0 4-3		0-0 3-1		2	0	0	0	1	0	1											
<b>Bobby Tolan, L</b> OBP: 0.307, SLG: 0.463 (1,9)	0-0 F8		0-0 P6			0-0 3-1			0-0 1B	4	1	1	0	0	0	3											
<b>Alex Johnson, R</b> OBP: 0.355, SLG: 0.539 (1,7)	0-0 9-6			0-3 K		0-0 6-3			0-0 1-3	4	0	0	0	0	1	2											
<b>Lee May, R</b> OBP: 0.318, SLG: 0.415 (1,3)		0-0 5-3		0-0 F9			0-3 K		0-0 FC5-4	4	1	1	1	0	1	0											
<b>Tony Perez, R</b> OBP: 0.358, SLG: 0.505 (1,5)		0-0 6-3		0-0 HR		0-0 1-6-3			0-0 E6	4	1	1	1	0	0	1											
<b>Johnny Bench, R</b> OBP: 0.327, SLG: 0.417 (1,2)		0-3 K		0-0 1-3		0-0 1-3			0-0 FC5-4	4	0	0	0	0	1	2											
<b>Tommy Helms, R</b> OBP: 0.306, SLG: 0.311 (1,4)			4-0 CS		0-0 F7			0-0 CS	0-0 WP	3	0	1	0	1	0	1											
<b>Darrel Chaney, S</b> OBP: 0.328, SLG: 0.333 (1,6)			0-3 K		0-0 G3			4-0 FC1-6		2	0	0	0	1	1	1											
<b>Jim Merritt, L</b> OBP: 0.273, SLG: 0.273 (1,1)			0-0 BB		0-3 K			0-0 FC1-6		3	0	1	0	0	1	2											
<b>Clay Carroll, R</b> OBP: 0.600, SLG: 0.500 (8,1)								1-2 2-3		0	0	0	0	0	0	0											
<b>Inning Stats</b>	R: 0 E: 1 K: 0 S: 3	H: 0 LOB: 0 BB: 0 P: 3	R: 0 E: 0 K: 1 S: 5	H: 0 LOB: 0 BB: 0 P: 5	R: 0 E: 0 K: 1 S: 5	H: 1 LOB: 2 BB: 2 P: 13	R: 1 E: 0 K: 1 S: 6	H: 1 LOB: 0 BB: 0 P: 6	R: 0 E: 0 K: 1 S: 5	H: 0 LOB: 0 BB: 0 P: 5	R: 0 E: 0 K: 1 S: 5	H: 0 LOB: 0 BB: 0 P: 5	R: 0 E: 0 K: 1 S: 5	H: 1 LOB: 1 BB: 1 P: 7	R: 2 E: 1 K: 0 S: 5	H: 2 LOB: 0 BB: 0 P: 5	1B: 4 2B: 2 3B: 0 HR: 1	SF: 0 SAC: 0 DP: 2 HBP: 0	WP: 1 PB: 0 CS: 2	PA: 34							
<b>PITCHER</b>	IP	WLS	BF	H	R	ER	SO	BB	IBB	HBP	BLK	WP	HR	S	P	ERA	WHIP										
<b>Gary Gentry, R</b> ERA: 2.95 (1,1)	8.0	L	28	3	1	1	5	3	0	0	0	0	1	35	47	1.12	0.750										
<b>Cal Koonce, R</b> ERA: 7.3 (9,1)	1.0		6	2	2	1	0	0	0	0	0	1	0	5	5	9.00	2.000										

Cincinnati Reds @ New York Mets  
Shea Stadium, Flushing, NY  
Wed May 07 1969, 7:05 PM EDT  
Att: 9,242 - Unknown


AB 30  
R 3  
H 5  
RBI 2  
BB 3  
SO 5  
LOB 13



Batter	1	2	3	4	5	6	7	8	9	AB	R	H	RBI	BB	SO	LOB	BOTTOM										
<b>Tommie Agee, R</b> OBP: 0.333, SLG: 0.490 (1,8)	0-0 6-3			0-0 E7		0-3 K		0-0 F7		3	0	1	0	0	1	1											
<b>Ed Kranepool, L</b> OBP: 0.341, SLG: 0.487 (8,PH) (9,3)				CS						1	0	0	0	0	2												
<b>Rod Gaspar, S</b> OBP: 0.292, SLG: 0.247 (1,9) (9,8)	0-0 6-3			0-3 K		0-3 K		0-0 FC5-4		4	0	0	0	0	2	4											
<b>Ken Boswell, L</b> OBP: 0.356, SLG: 0.400 (1,4)	0-0 P3			0-3 K				0-0 3-1		4	0	0	0	0	2	0											
<b>Cleon Jones, R</b> OBP: 0.443, SLG: 0.577 (1,3) (9,7)		0-0 6-3			0-0 5-3		4-0 BB		0-3 K	3	0	0	0	1	1	0											
<b>Ed Charles, R</b> OBP: 0.220, SLG: 0.200 (1,5)		0-0 6-3			0-0 F8		0-0 F7		0-0 P4	4	0	1	0	0	0	1											
<b>Ron Swoboda, R</b> OBP: 0.288, SLG: 0.347 (1,7) (9,9)		0-0 P4			0-0 F8		0-3 K			3	0	0	0	0	1	2											
<b>Jerry Grote, R</b> OBP: 0.239, SLG: 0.246 (1,2)			0-0 P3		0-0 4-3			0-0 4-3		3	0	0	0	0	0	1											
<b>Bud Harrelson, S</b> OBP: 0.351, SLG: 0.338 (1,6)			0-0 6-3			0-0 SH2-4		4-0 BB		2	0	1	0	1	0	0											
<b>Gary Gentry, R</b> OBP: 0.224, SLG: 0.225 (8,PH) (9,1)			0-3 K			0-0 SH2-4		4-0 BB		1	0	0	0	0	1	0											
<b>Amos Otis, R</b> OBP: 0.500, SLG: 0.500 (9,1)						1-2		1-2 BB		0	0	0	0	0	0	0											
<b>Inning Stats</b>	R: 0 E: 0 K: 0 S: 3	H: 0 LOB: 0 BB: 0 P: 3	R: 0 E: 0 K: 0 S: 3	H: 0 LOB: 0 BB: 0 P: 3	R: 0 E: 1 K: 2 S: 7	H: 1 LOB: 0 BB: 0 P: 7	R: 0 E: 0 K: 0 S: 4	H: 1 LOB: 1 BB: 0 P: 4	R: 0 E: 0 K: 2 S: 8	H: 1 LOB: 1 BB: 0 P: 8	R: 0 E: 0 K: 2 S: 7	H: 0 LOB: 1 BB: 1 P: 11	R: 0 E: 0 K: 0 S: 3	H: 0 LOB: 2 BB: 2 P: 11	R: 0 E: 0 K: 1 S: 5	H: 0 LOB: 0 BB: 0 P: 5	1B: 2 2B: 1 3B: 0 HR: 0	SF: 0 SAC: 1 DP: 0 HBP: 0	WP: 0 PB: 0 CS: 1	PA: 32							
<b>PITCHER</b>	IP	WLS	BF	H	R	ER	SO	BB	IBB	HBP	BLK	WP	HR	S	P	ERA	WHIP										
<b>Jim Merritt, L</b> ERA: 4.67 (1,1)	7.1	W	27	3	0	0	7	3	0	0	0	0	0	38	50	0.00	0.818										
<b>Clay Carroll, R</b> ERA: 2.2 (8,1)	1.2	S	5	0	0	0	1	0	0	0	0	0	0	7	7	0.00	0.000										

Cincinnati Reds @ New York Mets  
Shea Stadium, Flushing, NY  
Wed May 07 1969, 7:05 PM EDT  
Att: 9,242 - Unknown

AB 28  
R 0  
H 3  
RBI 0  
BB 3  
SO 8  
LOB 11





Batter	1	2	3	4	5	6	7	8	9	AB	R	H	RBI	BB	SO	LOB	TOP	
<b>Pete Rose, S</b> OBP: 0.388, SLG: 0.459 (1, 8)										3	3	2	0	1	0	0	<b>Cincinnati Reds @ Montreal Expos</b> Jarry Park, Montreal, QB Fri May 09 1969, 7:05 PM EDT Att: 11,828 - Unknown	
<b>Bobby Tolan, L</b> OBP: 0.321, SLG: 0.512 (1, 9)										4	2	3	4	0	0	0		
<b>Alex Johnson, R</b> OBP: 0.352, SLG: 0.529 (1, 7)										4	0	1	1	0	0	1		
<b>Tony Perez, R</b> OBP: 0.363, SLG: 0.522 (1, 5)										4	1	2	1	0	1	1		
<b>Lee May, R</b> OBP: 0.315, SLG: 0.439 (1, 3)										4	1	1	1	0	0	3		
<b>Johnny Bench, R</b> OBP: 0.333, SLG: 0.408 (1, 2)										2	0	0	0	2	1	3		
<b>Tommy Helms, R</b> OBP: 0.304, SLG: 0.301 (1, 4)										3	0	0	0	1	0	4		
<b>Darrel Chaney, S</b> OBP: 0.338, SLG: 0.344 (1, 6)										4	1	2	1	0	1	2		
<b>Tony Cloninger, R</b> OBP: 0.200, SLG: 0.357 (1, 1)										3	0	0	0	0	0	4		
<b>George Culver, R</b> (5, 1)										0	0	0	0	0	0	0		
<b>Inning Stats</b>	R: 2 E: 0 K: 1 S: 9	H: 4 LOB: 2 BB: 0 P: 9	R: 2 E: 0 K: 1 S: 7	H: 2 LOB: 1 BB: 1 P: 11	R: 1 E: 0 K: 1 S: 6	H: 1 LOB: 1 BB: 1 P: 10	R: 0 E: 0 K: 0 S: 3	H: 0 LOB: 0 BB: 0 P: 3	R: 1 E: 0 K: 0 S: 5	H: 2 LOB: 2 BB: 1 P: 9	R: 2 E: 0 K: 0 S: 5	H: 2 LOB: 0 BB: 0 P: 5	R: 0 E: 0 K: 0 S: 2	H: 0 LOB: 0 BB: 1 P: 6			1B: 5 SF: 0 2B: 3 SAC: 0 3B: 1 DP: 1 HR: 2 HBP: 0	WP: 0 PA: 35 FB: 0 SB: 1 CS: 0
<b>PITCHER</b>	IP WLS BF H R ER SO BB IBB HBP BLK WP HR S P ERA WHIP																	
<b>Mudcat Grant, R</b> ERA: 5.15 (1, 1)	1.1 L 11 6 4 4 1 1 0 0 0 0 0 0 12 16 27.00 5.250																	
<b>Roy Face, R</b> ERA: (2, 1)	0.2 2 0 0 0 1 0 0 0 0 0 0 0 4 4 0.00 0.000																	
<b>Larry Jaster, L</b> ERA: 4.35 (3, 1)	2.2 13 3 2 2 1 1 1 0 0 0 0 1 13 21 6.75 1.500																	
<b>Jerry Robertson, R</b> ERA: 3.52 (5, 1)	1.1 6 2 2 2 0 0 0 0 0 0 1 6 6 13.50 1.500																	
<b>Dan McGinn, L</b> ERA: 2.91 (7, 1)	1.0 3 0 0 0 0 1 0 0 0 0 0 0 2 6 0.00 1.000																	

Batter	1	2	3	4	5	6	7	8	9	AB	R	H	RBI	BB	SO	LOB	BOTTOM	
<b>Maury Wills, S</b> OBP: 0.254, SLG: 0.196 (1, 6)										4	1	1	0	0	0	4	<b>Cincinnati Reds @ Montreal Expos</b> Jarry Park, Montreal, QB Fri May 09 1969, 7:05 PM EDT Att: 11,828 - Unknown	
<b>Gary Sutherland, R</b> OBP: 0.243, SLG: 0.219 (1, 4)										4	0	0	0	0	5			
<b>Rusty Staub, L</b> OBP: 0.436, SLG: 0.564 (1, 9)										2	2	0	0	2	1	2		
<b>Mack Jones, L</b> OBP: 0.414, SLG: 0.600 (1, 7)										3	1	3	3	0	0	0		
<b>Donn Clendenon, R</b> OBP: 0.329, SLG: 0.469 (1, 3)										3	0	1	1	0	2	1		
<b>Coco Laboy, R</b> OBP: 0.393, SLG: 0.554 (1, 5)										3	0	0	0	0	2	3		
<b>John Boccabella, R</b> OBP: 0.238, SLG: 0.300 (1, 2)										2	1	0	0	1	1	0		
<b>Don Bosch, S</b> OBP: 0.208, SLG: 0.217 (1, 8)										3	0	1	0	0	1	1		
<b>Mudcat Grant, R</b> OBP: 0.187, SLG: 0.167 (1, 1)										0	0	0	0	0	0	0		
<b>Roy Face, R</b> OBP: 0.200, SLG: 0.200 (2, 1)										0	0	0	0	0	0	0		
<b>Ty Cline, R</b> OBP: 0.296, SLG: 0.146 (3, 1)										1	0	0	0	0	0	1		
<b>Larry Jaster, R</b> OBP: 0.185, SLG: 0.098 (3, 1)										1	0	1	0	0	0	0		
<b>Jerry Robertson, S</b> (5, 1)										0	0	0	0	0	0	0		
<b>Floyd Wicker, L</b> OBP: 0.200, SLG: 0.182 (6, 1)										1	0	0	0	0	1	2		
<b>Dan McGinn, L</b> OBP: 0.333, SLG: 0.833 (7, 1)										0	0	0	0	0	0	0		
<b>Inning Stats</b>	R: 2 E: 0 K: 2 S: 9	H: 2 LOB: 1 BB: 1 P: 13	R: 0 E: 1 K: 1 S: 6	H: 0 LOB: 2 BB: 1 P: 10	R: 1 E: 0 K: 2 S: 8	H: 1 LOB: 0 BB: 0 P: 8	R: 0 E: 0 K: 1 S: 6	H: 1 LOB: 1 BB: 0 P: 6	R: 1 E: 0 K: 0 S: 4	H: 2 LOB: 1 BB: 1 P: 8	R: 1 E: 2 K: 2 S: 10	H: 1 LOB: 2 BB: 0 P: 10	R: 0 E: 0 K: 0 S: 2	H: 0 LOB: 0 BB: 1 P: 6			1B: 6 SF: 0 2B: 0 SAC: 0 3B: 0 DP: 1 HR: 1 HBP: 0	WP: 1 PA: 30 FB: 0 SB: 0 CS: 0
<b>PITCHER</b>	IP WLS BF H R ER SO BB IBB HBP BLK WP HR S P ERA WHIP																	
<b>Tony Cloninger, R</b> ERA: 5.14 (1, 1)	4.1 23 6 4 4 6 3 0 0 0 0 0 0 32 44 8.31 2.077																	
<b>George Culver, R</b> ERA: 2.91 (5, 1)	1.2 W 7 1 1 0 2 0 0 0 0 0 0 0 11 11 0.00 0.600																	



Batter	1	2	3	4	5	6	7	8	9	AB	R	H	RBI	BB	SO	LOB	TOP								
<b>Pete Rose, S</b> OBP: 0.388, SLG: 0.452 (1,8)	0-0 SH1-3 HR 1B		0-0 3-1		0-0 FC4-6 1B HR		0-3 K		4-0 1B G3 BB	4	2	1	0	1	1	1	<b>Cincinnati Reds @ Montreal Expos</b> Jarry Park, Montreal, QB Sat May 10 1969, 3:33 AM EDT Att: 7,079 - Unknown								
<b>Bobby Tolan, L</b> OBP: 0.319, SLG: 0.504 (1,9)	0-0 SH1-3		0-3 K		0-0 HR 1B		0-3 K		0-0 G3	4	1	1	0	0	2	2									
<b>Alex Johnson, R</b> OBP: 0.362, SLG: 0.556 (1,7)	0-3 K		0-0 1B		0-0 HR		0-0 4-3		0-0 1B	5	1	3	4	0	1	1									
<b>Tony Perez, R</b> OBP: 0.364, SLG: 0.538 (1,5)	0-0 HR		0-3 K		0-3 K				4-0 BB	4	1	1	2	1	2	3									
<b>Lee May, R</b> OBP: 0.313, SLG: 0.431 (1,3)	0-0 FC5-4 1B				0-0 F9		0-0 6-3		0-0 F8	4	0	1	0	0	0	1									
<b>Pat Corrales, R</b> OBP: 0.500, SLG: 0.500 (8, PH)	0-0 FC5-4				0-3 K2-3		0-0 E 1B		0-3 K	3	0	1	0	0	1	1									
<b>Ted Savage, R</b> OBP: 0.429, SLG: 0.429 (8, PH)	0-0 FC5-4								0-0 K	1	0	0	0	0	1	1									
<b>Clay Carroll, R</b> OBP: 0.600, SLG: 0.500 (8, 1)	0-0 1-2								0-0 K	0	0	0	0	0	0	0									
<b>Tommy Helms, R</b> OBP: 0.292, SLG: 0.289 (1,4)		0-0 5-3			0-0 P3		0-0 E6		0-0 1-3	4	0	0	0	0	0	2									
<b>Darrel Chaney, S</b> OBP: 0.338, SLG: 0.344 (9, PH)		0-3 K					0-0 F7		4-0 G3 BB 1B BB	3	0	1	0	0	1	2									
<b>Fred Whitfield, L</b> OBP: 0.350, SLG: 0.188 (9, PH)							0-0 FC2-6 1B			0	0	0	0	1	0	0									
<b>Woody Woodward, R</b> OBP: 0.214, SLG: 0.154 (9, FR)							0-0 FC2-6 1B			0	1	0	0	0	0	0									
<b>Jack Fisher, R</b> OBP: 0.330, SLG: 0.404 (8, 2)		0-3 K					0-0 FC2-6 FC4-6		0-3 K	0	0	0	0	0	0	0									
<b>George Culver, R</b> OBP: 0.330, SLG: 0.404 (8, 2)									0-0 K	3	0	0	0	0	2	3									
<b>Inning Stats</b>	R: 2 E: 0 K: 1 S: 8	H: 3 LOB: 1 BB: 0 P: 8	R: 0 E: 0 K: 2 S: 7	H: 0 LOB: 0 BB: 0 P: 7	R: 0 E: 0 K: 2 S: 8	H: 1 LOB: 1 BB: 0 P: 8	R: 0 E: 0 K: 1 S: 5	H: 0 LOB: 0 BB: 0 P: 5	R: 3 E: 0 K: 1 S: 8	H: 3 LOB: 0 BB: 0 P: 8	R: 0 E: 1 K: 2 S: 7	H: 1 LOB: 2 BB: 0 P: 7	R: 0 E: 0 K: 2 S: 7	H: 0 LOB: 0 BB: 0 P: 7	R: 0 E: 0 K: 1 S: 5	H: 0 LOB: 1 BB: 1 P: 9	R: 1 E: 0 K: 1 S: 6	H: 1 LOB: 2 BB: 2 P: 14	1B: 7 2B: 0 3B: 0 HR: 2	SF: 0 SAC: 1 DP: 0 HBP: 0	WP: 0 PB: 0 SB: 0 CS: 0	PA: 40			
<b>PITCHER</b>	IP	WLS	BF	H	R	ER	SO	BB	IBB	HBP	BLK	WP	HR	S	P	ERA	WHIP								
<b>Bill Stoneman, R</b> ERA: 3.08 (1, 1)	6.0		27	8	5	5	8	0	0	0	0	0	2	43	43	7.50	1.333								
<b>Dan McGinn, L</b> ERA: 1.95 (7, 1)	2.0	W	7	0	0	0	3	1	0	0	0	0	0	12	16	0.00	0.500								
<b>Roy Face, R</b> ERA: 0.96 (9, 1)	1.0	S	6	1	1	1	1	2	0	0	0	0	0	6	14	9.00	3.000								

AB	36
R	6
H	9
RBI	6
BB	3
SO	12
LOB	18



Batter	1	2	3	4	5	6	7	8	9	AB	R	H	RBI	BB	SO	LOB	BOTTOM								
<b>Maury Wills, S</b> OBP: 0.260, SLG: 0.198 (1,6)	0-0 HR 1B		0-0 4-3					0-0 1-3		4	1	1	0	1	0	6	<b>Cincinnati Reds @ Montreal Expos</b> Jarry Park, Montreal, QB Sat May 10 1969, 3:33 AM EDT Att: 7,079 - Unknown								
<b>Gary Sutherland, R</b> OBP: 0.295, SLG: 0.229 (1,4)	4-0 HR BB	0-0 FC6-4 1B			0-0 G3		0-3 K		0-0 1B WP	4	2	2	2	1	1	1									
<b>Rusty Staub, L</b> OBP: 0.434, SLG: 0.551 (1,9)	1-0 HR	0-0 FC6-4 BB			0-0 1-3		0-0 P4		0-0 WP 1B	4	1	1	0	0	0	1									
<b>Mack Jones, L</b> OBP: 0.422, SLG: 0.621 (1,7)	0-0 HR	4-0 BB			0-0 1-3		0-3 K		4-0 1B IBB	3	1	1	4	2	1	0									
<b>Donn Clendenon, R</b> OBP: 0.320, SLG: 0.441 (1,3)	0-3 K	0-3 K			0-0 6-3		4-0 BB		0-3 K	4	0	0	0	1	3	4									
<b>Coco Laboy, R</b> OBP: 0.388, SLG: 0.543 (1,5)	0-0 BB 1B	0-3 K			0-0 K		0-3 K			4	0	1	0	0	3	3									
<b>John Boccabella, R</b> OBP: 0.320, SLG: 0.318 (1,2)	4-0 BB BB		0-0 F8		1-0 FC6-4 HBP		0-0 FC5-4 1B		0-0 FC5-4 1B	2	0	1	0	1	0	0									
<b>Manny Mota, R</b> OBP: 0.303, SLG: 0.290 (9, PR)										0	0	0	0	0	0	0									
<b>John Bateman, R</b> OBP: 0.247, SLG: 0.295 (9, 2)	1-2 BB									0	0	0	0	0	0	0									
<b>Don Bosch, S</b> OBP: 0.231, SLG: 0.224 (1,8)	4-0 BB		0-0 SH2-4 1B		0-0 FC6-4		0-0 FC5-4 1B		0-0 FC5-4 1B	3	1	1	0	1	0	2									
<b>Bill Stoneman, R</b> OBP: 0.100, SLG: 0.053 (1, 1)	0-3 K		0-0 SH2-4		0-0 L4-3		0-0 L4-3		0-0 1-3 1B	1	0	0	0	0	1	3									
<b>Ty Cline, L</b> OBP: 0.280, SLG: 0.143 (6, PH)										1	0	0	0	0	0	0									
<b>Dan McGinn, L</b> OBP: 0.333, SLG: 0.833 (7, 1)										0	0	0	0	0	0	0									
<b>Floyd Wicker, L</b> OBP: 0.357, SLG: 0.250 (8, PH)										1	1	1	0	0	0	0									
<b>Roy Face, R</b> OBP: 0.500, SLG: 0.500 (9, 1)										0	0	0	0	0	0	0									
<b>Inning Stats</b>	R: 4 E: 0 K: 2 S: 10	H: 3 LOB: 3 BB: 3 P: 23	R: 0 E: 0 K: 2 S: 8	H: 1 LOB: 2 BB: 1 P: 12	R: 0 E: 0 K: 0 S: 4	H: 1 LOB: 1 BB: 0 P: 4	R: 0 E: 0 K: 0 S: 3	H: 0 LOB: 0 BB: 0 P: 3	R: 0 E: 0 K: 1 S: 5	H: 0 LOB: 1 BB: 0 P: 6	R: 0 E: 0 K: 1 S: 4	H: 0 LOB: 1 BB: 1 P: 8	R: 0 E: 0 K: 2 S: 7	H: 0 LOB: 1 BB: 1 P: 11	R: 3 E: 0 K: 1 S: 9	H: 4 LOB: 2 BB: 1 P: 13	1B: 8 2B: 1 3B: 0 HR: 1	SF: 0 SAC: 1 DP: 1 HBP: 2	WP: 1 PB: 0 SB: 0 CS: 1	PA: 41					
<b>PITCHER</b>	IP	WLS	BF	H	R	ER	SO	BB	IBB	HBP	BLK	WP	HR	S	P	ERA	WHIP								
<b>Jack Fisher, R</b> ERA: 2.88 (1, 1)	0.1		8	3	4	4	1	3	0	1	0	0	0	35	48	0.00	18.000								
<b>George Culver, R</b> ERA: 2.22 (8, 1)	6.2		25	2	0	0	7	3	0	1	0	0	0	9	13	27.00	4.000								
<b>Clay Carroll, R</b> ERA: 3.03 (8, 1)	1.0	L	8	4	3	3	1	0	1	0	0	1	0	9	13	27.00	4.000								

AB	31
R	7
H	9
RBI	6
BB	7
SO	9
LOB	20





Batter	1	2	3	4	5	6	7	8	9	AB	R	H	RBI	BB	SO	LOB	TOP										
<b>Pete Rose, S</b> OBP: 0.374, SLG: 0.437 (1, 8)	4-3		K		E4		L8		SF8	4	0	0	1	0	1	2	<b>Cincinnati Reds @ Philadelphia Phillies</b> Connie Mack Stadium, Philadelphia, PA Tue May 13 1969, 7:05 PM EDT Att: 4,474 - Unknown										
<b>Bobby Tolan, L</b> OBP: 0.321, SLG: 0.515 (1, 9)	F8			1B	F7				F3	5	1	2	0	0	0	5											
<b>Alex Johnson, R</b> OBP: 0.358, SLG: 0.543 (1, 7)	5-3			5-3		WP			G4-6-3	3	1	0	0	0	0	2											
<b>Tony Perez, R</b> OBP: 0.376, SLG: 0.566 (1, 5)		5-3		G5-4-3		HR			HR	3	2	2	3	1	0	0											
<b>Lee May, R</b> OBP: 0.311, SLG: 0.453 (1, 3)	K			G5-4-3		HR			BB	4	1	1	2	0	1	1											
<b>Tommy Helms, R</b> OBP: 0.300, SLG: 0.297 (1, 4)									HR	4	0	2	0	0	0	0											
<b>Pat Corrales, R</b> OBP: 0.500, SLG: 0.545 (1, 2)	5-3								HR	3	1	1	0	1	0	1											
<b>Darrel Chaney, S</b> OBP: 0.333, SLG: 0.338 (1, 6)			4-3		K		F2		1B	4	0	1	0	0	1	2											
<b>Jack Fisher, K</b> OBP: 0.236, SLG: 0.143 (6, 1)			L4		K		F2		FC3-6	2	0	0	0	0	1	2											
<b>Clay Carroll, R</b> OBP: 0.500, SLG: 0.500 (7, 1)									SF8	1	0	0	0	0	0	0											
<b>Fred Whitfield, S</b> OBP: 0.353, SLG: 0.176 (9, PH)										0	0	0	0	0	0	0											
<b>Gary Nolan, R</b> OBP: 0.353, SLG: 0.176 (9, PH)										0	0	0	0	0	0	0											
<b>George Culver, R</b> OBP: 0.353, SLG: 0.176 (9, 1)										0	0	0	0	0	0	0											
<b>Inning Stats</b>	R: 0 E: 0 K: 0 S: 3	H: 0 LOB: 0 BB: 0 P: 3	R: 0 E: 0 K: 1 S: 6	H: 1 LOB: 1 BB: 0 P: 6	R: 0 E: 0 K: 1 S: 5	H: 0 LOB: 0 BB: 0 P: 5	R: 1 E: 0 K: 0 S: 4	H: 2 LOB: 0 BB: 0 P: 4	R: 0 E: 1 K: 2 S: 9	H: 1 LOB: 3 BB: 1 P: 13	R: 2 E: 0 K: 0 S: 4	H: 1 LOB: 0 BB: 0 P: 5	R: 0 E: 0 K: 0 S: 3	H: 0 LOB: 0 BB: 0 P: 3	R: 2 E: 0 K: 0 S: 4	H: 2 LOB: 2 BB: 1 P: 8	R: 1 E: 0 K: 0 S: 5	H: 2 LOB: 2 BB: 0 P: 5	1B: 5 2B: 1 3B: 1 HR: 2	SF: 1 SAC: 0 DP: 2 HBP: 1	WP: 1 PA: 38 PB: 0 SB: 0 CS: 0						
<b>PITCHER</b>	IP	WLS	BF	H	R	ER	SO	BB	IBB	HBP	BLK	WP	HR	S	P	ERA	WHIP										
<b>Gary Wagner, R</b> ERA: 8.79 (1, 1)	4.0		16	4	1	1	2	1	0	0	0	0	0	19	23	2.25	1.250										
<b>Barry Lersch, R</b> ERA: 7.53 (5, 1)	2.0	L	9	1	2	2	2	0	0	1	0	1	1	12	13	9.00	0.500										
<b>Turk Farrell, R</b> ERA: 3.65 (7, 1)	3.0		13	4	3	3	0	1	0	0	0	0	1	12	16	9.00	1.667										

AB 34  
R 6  
H 9  
RBI 6  
BB 2  
SO 4  
LOB 17



Batter	1	2	3	4	5	6	7	8	9	AB	R	H	RBI	BB	SO	LOB	BOTTOM										
<b>Tony Taylor, R</b> OBP: 0.333, SLG: 0.314 (1, 5)	5-3		F9		WP		B3		SH2-4	4	0	1	0	1	0	2	<b>Cincinnati Reds @ Philadelphia Phillies</b> Connie Mack Stadium, Philadelphia, PA Tue May 13 1969, 7:05 PM EDT Att: 4,474 - Unknown										
<b>Don Money, R</b> OBP: 0.321, SLG: 0.465 (1, 6)	K				L6		E4		SH2-4	3	1	0	0	1	1	1											
<b>Dick Allen, R</b> OBP: 0.348, SLG: 0.580 (1, 3)	6-3				F3		HR		K	5	1	1	1	0	2	5											
<b>Johnny Callison, L</b> OBP: 0.339, SLG: 0.423 (1, 9)		K			1B					3	2	2	2	2	1	0											
<b>Deron Johnson, R</b> OBP: 0.376, SLG: 0.357 (1, 7)					1B				HR	4	0	1	0	0	1	2											
<b>Ron Stone, L</b> OBP: 0.173, SLG: 0.220 (8, 7)	6-3				F3		K		L4	1	0	0	0	0	0	2											
<b>Cookie Rojas, R</b> OBP: 0.311, SLG: 0.293 (1, 4)	F7				E7				P6	4	0	2	1	1	0	0											
<b>Mike Ryan, R</b> OBP: 0.257, SLG: 0.310 (1, 2)					F9					5	0	2	0	0	1	4											
<b>Terry Harmon, R</b> OBP: 0.440, SLG: 0.222 (9, PH)					K				1B	0	0	0	0	0	0	0											
<b>Larry Hisle, R</b> OBP: 0.278, SLG: 0.293 (1, 8)					K				K	4	0	1	0	1	3	4											
<b>Gary Wagner, R</b> OBP: 0.311, SLG: 0.293 (1, 4)					K				K	4	0	1	0	1	3	4											
<b>Barry Lersch, S</b> OBP: 0.311, SLG: 0.293 (1, 4)					K				K	2	0	0	0	0	0	0											
<b>John Briggs, L</b> OBP: 0.274, SLG: 0.206 (6, PH)					K				K	1	0	0	0	0	1	1											
<b>Turk Farrell, R</b> OBP: 0.311, SLG: 0.293 (1, 4)					K				K	1	0	0	0	0	1	3											
<b>Gene Stone, L</b> OBP: 0.311, SLG: 0.293 (1, 4)					K				F9	1	0	0	0	0	1	0											
<b>Inning Stats</b>	R: 0 E: 0 K: 1 S: 5	H: 0 LOB: 0 BB: 0 P: 5	R: 0 E: 0 K: 1 S: 5	H: 0 LOB: 0 BB: 0 P: 5	R: 0 E: 0 K: 2 S: 9	H: 2 LOB: 3 BB: 1 P: 13	R: 1 E: 1 K: 3 S: 12	H: 3 LOB: 2 BB: 0 P: 12	R: 0 E: 0 K: 0 S: 4	H: 1 LOB: 2 BB: 1 P: 8	R: 0 E: 0 K: 2 S: 7	H: 0 LOB: 1 BB: 1 P: 11	R: 3 E: 2 K: 2 S: 12	H: 3 LOB: 3 BB: 1 P: 16	R: 0 E: 0 K: 1 S: 5	H: 0 LOB: 2 BB: 2 P: 13	R: 0 E: 0 K: 1 S: 6	H: 1 LOB: 1 BB: 0 P: 6	1B: 8 2B: 1 3B: 0 HR: 1	SF: 0 SAC: 1 DP: 0 HBP: 0	WP: 1 PA: 45 PB: 0 SB: 0 CS: 0						
<b>PITCHER</b>	IP	WLS	BF	H	R	ER	SO	BB	IBB	HBP	BLK	WP	HR	S	P	ERA	WHIP										
<b>Jim Maloney, R</b> ERA: 1.5 (1, 1)	5.0		24	6	1	1	7	2	1	0	0	0	0	10	10	6.75	0.750										
<b>Jack Fisher, R</b> ERA: 3.08 (6, 1)	1.1		6	1	2	1	2	0	0	0	0	0	0	10	10	6.75	0.750										
<b>Clay Carroll, R</b> ERA: 3.16 (7, 1)	1.2	W	11	2	1	1	3	2	1	0	0	0	1	14	26	5.40	2.400										
<b>George Culver, R</b> ERA: 2.15 (9, 1)	1.0	S	4	1	0	0	1	0	0	0	0	0	0	6	6	0.00	1.000										

AB 38  
R 4  
H 10  
RBI 4  
BB 6  
SO 13  
LOB 29





Batter	1	2	3	4	5	6	7	8	9	AB	R	H	RBI	BB	SO	LOB	TOP
<b>Pete Rose, S</b> OBP: 0.375, SLG: 0.444 (1, 8)										5	1	2	1	0	0	2	<b>Cincinnati Reds @ Philadelphia Phillies</b> Connie Mack Stadium, Philadelphia, PA Wed May 14, 1969, 7:05 PM EDT Att: 4,532 - Unknown
<b>Bobby Tolan, L</b> OBP: 0.317, SLG: 0.504 (1, 9)										5	0	1	1	0	1	2	
<b>Alex Johnson, R</b> OBP: 0.360, SLG: 0.561 <b>Ted Savage, R</b> OBP: 0.429, SLG: 0.429 (9, 7)										5	1	2	1	0	0	1	
<b>Tony Perez, R</b> OBP: 0.370, SLG: 0.551 (1, 5)										5	0	1	0	0	1	2	
<b>Lee May, R</b> OBP: 0.325, SLG: 0.486 (1, 3)										3	1	2	1	1	0	1	
<b>Tommy Helms, R</b> OBP: 0.289, SLG: 0.286 (1, 4)										4	0	0	0	0	0	3	
<b>Pat Corrales, R</b> OBP: 0.500, SLG: 0.533 (1, 2)										4	1	2	0	0	1	2	
<b>Darrel Chaney, S</b> OBP: 0.329, SLG: 0.333 (1, 6)										4	0	1	0	0	1	3	
<b>Jim Merritt, L</b> OBP: 0.267, SLG: 0.214 <b>George Culver, R</b> (9, 1)										3	0	0	0	1	2	2	
<b>Inning Stats</b>	R: 1 E: 0 K: 0 S: 5	H: 2 LOB: 1 BB: 0 P: 5	R: 1 E: 0 K: 1 S: 8	H: 3 LOB: 2 BB: 0 P: 8	R: 1 E: 0 K: 1 S: 8	H: 3 LOB: 0 BB: 0 P: 7	R: 0 E: 0 K: 2 S: 7	H: 0 LOB: 0 BB: 0 P: 7	R: 0 E: 0 K: 0 S: 3	H: 1 LOB: 1 BB: 0 P: 4	R: 1 E: 0 K: 0 S: 5	H: 2 LOB: 2 BB: 1 P: 9	R: 0 E: 0 K: 1 S: 5	H: 0 LOB: 0 BB: 0 P: 5	1B: 8 2B: 1 3B: 0 HR: 2	SF: 0 SAC: 0 DP: 0 HBP: 0	
<b>PITCHER</b>	IP WLS BF H R ER SO BB IBB HBP BLK WP HR S P ERA WHIP																
<b>Grant Jackson, L</b> ERA: 3.48 (1, 1)	7.0 L 31 9 3 3 5 1 0 0 0 0 1 40 44 3.86 1.429																
<b>Jerry Johnson, R</b> ERA: 3.35 (8, 1)	2.0 9 2 1 1 1 1 0 0 0 0 0 1 10 14 4.50 1.500																

Batter	1	2	3	4	5	6	7	8	9	AB	R	H	RBI	BB	SO	LOB	BOTTOM	
<b>Tony Taylor, R</b> OBP: 0.320, SLG: 0.300 (1, 5)										4	0	0	0	0	0	1	<b>Cincinnati Reds @ Philadelphia Phillies</b> Connie Mack Stadium, Philadelphia, PA Wed May 14, 1969, 7:05 PM EDT Att: 4,532 - Unknown	
<b>Don Money, R</b> OBP: 0.316, SLG: 0.456 (1, 6)										4	1	1	0	0	1	0		
<b>Dick Allen, R</b> OBP: 0.344, SLG: 0.560 (1, 3)										3	1	0	0	1	1	0		
<b>Deron Johnson, R</b> OBP: 0.381, SLG: 0.368 (1, 7)										3	0	1	2	1	1	0		
<b>Johnny Callison, L</b> OBP: 0.344, SLG: 0.444 (1, 9)										4	0	2	0	0	0	1		
<b>Cookie Rojas, R</b> OBP: 0.308, SLG: 0.290 <b>Terry Harmon, R</b> OBP: 0.440, SLG: 0.222 (9, FR)										4	0	1	0	0	1	3		
<b>Mike Ryan, R</b> OBP: 0.266, SLG: 0.320 <b>Dave Watkins, R</b> OBP: 0.500, SLG: 0.333 (9, PR)										3	0	1	0	1	0	0		
<b>Larry Hisle, R</b> OBP: 0.270, SLG: 0.284 <b>John Briggs, L</b> OBP: 0.270, SLG: 0.203 (9, PH)										3	0	0	0	0	3	1		
<b>Grant Jackson, S</b> OBP: 0.278, SLG: 0.235 <b>Rick Joseph, R</b> OBP: 0.400, SLG: 0.462 <b>Jerry Johnson, R</b> OBP: 0.200, SLG: 0.111 <b>Ron Stone, L</b> OBP: 0.170, SLG: 0.216 (9, PH)										2	0	0	0	0	0	1		
<b>Inning Stats</b>	R: 2 E: 0 K: 1 S: 7	H: 2 LOB: 1 BB: 1 P: 11	R: 0 E: 0 K: 1 S: 5	H: 0 LOB: 0 BB: 0 P: 5	R: 0 E: 0 K: 0 S: 3	H: 0 LOB: 0 BB: 0 P: 3	R: 0 E: 0 K: 1 S: 6	H: 1 LOB: 1 BB: 0 P: 6	R: 0 E: 0 K: 1 S: 6	H: 0 LOB: 2 BB: 1 P: 10	R: 0 E: 0 K: 1 S: 5	H: 0 LOB: 0 BB: 0 P: 5	R: 0 E: 0 K: 0 S: 3	H: 0 LOB: 0 BB: 0 P: 3	R: 0 E: 0 K: 1 S: 7	H: 2 LOB: 3 2B: 4 HR: 0		SF: 0 SAC: 0 DP: 0 HBP: 0
<b>PITCHER</b>	IP WLS BF H R ER SO BB IBB HBP BLK WP HR S P ERA WHIP																	
<b>Jim Merritt, L</b> ERA: 4.19 (1, 1)	8.1 W 33 6 2 2 7 2 0 0 0 0 0 45 53 2.16 0.960																	
<b>George Culver, R</b> ERA: 2.1 (9, 1)	0.2 S 3 0 0 0 0 1 0 0 0 0 0 2 6 0.00 1.500																	



Batter	1	2	3	4	5	6	7	8	9	AB	R	H	RBI	BB	SO	LOB	TOP					
<b>Pete Rose, S</b> OBP: 0.372, SLG: 0.433 (1,8)										3	0	0	0	1	0	0	<b>Cincinnati Reds @ Philadelphia Phillies</b> Connie Mack Stadium, Philadelphia, PA Thu May 15 1969, 7:05 PM EDT Att: 3,294 - Unknown <a href="http://livebaseballscorecards.com">livebaseballscorecards.com</a>					
<b>Bobby Tolan, L</b> OBP: 0.322, SLG: 0.503 (1,9)										4	0	2	0	0	0	1						
<b>Alex Johnson, R</b> OBP: 0.357, SLG: 0.551 (1,7)										4	0	1	0	0	1	2						
<b>Tony Perez, R</b> OBP: 0.359, SLG: 0.534 (1,5)										4	0	0	0	0	1	3						
<b>Lee May, R</b> OBP: 0.315, SLG: 0.469 (1,3)										4	0	0	0	0	0	0						
<b>Tommy Helms, R</b> OBP: 0.291, SLG: 0.287 (1,4)										3	0	1	0	0	0	0						
<b>Pat Corrales, R</b> OBP: 0.500, SLG: 0.500 (7, PH)										1	0	0	0	1	0	0						
<b>Fred Whitfield, L</b> OBP: 0.318, SLG: 0.167 (7, PH)										1	0	0	0	0	0	1						
<b>Giraldo Ruiz, S</b> OBP: 0.308, SLG: 0.250 (7, 6)										2	0	1	0	0	1	1						
<b>Darrel Chaney, S</b> OBP: 0.333, SLG: 0.338 (7, PH)										1	0	0	0	0	0	1						
<b>Johnny Bench, R</b> OBP: 0.326, SLG: 0.400 (7, 2)										2	0	0	0	0	1	1						
<b>Tony Cloninger, R</b> OBP: 0.176, SLG: 0.313 (6, 1)										0	0	0	0	0	0	0						
<b>Clay Carroll, R</b> OBP: 0.600, SLG: 0.500 (8, PH)										1	0	0	0	0	0	0						
<b>Jimmy Stewart, S</b> OBP: 0.294, SLG: 0.154 (8, 1)										0	0	0	0	0	0	0						
<b>John Noriega, R</b> OBP: 0.294, SLG: 0.154 (8, 1)										0	0	0	0	0	0	0						
<b>Inning Stats</b>	R: 0 E: 0 K: 1 S: 5	H: 0 LOB: 1 BB: 1 P: 9	R: 0 E: 0 K: 1 S: 5	H: 0 LOB: 1 BB: 1 P: 9	R: 0 E: 0 K: 1 S: 5	H: 1 LOB: 0 BB: 0 P: 5	R: 0 E: 0 K: 0 S: 3	H: 1 LOB: 0 BB: 0 P: 3	R: 0 E: 0 K: 0 S: 4	H: 1 LOB: 0 BB: 0 P: 4	R: 0 E: 0 K: 1 S: 6	H: 1 LOB: 1 BB: 0 P: 6	R: 0 E: 0 K: 0 S: 4	H: 1 LOB: 1 BB: 0 P: 4	R: 0 E: 0 K: 0 S: 3	H: 0 LOB: 0 BB: 0 P: 3	R: 0 E: 0 K: 0 S: 3	H: 0 LOB: 0 BB: 0 P: 3	1B: 5 2B: 0 3B: 0 HR: 0	SF: 0 SAC: 0 DP: 1 HBP: 0	WP: 0 PB: 0 SB: 1 CS: 1	PA: 33
<b>PITCHER</b> <b>Rick Wise, R</b> ERA: 1.71 (1,1)	IP: 9.0 WLS: W BF: 32	H: 5 R: 0 ER: 0 SO: 4	BB: 2 IBB: 0 HBP: 0 BLK: 0	WP: 0 HR: 0 S: 38 P: 46	ERA: 0.00 WHIP: 0.778											ERA: 0.00 WHIP: 0.778						



Batter	1	2	3	4	5	6	7	8	9	AB	R	H	RBI	BB	SO	LOB	BOTTOM				
<b>Tony Taylor, R</b> OBP: 0.333, SLG: 0.309 (1,5)										4	1	2	0	1	0	4	<b>Cincinnati Reds @ Philadelphia Phillies</b> Connie Mack Stadium, Philadelphia, PA Thu May 15 1969, 7:05 PM EDT Att: 3,294 - Unknown <a href="http://livebaseballscorecards.com">livebaseballscorecards.com</a>				
<b>John Briggs, L</b> OBP: 0.276, SLG: 0.194 (1,8)										3	1	0	0	2	2	1					
<b>Dick Allen, R</b> OBP: 0.378, SLG: 0.614 (1,3)										4	4	4	2	1	0	0					
<b>Johnny Callison, L</b> OBP: 0.346, SLG: 0.446 (1,9)										4	0	1	0	1	0	5					
<b>Deron Johnson, R</b> OBP: 0.391, SLG: 0.385 (1,7)										4	1	2	2	1	0	4					
<b>Cookie Rojas, R</b> OBP: 0.308, SLG: 0.290 (1,4)										0	0	0	0	0	0	0					
<b>Ron Stone, L</b> OBP: 0.207, SLG: 0.236 (1,7)										4	0	2	1	0	1	1					
<b>Don Money, R</b> OBP: 0.322, SLG: 0.443 (1,6)										3	0	0	0	2	1	5					
<b>Mike Ryan, R</b> OBP: 0.257, SLG: 0.308 (1,2)										4	0	0	0	0	1	3					
<b>Rick Wise, R</b> OBP: 0.261, SLG: 0.200 (1,1)										3	0	0	0	0	1	1					
<b>Inning Stats</b>	R: 0 E: 0 K: 0 S: 3	H: 1 LOB: 2 BB: 2 P: 11	R: 0 E: 0 K: 1 S: 5	H: 0 LOB: 2 BB: 1 P: 10	R: 1 E: 0 K: 1 S: 7	H: 2 LOB: 1 BB: 0 P: 7	R: 0 E: 0 K: 1 S: 5	H: 0 LOB: 1 BB: 1 P: 9	R: 2 E: 1 K: 1 S: 8	H: 2 LOB: 1 BB: 0 P: 8	R: 3 E: 0 K: 1 S: 8	H: 3 LOB: 3 BB: 3 P: 20	R: 0 E: 0 K: 1 S: 5	H: 0 LOB: 1 BB: 1 P: 9	R: 1 E: 0 K: 0 S: 5	H: 3 LOB: 1 BB: 0 P: 5		1B: 8 2B: 3 3B: 0 HR: 1	SF: 0 SAC: 1 DP: 3 HBP: 1	WP: 1 PB: 0 SB: 3 CS: 0	PA: 43
<b>PITCHER</b> <b>Tony Cloninger, R</b> ERA: 5.31 (1,1)	IP: 5.2 WLS: L BF: 29	H: 6 R: 5 ER: 4 SO: 4	BB: 5 IBB: 0 HBP: 1 BLK: 0	WP: 0 HR: 0 S: 31 P: 52	ERA: 6.35 WHIP: 1.941											ERA: 6.35 WHIP: 1.941					
<b>Clay Carroll, R</b> ERA: 3.31 (6,1)	IP: 1.1 WLS: 9 BF: 2	H: 2 R: 1 ER: 1 SO: 2	BB: 2 IBB: 1 HBP: 0 BLK: 0	WP: 1 HR: 0 S: 10 P: 22	ERA: 6.75 WHIP: 3.000											ERA: 6.75 WHIP: 3.000					
<b>John Noriega, R</b> ERA: 2.7 (8,1)	IP: 1.0 WLS: 5 BF: 3	H: 3 R: 1 ER: 1 SO: 0	BB: 0 IBB: 0 HBP: 0 BLK: 0	WP: 0 HR: 1 S: 5 P: 5	ERA: 9.00 WHIP: 3.000											ERA: 9.00 WHIP: 3.000					



Batter	1	2	3	4	5	6	7	8	9	AB	R	H	RBI	BB	SO	LOB	TOP										
Tommie Agee, R OBP: 0.388, SLG: 0.653 (1, 8)										5	1	2	2	0	1	4	<b>New York Mets @ Cincinnati Reds</b> Crosley Field, Cincinnati, OH Fri May 16 1969, 7:05 PM EDT Att: 11,736 - Unknown										
Wayne Garrett, L OBP: 0.439, SLG: 0.500 (1, 5)										5	1	3	1	0	0	1											
Ken Boswell, L OBP: 0.326, SLG: 0.364 (1, 4)										5	0	0	0	0	1	4											
Cleon Jones, R OBP: 0.456, SLG: 0.606 Amos Otis, R OBP: 0.210, SLG: 0.207 (9, 7)										4	0	1	0	1	2	1											
Art Shamsky, L OBP: 0.364, SLG: 0.455 (1, 9)										5	1	1	0	0	2	4											
Ed Kranepool, L OBP: 0.330, SLG: 0.426 (1, 3)										5	3	3	1	0	0	0											
J.C. Martin, L OBP: 0.241, SLG: 0.360 Jerry Grote, R OBP: 0.238, SLG: 0.233 (9, PH)										4	1	1	1	0	1	2											
Bud Harrelson, S OBP: 0.375, SLG: 0.341 (1, 6)										4	2	3	1	1	0	0											
Tug McGraw, R OBP: 0.214, SLG: 0.231 Ron Taylor, R (6, 1)										3	0	1	1	0	1	2											
Rod Gaspar, S OBP: 0.300, SLG: 0.250 Al Jackson, L (7, 1)										0	0	0	0	0	0	0											
Cal Koonce, R OBP: 0.697, SLG: 0.667 (7, 1)										0	0	0	0	0	0	0											
<b>Inning Stats</b>	R: 1 E: 0 K: 0 S: 5	H: 3 LOB: 1 BB: 0 P: 5	R: 1 E: 1 K: 0 S: 5	H: 3 LOB: 1 BB: 0 P: 5	R: 0 E: 0 K: 1 S: 5	H: 0 LOB: 0 BB: 0 P: 5	R: 0 E: 0 K: 1 S: 5	H: 0 LOB: 0 BB: 0 P: 5	R: 1 E: 0 K: 3 S: 12	H: 2 LOB: 3 BB: 1 P: 16	R: 1 E: 0 K: 2 S: 8	H: 1 LOB: 1 BB: 1 P: 12	R: 6 E: 0 K: 1 S: 12	H: 7 LOB: 1 BB: 0 P: 12	R: 0 E: 0 K: 0 S: 3	H: 0 LOB: 0 BB: 0 P: 3	R: 0 E: 0 K: 0 S: 3	H: 0 LOB: 0 BB: 0 P: 3	1B: 13 2B: 3 3B: 1 HR: 0	SF: 0 SAC: 0 DP: 2 HBP: 0	WP: 0 PB: 2 SB: 1 CS: 0	PA: 44					
<b>PITCHER</b>	IP	WLS	BF	H	R	ER	SO	BB	IBB	HBP	BLK	WP	HR	S	P	ERA	WHIP										
Jack Fisher, R ERA: 3.58	1.1		9	6	2	2	0	0	0	0	0	0	0	9	9	13.50	4.500										
Clay Carroll, R ERA: 3.22	3.2		15	3	2	1	5	1	0	0	0	0	0	24	28	2.46	1.091										
George Culver, R ERA: 3.69	1.2	L	12	6	6	6	3	1	0	0	0	0	0	17	21	32.40	4.200										
Wayne Granger, R ERA: 4.82	1.1		5	1	0	0	0	0	0	0	0	0	0	5	5	0.00	0.750										
Jim Merritt, L ERA: 4.09	1.0		3	0	0	0	0	0	0	0	0	0	0	3	3	0.00	0.000										

Batter	1	2	3	4	5	6	7	8	9	AB	R	H	RBI	BB	SO	LOB	BOTTOM										
Pete Rose, S OBP: 0.368, SLG: 0.435 (1, 8)										4	1	1	0	0	0	0	<b>New York Mets @ Cincinnati Reds</b> Crosley Field, Cincinnati, OH Fri May 16 1969, 7:05 PM EDT Att: 11,736 - Unknown										
Bobby Tolan, L OBP: 0.318, SLG: 0.493 (1, 9)										5	0	1	0	0	1	3											
Alex Johnson, R OBP: 0.358, SLG: 0.550 (1, 7)										4	1	2	2	0	0	1											
Tony Perez, R OBP: 0.361, SLG: 0.533 (1, 5)										4	1	1	0	1	1	2											
Lee May, R OBP: 0.333, SLG: 0.504 (1, 3)										4	1	3	2	1	0	2											
Tommy Helms, R OBP: 0.303, SLG: 0.295 (1, 4)										4	1	2	0	1	0	2											
Pat Corrales, R OBP: 0.455, SLG: 0.444 Johnny Bench, R OBP: 0.336, SLG: 0.437 (6, PH)										2	0	0	0	0	0	2											
Darrel Chaney, S OBP: 0.326, SLG: 0.329 Ted Savage, R OBP: 0.429, SLG: 0.429 Jimmy Stewart, S OBP: 0.333, SLG: 0.429 Woody Woodward, R OBP: 0.207, SLG: 0.148 (7, 6)										0	0	0	0	0	0	0											
Jack Fisher, R Clay Carroll, R George Culver, R Wayne Granger, R Fred Whitfield, L Jim Merritt, L (9, 1)										0	0	0	0	0	0	0											
<b>Inning Stats</b>	R: 0 E: 0 K: 0 S: 4	H: 1 LOB: 1 BB: 0 P: 4	R: 0 E: 1 K: 0 S: 3	H: 0 LOB: 1 BB: 1 P: 7	R: 1 E: 0 K: 1 S: 7	H: 2 LOB: 1 BB: 0 P: 7	R: 1 E: 0 K: 1 S: 6	H: 2 LOB: 0 BB: 0 P: 6	R: 1 E: 1 K: 0 S: 4	H: 0 LOB: 2 BB: 2 P: 12	R: 3 E: 0 K: 1 S: 8	H: 3 LOB: 0 BB: 0 P: 8	R: 3 E: 0 K: 1 S: 8	H: 4 LOB: 0 BB: 0 P: 8	R: 0 E: 0 K: 1 S: 5	H: 0 LOB: 0 BB: 0 P: 5		R: 0 E: 0 K: 1 S: 6	H: 1 LOB: 2 BB: 1 P: 10	1B: 8 2B: 2 3B: 0 HR: 3	SF: 1 SAC: 1 DP: 2 HBP: 0	WP: 0 PB: 0 SB: 0 CS: 0	PA: 43				
<b>PITCHER</b>	IP	WLS	BF	H	R	ER	SO	BB	IBB	HBP	BLK	WP	HR	S	P	ERA	WHIP										
Tug McGraw, L ERA: 3.38	5.0		25	7	5	4	2	3	0	0	0	0	1	26	38	7.20	2.000										
Ron Taylor, R ERA: 2.5	1.0		4	1	1	1	1	0	0	0	0	0	1	6	6	9.00	1.000										
Al Jackson, L ERA: 8.71	0.0		2	2	2	2	0	0	0	0	0	0	0	2	2	∞	∞										
Cal Koonce, R ERA: 6.33	3.0	W	12	3	1	1	3	1	0	0	0	0	1	17	21	3.00	1.333										

AB	42
R	10
H	16
RBI	9
BB	2
SO	8
LOB	18









Batter	1	2	3	4	5	6	7	8	9	AB	R	H	RBI	BB	SO	LOB	TOP
<b>Tony Taylor, R</b> OBP: 0.308, SLG: 0.295 (1,5)										4	0	0	0	0	0	2	
<b>Don Money, R</b> OBP: 0.313, SLG: 0.413 (1,6)										3	0	0	0	0	0	0	
<b>Dick Allen, R</b> OBP: 0.383, SLG: 0.631 (1,3)										3	0	0	0	0	0	0	
<b>Johnny Callison, L</b> OBP: 0.342, SLG: 0.449 (1,9)										2	0	0	0	1	0	0	
<b>Deron Johnson, R</b> OBP: 0.381, SLG: 0.381 (1,7)										3	0	0	0	0	0	1	
<b>Cookie Rojas, R</b> OBP: 0.284, SLG: 0.260 (1,4)										3	0	0	0	0	0	0	
<b>Mike Ryan, R</b> OBP: 0.266, SLG: 0.339 (1,2)										3	0	1	0	0	0	0	
<b>Larry Hisle, R</b> OBP: 0.287, SLG: 0.310 (1,8)										3	0	1	0	0	0	1	
<b>Rick Wise, R</b> OBP: 0.240, SLG: 0.182 (1,1)										2	0	0	0	0	1	2	
<b>John Briggs, L</b> OBP: 0.282, SLG: 0.208 (9, PH)										1	0	0	0	0	1	0	
<b>Inning Stats</b>	R: 0 E: 0 K: 0 S: 3	H: 0 LOB: 0 BB: 0 P: 3	R: 0 E: 0 K: 0 S: 2	H: 0 LOB: 0 BB: 1 P: 6	R: 0 E: 0 K: 1 S: 6	H: 1 LOB: 1 BB: 0 P: 6	R: 0 E: 0 K: 0 S: 3	H: 0 LOB: 0 BB: 0 P: 3	R: 0 E: 0 K: 0 S: 3	H: 0 LOB: 0 BB: 0 P: 3	R: 0 E: 0 K: 0 S: 3	H: 0 LOB: 0 BB: 0 P: 3	R: 0 E: 0 K: 1 S: 5	H: 0 LOB: 0 BB: 0 P: 5	1B: 1 2B: 1 3B: 0 HR: 0	SF: 0 SAC: 0 DP: 2 HBP: 0	WP: 0 PA: 28 PB: 0 CS: 0 SB: 0
<b>PITCHER</b> <b>Tony Cloninger, R</b> ERA: 4.35 (1,1)	IP: 9.0 WLS: W BF: 28 H: 2 R: 0 ER: 0 SO: 2 BB: 1 IBB: 0 HBP: 0 BLK: 0 WP: 0 HR: 0 S: 31 P: 35 ERA: 0.00 WHIP: 0.333																

Philadelphia Phillies @ Cincinnati Reds  
Crosley Field, Cincinnati, OH  
Tue May 20 1969, 7:05 PM EDT  
Att: 4,191 - Unknown

AB	27
R	0
H	2
RBI	0
BB	1
SO	2
LOB	6



Batter	1	2	3	4	5	6	7	8	9	AB	R	H	RBI	BB	SO	LOB	BOTTOM
<b>Pete Rose, S</b> OBP: 0.366, SLG: 0.424 (1,8)										3	1	1	0	1	0	0	
<b>Bobby Tolan, L</b> OBP: 0.319, SLG: 0.484 (1,9)										4	0	1	1	0	0	1	
<b>Alex Johnson, R</b> OBP: 0.369, SLG: 0.557 (1,7)										4	1	2	0	0	0	1	
<b>Tony Perez, R</b> OBP: 0.357, SLG: 0.542 (1,5)										3	1	1	2	0	1	1	
<b>Lee May, R</b> OBP: 0.324, SLG: 0.492 (1,3)										3	0	0	0	0	0	0	
<b>Johnny Bench, R</b> OBP: 0.357, SLG: 0.468 (1,2)										3	1	2	0	0	0	0	
<b>Tommy Helms, R</b> OBP: 0.298, SLG: 0.289 (1,4)										2	0	0	1	0	0	1	
<b>Darrel Chaney, S</b> OBP: 0.312, SLG: 0.313 (1,6)										3	0	0	0	0	1	0	
<b>Tony Cloninger, R</b> OBP: 0.150, SLG: 0.263 (1,1)										3	0	0	0	0	3	0	
<b>Inning Stats</b>	R: 0 E: 0 K: 0 S: 3	H: 0 LOB: 0 BB: 0 P: 3	R: 0 E: 0 K: 1 S: 5	H: 0 LOB: 0 BB: 0 P: 5	R: 0 E: 0 K: 1 S: 4	H: 1 LOB: 1 BB: 0 P: 4	R: 1 E: 1 K: 1 S: 6	H: 1 LOB: 0 BB: 0 P: 6	R: 3 E: 0 K: 1 S: 8	H: 4 LOB: 0 BB: 0 P: 8	R: 0 E: 0 K: 0 S: 3	H: 1 LOB: 0 BB: 0 P: 3	R: 0 E: 0 K: 1 S: 5	H: 0 LOB: 1 BB: 1 P: 9	1B: 4 2B: 2 3B: 0 HR: 1	SF: 0 SAC: 1 DP: 1 HBP: 0	WP: 0 PA: 30 PB: 0 CS: 1 SB: 1
<b>PITCHER</b> <b>Rick Wise, R</b> ERA: 1.9 (1,1)	IP: 8.0 WLS: L BF: 30 H: 7 R: 4 ER: 3 SO: 5 BB: 1 IBB: 0 HBP: 0 BLK: 0 WP: 0 HR: 1 S: 39 P: 43 ERA: 3.38 WHIP: 1.000																

Philadelphia Phillies @ Cincinnati Reds  
Crosley Field, Cincinnati, OH  
Tue May 20 1969, 7:05 PM EDT  
Att: 4,191 - Unknown

AB	28
R	4
H	7
RBI	4
BB	1
SO	5
LOB	4





Batter	1	2	3	4	5	6	7	8	9	AB	R	H	RBI	BB	SO	LOB	TOP										
<b>Tony Taylor, R</b> OBP: 0.320, SLG: 0.310 (1, 5)	4-0 BB BB		0-0 F7		0-0 2B		0-0 WP 1B 1B		0-0 4-3	4	1	2	1	1	0	1											
<b>Don Money, R</b> OBP: 0.317, SLG: 0.408 (1, 6)	4-0 BB		0-0 6-3		0-0 F3		0-0 WP 1B 1B		0-0 F9	4	1	1	0	1	0	1											
<b>Dick Allen, R</b> OBP: 0.378, SLG: 0.617 (1, 3)	0-0 F3		0-0 F7		0-0 6-3		0-0 1B 1B			4	0	1	2	0	0	3											
<b>Deron Johnson, R</b> OBP: 0.377, SLG: 0.376 <b>John Briggs, L</b> OBP: 0.292, SLG: 0.208 (1, 7) (9, 7)	0-0 P5				0-0 1B SF9 1B		0-0 5-3		0-0 4-3	4	1	1	0	0	0	3											
<b>Johnny Callison, L</b> OBP: 0.340, SLG: 0.443 (1, 9)	0-0 3-1				0-0 1B SF9 1B		0-0 F2		0-0 6-3	4	0	1	0	0	0	2											
<b>Cookie Rojas, R</b> OBP: 0.271, SLG: 0.250 (1, 4)		0-0 6-3			0-0 SF9 1B		0-0 F8		0-0 F8	3	0	0	1	0	0	0											
<b>Mike Ryan, R</b> OBP: 0.258, SLG: 0.328 (1, 2)		0-0 P6			0-0 5-3		0-0 F8		0-0 6-3	4	0	0	0	0	0	1											
<b>Larry Hisle, R</b> OBP: 0.302, SLG: 0.342 (1, 8)		0-0 2B			0-3 K		0-0 1B 2B		0-0 4-3 SH1-4 1B	4	2	3	0	0	1	1											
<b>Woodie Fryman, R</b> OBP: 0.042, SLG: 0.042 <b>Bill Wilson, R</b> (4, 1)		0-0 5-3			0-3 K		0-0 1-3		0-0 SH1-4	1	0	0	0	0	0	1											
<b>Rick Joseph, R</b> OBP: 0.353, SLG: 0.400 <b>Jerry Johnson, R</b> OBP: 0.200, SLG: 0.111 (7, PH) (7, 1)									1-2	1	0	0	0	0	0	1											
<b>Inning Stats</b>	R: 0 E: 0 K: 0 S: 3	H: 0 LOB: 2 BB: 2 P: 11	R: 0 E: 0 K: 0 S: 4	H: 1 LOB: 1 BB: 0 P: 4	R: 0 E: 0 K: 0 S: 3	H: 0 LOB: 0 BB: 0 P: 3	R: 1 E: 0 K: 1 S: 7	H: 2 LOB: 1 BB: 0 P: 7	R: 0 E: 0 K: 0 S: 6	H: 1 LOB: 1 BB: 0 P: 6	R: 0 E: 0 K: 0 S: 3	H: 0 LOB: 0 BB: 0 P: 3	R: 3 E: 0 K: 0 S: 7	H: 4 LOB: 1 BB: 0 P: 7	R: 0 E: 0 K: 0 S: 3	H: 0 LOB: 0 BB: 0 P: 3	R: 1 E: 0 K: 0 S: 4	H: 1 LOB: 0 BB: 0 P: 4	1B: 6 2B: 3 3B: 0 HR: 0	SF: 1 SAC: 1 DP: 0 HBP: 0	WP: 2 PB: 0 SB: 0 CS: 0	PA: 38					
<b>PITCHER</b>	IP	WLS	BF	H	R	ER	SO	BB	IBB	HBP	BLK	WP	HR	S	P	ERA	WHIP										
<b>Jim Merritt, L</b> ERA: 4.26	(1, 1)	6.2	30	8	4	4	2	2	0	0	0	1	0	32	40	5.40	1.500										
<b>George Culver, R</b> ERA: 3.55	(7, 1)	1.1	4	0	0	0	0	0	0	0	0	0	0	4	4	0.00	0.000										
<b>Clay Carroll, R</b> ERA: 3.43	(9, 1)	1.0	W	4	1	1	1	0	0	0	0	1	0	4	4	9.00	1.000										

Philadelphia Phillies @ Cincinnati Reds  
Crosley Field, Cincinnati, OH  
Wed May 21 1969, 7:05 PM EDT  
Att.: 4,811 - Unknown

AB	34
R	5
H	9
RBI	4
BB	2
SO	2
LOB	14



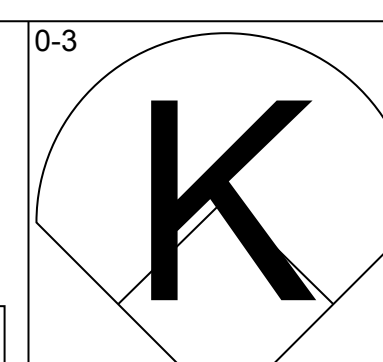
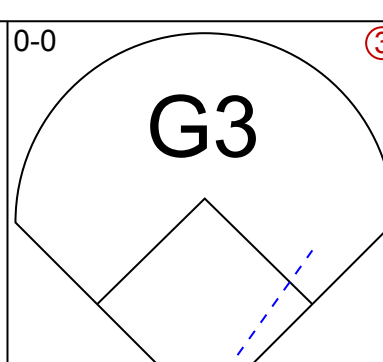
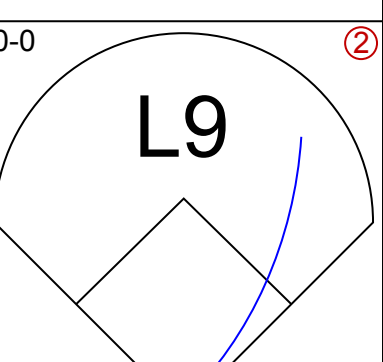
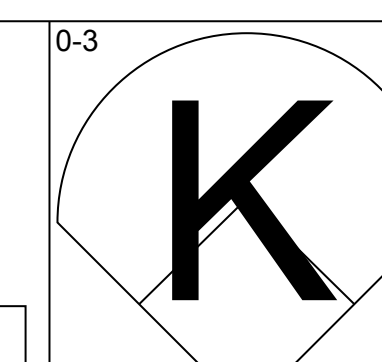
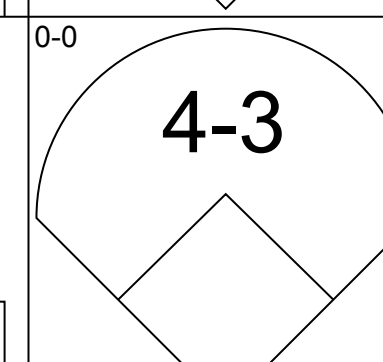
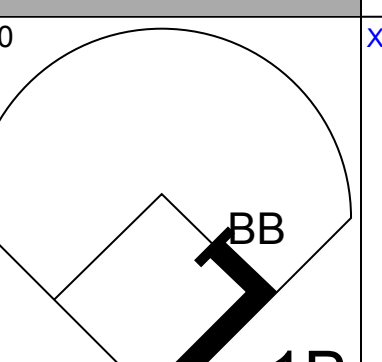
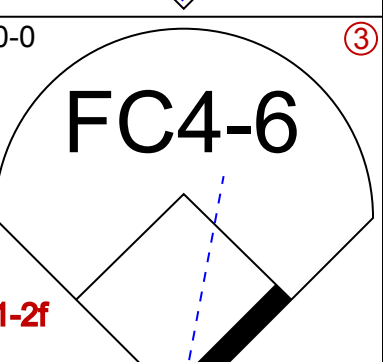
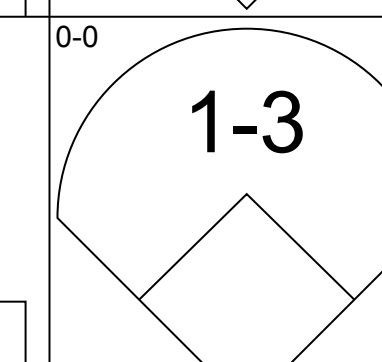
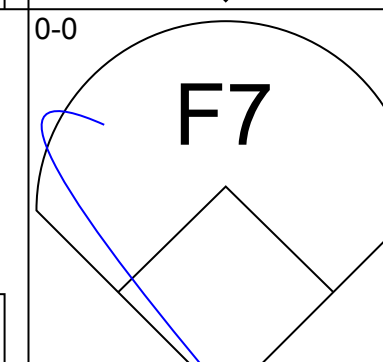
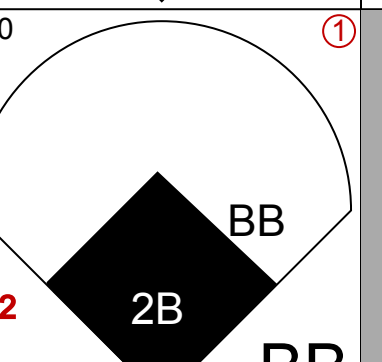
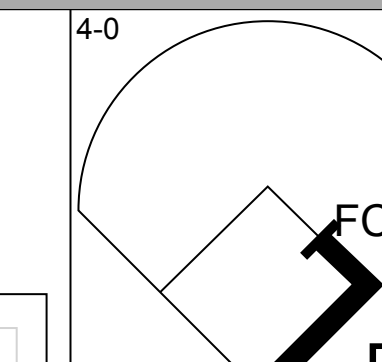
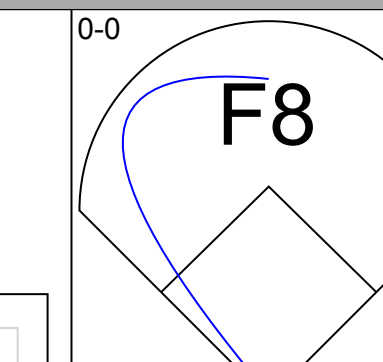
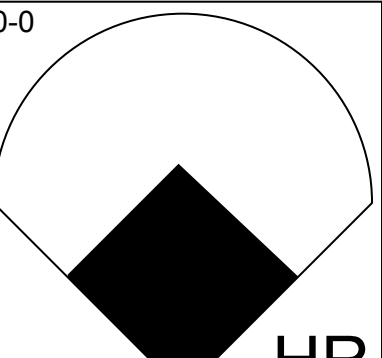
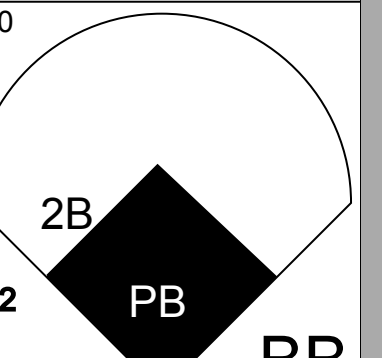
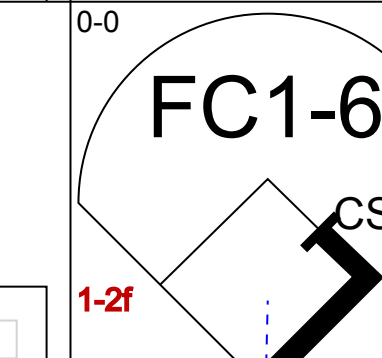
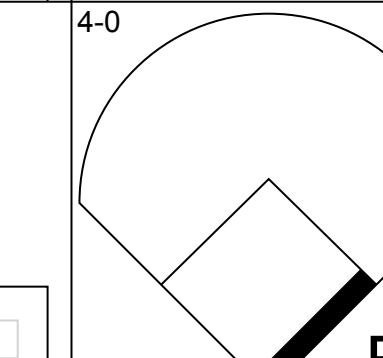
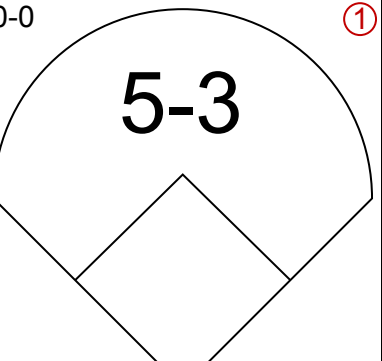

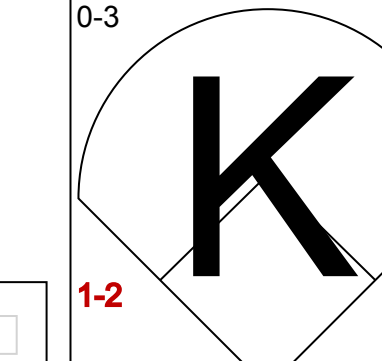
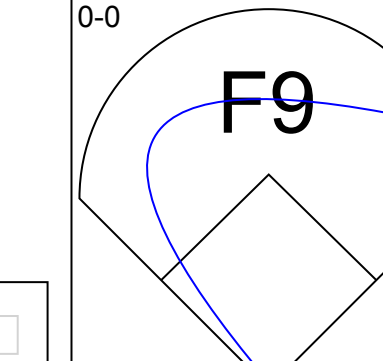
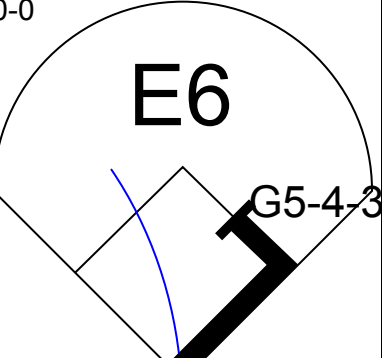
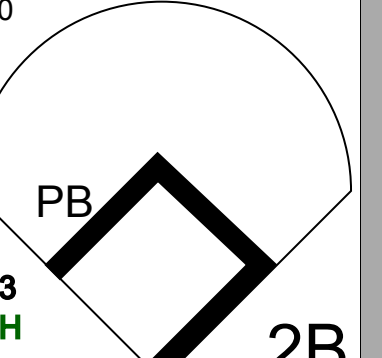
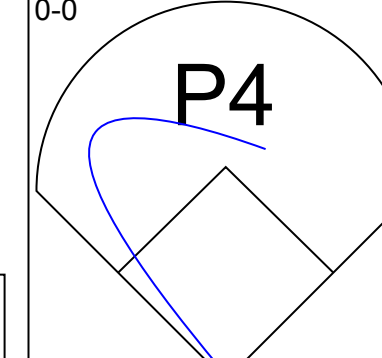
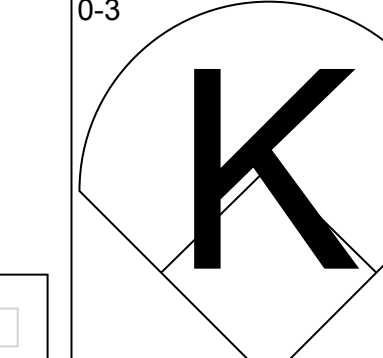
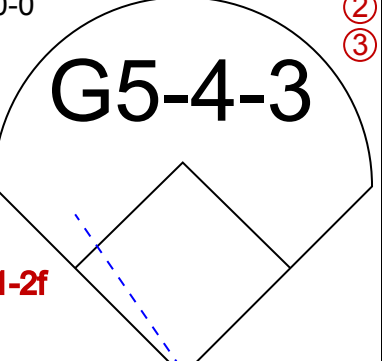
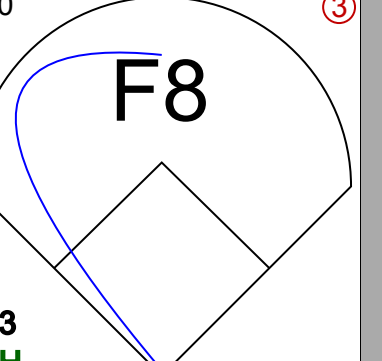
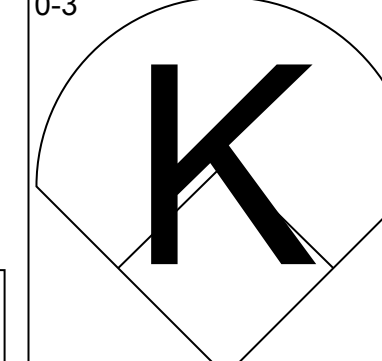
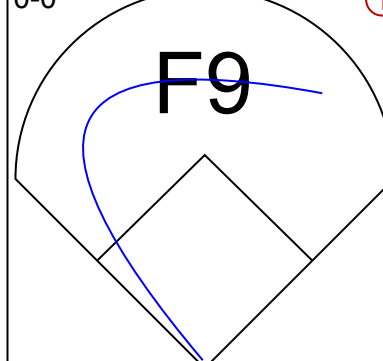
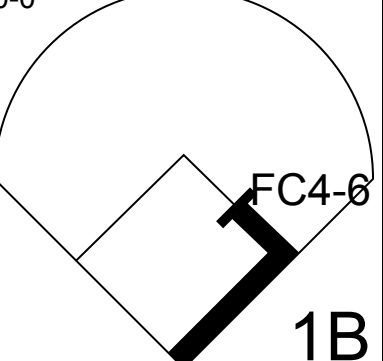
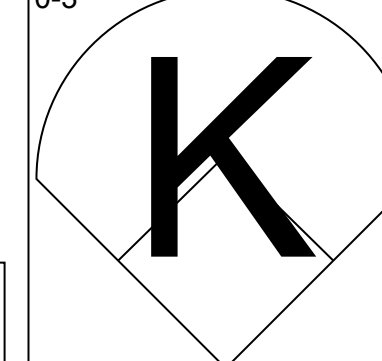

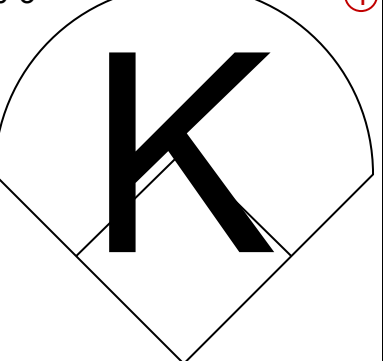
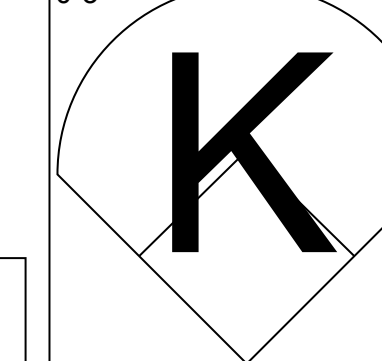
Batter	1	2	3	4	5	6	7	8	9	AB	R	H	RBI	BB	SO	LOB	BOTTOM										
<b>Pete Rose, S</b> OBP: 0.380, SLG: 0.434 (1, 8)	0-0 FC4-6 1B	0-0 1B		0-0 1B SH3-4 SF8-6 1B		0-0 L5		0-0 IBB		4	1	3	0	1	0	0											
<b>Bobby Tolan, L</b> OBP: 0.317, SLG: 0.478 (1, 9)	0-0 F8	0-0 F2		0-0 SH3-4		0-0 FC1-4 1B		0-3 K		4	0	1	0	0	1	5											
<b>Alex Johnson, R</b> OBP: 0.364, SLG: 0.545 (1, 7)	0-0 FC4-6 1B 1-2	0-3 K		0-0 SF8-6 1B		0-0 FC1-4 1-2		0-0 5-3		5	1	1	0	0	1	3											
<b>Tony Perez, R</b> OBP: 0.365, SLG: 0.548 <b>Giraldo Ruiz, S</b> OBP: 0.294, SLG: 0.250 (1, 5) (9, PR)	0-0 BB 1B		0-0 FC4 1B	0-0 SF8-6		0-0 P4		0-0 E 1B		4	2	3	1	0	0	1											
<b>Lee May, R</b> OBP: 0.333, SLG: 0.488 (1, 3)	4-0 1B 1B	1-2 BB	0-0 FC4 1B	0-0 G6-4-3 BB		0-0 F9		0-0 E5 1B BB		3	1	1	0	2	0	2											
<b>Johnny Bench, R</b> OBP: 0.366, SLG: 0.474 (1, 2)	0-0 1B	0-0 FC4 1B	0-0 FC4 1B	0-0 G6-4-3		0-0 SH4 1B		0-0 BB IBB 1B		5	0	3	3	0	0	3											
<b>Tommy Helms, R</b> OBP: 0.313, SLG: 0.299 (1, 4)	1-2 2-3 3-H	0-0 1B	0-0 1B	0-0 6-3		0-0 SH4		0-0 BB IBB		3	0	2	1	1	0	0											
<b>Darrel Chaney, S</b> OBP: 0.302, SLG: 0.302 <b>Fred Whitfield, L</b> OBP: 0.360, SLG: 0.158 <b>Woody Woodward, R</b> OBP: 0.207, SLG: 0.148 (1, 6) (8, PH) (8, PR) (8, 6)	0-0 G3		0-0 F8	0-3 K		0-0 K		0-0 G3 BB		3	0	0	0	0	1	5											
<b>Ted Savage, R</b> OBP: 0.444, SLG: 0.375 (9, PH)								1-2 2-3 3-H		0	0	0	1	1	0	0											
<b>Jim Merritt, L</b> OBP: 0.222, SLG: 0.176 <b>George Culver, R</b> (7, 1)		0-3 K	0-0 F9							3	0	0	0	0	2	2											
<b>Jimmy Stewart, S</b> OBP: 0.300, SLG: 0.375 <b>Clay Carroll, R</b> OBP: 0.571, SLG: 0.400 (8, PH) (9, 1)									1-2 2-3	1	0	0	0	0	0	2											
<b>Inning Stats</b>	R: 2 E: 0 K: 0 S: 7	H: 4 LOB: 3 BB: 1 P: 11	R: 0 E: 0 K: 2 S: 8	H: 1 LOB: 0 BB: 0 P: 8	R: 1 E: 0 K: 0 S: 6	H: 3 LOB: 2 BB: 0 P: 6	R: 1 E: 0 K: 0 S: 4	H: 2 LOB: 0 BB: 0 P: 4	R: 0 E: 0 K: 0 S: 2	H: 0 LOB: 0 BB: 1 P: 6	R: 0 E: 0 K: 2 S: 7	H: 0 LOB: 0 BB: 0 P: 7	R: 0 E: 0 K: 0 S: 4	H: 1 LOB: 1 BB: 0 P: 4	R: 0 E: 0 K: 1 S: 6	H: 1 LOB: 3 BB: 2 P: 14	R: 2 E: 1 K: 0 S: 4	H: 2 LOB: 3 BB: 2 P: 12	1B: 14 2B: 1 3B: 0 HR: 0	SF: 1 SAC: 2 DP: 2 HBP: 0	WP: 0 PB: 0 SB: 0 CS: 0	PA: 44					
<b>PITCHER</b>	IP	WLS	BF	H	R	ER	SO	BB	IBB	HBP	BLK	WP	HR	S	P	ERA	WHIP										
<b>Woodie Fryman, L</b> ERA: 2.69	(1, 1)	3.1	20	9	4	4	2	1	0	0	0	0	0	23	27	10.80	3.000										
<b>Bill Wilson, R</b> ERA: 7.57	(4, 1)	2.2	8	1	0	0	2	1	0	0	0	0	0	11	15	0.00	0.750										
<b>Jerry Johnson, R</b> ERA: 3.79	(7, 1)	2.1	L	16	4	2	1	1	2	2	0	0	0	14	30	3.86	2.571										

Philadelphia Phillies @ Cincinnati Reds  
Crosley Field, Cincinnati, OH  
Wed May 21 1969, 7:05 PM EDT  
Att.: 4,811 - Unknown

AB	35
R	6
H	14
RBI	6
BB	6
SO	5
LOB	23

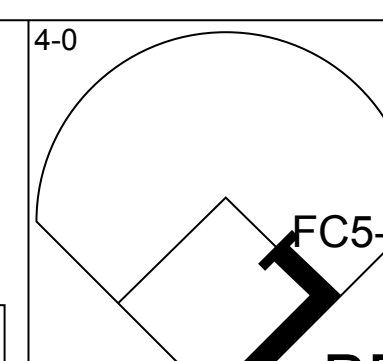
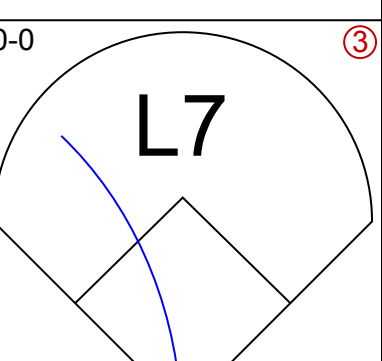
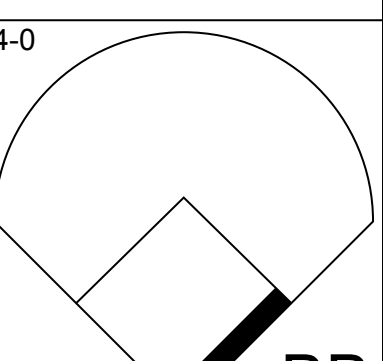
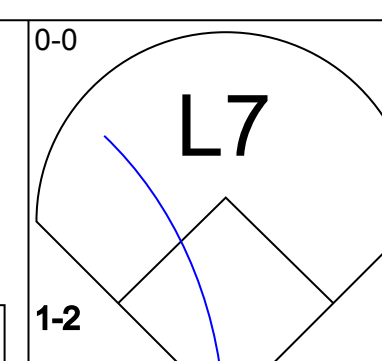
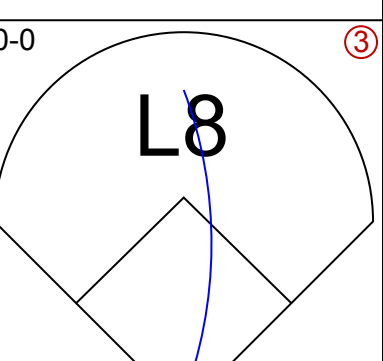
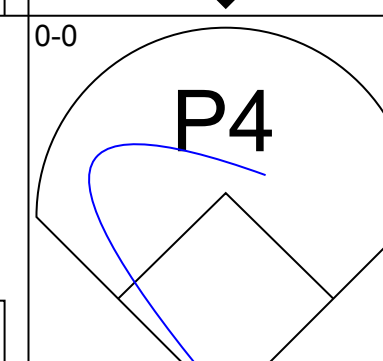
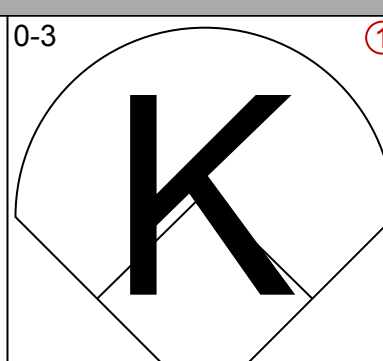
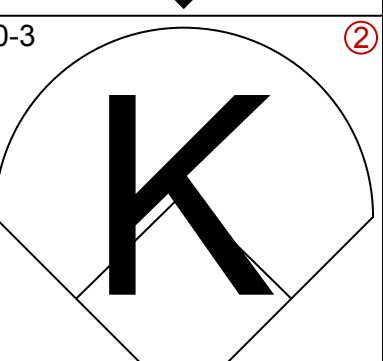
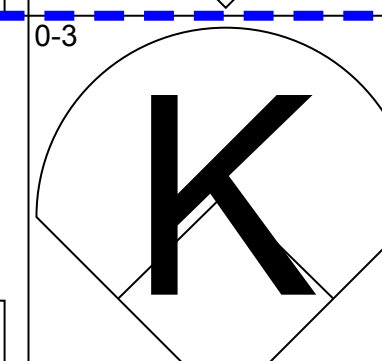
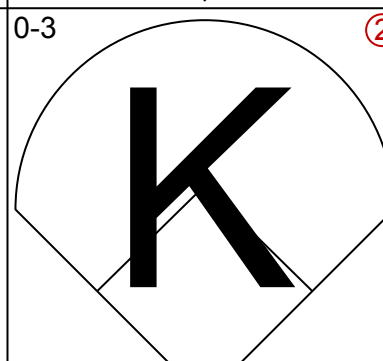
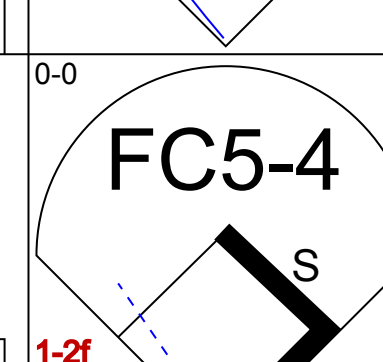
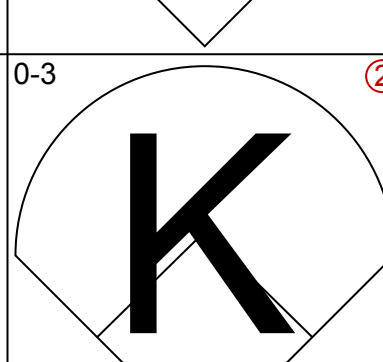
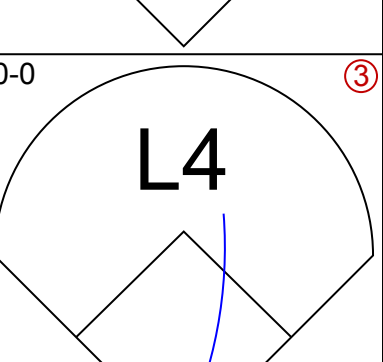
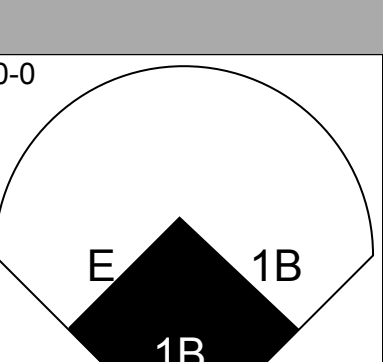
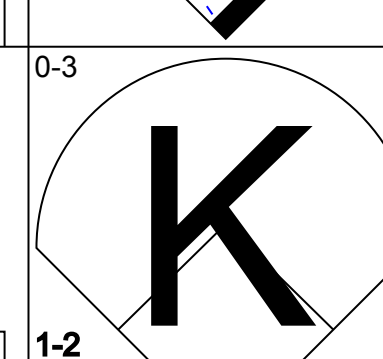
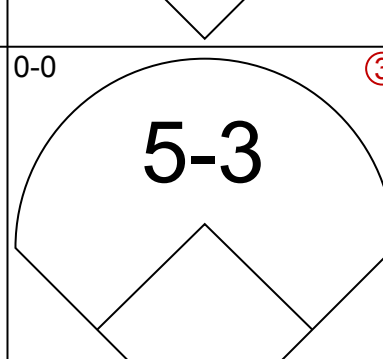
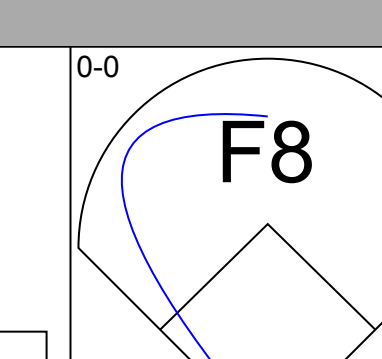
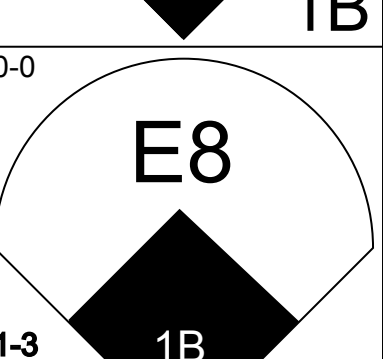
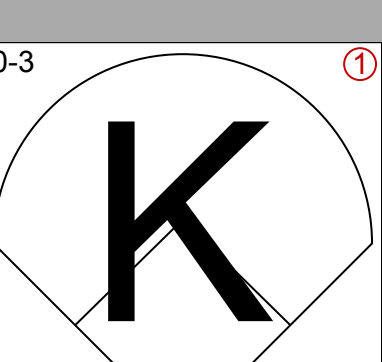

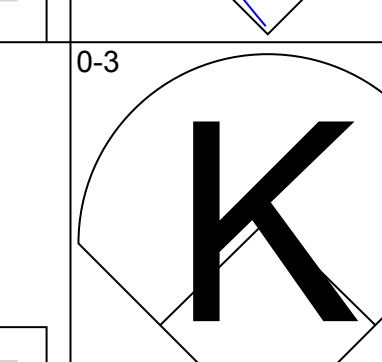
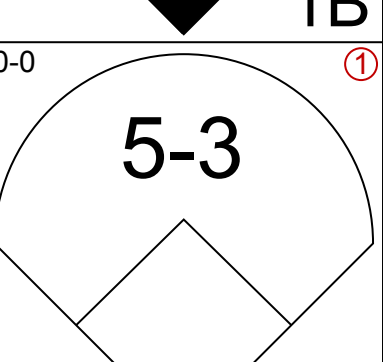
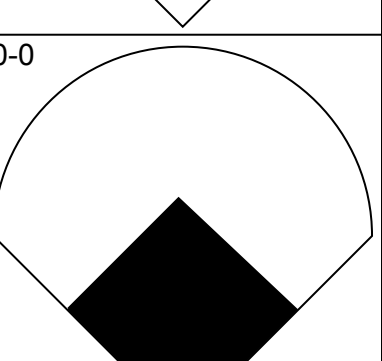
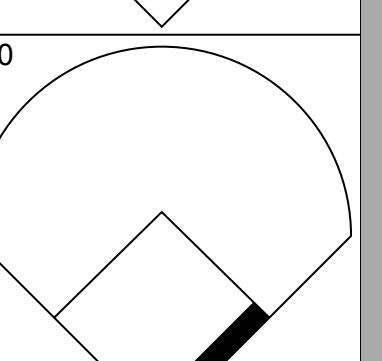
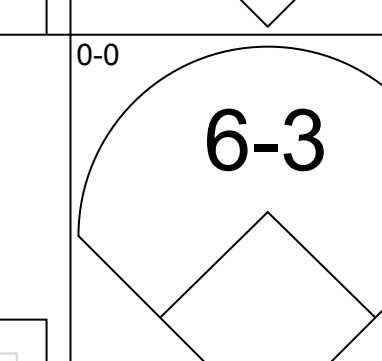
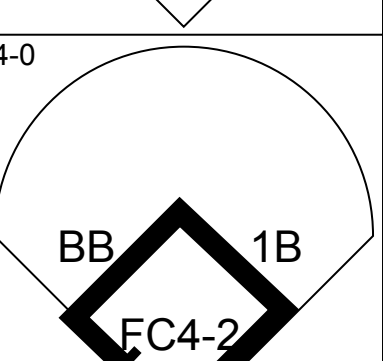
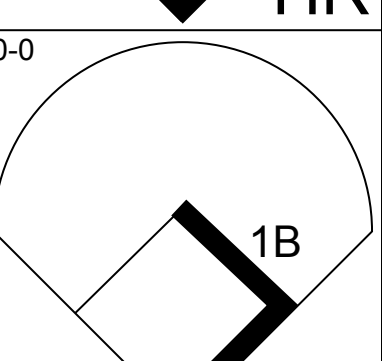
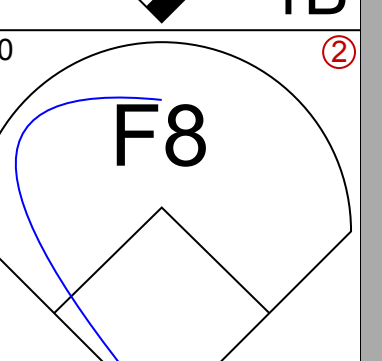
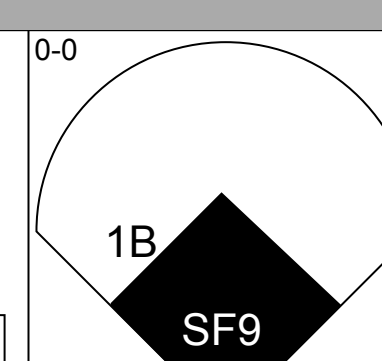
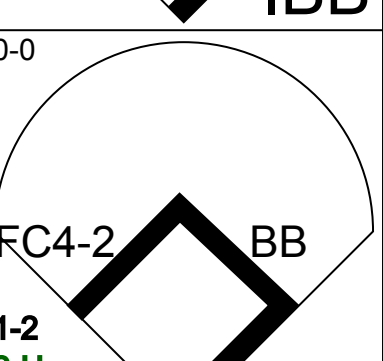
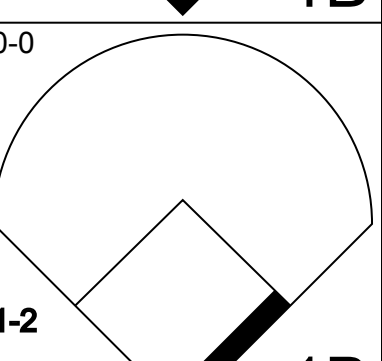
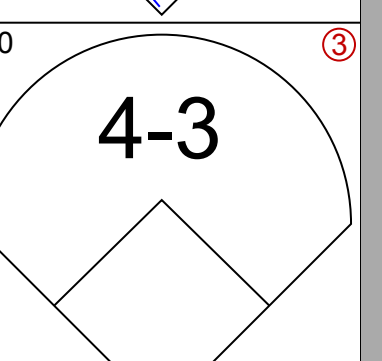
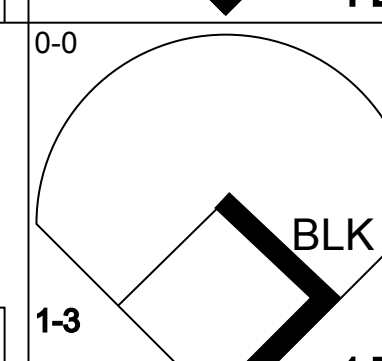
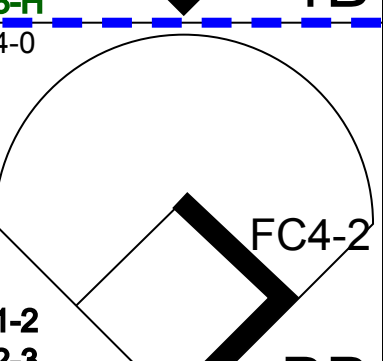
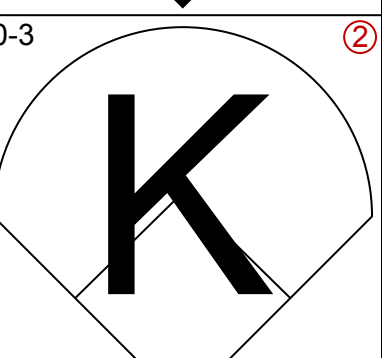
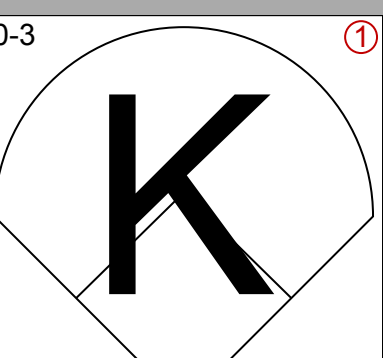
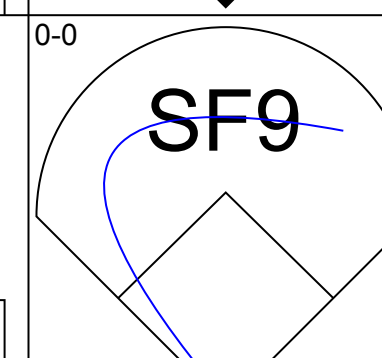
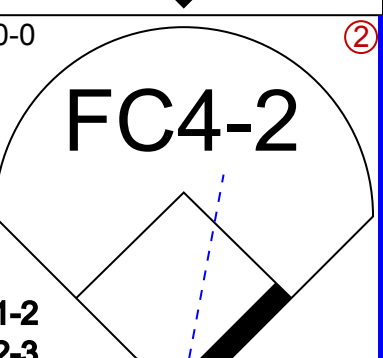




Batter	1	2	3	4	5	6	7	8	9	AB	R	H	RBI	BB	SO	LOB	TOP			
<b>Maury Wills, S</b> (1.6) OBP: 0.252, SLG: 0.199										4	0	0	0	0	2	1	<b>Montreal Expos @ Cincinnati Reds</b> Crosley Field, Cincinnati, OH Fri May 23 1969, 7:05 PM EDT Att: 7,917 - Unknown			
<b>Manny Mota, R</b> (1.8) OBP: 0.308, SLG: 0.286										4	0	1	0	0	0	1				
<b>Rusty Staub, L</b> (1.9) OBP: 0.446, SLG: 0.512										2	1	0	0	2	0	0				
<b>Mack Jones, L</b> (1.7) OBP: 0.426, SLG: 0.608										2	2	1	1	2	0	1				
<b>Bob Bailey, R</b> (1.3) OBP: 0.313, SLG: 0.435										4	0	0	0	0	2	4				
<b>Coco Laboy, R</b> (1.5) OBP: 0.354, SLG: 0.489										4	0	1	1	0	1	1				
<b>John Bateman, R</b> (1.2) OBP: 0.268, SLG: 0.365										3	0	0	0	0	1	2				
<b>Gary Sutherland, R</b> (1.4) OBP: 0.260, SLG: 0.272										3	0	1	0	0	1	0				
<b>Jerry Robertson, S</b> (1.1) OBP: 0.250, SLG: 0.625										2	0	0	0	0	2	1				
<b>Dan McGinn, L</b> (7.1) OBP: 0.333, SLG: 0.333										1	0	0	0	0	1	0				
<b>Carroll Sembera, R</b> (8.1) OBP: 0.333, SLG: 0.333										0	0	0	0	0	0	0				
<b>Inning Stats</b>	R: 0 E: 0 K: 1 S: 5	H: 0 LOB: 0 BB: 0 P: 5	R: 1 E: 1 K: 0 S: 4	H: 1 LOB: 0 BB: 0 P: 4	R: 0 E: 0 K: 1 S: 5	H: 0 LOB: 0 BB: 0 P: 5	R: 2 E: 0 K: 1 S: 6	H: 2 LOB: 1 BB: 2 P: 14	R: 0 E: 0 K: 1 S: 6	H: 1 LOB: 1 BB: 0 P: 6	R: 0 E: 0 K: 1 S: 4	H: 0 LOB: 0 BB: 1 P: 8	R: 0 E: 0 K: 2 S: 7	H: 0 LOB: 0 BB: 0 P: 7	R: 0 E: 0 K: 1 S: 7	H: 0 LOB: 1 BB: 0 P: 9	1B: 2 2B: 1 3B: 0 HR: 1	SF: 0 SAC: 0 DP: 1 HBP: 0	WP: 0 PB: 1 CS: 1	PA: 33
<b>PITCHER</b>	IP	WLS	BF	H	R	ER	SO	BB	IBB	HBP	BLK	WP	HR	S	P	ERA	WHIP			
<b>Jim Maloney, R</b> (1.1) ERA: 2.08	4.0		17	4	3	2	3	2	0	0	0	0	1	21	29	4.50	1.500			
<b>Wayne Granger, R</b> (5.1) ERA: 3.97	3.0	W	9	0	0	0	4	1	0	0	0	0	0	16	20	0.00	0.333			
<b>Clay Carroll, R</b> (8.1) ERA: 3.27	2.0		7	0	0	0	3	1	0	0	0	0	0	12	16	0.00	0.500			

AB	29
R	3
H	4
RBI	2
BB	4
SO	10
LOB	11



Batter	1	2	3	4	5	6	7	8	9	AB	R	H	RBI	BB	SO	LOB	BOTTOM			
<b>Pete Rose, S</b> (1.8) OBP: 0.380, SLG: 0.425										3	0	0	0	2	0	6	<b>Montreal Expos @ Cincinnati Reds</b> Crosley Field, Cincinnati, OH Fri May 23 1969, 7:05 PM EDT Att: 7,917 - Unknown			
<b>Bobby Tolan, L</b> (1.9) OBP: 0.310, SLG: 0.467										4	0	0	0	0	3	4				
<b>Clay Carroll, R</b> (8.1) OBP: 0.571, SLG: 0.400										0	0	0	0	0	0	0				
<b>Alex Johnson, R</b> (1.7) OBP: 0.361, SLG: 0.538										4	1	1	0	0	1	2				
<b>Tony Perez, R</b> (1.5) OBP: 0.362, SLG: 0.540										4	1	1	0	0	1	1				
<b>Lee May, R</b> (1.3) OBP: 0.324, SLG: 0.473										4	0	0	0	0	3	2				
<b>Johnny Bench, R</b> (1.2) OBP: 0.378, SLG: 0.504										3	1	2	1	1	0	0				
<b>Tommy Helms, R</b> (1.4) OBP: 0.326, SLG: 0.314										4	1	3	2	0	0	1				
<b>Darrel Chaney, S</b> (1.6) OBP: 0.306, SLG: 0.307										2	0	1	0	0	0	1				
<b>Jim Maloney, L</b> (1.1) ERA: 2.33										1	0	0	0	0	1	2				
<b>Wayne Granger, R</b> (5.1) ERA: 3.97										2	0	0	0	0	0	0				
<b>Graig Ruzick, R</b> (5.0) ERA: 3.97										0	0	0	1	0	1	3				
<b>Fred Whitfield, R</b> (7.9) ERA: 3.97										1	0	1	0	0	0	0				
<b>Ted Savage, R</b> (7.9) ERA: 3.97										0	0	0	0	1	0	0				
<b>Woody Woodward, R</b> (9.6) ERA: 3.97										0	0	0	0	0	0	0				
<b>Inning Stats</b>	R: 0 E: 0 K: 1 S: 5	H: 0 LOB: 1 BB: 1 P: 9	R: 1 E: 0 K: 2 S: 10	H: 3 LOB: 2 BB: 0 P: 10	R: 0 E: 0 K: 2 S: 7	H: 0 LOB: 0 BB: 0 P: 7	R: 0 E: 0 K: 1 S: 6	H: 1 LOB: 1 BB: 0 P: 6	R: 0 E: 0 K: 2 S: 7	H: 0 LOB: 1 BB: 1 P: 11	R: 0 E: 0 K: 1 S: 5	H: 0 LOB: 0 BB: 0 P: 5	R: 1 E: 0 K: 1 S: 7	H: 2 LOB: 2 BB: 0 P: 7	R: 2 E: 1 K: 0 S: 6	H: 3 LOB: 3 BB: 2 P: 14	1B: 8 2B: 0 3B: 0 HR: 1	SF: 1 SAC: 0 DP: 0 HBP: 0	WP: 0 PB: 1 CS: 0	PA: 37
<b>PITCHER</b>	IP	WLS	BF	H	R	ER	SO	BB	IBB	HBP	BLK	WP	HR	S	P	ERA	WHIP			
<b>Jerry Robertson, R</b> (1.1) ERA: 2.33	6.2		28	6	2	2	9	2	0	0	1	0	1	44	52	2.70	1.200			
<b>Dan McGinn, L</b> (7.1) ERA: 3.34	0.2	L	6	3	2	2	1	0	1	0	0	0	0	7	11	27.00	4.500			
<b>Carroll Sembera, R</b> (8.1) ERA: 2.41	0.2		3	0	0	0	0	1	0	0	0	0	0	2	6	0.00	1.500			

AB	32
R	4
H	9
RBI	4
BB	4
SO	10
LOB	22









Batter	1	2	3	4	5	6	7	8	9	AB	R	H	RBI	BB	SO	LOB	TOP										
Manny Mota, R (1,9) OBP: 0.293, SLG: 0.273 Rusty Staub, L (9, PH) OBP: 0.444, SLG: 0.504	4-3	F9			4-3		K		BB	4	0	0	0	0	1	3											
Gary Sutherland, R (1,4) OBP: 0.280, SLG: 0.271 Carroll Sembera, R (7,1) OBP: 0.333, SLG: 0.333 Mack Jones, L (9, PH) OBP: 0.412, SLG: 0.585	1B		F7		F9		G5-4-3		F7	4	0	1	0	0	0	2											
Bob Bailey, R (1,3) OBP: 0.321, SLG: 0.426	P4				E5				6-3	4	0	1	0	0	0	1											
Donn Clendenon, R (1,7) OBP: 0.278, SLG: 0.367	1B				P4				2B SF7	4	1	2	0	0	1	2											
Coco Laboy, R (1,5) OBP: 0.348, SLG: 0.479	G3						F5		2B	4	0	1	0	0	1	3											
John Buccabella, R (1,2) OBP: 0.235, SLG: 0.233		F2			F7		2-3		SF7	3	0	0	1	0	0	0											
Don Bosch, S (1,8) OBP: 0.247, SLG: 0.288		HR					F8		F5	4	1	2	1	0	0	1											
Bobby Wine, R (1,6) OBP: 0.375, SLG: 0.375 Ty Cline, L (9, PH) OBP: 0.274, SLG: 0.173	SH3-4				K				L4-3	3	0	2	0	0	1	1											
Bill Stoneman, R (1,1) OBP: 0.080, SLG: 0.042 Maury Wills, S (7, PH) OBP: 0.261, SLG: 0.207	SH3-4				K				P4	1	0	0	0	0	1	1											
<b>Inning Stats</b>	R: 0 E: 0 K: 0 S: 5	H: 2 LOB: 2 BB: 0 P: 5	R: 1 E: 0 K: 0 S: 5	H: 2 LOB: 1 BB: 0 P: 5	R: 0 E: 0 K: 2 S: 8	H: 1 LOB: 1 BB: 0 P: 8	R: 0 E: 0 K: 2 S: 8	H: 1 LOB: 1 BB: 0 P: 8	R: 0 E: 1 K: 0 S: 4	H: 0 LOB: 0 BB: 0 P: 4	R: 0 E: 0 K: 1 S: 6	H: 2 LOB: 1 BB: 0 P: 6	R: 1 E: 0 K: 0 S: 5	H: 2 LOB: 1 BB: 1 P: 5	R: 0 E: 0 K: 0 S: 3	H: 0 LOB: 1 BB: 1 P: 7	1B: 8 2B: 1 3B: 0 HR: 1	SF: 1 SAC: 1 DP: 1 HBP: 0	WP: 0 PB: 0 CS: 0	PA: 38							
<b>PITCHER</b>	IP	WLS	BF	H	R	ER	SO	BB	IBB	HBP	BLK	WP	HR	S	P	ERA	WHIP										
Jim Merritt, L (1,1) ERA: 3.99	8.0	W	34	10	2	2	5	0	0	0	0	0	1	44	44	2.25	1.250										
Clay Carroll, R (9,1) ERA: 3.19	1.0	S	4	0	0	0	0	1	0	0	0	0	0	3	7	0.00	1.000										

Montreal Expos @ Cincinnati Reds  
Crosley Field, Cincinnati, OH  
Sun May 25 1969, 3:33 AM EDT  
Att: 7,129 - Unknown

AB 35  
R 2  
H 10  
RBI 2  
BB 1  
SO 5  
LOB 15



Batter	1	2	3	4	5	6	7	8	9	AB	R	H	RBI	BB	SO	LOB	BOTTOM										
Ted Savage, R (1,8) OBP: 0.350, SLG: 0.333	E4		P5		F9		6-3	F3		5	0	0	0	0	0	1											
Bobby Tolan, L (1,9) OBP: 0.320, SLG: 0.497	G6-4-3		1B HR HBP		HR		S 1B BB	F8		3	3	1	1	1	0	2											
Alex Johnson, R (1,7) OBP: 0.371, SLG: 0.551	1B 2B		1-2 HR 1B		L9		1-3			4	2	2	0	0	0	1											
Tony Perez, R (1,5) OBP: 0.372, SLG: 0.560	WP 1B		L8		F9		BB BB 1B			4	0	2	2	0	0	2											
Lee May, R (1,3) OBP: 0.344, SLG: 0.569	F9		1-2 HR				FC5 BB BB			3	2	2	4	1	0	1											
Johnny Bench, R (1,2) OBP: 0.388, SLG: 0.504		5-3	P6		F7		1-2 2-3 BB			3	0	0	0	1	0	0											
Tommy Helms, R (1,4) OBP: 0.314, SLG: 0.302		F9			5-3		F3	FC5		4	0	0	0	0	0	3											
Darrel Chaney, S (1,6) OBP: 0.330, SLG: 0.315					B1-6-4 BB			K		1	0	0	0	3	1	0											
Jim Merritt, L (1,1) OBP: 0.190, SLG: 0.150 Jimmy Stewart, S (8, PH) OBP: 0.333, SLG: 0.412 Clay Carroll, R (9,1) OBP: 0.571, SLG: 0.400		2-3			B1-6-4		K		1B	3	0	0	0	0	1	3											
<b>Inning Stats</b>	R: 1 E: 1 K: 0 S: 5	H: 2 LOB: 1 BB: 0 P: 5	R: 0 E: 0 K: 0 S: 3	H: 0 LOB: 1 BB: 1 P: 7	R: 3 E: 0 K: 0 S: 5	H: 2 LOB: 0 BB: 0 P: 6	R: 0 E: 0 K: 0 S: 2	H: 0 LOB: 0 BB: 1 P: 6	R: 1 E: 0 K: 1 S: 6	H: 1 LOB: 1 BB: 1 P: 10	R: 1 E: 0 K: 0 S: 4	H: 1 LOB: 3 BB: 3 P: 16	R: 0 E: 0 K: 1 S: 6	H: 1 LOB: 1 BB: 0 P: 6	1B: 4 2B: 1 3B: 0 HR: 3	SF: 0 SAC: 0 DP: 2 HBP: 1	WP: 1 PB: 0 CS: 0	PA: 38									
<b>PITCHER</b>	IP	WLS	BF	H	R	ER	SO	BB	IBB	HBP	BLK	WP	HR	S	P	ERA	WHIP										
Bill Stoneman, R (1,1) ERA: 4.09	6.0	L	27	6	6	6	1	3	0	0	0	0	0	10	22	4.50	2.500										
Carroll Sembera, R (7,1) ERA: 2.61	2.0		11	2	1	1	1	3	0	0	0	0	0	10	22	4.50	2.500										

Montreal Expos @ Cincinnati Reds  
Crosley Field, Cincinnati, OH  
Sun May 25 1969, 3:33 AM EDT  
Att: 7,129 - Unknown

AB 31  
R 7  
H 8  
RBI 7  
BB 6  
SO 2  
LOB 13





Batter	1	2	3	4	5	6	7	8	9	AB	R	H	RBI	BB	SO	LOB	TOP					
Matty Alou, L OBP: 0.367, SLG: 0.454 (1, 8)	F9		F8	FC4-6		F8		4-3		5	0	1	0	0	0	2						
Richie Hebner, L OBP: 0.403, SLG: 0.512 (1, 5)	F9		F9	CS	K	F2		4-3		5	0	0	1	0	1	3						
Willie Stargell, L OBP: 0.386, SLG: 0.554 (1, 7)	4-3		1B		4-3			1-3		4	1	1	0	1	0	2						
Roberto Clemente, R OBP: 0.333, SLG: 0.340 (1, 9)		FC5-4	G1		BLK			K		4	1	2	0	1	1	1						
Al Oliver, L OBP: 0.316, SLG: 0.377 (1, 3)	F7			BB	1B	HBP		4-3		4	1	1	0	0	0	3						
Manny Sanguillen, R OBP: 0.400, SLG: 0.464 (1, 2)	FC5-4			1B	E	1B		FC6-4		4	1	4	2	1	0	0						
Gene Alley, R OBP: 0.308, SLG: 0.306 (1, 6)	FC5-4		E7	BB	P4			FC6-4		5	1	1	1	0	1	6						
Bill Mazerowski, R OBP: 0.270, SLG: 0.286 (1, 4)	FC6-4		6-3			SH1-4		F3		3	0	1	0	1	0	1						
Steve Blass, R OBP: 0.300, SLG: 0.400 Chuck Hartenstein, R (5, 1) Carl Taylor, R OBP: 0.462, SLG: 0.591 (8, PH) Freddie Patek, R OBP: 0.321, SLG: 0.289 (8, PR) Ron Kline, R (8, 1)	FC6-4		FC4-6		SH1-4			2B	4-3	2	0	1	1	0	0	3						
<b>Inning Stats</b>	R: 0 E: 0 K: 0 S: 3	H: 0 LOB: 0 BB: 0 P: 3	R: 0 E: 0 K: 0 S: 4	H: 1 LOB: 3 BB: 2 P: 12	R: 0 E: 0 K: 0 S: 4	H: 1 LOB: 1 BB: 0 P: 4	R: 3 E: 1 K: 0 S: 5	H: 3 LOB: 0 BB: 1 P: 9	R: 1 E: 0 K: 1 S: 7	H: 2 LOB: 2 BB: 0 P: 8	R: 0 E: 0 K: 0 S: 4	H: 1 LOB: 1 BB: 0 P: 4	R: 1 E: 0 K: 1 S: 6	H: 2 LOB: 1 BB: 1 P: 10	R: 1 E: 0 K: 0 S: 5	H: 2 LOB: 2 BB: 0 P: 5	R: 0 E: 0 K: 1 S: 6	H: 1 LOB: 1 BB: 0 P: 6	1B: 12 2B: 1 3B: 0 HR: 0	SF: 0 SAC: 1 DP: 1 HBP: 1	WP: 0 PB: 0 SB: 0 CS: 1	PA: 44
<b>PITCHER</b>	IP	WLS	BF	H	R	ER	SO	BB	IBB	HBP	BLK	WP	HR	S	P	ERA	WHIP					
Tony Cloninger, R ERA: 4.18 (1, 1)	6.0		30	8	5	4	1	4	0	1	1	0	0	27	44	6.00	2.000					
George Culver, R ERA: 3.67 (7, 1)	1.1		7	4	1	1	1	0	0	0	0	0	0	9	9	6.75	3.000					
Clay Carroll, R ERA: 3.07 (8, 1)	1.2	W	6	1	0	0	1	0	0	0	0	0	0	8	8	0.00	0.600					

Pittsburgh Pirates @ Cincinnati Reds  
Crosley Field, Cincinnati, OH  
Wed May 28 1969, 7:05 PM EDT  
Att: 7,458 - Unknown

AB	37
R	6
H	13
RBI	5
BB	4
SO	3
LOB	21



Batter	1	2	3	4	5	6	7	8	9	AB	R	H	RBI	BB	SO	LOB	BOTTOM					
Ted Savage, R OBP: 0.375, SLG: 0.381 (1, 8)	1B		K		G3		6-3			3	0	1	0	1	1	1						
Jimmy Stewart, S OBP: 0.333, SLG: 0.412 (8, 8)	BB				2B					0	0	0	0	0	0	0						
Bobby Tolan, L OBP: 0.324, SLG: 0.514 (1, 9)	6-3		HR		G3		F8			4	1	2	2	0	0	1						
Alex Johnson, R OBP: 0.363, SLG: 0.538 (1, 7)	6-3		4-3		4-3		1-3			4	0	0	0	0	0	2						
Tony Perez, R OBP: 0.381, SLG: 0.571 (1, 5)		2B	P5		HR			1B		4	3	3	0	0	0	0						
Lee May, R OBP: 0.348, SLG: 0.610 (1, 3)	K			HR		HR		L9		4	2	2	3	0	1	2						
Johnny Bench, R OBP: 0.378, SLG: 0.519 (1, 2)	1B				F8		G3	SH3		4	0	3	1	0	0	0						
Tommy Helms, R OBP: 0.308, SLG: 0.295 (1, 4)	5-3				L8		SH3			3	0	0	0	0	0	2						
Darrel Chaney, S OBP: 0.327, SLG: 0.313 (1, 6)			F8				G3			4	0	1	0	0	1	2						
Tony Cloninger, R OBP: 0.148, SLG: 0.231 George Culver, R (7, 1) Clay Carroll, R OBP: 0.571, SLG: 0.400 (8, 1)				HR	4-3		K			3	1	1	0	0	1	1						
<b>Inning Stats</b>	R: 0 E: 0 K: 0 S: 2	H: 1 LOB: 0 BB: 1 P: 6	R: 1 E: 0 K: 1 S: 7	H: 3 LOB: 2 BB: 0 P: 7	R: 2 E: 0 K: 1 S: 7	H: 2 LOB: 0 BB: 0 P: 7	R: 1 E: 0 K: 0 S: 4	H: 1 LOB: 0 BB: 0 P: 4	R: 0 E: 0 K: 0 S: 4	H: 1 LOB: 1 BB: 0 P: 4	R: 2 E: 0 K: 1 S: 8	H: 3 LOB: 1 BB: 0 P: 8	R: 0 E: 0 K: 0 S: 3	H: 0 LOB: 0 BB: 0 P: 3	R: 1 E: 0 K: 1 S: 7	H: 2 LOB: 1 BB: 0 P: 7	R: 0 E: 0 K: 1 S: 6	H: 1 LOB: 1 BB: 0 P: 6	1B: 7 2B: 3 3B: 0 HR: 3	SF: 0 SAC: 1 DP: 0 HBP: 0	WP: 0 PB: 0 SB: 2 CS: 0	PA: 35
<b>PITCHER</b>	IP	WLS	BF	H	R	ER	SO	BB	IBB	HBP	BLK	WP	HR	S	P	ERA	WHIP					
Steve Blass, R ERA: 4.89 (1, 1)	4.1		19	8	4	4	2	1	0	0	0	0	1	13	13	6.75	1.125					
Chuck Hartenstein, R ERA: 1.78 (5, 1)	2.2		11	3	2	2	1	0	0	0	0	0	0	7	7	9.00	2.000					
Ron Kline, R ERA: 3.42 (8, 1)	1.0	L	5	2	1	1	1	0	0	0	0	0	0	7	7	9.00	2.000					

Pittsburgh Pirates @ Cincinnati Reds  
Crosley Field, Cincinnati, OH  
Wed May 28 1969, 7:05 PM EDT  
Att: 7,458 - Unknown

AB	33
R	7
H	13
RBI	6
BB	1
SO	4
LOB	11





Batter	1	2	3	4	5	6	7	8	9	AB	R	H	RBI	BB	SO	LOB	TOP				
Matty Alou, L OBP: 0.363, SLG: 0.453 (1, 8)										5	0	1	2	0	0	3	<b>Pittsburgh Pirates @ Cincinnati Reds</b> Crosley Field, Cincinnati, OH Thu May 29 1969, 7:05 PM EDT Att: 8,161 - Unknown				
Richie Hebner, L OBP: 0.403, SLG: 0.527 (1, 5)										4	1	1	1	1	0	1					
Willie Stargell, L OBP: 0.382, SLG: 0.546 (1, 7)										4	0	1	0	0	1	1					
Roberto Clemente, R OBP: 0.347, SLG: 0.387 (1, 9)										3	1	2	1	1	0	1					
Manny Sanguillen, R OBP: 0.381, SLG: 0.470 (1, 2)										4	0	0	0	0	1	4					
Gene Alley, R OBP: 0.321, SLG: 0.321 (1, 6)										4	1	2	0	0	0	1					
Al Oliver, L OBP: 0.314, SLG: 0.373 (1, 3)										4	0	1	0	0	1	3					
Bill Mazerowski, R OBP: 0.263, SLG: 0.277 (1, 4)										4	0	0	0	0	0	3					
Bob Veale, S OBP: 0.056, SLG: 0.056 (1, 1)										2	0	0	0	0	0	0					
Carl Taylor, R OBP: 0.481, SLG: 0.609 (7, PH)										1	0	1	0	0	0	0					
Ron Kline, R OBP: 0.310, SLG: 0.270 (8, 1)										0	0	0	0	0	0	0					
Ron Davis, R OBP: 0.320, SLG: 0.270 (9, PH)										1	1	1	0	0	0	0					
<b>Inning Stats</b>	R: 0 E: 0 K: 1 S: 5	H: 0 LOB: 2 BB: 2 P: 13	R: 0 E: 0 K: 0 S: 3	H: 1 LOB: 0 BB: 0 P: 3	R: 1 E: 0 K: 0 S: 4	H: 1 LOB: 0 BB: 0 P: 4	R: 0 E: 0 K: 1 S: 6	H: 1 LOB: 1 BB: 0 P: 6	R: 0 E: 0 K: 0 S: 3	H: 0 LOB: 0 BB: 0 P: 3	R: 0 E: 0 K: 0 S: 4	H: 1 LOB: 1 BB: 0 P: 4	R: 0 E: 0 K: 0 S: 5	H: 2 LOB: 2 BB: 0 P: 5	R: 1 E: 0 K: 1 S: 6	H: 1 LOB: 0 BB: 0 P: 6	R: 2 E: 0 K: 0 S: 6	H: 3 LOB: 1 BB: 0 P: 6	1B: 6 2B: 2 3B: 0 HR: 2	SF: 0 SAC: 0 DP: 1 HBP: 0	WP: 0 PA: 38 PB: 0 SB: 0 CS: 1
<b>PITCHER</b> Jim Merritt, L ERA: 3.99 (1, 1)	IP: 9.0 WLS: W BF: 38 H: 10 R: 4 ER: 4 SO: 3	BB: 2 IBB: 0 HBP: 0 BLK: 0	WP: 0 HR: 2 S: 42 P: 50	ERA: 4.00 WHIP: 1.333																	

AB	36
R	4
H	10
RBI	4
BB	2
SO	3
LOB	17



Batter	1	2	3	4	5	6	7	8	9	AB	R	H	RBI	BB	SO	LOB	BOTTOM		
Jim Beauchamp, R OBP: 0.143, SLG: 0.357 (1, 8)										5	2	2	2	0	0	1	<b>Pittsburgh Pirates @ Cincinnati Reds</b> Crosley Field, Cincinnati, OH Thu May 29 1969, 7:05 PM EDT Att: 8,161 - Unknown		
Bobby Tolan, L OBP: 0.332, SLG: 0.538 (1, 9)										5	2	3	3	0	1	0			
Alex Johnson, R OBP: 0.370, SLG: 0.545 (1, 7)										5	0	3	1	0	0	0			
Tony Perez, R OBP: 0.381, SLG: 0.563 (1, 5)										4	1	1	0	1	0	3			
Lee May, R OBP: 0.349, SLG: 0.603 (1, 3)										5	1	2	0	0	1	2			
Johnny Bench, R OBP: 0.388, SLG: 0.549 (1, 2)										4	2	3	2	0	0	1			
Tommy Helms, R OBP: 0.306, SLG: 0.301 (1, 4)										4	0	1	1	0	1	2			
Darrel Chaney, S OBP: 0.325, SLG: 0.310 (1, 6)										4	1	1	0	0	0	1			
Jim Merritt, L OBP: 0.208, SLG: 0.174 (1, 1)										3	1	1	0	0	0	1			
<b>Inning Stats</b>	R: 0 E: 0 K: 0 S: 4	H: 2 LOB: 1 BB: 0 P: 4	R: 1 E: 0 K: 0 S: 5	H: 2 LOB: 0 BB: 0 P: 5	R: 0 E: 0 K: 1 S: 5	H: 0 LOB: 0 BB: 0 P: 5	R: 0 E: 0 K: 1 S: 6	H: 1 LOB: 1 BB: 0 P: 6	R: 2 E: 0 K: 0 S: 6	H: 3 LOB: 1 BB: 0 P: 6	R: 1 E: 0 K: 0 S: 4	H: 1 LOB: 0 BB: 0 P: 4	R: 4 E: 1 K: 0 S: 7	H: 4 LOB: 1 BB: 1 P: 11	R: 2 E: 0 K: 1 S: 9	H: 4 LOB: 2 BB: 0 P: 9		1B: 11 2B: 3 3B: 0 HR: 3	SF: 0 SAC: 1 DP: 1 HBP: 0
<b>PITCHER</b> Bob Veale, L ERA: 4.55 (1, 1)	IP: 6.0 WLS: L BF: 26 H: 9 R: 4 ER: 4 SO: 2	BB: 0 IBB: 0 HBP: 0 BLK: 0	WP: 0 HR: 2 S: 30 P: 30	ERA: 6.00 WHIP: 1.500															
Ron Kline, R ERA: 4.82 (7, 1)	IP: 1.2 WLS: L BF: 7 H: 6 ER: 5 SO: 0	BB: 1 IBB: 0 HBP: 0 BLK: 0	WP: 0 HR: 1 S: 12 P: 16	ERA: 27.00 WHIP: 4.800															
Pedro Ramos, R ERA: 6.0 (8, 1)	IP: 0.1 WLS: L BF: 2 H: 1 ER: 0 SO: 1	BB: 0 IBB: 0 HBP: 0 BLK: 0	WP: 0 HR: 0 S: 4 P: 4	ERA: 0.00 WHIP: 3.000															

AB	39
R	10
H	17
RBI	9
BB	1
SO	3
LOB	11





Batter	1	2	3	4	5	6	7	8	9	10	AB	R	H	RBI	BB	SO	LOB	TOP						
Jimmy Stewart, S OBP: 0.269, SLG: 0.318	L4		K			3-1		G1-6-3		L8	5	0	0	0	0	1	3							
Bobby Tolan, L OBP: 0.335, SLG: 0.535	5-3			L7-3 1B		F8		HBP			3	0	1	0	0	0	1							
Alex Johnson, R OBP: 0.367, SLG: 0.539	G3		K				1B HR	K			4	1	1	0	0	2	2							
Tony Perez, R OBP: 0.373, SLG: 0.550		K		L7-3			K		F7		4	0	0	0	0	2	2							
Lee May, R OBP: 0.353, SLG: 0.600	5-3				F4		HR	1B		CS	4	1	2	0	0	0	0							
Johnny Bench, R OBP: 0.385, SLG: 0.562	5-3				K			HR		F8	4	1	1	3	0	1	1							
Tommy Helms, R OBP: 0.305, SLG: 0.300					L8			6-3			4	0	1	0	0	0	0							
Darrel Chaney, S OBP: 0.314, SLG: 0.298			K			K				1-3	4	0	0	0	0	3	1							
Jim Maloney, L OBP: 0.252, SLG: 0.133											0	0	0	0	0	0	0							
Jack Fisher, R OBP: 0.285, SLG: 0.263			B2								1	0	0	0	0	0	1							
Giraldo Ruiz, S OBP: 0.265, SLG: 0.127											0	0	0	0	0	0	0							
Wayne Granger, R OBP: 0.267, SLG: 0.127											0	0	0	0	0	0	0							
Fred Whitfield, L OBP: 0.267, SLG: 0.200											0	0	0	0	0	1	0							
Woody Woodward, R OBP: 0.257, SLG: 0.148											0	0	0	0	0	0	0							
Clay Carroll, R OBP: 0.325, SLG: 1.000											1	1	1	1	0	0	0							
<b>Inning Stats</b>	R: 0 E: 0 K: 0 S: 3	H: 0 LOB: 0 BB: 0 P: 3	R: 0 E: 0 K: 1 S: 5	H: 0 LOB: 0 BB: 0 P: 5	R: 0 E: 0 K: 2 S: 8	H: 1 LOB: 1 BB: 0 P: 8	R: 0 E: 0 K: 1 S: 5	H: 1 LOB: 0 BB: 0 P: 5	R: 0 E: 0 K: 1 S: 6	H: 1 LOB: 1 BB: 0 P: 6	R: 3 E: 0 K: 2 S: 10	H: 3 LOB: 0 BB: 0 P: 10	R: 0 E: 1 K: 1 S: 4	H: 0 LOB: 2 BB: 1 P: 9	R: 0 E: 0 K: 0 S: 3	H: 1 LOB: 0 BB: 0 P: 3	R: 1 E: 0 K: 0 S: 4	H: 1 LOB: 0 BB: 0 P: 4	1B: 6 2B: 1 3B: 0 HR: 2	SF: 0 SAC: 0 DP: 2 HBP: 1	WP: 0 PB: 0 SB: 0 CS: 1	PA: 37		
<b>PITCHER</b> Bob Gibson, R ERA: 1.74	IP: 10.0 WLS: 10 BF: 37 H: 8 R: 4 ER: 4 SO: 9		BB: 1 IBB: 0 HBP: 1 BLK: 0	WP: 0 HR: 2 S: 53 P: 58	ERA: 3.60 WHIP: 0.900																			

Cincinnati Reds @ St. Louis Cardinals  
 Busch Stadium, St. Louis, MO  
 Fri May 30 1969, 7:05 PM CDT  
 Att: 34,005 - Unknown

AB	35
R	4
H	8
RBI	4
BB	1
SO	9
LOB	11



Batter	1	2	3	4	5	6	7	8	9	10	AB	R	H	RBI	BB	SO	LOB	BOTTOM						
Lou Brock, L OBP: 0.282, SLG: 0.359	F8		6-3								3	0	1	0	2	0	0							
Curt Flood, R OBP: 0.330, SLG: 0.343	F9		6-3		CS						5	1	1	0	0	0	3							
Vada Pinson, L OBP: 0.327, SLG: 0.420	HR BB		5-3			4-3 2B					4	1	0	0	1	0	2							
Joe Torre, R OBP: 0.354, SLG: 0.468	HR				6-3						4	1	2	3	0	0	0							
Tim McCarver, L OBP: 0.358, SLG: 0.395	WP 1B				E6 FC6-4						4	0	1	0	0	0	1							
Mike Shannon, R OBP: 0.268, SLG: 0.325	4-3				FC6-4						4	0	0	0	0	2	3							
Julian Javier, R OBP: 0.298, SLG: 0.382		5-3			K						4	0	0	0	0	1	1							
Steve Huntz, S OBP: 0.231, SLG: 0.147		F9				4-3					4	0	1	0	0	0	0							
Bob Gibson, R OBP: 0.333, SLG: 0.323		4-3									3	0	0	0	0	2	1							
Joe Hague, L OBP: 0.273, SLG: 0.224						K					1	0	0	0	0	0	0							
<b>Inning Stats</b>	R: 2 E: 0 K: 0 S: 5	H: 2 LOB: 1 BB: 1 P: 9	R: 0 E: 0 K: 0 S: 3	H: 0 LOB: 0 BB: 0 P: 3	R: 0 E: 0 K: 0 S: 3	H: 0 LOB: 0 BB: 0 P: 3	R: 0 E: 1 K: 1 S: 6	H: 0 LOB: 1 BB: 0 P: 6	R: 0 E: 0 K: 1 S: 5	H: 1 LOB: 0 BB: 0 P: 5	R: 1 E: 0 K: 1 S: 7	H: 2 LOB: 1 BB: 0 P: 7	R: 0 E: 0 K: 0 S: 3	H: 1 LOB: 2 BB: 1 P: 10	R: 0 E: 0 K: 0 S: 3	H: 0 LOB: 0 BB: 0 P: 3	R: 0 E: 0 K: 1 S: 5	H: 0 LOB: 0 BB: 0 P: 5	R: 0 E: 0 K: 0 S: 3	H: 0 LOB: 1 BB: 1 P: 7	1B: 3 2B: 2 3B: 0 HR: 1	SF: 0 SAC: 0 DP: 0 HBP: 0	WP: 1 PB: 0 SB: 0 CS: 1	PA: 40
<b>PITCHER</b> Jim Maloney, R ERA: 2.39	IP: 0.2 WLS: 4 BF: 14 H: 1 R: 0 ER: 0 SO: 2		BB: 1 IBB: 0 HBP: 0 BLK: 0	WP: 0 HR: 1 S: 4 P: 8	ERA: 27.00 WHIP: 4.500																			
Jack Fisher, R ERA: 3.86	IP: 1.1 WLS: 1 BF: 10 H: 3 R: 1 ER: 1 SO: 2		BB: 0 IBB: 0 HBP: 0 BLK: 0	WP: 0 HR: 0 S: 13 P: 17	ERA: 4.50 WHIP: 1.500																			
Wayne Granger, R ERA: 4.0	IP: 2.0 WLS: 10 BF: 10 H: 0 R: 0 ER: 0 SO: 1		BB: 1 IBB: 0 HBP: 0 BLK: 0	WP: 0 HR: 0 S: 11 P: 15	ERA: 0.00 WHIP: 0.333																			
Clay Carroll, R ERA: 2.87	IP: 8.1 WLS: 3 BF: 10 H: 0 R: 0 ER: 0 SO: 1		BB: 0 IBB: 0 HBP: 0 BLK: 0	WP: 0 HR: 0 S: 11 P: 15	ERA: 0.00 WHIP: 0.333																			

Cincinnati Reds @ St. Louis Cardinals  
 Busch Stadium, St. Louis, MO  
 Fri May 30 1969, 7:05 PM CDT  
 Att: 34,005 - Unknown

AB	36
R	3
H	6
RBI	3
BB	3
SO	5
LOB	11





Batter	1	2	3	4	5	6	7	8	9	AB	R	H	RBI	BB	SO	LOB	TOP					
<b>Pete Rose, S</b> OBP: 0.389, SLG: 0.422 (1, 8)	4-3																1 1 0 0 3 0 0					
<b>Bobby Tolan, L</b> OBP: 0.338, SLG: 0.534 (1, 9)			3-1							4	1	2	0	0	0	3						
<b>Alex Johnson, R</b> OBP: 0.363, SLG: 0.533 <b>Jimmy Stewart, S</b> OBP: 0.290, SLG: 0.304 (4, 7)	K			5-3						2	0	0	0	0	1	1						
<b>Tony Perez, R</b> OBP: 0.370, SLG: 0.560 (1, 5)	P3			5-3						4	1	1	2	0	1	1						
<b>Lee May, R</b> OBP: 0.345, SLG: 0.584 (1, 3)		5-3		6-3						4	0	0	0	0	0	0						
<b>Johnny Bench, R</b> OBP: 0.388, SLG: 0.557 (1, 2)	P6									3	0	1	0	1	0	0						
<b>Tommy Helms, R</b> OBP: 0.303, SLG: 0.299 (1, 4)	4-3			G3-6-1						4	0	1	0	0	0	2						
<b>Darrel Chaney, S</b> OBP: 0.311, SLG: 0.296 (1, 6)			1-3							4	0	1	0	0	0	2						
<b>George Culver, R</b> <b>Wayne Granger, R</b> OBP: 0.250, SLG: 0.143 (7, 1)	F7			K						2	0	0	0	0	1	1						
<b>Inning Stats</b>	R: 0 E: 0 K: 1 S: 6	H: 1 LOB: 1 BB: 0 P: 6	R: 0 E: 0 K: 0 S: 3	H: 0 LOB: 0 BB: 0 P: 3	R: 0 E: 0 K: 0 S: 3	H: 0 LOB: 0 BB: 1 P: 7	R: 0 E: 0 K: 0 S: 3	H: 0 LOB: 0 BB: 0 P: 3	R: 0 E: 0 K: 1 S: 5	H: 1 LOB: 1 BB: 1 P: 9	R: 3 E: 0 K: 0 S: 5	H: 2 LOB: 0 BB: 1 P: 9	R: 0 E: 0 K: 0 S: 4	H: 1 LOB: 2 BB: 1 P: 8	R: 0 E: 0 K: 1 S: 5	H: 0 LOB: 0 BB: 0 P: 5	R: 0 E: 0 K: 0 S: 4	H: 1 LOB: 1 BB: 0 P: 4	1B: 5 2B: 0 3B: 0 HR: 1	SF: 1 SAC: 1 DP: 1 HBP: 0	WP: 0 PB: 0 SB: 1 CS: 0	PA: 36
<b>PITCHER</b>	IP	WLS	BF	H	R	ER	SO	BB	IBB	HBP	BLK	WP	HR	S	P	ERA	WHIP					
<b>Mike Torrez, R</b> ERA: 3.09 (1, 1)	6.0	L	24	4	3	3	2	3	0	0	0	0	1	25	37	4.50	1.167					
<b>Joe Hoerner, L</b> ERA: 1.31 (7, 1)	3.0		12	2	0	0	1	0	1	0	0	0	0	13	17	0.00	0.667					

Cincinnati Reds @ St. Louis Cardinals  
 Busch Stadium, St. Louis, MO  
 Sat May 31 1969, 7:05 PM CDT  
 Att: 18,489 - Unknown

AB	30
R	3
H	6
RBI	3
BB	4
SO	3
LOB	11



Batter	1	2	3	4	5	6	7	8	9	AB	R	H	RBI	BB	SO	LOB	BOTTOM					
<b>Lou Brock, L</b> OBP: 0.290, SLG: 0.380 (1, 7)	P6									5	0	3	0	0	1	1						
<b>Curt Flood, R</b> OBP: 0.323, SLG: 0.335 (1, 8)	6-3		1-3							4	0	0	0	0	0	3						
<b>Vada Pinson, L</b> OBP: 0.316, SLG: 0.404 (1, 9)	F3		4-3							4	0	0	0	0	1	3						
<b>Joe Torre, R</b> OBP: 0.352, SLG: 0.480 (1, 3)		HR	5-3							4	1	1	1	0	1	3						
<b>Tim McCarver, L</b> OBP: 0.355, SLG: 0.391 (1, 2)	P6			1B						4	0	1	0	0	0	2						
<b>Mike Shannon, R</b> OBP: 0.279, SLG: 0.331 (1, 5)	1B			1B						3	0	2	0	1	0	0						
<b>Julian Javier, R</b> OBP: 0.303, SLG: 0.385 (1, 4)	FC6-4			L5						4	0	2	0	0	1	2						
<b>Steve Huntz, S</b> OBP: 0.233, SLG: 0.135 (1, 6)	K									3	0	0	0	1	1	4						
<b>Mike Torrez, R</b> <b>Joe Hague, L</b> OBP: 0.289, SLG: 0.220 <b>Joe Hoerner, R</b> OBP: 0.250, SLG: 0.167 <b>Bill White, L</b> OBP: 0.250, SLG: 0.167 <b>Vic Davallo, L</b> OBP: 0.231, SLG: 0.197 (9, PR)	FC6-4			G6-4-3						2	0	0	0	0	0	5						
<b>Inning Stats</b>	R: 0 E: 0 K: 0 S: 3	H: 2 LOB: 2 BB: 1 P: 11	R: 0 E: 0 K: 0 S: 4	H: 1 LOB: 1 BB: 0 P: 4	R: 0 E: 0 K: 0 S: 4	H: 2 LOB: 2 BB: 1 P: 8	R: 0 E: 0 K: 0 S: 7	H: 1 LOB: 2 BB: 0 P: 7	R: 0 E: 0 K: 0 S: 4	H: 2 LOB: 1 BB: 0 P: 4	R: 0 E: 0 K: 0 S: 5	H: 1 LOB: 0 BB: 0 P: 5	R: 0 E: 0 K: 0 S: 3	H: 0 LOB: 0 BB: 0 P: 3	R: 0 E: 0 K: 2 S: 8	H: 1 LOB: 1 BB: 0 P: 8	1B: 7 2B: 1 3B: 1 HR: 1	SF: 0 SAC: 0 DP: 3 HBP: 0	WP: 0 PB: 0 SB: 0 CS: 0	PA: 37		
<b>PITCHER</b>	IP	WLS	BF	H	R	ER	SO	BB	IBB	HBP	BLK	WP	HR	S	P	ERA	WHIP					
<b>George Culver, R</b> ERA: 3.35 (1, 1)	6.0	W	28	9	1	1	2	2	0	0	0	0	0	30	38	1.50	1.833					
<b>Wayne Granger, R</b> ERA: 3.69 (7, 1)	3.0	S	9	1	0	0	3	0	0	0	0	0	0	15	15	0.00	0.333					

Cincinnati Reds @ St. Louis Cardinals  
 Busch Stadium, St. Louis, MO  
 Sat May 31 1969, 7:05 PM CDT  
 Att: 18,489 - Unknown

AB	35
R	1
H	10
RBI	1
BB	2
SO	5
LOB	24





Batter	1	2	3	4	5	6	7	8	9	AB	R	H	RBI	BB	SO	LOB	TOP					
<b>Pete Rose, S</b> OBP: 0.391, SLG: 0.424 (1,8)	1-6-3		FC4-6 1B		1B SF9		K			4	1	2	0	0	1	0	<b>Cincinnati Reds @ St. Louis Cardinals</b> Busch Stadium, St. Louis, MO Sun Jun 01 1969, 3:33 AM CDT Att: 15,460 - Unknown					
<b>Bobby Tolan, L</b> OBP: 0.342, SLG: 0.531 <b>Clay Carroll, R</b> OBP: 0.625, SLG: 1.000 (7,1)	3-1 BB		FC4-6 FC5-4		1B		G3			3	0	1	0	1	0	1						
<b>Alex Johnson, R</b> OBP: 0.356, SLG: 0.524 (1,7)	3-1		FC5-4		SF9		4-3			3	0	0	1	0	0	2						
<b>Tony Perez, R</b> OBP: 0.363, SLG: 0.547 (1,5)	K		5-3		F8		F9			4	0	0	0	0	1	3						
<b>Lee May, R</b> OBP: 0.348, SLG: 0.601 (7,9)		K			1B		HR		F7	4	1	2	1	0	1	0						
<b>Johnny Bench, R</b> OBP: 0.384, SLG: 0.569 (1,2)		F8			P4		K		HR	4	1	1	1	0	1	1						
<b>Tommy Helms, R</b> OBP: 0.302, SLG: 0.297 (1,4)		BB 1B			F9		P8		F9	4	0	1	0	0	0	1						
<b>Darrel Chaney, S</b> OBP: 0.310, SLG: 0.288 (1,6)		1-2 BB			F8		K		3-1	3	0	0	0	1	1	1						
<b>Tony Cline, R</b> <b>Jack Fisher, R</b> <b>Jimmy Szymanski, S</b> <b>Jose Pena, R</b> <b>Bill Short, L</b> <b>Wayne Granger, R</b> <b>Glenn Davis, L</b> <b>Gerry Arrigo, L</b> <b>Frank Werber, L</b>	K				F8		6-3		1-6-3	1	0	0	0	0	0	1	2					
<b>Inning Stats</b>	R: 0 E: 0 K: 1 S: 5	H: 0 LOB: 1 BB: 1 P: 9	R: 0 E: 0 K: 2 S: 8	H: 1 LOB: 2 BB: 1 P: 12	R: 0 E: 0 K: 0 S: 4	H: 1 LOB: 1 BB: 0 P: 4	R: 0 E: 0 K: 0 S: 4	H: 1 LOB: 1 BB: 0 P: 4	R: 1 E: 0 K: 0 S: 5	H: 2 LOB: 1 BB: 0 P: 5	R: 1 E: 0 K: 2 S: 8	H: 1 LOB: 0 BB: 0 P: 8	R: 0 E: 0 K: 1 S: 5	H: 0 LOB: 0 BB: 0 P: 5	R: 0 E: 0 K: 0 S: 3	H: 0 LOB: 0 BB: 0 P: 3	R: 1 E: 0 K: 0 S: 4	H: 1 LOB: 0 BB: 0 P: 4	1B: 5 2B: 0 3B: 0 HR: 2	SF: 1 SAC: 0 DP: 0 HBP: 0	WP: 0 PB: 0 SB: 1 CS: 0	PA: 36
<b>PITCHER</b> <b>Nelson Briles, R</b> ERA: 4.75 (1,1)	IP: 9.0 WLS: W BF: 36 H: 7 R: 3 ER: 3 SO: 6 BB: 2 IBB: 0 HBP: 0 BLK: 0 WP: 0 HR: 2 S: 46 P: 54 ERA: 3.00 WHIP: 1.000											<b>PITCHER</b>	IP: 0.0 WLS: 0 BF: 0 H: 0 R: 0 ER: 0 SO: 0 BB: 0 IBB: 0 HBP: 0 BLK: 0 WP: 0 HR: 0 S: 0 P: 0 ERA: 0.00 WHIP: 0.000									

Batter	1	2	3	4	5	6	7	8	9	AB	R	H	RBI	BB	SO	LOB	BOTTOM			
<b>Lou Brock, L</b> OBP: 0.307, SLG: 0.398 (1,7)	HR		FC5-4 IBB			SH1-3 2B BB	1B S HR BB			1	3	1	1	4	0	0	<b>Cincinnati Reds @ St. Louis Cardinals</b> Busch Stadium, St. Louis, MO Sun Jun 01 1969, 3:33 AM CDT Att: 15,460 - Unknown			
<b>Curt Flood, R</b> OBP: 0.322, SLG: 0.333 (1,8)	5-3	FC4	FC5-4			SH1-3	HR 1B			4	1	1	0	0	0	6				
<b>Vada Pinson, L</b> OBP: 0.314, SLG: 0.407 <b>Vic Davallo, L</b> OBP: 0.241, SLG: 0.250 (6, PR) (7,9)	4-3		G3		G3		HR			4	0	1	1	0	0	0				
<b>Joe Torre, R</b> OBP: 0.353, SLG: 0.484 (1,3)	1B 2B		1B 1B		6-3	F9	5-3			5	2	2	0	0	0	1				
<b>Tim McCarver, L</b> OBP: 0.362, SLG: 0.394 (1,2)	1B		1B 2B 1B		6-3	IBB	4-3			4	1	2	1	1	0	0				
<b>Mike Shannon, R</b> OBP: 0.282, SLG: 0.329 (1,5)		E3 WP 1B	2B 1B 1B		FC5-4 BB	4-3	2-3			4	1	1	1	1	0	2				
<b>Julian Javier, R</b> OBP: 0.319, SLG: 0.401 (1,4)		WP 1B	SH1-4 1-3 2H 2B		FC5-4 WP WP	HR 2B BB	G6-4-3 1B			4	1	3	1	1	0	1				
<b>Dal Maxvill, R</b> OBP: 0.286, SLG: 0.246 (1,6)	K		SH1-4 1B		FC5-4 BB	SH3-4 1H PB 2B	G6-4-3			4	1	2	2	1	1	3				
<b>Nelson Briles, R</b> OBP: 0.150, SLG: 0.105 (1,1)	F9		SH1-4		FC2-6-2	SH3-4				2	0	0	0	0	0	4				
<b>Inning Stats</b>	R: 2 E: 0 K: 0 S: 5	H: 3 LOB: 1 BB: 0 P: 5	R: 0 E: 1 K: 1 S: 7	H: 1 LOB: 3 BB: 1 P: 11	R: 3 E: 0 K: 0 S: 8	H: 5 LOB: 3 BB: 1 P: 12	R: 0 E: 0 K: 0 S: 3	H: 0 LOB: 0 BB: 0 P: 3	R: 0 E: 0 K: 0 S: 2	H: 0 LOB: 1 BB: 2 P: 10	R: 1 E: 0 K: 0 S: 4	H: 1 LOB: 2 BB: 2 P: 12	R: 5 E: 0 K: 0 S: 6	H: 3 LOB: 0 BB: 2 P: 14	R: 0 E: 0 K: 0 S: 3	H: 1 LOB: 0 BB: 0 P: 3	1B: 8 2B: 5 3B: 0 HR: 2	SF: 0 SAC: 3 DP: 2 HBP: 0	WP: 3 PB: 1 SB: 2 CS: 0	PA: 44
<b>PITCHER</b> <b>Tony Cloninger, R</b> ERA: 4.7 (1,1)	IP: 2.1 WLS: L BF: 15 H: 7 R: 5 ER: 5 SO: 1 BB: 0 IBB: 0 HBP: 0 BLK: 0 WP: 1 HR: 1 S: 16 P: 20 ERA: 19.29 WHIP: 3.000											<b>PITCHER</b> <b>Gerry Arrigo, L</b> ERA: 16.2 (7,1)	IP: 0.1 WLS: 0 BF: 6 H: 3 R: 5 ER: 5 SO: 0 BB: 2 IBB: 0 HBP: 0 BLK: 0 WP: 0 HR: 1 S: 12 P: 15 ERA: 135.00 WHIP: 15.000							
<b>Jack Fisher, R</b> ERA: 3.69 (3,1)	1.2	8	2	0	0	0	0	0	0	0	0	7	11	0.00	1.200					
<b>Jose Pena, R</b> ERA: (5,1)	0.1	2	0	0	0	0	0	0	0	0	0	1	5	0.00	3.000					
<b>Bill Short, L</b> ERA: 13.5 (5,1)	0.2	3	0	1	1	0	2	0	0	0	2	0	1	9	13.50	3.000				
<b>Wayne Granger, R</b> ERA: 3.6 (6,1)	1.0	5	1	0	0	0	0	0	0	0	0	4	8	0.00	1.000					



Batter	1	2	3	4	5	6	7	8	9	AB	R	H	RBI	BB	SO	LOB	TOP								
<b>Jim Beauchamp, R</b> OBP: 0.105, SLG: 0.263 (1, 8)										5	0	0	1	0	2	2	<b>Cincinnati Reds @ Pittsburgh Pirates</b> Forbes Field, Pittsburgh, PA Tue Jun 03 1969, 7:05 PM EDT Att. 4,576 - Unknown								
<b>Bobby Tolan, L</b> OBP: 0.338, SLG: 0.523 (1, 9)										5	2	1	0	0	3	2									
<b>Alex Johnson, R</b> OBP: 0.364, SLG: 0.524 (1, 7)										2	1	1	1	2	0	0									
<b>Tony Perez, R</b> OBP: 0.374, SLG: 0.552 (1, 5)										4	1	3	1	1	1	1									
<b>Lee May, R</b> OBP: 0.350, SLG: 0.595 (1, 3)										5	1	2	1	0	1	4									
<b>Johnny Bench, R</b> OBP: 0.379, SLG: 0.561 (1, 2)										5	1	1	1	0	1	4									
<b>Tommy Helms, R</b> OBP: 0.301, SLG: 0.296 (1, 4)										4	1	1	0	0	0	4									
<b>Darrel Chaney, S</b> OBP: 0.308, SLG: 0.287 (1, 6)										4	0	1	1	0	2	3									
<b>Jim Merritt, L</b> OBP: 0.222, SLG: 0.160 (1, 1)										2	0	0	0	1	2	0									
<b>Inning Stats</b>	R: 0 E: 0 K: 3 S: 9	H: 0 LOB: 1 BB: 1 P: 13	R: 0 E: 1 K: 1 S: 6	H: 1 LOB: 2 BB: 0 P: 6	R: 0 E: 0 K: 2 S: 7	H: 0 LOB: 0 BB: 0 P: 7	R: 0 E: 0 K: 1 S: 6	H: 1 LOB: 2 BB: 1 P: 10	R: 0 E: 0 K: 3 S: 9	H: 0 LOB: 0 BB: 0 P: 9	R: 3 E: 1 K: 0 S: 6	H: 3 LOB: 1 BB: 1 P: 10	R: 2 E: 0 K: 0 S: 5	H: 2 LOB: 1 BB: 1 P: 9	R: 2 E: 1 K: 1 S: 8	H: 2 LOB: 1 BB: 0 P: 8		R: 0 E: 0 K: 1 S: 6	H: 1 LOB: 1 BB: 0 P: 6	1B: 10 2B: 0 3B: 0 HR: 0	SF: 1 SAC: 2 DP: 0 HBP: 0	WP: 0 PB: 0 SB: 2 CS: 0	PA: 42		
<b>PITCHER</b>	IP	WLS	BF	H	R	ER	SO	BB	IBB	HBP	BLK	WP	HR	S	P	ERA	WHIP								
<b>Bob Veale, L</b> ERA: 4.65 (1, 1)	6.2	L	31	7	5	4	10	4	0	0	0	0	0	47	63	5.40	1.650								
<b>Bruce Dal Canton, R</b> ERA: 3.18 (7, 1)	0.1		1	0	0	0	0	0	0	0	0	0	0	1	1	0.00	0.000								
<b>Ron Kline, R</b> ERA: 4.45 (8, 1)	2.0		10	3	2	0	2	0	0	0	0	0	0	14	14	0.00	1.500								

AB	36
R	7
H	10
RBI	6
BB	4
SO	12
LOB	20



Batter	1	2	3	4	5	6	7	8	9	AB	R	H	RBI	BB	SO	LOB	BOTTOM								
<b>Matty Alou, L</b> OBP: 0.373, SLG: 0.460 (1, 8)										5	1	1	0	0	0	2	<b>Cincinnati Reds @ Pittsburgh Pirates</b> Forbes Field, Pittsburgh, PA Tue Jun 03 1969, 7:05 PM EDT Att. 4,576 - Unknown								
<b>Richie Hebner, L</b> OBP: 0.405, SLG: 0.517 (1, 5)										4	0	1	0	0	0	1									
<b>Willie Stargell, L</b> OBP: 0.386, SLG: 0.533 (1, 7)										4	1	1	0	0	3	1									
<b>Roberto Clemente, R</b> OBP: 0.359, SLG: 0.451 (1, 9)										4	1	1	3	0	0	1									
<b>Manny Sanguillen, R</b> OBP: 0.386, SLG: 0.443 (1, 2)										3	0	0	0	0	0	2									
<b>Bill Mazaroski, R</b> OBP: 0.310, SLG: 0.322 <b>Freddie Patek, R</b> OBP: 0.312, SLG: 0.280 (1, 4)										3	0	1	0	0	0	1									
<b>Al Oliver, L</b> OBP: 0.315, SLG: 0.378 (1, 3)										4	0	0	0	0	1	2									
<b>Gene Alley, R</b> OBP: 0.307, SLG: 0.296 (7, 4)										3	0	0	0	1	1										
<b>Bob Veale, S</b> OBP: 0.050, SLG: 0.050 <b>Bruce Dal Canton, R</b> OBP: 0.500, SLG: 1.000 <b>Carl Taylor, R</b> OBP: 0.412, SLG: 0.500 <b>Ron Kline, R</b> OBP: 0.315, SLG: 0.380 (1, 1)										2	0	0	0	0	1	1									
<b>Inning Stats</b>	R: 0 E: 0 K: 1 S: 5	H: 0 LOB: 0 BB: 0 P: 5	R: 0 E: 0 K: 0 S: 3	H: 0 LOB: 1 BB: 0 P: 4	R: 0 E: 0 K: 1 S: 5	H: 0 LOB: 0 BB: 0 P: 5	R: 0 E: 0 K: 1 S: 6	H: 1 LOB: 1 BB: 0 P: 6	R: 0 E: 0 K: 2 S: 7	H: 0 LOB: 1 BB: 1 P: 11	R: 3 E: 0 K: 0 S: 7	H: 4 LOB: 1 BB: 0 P: 7	R: 0 E: 0 K: 0 S: 3	H: 0 LOB: 0 BB: 0 P: 3	R: 0 E: 1 K: 1 S: 6	H: 0 LOB: 1 BB: 0 P: 6		R: 0 E: 1 K: 0 S: 5	H: 1 LOB: 2 BB: 0 P: 5	1B: 5 2B: 0 3B: 0 HR: 1	SF: 0 SAC: 0 DP: 0 HBP: 1	WP: 0 PB: 0 SB: 0 CS: 0	PA: 37		
<b>PITCHER</b>	IP	WLS	BF	H	R	ER	SO	BB	IBB	HBP	BLK	WP	HR	S	P	ERA	WHIP								
<b>Jim Merritt, L</b> ERA: 3.87 (1, 1)	9.0	W	37	6	3	3	6	1	0	1	0	0	1	47	52	3.00	0.778								

AB	35
R	3
H	6
RBI	3
BB	1
SO	6
LOB	12





Batter	1	2	3	4	5	6	7	8	9	AB	R	H	RBI	BB	SO	LOB	TOP								
Jimmy Stewart, S OBP: 0.294, SLG: 0.345										5	2	3	1	0	0	0	Cincinnati Reds @ Pittsburgh Pirates Forbes Field, Pittsburgh, PA Wed Jun 04 1969, 7:05 PM EDT Att: 6,685 - Unknown								
Bobby Tolan, L OBP: 0.336, SLG: 0.522										4	0	1	1	0	0	1									
Alex Johnson, R OBP: 0.369, SLG: 0.526										5	1	3	1	0	1	2									
Tony Perez, R OBP: 0.376, SLG: 0.551										4	0	2	0	0	0	2									
Lee May, R OBP: 0.348, SLG: 0.584										3	0	0	0	1	0	2									
Johnny Bench, R OBP: 0.382, SLG: 0.559										4	0	2	1	0	0	1									
Giraldo Ruiz, S OBP: 0.273, SLG: 0.250										0	1	0	0	0	0	0									
Pat Corrales, R OBP: 0.456, SLG: 0.444										0	0	0	0	0	0	0									
Tommy Helms, R OBP: 0.301, SLG: 0.297										3	0	1	0	0	1	3									
Darrel Chaney, S OBP: 0.301, SLG: 0.280										3	0	0	0	0	1	4									
Fred Whitfield, L OBP: 0.414, SLG: 0.227										1	0	1	1	0	0	0									
Woody Woodward, R OBP: 0.207, SLG: 0.148										0	1	0	0	0	0	0									
George Culver, R OBP: 0.250, SLG: 0.143										3	0	0	0	0	2	0									
Clay Carroll, R OBP: 0.625, SLG: 1.000										0	0	0	0	0	0	0									
Wayne Granger, R OBP: 0.250, SLG: 0.143										0	0	0	0	0	0	0									
<b>Inning Stats</b>	R: 0 E: 0 K: 0 S: 4	H: 2 LOB: 1 BB: 0 P: 4	R: 0 E: 0 K: 0 S: 4	H: 1 LOB: 1 BB: 0 P: 4	R: 0 E: 0 K: 1 S: 5	H: 0 LOB: 0 BB: 0 P: 5	R: 0 E: 0 K: 0 S: 4	H: 2 LOB: 1 BB: 0 P: 4	R: 0 E: 0 K: 1 S: 5	H: 0 LOB: 0 BB: 0 P: 5	R: 2 E: 0 K: 1 S: 9	H: 4 LOB: 3 BB: 1 P: 13	R: 0 E: 0 K: 1 S: 5	H: 0 LOB: 0 BB: 0 P: 5	R: 0 E: 0 K: 0 S: 3	H: 0 LOB: 0 BB: 0 P: 3	R: 3 E: 0 K: 1 S: 9	H: 4 LOB: 2 BB: 0 P: 9	1B: 12 2B: 1 3B: 0 HR: 0	SF: 0 SAC: 3 DP: 2 HBP: 0	WP: 0 PB: 0 SB: 1 CS: 0	PA: 39			
<b>PITCHER</b>	IP WLS BF H R ER SO BB IBB HBP BLK WP HR S P ERA WHIP	IP WLS BF H R ER SO BB IBB HBP BLK WP HR S P ERA WHIP	IP WLS BF H R ER SO BB IBB HBP BLK WP HR S P ERA WHIP	IP WLS BF H R ER SO BB IBB HBP BLK WP HR S P ERA WHIP	IP WLS BF H R ER SO BB IBB HBP BLK WP HR S P ERA WHIP	IP WLS BF H R ER SO BB IBB HBP BLK WP HR S P ERA WHIP	IP WLS BF H R ER SO BB IBB HBP BLK WP HR S P ERA WHIP	IP WLS BF H R ER SO BB IBB HBP BLK WP HR S P ERA WHIP	IP WLS BF H R ER SO BB IBB HBP BLK WP HR S P ERA WHIP	IP WLS BF H R ER SO BB IBB HBP BLK WP HR S P ERA WHIP	IP WLS BF H R ER SO BB IBB HBP BLK WP HR S P ERA WHIP	IP WLS BF H R ER SO BB IBB HBP BLK WP HR S P ERA WHIP	IP WLS BF H R ER SO BB IBB HBP BLK WP HR S P ERA WHIP	IP WLS BF H R ER SO BB IBB HBP BLK WP HR S P ERA WHIP	IP WLS BF H R ER SO BB IBB HBP BLK WP HR S P ERA WHIP	IP WLS BF H R ER SO BB IBB HBP BLK WP HR S P ERA WHIP	IP WLS BF H R ER SO BB IBB HBP BLK WP HR S P ERA WHIP	IP WLS BF H R ER SO BB IBB HBP BLK WP HR S P ERA WHIP	IP WLS BF H R ER SO BB IBB HBP BLK WP HR S P ERA WHIP	IP WLS BF H R ER SO BB IBB HBP BLK WP HR S P ERA WHIP	IP WLS BF H R ER SO BB IBB HBP BLK WP HR S P ERA WHIP	IP WLS BF H R ER SO BB IBB HBP BLK WP HR S P ERA WHIP	IP WLS BF H R ER SO BB IBB HBP BLK WP HR S P ERA WHIP	IP WLS BF H R ER SO BB IBB HBP BLK WP HR S P ERA WHIP	IP WLS BF H R ER SO BB IBB HBP BLK WP HR S P ERA WHIP

AB 35  
R 5  
H 13  
RBI 5  
BB 1  
SO 5  
LOB 15



Batter	1	2	3	4	5	6	7	8	9	AB	R	H	RBI	BB	SO	LOB	BOTTOM							
Matty Alou, L OBP: 0.370, SLG: 0.468										5	1	1	1	0	0	1	Cincinnati Reds @ Pittsburgh Pirates Forbes Field, Pittsburgh, PA Wed Jun 04 1969, 7:05 PM EDT Att: 6,685 - Unknown							
Richie Hebner, L OBP: 0.419, SLG: 0.526										3	2	3	0	0	0	0								
Willie Stargell, L OBP: 0.385, SLG: 0.527										4	0	1	0	0	2	3								
Roberto Clemente, R OBP: 0.370, SLG: 0.456										3	0	2	1	1	0	1								
Al Oliver, L OBP: 0.307, SLG: 0.368										4	0	0	1	0	0	6								
Manny Sanguillen, R OBP: 0.381, SLG: 0.430										3	0	0	0	1	0	2								
Gene Alley, R OBP: 0.308, SLG: 0.288										2	0	0	0	1	1	0								
Freddie Patek, R OBP: 0.306, SLG: 0.273										3	0	0	0	0	2	1								
Jose Pagan, R OBP: 0.327, SLG: 0.380										0	0	0	0	1	0	0								
Jim Bunning, R OBP: 0.095, SLG: 0.050										2	0	0	0	0	1	0								
Gary Kolb, L OBP: 0.152, SLG: 0.200										1	0	0	0	0	0	0								
Chuck Hartenstein, R OBP: 0.274										0	0	0	0	0	0	0								
Luke Walker, L OBP: 0.400, SLG: 0.484										1	0	0	0	0	0	2								
<b>Inning Stats</b>	R: 0 E: 0 K: 0 S: 3	H: 0 LOB: 0 BB: 0 P: 4	R: 0 E: 0 K: 0 S: 3	H: 0 LOB: 0 BB: 0 P: 3	R: 0 E: 0 K: 1 S: 5	H: 0 LOB: 0 BB: 0 P: 5	R: 0 E: 0 K: 1 S: 6	H: 2 LOB: 1 BB: 0 P: 6	R: 0 E: 0 K: 1 S: 5	H: 0 LOB: 0 BB: 0 P: 5	R: 1 E: 0 K: 2 S: 10	H: 2 LOB: 2 BB: 0 P: 10	R: 0 E: 0 K: 1 S: 4	H: 0 LOB: 0 BB: 1 P: 8	R: 2 E: 1 K: 0 S: 6	H: 3 LOB: 2 BB: 1 P: 10	R: 0 E: 0 K: 0 S: 2	H: 0 LOB: 1 BB: 2 P: 10	1B: 6 2B: 0 3B: 0 HR: 1	SF: 0 SAC: 1 DP: 2 HBP: 1	WP: 1 PB: 1 SB: 0 CS: 0	PA: 37		
<b>PITCHER</b>	IP WLS BF H R ER SO BB IBB HBP BLK WP HR S P ERA WHIP	IP WLS BF H R ER SO BB IBB HBP BLK WP HR S P ERA WHIP	IP WLS BF H R ER SO BB IBB HBP BLK WP HR S P ERA WHIP	IP WLS BF H R ER SO BB IBB HBP BLK WP HR S P ERA WHIP	IP WLS BF H R ER SO BB IBB HBP BLK WP HR S P ERA WHIP	IP WLS BF H R ER SO BB IBB HBP BLK WP HR S P ERA WHIP	IP WLS BF H R ER SO BB IBB HBP BLK WP HR S P ERA WHIP	IP WLS BF H R ER SO BB IBB HBP BLK WP HR S P ERA WHIP	IP WLS BF H R ER SO BB IBB HBP BLK WP HR S P ERA WHIP	IP WLS BF H R ER SO BB IBB HBP BLK WP HR S P ERA WHIP	IP WLS BF H R ER SO BB IBB HBP BLK WP HR S P ERA WHIP	IP WLS BF H R ER SO BB IBB HBP BLK WP HR S P ERA WHIP	IP WLS BF H R ER SO BB IBB HBP BLK WP HR S P ERA WHIP	IP WLS BF H R ER SO BB IBB HBP BLK WP HR S P ERA WHIP	IP WLS BF H R ER SO BB IBB HBP BLK WP HR S P ERA WHIP	IP WLS BF H R ER SO BB IBB HBP BLK WP HR S P ERA WHIP	IP WLS BF H R ER SO BB IBB HBP BLK WP HR S P ERA WHIP	IP WLS BF H R ER SO BB IBB HBP BLK WP HR S P ERA WHIP	IP WLS BF H R ER SO BB IBB HBP BLK WP HR S P ERA WHIP	IP WLS BF H R ER SO BB IBB HBP BLK WP HR S P ERA WHIP	IP WLS BF H R ER SO BB IBB HBP BLK WP HR S P ERA WHIP	IP WLS BF H R ER SO BB IBB HBP BLK WP HR S P ERA WHIP	IP WLS BF H R ER SO BB IBB HBP BLK WP HR S P ERA WHIP	IP WLS BF H R ER SO BB IBB HBP BLK WP HR S P ERA WHIP

AB 31  
R 3  
H 7  
RBI 3  
BB 4  
SO 6  
LOB 16






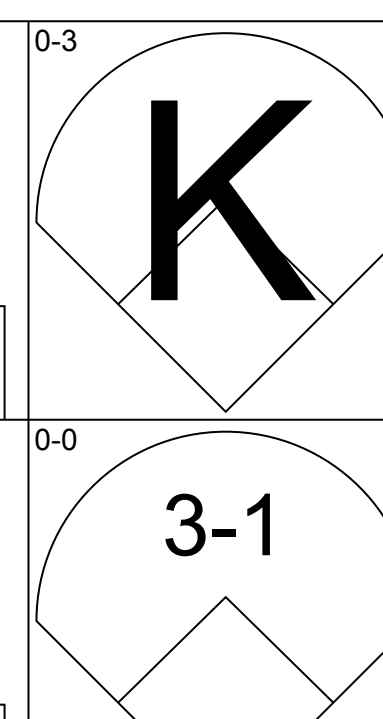
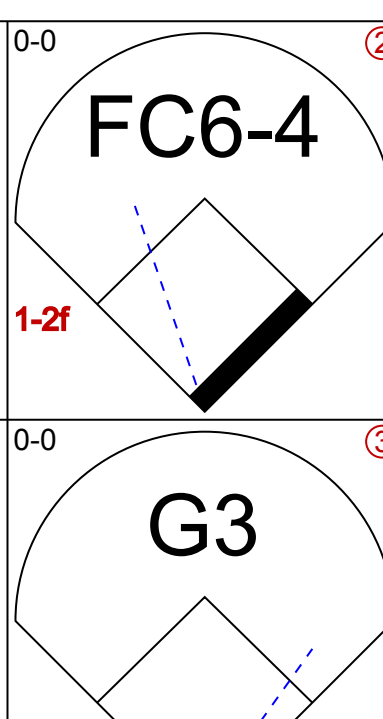
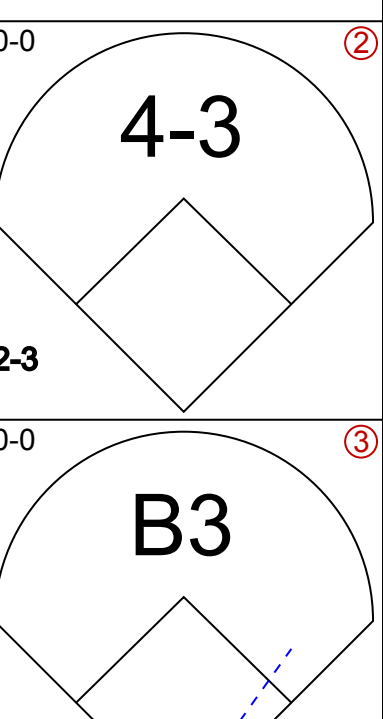
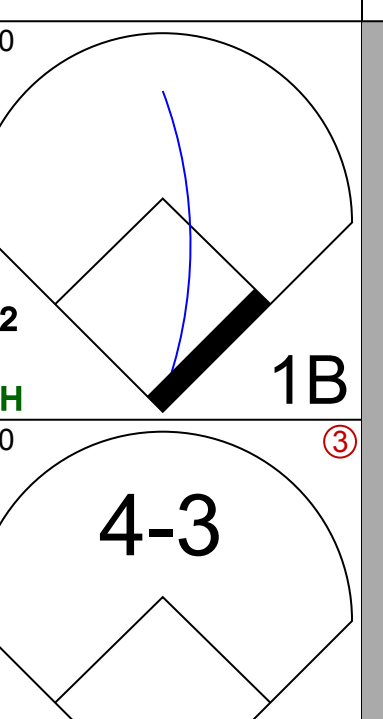
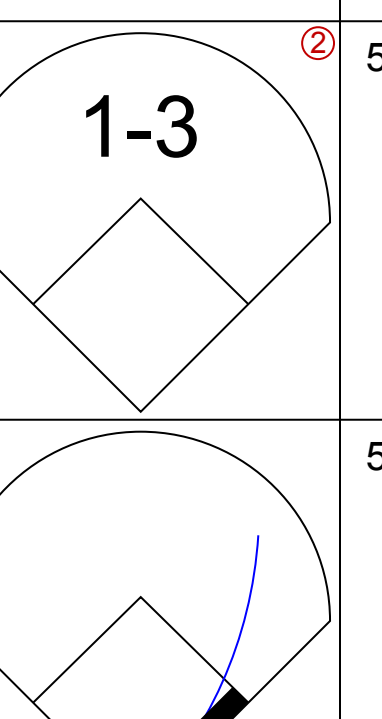
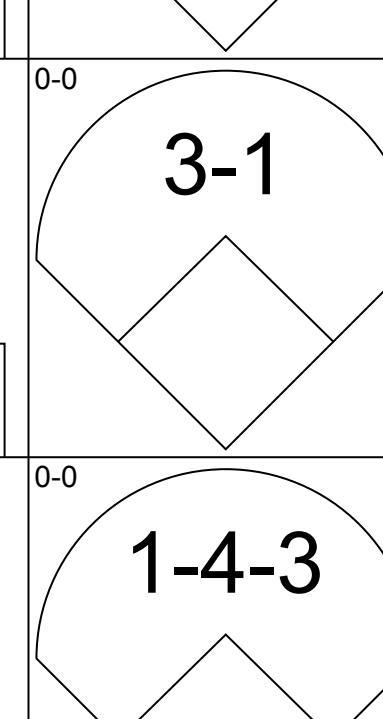
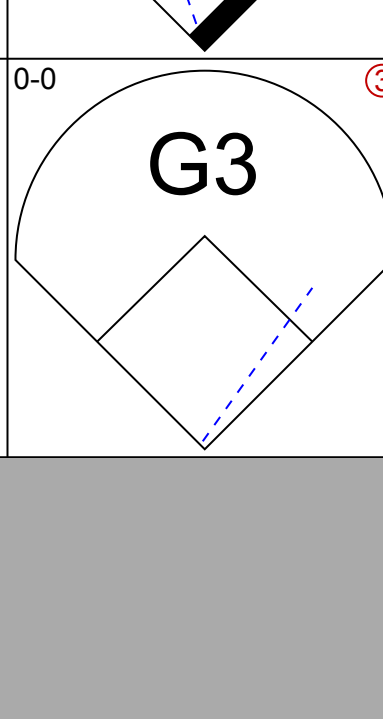
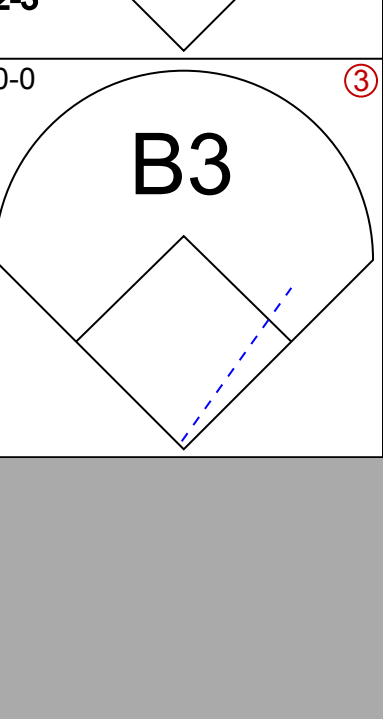
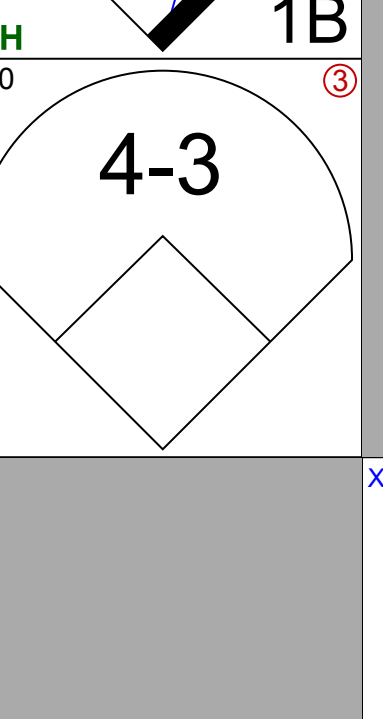
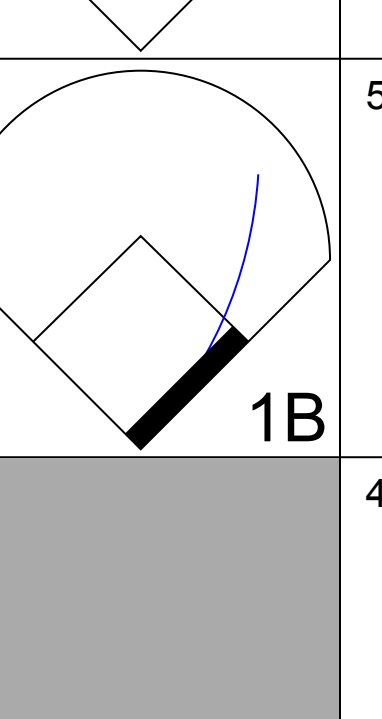
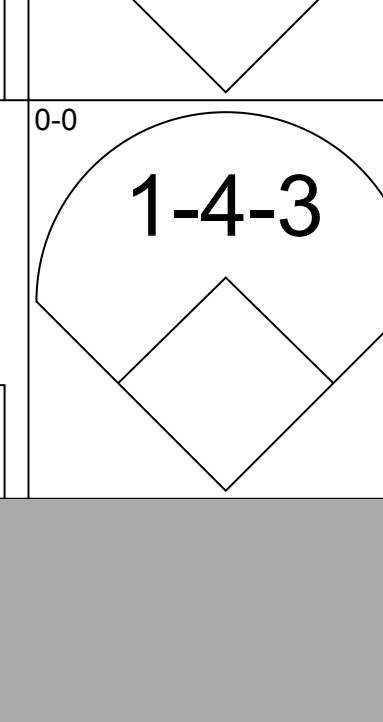
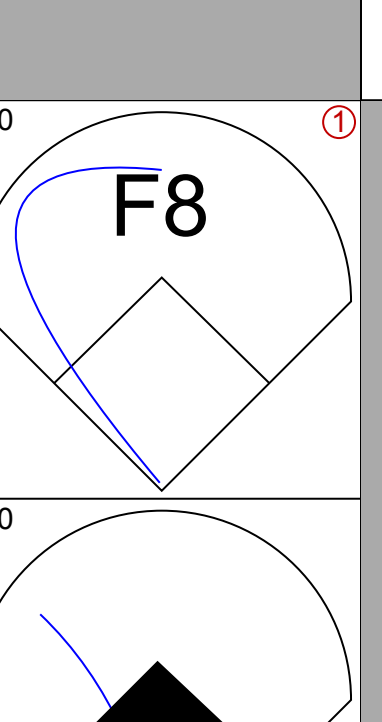
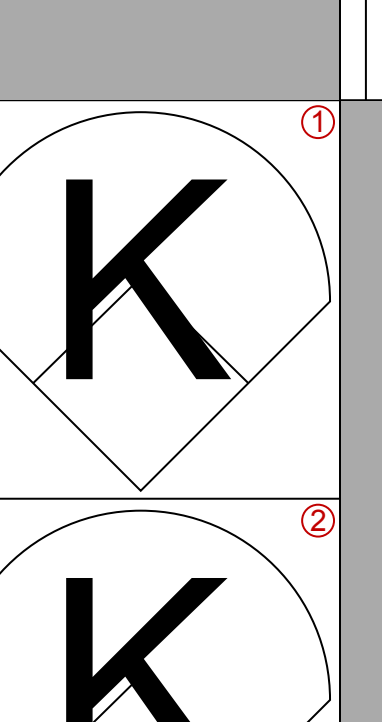
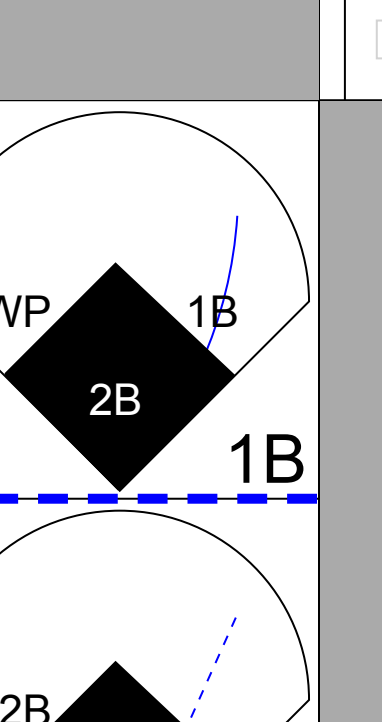
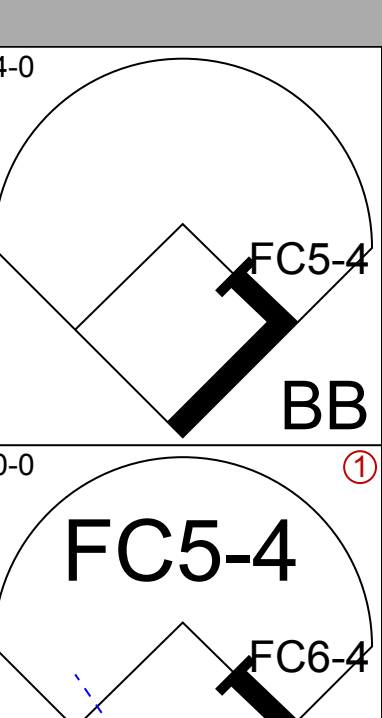
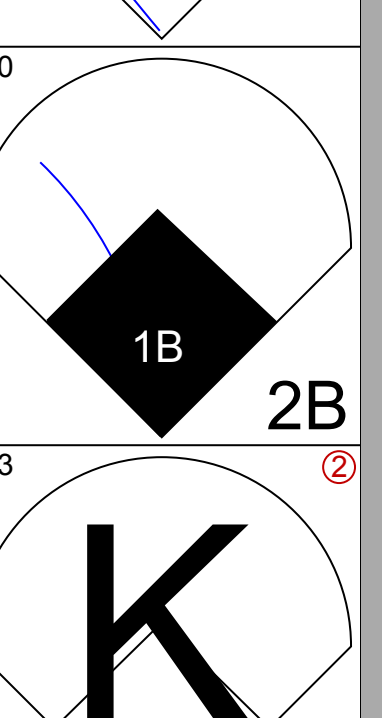
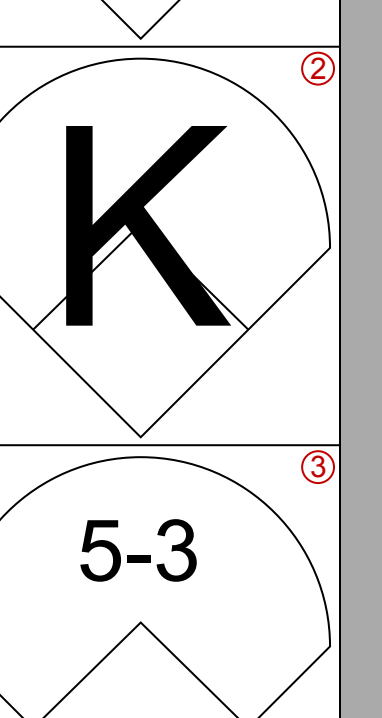
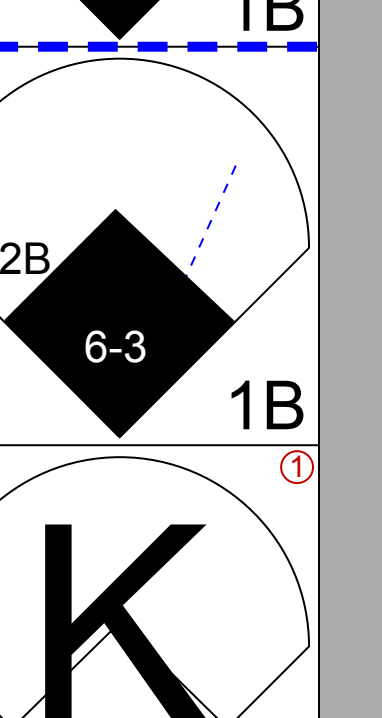
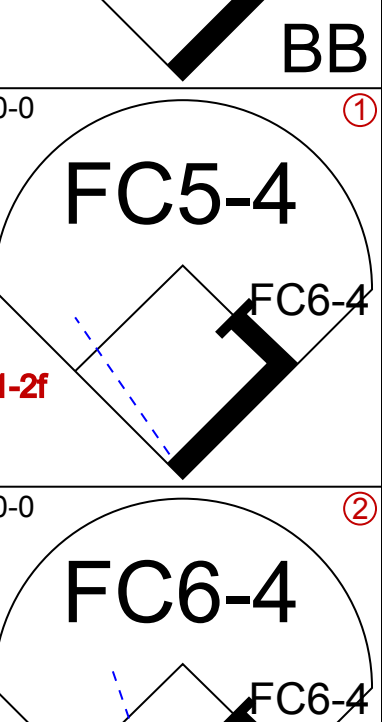
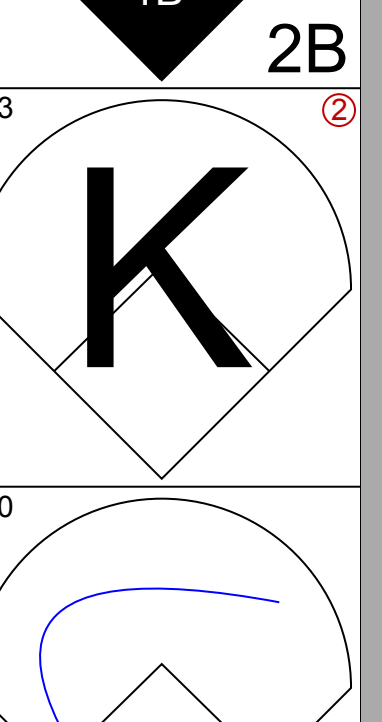
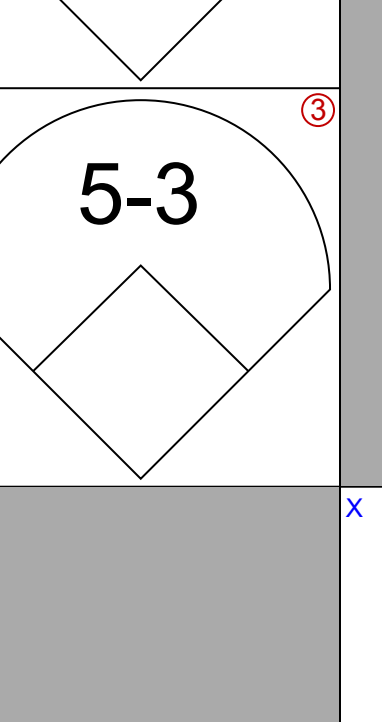
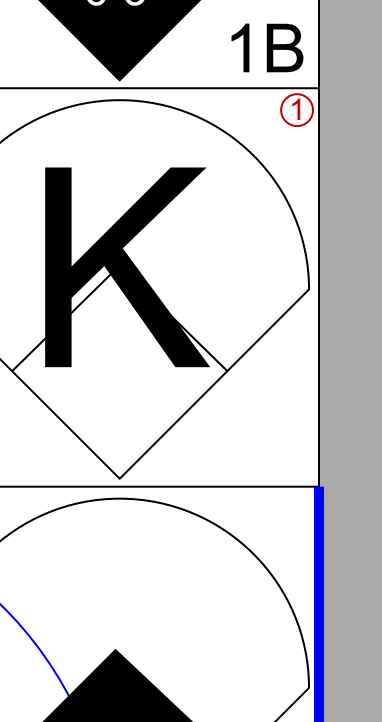
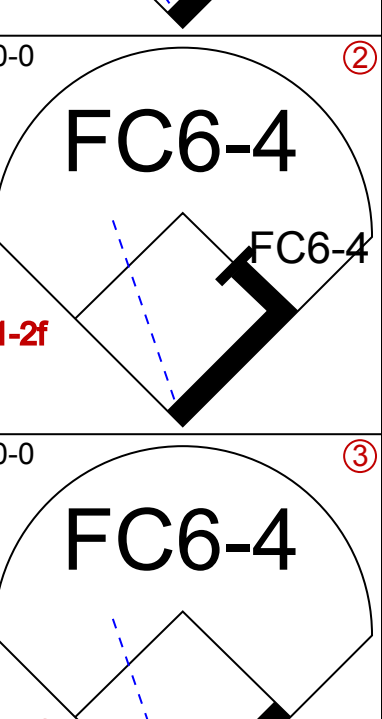
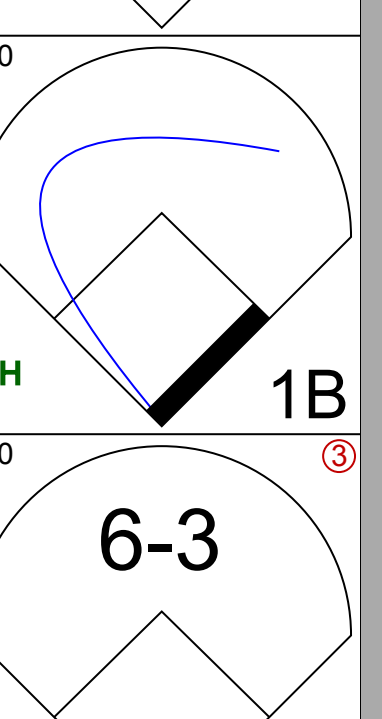
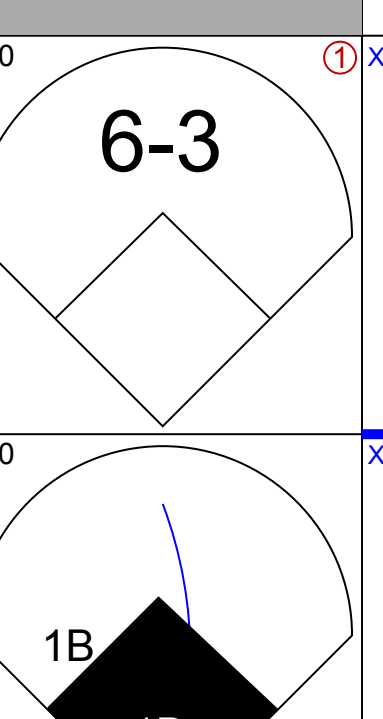
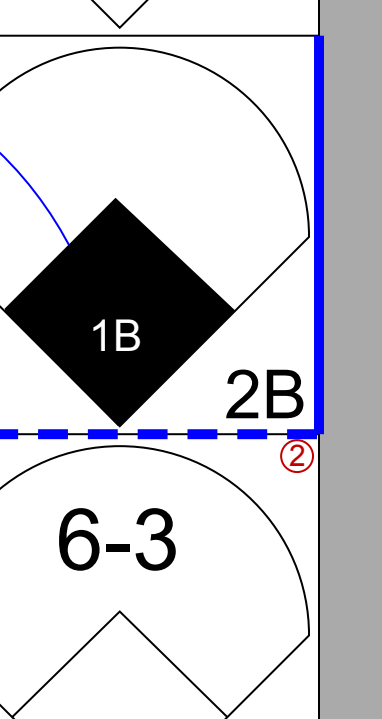
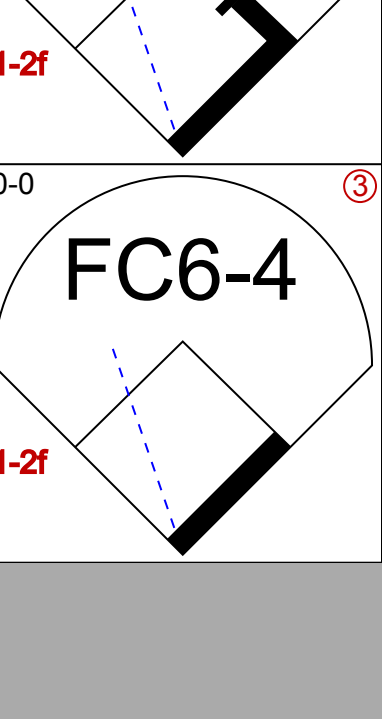
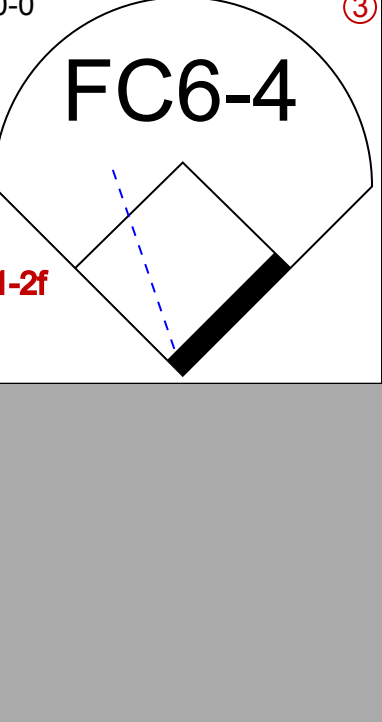
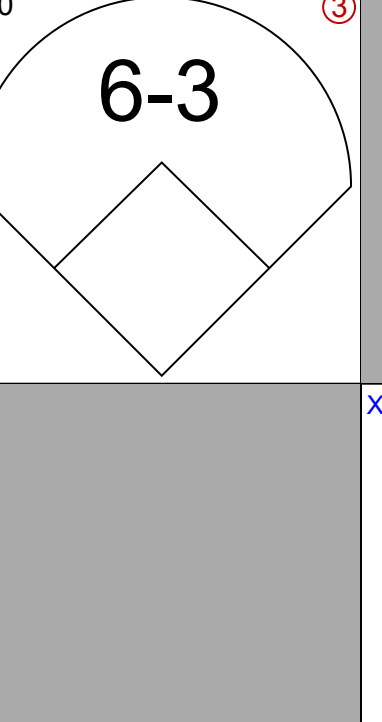
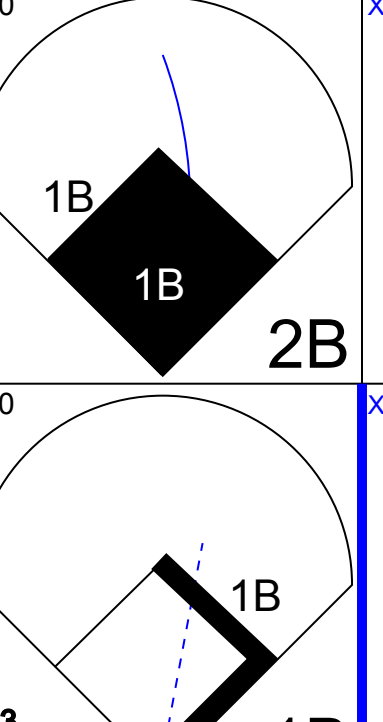
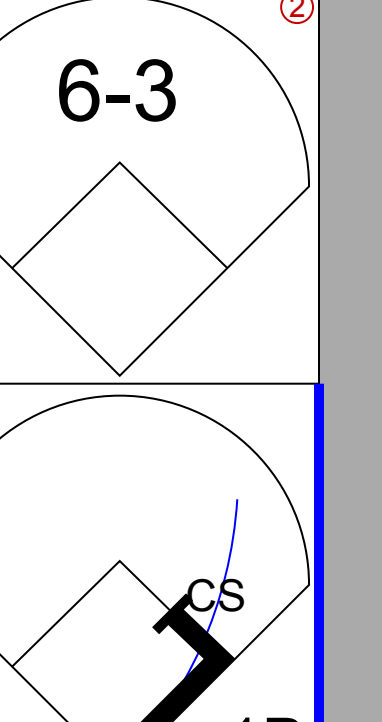
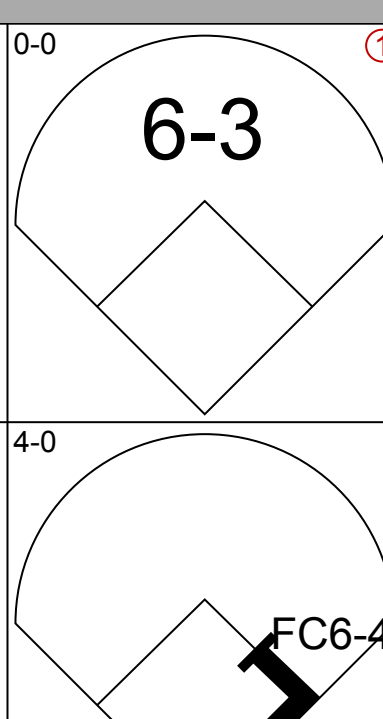
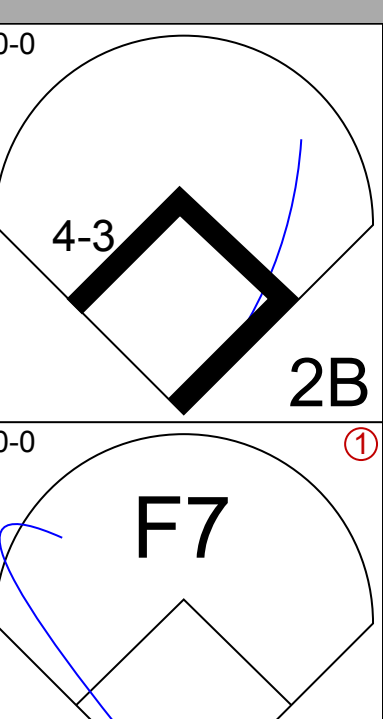
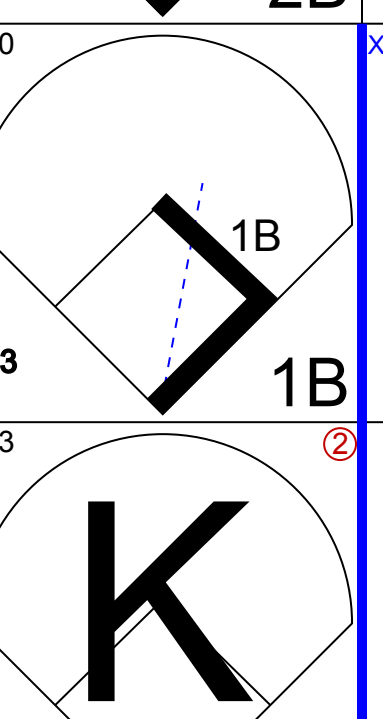
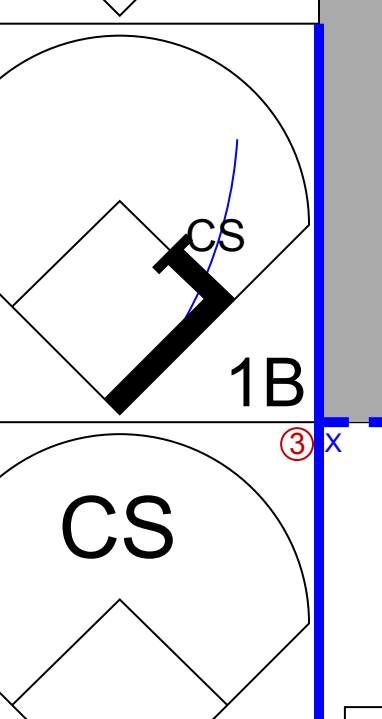
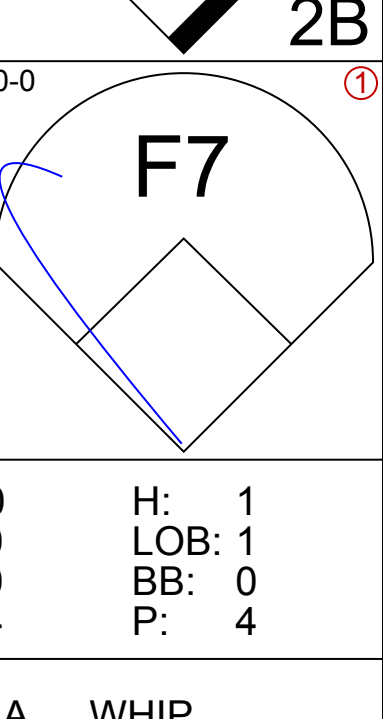
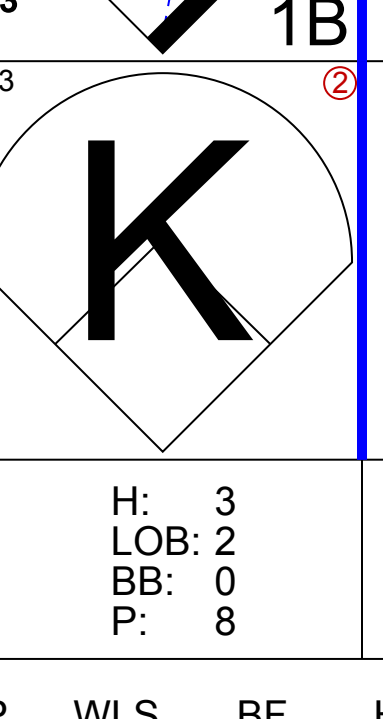
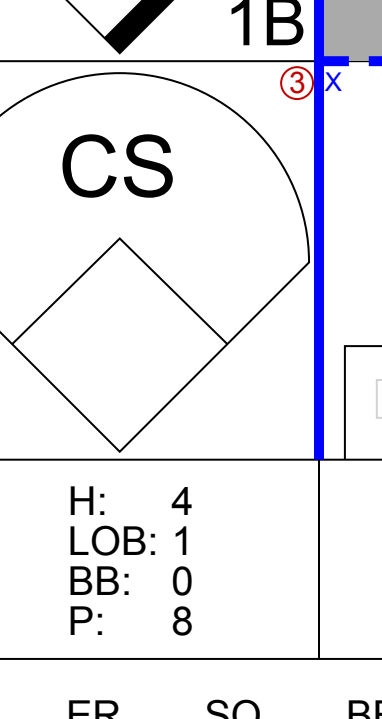
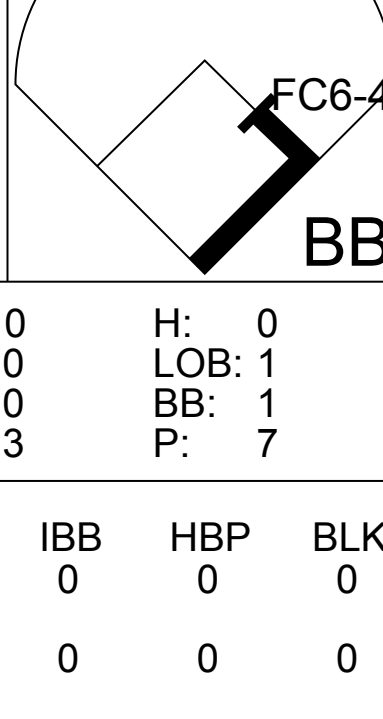
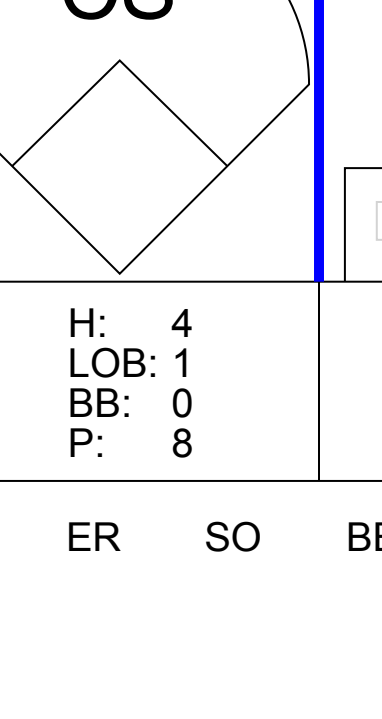
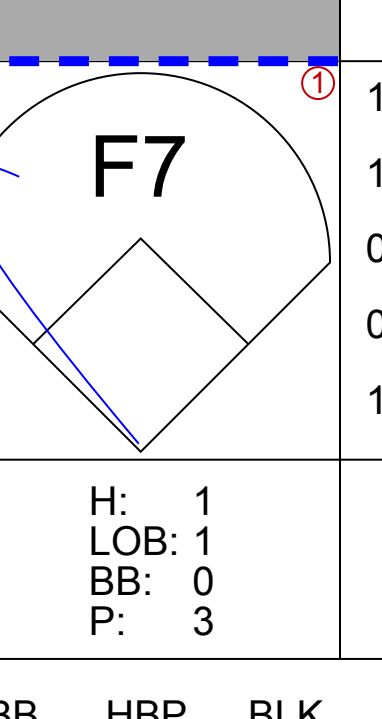
Batter	1	2	3	4	5	6	7	8	9	AB	R	H	RBI	BB	SO	LOB	TOP				
<b>Pete Rose, S</b> OBP: 0.386, SLG: 0.417 (1,8)	5-3		G4-3			FC1-2-5-1			4-3	5	0	1	0	0	0	3	<b>Cincinnati Reds @ Chicago Cubs</b> Wrigley Field, Chicago, IL Fri Jun 06 1969, 3:33 AM CDT Att: 22,185 - Cloudy - 60 F				
<b>Bobby Tolan, L</b> OBP: 0.343, SLG: 0.522 (1,9)	K2-3					1-3			1B	4	1	2	1	1	1	2					
<b>Alex Johnson, R</b> OBP: 0.375, SLG: 0.528 (1,7)			CS			FC5-4			1B	5	1	3	1	0	0	2					
<b>Tony Perez, R</b> OBP: 0.382, SLG: 0.555 (1,5)	FC4								1B	4	2	2	0	1	0	2					
<b>Lee May, R</b> OBP: 0.349, SLG: 0.585 (1,3)			F9						1B	5	1	2	1	0	2	1					
<b>Johnny Bench, R</b> OBP: 0.382, SLG: 0.573 (1,2)									6-3	5	2	2	1	0	1	2					
<b>Tommy Helms, R</b> OBP: 0.306, SLG: 0.297 (1,4)	4-3									3	1	1	1	1	1	0					
<b>Darrel Chaney, S</b> OBP: 0.296, SLG: 0.275 (6, PH)										2	0	0	0	0	1	1					
<b>Jim Beauchamp, R</b> OBP: 0.150, SLG: 0.300 (6, PH)										1	0	1	1	0	0	0					
<b>Wayne Granger, R</b> OBP: 0.250, SLG: 0.143 (6, PH)										0	0	0	0	0	0	0					
<b>Jimmy Stewart, S</b> OBP: 0.266, SLG: 0.333 (6, PH)										1	0	0	0	0	0	0					
<b>Jose Pena, R</b> OBP: 0.250, SLG: 0.227 (6, PH)										0	0	0	0	0	0	0					
<b>Tony Cloninger, R</b> OBP: 0.138, SLG: 0.214 (1,1)										1	0	0	0	0	0	0					
<b>Jack Fisher, R</b> ERA: 4.5 (3,1)										0	0	0	0	0	0	0					
<b>Bill Short, L</b> ERA: 4.5 (4,1)										1	0	0	0	0	1	1					
<b>Ted Savage, R</b> ERA: 3.35 (6, PH)										0	0	0	0	0	0	0					
<b>Giraldo Ruiz, S</b> OBP: 0.250, SLG: 0.227 (6, PH)										2	0	0	0	0	0	2					
<b>Inning Stats</b>	R: 0 E: 0 K: 1 S: 6	H: 1 LOB: 1 BB: 0 P: 6	R: 1 E: 0 K: 0 S: 4	H: 1 LOB: 0 BB: 0 P: 4	R: 0 E: 1 K: 0 S: 3	H: 1 LOB: 1 BB: 0 P: 3	R: 0 E: 0 K: 1 S: 6	H: 1 LOB: 1 BB: 0 P: 6	R: 1 E: 0 K: 2 S: 9	H: 2 LOB: 2 BB: 1 P: 13	R: 3 E: 1 K: 0 S: 7	H: 4 LOB: 2 BB: 1 P: 11	R: 0 E: 0 K: 1 S: 5	H: 1 LOB: 0 BB: 0 P: 5	R: 0 E: 0 K: 2 S: 7	H: 0 LOB: 0 BB: 0 P: 7	R: 3 E: 1 K: 0 S: 6	H: 3 LOB: 1 BB: 1 P: 10	1B: 11 2B: 2 3B: 0 HR: 1	SF: 0 SAC: 0 DP: 2 HBP: 0	WP: 0 PA: 43 PB: 0 SB: 1 CS: 1
<b>PITCHER</b>	IP	WLS	BF	H	R	ER	SO	BB	IBB	HBP	BLK	WP	HR	S	P	ERA	WHIP				
<b>Ken Holtzman, L</b> ERA: 2.83 (1,1)	5.0	W	26	10	5	5	4	2	0	0	0	0	1	32	40	9.00	2.400				
<b>Phil Regan, R</b> ERA: 2.78 (6,1)	4.0	S	16	4	3	3	3	1	0	0	0	0	0	21	25	6.75	1.250				

Batter	1	2	3	4	5	6	7	8	9	AB	R	H	RBI	BB	SO	LOB	BOTTOM				
<b>Don Kessinger, S</b> OBP: 0.366, SLG: 0.387 (1,6)	4-3	PO	1B	FC6-4	F5					5	3	2	0	0	0	1	<b>Cincinnati Reds @ Chicago Cubs</b> Wrigley Field, Chicago, IL Fri Jun 06 1969, 3:33 AM CDT Att: 22,185 - Cloudy - 60 F				
<b>Glenn Beckert, R</b> OBP: 0.328, SLG: 0.323 (1,4)										3	2	2	0	0	0	0					
<b>Nate Oliver, R</b> OBP: 0.304, SLG: 0.545 (5,4)	L4									2	1	1	0	0	1	0					
<b>Billy Williams, L</b> OBP: 0.363, SLG: 0.484 (1,9)										4	3	2	4	1	0	2					
<b>Ron Santo, R</b> OBP: 0.404, SLG: 0.484 (1,5)										4	2	1	1	1	1	2					
<b>14 Ernie Banks, R</b> OBP: 0.343, SLG: 0.450 (1,3)										4	1	2	3	0	0	2					
<b>Willie Smith, L</b> OBP: 0.333, SLG: 0.535 (1,7)										2	0	0	0	0	1	1					
<b>Jim Hickman, R</b> OBP: 0.244, SLG: 0.211 (4, PH)										2	1	1	2	1	1	0					
<b>Randy Hundley, R</b> OBP: 0.406, SLG: 0.503 (1,2)										5	0	3	2	0	0	3					
<b>Don Young, R</b> OBP: 0.324, SLG: 0.361 (1,8)										4	1	2	2	1	0	1					
<b>Ken Holtzman, R</b> OBP: 0.156, SLG: 0.205 (1,1)										3	0	1	0	0	1	1					
<b>Phil Regan, R</b> ERA: 2.78 (6,1)										2	0	0	0	0	1	4					
<b>Inning Stats</b>	R: 3 E: 0 K: 0 S: 4	H: 1 LOB: 2 BB: 2 P: 12	R: 0 E: 0 K: 1 S: 5	H: 1 LOB: 0 BB: 0 P: 5	R: 3 E: 0 K: 1 S: 9	H: 4 LOB: 1 BB: 0 P: 9	R: 4 E: 0 K: 0 S: 8	H: 5 LOB: 2 BB: 0 P: 9	R: 0 E: 0 K: 1 S: 5	H: 0 LOB: 0 BB: 0 P: 5	R: 0 E: 0 K: 2 S: 8	H: 1 LOB: 2 BB: 1 P: 12	R: 4 E: 0 K: 1 S: 10	H: 5 LOB: 2 BB: 1 P: 14	1B: 13 2B: 1 3B: 0 HR: 3	SF: 0 SAC: 0 DP: 0 HBP: 1	WP: 0 PA: 46 PB: 0 SB: 0 CS: 0				
<b>PITCHER</b>	IP	WLS	BF	H	R	ER	SO	BB	IBB	HBP	BLK	WP	HR	S	P	ERA	WHIP				
<b>Tony Cloninger, R</b> ERA: 5.32 (1,1)	2.1	L	14	6	6	6	1	0	0	1	0	0	1	10	11	27.00	3.000				
<b>Jack Fisher, R</b> ERA: 4.5 (3,1)	1.1		9	4	4	4	1	0	0	0	0	0	0	5	5	0.00	0.750				
<b>Bill Short, L</b> ERA: 4.5 (4,1)	1.1		5	1	0	0	0	0	0	0	0	0	0	13	17	0.00	1.000				
<b>Wayne Granger, R</b> ERA: 3.35 (6,1)	2.0		8	1	0	0	3	1	0	0	0	0	0	10	14	36.00	6.000				
<b>Jose Pena, R</b> ERA: 27.0 (8,1)	1.0		9	5	4	4	1	1	0	0	0	0	0	10	14	36.00	6.000				

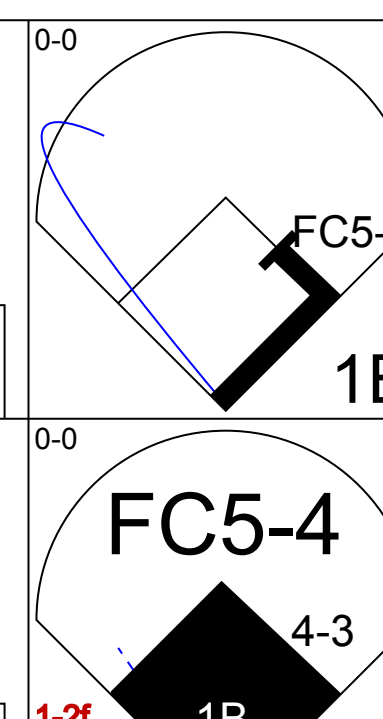
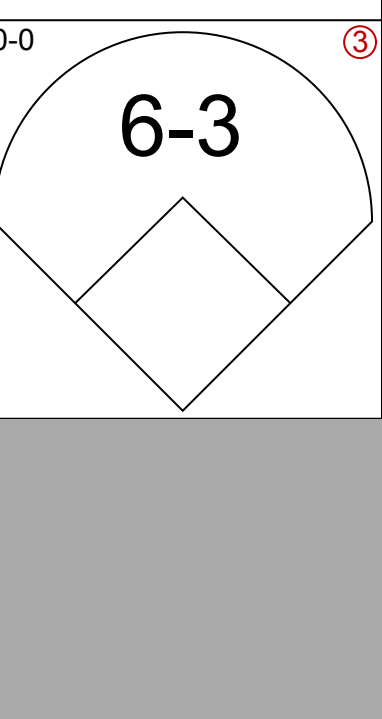
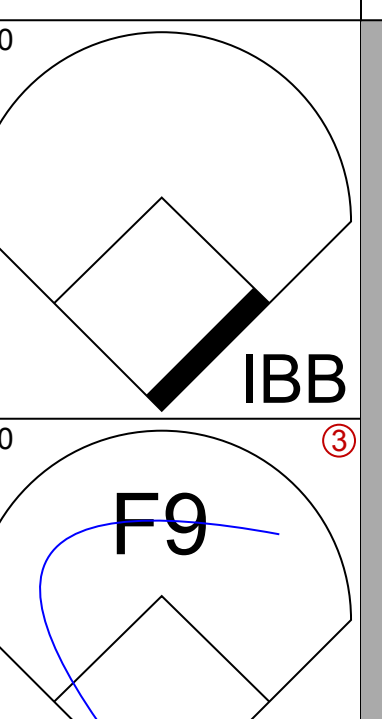
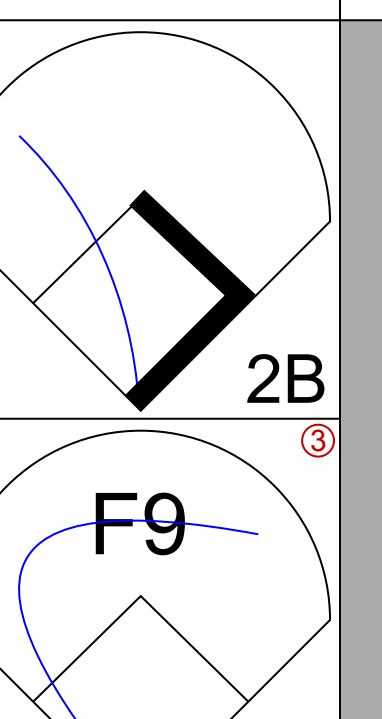

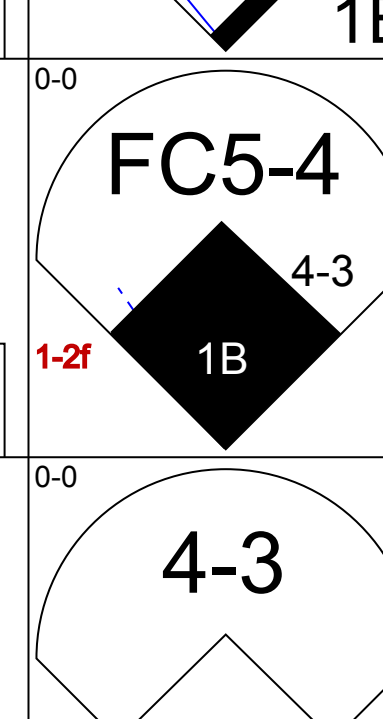
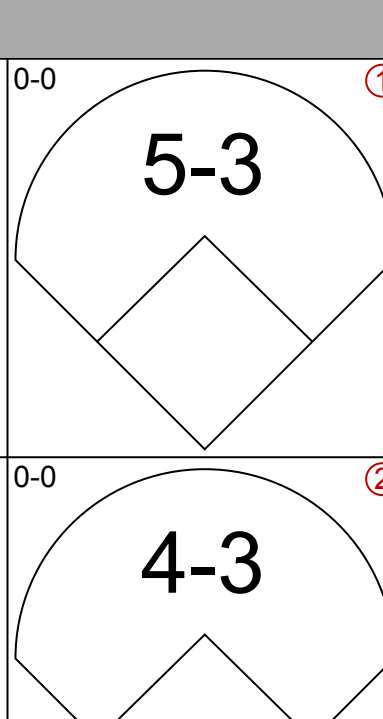
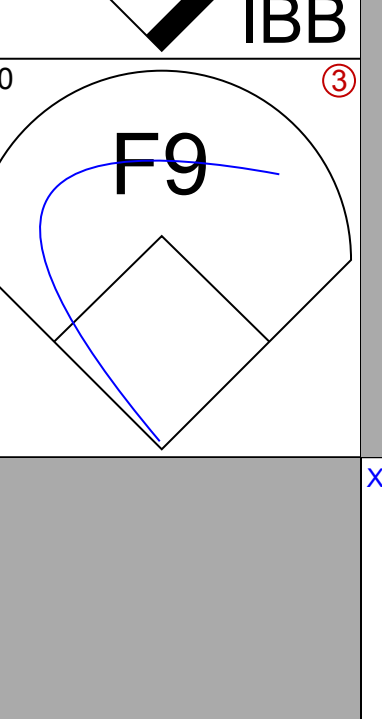
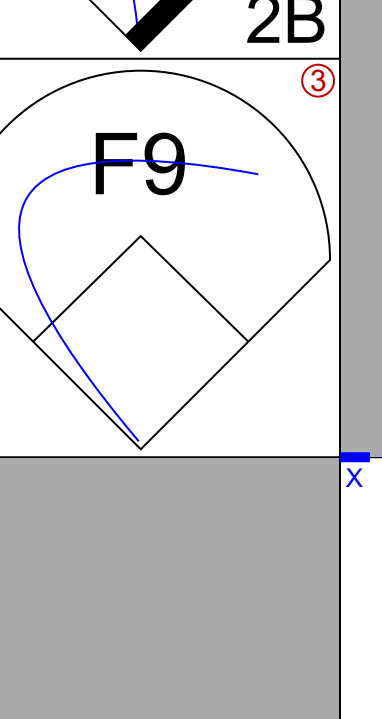
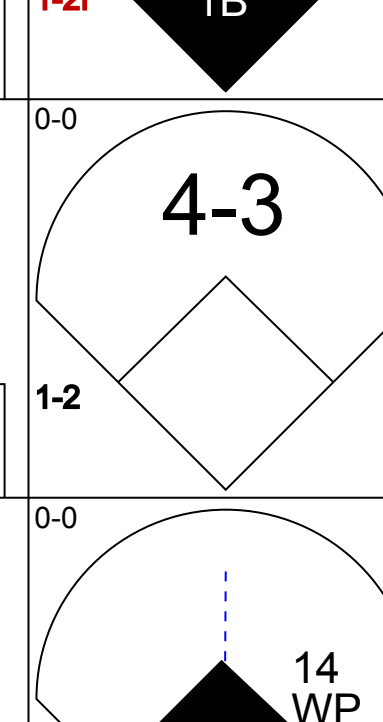
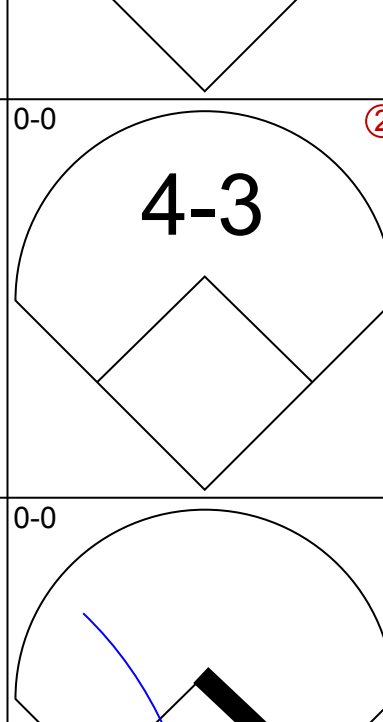
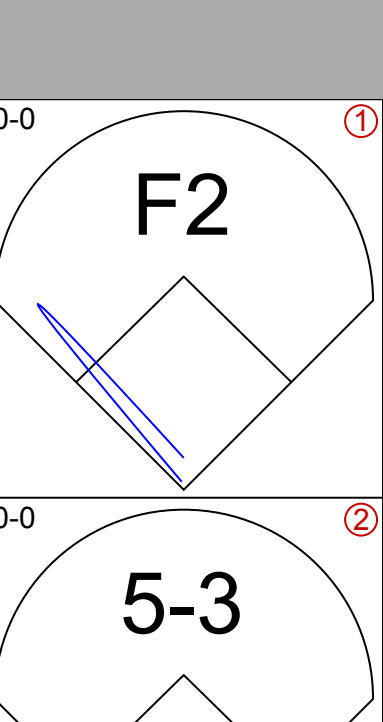
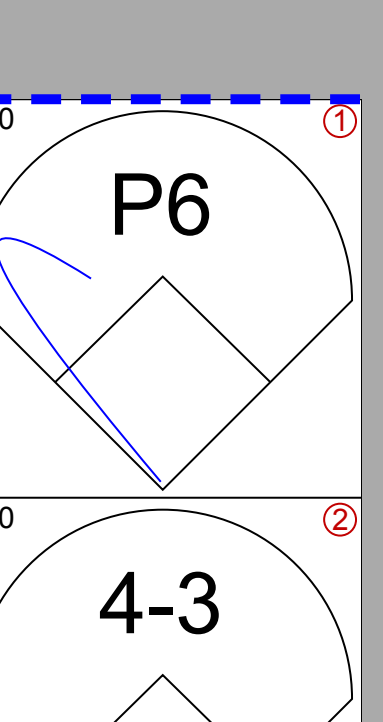

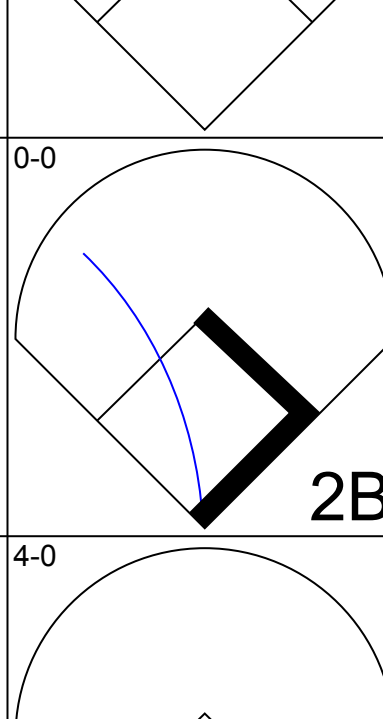
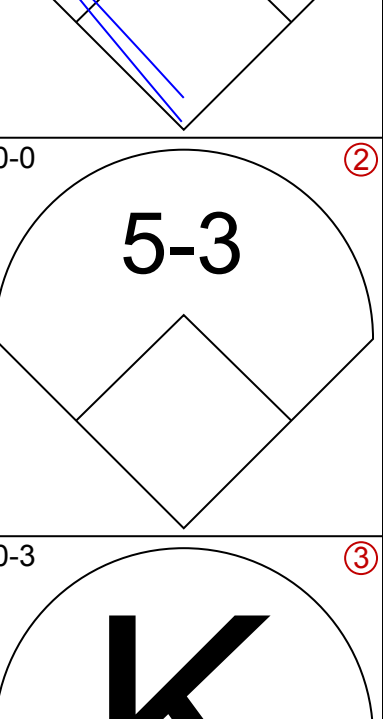
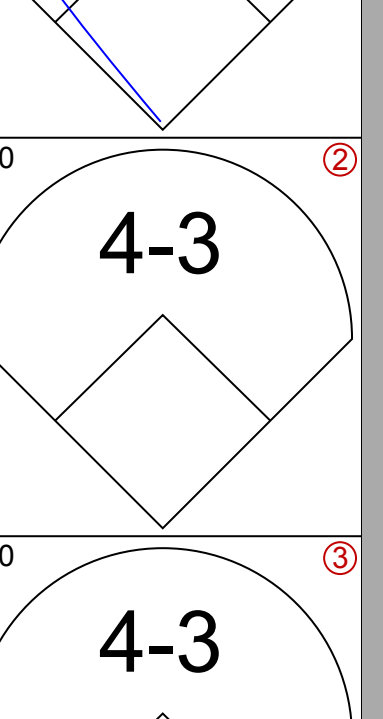

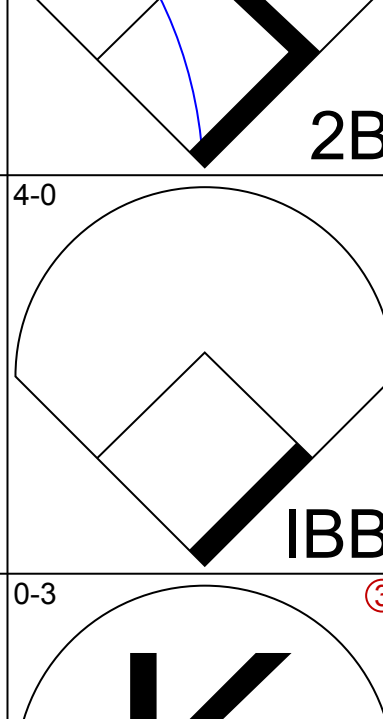
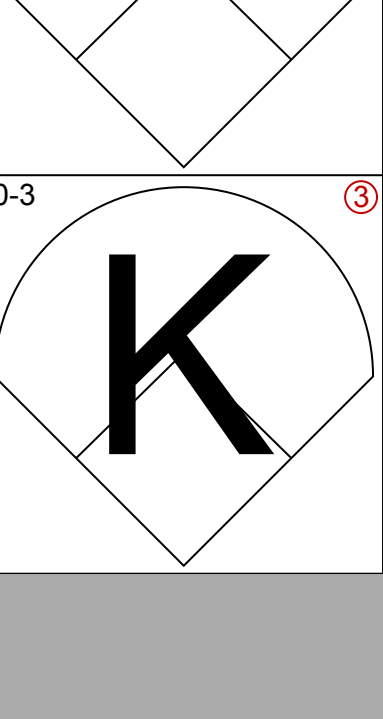
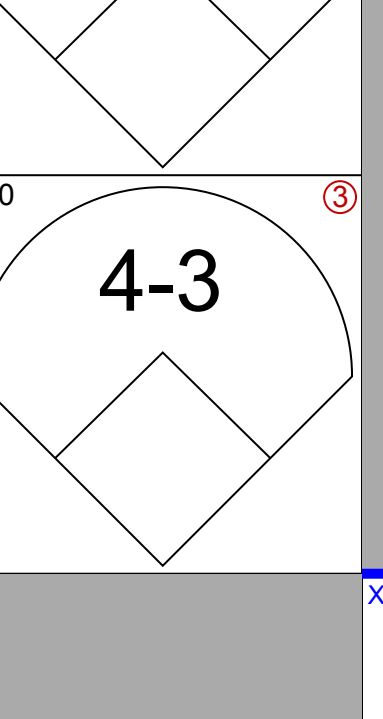

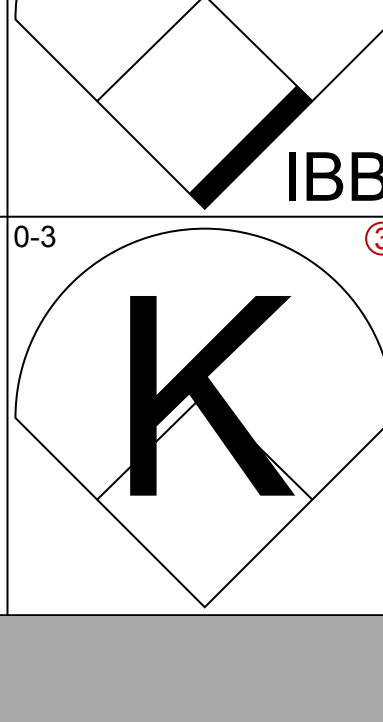
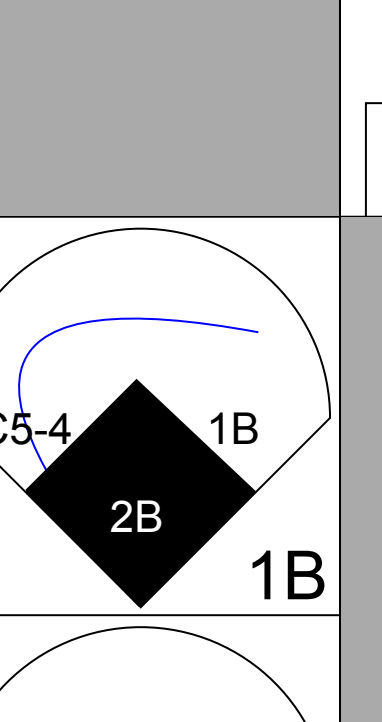
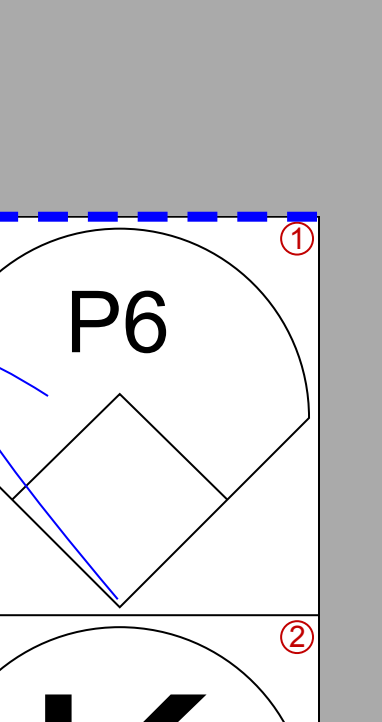
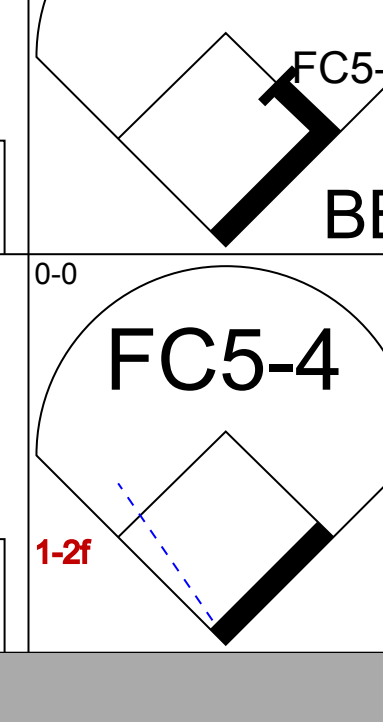
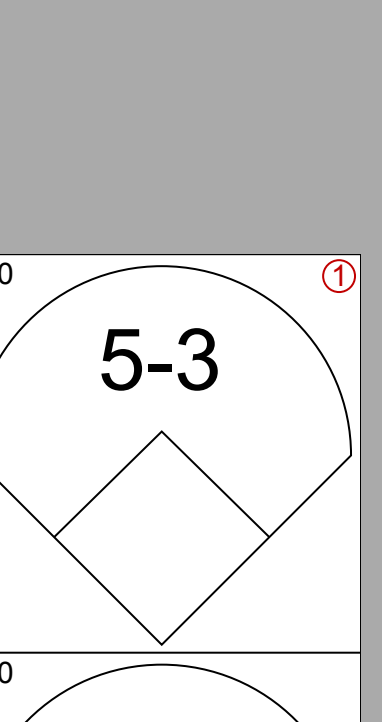
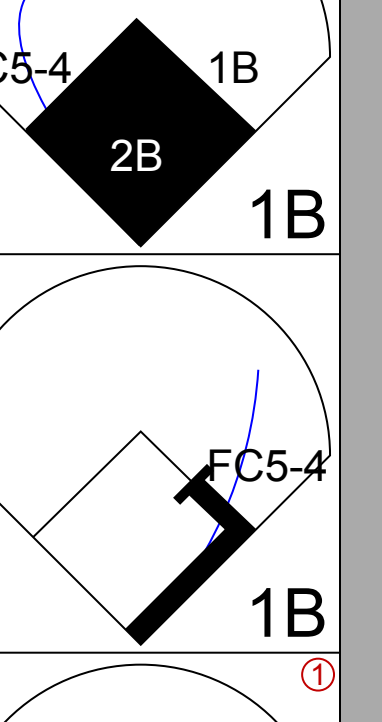
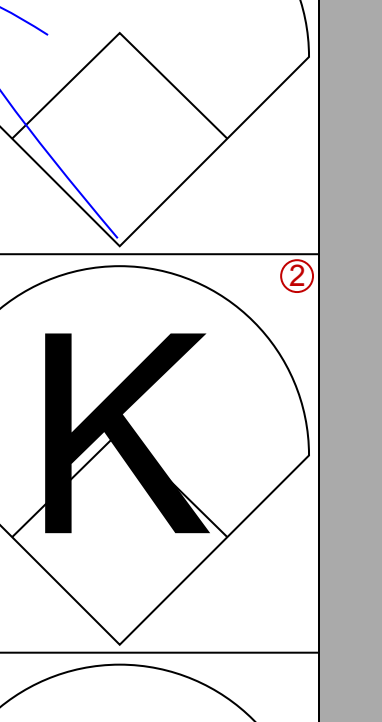
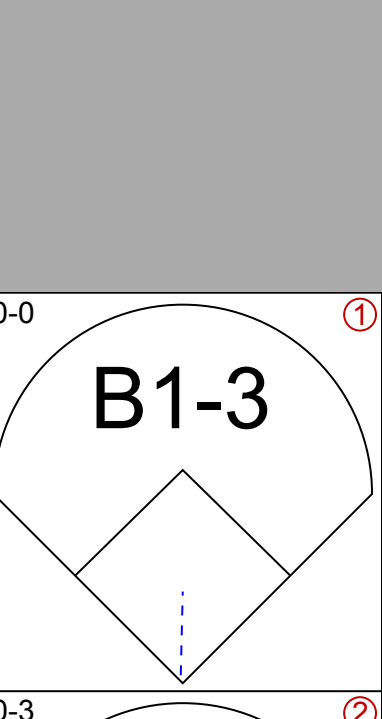
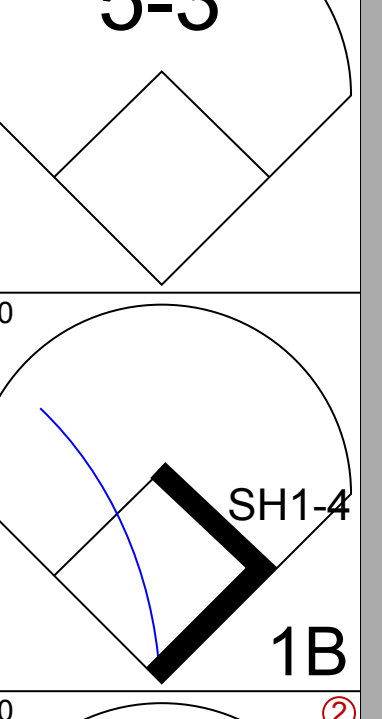
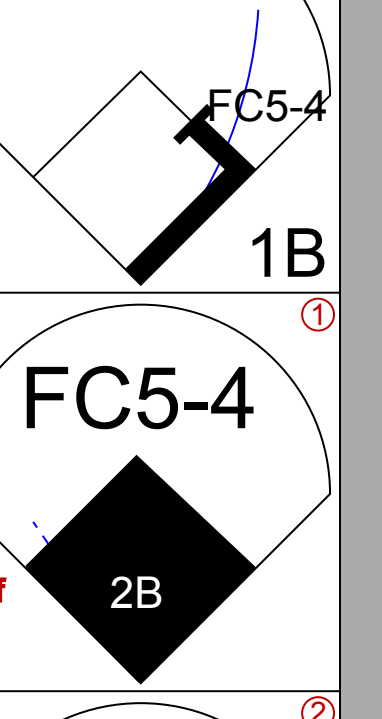
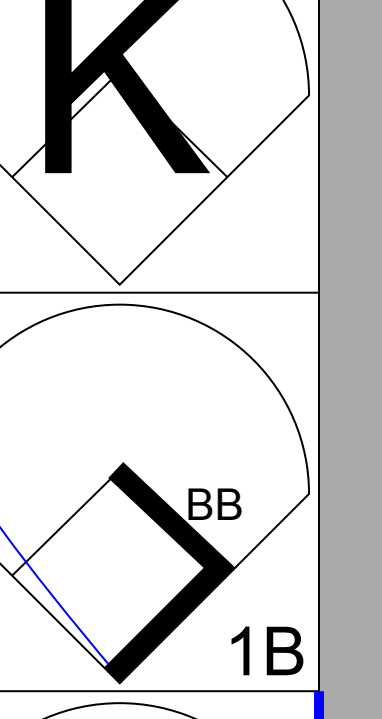
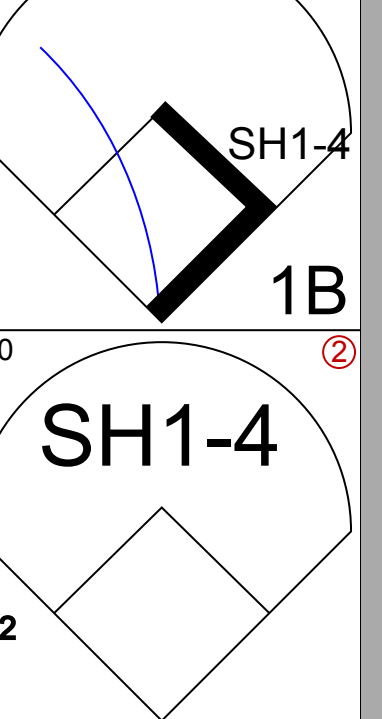
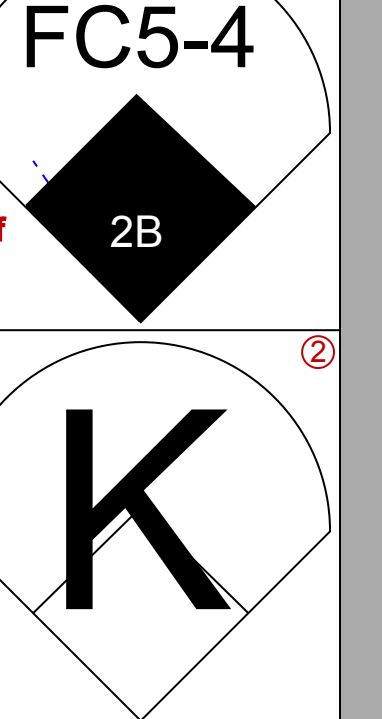
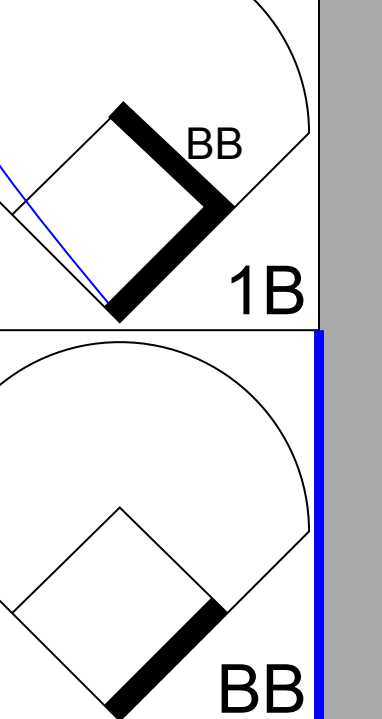
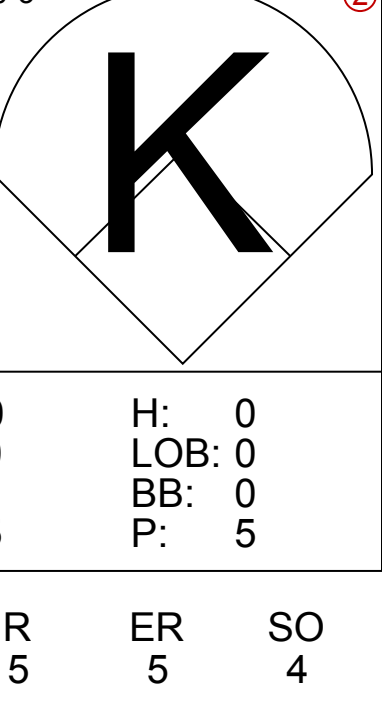
AB	39
R	8
H	14
RBI	6
BB	3
SO	7
LOB	16





Batter	1	2	3	4	5	6	7	8	9	AB	R	H	RBI	BB	SO	LOB	TOP		
<b>Pete Rose, S</b> OBP: 0.381, SLG: 0.410 (1, 8)										5	0	1	1	0	1	2	<b>Cincinnati Reds @ Chicago Cubs</b> Wrigley Field, Chicago, IL Sat Jun 07 1969, 3:33 AM CDT Att: 25,514 - Overcast - 60 F		
<b>Bobby Tolan, L</b> OBP: 0.339, SLG: 0.514 (1, 9)										5	0	1	0	0	0	4			
<b>Alex Johnson, R</b> OBP: 0.373, SLG: 0.522 (1, 7)										4	1	1	0	0	1	0			
<b>Tony Perez, R</b> OBP: 0.389, SLG: 0.562 (1, 5)										3	2	2	0	1	1	0			
<b>Lee May, R</b> OBP: 0.342, SLG: 0.571 (1, 3)										4	0	0	0	0	2	4			
<b>Johnny Bench, R</b> OBP: 0.385, SLG: 0.578 (8, PR)										4	0	2	2	0	0	1			
<b>Woody Woodward, R</b> OBP: 0.207, SLG: 0.148 (8, 6)										0	1	0	0	0	0	0			
<b>Tommy Helms, R</b> OBP: 0.305, SLG: 0.302 (1, 4)										4	1	1	1	0	0	3			
<b>Darrel Chaney, S</b> OBP: 0.304, SLG: 0.293 (8, PH)										3	0	2	0	0	0	0			
<b>Jim Stewart, S</b> OBP: 0.306, SLG: 0.355 (8, PH)										1	0	0	0	0	1	1			
<b>Clay Carroll, R</b> OBP: 0.625, SLG: 1.000 (8, 1)										1	0	0	0	0	0	0			
<b>Jim Merritt, L</b> OBP: 0.241, SLG: 0.154 (1, 1)										1	0	0	0	1	0	1			
<b>Fred Whitfield, L</b> OBP: 0.400, SLG: 0.217 (7, PH)										1	0	0	0	0	1	2			
<b>Wayne Granger, R</b> OBP: 0.250, SLG: 0.143 (7, 1)										0	0	0	0	0	0	0			
<b>Ted Savage, R</b> OBP: 0.375, SLG: 0.381 (8, PH)										0	0	0	0	0	0	0			
<b>Pat Corrales, R</b> OBP: 0.435, SLG: 0.421 (8, 2)										1	0	0	0	0	0	0			
<b>Inning Stats</b>	R: 0 E: 0 K: 1 S: 5	H: 0 LOB: 0 BB: 0 P: 5	R: 0 E: 0 K: 0 S: 3	H: 0 LOB: 1 BB: 1 P: 7	R: 0 E: 0 K: 0 S: 3	H: 0 LOB: 1 BB: 1 P: 7	R: 1 E: 0 K: 1 S: 7	H: 2 LOB: 1 BB: 0 P: 7	R: 0 E: 0 K: 0 S: 4	H: 0 LOB: 0 BB: 0 P: 7	R: 1 E: 0 K: 1 S: 8	H: 3 LOB: 2 BB: 0 P: 8	R: 3 E: 0 K: 1 S: 8	H: 4 LOB: 1 BB: 0 P: 8	R: 0 E: 0 K: 0 S: 3	H: 1 LOB: 1 BB: 0 P: 3	1B: 7 2B: 4 3B: 0 HR: 0	SF: 0 SAC: 0 DP: 0 HBP: 0	WP: 1 PA: 39 PB: 0 SB: 0 CS: 1
<b>PITCHER</b>	IP WLS BF H R ER SO BB IBB HBP BLK WP HR S P ERA WHIP																		
<b>Bill Hands, R</b> ERA: 2.57 (1, 1)	7.0	30	7	3	3	5	2	0	0	0	0	0	0	0	38	46	3.86	1.286	
<b>Ted Abernathy, R</b> ERA: 1.39 (8, 1)	0.1	3	2	0	0	1	0	0	0	0	1	0	5	5	0.00	6.000			
<b>Dick Selma, R</b> ERA: 3.19 (8, 1)	0.2	2	1	2	2	0	0	0	0	0	0	0	2	2	27.00	1.500			
<b>Hank Aguirre, L</b> ERA: 1.84 (9, 1)	0.2	3	1	0	0	0	0	0	0	0	0	0	3	3	0.00	1.500			

Batter	1	2	3	4	5	6	7	8	9	AB	R	H	RBI	BB	SO	LOB	BOTTOM		
<b>Don Kessinger, S</b> OBP: 0.371, SLG: 0.394 (1, 6)										4	0	2	2	1	1	2	<b>Cincinnati Reds @ Chicago Cubs</b> Wrigley Field, Chicago, IL Sat Jun 07 1969, 3:33 AM CDT Att: 25,514 - Overcast - 60 F		
<b>Nate Oliver, R</b> OBP: 0.259, SLG: 0.462 (1, 4)										4	1	0	0	0	0	4			
<b>Billy Williams, L</b> OBP: 0.357, SLG: 0.475 (1, 7)										4	0	0	0	0	0	1			
<b>Ron Santo, R</b> OBP: 0.406, SLG: 0.489 (1, 5)										4	1	2	1	0	0	0			
<b>14 Ernie Banks, R</b> OBP: 0.346, SLG: 0.464 (1, 3)										3	1	1	2	1	1	0			
<b>Randy Hundley, R</b> OBP: 0.407, SLG: 0.500 (1, 2)										3	1	1	0	1	1	2			
<b>Jim Hickman, R</b> OBP: 0.244, SLG: 0.213 (1, 9)										4	0	1	0	0	1	1			
<b>Don Young, R</b> OBP: 0.329, SLG: 0.366 (1, 8)										4	1	2	0	0	0	2			
<b>Bill Hands, R</b> ERA: 4.14 (8, 1)										2	0	0	0	0	2	2			
<b>Ted Abernathy, R</b> OBP: 0.500, SLG: 0.750 (8, 1)										0	0	0	0	0	0	0			
<b>Dick Selma, R</b> OBP: 0.174, SLG: 0.174 (8, 1)										0	0	0	0	0	0	0			
<b>Willie Smith, L</b> OBP: 0.348, SLG: 0.535 (8, PH)										0	0	0	0	1	0	0			
<b>Hank Aguirre, R</b> OBP: 0.500, SLG: 0.500 (9, 1)										0	0	0	0	0	0	0			
<b>Inning Stats</b>	R: 3 E: 0 K: 0 S: 6	H: 3 LOB: 1 BB: 1 P: 10	R: 0 E: 0 K: 1 S: 5	H: 0 LOB: 0 BB: 0 P: 5	R: 0 E: 0 K: 1 S: 6	H: 1 LOB: 2 BB: 1 P: 10	R: 0 E: 0 K: 0 S: 4	H: 1 LOB: 2 BB: 1 P: 8	R: 0 E: 0 K: 1 S: 5	H: 0 LOB: 0 BB: 0 P: 5	R: 2 E: 0 K: 1 S: 8	H: 3 LOB: 1 BB: 0 P: 8	R: 0 E: 0 K: 0 S: 3	H: 0 LOB: 0 BB: 0 P: 3	R: 0 E: 0 K: 2 S: 8	H: 1 LOB: 2 BB: 1 P: 12	1B: 6 2B: 2 3B: 0 HR: 1	SF: 0 SAC: 1 DP: 0 HBP: 0	WP: 1 PA: 37 PB: 0 SB: 0 CS: 0
<b>PITCHER</b>	IP WLS BF H R ER SO BB IBB HBP BLK WP HR S P ERA WHIP																		
<b>Jim Merritt, L</b> ERA: 4.14 (1, 1)	6.0	29	8	5	5	4	1	2	0	0	0	0	3	3	0.00	0.000			
<b>Wayne Granger, R</b> ERA: 3.27 (7, 1)	1.0	3	0	0	0	0	0	0	0	0	0	0	3	3	0.00	0.000			
<b>Clay Carroll, R</b> ERA: 2.68 (8, 1)	1.0	5	1	0	0	2	1	0	0	0	0	0	8	12	0.00	2.000			







Batter	1	2	3	4	5	6	7	8	9	AB	R	H	RBI	BB	SO	LOB	TOP															
<b>Lou Brock, L</b> OBP: 0.324, SLG: 0.437 (1, 7)										5	2	3	1	0	2	1	<b>St. Louis Cardinals @ Cincinnati Reds</b> Crosley Field, Cincinnati, OH Tue Jun 10 1969, 7:05 PM EDT Att: 13,604 - Unknown															
<b>Curt Flood, R</b> OBP: 0.320, SLG: 0.332 (1, 8)										4	1	1	0	0	0	2																
<b>Vada Pinson, L</b> OBP: 0.331, SLG: 0.436 (1, 9)										4	1	2	2	0	0	0																
<b>Joe Torre, R</b> OBP: 0.353, SLG: 0.471 (1, 3)										2	1	0	0	1	1	0																
<b>Tim McCarver, L</b> OBP: 0.356, SLG: 0.406 (1, 2)										4	0	0	0	0	1	4																
<b>Mike Shannon, R</b> OBP: 0.278, SLG: 0.342 (1, 5)										4	0	0	0	0	1	4																
<b>Julian Javier, R</b> OBP: 0.307, SLG: 0.365 (1, 4)										3	0	2	2	1	0	0																
<b>Dal Maxvill, R</b> OBP: 0.279, SLG: 0.247 (1, 6)										4	0	0	0	0	0	3																
<b>Bob Gibson, R</b> OBP: 0.275, SLG: 0.263 (1, 1)										4	0	0	0	0	2	2																
<b>Inning Stats</b>	R: 4 E: 0 K: 0 S: 7	H: 4 LOB: 1 BB: 1 P: 11	R: 0 E: 0 K: 0 S: 7	H: 0 LOB: 0 BB: 0 P: 7	R: 0 E: 0 K: 0 S: 3	H: 0 LOB: 0 BB: 0 P: 3	R: 0 E: 0 K: 0 S: 2	H: 0 LOB: 0 BB: 1 P: 6	R: 0 E: 0 K: 0 S: 3	H: 1 LOB: 0 BB: 0 P: 3	R: 0 E: 1 K: 0 S: 4	H: 0 LOB: 1 BB: 0 P: 4	R: 0 E: 1 K: 1 S: 7	H: 2 LOB: 2 BB: 0 P: 8	R: 0 E: 0 K: 2 S: 8	H: 1 LOB: 1 BB: 0 P: 8	1B: 5 2B: 1 3B: 1 HR: 1	SF: 0 SAC: 0 DP: 0 HBP: 1	WP: 0 PB: 0 SB: 1 CS: 2	PA: 37												
<b>PITCHER</b>	IP WLS BF H R ER SO BB IBB HBP BLK WP HR S P ERA WHIP																															
<b>Tony Cloninger, R</b> ERA: 5.31 <b>Clay Carroll, R</b> ERA: 2.75	(1, 1) (8, 1)	7.0 2.0	L 10	27 3	5 1	4 1	4 1	4 3	2 0	0 0	0 1	0 0	0 15	41 16	5.14 4.50	1.000 1.500																

Batter	1	2	3	4	5	6	7	8	9	AB	R	H	RBI	BB	SO	LOB	BOTTOM															
<b>Pete Rose, S</b> OBP: 0.389, SLG: 0.435 (1, 8)										4	2	3	1	0	0	0	<b>St. Louis Cardinals @ Cincinnati Reds</b> Crosley Field, Cincinnati, OH Tue Jun 10 1969, 7:05 PM EDT Att: 13,604 - Unknown															
<b>Bobby Tolan, L</b> OBP: 0.348, SLG: 0.548 (1, 9)										4	2	3	2	0	1	1																
<b>Alex Johnson, R</b> OBP: 0.367, SLG: 0.510 (1, 7)										4	0	1	1	0	2	2																
<b>Tony Perez, R</b> OBP: 0.384, SLG: 0.559 (1, 5)										4	0	0	0	0	2	3																
<b>Lee May, R</b> OBP: 0.333, SLG: 0.552 (1, 3)										4	0	0	0	0	3	2																
<b>Johnny Bench, R</b> OBP: 0.379, SLG: 0.562 (1, 2)										4	0	0	0	0	0	1																
<b>Tommy Helms, R</b> OBP: 0.309, SLG: 0.299 (8, 6)										3	0	1	0	1	0	0																
<b>Darrel Chaney, S</b> OBP: 0.306, SLG: 0.295 <b>Jimmy Stewart, S</b> OBP: 0.289, SLG: 0.333 (7, PH) (8, 4)										2	0	0	0	0	2	0																
<b>Tony Cloninger, R</b> OBP: 0.129, SLG: 0.200 <b>Fred Whitfield, L</b> OBP: 0.387, SLG: 0.208 <b>Clay Carroll, R</b> OBP: 0.625, SLG: 1.000 <b>Ted Savage, R</b> OBP: 0.360, SLG: 0.364 (8, PH)	(1, 1) (7, PH) (8, 1) (8, PH)	9.0 W	36 36	8 8	4 4	4 4	4 11	1 1	0 0	0 0	0 0	0 0	0 57	61 61	4.00 4.00	1.000 1.000																
<b>Inning Stats</b>	R: 0 E: 0 K: 2 S: 8	H: 1 LOB: 1 BB: 0 P: 8	R: 0 E: 0 K: 1 S: 5	H: 0 LOB: 0 BB: 0 P: 5	R: 0 E: 0 K: 1 S: 5	H: 0 LOB: 0 BB: 0 P: 5	R: 1 E: 0 K: 1 S: 7	H: 2 LOB: 1 BB: 0 P: 7	R: 0 E: 0 K: 1 S: 5	H: 0 LOB: 0 BB: 0 P: 5	R: 1 E: 0 K: 2 S: 9	H: 2 LOB: 1 BB: 0 P: 9	R: 0 E: 0 K: 1 S: 5	H: 0 LOB: 1 BB: 1 P: 9	R: 2 E: 0 K: 2 S: 9	H: 2 LOB: 0 BB: 0 P: 9	R: 0 E: 0 K: 0 S: 4	H: 1 LOB: 1 BB: 0 P: 4	1B: 4 2B: 2 3B: 0 HR: 2	SF: 0 SAC: 0 DP: 0 HBP: 0	WP: 0 PB: 1 SB: 0 CS: 0	PA: 36										
<b>PITCHER</b>	IP WLS BF H R ER SO BB IBB HBP BLK WP HR S P ERA WHIP																															



Batter	1	2	3	4	5	6	7	8	9	AB	R	H	RBI	BB	SO	LOB	TOP																			
<b>Lou Brock, L</b> OBP: 0.328, SLG: 0.443 (1, 7)	F2				F7				G3	6	1	3	3	0	0	1	<b>St. Louis Cardinals @ Cincinnati Reds</b> Crosley Field, Cincinnati, OH Wed Jun 11 1969, 7:05 PM EDT Att: 11,051 - Unknown																			
<b>Curt Flood, R</b> OBP: 0.324, SLG: 0.342 (1, 8)	HR	G6-3		E7			FC5-4		L6	5	2	2	1	1	0	2																				
<b>Vada Pinson, L</b> OBP: 0.344, SLG: 0.462 (1, 9)	HR				K				F7	5	2	3	3	1	1	2																				
<b>Joe Torre, R</b> OBP: 0.354, SLG: 0.484 (1, 3)	HR	FC6-4			G5-3				G5-3	5	1	2	1	0	0	6																				
<b>Julian Javier, R</b> OBP: 0.315, SLG: 0.364 (1, 4)	F7			G4-3						3	0	1	0	2	0	0																				
<b>Tim McCarver, L</b> OBP: 0.352, SLG: 0.408 (1, 2)	F9				SF8					4	1	1	1	0	0	2																				
<b>Mike Shannon, R</b> OBP: 0.280, SLG: 0.345 (1, 5)				F9	FC1-4					4	1	1	1	1	0	3																				
<b>Dal Maxvill, R</b> OBP: 0.282, SLG: 0.247 (1, 6)					F9				G4-3	4	1	1	0	1	0	4																				
<b>Mike Torrez, R</b> OBP: 0.125, SLG: 0.250 <b>Mudcat Grant, R</b> OBP: 0.167, SLG: 0.167 (3, 1)				K					K	2	1	1	0	0	1	2																				
<b>Inning Stats</b>	R: 3 E: 0 K: 0 S: 6	H: 3 LOB: 0 BB: 0 P: 6	R: 2 E: 0 K: 0 S: 5	H: 2 LOB: 2 BB: 2 P: 13	R: 0 E: 0 K: 1 S: 6	H: 1 LOB: 2 BB: 1 P: 10	R: 3 E: 1 K: 0 S: 7	H: 4 LOB: 2 BB: 1 P: 11	R: 0 E: 0 K: 1 S: 6	H: 0 LOB: 0 BB: 1 P: 6	R: 1 E: 1 K: 0 S: 6	H: 3 LOB: 2 BB: 0 P: 6	R: 1 E: 1 K: 1 S: 7	H: 2 LOB: 1 BB: 0 P: 7	R: 0 E: 0 K: 0 S: 3	H: 0 LOB: 0 BB: 0 P: 3		1B: 8 2B: 6 3B: 0 HR: 2	SF: 1 SAC: 1 DP: 0 HBP: 0	WP: 1 PB: 0 SB: 0 CS: 1	PA: 48															
<b>PITCHER</b>	IP	WLS	BF	H	R	ER	SO	BB	IBB	HBP	BLK	WP	HR	S	P	ERA	WHIP	<b>PITCHER</b>		IP	WLS	BF	H	R	ER	SO	BB	IBB	HBP	BLK	WP	HR	S	P	ERA	WHIP
<b>Jim Merritt, L</b> ERA: 4.61 <b>Wayne Granger, R</b> ERA: 2.96 <b>Bill Short, L</b> ERA: 18.0 <b>Gerry Arrigo, L</b> ERA: 8.53 <b>Clay Carroll, R</b> ERA: 2.99 (7, 1)	1.1	L	10	5	5	5	0	1	0	0	0	0	2	9	13	33.75	4.500	<b>Jose Pena, R</b> ERA: 15.43 (9, 1)		1.0		3	0	0	0	0	0	0	0	0	3	3	0.00	0.000		
<b>Batter</b>	1	2	3	4	5	6	7	8	9	AB	R	H	RBI	BB	SO	LOB	BOTTOM																			
<b>Pete Rose, S</b> OBP: 0.394, SLG: 0.445 (1, 8)	E7					G5-3				3	1	1	1	1	0	2	<b>St. Louis Cardinals @ Cincinnati Reds</b> Crosley Field, Cincinnati, OH Wed Jun 11 1969, 7:05 PM EDT Att: 11,051 - Unknown																			
<b>Bobby Tolan, L</b> OBP: 0.348, SLG: 0.558 (1, 9)					K					5	1	2	1	0	1	4																				
<b>Alex Johnson, R</b> OBP: 0.367, SLG: 0.521 (1, 7)	G1-6-3				HR					5	1	2	2	0	1	2																				
<b>Tony Perez, R</b> OBP: 0.384, SLG: 0.553 (1, 5)					G4-3					4	0	1	0	1	1	2																				
<b>Lee May, R</b> OBP: 0.332, SLG: 0.545 (1, 3)	FC4-6				K					4	0	1	0	0	1	3																				
<b>Johnny Bench, R</b> OBP: 0.371, SLG: 0.549 (1, 2)					G5-3					4	0	0	0	0	1	2																				
<b>Tommy Helms, R</b> OBP: 0.308, SLG: 0.298 <b>Jose Pena, R</b> ERA: 15.43 (9, 1)	G6-3				G6-3					4	0	1	0	0	0	1																				
<b>Darrel Chaney, S</b> OBP: 0.306, SLG: 0.290 <b>Fred Whitfield, L</b> OBP: 0.406, SLG: 0.240 (9, PH)	F7				F9					2	0	0	0	0	0	0																				
<b>Jim Merritt, L</b> ERA: 4.61 <b>Wayne Granger, R</b> ERA: 2.96 <b>Bill Short, L</b> ERA: 18.0 <b>Gerry Arrigo, L</b> ERA: 8.53 <b>Clay Carroll, R</b> ERA: 2.99 (8, 4)										0	0	0	0	0	0	0																				
<b>Inning Stats</b>	R: 0 E: 1 K: 0 S: 4	H: 1 LOB: 2 BB: 1 P: 8	R: 0 E: 0 K: 0 S: 3	H: 0 LOB: 0 BB: 0 P: 3	R: 3 E: 0 K: 1 S: 9	H: 4 LOB: 1 BB: 0 P: 9	R: 0 E: 0 K: 1 S: 6	H: 1 LOB: 2 BB: 1 P: 10	R: 1 E: 0 K: 1 S: 6	H: 1 LOB: 0 BB: 0 P: 6	R: 0 E: 0 K: 0 S: 3	H: 1 LOB: 1 BB: 0 P: 4	R: 0 E: 0 K: 1 S: 5	H: 0 LOB: 0 BB: 0 P: 5	R: 0 E: 0 K: 0 S: 3	H: 1 LOB: 0 BB: 0 P: 3		R: 1 E: 0 K: 1 S: 7	H: 2 LOB: 2 BB: 0 P: 8	1B: 8 2B: 0 3B: 1 HR: 2	SF: 0 SAC: 0 DP: 3 HBP: 2	WP: 1 PB: 0 SB: 0 CS: 0	PA: 40													
<b>PITCHER</b>	IP	WLS	BF	H	R	ER	SO	BB	IBB	HBP	BLK	WP	HR	S	P	ERA	WHIP	<b>PITCHER</b>		IP	WLS	BF	H	R	ER	SO	BB	IBB	HBP	BLK	WP	HR	S	P	ERA	WHIP
<b>Mike Torrez, R</b> ERA: 4.91 <b>Mudcat Grant, R</b> ERA: 4.73 (3, 1)	2.0	W	29	7	2	2	5	1	0	2	0	0	1	36	42	2.57	1.143	<b>Clay Carroll, R</b> ERA: 2.99 (9, 1)		1.0		3	0	0	0	0	0	0	0	3	3	0.00	0.000			



Batter	1	2	3	4	5	6	7	8	9	10	AB	R	H	RBI	BB	SO	LOB	TOP				
Lou Brock, L OBP: 0.330, SLG: 0.452 (1, 7)											4	1	1	1	1	1	0	<b>St. Louis Cardinals @ Cincinnati Reds</b> Crosley Field, Cincinnati, OH Thu Jun 12 1969, 7:05 PM EDT Att: 6,472 - Unknown  livebaseballscorecards.com  <b>AB 37</b> <b>R 3</b> <b>H 8</b> <b>RBI 2</b> <b>BB 3</b> <b>SO 5</b> <b>LOB 12</b>				
Curt Flood, R OBP: 0.325, SLG: 0.341 (1, 8)											4	1	1	0	1	0	0					
Vada Pinson, L OBP: 0.352, SLG: 0.467 (1, 9)											5	1	3	0	0	0	3					
Joe Torre, R OBP: 0.357, SLG: 0.481 (1, 3)											3	0	1	1	1	0	1					
Mudcat Grant, R OBP: 0.167, SLG: 0.167 (8, PR)											0	0	0	0	0	0	0					
Bill White, L OBP: 0.273, SLG: 0.200 (8, 3)											1	0	0	0	0	0	1					
Tim McCarver, L OBP: 0.345, SLG: 0.400 (1, 2)											4	0	0	0	0	0	2					
Julian Javier, R OBP: 0.313, SLG: 0.362 (1, 4)											4	0	1	0	0	1	3					
Mike Shannon, R OBP: 0.276, SLG: 0.340 (1, 5)											1	0	0	0	0	0	0					
Vic Davallo, L OBP: 0.259, SLG: 0.260 (9, PH)											0	0	0	0	0	0	0					
Phil Gagliano, R OBP: 0.333, SLG: 0.229 (9, 5)											0	0	0	0	0	0	0					
Dal Maxvill, R OBP: 0.283, SLG: 0.255 (1, 6)											3	0	1	0	0	1	0					
Joe Hague, L OBP: 0.271, SLG: 0.213 (9, PH)											1	0	0	0	0	0	0					
Steve Huntz, S OBP: 0.244, SLG: 0.132 (9, 6)											0	0	0	0	0	0	0					
Nelson Briles, R OBP: 0.107, SLG: 0.074 (1, 1)											4	0	0	0	0	0	1					
<b>Inning Stats</b>	R: 2 E: 1 K: 1 S: 7	H: 2 LOB: 1 BB: 1 P: 11	R: 0 E: 0 K: 0 S: 5	H: 2 LOB: 3 BB: 1 P: 9	R: 0 E: 0 K: 0 S: 4	H: 1 LOB: 1 BB: 0 P: 4	R: 1 E: 0 K: 0 S: 4	H: 1 LOB: 0 BB: 0 P: 4	R: 0 E: 0 K: 2 S: 7	H: 0 LOB: 0 BB: 0 P: 7	R: 0 E: 0 K: 0 S: 3	H: 0 LOB: 0 BB: 0 P: 3	R: 0 E: 0 K: 1 S: 5	H: 0 LOB: 1 BB: 1 P: 9	R: 0 E: 0 K: 0 S: 3	H: 0 LOB: 0 BB: 0 P: 3	R: 0 E: 0 K: 1 S: 6	H: 1 LOB: 1 BB: 0 P: 6	1B: 6 2B: 1 3B: 0 HR: 1	SF: 0 SAC: 0 DP: 2 HBP: 0	WP: 0 PB: 0 SB: 0 CS: 0	PA: 40
<b>PITCHER</b>	IP WLS BF H R ER SO BB IBB HBP BLK WP HR S P ERA WHIP	7.0 0 29 7 3 2 3 1 0 0 0 0 0 1 33 41 2.57 1.143	2.0 0 7 0 0 0 1 1 0 0 0 0 0 0 8 12 0.00 0.500	1.0 W 4 1 0 0 1 0 0 0 0 0 0 0 6 6 0.00 1.000	<b>PITCHER</b>																	

Batter	1	2	3	4	5	6	7	8	9	10	AB	R	H	RBI	BB	SO	LOB	BOTTOM				
Pete Rose, S OBP: 0.399, SLG: 0.449 (1, 8)											5	1	3	0	0	0	0	<b>St. Louis Cardinals @ Cincinnati Reds</b> Crosley Field, Cincinnati, OH Thu Jun 12 1969, 7:05 PM EDT Att: 6,472 - Unknown  livebaseballscorecards.com  <b>AB 36</b> <b>R 4</b> <b>H 14</b> <b>RBI 3</b> <b>BB 1</b> <b>SO 5</b> <b>LOB 14</b>				
Jimmy Stewart, S OBP: 0.302, SLG: 0.342 (1, 7)											4	0	2	0	0	0	1					
Bobby Tolan, L OBP: 0.347, SLG: 0.553 (1, 9)											4	0	1	0	0	1	3					
Tony Perez, R OBP: 0.368, SLG: 0.550 (1, 5)											3	0	1	0	1	1	1					
Lee May, R OBP: 0.338, SLG: 0.563 (1, 3)											5	2	3	2	0	0	2					
Johnny Bench, R OBP: 0.369, SLG: 0.542 (1, 2)											4	0	1	0	0	1	2					
Tommy Helms, R OBP: 0.317, SLG: 0.309 (1, 4)											4	1	3	0	0	0	0					
Darrel Chaney, S OBP: 0.300, SLG: 0.284 (1, 6)											2	0	0	1	0	0	1					
Ted Savage, R OBP: 0.360, SLG: 0.364 (9, PH)											1	0	0	0	0	1	1					
Woody Woodward, R OBP: 0.207, SLG: 0.148 (10, 6)											0	0	0	0	0	0	0					
Jack Fisher, R (1, 1)											2	0	0	0	0	0	1					
Fred Whitfield, L OBP: 0.394, SLG: 0.231 (7, PH)											1	0	0	0	0	0	1					
Wayne Granger, R OBP: 0.222, SLG: 0.125 (8, 1)											0	0	0	0	0	0	0					
Jim Beauchamp, R OBP: 0.152, SLG: 0.318 (9, PH)											1	0	0	0	0	1	1					
Jose Pena, R (10, 1)											0	0	0	0	0	0	0					
<b>Inning Stats</b>	R: 0 E: 0 K: 1 S: 6	H: 2 LOB: 1 BB: 0 P: 6	R: 1 E: 0 K: 0 S: 5	H: 2 LOB: 3 BB: 0 P: 5	R: 0 E: 0 K: 1 S: 5	H: 0 LOB: 0 BB: 0 P: 5	R: 1 E: 0 K: 0 S: 4	H: 1 LOB: 0 BB: 0 P: 4	R: 0 E: 0 K: 0 S: 4	H: 1 LOB: 1 BB: 0 P: 4	R: 0 E: 0 K: 1 S: 6	H: 1 LOB: 0 BB: 0 P: 6	R: 1 E: 0 K: 0 S: 4	H: 1 LOB: 1 BB: 0 P: 4	R: 0 E: 0 K: 2 S: 8	H: 2 LOB: 1 BB: 0 P: 8	R: 1 E: 1 K: 0 S: 4	H: 2 LOB: 3 BB: 1 P: 8	1B: 13 2B: 1 3B: 0 HR: 1	SF: 0 SAC: 4 DP: 2 HBP: 0	WP: 0 PB: 1 SB: 1 CS: 0	PA: 41
<b>PITCHER</b>	IP WLS BF H R ER SO BB IBB HBP BLK WP HR S P ERA WHIP	9.1 L 41 14 4 3 5 0 1 0 1 0 1 50 54 2.89 1.500	<b>PITCHER</b>																			



Batter	1	2	3	4	5	6	7	8	9	10	AB	R	H	RBI	BB	SO	LOB									
<b>Don Kessinger, S</b> OBP: 0.359, SLG: 0.381 (1.6)											5	2	3	3	1	0	1									
<b>Paul Popovich, S</b> OBP: 0.297, SLG: 0.254 (1.4) (10.5)											4	2	3	1	2	0	1									
<b>Billy Williams, L</b> OBP: 0.347, SLG: 0.465 (9.1)											5	1	1	2	0	2	6									
<b>Phil Regan, R</b> (9.1)											0	0	0	0	0	0	0									
<b>Bill Heath, L</b> OBP: 0.667, SLG: 1.000 (10. PH)											0	0	0	0	1	0	0									
<b>Nate Oliver, R</b> OBP: 0.242, SLG: 0.406 (10.4)											0	1	0	0	0	0	0									
<b>Ron Santo, R</b> OBP: 0.398, SLG: 0.502 (1.5)											5	1	2	3	0	0	0									
<b>Rich Nye, L</b> (10.1)											0	0	0	0	0	0	0									
<b>14 Ernie Banks, R</b> OBP: 0.343, SLG: 0.463 (1.3)											5	2	2	2	1	0	2									
<b>Randy Hundley, R</b> OBP: 0.399, SLG: 0.491 (1.2)											5	1	1	0	1	1	2									
<b>Al Spangler, L</b> OBP: 0.319, SLG: 0.429 (1.9)											5	2	1	0	0	0	2									
<b>Don Young, R</b> OBP: 0.335, SLG: 0.356 (6. PH)											0	1	0	0	2	0	0									
<b>Jim Qualls, S</b> OBP: 0.250, SLG: 0.250 (6.8)											3	1	1	0	0	0	2									
<b>Fergie Jenkins, R</b> OBP: 0.174, SLG: 0.171 (6. PH)											2	0	0	0	0	1	3									
<b>Wille Smith, R</b> OBP: 0.346, SLG: 0.574 (6.1)											0	0	0	1	0	0	0									
<b>Ted Abernathy, R</b> OBP: 0.400, SLG: 0.600 (8.1)											1	0	0	0	0	0	0									
<b>Hank Aquirre, R</b> OBP: 0.500, SLG: 0.500 (9.7)											0	0	0	0	0	0	0									
<b>Jim Hickman, R</b> OBP: 0.242, SLG: 0.210 (9.7)											1	0	0	0	0	1	1									
<b>Inning Stats</b>	R: 1 E: 0 K: 1 S: 7	H: 2 LOB: 1 BB: 0 P: 7	R: 2 E: 0 K: 0 S: 4	H: 1 LOB: 2 BB: 3 P: 16	R: 1 E: 0 K: 1 S: 4	H: 1 LOB: 0 BB: 0 P: 4	R: 0 E: 0 K: 1 S: 5	H: 0 LOB: 1 BB: 1 P: 7	R: 0 E: 0 K: 1 S: 3	H: 1 LOB: 0 BB: 0 P: 3	R: 2 E: 0 K: 1 S: 8	H: 3 LOB: 2 BB: 1 P: 12	R: 0 E: 0 K: 1 S: 5	H: 0 LOB: 1 BB: 1 P: 9	R: 0 E: 0 K: 0 S: 3	H: 0 LOB: 0 BB: 0 P: 3	R: 2 E: 0 K: 0 S: 5	H: 2 LOB: 0 BB: 0 P: 5	R: 6 E: 0 K: 1 S: 9	H: 4 LOB: 1 BB: 2 P: 17	1B: 10 2B: 1 3B: 1 HR: 2	SF: 2 SAC: 0 DP: 1 HBP: 0	WP: 2 PB: 0 SB: 0 CS: 0	PA: 51		
<b>PITCHER</b>	IP WLS BF H R ER SO BB IBB HBP BLK WP HR S P ERA WHIP	IP WLS BF H R ER SO BB IBB HBP BLK WP HR S P ERA WHIP	IP WLS BF H R ER SO BB IBB HBP BLK WP HR S P ERA WHIP	IP WLS BF H R ER SO BB IBB HBP BLK WP HR S P ERA WHIP	IP WLS BF H R ER SO BB IBB HBP BLK WP HR S P ERA WHIP	IP WLS BF H R ER SO BB IBB HBP BLK WP HR S P ERA WHIP	IP WLS BF H R ER SO BB IBB HBP BLK WP HR S P ERA WHIP	IP WLS BF H R ER SO BB IBB HBP BLK WP HR S P ERA WHIP	IP WLS BF H R ER SO BB IBB HBP BLK WP HR S P ERA WHIP	IP WLS BF H R ER SO BB IBB HBP BLK WP HR S P ERA WHIP	IP WLS BF H R ER SO BB IBB HBP BLK WP HR S P ERA WHIP	IP WLS BF H R ER SO BB IBB HBP BLK WP HR S P ERA WHIP	IP WLS BF H R ER SO BB IBB HBP BLK WP HR S P ERA WHIP	IP WLS BF H R ER SO BB IBB HBP BLK WP HR S P ERA WHIP	IP WLS BF H R ER SO BB IBB HBP BLK WP HR S P ERA WHIP	IP WLS BF H R ER SO BB IBB HBP BLK WP HR S P ERA WHIP	IP WLS BF H R ER SO BB IBB HBP BLK WP HR S P ERA WHIP	IP WLS BF H R ER SO BB IBB HBP BLK WP HR S P ERA WHIP	IP WLS BF H R ER SO BB IBB HBP BLK WP HR S P ERA WHIP	IP WLS BF H R ER SO BB IBB HBP BLK WP HR S P ERA WHIP	IP WLS BF H R ER SO BB IBB HBP BLK WP HR S P ERA WHIP	IP WLS BF H R ER SO BB IBB HBP BLK WP HR S P ERA WHIP	IP WLS BF H R ER SO BB IBB HBP BLK WP HR S P ERA WHIP	IP WLS BF H R ER SO BB IBB HBP BLK WP HR S P ERA WHIP	IP WLS BF H R ER SO BB IBB HBP BLK WP HR S P ERA WHIP	IP WLS BF H R ER SO BB IBB HBP BLK WP HR S P ERA WHIP

**TOP**

**Chicago Cubs @ Cincinnati Reds**  
Crosley Field, Cincinnati, OH  
Fri Jun 13 1969, 7:05 PM EDT  
Att. 17,134 - Unknown

livebaseballscorecards.com

AB 41  
R 14  
H 14  
RBI 12  
BB 8  
SO 5  
LOB 20

WP: 2 PA: 51  
PB: 0  
SB: 0  
CS: 0

Batter	1	2	3	4	5	6	7	8	9	10	AB	R	H	RBI	BB	SO	LOB									
<b>Pete Rose, S</b> OBP: 0.402, SLG: 0.445 (1.8)											4	1	1	0	2	2	1									
<b>Jimmy Stewart, S</b> OBP: 0.298, SLG: 0.333 (1.7)											4	1	1	0	0	1	1									
<b>Ted Savage, R</b> OBP: 0.333, SLG: 0.333 (8. PH)											2	0	0	0	0	0	5									
<b>Bobby Tolan, L</b> OBP: 0.343, SLG: 0.543 (1.9)											4	0	0	1	0	0	3									
<b>Tony Perez, R</b> OBP: 0.385, SLG: 0.545 (1.5)											4	1	1	1	1	2	1									
<b>Lee May, R</b> OBP: 0.342, SLG: 0.574 (1.3)											5	2	2	1	1	0	3									
<b>Johnny Bench, R</b> OBP: 0.379, SLG: 0.552 (9. PH)											4	2	3	1	1	0	1									
<b>Giraldo Ruiz, S</b> OBP: 0.231, SLG: 0.208 (10.6)											1	1	1	0	0	0	1									
<b>Tommy Helms, R</b> OBP: 0.320, SLG: 0.311 (1.4)											5	0	2	0	0	1	3									
<b>Darrel Chaney, S</b> OBP: 0.301, SLG: 0.285 (1.6)											3	0	1	1	0	1	2									
<b>Alex Johnson, R</b> OBP: 0.356, SLG: 0.519 (8. PH)											1	0	0	0	0	0	0									
<b>Wayne Granger, R</b> OBP: 0.222, SLG: 0.125 (9.1)											0	0	0	0	0	0	0									
<b>Fred Whitfield, L</b> OBP: 0.112, SLG: 0.231 (9. PH)											0	0	0	1	1	0	0									
<b>Pat Corrales, R</b> OBP: 0.435, SLG: 0.421 (10.2)											0	0	0	0	0	0	0									
<b>George Culver, R</b> OBP: 0.209, SLG: 0.099 (8.1)											2	0	0	0	0	0	4									
<b>Clay Carroll, R</b> OBP: 0.297, SLG: 0.254 (10.5)											2	0	1	0	0	1	0									
<b>Woody Woodward, R</b> OBP: 0.207, SLG: 0.148 (8. PH)											0	0	0	0	0	0	0									
<b>Jim Beauchamp, R</b> OBP: 0.112, SLG: 0.231 (8. PH)											1	0	0	1	0	0	2									
<b>Jose Pena, R</b> OBP: 0.231, SLG: 0.208 (10.1)											0	0	0	0	0	0	0									
<b>Bill Short, L</b> ERA: 15.43 (10.1)											0	0	0	0	0	0	0									
<b>Inning Stats</b>	R: 0 E: 0 K: 2 S: 7	H: 0 LOB: 1 BB: 8 P: 8	R: 0 E: 0 K: 1 S: 6	H: 1 LOB: 2 BB: 10 P: 10	R: 4 E: 0 K: 0 S: 8	H: 5 LOB: 2 BB: 12 P: 12	R: 0 E: 0 K: 2 S: 7	H: 0 LOB: 0 BB: 7 P: 7	R: 2 E: 1 K: 1 S: 7	H: 1 LOB: 0 BB: 7 P: 7	R: 0 E: 0 K: 0 S: 3	H: 0 LOB: 1 BB: 1 P: 7	R: 0 E: 0 K: 1 S: 6	H: 0 LOB: 2 BB: 10 P: 10	R: 2 E: 0 K: 1 S: 8	H: 3 LOB: 3 BB: 16 P: 16	R: 0 E: 0 K: 0 S: 4	H: 1 LOB: 1 BB: 4 P: 4	R: 0 E: 0 K: 0 S: 6	H: 0 LOB: 2 BB: 10 P: 10	R: 2 E: 0 K: 1 S: 9	H: 3 LOB: 3 BB: 16 P: 16	R: 0 E: 0 K: 0 S: 4	H: 1 LOB: 1 BB: 4 P: 4	1B: 10 2B: 1 3B: 1 HR: 1	SF: 2 SAC: 0 DP: 0 HBP: 1







Batter	1	2	3	4	5	6	7	8	9	AB	R	H	RBI	BB	SO	LOB	TOP					
<b>Don Kessinger, S</b> OBP: 0.363, SLG: 0.390 (1, 6)										5	0	2	1	0	0	1						
<b>Paul Popovich, S</b> OBP: 0.297, SLG: 0.243 (1, 4)										5	1	1	0	0	0	4						
<b>Ron Santo, R</b> OBP: 0.406, SLG: 0.519 (1, 5)										4	2	3	1	1	1	1						
<b>14 Ernie Banks, R</b> OBP: 0.349, SLG: 0.475 (1, 3)										4	1	1	0	1	1	2						
<b>Randy Hundley, R</b> OBP: 0.411, SLG: 0.502 (1, 2)									1	1	1	1	3	0	0							
<b>Ken Rudolph, R</b> OBP: 0.200, SLG: 0.222 (1, 7)									3	0	0	0	0	2	6							
<b>Al Spangler, L</b> OBP: 0.315, SLG: 0.416 (7, PH) (7, 9)									2	0	0	0	0	0	3							
<b>Jim Hickman, R</b> OBP: 0.265, SLG: 0.233 (1, 9) (7, 7)									3	1	2	2	2	1	2							
<b>Don Young, R</b> OBP: 0.337, SLG: 0.366 (1, 8)									3	0	0	0	1	0	5							
<b>Bill Hands, R</b> (1, 1)										1	0	0	0	0	0							
<b>Billy Williams, L</b> (5, PH)										0	0	0	1	1	0							
<b>Rick Bland, R</b> (5, PH)										0	0	0	0	0	0							
<b>Ted Abernathy, R</b> (5, PH)										0	0	0	0	0	0							
<b>Willie Smith, R</b> (5, PH)										1	0	0	0	0	0							
<b>Phil Regan, R</b> (5, PH)										0	0	0	0	0	0							
<b>Inning Stats</b>	R: 0 E: 0 K: 1 S: 5	H: 1 LOB: 1 BB: 0 P: 5	R: 0 E: 0 K: 1 S: 5	H: 1 LOB: 2 BB: 2 P: 13	R: 0 E: 0 K: 0 S: 3	H: 0 LOB: 0 BB: 0 P: 3	R: 0 E: 0 K: 0 S: 3	H: 1 LOB: 1 BB: 1 P: 7	R: 0 E: 0 K: 0 S: 3	H: 0 LOB: 1 BB: 1 P: 7	R: 4 E: 0 K: 1 S: 8	H: 3 LOB: 3 BB: 4 P: 24	R: 2 E: 0 K: 1 S: 8	H: 3 LOB: 1 BB: 0 P: 8	R: 0 E: 0 K: 0 S: 3	H: 0 LOB: 0 BB: 0 P: 3	R: 0 E: 0 K: 1 S: 6	H: 1 LOB: 2 BB: 1 P: 10	1B: 5 2B: 6 3B: 0 HR: 1	SF: 1 SAC: 1 DP: 3 HBP: 0	WP: 0 PB: 0 SB: 0 CS: 1	PA: 43
<b>PITCHER</b>	IP	WLS	BF	H	R	ER	SO	BB	IBB	HBP	BLK	WP	HR	S	P	ERA	WHIP					
<b>Jim Merritt, L</b> ERA: 4.72 (1, 1)	5.2		27	5	4	4	3	7	1	0	0	0	0	25	57	6.35	2.118					
<b>Al Jackson, L</b> ERA: 11.37 (6, 1)	0.2		5	3	2	2	1	0	0	0	0	0	1	7	7	27.00	4.500					
<b>Clay Carroll, R</b> ERA: 2.61 (7, 1)	2.2	W	11	2	0	0	1	0	1	0	0	0	0	12	16	0.00	0.750					

Chicago Cubs @ Cincinnati Reds  
Crosley Field, Cincinnati, OH  
Sun Jun 15 1969, 3:33 AM EDT  
Cloudy - 54 F

AB	32
R	6
H	10
RBI	6
BB	9
SO	5
LOB	24



Batter	1	2	3	4	5	6	7	8	9	AB	R	H	RBI	BB	SO	LOB	BOTTOM					
<b>Pete Rose, S</b> OBP: 0.400, SLG: 0.432 (1, 8)										3	1	1	2	2	0	0						
<b>Bobby Tolan, L</b> OBP: 0.348, SLG: 0.550 (1, 9)										4	0	2	1	0	0	0						
<b>Alex Johnson, R</b> OBP: 0.376, SLG: 0.533 (1, 7)										4	0	2	1	0	0	1						
<b>Lee May, R</b> OBP: 0.341, SLG: 0.575 (1, 3)										4	0	0	0	0	3	3						
<b>Johnny Bench, R</b> OBP: 0.399, SLG: 0.559 (1, 2)									3	3	2	0	1	0	0							
<b>Tony Perez, R</b> OBP: 0.393, SLG: 0.559 (1, 5)									4	2	4	2	0	0	0							
<b>Tommy Helms, R</b> OBP: 0.314, SLG: 0.305 (1, 4)										4	0	0	0	0	5							
<b>Darrel Chaney, S</b> OBP: 0.304, SLG: 0.280 (1, 6)									2	0	0	1	1	1	1							
<b>Jimmy Stewart, S</b> OBP: 0.305, SLG: 0.341 (9, PH)										1	1	1	0	0	0							
<b>Jim Merritt, L</b> OBP: 0.226, SLG: 0.143 (1, 1)										2	0	0	0	0	1	4						
<b>Al Jackson, L</b> (6, 1)										1	0	0	0	0	1	0						
<b>Clay Carroll, R</b> OBP: 0.545, SLG: 0.778 (7, 1)										0	0	0	0	0	0							
<b>Giraldo Ruiz, S</b> OBP: 0.231, SLG: 0.208 (9, PH)										0	0	0	0	0	0							
<b>Inning Stats</b>	R: 0 E: 0 K: 1 S: 6	H: 1 LOB: 1 BB: 0 P: 6	R: 1 E: 0 K: 0 S: 4	H: 1 LOB: 1 BB: 1 P: 8	R: 0 E: 0 K: 1 S: 6	H: 1 LOB: 1 BB: 0 P: 6	R: 2 E: 0 K: 1 S: 7	H: 3 LOB: 2 BB: 1 P: 11	R: 0 E: 0 K: 0 S: 3	H: 0 LOB: 0 BB: 0 P: 3	R: 2 E: 0 K: 2 S: 9	H: 2 LOB: 0 BB: 0 P: 9	R: 1 E: 0 K: 1 S: 5	H: 1 LOB: 0 BB: 1 P: 9	R: 0 E: 0 K: 0 S: 3	H: 1 LOB: 0 BB: 0 P: 3	R: 1 E: 0 K: 0 S: 3	H: 2 LOB: 2 BB: 1 P: 7	1B: 11 2B: 0 3B: 0 HR: 1	SF: 0 SAC: 2 DP: 1 HBP: 0	WP: 1 PB: 0 SB: 0 CS: 1	PA: 38
<b>PITCHER</b>	IP	WLS	BF	H	R	ER	SO	BB	IBB	HBP	BLK	WP	HR	S	P	ERA	WHIP					
<b>Bill Hands, R</b> ERA: 3.06 (1, 1)	5.0		22	6	3	3	3	1	0	0	0	0	0	26	34	5.40	1.400					
<b>Ted Abernathy, R</b> ERA: 1.92 (6, 1)	2.0		9	3	3	3	3	1	0	0	0	0	1	14	18	13.50	2.000					
<b>Phil Regan, R</b> ERA: 3.65 (8, 1)	1.1	L	7	3	1	1	0	0	1	0	0	0	0	6	10	6.75	2.250					

Chicago Cubs @ Cincinnati Reds  
Crosley Field, Cincinnati, OH  
Sun Jun 15 1969, 3:33 AM EDT  
Cloudy - 54 F

AB	32
R	7
H	12
RBI	7
BB	4
SO	6
LOB	14





Batter	1	2	3	4	5	6	7	8	9	AB	R	H	RBI	BB	SO	LOB	TOP								
<b>Pete Rose, S</b> OBP: 0.404, SLG: 0.432 (1, 8)	G3			FC4-6				F7		5	1	2	2	0	0	2	<b>Cincinnati Reds @ San Francisco Giants</b> Candlestick Park, San Francisco, CA Mon Jun 16 1969, 6:33 AM EDT Att: 4,284 - Unknown								
<b>Bobby Tolan, L</b> OBP: 0.338, SLG: 0.566 (1, 9)	F7									5	1	2	2	0	1	2									
<b>Alex Johnson, R</b> OBP: 0.389, SLG: 0.545 (1, 7)										4	1	4	2	1	0	0									
<b>Tony Perez, R</b> OBP: 0.382, SLG: 0.539 (1, 5)	FC6-4			1-5-3						5	0	0	0	0	0	5									
<b>Lee May, R</b> OBP: 0.336, SLG: 0.558 (1, 3)										5	0	0	0	0	0	3									
<b>Johnny Bench, R</b> OBP: 0.398, SLG: 0.549 (1, 2)										5	2	2	0	0	0	1									
<b>Tommy Helms, R</b> OBP: 0.302, SLG: 0.293 (1, 4)										4	0	0	0	0	1	2									
<b>Darrel Chaney, S</b> OBP: 0.314, SLG: 0.282 (1, 6)										3	3	2	0	2	0	1									
<b>Jack Fisher, R</b> OBP: 0.071, SLG: 0.071 (1, 1)										4	0	1	1	0	2	4									
<b>Clay Carroll, R</b> OBP: 0.500, SLG: 0.700 (8, 1)										1	0	0	0	0	0	1									
<b>Wayne Granger, R</b> OBP: 0.222, SLG: 0.125 (9, 1)										0	0	0	0	0	0	0									
<b>Inning Stats</b>	R: 0 E: 0 K: 0 S: 4	H: 1 LOB: 1 BB: 0 P: 4	R: 2 E: 1 K: 1 S: 8	H: 2 LOB: 2 BB: 1 P: 12	R: 0 E: 0 K: 0 S: 4	H: 1 LOB: 1 BB: 0 P: 4	R: 0 E: 0 K: 0 S: 4	H: 1 LOB: 1 BB: 0 P: 4	R: 3 E: 0 K: 2 S: 11	H: 4 LOB: 2 BB: 1 P: 15	R: 0 E: 0 K: 0 S: 3	H: 0 LOB: 0 BB: 0 P: 3	R: 3 E: 1 K: 1 S: 8	H: 2 LOB: 1 BB: 1 P: 12	R: 0 E: 0 K: 0 S: 4	H: 1 LOB: 1 BB: 0 P: 4	1B: 11 2B: 1 3B: 1 HR: 0	SF: 0 SAC: 1 DP: 0 HBP: 0	WP: 1 PB: 0 SB: 0 CS: 0	PA: 45					
<b>PITCHER</b>	IP	WLS	BF	H	R	ER	SO	BB	IBB	HBP	BLK	WP	HR	S	P	ERA	WHIP								
<b>Rich Robertson, R</b> ERA: 4.88 (1, 1)	5.1		26	8	4	2	2	1	0	0	0	1	0	29	33	3.38	1.688								
<b>Ron Kline, R</b> ERA: 5.19 (6, 1)	1.2	L	8	2	1	1	1	1	0	0	0	0	0	9	13	5.40	1.800								
<b>Frank Linzy, R</b> ERA: 2.95 (8, 1)	1.0		7	2	3	2	1	1	0	0	0	0	0	8	12	18.00	3.000								
<b>Ron Herbel, R</b> ERA: 4.26 (9, 1)	1.0		4	1	0	0	0	0	0	0	0	0	0	4	4	0.00	1.000								

AB	41
R	8
H	13
RBI	7
BB	3
SO	4
LOB	21



Batter	1	2	3	4	5	6	7	8	9	AB	R	H	RBI	BB	SO	LOB	BOTTOM								
<b>Bobby Bonds, R</b> OBP: 0.375, SLG: 0.451 (1, 8)										3	2	1	1	2	1	0	<b>Cincinnati Reds @ San Francisco Giants</b> Candlestick Park, San Francisco, CA Mon Jun 16 1969, 6:33 AM EDT Att: 4,284 - Unknown								
<b>Ron Hunt, R</b> OBP: 0.359, SLG: 0.316 (1, 4)	5-3									5	1	2	1	0	0	1									
<b>Ken Henderson, S</b> OBP: 0.254, SLG: 0.333 (1, 9)	4-3									5	0	0	0	0	0	2									
<b>Willie McCovey, L</b> OBP: 0.477, SLG: 0.786 (1, 3)	G3									3	2	1	1	2	0	0									
<b>Dick Dietz, R</b> OBP: 0.380, SLG: 0.366 (1, 2)										5	0	2	0	0	2	2									
<b>Dave Marshall, L</b> OBP: 0.330, SLG: 0.283 (1, 7)										4	1	3	0	1	1	0									
<b>Bobby Etheridge, R</b> OBP: 0.431, SLG: 0.523 (1, 5)										4	0	2	2	1	0	2									
<b>Don Mason, L</b> OBP: 0.303, SLG: 0.226 (9, PR)	6-3									0	0	0	0	0	0	0									
<b>Hal Lanier, R</b> OBP: 0.263, SLG: 0.273 (1, 6)										3	0	1	1	0	0	2									
<b>Jim Davenport, R</b> OBP: 0.320, SLG: 0.336 (8, PH)										1	0	0	0	0	1	3									
<b>Tito Fuentes, S</b> OBP: 0.150, SLG: 0.059 (9, 6)										0	0	0	0	0	0	0									
<b>Jim Ray Hart, R</b> OBP: 0.331, SLG: 0.291 (9, PH)										1	0	0	0	0	0	3									
<b>Rich Robertson, R</b> ERA: 4.88 (1, 1)										2	0	0	0	0	1	2									
<b>Ron Kline, R</b> ERA: 5.19 (6, 1)										0	0	0	0	0	0	0									
<b>Bob Burda, L</b> OBP: 0.286, SLG: 0.362 (7, PH)										1	0	0	0	0	0	0									
<b>Frank Linzy, R</b> ERA: 2.95 (8, 1)										0	0	0	0	0	0	0									
<b>Willie Mays, R</b> OBP: 0.326, SLG: 0.694 (8, PH)										1	0	0	0	0	1	3									
<b>Ron Herbel, R</b> ERA: 4.26 (9, 1)										0	0	0	0	0	0	0									
<b>Inning Stats</b>	R: 1 E: 0 K: 0 S: 4	H: 1 LOB: 0 BB: 0 P: 4	R: 0 E: 0 K: 1 S: 5	H: 0 LOB: 0 BB: 0 P: 5	R: 0 E: 0 K: 0 S: 2	H: 0 LOB: 1 BB: 1 P: 6	R: 3 E: 0 K: 2 S: 11	H: 4 LOB: 2 BB: 1 P: 15	R: 0 E: 0 K: 1 S: 6	H: 1 LOB: 2 BB: 1 P: 10	R: 0 E: 0 K: 1 S: 6	H: 1 LOB: 1 BB: 0 P: 6	R: 0 E: 0 K: 2 S: 10	H: 3 LOB: 3 BB: 0 P: 10	R: 2 E: 0 K: 0 S: 5	H: 2 LOB: 3 BB: 3 P: 17	1B: 10 2B: 0 3B: 0 HR: 2	SF: 0 SAC: 0 DP: 0 HBP: 0	WP: 1 PB: 0 SB: 0 CS: 1	PA: 45					
<b>PITCHER</b>	IP	WLS	BF	H	R	ER	SO	BB	IBB	HBP	BLK	WP	HR	S	P	ERA	WHIP								
<b>Jack Fisher, R</b> ERA: 4.3 (1, 1)	7.1		33	9	4	4	5	3	0	0	0	1	0	11	23	13.50	4.500								
<b>Clay Carroll, R</b> ERA: 2.5 (8, 1)	1.1		10	3	2	2	2	3	0	0	0	0	0	1	1	0.00	0.000								
<b>Wayne Granger, R</b> ERA: 3.33 (9, 1)	0.1	S	1	0	0	0	0	0	0	0	0	0	0	1	1	0.00	0.000								

AB	38
R	6
H	12
RBI	6
BB	6
SO	7
LOB	20





Batter	1	2	3	4	5	6	7	8	9	AB	R	H	RBI	BB	SO	LOB	TOP	
<b>Pete Rose, S</b> OBP: 0.402, SLG: 0.426 (1, 8)	0-0 6-3		0-3 K			4-0 SH1-3 BB		0-3 K		3	0	0	0	1	2	1	<b>Cincinnati Reds @ San Francisco Giants</b> Candlestick Park, San Francisco, CA Tue Jun 17 1969, 10:05 PM EDT Att: 8,465 - Unknown	
<b>Bobby Tolan, L</b> OBP: 0.358, SLG: 0.561 (1, 9)	0-0 F8			0-3 K		0-0 SH1-3		1-0 HBP		2	0	0	0	0	1	0		
<b>Alex Johnson, R</b> OBP: 0.386, SLG: 0.538 <b>Al Jackson, L</b> (8, 1)	0-0 1-3			0-0 6-3		4-0 BB		0-0 F8		3	0	0	0	1	0	1		
<b>Tony Perez, R</b> OBP: 0.376, SLG: 0.530 (1, 5)		0-0 F8		0-3 K		0-0 1-3			0-0 1-3	4	0	0	0	0	1	2		
<b>Lee May, R</b> OBP: 0.335, SLG: 0.557 (1, 3)		0-3 K			0-0 F8		0-0 F2		0-0 PB 2B	4	0	1	0	0	1	0		
<b>Johnny Bench, R</b> OBP: 0.409, SLG: 0.556 (1, 2)		0-0 1B			0-0 FC4-6 1B		0-0 FC6-4 1B		4-0 2-3 BB	3	0	3	0	1	0	0		
<b>Tommy Helms, R</b> OBP: 0.296, SLG: 0.287 (1, 4)			0-0 6-3		0-0 FC4-6 1-2		0-0 FC6-4 1-2		0-0 F8	4	0	0	0	0	0	4		
<b>Darrel Chaney, S</b> OBP: 0.308, SLG: 0.276 <b>Fred Whitfield, L</b> (9, PH)			0-0 F9		0-3 K		0-3 K		0-0 F9	3	0	0	0	0	2	2		
<b>George Culver, R</b> OBP: 0.111, SLG: 0.111 <b>Giraldo Ruiz, S</b> (6, PH)						0-0 4-3		0-3 K		1	0	1	0	0	0	0		
<b>Pedro Ramos, S</b> <b>Jimmy Stewart, S</b> (8, PH)										1	0	0	0	0	0	0		
<b>Inning Stats</b>	R: 0 E: 0 K: 0 S: 3	H: 0 LOB: 0 BB: 0 P: 3	R: 0 E: 0 K: 1 S: 5	H: 1 LOB: 1 BB: 0 P: 5	R: 0 E: 0 K: 1 S: 6	H: 1 LOB: 1 BB: 0 P: 6	R: 0 E: 0 K: 2 S: 7	H: 0 LOB: 0 BB: 0 P: 7	R: 0 E: 0 K: 1 S: 6	H: 1 LOB: 1 BB: 0 P: 6	R: 0 E: 0 K: 2 S: 7	H: 0 LOB: 1 BB: 0 P: 8	R: 0 E: 0 K: 0 S: 4	H: 1 LOB: 2 BB: 1 P: 8	1B: 4 2B: 1 3B: 0 HR: 0	SF: 0 SAC: 1 DP: 0 HBP: 1	WP: 0 PB: 1 SB: 0 CS: 0	PA: 35
<b>PITCHER</b> <b>Juan Marichal, R</b> ERA: 2.08 (1, 1)	IP: 9.0 WLS: W BF: 35 H: 5 R: 0 ER: 0 SO: 8 BB: 3 IBB: 0 HBP: 1 BLK: 0 WP: 0 HR: 0 S: 47 P: 60 ERA: 0.00 WHIP: 0.889											<b>PITCHER</b>	IP: 9.0 WLS: W BF: 35 H: 5 R: 0 ER: 0 SO: 8 BB: 3 IBB: 0 HBP: 1 BLK: 0 WP: 0 HR: 0 S: 47 P: 60 ERA: 0.00 WHIP: 0.889					

AB	30
R	0
H	5
RBI	0
BB	3
SO	8
LOB	12



Batter	1	2	3	4	5	6	7	8	9	AB	R	H	RBI	BB	SO	LOB	BOTTOM	
<b>Bobby Bonds, R</b> OBP: 0.375, SLG: 0.452 (1, 9)	0-3 K			4-0 2B BB		0-3 K		0-3 K		4	1	1	0	1	3	0	<b>Cincinnati Reds @ San Francisco Giants</b> Candlestick Park, San Francisco, CA Tue Jun 17 1969, 10:05 PM EDT Att: 8,465 - Unknown	
<b>Ron Hunt, R</b> OBP: 0.366, SLG: 0.333 (1, 4)	4-0 HBP BB	0-0 5-3		0-0 1-1 2-H 2-H 2B		0-0 5-3		0-0 2B		4	1	2	2	1	0	1		
<b>Willie Mays, R</b> OBP: 0.390, SLG: 0.489 (1, 8)	0-0 BB 1-2 1B		0-0 F8	0-3 K		0-3 K		4-0 G6-4-3 IBB		4	0	1	0	1	2	1		
<b>Willie McCovey, L</b> OBP: 0.482, SLG: 0.783 <b>Jim Davenport, R</b> OBP: 0.316, SLG: 0.333 (8, 5)	1-0 BB HBP		4-0 BB		0-0 PB 1B		0-3 K	0-0 G6-4-3		2	0	1	0	1	1	0		
<b>Dave Marshall, L</b> OBP: 0.327, SLG: 0.274 (1, 7)	1-2 2-3 HBP		0-0 F8		0-0 F6		4-0 2B BB			3	1	0	0	1	0	5		
<b>Dick Dietz, R</b> OBP: 0.385, SLG: 0.376 (1, 2)	4-0 1-2 2-3 3-H BB		0-3 K		0-0 F7		0-0 2B			3	0	1	2	1	1	2		
<b>Bobby Etheridge, R</b> OBP: 0.436, SLG: 0.511 <b>Bob Burda, L</b> OBP: 0.288, SLG: 0.382 (8, 3)	0-0 F9			4-0 FC1-6 BB	0-0 PB 1B		0-3 K			3	0	1	0	1	1	4		
<b>Hal Lanier, R</b> OBP: 0.268, SLG: 0.270 (1, 6)		0-0 F5		0-0 FC1-6 2B BB	4-0 1-2 2-3 IBB		4-0 IBB			2	1	0	0	2	0	1		
<b>Juan Marichal, R</b> OBP: 0.225, SLG: 0.243 (1, 1)		0-0 1-3		0-3 K	0-0 5-3		0-3 K			4	0	0	0	0	2	6		
<b>Inning Stats</b>	R: 1 E: 0 K: 1 S: 6	H: 1 LOB: 3 BB: 2 P: 15	R: 0 E: 0 K: 0 S: 4	H: 1 LOB: 1 BB: 0 P: 4	R: 0 E: 0 K: 1 S: 5	H: 0 LOB: 1 BB: 1 P: 9	R: 2 E: 0 K: 2 S: 8	H: 1 LOB: 1 BB: 2 P: 16	R: 0 E: 0 K: 2 S: 7	H: 0 LOB: 0 BB: 0 P: 7	R: 1 E: 0 K: 3 S: 10	H: 1 LOB: 2 BB: 2 P: 18	R: 0 E: 0 K: 1 S: 5	H: 1 LOB: 1 BB: 1 P: 9	1B: 3 2B: 4 3B: 0 HR: 0	SF: 0 SAC: 0 DP: 1 HBP: 1		WP: 0 PB: 1 SB: 0 CS: 0
<b>PITCHER</b> <b>George Culver, R</b> ERA: 3.78 <b>Pedro Ramos, R</b> ERA: 5.0 <b>Al Jackson, L</b> ERA: 10.54	IP: 5.0 WLS: L BF: 27 H: 5 R: 3 ER: 3 SO: 4 BB: 5 IBB: 3 HBP: 1 BLK: 0 WP: 0 HR: 0 S: 28 P: 53 ERA: 5.40 WHIP: 2.000											<b>PITCHER</b>	IP: 2.0 WLS: 9 BF: 1 H: 1 R: 1 ER: 1 SO: 5 BB: 1 IBB: 0 HBP: 0 BLK: 0 WP: 0 HR: 0 S: 17 P: 25 ERA: 4.50 WHIP: 1.000					

AB	30
R	4
H	7
RBI	4
BB	9
SO	10
LOB	22





Batter	1	2	3	4	5	6	7	8	9	AB	R	H	RBI	BB	SO	LOB	TOP								
<b>Pete Rose, S</b> OBP: 0.400, SLG: 0.425 (1, 8)	F9		1-3		SF8	G3	K		FC4-6 BB	5	1	1	0	1	1	3	<b>Cincinnati Reds @ San Francisco Giants</b> Candlestick Park, San Francisco, CA Wed Jun 18 1969, 6:33 AM EDT Att: 5,266 - Unknown								
<b>Bobby Tolan, L</b> OBP: 0.361, SLG: 0.571 (1, 9)	1-3				4-3				FC4-6 BB	6	1	3	2	0	0	3									
<b>Alex Johnson, R</b> OBP: 0.381, SLG: 0.531 (1, 7)	4-3		6-3		SF8	CS	L3-1		1-3	5	1	1	2	0	0	3									
<b>Tony Perez, R</b> OBP: 0.388, SLG: 0.550 (1, 5)										4	3	4	2	1	0	0									
<b>Lee May, R</b> OBP: 0.336, SLG: 0.580 (1, 3)		L5								5	2	2	4	0	1	2									
<b>Johnny Bench, R</b> OBP: 0.413, SLG: 0.554 (1, 2)										4	1	2	0	1	2	1									
<b>Tommy Helms, R</b> OBP: 0.294, SLG: 0.290 (1, 4)										5	0	1	0	0	0	4									
<b>Darrel Chaney, S</b> OBP: 0.316, SLG: 0.287 (1, 6)										5	1	3	1	0	2	4									
<b>Tony Cloninger, R</b> OBP: 0.184, SLG: 0.250 (1, 1)										4	1	1	0	0	1	3									
<b>Inning Stats</b>	R: 0 E: 0 K: 0 S: 3	H: 0 LOB: 0 BB: 0 P: 3	R: 0 E: 0 K: 1 S: 7	H: 2 LOB: 2 BB: 0 P: 7	R: 0 E: 0 K: 1 S: 6	H: 1 LOB: 1 BB: 0 P: 6	R: 0 E: 0 K: 3 S: 11	H: 2 LOB: 2 BB: 0 P: 11	R: 4 E: 0 K: 0 S: 6	H: 3 LOB: 1 BB: 2 P: 14	R: 1 E: 0 K: 0 S: 4	H: 2 LOB: 0 BB: 0 P: 4	R: 3 E: 1 K: 1 S: 10	H: 4 LOB: 2 BB: 0 P: 10	R: 3 E: 0 K: 1 S: 8	H: 3 LOB: 0 BB: 0 P: 8	R: 0 E: 0 K: 0 S: 4	H: 1 LOB: 2 BB: 1 P: 8	1B: 11 2B: 3 3B: 1 HR: 3	SF: 1 SAC: 1 DP: 0 HBP: 0	WP: 0 PB: 0 SB: 0 CS: 1	PA: 49			
<b>PITCHER</b>	IP	WLS	BF	H	R	ER	SO	BB	IBB	HBP	BLK	WP	HR	S	P	ERA	WHIP								
<b>Ray Sadecki, L</b> ERA: 3.89 (1, 1)	4.2	L	23	8	4	4	5	1	0	0	0	0	1	32	36	7.71	1.929								
<b>Ron Herbel, R</b> ERA: 4.22 (5, 1)	0.1		2	0	0	0	0	1	0	0	0	0	0	1	5	0.00	3.000								
<b>Ron Kline, R</b> ERA: 6.23 (6, 1)	2.0		12	6	4	3	1	0	0	0	0	0	1	14	14	13.50	3.000								
<b>Bobby Bolin, R</b> ERA: 5.09 (8, 1)	2.0		11	4	3	3	1	1	0	0	0	0	1	12	16	13.50	2.500								

AB 43  
R 11  
H 18  
RBI 11  
BB 3  
SO 7  
LOB 23



Batter	1	2	3	4	5	6	7	8	9	AB	R	H	RBI	BB	SO	LOB	BOTTOM								
<b>Bobby Bonds, R</b> OBP: 0.372, SLG: 0.446 (1, 8)										5	0	1	0	0	2	3	<b>Cincinnati Reds @ San Francisco Giants</b> Candlestick Park, San Francisco, CA Wed Jun 18 1969, 6:33 AM EDT Att: 5,266 - Unknown								
<b>Ron Hunt, R</b> OBP: 0.368, SLG: 0.325 (1, 4)										4	0	0	0	0	2	3									
<b>Dave Marshall, L</b> OBP: 0.333, SLG: 0.268 (1, 7)										2	0	0	0	2	1	0									
<b>Willie McCovey, L</b> OBP: 0.478, SLG: 0.771 (8, PR)										4	0	1	0	0	0	3									
<b>Bob Burda, L</b> OBP: 0.298, SLG: 0.382 (9, 3)										0	1	0	0	0	0	0									
<b>Dick Dietz, R</b> OBP: 0.380, SLG: 0.364 (1, 2)										3	0	0	0	1	0	3									
<b>Ken Henderson, S</b> OBP: 0.281, SLG: 0.347 (1, 9)										4	1	2	1	0	0	1									
<b>Bobby Etheridge, R</b> OBP: 0.458, SLG: 0.500 (1, 5)										1	0	0	0	3	0	3									
<b>Hal Lanier, R</b> OBP: 0.263, SLG: 0.265 (1, 6)										4	0	0	0	0	0	4									
<b>Ray Sadecki, L</b> ERA: 3.89 (1, 1)	9.0	W	37	5	2	2	6	6	0	0	0	0	0	43	67	2.00	1.222								
<b>Ron Fietzel, R</b> ERA: 5.16 (5, 1)	0.1									0	0	0	0	0	0	0									
<b>Tito Fuentes, S</b> ERA: 6.96 (5, PH)	0.1									0	0	0	0	0	0	0									
<b>Ron Kline, R</b> ERA: 6.23 (6, 1)	2.0									0	0	0	0	0	0	0									
<b>Don Mason, R</b> ERA: 5.09 (7, PH)	0.1									0	0	0	0	0	0	0									
<b>Bobby Bolin, R</b> ERA: 5.09 (8, 1)	2.0									0	0	0	0	0	0	0									
<b>Jim Ray Hart, R</b> ERA: 5.09 (9, PH)	0.1									0	0	0	0	0	0	0									
<b>Inning Stats</b>	R: 0 E: 0 K: 1 S: 6	H: 1 LOB: 2 BB: 1 P: 10	R: 1 E: 0 K: 0 S: 5	H: 1 LOB: 2 BB: 1 P: 9	R: 0 E: 0 K: 1 S: 5	H: 0 LOB: 0 BB: 0 P: 5	R: 0 E: 0 K: 0 S: 2	H: 0 LOB: 0 BB: 1 P: 6	R: 0 E: 0 K: 1 S: 5	H: 0 LOB: 0 BB: 0 P: 5	R: 0 E: 0 K: 0 S: 3	H: 0 LOB: 1 BB: 1 P: 7	R: 0 E: 0 K: 1 S: 5	H: 1 LOB: 1 BB: 1 P: 9	R: 1 E: 0 K: 1 S: 7	H: 2 LOB: 3 BB: 1 P: 11	R: 0 E: 0 K: 1 S: 5	H: 0 LOB: 0 BB: 0 P: 5	1B: 4 2B: 1 3B: 0 HR: 0	SF: 0 SAC: 0 DP: 2 HBP: 0	WP: 0 PB: 0 SB: 2 CS: 0	PA: 37			
<b>PITCHER</b>	IP	WLS	BF	H	R	ER	SO	BB	IBB	HBP	BLK	WP	HR	S	P	ERA	WHIP								
<b>Tony Cloninger, R</b> ERA: 5.16 (1, 1)	9.0	W	37	5	2	2	6	6	0	0	0	0	0	43	67	2.00	1.222								

AB 31  
R 2  
H 5  
RBI 2  
BB 6  
SO 6  
LOB 21





Batter	1	2	3	4	5	6	7	8	9	AB	R	H	RBI	BB	SO	LOB	TOP					
<b>Pete Rose, S</b> OBP: 0.404, SLG: 0.429 (1.8)	1-3		1-3							5	2	3	1	0	0	1	<b>Cincinnati Reds @ San Francisco Giants</b> Candlestick Park, San Francisco, CA Thu Jun 19 1969, 6:33 AM EDT Att: 5,391 - Unknown					
<b>Bobby Tolan, L</b> OBP: 0.366, SLG: 0.582 (1.9)	6-3									4	1	2	3	1	0	1						
<b>Alex Johnson, R</b> OBP: 0.374, SLG: 0.520 (1.7)										5	1	0	0	0	1	6						
<b>Clay Carroll, R</b> OBP: 0.500, SLG: 0.700 (8.1)	K		4-3							0	0	0	0	0	0	0						
<b>Tony Perez, R</b> OBP: 0.388, SLG: 0.547 (1.5)		K								5	0	2	1	0	1	0						
<b>Lee May, R</b> OBP: 0.345, SLG: 0.590 (1.3)	1-3									5	1	4	1	0	0	0						
<b>Johnny Bench, R</b> OBP: 0.413, SLG: 0.551 (1.2)										5	0	2	0	0	1	3						
<b>Tommy Helms, R</b> OBP: 0.292, SLG: 0.292 (1.4)										5	1	1	1	0	0	4						
<b>Darrel Chaney, S</b> OBP: 0.324, SLG: 0.288 (1.6)										3	1	1	0	2	1	4						
<b>Jim Merritt, L</b> OBP: 0.228, SLG: 0.143 (5.1)										0	0	0	0	0	0	0						
<b>Pedro Ramos, S</b> OBP: 0.286, SLG: 0.199 (7.7)										1	0	0	0	0	0	0						
<b>Wayne Granger, R</b> OBP: 0.222, SLG: 0.125 (7.1)										0	0	0	0	0	0	0						
<b>Al Jackson, L</b> OBP: 0.205, SLG: 0.241 (8.7)										1	0	1	1	0	0	0						
<b>Fred Whitfield, L</b> OBP: 0.207, SLG: 0.185 (8.7)										1	1	0	0	0	0	2						
<b>Inning Stats</b>	R: 0 E: 0 K: 1 S: 5	H: 0 LOB: 0 BB: 0 P: 5	R: 0 E: 0 K: 1 S: 6	H: 1 LOB: 1 BB: 0 P: 6	R: 0 E: 0 K: 0 S: 3	H: 0 LOB: 2 BB: 2 P: 11	R: 0 E: 0 K: 0 S: 4	H: 1 LOB: 1 BB: 0 P: 4	R: 1 E: 0 K: 0 S: 5	H: 2 LOB: 1 BB: 0 P: 5	R: 0 E: 0 K: 0 S: 5	H: 2 LOB: 2 BB: 0 P: 5	R: 2 E: 0 K: 0 S: 6	H: 4 LOB: 2 BB: 0 P: 6	R: 4 E: 1 K: 1 S: 8	H: 3 LOB: 1 BB: 1 P: 12	R: 1 E: 0 K: 1 S: 8	H: 3 LOB: 2 BB: 0 P: 8	1B: 13 2B: 2 3B: 0 HR: 1	SF: 0 SAC: 2 DP: 0 HBP: 0	WP: 0 PB: 0 SB: 1 CS: 0	PA: 45
<b>PITCHER</b>	IP WLS BF H R ER SO BB IBB HBP BLK WP HR S P ERA WHIP																					
<b>Gaylord Perry, R</b> ERA: 2.52 (1.1)	7.2	38	13	7	3	3	3	0	0	0	0	0	0	1	41	53	3.52	2.087				
<b>Frank Linzy, R</b> ERA: 2.53 (8.1)	0.1	1	0	0	0	0	0	0	0	0	0	0	0	0	1	1	0.00	0.000				
<b>Ron Herbel, R</b> ERA: 4.36 (9.1)	1.0	L	6	3	1	1	1	0	0	0	0	0	0	0	8	8	9.00	3.000				
<b>Batter</b>	<b>1</b>	<b>2</b>	<b>3</b>	<b>4</b>	<b>5</b>	<b>6</b>	<b>7</b>	<b>8</b>	<b>9</b>	<b>AB</b>	<b>R</b>	<b>H</b>	<b>RBI</b>	<b>BB</b>	<b>SO</b>	<b>LOB</b>	<b>BOTTOM</b>					
<b>Bobby Bonds, R</b> OBP: 0.373, SLG: 0.450 (1.9)	F4									5	1	2	1	0	0	0	<b>Cincinnati Reds @ San Francisco Giants</b> Candlestick Park, San Francisco, CA Thu Jun 19 1969, 6:33 AM EDT Att: 5,391 - Unknown					
<b>Ron Hunt, R</b> OBP: 0.349, SLG: 0.315 (1.4)	F9									5	1	0	0	0	0	2						
<b>Willie Mays, R</b> OBP: 0.386, SLG: 0.478 (1.8)	1-6-3									4	1	0	0	1	0	2						
<b>Willie McCovey, L</b> OBP: 0.476, SLG: 0.777 (1.3)		K								5	1	2	3	0	2	0						
<b>Jim Ray Hart, R</b> OBP: 0.333, SLG: 0.298 (1.7)										3	2	1	0	0	0	2						
<b>Ken Henderson, S</b> OBP: 0.267, SLG: 0.347 (8.7)		BB 1B HBP								0	0	0	0	1	0	0						
<b>Jim Davenport, R</b> OBP: 0.327, SLG: 0.343 (1.5)										5	0	3	2	0	0	1						
<b>Don Mason, L</b> OBP: 0.309, SLG: 0.234 (9.7)										0	0	0	0	0	0	0						
<b>Dick Dietz, R</b> OBP: 0.389, SLG: 0.363 (1.2)										3	0	1	0	2	0	4						
<b>Hal Lanier, R</b> OBP: 0.263, SLG: 0.264 (1.6)										4	1	1	1	0	0	3						
<b>Gaylord Perry, R</b> OBP: 0.163, SLG: 0.109 (1.1)										3	0	0	0	0	1	4						
<b>Frank Linzy, R</b> ERA: 2.53 (8.1)										0	0	0	0	0	0	0						
<b>Bob Burda, L</b> OBP: 0.283, SLG: 0.375 (8.7)										1	0	0	0	0	0	1						
<b>Ron Herbel, R</b> ERA: 2.55 (9.1)										0	0	0	0	0	0	0						
<b>Inning Stats</b>	R: 0 E: 0 K: 0 S: 3	H: 0 LOB: 0 BB: 0 P: 3	R: 1 E: 0 K: 2 S: 8	H: 1 LOB: 1 BB: 1 P: 13	R: 0 E: 0 K: 0 S: 3	H: 0 LOB: 0 BB: 0 P: 3	R: 1 E: 1 K: 0 S: 5	H: 2 LOB: 1 BB: 1 P: 9	R: 2 E: 1 K: 0 S: 7	H: 3 LOB: 2 BB: 0 P: 7	R: 0 E: 0 K: 0 S: 3	H: 0 LOB: 0 BB: 0 P: 3	R: 2 E: 0 K: 0 S: 4	H: 1 LOB: 0 BB: 1 P: 8	R: 1 E: 1 K: 0 S: 5	H: 2 LOB: 1 BB: 0 P: 5	R: 0 E: 0 K: 1 S: 6	H: 1 LOB: 2 BB: 1 P: 10	1B: 7 2B: 2 3B: 0 HR: 1	SF: 0 SAC: 0 DP: 0 HBP: 1	WP: 0 PB: 0 SB: 0 CS: 0	PA: 43
<b>PITCHER</b>	IP WLS BF H R ER SO BB IBB HBP BLK WP HR S P ERA WHIP																					
<b>Jim Merritt, L</b> ERA: 4.67 (5.1)	4.2	24	6	4	2	2	2	1	1	0	0	0	0	0	4	4	0.00	0.000				
<b>Pedro Ramos, R</b> ERA: 4.35 (7.1)	1.1	4	0	0	0	0	0	0	0	0	0	0	0	0	1	5	27.00	3.000				
<b>Wayne Granger, R</b> ERA: 3.48 (7.1)	0.1	2	0	1	1	0	0	0	0	0	0	0	0	0	1	3	13.50	1.500				
<b>Al Jackson, L</b> ERA: 10.67 (8.1)	0.2	3	1	1	1	0	0	0	0	0	1	3	3	3	3	4.50	2.000					
<b>Clay Carroll, R</b> ERA: 2.55 (9.1)	2.0	W	10	3	1	1	1	1	0	0	0	11	15	4.50	2.000							





Batter	1	2	3	4	5	6	7	8	9	AB	R	H	RBI	BB	SO	LOB	TOP										
Maury Wills, S OBP: 0.319, SLG: 0.260 (1, 6)	G6-3		G3				G4-3		1B BB	4	1	1	1	1	0	0	<b>Los Angeles Dodgers @ Cincinnati Reds</b> Crosley Field, Cincinnati, OH Fri Jun 20 1969, 7:05 PM EDT Att: 16,247 - Unknown										
Manny Mota, R OBP: 0.398, SLG: 0.395 (1, 7)	G6-3		1B			3-H K			1B BB	5	0	3	0	0	1	1											
Willie Davis, L OBP: 0.327, SLG: 0.402 (1, 8)	G1-3		G3				F8		G5-4-3 1B	4	0	1	1	1	0	1											
Andy Kosco, R OBP: 0.297, SLG: 0.468 Bill Russell, R OBP: 0.356, SLG: 0.417 (9, 9)		F7		F9		BB SF7	K		G5-4-3 1B	5	1	1	0	0	1	4											
Wes Parker, S OBP: 0.397, SLG: 0.450 (1, 3)		B3		P6						3	0	1	0	1	0	0											
Tom Haller, L OBP: 0.335, SLG: 0.376 (1, 2)		1B 2B		F8					SH3-4	2	1	1	0	1	0	0											
Jim Lefebvre, S OBP: 0.384, SLG: 0.318 (1, 5)		2H 1B				G4-3 1B	SF7		G4-6-3 IBB	2	1	2	2	1	0	0											
Ted Sizemore, R OBP: 0.297, SLG: 0.298 (1, 4)		F8				G4-3	FC5-4		G4-6-3	4	0	0	0	0	0	6											
Don Drysdale, R OBP: 0.091, SLG: 0.091 Willie Crawford, L OBP: 0.318, SLG: 0.415 Al McBean, R OBP: 0.200, SLG: 0.200 Jim Brewer, L OBP: 0.250, SLG: 0.500 (8, 1)				K		G1-3			G4-3	2	0	0	0	0	1	1											
<b>Inning Stats</b>	R: 0 E: 0 K: 0 S: 3	H: 0 LOB: 0 BB: 0 P: 3	R: 1 E: 0 K: 0 S: 5	H: 2 LOB: 1 BB: 0 P: 5	R: 0 E: 0 K: 1 S: 6	H: 1 LOB: 1 BB: 0 P: 6	R: 0 E: 0 K: 0 S: 3	H: 0 LOB: 0 BB: 0 P: 3	R: 1 E: 0 K: 1 S: 7	H: 2 LOB: 1 BB: 0 P: 7	R: 0 E: 0 K: 0 S: 4	H: 1 LOB: 2 BB: 1 P: 10	R: 0 E: 0 K: 0 S: 3	H: 1 LOB: 1 BB: 1 P: 7	R: 1 E: 0 K: 0 S: 4	H: 2 LOB: 1 BB: 1 P: 8		1B: 6 2B: 4 3B: 0 HR: 0	SF: 1 SAC: 1 DP: 2 HBP: 0	WP: 0 PB: 0 SB: 1 CS: 0	PA: 40						
<b>PITCHER</b>	IP	WLS	BF	H	R	ER	SO	BB	IBB	HBP	BLK	WP	HR	S	P	ERA	WHIP										
Jack Fisher, R ERA: 4.32 Pedro Ramos, R ERA: 3.95 Wayne Granger, R ERA: 3.44 Clay Carroll, R ERA: 2.94	6.0	L	26	6	3	3	2	2	0	0	0	0	0	28	36	4.50	1.333										

Batter	1	2	3	4	5	6	7	8	9	AB	R	H	RBI	BB	SO	LOB	BOTTOM										
Pete Rose, S OBP: 0.402, SLG: 0.423 (1, 8)	G3		FC6							3	0	0	0	1	0	2	<b>Los Angeles Dodgers @ Cincinnati Reds</b> Crosley Field, Cincinnati, OH Fri Jun 20 1969, 7:05 PM EDT Att: 16,247 - Unknown										
Bobby Tolan, L OBP: 0.397, SLG: 0.581 Jimmy Stewart, S OBP: 0.283, SLG: 0.313 Ted Savage, R OBP: 0.321, SLG: 0.320 (9, 9)	G1-3					F8			F8	2	0	1	0	0	0	0											
Alex Johnson, R OBP: 0.376, SLG: 0.518 (1, 7)	G5-3					E5			F8	3	1	1	0	1	0	1											
Tony Perez, R OBP: 0.382, SLG: 0.538 (1, 5)		G4-3				G5-4-3			1B BB	4	0	0	0	0	1	4											
Lee May, R OBP: 0.340, SLG: 0.579 (1, 3)		P4				F7			P6	4	0	0	0	0	1	1											
Johnny Bench, R OBP: 0.414, SLG: 0.559 (1, 2)		P9				G4-3			G5-4-3 1B	4	1	2	1	0	0	0											
Tommy Helms, R OBP: 0.291, SLG: 0.292 (1, 4)						G6-3			G5-4-3	4	0	1	1	0	0	1											
Darrel Chaney, S OBP: 0.319, SLG: 0.282 (1, 6)						K				3	0	0	0	0	2	1											
Jack Fisher, R ERA: 4.32 Graig Ruliz, S OBP: 0.230, SLG: 0.214 Pedro Ramos, S OBP: 0.200, SLG: 0.200 Wayne Granger, R ERA: 3.44 Fred Whitfield, L OBP: 0.262, SLG: 0.233 Clay Carroll, R OBP: 0.250, SLG: 0.700 (9, 1)						FC6			G4-3	1	0	1	0	0	0	0											
<b>Inning Stats</b>	R: 0 E: 0 K: 0 S: 3	H: 0 LOB: 0 BB: 0 P: 3	R: 0 E: 0 K: 0 S: 3	H: 0 LOB: 0 BB: 0 P: 3	R: 0 E: 0 K: 1 S: 6	H: 1 LOB: 1 BB: 0 P: 6	R: 0 E: 1 K: 0 S: 3	H: 0 LOB: 0 BB: 0 P: 3	R: 0 E: 0 K: 1 S: 6	H: 1 LOB: 1 BB: 0 P: 6	R: 2 E: 0 K: 1 S: 8	H: 3 LOB: 1 BB: 0 P: 8	R: 0 E: 0 K: 1 S: 5	H: 0 LOB: 2 BB: 2 P: 13	R: 0 E: 0 K: 0 S: 3	H: 1 LOB: 0 BB: 0 P: 3		1B: 6 2B: 0 3B: 1 HR: 0	SF: 0 SAC: 0 DP: 2 HBP: 0	WP: 0 PB: 0 SB: 0 CS: 0	PA: 34						
<b>PITCHER</b>	IP	WLS	BF	H	R	ER	SO	BB	IBB	HBP	BLK	WP	HR	S	P	ERA	WHIP										
Don Drysdale, R ERA: 4.26 Al McBean, R ERA: 3.39 Jim Brewer, L ERA: 1.76	6.0	W	20	3	2	2	1	1	0	0	0	0	0	9	13	13.50	3.000										



Batter	1	2	3	4	5	6	7	8	9	AB	R	H	RBI	BB	SO	LOB	TOP		
Maury Wills, S OBP: 0.320, SLG: 0.263 (1, 6)	SH1-3 1B	FC6-4					G5-3		G4-3	5	0	2	0	0	0	1			
Manny Mota, R OBP: 0.401, SLG: 0.398 (1, 7) (9, 9)	SH1-3 1-2		F9	F9			HR 1B		E7 1B	4	1	2	0	0	0	1			
Willie Davis, L OBP: 0.299, SLG: 0.389 Bill Russell, R OBP: 0.354, SLG: 0.414 (9, PH) (9, 8)	L6		B1-3	L8			F3		P4	4	0	0	0	0	0	3			
Andy Kosco, R OBP: 0.299, SLG: 0.477 Willie Crawford, L OBP: 0.316, SLG: 0.415 (9, PR) (9, 7)	G5-3		P3				G5-3			4	1	1	2	0	0	1			
Wes Parker, S OBP: 0.392, SLG: 0.466 (1, 3)							HR		HBP	4	3	2	1	1	1	2			
Tom Haller, L OBP: 0.338, SLG: 0.384 (1, 2)							HR		F8	4	2	2	0	0	0	0			
Jim Lefebvre, S OBP: 0.380, SLG: 0.310 (1, 5)							G2-3			3	1	0	1	1	1	1			
Ted Sizemore, R OBP: 0.296, SLG: 0.298 (1, 4)										4	1	1	2	0	0	1			
Claude Osteen, L OBP: 0.244, SLG: 0.227 (1, 1)										4	0	1	2	0	0	0			
<b>Inning Stats</b>	R: 0 E: 0 K: 0 S: 4	H: 1 LOB: 1 BB: 0 P: 4	R: 2 E: 0 K: 0 S: 6	H: 3 LOB: 1 BB: 0 P: 6	R: 0 E: 0 K: 0 S: 3	H: 0 LOB: 0 BB: 0 P: 3	R: 4 E: 1 K: 0 S: 6	H: 3 LOB: 1 BB: 2 P: 14	R: 0 E: 0 K: 1 S: 5	H: 0 LOB: 0 BB: 0 P: 5	R: 3 E: 0 K: 0 S: 6	H: 3 LOB: 0 BB: 0 P: 6	R: 0 E: 0 K: 0 S: 3	H: 0 LOB: 0 BB: 0 P: 3	R: 0 E: 1 K: 0 S: 4	H: 1 LOB: 2 BB: 0 P: 5	1B: 8 2B: 1 3B: 0 HR: 2	SF: 0 SAC: 1 DP: 0 HBP: 1	WP: 0 PA: 41 PB: 0 SB: 0 CS: 0
<b>PITCHER</b>	IP WLS BF H R ER SO BB IBB HBP BLK WP HR S P ERA WHIP	IP WLS BF H R ER SO BB IBB HBP BLK WP HR S P ERA WHIP	IP WLS BF H R ER SO BB IBB HBP BLK WP HR S P ERA WHIP	IP WLS BF H R ER SO BB IBB HBP BLK WP HR S P ERA WHIP	IP WLS BF H R ER SO BB IBB HBP BLK WP HR S P ERA WHIP	IP WLS BF H R ER SO BB IBB HBP BLK WP HR S P ERA WHIP	IP WLS BF H R ER SO BB IBB HBP BLK WP HR S P ERA WHIP	IP WLS BF H R ER SO BB IBB HBP BLK WP HR S P ERA WHIP	IP WLS BF H R ER SO BB IBB HBP BLK WP HR S P ERA WHIP	IP WLS BF H R ER SO BB IBB HBP BLK WP HR S P ERA WHIP	IP WLS BF H R ER SO BB IBB HBP BLK WP HR S P ERA WHIP	IP WLS BF H R ER SO BB IBB HBP BLK WP HR S P ERA WHIP	IP WLS BF H R ER SO BB IBB HBP BLK WP HR S P ERA WHIP	IP WLS BF H R ER SO BB IBB HBP BLK WP HR S P ERA WHIP	IP WLS BF H R ER SO BB IBB HBP BLK WP HR S P ERA WHIP	IP WLS BF H R ER SO BB IBB HBP BLK WP HR S P ERA WHIP	IP WLS BF H R ER SO BB IBB HBP BLK WP HR S P ERA WHIP	IP WLS BF H R ER SO BB IBB HBP BLK WP HR S P ERA WHIP	
George Culver, R ERA: 4.39 Pedro Ramos, R ERA: 4.41 Al Jackson, L ERA: 9.98 (1, 1) (4, 1) (9, 1)	3.1 L 19 7 6 6 0 2 0 0 0 0 0 0 17 25 16.20 2.700	4.2 17 3 3 3 2 0 0 0 0 0 2 21 21 5.79 0.643	1.0 5 1 0 0 0 0 0 0 1 0 0 0 4 5 0.00 1.000																

Los Angeles Dodgers @ Cincinnati Reds  
Crosley Field, Cincinnati, OH  
Sat Jun 21 1969, 3:33 AM EDT  
Att: 14,432 - Unknown

AB	37
R	9
H	11
RBI	8
BB	2
SO	2
LOB	11



Batter	1	2	3	4	5	6	7	8	9	AB	R	H	RBI	BB	SO	LOB	BOTTOM		
Pete Rose, S OBP: 0.395, SLG: 0.416 (1, 8) (9, 9)	G5-3		F8				G6-3		G5-3	4	0	0	0	0	0	1			
Bobby Tolan, L OBP: 0.385, SLG: 0.576 Al Jackson, L (9, 1)			G4-3				G4-3		B3-1	4	0	1	0	0	0	0			
Alex Johnson, R OBP: 0.374, SLG: 0.518 (1, 7)							F9			4	0	1	0	0	1	1			
Tony Perez, R OBP: 0.380, SLG: 0.534 (1, 5)							G6-3			4	0	1	0	0	1	2			
Lee May, R OBP: 0.346, SLG: 0.591 (1, 3)									G6-3	4	0	3	0	0	0	1			
Johnny Bench, R OBP: 0.409, SLG: 0.551 Giraldo Ruiz, S OBP: 0.226, SLG: 0.207 (1, 2) (8, 4)									F8	3	0	0	0	0	0	4			
Tommy Helms, R OBP: 0.288, SLG: 0.288 Pat Corrales, R OBP: 0.417, SLG: 0.400 (8, 2)									F8	1	0	0	0	0	0	1			
Woody Woodward, R OBP: 0.219, SLG: 0.138 (1, 6)										3	0	0	0	0	0	5			
George Culver, R OBP: 0.105, SLG: 0.105 Pedro Ramos, S (4, 1) Jim Beauchamp, R OBP: 0.167, SLG: 0.292 (8, PH) (9, 8)									P4	1	0	0	0	0	0	0			
<b>Inning Stats</b>	R: 0 E: 0 K: 0 S: 4	H: 1 LOB: 1 BB: 0 P: 4	R: 0 E: 1 K: 0 S: 4	H: 1 LOB: 1 BB: 0 P: 4	R: 0 E: 0 K: 0 S: 3	H: 0 LOB: 0 BB: 0 P: 3	R: 0 E: 0 K: 1 S: 7	H: 2 LOB: 2 BB: 0 P: 7	R: 0 E: 0 K: 1 S: 4	H: 0 LOB: 0 BB: 1 P: 8	R: 0 E: 0 K: 0 S: 3	H: 0 LOB: 0 BB: 0 P: 3	R: 0 E: 0 K: 0 S: 3	H: 0 LOB: 0 BB: 0 P: 3	R: 0 E: 0 K: 1 S: 6	H: 1 LOB: 1 BB: 0 P: 6	1B: 3 2B: 3 3B: 0 HR: 0	SF: 0 SAC: 0 DP: 2 HBP: 0	WP: 0 PA: 33 PB: 0 SB: 0 CS: 0
<b>PITCHER</b>	IP WLS BF H R ER SO BB IBB HBP BLK WP HR S P ERA WHIP	IP WLS BF H R ER SO BB IBB HBP BLK WP HR S P ERA WHIP	IP WLS BF H R ER SO BB IBB HBP BLK WP HR S P ERA WHIP	IP WLS BF H R ER SO BB IBB HBP BLK WP HR S P ERA WHIP	IP WLS BF H R ER SO BB IBB HBP BLK WP HR S P ERA WHIP	IP WLS BF H R ER SO BB IBB HBP BLK WP HR S P ERA WHIP	IP WLS BF H R ER SO BB IBB HBP BLK WP HR S P ERA WHIP	IP WLS BF H R ER SO BB IBB HBP BLK WP HR S P ERA WHIP	IP WLS BF H R ER SO BB IBB HBP BLK WP HR S P ERA WHIP	IP WLS BF H R ER SO BB IBB HBP BLK WP HR S P ERA WHIP	IP WLS BF H R ER SO BB IBB HBP BLK WP HR S P ERA WHIP	IP WLS BF H R ER SO BB IBB HBP BLK WP HR S P ERA WHIP	IP WLS BF H R ER SO BB IBB HBP BLK WP HR S P ERA WHIP	IP WLS BF H R ER SO BB IBB HBP BLK WP HR S P ERA WHIP	IP WLS BF H R ER SO BB IBB HBP BLK WP HR S P ERA WHIP	IP WLS BF H R ER SO BB IBB HBP BLK WP HR S P ERA WHIP	IP WLS BF H R ER SO BB IBB HBP BLK WP HR S P ERA WHIP	IP WLS BF H R ER SO BB IBB HBP BLK WP HR S P ERA WHIP	
Claude Osteen, L ERA: 2.55 (1, 1)	9.0 W 33 6 0 0 3 1 0 0 0 0 0 38 42 0.00 0.778																		

Los Angeles Dodgers @ Cincinnati Reds  
Crosley Field, Cincinnati, OH  
Sat Jun 21 1969, 3:33 AM EDT  
Att: 14,432 - Unknown

AB	32
R	0
H	6
RBI	0
BB	1
SO	3
LOB	19





Batter	1	2	3	4	5	6	7	8	9	AB	R	H	RBI	BB	SO	LOB	TOP										
<b>Maury Wills, S</b> (1,6) OBP: 0.326, SLG: 0.280	0-0 SF8 3B		4-0 2B BB	0-0 F6		0-0 SH1-3 2B		0-3 K		4	2	2	0	1	1	0	<b>Los Angeles Dodgers @ Cincinnati Reds</b> Crosley Field, Cincinnati, OH Sun Jun 22 1969, 3:33 AM EDT Att: 22,686 - Unknown										
<b>Manly Mota, R</b> (1,7) OBP: 0.397, SLG: 0.389	0-0 G1-3		4-0 2B HBP BB	0-0 P6		0-0 SH1-3		0-0 G5-3		3	1	0	0	1	0	1											
<b>Willie Davis, L</b> (1,8) OBP: 0.314, SLG: 0.393	0-0 SF8		0-0 HBP 1B 2B	0-0 F9		0-0 G4-3		0-0 G3		4	1	1	2	0	0	1											
<b>Andy Kosco, R</b> (1,9) OBP: 0.301, SLG: 0.471	0-0 F8		4-0 1B HBP BB		0-0 F2				0-0 F3	3	0	0	0	2	0	0											
<b>Bill Russell, R</b> (9,9) OBP: 0.354, SLG: 0.414										0	0	0	0	0	0	0											
<b>Wes Parker, S</b> (1,3) OBP: 0.397, SLG: 0.487		0-0 F9	1-0 1B HBP		0-0 2B		0-0 G4-3		0-0 HR	4	1	2	2	0	0	2											
<b>Tom Haller, L</b> (1,2) OBP: 0.349, SLG: 0.400		0-0 1B	0-0 1B		0-0 2B				0-0 G4-3	5	0	4	1	0	0	0											
<b>Jim Lefebvre, S</b> (1,5) OBP: 0.374, SLG: 0.299	0-0 F7		0-0 F7		4-0 IBB		0-0 F2		0-0 F8	4	0	0	0	1	0	5											
<b>Ted Sizemore, R</b> (1,4) OBP: 0.295, SLG: 0.297	0-0 1B		0-3 K		0-3 K		0-0 F8			4	0	1	0	0	2	7											
<b>Bill Singer, R</b> (1,1) OBP: 0.130, SLG: 0.091	0-3 K		0-3 K		0-0 G4-3		0-0 G5-3			4	0	0	0	0	2	9											
<b>Inning Stats</b>	R: 1 E: 0 K: 0 S: 4	H: 1 LOB: 0 BB: 0 P: 4	R: 0 E: 0 K: 1 S: 7	H: 2 LOB: 2 BB: 0 P: 7	R: 3 E: 0 K: 2 S: 9	H: 2 LOB: 3 BB: 3 P: 22	R: 0 E: 0 K: 0 S: 3	H: 0 LOB: 0 BB: 0 P: 3	R: 0 E: 0 K: 1 S: 7	H: 2 LOB: 3 BB: 1 P: 11	R: 0 E: 0 K: 0 S: 4	H: 1 LOB: 1 BB: 0 P: 8	R: 0 E: 0 K: 1 S: 5	H: 0 LOB: 0 BB: 0 P: 5	R: 1 E: 0 K: 0 S: 4	H: 1 LOB: 0 BB: 0 P: 4	1B: 4 2B: 4 3B: 1 HR: 1	SF: 1 SAC: 1 DP: 0 HBP: 1	WP: 0 PB: 0 SB: 0 CS: 0	PA: 43							
<b>PITCHER</b>	IP	WLS	BF	H	R	ER	SO	BB	IBB	HBP	BLK	WP	HR	S	P	ERA	WHIP										
<b>Tony Cloninger, R</b> (1,1) ERA: 5.44	2.0	L	14	4	4	4	1	3	0	1	0	0	0	12	25	18.00	3.500										
<b>Wayne Granger, R</b> (3,1) ERA: 3.39	1.0		4	1	0	0	2	0	0	0	0	0	0	8	8	0.00	1.000										
<b>Jim Maloney, R</b> (4,1) ERA: 2.15	4.0		18	4	0	0	1	1	1	0	0	0	0	18	26	0.00	1.250										
<b>Al Jackson, L</b> (8,1) ERA: 9.35	2.0		7	1	1	1	1	0	0	0	0	0	1	9	9	4.50	0.500										

Batter	1	2	3	4	5	6	7	8	9	AB	R	H	RBI	BB	SO	LOB	BOTTOM										
<b>Pete Rose, S</b> (1,8) OBP: 0.397, SLG: 0.414	0-0 1B		4-0 BB			0-0 F6		0-0 G1-3		3	0	1	0	1	0	3	<b>Los Angeles Dodgers @ Cincinnati Reds</b> Crosley Field, Cincinnati, OH Sun Jun 22 1969, 3:33 AM EDT Att: 22,686 - Unknown										
<b>Jimmy Stewart, S</b> (1,7) OBP: 0.283, SLG: 0.288	0-0 P6		0-0 F7			0-3 K		0-0 P4		4	0	0	0	0	1	5											
<b>Bobby Tolan, L</b> (1,9) OBP: 0.367, SLG: 0.574	0-0 G6-4-3 1B				0-3 K		4-0 BB		0-0 G4-3	3	0	1	0	1	1	2											
<b>Tony Perez, R</b> (1,5) OBP: 0.375, SLG: 0.525	0-0 G6-4-3				0-0 F2		0-0 F9		0-0 F7	4	0	0	0	0	0	4											
<b>Lee May, R</b> (1,3) OBP: 0.341, SLG: 0.581		0-3 K			0-0 G5-3			0-0 P3		4	0	0	0	0	2	0											
<b>Johnny Bench, R</b> (1,2) OBP: 0.407, SLG: 0.546		0-0 G3-6-3 1B				0-3 K		0-0 G5-3		4	0	1	0	0	1	0											
<b>Tommy Helms, R</b> (1,4) OBP: 0.284, SLG: 0.284		0-0 G3-6-3				0-0 F9		0-0 F8		3	0	0	0	0	0	1											
<b>Al Jackson, L</b> (8,1) OBP: 0.300, SLG: 0.471		0-0 G3-6-3				0-0 F9		0-0 F8		0	0	0	0	0	0	0											
<b>Darrel Chaney, S</b> (1,6) OBP: 0.319, SLG: 0.283			0-0 G3			0-3 K		0-0 G1-3 BB 1B		3	0	1	0	0	1	0											
<b>Tony Cloninger, R</b> (1,1) OBP: 0.184, SLG: 0.250			0-3 K			0-0 BB		4-0 G1-3 BB		0	0	0	0	0	0	0											
<b>Wayne Granger, R</b> (3,1) OBP: 0.222, SLG: 0.125										0	0	0	0	0	0	0											
<b>Giraldo Ruiz, S</b> (3,PH) OBP: 0.219, SLG: 0.200										1	0	0	0	0	1	0											
<b>Jim Maloney, L</b> (4,1) OBP: 0.300, SLG: 0.471										1	0	1	0	0	0	0											
<b>Fred Whitfield, L</b> (8,3) OBP: 0.410, SLG: 0.233										0	0	0	0	1	0	0											
<b>Inning Stats</b>	R: 0 E: 0 K: 0 S: 4	H: 2 LOB: 1 BB: 0 P: 4	R: 0 E: 0 K: 1 S: 5	H: 1 LOB: 0 BB: 0 P: 5	R: 0 E: 0 K: 1 S: 5	H: 0 LOB: 1 BB: 1 P: 9	R: 0 E: 0 K: 1 S: 5	H: 0 LOB: 0 BB: 0 P: 5	R: 0 E: 0 K: 2 S: 7	H: 0 LOB: 0 BB: 0 P: 7	R: 0 E: 0 K: 1 S: 6	H: 1 LOB: 2 BB: 1 P: 10	R: 0 E: 0 K: 0 S: 3	H: 0 LOB: 0 BB: 0 P: 3	R: 0 E: 0 K: 0 S: 4	H: 1 LOB: 2 BB: 1 P: 8	R: 0 E: 0 K: 1 S: 5	H: 0 LOB: 0 BB: 0 P: 5	1B: 4 2B: 1 3B: 0 HR: 0	SF: 0 SAC: 0 DP: 2 HBP: 0	WP: 0 PB: 0 SB: 0 CS: 0	PA: 33					
<b>PITCHER</b>	IP	WLS	BF	H	R	ER	SO	BB	IBB	HBP	BLK	WP	HR	S	P	ERA	WHIP										
<b>Bill Singer, R</b> (1,1) ERA: 2.09	9.0	W	33	5	0	0	7	3	0	0	0	0	0	44	56	0.00	0.889										

AB	35
R	5
H	10
RBI	5
BB	5
SO	5
LOB	25



AB	30
R	0
H	5
RBI	0
BB	3
SO	7
LOB	15






Batter	1	2	3	4	5	6	7	8	9	AB	R	H	RBI	BB	SO	LOB	TOP			
<b>John Sipin, R</b> OBP: 0.212, SLG: 0.293 (1, 4)	0-0 5-3			0-3 K		0-0 4-3			0-0 1B	4	0	1	0	0	1	1				
<b>Roberto Pena, R</b> OBP: 0.288, SLG: 0.274 (1, 6)	0-0 L9			0-0 P6			0-0 5-3		0-0 F3	4	0	0	0	0	0	1				
<b>Ollie Brown, R</b> OBP: 0.316, SLG: 0.422 (1, 9)	0-0 4-3			0-0 P4			0-0 F7			3	0	0	0	0	0	0				
<b>Al Ferrara, R</b> OBP: 0.346, SLG: 0.441 (1, 7)		0-0 F8			0-0 P3			0-0 1-3		3	0	0	0	0	0	0				
<b>Ed Spiezio, R</b> OBP: 0.318, SLG: 0.408 (1, 5)		0-3 K			0-0 F8			0-3 K		3	0	0	0	0	2	0				
<b>Chris Cannizzaro, R</b> OBP: 0.329, SLG: 0.329 (1, 2)		0-0 6-3			0-3 K			0-3 K		3	0	0	0	0	2	0				
<b>Ivan Murrell, R</b> OBP: 0.231, SLG: 0.208 (1, 3)			0-0 P3			0-0 1-3			0-0 F9	3	0	0	0	0	0	0				
<b>Cito Gaston, R</b> OBP: 0.260, SLG: 0.288 (1, 8)			0-3 K			0-0 FC5-4 1B			0-0 5-3	3	0	1	0	0	1	0				
<b>Gary Ross, R</b> (1, 1)			0-0 5-3			0-0 FC5-4			0-0 F9	1	0	0	0	0	0	0				
<b>Steve Arlin, R</b> (3, 1)						1-2				0	0	0	0	0	0	0				
<b>Tommy Dean, R</b> OBP: 0.221, SLG: 0.223 (6, PH)										1	0	0	0	0	0	1				
<b>Frank Reberger, L</b> (6, 1)										0	0	0	0	0	0	0				
<b>Sonny Ruberto, R</b> (9, PH)										1	0	0	0	0	0	0				
<b>Inning Stats</b>	R: 0 E: 0 K: 0 S: 3	H: 0 LOB: 0 BB: 0 P: 3	R: 0 E: 0 K: 1 S: 5	H: 0 LOB: 0 BB: 0 P: 5	R: 0 E: 0 K: 1 S: 5	H: 0 LOB: 0 BB: 0 P: 5	R: 0 E: 0 K: 1 S: 5	H: 0 LOB: 0 BB: 0 P: 5	R: 0 E: 0 K: 0 S: 4	H: 1 LOB: 1 BB: 0 P: 4	R: 0 E: 0 K: 0 S: 3	H: 0 LOB: 0 BB: 0 P: 3	R: 0 E: 0 K: 2 S: 7	H: 0 LOB: 0 BB: 0 P: 7	R: 0 E: 0 K: 0 S: 4	H: 1 LOB: 1 BB: 0 P: 4	1B: 2 2B: 0 3B: 0 HR: 0	SF: 0 SAC: 0 DP: 0 HBP: 0	WP: 0 PB: 0 SB: 0 CS: 0	PA: 29
<b>PITCHER</b> <b>Jim Merritt, L</b> ERA: 4.27 (1, 1)	IP: 9.0 WLS: W BF: 29 H: 2 R: 0 ER: 0 SO: 6 BB: 0 IBB: 0 HBP: 0 BLK: 0 WP: 0 HR: 0 S: 41 P: 41 ERA: 0.00 WHIP: 0.222																			

San Diego Padres @ Cincinnati Reds  
Crosley Field, Cincinnati, OH  
Mon Jun 23 1969, 7:05 PM EDT  
Att: 5,260 - Unknown


AB 29  
R 0  
H 2  
RBI 0  
BB 0  
SO 6  
LOB 3



Batter	1	2	3	4	5	6	7	8	9	AB	R	H	RBI	BB	SO	LOB	BOTTOM			
<b>Pete Rose, S</b> OBP: 0.402, SLG: 0.422 (1, 9)	0-0 6-3		0-0 1B	0-0 2B			4-0 FC3-6 BB			3	1	2	0	1	0	0				
<b>Bobby Tolan, L</b> OBP: 0.389, SLG: 0.571 (1, 8)	1-0 1B HBP		0-0 1B HR	0-0 G3			0-0 FC3-6			3	1	1	0	0	0	2				
<b>Alex Johnson, R</b> OBP: 0.376, SLG: 0.518 (1, 7)	0-0 G6-4-3 1B		0-0 1B HR		0-0 6-3			0-3 K		4	1	2	1	0	1	1				
<b>Jimmy Stewart, S</b> OBP: 0.263, SLG: 0.288 (8, 7)	1-3 1B		1-2 2-H HR							0	0	0	0	0	0	0				
<b>Tony Perez, R</b> OBP: 0.377, SLG: 0.536 (1, 5)	0-0 G6-4-3 1-2		0-0 1B HR		0-0 6-3				0-0 WP 1B	4	1	2	3	0	0	2				
<b>Lee May, R</b> OBP: 0.343, SLG: 0.580 (1, 3)		0-0 F8	0-0 WP 1B		0-3 K			0-0 1-3 1B		4	0	2	0	0	1	0				
<b>Johnny Bench, R</b> OBP: 0.404, SLG: 0.545 (1, 2)		0-0 1B 2B	0-0 5-3			0-0 4-3		0-0 4-3		4	1	1	0	0	0	3				
<b>Tommy Helms, R</b> OBP: 0.283, SLG: 0.283 (1, 4)		0-0 1B 2-H	0-0 F9			0-0 5-3		0-0 F7		4	0	1	1	0	0	2				
<b>Darrel Chaney, S</b> OBP: 0.314, SLG: 0.278 (1, 6)		0-0 L6-3		0-0 G3		0-0 6-3				3	0	0	0	0	0	1				
<b>Jim Merritt, L</b> OBP: 0.206, SLG: 0.129 (1, 1)			0-3 K	0-3 K			0-3 K			3	0	0	0	0	3	0				
<b>Inning Stats</b>	R: 0 E: 0 K: 0 S: 3	H: 1 LOB: 1 BB: 0 P: 4	R: 1 E: 0 K: 0 S: 4	H: 2 LOB: 0 BB: 0 P: 4	R: 4 E: 0 K: 1 S: 10	H: 5 LOB: 1 BB: 0 P: 10	R: 0 E: 0 K: 1 S: 6	H: 1 LOB: 1 BB: 0 P: 6	R: 0 E: 0 K: 0 S: 5	H: 0 LOB: 0 BB: 0 P: 5	R: 0 E: 0 K: 0 S: 3	H: 0 LOB: 0 BB: 0 P: 3	R: 0 E: 0 K: 2 S: 7	H: 0 LOB: 1 BB: 1 P: 11	R: 0 E: 0 K: 0 S: 4	H: 2 LOB: 1 BB: 0 P: 4	1B: 8 2B: 4 3B: 0 HR: 1	SF: 0 SAC: 0 DP: 3 HBP: 1	WP: 2 PB: 0 SB: 0 CS: 0	PA: 34
<b>PITCHER</b> <b>Gary Ross, R</b> ERA: 4.83 (1, 1)	IP: 2.1 WLS: L BF: 13 H: 7 R: 5 ER: 5 SO: 1 BB: 0 IBB: 0 HBP: 0 BLK: 0 WP: 1 HR: 1 S: 14 P: 15 ERA: 19.29 WHIP: 3.000																			
<b>Steve Arlin, R</b> ERA: 5.63 (3, 1)	2.2 10 2 0 0 2 0 0 0 0 1 0 14 14 0.00 0.750																			
<b>Frank Reberger, R</b> ERA: 4.54 (6, 1)	3.0 11 2 0 0 2 1 0 0 0 1 0 14 18 0.00 1.000																			

San Diego Padres @ Cincinnati Reds  
Crosley Field, Cincinnati, OH  
Mon Jun 23 1969, 7:05 PM EDT  
Att: 5,260 - Unknown

AB 32  
R 5  
H 11  
RBI 5  
BB 1  
SO 5  
LOB 11





Batter	1	2	3	4	5	6	7	8	9	AB	R	H	RBI	BB	SO	LOB	TOP										
<b>John Sipin, R</b> OBP: 0.228, SLG: 0.327 (1, 4)										5	1	3	1	0	1	2	<b>San Diego Padres @ Cincinnati Reds</b> Crosley Field, Cincinnati, OH Tue Jun 24 1969, 7:05 PM EDT Att: 7,486 - Unknown										
<b>Roberto Pena, R</b> OBP: 0.284, SLG: 0.270 (1, 6) (8, 3)										3	0	0	0	0	1	3											
<b>Ollie Brown, R</b> OBP: 0.319, SLG: 0.426 (1, 9)										4	0	2	0	0	0	1											
<b>Al Ferrara, R</b> OBP: 0.350, SLG: 0.443 <b>Jose Arcia, R</b> OBP: 0.275, SLG: 0.254 (8, PR) (8, 6)										4	0	2	1	0	0	2											
<b>Ed Spiezio, R</b> OBP: 0.317, SLG: 0.403 (1, 5)										3	0	0	0	0	0	3											
<b>Larry Stahl, L</b> OBP: 0.245, SLG: 0.208 (1, 3) (8, 7)										4	1	2	0	0	0	3											
<b>Billy McCool, R</b> (8, 1)										0	0	0	0	0	0	0											
<b>Chris Cannizzaro, R</b> OBP: 0.331, SLG: 0.336 (1, 2)										4	1	2	1	0	1	0											
<b>Cito Gaston, R</b> OBP: 0.264, SLG: 0.289 (1, 8)										3	0	1	0	1	2	2											
<b>Al Santorini, R</b> OBP: 0.179, SLG: 0.148 <b>Ivan Murrell, R</b> OBP: 0.226, SLG: 0.204 (1, 1) (8, 7)										3	0	0	0	0	2	3											
<b>Inning Stats</b>	R: 1 E: 0 K: 0 S: 5	H: 2 LOB: 1 BB: 0 P: 5	R: 2 E: 0 K: 1 S: 8	H: 3 LOB: 1 BB: 0 P: 8	R: 0 E: 0 K: 2 S: 3	H: 0 LOB: 0 BB: 0 P: 3	R: 0 E: 0 K: 2 S: 8	H: 2 LOB: 1 BB: 0 P: 8	R: 0 E: 0 K: 1 S: 4	H: 0 LOB: 0 BB: 0 P: 5	R: 0 E: 0 K: 2 S: 7	H: 0 LOB: 1 BB: 1 P: 11	R: 0 E: 0 K: 0 S: 4	H: 2 LOB: 2 BB: 0 P: 4	R: 0 E: 0 K: 1 S: 6	H: 1 LOB: 1 BB: 0 P: 6	1B: 7 2B: 4 3B: 1 HR: 0	SF: 0 SAC: 1 DP: 3 HBP: 1	WP: 0 PB: 1 SB: 0 CS: 1	PA: 37							
<b>PITCHER</b>	IP	WLS	BF	H	R	ER	SO	BB	IBB	HBP	BLK	WP	HR	S	P	ERA	WHIP										
<b>Jack Fisher, R</b> ERA: 4.65 <b>Pedro Ramos, R</b> ERA: 3.79 <b>Wayne Granger, R</b> ERA: 3.22 <b>Clay Carroll, R</b> ERA: 2.86	(1, 1) (2, 1) (5, 1) (8, 1)	1.2 2.2 2.2 2.0	10 11 8 W 8	5 4 0 3	3 0 0 0	3 0 0 0	1 2 0 1	0 0 1 0	0 0 0 0	0 0 1 0	0 0 0 0	0 0 0 0	0 0 12 10	12 15 12 17	12 15 17 10	16.20 0.00 0.00 0.00	3.000 1.500 0.375 1.500										

Batter	1	2	3	4	5	6	7	8	9	AB	R	H	RBI	BB	SO	LOB	BOTTOM										
<b>Pete Rose, S</b> OBP: 0.406, SLG: 0.435 (1, 9)										5	0	3	1	0	0	2	<b>San Diego Padres @ Cincinnati Reds</b> Crosley Field, Cincinnati, OH Tue Jun 24 1969, 7:05 PM EDT Att: 7,486 - Unknown										
<b>Bobby Tolan, L</b> OBP: 0.394, SLG: 0.563 (1, 8)										4	0	0	0	0	2	2											
<b>Alex Johnson, R</b> OBP: 0.378, SLG: 0.515 (1, 7)										3	1	1	0	1	1	1											
<b>Tony Perez, R</b> OBP: 0.385, SLG: 0.542 (1, 5)										3	1	3	0	1	0	0											
<b>Lee May, R</b> OBP: 0.342, SLG: 0.586 (1, 3)										4	1	1	2	0	0	3											
<b>Johnny Bench, R</b> OBP: 0.402, SLG: 0.540 (1, 2)										4	0	1	0	0	1	0											
<b>Tommy Helms, R</b> OBP: 0.280, SLG: 0.279 (1, 4)										3	0	0	0	0	0	0											
<b>Darrel Chaney, S</b> OBP: 0.314, SLG: 0.275 <b>Jim Beauchamp, R</b> OBP: 0.200, SLG: 0.292 (9, PH) (8, 1)										2	0	0	0	1	1	1											
<b>Jack Fisher, R</b> OBP: 0.133, SLG: 0.133 <b>Pedro Ramos, S</b> <b>Wayne Granger, R</b> OBP: 0.200, SLG: 0.111 <b>Fred Whitfield, L</b> OBP: 0.425, SLG: 0.233 <b>Clay Carroll, R</b> OBP: 0.462, SLG: 0.636 (1, 1) (2, 1) (5, 1) (7, PH) (8, 1)										0	0	0	0	0	0	0											
<b>Inning Stats</b>	R: 1 E: 1 K: 0 S: 5	H: 3 LOB: 1 BB: 0 P: 5	R: 0 E: 0 K: 0 S: 3	H: 0 LOB: 0 BB: 0 P: 3	R: 0 E: 0 K: 2 S: 8	H: 1 LOB: 0 BB: 0 P: 8	R: 2 E: 1 K: 1 S: 7	H: 2 LOB: 0 BB: 0 P: 7	R: 0 E: 0 K: 2 S: 7	H: 0 LOB: 0 BB: 0 P: 7	R: 0 E: 0 K: 1 S: 4	H: 0 LOB: 2 BB: 2 P: 8	R: 0 E: 1 K: 0 S: 3	H: 1 LOB: 1 BB: 1 P: 7	R: 0 E: 0 K: 0 S: 4	H: 2 LOB: 2 BB: 1 P: 8	1B: 6 2B: 3 3B: 0 HR: 1	SF: 0 SAC: 1 DP: 1 HBP: 0	WP: 0 PB: 0 SB: 0 CS: 1	PA: 37							
<b>PITCHER</b>	IP	WLS	BF	H	R	ER	SO	BB	IBB	HBP	BLK	WP	HR	S	P	ERA	WHIP										
<b>Al Santorini, R</b> ERA: 2.99 <b>Billy McCool, L</b> ERA: 4.91	(1, 1) (8, 1)	7.1 1.1	30 L 7	6 3	1 1	2 1	7 0	4 0	0 1	0 0	0 0	0 0	1 6	40 10	56 10	2.46 6.75	1.364 2.250										






Batter	1	2	3	4	5	6	7	8	9	AB	R	H	RBI	BB	SO	LOB	TOP										
<b>John Spin, R</b> OBP: 0.221, SLG: 0.315 (1,4)	F2		F9			K		F8		4	0	0	0	0	1	2											
<b>Roberto Pans, R</b> OBP: 0.228, SLG: 0.288 (1,6) <b>Tommy Quinn, R</b> OBP: 0.222, SLG: 0.222 (4,6) <b>Ivan Murray, R</b> OBP: 0.222, SLG: 0.200 (8,9) <b>Tommy Sisk, R</b> OBP: 0.200, SLG: 0.222 (8,9) <b>Jack Baldschun, R</b> OBP: 0.200, SLG: 0.250 (8,9) <b>Billy McCool, R</b> OBP: 0.200, SLG: 0.250 (8,9)	5-3		G3-6-3			4-3		K		2	0	0	0	0	0	1											
<b>Ollie Brown, R</b> OBP: 0.314, SLG: 0.420 (1,9)	P6			5-3		K			1-3	4	0	0	0	0	1	0											
<b>Al Ferrara, R</b> OBP: 0.353, SLG: 0.441 (1,7)		5-3						F9 PB	1B	3	0	1	0	1	1	0											
<b>Ed Spiezo, R</b> OBP: 0.316, SLG: 0.397 (1,5)	F9			6-3				G5-4-3	BB	3	0	0	0	0	0	1											
<b>Larry Stahl, L</b> OBP: 0.250, SLG: 0.200 (1,3)		BB				E4		F9		2	0	0	0	1	0	2											
<b>Chris Cannizzaro, R</b> OBP: 0.331, SLG: 0.333 (1,2)		BB				K		G5-4-3		2	0	0	0	1	1	3											
<b>Cito Gaston, R</b> OBP: 0.265, SLG: 0.289 (1,8)								F8		3	0	1	0	0	0	3											
<b>Clay Kirby, R</b> OBP: 0.091, SLG: 0.032 (1,1) <b>Van Kelly, L</b> OBP: 0.162, SLG: 0.364 (8,PH) <b>Jose Arcia, R</b> OBP: 0.275, SLG: 0.254 (8,6)									SH2-4	1B	1	0	0	0	1	1											
<b>Inning Stats</b>	R: 0 E: 0 K: 0 S: 3	H: 0 LOB: 0 BB: 0 P: 3	R: 0 E: 0 K: 0 S: 3	H: 0 LOB: 2 BB: 2 P: 11	R: 0 E: 0 K: 0 S: 2	H: 0 LOB: 0 BB: 1 P: 6	R: 0 E: 0 K: 1 S: 5	H: 0 LOB: 0 BB: 0 P: 5	R: 0 E: 1 K: 2 S: 8	H: 0 LOB: 1 BB: 0 P: 8	R: 0 E: 0 K: 0 S: 7	H: 0 LOB: 0 BB: 0 P: 7	R: 0 E: 0 K: 1 S: 3	H: 1 LOB: 1 BB: 0 P: 4	R: 0 E: 0 K: 1 S: 6	H: 1 LOB: 0 BB: 1 P: 6	R: 0 E: 0 K: 0 S: 2	H: 0 LOB: 0 BB: 1 P: 6	1B: 2 2B: 0 3B: 0 HR: 0	SF: 0 SAC: 1 DP: 3 HBP: 1	WP: 0 PB: 1 SB: 0 CS: 0	PA: 32					
<b>PITCHER</b>	IP	WLS	BF	H	R	ER	SO	BB	IBB	HBP	BLK	WP	HR	S	P	ERA	WHIP										
<b>George Culver, R</b> ERA: 3.98 (1,1)	7.0	W	26	2	0	0	5	3	0	1	0	0	0	32	45	0.00	0.714										
<b>Wayne Granger, R</b> ERA: 3.12 (8,1)	2.0	S	6	0	0	0	1	1	0	0	0	0	0	7	11	0.00	0.500										

San Diego Padres @ Cincinnati Reds  
Crosley Field, Cincinnati, OH  
Wed Jun 25 1969, 7:05 PM EDT  
Att: 5,517 - Unknown


AB 26  
R 0  
H 2  
RBI 0  
BB 4  
SO 6  
LOB 14



Batter	1	2	3	4	5	6	7	8	9	AB	R	H	RBI	BB	SO	LOB	BOTTOM										
<b>Pete Rose, S</b> OBP: 0.407, SLG: 0.436 (1,9)					G3			G4-6-3		4	0	2	0	0	0	1											
<b>Jimmy Stewart, S</b> OBP: 0.282, SLG: 0.286 (1,5)	1B							F9		4	0	1	0	0	0	1											
<b>Bobby Tolan, L</b> OBP: 0.362, SLG: 0.562 (1,8)								F9		4	1	1	0	0	0	3											
<b>Alex Johnson, R</b> OBP: 0.383, SLG: 0.527 (1,7)								G3-1		2	2	1	1	1	0	1											
<b>Lee May, R</b> OBP: 0.348, SLG: 0.597 (1,3)								6-3		4	1	3	1	0	0	1											
<b>Johnny Bench, R</b> OBP: 0.407, SLG: 0.541 (1,2)								1B		3	0	2	1	1	0	1											
<b>Tommy Helms, R</b> OBP: 0.279, SLG: 0.279 (1,4)								FC6-4		4	0	1	1	0	0	5											
<b>Darrel Chaney, S</b> OBP: 0.313, SLG: 0.274 (1,6)								1B		4	0	1	0	0	2	2											
<b>George Culver, R</b> OBP: 0.091, SLG: 0.091 (1,1) <b>Wayne Granger, R</b> OBP: 0.182, SLG: 0.100 (8,1)								FC6-4		3	0	0	0	0	2	1											
<b>Inning Stats</b>	R: 0 E: 0 K: 0 S: 4	H: 1 LOB: 1 BB: 0 P: 4	R: 0 E: 0 K: 0 S: 3	H: 1 LOB: 0 BB: 0 P: 3	R: 0 E: 0 K: 0 S: 5	H: 2 LOB: 2 BB: 0 P: 5	R: 0 E: 0 K: 0 S: 3	H: 1 LOB: 1 BB: 0 P: 4	R: 0 E: 0 K: 2 S: 7	H: 0 LOB: 0 BB: 0 P: 7	R: 1 E: 0 K: 0 S: 5	H: 2 LOB: 2 BB: 1 P: 9	R: 0 E: 0 K: 1 S: 5	H: 1 LOB: 0 BB: 0 P: 5	R: 3 E: 0 K: 1 S: 9	H: 4 LOB: 2 BB: 1 P: 13	R: 0 E: 0 K: 0 S: 4	H: 0 LOB: 0 BB: 0 P: 3	1B: 9 2B: 1 3B: 1 HR: 1	SF: 0 SAC: 0 DP: 2 HBP: 1	WP: 0 PB: 0 SB: 0 CS: 1	PA: 36					
<b>PITCHER</b>	IP	WLS	BF	H	R	ER	SO	BB	IBB	HBP	BLK	WP	HR	S	P	ERA	WHIP										
<b>Clay Kirby, R</b> ERA: 4.05 (1,1)	7.0	L	28	8	1	1	3	8	1	1	0	0	0	3	7	81.00	6.000										
<b>Tommy Sisk, R</b> ERA: 4.88 (8,1)	0.1		4	2	3	3	0	0	1	0	0	0	0	3	7												
<b>Jack Baldschun, R</b> ERA: 3.83 (8,1)	0.0		2	2	0	0	0	0	0	0	0	0	0	2	2												
<b>Billy McCool, L</b> ERA: 4.8 (8,1)	0.2		2	0	0	0	1	0	0	0	0	0	0	4	4	0.00	0.000										

San Diego Padres @ Cincinnati Reds  
Crosley Field, Cincinnati, OH  
Wed Jun 25 1969, 7:05 PM EDT  
Att: 5,517 - Unknown

AB 33  
R 4  
H 12  
RBI 4  
BB 2  
SO 4  
LOB 18





Batter	1	2	3	4	5	6	7	8	9	AB	R	H	RBI	BB	SO	LOB	TOP								
<b>Bobby Bonds, R</b> OBP: 0.366, SLG: 0.473 (1, 9)										5	2	3	1	0	1	1	<b>San Francisco Giants @ Cincinnati Reds</b> Crosley Field, Cincinnati, OH Thu Jun 26 1969, 7:05 PM EDT Att: 8,922 - Unknown								
<b>Ron Hunt, R</b> OBP: 0.346, SLG: 0.305 <b>Don Mason, L</b> OBP: 0.299, SLG: 0.225 (1, 4) (6, 4)										4	0	2	1	0	0	0									
<b>Willie Mays, R</b> OBP: 0.384, SLG: 0.490 (1, 8)										4	0	0	0	1	0	1									
<b>Willie McCovey, L</b> OBP: 0.461, SLG: 0.723 (1, 3)										3	0	2	0	2	0	3									
<b>Jim Davenport, R</b> OBP: 0.330, SLG: 0.348 (1, 5)										4	0	1	0	1	0	5									
<b>Ken Henderson, S</b> OBP: 0.289, SLG: 0.358 (1, 7)										5	0	2	0	0	0	6									
<b>Dick Dietz, R</b> OBP: 0.370, SLG: 0.381 (1, 2)										4	0	0	0	0	2	4									
<b>Hal Lanier, R</b> OBP: 0.262, SLG: 0.262 (1, 6)										4	1	0	0	0	0	4									
<b>Bobby Bolin, R</b> OBP: 0.276, SLG: 0.292 <b>Frank Linzy, R</b> OBP: 0.200, SLG: 0.077 (1, 1) (9, 1)										3	1	1	2	1	2	3									
										0	0	0	0	0	0	0									
<b>Inning Stats</b>	R: 1 E: 0 K: 0 S: 4	H: 1 LOB: 1 BB: 1 P: 8	R: 3 E: 0 K: 0 S: 7	H: 4 LOB: 1 BB: 0 P: 7	R: 0 E: 0 K: 1 S: 6	H: 1 LOB: 3 BB: 2 P: 14	R: 0 E: 0 K: 0 S: 5	H: 2 LOB: 3 BB: 1 P: 9	R: 0 E: 0 K: 1 S: 5	H: 0 LOB: 1 BB: 1 P: 9	R: 0 E: 0 K: 2 S: 5	H: 2 LOB: 2 BB: 0 P: 5	R: 0 E: 0 K: 1 S: 3	H: 0 LOB: 0 BB: 0 P: 3	R: 0 E: 0 K: 0 S: 3	H: 1 LOB: 0 BB: 0 P: 3	1B: 8 2B: 0 3B: 1 HR: 2	SF: 0 SAC: 0 DP: 1 HBP: 0	WP: 0 PB: 0 SB: 0 CS: 0	PA: 42					
<b>PITCHER</b>	IP	WLS	BF	H	R	ER	SO	BB	IBB	HBP	BLK	WP	HR	S	P	ERA	WHIP								
<b>Tony Cloninger, R</b> ERA: 5.7 (1, 1)	2.0	L	14	5	4	4	0	3	0	0	0	0	2	11	23	18.00	4.000								
<b>Pedro Ramos, R</b> ERA: 3.27 (3, 1)	3.0		14	3	0	0	2	2	0	0	0	0	0	16	24	0.00	1.667								
<b>Wayne Granger, R</b> ERA: 3.02 (6, 1)	2.0		8	2	0	0	2	0	0	0	0	0	0	12	12	0.00	1.000								
<b>Clay Carroll, R</b> ERA: 2.78 (8, 1)	2.0		6	1	0	0	1	0	0	0	0	0	0	8	8	0.00	0.500								

Batter	1	2	3	4	5	6	7	8	9	AB	R	H	RBI	BB	SO	LOB	BOTTOM								
<b>Pete Rose, S</b> OBP: 0.401, SLG: 0.429 (1, 9)										4	0	0	0	0	0	1	<b>San Francisco Giants @ Cincinnati Reds</b> Crosley Field, Cincinnati, OH Thu Jun 26 1969, 7:05 PM EDT Att: 8,922 - Unknown								
<b>Bobby Tolan, L</b> OBP: 0.381, SLG: 0.557 (1, 8)										4	2	1	0	0	0	0									
<b>Alex Johnson, R</b> OBP: 0.385, SLG: 0.526 (1, 7)										4	0	2	0	0	0	0									
<b>Tony Perez, R</b> OBP: 0.380, SLG: 0.536 (1, 5)										3	0	0	1	0	0	2									
<b>Lee May, R</b> OBP: 0.346, SLG: 0.592 (1, 3)										2	0	0	1	0	2	0									
<b>Johnny Bench, R</b> OBP: 0.401, SLG: 0.532 (1, 2)										4	0	0	0	0	0	3									
<b>Tommy Helms, R</b> OBP: 0.279, SLG: 0.278 (1, 4) (8, 6)										4	0	1	0	0	0	3									
<b>Darrel Chaney, S</b> OBP: 0.310, SLG: 0.271 <b>Jimmy Stewart, S</b> OBP: 0.296, SLG: 0.286 (7, PH) (8, 4)										2	0	0	0	0	1	0									
<b>Tony Cloninger, R</b> ERA: 5.7 (1, 1) <b>Pedro Ramos, S</b> ERA: 3.27 (3, 1) <b>Graldo Ruiz, S</b> OBP: 0.270, SLG: 0.194 <b>Wayne Granger, R</b> ERA: 3.02 (6, 1) <b>Jim Beauchamp, R</b> OBP: 0.192, SLG: 0.250 <b>Clay Carroll, R</b> OBP: 0.200, SLG: 0.077 (9, 1) <b>Fred Whitfield, L</b> OBP: 0.145, SLG: 0.226 (9, PH)										0	0	0	0	0	0	0									
										1	0	0	0	0	0	0									
										0	0	0	0	0	0	0									
										0	0	0	0	0	0	0									
										0	0	0	0	0	0	0									
										0	0	0	0	0	0	0									
										0	0	0	0	0	0	0									
										0	0	0	0	0	0	0									
<b>Inning Stats</b>	R: 0 E: 0 K: 0 S: 3	H: 0 LOB: 0 BB: 0 P: 3	R: 0 E: 1 K: 1 S: 6	H: 0 LOB: 1 BB: 0 P: 6	R: 0 E: 0 K: 1 S: 5	H: 0 LOB: 0 BB: 0 P: 5	R: 1 E: 1 K: 0 S: 5	H: 1 LOB: 2 BB: 0 P: 6	R: 0 E: 0 K: 0 S: 3	H: 0 LOB: 0 BB: 0 P: 3	R: 1 E: 0 K: 0 S: 5	H: 2 LOB: 1 BB: 0 P: 5	R: 0 E: 0 K: 0 S: 3	H: 0 LOB: 1 BB: 1 P: 7	R: 0 E: 0 K: 0 S: 3	H: 0 LOB: 0 BB: 0 P: 3	R: 0 E: 0 K: 1 S: 6	H: 1 LOB: 2 BB: 1 P: 10	1B: 4 2B: 0 3B: 0 HR: 0	SF: 2 SAC: 0 DP: 0 HBP: 1	WP: 0 PB: 0 SB: 0 CS: 0	PA: 36			
<b>PITCHER</b>	IP	WLS	BF	H	R	ER	SO	BB	IBB	HBP	BLK	WP	HR	S	P	ERA	WHIP								
<b>Bobby Bolin, R</b> ERA: 4.2 (1, 1)	8.2	W	35	4	2	1	3	2	0	1	0	0	0	38	47	1.04	0.692								
<b>Frank Linzy, R</b> ERA: 3.42 (9, 1)	0.1	S	1	0	0	0	0	0	0	0	0	0	0	1	1	0.00	0.000								







Batter	1	2	3	4	5	6	7	8	9	AB	R	H	RBI	BB	SO	LOB	TOP					
Ken Henderson, S (1, 8) OBP: 0.273, SLG: 0.366 Dave Marshall, L (7, 9) OBP: 0.339, SLG: 0.267	F9		F9					G5-4-3 1B		3	0	1	0	0	0	0	<b>San Francisco Giants @ Cincinnati Reds</b> Crosley Field, Cincinnati, OH Fri Jun 27 1969, 7:05 PM EDT Att: 20,340 - Unknown <a href="http://livebaseballscorecards.com">livebaseballscorecards.com</a>					
Bobby Etheridge, R (1, 5) OBP: 0.444, SLG: 0.483	K			K		F8		G5-4-3 1-2		4	0	0	0	0	2	2						
Bobby Bonds, R (1, 9) OBP: 0.359, SLG: 0.459	F3			F7			F6		K	4	0	0	0	0	1	0						
Willie McCovey, L (1, 3) OBP: 0.465, SLG: 0.716 Bob Burda, L (5, 3) OBP: 0.299, SLG: 0.387		1B BB		K			1B 2B		G3	1	0	0	0	1	1	0						
Jim Ray Hart, R (1, 7) OBP: 0.351, SLG: 0.295		K				G6-4-3 1B	1B BB		FC5-4 BB	2	0	1	0	2	1	1						
Dick Dietz, R (1, 2) OBP: 0.364, SLG: 0.368		F8				G6-4-3 1-2	K		FC5-4 1-2	4	0	0	0	0	1	5						
Don Mason, L (1, 4) OBP: 0.308, SLG: 0.237						F8				3	0	2	1	0	0	0						
Hal Lanier, R (1, 6) OBP: 0.262, SLG: 0.266 Tito Fuentes, S (5, 6) OBP: 0.130, SLG: 0.050		CS		F4			F2		K	1	0	0	0	0	0	0						
Rich Robertson, R (1, 1) Ray Sadecki, L (2, 1) Ozzie Virgil, R (8, PH) Ron Kline, R (8, 1)				K			K		F9	2	0	0	0	0	2	0						
										1	0	0	0	0	0	0						
										2	0	0	0	0	1	2						
										0	0	0	0	0	0	0						
										2	0	0	0	0	0	0						
										1	0	0	0	0	0	0						
										0	0	0	0	0	0	0						
<b>Inning Stats</b>	R: 0 E: 0 K: 1 S: 5	H: 0 LOB: 0 BB: 0 P: 5	R: 0 E: 0 K: 1 S: 5	H: 1 LOB: 1 BB: 1 P: 9	R: 0 E: 0 K: 1 S: 5	H: 0 LOB: 0 BB: 0 P: 5	R: 0 E: 0 K: 2 S: 7	H: 0 LOB: 0 BB: 0 P: 7	R: 0 E: 0 K: 0 S: 3	H: 1 LOB: 0 BB: 0 P: 3	R: 0 E: 0 K: 1 S: 6	H: 1 LOB: 1 BB: 0 P: 6	R: 1 E: 0 K: 2 S: 9	H: 2 LOB: 2 BB: 1 P: 13	R: 0 E: 0 K: 0 S: 3	H: 1 LOB: 1 BB: 1 P: 3	R: 0 E: 0 K: 1 S: 5	H: 0 LOB: 1 BB: 1 P: 9	1B: 4 2B: 2 3B: 0 HR: 0	SF: 0 SAC: 0 DP: 2 HBP: 0	WP: 0 PB: 0 SB: 0 CS: 1	PA: 34
<b>PITCHER</b> Jim Merritt, L (1, 1) ERA: 4.01	IP: 9.0 WLS: W BF: 33 H: 6 R: 1 ER: 1 SO: 9 BB: 3 IBB: 0 HBP: 0 BLK: 0 WP: 0 HR: 0 S: 48 P: 60 ERA: 1.00 WHIP: 1.000															<b>PITCHER</b>	IP: 9.0 WLS: W BF: 33 H: 6 R: 1 ER: 1 SO: 9 BB: 3 IBB: 0 HBP: 0 BLK: 0 WP: 0 HR: 0 S: 48 P: 60 ERA: 1.00 WHIP: 1.000					

Batter	1	2	3	4	5	6	7	8	9	AB	R	H	RBI	BB	SO	LOB	BOTTOM	
Pete Rose, S (1, 9) OBP: 0.410, SLG: 0.447	L6 1B							K		4	1	2	1	1	2	0	<b>San Francisco Giants @ Cincinnati Reds</b> Crosley Field, Cincinnati, OH Fri Jun 27 1969, 7:05 PM EDT Att: 20,340 - Unknown <a href="http://livebaseballscorecards.com">livebaseballscorecards.com</a>	
Jimmy Stewart, S (1, 7) OBP: 0.279, SLG: 0.279	L6 1-2	3H HR 1B	F5			F2		F7		5	1	1	0	0	3			
Bobby Tolan, L (1, 8) OBP: 0.360, SLG: 0.559	1B HBP	1H 2H HR				4-3		F8		4	3	2	3	0	0			
Tony Perez, R (1, 5) OBP: 0.380, SLG: 0.535	E9 1H	1B	1B			F8				4	0	2	0	0	1			
Lee May, R (1, 3) OBP: 0.352, SLG: 0.607	K									4	2	3	2	0	1			
Johnny Bench, R (1, 2) OBP: 0.403, SLG: 0.531		SH5-3 1B				1H HR		1B SF7 2B		4	1	2	0	0	1	2		
Tommy Helms, R (1, 4) OBP: 0.275, SLG: 0.276			4-3			F3		SF7 1B		3	1	1	1	0	0			
Giraldo Ruiz, S (1, 6) OBP: 0.205, SLG: 0.216		SH5-3	E3 SH3-4			1-3		K		3	0	0	0	0	1	1		
Jim Merritt, L (1, 1) OBP: 0.189, SLG: 0.121		SF8 2-3 3H	SH3-4			K		K		2	0	0	1	0	2	1		
										1	0	0	0	0	0	0		
										3	0	0	0	0	1	1		
										2	0	0	1	0	2	1		
<b>Inning Stats</b>	R: 1 E: 1 K: 1 S: 6	H: 2 LOB: 1 BB: 0 P: 7	R: 5 E: 0 K: 0 S: 10	H: 7 LOB: 2 BB: 0 P: 10	R: 0 E: 1 K: 0 S: 4	H: 0 LOB: 2 BB: 1 P: 8	R: 2 E: 0 K: 2 S: 9	H: 2 LOB: 0 BB: 0 P: 9	R: 0 E: 0 K: 0 S: 3	H: 0 LOB: 0 BB: 0 P: 3	R: 1 E: 0 K: 2 S: 9	H: 2 LOB: 1 BB: 0 P: 9	R: 0 E: 0 K: 1 S: 5	H: 0 LOB: 0 BB: 0 P: 5	1B: 10 2B: 2 3B: 0 HR: 2	SF: 2 SAC: 2 DP: 1 HBP: 1	WP: 0 PB: 1 SB: 0 CS: 0	PA: 39
<b>PITCHER</b> Rich Robertson, R (1, 1) ERA: 6.54 Ray Sadecki, L (2, 1) ERA: 4.5 Ron Kline, R (8, 1) ERA: 5.73	IP: 1.2 WLS: L BF: 25 H: 7 R: 4 ER: 4 SO: 6 BB: 0 IBB: 1 HBP: 0 BLK: 0 WP: 0 HR: 2 S: 36 P: 40 ERA: 6.75 WHIP: 1.312															<b>PITCHER</b>	IP: 1.2 WLS: L BF: 25 H: 7 R: 4 ER: 4 SO: 6 BB: 0 IBB: 1 HBP: 0 BLK: 0 WP: 0 HR: 2 S: 36 P: 40 ERA: 6.75 WHIP: 1.312	
	IP: 1.0 WLS: 3 BF: 0 H: 0 R: 0 ER: 0 SO: 1 BB: 0 IBB: 0 HBP: 0 BLK: 0 WP: 0 HR: 0 S: 5 P: 5 ERA: 0.00 WHIP: 0.000															<b>PITCHER</b>	IP: 1.0 WLS: 3 BF: 0 H: 0 R: 0 ER: 0 SO: 1 BB: 0 IBB: 0 HBP: 0 BLK: 0 WP: 0 HR: 0 S: 5 P: 5 ERA: 0.00 WHIP: 0.000	











Batter	1	2	3	4	5	6	7	8	9	AB	R	H	RBI	BB	SO	LOB	TOP			
<b>Pete Rose, S</b> OBP: 0.414, SLG: 0.452 (1.9)	SH3 WP 1B		1-3 BB	3B		P6			G4-3	4	0	2	0	1	0	0	<b>Cincinnati Reds @ Atlanta Braves</b> Atlanta Stadium, Atlanta, GA Mon Jun 30 1969, 7:05 PM EDT Att: 21,922 - Unknown			
<b>Bobby Tolan, L</b> OBP: 0.353, SLG: 0.539 (1.8)	SH3		P4	G3			L3	2B 1B	4	0	1	0	0	0	3					
<b>Alex Johnson, R</b> OBP: 0.379, SLG: 0.516 (1.7)	F7		L5		P4		F8	1-3 2B	5	0	1	0	0	0	3					
<b>Tony Perez, R</b> OBP: 0.382, SLG: 0.564 (1.5)	F9			HR	FC5 1B		G4-3	F8	5	1	2	1	0	0	3					
<b>Lee May, R</b> OBP: 0.360, SLG: 0.618 (1.3)		K		WP 2B 1B	1-2 1B			G6-3	4	1	2	0	0	1	0					
<b>Johnny Bench, R</b> OBP: 0.402, SLG: 0.518 (1.2)	G5-3			WP 2B BB	F2			G5-3	3	1	0	0	1	0	2					
<b>Tommy Helms, R</b> OBP: 0.269, SLG: 0.273 (1.4)	F7			G6-3 1-H 2-H 2B	FC5			1B	4	1	2	2	0	0	2					
<b>Darrel Chaney, S</b> OBP: 0.304, SLG: 0.262 (1.6)			G4-3	G6-3		P4		G6-3	4	0	0	0	0	0	2					
<b>Tony Cloninger, R</b> OBP: 0.205, SLG: 0.270 (1.1)									1	0	1	0	0	0	0					
<b>Pedro Ramos, S</b> (3.1)									0	0	0	0	0	0	0					
<b>Ted Savage, R</b> OBP: 0.323, SLG: 0.321 (4. PH)			PB WP 1B	K					1	0	0	0	0	1	0					
<b>Jack Fisher, R</b> OBP: 0.125, SLG: 0.125 (4.1)									1	0	0	0	0	1	0					
<b>Fred Whitfield, L</b> OBP: 0.405, SLG: 0.235 (9. PH)									1	0	0	0	0	1	0					
<b>Inning Stats</b>	R: 0 E: 0 K: 0 S: 4	H: 1 LOB: 1 BB: 0 P: 4	R: 0 E: 0 K: 1 S: 5	H: 0 LOB: 0 BB: 0 P: 5	R: 0 E: 0 K: 1 S: 4	H: 1 LOB: 2 BB: 1 P: 8	R: 4 E: 0 K: 1 S: 9	H: 4 LOB: 1 BB: 1 P: 13	R: 0 E: 0 K: 0 S: 5	H: 2 LOB: 2 BB: 0 P: 5	R: 0 E: 0 K: 0 S: 3	H: 0 LOB: 0 BB: 0 P: 3	R: 0 E: 0 K: 0 S: 4	H: 1 LOB: 1 BB: 0 P: 4	R: 0 E: 0 K: 1 S: 7	H: 2 LOB: 2 BB: 0 P: 7	1B: 7 2B: 2 3B: 1 HR: 1	SF: 0 SAC: 1 DP: 0 HBP: 0	WP: 4 PB: 1 SB: 0 CS: 0	PA: 40
<b>PITCHER</b> <b>Phil Niekro, R</b> ERA: 2.23 (1.1)	IP: 9.0 WLS: W BF: 40 H: 11 R: 4 ER: 4 SO: 4 BB: 2 IBB: 0 HBP: 0 BLK: 0 WP: 4 HR: 1 S: 46 P: 54 ERA: 4.00 WHIP: 1.444																			

AB	37
R	4
H	11
RBI	3
BB	2
SO	4
LOB	15



Batter	1	2	3	4	5	6	7	8	9	AB	R	H	RBI	BB	SO	LOB	BOTTOM			
<b>Felipe Alou, R</b> OBP: 0.341, SLG: 0.399 (1.8)	L5		2B HR 1B	1B	G6-3			G5-3		5	1	2	0	0	0	1	<b>Cincinnati Reds @ Atlanta Braves</b> Atlanta Stadium, Atlanta, GA Mon Jun 30 1969, 7:05 PM EDT Att: 21,922 - Unknown			
<b>Tony Gonzalez, L</b> OBP: 0.321, SLG: 0.332 (1.7)	F7		HR 2B			G4-3		G1-3	5	1	1	1	0	0	1					
<b>Hank Aaron, R</b> OBP: 0.430, SLG: 0.663 (1.9)	E4		HR		F8	F2		G6-3	5	1	1	3	0	0	1					
<b>Orlando Cepeda, R</b> OBP: 0.329, SLG: 0.463 (1.3)	F7		2-H 3-H 2B BB		F8	F8			3	1	0	0	1	0	2					
<b>Felix Millan, R</b> OBP: 0.319, SLG: 0.367 (1.4)		L8		2B 1B		G6-3		G1-3	4	1	1	0	0	0	0					
<b>Clete Boyer, R</b> OBP: 0.311, SLG: 0.360 (1.5)		FC6-4 BB	1-H 2-H 2B		F2		S E BB		2	1	1	2	2	0	0					
<b>Sonny Jackson, L</b> OBP: 0.338, SLG: 0.339 (1.6)		FC6-4 1-2	B1		1B 2B 1B		F8		4	1	1	0	0	0	3					
<b>Bob Didier, S</b> OBP: 0.262, SLG: 0.276 (1.2)		K	F8		2B 1B		E7		4	1	1	0	0	1	2					
<b>Phil Niekro, R</b> OBP: 0.149, SLG: 0.174 (1.1)					1B 2B		G4-3		4	1	2	2	0	1	2					
<b>Inning Stats</b>	R: 0 E: 1 K: 0 S: 4	H: 0 LOB: 1 BB: 0 P: 4	R: 0 E: 0 K: 1 S: 5	H: 0 LOB: 1 BB: 1 P: 9	R: 6 E: 0 K: 1 S: 11	H: 6 LOB: 1 BB: 1 P: 15	R: 0 E: 0 K: 0 S: 4	H: 1 LOB: 1 BB: 0 P: 4	R: 2 E: 0 K: 0 S: 6	H: 3 LOB: 1 BB: 0 P: 6	R: 0 E: 0 K: 0 S: 3	H: 0 LOB: 0 BB: 0 P: 3	R: 1 E: 1 K: 0 S: 4	H: 0 LOB: 1 BB: 1 P: 8	R: 0 E: 0 K: 0 S: 3	H: 0 LOB: 0 BB: 0 P: 3		1B: 6 2B: 3 3B: 0 HR: 1	SF: 0 SAC: 0 DP: 0 HBP: 0	WP: 0 PB: 0 SB: 1 CS: 0
<b>PITCHER</b> <b>Tony Cloninger, R</b> ERA: 5.93 (1.1)	IP: 2.0 WLS: L BF: 13 H: 4 R: 5 ER: 5 SO: 1 BB: 2 IBB: 0 HBP: 0 BLK: 0 WP: 0 HR: 1 S: 13 P: 21 ERA: 22.50 WHIP: 3.000																			
<b>Pedro Ramos, R</b> ERA: 3.6 (3.1)	IP: 1.0 WLS: L BF: 5 H: 2 R: 1 ER: 1 SO: 1 BB: 0 IBB: 0 HBP: 0 BLK: 0 WP: 0 HR: 0 S: 7 P: 7 ERA: 9.00 WHIP: 2.000																			
<b>Jack Fisher, R</b> ERA: 4.98 (4.1)	IP: 5.0 WLS: L BF: 21 H: 4 R: 3 ER: 2 SO: 0 BB: 1 IBB: 0 HBP: 0 BLK: 0 WP: 0 HR: 0 S: 20 P: 24 ERA: 3.60 WHIP: 1.000																			

AB	36
R	9
H	10
RBI	8
BB	3
SO	2
LOB	12









Batter	1	2	3	4	5	6	7	8	9	AB	R	H	RBI	BB	SO	LOB	TOP		
<b>Pete Rose, S</b> OBP: 0.415, SLG: 0.447 (1, 9)										4	2	1	0	1	0	1	<b>Cincinnati Reds @ Atlanta Braves</b> Atlanta Stadium, Atlanta, GA Wed Jul 02 1969, 7:05 PM EDT Att: 16,444 - Unknown		
<b>Jimmy Stewart, S</b> OBP: 0.304, SLG: 0.333 (1, 7)										5	2	2	1	0	1	1			
<b>Bobby Tolan, L</b> OBP: 0.354, SLG: 0.538 (1, 8)										4	0	1	0	1	1	2			
<b>Tony Perez, R</b> OBP: 0.386, SLG: 0.569 (1, 5)										3	0	1	2	2	1	1			
<b>Lee May, R</b> OBP: 0.356, SLG: 0.608 <b>Clay Carroll, R</b> OBP: 0.462, SLG: 0.636 (7, 1)										3	0	1	1	0	0	1			
<b>Pat Corrales, R</b> OBP: 0.448, SLG: 0.417 <b>Al Jackson, L</b> (6, 1)										2	0	1	0	1	0	0			
<b>Fred Whitfield, L</b> OBP: 0.400, SLG: 0.229 (7, 3)										0	0	0	0	0	0	0			
<b>Tommy Helms, R</b> OBP: 0.271, SLG: 0.275 (1, 4)										4	0	0	0	0	0	6			
<b>Giraldo Ruiz, S</b> OBP: 0.277, SLG: 0.289 (1, 6)										4	0	2	0	0	0	3			
<b>Gerry Arrigo, L</b> OBP: 0.200, SLG: 0.200 <b>Pedro Ramos, S</b> (2, 1)										1	0	0	0	0	0	0			
<b>Ted Savage, R</b> OBP: 0.313, SLG: 0.310 <b>Jack Fisher, R</b> OBP: 0.300, SLG: 0.300 <b>Wayne Granger, R</b> OBP: 0.350, SLG: 0.350 <b>Johnny Bench, R</b> OBP: 0.350, SLG: 0.350 (8, 2)										0	0	0	0	0	0	1			
<b>Inning Stats</b>	R: 2 E: 0 K: 0 S: 4	H: 1 LOB: 3 BB: 4 P: 20	R: 0 E: 0 K: 1 S: 5	H: 0 LOB: 0 BB: 0 P: 5	R: 0 E: 0 K: 1 S: 6	H: 2 LOB: 2 BB: 1 P: 10	R: 1 E: 0 K: 0 S: 5	H: 2 LOB: 1 BB: 0 P: 5	R: 0 E: 0 K: 0 S: 3	H: 0 LOB: 0 BB: 0 P: 3	R: 1 E: 0 K: 0 S: 5	H: 2 LOB: 1 BB: 0 P: 5	R: 0 E: 0 K: 0 S: 4	H: 1 LOB: 1 BB: 0 P: 4	R: 0 E: 0 K: 0 S: 4	H: 1 LOB: 1 BB: 0 P: 4	1B: 8 2B: 1 3B: 1 HR: 0	SF: 1 SAC: 0 DP: 1 HBP: 0	WP: 0 PA: 40 PB: 0 SB: 0 CS: 0
<b>PITCHER</b>	IP WLS BF H R ER SO BB IBB HBP BLK WP HR S P ERA WHIP	IP WLS BF H R ER SO BB IBB HBP BLK WP HR S P ERA WHIP																	
<b>Jim Britton, R</b> ERA: 5.6 (1, 1)	0.1	6	1	2	2	0	4	0	0	0	0	0	0	0	2	18	54.00	15.000	
<b>Claude Raymond, R</b> ERA: 6.1 (1, 1)	8.2	W	34	8	2	2	3	1	0	0	0	0	0	0	39	43	2.08	1.038	

Batter	1	2	3	4	5	6	7	8	9	AB	R	H	RBI	BB	SO	LOB	BOTTOM		
<b>Felipe Alou, R</b> OBP: 0.351, SLG: 0.407 <b>Mike Lum, L</b> OBP: 0.331, SLG: 0.319 (4, PH)										3	1	1	0	0	0	1	<b>Cincinnati Reds @ Atlanta Braves</b> Atlanta Stadium, Atlanta, GA Wed Jul 02 1969, 7:05 PM EDT Att: 16,444 - Unknown		
<b>Felix Milten, R</b> OBP: 0.327, SLG: 0.370 (1, 4)										3	3	3	0	0	0	0			
<b>Hank Aaron, R</b> OBP: 0.429, SLG: 0.653 (1, 9)										3	2	0	0	1	0	4			
<b>Orlando Cepeda, R</b> OBP: 0.334, SLG: 0.464 <b>Tommie Aaron, R</b> OBP: 0.340, SLG: 0.340 (9, 3)										4	2	2	2	1	0	3			
<b>Clete Boyer, R</b> OBP: 0.328, SLG: 0.371 (1, 5)										3	1	3	1	1	0	0			
<b>Bob Aspromonte, R</b> OBP: 0.320, SLG: 0.352 <b>Tony Gonzalez, L</b> OBP: 0.325, SLG: 0.333 (7, PH)										3	0	1	1	0	1	4			
<b>Bob Tillman, R</b> OBP: 0.277, SLG: 0.359 (1, 2)										5	0	0	0	0	1	7			
<b>Sonny Jackson, L</b> OBP: 0.338, SLG: 0.339 (1, 6)										5	0	1	0	0	1	0			
<b>Jim Britton, R</b> <b>Claude Raymond, R</b> OBP: 0.333, SLG: 0.333 (1, 1)										0	0	0	0	0	0	0			
<b>Inning Stats</b>	R: 2 E: 0 K: 0 S: 6	H: 3 LOB: 2 BB: 0 P: 7	R: 3 E: 0 K: 0 S: 5	H: 2 LOB: 3 BB: 1 P: 12	R: 0 E: 0 K: 1 S: 6	H: 1 LOB: 2 BB: 0 P: 7	R: 2 E: 0 K: 1 S: 9	H: 4 LOB: 2 BB: 0 P: 9	R: 0 E: 0 K: 0 S: 5	H: 0 LOB: 0 BB: 0 P: 5	R: 2 E: 0 K: 0 S: 4	H: 2 LOB: 2 BB: 2 P: 12	R: 0 E: 0 K: 1 S: 5	H: 0 LOB: 0 BB: 0 P: 5	R: 0 E: 0 K: 0 S: 4	H: 0 LOB: 0 BB: 0 P: 5		1B: 13 2B: 1 3B: 0 HR: 0	SF: 0 SAC: 0 DP: 0 HBP: 5
<b>PITCHER</b>	IP WLS BF H R ER SO BB IBB HBP BLK WP HR S P ERA WHIP	IP WLS BF H R ER SO BB IBB HBP BLK WP HR S P ERA WHIP																	
<b>Gerry Arrigo, L</b> ERA: 7.94 (1, 1)	1.2	L	13	5	5	5	0	1	0	0	0	0	0	0	10	16	27.00	3.600	
<b>Pedro Ramos, R</b> ERA: 3.42 (2, 1)	1.1		8	1	0	0	1	0	0	3	0	0	0	0	7	10	0.00	0.750	
<b>Jack Fisher, R</b> ERA: 5.21 (4, 1)	0.2		6	4	2	2	1	0	0	0	0	0	0	0	8	8	27.00	6.000	
<b>Wayne Granger, R</b> ERA: 3.18 <b>Al Jackson, L</b> ERA: 9.7 (6, 1)	1.1		6	2	0	0	0	0	0	0	0	0	0	0	6	6	0.00	1.500	
<b>Clay Carroll, R</b> ERA: 2.76 (7, 1)	1.2		7	1	1	1	1	0	0	0	0	0	0	7	7	6.75	0.750		






Batter	1	2	3	4	5	6	7	8	9	10	11	AB	R	H	RBI	BB	SO	LOB	TOP							
Pete Rose, S OBP: 0.412, SLG: 0.442 (1, 9)	F7		G4-3		SF8			K		FC6-4 IBB		3	0	0	1	1	1	0								
Jimmy Stewart, S OBP: 0.391, SLG: 0.329 Ted Savage, R OBP: 0.303, SLG: 0.300 (1, 7) (10, PH) (10, 7)	F7		G4-3		1B			G6-3		FC6-4		4	0	1	1	0	0	0								
Bobby Tolan, L OBP: 0.355, SLG: 0.539 (1, 8)	2B				G3			K			F7	5	0	2	0	0	1	2								
Tony Perez, R OBP: 0.383, SLG: 0.566 (1, 5)	F9				G6-3			G5-3			WP HR 2B	5	1	1	0	0	0	2								
Lee May, R OBP: 0.354, SLG: 0.611 (1, 3)			G6-3		G6-3			G6-3		G4-3		5	1	1	2	0	0	0								
Johnny Bench, R OBP: 0.386, SLG: 0.494 (1, 2)	K				K2-3			P3		G5-3		5	0	0	0	0	2	0								
Tommy Helms, R OBP: 0.277, SLG: 0.279 (1, 4)					1B SF8 1B			G5-3		F7		4	1	2	0	0	0	0								
Giraldo Ruiz, S OBP: 0.280, SLG: 0.292 Alex Johnson, R OBP: 0.381, SLG: 0.514 Darrel Chaney, S OBP: 0.297, SLG: 0.255 (1, 6) (10, PH) (10, 6)	G4-3				SF8 1B 1B			F8		SH3-4 BB	FC6-4	3	1	1	0	0	0	1								
George Culver, R OBP: 0.111, SLG: 0.111 Pedro Ramos, S (7, 1) Al Jackson, L (11, 1) Wayne Granger, R OBP: 0.250, SLG: 0.100 (11, 1)			G3		1B			G1-3		SH3-4		3	0	1	0	0	0	0								
<b>Inning Stats</b>	R: 0 E: 0 K: 0 S: 4	H: 1 LOB: 1 BB: 0 P: 4	R: 0 E: 0 K: 1 S: 6	H: 1 LOB: 1 BB: 0 P: 6	R: 0 E: 0 K: 0 S: 3	H: 0 LOB: 0 BB: 0 P: 3	R: 0 E: 0 K: 0 S: 3	H: 1 LOB: 0 BB: 0 P: 3	R: 2 E: 0 K: 1 S: 9	H: 4 LOB: 2 BB: 0 P: 9	R: 0 E: 0 K: 0 S: 3	H: 0 LOB: 0 BB: 0 P: 3	R: 0 E: 0 K: 2 S: 7	H: 0 LOB: 0 BB: 0 P: 7	R: 0 E: 0 K: 0 S: 3	H: 0 LOB: 0 BB: 0 P: 3	R: 0 E: 0 K: 0 S: 3	H: 0 LOB: 2 BB: 2 P: 11	R: 2 E: 0 K: 0 S: 5	H: 2 LOB: 1 BB: 0 P: 6	1B: 6 2B: 2 3B: 0 HR: 1	SF: 1 SAC: 1 DP: 1 HBP: 1	WP: 1 PB: 0 SB: 0 CS: 0	PA: 44		
<b>PITCHER</b>	IP 7.0	WLS 27	BF 11	H 0	R 0	ER 0	SO 2	BB 1	IBB 1	HBP 0	BLK 0	WP 0	HR 0	S 13	P 21	ERA 0.00	WHIP 0.333									
Don Drysdale, R ERA: 3.99 (1, 1)																										
Jim Brewer, L ERA: 1.56 (8, 1)																										
Al McBean, R ERA: 3.82 (11, 1)																										

Cincinnati Reds @ Los Angeles Dodgers  
Dodger Stadium, Los Angeles, CA  
Thu Jul 03 1969, 7:05 PM PDT  
Att: 21,238 - Unknown

livebaseballscores.com

AB 39  
R 4  
H 9  
RBI 4  
BB 2  
SO 4  
LOB 8




Batter	1	2	3	4	5	6	7	8	9	10	11	AB	R	H	RBI	BB	SO	LOB	BOTTOM							
Maury Wills, S OBP: 0.323, SLG: 0.281 (1, 6)	BB BB 1B		G1-3		G3			SH3-4		F7		5	0	1	0	0	0	3								
Manny Mota, R OBP: 0.368, SLG: 0.409 (1, 7) (8, 9)	BB BB 1B		K					G5-3		K		4	0	0	0	1	2	1								
Willie Davis, L OBP: 0.337, SLG: 0.436 (1, 8)	BB BB BB		K					G6-3 BB		G4-1		4	1	2	1	1	1	0								
Len Gabrielson, L OBP: 0.361, SLG: 0.418 Jim Brewer, L OBP: 0.200, SLG: 0.400 Andy Kosco, R OBP: 0.280, SLG: 0.444 Al McBean, R OBP: 0.200, SLG: 0.200 (1, 9) (8, 1) (10, PH) (11, 1)	L6		G3		G3			F5		G5-3		4	0	1	1	0	0	4								
Wes Parker, S OBP: 0.380, SLG: 0.463 (1, 3)	G6-3		G4-3		G4-3			K		F7		5	0	0	0	0	1	4								
Tom Haller, L OBP: 0.362, SLG: 0.391 (1, 2)	F7		G4-3		G4-3			BB BB		G6-3		4	0	0	0	1	0	0								
Bill Sudakis, S OBP: 0.303, SLG: 0.383 (1, 5)	G6-3 1B				F9 2B			FC6-4 BB		F8		4	1	3	0	1	0	0								
Ted Sizemore, R OBP: 0.324, SLG: 0.317 (1, 4)	G6-3		G6-3		F9			FC6-4		G5-3		5	0	1	1	0	0	5								
Don Drysdale, R OBP: 0.200, SLG: 0.211 Willie Crawford, L OBP: 0.339, SLG: 0.427 (1, 1) (7, PH) (8, 7)	K				K			SH3-4 1B		F8		2	0	0	0	0	2	2								
Ken Boyer, R OBP: 0.308, SLG: 0.333 Bill Russell, R OBP: 0.343, SLG: 0.392 (11, PH) (11, PR)												1	0	1	0	0	0	0								
<b>Inning Stats</b>	R: 0 E: 0 K: 0 S: 3	H: 1 LOB: 2 BB: 2 P: 11	R: 0 E: 0 K: 1 S: 6	H: 1 LOB: 1 BB: 0 P: 6	R: 0 E: 0 K: 2 S: 7	H: 0 LOB: 0 BB: 0 P: 7	R: 0 E: 0 K: 0 S: 3	H: 0 LOB: 0 BB: 0 P: 3	R: 1 E: 0 K: 1 S: 7	H: 2 LOB: 1 BB: 0 P: 7	R: 0 E: 0 K: 0 S: 3	H: 0 LOB: 0 BB: 0 P: 3	R: 0 E: 0 K: 0 S: 3	H: 0 LOB: 0 BB: 0 P: 3	R: 0 E: 0 K: 0 S: 3	H: 0 LOB: 0 BB: 0 P: 3	R: 1 E: 0 K: 0 S: 6	H: 3 LOB: 2 BB: 0 P: 6	1B: 6 2B: 4 3B: 0 HR: 0	SF: 0 SAC: 1 DP: 1 HBP: 0	WP: 0 PB: 0 SB: 0 CS: 0	PA: 46				
<b>PITCHER</b>	IP 6.0	WLS 17	BF 3	H 1	R 1	ER 2	SO 5	BB 4	IBB 0	HBP 0	BLK 0	WP 0	HR 0	S 33	P 49	ERA 3.00	WHIP 1.667									
George Culver, R ERA: 4.21 (7, 1)																										
Pedro Ramos, R ERA: 3.19 (11, 1)																										
Al Jackson, L ERA: 9.7 (11, 1)																										
Wayne Granger, R ERA: 3.16 (11, 1)																										

Cincinnati Reds @ Los Angeles Dodgers  
Dodger Stadium, Los Angeles, CA  
Thu Jul 03 1969, 7:05 PM PDT  
Att: 21,238 - Unknown

livebaseballscores.com

AB 41  
R 3  
H 10  
RBI 3  
BB 4  
SO 6  
LOB 19





Batter	1	2	3	4	5	6	7	8	9	AB	R	H	RBI	BB	SO	LOB	TOP			
<b>Pete Rose, S</b> OBP: 0.412, SLG: 0.440 (1, 9)	G5-3		2B		G4-3 SH1-3		G6-3		G5-3	4	0	1	0	1	0	1	<b>Cincinnati Reds @ Los Angeles Dodgers</b> Dodger Stadium, Los Angeles, CA Fri Jul 04 1969, 3:33 AM PDT Att: 17,242 - Unknown			
<b>Bobby Tolan, L</b> OBP: 0.359, SLG: 0.548 (1, 8)	B3-1		2B		SH1-3		1B		1B	4	0	3	2	0	0	0				
<b>Alex Johnson, R</b> OBP: 0.381, SLG: 0.512 <b>Darrel Chaney, S</b> OBP: 0.297, SLG: 0.255 (9, 6)	G4-3		G4-3		G4-3		1B		1B	5	0	2	0	0	0	3				
<b>Tony Perez, R</b> OBP: 0.380, SLG: 0.560 (1, 5)		G5-3		2B	G6-3		G4-3		G1-3	5	1	1	0	0	0	5				
<b>Lee May, R</b> OBP: 0.355, SLG: 0.612 (1, 3)	K			2B		2B		K		3	1	1	0	1	2	0				
<b>Pat Corrales, R</b> OBP: 0.455, SLG: 0.500 (1, 2)	F8			2B		2B		K		4	0	2	2	0	1	0				
<b>Tommy Helms, R</b> OBP: 0.277, SLG: 0.278 (1, 4)			F2		G5-3		F8			4	1	1	0	0	0	3				
<b>Giraldo Ruiz, S</b> OBP: 0.296, SLG: 0.294 <b>Jimmy Stewart, S</b> OBP: 0.301, SLG: 0.329 (9, 7)			G5-3		G6-3		1B		FC3-6	3	0	1	0	1	0	2				
<b>Tony Cloninger, R</b> OBP: 0.186, SLG: 0.244 <b>Al Jackson, L</b> OBP: 0.301, SLG: 0.329 (9, 1)			K		G5-3		G4-6-3		FC3-6	4	1	0	0	0	1	6				
<b>Inning Stats</b>	R: 0 E: 0 K: 0 S: 3	H: 0 LOB: 0 BB: 0 P: 3	R: 0 E: 0 K: 1 S: 5	H: 0 LOB: 0 BB: 0 P: 5	R: 1 E: 0 K: 1 S: 7	H: 2 LOB: 2 BB: 1 P: 11	R: 2 E: 0 K: 0 S: 6	H: 3 LOB: 1 BB: 0 P: 6	R: 0 E: 0 K: 0 S: 4	H: 1 LOB: 2 BB: 2 P: 11	R: 0 E: 0 K: 0 S: 4	H: 2 LOB: 1 BB: 0 P: 4	R: 0 E: 0 K: 2 S: 7	H: 0 LOB: 0 BB: 0 P: 7	R: 1 E: 1 K: 0 S: 6	H: 3 LOB: 2 BB: 0 P: 6		1B: 7 2B: 5 3B: 0 HR: 0	SF: 0 SAC: 1 DP: 2 HBP: 0	WP: 0 PB: 0 SB: 0 CS: 0
<b>PITCHER</b>	IP	WLS	BF	H	R	ER	SO	BB	IBB	HBP	BLK	WP	HR	S	P	ERA	WHIP			
<b>Claude Osteen, L</b> ERA: 2.71 (1, 1)	8.2	L	39	12	4	4	4	2	1	0	0	0	0	44	56	4.15	1.615			
<b>Alan Foster, R</b> ERA: 3.05 (9, 1)	0.1	S	1	0	0	0	0	0	0	0	0	0	0	1	1	0.00	0.000			

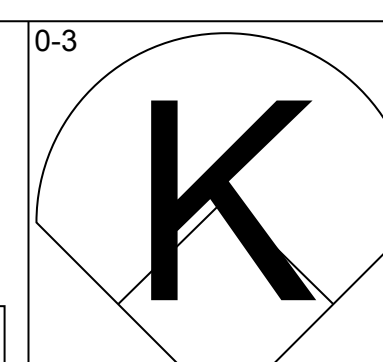
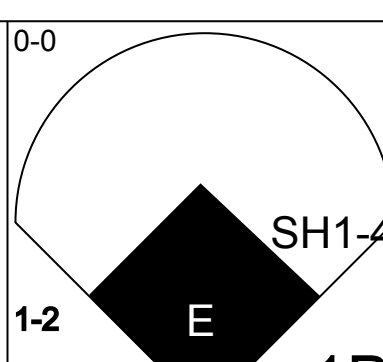
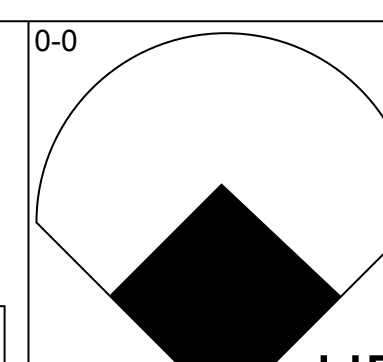
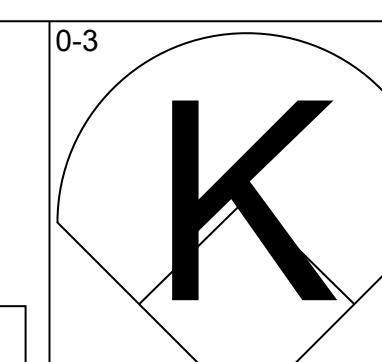

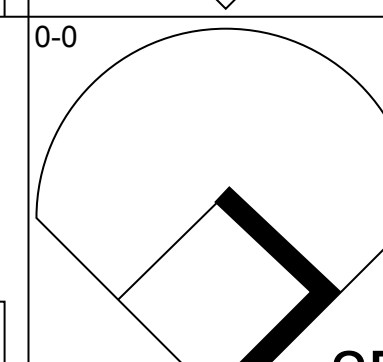
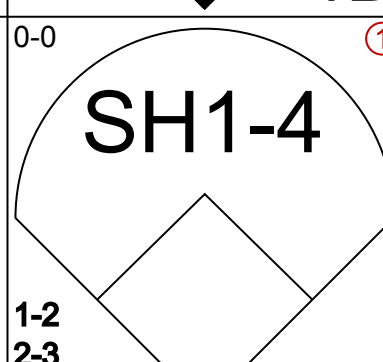
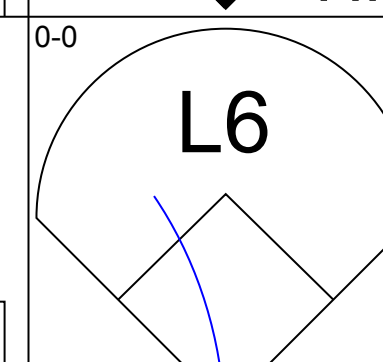
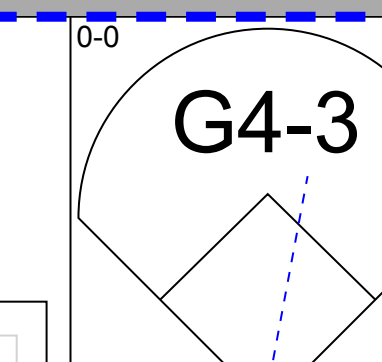
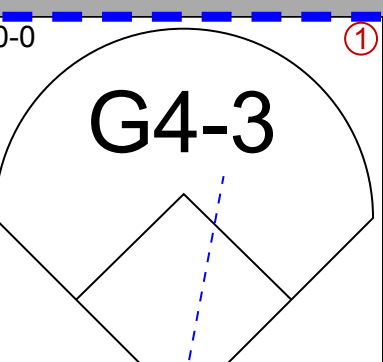
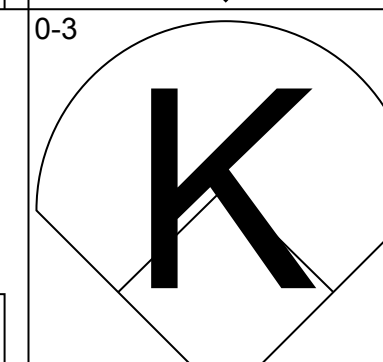
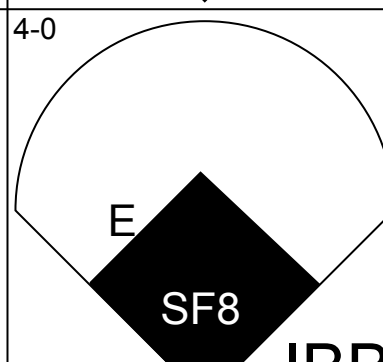
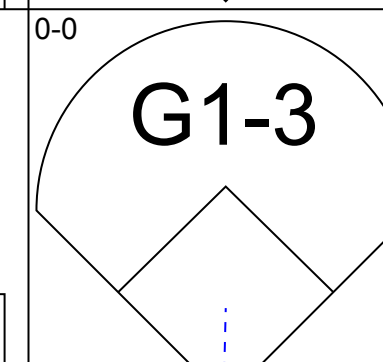
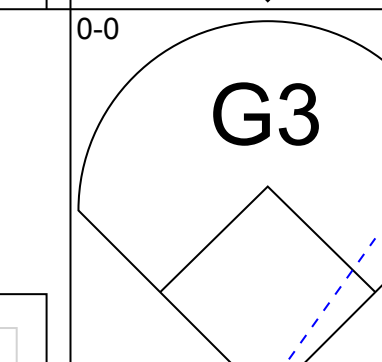
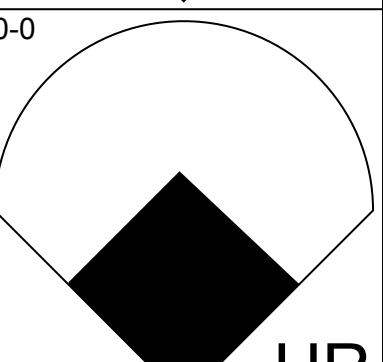
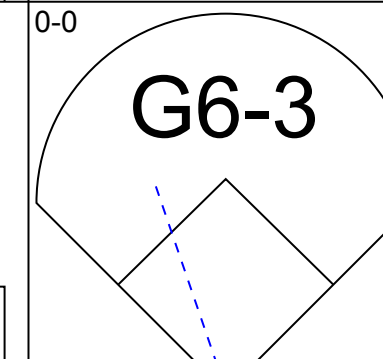
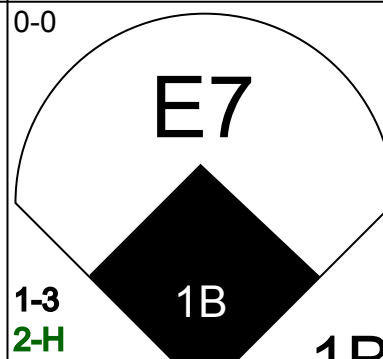
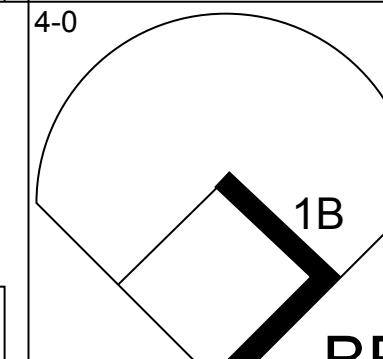
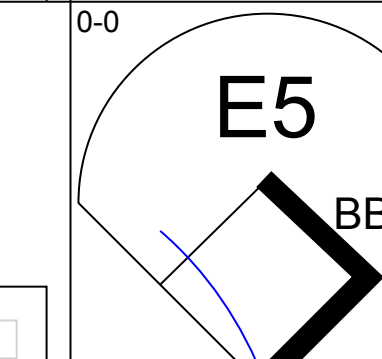
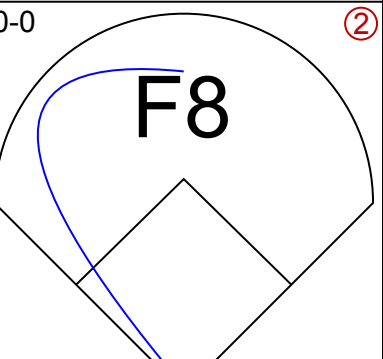
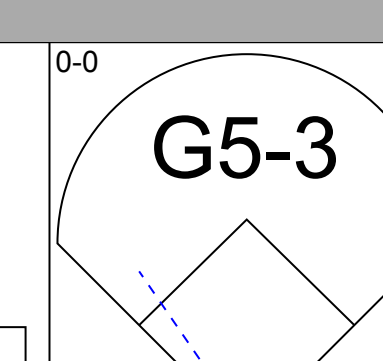
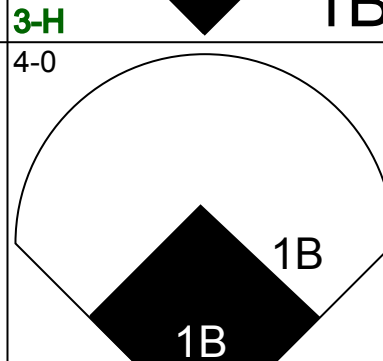
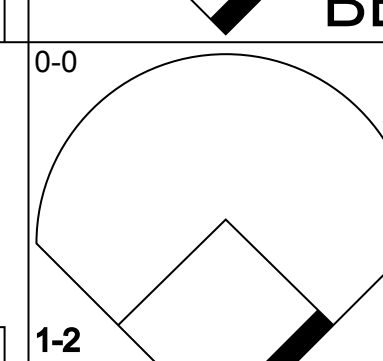
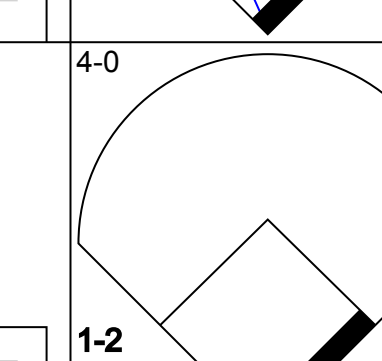
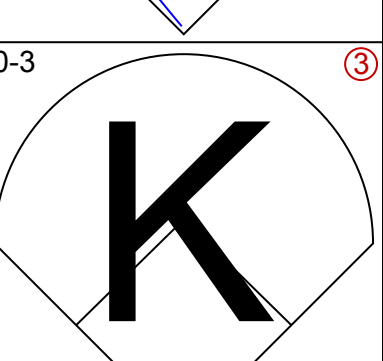
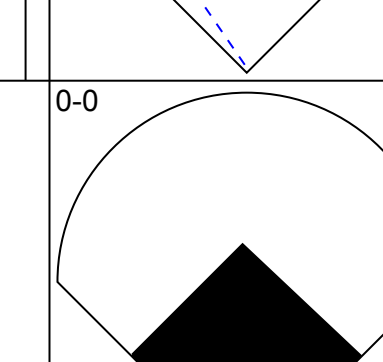
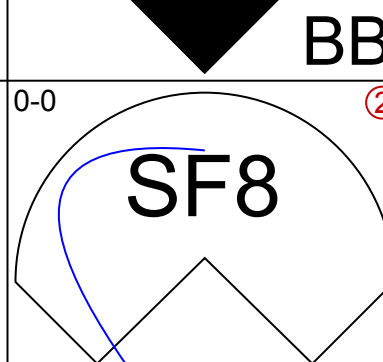
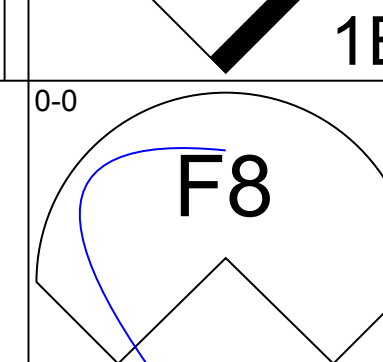
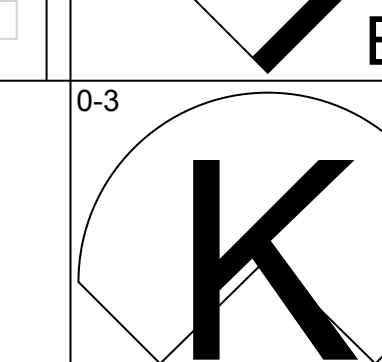
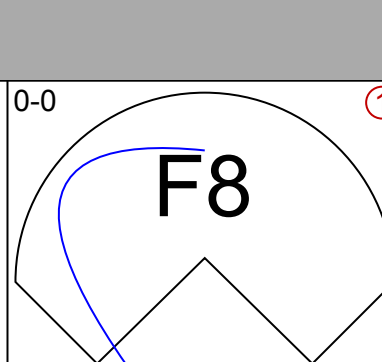
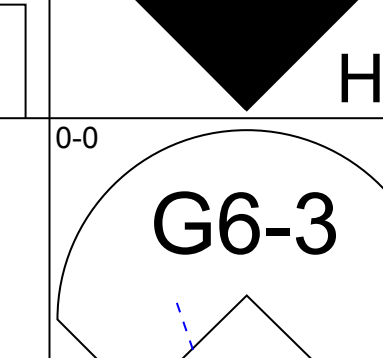
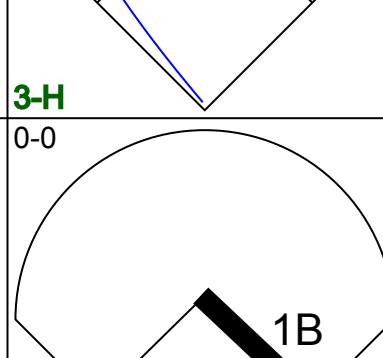
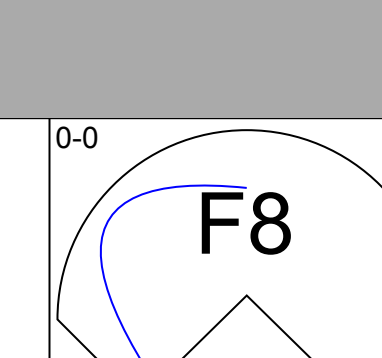

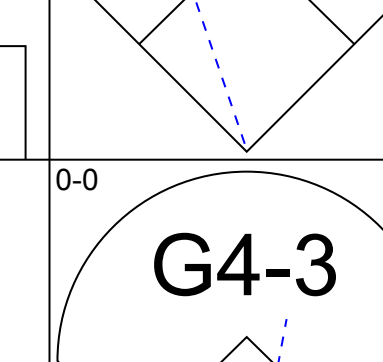
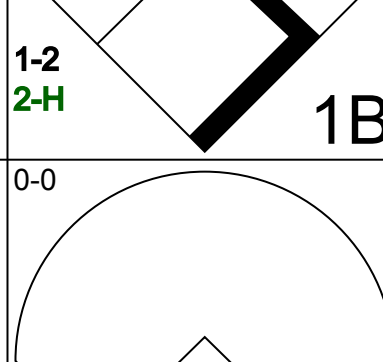
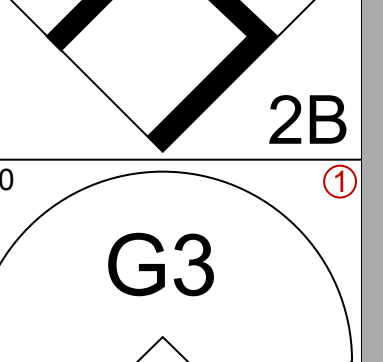
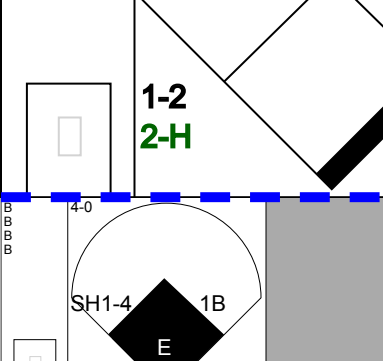
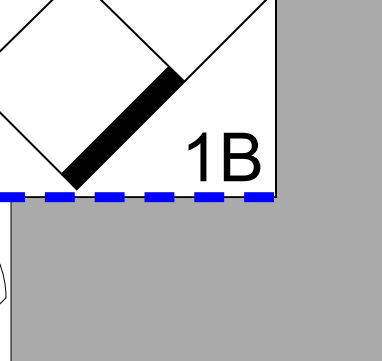
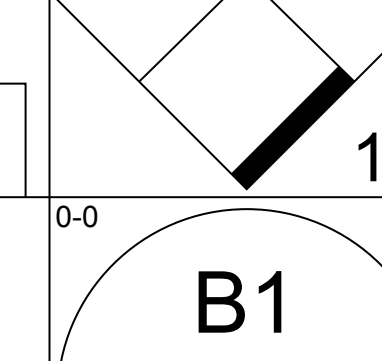
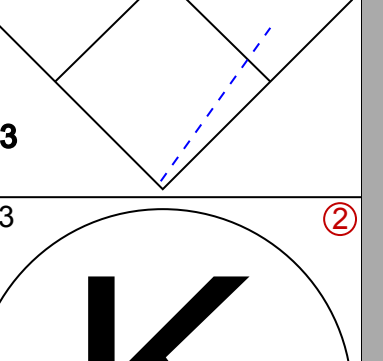
Batter	1	2	3	4	5	6	7	8	9	AB	R	H	RBI	BB	SO	LOB	BOTTOM					
<b>Maury Wills, S</b> OBP: 0.327, SLG: 0.282 (1, 6)	F9		G4-3		F8		1B		1B	3	0	1	0	2	0	0	<b>Cincinnati Reds @ Los Angeles Dodgers</b> Dodger Stadium, Los Angeles, CA Fri Jul 04 1969, 3:33 AM PDT Att: 17,242 - Unknown					
<b>Manny Mota, R</b> OBP: 0.388, SLG: 0.408 (1, 7)	1B		G4-3		F3		F9		1B	5	0	2	0	0	0	4						
<b>Willie Davis, L</b> OBP: 0.355, SLG: 0.432 <b>Andy Kosco, R</b> OBP: 0.279, SLG: 0.443 (9, PH)	P5		G4-3		G3		G1-3		P4	4	0	1	1	0	0	2						
<b>Len Gabrielson, L</b> OBP: 0.338, SLG: 0.390 (1, 9)	F7		G1-6-3		F7		G1-3			4	0	0	0	0	0	3						
<b>Wes Parker, S</b> OBP: 0.382, SLG: 0.463 (1, 3)		F9		1B		1B		G4-3		4	0	2	0	0	0	1						
<b>Tom Haller, L</b> OBP: 0.360, SLG: 0.386 (1, 2)		F9		K		F9		BB		3	0	0	0	1	1	2						
<b>Bill Sudakis, S</b> OBP: 0.302, SLG: 0.381 (1, 5)		FC4-6		F9		P4		L9		4	0	1	0	0	0	3						
<b>Ted Sizemore, R</b> OBP: 0.319, SLG: 0.313 (1, 4)		FC4-6		P6		P5		K		4	0	0	0	0	1	2						
<b>Claude Osteen, L</b> OBP: 0.309, SLG: 0.302 <b>Alan Foster, R</b> OBP: 0.116, SLG: 0.063 <b>Willie Crawford, L</b> OBP: 0.338, SLG: 0.425 (9, PH)			G4-3		F7		1B		K	3	1	2	0	0	0	0						
<b>Inning Stats</b>	R: 0 E: 0 K: 0 S: 4	H: 1 LOB: 1 BB: 0 P: 4	R: 0 E: 0 K: 0 S: 4	H: 1 LOB: 1 BB: 0 P: 4	R: 1 E: 0 K: 0 S: 4	H: 1 LOB: 1 BB: 1 P: 8	R: 0 E: 0 K: 1 S: 6	H: 1 LOB: 1 BB: 0 P: 6	R: 0 E: 0 K: 0 S: 3	H: 0 LOB: 0 BB: 0 P: 3	R: 0 E: 0 K: 0 S: 4	H: 1 LOB: 1 BB: 0 P: 4	R: 0 E: 0 K: 0 S: 5	H: 2 LOB: 2 BB: 0 P: 5	R: 0 E: 0 K: 0 S: 4	H: 1 LOB: 2 BB: 1 P: 8		R: 0 E: 0 K: 2 S: 8	H: 1 LOB: 2 BB: 1 P: 12	1B: 8 2B: 1 3B: 0 HR: 0	SF: 0 SAC: 0 DP: 0 HBP: 0	WP: 0 PB: 0 SB: 0 CS: 0
<b>PITCHER</b>	IP	WLS	BF	H	R	ER	SO	BB	IBB	HBP	BLK	WP	HR	S	P	ERA	WHIP					
<b>Tony Cloninger, R</b> ERA: 5.53 (1, 1)	8.2	W	38	9	1	1	3	3	0	0	0	0	0	41	53	1.04	1.385					
<b>Al Jackson, L</b> ERA: 9.55 (9, 1)	0.1	S	1	0	0	0	0	0	0	0	0	0	0	1	1	0.00	0.000					

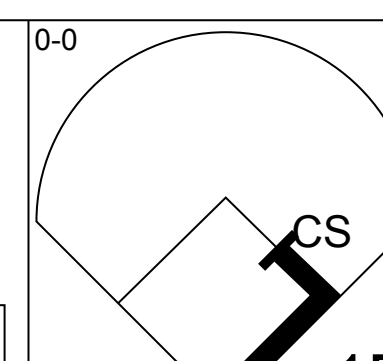
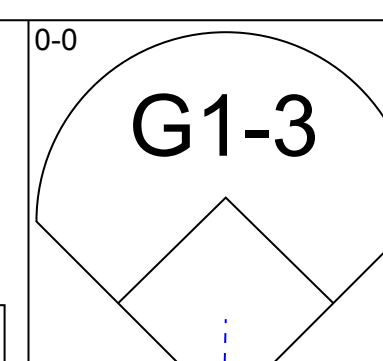
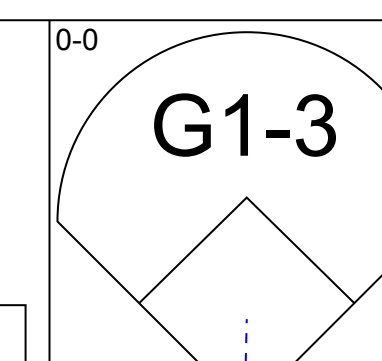
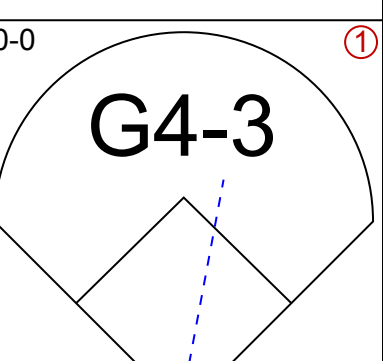
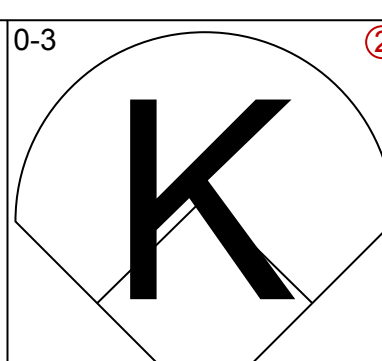
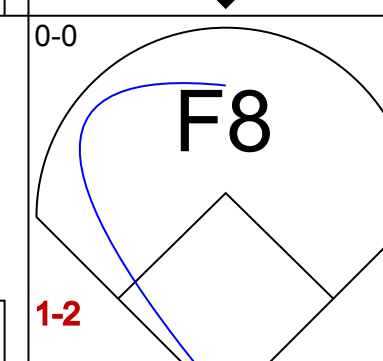
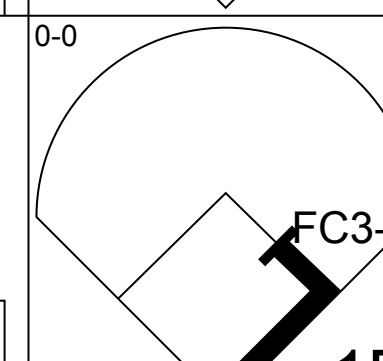
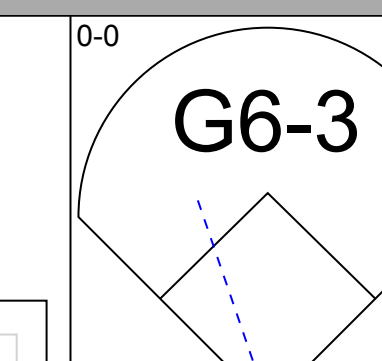
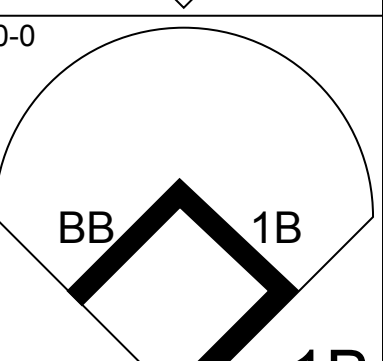
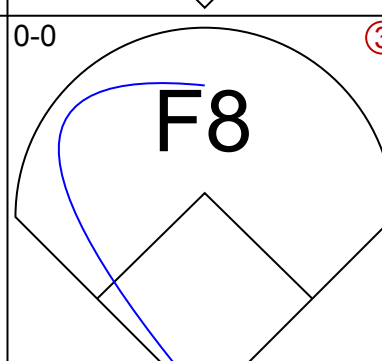
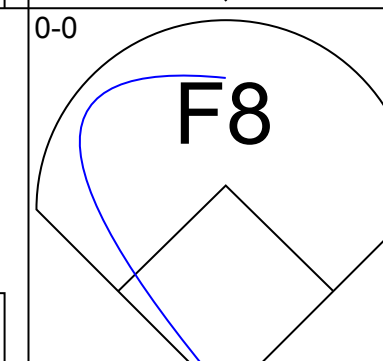
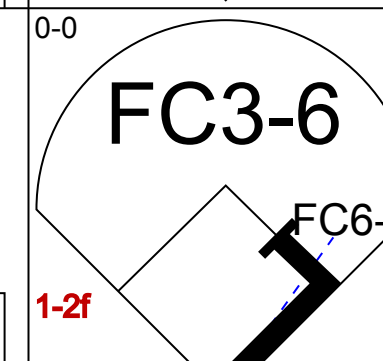
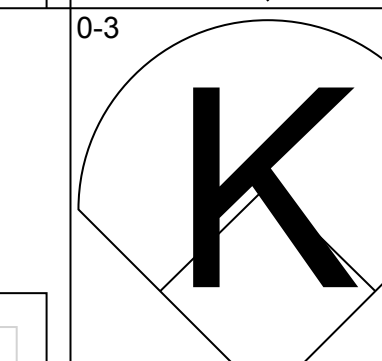
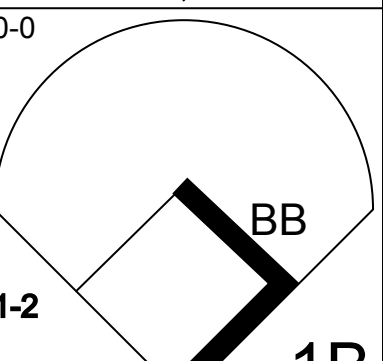
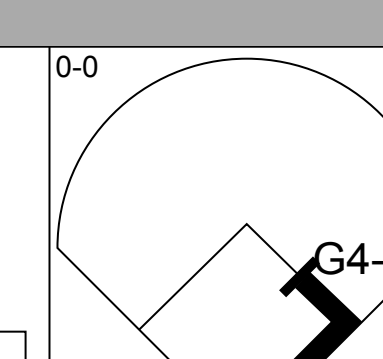
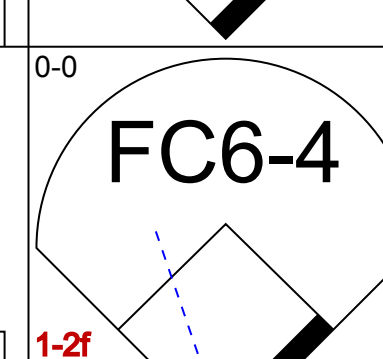
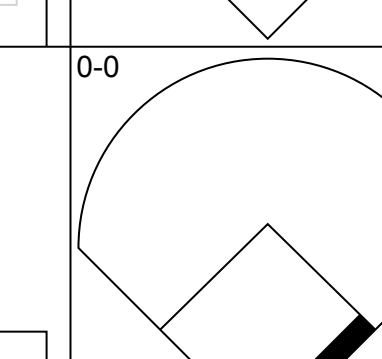
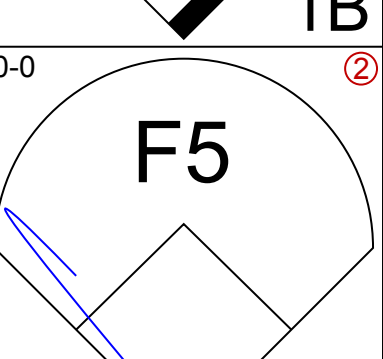
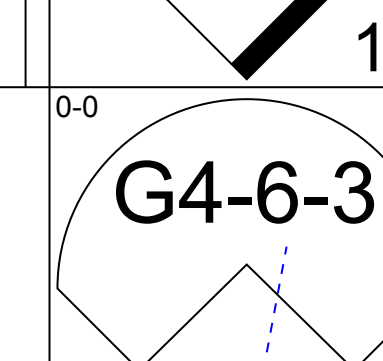
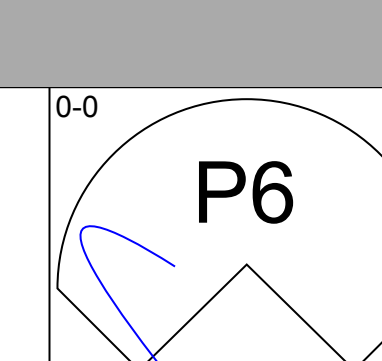
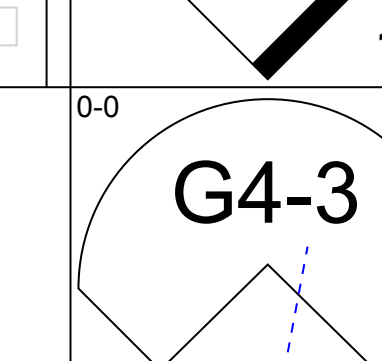
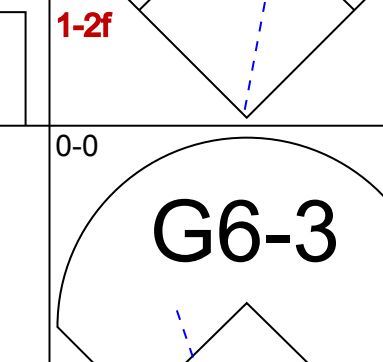
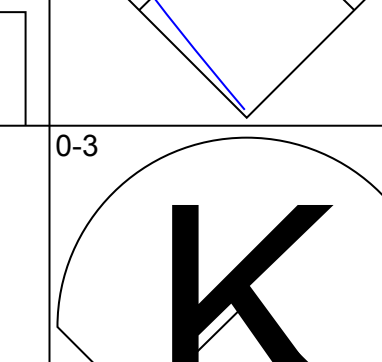
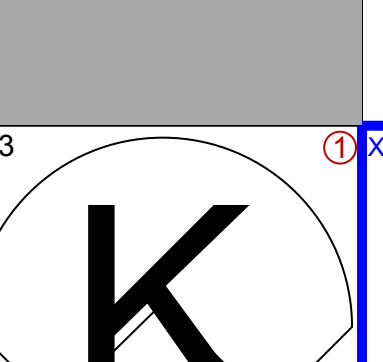
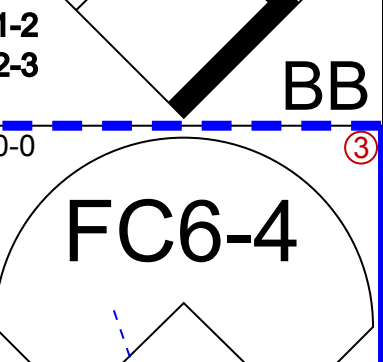
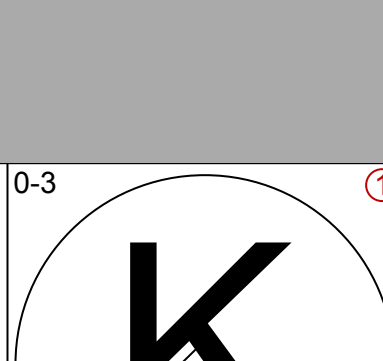
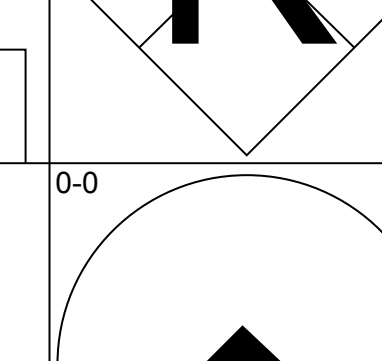
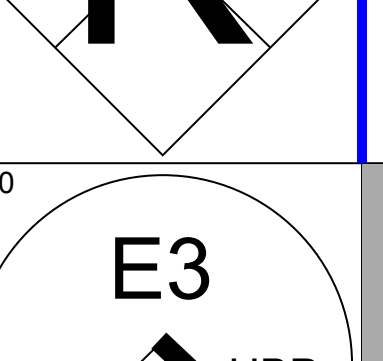
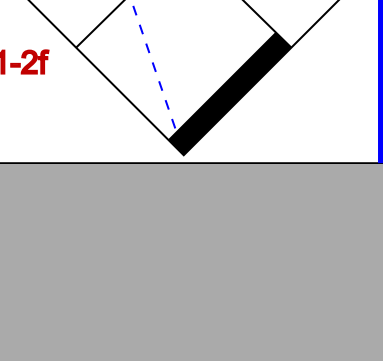
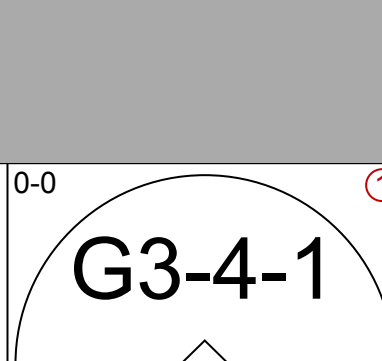
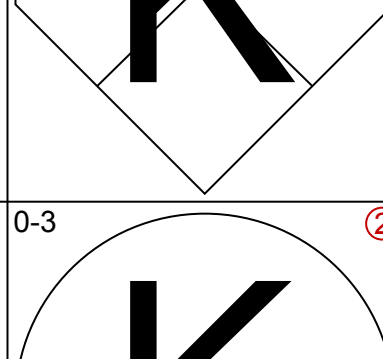
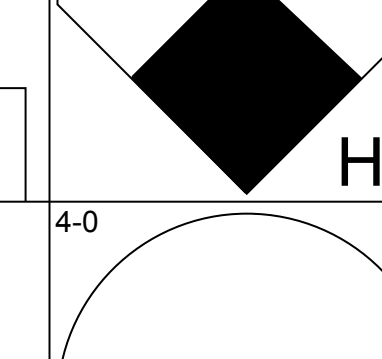
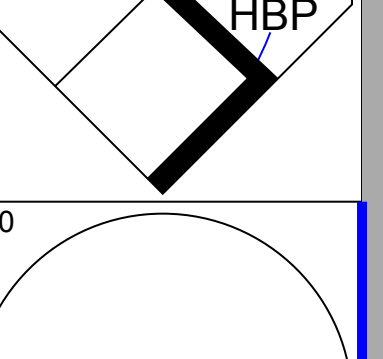

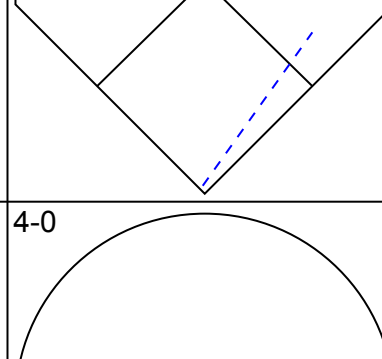

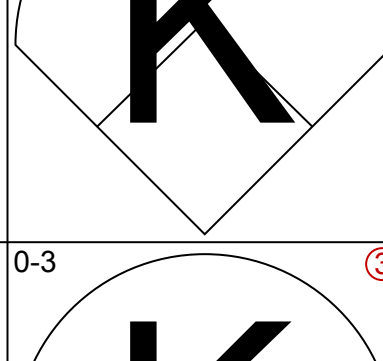
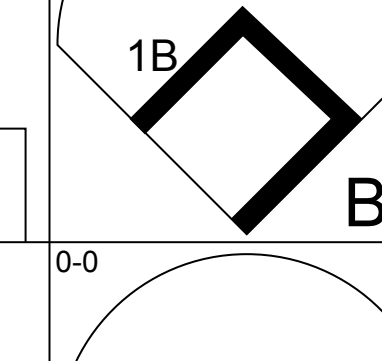
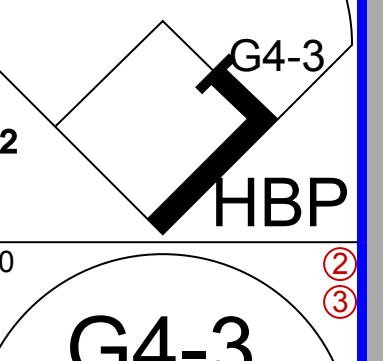
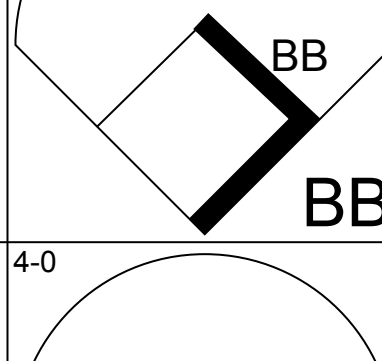


Batter	1	2	3	4	5	6	7	8	9	AB	R	H	RBI	BB	SO	LOB	TOP				
<b>Pete Rose, S</b> OBP: 0.412, SLG: 0.451 (1, 9)	L7		G3		FC3-6 1B	SF7			HR	4	1	2	2	0	0	0	<b>Cincinnati Reds @ Los Angeles Dodgers</b> Dodger Stadium, Los Angeles, CA Sat Jul 05 1969, 7:05 PM PDT Att: 47,231 - Unknown  livebaseballscores.com				
<b>Jimmy Stewart, S</b> OBP: 0.310, SLG: 0.329 <b>Wayne Granger, R</b> OBP: 0.250, SLG: 0.100 <b>Ted Savage, R</b> OBP: 0.294, SLG: 0.290 <b>Pedro Ramos, S</b> (9, 1)	4-0 1B SF7 BB				FC3-6 1B 1-2	F8			F9	3	1	1	0	1	0	3					
<b>Bobby Tolan, L</b> OBP: 0.357, SLG: 0.542 (1, 8)	1-3 1B		K		K				F7	5	0	1	0	0	2	2					
<b>Tony Perez, R</b> OBP: 0.383, SLG: 0.571 (1, 5)	SF7			G4-3 E BB	1-3 1B				P6	3	2	2	2	1	0	0					
<b>Lee May, R</b> OBP: 0.351, SLG: 0.603 (1, 3)	3-H K			K	G5-3				G6-3	4	0	0	0	0	2	4					
<b>Pat Corrales, R</b> OBP: 0.429, SLG: 0.467 <b>Johnny Bench, R</b> OBP: 0.383, SLG: 0.490 (6, 2)		G5-3		G4-3		P5			K	2	0	0	0	0	0	1					
<b>Tommy Helms, R</b> OBP: 0.276, SLG: 0.278 (1, 4)		F9		E9 1B	2-H 1B	1B SF7 1B			P6	4	1	1	0	0	0	0					
<b>Giraldo Ruiz, S</b> OBP: 0.316, SLG: 0.302 <b>Fred Whitfield, L</b> OBP: 0.391, SLG: 0.222 <b>Darrel Chaney, S</b> OBP: 0.297, SLG: 0.255 (8, 6)		G4-3			1-2 1B	4-0 1B BB			K2-3	2	0	1	0	1	0	0					
<b>Jim Merritt, L</b> OBP: 0.171, SLG: 0.108 <b>Alex Johnson, R</b> OBP: 0.382, SLG: 0.512 (6, 7)			K	K		1-2 2-3 1B			G6-3	2	0	1	0	0	0	0					
<b>Inning Stats</b>	R: 1 E: 0 K: 1 S: 6	H: 1 LOB: 1 BB: 1 P: 10	R: 0 E: 0 K: 0 S: 3	H: 0 LOB: 0 BB: 0 P: 3	R: 0 E: 0 K: 2 S: 8	H: 1 LOB: 1 BB: 0 P: 8	R: 1 E: 1 K: 2 S: 9	H: 1 LOB: 2 BB: 1 P: 13	R: 0 E: 0 K: 1 S: 7	H: 2 LOB: 2 BB: 1 P: 9	R: 1 E: 0 K: 1 S: 6	H: 1 LOB: 0 BB: 0 P: 6	R: 0 E: 0 K: 1 S: 5	H: 0 LOB: 0 BB: 0 P: 5	R: 1 E: 0 K: 0 S: 4	H: 1 LOB: 1 BB: 0 P: 4		1B: 7 2B: 0 3B: 0 HR: 2	SF: 2 SAC: 0 DP: 0 HBP: 0	WP: 0 PB: 0 SB: 0 CS: 0	PA: 40
<b>PITCHER</b> <b>Bill Singer, R</b> ERA: 2.03 (1, 1)	IP: 9.0 WLS: W BF: 40 H: 9 R: 5 ER: 4 SO: 8 BB: 3 IBB: 0 HBP: 0 BLK: 0 WP: 0 HR: 2 S: 53 P: 65 ERA: 4.00 WHIP: 1.333															<b>PITCHER</b> <b>Bill Singer, R</b> ERA: 2.03 (1, 1)		IP: 9.0 WLS: W BF: 40 H: 9 R: 5 ER: 4 SO: 8 BB: 3 IBB: 0 HBP: 0 BLK: 0 WP: 0 HR: 2 S: 53 P: 65 ERA: 4.00 WHIP: 1.333			

Batter	1	2	3	4	5	6	7	8	9	AB	R	H	RBI	BB	SO	LOB	BOTTOM						
<b>Maury Wills, S</b> OBP: 0.337, SLG: 0.289 (1, 6)	CS 1B		SH1-3 1B 1B		1B SF7 1B				1B	3	2	3	0	2	0	0	<b>Cincinnati Reds @ Los Angeles Dodgers</b> Dodger Stadium, Los Angeles, CA Sat Jul 05 1969, 7:05 PM PDT Att: 47,231 - Unknown  livebaseballscores.com						
<b>Manny Mota, R</b> OBP: 0.401, SLG: 0.419 (1, 7)	1-2 HR BB		SH1-3		1-3 1B				1B	3	1	3	1	1	0	0							
<b>Wes Parker, S</b> OBP: 0.380, SLG: 0.472 (1, 3)	1-H HR		G5-3		K				P5	4	1	1	2	0	1	5							
<b>Andy Kosco, R</b> OBP: 0.283, SLG: 0.458 <b>Willie Davis, L</b> OBP: 0.333, SLG: 0.429 (7, 8)					SF7				F9	2	1	2	3	0	0	0							
<b>Bill Sudakis, S</b> OBP: 0.297, SLG: 0.374 (1, 5)	F7		G4-3		G1-3				F7	4	0	0	0	0	0	2							
<b>Bill Russell, R</b> OBP: 0.335, SLG: 0.382 (8, 9)	L7				F9				G6-3	4	0	0	0	0	0	0							
<b>Ted Sizemore, R</b> OBP: 0.319, SLG: 0.312 (1, 4)			F8		1B				F7	4	0	1	0	0	0	0							
<b>Jeff Torborg, R</b> OBP: 0.264, SLG: 0.275 <b>Willie Crawford, L</b> OBP: 0.341, SLG: 0.433 (9, PH)			F3		P6				P4	3	0	0	0	0	0	1							
<b>Bill Singer, R</b> OBP: 0.127, SLG: 0.094 <b>Tom Haller, L</b> OBP: 0.360, SLG: 0.386 (9, PH)			K		P4				K	3	0	0	0	0	2	1							
<b>Inning Stats</b>	R: 3 E: 0 K: 0 S: 5	H: 3 LOB: 0 BB: 1 P: 9	R: 0 E: 0 K: 1 S: 5	H: 0 LOB: 0 BB: 0 P: 5	R: 1 E: 0 K: 0 S: 5	H: 2 LOB: 1 BB: 0 P: 5	R: 0 E: 0 K: 0 S: 4	H: 1 LOB: 1 BB: 0 P: 4	R: 1 E: 0 K: 1 S: 7	H: 2 LOB: 1 BB: 0 P: 7	R: 0 E: 0 K: 0 S: 3	H: 0 LOB: 0 BB: 0 P: 3	R: 0 E: 0 K: 0 S: 6	H: 1 LOB: 2 BB: 1 P: 10	R: 0 E: 0 K: 0 S: 3	H: 0 LOB: 0 BB: 0 P: 3		R: 1 E: 0 K: 0 S: 3	H: 2 LOB: 2 BB: 1 P: 7	1B: 8 2B: 1 3B: 0 HR: 2	SF: 1 SAC: 2 DP: 0 HBP: 0	WP: 0 PB: 0 SB: 0 CS: 1	PA: 38
<b>PITCHER</b> <b>Jim Merritt, L</b> ERA: 4.18 <b>Wayne Granger, R</b> ERA: 3.03 <b>Pedro Ramos, R</b> ERA: 3.45 (6, 1)	IP: 5.0 WLS: L BF: 23 H: 8 R: 5 ER: 5 SO: 2 BB: 1 IBB: 0 HBP: 0 BLK: 0 WP: 0 HR: 0 S: 26 P: 30 ERA: 9.00 WHIP: 1.800															<b>PITCHER</b> <b>Wayne Granger, R</b> ERA: 3.03 <b>Pedro Ramos, R</b> ERA: 3.45 (9, 1)		IP: 3.0 WLS: L BF: 4 H: 2 R: 1 ER: 1 SO: 0 BB: 1 IBB: 0 HBP: 0 BLK: 0 WP: 0 HR: 0 S: 12 P: 16 ERA: 27.00 WHIP: 6.000					



Batter	1	2	3	4	5	6	7	8	9	AB	R	H	RBI	BB	SO	LOB	TOP			
<b>Pete Rose, S</b> OBP: 0.411, SLG: 0.461 (1, 9)										5	2	2	1	0	2	2	<b>Cincinnati Reds @ Los Angeles Dodgers</b> Dodger Stadium, Los Angeles, CA Sun Jul 06 1969, 3:33 AM PDT Att: 19,381 - Unknown <a href="http://livebaseballscorecards.com">livebaseballscorecards.com</a>			
<b>Jimmy Stewart, S</b> OBP: 0.308, SLG: 0.337 (1, 7)										4	0	1	0	0	0	0				
<b>Bobby Tolan, L</b> OBP: 0.358, SLG: 0.548 (1, 8)										4	2	1	1	1	1	1				
<b>Tony Perez, R</b> OBP: 0.384, SLG: 0.567 (1, 5)										4	1	1	2	1	0	1				
<b>Lee May, R</b> OBP: 0.355, SLG: 0.601 (1, 3)										3	1	1	0	2	1	0				
<b>Johnny Bench, R</b> OBP: 0.380, SLG: 0.498 (1, 2)										4	1	1	2	0	1	4				
<b>Tommy Helms, R</b> OBP: 0.279, SLG: 0.284 (1, 4)										5	0	2	1	0	0	0				
<b>Giraldo Ruiz, S</b> OBP: 0.323, SLG: 0.310 <b>Darrel Chaney, S</b> OBP: 0.297, SLG: 0.255 (9, 6)										5	0	2	1	0	0	1				
<b>Clay Carroll, R</b> OBP: 0.412, SLG: 0.500 <b>Al Jackson, L</b> (8, 1)										3	1	0	0	1	1	4				
<b>Inning Stats</b>	R: 0 E: 0 K: 2 S: 8	H: 1 LOB: 1 BB: 0 P: 8	R: 1 E: 0 K: 0 S: 4	H: 1 LOB: 0 BB: 0 P: 4	R: 5 E: 1 K: 0 S: 7	H: 4 LOB: 2 BB: 3 P: 19	R: 1 E: 0 K: 0 S: 5	H: 2 LOB: 2 BB: 1 P: 9	R: 0 E: 0 K: 1 S: 6	H: 1 LOB: 1 BB: 0 P: 6	R: 0 E: 1 K: 1 S: 6	H: 0 LOB: 2 BB: 1 P: 10	R: 0 E: 0 K: 1 S: 6	H: 1 LOB: 1 BB: 0 P: 6	R: 1 E: 0 K: 0 S: 3	H: 1 LOB: 0 BB: 0 P: 3		1B: 6 2B: 2 3B: 0 HR: 3	SF: 1 SAC: 1 DP: 0 HBP: 0	WP: 0 PB: 0 SB: 0 CS: 0
<b>PITCHER</b>	IP WLS BF H R ER SO BB IBB HBP BLK WP HR S P ERA WHIP																			
<b>Don Sutton, R</b> ERA: 3.05 <b>John Purdin, R</b> ERA: 6.35 <b>Pete Mikkelsen, R</b> ERA: 3.58 <b>Al McBean, R</b> ERA: 3.86 (8, 1)	2.2 L 17 6 6 6 2 2 1 0 0 0 0 1 18 30 20.25 3.000																			

Batter	1	2	3	4	5	6	7	8	9	AB	R	H	RBI	BB	SO	LOB	BOTTOM			
<b>Maury Wills, S</b> OBP: 0.335, SLG: 0.288 (1, 6)										5	0	1	0	0	1	4	<b>Cincinnati Reds @ Los Angeles Dodgers</b> Dodger Stadium, Los Angeles, CA Sun Jul 06 1969, 3:33 AM PDT Att: 19,381 - Unknown <a href="http://livebaseballscorecards.com">livebaseballscorecards.com</a>			
<b>Manny Mota, R</b> OBP: 0.401, SLG: 0.418 (1, 9)										5	0	2	0	0	0	3				
<b>Willie Davis, L</b> OBP: 0.350, SLG: 0.425 <b>Bill Russell, R</b> OBP: 0.337, SLG: 0.384 (6, PH) (7, 8)										2	0	0	0	0	0	1				
<b>Len Gabrielson, L</b> OBP: 0.348, SLG: 0.397 (1, 3)										4	0	2	0	0	0	3				
<b>Bill Sudakis, S</b> OBP: 0.296, SLG: 0.369 (1, 5)										3	0	0	0	1	0	2				
<b>Tom Haller, L</b> OBP: 0.356, SLG: 0.381 <b>Wes Parker, S</b> OBP: 0.378, SLG: 0.470 <b>Jeff Torborg, R</b> OBP: 0.264, SLG: 0.275 (8, PH) (9, 2)										3	0	0	0	0	2	0				
<b>Willie Crawford, L</b> OBP: 0.339, SLG: 0.444 (1, 7)										4	1	1	1	0	1	0				
<b>Ted Sizemore, R</b> OBP: 0.322, SLG: 0.311 <b>John Miller, R</b> OBP: 0.320, SLG: 0.304 (7, PR) (8, 4)										1	0	0	0	1	1	0				
<b>Don Sutton, R</b> ERA: 2.94, SLG: 0.189 <b>John Purdin, R</b> ERA: 6.35 <b>Jim Lefebvre, S</b> OBP: 0.346, SLG: 0.275 <b>Pete Mikkelsen, R</b> ERA: 3.58 <b>Andy Kosco, R</b> OBP: 0.292, SLG: 0.458 <b>Al McBean, R</b> OBP: 0.320, SLG: 0.200 <b>Ken Boyer, R</b> OBP: 0.337, SLG: 0.333 (9, PH)										0	0	0	0	0	0	0				
<b>Inning Stats</b>	R: 0 E: 0 K: 0 S: 3	H: 1 LOB: 0 BB: 0 P: 3	R: 0 E: 0 K: 0 S: 3	H: 1 LOB: 0 BB: 0 P: 3	R: 0 E: 0 K: 3 S: 9	H: 0 LOB: 0 BB: 0 P: 9	R: 0 E: 0 K: 0 S: 4	H: 1 LOB: 1 BB: 0 P: 4	R: 1 E: 0 K: 1 S: 7	H: 2 LOB: 2 BB: 1 P: 11	R: 0 E: 0 K: 1 S: 6	H: 1 LOB: 1 BB: 0 P: 6	R: 0 E: 1 K: 1 S: 5	H: 0 LOB: 2 BB: 0 P: 6	R: 0 E: 0 K: 0 S: 3	H: 2 LOB: 3 BB: 1 P: 9		1B: 7 2B: 0 3B: 0 HR: 1	SF: 0 SAC: 0 DP: 2 HBP: 1	WP: 0 PB: 0 SB: 0 CS: 1
<b>PITCHER</b>	IP WLS BF H R ER SO BB IBB HBP BLK WP HR S P ERA WHIP																			
<b>Clay Carroll, R</b> ERA: 2.62 <b>Al Jackson, L</b> ERA: 9.0 (8, 1)	7.2 W 32 8 1 1 6 2 0 0 0 0 0 0 41 50 1.17 1.304																			



Batter	1	2	3	4	5	6	7	8	9	AB	R	H	RBI	BB	SO	LOB	TOP								
<b>Pete Rose, S</b> OBP: 0.414, SLG: 0.472 (1.9)										4	2	2	1	1	0	0	<b>Cincinnati Reds @ San Diego Padres</b> San Diego Stadium, San Diego, CA Mon Jul 07 1969, 10:05 PM EDT Att: 3,211 - Unknown								
<b>Jimmy Stewart, S</b> OBP: 0.292, SLG: 0.318 (1.7)										5	0	0	0	0	1	3									
<b>Bobby Tolan, L</b> OBP: 0.364, SLG: 0.550 (1.8)										4	2	3	1	1	0	0									
<b>Tony Perez, R</b> OBP: 0.387, SLG: 0.572 (1.5)										4	0	2	2	1	1	1									
<b>Lee May, R</b> OBP: 0.352, SLG: 0.594 (1.3)										5	0	1	0	0	0	4									
<b>Johnny Bench, R</b> OBP: 0.382, SLG: 0.496 (1.2)										3	0	1	1	1	0	0									
<b>Tommy Helms, R</b> OBP: 0.275, SLG: 0.280 (1.4)										4	0	0	0	0	0	4									
<b>Giraldo Ruiz, S</b> OBP: 0.323, SLG: 0.311 (1.6)										3	1	1	0	0	0	0									
<b>Darrel Chaney, S</b> OBP: 0.300, SLG: 0.259 (7.6)										1	0	1	0	0	0	0									
<b>George Culver, R</b> OBP: 0.103, SLG: 0.103 (1.1)										2	0	0	0	0	0	0									
<b>Pedro Ramos, S</b> OBP: 0.250, SLG: 0.100 (9.1)										1	0	0	0	0	0	1									
<b>Inning Stats</b>	R: 2 E: 0 K: 0 S: 7	H: 4 LOB: 2 BB: 0 P: 7	R: 0 E: 0 K: 0 S: 4	H: 1 LOB: 1 BB: 0 P: 4	R: 0 E: 0 K: 0 S: 3	H: 1 LOB: 2 BB: 2 P: 11	R: 0 E: 0 K: 0 S: 3	H: 0 LOB: 0 BB: 0 P: 3	R: 0 E: 0 K: 0 S: 5	H: 0 LOB: 0 BB: 0 P: 5	R: 0 E: 0 K: 0 S: 3	H: 0 LOB: 0 BB: 0 P: 3	R: 3 E: 0 K: 0 S: 6	H: 3 LOB: 1 BB: 1 P: 10	R: 0 E: 0 K: 0 S: 4	H: 1 LOB: 2 BB: 1 P: 4	R: 0 E: 0 K: 1 S: 6	H: 1 LOB: 2 BB: 1 P: 10	1B: 9 2B: 0 3B: 1 HR: 1	SF: 0 SAC: 1 DP: 0 HBP: 0	WP: 0 PB: 0 SB: 1 CS: 0	PA: 41			
<b>PITCHER</b>	IP WLS BF H R ER SO BB IBB HBP BLK WP HR S P ERA WHIP																								
<b>Joe Niekro, R</b> ERA: 2.99 (1.1)	3.0		16	6	2	2	0	1	1	0	0	0	0	0	1	14	22	6.00	2.333						
<b>Tommie Sisk, R</b> ERA: 5.71 (4.1)	3.2	L	15	3	3	3	1	0	1	0	0	0	0	0	0	16	20	7.36	0.818						
<b>Frank Reberger, R</b> ERA: 4.4 (7.1)	0.1		1	0	0	0	0	0	0	0	0	0	0	0	1	1	1	0.00	0.000						
<b>Billy McCool, L</b> ERA: 3.63 (8.1)	2.0		9	2	0	0	1	1	0	0	0	0	0	0	10	14	0.00	1.500							

AB	36
R	5
H	11
RBI	5
BB	4
SO	2
LOB	13



Batter	1	2	3	4	5	6	7	8	9	AB	R	H	RBI	BB	SO	LOB	BOTTOM							
<b>John Spin, R</b> OBP: 0.256, SLG: 0.340 (1.4)										3	0	0	0	1	0	0	<b>Cincinnati Reds @ San Diego Padres</b> San Diego Stadium, San Diego, CA Mon Jul 07 1969, 10:05 PM EDT Att: 3,211 - Unknown							
<b>Larry Stahl, L</b> OBP: 0.237, SLG: 0.176 (1.7)										2	0	0	0	1	0	0								
<b>Ollie Brown, R</b> OBP: 0.313, SLG: 0.408 (1.9)										3	0	0	0	1	0	1								
<b>Nate Colbert, R</b> OBP: 0.341, SLG: 0.516 (1.3)										4	1	1	0	0	1	4								
<b>Van Kelly, L</b> OBP: 0.333, SLG: 0.595 (1.5)										4	2	3	1	0	0	0								
<b>Ivan Murrell, R</b> OBP: 0.254, SLG: 0.258 (1.8)										4	0	2	0	0	0	1								
<b>Chris Cannizzaro, R</b> OBP: 0.354, SLG: 0.326 (1.2)										3	0	0	0	0	0	2								
<b>Al Ferrara, R</b> OBP: 0.351, SLG: 0.444 (9. PH)										1	0	0	0	0	0	0								
<b>Tommy Dean, R</b> OBP: 0.203, SLG: 0.208 (1.6)										3	0	0	0	0	0	1								
<b>Joe Niekro, R</b> OBP: 0.316, SLG: 0.174 (3. PH)										0	0	0	0	0	0	0								
<b>Roberto Pineda, R</b> OBP: 0.288, SLG: 0.276 (4.1)										1	0	1	0	0	0	0								
<b>Tommie Sisk, R</b> OBP: 0.185, SLG: 0.200 (4.1)										1	0	0	0	0	0	1								
<b>Frank Reberger, R</b> OBP: 0.307, SLG: 0.222 (7. PH)										0	0	0	0	0	0	0								
<b>Walt Hinnak, L</b> OBP: 0.307, SLG: 0.222 (7. PH)										1	0	0	0	0	1	0								
<b>Billy McCool, R</b> OBP: 0.250, SLG: 0.100 (8.1)										0	0	0	0	0	0	0								
<b>Inning Stats</b>	R: 0 E: 0 K: 0 S: 3	H: 0 LOB: 1 BB: 1 P: 7	R: 1 E: 0 K: 0 S: 4	H: 2 LOB: 0 BB: 0 P: 4	R: 0 E: 0 K: 0 S: 3	H: 1 LOB: 2 BB: 2 P: 11	R: 1 E: 0 K: 0 S: 5	H: 2 LOB: 1 BB: 0 P: 5	R: 0 E: 0 K: 0 S: 3	H: 0 LOB: 0 BB: 0 P: 3	R: 0 E: 0 K: 1 S: 5	H: 0 LOB: 0 BB: 0 P: 5	R: 0 E: 0 K: 0 S: 3	H: 0 LOB: 0 BB: 0 P: 3	R: 1 E: 0 K: 0 S: 4	H: 2 LOB: 0 BB: 0 P: 4	R: 0 E: 0 K: 0 S: 4	H: 2 LOB: 0 BB: 0 P: 4	1B: 4 2B: 2 3B: 0 HR: 1	SF: 0 SAC: 1 DP: 3 HBP: 0	WP: 0 PB: 0 SB: 0 CS: 0	PA: 34		
<b>PITCHER</b>	IP WLS BF H R ER SO BB IBB HBP BLK WP HR S P ERA WHIP																							
<b>George Culver, R</b> ERA: 4.27 (1.1)	3.0		15	5	2	2	0	2	1	0	0	0	0	0	12	24	6.00	2.333						
<b>Pedro Ramos, R</b> ERA: 3.22 (4.1)	5.0	W	17	2	1	1	2	0	0	0	0	0	0	0	21	21	1.80	0.400						
<b>Wayne Granger, R</b> ERA: 2.99 (9.1)	1.0	S	2	0	0	0	0	0	0	0	0	0	0	2	2	0.00	0.000							

AB	30
R	3
H	7
RBI	1
BB	3
SO	2
LOB	10





Batter	1	2	3	4	5	6	7	8	9	AB	R	H	RBI	BB	SO	LOB	TOP		
<b>Pete Rose, S</b> OBP: 0.411, SLG: 0.471 (1,9)	4-3	6-3		1B		F7		P2		5	1	1	0	0	0	0	<b>Cincinnati Reds @ San Diego Padres</b> San Diego Stadium, San Diego, CA Tue Jul 08 1969, 10:05 PM EDT Att: 3,829 - Unknown  <b>AB 37</b> <b>R 8</b> <b>H 10</b> <b>RBI 7</b> <b>BB 2</b> <b>SO 7</b> <b>LOB 13</b>		
<b>Bobby Tolan, L</b> OBP: 0.364, SLG: 0.551 (1,8)	1B		4-3	1B		K		6-3		5	2	2	1	0	1	0			
<b>Alex Johnson, R</b> OBP: 0.386, SLG: 0.512 (1,7)	1B			2B		6-3		F9		4	2	2	2	1	0	0			
<b>Tony Perez, R</b> OBP: 0.387, SLG: 0.568 (1,5)	1B		F9					K		4	0	1	1	1	1	1			
<b>Lee May, R</b> OBP: 0.354, SLG: 0.596 (1,3)	1B			G6-4-3		6-3				4	1	2	1	0	0	3			
<b>Pat Corrales, R</b> OBP: 0.410, SLG: 0.424 (1,2)	P5			1B		K		K		3	1	0	0	0	2	4			
<b>Tommy Helms, R</b> OBP: 0.275, SLG: 0.279 (1,4)	FC4-6			1B		F8		F7		4	0	1	2	0	0	4			
<b>Giraldo Ruiz, S</b> OBP: 0.304, SLG: 0.292 (1,6)		4-3				K		G3-1		4	0	0	0	0	1	1			
<b>Woody Woodward, R</b> OBP: 0.212, SLG: 0.133 (8,6)			6-3							0	0	0	0	0	0	0			
<b>Tony Cloninger, R</b> OBP: 0.191, SLG: 0.244 (1,1)			K			F9		K		4	1	1	0	0	2	0			
<b>Inning Stats</b>	R: 1 E: 0 K: 0 S: 6	H: 3 LOB: 3 BB: 1 P: 10	R: 0 E: 0 K: 1 S: 5	H: 0 LOB: 0 BB: 0 P: 5	R: 3 E: 0 K: 0 S: 6	H: 3 LOB: 1 BB: 0 P: 7	R: 4 E: 0 K: 1 S: 8	H: 4 LOB: 0 BB: 1 P: 12	R: 0 E: 0 K: 1 S: 5	H: 0 LOB: 0 BB: 0 P: 5	R: 0 E: 0 K: 1 S: 6	H: 0 LOB: 1 BB: 0 P: 6	R: 0 E: 0 K: 1 S: 5	H: 0 LOB: 0 BB: 0 P: 5	R: 0 E: 0 K: 1 S: 5	H: 0 LOB: 0 BB: 0 P: 5	1B: 7 2B: 3 3B: 0 HR: 0	SF: 0 SAC: 0 DP: 1 HBP: 1	WP: 2 PA: 40 PB: 0 SB: 0 CS: 0
<b>PITCHER</b>	IP WLS BF H R ER SO BB IBB HBP BLK WP HR S P ERA WHIP																		
<b>Al Santorini, R</b> (1,1)	3.0 L 20 9 7 7 1 1 0 0 1 0 20 25 21.00 3.333																		
<b>Gary Ross, R</b> (4,1)	2.0 7 1 1 1 2 1 0 0 0 1 0 10 14 4.50 1.000																		
<b>Jack Baldschun, R</b> (6,1)	3.0 10 0 0 0 3 0 0 0 0 0 0 16 16 0.00 0.000																		
<b>Frank Reberger, R</b> (9,1)	1.0 3 0 0 0 1 0 0 0 0 0 0 5 5 0.00 0.000																		

Batter	1	2	3	4	5	6	7	8	9	AB	R	H	RBI	BB	SO	LOB	BOTTOM		
<b>John Sipin, R</b> OBP: 0.256, SLG: 0.338 (1,4)	F2			6-3	FC6-4			FC3-6		4	0	1	0	0	0	2	<b>Cincinnati Reds @ San Diego Padres</b> San Diego Stadium, San Diego, CA Tue Jul 08 1969, 10:05 PM EDT Att: 3,829 - Unknown  <b>AB 31</b> <b>R 2</b> <b>H 5</b> <b>RBI 1</b> <b>BB 1</b> <b>SO 4</b> <b>LOB 7</b>		
<b>Larry Stahl, L</b> OBP: 0.225, SLG: 0.167 (1,7)	K			F9		4-3		FC3-6		4	0	0	0	0	1	1			
<b>Ollie Brown, R</b> OBP: 0.309, SLG: 0.403 (1,9)	F9			F8		F9		F8		4	0	0	0	0	0	1			
<b>Nate Colbert, R</b> OBP: 0.340, SLG: 0.511 (1,3)		6-3			1B	P6		F5		4	1	1	0	0	0	0			
<b>Van Kelly, L</b> OBP: 0.326, SLG: 0.565 (1,5)		4-3			SF8			K		4	1	1	0	0	1	0			
<b>Ivan Murrell, R</b> OBP: 0.254, SLG: 0.258 (1,8)		4-3			1B	4-3		4-3		4	0	1	0	0	0	0			
<b>Chris Cannizzaro, R</b> OBP: 0.324, SLG: 0.325 (1,2)			5-3		SF8					1	0	0	1	1	0	0			
<b>Tommy Dean, R</b> OBP: 0.202, SLG: 0.207 (5, PH)			6-3			F3				1	0	0	0	0	0	0			
<b>Roberto Pena, R</b> OBP: 0.230, SLG: 0.278 (6,6)					FC6-4					2	0	1	0	0	0	1			
<b>Al Santorini, R</b> (1,1)										1	0	0	0	0	1	0			
<b>Gary Ross, R</b> (4,1)										0	0	0	0	0	0	0			
<b>Walt Hinnak, L</b> (5, PH)										1	0	0	0	0	1	2			
<b>Jack Baldschun, R</b> (6,1)										0	0	0	0	0	0	0			
<b>Ed Spiezio, R</b> (8, PH)										1	0	0	0	0	0	0			
<b>Frank Reberger, L</b> (9,1)										0	0	0	0	0	0	0			
<b>Inning Stats</b>	R: 0 E: 0 K: 1 S: 5	H: 0 LOB: 0 BB: 0 P: 5	R: 0 E: 0 K: 0 S: 3	H: 0 LOB: 0 BB: 0 P: 3	R: 0 E: 0 K: 1 S: 5	H: 0 LOB: 0 BB: 0 P: 5	R: 0 E: 0 K: 0 S: 3	H: 0 LOB: 0 BB: 0 P: 3	R: 2 E: 0 K: 1 S: 9	H: 4 LOB: 2 BB: 0 P: 9	R: 0 E: 0 K: 0 S: 3	H: 0 LOB: 0 BB: 1 P: 3	R: 0 E: 0 K: 0 S: 4	H: 1 LOB: 1 BB: 0 P: 4	R: 0 E: 0 K: 1 S: 5	H: 0 LOB: 0 BB: 0 P: 5	1B: 5 2B: 0 3B: 0 HR: 0	SF: 1 SAC: 0 DP: 0 HBP: 0	WP: 1 PA: 33 PB: 0 SB: 0 CS: 0
<b>PITCHER</b>	IP WLS BF H R ER SO BB IBB HBP BLK WP HR S P ERA WHIP																		
<b>Tony Cloninger, R</b> (1,1)	9.0 W 33 5 2 2 4 1 0 0 0 1 0 40 44 2.00 0.667																		



Batter	1	2	3	4	5	6	7	8	9	AB	R	H	RBI	BB	SO	LOB	TOP					
<b>Pete Rose, S</b> OBP: 0.411, SLG: 0.470 (1, 9)										5	1	2	0	0	0	2	<b>Cincinnati Reds @ San Diego Padres</b> San Diego Stadium, San Diego, CA Wed Jul 09 1969, 10:05 PM EDT Att: 3,646 - Unknown					
<b>Bobby Tolan, L</b> OBP: 0.363, SLG: 0.548 (1, 8)										4	0	1	0	0	0	2						
<b>Alex Johnson, R</b> OBP: 0.381, SLG: 0.507 (1, 7)										3	0	0	1	0	0	0						
<b>Jimmy Stewart, S</b> OBP: 0.292, SLG: 0.318 (8, 7)										0	0	0	0	0	0	0						
<b>Tony Perez, R</b> OBP: 0.388, SLG: 0.566 (1, 5)										3	0	1	0	1	0	1						
<b>Lee May, R</b> OBP: 0.353, SLG: 0.592 (1, 3)										4	0	1	0	0	1	2						
<b>Johnny Bench, R</b> OBP: 0.380, SLG: 0.493 (1, 2)										4	1	1	0	0	0	2						
<b>Tommy Helms, R</b> OBP: 0.284, SLG: 0.303 (1, 4)										4	2	4	1	0	0	0						
<b>Giraldo Ruiz, S</b> OBP: 0.310, SLG: 0.303 (1, 6)										1	0	1	1	0	0	0						
<b>Jim Merritt, L</b> OBP: 0.182, SLG: 0.105 (1, 1)										1	0	0	1	1	0	0						
<b>Pedro Ramos, S</b> OBP: 0.231, SLG: 0.091 (7, 1)										0	0	0	0	0	0	0						
<b>Wayne Granger, R</b> OBP: 0.231, SLG: 0.091 (8, 1)										1	0	0	0	0	1	1						
<b>Inning Stats</b>	R: 1 E: 0 K: 0 S: 4	H: 2 LOB: 0 BB: 0 P: 4	R: 0 E: 0 K: 1 S: 6	H: 2 LOB: 2 BB: 0 P: 6	R: 0 E: 0 K: 0 S: 3	H: 0 LOB: 0 BB: 0 P: 3	R: 0 E: 0 K: 0 S: 3	H: 1 LOB: 1 BB: 1 P: 3	R: 2 E: 0 K: 0 S: 5	H: 2 LOB: 1 BB: 1 P: 9	R: 0 E: 0 K: 0 S: 4	H: 1 LOB: 1 BB: 0 P: 4	R: 1 E: 0 K: 0 S: 5	H: 2 LOB: 1 BB: 0 P: 5	R: 0 E: 0 K: 0 S: 3	H: 0 LOB: 1 BB: 1 P: 7	R: 0 E: 0 K: 1 S: 6	H: 1 LOB: 1 BB: 0 P: 6	1B: 8 2B: 2 3B: 1 HR: 0	SF: 3 SAC: 2 DP: 1 HBP: 0	WP: 0 PB: 0 SB: 2 CS: 1	PA: 37
<b>PITCHER</b>	IP WLS BF H R ER SO BB IBB HBP BLK WP HR S P ERA WHIP																					
<b>Clay Kirby, R</b> ERA: 4.27 (1, 1)	6.0 L 24 8 3 3 1 1 0 0 0 0 0 0 25 29 4.50 1.500																					
<b>Tommie Sisk, R</b> ERA: 5.88 (7, 1)	2.0 9 2 1 1 0 1 0 0 0 0 0 0 8 12 4.50 1.500																					
<b>Joe Niekro, R</b> ERA: 2.96 (9, 1)	1.0 4 1 0 0 0 1 0 0 0 0 0 0 6 6 0.00 1.000																					

AB	30
R	4
H	11
RBI	4
BB	2
SO	2
LOB	10



Batter	1	2	3	4	5	6	7	8	9	AB	R	H	RBI	BB	SO	LOB	BOTTOM			
<b>John Spin, R</b> OBP: 0.256, SLG: 0.335 (1, 4)										4	0	1	1	0	0	3	<b>Cincinnati Reds @ San Diego Padres</b> San Diego Stadium, San Diego, CA Wed Jul 09 1969, 10:05 PM EDT Att: 3,646 - Unknown			
<b>Roberto Pena, R</b> OBP: 0.285, SLG: 0.278 (1, 6)										4	0	1	1	0	0	1				
<b>Joe Niekro, R</b> OBP: 0.310, SLG: 0.174 (9, 1)										0	0	0	0	0	0	0				
<b>Ollie Brown, R</b> OBP: 0.309, SLG: 0.401 (1, 9)										4	1	1	0	0	0	2				
<b>Nate Colbert, R</b> OBP: 0.335, SLG: 0.502 (1, 3)										4	0	0	0	0	0	3				
<b>Al Ferrara, R</b> OBP: 0.349, SLG: 0.446 (1, 7)										4	0	1	0	0	0	0				
<b>Ed Spiezio, R</b> OBP: 0.310, SLG: 0.380 (1, 5)										4	0	1	1	0	1	0				
<b>Ivan Murrell, R</b> OBP: 0.253, SLG: 0.257 (1, 8)										4	1	1	0	0	1	2				
<b>Chris Cannizzaro, R</b> OBP: 0.324, SLG: 0.325 (1, 2)										3	0	1	0	0	0	1				
<b>Jose Arcia, R</b> OBP: 0.288, SLG: 0.246 (8, PR) (9, 6)										0	0	0	0	0	0	0				
<b>Clay Kirby, R</b> OBP: 0.192, SLG: 0.029 (1, 1)										0	0	0	0	0	0	0				
<b>Larry Stahl, L</b> OBP: 0.235, SLG: 0.178 (5, PR) (7, 1)										1	0	1	0	0	0	0				
<b>Tommie Sisk, R</b> OBP: 0.182, SLG: 0.200 (7, 1)										0	0	0	0	0	0	0				
<b>Van Kelly, R</b> OBP: 0.167, SLG: 0.119 (8, PR) (9, 2)										0	0	0	0	1	0	0				
<b>Inning Stats</b>	R: 0 E: 0 K: 0 S: 3	H: 0 LOB: 0 BB: 0 P: 3	R: 0 E: 0 K: 1 S: 5	H: 0 LOB: 0 BB: 0 P: 5	R: 1 E: 0 K: 0 S: 4	H: 2 LOB: 1 BB: 0 P: 4	R: 0 E: 0 K: 0 S: 3	H: 0 LOB: 0 BB: 0 P: 3	R: 0 E: 0 K: 0 S: 4	H: 1 LOB: 1 BB: 0 P: 4	R: 1 E: 0 K: 0 S: 5	H: 3 LOB: 1 BB: 0 P: 5	R: 1 E: 0 K: 0 S: 5	H: 2 LOB: 2 BB: 1 P: 9	R: 0 E: 0 K: 1 S: 5	H: 0 LOB: 0 BB: 0 P: 5	1B: 7 2B: 1 3B: 0 HR: 0	SF: 0 SAC: 1 DP: 1 HBP: 0	WP: 0 PB: 0 SB: 0 CS: 0	PA: 34
<b>PITCHER</b>	IP WLS BF H R ER SO BB IBB HBP BLK WP HR S P ERA WHIP																			
<b>Jim Merritt, L</b> ERA: 4.11 (1, 1)	6.1 W 24 6 2 2 1 0 0 0 0 0 0 26 26 2.84 0.947																			
<b>Pedro Ramos, R</b> ERA: 3.41 (7, 1)	0.2 3 1 1 1 0 1 0 0 0 0 0 0 2 6 13.50 3.000																			
<b>Wayne Granger, R</b> ERA: 2.91 (8, 1)	2.0 S 7 1 0 0 0 1 0 0 0 0 0 0 9 9 0.00 0.500																			

AB	32
R	3
H	8
RBI	3
BB	1
SO	2
LOB	12









Batter	1	2	3	4	5	6	7	8	9	AB	R	H	RBI	BB	SO	LOB	TOP			
<b>Pete Rose, S</b> OBP: 0.415, SLG: 0.479 (1,9)	G4-3		FC3-6 1B		F8			G3-1 3B		4	1	2	0	0	0	1	<b>Cincinnati Reds @ Houston Astros</b> Astrodome, Houston, TX Fri Jul 11 1969, 8:05 PM EDT Att: 21,632 - Dome			
<b>Jimmy Stewart, S</b> OBP: 0.297, SLG: 0.333 (1,4)	E 3B		FC3-6 1-2		G3			G3-1 3H		4	1	1	1	0	0	2				
<b>Bobby Tolan, L</b> OBP: 0.357, SLG: 0.537 (1,8)	FC6 3H		G4-3 1-2			K		K		4	0	0	0	0	2	1				
<b>Tony Perez, R</b> OBP: 0.390, SLG: 0.562 (1,5)	K			G3 BB				K		2	0	0	0	2	2	1				
<b>Darrel Chaney, S</b> OBP: 0.300, SLG: 0.259 (8,6)	K							K		0	0	0	0	0	0	0				
<b>Lee May, R</b> OBP: 0.355, SLG: 0.591 (1,7)	K									4	0	1	0	0	3	3				
<b>Fred Whitfield, L</b> OBP: 0.367, SLG: 0.205 (1,3)		K			G3 1-2			K		3	0	0	0	0	2	2				
<b>Giraldo Ruiz, S</b> OBP: 0.304, SLG: 0.297 (1,6)		G5-3			G5-3			G3-1		4	0	1	0	0	0	1				
<b>Pat Corrales, R</b> OBP: 0.395, SLG: 0.405 (1,2)		G6-3				SH1-4 1B		F7		4	0	1	0	0	0	2				
<b>Jim Maloney, L</b> OBP: 0.266, SLG: 0.444 (5,1)										1	0	0	0	0	0	0				
<b>Al Lebeck, L</b> OBP: 0.295, SLG: 0.200 (5,1)										0	0	0	0	0	0	0				
<b>Pedro Ramos, S</b> OBP: 0.295, SLG: 0.225 (5,1)										0	0	0	0	0	0	0				
<b>Gerry Arrigo, L</b> OBP: 0.295, SLG: 0.225 (5,1)										0	0	0	0	0	0	0				
<b>Camilo Pascual, R</b> OBP: 0.270, SLG: 0.273 (5,7)										2	0	0	0	0	1	2				
<b>Ted Savage, R</b> OBP: 0.270, SLG: 0.273 (5,7)										1	0	0	0	0	0	1				
<b>Clyde Mashore, R</b> OBP: 0.270, SLG: 0.273 (5,7)										1	0	0	0	0	0	1				
<b>Inning Stats</b>	R: 1 E: 1 K: 2 S: 9	H: 1 LOB: 1 BB: 0 P: 9	R: 0 E: 0 K: 1 S: 5	H: 0 LOB: 0 BB: 0 P: 5	R: 0 E: 0 K: 0 S: 4	H: 1 LOB: 1 BB: 0 P: 4	R: 0 E: 0 K: 1 S: 5	H: 0 LOB: 1 BB: 1 P: 9	R: 0 E: 0 K: 3 S: 9	H: 0 LOB: 0 BB: 0 P: 13	R: 0 E: 0 K: 1 S: 5	H: 0 LOB: 0 BB: 0 P: 5	R: 1 E: 0 K: 2 S: 8	H: 1 LOB: 0 BB: 0 P: 8	R: 0 E: 0 K: 0 S: 5	H: 2 LOB: 2 BB: 0 P: 5	1B: 4 2B: 0 3B: 2 HR: 0	SF: 0 SAC: 1 DP: 0 HBP: 0	WP: 0 PB: 0 SB: 2 CS: 0	PA: 36
<b>PITCHER</b> <b>Don Wilson, R</b> ERA: 3.72 (1,1)	IP: 9.0 WLS: W BF: 36 H: 6 R: 2 ER: 2 SO: 10 BB: 2 IBB: 0 HBP: 0 BLK: 0 WP: 0 HR: 0 S: 54 P: 62 ERA: 2.00 WHIP: 0.889															<b>PITCHER</b>				

AB	33
R	2
H	6
RBI	1
BB	2
SO	10
LOB	16



Batter	1	2	3	4	5	6	7	8	9	AB	R	H	RBI	BB	SO	LOB	BOTTOM			
<b>Sandy Valdespino, L</b> OBP: 0.393, SLG: 0.347 (1,7)	G4-3		G1-3		SH3-4 1-2			G4-3		4	1	2	2	0	0	0	<b>Cincinnati Reds @ Houston Astros</b> Astrodome, Houston, TX Fri Jul 11 1969, 8:05 PM EDT Att: 21,632 - Dome			
<b>Gary Geiger, L</b> OBP: 0.353, SLG: 0.277 (7,7)										1	0	0	0	0	0	0				
<b>Joe Morgan, L</b> OBP: 0.399, SLG: 0.401 (1,4)	F9							F9		4	1	1	1	1	2	1				
<b>Hector Torres, R</b> OBP: 0.179, SLG: 0.204 (6, FR)										1	0	0	0	0	0	0				
<b>Jimmy Wynn, R</b> OBP: 0.432, SLG: 0.556 (1,8)	1B			1B F9-2 BB	BB WP 1B					4	1	3	2	1	1	3				
<b>Norm Miller, L</b> OBP: 0.385, SLG: 0.395 (1,9)								F7		3	2	2	0	2	0	0				
<b>Curt Blefary, L</b> OBP: 0.361, SLG: 0.377 (1,3)										3	1	1	0	2	1	4				
<b>Denis Menke, R</b> OBP: 0.398, SLG: 0.441 (1,6)										5	2	2	4	0	2	4				
<b>Johnny Edwards, L</b> OBP: 0.272, SLG: 0.304 (1,2)										4	1	2	2	0	1	0				
<b>Don Bryant, R</b> OBP: 0.250, SLG: 0.286 (7, PH)	F8									1	0	0	0	0	1	1				
<b>Doug Rader, R</b> OBP: 0.321, SLG: 0.349 (1,5)										3	2	1	1	2	0	1				
<b>Don Wilson, R</b> OBP: 0.250, SLG: 0.170 (1,1)										3	2	0	0	0	2	2				
<b>Inning Stats</b>	R: 0 E: 0 K: 1 S: 7	H: 2 LOB: 2 BB: 0 P: 7	R: 0 E: 0 K: 1 S: 5	H: 0 LOB: 0 BB: 0 P: 5	R: 0 E: 0 K: 2 S: 7	H: 0 LOB: 0 BB: 0 P: 7	R: 2 E: 0 K: 0 S: 5	H: 3 LOB: 1 BB: 1 P: 9	R: 1 E: 0 K: 2 S: 8	H: 1 LOB: 3 BB: 2 P: 17	R: 9 E: 0 K: 3 S: 15	H: 6 LOB: 5 BB: 5 P: 36	R: 0 E: 0 K: 1 S: 6	H: 1 LOB: 1 BB: 0 P: 6	R: 1 E: 0 K: 0 S: 4	H: 1 LOB: 0 BB: 0 P: 4	1B: 10 2B: 3 3B: 1 HR: 1	SF: 0 SAC: 1 DP: 1 HBP: 2	WP: 1 PB: 0 SB: 0 CS: 0	PA: 47
<b>PITCHER</b> <b>Jim Maloney, R</b> ERA: 2.53 (1,1)	IP: 4.2 WLS: L BF: 22 H: 6 R: 3 ER: 3 SO: 3 BB: 2 IBB: 0 HBP: 1 BLK: 0 WP: 0 HR: 0 S: 29 P: 38 ERA: 5.79 WHIP: 1.714															<b>PITCHER</b>				
<b>Al Jackson, L</b> ERA: 9.0 (5,1)	0.0	1	0	0	0	0	1	0	0	0	0	0	4	∞	∞					
<b>Pedro Ramos, R</b> ERA: 4.54 (5,1)	0.2	7	3	5	5	2	1	0	1	0	0	0	9	14	67.50	6.000				
<b>Gerry Arrigo, L</b> ERA: 9.0 (6,1)	0.0	2	0	0	0	0	2	0	0	0	0	0	0	8	∞	∞				
<b>Camilo Pascual, R</b> ERA: 6.98 (6,1)	2.2	15	5	5	5	3	2	0	0	0	0	1	19	27	16.88	2.625				

AB	36
R	13
H	14
RBI	12
BB	8
SO	10
LOB	16





Batter	1	2	3	4	5	6	7	8	9	AB	R	H	RBI	BB	SO	LOB	TOP					
<b>Pete Rose, S</b> OBP: 0.414, SLG: 0.477 (1, 9)	G6-3		F7	FC4			G4-3		G6-4-3	5	0	2	1	0	0	1	<b>Cincinnati Reds @ Houston Astros</b> Astrodome, Houston, TX Sat Jul 12 1969, 8:05 PM EDT Att: 33,901 - Dome					
<b>Jimmy Stewart, S</b> OBP: 0.292, SLG: 0.337 (1, 4)	K		1B	FC4			1B		G6-4-3	5	0	2	0	0	1	4						
<b>Bobby Tolan, L</b> OBP: 0.356, SLG: 0.533 (1, 8)			E6				K			4	0	1	0	0	2	3						
<b>Jack Fisher, R</b> OBP: 0.125, SLG: 0.125 (7, 1)			1B				K			0	0	0	0	0	0	0						
<b>George Culver, R</b> OBP: 0.103, SLG: 0.103 (7, 1)	CS		1B				K			0	0	0	0	0	0	0						
<b>Tony Perez, R</b> OBP: 0.388, SLG: 0.567 (1, 5)	CS		K				F9		G6-3	4	1	1	1	0	1	3						
<b>Lee May, R</b> OBP: 0.354, SLG: 0.587 (1, 7)			K				G1-3		G4-3	4	0	1	1	0	1	0						
<b>Fred Whitfield, L</b> OBP: 0.340, SLG: 0.186 (1, 3)			F8				K		K	4	0	0	0	0	3	3						
<b>Giraldo Ruiz, S</b> OBP: 0.289, SLG: 0.282 (1, 6)	G3-1						K		G3	4	0	0	0	0	1	0						
<b>Pat Corrales, R</b> OBP: 0.404, SLG: 0.488 (1, 2)							G1-3		1B	4	2	2	1	0	1	0						
<b>Tony Cloninger, R</b> OBP: 0.224, SLG: 0.261 (1, 1)							G6-3		1B	1	1	1	0	1	0	0						
<b>Al Jackson, L</b> (5, 1)										0	0	0	0	0	0	0						
<b>Pedro Ramos, S</b> (7, PH)										0	0	0	0	0	0	0						
<b>Jim Beauchamp, R</b> OBP: 0.241, SLG: 0.321 (7, 8)									1B	2	0	1	0	0	0	0						
<b>Inning Stats</b>	R: 0 E: 0 K: 1 S: 5	H: 1 LOB: 0 BB: 0 P: 5	R: 1 E: 0 K: 1 S: 6	H: 1 LOB: 0 BB: 0 P: 6	R: 2 E: 1 K: 2 S: 12	H: 4 LOB: 3 BB: 0 P: 12	R: 0 E: 0 K: 1 S: 6	H: 1 LOB: 2 BB: 1 P: 10	R: 0 E: 0 K: 1 S: 5	H: 0 LOB: 0 BB: 0 P: 5	R: 0 E: 0 K: 2 S: 7	H: 0 LOB: 0 BB: 0 P: 7	R: 0 E: 0 K: 1 S: 6	H: 1 LOB: 1 BB: 0 P: 6	R: 0 E: 0 K: 1 S: 5	H: 0 LOB: 0 BB: 0 P: 5	R: 1 E: 0 K: 0 S: 5	H: 3 LOB: 1 BB: 0 P: 5	1B: 9 2B: 0 3B: 0 HR: 2	SF: 0 SAC: 0 DP: 1 HBP: 0	WP: 0 PB: 0 SB: 0 CS: 1	PA: 39
<b>PITCHER</b> <b>Larry Dierker, R</b> ERA: 2.62 (1, 1)	IP: 9.0 WLS: W BF: 38 H: 11 R: 4 ER: 3 SO: 10 BB: 1 IBB: 0 HBP: 0 BLK: 0 WP: 0 HR: 2 S: 57 P: 61 ERA: 3.00 WHIP: 1.333															<b>PITCHER</b>						

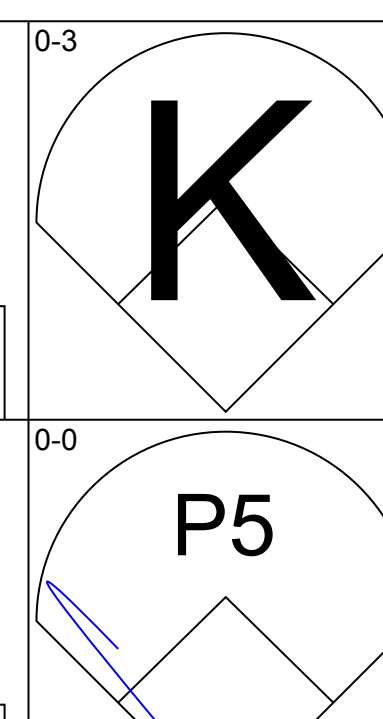
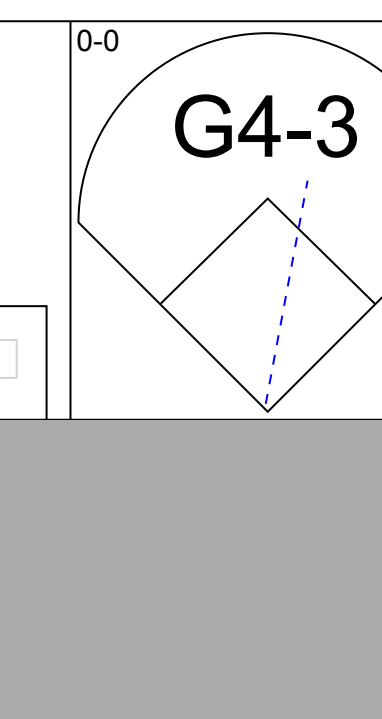
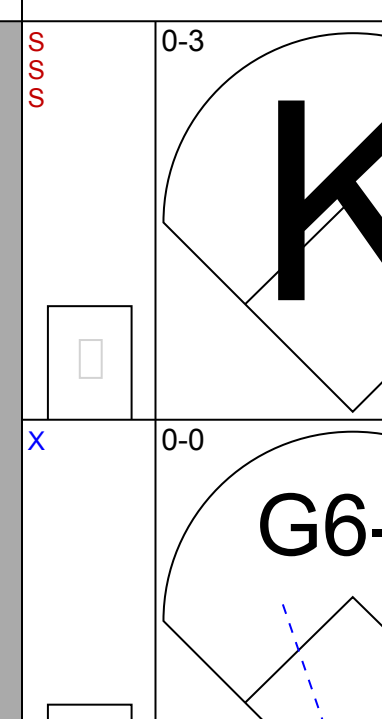
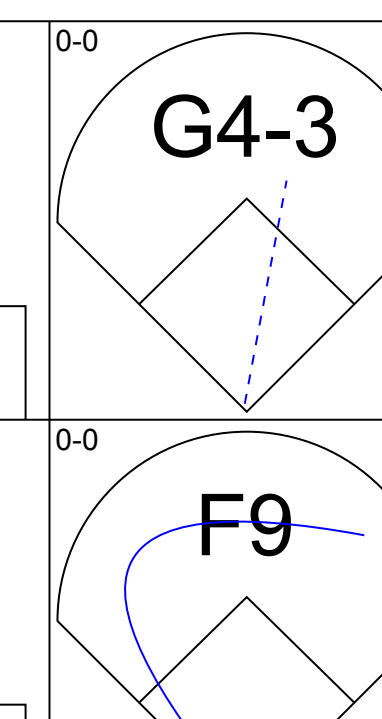
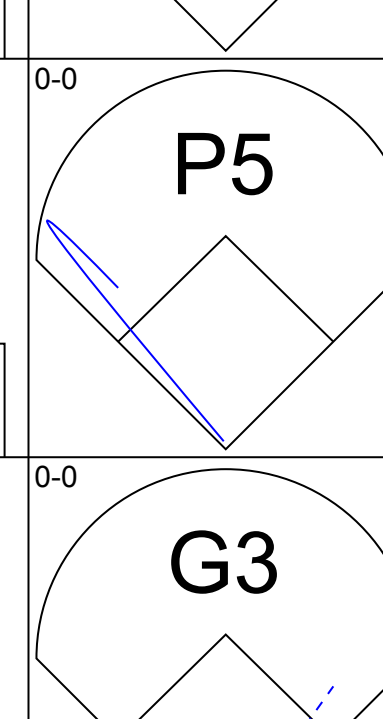
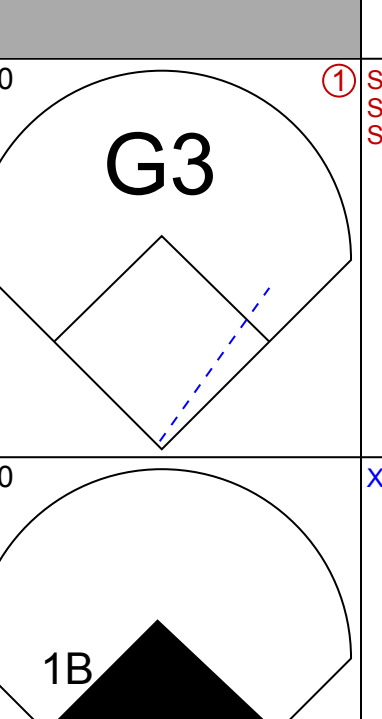
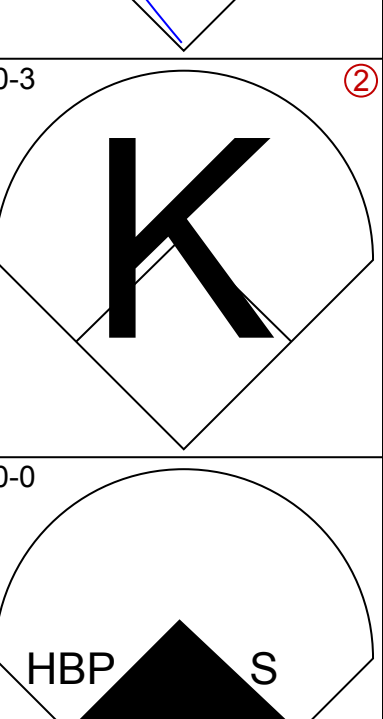
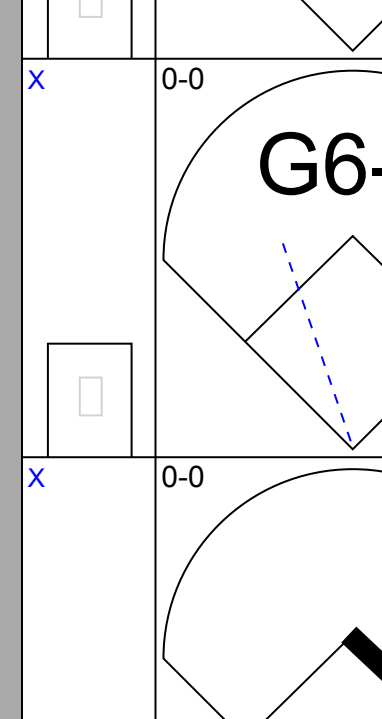
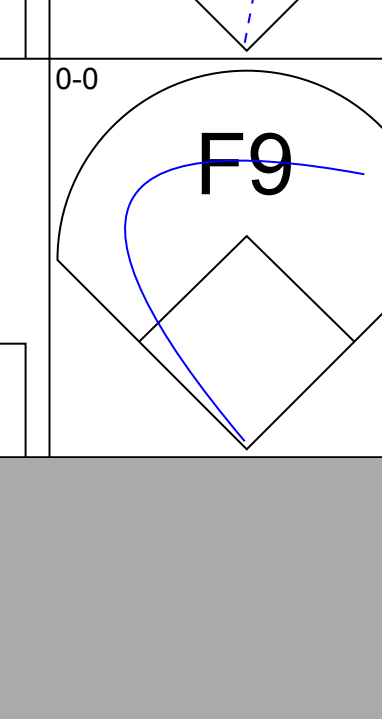
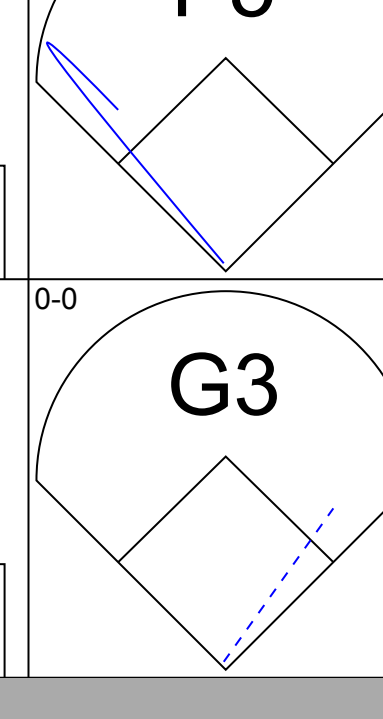
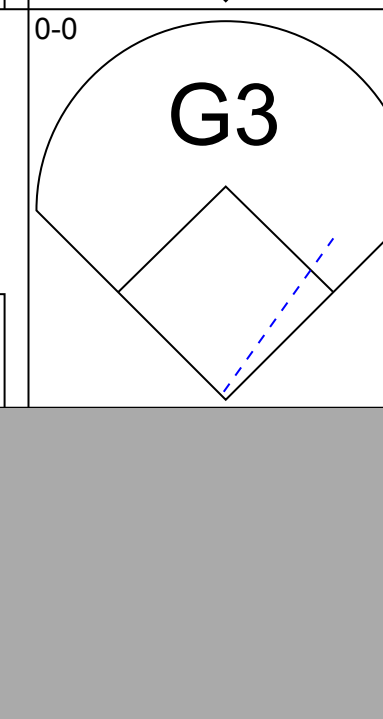
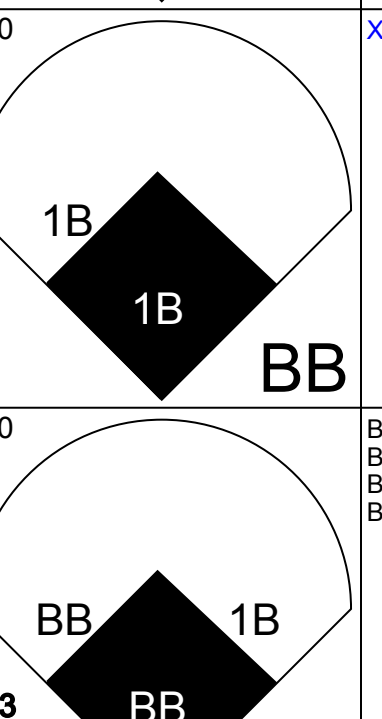
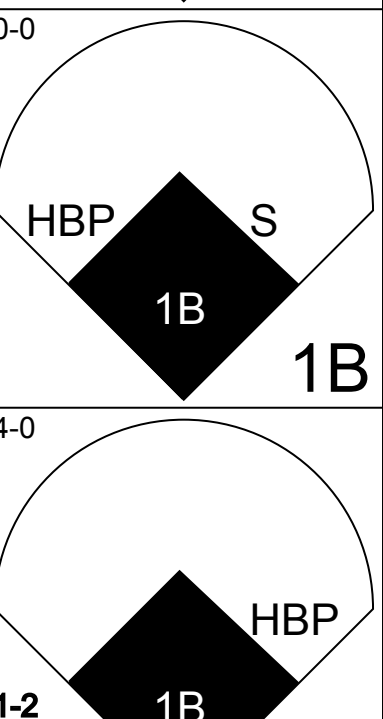
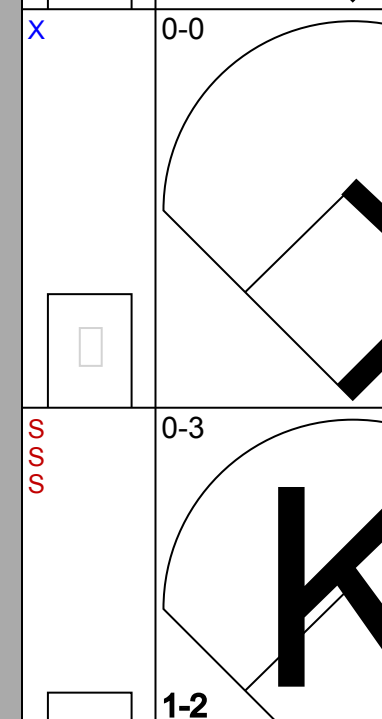

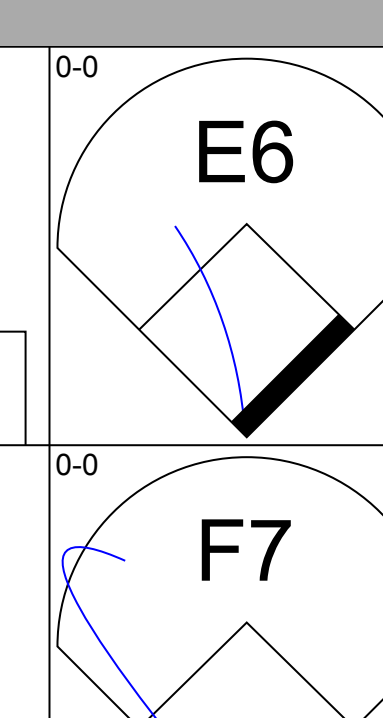
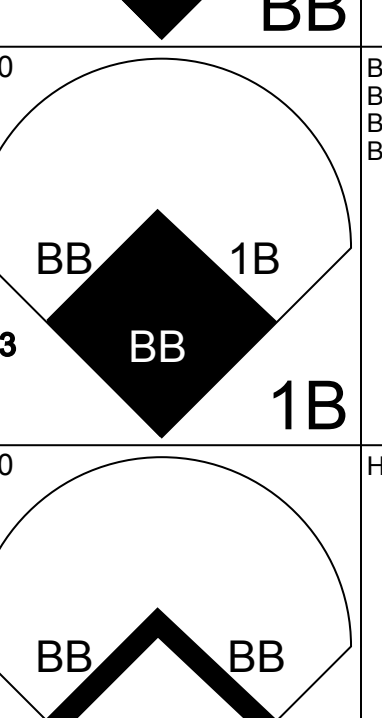
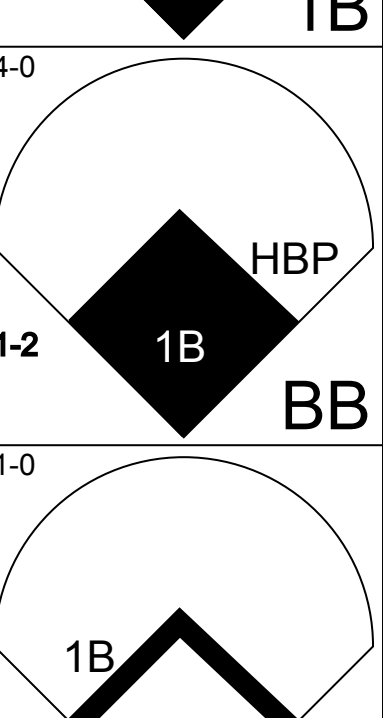
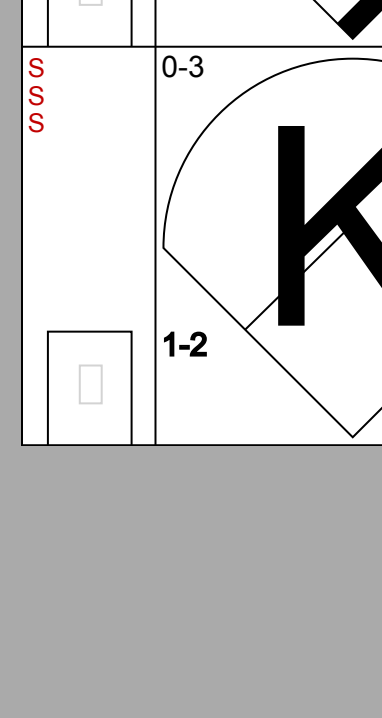
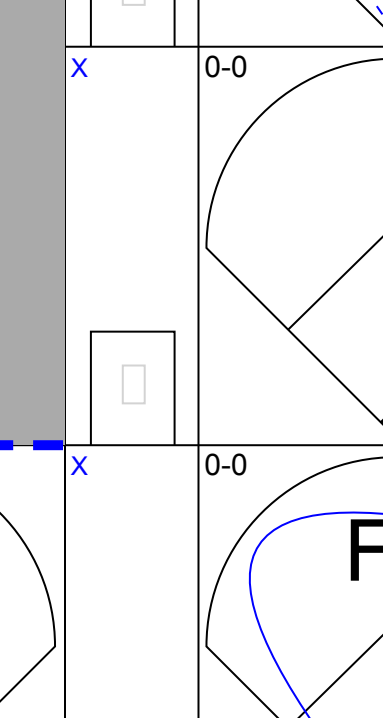
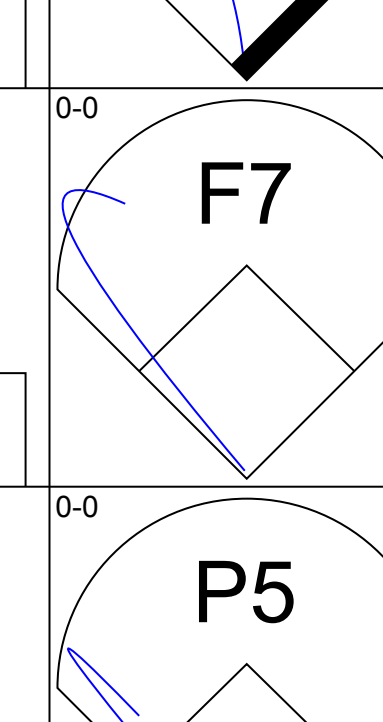
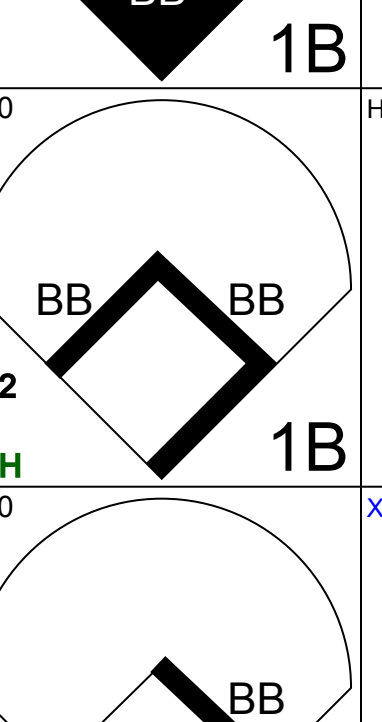
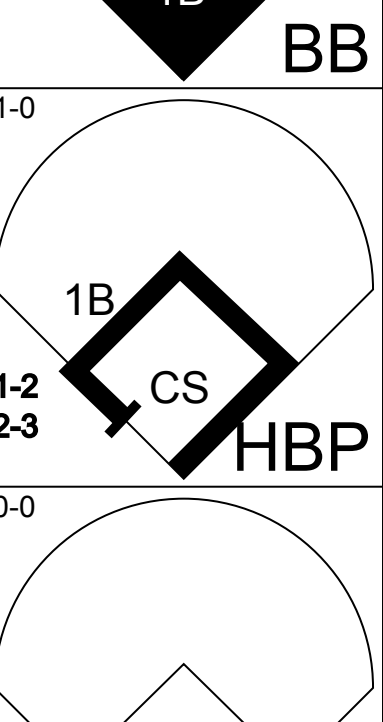
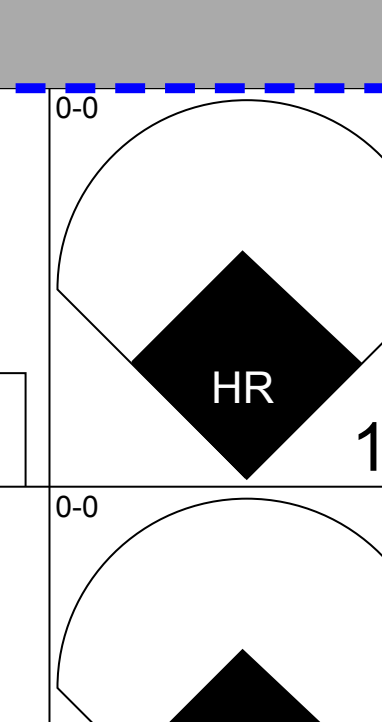
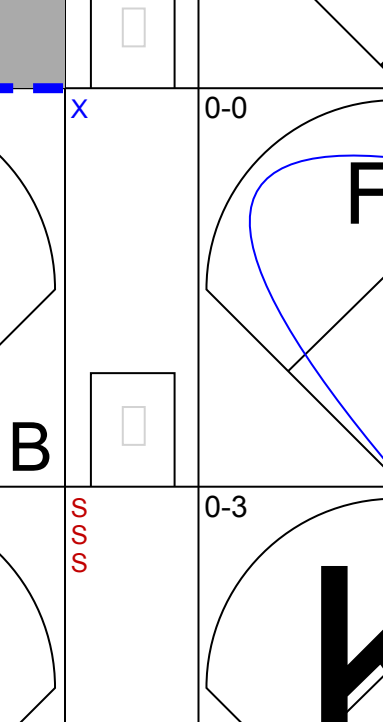
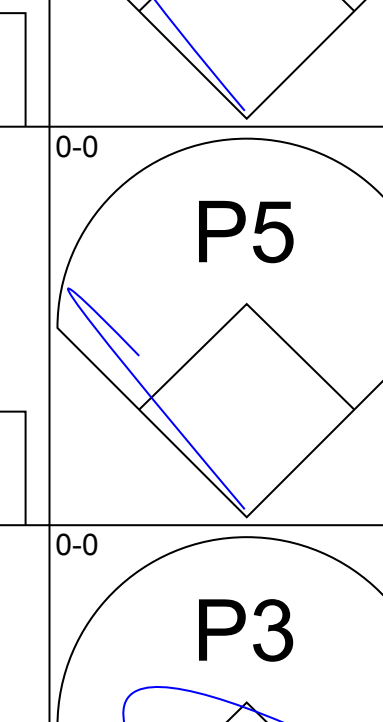
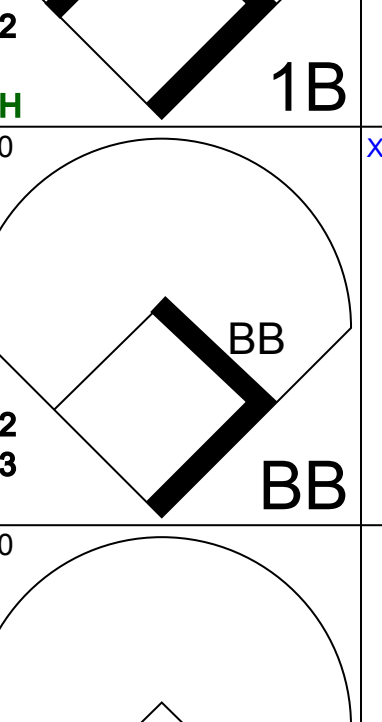
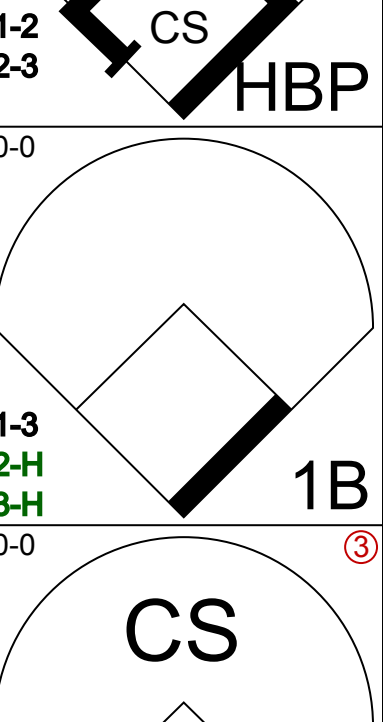
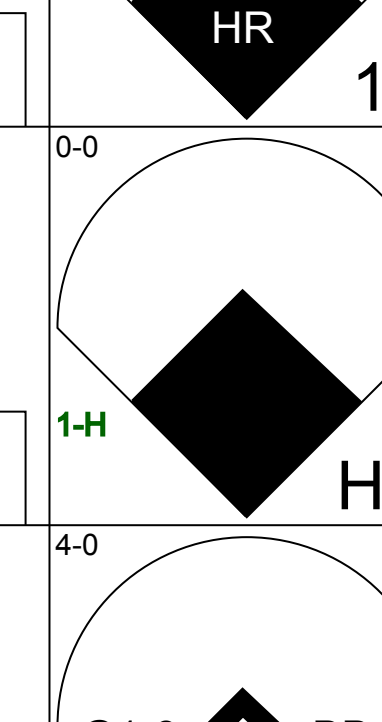
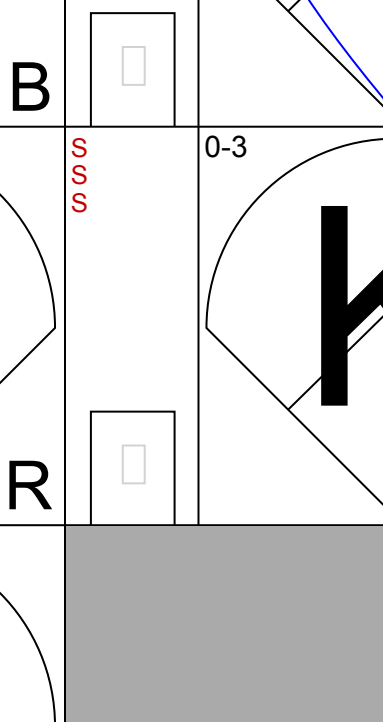
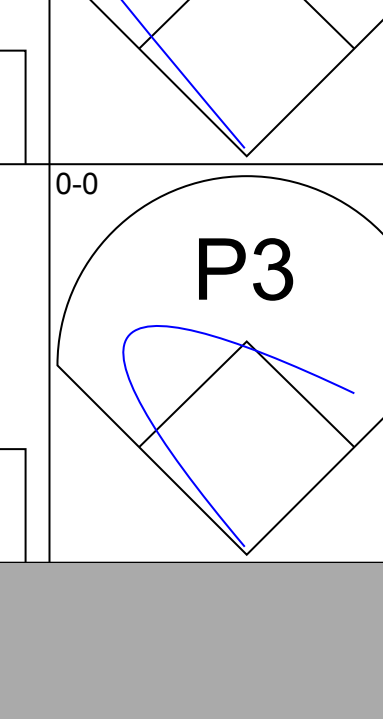
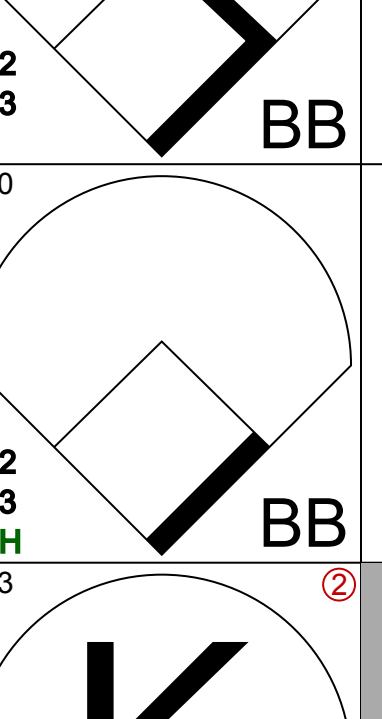
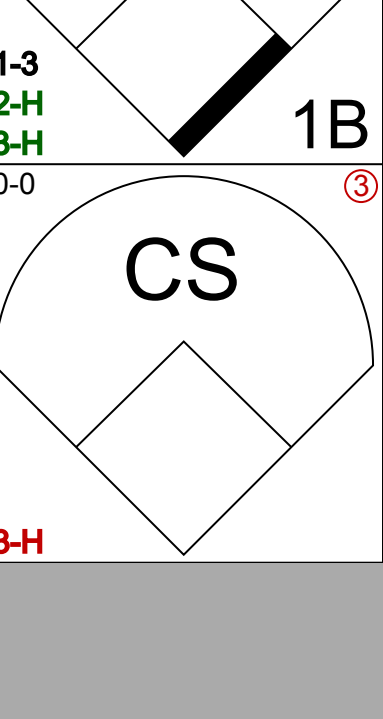
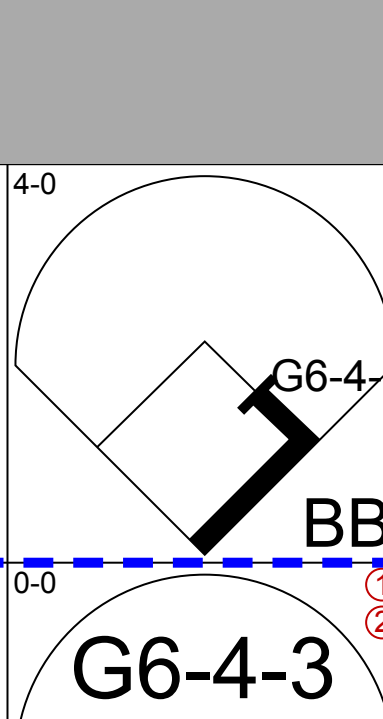
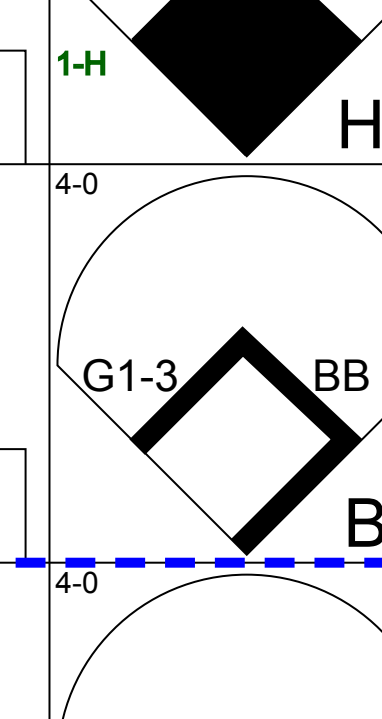
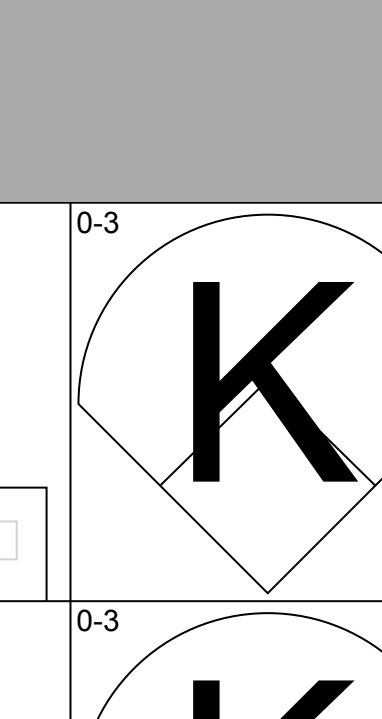
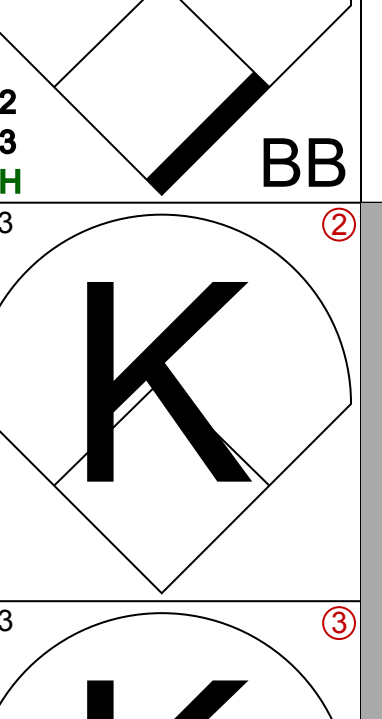
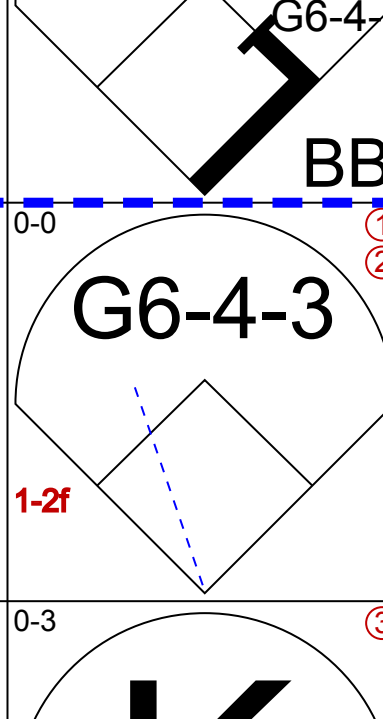
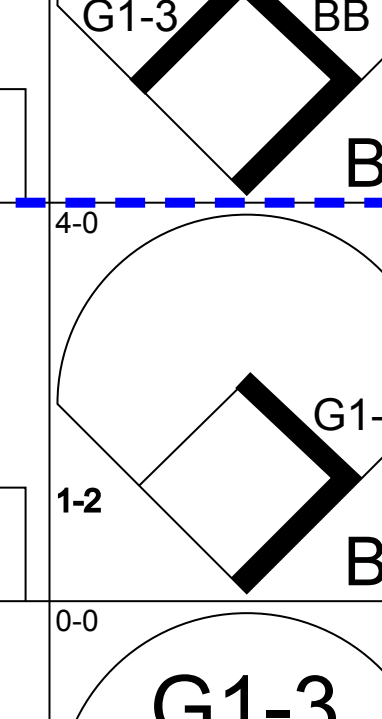
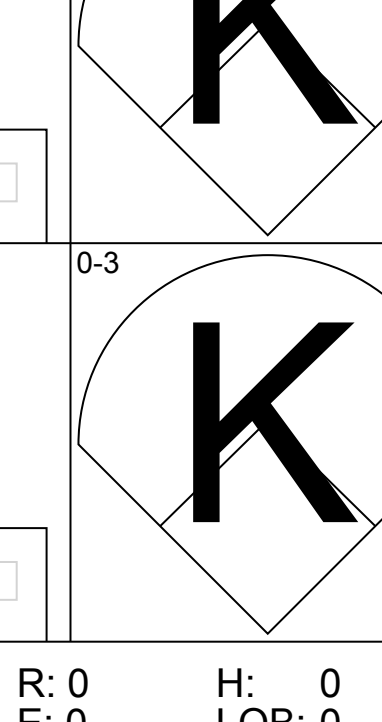
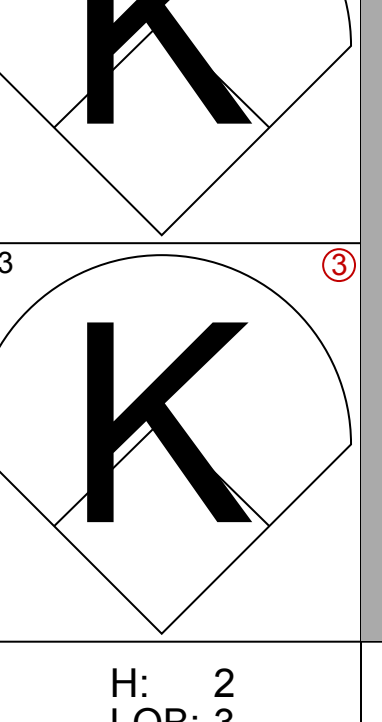
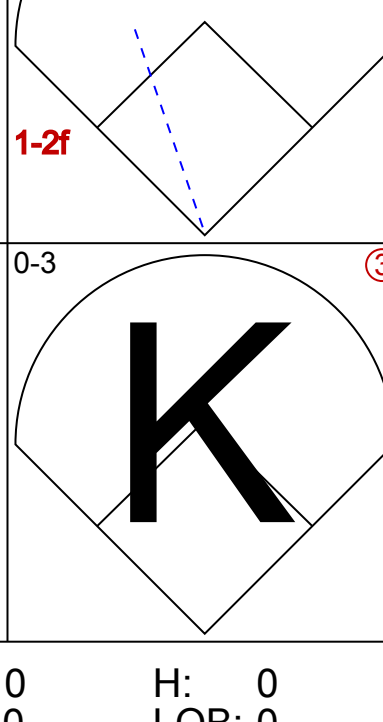
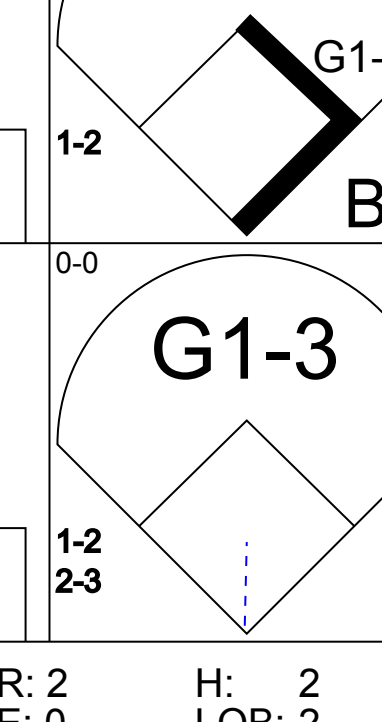
AB	37
R	4
H	11
RBI	4
BB	1
SO	10
LOB	14

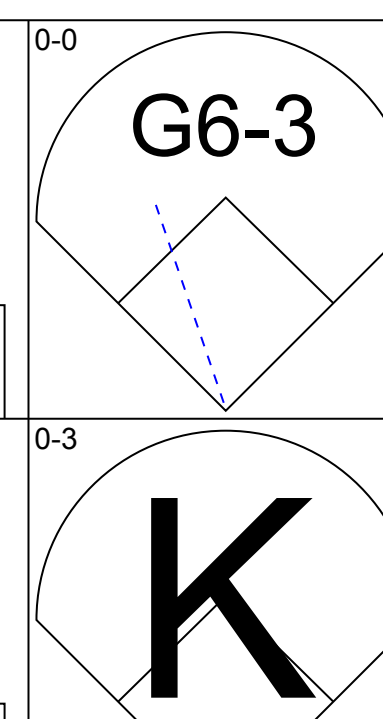
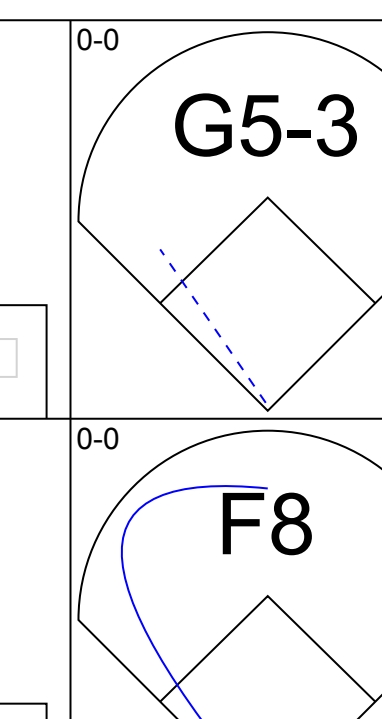
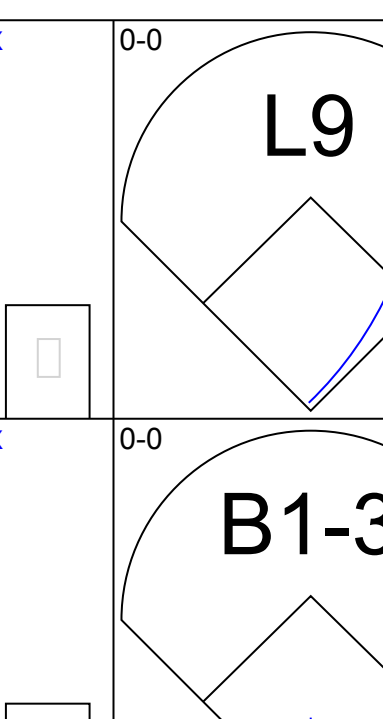
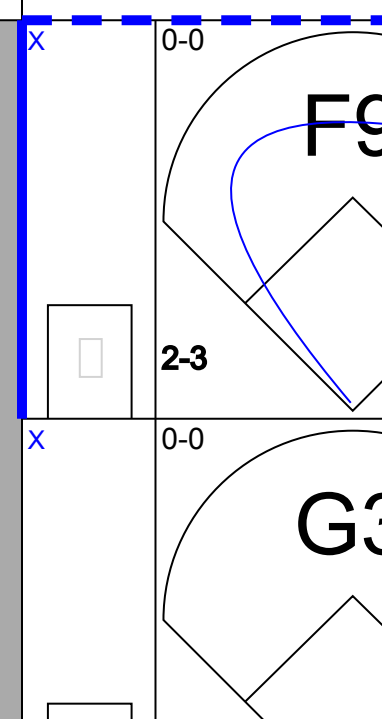
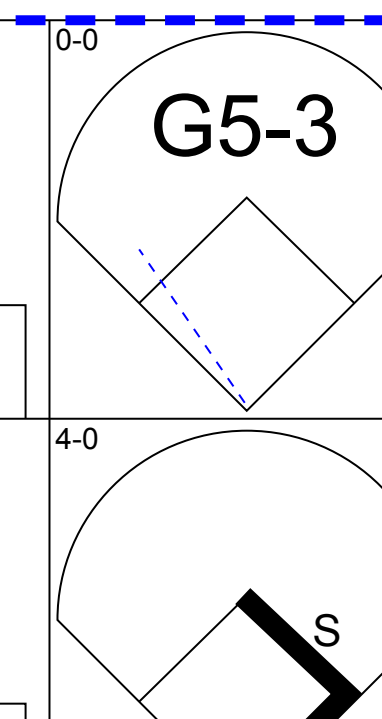
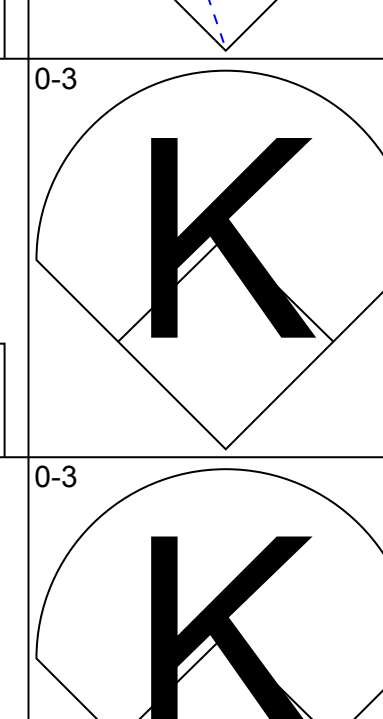
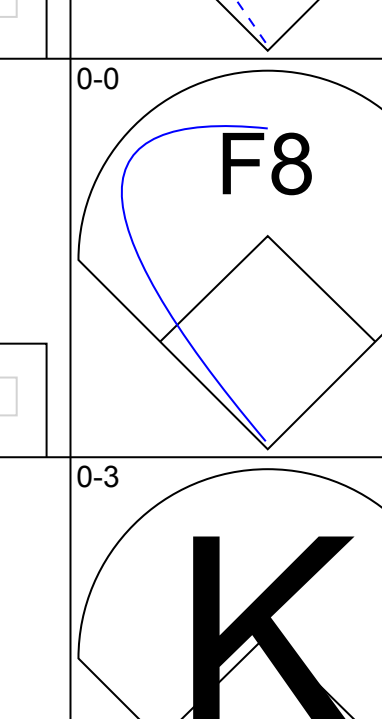
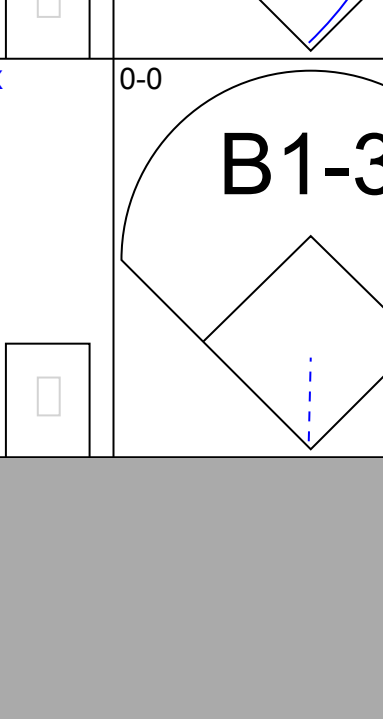
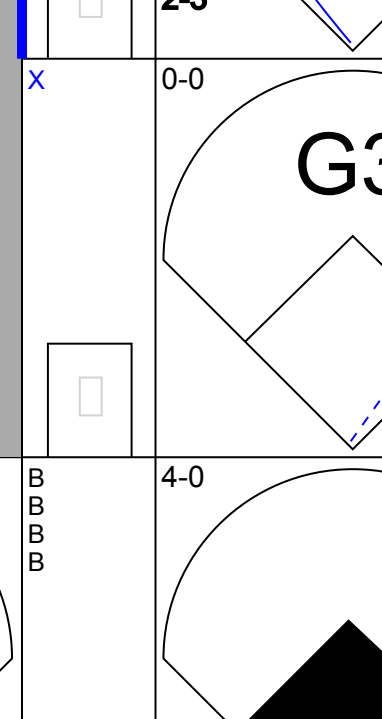
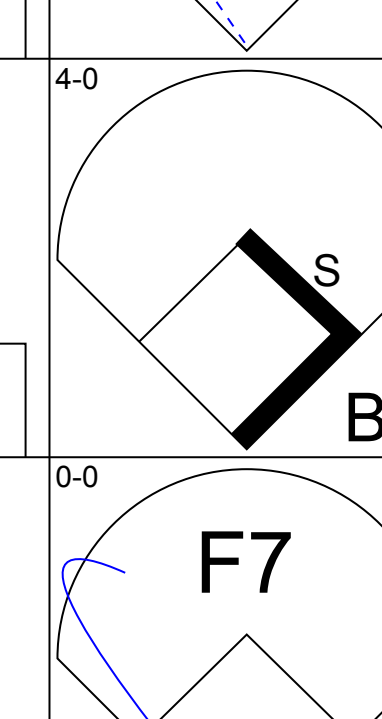
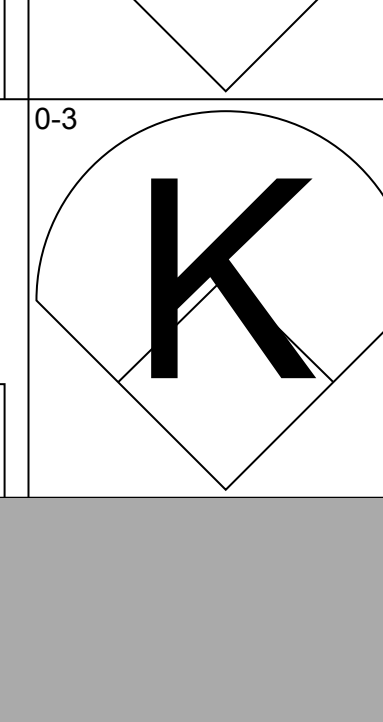
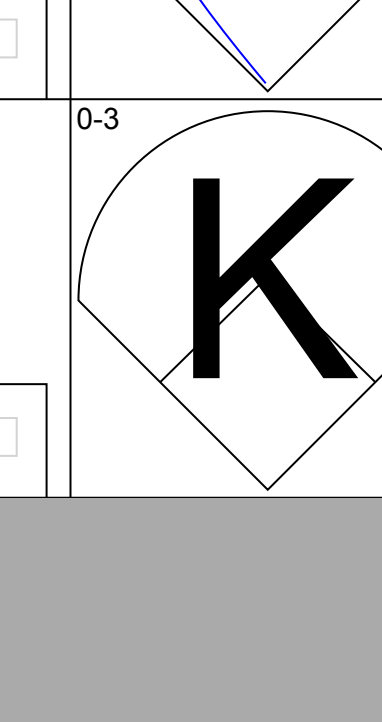
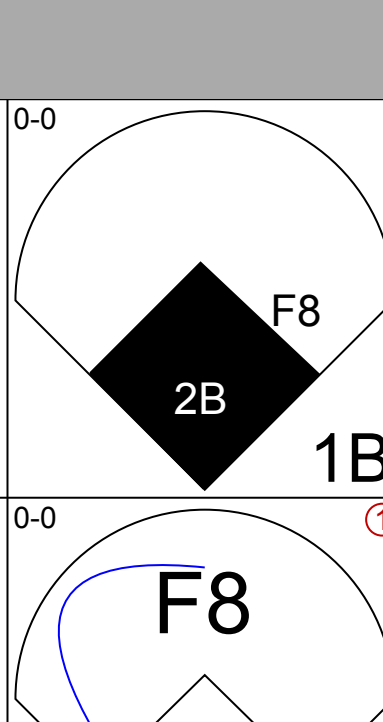
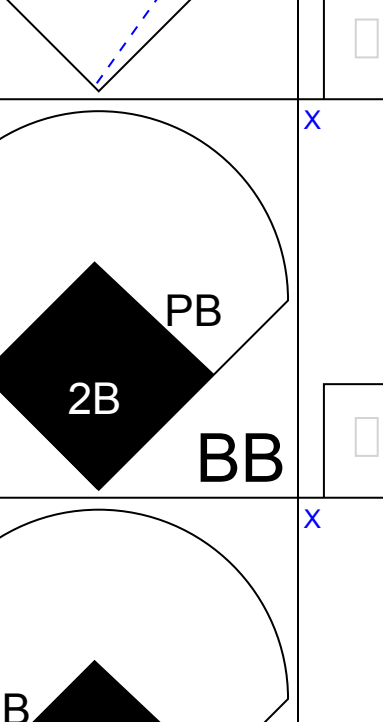
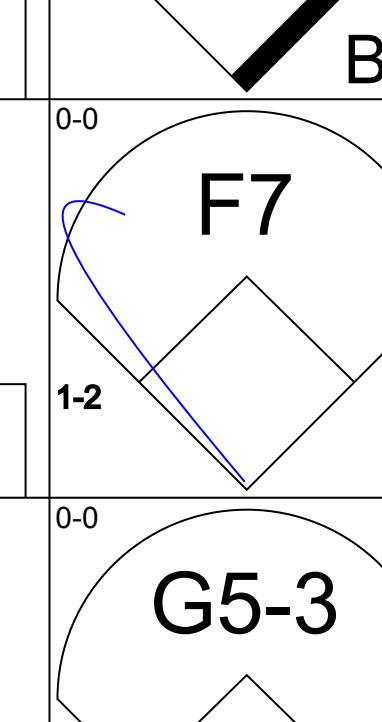
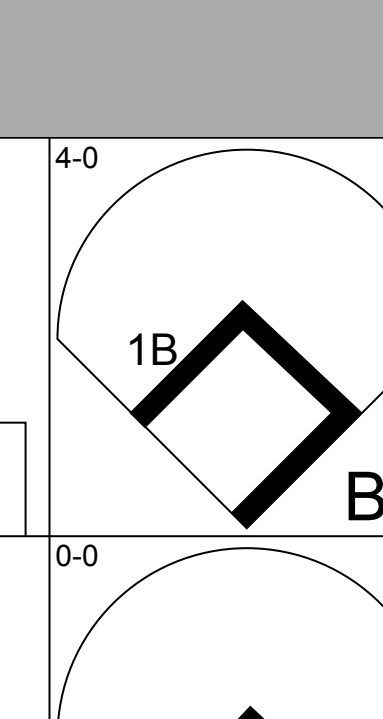
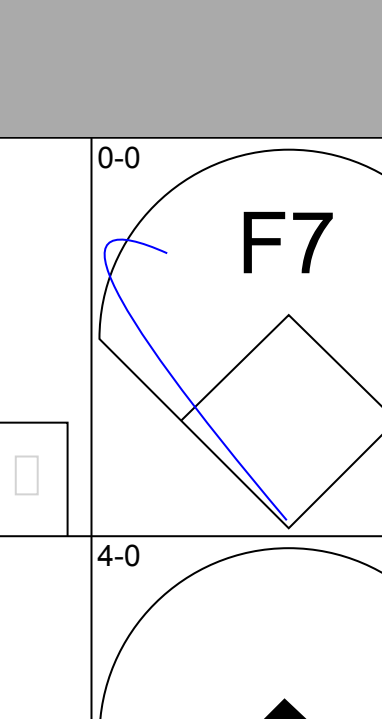
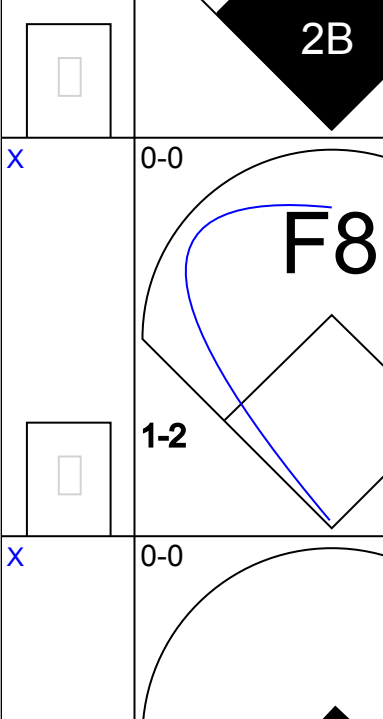
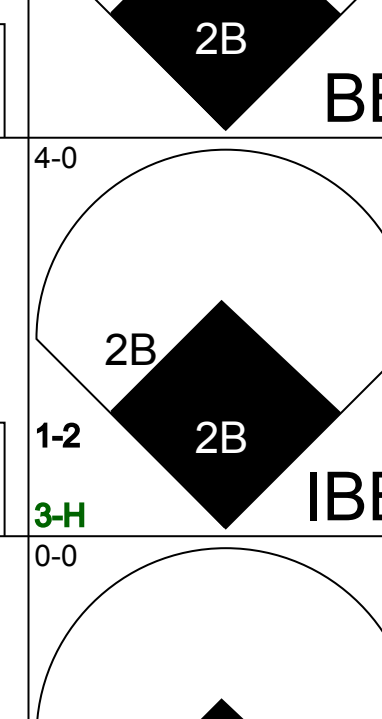
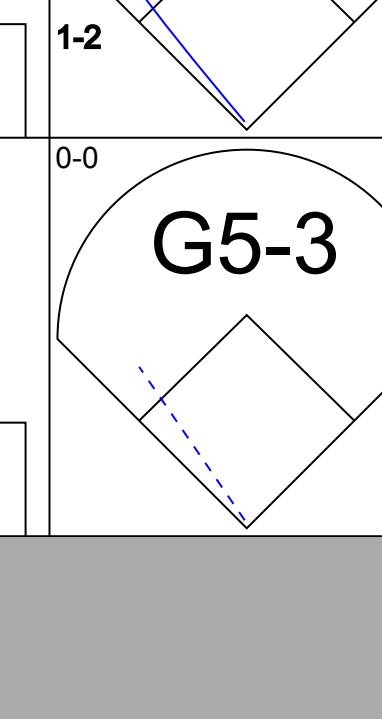
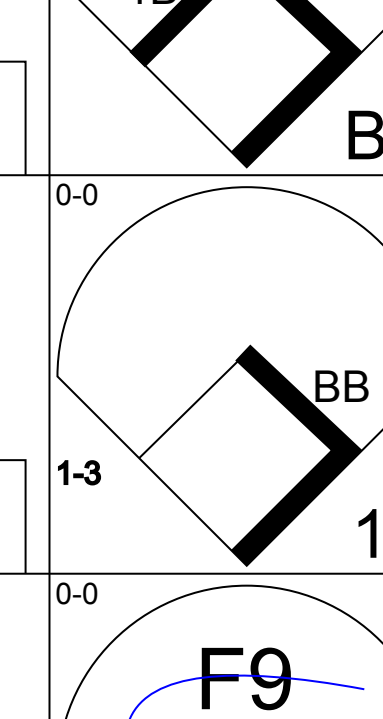
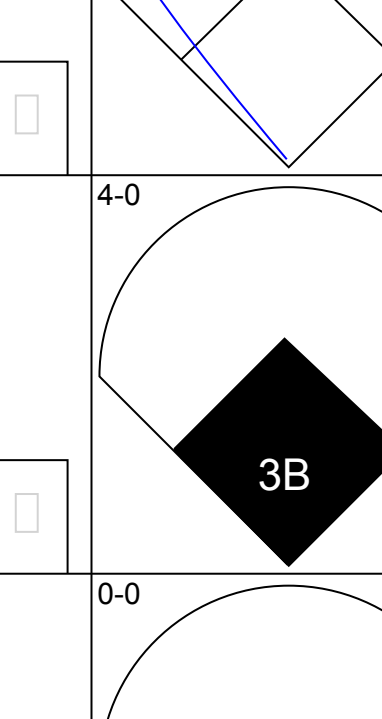
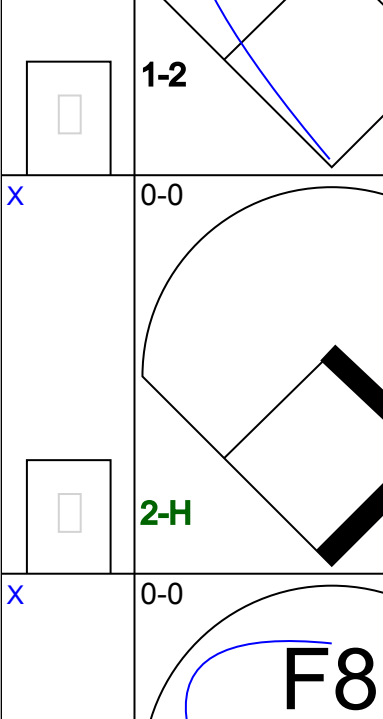
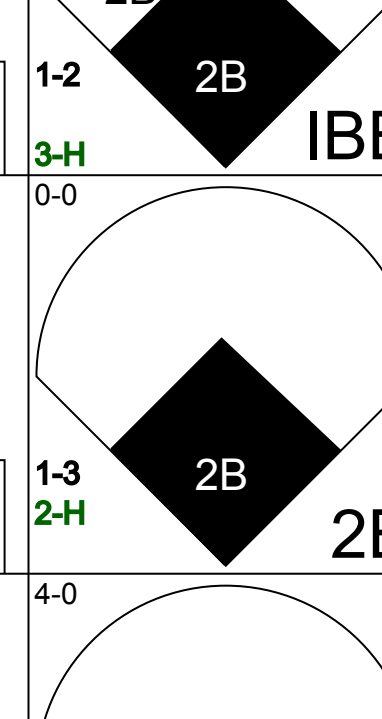
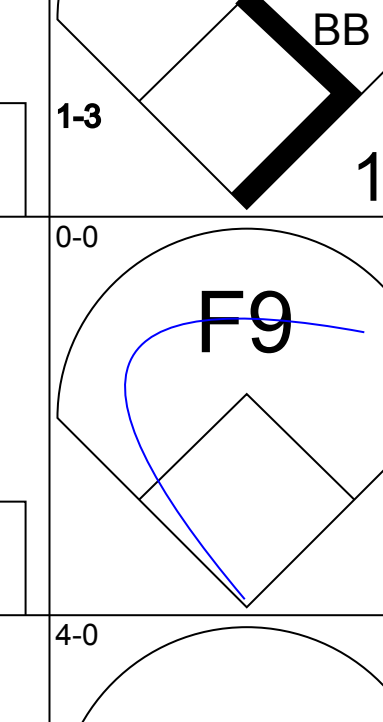
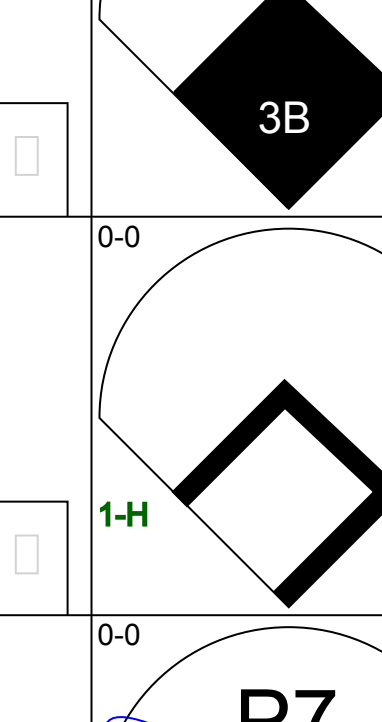
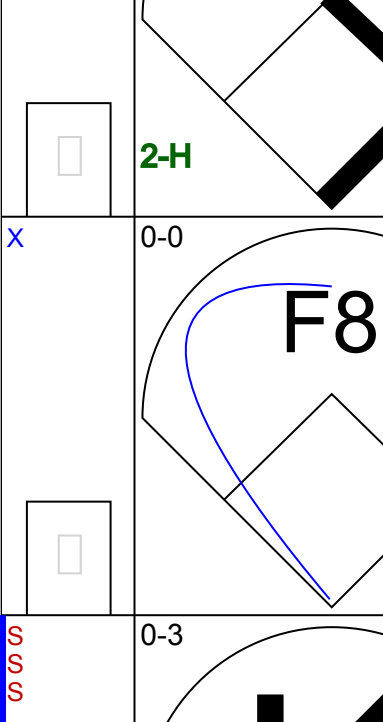
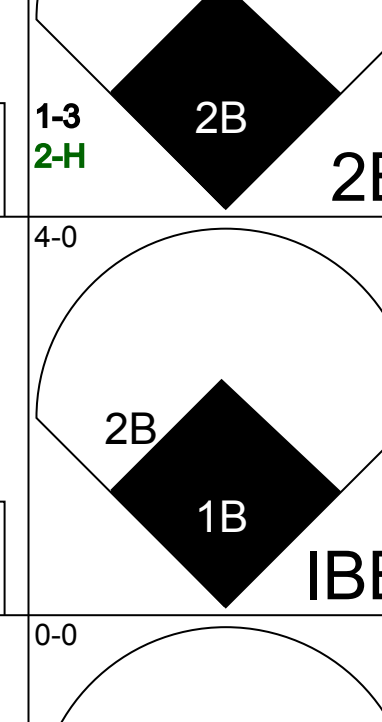
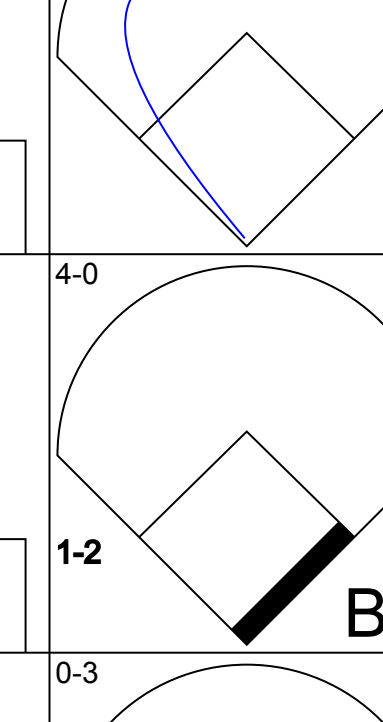
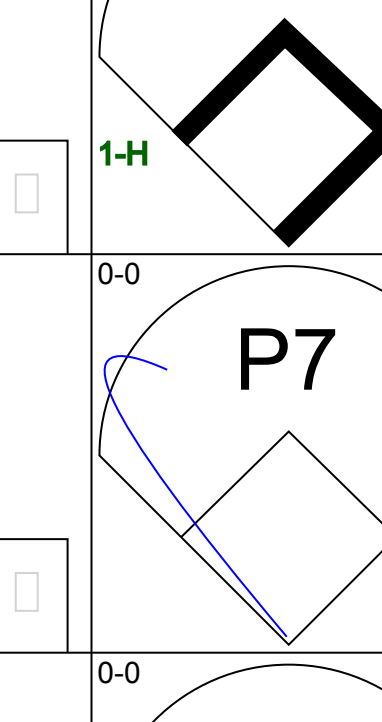
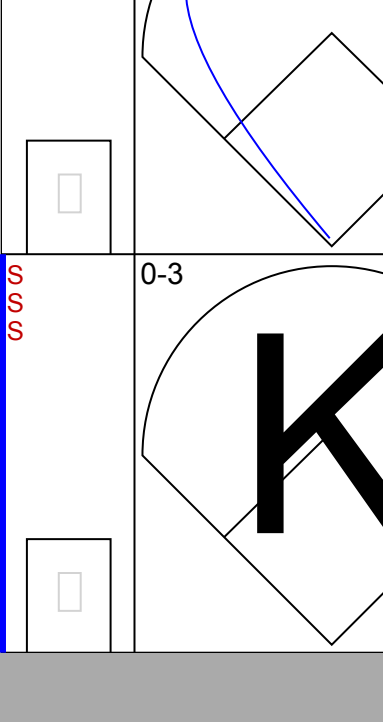
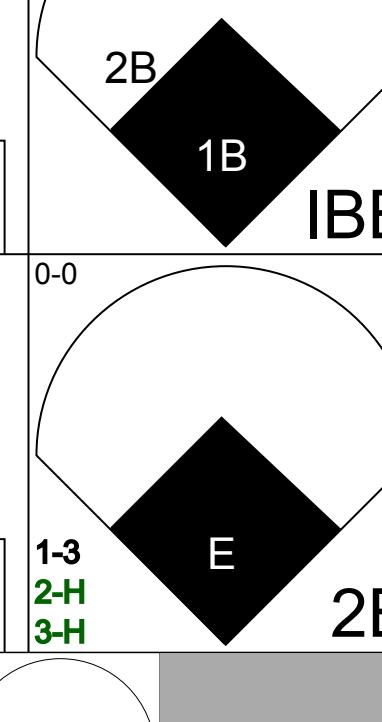
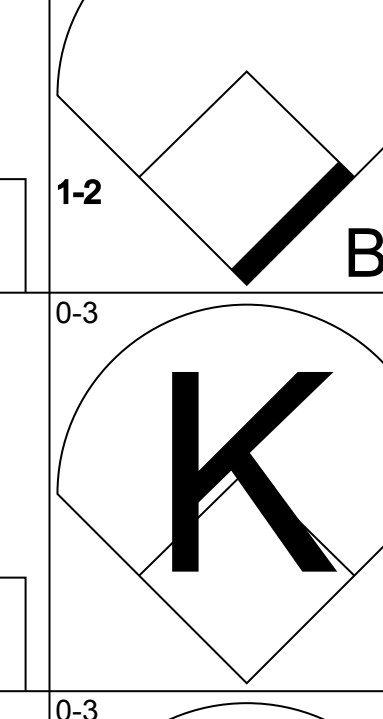
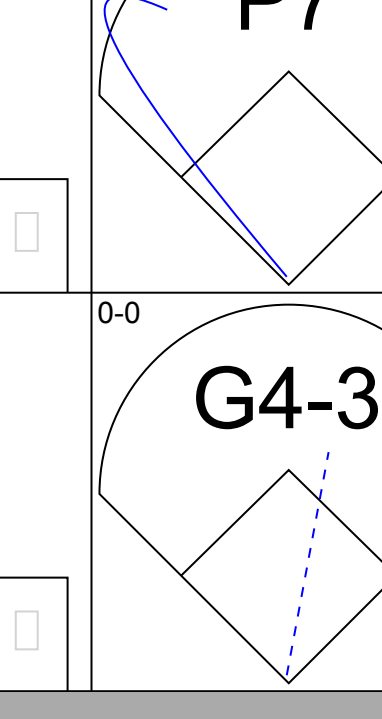
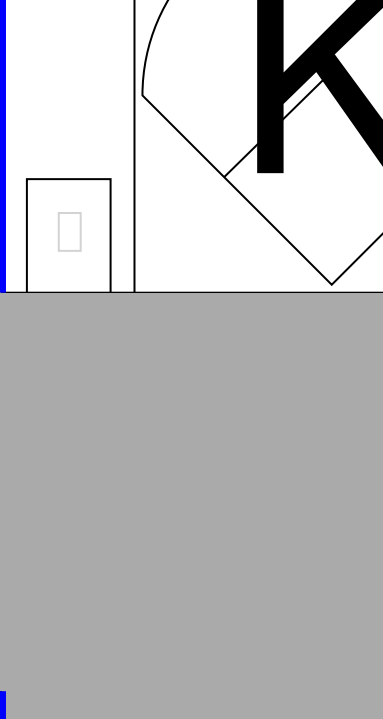
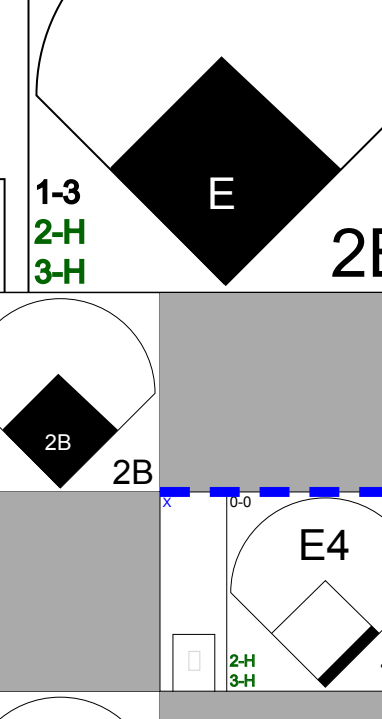
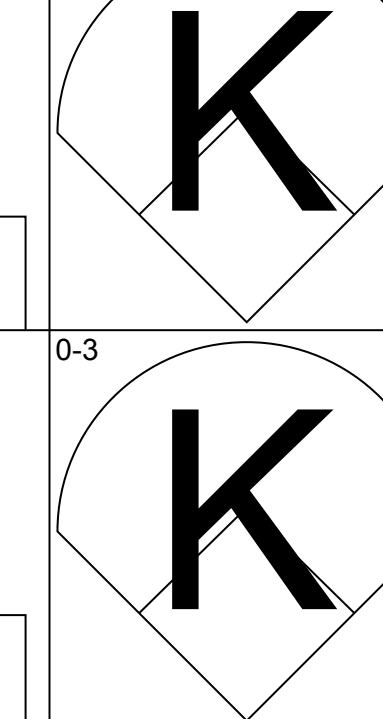
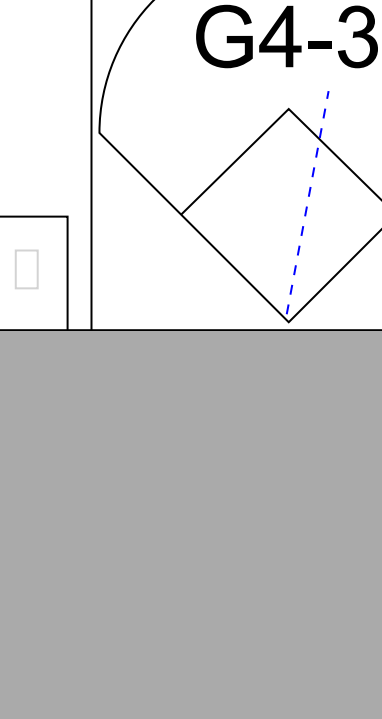

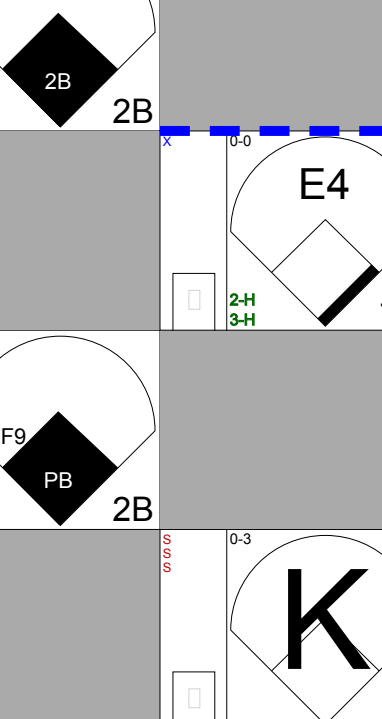
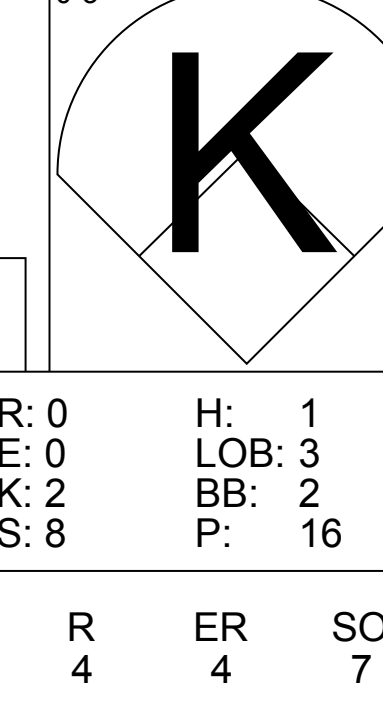
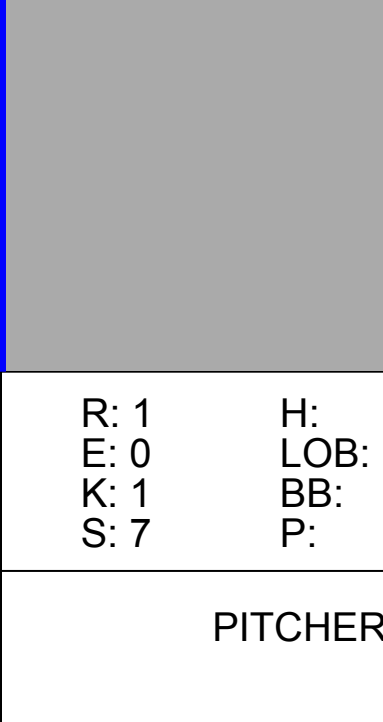
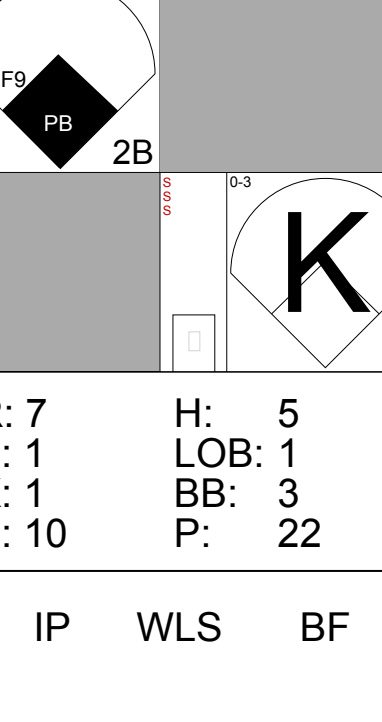


Batter	1	2	3	4	5	6	7	8	9	AB	R	H	RBI	BB	SO	LOB	BOTTOM			
<b>Sandy Valdespino, L</b> OBP: 0.393, SLG: 0.352 (1, 7)	F9									5	1	2	1	0	0	1	<b>Cincinnati Reds @ Houston Astros</b> Astrodome, Houston, TX Sat Jul 12 1969, 8:05 PM EDT Att: 33,901 - Dome			
<b>Gary Geiger, R</b> OBP: 0.353, SLG: 0.277 (8, 7)										0	0	0	0	0	0	0				
<b>Joe Morgan, L</b> OBP: 0.399, SLG: 0.396 (1, 4)	G3-1		G4-3				FC3-6		FC3-6	3	1	0	0	2	0	2				
<b>Jimmy Wynn, R</b> OBP: 0.431, SLG: 0.550 (1, 8)	1B		F7				P6			3	1	0	1	2	1	3				
<b>Norm Miller, L</b> OBP: 0.382, SLG: 0.391 (1, 9)	HR		G4-3				F7		F2	5	1	1	0	0	1	3				
<b>Curt Blefary, L</b> OBP: 0.362, SLG: 0.386 (1, 3)	HR						E1		K	5	2	2	4	0	1	2				
<b>Denis Menke, R</b> OBP: 0.396, SLG: 0.437 (1, 6)	F7						FC6-4		CI	3	1	0	1	1	0	2				
<b>Johnny Edwards, L</b> OBP: 0.281, SLG: 0.308 (1, 2)										3	1	2	1	2	1	1				
<b>Doug Rader, R</b> OBP: 0.320, SLG: 0.346 (1, 5)										3	1	0	0	1	2	5				
<b>Larry Dierker, R</b> OBP: 0.182, SLG: 0.172 (1, 1)										3	1	1	2	1	1	1				
<b>Inning Stats</b>	R: 3 E: 0 K: 0 S: 5	H: 2 LOB: 1 BB: 1 P: 9	R: 0 E: 0 K: 1 S: 5	H: 0 LOB: 1 BB: 1 P: 9	R: 0 E: 0 K: 0 S: 3	H: 0 LOB: 0 BB: 0 P: 3	R: 0 E: 0 K: 1 S: 6	H: 1 LOB: 1 BB: 0 P: 6	R: 3 E: 1 K: 2 S: 9	H: 1 LOB: 3 BB: 4 P: 25	R: 0 E: 0 K: 1 S: 5	H: 0 LOB: 1 BB: 1 P: 9	R: 4 E: 1 K: 0 S: 8	H: 4 LOB: 2 BB: 1 P: 12	R: 0 E: 0 K: 2 S: 7	H: 0 LOB: 1 BB: 1 P: 11	1B: 7 2B: 0 3B: 0 HR: 1	SF: 0 SAC: 0 DP: 0 HBP: 0	WP: 0 PB: 0 SB: 1 CS: 0	PA: 43
<b>PITCHER</b> <b>Tony Cloninger, R</b> ERA: 5.39 (1, 1)	IP: 4.0 WLS: L BF: 21 H: 4 R: 6 ER: 4 SO: 2 BB: 5 IBB: 0 HBP: 0 BLK: 0 WP: 0 HR: 1 S: 20 P: 40 ERA: 9.00 WHIP: 2.250															<b>PITCHER</b>				
<b>Al Jackson, L</b> ERA: 8.57 (5, 1)	0.1	2	0	0	0	1	0	0	0	0	0	4	4	0.00	0.000					
<b>Pedro Ramos, R</b> ERA: 4.35 (5, 1)	1.2	7	0	0	0	2	2	0	0	0	0	9	17	0.00	1.200					
<b>Jack Fisher, R</b> ERA: 5.45 (7, 1)	0.1	4	2	3	3	0	0	0	0	0	0	4	4	81.00	6.000					
<b>George Culver, R</b> ERA: 4.29 (7, 1)	1.2	9	2	1	0	2	1	1	0	0	0	11	19	0.00	1.800					





Batter	1	2	3	4	5	6	7	8	9	AB	R	H	RBI	BB	SO	LOB	TOP				
<b>Pete Rose, S</b> OBP: 0.409, SLG: 0.470 (1, 9)										5	0	0	0	0	2	2	<b>Cincinnati Reds @ Houston Astros</b> Astrodome, Houston, TX Sun Jul 13 1969, 4:33 AM EDT Att: 22,505 - Dome				
<b>Jimmy Stewart, S</b> OBP: 0.582, SLG: 0.324 <b>Al Jackson, L</b> (7, 1)										4	0	0	0	0	1	0					
<b>Ted Savage, R</b> OBP: 0.270, SLG: 0.265 <b>Pedro Ramos, S</b> (8, 1)										1	0	0	0	0	2	0					
<b>Bobby Tolan, L</b> OBP: 0.359, SLG: 0.533 (1, 8)										4	2	2	0	1	0	0					
<b>Tony Perez, R</b> OBP: 0.391, SLG: 0.566 (1, 5)										4	2	2	0	1	1	1					
<b>Lee May, R</b> OBP: 0.358, SLG: 0.586 (1, 7)										4	1	2	1	0	0	2					
<b>Fred Whitfield, L</b> OBP: 0.362, SLG: 0.277 (1, 3)										4	1	2	4	1	1	2					
<b>Giraldo Ruiz, S</b> OBP: 0.310, SLG: 0.278 (7, 4)										1	0	0	1	3	0	1					
<b>Pat Corrales, R</b> OBP: 0.392, SLG: 0.455 (1, 2)										3	0	0	0	1	2	4					
<b>Jim Merritt, L</b> OBP: 0.170, SLG: 0.098 <b>Wayne Granger, R</b> OBP: 0.231, SLG: 0.091 <b>Woody Woodward, R</b> OBP: 0.206, SLG: 0.129 <b>Jim Beauchamp, R</b> OBP: 0.233, SLG: 0.310 <b>Darrel Chaney, S</b> OBP: 0.300, SLG: 0.259 (8, 6)										3	0	0	0	0	3	3					
<b>Inning Stats</b>	R: 0 E: 0 K: 1 S: 5	H: 0 LOB: 0 BB: 0 P: 5	R: 0 E: 1 K: 0 S: 4	H: 0 LOB: 1 BB: 0 P: 4	R: 0 E: 0 K: 2 S: 7	H: 0 LOB: 0 BB: 0 P: 7	R: 2 E: 0 K: 2 S: 9	H: 2 LOB: 3 BB: 3 P: 21	R: 2 E: 0 K: 1 S: 6	H: 2 LOB: 1 BB: 1 P: 11	R: 0 E: 0 K: 1 S: 4	H: 0 LOB: 0 BB: 1 P: 8	R: 0 E: 0 K: 2 S: 8	H: 1 LOB: 1 BB: 0 P: 8	R: 2 E: 0 K: 0 S: 5	H: 2 LOB: 2 BB: 2 P: 13	R: 0 E: 0 K: 1 S: 6	H: 1 LOB: 1 BB: 0 P: 6	1B: 7 2B: 0 3B: 0 HR: 1	SF: 0 SAC: 0 DP: 1 HBP: 1	WP: 0 PA: 43 PB: 0 SB: 2 CS: 1
<b>PITCHER</b>	IP	WLS	BF	H	R	ER	SO	BB	IBB	HBP	BLK	WP	HR	S	P	ERA	WHIP				
<b>Tom Griffin, R</b> ERA: 3.8 (1, 1)	5.0		25	4	4	4	6	5	0	1	0	0	0	31	12	7.20	1.800				
<b>Jim Ray, R</b> ERA: 3.21 (6, 1)	2.0	W	6	1	0	0	3	0	0	0	0	0	0	12	2	0.00	0.500				
<b>Jack Billingham, R</b> ERA: 4.18 (8, 1)	0.0		3	2	2	2	0	1	0	0	0	0	1	2	6	∞	∞				
<b>Fred Gladding, R</b> ERA: 3.86 (8, 1)	2.0	S	8	1	0	0	1	1	0	0	0	0	0	9	13	0.00	1.000				

Batter	1	2	3	4	5	6	7	8	9	AB	R	H	RBI	BB	SO	LOB	BOTTOM				
<b>Leon McFadden, R</b> OBP: 0.209, SLG: 0.215 <b>Norm Miller, L</b> OBP: 0.379, SLG: 0.388 (7, 9)										3	0	0	0	0	0	0	<b>Cincinnati Reds @ Houston Astros</b> Astrodome, Houston, TX Sun Jul 13 1969, 4:33 AM EDT Att: 22,505 - Dome				
<b>Joe Morgan, L</b> OBP: 0.396, SLG: 0.390 (1, 4)										4	0	0	0	1	1	1					
<b>Jimmy Wynn, R</b> OBP: 0.431, SLG: 0.546 (1, 8)										4	2	1	0	1	2	1					
<b>Denis Menke, R</b> OBP: 0.396, SLG: 0.433 (8, 3)										3	1	0	0	2	0	2					
<b>Doug Rader, R</b> OBP: 0.328, SLG: 0.358 (7, 3)										3	2	3	2	1	0	0					
<b>Marty Martinez, S</b> OBP: 0.333, SLG: 0.377 <b>Gary Geiger, L</b> OBP: 0.353, SLG: 0.277 (8, 7)										3	1	1	1	1	0	3					
<b>Curt Blefary, L</b> OBP: 0.363, SLG: 0.385 <b>Julio Gotay, R</b> OBP: 0.283, SLG: 0.280 (6, 7)										0	0	0	0	0	0	0					
<b>Jack Billingham, R</b> <b>Fred Gladding, L</b> (8, 1)										1	0	0	0	1	0	1					
<b>Johnny Edwards, L</b> OBP: 0.283, SLG: 0.314 (1, 2)										2	1	1	2	0	1	1					
<b>Tom Griffin, R</b> OBP: 0.306, SLG: 0.400 <b>Jim Ray, R</b> OBP: 0.154, SLG: 0.154 <b>Hector Torres, R</b> OBP: 0.190, SLG: 0.232 (7, 6)										2	0	0	0	0	2	3					
<b>Inning Stats</b>	R: 0 E: 0 K: 2 S: 7	H: 0 LOB: 0 BB: 0 P: 7	R: 0 E: 0 K: 2 S: 8	H: 1 LOB: 3 BB: 2 P: 16	R: 0 E: 0 K: 1 S: 5	H: 0 LOB: 0 BB: 0 P: 5	R: 1 E: 0 K: 0 S: 4	H: 1 LOB: 1 BB: 1 P: 8	R: 0 E: 0 K: 1 S: 5	H: 0 LOB: 0 BB: 0 P: 5	R: 1 E: 0 K: 1 S: 7	H: 2 LOB: 1 BB: 0 P: 7	R: 7 E: 1 K: 1 S: 10	H: 5 LOB: 1 BB: 3 P: 22	R: 0 E: 0 K: 0 S: 3	H: 0 LOB: 1 BB: 1 P: 7	1B: 3 2B: 5 3B: 1 HR: 0	SF: 0 SAC: 0 DP: 0 HBP: 0	WP: 0 PA: 40 PB: 1 SB: 1 CS: 0		
<b>PITCHER</b>	IP	WLS	BF	H	R	ER	SO	BB	IBB	HBP	BLK	WP	HR	S	P	ERA	WHIP				
<b>Jim Merritt, L</b> ERA: 4.19 (1, 1)	6.0		27	6	4	4	7	3	0	0	0	0	0	4	16	6.00	1.500				
<b>Wayne Granger, R</b> ERA: 3.39 (7, 1)	0.2	L	7	2	3	3	0	1	2	0	0	0	0	4	4	40.50	4.500				
<b>Al Jackson, L</b> ERA: 8.75 (8, 1)	0.1		2	1	2	1	1	0	0	0	0	0	0	4	4	27.00	3.000				
<b>Pedro Ramos, R</b> ERA: 4.24 (8, 1)	1.0		4	0	0	0	0	1	0	0	0	0	0	3	7	0.00	1.000				



Batter	1	2	3	4	5	6	7	8	9	AB	R	H	RBI	BB	SO	LOB	TOP								
<b>Felipe Alou, R</b> OBP: 0.343, SLG: 0.378 (1, 8)	F7		BB 1B		F3	G6-3		F8	L9	6	0	1	0	0	0	3	<b>Atlanta Braves @ Cincinnati Reds</b> Crosley Field, Cincinnati, OH Tue Jul 15 1969, 7:05 PM EDT Unknown								
<b>Tony Gonzalez, L</b> OBP: 0.334, SLG: 0.361 (1, 7)			K		G4-3		HR	BB BB	G4-3	5	1	2	1	1	1	1									
<b>Hank Aaron, R</b> OBP: 0.657, SLG: 0.857 (1, 9) <b>Mike Lum, L</b> OBP: 0.308, SLG: 0.300 (6, 9)	F5		BB		HR			BB		2	1	1	1	1	0	1									
<b>Orlando Cepeda, R</b> OBP: 0.320, SLG: 0.432 (1, 3)	BB		BB		HR			BB		1	0	1	1	1	0	0									
<b>Clete Boyer, R</b> OBP: 0.336, SLG: 0.390 (1, 5)	F3				P4					4	0	0	0	1	1	6									
<b>Felix Milten, R</b> OBP: 0.327, SLG: 0.357 (1, 4)					P4					5	2	2	0	0	0	3									
<b>Gil Garrido, R</b> OBP: 0.309, SLG: 0.352 (1, 6) <b>Cecil Upshaw, R</b> OBP: 0.333, SLG: 0.667 (8, 1) <b>Tommie Aaron, R</b> OBP: 0.351, SLG: 0.373 (9, PH) <b>Claude Raymond, R</b> OBP: 0.333, SLG: 0.333 (9, 1) <b>George Stone, L</b> OBP: 0.156, SLG: 0.156 (9, 1)			K		FC1-4 1B					5	0	1	0	0	1	3									
<b>Bob Didier, S</b> OBP: 0.277, SLG: 0.275 (8, PH) <b>Rico Carty, R</b> OBP: 0.473, SLG: 0.656 (8, 2) <b>Bob Tillman, R</b> OBP: 0.265, SLG: 0.346 (8, 2)			G5-3		FC1-4 E 1B			BB BB	1B HR	4	2	2	0	0	0	1									
<b>Jim Britton, R</b> OBP: 0.295, SLG: 0.399 (8, PH) <b>Gary Neibauer, R</b> OBP: 0.325, SLG: 0.374 (8, 9)			G3		E3			BB BB	1B HR	1	1	1	0	0	0	0									
<b>Bob Aspromonte, R</b> OBP: 0.325, SLG: 0.374 (8, 9)			F8		K			BB BB	HR	1	0	0	0	0	0	0									
<b>Inning Stats</b>	R: 0 E: 0 K: 0 S: 4	H: 1 LOB: 2 BB: 1 P: 8	R: 0 E: 0 K: 1 S: 5	H: 0 LOB: 0 BB: 0 P: 5	R: 0 E: 0 K: 1 S: 6	H: 1 LOB: 2 BB: 1 P: 10	R: 0 E: 1 K: 1 S: 7	H: 1 LOB: 2 BB: 0 P: 7	R: 1 E: 0 K: 0 S: 6	H: 1 LOB: 0 BB: 0 P: 6	R: 2 E: 0 K: 0 S: 6	H: 3 LOB: 1 BB: 0 P: 6	R: 1 E: 0 K: 0 S: 5	H: 2 LOB: 1 BB: 0 P: 5	R: 1 E: 0 K: 0 S: 5	H: 2 LOB: 3 BB: 2 P: 13	R: 4 E: 0 K: 0 S: 7	H: 4 LOB: 0 BB: 0 P: 7	1B: 8 2B: 4 3B: 0 HR: 3	SF: 0 SAC: 0 DP: 0 HBP: 0	WP: 0 PB: 0 SB: 0 CS: 0	PA: 47			
<b>PITCHER</b>	IP	WLS	BF	H	R	ER	SO	BB	IBB	HBP	BLK	WP	HR	S	P	ERA	WHIP								
<b>Clay Carroll, R</b> ERA: 2.7 (1, 1)	6.0		28	7	3	3	4	2	0	0	0	0	1	34	42	4.50	1.500								
<b>George Culver, R</b> ERA: 4.39 (7, 1)	0.0		2	2	1	1	0	0	0	0	0	0	1	2	2	∞	∞								
<b>Pedro Ramos, R</b> ERA: 4.29 (7, 1)	1.2		8	2	1	1	0	1	0	0	0	0	0	7	11	5.40	1.800								
<b>Wayne Granger, R</b> ERA: 3.79 (8, 1)	1.1	L	9	4	4	4	0	1	0	0	0	0	1	8	12	27.00	3.750								

Batter	1	2	3	4	5	6	7	8	9	AB	R	H	RBI	BB	SO	LOB	BOTTOM								
<b>Pete Rose, S</b> OBP: 0.406, SLG: 0.464 (1, 9)	BB HR S BB	K		K			F8		F7	4	1	0	0	1	2	2	<b>Atlanta Braves @ Cincinnati Reds</b> Crosley Field, Cincinnati, OH Tue Jul 15 1969, 7:05 PM EDT Unknown								
<b>Jimmy Stewart, S</b> OBP: 0.287, SLG: 0.346 (1, 7)	K	2H 1B			G1-3		P4		3B	5	0	2	2	0	1	1									
<b>Bobby Tolan, L</b> OBP: 0.357, SLG: 0.527 (1, 8)	HR BB	F9			P6			G3	F8	4	1	0	0	1	0	3									
<b>Tony Perez, R</b> OBP: 0.392, SLG: 0.573 (1, 5)	HR BB				F7			HR		3	2	1	1	1	0	0									
<b>Lee May, R</b> OBP: 0.362, SLG: 0.605 (1, 3)	HR				L6			BB		3	2	2	5	1	0	0									
<b>Tommy Helms, R</b> OBP: 0.280, SLG: 0.296 (1, 4)	G6-3				L5		K	F8		4	0	0	0	0	1	1									
<b>Giraldo Ruiz, S</b> OBP: 0.308, SLG: 0.289 (1, 6) <b>Darrel Chaney, S</b> OBP: 0.300, SLG: 0.259 (9, 6)	K				K			F9		4	0	1	0	0	2	1									
<b>Pat Corrales, R</b> OBP: 0.400, SLG: 0.458 (1, 2)		SH5-4 1B			G5-3				FC3-6 1B	4	1	2	0	0	0	1									
<b>Clay Carroll, R</b> OBP: 0.333, SLG: 0.389 (7, 1) <b>George Culver, R</b> OBP: 0.325, SLG: 0.374 (7, 1) <b>Pedro Ramos, S</b> OBP: 0.356, SLG: 0.599 (8, 1) <b>Wayne Granger, R</b> OBP: 0.325, SLG: 0.374 (8, PH) <b>Fred Whitfield, L</b> OBP: 0.296, SLG: 0.271 (9, PH) <b>Woody Woodward, R</b> OBP: 0.206, SLG: 0.129 (9, PH)		SH5-4			G6-3				FC3-6 1B	1	0	0	0	0	0	0									
<b>Inning Stats</b>	R: 4 E: 0 K: 2 S: 8	H: 1 LOB: 0 BB: 3 P: 20	R: 1 E: 0 K: 1 S: 7	H: 2 LOB: 1 BB: 0 P: 7	R: 1 E: 0 K: 1 S: 6	H: 1 LOB: 0 BB: 0 P: 6	R: 0 E: 0 K: 1 S: 5	H: 0 LOB: 0 BB: 0 P: 5	R: 0 E: 0 K: 1 S: 6	H: 1 LOB: 1 BB: 0 P: 6	R: 0 E: 0 K: 1 S: 5	H: 0 LOB: 0 BB: 0 P: 5	R: 1 E: 0 K: 0 S: 4	H: 1 LOB: 1 BB: 1 P: 8	R: 1 E: 0 K: 0 S: 5	H: 2 LOB: 2 BB: 0 P: 5		1B: 3 2B: 1 3B: 1 HR: 3	SF: 0 SAC: 1 DP: 0 HBP: 0	WP: 0 PB: 0 SB: 1 CS: 0	PA: 39				
<b>PITCHER</b>	IP	WLS	BF	H	R	ER	SO	BB	IBB	HBP	BLK	WP	HR	S	P	ERA	WHIP								
<b>Jim Britton, R</b> ERA: 5.57 (1, 1)	2.1		14	4	6	6	3	3	0	0	0	0	0	12	29	23.14	3.000								
<b>Gary Neibauer, R</b> ERA: 3.74 (3, 1)	2.2		8	0	0	0	2	0	0	0	0	0	0	12	12	0.00	0.000								
<b>Paul Doyle, L</b> ERA: 2.35 (6, 1)	2.0		7	1	0	0	2	0	0	0	0	0	0	11	11	0.00	0.500								
<b>Cecil Upshaw, R</b> ERA: 3.69 (8, 1)	1.0	W	5	1	1	1	0	1	0	0	0	0	1	4	8	9.00	2.000								
<b>Claude Raymond, R</b> ERA: 5.54 (9, 1)	0.2		4	2	1	1	0	0	0	0	0	0	0	4	4	13.50	3.000								





Batter	1	2	3	4	5	6	7	8	9	AB	R	H	RBI	BB	SO	LOB	TOP											
<b>Felipe Alou, R</b> OBP: 0.347, SLG: 0.392 (1, 8)										5	1	3	2	0	0	0	<b>Atlanta Braves @ Cincinnati Reds</b> Crosley Field, Cincinnati, OH Tue Jul 15 1969, 7:05 PM EDT Att: 25,088 - Unknown											
<b>Tony Gonzalez, L</b> OBP: 0.332, SLG: 0.356 (1, 7)										4	0	0	0	1	0	3												
<b>Hank Aaron, R</b> OBP: 0.432, SLG: 0.650 <b>Claude Raymond, R</b> OBP: 0.333, SLG: 0.333 (7, 1)										3	0	0	0	1	0	1												
<b>Orlando Cepeda, R</b> OBP: 0.322, SLG: 0.436 (1, 3)										4	1	2	0	0	0	2												
<b>Clete Boyer, R</b> OBP: 0.331, SLG: 0.384 (1, 5)										4	0	0	0	0	1	4												
<b>Felix Milten, R</b> OBP: 0.326, SLG: 0.362 (1, 4)										4	1	1	1	0	0	1												
<b>Bob Tillman, R</b> OBP: 0.265, SLG: 0.338 (1, 2)										3	0	0	0	1	0	1												
<b>Gil Garrido, R</b> OBP: 0.305, SLG: 0.345 (1, 6)										4	0	1	1	0	0	1												
<b>Ron Reed, R</b> OBP: 0.133, SLG: 0.136 <b>Tito Francona, L</b> OBP: 0.383, SLG: 0.392 <b>Gary Neibauer, R</b> (5, PH) <b>Mike Lum, L</b> OBP: 0.318, SLG: 0.300 (7, PH)										1	0	0	0	0	1	1												
<b>Inning Stats</b>	R: 0 E: 0 K: 0 S: 3	H: 0 LOB: 0 BB: 0 P: 3	R: 2 E: 0 K: 2 S: 10	H: 3 LOB: 1 BB: 0 P: 10	R: 0 E: 0 K: 0 S: 4	H: 1 LOB: 2 BB: 1 P: 8	R: 0 E: 0 K: 0 S: 2	H: 0 LOB: 0 BB: 1 P: 6	R: 0 E: 0 K: 0 S: 3	H: 0 LOB: 0 BB: 0 P: 3	R: 0 E: 0 K: 0 S: 4	H: 1 LOB: 1 BB: 0 P: 4	R: 2 E: 0 K: 0 S: 4	H: 1 LOB: 1 BB: 2 P: 12	R: 0 E: 0 K: 0 S: 3	H: 0 LOB: 0 BB: 0 P: 3		R: 0 E: 0 K: 0 S: 4	H: 1 LOB: 2 BB: 1 P: 8	1B: 4 2B: 1 3B: 1 HR: 1	SF: 0 SAC: 0 DP: 1 HBP: 0	WP: 0 PB: 0 SB: 0 CS: 0	PA: 38					
<b>PITCHER</b>	IP	WLS	BF	H	R	ER	SO	BB	IBB	HBP	BLK	WP	HR	S	P	ERA	WHIP											
<b>Jim Maloney, R</b> ERA: 2.8 <b>Jack Fisher, R</b> ERA: 5.27	(1, 1)	6.2	W	28	6	4	4	2	3	0	0	0	0	1	29	41	5.40	1.350										
<b>PITCHER</b>	IP	WLS	BF	H	R	ER	SO	BB	IBB	HBP	BLK	WP	HR	S	P	ERA	WHIP											
<b>Jack Fisher, R</b> ERA: 5.27	(7, 1)	2.1	S	10	1	0	0	0	2	0	0	0	0	0	8	16	0.00	1.286										

Batter	1	2	3	4	5	6	7	8	9	AB	R	H	RBI	BB	SO	LOB	BOTTOM											
<b>Pete Rose, S</b> OBP: 0.411, SLG: 0.484 (1, 9)										5	2	4	3	0	0	0	<b>Atlanta Braves @ Cincinnati Reds</b> Crosley Field, Cincinnati, OH Tue Jul 15 1969, 7:05 PM EDT Att: 25,088 - Unknown											
<b>Jimmy Stewart, S</b> OBP: 0.283, SLG: 0.339 (1, 7)										5	1	1	1	0	1	2												
<b>Bobby Tolan, L</b> OBP: 0.356, SLG: 0.524 (1, 8)										4	1	1	0	0	0	0												
<b>Tony Perez, R</b> OBP: 0.393, SLG: 0.575 (1, 5)										4	2	2	0	0	0	2												
<b>Lee May, R</b> OBP: 0.366, SLG: 0.623 (1, 3)										3	2	2	5	1	1	1												
<b>Tommy Helms, R</b> OBP: 0.280, SLG: 0.295 (1, 4)										4	0	1	1	0	0	1												
<b>Giraldo Ruiz, S</b> OBP: 0.305, SLG: 0.279 <b>Darrel Chaney, S</b> OBP: 0.300, SLG: 0.259 (9, 6)										3	0	0	0	1	1	1												
<b>Pat Corrales, R</b> OBP: 0.390, SLG: 0.431 (1, 2)										3	2	0	0	1	1	2												
<b>Jim Maloney, L</b> OBP: 0.261, SLG: 0.400 <b>Jack Fisher, R</b> OBP: 0.125, SLG: 0.125 (7, 1)										2	0	0	0	0	0	0												
<b>Inning Stats</b>	R: 0 E: 0 K: 1 S: 5	H: 0 LOB: 0 BB: 0 P: 5	R: 1 E: 0 K: 2 S: 9	H: 2 LOB: 1 BB: 0 P: 9	R: 4 E: 0 K: 0 S: 7	H: 4 LOB: 0 BB: 0 P: 7	R: 2 E: 0 K: 0 S: 4	H: 1 LOB: 0 BB: 1 P: 8	R: 2 E: 0 K: 0 S: 5	H: 2 LOB: 0 BB: 0 P: 5	R: 0 E: 0 K: 1 S: 6	H: 1 LOB: 1 BB: 0 P: 6	R: 0 E: 0 K: 0 S: 3	H: 0 LOB: 1 BB: 1 P: 7	R: 1 E: 0 K: 0 S: 4	H: 1 LOB: 1 BB: 1 P: 8		1B: 6 2B: 1 3B: 1 HR: 3	SF: 0 SAC: 2 DP: 0 HBP: 0	WP: 1 PB: 0 SB: 0 CS: 0	PA: 38							
<b>PITCHER</b>	IP	WLS	BF	H	R	ER	SO	BB	IBB	HBP	BLK	WP	HR	S	P	ERA	WHIP											
<b>Ron Reed, R</b> ERA: 4.22 <b>Gary Neibauer, R</b> ERA: 4.04 <b>Claude Raymond, R</b> ERA: 5.49	(1, 1)	4.0	L	20	7	7	7	3	1	0	0	0	0	0	1	29	15.75	2.000										
<b>PITCHER</b>	IP	WLS	BF	H	R	ER	SO	BB	IBB	HBP	BLK	WP	HR	S	P	ERA	WHIP											
<b>Jack Fisher, R</b> ERA: 5.27	(7, 1)	2.0	S	9	3	2	2	1	0	0	0	0	0	1	11	11	9.00	1.500										
<b>Jack Fisher, R</b> ERA: 5.27	(7, 1)	2.0	S	9	1	1	1	0	2	0	0	0	1	0	7	15	4.50	1.500										

AB 33  
R 4  
H 7  
RBI 4  
BB 5  
SO 2  
LOB 14



AB 33  
R 10  
H 11  
RBI 10  
BB 3  
SO 4  
LOB 9





Batter	1	2	3	4	5	6	7	8	9	AB	R	H	RBI	BB	SO	LOB	TOP					
<b>Felipe Alou, R</b> OBP: 0.345, SLG: 0.389 (1,9)	F7		F8			F8		L8		5	1	1	0	0	0	2	<b>Atlanta Braves @ Cincinnati Reds</b> Crosley Field, Cincinnati, OH Wed Jul 16 1969, 7:05 PM EDT Att: 11,816 - Unknown					
<b>Tony Gonzalez, L</b> OBP: 0.330, SLG: 0.354 (1,8)	F7			G4-3	F8	G3				5	0	1	0	0	0	2						
<b>Hank Aaron, R</b> OBP: 0.429, SLG: 0.643 (1,3)	F7			G6-3		G4-3				5	0	1	0	0	1	2						
<b>Rico Carty, R</b> OBP: 0.461, SLG: 0.634 (1,7)		F9		E4			F8		F2	5	1	1	1	0	0	0						
<b>Clete Boyer, R</b> OBP: 0.339, SLG: 0.412 (1,5)	K									4	2	3	3	1	1	0						
<b>Felix Milan, R</b> OBP: 0.327, SLG: 0.368 (1,4)	F8								F9	5	1	2	0	0	1	4						
<b>Bob Didier, S</b> OBP: 0.282, SLG: 0.281 (1,2)			K						F3	4	1	2	1	0	1	1						
<b>Orlando Cepeda, R</b> OBP: 0.321, SLG: 0.435 (9, PH)										1	0	0	0	0	0	1						
<b>Gil Garrido, R</b> OBP: 0.306, SLG: 0.344 (1,6)			F8							3	1	1	0	0	1	1						
<b>Bob Aspromonte, R</b> OBP: 0.323, SLG: 0.372 (7, PH)				K						1	0	0	0	0	1	1						
<b>Pat Jarvis, R</b> OBP: 0.143, SLG: 0.125 (1,1)										1	0	0	0	1	1	0						
<b>Tito Francona, L</b> OBP: 0.389, SLG: 0.400 (6, PH)										1	0	1	2	0	0	0						
<b>Paul Doyle, L</b> OBP: 0.315, SLG: 0.298 (8, PH)										0	0	0	0	0	0	0						
<b>Mike Lum, L</b> OBP: 0.327, SLG: 0.368 (8, PH)										1	0	0	0	0	0	0						
<b>Cecil Upshaw, R</b> OBP: 0.333, SLG: 0.667 (8,1)										0	0	0	0	0	0	0						
<b>Inning Stats</b>	R: 0 E: 0 K: 0 S: 3	H: 0 LOB: 0 BB: 0 P: 3	R: 0 E: 0 K: 1 S: 5	H: 0 LOB: 0 BB: 0 P: 5	R: 0 E: 0 K: 1 S: 5	H: 0 LOB: 1 BB: 1 P: 9	R: 3 E: 1 K: 1 S: 9	H: 3 LOB: 1 BB: 0 P: 9	R: 1 E: 0 K: 2 S: 10	H: 3 LOB: 3 BB: 1 P: 14	R: 2 E: 1 K: 0 S: 6	H: 3 LOB: 1 BB: 0 P: 6	R: 1 E: 0 K: 1 S: 7	H: 2 LOB: 1 BB: 0 P: 7	R: 0 E: 0 K: 1 S: 6	H: 1 LOB: 1 BB: 0 P: 6		R: 0 E: 0 K: 0 S: 4	H: 1 LOB: 1 BB: 0 P: 4	1B: 9 2B: 2 3B: 0 HR: 2	SF: 0 SAC: 0 DP: 0 HBP: 0	WP: 0 PB: 0 SB: 0 CS: 0
<b>PITCHER</b>	IP WLS BF H R ER SO BB IBB HBP BLK WP HR S P ERA WHIP																					
<b>Tony Cloninger, R</b> ERA: 5.39 (1,1)	5.0 W 26 8 6 3 5 2 0 0 0 0 0 1 34 42 5.40 2.000																					
<b>Camilo Pascual, R</b> ERA: 6.99 (6,1)	1.1 7 3 1 1 0 0 0 0 0 0 0 1 7 7 6.75 2.250																					
<b>Pedro Ramos, R</b> ERA: 4.03 (7,1)	2.2 S 10 2 0 0 2 0 0 0 0 0 0 0 14 14 0.00 0.750																					

AB 41  
R 7  
H 13  
RBI 7  
BB 2  
SO 7  
LOB 14



Batter	1	2	3	4	5	6	7	8	9	AB	R	H	RBI	BB	SO	LOB	BOTTOM				
<b>Pete Rose, S</b> OBP: 0.414, SLG: 0.485 (1,9)					G3-1		G4-3			4	2	2	0	1	0	2	<b>Atlanta Braves @ Cincinnati Reds</b> Crosley Field, Cincinnati, OH Wed Jul 16 1969, 7:05 PM EDT Att: 11,816 - Unknown				
<b>Jimmy Stewart, S</b> OBP: 0.304, SLG: 0.405 (1,7)								G4-3		4	3	3	5	1	0	0					
<b>Bobby Tolan, L</b> OBP: 0.356, SLG: 0.531 (1,8)			G3	G1-3	G3-1					5	2	2	1	0	0	2					
<b>Tony Perez, R</b> OBP: 0.391, SLG: 0.570 (1,5)	K								P3	5	1	1	0	0	3	4					
<b>Lee May, R</b> OBP: 0.372, SLG: 0.623 (1,3)										2	1	1	0	3	1	1					
<b>Tommy Helms, R</b> OBP: 0.281, SLG: 0.300 (1,4)	P6									5	0	2	2	0	1	5					
<b>Giraldo Ruiz, S</b> OBP: 0.293, SLG: 0.267 (1,6)			F9							4	0	0	0	0	2	4					
<b>Pedro Ramos, S</b> OBP: 0.299, SLG: 0.258 (7,1)										0	0	0	0	0	0	0					
<b>Pat Corrales, R</b> OBP: 0.397, SLG: 0.426 (1,2)		P6								3	0	1	0	1	0	0					
<b>Tony Cloninger, R</b> OBP: 0.231, SLG: 0.265 (1,1)										3	1	1	1	0	0	1					
<b>Camilo Pascual, R</b> OBP: 0.235, SLG: 0.235 (6,1)		G4-3								0	0	0	0	0	0	0					
<b>Darrel Chaney, S</b> OBP: 0.299, SLG: 0.258 (7,6)										1	0	0	0	0	1	0					
<b>Inning Stats</b>	R: 0 E: 0 K: 1 S: 7	H: 2 LOB: 3 BB: 1 P: 11	R: 0 E: 0 K: 0 S: 3	H: 0 LOB: 0 BB: 0 P: 3	R: 3 E: 0 K: 2 S: 10	H: 3 LOB: 1 BB: 1 P: 14	R: 3 E: 0 K: 1 S: 8	H: 3 LOB: 0 BB: 0 P: 8	R: 1 E: 0 K: 2 S: 8	H: 1 LOB: 2 BB: 2 P: 16	R: 2 E: 0 K: 1 S: 6	H: 2 LOB: 1 BB: 2 P: 14	R: 0 E: 0 K: 1 S: 5	H: 0 LOB: 0 BB: 0 P: 5	R: 1 E: 0 K: 0 S: 5	H: 2 LOB: 1 BB: 0 P: 5		1B: 9 2B: 1 3B: 0 HR: 3	SF: 0 SAC: 0 DP: 1 HBP: 0	WP: 2 PB: 0 SB: 2 CS: 0	PA: 42
<b>PITCHER</b>	IP WLS BF H R ER SO BB IBB HBP BLK WP HR S P ERA WHIP																				
<b>Pat Jarvis, R</b> ERA: 5.39 (1,1)	5.0 L 28 9 7 7 6 3 1 0 0 0 1 0 11 19 12.60 2.400																				
<b>Paul Doyle, L</b> ERA: 3.12 (6,1)	2.0 9 2 2 2 2 1 1 0 0 0 0 0 11 19 9.00 1.500																				
<b>Cecil Upshaw, R</b> ERA: 3.79 (8,1)	1.0 5 2 1 1 0 0 0 0 0 0 0 1 5 5 9.00 2.000																				

AB 36  
R 10  
H 13  
RBI 9  
BB 6  
SO 8  
LOB 19









Batter	1	2	3	4	5	6	7	8	9	AB	R	H	RBI	BB	SO	LOB	TOP	
Julio Gotay, R OBP: 0.300, SLG: 0.273										3	1	1	0	2	0	0	<b>Houston Astros @ Cincinnati Reds</b> Crosley Field, Cincinnati, OH Fri Jul 18, 1969, 7:05 PM EDT Att: 17,758 - Unknown	
Joe Morgan, L OBP: 0.403, SLG: 0.402 Gary Geiger, L OBP: 0.353, SLG: 0.277										3	0	0	1	1	0	1		
Jimmy Wynn, R OBP: 0.431, SLG: 0.542										3	1	1	0	2	1	2		
Denis Menke, R OBP: 0.396, SLG: 0.439										4	1	2	3	0	0	0		
Doug Rader, R OBP: 0.337, SLG: 0.367										3	0	0	0	2	0	4		
Curt Blefary, L OBP: 0.363, SLG: 0.395										4	0	2	0	0	0	1		
Jesus Alou, R OBP: 0.241, SLG: 0.286										3	2	2	0	1	1	0		
Johnny Edwards, L OBP: 0.277, SLG: 0.310										4	1	1	0	0	1	2		
Tom Griffin, R OBP: 0.282, SLG: 0.364 Wade Blasingame, L OBP: 0.354, SLG: 0.154 Jim Ray, R OBP: 0.361, SLG: 0.338 Sandy Valdespino, L OBP: 0.361, SLG: 0.338 Fred Gladding, L OBP: 0.361, SLG: 0.338										3	0	0	0	0	2	0		
<b>Inning Stats</b>	R: 2 E: 0 K: 0 S: 5	H: 3 LOB: 2 BB: 1 P: 9	R: 1 E: 0 K: 2 S: 8	H: 2 LOB: 0 BB: 0 P: 8	R: 0 E: 0 K: 1 S: 4	H: 0 LOB: 0 BB: 1 P: 8	R: 0 E: 0 K: 0 S: 3	H: 1 LOB: 1 BB: 1 P: 7	R: 0 E: 0 K: 0 S: 2	H: 0 LOB: 0 BB: 1 P: 6	R: 0 E: 0 K: 0 S: 4	H: 1 LOB: 2 BB: 1 P: 8	R: 0 E: 0 K: 0 S: 4	H: 3 LOB: 2 BB: 2 P: 15	1B: 7 2B: 2 3B: 0 HR: 1	SF: 1 SAC: 1 DP: 2 HBP: 0		WP: 1 PB: 0 SB: 1 CS: 2
<b>PITCHER</b>	IP WLS BF H R ER SO BB IBB HBP BLK WP HR S P ERA WHIP																	
Gerry Arrigo, L ERA: 7.3	(1, 1) 7.2 0 30 6 3 3 5 6 0 0 0 1 1 34 58 3.52 1.565																	
Pedro Ramos, R ERA: 4.57	(8, 1) 0.2 L 7 4 4 3 0 0 1 0 0 0 0 0 6 10 40.50 6.000																	
Al Jackson, L ERA: 9.89	(9, 1) 0.0 2 0 0 0 0 0 1 0 0 0 0 0 1 5 ∞ ∞																	
Wayne Granger, R ERA: 3.87	(9, 1) 0.2 2 0 0 0 0 0 0 0 0 0 0 0 2 2 0.00 0.000																	
Batter	1	2	3	4	5	6	7	8	9	AB	R	H	RBI	BB	SO	LOB	BOTTOM	
Pete Rose, S OBP: 0.414, SLG: 0.494										4	0	1	0	1	0	0	<b>Houston Astros @ Cincinnati Reds</b> Crosley Field, Cincinnati, OH Fri Jul 18, 1969, 7:05 PM EDT Att: 17,758 - Unknown	
Jimmy Stewart, S OBP: 0.299, SLG: 0.387										4	1	1	0	1	0	1		
Bobby Tolan, L OBP: 0.359, SLG: 0.535										4	1	1	0	0	1	4		
Tony Perez, R OBP: 0.388, SLG: 0.577										4	1	2	3	0	1	3		
Lee May, R OBP: 0.367, SLG: 0.620										4	1	1	1	0	1	1		
Johnny Bench, R OBP: 0.382, SLG: 0.488										2	0	0	0	2	0	2		
Tommy Helms, R OBP: 0.281, SLG: 0.302										4	0	0	0	0	0	4		
Darrel Chaney, S OBP: 0.294, SLG: 0.253										4	0	0	0	0	2	2		
Gerry Arrigo, L ERA: 7.3 Pedro Ramos, R ERA: 4.57 Al Jackson, L ERA: 9.89 Wayne Granger, R ERA: 3.87 Woody Woodward, R ERA: 9.89 Fred Whitfield, L ERA: 3.87										3	0	1	0	0	1	0		
<b>Inning Stats</b>	R: 4 E: 0 K: 1 S: 9	H: 4 LOB: 1 BB: 1 P: 13	R: 0 E: 0 K: 1 S: 5	H: 0 LOB: 1 BB: 1 P: 9	R: 0 E: 0 K: 0 S: 4	H: 1 LOB: 1 BB: 0 P: 4	R: 0 E: 0 K: 0 S: 3	H: 0 LOB: 0 BB: 0 P: 3	R: 0 E: 0 K: 1 S: 5	H: 0 LOB: 0 BB: 0 P: 5	R: 0 E: 0 K: 1 S: 7	H: 2 LOB: 3 BB: 1 P: 11	R: 0 E: 0 K: 1 S: 5	H: 0 LOB: 1 BB: 1 P: 9	1B: 4 2B: 0 3B: 1 HR: 2	SF: 0 SAC: 0 DP: 1 HBP: 0		WP: 0 PB: 0 SB: 0 CS: 0
<b>PITCHER</b>	IP WLS BF H R ER SO BB IBB HBP BLK WP HR S P ERA WHIP																	
Tom Griffin, R ERA: 3.92	(1, 1) 6.1 0 28 7 4 4 4 2 0 0 0 0 0 2 34 42 5.68 1.421																	
Wade Blasingame, L ERA: 6.47	(7, 1) 0.1 2 0 0 0 1 1 0 0 0 0 0 0 3 7 0.00 3.000																	
Jim Ray, R ERA: 3.28	(7, 1) 1.1 W 5 0 0 0 1 1 0 0 0 0 0 0 6 10 0.00 0.750																	
Fred Gladding, R ERA: 3.7	(9, 1) 1.0 S 3 0 0 0 0 0 0 0 0 0 0 0 3 3 0.00 0.000																	

AB	31
R	7
H	10
RBI	5
BB	8
SO	5
LOB	10



AB	34
R	4
H	7
RBI	4
BB	4
SO	6
LOB	17





Batter	1	2	3	4	5	6	7	8	9	10	11	AB	R	H	RBI	BB	SO	LOB	TOP											
Sandy Valdespino, L OBP: 0.372, SLG: 0.333	G4-3	L6		BB 1B BB		BB 1B BB		CS 1B		L9		4	2	1	1	2	0	0												
Julio Gotay, R OBP: 0.288, SLG: 0.262	P6		G6-3	BB 1B BB		F7		F9		G4-3		6	1	1	1	0	0	2												
Jimmy Wynn, R OBP: 0.433, SLG: 0.540	E5 FC6-4		G5-3	BB 1B BB		1B BB		1B BB		F8 SH3-4		5	0	2	1	1	1	0												
Denis Menke, R OBP: 0.396, SLG: 0.439	FC6-4		L5	BB 1B BB		BB 1B BB		1B BB		SH3-4		5	0	2	3	0	1	1												
Curt Blefary, L OBP: 0.364, SLG: 0.391		2B BB		F9		G3				IBB		3	1	0	0	2	0	4												
Johnny Edwards, L OBP: 0.279, SLG: 0.314		2B G4-3 2B		BB 1B BB		F8		K		F8		5	2	2	0	0	1	2												
Doug Rader, R OBP: 0.338, SLG: 0.373		G4-3 SH1-4 2B		BB 1B BB		P6		F8		G3		5	2	2	1	0	0	2												
Jesus Alou, R OBP: 0.240, SLG: 0.281		G4-3		BB 1B BB		F7		G6-3		F8		4	1	0	1	1	0	1												
Denny Lemaster, R OBP: 0.322, SLG: 0.379 Jim Ray, R OBP: 0.143, SLG: 0.143 Skip Guinn, L OBP: 0.147 Fred Gladding, L OBP: 0.147 Joe Morgan, L OBP: 0.147 Jack Billingham, R OBP: 0.147		SH1-4		K		K		G6-3		G3		2	0	0	1	0	2	3												
<b>Inning Stats</b>	R: 0 E: 1 K: 0 S: 4	H: 0 LOB: 1 BB: 0 P: 4	R: 3 E: 0 K: 0 S: 5	H: 2 LOB: 1 BB: 1 P: 9	R: 0 E: 0 K: 2 S: 3	H: 0 LOB: 0 BB: 0 P: 3	R: 5 E: 0 K: 1 S: 9	H: 4 LOB: 2 BB: 3 P: 21	R: 0 E: 0 K: 0 S: 3	H: 0 LOB: 0 BB: 0 P: 3	R: 1 E: 0 K: 1 S: 7	H: 2 LOB: 2 BB: 1 P: 11	R: 0 E: 0 K: 1 S: 5	H: 0 LOB: 0 BB: 0 P: 5	R: 0 E: 0 K: 0 S: 3	H: 1 LOB: 0 BB: 0 P: 3	R: 0 E: 0 K: 0 S: 4	H: 1 LOB: 2 BB: 1 P: 8	R: 0 E: 0 K: 0 S: 3	H: 0 LOB: 0 BB: 0 P: 3	R: 0 E: 0 K: 2 S: 7	H: 0 LOB: 0 BB: 0 P: 7	1B: 7 2B: 3 3B: 0 HR: 0	SF: 0 SAC: 2 DP: 0 HBP: 0	WP: 0 PB: 0 SB: 0 CS: 1	PA: 49				
<b>PITCHER</b>	IP ERA WLS BF H R ER SO BB IBB HBP BLK WP HR S P ERA WHIP	3.2 3.3 1.1 5 1 0 0 0 0 0 0 0 0 0 0 5 5 0.00 0.750	5 1 0 0 0 0 0 0 0 0 0 0 0 0 0 12 16 4.50 1.500	21 0 0 0 0 0 0 0 0 0 0 0 0 0 3 3 0.00 1.000	19 19.64 0 0 0 0 0 0 0 0 0 0 0 0 14 18 0.00 0.333																									

Houston Astros @ Cincinnati Reds  
Crosley Field, Cincinnati, OH  
Sat Jul 19 1969, 7:05 PM EDT  
Att: 13,640 - Unknown

AB	41
R	9
H	10
RBI	9
BB	6
SO	5
LOB	15



Batter	1	2	3	4	5	6	7	8	9	10	11	AB	R	H	RBI	BB	SO	LOB	BOTTOM										
Pete Rose, S OBP: 0.416, SLG: 0.494	F4		G3-1		BB			1B BB HR 2B		G3		4	1	1	2	2	0	0											
Giraldo Ruiz, S OBP: 0.292, SLG: 0.288 Fred Whitfield, L OBP: 0.339, SLG: 0.255 Camilo Pascual, R OBP: 0.235, SLG: 0.235 Jimmy Stewart, S OBP: 0.304, SLG: 0.387 Pedro Ramos, S OBP: 0.359, SLG: 0.540	CS 1B		K		P6		K	HR BB		K		3	0	1	0	0	1	1											
Bobby Tolan, L OBP: 0.359, SLG: 0.540	K2-3		K		K		G4-3	1B BB HR		G4-3		6	1	2	5	0	2	1											
Tony Perez, R OBP: 0.387, SLG: 0.573		K		F9		P4	K	FC6-4 1B				6	1	2	0	0	2	2											
Lee May, R OBP: 0.371, SLG: 0.629		1B 1B		BB 1B		HR		K FC6-4				6	1	4	1	0	1	1											
Ted Savage, R OBP: 0.518, SLG: 0.359		F8		BB 1B		F9		HR SH3-4 BB				4	1	2	2	2	0	1											
Tommy Helms, R OBP: 0.283, SLG: 0.302		1B		G6-3		F8		HR 1B BB		SH3-4		3	1	1	0	1	0	2											
Pat Corrales, R OBP: 0.361, SLG: 0.397		F9		F8		F8		1B 2B BB		F8		5	1	1	0	0	1	4											
Clay Carroll, R OBP: 0.147, SLG: 0.147 Jim Merritt, L OBP: 0.147, SLG: 0.147 Al Jackson, L OBP: 0.147, SLG: 0.147 Camilo Pascual, R OBP: 0.147, SLG: 0.147 Jimmy Stewart, S OBP: 0.147, SLG: 0.147 Pedro Ramos, S OBP: 0.147, SLG: 0.147		K		K		K		1B BB 1B		E6 2B 1B		1	0	0	0	0	1	0											
<b>Inning Stats</b>	R: 0 E: 0 K: 1 S: 5	H: 1 LOB: 0 BB: 0 P: 5	R: 0 E: 0 K: 1 S: 7	H: 2 LOB: 2 BB: 0 P: 7	R: 0 E: 0 K: 2 S: 7	H: 0 LOB: 0 BB: 0 P: 7	R: 0 E: 0 K: 1 S: 6	H: 1 LOB: 2 BB: 1 P: 10	R: 0 E: 0 K: 1 S: 5	H: 1 LOB: 0 BB: 1 P: 9	R: 1 E: 0 K: 2 S: 10	H: 3 LOB: 2 BB: 1 P: 14	R: 6 E: 1 K: 2 S: 12	H: 5 LOB: 1 BB: 2 P: 20	R: 0 E: 0 K: 1 S: 5	H: 0 LOB: 1 BB: 1 P: 9	R: 0 E: 0 K: 1 S: 5	H: 0 LOB: 0 BB: 0 P: 5	R: 1 E: 0 K: 0 S: 3	H: 3 LOB: 2 BB: 0 P: 3	1B: 11 2B: 2 3B: 0 HR: 3	SF: 0 SAC: 1 DP: 0 HBP: 0	WP: 0 PB: 0 SB: 1 CS: 1	PA: 51					
<b>PITCHER</b>	IP ERA WLS BF H R ER SO BB IBB HBP BLK WP HR S P ERA WHIP	6.1 4.26 1.1 9 4 4 4 4 1 0 0 0 0 0 1 16 20 27.00 3.750	28 4 2 2 0 1 1 0 0 0 0 0 0 0 7 11 0.00 1.500	28 4 4 4 4 1 0 0 0 0 0 0 0 0 1 16 20 27.00 3.750	37 49 0 0 0 0 0 0 0 0 0 0 0 0 8 8 9.00 3.000																								

Houston Astros @ Cincinnati Reds  
Crosley Field, Cincinnati, OH  
Sat Jul 19 1969, 7:05 PM EDT  
Att: 13,640 - Unknown

AB	44
R	10
H	16
RBI	10
BB	6
SO	12
LOB	16









Batter	1	2	3	4	5	6	7	8	9	AB	R	H	RBI	BB	SO	LOB	TOP				
<b>Pete Rose, S</b> OBP: 0.415, SLG: 0.490 (1, 9)	F8			K		1B		4-3		4	0	1	1	0	1	0	<b>Cincinnati Reds @ New York Mets</b> Shea Stadium, Flushing, NY Fri Jul 25 1969, 7:05 PM EDT Att: 37,470 - Unknown				
<b>Giraldo Ruiz, S</b> OBP: 0.287, SLG: 0.264 (1, 4)	1-3			6-3		1B		P5		4	0	1	0	0	0						
<b>Bobby Tolan, L</b> OBP: 0.353, SLG: 0.536 (1, 8)	4-3			1-3		K		F7		4	0	0	0	0	1						
<b>Tony Perez, R</b> OBP: 0.392, SLG: 0.590 (1, 5)		G5-4-3								4	1	3	1	0	0						
<b>Lee May, R</b> OBP: 0.370, SLG: 0.623 (1, 3)		K								3	1	0	0	1	1						
<b>Ted Savage, R</b> OBP: 0.286, SLG: 0.318 <b>Fred Whitfield, L</b> OBP: 0.328, SLG: 0.245 (9, PH)		G5-4-3								3	0	0	0	0	2						
<b>Woody Woodward, R</b> OBP: 0.263, SLG: 0.229 <b>Jimmy Stewart, S</b> OBP: 0.293, SLG: 0.372 (9, PH)				6-3		SH1-4		L6		3	1	2	1	0	0						
<b>Danny Breeden, R</b> OBP: 0.167, SLG: 0.167 (1, 2)				K		1B				2	0	0	0	0	1						
<b>Jim Maloney, L</b> OBP: 0.231, SLG: 0.348 <b>Clay Carroll, R</b> OBP: 0.318, SLG: 0.368 (8, 1)				4-3		1-3		K		3	0	0	0	0	1						
<b>Inning Stats</b>	R: 0 E: 0 K: 0 S: 3	H: 0 LOB: 0 BB: 0 P: 3	R: 0 E: 0 K: 1 S: 5	H: 1 LOB: 0 BB: 0 P: 5	R: 0 E: 0 K: 1 S: 5	H: 0 LOB: 0 BB: 0 P: 5	R: 0 E: 0 K: 1 S: 5	H: 0 LOB: 0 BB: 0 P: 5	R: 1 E: 0 K: 1 S: 8	H: 3 LOB: 2 BB: 0 P: 8	R: 2 E: 0 K: 1 S: 7	H: 2 LOB: 1 BB: 1 P: 11	R: 0 E: 0 K: 0 S: 3	H: 0 LOB: 0 BB: 0 P: 3	R: 0 E: 0 K: 0 S: 4	H: 1 LOB: 1 BB: 0 P: 4		1B: 4 2B: 2 3B: 0 HR: 1	SF: 0 SAC: 1 DP: 1 HBP: 0	WP: 0 PB: 0 SB: 1 CS: 0	PA: 34
<b>PITCHER</b>	IP	WLS	BF	H	R	ER	SO	BB	IBB	HBP	BLK	WP	HR	S	P	ERA	WHIP			ERA	WHIP
<b>Jerry Koosman, L</b> ERA: 1.99 <b>Ron Taylor, R</b> ERA: 2.19	(1, 1)	7.0	27	6	3	3	5	1	0	0	0	0	1	36	40	3.86	1.000				

Batter	1	2	3	4	5	6	7	8	9	AB	R	H	RBI	BB	SO	LOB	BOTTOM				
<b>Tommie Agee, R</b> OBP: 0.339, SLG: 0.508 (1, 8)	6-3			1B				6-3		3	1	0	0	1	1	0	<b>Cincinnati Reds @ New York Mets</b> Shea Stadium, Flushing, NY Fri Jul 25 1969, 7:05 PM EDT Att: 37,470 - Unknown				
<b>Ken Boswell, L</b> OBP: 0.309, SLG: 0.347 <b>Ron Swoboda, R</b> OBP: 0.304, SLG: 0.343 (9, 9)	F9			SF9				3-1		4	0	1	0	0	0						
<b>Cleon Jones, R</b> OBP: 0.427, SLG: 0.514 (1, 7)	E3			5-3						3	1	2	0	0	2						
<b>Art Shamsky, L</b> OBP: 0.432, SLG: 0.566 <b>Al Weis, S</b> OBP: 0.267, SLG: 0.308 (8, PR)				SF9						2	0	1	1	1	0						
<b>Wayne Garrett, L</b> OBP: 0.336, SLG: 0.311 (1, 5)				6-3						0	1	0	0	0	0						
<b>Ed Kranevool, L</b> OBP: 0.299, SLG: 0.374 (1, 3)	4-3									4	0	1	0	0	5						
<b>J.C. Martin, L</b> OBP: 0.272, SLG: 0.365 (1, 2)				4-3						4	1	1	2	0	1						
<b>Bud Harrelson, S</b> OBP: 0.351, SLG: 0.308 (1, 6)										3	0	1	0	1	2						
<b>Jerry Koosman, R</b> OBP: 0.022, SLG: 0.022 <b>Rod Gaspar, S</b> OBP: 0.303, SLG: 0.276 <b>Ron Taylor, R</b> ERA: 3.53 (8, 1)				B1-6-4						2	0	0	0	0	2						
<b>Inning Stats</b>	R: 0 E: 1 K: 0 S: 4	H: 1 LOB: 3 BB: 2 P: 12	R: 0 E: 0 K: 0 S: 3	H: 1 LOB: 0 BB: 0 P: 3	R: 1 E: 0 K: 0 S: 4	H: 1 LOB: 1 BB: 1 P: 8	R: 0 E: 0 K: 0 S: 3	H: 0 LOB: 1 BB: 1 P: 7	R: 0 E: 0 K: 0 S: 4	H: 1 LOB: 1 BB: 0 P: 4	R: 0 E: 0 K: 0 S: 3	H: 0 LOB: 0 BB: 0 P: 3	R: 3 E: 0 K: 0 S: 5	H: 2 LOB: 1 BB: 0 P: 6	R: 0 E: 0 K: 0 S: 5	H: 0 LOB: 1 BB: 0 P: 6		1B: 5 2B: 1 3B: 0 HR: 1	SF: 1 SAC: 0 DP: 1 HBP: 1	WP: 0 PB: 0 SB: 0 CS: 0	PA: 35
<b>PITCHER</b>	IP	WLS	BF	H	R	ER	SO	BB	IBB	HBP	BLK	WP	HR	S	P	ERA	WHIP			ERA	WHIP
<b>Jim Maloney, R</b> ERA: 2.67 <b>Clay Carroll, R</b> ERA: 3.53	(1, 1)	7.0	29	5	1	1	1	4	0	0	0	0	1	27	43	1.29	1.286				

AB	32
R	3
H	7
RBI	3
BB	1
SO	5
LOB	11





Batter	1	2	3	4	5	6	7	8	9	AB	R	H	RBI	BB	SO	LOB	TOP			
<b>Pete Rose, S</b> OBP: 0.414, SLG: 0.490 (1,9)	F7		G4-6-3			SH 1B 2B		G1-6-3		4	1	1	0	0	0	2	<b>Cincinnati Reds @ New York Mets</b> Shea Stadium, Flushing, NY Sat Jul 26 1969, 3:33 AM EDT Att: 25,259 - Unknown			
<b>Giraldo Ruiz, S</b> OBP: 0.280, SLG: 0.257 (1,4)	1-3			F8		SH 1B		G3		3	0	0	0	0	1					
<b>Bobby Tolan, L</b> OBP: 0.354, SLG: 0.536 (1,8)	P6			F5						4	0	2	1	0	0					
<b>Tony Perez, R</b> OBP: 0.388, SLG: 0.584 (1,5)		K		6-3		K		L9-3		4	0	0	0	0	2					
<b>Lee May, R</b> OBP: 0.371, SLG: 0.619 (1,3)		K			1B SH1-3 SH1 BB	K				2	1	0	0	2	2					
<b>Jimmy Stewart, S</b> OBP: 0.294, SLG: 0.371 (1,7)		2B 1B			SH1-3 1-2		K		K	3	0	1	0	0	2					
<b>Woody Woodward, R</b> OBP: 0.293, SLG: 0.289 (1,6)		1H 2B			SH1 2-3 1B		P6			3	0	2	0	0	0					
<b>Danny Breeden, R</b> OBP: 0.125, SLG: 0.125 (1,2)			K		SH1 1-2 3-H		K			2	0	0	1	0	2					
<b>Tony Cloninger, R</b> OBP: 0.236, SLG: 0.269 (1,1)					6-3					2	0	1	0	0	0					
<b>Wayne Granger, R</b> OBP: 0.231, SLG: 0.091 (6,1)										0	0	0	0	0	0					
<b>Fred Whitfield, L</b> OBP: 0.338, SLG: 0.259 (8, PH)										1	0	1	0	0	0					
<b>Darrel Chaney, S</b> OBP: 0.288, SLG: 0.247 (8, PR)										0	0	0	0	0	0					
<b>Clay Carroll, R</b> OBP: 0.316, SLG: 0.368 (8,1)								G1-6-3 1B		0	0	0	0	0	0					
<b>Inning Stats</b>	R: 0 E: 0 K: 0 S: 3	H: 0 LOB: 0 BB: 0 P: 3	R: 0 E: 0 K: 2 S: 8	H: 2 LOB: 2 BB: 0 P: 8	R: 0 E: 0 K: 1 S: 5	H: 1 LOB: 0 BB: 0 P: 5	R: 0 E: 0 K: 0 S: 3	H: 0 LOB: 0 BB: 0 P: 3	R: 1 E: 0 K: 0 S: 4	H: 1 LOB: 1 BB: 1 P: 8	R: 1 E: 1 K: 2 S: 9	H: 2 LOB: 1 BB: 0 P: 9	R: 0 E: 0 K: 2 S: 7	H: 0 LOB: 0 BB: 0 P: 7	R: 0 E: 0 K: 0 S: 3	H: 1 LOB: 1 BB: 1 P: 9	1B: 6 2B: 3 3B: 0 HR: 0	SF: 0 SAC: 3 DP: 3 HBP: 0	WP: 0 PB: 0 SB: 0 CS: 0	PA: 33
<b>PITCHER</b> <b>Tom Seaver, R</b> ERA: 2.56 (1,1)	IP: 9.0 WLS: W BF: 33 H: 8 R: 2 ER: 2 SO: 8 BB: 2 IBB: 0 HBP: 0 BLK: 0 WP: 0 HR: 0 S: 47 P: 55 ERA: 2.00 WHIP: 1.111															<b>PITCHER</b>				

AB	28
R	2
H	8
RBI	2
BB	2
SO	8
LOB	9



Batter	1	2	3	4	5	6	7	8	9	AB	R	H	RBI	BB	SO	LOB	BOTTOM			
<b>Tommie Agee, R</b> OBP: 0.338, SLG: 0.505 (1,8)	F7			K2-3	1B			5-3		4	0	1	2	0	1	0	<b>Cincinnati Reds @ New York Mets</b> Shea Stadium, Flushing, NY Sat Jul 26 1969, 3:33 AM EDT Att: 25,259 - Unknown			
<b>Ken Boswell, L</b> OBP: 0.311, SLG: 0.349 (1,4)	F7			S 1B	FC6-4 1B			K		4	1	2	0	0	1					
<b>Cleon Jones, R</b> OBP: 0.422, SLG: 0.508 (1,7)	F9			F8	FC6-4			F8		4	0	0	0	0	3					
<b>Art Shamsky, L</b> OBP: 0.428, SLG: 0.558 (1,9)		F8						6-3		4	0	1	1	0	0					
<b>Rod Gaspar, S</b> OBP: 0.303, SLG: 0.276 (9,9)					2H 3H 1B					0	0	0	0	0	0					
<b>Wayne Garrett, L</b> OBP: 0.335, SLG: 0.310 (1,5)		F2		1-3		BB 6-3 1B		3-1		4	0	1	0	0	1					
<b>Ed Kranepool, L</b> OBP: 0.295, SLG: 0.368 (1,3)		F5			F7			G3		4	0	0	0	0	1					
<b>J.C. Martin, L</b> OBP: 0.273, SLG: 0.360 (1,2)			F8		K					2	0	0	0	1	1					
<b>Bud Harrelson, S</b> OBP: 0.355, SLG: 0.310 (1,6)			K		2B 1B					2	1	1	0	1	1					
<b>Tom Seaver, R</b> OBP: 0.237, SLG: 0.157 (1,1)			6-3		1-3 1B 2B			1-3		3	1	1	0	0	3					
<b>Inning Stats</b>	R: 0 E: 0 K: 0 S: 3	H: 0 LOB: 0 BB: 0 P: 3	R: 0 E: 0 K: 0 S: 3	H: 0 LOB: 0 BB: 0 P: 3	R: 0 E: 0 K: 1 S: 5	H: 0 LOB: 0 BB: 0 P: 5	R: 1 E: 0 K: 1 S: 7	H: 2 LOB: 1 BB: 0 P: 7	R: 2 E: 0 K: 1 S: 9	H: 4 LOB: 2 BB: 0 P: 9	R: 0 E: 0 K: 0 S: 4	H: 1 LOB: 3 BB: 2 P: 12	R: 0 E: 0 K: 1 S: 5	H: 0 LOB: 0 BB: 0 P: 5	R: 0 E: 0 K: 0 S: 3	H: 0 LOB: 0 BB: 0 P: 3	1B: 6 2B: 1 3B: 0 HR: 0	SF: 0 SAC: 0 DP: 0 HBP: 0	WP: 0 PB: 0 SB: 1 CS: 0	PA: 33
<b>PITCHER</b> <b>Tony Cloninger, R</b> ERA: 5.36 (1,1)	IP: 5.2 WLS: L BF: 26 H: 7 R: 3 ER: 3 SO: 3 BB: 1 IBB: 0 HBP: 0 BLK: 0 WP: 0 HR: 0 S: 30 P: 38 ERA: 4.76 WHIP: 1.412															<b>PITCHER</b>				
<b>Wayne Granger, R</b> ERA: 3.72 (6,1)	1.1	4	0	0	0	1	0	0	0	0	0	6	6	0.00	0.000					
<b>Clay Carroll, R</b> ERA: 3.49 (8,1)	1.0	3	0	0	0	0	0	0	0	0	0	3	3	0.00	0.000					





Batter	1	2	3	4	5	6	7	8	9	AB	R	H	RBI	BB	SO	LOB	TOP	
<b>Pete Rose, S</b> OBP: 0.417, SLG: 0.494 (1, 9)	0-0 1B FC4-6 2B		0-0 FC1-6 1B		0-0 4-3			4-0 SH3-4 1B BB		3	2	2	0	1	0	0		
<b>Giraldo Ruiz, S</b> OBP: 0.281, SLG: 0.259 (1, 4)	0-0 FC4-6 2-3 1B		0-0 FC1-6 CS 1-2		0-0 6-3			0-0 SH3-4 1-2		3	0	1	0	0	0	1		
<b>Bobby Tolan, L</b> OBP: 0.353, SLG: 0.533 (1, 8)	0-0 FC4-6 HR 1-2 3-H		0-3 K 1-2		0-0 P3			0-0 CS 1B 2-H		4	1	1	2	0	1	2		
<b>Tony Perez, R</b> OBP: 0.387, SLG: 0.588 (1, 5)	0-0 HR 1-H			0-0 E6 E		0-3 K		0-3 K 1-2		4	2	1	2	0	2	1		
<b>Lee May, R</b> OBP: 0.367, SLG: 0.612 (1, 3)	0-0 F7			0-3 K		0-3 K			0-3 K		4	0	0	0	3	1		
<b>Johnny Bench, R</b> OBP: 0.380, SLG: 0.484 (1, 2)	0-0 CS 1B			0-0 E6 E 2B 1-3		0-3 K			0-3 K		4	1	1	0	0	2	1	
<b>Alex Johnson, R</b> OBP: 0.381, SLG: 0.510 <b>Jimmy Stewart, S</b> OBP: 0.294, SLG: 0.371 (9, 7)	0-0 CS 1-2	0-0 G5-4-3 1B		0-0 1-H 3-H 2B			0-0 F7		0-0 6-3		4	0	2	1	0	0	0	
<b>Woody Woodward, R</b> OBP: 0.273, SLG: 0.268 (1, 6)		0-0 G5-4-3 1-2		0-0 5-3			0-0 G1				3	0	0	0	0	2		
<b>Gerry Arrigo, L</b> OBP: 0.182, SLG: 0.182 <b>Wayne Granger, R</b> OBP: 0.231, SLG: 0.091 (8, 1)		0-3 K		0-3 K			0-0 F8				3	0	0	0	0	2	1	
<b>Inning Stats</b>	R: 3 E: 0 K: 0 S: 6	H: 4 LOB: 0 BB: 0 P: 6	R: 0 E: 0 K: 1 S: 5	H: 1 LOB: 0 BB: 0 P: 5	R: 0 E: 0 K: 1 S: 5	H: 1 LOB: 1 BB: 0 P: 10	R: 0 E: 0 K: 0 S: 3	H: 0 LOB: 0 BB: 0 P: 3	R: 0 E: 0 K: 0 S: 3	H: 0 LOB: 0 BB: 0 P: 3	R: 0 E: 0 K: 1 S: 5	H: 1 LOB: 0 BB: 1 P: 9	R: 0 E: 0 K: 2 S: 7	H: 0 LOB: 0 BB: 0 P: 7	1B: 5 2B: 2 3B: 0 HR: 1	SF: 0 SAC: 1 DP: 1 HBP: 0	WP: 0 PB: 0 SB: 0 CS: 3	PA: 35
<b>PITCHER</b>	IP WLS BF H R ER SO BB IBB HBP BLK WP HR S P ERA WHIP																	
<b>Don Cardwell, R</b> ERA: 3.67 (1, 1)	3.1 L 16 7 5 3 3 0 0 0 0 0 0 1 22 22 8.10 2.100																	
<b>Nolan Ryan, R</b> ERA: 3.73 (4, 1)	2.2 8 0 0 0 4 0 0 0 0 0 0 0 16 16 0.00 0.000																	
<b>Tug McGraw, L</b> ERA: 3.32 (7, 1)	2.0 7 1 1 1 1 1 0 0 0 0 0 0 8 12 4.50 1.000																	
<b>Ron Taylor, R</b> ERA: 2.15 (9, 1)	1.0 3 0 0 0 2 0 0 0 0 0 0 0 7 7 0.00 0.000																	

**Cincinnati Reds @ New York Mets**  
Shea Stadium, Flushing, NY  
Sun Jul 27 1969, 3:33 AM EDT  
Att: 55,391 - Unknown


AB	32
R	6
H	8
RBI	5
BB	1
SO	10
LOB	9


Batter	1	2	3	4	5	6	7	8	9	AB	R	H	RBI	BB	SO	LOB	BOTTOM			
<b>Tommie Agee, R</b> OBP: 0.336, SLG: 0.498 (1, 8)	0-0 5-3		4-0 FC6-4 BB			0-0 F8	0-0 FC6-4 1-2		0-0 F8		4	0	0	0	1	0	4			
<b>Bobby Pfeil, R</b> OBP: 0.299, SLG: 0.317 (9, 5)	0-0 F8		0-0 FC6-4 1-2			0-0 E4 1B SF9		0-0 5-3		4	1	0	0	0	0	2				
<b>Cleon Jones, R</b> OBP: 0.426, SLG: 0.509 (1, 7)	0-0 1B			0-0 6-3		0-0 1-3 3-H 1B		4-0 1B 4-3 BB		3	1	2	1	1	0	0				
<b>Donn Clendenon, R</b> OBP: 0.285, SLG: 0.398 (1, 3)	0-3 K			0-0 8-4 1B		0-0 SF9 3-H		0-0 4-3 1B		3	0	2	1	0	1	1				
<b>Ron Swoboda, R</b> OBP: 0.299, SLG: 0.337 <b>Tug McGraw, R</b> OBP: 0.158, SLG: 0.167 <b>Bud Harrelson, S</b> OBP: 0.355, SLG: 0.310 <b>Art Shamsky, L</b> OBP: 0.425, SLG: 0.554 <b>Ron Taylor, R</b> (9, 1)		0-0 F8		0-0 8-4 1-2		0-3 K		0-0 4-3		3	0	0	0	0	1	2				
<b>Ed Charles, R</b> OBP: 0.281, SLG: 0.315 <b>Wayne Garrett, L</b> OBP: 0.333, SLG: 0.309 (8, 4)		0-0 P3			0-0 L5		0-3 K	0-0 F9		3	0	0	0	0	1	0				
<b>Jerry Grote, R</b> OBP: 0.276, SLG: 0.298 (1, 2)		0-0 6-3			0-0 F8		0-0 4-3		0-0 P6		4	0	0	0	0	0				
<b>Al Weis, S</b> OBP: 0.269, SLG: 0.309 <b>Ken Boswell, L</b> OBP: 0.310, SLG: 0.348 (9, PH)			0-0 F2		0-0 5-3			0-0 1B 1B		3	0	1	0	0	0	0				
<b>Don Cardwell, R</b> OBP: 0.206, SLG: 0.281 <b>Nolan Ryan, R</b> (4, 1)			0-0 F7			0-0 E 1B	0-0 FC6-4 1-2 1B		0-0 E6		1	0	0	0	0	0				
<b>Rod Gaspar, S</b> OBP: 0.309, SLG: 0.283 (7, 9)										3	1	2	0	0	0	0				
<b>Inning Stats</b>	R: 0 E: 0 K: 1 S: 6	H: 1 LOB: 1 BB: 0 P: 6	R: 0 E: 0 K: 0 S: 3	H: 0 LOB: 0 BB: 0 P: 3	R: 0 E: 0 K: 0 S: 3	H: 0 LOB: 1 BB: 1 P: 7	R: 0 E: 0 K: 0 S: 3	H: 1 LOB: 0 BB: 0 P: 3	R: 0 E: 0 K: 1 S: 8	H: 2 LOB: 1 BB: 0 P: 8	R: 0 E: 0 K: 1 S: 7	H: 2 LOB: 2 BB: 0 P: 7	R: 0 E: 0 K: 0 S: 4	H: 1 LOB: 1 BB: 1 P: 8	R: 0 E: 1 K: 0 S: 4	H: 0 LOB: 1 BB: 0 P: 4	1B: 7 2B: 1 3B: 0 HR: 0	SF: 1 SAC: 0 DP: 1 HBP: 0	WP: 0 PB: 0 SB: 0 CS: 0	PA: 37
<b>PITCHER</b>	IP WLS BF H R ER SO BB IBB HBP BLK WP HR S P ERA WHIP																			
<b>Gerry Arrigo, L</b> ERA: 5.91 (1, 1)	7.1 W 31 7 3 3 1 3 2 0 0 0 0 0 0 35 43 1.23 1.227																			
<b>Wayne Granger, R</b> ERA: 3.64 (8, 1)	1.2 S 6 0 0 0 0 0 0 0 0 0 0 0 6 6 0.00 0.000																			

**Cincinnati Reds @ New York Mets**  
Shea Stadium, Flushing, NY  
Sun Jul 27 1969, 3:33 AM EDT  
Att: 55,391 - Unknown

AB	34
R	3
H	7
RBI	3
BB	2
SO	3
LOB	11



Batter	1	2	3	4	5	6	7	8	9	AB	R	H	RBI	BB	SO	LOB	TOP				
Remy Hermoso, R (1,4) OBP: 0.250, SLG: 0.188	G6-3			1B 2B		G6-4-3 BB		L6		3	1	1	0	1	0	1	<b>Montreal Expos @ Cincinnati Reds</b> Crosley Field, Cincinnati, OH Tue Jul 29 1969, 7:05 PM EDT Att: 9,946 - Unknown  <b>AB 29</b> <b>R 2</b> <b>H 4</b> <b>RBI 2</b> <b>BB 2</b> <b>SO 6</b> <b>LOB 8</b> 				
Rusty Staub, L (1,9) OBP: 0.402, SLG: 0.477	P5			F2		F7		G1-3		4	0	0	0	0	0	2					
Bob Bailey, R (1,3) OBP: 0.333, SLG: 0.461	G5-3			1-2 2B		G6-4-3 1-2		F8		4	1	1	0	0	0	1					
Coco Laboy, R (1,5) OBP: 0.316, SLG: 0.453		K		K				F2		4	0	0	0	0	3	2					
Jose Herrera, R (1,7) OBP: 0.373, SLG: 0.580	G1-3			1-H 2-H 2B				F7		3	0	1	2	0	0	0					
Adolfo Phillips, R (1,8) OBP: 0.335, SLG: 0.343	P6					F2		K		3	0	0	0	0	1	0					
Ron Brand, R (1,2) OBP: 0.353, SLG: 0.321				G6-3		F2		F2		3	0	1	0	0	0	0					
Bobby Wine, R (1,6) OBP: 0.249, SLG: 0.259				F7		P6		F9		3	0	0	0	0	0	1					
Bill Stoneman, R (1,1) OBP: 0.130, SLG: 0.100 (8, PH)				K		K				2	0	0	0	0	2	1					
John Bateman, R (8, PH) OBP: 0.254, SLG: 0.318 (8, PR)										0	0	0	0	1	0	0					
Floyd Wicker, L (8, PR) OBP: 0.167, SLG: 0.118 (8, 1)										0	0	0	0	0	0	0					
Dick Radatz, R (8, 1)								BB		0	0	0	0	0	0	0					
<b>Inning Stats</b>	R: 0 E: 0 K: 0 S: 3	H: 0 LOB: 0 BB: 0 P: 3	R: 0 E: 0 K: 1 S: 5	H: 0 LOB: 0 BB: 0 P: 5	R: 0 E: 0 K: 1 S: 5	H: 0 LOB: 1 BB: 0 P: 5	R: 2 E: 0 K: 1 S: 7	H: 3 LOB: 1 BB: 0 P: 7	R: 0 E: 0 K: 2 S: 2	H: 0 LOB: 0 BB: 1 P: 6	R: 0 E: 0 K: 2 S: 7	H: 0 LOB: 0 BB: 0 P: 7	R: 0 E: 0 K: 0 S: 3	H: 0 LOB: 1 BB: 1 P: 7	R: 0 E: 0 K: 0 S: 3	H: 0 LOB: 0 BB: 0 P: 3	1B: 2 2B: 2 3B: 0 HR: 0	SF: 0 SAC: 0 DP: 1 HBP: 0	WP: 0 PB: 0 CS: 0	PA: 31	
<b>PITCHER</b> Jim Merritt, L (1,1) ERA: 4.25	IP: 9.0 WLS: W BF: 31	H: 4 R: 2 ER: 2 SO: 6	BB: 2 IBB: 0 HBP: 0 BLK: 0	WP: 0 HR: 0 S: 41 P: 49	ERA: 2.00 WHIP: 0.667	<b>PITCHER</b>											IP: 9.0 WLS: W BF: 31	H: 4 R: 2 ER: 2 SO: 6	BB: 2 IBB: 0 HBP: 0 BLK: 0	WP: 0 HR: 0 S: 41 P: 49	ERA: 2.00 WHIP: 0.667

Batter	1	2	3	4	5	6	7	8	9	AB	R	H	RBI	BB	SO	LOB	BOTTOM				
Pete Rose, S (1,9) OBP: 0.418, SLG: 0.493	CS 1B		CS BB		K		K			3	0	1	0	1	2	2	<b>Montreal Expos @ Cincinnati Reds</b> Crosley Field, Cincinnati, OH Tue Jul 29 1969, 7:05 PM EDT Att: 9,946 - Unknown  <b>AB 29</b> <b>R 4</b> <b>H 10</b> <b>RBI 4</b> <b>BB 4</b> <b>SO 9</b> <b>LOB 14</b> 				
Bobby Tolan, L (1,8) OBP: 0.352, SLG: 0.530	F2		P6		S 2-H BB 1B		G3			4	0	1	1	0	0	3					
Alex Johnson, R (1,7) OBP: 0.382, SLG: 0.506 (9, 7)			K		BB					2	1	0	0	2	2	2					
Jimmy Stewart, S (9, 7) OBP: 0.294, SLG: 0.371	1-2 K		1-2 K		BB			1B BB		0	0	0	0	0	0	0					
Tony Perez, R (1,5) OBP: 0.386, SLG: 0.584		G6-3		K	K			1B CS 1B		4	0	1	0	0	2	2					
Lee May, R (1,3) OBP: 0.364, SLG: 0.605		K		G6-3		G2-3		K		4	0	0	0	0	2	2					
Johnny Bench, R (1,2) OBP: 0.385, SLG: 0.490		E 1B BB		2B		F2		1B		3	1	2	1	1	0	0					
Woody Woodward, R (1,6) OBP: 0.271, SLG: 0.267		E9 1B		G4-1		G6-3		K		4	1	1	0	0	1	3					
Giraldo Ruiz, S (1,4) OBP: 0.290, SLG: 0.270		1-H 2B 1B						G3-1		3	1	2	2	0	0	0					
Jim Merritt, L (1,1) OBP: 0.204, SLG: 0.229		1-H 3-H 2B		SH1-4 1B				1B		2	0	2	0	0	0	0					
<b>Inning Stats</b>	R: 0 E: 0 K: 1 S: 5	H: 1 LOB: 1 BB: 0 P: 5	R: 2 E: 1 K: 1 S: 7	H: 3 LOB: 2 BB: 1 P: 11	R: 0 E: 0 K: 1 S: 4	H: 0 LOB: 1 BB: 1 P: 8	R: 0 E: 0 K: 1 S: 6	H: 1 LOB: 1 BB: 0 P: 6	R: 1 E: 0 K: 2 S: 9	H: 2 LOB: 2 BB: 1 P: 13	R: 0 E: 0 K: 0 S: 3	H: 0 LOB: 0 BB: 0 P: 3	R: 0 E: 0 K: 1 S: 6	H: 1 LOB: 1 BB: 0 P: 6	R: 1 E: 0 K: 2 S: 8	H: 2 LOB: 1 BB: 1 P: 12	1B: 8 2B: 4 3B: 0 HR: 0	SF: 0 SAC: 1 DP: 2 HBP: 0	WP: 0 PB: 0 CS: 3	PA: 34	
<b>PITCHER</b> Bill Stoneman, R (1,1) ERA: 5.04	IP: 7.0 WLS: L BF: 29	H: 8 R: 3 ER: 3 SO: 7	BB: 3 IBB: 0 HBP: 0 BLK: 0	WP: 0 HR: 0 S: 40 P: 52	ERA: 3.86 WHIP: 1.571	<b>PITCHER</b>											IP: 1.0 WLS: L BF: 5	H: 2 R: 1 ER: 1 SO: 2	BB: 1 IBB: 0 HBP: 0 BLK: 0	WP: 0 HR: 0 S: 8 P: 12	ERA: 9.00 WHIP: 3.000



Batter	1	2	3	4	5	6	7	8	9	AB	R	H	RBI	BB	SO	LOB	TOP			
Adolfo Phillips, R OBP: 0.333, SLG: 0.341	P6	K			G6-3			CS 1B		4	0	1	0	0	1	1	<b>Montreal Expos @ Cincinnati Reds</b> Crosley Field, Cincinnati, OH Wed Jul 30 1969, 7:05 PM EDT Att: 9,733 - Unknown <a href="http://livebaseballscorecards.com">livebaseballscorecards.com</a>			
Remy Hermoso, R OBP: 0.250, SLG: 0.176	HR BB		G4-3		G6-3			K 1-2		3	1	0	0	1	1					
Rusty Staub, L OBP: 0.400, SLG: 0.483	1-H HR		F2		G4-1			G4-3		4	1	1	2	0	0					
Mack Jones, L OBP: 0.392, SLG: 0.532	E9 WP 1B					G3			G3	3	1	1	0	1	0					
Bob Bailey, R OBP: 0.328, SLG: 0.453	G5-3		K			G4-3			G6-3	4	0	0	0	0	1					
Coco Laboy, R OBP: 0.313, SLG: 0.448	3-H F8				P4				K	4	0	0	0	0	1	0				
Ron Brand, R OBP: 0.353, SLG: 0.321		G6-3					F3			3	0	1	0	0	0	0				
Bobby Wine, R OBP: 0.245, SLG: 0.255		F7			FC4-6 1B			G5-3		3	0	0	0	0	0	1				
Jerry Robertson, S OBP: 0.061, SLG: 0.031					G4-3			G1-3		2	0	0	0	1	0	1				
Howie Reed, R OBP: 0.316, SLG: 0.375										0	0	0	0	0	0	0				
<b>Inning Stats</b>	R: 3 E: 1 K: 0 S: 5	H: 2 LOB: 0 BB: 1 P: 9	R: 0 E: 0 K: 1 S: 5	H: 0 LOB: 1 BB: 1 P: 9	R: 0 E: 0 K: 1 S: 5	H: 0 LOB: 1 BB: 1 P: 9	R: 0 E: 0 K: 0 S: 4	H: 1 LOB: 0 BB: 0 P: 4	R: 0 E: 0 K: 0 S: 3	H: 0 LOB: 0 BB: 0 P: 3	R: 0 E: 0 K: 0 S: 3	H: 0 LOB: 0 BB: 0 P: 3	R: 0 E: 0 K: 1 S: 5	H: 1 LOB: 0 BB: 0 P: 5	R: 0 E: 0 K: 1 S: 5	H: 0 LOB: 0 BB: 0 P: 5	1B: 3 2B: 0 3B: 0 HR: 1	SF: 0 SAC: 0 DP: 0 HBP: 0	WP: 1 PB: 0 SB: 0 CS: 1	PA: 33
<b>PITCHER</b>	IP WLS BF H R ER SO BB IBB HBP BLK WP HR S P ERA WHIP	7.0 L 27 3 3 2 2 3 0 0 0 1 1 28 40 2.57 0.857	2.0 W 6 1 0 0 2 0 0 0 0 0 0 10 10 0.00 0.500	<b>PITCHER</b>																

Batter	1	2	3	4	5	6	7	8	9	AB	R	H	RBI	BB	SO	LOB	BOTTOM			
Pete Rose, S OBP: 0.416, SLG: 0.493	G4-3		FC4-6 1-2			WP SF8 2B	F5			4	1	1	0	0	0	4	<b>Montreal Expos @ Cincinnati Reds</b> Crosley Field, Cincinnati, OH Wed Jul 30 1969, 7:05 PM EDT Att: 9,733 - Unknown <a href="http://livebaseballscorecards.com">livebaseballscorecards.com</a>			
Bobby Tolan, L OBP: 0.356, SLG: 0.535	G6-4-3 1B			CS 2B		P5		SH 2B 1B		4	1	3	0	0	0	1				
Alex Johnson, R OBP: 0.294, SLG: 0.292						SF8		SH 2B 2B		2	1	1	1	0	0	1				
Darrel Chaney, S OBP: 0.288, SLG: 0.247	G6-4-3 1-2			2-3 1B		2-H P4		2B 2B		0	0	0	0	0	0	0				
Tony Perez, R OBP: 0.387, SLG: 0.585		G6-4-3 BB		K				2B 2B		3	1	1	1	1	1	1				
Lee May, R OBP: 0.360, SLG: 0.599		G6-4-3 1-2		K			K	P6		4	0	0	0	0	2	4				
Johnny Bench, R OBP: 0.383, SLG: 0.485		G5-3			L7		G6-3	2B IBB		3	0	0	0	1	0	0				
Woody Woodward, R OBP: 0.294, SLG: 0.292						G5-3				3	0	2	0	0	0	0				
Ted Savage, R OBP: 0.300, SLG: 0.356						FC3-6 1B		BB 1B		1	0	1	2	0	0	0				
Giraldo Ruiz, S OBP: 0.297, SLG: 0.271						FC3-6 FC4-6 1-2		BB 1B		3	0	1	0	1	0	1				
Jim Maloney, L OBP: 0.250, SLG: 0.480						G4-3		BB 1B		2	1	1	1	0	1	1				
Fred Whitfield, L OBP: 0.348, SLG: 0.259										0	0	0	0	1	0	0				
Wayne Granger, R OBP: 0.214, SLG: 0.083						K		K		1	0	0	0	0	1	2				
<b>Inning Stats</b>	R: 0 E: 0 K: 0 S: 3	H: 1 LOB: 0 BB: 0 P: 3	R: 0 E: 0 K: 0 S: 2	H: 0 LOB: 0 BB: 1 P: 6	R: 0 E: 0 K: 1 S: 6	H: 1 LOB: 1 BB: 0 P: 6	R: 0 E: 0 K: 2 S: 8	H: 2 LOB: 0 BB: 0 P: 8	R: 0 E: 0 K: 0 S: 3	H: 0 LOB: 0 BB: 0 P: 3	R: 2 E: 0 K: 0 S: 5	H: 2 LOB: 0 BB: 0 P: 5	R: 0 E: 0 K: 1 S: 7	H: 2 LOB: 3 BB: 1 P: 11	R: 3 E: 1 K: 1 S: 8	H: 3 LOB: 2 BB: 2 P: 16	1B: 6 2B: 4 3B: 0 HR: 1	SF: 1 SAC: 1 DP: 2 HBP: 0	WP: 1 PB: 0 SB: 0 CS: 1	PA: 36
<b>PITCHER</b>	IP WLS BF H R ER SO BB IBB HBP BLK WP HR S P ERA WHIP	7.2 L 35 11 5 4 4 2 2 0 0 1 1 39 55 4.70 1.696	0.1 L 1 0 0 0 1 0 0 0 0 0 0 3 3 0.00 0.000	<b>PITCHER</b>																



Batter	1	2	3	4	5	6	7	8	9	AB	R	H	RBI	BB	SO	LOB	TOP		
Remy Hermoso, R (1,4) OBP: 0.250, SLG: 0.182	G6-3		L9		L9			L9		4	0	1	0	0	0	1	<b>Montreal Expos @ Cincinnati Reds</b> Crosley Field, Cincinnati, OH Thu Jul 31 1969, 7:05 PM EDT Att: 9,949 - Unknown		
Rusty Staub, L (1,9) OBP: 0.399, SLG: 0.480	G3-1		P6				G5-4-3 1B	K		4	0	1	0	0	1	1			
Bob Bailey, R (1,3) OBP: 0.327, SLG: 0.454	G4-3		L6				G5-4-3 1-2			4	0	1	0	0	0	2			
Coco Laboy, R (1,5) OBP: 0.312, SLG: 0.454		HR		F8			G5-3			4	1	1	1	0	0	1			
Jose Herrera, R (1,7) OBP: 0.382, SLG: 0.574		K2-3		G4-3				FC5-4 1B		4	0	2	0	0	1	0			
Adolfo Phillips, R (1,8) OBP: 0.328, SLG: 0.335		F7		P6				F6		4	0	0	0	0	0	3			
Ron Brand, R (1,2) OBP: 0.346, SLG: 0.313		E5			F3			FC5-4 WP 1-2		4	0	0	0	0	0	3			
Bobby Wine, R (1,6) OBP: 0.242, SLG: 0.251		G5-3			K			G3		3	0	0	0	0	1	2			
Gary Waslewski, R (1,1) OBP: 0.111, SLG: 0.118										1	0	0	0	1	0	0			
John Balesman, R (8, PH) OBP: 0.252, SLG: 0.316										1	0	0	0	0	0	0			
Dan McGinn, L (8, 1) OBP: 0.190, SLG: 0.333								P4		0	0	0	0	0	0	0			
<b>Inning Stats</b>	R: 0 E: 0 K: 0 S: 3	H: 0 LOB: 0 BB: 0 P: 3	R: 1 E: 1 K: 1 S: 7	H: 1 LOB: 1 BB: 0 P: 7	R: 0 E: 0 K: 0 S: 4	H: 1 LOB: 1 BB: 0 P: 4	R: 0 E: 0 K: 0 S: 3	H: 0 LOB: 0 BB: 0 P: 3	R: 0 E: 0 K: 1 S: 5	H: 1 LOB: 0 BB: 0 P: 3	R: 0 E: 0 K: 0 S: 4	H: 1 LOB: 1 BB: 0 P: 4	R: 0 E: 0 K: 1 S: 5	H: 0 LOB: 0 BB: 0 P: 5	R: 0 E: 0 K: 0 S: 5	H: 2 LOB: 2 BB: 0 P: 5	1B: 4 2B: 1 3B: 0 HR: 1	SF: 0 SAC: 0 DP: 1 HBP: 0	WP: 1 PA: 34 CS: 0
<b>PITCHER</b> Gerry Arrigo, L (1,1) ERA: 4.83	IP: 9.0 WLS: W BF: 34 H: 6 R: 1 ER: 1 SO: 3 BB: 1 IBB: 0 HBP: 0 BLK: 0 WP: 1 HR: 1 S: 39 P: 43 ERA: 1.00 WHIP: 0.778																		



Batter	1	2	3	4	5	6	7	8	9	AB	R	H	RBI	BB	SO	LOB	BOTTOM		
Pete Rose, S (1,9) OBP: 0.416, SLG: 0.497	G6-3		G6-3		F2		SH SF7 2B			5	1	2	0	0	0	0	<b>Montreal Expos @ Cincinnati Reds</b> Crosley Field, Cincinnati, OH Thu Jul 31 1969, 7:05 PM EDT Att: 9,949 - Unknown		
Bobby Tolan, L (1,8) OBP: 0.354, SLG: 0.530	F7		K		E4 1B		SH HR HBP	K		4	1	0	0	0	2	1			
Alex Johnson, R (1,7) OBP: 0.384, SLG: 0.508	G6-3				HBP 2B 1B		SH HR			3	2	2	0	0	0	0			
Tony Perez, R (1,5) OBP: 0.383, SLG: 0.581			K		F9 P5		SF7			3	0	0	1	0	1	3			
Lee May, R (1,3) OBP: 0.359, SLG: 0.598		G6-3			F7			K		4	0	1	0	0	1	3			
Johnny Bench, R (1,2) OBP: 0.387, SLG: 0.497					1B 1B					3	2	2	3	0	0	1			
Woody Woodward, R (1,6) OBP: 0.327, SLG: 0.333					1B 1B			HR		3	0	2	2	1	0	0			
Giraldo Ruiz, S (1,4) OBP: 0.295, SLG: 0.270					F3			G3-1		4	0	1	0	0	0	3			
Gerry Arrigo, L (1,1) OBP: 0.133, SLG: 0.133					G1-3			G4-3		4	0	0	0	0	0	3			
<b>Inning Stats</b>	R: 0 E: 0 K: 0 S: 3	H: 0 LOB: 0 BB: 0 P: 3	R: 0 E: 0 K: 1 S: 7	H: 2 LOB: 2 BB: 0 P: 7	R: 0 E: 0 K: 1 S: 5	H: 0 LOB: 0 BB: 0 P: 5	R: 2 E: 0 K: 0 S: 5	H: 2 LOB: 1 BB: 0 P: 6	R: 0 E: 1 K: 0 S: 5	H: 1 LOB: 2 BB: 0 P: 5	R: 0 E: 0 K: 0 S: 4	H: 2 LOB: 2 BB: 1 P: 8	R: 4 E: 1 K: 1 S: 8	H: 2 LOB: 0 BB: 0 P: 9	R: 0 E: 0 K: 1 S: 6	H: 1 LOB: 1 BB: 0 P: 6		1B: 5 2B: 4 3B: 0 HR: 1	SF: 1 SAC: 1 DP: 1 HBP: 2
<b>PITCHER</b> Gary Waslewski, R (1,1) ERA: 3.21 Dan McGinn, L (8, 1) ERA: 4.37	IP: 7.0 WLS: L BF: 34 H: 9 R: 6 ER: 3 SO: 3 BB: 1 IBB: 0 HBP: 2 BLK: 0 WP: 0 HR: 1 S: 37 P: 43 ERA: 3.86 WHIP: 1.429																		





Batter	1	2	3	4	5	6	7	8	9	AB	R	H	RBI	BB	SO	LOB	TOP										
<b>Pete Rose, S</b> OBP: 0.413, SLG: 0.493 (1, 9)	G4-3	E 1B 1B	G4-6-3			K			G6-3	5	1	1	0	0	1	1	<b>Cincinnati Reds @ Philadelphia Phillies</b> Connie Mack Stadium, Philadelphia, PA Fri Aug 01 1969, 7:05 PM EDT Att: 7,412 - Unknown <a href="http://livebaseballscorecards.com">livebaseballscorecards.com</a>										
<b>Bobby Tolan, L</b> OBP: 0.355, SLG: 0.528 (1, 8)	HR 1B	E 1B 1B		G3		K			L7	5	2	2	0	0	1	0											
<b>Alex Johnson, R</b> OBP: 0.382, SLG: 0.513 <b>Jimmy Stewart, S</b> OBP: 0.294, SLG: 0.371 (1, 7)	HR	E4 1B 2B		G6-3			G1-3		G3-1	5	2	1	2	0	0	2											
<b>Tony Perez, R</b> OBP: 0.382, SLG: 0.577 (1, 5)	F9	2B 1B		K			L7			4	1	1	2	0	1	0											
<b>Lee May, R</b> OBP: 0.360, SLG: 0.602 (1, 3)	E 2B	G3 2B			L6		P2			4	1	2	2	0	0	0											
<b>Johnny Bench, R</b> OBP: 0.383, SLG: 0.490 (1, 2)	E6 1B	G3		K			F8			4	0	0	0	0	1	1											
<b>Woody Woodward, R</b> OBP: 0.339, SLG: 0.333 (1, 6)	S 1B	G3		BB			L8			3	0	1	0	1	0	1											
<b>Giraldo Ruiz, S</b> OBP: 0.301, SLG: 0.278 (1, 4)	F9		G4-6-3 1B		L9		1B			4	0	2	0	0	0	3											
<b>Tony Cloninger, R</b> OBP: 0.224, SLG: 0.255 <b>Clay Carroll, R</b> OBP: 0.304, SLG: 0.350 <b>Wayne Granger, R</b> OBP: 0.214, SLG: 0.083 (8, 1)			K	K		K2-3		K		3	0	0	0	0	3	1											
<b>Inning Stats</b>	R: 3 E: 1 K: 0 S: 12	H: 4 LOB: 2 BB: 0 P: 21	R: 4 E: 1 K: 1 S: 14	H: 4 LOB: 0 BB: 0 P: 16	R: 0 E: 0 K: 1 S: 7	H: 1 LOB: 0 BB: 0 P: 7	R: 0 E: 0 K: 1 S: 6	H: 0 LOB: 0 BB: 0 P: 8	R: 0 E: 0 K: 1 S: 7	H: 0 LOB: 1 BB: 1 P: 14	R: 0 E: 0 K: 0 S: 3	H: 0 LOB: 0 BB: 0 P: 3	R: 0 E: 0 K: 1 S: 6	H: 1 LOB: 1 BB: 0 P: 8	R: 0 E: 0 K: 0 S: 7	H: 0 LOB: 0 BB: 0 P: 10	1B: 7 2B: 2 3B: 0 HR: 1	SF: 0 SAC: 0 DP: 1 HBP: 0	WP: 0 PB: 0 SB: 2 CS: 0	PA: 39							
<b>PITCHER</b>	IP	WLS	BF	H	R	ER	SO	BB	IBB	HBP	BLK	WP	HR	S	P	ERA	WHIP										
<b>Woodie Fryman, L</b> ERA: 4.64 <b>Al Raffa, R</b> ERA: 2.51 <b>John Boozar, R</b> ERA: 2.72 <b>Turk Farrell, R</b> ERA: 3.1 <b>Bill Wilson, R</b> ERA: 3.4	1.1	L	13	7	7	5	1	0	0	0	0	0	1	19	28	33.75	5.250										

Batter	1	2	3	4	5	6	7	8	9	AB	R	H	RBI	BB	SO	LOB	BOTTOM										
<b>Tony Taylor, R</b> OBP: 0.308, SLG: 0.324 (1, 4)	G5-3	SF9		K			G6-3		1B	4	0	1	1	0	1	2	<b>Cincinnati Reds @ Philadelphia Phillies</b> Connie Mack Stadium, Philadelphia, PA Fri Aug 01 1969, 7:05 PM EDT Att: 7,412 - Unknown <a href="http://livebaseballscorecards.com">livebaseballscorecards.com</a>										
<b>Larry Hiele, R</b> OBP: 0.327, SLG: 0.450 (1, 8)	1B	FC5-4			K		1B 2B		B3	5	1	2	1	0	1	2											
<b>Dick Allen, R</b> OBP: 0.395, SLG: 0.675 (1, 3)	L9		HR		K		1B		K	5	1	2	2	0	2	2											
<b>Johnny Callison, L</b> OBP: 0.331, SLG: 0.438 (1, 9)	F2		F2		K		G4-3		F5	5	0	0	0	0	1	3											
<b>Deron Johnson, R</b> OBP: 0.320, SLG: 0.385 (1, 5)		E5 2B		F8		L7		G6-3		4	1	0	0	0	0	0											
<b>Don Money, R</b> OBP: 0.300, SLG: 0.336 (1, 6)		2B 1B BB		F7		G5-3		1B 1B		3	1	1	0	1	0	0											
<b>Rich Barry, R</b> OBP: 0.300, SLG: 0.200 (1, 7)		K		SH3-4 BB		L3		F8		3	0	0	0	1	1	3											
<b>Mike Ryan, R</b> OBP: 0.265, SLG: 0.338 <b>Rick Joseph, R</b> OBP: 0.351, SLG: 0.444 <b>Bill Wilson, R</b> (9, 1)		1B 2B		P6			2B 2B		FC6-4 1B	4	2	3	1	0	0	1											
<b>Woodie Fryman, R</b> OBP: 0.283, SLG: 0.064 <b>Al Raffa, R</b> OBP: 0.299, SLG: 0.167 <b>Ron Stone, R</b> OBP: 0.256, SLG: 0.259 <b>John Boozar, R</b> OBP: 0.256, SLG: 0.259 <b>Vic Roznovsky, L</b> OBP: 0.256, SLG: 0.259 <b>Turk Farrell, R</b> OBP: 0.256, SLG: 0.259 <b>Dave Watkins, R</b> OBP: 0.276, SLG: 0.260 (8, 2)		FC5-4 1B		SH3-4		K		FC6-4		0	0	0	0	0	0	0											
<b>Inning Stats</b>	R: 0 E: 0 K: 0 S: 6	H: 1 LOB: 1 BB: 0 P: 8	R: 3 E: 1 K: 1 S: 12	H: 2 LOB: 1 BB: 1 P: 19	R: 1 E: 0 K: 0 S: 6	H: 1 LOB: 0 BB: 0 P: 9	R: 0 E: 0 K: 1 S: 7	H: 0 LOB: 1 BB: 1 P: 11	R: 0 E: 0 K: 0 S: 11	H: 0 LOB: 0 BB: 0 P: 15	R: 0 E: 0 K: 0 S: 7	H: 0 LOB: 0 BB: 0 P: 11	R: 2 E: 0 K: 1 S: 9	H: 3 LOB: 1 BB: 0 P: 11	R: 0 E: 0 K: 0 S: 11	H: 2 LOB: 2 BB: 0 P: 17	R: 0 E: 0 K: 1 S: 7	H: 1 LOB: 1 BB: 0 P: 12	1B: 6 2B: 3 3B: 0 HR: 1	SF: 1 SAC: 1 DP: 0 HBP: 0	WP: 0 PB: 0 SB: 0 CS: 0	PA: 40					
<b>PITCHER</b>	IP	WLS	BF	H	R	ER	SO	BB	IBB	HBP	BLK	WP	HR	S	P	ERA	WHIP										
<b>Tony Cloninger, R</b> ERA: 5.36 <b>Clay Carroll, R</b> ERA: 3.46 <b>Wayne Granger, R</b> ERA: 3.5	6.2	W	29	6	6	4	6	2	0	0	0	0	1	55	79	5.40	1.200										



Batter	1	2	3	4	5	6	7	8	9	AB	R	H	RBI	BB	SO	LOB	TOP					
<b>Pete Rose, S</b> OBP: 0.411, SLG: 0.488 (1, 9)	4-1 BB		2-2 G6-3		0-3 K			1-2 G1-3	1-2 G6-3								4 0 0 0 1 1 1					
<b>Giraldo Ruiz, S</b> OBP: 0.300, SLG: 0.271 (1, 4)	2-3 K		0-0 B4-3			0-0 P6		4-0 1B BB									3 0 0 0 1 1 1					
<b>Alex Johnson, R</b> OBP: 0.377, SLG: 0.506 (1, 7)	1-3 K		1-1 F9			1-0 G5-3		0-3 K									4 0 0 0 0 2 2					
<b>Tony Perez, R</b> OBP: 0.383, SLG: 0.584 (1, 5)	0-0 F8			0-0 HR		0-0 G6-3		0-0 1B									4 1 2 1 0 0 1					
<b>Lee May, R</b> OBP: 0.357, SLG: 0.596 (1, 3)		1-0 F8		0-0 F7				1-2 G6-3	1-2 L6								4 0 0 0 0 0 2					
<b>Johnny Bench, R</b> OBP: 0.384, SLG: 0.490 (1, 2)		1-1 E S 2B 1B		0-0 F8				0-0 F9		1-0 G1-3 1B							4 2 2 0 0 0 0					
<b>Ted Savage, R</b> OBP: 0.296, SLG: 0.333 (1, 8)		0-3 K 1-3		0-0 G6-3			4-1 BB BB	0-1 G1-3									3 0 0 0 1 1 2					
<b>Woody Woodward, R</b> OBP: 0.355, SLG: 0.357 (1, 6)		2-2 2B		0-0 G5-3			4-2 BB	0-0 1B									2 0 1 1 1 0 0					
<b>Jimmy Stewart, S</b> OBP: 0.299, SLG: 0.376 (9, PH)		3-H 2B		0-3 K			1-2 BB	0-1 P4									1 0 1 1 0 0 0					
<b>Jim Merritt, L</b> OBP: 0.193, SLG: 0.216 (1, 1)		0-3 K		0-3 K			0-0 G4-3										3 0 0 0 0 2 3					
<b>Pedro Ramos, S</b> (8, 1)																	0 0 0 0 0 0 0					
<b>Fred Whitfield, L</b> OBP: 0.343, SLG: 0.255 (9, PH)																	1 0 0 0 0 0 1					
<b>Inning Stats</b>	R: 0 E: 0 K: 2 S: 9	H: 0 LOB: 1 BB: 1 P: 16	R: 1 E: 0 K: 2 S: 12	H: 2 LOB: 1 BB: 0 P: 16	R: 0 E: 0 K: 0 S: 6	H: 0 LOB: 0 BB: 0 P: 9	R: 1 E: 0 K: 0 S: 4	H: 1 LOB: 0 BB: 0 P: 4	R: 0 E: 0 K: 2 S: 7	H: 0 LOB: 0 BB: 0 P: 7	R: 0 E: 0 K: 0 S: 3	H: 0 LOB: 0 BB: 0 P: 4	R: 0 E: 0 K: 0 S: 6	H: 0 LOB: 2 BB: 2 P: 14	R: 0 E: 0 K: 1 S: 12	H: 1 LOB: 2 BB: 1 P: 18	R: 1 E: 0 K: 0 S: 9	H: 2 LOB: 1 BB: 0 P: 11	1B: 4 2B: 1 3B: 0 HR: 1	SF: 0 SAC: 0 DP: 0 HBP: 0	WP: 0 PB: 0 SB: 1 CS: 0	PA: 37
<b>PITCHER</b>	IP WLS BF H R ER SO BB IBB HBP BLK WP HR S P ERA WHIP	IP WLS BF H R ER SO BB IBB HBP BLK WP HR S P ERA WHIP																				
<b>Grant Jackson, L</b> ERA: 3.51 (1, 1)	8.0 W 33 5 3 3 7 4 0 0 0 0 1 60 90 3.38 1.125	1.0 S 4 1 0 0 0 0 0 0 0 0 0 0 8 9 0.00 1.000																				
<b>Bill Wilson, R</b> ERA: 3.33 (9, 1)																						

Cincinnati Reds @ Philadelphia Phillies  
 Connie Mack Stadium, Philadelphia, PA  
 Sat Aug 02 1969, 7:05 PM EDT  
 Att: 8,615 - Unknown

AB	33
R	3
H	6
RBI	3
BB	4
SO	7
LOB	13



Batter	1	2	3	4	5	6	7	8	9	AB	R	H	RBI	BB	SO	LOB	BOTTOM		
<b>Tony Taylor, R</b> OBP: 0.310, SLG: 0.329 (1, 4)	0-2 F8 CS 2B		3-2 G4-3		0-0 F8			0-0 1B BLK 1B									4 1 2 0 0 0 0		
<b>Johnny Callison, L</b> OBP: 0.330, SLG: 0.436 (1, 9)	2-2 F8		1-2 G3-1			0-0 G3		0-0 1B									4 0 1 0 0 0 1		
<b>Dick Allen, R</b> OBP: 0.397, SLG: 0.671 (1, 3)	2-1 P6		2-0 1B			2-2 F8		4-0 S BLK 1B IBB									3 1 1 0 1 0 1		
<b>Deron Johnson, R</b> OBP: 0.322, SLG: 0.398 (1, 5)	1-0 CS	1-0 HR	2-2 L7			2-3 K		2-0 1B									4 1 2 2 0 1 1		
<b>Larry Hise, R</b> OBP: 0.327, SLG: 0.448 (1, 8)		3-3 K		0-0 G5-4-3 1B			2-2 P4	2-2 G4-3									4 0 1 0 0 1 1		
<b>Don Money, R</b> OBP: 0.297, SLG: 0.332 (1, 6)		0-1 G5-3		1-0 P4			1-0 F8										3 0 0 0 0 0 1		
<b>Rich Barry, R</b> OBP: 0.303, SLG: 0.214 (1, 7)		2-1 2B		0-0 G5-4-3			3-2 P2										3 1 1 0 0 0 1		
<b>Ron Stone, L</b> OBP: 0.345, SLG: 0.319 (9, 7)				1-2 1B													0 0 0 0 0 0 0		
<b>Mike Ryan, R</b> OBP: 0.268, SLG: 0.353 (1, 2)		3-2 1-H 2B		0-0 G5-3				2-0 HR									3 1 2 2 0 0 0		
<b>Grant Jackson, S</b> OBP: 0.159, SLG: 0.197 (1, 1)		0-3 K2-3		0-0 F8				0-0 G6-3									3 0 0 0 0 1 1		
<b>Bill Wilson, R</b> ERA: 4.09 (9, 1)																			
<b>Inning Stats</b>	R: 0 E: 0 K: 0 S: 8	H: 1 LOB: 0 BB: 0 P: 13	R: 2 E: 0 K: 2 S: 14	H: 3 LOB: 1 BB: 0 P: 23	R: 0 E: 0 K: 0 S: 14	H: 1 LOB: 1 BB: 0 P: 22	R: 0 E: 0 K: 0 S: 3	H: 1 LOB: 0 BB: 0 P: 4	R: 0 E: 0 K: 1 S: 7	H: 0 LOB: 0 BB: 0 P: 11	R: 0 E: 0 K: 0 S: 7	H: 0 LOB: 0 BB: 0 P: 13	R: 3 E: 0 K: 0 S: 9	H: 4 LOB: 1 BB: 1 P: 19	R: 0 E: 0 K: 0 S: 9	H: 2 LOB: 2 BB: 0 HR: 2	SF: 0 SAC: 0 DP: 1 HBP: 0	WP: 0 PB: 0 SB: 1 CS: 1	PA: 33
<b>PITCHER</b>	IP WLS BF H R ER SO BB IBB HBP BLK WP HR S P ERA WHIP	IP WLS BF H R ER SO BB IBB HBP BLK WP HR S P ERA WHIP																	
<b>Jim Merritt, L</b> ERA: 4.33 (1, 1)	7.2 L 30 9 5 5 3 0 0 0 0 0 0 5 99 5.87 1.174	0.1 2 1 0 0 0 0 0 0 0 1 0 0 5 9 0.00 3.000																	
<b>Pedro Ramos, R</b> ERA: 4.09 (8, 1)																			

Cincinnati Reds @ Philadelphia Phillies  
 Connie Mack Stadium, Philadelphia, PA  
 Sat Aug 02 1969, 7:05 PM EDT  
 Att: 8,615 - Unknown

AB	31
R	5
H	10
RBI	4
BB	1
SO	3
LOB	7





Batter	1	2	3	4	5	6	7	8	9	AB	R	H	RBI	BB	SO	LOB	TOP					
<b>Pete Rose, S</b> OBP: 0.418, SLG: 0.499										4	3	4	4	3	0	0	<b>Cincinnati Reds @ Philadelphia Phillies</b> Sun Aug 03 1969, 3:33 AM EDT Att: 13,181 - Unknown Connie Mack Stadium, Philadelphia, PA <a href="http://livebaseballscorecards.com">livebaseballscorecards.com</a>					
<b>Bobby Tolan, L</b> OBP: 0.351, SLG: 0.524										7	1	1	0	0	0	8						
<b>Alex Johnson, R</b> OBP: 0.382, SLG: 0.518										6	3	4	4	0	0	1						
<b>Jimmy Stewart, S</b> OBP: 0.299, SLG: 0.376										0	0	0	0	0	0	0						
<b>Tony Perez, R</b> OBP: 0.389, SLG: 0.597										5	3	4	3	1	0	0						
<b>Lee May, R</b> OBP: 0.357, SLG: 0.599										6	2	2	4	0	2	4						
<b>Johnny Bench, R</b> OBP: 0.392, SLG: 0.503										6	2	5	1	0	1	1						
<b>Woody Woodward, R</b> OBP: 0.368, SLG: 0.387										6	2	3	2	0	0	5						
<b>Giraldo Ruiz, S</b> OBP: 0.301, SLG: 0.274										6	2	2	1	0	1	3						
<b>Camilo Pascual, R</b> OBP: 0.235, SLG: 0.235										0	0	0	0	0	0	0						
<b>Jack Fisher, R</b> OBP: 0.105, SLG: 0.105										2	0	0	0	0	0	3						
<b>Clay Carroll, R</b> OBP: 0.320, SLG: 0.364										2	1	1	0	0	1	2						
<b>Pedro Ramos, S</b>										1	0	0	0	0	0	0						
<b>Wayne Granger, R</b> OBP: 0.200, SLG: 0.077										1	0	0	0	0	0	0						
<b>Inning Stats</b>	R: 1 E: 0 K: 1 S: 10	H: 1 LOB: 1 BB: 1 P: 15	R: 1 E: 0 K: 1 S: 19	H: 3 LOB: 2 BB: 0 P: 26	R: 3 E: 1 K: 1 S: 11	H: 4 LOB: 1 BB: 0 P: 16	R: 1 E: 0 K: 1 S: 12	H: 3 LOB: 3 BB: 1 P: 19	R: 10 E: 1 K: 1 S: 21	H: 9 LOB: 0 BB: 0 P: 25	R: 2 E: 0 K: 0 S: 6	H: 3 LOB: 0 BB: 0 P: 9	R: 0 E: 0 K: 0 S: 3	H: 0 LOB: 0 BB: 1 P: 7	R: 1 E: 0 K: 0 S: 5	H: 2 LOB: 1 BB: 0 P: 5	R: 0 E: 0 K: 0 S: 3	H: 0 LOB: 1 BB: 1 P: 7	1B: 16 2B: 5 3B: 0 HR: 4	SF: 0 SAC: 0 DP: 1 HBP: 0	WP: 1 PB: 0 SB: 0 CS: 0	PA: 56
<b>PITCHER</b>	IP WLS BF H R ER SO BB IBB HBP BLK WP HR S P ERA WHIP																					
<b>Bill Champion, R</b> ERA: 4.3	2.0	12	5	3	2	2	1	0	0	0	0	0	0	30	42	13.50	3.000					
<b>Al Raffa, R</b> ERA: 2.87	1.0	6	3	2	2	1	0	0	0	0	0	0	0	10	15	18.00	3.000					
<b>John Boozar, R</b> ERA: 3.13	1.0	9	4	3	3	1	1	0	0	0	0	0	0	15	23	27.00	5.000					
<b>Turk Farrell, R</b> ERA: 4.01	0.1	L	7	6	5	4	0	0	0	0	0	0	1	11	14	108.00	18.000					
<b>Lowell Palmer, R</b> ERA: 6.12	1.2	10	5	5	5	1	0	0	0	0	0	0	1	2	13	27.00	3.000					

Batter	1	2	3	4	5	6	7	8	9	AB	R	H	RBI	BB	SO	LOB	BOTTOM					
<b>Tony Taylor, R</b> OBP: 0.311, SLG: 0.340										6	1	2	5	0	1	1	<b>Cincinnati Reds @ Philadelphia Phillies</b> Sun Aug 03 1969, 3:33 AM EDT Att: 13,181 - Unknown Connie Mack Stadium, Philadelphia, PA <a href="http://livebaseballscorecards.com">livebaseballscorecards.com</a>					
<b>Larry Hiele, R</b> OBP: 0.330, SLG: 0.447										3	2	1	0	2	2	1						
<b>Bill Wilson, R</b>										0	0	0	0	0	0	0						
<b>Terry Harmon, R</b> OBP: 0.311, SLG: 0.276										1	0	0	0	0	0	0						
<b>Dick Allen, R</b> OBP: 0.396, SLG: 0.679										6	2	2	2	0	0	3						
<b>Johnny Callison, L</b> OBP: 0.340, SLG: 0.446										5	3	4	1	1	0	0						
<b>Deron Johnson, R</b> OBP: 0.332, SLG: 0.412										6	2	5	2	0	0	0						
<b>Grant Jackson, S</b> OBP: 0.159, SLG: 0.197										0	0	0	0	0	0	0						
<b>Ron Stone, L</b> OBP: 0.345, SLG: 0.320										6	2	2	1	0	1	6						
<b>Don Money, R</b> OBP: 0.295, SLG: 0.330										5	1	1	2	0	1	6						
<b>Mike Ryan, R</b> OBP: 0.270, SLG: 0.360										4	2	1	1	1	0	2						
<b>Bill Champion, R</b> ERA: 7.04	0.1	5	3	3	0	0	0	0	0	0	0	0	0	0	0	0						
<b>Al Raffa, R</b> ERA: 5.35	1.2	10	5	4	4	3	0	0	0	0	0	0	0	1	18	26	21.60	3.000				
<b>Clay Carroll, R</b> ERA: 3.85	3.1	18	6	6	6	2	1	1	0	0	0	0	0	23	41	16.20	2.100					
<b>Pedro Ramos, R</b> ERA: 4.73	0.2	6	4	4	4	1	0	0	0	0	0	0	0	2	10	10	54.00	6.000				
<b>Wayne Granger, R</b> ERA: 3.39	3.0	W	12	3	0	0	0	1	0	0	0	0	0	12	21	0.00	1.333					
<b>Inning Stats</b>	R: 3 E: 0 K: 1 S: 16	H: 3 LOB: 1 BB: 1 P: 27	R: 1 E: 0 K: 2 S: 9	H: 2 LOB: 0 BB: 0 P: 13	R: 5 E: 0 K: 1 S: 14	H: 5 LOB: 1 BB: 1 P: 27	R: 0 E: 1 K: 1 S: 6	H: 0 LOB: 1 BB: 0 P: 9	R: 0 E: 0 K: 0 S: 3	H: 1 LOB: 0 BB: 0 P: 3	R: 7 E: 0 K: 1 S: 13	H: 6 LOB: 0 BB: 1 P: 17	R: 1 E: 0 K: 0 S: 5	H: 3 LOB: 1 BB: 0 P: 8	R: 0 E: 0 K: 0 S: 3	H: 0 LOB: 0 BB: 0 P: 4	R: 0 E: 0 K: 0 S: 5	H: 1 LOB: 2 BB: 1 P: 10	1B: 13 2B: 4 3B: 1 HR: 3	SF: 0 SAC: 0 DP: 2 HBP: 0	WP: 0 PB: 0 SB: 1 CS: 0	PA: 51
<b>PITCHER</b>	IP WLS BF H R ER SO BB IBB HBP BLK WP HR S P ERA WHIP																					
<b>Camilo Pascual, R</b>	0.1	5	4	4	3	0	0	0	0	0	0	0	0	1	18	26	21.60	3.000				
<b>Jack Fisher, R</b>	1.2	10	5	4	4	3	0	0	0	0	0	0	0	1	18	26	21.60	3.000				
<b>Clay Carroll, R</b>	3.1	18	6	6	6	2	1	1	0	0	0	0	0	23	41	16.20	2.100					
<b>Pedro Ramos, R</b>	0.2	6	4	4	4	1	0	0	0	0	0	0	0	2	10	10	54.00	6.000				
<b>Wayne Granger, R</b>	3.0	W	12	3	0	0	0	1	0	0	0	0	0	12	21	0.00	1.333					



Batter	1	2	3	4	5	6	7	8	9	AB	R	H	RBI	BB	SO	LOB	TOP				
<b>Bud Harrelson, S</b> (1, 6) OBP: 0.343, SLG: 0.294	F8		F7			E4		6-3		4	0	0	0	0	0	0	<b>New York Mets @ Cincinnati Reds</b> Crosley Field, Cincinnati, OH Mon Aug 04 1969, 7:05 PM EDT Att: 13,228 - Unknown				
<b>Bobby Pfeil, R</b> (1, 5) OBP: 0.270, SLG: 0.282 <b>Donn Clendenon, R</b> (9, PH) OBP: 0.283, SLG: 0.390	F9			P6		K		6-3	3	0	0	0	0	1	1						
<b>Tommie Agee, R</b> (1, 8) OBP: 0.333, SLG: 0.480	P4			6-3				F8	4	0	1	0	0	0	0						
<b>Cleon Jones, R</b> (1, 7) OBP: 0.429, SLG: 0.514 <b>Al Weis, S</b> (9, PR) OBP: 0.269, SLG: 0.309		K		L1		FC6-4		FC6-4	3	0	0	0	1	1	2						
<b>Ed Kranepool, L</b> (1, 3) OBP: 0.301, SLG: 0.372		1-3				F7		4-3	4	0	0	0	0	0	1						
<b>Wayne Garrett, L</b> (1, 4) OBP: 0.318, SLG: 0.300								4-3	2	0	1	0	1	0	0						
<b>Rod Gaspar, S</b> (1, 9) OBP: 0.304, SLG: 0.280		1-3						4-3	3	0	0	0	0	1	2						
<b>Jerry Grote, R</b> (1, 2) OBP: 0.295, SLG: 0.339						1-3		6-3	2	0	0	0	1	0	1						
<b>Jerry Koosman, R</b> (1, 1) OBP: 0.020, SLG: 0.020 <b>Art Shamsky, L</b> (8, PH) OBP: 0.420, SLG: 0.542 <b>Tug McGraw, R</b> (8, 1) OBP: 0.158, SLG: 0.167								F9	2	0	0	0	0	0	1						
<b>Inning Stats</b>	R: 0 E: 0 K: 0 S: 3	H: 0 LOB: 0 BB: 0 P: 3	R: 0 E: 0 K: 1 S: 6	H: 1 LOB: 1 BB: 0 P: 6	R: 0 E: 0 K: 0 S: 2	H: 0 LOB: 0 BB: 1 P: 6	R: 0 E: 0 K: 0 S: 3	H: 0 LOB: 0 BB: 0 P: 3	R: 0 E: 0 K: 1 S: 5	H: 1 LOB: 2 BB: 0 P: 9	R: 0 E: 0 K: 0 S: 3	H: 0 LOB: 0 BB: 0 P: 3	R: 0 E: 0 K: 0 S: 3	H: 0 LOB: 0 BB: 0 P: 3	R: 0 E: 0 K: 0 S: 3	H: 0 LOB: 1 BB: 1 P: 7		1B: 1 2B: 1 3B: 0 HR: 0	SF: 0 SAC: 0 DP: 1 HBP: 0	WP: 0 PB: 0 SB: 0 CS: 0	PA: 32
<b>PITCHER</b>	IP	WLS	BF	H	R	ER	SO	BB	IBB	HBP	BLK	WP	HR	S	P	ERA	WHIP				
<b>Jim Maloney, R</b> (1, 1) ERA: 2.41	8.2	W	31	2	0	0	3	3	0	0	0	0	0	34	46	0.00	0.577				
<b>Wayne Granger, R</b> (9, 1) ERA: 3.39	0.1	S	1	0	0	0	0	0	0	0	0	0	0	1	1	0.00	0.000				

AB	29
R	0
H	2
RBI	0
BB	3
SO	3
LOB	8



Batter	1	2	3	4	5	6	7	8	9	AB	R	H	RBI	BB	SO	LOB	BOTTOM				
<b>Pete Rose, S</b> (1, 9) OBP: 0.419, SLG: 0.497						K		F8		3	1	1	0	1	1	0	<b>New York Mets @ Cincinnati Reds</b> Crosley Field, Cincinnati, OH Mon Aug 04 1969, 7:05 PM EDT Att: 13,228 - Unknown				
<b>Bobby Tolan, L</b> (1, 8) OBP: 0.353, SLG: 0.523	G3-6-3					1-3		FC6-4	3	0	1	0	1	0	1						
<b>Alex Johnson, R</b> (1, 7) OBP: 0.381, SLG: 0.517 <b>Jimmy Stewart, S</b> (9, 7) OBP: 0.299, SLG: 0.376	1-3					6-3		FC6-4	3	0	1	1	0	0	0						
<b>Tony Perez, R</b> (1, 5) OBP: 0.386, SLG: 0.591		F2	F3			6-3		FC6-4	4	0	0	0	0	0	3						
<b>Lee May, R</b> (1, 3) OBP: 0.356, SLG: 0.595		1B				L5		K	3	0	0	0	1	2	2						
<b>Johnny Bench, R</b> (1, 2) OBP: 0.393, SLG: 0.503						F9		L9	4	0	2	0	0	0	2						
<b>Woody Woodward, R</b> (1, 6) OBP: 0.366, SLG: 0.400		F3				L3			3	0	1	0	0	0	3						
<b>Giraldo Ruiz, S</b> (1, 4) OBP: 0.302, SLG: 0.270		P4						F3	2	0	0	0	1	0	2						
<b>Jim Maloney, L</b> (1, 1) OBP: 0.226, SLG: 0.429 <b>Wayne Granger, R</b> (9, 1) OBP: 0.200, SLG: 0.077						4-3		4-3	3	0	0	0	0	1	2						
<b>Inning Stats</b>	R: 0 E: 0 K: 0 S: 3	H: 1 LOB: 2 BB: 1 P: 8	R: 1 E: 0 K: 0 S: 4	H: 1 LOB: 1 BB: 1 P: 8	R: 0 E: 0 K: 2 S: 8	H: 1 LOB: 2 BB: 1 P: 12	R: 0 E: 0 K: 0 S: 5	H: 1 LOB: 0 BB: 0 P: 5	R: 0 E: 0 K: 0 S: 4	H: 1 LOB: 1 BB: 0 P: 4	R: 0 E: 0 K: 0 S: 3	H: 0 LOB: 0 BB: 0 P: 3	R: 0 E: 0 K: 1 S: 6	H: 1 LOB: 2 BB: 1 P: 10	1B: 5 2B: 1 3B: 0 HR: 0	SF: 1 SAC: 0 DP: 1 HBP: 0		WP: 0 PB: 0 SB: 0 CS: 0	PA: 33		
<b>PITCHER</b>	IP	WLS	BF	H	R	ER	SO	BB	IBB	HBP	BLK	WP	HR	S	P	ERA	WHIP				
<b>Jerry Koosman, L</b> (1, 1) ERA: 2.04	7.0	L	28	5	1	1	3	2	1	0	1	0	0	31	43	1.29	1.000				
<b>Tug McGraw, L</b> (8, 1) ERA: 3.07	1.0		5	1	0	0	1	1	0	0	0	0	0	6	10	0.00	2.000				





Batter	1	2	3	4	5	6	7	8	9	AB	R	H	RBI	BB	SO	LOB	TOP					
Tommie Agee, R OBP: 0.329, SLG: 0.473										5	0	0	0	0	2	1						
Bobby Pfeil, R OBP: 0.266, SLG: 0.289										5	1	1	0	0	0	0						
Cleon Jones, R OBP: 0.432, SLG: 0.523										4	2	3	1	0	0	0						
Art Shamsky, L OBP: 0.432, SLG: 0.570										3	2	3	2	1	0	0						
Wayne Garrett, L OBP: 0.317, SLG: 0.299										4	0	1	2	0	1	3						
Ed Kranepool, L OBP: 0.300, SLG: 0.371										4	0	1	0	0	2	4						
J.C. Martin, L OBP: 0.272, SLG: 0.349										3	0	0	0	1	0	3						
Bud Harrelson, S OBP: 0.339, SLG: 0.290										3	0	0	0	0	0	1						
Donn Clendenon, R OBP: 0.291, SLG: 0.389										1	0	0	0	0	0	1						
Al Weis, S OBP: 0.269, SLG: 0.309										0	0	0	0	0	0	0						
Tom Seaver, R OBP: 0.226, SLG: 0.148										1	0	0	0	0	0	0						
Cal Koonce, R OBP: 0.266, SLG: 0.286										1	0	0	0	0	0	0						
Ken Boswell, L OBP: 0.299, SLG: 0.336										1	0	0	0	0	0	1						
Jack Dilauro, S OBP: 0.302, SLG: 0.279										1	0	0	0	0	0	0						
Rod Gaspar, S OBP: 0.279										1	0	0	0	0	1	0						
<b>Inning Stats</b>	R: 0 E: 0 K: 0 S: 3	H: 0 LOB: 0 BB: 0 P: 3	R: 0 E: 0 K: 1 S: 6	H: 1 LOB: 1 BB: 0 P: 6	R: 0 E: 0 K: 1 S: 5	H: 0 LOB: 0 BB: 0 P: 5	R: 2 E: 0 K: 1 S: 8	H: 3 LOB: 1 BB: 0 P: 8	R: 0 E: 0 K: 0 S: 3	H: 0 LOB: 0 BB: 1 P: 3	R: 0 E: 0 K: 1 S: 6	H: 1 LOB: 2 BB: 1 P: 10	R: 0 E: 0 K: 0 S: 5	H: 0 LOB: 1 BB: 1 P: 9	R: 3 E: 1 K: 0 S: 7	H: 4 LOB: 1 BB: 0 P: 7	R: 0 E: 0 K: 1 S: 5	H: 0 LOB: 0 BB: 0 P: 5	1B: 5 2B: 3 3B: 0 HR: 1	SF: 0 SAC: 0 DP: 0 HBP: 0	WP: 0 PB: 0 SB: 0 CS: 0	PA: 38
<b>PITCHER</b>	IP WLS BF H R ER SO BB IBB HBP BLK WP HR S P ERA WHIP																					
Gary Nolan, R ERA: 5.7	(1, 1) 7.0 W 31 8 5 5 5 2 0 0 0 0 0 1 39 47 6.43 1.429																					
Clay Carroll, R ERA: 3.78	(8, 1) 2.0 S 7 1 0 0 1 0 0 0 0 0 0 0 9 9 0.00 0.500																					

**New York Mets @ Cincinnati Reds**  
Crosley Field, Cincinnati, OH  
Tue Aug 05 1969, 7:05 PM EDT  
Unknown

AB 36  
R 5  
H 9  
RBI 5  
BB 2  
SO 6  
LOB 14



Batter	1	2	3	4	5	6	7	8	9	AB	R	H	RBI	BB	SO	LOB	BOTTOM			
Pete Rose, S OBP: 0.422, SLG: 0.510										4	3	3	1	0	1	1				
Bobby Tolan, L OBP: 0.358, SLG: 0.538										3	4	3	3	1	0	0				
Alex Johnson, R OBP: 0.382, SLG: 0.516										4	0	2	1	0	1	2				
Jimmy Stewart, S OBP: 0.299, SLG: 0.376										0	0	0	0	0	0	0				
Tony Perez, R OBP: 0.389, SLG: 0.601										3	1	2	3	1	0	1				
Lee May, R OBP: 0.355, SLG: 0.590										3	0	0	0	1	0	2				
Johnny Bench, R OBP: 0.389, SLG: 0.497										4	0	0	0	0	0	3				
Woody Woodward, R OBP: 0.347, SLG: 0.377										4	0	0	0	0	0	0				
Giraldo Ruiz, S OBP: 0.307, SLG: 0.277										4	0	2	0	0	0	0				
Gary Nolan, R										2	0	0	0	0	0	0				
Clay Carroll, R OBP: 0.308, SLG: 0.348										1	0	0	0	0	0	1				
<b>Inning Stats</b>	R: 2 E: 0 K: 0 S: 5	H: 3 LOB: 0 BB: 0 P: 5	R: 0 E: 0 K: 0 S: 3	H: 0 LOB: 0 BB: 0 P: 3	R: 2 E: 0 K: 1 S: 7	H: 2 LOB: 2 BB: 2 P: 15	R: 0 E: 0 K: 0 S: 3	H: 0 LOB: 0 BB: 0 P: 3	R: 2 E: 0 K: 0 S: 5	H: 3 LOB: 1 BB: 1 P: 9	R: 0 E: 0 K: 1 S: 6	H: 1 LOB: 0 BB: 0 P: 6	R: 2 E: 0 K: 0 S: 5	H: 2 LOB: 0 BB: 0 P: 5	R: 0 E: 0 K: 0 S: 3	H: 1 LOB: 0 BB: 0 P: 3	1B: 5 2B: 5 3B: 0 HR: 3	SF: 0 SAC: 1 DP: 3 HBP: 0	WP: 0 PB: 0 SB: 1 CS: 0	PA: 36
<b>PITCHER</b>	IP WLS BF H R ER SO BB IBB HBP BLK WP HR S P ERA WHIP																			
Tom Seaver, R ERA: 2.66	(1, 1) 3.0 L 15 5 4 4 1 1 0 0 0 0 0 0 14 18 6.00 1.667																			
Cal Koonce, R ERA: 4.79	(4, 1) 3.0 13 4 2 2 1 1 0 0 0 0 0 1 8 8 9.00 1.500																			
Jack Dilauro, L ERA: 2.66	(7, 1) 2.0 8 3 2 2 0 0 0 0 0 0 0 1 8 8 9.00 1.500																			

**New York Mets @ Cincinnati Reds**  
Crosley Field, Cincinnati, OH  
Tue Aug 05 1969, 7:05 PM EDT  
Unknown

AB 32  
R 8  
H 12  
RBI 8  
BB 3  
SO 2  
LOB 10





Batter	1	2	3	4	5	6	7	8	9	AB	R	H	RBI	BB	SO	LOB	TOP								
<b>Tommie Agee, R</b> OBP: 0.330, SLG: 0.483 (1, 8)	5-3		E8 2B		HR		1-3			5	2	2	1	0	1	4	<b>New York Mets @ Cincinnati Reds</b> Crosley Field, Cincinnati, OH Tue Aug 05 1969, 7:05 PM EDT Att: 31,062 - Unknown								
<b>Bobby Pfeil, R</b> OBP: 0.276, SLG: 0.301 <b>Wayne Garrett, L</b> OBP: 0.316, SLG: 0.298 (1, 4) (6, 4)	F5		HR BB		F9		4-3			3	1	1	1	1	0	0									
<b>Cleon Jones, R</b> OBP: 0.434, SLG: 0.523 <b>Rod Gaspar, S</b> OBP: 0.300, SLG: 0.276 (1, 7) (3, PR) (3, 9)	F7		HR HBP			1-3		L5		2	1	1	1	0	0	0									
<b>Donn Clendenon, R</b> OBP: 0.288, SLG: 0.405 (1, 3)		BB 1B	HR K			BB		K		4	2	2	3	1	2	2									
<b>Ed Charles, R</b> OBP: 0.284, SLG: 0.313 (1, 5)	F2		2B	P4		F8		G3		5	1	1	0	0	0	2									
<b>Ron Swoboda, R</b> OBP: 0.314, SLG: 0.333 (1, 9) (3, 7)	1B BB	FC SH 2B	K		1-3			G4-6-3 1B		4	1	2	1	1	1	1									
<b>Jerry Grote, R</b> OBP: 0.297, SLG: 0.340 (1, 2)	1B	FC SH 2B	F8		1-3 1B			G4-6-3 1B		5	1	2	1	0	0	2									
<b>Al Weis, S</b> OBP: 0.267, SLG: 0.305 (1, 6)	F8	K			F8		1-3 1B	5-3		5	0	1	0	0	1	4									
<b>Nolan Ryan, R</b> OBP: 0.048, SLG: 0.048 (1, 1)	K	SH 2B 1B			P4		K			3	1	0	1	0	2	4									
<b>Inning Stats</b>	R: 0 E: 0 K: 0 S: 3	H: 0 LOB: 0 BB: 0 P: 3	R: 1 E: 0 K: 1 S: 7	H: 2 LOB: 2 BB: 1 P: 11	R: 3 E: 1 K: 3 S: 17	H: 6 LOB: 3 BB: 1 P: 22	R: 0 E: 0 K: 1 S: 5	H: 0 LOB: 0 BB: 0 P: 5	R: 1 E: 0 K: 0 S: 4	H: 1 LOB: 0 BB: 0 P: 4	R: 0 E: 0 K: 0 S: 3	H: 0 LOB: 1 BB: 0 P: 7	R: 0 E: 0 K: 1 S: 7	H: 2 LOB: 2 BB: 0 P: 7	R: 0 E: 0 K: 1 S: 5	H: 0 LOB: 0 BB: 0 P: 5	R: 0 E: 0 K: 0 S: 3	H: 1 LOB: 0 BB: 0 P: 3	1B: 6 2B: 4 3B: 0 HR: 2	SF: 0 SAC: 1 DP: 1 HBP: 1	WP: 0 PB: 0 SB: 1 CS: 0	PA: 44			
<b>PITCHER</b>	IP	WLS	BF	H	R	ER	SO	BB	IBB	HBP	BLK	WP	HR	S	P	ERA	WHIP								
<b>Gerry Arigo, L</b> ERA: 5.86 (1, 1)	2.0	L	14	5	6	6	1	2	0	0	0	0	1	13	23	27.00	3.500								
<b>Pedro Ramos, R</b> ERA: 5.13 (3, 1)	3.0		15	4	4	4	4	0	0	0	0	0	1	23	23	12.00	1.333								
<b>Jack Fisher, R</b> ERA: 5.14 (6, 1)	3.0		12	2	0	0	2	1	0	0	0	0	0	15	19	0.00	1.000								
<b>Al Jackson, L</b> ERA: 9.11 (9, 1)	1.0		3	1	0	0	0	0	0	0	0	0	0	3	3	0.00	1.000								

Batter	1	2	3	4	5	6	7	8	9	AB	R	H	RBI	BB	SO	LOB	BOTTOM								
<b>Pete Rose, S</b> OBP: 0.420, SLG: 0.510 (1, 9)	4-3 2B		K			6-3		4-3		4	0	1	0	0	1	0	<b>New York Mets @ Cincinnati Reds</b> Crosley Field, Cincinnati, OH Tue Aug 05 1969, 7:05 PM EDT Att: 31,062 - Unknown								
<b>Bobby Tolan, L</b> OBP: 0.355, SLG: 0.533 (1, 8)	4-3			K		G3		F7		4	0	0	0	0	1	1									
<b>Alex Johnson, R</b> OBP: 0.380, SLG: 0.512 (1, 7)	L4			2B BB		P3		F8		3	1	0	0	1	0	1									
<b>Tony Perez, R</b> OBP: 0.390, SLG: 0.602 (1, 5)	6-3			1-H 2B		K		BB 1B		4	0	2	1	0	1	1									
<b>Lee May, R</b> OBP: 0.354, SLG: 0.587 (1, 3)		K		P3		F8		BB 1B		4	0	1	0	0	1	1									
<b>Pat Corrales, R</b> OBP: 0.355, SLG: 0.388 (1, 2)	K			F8		1B 1B		P5		4	0	1	0	0	1	3									
<b>Woody Woodward, R</b> OBP: 0.359, SLG: 0.389 <b>Fred Whitfield, L</b> OBP: 0.353, SLG: 0.255 (1, 6) (9, PH)					5-3			1-2 1B		3	0	2	0	0	0	0									
<b>Giraldo Ruiz, S</b> OBP: 0.301, SLG: 0.271 <b>Johnny Bench, R</b> OBP: 0.388, SLG: 0.495 (1, 4) (9, PH)	CS 1B		P6		6-3		L7	BB		3	0	0	0	0	0	2									
<b>Gerry Arigo, L</b> ERA: 5.86 (1, 1) <b>Pedro Ramos, S</b> ERA: 5.13 (3, 1) <b>Jim Beauchamp, R</b> ERA: 5.26, SLG: 0.333 (5, PH) <b>Jack Fisher, R</b> ERA: 5.14 (6, 1) <b>Jimmy Stewart, S</b> ERA: 5.29, SLG: 0.373 (8, PH) <b>Al Jackson, L</b> ERA: 9.11 (9, 1)					F9		P6			0	0	0	0	0	0	0									
<b>Inning Stats</b>	R: 0 E: 0 K: 0 S: 4	H: 1 LOB: 1 BB: 0 P: 4	R: 0 E: 0 K: 2 S: 7	H: 1 LOB: 0 BB: 0 P: 7	R: 0 E: 0 K: 1 S: 5	H: 0 LOB: 0 BB: 0 P: 5	R: 1 E: 0 K: 1 S: 6	H: 1 LOB: 1 BB: 1 P: 10	R: 0 E: 0 K: 0 S: 3	H: 0 LOB: 0 BB: 0 P: 3	R: 0 E: 0 K: 1 S: 7	H: 2 LOB: 2 BB: 0 P: 7	R: 0 E: 0 K: 1 S: 5	H: 0 LOB: 0 BB: 0 P: 5	R: 0 E: 0 K: 1 S: 7	H: 2 LOB: 3 BB: 1 P: 11	1B: 5 2B: 2 3B: 0 HR: 0	SF: 0 SAC: 0 DP: 0 HBP: 0	WP: 0 PB: 0 SB: 0 CS: 1	PA: 36					
<b>PITCHER</b>	IP	WLS	BF	H	R	ER	SO	BB	IBB	HBP	BLK	WP	HR	S	P	ERA	WHIP								
<b>Nolan Ryan, R</b> ERA: 3.54 (1, 1)	9.0	W	35	7	1	1	7	2	0	0	0	0	0	47	55	1.00	1.000								



Batter	1	2	3	4	5	6	7	8	9	AB	R	H	RBI	BB	SO	LOB	TOP			
<b>Tommie Agee, R</b> OBP: 0.329, SLG: 0.481 (1, 8)										4	1	1	0	0	3	2	<b>New York Mets @ Cincinnati Reds</b> Crosley Field, Cincinnati, OH Wed Aug 06 1969, 7:05 PM EDT Att: 17,452 - Unknown			
<b>Bobby Pfeil, R</b> OBP: 0.275, SLG: 0.299 (1, 4)										4	0	1	0	0	0	2				
<b>Cleon Jones, R</b> OBP: 0.432, SLG: 0.520 (1, 7)										4	1	1	0	0	0	1				
<b>Donn Clendenon, R</b> OBP: 0.288, SLG: 0.402 (1, 3)										4	0	1	0	0	1	2				
<b>Ed Charles, R</b> OBP: 0.283, SLG: 0.311 (1, 5)										4	0	1	1	0	0	2				
<b>Ron Swoboda, R</b> OBP: 0.322, SLG: 0.342 (1, 9)										4	0	3	1	0	0	2				
<b>Jerry Grote, R</b> OBP: 0.293, SLG: 0.335 (1, 2)										4	0	0	0	0	0	4				
<b>Al Weis, S</b> OBP: 0.266, SLG: 0.310 (1, 6)										4	0	1	0	0	2	1				
<b>Jim McAndrew, R</b> OBP: 0.389, SLG: 0.333 (1, 1)										2	0	1	0	0	0	0				
<b>Art Shamsky, L</b> OBP: 0.430, SLG: 0.566 (9, PH)										1	0	0	0	0	0	1				
<b>Inning Stats</b>	R: 2 E: 0 K: 1 S: 9	H: 4 LOB: 2 BB: 0 P: 9	R: 0 E: 0 K: 2 S: 7	H: 1 LOB: 1 BB: 0 P: 7	R: 0 E: 0 K: 0 S: 5	H: 2 LOB: 2 BB: 0 P: 5	R: 0 E: 0 K: 1 S: 5	H: 0 LOB: 0 BB: 0 P: 5	R: 0 E: 0 K: 0 S: 4	H: 1 LOB: 1 BB: 0 P: 4	R: 0 E: 0 K: 1 S: 6	H: 1 LOB: 1 BB: 0 P: 6	R: 0 E: 0 K: 0 S: 3	H: 0 LOB: 0 BB: 0 P: 3	R: 0 E: 0 K: 0 S: 4	H: 1 LOB: 1 BB: 0 P: 4	1B: 9 2B: 2 3B: 0 HR: 0	SF: 0 SAC: 1 DP: 1 HBP: 0	WP: 0 PB: 0 SB: 0 CS: 1	PA: 36
<b>PITCHER</b> <b>Jim Merritt, L</b> ERA: 4.21 (1, 1)	IP: 9.0 WLS: W BF: 36	H: 10 R: 2 ER: 2 SO: 6	BB: 0 IBB: 0 HBP: 0 BLK: 0	WP: 0 HR: 0 S: 48 P: 48	ERA: 2.00 WHIP: 1.111											ERA: 2.00 WHIP: 1.111				

Batter	1	2	3	4	5	6	7	8	9	AB	R	H	RBI	BB	SO	LOB	BOTTOM			
<b>Pete Rose, S</b> OBP: 0.423, SLG: 0.525 (1, 9)										4	1	3	1	0	0	0	<b>New York Mets @ Cincinnati Reds</b> Crosley Field, Cincinnati, OH Wed Aug 06 1969, 7:05 PM EDT Att: 17,452 - Unknown			
<b>Jimmy Stewart, S</b> OBP: 0.283, SLG: 0.362 (1, 8)										4	0	0	0	0	2	3				
<b>Alex Johnson, R</b> OBP: 0.379, SLG: 0.510 (1, 7)										3	0	1	1	0	1	1				
<b>Ted Savage, R</b> OBP: 0.296, SLG: 0.333 (9, 7)										0	0	0	0	0	0	0				
<b>Tony Perez, R</b> OBP: 0.387, SLG: 0.597 (1, 5)										4	0	0	0	0	1	1				
<b>Lee May, R</b> OBP: 0.351, SLG: 0.583 (1, 3)										3	0	0	0	0	1	0				
<b>Johnny Bench, R</b> OBP: 0.390, SLG: 0.509 (1, 2)										3	1	2	1	0	0	0				
<b>Woody Woodward, R</b> OBP: 0.346, SLG: 0.373 (1, 6)										3	0	0	0	0	0	1				
<b>Giraldo Ruiz, S</b> OBP: 0.302, SLG: 0.272 (1, 4)										3	1	1	0	0	0	0				
<b>Jim Merritt, L</b> OBP: 0.186, SLG: 0.208 (1, 1)										2	0	0	0	0	0	0				
<b>Inning Stats</b>	R: 1 E: 0 K: 0 S: 4	H: 1 LOB: 0 BB: 0 P: 4	R: 0 E: 0 K: 1 S: 5	H: 0 LOB: 0 BB: 0 P: 5	R: 1 E: 0 K: 1 S: 7	H: 2 LOB: 1 BB: 0 P: 7	R: 0 E: 0 K: 0 S: 4	H: 1 LOB: 1 BB: 0 P: 4	R: 0 E: 0 K: 2 S: 7	H: 0 LOB: 0 BB: 0 P: 7	R: 1 E: 0 K: 0 S: 4	H: 1 LOB: 0 BB: 0 P: 4	R: 0 E: 0 K: 1 S: 6	H: 1 LOB: 1 BB: 0 P: 6	R: 0 E: 0 K: 1 S: 6	H: 1 LOB: 1 BB: 0 P: 6	1B: 2 2B: 2 3B: 2 HR: 1	SF: 1 SAC: 1 DP: 0 HBP: 0	WP: 0 PB: 0 SB: 0 CS: 0	PA: 31
<b>PITCHER</b> <b>Jim McAndrew, R</b> ERA: 4.85 (1, 1)	IP: 8.0 WLS: L BF: 31	H: 7 R: 3 ER: 3 SO: 5	BB: 0 IBB: 0 HBP: 0 BLK: 0	WP: 0 HR: 1 S: 41 P: 41	ERA: 3.38 WHIP: 0.875											ERA: 3.38 WHIP: 0.875				

AB 35  
R 2  
H 10  
RBI 2  
BB 0  
SO 6  
LOB 17



AB 29  
R 3  
H 7  
RBI 3  
BB 0  
SO 5  
LOB 6





Batter	1	2	3	4	5	6	7	8	9	AB	R	H	RBI	BB	SO	LOB	TOP				
Tony Taylor, R (1.5) OBP: 0.313, SLG: 0.346										5	1	3	0	0	0	0	Philadelphia Phillies @ Cincinnati Reds Crosley Field, Cincinnati, OH Fri Aug 08 1969, 7:05 PM EDT Att: 15,263 - Unknown				
Cookie Rojas, R (1.4) OBP: 0.286, SLG: 0.314										4	0	0	1	0	0	3					
Dick Allen, R (1.3) OBP: 0.386, SLG: 0.659										4	0	0	0	0	2	2					
Johnny Callison, L (1.9) OBP: 0.346, SLG: 0.477										3	1	1	1	1	0	1					
Deron Johnson, R (1.7) OBP: 0.328, SLG: 0.417										4	1	1	2	0	2	1					
Larry Hisle, R (1.8) OBP: 0.334, SLG: 0.461										2	1	1	1	2	0	0					
Mike Ryan, R (1.2) OBP: 0.272, SLG: 0.354										3	0	0	0	1	0	1					
Don Money, R (1.6) OBP: 0.287, SLG: 0.329										4	0	0	0	0	0	2					
Grant Jackson, S (1.1) OBP: 0.167, SLG: 0.203										3	1	1	0	0	1	0					
Bill Wilson, R (6.1)										0	0	0	0	0	0	0					
Al Raffo, R (6.1) OBP: 0.286, SLG: 0.167										0	0	0	0	0	0	0					
John Boozar, R (7.1) OBP: 0.200, SLG: 0.200										0	0	0	0	0	0	0					
Ron Stone, L (9. PH) OBP: 0.352, SLG: 0.320										1	0	0	0	0	0	0					
<b>Inning Stats</b>	R: 0 E: 0 K: 0 S: 8	H: 1 LOB: 1 BB: 0 P: 11	R: 0 E: 0 K: 1 S: 9	H: 0 LOB: 0 BB: 0 P: 13	R: 0 E: 0 K: 1 S: 6	H: 1 LOB: 1 BB: 0 P: 6	R: 2 E: 0 K: 1 S: 7	H: 1 LOB: 1 BB: 3 P: 22	R: 2 E: 0 K: 0 S: 8	H: 3 LOB: 1 BB: 0 P: 11	R: 1 E: 0 K: 0 S: 4	H: 1 LOB: 0 BB: 0 P: 4	R: 0 E: 0 K: 1 S: 5	H: 0 LOB: 0 BB: 0 P: 5	R: 0 E: 0 K: 0 S: 7	H: 0 LOB: 1 BB: 0 P: 11	R: 0 E: 0 K: 0 S: 3	H: 0 LOB: 0 BB: 0 P: 3	1B: 4 2B: 0 3B: 1 HR: 2	SF: 0 SAC: 0 DP: 1 HBP: 0	WP: 0 PA: 37 PB: 0 SB: 1 CS: 0
<b>PITCHER</b>	IP WLS BF H R ER SO BB IBB HBP BLK WP HR S P ERA WHIP	5.0 24 7 5 5 3 3 0 0 0 0 2 39 64 9.00 2.000	4.0 W 13 0 0 0 2 1 0 0 0 0 0 18 22 0.00 0.250																		

AB	33
R	5
H	7
RBI	5
BB	4
SO	5
LOB	10



Batter	1	2	3	4	5	6	7	8	9	AB	R	H	RBI	BB	SO	LOB	BOTTOM			
Pete Rose, S (1.9) OBP: 0.423, SLG: 0.534										5	2	2	1	0	0	0	Philadelphia Phillies @ Cincinnati Reds Crosley Field, Cincinnati, OH Fri Aug 08 1969, 7:05 PM EDT Att: 15,263 - Unknown			
Ted Savage, R (1.8) OBP: 0.305, SLG: 0.385										4	2	1	1	1	1	1				
Alex Johnson, R (1.7) OBP: 0.377, SLG: 0.514										5	2	1	1	0	1	1				
Tony Perez, R (1.5) OBP: 0.385, SLG: 0.593										4	1	1	1	0	1	1				
Lee May, R (1.3) OBP: 0.353, SLG: 0.592										4	2	2	3	0	0	0				
Johnny Bench, R (1.2) OBP: 0.394, SLG: 0.519										2	2	1	1	2	0	0				
Woody Woodward, R (1.6) OBP: 0.353, SLG: 0.392										4	1	2	1	0	0	1				
Giraldo Ruiz, S (1.4) OBP: 0.301, SLG: 0.278										4	0	1	2	0	1	2				
Tony Cloninger, R (1.1) OBP: 0.217, SLG: 0.246										2	0	0	0	0	0	0				
Jack Fisher, R (6.1) OBP: 0.095, SLG: 0.095										2	0	0	0	0	1	2				
<b>Inning Stats</b>	R: 1 E: 0 K: 1 S: 6	H: 1 LOB: 0 BB: 0 P: 9	R: 0 E: 0 K: 0 S: 3	H: 0 LOB: 1 BB: 1 P: 7	R: 1 E: 0 K: 0 S: 4	H: 1 LOB: 0 BB: 0 P: 4	R: 0 E: 0 K: 0 S: 3	H: 0 LOB: 0 BB: 0 P: 3	R: 0 E: 0 K: 1 S: 6	H: 0 LOB: 0 BB: 0 P: 6	R: 5 E: 2 K: 1 S: 13	H: 5 LOB: 1 BB: 0 P: 16	R: 5 E: 0 K: 2 S: 11	H: 4 LOB: 1 BB: 2 P: 19	R: 0 E: 0 K: 0 S: 3	H: 0 LOB: 0 BB: 0 P: 3	1B: 2 2B: 4 3B: 0 HR: 5	SF: 0 SAC: 0 DP: 0 HBP: 0	WP: 1 PA: 39 PB: 0 SB: 1 CS: 0	
<b>PITCHER</b>	IP WLS BF H R ER SO BB IBB HBP BLK WP HR S P ERA WHIP	5.1 22 4 5 4 2 1 0 0 0 0 2 26 33 6.75 0.938	0.0 L 2 2 2 2 0 0 0 0 0 0 0 2 4 7 " " " "	1.1 10 4 5 5 3 1 1 0 0 1 1 14 22 33.75 3.750	1.1 5 1 0 0 0 0 0 0 0 0 0 5 5 0.00 0.750															

AB	36
R	12
H	11
RBI	11
BB	3
SO	5
LOB	8









Batter	1	2	3	4	5	6	7	8	9	AB	R	H	RBI	BB	SO	LOB	TOP
Larry Hisle, R OBP: 0.333, SLG: 0.463 (1, 8)	0-3 K			0-1 L6			1-1 1B		0-0 L5	4	0	1	0	0	1	0	<b>Philadelphia Phillies @ Cincinnati Reds</b> Crosley Field, Cincinnati, OH Sun Aug 10 1969, 3:33 AM EDT Att: 16,589 - Unknown  <b>AB 30</b> <b>R 0</b> <b>H 3</b> <b>RBI 0</b> <b>BB 0</b> <b>SO 5</b> <b>LOB 6</b>
Cookie Rojas, R OBP: 0.279, SLG: 0.306 (1, 4)	0-1 G4-3			0-0 G4-3			0-1 P4		0-0 P8	4	0	0	0	0	0	1	
Dick Allen, R OBP: 0.385, SLG: 0.654 (1, 3)	2-2 F9			3-2 F3			2-2 1B		0-0 G5-3	4	0	1	0	0	0	0	
Johnny Callison, L OBP: 0.341, SLG: 0.471 (1, 9)		0-3 K			3-2 F3				0-0 F9	3	0	0	0	0	1	2	
Deron Johnson, R OBP: 0.330, SLG: 0.421 (1, 7)		0-0 P6			0-3 K				0-0 F7	3	0	0	0	0	1	2	
Rick Joseph, R OBP: 0.346, SLG: 0.437 (1, 5)		2-1 G6-3			1-3 K				0-0 L8	3	0	0	0	0	1	0	
Mike Ryan, R OBP: 0.272, SLG: 0.351 Dave Watkins, R OBP: 0.271, SLG: 0.255 (6, 2)			3-2 P5			0-0 G6-3			0-0 F3	2	0	0	0	0	0	0	
Don Money, R OBP: 0.292, SLG: 0.331 (1, 6)			0-1 F8			0-0 F8			0-0 1B	3	0	1	0	0	0	0	
Woodie Fryman, R OBP: 0.279, SLG: 0.460 Ron Stone, L OBP: 0.342, SLG: 0.310 Lowell Palmer, R OBP: 0.241, SLG: 0.333 Turk Farrell, R OBP: 0.382, SLG: 0.382 John Briggs, L OBP: 0.339, SLG: 0.382 Jerry Johnson, R OBP: 0.179, SLG: 0.115 (8, 1)			0-1 G6-3			3-3 K			0-1 F2	1	0	0	0	0	0	0	
<b>Inning Stats</b>	R: 0 E: 0 K: 1 S: 11	H: 0 LOB: 0 BB: 0 P: 13	R: 0 E: 0 K: 1 S: 6	H: 0 LOB: 0 BB: 0 P: 8	R: 0 E: 0 K: 0 S: 9	H: 0 LOB: 0 BB: 0 P: 12	R: 0 E: 0 K: 2 S: 12	H: 0 LOB: 0 BB: 0 P: 16	R: 0 E: 0 K: 1 S: 6	H: 2 LOB: 2 BB: 0 P: 12	R: 0 E: 0 K: 0 S: 5	H: 1 LOB: 1 BB: 0 P: 5	R: 0 E: 0 K: 0 S: 3	H: 0 LOB: 0 BB: 0 P: 3	1B: 3 2B: 0 3B: 0 HR: 0	SF: 0 SAC: 0 DP: 0 HBP: 0	
<b>PITCHER</b> Gary Nolan, R ERA: 4.13 (1, 1)	IP: 9.0 WLS: W BF: 30 H: 3 R: 0 ER: 0 SO: 5 BB: 0 IBB: 0 HBP: 0 BLK: 0 WP: 0 HR: 0 S: 67 P: 87 ERA: 0.00 WHIP: 0.333											<b>PITCHER</b>	IP: 9.0 WLS: W BF: 30 H: 3 R: 0 ER: 0 SO: 5 BB: 0 IBB: 0 HBP: 0 BLK: 0 WP: 0 HR: 0 S: 67 P: 87 ERA: 0.00 WHIP: 0.333				

Batter	1	2	3	4	5	6	7	8	9	AB	R	H	RBI	BB	SO	LOB	BOTTOM		
Pete Rose, S OBP: 0.421, SLG: 0.535 (1, 9)	0-0 G5-3		2-3 K		0-0 G6-3	1-3 2H 1B	1-1 F5			5	0	1	1	0	1	2	<b>Philadelphia Phillies @ Cincinnati Reds</b> Crosley Field, Cincinnati, OH Sun Aug 10 1969, 3:33 AM EDT Att: 16,589 - Unknown  <b>AB 37</b> <b>R 10</b> <b>H 12</b> <b>RBI 10</b> <b>BB 5</b> <b>SO 4</b> <b>LOB 19</b>		
Bobby Tolan, L OBP: 0.352, SLG: 0.525 (1, 8)	0-0 B1-3		0-3 K		1-1 G4-3	0-0 P4	0-0 1B			5	0	1	1	0	1	2			
Alex Johnson, R OBP: 0.376, SLG: 0.598 Jim Beauchamp, R OBP: 0.265, SLG: 0.333 (8, 7)	0-0 1B		0-0 WP 1B F9	4-0 1B 3B BB	0-0 F9	0-0 F8	0-0 F8			4	2	2	0	1	0	4			
Tony Perez, R OBP: 0.386, SLG: 0.590 (1, 5)	1-1 G5-3		0-1 F9	0-0 3B 1B	0-0 3B 1B	0-0 2B HR 1B	0-3 K			5	2	2	0	0	1	2			
Lee May, R OBP: 0.356, SLG: 0.603 (1, 3)		0-2 L7		1-1 FC6 1B	0-0 3B	0-0 HR 2B	0-0 F8			5	2	2	2	0	0	1			
Johnny Bench, R OBP: 0.389, SLG: 0.518 (1, 2)		0-1 G4-3		0-0 1B G4-3 1B	0-0 G4-3	0-0 HR	0-0 F8			5	2	2	4	0	0	1			
Woody Woodward, R OBP: 0.374, SLG: 0.390 (1, 6)		4-0 PB BB		1-3 3H 1B		4-0 BB 1B BB				1	2	1	1	3	0	0			
Giraldo Ruiz, S OBP: 0.302, SLG: 0.276 (1, 4)		2-1 G4-3		1-1 G4-3		4-2 1B BB	0-0 1B			3	0	1	1	1	0	2			
Gary Nolan, R (1, 1)			3-3 K		0-0 G6-3		0-0 B3		0-0 F9	4	0	0	0	0	1	5			
<b>Inning Stats</b>	R: 0 E: 0 K: 0 S: 5	H: 1 LOB: 1 BB: 0 P: 6	R: 0 E: 0 K: 0 S: 7	H: 0 LOB: 1 BB: 1 P: 13	R: 0 E: 0 K: 3 S: 10	H: 0 LOB: 0 BB: 0 P: 15	R: 3 E: 0 K: 0 S: 10	H: 3 LOB: 1 BB: 0 P: 13	R: 2 E: 0 K: 0 S: 6	H: 2 LOB: 1 BB: 1 P: 11	R: 1 E: 0 K: 0 S: 6	H: 1 LOB: 2 BB: 2 P: 14	R: 4 E: 0 K: 0 S: 9	H: 5 LOB: 2 BB: 1 P: 14	R: 0 E: 0 K: 1 S: 5	H: 0 LOB: 0 BB: 0 P: 5		1B: 9 2B: 1 3B: 1 HR: 1	SF: 0 SAC: 0 DP: 0 HBP: 0
<b>PITCHER</b> Woodie Fryman, L ERA: 4.82 Lowell Palmer, R ERA: 6.49 Turk Farrell, R ERA: 3.82 Jerry Johnson, R ERA: 5.04 (8, 1)	IP: 5.0 WLS: L BF: 24 H: 6 R: 5 ER: 5 SO: 3 BB: 2 IBB: 0 HBP: 0 BLK: 0 WP: 1 HR: 1 S: 38 P: 58 ERA: 9.00 WHIP: 1.600											<b>PITCHER</b>	IP: 1.0 WLS: L BF: 10 H: 4 R: 5 ER: 5 SO: 0 BB: 3 IBB: 0 HBP: 0 BLK: 0 WP: 0 HR: 0 S: 21 P: 21 ERA: 45.00 WHIP: 7.000						









Batter	1	2	3	4	5	6	7	8	9	AB	R	H	RBI	BB	SO	LOB	TOP			
<b>Pete Rose, S</b> OBP: 0.424, SLG: 0.536 (1, 9)										3	0	2	0	1	0	0	<b>Cincinnati Reds @ Montreal Expos</b> Jarry Park, Montreal, QB Tue Aug 12 1969, 7:05 PM EDT Unknown			
<b>Jimmy Stewart, S</b> OBP: 0.311, SLG: 0.378 (1, 8)										3	1	0	0	1	1	5				
<b>Alex Johnson, R</b> OBP: 0.377, SLG: 0.517 (1, 7)										4	1	1	2	0	0	1				
<b>Tony Perez, R</b> OBP: 0.387, SLG: 0.585 (1, 5)										3	0	1	0	1	0	0				
<b>Lee May, R</b> OBP: 0.350, SLG: 0.591 (1, 3)										4	0	0	0	0	1	2				
<b>Pat Corrales, R</b> OBP: 0.346, SLG: 0.377 <b>Johnny Bench, R</b> OBP: 0.391, SLG: 0.524 (6, PH) (6, 2)										2	0	0	0	0	1	1				
<b>Woody Woodward, R</b> OBP: 0.394, SLG: 0.409 (1, 6)										3	1	1	0	1	2	1				
<b>Giraldo Ruiz, S</b> OBP: 0.303, SLG: 0.284 (1, 4)										4	0	2	0	0	1	2				
<b>Tony Cloninger, R</b> OBP: 0.245, SLG: 0.241 <b>Pedro Ramos, S</b> OBP: 0.227, SLG: 0.334 <b>Jim Beauchamp, R</b> OBP: 0.302, SLG: 0.350 <b>Al Jackson, L</b> OBP: 0.308, SLG: 0.348 <b>Fred Whitfield, L</b> OBP: 0.317, SLG: 0.370 <b>Clay Carroll, R</b> OBP: 0.317, SLG: 0.370 <b>Ted Savage, R</b> OBP: 0.317, SLG: 0.370 (1, 1) (3, 1) (5, PH) (5, 1) (7, PH) (7, 1) (9, PH)										1	0	0	0	0	0	1				
<b>Inning Stats</b>	R: 0 E: 0 K: 0 S: 3	H: 1 LOB: 0 BB: 0 P: 3	R: 0 E: 0 K: 1 S: 5	H: 1 LOB: 0 BB: 0 P: 5	R: 0 E: 0 K: 2 S: 8	H: 1 LOB: 2 BB: 1 P: 12	R: 0 E: 0 K: 0 S: 3	H: 0 LOB: 1 BB: 1 P: 7	R: 1 E: 0 K: 0 S: 4	H: 1 LOB: 0 BB: 0 P: 4	R: 2 E: 0 K: 2 S: 8	H: 1 LOB: 2 BB: 1 P: 12	R: 0 E: 0 K: 0 S: 3	H: 0 LOB: 0 BB: 0 P: 3	R: 0 E: 1 K: 1 S: 6	H: 1 LOB: 1 BB: 0 P: 6		1B: 3 2B: 3 3B: 0 HR: 1	SF: 0 SAC: 0 DP: 2 HBP: 0	WP: 0 PB: 0 SB: 0 CS: 1
<b>PITCHER</b> <b>Steve Renko, R</b> ERA: 5.4 (1, 1)	IP: 9.0 WLS: W BF: 36 H: 7 R: 3 ER: 3 SO: 8 BB: 4 IBB: 0 HBP: 0 BLK: 0 WP: 0 HR: 1 S: 48 P: 64 ERA: 3.00 WHIP: 1.222															<b>PITCHER</b>				

Batter	1	2	3	4	5	6	7	8	9	AB	R	H	RBI	BB	SO	LOB	BOTTOM			
<b>Ron Brand, R</b> OBP: 0.338, SLG: 0.312 (1, 2)										5	0	1	0	0	0	2	<b>Cincinnati Reds @ Montreal Expos</b> Jarry Park, Montreal, QB Tue Aug 12 1969, 7:05 PM EDT Unknown			
<b>Ron Fairly, L</b> OBP: 0.330, SLG: 0.422 (1, 8)										5	0	0	0	0	0	3				
<b>Rusty Staub, L</b> OBP: 0.395, SLG: 0.490 (1, 9)										4	3	3	1	1	0	0				
<b>Mack Jones, L</b> OBP: 0.389, SLG: 0.513 (1, 7)										2	1	0	1	2	1	0				
<b>Coco Laboy, R</b> OBP: 0.316, SLG: 0.444 (1, 5)										5	1	2	3	0	0	4				
<b>Bob Bailey, R</b> OBP: 0.329, SLG: 0.426 (1, 3)										2	1	0	0	2	1	3				
<b>Gary Sutherland, R</b> OBP: 0.283, SLG: 0.306 (1, 4)										4	0	1	1	0	0	4				
<b>Bobby Wine, R</b> OBP: 0.238, SLG: 0.252 (1, 6)										3	0	1	0	1	0	1				
<b>Steve Renko, R</b> OBP: 0.333, SLG: 0.500 (1, 1)										3	2	1	1	0	1	1				
<b>Inning Stats</b>	R: 2 E: 0 K: 0 S: 5	H: 2 LOB: 2 BB: 2 P: 13	R: 1 E: 0 K: 0 S: 4	H: 1 LOB: 0 BB: 0 P: 4	R: 3 E: 2 K: 0 S: 6	H: 2 LOB: 1 BB: 1 P: 10	R: 0 E: 0 K: 0 S: 3	H: 0 LOB: 0 BB: 0 P: 3	R: 0 E: 0 K: 1 S: 5	H: 0 LOB: 1 BB: 1 P: 9	R: 0 E: 0 K: 1 S: 6	H: 2 LOB: 1 BB: 0 P: 6	R: 1 E: 0 K: 1 S: 7	H: 2 LOB: 1 BB: 0 P: 7	R: 1 E: 0 K: 0 S: 4	H: 0 LOB: 3 BB: 2 P: 13		1B: 5 2B: 2 3B: 0 HR: 2	SF: 0 SAC: 1 DP: 0 HBP: 1	WP: 2 PB: 0 SB: 0 CS: 0
<b>PITCHER</b> <b>Tony Cloninger, R</b> ERA: 5.66 <b>Pedro Ramos, R</b> ERA: 5.11 <b>Al Jackson, L</b> ERA: 8.48 <b>Clay Carroll, R</b> ERA: 3.82 (1, 1) (3, 1) (5, 1) (7, 1)	IP: 2.0 WLS: L BF: 13 H: 4 R: 5 ER: 5 SO: 0 BB: 3 IBB: 0 HBP: 0 BLK: 0 WP: 0 HR: 1 S: 10 P: 22 ERA: 22.50 WHIP: 3.500															<b>PITCHER</b>				



Batter	1	2	3	4	5	6	7	8	9	AB	R	H	RBI	BB	SO	LOB	TOP									
<b>Pete Rose, S</b> OBP: 0.420, SLG: 0.530 (1,9)	G3		G4-3		G4-3	P4		G4-3		5	0	0	0	0	0	4	<b>Cincinnati Reds @ Montreal Expos</b> Jarry Park, Montreal, QB Tue Aug 12 1969, 7:05 PM EDT Att: 26,210 - Unknown									
<b>Jimmy Stewart, S</b> OBP: 0.313, SLG: 0.375 (1,8) (8,4)	1B		G3		1B		G4-3	G6-3		4	0	1	0	1	0	0										
<b>Alex Johnson, R</b> OBP: 0.378, SLG: 0.515 (1,7)	1-3		G4-3				F3	L6		5	0	2	0	0	0	0										
<b>Tony Perez, R</b> OBP: 0.383, SLG: 0.579 (1,5)	L1-3			G5-3	F5		G6-3	F8		5	0	0	0	0	4											
<b>Lee May, R</b> OBP: 0.351, SLG: 0.593 (1,3)		K		L8		HR		BB	BB	4	1	2	0	0	1	0										
<b>Johnny Bench, R</b> OBP: 0.394, SLG: 0.537 (1,2)	1B	2B		S	BB	HR		L5		3	1	2	2	1	0	1										
<b>Woody Woodward, R</b> OBP: 0.402, SLG: 0.411 (8, PH)										2	0	1	0	0	0	0										
<b>Fred Whitfield, L</b> OBP: 0.366, SLG: 0.250 (8, FR)										0	0	0	0	1	0	0										
<b>Darrel Chaney, S</b> OBP: 0.283, SLG: 0.243 (8, 6)										0	0	0	0	0	0	0										
<b>Giraldo Ruiz, S</b> OBP: 0.298, SLG: 0.279 (8, PH)										3	0	0	0	0	0	4										
<b>Ted Savage, R</b> OBP: 0.326, SLG: 0.370 (8, 8)										0	0	0	0	1	0	0										
<b>Gerry Arrigo, L</b> OBP: 0.118, SLG: 0.118 (5, 1)										2	0	0	0	0	2	2										
<b>Pedro Ramos, S</b> OBP: 0.250, SLG: 0.314 (8, PH)										0	0	0	0	1	0	0										
<b>Jim Beauchamp, R</b> OBP: 0.308, SLG: 0.348 (8, 1)										1	0	0	0	0	1	3										
<b>Clay Carroll, R</b> OBP: 0.308, SLG: 0.348 (8, 1)										0	0	0	0	0	0	0										
<b>Inning Stats</b>	R: 0 E: 0 K: 0 S: 4	H: 2 LOB: 1 BB: 0 P: 4	R: 0 E: 0 K: 2 S: 9	H: 2 LOB: 2 BB: 0 P: 9	R: 0 E: 0 K: 0 S: 3	H: 0 LOB: 0 BB: 1 P: 3	R: 0 E: 0 K: 0 S: 3	H: 0 LOB: 2 BB: 1 P: 8	R: 0 E: 0 K: 1 S: 6	H: 1 LOB: 2 BB: 1 P: 10	R: 2 E: 0 K: 0 S: 5	H: 2 LOB: 1 BB: 1 P: 9	R: 0 E: 0 K: 0 S: 3	H: 0 LOB: 0 BB: 0 P: 3	R: 0 E: 0 K: 1 S: 6	H: 1 LOB: 3 BB: 2 P: 14	R: 0 E: 0 K: 0 S: 3	H: 0 LOB: 0 BB: 0 P: 3	1B: 5 2B: 3 3B: 0 HR: 1	SF: 0 SAC: 0 DP: 1 HBP: 1	WP: 0 PB: 0 SB: 1 CS: 0	PA: 40				
<b>PITCHER</b>	IP	WLS	BF	H	R	ER	SO	BB	IBB	HBP	BLK	WP	HR	S	P	ERA	WHIP									
<b>Bill Stoneman, R</b> ERA: 4.88	(1, 1)	7.2	W	36	8	2	2	4	5	0	1	0	0	1	38	59	2.35	1.696								
<b>Roy Face, R</b> ERA: 3.63	(8, 1)	1.1	S	4	0	0	0	0	0	0	0	0	0	4	4	0.00	0.000									

AB	34
R	2
H	8
RBI	2
BB	5
SO	4
LOB	18



Batter	1	2	3	4	5	6	7	8	9	AB	R	H	RBI	BB	SO	LOB	BOTTOM									
<b>Adolfo Phillips, R</b> OBP: 0.321, SLG: 0.339 (1,8)	F8		G1-3					K	K	5	1	1	1	0	2	1	<b>Cincinnati Reds @ Montreal Expos</b> Jarry Park, Montreal, QB Tue Aug 12 1969, 7:05 PM EDT Att: 26,210 - Unknown									
<b>Jose Herrera, R</b> OBP: 0.378, SLG: 0.514 (1,7)	F7		G1-3					E6		4	1	1	0	0	0	0										
<b>Bob Bailey, R</b> OBP: 0.329, SLG: 0.425 (1,3)	E5			G6-3	SH1-4			K		3	1	1	0	0	1	1										
<b>Coco Laboy, R</b> OBP: 0.322, SLG: 0.449 (1,5)				2B	1B	BB				2	1	2	2	2	0	0										
<b>Rusty Staub, L</b> OBP: 0.394, SLG: 0.486 (1,9)	F4			F9	G1-6-3					3	0	0	0	1	0	4										
<b>Gary Sutherland, R</b> OBP: 0.285, SLG: 0.311 (1,4)										4	1	2	0	0	0	2										
<b>John Bateman, R</b> OBP: 0.265, SLG: 0.338 (1,2)										3	0	0	0	1	0	1										
<b>Bobby Wine, R</b> OBP: 0.242, SLG: 0.256 (1,6)										4	0	2	2	0	0	1										
<b>Bill Stoneman, R</b> OBP: 0.121, SLG: 0.093 (8, 1)										3	0	0	0	0	3	3										
<b>Roy Face, R</b> OBP: 0.500, SLG: 0.500 (8, 1)										0	0	0	0	0	0	0										
<b>Inning Stats</b>	R: 1 E: 1 K: 0 S: 5	H: 2 LOB: 1 BB: 0 P: 5	R: 0 E: 0 K: 0 S: 3	H: 0 LOB: 0 BB: 0 P: 3	R: 0 E: 0 K: 1 S: 5	H: 0 LOB: 0 BB: 0 P: 5	R: 2 E: 0 K: 1 S: 7	H: 2 LOB: 2 BB: 2 P: 15	R: 1 E: 0 K: 0 S: 4	H: 2 LOB: 1 BB: 1 P: 8	R: 0 E: 1 K: 1 S: 6	H: 1 LOB: 0 BB: 0 P: 6	R: 1 E: 1 K: 2 S: 9	H: 1 LOB: 2 BB: 1 P: 13	R: 0 E: 0 K: 1 S: 6	H: 1 LOB: 1 BB: 0 P: 6	1B: 6 2B: 2 3B: 0 HR: 1	SF: 0 SAC: 2 DP: 1 HBP: 0	WP: 0 PB: 0 SB: 0 CS: 0	PA: 37						
<b>PITCHER</b>	IP	WLS	BF	H	R	ER	SO	BB	IBB	HBP	BLK	WP	HR	S	P	ERA	WHIP									
<b>Gerry Arrigo, L</b> ERA: 5.94	(1, 1)	4.0	L	20	6	4	3	2	1	1	0	0	0	0	17	25	0.00	1.750								
<b>Pedro Ramos, R</b> ERA: 4.95	(5, 1)	3.0		13	2	1	0	3	1	1	0	0	0	6	6	0.00	1.000									
<b>Clay Carroll, R</b> ERA: 3.79	(8, 1)	1.0		4	1	0	0	1	0	0	0	0	0	6	6	0.00	1.000									

AB	31
R	5
H	9
RBI	5
BB	4
SO	6
LOB	13









Batter	1	2	3	4	5	6	7	8	9	AB	R	H	RBI	BB	SO	LOB	TOP										
<b>Pete Rose, S</b> OBP: 0.421, SLG: 0.529 (1, 9)	L9		G4-3		F7		G5-3			4	0	0	0	0	0	2	<b>Cincinnati Reds @ Montreal Expos</b> Jarry Park, Montreal, QB Thu Aug 14 1969, 7:05 PM EDT Att: 13,732 - Unknown										
<b>Jimmy Stewart, S</b> OBP: 0.324, SLG: 0.398 (1, 8)	G6-4-3 1B			P7		F8		G4-3		4	0	1	0	0	0	0											
<b>Alex Johnson, R</b> OBP: 0.375, SLG: 0.509 (1, 7)	G6-4-3 1-2			G4-3		G1-3 WP 1B		G5-3		4	1	1	0	0	0	1											
<b>Tony Perez, R</b> OBP: 0.385, SLG: 0.577 (1, 5)		BB 1B		K		G1-3 1-3				3	0	1	0	1	1	1											
<b>Lee May, R</b> OBP: 0.350, SLG: 0.584 (1, 3)		G4-6-3 BB			G6-3	FC6-4 1B		G5-3		3	0	1	1	1	0	1											
<b>Johnny Bench, R</b> OBP: 0.397, SLG: 0.546 (1, 2)			K			FC6-4 E 2B				4	1	1	0	0	1	3											
<b>Woody Woodward, R</b> OBP: 0.376, SLG: 0.381 (1, 6)	G4-6-3 1-2				L8		G4-3		G5-3	4	0	0	0	0	0	3											
<b>Giraldo Ruiz, S</b> OBP: 0.294, SLG: 0.276 (1, 4)			G1-3		E9 E 1B				K	4	1	2	1	0	1	0											
<b>Jim Maloney, L</b> OBP: 0.229, SLG: 0.387 <b>Al Jackson, L</b> (6, 1)				F2		E4 2H				2	0	0	0	0	0	0											
<b>Jim Beauchamp, R</b> OBP: 0.237, SLG: 0.297 <b>Clay Carroll, R</b> OBP: 0.308, SLG: 0.348 (7, 1)							FC5-4 1-2			0	0	0	0	0	0	0											
<b>Inning Stats</b>	R: 0 E: 0 K: 0 S: 3	H: 1 LOB: 0 BB: 0 P: 3	R: 0 E: 0 K: 1 S: 5	H: 1 LOB: 1 BB: 1 P: 9	R: 0 E: 0 K: 0 S: 3	H: 0 LOB: 0 BB: 0 P: 3	R: 0 E: 0 K: 1 S: 5	H: 0 LOB: 0 BB: 0 P: 5	R: 2 E: 2 K: 0 S: 6	H: 2 LOB: 1 BB: 0 P: 6	R: 1 E: 0 K: 0 S: 5	H: 2 LOB: 1 BB: 0 P: 5	R: 0 E: 0 K: 0 S: 4	H: 1 LOB: 1 BB: 0 P: 4	R: 0 E: 0 K: 1 S: 5	H: 0 LOB: 0 BB: 0 P: 5	1B: 6 2B: 1 3B: 0 HR: 0	SF: 0 SAC: 0 DP: 2 HBP: 0	WP: 1 PB: 0 SB: 0 CS: 0	PA: 35							
<b>PITCHER</b>	IP	WLS	BF	H	R	ER	SO	BB	IBB	HBP	BLK	WP	HR	S	P	ERA	WHIP										
<b>Jerry Robertson, R</b> ERA: 3.9 <b>Dan McGinn, L</b> ERA: 4.1	(1, 1)	6.0	W	24	6	3	2	2	1	0	0	0	0	27	31	3.00	1.167										
	(7, 1)	3.0	S	11	1	0	0	1	1	0	0	0	0	12	16	0.00	0.667										

AB	33
R	3
H	7
RBI	2
BB	2
SO	3
LOB	12



Batter	1	2	3	4	5	6	7	8	9	AB	R	H	RBI	BB	SO	LOB	BOTTOM										
<b>Ron Brand, R</b> OBP: 0.332, SLG: 0.311 (1, 2)	G4-3		F9		SH2-4					4	1	2	2	0	0	0	<b>Cincinnati Reds @ Montreal Expos</b> Jarry Park, Montreal, QB Thu Aug 14 1969, 7:05 PM EDT Att: 13,732 - Unknown										
<b>Ron Fairly, L</b> OBP: 0.342, SLG: 0.459 (1, 8)	P3		G4-1		FC4-2 WP BB					3	1	1	1	2	0	0											
<b>Rusty Staub, L</b> OBP: 0.395, SLG: 0.491 (1, 9)	WP 1B BB		G4-3		FC4-2 1-3 2H		P6			3	1	0	0	2	0	4											
<b>Mack Jones, L</b> OBP: 0.390, SLG: 0.504 (1, 7)	1B 1-3 BB			G6-3	G1-3			E4 FC6-4 1-3 2H		3	0	0	0	2	0	3											
<b>Coco Laboy, R</b> OBP: 0.323, SLG: 0.445 (1, 5)				FC5-4 BB 1B		2B 1B BB		FC5-4 1-2 BB		3	1	2	1	2	0	2											
<b>Bob Bailey, R</b> OBP: 0.335, SLG: 0.437 (1, 3)			K		FC5-4 BB	1B 2B 2B		L4 2-3		3	1	1	0	1	1	4											
<b>Gary Sutherland, R</b> OBP: 0.283, SLG: 0.307 (7, 6)			G5-3		FC5-4 1-2 2-3		G1-3	FC5-4 1-2		4	0	0	0	0	0	5											
<b>Bobby Wine, R</b> OBP: 0.243, SLG: 0.257 <b>Ty Cline, L</b> OBP: 0.372, SLG: 0.304 <b>Dan McGinn, L</b> OBP: 0.217, SLG: 0.348 (6, PH)					K2-3			E4 G1-6-3		2	0	1	0	0	1	2											
<b>Jerry Robertson, S</b> OBP: 0.100, SLG: 0.077 <b>Kevin Collins, L</b> OBP: 0.234, SLG: 0.318 (6, PH)			6-3 1B			WP FC4-2 1B		F5		2	0	1	0	0	0	1											
<b>Jerry Robertson, S</b> OBP: 0.100, SLG: 0.077 <b>Kevin Collins, L</b> OBP: 0.234, SLG: 0.318 (7, 4)			6-3					G1-6-3		2	0	0	0	0	0	3											
<b>Inning Stats</b>	R: 1 E: 0 K: 1 S: 6	H: 1 LOB: 2 BB: 2 P: 14	R: 0 E: 0 K: 0 S: 3	H: 1 LOB: 0 BB: 0 P: 3	R: 0 E: 0 K: 1 S: 6	H: 1 LOB: 2 BB: 1 P: 10	R: 0 E: 0 K: 0 S: 4	H: 1 LOB: 2 BB: 1 P: 8	R: 3 E: 0 K: 0 S: 6	H: 3 LOB: 2 BB: 2 P: 14	R: 0 E: 0 K: 0 S: 2	H: 0 LOB: 1 BB: 2 P: 10	R: 2 E: 2 K: 0 S: 6	H: 2 LOB: 2 BB: 1 P: 10	1B: 6 2B: 4 3B: 0 HR: 0	SF: 0 SAC: 1 DP: 2 HBP: 0	WP: 3 PB: 0 SB: 0 CS: 0	PA: 41									
<b>PITCHER</b>	IP	WLS	BF	H	R	ER	SO	BB	IBB	HBP	BLK	WP	HR	S	P	ERA	WHIP										
<b>Jim Maloney, R</b> ERA: 2.64 <b>Al Jackson, L</b> ERA: 3.89 <b>Clay Carroll, R</b> ERA: 3.86	(1, 1)	5.2	L	29	7	4	4	2	6	0	0	0	0	27	51	6.35	2.294										
	(6, 1)	0.1		1	0	0	0	0	0	0	0	0	0	1	1	0.00	0.000										
	(7, 1)	2.0		11	2	2	1	0	2	1	0	0	0	8	20	4.50	2.000										

AB	31
R	6
H	9
RBI	5
BB	9
SO	2
LOB	24





Batter	1	2	3	4	5	6	7	8	9	AB	R	H	RBI	BB	SO	LOB	TOP										
Matty Alou, L OBP: 0.370, SLG: 0.421 (1, 8)	F9	G3			F8		G6-3		F8	5	0	0	0	0	0	0	<b>Pittsburgh Pirates @ Cincinnati Reds</b> Crosley Field, Cincinnati, OH Fri Aug 15 1969, 7:05 PM EDT Att: 21,314 - Unknown										
Richie Hebner, L OBP: 0.365, SLG: 0.451 (1, 5)	HR		K		K		F8			5	1	2	1	0	2	0											
Willie Stargell, L OBP: 0.396, SLG: 0.575 (1, 7)	2B		P6					L8	G4-3	5	1	2	0	0	0	1											
Roberto Clemente, R OBP: 0.416, SLG: 0.587 (1, 9)	K		L6		G4-3			1B		4	0	1	0	0	1	2											
Al Oliver, L OBP: 0.324, SLG: 0.409 (1, 3)	2B			HR		F5				4	1	3	2	0	0	0											
Manny Sanguillen, R OBP: 0.356, SLG: 0.442 (1, 2)	K			F8		K		K		4	0	0	0	0	3	3											
Freddie Patek, R OBP: 0.310, SLG: 0.307 (1, 6)		G5-3		P5			CS	G5-3		4	0	1	0	0	0	2											
Gene Alley, R OBP: 0.267, SLG: 0.313 (1, 4)		HR							HR	3	2	3	2	1	0	0											
Bob Veale, S OBP: 0.107, SLG: 0.074 (1, 1)	K		K		K	CS	K	K		4	0	0	0	0	4	1											
<b>Inning Stats</b>	R: 2 E: 0 K: 2 S: 10	H: 3 LOB: 1 BB: 0 P: 10	R: 1 E: 0 K: 1 S: 6	H: 1 LOB: 0 BB: 0 P: 6	R: 0 E: 0 K: 1 S: 5	H: 0 LOB: 0 BB: 0 P: 5	R: 1 E: 0 K: 1 S: 7	H: 2 LOB: 1 BB: 0 P: 7	R: 0 E: 0 K: 1 S: 6	H: 1 LOB: 1 BB: 1 P: 6	R: 0 E: 0 K: 1 S: 5	H: 0 LOB: 0 BB: 0 P: 5	R: 0 E: 0 K: 1 S: 7	H: 2 LOB: 2 BB: 0 P: 7	R: 1 E: 0 K: 1 S: 7	H: 2 LOB: 1 BB: 0 P: 7		1B: 6 2B: 2 3B: 0 HR: 4	SF: 0 SAC: 0 DP: 0 HBP: 0	WP: 0 PB: 0 SB: 1 CS: 1	PA: 40						
<b>PITCHER</b>	IP	WLS	BF	H	R	ER	SO	BB	IBB	HBP	BLK	WP	HR	S	P	ERA	WHIP										
Gary Nolan, R ERA: 4.31 (1, 1)	7.0	L	29	8	4	4	8	0	1	0	0	0	3	44	48	5.14	1.143										
Al Jackson, L ERA: 8.29 (8, 1)	0.1		3	2	0	0	0	0	0	0	0	0	0	3	3	0.00	6.000										
Pedro Ramos, R ERA: 4.87 (8, 1)	1.2		7	2	1	1	2	0	0	0	0	0	1	11	11	5.40	1.200										
Batter	1	2	3	4	5	6	7	8	9	AB	R	H	RBI	BB	SO	LOB	BOTTOM										
Pete Rose, S OBP: 0.420, SLG: 0.529 (1, 9)	G5-3				FC6-4			F9		4	0	1	1	0	0	1	<b>Pittsburgh Pirates @ Cincinnati Reds</b> Crosley Field, Cincinnati, OH Fri Aug 15 1969, 7:05 PM EDT Att: 21,314 - Unknown										
Ted Savage, R OBP: 0.300, SLG: 0.333 (1, 8)	G6-3		L8		L6			K		4	0	0	0	0	1	2											
Alex Johnson, R OBP: 0.374, SLG: 0.507 (1, 7)	G1-3			1B		F8		G4-3		4	0	1	0	0	0	0											
Tony Perez, R OBP: 0.382, SLG: 0.572 (1, 5)		G6-3		K		F8			K	4	0	0	0	0	2	1											
Johnny Bench, R OBP: 0.393, SLG: 0.540 (1, 2)		P3		F9		F2			P6	4	0	0	0	0	0	1											
Lee May, R OBP: 0.351, SLG: 0.584 (1, 3)		L9							L7	4	0	2	0	0	0	0											
Woody Woodward, R OBP: 0.366, SLG: 0.370 (1, 6)			F8		K			G4-6-3		3	0	0	0	0	1	3											
Giraldo Ruiz, S OBP: 0.305, SLG: 0.280 (1, 4)				2B						1	0	1	0	2	0	0											
Gary Nolan, R OBP: 0.077, SLG: 0.154 (1, 1)										2	1	1	0	0	1	1											
Tommy Helms, R OBP: 0.282, SLG: 0.301 (7, PH)										1	0	0	0	0	1	1											
Al Jackson, L (8, 1)										0	0	0	0	0	0	0											
Pedro Ramos, S (8, 1)										0	0	0	0	0	0	0											
<b>Inning Stats</b>	R: 0 E: 0 K: 0 S: 3	H: 0 LOB: 0 BB: 0 P: 3	R: 0 E: 0 K: 0 S: 3	H: 0 LOB: 0 BB: 0 P: 3	R: 1 E: 0 K: 0 S: 4	H: 2 LOB: 1 BB: 1 P: 8	R: 0 E: 0 K: 2 S: 9	H: 2 LOB: 2 BB: 0 P: 9	R: 0 E: 0 K: 1 S: 6	H: 1 LOB: 1 BB: 0 P: 6	R: 0 E: 0 K: 0 S: 3	H: 0 LOB: 0 BB: 0 P: 3	R: 0 E: 0 K: 1 S: 5	H: 1 LOB: 1 BB: 1 P: 9	R: 0 E: 0 K: 1 S: 5	H: 0 LOB: 0 BB: 0 P: 5	R: 0 E: 0 K: 1 S: 5	H: 0 LOB: 0 BB: 0 P: 5	1B: 4 2B: 2 3B: 0 HR: 0	SF: 0 SAC: 0 DP: 1 HBP: 0	WP: 0 PB: 0 SB: 0 CS: 0	PA: 33					
<b>PITCHER</b>	IP	WLS	BF	H	R	ER	SO	BB	IBB	HBP	BLK	WP	HR	S	P	ERA	WHIP										
Bob Veale, L ERA: 3.42 (1, 1)	9.0	W	33	6	1	1	6	2	0	0	0	0	0	43	51	1.00	0.889										

AB	38
R	5
H	12
RBI	5
BB	1
SO	10
LOB	9

AB	31
R	1
H	6
RBI	1
BB	2
SO	6
LOB	10





Batter	1	2	3	4	5	6	7	8	9	AB	R	H	RBI	BB	SO	LOB	TOP		
Matty Alou, L OBP: 0.369, SLG: 0.419 (1, 8)										4	0	1	0	0	0	3			
Carl Taylor, R OBP: 0.432, SLG: 0.466 (1, 3)										4	0	1	0	0	0	2			
Roberto Clemente, R OBP: 0.417, SLG: 0.589 (1, 9)										4	0	2	0	0	0	2			
Willie Stargell, L OBP: 0.397, SLG: 0.579 (1, 7)										4	1	1	1	0	2	3			
Jose Pagan, R OBP: 0.327, SLG: 0.472 (1, 5)										4	0	0	0	0	1	3			
Manny Sanguillen, R OBP: 0.352, SLG: 0.437 (1, 2)										4	0	0	0	0	0	1			
Gene Alley, R OBP: 0.267, SLG: 0.312 (1, 4)										4	1	1	0	0	0	0			
Freddie Patek, R OBP: 0.315, SLG: 0.315 (1, 6)										4	0	3	0	0	0	0			
Dock Ellis, S OBP: 0.140, SLG: 0.104 (1, 1)										2	0	0	0	0	1	1			
Bruce Dal Canton, R OBP: 0.444, SLG: 0.655 (6, 1)										0	0	0	0	0	0	0			
Jose Martinez, R OBP: 0.313, SLG: 0.310 (7, PH)										1	0	1	1	0	0	0			
Lou Marone, R OBP: 0.309, SLG: 0.279 (7, 1)										0	0	0	0	0	0	0			
Ron Davis, R OBP: 0.309, SLG: 0.279 (9, PH)										1	0	0	0	0	1	1			
<b>Inning Stats</b>	R: 0 E: 0 K: 0 S: 3	H: 1 LOB: 0 BB: 0 P: 3	R: 1 E: 0 K: 0 S: 4	H: 1 LOB: 0 BB: 0 P: 4	R: 0 E: 1 K: 1 S: 6	H: 0 LOB: 1 BB: 0 P: 6	R: 0 E: 0 K: 0 S: 4	H: 1 LOB: 1 BB: 0 P: 4	R: 0 E: 0 K: 2 S: 8	H: 1 LOB: 1 BB: 0 P: 8	R: 1 E: 0 K: 0 S: 5	H: 3 LOB: 1 BB: 0 P: 5	R: 0 E: 0 K: 1 S: 6	H: 1 LOB: 1 BB: 0 P: 6	R: 0 E: 0 K: 1 S: 6	H: 1 LOB: 1 BB: 0 P: 6	1B: 7 2B: 3 3B: 0 HR: 1	SF: 0 SAC: 0 DP: 2 HBP: 0	WP: 0 PA: 36 PB: 0 SB: 0 CS: 0
<b>PITCHER</b> Jim Merritt, L ERA: 4.06 (1, 1)	IP: 9.0 WLS: W BF: 36 H: 10 R: 2 ER: 2 SO: 5 BB: 0 IBB: 0 HBP: 0 BLK: 0 WP: 0 HR: 1 S: 46 P: 46 ERA: 2.00 WHIP: 1.111															<b>PITCHER</b>			

Pittsburgh Pirates @ Cincinnati Reds  
Crosley Field, Cincinnati, OH  
Sat Aug 16 1969, 3:33 AM EDT  
Att: 13,218 - Unknown

AB	36
R	2
H	10
RBI	2
BB	0
SO	5
LOB	16



Batter	1	2	3	4	5	6	7	8	9	AB	R	H	RBI	BB	SO	LOB	BOTTOM		
Pete Rose, S OBP: 0.420, SLG: 0.529 (1, 9)										4	1	2	0	0	1	0			
Bobby Tolan, L OBP: 0.355, SLG: 0.527 (1, 8)										4	1	3	1	0	0	0			
Alex Johnson, R OBP: 0.283, SLG: 0.508 (1, 7)										3	1	1	0	0	0	2			
Ted Savage, R OBP: 0.300, SLG: 0.333 (9, 7)										0	0	0	0	0	0	0			
Tony Perez, R OBP: 0.381, SLG: 0.570 (1, 5)										4	0	1	2	0	0	2			
Johnny Bench, R OBP: 0.392, SLG: 0.538 (1, 2)										3	0	1	1	0	0	0			
Lee May, R OBP: 0.352, SLG: 0.590 (1, 3)										4	1	2	1	0	1	1			
Tommy Helms, R OBP: 0.283, SLG: 0.302 (1, 4)										3	0	1	0	0	0	2			
Giraldo Ruiz, S OBP: 0.304, SLG: 0.278 (7, 4)										1	0	0	0	0	0	0			
Woody Woodward, R OBP: 0.362, SLG: 0.359 (1, 6)										3	0	0	0	1	2	1			
Jim Merritt, L OBP: 0.197, SLG: 0.217 (1, 1)										3	1	1	0	0	1	3			
<b>Inning Stats</b>	R: 0 E: 0 K: 1 S: 5	H: 1 LOB: 0 BB: 0 P: 5	R: 0 E: 0 K: 0 S: 3	H: 1 LOB: 0 BB: 0 P: 3	R: 0 E: 0 K: 1 S: 5	H: 0 LOB: 0 BB: 0 P: 5	R: 0 E: 0 K: 0 S: 4	H: 2 LOB: 1 BB: 0 P: 4	R: 0 E: 0 K: 2 S: 8	H: 1 LOB: 1 BB: 0 P: 8	R: 4 E: 0 K: 1 S: 10	H: 5 LOB: 3 BB: 1 P: 15	R: 0 E: 0 K: 0 S: 4	H: 1 LOB: 0 BB: 0 P: 4	R: 1 E: 0 K: 0 S: 4	H: 1 LOB: 0 BB: 0 P: 4	1B: 10 2B: 1 3B: 0 HR: 1	SF: 1 SAC: 0 DP: 1 HBP: 1	WP: 0 PA: 36 PB: 0 SB: 2 CS: 2
<b>PITCHER</b> Dock Ellis, R ERA: 4.13 (1, 1)	IP: 5.0 WLS: L BF: 22 H: 9 R: 4 ER: 4 SO: 4 BB: 0 IBB: 0 HBP: 1 BLK: 0 WP: 0 HR: 0 S: 29 P: 30 ERA: 7.20 WHIP: 1.800															<b>PITCHER</b>			
<b>PITCHER</b> Bruce Dal Canton, R ERA: 3.82 (6, 1)	IP: 1.0 WLS: 5 BF: 1 H: 0 R: 0 ER: 0 SO: 1 BB: 0 IBB: 0 HBP: 0 BLK: 0 WP: 0 HR: 0 S: 6 P: 10 ERA: 0.00 WHIP: 1.000															<b>PITCHER</b>			
<b>PITCHER</b> Lou Marone, L ERA: 3.15 (7, 1)	IP: 2.0 WLS: 8 BF: 2 H: 1 R: 1 ER: 1 SO: 0 BB: 0 IBB: 0 HBP: 0 BLK: 0 WP: 0 HR: 1 S: 8 P: 8 ERA: 4.50 WHIP: 1.000															<b>PITCHER</b>			

Pittsburgh Pirates @ Cincinnati Reds  
Crosley Field, Cincinnati, OH  
Sat Aug 16 1969, 3:33 AM EDT  
Att: 13,218 - Unknown

AB	32
R	5
H	12
RBI	5
BB	1
SO	5
LOB	11






Batter	1	2	3	4	5	6	7	8	9	AB	R	H	RBI	BB	SO	LOB	TOP										
Matty Alou, L OBP: 0.367, SLG: 0.417 (1, 8)										5	1	1	0	0	0	2											
Richie Hebner, L OBP: 0.382, SLG: 0.446 Jose Pagan, R OBP: 0.325, SLG: 0.469 (1, 5) (7, 5)										4	0	0	0	0	1	2											
Willie Stargell, L OBP: 0.399, SLG: 0.593 (1, 7)										5	3	3	2	0	2	0											
Roberto Clemente, R OBP: 0.417, SLG: 0.586 (1, 9)										5	0	2	0	0	0	1											
Al Oliver, L OBP: 0.325, SLG: 0.419 (1, 3)										5	2	2	2	0	0	4											
Manny Sanguillen, R OBP: 0.350, SLG: 0.434 (1, 2)										4	1	1	1	0	0	1											
Gene Alley, R OBP: 0.271, SLG: 0.328 (1, 4)										3	1	1	3	1	0	1											
Freddie Patek, R OBP: 0.320, SLG: 0.320 (1, 6)										4	0	3	0	0	0	1											
Steve Blass, R OBP: 0.242, SLG: 0.262 Joe Gibbon, R OBP: 0.143, SLG: 0.077 (1, 1) (8, 1) (8, 1)										4	0	1	0	0	0	3											
<b>Inning Stats</b>	R: 5 E: 0 K: 0 S: 9	H: 6 LOB: 1 BB: 0 P: 9	R: 0 E: 0 K: 1 S: 5	H: 0 LOB: 0 BB: 0 P: 5	R: 1 E: 0 K: 0 S: 4	H: 1 LOB: 1 BB: 1 P: 8	R: 0 E: 0 K: 0 S: 3	H: 0 LOB: 0 BB: 0 P: 3	R: 1 E: 0 K: 0 S: 5	H: 2 LOB: 1 BB: 0 P: 5	R: 0 E: 0 K: 1 S: 6	H: 2 LOB: 1 BB: 0 P: 6	R: 0 E: 1 K: 1 S: 5	H: 0 LOB: 0 BB: 0 P: 5	R: 0 E: 1 K: 0 S: 4	H: 1 LOB: 1 BB: 0 P: 4	R: 1 E: 0 K: 0 S: 5	H: 2 LOB: 1 BB: 0 P: 5	1B: 9 2B: 3 3B: 0 HR: 3	SF: 0 SAC: 0 DP: 3 HBP: 0	WP: 0 PB: 1 SB: 0 CS: 0	PA: 41					
<b>PITCHER</b>	IP	WLS	BF	H	R	ER	SO	BB	IBB	HBP	BLK	WP	HR	S	P	ERA	WHIP										
Jack Fisher, R ERA: 5.24 (1, 1)	4.0	L	22	9	7	7	1	1	0	0	0	0	2	23	27	15.75	2.500										
Pedro Ramos, R ERA: 4.79 (5, 1)	1.0		5	2	0	0	0	0	0	0	0	0	0	5	5	0.00	2.000										
Al Jackson, L ERA: 7.76 (6, 1)	2.0		5	0	0	0	2	0	0	0	0	0	0	9	9	0.00	0.000										
Clay Carroll, R ERA: 3.85 (8, 1)	0.1		2	0	0	0	0	0	0	0	0	0	0	2	2	0.00	0.000										
Wayne Granger, R ERA: 3.11 (8, 1)	1.2		7	3	1	1	0	0	0	0	0	0	1	7	7	5.40	1.800										
<b>Batter</b>	<b>1</b>	<b>2</b>	<b>3</b>	<b>4</b>	<b>5</b>	<b>6</b>	<b>7</b>	<b>8</b>	<b>9</b>	<b>AB</b>	<b>R</b>	<b>H</b>	<b>RBI</b>	<b>BB</b>	<b>SO</b>	<b>LOB</b>	<b>BOTTOM</b>										
Pete Rose, S OBP: 0.422, SLG: 0.538 (1, 9)										5	1	3	1	0	0	0											
Bobby Tolan, L OBP: 0.380, SLG: 0.535 (1, 8)										3	1	2	1	1	0	0											
Alex Johnson, R OBP: 0.371, SLG: 0.501 (1, 7)										5	0	0	0	0	1	4											
Tony Perez, R OBP: 0.386, SLG: 0.580 (1, 5)										2	2	2	1	2	0	0											
Johnny Bench, R OBP: 0.393, SLG: 0.546 (1, 2)										4	1	2	2	0	0	1											
Lee May, R OBP: 0.350, SLG: 0.584 (1, 3)										4	0	0	0	0	2	2											
Tommy Helms, R OBP: 0.280, SLG: 0.299 Ted Savage, R OBP: 0.310, SLG: 0.333 (1, 4) (8, PH) (9, 4)										3	0	0	0	0	0	0											
Woody Woodward, R OBP: 0.353, SLG: 0.349 Jim Beauchamp, R OBP: 0.237, SLG: 0.297 Fred Whitfield, L OBP: 0.356, SLG: 0.241 Darrel Chaney, S OBP: 0.281, SLG: 0.240 (1, 6) (8, PH) (8, PH) (9, 6)										3	0	0	0	0	0	0											
Jack Fisher, R OBP: 0.120, SLG: 0.120 Pedro Ramos, S OBP: 0.350, SLG: 0.395 Al Jackson, L OBP: 0.308, SLG: 0.348 Jimmy Stewart, S OBP: 0.225, SLG: 0.133 Clay Carroll, R OBP: 0.302, SLG: 0.338 Wayne Granger, R OBP: 0.350, SLG: 0.277 Girardo Ruiz, S OBP: 0.350, SLG: 0.277 (1, 1) (5, 1) (8, 1) (7, PH) (8, 1) (8, 1) (8, 1) (9, PH)										2	0	0	0	0	1	0											
<b>Inning Stats</b>	R: 4 E: 0 K: 1 S: 9	H: 4 LOB: 0 BB: 0 P: 9	R: 0 E: 0 K: 1 S: 6	H: 1 LOB: 2 BB: 0 P: 7	R: 1 E: 0 K: 0 S: 4	H: 1 LOB: 0 BB: 0 P: 4	R: 0 E: 0 K: 1 S: 5	H: 1 LOB: 0 BB: 0 P: 5	R: 0 E: 0 K: 0 S: 3	H: 0 LOB: 0 BB: 0 P: 3	R: 0 E: 0 K: 0 S: 5	H: 0 LOB: 0 BB: 0 P: 5	R: 0 E: 0 K: 0 S: 4	H: 1 LOB: 3 BB: 2 P: 12	R: 0 E: 0 K: 0 S: 3	H: 0 LOB: 1 BB: 1 P: 7	1B: 3 2B: 2 3B: 0 HR: 4	SF: 0 SAC: 0 DP: 1 HBP: 1	WP: 0 PB: 0 SB: 0 CS: 1	PA: 40							
<b>PITCHER</b>	IP	WLS	BF	H	R	ER	SO	BB	IBB	HBP	BLK	WP	HR	S	P	ERA	WHIP										
Steve Blass, R ERA: 4.67 (1, 1)	7.1	W	31	8	5	5	4	2	0	1	0	0	4	36	45	6.14	1.364										
Joe Gibbon, L ERA: 2.52 (8, 1)	0.1		3	1	0	0	0	1	0	0	0	0	0	2	6	0.00	6.000										
Chuck Hartenstein, R ERA: 3.69 (8, 1)	1.1	S	5	0	0	0	0	1	0	0	0	0	0	4	8	0.00	0.750										

Pittsburgh Pirates @ Cincinnati Reds  
Crosley Field, Cincinnati, OH  
Sun Aug 17 1969, 3:33 AM EDT  
Att: 20,732 - Unknown

livebaseballscores.com


AB 40  
R 8  
H 14  
RBI 8  
BB 1  
SO 3  
LOB 15



Pittsburgh Pirates @ Cincinnati Reds  
Crosley Field, Cincinnati, OH  
Sun Aug 17 1969, 3:33 AM EDT  
Att: 20,732 - Unknown

livebaseballscores.com

AB 34  
R 5  
H 9  
RBI 5  
BB 4  
SO 4  
LOB 10





Batter	1	2	3	4	5	6	7	8	9	10	AB	R	H	RBI	BB	SO	LOB	TOP	
Matty Alou, L OBP: 0.371, SLG: 0.419 (1, 8)	G6-3		B2-3				G5-4-3 BB		G5-3 2B	G5-3 1B	5	2	3	1	1	0	0	<b>Pittsburgh Pirates @ Cincinnati Reds</b> Crosley Field, Cincinnati, OH Mon Aug 18 1969, 7:05 PM EDT Att: 16,657 - Unknown	
Jose Pagan, R OBP: 0.316, SLG: 0.455 (1, 5)	F7		E7 1B	F7			G5-4-3 1-2		G5-3	FC4 2B	6	2	0	0	0	0	6		
Willie Stargell, L OBP: 0.398, SLG: 0.590 (1, 7)	K		E1 1B						E	K	5	1	1	1	1	2	4		
Roberto Clemente, R OBP: 0.420, SLG: 0.588 (7, PR)											4	0	3	1	0	0	0		
Ron Davis, R OBP: 0.309, SLG: 0.279 (7, 9)											0	0	0	0	0	0	0		
Carl Taylor, R OBP: 0.433, SLG: 0.473 (9, PH)											2	1	1	3	0	0	1		
Manny Sanguillen, R OBP: 0.347, SLG: 0.425 (1, 2)											6	2	1	0	0	0	5		
Al Oliver, L OBP: 0.325, SLG: 0.423 (1, 3)											6	1	2	3	0	0	1		
Gene Alley, R OBP: 0.283, SLG: 0.354 (1, 4)											6	2	4	2	0	0	1		
Freddie Patek, R OBP: 0.320, SLG: 0.323 (1, 6)											6	0	2	0	0	0	3		
Bob Moose, R OBP: 0.194, SLG: 0.074 (8, PH)											3	0	0	0	0	0	3		
Richie Hebner, L OBP: 0.301, SLG: 0.444 (8, 1)											1	0	0	0	0	1	1		
Bruce Dal Canton, R OBP: 0.400, SLG: 0.556 (8, 1)											1	1	0	0	0	0	0		
<b>Inning Stats</b>	R: 0 E: 0 K: 1 S: 5	H: 0 LOB: 0 BB: 0 P: 5	R: 0 E: 0 K: 0 S: 5	H: 2 LOB: 2 BB: 0 P: 5	R: 1 E: 2 K: 1 S: 8	H: 1 LOB: 2 BB: 0 P: 8	R: 1 E: 0 K: 1 S: 8	H: 3 LOB: 2 BB: 0 P: 8	R: 0 E: 0 K: 0 S: 6	H: 1 LOB: 1 BB: 0 P: 6	R: 0 E: 0 K: 0 S: 3	H: 1 LOB: 2 BB: 2 P: 11	R: 0 E: 1 K: 0 S: 7	H: 3 LOB: 1 BB: 0 P: 7	R: 7 E: 2 K: 1 S: 12	H: 5 LOB: 0 BB: 0 P: 12	1B: 11 2B: 5 3B: 0 HR: 1	SF: 0 SAC: 0 DP: 1 HBP: 0	WP: 0 PA: 53 PB: 0 SB: 0 CS: 0
<b>PITCHER</b>	IP WLS BF H R ER SO ERA WHIP	IP WLS BF H R ER SO ERA WHIP	IP WLS BF H R ER SO ERA WHIP	IP WLS BF H R ER SO ERA WHIP	IP WLS BF H R ER SO ERA WHIP	IP WLS BF H R ER SO ERA WHIP	IP WLS BF H R ER SO ERA WHIP	IP WLS BF H R ER SO ERA WHIP	IP WLS BF H R ER SO ERA WHIP	IP WLS BF H R ER SO ERA WHIP	IP WLS BF H R ER SO ERA WHIP	IP WLS BF H R ER SO ERA WHIP	IP WLS BF H R ER SO ERA WHIP	IP WLS BF H R ER SO ERA WHIP	IP WLS BF H R ER SO ERA WHIP	IP WLS BF H R ER SO ERA WHIP	IP WLS BF H R ER SO ERA WHIP	IP WLS BF H R ER SO ERA WHIP	
Gerry Arrigo, L ERA: 5.37 (1, 1)	6.2	31	8	2	1	4	2	0	0	0	0	0	0	0	0	0	0	1.35	1.500
Wayne Granger, R ERA: 3.12 (7, 1)	2.2	16	5	6	4	1	0	0	0	0	0	0	0	0	0	0	0	13.50	1.875
Al Jackson, L ERA: 7.67 (10, 1)	0.1	1	0	0	0	1	0	0	0	0	0	0	0	0	0	0	0	0.00	0.000
Pedro Ramos, R ERA: 5.34 (10, 1)	0.1	5	4	4	1	0	0	0	0	0	0	0	0	0	0	0	0	27.00	12.000

Batter	1	2	3	4	5	6	7	8	9	10	AB	R	H	RBI	BB	SO	LOB	BOTTOM			
Pete Rose, S OBP: 0.421, SLG: 0.534 (1, 9)											4	1	0	0	2	2	3	<b>Pittsburgh Pirates @ Cincinnati Reds</b> Crosley Field, Cincinnati, OH Mon Aug 18 1969, 7:05 PM EDT Att: 16,657 - Unknown			
Bobby Tolan, L OBP: 0.362, SLG: 0.542 (1, 8)											5	1	3	3	0	0	1				
Alex Johnson, R OBP: 0.372, SLG: 0.504 (1, 7)											4	1	2	0	0	2	2				
Ted Savage, R OBP: 0.310, SLG: 0.333 (8, 7)											0	0	0	0	0	0	0				
Tony Perez, R OBP: 0.388, SLG: 0.576 (1, 5)											3	0	0	0	2	1	2				
Johnny Bench, R OBP: 0.389, SLG: 0.538 (1, 2)											5	0	0	0	0	2	5				
Lee May, R OBP: 0.346, SLG: 0.578 (1, 3)											5	0	0	0	0	4	3				
Al Jackson, L (10, 1)											0	0	0	0	0	0	0				
Pedro Ramos, S (10, 1)											0	0	0	0	0	0	0				
Jimmy Stewart, S OBP: 0.328, SLG: 0.393 (1, 4)											1	0	0	0	2	0	0				
Wayne Granger, R OBP: 0.222, SLG: 0.125 (7, 1)											1	0	0	0	0	0	0				
Fred Whitfield, L OBP: 0.351, SLG: 0.237 (10, 3)											1	0	0	0	0	0	0				
Woody Woodward, R OBP: 0.347, SLG: 0.342 (1, 6)											5	1	1	0	0	0	3				
Gerry Arrigo, L OBP: 0.158, SLG: 0.158 (1, 1)											2	1	1	0	0	0	0				
Giraldo Ruiz, S OBP: 0.308, SLG: 0.283 (7, 4)											3	0	2	0	0	0	1				
<b>Inning Stats</b>	R: 0 E: 0 K: 1 S: 5	H: 1 LOB: 1 BB: 1 P: 9	R: 0 E: 0 K: 2 S: 7	H: 0 LOB: 1 BB: 1 P: 11	R: 3 E: 0 K: 1 S: 7	H: 2 LOB: 0 BB: 1 P: 11	R: 0 E: 0 K: 1 S: 5	H: 0 LOB: 0 BB: 0 P: 5	R: 0 E: 0 K: 1 S: 5	H: 1 LOB: 2 BB: 1 P: 9	R: 1 E: 1 K: 0 S: 5	H: 1 LOB: 3 BB: 1 P: 13	R: 1 E: 1 K: 2 S: 9	H: 1 LOB: 1 BB: 0 P: 9	R: 0 E: 0 K: 1 S: 6	H: 1 LOB: 2 BB: 1 P: 10	R: 0 E: 0 K: 0 S: 4	H: 1 LOB: 1 BB: 0 P: 4	1B: 7 2B: 2 3B: 0 HR: 1	SF: 0 SAC: 1 DP: 1 HBP: 0	WP: 1 PA: 46 PB: 0 SB: 1 CS: 0
<b>PITCHER</b>	IP WLS BF H R ER SO ERA WHIP	IP WLS BF H R ER SO ERA WHIP	IP WLS BF H R ER SO ERA WHIP	IP WLS BF H R ER SO ERA WHIP	IP WLS BF H R ER SO ERA WHIP	IP WLS BF H R ER SO ERA WHIP	IP WLS BF H R ER SO ERA WHIP	IP WLS BF H R ER SO ERA WHIP	IP WLS BF H R ER SO ERA WHIP	IP WLS BF H R ER SO ERA WHIP	IP WLS BF H R ER SO ERA WHIP	IP WLS BF H R ER SO ERA WHIP	IP WLS BF H R ER SO ERA WHIP	IP WLS BF H R ER SO ERA WHIP	IP WLS BF H R ER SO ERA WHIP	IP WLS BF H R ER SO ERA WHIP	IP WLS BF H R ER SO ERA WHIP	IP WLS BF H R ER SO ERA WHIP			
Bob Moose, R ERA: 3.84 (1, 1)	7.0	32	6	4	3	8	5	0	0	1	0	1	4	3	6	3	8.86	1.571			
Bruce Dal Canton, R ERA: 3.65 (8, 1)	3.0	14	3	1	0	3	0	1	0	0	1	0	19	23	0.00	1.000					

AB 51  
R 12  
H 17  
RBI 11  
BB 2  
SO 6  
LOB 25



AB 39  
R 5  
H 9  
RBI 3  
BB 6  
SO 11  
LOB 20





Batter	1	2	3	4	5	6	7	8	9	AB	R	H	RBI	BB	SO	LOB	TOP				
<b>Pete Rose, S</b> OBP: 0.423, SLG: 0.532 (1, 9)										3	3	1	0	2	1	2	<b>Cincinnati Reds @ St. Louis Cardinals</b> Busch Stadium, St. Louis, MO Tue Aug 19 1969, 7:05 PM CDT Att: 33,928 - Unknown				
<b>Bobby Tolan, L</b> OBP: 0.365, SLG: 0.542 (1, 8)										4	2	2	0	1	0	1					
<b>Alex Johnson, R</b> OBP: 0.372, SLG: 0.503 <b>Giraldo Ruiz, S</b> OBP: 0.308, SLG: 0.283 (1, 7) (9, 4)										3	0	1	2	1	0	3					
<b>Tony Perez, R</b> OBP: 0.384, SLG: 0.572 (1, 5)										5	0	1	2	0	2	3					
<b>Johnny Bench, R</b> OBP: 0.389, SLG: 0.537 (1, 2)										3	0	1	0	1	1	1					
<b>Lee May, R</b> OBP: 0.343, SLG: 0.573 (1, 3)										4	1	0	0	0	0	2					
<b>Jimmy Stewart, S</b> OBP: 0.326, SLG: 0.389 (1, 4) (9, 7)									4	0	1	0	0	1	0						
<b>Woody Woodward, R</b> OBP: 0.344, SLG: 0.348 (1, 6)									4	0	1	1	0	1	0						
<b>Jim Maloney, L</b> OBP: 0.256, SLG: 0.486 <b>Clay Carroll, R</b> OBP: 0.308, SLG: 0.348 (8, 1) (8, 1)									4	2	2	1	0	2	2						
<b>Inning Stats</b>	R: 1 E: 0 K: 1 S: 6	H: 2 LOB: 0 BB: 0 P: 6	R: 0 E: 0 K: 2 S: 10	H: 0 LOB: 0 BB: 1 P: 8	R: 0 E: 0 K: 2 S: 7	H: 0 LOB: 0 BB: 0 P: 7	R: 3 E: 1 K: 1 S: 8	H: 2 LOB: 1 BB: 1 P: 12	R: 0 E: 0 K: 0 S: 3	H: 0 LOB: 0 BB: 0 P: 3	R: 3 E: 1 K: 0 S: 5	H: 2 LOB: 1 BB: 2 P: 13	R: 0 E: 0 K: 1 S: 5	H: 0 LOB: 1 BB: 0 P: 5	R: 0 E: 0 K: 0 S: 3	H: 1 LOB: 1 BB: 1 P: 7		1B: 8 2B: 1 3B: 0 HR: 1	SF: 1 SAC: 0 DP: 1 HBP: 0	WP: 0 PB: 0 SB: 0 CS: 2	PA: 40
<b>PITCHER</b>	IP	WLS	BF	H	R	ER	SO	BB	IBB	HBP	BLK	WP	HR	S	P	ERA	WHIP				
<b>Ray Washburn, R</b> ERA: 2.98 (1, 1)	5.0	L	23	7	5	3	7	2	0	0	0	0	1	35	43	5.40	1.800				
<b>Dave Giusti, R</b> ERA: 3.51 (6, 1)	2.0		10	2	3	1	0	2	0	0	0	0	0	8	16	4.50	2.000				
<b>Sal Campisi, R</b> ERA: (8, 1)	2.0		7	1	0	0	1	1	0	0	0	0	0	8	12	0.00	1.000				

Batter	1	2	3	4	5	6	7	8	9	AB	R	H	RBI	BB	SO	LOB	BOTTOM					
<b>Lou Brock, L</b> OBP: 0.352, SLG: 0.457 (1, 7)										5	1	2	0	0	1	2	<b>Cincinnati Reds @ St. Louis Cardinals</b> Busch Stadium, St. Louis, MO Tue Aug 19 1969, 7:05 PM CDT Att: 33,928 - Unknown					
<b>Curt Flood, R</b> OBP: 0.343, SLG: 0.361 (1, 8)										4	1	1	0	1	0	3						
<b>Vada Pinson, L</b> OBP: 0.314, SLG: 0.398 (1, 9)										3	1	1	3	0	0	0						
<b>Joe Torre, R</b> OBP: 0.358, SLG: 0.471 (1, 3)										4	1	3	0	0	0	1						
<b>Tim McCarver, L</b> OBP: 0.330, SLG: 0.365 (1, 2)										4	0	1	0	0	0	3						
<b>Mike Shannon, R</b> OBP: 0.311, SLG: 0.370 (1, 5)									4	0	1	1	0	0	3							
<b>Julian Javier, R</b> OBP: 0.353, SLG: 0.446 <b>Phil Gagliano, R</b> OBP: 0.326, SLG: 0.298 (1, 4) (1, 4)										0	0	0	0	0	0	0						
<b>Dal Maxvill, R</b> OBP: 0.261, SLG: 0.242 <b>Vic Davallillo, L</b> OBP: 0.248, SLG: 0.254 <b>Steve Hunt, S</b> OBP: 0.333, SLG: 0.216 (1, 6) (7, PH) (8, 6)										2	0	0	0	0	0	0						
<b>Ray Washburn, R</b> OBP: 0.283, SLG: 0.057 <b>Bill White, L</b> OBP: 0.246, SLG: 0.220 <b>Dave Giusti, R</b> OBP: 0.308, SLG: 0.261 <b>Byron Browne, R</b> OBP: 0.273 <b>Sal Campisi, R</b> OBP: 0.333, SLG: 0.300 (1, 1) (5, PH) (8, 1) (8, PH)										1	0	0	0	0	1	0						
<b>Inning Stats</b>	R: 1 E: 1 K: 0 S: 5	H: 2 LOB: 2 BB: 1 P: 9	R: 0 E: 0 K: 1 S: 5	H: 0 LOB: 0 BB: 0 P: 5	R: 0 E: 0 K: 1 S: 3	H: 0 LOB: 1 BB: 0 P: 3	R: 1 E: 0 K: 1 S: 6	H: 2 LOB: 1 BB: 0 P: 6	R: 0 E: 0 K: 0 S: 4	H: 1 LOB: 1 BB: 0 P: 4	R: 0 E: 0 K: 0 S: 3	H: 1 LOB: 0 BB: 0 P: 3	R: 0 E: 0 K: 0 S: 4	H: 1 LOB: 1 BB: 0 P: 4	R: 2 E: 0 K: 0 S: 6	H: 3 LOB: 2 BB: 0 P: 6		R: 0 E: 0 K: 2 S: 9	H: 2 LOB: 2 BB: 0 P: 9	1B: 10 2B: 2 3B: 0 HR: 1	SF: 1 SAC: 0 DP: 2 HBP: 0	WP: 0 PB: 0 SB: 1 CS: 1
<b>PITCHER</b>	IP	WLS	BF	H	R	ER	SO	BB	IBB	HBP	BLK	WP	HR	S	P	ERA	WHIP					
<b>Jim Maloney, R</b> ERA: 2.79 (1, 1)	7.1		31	10	4	4	2	1	0	0	0	0	0	11	34	4.91	1.500					
<b>Clay Carroll, R</b> ERA: 3.79 (8, 1)	1.2	S	7	2	0	0	2	0	0	0	0	0	0	11	11	0.00	1.200					





Batter	1	2	3	4	5	6	7	8	9	AB	R	H	RBI	BB	SO	LOB	TOP		
<b>Pete Rose, S</b> OBP: 0.423, SLG: 0.531 (1, 9)										3	0	1	0	1	1	0	<b>Cincinnati Reds @ St. Louis Cardinals</b> Busch Stadium, St. Louis, MO Wed Aug 20 1969, 7:05 PM CDT Att: 25,445 - Unknown		
<b>Bobby Tolan, L</b> OBP: 0.362, SLG: 0.537 (1, 8)										4	0	0	0	0	1	2			
<b>Alex Johnson, R</b> OBP: 0.369, SLG: 0.497 (1, 7)										4	0	0	0	0	1	2			
<b>Tony Perez, R</b> OBP: 0.383, SLG: 0.576 (1, 5)										4	1	1	1	0	1	1			
<b>Johnny Bench, R</b> OBP: 0.386, SLG: 0.532 (1, 2)										3	0	0	0	0	0	0			
<b>Lee May, R</b> OBP: 0.343, SLG: 0.570 (1, 3)										2	0	0	0	1	1	0			
<b>Jimmy Stewart, S</b> OBP: 0.321, SLG: 0.382 (1, 4)										3	0	0	0	0	0	1			
<b>Woody Woodward, R</b> OBP: 0.338, SLG: 0.342 (8, PH)										2	0	0	0	0	0	1			
<b>Fred Whitfield, L</b> OBP: 0.347, SLG: 0.233 (8, PH)										1	0	0	0	0	0	0			
<b>Darrel Chaney, S</b> OBP: 0.281, SLG: 0.240 (8, 6)										0	0	0	0	0	0	0			
<b>Gary Nolan, R</b> OBP: 0.067, SLG: 0.133 (1, 1)										2	0	0	0	0	1	0			
<b>Wayne Granger, R</b> OBP: 0.222, SLG: 0.125 (8, PH)										0	0	0	0	0	0	0			
<b>Ted Savage, R</b> OBP: 0.306, SLG: 0.328 (8, PH)										1	0	0	0	0	0	0			
<b>Clay Carroll, R</b> OBP: 0.308, SLG: 0.348 (8, 1)										0	0	0	0	0	0	0			
<b>Inning Stats</b>	R: 0 E: 0 K: 1 S: 6	H: 1 LOB: 1 BB: 0 P: 6	R: 0 E: 0 K: 0 S: 3	H: 0 LOB: 1 BB: 1 P: 7	R: 0 E: 0 K: 1 S: 5	H: 0 LOB: 0 BB: 0 P: 5	R: 0 E: 0 K: 0 S: 5	H: 0 LOB: 0 BB: 0 P: 5	R: 0 E: 0 K: 1 S: 5	H: 0 LOB: 1 BB: 1 P: 9	R: 1 E: 0 K: 1 S: 6	H: 1 LOB: 0 BB: 0 P: 6	R: 0 E: 0 K: 1 S: 5	H: 0 LOB: 0 BB: 0 P: 5	R: 0 E: 0 K: 0 S: 3	H: 0 LOB: 0 BB: 0 P: 3	1B: 1 2B: 0 3B: 0 HR: 1	SF: 0 SAC: 0 DP: 0 HBP: 0	WP: 0 PA: 31 PB: 0 SB: 0 CS: 0
<b>PITCHER</b> <b>Chuck Taylor, R</b> ERA: 1.66 (1, 1)	IP: 9.0 WLS: W BF: 31 H: 2 R: 1 ER: 1 SO: 6 BB: 2 IBB: 0 HBP: 0 BLK: 0 WP: 0 HR: 1 S: 41 P: 49 ERA: 1.00 WHIP: 0.444															<b>PITCHER</b>			

Batter	1	2	3	4	5	6	7	8	9	AB	R	H	RBI	BB	SO	LOB	BOTTOM
<b>Lou Brock, L</b> OBP: 0.349, SLG: 0.453 (1, 7)										4	0	0	0	0	0	3	<b>Cincinnati Reds @ St. Louis Cardinals</b> Busch Stadium, St. Louis, MO Wed Aug 20 1969, 7:05 PM CDT Att: 25,445 - Unknown
<b>Curt Flood, R</b> OBP: 0.342, SLG: 0.360 (1, 8)										4	0	1	0	0	0	0	
<b>Vada Pinson, L</b> OBP: 0.314, SLG: 0.399 (1, 9)										4	1	1	0	0	0	1	
<b>Joe Torre, R</b> OBP: 0.359, SLG: 0.471 (1, 3)										4	0	2	1	0	1	1	
<b>Tim McCarver, L</b> OBP: 0.330, SLG: 0.364 (1, 2)										4	1	1	0	0	1	2	
<b>Mike Shannon, R</b> OBP: 0.313, SLG: 0.370 (1, 5)										2	0	1	0	1	0	0	
<b>Phil Gagliano, R</b> OBP: 0.327, SLG: 0.299 (1, 4)										3	0	1	1	0	0	1	
<b>Dal Maxvill, R</b> OBP: 0.259, SLG: 0.240 (1, 6)										3	0	0	0	0	0	3	
<b>Chuck Taylor, R</b> OBP: 0.125, SLG: 0.167 (1, 1)										3	0	1	0	0	1	3	
<b>Inning Stats</b>	R: 1 E: 0 K: 0 S: 5	H: 2 LOB: 1 BB: 0 P: 5	R: 0 E: 0 K: 0 S: 3	H: 0 LOB: 1 BB: 1 P: 7	R: 0 E: 0 K: 2 S: 7	H: 0 LOB: 0 BB: 0 P: 7	R: 0 E: 0 K: 0 S: 4	H: 1 LOB: 1 BB: 0 P: 4	R: 0 E: 0 K: 1 S: 3	H: 3 LOB: 2 BB: 0 P: 3	R: 1 E: 0 K: 1 S: 8	H: 3 LOB: 2 BB: 0 P: 8	R: 0 E: 0 K: 0 S: 4	H: 1 LOB: 1 BB: 0 P: 4	1B: 6 2B: 2 3B: 0 HR: 0	SF: 0 SAC: 0 DP: 1 HBP: 0	
<b>PITCHER</b> <b>Gary Nolan, R</b> ERA: 4.14 (1, 1)	IP: 6.0 WLS: L BF: 25 H: 7 R: 2 ER: 2 SO: 2 BB: 1 IBB: 0 HBP: 0 BLK: 0 WP: 0 HR: 0 S: 28 P: 32 ERA: 3.00 WHIP: 1.333															<b>PITCHER</b>	
<b>Wayne Granger, R</b> ERA: 3.09 (7, 1)	IP: 1.0 WLS: 0 BF: 3 H: 0 R: 0 ER: 0 SO: 1 BB: 0 IBB: 0 HBP: 0 BLK: 0 WP: 0 HR: 0 S: 5 P: 5 ERA: 0.00 WHIP: 0.000															<b>PITCHER</b>	
<b>Clay Carroll, R</b> ERA: 3.76 (8, 1)	IP: 1.0 WLS: 0 BF: 4 H: 1 R: 0 ER: 0 SO: 0 BB: 0 IBB: 0 HBP: 0 BLK: 0 WP: 0 HR: 0 S: 4 P: 4 ERA: 0.00 WHIP: 1.000															<b>PITCHER</b>	



Batter	1	2	3	4	5	6	7	8	9	AB	R	H	RBI	BB	SO	LOB	TOP					
<b>Pete Rose, S</b> OBP: 0.424, SLG: 0.530 (1, 9)	G4-3		1B		F8		CS			3	0	1	0	1	0	0	<b>Cincinnati Reds @ St. Louis Cardinals</b> Busch Stadium, St. Louis, MO Thu Aug 21 1969, 7:05 PM CDT Att: 24,836 - Unknown					
<b>Bobby Tolan, L</b> OBP: 0.391, SLG: 0.535 (1, 8)	L7		K			SH1-3 HR	CS	F9		4	1	1	0	0	1	1						
<b>Alex Johnson, R</b> OBP: 0.366, SLG: 0.494 <b>Giraldo Ruiz, S</b> OBP: 0.308, SLG: 0.283 (1, 7) (8, 4)	F8				F8	SH1-3		F9		3	0	0	0	0	0	0						
<b>Tony Perez, R</b> OBP: 0.382, SLG: 0.572 (1, 5)		E5 FC4-6			F7	HR		G4-3		3	1	0	0	1	0	0						
<b>Johnny Bench, R</b> OBP: 0.397, SLG: 0.540 (1, 2)		K			WP 2B	HR		E6 FC6-4		4	2	2	3	0	1	1						
<b>Lee May, R</b> OBP: 0.343, SLG: 0.570 (1, 3)		FC4-6				F3		FC6-4 1B		4	1	1	1	0	0	2						
<b>Jimmy Stewart, S</b> OBP: 0.319, SLG: 0.379 (1, 4) (8, 7)		P4			G6-3	P4		G6-3 1B		4	0	1	0	0	0	2						
<b>Woody Woodward, R</b> OBP: 0.328, SLG: 0.331 (1, 6)					P6	G6-3		K		4	0	0	0	0	1	2						
<b>Jim Merritt, L</b> OBP: 0.188, SLG: 0.206 <b>Wayne Granger, R</b> OBP: 0.222, SLG: 0.125 <b>Al Jackson, L</b> OBP: 0.250, SLG: 0.250 (1, 1) (7, 1) (8, 1)					F2	F7		G4-3		3	0	0	0	0	0	0						
<b>Inning Stats</b>	R: 0 E: 0 K: 0 S: 3	H: 0 LOB: 0 BB: 0 P: 3	R: 0 E: 1 K: 1 S: 6	H: 0 LOB: 1 BB: 0 P: 6	R: 0 E: 0 K: 1 S: 6	H: 1 LOB: 1 BB: 0 P: 6	R: 1 E: 0 K: 0 S: 5	H: 2 LOB: 1 BB: 0 P: 5	R: 0 E: 0 K: 0 S: 3	H: 0 LOB: 0 BB: 1 P: 3	R: 3 E: 0 K: 1 S: 5	H: 2 LOB: 0 BB: 1 P: 9	R: 0 E: 0 K: 1 S: 4	H: 0 LOB: 0 BB: 1 P: 8	R: 0 E: 0 K: 0 S: 3	H: 0 LOB: 0 BB: 0 P: 3		R: 1 E: 1 K: 0 S: 5	H: 2 LOB: 2 BB: 0 P: 5	1B: 5 2B: 1 3B: 0 HR: 1	SF: 0 SAC: 1 DP: 0 HBP: 0	WP: 1 PB: 0 SB: 0 CS: 1
<b>PITCHER</b>	IP	WLS	BF	H	R	ER	SO	BB	IBB	HBP	BLK	WP	HR	S	P	ERA	WHIP					
<b>Nelson Briles, R</b> ERA: 3.98 <b>Mudcat Grant, R</b> ERA: 4.49 <b>Joe Hoerner, L</b> ERA: 2.86 (1, 1) (8, 1) (9, 1)	7.0	L	28	5	4	4	3	1	1	0	0	1	1	32	40	5.14	0.857					

AB	33
R	5
H	7
RBI	5
BB	2
SO	3
LOB	8



Batter	1	2	3	4	5	6	7	8	9	AB	R	H	RBI	BB	SO	LOB	BOTTOM					
<b>Lou Brock, L</b> OBP: 0.348, SLG: 0.450 (1, 7)	F7		P5				F9		G3	5	0	1	0	0	0	1	<b>Cincinnati Reds @ St. Louis Cardinals</b> Busch Stadium, St. Louis, MO Thu Aug 21 1969, 7:05 PM CDT Att: 24,836 - Unknown					
<b>Curt Flood, R</b> OBP: 0.342, SLG: 0.359 <b>Steve Huntz, S</b> OBP: 0.328, SLG: 0.212 (1, 8) (7, 6)	K				P5		F8		G6-3	2	0	0	0	1	1	2						
<b>Vada Pinson, L</b> OBP: 0.314, SLG: 0.400 (1, 9) (7, 8)	P4				FC4-6 BB	HR		P4		5	1	2	0	0	0	1						
<b>Joe Torre, R</b> OBP: 0.360, SLG: 0.478 (1, 3)		P6			L9					4	1	2	3	0	0	1						
<b>Mike Shannon, R</b> OBP: 0.317, SLG: 0.372 (1, 5)						HR				3	0	2	0	1	0	2						
<b>Tim McCarver, L</b> OBP: 0.331, SLG: 0.365 (1, 2)					F2					4	0	2	0	0	0	3						
<b>Phil Gagliano, R</b> OBP: 0.324, SLG: 0.297 (1, 4)					F8		F8			4	0	1	0	0	0	3						
<b>Dal Maxvill, R</b> OBP: 0.257, SLG: 0.238 <b>Byron Browne, R</b> OBP: 0.412, SLG: 0.231 (1, 6) (6, PH) (7, 9)					F9		F9		K	2	0	0	0	0	0	0						
<b>Nelson Briles, R</b> OBP: 0.177, SLG: 0.172 <b>Joe Nosssek, R</b> OBP: 0.111, SLG: 0.111 <b>Mudcat Grant, R</b> OBP: 0.310, SLG: 0.259 <b>Vic Davalillo, L</b> OBP: 0.246, SLG: 0.252 <b>Joe Hoerner, R</b> (1, 1) (7, PH) (8, 1) (8, PH) (9, 1)					K				G4-6-3	2	0	1	0	0	1	0						
<b>Inning Stats</b>	R: 0 E: 0 K: 1 S: 5	H: 0 LOB: 0 BB: 0 P: 5	R: 0 E: 0 K: 0 S: 4	H: 1 LOB: 1 BB: 0 P: 4	R: 0 E: 0 K: 1 S: 5	H: 0 LOB: 0 BB: 0 P: 5	R: 0 E: 0 K: 0 S: 3	H: 0 LOB: 2 BB: 2 P: 11	R: 0 E: 0 K: 0 S: 5	H: 2 LOB: 2 BB: 0 P: 5	R: 2 E: 0 K: 1 S: 8	H: 4 LOB: 1 BB: 0 P: 8	R: 1 E: 0 K: 0 S: 6	H: 3 LOB: 2 BB: 0 P: 6	R: 0 E: 0 K: 1 S: 6	H: 2 LOB: 1 BB: 0 P: 6		R: 0 E: 0 K: 0 S: 3	H: 0 LOB: 0 BB: 0 P: 3	1B: 11 2B: 0 3B: 0 HR: 1	SF: 0 SAC: 0 DP: 1 HBP: 0	WP: 0 PB: 0 SB: 0 CS: 0
<b>PITCHER</b>	IP	WLS	BF	H	R	ER	SO	BB	IBB	HBP	BLK	WP	HR	S	P	ERA	WHIP					
<b>Jim Merritt, L</b> ERA: 4.06 <b>Wayne Granger, R</b> ERA: 3.07 <b>Al Jackson, L</b> ERA: 7.29 (1, 1) (7, 1) (8, 1)	6.2	W	30	9	3	3	3	2	0	0	0	0	0	7	7	4.05	1.650					

AB	37
R	3
H	12
RBI	3
BB	2
SO	4
LOB	20





Batter	1	2	3	4	5	6	7	8	9	AB	R	H	RBI	BB	SO	LOB	TOP			
<b>Pete Rose, S</b> OBP: 0.425, SLG: 0.528 (1, 9)	F9		1B SF9		G3-1		1B			3	1	1	0	1	0	0	<b>Cincinnati Reds @ Pittsburgh Pirates</b> Forbes Field, Pittsburgh, PA Fri Aug 22 1969, 7:05 PM EDT Unknown			
<b>Bobby Tolan, L</b> OBP: 0.394, SLG: 0.536 (1, 8)	1B		1B		K		1B			4	0	3	0	0	1	0				
<b>Alex Johnson, R</b> OBP: 0.363, SLG: 0.490 (1, 7)	L3		SF9		K		G1-4-3			3	0	0	1	0	1	3				
<b>Tony Perez, R</b> OBP: 0.383, SLG: 0.571 (1, 5)		L8	FC6-4 BB			2B 1B		K		3	0	1	0	1	1	0				
<b>Johnny Bench, R</b> OBP: 0.386, SLG: 0.540 (1, 2)	E5		FC6-4 BB			1B		K		4	1	1	0	0	1	2				
<b>Lee May, R</b> OBP: 0.340, SLG: 0.565 (1, 3)	F8				G5-3		K			4	0	0	0	0	1	3				
<b>Jimmy Stewart, S</b> OBP: 0.318, SLG: 0.376 (1, 4)	1B				G4-3		K			4	0	1	1	0	1	2				
<b>Woody Woodward, R</b> OBP: 0.324, SLG: 0.325 (7, PH)	K				F9		G4-3			2	0	0	0	0	1	1				
<b>Giraldo Ruiz, S</b> OBP: 0.305, SLG: 0.280 (7, 6)								G5-3		2	0	0	0	0	0	0				
<b>Jack Fisher, R</b> OBP: 0.111, SLG: 0.111 (1, 1)								G4-3		2	0	0	0	0	2	0				
<b>Al Jackson, L</b> OBP: 0.250, SLG: 0.250 (7, PH)										0	0	0	0	0	0	0				
<b>Jim Beauchamp, R</b> OBP: 0.231, SLG: 0.289 (7, 1)										1	0	0	0	0	1	0				
<b>Pedro Ramos, S</b> OBP: 0.342, SLG: 0.230 (9, PH)										1	0	0	0	0	0	0				
<b>Inning Stats</b>	R: 0 E: 0 K: 0 S: 3	H: 1 LOB: 0 BB: 0 P: 3	R: 1 E: 1 K: 1 S: 7	H: 1 LOB: 1 BB: 0 P: 7	R: 1 E: 0 K: 1 S: 6	H: 1 LOB: 2 BB: 2 P: 14	R: 0 E: 0 K: 0 S: 3	H: 0 LOB: 0 BB: 0 P: 3	R: 0 E: 0 K: 2 S: 11	H: 2 LOB: 2 BB: 0 P: 11	R: 0 E: 0 K: 1 S: 7	H: 2 LOB: 2 BB: 0 P: 7	R: 0 E: 0 K: 2 S: 7	H: 0 LOB: 0 BB: 0 P: 7	R: 0 E: 0 K: 0 S: 3	H: 0 LOB: 0 BB: 0 P: 3	1B: 6 2B: 2 3B: 0 HR: 0	SF: 1 SAC: 0 DP: 1 HBP: 0	WP: 1 PB: 0 SB: 1 CS: 0	PA: 36
<b>PITCHER</b>	IP WLS BF H R ER SO BB IBB HBP BLK WP HR S P ERA WHIP																			
<b>Dock Ellis, R</b> ERA: 3.96 (1, 1)	9.0 W 36 7 2 1 10 2 0 0 0 0 1 0 54 62 1.00 1.000																			

AB 33  
R 2  
H 7  
RBI 2  
BB 2  
SO 10  
LOB 11



Batter	1	2	3	4	5	6	7	8	9	AB	R	H	RBI	BB	SO	LOB	BOTTOM	
<b>Matty Alou, L</b> OBP: 0.369, SLG: 0.415 (1, 8)	F8							P6		4	2	1	0	1	0	2	<b>Cincinnati Reds @ Pittsburgh Pirates</b> Forbes Field, Pittsburgh, PA Fri Aug 22 1969, 7:05 PM EDT Unknown	
<b>Ron Davis, R</b> OBP: 0.309, SLG: 0.279 (9, 8)		G4-3			G3 FC1-4 1B	1B E BB				0	0	0	0	0	0	0		
<b>Richie Hebner, L</b> OBP: 0.368, SLG: 0.450 (1, 5)	1B G1-3		G4-3		G3	1B E 1B		G4-3 PB 1B		5	2	3	0	0	0	1		
<b>Willie Stargell, L</b> OBP: 0.401, SLG: 0.595 (1, 7)	G1-3 1B		K		FC1-4 BB	E 1B		G4-3		4	1	2	1	1	1	1		
<b>Roberto Clemente, R</b> OBP: 0.414, SLG: 0.583 (1, 9)	G1-3		F8		FC1-4 1B	E9 3B		F9		5	2	1	4	0	0	3		
<b>Al Oliver, L</b> OBP: 0.327, SLG: 0.431 (1, 3)	G4-1									3	1	2	1	0	0	1		
<b>Gene Alley, R</b> OBP: 0.287, SLG: 0.356 (1, 4)		G4-3			K	L5				4	0	1	1	0	1	1		
<b>Jerry May, R</b> OBP: 0.270, SLG: 0.372 (1, 2)										3	0	1	0	0	2	2		
<b>Freddie Patek, R</b> OBP: 0.316, SLG: 0.319 (1, 6)										4	0	1	0	0	0	1		
<b>Dock Ellis, S</b> OBP: 0.130, SLG: 0.096 (1, 1)										4	0	0	0	0	1	3		
<b>Inning Stats</b>	R: 1 E: 0 K: 0 S: 5	H: 2 LOB: 1 BB: 0 P: 5	R: 0 E: 0 K: 0 S: 4	H: 1 LOB: 2 BB: 0 P: 5	R: 0 E: 0 K: 1 S: 5	H: 0 LOB: 0 BB: 0 P: 5	R: 1 E: 0 K: 2 S: 9	H: 2 LOB: 1 BB: 0 P: 9	R: 2 E: 2 K: 0 S: 6	H: 3 LOB: 1 BB: 1 P: 11	R: 0 E: 0 K: 1 S: 5	H: 0 LOB: 0 BB: 0 P: 5	R: 0 E: 0 K: 0 S: 4	H: 1 LOB: 1 BB: 0 P: 4	1B: 9 2B: 1 3B: 1 HR: 1	SF: 0 SAC: 0 DP: 0 HBP: 2	WP: 0 PB: 1 SB: 1 CS: 0	PA: 40
<b>PITCHER</b>	IP WLS BF H R ER SO BB IBB HBP BLK WP HR S P ERA WHIP																	
<b>Jack Fisher, R</b> ERA: 5.49 (1, 1)	5.2 L 29 9 6 6 4 0 0 0 1 0 0 0 34 43 9.53 1.941																	
<b>Al Jackson, L</b> ERA: 7.49 (6, 1)	0.1 4 2 2 1 0 0 0 0 1 0 0 0 3 4 27.00 6.000																	
<b>Pedro Ramos, R</b> ERA: 5.18 (7, 1)	2.0 7 1 0 0 0 1 0 0 0 0 0 0 9 9 0.00 0.500																	

AB 36  
R 8  
H 12  
RBI 7  
BB 2  
SO 5  
LOB 15





Batter	1	2	3	4	5	6	7	8	9	AB	R	H	RBI	BB	SO	LOB	TOP																	
Ted Savage, R (1, 7) OBP: 0.325, SLG: 0.338										4	1	2	0	1	1	1	Cincinnati Reds @ Pittsburgh Pirates Forbes Field, Pittsburgh, PA Fri Aug 22 1969, 7:05 PM EDT Att: 28,184 - Unknown																	
Bobby Tolan, L (1, 8) OBP: 0.353, SLG: 0.533										3	1	0	0	0	1	2																		
Pete Rose, S (1, 9) OBP: 0.427, SLG: 0.531										3	1	2	0	1	0	1																		
Tony Perez, R (1, 5) OBP: 0.386, SLG: 0.573										3	0	2	3	1	0	0																		
Lee May, R (1, 3) OBP: 0.337, SLG: 0.560										4	0	0	0	0	1	6																		
Pat Corrales, R (1, 2) OBP: 0.346, SLG: 0.375										3	0	1	0	0	2	4																		
Johnny Bench, R (7, 2) OBP: 0.385, SLG: 0.538										1	0	0	0	0	2																			
Giraldo Ruiz, S (1, 4) OBP: 0.299, SLG: 0.274										4	0	0	0	0	0	1																		
Woody Woodward, R (1, 6) OBP: 0.317, SLG: 0.317										3	0	0	0	0	3	0																		
Alex Johnson, R (9, PH) OBP: 0.394, SLG: 0.491										1	0	1	0	0	0	0																		
Darrel Chaney, S (9, 6) OBP: 0.281, SLG: 0.240										0	0	0	0	0	0	0																		
Tony Cloninger, R (1, 1) OBP: 0.205, SLG: 0.233										2	0	0	0	0	0	0																		
Fred Whitfield, L (7, PH) OBP: 0.338, SLG: 0.226										1	0	0	0	0	1	0																		
Clay Carroll, R (7, 1) OBP: 0.296, SLG: 0.333										1	0	0	0	0	1																			
<b>Inning Stats</b>	R: 0 E: 0 K: 1 S: 5	H: 1 LOB: 0 BB: 0 P: 5	R: 0 E: 0 K: 0 S: 4	H: 1 LOB: 1 BB: 0 P: 4	R: 0 E: 0 K: 1 S: 5	H: 0 LOB: 0 BB: 0 P: 5	R: 1 E: 0 K: 1 S: 7	H: 2 LOB: 1 BB: 0 P: 7	R: 0 E: 0 K: 1 S: 5	H: 0 LOB: 0 BB: 0 P: 5	R: 0 E: 0 K: 2 S: 6	H: 1 LOB: 3 BB: 2 P: 14	R: 0 E: 0 K: 1 S: 7	H: 0 LOB: 0 BB: 0 P: 7	R: 2 E: 1 K: 1 S: 6	H: 2 LOB: 1 BB: 1 P: 11	R: 0 E: 0 K: 1 S: 6	H: 1 LOB: 1 BB: 0 P: 6	1B: 6 2B: 2 3B: 0 HR: 0	SF: 0 SAC: 0 DP: 2 HBP: 1	WP: 0 PB: 0 SB: 0 CS: 0	PA: 37												
<b>PITCHER</b>	IP WLS BF H R ER SO BB IBB HBP BLK WP HR S P ERA WHIP																																	
Steve Blass, R (1, 1) ERA: 4.64	7.0	30	6	3	3	7	3	0	1	0	0	0	0	40	53	3.86	1.286																	
Bruce Dal Canton, R (8, 1) ERA: 3.54	2.0	W	7	2	0	0	2	0	0	0	0	0	0	11	11	0.00	1.000																	

AB	33
R	3
H	8
RBI	3
BB	3
SO	9
LOB	18



Batter	1	2	3	4	5	6	7	8	9	AB	R	H	RBI	BB	SO	LOB	BOTTOM																	
Matty Alou, L (1, 8) OBP: 0.368, SLG: 0.413										5	1	1	0	0	0	0	Cincinnati Reds @ Pittsburgh Pirates Forbes Field, Pittsburgh, PA Fri Aug 22 1969, 7:05 PM EDT Att: 28,184 - Unknown																	
Richie Hebner, L (1, 5) OBP: 0.371, SLG: 0.448										1	0	0	0	3	0	1																		
Willie Stargell, L (1, 7) OBP: 0.401, SLG: 0.591										3	0	0	0	2	0	3																		
Al Oliver, L (1, 3) OBP: 0.326, SLG: 0.437										5	1	1	2	0	0	5																		
Manny Sanguillen, R (1, 2) OBP: 0.355, SLG: 0.436										3	2	2	0	0	0	0																		
Carl Taylor, R (1, 9) OBP: 0.426, SLG: 0.463										3	0	2	1	0	0	1																		
Ron Davis, R (6, FR) (7, 9) OBP: 0.309, SLG: 0.279										0	1	0	0	0	0	0																		
Gene Alley, R (1, 4) OBP: 0.286, SLG: 0.354										4	0	1	0	0	2	3																		
Freddie Patek, R (1, 6) OBP: 0.313, SLG: 0.316										3	0	0	1	0	1	3																		
Jose Pagan, R (8, PH) (9, 6) OBP: 0.317, SLG: 0.447										1	0	1	1	0	0	0																		
Jose Martinez, R (9, 6) OBP: 0.313, SLG: 0.310										0	0	0	0	0	0	0																		
Steve Blass, R (1, 1) OBP: 0.232, SLG: 0.250										3	0	0	0	0	0	1																		
Bruce Dal Canton, R (8, 1) OBP: 0.354, SLG: 0.500										1	0	0	0	0	1	1																		
<b>Inning Stats</b>	R: 0 E: 0 K: 0 S: 3	H: 0 LOB: 1 BB: 1 P: 7	R: 0 E: 0 K: 2 S: 8	H: 1 LOB: 0 BB: 0 P: 8	R: 0 E: 0 K: 1 S: 6	H: 1 LOB: 0 BB: 0 P: 6	R: 0 E: 0 K: 0 S: 3	H: 0 LOB: 1 BB: 1 P: 7	R: 2 E: 0 K: 0 S: 5	H: 2 LOB: 1 BB: 0 P: 6	R: 0 E: 1 K: 0 S: 3	H: 0 LOB: 1 BB: 1 P: 7	R: 0 E: 0 K: 1 S: 7	H: 0 LOB: 1 BB: 0 P: 7	R: 1 E: 0 K: 1 S: 7	H: 2 LOB: 1 BB: 0 P: 7	R: 2 E: 0 K: 0 S: 4	H: 2 LOB: 0 BB: 0 P: 4	1B: 7 2B: 0 3B: 0 HR: 1	SF: 0 SAC: 2 DP: 0 HBP: 1	WP: 1 PB: 0 SB: 2 CS: 0	PA: 40												
<b>PITCHER</b>	IP WLS BF H R ER SO BB IBB HBP BLK WP HR S P ERA WHIP																																	
Tony Cloninger, R (1, 1) ERA: 5.56	6.0	27	4	2	2	3	4	0	1	0	0	0	0	28	45	3.00	1.333																	
Clay Carroll, R (7, 1) ERA: 3.9	2.2	L	13	4	3	3	1	0	1	0	0	0	1	14	18	10.12	1.500																	

AB	32
R	5
H	8
RBI	5
BB	5
SO	4
LOB	18





Batter	1	2	3	4	5	6	7	8	9	AB	R	H	RBI	BB	SO	LOB	TOP
<b>Ted Savage, R</b> OBP: 0.329, SLG: 0.348 (1, 7)										4	1	1	0	1	2	3	<b>Cincinnati Reds @ Pittsburgh Pirates</b> Forbes Field, Pittsburgh, PA Sat Aug 23 1969, 7:05 PM EDT Att: 16,283 - Unknown
<b>Bobby Tolan, L</b> OBP: 0.363, SLG: 0.532 (1, 8)										5	0	2	0	0	0	4	
<b>Pete Rose, S</b> OBP: 0.428, SLG: 0.531 (1, 9)										2	0	1	1	1	0	0	
<b>Tony Perez, R</b> OBP: 0.385, SLG: 0.573 (1, 5)										4	0	1	0	0	1	4	
<b>Johnny Bench, R</b> OBP: 0.381, SLG: 0.533 (1, 2)										4	0	0	0	0	0	3	
<b>Lee May, R</b> OBP: 0.335, SLG: 0.555 (1, 3)										4	0	0	0	0	3	1	
<b>Giraldo Ruiz, S</b> OBP: 0.294, SLG: 0.270 <b>Alex Johnson, R</b> OBP: 0.363, SLG: 0.490 <b>Darrel Chaney, S</b> OBP: 0.281, SLG: 0.240 (8, PH)										3	0	0	0	0	1	0	
<b>Woody Woodward, R</b> OBP: 0.324, SLG: 0.320 (8, 4)										2	0	1	0	1	0	0	
<b>Fred Whitfield, L</b> OBP: 0.333, SLG: 0.222 (9, PH)										1	0	0	0	0	0	0	
<b>Gerry Arrigo, L</b> OBP: 0.227, SLG: 0.227 <b>Wayne Granger, R</b> OBP: 0.222, SLG: 0.125 <b>Jim Beauchamp, R</b> OBP: 0.250, SLG: 0.308 (9, PH)										3	0	2	0	0	0	0	
<b>Inning Stats</b>	R: 1 E: 0 K: 0 S: 5	H: 2 LOB: 1 BB: 0 P: 5	R: 0 E: 0 K: 1 S: 6	H: 1 LOB: 2 BB: 1 P: 10	R: 0 E: 0 K: 1 S: 6	H: 1 LOB: 3 BB: 0 P: 11	R: 0 E: 0 K: 1 S: 6	H: 0 LOB: 0 BB: 0 P: 5	R: 0 E: 0 K: 1 S: 3	H: 1 LOB: 1 BB: 0 P: 3	R: 0 E: 0 K: 1 S: 6	H: 1 LOB: 1 BB: 0 P: 6	1B: 7 2B: 2 3B: 0 HR: 0	SF: 1 SAC: 0 DP: 1 HBP: 0	WP: 0 PB: 0 SB: 0 CS: 0	PA: 38	
<b>PITCHER</b>	IP WLS BF H R ER SO BB IBB HBP BLK WP HR S P ERA WHIP																
<b>Bob Moose, R</b> ERA: 3.71 <b>Chuck Hartenstein, R</b> ERA: 3.56 (7, 1)	6.0 W 27 7 1 1 5 2 0 0 0 0 0 0 35 43 1.50 1.500																

AB	34
R	1
H	9
RBI	1
BB	3
SO	7
LOB	15



Batter	1	2	3	4	5	6	7	8	9	AB	R	H	RBI	BB	SO	LOB	BOTTOM		
<b>Matty Alou, L</b> OBP: 0.364, SLG: 0.409 (1, 8)										5	0	0	0	0	0	2	<b>Cincinnati Reds @ Pittsburgh Pirates</b> Forbes Field, Pittsburgh, PA Sat Aug 23 1969, 7:05 PM EDT Att: 16,283 - Unknown		
<b>Jose Pagan, R</b> OBP: 0.314, SLG: 0.439 (1, 5)										4	0	0	0	1	1	2			
<b>Willie Stargell, L</b> OBP: 0.407, SLG: 0.592 (1, 7)										1	1	1	0	3	0	0			
<b>Roberto Clemente, R</b> OBP: 0.412, SLG: 0.580 (1, 9)										4	0	1	0	0	0	4			
<b>Manny Sanguillen, R</b> OBP: 0.357, SLG: 0.438 (1, 2)										3	1	1	0	1	0	3			
<b>Al Oliver, L</b> OBP: 0.328, SLG: 0.436 (1, 3)										3	1	1	0	1	0	4			
<b>Gene Alley, R</b> OBP: 0.290, SLG: 0.354 (1, 4)										3	0	1	1	1	0	1			
<b>Freddie Patek, R</b> OBP: 0.315, SLG: 0.318 (1, 6)										4	0	2	2	0	0	3			
<b>Bob Moose, R</b> OBP: 0.182, SLG: 0.069 <b>Carl Taylor, R</b> OBP: 0.459, SLG: 0.463 <b>Chuck Hartenstein, R</b> OBP: 0.133, SLG: 0.071 (7, 1)										2	0	0	0	0	0	2			
<b>Inning Stats</b>	R: 0 E: 0 K: 0 S: 3	H: 0 LOB: 2 BB: 2 P: 11	R: 0 E: 0 K: 0 S: 3	H: 1 LOB: 0 BB: 0 P: 3	R: 0 E: 0 K: 1 S: 5	H: 0 LOB: 0 BB: 0 P: 5	R: 2 E: 1 K: 0 S: 5	H: 1 LOB: 2 BB: 2 P: 13	R: 0 E: 0 K: 0 S: 4	H: 2 LOB: 2 BB: 1 P: 8	R: 1 E: 0 K: 0 S: 4	H: 2 LOB: 2 BB: 2 P: 12	R: 0 E: 0 K: 0 S: 3	H: 0 LOB: 0 BB: 0 P: 3	1B: 6 2B: 1 3B: 0 HR: 0	SF: 0 SAC: 0 DP: 2 HBP: 0		WP: 2 PB: 0 SB: 0 CS: 0	PA: 38
<b>PITCHER</b>	IP WLS BF H R ER SO BB IBB HBP BLK WP HR S P ERA WHIP																		
<b>Gerry Arrigo, L</b> ERA: 4.83 <b>Wayne Granger, R</b> ERA: 3.09 (7, 1)	6.0 L 30 5 3 1 1 0 0 0 1 0 0 0 0 0 7 11 0.00 1.000																		

AB	30
R	3
H	7
RBI	3
BB	8
SO	1
LOB	21









Batter	1	2	3	4	5	6	7	8	9	AB	R	H	RBI	BB	SO	LOB	TOP											
<b>Pete Rose, S</b> OBP: 0.425, SLG: 0.524 (1, 9)	0-0 4-3		0-0 1-3		4-0 BB		0-0 1B		0-0 1-3	4	1	1	0	1	0	1	<b>Cincinnati Reds @ Chicago Cubs</b> Wrigley Field, Chicago, IL Mon Aug 25 1969, 3:33 AM CDT Att: 30,479 - Sunny - 74 F											
<b>Bobby Tolan, L</b> OBP: 0.362, SLG: 0.527 (1, 8)	0-0 1-3		0-0 3-1		0-3 K		0-0 1B		0-0 4-3	5	1	1	1	0	1	3												
<b>Alex Johnson, R</b> OBP: 0.362, SLG: 0.487 <b>Jimmy Stewart, S</b> OBP: 0.318, SLG: 0.376 <b>Ted Savage, R</b> OBP: 0.341, SLG: 0.351 (9, FH)	0-0 WP HR 1B		0-0 P6		0-0 5-3		0-0 E6		0-0 S 1B 2B 1B	4	1	1	0	0	0	2												
<b>Tony Perez, R</b> OBP: 0.385, SLG: 0.583 (1, 5)	0-0 1-H HR		0-0 1-3		0-0 HR		0-0 5-3		0-0 S 2B 1B	5	3	3	3	0	0	1												
<b>Johnny Bench, R</b> OBP: 0.377, SLG: 0.527 (1, 2)	0-0 5-3		0-3 K		0-0 5-3		0-0 L6		0-0 1-H 2-H 2B	5	0	1	2	0	1	0												
<b>Lee May, R</b> OBP: 0.336, SLG: 0.563 (1, 3)		0-0 1B 2B		0-0 HR		0-3 K		0-0 4-3 1B	0-3 K	5	1	3	1	0	2	1												
<b>Tommy Helms, R</b> OBP: 0.277, SLG: 0.295 (1, 4)		0-0 L6		0-0 F2		0-0 P4		0-0 4-3		4	0	0	0	0	0	2												
<b>Woody Woodward, R</b> OBP: 0.322, SLG: 0.319 (1, 6)		0-0 2-H 1B		0-0 4-3		0-0 F3		0-0 G3		4	0	1	0	0	0	1												
<b>Gary Nolan, R</b> OBP: 0.211, SLG: 0.333 <b>Wayne Granger, R</b> OBP: 0.222, SLG: 0.125 <b>Pedro Ramos, S</b> (9, 1)	0-0 6-3		0-0 3B		0-0 1B 1B		0-0 4-3 1-3 1B BB		4-0 1B BB	3	1	2	0	1	0	1												
<b>Inning Stats</b>	R: 2 E: 0 K: 0 S: 5	H: 2 LOB: 0 BB: 0 P: 5	R: 0 E: 0 K: 0 S: 4	H: 2 LOB: 1 BB: 0 P: 4	R: 0 E: 0 K: 0 S: 3	H: 0 LOB: 0 BB: 0 P: 3	R: 1 E: 0 K: 1 S: 6	H: 1 LOB: 0 BB: 0 P: 6	R: 0 E: 0 K: 1 S: 6	H: 1 LOB: 2 BB: 1 P: 10	R: 1 E: 0 K: 1 S: 6	H: 1 LOB: 0 BB: 0 P: 6	R: 2 E: 1 K: 0 S: 6	H: 3 LOB: 1 BB: 0 P: 6	R: 0 E: 0 K: 0 S: 4	H: 1 LOB: 1 BB: 0 P: 4		R: 3 E: 0 K: 1 S: 8	H: 3 LOB: 1 BB: 1 P: 12	1B: 8 2B: 2 3B: 1 HR: 3	SF: 0 SAC: 0 DP: 0 HBP: 0	WP: 1 PB: 0 CS: 3	PA: 42					
<b>PITCHER</b>	IP	WLS	BF	H	R	ER	SO	BB	IBB	HBP	BLK	WP	HR	S	P	ERA	WHIP											
<b>Bill Hands, R</b> ERA: 2.61 <b>Hank Aguirre, L</b> ERA: 2.03 <b>Phil Regan, R</b> ERA: 3.5	(1, 1)	8.1	L	37	11	7	6	3	2	0	0	0	1	3	41	49	6.48	1.560										
(9, 1)	0.1	1	0	0	0	0	0	0	0	0	0	0	0	1	1	0.00	0.000											
(9, 1)	0.1	4	3	2	2	1	0	0	0	0	0	0	0	6	6	54.00	9.000											

AB	40
R	9
H	14
RBI	8
BB	2
SO	4
LOB	12



Batter	1	2	3	4	5	6	7	8	9	AB	R	H	RBI	BB	SO	LOB	BOTTOM											
<b>Don Kessinger, S</b> OBP: 0.344, SLG: 0.379 (1, 6)	0-0 F8		0-0 1B SF8 1B		0-0 1B 1B		0-0 F9		4-0 2B BB	4	2	2	0	1	0	1	<b>Cincinnati Reds @ Chicago Cubs</b> Wrigley Field, Chicago, IL Mon Aug 25 1969, 3:33 AM CDT Att: 30,479 - Sunny - 74 F											
<b>Glenn Beckert, R</b> OBP: 0.331, SLG: 0.350 (1, 4)	0-0 L5		0-0 1-3 1B		0-0 1-2 2-3 1B		0-0 F9		0-0 L7	5	0	2	0	0	0	2												
<b>Billy Williams, L</b> OBP: 0.363, SLG: 0.466 (1, 7)	0-0 1B		0-0 F9		0-0 1-2 2-3 3-H 1B		0-0 6-3		0-0 F7	5	0	2	1	0	0	4												
<b>Ron Santo, R</b> OBP: 0.393, SLG: 0.517 (1, 5)	0-3 K		0-0 SF8		0-0 K		0-0 F8		0-0 14 1B 2B 2B	4	1	1	3	0	2	4												
<b>14 Ernie Banks, R</b> OBP: 0.324, SLG: 0.430 (1, 3)		0-0 E 2B	0-0 5-3		0-3 K		0-0 P6		0-0 2B BB 1B	5	2	2	0	0	1	4												
<b>Jim Hickman, R</b> OBP: 0.328, SLG: 0.487 <b>Nate Oliver, R</b> OBP: 0.209, SLG: 0.317 (9, FR)	0-3 K		0-0 F8		0-3 K		0-0 HR		0-0 BB 2B	5	1	2	2	0	2	4												
<b>Randy Hundley, R</b> OBP: 0.360, SLG: 0.433 (1, 2)	0-0 E8 1B		0-0 K		0-0 L6		0-3 K		0-0 BB BB	4	0	1	1	1	2	0												
<b>Al Spangler, L</b> OBP: 0.291, SLG: 0.324 (1, 9)	0-0 F9		0-0 F8		0-0 F7		0-0 F8		0-0 1-2 2-3 3-H BB	4	0	0	1	1	0	1												
<b>Bill Hands, R</b> OBP: 0.117, SLG: 0.056 <b>Hank Aguirre, R</b> OBP: 0.400, SLG: 0.400 <b>Phil Regan, R</b> OBP: 0.235, SLG: 0.143 <b>Paul Popovich, S</b> OBP: 0.351, SLG: 0.338 (9, FH)	0-0 P6		0-0 1B 1B		4-0 BB				0-0 BB BB	2	1	1	0	1	0	1												
<b>Inning Stats</b>	R: 0 E: 0 K: 1 S: 6	H: 1 LOB: 1 BB: 0 P: 6	R: 1 E: 1 K: 1 S: 7	H: 2 LOB: 1 BB: 0 P: 7	R: 1 E: 0 K: 0 S: 5	H: 2 LOB: 0 BB: 0 P: 5	R: 0 E: 0 K: 1 S: 5	H: 0 LOB: 0 BB: 0 P: 5	R: 1 E: 0 K: 3 S: 13	H: 4 LOB: 3 BB: 0 P: 13	R: 0 E: 0 K: 0 S: 3	H: 0 LOB: 1 BB: 1 P: 7	R: 0 E: 0 K: 0 S: 3	H: 0 LOB: 0 BB: 0 P: 3	R: 1 E: 0 K: 1 S: 6	H: 1 LOB: 0 BB: 0 P: 6		R: 4 E: 0 K: 0 S: 6	H: 3 LOB: 3 BB: 4 P: 22	1B: 9 2B: 3 3B: 0 HR: 1	SF: 1 SAC: 0 DP: 0 HBP: 0	WP: 0 PB: 0 CS: 0	PA: 45					
<b>PITCHER</b>	IP	WLS	BF	H	R	ER	SO	BB	IBB	HBP	BLK	WP	HR	S	P	ERA	WHIP											
<b>Gary Nolan, R</b> ERA: 4.53 <b>Wayne Granger, R</b> ERA: 3.39 <b>Pedro Ramos, R</b> ERA: 5.07	(1, 1)	8.0	W	37	10	6	6	7	3	0	0	0	0	1	48	60	6.75	1.625										
(9, 1)	0.2	6	3	1	1	0	1	0	0	0	0	0	0	5	9	13.50	6.000											
(9, 1)	0.1	S	2	0	1	1	0	1	0	0	0	0	0	1	5	27.00	3.000											

AB	39
R	8
H	13
RBI	8
BB	5
SO	7
LOB	24





Batter	1	2	3	4	5	6	7	8	9	AB	R	H	RBI	BB	SO	LOB	TOP					
<b>Pete Rose, S</b> OBP: 0.429, SLG: 0.526 (1, 9) X	0-0 WP HBP SF8 1B	0-0 1B FC6-4 1B	4-0 BB			0-0 1B G3 1B		0-0 FC4-6 4-3 1-2		4	2	3	0	1	0	1	<b>Cincinnati Reds @ Chicago Cubs</b> Wrigley Field, Chicago, IL Tue Aug 26 1969, 3:33 AM CDT Att: 31,473 - Sunny - 80 F					
<b>Bobby Tolan, L</b> OBP: 0.362, SLG: 0.525 (1, 8) H	1-0 SF8 WP 1B HBP	0-0 FC6-4 1B 6-3 1B	0-0 G3			0-0 G3		0-0 4-3		4	2	1	1	0	0	3						
<b>Alex Johnson, R</b> OBP: 0.360, SLG: 0.483 <b>Jimmy Stewart, S</b> OBP: 0.318, SLG: 0.376 (1, 7) X (8, 7)	0-0 5-3	0-0 6-3				0-0 1B		0-0 4-3		5	0	1	0	0	1	5						
<b>Tony Perez, R</b> OBP: 0.385, SLG: 0.579 (1, 5)	4-0 1B SF8 E IBB	4-0 FC6-4 IBB				0-0 K				3	1	0	0	2	1	2						
<b>Johnny Bench, R</b> OBP: 0.375, SLG: 0.523 (1, 2) X	0-0 SF8	0-0 FC6-4 1B S IBB				0-0 K				3	2	0	2	1	1	4						
<b>Lee May, R</b> OBP: 0.339, SLG: 0.565 (1, 3)	4-0 E IBB	0-0 S 1B				0-0 F8				4	0	2	2	1	0	0						
<b>Tommy Helms, R</b> OBP: 0.279, SLG: 0.297 (1, 4) X	0-0 E5 1B	0-3 K				0-0 F8				5	0	2	1	0	1	2						
<b>Woody Woodward, R</b> OBP: 0.312, SLG: 0.307 (1, 6) X	0-0 F7					0-3 K				5	0	0	0	0	2	4						
<b>Jim Merritt, L</b> OBP: 0.205, SLG: 0.212 <b>Wayne Granger, R</b> OBP: 0.222, SLG: 0.125 (1, 1) X (9, 1)		4-0 1B 1B BB	0-0 G3			0-0 6-3				3	1	1	0	1	0	1						
<b>Inning Stats</b>	R: 3 E: 1 K: 0 S: 5	H: 2 LOB: 2 BB: 2 P: 14	R: 4 E: 0 K: 1 S: 8	H: 3 LOB: 1 BB: 2 P: 16	R: 0 E: 0 K: 0 S: 3	H: 0 LOB: 1 BB: 1 P: 7	R: 0 E: 0 K: 1 S: 5	H: 1 LOB: 0 BB: 0 P: 6	R: 0 E: 0 K: 2 S: 9	H: 2 LOB: 2 BB: 0 P: 9	R: 0 E: 0 K: 0 S: 3	H: 0 LOB: 0 BB: 0 P: 3	R: 0 E: 1 K: 0 S: 4	H: 1 LOB: 1 BB: 0 P: 4	R: 1 E: 0 K: 1 S: 6	H: 1 LOB: 1 BB: 1 P: 10		1B: 9 2B: 1 3B: 0 HR: 0	SF: 1 SAC: 0 DP: 0 HBP: 1	WP: 1 PB: 0 SB: 2 CS: 0	PA: 44	
<b>PITCHER</b>	IP WLS BF H R ER SO BB IBB HBP BLK WP HR S P ERA WHIP	IP WLS BF H R ER SO BB IBB HBP BLK WP HR S P ERA WHIP																				
<b>Dick Selma, R</b> ERA: 3.37 (1, 1)	1.0 L 11 4 6 5 0 1 2 1 0 1 0 7 20 45.00 5.000																					
<b>Ted Abernathy, R</b> ERA: 3.09 (2, 1)	4.0 16 2 1 1 3 1 1 0 0 0 0 0 20 28 2.25 0.750																					
<b>Ken Johnson, R</b> ERA: 4.12 (6, 1)	1.0 5 2 0 0 2 0 0 0 0 0 0 0 9 8 0.00 2.000																					
<b>Don Nottebart, R</b> ERA: 5.56 <b>Phil Regan, R</b> ERA: 3.52 (7, 1) (8, 1)	1.0 3 0 0 0 0 0 0 0 0 0 0 0 3 3 0.00 0.000	2.0 9 2 1 1 1 1 0 0 0 0 0 0 10 14 4.50 1.500																				
<b>Batter</b>	<b>1</b>	<b>2</b>	<b>3</b>	<b>4</b>	<b>5</b>	<b>6</b>	<b>7</b>	<b>8</b>	<b>9</b>	<b>AB</b>	<b>R</b>	<b>H</b>	<b>RBI</b>	<b>BB</b>	<b>SO</b>	<b>LOB</b>	<b>BOTTOM</b>					
<b>Don Kessinger, S</b> OBP: 0.342, SLG: 0.376 (1, 6) X	0-0 F8		0-0 F7			0-0 P3				5	0	0	0	0	1	2	<b>Cincinnati Reds @ Chicago Cubs</b> Wrigley Field, Chicago, IL Tue Aug 26 1969, 3:33 AM CDT Att: 31,473 - Sunny - 80 F					
<b>Glenn Beckert, R</b> OBP: 0.332, SLG: 0.360 (1, 4) X	0-0 HR		0-0 F5			0-0 6-3				5	1	2	1	0	0	1						
<b>Billy Williams, L</b> OBP: 0.360, SLG: 0.462 (1, 7) X	0-3 K					0-0 4-3				4	0	0	1	0	2	1						
<b>Ron Santo, R</b> OBP: 0.390, SLG: 0.512 (1, 5) X	0-0 F9					0-0 F9				5	0	0	0	0	0	1						
<b>14 Ernie Banks, R</b> OBP: 0.327, SLG: 0.438 (1, 3) X		0-0 F8				0-0 HR				3	1	2	1	1	0	0						
<b>Jim Hickman, R</b> OBP: 0.327, SLG: 0.483 (1, 9) X		0-0 F7				0-0 P3				4	0	1	0	0	0	1						
<b>Randy Hundley, R</b> OBP: 0.362, SLG: 0.436 (1, 2) X		0-0 2B				0-0 HR 1B				4	2	2	0	0	0	2						
<b>Don Young, R</b> OBP: 0.333, SLG: 0.347 (1, 8) X		0-0 6-3				0-0 HR 1B				4	2	1	2	0	1	4						
<b>Dick Selma, R</b> OBP: 0.185, SLG: 0.208 (1, 1) <b>Ted Abernathy, R</b> OBP: 0.299, SLG: 0.375 (2, 1) <b>Nate Schierfeld, S</b> OBP: 0.256, SLG: 0.310 (5, PH) <b>Ken Johnson, R</b> OBP: 0.318, SLG: 0.376 (8, 1) <b>Don Nottebart, R</b> OBP: 0.205, SLG: 0.212 (1, 1) <b>Ken Rudolph, R</b> OBP: 0.326, SLG: 0.345 (7, PH) <b>Phil Regan, R</b> OBP: 0.222, SLG: 0.125 (9, 1) <b>Paul Popovich, S</b> OBP: 0.346, SLG: 0.338 (9, PH)	0-0 F7		0-0 F7			0-0 K				0	0	0	0	0	0	0						
<b>Inning Stats</b>	R: 1 E: 0 K: 1 S: 6	H: 1 LOB: 0 BB: 0 P: 6	R: 0 E: 0 K: 0 S: 4	H: 1 LOB: 0 BB: 0 P: 4	R: 0 E: 0 K: 0 S: 3	H: 0 LOB: 0 BB: 0 P: 3	R: 1 E: 0 K: 1 S: 6	H: 1 LOB: 0 BB: 0 P: 6	R: 2 E: 0 K: 1 S: 7	H: 2 LOB: 0 BB: 0 P: 7	R: 0 E: 0 K: 0 S: 4	H: 1 LOB: 1 BB: 0 P: 4	R: 2 E: 2 K: 1 S: 8	H: 1 LOB: 2 BB: 1 P: 8	R: 0 E: 0 K: 1 S: 6	H: 1 LOB: 1 BB: 1 P: 10		R: 1 E: 0 K: 0 S: 4	H: 1 LOB: 1 BB: 1 P: 8	1B: 4 2B: 2 3B: 0 HR: 3	SF: 1 SAC: 0 DP: 0 HBP: 0	WP: 0 PB: 0 SB: 0 CS: 0
<b>PITCHER</b>	IP WLS BF H R ER SO BB IBB HBP BLK WP HR S P ERA WHIP	IP WLS BF H R ER SO BB IBB HBP BLK WP HR S P ERA WHIP																				
<b>Jim Merritt, L</b> ERA: 4.11 (1, 1)	8.2 W 39 9 7 5 5 2 0 0 0 0 0 3 47 5.19 1.269																					
<b>Wayne Granger, R</b> ERA: 3.36 (9, 1)	0.1 S 1 0 0 0 0 0 0 0 0 0 0 1 5 0.00 0.000																					
<b>AB</b>	<b>R</b>	<b>H</b>	<b>RBI</b>	<b>BB</b>	<b>SO</b>	<b>LOB</b>	<b>AB</b>	<b>R</b>	<b>H</b>	<b>RBI</b>	<b>BB</b>	<b>SO</b>	<b>LOB</b>	<b>AB</b>	<b>R</b>	<b>H</b>	<b>RBI</b>	<b>BB</b>	<b>SO</b>	<b>LOB</b>		
36	8	10	6	6	6	22	36	8	10	6	6	6	22	37	7	9	7	2	5	12		



Batter	1	2	3	4	5	6	7	8	9	AB	R	H	RBI	BB	SO	LOB	TOP			
<b>Pete Rose, S</b> OBP: 0.427, SLG: 0.524 (1, 9)										4	1	1	0	0	1	1	<b>Cincinnati Reds @ Chicago Cubs</b> Wrigley Field, Chicago, IL Wed Aug 27 1969, 3:33 AM CDT Att: 31,867 - Sunny - 85 F			
<b>Bobby Tolan, L</b> OBP: 0.365, SLG: 0.525 (1, 8)										2	1	1	0	0	0	0				
<b>Alex Johnson, R</b> OBP: 0.361, SLG: 0.493 (1, 7)										4	1	2	3	0	0	1				
<b>Jimmy Stewart, S</b> OBP: 0.318, SLG: 0.376 (8, 7)										0	0	0	0	0	0	0				
<b>Tony Perez, R</b> OBP: 0.383, SLG: 0.575 (1, 5)										4	0	0	0	0	0	1				
<b>Johnny Bench, R</b> OBP: 0.374, SLG: 0.520 (1, 2)										4	1	1	0	0	0	1				
<b>Lee May, R</b> OBP: 0.340, SLG: 0.571 (1, 3)										4	1	2	2	0	0	0				
<b>Tommy Helms, R</b> OBP: 0.279, SLG: 0.296 (1, 4)										4	1	1	0	0	1	1				
<b>Woody Woodward, R</b> OBP: 0.310, SLG: 0.306 (1, 6)										4	0	1	0	0	0	1				
<b>Tony Cloninger, R</b> OBP: 0.197, SLG: 0.222 (1, 1)										3	0	0	1	0	1	1				
<b>Clay Carroll, R</b> OBP: 0.296, SLG: 0.333 (7, 1)										0	0	0	0	0	0	0				
<b>Inning Stats</b>	R: 2 E: 0 K: 0 S: 5	H: 3 LOB: 0 BB: 0 P: 5	R: 0 E: 0 K: 0 S: 3	H: 0 LOB: 0 BB: 0 P: 3	R: 0 E: 0 K: 1 S: 5	H: 0 LOB: 1 BB: 0 P: 6	R: 3 E: 0 K: 0 S: 7	H: 4 LOB: 1 BB: 0 P: 7	R: 1 E: 0 K: 0 S: 4	H: 1 LOB: 0 BB: 0 P: 4	R: 0 E: 0 K: 0 S: 3	H: 0 LOB: 0 BB: 0 P: 3	R: 0 E: 0 K: 0 S: 3	H: 0 LOB: 0 BB: 0 P: 3	R: 0 E: 0 K: 1 S: 5	H: 1 LOB: 0 BB: 0 P: 5	1B: 6 2B: 2 3B: 0 HR: 2	SF: 0 SAC: 0 DP: 2 HBP: 2	WP: 1 PB: 0 SB: 0 CS: 1	PA: 36
<b>PITCHER</b>	IP WLS BF H R ER SO BB IBB HBP BLK WP HR S P ERA WHIP																			
<b>Ken Holtzman, L</b> ERA: 3.32 (1, 1)	7.0 L 29 8 6 6 2 0 0 0 2 0 1 2 31 33 7.71 1.143																			
<b>Ken Johnson, R</b> ERA: 3.99 (8, 1)	2.0 6 1 0 0 1 0 0 0 0 0 0 0 8 8 0.00 0.500																			

Batter	1	2	3	4	5	6	7	8	9	AB	R	H	RBI	BB	SO	LOB	BOTTOM			
<b>Don Kessinger, S</b> OBP: 0.340, SLG: 0.373 (1, 6)										4	0	0	0	1	0	2	<b>Cincinnati Reds @ Chicago Cubs</b> Wrigley Field, Chicago, IL Wed Aug 27 1969, 3:33 AM CDT Att: 31,867 - Sunny - 85 F			
<b>Glenn Beckert, R</b> OBP: 0.330, SLG: 0.358 (1, 4)										5	0	1	1	0	0	3				
<b>Billy Williams, L</b> OBP: 0.362, SLG: 0.461 (1, 7)										3	1	1	0	1	0	1				
<b>Ron Santo, R</b> OBP: 0.388, SLG: 0.515 (1, 5)										5	1	1	1	0	0	7				
<b>14 Ernie Banks, R</b> OBP: 0.329, SLG: 0.437 (1, 3)										3	0	1	0	1	0	0				
<b>Jim Hickman, R</b> OBP: 0.326, SLG: 0.477 (1, 9)										3	0	0	0	1	0	1				
<b>Randy Hundley, R</b> OBP: 0.358, SLG: 0.432 (1, 2)										4	0	0	0	0	1	3				
<b>Oscar Gamble, L</b> OBP: 0.600, SLG: 0.333 (1, 8)										3	1	1	0	1	0	0				
<b>Ken Holtzman, R</b> OBP: 0.143, SLG: 0.159 (1, 1)										2	0	0	0	0	0	3				
<b>Paul Popovich, S</b> OBP: 0.358, SLG: 0.342 (7, PH)										1	0	1	0	0	0	0				
<b>Ken Johnson, R</b> OBP: 0.337, SLG: 0.437 (8, PH)										0	0	0	0	0	0	0				
<b>Willie Smith, L</b> OBP: 0.337, SLG: 0.437 (8, PH)										0	0	0	0	1	0	0				
<b>Nate Oliver, R</b> OBP: 0.205, SLG: 0.310 (8, PR)										0	0	0	0	0	0	0				
<b>Inning Stats</b>	R: 0 E: 0 K: 0 S: 3	H: 0 LOB: 1 BB: 1 P: 7	R: 0 E: 1 K: 0 S: 3	H: 0 LOB: 2 BB: 2 P: 11	R: 0 E: 0 K: 0 S: 3	H: 0 LOB: 0 BB: 0 P: 3	R: 1 E: 0 K: 1 S: 6	H: 1 LOB: 0 BB: 0 P: 6	R: 0 E: 0 K: 0 S: 3	H: 0 LOB: 0 BB: 0 P: 3	R: 1 E: 0 K: 0 S: 5	H: 2 LOB: 2 BB: 1 P: 9	R: 0 E: 0 K: 0 S: 3	H: 0 LOB: 0 BB: 0 P: 3	R: 0 E: 0 K: 0 S: 4	H: 1 LOB: 3 BB: 2 P: 12	1B: 5 2B: 0 3B: 0 HR: 1	SF: 0 SAC: 0 DP: 1 HBP: 1	WP: 2 PB: 0 SB: 0 CS: 0	PA: 40
<b>PITCHER</b>	IP WLS BF H R ER SO BB IBB HBP BLK WP HR S P ERA WHIP																			
<b>Tony Cloninger, R</b> ERA: 5.49 (1, 1)	6.2 W 30 5 3 3 1 4 0 0 0 0 1 1 27 44 4.05 1.350																			
<b>Clay Carroll, R</b> ERA: 3.83 (7, 1)	2.1 S 10 1 0 0 0 2 0 0 0 0 0 0 8 16 0.00 1.286																			

AB	33
R	6
H	9
RBI	6
BB	0
SO	3
LOB	7





Batter	1	2	3	4	5	6	7	8	9	AB	R	H	RBI	BB	SO	LOB	TOP										
<b>Pete Rose, S</b> OBP: 0.426, SLG: 0.522 (1,9)	G3		2H 1B			4-3		K		4	0	1	1	0	1	0	<b>Cincinnati Reds @ Chicago Cubs</b> Wrigley Field, Chicago, IL Thu Aug 28 1969, 3:33 AM CDT Att: 29,092 - Sunny - 86 F										
<b>Bobby Tolan, L</b> OBP: 0.363, SLG: 0.521 (1,8)	L3			E5 1B		K		G3		4	0	0	0	0	1	0											
<b>Alex Johnson, R</b> OBP: 0.362, SLG: 0.493 (1,7)	K			1-3 1B		1B		F7		4	0	2	0	0	1	0											
<b>Tony Perez, R</b> OBP: 0.380, SLG: 0.570 (1,5)		4-3				K		5-3		4	0	0	0	0	2	3											
<b>Johnny Bench, R</b> OBP: 0.372, SLG: 0.516 (1,2)	F8			F9				F8		3	0	0	0	0	0	2											
<b>Lee May, R</b> OBP: 0.338, SLG: 0.567 (1,3)	1-3			K				K		3	0	0	0	0	2	2											
<b>Tommy Helms, R</b> OBP: 0.279, SLG: 0.297 (1,4)			P6			4-3				3	0	1	0	0	0	0											
<b>Woody Woodward, R</b> OBP: 0.313, SLG: 0.308 (8, PH)						K		4-3		2	1	1	0	0	1	1											
<b>Fred Whitfield, L</b> OBP: 0.338, SLG: 0.219 (8, PH)			SH5-4 1B							1	0	0	0	0	0	0											
<b>Darrel Chaney, S</b> OBP: 0.281, SLG: 0.240 (8, 6)										0	0	0	0	0	0	0											
<b>Gerry Arrigo, L</b> OBP: 0.217, SLG: 0.217 (1, 1)								F5		1	0	0	0	0	0	1											
<b>Pedro Ramos, S</b> OBP: 0.316, SLG: 0.374 (8, PH)			SH5-4			G2-6-3				0	0	0	0	0	0	0											
<b>Jimmy Stewart, S</b> OBP: 0.296, SLG: 0.333 (8, 1)										1	0	0	0	0	0	0											
<b>Clay Carroll, R</b> OBP: 0.296, SLG: 0.333 (8, 1)										0	0	0	0	0	0	0											
<b>Inning Stats</b>	R: 0 E: 0 K: 1 S: 5	H: 0 LOB: 0 BB: 0 P: 5	R: 0 E: 0 K: 0 S: 3	H: 0 LOB: 0 BB: 0 P: 3	R: 1 E: 0 K: 0 S: 4	H: 2 LOB: 1 BB: 0 P: 4	R: 0 E: 1 K: 2 S: 9	H: 1 LOB: 2 BB: 0 P: 9	R: 0 E: 0 K: 1 S: 5	H: 1 LOB: 0 BB: 0 P: 8	R: 0 E: 0 K: 1 S: 5	H: 0 LOB: 0 BB: 0 P: 5	R: 0 E: 0 K: 1 S: 3	H: 0 LOB: 0 BB: 0 P: 3	R: 0 E: 0 K: 0 S: 3	H: 0 LOB: 0 BB: 0 P: 3	1B: 5 2B: 0 3B: 0 HR: 0	SF: 0 SAC: 1 DP: 1 HBP: 0	WP: 0 PB: 0 SB: 1 CS: 1	PA: 31							
<b>PITCHER</b>	IP	WLS	BF	H	R	ER	SO	BB	IBB	HBP	BLK	WP	HR	S	P	ERA	WHIP										
<b>Fergie Jenkins, R</b> ERA: 2.93 (1, 1)	9.0	W	31	5	1	1	8	0	0	0	0	0	0	47	47	1.00	0.556										

Batter	1	2	3	4	5	6	7	8	9	AB	R	H	RBI	BB	SO	LOB	BOTTOM										
<b>Don Kessinger, S</b> OBP: 0.341, SLG: 0.372 (1, 6)	P4		F7	CS 1B		1B		2-3		4	0	1	0	1	0	1	<b>Cincinnati Reds @ Chicago Cubs</b> Wrigley Field, Chicago, IL Thu Aug 28 1969, 3:33 AM CDT Att: 29,092 - Sunny - 86 F										
<b>Glenn Beckert, R</b> OBP: 0.332, SLG: 0.359 (1, 4)	F8		6-3	CS 1B		1B				4	0	2	1	0	0	0											
<b>Billy Williams, L</b> OBP: 0.365, SLG: 0.468 (1, 7)				CS		F7				3	1	2	1	1	0	2											
<b>Ron Santo, R</b> OBP: 0.391, SLG: 0.516 (1, 5)	F8					1B		1B		3	0	2	0	1	0	1											
<b>14 Ernie Banks, R</b> OBP: 0.327, SLG: 0.434 (1, 3)		P6	L7			SH1-4		F7		3	0	0	0	0	0	2											
<b>Jim Hickman, R</b> OBP: 0.328, SLG: 0.487 (1, 9)	F8			HR		1B		G5-4-3		3	1	1	1	1	0	1											
<b>Randy Hundley, R</b> OBP: 0.358, SLG: 0.433 (1, 2)						6-3		F7		4	0	1	0	0	0	3											
<b>Don Young, R</b> OBP: 0.336, SLG: 0.347 (1, 8)						F7		SH2-4 1B		3	0	1	0	1	1	0											
<b>Fergie Jenkins, R</b> OBP: 0.167, SLG: 0.169 (1, 1)	F9			BB 1B		K		SH2-4		3	1	1	0	0	1	2											
<b>Inning Stats</b>	R: 0 E: 0 K: 0 S: 3	H: 0 LOB: 1 BB: 1 P: 7	R: 0 E: 0 K: 0 S: 4	H: 1 LOB: 2 BB: 1 P: 8	R: 1 E: 0 K: 0 S: 4	H: 1 LOB: 1 BB: 1 P: 8	R: 2 E: 0 K: 0 S: 5	H: 3 LOB: 1 BB: 1 P: 9	R: 0 E: 0 K: 2 S: 9	H: 2 LOB: 2 BB: 0 P: 9	R: 0 E: 0 K: 0 S: 3	H: 1 LOB: 0 BB: 0 P: 3	R: 0 E: 0 K: 0 S: 4	H: 1 LOB: 1 BB: 0 P: 4	R: 0 E: 0 K: 0 S: 4	H: 0 LOB: 0 BB: 0 P: 4		1B: 8 2B: 2 3B: 0 HR: 2	SF: 0 SAC: 2 DP: 2 HBP: 0	WP: 0 PB: 0 SB: 0 CS: 2	PA: 38						
<b>PITCHER</b>	IP	WLS	BF	H	R	ER	SO	BB	IBB	HBP	BLK	WP	HR	S	P	ERA	WHIP										
<b>Gerry Arrigo, L</b> ERA: 4.95 (1, 1)	4.0	L	22	7	3	3	0	4	0	0	0	0	0	18	34	6.75	2.750										
<b>Pedro Ramos, R</b> ERA: 4.95 (5, 1)	3.0		11	3	0	0	2	0	1	0	0	0	0	14	18	0.00	1.000										
<b>Clay Carroll, R</b> ERA: 3.8 (8, 1)	1.0		4	1	0	0	0	0	0	0	0	0	0	4	4	0.00	1.000										



Batter	1	2	3	4	5	6	7	8	9	AB	R	H	RBI	BB	SO	LOB	TOP			
Lou Brock, L OBP: 0.343, SLG: 0.438 (1, 7)										5	0	1	0	0	1	3	<b>St. Louis Cardinals @ Cincinnati Reds</b> Crosley Field, Cincinnati, OH Fri Aug 29 1969, 7:05 PM EDT Att: 23,117 - Unknown			
Curt Flood, R OBP: 0.346, SLG: 0.364 (1, 8)										5	0	1	0	0	0	1				
Vada Pinson, L OBP: 0.305, SLG: 0.386 (1, 9)										4	1	0	0	1	0	2				
Joe Torre, R OBP: 0.351, SLG: 0.460 (1, 3)										3	0	1	0	1	0	1				
Dave Ricketts, S OBP: 0.310, SLG: 0.270 (1, 2)										4	0	0	0	0	1	3				
Mike Shannon, R OBP: 0.321, SLG: 0.378 (1, 5)										4	0	2	1	0	0	1				
Julian Javier, R OBP: 0.350, SLG: 0.442 (1, 4)										3	0	3	0	1	0	0				
Steve Huntz, S OBP: 0.324, SLG: 0.237 (1, 6)										4	0	0	0	0	0	8				
Chuck Taylor, R Vic Dorello, L Mike Torrez, L Tom Hilgendorf, L Bill White, L Dave Giusti, R Phil Gasparino, R (1, 1) (4, PH) (4, 1) (4, 1) (6, PH) (6, 1) (9, PH)										1	0	0	0	0	0	0				
<b>Inning Stats</b>	R: 0 E: 0 K: 0 S: 3	H: 0 LOB: 0 BB: 0 P: 3	R: 0 E: 0 K: 0 S: 4	H: 1 LOB: 2 BB: 1 P: 8	R: 0 E: 0 K: 1 S: 5	H: 0 LOB: 0 BB: 0 P: 5	R: 1 E: 0 K: 1 S: 7	H: 2 LOB: 2 BB: 2 P: 15	R: 0 E: 0 K: 0 S: 4	H: 1 LOB: 1 BB: 0 P: 4	R: 0 E: 0 K: 0 S: 3	H: 0 LOB: 0 BB: 0 P: 3	R: 0 E: 0 K: 0 S: 4	H: 1 LOB: 1 BB: 0 P: 4	R: 0 E: 0 K: 0 S: 4	H: 1 LOB: 1 BB: 0 P: 4		1B: 8 2B: 0 3B: 0 HR: 0	SF: 0 SAC: 0 DP: 0 HBP: 0	WP: 0 PB: 0 SB: 0 CS: 0
<b>PITCHER</b> Jim Maloney, R ERA: 2.88 (1, 1)	IP: 9.0 WLS: W BF: 39 H: 8 R: 1 ER: 1 SO: 2 BB: 4 IBB: 0 HBP: 0 BLK: 0 WP: 0 HR: 0 S: 39 P: 55 ERA: 1.00 WHIP: 1.333															<b>PITCHER</b>				

AB	35
R	1
H	8
RBI	1
BB	4
SO	2
LOB	22



Batter	1	2	3	4	5	6	7	8	9	AB	R	H	RBI	BB	SO	LOB	BOTTOM			
Pete Rose, S OBP: 0.426, SLG: 0.520 (1, 9)										5	0	2	2	0	0	1	<b>St. Louis Cardinals @ Cincinnati Reds</b> Crosley Field, Cincinnati, OH Fri Aug 29 1969, 7:05 PM EDT Att: 23,117 - Unknown			
Bobby Tolan, L OBP: 0.382, SLG: 0.521 (1, 8)										3	1	1	2	0	0	1				
Alex Johnson, R OBP: 0.363, SLG: 0.494 (1, 7)										3	1	2	2	0	0	1				
Tony Perez, R OBP: 0.379, SLG: 0.568 (1, 5)										4	1	1	0	0	1	2				
Johnny Bench, R OBP: 0.371, SLG: 0.516 (1, 2)										4	0	1	2	0	1	0				
Lee May, R OBP: 0.339, SLG: 0.567 Fred Whitfield, L OBP: 0.337, SLG: 0.212 (3, PH) (4, 3)										0	0	0	0	0	0	0				
Tommy Helms, R OBP: 0.279, SLG: 0.296 (1, 4)										4	1	1	0	0	0	2				
Woody Woodward, R OBP: 0.323, SLG: 0.315 (1, 6)										3	3	2	0	1	1	0				
Jim Maloney, L OBP: 0.279, SLG: 0.459 (1, 1)										1	1	0	0	1	0	0				
<b>Inning Stats</b>	R: 0 E: 0 K: 0 S: 4	H: 1 LOB: 0 BB: 0 P: 4	R: 0 E: 0 K: 0 S: 2	H: 0 LOB: 0 BB: 0 P: 3	R: 4 E: 0 K: 0 S: 8	H: 5 LOB: 1 BB: 0 P: 8	R: 3 E: 0 K: 1 S: 7	H: 2 LOB: 1 BB: 2 P: 15	R: 0 E: 0 K: 0 S: 3	H: 0 LOB: 0 BB: 0 P: 3	R: 1 E: 0 K: 0 S: 5	H: 2 LOB: 1 BB: 0 P: 5	R: 0 E: 0 K: 1 S: 5	H: 0 LOB: 1 BB: 1 P: 9	R: 0 E: 0 K: 1 S: 5	H: 0 LOB: 0 BB: 0 P: 5		1B: 8 2B: 2 3B: 0 HR: 0	SF: 1 SAC: 3 DP: 1 HBP: 1	WP: 0 PB: 0 SB: 1 CS: 0
<b>PITCHER</b> Chuck Taylor, R ERA: 1.93 Mike Torrez, R ERA: 4.55 Tom Hilgendorf, L ERA: Dave Giusti, R ERA: 3.79 (1, 1) (4, 1) (4, 1) (6, 1)	IP: 3.0 WLS: L BF: 15 H: 6 R: 4 ER: 4 SO: 0 BB: 0 IBB: 4 HBP: 0 BLK: 0 WP: 0 HR: 0 S: 14 P: 15 ERA: 12.00 WHIP: 2.000															<b>PITCHER</b>				





Batter	1	2	3	4	5	6	7	8	9	AB	R	H	RBI	BB	SO	LOB	TOP										
<b>Lou Brock, L</b> OBP: 0.345, SLG: 0.441 (1, 7)	G3		1B				G1-6-3		6-3 WP BB	3	1	1	0	2	0	1	<b>St. Louis Cardinals @ Cincinnati Reds</b> Crosley Field, Cincinnati, OH Sat Aug 30 1969, 7:05 PM EDT Att: 26,128 - Unknown  <b>AB 35</b> <b>R 3</b> <b>H 10</b> <b>RBI 2</b> <b>BB 4</b> <b>SO 7</b> <b>LOB 24</b>										
<b>Curt Flood, R</b> OBP: 0.346, SLG: 0.365 (1, 8)	1B		1B				5-3		6-3	5	0	2	2	0	0	2											
<b>Vada Pinson, L</b> OBP: 0.304, SLG: 0.384 (1, 9)	P4		P6				1-3		6-3	5	1	1	0	0	0	4											
<b>Joe Torre, R</b> OBP: 0.354, SLG: 0.461 (1, 3)	1B		K						E6	3	0	2	0	1	1	1											
<b>Dave Ricketts, S</b> OBP: 0.304, SLG: 0.268 (1, 2)	F2		K						6-3	4	0	1	0	0	1	4											
<b>Mike Shannon, R</b> OBP: 0.318, SLG: 0.375 (1, 5)									FC6-5	4	0	0	0	0	1	3											
<b>Julian Javier, R</b> OBP: 0.349, SLG: 0.440 (1, 4)									F7	4	0	1	0	0	1	3											
<b>Steve Huntz, S</b> OBP: 0.329, SLG: 0.248 (9, PR)									F7	3	0	1	0	1	1	3											
<b>Dal Maxwell, R</b> OBP: 0.252, SLG: 0.231 (9, PR)									6-3	0	1	0	0	0	0	0											
<b>Nelson Briles, R</b> OBP: 0.167, SLG: 0.161 (7, PH)									K	2	0	0	0	0	1	2											
<b>Vic Davalillo, L</b> OBP: 0.255, SLG: 0.262 (7, PH)									K	1	0	1	0	0	0	0											
<b>Ray Washburn, R</b> OBP: 0.105, SLG: 0.081 (7, 1)									K	0	0	0	0	0	0	0											
<b>Bill White, L</b> OBP: 0.351, SLG: 0.250 (9, PH)									K	1	0	0	0	0	1	1											
<b>Inning Stats</b>	R: 0 E: 0 K: 0 S: 5	H: 2 LOB: 2 BB: 0 P: 5	R: 0 E: 0 K: 3 S: 10	H: 1 LOB: 1 BB: 0 P: 10	R: 1 E: 0 K: 2 S: 9	H: 2 LOB: 1 BB: 0 P: 9	R: 0 E: 0 K: 1 S: 6	H: 1 LOB: 1 BB: 0 P: 6	R: 0 E: 0 K: 0 S: 2	H: 0 LOB: 0 BB: 1 P: 6	R: 0 E: 0 K: 0 S: 4	H: 1 LOB: 2 BB: 1 P: 8	R: 0 E: 0 K: 0 S: 3	H: 1 LOB: 1 BB: 0 P: 3	R: 1 E: 1 K: 0 S: 5	H: 2 LOB: 1 BB: 2 P: 5	R: 1 E: 0 K: 1 S: 5	H: 0 LOB: 2 BB: 2 P: 13	1B: 8 2B: 1 3B: 1 HR: 0	SF: 0 SAC: 0 DP: 1 HBP: 0	WP: 1 PB: 0 SB: 0 CS: 1	PA: 39					
<b>PITCHER</b>	IP	WLS	BF	H	R	ER	SO	BB	IBB	HBP	BLK	WP	HR	S	P	ERA	WHIP										
<b>Gary Nolan, R</b> ERA: 4.35 (1, 1)	8.1	W	36	10	3	3	7	3	0	0	0	0	0	47	59	3.24	1.560										
<b>Wayne Granger, R</b> ERA: 3.34 (9, 1)	0.2	S	3	0	0	0	0	1	0	0	0	1	0	2	6	0.00	1.500										

Batter	1	2	3	4	5	6	7	8	9	AB	R	H	RBI	BB	SO	LOB	BOTTOM										
<b>Pete Rose, S</b> OBP: 0.428, SLG: 0.521 (1, 9)	FC4-6		G3				E3			3	1	2	1	1	0	1	<b>St. Louis Cardinals @ Cincinnati Reds</b> Crosley Field, Cincinnati, OH Sat Aug 30 1969, 7:05 PM EDT Att: 26,128 - Unknown  <b>AB 32</b> <b>R 4</b> <b>H 10</b> <b>RBI 3</b> <b>BB 3</b> <b>SO 6</b> <b>LOB 19</b>										
<b>Bobby Tolan, L</b> OBP: 0.382, SLG: 0.519 (1, 8)	FC4-6		L3				F9			4	0	1	1	0	0	4											
<b>Alex Johnson, R</b> OBP: 0.365, SLG: 0.494 (1, 7)	S		P4				P5			4	0	2	1	0	0	3											
<b>Jimmy Stewart, S</b> OBP: 0.316, SLG: 0.374 (8, 7)	1B		1B				3-1			0	0	0	0	0	0	0											
<b>Tony Perez, R</b> OBP: 0.376, SLG: 0.563 (1, 5)	K		K							4	0	0	0	0	3	6											
<b>Johnny Bench, R</b> OBP: 0.370, SLG: 0.513 (1, 2)	L6						F7			4	0	1	0	0	0	2											
<b>Lee May, R</b> OBP: 0.337, SLG: 0.563 (1, 3)							F7			4	0	0	0	0	1	1											
<b>Tommy Helms, R</b> OBP: 0.278, SLG: 0.295 (1, 4)							F9			4	0	1	0	0	1	0											
<b>Woody Woodward, R</b> OBP: 0.333, SLG: 0.322 (1, 6)							K			3	2	2	0	1	0	0											
<b>Gary Nolan, R</b> OBP: 0.273, SLG: 0.400 (1, 1)										2	1	1	0	1	1	2											
<b>Wayne Granger, R</b> OBP: 0.222, SLG: 0.125 (9, 1)										0	0	0	0	0	0	0											
<b>Inning Stats</b>	R: 0 E: 0 K: 1 S: 7	H: 2 LOB: 2 BB: 0 P: 7	R: 0 E: 0 K: 0 S: 3	H: 0 LOB: 0 BB: 0 P: 3	R: 1 E: 0 K: 1 S: 6	H: 1 LOB: 1 BB: 1 P: 10	R: 0 E: 0 K: 0 S: 3	H: 0 LOB: 0 BB: 0 P: 3	R: 2 E: 1 K: 1 S: 8	H: 3 LOB: 1 BB: 0 P: 8	R: 0 E: 0 K: 1 S: 5	H: 0 LOB: 0 BB: 0 P: 5	R: 1 E: 2 K: 0 S: 5	H: 2 LOB: 2 BB: 1 P: 9	R: 0 E: 0 K: 2 S: 8	H: 2 LOB: 2 BB: 1 P: 12		1B: 9 2B: 1 3B: 0 HR: 0	SF: 0 SAC: 1 DP: 0 HBP: 0	WP: 1 PB: 0 SB: 4 CS: 1	PA: 36						
<b>PITCHER</b>	IP	WLS	BF	H	R	ER	SO	BB	IBB	HBP	BLK	WP	HR	S	P	ERA		WHIP									
<b>Nelson Briles, R</b> ERA: 3.8 (1, 1)	6.0	L	25	6	3	3	4	1	0	0	0	0	0	32	36	4.50	1.167										
<b>Ray Washburn, R</b> ERA: 2.98 (7, 1)	2.0		11	4	1	1	2	1	1	0	0	0	0	13	21	4.50	2.500										



Batter	1	2	3	4	5	6	7	8	9	AB	R	H	RBI	BB	SO	LOB	TOP										
<b>Lou Brock, L</b> OBP: 0.344, SLG: 0.439 (1, 7)	F5		B2		P6	F7		2B 1B		5	0	1	0	0	0	4	<b>St. Louis Cardinals @ Cincinnati Reds</b> Crosley Field, Cincinnati, OH Sun Aug 31 1969, 3:33 AM EDT Att: 30,021 - Unknown										
<b>Curt Flood, R</b> OBP: 0.348, SLG: 0.377 (1, 8)	F8		5-3					2B		5	1	3	3	0	0	0											
<b>Julian Javier, R</b> OBP: 0.347, SLG: 0.437 (1, 4)	1B			6-3	5-3			HR	1-3	5	0	1	0	0	1	3											
<b>Joe Torre, R</b> OBP: 0.356, SLG: 0.464 (1, 2)	1B			F9		HR		1B	BB	4	1	2	0	1	0	0											
<b>Mike Shannon, R</b> OBP: 0.321, SLG: 0.384 (1, 5)	F9					HR		G5-3	1B	5	1	3	2	0	0	2											
<b>Phil Gagliano, R</b> OBP: 0.285, SLG: 0.259 (1, 3)		6-3		L6		F3		E6		5	0	0	0	0	0	3											
<b>Byron Browne, R</b> OBP: 0.429, SLG: 0.294 (1, 9)		5-3				1B	5-3	1B	G5-3	4	1	2	0	0	0	3											
<b>Dal Maxvill, R</b> OBP: 0.250, SLG: 0.229 (1, 6)					5-3	F9			F8	3	0	0	0	0	0	2											
<b>Vada Pinson, L</b> OBP: 0.303, SLG: 0.383 (8, PH)										1	0	0	0	0	0	0											
<b>Mudcat Grant, R</b> OBP: 0.300, SLG: 0.250 (8, 1)										0	0	0	0	0	0	0											
<b>Bob Gibson, R</b> OBP: 0.261, SLG: 0.318 (1, 1)									6-3	3	1	2	0	0	1	0											
<b>Vic Davallio, L</b> OBP: 0.253, SLG: 0.260 (8, PH)				K						1	0	0	0	0	0	0											
<b>Steve Huntz, S</b> OBP: 0.329, SLG: 0.248 (8, 6)						2B	1B			0	0	0	0	0	0	0											
<b>Inning Stats</b>	R: 0 E: 0 K: 0 S: 5	H: 2 LOB: 2 BB: 0 P: 5	R: 0 E: 0 K: 0 S: 3	H: 0 LOB: 0 BB: 0 P: 3	R: 0 E: 0 K: 1 S: 5	H: 0 LOB: 0 BB: 0 P: 5	R: 0 E: 0 K: 0 S: 4	H: 1 LOB: 1 BB: 0 P: 4	R: 2 E: 0 K: 0 S: 6	H: 3 LOB: 1 BB: 0 P: 6	R: 2 E: 0 K: 0 S: 7	H: 4 LOB: 2 BB: 0 P: 7	R: 1 E: 1 K: 1 S: 7	H: 2 LOB: 2 BB: 1 P: 11	R: 0 E: 0 K: 0 S: 5	H: 2 LOB: 2 BB: 0 P: 5	R: 0 E: 0 K: 0 S: 3	H: 0 LOB: 0 BB: 0 P: 3	1B: 9 2B: 3 3B: 0 HR: 2	SF: 0 SAC: 0 DP: 1 HBP: 0	WP: 0 PB: 0 SB: 1 CS: 0	PA: 42					
<b>PITCHER</b>	IP	WLS	BF	H	R	ER	SO	BB	IBB	HBP	BLK	WP	HR	S	P	ERA	WHIP										
<b>Jim Merritt, L</b> ERA: 4.21 (1, 1)	6.0	W	29	11	5	5	1	0	0	0	0	0	2	31	31	7.50	1.833										
<b>Clay Carroll, R</b> ERA: 3.75 (7, 1)	1.2		9	3	0	0	1	1	0	0	0	0	0	10	14	0.00	2.400										
<b>Wayne Granger, R</b> ERA: 3.3 (8, 1)	1.1	S	4	0	0	0	0	0	0	0	0	0	0	4	4	0.00	0.000										

Batter	1	2	3	4	5	6	7	8	9	AB	R	H	RBI	BB	SO	LOB	BOTTOM										
<b>Pete Rose, S</b> OBP: 0.430, SLG: 0.527 (1, 9)	L9-3	2B			P6					4	1	3	1	0	0	0	<b>St. Louis Cardinals @ Cincinnati Reds</b> Crosley Field, Cincinnati, OH Sun Aug 31 1969, 3:33 AM EDT Att: 30,021 - Unknown										
<b>Bobby Tolan, L</b> OBP: 0.381, SLG: 0.519 (1, 8)	L9-3	1B			L4			G3		4	1	1	2	0	0	2											
<b>Alex Johnson, R</b> OBP: 0.368, SLG: 0.497 (1, 7)										4	1	3	1	0	0	1											
<b>Jimmy Stewart, S</b> OBP: 0.316, SLG: 0.374 (8, 7)		1B			HR			6-3		0	0	0	0	0	0	0											
<b>Tony Perez, R</b> OBP: 0.375, SLG: 0.566 (1, 5)	P4				5-3			G3		4	1	1	2	0	0	1											
<b>Johnny Bench, R</b> OBP: 0.371, SLG: 0.520 (1, 2)								L6		4	1	2	1	0	0	0											
<b>Lee May, R</b> OBP: 0.335, SLG: 0.558 (1, 3)								K		4	0	0	0	0	3	1											
<b>Tommy Helms, R</b> OBP: 0.279, SLG: 0.296 (1, 4)										3	1	1	0	0	0	0											
<b>Woody Woodward, R</b> OBP: 0.333, SLG: 0.318 (1, 6)										2	1	0	0	1	1	0											
<b>Jim Merritt, L</b> OBP: 0.200, SLG: 0.206 (1, 1)										2	0	0	0	0	1	2											
<b>Clay Carroll, R</b> OBP: 0.296, SLG: 0.320 (7, 1)										1	0	0	0	0	1	0											
<b>Wayne Granger, R</b> OBP: 0.222, SLG: 0.125 (8, 1)										0	0	0	0	0	0	0											
<b>Inning Stats</b>	R: 0 E: 0 K: 0 S: 4	H: 2 LOB: 1 BB: 0 P: 4	R: 5 E: 0 K: 2 S: 11	H: 5 LOB: 1 BB: 1 P: 15	R: 0 E: 0 K: 1 S: 5	H: 1 LOB: 0 BB: 0 P: 5	R: 0 E: 0 K: 0 S: 3	H: 0 LOB: 0 BB: 0 P: 3	R: 2 E: 0 K: 2 S: 5	H: 2 LOB: 0 BB: 0 P: 5	R: 0 E: 0 K: 2 S: 7	H: 0 LOB: 0 BB: 0 P: 7	R: 0 E: 0 K: 1 S: 6	H: 1 LOB: 1 BB: 0 P: 6	R: 0 E: 0 K: 0 S: 3	H: 0 LOB: 0 BB: 0 P: 3	R: 0 E: 0 K: 0 S: 3	H: 0 LOB: 0 BB: 0 P: 3	1B: 7 2B: 2 3B: 1 HR: 2	SF: 0 SAC: 0 DP: 1 HBP: 0	WP: 0 PB: 0 SB: 0 CS: 1	PA: 33					
<b>PITCHER</b>	IP	WLS	BF	H	R	ER	SO	BB	IBB	HBP	BLK	WP	HR	S	P	ERA	WHIP										
<b>Bob Gibson, R</b> ERA: 2.42 (1, 1)	7.0	L	30	11	7	7	6	1	0	0	0	0	2	41	45	9.00	1.714										
<b>Mudcat Grant, R</b> ERA: 4.41 (8, 1)	1.0		3	0	0	0	0	0	0	0	0	0	0	3	3	0.00	0.000										



Batter	1	2	3	4	5	6	7	8	9	AB	R	H	RBI	BB	SO	LOB	TOP					
<b>Don Kessinger, S</b> OBP: 0.345, SLG: 0.390 (1, 6)										4	2	2	2	1	1	2						
<b>Glenn Beckert, R</b> OBP: 0.338, SLG: 0.364 (1, 4)										5	0	2	3	0	0	0						
<b>Billy Williams, L</b> OBP: 0.358, SLG: 0.465 (1, 7)										5	0	0	0	0	0	3						
<b>Ron Santo, R</b> OBP: 0.387, SLG: 0.506 (1, 5)										3	0	0	0	2	0	0						
<b>14 Ernie Banks, R</b> OBP: 0.321, SLG: 0.430 (1, 3)										5	2	1	0	0	0	1						
<b>Jim Hickman, R</b> OBP: 0.323, SLG: 0.482 (7, PR)										3	0	0	0	1	1	1						
<b>Don Young, R</b> OBP: 0.342, SLG: 0.360 (7, 9)										1	1	1	0	0	0	0						
<b>Randy Hundley, R</b> OBP: 0.355, SLG: 0.424 (1, 2)									3	1	1	0	2	0	4							
<b>Oscar Gamble, L</b> OBP: 0.500, SLG: 0.500 (1, 8)									4	1	2	3	0	1	2							
<b>Fergie Jenkins, R</b> OBP: 0.172, SLG: 0.174 (1, 1)									3	1	1	0	0	1	4							
<b>Inning Stats</b>	R: 1 E: 0 K: 0 S: 4	H: 1 LOB: 1 BB: 1 P: 8	R: 0 E: 0 K: 2 S: 8	H: 1 LOB: 2 BB: 1 P: 12	R: 0 E: 0 K: 0 S: 3	H: 0 LOB: 0 BB: 0 P: 3	R: 3 E: 1 K: 0 S: 7	H: 3 LOB: 2 BB: 1 P: 11	R: 0 E: 0 K: 0 S: 3	H: 0 LOB: 0 BB: 0 P: 3	R: 2 E: 0 K: 0 S: 5	H: 2 LOB: 1 BB: 1 P: 9	R: 2 E: 0 K: 1 S: 6	H: 2 LOB: 2 BB: 2 P: 14	R: 0 E: 0 K: 1 S: 5	H: 0 LOB: 0 BB: 0 P: 5	R: 0 E: 0 K: 0 S: 4	H: 1 LOB: 1 BB: 0 P: 4	1B: 7 2B: 1 3B: 1 HR: 1	SF: 0 SAC: 1 DP: 1 HBP: 0	WP: 0 PB: 0 SB: 0 CS: 0	PA: 43
<b>PITCHER</b>	IP WLS BF H R ER SO BB IBB HBP BLK WP HR S P ERA WHIP																					
<b>Tony Cloninger, R</b> ERA: 5.42	(1, 1) 3.2 L 20 5 4 1 2 3 0 0 0 0 0 1 21 33 2.46 2.182																					
<b>Al Jackson, L</b> ERA: 7.58	(4, 1) 0.1 1 0 0 0 0 0 0 0 0 0 0 0 1 1 0.00 0.000																					
<b>Pedro Ramos, R</b> ERA: 4.99	(5, 1) 1.2 8 2 2 2 0 1 0 0 0 0 0 0 7 11 10.80 1.800																					
<b>Dennis Ribant, R</b> ERA: 10.8	(6, 1) 0.1 1 0 0 0 0 0 0 0 0 0 0 0 1 1 0.00 0.000																					
<b>Jack Fisher, R</b> ERA: 5.66	(7, 1) 2.0 9 2 2 2 2 2 0 0 0 0 0 0 11 19 9.00 2.000																					

Chicago Cubs @ Cincinnati Reds  
Crosley Field, Cincinnati, OH  
Tue Sep 02 1969, 7:05 PM EDT  
Att: 11,604 - Unknown - 78 F

AB 36  
R 8  
H 10  
RBI 8  
BB 6  
SO 4  
LOB 17



Batter	1	2	3	4	5	6	7	8	9	AB	R	H	RBI	BB	SO	LOB	BOTTOM			
<b>Pete Rose, S</b> OBP: 0.432, SLG: 0.529 (1, 9)										4	0	3	0	0	0	0				
<b>Bobby Tolan, L</b> OBP: 0.380, SLG: 0.517 (1, 8)										4	1	1	0	0	0	2				
<b>Alex Johnson, R</b> OBP: 0.369, SLG: 0.495 (1, 7)										3	1	1	0	1	0	1				
<b>Tony Perez, R</b> OBP: 0.375, SLG: 0.564 (1, 5)										4	0	1	1	0	0	1				
<b>Johnny Bench, R</b> OBP: 0.370, SLG: 0.518 (1, 2)										4	0	1	0	0	0	3				
<b>Lee May, R</b> OBP: 0.335, SLG: 0.557 (7, PR)										3	0	1	1	0	2	1				
<b>Giraldo Ruiz, S</b> OBP: 0.298, SLG: 0.281 (8, 6)										0	0	0	0	0	0	0				
<b>Ted Savage, R</b> OBP: 0.337, SLG: 0.347 (9, PH)										1	0	0	0	0	1	1				
<b>Tommy Helms, R</b> OBP: 0.279, SLG: 0.296 (1, 4)										3	0	1	0	0	1	0				
<b>Woody Woodward, R</b> OBP: 0.329, SLG: 0.314 (7, PH)										2	0	0	0	0	1	0				
<b>Fred Whitfield, L</b> OBP: 0.333, SLG: 0.209 (8, 3)										1	0	0	0	0	1	3				
<b>Tony Cloninger, R</b> ERA: 5.94	(1, 1) 9.0 W 33 9 2 2 7 1 0 0 0 0 0 0 46 50 2.00 1.111																			
<b>Al Jackson, L</b> ERA: 7.58	(4, 1) 0.1 1 0 0 0 0 0 0 0 0 0 0 0 1 1 0.00 0.000																			
<b>Pedro Ramos, S</b> ERA: 4.99	(5, 1) 1.2 8 2 2 2 0 1 0 0 0 0 0 0 7 11 10.80 1.800																			
<b>Dennis Ribant, R</b> ERA: 10.8	(6, 1) 0.1 1 0 0 0 0 0 0 0 0 0 0 0 1 1 0.00 0.000																			
<b>Bernie Carbo, L</b> ERA: 11.5	(8, PH) 0.1 1 0 0 0 0 0 0 0 0 0 0 0 1 1 0.00 0.000																			
<b>Jack Fisher, R</b> ERA: 5.66	(7, 1) 2.0 9 2 2 2 2 2 0 0 0 0 0 0 11 19 9.00 2.000																			
<b>Jimmy Stewart, S</b> ERA: 5.66	(8, PH) 0.1 1 0 0 0 0 0 0 0 0 0 0 0 1 1 0.00 0.000																			
<b>George Culver, R</b> ERA: 4.34	(9, 1) 1.0 4 1 0 0 0 0 0 0 0 0 0 0 7 11 10.80 1.800																			
<b>Inning Stats</b>	R: 0 E: 0 K: 0 S: 3	H: 1 LOB: 0 BB: 0 P: 3	R: 0 E: 0 K: 1 S: 5	H: 1 LOB: 0 BB: 0 P: 5	R: 0 E: 0 K: 1 S: 5	H: 0 LOB: 0 BB: 0 P: 5	R: 0 E: 0 K: 0 S: 3	H: 1 LOB: 0 BB: 0 P: 3	R: 0 E: 0 K: 2 S: 7	H: 0 LOB: 0 BB: 0 P: 7	R: 2 E: 0 K: 1 S: 10	H: 5 LOB: 3 BB: 0 P: 10	R: 0 E: 0 K: 0 S: 3	H: 1 LOB: 0 BB: 0 P: 3	R: 0 E: 0 K: 1 S: 5	H: 0 LOB: 1 BB: 1 P: 9	1B: 9 2B: 0 3B: 0 HR: 0	SF: 0 SAC: 0 DP: 2 HBP: 0	WP: 0 PB: 0 SB: 0 CS: 1	PA: 34
<b>PITCHER</b>	IP WLS BF H R ER SO BB IBB HBP BLK WP HR S P ERA WHIP																			
<b>Fergie Jenkins, R</b> ERA: 2.9	(1, 1) 9.0 W 33 9 2 2 7 1 0 0 0 0 0 0 46 50 2.00 1.111																			

Chicago Cubs @ Cincinnati Reds  
Crosley Field, Cincinnati, OH  
Tue Sep 02 1969, 7:05 PM EDT  
Att: 11,604 - Unknown - 78 F

AB 32  
R 2  
H 9  
RBI 2  
BB 1  
SO 7  
LOB 12










Batter	1	2	3	4	5	6	7	8	9	AB	R	H	RBI	BB	SO	LOB	TOP			
Don Kessinger, S OBP: 0.344, SLG: 0.389 (1, 6)	1-3		1-2 1B			G1-6-3		L3		4	0	1	0	0	0	2				
Glenn Beckert, R OBP: 0.335, SLG: 0.361 (1, 4)	6-3		F8			F7			P5	4	0	0	0	0	0	2				
Billy Williams, L OBP: 0.356, SLG: 0.461 (1, 7)	6-3			F7			F9		F8	4	0	0	0	0	0	0				
14 Ernie Banks, R OBP: 0.320, SLG: 0.428 (1, 3)		5-3		P4			FC6-4 BB		1-3	3	0	0	0	1	0	0				
Jim Hickman, R OBP: 0.320, SLG: 0.476 (1, 9)		5-3		K						3	0	0	0	0	2	1				
Paul Popovich, S OBP: 0.352, SLG: 0.335 (1, 5)		P1-3			F2		FC6-4			3	0	0	0	0	0	1				
Randy Hundley, R OBP: 0.353, SLG: 0.421 (1, 2)			5-3		5-3			E7		3	0	0	0	0	0	0				
Oscar Gamble, L OBP: 0.478, SLG: 0.444 (1, 8)			4-0 1B BB		F7			5-3		2	0	0	0	1	0	1				
Bill Hands, R OBP: 0.134, SLG: 0.078 (1, 1)					F3					2	0	1	0	0	0	1				
Willie Smith, L OBP: 0.335, SLG: 0.434 (8, PH)										1	0	0	0	0	1	1				
Phil Regan, R OBP: 0.222, SLG: 0.133 (8, 1)						G1-6-3 1B			K	0	0	0	0	0	0	0				
<b>Inning Stats</b>	R: 0 E: 0 K: 0 S: 3	H: 0 LOB: 0 BB: 0 P: 3	R: 0 E: 0 K: 0 S: 3	H: 0 LOB: 0 BB: 0 P: 3	R: 0 E: 0 K: 1 S: 4	H: 1 LOB: 2 BB: 1 P: 8	R: 0 E: 0 K: 1 S: 5	H: 0 LOB: 0 BB: 0 P: 5	R: 0 E: 0 K: 0 S: 3	H: 0 LOB: 0 BB: 0 P: 3	R: 0 E: 0 K: 1 S: 5	H: 0 LOB: 1 BB: 1 P: 9	R: 0 E: 1 K: 1 S: 6	H: 0 LOB: 1 BB: 0 P: 6	R: 0 E: 0 K: 0 S: 3	H: 0 LOB: 0 BB: 0 P: 3	1B: 2 2B: 0 3B: 0 HR: 0	SF: 0 SAC: 0 DP: 1 HBP: 0	WP: 0 PB: 0 SB: 0 CS: 0	PA: 31
<b>PITCHER</b> Jim Maloney, R ERA: 2.69 (1, 1)	IP: 9.0 WLS: W BF: 31 H: 2 R: 0 ER: 0 SO: 3 BB: 2 IBB: 0 HBP: 0 BLK: 0 WP: 0 HR: 0 S: 35 P: 43 ERA: 0.00 WHIP: 0.444															<b>PITCHER</b>				

Chicago Cubs @ Cincinnati Reds  
Crosley Field, Cincinnati, OH  
Wed Sep 03 1969, 7:05 PM EDT  
Alt. 5,960 - Unknown - 80 F


AB 29  
R 0  
H 2  
RBI 0  
BB 2  
SO 3  
LOB 9



Batter	1	2	3	4	5	6	7	8	9	AB	R	H	RBI	BB	SO	LOB	BOTTOM			
Pete Rose, S OBP: 0.430, SLG: 0.525 (1, 9)	1-3		4-3		4-3			F8		4	0	0	0	0	0	1				
Bobby Tolan, L OBP: 0.381, SLG: 0.517 (1, 8)	4-3			HR 1B	K				1B	4	1	2	0	0	1	0				
Alex Johnson, R OBP: 0.370, SLG: 0.502 (1, 7)				HR 1B		F8				4	1	2	2	0	1	1				
Jimmy Stewart, S OBP: 0.315, SLG: 0.372 (9, 7)								K		0	0	0	0	0	0	0				
Tony Perez, R OBP: 0.374, SLG: 0.564 (1, 5)	6-3			FC1-4 2B		F9		F3		4	0	1	0	0	0	2				
Johnny Bench, R OBP: 0.367, SLG: 0.514 (1, 2)		4-3		FC1-4-5 1B		P3				3	0	0	0	0	0	1				
Lee May, R OBP: 0.335, SLG: 0.555 (1, 3)		K		2-3 1B			F9			3	0	1	0	0	1	0				
Tommy Helms, R OBP: 0.280, SLG: 0.296 (1, 4)		K		1-2 1B	F7			1B		3	0	1	0	0	1	2				
Woody Woodward, R OBP: 0.330, SLG: 0.314 (1, 6)			K		F8			FC3-2 1B		3	0	1	0	0	1	2				
Jim Maloney, L OBP: 0.283, SLG: 0.450 (1, 1)				CS 1B		3-1		FC3-2-5 1B		3	0	1	0	0	0	2				
<b>Inning Stats</b>	R: 0 E: 0 K: 0 S: 4	H: 1 LOB: 1 BB: 0 P: 4	R: 0 E: 0 K: 2 S: 7	H: 0 LOB: 0 BB: 0 P: 7	R: 0 E: 0 K: 1 S: 5	H: 1 LOB: 0 BB: 0 P: 5	R: 2 E: 0 K: 0 S: 7	H: 4 LOB: 2 BB: 0 P: 7	R: 0 E: 0 K: 1 S: 5	H: 0 LOB: 0 BB: 0 P: 5	R: 0 E: 0 K: 0 S: 3	H: 0 LOB: 0 BB: 0 P: 3	R: 0 E: 0 K: 0 S: 4	H: 2 LOB: 1 BB: 0 P: 4	R: 0 E: 0 K: 1 S: 6	H: 1 LOB: 1 BB: 0 P: 6	1B: 7 2B: 2 3B: 0 HR: 1	SF: 0 SAC: 0 DP: 1 HBP: 0	WP: 0 PB: 0 SB: 0 CS: 1	PA: 31
<b>PITCHER</b> Bill Hands, R ERA: 2.55 (1, 1)	IP: 7.0 WLS: L BF: 27 H: 8 R: 2 ER: 2 SO: 4 BB: 0 IBB: 0 HBP: 0 BLK: 0 WP: 0 HR: 1 S: 35 P: 35 ERA: 2.57 WHIP: 1.143															<b>PITCHER</b>				
<b>PITCHER</b> Phil Regan, R ERA: 3.44 (8, 1)	IP: 1.0 WLS: L BF: 4 H: 1 R: 0 ER: 0 SO: 1 BB: 0 IBB: 0 HBP: 0 BLK: 0 WP: 0 HR: 0 S: 6 P: 6 ERA: 0.00 WHIP: 1.000															<b>PITCHER</b>				

Chicago Cubs @ Cincinnati Reds  
Crosley Field, Cincinnati, OH  
Wed Sep 03 1969, 7:05 PM EDT  
Alt. 5,960 - Unknown - 80 F

AB 31  
R 2  
H 9  
RBI 2  
BB 0  
SO 5  
LOB 11





Batter	1	2	3	4	5	6	7	8	9	AB R H RBI BB SO LOB	TOP									
<b>Felipe Alou, R</b> OBP: 0.322, SLG: 0.353 (1, 8)										4 1 1 0 1 0 2	<b>Atlanta Braves @ Cincinnati Reds</b> Crosley Field, Cincinnati, OH Fri Sep 05 1969, 7:05 PM EDT Att: 12,847 - Unknown									
<b>Felix Milian, R</b> OBP: 0.315, SLG: 0.351 (1, 4)										4 2 2 2 1 0 1										
<b>Hank Aaron, R</b> OBP: 0.409, SLG: 0.635 (1, 9)										4 1 1 3 1 0 2										
<b>Rico Carty, R</b> OBP: 0.405, SLG: 0.525 (1, 7)										1 1 0 0 2 0 2										
<b>Tony Gonzalez, L</b> OBP: 0.332, SLG: 0.385 (6, 7)										2 0 0 0 0 1 1										
<b>Orlando Cepeda, R</b> OBP: 0.324, SLG: 0.441 (1, 3)										5 0 0 0 0 3 5										
<b>Clete Boyer, R</b> OBP: 0.335, SLG: 0.379 (1, 5)										5 2 3 2 0 1 0										
<b>Bob Didier, S</b> OBP: 0.319, SLG: 0.309 (1, 2)										5 2 2 1 0 0 1										
<b>Gil Garrido, R</b> OBP: 0.263, SLG: 0.236 (1, 6)										5 2 1 0 0 0 3										
<b>Phil Niekro, R</b> OBP: 0.183, SLG: 0.213 (1, 1)									3 0 1 1 0 0 2											
<b>Inning Stats</b>	R: 0 E: 0 K: 0 S: 4	H: 1 LOB: 2 BB: 1 P: 8	R: 0 E: 2 K: 0 S: 4	H: 0 LOB: 1 BB: 0 P: 4	R: 4 E: 0 K: 1 S: 8	H: 3 LOB: 0 BB: 1 P: 12	R: 0 E: 0 K: 0 S: 3	H: 0 LOB: 0 BB: 0 P: 3	R: 0 E: 0 K: 1 S: 5	H: 0 LOB: 1 BB: 1 P: 9	R: 0 E: 0 K: 2 S: 7	H: 0 LOB: 0 BB: 0 P: 7	R: 4 E: 2 K: 1 S: 9	H: 2 LOB: 1 BB: 1 P: 13	R: 0 E: 0 K: 0 S: 3	H: 1 LOB: 0 BB: 0 P: 3	1B: 6 2B: 4 3B: 0 HR: 2	SF: 0 SAC: 1 DP: 3 HBP: 0	WP: 0 PB: 1 SB: 0 CS: 0	PA: 44
<b>PITCHER</b>	IP WLS BF H R ER SO BB IBB HBP BLK WP HR S P ERA WHIP											IP WLS BF H R ER SO BB IBB HBP BLK WP HR S P ERA WHIP								
<b>Jim Merritt, L</b> ERA: 4.4 (1, 1)	5.0 L 26 7 7 7 2 3 0 0 0 0 2 27 39 12.60 2.000																			
<b>Pedro Ramos, R</b> ERA: 4.32 (6, 1)	1.0 4 1 0 0 0 0 1 0 0 0 0 3 7 0.00 1.000																			
<b>Dennis Ribant, R</b> ERA: 6.0 (7, 1)	1.1 8 2 4 0 2 1 0 0 0 0 0 11 15 0.00 2.250																			
<b>Wayne Granger, R</b> ERA: 3.28 (8, 1)	0.2 3 0 0 0 1 0 0 0 0 0 0 5 5 0.00 0.000																			
<b>Jack Fisher, R</b> ERA: 5.51 (9, 1)	1.0 3 1 0 0 0 0 0 0 0 0 0 3 3 0.00 1.000																			

Batter	1	2	3	4	5	6	7	8	9	AB R H RBI BB SO LOB	BOTTOM									
<b>Pete Rose, S</b> OBP: 0.427, SLG: 0.521 (1, 9)										4 0 0 0 0 1 0	<b>Atlanta Braves @ Cincinnati Reds</b> Crosley Field, Cincinnati, OH Fri Sep 05 1969, 7:05 PM EDT Att: 12,847 - Unknown									
<b>Bobby Tolan, L</b> OBP: 0.359, SLG: 0.513 (1, 8)										4 0 0 0 0 0 0										
<b>Alex Johnson, R</b> OBP: 0.369, SLG: 0.499 (1, 7)										3 1 0 0 1 2 0										
<b>Tony Perez, R</b> OBP: 0.374, SLG: 0.568 (1, 5)										3 1 1 2 0 1 0										
<b>Johnny Bench, R</b> OBP: 0.365, SLG: 0.511 (1, 2)										3 0 0 0 0 1 0										
<b>Lee May, R</b> OBP: 0.333, SLG: 0.552 (1, 3)										3 0 0 0 0 2 0										
<b>Tommy Helms, R</b> OBP: 0.277, SLG: 0.294 (1, 4)										3 0 0 0 0 0 0										
<b>Woody Woodward, R</b> OBP: 0.324, SLG: 0.309 (1, 6)										3 0 0 0 0 1 0										
<b>Jim Merritt, L</b> OBP: 0.187, SLG: 0.203 (1, 1)										1 0 0 0 0 1 0										
<b>Pedro Ramos, S</b> OBP: 0.353, SLG: 0.342 (6, 1)										0 0 0 0 0 0 0										
<b>Ted Savage, R</b> OBP: 0.333, SLG: 0.342 (6, 1)										1 0 0 0 0 0 0										
<b>Dennis Ribant, R</b> ERA: 6.0 (7, 1)										0 0 0 0 0 0 0										
<b>Wayne Granger, R</b> ERA: 3.28 (8, 1)										0 0 0 0 0 0 0										
<b>Jimmy Stewart, S</b> OBP: 0.333, SLG: 0.375 (8, 1)										1 0 0 0 0 1 1										
<b>Jack Fisher, R</b> ERA: 5.51 (9, 1)										0 0 0 0 0 0 0										
<b>Inning Stats</b>	R: 2 E: 0 K: 1 S: 6	H: 1 LOB: 0 BB: 1 P: 10	R: 0 E: 0 K: 2 S: 7	H: 0 LOB: 0 BB: 0 P: 7	R: 0 E: 0 K: 1 S: 5	H: 0 LOB: 0 BB: 0 P: 5	R: 0 E: 0 K: 3 S: 9	H: 0 LOB: 0 BB: 0 P: 9	R: 0 E: 0 K: 1 S: 5	H: 0 LOB: 0 BB: 0 P: 5	R: 0 E: 0 K: 1 S: 5	H: 0 LOB: 0 BB: 0 P: 5	R: 0 E: 1 K: 1 S: 6	H: 0 LOB: 1 BB: 0 P: 6	R: 0 E: 0 K: 0 S: 3	H: 0 LOB: 0 BB: 0 P: 3	1B: 0 2B: 0 3B: 0 HR: 1	SF: 0 SAC: 0 DP: 0 HBP: 0	WP: 0 PB: 0 SB: 0 CS: 0	PA: 30
<b>PITCHER</b>	IP WLS BF H R ER SO BB IBB HBP BLK WP HR S P ERA WHIP											IP WLS BF H R ER SO BB IBB HBP BLK WP HR S P ERA WHIP								
<b>Phil Niekro, R</b> ERA: 2.64 (1, 1)	9.0 W 30 1 2 2 10 1 0 0 0 0 1 49 53 2.00 0.222																			



Batter	1	2	3	4	5	6	7	8	9	AB	R	H	RBI	BB	SO	LOB	TOP
<b>Felipe Alou, R</b> OBP: 0.321, SLG: 0.352 (1, 8)										4	0	1	0	0	0	0	<b>Atlanta Braves @ Cincinnati Reds</b> Crosley Field, Cincinnati, OH Sat Sep 06 1969, 7:05 PM EDT Att: 17,818 - Unknown
<b>Tony Gonzalez, L</b> OBP: 0.331, SLG: 0.382 (1, 7)										3	0	0	0	1	0	0	
<b>Hank Aaron, R</b> OBP: 0.407, SLG: 0.630 (1, 9)										3	0	0	0	1	0	2	
<b>Orlando Cepeda, R</b> OBP: 0.325, SLG: 0.442 (1, 3)										4	1	2	0	0	0	1	
<b>Clete Boyer, R</b> OBP: 0.335, SLG: 0.379 (1, 5)										3	0	1	0	0	0	0	
<b>Felix Milten, R</b> OBP: 0.313, SLG: 0.350 (1, 4)										3	0	0	1	0	0	1	
<b>Sonny Jackson, L</b> OBP: 0.306, SLG: 0.295 (1, 6)										3	0	0	0	0	0	1	
<b>Darrell Evans, L</b> OBP: 0.240, SLG: 0.250 (9, PH)										1	0	0	0	0	0	1	
<b>Bob Didier, S</b> OBP: 0.317, SLG: 0.307 (1, 2)										2	0	0	0	0	0	0	
<b>Rico Carty, R</b> OBP: 0.403, SLG: 0.523 (7, PH)										1	0	0	0	0	0	2	
<b>Bob Tillman, R</b> OBP: 0.260, SLG: 0.416 (7, 2)										0	0	0	0	0	0	0	
<b>Pat Jarvis, R</b> OBP: 0.127, SLG: 0.100 (1, 1)										2	0	0	0	0	1	0	
<b>Mike Lum, L</b> OBP: 0.301, SLG: 0.286 (8, PH)										1	0	0	0	0	1	0	
<b>Cecil Upshaw, R</b> OBP: 0.364, SLG: 0.636 (8, 1)										0	0	0	0	0	0	0	
<b>Inning Stats</b>	R: 0 E: 0 K: 0 S: 3	H: 0 LOB: 1 BB: 1 P: 7	R: 0 E: 0 K: 0 S: 3	H: 0 LOB: 0 BB: 0 P: 3	R: 0 E: 0 K: 0 S: 3	H: 0 LOB: 0 BB: 0 P: 3	R: 0 E: 0 K: 1 S: 6	H: 1 LOB: 2 BB: 1 P: 10	R: 0 E: 1 K: 0 S: 5	H: 1 LOB: 2 BB: 0 P: 5	R: 0 E: 0 K: 1 S: 5	H: 0 LOB: 0 BB: 0 P: 5	R: 1 E: 0 K: 0 S: 5	H: 2 LOB: 1 BB: 0 P: 5	1B: 4 2B: 0 3B: 0 HR: 0	SF: 1 SAC: 1 DP: 0 HBP: 0	WP: 0 PA: 34 PB: 0 SB: 0 CS: 0
<b>PITCHER</b> Gary Nolan, R ERA: 3.93 (1, 1)	IP: 9.0 WLS: W BF: 34 H: 4 R: 1 ER: 1 SO: 2 BB: 2 IBB: 0 HBP: 0 BLK: 1 WP: 0 HR: 0 S: 36 P: 44 ERA: 1.00 WHIP: 0.667											<b>PITCHER</b>	IP: 9.0 WLS: W BF: 34 H: 4 R: 1 ER: 1 SO: 2 BB: 2 IBB: 0 HBP: 0 BLK: 1 WP: 0 HR: 0 S: 36 P: 44 ERA: 1.00 WHIP: 0.667				

AB	30
R	1
H	4
RBI	1
BB	2
SO	2
LOB	8



Batter	1	2	3	4	5	6	7	8	9	AB	R	H	RBI	BB	SO	LOB	BOTTOM
<b>Pete Rose, S</b> OBP: 0.424, SLG: 0.517 (1, 9)										4	0	0	0	0	0	1	<b>Atlanta Braves @ Cincinnati Reds</b> Crosley Field, Cincinnati, OH Sat Sep 06 1969, 7:05 PM EDT Att: 17,818 - Unknown
<b>Bobby Tolan, L</b> OBP: 0.380, SLG: 0.512 (1, 8)										3	1	1	0	1	0	0	
<b>Alex Johnson, R</b> OBP: 0.368, SLG: 0.496 (1, 7)										3	0	0	0	1	1	1	
<b>Jimmy Stewart, S</b> OBP: 0.313, SLG: 0.370 (9, 7)										0	0	0	0	0	0	0	
<b>Tony Perez, R</b> OBP: 0.373, SLG: 0.566 (1, 5)										4	0	1	1	0	1	0	
<b>Johnny Bench, R</b> OBP: 0.365, SLG: 0.509 (1, 2)										3	0	1	0	0	1	2	
<b>Lee May, R</b> OBP: 0.333, SLG: 0.550 (1, 3)										2	0	0	0	1	0	1	
<b>Tommy Helms, R</b> OBP: 0.275, SLG: 0.292 (1, 4)										3	0	0	0	0	0	4	
<b>Woody Woodward, R</b> OBP: 0.324, SLG: 0.309 (1, 6)										3	1	1	0	0	0	0	
<b>Gary Nolan, R</b> OBP: 0.240, SLG: 0.348 (1, 1)										3	0	0	0	0	2	1	
<b>Inning Stats</b>	R: 1 E: 0 K: 0 S: 4	H: 1 LOB: 3 BB: 3 P: 16	R: 1 E: 0 K: 2 S: 9	H: 2 LOB: 1 BB: 0 P: 9	R: 0 E: 0 K: 1 S: 5	H: 0 LOB: 0 BB: 0 P: 5	R: 0 E: 0 K: 1 S: 5	H: 0 LOB: 0 BB: 0 P: 5	R: 0 E: 0 K: 0 S: 3	H: 0 LOB: 0 BB: 0 P: 3	R: 0 E: 0 K: 0 S: 3	H: 0 LOB: 0 BB: 0 P: 3	R: 0 E: 0 K: 0 S: 3	H: 0 LOB: 0 BB: 0 P: 3	1B: 4 2B: 0 3B: 0 HR: 0	SF: 0 SAC: 0 DP: 0 HBP: 0	WP: 0 PA: 31 PB: 0 SB: 3 CS: 0
<b>PITCHER</b> Pat Jarvis, R ERA: 4.74 (1, 1)	IP: 7.0 WLS: L BF: 28 H: 4 R: 2 ER: 2 SO: 5 BB: 3 IBB: 0 HBP: 0 BLK: 0 WP: 0 HR: 0 S: 35 P: 47 ERA: 2.57 WHIP: 1.000											<b>PITCHER</b> Cecil Upshaw, R ERA: 3.5 (8, 1)	IP: 1.0 WLS: 3 BF: 0 H: 0 R: 0 ER: 0 SO: 0 BB: 0 IBB: 0 HBP: 0 BLK: 0 WP: 0 HR: 0 S: 3 P: 3 ERA: 0.00 WHIP: 0.000				





Batter	1	2	3	4	5	6	7	8	9	AB	R	H	RBI	BB	SO	LOB	TOP			
<b>Felipe Alou, R</b> OBP: 0.320, SLG: 0.350 (1.8)										5	1	1	1	0	0	1	<b>Atlanta Braves @ Cincinnati Reds</b> Crosley Field, Cincinnati, OH Sun Sep 07 1969, 3:33 AM EDT Att: 17,009 - Unknown			
<b>Tony Gonzalez, L</b> OBP: 0.330, SLG: 0.381 (1.7)										4	0	1	1	0	0	1				
<b>Hank Aaron, R</b> OBP: 0.409, SLG: 0.637 (1.9)										5	2	3	1	0	1	2				
<b>Orlando Cepeda, R</b> OBP: 0.328, SLG: 0.446 (1.3)										4	0	3	2	0	1	0				
<b>Clete Boyer, R</b> OBP: 0.335, SLG: 0.376 (1.5)										3	1	0	0	0	0	2				
<b>Felix Milan, R</b> OBP: 0.313, SLG: 0.349 (1.4)										4	1	1	0	0	0	1				
<b>Sonny Jackson, L</b> OBP: 0.312, SLG: 0.296 (1.6)										2	1	1	1	2	0	0				
<b>Bob Didier, S</b> OBP: 0.317, SLG: 0.303 (1.2)										3	0	0	0	1	0	3				
<b>Ron Reed, R</b> OBP: 0.137, SLG: 0.127 (1.1)										2	1	0	0	0	0	2				
<b>Cecil Upshaw, R</b> OBP: 0.333, SLG: 0.583 (6.1)										1	0	0	0	0	0	0				
<b>Inning Stats</b>	R: 4 E: 1 K: 0 S: 7	H: 5 LOB: 2 BB: 1 P: 12	R: 0 E: 0 K: 0 S: 3	H: 1 LOB: 0 BB: 0 P: 3	R: 0 E: 0 K: 0 S: 3	H: 1 LOB: 0 BB: 0 P: 3	R: 2 E: 2 K: 1 S: 7	H: 0 LOB: 1 BB: 1 P: 11	R: 0 E: 0 K: 0 S: 4	H: 0 LOB: 0 BB: 0 P: 3	R: 1 E: 0 K: 1 S: 6	H: 1 LOB: 0 BB: 0 P: 6	R: 0 E: 0 K: 0 S: 3	H: 0 LOB: 0 BB: 0 P: 3	R: 0 E: 0 K: 0 S: 3	H: 1 LOB: 0 BB: 0 P: 3	1B: 8 2B: 2 3B: 0 HR: 1	SF: 1 SAC: 1 DP: 2 HBP: 1	WP: 0 PB: 0 SB: 0 CS: 1	PA: 40
<b>PITCHER</b>	IP WLS BF H R ER SO BB IBB HBP BLK WP HR S P ERA WHIP																			
<b>George Culver, R</b> ERA: 4.6 (1.1)	0.2 L 8 5 4 3 0 0 0 1 1 0 0 0 0 6 11 40.50 7.500																			
<b>Clay Carroll, R</b> ERA: 3.63 (1.1)	4.1 18 3 2 0 1 2 0 0 0 0 0 0 1 18 26 0.00 1.154																			
<b>Dennis Ribant, R</b> ERA: 5.4 (6.1)	2.0 7 1 1 1 1 0 0 0 0 0 0 1 9 9 4.50 0.500																			
<b>Wayne Granger, R</b> ERA: 3.23 (8.1)	2.0 6 1 0 0 0 0 0 0 0 0 0 0 6 6 0.00 0.500																			

AB 33  
R 7  
H 10  
RBI 6  
BB 3  
SO 2  
LOB 12



Batter	1	2	3	4	5	6	7	8	9	AB	R	H	RBI	BB	SO	LOB	BOTTOM			
<b>Pete Rose, S</b> OBP: 0.427, SLG: 0.520 (1.9)										4	1	3	0	0	0	0	<b>Atlanta Braves @ Cincinnati Reds</b> Crosley Field, Cincinnati, OH Sun Sep 07 1969, 3:33 AM EDT Att: 17,009 - Unknown			
<b>Bobby Tolan, L</b> OBP: 0.358, SLG: 0.511 (1.8)										5	0	1	0	0	0	3				
<b>Alex Johnson, R</b> OBP: 0.369, SLG: 0.496 (1.7)										4	1	2	1	0	0	2				
<b>Tony Perez, R</b> OBP: 0.370, SLG: 0.561 (1.5)										4	0	0	0	0	0	4				
<b>Johnny Bench, R</b> OBP: 0.364, SLG: 0.507 (1.2)										4	1	1	0	0	0	1				
<b>Lee May, R</b> OBP: 0.334, SLG: 0.550 (1.3)										4	0	2	2	0	0	1				
<b>Tommy Helms, R</b> OBP: 0.275, SLG: 0.291 (1.4)										4	0	1	0	0	1	3				
<b>Woody Woodward, R</b> OBP: 0.319, SLG: 0.304 (9. PH) <b>Ted Savage, R</b> OBP: 0.330, SLG: 0.338 (9. PH)										3	0	0	0	0	2	3				
<b>Inning Stats</b>	R: 0 E: 0 K: 0 S: 4	H: 1 LOB: 1 BB: 0 P: 4	R: 0 E: 0 K: 1 S: 6	H: 1 LOB: 1 BB: 0 P: 6	R: 1 E: 0 K: 0 S: 4	H: 2 LOB: 1 BB: 0 P: 5	R: 0 E: 0 K: 0 S: 4	H: 1 LOB: 1 BB: 0 P: 4	R: 0 E: 0 K: 2 S: 10	H: 2 LOB: 1 BB: 0 P: 10	R: 0 E: 0 K: 0 S: 4	H: 1 LOB: 1 BB: 0 P: 4	R: 0 E: 0 K: 0 S: 4	H: 1 LOB: 1 BB: 0 P: 4	R: 0 E: 0 K: 0 S: 4	H: 1 LOB: 1 BB: 0 P: 4	1B: 8 2B: 2 3B: 0 HR: 0	SF: 0 SAC: 0 DP: 1 HBP: 1	WP: 0 PB: 0 SB: 0 CS: 0	PA: 38
<b>PITCHER</b>	IP WLS BF H R ER SO BB IBB HBP BLK WP HR S P ERA WHIP																			
<b>Ron Reed, R</b> ERA: 3.63 (1.1)	5.1 W 24 3 0 0 2 0 0 0 0 0 0 0 18 18 0.00 0.818																			
<b>Cecil Upshaw, R</b> ERA: 3.35 (6.1)	3.2 S 14 3 0 0 2 0 0 0 0 0 0 0 18 18 0.00 0.818																			

AB 37  
R 3  
H 10  
RBI 3  
BB 0  
SO 3  
LOB 17









Batter	1	2	3	4	5	6	7	8	9	10	11	12	13	14	15	AB	R	H	RBI	BB	SO	LOB	TOP					
<b>Bobby Bonds, R</b> OBP: 0.348, SLG: 0.483 (1.9)	5-3		F8						G4-3			K				5	0	0	1	2	2	3						
<b>Ron Hunt, R</b> OBP: 0.362, SLG: 0.342 (1.4)	F7			F9							F9					7	1	2	0	0	2	4						
<b>Willie Mays, R</b> OBP: 0.370, SLG: 0.445 (1.8)	K			F9			F3				K					7	0	1	2	0	2	2						
<b>Willie McCovey, L</b> OBP: 0.451, SLG: 0.672 (1.3)		F9			FC6-4											5	0	1	1	2	0	2						
<b>Jim Ray Hart, R</b> OBP: 0.360, SLG: 0.344 (1.7)		6-3														6	0	0	0	0	0	3						
<b>Dave Marshall, L</b> OBP: 0.351, SLG: 0.297 (15.7)		6-3			FC6-4											0	0	0	0	0	0	0						
<b>Don Mason, L</b> OBP: 0.326, SLG: 0.268 (4. PH)		1-3														1	0	0	0	0	0	0						
<b>Jim Davenport, R</b> OBP: 0.311, SLG: 0.315 (4.5)																5	1	2	0	0	1	0						
<b>Hal Lanier, R</b> OBP: 0.269, SLG: 0.252 (7. PH)			F7													2	0	0	0	0	0	2						
<b>Dick Dietz, R</b> OBP: 0.367, SLG: 0.385 (7.2)				F8												4	0	1	0	0	0	0						
<b>Bob Barton, R</b> OBP: 0.248, SLG: 0.194 (1.2)																2	0	0	0	0	0	0						
<b>Jack Hiatt, R</b> OBP: 0.338, SLG: 0.318 (7. PH)			6-3				F8									0	0	0	0	0	0	0						
<b>Leon Wagner, L</b> OBP: 0.500, SLG: 0.500 (7. PH)							FC3-6									0	0	0	0	0	0	0						
<b>Tito Fuentes, S</b> OBP: 0.331, SLG: 0.349 (7.6)																3	1	1	0	0	0	0						
<b>Bobby Bolin, R</b> OBP: 0.350, SLG: 0.289 (5. PH)																0	0	0	0	1	0	0						
<b>Ron Herbel, R</b> OBP: 0.350, SLG: 0.289 (5. PH)																1	0	0	0	0	0	0						
<b>Ken Mackinnon, S</b> OBP: 0.350, SLG: 0.289 (7. PH)																0	1	0	0	1	0	0						
<b>Don McMahon, R</b> OBP: 0.350, SLG: 0.289 (7. PH)																1	0	0	0	0	1	1						
<b>Frank Linzy, R</b> OBP: 0.350, SLG: 0.289 (12.1)																1	0	0	0	0	0	0						
<b>Inning Stats</b>	R: 0 E: 0 K: 1 S: 5	H: 0 LOB: 0 BB: 0 P: 5	R: 0 E: 0 K: 0 S: 3	H: 0 LOB: 0 BB: 0 P: 3	R: 0 E: 0 K: 0 S: 3	H: 0 LOB: 1 BB: 1 P: 7	R: 0 E: 0 K: 0 S: 6	H: 0 LOB: 2 BB: 0 P: 6	R: 0 E: 0 K: 1 S: 5	H: 0 LOB: 1 BB: 1 P: 9	R: 0 E: 0 K: 1 S: 5	H: 0 LOB: 0 BB: 0 P: 5	R: 0 E: 0 K: 1 S: 5	H: 0 LOB: 0 BB: 0 P: 3	R: 0 E: 0 K: 1 S: 6	H: 0 LOB: 0 BB: 0 P: 3	R: 0 E: 0 K: 0 S: 6	H: 0 LOB: 0 BB: 0 P: 3	R: 0 E: 0 K: 1 S: 6	H: 0 LOB: 0 BB: 0 P: 3	R: 0 E: 0 K: 1 S: 6	H: 0 LOB: 0 BB: 0 P: 3	R: 0 E: 0 K: 0 S: 3	H: 0 LOB: 0 BB: 0 P: 3	1B: 8 2B: 1 3B: 0 HR: 0	SF: 0 SAC: 0 DP: 2 HBP: 0	WP: 0 PB: 0 CS: 0	PA: 58
<b>PITCHER</b>	IP ERA WLS BF H R ER SO BB IBB HBP BLK WP HR S P ERA WHIP	6.0 4.91 0.1 3 0 0 0 2 0 0 0 0 0 0 1 9 0.00 6.000	7.1 3.68 0.1 2 1 1 1 0 0 0 0 0 0 0 4 4 27.00 3.000	7.1 5.06 0.1 1 0 0 0 0 0 0 0 0 0 0 1 1 0.00 0.000	8.1 2.99 8.0 W 27 3 0 0 5 1 0 0 0 0 0 0 36 40 0.00 0.500																							

**San Francisco Giants @ Cincinnati Reds**  
Crosley Field, Cincinnati, OH  
Mon Sep 08 1969, 7:05 PM EDT  
Att: 16,926 - Unknown

**AB 52**  
**R 4**  
**H 9**  
**RBI 4**  
**BB 6**  
**SO 8**  
**LOB 19**



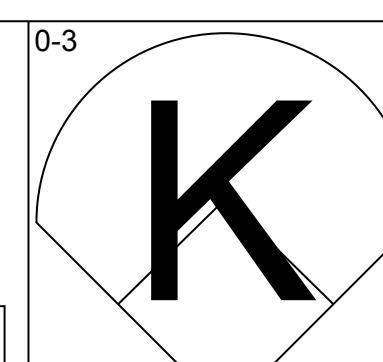
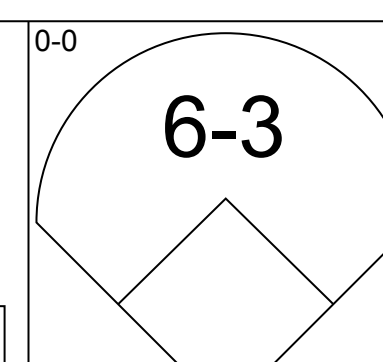
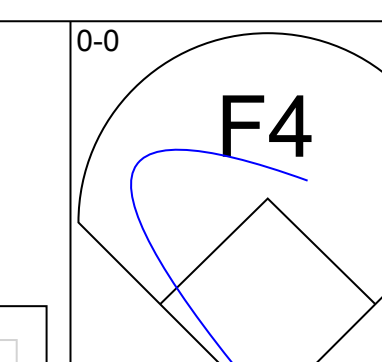
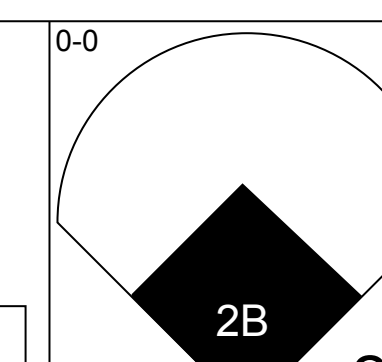
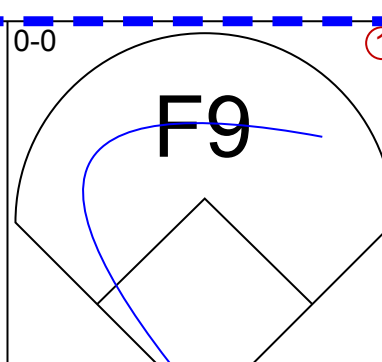
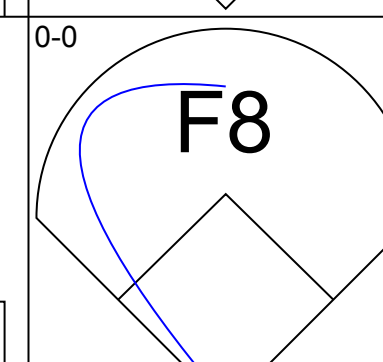
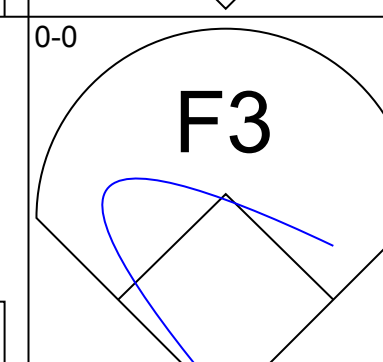
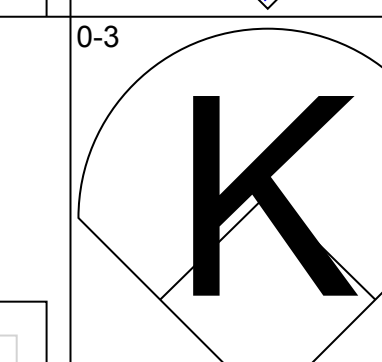
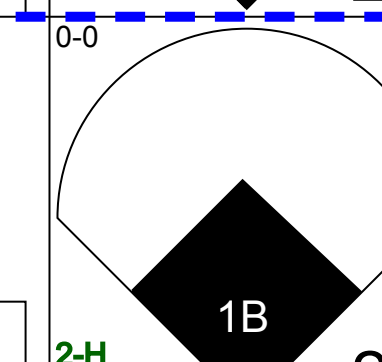
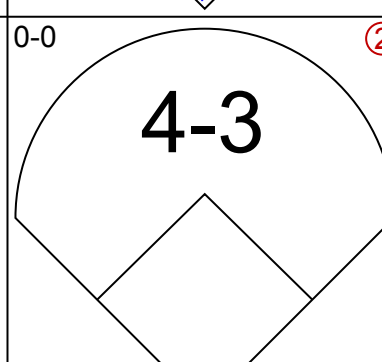
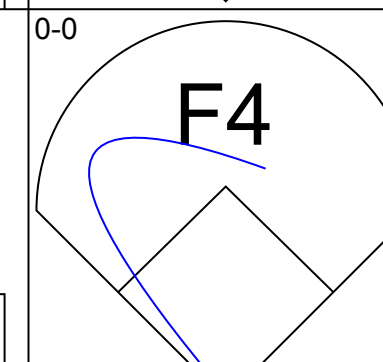
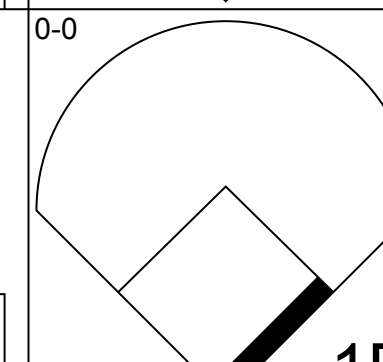

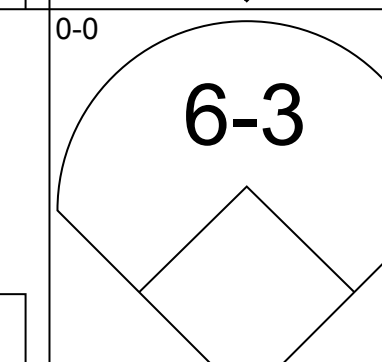
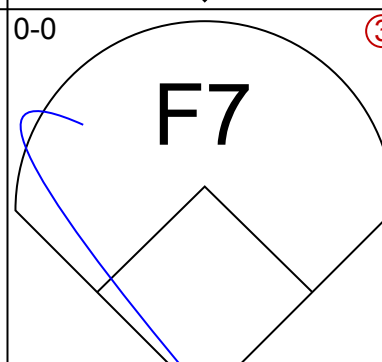

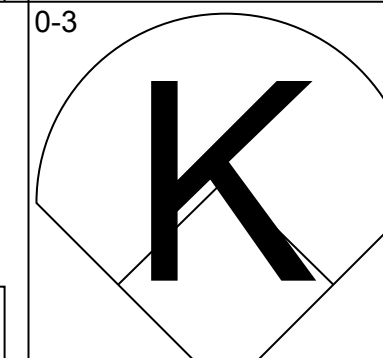
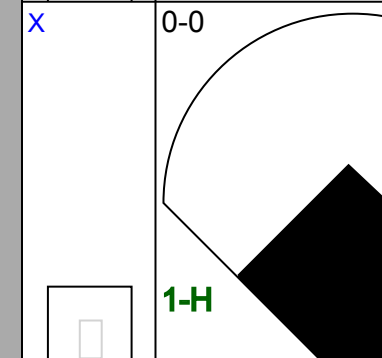
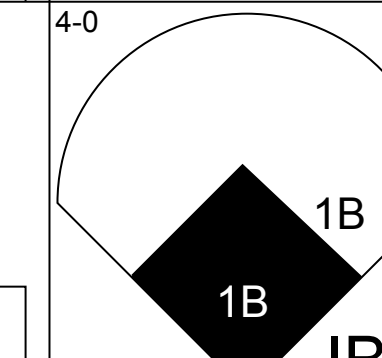

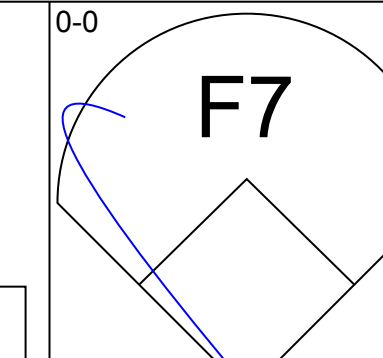
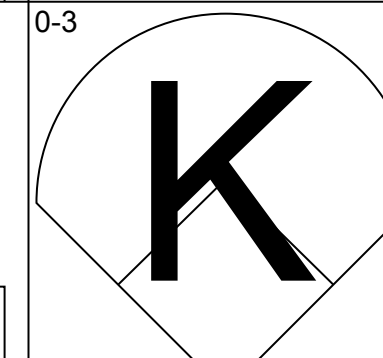
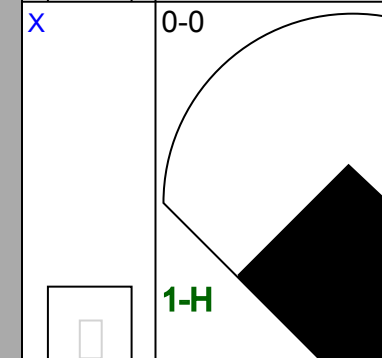
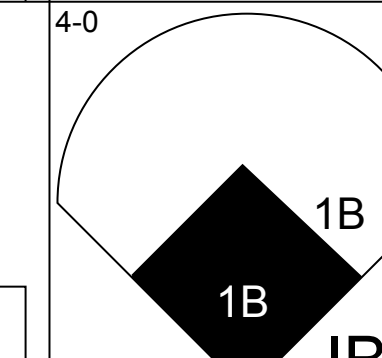
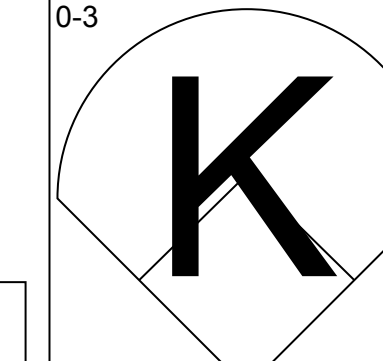
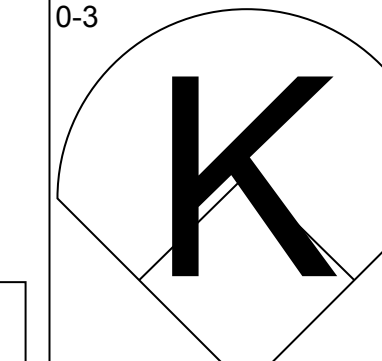
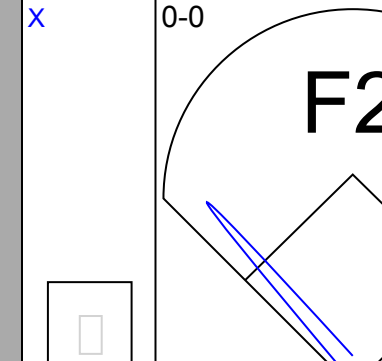
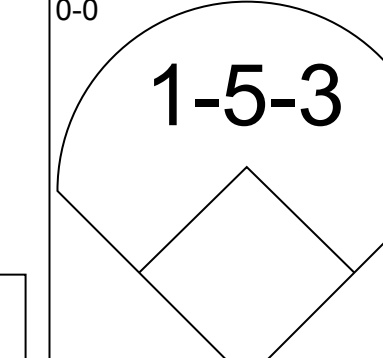
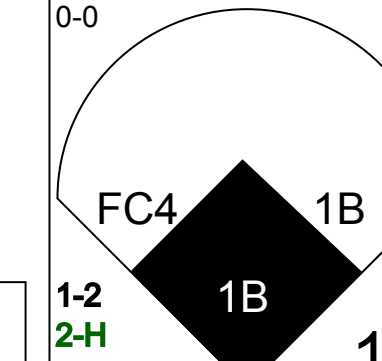


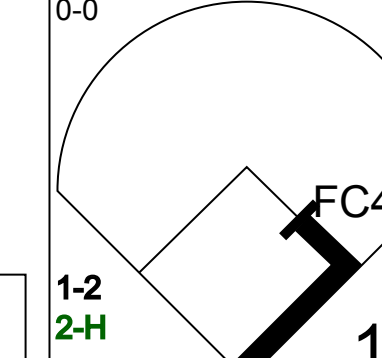
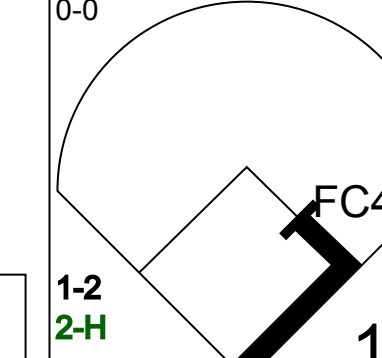

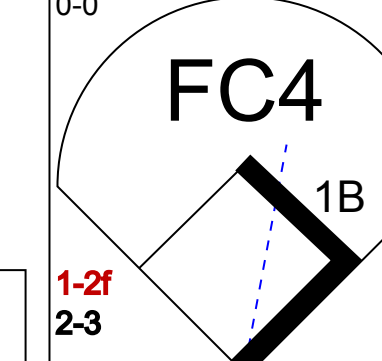
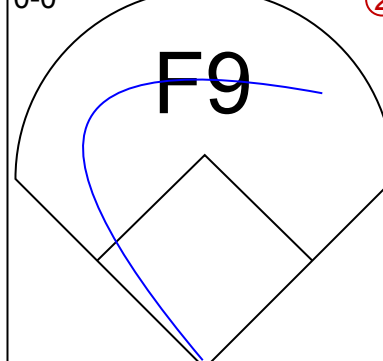
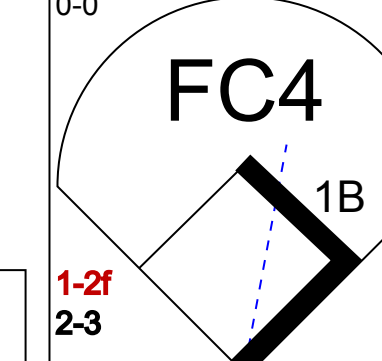
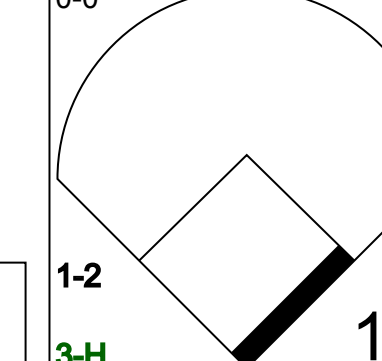

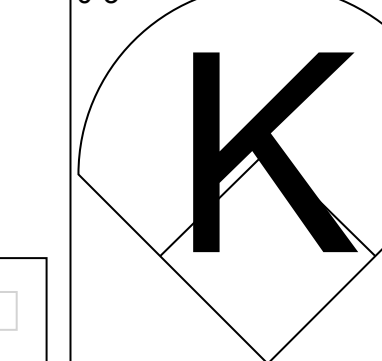
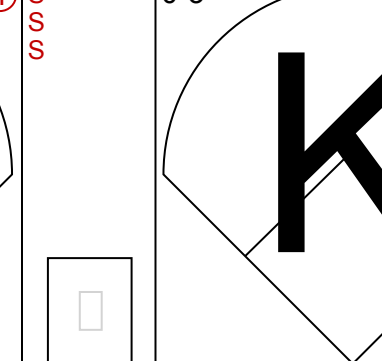
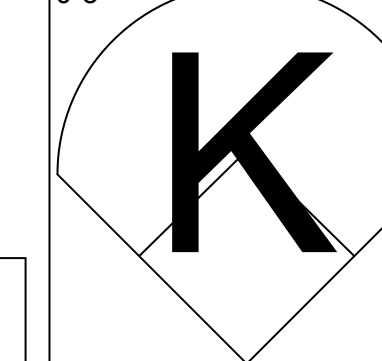

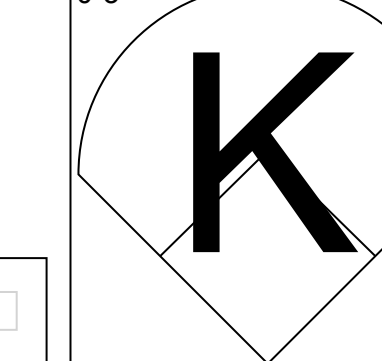
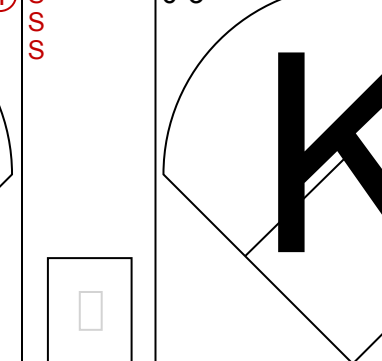
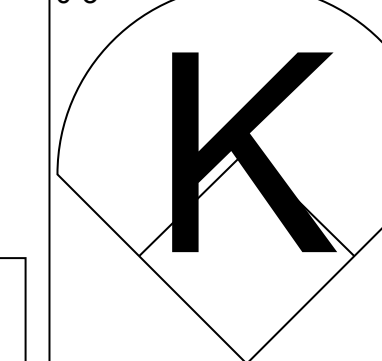
Batter	1	2	3	4	5	6	7	8	9	10	11	12	13	14	15	AB	R	H	RBI	BB	SO	LOB	BOTTOM					
<b>Pete Rose, S</b> OBP: 0.431, SLG: 0.520 (1.9)	4-3															5	0	2	3	2	0	0						
<b>Bobby Tolan, L</b> OBP: 0.357, SLG: 0.506 (1.8)	F2			F8												7	0	1	1	0	0	5						
<b>Alex Johnson, R</b> OBP: 0.365, SLG: 0.489 (1.7)																4	0	0	0	0	2	1						
<b>Wayne Granger, R</b> OBP: 0.250, SLG: 0.118 (8.1)	K															1	0	0	0	1	1	0						
<b>Tony Perez, R</b> OBP: 0.369, SLG: 0.557 (1.5)																6	1	1	0	0	2	1						
<b>Giraldo Ruiz, S</b> OBP: 0.298, SLG: 0.281 (14.5)																0	0	0	0	0	0	0						
<b>Johnny Bench, R</b> OBP: 0.358, SLG: 0.505 (1.2)																6	0	0	0	0	2	1						
<b>Lee May, R</b> OBP: 0.332, SLG: 0.542 (1.3)																5	2	1	0	0	1	0						
<b>Tommy Helms, R</b> OBP: 0.289, SLG: 0.284 (1.4)																6	0	0	0	0	1	3						
<b>Woody Woodward, R</b> OBP: 0.321, SLG: 0.307 (1.6)																5	1	2	1	0	1	0						
<b>Ted Savage, R</b> OBP: 0.337, SLG: 0.346 (15. PH)																1	1	1	0	0	0	0						
<b>Gerry Arrigo, L</b> OBP: 0.350, SLG: 0.289 (5. PH)																1	0	0	0	1	0	2						
<b>Ron Herbel, R</b> OBP: 0.350, SLG: 0.289 (7. PH)																0	0	0	0	0	0	0						
<b>Don McMahon, R</b> OBP: 0.350, SLG: 0.289 (7. PH)																0	0	0	0	0	0	0						
<b>Frank Linzy, R</b> OBP: 0.350, SLG: 0.289 (12.1)																2	0	0	0	0	0	0						
<b>Inning Stats</b>	R: 0 E: 0 K: 1 S: 5	H: 0 LOB: 0 BB: 0 P: 5	R: 0 E: 0 K: 0 S: 6	H: 0 LOB: 0 BB: 0 P: 11	R: 0 E: 0 K: 2 S: 7	H: 0 LOB: 0 BB: 0 P: 7	R: 0 E: 0 K: 0 S: 6	H: 0 LOB: 0 BB: 0 P: 6	R: 0 E: 0 K: 1 S: 5	H: 0 LOB: 0 BB: 0 P: 5	R: 0 E: 0 K: 1 S: 5	H: 0 LOB: 0 BB: 0 P: 5	R: 0 E: 0 K: 1 S: 5	H: 0 LOB: 0 BB: 0 P: 3	R: 0 E: 0 K: 1 S: 6	H: 0 LOB: 0 BB: 0 P: 3	R: 0 E: 0 K: 0 S: 5	H: 0 LOB: 0 BB: 0 P: 3	R: 0 E: 0 K: 1 S: 6	H: 0 LOB: 0 BB: 0 P: 3	R: 0 E: 0 K: 1 S: 6	H: 0 LOB: 0 BB: 0 P: 3	R: 0 E: 0 K: 0 S: 3	H: 2 LOB: 2 BB: 1 P: 7	1B: 8 2B: 0 3B: 0 HR: 0	SF: 0 SAC: 1 DP: 0 HBP: 1	WP: 0 PB: 0 CS: 0	PA: 56
<b>PITCHER</b>	IP ERA WLS BF H R ER SO BB IBB HBP BLK WP HR S P ERA WHIP	4.0 4.48 2.0 6 0 0 0 1 0 0 0 0 0 0 8 8 0.00 0.000	5.1 3.96 5.0 16 0 0 0 4 1 0 0 0 0 0 23 27 0.00 0.200	3.73 3.7 3.7 3.7	12.1 2.70 0.900																							

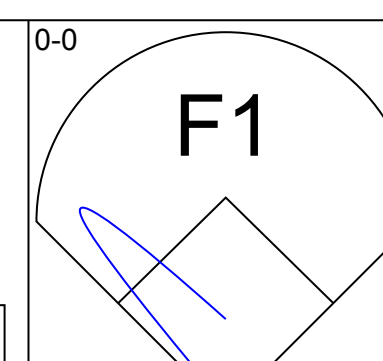
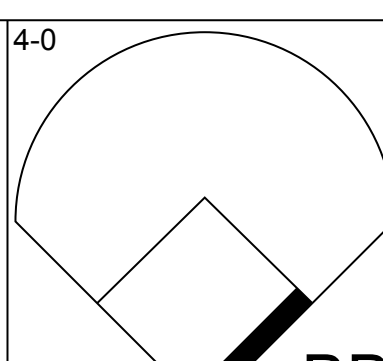
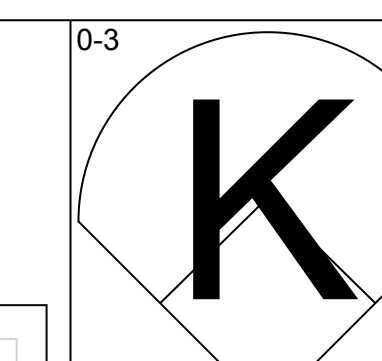
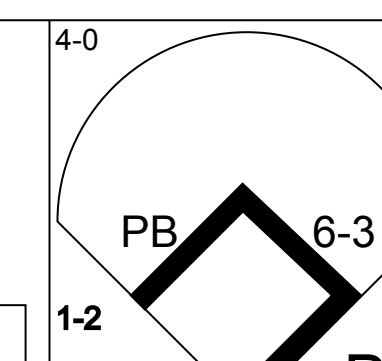
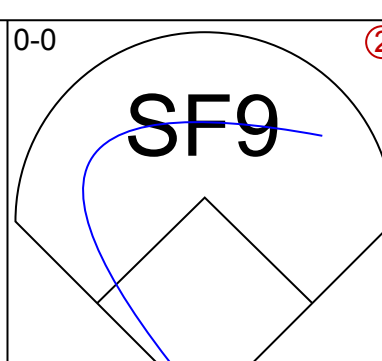
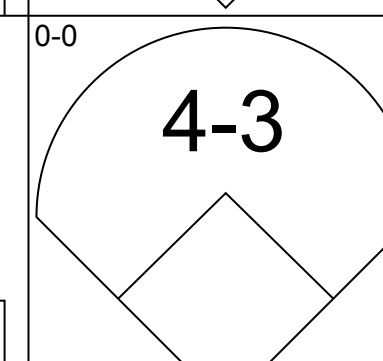
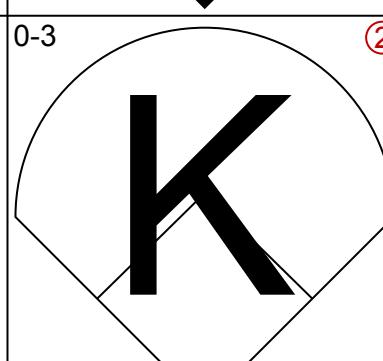
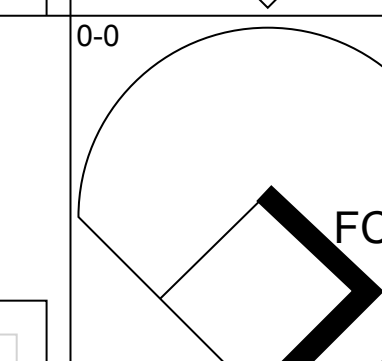
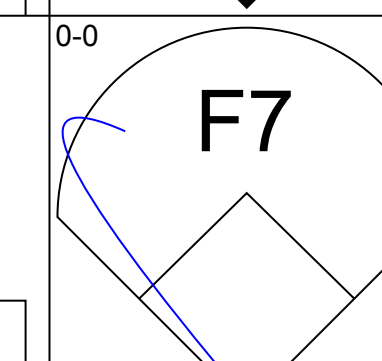
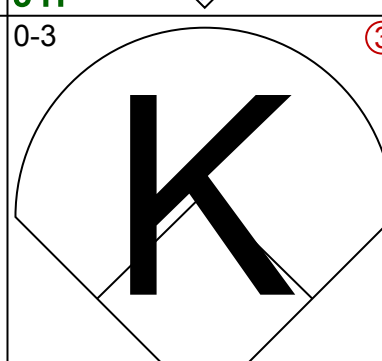
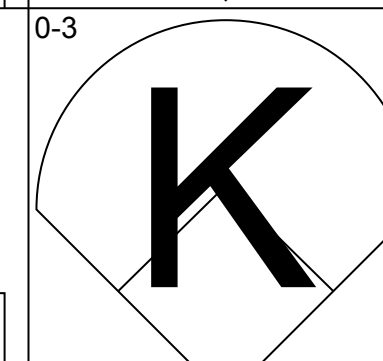
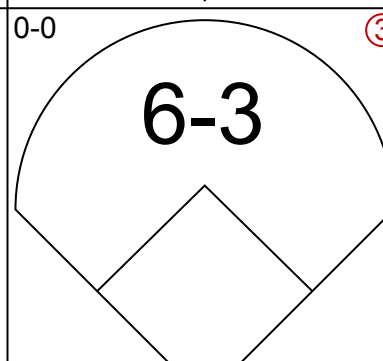
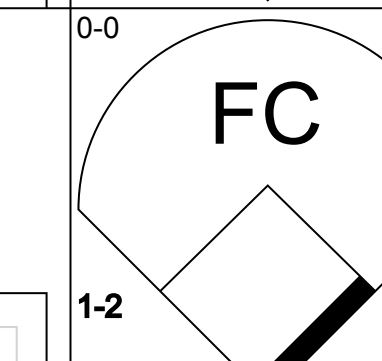
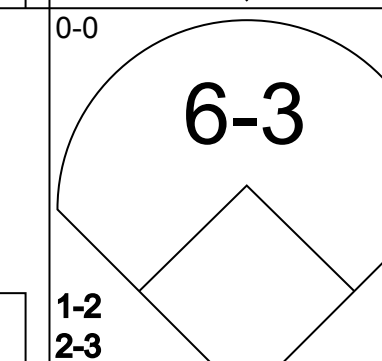



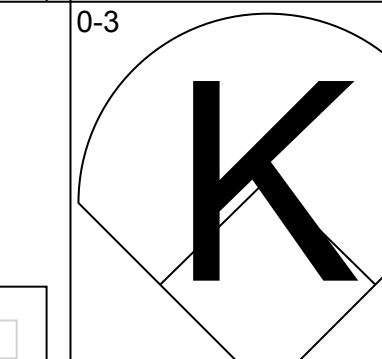
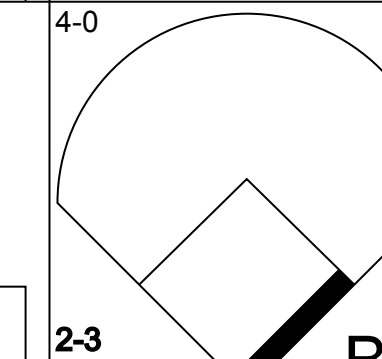
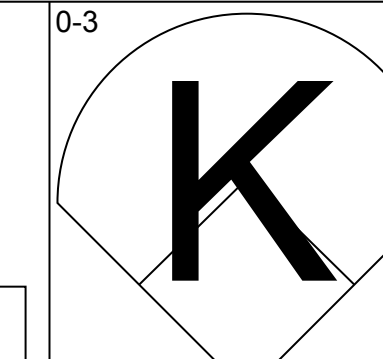
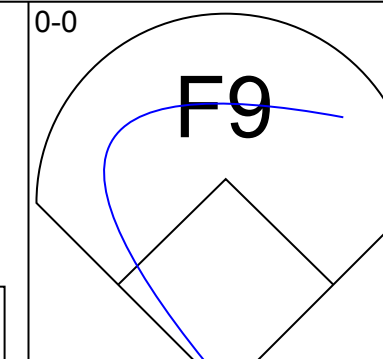
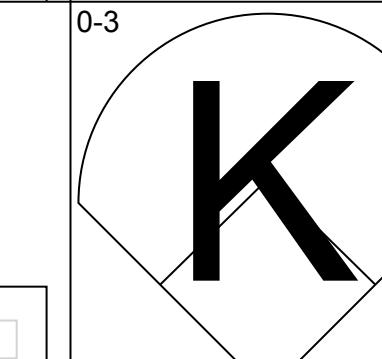
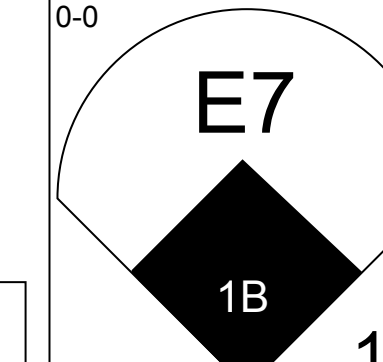
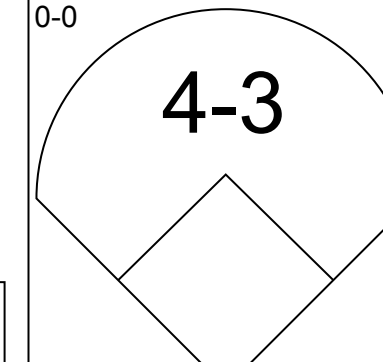
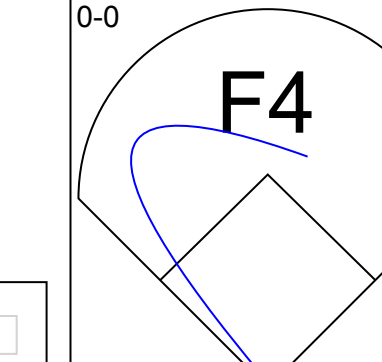
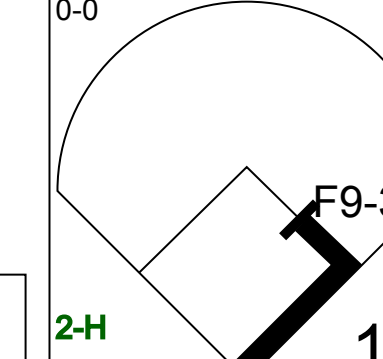
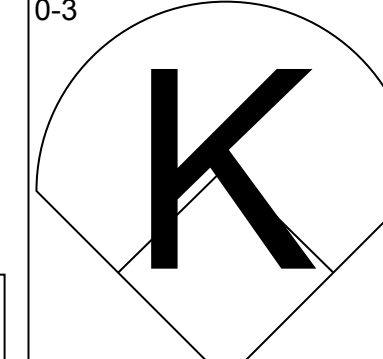

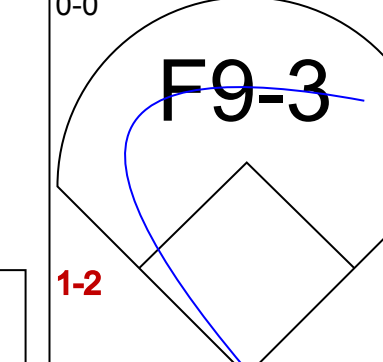





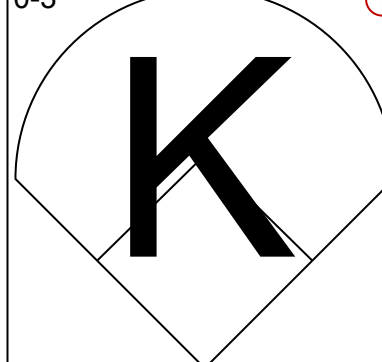

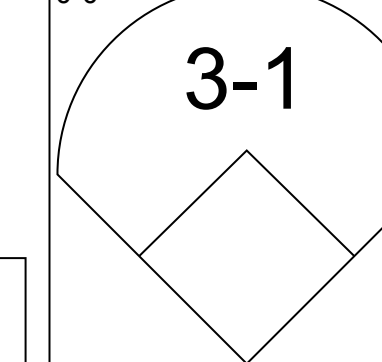

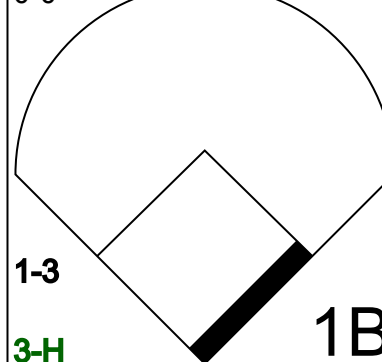
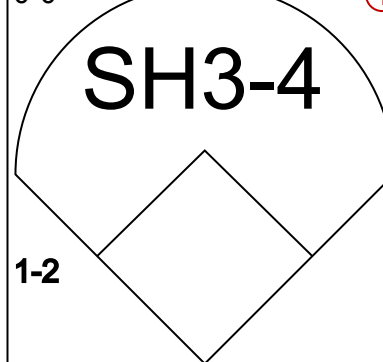
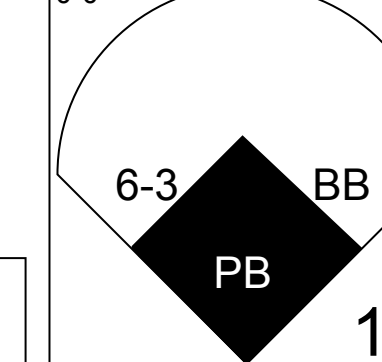
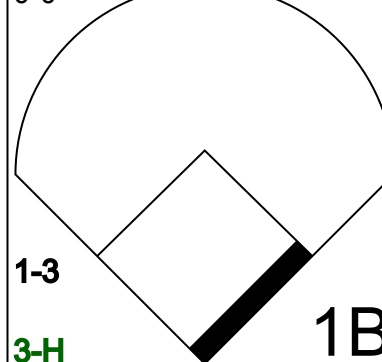
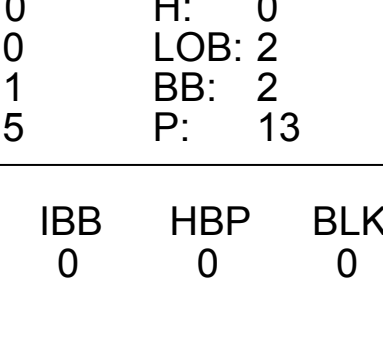
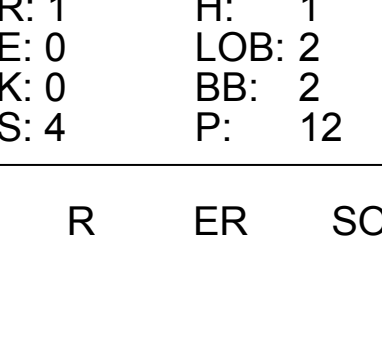
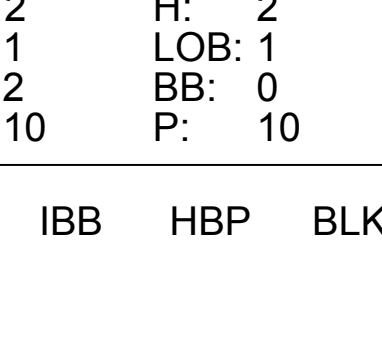



**San Francisco Giants @ Cincinnati Reds**  
Crosley Field, Cincinnati, OH  
Mon Sep 08 1969, 7:05 PM EDT  
Att: 16,926 - Unknown

**AB 50**  
**R 5**  
**H 8**  
**RBI 5**  
**BB 4**  
**SO 10**  
**LOB 13**





Batter	1	2	3	4	5	6	7	8	9	AB	R	H	RBI	BB	SO	LOB	TOP					
<b>Bobby Bonds, R</b> OBP: 0.347, SLG: 0.482 (1, 9)										5	1	1	0	0	1	0	<b>San Francisco Giants @ Cincinnati Reds</b> Crosley Field, Cincinnati, OH Tue Sep 09 1969, 7:05 PM EDT Att: 14,268 - Unknown					
<b>Ron Hunt, R</b> OBP: 0.361, SLG: 0.344 (1, 4)										4	0	1	1	0	1	0						
<b>Don Mason, L</b> OBP: 0.325, SLG: 0.267 (8, PR) (8, 4)										1	1	0	0	0	0	0						
<b>Willie Mays, R</b> OBP: 0.370, SLG: 0.444 (1, 8)										5	1	2	0	0	0	1						
<b>Willie McCovey, L</b> OBP: 0.451, SLG: 0.677 (1, 3)										3	2	1	2	1	1	1						
<b>Jim Ray Hart, R</b> OBP: 0.358, SLG: 0.343 (1, 7)										1	0	0	0	0	1	0						
<b>Ken Henderson, S</b> OBP: 0.307, SLG: 0.342 (3, 7)										3	1	1	1	0	1	0						
<b>Dick Dietz, R</b> OBP: 0.369, SLG: 0.400 (1, 2)										4	1	2	2	0	0	0						
<b>Tito Fuentes, S</b> OBP: 0.328, SLG: 0.355 (1, 5)										4	0	1	0	0	0	2						
<b>Hal Lanier, R</b> OBP: 0.261, SLG: 0.252 (1, 6)										3	0	1	1	1	0	0						
<b>Gaylord Perry, R</b> OBP: 0.170, SLG: 0.168 (1, 1)										4	0	0	0	0	3	4						
<b>Inning Stats</b>	R: 0 E: 0 K: 1 S: 5	H: 0 LOB: 0 BB: 0 P: 5	R: 0 E: 0 K: 1 S: 5	H: 0 LOB: 0 BB: 0 P: 5	R: 0 E: 0 K: 0 S: 3	H: 0 LOB: 0 BB: 0 P: 3	R: 0 E: 0 K: 1 S: 6	H: 1 LOB: 1 BB: 0 P: 6	R: 1 E: 0 K: 1 S: 6	H: 1 LOB: 0 BB: 0 P: 6	R: 0 E: 0 K: 2 S: 7	H: 0 LOB: 0 BB: 0 P: 7	R: 2 E: 0 K: 1 S: 8	H: 3 LOB: 2 BB: 1 P: 12	R: 4 E: 0 K: 1 S: 10	H: 5 LOB: 2 BB: 1 P: 14	R: 0 E: 0 K: 0 S: 3	H: 0 LOB: 0 BB: 0 P: 3	1B: 5 2B: 3 3B: 0 HR: 2	SF: 0 SAC: 0 DP: 0 HBP: 0	WP: 0 PB: 0 SB: 0 CS: 0	PA: 39
<b>PITCHER</b>	IP	WLS	BF	H	R	ER	SO	BB	IBB	HBP	BLK	WP	HR	S	P	ERA	WHIP					
<b>Jim Merritt, L</b> ERA: 4.42 (1, 1)	7.0	L	28	6	4	4	7	0	1	0	0	0	2	41	45	5.14	0.857					
<b>Pedro Ramos, R</b> ERA: 5.23 (8, 1)	1.0		8	4	3	3	1	0	1	0	0	0	0	9	13	27.00	4.000					
<b>Jack Fisher, R</b> ERA: 5.45 (9, 1)	1.0		3	0	0	0	0	0	0	0	0	0	0	3	3	0.00	0.000					

Batter	1	2	3	4	5	6	7	8	9	AB	R	H	RBI	BB	SO	LOB	BOTTOM					
<b>Pete Rose, S</b> OBP: 0.430, SLG: 0.519 (1, 9)										1	0	0	0	0	0	0	<b>San Francisco Giants @ Cincinnati Reds</b> Crosley Field, Cincinnati, OH Tue Sep 09 1969, 7:05 PM EDT Att: 14,268 - Unknown					
<b>Ted Savage, R</b> OBP: 0.344, SLG: 0.342 (2, 9)										1	0	0	1	2	1	0						
<b>Bobby Tolan, L</b> OBP: 0.355, SLG: 0.504 (1, 8)										5	0	1	0	0	2	5						
<b>Alex Johnson, R</b> OBP: 0.362, SLG: 0.485 (1, 7)										4	0	0	0	0	1	5						
<b>Tony Perez, R</b> OBP: 0.368, SLG: 0.554 (1, 5)										3	0	0	0	1	2	2						
<b>Bernie Carbo, L</b> (8, PR)										0	0	0	0	0	0	0						
<b>Jack Fisher, R</b> OBP: 0.111, SLG: 0.111 (9, 1)										0	0	0	0	0	0	0						
<b>Johnny Bench, R</b> OBP: 0.358, SLG: 0.502 (1, 2)										4	1	1	0	0	0	4						
<b>Lee May, R</b> OBP: 0.331, SLG: 0.540 (1, 3)										4	1	1	1	0	2	0						
<b>Tommy Helms, R</b> OBP: 0.269, SLG: 0.284 (1, 4)										4	1	1	0	0	0	1						
<b>Woody Woodward, R</b> OBP: 0.323, SLG: 0.305 (1, 6)										1	0	0	0	1	0	0						
<b>Miguel de la Hoz, R</b> (7, PH)										1	0	0	0	0	1	0						
<b>Darrel Chaney, S</b> OBP: 0.231, SLG: 0.240 (8, 6)										0	0	0	0	0	0	0						
<b>Fred Whitfield, L</b> OBP: 0.322, SLG: 0.200 (9, PH)										1	0	0	0	0	1	2						
<b>Jim Merritt, L</b> OBP: 0.195, SLG: 0.200 (1, 1)										1	0	0	0	0	0	0						
<b>Pedro Ramos, S</b> (8, 1)										0	0	0	0	0	0	0						
<b>Jimmy Stewart, S</b> OBP: 0.315, SLG: 0.371 (8, PH) (9, 5)										2	1	2	1	0	0	0						
<b>Inning Stats</b>	R: 0 E: 0 K: 1 S: 5	H: 0 LOB: 0 BB: 0 P: 5	R: 1 E: 1 K: 1 S: 6	H: 2 LOB: 0 BB: 0 P: 6	R: 0 E: 0 K: 1 S: 5	H: 0 LOB: 2 BB: 2 P: 13	R: 0 E: 0 K: 1 S: 5	H: 0 LOB: 0 BB: 0 P: 5	R: 0 E: 0 K: 2 S: 9	H: 1 LOB: 2 BB: 0 P: 9	R: 0 E: 0 K: 2 S: 7	H: 0 LOB: 0 BB: 0 P: 7	R: 1 E: 0 K: 0 S: 4	H: 1 LOB: 2 BB: 2 P: 12	R: 2 E: 1 K: 2 S: 10	H: 2 LOB: 1 BB: 0 P: 10	R: 0 E: 0 K: 0 S: 3	H: 2 LOB: 1 BB: 0 P: 10	1B: 6 2B: 1 3B: 0 HR: 0	SF: 1 SAC: 1 DP: 1 HBP: 0	WP: 0 PB: 1 SB: 0 CS: 0	PA: 38
<b>PITCHER</b>	IP	WLS	BF	H	R	ER	SO	BB	IBB	HBP	BLK	WP	HR	S	P	ERA	WHIP					
<b>Gaylord Perry, R</b> ERA: 2.53 (1, 1)	9.0	W	38	6	4	0	10	4	0	0	0	0	0	54	70	0.00	1.111					

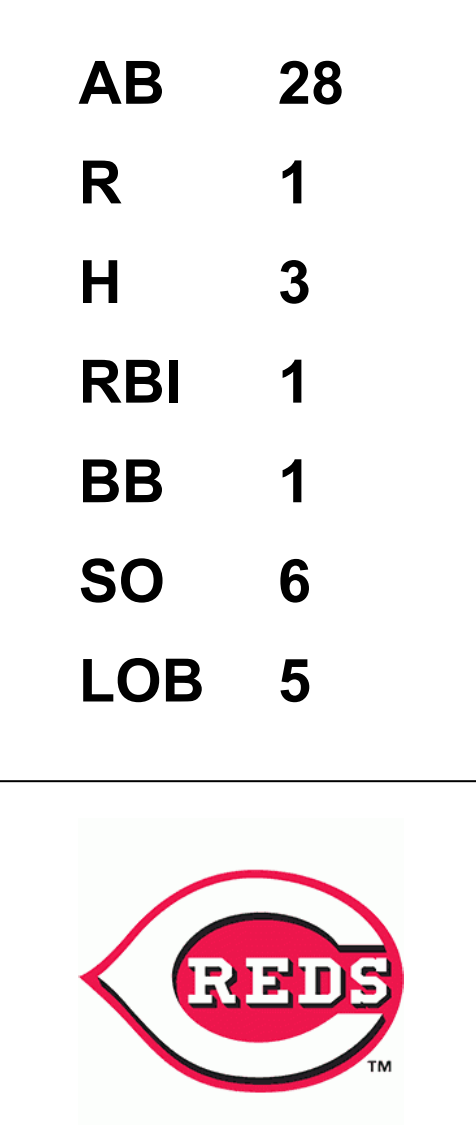


Batter	1	2	3	4	5	6	7	8	9	AB	R	H	RBI	BB	SO	LOB	TOP				
Jose Arcia, R OBP: 0.240, SLG: 0.241 (1, 4)	0-0 5-3		0-0 1-3		0-0 F7			0-0 P4		4	0	0	0	0	0	1	<b>San Diego Padres @ Cincinnati Reds</b> Crosley Field, Cincinnati, OH Wed Sep 10 1969, 7:05 PM EDT Att: 5,556 - Unknown				
Roberto Pena, R OBP: 0.277, SLG: 0.298 Tommy Dean, R OBP: 0.234, SLG: 0.214 (1, 6) (8, 6)	4-0 BB		0-0 F9		0-3 K			0-0 E 3B		3	1	1	0	1	1	1					
Jerry Morales, R OBP: 0.375, SLG: 0.750 (1, 9)	0-3 K			0-0 HR		0-0 G6-4-3 1B		0-0 E6 E 3H		4	1	2	1	0	1	1					
Al Ferrara, R OBP: 0.363, SLG: 0.458 Ivan Murrell, R OBP: 0.296, SLG: 0.368 (1, 7) (8, 7)	0-0 6-3			0-0 6-3		0-0 G6-4-3 1-2		0-0 5-3 1-2		4	0	0	0	0	0	3					
Nate Colbert, R OBP: 0.313, SLG: 0.473 (1, 3)		4-0 CS BB		0-0 1B		0-0 5-3			0-3 K		3	0	1	0	1	1					
Van Kelly, L OBP: 0.290, SLG: 0.363 (1, 5)	0-0 4-3 1-2			0-0 F7			0-0 P4		0-0 1B 1B		4	0	1	0	0	2					
Cito Gaston, R OBP: 0.276, SLG: 0.311 (1, 8)		4-0 BB		0-0 F8			0-3 K		0-0 1-2 G5-4-3 1B		3	0	1	0	1	1					
Chris Cannizzaro, R OBP: 0.298, SLG: 0.300 (1, 2)		0-0 F9			0-0 2B		0-0 F2		0-0 G5-4-3 1-2		4	0	1	0	0	3					
Clay Kirby, R OBP: 0.345, SLG: 0.036 (1, 1)			0-3 K		0-3 K			0-3 K		3	0	0	0	0	3	1					
<b>Inning Stats</b>	R: 0 E: 0 K: 1 S: 5	H: 0 LOB: 1 BB: 1 P: 9	R: 0 E: 0 K: 0 S: 2	H: 0 LOB: 1 BB: 2 P: 10	R: 0 E: 0 K: 1 S: 5	H: 0 LOB: 0 BB: 0 P: 5	R: 1 E: 0 K: 0 S: 5	H: 2 LOB: 1 BB: 0 P: 5	R: 0 E: 0 K: 2 S: 8	H: 1 LOB: 1 BB: 0 P: 8	R: 0 E: 0 K: 0 S: 3	H: 0 LOB: 0 BB: 0 P: 3	R: 0 E: 0 K: 1 S: 7	H: 0 LOB: 1 BB: 0 P: 7	R: 0 E: 0 K: 1 S: 6	H: 2 LOB: 1 BB: 0 P: 6		1B: 4 2B: 1 3B: 1 HR: 1	SF: 0 SAC: 0 DP: 2 HBP: 0	WP: 0 PB: 0 SB: 0 CS: 1	PA: 35
<b>PITCHER</b>	IP WLS BF H R ER SO BB IBB HBP BLK WP HR S P ERA WHIP	7.2 L 30 5 2 1 6 3 0 0 0 0 1 39 51 1.17 1.043	1.1 5 2 0 0 1 0 0 0 0 0 0 0 7 7 0.00 1.500																		

AB	32
R	2
H	7
RBI	1
BB	3
SO	7
LOB	13



Batter	1	2	3	4	5	6	7	8	9	AB	R	H	RBI	BB	SO	LOB	BOTTOM					
Jimmy Stewart, S OBP: 0.314, SLG: 0.379 (1, 5)	0-0 F7			0-3 K		0-0 2H 3B			0-0 FC4-6 4-3 1-2	4	0	1	1	0	1	1	<b>San Diego Padres @ Cincinnati Reds</b> Crosley Field, Cincinnati, OH Wed Sep 10 1969, 7:05 PM EDT Att: 5,556 - Unknown					
Bobby Tolan, L OBP: 0.353, SLG: 0.500 (1, 8)	0-0 6-3			0-0 F8		0-3 K			0-0 4-3 1-2	4	0	0	0	0	1	2						
Pete Rose, S OBP: 0.427, SLG: 0.515 (1, 9)	0-3 K			0-0 4-3			0-0 F8		0-0 L8	4	0	0	0	0	1	1						
Alex Johnson, R OBP: 0.360, SLG: 0.482 Wayne Granger, R OBP: 0.250, SLG: 0.118 (1, 7) (8, 1)		0-0 F9			0-0 6-3		0-0 P4			3	0	0	0	0	0	0						
Johnny Bench, R OBP: 0.357, SLG: 0.501 (1, 2)		0-0 F2			0-0 G5-4-3 1B		0-0 5-3			3	0	1	0	0	0	0						
Lee May, R OBP: 0.329, SLG: 0.537 (1, 3)		0-3 K			0-0 G5-4-3 1-2			0-0 L7		3	0	0	0	0	1	1						
Tommy Helms, R OBP: 0.267, SLG: 0.282 (1, 4)			0-3 K			0-0 F7		0-0 6-3		3	0	0	0	0	1	0						
Woody Woodward, R OBP: 0.325, SLG: 0.303 Fred Whitfield, L OBP: 0.318, SLG: 0.197 Darrel Chaney, S OBP: 0.281, SLG: 0.240 (1, 6) (8, PH) (9, 6)			0-0 F8			4-0 SH1-4 3B BB		0-0 F9		1	1	0	0	1	0	0						
Tony Cloninger, R OBP: 0.191, SLG: 0.215 Ted Savage, R OBP: 0.351, SLG: 0.350 (1, 1) (8, 7)			0-3 K			0-0 SH1-4 1-2			0-0 FC4-6 1B	1	0	0	0	0	1	0						
<b>Inning Stats</b>	R: 0 E: 0 K: 1 S: 5	H: 0 LOB: 0 BB: 0 P: 5	R: 0 E: 0 K: 1 S: 5	H: 0 LOB: 0 BB: 0 P: 5	R: 0 E: 0 K: 2 S: 7	H: 0 LOB: 0 BB: 0 P: 7	R: 0 E: 0 K: 1 S: 5	H: 0 LOB: 0 BB: 0 P: 5	R: 0 E: 0 K: 0 S: 3	H: 0 LOB: 0 BB: 0 P: 3	R: 1 E: 0 K: 1 S: 6	H: 1 LOB: 1 BB: 1 P: 10	R: 0 E: 0 K: 0 S: 3	H: 0 LOB: 0 BB: 0 P: 3	R: 0 E: 0 K: 0 S: 3	H: 0 LOB: 1 BB: 0 P: 3		R: 0 E: 0 K: 0 S: 4	H: 1 LOB: 1 BB: 0 P: 4	1B: 2 2B: 0 3B: 1 HR: 0	SF: 0 SAC: 1 DP: 1 HBP: 0	WP: 0 PB: 0 SB: 0 CS: 0
<b>PITCHER</b>	IP WLS BF H R ER SO BB IBB HBP BLK WP HR S P ERA WHIP	9.0 W 30 3 1 1 6 1 0 0 0 0 0 41 45 1.00 0.444																				





Batter	1	2	3	4	5	6	7	8	9	AB	R	H	RBI	BB	SO	LOB	TOP										
Jose Arcia, R OBP: 0.240, SLG: 0.241 Ollie Brown, R OBP: 0.314, SLG: 0.402 Tommy Dean, R OBP: 0.234, SLG: 0.214	(1,4) 0-3 K		X 0-0 S		X 0-3 K	X 0-0 F7		X 0-0 FC6-4		4	0	1	0	0	2	2	<b>San Diego Padres @ Cincinnati Reds</b> Crosley Field, Cincinnati, OH Thu Sep 11 1969, 7:05 PM EDT Att: 4,775 - Unknown <a href="http://livebaseballscorecards.com">livebaseballscorecards.com</a>										
Roberto Pena, R OBP: 0.279, SLG: 0.307 Frankie Libran, R OBP: 0.311, SLG: 0.311 Cito Gaston, R OBP: 0.275, SLG: 0.311 Tom Dukes, R OBP: 0.275, SLG: 0.311	(1,6) 0-0		X 0-0 5-3		X 0-0 K		X 0-0 5-3	X 0-0 FC6-4		4	1	2	2	0	0	1											
Jerry Morales, R OBP: 0.231, SLG: 0.462	(1,8) 0-0 P6		X 0-3 K		X 0-0 F3		X 0-0 F8		X 0-3 K	5	0	0	0	0	2	2											
Al Ferrara, R OBP: 0.363, SLG: 0.459 Sonny Ruberto, R OBP: 0.182, SLG: 0.143	(1,7) 0-3 K		X 4-0 FC6-4		X 0-0		X 0-0 P6		X 0-0 E6	4	0	1	0	1	1	1											
Nate Colbert, R OBP: 0.314, SLG: 0.471	(1,3) 0-0		X 0-0 F8		X 4-0		X 0-0	X 0-0	X 0-0 G1-4-3	4	1	1	0	1	0	3											
Van Kelly, L OBP: 0.285, SLG: 0.357 Mike Corkins, R OBP: 0.271, SLG: 0.318 Larry Stahl, L OBP: 0.271, SLG: 0.318 Ron Slocum, R OBP: 0.271, SLG: 0.318	(1,5) 0-3 K		X 0-0		X 0-0 4-3		X 0-0 L5		X 0-3 K	3	0	0	0	0	1	2											
Ivan Murrell, R OBP: 0.300, SLG: 0.385	(1,9) 0-0		X 0-0		X 0-3 K		X 0-0 5-3		X 0-0	4	1	2	0	0	1	0											
Chris Cannizzaro, R OBP: 0.299, SLG: 0.299 Fred Kendall, R OBP: 0.299, SLG: 0.299	(1,2) 4-0		X 4-0		X 0-0 F9		X 4-0	X 0-0 F5		1	0	0	0	1	0	0											
Tommie Sisk, R OBP: 0.250, SLG: 0.214 Jack Baldschun, R OBP: 0.400, SLG: 0.250 Jim Williams, R OBP: 0.333, SLG: 0.333 Ed Spiezio, R OBP: 0.319, SLG: 0.381	(1,1) 0-0 G3		X 0-0		X 0-0		X 0-0	X 0-0	X 0-0	1	0	0	0	0	0	2											
Inning Stats	R: 0 E: 0 K: 2 S: 8	H: 1 LOB: 1 BB: 0 P: 8	R: 0 E: 0 K: 1 S: 6	H: 1 LOB: 2 BB: 1 P: 10	R: 0 E: 0 K: 1 S: 6	H: 1 LOB: 2 BB: 1 P: 10	R: 0 E: 0 K: 1 S: 5	H: 0 LOB: 0 BB: 0 P: 5	R: 2 E: 0 K: 1 S: 8	H: 3 LOB: 2 BB: 1 P: 12	R: 0 E: 0 K: 0 S: 3	H: 0 LOB: 1 BB: 1 P: 7	R: 0 E: 0 K: 0 S: 3	H: 0 LOB: 0 BB: 0 P: 3	R: 2 E: 0 K: 1 S: 9	H: 4 LOB: 2 BB: 0 P: 9		R: 0 E: 1 K: 1 S: 5	H: 0 LOB: 1 BB: 0 P: 5	1B: 6 2B: 2 3B: 1 HR: 1	SF: 0 SAC: 0 DP: 1 HBP: 0	WP: 0 PB: 0 SB: 1 CS: 0	PA: 41				
PITCHER	IP	WLS	BF	H	R	ER	SO	BB	IBB	HBP	BLK	WP	HR	S	P	ERA	WHIP										
Gary Nolan, R ERA: 4.0	(1,1) 7.2	W	36	9	4	4	7	3	1	0	0	0	1	46	62	4.70	1.565										
Wayne Granger, R ERA: 2.93	(8,1) 1.1	S	5	1	0	0	1	0	0	0	0	0	0	7	7	0.00	0.750										

Batter	1	2	3	4	5	6	7	8	9	AB	R	H	RBI	BB	SO	LOB	BOTTOM										
Ted Savage, R OBP: 0.353, SLG: 0.357	(1,7) 0-0 6-3		X 4-0 1B		X 0-0 4-3		X 0-3 K		X 0-0 5-3	4	2	1	1	1	1	3	<b>San Diego Padres @ Cincinnati Reds</b> Crosley Field, Cincinnati, OH Thu Sep 11 1969, 7:05 PM EDT Att: 4,775 - Unknown <a href="http://livebaseballscorecards.com">livebaseballscorecards.com</a>										
Bobby Tolan, L OBP: 0.352, SLG: 0.498	(1,8) 0-0 G3-1		X 0-0 1B		X 0-0 4-3		X 0-0 4-3			4	1	1	1	0	0	2											
Pete Rose, S OBP: 0.429, SLG: 0.519	(1,9) 0-0		X 0-0		X 0-0		X 0-0 F7			4	0	3	3	0	0	0											
Johnny Bench, R OBP: 0.357, SLG: 0.499	(1,2) 0-3 K		X 0-0 1B		X 0-0 CS		X 0-0 P4		X 0-3 K2-3	4	1	1	0	0	2	1											
Lee May, R OBP: 0.330, SLG: 0.538	(1,3) 0-0		X 0-0 1B		X 0-0 5-3		X 0-0 4-3			4	0	2	1	0	0	0											
Jimmy Stewart, S OBP: 0.322, SLG: 0.380	(1,5) 0-0 G3		X 0-0		X 0-0		X 0-0		X 4-0 SH1-4	2	0	1	0	2	0	1											
Tommy Helms, R OBP: 0.269, SLG: 0.284	(1,4) 0-0		X 0-0		X 0-0 G5-3		X 0-0 F8		X 0-0 SH1-4	4	0	2	0	0	0	3											
Woody Woodward, R OBP: 0.330, SLG: 0.306	(1,6) 0-0 G6-3		X 0-0		X 4-0 SH1-4		X 0-0 SH2-4		X 0-0 SH1-4	2	1	1	0	1	0	2											
Gary Nolan, R OBP: 0.269, SLG: 0.375 Wayne Granger, R OBP: 0.238, SLG: 0.111	(1,1) 0-0		X 0-0		X 0-0 SH1-4		X 0-0 SH2-4		X 0-0 F2	1	1	1	0	0	0	0											
Inning Stats	R: 0 E: 0 K: 1 S: 6	H: 1 LOB: 1 BB: 0 P: 6	R: 0 E: 0 K: 0 S: 4	H: 2 LOB: 1 BB: 0 P: 4	R: 4 E: 0 K: 0 S: 6	H: 5 LOB: 1 BB: 2 P: 14	R: 2 E: 0 K: 0 S: 4	H: 2 LOB: 0 BB: 1 P: 8	R: 0 E: 0 K: 1 S: 6	H: 1 LOB: 1 BB: 0 P: 6	R: 0 E: 0 K: 1 S: 5	H: 0 LOB: 0 BB: 0 P: 5	R: 0 E: 0 K: 0 S: 4	H: 1 LOB: 2 BB: 1 P: 8	R: 0 E: 0 K: 0 S: 4	H: 1 LOB: 2 BB: 1 P: 8		1B: 10 2B: 3 3B: 0 HR: 0	SF: 0 SAC: 3 DP: 2 HBP: 0	WP: 1 PB: 0 SB: 0 CS: 1	PA: 38						
PITCHER	IP	WLS	BF	H	R	ER	SO	BB	IBB	HBP	BLK	WP	HR	S	P	ERA	WHIP										
Tommie Sisk, R ERA: 5.51	(1,1) 1.2	L	13	7	4	4	1	1	0	0	0	0	0	6	14	10.80	3.000										
Jack Baldschun, R ERA: 4.86	(3,1) 1.2		8	3	2	2	0	2	0	0	0	0	0	6	14	10.80	3.000										
Mike Corkins, R ERA: 9.64	(5,1) 3.0		11	2	0	0	2	0	0	0	0	0	0	15	15	0.00	0.667										
Tom Dukes, R ERA: 6.75	(8,1) 1.0		5	1	0	0	0	1	0	0	0	0	0	4	8	0.00	2.000										





Batter	1	2	3	4	5	6	7	8	9	AB	R	H	RBI	BB	SO	LOB	TOP			
<b>Pete Rose, S</b> OBP: 0.427, SLG: 0.515 (1,9)	0-0 5-3			0-3 K		0-0 4-3			0-0 F3	4	0	0	0	0	1	1				
<b>Bobby Tolan, L</b> OBP: 0.350, SLG: 0.496 (1,8)	0-0 1-3			0-0 1-3			0-0 6-3			3	0	0	0	0	0	0				
<b>Alex Johnson, R</b> OBP: 0.358, SLG: 0.479 (1,7)	0-0 5-3			0-0 5-3			0-3 K			3	0	0	0	0	1	0				
<b>Tony Perez, R</b> OBP: 0.366, SLG: 0.551 (1,5)		0-0 F9			0-0 F9			0-0 F2		3	0	0	0	0	0	0				
<b>Johnny Bench, R</b> OBP: 0.354, SLG: 0.496 (1,2)		0-0 F9			0-0 F5			0-3 K		3	0	0	0	0	1	0				
<b>Lee May, R</b> OBP: 0.329, SLG: 0.535 (1,3)		0-0 F8			0-0 6-3			0-0 F7		3	0	0	0	0	0	0				
<b>Tommy Helms, R</b> OBP: 0.269, SLG: 0.284 (1,4)			0-0 CS 1B		0-0 5-3			0-0 F3		3	0	1	0	0	0	0				
<b>Woody Woodward, R</b> OBP: 0.332, SLG: 0.304 (9, PH)			0-3 K		4-0 BB			0-0 5-3		1	0	0	0	1	1	1				
<b>Jimmy Stewart, S</b> OBP: 0.321, SLG: 0.378 (9, PH)			1-2 K							1	0	0	0	0	0	0				
<b>Gerry Arrigo, L</b> OBP: 0.222, SLG: 0.192 (1,1)			0-3 K		0-0 F5			0-3 K		2	0	0	0	0	1	1				
<b>Wayne Granger, R</b> OBP: 0.238, SLG: 0.111 (9, PH)										0	0	0	0	0	0	0				
<b>Fred Whitfield, L</b> OBP: 0.315, SLG: 0.194 (9, PH)										1	0	0	0	0	1	0				
<b>Inning Stats</b>	R: 0 E: 0 K: 0 S: 3	H: 0 LOB: 0 BB: 0 P: 3	R: 0 E: 0 K: 0 S: 3	H: 0 LOB: 0 BB: 0 P: 3	R: 0 E: 0 K: 2 S: 7	H: 1 LOB: 0 BB: 0 P: 7	R: 0 E: 0 K: 1 S: 5	H: 0 LOB: 0 BB: 0 P: 5	R: 0 E: 0 K: 0 S: 3	H: 0 LOB: 1 BB: 1 P: 7	R: 0 E: 0 K: 1 S: 5	H: 0 LOB: 0 BB: 0 P: 5	R: 0 E: 0 K: 1 S: 5	H: 0 LOB: 0 BB: 0 P: 5	R: 0 E: 0 K: 1 S: 5	H: 0 LOB: 0 BB: 0 P: 5	1B: 1 2B: 1 3B: 0 HR: 0	SF: 0 SAC: 0 DP: 1 HBP: 0	WP: 0 PB: 0 SB: 0 CS: 1	PA: 28
<b>PITCHER</b> <b>Juan Marichal, R</b> ERA: 2.19 (1,1)	IP: 9.0 WLS: W BF: 28 H: 1 R: 0 ER: 0 SO: 6 BB: 1 IBB: 0 HBP: 0 BLK: 0 WP: 0 HR: 0 S: 39 P: 43 ERA: 0.00 WHIP: 0.222																			

**Cincinnati Reds @ San Francisco Giants**  
Candlestick Park, San Francisco, CA  
Fri Sep 12, 1969, 10:05 PM EDT  
Att: 13,128 - Unknown

AB	27
R	0
H	1
RBI	0
BB	1
SO	6
LOB	3



Batter	1	2	3	4	5	6	7	8	9	AB	R	H	RBI	BB	SO	LOB	BOTTOM	
<b>Ken Henderson, S</b> OBP: 0.304, SLG: 0.334 (1,7)	0-0 F7		0-0 F4		0-0 5-3			0-0 6-3		4	0	0	0	0	0	1		
<b>Ron Hunt, R</b> OBP: 0.363, SLG: 0.341 (1,4)	4-0 BB					4-0 BB		0-0 6-3		2	0	1	0	2	0	1		
<b>Willie Mays, R</b> OBP: 0.365, SLG: 0.435 (1,8)	0-0 G6-4-3		0-0 F7			0-0 G5-4-3		0-0 6-3		3	0	0	0	0	0	3		
<b>Willie McCovey, L</b> OBP: 0.455, SLG: 0.691 (1,3)		0-0 4-3	0-0 4-3			4-0 BB				2	0	0	0	1	0	1		
<b>Bobby Bonds, R</b> OBP: 0.346, SLG: 0.476 (1,9)		0-3 K		0-3 K		0-0 F3				3	0	0	0	0	2	1		
<b>Jim Davenport, R</b> OBP: 0.307, SLG: 0.307 (1,5)		4-0 WP 1B BB		0-0 F9			0-0 F6			2	1	0	0	1	0	0		
<b>Dick Dietz, R</b> OBP: 0.363, SLG: 0.389 (1,2)		4-0 1B 1-2 IBB		0-0 6-3			0-3 K			2	0	0	0	1	1	0		
<b>Hal Lanier, R</b> OBP: 0.262, SLG: 0.253 (1,6)		0-0 1-3 2H 1B			0-3 K			0-0 F3		3	0	1	1	0	1	0		
<b>Juan Marichal, R</b> OBP: 0.168, SLG: 0.165 (1,1)		0-0 F2			0-0 F7			0-0 6-3 WP 1B		3	0	1	0	0	0	2		
<b>Inning Stats</b>	R: 0 E: 0 K: 0 S: 2	H: 0 LOB: 1 BB: 1 P: 6	R: 1 E: 0 K: 1 S: 6	H: 1 LOB: 2 BB: 2 P: 14	R: 0 E: 0 K: 0 S: 4	H: 1 LOB: 1 BB: 0 P: 4	R: 0 E: 0 K: 1 S: 5	H: 0 LOB: 0 BB: 0 P: 5	R: 0 E: 0 K: 0 S: 2	H: 0 LOB: 1 BB: 2 P: 10	R: 0 E: 0 K: 1 S: 5	H: 0 LOB: 0 BB: 0 P: 5	R: 0 E: 0 K: 0 S: 3	H: 1 LOB: 0 BB: 0 P: 3	1B: 3 2B: 0 3B: 0 HR: 0	SF: 0 SAC: 0 DP: 2 HBP: 0	WP: 2 PB: 0 SB: 0 CS: 0	PA: 29
<b>PITCHER</b> <b>Gerry Arrigo, L</b> ERA: 4.56 (1,1)	IP: 7.1 WLS: L BF: 28 H: 3 R: 1 ER: 1 SO: 4 BB: 4 IBB: 1 HBP: 0 BLK: 0 WP: 0 HR: 0 S: 31 P: 51 ERA: 1.23 WHIP: 0.955																	
<b>Wayne Granger, R</b> ERA: 2.91 (8,1)	IP: 0.2 WLS: 1 BF: 1 H: 0 R: 0 ER: 0 SO: 0 BB: 0 IBB: 0 HBP: 0 BLK: 0 WP: 0 HR: 1 S: 1 P: 1 ERA: 0.00 WHIP: 0.000																	

**Cincinnati Reds @ San Francisco Giants**  
Candlestick Park, San Francisco, CA  
Fri Sep 12, 1969, 10:05 PM EDT  
Att: 13,128 - Unknown

AB	24
R	1
H	3
RBI	1
BB	5
SO	4
LOB	9





Batter	1	2	3	4	5	6	7	8	9	AB	R	H	RBI	BB	SO	LOB	TOP											
<b>Pete Rose, S</b> OBP: 0.425, SLG: 0.512 (1, 9)										5	0	1	0	0	3	3	<b>Cincinnati Reds @ San Francisco Giants</b> Candlestick Park, San Francisco, CA Sat Sep 13 1969, 6:33 AM EDT Att: 13,490 - Unknown											
<b>Bobby Tolan, L</b> OBP: 0.355, SLG: 0.493 (1, 8)										5	1	1	0	0	0	1												
<b>Alex Johnson, R</b> OBP: 0.355, SLG: 0.475 <b>Jimmy Stewart, S</b> OBP: 0.319, SLG: 0.376 (1, 7) (7, 7)										4	0	0	0	0	0	2												
<b>Tony Perez, R</b> OBP: 0.367, SLG: 0.549 <b>Giraldo Ruiz, S</b> OBP: 0.297, SLG: 0.280 (1, 5) (7, 5)										3	1	1	0	1	0	1												
<b>Johnny Bench, R</b> OBP: 0.358, SLG: 0.497 (1, 2)										3	2	2	1	1	1	1												
<b>Lee May, R</b> OBP: 0.328, SLG: 0.539 (1, 3)										4	1	1	2	0	0	4												
<b>Tommy Helms, R</b> OBP: 0.272, SLG: 0.286 (1, 4)										4	0	2	1	0	1	3												
<b>Woody Woodward, R</b> OBP: 0.333, SLG: 0.302 (1, 6)										1	1	0	0	0	1	2												
<b>Jim Maloney, L</b> OBP: 0.283, SLG: 0.468 <b>Wayne Granger, R</b> OBP: 0.238, SLG: 0.111 (1, 1) (8, 1)										4	0	1	2	0	0	2												
<b>Inning Stats</b>	R: 0 E: 0 K: 0 S: 4	H: 1 LOB: 1 BB: 0 P: 4	R: 2 E: 0 K: 2 S: 9	H: 2 LOB: 1 BB: 0 P: 10	R: 2 E: 1 K: 1 S: 8	H: 2 LOB: 2 BB: 1 P: 12	R: 0 E: 0 K: 0 S: 3	H: 0 LOB: 0 BB: 0 P: 3	R: 0 E: 0 K: 1 S: 6	H: 1 LOB: 1 BB: 0 P: 6	R: 0 E: 0 K: 0 S: 3	H: 0 LOB: 0 BB: 0 P: 3	R: 2 E: 0 K: 1 S: 7	H: 2 LOB: 1 BB: 1 P: 11	R: 0 E: 0 K: 0 S: 3	H: 0 LOB: 0 BB: 0 P: 3		1B: 7 2B: 0 3B: 1 HR: 1	SF: 0 SAC: 1 DP: 0 HBP: 1	WP: 1 PB: 0 SB: 0 CS: 0	PA: 40							
<b>PITCHER</b>	IP	WLS	BF	H	R	ER	SO	BB	IBB	HBP	BLK	WP	HR	S	P	ERA	WHIP											
<b>Gaylord Perry, R</b> ERA: 2.61	(1, 1)	8.0	L	37	9	6	5	6	2	0	1	0	1	1	46	55	5.62	1.375										
<b>Frank Linzy, R</b> ERA: 3.85	(9, 1)	1.0	S	3	0	0	0	0	0	0	0	0	0	0	3	3	0.00	0.000										

Batter	1	2	3	4	5	6	7	8	9	AB	R	H	RBI	BB	SO	LOB	BOTTOM											
<b>Tito Fuentes, S</b> OBP: 0.323, SLG: 0.348 (1, 5) (9, 6)										5	1	1	0	0	0	2	<b>Cincinnati Reds @ San Francisco Giants</b> Candlestick Park, San Francisco, CA Sat Sep 13 1969, 6:33 AM EDT Att: 13,490 - Unknown											
<b>Ron Hunt, R</b> OBP: 0.362, SLG: 0.339 (1, 4)										3	1	0	0	1	0	2												
<b>Bobby Bonds, R</b> OBP: 0.345, SLG: 0.479 (1, 8) (8, 9)										5	1	1	2	0	1	3												
<b>Willie McCovey, L</b> OBP: 0.458, SLG: 0.694 (1, 3)										4	1	3	0	1	0	0												
<b>Dick Dietz, R</b> OBP: 0.370, SLG: 0.388 (1, 2)										1	0	0	0	4	0	0												
<b>Ken Henderson, S</b> OBP: 0.304, SLG: 0.333 <b>Willie Mays, R</b> OBP: 0.363, SLG: 0.432 (1, 9) (7, PH) (8, 8)										1	0	0	1	1	0	2												
<b>Dave Marshall, L</b> OBP: 0.348, SLG: 0.291 <b>Bob Burda, L</b> OBP: 0.327, SLG: 0.396 <b>George Foster, R</b> (8, 7)										3	0	0	0	0	4													
<b>Hal Lanier, R</b> OBP: 0.260, SLG: 0.251 <b>John Stephenson, L</b> OBP: 0.273, SLG: 0.354 <b>Frank Linzy, R</b> OBP: 0.375, SLG: 0.286 (1, 6) (8, PH) (9, 1)										3	0	0	0	0	0	0												
<b>Gaylord Perry, R</b> OBP: 0.165, SLG: 0.163 <b>Leon Wagner, L</b> OBP: 0.300, SLG: 0.600 <b>Don Mason, L</b> OBP: 0.321, SLG: 0.263 (1, 1) (8, PH) (9, 5)										3	0	0	0	0	1	0												
<b>Inning Stats</b>	R: 3 E: 0 K: 0 S: 5	H: 2 LOB: 1 BB: 2 P: 13	R: 0 E: 0 K: 0 S: 3	H: 0 LOB: 0 BB: 0 P: 3	R: 0 E: 0 K: 0 S: 4	H: 1 LOB: 3 BB: 2 P: 12	R: 0 E: 0 K: 0 S: 3	H: 0 LOB: 0 BB: 0 P: 3	R: 0 E: 0 K: 1 S: 5	H: 0 LOB: 0 BB: 0 P: 5	R: 1 E: 2 K: 0 S: 5	H: 1 LOB: 3 BB: 2 P: 13	R: 0 E: 0 K: 1 S: 7	H: 2 LOB: 2 BB: 0 P: 7	R: 0 E: 0 K: 1 S: 5	H: 0 LOB: 0 BB: 0 P: 5		1B: 5 2B: 1 3B: 0 HR: 1	SF: 1 SAC: 1 DP: 0 HBP: 0	WP: 2 PB: 0 SB: 0 CS: 0	PA: 42							
<b>PITCHER</b>	IP	WLS	BF	H	R	ER	SO	BB	IBB	HBP	BLK	WP	HR	S	P	ERA	WHIP											
<b>Jim Maloney, R</b> ERA: 2.72	(1, 1)	7.0	W	35	6	4	3	1	7	0	0	0	2	1	30	58	3.86	1.857										
<b>Wayne Granger, R</b> ERA: 2.87	(8, 1)	2.0	S	7	1	0	0	2	0	0	0	0	0	0	11	11	0.00	0.500										

AB 35  
R 6  
H 9  
RBI 6  
BB 2  
SO 6  
LOB 19



AB 33  
R 4  
H 7  
RBI 3  
BB 7  
SO 3  
LOB 18





Batter	1	2	3	4	5	6	7	8	9	AB	R	H	RBI	BB	SO	LOB	TOP										
<b>Pete Rose, S</b> OBP: 0.425, SLG: 0.510 (1.9)	B5-3		1B		1B		F8		FC4-6	4	1	1	0	1	0	1	<b>Cincinnati Reds @ San Francisco Giants</b> Candlestick Park, San Francisco, CA Sun Sep 14 1969, 6:33 AM EDT Att: 15,905 - Unknown										
<b>Bobby Tolan, L</b> OBP: 0.350, SLG: 0.492 (1.8)	3-1		F9		1B			K	1B	5	0	2	2	0	1	1											
<b>Alex Johnson, R</b> OBP: 0.358, SLG: 0.475 (1.7)	1B			K	1B			1B	K	4	0	2	1	0	2	2											
<b>Tony Perez, R</b> OBP: 0.365, SLG: 0.545 (1.5)	K			5-3	K			F9		4	0	0	0	0	2	4											
<b>Johnny Bench, R</b> OBP: 0.357, SLG: 0.495 (1.2)		K		F6			K	BB	1B	4	0	1	0	0	2	0											
<b>Lee May, R</b> OBP: 0.329, SLG: 0.538 (1.3)	6-3				FC5-4		6-3	1B	BB	3	0	1	0	1	0	0											
<b>Tommy Helms, R</b> OBP: 0.269, SLG: 0.284 (1.4)	F7				FC5-4		E4	BB	4-3	4	1	0	0	0	0	4											
<b>Woody Woodward, R</b> OBP: 0.333, SLG: 0.303 (1.6)			F8		SH1-4		F9		K	3	1	1	0	0	0	0											
<b>Ted Savage, R</b> OBP: 0.350, SLG: 0.353 (9, PH)					1B		CS			1	0	0	0	0	1	0											
<b>Jim Merritt, L</b> OBP: 0.190, SLG: 0.194 (1.1)			K		SH1-4		F8		FC4-6	2	0	0	0	0	1	0											
<b>Clay Carroll, R</b> OBP: 0.276, SLG: 0.308 (7.1)					1-2				1B	0	0	0	0	0	0	0											
<b>Wayne Granger, R</b> OBP: 0.238, SLG: 0.111 (8.1)					1-2					0	0	0	0	0	0	0											
<b>Jimmy Stewart, S</b> OBP: 0.322, SLG: 0.379 (8.4)					1-2					1	0	1	0	0	0	0											
<b>Inning Stats</b>	R: 0 E: 0 K: 1 S: 6	H: 1 LOB: 1 BB: 0 P: 6	R: 0 E: 0 K: 1 S: 5	H: 0 LOB: 0 BB: 0 P: 5	R: 0 E: 0 K: 1 S: 6	H: 1 LOB: 1 BB: 0 P: 6	R: 0 E: 0 K: 1 S: 5	H: 0 LOB: 0 BB: 0 P: 5	R: 3 E: 0 K: 1 S: 9	H: 4 LOB: 2 BB: 1 P: 13	R: 0 E: 1 K: 0 S: 3	H: 0 LOB: 0 BB: 0 P: 3	R: 0 E: 0 K: 1 S: 6	H: 1 LOB: 3 BB: 1 P: 11	R: 0 E: 0 K: 2 S: 9	H: 2 LOB: 2 BB: 0 P: 9	1B: 9 2B: 0 3B: 0 HR: 0	SF: 0 SAC: 1 DP: 0 HBP: 1	WP: 0 PA: 40 PB: 0 SB: 0 CS: 1								
<b>PITCHER</b>	IP	WLS	BF	H	R	ER	SO	BB	IBB	HBP	BLK	WP	HR	S	P	ERA	WHIP										
<b>Bobby Bolin, R</b> ERA: 4.49 (1.1)	4.2		21	6	3	3	4	1	0	0	0	0	0	28	32	5.79	1.500										
<b>Don McMahon, R</b> ERA: 3.75 (5.1)	2.1	W	7	0	0	0	2	0	0	0	0	0	0	11	11	0.00	0.000										
<b>Frank Linzy, R</b> ERA: 3.78 (8.1)	2.0	S	11	3	0	0	3	1	0	1	0	0	0	15	20	0.00	2.000										

Batter	1	2	3	4	5	6	7	8	9	AB	R	H	RBI	BB	SO	LOB	BOTTOM										
<b>Tito Fuentes, S</b> OBP: 0.328, SLG: 0.347 (1.5)	F9		1B		B3		SH1-4			3	0	1	0	1	0	2	<b>Cincinnati Reds @ San Francisco Giants</b> Candlestick Park, San Francisco, CA Sun Sep 14 1969, 6:33 AM EDT Att: 15,905 - Unknown										
<b>Ron Hunt, R</b> OBP: 0.359, SLG: 0.336 (1.4)	F3		F2		F6		SH1-3		F3	4	0	0	0	0	0	6											
<b>Willie Mays, R</b> OBP: 0.361, SLG: 0.429 (1.8)	F4		K		F8		1B		F5	5	0	1	1	0	1	6											
<b>Willie McCovey, L</b> OBP: 0.460, SLG: 0.694 (1.3)		HR	K				FC4		1B	3	2	2	0	1	1	1											
<b>Bobby Bonds, R</b> OBP: 0.344, SLG: 0.477 (1.9)	F7				F3		FC4		K	4	0	1	0	0	1	3											
<b>Dick Dietz, R</b> OBP: 0.372, SLG: 0.406 (1.2)					4-3		FC4			4	2	2	2	0	0	2											
<b>Bob Barton, R</b> OBP: 0.248, SLG: 0.194 (9.2)		HR					1-2		F9	0	0	0	0	0	0	0											
<b>Ken Henderson, S</b> OBP: 0.304, SLG: 0.333 (1.7)					5-3		SF7		F9	3	0	1	1	0	0	1											
<b>Hal Lanier, R</b> OBP: 0.262, SLG: 0.253 (1.6)	F7				SH		F5		SH	4	0	2	1	0	0	2											
<b>Bobby Bolin, R</b> OBP: 0.298, SLG: 0.282 (1.1)					SH				SH	1	0	0	0	0	0	1											
<b>Don McMahon, R</b> OBP: 0.125, SLG: 0.125 (5.1)	FC6-4						SH1-3		SH	0	0	0	0	0	0	0											
<b>Bobby Etheridge, R</b> OBP: 0.370, SLG: 0.365 (7, PH)							SH1-4			1	1	1	0	0	0	0											
<b>Frank Linzy, R</b> OBP: 0.375, SLG: 0.286 (8.1)							1B			0	0	0	0	0	0	0											
<b>Inning Stats</b>	R: 0 E: 0 K: 0 S: 3	H: 0 LOB: 0 BB: 0 P: 3	R: 2 E: 0 K: 0 S: 6	H: 3 LOB: 1 BB: 0 P: 6	R: 0 E: 0 K: 2 S: 8	H: 1 LOB: 1 BB: 0 P: 8	R: 0 E: 0 K: 0 S: 3	H: 0 LOB: 0 BB: 0 P: 3	R: 0 E: 0 K: 0 S: 5	H: 1 LOB: 2 BB: 0 P: 5	R: 1 E: 0 K: 0 S: 4	H: 1 LOB: 1 BB: 1 P: 8	R: 1 E: 0 K: 1 S: 8	H: 3 LOB: 3 BB: 0 P: 8	R: 1 E: 1 K: 0 S: 6	H: 2 LOB: 3 BB: 1 P: 10	1B: 9 2B: 1 3B: 0 HR: 1	SF: 1 SAC: 4 DP: 0 HBP: 0	WP: 0 PA: 39 PB: 0 SB: 0 CS: 0								
<b>PITCHER</b>	IP	WLS	BF	H	R	ER	SO	BB	IBB	HBP	BLK	WP	HR	S	P	ERA	WHIP										
<b>Jim Merritt, L</b> ERA: 4.45 (1.1)	6.2	L	31	9	4	4	2	1	0	0	0	0	0	4	4	27.00	3.000										
<b>Clay Carroll, R</b> ERA: 3.7 (7.1)	0.1		2	1	1	1	1	0	0	0	0	0	0	4	4	27.00	3.000										
<b>Wayne Granger, R</b> ERA: 2.85 (8.1)	1.0		6	1	0	0	0	0	1	0	0	0	0	5	9	0.00	1.000										





Batter	1	2	3	4	5	6	7	8	9	AB	R	H	RBI	BB	SO	LOB	TOP								
<b>Pete Rose, S</b> OBP: 0.422, SLG: 0.506 (1, 9)	G5-3		F9		G6-4-3			G5-3		4	0	0	0	0	0	2	<b>Cincinnati Reds @ Los Angeles Dodgers</b> Dodger Stadium, Los Angeles, CA Mon Sep 15 1969, 7:05 PM PDT Att: 18,068 - Unknown								
<b>Bobby Tolan, L</b> OBP: 0.351, SLG: 0.491 (1, 8)	G3-1		2B HBP					F8		3	1	1	0	0	0	0									
<b>Alex Johnson, R</b> OBP: 0.359, SLG: 0.477 <b>Jimmy Stewart, S</b> OBP: 0.322, SLG: 0.379 (8, 7)	K		1B 2B		G4-3			1B		4	1	2	1	0	1	1									
<b>Tony Perez, R</b> OBP: 0.366, SLG: 0.545 (1, 5)		G5-3						G3		4	0	2	2	0	0	1									
<b>Johnny Bench, R</b> OBP: 0.354, SLG: 0.490 (1, 2)		F3						K		4	0	0	0	0	1	2									
<b>Jim Beauchamp, R</b> OBP: 0.304, SLG: 0.364 <b>Giraldo Ruiz, S</b> OBP: 0.297, SLG: 0.280 (9, PR) (9, 3)								1B		3	0	2	0	1	1	0									
<b>Tommy Helms, R</b> OBP: 0.269, SLG: 0.283 (1, 4)								1B		0	1	0	0	0	0	2									
<b>Woody Woodward, R</b> OBP: 0.336, SLG: 0.303 (1, 6)								1B		3	1	1	1	1	0	0									
<b>Tony Cloninger, R</b> OBP: 0.200, SLG: 0.224 <b>Wayne Granger, R</b> OBP: 0.227, SLG: 0.105 (8, 1)								K		2	0	1	0	0	1	0									
<b>Inning Stats</b>	R: 0 E: 0 K: 1 S: 5	H: 0 LOB: 0 BB: 0 P: 5	R: 0 E: 0 K: 0 S: 3	H: 0 LOB: 1 BB: 1 P: 7	R: 3 E: 0 K: 0 S: 5	H: 2 LOB: 1 BB: 1 P: 10	R: 0 E: 0 K: 0 S: 3	H: 1 LOB: 0 BB: 0 P: 3	R: 0 E: 0 K: 1 S: 4	H: 2 LOB: 1 BB: 0 P: 4	R: 0 E: 0 K: 1 S: 5	H: 0 LOB: 0 BB: 0 P: 5	R: 0 E: 0 K: 0 S: 4	H: 1 LOB: 1 BB: 0 P: 4	R: 0 E: 0 K: 0 S: 4	H: 1 LOB: 1 BB: 0 P: 4	R: 1 E: 0 K: 2 S: 9	H: 3 LOB: 2 BB: 0 P: 9	1B: 9 2B: 2 3B: 0 HR: 0	SF: 0 SAC: 1 DP: 4 HBP: 1	WP: 0 PB: 0 SB: 0 CS: 1	PA: 36			
<b>PITCHER</b>	IP	WLS	BF	H	R	ER	SO	BB	IBB	HBP	BLK	WP	HR	S	P	ERA	WHIP								
<b>Claude Osteen, L</b> ERA: 2.55 <b>Ray Lamb, R</b> ERA: 1.46 (9, 1)	8.1	L	35	10	4	4	4	2	0	1	0	0	0	40	49	4.32	1.440								

Batter	1	2	3	4	5	6	7	8	9	AB	R	H	RBI	BB	SO	LOB	BOTTOM								
<b>Maury Wills, S</b> OBP: 0.344, SLG: 0.347 (1, 6)			G5-3	FC6-4				G4-3		5	0	2	0	0	0	3	<b>Cincinnati Reds @ Los Angeles Dodgers</b> Dodger Stadium, Los Angeles, CA Mon Sep 15 1969, 7:05 PM PDT Att: 18,068 - Unknown								
<b>Ted Sizemore, R</b> OBP: 0.336, SLG: 0.340 (1, 4)								K		4	0	1	0	1	1	1									
<b>Willie Davis, L</b> OBP: 0.363, SLG: 0.458 (1, 8)								F9		5	0	0	0	0	0	4									
<b>Len Gabrielson, L</b> OBP: 0.321, SLG: 0.351 (1, 7)								G4-3		5	0	1	0	0	1	4									
<b>Wes Parker, S</b> OBP: 0.364, SLG: 0.442 (1, 3)								G4-3		3	0	0	0	1	1	1									
<b>Willie Crawford, L</b> OBP: 0.332, SLG: 0.418 (1, 9)								HR		2	1	1	1	2	1	1									
<b>Jim Lefebvre, S</b> OBP: 0.352, SLG: 0.338 <b>Billy Grabarkewitz, R</b> OBP: 0.161, SLG: 0.155 (8, PR) (9, 5)								K		4	0	1	0	0	1	2									
<b>Tom Haller, L</b> OBP: 0.338, SLG: 0.358 (1, 2)								K		4	0	2	0	0	1	2									
<b>Claude Osteen, L</b> OBP: 0.257, SLG: 0.265 <b>Ray Lamb, R</b> OBP: 0.368, SLG: 0.396 (9, PH) (9, 5)								G5-3		2	0	0	0	1	1	2									
<b>Inning Stats</b>	R: 0 E: 0 K: 1 S: 6	H: 1 LOB: 1 BB: 0 P: 6	R: 0 E: 0 K: 1 S: 6	H: 1 LOB: 2 BB: 1 P: 10	R: 0 E: 0 K: 0 S: 3	H: 0 LOB: 1 BB: 1 P: 7	R: 0 E: 0 K: 1 S: 6	H: 1 LOB: 3 BB: 2 P: 14	R: 0 E: 0 K: 3 S: 10	H: 1 LOB: 0 BB: 0 P: 10	R: 0 E: 0 K: 0 S: 3	H: 0 LOB: 0 BB: 0 P: 3	R: 0 E: 0 K: 0 S: 4	H: 1 LOB: 2 BB: 1 P: 8	R: 0 E: 0 K: 0 S: 5	H: 2 LOB: 2 BB: 0 P: 5	1B: 7 2B: 0 3B: 0 HR: 1	SF: 0 SAC: 0 DP: 0 HBP: 0	WP: 0 PB: 0 SB: 0 CS: 0	PA: 40					
<b>PITCHER</b>	IP	WLS	BF	H	R	ER	SO	BB	IBB	HBP	BLK	WP	HR	S	P	ERA	WHIP								
<b>Tony Cloninger, R</b> ERA: 5.05 <b>Wayne Granger, R</b> ERA: 2.82 (8, 1)	7.2	W	34	6	1	1	7	5	0	0	0	0	0	43	63	1.17	1.435								









Batter	1	2	3	4	5	6	7	8	9	10	11	12	AB	R	H	RBI	BB	SO	LOB	TOP								
<b>Pete Rose, S</b> OBP: 0.421, SLG: 0.503 (1.9)													6	1	2	0	0	0	1									
<b>Bobby Tolan, L</b> OBP: 0.352, SLG: 0.490 (1.8)													6	1	4	0	0	1	0									
<b>Alex Johnson, R</b> OBP: 0.356, SLG: 0.472 <b>Pedro Ramos, S</b> (12.1)													6	0	1	2	0	2	5									
<b>Tony Perez, R</b> OBP: 0.363, SLG: 0.538 (1.5)													5	0	0	0	0	1	5									
<b>Johnny Bench, R</b> OBP: 0.354, SLG: 0.488 (1.2)													5	0	1	0	0	2	1									
<b>Jim Beauchamp, R</b> OBP: 0.309, SLG: 0.333 (1.3)													4	0	0	0	1	2	2									
<b>Tommy Helms, R</b> OBP: 0.268, SLG: 0.282 (1.4)													5	0	1	0	0	0	2									
<b>Woody Woodward, R</b> OBP: 0.336, SLG: 0.306 (1.6)													4	0	1	0	1	1	1									
<b>Gerry Arrigo, L</b> OBP: 0.214, SLG: 0.185 <b>Clay Carroll, R</b> OBP: 0.281, SLG: 0.286 <b>Ted Savage, R</b> OBP: 0.346, SLG: 0.349 (12.7)													1	0	0	0	0	0	1									
<b>Inning Stats</b>	R: 2 E: 0 K: 2 S: 10	H: 3 LOB: 1 BB: 0 P: 10	R: 0 E: 0 K: 0 S: 4	H: 2 LOB: 1 BB: 0 P: 4	R: 0 E: 0 K: 0 S: 3	H: 0 LOB: 0 BB: 0 P: 3	R: 0 E: 0 K: 0 S: 3	H: 0 LOB: 0 BB: 0 P: 3	R: 0 E: 0 K: 2 S: 9	H: 2 LOB: 3 BB: 1 P: 13	R: 0 E: 0 K: 1 S: 5	H: 1 LOB: 1 BB: 0 P: 4	R: 0 E: 0 K: 1 S: 6	H: 1 LOB: 1 BB: 0 P: 6	R: 0 E: 0 K: 1 S: 5	H: 0 LOB: 0 BB: 0 P: 5	R: 0 E: 0 K: 1 S: 5	H: 0 LOB: 0 BB: 0 P: 5	R: 0 E: 0 K: 1 S: 6	H: 1 LOB: 1 BB: 0 P: 6	1B: 10 2B: 0 3B: 0 HR: 0	SF: 0 SAC: 0 DP: 0 HBP: 0	WP: 1 PB: 0 SB: 0 CS: 2	PA: 48				
<b>PITCHER</b>	IP	WLS	BF	H	R	ER	SO	BB	IBB	HBP	BLK	WP	HR	S	P	ERA	WHIP											
<b>Joe Moeller, R</b> ERA: 3.4 <b>Pete Mikkelsen, R</b> ERA: 2.81 <b>Jim Brewer, L</b> ERA: 2.55	(1.1) (5.1) (9.1)	4.1 3.2 4.0	20 15 13	7 2 1	2 0 0	2 0 0	2 4 4	2 1 0	0 0 0	0 0 0	0 0 0	0 0 0	0 0 0	0 0 0	23 21 21	27 29 21	4.15 0.00 0.00	1.846 0.818 0.250										

Cincinnati Reds @ Los Angeles Dodgers  
Dodger Stadium, Los Angeles, CA  
Tue Sep 16 1969, 7:05 PM PDT  
Att. 37,706 - Unknown

AB 45  
R 2  
H 10  
RBI 2  
BB 3  
SO 10  
LOB 20

Batter	1	2	3	4	5	6	7	8	9	10	11	12	AB	R	H	RBI	BB	SO	LOB	BOTTOM								
<b>Maury Wills, S</b> OBP: 0.344, SLG: 0.345 (1.6)													3	1	0	0	2	0	0									
<b>Ted Sizemore, R</b> OBP: 0.337, SLG: 0.342 (1.4)													5	1	2	0	1	0	1									
<b>Manny Mota, R</b> OBP: 0.371, SLG: 0.397 (1.7)													4	0	2	0	1	0	3									
<b>Andy Kosco, R</b> OBP: 0.282, SLG: 0.424 <b>Willie Crawford, L</b> OBP: 0.338, SLG: 0.415 (4.9)													1	0	0	0	0	0	3									
<b>Wes Parker, S</b> OBP: 0.367, SLG: 0.448 (1.3)													5	0	3	3	0	0	2									
<b>Jim Lefebvre, S</b> OBP: 0.346, SLG: 0.330 <b>Billy Grabarkewitz, R</b> OBP: 0.159, SLG: 0.153 (8.5)													4	0	1	0	0	1	4									
<b>Bill Russell, R</b> OBP: 0.304, SLG: 0.348 (1.8)													5	0	0	0	0	0	2									
<b>Jeff Torborg, R</b> OBP: 0.246, SLG: 0.229 <b>Pete Mikkelsen, R</b> OBP: 0.167, SLG: 0.167 <b>Willie Davis, L</b> OBP: 0.363, SLG: 0.457 <b>Jim Brewer, L</b> OBP: 0.167, SLG: 0.182 (9.1)													2	0	0	0	0	0	1									
<b>Joe Moeller, R</b> OBP: 0.200 <b>Tom Haller, L</b> OBP: 0.335, SLG: 0.354 (5.2)													1	0	0	0	0	0	0									
<b>Inning Stats</b>	R: 1 E: 0 K: 0 S: 4	H: 1 LOB: 2 BB: 2 P: 12	R: 0 E: 0 K: 0 S: 3	H: 0 LOB: 0 BB: 0 P: 3	R: 0 E: 1 K: 0 S: 6	H: 1 LOB: 1 BB: 0 P: 4	R: 0 E: 0 K: 0 S: 6	H: 1 LOB: 1 BB: 0 P: 6	R: 0 E: 0 K: 0 S: 6	H: 3 LOB: 2 BB: 0 P: 6	R: 1 E: 1 K: 0 S: 4	H: 1 LOB: 2 BB: 1 P: 8	R: 0 E: 0 K: 0 S: 3	H: 1 LOB: 2 BB: 1 P: 8	R: 0 E: 0 K: 0 S: 5	H: 0 LOB: 0 BB: 0 P: 5	R: 0 E: 0 K: 1 S: 5	H: 0 LOB: 0 BB: 0 P: 5	R: 0 E: 0 K: 1 S: 5	H: 0 LOB: 0 BB: 0 P: 5	R: 1 E: 0 K: 0 S: 3	H: 2 LOB: 3 BB: 1 P: 7	1B: 9 2B: 3 3B: 0 HR: 0	SF: 1 SAC: 2 DP: 3 HBP: 0	WP: 0 PB: 0 SB: 0 CS: 0	PA: 50		
<b>PITCHER</b>	IP	WLS	BF	H	R	ER	SO	BB	IBB	HBP	BLK	WP	HR	S	P	ERA	WHIP											
<b>Gerry Arrigo, L</b> ERA: 4.54 <b>Clay Carroll, R</b> ERA: 3.58 <b>Pedro Ramos, R</b> ERA: 5.35	(1.1) (3.1) (12.1)	8.2 3.1 0.0	12 34 4	2 7 2	1 1 1	1 1 1	1 3 0	2 1 0	0 0 0	0 0 0	0 0 0	0 0 0	0 0 0	0 0 0	10 37 7	18 49 7	3.86 1.04 ∞	1.714 1.038 ∞										

Cincinnati Reds @ Los Angeles Dodgers  
Dodger Stadium, Los Angeles, CA  
Tue Sep 16 1969, 7:05 PM PDT  
Att. 37,706 - Unknown

AB 41  
R 3  
H 11  
RBI 3  
BB 6  
SO 3  
LOB 23







Batter	1	2	3	4	5	6	7	8	9	AB	R	H	RBI	BB	SO	LOB	TOP					
<b>Pete Rose, S</b> OBP: 0.424, SLG: 0.508 (1, 9)										4	0	3	0	1	0	0	<b>Cincinnati Reds @ San Diego Padres</b> San Diego Stadium, San Diego, CA Thu Sep 18 1969, 10:05 PM EDT Att: 3,129 - Unknown					
<b>Bobby Tolan, L</b> OBP: 0.350, SLG: 0.485 (1, 8)										5	0	0	0	0	2	8						
<b>Alex Johnson, R</b> OBP: 0.355, SLG: 0.470 (1, 7)										5	0	0	0	0	2	6						
<b>Tony Perez, R</b> OBP: 0.365, SLG: 0.540 (1, 5)										2	0	0	0	1	1	0						
<b>Johnny Bench, R</b> OBP: 0.355, SLG: 0.485 (1, 2)										3	0	1	0	1	1	0						
<b>Lee May, R</b> OBP: 0.329, SLG: 0.533 (1, 3)										4	1	1	0	0	1	5						
<b>Tommy Helms, R</b> OBP: 0.271, SLG: 0.285 (1, 4)										4	0	1	0	0	0	3						
<b>Woody Woodward, R</b> OBP: 0.342, SLG: 0.324 (9, PH)										3	0	1	0	0	0	1						
<b>Jim Beauchamp, R</b> OBP: 0.304, SLG: 0.227 (9, PH)										1	0	0	0	0	0	0						
<b>Jim Maloney, L</b> OBP: 0.267, SLG: 0.469 (5, 1)										2	0	1	1	0	0	1						
<b>Al Jackson, L</b> OBP: 0.250, SLG: 0.250 (5, 1)										1	0	1	0	0	0	0						
<b>Dennis Ribant, R</b> OBP: 0.250, SLG: 0.250 (5, 1)										0	0	0	0	0	0	0						
<b>Bernie Carbo, L</b> OBP: 0.192, SLG: 0.192 (6, PH)										0	0	0	0	0	0	0						
<b>George Culver, R</b> OBP: 0.192, SLG: 0.192 (6, PH)										0	0	0	0	0	0	0						
<b>Jimmy Stewart, S</b> OBP: 0.204, SLG: 0.204 (6, PH)										1	0	1	0	0	0	0						
<b>Inning Stats</b>	R: 0 E: 0 K: 2 S: 8	H: 1 LOB: 3 BB: 1 P: 13	R: 0 E: 0 K: 0 S: 4	H: 1 LOB: 2 BB: 1 P: 8	R: 0 E: 0 K: 1 S: 5	H: 0 LOB: 0 BB: 0 P: 5	R: 1 E: 0 K: 1 S: 9	H: 4 LOB: 3 BB: 0 P: 9	R: 0 E: 0 K: 2 S: 7	H: 0 LOB: 0 BB: 0 P: 7	R: 0 E: 0 K: 0 S: 3	H: 0 LOB: 0 BB: 0 P: 3	R: 0 E: 0 K: 0 S: 3	H: 0 LOB: 0 BB: 0 P: 3	R: 0 E: 0 K: 0 S: 3	H: 1 LOB: 1 BB: 1 P: 7	R: 0 E: 0 K: 1 S: 7	H: 2 LOB: 2 BB: 0 P: 7	1B: 8 2B: 0 3B: 1 HR: 0	SF: 0 SAC: 0 DP: 1 HBP: 1	WP: 0 PB: 0 SB: 0 CS: 0	PA: 39
<b>PITCHER</b> <b>Clay Kirby, R</b> ERA: 3.85 (1, 1)	IP: 9.0 WLS: W BF: 39 H: 9 R: 1 ER: 1 SO: 7 BB: 2 IBB: 1 HBP: 1 BLK: 0 WP: 0 HR: 0 S: 49 P: 62 ERA: 1.00 WHIP: 1.222															<b>PITCHER</b>						

AB 35  
R 1  
H 9  
RBI 1  
BB 3  
SO 7  
LOB 24

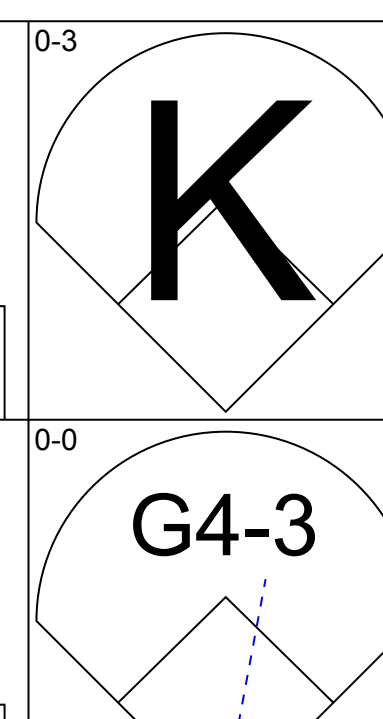
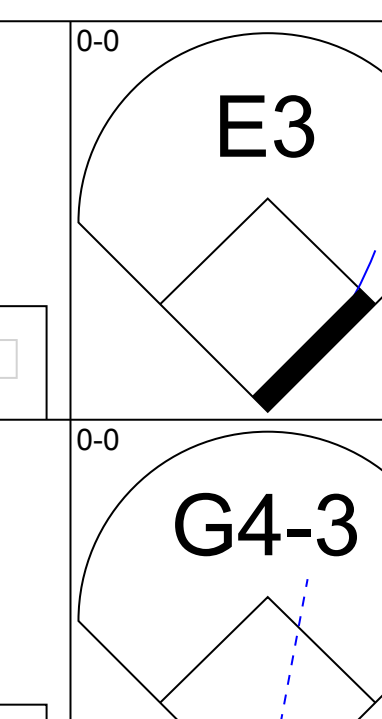
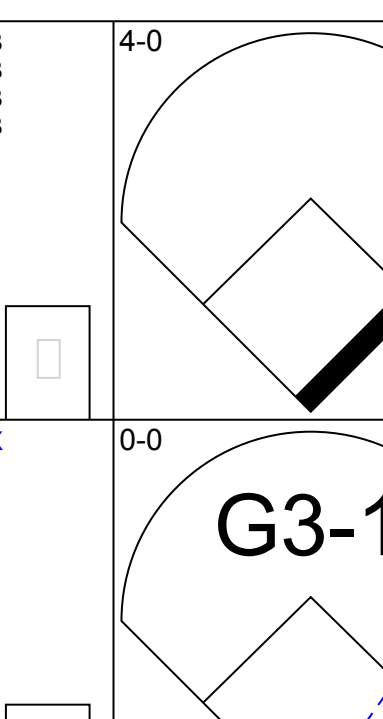
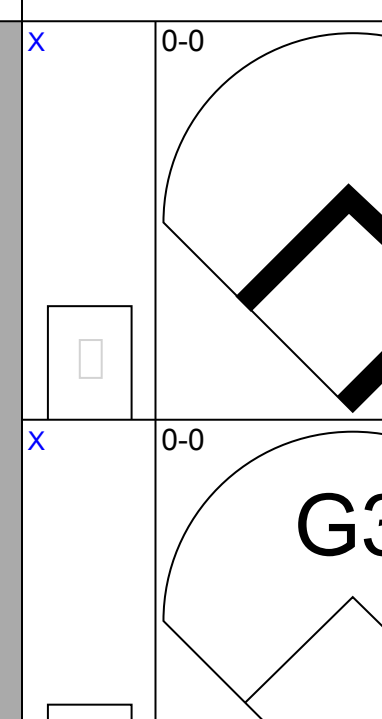
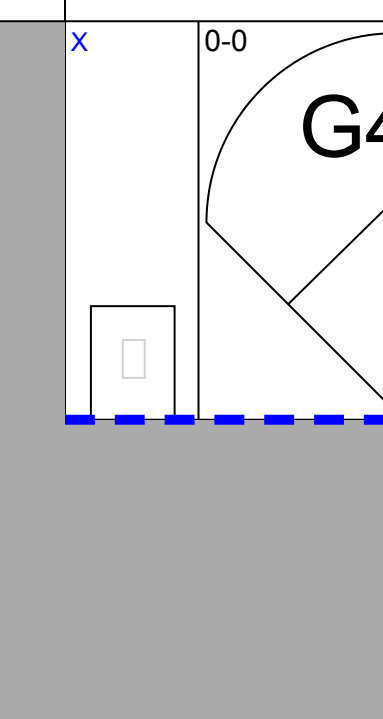
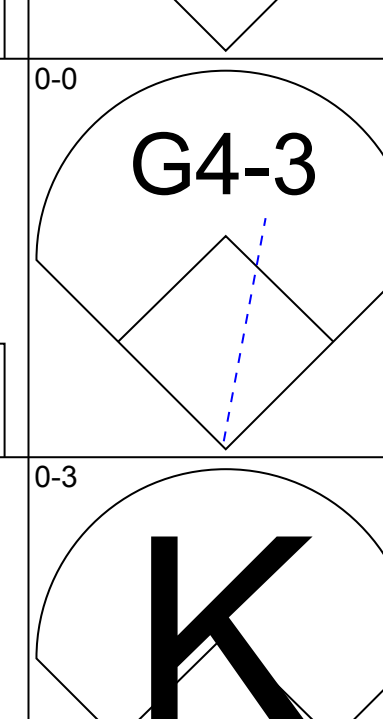
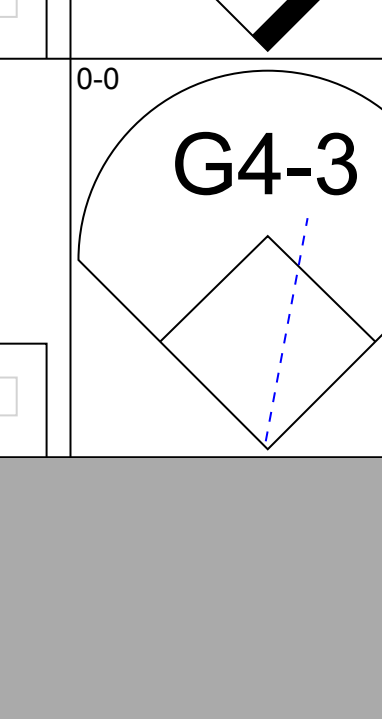
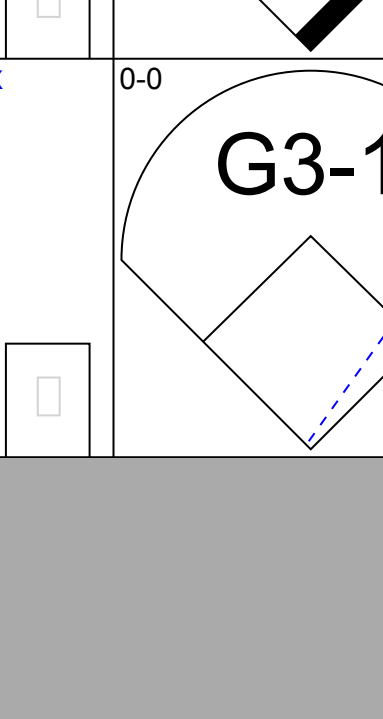
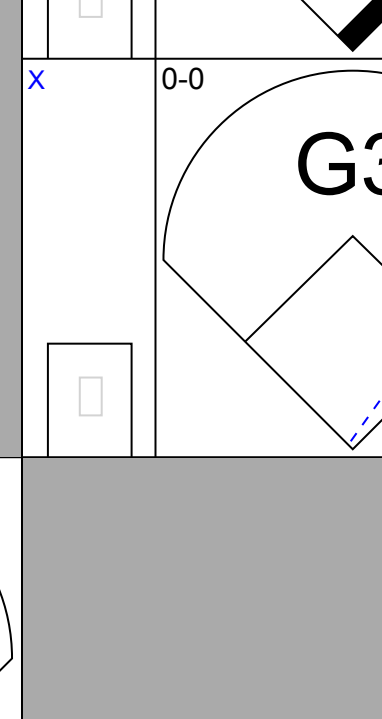
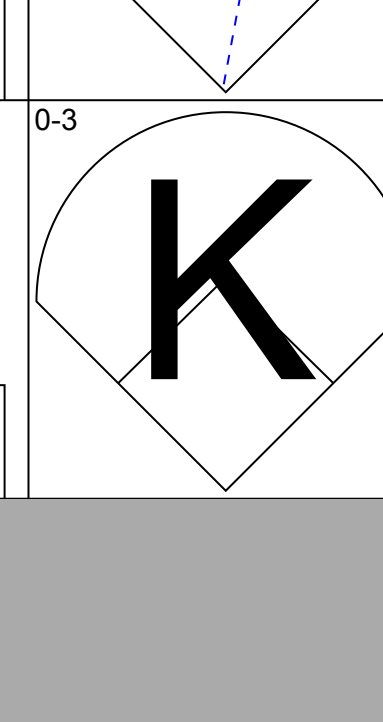
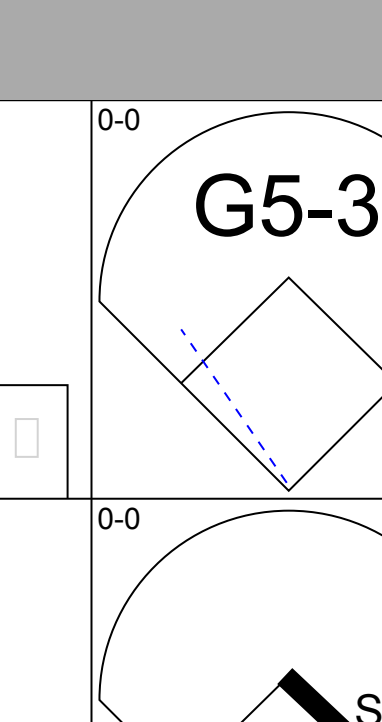
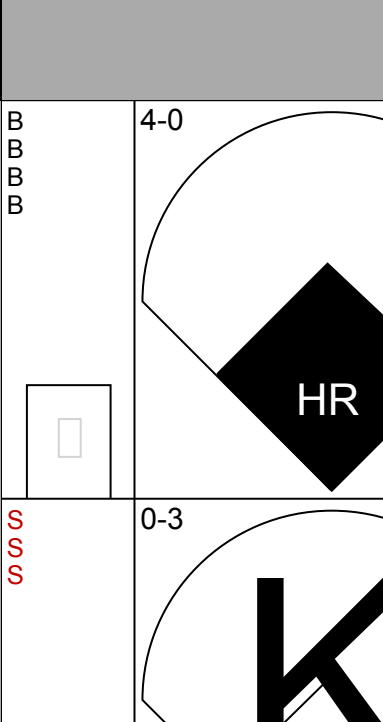
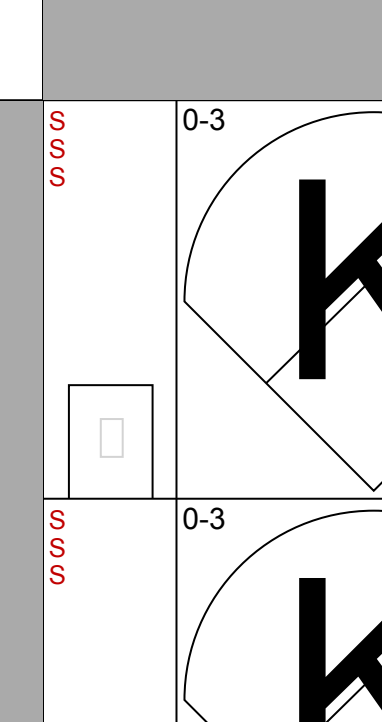
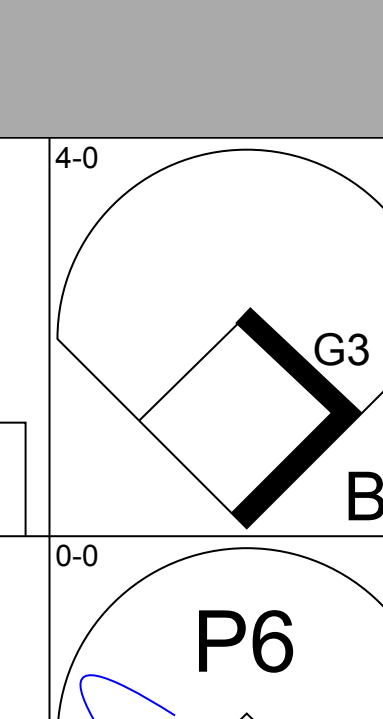
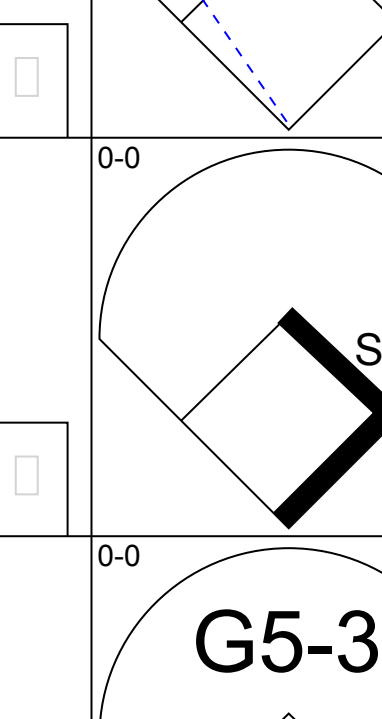
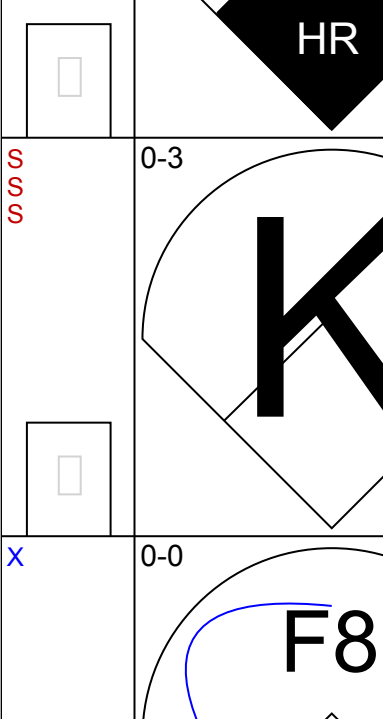
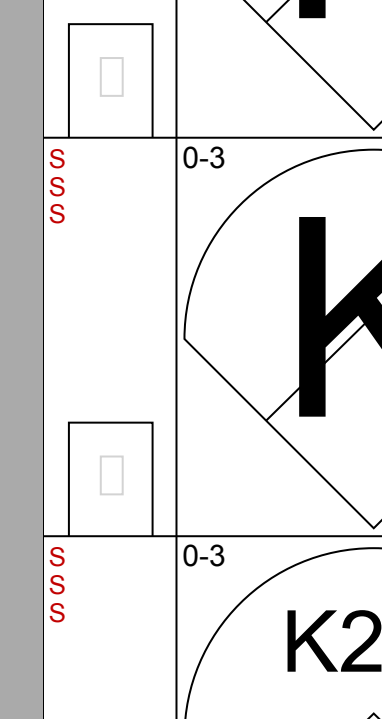




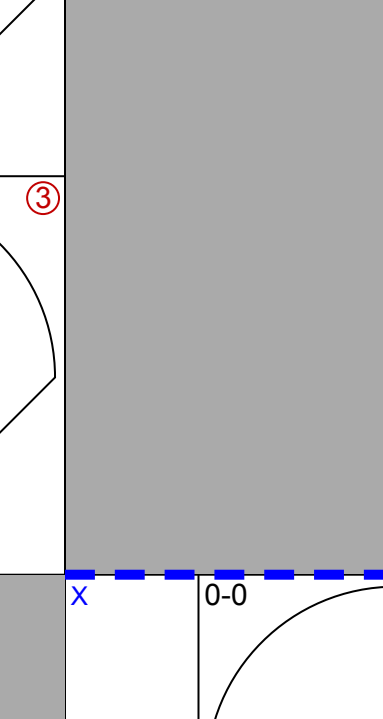




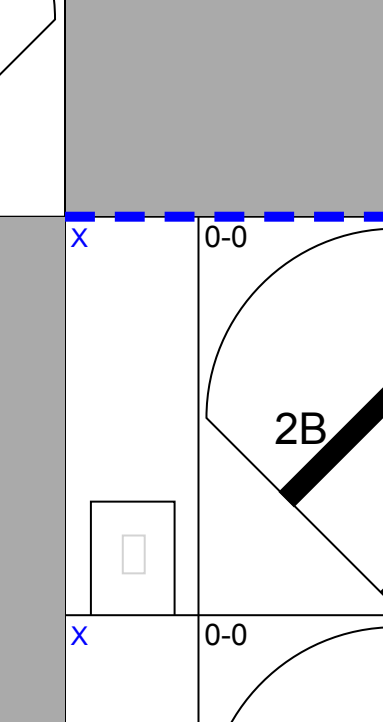

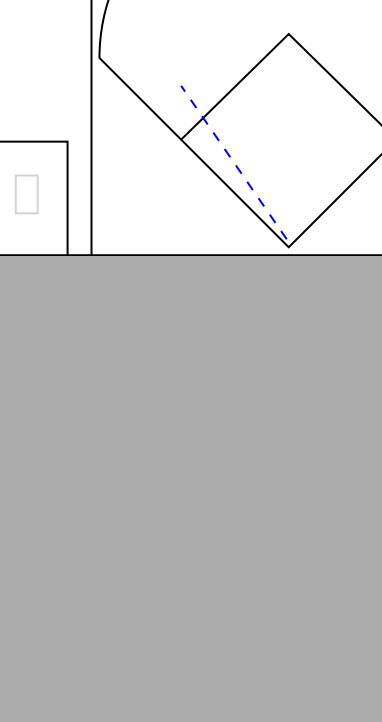
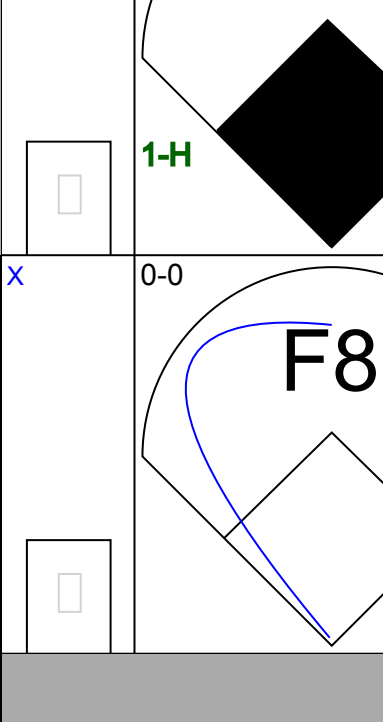

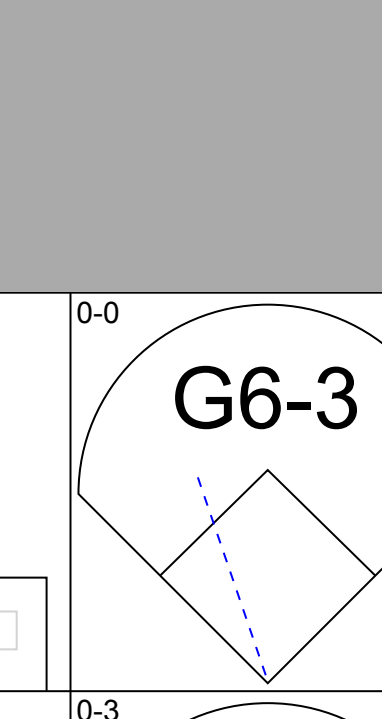
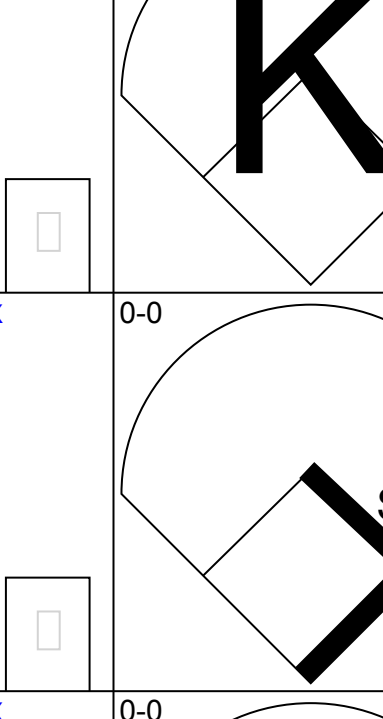
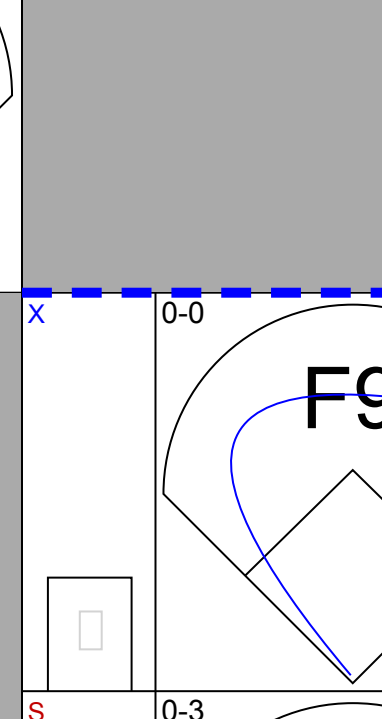
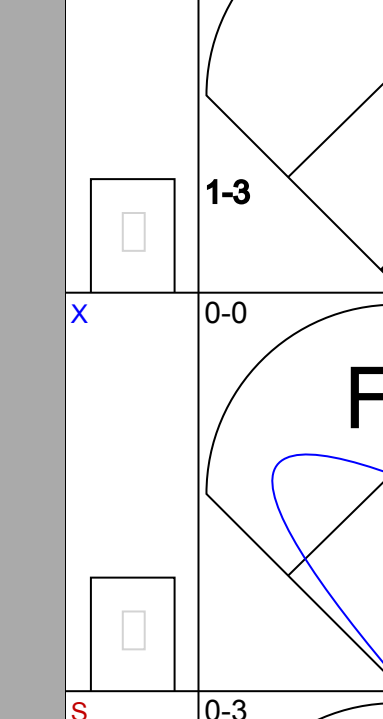
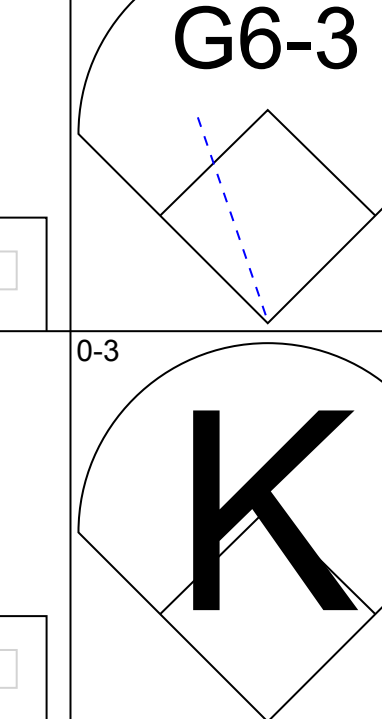
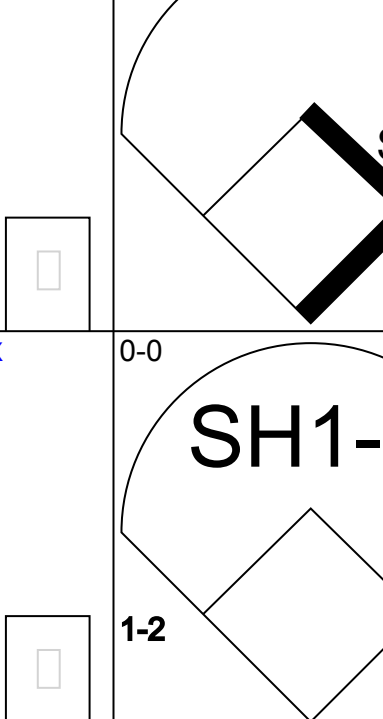
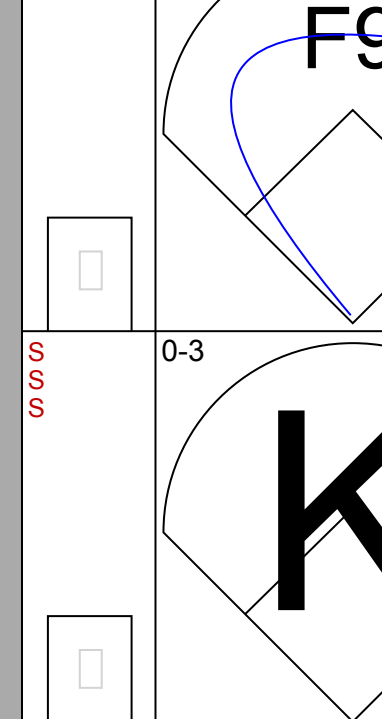
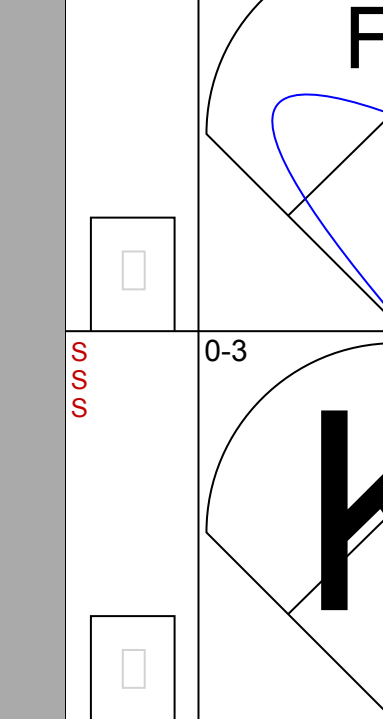


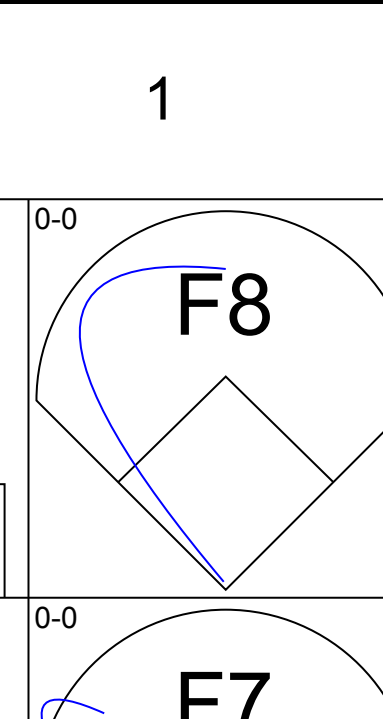
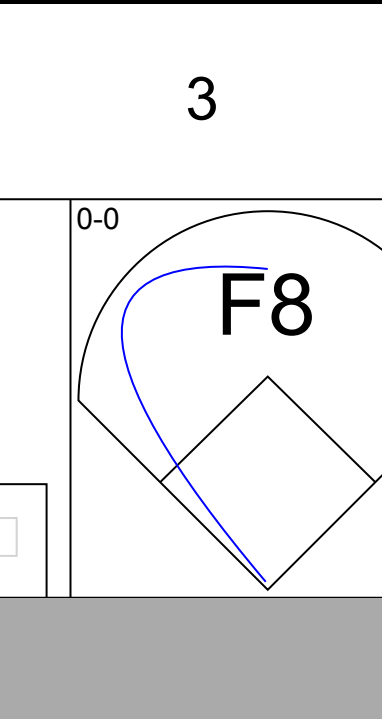


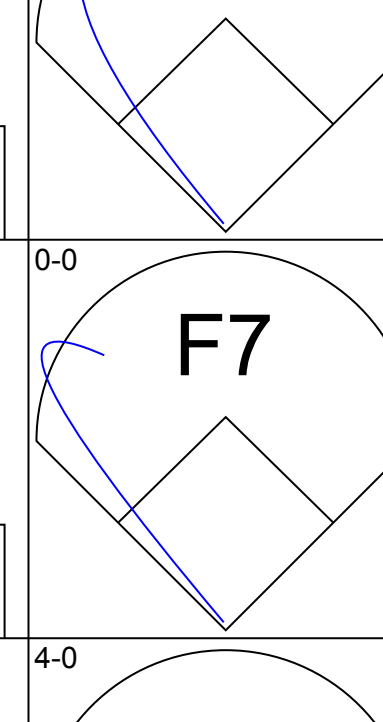
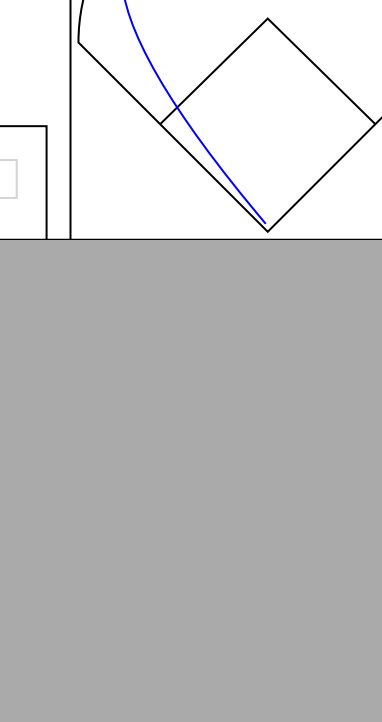


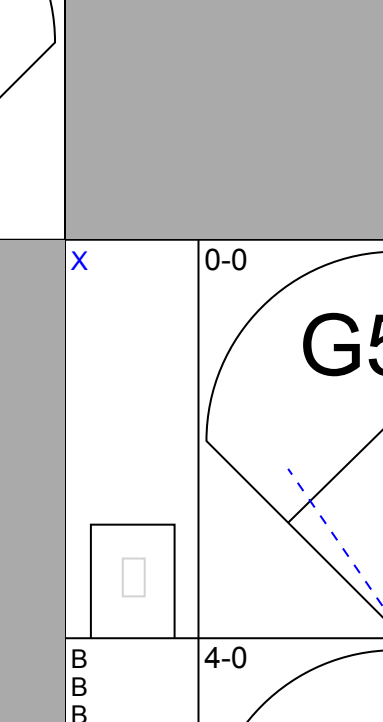
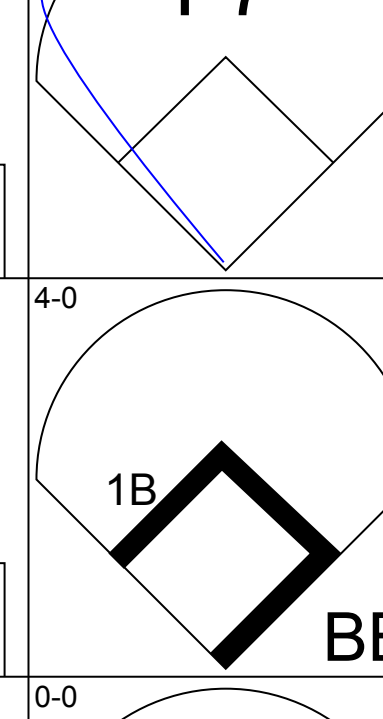
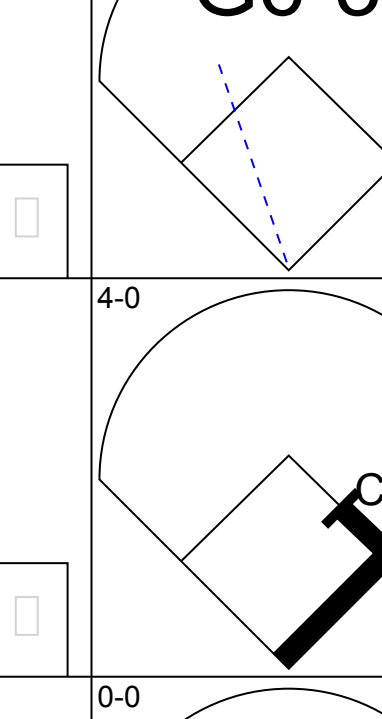
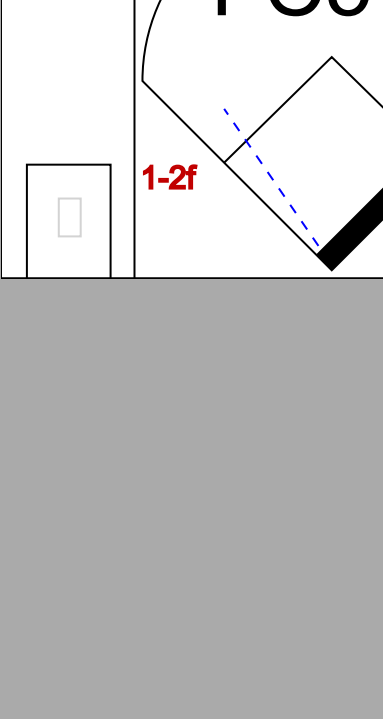

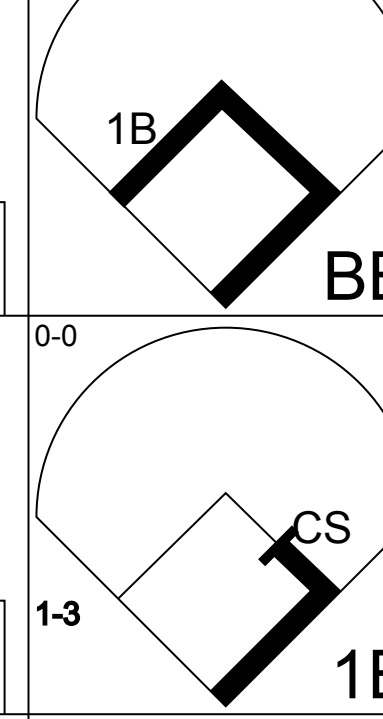


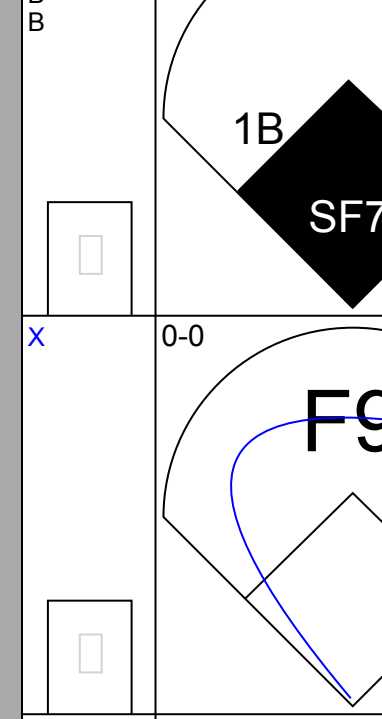
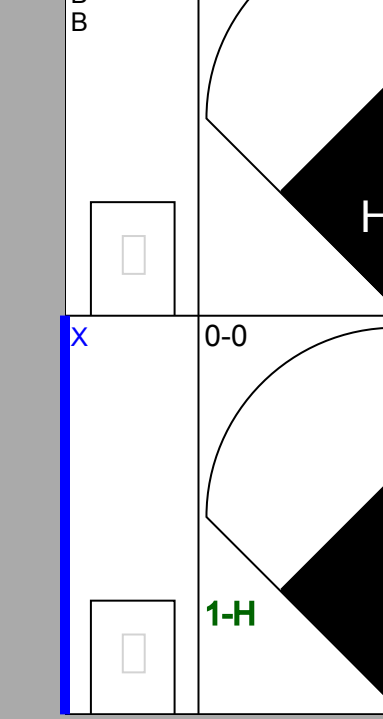
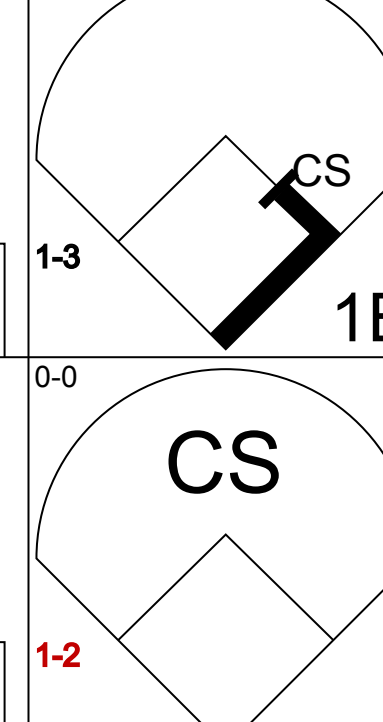

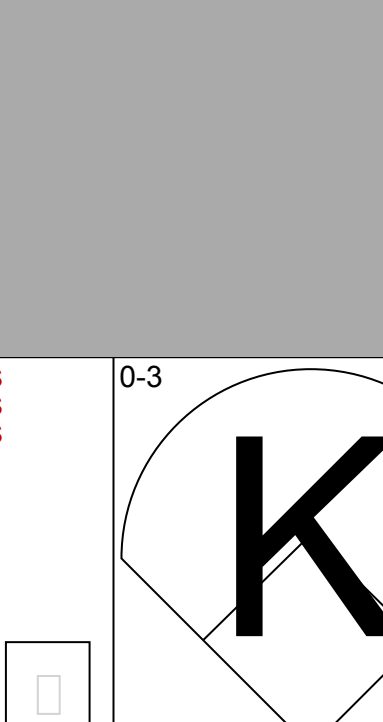
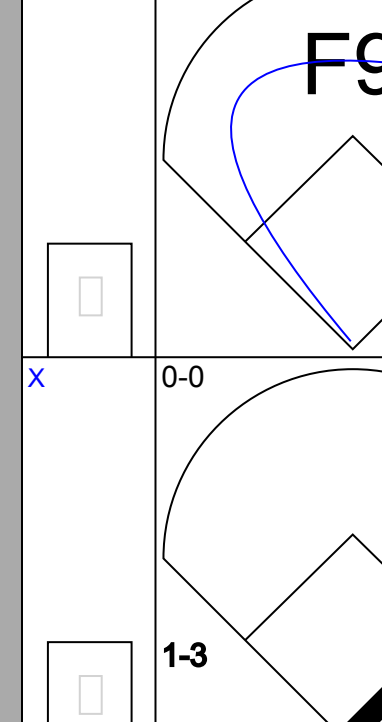
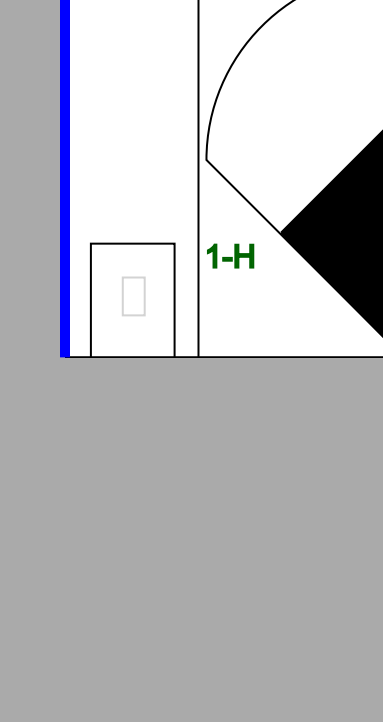
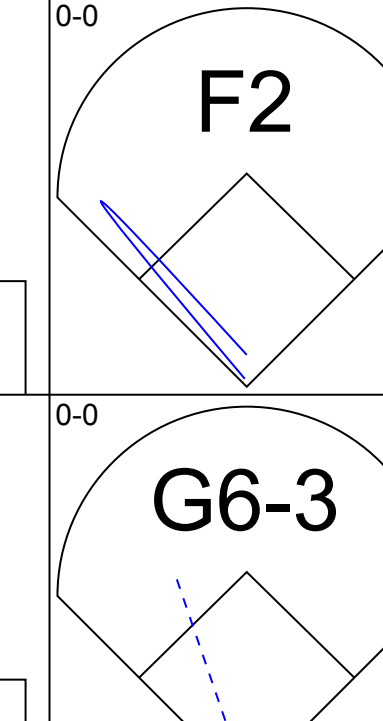


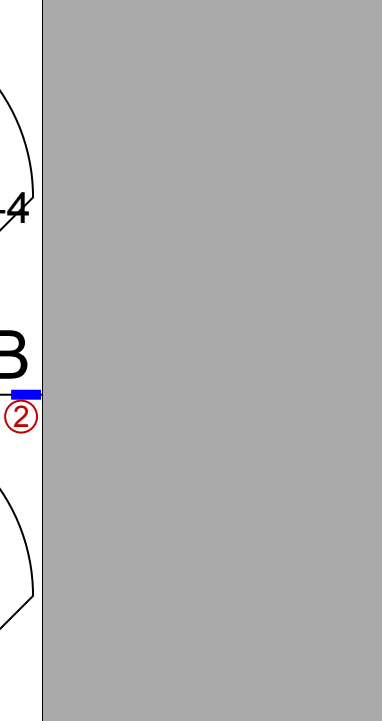
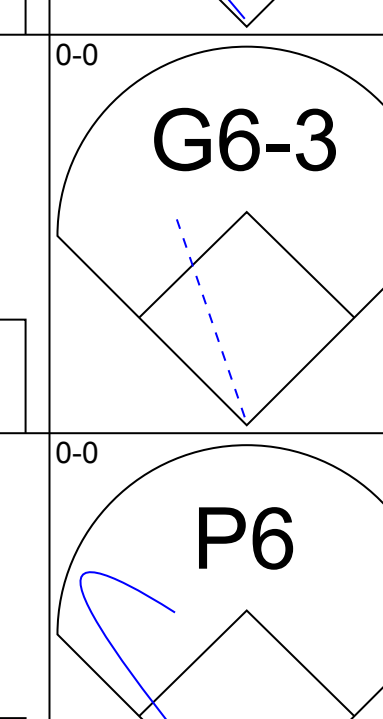


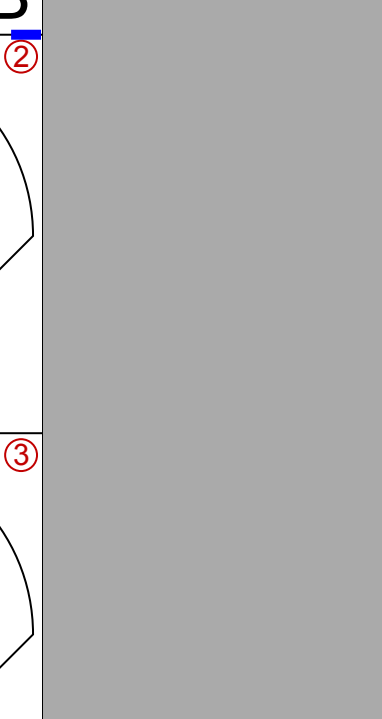
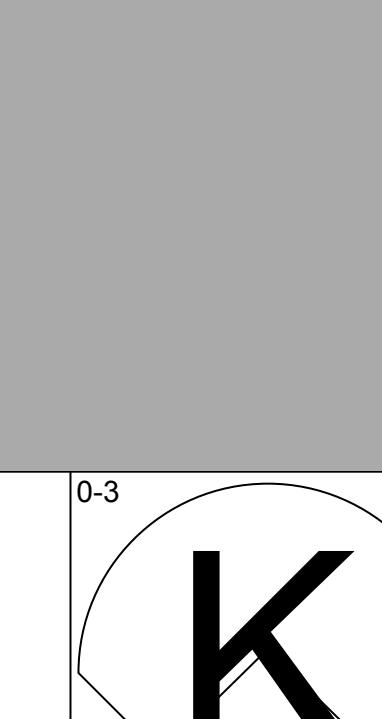
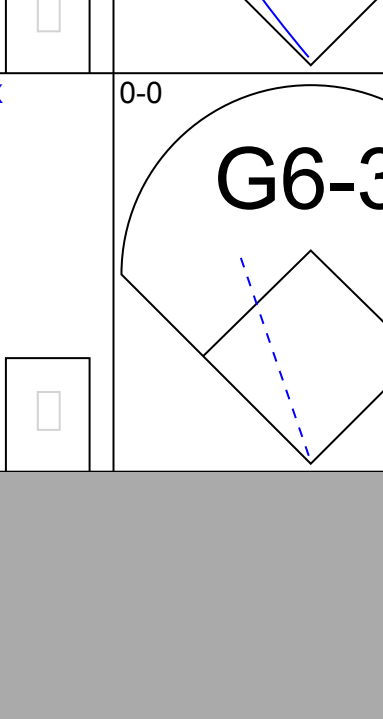
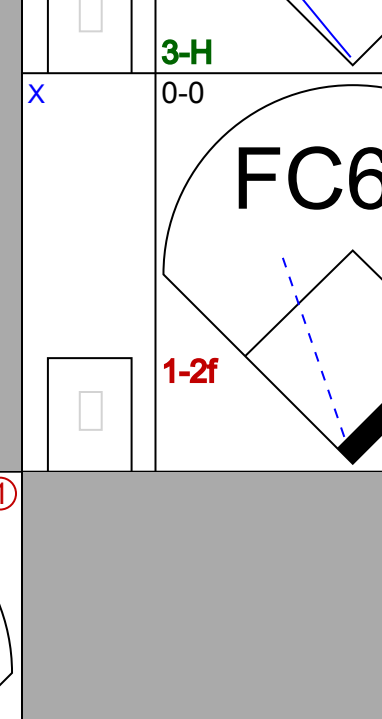

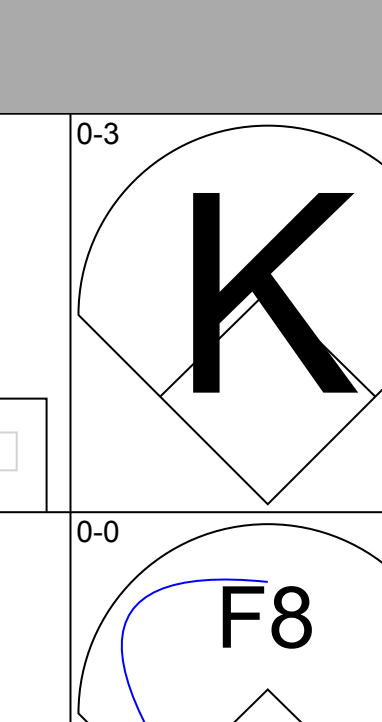


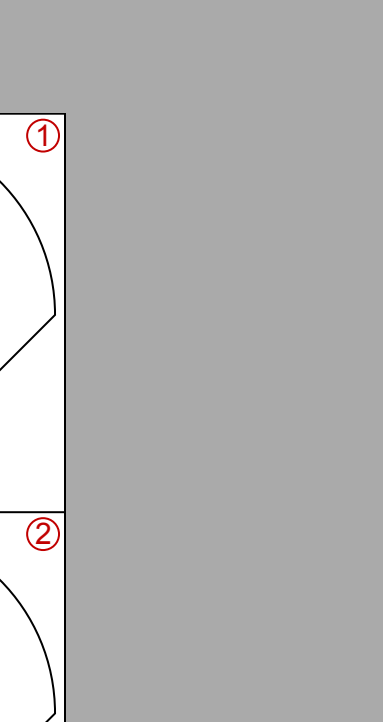
Batter	1	2	3	4	5	6	7	8	9	AB	R	H	RBI	BB	SO	LOB	BOTTOM											
<b>Jose Arcia, R</b> OBP: 0.255, SLG: 0.269 (1, 4)										5	2	4	1	0	1	0	<b>Cincinnati Reds @ San Diego Padres</b> San Diego Stadium, San Diego, CA Thu Sep 18 1969, 10:05 PM EDT Att: 3,129 - Unknown											
<b>Roberto Pena, R</b> OBP: 0.278, SLG: 0.305 (1, 6)										4	1	1	2	0	0	2												
<b>Tommy Dean, R</b> OBP: 0.233, SLG: 0.213 (7, 6)										1	0	0	0	0	0	2												
<b>Ollie Brown, R</b> OBP: 0.323, SLG: 0.411 (1, 9)										4	1	3	1	0	0	0												
<b>Nate Colbert, R</b> OBP: 0.317, SLG: 0.480 (1, 3)										3	1	1	1	1	0	1												
<b>Van Kelly, L</b> OBP: 0.280, SLG: 0.337 (5, PH)										2	0	0	0	0	0	1												
<b>Ed Spezio, R</b> OBP: 0.320, SLG: 0.379 (6, 5)										2	0	1	0	0	1	2												
<b>Jerry Morales, R</b> OBP: 0.300, SLG: 0.361 (1, 7)										2	0	0	1	2	1	1												
<b>Cito Gaston, R</b> OBP: 0.277, SLG: 0.312 (1, 8)										4	0	0	0	0	2	3												
<b>Chris Cannizzaro, R</b> OBP: 0.300, SLG: 0.302 (1, 2)										4	1	2	0	0	0	0												
<b>Clay Kirby, R</b> OBP: 0.149, SLG: 0.034 (1, 1)										3	1	0	0	1	2	1												
<b>Inning Stats</b>	R: 0 E: 0 K: 1 S: 5	H: 0 LOB: 0 BB: 0 P: 5	R: 0 E: 0 K: 1 S: 5	H: 0 LOB: 0 BB: 0 P: 5	R: 0 E: 0 K: 1 S: 5	H: 0 LOB: 0 BB: 0 P: 5	R: 1 E: 0 K: 0 S: 5	H: 2 LOB: 1 BB: 0 P: 5	R: 6 E: 0 K: 2 S: 12	H: 6 LOB: 2 BB: 3 P: 24	R: 0 E: 0 K: 0 S: 4	H: 1 LOB: 0 BB: 0 P: 4	R: 0 E: 0 K: 1 S: 5	H: 1 LOB: 1 BB: 1 P: 9	R: 0 E: 0 K: 1 S: 7	H: 2 LOB: 2 BB: 0 P: 7	1B: 8 2B: 4 3B: 0 HR: 0	SF: 0 SAC: 0 DP: 0 HBP: 0	WP: 1 PB: 1 SB: 0 CS: 2	PA: 38								
<b>PITCHER</b> <b>Jim Maloney, R</b> ERA: 2.99 (1, 1)	IP: 4.2 WLS: L BF: 22 H: 7 R: 7 ER: 6 SO: 4 BB: 2 IBB: 0 HBP: 0 BLK: 0 WP: 0 HR: 0 S: 28 P: 36 ERA: 11.57 WHIP: 1.929															<b>PITCHER</b>												
<b>Al Jackson, L</b> ERA: 7.5 (5, 1)	0.0	1	1	0	0	0	0	0	0	1	1	∞	∞															
<b>Dennis Ribant, R</b> ERA: 4.76 (5, 1)	0.1	2	0	0	1	1	0	0	0	0	3	7	0.00	3.000														
<b>George Culver, R</b> ERA: 4.39 (6, 1)	3.0	13	4	0	0	2	1	0	0	0	16	20	0.00	1.667														

AB 34  
R 7  
H 12  
RBI 6  
BB 4  
SO 7  
LOB 13





Batter	1	2	3	4	5	6	7	8	9	AB	R	H	RBI	BB	SO	LOB	TOP				
<b>Pete Rose, S</b> OBP: 0.324, SLG: 0.510 (1, 9)										4	0	1	0	1	1	2	<b>Cincinnati Reds @ Houston Astros</b> Astrodome, Houston, TX Fri Sep 19 1969, 8:05 PM EDT Att. 12,205 - Dome				
<b>Bobby Tolan, L</b> OBP: 0.348, SLG: 0.482 (1, 8)										4	0	0	0	0	0	4					
<b>Alex Johnson, R</b> OBP: 0.354, SLG: 0.467 <b>Jimmy Stewart, S</b> OBP: 0.324, SLG: 0.381 (1, 7) (8, 7)										3	1	0	0	1	2	0					
<b>Tony Perez, R</b> OBP: 0.366, SLG: 0.539 (1, 5)										3	0	1	0	1	2	1					
<b>Johnny Bench, R</b> OBP: 0.353, SLG: 0.481 (1, 2)										4	0	0	0	0	1	3					
<b>Lee May, R</b> OBP: 0.331, SLG: 0.539 (1, 3)										4	1	2	2	0	0	2					
<b>Tommy Helms, R</b> OBP: 0.271, SLG: 0.287 (1, 4)										4	0	1	0	0	1	1					
<b>Woody Woodward, R</b> OBP: 0.341, SLG: 0.322 (1, 6)										4	0	1	0	0	0	2					
<b>Jim Merritt, L</b> OBP: 0.185, SLG: 0.189 <b>Wayne Granger, R</b> OBP: 0.217, SLG: 0.100 (1, 1) (7, 1)										2	0	0	0	0	2	0					
<b>Inning Stats</b>	R: 0 E: 0 K: 2 S: 7	H: 0 LOB: 0 BB: 0 P: 7	R: 0 E: 0 K: 0 S: 3	H: 0 LOB: 1 BB: 1 P: 7	R: 0 E: 1 K: 1 S: 6	H: 0 LOB: 1 BB: 0 P: 6	R: 0 E: 0 K: 0 S: 4	H: 1 LOB: 1 BB: 0 P: 4	R: 0 E: 0 K: 1 S: 6	H: 1 LOB: 2 BB: 1 P: 10	R: 0 E: 0 K: 1 S: 6	H: 1 LOB: 1 BB: 0 P: 6	R: 0 E: 0 K: 3 S: 9	H: 0 LOB: 0 BB: 0 P: 9	R: 0 E: 0 K: 1 S: 7	H: 2 LOB: 2 BB: 0 P: 7		1B: 3 2B: 1 3B: 1 HR: 1	SF: 0 SAC: 1 DP: 0 HBP: 0	WP: 0 PB: 0 SB: 1 CS: 0	PA: 37
<b>PITCHER</b>	IP	WLS	BF	H	R	ER	SO	BB	IBB	HBP	BLK	WP	HR	S	P	ERA	WHIP				
<b>Jim Ray, R</b> ERA: 3.99 (1, 1)	6.0		25	3	2	2	5	3	0	0	0	0	1	32	44	3.00	1.000				
<b>Jim Bouton, R</b> ERA: 3.23 (7, 1)	2.0		7	1	0	0	4	0	0	0	0	0	0	15	15	0.00	0.500				
<b>Fred Gladding, R</b> ERA: 4.28 (9, 1)	1.0	W	5	2	0	0	1	0	0	0	0	0	0	7	7	0.00	2.000				

Batter	1	2	3	4	5	6	7	8	9	AB	R	H	RBI	BB	SO	LOB	BOTTOM					
<b>Joe Morgan, L</b> OBP: 0.376, SLG: 0.386 (1, 4)										4	0	1	0	0	0	0	<b>Cincinnati Reds @ Houston Astros</b> Astrodome, Houston, TX Fri Sep 19 1969, 8:05 PM EDT Att. 12,205 - Dome					
<b>Jesus Alou, R</b> OBP: 0.275, SLG: 0.341 (1, 9) (9, 7)										4	0	0	0	0	0	1						
<b>Jimmy Wynn, R</b> OBP: 0.435, SLG: 0.511 (1, 8)										0	2	0	0	4	0	0						
<b>Tommy Davis, R</b> OBP: 0.314, SLG: 0.366 <b>Fred Gladding, L</b> OBP: 0.314, SLG: 0.111 <b>Keith Lampard, L</b> OBP: 0.750, SLG: 1.500 (1, 7) (9, 1) (9, PH)										3	0	1	0	0	0	2						
<b>Denis Menke, R</b> OBP: 0.377, SLG: 0.392 (1, 3)										3	0	1	0	0	1	0						
<b>Doug Rader, R</b> OBP: 0.332, SLG: 0.372 (1, 5)										2	0	0	1	0	0	0						
<b>Marty Martinez, S</b> OBP: 0.328, SLG: 0.358 (1, 6)										3	0	0	0	0	0	1						
<b>Johnny Edwards, L</b> OBP: 0.303, SLG: 0.332 (1, 2)										3	0	0	0	0	1	0						
<b>Jim Ray, R</b> OBP: 0.095, SLG: 0.095 <b>Julio Gotay, R</b> OBP: 0.314, SLG: 0.304 <b>Jim Bouton, R</b> Norm Miller, L OBP: 0.356, SLG: 0.366 (1, 1) (6, PH) (7, 1) (8, PH) (9, 9)										1	0	0	0	0	0	0						
<b>Inning Stats</b>	R: 0 E: 0 K: 0 S: 3	H: 1 LOB: 1 BB: 1 P: 7	R: 0 E: 0 K: 0 S: 3	H: 0 LOB: 0 BB: 0 P: 3	R: 0 E: 0 K: 1 S: 5	H: 0 LOB: 0 BB: 0 P: 5	R: 0 E: 0 K: 0 S: 2	H: 0 LOB: 0 BB: 1 P: 6	R: 0 E: 0 K: 0 S: 5	H: 0 LOB: 0 BB: 0 P: 5	R: 0 E: 0 K: 0 S: 4	H: 1 LOB: 1 BB: 0 P: 4	R: 1 E: 0 K: 0 S: 4	H: 1 LOB: 1 BB: 1 P: 8	R: 0 E: 0 K: 0 S: 3	H: 0 LOB: 0 BB: 0 P: 3		R: 2 E: 0 K: 0 S: 2	H: 1 LOB: 0 BB: 1 P: 6	1B: 3 2B: 0 3B: 0 HR: 1	SF: 1 SAC: 0 DP: 0 HBP: 0	WP: 0 PB: 0 SB: 0 CS: 2
<b>PITCHER</b>	IP	WLS	BF	H	R	ER	SO	BB	IBB	HBP	BLK	WP	HR	S	P	ERA	WHIP					
<b>Jim Merritt, L</b> ERA: 4.37 (1, 1)	6.1		23	3	1	1	2	3	0	0	0	0	0	24	36	1.42	0.947					
<b>Wayne Granger, R</b> ERA: 2.9 (7, 1)	2.0	L	8	1	2	2	0	1	0	0	0	0	1	7	11	9.00	1.000					



Batter	1	2	3	4	5	6	7	8	9	AB	R	H	RBI	BB	SO	LOB	TOP		
<b>Pete Rose, S</b> OBP: 0.423, SLG: 0.507 (1, 9)										3	0	0	0	1	1	2			
<b>Bobby Tolán, L</b> OBP: 0.346, SLG: 0.479 (1, 8)										4	0	0	0	0	1	3			
<b>Alex Johnson, R</b> OBP: 0.353, SLG: 0.465 (1, 7)										3	0	0	0	0	2	0			
<b>Tony Pérez, R</b> OBP: 0.366, SLG: 0.536 (1, 5)										3	0	0	0	1	2	0			
<b>Lee May, R</b> OBP: 0.332, SLG: 0.538 (1, 3)										3	0	1	0	1	1	2			
<b>Johnny Bench, R</b> OBP: 0.350, SLG: 0.478 (1, 2)										4	0	0	0	0	0	1			
<b>Tommy Helms, R</b> OBP: 0.273, SLG: 0.289 (1, 4)										4	0	2	0	0	2	2			
<b>Woody Woodward, R</b> OBP: 0.339, SLG: 0.321 (1, 6)										4	0	1	0	0	1	3			
<b>Tony Cloninger, R</b> Clay Carroll, R Al Jackson, L Bernie Carbo, L Dennis Ribant, R Jimmy Stewart, S (1, 1) (5, 1) (6, 1) (7, PH) (7, 1) (8, PH)										2	0	1	0	0	0	2			
<b>Inning Stats</b>	R: 0 E: 1 K: 1 S: 5	H: 0 LOB: 2 BB: 1 P: 10	R: 0 E: 1 K: 1 S: 7	H: 1 LOB: 3 BB: 1 P: 11	R: 0 E: 0 K: 2 S: 7	H: 1 LOB: 0 BB: 0 P: 7	R: 0 E: 0 K: 1 S: 7	H: 2 LOB: 2 BB: 0 P: 7	R: 0 E: 0 K: 2 S: 5	H: 0 LOB: 0 BB: 0 P: 7	R: 0 E: 0 K: 1 S: 5	H: 0 LOB: 0 BB: 0 P: 5	R: 0 E: 0 K: 1 S: 5	H: 0 LOB: 0 BB: 0 P: 5	R: 0 E: 0 K: 1 S: 6	H: 1 LOB: 1 BB: 0 P: 6	1B: 5 2B: 0 3B: 0 HR: 0	SF: 0 SAC: 0 DP: 0 HBP: 1	WP: 0 PA: 37 PB: 0 SB: 1 CS: 1
<b>PITCHER</b> <b>Tom Griffin, R</b> ERA: 3.61 (1, 1)	IP: 9.0 WLS: W BF: 36 H: 5 R: 0 ER: 0 SO: 11 BB: 3 IBB: 0 HBP: 1 BLK: 0 WP: 0 HR: 0 S: 54 P: 67 ERA: 0.00 WHIP: 0.889																		

Cincinnati Reds @ Houston Astros  
Astrodome, Houston, TX  
Sat Sep 20 1969, 8:05 PM EDT  
Att: 17,227 - Dome

AB 32  
R 0  
H 5  
RBI 0  
BB 3  
SO 11  
LOB 16



Batter	1	2	3	4	5	6	7	8	9	AB	R	H	RBI	BB	SO	LOB	BOTTOM		
<b>Joe Morgan, L</b> OBP: 0.378, SLG: 0.386 (1, 4)										3	1	1	0	2	0	0			
<b>Jesus Alou, R</b> OBP: 0.281, SLG: 0.347 (1, 7)										5	1	4	0	0	0	1			
<b>Jimmy Wynn, R</b> OBP: 0.436, SLG: 0.510 (1, 8)										4	1	2	1	1	0	2			
<b>Norm Miller, L</b> OBP: 0.357, SLG: 0.365 (1, 9)										4	1	1	1	0	2	4			
<b>Denis Menke, R</b> OBP: 0.378, SLG: 0.393 (1, 6)										4	1	2	1	0	0	5			
<b>Curt Blefary, L</b> OBP: 0.347, SLG: 0.390 (1, 3)										4	1	0	0	0	8				
<b>Doug Rader, R</b> OBP: 0.332, SLG: 0.371 (1, 5)										4	0	1	1	0	1	0			
<b>Johnny Edwards, L</b> OBP: 0.305, SLG: 0.332 (1, 2)										3	0	1	1	1	1	0			
<b>Tom Griffin, R</b> OBP: 0.215, SLG: 0.276 (1, 1)										4	0	0	0	0	3	3			
<b>Inning Stats</b>	R: 0 E: 0 K: 1 S: 5	H: 0 LOB: 1 BB: 1 P: 9	R: 1 E: 0 K: 1 S: 6	H: 1 LOB: 1 BB: 1 P: 10	R: 1 E: 0 K: 1 S: 8	H: 3 LOB: 2 BB: 0 P: 8	R: 0 E: 0 K: 1 S: 5	H: 0 LOB: 0 BB: 0 P: 5	R: 4 E: 0 K: 1 S: 9	H: 5 LOB: 2 BB: 2 P: 17	R: 0 E: 0 K: 0 S: 5	H: 2 LOB: 3 BB: 0 P: 6	R: 0 E: 0 K: 0 S: 7	H: 0 LOB: 0 BB: 0 P: 7	R: 0 E: 0 K: 0 S: 4	H: 1 LOB: 1 BB: 0 P: 4	1B: 12 2B: 0 3B: 0 HR: 0	SF: 0 SAC: 0 DP: 0 HBP: 1	WP: 2 PA: 40 PB: 0 SB: 1 CS: 1
<b>PITCHER</b> <b>Tony Cloninger, R</b> ERA: 5.18 (1, 1)	IP: 1.1 WLS: L BF: 10 H: 5 R: 1 ER: 1 SO: 4 BB: 0 IBB: 0 HBP: 1 BLK: 0 WP: 0 HR: 0 S: 26 P: 42 ERA: 10.38 WHIP: 2.308																		
<b>Clay Carroll, R</b> ERA: 3.61 (5, 1)	1.1	10	5	1	1	1	0	0	1	0	0	0	11	12	6.75	3.750			
<b>Al Jackson, L</b> ERA: 7.53 (6, 1)	0.1	1	0	0	0	0	0	0	0	0	0	1	1	0.00	0.000				
<b>Dennis Ribant, R</b> ERA: 3.52 (7, 1)	2.0	7	1	0	0	2	0	0	0	0	1	0	11	11	0.00	0.500			

Cincinnati Reds @ Houston Astros  
Astrodome, Houston, TX  
Sat Sep 20 1969, 8:05 PM EDT  
Att: 17,227 - Dome

AB 35  
R 6  
H 12  
RBI 5  
BB 4  
SO 7  
LOB 23





Batter	1	2	3	4	5	6	7	8	9	AB	R	H	RBI	BB	SO	LOB	TOP					
<b>Pete Rose, S</b> OBP: 0.423, SLG: 0.506 (1, 9)	G5-3		FC5-4 1B			G6-3			K2-3	5	0	2	1	0	1	1	<b>Cincinnati Reds @ Houston Astros</b> Astrodome, Houston, TX Sun Sep 21 1969, 4:33 AM EDT Att: 14,661 - Dome					
<b>Tommy Helms, R</b> OBP: 0.270, SLG: 0.286 (1, 4)	G6-3		FC5-4 1-2			G5-3	F9		F9	5	0	0	0	0	0	3						
<b>Lee May, R</b> OBP: 0.334, SLG: 0.540 (1, 3)	K								G4-3 3B	3	1	2	0	1	1	0						
<b>Tony Perez, R</b> OBP: 0.363, SLG: 0.532 (1, 5)		L9				F8			G4-3	4	0	0	0	0	0	3						
<b>Johnny Bench, R</b> OBP: 0.351, SLG: 0.477 (1, 2)									L6	3	0	1	0	1	0	1						
<b>Jim Beauchamp, R</b> OBP: 0.288, SLG: 0.309 <b>Bobby Tolan, L</b> OBP: 0.347, SLG: 0.483 (1, 7) (7, 8)										3	0	0	0	0	0	3						
<b>Ted Savage, R</b> OBP: 0.339, SLG: 0.352 (7, 7)										1	0	1	1	0	0	0						
<b>Darrel Chaney, S</b> OBP: 0.280, SLG: 0.237 (1, 6)			K						K	3	1	0	0	1	2	0						
<b>Gary Nolan, R</b> OBP: 0.303, SLG: 0.484 <b>Wayne Granger, R</b> OBP: 0.217, SLG: 0.100 (1, 1) (9, 1)			K							4	1	2	2	0	2	0						
<b>Inning Stats</b>	R: 0 E: 0 K: 1 S: 5	H: 0 LOB: 0 BB: 0 P: 5	R: 0 E: 0 K: 0 S: 4	H: 1 LOB: 1 BB: 0 P: 4	R: 0 E: 0 K: 2 S: 8	H: 1 LOB: 1 BB: 0 P: 8	R: 0 E: 0 K: 0 S: 2	H: 0 LOB: 1 BB: 2 P: 10	R: 0 E: 0 K: 1 S: 5	H: 0 LOB: 3 BB: 0 P: 5	R: 0 E: 0 K: 0 S: 4	H: 1 LOB: 1 BB: 0 P: 4	R: 3 E: 0 K: 0 S: 6	H: 3 LOB: 1 BB: 1 P: 10	R: 1 E: 0 K: 1 S: 7	H: 2 LOB: 1 BB: 0 P: 7		R: 0 E: 0 K: 2 S: 8	H: 1 LOB: 1 BB: 0 P: 8	1B: 4 2B: 3 3B: 2 HR: 0	SF: 0 SAC: 0 DP: 0 HBP: 0	WP: 0 PB: 0 SB: 0 CS: 2
<b>PITCHER</b>	IP	WLS	BF	H	R	ER	SO	BB	IBB	HBP	BLK	WP	HR	S	P	ERA	WHIP					
<b>Denny Lemaster, L</b> ERA: 3.26 <b>Jim Bouton, R</b> ERA: 3.25	(1, 1) (8, 1)	7.0 L	29 29	6 6	3 3	3 3	4 4	2 0	1 0	0 0	0 0	0 0	0 0	34 15	46 15	3.86 4.50	1.143 1.500					

AB	35
R	4
H	9
RBI	4
BB	3
SO	7
LOB	13



Batter	1	2	3	4	5	6	7	8	9	AB	R	H	RBI	BB	SO	LOB	BOTTOM					
<b>Joe Morgan, L</b> OBP: 0.380, SLG: 0.385 (1, 4)	G6-4-3 BB		S BB							3	0	1	1	2	1	1	<b>Cincinnati Reds @ Houston Astros</b> Astrodome, Houston, TX Sun Sep 21 1969, 4:33 AM EDT Att: 14,661 - Dome					
<b>Jesus Alou, R</b> OBP: 0.280, SLG: 0.343 (1, 7)	G6-4-3 1-2		L8						K	4	0	0	0	1	1	4						
<b>Jimmy Wynn, R</b> OBP: 0.440, SLG: 0.511 (1, 8)										1	0	1	0	3	0	0						
<b>Norm Miller, L</b> OBP: 0.353, SLG: 0.361 (1, 9)	G4-3		F7							4	0	0	0	0	0	7						
<b>Curt Blefary, L</b> OBP: 0.346, SLG: 0.389 (1, 3)			G4-3 S 1B						G3-1	3	0	1	0	1	0	1						
<b>Doug Rader, R</b> OBP: 0.329, SLG: 0.369 (1, 5)			K						F8	4	0	0	0	0	1	2						
<b>Marty Martinez, S</b> OBP: 0.326, SLG: 0.355 (1, 6)			G4-3							4	1	1	0	0	0	1						
<b>Johnny Edwards, L</b> OBP: 0.304, SLG: 0.330 (1, 2)			F7							3	0	0	0	1	0	2						
<b>Denny Lemaster, R</b> OBP: 0.216, SLG: 0.220 <b>Julio Gotay, R</b> OBP: 0.310, SLG: 0.300 <b>Jim Bouton, R</b> (8, 1) <b>Tommy Davis, R</b> OBP: 0.315, SLG: 0.366 <b>Leon McFadden, R</b> OBP: 0.218, SLG: 0.203 (9, PH) (9, PH) (9, PH)										1	0	0	0	0	0	0						
<b>Inning Stats</b>	R: 0 E: 0 K: 0 S: 2	H: 0 LOB: 1 BB: 2 P: 10	R: 0 E: 0 K: 1 S: 6	H: 1 LOB: 1 BB: 0 P: 6	R: 0 E: 0 K: 0 S: 3	H: 0 LOB: 2 BB: 2 P: 11	R: 0 E: 0 K: 0 S: 3	H: 0 LOB: 0 BB: 0 P: 3	R: 0 E: 0 K: 0 S: 4	H: 1 LOB: 3 BB: 2 P: 12	R: 0 E: 0 K: 0 S: 2	H: 0 LOB: 0 BB: 1 P: 6	R: 0 E: 0 K: 2 S: 7	H: 0 LOB: 0 BB: 0 P: 7	R: 0 E: 0 K: 0 S: 3	H: 0 LOB: 1 BB: 1 P: 7		R: 1 E: 0 K: 1 S: 7	H: 2 LOB: 2 BB: 1 P: 11	1B: 4 2B: 0 3B: 0 HR: 0	SF: 0 SAC: 1 DP: 2 HBP: 0	WP: 0 PB: 0 SB: 2 CS: 0
<b>PITCHER</b>	IP	WLS	BF	H	R	ER	SO	BB	IBB	HBP	BLK	WP	HR	S	P	ERA	WHIP					
<b>Gary Nolan, R</b> ERA: 3.48 <b>Wayne Granger, R</b> ERA: 2.9	(1, 1) (9, 1)	8.2 S	37 1	4 0	1 0	1 0	3 1	9 0	0 0	0 0	0 0	0 0	0 0	34 3	70 3	1.04 0.00	1.500 0.000					

AB	28
R	1
H	4
RBI	1
BB	9
SO	4
LOB	18

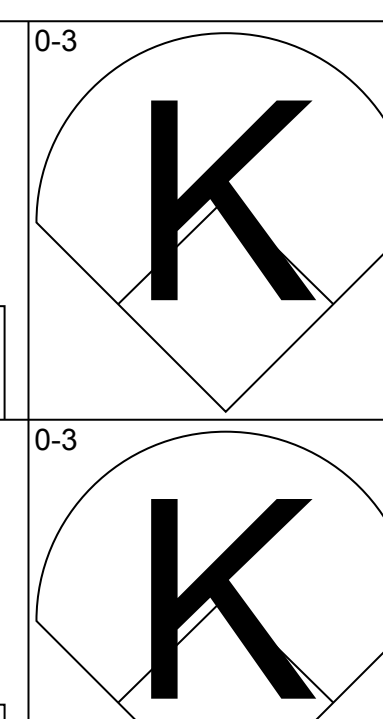
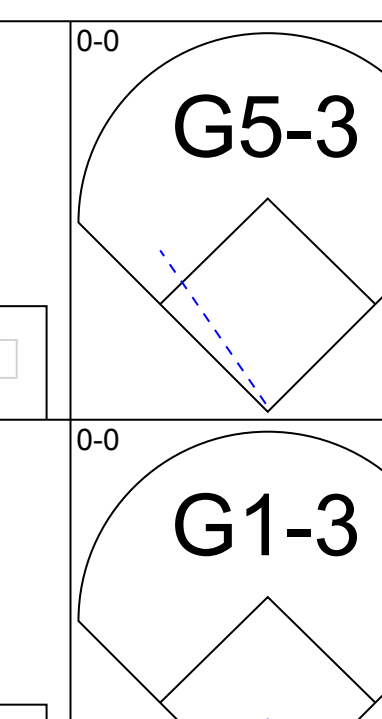
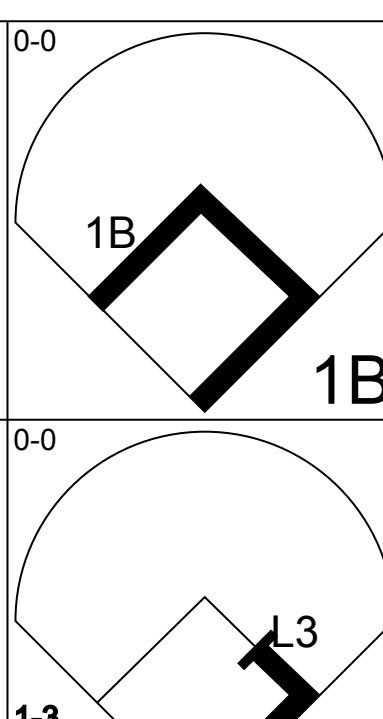
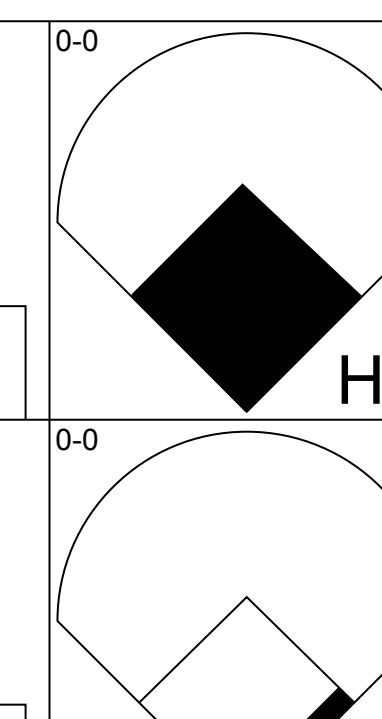
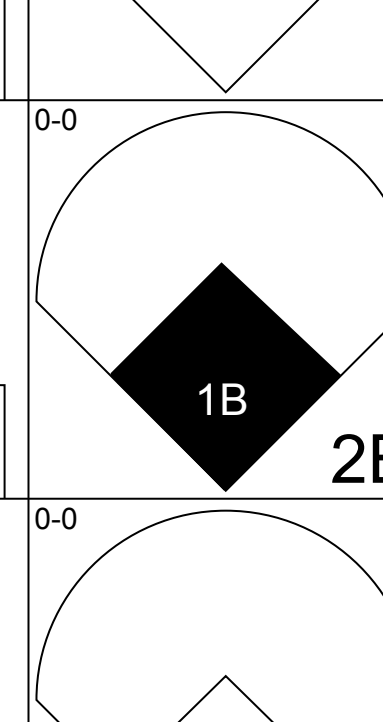

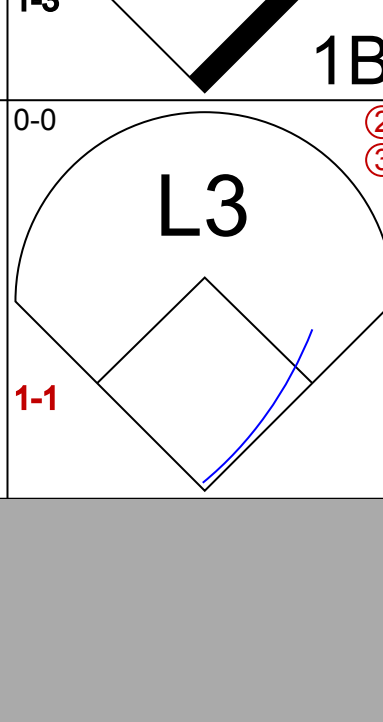
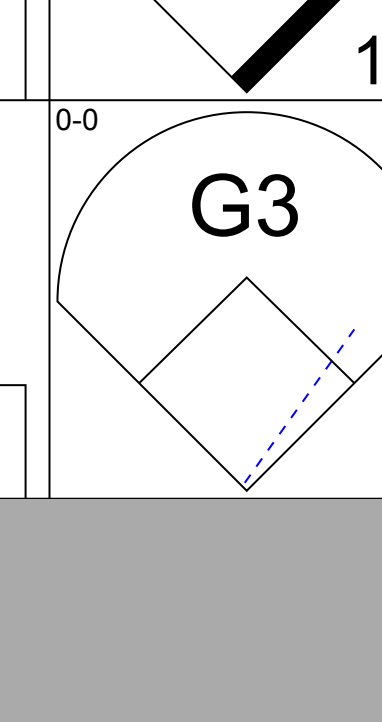
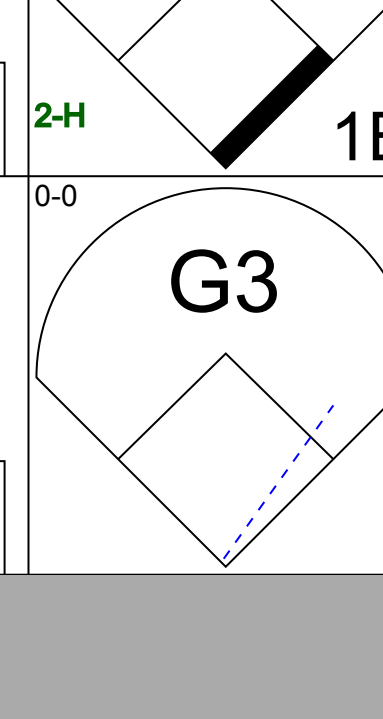






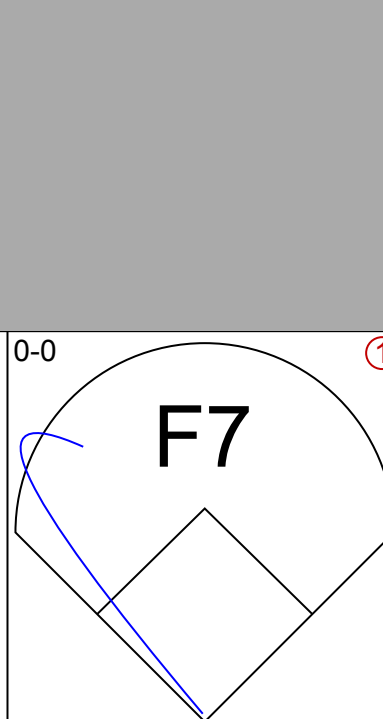
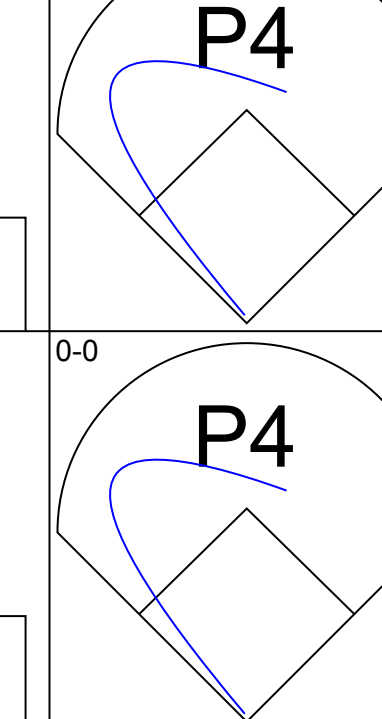
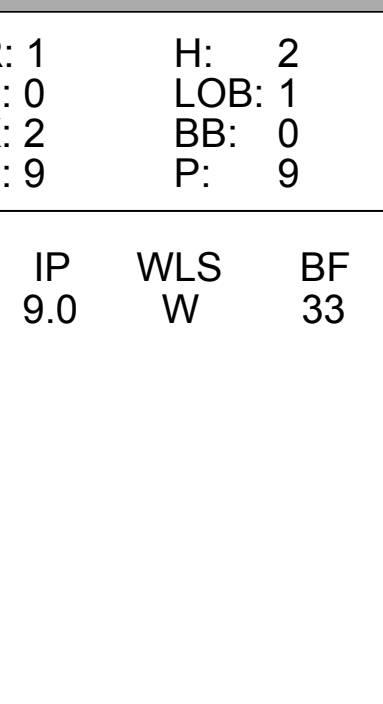
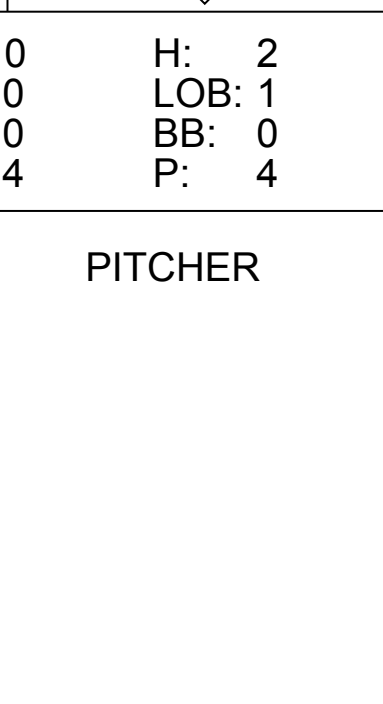
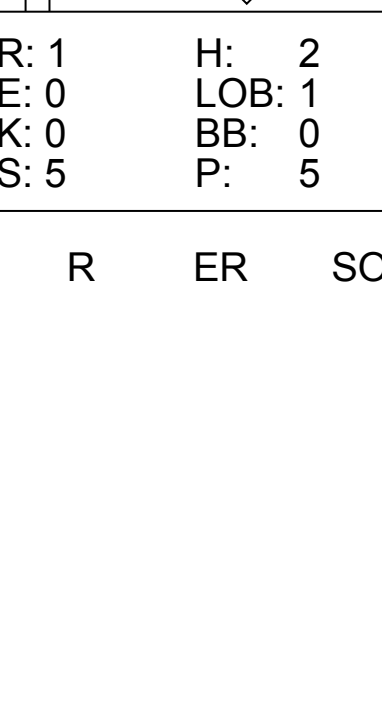
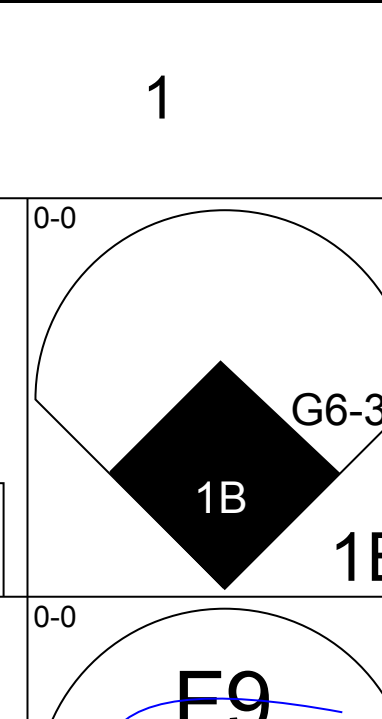

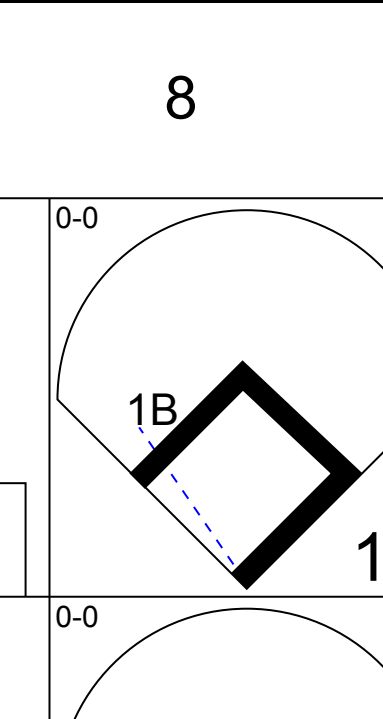
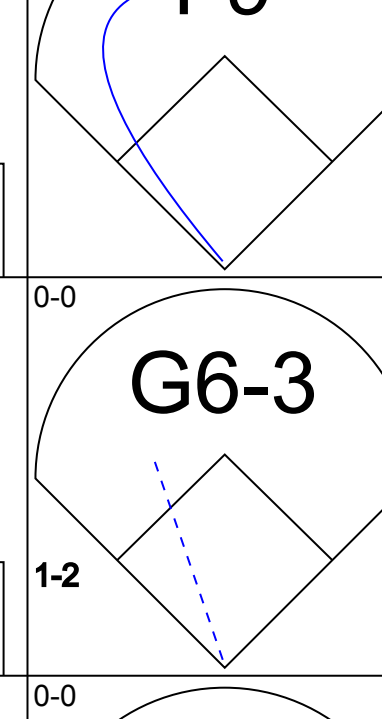
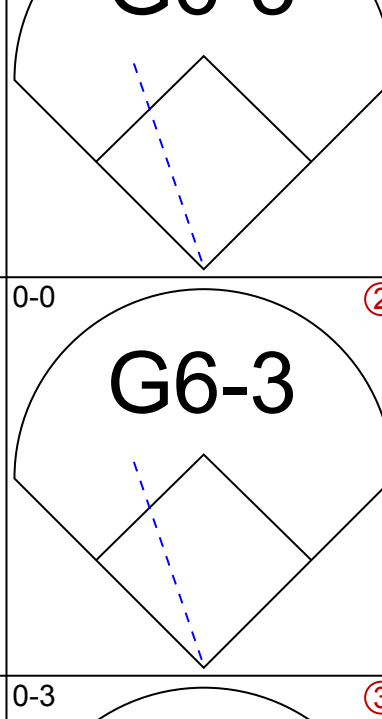
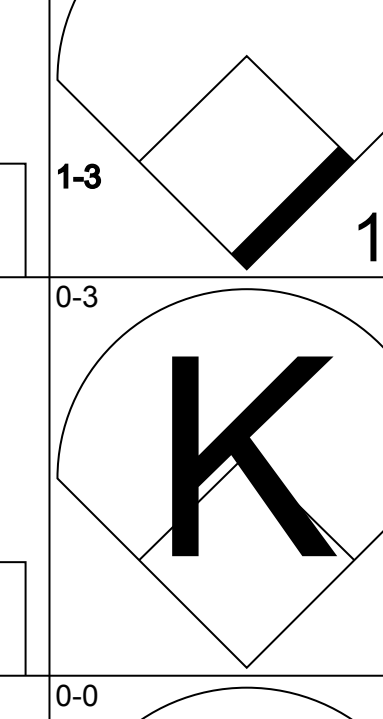

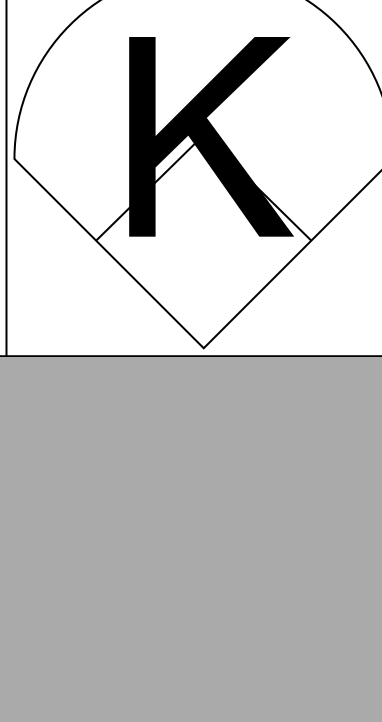
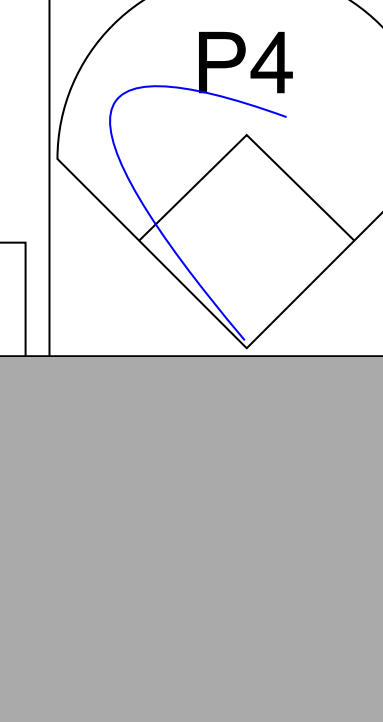



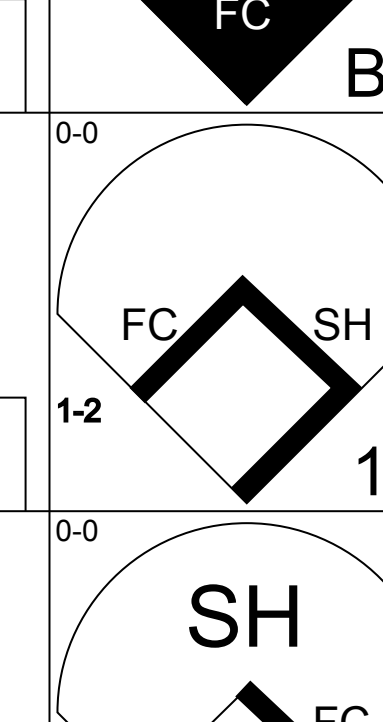

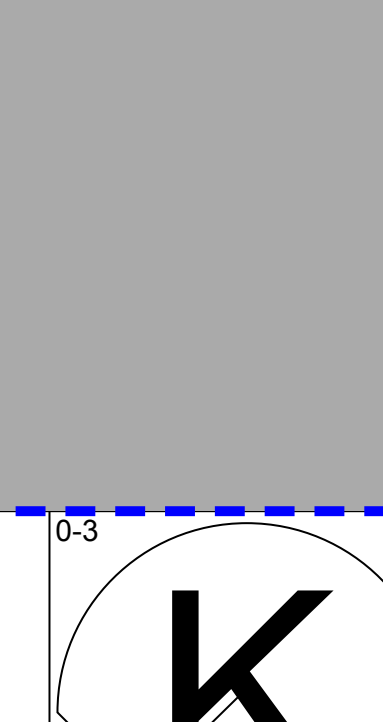
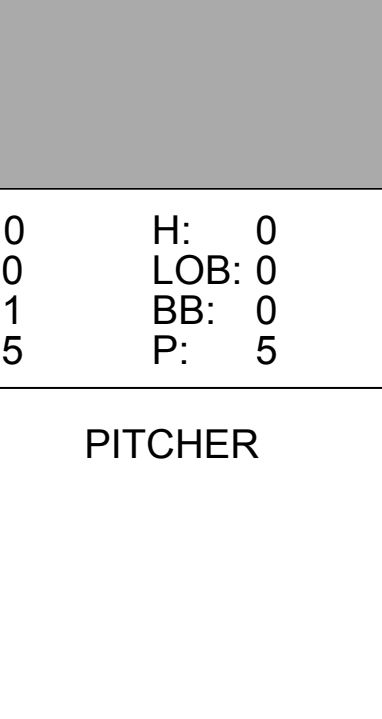
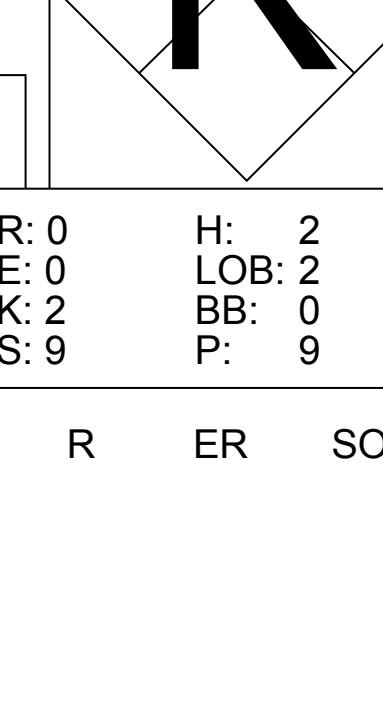







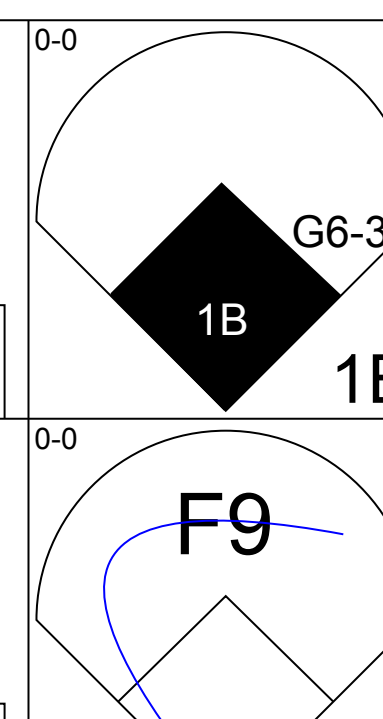
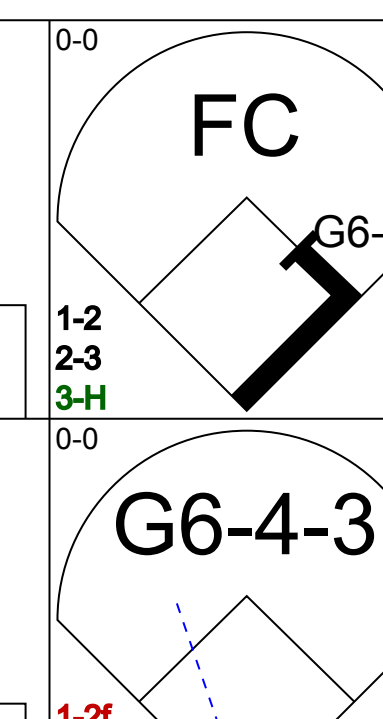
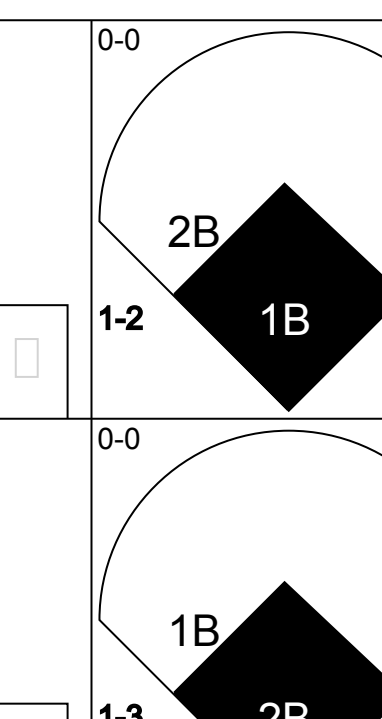
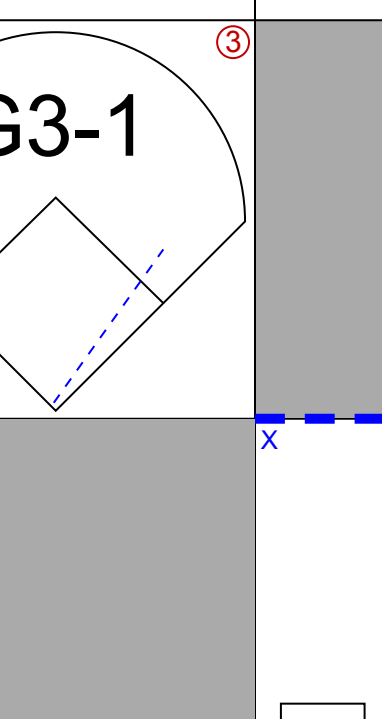
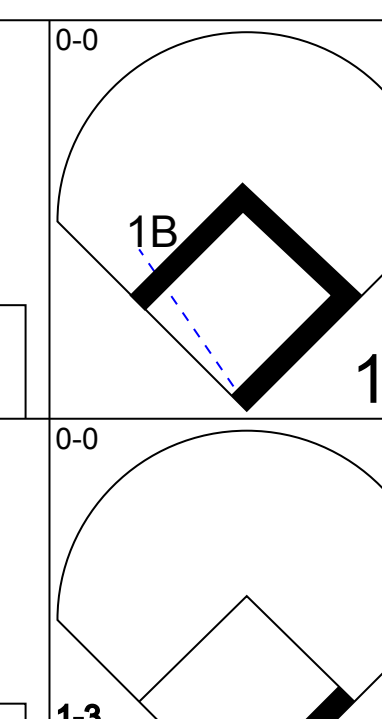
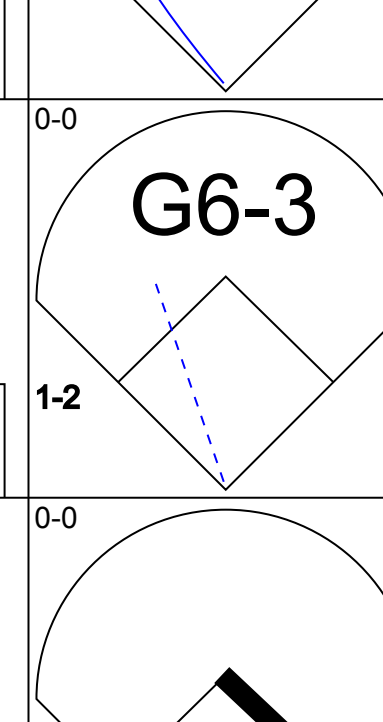

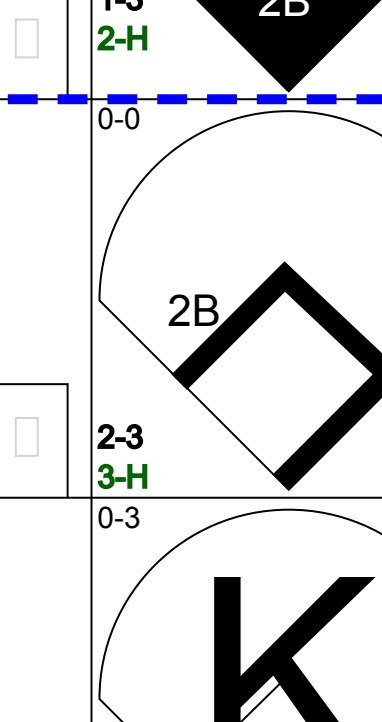
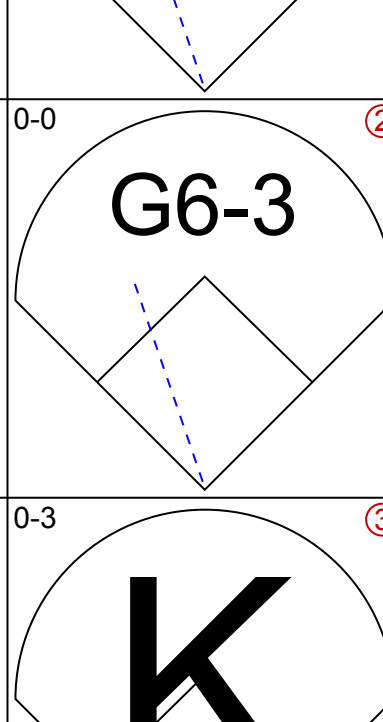
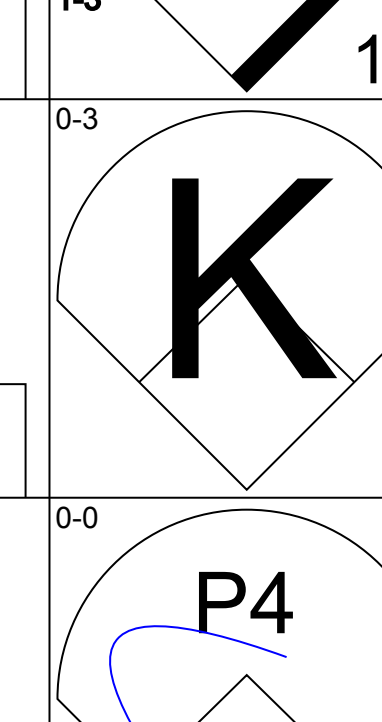
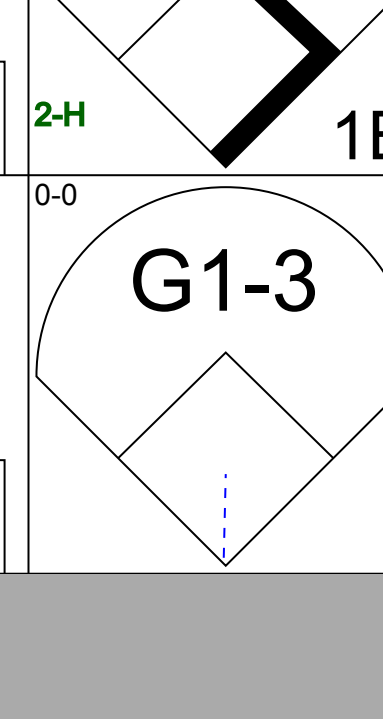
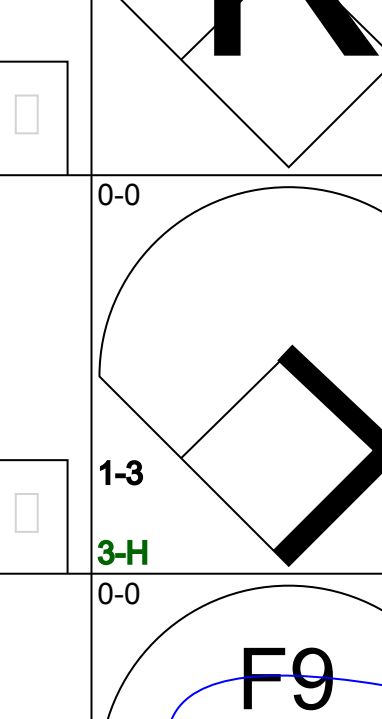




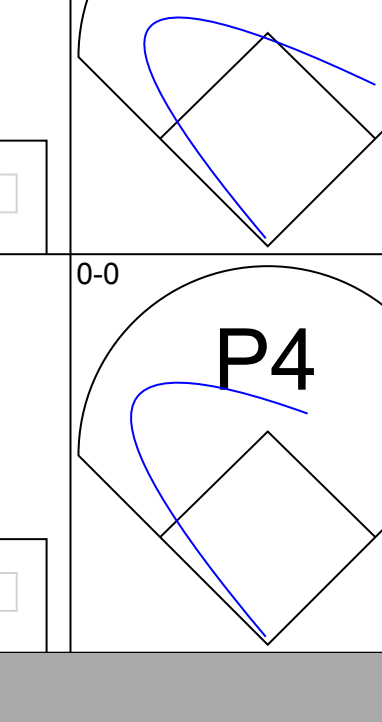
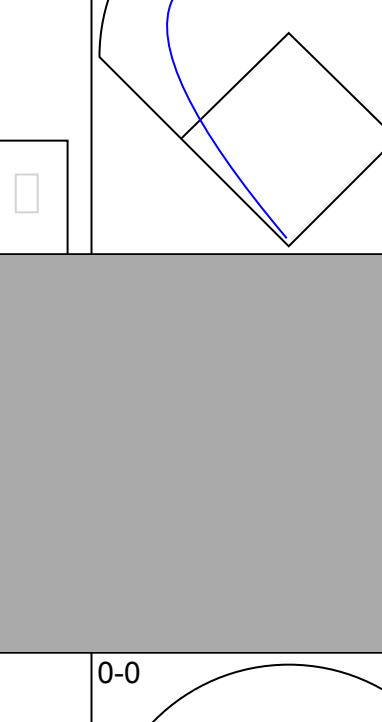




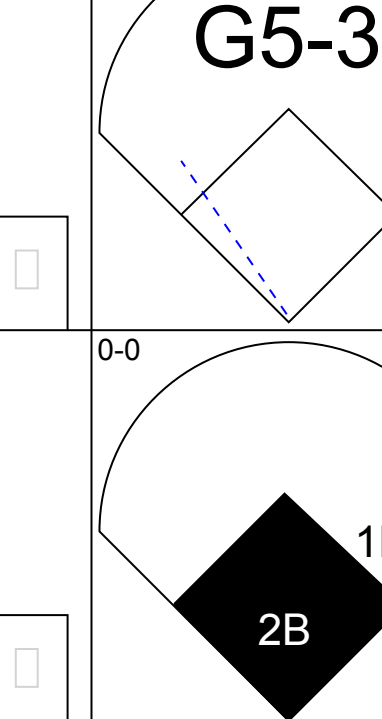

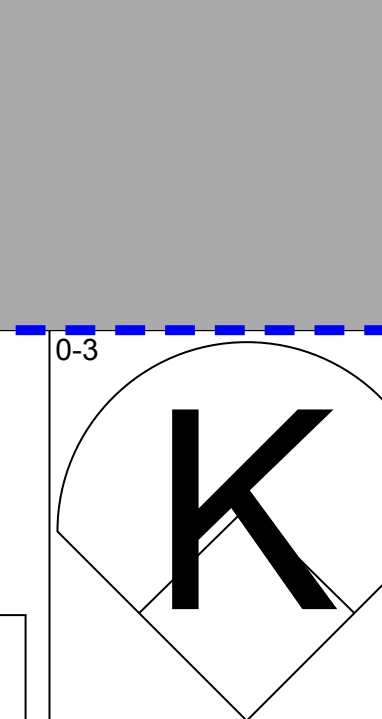
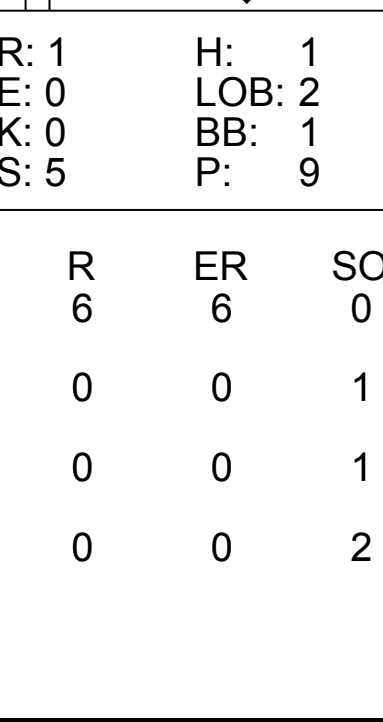
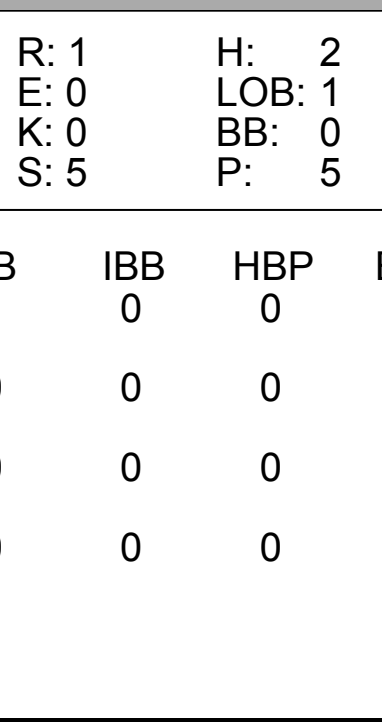
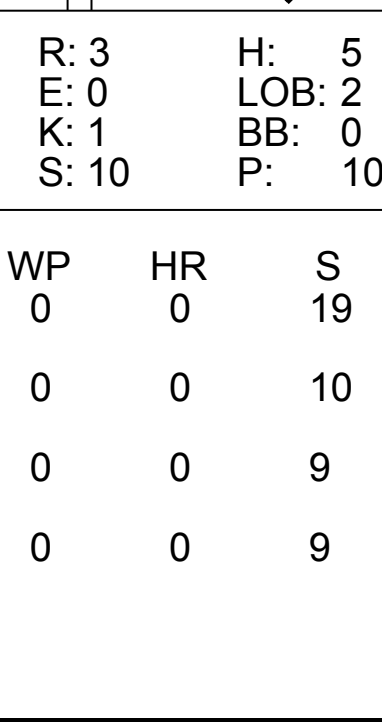
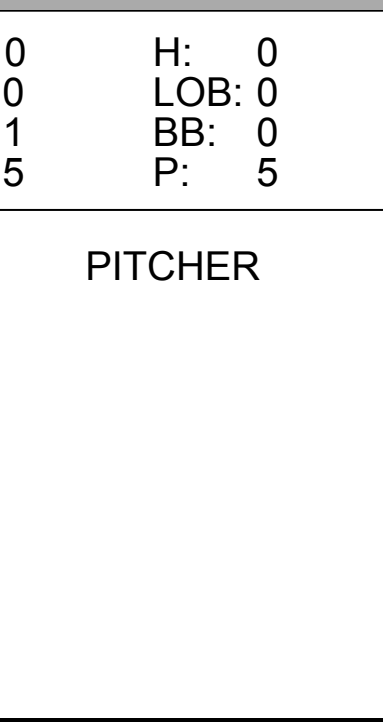
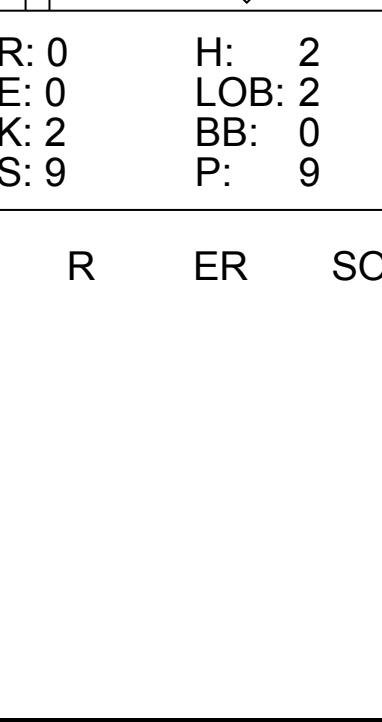


Batter	1	2	3	4	5	6	7	8	9	AB	R	H	RBI	BB	SO	LOB	TOP				
<b>Maury Wills, S</b> OBP: 0.338, SLG: 0.337 (1, 6)										4	0	0	0	1	0	0	<b>Los Angeles Dodgers @ Cincinnati Reds</b> Crosley Field, Cincinnati, OH Mon Sep 22 1969, 7:05 PM EDT Att: 6,488 - Unknown				
<b>Ted Sizemore, R</b> OBP: 0.334, SLG: 0.341 (1, 4)										4	0	0	0	1	0	1					
<b>Willie Davis, L</b> OBP: 0.362, SLG: 0.463 (1, 8)										4	0	3	0	0	0	0					
<b>Willie Crawford, L</b> OBP: 0.333, SLG: 0.410 (1, 9)										4	0	0	0	0	1	4					
<b>Wes Parker, S</b> OBP: 0.361, SLG: 0.439 (1, 3)										4	1	2	0	0	0	2					
<b>Len Gabrielson, L</b> OBP: 0.330, SLG: 0.345 (8, PR)										2	0	1	0	2	0	0					
<b>Bill Russell, R</b> OBP: 0.301, SLG: 0.345 (8, 7)										0	0	0	0	0	0	0					
<b>Jim Lefebvre, S</b> OBP: 0.345, SLG: 0.331 (1, 5)										2	0	0	0	2	1	3					
<b>Tom Haller, L</b> OBP: 0.335, SLG: 0.350 (1, 2)										4	0	0	0	0	1	8					
<b>Don Sutton, R</b> OBP: 0.158, SLG: 0.149 (9, 1)										4	0	0	0	0	1	0					
<b>Jim Brewer, L</b> OBP: 0.167, SLG: 0.162 (9, 1)										0	0	0	0	0	0	0					
<b>Inning Stats</b>	R: 0 E: 0 K: 1 S: 6	H: 1 LOB: 2 BB: 1 P: 10	R: 0 E: 0 K: 1 S: 5	H: 0 LOB: 0 BB: 0 P: 5	R: 0 E: 0 K: 0 S: 3	H: 0 LOB: 0 BB: 0 P: 3	R: 0 E: 0 K: 1 S: 7	H: 2 LOB: 3 BB: 1 P: 11	R: 0 E: 0 K: 0 S: 3	H: 0 LOB: 0 BB: 0 P: 3	R: 1 E: 2 K: 0 S: 4	H: 1 LOB: 2 BB: 2 P: 12	R: 0 E: 0 K: 0 S: 2	H: 0 LOB: 0 BB: 1 P: 6	R: 0 E: 0 K: 0 S: 5	H: 2 LOB: 3 BB: 1 P: 9	R: 0 E: 0 K: 1 S: 5	H: 0 LOB: 0 BB: 0 P: 5	1B: 5 2B: 1 3B: 0 HR: 0	SF: 0 SAC: 0 DP: 1 HBP: 0	WP: 0 PA: 39 PB: 0 SB: 0 CS: 1
<b>PITCHER</b>	IP	WLS	BF	H	R	ER	SO	BB	IBB	HBP	BLK	WP	HR	S	P	ERA	WHIP				
<b>Jim Maloney, R</b> ERA: 2.86 (1, 1)	7.0		29	4	1	0	3	5	0	0	0	0	0	30	50	0.00	1.286				
<b>Wayne Granger, R</b> ERA: 2.85 (8, 1)	2.0	W	9	2	0	0	1	0	1	0	0	0	0	10	14	0.00	1.000				

Batter	1	2	3	4	5	6	7	8	9	AB	R	H	RBI	BB	SO	LOB	BOTTOM				
<b>Pete Rose, S</b> OBP: 0.423, SLG: 0.505 (1, 9)										5	0	2	1	0	0	0	<b>Los Angeles Dodgers @ Cincinnati Reds</b> Crosley Field, Cincinnati, OH Mon Sep 22 1969, 7:05 PM EDT Att: 6,488 - Unknown				
<b>Tommy Helms, R</b> OBP: 0.272, SLG: 0.287 (1, 4)										5	0	2	1	0	0	0					
<b>Lee May, R</b> OBP: 0.334, SLG: 0.538 (1, 3)										4	0	1	0	0	1	2					
<b>Tony Perez, R</b> OBP: 0.361, SLG: 0.529 (1, 5)										4	0	0	0	0	3	3					
<b>Johnny Bench, R</b> OBP: 0.352, SLG: 0.476 (1, 2)										3	0	1	0	1	2	3					
<b>Jimmy Stewart, S</b> OBP: 0.321, SLG: 0.373 (1, 7)										3	0	0	0	1	0	2					
<b>Ted Savage, R</b> OBP: 0.345, SLG: 0.351 (1, 8)										3	0	1	0	1	1	0					
<b>Darrel Chaney, S</b> OBP: 0.278, SLG: 0.234 (7, PH)										2	0	0	0	0	0	2					
<b>Bobby Tolan, L</b> OBP: 0.245, SLG: 0.482 (8, 6)										1	0	0	0	0	1	3					
<b>Giraldo Ruiz, S</b> OBP: 0.297, SLG: 0.280 (9, PH)										0	0	0	0	0	0	0					
<b>Fred Whitfield, L</b> OBP: 0.322, SLG: 0.194 (9, PR)										0	0	0	0	1	0	0					
<b>Clyde Mashore, R</b> OBP: 0.300, SLG: 0.309 (9, PR)										0	1	0	0	0	0	0					
<b>Jim Maloney, L</b> OBP: 0.281, SLG: 0.451 (7, PH)										2	0	0	0	2	0	0					
<b>Alex Johnson, R</b> OBP: 0.353, SLG: 0.464 (8, 1)										1	0	0	0	0	0	3					
<b>Wayne Granger, R</b> OBP: 0.217, SLG: 0.100 (9, PH)										0	0	0	0	0	0	0					
<b>Jim Beauchamp, R</b> OBP: 0.300, SLG: 0.309 (9, PH)										0	1	0	0	1	0	0					
<b>Inning Stats</b>	R: 0 E: 0 K: 0 S: 3	H: 0 LOB: 0 BB: 0 P: 3	R: 0 E: 0 K: 1 S: 5	H: 0 LOB: 2 BB: 2 P: 13	R: 0 E: 0 K: 1 S: 5	H: 0 LOB: 0 BB: 0 P: 5	R: 0 E: 0 K: 1 S: 6	H: 1 LOB: 1 BB: 0 P: 6	R: 0 E: 0 K: 1 S: 5	H: 0 LOB: 0 BB: 0 P: 5	R: 0 E: 0 K: 2 S: 9	H: 2 LOB: 3 BB: 1 P: 13	R: 0 E: 0 K: 2 S: 9	H: 2 LOB: 2 BB: 0 P: 9	R: 2 E: 0 K: 1 S: 6	H: 2 LOB: 2 BB: 2 P: 14	1B: 7 2B: 0 3B: 0 HR: 0	SF: 0 SAC: 0 DP: 0 HBP: 0	WP: 0 PA: 38 PB: 0 SB: 2 CS: 0		
<b>PITCHER</b>	IP	WLS	BF	H	R	ER	SO	BB	IBB	HBP	BLK	WP	HR	S	P	ERA	WHIP				
<b>Don Sutton, R</b> ERA: 3.47 (1, 1)	8.2	L	36	5	2	2	10	5	0	0	0	0	0	51	71	2.08	1.154				
<b>Jim Brewer, L</b> ERA: 2.53 (9, 1)	0.0		2	2	0	0	0	0	0	0	0	0	0	2	2	∞	∞				



Batter	1	2	3	4	5	6	7	8	9	AB	R	H	RBI	BB	SO	LOB	TOP		
<b>Maury Wills, S</b> (1,6) OBP: 0.338, SLG: 0.337										3	0	1	0	0	1	0	<b>Los Angeles Dodgers @ Cincinnati Reds</b> Crosley Field, Cincinnati, OH Tue Sep 23 1969, 7:05 PM EDT Unknown		
<b>Al McBean, R</b> (6,1) OBP: 0.333, SLG: 0.200										4	0	2	0	0	1	0			
<b>John Miller, R</b> (8,PH) OBP: 0.250, SLG: 0.316										4	1	1	0	0	0	3			
<b>Joe Moeller, R</b> (8,1) OBP: 0.200, SLG: 0.200										4	0	1	1	0	0	0			
<b>Manny Mota, R</b> (1,7) OBP: 0.368, SLG: 0.389										4	0	1	1	0	0	0			
<b>Willie Davis, L</b> (1,8) OBP: 0.361, SLG: 0.464										4	0	1	1	0	0	0			
<b>Andy Kosco, R</b> (1,9) OBP: 0.281, SLG: 0.417										4	0	1	1	0	0	0			
<b>Wes Parker, S</b> (1,3) OBP: 0.359, SLG: 0.436										4	0	0	0	0	0	1			
<b>Jim Lefebvre, S</b> (1,5) OBP: 0.343, SLG: 0.341										4	1	1	1	0	0	0			
<b>Ted Sizemore, R</b> (1,4) OBP: 0.332, SLG: 0.339										3	0	0	0	0	1	0			
<b>Jeff Torborg, R</b> (1,2) OBP: 0.244, SLG: 0.221										2	0	0	0	0	0	0			
<b>Bill Russell, R</b> (8,PH) OBP: 0.300, SLG: 0.343										1	0	0	0	0	0	0			
<b>Bob Stinson, S</b> (8,2)										0	0	0	0	0	0	0			
<b>Claude Osteen, L</b> (1,1) OBP: 0.250, SLG: 0.257										1	0	0	0	0	0	0			
<b>Ray Lamb, R</b> (4,1)										0	0	0	0	0	0	0			
<b>Billy Grabarkewitz, R</b> (6,PH) OBP: 0.154, SLG: 0.148										2	0	0	0	0	0	0			
<b>Inning Stats</b>	R: 1 E: 0 K: 2 S: 9	H: 2 LOB: 1 BB: 0 P: 9	R: 0 E: 0 K: 1 S: 5	H: 0 LOB: 0 BB: 0 P: 5	R: 0 E: 0 K: 0 S: 3	H: 0 LOB: 0 BB: 0 P: 3	R: 0 E: 0 K: 0 S: 3	H: 0 LOB: 0 BB: 0 P: 3	R: 0 E: 0 K: 0 S: 4	H: 2 LOB: 1 BB: 0 P: 4	R: 1 E: 0 K: 0 S: 4	H: 1 LOB: 0 BB: 0 P: 4	R: 1 E: 0 K: 0 S: 5	H: 2 LOB: 1 BB: 0 P: 5	R: 0 E: 0 K: 0 S: 3	H: 0 LOB: 0 BB: 0 P: 3	1B: 4 2B: 2 3B: 0 HR: 2	SF: 0 SAC: 0 DP: 1 HBP: 0	WP: 0 PA: 33 PB: 0 SB: 0 CS: 0
<b>PITCHER</b>	IP	WLS	BF	H	R	ER	SO	BB	IBB	HBP	BLK	WP	HR	S	P	ERA	WHIP		
<b>Jim Merritt, L</b> (1,1) ERA: 4.32	9.0	W	33	7	3	3	3	0	0	0	0	0	2	39	39	3.00	0.778		

Batter	1	2	3	4	5	6	7	8	9	AB	R	H	RBI	BB	SO	LOB	BOTTOM		
<b>Pete Rose, S</b> (1,9) OBP: 0.424, SLG: 0.506										5	2	3	1	0	0	3	<b>Los Angeles Dodgers @ Cincinnati Reds</b> Crosley Field, Cincinnati, OH Tue Sep 23 1969, 7:05 PM EDT Unknown		
<b>Tommy Helms, R</b> (1,4) OBP: 0.273, SLG: 0.291										5	1	2	1	0	0	4			
<b>Lee May, R</b> (1,3) OBP: 0.334, SLG: 0.537										5	1	2	1	0	1	3			
<b>Tony Perez, R</b> (1,5) OBP: 0.361, SLG: 0.529										5	0	2	1	0	2	4			
<b>Johnny Bench, R</b> (1,2) OBP: 0.351, SLG: 0.477										3	0	1	2	0	0	1			
<b>Alex Johnson, R</b> (1,7) OBP: 0.352, SLG: 0.462										4	0	1	0	0	0	3			
<b>Jimmy Stewart, S</b> (8,7)										0	0	0	0	0	0	0			
<b>Ted Savage, R</b> (1,8) OBP: 0.350, SLG: 0.351										3	1	1	0	1	0	2			
<b>Woody Woodward, R</b> (1,6) OBP: 0.338, SLG: 0.319										4	0	1	0	0	0	3			
<b>Jim Merritt, L</b> (1,1) OBP: 0.193, SLG: 0.197										2	1	1	0	0	1	0			
<b>Inning Stats</b>	R: 1 E: 0 K: 0 S: 5	H: 2 LOB: 1 BB: 0 P: 5	R: 1 E: 0 K: 0 S: 5	H: 1 LOB: 2 BB: 1 P: 9	R: 1 E: 0 K: 0 S: 5	H: 2 LOB: 1 BB: 0 P: 5	R: 3 E: 0 K: 1 S: 10	H: 5 LOB: 2 BB: 0 P: 10	R: 0 E: 0 K: 0 S: 4	H: 1 LOB: 1 BB: 0 P: 4	R: 0 E: 0 K: 1 S: 5	H: 1 LOB: 1 BB: 0 P: 5	R: 0 E: 0 K: 2 S: 9	H: 2 LOB: 2 BB: 0 P: 9	R: 0 E: 0 K: 0 S: 3	H: 0 LOB: 0 BB: 0 P: 3	1B: 11 2B: 3 3B: 0 HR: 0	SF: 1 SAC: 2 DP: 2 HBP: 0	WP: 0 PA: 40 PB: 0 SB: 0 CS: 0
<b>PITCHER</b>	IP	WLS	BF	H	R	ER	SO	BB	IBB	HBP	BLK	WP	HR	S	P	ERA	WHIP		
<b>Claude Osteen, L</b> (1,1) ERA: 2.73	3.1	L	20	8	6	6	0	1	0	0	0	0	0	19	23	16.20	2.700		
<b>Ray Lamb, R</b> (4,1) ERA: 1.8	1.2		8	3	0	0	1	0	0	0	0	0	0	10	10	0.00	1.800		
<b>Al McBean, R</b> (6,1) ERA: 4.07	2.0		7	1	0	0	1	0	0	0	0	0	0	9	9	0.00	0.500		
<b>Joe Moeller, R</b> (8,1) ERA: 3.33	1.0		5	2	0	0	2	0	0	0	0	0	0	9	9	0.00	2.000		



Batter	1	2	3	4	5	6	7	8	9	AB	R	H	RBI	BB	SO	LOB	TOP		
<b>Ted Sizemore, R</b> OBP: 0.331, SLG: 0.338 (1,6)										5	0	1	0	0	0	3	<b>Los Angeles Dodgers @ Cincinnati Reds</b> Crosley Field, Cincinnati, OH Tue Sep 23 1969, 7:05 PM EDT Att: 10,770 - Unknown <a href="http://livebaseballscorecards.com">livebaseballscorecards.com</a>		
<b>Manny Mota, R</b> OBP: 0.370, SLG: 0.389 (1,7)										3	1	1	0	2	0	1			
<b>Willie Davis, L</b> OBP: 0.360, SLG: 0.461 (1,8)										5	0	1	0	0	0	3			
<b>Andy Kosco, R</b> OBP: 0.284, SLG: 0.420 (1,9)										5	0	3	1	0	1	2			
<b>Wes Parker, S</b> OBP: 0.358, SLG: 0.434 (1,3)										4	0	1	0	0	0	5			
<b>Jim Lefebvre, S</b> OBP: 0.345, SLG: 0.353 (1,4)										3	1	2	0	1	0	2			
<b>Bill Sudakis, S</b> OBP: 0.300, SLG: 0.391 (1,5)										4	0	1	0	0	0	2			
<b>Tom Haller, L</b> OBP: 0.336, SLG: 0.352 (1,2)										4	0	2	1	0	1	3			
<b>Alan Foster, R</b> OBP: 0.167, SLG: 0.074 (1,1)										2	0	0	0	0	2	3			
<b>Len Gabrielson, L</b> OBP: 0.329, SLG: 0.343 (8, PH)										1	0	0	0	0	0	1			
<b>Pete Mikkelsen, R</b> OBP: 0.167, SLG: 0.167 (8, 1)										0	0	0	0	0	0	0			
<b>Inning Stats</b>	R: 0 E: 0 K: 0 S: 5	H: 2 LOB: 2 BB: 0 P: 5	R: 0 E: 0 K: 2 S: 9	H: 2 LOB: 2 BB: 0 P: 9	R: 0 E: 0 K: 0 S: 4	H: 1 LOB: 1 BB: 1 P: 8	R: 0 E: 0 K: 0 S: 4	H: 1 LOB: 1 BB: 0 P: 4	R: 0 E: 0 K: 1 S: 5	H: 0 LOB: 1 BB: 1 P: 9	R: 1 E: 0 K: 0 S: 4	H: 2 LOB: 1 BB: 1 P: 8	R: 1 E: 0 K: 0 S: 4	H: 2 LOB: 2 BB: 0 P: 4	R: 0 E: 0 K: 1 S: 6	H: 1 LOB: 1 BB: 0 P: 6	1B: 10 2B: 2 3B: 0 HR: 0	SF: 0 SAC: 1 DP: 2 HBP: 0	WP: 0 PA: 40 PB: 0 SB: 0 CS: 0
<b>PITCHER</b>	IP WLS BF H R ER SO BB IBB HBP BLK WP HR S P ERA WHIP																		
<b>Gerry Arigo, L</b> ERA: 4.31 (1,1)	6.1 W 31 9 1 1 3 3 0 0 0 0 0 0 34 46 1.42 1.895																		
<b>Wayne Granger, R</b> ERA: 2.99 (7,1)	2.2 S 9 3 1 1 1 0 0 0 0 0 0 0 11 11 3.38 1.125																		

Batter	1	2	3	4	5	6	7	8	9	AB	R	H	RBI	BB	SO	LOB	BOTTOM		
<b>Pete Rose, S</b> OBP: 0.425, SLG: 0.512 (1,9)										5	2	3	3	0	0	1	<b>Los Angeles Dodgers @ Cincinnati Reds</b> Crosley Field, Cincinnati, OH Tue Sep 23 1969, 7:05 PM EDT Att: 10,770 - Unknown <a href="http://livebaseballscorecards.com">livebaseballscorecards.com</a>		
<b>Tommy Helms, R</b> OBP: 0.279, SLG: 0.299 (1,4)										4	1	4	1	0	0	0			
<b>Bobby Tolan, L</b> OBP: 0.345, SLG: 0.480 (1,8)										5	0	1	0	0	2	6			
<b>Tony Perez, R</b> OBP: 0.361, SLG: 0.527 (1,5)										3	0	0	0	1	1	3			
<b>Johnny Bench, R</b> OBP: 0.351, SLG: 0.474 (1,2)										3	0	0	0	1	0	3			
<b>Lee May, R</b> OBP: 0.334, SLG: 0.535 (1,3)										4	0	1	1	0	1	3			
<b>Jimmy Stewart, S</b> OBP: 0.324, SLG: 0.376 (1,7)										4	1	2	0	0	1	3			
<b>Woody Woodward, R</b> OBP: 0.337, SLG: 0.320 (1,6)										3	1	1	0	0	0	0			
<b>Gerry Arigo, L</b> OBP: 0.226, SLG: 0.172 (1,1)										2	0	0	0	1	1	1			
<b>Wayne Granger, R</b> OBP: 0.208, SLG: 0.095 (7,1)										1	0	0	0	0	1	1			
<b>Inning Stats</b>	R: 0 E: 0 K: 3 S: 11	H: 2 LOB: 3 BB: 1 P: 15	R: 0 E: 0 K: 1 S: 5	H: 1 LOB: 0 BB: 0 P: 5	R: 1 E: 1 K: 1 S: 8	H: 2 LOB: 3 BB: 1 P: 12	R: 2 E: 0 K: 0 S: 6	H: 3 LOB: 1 BB: 0 P: 6	R: 0 E: 0 K: 0 S: 3	H: 0 LOB: 0 BB: 0 P: 3	R: 1 E: 0 K: 1 S: 6	H: 1 LOB: 1 BB: 1 P: 10	R: 0 E: 0 K: 0 S: 3	H: 0 LOB: 0 BB: 0 P: 3	R: 1 E: 0 K: 1 S: 8	H: 3 LOB: 2 BB: 0 P: 8	1B: 10 2B: 1 3B: 0 HR: 1	SF: 0 SAC: 1 DP: 0 HBP: 0	WP: 0 PA: 39 PB: 0 SB: 1 CS: 0
<b>PITCHER</b>	IP WLS BF H R ER SO BB IBB HBP BLK WP HR S P ERA WHIP																		
<b>Alan Foster, R</b> ERA: 4.34 (1,1)	7.0 L 33 9 4 3 6 3 0 0 0 0 0 0 42 54 3.86 1.714																		
<b>Pete Mikkelsen, R</b> ERA: 2.75 (8,1)	1.0 6 3 1 1 1 0 0 0 0 0 0 0 8 8 9.00 3.000																		



Batter	1	2	3	4	5	6	7	8	9	AB	R	H	RBI	BB	SO	LOB	TOP			
Ted Sizemore, R OBP: 0.330, SLG: 0.337 (1, 6)										5	0	1	0	0	0	1	<b>Los Angeles Dodgers @ Cincinnati Reds</b> Crosley Field, Cincinnati, OH Wed Sep 24 1969, 7:05 PM EDT Att: 6,690 - Unknown <a href="http://livebaseballscorecards.com">livebaseballscorecards.com</a>			
Willie Davis, L OBP: 0.356, SLG: 0.456 (1, 8)										5	1	0	0	0	1	2				
Willie Crawford, L OBP: 0.337, SLG: 0.415 (1, 9)										3	0	2	0	1	0	0				
Len Gabrielson, L OBP: 0.321, SLG: 0.335 (1, 7)										4	0	0	0	0	2	4				
Jim Lefebvre, S OBP: 0.351, SLG: 0.350 (1, 4)										2	0	0	0	2	0	0				
Wes Parker, S OBP: 0.355, SLG: 0.430 (1, 3)										4	0	0	0	0	0	2				
Bill Sudakis, S OBP: 0.299, SLG: 0.390 (1, 5)										4	0	1	0	0	0	3				
Tom Haller, L OBP: 0.337, SLG: 0.360 (1, 2)										4	1	2	1	0	0	2				
Bill Singer, R OBP: 0.124, SLG: 0.117 Von Joshua, L (9, PH)										3	0	1	0	0	0	2				
<b>Inning Stats</b>	R: 0 E: 0 K: 1 S: 5	H: 0 LOB: 1 BB: 1 P: 9	R: 0 E: 0 K: 0 S: 3	H: 0 LOB: 1 BB: 1 P: 7	R: 1 E: 1 K: 0 S: 5	H: 2 LOB: 1 BB: 0 P: 5	R: 0 E: 0 K: 0 S: 3	H: 0 LOB: 1 BB: 0 P: 7	R: 0 E: 0 K: 2 S: 9	H: 2 LOB: 2 BB: 0 P: 9	R: 0 E: 0 K: 0 S: 3	H: 0 LOB: 0 BB: 0 P: 3	R: 0 E: 1 K: 0 S: 4	H: 0 LOB: 1 BB: 0 P: 4	R: 1 E: 0 K: 0 S: 4	H: 1 LOB: 0 BB: 0 P: 4	1B: 5 2B: 1 3B: 0 HR: 1	SF: 0 SAC: 0 DP: 0 HBP: 0	WP: 1 PB: 0 SB: 0 CS: 0	PA: 38
<b>PITCHER</b> Tony Cloninger, R ERA: 4.98 (1, 1)	IP: 9.0 WLS: W BF: 38 H: 7 R: 2 ER: 1 SO: 3 BB: 3 IBB: 0 HBP: 0 BLK: 0 WP: 1 HR: 1 S: 41 P: 53 ERA: 1.00 WHIP: 1.111															<b>PITCHER</b> IP: WLS: BF: H: R: ER: SO: BB: IBB: HBP: BLK: WP: HR: S: P: ERA: WHIP				

Batter	1	2	3	4	5	6	7	8	9	AB	R	H	RBI	BB	SO	LOB	BOTTOM			
Pete Rose, S OBP: 0.424, SLG: 0.512 (1, 9)										4	1	1	0	0	0	0	<b>Los Angeles Dodgers @ Cincinnati Reds</b> Crosley Field, Cincinnati, OH Wed Sep 24 1969, 7:05 PM EDT Att: 6,690 - Unknown <a href="http://livebaseballscorecards.com">livebaseballscorecards.com</a>			
Tommy Helms, R OBP: 0.281, SLG: 0.301 (1, 4)										4	1	2	0	0	0	0				
Lee May, R OBP: 0.332, SLG: 0.531 (1, 3)										4	0	0	0	0	2	2				
Tony Perez, R OBP: 0.360, SLG: 0.524 (1, 5)										3	1	0	0	1	1	1				
Johnny Bench, R OBP: 0.353, SLG: 0.484 (1, 2)										4	3	3	3	0	0	1				
Jimmy Stewart, S OBP: 0.323, SLG: 0.373 (1, 7)										4	1	1	0	0	1	0				
Ted Savage, R OBP: 0.347, SLG: 0.356 (1, 8)										4	0	1	2	0	2	0				
Woody Woodward, R OBP: 0.337, SLG: 0.317 (1, 6)										2	0	0	0	1	2	0				
Tony Cloninger, R OBP: 0.200, SLG: 0.222 (1, 1)										3	0	0	0	0	3	2				
<b>Inning Stats</b>	R: 4 E: 0 K: 3 S: 12	H: 3 LOB: 0 BB: 1 P: 16	R: 0 E: 0 K: 2 S: 7	H: 0 LOB: 0 BB: 0 P: 7	R: 0 E: 0 K: 1 S: 6	H: 1 LOB: 0 BB: 0 P: 6	R: 0 E: 0 K: 2 S: 7	H: 0 LOB: 0 BB: 0 P: 7	R: 0 E: 0 K: 1 S: 5	H: 0 LOB: 0 BB: 0 P: 5	R: 2 E: 0 K: 2 S: 10	H: 3 LOB: 2 BB: 1 P: 14	R: 0 E: 0 K: 0 S: 3	H: 0 LOB: 0 BB: 0 P: 3	R: 1 E: 1 K: 0 S: 4	H: 1 LOB: 0 BB: 0 P: 4	1B: 4 2B: 3 3B: 0 HR: 1	SF: 0 SAC: 0 DP: 0 HBP: 0	WP: 1 PB: 0 SB: 0 CS: 0	PA: 34
<b>PITCHER</b> Bill Singer, R ERA: 2.18 (1, 1)	IP: 8.0 WLS: L BF: 34 H: 8 R: 7 ER: 6 SO: 11 BB: 2 IBB: 0 HBP: 0 BLK: 0 WP: 1 HR: 1 S: 54 P: 62 ERA: 6.75 WHIP: 1.250															<b>PITCHER</b> IP: WLS: BF: H: R: ER: SO: BB: IBB: HBP: BLK: WP: HR: S: P: ERA: WHIP				



Batter	1	2	3	4	5	6	7	8	9	AB	R	H	RBI	BB	SO	LOB	TOP								
Joe Morgan, L (1,4) OBP: 0.372, SLG: 0.381	F9		K			S BB	F7		G4-3	4	0	0	0	1	1	2									
Jesus Alou, R (1,7) OBP: 0.280, SLG: 0.341	G6-3			K			P3	G3 BB	G5-3	5	0	1	0	0	0	1									
Jimmy Wynn, R (1,8) OBP: 0.438, SLG: 0.509	K				HR		K	FC5 G3 BB		3	1	1	1	1	2	1									
Norm Miller, L (1,9) OBP: 0.355, SLG: 0.364		CS 1B					P3	G3		4	0	2	0	0	0	3									
Denis Menke, R (8,3) OBP: 0.372, SLG: 0.386	K			F5			G3 1B			3	1	1	0	1	1	2									
Curt Blefary, L (1,3) Tommy Davis, R (8, PH) Hector Torres, R (8,6) OBP: 0.346, SLG: 0.389 OBP: 0.316, SLG: 0.366 OBP: 0.176, SLG: 0.212	F8			F7			G3	K		3	0	0	0	0	0	2									
Doug Rader, R (1,5) OBP: 0.330, SLG: 0.365			G3				2B	FC5		4	1	1	1	0	1	3									
Johnny Edwards, L (1,2) OBP: 0.304, SLG: 0.335							F9			4	1	2	1	0	1	1									
Denny Lemaster, R (1,1) Jim Bouton, R (7,1) Fred Gladding, L (8,1) OBP: 0.222, SLG: 0.238 OBP: 0.304, SLG: 0.335 OBP: 0.100, SLG: 0.100		SH3 1B								2	0	1	1	0	1	0									
Inning Stats	R: 0 E: 0 K: 1 S: 5	H: 0 LOB: 0 BB: 0 P: 5	R: 0 E: 0 K: 1 S: 5	H: 1 LOB: 0 BB: 0 P: 5	R: 0 E: 0 K: 1 S: 6	H: 1 LOB: 1 BB: 0 P: 6	R: 1 E: 0 K: 1 S: 7	H: 2 LOB: 1 BB: 0 P: 7	R: 0 E: 0 K: 3 S: 9	H: 0 LOB: 0 BB: 0 P: 9	R: 0 E: 0 K: 1 S: 5	H: 0 LOB: 1 BB: 1 P: 9	R: 2 E: 0 K: 0 S: 6	H: 3 LOB: 1 BB: 0 P: 6	R: 0 E: 0 K: 1 S: 6	H: 1 LOB: 3 BB: 2 P: 14	R: 1 E: 0 K: 1 S: 6	H: 1 LOB: 0 BB: 0 P: 6	1B: 4 2B: 3 3B: 0 HR: 2	SF: 0 SAC: 1 DP: 0 HBP: 0	WP: 0 PB: 0 SB: 1 CS: 1	PA: 38			
PITCHER	IP	WLS	BF	H	R	ER	SO	BB	IBB	HBP	BLK	WP	HR	S	P	ERA	WHIP								
Gary Nolan, R (1,1) ERA: 3.51	7.0	L	28	7	3	3	8	1	0	0	0	0	1	43	47	3.86	1.143								
Clay Carroll, R (8,1) ERA: 3.5	0.1		3	1	0	0	0	1	0	0	0	0	0	2	6	0.00	6.000								
Al Jackson, L (8,1) ERA: 7.53	0.0		1	0	0	0	0	0	1	0	0	0	0	0	4	∞	∞								
Wayne Granger, R (8,1) ERA: 2.89	1.2		6	1	1	1	2	0	0	0	0	0	1	10	10	5.40	0.600								

Houston Astros @ Cincinnati Reds  
Crosley Field, Cincinnati, OH  
Thu Sep 25 1969, 7:05 PM EDT  
Att: 3,522 - Unknown



AB 34  
R 4  
H 9  
RBI 4  
BB 3  
SO 10  
LOB 18

Batter	1	2	3	4	5	6	7	8	9	AB	R	H	RBI	BB	SO	LOB	BOTTOM								
Pete Rose, S (1,9) OBP: 0.427, SLG: 0.516	G5-4-3 1B		1B S 1B				K			5	1	4	0	0	1	2									
Tommy Helms, R (1,4) OBP: 0.285, SLG: 0.304	G5-4-3 1-2				G5-3			1B 1B	G6-4-3 1B	5	1	3	1	0	0	2									
Lee May, R (1,3) OBP: 0.331, SLG: 0.528	G5-3		K				F3	G3 1B	G6-4-3	5	0	1	0	0	1	3									
Tony Perez, R (1,5) OBP: 0.359, SLG: 0.522		G6-3			F9		G4-3			4	0	1	1	0	0	0									
Johnny Bench, R (1,2) OBP: 0.351, SLG: 0.480		K			G6-3		P5		F3	4	0	0	0	0	1	2									
Jim Beauchamp, R (1,7) OBP: 0.302, SLG: 0.310										3	0	1	0	0	0	0									
Jimmy Stewart, S (8,7) OBP: 0.322, SLG: 0.371					F8		G1-3	G3		1	0	0	0	0	0	2									
Ted Savage, R (1,8) OBP: 0.352, SLG: 0.356		K					P6			3	1	1	0	1	1	1									
Woody Woodward, R (1,6) OBP: 0.337, SLG: 0.314										2	0	0	0	1	0	1									
Bobby Tolan, L (8, PH) Darrel Chaney, S (9,6) OBP: 0.345, SLG: 0.479 OBP: 0.278, SLG: 0.234			P4		F7			1B BB	K	1	0	0	0	0	1	3									
Gary Nolan, R (1,1) Alex Johnson, R (7, PH) Clay Carroll, R (8,1) Al Jackson, L (8,1) Wayne Granger, R (8,1) Fred Whitfield, L (8, PH) OBP: 0.288, SLG: 0.455 OBP: 0.307, SLG: 0.460 OBP: 0.221, SLG: 0.296 OBP: 0.304, SLG: 0.335 OBP: 0.100, SLG: 0.100			G6-3				G1-3		P6	2	0	0	0	0	0	1									
Inning Stats	R: 0 E: 0 K: 0 S: 3	H: 1 LOB: 0 BB: 0 P: 3	R: 0 E: 0 K: 2 S: 8	H: 1 LOB: 1 BB: 0 P: 8	R: 0 E: 0 K: 1 S: 7	H: 2 LOB: 2 BB: 0 P: 7	R: 0 E: 0 K: 0 S: 3	H: 0 LOB: 0 BB: 0 P: 3	R: 1 E: 0 K: 0 S: 5	H: 2 LOB: 1 BB: 0 P: 5	R: 0 E: 0 K: 0 S: 3	H: 0 LOB: 0 BB: 0 P: 3	R: 0 E: 0 K: 1 S: 6	H: 1 LOB: 2 BB: 1 P: 10	R: 1 E: 0 K: 1 S: 8	H: 3 LOB: 3 BB: 1 P: 12	R: 1 E: 0 K: 0 S: 4	H: 2 LOB: 0 BB: 0 P: 4	1B: 11 2B: 1 3B: 0 HR: 0	SF: 0 SAC: 0 DP: 2 HBP: 0	WP: 1 PB: 0 SB: 1 CS: 0	PA: 39			
PITCHER	IP	WLS	BF	H	R	ER	SO	BB	IBB	HBP	BLK	WP	HR	S	P	ERA	WHIP								
Denny Lemaster, L (1,1) ERA: 3.21	6.2	W	27	7	1	1	3	1	0	0	0	0	0	32	36	1.35	1.200								
Jim Bouton, R (7,1) ERA: 3.02	0.1		4	3	1	1	1	0	0	0	0	0	0	6	6	27.00	9.000								
Fred Gladding, R (8,1) ERA: 4.22	2.0	S	8	2	1	1	1	1	0	0	0	0	0	9	13	4.50	1.500								

Houston Astros @ Cincinnati Reds  
Crosley Field, Cincinnati, OH  
Thu Sep 25 1969, 7:05 PM EDT  
Att: 3,522 - Unknown



AB 37  
R 3  
H 12  
RBI 2  
BB 2  
SO 5  
LOB 17




Batter	1	2	3	4	5	6	7	8	9	AB	R	H	RBI	BB	SO	LOB	TOP			
Joe Morgan, L OBP: 0.371, SLG: 0.380 (1, 4)	0-0 P6		0-0 S 1B		0-0 P6			0-0 F8		4	0	1	0	0	0	0	<b>Houston Astros @ Cincinnati Reds</b> Crosley Field, Cincinnati, OH Fri Sep 26 1969, 7:05 PM EDT Unknown			
Jesus Alou, R OBP: 0.277, SLG: 0.338 (1, 7) (6, 9)	0-0 L5		0-0 P4		0-0 G1-3			0-0 F8		4	0	0	0	0	0	1				
Jim Bouton, R (8, 1)			1-2							0	0	0	0	0	0					
Jimmy Wynn, R OBP: 0.436, SLG: 0.507 Tommy Davis, R OBP: 0.315, SLG: 0.365 (6, PH) (6, 7)	0-3 K		0-0 G1-3			0-0 F8			0-0 F2	2	0	0	0	0	1	1				
Norm Miller, L OBP: 0.352, SLG: 0.360 (1, 9) (6, 8)		0-0 G6-3	0-3 K			0-0 G3			0-0 F8	4	0	0	0	0	1	1				
Denis Menke, R OBP: 0.371, SLG: 0.384 (1, 6)		4-0 BB E BB		0-0 G4-3		0-3 K			0-3 K	3	0	0	0	1	2	0				
Curt Blefary, L OBP: 0.346, SLG: 0.387 (1, 3)		0-0 F9		0-0 F8			0-0 G3			3	0	0	0	0	0	1				
Doug Rader, R OBP: 0.328, SLG: 0.363 (1, 5)		0-0 E6		0-0 E5			0-3 K			3	0	0	0	0	1	1				
Johnny Edwards, L OBP: 0.304, SLG: 0.334 (1, 2)		4-0 1-2 2-3 BB		0-3 K2-3			0-3 K			2	0	0	0	1	2	1				
Jack Billingham, R OBP: 0.235, SLG: 0.071 Bob Watkins, R (2, 1) Keith Lampard, L OBP: 0.500, SLG: 1.000 (8, PH) (8, 9)		0-3 K			0-3 K			0-0 F7		1	0	0	0	0	1	3				
										1	0	0	0	0	1	0				
										1	0	0	0	0	0	0				
<b>Inning Stats</b>	R: 0 E: 0 K: 1 S: 5	H: 0 LOB: 0 BB: 0 P: 5	R: 0 E: 1 K: 1 S: 6	H: 0 LOB: 3 BB: 2 P: 14	R: 0 E: 0 K: 1 S: 6	H: 1 LOB: 1 BB: 0 P: 6	R: 0 E: 1 K: 1 S: 6	H: 0 LOB: 1 BB: 0 P: 6	R: 0 E: 0 K: 1 S: 5	H: 0 LOB: 0 BB: 0 P: 5	R: 0 E: 0 K: 2 S: 7	H: 0 LOB: 0 BB: 0 P: 7	R: 0 E: 0 K: 0 S: 3	H: 0 LOB: 0 BB: 0 P: 3	R: 0 E: 0 K: 1 S: 5	H: 0 LOB: 0 BB: 0 P: 5	1B: 1 2B: 0 3B: 0 HR: 0	SF: 0 SAC: 0 DP: 0 HBP: 0	WP: 0 PB: 0 SB: 1 CS: 0	PA: 32
<b>PITCHER</b> Jim Maloney, R ERA: 2.71 (1, 1)	IP: 9.0 WLS: W BF: 32	H: 1 R: 0 ER: 0 SO: 9	BB: 2 IBB: 0 HBP: 0 BLK: 0	WP: 0 HR: 0 S: 48 P: 56	ERA: 0.00 WHIP: 0.333	<b>PITCHER</b>										IP: 9.0 WLS: W BF: 32	H: 1 R: 0 ER: 0 SO: 9	BB: 2 IBB: 0 HBP: 0 BLK: 0	WP: 0 HR: 0 S: 48 P: 56	ERA: 0.00 WHIP: 0.333

AB	30
R	0
H	1
RBI	0
BB	2
SO	9
LOB	9



Batter	1	2	3	4	5	6	7	8	9	AB	R	H	RBI	BB	SO	LOB	BOTTOM			
Pete Rose, S OBP: 0.428, SLG: 0.516 (1, 9)	0-0 1B CS 1B		0-0 F7					0-0 L9		4	0	2	0	0	0	2	<b>Houston Astros @ Cincinnati Reds</b> Crosley Field, Cincinnati, OH Fri Sep 26 1969, 7:05 PM EDT Unknown			
Tommy Helms, R OBP: 0.290, SLG: 0.310 (1, 4)	0-0 L3 1B		0-0 BB 1B		0-0 1B		0-0 WP 1B			4	0	4	1	0	0	0				
Alex Johnson, R OBP: 0.351, SLG: 0.459 Jimmy Stewart, S OBP: 0.322, SLG: 0.371 (1, 7) (8, 7)	0-0 L3		0-0 L8		0-0 K		0-0 G6-3			4	0	0	0	0	1	5				
Tony Perez, R OBP: 0.362, SLG: 0.527 (1, 5)	4-0 BB		4-0 G5-4-3 BB		0-0 G4-3			0-0 HR		2	1	1	1	2	0	1				
Johnny Bench, R OBP: 0.350, SLG: 0.479 (1, 2)	0-0 CS		0-0 1B 1B		0-0 G5-4-3		0-3 K		0-0 G5-3	4	1	1	0	0	1	2				
Bobby Tolan, L OBP: 0.347, SLG: 0.480 (1, 8)	3-H		0-0 CS 1B		4-0 F7-4 BB		0-0 FC6-4 1B		0-3 K	3	0	2	0	1	1	0				
Lee May, R OBP: 0.330, SLG: 0.526 (1, 3)		0-0 1B 1B		0-0 F7-4		0-0 FC6-4		0-3 K		4	0	1	1	0	1	2				
Woody Woodward, R OBP: 0.337, SLG: 0.314 (1, 6)		1-2 3-H 1B		0-0 K			0-0 F8			3	0	1	0	0	1	1				
Jim Maloney, L OBP: 0.283, SLG: 0.434 (1, 1)		0-3 K		4-0 1B 1B BB			0-0 G4-3			2	1	0	0	1	1	2				
<b>Inning Stats</b>	R: 0 E: 0 K: 0 S: 3	H: 2 LOB: 1 BB: 1 P: 7	R: 1 E: 0 K: 1 S: 8	H: 4 LOB: 2 BB: 0 P: 8	R: 0 E: 0 K: 1 S: 4	H: 0 LOB: 0 BB: 1 P: 8	R: 1 E: 0 K: 1 S: 6	H: 2 LOB: 1 BB: 1 P: 10	R: 0 E: 0 K: 1 S: 6	H: 1 LOB: 1 BB: 0 P: 6	R: 0 E: 0 K: 0 S: 4	H: 1 LOB: 1 BB: 0 P: 4	R: 1 E: 0 K: 2 S: 8	H: 1 LOB: 0 BB: 0 P: 8	R: 0 E: 0 K: 0 S: 3	H: 0 LOB: 0 BB: 0 P: 8		1B: 11 2B: 2 3B: 0 HR: 1	SF: 0 SAC: 0 DP: 3 HBP: 0	WP: 1 PB: 0 SB: 0 CS: 2
<b>PITCHER</b> Jack Billingham, R ERA: 4.33 Bob Watkins, R ERA: 5.17 Jim Bouton, R ERA: 3.66 (1, 1) (2, 1) (8, 1)	IP: 1.1 WLS: L BF: 8	H: 6 R: 1 ER: 1 SO: 0	BB: 1 IBB: 0 HBP: 0 BLK: 0	WP: 0 HR: 0 S: 7 P: 11	ERA: 6.75 WHIP: 5.250	<b>PITCHER</b>										IP: 5.2 WLS: 22 BF: 5	H: 5 R: 1 ER: 1 SO: 4	BB: 3 IBB: 0 HBP: 0 BLK: 0	WP: 1 HR: 0 S: 27 P: 39	ERA: 1.59 WHIP: 1.412

AB	30
R	3
H	12
RBI	3
BB	4
SO	6
LOB	15





Batter	1	2	3	4	5	6	7	8	9	AB	R	H	RBI	BB	SO	LOB	TOP								
Joe Morgan, L (1.4) OBP: 0.368, SLG: 0.376	G6-3		G2-3		F9		F9		FC3-2	5	0	0	0	0	0	4	<b>Houston Astros @ Cincinnati Reds</b> Crosley Field, Cincinnati, OH Fri Sep 26 1969, 7:05 PM EDT Att: 10,967 - Unknown								
Jesus Alou, R (1.7) OBP: 0.274, SLG: 0.334	G6-3		G4-3		FC6-4 1B		G4-3		G4-3	5	0	0	0	0	0	4									
Norm Miller, L (1.8) OBP: 0.353, SLG: 0.361	F5								G1-3	4	1	2	0	0	0	0									
Keith Lampard, L (1.9) OBP: 0.300, SLG: 0.600		K		F7	L6				G3-1	4	0	0	0	0	1	3									
Denis Menke, R (1.6) OBP: 0.372, SLG: 0.384		K		HR					L1	3	1	1	0	1	1	0									
Curt Blefary, L (1.3) OBP: 0.346, SLG: 0.394 Marty Martinez, S (9, PH) OBP: 0.330, SLG: 0.358		1B		HR					G4-3	3	1	2	3	0	0	1									
Doug Rader, R (1.5) OBP: 0.331, SLG: 0.366		1B		HR					BB	1	0	0	0	0	0	0									
Johnny Edwards, L (1.2) OBP: 0.303, SLG: 0.332 Bob Watson, R (9, PH) OBP: 0.378, SLG: 0.290 Leon McFadden, R (9, FR) OBP: 0.218, SLG: 0.203		1B		HR					BB	3	1	1	0	1	0	0									
Larry Dierker, R (1.1) OBP: 0.154, SLG: 0.183 Gary Geiger, L (9, PH) OBP: 0.351, SLG: 0.272		G4-3		F8					FC3-2 BB	3	0	0	0	0	0	3									
				G4-3					FC3-2 BB	0	0	0	0	1	0	0									
<b>Inning Stats</b>	R: 0 E: 0 K: 0 S: 3	H: 0 LOB: 0 BB: 0 P: 3	R: 0 E: 0 K: 2 S: 9	H: 2 LOB: 2 BB: 0 P: 9	R: 0 E: 0 K: 0 S: 3	H: 0 LOB: 0 BB: 0 P: 3	R: 3 E: 0 K: 0 S: 6	H: 4 LOB: 0 BB: 0 P: 6	R: 0 E: 0 K: 0 S: 5	H: 2 LOB: 2 BB: 0 P: 5	R: 0 E: 0 K: 0 S: 3	H: 0 LOB: 1 BB: 1 P: 7	R: 0 E: 0 K: 1 S: 5	H: 0 LOB: 0 BB: 0 P: 5	R: 0 E: 0 K: 0 S: 3	H: 0 LOB: 0 BB: 0 P: 3	R: 0 E: 0 K: 0 S: 4	H: 1 LOB: 3 BB: 2 P: 12	1B: 8 2B: 0 3B: 0 HR: 1	SF: 0 SAC: 0 DP: 0 HBP: 0	WP: 0 PB: 0 SB: 0 CS: 0	PA: 38			
<b>PITCHER</b>	IP	WLS	BF	H	R	ER	SO	BB	IBB	HBP	BLK	WP	HR	S	P	ERA	WHIP								
Jack Fisher, R (1.1) ERA: 5.5	4.2		21	8	3	3	2	0	0	0	0	0	1	25	25	5.79	1.714								
Al Jackson, L (5.1) ERA: 6.51	3.2	W	13	1	0	0	1	1	0	0	0	0	0	14	18	0.00	0.545								
Wayne Granger, R (9.1) ERA: 2.88	0.2	S	4	0	0	0	0	2	0	0	0	0	0	2	10	0.00	3.000								

livebaseballscores.com



AB	35
R	3
H	9
RBI	3
BB	3
SO	3
LOB	16

Batter	1	2	3	4	5	6	7	8	9	AB	R	H	RBI	BB	SO	LOB	BOTTOM								
Pete Rose, S (1.9) OBP: 0.427, SLG: 0.514	K		F9		K		FC3-6 1B			4	0	1	0	0	2	0	<b>Houston Astros @ Cincinnati Reds</b> Crosley Field, Cincinnati, OH Fri Sep 26 1969, 7:05 PM EDT Att: 10,967 - Unknown								
Tommy Helms, R (1.4) OBP: 0.290, SLG: 0.312	1B		K		P3		FC3-6 1-2			4	0	1	0	0	1	1									
Bobby Tolan, L (1.8) OBP: 0.349, SLG: 0.482	1B		2B		2B		F9			3	1	2	0	1	0	1									
Tony Perez, R (1.5) OBP: 0.361, SLG: 0.527	K		FC5 1-H		F9		G5-3			4	0	1	1	0	1	3									
Johnny Bench, R (1.2) OBP: 0.353, SLG: 0.484		HR	BB		BB		HR		K	2	2	1	1	2	1	0									
Lee May, R (1.3) OBP: 0.331, SLG: 0.533		HR	FC5		FC3-5 2B		G5-3			4	1	2	2	0	0	2									
Jimmy Stewart, S (1.7) OBP: 0.316, SLG: 0.364 Wayne Granger, R (9.1) OBP: 0.208, SLG: 0.095		G3			K		FC3-5 2-3		G4-3	4	0	0	0	0	1	1									
Woody Woodward, R (1.6) OBP: 0.333, SLG: 0.310		K			P3		F8			3	0	0	0	0	1	1									
Jack Fisher, R (1.1) OBP: 0.121, SLG: 0.121 Al Jackson, L (5.1) OBP: 0.200, SLG: 0.200 Ted Savage, R (9.7) OBP: 0.352, SLG: 0.356		K			K		F7			2	0	0	0	0	2	0									
					K					1	0	0	0	0	0	1									
										0	0	0	0	0	0	0									
<b>Inning Stats</b>	R: 0 E: 0 K: 2 S: 8	H: 2 LOB: 1 BB: 0 P: 8	R: 2 E: 0 K: 2 S: 8	H: 1 LOB: 0 BB: 1 P: 12	R: 1 E: 0 K: 1 S: 6	H: 1 LOB: 2 BB: 2 P: 14	R: 0 E: 0 K: 2 S: 7	H: 0 LOB: 0 BB: 0 P: 7	R: 0 E: 0 K: 1 S: 6	H: 1 LOB: 1 BB: 0 P: 6	R: 1 E: 0 K: 0 S: 5	H: 2 LOB: 1 BB: 0 P: 5	R: 0 E: 0 K: 0 S: 4	H: 1 LOB: 1 BB: 0 P: 4	R: 0 E: 0 K: 1 S: 5	H: 0 LOB: 0 BB: 0 P: 5	R: 0 E: 0 K: 1 S: 5	H: 0 LOB: 0 BB: 0 P: 5	1B: 2 2B: 4 3B: 0 HR: 2	SF: 0 SAC: 0 DP: 0 HBP: 0	WP: 0 PB: 0 SB: 0 CS: 0	PA: 34			
<b>PITCHER</b>	IP	WLS	BF	H	R	ER	SO	BB	IBB	HBP	BLK	WP	HR	S	P	ERA	WHIP								
Larry Dierker, R (1.1) ERA: 2.27	8.0	L	34	8	4	4	9	3	0	0	0	0	2	49	61	4.50	1.375								

livebaseballscores.com



AB	31
R	4
H	8
RBI	4
BB	3
SO	9
LOB	10







Batter	1	2	3	4	5	6	7	8	9	AB	R	H	RBI	BB	SO	LOB	TOP							
Joe Morgan, L (1, 4) OBP: 0.368, SLG: 0.374	4-0 WP BB		0-0 G2-3			0-0 S 1B		0-0 G3		3	0	1	0	1	0	0	<b>Houston Astros @ Cincinnati Reds</b> Crosley Field, Cincinnati, OH Sun Sep 28 1969, 3:33 AM EDT Att: 28,018 - Unknown							
Jesus Alou, R (1, 9) OBP: 0.273, SLG: 0.341	0-0 P6 1-2		0-0 G4-3			0-0 P6 1-2		0-0 G4-3		4	0	0	0	0	0	2								
Tommy Davis, R (1, 7) OBP: 0.319, SLG: 0.367	0-0 F9			1-0 BB HBP		4-0 BB		0-0 E5		2	0	0	0	1	0	1								
Doug Rader, R (1, 5) OBP: 0.326, SLG: 0.361	0-3 K			0-0 F7		0-0 F7		0-0 L5		4	0	0	0	0	1	5								
Bob Watson, R (1, 3) OBP: 0.409, SLG: 0.333		0-0 G6-3		4-0 G6-4-3 BB		0-0 G5-3		0-0 F8		3	0	0	0	1	0	2								
Denis Menke, R (1, 6) OBP: 0.365, SLG: 0.385		0-0 HR		0-0 G6-4-3 1-2			0-0 F9	0-0 G5-3		4	1	1	1	0	0	2								
Marty Martinez, S (1, 2) OBP: 0.343, SLG: 0.378		0-0 F9			0-0 G6-3				0-0	3	0	1	0	0	0	0								
Leon McFadden, R (7, PR) OBP: 0.218, SLG: 0.203										0	0	0	0	0	0	0								
Johnny Edwards, L (7, 2) OBP: 0.303, SLG: 0.333										1	0	1	0	0	0	0								
Norm Miller, L (1, 8) OBP: 0.349, SLG: 0.357		0-3 K			0-0 P4		0-0 P6		0-0 F9	4	0	0	0	0	1	2								
Tom Griffin, R (1, 1) OBP: 0.203, SLG: 0.258			0-3 K							2	0	0	0	0	2	0								
Keith Lampard, L (7, PH) OBP: 0.273, SLG: 0.545										1	0	0	0	0	1	1								
Jim Bouton, R (7, 1)										0	0	0	0	0	0	0								
Wade Blasingame, L (7, 1)										0	0	0	0	0	0	0								
Jack Billingham, R (7, 1)										0	0	0	0	0	0	0								
<b>Inning Stats</b>	R: 0 E: 0 K: 1 S: 5	H: 0 LOB: 1 BB: 1 P: 9	R: 1 E: 0 K: 1 S: 6	H: 1 LOB: 0 BB: 0 P: 6	R: 0 E: 0 K: 1 S: 5	H: 0 LOB: 1 BB: 1 P: 7	R: 0 E: 0 K: 0 S: 2	H: 0 LOB: 1 BB: 1 P: 7	R: 0 E: 0 K: 1 S: 5	H: 0 LOB: 0 BB: 0 P: 5	R: 0 E: 0 K: 0 S: 4	H: 1 LOB: 2 BB: 1 P: 8	R: 0 E: 0 K: 1 S: 6	H: 1 LOB: 1 BB: 0 P: 6	R: 0 E: 1 K: 0 S: 4	H: 0 LOB: 1 BB: 0 P: 4	R: 0 E: 0 K: 0 S: 4	H: 1 LOB: 1 BB: 0 P: 4	R: 0 E: 0 K: 0 S: 4	H: 1 LOB: 1 BB: 0 P: 4	1B: 3 2B: 2 3B: 0 HR: 1	SF: 0 SAC: 0 DP: 1 HBP: 1	WP: 1 PB: 0 SB: 1 CS: 0	PA: 35
<b>PITCHER</b>	IP WLS BF H R ER SO BB IBB HBP BLK WP HR S P ERA WHIP																							
Gerry Arrigo, L (1, 1) ERA: 4.15	5.1 W 21 2 1 1 4 3 0 1 0 1 1 25 38 1.69 0.938																							
Clay Carroll, R (6, 1) ERA: 3.52	2.2 10 1 0 0 1 0 0 0 0 0 0 12 12 0.00 0.375																							
Wayne Granger, R (9, 1) ERA: 2.84	1.0 S 4 1 0 0 0 0 0 0 0 0 0 4 4 0.00 1.000																							

AB	31
R	1
H	4
RBI	1
BB	3
SO	5
LOB	15



Batter	1	2	3	4	5	6	7	8	9	AB	R	H	RBI	BB	SO	LOB	BOTTOM				
Pete Rose, S (1, 9) OBP: 0.427, SLG: 0.513	0-3 K		4-0 G3-4-3 HR BB		0-0 F8		0-0 G3 1-2	4-0 IBB		3	1	0	0	2	1	1	<b>Houston Astros @ Cincinnati Reds</b> Crosley Field, Cincinnati, OH Sun Sep 28 1969, 3:33 AM EDT Att: 28,018 - Unknown				
Tommy Helms, R (1, 4) OBP: 0.293, SLG: 0.314	4-0 BB		0-3 K		4-0 1B BB		0-0 2B 2B	0-0 G5-3		3	1	1	1	2	1	4					
Bobby Tolan, L (1, 8) OBP: 0.348, SLG: 0.479	0-3 K		0-0 G3-4-3 1-2		0-0 1B		4-0 2B BB			3	0	1	0	1	1	2					
Tony Perez, R (1, 5) OBP: 0.358, SLG: 0.527	0-3 K		0-0 HR 2H		0-0 F7		0-3 K			4	1	1	2	0	2	5					
Johnny Bench, R (1, 2) OBP: 0.355, SLG: 0.492		0-0 G4-3 BB 1B	0-3 K		0-0 E5 FC3-6		0-0 2B 1H 2H			4	0	2	1	0	1	0					
Lee May, R (1, 3) OBP: 0.332, SLG: 0.533	0-0 P3		4-0 G6-4-3 BB		0-3 K		0-0 FC4-6 1B			3	0	1	0	1	1	2					
Alex Johnson, R (1, 7) OBP: 0.351, SLG: 0.464	4-0 BB		0-0 G6-4-3 1-2		0-0 FC3-6 E S		0-0 FC4-6 1B 1-2			1	0	0	0	1	0	1					
Jimmy Stewart, S (5, 7) OBP: 0.312, SLG: 0.359		0-0 G4-3 BB		0-0 G6-4-3 1-2		0-0 FC3-6 E S		0-0 FC4-6 1B 1-2		2	0	0	0	0	0	2					
Woody Woodward, R (1, 6) OBP: 0.330, SLG: 0.306	0-0 G4-3 1-2 2-3		0-0 L6		0-3 K		0-0 SH2-4 1B			4	0	1	0	0	1	3					
Gerry Arrigo, L (1, 1) OBP: 0.212, SLG: 0.161	0-3 K				0-3 K			0-0 SH2-4 1B		2	0	0	0	0	2	2					
Clay Carroll, R (6, 1) OBP: 0.303, SLG: 0.310										1	1	1	0	0	0	0					
Wayne Granger, R (9, 1) OBP: 0.208, SLG: 0.095										0	0	0	0	0	0	0					
<b>Inning Stats</b>	R: 0 E: 0 K: 3 S: 9	H: 0 LOB: 1 BB: 1 P: 13	R: 0 E: 0 K: 1 S: 6	H: 1 LOB: 2 BB: 1 P: 10	R: 2 E: 0 K: 2 S: 8	H: 1 LOB: 0 BB: 1 P: 12	R: 0 E: 0 K: 0 S: 2	H: 0 LOB: 0 BB: 1 P: 6	R: 0 E: 0 K: 1 S: 6	H: 1 LOB: 2 BB: 1 P: 10	R: 0 E: 1 K: 2 S: 8	H: 0 LOB: 1 BB: 0 P: 8	R: 2 E: 0 K: 1 S: 7	H: 3 LOB: 2 BB: 1 P: 11	R: 0 E: 0 K: 0 S: 5	H: 2 LOB: 3 BB: 1 P: 9		1B: 5 2B: 2 3B: 0 HR: 1	SF: 0 SAC: 1 DP: 1 HBP: 0	WP: 0 PB: 0 SB: 1 CS: 0	PA: 38
<b>PITCHER</b>	IP WLS BF H R ER SO BB IBB HBP BLK WP HR S P ERA WHIP																				
Tom Griffin, R (1, 1) ERA: 3.54	6.0 L 26 3 2 2 9 5 0 0 0 0 0 39 59 3.00 1.333																				
Jim Bouton, R (7, 1) ERA: 3.5	0.1 3 2 2 2 0 0 0 0 0 0 0 3 3 54.00 6.000																				
Wade Blasingame, L (7, 1) ERA: 5.37	0.0 1 0 0 0 0 1 0 0 0 0 0 0 4 ∞ ∞																				
Jack Billingham, R (7, 1) ERA: 4.25	1.2 8 3 0 0 1 0 1 0 0 0 0 9 13 0.00 1.800																				

AB	30
R	4
H	8
RBI	4
BB	7
SO	10
LOB	22





Batter	1	2	3	4	5	6	7	8	9	AB	R	H	RBI	BB	SO	LOB	TOP										
<b>Pete Rose, S</b> OBP: 0.429, SLG: 0.514 (1, 9)	G5-3		1B		1B		1B			3	0	2	1	1	0	0	<b>Cincinnati Reds @ Atlanta Braves</b> Atlanta Stadium, Atlanta, GA Tue Sep 30 1969, 7:05 PM EDT Att: 43,974 - Unknown										
<b>Tommy Helms, R</b> OBP: 0.293, SLG: 0.314 (1, 4)	G5-3		F8		1B		L7			4	0	1	0	0	0	3											
<b>Bobby Tolan, L</b> OBP: 0.346, SLG: 0.476 (1, 8)	G1-3			B1-3	K			B2		4	0	0	0	0	1	2											
<b>Tony Perez, R</b> OBP: 0.356, SLG: 0.523 (1, 5)		K		G6-3		P3		K2-3		4	0	0	0	0	2	0											
<b>Johnny Bench, R</b> OBP: 0.354, SLG: 0.491 (1, 2)				K		K		K		4	0	1	0	0	3	0											
<b>Lee May, R</b> OBP: 0.332, SLG: 0.532 (1, 3)		L5			G3-1 1B	F8			K	4	1	1	0	0	1	1											
<b>Jimmy Stewart, S</b> OBP: 0.311, SLG: 0.357 (1, 7)		G1-3			G3-1 2B		SH3 1B		F9	4	0	1	0	0	0	2											
<b>Woody Woodward, R</b> OBP: 0.331, SLG: 0.308 (9, PH)			G6-3			SH1-4 1B	SH3	G6-3		2	1	1	1	0	0	0											
<b>Alex Johnson, R</b> OBP: 0.350, SLG: 0.463 (9, PH)										1	0	0	0	0	0	0											
<b>Gary Nolan, R</b> OBP: 0.270, SLG: 0.429 (1, 1)			K		SH1-4		K			2	0	0	0	0	2	1											
<b>Wayne Granger, R</b> OBP: 0.208, SLG: 0.095 (7, 1)										0	0	0	0	0	0	0											
<b>Inning Stats</b>	R: 0 E: 0 K: 0 S: 3	H: 0 LOB: 0 BB: 0 P: 3	R: 0 E: 0 K: 1 S: 6	H: 1 LOB: 1 BB: 0 P: 6	R: 0 E: 0 K: 1 S: 6	H: 1 LOB: 1 BB: 0 P: 6	R: 0 E: 0 K: 1 S: 5	H: 0 LOB: 0 BB: 0 P: 5	R: 2 E: 0 K: 1 S: 9	H: 4 LOB: 2 BB: 0 P: 9	R: 0 E: 0 K: 1 S: 5	H: 0 LOB: 0 BB: 0 P: 5	R: 0 E: 0 K: 1 S: 6	H: 1 LOB: 2 BB: 1 P: 10	R: 0 E: 0 K: 2 S: 7	H: 0 LOB: 0 BB: 0 P: 7	R: 0 E: 0 K: 1 S: 5	H: 0 LOB: 0 BB: 0 P: 5	1B: 6 2B: 1 3B: 0 HR: 0	SF: 0 SAC: 2 DP: 0 HBP: 0	WP: 0 PB: 0 SB: 0 CS: 0	PA: 35					
<b>PITCHER</b>	IP	WLS	BF	H	R	ER	SO	BB	IBB	HBP	BLK	WP	HR	S	P	ERA	WHIP										
<b>Phil Niekro, R</b> ERA: 2.56 (1, 1)	7.0	W	29	7	2	2	6	0	1	0	0	0	0	40	44	2.57	1.000										
<b>Hoyt Wilhelm, R</b> ERA: 2.22 (8, 1)	2.0	S	6	0	0	0	3	0	0	0	0	0	0	12	12	0.00	0.000										

AB	32
R	2
H	7
RBI	2
BB	1
SO	9
LOB	9



Batter	1	2	3	4	5	6	7	8	9	AB	R	H	RBI	BB	SO	LOB	BOTTOM										
<b>Felix Millan, R</b> OBP: 0.309, SLG: 0.345 (1, 4)	G1-4-3		SH3-4		G6-3		FC1-5 BB 1B			3	1	0	0	0	0	3	<b>Cincinnati Reds @ Atlanta Braves</b> Atlanta Stadium, Atlanta, GA Tue Sep 30 1969, 7:05 PM EDT Att: 43,974 - Unknown										
<b>Tony Gonzalez, L</b> OBP: 0.337, SLG: 0.386 (1, 8)		1B	1B		E5 1B		HBP BB 1B			4	0	4	1	0	0	0											
<b>Hank Aaron, R</b> OBP: 0.396, SLG: 0.607 (1, 9)		K			FC6-4 BB		HBP BB			2	0	1	1	2	1	1											
<b>Rico Carty, R</b> OBP: 0.401, SLG: 0.551 (1, 7)			F9		FC6-4		SF9			3	0	1	1	0	0	4											
<b>Hoyt Wilhelm, R</b> OBP: 0.308, SLG: 0.292 (8, 1)		1B								0	0	0	0	0	0	0											
<b>Orlando Cepeda, R</b> OBP: 0.326, SLG: 0.429 (1, 3)	F8		P6			F8		HBP		3	0	0	0	0	0	4											
<b>Clete Boyer, R</b> OBP: 0.327, SLG: 0.372 (1, 5)		G5-3			G6-3		F8	L9		4	0	0	0	0	0	3											
<b>Bob Didier, S</b> OBP: 0.321, SLG: 0.307 (1, 2)		L4			G1-3		L6		G4-3	4	0	0	0	0	0	0											
<b>Gil Garrido, R</b> OBP: 0.272, SLG: 0.251 (1, 6)										2	0	0	0	0	0	0											
<b>Mike Lum, L</b> OBP: 0.313, SLG: 0.307 (7, PH)		G6-3			P6		FC1-5 BB 1B	G3		2	0	1	0	0	0	0											
<b>Phil Niekro, R</b> OBP: 0.227, SLG: 0.253 (1, 1)										2	1	2	0	0	0	0											
<b>Ralph Garr, L</b> OBP: 0.308, SLG: 0.292 (7, PH)										0	1	0	0	1	0	0											
<b>Bob Aspromonte, R</b> OBP: 0.300, SLG: 0.325 (8, 6)					1B SH3-4 1B		FC1-5 BB 1B	G5-3		1	0	0	0	0	0	0											
<b>Inning Stats</b>	R: 0 E: 0 K: 1 S: 7	H: 2 LOB: 2 BB: 0 P: 7	R: 0 E: 0 K: 0 S: 3	H: 0 LOB: 0 BB: 0 P: 3	R: 1 E: 0 K: 0 S: 6	H: 3 LOB: 2 BB: 0 P: 6	R: 0 E: 0 K: 0 S: 3	H: 0 LOB: 0 BB: 0 P: 3	R: 0 E: 0 K: 0 S: 4	H: 2 LOB: 2 BB: 1 P: 8	R: 0 E: 0 K: 0 S: 3	H: 0 LOB: 0 BB: 0 P: 3	R: 2 E: 0 K: 0 S: 5	H: 2 LOB: 3 BB: 2 P: 14	R: 0 E: 0 K: 0 S: 3	H: 0 LOB: 0 BB: 0 P: 3	R: 0 E: 0 K: 0 S: 3	H: 0 LOB: 0 BB: 0 P: 3	1B: 9 2B: 0 3B: 0 HR: 0	SF: 1 SAC: 1 DP: 1 HBP: 1	WP: 0 PB: 0 SB: 0 CS: 0	PA: 36					
<b>PITCHER</b>	IP	WLS	BF	H	R	ER	SO	BB	IBB	HBP	BLK	WP	HR	S	P	ERA	WHIP										
<b>Gary Nolan, R</b> ERA: 3.56 (1, 1)	6.0	L	27	8	3	3	1	2	0	0	0	0	0	27	35	4.50	1.667										
<b>Wayne Granger, R</b> ERA: 2.6 (7, 1)	2.0		9	1	0	0	0	1	0	1	0	0	0	7	12	0.00	1.000										

AB	30
R	3
H	9
RBI	3
BB	3
SO	1
LOB	15





Batter	1	2	3	4	5	6	7	8	9	AB	R	H	RBI	BB	SO	LOB	TOP										
<b>Pete Rose, S</b> OBP: 0.428, SLG: 0.512 (1.9)	G6-3		FC6-4 BB		F7		FC5-4 1B	E 1B		4	2	1	0	1	0	1	<b>Cincinnati Reds @ Atlanta Braves</b> Atlanta Stadium, Atlanta, GA Thu Oct 02 1969, 7:05 PM EDT Att: 15,452 - Unknown										
<b>Tommy Helms, R</b> OBP: 0.296, SLG: 0.317 (1.4)	F3		FC6-4 BB		BB 1B		1B HR	E6 1B		5	1	3	2	0	0	2											
<b>Bobby Tolan, L</b> OBP: 0.347, SLG: 0.474 (1.8)	K		P3		BB 1-2		HR 1B	P5		4	1	1	1	1	1	3											
<b>Tony Perez, R</b> OBP: 0.357, SLG: 0.526 (1.5)		K	BB 1-2		K		HR 1B		G5-3	4	1	1	3	1	2	2											
<b>Johnny Bench, R</b> OBP: 0.353, SLG: 0.487 (1.2)		FC6-4 BB	F5			G6-3	P4		K	4	0	0	0	1	1	3											
<b>Lee May, R</b> OBP: 0.331, SLG: 0.529 (1.3)	K			F8		G4-3		P4	BB	4	0	0	0	1	1	1											
<b>Ted Savage, R</b> OBP: 0.344, SLG: 0.345 (1.7)	FC6-4 1-2			G5-3		F9		1B 1B	K	5	1	1	0	0	1	2											
<b>Woody Woodward, R</b> OBP: 0.333, SLG: 0.311 (1.6)			BB FC6-4 1B	F8			F9	1B 1B E 1B		4	2	2	0	0	0	0											
<b>Jim Maloney, L</b> OBP: 0.290, SLG: 0.436 (7, PH)			FC6-4 BB 1-2 1B		G3		FC5-4 1B	K		2	0	1	0	0	0	0											
<b>Jim Beauchamp, R</b> OBP: 0.308, SLG: 0.317 (7, PH)										1	0	1	0	0	0	0											
<b>George Culver, R</b> OBP: 0.097, SLG: 0.097 (7, 1)										1	0	0	0	0	1	2											
<b>Inning Stats</b>	R: 0 E: 0 K: 1 S: 5	H: 0 LOB: 0 BB: 0 P: 5	R: 0 E: 0 K: 2 S: 7	H: 0 LOB: 1 BB: 1 P: 11	R: 1 E: 0 K: 0 S: 5	H: 2 LOB: 3 BB: 2 P: 13	R: 0 E: 0 K: 0 S: 3	H: 0 LOB: 0 BB: 0 P: 3	R: 0 E: 0 K: 1 S: 6	H: 1 LOB: 2 BB: 1 P: 10	R: 0 E: 0 K: 0 S: 3	H: 0 LOB: 0 BB: 0 P: 3	R: 4 E: 0 K: 0 S: 7	H: 4 LOB: 0 BB: 0 P: 7	R: 3 E: 2 K: 1 S: 9	H: 4 LOB: 1 BB: 0 P: 9	R: 0 E: 0 K: 2 S: 7	H: 0 LOB: 1 BB: 1 P: 11	1B: 10 2B: 0 3B: 0 HR: 1	SF: 0 SAC: 0 DP: 0 HBP: 0	WP: 0 PB: 0 CS: 0	PA: 43					
<b>PITCHER</b>	IP	WLS	BF	H	R	ER	SO	BB	IBB	HBP	BLK	WP	HR	S	P	ERA	WHIP										
<b>Mike McQueen, L</b> ERA: 3.0 (1.1)	3.0		14	2	1	1	3	3	0	0	0	0	0	17	29	3.00	1.667										
<b>Bob Priddy, R</b> ERA: 4.46 (4.1)	2.0		8	1	0	0	1	1	0	0	0	0	0	9	13	0.00	1.000										
<b>George Stone, L</b> ERA: 3.7 (6.1)	2.1	L	12	5	5	4	0	0	0	0	0	0	1	12	13	15.43	2.143										
<b>Gary Neibauer, R</b> ERA: 3.9 (8.1)	0.2		5	3	2	0	1	0	0	0	0	0	0	7	7	0.00	4.500										
<b>Hoyt Wilhelm, R</b> ERA: 2.19 (9.1)	1.0		4	0	0	0	2	1	0	0	0	0	0	7	11	0.00	1.000										

AB	38
R	8
H	11
RBI	6
BB	5
SO	7
LOB	16



Batter	1	2	3	4	5	6	7	8	9	AB	R	H	RBI	BB	SO	LOB	BOTTOM										
<b>Felix Millan, R</b> OBP: 0.310, SLG: 0.345 (1.4)	F3		1B 1B	FC6-5-4-6		K			1B BB	2	1	1	0	0	0	0	<b>Cincinnati Reds @ Atlanta Braves</b> Atlanta Stadium, Atlanta, GA Thu Oct 02 1969, 7:05 PM EDT Att: 15,452 - Unknown										
<b>Oscar Brown, R</b> OBP: 0.250, SLG: 0.250 (4.8)									1B BB	3	0	1	0	0	1	1											
<b>Tony Gonzalez, L</b> OBP: 0.338, SLG: 0.386 (1.8)	G4-3		BB 1B	F5		G4-3		G4-3	1B BB	2	1	1	0	0	0	0											
<b>Darrell Evans, L</b> OBP: 0.250, SLG: 0.231 (4.5)			BB 1B						1B BB	2	0	0	0	1	0	1											
<b>Mike Lum, L</b> OBP: 0.326, SLG: 0.333 (1.9)	2B		BB 1-2 3-H 1B		WP 2B	G5-3		G5-3	1B	5	0	4	1	0	0	0											
<b>Rico Carty, R</b> OBP: 0.401, SLG: 0.549 (1.7)	G6-3		BB 1-2 2-3 BB	F5		G5-3		G5-3	F7	1	0	0	0	1	0	1											
<b>Ralph Garr, L</b> OBP: 0.276, SLG: 0.259 (3, PR) (4.7)										3	0	0	0	0	0	4											
<b>Orlando Cepeda, R</b> OBP: 0.325, SLG: 0.428 (1.3)		G6-3	L6					G3-1		2	0	0	0	0	0	3											
<b>Jim Breazeale, L</b> (4.3)										1	0	0	0	1	0	0											
<b>Chete Brewer, R</b> OBP: 0.258, SLG: 0.371 (6.1)		G5-3								1	0	0	1	1	0	0											
<b>Bob Priddy, R</b> ERA: 4.46 (6.1)										0	0	0	0	0	0	0											
<b>George Stone, L</b> OBP: 0.206, SLG: 0.237 (6.1)										1	0	0	0	0	0	2											
<b>Gary Neibauer, R</b> ERA: 3.9 (8.1)										0	0	0	0	0	0	0											
<b>Felipe Alou, R</b> OBP: 0.315, SLG: 0.345 (8.1)										1	0	1	0	0	0	0											
<b>Hoyt Wilhelm, R</b> ERA: 2.19 (9.1)										0	0	0	0	0	0	0											
<b>Bob Tillman, R</b> OBP: 0.283, SLG: 0.411 (1.2)	F8		FC5-4 BB	G6-3		G6-3		G5-4-3		4	0	0	0	0	0	6											
<b>Sonny Jackson, L</b> OBP: 0.317, SLG: 0.289 (1.6)			G4-3	F8		F9			1B WP BB 1B	4	0	1	0	0	0	0											
<b>Mike McQueen, L</b> (1.1)										0	0	0	0	0	0	0											
<b>Bob Aspromonte, R</b> OBP: 0.304, SLG: 0.348 (3, PH) (4.4)			HR			G6-3		F9		4	1	2	1	0	0	1											
<b>Inning Stats</b>	R: 0 E: 0 K: 0 S: 4	H: 1 LOB: 1 BB: 0 P: 4	R: 0 E: 0 K: 0 S: 3	H: 0 LOB: 0 BB: 0 P: 3	R: 3 E: 0 K: 0 S: 7	H: 4 LOB: 3 BB: 2 P: 15	R: 0 E: 0 K: 0 S: 4	H: 1 LOB: 1 BB: 0 P: 4	R: 0 E: 0 K: 1 S: 5	H: 0 LOB: 0 BB: 0 P: 5	R: 0 E: 0 K: 0 S: 3	H: 0 LOB: 0 BB: 0 P: 3	R: 0 E: 0 K: 0 S: 3	H: 1 LOB: 0 BB: 0 P: 3	R: 0 E: 0 K: 0 S: 5	H: 3 LOB: 3 BB: 1 P: 9	1B: 7 2B: 3 3B: 0 HR: 1	SF: 0 SAC: 0 DP: 1 HBP: 0	WP: 2 PB: 0 CS: 0	PA: 40							
<b>PITCHER</b>	IP	WLS	BF	H	R	ER	SO	BB	IBB	HBP	BLK	WP	HR	S	P	ERA	WHIP										
<b>Jim Maloney, R</b> ERA: 2.77 (1.1)	6.0	W	28	7	3	3	1	3	0	0	0	1	1	27	39	4.50	1.667										
<b>George Culver, R</b> ERA: 4.26 (7.1)	3.0	S	12	4	0	0	0	1	0	0	0	1	0	11	15	0.00	1.667										

AB	36
R	3
H	11
RBI	3
BB	4
SO	1
LOB	19

