



Cincinnati Reds - 1970

Batter	1	2	3	4	5	6	7	8	9	AB	R	H	RBI	BB	SO	LOB	TOP			
Gary Sutherland, R (1.4)	6-3			F8			P3		G3 1B	4	0	1	0	0	0	0	Montreal Expos @ Cincinnati Reds Crosley Field, Cincinnati, OH Mon Apr 06 1970, 3:33 AM EST Att: 30,124 - Unknown AB 29 R 1 H 3 RBI 1 BB 2 SO 8 LOB 7 			
Rusty Staub, L (1.9)	K			L3			1B 3B		G3 1-2	4	1	1	0	0	1					
Ron Fairly, L (1.3)	K			G3			FC6-4 1B		F8	4	0	1	1	0	1					
Bob Bailey, R (1.7)		CS BB			K		FC6-4 1-2		F7	3	0	0	0	1	2					
Coco Laboy, R (1.5)		F9 1-2			5-3		P3			3	0	0	0	0	2					
Adolfo Phillips, R (1.8)		K			F7				P2	3	0	0	0	0	1					
John Boccabella, R (1.2)			1-3			4-3			P5	3	0	0	0	0	0					
Bobby Wine, R (1.6)			K		1-3				BB	2	0	0	0	1	1					
Joe Sparma, R (1.1)			K			K			K	1	0	0	0	0	1					
Jose Herrera, R (6, PH)									K	1	0	0	0	0	1					
Carl Morton, R (6, PH)										0	0	0	0	0	0					
Ron Brand, R (8, PH)										1	0	0	0	0	1					
Gary Waslewski, R (8.1)										0	0	0	0	0	0					
Inning Stats	R: 0 E: 0 K: 2 S: 7	H: 0 LOB: 0 BB: 0 P: 7	R: 0 E: 0 K: 1 S: 4	H: 0 LOB: 0 BB: 1 P: 8	R: 0 E: 0 K: 2 S: 7	H: 0 LOB: 0 BB: 0 P: 7	R: 0 E: 0 K: 0 S: 3	H: 0 LOB: 0 BB: 0 P: 3	R: 0 E: 0 K: 1 S: 5	H: 0 LOB: 0 BB: 0 P: 5	R: 1 E: 0 K: 0 S: 5	H: 2 LOB: 1 BB: 0 P: 5	R: 0 E: 0 K: 1 S: 5	H: 0 LOB: 1 BB: 1 P: 9	R: 0 E: 0 K: 0 S: 4	H: 1 LOB: 1 BB: 0 P: 4	1B: 2 2B: 0 3B: 1 HR: 0	SF: 0 SAC: 0 DP: 0 HBP: 0	WP: 0 PB: 0 CS: 1	PA: 31
PITCHER	IP WLS BF H R ER SO BB IBB HBP BLK WP HR S P ERA WHIP	Jim Merritt, L (1.1) ERA: 1.0 9.0 W 31 3 1 1 8 2 0 0 0 0 0 45 53 1.00 0.556																		

Batter	1	2	3	4	5	6	7	8	9	AB	R	H	RBI	BB	SO	LOB	BOTTOM			
Bobby Tolan, L (1.8)	F8		FC1-6 4-3	HR		L7		4-3		5	1	1	1	0	0	1	Montreal Expos @ Cincinnati Reds Crosley Field, Cincinnati, OH Mon Apr 06 1970, 3:33 AM EST Att: 30,124 - Unknown AB 32 R 5 H 8 RBI 5 BB 5 SO 5 LOB 14 			
Tommy Helms, R (1.4)	6-3		4-3	6-3		BB BB		P3		4	0	0	0	1	0	1				
Pete Rose, S (1.9)		2B			SF8 3B		BB BB			2	1	2	0	2	0	0				
Tony Perez, R (1.5)	F8		K		BB BB		2-3			3	0	0	0	1	1	5				
Johnny Bench, R (1.2)		L5		HR 2B	K		F8			4	1	1	0	0	1	2				
Lee May, R (1.3)		E5 4-3		HR	SF8		P3			3	1	1	3	0	0	0				
Bernie Carbo, L (1.7)		4-3		HR		FC6-4 1B				3	1	2	1	1	0	1				
Dave Concepcion, R (1.6)		6-3		K	K		FC6-4 1-2			4	0	0	0	0	2	4				
Jim Merritt, L (1.1)			FC1-6 1B	G3		K		1-3		4	0	1	0	0	1	0				
Inning Stats	R: 0 E: 0 K: 0 S: 4	H: 1 LOB: 1 BB: 0 P: 4	R: 0 E: 1 K: 0 S: 4	H: 0 LOB: 1 BB: 0 P: 4	R: 0 E: 0 K: 1 S: 6	H: 1 LOB: 2 BB: 1 P: 10	R: 4 E: 0 K: 1 S: 9	H: 4 LOB: 0 BB: 0 P: 9	R: 1 E: 0 K: 2 S: 8	H: 1 LOB: 2 BB: 2 P: 16	R: 0 E: 0 K: 1 S: 5	H: 0 LOB: 2 BB: 2 P: 13	R: 0 E: 0 K: 0 S: 4	H: 1 LOB: 1 BB: 0 P: 4	R: 0 E: 0 K: 0 S: 3	H: 0 LOB: 0 BB: 0 P: 3		1B: 2 2B: 2 3B: 1 HR: 3	SF: 1 SAC: 0 DP: 0 HBP: 0	WP: 0 PB: 0 CS: 0
PITCHER	IP WLS BF H R ER SO BB IBB HBP BLK WP HR S P ERA WHIP	Joe Sparma, R (1.1) ERA: 9.0 5.0 L 26 7 5 5 4 3 0 0 0 0 0 9 31 43 9.00 2.000 Carl Morton, R (6.1) ERA: 2.0 9 1 0 0 1 2 0 0 0 0 0 9 17 0.00 1.500 Gary Waslewski, R (8.1) ERA: 1.0 3 0 0 0 0 0 0 0 0 0 0 3 3 0.00 0.000																		

Batter	1	2	3	4	5	6	7	8	9	AB	R	H	RBI	BB	SO	LOB	TOP										
Bobby Tolan, L (1, 8) OBP: 0.200, SLG: 0.600	0-0 1-3		0-0 4-3	0-0 P5		0-0 3-1			0-0 4-3 2B	5	0	1	0	0	0	0											
Tommy Helms, R (1, 4) OBP: 0.300, SLG: 0.222	0-0 1B E		0-0 1B BB	0-0 6-3			0-0 6-3		0-0 4-3	5	2	2	0	0	0	1											
Pete Rose, S (1, 9) OBP: 0.778, SLG: 1.167	0-0 1-3 E		4-0 1-2 1B BB		0-0 L6		0-0 CS		0-0 F7	4	1	2	0	1	0	1											
Tony Perez, R (1, 5) OBP: 0.375, SLG: 0.286	0-0 E6 FC6-4		0-0 1-2 1B BB		0-0 1B		0-0 F8			4	1	2	2	0	0	2											
Johnny Bench, R (1, 2) OBP: 0.250, SLG: 0.375	0-0 L7		0-0 1-2 3-H 1B		0-0 F9		0-0 CS	0-0 F2		4	0	1	1	0	0	3											
Lee May, R (1, 3) OBP: 0.250, SLG: 0.714	0-0 FC6-4		0-3 K		0-0 1B			0-0 6-3		4	0	1	0	0	1	4											
Hal McRae, R (1, 7) Jimmy Stewart, S (8, 7)		0-0 F8	0-0 1-2 2-H 1B		0-0 F9			0-0 1B		4	0	2	1	0	0	2											
Dave Concepcion, R (1, 6)		0-0 1-3	0-0 F9			0-0 F8		0-0 6-3		4	0	0	0	0	0	3											
Gary Nolan, R (1, 1)		0-3 K		0-0 G3		0-0 4-3		0-3 K		4	0	0	0	0	2	0											
Inning Stats	R: 1 E: 1 K: 0 S: 6	H: 2 LOB: 2 BB: 0 P: 6	R: 0 E: 0 K: 1 S: 5	H: 0 LOB: 0 BB: 0 P: 5	R: 3 E: 1 K: 1 S: 9	H: 4 LOB: 2 BB: 1 P: 13	R: 0 E: 0 K: 0 S: 3	H: 0 LOB: 0 BB: 0 P: 3	R: 0 E: 0 K: 0 S: 5	H: 2 LOB: 2 BB: 0 P: 5	R: 0 E: 0 K: 0 S: 3	H: 0 LOB: 0 BB: 0 P: 3	R: 0 E: 0 K: 0 S: 3	H: 1 LOB: 0 BB: 0 P: 3	R: 0 E: 0 K: 0 S: 4	H: 1 LOB: 1 BB: 0 P: 4	R: 0 E: 0 K: 1 S: 6	H: 1 LOB: 1 BB: 0 P: 6	1B: 10 2B: 1 3B: 0 HR: 0	SF: 0 SAC: 0 DP: 0 HBP: 0	WP: 0 PB: 0 SB: 0 CS: 1	PA: 40					
PITCHER	IP	WLS	BF	H	R	ER	SO	BB	IBB	HBP	BLK	WP	HR	S	P	ERA	WHIP										
Claude Osteen, L (1, 1) ERA: 2.25	8.0	L	35	10	4	2	2	1	0	0	0	0	0	38	42	2.25	1.375										
Ray Lamb, R (9, 1) ERA:	1.0		4	1	0	0	1	0	0	0	0	0	0	6	6	0.00	1.000										

Cincinnati Reds @ Los Angeles Dodgers
 Dodger Stadium, Los Angeles, CA
 Tue Apr 07 1970, 6:05 PM PST
 Att: 30,457 - Unknown

AB	38
R	4
H	11
RBI	4
BB	1
SO	3
LOB	16



Batter	1	2	3	4	5	6	7	8	9	AB	R	H	RBI	BB	SO	LOB	BOTTOM										
Maury Wills, S (1, 6)	0-0 F7		0-0 5-3			0-0 P5		4-0 BB		3	0	0	0	1	0	0											
Bill Buckner, L (1, 7) BB	4-0 FC4-6 BB			0-0 G3		0-0 G3		0-0 P3		3	0	0	0	1	0	1											
Willie Davis, L (1, 8)	0-0 FC4-6			0-0 P6		0-0 6-3			0-0 F9	4	0	0	0	0	0	1											
Willie Crawford, L (1, 9) OBP: 0.500, SLG: 0.500	0-0 F5			0-0 E		0-0 3-1		0-0 FC6-4		4	0	2	0	0	0	1											
Wes Parker, S (1, 3)		0-0 P4		0-0 E6		4-0 BB		0-3 K		3	0	0	0	1	1	2											
Steve Garvey, R (1, 5)		0-0 6-3		0-0 P5		0-3 K		0-0 FC6-4		4	0	0	0	0	1	4											
Tom Haller, L (1, 2)		0-0 F7			0-0 F9		0-3 K			3	0	0	0	0	1	1											
Ted Sizemore, R (1, 4)			0-0 6-3		0-0 5-3			0-0 F9		3	0	0	0	0	0	0											
Claude Osteen, L (1, 1) Bill Sudakis, S (8, PH) Ray Lamb, R (9, 1)			0-0 G3		0-3 K			0-0 P4		2	0	0	0	0	1	0											
Inning Stats	R: 0 E: 0 K: 0 S: 3	H: 0 LOB: 1 BB: 1 P: 7	R: 0 E: 0 K: 0 S: 3	H: 0 LOB: 0 BB: 0 P: 3	R: 0 E: 1 K: 0 S: 5	H: 1 LOB: 2 BB: 0 P: 5	R: 0 E: 0 K: 1 S: 5	H: 0 LOB: 0 BB: 0 P: 5	R: 0 E: 0 K: 2 S: 7	H: 0 LOB: 1 BB: 1 P: 11	R: 0 E: 0 K: 0 S: 3	H: 0 LOB: 1 BB: 1 P: 7	R: 0 E: 0 K: 1 S: 6	H: 1 LOB: 1 BB: 0 P: 6	1B: 2 2B: 0 3B: 0 HR: 0	SF: 0 SAC: 0 DP: 0 HBP: 0	WP: 0 PB: 0 SB: 0 CS: 0	PA: 33									
PITCHER	IP	WLS	BF	H	R	ER	SO	BB	IBB	HBP	BLK	WP	HR	S	P	ERA	WHIP										
Gary Nolan, R (1, 1) ERA:	9.0	W	33	2	0	0	4	3	0	0	0	0	0	38	50	0.00	0.556										

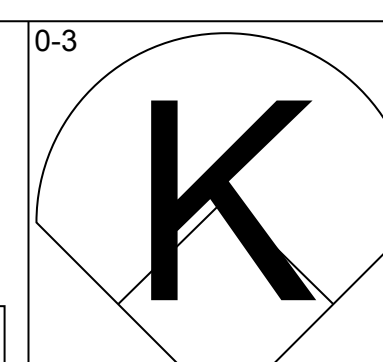
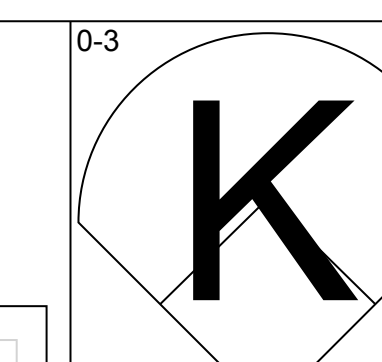
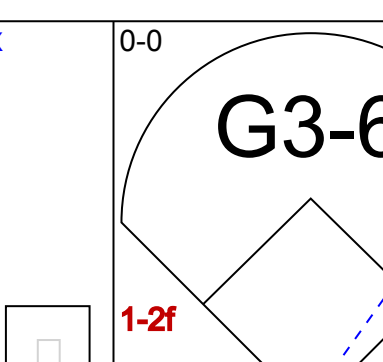
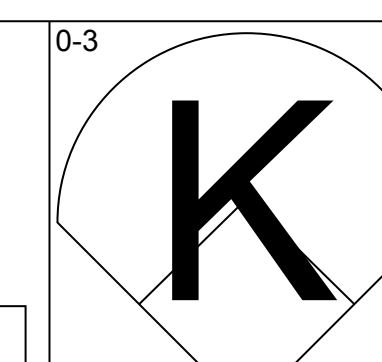
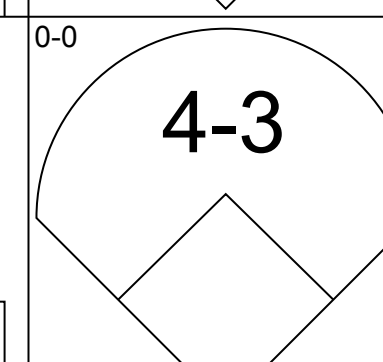
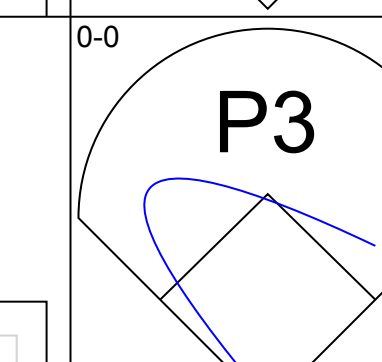
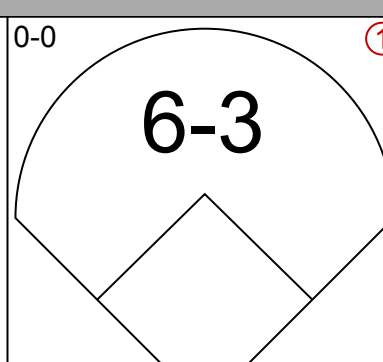
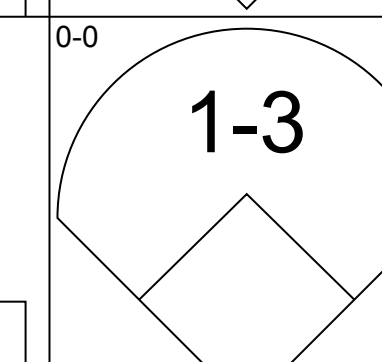
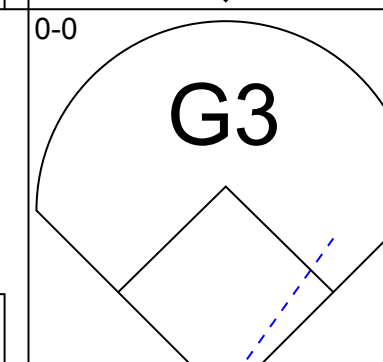
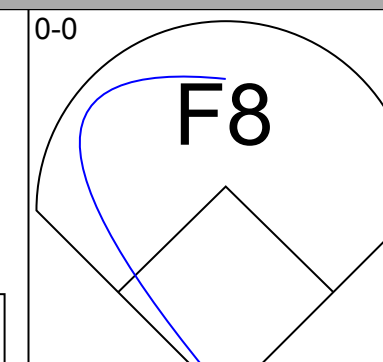
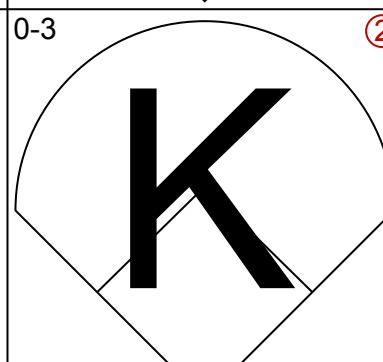
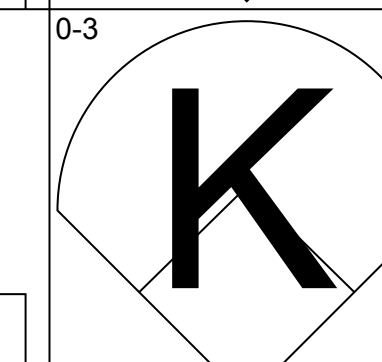
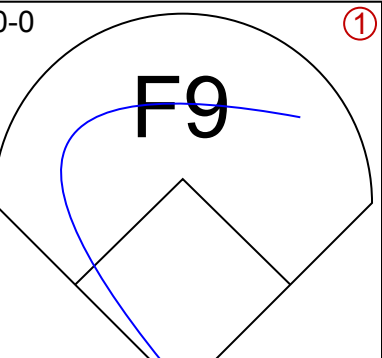
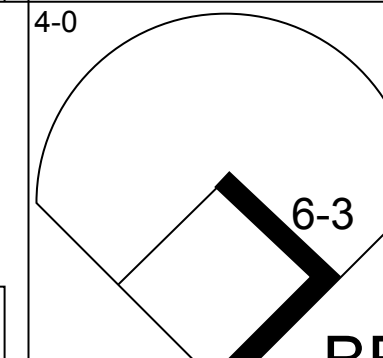
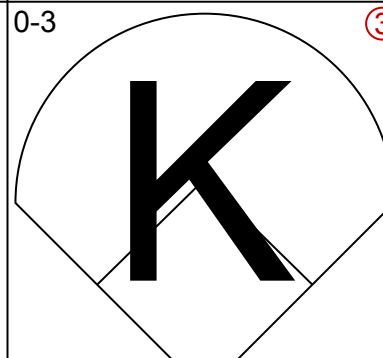
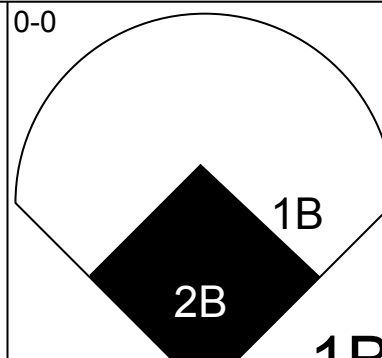
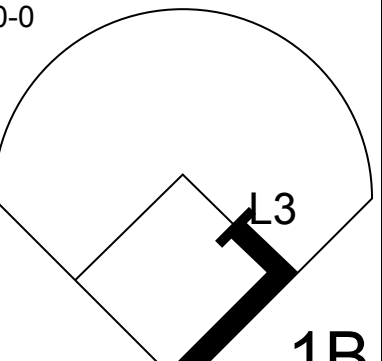
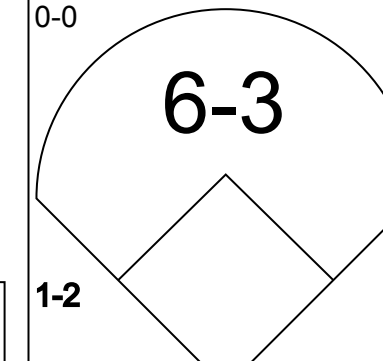
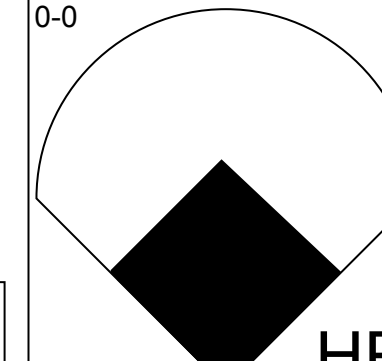
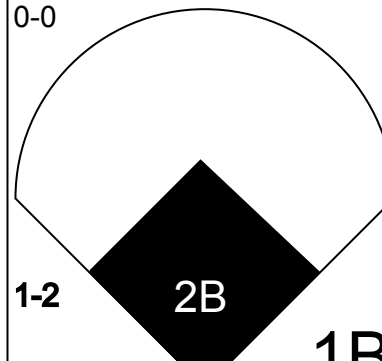

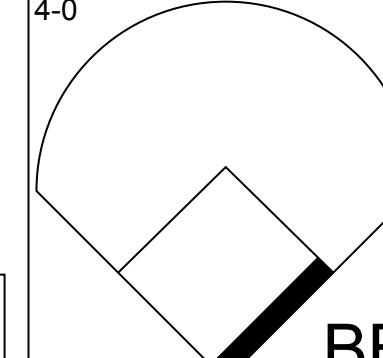
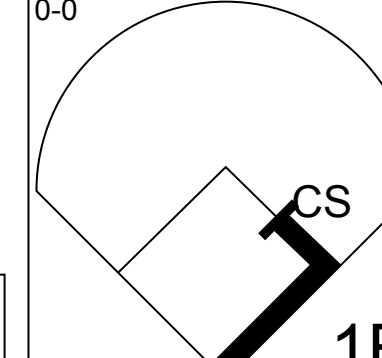
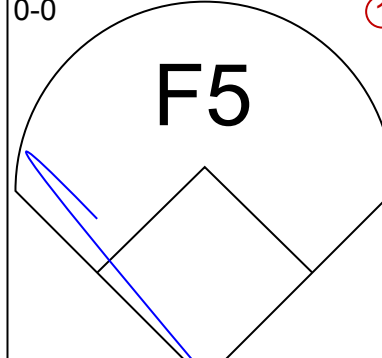
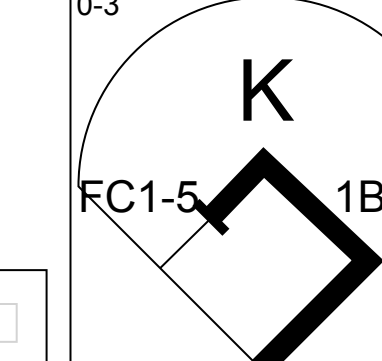
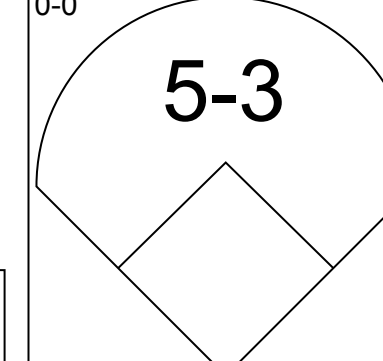
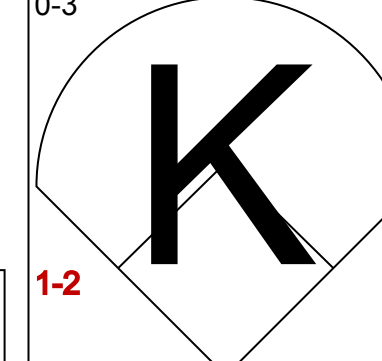
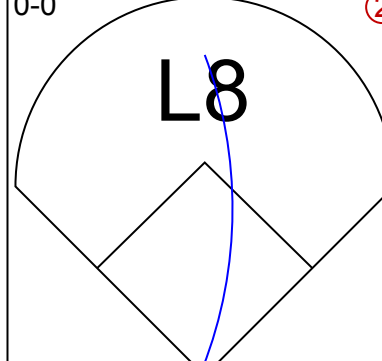
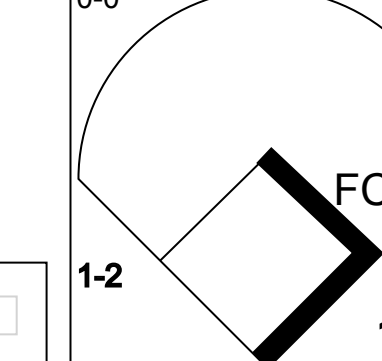
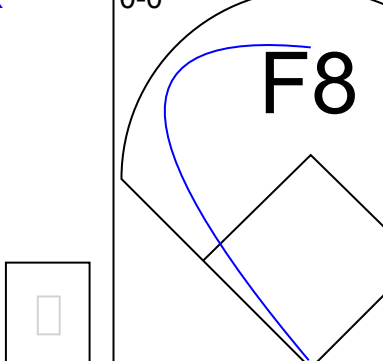
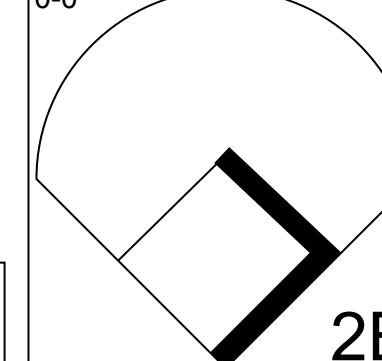
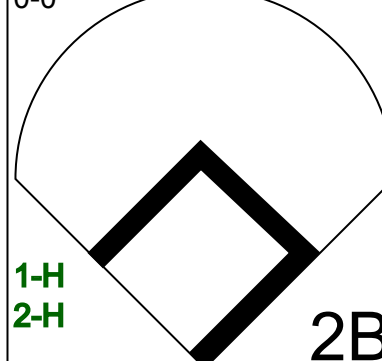
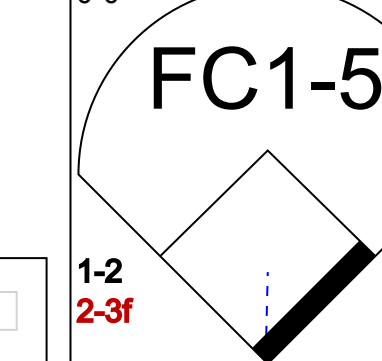
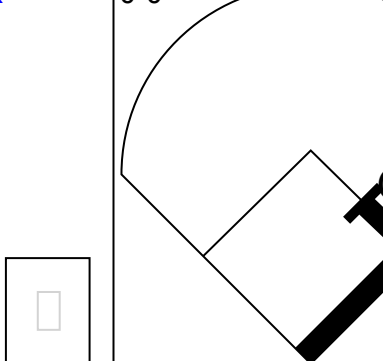
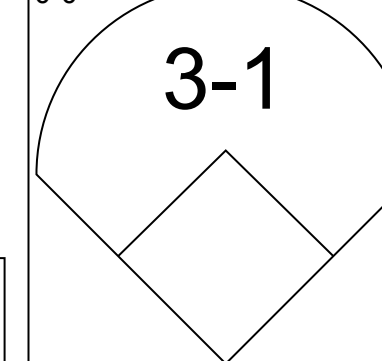

Cincinnati Reds @ Los Angeles Dodgers
 Dodger Stadium, Los Angeles, CA
 Tue Apr 07 1970, 6:05 PM PST
 Att: 30,457 - Unknown

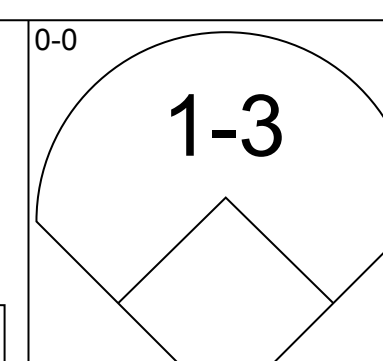
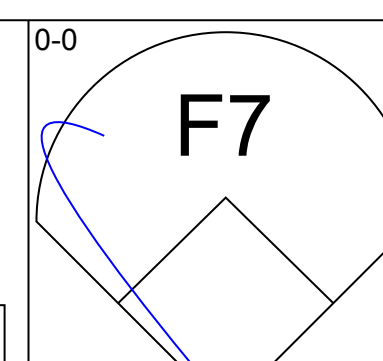
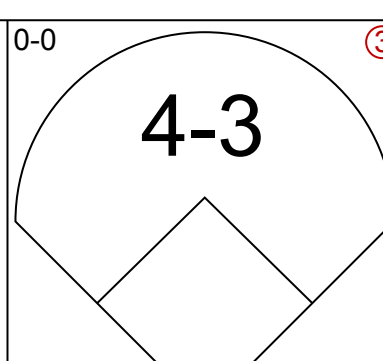
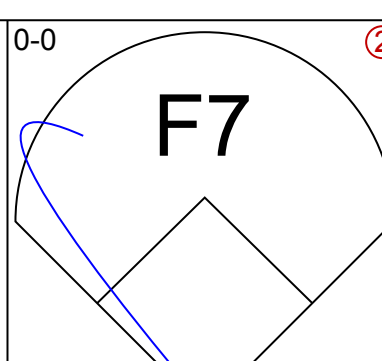
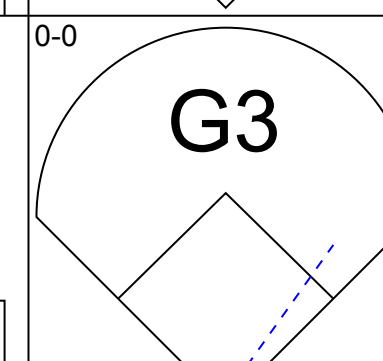
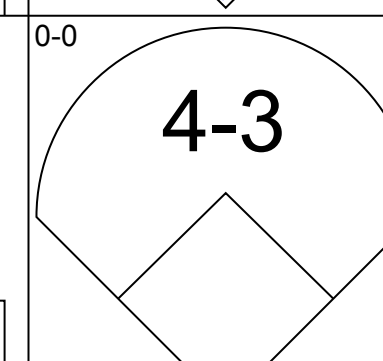
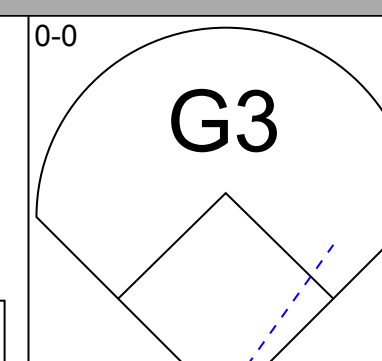
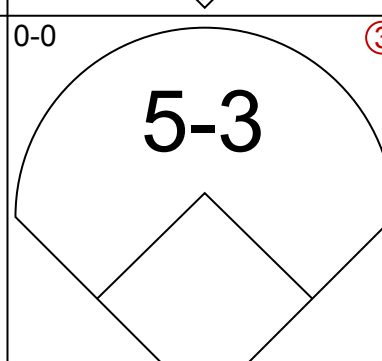
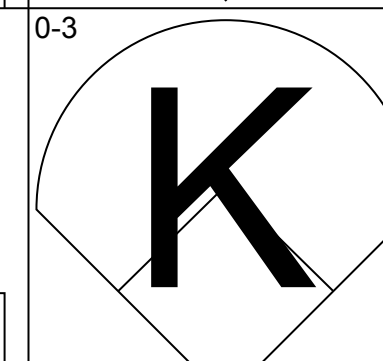
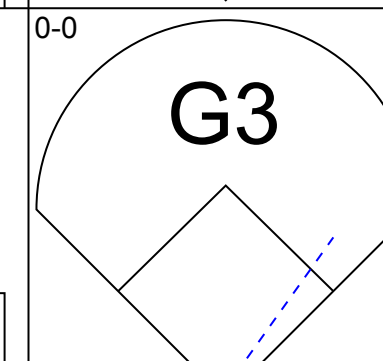
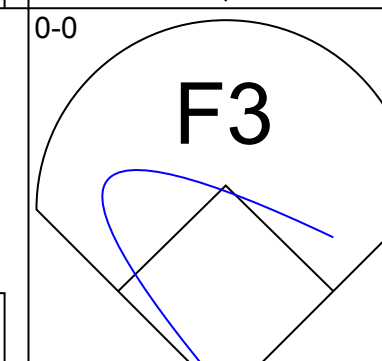
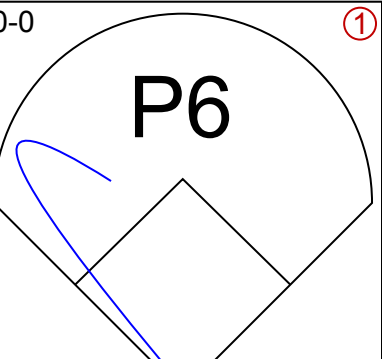
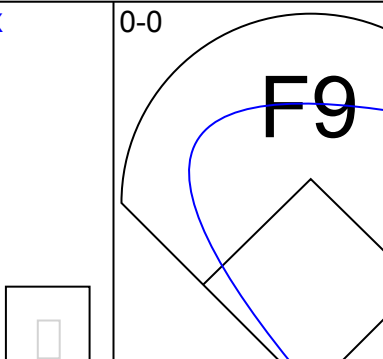
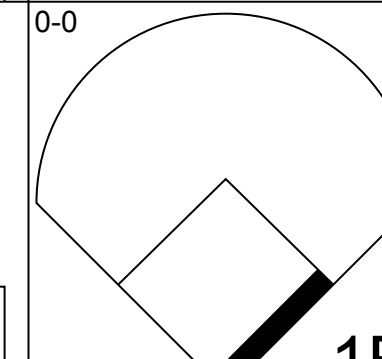
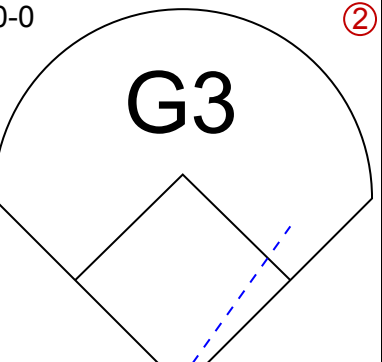
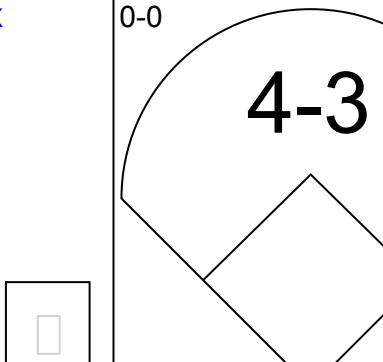
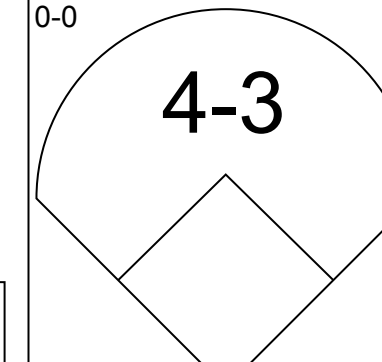
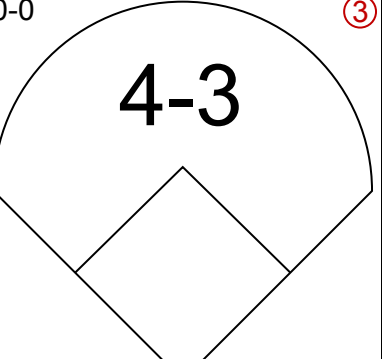
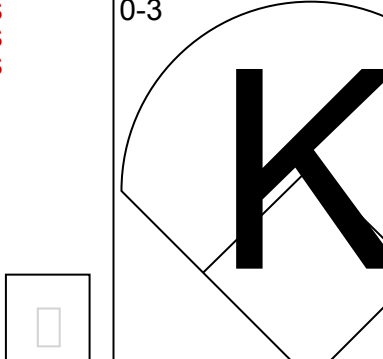
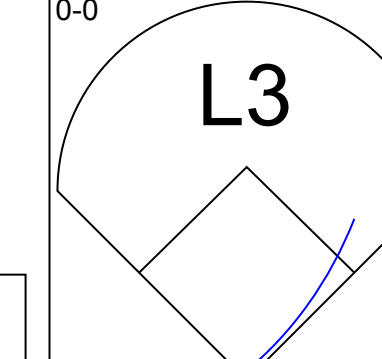
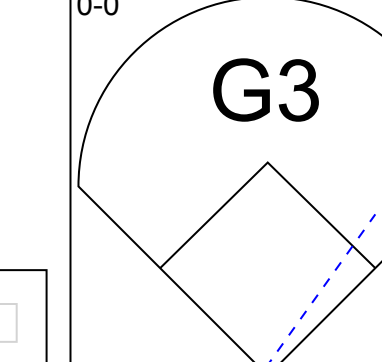
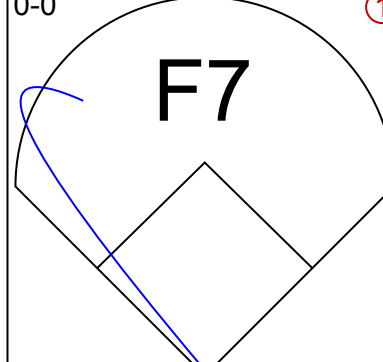
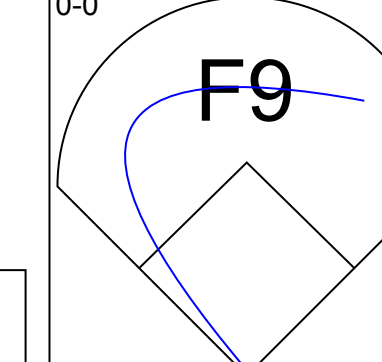
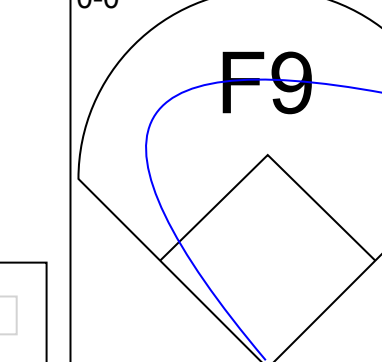
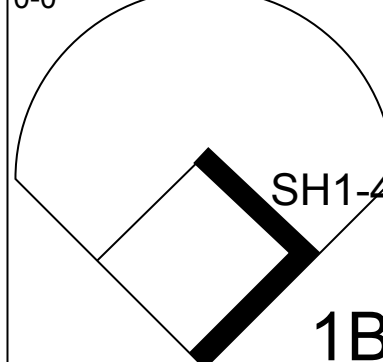
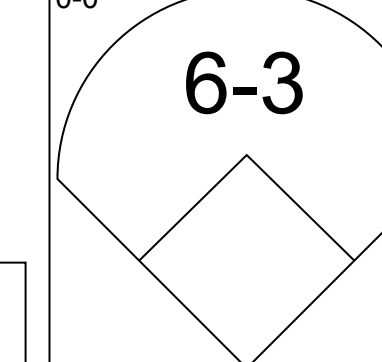
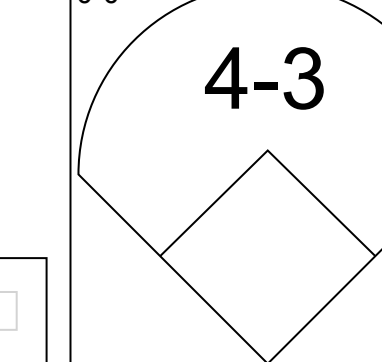
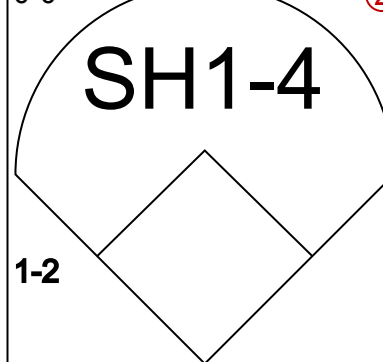
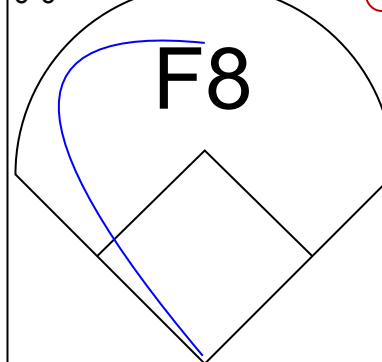
AB	30
R	0
H	2
RBI	0
BB	3
SO	4
LOB	10



Batter	1	2	3	4	5	6	7	8	9	AB	R	H	RBI	BB	SO	LOB	TOP			
Bobby Tolan, L OBP: 0.286, SLG: 0.714 (1, 8)										4	2	2	2	0	0	0	Cincinnati Reds @ Los Angeles Dodgers Dodger Stadium, Los Angeles, CA Wed Apr 08 1970, 6:05 PM PST Att: 13,207 - Unknown			
Tommy Helms, R OBP: 0.214, SLG: 0.154 (1, 4)										4	0	0	0	0	0	2				
Pete Rose, S OBP: 0.615, SLG: 0.800 (1, 9)										4	0	1	1	0	3	2				
Tony Perez, R OBP: 0.417, SLG: 0.300 (1, 5)										3	1	1	0	1	2	1				
Johnny Bench, R OBP: 0.167, SLG: 0.250 (1, 3)										4	0	0	0	0	1	3				
Bernie Carbo, L OBP: 0.625, SLG: 1.000 Clay Carroll, R (8, 1)										4	0	2	1	0	1	0				
Pat Corrales, R (1, 2)										4	0	0	0	0	2	3				
Dave Concepcion, R OBP: 0.083, SLG: 0.167 (1, 6)										4	1	1	0	0	0	0				
Jim McGlothlin, R OBP: 0.500, SLG: 0.500 Jimmy Stewart, S (8, 7)										2	1	1	0	0	1	0				
Inning Stats	R: 1 E: 0 K: 1 S: 7	H: 2 LOB: 1 BB: 0 P: 7	R: 0 E: 0 K: 1 S: 5	H: 0 LOB: 0 BB: 0 P: 5	R: 0 E: 0 K: 1 S: 5	H: 0 LOB: 0 BB: 0 P: 5	R: 1 E: 0 K: 1 S: 7	H: 2 LOB: 1 BB: 0 P: 7	R: 2 E: 1 K: 1 S: 7	H: 2 LOB: 1 BB: 0 P: 7	R: 0 E: 0 K: 1 S: 5	H: 1 LOB: 2 BB: 1 P: 9	R: 1 E: 0 K: 1 S: 7	H: 1 LOB: 1 BB: 0 P: 7	R: 0 E: 0 K: 2 S: 7	H: 0 LOB: 0 BB: 0 P: 7		1B: 6 2B: 3 3B: 1 HR: 0	SF: 0 SAC: 1 DP: 2 HBP: 0	WP: 1 PB: 0 SB: 2 CS: 2
PITCHER	IP WLS BF H R ER SO BB IBB HBP BLK WP HR S P ERA WHIP																			
Bill Singer, R ERA: 4.5 (1, 1)	6.0 L 25 7 4 3 6 1 0 0 0 0 0 0 36 40 4.50 1.333																			
Fred Norman, L ERA: 4.5 (7, 1)	2.0 8 1 1 1 3 0 0 0 0 1 0 14 14 4.50 0.500																			
Jim Brewer, L ERA: (9, 1)	1.0 3 0 0 0 2 0 0 0 0 0 0 7 7 0.00 0.000																			

Batter	1	2	3	4	5	6	7	8	9	AB	R	H	RBI	BB	SO	LOB	BOTTOM					
Maury Wills, S (1, 6)										3	1	0	1	1	1	1	Cincinnati Reds @ Los Angeles Dodgers Dodger Stadium, Los Angeles, CA Wed Apr 08 1970, 6:05 PM PST Att: 13,207 - Unknown					
Bill Buckner, L OBP: 0.250, SLG: 0.143 (1, 7)										4	0	1	0	0	0	1						
Willie Davis, L (1, 8)										4	0	0	1	0	0	2						
Willie Crawford, L OBP: 0.375, SLG: 0.286 (1, 9)										3	0	0	0	1	2	1						
Wes Parker, S (1, 3)										4	0	0	0	0	2	1						
Steve Garvey, R OBP: 0.250, SLG: 0.143 (1, 5)										3	0	1	0	1	1	1						
Tom Haller, L OBP: 0.286, SLG: 0.286 (1, 2)										4	0	2	0	0	0	1						
Ted Sizemore, R OBP: 0.167, SLG: 0.167 Andy Kosco, R (9, PH)										3	1	1	0	0	0	2						
Bill Singer, R OBP: 1.000, SLG: 1.000 Jim Ligtenberg, S Fred Norman, S (7, 1) Len Gabrielson, L Jim Brewer, L Bill Sudakis, S (9, PH)										1	0	1	0	0	0	0						
Inning Stats	R: 0 E: 0 K: 0 S: 3	H: 0 LOB: 0 BB: 0 P: 3	R: 0 E: 0 K: 2 S: 7	H: 0 LOB: 1 BB: 1 P: 11	R: 0 E: 0 K: 1 S: 5	H: 1 LOB: 0 BB: 0 P: 5	R: 0 E: 0 K: 1 S: 5	H: 0 LOB: 0 BB: 0 P: 5	R: 0 E: 0 K: 0 S: 3	H: 0 LOB: 0 BB: 0 P: 3	R: 1 E: 0 K: 0 S: 5	H: 2 LOB: 1 BB: 0 P: 5	R: 0 E: 0 K: 2 S: 8	H: 1 LOB: 2 BB: 1 P: 12	R: 1 E: 0 K: 1 S: 6	H: 1 LOB: 1 BB: 1 P: 10		R: 0 E: 0 K: 0 S: 5	H: 2 LOB: 2 BB: 0 P: 5	1B: 7 2B: 0 3B: 0 HR: 0	SF: 0 SAC: 0 DP: 0 HBP: 0	WP: 0 PB: 0 SB: 1 CS: 0
PITCHER	IP WLS BF H R ER SO BB IBB HBP BLK WP HR S P ERA WHIP																					
Jim McGlothlin, R ERA: 2.45 (1, 1)	7.1 W 29 5 2 2 7 3 0 0 0 0 0 0 40 52 2.46 1.091																					
Clay Carroll, R ERA: (8, 1)	1.2 S 7 2 0 0 0 0 0 0 0 0 0 0 7 7 0.00 1.200																					

Batter	1	2	3	4	5	6	7	8	9	AB	R	H	RBI	BB	SO	LOB	TOP			
Bobby Tolan, L (1, 8) OBP: 0.222, SLG: 0.556										4	0	0	0	0	3	3	Cincinnati Reds @ Los Angeles Dodgers Dodger Stadium, Los Angeles, CA Thu Apr 09 1970, 6:05 PM PST Att: 12,862 - Unknown			
Tommy Helms, R (1, 4) OBP: 0.167, SLG: 0.118										4	0	0	0	0	0	2				
Pete Rose, S (1, 9) OBP: 0.471, SLG: 0.571										4	0	0	0	0	2	0				
Tony Perez, R (1, 5) OBP: 0.438, SLG: 0.308										3	1	1	0	1	1	0				
Johnny Bench, R (1, 3) OBP: 0.313, SLG: 0.563										4	2	3	1	0	0	1				
Bernie Carbo, L (1, 7) OBP: 0.583, SLG: 0.800										3	0	1	0	1	0	3				
Pat Corrales, R (1, 2)										4	0	0	0	0	2	5				
Dave Concepcion, R (1, 6) OBP: 0.250, SLG: 0.438										4	0	3	2	0	0	0				
Wayne Simpson, R (1, 1) OBP: 0.250, SLG: 0.250										4	0	1	0	0	1	4				
Inning Stats	R: 0 E: 0 K: 1 S: 5	H: 0 LOB: 0 BB: 0 P: 5	R: 0 E: 0 K: 0 S: 3	H: 1 LOB: 0 BB: 0 P: 3	R: 0 E: 0 K: 2 S: 9	H: 1 LOB: 2 BB: 0 P: 9	R: 0 E: 0 K: 0 S: 3	H: 0 LOB: 2 BB: 2 P: 11	R: 0 E: 0 K: 0 S: 7	H: 0 LOB: 0 BB: 0 P: 7	R: 1 E: 0 K: 1 S: 7	H: 3 LOB: 1 BB: 0 P: 7	R: 0 E: 0 K: 2 S: 7	H: 0 LOB: 0 BB: 0 P: 7	R: 2 E: 0 K: 1 S: 8	H: 3 LOB: 1 BB: 0 P: 8	1B: 6 2B: 4 3B: 0 HR: 1	SF: 0 SAC: 0 DP: 3 HBP: 0	WP: 1 PB: 0 CS: 1	PA: 36
PITCHER	IP	WLS	BF	H	R	ER	SO	BB	IBB	HBP	BLK	WP	HR	S	P	ERA	WHIP			
Don Sutton, R (1, 1) ERA: 3.12	8.2	L	35	9	3	3	8	2	0	0	0	1	1	49	57	3.12	1.269			
Jim Brewer, L (9, 1) ERA:	0.1		1	0	0	0	1	0	0	0	0	0	0	3	3	0.00	0.000			

Batter	1	2	3	4	5	6	7	8	9	AB	R	H	RBI	BB	SO	LOB	BOTTOM			
Maury Wills, S (1, 6)										4	0	0	0	0	0	1	Cincinnati Reds @ Los Angeles Dodgers Dodger Stadium, Los Angeles, CA Thu Apr 09 1970, 6:05 PM PST Att: 12,862 - Unknown			
Bill Buckner, L (1, 7) OBP: 0.167, SLG: 0.091										4	0	0	0	0	0	0				
Willie Davis, L (1, 8)										3	0	0	0	0	1	0				
Willie Crawford, L (1, 9) OBP: 0.364, SLG: 0.300										3	0	1	0	0	0	0				
Wes Parker, S (1, 3)										3	0	0	0	0	0	1				
Steve Garvey, R (1, 5) OBP: 0.182, SLG: 0.100										3	0	0	0	0	1	0				
Tom Haller, L (1, 2) OBP: 0.200, SLG: 0.200										3	0	0	0	0	0	0				
Ted Sizemore, R (1, 4) OBP: 0.222, SLG: 0.222										3	0	1	0	0	0	0				
Don Sutton, R (1, 1)										1	0	0	0	0	0	0				
Jim Brewer, L (9, 1)										0	0	0	0	0	0	0				
Len Gabrielson, L (9, PH)										1	0	0	0	0	0	0				
Inning Stats	R: 0 E: 0 K: 1 S: 5	H: 0 LOB: 0 BB: 0 P: 5	R: 0 E: 0 K: 0 S: 3	H: 0 LOB: 0 BB: 0 P: 3	R: 0 E: 0 K: 0 S: 3	H: 0 LOB: 0 BB: 0 P: 3	R: 0 E: 0 K: 1 S: 5	H: 0 LOB: 0 BB: 0 P: 5	R: 0 E: 0 K: 0 S: 4	H: 1 LOB: 1 BB: 0 P: 4	R: 0 E: 0 K: 0 S: 4	H: 1 LOB: 1 BB: 0 P: 4	R: 0 E: 0 K: 0 S: 3	H: 0 LOB: 0 BB: 0 P: 3	R: 0 E: 0 K: 0 S: 3	H: 0 LOB: 0 BB: 0 P: 3	1B: 2 2B: 0 3B: 0 HR: 0	SF: 0 SAC: 1 DP: 0 HBP: 0	WP: 0 PB: 0 CS: 0	PA: 29
PITCHER	IP	WLS	BF	H	R	ER	SO	BB	IBB	HBP	BLK	WP	HR	S	P	ERA	WHIP			
Wayne Simpson, R (1, 1) ERA:	9.0	W	29	2	0	0	2	0	0	0	0	0	0	33	33	0.00	0.222			



Batter	1	2	3	4	5	6	7	8	9	AB	R	H	RBI	BB	SO	LOB	TOP								
Bobby Tolan, L OBP: 0.281, SLG: 0.545 (1, 8)	0-0 1-3	0-0 2B			4-0 FC8-6 BB		0-0 G4-6-3		0-0 FC1-6	4	0	1	1	1	0	2	Cincinnati Reds @ San Francisco Giants Candlestick Park, San Francisco, CA Fri Apr 10 1970, 9:05 PM EST Att: 6,989 - Unknown livebaseballscorecards.com								
Tommy Helms, R OBP: 0.450, SLG: 0.091 (1, 4)	0-0 F9	0-0 6-3			0-0 FC8-6		0-0 F9		0-0 F5	5	0	0	0	0	0	3									
Pete Rose, S OBP: 0.524, SLG: 0.563 (1, 9)	4-0 1B BB			4-0 S BB					0-0 5-3 3B 1B	2	1	1	0	2	0	0									
Tony Perez, R OBP: 0.450, SLG: 0.353 (1, 3)	0-0 FC6-4 1B			0-3 K			0-0 FC4-6 1B		0-0 5-3	4	0	2	0	0	1	2									
Johnny Bench, R OBP: 0.250, SLG: 0.450 (1, 2)	0-0 FC6-4			0-0 6-3			0-0 F6		0-3 K	4	0	0	0	0	1	5									
Bernie Carbo, L OBP: 0.583, SLG: 0.857 (1, 7)					0-0 4-3		0-0 FC4-6		0-0 2B 3B	4	1	2	1	0	0	2									
Jimmy Stewart, S OBP: 0.400, SLG: 0.250 (1, 5)					0-0 G4-3 1B		4-0 1-2 BB		0-3 K	3	0	1	0	1	2	2									
Dave Concepcion, R OBP: 0.263, SLG: 0.421 (9, PH)					0-0 G4-3		0-0 1-3		0-0 F8	3	1	1	0	0	0	3									
Hal McRae, R OBP: 0.400, SLG: 0.400 (9, PH)					1-2 WP 2B 1B				0-0 F8	1	0	0	0	0	0	0									
Ray Washburn, R (1, 1)					0-0 SF8				0-0 FC1-6 1B	1	0	0	1	0	0	0									
Don Gullett, R (5, 1)					0-0 F9				0-0 FC1-6 1B	0	0	0	0	0	0	0									
Angel Bravo, L OBP: 1.000, SLG: 1.000 (7, PH)					1-2 2-H					1	0	1	0	0	0	0									
Wayne Granger, R (7, 1)										0	0	0	0	0	0	0									
Darrel Chaney, S OBP: 1.000, SLG: 1.000 (9, PH)										1	0	1	0	0	0	0									
Inning Stats	R: 0 E: 0 K: 0 S: 4	H: 1 LOB: 2 BB: 1 P: 8	R: 2 E: 0 K: 1 S: 8	H: 3 LOB: 1 BB: 0 P: 8	R: 0 E: 0 K: 1 S: 5	H: 0 LOB: 1 BB: 1 P: 9	R: 0 E: 0 K: 0 S: 3	H: 1 LOB: 0 BB: 0 P: 3	R: 0 E: 0 K: 0 S: 2	H: 0 LOB: 0 BB: 1 P: 6	R: 0 E: 0 K: 0 S: 4	H: 1 LOB: 2 BB: 1 P: 8	R: 0 E: 0 K: 0 S: 3	H: 1 LOB: 0 BB: 0 P: 3	R: 1 E: 0 K: 2 S: 9	H: 2 LOB: 1 BB: 0 P: 9		R: 0 E: 0 K: 0 S: 4	H: 1 LOB: 1 BB: 0 P: 4	1B: 8 2B: 2 3B: 1 HR: 0	SF: 1 SAC: 0 DP: 3 HBP: 0	WP: 1 PB: 0 SB: 3 CS: 0	PA: 38		
PITCHER	IP	WLS	BF	H	R	ER	SO	BB	IBB	HBP	BLK	WP	HR	S	P	ERA	WHIP								
Rich Robertson, R ERA: 3.52 (1, 1)	7.2		33	9	3	3	3	4	0	0	0	1	0	35	51	3.52	1.696								
Frank Linzy, R ERA: 2.7 (8, 1)	1.1	W	5	1	0	0	1	0	0	0	0	0	0	7	7	0.00	0.750								

Batter	1	2	3	4	5	6	7	8	9	AB	R	H	RBI	BB	SO	LOB	BOTTOM								
Bobby Bonds, R OBP: 0.467, SLG: 0.273 (1, 9)	0-0 F9		0-3 K		4-0 BB 1B BB	4-0 1B BB		0-0 1-3 2-H 1B		3	1	1	1	2	1	0	Cincinnati Reds @ San Francisco Giants Candlestick Park, San Francisco, CA Fri Apr 10 1970, 9:05 PM EST Att: 6,989 - Unknown livebaseballscorecards.com								
Al Gallagher, R OBP: 0.444, SLG: 0.647 (1, 5)	0-0 F5		0-0 6-3		0-0 1B BB	0-0 1B BB		0-0 G1		5	1	2	0	0	0	3									
Willie Mays, R OBP: 0.438, SLG: 0.333 (1, 8)	4-0 BB		0-0 2B		4-0 1B BB	0-3 K		0-0 5-3		3	0	1	0	2	1	5									
Willie McCovey, L OBP: 0.412, SLG: 0.231 (1, 3)	0-0 4-3		4-0 IBB		0-3 K			0-0 G3		3	0	0	0	1	1	4									
Ken Henderson, S OBP: 0.529, SLG: 0.538 (1, 7)			0-0 4-1		0-0 BB 1B	0-0 BB 1B		0-0 L6-3 1B		4	1	3	2	0	0	2									
Dick Dietz, R OBP: 0.412, SLG: 0.875 (1, 2)			0-0 4-1 2B		0-0 6-3	4-0 1-2 BB		0-0 L6-3		3	0	1	0	1	0	1									
Tito Fuentes, S OBP: 0.125, SLG: 0.133 (1, 4)			0-0 4-1		0-0 6-3	0-0 F6		0-0 1B 2B		3	0	0	1	0	0	4									
Ron Hunt, R OBP: 0.750, SLG: 1.000 (9, 4)			2-3 3-H		0-0 6-3			0-0 1B 2B		1	1	1	0	0	0	0									
Hal Lanier, R OBP: 0.308, SLG: 0.182 (1, 6)			0-3 K		0-0 4-3			1-0 1B HBP		3	0	0	0	0	1	1									
Bob Burda, L (8, PH)										0	0	0	0	0	0	0									
Bob Heise, R (8, PR)										0	0	0	0	0	0	0									
Rich Robertson, R (1, 1)			0-3 K		0-0 6-3			0-0 B1		3	0	0	0	0	2	1									
Frank Linzy, R (8, 1)					0-0 6-3					1	0	0	0	0	0	2									
Inning Stats	R: 0 E: 0 K: 0 S: 3	H: 0 LOB: 1 BB: 1 P: 7	R: 1 E: 0 K: 2 S: 9	H: 2 LOB: 1 BB: 0 P: 9	R: 0 E: 0 K: 1 S: 6	H: 1 LOB: 2 BB: 1 P: 10	R: 0 E: 0 K: 0 S: 3	H: 0 LOB: 0 BB: 0 P: 3	R: 2 E: 0 K: 1 S: 7	H: 2 LOB: 3 BB: 3 P: 19	R: 0 E: 0 K: 2 S: 8	H: 1 LOB: 2 BB: 1 P: 12	R: 0 E: 0 K: 0 S: 3	H: 1 LOB: 0 BB: 0 P: 3	R: 1 E: 0 K: 0 S: 5	H: 2 LOB: 3 BB: 0 P: 6		1B: 6 2B: 4 3B: 0 HR: 0	SF: 0 SAC: 0 DP: 1 HBP: 1	WP: 0 PB: 0 SB: 0 CS: 0	PA: 39				
PITCHER	IP	WLS	BF	H	R	ER	SO	BB	IBB	HBP	BLK	WP	HR	S	P	ERA		WHIP							
Ray Washburn, R ERA: 5.79 (1, 1)	4.2		24	5	3	3	4	4	1	0	0	0	0	27	47	5.79	1.929								
Don Gullett, L ERA (5, 1)	1.1		6	1	0	0	2	1	0	0	0	0	0	9	13	0.00	1.500								
Wayne Granger, R ERA: 4.5 (7, 1)	2.0	L	9	3	1	1	0	0	0	1	0	0	0	8	9	4.50	1.500								

Batter	1	2	3	4	5	6	7	8	9	AB	R	H	RBI	BB	SO	LOB	TOP					
Bobby Tolan, L OBP: 0.250, SLG: 0.514 (1, 8)										5	1	2	2	0	0	2	Cincinnati Reds @ San Francisco Giants Candlestick Park, San Francisco, CA Sun Apr 12 1970, 6:38 AM EST Att: 31,731 - Unknown livebaseballscores.com					
Tommy Helms, R OBP: 0.139, SLG: 0.114 (1, 4)										5	0	1	0	0	0	3						
Pete Rose, S OBP: 0.485, SLG: 0.480 (1, 9)										3	1	1	0	0	1	1						
Tony Perez, R OBP: 0.515, SLG: 0.643 (1, 3)										3	1	0	0	1	0	2						
Johnny Bench, R OBP: 0.273, SLG: 0.455 (1, 2)										4	0	2	2	0	0	0						
Hal McRae, R OBP: 0.182, SLG: 0.182 Bernie Carbo, L OBP: 0.455, SLG: 0.800 (6, PH) (6, 7)										2	0	0	0	0	1	2						
Woody Woodward, R OBP: 0.250, SLG: 0.250 (1, 5)										4	1	1	0	0	1	1						
Darrel Chaney, S OBP: 0.400, SLG: 0.600 (1, 6)										4	1	1	1	0	2	0						
Gary Nolan, R OBP: 0.250, SLG: 0.143 Wayne Granger, R (9, 1)										3	0	1	0	1	1	1						
Inning Stats	R: 1 E: 0 K: 1 S: 8	H: 3 LOB: 2 BB: 0 P: 8	R: 0 E: 0 K: 1 S: 5	H: 0 LOB: 0 BB: 0 P: 5	R: 0 E: 1 K: 0 S: 4	H: 0 LOB: 0 BB: 0 P: 4	R: 0 E: 0 K: 0 S: 3	H: 0 LOB: 0 BB: 0 P: 3	R: 0 E: 0 K: 1 S: 6	H: 1 LOB: 1 BB: 0 P: 6	R: 2 E: 0 K: 1 S: 6	H: 2 LOB: 0 BB: 1 P: 10	R: 0 E: 0 K: 1 S: 5	H: 0 LOB: 1 BB: 1 P: 9	R: 0 E: 0 K: 1 S: 5	H: 0 LOB: 0 BB: 0 P: 5	R: 2 E: 0 K: 1 S: 8	H: 3 LOB: 1 BB: 0 P: 8	1B: 5 2B: 2 3B: 1 HR: 1	SF: 0 SAC: 0 DP: 0 HBP: 0	WP: 0 PB: 0 SB: 0 CS: 1	PA: 38
PITCHER	IP WLS BF H R ER SO BB IBB HBP BLK WP HR S P ERA WHIP																					
Ron Bryant, L ERA: 3.86 Frank Linzy, R ERA: 2.25 Don McMahon, R ERA: 5.4	(1, 1) (6, 1) (8, 1)	5.0 2.0 2.0	L 6 9	23 0 3	6 0 3	3 0 2	3 2 2	3 0 2	1 0 0	0 0 0	0 0 0	0 0 0	0 9 13	28 13 13	32 13 13	5.40 0.00 9.00	1.400 0.500 1.500					

Batter	1	2	3	4	5	6	7	8	9	AB	R	H	RBI	BB	SO	LOB	BOTTOM				
Bob Heise, R (1, 6)										4	0	0	0	0	0	2	Cincinnati Reds @ San Francisco Giants Candlestick Park, San Francisco, CA Sun Apr 12 1970, 6:38 AM EST Att: 31,731 - Unknown livebaseballscores.com				
Ron Hunt, R OBP: 0.455, SLG: 0.545 (1, 4)										4	0	1	0	0	0	3					
Ken Henderson, S OBP: 0.533, SLG: 0.560 (1, 8)										3	1	2	0	1	1	1					
Willie McCovey, L OBP: 0.367, SLG: 0.136 (1, 3)										4	0	0	0	0	0	5					
Bobby Bonds, R OBP: 0.357, SLG: 0.348 (1, 9)										4	0	1	0	0	1	0					
Al Gallacher, R OBP: 0.484, SLG: 0.667 (1, 5)										4	1	3	0	0	0	0					
Bob Taylor, L OBP: 0.429, SLG: 0.200 (1, 7)										4	0	1	1	0	0	3					
Russ Gibson, R (1, 2)										4	0	0	0	0	0	5					
Ron Bryant, S OBP: 0.500, SLG: 0.500 Frank Linzy, R Don Mason, L Don McMahon, R Bob Burda, L (7, PH) (8, 1) (9, PH)										2	0	1	0	0	0	0					
Inning Stats	R: 0 E: 0 K: 1 S: 6	H: 1 LOB: 1 BB: 0 P: 6	R: 0 E: 0 K: 0 S: 4	H: 1 LOB: 0 BB: 0 P: 4	R: 0 E: 0 K: 0 S: 3	H: 0 LOB: 0 BB: 0 P: 3	R: 1 E: 0 K: 0 S: 5	H: 2 LOB: 2 BB: 1 P: 9	R: 0 E: 0 K: 0 S: 3	H: 0 LOB: 0 BB: 0 P: 3	R: 0 E: 0 K: 0 S: 3	H: 0 LOB: 1 BB: 1 P: 7	R: 0 E: 0 K: 1 S: 5	H: 1 LOB: 0 BB: 0 P: 5	R: 0 E: 0 K: 0 S: 5	H: 2 LOB: 1 BB: 0 P: 5	1B: 9 2B: 0 3B: 0 HR: 0	SF: 0 SAC: 1 DP: 1 HBP: 0	WP: 0 PB: 0 SB: 0 CS: 0	PA: 37	
PITCHER	IP WLS BF H R ER SO BB IBB HBP BLK WP HR S P ERA WHIP																				
Gary Nolan, R ERA: 1.06 Wayne Granger, R ERA: 2.7	(1, 1) (9, 1)	8.0 1.0	W S	34 3	9 0	2 0	2 0	2 0	0 0	0 0	0 0	0 0	0 3	36 3	44 3	2.25 0.00	1.375 0.000				

Batter	1	2	3	4	5	6	7	8	9	AB	R	H	RBI	BB	SO	LOB	TOP																		
Bill Buckner, L (1,7) OBP: 0.160, SLG: 0.125	1-3		P3		P6		K		G3	5	0	0	0	0	1	3	Los Angeles Dodgers @ Cincinnati Reds Crosley Field, Cincinnati, OH Thu Apr 16 1970, 6:05 PM EST Att: 6,114 - Unknown livebaseballscorecards.com																		
Maury Wills, S (1,6) OBP: 0.350, SLG: 0.212 Camilo Pascual, R (7,1)	F8				3-1					3	1	1	0	0	0	0																			
Ted Sizemore, R (8,PH) OBP: 0.375, SLG: 0.438 Claude Osteen, L (8,PR) OBP: 0.167, SLG: 0.167 Ray Lamb, R (8,1)			1B						1B	1	0	1	0	0	0	0																			
Willie Davis, L (1,8) OBP: 0.184, SLG: 0.162									F7	4	0	3	1	0	0	1																			
Wes Parker, S (1,3) OBP: 0.231, SLG: 0.216	CS	F7			CS	5-3			F9	4	0	1	1	0	0	1																			
Willie Crawford, L (1,9) OBP: 0.222, SLG: 0.308 Andy Kosco, R (8,PH) OBP: 0.167, SLG: 0.500			FC4-6			K			F9	3	0	1	0	0	1	2																			
Jim Lefebvre, S (1,5) OBP: 0.300, SLG: 0.176					F8					3	0	1	0	1	0	1																			
Tom Haller, L (1,2) OBP: 0.267, SLG: 0.267 Bill Sudakis, S (6,PH) OBP: 0.273, SLG: 0.364	4-3					FC6-4				2	0	1	0	0	0	1																			
Billy Grabarkewitz, R (1,4) OBP: 0.412, SLG: 0.462					P4					1	0	0	0	3	0	1																			
Bill Singer, R (1,1) OBP: 0.167, SLG: 0.167 Fred Norman, S (5,1) Jose Pena, R (6,1) Steve Garvey, R (7,PH) OBP: 0.091, SLG: 0.048			FC1-6		6-3		G6-4-3		G1-2-3	2	1	0	0	0	0	2																			
Inning Stats	R: 0 E: 0 K: 0 S: 3	H: 1 LOB: 0 BB: 0 P: 3	R: 0 E: 0 K: 0 S: 4	H: 1 LOB: 1 BB: 0 P: 4	R: 2 E: 0 K: 0 S: 6	H: 3 LOB: 2 BB: 1 P: 10	R: 0 E: 0 K: 0 S: 4	H: 1 LOB: 1 BB: 0 P: 4	R: 0 E: 0 K: 1 S: 5	H: 0 LOB: 0 BB: 1 P: 9	R: 0 E: 0 K: 1 S: 4	H: 0 LOB: 0 BB: 1 P: 8	R: 0 E: 0 K: 0 S: 4	H: 1 LOB: 1 BB: 0 P: 4	R: 0 E: 0 K: 0 S: 4	H: 2 LOB: 2 BB: 1 P: 8		1B: 9 2B: 1 3B: 0 HR: 0	SF: 0 SAC: 0 DP: 2 HBP: 0	WP: 0 PB: 0 SB: 0 CS: 2	PA: 39														
PITCHER	IP WLS BF H R ER SO BB IBB HBP BLK WP HR S P ERA WHIP																																		
Jim Maloney, R (1,1) ERA: 8.44	3.0	W	14	5	2	2	0	1	0	0	0	0	0	0	13	17		6.00	2.000																
Don Gullett, L (4,1) ERA:	5.0	W	18	3	0	0	2	2	0	0	0	0	0	0	20	28		0.00	1.000																
Wayne Granger, R (9,1) ERA: 1.42	1.0	S	5	2	0	0	0	1	0	0	0	0	0	0	4	8		0.00	3.000																

Batter	1	2	3	4	5	6	7	8	9	AB	R	H	RBI	BB	SO	LOB	BOTTOM																	
Pete Rose, S (1,9) OBP: 0.491, SLG: 0.385 Jimmy Stewart, S (9,5) OBP: 0.300, SLG: 0.125	1-3				E5		1-3			4	2	2	0	1	0	1	Los Angeles Dodgers @ Cincinnati Reds Crosley Field, Cincinnati, OH Thu Apr 16 1970, 6:05 PM EST Att: 6,114 - Unknown livebaseballscorecards.com																	
Tommy Helms, R (1,4) OBP: 0.212, SLG: 0.235 Darrel Chaney, S (8,PH) OBP: 0.429, SLG: 0.571	4-3									4	2	2	2	0	0	1																		
Bobby Tolan, L (1,8) OBP: 0.245, SLG: 0.490 Wayne Granger, R (9,1)	4-3									4	2	1	0	1	1	3																		
Tony Perez, R (1,5) OBP: 0.500, SLG: 0.714 Hal McRae, R (9,9) OBP: 0.188, SLG: 0.188										4	2	2	2	1	1	3																		
Johnny Bench, R (1,2) OBP: 0.220, SLG: 0.400										0	0	0	0	0	1	5																		
Lee May, R (1,3) OBP: 0.400, SLG: 0.739										5	2	4	4	0	1	1																		
Bernie Carbo, L (1,7) OBP: 0.486, SLG: 0.733										5	0	2	2	0	0	2																		
Dave Concepcion, R (1,6) OBP: 0.256, SLG: 0.297 Angel Bravo, L (9,8) OBP: 1.000, SLG: 1.000										4	0	0	0	0	1	2																		
Jim Maloney, L (1,1) Don Gullett, R (4,1) Woody Woodward, R (9,4) OBP: 0.250, SLG: 0.250										1	0	0	0	0	0	0																		
Inning Stats	R: 0 E: 0 K: 0 S: 3	H: 0 LOB: 0 BB: 0 P: 3	R: 0 E: 0 K: 1 S: 6	H: 1 LOB: 0 BB: 0 P: 6	R: 0 E: 0 K: 1 S: 7	H: 2 LOB: 0 BB: 0 P: 7	R: 1 E: 0 K: 2 S: 9	H: 2 LOB: 1 BB: 0 P: 9	R: 5 E: 1 K: 0 S: 6	H: 3 LOB: 0 BB: 2 P: 14	R: 3 E: 1 K: 1 S: 7	H: 1 LOB: 1 BB: 2 P: 15	R: 1 E: 0 K: 0 S: 5	H: 2 LOB: 1 BB: 0 P: 5	R: 2 E: 0 K: 1 S: 8	H: 3 LOB: 1 BB: 0 P: 8		1B: 6 2B: 5 3B: 1 HR: 2	SF: 0 SAC: 0 DP: 0 HBP: 0	WP: 2 PB: 0 SB: 1 CS: 0	PA: 43													
PITCHER	IP WLS BF H R ER SO BB IBB HBP BLK WP HR S P ERA WHIP																																	
Bill Singer, L (1,1) ERA: 3.32	1.2	L	10	2	5	3	1	2	0	0	0	1	1	10	18	16.20		2.400																
Fred Norman, L (5,1) ERA: 9.52	0.1		2	0	0	0	0	1	0	0	1	0	0	1	5	0.00		3.000																
Jose Pena, R (6,1) ERA:	1.0		5	2	1	1	0	0	0	0	0	0	0	5	5	9.00		2.000																
Camilo Pascual, R (7,1) ERA: 9.0	1.0		6	3	2	2	1	0	0	0	0	0	1	8	8	18.00		3.000																
Ray Lamb, R (8,1) ERA: 5.4	1.0		6	3	2	2	1	0	0	0	0	0	1	8	8	18.00		3.000																

Batter	1	2	3	4	5	6	7	8	9	AB	R	H	RBI	BB	SO	LOB	TOP										
Tito Fuentes, S OBP: 0.306, SLG: 0.438 (1, 4)	0-0 SH1-3 1B 2B	0-3 K	0-0 K	0-3 K	0-0 6-3	0-0 FC3-6	0-0 FC3-6	0-0 FC3-6	0-0 FC3-6	5	1	1	0	0	2	3	San Francisco Giants @ Cincinnati Reds Crosley Field, Cincinnati, OH Fri Apr 17 1970, 6:05 PM EST Att: 22,094 - Unknown										
Al Gallagher, R OBP: 0.473, SLG: 0.571 (1, 5)	0-0 SH1-3 2-3	0-0 SH1-3	0-0 BB 1B	0-0 BB 1B	0-0 E 2B	0-0 4-3	0-0 4-3	0-0 F8	0-0 F8	4	1	2	0	0	0	1											
Ken Henderson, S OBP: 0.571, SLG: 0.652 (7, 7)	4-0 1B BB	4-0 1B BB	0-0 F6	0-0 F6	0-0 E8 F9 1B	0-0 E8 F9 1B	0-0 E8 F9 1B	0-0 4-3	0-0 4-3	4	1	2	1	1	0	2											
Willie McCovey, L OBP: 0.418, SLG: 0.537 (1, 3)	0-0 1-3 3-H 1B	0-0 1-3 3-H 1B	0-3 K	0-3 K	0-0 F9	0-0 F9	0-0 F9	0-0 F9	0-0 F9	4	1	2	2	1	1	2											
Bobby Bonds, R OBP: 0.446, SLG: 0.432 (7, 9)	0-0 F4	0-0 F4	4-0 1-2 BB	4-0 1-2 BB	0-0 1B 1B	0-0 1B 1B	0-0 1B 1B	0-0 1B 1B	0-0 1B 1B	3	1	1	1	2	1	4											
Bob Taylor, L OBP: 0.333, SLG: 0.200 (7, PH)	0-3 K	0-3 K	0-0 6-3	0-0 6-3	0-0 1B	0-0 1B	0-0 1B	0-0 1B	0-0 1B	3	0	1	0	0	1	4											
Willie Mays, R OBP: 0.400, SLG: 0.467 (7, 8)	0-0 K	0-0 K	0-0 6-3	0-0 6-3	0-0 1B	0-0 1B	0-0 1B	0-0 1B	0-0 1B	2	0	0	0	0	0	1											
Russ Gibson, R OBP: 0.111, SLG: 0.111 (1, 2)	0-0 F8	0-0 F8	0-0 F8	0-0 F8	0-0 F8	0-0 F8	0-0 F8	0-0 F8	0-0 F8	5	0	1	0	0	0	3											
Bob Heise, R OBP: 0.346, SLG: 0.261 (1, 6)	0-0 1B	0-0 1B	0-0 FC6-4 1B	0-0 FC6-4 1B	0-0 FC6-4 1B	0-0 FC6-4 1B	0-0 FC6-4 1B	0-0 FC6-4 1B	0-0 FC6-4 1B	4	0	2	1	0	0	1											
Rich Robertson, R (1, 1)	0-3 K	0-3 K	0-3 K	0-3 K	0-3 K	0-3 K	0-3 K	0-3 K	0-3 K	3	0	0	0	0	2	4											
Ron Bryant, S OBP: 0.250, SLG: 0.250 (7, 1)	0-0 K	0-0 K	0-0 K	0-0 K	0-0 K	0-0 K	0-0 K	0-0 K	0-0 K	0	0	0	0	0	0	0											
Don McMahon, R (7, 1)	0-0 K	0-0 K	0-0 K	0-0 K	0-0 K	0-0 K	0-0 K	0-0 K	0-0 K	1	0	0	0	0	0	0											
Frank Linzy, R (9, 1)	0-0 K	0-0 K	0-0 K	0-0 K	0-0 K	0-0 K	0-0 K	0-0 K	0-0 K	0	0	0	0	0	0	0											
Inning Stats	R: 1 E: 0 K: 1 S: 7	H: 2 LOB: 2 BB: 1 P: 11	R: 0 E: 0 K: 2 S: 8	H: 1 LOB: 1 BB: 0 P: 8	R: 0 E: 0 K: 1 S: 6	H: 1 LOB: 1 BB: 1 P: 10	R: 0 E: 0 K: 2 S: 8	H: 1 LOB: 1 BB: 0 P: 8	R: 3 E: 1 K: 0 S: 8	H: 5 LOB: 2 BB: 0 P: 8	R: 0 E: 0 K: 1 S: 6	H: 1 LOB: 2 BB: 1 P: 10	R: 0 E: 0 K: 0 S: 3	H: 0 LOB: 0 BB: 0 P: 3	R: 0 E: 0 K: 1 S: 6	H: 0 LOB: 1 BB: 0 P: 6	R: 0 E: 0 K: 0 S: 3	H: 0 LOB: 1 BB: 1 P: 7	R: 1 E: 0 K: 0 S: 3	H: 1 LOB: 0 BB: 1 P: 7	1B: 8 2B: 3 3B: 0 HR: 1	SF: 0 SAC: 1 DP: 1 HBP: 0	WP: 0 PB: 1 SB: 0 CS: 0	PA: 43			
PITCHER	IP	WLS	BF	H	R	ER	SO	BB	IBB	HBP	BLK	WP	HR	S	P	ERA	WHIP										
Gary Nolan, R ERA: 2.49	(1, 1)	4.2	26	10	4	4	6	2	0	0	1	0	0	36	44	7.71	2.571										
Tony Cloninger, R ERA:	(5, 1)	2.1	9	1	0	0	1	0	1	0	0	0	0	10	14	0.00	0.429										
Wayne Granger, R ERA: 2.16	(8, 1)	2.0	W	8	1	1	1	1	0	0	0	0	1	9	13	4.50	1.000										

Batter	1	2	3	4	5	6	7	8	9	AB	R	H	RBI	BB	SO	LOB	BOTTOM										
Pete Rose, S OBP: 0.464, SLG: 0.477 (1, 9)	0-0 F8	0-0 F8	0-0 4-3 1B	0-0 4-3 1B	0-3 K	0-0 K	0-0 K	0-0 K	0-0 K	5	2	3	2	0	1	0	San Francisco Giants @ Cincinnati Reds Crosley Field, Cincinnati, OH Fri Apr 17 1970, 6:05 PM EST Att: 22,094 - Unknown										
Tommy Helms, R OBP: 0.232, SLG: 0.255 (1, 4)	0-0 FC6-4 1B	0-0 FC6-4 1B	0-0 4-3	0-0 4-3	0-0 F9	0-0 F9	0-0 F9	0-0 F9	0-0 F9	4	0	2	0	0	0	1											
Bobby Tolan, L OBP: 0.259, SLG: 0.473 (1, 8)	0-3 K	0-3 K	0-0 F8	0-0 F8	0-0 F9	0-0 F9	0-0 F9	0-0 F9	0-0 F9	4	1	1	0	1	1	2											
Tony Perez, R OBP: 0.509, SLG: 0.761 (1, 5)	0-0 FC6-4	0-0 FC6-4	0-0 6-3	0-0 6-3	0-0 6-3	0-0 6-3	0-0 6-3	0-0 6-3	0-0 6-3	4	1	2	3	1	0	1											
Johnny Bench, R OBP: 0.222, SLG: 0.444 (1, 2)	0-0 5-3	0-0 5-3	0-0 5-3	0-0 5-3	0-0 5-3	0-0 5-3	0-0 5-3	0-0 5-3	0-0 5-3	4	1	1	1	0	1	4											
Lee May, R OBP: 0.414, SLG: 0.808 (1, 3)	4-0 FC6-4 BB	4-0 FC6-4 BB	0-0 FC6-4 BB	0-0 FC6-4 BB	0-0 FC6-4 BB	0-0 FC6-4 BB	0-0 FC6-4 BB	0-0 FC6-4 BB	0-0 FC6-4 BB	3	1	1	1	1	0	1											
Bernie Carbo, L OBP: 0.462, SLG: 0.676 (1, 7)	0-3 K	0-3 K	0-0 K	0-0 K	0-0 K	0-0 K	0-0 K	0-0 K	0-0 K	4	0	1	0	0	2	1											
Dave Concepcion, R OBP: 0.244, SLG: 0.282 (7, PH)	0-0 FC6-4	0-0 FC6-4	0-0 FC6-4	0-0 FC6-4	0-0 FC6-4	0-0 FC6-4	0-0 FC6-4	0-0 FC6-4	0-0 FC6-4	2	0	0	0	0	0	2											
Jimmy Stewart, S OBP: 0.273, SLG: 0.111 (8, 6)	0-0 FC6-4	0-0 FC6-4	0-0 FC6-4	0-0 FC6-4	0-0 FC6-4	0-0 FC6-4	0-0 FC6-4	0-0 FC6-4	0-0 FC6-4	1	0	0	0	0	1	0											
Darrel Chaney, S OBP: 0.375, SLG: 0.500 (8, 6)	0-0 FC6-4	0-0 FC6-4	0-0 FC6-4	0-0 FC6-4	0-0 FC6-4	0-0 FC6-4	0-0 FC6-4	0-0 FC6-4	0-0 FC6-4	1	0	0	0	0	0	0											
Gary Nolan, R OBP: 0.200, SLG: 0.111 (1, 1)	0-0 K	0-0 K	0-3 K	0-3 K	0-0 K	0-0 K	0-0 K	0-0 K	0-0 K	2	0	0	0	0	1	1											
Tony Cloninger, R OBP: 0.333, SLG: 0.333 (7, PH)	0-0 FC6-4	0-0 FC6-4	0-0 FC6-4	0-0 FC6-4	0-0 FC6-4	0-0 FC6-4	0-0 FC6-4	0-0 FC6-4	0-0 FC6-4	0	0	0	0	0	0	0											
Angel Bravo, L OBP: 1.000, SLG: 1.000 (7, PH)	0-0 K	0-0 K	0-0 K	0-0 K	0-0 K	0-0 K	0-0 K	0-0 K	0-0 K	0	1	0	0	1	0	0											
Wayne Granger, R (8, 1)	0-0 K	0-0 K	0-0 K	0-0 K	0-0 K	0-0 K	0-0 K	0-0 K	0-0 K	0	0	0	0	0	0	0											
Hal McRae, R OBP: 0.235, SLG: 0.412 (9, PH)	0-0 K	0-0 K	0-0 K	0-0 K	0-0 K	0-0 K	0-0 K	0-0 K	0-0 K	1	1	1	1	0	0	0											
Inning Stats	R: 0 E: 0 K: 1 S: 6	H: 1 LOB: 1 BB: 0 P: 6	R: 0 E: 0 K: 1 S: 5	H: 0 LOB: 1 BB: 1 P: 9	R: 0 E: 0 K: 1 S: 6	H: 1 LOB: 1 BB: 0 P: 6	R: 2 E: 0 K: 0 S: 6	H: 3 LOB: 1 BB: 0 P: 6	R: 0 E: 0 K: 1 S: 5	H: 0 LOB: 0 BB: 0 P: 5	R: 0 E: 0 K: 1 S: 5	H: 1 LOB: 0 BB: 0 P: 5	R: 2 E: 0 K: 2 S: 10	H: 3 LOB: 3 BB: 2 P: 18	R: 0 E: 0 K: 0 S: 3	H: 0 LOB: 0 BB: 0 P: 3	R: 4 E: 0 K: 0 S: 4	H: 3 LOB: 0 BB: 1 P: 8	R: 1 E: 0 K: 0 S: 3	H: 3 LOB: 0 BB: 1 P: 8	1B: 7 2B: 0 3B: 0 HR: 5	SF: 0 SAC: 1 DP: 1 HBP: 0	WP: 0 PB: 0 SB: 0 CS: 0	PA: 40			
PITCHER	IP	WLS	BF	H	R	ER	SO	BB	IBB	HBP	BLK	WP	HR	S	P	ERA	WHIP										
Rich Robertson, R ERA: 7.47	(1, 1)	6.2	29	8	4	4	7	2	0	0	0	0	0	41	49	5.40	1.500										
Ron Bryant, L ERA: 2.45	(7, 1)	0.0	1	1	0	0	0	0	0	0	0	0	0	1	1	∞	∞										
Don McMahon, R ERA: 5.23	(7, 1)	1.1	L	7	2	2	0	1	0	0	0	0	1	6	10	13.50	2.250										
Frank Linzy, R ERA: 5.11	(9, 1)	0.1	3	1	2	2	0	0	1	0	0	0	1	2	6	54.00	3.000										

AB	38
R	5
H	12
RBI	5
BB	4
SO	8
LOB	25



Batter	1	2	3	4	5	6	7	8	9	AB	R	H	RBI	BB	SO	LOB	TOP										
Bobby Bonds, R OBP: 0.452, SLG: 0.449 (1, 9)	0-0 SF3 2B		0-0 2-3		0-0 F7	4-0 HR BB	0-0 1B		0-3 K	5	2	0	1	1	0		San Francisco Giants @ Cincinnati Reds Crosley Field, Cincinnati, OH Sat Apr 18 1970, 3:33 AM EST Att: 9,018 - Unknown										
Ron Hunt, R OBP: 0.393, SLG: 0.536 (1, 4)	0-0 4-3 2-3		0-0 5-3		0-0 F7	0-0 HR	0-0 FC6-4 1B		0-0 BB BB 1B	6	1	3	6	0	0	1											
Willie Mays, R OBP: 0.390, SLG: 0.424 (1, 8)	0-0 SF3		0-0 4-3			0-0 HR	0-0 FC6-4 1B		4-0 BB BB 1B	3	1	0	1	2	0	2											
Willie McCovey, L OBP: 0.433, SLG: 0.512 Bob Burda, L OBP: 0.571, SLG: 0.250 (1, 3) (8, 3)	0-0 F8			4-0 G1-6-3 BB 1B BB		4-0 BB BB G1-2-3 BB	4-0 BB BB 2B BB	0-3 K	4-0 BB BB 1B	2	2	0	0	3	1	0											
Ken Henderson, S OBP: 0.581, SLG: 0.625 (1, 7)		4-0 1-6-3 BB		4-0 G1-6-3 BB		4-0 G1-2-3 BB 1B BB	4-0 BB BB 2B BB	0-0 E6 WP 2B	0-0 F3	2	4	0	0	4	0	3											
Al Gallagher, R OBP: 0.443, SLG: 0.519 (1, 5)		0-0 1-6-3		0-0 G1-6-3		4-0 G1-2-3 BB 1B BB	0-3 K	0-0 F9	0-3 K	5	1	0	1	1	2	9											
Russ Gibson, R OBP: 0.286, SLG: 0.308 (1, 2)		0-0 1-3		0-0 1B		0-0 G1-2-3	0-0 1B 2B	4-0 BB		4	2	2	3	1	0	4											
Bob Heise, R OBP: 0.387, SLG: 0.357 (1, 6)		0-0 1B		0-0 F8		0-0 BB HR BB 1B	0-0 F5	0-0 BB	0-0 2B	5	1	3	5	0	0	2											
Frank Reberger, L OBP: 0.333, SLG: 0.667 Jim Johnson, L (4, 1) Steve Whitaker, L OBP: 0.250, SLG: 0.235 Mike McCormick, L (6, 1)	0-3 K		0-3 K		0-0 5-3		4-0 BB BB 1B BB	4-0 BB BB 1B BB	0-0 4-3	1	0	0	0	0	1	1											
Inning Stats	R: 1 E: 0 K: 0 S: 4	H: 1 LOB: 0 BB: 0 P: 4	R: 1 E: 0 K: 1 S: 6	H: 1 LOB: 1 BB: 1 P: 10	R: 0 E: 0 K: 0 S: 3	H: 0 LOB: 0 BB: 0 P: 3	R: 1 E: 0 K: 0 S: 3	H: 1 LOB: 1 BB: 2 P: 11	R: 0 E: 0 K: 0 S: 3	H: 0 LOB: 0 BB: 0 P: 3	R: 7 E: 0 K: 0 S: 4	H: 2 LOB: 0 BB: 6 P: 28	R: 4 E: 0 K: 1 S: 8	H: 3 LOB: 2 BB: 3 P: 20	R: 2 E: 1 K: 1 S: 7	H: 1 LOB: 1 BB: 1 P: 11		R: 0 E: 0 K: 2 S: 8	H: 1 LOB: 3 BB: 2 P: 16	1B: 6 2B: 3 3B: 0 HR: 1	SF: 1 SAC: 0 DP: 2 HBP: 0	WP: 1 PB: 0 SB: 0 CS: 0	PA: 51				
PITCHER	IP	WLS	BF	H	R	ER	SO	BB	IBB	HBP	BLK	WP	HR	S	P	ERA	WHIP										
Jim McGlothlin, R ERA: 4.0	3.2		16	3	3	3	1	3	0	0	0	0	0	15	27	7.36	1.636										
Ray Washburn, R ERA: 9.0	1.1		8	0	4	4	0	4	0	0	0	0	0	4	20	27.00	3.000										
Tony Cloninger, R ERA: 4.5	1.0	L	6	2	3	3	0	2	0	0	0	0	1	4	12	27.00	4.000										
Clay Carroll, R ERA: 4.26	0.1		4	1	3	3	1	2	0	0	0	0	0	4	12	81.00	9.000										
Bo Belinsky, L ERA: 3.39	2.2		17	4	3	1	3	4	0	0	0	1	0	19	35	3.38	3.000										

AB	35
R	16
H	10
RBI	16
BB	15
SO	5
LOB	23



Batter	1	2	3	4	5	6	7	8	9	AB	R	H	RBI	BB	SO	LOB	BOTTOM										
Pete Rose, S OBP: 0.459, SLG: 0.458 (1, 9)	0-0 1B		0-0 F7	4-0 BB K WP IBB	0-0 6-3		0-0 F8			4	1	1	0	1	0	3	San Francisco Giants @ Cincinnati Reds Crosley Field, Cincinnati, OH Sat Apr 18 1970, 3:33 AM EST Att: 9,018 - Unknown										
Tommy Helms, R OBP: 0.230, SLG: 0.250 (1, 4)	0-0 2B 1B		0-0 F4	0-3 WP K BB 1B		0-0 F4		0-0 F7		5	2	1	0	0	1	2											
Bobby Tolan, L OBP: 0.286, SLG: 0.492 (1, 8)	0-0 1B 2B		0-0 CS 1B	1-2 2-3 3-H 4-0 WP BB 1B		0-0 1-3		0-0 4-3		4	1	2	2	1	0	0											
Tony Perez, R OBP: 0.533, SLG: 0.755 (1, 5)	0-0 F9		0-0 CS	0-0 BB 1B		4-0 BB		0-0 1B		3	1	2	2	2	0	1											
Johnny Bench, R OBP: 0.220, SLG: 0.441 (1, 2)	0-3 K		0-3 K	0-0 BB 2B E6		0-0 F2		0-0 F4		5	1	1	1	0	1	4											
Lee May, R OBP: 0.441, SLG: 0.867 (1, 3)		0-0 F9		0-0 SH5-3 BB 1B		4-0 G3-6 BB		0-0 HR		4	2	2	2	1	0	2											
Bernie Carbo, L OBP: 0.455, SLG: 0.622 (1, 7)		0-0 F8		4-0 K SH5-3 BB BB	4-0 SH2-4 BB		0-0 G3-6 1-2 BB		0-3 K	3	1	0	0	2	1	1											
Dave Concepcion, R OBP: 0.267, SLG: 0.326 (1, 6)		0-0 E7 2B		0-0 SH5-3	0-0 F8		0-0 BB 1B		0-0 F7	4	0	2	0	0	0	1											
Jim McGlothlin, R OBP: 0.400, SLG: 0.250 Ray Washburn, R ERA: 9.0 Tony Cloninger, R ERA: 4.5 Clay Carroll, R ERA: 4.26 Bo Belinsky, L ERA: 3.39 Hal McRae, R OBP: 0.222, SLG: 0.389 (1, 1) (4, 1) (6, 1) (7, 1) (7, 1) (6, PH)	0-3 K		0-3 K	0-3 K		0-0 SH2-4		4-0 BB		0-0 F6	1	0	0	0	0	1											
Inning Stats	R: 1 E: 0 K: 1 S: 7	H: 3 LOB: 1 BB: 0 P: 7	R: 0 E: 1 K: 1 S: 6	H: 1 LOB: 1 BB: 0 P: 6	R: 0 E: 0 K: 0 S: 3	H: 1 LOB: 0 BB: 0 P: 3	R: 7 E: 1 K: 2 S: 12	H: 3 LOB: 4 BB: 1 P: 28	R: 0 E: 0 K: 0 S: 3	H: 0 LOB: 1 BB: 1 P: 7	R: 0 E: 0 K: 0 S: 3	H: 0 LOB: 2 BB: 2 P: 11	R: 0 E: 0 K: 0 S: 4	H: 1 LOB: 1 BB: 0 P: 4	R: 0 E: 0 K: 1 S: 6	H: 1 LOB: 0 BB: 0 P: 6		1B: 7 2B: 3 3B: 0 HR: 1	SF: 0 SAC: 2 DP: 1 HBP: 0	WP: 2 PB: 0 SB: 0 CS: 1	PA: 46						
PITCHER	IP	WLS	BF	H	R	ER	SO	BB	IBB	HBP	BLK	WP	HR	S	P	ERA	WHIP										
Frank Reberger, R ERA: 12.34	3.2		20	7	7	7	4	2	0	0	0	1	0	6	14	6.75	2.250										
Jim Johnson, L ERA: 8.1	1.1	W	8	1	1	1	0	2	0	0	0	0	0	6	14	6.75	2.250										
Mike McCormick, L ERA: 5.75	4.0	S	17	3	1	1	1	3	0	0	0	0	1	16	28	2.25	1.500										



Batter	1	2	3	4	5	6	7	8	9	AB	R	H	RBI	BB	SO	LOB	TOP					
Bob Heise, R OBP: 0.343, SLG: 0.313 (1,6)	4-3		K		F8		F8			4	0	0	0	0	1	1	San Francisco Giants @ Cincinnati Reds Crosley Field, Cincinnati, OH Sun Apr 19 1970, 3:33 AM EST Att: 31,569 - Unknown livebaseballscores.com					
Ron Hunt, R OBP: 0.406, SLG: 0.500 (1,4)	F4		BB		BB		F6			2	0	0	0	2	0	1						
Ken Henderson, S OBP: 0.576, SLG: 0.627 (1,9)			BB		K					3	0	1	0	1	2	1						
Willie McCovey, L OBP: 0.438, SLG: 0.489 (1,3)			BB							2	0	0	0	2	0	2						
Bobby Bonds, R OBP: 0.424, SLG: 0.415 (1,8)										4	0	0	0	0	2	3						
Al Gallagher, R OBP: 0.431, SLG: 0.491 (1,5)										3	0	0	0	1	0	1						
Russ Gibson, R OBP: 0.222, SLG: 0.235 (1,2)										4	0	0	0	0	1	3						
Bob Taylor, L OBP: 0.375, SLG: 0.167 (1,7)										2	0	0	0	1	0	2						
Gaylord Perry, R Don Mason, L (7, PH) Ron Bryant, S Frank Linzy, R (7, 1) Steve Whitaker, L (9, PH)										2	0	0	0	0	2	1						
Inning Stats	R: 0 E: 0 K: 1 S: 6	H: 1 LOB: 2 BB: 1 P: 10	R: 0 E: 1 K: 2 S: 8	H: 0 LOB: 1 BB: 0 P: 8	R: 0 E: 0 K: 1 S: 4	H: 0 LOB: 1 BB: 2 P: 12	R: 0 E: 0 K: 0 S: 3	H: 0 LOB: 1 BB: 1 P: 7	R: 0 E: 0 K: 1 S: 7	H: 0 LOB: 1 BB: 1 P: 11	R: 0 E: 0 K: 1 S: 5	H: 0 LOB: 1 BB: 1 P: 9	R: 0 E: 0 K: 1 S: 3	H: 0 LOB: 0 BB: 1 P: 7	R: 0 E: 0 K: 1 S: 5	H: 0 LOB: 0 BB: 0 P: 5		R: 0 E: 0 K: 1 S: 5	H: 0 LOB: 1 BB: 0 P: 6	1B: 0 2B: 1 3B: 0 HR: 0	SF: 0 SAC: 0 DP: 1 HBP: 1	WP: 0 PB: 1 SB: 0 CS: 0
PITCHER Wayne Simpson, R ERA: 0.36 (1,1)	IP: 9.0 WLS: W BF: 36 H: 1 R: 0 ER: 0 SO: 9 BB: 6 IBB: 1 HBP: 1 BLK: 0 WP: 0 HR: 0 S: 46 P: 75 ERA: 0.00 WHIP: 0.778															PITCHER						

Batter	1	2	3	4	5	6	7	8	9	AB	R	H	RBI	BB	SO	LOB	BOTTOM			
Pete Rose, S OBP: 0.424, SLG: 0.415 (1,9)	4-3	5-3			K		E6	F8		5	1	0	0	0	1	2	San Francisco Giants @ Cincinnati Reds Crosley Field, Cincinnati, OH Sun Apr 19 1970, 3:33 AM EST Att: 31,569 - Unknown livebaseballscores.com			
Tommy Helms, R OBP: 0.242, SLG: 0.262 (1,4)	6-3		F3		1B		1B	F9		5	2	2	0	0	0	0				
Bobby Tolan, L OBP: 0.313, SLG: 0.508 (1,8)			F7		1B		1B			4	2	3	1	0	0	0				
Tony Perez, R OBP: 0.563, SLG: 0.827 (1,5)					1B		1B			3	1	3	4	1	0	0				
Johnny Bench, R OBP: 0.222, SLG: 0.419 (1,2)	F9		K		BB		F3			3	0	0	0	1	1	3				
Lee May, R OBP: 0.395, SLG: 0.765 (1,3)			F4		6-3		F9			4	0	0	1	0	0	4				
Bernie Carbo, L OBP: 0.458, SLG: 0.590 (1,7)					F7		F5			2	0	0	0	2	0	0				
Woody Woodward, R OBP: 0.125, SLG: 0.125 (1,6)			E4		K		1-3	5-3		4	0	0	0	0	1	3				
Wayne Simpson, R OBP: 0.100, SLG: 0.100 (1,1)			K		5-3		5-3			4	0	0	0	0	2	2				
Inning Stats	R: 2 E: 0 K: 0 S: 5	H: 2 LOB: 0 BB: 0 P: 5	R: 0 E: 1 K: 1 S: 6	H: 0 LOB: 2 BB: 1 P: 10	R: 0 E: 0 K: 1 S: 5	H: 0 LOB: 1 BB: 1 P: 9	R: 0 E: 0 K: 1 S: 5	H: 0 LOB: 0 BB: 0 P: 5	R: 1 E: 0 K: 1 S: 8	H: 3 LOB: 3 BB: 1 P: 12	R: 0 E: 0 K: 0 S: 3	H: 0 LOB: 0 BB: 0 P: 3	R: 3 E: 1 K: 0 S: 7	H: 3 LOB: 2 BB: 1 P: 11	R: 0 E: 0 K: 1 S: 5	H: 0 LOB: 0 BB: 0 P: 5		1B: 7 2B: 0 3B: 0 HR: 1	SF: 0 SAC: 0 DP: 0 HBP: 0	WP: 0 PB: 0 SB: 1 CS: 0
PITCHER Gaylord Perry, R ERA: 4.65 (1,1) Ron Bryant, L ERA: 3.07 (7, 1) Frank Linzy, R ERA: 4.4 (7, 1)	IP: 6.0 WLS: L BF: 27 H: 3 R: 3 ER: 3 SO: 4 BB: 3 IBB: 0 HBP: 0 BLK: 0 WP: 0 HR: 1 S: 32 P: 44 ERA: 4.50 WHIP: 1.333															PITCHER				

Batter	1	2	3	4	5	6	7	8	9	AB	R	H	RBI	BB	SO	LOB	TOP		
Pete Rose, S OBP: 0.394, SLG: 0.379 (1, 9)	F7	5-3		FC6-4		FC4-6			1-3	5	0	0	0	0	0	5	Cincinnati Reds @ Atlanta Braves Atlanta Stadium, Atlanta, GA Mon Apr 20 1970, 6:05 PM EST Att: 6,891 - Unknown		
Tommy Helms, R OBP: 0.235, SLG: 0.257 (1, 4)	6-3		P4		6-3		WP 4-3 HR		P3	5	1	1	0	0	0	0			
Bobby Tolan, L OBP: 0.319, SLG: 0.507 (1, 8)	K		S		L3		4-3		BB	4	0	1	0	1	1	1			
Tony Perez, R OBP: 0.551, SLG: 0.860 (1, 5)		HR	1-3		P3		2H		6-3	5	2	2	2	0	0	2			
Johnny Bench, R OBP: 0.224, SLG: 0.455 (1, 2)		2H	K			P4			K	4	1	1	2	0	2	1			
Lee May, R OBP: 0.381, SLG: 0.737 (1, 3)					4-3		BB		P4	4	0	1	0	0	1	0			
Hal McRae, R Jimmy Stewart, S OBP: 0.250, SLG: 0.100 (6, 7)		HR			6-3				P6	3	2	2	1	0	0	1			
Dave Concepcion, R OBP: 0.306, SLG: 0.348 (1, 6)					1B		BB		6-3	3	0	2	1	1	0	0			
Jim Merritt, L OBP: 0.167, SLG: 0.091 (1, 1)					K		FC4-6		K	3	0	0	0	1	3	2			
Inning Stats	R: 0 E: 0 K: 1 S: 5	H: 0 LOB: 0 BB: 0 P: 5	R: 3 E: 0 K: 2 S: 11	H: 4 LOB: 1 BB: 0 P: 11	R: 0 E: 0 K: 1 S: 6	H: 1 LOB: 1 BB: 0 P: 6	R: 1 E: 0 K: 1 S: 7	H: 2 LOB: 1 BB: 0 P: 7	R: 0 E: 0 K: 0 S: 3	H: 0 LOB: 0 BB: 0 P: 3	R: 2 E: 0 K: 1 S: 7	H: 2 LOB: 0 BB: 0 P: 7	R: 0 E: 0 K: 1 S: 5	H: 0 LOB: 0 BB: 0 P: 5	R: 0 E: 0 K: 0 S: 3	H: 0 LOB: 1 BB: 1 P: 7		1B: 3 2B: 3 3B: 1 HR: 3	SF: 0 SAC: 0 DP: 0 HBP: 0
PITCHER	IP	WLS	BF	H	R	ER	SO	BB	IBB	HBP	BLK	WP	HR	S	P	ERA	WHIP		
George Stone, L ERA: 2.35 (1, 1)	6.0	L	28	8	4	4	5	1	1	0	0	0	2	36	44	6.00	1.500		
Bob Priddy, R ERA: 2.57 (7, 1)	2.0		8	2	2	2	2	0	0	0	0	1	1	12	12	9.00	1.000		
Hoyt Wilhelm, R ERA: 4.32 (9, 1)	1.0		4	0	0	0	0	1	0	0	0	0	0	3	7	0.00	1.000		

AB	37
R	6
H	10
RBI	6
BB	3
SO	7
LOB	12



Batter	1	2	3	4	5	6	7	8	9	AB	R	H	RBI	BB	SO	LOB	BOTTOM		
Felix Millan, R OBP: 0.364, SLG: 0.385 (1, 4)	4-3			1B		4-3			L6	4	0	1	0	0	0	0	Cincinnati Reds @ Atlanta Braves Atlanta Stadium, Atlanta, GA Mon Apr 20 1970, 6:05 PM EST Att: 6,891 - Unknown		
Tony Gonzalez, L OBP: 0.309, SLG: 0.453 (1, 8)	F9			F8		F8			HR	4	1	1	0	0	0	1			
Hank Aaron, R OBP: 0.453, SLG: 0.745 (1, 9)	K			FC5-4		G6-3			F8	4	0	2	0	0	1	1			
Rico Carty, R OBP: 0.464, SLG: 0.638 (1, 7)		E3		P3		G6-3			HR	4	1	1	2	0	0	3			
Orlando Cepeda, R OBP: 0.418, SLG: 0.640 (1, 3)		K		FC5-4					K	4	0	1	0	0	2	3			
Bob Aspromonte, R OBP: 0.222, SLG: 0.176 (1, 5)		G5-4-3				P3			P3	3	0	0	0	0	0	2			
Bob Didier, S OBP: 0.222, SLG: 0.176 (1, 2)				3-1		2-3			1-3	3	0	0	0	0	0	0			
Gil Garrido, R OBP: 0.222, SLG: 0.176 (1, 6)				6-3		P3			5-3	3	0	0	0	0	0	0			
George Stone, L Tommie Aaron, R Bob Priddy, R Bob Tillman, R Hoyt Wilhelm, R OBP: 0.303, SLG: 0.500 (6, PH) (7, 1) (8, PH) (9, 1)				4-3		F8			F9	1	0	0	0	0	0	0			
Inning Stats	R: 0 E: 0 K: 1 S: 5	H: 0 LOB: 0 BB: 0 P: 5	R: 0 E: 1 K: 1 S: 5	H: 0 LOB: 0 BB: 0 P: 5	R: 0 E: 0 K: 0 S: 3	H: 0 LOB: 0 BB: 0 P: 3	R: 0 E: 0 K: 0 S: 5	H: 2 LOB: 2 BB: 0 P: 5	R: 0 E: 0 K: 0 S: 3	H: 0 LOB: 0 BB: 0 P: 3	R: 0 E: 0 K: 0 S: 4	H: 2 LOB: 1 BB: 0 P: 4	R: 0 E: 0 K: 0 S: 3	H: 0 LOB: 0 BB: 0 P: 3	R: 2 E: 0 K: 1 S: 7	H: 2 LOB: 0 BB: 0 P: 7		1B: 4 2B: 1 3B: 0 HR: 1	SF: 0 SAC: 0 DP: 2 HBP: 0
PITCHER	IP	WLS	BF	H	R	ER	SO	BB	IBB	HBP	BLK	WP	HR	S	P	ERA	WHIP		
Jim Merritt, L ERA: 1.8 (1, 1)	9.0	W	32	6	2	2	3	0	0	0	0	0	1	38	38	2.00	0.667		



Batter	1	2	3	4	5	6	7	8	9	AB	R	H	RBI	BB	SO	LOB	TOP					
Pete Rose, S OBP: 0.383, SLG: 0.426 (1, 9)	0-0 4-3		0-0 F8		0-0 F7		0-0 G3			4	0	0	0	0	0	2	Cincinnati Reds @ St. Louis Cardinals Busch Stadium, St. Louis, MO Fri Apr 24 1970, 6:05 PM CST Att: 40,273 - Unknown					
Tommy Helms, R OBP: 0.250, SLG: 0.269 (1, 4)	4-0 1B BB		0-0 6-3			0-0 6-3		0-0 4-3		3	0	0	0	1	0							
Bobby Tolan, L OBP: 0.296, SLG: 0.500 (1, 8)	0-0 F7		0-0 1-3			0-0 4-3		0-0 F8		4	0	0	0	0	1							
Tony Perez, R OBP: 0.577, SLG: 0.939 (1, 5)	0-0 FC5-4 1B			0-0 6-3		0-0 1B 1B		0-0 HR		4	1	3	1	0	0							
Johnny Bench, R OBP: 0.250, SLG: 0.493 (1, 2)	0-0 FC5-4 1-2			0-0 G4-6-3 1B		0-0 1-2 1B		0-0 F7		4	0	2	0	0	2							
Lee May, R OBP: 0.333, SLG: 0.617 (1, 3)		0-0 F9		0-0 G4-6-3 1-2		0-0 F8			0-0 1-3	4	0	0	0	0	3							
Bernie Carbo, L OBP: 0.439, SLG: 0.660 (1, 7)		0-3 K			0-0 4-3		0-0 4-3		0-0 G1	4	0	0	0	0	1							
Dave Concepcion, R OBP: 0.310, SLG: 0.400 (1, 6)		0-0 1B			0-0 1B		0-3 K		0-0 1-3	4	0	2	0	0	1							
Wayne Simpson, R OBP: 0.083, SLG: 0.083 (7, PH)		0-3 K			0-3 K		4-0 BB			2	0	0	0	0	2							
Angel Bravo, L OBP: 1.000, SLG: 1.000 (7, 1)										0	0	0	0	1	0							
Clay Carroll, R (7, 1)										0	0	0	0	0	0							
Inning Stats	R: 0 E: 0 K: 0 S: 4	H: 1 LOB: 2 BB: 1 P: 8	R: 0 E: 0 K: 2 S: 8	H: 1 LOB: 1 BB: 0 P: 8	R: 0 E: 0 K: 0 S: 3	H: 0 LOB: 0 BB: 0 P: 3	R: 0 E: 0 K: 0 S: 3	H: 1 LOB: 1 BB: 0 P: 3	R: 0 E: 0 K: 1 S: 6	H: 1 LOB: 1 BB: 0 P: 6	R: 0 E: 0 K: 0 S: 5	H: 2 LOB: 2 BB: 0 P: 5	R: 0 E: 0 K: 1 S: 5	H: 0 LOB: 1 BB: 1 P: 9	R: 1 E: 0 K: 0 S: 4	H: 1 LOB: 0 BB: 0 P: 4	R: 0 E: 0 K: 0 S: 3	H: 0 LOB: 0 BB: 0 P: 3	1B: 6 2B: 0 3B: 0 HR: 1	SF: 0 SAC: 0 DP: 1 HBP: 0	WP: 0 PB: 0 SB: 0 CS: 0	PA: 35
PITCHER George Culver, R ERA: 1.4 (1, 1)	IP: 9.0 WLS: W BF: 35 H: 7 R: 1 ER: 1 SO: 4 BB: 2 IBB: 0 HBP: 0 BLK: 0 WP: 0 HR: 1 S: 41 P: 49 ERA: 1.00 WHIP: 1.000															PITCHER						

AB	33
R	1
H	7
RBI	1
BB	2
SO	4
LOB	10



Batter	1	2	3	4	5	6	7	8	9	AB	R	H	RBI	BB	SO	LOB	BOTTOM			
Lou Brock, L OBP: 0.368, SLG: 0.442 (1, 7)	0-0 HR		0-0 F8			0-3 K		0-0 F7		4	1	1	1	0	1	1	Cincinnati Reds @ St. Louis Cardinals Busch Stadium, St. Louis, MO Fri Apr 24 1970, 6:05 PM CST Att: 40,273 - Unknown			
Jose Cardenal, R OBP: 0.393, SLG: 0.500 (1, 8)	0-0 L4			0-0 F7		0-0 E5 E		0-0 P4		4	1	0	0	0	1					
Dick Allen, R OBP: 0.352, SLG: 0.612 (1, 5)	0-0 F9			0-0 6-3		0-3 K				3	0	0	0	0	1	2				
Joe Torre, R OBP: 0.415, SLG: 0.563 (1, 2)	0-0 F9			0-0 P5		0-0 E6 1-H 2-H				3	0	0	0	0	0					
Leron Lee, L OBP: 0.308, SLG: 0.438 (1, 9)		0-0 F8			0-0 E8 1B	0-0 4-3				3	0	1	0	0	1					
Joe Hague, L OBP: 0.439, SLG: 0.485 (1, 3)		0-0 3-1			0-3 K		0-3 K			3	0	0	0	0	2	1				
Cookie Rojas, R OBP: 0.429, SLG: 0.333 (1, 4)		0-0 F9			4-0 G4-6-3 BB		0-0 1-3			2	0	0	0	1	0					
Mitt Ramirez, R OBP: 0.125, SLG: 0.125 (1, 6)			0-0 P4		0-0 G4-6-3 1-2		0-0 6-3			3	0	0	0	0	2					
George Culver, R OBP: 0.200, SLG: 0.400 (1, 1)			0-0 P5			0-0 E 1B		0-0 G3		3	1	1	0	0	0					
Inning Stats	R: 1 E: 0 K: 0 S: 4	H: 1 LOB: 0 BB: 0 P: 4	R: 0 E: 0 K: 0 S: 3	H: 0 LOB: 0 BB: 0 P: 3	R: 0 E: 0 K: 0 S: 3	H: 0 LOB: 0 BB: 0 P: 3	R: 0 E: 1 K: 1 S: 5	H: 1 LOB: 1 BB: 1 P: 9	R: 2 E: 2 K: 2 S: 10	H: 1 LOB: 1 BB: 0 P: 10	R: 0 E: 0 K: 1 S: 5	H: 0 LOB: 0 BB: 0 P: 5	R: 0 E: 0 K: 0 S: 3	H: 0 LOB: 0 BB: 0 P: 3	R: 0 E: 0 K: 0 S: 3	H: 0 LOB: 0 BB: 0 P: 3	1B: 2 2B: 0 3B: 0 HR: 1	SF: 0 SAC: 0 DP: 1 HBP: 0	WP: 0 PB: 0 SB: 0 CS: 0	PA: 29
PITCHER Wayne Simpson, R ERA: 0.58 (7, 1)	IP: 6.0 WLS: L BF: 23 H: 3 R: 3 ER: 1 SO: 3 BB: 1 IBB: 0 HBP: 0 BLK: 0 WP: 0 HR: 1 S: 28 P: 32 ERA: 1.50 WHIP: 0.667															PITCHER				
Clay Carroll, R ERA: 3.24 (7, 1)	IP: 2.0 WLS: 6 BF: 6 H: 0 R: 0 ER: 0 SO: 1 BB: 0 IBB: 0 HBP: 0 BLK: 0 WP: 0 HR: 0 S: 8 P: 8 ERA: 0.00 WHIP: 0.000															PITCHER				


AB	28
R	3
H	3
RBI	1
BB	1
SO	4
LOB	8



Batter	1	2	3	4	5	6	7	8	9	AB	R	H	RBI	BB	SO	LOB	TOP				
Pete Rose, S OBP: 0.372, SLG: 0.411 (1, 9)										5	1	1	0	0	1	2					
Tommy Helms, R OBP: 0.259, SLG: 0.280 (1, 4)										4	1	1	1	1	0	0					
Bobby Tolan, L OBP: 0.302, SLG: 0.525 (1, 8)										4	1	1	2	1	1	0					
Tony Perez, R OBP: 0.566, SLG: 0.899 (1, 5)										3	0	0	0	2	1	2					
Johnny Bench, R OBP: 0.259, SLG: 0.494 (1, 2)										4	0	1	0	1	1	1					
Lee May, R OBP: 0.339, SLG: 0.608 (1, 3)										4	0	1	0	1	0	4					
Hal McRae, R OBP: 0.346, SLG: 0.680 (1, 7)										3	0	2	0	1	0	0					
Jimmy Stewart, S OBP: 0.250, SLG: 0.100 (8, 7)										0	0	0	0	0	0	0					
Dave Concepcion, R OBP: 0.323, SLG: 0.386 (1, 6)										2	0	0	0	2	0	5					
Jim Merritt, L OBP: 0.125, SLG: 0.067 (1, 1)										4	0	0	0	0	3	9					
Wayne Granger, R OBP: 0.750, SLG: 1.333 (9, 1)										0	0	0	0	0	0	0					
Don Gullett, R OBP: 0.750, SLG: 1.333 (9, 1)										0	0	0	0	0	0	0					
Inning Stats	R: 1 E: 0 K: 0 S: 4	H: 2 LOB: 1 BB: 1 P: 8	R: 0 E: 0 K: 1 S: 5	H: 0 LOB: 1 BB: 1 P: 9	R: 0 E: 0 K: 1 S: 5	H: 0 LOB: 0 BB: 0 P: 5	R: 0 E: 0 K: 1 S: 6	H: 1 LOB: 3 BB: 2 P: 14	R: 0 E: 0 K: 3 S: 10	H: 1 LOB: 0 BB: 2 P: 18	R: 2 E: 0 K: 0 S: 4	H: 1 LOB: 0 BB: 1 P: 8	R: 0 E: 0 K: 1 S: 7	H: 2 LOB: 2 BB: 0 P: 7	R: 0 E: 0 K: 0 S: 3	H: 0 LOB: 0 BB: 2 P: 11	1B: 2 2B: 4 3B: 0 HR: 1	SF: 0 SAC: 0 DP: 1 HBP: 0	WP: 0 PB: 0 SB: 0 CS: 0	PA: 42	
PITCHER	IP	WLS	BF	H	R	ER	SO	BB	IBB	HBP	BLK	WP	HR	S	P	ERA	WHIP				
Steve Carlton, L ERA: 4.22 (1, 1)	7.0	L	34	7	3	3	6	5	2	0	0	0	1	39	67	3.86	1.714				
Chuck Taylor, R ERA: (8, 1)	1.0		3	0	0	0	1	0	0	0	0	0	0	5	5	0.00	0.000				
Sal Campisi, R ERA: 3.86 (9, 1)	1.0		5	0	0	0	0	2	0	0	0	0	0	3	11	0.00	2.000				

Cincinnati Reds @ St. Louis Cardinals
 Busch Stadium, St. Louis, MO
 Sat Apr 25 1970, 6:05 PM CST
 Att: 22,119 - Unknown


AB	33
R	3
H	7
RBI	3
BB	9
SO	7
LOB	23



Batter	1	2	3	4	5	6	7	8	9	AB	R	H	RBI	BB	SO	LOB	BOTTOM				
Lou Brock, L OBP: 0.344, SLG: 0.411 (1, 7)										4	0	0	0	0	2	0					
Jose Cardenal, R OBP: 0.400, SLG: 0.536 (1, 8)										4	1	2	0	0	0	0					
Dick Allen, R OBP: 0.345, SLG: 0.577 (1, 5)										3	0	0	0	0	0	1					
Joe Torre, R OBP: 0.404, SLG: 0.538 (1, 2)										4	0	1	1	0	0	2					
Carl Taylor, R OBP: 0.313, SLG: 0.429 (1, 3)										3	1	0	0	0	0	3					
Joe Hague, L OBP: 0.452, SLG: 0.500 (9, PH)										1	0	1	0	0	0	0					
Julian Javier, R OBP: 0.234, SLG: 0.239 (1, 4)										3	0	1	1	0	0	0					
Jim Campbell, L OBP: 0.333, SLG: 0.333 (9, PH)										1	0	0	0	0	0	1					
Leron Lee, L OBP: 0.309, SLG: 0.431 (1, 9)										3	0	1	0	0	1	1					
Mitt Ramirez, R OBP: 0.100, SLG: 0.100 (1, 6)										2	0	0	0	0	0	1					
Phil Gagliano, R OBP: 0.234, SLG: 0.239 (8, PH)										1	0	0	0	0	0	0					
Sal Campisi, R OBP: 0.303, SLG: 0.431 (9, 1)										0	0	0	0	0	0	0					
Steve Carlton, L OBP: 0.125, SLG: 0.125 (1, 1)										2	0	0	0	0	0	0					
Chuck Taylor, R OBP: 0.375, SLG: 0.286 (8, PH)										1	0	0	0	0	0	0					
Dal Maxvill, R OBP: 0.303, SLG: 0.125 (9, 6)										0	0	0	0	0	0	0					
Inning Stats	R: 0 E: 0 K: 1 S: 5	H: 0 LOB: 0 BB: 0 P: 5	R: 0 E: 0 K: 0 S: 3	H: 0 LOB: 0 BB: 0 P: 3	R: 0 E: 0 K: 1 S: 5	H: 0 LOB: 0 BB: 0 P: 5	R: 0 E: 0 K: 0 S: 4	H: 1 LOB: 2 BB: 0 P: 5	R: 0 E: 0 K: 1 S: 5	H: 0 LOB: 0 BB: 0 P: 5	R: 1 E: 0 K: 0 S: 5	H: 2 LOB: 1 BB: 0 P: 5	R: 0 E: 0 K: 0 S: 3	H: 0 LOB: 0 BB: 0 P: 3	R: 1 E: 0 K: 0 S: 5	H: 2 LOB: 1 BB: 0 P: 5	1B: 3 2B: 3 3B: 0 HR: 0	SF: 0 SAC: 0 DP: 1 HBP: 1	WP: 1 PB: 0 SB: 1 CS: 0	PA: 33	
PITCHER	IP	WLS	BF	H	R	ER	SO	BB	IBB	HBP	BLK	WP	HR	S	P	ERA	WHIP				
Jim Merritt, L ERA: 1.88 (1, 1)	8.0	W	29	5	2	2	3	0	0	0	0	0	0	34	35	2.25	0.625				
Wayne Granger, R ERA: 2.0 (9, 1)	0.2		3	1	0	0	0	0	0	0	0	0	0	3	3	0.00	1.500				
Don Gullett, L ERA: (9, 1)	0.1	S	1	0	0	0	0	0	0	0	0	0	0	1	1	0.00	0.000				

Cincinnati Reds @ St. Louis Cardinals
 Busch Stadium, St. Louis, MO
 Sat Apr 25 1970, 6:05 PM CST
 Att: 22,119 - Unknown

AB	32
R	2
H	6
RBI	2
BB	0
SO	3
LOB	9



Batter	1	2	3	4	5	6	7	8	9	AB	R	H	RBI	BB	SO	LOB	TOP						
Joe Morgan, L (1,4) OBP: 0.352, SLG: 0.329										3	0	2	0	2	1	2	Houston Astros @ Cincinnati Reds Crosley Field, Cincinnati, OH Tue Apr 28 1970, 7:05 PM EDT Alt. 7,884 - Unknown - 70 F						
Norm Miller, L (1,9) OBP: 0.348, SLG: 0.395										4	0	1	0	0	1	3							
Bob Watson, R (9,PH) OBP: 0.118, SLG: 0.188										1	0	0	0	0	0	1							
Leon McFadden, R (9,FR)										0	0	0	0	0	0	0							
Jimmy Wynn, R (1,8) OBP: 0.382, SLG: 0.577										3	0	1	0	2	1	3							
Joe Pepitone, L (1,3) OBP: 0.294, SLG: 0.524										4	0	0	0	0	0	7							
Denis Menke, R (1,6) OBP: 0.341, SLG: 0.446										4	0	0	0	0	0	0							
Keith Lampard, L (1,7) OBP: 0.500, SLG: 0.615										4	1	2	0	0	1	0							
Doug Rader, R (1,5) OBP: 0.329, SLG: 0.464										3	0	1	0	1	0	1							
Johnny Edwards, L (1,2) OBP: 0.188, SLG: 0.212										4	0	1	0	0	0	2							
Denny Lemaster, R (1,1) OBP: 0.182, SLG: 0.111										1	0	0	1	0	0	0							
Tommy Davis, R (7,PH) OBP: 0.339, SLG: 0.475										1	0	1	0	0	0	0							
Jim Ray, R (7,1)										0	0	0	0	0	0	0							
John Mayberry, L (9,PH) OBP: 0.292, SLG: 0.425										1	1	1	1	0	0	0							
Inning Stats	R: 0 E: 0 K: 0 S: 2	H: 0 LOB: 1 BB: 2 P: 10	R: 1 E: 0 K: 1 S: 8	H: 3 LOB: 2 BB: 0 P: 8	R: 0 E: 0 K: 0 S: 2	H: 0 LOB: 0 BB: 1 P: 6	R: 0 E: 0 K: 1 S: 5	H: 0 LOB: 1 BB: 1 P: 9	R: 0 E: 0 K: 1 S: 7	H: 2 LOB: 2 BB: 0 P: 7	R: 0 E: 0 K: 0 S: 3	H: 0 LOB: 0 BB: 0 P: 3	R: 0 E: 0 K: 1 S: 8	H: 3 LOB: 3 BB: 0 P: 8	R: 0 E: 0 K: 0 S: 4	H: 1 LOB: 1 BB: 0 P: 4	R: 1 E: 0 K: 0 S: 3	H: 1 LOB: 1 BB: 1 P: 7	1B: 9 2B: 0 3B: 0 HR: 1	SF: 1 SAC: 0 DP: 1 HBP: 0	WP: 0 PB: 0 SB: 0 CS: 2	PA: 40	
PITCHER	IP WLS BF H R ER SO BB IBB HBP BLK WP HR S P ERA WHIP	8.0 W 36 10 2 2 4 4 0 0 0 0 1 40 56 2.25 1.750	0.0 L 1 0 0 0 0 1 0 0 0 0 0 0 4 ∞ ∞	1.0 S 2 0 0 0 0 0 0 0 0 0 0 2 2 0.00 0.000																			

AB	33
R	2
H	10
RBI	2
BB	5
SO	4
LOB	19



Batter	1	2	3	4	5	6	7	8	9	AB	R	H	RBI	BB	SO	LOB	BOTTOM					
Pete Rose, S (1,9) OBP: 0.362, SLG: 0.407										4	0	2	0	0	0	0	Houston Astros @ Cincinnati Reds Crosley Field, Cincinnati, OH Tue Apr 28 1970, 7:05 PM EDT Alt. 7,884 - Unknown - 70 F					
Tommy Helms, R (1,4) OBP: 0.247, SLG: 0.267										4	0	0	0	0	0	2						
Bobby Tolan, L (1,8) OBP: 0.309, SLG: 0.534										4	2	1	0	0	0	1						
Tony Perez, R (1,5) OBP: 0.549, SLG: 0.882										3	1	2	3	1	1	0						
Johnny Bench, R (1,2) OBP: 0.258, SLG: 0.494										4	1	1	0	0	0	3						
Lee May, R (1,3) OBP: 0.313, SLG: 0.544										2	0	0	1	1	0	2						
Hal McRae, R (1,7) OBP: 0.310, SLG: 0.607										3	0	0	0	0	0	3						
Jimmy Stewart, S (7,7) OBP: 0.200, SLG: 0.077										1	0	0	0	0	0	2						
Dave Concepcion, R (1,6) OBP: 0.303, SLG: 0.361										3	0	0	0	0	1	0						
Gary Nolan, R (1,1) OBP: 0.188, SLG: 0.071										3	0	0	0	0	0	0						
Don Gullett, R (9,1) OBP: 0.750, SLG: 1.333										0	0	0	0	0	0	0						
Wayne Granger, R (9,1) OBP: 0.200, SLG: 0.077										0	0	0	0	0	0	0						
Inning Stats	R: 1 E: 1 K: 0 S: 6	H: 2 LOB: 3 BB: 1 P: 10	R: 0 E: 0 K: 0 S: 3	H: 0 LOB: 0 BB: 0 P: 3	R: 3 E: 1 K: 0 S: 6	H: 2 LOB: 0 BB: 0 P: 6	R: 0 E: 0 K: 1 S: 5	H: 0 LOB: 0 BB: 0 P: 5	R: 0 E: 0 K: 0 S: 3	H: 0 LOB: 0 BB: 0 P: 3	R: 0 E: 1 K: 0 S: 4	H: 1 LOB: 1 BB: 0 P: 4	R: 0 E: 0 K: 0 S: 4	H: 1 LOB: 2 BB: 1 P: 8	R: 0 E: 0 K: 0 S: 4	H: 1 LOB: 1 BB: 1 P: 8	1B: 2 2B: 2 3B: 1 HR: 1	SF: 1 SAC: 0 DP: 0 HBP: 0	WP: 0 PB: 0 SB: 1 CS: 0	PA: 34		
PITCHER	IP WLS BF H R ER SO BB IBB HBP BLK WP HR S P ERA WHIP	6.0 L 25 4 4 2 2 0 0 0 0 0 1 28 32 3.00 0.667	2.0 L 9 2 0 0 0 0 1 0 0 0 0 8 12 0.00 1.000																			

AB	31
R	4
H	6
RBI	4
BB	2
SO	2
LOB	13



Batter	1	2	3	4	5	6	7	8	9	AB	R	H	RBI	BB	SO	LOB	TOP					
Joe Morgan, L (1,4) OBP: 0.340, SLG: 0.316 Marty Martinez, S (8, PH) OBP: 0.125, SLG: 0.250 (8,4)	L4		P3			P3		P3		3	0	0	0	0	0	1	Houston Astros @ Cincinnati Reds Crosley Field, Cincinnati, OH Wed Apr 29 1970, 3:33 AM EDT Att: 6,766 - Unknown					
Jesus Alou, R (1,9) OBP: 0.333, SLG: 0.421	P2		2B			F8		2B		4	0	2	1	0	0	0						
Jimmy Wynn, R (1,8) OBP: 0.376, SLG: 0.573	1-3		1-3			2B		F2		4	1	1	0	0	0	2						
Tommy Davis, R (1,7) OBP: 0.333, SLG: 0.477		F8		1-3		2B		6-3		4	0	1	1	0	0	1						
Denis Menke, R (1,6) OBP: 0.337, SLG: 0.436		P3		F9		F9		G6-4-3		4	0	1	0	0	0	1						
Doug Rader, R (1,5) OBP: 0.325, SLG: 0.466		2B		P6				G6-4-3		4	0	1	0	0	0	1						
Joe Pepitone, L (1,3) OBP: 0.319, SLG: 0.582		L3						HR		4	1	3	1	0	0	1						
Johnny Edwards, L (1,2) OBP: 0.194, SLG: 0.232 Keith Lampard, L (9, PH) OBP: 0.497, SLG: 0.571			2B			K		K		3	1	1	0	0	2	2						
Tom Griffin, R (1,1) OBP: 0.222, SLG: 0.250 Jack Billingham, R (6,1) Jim Beauchamp, R (7, PH) OBP: 0.538, SLG: 0.727 Fred Gladding, L (7,1)		L1				P5		K		2	0	0	0	0	0	0						
Inning Stats	R: 0 E: 0 K: 0 S: 3	H: 0 LOB: 0 BB: 0 P: 3	R: 0 E: 0 K: 0 S: 4	H: 1 LOB: 1 BB: 0 P: 4	R: 1 E: 0 K: 0 S: 5	H: 2 LOB: 1 BB: 0 P: 5	R: 0 E: 0 K: 0 S: 3	H: 0 LOB: 0 BB: 0 P: 3	R: 0 E: 0 K: 1 S: 5	H: 1 LOB: 0 BB: 0 P: 5	R: 1 E: 0 K: 0 S: 5	H: 2 LOB: 1 BB: 0 P: 5	R: 0 E: 0 K: 2 S: 8	H: 1 LOB: 1 BB: 0 P: 8	R: 0 E: 0 K: 0 S: 4	H: 1 LOB: 1 BB: 0 P: 4		R: 1 E: 0 K: 1 S: 6	H: 2 LOB: 0 BB: 0 P: 6	1B: 3 2B: 6 3B: 0 HR: 1	SF: 0 SAC: 0 DP: 1 HBP: 0	WP: 0 PB: 0 SB: 0 CS: 1
PITCHER	IP WLS BF H R ER SO BB IBB HBP BLK WP HR S P ERA WHIP																					
Jim Merritt, L (1,1) ERA: 1.97 Clay Carroll, R (8,1) ERA: 4.09	7.1 W 29 8 2 2 3 0 0 0 0 0 0 0 35 35 2.46 1.091																					

Batter	1	2	3	4	5	6	7	8	9	AB	R	H	RBI	BB	SO	LOB	BOTTOM			
Pete Rose, S (1,9) OBP: 0.347, SLG: 0.388	G3		F8			F9		1-4-3		4	0	0	0	0	0	2	Houston Astros @ Cincinnati Reds Crosley Field, Cincinnati, OH Wed Apr 29 1970, 3:33 AM EDT Att: 6,766 - Unknown			
Tommy Helms, R (1,4) OBP: 0.237, SLG: 0.255	F9		P2			F7		5-3		4	0	0	0	0	0	2				
Bobby Tolan, L (1,8) OBP: 0.316, SLG: 0.538	4-3					F1		2B		3	2	1	0	1	0	0				
Tony Perez, R (1,5) OBP: 0.558, SLG: 0.870		K		2B		BB		2B		1	2	0	0	2	1	0				
Johnny Bench, R (1,2) OBP: 0.261, SLG: 0.500		F7		P5		BB		2B		3	0	1	2	0	0	1				
Lee May, R (1,3) OBP: 0.324, SLG: 0.550		P3				2B		2B		3	0	1	1	1	0	1				
Bernie Carbo, L (1,7) OBP: 0.462, SLG: 0.627			1B			1-3		BB		2	1	1	1	2	0	1				
Dave Concepcion, R (1,6) OBP: 0.300, SLG: 0.354			5-3					K		4	0	1	0	0	1	5				
Jim Merritt, L (1,1) OBP: 0.167, SLG: 0.118 Clay Carroll, R (8,1)			1B			SH1-4		1-3		2	0	1	1	0	0	3				
Inning Stats	R: 0 E: 0 K: 0 S: 3	H: 0 LOB: 0 BB: 0 P: 3	R: 0 E: 0 K: 1 S: 5	H: 0 LOB: 0 BB: 0 P: 5	R: 1 E: 0 K: 0 S: 4	H: 1 LOB: 1 BB: 1 P: 8	R: 1 E: 0 K: 0 S: 4	H: 1 LOB: 1 BB: 1 P: 8	R: 0 E: 0 K: 0 S: 4	H: 1 LOB: 1 BB: 0 P: 4	R: 1 E: 0 K: 1 S: 5	H: 0 LOB: 3 BB: 3 P: 18	R: 2 E: 0 K: 0 S: 5	H: 2 LOB: 1 BB: 1 P: 9	R: 0 E: 0 K: 0 S: 3	H: 1 LOB: 0 BB: 0 P: 3		1B: 3 2B: 4 3B: 0 HR: 0	SF: 0 SAC: 2 DP: 1 HBP: 1	WP: 0 PB: 0 SB: 1 CS: 0
PITCHER	IP WLS BF H R ER SO BB IBB HBP BLK WP HR S P ERA WHIP																			
Tom Griffin, R (1,1) ERA: 5.4 Jack Billingham, R (6,1) ERA: 5.84 Fred Gladding, R (7,1) ERA: 6.23	5.1 L 25 3 3 3 1 0 0 0 0 0 0 0 4 4 0.00 0.000																			

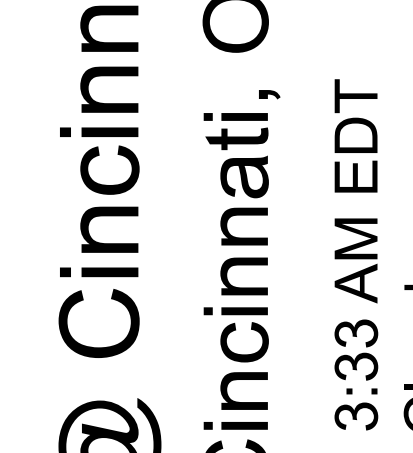
Batter	1	2	3	4	5	6	7	8	9	AB	R	H	RBI	BB	SO	LOB	TOP
Matty Alou, L OBP: 0.268, SLG: 0.270 (1, 8)										5	0	1	0	0	0	1	Pittsburgh Pirates @ Cincinnati Reds Crosley Field, Cincinnati, OH Sat May 02 1970, 3:33 AM EDT Att: 7,721 - Cloudy
Richie Hebner, L OBP: 0.364, SLG: 0.492 (1, 5)										4	1	1	0	1	1	2	
Al Oliver, L OBP: 0.216, SLG: 0.352 (1, 7)										4	1	2	2	0	0	3	
Willie Stargell, L OBP: 0.243, SLG: 0.311 (1, 9)										3	0	1	0	1	1	1	
Bob Robertson, R OBP: 0.379, SLG: 0.440 (1, 3)										4	0	0	0	0	1	5	
Manny Sanguillen, R OBP: 0.356, SLG: 0.600 (1, 2)										4	0	0	0	0	0	1	
Gene Alley, R OBP: 0.203, SLG: 0.219 (1, 6)										3	0	0	0	1	1	1	
Jose Martinez, R (1, 4)										3	0	0	0	1	1	2	
Bob Veale, S (1, 1)										3	0	0	0	0	0	1	
Dave Giusti, R (7, 1)										0	0	0	0	0	0	0	
Jose Pagan, R OBP: 0.296, SLG: 0.333 (9, PH)										1	0	1	0	0	0	0	
Inning Stats	R: 0 E: 0 K: 0 S: 4	H: 1 LOB: 2 BB: 1 P: 8	R: 0 E: 0 K: 0 S: 2	H: 0 LOB: 0 BB: 1 P: 6	R: 2 E: 0 K: 0 S: 5	H: 2 LOB: 0 BB: 0 P: 5	R: 0 E: 1 K: 1 S: 6	H: 0 LOB: 3 BB: 1 P: 6	R: 0 E: 0 K: 0 S: 3	H: 1 LOB: 1 BB: 0 P: 7	R: 0 E: 0 K: 0 S: 3	H: 0 LOB: 0 BB: 0 P: 3	R: 0 E: 0 K: 1 S: 6	H: 1 LOB: 1 BB: 0 P: 6	1B: 4 2B: 1 3B: 0 HR: 1	SF: 0 SAC: 0 DP: 1 HBP: 0	WP: 1 PA: 38 PB: 0 SB: 0 CS: 0
PITCHER Jim McGlothlin, R ERA: 3.38 (1, 1)	IP: 9.0 WLS: W BF: 38 H: 6 R: 2 ER: 2 SO: 5 BB: 3 IBB: 1 HBP: 0 BLK: 0 WP: 1 HR: 1 S: 44 P: 60 ERA: 2.00 WHIP: 1.000																

Batter	1	2	3	4	5	6	7	8	9	AB	R	H	RBI	BB	SO	LOB	BOTTOM		
Pete Rose, S OBP: 0.355, SLG: 0.387 (1, 9)										4	1	2	0	1	0	3	Pittsburgh Pirates @ Cincinnati Reds Crosley Field, Cincinnati, OH Sat May 02 1970, 3:33 AM EDT Att: 7,721 - Cloudy		
Tommy Helms, R OBP: 0.236, SLG: 0.252 (1, 4)										5	0	0	0	0	0	4			
Bobby Tolan, L OBP: 0.336, SLG: 0.536 (1, 8)										4	2	2	0	0	1	0			
Tony Perez, R OBP: 0.538, SLG: 0.810 (1, 5)										4	0	0	0	1	2	2			
Lee May, R OBP: 0.342, SLG: 0.538 (1, 3)										1	2	1	1	2	0	0			
Hal McRae, R OBP: 0.364, SLG: 0.613 Jimmy Stewart, S OBP: 0.200, SLG: 0.077 (7, PR) (8, 7)										3	0	2	0	1	1	3			
Pat Corrales, R OBP: 0.143, SLG: 0.143 Johnny Bench, R OBP: 0.289, SLG: 0.543 (7, PH) (8, 2)										3	0	1	1	0	0	4			
Dave Concepcion, R OBP: 0.312, SLG: 0.343 Bernie Carbo, L OBP: 0.443, SLG: 0.582 Darrel Chaney, S OBP: 0.333, SLG: 0.444 (8, 6)										3	0	0	0	0	1	0			
Jim McGlothlin, R OBP: 0.400, SLG: 0.500 (1, 1)										3	0	1	3	1	0	0			
Inning Stats	R: 1 E: 1 K: 1 S: 7	H: 2 LOB: 3 BB: 2 P: 15	R: 0 E: 1 K: 0 S: 4	H: 1 LOB: 1 BB: 0 P: 4	R: 1 E: 0 K: 2 S: 9	H: 3 LOB: 2 BB: 0 P: 9	R: 0 E: 0 K: 0 S: 3	H: 0 LOB: 1 BB: 1 P: 7	R: 1 E: 0 K: 0 S: 4	H: 1 LOB: 1 BB: 1 P: 8	R: 0 E: 0 K: 1 S: 5	H: 0 LOB: 1 BB: 1 P: 9	R: 4 E: 0 K: 2 S: 9	H: 2 LOB: 2 BB: 2 P: 18	R: 0 E: 0 K: 0 S: 3	H: 0 LOB: 0 BB: 0 P: 3		1B: 7 2B: 1 3B: 1 HR: 0	SF: 1 SAC: 0 DP: 0 HBP: 1
PITCHER Bob Veale, L ERA: 4.41 Dave Giusti, R ERA: 1.15 (7, 1)	IP: 6.1 WLS: L BF: 33 H: 8 R: 6 ER: 6 SO: 5 BB: 5 IBB: 1 HBP: 1 BLK: 0 WP: 0 HR: 0 S: 36 P: 61 ERA: 8.53 WHIP: 2.053																		

AB 34
R 2
H 6
RBI 2
BB 4
SO 5
LOB 17



AB 31
R 7
H 9
RBI 5
BB 7
SO 6
LOB 18



Batter	1	2	3	4	5	6	7	8	9	AB	R	H	RBI	BB	SO	LOB	TOP								
Jose Cardenal, R OBP: 0.375, SLG: 0.478 (1, 8)										4	1	0	0	0	0	2	St. Louis Cardinals @ Cincinnati Reds Crosley Field, Cincinnati, OH Mon May 04 1970, 7:05 PM EDT Att: 8,865 - Unknown								
Leron Lee, L OBP: 0.322, SLG: 0.407 (1, 9)										4	0	0	0	0	1	2									
Lou Brock, L OBP: 0.333, SLG: 0.433 (1, 7)										4	1	1	1	0	1	0									
Dick Allen, R OBP: 0.391, SLG: 0.623 (1, 5)										2	0	0	0	2	0	0									
Joe Torre, R OBP: 0.352, SLG: 0.451 (1, 2)										4	1	2	2	0	1	1									
Joe Hague, L OBP: 0.431, SLG: 0.508 (1, 3)										4	0	2	0	0	1	2									
Cookie Rojas, R OBP: 0.219, SLG: 0.107 (1, 4)										4	0	0	0	0	0	4									
Dal Maxvill, R OBP: 0.305, SLG: 0.188 (1, 6)										2	0	0	0	0	0	0									
Jim Campbell, L OBP: 0.200, SLG: 0.200 (7, PH)										1	0	0	0	0	0	0									
Sal Campisi, R (7, PH)										0	0	0	0	0	0	0									
Carl Taylor, R OBP: 0.333, SLG: 0.316 (9, PH)										1	0	0	0	0	0	1									
Mike Torrez, R OBP: 0.462, SLG: 0.500 (1, 1)										2	0	1	0	0	0	0									
Chuck Taylor, R (6, 1)										0	0	0	0	0	0	0									
Vic Davalillo, L OBP: 0.182, SLG: 0.100 (7, PH)										1	0	0	0	0	0	0									
Milt Ramirez, R OBP: 0.100, SLG: 0.100 (7, 6)										0	0	0	0	0	0	0									
Inning Stats	R: 0 E: 0 K: 1 S: 5	H: 0 LOB: 0 BB: 0 P: 5	R: 0 E: 0 K: 1 S: 5	H: 0 LOB: 0 BB: 0 P: 5	R: 0 E: 0 K: 0 S: 3	H: 0 LOB: 0 BB: 0 P: 3	R: 2 E: 1 K: 2 S: 10	H: 2 LOB: 2 BB: 1 P: 14	R: 0 E: 0 K: 0 S: 4	H: 1 LOB: 1 BB: 0 P: 4	R: 1 E: 0 K: 0 S: 5	H: 2 LOB: 1 BB: 0 P: 5	R: 0 E: 1 K: 0 S: 3	H: 0 LOB: 0 BB: 0 P: 3	R: 0 E: 0 K: 0 S: 3	H: 0 LOB: 1 BB: 1 P: 7	R: 0 E: 0 K: 0 S: 3	H: 1 LOB: 0 BB: 0 P: 3	1B: 4 2B: 1 3B: 0 HR: 1	SF: 0 SAC: 0 DP: 2 HBP: 0	WP: 0 PB: 0 SB: 0 CS: 0	PA: 35			
PITCHER	IP	WLS	BF	H	R	ER	SO	BB	IBB	HBP	BLK	WP	HR	S	P	ERA	WHIP								
Gary Nolan, R ERA: 2.47 (1, 1)	8.0	W	33	6	3	2	4	2	0	0	0	0	1	39	47	2.25	1.000								
Wayne Granger, R ERA: 1.54 (9, 1)	1.0	S	2	0	0	0	0	0	0	0	0	0	0	2	2	0.00	0.000								

AB	33
R	3
H	6
RBI	3
BB	2
SO	4
LOB	12



Batter	1	2	3	4	5	6	7	8	9	AB	R	H	RBI	BB	SO	LOB	BOTTOM								
Pete Rose, S OBP: 0.368, SLG: 0.431 (1, 9)										4	1	2	1	1	0	0	St. Louis Cardinals @ Cincinnati Reds Crosley Field, Cincinnati, OH Mon May 04 1970, 7:05 PM EDT Att: 8,865 - Unknown								
Tommy Helms, R OBP: 0.233, SLG: 0.252 (1, 4)										3	1	0	1	1	0	1									
Bobby Tolan, L OBP: 0.368, SLG: 0.557 (1, 8)										4	2	3	0	0	0	0									
Tony Perez, R OBP: 0.535, SLG: 0.793 (1, 5)										4	0	1	1	1	2	4									
Johnny Bench, R OBP: 0.327, SLG: 0.594 (1, 2)										4	1	1	1	1	0	1									
Lee May, R OBP: 0.329, SLG: 0.541 (1, 3)										4	1	1	1	0	1	3									
Bernie Carbo, L OBP: 0.429, SLG: 0.541 (1, 7)										3	0	1	1	1	0	0									
Dave Concepcion, R OBP: 0.341, SLG: 0.356 (1, 6)										3	1	2	0	1	0	2									
Gary Nolan, R OBP: 0.158, SLG: 0.059 (1, 1)										3	0	0	0	0	0	5									
Wayne Granger, R (9, 1)										0	0	0	0	0	0	0									
Inning Stats	R: 0 E: 0 K: 0 S: 3	H: 1 LOB: 2 BB: 2 P: 3	R: 1 E: 0 K: 0 S: 6	H: 1 LOB: 2 BB: 1 P: 14	R: 1 E: 0 K: 0 S: 5	H: 2 LOB: 2 BB: 1 P: 9	R: 1 E: 1 K: 1 S: 7	H: 1 LOB: 3 BB: 1 P: 12	R: 1 E: 1 K: 0 S: 4	H: 1 LOB: 1 BB: 1 P: 8	R: 2 E: 0 K: 0 S: 4	H: 2 LOB: 0 BB: 1 P: 8	R: 0 E: 0 K: 1 S: 6	H: 1 LOB: 1 BB: 0 P: 6	R: 1 E: 0 K: 0 S: 5	H: 3 LOB: 1 BB: 0 P: 5	1B: 8 2B: 1 3B: 0 HR: 2	SF: 1 SAC: 1 DP: 3 HBP: 1	WP: 0 PB: 0 SB: 0 CS: 0	PA: 41					
PITCHER	IP	WLS	BF	H	R	ER	SO	BB	IBB	HBP	BLK	WP	HR	S	P	ERA	WHIP								
Mike Torrez, R ERA: 3.31 (1, 1)	5.0	L	29	6	6	5	2	6	0	1	0	0	2	26	51	9.00	2.400								
Chuck Taylor, R ERA: 2.51 (6, 1)	1.0		3	1	0	0	0	0	0	0	0	0	0	3	3	0.00	1.000								
Sal Campisi, R ERA: 2.84 (7, 1)	2.0		9	4	1	1	1	0	0	0	0	0	0	11	11	4.50	2.000								

AB	32
R	7
H	11
RBI	6
BB	6
SO	3
LOB	16



Batter	1	2	3	4	5	6	7	8	9	AB	R	H	RBI	BB	SO	LOB	TOP			
Jose Cardenal, R OBP: 0.370, SLG: 0.468 (1, 8)										4	0	1	0	0	1	1	St. Louis Cardinals @ Cincinnati Reds Crosley Field, Cincinnati, OH Tue May 05 1970, 7:05 PM EDT Att: 11,697 - Unknown			
Carl Taylor, R OBP: 0.286, SLG: 0.261 (1, 9)										4	0	0	0	0	0	1				
Lou Brock, L OBP: 0.330, SLG: 0.419 (1, 7)										3	0	0	0	1	1	0				
Dick Allen, R OBP: 0.385, SLG: 0.642 (1, 5)										4	1	1	1	0	1	1				
Joe Torre, R OBP: 0.358, SLG: 0.447 (1, 2)										3	0	1	0	1	1	1				
Joe Hague, L OBP: 0.427, SLG: 0.492 (1, 3)										2	0	0	0	1	0	2				
Cookie Rojas, R OBP: 0.200, SLG: 0.097 (1, 4)										3	0	0	0	0	0	3				
Dal Maxvill, R OBP: 0.295, SLG: 0.180 (8, PH)										2	0	0	0	0	0	1				
Jim Campbell, L OBP: 0.192, SLG: 0.182 (8, PH)										1	0	0	0	0	0	0				
Nelson Briles, R OBP: 0.250, SLG: 0.750 (8, 1)										0	0	0	0	0	0	0				
Steve Carlton, L OBP: 0.091, SLG: 0.091 (7, 1)										2	0	0	0	0	1	0				
Leron Lee, L OBP: 0.319, SLG: 0.402 (8, 6)										0	0	0	0	0	0	0				
Milt Ramirez, R OBP: 0.100, SLG: 0.100 (8, 6)										1	0	0	0	0	0	1				
										0	0	0	0	0	0	0				
Inning Stats	R: 0 E: 0 K: 0 S: 3	H: 0 LOB: 0 BB: 0 P: 3	R: 1 E: 0 K: 0 S: 4	H: 1 LOB: 1 BB: 1 P: 8	R: 0 E: 0 K: 1 S: 5	H: 0 LOB: 0 BB: 0 P: 5	R: 0 E: 1 K: 0 S: 3	H: 0 LOB: 2 BB: 2 P: 11	R: 0 E: 0 K: 0 S: 7	H: 0 LOB: 0 BB: 0 P: 7	R: 0 E: 0 K: 0 S: 3	H: 1 LOB: 0 BB: 0 P: 3	R: 0 E: 0 K: 1 S: 6	H: 0 LOB: 1 BB: 0 P: 6	R: 0 E: 0 K: 1 S: 5	H: 0 LOB: 0 BB: 0 P: 5	1B: 2 2B: 0 3B: 0 HR: 1	SF: 0 SAC: 0 DP: 1 HBP: 0	WP: 1 PB: 0 SB: 1 CS: 0	PA: 32
PITCHER Wayne Simpson, R ERA: 1.35 (1, 1)	IP: 9.0 WLS: W BF: 32	H: 3 R: 1 ER: 1 SO: 5	BB: 2 IBB: 1 HBP: 0 BLK: 0	WP: 1 HR: 1 S: 39 P: 51	ERA: 1.00 WHIP: 0.556	PITCHER														

AB	29
R	1
H	3
RBI	1
BB	3
SO	5
LOB	11



Batter	1	2	3	4	5	6	7	8	9	AB	R	H	RBI	BB	SO	LOB	BOTTOM												
Pete Rose, S OBP: 0.364, SLG: 0.425 (1, 9)										4	1	1	0	0	0	2	St. Louis Cardinals @ Cincinnati Reds Crosley Field, Cincinnati, OH Tue May 05 1970, 7:05 PM EDT Att: 11,697 - Unknown												
Tommy Helms, R OBP: 0.227, SLG: 0.246 (1, 4)										3	0	0	0	0	0	2													
Bobby Tolan, L OBP: 0.380, SLG: 0.591 (1, 8)										4	1	3	2	0	0	0													
Tony Perez, R OBP: 0.525, SLG: 0.768 (1, 5)										3	0	0	0	1	1	3													
Johnny Bench, R OBP: 0.324, SLG: 0.590 (1, 2)										4	2	1	0	0	0	2													
Lee May, R OBP: 0.326, SLG: 0.564 (1, 3)										4	1	1	2	0	1	2													
Hal McRae, R OBP: 0.378, SLG: 0.576 (8, 7)										2	0	0	0	1	1	0													
Jimmy Stewart, S OBP: 0.188, SLG: 0.071 (8, 7)										1	0	0	0	0	0	0													
Dave Concepcion, R OBP: 0.353, SLG: 0.360 (1, 6)										2	0	1	0	1	0	2													
Wayne Simpson, R OBP: 0.059, SLG: 0.059 (1, 1)										3	0	0	0	0	1	2													
Inning Stats	R: 0 E: 0 K: 0 S: 3	H: 0 LOB: 0 BB: 0 P: 3	R: 0 E: 0 K: 0 S: 3	H: 0 LOB: 2 BB: 2 P: 11	R: 0 E: 0 K: 1 S: 7	H: 0 LOB: 0 BB: 0 P: 3	R: 2 E: 0 K: 1 S: 7	H: 2 LOB: 0 BB: 0 P: 7	R: 0 E: 1 K: 0 S: 4	H: 1 LOB: 1 BB: 0 P: 4	R: 2 E: 0 K: 1 S: 7	H: 2 LOB: 1 BB: 1 P: 11	R: 0 E: 0 K: 1 S: 5	H: 0 LOB: 0 BB: 0 P: 5	R: 0 E: 0 K: 1 S: 5	H: 0 LOB: 0 BB: 0 P: 5	1B: 4 2B: 1 3B: 0 HR: 2	SF: 0 SAC: 0 DP: 1 HBP: 0	WP: 2 PB: 0 SB: 1 CS: 0	PA: 34									
PITCHER Steve Carlton, L ERA: 5.45 (7, 1)	IP: 6.2 WLS: L	BF: 30	H: 7 R: 5 ER: 4 SO: 3	BB: 3 IBB: 0 HBP: 0 BLK: 0	WP: 2 HR: 2 S: 33 P: 45	ERA: 5.40 WHIP: 1.500	PITCHER																						
Jerry Johnson, R ERA: (7, 1)	0.1	1	0	0	0	0	0	0	0	0	0	1	1	0.00	0.000														
Nelson Briles, R ERA: 5.4 (8, 1)	1.0	3	0	0	0	1	0	0	0	0	0	5	5	0.00	0.000														

AB	30
R	5
H	7
RBI	4
BB	3
SO	4
LOB	15



Batter	1	2	3	4	5	6	7	8	9	AB	R	H	RBI	BB	SO	LOB	TOP									
Pete Rose, S OBP: 0.365, SLG: 0.427 (1, 9)										4	1	1	1	1	1	3	Cincinnati Reds @ Chicago Cubs Wrigley Field, Chicago, IL Thu May 07 1970, 3:33 AM CDT Att: 16,101 - Sunny - 65 F									
Tommy Helms, R OBP: 0.226, SLG: 0.244 (1, 4)										5	0	1	0	0	0	3										
Bobby Tolan, L OBP: 0.376, SLG: 0.588 (1, 8)										4	1	1	0	0	2	1										
Tony Perez, R OBP: 0.516, SLG: 0.755 (1, 5)										3	0	1	1	0	2	0										
Johnny Bench, R OBP: 0.322, SLG: 0.578 (1, 2)										4	0	1	0	0	1	1										
Lee May, R OBP: 0.323, SLG: 0.549 (1, 3)										4	1	1	0	0	1	1										
Bernie Carbo, L OBP: 0.432, SLG: 0.585 (1, 7)										4	1	2	2	0	0	0										
Dave Concepcion, R OBP: 0.371, SLG: 0.380 (1, 6)										4	1	3	0	0	0	1										
Jim McGlothlin, R OBP: 0.385, SLG: 0.400 Clay Carroll, R (9, 1)										2	0	0	0	1	1	2										
Inning Stats	R: 1 E: 0 K: 0 S: 4	H: 2 LOB: 1 BB: 1 P: 8	R: 0 E: 0 K: 1 S: 6	H: 1 LOB: 1 BB: 0 P: 6	R: 0 E: 0 K: 2 S: 7	H: 0 LOB: 0 BB: 0 P: 7	R: 0 E: 0 K: 1 S: 5	H: 0 LOB: 0 BB: 0 P: 5	R: 0 E: 0 K: 1 S: 6	H: 1 LOB: 1 BB: 0 P: 6	R: 1 E: 1 K: 1 S: 6	H: 1 LOB: 0 BB: 0 P: 6	R: 3 E: 0 K: 0 S: 6	H: 4 LOB: 0 BB: 0 P: 6	R: 0 E: 0 K: 2 S: 8	H: 1 LOB: 1 BB: 0 P: 8	R: 0 E: 0 K: 0 S: 4	H: 1 LOB: 2 BB: 1 P: 8	1B: 8 2B: 2 3B: 0 HR: 1	SF: 1 SAC: 1 DP: 1 HBP: 0	WP: 0 PB: 0 SB: 1 CS: 1	PA: 38				
PITCHER	IP	WLS	BF	H	R	ER	SO	BB	IBB	HBP	BLK	WP	HR	S	P	ERA	WHIP									
Joe Decker, R ERA: 3.38 Ted Abernathy, R ERA: 1.5 Phil Regan, R ERA: 4.15	(1, 1)	6.1	L	28	9	5	4	6	1	0	0	0	0	1	39	43	5.68	1.579								

Batter	1	2	3	4	5	6	7	8	9	AB	R	H	RBI	BB	SO	LOB	BOTTOM									
Don Kessinger, S OBP: 0.386, SLG: 0.419 (1, 6)										4	1	1	0	0	0	2	Cincinnati Reds @ Chicago Cubs Wrigley Field, Chicago, IL Thu May 07 1970, 3:33 AM CDT Att: 16,101 - Sunny - 65 F									
Glenn Beckert, R OBP: 0.333, SLG: 0.364 (1, 4)										3	0	0	1	0	0	0										
Billy Williams, L OBP: 0.276, SLG: 0.505 (1, 7)										4	0	0	0	0	1	0										
Ron Santo, R OBP: 0.340, SLG: 0.453 (1, 5)										4	0	1	0	0	0	0										
Johnny Callison, L OBP: 0.330, SLG: 0.471 (1, 9)										4	0	1	0	0	1	0										
14 Ernie Banks, R OBP: 0.313, SLG: 0.314 (1, 3)										2	1	1	0	2	0	0										
Boots Day, L OBP: 0.250, SLG: 0.250 Willie Smith, L OBP: 0.333, SLG: 0.563 Cleo James, R OBP: 0.167, SLG: 0.167 (7, PH) (8, 8)										2	0	0	0	0	1	3										
J.C. Martin, L OBP: 0.264, SLG: 0.136 (1, 2)										2	0	0	0	2	0	1										
Joe Decker, R OBP: 0.222, SLG: 0.556 Ted Abernathy, R Jimmie Hall, L OBP: 0.167, SLG: 0.091 Phil Regan, R (8, 1)										2	0	0	0	0	0	3										
Inning Stats	R: 0 E: 0 K: 0 S: 3	H: 0 LOB: 0 BB: 0 P: 3	R: 0 E: 0 K: 0 S: 4	H: 2 LOB: 3 BB: 2 P: 12	R: 1 E: 0 K: 0 S: 4	H: 1 LOB: 0 BB: 0 P: 4	R: 0 E: 0 K: 1 S: 5	H: 0 LOB: 0 BB: 0 P: 5	R: 0 E: 0 K: 1 S: 5	H: 0 LOB: 0 BB: 0 P: 5	R: 1 E: 0 K: 0 S: 5	H: 2 LOB: 2 BB: 1 P: 9	R: 0 E: 0 K: 0 S: 3	H: 0 LOB: 0 BB: 0 P: 3	R: 0 E: 0 K: 1 S: 5	H: 0 LOB: 1 BB: 1 P: 9	1B: 2 2B: 2 3B: 1 HR: 0	SF: 1 SAC: 0 DP: 1 HBP: 0	WP: 0 PB: 0 SB: 0 CS: 0	PA: 35						
PITCHER	IP	WLS	BF	H	R	ER	SO	BB	IBB	HBP	BLK	WP	HR	S	P	ERA	WHIP									
Jim McGlothlin, R ERA: 3.12 Clay Carroll, R ERA: 3.6	(1, 1)	8.1	W	33	5	2	2	3	3	1	0	0	0	0	35	51	2.16	0.960								

AB	34
R	5
H	11
RBI	4
BB	2
SO	8
LOB	12



AB	30
R	2
H	5
RBI	2
BB	4
SO	3
LOB	12



Batter	1	2	3	4	5	6	7	8	9	AB	R	H	RBI	BB	SO	LOB	TOP										
Pete Rose, S OBP: 0.354, SLG: 0.412 (1, 9)	K	6-3			6-3	G6-4-3		CI		4	0	0	0	0	1	3											
Tommy Helms, R OBP: 0.220, SLG: 0.238 Bo Belinsky, L (6, 1)	E3		CI		5-3	F8				3	0	0	0	0	0	1											
Jimmy Stewart, S OBP: 0.235, SLG: 0.071 Don Gullett, R OBP: 0.750, SLG: 1.333 (8, PH)			G5-4-3							0	0	0	0	1	0	0											
Bobby Tolan, L OBP: 0.369, SLG: 0.571 (1, 8)	K		K		HR			K		5	1	1	0	0	4	4											
Tony Perez, R OBP: 0.512, SLG: 0.796 (1, 5)	K		G5-4-3		HR			P5		5	2	2	3	0	1	2											
Johnny Bench, R OBP: 0.325, SLG: 0.593 (1, 2)		K		6-3	FC6-4			HR		4	1	1	1	1	1	0											
Lee May, R OBP: 0.337, SLG: 0.575 (1, 3)		HR		F9	FC6-4					5	1	3	0	0	0	1											
Hal McRae, R OBP: 0.405, SLG: 0.730 (1, 7)		HR		1B				F7		4	2	2	3	1	0	2											
Dave Concepcion, R OBP: 0.383, SLG: 0.393 (1, 6)								K		5	0	3	0	0	2	1											
Jim Merritt, L OBP: 0.136, SLG: 0.095 (4, PH) Jay Ward, R (4, 1) Tony Cloninger, R OBP: 0.235, SLG: 0.333 (5, 1) Ray Washburn, R (5, 1) Woody Woodward, R OBP: 0.200, SLG: 0.200 (6, PH)	K			F5				6-3		1	0	0	0	0	1	1											
Inning Stats	R: 0 E: 1 K: 3 S: 10	H: 0 LOB: 1 BB: 0 P: 10	R: 2 E: 0 K: 2 S: 10	H: 3 LOB: 1 BB: 0 P: 10	R: 0 E: 1 K: 1 S: 5	H: 0 LOB: 0 BB: 0 P: 5	R: 0 E: 0 K: 0 S: 4	H: 1 LOB: 2 BB: 1 P: 8	R: 2 E: 0 K: 0 S: 5	H: 2 LOB: 1 BB: 1 P: 9	R: 1 E: 0 K: 0 S: 5	H: 3 LOB: 1 BB: 0 P: 5	R: 1 E: 0 K: 1 S: 7	H: 2 LOB: 1 BB: 0 P: 7	R: 0 E: 1 K: 2 S: 8	H: 0 LOB: 2 BB: 1 P: 12	R: 1 E: 0 K: 1 S: 7	H: 2 LOB: 1 BB: 0 P: 7	1B: 6 2B: 2 3B: 0 HR: 5	SF: 0 SAC: 0 DP: 2 HBP: 0	WP: 0 PB: 1 SB: 0 CS: 0	PA: 44					
PITCHER	IP	WLS	BF	H	R	ER	SO	BB	IBB	HBP	BLK	WP	HR	S	P	ERA	WHIP										
Ken Holtzman, L ERA: 4.41 (1, 1)	5.0	W	27	9	5	5	6	2	0	0	0	0	3	37	45	9.00	2.200										
Hank Aguirre, L ERA: 4.32 (6, 1)	3.0		12	2	1	1	3	1	0	0	0	0	1	17	21	3.00	1.000										
Phil Regan, R ERA: 4.5 (9, 1)	1.0	S	5	2	1	1	1	0	0	0	0	0	1	7	7	9.00	2.000										

Cincinnati Reds @ Chicago Cubs
Wrigley Field, Chicago, IL
Fri May 08 1970, 3:33 AM CDT
Att. 13,377 - Sunny - 80 F

AB 39
R 7
H 13
RBI 7
BB 3
SO 10
LOB 17



Batter	1	2	3	4	5	6	7	8	9	AB	R	H	RBI	BB	SO	LOB	BOTTOM										
Don Kessinger, S OBP: 0.387, SLG: 0.429 (1, 6)	L6		F8	FC5-6			5-3			5	0	2	2	0	0	2											
Glenn Beckert, R OBP: 0.337, SLG: 0.366 (1, 4)	F8		HR	FC5-6	1-3					5	1	2	0	0	0	4											
Billy Williams, L OBP: 0.291, SLG: 0.573 (1, 7)	P5		HR							5	2	3	4	0	1	1											
Ron Santo, R OBP: 0.333, SLG: 0.440 (1, 5)		L7	5-3		HR					5	1	1	0	0	0	2											
Jim Hickman, R OBP: 0.440, SLG: 0.600 (1, 9)	K			HR						4	2	2	2	1	1	1											
14 Ernie Banks, R OBP: 0.294, SLG: 0.293 (1, 3)	F7			6-3	F2					5	0	0	0	0	0	4											
Cleo James, R OBP: 0.200, SLG: 0.400 (1, 8)			P3	6-3	5-3					4	0	1	0	0	0	1											
J.C. Martin, L OBP: 0.298, SLG: 0.217 (1, 2)				HR	1B					2	3	1	1	2	1	1											
Ken Holtzman, R OBP: 0.333, SLG: 0.350 Hank Aguirre, R (6, 1) Phil Regan, R (9, 1)				HR	1B					3	1	3	1	0	0	0											
Inning Stats	R: 0 E: 0 K: 0 S: 3	H: 0 LOB: 0 BB: 0 P: 3	R: 0 E: 0 K: 1 S: 5	H: 0 LOB: 0 BB: 0 P: 5	R: 4 E: 0 K: 0 S: 7	H: 4 LOB: 0 BB: 0 P: 7	R: 2 E: 0 K: 0 S: 6	H: 3 LOB: 2 BB: 1 P: 10	R: 4 E: 0 K: 0 S: 8	H: 5 LOB: 2 BB: 1 P: 12	R: 0 E: 0 K: 0 S: 4	H: 1 LOB: 1 BB: 0 P: 4	R: 0 E: 0 K: 2 S: 8	H: 1 LOB: 0 BB: 0 P: 8	R: 0 E: 0 K: 1 S: 6	H: 1 LOB: 2 BB: 1 P: 10	1B: 8 2B: 2 3B: 1 HR: 4	SF: 0 SAC: 0 DP: 0 HBP: 0	WP: 2 PB: 0 SB: 0 CS: 0	PA: 42							
PITCHER	IP	WLS	BF	H	R	ER	SO	BB	IBB	HBP	BLK	WP	HR	S	P	ERA	WHIP										
Jim Merritt, L ERA: 2.87 (1, 1)	3.0	L	13	4	4	4	4	1	0	0	0	0	2	15	15	12.00	1.333										
Tony Cloninger, R ERA: 11.12 (4, 1)	1.2		14	7	6	6	0	1	1	0	0	0	2	12	20	32.40	4.800										
Ray Washburn, R ERA: 7.56 (5, 1)	0.1		2	1	0	0	0	0	0	0	0	0	0	2	2	0.00	3.000										
Bo Belinsky, L ERA: 1.93 (6, 1)	2.0		8	2	0	0	2	0	0	0	0	2	0	12	12	0.00	1.000										
Don Gullett, L ERA: (8, 1)	1.0		5	1	0	0	1	1	0	0	0	0	0	6	10	0.00	2.000										

Cincinnati Reds @ Chicago Cubs
Wrigley Field, Chicago, IL
Fri May 08 1970, 3:33 AM CDT
Att. 13,377 - Sunny - 80 F

AB 39
R 10
H 15
RBI 10
BB 3
SO 4
LOB 17




Batter	1	2	3	4	5	6	7	8	9	AB	R	H	RBI	BB	SO	LOB	TOP			
Pete Rose, S OBP: 0.360, SLG: 0.434 (1, 9)	F9	K				K			HR	5	1	3	0	2	1		Cincinnati Reds @ Chicago Cubs Wrigley Field, Chicago, IL Sun May 10 1970, 3:33 AM CDT Att: 32,255 - Sunny - 70 F			
Tommy Helms, R OBP: 0.228, SLG: 0.244 (1, 4)	1-3		SH5-3 1B	4-3			F9		P4	5	0	1	0	0	0	2				
Bobby Tolan, L OBP: 0.355, SLG: 0.543 (1, 8)	4-3		SH5-3 1-2 1B		F8		F8		1-3	4	0	0	0	0	0	0				
Tony Perez, R OBP: 0.500, SLG: 0.757 (1, 5)		HR BB	K			1B 1B	K		6-3	4	1	1	0	1	2	1				
Johnny Bench, R OBP: 0.320, SLG: 0.592 (1, 2)		HR	5-3		K				F7	4	1	1	2	0	1	2				
Lee May, R OBP: 0.340, SLG: 0.621 (1, 3)		HR			K	1-2 1B		P5-3		4	1	2	1	0	1	0				
Bernie Carbo, L OBP: 0.443, SLG: 0.634 (1, 7)						FC1-5 1B			HR	4	1	3	1	0	0	2				
Dave Concepcion, R OBP: 0.370, SLG: 0.378 (1, 6)	F9					FC1-5 1-2 1B			1-3	4	1	1	0	0	0	1				
Wayne Simpson, R OBP: 0.050, SLG: 0.050 Clay Carroll, R (7, 1)	K				FC1-5 1B		K			3	0	0	0	0	2	3				
Jimmy Stewart, S OBP: 0.316, SLG: 0.188 Wayne Granger, R (9, 1)					1-2 2-3F				HR 1B	0	0	0	0	0	0	0				
Inning Stats	R: 0 E: 0 K: 0 S: 3	H: 0 LOB: 0 BB: 0 P: 3	R: 3 E: 0 K: 2 S: 10	H: 3 LOB: 1 BB: 1 P: 14	R: 0 E: 0 K: 1 S: 6	H: 1 LOB: 1 BB: 0 P: 6	R: 1 E: 0 K: 1 S: 8	H: 3 LOB: 2 BB: 0 P: 8	R: 0 E: 0 K: 1 S: 7	H: 2 LOB: 2 BB: 0 P: 7	R: 0 E: 0 K: 1 S: 5	H: 0 LOB: 0 BB: 0 P: 5	R: 1 E: 0 K: 0 S: 4	H: 1 LOB: 0 BB: 0 P: 4	R: 2 E: 0 K: 0 S: 5	H: 2 LOB: 0 BB: 0 P: 5	1B: 7 2B: 1 3B: 0 HR: 4	SF: 0 SAC: 1 DP: 0 HBP: 0	WP: 0 PB: 0 SB: 0 CS: 0	PA: 40
PITCHER Fergie Jenkins, R ERA: 4.76 (1, 1)	IP: 9.0 WLS: L BF: 40 H: 12 R: 7 ER: 7 SO: 8 BB: 1 IBB: 0 HBP: 0 BLK: 0 WP: 0 HR: 4 S: 55 P: 59 ERA: 7.00 WHIP: 1.444															PITCHER				

AB	38
R	7
H	12
RBI	7
BB	1
SO	8
LOB	12



Batter	1	2	3	4	5	6	7	8	9	AB	R	H	RBI	BB	SO	LOB	BOTTOM					
Don Kessinger, S OBP: 0.375, SLG: 0.416 (1, 6)	K		3-1	G6-3			K		1B	5	0	1	0	0	2	1	Cincinnati Reds @ Chicago Cubs Wrigley Field, Chicago, IL Sun May 10 1970, 3:33 AM CDT Att: 32,255 - Sunny - 70 F					
Glenn Beckert, R OBP: 0.342, SLG: 0.363 (1, 4)	F2		FC4-6 BB		6-3		F9		1B	4	0	1	1	1	0	0						
Billy Williams, L OBP: 0.319, SLG: 0.592 (1, 7)			FC4-6 HR			HR			L3	4	2	2	1	1	0	3						
Ron Santo, R OBP: 0.330, SLG: 0.454 Paul Popovich, S OBP: 0.222, SLG: 0.125 (4, 5)	F9		HR		P6		P3		P8	2	1	1	2	0	0	1						
Johnny Callison, L OBP: 0.350, SLG: 0.479 (1, 9)		14 3B BB	14 BB		F9				F8	2	1	0	0	2	0	0						
14 Ernie Banks, R OBP: 0.323, SLG: 0.378 (1, 3)		6-3 3B					F8		4-3	3	1	1	1	1	0	0						
Jim Hickman, R OBP: 0.422, SLG: 0.603 (1, 8)		6-3					F7		K	4	0	0	1	0	2	2						
J.C. Martin, L OBP: 0.323, SLG: 0.216 (1, 2)		P4							P6	2	0	0	0	2	0	0						
Fergie Jenkins, R OBP: 0.059, SLG: 0.059 Willie Smith, L OBP: 0.368, SLG: 0.588 Boots Day, L OBP: 0.250, SLG: 0.250 (9, PR)	F8				F3		1-4-3		1B 1B	3	0	0	0	0	0	2						
Inning Stats	R: 0 E: 0 K: 1 S: 5	H: 0 LOB: 1 BB: 1 P: 9	R: 2 E: 0 K: 0 S: 4	H: 1 LOB: 0 BB: 1 P: 8	R: 2 E: 0 K: 1 S: 6	H: 1 LOB: 2 BB: 3 P: 18	R: 0 E: 0 K: 0 S: 2	H: 0 LOB: 0 BB: 1 P: 6	R: 1 E: 0 K: 0 S: 4	H: 1 LOB: 0 BB: 0 P: 4	R: 0 E: 0 K: 0 S: 3	H: 0 LOB: 1 BB: 1 P: 7	R: 0 E: 0 K: 1 S: 6	H: 1 LOB: 1 BB: 0 P: 6	R: 0 E: 0 K: 1 S: 5	H: 0 LOB: 0 BB: 0 P: 5		R: 1 E: 0 K: 0 S: 6	H: 3 LOB: 2 BB: 0 P: 6	1B: 4 2B: 0 3B: 1 HR: 2	SF: 0 SAC: 0 DP: 1 HBP: 0	WP: 0 PB: 0 SB: 0 CS: 0
PITCHER Wayne Simpson, R ERA: 2.05 Clay Carroll, R ERA: 3.18 Wayne Granger, R ERA: 2.13 (1, 1)	IP: 6.0 WLS: W BF: 27 H: 3 R: 5 ER: 5 SO: 2 BB: 7 IBB: 0 HBP: 0 BLK: 0 WP: 0 HR: 2 S: 24 P: 52 ERA: 7.50 WHIP: 1.667															PITCHER						

AB	33
R	6
H	7
RBI	6
BB	7
SO	4
LOB	12



Batter	1	2	3	4	5	6	7	8	9	AB	R	H	RBI	BB	SO	LOB	TOP			
Pete Rose, S OBP: 0.397, SLG: 0.429 (1, 9)	0-3 K		0-0 FC6-4 1B		0-0 5-3			0-3 K		4	0	1	0	0	2	0	Cincinnati Reds @ Pittsburgh Pirates Forbes Field, Pittsburgh, PA Mon May 11, 1970, 7:05 PM EDT Att: 7,722 - Unknown			
Tommy Helms, R OBP: 0.221, SLG: 0.237 (1, 4)	0-0 4-3		0-0 FC6-4 1-2			0-3 K		0-0 5-3		4	0	0	0	0	1	1				
Bobby Tolan, L OBP: 0.352, SLG: 0.531 (1, 8)	0-3 K		0-3 K			0-0 F8		4-0 BB		3	0	0	0	1	2	1				
Tony Perez, R OBP: 0.486, SLG: 0.730 (1, 5)		0-0 6-3	0-3 K			0-0 4-3		0-3 K		4	0	0	0	0	2	2				
Johnny Bench, R OBP: 0.311, SLG: 0.573 (1, 2)		0-0 P3		0-0 5-3			0-0 F7		0-3 K		4	0	0	0	0	1		1		
Lee May, R OBP: 0.339, SLG: 0.612 (1, 3)		0-0 2B 1B		0-0 5-3			0-0 F7			3	1	1	0	0	0	0				
Hal McRae, R OBP: 0.400, SLG: 0.725 (1, 7)		0-0 1B 2B		0-0 F8			0-0 6-3			3	0	1	1	0	0	0				
Woody Woodward, R OBP: 0.231, SLG: 0.167 (1, 6)		4-0 IBB		0-0 6-3			0-0 6-3			2	0	0	0	1	0	0				
Jim McGlothlin, R OBP: 0.333, SLG: 0.333 (1, 1)		0-3 K		0-0 L8			0-0 5-3			2	0	0	0	0	1	2				
Dave Concepcion, R (8, PH) Wayne Granger, R (8, 1)										1	0	0	0	0	0	0				
Wayne Granger, R (8, 1)										0	0	0	0	0	0	0				
Inning Stats	R: 0 E: 0 K: 2 S: 7	H: 0 LOB: 0 BB: 0 P: 7	R: 1 E: 0 K: 1 S: 7	H: 2 LOB: 2 BB: 1 P: 11	R: 0 E: 0 K: 2 S: 8	H: 1 LOB: 1 BB: 0 P: 8	R: 0 E: 0 K: 0 S: 3	H: 0 LOB: 0 BB: 0 P: 3	R: 0 E: 0 K: 0 S: 3	H: 0 LOB: 0 BB: 0 P: 3	R: 0 E: 0 K: 1 S: 5	H: 0 LOB: 0 BB: 0 P: 5	R: 0 E: 0 K: 0 S: 3	H: 0 LOB: 0 BB: 0 P: 3	R: 0 E: 0 K: 1 S: 5	H: 0 LOB: 1 BB: 1 P: 11	1B: 2 2B: 1 3B: 0 HR: 0	SF: 0 SAC: 0 DP: 0 HBP: 0	WP: 0 PB: 0 SB: 0 CS: 0	PA: 32
PITCHER Bob Veale, L ERA: 3.94 (1, 1)	IP: 9.0 WLS: W BF: 32 H: 3 R: 1 ER: 1 SO: 9 BB: 1 IBB: 1 HBP: 0 BLK: 0 WP: 0 HR: 0 S: 48 P: 56 ERA: 1.00 WHIP: 0.444															PITCHER IP: WLS: BF: H: R: ER: SO: BB: IBB: HBP: BLK: WP: HR: S: P: ERA: WHIP:				

AB	30
R	1
H	3
RBI	1
BB	2
SO	9
LOB	7



Batter	1	2	3	4	5	6	7	8	9	AB	R	H	RBI	BB	SO	LOB	BOTTOM			
Freddie Patek, R OBP: 0.378, SLG: 0.400 (1, 6)	0-0 F9		0-0 6-3		0-0 SF9			4-0 S 1B BB		2	1	0	1	1	0	1	Cincinnati Reds @ Pittsburgh Pirates Forbes Field, Pittsburgh, PA Mon May 11, 1970, 7:05 PM EDT Att: 7,722 - Unknown			
Matty Alou, L OBP: 0.259, SLG: 0.267 (1, 8)	0-0 F9			0-0 4-3	0-0 L3			0-0 F3		4	0	0	0	0	0	1				
Roberto Clemente, R OBP: 0.494, SLG: 0.554 (1, 9)	0-0 P4			0-0 6-3		0-0 5-3		0-3 K		4	0	0	0	0	1	1				
Willie Stargell, L OBP: 0.318, SLG: 0.421 (1, 7)		4-0 S6-4-3 BB		0-0 HR		0-3 K		4-0 1B IBB		2	1	1	1	2	1	0				
Bob Robertson, R OBP: 0.477, SLG: 0.754 (1, 3)		0-3 K		0-0 1B		0-0 6-3		0-0 1-2 2-H 1B		4	0	2	1	0	1	1				
Manny Sanguillen, R OBP: 0.338, SLG: 0.500 (1, 2)		0-0 G6-4-3 1-2		0-3 K			0-0 5-3	0-3 K		4	0	0	0	0	2	4				
Richie Hebner, L OBP: 0.388, SLG: 0.500 (1, 5)			0-0 1B		0-0 2B 1B			0-0 1B		3	1	3	0	0	0	0				
Bill Mazerowski, R OBP: 0.259, SLG: 0.265 (1, 4)			0-0 1B	0-0 S5-4-3 1B	0-0 SH1-4 1-H SF9 2B		0-0 F8			3	1	2	1	0	0	1				
Bob Veale, S (1, 1)			0-0 G5-4-3 1-2		0-0 SH1-4 2-3		0-0 5-3			2	0	0	0	0	0	3				
Inning Stats	R: 0 E: 0 K: 0 S: 3	H: 0 LOB: 0 BB: 0 P: 3	R: 0 E: 0 K: 1 S: 4	H: 0 LOB: 0 BB: 1 P: 8	R: 0 E: 0 K: 0 S: 4	H: 2 LOB: 1 BB: 0 P: 4	R: 1 E: 0 K: 1 S: 7	H: 2 LOB: 1 BB: 0 P: 7	R: 2 E: 0 K: 0 S: 5	H: 2 LOB: 0 BB: 0 P: 5	R: 0 E: 0 K: 1 S: 5	H: 0 LOB: 0 BB: 0 P: 5	R: 0 E: 0 K: 0 S: 4	H: 1 LOB: 1 BB: 0 P: 4	R: 1 E: 0 K: 2 S: 8	H: 1 LOB: 2 BB: 2 P: 16		1B: 6 2B: 1 3B: 0 HR: 1	SF: 1 SAC: 1 DP: 2 HBP: 0	WP: 0 PB: 0 SB: 1 CS: 0
PITCHER Jim McGlothlin, R ERA: 3.23 Wayne Granger, R ERA: 2.63 (8, 1)	IP: 7.0 WLS: L BF: 27 H: 7 R: 3 ER: 3 SO: 3 BB: 1 IBB: 0 HBP: 0 BLK: 0 WP: 0 HR: 1 S: 32 P: 36 ERA: 3.86 WHIP: 1.143															PITCHER IP: WLS: BF: H: R: ER: SO: BB: IBB: HBP: BLK: WP: HR: S: P: ERA: WHIP:				



Batter	1	2	3	4	5	6	7	8	9	AB	R	H	RBI	BB	SO	LOB	TOP								
Pete Rose, S OBP: 0.347, SLG: 0.415 (1,9)	0-0 4-3			0-0 F7		0-0 1-3		0-0 F8		4	0	0	0	0	0	0	Cincinnati Reds @ Pittsburgh Pirates Forbes Field, Pittsburgh, PA Tue May 12 1970, 7:05 PM EDT Att: 7,502 - Unknown								
Woody Woodward, R OBP: 0.235, SLG: 0.133 (1,4)	4-0 G4-6-3 BB			0-0 5-3		0-0 5-3		0-0 L4		3	0	0	0	1	0										
Bobby Tolan, L OBP: 0.342, SLG: 0.515 (1,8)	0-0 G4-6-3 1-2			0-3 K		0-0 F8			0-0 4-3	4	0	0	0	0	1	1									
Tony Perez, R OBP: 0.479, SLG: 0.714 (1,5)		0-0 F9			0-0 6-3		0-3 K		0-0 S HR 1B	4	1	1	0	0	1	0									
Johnny Bench, R OBP: 0.316, SLG: 0.594 (1,2)		0-3 K			0-0 BB 1B 1B		0-0 6-3		0-0 HR	4	2	2	2	0	1	0									
Lee May, R OBP: 0.354, SLG: 0.644 (1,3)		0-0 5-3			4-0 BB 1B 1-2 6-3 BB		0-0 HR		0-0 FC6-4 CS 1B	3	2	2	1	1	0	0									
Bernie Carbo, L OBP: 0.451, SLG: 0.630 (1,7)			0-0 4-3		0-0 1B		4-0 FC6-4 BB		4-0 FC6-4 BB	2	0	1	1	1	0	0									
Hal McRae, R OBP: 0.413, SLG: 0.725 (9, PH)				0-3 K		0-0 1-3 2-H 1B		0-0 FC6-4 BB	0-0 1-2 FC6-4 BB	0	0	0	0	1	0	0									
Dave Concepcion, R OBP: 0.352, SLG: 0.358 (1,6)				0-3 K		0-0 6-3		0-0 FC6-4 1-2	0-0 FC6-4 1-2 2-3	4	0	0	1	0	1	4									
Jim Merritt, L OBP: 0.120, SLG: 0.083 (1,1)			0-3 K		0-3 K		0-0 3-H K		0-0 F9 3-H CS	3	0	0	0	0	2	1									
Inning Stats	R: 0 E: 0 K: 0 S: 2	H: 0 LOB: 0 BB: 1 P: 6	R: 0 E: 0 K: 1 S: 5	H: 0 LOB: 0 BB: 0 P: 5	R: 0 E: 0 K: 2 S: 7	H: 0 LOB: 0 BB: 0 P: 7	R: 0 E: 0 K: 1 S: 5	H: 0 LOB: 1 BB: 0 P: 5	R: 2 E: 0 K: 1 S: 7	H: 2 LOB: 1 BB: 1 P: 11	R: 0 E: 0 K: 0 S: 3	H: 0 LOB: 0 BB: 0 P: 3	R: 1 E: 0 K: 1 S: 6	H: 1 LOB: 1 BB: 1 P: 10	R: 0 E: 0 K: 0 S: 3	H: 0 LOB: 0 BB: 0 P: 3	R: 2 E: 0 K: 0 S: 5	H: 3 LOB: 1 BB: 1 P: 9	1B: 4 2B: 0 3B: 0 HR: 2	SF: 0 SAC: 0 DP: 1 HBP: 0	WP: 0 PB: 0 SB: 1 CS: 1	PA: 36			
PITCHER	IP	WLS	BF	H	R	ER	SO	BB	IBB	HBP	BLK	WP	HR	S	P	ERA	WHIP								
Steve Blass, R ERA: 2.96 (1,1)	7.0	L	26	3	3	1	6	3	0	0	0	0	1	35	47	1.29	0.857								
Dave Giusti, R ERA: 1.71 (8,1)	1.1		7	3	2	2	0	0	0	0	0	0	1	7	7	13.50	2.250								
Luke Walker, L ERA: 3.62 (9,1)	0.2		2	0	0	0	0	1	0	0	0	0	0	1	5	0.00	1.500								

AB	31
R	5
H	6
RBI	5
BB	4
SO	6
LOB	6




Batter	1	2	3	4	5	6	7	8	9	AB	R	H	RBI	BB	SO	LOB	BOTTOM								
Freddie Patek, R OBP: 0.366, SLG: 0.382 (1,6)	0-0 1-3		0-0 6-3			0-0 WP SH3-4 SF8 1B	0-0 F2			4	1	1	0	0	0	1	Cincinnati Reds @ Pittsburgh Pirates Forbes Field, Pittsburgh, PA Tue May 12 1970, 7:05 PM EDT Att: 7,502 - Unknown								
Matty Alou, L OBP: 0.254, SLG: 0.261 (1,8)	0-0 4-3		0-0 L6			0-0 SH3-4 1-2		0-0 6-3		3	0	0	0	0	0	0									
Roberto Clemente, R OBP: 0.469, SLG: 0.579 (1,9)	0-0 6-3			0-0 HR		4-0 BB 2-3 BB		0-0 F7		3	1	1	1	1	0	0									
Bob Robertson, R OBP: 0.464, SLG: 0.717 (1,3)		0-0 F6		0-3 K		4-0 FC6-4 1-2 BB		0-0 L6		3	0	0	0	1	1	0									
Willie Stargell, L OBP: 0.325, SLG: 0.433 (1,7)		0-3 K		4-0 G6-4-3 BB		0-0 SF8 3-H		0-0 4-3 2B		2	1	1	1	1	1	0									
Manny Sanguillen, R OBP: 0.321, SLG: 0.474 (1,2)		0-0 E5 FC5 BB		0-0 G6-4-3 1-2		0-0 FC6-4 1-2		0-0 4-3 2B		4	0	0	0	0	0	4									
Richie Hebner, L OBP: 0.382, SLG: 0.484 (1,5)		4-0 BB 1-2 BB			0-0 P5		0-0 L8		0-0 4-3	3	0	0	1	1	0	0									
Jose Martinez, R OBP: 0.154, SLG: 0.083 (1,4)		0-0 FC5 2-3			0-0 P4		0-0 FC6-4 1B		0-0 5-3	4	0	1	0	0	0	2									
Steve Blass, R OBP: 0.056, SLG: 0.059 (1,1)			0-0 5-3		0-3 K		0-0 FC6-4 1-2			2	0	0	0	0	1	0									
Johnny Jeter, R OBP: 0.435, SLG: 0.316 (7, PH)										1	0	0	0	0	0	1									
Dave Giusti, R OBP: 0.600, SLG: 0.333 (8,1)										0	0	0	0	0	0	0									
Luke Walker, L OBP: 0.111, SLG: 0.111 (9,1)										0	0	0	0	0	0	0									
Inning Stats	R: 0 E: 0 K: 0 S: 3	H: 0 LOB: 0 BB: 0 P: 3	R: 0 E: 1 K: 1 S: 6	H: 0 LOB: 2 BB: 1 P: 10	R: 0 E: 0 K: 0 S: 3	H: 0 LOB: 0 BB: 0 P: 3	R: 1 E: 0 K: 1 S: 5	H: 1 LOB: 0 BB: 1 P: 9	R: 0 E: 0 K: 1 S: 5	H: 0 LOB: 0 BB: 0 P: 5	R: 1 E: 0 K: 0 S: 4	H: 1 LOB: 2 BB: 2 P: 12	R: 0 E: 0 K: 0 S: 4	H: 1 LOB: 1 BB: 0 P: 4	R: 0 E: 0 K: 0 S: 3	H: 0 LOB: 0 BB: 0 P: 3	R: 1 E: 0 K: 0 S: 4	H: 1 LOB: 0 BB: 0 P: 4	1B: 2 2B: 1 3B: 0 HR: 1	SF: 1 SAC: 1 DP: 1 HBP: 0	WP: 1 PB: 0 SB: 0 CS: 0	PA: 35			
PITCHER	IP	WLS	BF	H	R	ER	SO	BB	IBB	HBP	BLK	WP	HR	S	P	ERA	WHIP								
Jim Merritt, L ERA: 2.88 (1,1)	9.0	W	35	4	3	3	3	4	0	0	0	1	1	37	53	3.00	0.889								



Batter	1	2	3	4	5	6	7	8	9	AB	R	H	RBI	BB	SO	LOB	TOP					
Sonny Jackson, L (1,6) OBP: 0.420, SLG: 0.336	4-0 BB		0-0 F8		0-0 6-3		0-0 1-3			3	0	0	0	1	0	3						
Felix Milan, R (1,4) OBP: 0.336, SLG: 0.387	0-0 4-3		0-0 4-3			0-0 1-3		0-0 P4		4	0	0	0	0	0	1						
Hank Aaron, R (1,9) OBP: 0.420, SLG: 0.744	4-0 FC5-4 BB			0-0 F7		0-0 F9 2B		0-0 1-4-3 2B		3	0	2	0	1	0	0						
Rico Carty, R (1,7) OBP: 0.500, SLG: 0.694	0-0 F7			0-0 4-3		0-0 F9 2-3		0-0 1-4-3 2-3		4	0	0	0	0	0	4						
Orlando Cepeda, R (1,3) OBP: 0.397, SLG: 0.612	0-0 FC5-4 1-2			4-0 BB		0-0 6-3		0-0 6-3		3	0	0	0	1	0	4						
Tony Gonzalez, L (1,8) OBP: 0.336, SLG: 0.415		0-0 F5		0-3 K			0-0 G3		0-0 1-3	4	0	0	0	0	1	1						
Clete Boyer, R (1,5) OBP: 0.262, SLG: 0.371		0-0 6-3			0-0 SH1-4 1B		0-0 1B 1B		0-0 F9	4	0	2	0	0	0	0						
Bob Didier, S (1,2) OBP: 0.200, SLG: 0.209		0-0 4-3			0-0 SH1-4 1-2		0-0 F7		0-0 1-3	3	0	0	0	0	0	1						
Phil Niekro, R (1,1) Mike Lum, L (7,PH) Ron Kline, R (7,1)			0-3 K		0-3 K		0-0 1-3 1B			2	0	0	0	0	2	1						
Inning Stats	R: 0 E: 0 K: 0 S: 3	H: 0 LOB: 2 BB: 2 P: 11	R: 0 E: 0 K: 0 S: 3	H: 0 LOB: 0 BB: 0 P: 3	R: 0 E: 0 K: 1 S: 5	H: 0 LOB: 0 BB: 0 P: 5	R: 0 E: 0 K: 1 S: 5	H: 0 LOB: 1 BB: 1 P: 9	R: 0 E: 0 K: 1 S: 6	H: 1 LOB: 1 BB: 0 P: 6	R: 0 E: 0 K: 0 S: 4	H: 1 LOB: 1 BB: 0 P: 4	R: 0 E: 0 K: 0 S: 5	H: 2 LOB: 2 BB: 0 P: 5	R: 0 E: 0 K: 0 S: 4	H: 1 LOB: 1 BB: 0 P: 4	R: 0 E: 0 K: 0 S: 3	H: 0 LOB: 0 BB: 0 P: 3	1B: 3 2B: 2 3B: 0 HR: 0	SF: 0 SAC: 1 DP: 0 HBP: 0	WP: 0 PB: 0 SB: 0 CS: 0	PA: 35
PITCHER Jim McGlothlin, R (1,1) ERA: 2.72	IP: 9.0 WLS: W BF: 35 H: 5 R: 0 ER: 0 SO: 3 BB: 3 IBB: 0 HBP: 0 BLK: 0 WP: 0 HR: 0 S: 38 P: 50 ERA: 0.00 WHIP: 0.889															PITCHER	IP: 9.0 WLS: W BF: 35 H: 5 R: 0 ER: 0 SO: 3 BB: 3 IBB: 0 HBP: 0 BLK: 0 WP: 0 HR: 0 S: 38 P: 50 ERA: 0.00 WHIP: 0.889					

Atlanta Braves @ Cincinnati Reds
Crosley Field, Cincinnati, OH
Sat May 16 1970, 3:33 AM EDT
Att: 15,382 - Unknown


AB	31
R	0
H	5
RBI	0
BB	3
SO	3
LOB	15





Batter	1	2	3	4	5	6	7	8	9	AB	R	H	RBI	BB	SO	LOB	BOTTOM			
Pete Rose, S (1,9) OBP: 0.335, SLG: 0.399	0-0 F8		0-0 1B 1B		0-0 L3		0-0 4-3			4	0	1	0	0	0	1				
Bobby Tolan, L (1,8) OBP: 0.344, SLG: 0.507	0-0 1B 1B		0-0 1-3 1B		0-3 K		0-0 S 1B			4	0	3	0	0	1	1				
Tony Perez, R (1,5) OBP: 0.474, SLG: 0.690	0-0 FC5-4 1-3 1B		0-3 K 1-2		0-0 PB S 2H 1B		0-0 F8 1-2			4	0	2	1	0	1	3				
Johnny Bench, R (1,2) OBP: 0.319, SLG: 0.585	0-3 K		0-3 K		4-0 BB		0-0 P4			3	0	0	0	1	2	5				
Lee May, R (1,3) OBP: 0.347, SLG: 0.642	0-0 FC5-4 1-2			0-0 P3		0-3 K		0-0 HR		4	1	1	1	0	1	4				
Bernie Carbo, L (1,7) OBP: 0.444, SLG: 0.595		4-0 BB			0-0 FC1-4 1B		0-0 4-3		0-3 K	3	0	1	0	1	1	0				
Jimmy Stewart, S (9,7) OBP: 0.300, SLG: 0.176										0	0	0	0	0	0	0				
Tommy Helms, R (1,4) OBP: 0.218, SLG: 0.227	0-0 6-3		0-0 FC1-4 FC6-4		0-3 K		0-0 K		4-0 G6-3 BB	3	0	0	0	1	1	2				
Dave Concepcion, R (1,6) OBP: 0.342, SLG: 0.356		0-3 K		0-0 FC6-4			0-0 2B		0-0 G6-3 1-2	4	0	1	0	0	1	2				
Jim McGlothlin, R (1,1) OBP: 0.333, SLG: 0.400			0-3 K			0-0 1B 2B		0-0 5-3		3	1	1	0	0	1	1				
Inning Stats	R: 0 E: 0 K: 1 S: 7	H: 2 LOB: 2 BB: 0 P: 7	R: 0 E: 0 K: 1 S: 4	H: 0 LOB: 1 BB: 1 P: 8	R: 0 E: 0 K: 3 S: 11	H: 2 LOB: 2 BB: 0 P: 11	R: 0 E: 0 K: 0 S: 4	H: 1 LOB: 1 BB: 0 P: 4	R: 1 E: 0 K: 2 S: 9	H: 2 LOB: 2 BB: 1 P: 13	R: 0 E: 0 K: 1 S: 6	H: 1 LOB: 1 BB: 0 P: 6	R: 0 E: 0 K: 0 S: 4	H: 1 LOB: 1 BB: 0 P: 4	R: 1 E: 0 K: 1 S: 5	H: 1 LOB: 0 BB: 1 P: 9	1B: 7 2B: 3 3B: 0 HR: 1	SF: 0 SAC: 0 DP: 2 HBP: 0	WP: 0 PB: 1 SB: 3 CS: 0	PA: 35
PITCHER Phil Niekro, R (1,1) ERA: 3.8 Ron Kline, R (7,1) ERA: 3.0	IP: 6.0 WLS: L BF: 27 H: 8 R: 1 ER: 1 SO: 8 BB: 2 IBB: 0 HBP: 0 BLK: 0 WP: 0 HR: 0 S: 41 P: 49 ERA: 1.50 WHIP: 1.667															PITCHER	IP: 6.0 WLS: L BF: 27 H: 8 R: 1 ER: 1 SO: 8 BB: 2 IBB: 0 HBP: 0 BLK: 0 WP: 0 HR: 0 S: 41 P: 49 ERA: 1.50 WHIP: 1.667			

Atlanta Braves @ Cincinnati Reds
Crosley Field, Cincinnati, OH
Sat May 16 1970, 3:33 AM EDT
Att: 15,382 - Unknown

AB	32
R	2
H	10
RBI	2
BB	3
SO	9
LOB	19



Batter	1	2	3	4	5	6	7	8	9	AB	R	H	RBI	BB	SO	LOB	TOP		
Sonny Jackson, L (1,6) OBP: 0.420, SLG: 0.333	0-0 2B 1B		0-0 F8	4-0 BB			0-0 1-3		0-0 4-3	4	0	1	0	1	0	1	Atlanta Braves @ Cincinnati Reds Crosley Field, Cincinnati, OH Sun May 17 1970, 3:33 AM EDT Unknown AB 33 R 1 H 7 RBI 1 BB 3 SO 2 LOB 17 		
Felix Milán, R (1,4) OBP: 0.340, SLG: 0.397	0-0 1-3 2B		0-0 FC6-4 1B	0-0 F7			0-0 4-3			4	0	2	0	0	0	3			
Hank Aaron, R (1,9) OBP: 0.408, SLG: 0.721	0-0 5-3		0-3 K		0-0 F8			0-0 6-3		4	0	0	0	0	1	3			
Rico Carty, R (1,7) OBP: 0.500, SLG: 0.694	4-0 IBB		0-0 FC6-4 1-2		0-0 P3			0-0 2B		3	0	1	0	1	0	1			
Orlando Cepeda, R (1,3) OBP: 0.393, SLG: 0.600	0-0 P3			0-0 BB 1B	0-0 P6			0-0 F9		4	1	1	0	0	0	4			
Clete Boyer, R (1,5) OBP: 0.254, SLG: 0.358	0-0 P2			0-0 F7		0-0 F9		0-0 P2		4	0	0	0	0	0	5			
Tony Gonzalez, L (1,8) OBP: 0.333, SLG: 0.406		0-0 P4		4-0 SH1-4 1B 1-2	0-0 F9			0-0 4-3		3	0	0	0	1	0	0			
Bob Tillman, R (1,2) OBP: 0.260, SLG: 0.375		0-3 K		0-0 SH1-4 1B 1-2 2H	0-0 6-3			0-0 F7		4	0	1	1	0	1	0			
Pat Jarvis, R (1,1) OBP: 0.130, SLG: 0.091 (7, PH)		0-0 P4		0-0 SH1-4			0-0 F7		0-0 1B	1	0	0	0	0	0	0			
Bob Aspromonte, R (7, PH) OBP: 0.200, SLG: 0.143										1	0	0	0	0	0	0			
Bob Priddy, R (7, 1) OBP: 0.600, SLG: 0.500										0	0	0	0	0	0	0			
Tommye Aaron, R (9, PH) OBP: 0.625, SLG: 1.250										1	0	1	0	0	0	0			
Inning Stats	R: 0 E: 0 K: 0 S: 5	H: 2 LOB: 3 BB: 1 P: 9	R: 0 E: 0 K: 1 S: 5	H: 0 LOB: 0 BB: 0 P: 5	R: 0 E: 0 K: 1 S: 6	H: 1 LOB: 1 BB: 0 P: 6	R: 1 E: 0 K: 0 S: 5	H: 2 LOB: 3 BB: 2 P: 13	R: 0 E: 0 K: 0 S: 3	H: 0 LOB: 0 BB: 0 P: 3	R: 0 E: 0 K: 0 S: 3	H: 0 LOB: 0 BB: 0 P: 3	R: 0 E: 0 K: 0 S: 4	H: 1 LOB: 1 BB: 0 P: 4	R: 0 E: 0 K: 0 S: 4	H: 1 LOB: 1 BB: 0 P: 4	1B: 5 2B: 2 3B: 0 HR: 0	SF: 0 SAC: 1 DP: 0 HBP: 0	WP: 0 PA: 37 PB: 0 SB: 0 CS: 0
PITCHER Jim Merritt, L (1,1) ERA: 2.67	IP: 9.0 WLS: W BF: 37 H: 7 R: 1 ER: 1 SO: 2 BB: 2 IBB: 1 HBP: 0 BLK: 0 WP: 0 HR: 0 S: 38 P: 50 ERA: 1.00 WHIP: 1.000															PITCHER			

Batter	1	2	3	4	5	6	7	8	9	AB	R	H	RBI	BB	SO	LOB	BOTTOM		
Pete Rose, S (1,9) OBP: 0.340, SLG: 0.421	4-0 BB BB		0-0 L3		0-0 SF8		0-0 HR			2	1	1	2	1	0	0	Atlanta Braves @ Cincinnati Reds Crosley Field, Cincinnati, OH Sun May 17 1970, 3:33 AM EDT Unknown AB 31 R 5 H 9 RBI 5 BB 4 SO 6 LOB 15 		
Bobby Tolán, L (1,8) OBP: 0.348, SLG: 0.503	4-0 G5-4-3 BB		0-0 F8		0-0 1B 1B		0-0 G3			3	1	1	0	1	0	0			
Tony Perez, R (1,5) OBP: 0.474, SLG: 0.708	0-0 F3			0-0 L6	0-0 1B 1B		0-0 HR			4	1	2	2	0	0	2			
Johnny Bench, R (1,2) OBP: 0.318, SLG: 0.576	0-0 G5-4-3 1-2			0-0 4-3	0-0 1B 1B		0-3 K			4	0	1	1	0	1	2			
Lee May, R (1,3) OBP: 0.344, SLG: 0.625		0-3 K		4-0 BB	0-0 L6		0-0 F7			3	0	0	0	1	1	2			
Bernie Carbo, L (1,7) OBP: 0.451, SLG: 0.593		0-0			0-0 3-1			0-0 G3		2	0	1	0	1	0	1			
Woody Woodward, R (7,4) OBP: 0.222, SLG: 0.125						4-0 BB		0-0 G3		1	0	0	0	0	0	0			
Jimmy Stewart, S (1,4) OBP: 0.333, SLG: 0.286 (7,7)		0-0 F9			0-0 1B SF8 2B	0-0 6-3		0-0 1B		4	1	2	0	0	0	2			
Darrel Chaney, S (1,6) OBP: 0.188, SLG: 0.250		0-0 G3			0-0 1-3	0-3 K		0-3 K		4	0	0	0	0	2	4			
Jim Merritt, L (1,1) OBP: 0.138, SLG: 0.107			0-3 K		0-0 1B 1B	0-3 K		0-0 4-3		4	1	1	0	0	2	2			
Inning Stats	R: 0 E: 0 K: 0 S: 2	H: 0 LOB: 1 BB: 2 P: 10	R: 0 E: 0 K: 1 S: 6	H: 1 LOB: 1 BB: 0 P: 6	R: 0 E: 0 K: 1 S: 5	H: 0 LOB: 0 BB: 0 P: 5	R: 0 E: 0 K: 0 S: 3	H: 0 LOB: 1 BB: 1 P: 7	R: 3 E: 0 K: 0 S: 8	H: 5 LOB: 2 BB: 0 P: 8	R: 0 E: 0 K: 2 S: 7	H: 0 LOB: 1 BB: 1 P: 11	R: 2 E: 0 K: 1 S: 7	H: 2 LOB: 0 BB: 0 P: 7	R: 0 E: 0 K: 1 S: 6	H: 1 LOB: 1 BB: 0 P: 6	1B: 6 2B: 1 3B: 0 HR: 2	SF: 1 SAC: 0 DP: 1 HBP: 0	WP: 0 PA: 36 PB: 0 SB: 1 CS: 0
PITCHER Pat Jarvis, R (1,1) ERA: 4.04	IP: 6.0 WLS: L BF: 27 H: 6 R: 3 ER: 3 SO: 4 BB: 4 IBB: 0 HBP: 0 BLK: 0 WP: 0 HR: 0 S: 31 P: 47 ERA: 4.50 WHIP: 1.667															PITCHER			
Bob Priddy, R (7, 1) ERA: 5.3	IP: 2.0 WLS: 9 BF: 3 H: 2 R: 2 ER: 2 SO: 2 BB: 0 IBB: 0 HBP: 0 BLK: 0 WP: 0 HR: 2 S: 13 P: 13 ERA: 9.00 WHIP: 1.500															PITCHER			

Batter	1	2	3	4	5	6	7	8	9	AB	R	H	RBI	BB	SO	LOB	TOP					
Don Kessinger, S (1, 6) OBP: 0.391, SLG: 0.448										6	4	4	2	0	0	3						
Glenn Beckert, R (1, 4) OBP: 0.342, SLG: 0.353										6	2	4	1	0	0	4						
Billy Williams, L (1, 7) OBP: 0.336, SLG: 0.577										5	1	2	3	1	0	2						
Ron Santo, R (1, 5) OBP: 0.338, SLG: 0.424										6	0	2	4	0	1	4						
Johnny Callison, L (1, 9) OBP: 0.344, SLG: 0.461										5	0	1	0	0	0	4						
Willie Smith, L (1, 3) OBP: 0.290, SLG: 0.429										5	0	0	0	0	2	4						
Jim Hickman, R (1, 8) OBP: 0.412, SLG: 0.560										3	3	2	0	2	0	0	AB 42					
Jack Hiatt, R (1, 2) OBP: 0.437, SLG: 0.309										2	2	0	0	2	0	1	R 12					
Bill Hands, R (1, 1) OBP: 0.304, SLG: 0.118										2	0	1	2	0	0	0	H 16					
Paul Popovich, S (7, PH) OBP: 0.143, SLG: 0.077										1	0	0	0	0	0	2	RBI 12					
Phil Regan, R (7, 1)										1	0	0	0	0	1	1	BB 5					
Inning Stats	R: 2 E: 0 K: 0 S: 6	H: 3 LOB: 1 BB: 0 P: 6	R: 4 E: 1 K: 0 S: 6	H: 2 LOB: 1 BB: 2 P: 14	R: 0 E: 0 K: 0 S: 3	H: 1 LOB: 0 BB: 0 P: 3	R: 1 E: 0 K: 0 S: 5	H: 2 LOB: 1 BB: 0 P: 5	R: 2 E: 0 K: 1 S: 6	H: 1 LOB: 1 BB: 2 P: 14	R: 0 E: 0 K: 1 S: 7	H: 2 LOB: 2 BB: 0 P: 7	R: 0 E: 1 K: 0 S: 4	H: 0 LOB: 2 BB: 1 P: 8	R: 0 E: 0 K: 1 S: 6	H: 1 LOB: 1 BB: 0 P: 6	R: 3 E: 0 K: 1 S: 9	H: 4 LOB: 1 BB: 0 P: 9	1B: 11 2B: 5 3B: 0 HR: 0	SF: 0 SAC: 2 DP: 0 HBP: 0	WP: 0 PB: 0 SB: 0 CS: 0	PA: 49
PITCHER	IP	WLS	BF	H	R	ER	SO	BB	IBB	HBP	BLK	WP	HR	S	P	ERA	WHIP					
Ray Washburn, R (1, 1) ERA: 6.14	1.2	L	13	5	6	2	0	1	1	0	0	0	0	11	19	10.80	3.600					
Bo Belinsky, L (2, 1) ERA: 4.5	3.1		15	4	3	3	1	2	0	0	0	0	0	15	23	8.10	1.800					
Tony Cloninger, R (6, 1) ERA: 9.45	2.0		10	2	0	0	1	1	0	0	0	0	0	15	15	0.00	1.500					
Clay Carroll, R (8, 1) ERA: 3.42	2.0		11	5	3	3	2	0	0	0	0	0	0	15	15	13.50	2.500					

Chicago Cubs @ Cincinnati Reds
Crosley Field, Cincinnati, OH
Mon May 18 1970, 7:05 PM EDT
Att: 10,774 - Unknown - 70 F

AB 42
R 12
H 16
RBI 12
BB 5
SO 4
LOB 25



Batter	1	2	3	4	5	6	7	8	9	AB	R	H	RBI	BB	SO	LOB	BOTTOM					
Pete Rose, S (1, 9) OBP: 0.337, SLG: 0.428										5	1	2	0	0	0	3						
Bobby Tolan, L (1, 8) OBP: 0.359, SLG: 0.513										4	1	2	0	1	0	2						
Tony Perez, R (1, 5) OBP: 0.482, SLG: 0.711										5	1	2	3	0	0	4						
Johnny Bench, R (1, 2) OBP: 0.313, SLG: 0.589										5	1	1	2	0	1	7						
Lee May, R (1, 3) OBP: 0.350, SLG: 0.634										5	0	1	0	0	2	0						
Bernie Carbo, L (1, 7) OBP: 0.497, SLG: 0.607										3	0	2	0	2	1	1						
Tommy Helms, R (1, 4) OBP: 0.212, SLG: 0.221										3	0	0	0	0	0	3	AB 41					
Tony Cloninger, R (6, 1) OBP: 0.333, SLG: 0.333										0	0	0	0	0	0	0	R 5					
Angel Bravo, L (7, PH) OBP: 0.500, SLG: 0.333										1	0	0	0	0	0	1	H 13					
Clay Carroll, R (8, 1) ERA: 9.45										0	0	0	0	0	0	1	RBI 5					
Jimmy Stewart, S (9, PH) OBP: 0.310, SLG: 0.240										1	0	0	0	0	0	1	BB 3					
Dave Concepcion, R (1, 6) OBP: 0.333, SLG: 0.363										5	1	1	0	0	1	5	SO 6					
Ray Washburn, R (1, 1) ERA: 6.14										0	0	0	0	0	0	0	LOB 27					
Bo Belinsky, L (2, 1) OBP: 1.000, SLG: 1.000										1	0	1	0	0	0	0						
Darrel Chaney, S (6, PH) OBP: 0.227, SLG: 0.273										3	0	1	0	0	1	0						
Inning Stats	R: 0 E: 1 K: 0 S: 4	H: 0 LOB: 1 BB: 0 P: 4	R: 0 E: 0 K: 1 S: 6	H: 1 LOB: 1 BB: 0 P: 6	R: 0 E: 0 K: 1 S: 7	H: 2 LOB: 2 BB: 0 P: 7	R: 0 E: 0 K: 2 S: 7	H: 0 LOB: 1 BB: 1 P: 11	R: 4 E: 0 K: 1 S: 10	H: 5 LOB: 1 BB: 0 P: 10	R: 1 E: 0 K: 0 S: 6	H: 3 LOB: 2 BB: 0 P: 6	R: 0 E: 0 K: 0 S: 3	H: 0 LOB: 1 BB: 1 P: 7	R: 0 E: 0 K: 0 S: 4	H: 1 LOB: 2 BB: 1 P: 8	R: 0 E: 1 K: 1 S: 6	H: 1 LOB: 1 BB: 0 P: 6	1B: 9 2B: 3 3B: 0 HR: 1	SF: 0 SAC: 0 DP: 1 HBP: 0	WP: 0 PB: 0 SB: 0 CS: 0	PA: 44
PITCHER	IP	WLS	BF	H	R	ER	SO	BB	IBB	HBP	BLK	WP	HR	S	P	ERA	WHIP					
Bill Hands, R (1, 1) ERA: 2.98	6.0	W	31	11	5	5	5	1	0	0	0	0	0	40	44	7.50	2.000					
Phil Regan, R (7, 1) ERA: 3.04	3.0	S	13	2	0	0	1	2	0	0	0	0	0	13	21	0.00	1.333					

Chicago Cubs @ Cincinnati Reds
Crosley Field, Cincinnati, OH
Mon May 18 1970, 7:05 PM EDT
Att: 10,774 - Unknown - 70 F


AB 41
R 5
H 13
RBI 5
BB 3
SO 6
LOB 27



Batter	1	2	3	4	5	6	7	8	9	AB	R	H	RBI	BB	SO	LOB	TOP
Don Kessinger, S OBP: 0.385, SLG: 0.446 (1, 6)	F8	F8		2B			L6		G1-6-3	5	0	1	0	0	0	3	
Glenn Beckert, R OBP: 0.340, SLG: 0.350 (1, 4)	F9		F9	F9			G3-6-3 1B			4	0	1	0	0	0	1	
Billy Williams, L OBP: 0.340, SLG: 0.571 (1, 7)	1B E BB		E E 1B		K		G3-6-3			3	1	1	0	1	1	1	
Ron Santo, R OBP: 0.342, SLG: 0.422 (1, 5)	E8 1-H 1B		E6 E 1B		P4			BB		3	0	1	0	1	0	1	
Johnny Callison, L OBP: 0.344, SLG: 0.453 Cleo James, R OBP: 0.227, SLG: 0.300 (8, PH) (8, 8)	3-1		E3 FC6-4		BB		F7			2	0	0	0	1	0	3	
Willie Smith, L OBP: 0.285, SLG: 0.387 14 Ernie Banks, R OBP: 0.298, SLG: 0.392 (8, PH) (8, 3)		1-3	K		G3		P4			3	0	0	0	0	1	4	
Jim Hickman, R OBP: 0.406, SLG: 0.545 (8, 9)		SH1-4 BB 1B	FC6-4		K		F9			4	0	1	0	0	1	4	
Jack Hiatt, R OBP: 0.432, SLG: 0.298 Paul Popovich, S OBP: 0.133, SLG: 0.071 (9, PH) (9, 1)		SH1-4 BB		K		K		P3-1		2	0	0	0	1	2	0	
Joe Decker, R OBP: 0.267, SLG: 0.467 Ted Abernathy, R (7, 1) Hank Aguirre, R (7, 1) Jim Colborn, R (8, 1) Jimmie Hall, L OBP: 0.111, SLG: 0.059 (9, PH)		SH1-4		K		K		E4 G1-6-3		2	0	0	0	0	2	0	
Inning Stats	R: 1 E: 1 K: 0 S: 4	H: 1 LOB: 1 BB: 1 P: 8	R: 0 E: 0 K: 0 S: 4	H: 1 LOB: 2 BB: 1 P: 8	R: 0 E: 2 K: 1 S: 8	H: 1 LOB: 3 BB: 0 P: 8	R: 0 E: 0 K: 2 S: 8	H: 0 LOB: 1 BB: 1 P: 9	R: 0 E: 0 K: 3 S: 9	H: 1 LOB: 0 BB: 0 P: 3	R: 0 E: 0 K: 0 S: 3	H: 0 LOB: 1 BB: 1 P: 7	R: 0 E: 1 K: 0 S: 3	H: 0 LOB: 0 BB: 0 P: 3	1B: 4 2B: 1 3B: 0 HR: 0	SF: 0 SAC: 1 DP: 2 HBP: 0	WP: 0 PA: 37 PB: 0 SB: 0 CS: 0
PITCHER	IP WLS BF H R ER SO BB IBB HBP BLK WP HR S P ERA WHIP																
Gary Nolan, R ERA: 2.88 Don Gullett, L ERA: 1.5 Wayne Granger, R ERA: 2.55	(1, 1) (8, 1) (9, 1)	7.0 1.0 1.0	W 4 S	30 0 3	5 0 0	1 0 0	0 0 0	7 0 0	3 1 0	0 0 0	0 0 0	0 0 0	0 0 0	0 3 3	0.00 0.00 0.00	1.143 1.000 0.000	

Chicago Cubs @ Cincinnati Reds
Crosley Field, Cincinnati, OH
Tue May 19 1970, 7:05 PM EDT
Att: 13,705 - Unknown - 80 F


AB 32
R 1
H 5
RBI 0
BB 4
SO 7
LOB 19



Batter	1	2	3	4	5	6	7	8	9	AB	R	H	RBI	BB	SO	LOB	BOTTOM		
Pete Rose, S OBP: 0.341, SLG: 0.422 (1, 9)	G6-4-3 BB		F8			F7	4-0			2	0	0	0	2	0	0			
Bobby Tolan, L OBP: 0.357, SLG: 0.506 (1, 8)	F7			F7			4-3			4	0	1	0	0	0	3			
Tony Perez, R OBP: 0.471, SLG: 0.692 (1, 5)	G6-4-3			1-3		5-3		K		4	0	0	0	0	1	2			
Johnny Bench, R OBP: 0.323, SLG: 0.594 (1, 2)		F7			1B		BB 3B 1B	1B		4	1	3	0	0	0	0			
Lee May, R OBP: 0.348, SLG: 0.619 (1, 3)		K		K			BB 3B BB	K		3	1	0	0	1	3	2			
Bernie Carbo, L OBP: 0.473, SLG: 0.628 Don Gullett, R OBP: 0.800, SLG: 1.250 Angel Bravo, L OBP: 0.444, SLG: 0.286 Wayne Granger, R (9, 1)					F8		BB 1B 3B	L6		2	1	1	2	0	0	0			
Tommy Helms, R OBP: 0.214, SLG: 0.223 (1, 4)		HBP		K		5-3				3	0	1	1	0	1	1			
Dave Concepcion, R OBP: 0.325, SLG: 0.353 (1, 6)			K		F9		BB 1B			3	0	0	0	0	2	1			
Gary Nolan, R OBP: 0.174, SLG: 0.050 Jimmy Stewart, S OBP: 0.300, SLG: 0.231 (8, 7)			F9			K	FC4-6 1B			2	0	0	0	0	1	0			
Inning Stats	R: 0 E: 0 K: 0 S: 2	H: 0 LOB: 0 BB: 1 P: 6	R: 0 E: 0 K: 2 S: 7	H: 0 LOB: 1 BB: 0 P: 8	R: 0 E: 0 K: 1 S: 5	H: 0 LOB: 0 BB: 0 P: 5	R: 0 E: 0 K: 1 S: 6	H: 1 LOB: 1 BB: 0 P: 6	R: 0 E: 0 K: 0 S: 3	H: 0 LOB: 0 BB: 0 P: 3	R: 0 E: 0 K: 1 S: 6	H: 1 LOB: 1 BB: 0 P: 6	R: 3 E: 0 K: 1 S: 8	H: 3 LOB: 2 BB: 2 P: 16	R: 0 E: 0 K: 2 S: 8	H: 1 LOB: 1 BB: 0 P: 8	1B: 5 2B: 0 3B: 1 HR: 0	SF: 0 SAC: 0 DP: 1 HBP: 1	WP: 0 PA: 33 PB: 0 SB: 1 CS: 0
PITCHER	IP WLS BF H R ER SO BB IBB HBP BLK WP HR S P ERA WHIP																		
Joe Decker, R ERA: 3.22 Ted Abernathy, R ERA: 1.13 Hank Aguirre, L ERA: 4.15 Jim Colborn, R ERA: 3.18	(1, 1) (7, 1) (7, 1) (8, 1)	6.0 0.2 0.1 1.0	L 4 1 4	24 1 0 1	4 0 0 0	3 0 0 0	5 1 0 2	0 1 0 0	0 0 0 0	0 0 0 0	0 0 0 0	0 0 1 8	0 5 1 8	0 9 1 8	0.00 0.00 0.00 0.00	1.000 1.500 0.000 1.000			

Chicago Cubs @ Cincinnati Reds
Crosley Field, Cincinnati, OH
Tue May 19 1970, 7:05 PM EDT
Att: 13,705 - Unknown - 80 F

AB 29
R 3
H 6
RBI 3
BB 3
SO 8
LOB 11



Batter	1	2	3	4	5	6	7	8	9	AB	R	H	RBI	BB	SO	LOB	TOP					
Pete Rose, S OBP: 0.348, SLG: 0.424 (1,9)	0-0 BB 1B		0-0 G5-4-3 1-2		0-0 F9		0-0 1B 1B	4-0 IBB		4	1	2	0	1	0	2	Cincinnati Reds @ Houston Astros Astrodome, Houston, TX Thu May 21 1970, 8:05 PM EDT Att: 9,508 - Unknown					
Bobby Tolan, L OBP: 0.336, SLG: 0.500 (1,8)	0-0 P4		0-0 S 1B		4-0 BB		0-0 P2	0-3 K		4	0	1	0	1	1	4						
Tony Perez, R OBP: 0.458, SLG: 0.669 (1,5)	0-3 K		0-0 5-3 1-2		0-3 K		0-3 K		0-0 P4	5	0	0	0	0	3	5						
Johnny Bench, R OBP: 0.337, SLG: 0.623 (1,2)	4-0 FC5-4 BB			0-0 HR		0-0 1B 2B	0-0 1B		0-0 5-3	4	1	3	1	1	0	0						
Lee May, R OBP: 0.349, SLG: 0.611 (1,3)	0-0 FC5-4 1-2			0-0 F8		0-0 WP 1B 2H	0-0 1-2 2H 1B		0-0 P6	5	1	2	1	0	0	2						
Hal McRae, R OBP: 0.385, SLG: 0.644 (1,7)		4-0 G5-4-3 BB		0-0 P3		0-3 K	0-3 K			2	0	0	0	1	1	1						
Jimmy Stewart, S OBP: 0.290, SLG: 0.222 (6,7)				0-0 F8		0-0 2-3 K	0-3 K			1	0	0	0	0	1	2						
Tommy Helms, R OBP: 0.222, SLG: 0.225 (1,4)		0-0 F8		0-0 6-3		0-0 BB 1B	4-0 SH1-4 BB			3	0	1	1	1	0	1						
Dave Concepcion, R OBP: 0.326, SLG: 0.347 (1,6)		0-0 G5-4-3 1-2		0-0 F8		4-0 1-2 BB	0-0 SH1-4			2	0	0	0	1	0	1						
Jim McGlothlin, R OBP: 0.318, SLG: 0.333 (1,1)			4-0 G5-4-3 BB		0-0 E6 BB	0-3 K	0-3 K			3	0	0	0	1	2	3						
Inning Stats	R: 0 E: 0 K: 1 S: 6	H: 1 LOB: 2 BB: 1 P: 10	R: 0 E: 0 K: 0 S: 2	H: 0 LOB: 0 BB: 1 P: 6	R: 0 E: 0 K: 0 S: 3	H: 1 LOB: 1 BB: 1 P: 7	R: 1 E: 0 K: 0 S: 4	H: 1 LOB: 0 BB: 0 P: 4	R: 0 E: 1 K: 1 S: 6	H: 0 LOB: 2 BB: 1 P: 10	R: 1 E: 0 K: 2 S: 9	H: 3 LOB: 2 BB: 1 P: 13	R: 1 E: 0 K: 2 S: 10	H: 3 LOB: 0 BB: 0 P: 10	R: 0 E: 0 K: 2 S: 7	H: 0 LOB: 2 BB: 2 P: 15	R: 0 E: 0 K: 0 S: 3	H: 0 LOB: 0 BB: 0 P: 3	1B: 7 2B: 1 3B: 0 HR: 1	SF: 0 SAC: 1 DP: 2 HBP: 0	WP: 1 PB: 0 SB: 1 CS: 0	PA: 41
PITCHER Denny Lemaster, L ERA: 3.71 (1,1)	IP: 9.0 WLS: L BF: 41	H: 9 R: 3 ER: 3 SO: 8	BB: 6 IBB: 1 HBP: 0 BLK: 0	WP: 1 HR: 1 S: 50 P: 78	ERA: 3.00 WHIP: 1.667											ERA: 3.00 WHIP: 1.667						

Batter	1	2	3	4	5	6	7	8	9	AB	R	H	RBI	BB	SO	LOB	BOTTOM					
Joe Morgan, L OBP: 0.420, SLG: 0.431 (1,4)	0-0 CS 1B		0-0 F8			0-0 1-3			0-0 F9	4	0	1	0	0	0	0	Cincinnati Reds @ Houston Astros Astrodome, Houston, TX Thu May 21 1970, 8:05 PM EDT Att: 9,508 - Unknown					
Jesus Alou, R OBP: 0.338, SLG: 0.386 (1,7)	0-0 P4			0-0 FC5-4 1B			0-0 F9			3	0	1	0	0	0	1						
Jimmy Wynn, R OBP: 0.401, SLG: 0.573 (1,8)	4-0 BB			0-0 FC5-4 L4-3 1-2			0-0 5-3			2	0	0	0	1	0	1						
Norm Miller, L OBP: 0.317, SLG: 0.347 (1,9)	0-0 4-3			0-0 L4-3 1-2			0-0 1-3			3	0	0	0	0	0	2						
Denis Menke, R OBP: 0.386, SLG: 0.451 (1,6)		0-0 P4			4-0 G4-6-3 BB			0-0 G3		2	0	0	0	1	0	0						
Joe Pepitone, L OBP: 0.299, SLG: 0.507 (1,3)		0-0 P4			0-0 P3			0-0 4-3		3	0	0	0	0	0	1						
Doug Rader, R OBP: 0.365, SLG: 0.532 (1,5)		0-0 5-3			0-0 G4-6-3 1-2			0-0 F8		3	0	0	0	0	0	1						
Johnny Edwards, L OBP: 0.220, SLG: 0.246 (1,2)			0-0 4-3			0-0 3-1			0-0 F8	3	0	0	0	0	0	0						
Denny Lemaster, R OBP: 0.208, SLG: 0.143 (1,1)				0-0 5-3			0-0 G3			2	0	0	0	0	0	0						
Keith Lampard, L OBP: 0.297, SLG: 0.382 (9,PH)									0-0 6-3	1	0	0	0	0	0	0						
Inning Stats	R: 0 E: 0 K: 0 S: 3	H: 1 LOB: 1 BB: 1 P: 7	R: 0 E: 0 K: 0 S: 3	H: 0 LOB: 0 BB: 0 P: 3	R: 0 E: 0 K: 0 S: 3	H: 0 LOB: 0 BB: 0 P: 3	R: 0 E: 0 K: 0 S: 3	H: 1 LOB: 0 BB: 0 P: 3	R: 0 E: 0 K: 0 S: 2	H: 0 LOB: 0 BB: 1 P: 6	R: 0 E: 0 K: 0 S: 3	H: 0 LOB: 0 BB: 0 P: 3	R: 0 E: 0 K: 0 S: 3	H: 0 LOB: 0 BB: 0 P: 3	R: 0 E: 0 K: 0 S: 3	H: 0 LOB: 0 BB: 0 P: 3	R: 0 E: 0 K: 0 S: 3	H: 0 LOB: 0 BB: 0 P: 3	1B: 2 2B: 1 3B: 0 HR: 0	SF: 0 SAC: 0 DP: 2 HBP: 0	WP: 0 PB: 0 SB: 0 CS: 1	PA: 28
PITCHER Jim McGlothlin, R ERA: 2.34 (1,1)	IP: 9.0 WLS: W BF: 28	H: 2 R: 0 ER: 0 SO: 0	BB: 2 IBB: 0 HBP: 0 BLK: 0	WP: 0 HR: 0 S: 26 P: 34	ERA: 0.00 WHIP: 0.444											ERA: 0.00 WHIP: 0.444						

Batter	1	2	3	4	5	6	7	8	9	AB	R	H	RBI	BB	SO	LOB	TOP								
Pete Rose, S OBP: 0.349, SLG: 0.436 (1, 9)	0-0 BB 1B		0-0 F8		0-0 SF8 3B	0-3 K		0-3 K		5	1	2	0	0	2	1	Cincinnati Reds @ Houston Astros Astrodome, Houston, TX Fri May 22 1970, 8:05 PM EDT Att: 23,378 - Dome								
Bobby Tolan, L OBP: 0.365, SLG: 0.500 (1, 8)	4-0 BB 1-2 BB		0-0 F9		0-3 K		0-0 BB 1B 1B	0-0 G4-6-3 1B	4	0	2	0	1	1	1										
Tony Perez, R OBP: 0.451, SLG: 0.677 (1, 5)	0-0 F9			0-0 HR	0-0 SF8		0-0 F8	0-0 G4-6-3 1-2	4	1	1	2	0	0	4										
Johnny Bench, R OBP: 0.339, SLG: 0.628 (1, 2)	0-3 K			0-0 2B 2B	0-0 2B		0-0 P6	0-3 K	5	1	2	0	0	2	3										
Lee May, R OBP: 0.353, SLG: 0.615 (1, 3)	0-3 K			0-0 F9 1B 2B	0-3 K		0-0 BB 1-2 1B		4	1	2	1	0	2	3										
Bernie Carbo, L OBP: 0.474, SLG: 0.652 (7, PR)		0-3 K		0-0 F7		0-0 HR	4-0 BB 1-2 2-3 BB		3	1	1	1	1	1	1										
Jimmy Stewart, S OBP: 0.290, SLG: 0.222 (7, 7)									0	0	0	0	0	0	0										
Tommy Helms, R OBP: 0.216, SLG: 0.219 (1, 4)		0-0 4-3		0-0 F9		0-0 P3	0-0 F9		4	0	0	0	0	0	4										
Dave Concepcion, R OBP: 0.323, SLG: 0.344 (1, 6)		0-0 3-1		0-0 1B		0-0 4-3		0-0 6-3	4	0	1	1	0	0	0										
Jim Merritt, L OBP: 0.152, SLG: 0.125 (1, 1)			0-3 K	0-3 K		0-0 1B		0-3 K	4	0	1	0	0	3	1										
Inning Stats	R: 0 E: 0 K: 2 S: 8	H: 1 LOB: 2 BB: 1 P: 12	R: 0 E: 0 K: 1 S: 5	H: 0 LOB: 0 BB: 0 P: 5	R: 0 E: 0 K: 1 S: 5	H: 0 LOB: 0 BB: 0 P: 5	R: 3 E: 0 K: 1 S: 9	H: 4 LOB: 1 BB: 0 P: 9	R: 1 E: 0 K: 1 S: 7	H: 2 LOB: 1 BB: 0 P: 7	R: 0 E: 0 K: 0 S: 5	H: 2 LOB: 3 BB: 1 P: 9	R: 0 E: 0 K: 1 S: 7	H: 0 LOB: 0 BB: 0 P: 7	R: 0 E: 0 K: 1 S: 5	H: 1 LOB: 0 BB: 0 P: 5	1B: 6 2B: 3 3B: 1 HR: 2	SF: 1 SAC: 0 DP: 1 HBP: 0	WP: 0 PB: 0 SB: 0 CS: 0	PA: 40					
PITCHER	IP	WLS	BF	H	R	ER	SO	BB	IBB	HBP	BLK	WP	HR	S	P	ERA	WHIP								
Larry Dierker, R ERA: 3.08 (1, 1)	7.0	L	34	11	5	5	8	2	0	0	0	0	2	48	56	6.43	1.857								
Jack Billingham, R ERA: 7.17 (8, 1)	2.0		6	1	0	0	3	0	0	0	0	0	0	12	12	0.00	0.500								

AB	37
R	5
H	12
RBI	5
BB	2
SO	11
LOB	18




Batter	1	2	3	4	5	6	7	8	9	AB	R	H	RBI	BB	SO	LOB	BOTTOM								
Joe Morgan, L OBP: 0.417, SLG: 0.427 (1, 4)	0-3 K		0-0 F9		0-0 G4-6-3 1B		0-0 P6			4	0	1	0	0	1	0	Cincinnati Reds @ Houston Astros Astrodome, Houston, TX Fri May 22 1970, 8:05 PM EDT Att: 23,378 - Dome								
Jesus Alou, R OBP: 0.333, SLG: 0.378 (1, 9)	0-0 6-3		0-0 FC5-4 1B		0-0 G4-6-3 1-2		0-0 P2		4	0	1	0	0	0	1										
Jimmy Wynn, R OBP: 0.398, SLG: 0.565 (1, 8)	0-0 F3		0-0 FC5-4 1-2		0-0 4-3		0-0 FC5-4 1B		4	0	1	0	0	0	1										
Tommy Davis, R OBP: 0.285, SLG: 0.351 (1, 7)		0-0 1B 1B	0-0 F7		0-0 1-3		0-0 FC5-4 1B 1-2		4	1	1	0	0	0	2										
Denis Menke, R OBP: 0.389, SLG: 0.459 (1, 6)		0-0 F9		0-0 1B S 2B		0-0 F7		0-0 1B 1-3	4	1	2	0	0	0	1										
Doug Rader, R OBP: 0.374, SLG: 0.545 (1, 5)		0-0 1B 1-2 1B		0-0 2-3 1B		0-0 2B		0-0 5-3	4	0	3	0	0	0	2										
Joe Pepitone, L OBP: 0.292, SLG: 0.493 (1, 3)		0-0 P6		0-0 P6 3-H		0-0 P4		0-3 K	4	0	0	0	0	1	4										
Johnny Edwards, L OBP: 0.222, SLG: 0.248 (9, PH)		0-0 1-3 2-H 1B		0-3 K		0-3 K		0-0 F7	3	0	1	1	0	2	1										
Marty Martinez, S OBP: 0.368, SLG: 0.389 (9, PH)								0-0 F7	1	0	0	0	0	0	0										
Larry Dierker, R OBP: 0.206, SLG: 0.212 (7, PH)		0-3 K		0-3 K		0-3 K		0-0 L6	2	0	0	0	0	2	3										
Bob Watson, R OBP: 0.095, SLG: 0.150 (8, 1)									1	0	0	0	0	1	0										
Jack Billingham, R OBP: 0.292, SLG: 0.364 (9, PH)									0	0	0	0	0	0	0										
Jim Beauchamp, R OBP: 0.292, SLG: 0.364 (9, PH)									1	0	0	0	0	0	0										
Inning Stats	R: 0 E: 0 K: 1 S: 5	H: 0 LOB: 0 BB: 0 P: 5	R: 1 E: 0 K: 1 S: 8	H: 3 LOB: 2 BB: 0 P: 8	R: 0 E: 0 K: 0 S: 4	H: 1 LOB: 1 BB: 0 P: 4	R: 1 E: 0 K: 2 S: 9	H: 2 LOB: 1 BB: 0 P: 9	R: 0 E: 0 K: 0 S: 3	H: 1 LOB: 0 BB: 0 P: 3	R: 0 E: 0 K: 0 S: 4	H: 1 LOB: 1 BB: 0 P: 4	R: 0 E: 0 K: 2 S: 7	H: 0 LOB: 0 BB: 0 P: 7	R: 0 E: 0 K: 0 S: 5	H: 2 LOB: 2 BB: 0 P: 5	R: 0 E: 0 K: 1 S: 5	H: 0 LOB: 0 BB: 0 P: 5	1B: 8 2B: 2 3B: 0 HR: 0	SF: 0 SAC: 0 DP: 1 HBP: 0	WP: 0 PB: 0 SB: 1 CS: 0	PA: 36			
PITCHER	IP	WLS	BF	H	R	ER	SO	BB	IBB	HBP	BLK	WP	HR	S	P	ERA	WHIP								
Jim Merritt, L ERA: 2.6 (1, 1)	9.0	W	36	10	2	2	7	0	0	0	0	0	0	50	50	2.00	1.111								



Batter	1	2	3	4	5	6	7	8	9	AB	R	H	RBI	BB	SO	LOB	TOP								
Pete Rose, S OBP: 0.391, SLG: 0.435 Angel Bravo, L OBP: 0.500, SLG: 0.286	(1,9) X 0-0 F8		(2,2) X 0-0 4-3	(2,2) X 0-0 4-3		(2,2) X 0-3 K	(2,2) X 0-0 2B 1B		(2,2) X 4-0 BB	5	1	2	4	0	1	1									
Bobby Tolan, L OBP: 0.369, SLG: 0.503	(1,8) X 0-0 4-3		(3,3) X 0-0 4-3	(3,3) X 2-H 3-H 4-0 1B		(3,3) X 0-0 E9 HR 1B	(3,3) X 0-0 2B		(3,3) X 0-3 K	5	1	2	2	1	1	2									
Tony Perez, R OBP: 0.455, SLG: 0.698 Jay Ward, R	(1,5) B (7,5) B (8,3)	4-0 BB																							
Johnny Bench, R OBP: 0.335, SLG: 0.621	(1,2) X (7,7)	0-3 K																							
Lee May, R OBP: 0.361, SLG: 0.621 Darrel Chaney, S OBP: 0.227, SLG: 0.273	(1,3) X (8,4)																								
Bernie Carbo, L OBP: 0.483, SLG: 0.685 Pat Corrales, R OBP: 0.167, SLG: 0.118	(1,7) X (7,2)																								
Tommy Helms, R OBP: 0.211, SLG: 0.215 Woody Woodward, R OBP: 0.261, SLG: 0.238	(1,4) X (7, PR) (7,4) (8,5)																								
Dave Concepcion, R OBP: 0.333, SLG: 0.344	(1,6) X																								
Wayne Simpson, R OBP: 0.080, SLG: 0.080 Jimmy Stewart, S OBP: 0.281, SLG: 0.214 Wayne Granger, R	(1,1) X (9, PH) (9,1)																								
Inning Stats	R: 0 E: 0 K: 1 S: 5	H: 0 LOB: 1 BB: 1 P: 9	R: 1 E: 0 K: 0 S: 4	H: 2 LOB: 0 BB: 0 P: 4	R: 0 E: 0 K: 0 S: 3	H: 0 LOB: 0 BB: 0 P: 3	R: 5 E: 0 K: 0 S: 7	H: 4 LOB: 2 BB: 3 P: 19	R: 1 E: 1 K: 0 S: 4	H: 2 LOB: 1 BB: 0 P: 4	R: 3 E: 1 K: 1 S: 7	H: 2 LOB: 0 BB: 1 P: 11	R: 4 E: 2 K: 0 S: 8	H: 4 LOB: 2 BB: 0 P: 8	R: 0 E: 0 K: 0 S: 3	H: 0 LOB: 0 BB: 0 P: 3	R: 0 E: 0 K: 1 S: 6	H: 1 LOB: 2 BB: 1 P: 10	1B: 8 2B: 5 3B: 0 HR: 2	SF: 1 SAC: 1 DP: 1 HBP: 0	WP: 1 PB: 0 SB: 0 CS: 0	PA: 47			
PITCHER	IP WLS BF H R ER SO BB IBB HBP BLK WP HR S P ERA WHIP	IP WLS BF H R ER SO BB IBB HBP BLK WP HR S P ERA WHIP	IP WLS BF H R ER SO BB IBB HBP BLK WP HR S P ERA WHIP	IP WLS BF H R ER SO BB IBB HBP BLK WP HR S P ERA WHIP	IP WLS BF H R ER SO BB IBB HBP BLK WP HR S P ERA WHIP	IP WLS BF H R ER SO BB IBB HBP BLK WP HR S P ERA WHIP	IP WLS BF H R ER SO BB IBB HBP BLK WP HR S P ERA WHIP	IP WLS BF H R ER SO BB IBB HBP BLK WP HR S P ERA WHIP	IP WLS BF H R ER SO BB IBB HBP BLK WP HR S P ERA WHIP	IP WLS BF H R ER SO BB IBB HBP BLK WP HR S P ERA WHIP	IP WLS BF H R ER SO BB IBB HBP BLK WP HR S P ERA WHIP	IP WLS BF H R ER SO BB IBB HBP BLK WP HR S P ERA WHIP	IP WLS BF H R ER SO BB IBB HBP BLK WP HR S P ERA WHIP	IP WLS BF H R ER SO BB IBB HBP BLK WP HR S P ERA WHIP	IP WLS BF H R ER SO BB IBB HBP BLK WP HR S P ERA WHIP	IP WLS BF H R ER SO BB IBB HBP BLK WP HR S P ERA WHIP	IP WLS BF H R ER SO BB IBB HBP BLK WP HR S P ERA WHIP	IP WLS BF H R ER SO BB IBB HBP BLK WP HR S P ERA WHIP	IP WLS BF H R ER SO BB IBB HBP BLK WP HR S P ERA WHIP	IP WLS BF H R ER SO BB IBB HBP BLK WP HR S P ERA WHIP	IP WLS BF H R ER SO BB IBB HBP BLK WP HR S P ERA WHIP	IP WLS BF H R ER SO BB IBB HBP BLK WP HR S P ERA WHIP	IP WLS BF H R ER SO BB IBB HBP BLK WP HR S P ERA WHIP	IP WLS BF H R ER SO BB IBB HBP BLK WP HR S P ERA WHIP	
Don Wilson, R ERA: 5.88 Jim Ray, R ERA: 3.77 Jack Billingham, R ERA: 6.85 Jack Dilauro, L ERA: 5.0 Scipio Spinks, R ERA: 10.13	(1,1) (4,1) (7,1) (8,1) (9,1)	3.2 L 18 5 6 6 1	2 1 0 0 0 0	2 0 0 0 0 0	2 0 0 0 0 0	14.73 1.909 19.29 3.429 0.00 3.000 0.00 0.000	14.73 1.909 19.29 3.429 0.00 3.000 0.00 0.000	14.73 1.909 19.29 3.429 0.00 3.000 0.00 0.000	14.73 1.909 19.29 3.429 0.00 3.000 0.00 0.000	14.73 1.909 19.29 3.429 0.00 3.000 0.00 0.000	14.73 1.909 19.29 3.429 0.00 3.000 0.00 0.000	14.73 1.909 19.29 3.429 0.00 3.000 0.00 0.000	14.73 1.909 19.29 3.429 0.00 3.000 0.00 0.000	14.73 1.909 19.29 3.429 0.00 3.000 0.00 0.000	14.73 1.909 19.29 3.429 0.00 3.000 0.00 0.000	14.73 1.909 19.29 3.429 0.00 3.000 0.00 0.000	14.73 1.909 19.29 3.429 0.00 3.000 0.00 0.000	14.73 1.909 19.29 3.429 0.00 3.000 0.00 0.000	14.73 1.909 19.29 3.429 0.00 3.000 0.00 0.000	14.73 1.909 19.29 3.429 0.00 3.000 0.00 0.000	14.73 1.909 19.29 3.429 0.00 3.000 0.00 0.000	14.73 1.909 19.29 3.429 0.00 3.000 0.00 0.000	14.73 1.909 19.29 3.429 0.00 3.000 0.00 0.000	14.73 1.909 19.29 3.429 0.00 3.000 0.00 0.000	14.73 1.909 19.29 3.429 0.00 3.000 0.00 0.000
Joe Morgan, L OBP: 0.418, SLG: 0.421	(1,4) B (7,5) B (8,3)	4-0 FC6-4 BB																							
Jesus Alou, R OBP: 0.317, SLG: 0.359	(1,9) X 0-0 FC6-4 1B 2B																								
Norm Miller, L OBP: 0.326, SLG: 0.347	(1,8) X 0-0 1-2 2B 1B																								
Tommy Davis, R OBP: 0.277, SLG: 0.341	(1,7) X 0-3 K																								
Denis Menke, R OBP: 0.391, SLG: 0.466	(1,6) X 0-0 1H 2H 1B 2B																								
Doug Radler, R OBP: 0.371, SLG: 0.537	(1,5) X 0-0 2H 1B																								
Bob Watson, R OBP: 0.120, SLG: 0.167	(1,3) X 0-0 1-2 1B																								
Johnny Edwards, L OBP: 0.224, SLG: 0.250 Jack Dilauro, S Scipio Spinks, R	(1,2) X (8,1) (9,1)	0-0 4-3																							
Don Wilson, R OBP: 0.111, SLG: 0.111 Jim Ray, R OBP: 0.250, SLG: 0.250 Jack Billingham, R Don Bryant, R OBP: 0.500, SLG: 0.500	(1,1) X (4,1) (7,1) (7, PH) (8,2)																								
Inning Stats	R: 3 E: 0 K: 1 S: 9	H: 4 LOB: 2 BB: 1 P: 13	R: 0 E: 0 K: 0 S: 2	H: 0 LOB: 1 BB: 1 P: 6	R: 0 E: 0 K: 0 S: 3	H: 0 LOB: 1 BB: 1 P: 7	R: 0 E: 0 K: 1 S: 5	H: 0 LOB: 0 BB: 0 P: 5	R: 0 E: 0 K: 0 S: 3	H: 0 LOB: 0 BB: 0 P: 3	R: 0 E: 0 K: 0 S: 3	H: 0 LOB: 0 BB: 0 P: 3	R: 0 E: 0 K: 1 S: 6	H: 1 LOB: 1 BB: 0 P: 6	R: 0 E: 0 K: 0 S: 3	H: 0 LOB: 0 BB: 0 P: 3	R: 0 E: 0 K: 0 S: 3	H: 1 LOB: 0 BB: 0 P: 3	1B: 5 2B: 1 3B: 0 HR: 0	SF: 0 SAC: 0 DP: 2 HBP: 0	WP: 0 PB: 0 SB: 0 CS: 0	PA: 34			
Wayne Simpson, R ERA: 2.26 Wayne Granger, R ERA: 2.41	(1,1) (9,1)	8.0 S 31 5 3 3 3	3 0 0 0 0 0	3 0 0 0 0 0	3 0 0 0 0 0	3.38 1.000 0.00 1.000	3.38 1.000 0.00 1.000	3.38 1.000 0.00 1.000	3.38 1.000 0.00 1.000	3.38 1.000 0.00 1.000	3.38 1.000 0.00 1.000	3.38 1.000 0.00 1.000	3.38 1.000 0.00 1.000	3.38 1.000 0.00 1.000	3.38 1.000 0.00 1.000	3.38 1.000 0.00 1.000	3.38 1.000 0.00 1.000	3.38 1.000 0.00 1.000	3.38 1.000 0.00 1.000	3.38 1.000 0.00 1.000	3.38 1.000 0.00 1.000	3.38 1.000 0.00 1.000	3.38 1.000 0.00 1.000	3.38 1.000 0.00 1.000	3.38 1.000 0.00 1.000


Cincinnati Reds @ Houston Astros
Astrodome, Houston, TX
Sat May 23 1970, 8:05 PM EDT
Att: 27,822 - Unknown

AB 39
R 14
H 15
RBI 13
BB 6
SO 3
LOB 18



Cincinnati Reds @ Houston Astros
Astrodome, Houston, TX
Sat May 23 1970, 8:05 PM EDT
Att: 27,822 - Unknown

AB 31
R 3
H 6
RBI 3
BB 3
SO 3
LOB 12



Batter	1	2	3	4	5	6	7	8	9	AB	R	H	RBI	BB	SO	LOB	TOP			
Pete Rose, S OBP: 0.397, SLG: 0.439 (1, 9)										5	2	3	2	0	0	1	Cincinnati Reds @ Houston Astros Astrodome, Houston, TX Sun May 24 1970, 4:33 AM EDT Att: 18,552 - Unknown			
Bobby Tolan, L OBP: 0.375, SLG: 0.503 (1, 8)										4	2	2	1	1	1					
Tony Perez, R OBP: 0.458, SLG: 0.712 (1, 5)										4	1	2	3	1	0	2				
Johnny Bench, R OBP: 0.332, SLG: 0.609 (1, 2)										5	0	1	1	0	0	1				
Lee May, R OBP: 0.356, SLG: 0.614 (1, 3)										5	0	1	0	0	1	3				
Bernie Carbo, L OBP: 0.484, SLG: 0.670 Jimmy Stewart, S OBP: 0.281, SLG: 0.214 (7, 7)										2	0	0	0	2	0	0				
Tommy Helms, R OBP: 0.206, SLG: 0.210 (1, 4)										4	0	0	0	0	1	4				
Dave Concepcion, R OBP: 0.345, SLG: 0.341 (1, 6)										1	2	0	0	3	0	0				
Gary Nolan, R OBP: 0.160, SLG: 0.045 Clay Carroll, R Wayne Granger, R Don Gullett, R OBP: 0.800, SLG: 1.250 (8, 1)										2	0	0	0	0	1	1				
Inning Stats	R: 2 E: 0 K: 0 S: 5	H: 3 LOB: 2 BB: 2 P: 13	R: 1 E: 0 K: 0 S: 3	H: 1 LOB: 0 BB: 1 P: 7	R: 0 E: 0 K: 0 S: 4	H: 1 LOB: 2 BB: 1 P: 8	R: 0 E: 0 K: 0 S: 3	H: 0 LOB: 0 BB: 0 P: 11	R: 0 E: 0 K: 0 S: 6	H: 0 LOB: 0 BB: 0 P: 3	R: 4 E: 0 K: 0 S: 6	H: 3 LOB: 0 BB: 1 P: 10	R: 0 E: 0 K: 2 S: 7	H: 0 LOB: 0 BB: 0 P: 7	R: 0 E: 0 K: 1 S: 5	H: 1 LOB: 1 BB: 0 P: 6		1B: 7 2B: 1 3B: 0 HR: 1	SF: 0 SAC: 2 DP: 1 HBP: 0	WP: 0 PB: 0 SB: 2 CS: 1
PITCHER	IP WLS BF H R ER SO BB IBB HBP BLK WP HR S P ERA WHIP																			
Jim Bouton, R ERA: 6.63	0.0	4	3	2	2	0	1	0	0	0	0	0	0	0	3	7	∞	∞		
Ron Cook, L ERA: 2.49	6.0	27	5	5	5	0	6	0	0	0	0	1	21	45	7.50	1.833				
Jack Billingham, R ERA: 6.56	1.0	3	0	0	0	2	0	0	0	0	0	0	7	7	0.00	0.000				
Fred Gladding, R ERA: 4.67	1.0	W	3	0	0	0	1	0	0	0	0	0	5	5	0.00	0.000				
Jack Dilauro, L ERA: 4.5	1.0	S	4	1	0	0	1	0	0	0	0	0	6	6	0.00	1.000				

Batter	1	2	3	4	5	6	7	8	9	AB	R	H	RBI	BB	SO	LOB	BOTTOM			
Jesus Alou, R OBP: 0.322, SLG: 0.361 (1, 9)										5	1	2	3	0	0	1	Cincinnati Reds @ Houston Astros Astrodome, Houston, TX Sun May 24 1970, 4:33 AM EDT Att: 18,552 - Unknown			
Norm Miller, L OBP: 0.341, SLG: 0.354 (1, 8)										4	0	2	0	1	0	2				
Tommy Davis, R OBP: 0.343 Jack Dilauro, S (9, 1)										5	2	2	2	0	0	4				
Denis Menke, R OBP: 0.402, SLG: 0.476 (1, 6)										5	2	4	1	0	0	0				
Joe Pepitone, L OBP: 0.295, SLG: 0.503 (1, 3)										5	1	2	2	0	0	3				
Doug Rader, R OBP: 0.383, SLG: 0.523 (1, 5)										4	0	0	0	0	1	4				
Marty Martinez, S OBP: 0.304, SLG: 0.318 (1, 4)										4	1	0	1	0	0	0				
Johnny Edwards, L OBP: 0.238, SLG: 0.264 (1, 2)										4	2	3	0	0	0	0				
Jim Bouton, R ERA: 6.63 Ron Cook, L ERA: 2.49 Jack Billingham, R ERA: 6.56 Keith Lampard, L ERA: 3.92 Fred Gladding, L ERA: 4.5 Jimmy Wynn, R ERA: 5.95 Scipio Spinks, R Jim Beauchamp, R ERA: 1.76 (8, 6)										0	0	0	0	0	0	0				
Inning Stats	R: 0 E: 0 K: 0 S: 3	H: 1 LOB: 0 BB: 0 P: 3	R: 0 E: 0 K: 0 S: 3	H: 0 LOB: 0 BB: 0 P: 3	R: 0 E: 0 K: 1 S: 6	H: 1 LOB: 1 BB: 0 P: 6	R: 0 E: 0 K: 0 S: 5	H: 2 LOB: 2 BB: 0 P: 5	R: 0 E: 0 K: 1 S: 8	H: 0 LOB: 0 BB: 0 P: 5	R: 2 E: 0 K: 1 S: 5	H: 3 LOB: 1 BB: 0 P: 8	R: 1 E: 0 K: 0 S: 5	H: 2 LOB: 2 BB: 1 P: 9	R: 7 E: 2 K: 0 S: 9	H: 6 LOB: 1 BB: 2 P: 17		1B: 14 2B: 0 3B: 1 HR: 0	SF: 0 SAC: 0 DP: 0 HBP: 0	WP: 1 PB: 1 SB: 0 CS: 0
PITCHER	IP WLS BF H R ER SO BB IBB HBP BLK WP HR S P ERA WHIP																			
Gary Nolan, R ERA: 3.12	7.0	31	10	4	4	3	1	0	0	0	0	0	4	8	5.14	1.571				
Clay Carroll, R ERA: 4.5	0.1	L	5	2	1	1	0	1	0	0	0	0	4	8	27.00	9.000				
Wayne Granger, R ERA: 3.32	0.1	4	3	5	4	0	0	1	0	0	0	0	3	7	108.00	9.000				
Don Gullett, L ERA: 1.76	0.1	1	0	0	0	0	0	0	0	0	0	0	1	1	0.00	0.000				

Batter	1	2	3	4	5	6	7	8	9	AB	R	H	RBI	BB	SO	LOB	TOP								
Pete Rose, S OBP: 0.355, SLG: 0.435 (1,9)	F7		6-3		4-3			1B		4	0	1	0	0	0	0	Cincinnati Reds @ San Diego Padres San Diego Stadium, San Diego, CA Mon May 25 1970, 10:05 PM EDT Att: 5,065 - Unknown								
Bobby Tolan, L OBP: 0.397, SLG: 0.494 (1,8)	4-3		1-3		G3			SF8		3	0	0	1	0	0										
Tony Perez, R OBP: 0.459, SLG: 0.707 (1,5)	5-3							1B		4	0	2	0	0	0										
Johnny Bench, R OBP: 0.324, SLG: 0.596 (1,2)		F9	F8			K		F7		4	0	0	0	0	1	3									
Lee May, R OBP: 0.354, SLG: 0.624 (1,3)		HR			F9	K		F9		4	1	1	1	0	1	2									
Bernie Carbo, L OBP: 0.480, SLG: 0.656 (1,7)		FC3-6			K					2	0	0	0	1	1	0									
Jimmy Stewart, S OBP: 0.273, SLG: 0.207 (8,7)		BB								1	0	0	0	0	1	0									
Tommy Helms, R OBP: 0.213, SLG: 0.217 (1,4)		FC3-6					F8			4	0	2	0	0	0	0									
Darrel Chaney, S OBP: 0.192, SLG: 0.231 (1,6)		1B			1B					4	0	0	0	0	0	3									
Jim McGlothlin, R OBP: 0.320, SLG: 0.333 (1,1)		FC3-6			F5					3	1	1	0	0	1	2									
Wayne Granger, R (8,1)	F5					K		1B		0	0	0	0	0	0	0									
Inning Stats	R: 0 E: 0 K: 0 S: 3	H: 0 LOB: 0 BB: 0 P: 3	R: 1 E: 0 K: 0 S: 5	H: 2 LOB: 2 BB: 1 P: 9	R: 0 E: 0 K: 0 S: 4	H: 1 LOB: 1 BB: 0 P: 4	R: 0 E: 0 K: 1 S: 6	H: 1 LOB: 1 BB: 0 P: 6	R: 0 E: 0 K: 1 S: 5	H: 0 LOB: 0 BB: 0 P: 5	R: 0 E: 0 K: 2 S: 7	H: 0 LOB: 0 BB: 0 P: 7	R: 0 E: 0 K: 0 S: 3	H: 0 LOB: 0 BB: 0 P: 3	R: 1 E: 0 K: 0 S: 6	H: 3 LOB: 2 BB: 0 P: 6	R: 0 E: 0 K: 1 S: 5	H: 0 LOB: 0 BB: 0 P: 5	1B: 6 2B: 0 3B: 0 HR: 1	SF: 1 SAC: 0 DP: 0 HBP: 0	WP: 0 PB: 0 SB: 0 CS: 0	PA: 35			
PITCHER	IP	WLS	BF	H	R	ER	SO	BB	IBB	HBP	BLK	WP	HR	S	P	ERA	WHIP								
Clay Kirby, R ERA: 5.31 (1,1)	7.1	L	30	7	2	2	4	1	0	0	0	0	1	37	41	2.46	1.091								
Tom Dukes, R ERA: 1.99 (8,1)	0.2		2	0	0	0	0	0	0	0	0	0	0	2	2	0.00	0.000								
Dave Roberts, L ERA: 3.42 (9,1)	1.0		3	0	0	0	1	0	0	0	0	0	0	5	5	0.00	0.000								

AB	33
R	2
H	7
RBI	2
BB	1
SO	5
LOB	10



Batter	1	2	3	4	5	6	7	8	9	AB	R	H	RBI	BB	SO	LOB	BOTTOM								
Dave Campbell, R OBP: 0.296, SLG: 0.342 (1,4)	F8		P4			SH1-4		P5		4	0	1	0	0	0	0	Cincinnati Reds @ San Diego Padres San Diego Stadium, San Diego, CA Mon May 25 1970, 10:05 PM EDT Att: 5,065 - Unknown								
Steve Huntz, S OBP: 0.284, SLG: 0.395 (1,6)	K				4-3	SH1-4		F8		3	0	0	0	0	1	0									
Cito Gaston, R OBP: 0.375, SLG: 0.514 (1,8)										4	1	3	1	0	0	1									
Nate Colbert, R OBP: 0.319, SLG: 0.539 (1,3)	4-3				HR					3	0	1	0	1	1	2									
Ollie Brown, R OBP: 0.324, SLG: 0.442 (1,9)										4	0	0	0	0	0	3									
Ivan Murrell, R OBP: 0.299, SLG: 0.505 (1,7)										4	0	1	0	0	3	2									
Van Kelly, L OBP: 0.264, SLG: 0.228 (1,5)										3	0	0	0	0	0	1									
Bob Barton, R OBP: 0.339, SLG: 0.412 (1,2)										3	0	0	0	0	0	1									
Clay Kirby, R OBP: 0.211, SLG: 0.211 (1,1)										2	0	0	0	0	0	0									
Tom Dukes, R (8,1)										0	0	0	0	0	0	0									
Al Ferrara, R OBP: 0.363, SLG: 0.439 (8,PH)										1	0	0	0	0	1	0									
Dave Roberts, L OBP: 0.154, SLG: 0.462 (9,1)										0	0	0	0	0	0	0									
Inning Stats	R: 0 E: 0 K: 1 S: 6	H: 1 LOB: 1 BB: 0 P: 6	R: 0 E: 0 K: 1 S: 5	H: 0 LOB: 0 BB: 0 P: 5	R: 0 E: 0 K: 0 S: 3	H: 0 LOB: 0 BB: 0 P: 3	R: 1 E: 0 K: 1 S: 6	H: 1 LOB: 1 BB: 1 P: 10	R: 0 E: 0 K: 1 S: 3	H: 0 LOB: 0 BB: 0 P: 3	R: 0 E: 0 K: 1 S: 6	H: 1 LOB: 1 BB: 0 P: 6	R: 0 E: 0 K: 0 S: 4	H: 1 LOB: 1 BB: 0 P: 4	R: 0 E: 0 K: 1 S: 5	H: 0 LOB: 0 BB: 0 P: 5	R: 0 E: 0 K: 1 S: 6	H: 2 LOB: 1 BB: 0 P: 6	1B: 5 2B: 0 3B: 0 HR: 1	SF: 0 SAC: 1 DP: 1 HBP: 0	WP: 0 PB: 0 SB: 0 CS: 0	PA: 33			
PITCHER	IP	WLS	BF	H	R	ER	SO	BB	IBB	HBP	BLK	WP	HR	S	P	ERA	WHIP								
Jim McGlothlin, R ERA: 2.24 (1,1)	7.0	W	26	4	1	1	4	1	0	0	0	0	0	11	11	0.00	1.000								
Wayne Granger, R ERA: 3.0 (8,1)	2.0	S	7	2	0	0	2	0	0	0	0	0	0	11	11	0.00	1.000								



Batter	1	2	3	4	5	6	7	8	9	AB	R	H	RBI	BB	SO	LOB	TOP								
Pete Rose, S OBP: 0.391, SLG: 0.425 (1,9)	G3		FC5 BB BB		K		FC4-6 1B		4-3	4	0	0	0	1	1	2	Cincinnati Reds @ San Diego Padres San Diego Stadium, San Diego, CA Tue May 26 1970, 10:05 PM EDT Unknown								
Bobby Tolan, L OBP: 0.375, SLG: 0.506 (1,8)	1B		K		2B		1B			4	0	3	0	0	1	1									
Tony Perez, R OBP: 0.455, SLG: 0.694 (1,5)	5-3		BB		F2		K			3	0	0	0	1	1	5									
Johnny Bench, R OBP: 0.318, SLG: 0.582 (1,2)	F7		FC5 2-3f		K		P5			4	0	0	0	0	1	5									
Lee May, R OBP: 0.345, SLG: 0.608 (1,3)		6-3			6-3		F8		K	4	0	0	0	0	1	0									
Bernie Carbo, L OBP: 0.481, SLG: 0.643 (1,7)		BB			L7		BB		K	2	0	0	0	2	1	0									
Jimmy Stewart, S OBP: 0.250, SLG: 0.188 (1,4)					G3				F7	3	0	0	0	0	1	2									
Ray Washburn, R OBP: 0.455, SLG: 0.250 (8, PH)							4-3			0	0	0	0	0	0	0									
Tony Cloninger, R OBP: 0.333, SLG: 0.333 (8, 1)										0	0	0	0	0	0	0									
Darrel Chaney, S OBP: 0.200, SLG: 0.233 (1,6)		F7			1-3		E9 1B		6-3	4	1	1	0	0	0	1									
Jim Merritt, L OBP: 0.171, SLG: 0.147 (1,1)					K				K	2	0	1	0	0	1	0									
Dave Concepcion, R OBP: 0.347, SLG: 0.344 (6, 4)						2B 1B	FC4-6 1B		K	2	0	1	1	0	1	0									
Inning Stats	R: 0 E: 0 K: 0 S: 4	H: 1 LOB: 1 BB: 0 P: 4	R: 0 E: 0 K: 1 S: 5	H: 0 LOB: 1 BB: 1 P: 9	R: 0 E: 0 K: 2 S: 7	H: 0 LOB: 2 BB: 2 P: 15	R: 0 E: 0 K: 0 S: 3	H: 0 LOB: 0 BB: 0 P: 3	R: 0 E: 0 K: 1 S: 7	H: 2 LOB: 2 BB: 0 P: 7	R: 0 E: 0 K: 1 S: 5	H: 0 LOB: 1 BB: 1 P: 9	R: 1 E: 1 K: 1 S: 8	H: 3 LOB: 2 BB: 0 P: 8	R: 0 E: 0 K: 2 S: 7	H: 0 LOB: 0 BB: 0 P: 7	R: 0 E: 0 K: 1 S: 5	H: 0 LOB: 0 BB: 0 P: 5	1B: 5 2B: 1 3B: 0 HR: 0	SF: 0 SAC: 0 DP: 0 HBP: 0	WP: 0 PB: 0 SB: 1 CS: 0	PA: 37			
PITCHER	IP	WLS	BF	H	R	ER	SO	BB	IBB	HBP	BLK	WP	HR	S	P	ERA	WHIP								
Mike Corkins, R ERA: 4.16 (1,1)	6.1	W	29	6	1	1	5	4	0	0	0	0	0	35	51	1.42	1.579								
Tom Dukes, R ERA: 1.48 (7,1)	2.2	S	8	0	0	0	4	0	0	0	0	0	0	16	16	0.00	0.000								

AB	33
R	1
H	6
RBI	1
BB	4
SO	9
LOB	16



Batter	1	2	3	4	5	6	7	8	9	AB	R	H	RBI	BB	SO	LOB	BOTTOM								
Dave Campbell, R OBP: 0.293, SLG: 0.339 (1,4)	G3 3B 1B	P6		G5-4-3 1-2f		F3		F7		5	1	1	0	0	0	3	Cincinnati Reds @ San Diego Padres San Diego Stadium, San Diego, CA Tue May 26 1970, 10:05 PM EDT Unknown								
Steve Huntz, S OBP: 0.283, SLG: 0.385 (1,6)	G3 1-2	5-3			5-3		1B HR BB			3	1	0	0	1	0	2									
Cito Gaston, R OBP: 0.388, SLG: 0.547 (1,8)	HR 2H 3B			1B	1B	HR 3B	1B			4	3	4	1	0	0	0									
Nate Colbert, R OBP: 0.323, SLG: 0.574 (1,3)	HR 3H		F7		HR	K				4	2	2	4	0	1	3									
Ollie Brown, R OBP: 0.336, SLG: 0.472 (1,9)	FC6-4 1B		1B		K		HR 1H 2H			4	1	3	3	0	1	0									
Ivan Murrell, R OBP: 0.287, SLG: 0.485 (1,7)	K		K		5-3		4-3			4	0	0	0	0	2	3									
Ed Spiezio, R OBP: 0.398, SLG: 0.410 (1,5)	FC6-4 1-2f		F7			SH1-3 1B	6-3			4	0	1	0	0	0	3									
Jose Arcia, R OBP: 0.205, SLG: 0.088 (8, 6)										0	0	0	0	0	0	0									
Chris Cannizzaro, R OBP: 0.350, SLG: 0.413 (1,2)		SH3 2B		K		P5		F8		4	0	1	0	0	1	1									
Mike Corkins, R OBP: 0.292, SLG: 0.273 (1,1)		SH3		G5-4-3 BB		SH1-3 1-2		K		0	0	0	0	1	0	0									
Tom Dukes, R ERA: 8.79 (7,1)										1	0	0	0	0	1	0									
Inning Stats	R: 3 E: 0 K: 1 S: 9	H: 4 LOB: 1 BB: 0 P: 9	R: 0 E: 0 K: 0 S: 4	H: 1 LOB: 0 BB: 0 P: 4	R: 0 E: 0 K: 1 S: 7	H: 2 LOB: 2 BB: 0 P: 7	R: 0 E: 0 K: 1 S: 4	H: 0 LOB: 0 BB: 1 P: 8	R: 2 E: 0 K: 1 S: 7	H: 2 LOB: 0 BB: 0 P: 7	R: 0 E: 0 K: 0 S: 4	H: 1 LOB: 0 BB: 0 P: 4	R: 3 E: 0 K: 1 S: 7	H: 2 LOB: 0 BB: 1 P: 11	R: 0 E: 0 K: 1 S: 5	H: 0 LOB: 0 BB: 0 P: 5	1B: 6 2B: 1 3B: 2 HR: 3	SF: 0 SAC: 2 DP: 1 HBP: 0	WP: 0 PB: 0 SB: 0 CS: 0	PA: 37					
PITCHER	IP	WLS	BF	H	R	ER	SO	BB	IBB	HBP	BLK	WP	HR	S	P	ERA	WHIP								
Jim Merritt, L ERA: 2.95 (1,1)	5.0	L	24	9	5	5	4	1	0	0	0	0	0	2	31	9.00	2.000								
Ray Washburn, R ERA: 7.02 (6,1)	2.0		10	3	3	3	1	1	0	0	0	0	1	11	15	13.50	2.000								
Tony Cloninger, R ERA: 8.79 (8,1)	1.0		3	0	0	0	1	0	0	0	0	0	0	5	5	0.00	0.000								

AB	33
R	8
H	12
RBI	8
BB	2
SO	6
LOB	15



Batter	1	2	3	4	5	6	7	8	9	AB	R	H	RBI	BB	SO	LOB	TOP										
Pete Rose, S OBP: 0.349, SLG: 0.422 (1, 9)	5-3		5-3					K		4	1	1	0	0	1	1	Cincinnati Reds @ San Diego Padres San Diego Stadium, San Diego, CA Tue May 26 1970, 10:05 PM EDT Att: 11,722 - Unknown livebaseballscorecards.com										
Dave Concepcion, R OBP: 0.347, SLG: 0.344 (1, 6)	6-3									3	0	1	0	0	1	1											
Bobby Tolan, L OBP: 0.378, SLG: 0.508 (8, PH)										1	0	1	0	0	0	0											
Tony Perez, R OBP: 0.456, SLG: 0.690 (1, 5)										4	0	2	0	0	0	3											
Don Gullett, R OBP: 0.800, SLG: 1.250 (8, 1)										0	0	0	0	0	0	0											
Johnny Bench, R OBP: 0.311, SLG: 0.570 (1, 8)	5-3									4	0	0	0	0	2	3											
Lee May, R OBP: 0.343, SLG: 0.599 (1, 3)										4	0	1	0	0	1	2											
Hal McRae, R OBP: 0.375, SLG: 0.612 (1, 7)										4	0	1	0	0	0	1											
Tommy Helms, R OBP: 0.209, SLG: 0.213 (1, 4)										3	0	0	0	0	0	1											
Pat Corrales, R OBP: 0.190, SLG: 0.150 (1, 2)										3	0	1	0	0	0	0											
Pedro Borbon, R ERA: 1.81 (1, 1)										1	0	0	0	0	0	0											
Darrel Chaney, S ERA: 2.51 (5, PH)										1	0	0	0	0	1	1											
Clay Carroll, R ERA: 4.0 (5, 1)										0	0	0	0	0	0	0											
Jay Ward, R ERA: 2.51 (8, 4)										0	0	0	0	1	0	0											
Inning Stats	R: 0 E: 0 K: 0 S: 4	H: 1 LOB: 1 BB: 0 P: 4	R: 0 E: 0 K: 0 S: 3	H: 0 LOB: 0 BB: 0 P: 3	R: 0 E: 0 K: 1 S: 6	H: 1 LOB: 1 BB: 0 P: 6	R: 0 E: 0 K: 1 S: 6	H: 1 LOB: 1 BB: 0 P: 6	R: 1 E: 1 K: 2 S: 9	H: 2 LOB: 1 BB: 0 P: 9	R: 0 E: 0 K: 0 S: 3	H: 1 LOB: 1 BB: 1 P: 9	R: 0 E: 0 K: 1 S: 5	H: 1 LOB: 0 BB: 0 P: 5	R: 0 E: 0 K: 1 S: 5	H: 1 LOB: 0 BB: 0 P: 5	1B: 8 2B: 0 3B: 0 HR: 0	SF: 0 SAC: 0 DP: 3 HBP: 0	WP: 0 PB: 0 SB: 0 CS: 0	PA: 33							
PITCHER	IP	WLS	BF	H	R	ER	SO	BB	IBB	HBP	BLK	WP	HR	S	P	ERA	WHIP										
Danny Coombs, L ERA: 1.81 (1, 1)	7.0	W	27	6	1	0	4	1	0	0	0	0	0	34	38	0.00	1.000										
Roberto Rodriguez, R ERA: 2.51 (8, 1)	2.0	S	6	2	0	0	2	0	0	0	0	0	0	10	10	0.00	1.000										

AB	32
R	1
H	8
RBI	0
BB	1
SO	6
LOB	13



Batter	1	2	3	4	5	6	7	8	9	AB	R	H	RBI	BB	SO	LOB	BOTTOM										
Dave Campbell, R OBP: 0.292, SLG: 0.337 (1, 4)	E6									4	1	1	0	0	1	1	Cincinnati Reds @ San Diego Padres San Diego Stadium, San Diego, CA Tue May 26 1970, 10:05 PM EDT Att: 11,722 - Unknown livebaseballscorecards.com										
Steve Huntz, S OBP: 0.282, SLG: 0.381 (1, 6)										4	1	1	0	0	0	1											
Cito Gaston, R OBP: 0.395, SLG: 0.565 (1, 8)										3	2	2	3	1	0	0											
Nate Colbert, R OBP: 0.326, SLG: 0.574 (1, 3)										0	0	0	0	0	0	0											
Ray Webster, L OBP: 0.269, SLG: 0.213 (1, PR)										3	0	1	0	0	0	2											
Ollie Brown, R OBP: 0.333, SLG: 0.462 (1, 9)										3	0	0	0	1	0	2											
Ivan Murrell, R OBP: 0.276, SLG: 0.465 (1, 7)										4	0	0	0	0	1	5											
Van Kelly, L OBP: 0.266, SLG: 0.232 (1, 5)										3	0	1	0	0	0	0											
Bob Barton, R OBP: 0.339, SLG: 0.396 (1, 2)										2	0	0	0	1	0	1											
Danny Coombs, R OBP: 0.067, SLG: 0.133 (1, 1)										3	0	0	0	0	0	1											
Roberto Rodriguez, R ERA: 1.65 (8, 1)										0	0	0	0	0	0	0											
Inning Stats	R: 3 E: 1 K: 0 S: 5	H: 2 LOB: 1 BB: 0 P: 6	R: 0 E: 0 K: 1 S: 5	H: 0 LOB: 1 BB: 1 P: 9	R: 1 E: 1 K: 0 S: 5	H: 2 LOB: 1 BB: 0 P: 5	R: 0 E: 0 K: 0 S: 3	H: 1 LOB: 0 BB: 0 P: 3	R: 0 E: 0 K: 0 S: 3	H: 0 LOB: 0 BB: 0 P: 3	R: 0 E: 0 K: 0 S: 3	H: 0 LOB: 0 BB: 0 P: 3	R: 0 E: 0 K: 1 S: 6	H: 1 LOB: 3 BB: 2 P: 14	R: 0 E: 0 K: 1 S: 6	H: 1 LOB: 0 BB: 0 P: 14	1B: 5 2B: 1 3B: 0 HR: 1	SF: 0 SAC: 0 DP: 1 HBP: 1	WP: 1 PB: 0 SB: 0 CS: 1	PA: 33							
PITCHER	IP	WLS	BF	H	R	ER	SO	BB	IBB	HBP	BLK	WP	HR	S	P	ERA	WHIP										
Pedro Borbon, R ERA: 4.5 (1, 1)	4.0	L	18	5	4	2	1	1	0	1	0	0	1	18	23	4.50	1.500										
Clay Carroll, R ERA: 4.0 (5, 1)	3.0		9	0	0	0	0	0	0	0	0	0	0	9	9	0.00	0.000										
Don Gullett, L ERA: 1.65 (8, 1)	1.0		6	1	0	0	1	1	1	0	0	1	0	6	14	0.00	2.000										



Batter	1	2	3	4	5	6	7	8	9	AB	R	H	RBI	BB	SO	LOB	TOP			
Pete Rose, S OBP: 0.348, SLG: 0.419 (1, 9)										6	1	2	0	0	2	7	Cincinnati Reds @ San Diego Padres San Diego Stadium, San Diego, CA Wed May 27 1970, 10:05 PM EDT Att: 7,101 - Unknown			
Bobby Tolan, L OBP: 0.374, SLG: 0.500 (1, 8)										3	0	0	1	0	1	2				
Tony Perez, R OBP: 0.459, SLG: 0.702 (1, 5)										4	2	2	2	0	0	2				
Johnny Bench, R OBP: 0.318, SLG: 0.586 (1, 2)										5	2	3	1	0	0	1				
Lee May, R OBP: 0.333, SLG: 0.580 (1, 3)										5	0	0	0	0	2	3				
Bernie Carbo, L OBP: 0.493, SLG: 0.653 (1, 7)										3	0	2	1	2	0	0				
Tommy Helms, R OBP: 0.225, SLG: 0.236 (1, 4)										5	0	4	0	0	0	2				
Darrel Chaney, S OBP: 0.278, SLG: 0.286 (1, 6)										4	1	3	0	1	1	2				
Wayne Simpson, R OBP: 0.074, SLG: 0.074 (5, PH)										2	0	0	0	0	2	3				
Angelo Bracco, L OBP: 0.207, SLG: 0.333 (6, PH)										1	0	1	0	0	0	0				
Don Guillet, L OBP: 0.200, SLG: 0.250 (7, PH)										0	0	0	0	0	0	0				
Jimmy Stewart, S OBP: 0.245, SLG: 0.192 (7, PH)										1	0	0	0	0	0	2				
Clay Carroll, R OBP: 0.200, SLG: 0.100 (7, PH)										0	0	0	0	0	0	0				
Hal McRae, R OBP: 0.265, SLG: 0.600 (8, PH)										1	0	0	0	0	0	2				
Wayne Granger, R OBP: 0.265, SLG: 0.600 (8, PH)										0	0	0	0	0	0	0				
Inning Stats	R: 0 E: 0 K: 0 S: 3	H: 1 LOB: 1 BB: 0 P: 4	R: 0 E: 0 K: 0 S: 4	H: 2 LOB: 2 BB: 0 P: 4	R: 0 E: 0 K: 2 S: 7	H: 0 LOB: 1 BB: 0 P: 8	R: 1 E: 0 K: 2 S: 9	H: 2 LOB: 3 BB: 2 P: 17	R: 1 E: 0 K: 0 S: 5	H: 2 LOB: 1 BB: 0 P: 9	R: 1 E: 0 K: 0 S: 6	H: 4 LOB: 2 BB: 0 P: 6	R: 2 E: 0 K: 2 S: 9	H: 2 LOB: 0 BB: 0 P: 9	R: 0 E: 0 K: 2 S: 9	H: 2 LOB: 2 BB: 0 P: 9	1B: 12 2B: 3 3B: 1 HR: 1	SF: 1 SAC: 0 DP: 1 HBP: 2	WP: 0 PB: 1 SB: 1 CS: 0	PA: 46
PITCHER	IP WLS BF H R ER SO BB IBB HBP BLK WP HR S P ERA WHIP																			
Gary Ross, R ERA: 5.61 (5, PH)	5.0 25 7 2 2 4 1 2 2 0 0 0 28 42 3.60 1.600																			
Ron Herbel, R ERA: 3.88 (6, PH)	1.0 6 3 2 2 0 0 0 0 0 0 0 6 6 18.00 3.000																			
Roberto Rodriguez, R ERA: 2.25 (7, PH)	1.0 5 3 0 0 0 0 0 0 0 0 0 5 5 0.00 3.000																			
Tom Dukas, R ERA: 2.05 (8, PH)	2.0 L 10 4 2 2 4 0 0 0 0 0 0 1 18 18 9.00 2.000																			

AB	40
R	6
H	17
RBI	5
BB	3
SO	8
LOB	26



Batter	1	2	3	4	5	6	7	8	9	AB	R	H	RBI	BB	SO	LOB	BOTTOM					
Dave Campbell, R OBP: 0.290, SLG: 0.330 (1, 4)										4	1	0	0	1	1	3	Cincinnati Reds @ San Diego Padres San Diego Stadium, San Diego, CA Wed May 27 1970, 10:05 PM EDT Att: 7,101 - Unknown					
Steve Huntz, S OBP: 0.279, SLG: 0.382 (1, 6)										5	0	1	2	0	1	2						
Cito Gaston, R OBP: 0.392, SLG: 0.556 (1, 8)										3	0	0	0	1	1	1						
Ray Webster, L OBP: 0.250, SLG: 0.196 (1, 3)										4	0	0	1	0	1	1						
Ollie Brown, R OBP: 0.325, SLG: 0.450 (1, 9)										4	0	0	0	0	1	1						
Ivan Murrell, R OBP: 0.284, SLG: 0.467 (1, 7)										4	0	2	0	0	0	0						
Van Kelly, L OBP: 0.296, SLG: 0.250 (1, 5)										2	1	2	0	2	0	0						
Chris Cannizzaro, R OBP: 0.347, SLG: 0.425 (1, 2)										4	1	1	1	0	1	5						
Gary Ross, R OBP: 0.260, SLG: 0.500 (5, PH)										1	0	0	0	0	0	1						
Ed Spicco, R OBP: 0.204, SLG: 0.410 (6, PH)										0	1	0	0	0	0	0						
Ron Herbel, R ERA: 1.56 (7, PH)										0	0	0	0	0	0	0						
Roberto Rodriguez, R OBP: 0.245, SLG: 0.430 (7, PH)										0	0	0	0	0	0	0						
Al Ferrara, R OBP: 0.200, SLG: 0.200 (7, PH)										0	0	0	0	0	0	0						
Jose Arcia, R OBP: 0.200, SLG: 0.200 (8, PH)										0	0	0	0	0	0	0						
Tom Dukas, R OBP: 0.265, SLG: 0.600 (8, PH)										0	0	0	0	0	0	0						
Nate Colbert, R OBP: 0.265, SLG: 0.571 (8, PH)										1	0	0	0	0	0	1						
Inning Stats	R: 1 E: 1 K: 1 S: 5	H: 0 LOB: 1 BB: 2 P: 13	R: 0 E: 0 K: 1 S: 5	H: 0 LOB: 1 BB: 1 P: 9	R: 0 E: 0 K: 0 S: 3	H: 0 LOB: 0 BB: 0 P: 3	R: 0 E: 0 K: 0 S: 3	H: 0 LOB: 0 BB: 0 P: 3	R: 3 E: 0 K: 2 S: 9	H: 3 LOB: 0 BB: 1 P: 13	R: 0 E: 0 K: 0 S: 4	H: 1 LOB: 2 BB: 1 P: 8	R: 0 E: 0 K: 0 S: 3	H: 0 LOB: 1 BB: 1 P: 7	R: 0 E: 0 K: 2 S: 9	H: 2 LOB: 2 BB: 0 P: 9	R: 0 E: 0 K: 1 S: 5	H: 0 LOB: 0 BB: 0 P: 5	1B: 4 2B: 1 3B: 1 HR: 0	SF: 0 SAC: 0 DP: 0 HBP: 0	WP: 0 PB: 0 SB: 0 CS: 0	PA: 38
PITCHER	IP WLS BF H R ER SO BB IBB HBP BLK WP HR S P ERA WHIP																					
Wayne Simpson, R ERA: 2.48 (5, PH)	5.0 21 3 4 3 4 4 0 0 0 0 0 25 41 5.40 1.400																					
Don Guillet, L ERA: 1.56 (6, PH)	1.0 5 1 0 0 0 1 0 0 0 0 0 4 8 0.00 2.000																					
Clay Carroll, R ERA: 3.72 (7, PH)	2.0 W 9 2 0 0 2 1 0 0 0 0 0 12 16 0.00 1.500																					
Wayne Granger, R ERA: 2.86 (9, PH)	1.0 S 3 0 0 0 1 0 0 0 0 0 0 5 5 0.00 0.000																					

AB	32
R	4
H	6
RBI	4
BB	6
SO	7
LOB	14



Batter	1	2	3	4	5	6	7	8	9	AB	R	H	RBI	BB	SO	LOB	TOP			
Don Hahn, R (1,7) OBP: 0.341, SLG: 0.270 Boots Day, L (9, PH) OBP: 0.231, SLG: 0.231	F2								K								4 1 2 0 0 1 0 1 0 0 0 0 1 3			
Gary Sutherland, R (1,4) OBP: 0.226, SLG: 0.226	F8		F8		F8		F8		6-3								5 0 0 0 0 0 5			
Rusty Staub, L (1,9) OBP: 0.457, SLG: 0.531				F8				F9									4 1 2 2 0 0 0			
Adolfo Phillips, R (1,8) OBP: 0.321, SLG: 0.400				5-3													4 0 3 0 0 0 0			
John Bateman, R (1,2) OBP: 0.266, SLG: 0.320 Ron Fairly, L (8, PH) OBP: 0.405, SLG: 0.399																	3 1 2 0 0 0 1 1 0 0 0 0 0 1			
Coco Laboy, R (1,5) OBP: 0.243, SLG: 0.258 Mary Staehle, L (9, PH) OBP: 0.326, SLG: 0.263																	3 1 1 1 0 0 1 1 0 0 0 0 0 0			
John Boccabella, R (1,3) OBP: 0.192, SLG: 0.308																	3 0 1 1 0 0 0			
Jim Fairry, L (9, PH) OBP: 0.341, SLG: 0.413																	1 0 1 0 0 0 0			
Bobby Wine, R (1,6) OBP: 0.246, SLG: 0.268 Mack Jones, L (9, PH) OBP: 0.393, SLG: 0.444 Ron Brand, R (9, PH) OBP: 0.333, SLG: 0.333																	3 0 0 0 0 0 1 0 0 0 0 0 0 0 0 0 0 0 1 0 0			
Dan McGinn, L (1,1) Howie Reed, R (4,1) Carl Morton, R (8,1) OBP: 0.280, SLG: 0.286 Bob Bailey, R (9, PH) OBP: 0.300, SLG: 0.218																	1 0 0 0 0 1 0 2 0 0 0 0 1 0 0 0 0 0 0 0 0 1 0 0 0 0 0 2			
Inning Stats	R: 0 E: 0 K: 0 S: 4	H: 2 LOB: 2 BB: 0 P: 4	R: 0 E: 0 K: 0 S: 3	H: 1 LOB: 0 BB: 0 P: 3	R: 0 E: 0 K: 1 S: 6	H: 1 LOB: 1 BB: 0 P: 6	R: 2 E: 0 K: 0 S: 6	H: 3 LOB: 1 BB: 0 P: 6	R: 2 E: 0 K: 0 S: 6	H: 3 LOB: 1 BB: 0 P: 6	R: 0 E: 0 K: 2 S: 7	H: 0 LOB: 0 BB: 0 P: 7	R: 0 E: 0 K: 0 S: 3	H: 1 LOB: 0 BB: 0 P: 3	R: 0 E: 1 K: 1 S: 7	H: 1 LOB: 3 BB: 1 P: 11	1B: 7 2B: 3 3B: 1 HR: 1	SF: 0 SAC: 0 DP: 2 HBP: 0	WP: 0 PB: 0 SB: 0 CS: 0	PA: 38
PITCHER	IP WLS BF H R ER SO BB IBB HBP BLK WP HR S P ERA WHIP																			
Jim Merritt, L (1,1) ERA: 3.09	7.1 W 31 11 4 4 3 0 0 0 0 0 0 1 37 37 4.91 1.500																			
Clay Carroll, R (8,1) ERA: 3.21	1.0 3 1 0 0 0 0 0 0 0 0 0 0 3 3 0.00 1.000																			
Don Gullett, L (9,1) ERA: 1.45	0.0 1 0 0 0 0 1 0 0 0 0 0 0 0 4 ∞ ∞																			
Wayne Granger, R (9,1) ERA: 2.66	0.2 S 3 0 0 0 1 0 0 0 0 0 0 0 5 5 0.00 0.000																			

Montreal Expos @ Cincinnati Reds
Crosley Field, Cincinnati, OH
Sun May 31 1970, 3:33 AM EDT
Att: 10,279 - Unknown

AB	37
R	4
H	12
RBI	4
BB	1
SO	4
LOB	14



Batter	1	2	3	4	5	6	7	8	9	AB	R	H	RBI	BB	SO	LOB	BOTTOM	
Pete Rose, S (1,9) OBP: 0.397, SLG: 0.429																	4 1 1 0 0 0 0	
Bobby Tolan, L (1,8) OBP: 0.385, SLG: 0.518																	3 1 0 0 1 1 2	
Tony Perez, R (1,5) OBP: 0.457, SLG: 0.704																	3 1 2 3 0 0 1	
Johnny Bench, R (1,2) OBP: 0.312, SLG: 0.571																	4 0 0 0 0 0 2	
Lee May, R (1,3) OBP: 0.335, SLG: 0.594																	4 2 2 2 0 1 0	
Hal McRae, R (1,7) OBP: 0.377, SLG: 0.648 Jimmy Stewart, S (6, FR) OBP: 0.225, SLG: 0.167																	3 1 2 1 0 0 0 1 0 0 0 0 0 0	
Tommy Helms, R (1,4) OBP: 0.224, SLG: 0.235																	4 0 0 0 0 0 1	
Dave Concepcion, R (1,6) OBP: 0.353, SLG: 0.346																	2 0 1 0 1 0 1	
Jim Merritt, L (1,1) OBP: 0.158, SLG: 0.135 Clay Carroll, R (8,1) Don Gullett, R (9,1) OBP: 0.800, SLG: 1.250 Wayne Granger, R (9,1)																	3 0 0 0 0 2 2 0	
Inning Stats	R: 1 E: 0 K: 0 S: 4	H: 1 LOB: 0 BB: 0 P: 4	R: 1 E: 0 K: 1 S: 7	H: 2 LOB: 1 BB: 0 P: 7	R: 0 E: 1 K: 1 S: 6	H: 0 LOB: 1 BB: 0 P: 6	R: 2 E: 0 K: 1 S: 6	H: 2 LOB: 0 BB: 1 P: 10	R: 0 E: 0 K: 0 S: 4	H: 1 LOB: 1 BB: 0 P: 4	R: 2 E: 0 K: 0 S: 4	H: 1 LOB: 0 BB: 1 P: 8	R: 0 E: 0 K: 1 S: 5	H: 0 LOB: 0 BB: 0 P: 5	1B: 3 2B: 1 3B: 0 HR: 4	SF: 1 SAC: 0 DP: 0 HBP: 0	WP: 1 PB: 0 SB: 0 CS: 1	PA: 34
PITCHER	IP WLS BF H R ER SO BB IBB HBP BLK WP HR S P ERA WHIP																	
Dan McGinn, L (1,1) ERA: 5.16	3.0 L 15 5 4 4 2 0 0 0 0 0 0 1 19 19 12.00 1.667																	
Howie Reed, R (4,1) ERA: 5.19	4.0 16 3 2 2 1 2 0 0 0 0 0 1 16 24 4.50 1.250																	
Carl Morton, R (8,1) ERA: 2.6	1.0 3 0 0 0 1 0 0 0 0 0 0 0 5 5 0.00 0.000																	

Montreal Expos @ Cincinnati Reds
Crosley Field, Cincinnati, OH
Sun May 31 1970, 3:33 AM EDT
Att: 10,279 - Unknown

AB	31
R	6
H	8
RBI	6
BB	2
SO	4
LOB	9



Batter	1	2	3	4	5	6	7	8	9	AB	R	H	RBI	BB	SO	LOB	TOP			
Tony Taylor, R OBP: 0.329, SLG: 0.380 (1, 5)	E1 G3-6-3		5-3				K			4	0	1	1	0	1	1	Philadelphia Phillies @ Cincinnati Reds Crosley Field, Cincinnati, OH Tue Jun 02 1970, 7:05 PM EDT Att: 10,542 - Unknown livebaseballscorecards.com			
Denny Doyle, L OBP: 0.294, SLG: 0.312 (1, 4)	G3-6-3 1-2		K			F8	F7			4	0	0	0	0	1	4				
Scott Reid, L OBP: 0.250, SLG: 0.176 (1, 8)	1B BB			K		K		3-1		3	0	0	0	1	2	0				
Deron Johnson, R OBP: 0.296, SLG: 0.419 (1, 3)	1-2 1B			6-3		1B 2B				3	1	2	0	1	0	0				
Ron Stone, L OBP: 0.284, SLG: 0.391 (1, 7)	K			1-3		F2				3	0	0	0	0	1	3				
Larry Hisle, R OBP: 0.314, SLG: 0.346 (1, 9)		K				G3 1B HBP	1B			2	1	1	1	0	1	0				
Del Bates, L OBP: 0.286, SLG: 0.189 (1, 2)	F2					G3	F7			3	0	0	0	0	0	2				
Larry Bowa, S OBP: 0.260, SLG: 0.232 (1, 6)	3-1					1B 1B	1B			3	0	2	0	0	0	0				
Woodie Fryman, R OBP: 0.150, SLG: 0.150 (7, PH)						P3	P3			2	0	0	0	0	0	2				
Oscar Gamble, L OBP: 0.097, SLG: 0.097 (7, 1)						P3	F7			1	0	0	0	0	0	1				
Lowell Palmer, R OBP: 0.400, SLG: 0.556 (7, 1)										0	0	0	0	0	0	0				
Bill Wilson, R (7, 1)										0	0	0	0	0	0	0				
Inning Stats	R: 0 E: 1 K: 1 S: 6	H: 1 LOB: 2 BB: 1 P: 10	R: 0 E: 0 K: 1 S: 5	H: 0 LOB: 0 BB: 0 P: 5	R: 0 E: 0 K: 1 S: 5	H: 0 LOB: 0 BB: 0 P: 5	R: 1 E: 0 K: 0 S: 5	H: 2 LOB: 2 BB: 0 P: 6	R: 1 E: 0 K: 1 S: 7	H: 2 LOB: 1 BB: 0 P: 7	R: 0 E: 0 K: 1 S: 6	H: 1 LOB: 1 BB: 0 P: 6	R: 0 E: 0 K: 0 S: 1	H: 0 LOB: 1 BB: 1 P: 5			1B: 5 2B: 1 3B: 0 HR: 0	SF: 0 SAC: 0 DP: 1 HBP: 1	WP: 0 PB: 0 SB: 0 CS: 0	PA: 31
PITCHER Wayne Simpson, R ERA: 2.48 (1, 1)	IP: 7.1 WLS: W BF: 31 H: 6 R: 2 ER: 2 SO: 6 BB: 2 IBB: 0 HBP: 1 BLK: 0 WP: 0 HR: 0 S: 40 P: 49 ERA: 2.46 WHIP: 1.091															PITCHER				

Batter	1	2	3	4	5	6	7	8	9	AB	R	H	RBI	BB	SO	LOB	BOTTOM			
Pete Rose, S OBP: 0.363, SLG: 0.442 (1, 9)	1-3						WP HR BB			3	1	2	0	1	0	0	Philadelphia Phillies @ Cincinnati Reds Crosley Field, Cincinnati, OH Tue Jun 02 1970, 7:05 PM EDT Att: 10,542 - Unknown livebaseballscorecards.com			
Bobby Tolan, L OBP: 0.387, SLG: 0.515 (1, 8)	S 1B		F8		6-3		HR BB			3	1	1	0	1	0	1				
Tony Perez, R OBP: 0.454, SLG: 0.710 (1, 5)	K				HR		F8	L9		4	1	1	1	0	1	3				
Johnny Bench, R OBP: 0.320, SLG: 0.604 (1, 2)	K				BB 1B G6-4-3 1B		HR	HR		4	3	3	4	0	1	1				
Lee May, R OBP: 0.344, SLG: 0.603 (1, 3)		F5			G6-4-3 1B		2B SF8 1B	E9 FC4-2 2B		4	1	3	0	0	0	0				
Hal McRae, R OBP: 0.391, SLG: 0.661 (7, 7)		1-3			G6-4-3 BB		SF8 2B	FC4-2		2	0	1	0	1	0	0				
Jimmy Stewart, S OBP: 0.220, SLG: 0.162 (7, 7)					1-2 2-3 BB		1-3 2B			1	0	0	0	0	0	1				
Tommy Helms, R OBP: 0.225, SLG: 0.232 (1, 4)		F9			G6-4-3		IBB	F8		3	0	0	0	1	0	3				
Dave Concepcion, R OBP: 0.346, SLG: 0.341 (1, 6)			K		K		SF8			2	0	0	1	0	2	1				
Wayne Simpson, R OBP: 0.067, SLG: 0.067 (1, 1)			K				K			3	0	0	0	0	3	2				
Inning Stats	R: 0 E: 0 K: 2 S: 8	H: 1 LOB: 1 BB: 0 P: 8	R: 0 E: 0 K: 0 S: 3	H: 0 LOB: 0 BB: 0 P: 3	R: 0 E: 0 K: 2 S: 8	H: 1 LOB: 1 BB: 0 P: 8	R: 2 E: 0 K: 1 S: 7	H: 3 LOB: 1 BB: 1 P: 11	R: 0 E: 0 K: 1 S: 5	H: 1 LOB: 0 BB: 0 P: 5	R: 2 E: 0 K: 1 S: 8	H: 3 LOB: 2 BB: 1 P: 12	R: 3 E: 1 K: 0 S: 5	H: 2 LOB: 1 BB: 2 P: 13			1B: 5 2B: 2 3B: 1 HR: 3	SF: 1 SAC: 0 DP: 1 HBP: 0	WP: 1 PB: 0 SB: 1 CS: 0	PA: 34
PITCHER Woodie Fryman, L ERA: 3.82 (1, 1)	IP: 6.0 WLS: L BF: 27 H: 9 R: 4 ER: 4 SO: 7 BB: 1 IBB: 0 HBP: 0 BLK: 0 WP: 1 HR: 2 S: 39 P: 47 ERA: 6.00 WHIP: 1.667															PITCHER				
Lowell Palmer, R ERA: 3.97 (7, 1)	0.1	5	2	3	3	0	2	0	0	0	0	1	1	3	11	81.00	12.000			
Bill Wilson, R ERA: 3.51 (7, 1)	0.2	2	0	0	0	0	0	0	0	0	0	0	0	2	2	0.00	0.000			

Batter	1	2	3	4	5	6	7	8	9	AB R H RBI BB SO LOB	TOP																		
Tony Taylor, R OBP: 0.342, SLG: 0.408 (1.5)	0-0 HR		0-0 6-3		0-0 E2 2H 1B		4-0 2B FC3-2 BB	0-0 FC6-4	0-0 FC3-6 1B	5 2 3 3 1 0 1	Philadelphia Phillies @ Cincinnati Reds Crosley Field, Cincinnati, OH Wed Jun 03 1970, 7:05 PM EDT Att: 5,887 - Unknown																		
Denny Doyle, L OBP: 0.301, SLG: 0.347 (1.4)	0-3 K		0-0 HR		0-0 2B		0-0 FC3-2 1B 2B	0-0 4-3	0-0 FC3-6 1B	6 2 3 1 0 1 3																			
Scott Reid, L OBP: 0.289, SLG: 0.143 (1.8)	0-3 K		0-0 F8		0-3 K		4-0 FC3-2 1B BB			4 1 0 0 2 3 3																			
Deron Johnson, R OBP: 0.299, SLG: 0.415 (1.3)	0-0 1B			0-0 F2	0-3 K		0-3 K			4 1 1 0 1 2 4																			
Ron Stone, L OBP: 0.304, SLG: 0.389 (1.7)	0-3 K			4-0 S BB		4-0 FC4-6 1B BB	0-0 FC3-2 1B	0-0 E FC4-2 1B	0-0 E FC4-2 1B	3 1 1 0 2 1 4																			
Larry Hisle, R OBP: 0.316, SLG: 0.347 (1.9)		0-3 K		0-0 F5		0-0 FC4-6 1B	0-0 FC4-6 1B	0-0 FC4-2 1B E	0-0 FC4-2 1B E	5 1 2 2 0 1 4																			
Del Bates, L OBP: 0.265, SLG: 0.172 (1.2)		0-0 F7		0-3 K		0-0 L7	0-0 2-3	0-0 E3 BB 1B	0-0 E3 BB 1B	5 1 0 0 0 1 7																			
Larry Bowa, S OBP: 0.270, SLG: 0.244 (1.6)		0-3 K			0-0 SH1-4 E 1B	0-0 FC4-6 1B	0-0 FC6-4 1B	0-0 E 1B	0-0 E 1B	5 2 3 1 0 1 2																			
Jim Bunning, R OBP: 0.138, SLG: 0.050 (1.1)			0-0 1-3		0-0 SH1-4 1B	0-0 F7		0-3 K	4-0 FC3-6 1B BB	2 0 0 0 0 0 2																			
Dick Selma, R (7.1)					1-2					1 0 0 1 1 1 1																			
Inning Stats	R: 1 E: 0 K: 3 S: 11	H: 2 LOB: 1 BB: 0 P: 11	R: 0 E: 0 K: 2 S: 7	H: 0 LOB: 0 BB: 0 P: 7	R: 1 E: 0 K: 0 S: 4	H: 1 LOB: 0 BB: 0 P: 4	R: 0 E: 0 K: 1 S: 5	H: 0 LOB: 1 BB: 1 P: 9	R: 2 E: 1 K: 2 S: 10	H: 3 LOB: 1 BB: 0 P: 10	R: 0 E: 0 K: 0 S: 4	H: 1 LOB: 2 BB: 1 P: 8	R: 2 E: 0 K: 1 S: 7	H: 2 LOB: 2 BB: 2 P: 15	R: 0 E: 0 K: 1 S: 6	H: 1 LOB: 1 BB: 0 P: 6	R: 5 E: 1 K: 1 S: 9	H: 3 LOB: 3 BB: 3 P: 21	1B: 9 2B: 2 3B: 0 HR: 2	SF: 0 SAC: 1 DP: 0 HBP: 0	WP: 0 PB: 0 SB: 1 CS: 0	PA: 48							
PITCHER	IP WLS BF H R ER SO BB IBB HBP BLK WP HR S P ERA WHIP											PITCHER	IP WLS BF H R ER SO BB IBB HBP BLK WP HR S P ERA WHIP																
Gary Nolan, R ERA: 3.49 (1.1)	6.0	27	7	4	4	4	8	2	0	0	0	0	0	0	2	41	49	6.00	1.500										
Pedro Borbon, R ERA: 7.5 (7.1)	0.0	L	3	1	2	2	0	2	0	0	0	0	0	0	0	1	9	∞	∞										
Clay Carroll, R ERA: 3.03 (7.1)	2.0		8	2	0	0	2	0	0	0	0	0	0	0	0	12	12	0.00	1.000										
Ray Washburn, R ERA: 8.66 (9.1)	1.0		10	3	5	4	1	3	0	0	0	0	0	0	0	9	21	36.00	6.000										

Batter	1	2	3	4	5	6	7	8	9	AB R H RBI BB SO LOB	BOTTOM																		
Pete Rose, S OBP: 0.368, SLG: 0.443 (1.9)	4-0 BB 1B BB	0-0 F7		0-0 1-3 1B		0-0 2H BB S 1B		0-3 K		4 1 2 1 1 1 0	Philadelphia Phillies @ Cincinnati Reds Crosley Field, Cincinnati, OH Wed Jun 03 1970, 7:05 PM EDT Att: 5,887 - Unknown																		
Bobby Tolan, L OBP: 0.391, SLG: 0.515 (1.8)	0-0 1B BB		0-0 L8	0-0 2-3		4-0 BB S BB		0-0 G6-4-3 1B	0-0 G6-4-3 1B	4 1 2 0 1 0 2																			
Tony Perez, R OBP: 0.453, SLG: 0.701 (1.5)	0-3 K		0-0 F9		0-0 E G6-4-3 1B	4-0 1-2 2-3 BB		0-0 G6-4-3 1B	0-0 G6-4-3 1B	4 1 1 0 1 1 3																			
Johnny Bench, R OBP: 0.321, SLG: 0.595 (1.2)	4-0 FC5 1B BB		4-0 1B BB		0-0 E6 G6-4-3 1B	0-0 5-3		0-0 5-3	0-0 5-3	3 0 0 0 2 0 4																			
Lee May, R OBP: 0.342, SLG: 0.596 (1.3)	0-3 K		0-0 1B		0-0 G6-4-3 1B		0-0 L8			4 0 1 0 0 1 4																			
Bernie Carbo, L OBP: 0.507, SLG: 0.639 (1.7)	0-0 1-2 2H 3H 1B		0-3 K		0-3 K		0-0 1-3			4 0 1 2 0 2 2																			
Tommy Helms, R OBP: 0.221, SLG: 0.227 (1.4)	0-0 FC5 2-3F		0-0 F9		0-3 K	0-3 K	0-0 P3			4 0 0 0 0 1 2																			
Dave Concepcion, R OBP: 0.350, SLG: 0.345 (1.6)		0-0 P5		0-0 1B S 1B		0-0 4-3 1B 1B		0-0 3-1		4 1 2 0 0 0 0																			
Gary Nolan, R OBP: 0.172, SLG: 0.040 (1.1)		0-3 K		0-3 K		0-0 4-3 1B		0-3 K		2 0 0 0 0 0 2 1	Philadelphia Phillies @ Cincinnati Reds Crosley Field, Cincinnati, OH Wed Jun 03 1970, 7:05 PM EDT Att: 5,887 - Unknown																		
Angel Bravio, L OBP: 0.400, SLG: 0.220 (5. PH)										1 0 0 0 0 0 0 1																			
Pedro Borbon, R ERA: 7.5 (7.1)										0 0 0 0 0 0 0 0																			
Clay Carroll, R ERA: 3.03 (7.1)										0 0 0 0 0 0 0 0																			
Jimmy Stewart, S OBP: 0.124, SLG: 0.119 (8. PH)										1 0 0 0 0 0 1 0																			
Ray Washburn, R ERA: 8.66 (9.1)										0 0 0 0 0 0 0 0																			
Inning Stats	R: 2 E: 0 K: 2 S: 9	H: 2 LOB: 2 BB: 2 P: 17	R: 0 E: 0 K: 1 S: 5	H: 0 LOB: 0 BB: 0 P: 5	R: 0 E: 0 K: 1 S: 6	H: 1 LOB: 2 BB: 1 P: 10	R: 0 E: 0 K: 1 S: 7	H: 2 LOB: 2 BB: 0 P: 7	R: 1 E: 1 K: 1 S: 6	H: 1 LOB: 0 BB: 0 P: 6		R: 1 E: 0 K: 1 S: 7	H: 2 LOB: 3 BB: 2 P: 15	R: 0 E: 0 K: 0 S: 3	H: 0 LOB: 0 BB: 0 P: 3	R: 0 E: 0 K: 2 S: 7	H: 0 LOB: 0 BB: 0 P: 7	R: 0 E: 0 K: 0 S: 3	H: 1 LOB: 0 BB: 0 P: 3	1B: 9 2B: 0 3B: 0 HR: 0	SF: 0 SAC: 0 DP: 2 HBP: 0	WP: 0 PB: 0 SB: 2 CS: 0	PA: 40						
PITCHER	IP WLS BF H R ER SO BB IBB HBP BLK WP HR S P ERA WHIP											PITCHER	IP WLS BF H R ER SO BB IBB HBP BLK WP HR S P ERA WHIP																
Jim Bunning, R ERA: 3.01 (1.1)	6.0	31	8	4	3	3	7	5	0	0	0	0	0	0	0	40	60	4.50	2.167										
Dick Selma, R ERA: 3.59 (7.1)	3.0	S	9	1	0	0	2	0	0	0	0	0	0	0	0	13	13	0.00	0.333										



Batter	1	2	3	4	5	6	7	8	9	AB	R	H	RBI	BB	SO	LOB	TOP	
Tommie Agee, R (1, 8) OBP: 0.335, SLG: 0.405 Mike Jorgensen, L (4, 8) OBP: 0.295, SLG: 0.358	E6 3-1 4-3	HR		FC1-6 1-2 3-H 1B		2B		K		3	1	2	2	0	0	0		
Bud Harrelson, S (1, 6) OBP: 0.397, SLG: 0.388	4-3	6-3		FC1-6 1-2 2-3		SF7		K2-3		4	0	0	1	0	1	5		
Cleon Jones, R (1, 7) OBP: 0.305, SLG: 0.311	FC5 3-1 BB		6-3	4-3		K				3	0	0	0	1	1	3		
Art Shamsky, L (1, 3) OBP: 0.406, SLG: 0.514	3-1		G3 1B		1-3		F9			4	0	1	0	0	0	2		
Ken Boswell, L (1, 4) OBP: 0.329, SLG: 0.344	IBB		G3 1-2		F8		E3 CS			3	0	0	0	1	0	1		
Ron Swoboda, R (1, 9) OBP: 0.343, SLG: 0.397	FC5 2-3f		6-3		FC6-4 BB		K			3	0	0	0	1	1	5		
Joe Foy, R (1, 5) OBP: 0.364, SLG: 0.331		HR		1B 1B	FC6-4 1-2f		BB 1B			4	2	3	1	0	0	1		
Jerry Grote, R (1, 2) OBP: 0.208, SLG: 0.259 Dave Marshall, L (8, PH) OBP: 0.373, SLG: 0.596 Ron Taylor, R (8, 1)		G3		FC1-6 1-3 1B		1-3		F5		3	0	1	0	0	0	0		
Nolan Ryan, R (1, 1) OBP: 0.136, SLG: 0.136 Duffy Dyer, R (8, PH) OBP: 0.325, SLG: 0.221		K		K		2B SF7 1B		BB		1	0	0	0	0	0	0		
Inning Stats	R: 0 E: 1 K: 0 S: 4	H: 0 LOB: 3 BB: 2 P: 12	R: 2 E: 0 K: 1 S: 7	H: 2 LOB: 0 BB: 0 P: 7	R: 0 E: 0 K: 0 S: 4	H: 1 LOB: 1 BB: 0 P: 4	R: 1 E: 0 K: 1 S: 8	H: 3 LOB: 2 BB: 0 P: 8	R: 0 E: 0 K: 0 S: 3	H: 0 LOB: 1 BB: 1 P: 7	R: 0 E: 1 K: 1 S: 5	H: 0 LOB: 0 BB: 0 P: 5	R: 0 E: 0 K: 2 S: 8	H: 1 LOB: 2 BB: 1 P: 12				
PITCHER	IP WLS BF H R ER SO BB IBB HBP BLK WP HR S P ERA WHIP																	
Jim McGlothlin, R (1, 1) ERA: 2.74 Don Gullett, L (8, 1) ERA: 1.37	7.0 W 34 9 4 4 4 2 1 0 0 0 0 2 39 51 5.14 1.571																	
	1.0 S 4 0 0 0 2 1 0 0 0 0 0 0 7 11 0.00 1.000																	

New York Mets @ Cincinnati Reds
Crosley Field, Cincinnati, OH
Fri Jun 05 1970, 7:05 PM EDT
Att: 20,101 - Unknown

AB 33
R 4
H 9
RBI 4
BB 4
SO 6
LOB 22



WP: 0 PA: 38
PB: 0
SB: 0
CS: 1
1B: 6 SF: 1
2B: 1 SAC: 0
3B: 0 DP: 0
HR: 2 HBP: 0

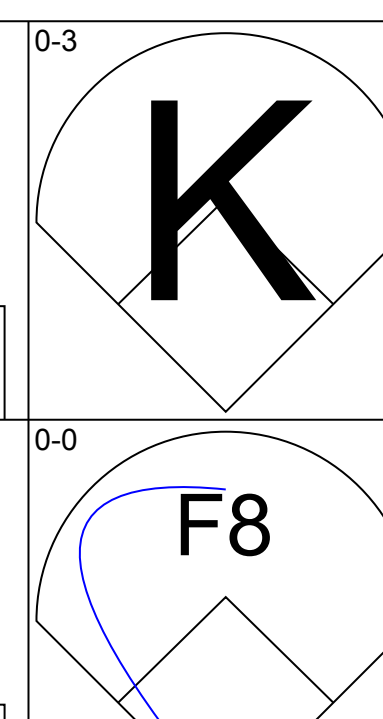
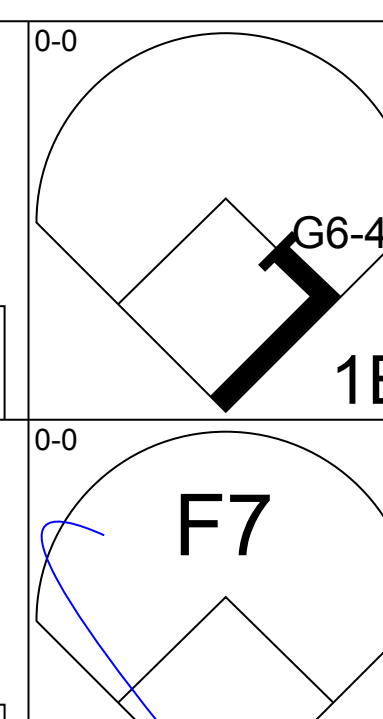
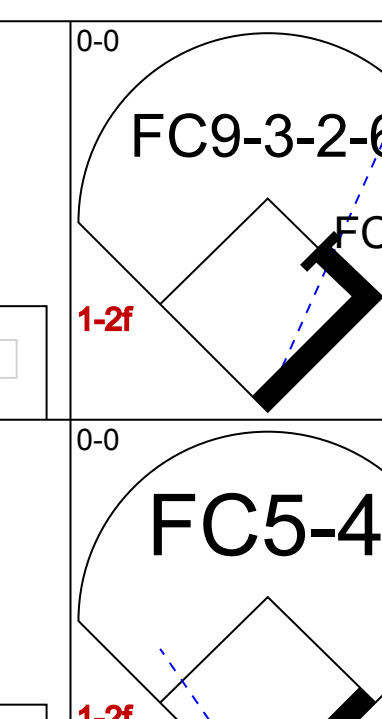
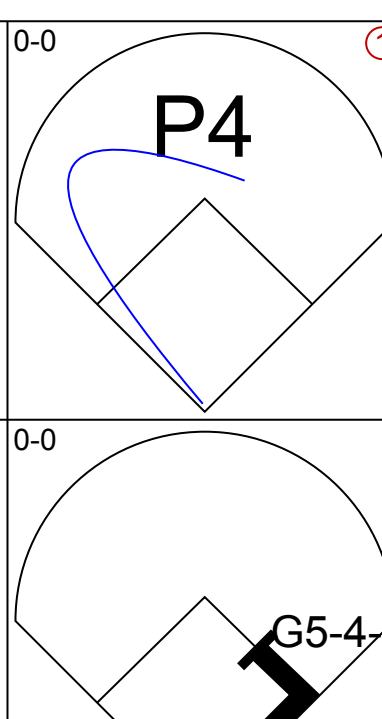
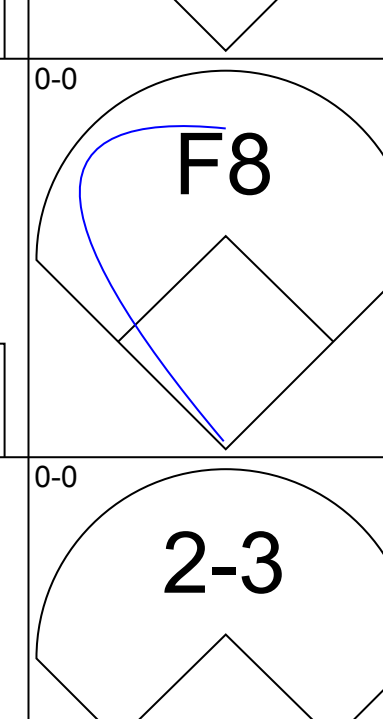
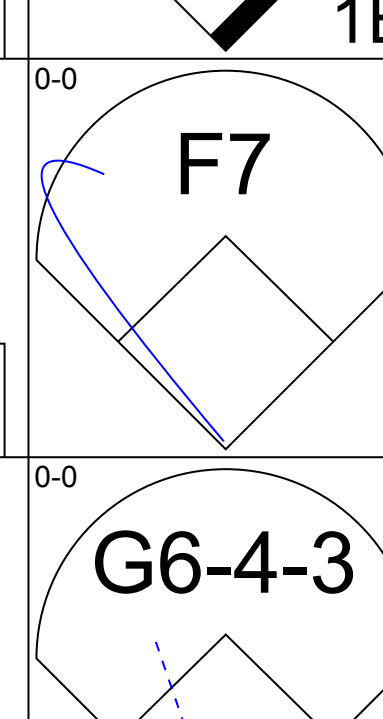
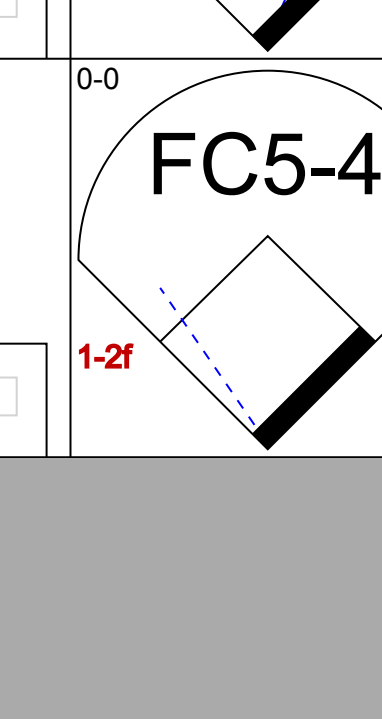
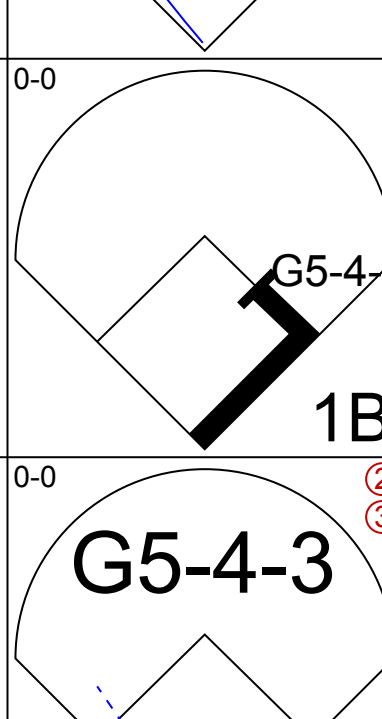
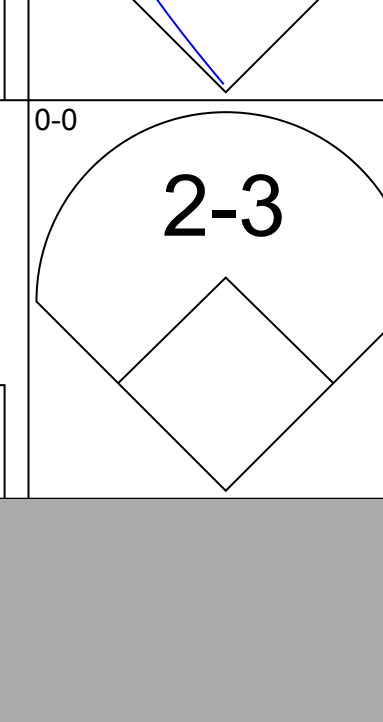
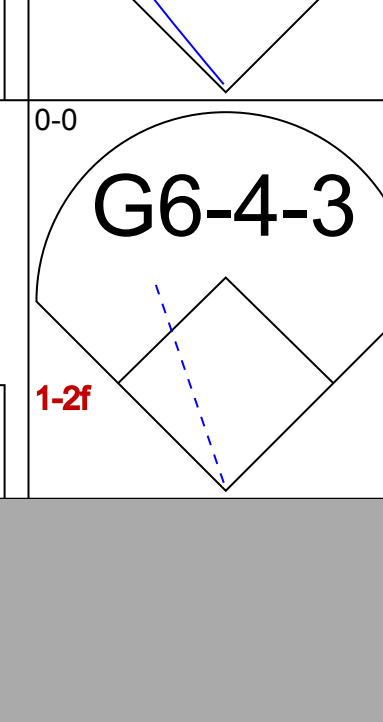
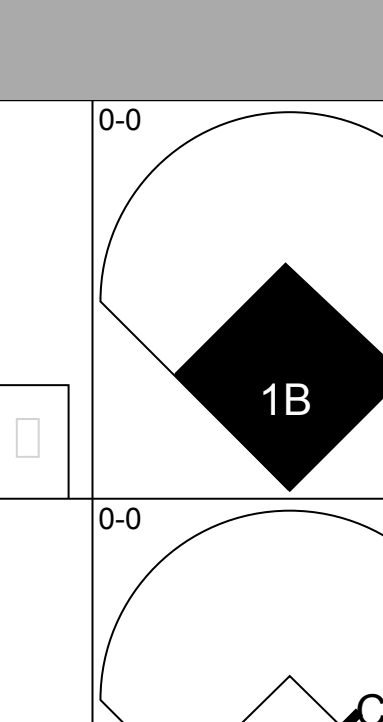
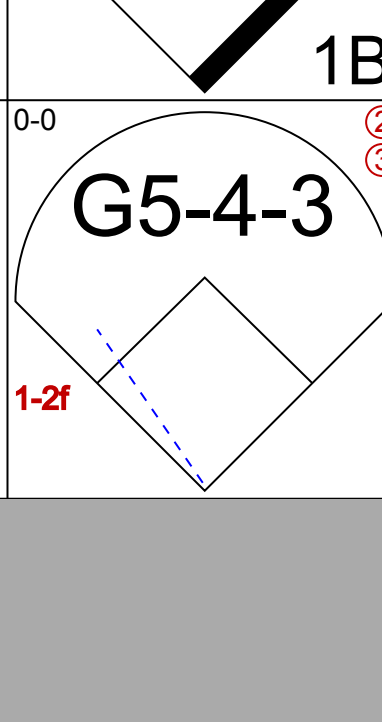
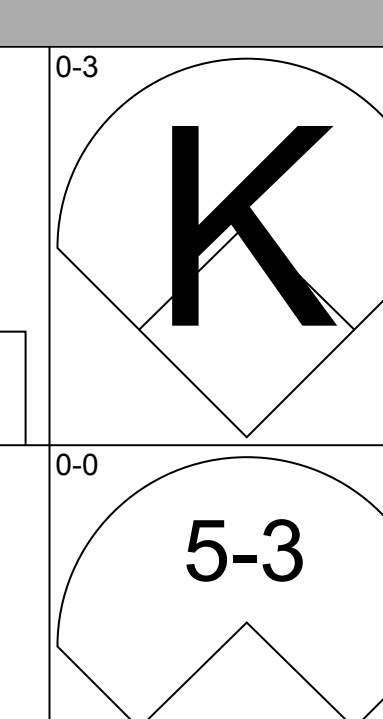
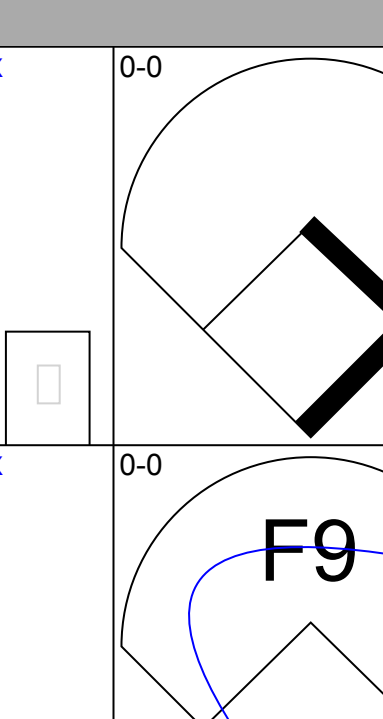
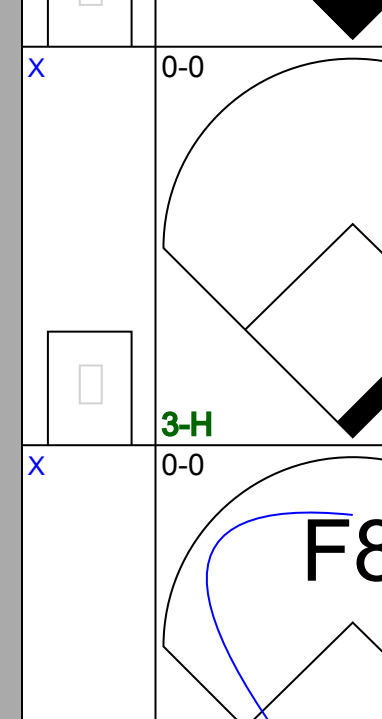
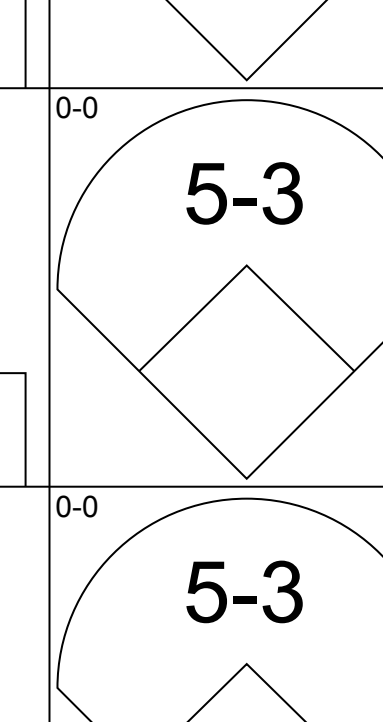
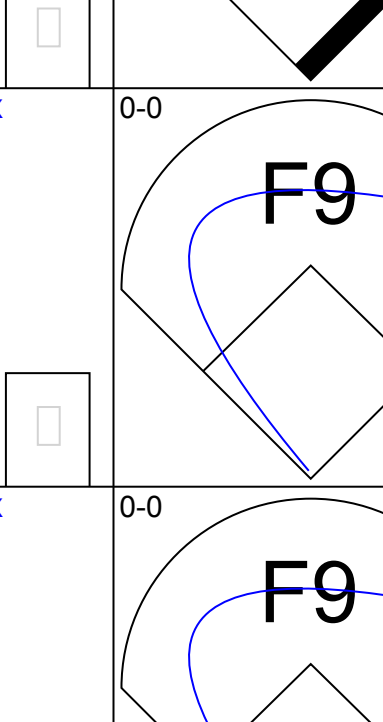
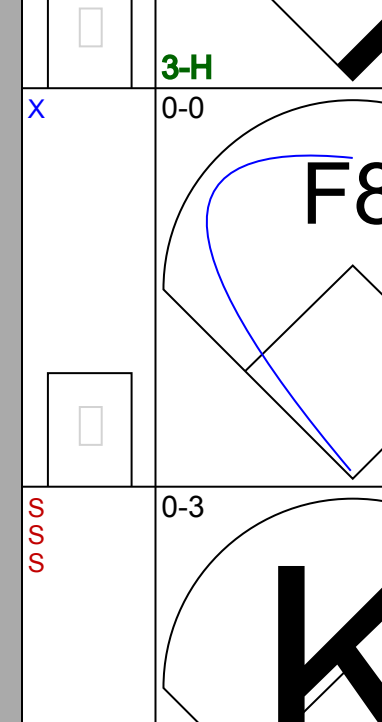
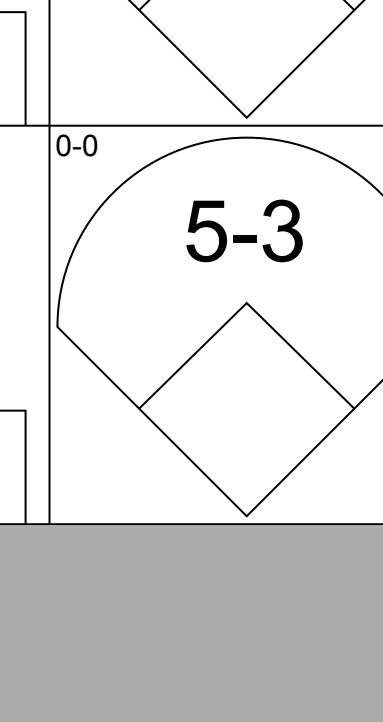
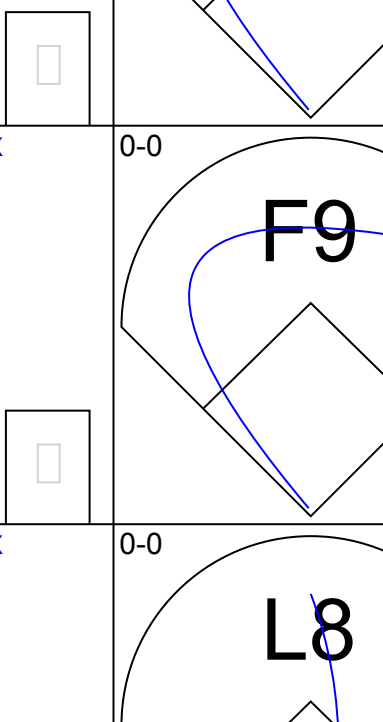
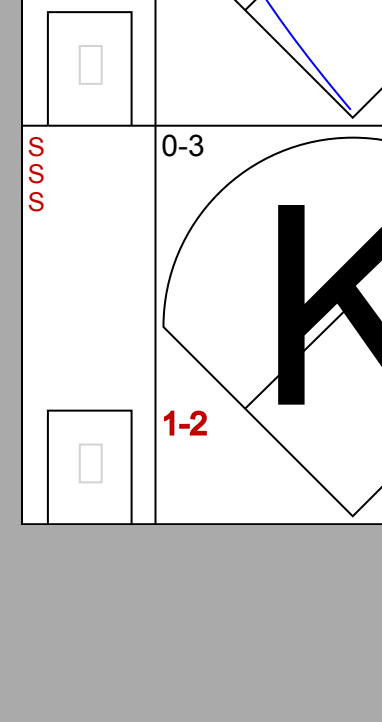
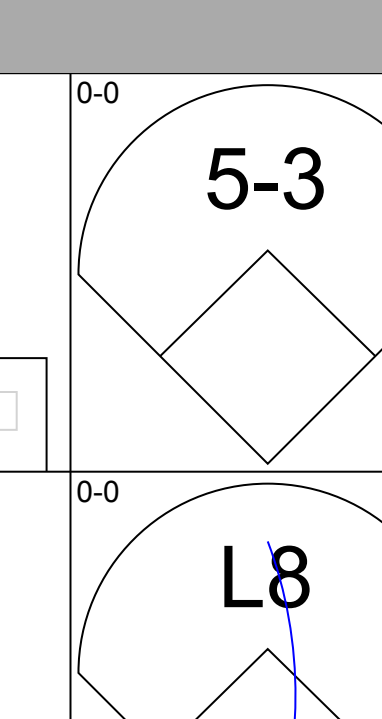
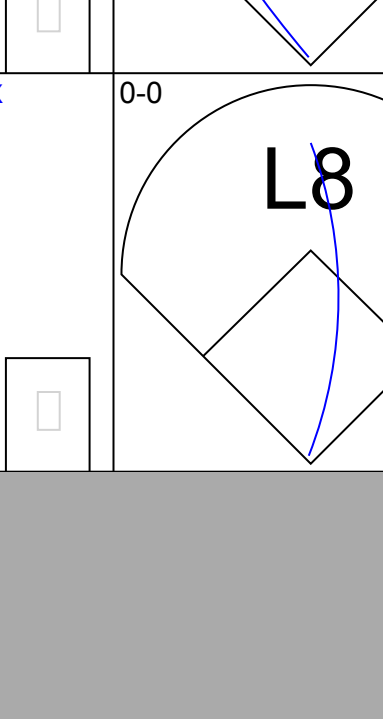
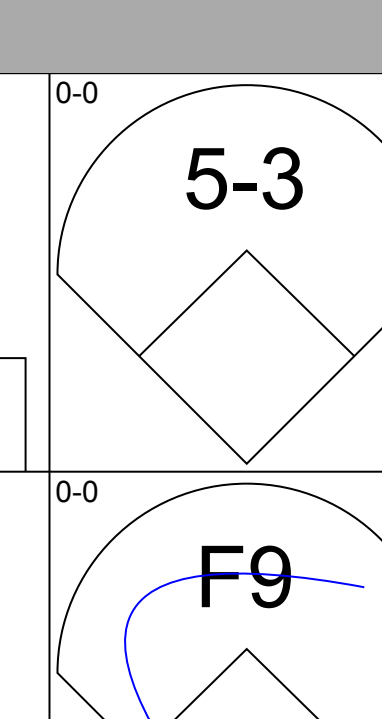
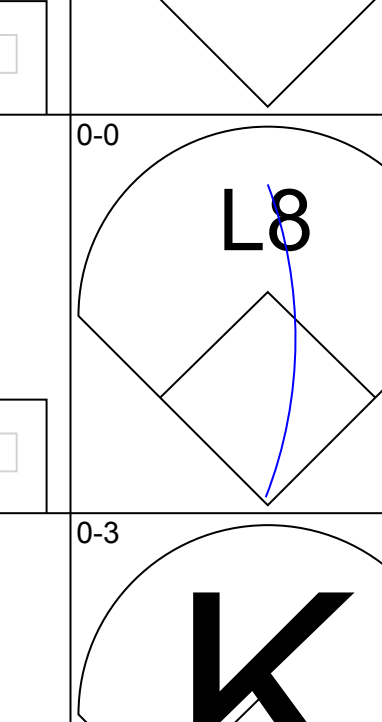
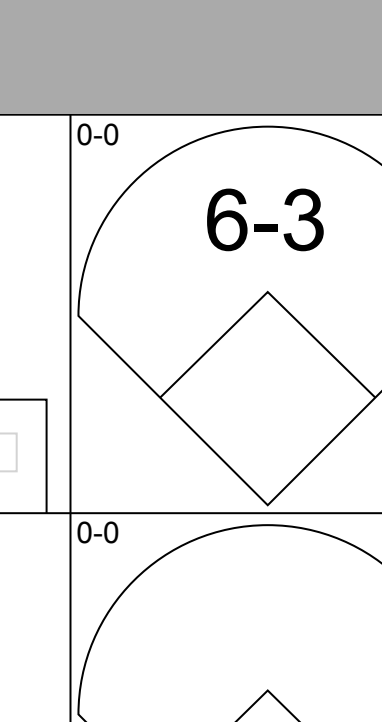
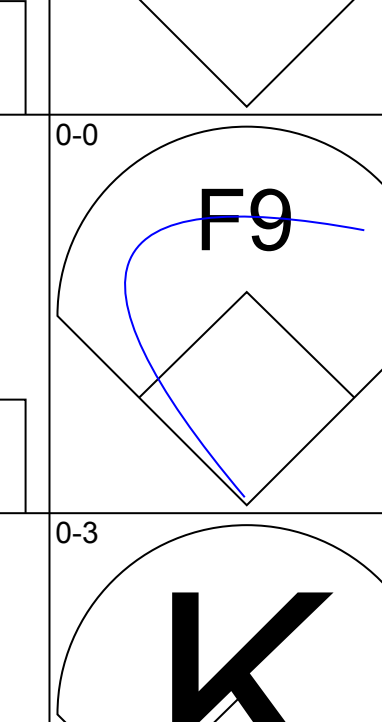
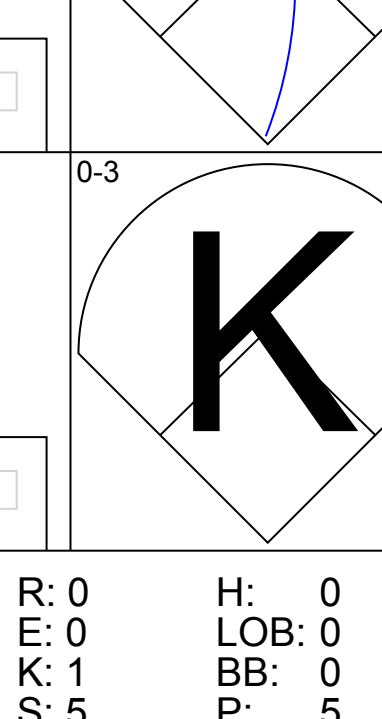
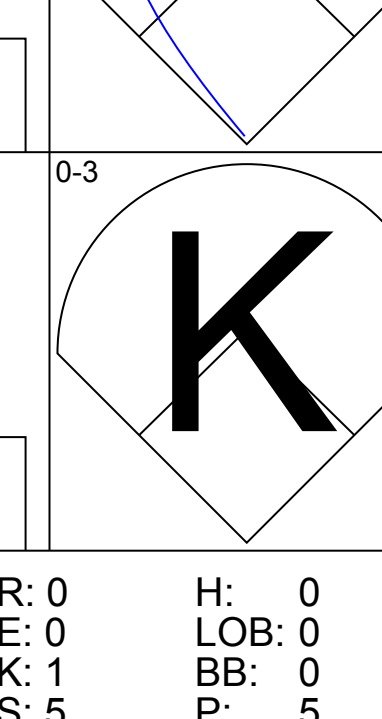
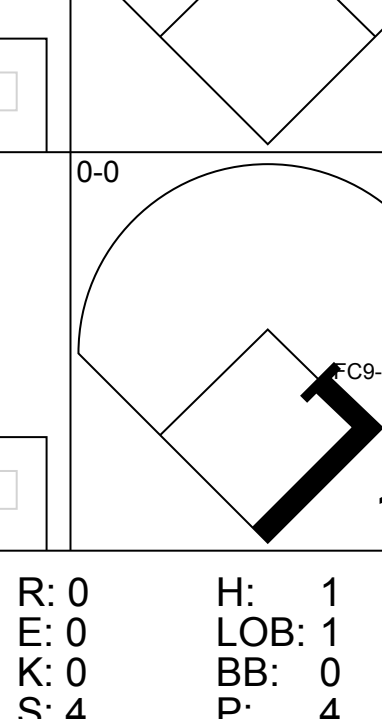
Batter	1	2	3	4	5	6	7	8	9	AB	R	H	RBI	BB	SO	LOB	BOTTOM
Pete Rose, S (1, 9) OBP: 0.366, SLG: 0.439	F7		HR 1B		4-3			L4		4	1	1	0	0	0	0	
Bobby Tolan, L (1, 8) OBP: 0.395, SLG: 0.515	E S WP 1B		K			6-3 S 1B BB				2	2	1	0	1	1	2	
Tony Perez, R (1, 5) OBP: 0.455, SLG: 0.715	G5-4-3 1-H 1B		HR			F9				3	1	2	3	0	0	1	
Johnny Bench, R (1, 2) OBP: 0.317, SLG: 0.587	G5-4-3 1-2f		F2			6-3				3	0	0	0	0	0	2	
Lee May, R (1, 3) OBP: 0.347, SLG: 0.595		G6-4-3 BB		K		1B				2	0	1	1	1	1	0	
Bernie Carbo, L (1, 7) OBP: 0.497, SLG: 0.622 Jimmy Stewart, S (7, 7) OBP: 0.214, SLG: 0.158		K		K		F7				3	0	0	0	0	2	2	
Tommy Helms, R (1, 4) OBP: 0.217, SLG: 0.223	G6-4-3 1-2f		F2			F8				3	0	0	0	0	0	1	
Dave Concepcion, R (1, 6) OBP: 0.344, SLG: 0.338			L9			K				3	0	0	0	0	1	0	
Jim McGlothlin, R (1, 1) OBP: 0.300, SLG: 0.308 Don Gullett, R (8, 1) OBP: 0.800, SLG: 1.250			1B HR 1B		6-3		K			3	1	1	0	0	1	0	
Inning Stats	R: 1 E: 0 K: 0 S: 4	H: 2 LOB: 0 BB: 0 P: 4	R: 0 E: 0 K: 1 S: 4	H: 0 LOB: 1 BB: 1 P: 8	R: 3 E: 0 K: 1 S: 8	H: 3 LOB: 0 BB: 0 P: 8	R: 0 E: 0 K: 2 S: 7	H: 0 LOB: 0 BB: 0 P: 7	R: 0 E: 0 K: 1 S: 5	H: 0 LOB: 0 BB: 0 P: 5	R: 1 E: 0 K: 0 S: 4	H: 1 LOB: 1 BB: 1 P: 8	R: 0 E: 0 K: 1 S: 5	H: 0 LOB: 0 BB: 0 P: 5	R: 0 E: 0 K: 0 S: 1	H: 0 LOB: 0 BB: 0 P: 1	
PITCHER	IP WLS BF H R ER SO BB IBB HBP BLK WP HR S P ERA WHIP																
Nolan Ryan, R (1, 1) ERA: 3.28 Ron Taylor, R (8, 1) ERA: 2.66	7.0 L 27 5 5 5 6 2 0 0 0 0 0 0 1 37 45 6.43 1.143																
	0.1 1 0 0 0 0 0 0 0 0 0 0 0 1 1 0.00 0.000																

New York Mets @ Cincinnati Reds
Crosley Field, Cincinnati, OH
Fri Jun 05 1970, 7:05 PM EDT
Att: 20,101 - Unknown

AB 26
R 5
H 6
RBI 4
BB 2
SO 6
LOB 8



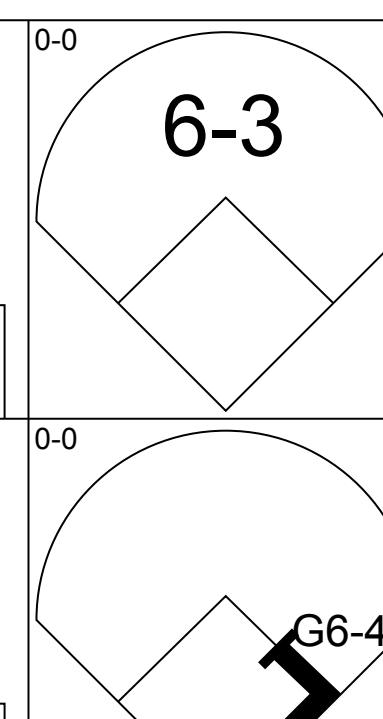
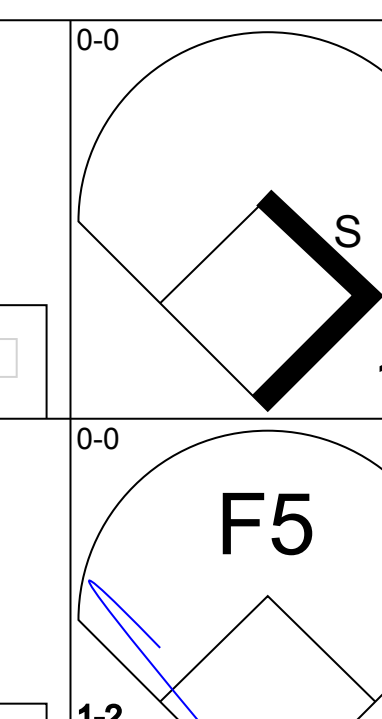
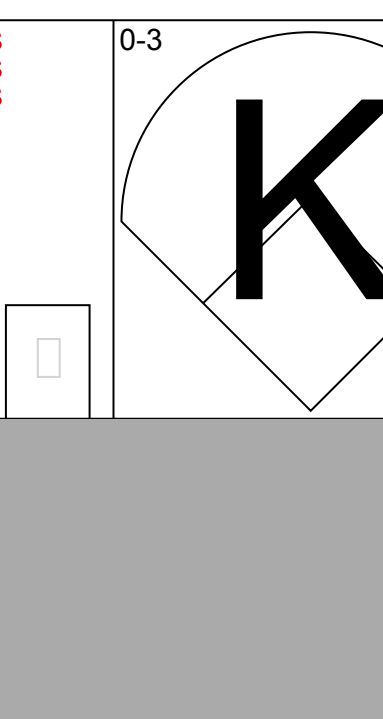
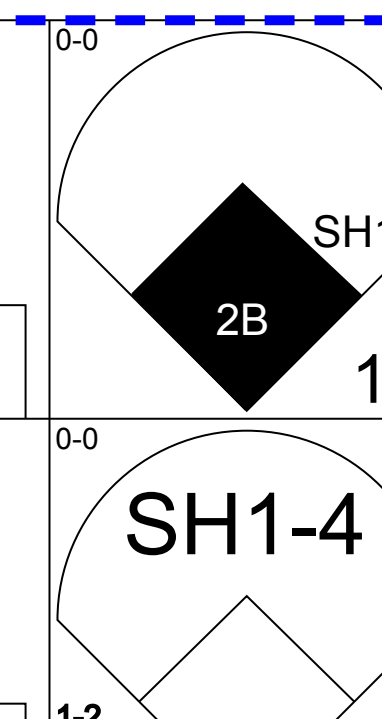
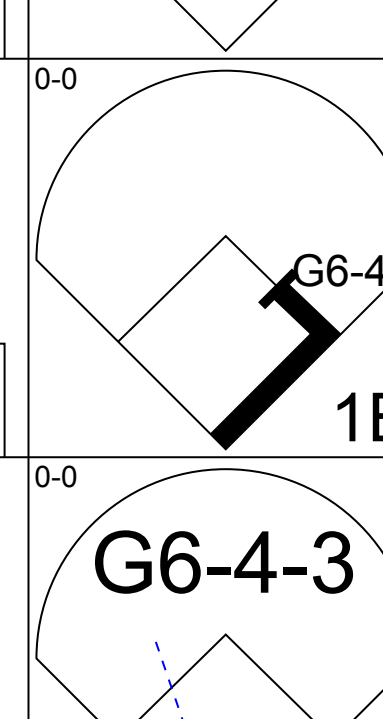
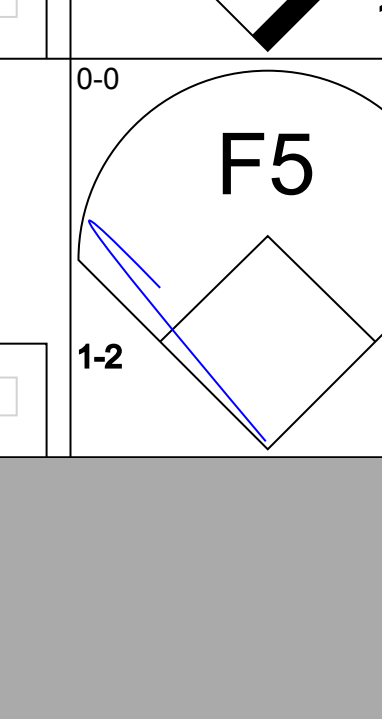
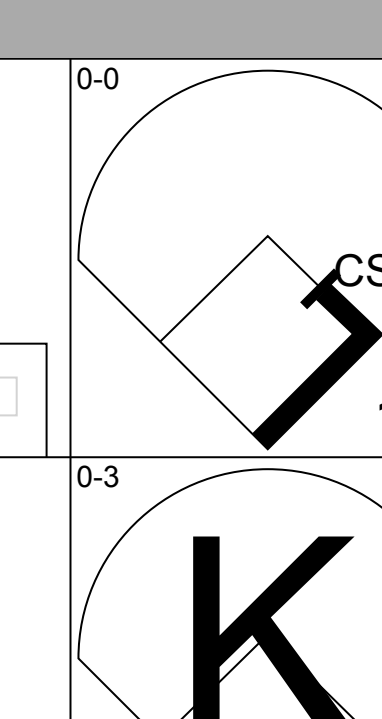
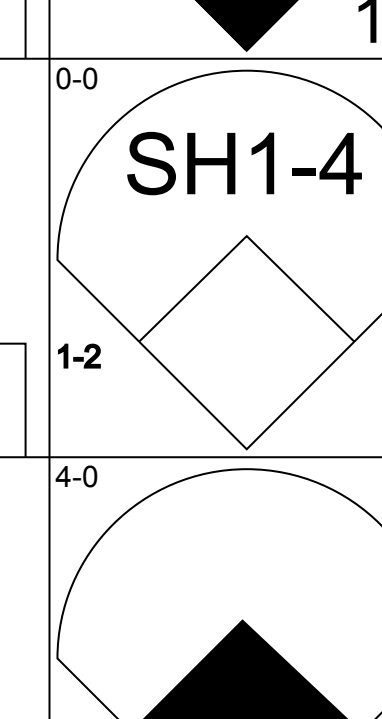
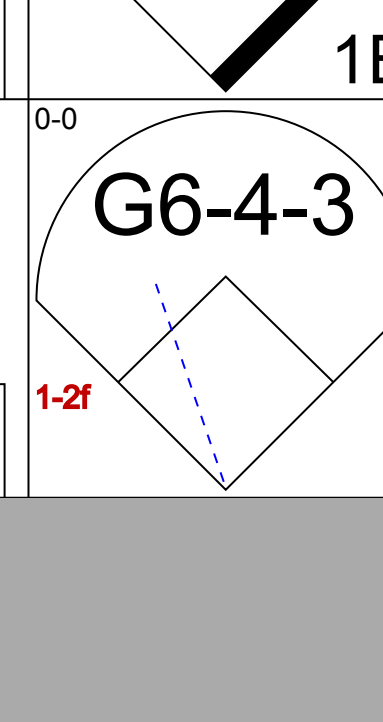
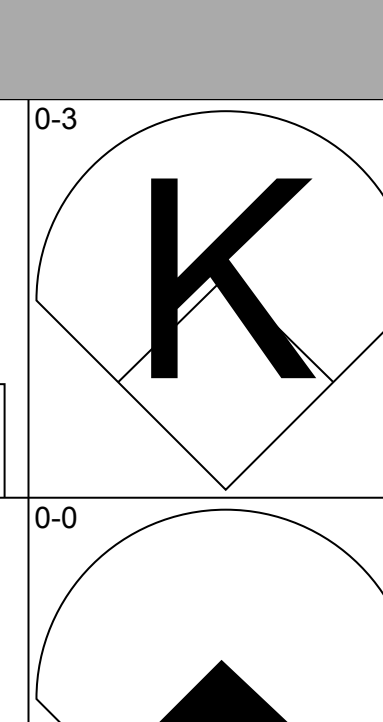
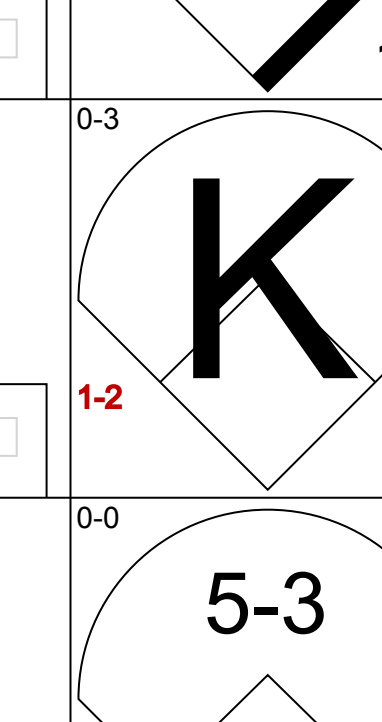
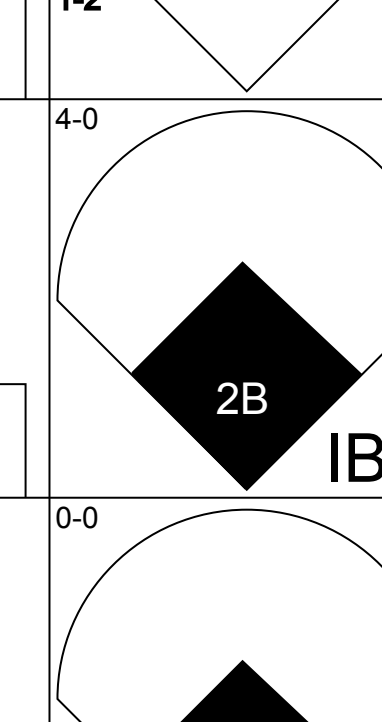
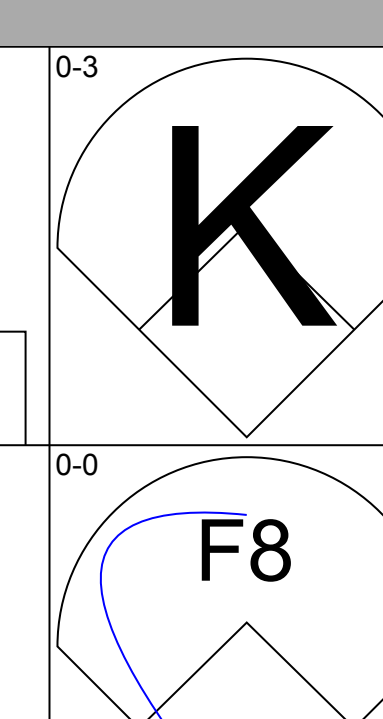
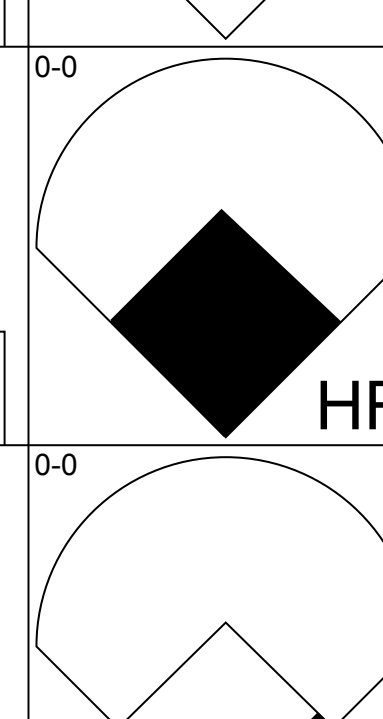
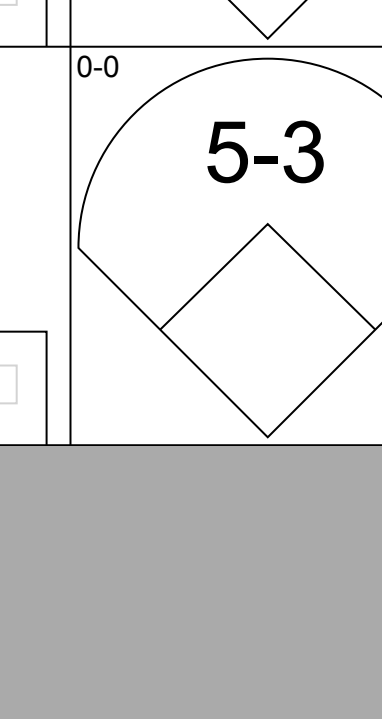
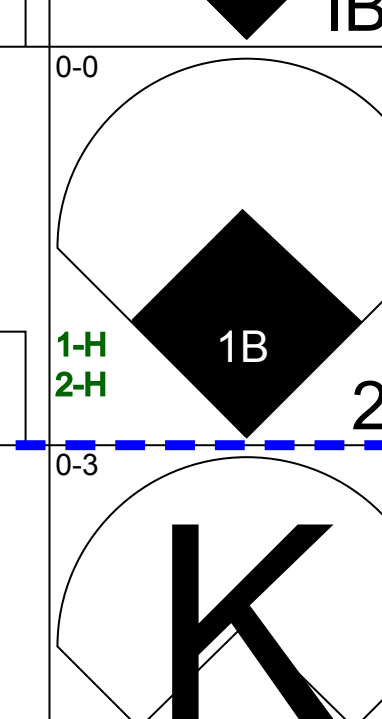
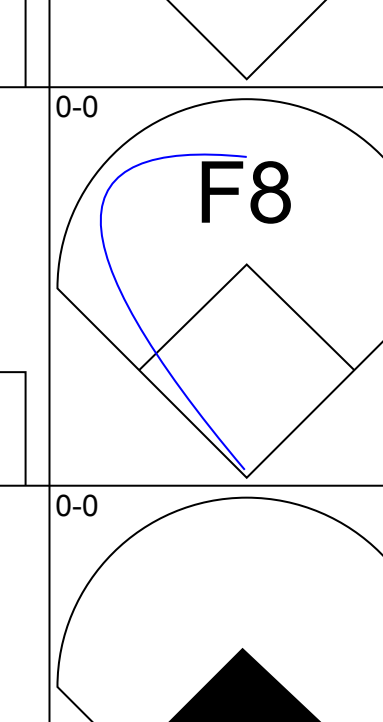
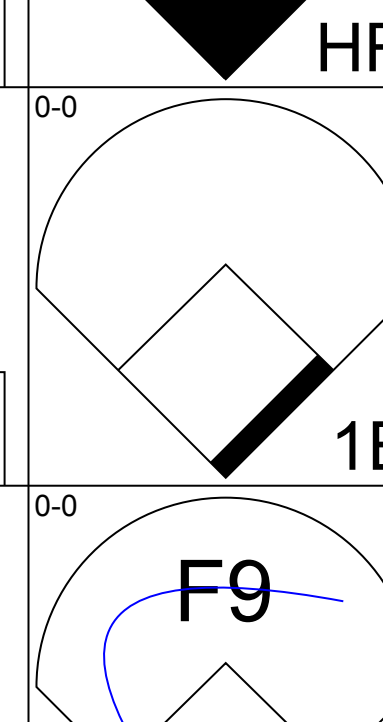

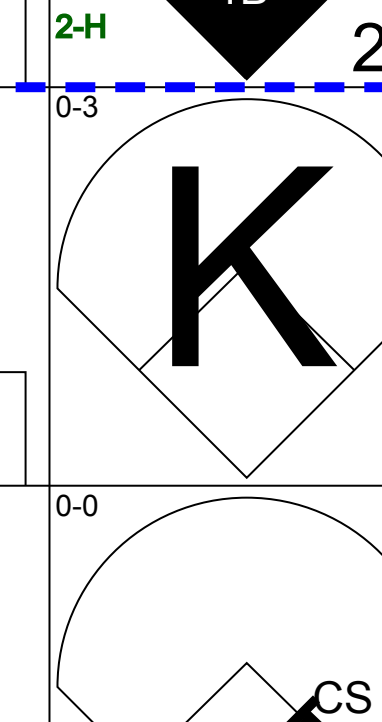
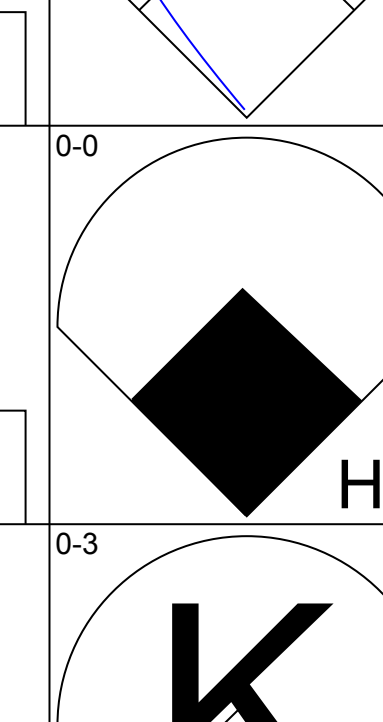
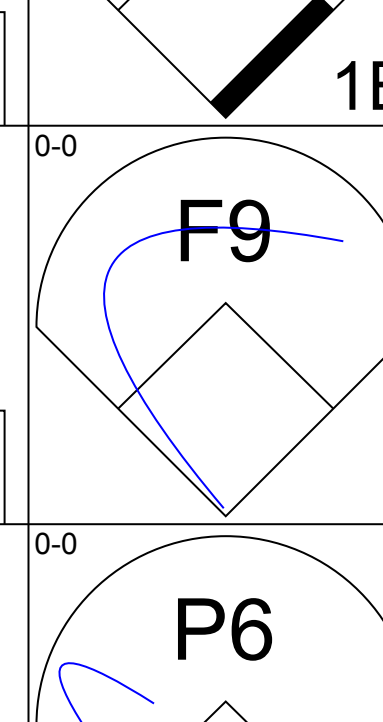

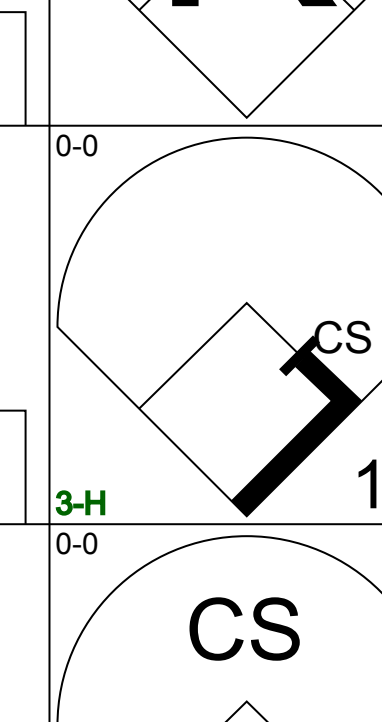
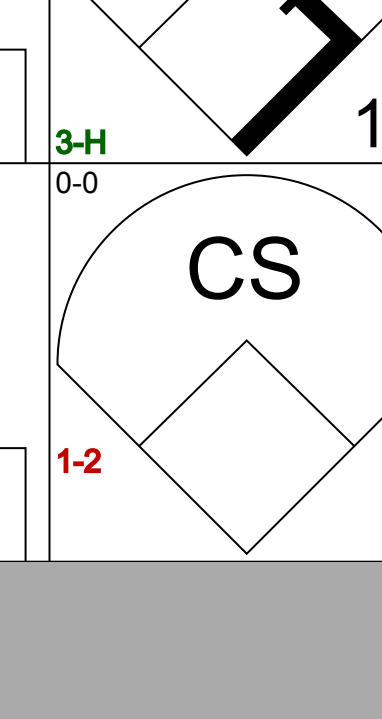
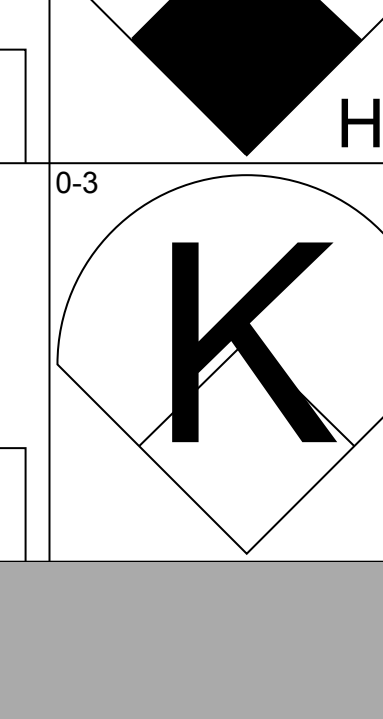
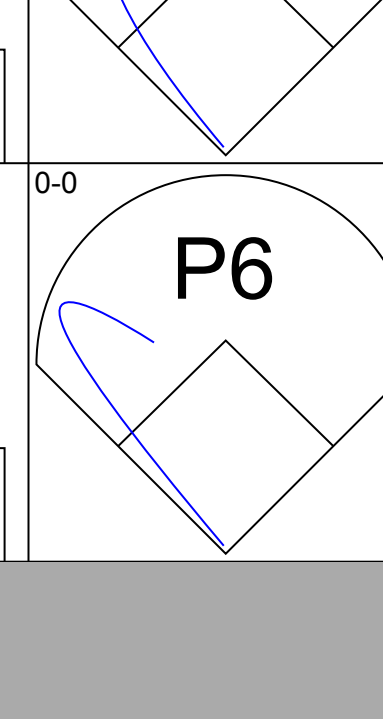

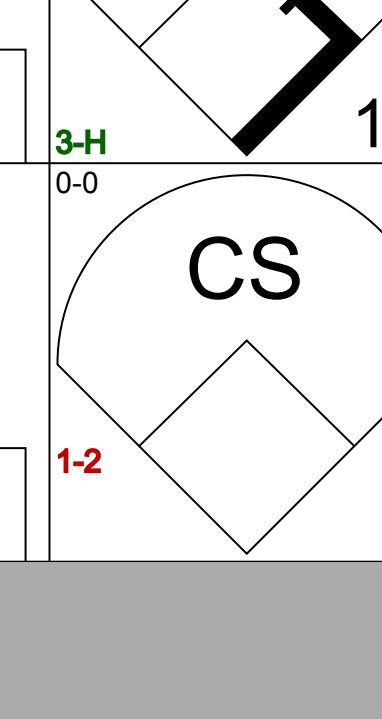
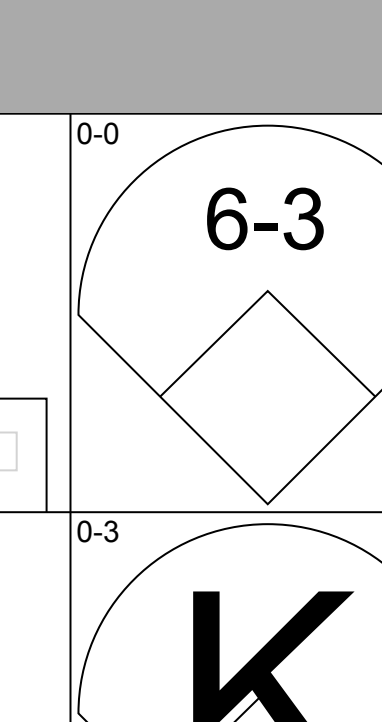
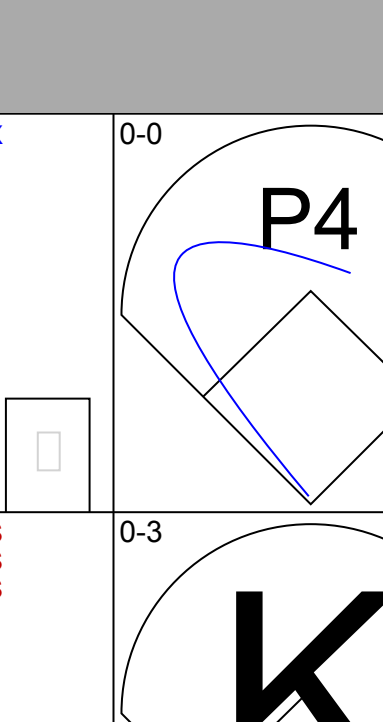
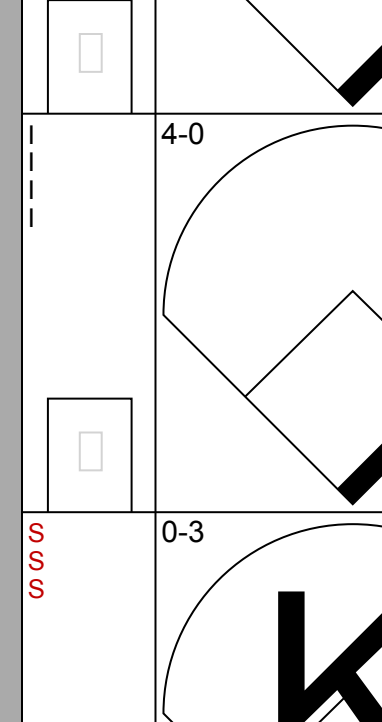
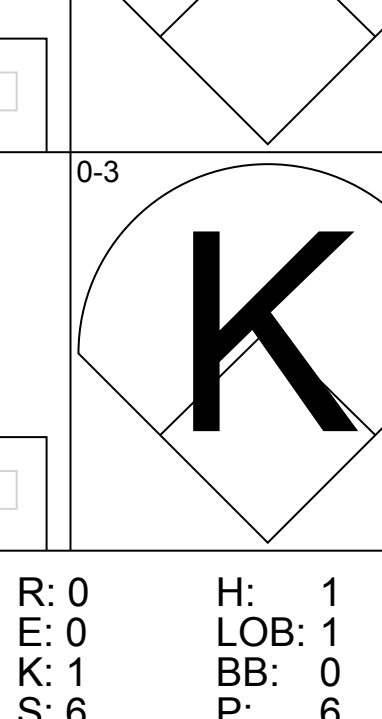
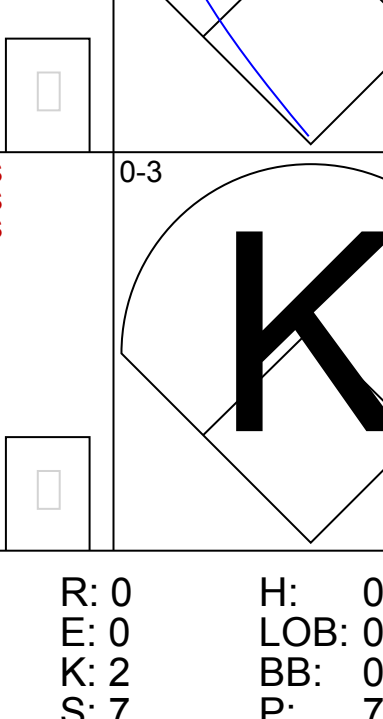
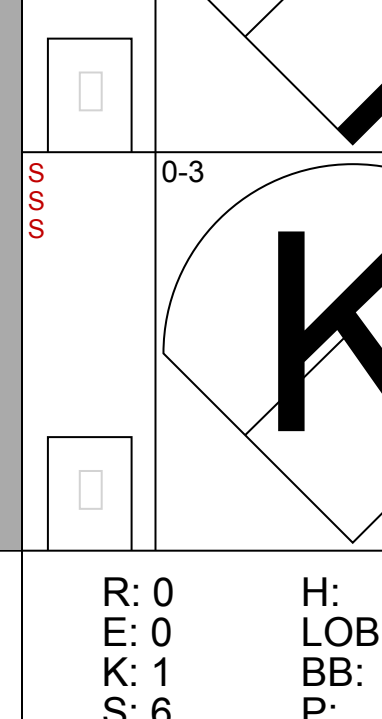
WP: 1 PA: 28
PB: 0
SB: 2
CS: 0
1B: 5 SF: 0
2B: 0 SAC: 0
3B: 0 DP: 2
HR: 1 HBP: 0

Batter	1	2	3	4	5	6	7	8	9	AB	R	H	RBI	BB	SO	LOB	TOP				
Tommie Agee, R OBP: 0.333, SLG: 0.402 (1, 8)										4	0	1	0	0	1	1					
Bud Harrelson, S OBP: 0.395, SLG: 0.385 (1, 6)										4	0	1	0	0	0	2					
Cleon Jones, R OBP: 0.304, SLG: 0.321 (1, 7)										4	1	1	0	0	0	2					
Donn Clendenon, R OBP: 0.339, SLG: 0.524 (1, 3)										3	0	2	1	0	1	0					
Ron Swoboda, R OBP: 0.336, SLG: 0.387 (1, 9)										3	0	0	0	0	0	2					
Joe Foy, R OBP: 0.358, SLG: 0.324 (1, 5)										3	0	0	0	0	1	2					
Duffy Dyer, R OBP: 0.313, SLG: 0.211 (1, 2)										3	0	0	0	0	0	1					
Al Weis, S OBP: 0.279, SLG: 0.296 (1, 4)										3	0	0	0	0	0	0					
Ray Sadecki, L OBP: 0.214, SLG: 0.154 (1, 1)										2	0	1	0	0	1	0					
Dave Marshall, L OBP: 0.365, SLG: 0.583 (8, PH)										1	0	0	0	0	1	0					
Tug McGraw, R OBP: 0.333, SLG: 0.333 (8, 1)										0	0	0	0	0	0	0					
Ron Taylor, R OBP: 0.333, SLG: 0.333 (8, 1)										0	0	0	0	0	0	0					
Inning Stats	R: 0 E: 0 K: 1 S: 5	H: 0 LOB: 0 BB: 0 P: 5	R: 0 E: 0 K: 1 S: 5	H: 0 LOB: 0 BB: 0 P: 5	R: 0 E: 0 K: 1 S: 5	H: 0 LOB: 0 BB: 0 P: 5	R: 0 E: 0 K: 0 S: 3	H: 1 LOB: 0 BB: 0 P: 3	R: 0 E: 0 K: 0 S: 4	H: 1 LOB: 1 BB: 0 P: 4	R: 0 E: 0 K: 0 S: 4	H: 1 LOB: 1 BB: 0 P: 4	R: 1 E: 0 K: 1 S: 6	H: 2 LOB: 1 BB: 0 P: 6	R: 0 E: 0 K: 1 S: 5	H: 0 LOB: 0 BB: 0 P: 5	R: 0 E: 0 K: 0 S: 3	H: 1 LOB: 0 BB: 0 P: 3	1B: 4 2B: 2 3B: 1 HR: 0	SF: 0 SAC: 0 DP: 3 HBP: 0	WP: 0 PA: 30 PB: 0 SB: 0 CS: 1
PITCHER Jim Merritt, L ERA: 2.92 (1, 1)	IP: 9.0 WLS: W BF: 30 H: 6 R: 1 ER: 1 SO: 5 BB: 0 IBB: 0 HBP: 0 BLK: 0 WP: 0 HR: 0 S: 40 P: 40 ERA: 1.00 WHIP: 0.667																				

New York Mets @ Cincinnati Reds
Crosley Field, Cincinnati, OH
Sat Jun 06 1970, 7:05 PM EDT
Att: 25,266 - Unknown

AB 30
R 1
H 6
RBI 1
BB 0
SO 5
LOB 10



Batter	1	2	3	4	5	6	7	8	9	AB	R	H	RBI	BB	SO	LOB	BOTTOM		
Pete Rose, S OBP: 0.368, SLG: 0.440 (1, 9)										4	1	2	0	0	1	0			
Bobby Tolan, L OBP: 0.398, SLG: 0.517 (1, 8)										3	0	2	0	0	0	1			
Tony Perez, R OBP: 0.452, SLG: 0.704 (1, 5)										3	1	0	0	1	2	2			
Johnny Bench, R OBP: 0.320, SLG: 0.604 (1, 2)										4	2	2	3	0	1	0			
Lee May, R OBP: 0.345, SLG: 0.587 (1, 3)										4	0	1	0	0	1	1			
Hal McRae, R OBP: 0.388, SLG: 0.695 (1, 7)										3	1	1	1	0	0	1			
Jimmy Stewart, S OBP: 0.233, SLG: 0.179 (8, 7)										1	0	1	1	0	0	0			
Tommy Helms, R OBP: 0.219, SLG: 0.230 (1, 4)										3	0	1	0	0	1	1			
Woody Woodward, R OBP: 0.269, SLG: 0.217 (1, 6)										2	0	0	0	1	0	0			
Jim Merritt, L OBP: 0.146, SLG: 0.125 (1, 1)										3	0	0	0	0	3	2			
Inning Stats	R: 0 E: 0 K: 0 S: 3	H: 1 LOB: 0 BB: 0 P: 3	R: 1 E: 0 K: 2 S: 8	H: 1 LOB: 0 BB: 0 P: 8	R: 0 E: 0 K: 1 S: 6	H: 1 LOB: 1 BB: 0 P: 6	R: 1 E: 0 K: 1 S: 7	H: 2 LOB: 1 BB: 0 P: 7	R: 0 E: 0 K: 2 S: 7	H: 0 LOB: 0 BB: 0 P: 7	R: 0 E: 0 K: 1 S: 5	H: 1 LOB: 0 BB: 0 P: 5	R: 0 E: 0 K: 1 S: 6	H: 1 LOB: 2 BB: 1 P: 10	R: 3 E: 0 K: 1 S: 7	H: 3 LOB: 0 BB: 1 P: 11	1B: 6 2B: 2 3B: 0 HR: 2	SF: 0 SAC: 1 DP: 1 HBP: 0	WP: 0 PA: 34 PB: 0 SB: 1 CS: 2
PITCHER Ray Sadecki, L ERA: 3.14 (1, 1)	IP: 7.0 WLS: L BF: 27 H: 7 R: 2 ER: 2 SO: 8 BB: 0 IBB: 1 HBP: 0 BLK: 0 WP: 0 HR: 2 S: 42 P: 46 ERA: 2.57 WHIP: 1.000																		
Tug McGraw, L ERA: 4.91 (8, 1)	0.1	4	2	3	3	0	0	1	0	0	0	3	7	81.00	6.000				
Ron Taylor, R ERA: 2.57 (8, 1)	0.2	2	1	0	0	1	0	0	0	0	0	4	4	0.00	1.500				

New York Mets @ Cincinnati Reds
Crosley Field, Cincinnati, OH
Sat Jun 06 1970, 7:05 PM EDT
Att: 25,266 - Unknown

AB 30
R 5
H 10
RBI 5
BB 2
SO 9
LOB 8



Batter	1	2	3	4	5	6	7	8	9	AB	R	H	RBI	BB	SO	LOB	TOP				
Tommie Agee, R OBP: 0.328, SLG: 0.394 (1, 8)	0-0 P3		0-0 6-3		0-0 1-3			0-0 P5		4	0	0	1	0	0	2	New York Mets @ Cincinnati Reds Crosley Field, Cincinnati, OH Sun Jun 07 1970, 3:33 AM EDT Att: 24,813 - Unknown				
Bud Harrelson, S OBP: 0.401, SLG: 0.389 (1, 6)	0-0 G4-6-3 1B		0-0 3-H 2-H 1B			0-0 3-1		4-0 BB G6-4-3 BB		3	0	2	0	1	0	0					
Cleon Jones, R OBP: 0.303, SLG: 0.320 (1, 7)	0-0 G4-6-3 1-2			0-0 S 1B		0-3 K		0-0 G6-4-3 1-2		4	0	1	0	0	1	2					
Art Shamsky, L OBP: 0.396, SLG: 0.500 (1, 3)		0-0 P6		0-0 1-2 P6		0-0 4-3			0-0 F9	4	0	0	0	0	0	1					
Dave Marshall, L OBP: 0.375, SLG: 0.569 (1, 9)		0-0 G4-6-3 1B		4-0 G4-6-3 BB				0-0 F9		3	0	1	0	1	0	0					
Ken Boswell, L OBP: 0.333, SLG: 0.372 (1, 4)	0-0 G4-6-3 1-2			0-0 G4-6-3 1-2				0-0 BB 1B		4	1	2	1	0	0	3					
Wayne Garrett, L OBP: 0.408, SLG: 0.396 (1, 5)			0-0 1B 6-3 1B		4-0 FC6-4 BB			4-0 1-2 BB		2	1	1	0	2	0	0					
Jerry Grote, R OBP: 0.211, SLG: 0.261 (1, 2)			0-0 SH1-4 1B 1B		0-3 K			0-3 K		3	0	1	0	0	2	3					
Gary Gentry, R OBP: 0.107, SLG: 0.038 (4, 1)			0-0 SH1-4		0-0 FC6-4 1-2			0-3 K		0	0	0	0	0	0	0					
Don Cardwell, R OBP: 0.222, SLG: 0.125 (5, PH)										0	0	0	0	0	0	0					
Ed Kranepool, L OBP: 0.333, SLG: 0.384 (5, 1)										0	0	0	0	0	0	0					
Cal Koonce, R OBP: 0.333, SLG: 0.333 (7, 1)										0	0	0	0	0	0	0					
Ron Swoboda, R OBP: 0.333, SLG: 0.333 (7, 1)										0	0	0	0	0	0	0					
Tug McGraw, R OBP: 0.333, SLG: 0.333 (7, 1)										0	0	0	0	0	0	0					
Inning Stats	R: 0 E: 0 K: 0 S: 3	H: 1 LOB: 0 BB: 0 P: 3	R: 0 E: 0 K: 0 S: 3	H: 1 LOB: 0 BB: 0 P: 3	R: 1 E: 0 K: 0 S: 5	H: 3 LOB: 2 BB: 0 P: 5	R: 0 E: 0 K: 0 S: 3	H: 1 LOB: 1 BB: 1 P: 7	R: 0 E: 0 K: 1 S: 5	H: 0 LOB: 1 BB: 1 P: 9	R: 0 E: 0 K: 1 S: 5	H: 0 LOB: 0 BB: 0 P: 5	R: 0 E: 0 K: 2 S: 8	H: 1 LOB: 2 BB: 1 P: 12	R: 0 E: 0 K: 0 S: 2	H: 0 LOB: 0 BB: 0 P: 6	R: 1 E: 0 K: 0 S: 4	H: 1 LOB: 0 BB: 0 P: 4	1B: 7 2B: 0 3B: 0 HR: 1	SF: 0 SAC: 1 DP: 4 HBP: 0	WP: 0 PA: 34 PB: 0 SB: 1 CS: 0
PITCHER Wayne Simpson, R ERA: 2.43 (1, 1)	IP: 9.0 WLS: W BF: 34 H: 8 R: 2 ER: 2 SO: 4 BB: 4 IBB: 0 HBP: 0 BLK: 0 WP: 0 HR: 1 S: 38 P: 54 ERA: 2.00 WHIP: 1.333															PITCHER					

AB	29
R	2
H	8
RBI	2
BB	4
SO	4
LOB	14



Batter	1	2	3	4	5	6	7	8	9	AB	R	H	RBI	BB	SO	LOB	BOTTOM		
Pete Rose, S OBP: 0.381, SLG: 0.452 (1, 9)	0-0 1B		0-0 HR 1B	4-0 1-2 3B BB		4-0 FC3-6 BB		0-0 3-1 SF8 2B		3	3	3	0	2	0	0	New York Mets @ Cincinnati Reds Crosley Field, Cincinnati, OH Sun Jun 07 1970, 3:33 AM EDT Att: 24,813 - Unknown		
Jimmy Stewart, S OBP: 0.233, SLG: 0.179 (9, 9)										0	0	0	0	0	0	0			
Bobby Tolan, L OBP: 0.402, SLG: 0.519 (1, 8)	0-0 1B		0-0 HR 1B	0-0 1-2 2-H 3B 1B		0-0 FC3-6 G6-4-3		0-0 3-1		5	2	3	1	0	0	2			
Angel Bravo, L OBP: 0.400, SLG: 0.250 (9, 8)	0-0 1B					0-0 G6-4-3				0	0	0	0	0	0	0			
Tony Perez, R OBP: 0.449, SLG: 0.705 (1, 5)	0-0 5-3		0-0 F8	0-0 1-H 2-H 2B 3B		0-0 G6-4-3		4-0 FC6-4 BB		4	1	1	2	0	0	4			
Jay Ward, R (7, 5)										0	0	0	0	1	0	0			
Johnny Bench, R OBP: 0.322, SLG: 0.620 (1, 2)	0-0 5-3		0-0 1-H 2-H HR	0-0 3-H 2B		0-3 K		0-0 SF8		4	1	2	5	0	1	1			
Lee May, R OBP: 0.346, SLG: 0.598 (1, 3)		0-0 HR	0-0 1B	0-0 F8		0-0 5-3		0-0 FC6-4		5	1	2	1	0	0	2			
Bernie Carbo, L OBP: 0.490, SLG: 0.609 (1, 7)		0-3 K	0-0 P6		0-3 K					4	1	1	0	0	2	1			
Tommy Helms, R OBP: 0.229, SLG: 0.245 (1, 4)										4	0	3	0	0	0	0			
Darrel Chaney, S OBP: 0.244, SLG: 0.250 (7, PR)			4-3 2-1 2B		0-0 CS 1B		0-0 F9			0	0	0	0	0	0	0			
Woody Woodward, R OBP: 0.300, SLG: 0.259 (1, 6)		0-0 4-3		0-0 L5		0-0 1-2 1B		0-0 1-3 2-H 1B		4	0	2	1	0	0	2			
Wayne Simpson, R OBP: 0.088, SLG: 0.061 (1, 1)		0-0 2-1	0-3 K	4-0 BB 1B BB		0-0 5-3		0-3 K		3	1	0	0	1	2	3			
Inning Stats	R: 0 E: 0 K: 0 S: 4	H: 2 LOB: 1 BB: 0 P: 4	R: 1 E: 0 K: 1 S: 6	H: 2 LOB: 1 BB: 0 P: 6	R: 3 E: 0 K: 1 S: 9	H: 4 LOB: 1 BB: 0 P: 9	R: 4 E: 0 K: 0 S: 6	H: 4 LOB: 2 BB: 2 P: 14	R: 0 E: 0 K: 1 S: 6	H: 1 LOB: 1 BB: 0 P: 6	R: 0 E: 0 K: 0 S: 2	H: 0 LOB: 0 BB: 1 P: 6	R: 1 E: 0 K: 2 S: 10	H: 3 LOB: 2 BB: 0 P: 10	R: 1 E: 0 K: 0 S: 4	H: 1 LOB: 1 BB: 1 P: 8	1B: 11 2B: 3 3B: 1 HR: 2	SF: 1 SAC: 0 DP: 1 HBP: 0	WP: 0 PA: 41 PB: 0 SB: 0 CS: 1
PITCHER Gary Gentry, R ERA: 3.48 (1, 1)	IP: 3.2 WLS: L BF: 21 H: 10 R: 7 ER: 7 SO: 2 BB: 2 IBB: 0 HBP: 0 BLK: 0 WP: 0 HR: 2 S: 22 P: 30 ERA: 17.18 WHIP: 3.273															PITCHER			
Don Cardwell, R ERA: 5.89 (4, 1)	0.1	3	2	1	1	0	0	0	0	0	0	3	3	27.00	6.000				
Cal Koonce, R ERA: 3.27 (5, 1)	2.0	7	1	0	0	1	1	0	0	0	0	8	12	0.00	1.000				
Tug McGraw, L ERA: 5.2 (7, 1)	2.0	11	4	2	2	2	1	0	0	0	0	14	18	9.00	2.500				



Batter	1	2	3	4	5	6	7	8	9	AB	R	H	RBI	BB	SO	LOB	TOP										
Pete Rose, S OBP: 0.385, SLG: 0.458 (1, 9)										4	2	2	0	1	0	1	Cincinnati Reds @ Montreal Expos Jarry Park, Montreal, QB Tue Jun 09 1970, 7:05 PM EDT Att: 23,042 - Unknown										
Bobby Tolan, L OBP: 0.402, SLG: 0.514 (1, 8)										4	1	1	0	1	1	3											
Tony Perez, R OBP: 0.452, SLG: 0.700 (1, 5)										3	0	1	1	2	1	4											
Johnny Bench, R OBP: 0.324, SLG: 0.617 (1, 2)										1	1	0	2	2	0	0											
Lee May, R OBP: 0.343, SLG: 0.588 (1, 3)										5	0	1	0	0	3	3											
Hal McRae, R OBP: 0.397, SLG: 0.695 Bernie Carbo, L OBP: 0.491, SLG: 0.627 (3, 7)										0	0	0	0	1	0	0											
Tommy Helms, R OBP: 0.225, SLG: 0.240 (1, 4)										4	0	0	0	0	1	4											
Woody Woodward, R OBP: 0.353, SLG: 0.367 (1, 6)										3	1	2	0	1	0	0											
Gary Nolan, R OBP: 0.156, SLG: 0.036 Don Gullett, R OBP: 0.800, SLG: 1.250 Clay Carroll, R OBP: 0.438, SLG: 0.385 Angel Bravo, L OBP: 0.438, SLG: 0.385 Wayne Granger, R OBP: 0.438, SLG: 0.385 (8, 1)										3	0	0	0	0	0	3											
Inning Stats	R: 2 E: 0 K: 2 S: 10	H: 3 LOB: 2 BB: 1 P: 14	R: 0 E: 0 K: 1 S: 6	H: 1 LOB: 2 BB: 1 P: 10	R: 1 E: 0 K: 0 S: 3	H: 1 LOB: 2 BB: 3 P: 15	R: 1 E: 0 K: 1 S: 5	H: 1 LOB: 0 BB: 0 P: 9	R: 1 E: 0 K: 0 S: 4	H: 1 LOB: 0 BB: 0 P: 4	R: 0 E: 0 K: 0 S: 3	H: 0 LOB: 0 BB: 0 P: 3	R: 0 E: 0 K: 1 S: 4	H: 0 LOB: 1 BB: 2 P: 12	R: 1 E: 0 K: 0 S: 5	H: 2 LOB: 2 BB: 1 P: 9		R: 0 E: 0 K: 2 S: 7	H: 0 LOB: 0 BB: 0 P: 7	1B: 5 2B: 4 3B: 1 HR: 1	SF: 2 SAC: 0 DP: 3 HBP: 0	WP: 1 PB: 0 SB: 0 CS: 0	PA: 42				
PITCHER	IP WLS BF H R ER SO BB IBB HBP BLK WP HR S P ERA WHIP																										
Balor Moore, L ERA: 7.45 Bill Dillman, R ERA: 5.6 Steve Renko, R ERA: 5.59 Bill Stoneman, R ERA: 4.61 (8, 1)	2.0 4.0 1.0 2.0	0 17 2 9	3 2 0 2	3 2 0 1	3 3 0 1	0 0 0 0	0 1 0 0	0 1 4 12	29 34 4 16	13.50 4.50 0.00 4.50	4.000 1.250 0.000 1.500																

AB	31
R	6
H	9
RBI	5
BB	9
SO	7
LOB	20



Batter	1	2	3	4	5	6	7	8	9	AB	R	H	RBI	BB	SO	LOB	BOTTOM										
Gary Sutherland, R OBP: 0.282, SLG: 0.257 (1, 4)										4	0	1	0	1	0	1	Cincinnati Reds @ Montreal Expos Jarry Park, Montreal, QB Tue Jun 09 1970, 7:05 PM EDT Att: 23,042 - Unknown										
Jim Gosger, L OBP: 0.616, SLG: 0.750 (8, 3)										4	2	2	1	1	0	3											
Rusty Staub, L OBP: 0.443, SLG: 0.508 (1, 9)										5	0	1	1	0	0	3											
Ron Fairly, L OBP: 0.394, SLG: 0.378 Adolfo Phillips, R OBP: 0.320, SLG: 0.402 (7, 8)										2	0	0	0	1	2	2											
Mack Jones, L OBP: 0.405, SLG: 0.429 Bob Bailey, R OBP: 0.325, SLG: 0.371 Bill Stoneman, R OBP: 0.107, SLG: 0.179 Don Hahn, R OBP: 0.377, SLG: 0.333 (8, 7)										0	1	0	0	3	0	0											
Coco Laboy, R OBP: 0.263, SLG: 0.335 (1, 5)										5	0	1	1	0	1	5											
John Bateman, R OBP: 0.261, SLG: 0.309 (1, 2)										4	0	1	1	0	1	1											
Bobby Wine, R OBP: 0.245, SLG: 0.265 Mary Staehle, L OBP: 0.324, SLG: 0.258 (8, 4)										3	0	0	0	0	1	2											
Balor Moore, L ERA: 3.66 Bill Dillman, R ERA: 1.35 Steve Renko, R ERA: 2.79, SLG: 0.279 Jim Fairly, L OBP: 0.340, SLG: 0.418 (8, 7)										1	0	0	0	0	1	1											
Inning Stats	R: 0 E: 0 K: 1 S: 5	H: 0 LOB: 1 BB: 1 P: 9	R: 1 E: 0 K: 3 S: 10	H: 1 LOB: 1 BB: 1 P: 14	R: 1 E: 0 K: 0 S: 3	H: 1 LOB: 3 BB: 3 P: 15	R: 0 E: 0 K: 0 S: 3	H: 0 LOB: 0 BB: 0 P: 3	R: 0 E: 0 K: 1 S: 6	H: 1 LOB: 1 BB: 0 P: 6	R: 0 E: 0 K: 0 S: 3	H: 0 LOB: 1 BB: 1 P: 7	R: 2 E: 1 K: 1 S: 9	H: 3 LOB: 2 BB: 0 P: 9	R: 0 E: 0 K: 1 S: 7	H: 2 LOB: 2 BB: 0 P: 7		R: 0 E: 0 K: 0 S: 4	H: 1 LOB: 1 BB: 0 P: 4	1B: 5 2B: 2 3B: 2 HR: 0	SF: 0 SAC: 0 DP: 0 HBP: 0	WP: 0 PB: 0 SB: 0 CS: 0	PA: 42				
PITCHER	IP WLS BF H R ER SO BB IBB HBP BLK WP HR S P ERA WHIP																										
Gary Nolan, R ERA: 3.66 Don Gullett, L ERA: 1.35 Clay Carroll, R ERA: 3.0 Wayne Granger, R ERA: 2.45 (8, 1)	6.1 0.1 0.1 2.0	0 2 2 9	3 0 1 3	4 0 0 0	4 0 0 1	0 0 0 0	0 0 0 0	0 0 2 11	11 4 2 11	5.68 0.00 0.00 0.00	1.737 0.000 3.000 1.500																

AB	36
R	4
H	9
RBI	4
BB	6
SO	7
LOB	22



Batter	1	2	3	4	5	6	7	8	9	AB	R	H	RBI	BB	SO	LOB	TOP			
Angel Bravo, L OBP: 0.428, SLG: 0.389 (1, 8)										5	1	2	0	0	1	0				
Pete Rose, S OBP: 0.385, SLG: 0.465 Jimmy Stewart, S OBP: 0.233, SLG: 0.179 (1, 9) (8, 9)										5	2	2	0	0	1	1				
Tony Perez, R OBP: 0.451, SLG: 0.706 Dave Concepcion, R OBP: 0.344, SLG: 0.338 (1, 5) (9, 6)										4	2	1	3	1	0	0				
Johnny Bench, R OBP: 0.333, SLG: 0.624 (1, 2) (9, 3)										4	1	3	1	1	0	0				
Lee May, R OBP: 0.339, SLG: 0.578 Pat Corrales, R OBP: 0.190, SLG: 0.150 (1, 3) (9, 2)										5	0	1	0	0	1	4				
Bernie Carbo, L OBP: 0.497, SLG: 0.653 (1, 7)										3	1	2	3	0	0	1				
Tommy Helms, R OBP: 0.225, SLG: 0.241 Darrel Chaney, S OBP: 0.244, SLG: 0.250 (1, 4) (7, 4)										4	0	1	0	0	0	4				
Woody Woodward, R OBP: 0.316, SLG: 0.324 (1, 6) (9, 5)										4	0	0	0	0	1	1				
Jim McGlothlin, R OBP: 0.265, SLG: 0.267 (1, 1)										4	0	0	0	0	1	0				
Inning Stats	R: 3 E: 0 K: 0 S: 7	H: 5 LOB: 1 BB: 0 P: 7	R: 0 E: 0 K: 1 S: 5	H: 0 LOB: 0 BB: 0 P: 5	R: 0 E: 0 K: 0 S: 4	H: 1 LOB: 3 BB: 1 P: 9	R: 0 E: 0 K: 0 S: 4	H: 1 LOB: 1 BB: 0 P: 4	R: 0 E: 0 K: 0 S: 3	H: 0 LOB: 0 BB: 0 P: 3	R: 4 E: 0 K: 1 S: 9	H: 4 LOB: 1 BB: 1 P: 13	R: 0 E: 0 K: 3 S: 9	H: 0 LOB: 0 BB: 0 P: 9	R: 0 E: 0 K: 0 S: 3	H: 0 LOB: 0 BB: 0 P: 3	1B: 7 2B: 3 3B: 0 HR: 2	SF: 0 SAC: 0 DP: 1 HBP: 1	WP: 0 PB: 0 SB: 0 CS: 0	PA: 41
PITCHER	IP WLS BF H R ER SO BB IBB HBP BLK WP HR S P ERA WHIP																			
Mike Wegener, R ERA: 3.63 Howie Reed, R ERA: 4.99 John Strohmayer, R ERA: 6.84 Steve Renko, R ERA: 5.47 (1, 1) (4, 1) (7, 1) (9, 1)	3.0 L 16 6 3 3 1 1 0 1 0 0 0 0 1 16 21 9.00 2.333																			

Cincinnati Reds @ Montreal Expos
Jarry Park, Montreal, QB
Wed Jun 10 1970, 7:05 PM EDT
Att: 13,113 - Unknown

AB 38
R 7
H 12
RBI 7
BB 2
SO 5
LOB 11



Batter	1	2	3	4	5	6	7	8	9	AB	R	H	RBI	BB	SO	LOB	BOTTOM			
Gary Sutherland, R OBP: 0.273, SLG: 0.248 (1, 4)										4	0	0	0	0	0	2				
Jim Gosger, L OBP: 0.560, SLG: 0.700 (1, 8)										4	0	1	0	0	0	0				
Rusty Staub, L OBP: 0.449, SLG: 0.505 (1, 9)										1	0	0	0	3	0	0				
Ron Fairly, L OBP: 0.386, SLG: 0.369 (1, 3)										4	0	0	0	0	0	5				
Mack Jones, L OBP: 0.401, SLG: 0.419 (1, 7)										3	0	0	0	1	3	0				
Coco Laboy, R OBP: 0.256, SLG: 0.329 (1, 5)										3	0	0	0	0	1	1				
John Bateman, R OBP: 0.263, SLG: 0.310 (1, 2)										3	0	1	0	0	0	1				
Bobby Wine, R OBP: 0.241, SLG: 0.261 (1, 6)										3	0	0	0	0	1	1				
Mike Wegener, R Ty Cline, L Howie Reed, R Mary Staehle, L John Strohmayer, R Jim Fairley, L Steve Renko, R (1, 1) (3, PH) (4, 1) (6, PH) (7, 1) (8, PH) (9, 1)	R: 0 E: 0 K: 0 S: 3	H: 0 LOB: 1 BB: 1 P: 7	R: 0 E: 0 K: 2 S: 7	H: 0 LOB: 0 BB: 0 P: 7	R: 0 E: 0 K: 0 S: 3	H: 1 LOB: 0 BB: 0 P: 3	R: 0 E: 0 K: 0 S: 3	H: 0 LOB: 0 BB: 0 P: 3	R: 0 E: 0 K: 1 S: 6	H: 1 LOB: 3 BB: 2 P: 14	R: 0 E: 0 K: 1 S: 6	H: 1 LOB: 1 BB: 0 P: 6	R: 0 E: 0 K: 1 S: 5	H: 0 LOB: 0 BB: 0 P: 5	R: 0 E: 0 K: 1 S: 4	H: 0 LOB: 0 BB: 1 P: 8	1B: 2 2B: 1 3B: 0 HR: 0	SF: 0 SAC: 0 DP: 3 HBP: 0	WP: 0 PB: 0 SB: 0 CS: 0	PA: 32
PITCHER	IP WLS BF H R ER SO BB IBB HBP BLK WP HR S P ERA WHIP																			
Jim McGlothlin, R ERA: 2.48 (1, 1)	9.0 W 32 3 0 0 6 5 0 0 0 0 0 0 0 39 59 0.00 0.889																			

Cincinnati Reds @ Montreal Expos
Jarry Park, Montreal, QB
Wed Jun 10 1970, 7:05 PM EDT
Att: 13,113 - Unknown

AB 27
R 0
H 3
RBI 0
BB 5
SO 6
LOB 10



Batter	1	2	3	4	5	6	7	8	9	AB	R	H	RBI	BB	SO	LOB	TOP								
Angel Bravo, L (1, 8) OBP: 0.440, SLG: 0.409 Tony Cloninger, R (7, 1) OBP: 0.333, SLG: 0.333	0-0 1B BB 4-2 1B		0-0 6-3 1B		0-0 G3		0-0 G3			4	0	2	0	0	0	0									
Pete Rose, S (1, 9) OBP: 0.387, SLG: 0.472	4-0 1B 1-2 BB		0-0 6-3 1-2		0-0 4-3			0-0 3B		3	0	1	0	1	0	1									
Tony Perez, R (1, 5) OBP: 0.451, SLG: 0.716	0-0 1-2 2-3 1B			0-0 HR	0-3 K			0-3 K		4	1	2	1	0	2	1									
Johnny Bench, R (1, 2) OBP: 0.340, SLG: 0.636	4-0 1B IBB			4-0 1B 4-3 BB		0-0 HR		0-3 K		2	2	1	1	2	1	1									
Lee May, R (1, 3) OBP: 0.338, SLG: 0.572	0-0 4-2			0-0 1-3 1B 1B		0-0 F7		0-0 5-3		4	1	1	0	0	0	4									
Bernie Carbo, L (1, 7) OBP: 0.491, SLG: 0.640		0-0 4-3		0-0 4-3		0-0 1B		0-0 F9		4	0	1	1	0	0	1									
Tommy Helms, R (1, 4) OBP: 0.226, SLG: 0.241		0-0 6-3		0-0 3-H 6-0 1B		0-0 K		0-0 F9		4	0	1	1	0	1	0									
Woody Woodward, R (1, 6) OBP: 0.286, SLG: 0.289		0-0 4-3		0-0 2-H K			0-3 K		0-3 K	4	0	0	0	0	3	1									
Jim Merritt, L (1, 1) OBP: 0.140, SLG: 0.119 Jimmy Stewart, S (7, PH) OBP: 0.227, SLG: 0.175			0-3 K		0-0 F9		0-0 G3			2	0	0	0	0	1	1									
Inning Stats	R: 0 E: 0 K: 0 S: 3	H: 2 LOB: 2 BB: 2 P: 11	R: 0 E: 0 K: 0 S: 3	H: 0 LOB: 0 BB: 0 P: 3	R: 0 E: 0 K: 1 S: 5	H: 1 LOB: 0 BB: 0 P: 5	R: 3 E: 0 K: 1 S: 8	H: 3 LOB: 1 BB: 1 P: 12	R: 0 E: 0 K: 1 S: 5	H: 0 LOB: 0 BB: 0 P: 5	R: 1 E: 0 K: 0 S: 6	H: 2 LOB: 0 BB: 0 P: 6	R: 0 E: 0 K: 1 S: 5	H: 0 LOB: 1 BB: 0 P: 5	R: 0 E: 0 K: 2 S: 8	H: 1 LOB: 1 BB: 0 P: 8	R: 0 E: 0 K: 1 S: 5	H: 0 LOB: 0 BB: 0 P: 5	1B: 6 2B: 2 3B: 1 HR: 2	SF: 0 SAC: 0 DP: 2 HBP: 0	WP: 0 PB: 0 SB: 0 CS: 0	PA: 35			
PITCHER	IP WLS BF H R ER SO BB IBB HBP BLK WP HR S P ERA WHIP	6.0 W 25 8 4 4 4 2 1 0 0 0 2 30 42 6.00 1.667	3.0 S 10 1 0 0 4 0 0 0 0 0 0 18 18 0.00 0.333																						

Cincinnati Reds @ Montreal Expos
Jarry Park, Montreal, QB
Thu Jun 11 1970, 7:05 PM EDT
Att: 18,317 - Unknown

AB 32
R 4
H 9
RBI 4
BB 3
SO 8
LOB 10



Batter	1	2	3	4	5	6	7	8	9	AB	R	H	RBI	BB	SO	LOB	BOTTOM								
Don Hahn, R (1, 7) OBP: 0.368, SLG: 0.347 Jim Gosger, L (8, PH) OBP: 0.538, SLG: 0.667	0-0 F9 2B		0-0 P6		0-0 F7		0-0 F9		0-0 F8	4	1	1	0	0	0	0									
Gary Sutherland, R (1, 4) OBP: 0.273, SLG: 0.248	0-0 F9 2-3	0-0 P4			0-0 SH1 1B		0-0 6-3			4	0	1	0	0	0	1									
Rusty Staub, L (1, 9) OBP: 0.451, SLG: 0.511	0-0 1B 3-H 2B		0-3 K		0-0 SH1		4-0 F7 2B BB			2	2	1	1	1	1	0									
Adolfo Phillips, R (1, 8) OBP: 0.317, SLG: 0.396	0-0 2-3 HR 1B		0-0 E5 6-3 S		0-0 P6		0-0 F7			4	1	1	0	0	0	2									
Coco Laboy, R (1, 5) OBP: 0.264, SLG: 0.339	0-0 1-2 3-H 1B		0-3 K		0-0 F8		0-0 F8		0-0 2-H 2B	4	1	2	2	0	1	2									
John Bateman, R (1, 2) OBP: 0.282, SLG: 0.331	0-0 1-H 2-H HR		0-0 6-3		0-0 6-3		0-0 5-3		0-0 6-3	4	1	1	3	0	0	2									
John Boccabella, R (1, 3) OBP: 0.233, SLG: 0.381	0-0 F9		0-0 F5			0-0 E5 HR		4-0 FC2-6 BB		3	1	0	0	1	0	1									
Bobby Wine, R (1, 6) OBP: 0.241, SLG: 0.257	4-0 BB			0-3 K		0-0 F7		0-0 F9		3	0	0	0	1	1	2									
Carl Morton, R (1, 1) OBP: 0.265, SLG: 0.267 Bob Bailey, R (6, PH) OBP: 0.333, SLG: 0.429 Claude Raymond, R (7, 1) OBP: 0.282, SLG: 0.331	0-0 P4			0-0 5-3		0-0 HR		0-0 FC2-6		2	0	0	0	0	0	1									
Inning Stats	R: 5 E: 0 K: 0 S: 8	H: 5 LOB: 1 BB: 1 P: 12	R: 0 E: 0 K: 1 S: 5	H: 0 LOB: 0 BB: 0 P: 5	R: 0 E: 1 K: 1 S: 6	H: 0 LOB: 1 BB: 0 P: 6	R: 0 E: 0 K: 1 S: 5	H: 0 LOB: 0 BB: 0 P: 5	R: 0 E: 1 K: 0 S: 4	H: 1 LOB: 1 BB: 1 P: 4	R: 2 E: 1 K: 0 S: 5	H: 1 LOB: 0 BB: 0 P: 5	R: 1 E: 0 K: 0 S: 4	H: 1 LOB: 1 BB: 1 P: 8	R: 0 E: 0 K: 0 S: 3	H: 0 LOB: 1 BB: 1 P: 7	R: 0 E: 0 K: 2 S: 8	H: 0 LOB: 1 BB: 1 P: 7	1B: 3 2B: 3 3B: 0 HR: 2	SF: 0 SAC: 1 DP: 0 HBP: 0	WP: 0 PB: 0 SB: 1 CS: 0	PA: 37			
PITCHER	IP WLS BF H R ER SO BB IBB HBP BLK WP HR S P ERA WHIP	6.0 L 28 7 7 5 3 1 0 0 0 0 2 33 37 7.50 1.333	2.0 9 1 1 1 0 2 0 0 0 0 0 0 7 15 4.50 1.500																						

Cincinnati Reds @ Montreal Expos
Jarry Park, Montreal, QB
Thu Jun 11 1970, 7:05 PM EDT
Att: 18,317 - Unknown

AB 33
R 8
H 8
RBI 8
BB 3
SO 3
LOB 13



Batter	1	2	3	4	5	6	7	8	9	AB	R	H	RBI	BB	SO	LOB	TOP									
Pete Rose, S OBP: 0.384, SLG: 0.464 (1, 9)	0-0 6-3		0-3 K		4-0 BB			0-0 F8	0-0 F7	4	0	0	0	1	1	2	Cincinnati Reds @ Philadelphia Phillies Shibe Park, Philadelphia, PA Fri Jun 12 1970, 7:05 PM EDT Att: 10,553 - Unknown									
Bobby Tolan, L OBP: 0.400, SLG: 0.509 (1, 8)	0-0 1-3			0-0 HR 1B	0-0 F9			0-3 K		4	1	1	0	0	1	2										
Tony Perez, R OBP: 0.460, SLG: 0.733 (1, 5)	4-0 BB			0-0 HR		0-0 CS 1B		0-0 1B		3	1	3	2	1	0	0										
Johnny Bench, R OBP: 0.335, SLG: 0.625 (1, 2)	0-0 4-3			0-0 L7		0-3 K 1-2		0-0 P4		4	0	0	0	0	1	3										
Lee May, R OBP: 0.332, SLG: 0.561 (1, 3)		0-0 6-3		0-0 6-3		0-3 K			0-0 F8	4	0	0	0	0	1	0										
Hal McRae, R OBP: 0.380, SLG: 0.661 Jimmy Stewart, S OBP: 0.244, SLG: 0.220 (7, 7)		0-0 5-3		0-3 K			0-0 6-3		0-0 1B 2B	3	0	0	0	0	1	0										
Tommy Helms, R OBP: 0.226, SLG: 0.241 (1, 4)		0-0 F7			0-0 F9		0-0 L5		0-0 1B 2H	4	0	1	1	0	0	0										
Woody Woodward, R OBP: 0.326, SLG: 0.357 (1, 6)			0-0 6-3		0-0 2B		0-0 1B		0-0 1B 1-2	4	0	3	0	0	0	0										
Wayne Simpson, R OBP: 0.076, SLG: 0.054 (1, 1)			0-3 K2-3		0-0 5-3		0-3 K		0-0 P3	4	0	0	0	0	2	4										
Inning Stats	R: 0 E: 0 K: 0 S: 3	H: 0 LOB: 1 BB: 1 P: 7	R: 0 E: 0 K: 0 S: 3	H: 0 LOB: 0 BB: 0 P: 3	R: 0 E: 0 K: 2 S: 7	H: 0 LOB: 0 BB: 0 P: 7	R: 2 E: 0 K: 1 S: 7	H: 2 LOB: 0 BB: 0 P: 7	R: 0 E: 0 K: 0 S: 4	H: 1 LOB: 2 BB: 1 P: 8	R: 0 E: 0 K: 2 S: 7	H: 1 LOB: 1 BB: 0 P: 7	R: 0 E: 0 K: 1 S: 6	H: 1 LOB: 1 BB: 0 P: 6	R: 0 E: 0 K: 1 S: 6	H: 1 LOB: 1 BB: 0 P: 6	R: 1 E: 0 K: 0 S: 6	H: 3 LOB: 2 BB: 0 P: 6	1B: 6 2B: 3 3B: 0 HR: 1	SF: 0 SAC: 0 DP: 1 HBP: 0	WP: 0 PB: 0 SB: 0 CS: 1	PA: 37				
PITCHER	IP	WLS	BF	H	R	ER	SO	BB	IBB	HBP	BLK	WP	HR	S	P	ERA	WHIP	PITCHER								
Woodie Fryman, L ERA: 3.49 Dick Selma, R ERA: 3.53	(1, 1) (8, 1)	7.0 L	27	5	2	2	6	2	0	0	0	0	0	1	37	45	2.57	1.000								

AB	35
R	3
H	9
RBI	3
BB	2
SO	7
LOB	11



Batter	1	2	3	4	5	6	7	8	9	AB	R	H	RBI	BB	SO	LOB	BOTTOM								
Tony Taylor, R OBP: 0.353, SLG: 0.410 (1, 5) (9, 4)	0-0 L3		4-0 BLK E 1B BB		0-3 K		4-0 BB		4-0 WP BB	2	1	0	0	3	1	0	Cincinnati Reds @ Philadelphia Phillies Shibe Park, Philadelphia, PA Fri Jun 12 1970, 7:05 PM EDT Att: 10,553 - Unknown								
Larry Bowa, S OBP: 0.282, SLG: 0.273 (1, 6)	0-0 1B		0-0 E S 1B 1-2			0-3 K	0-3 K		0-3 K 1-2	5	0	2	1	0	3	3									
Oscar Gamble, L OBP: 0.220, SLG: 0.205 (1, 8)	0-0 1B		0-0 4-3		0-0 1-3		0-0 FC3-6 1B		4-0 F9 WP BB	3	0	2	0	1	0	1									
Deron Johnson, R OBP: 0.316, SLG: 0.421 (1, 3) (9, 5)	0-0 F8		0-0 5-3			0-0 FC3-6 1B	1-2 1B		0-3 K 1-2	4	0	1	0	0	1	3									
Ron Stone, L OBP: 0.346, SLG: 0.448 (1, 7)		0-0 6-3		0-0 CS 1B		0-0 FC3-6	1-2 2-3 1B		0-0 F9	4	0	1	0	0	0	3									
Larry Hisle, R OBP: 0.317, SLG: 0.370 (1, 9)		0-0 6-3 2B		0-0 L9		0-3 K		0-0 1B		4	0	2	0	0	1	3									
Terry Harmon, R OBP: 0.239, SLG: 0.171 Jim Hutto, R OBP: 0.271, SLG: 0.378 (8, PH) (9, 3)		0-0 6-3		0-0 3-1			0-0 L8		0-3 K	3	0	0	0	0	0	2									
Doc Edwards, R OBP: 0.364, SLG: 0.300 Mike Compton, R OBP: 0.375, SLG: 0.350 (7, PR) (8, 2)		0-0 6-3			0-3 K		4-0 WP BB		0-3 K	0	0	0	0	0	0	0									
Scott Reid, L OBP: 0.219, SLG: 0.111 (9, PH)										1	0	0	0	0	1	0									
Woodie Fryman, R OBP: 0.160, SLG: 0.160 Rick Joseph, R OBP: 0.244, SLG: 0.421 Dick Selma, R (8, 1) Byron Browne, R OBP: 0.312, SLG: 0.456 (9, PH)			0-3 K		0-0 1-3		0-3 K		0-0 P4	2	0	0	0	0	1	0									
Inning Stats	R: 0 E: 0 K: 0 S: 4	H: 2 LOB: 1 BB: 0 P: 4	R: 0 E: 0 K: 0 S: 4	H: 1 LOB: 1 BB: 0 P: 4	R: 1 E: 1 K: 1 S: 6	H: 1 LOB: 1 BB: 1 P: 10	R: 0 E: 0 K: 0 S: 3	H: 1 LOB: 0 BB: 0 P: 3	R: 0 E: 0 K: 2 S: 7	H: 0 LOB: 0 BB: 0 P: 7	R: 0 E: 0 K: 2 S: 9	H: 2 LOB: 2 BB: 0 P: 9	R: 0 E: 0 K: 2 S: 7	H: 0 LOB: 2 BB: 2 P: 15	R: 0 E: 0 K: 2 S: 8	H: 1 LOB: 2 BB: 1 P: 12	R: 0 E: 0 K: 2 S: 7	H: 0 LOB: 1 BB: 1 P: 11	1B: 7 2B: 1 3B: 0 HR: 0	SF: 0 SAC: 0 DP: 0 HBP: 0	WP: 3 PB: 0 SB: 1 CS: 1	PA: 38			
PITCHER	IP	WLS	BF	H	R	ER	SO	BB	IBB	HBP	BLK	WP	HR	S	P	ERA	WHIP	PITCHER							
Wayne Simpson, R ERA: 2.2	(1, 1)	9.0 W	38	8	1	0	11	5	0	0	0	3	0	55	75	0.00	1.444								

AB	33
R	1
H	8
RBI	1
BB	5
SO	11
LOB	19



Batter	1	2	3	4	5	6	7	8	9	AB	R	H	RBI	BB	SO	LOB	TOP			
Pete Rose, S OBP: 0.382, SLG: 0.469 (1, 9)										4	1	1	0	0	0	3	Cincinnati Reds @ Philadelphia Phillies Shibe Park, Philadelphia, PA Sat Jun 13 1970, 7:05 PM EDT Att: 18,568 - Unknown			
Bobby Tolan, L OBP: 0.394, SLG: 0.595 (1, 8)										2	0	0	2	0	0	1				
Tony Perez, R OBP: 0.453, SLG: 0.720 (1, 5)										4	0	0	0	0	3	2				
Johnny Bench, R OBP: 0.341, SLG: 0.640 (1, 2)										4	1	3	1	0	0	0				
Lee May, R OBP: 0.326, SLG: 0.551 (1, 3)										4	0	0	0	0	1	2				
Bernie Carbo, L OBP: 0.491, SLG: 0.630 (1, 7)										2	0	0	0	2	0	0				
Tommy Helms, R OBP: 0.226, SLG: 0.241 (1, 4)										4	0	1	0	0	0	2				
Woody Woodward, R OBP: 0.320, SLG: 0.348 (1, 6)										4	1	1	0	0	0	2				
Gary Nolan, R OBP: 0.206, SLG: 0.100 (7, PH)										2	0	2	0	0	0	0				
Darrel Chaney, S OBP: 0.239, SLG: 0.244 (7, 1)										1	0	0	0	0	0	0				
Ray Washburn, R OBP: 0.239, SLG: 0.244 (7, 1)										0	0	0	0	0	0	0				
Inning Stats	R: 0 E: 0 K: 1 S: 5	H: 0 LOB: 0 BB: 0 P: 5	R: 0 E: 0 K: 0 S: 4	H: 1 LOB: 2 BB: 1 P: 8	R: 0 E: 0 K: 1 S: 6	H: 1 LOB: 1 BB: 0 P: 6	R: 0 E: 0 K: 0 S: 3	H: 1 LOB: 2 BB: 1 P: 7	R: 1 E: 0 K: 0 S: 5	H: 2 LOB: 1 BB: 0 P: 5	R: 0 E: 0 K: 0 S: 3	H: 0 LOB: 0 BB: 0 P: 3	R: 0 E: 0 K: 2 S: 9	H: 0 LOB: 0 BB: 0 P: 9	R: 0 E: 0 K: 0 S: 3	H: 0 LOB: 0 BB: 0 P: 3	1B: 6 2B: 0 3B: 1 HR: 1	SF: 2 SAC: 0 DP: 1 HBP: 0	WP: 0 PB: 0 SB: 2 CS: 0	PA: 35
PITCHER Jim Bunning, R ERA: 2.93 (1, 1)	IP: 9.0 WLS: W BF: 35 H: 8 R: 3 ER: 3 SO: 4 BB: 2 IBB: 0 HBP: 0 BLK: 0 WP: 0 HR: 1 S: 41 P: 49 ERA: 3.00 WHIP: 1.111															PITCHER				

AB	31
R	3
H	8
RBI	3
BB	2
SO	4
LOB	12



Batter	1	2	3	4	5	6	7	8	9	AB	R	H	RBI	BB	SO	LOB	BOTTOM			
Tony Taylor, R OBP: 0.346, SLG: 0.400 (1, 5)										4	0	0	0	0	1	3	Cincinnati Reds @ Philadelphia Phillies Shibe Park, Philadelphia, PA Sat Jun 13 1970, 7:05 PM EDT Att: 18,568 - Unknown			
Larry Bowa, S OBP: 0.282, SLG: 0.272 (1, 6)										4	1	1	0	0	0	0				
Oscar Gamble, L OBP: 0.267, SLG: 0.244 (1, 8)										2	2	1	0	2	0	0				
Deron Johnson, R OBP: 0.319, SLG: 0.453 (1, 3)										4	2	2	5	0	1	0				
Ron Stone, L OBP: 0.333, SLG: 0.430 (1, 7)										4	0	0	0	0	1	0				
Larry Hiele, R OBP: 0.311, SLG: 0.363 (1, 9)										4	0	0	0	0	2	0				
Terry Harmon, R OBP: 0.280, SLG: 0.289 (1, 4)										4	1	3	0	0	0	0				
Doc Edwards, R OBP: 0.400, SLG: 0.318 (1, 2)										2	0	1	0	1	0	1				
Jim Bunning, R OBP: 0.185, SLG: 0.120 (1, 1)										3	0	1	1	0	0	1				
Inning Stats	R: 3 E: 0 K: 1 S: 7	H: 2 LOB: 0 BB: 1 P: 11	R: 0 E: 0 K: 1 S: 6	H: 1 LOB: 1 BB: 0 P: 6	R: 0 E: 0 K: 1 S: 6	H: 0 LOB: 0 BB: 0 P: 5	R: 0 E: 0 K: 1 S: 6	H: 1 LOB: 1 BB: 0 P: 6	R: 0 E: 0 K: 0 S: 3	H: 0 LOB: 0 BB: 0 P: 3	R: 3 E: 0 K: 1 S: 8	H: 3 LOB: 2 BB: 2 P: 16	R: 0 E: 0 K: 0 S: 3	H: 1 LOB: 0 BB: 0 P: 3	R: 0 E: 0 K: 0 S: 3	H: 1 LOB: 0 BB: 0 P: 3		1B: 4 2B: 2 3B: 1 HR: 2	SF: 0 SAC: 0 DP: 0 HBP: 0	WP: 0 PB: 0 SB: 1 CS: 1
PITCHER Gary Nolan, R ERA: 4.01 (7, 1)	IP: 6.0 WLS: L BF: 28 H: 7 R: 6 ER: 6 SO: 5 BB: 2 IBB: 1 HBP: 0 BLK: 0 WP: 0 HR: 2 S: 35 P: 47 ERA: 9.00 WHIP: 1.500															PITCHER Ray Washburn, R ERA: 7.75 (7, 1)				

AB	31
R	6
H	9
RBI	6
BB	3
SO	5
LOB	5



Batter	1	2	3	4	5	6	7	8	9	AB	R	H	RBI	BB	SO	LOB	TOP					
Angel Bravo, L OBP: 0.414, SLG: 0.360 (1, 8)										3	0	0	0	1	1	1	<p>Cincinnati Reds @ New York Mets Shea Stadium, Flushing, NY Tue Jun 16 1970, 7:05 PM EDT Att: 34,260 - Unknown</p> <p>livebaseballscorecards.com</p> <p>AB 35 R 1 H 8 RBI 1 BB 1 SO 8 LOB 20</p>					
Pete Rose, S OBP: 0.380, SLG: 0.472 (1, 9)										4	1	1	0	0	0	2						
Tony Perez, R OBP: 0.449, SLG: 0.705 (1, 5)										4	0	1	0	0	2	3						
Johnny Bench, R OBP: 0.345, SLG: 0.641 (1, 2)										4	0	2	1	0	1	2						
Lee May, R OBP: 0.331, SLG: 0.554 (1, 3)										4	0	1	0	0	0	2						
Bernie Carbo, L OBP: 0.488, SLG: 0.623 Ray Washburn, R (6, 1)										3	0	1	0	0	1	1						
Hal McRae, R OBP: 0.390, SLG: 0.647 (9, PH)										1	0	0	0	0	0	0						
Tommy Helms, R OBP: 0.230, SLG: 0.249 (1, 4)										4	0	1	0	0	0	2						
Woody Woodward, R OBP: 0.315, SLG: 0.340 (1, 6)										4	0	1	0	0	1	2						
Jim Merritt, L OBP: 0.136, SLG: 0.116 Pedro Borbon, R (4, 1)										1	0	0	0	0	1	2						
Darrel Chaney, S OBP: 0.234, SLG: 0.239 (5, PH)										0	0	0	0	0	0	0						
Tony Cloninger, R OBP: 0.333, SLG: 0.333 Jimmy Stewart, S OBP: 0.234, SLG: 0.209 (6, 7)										1	0	0	0	0	1	1						
										0	0	0	0	0	0	0						
										2	0	0	0	0	0	2						
Inning Stats	R: 1 E: 0 K: 2 S: 8	H: 2 LOB: 1 BB: 0 P: 8	R: 0 E: 0 K: 2 S: 9	H: 2 LOB: 2 BB: 0 P: 9	R: 0 E: 0 K: 1 S: 5	H: 0 LOB: 1 BB: 1 P: 9	R: 0 E: 0 K: 0 S: 3	H: 0 LOB: 0 BB: 0 P: 3	R: 0 E: 1 K: 1 S: 6	H: 2 LOB: 1 BB: 0 P: 6	R: 0 E: 0 K: 0 S: 3	H: 0 LOB: 0 BB: 0 P: 3	R: 0 E: 1 K: 1 S: 6	H: 0 LOB: 1 BB: 0 P: 6	R: 0 E: 0 K: 1 S: 6	H: 2 LOB: 2 BB: 0 P: 5	R: 0 E: 0 K: 0 S: 5	H: 2 LOB: 2 BB: 0 P: 5	1B: 5 2B: 3 3B: 0 HR: 0	SF: 0 SAC: 0 DP: 1 HBP: 0	WP: 0 PB: 0 SB: 0 CS: 0	PA: 36
PITCHER Jim McAndrew, R ERA: 4.68 (1, 1)	IP: 9.0 WLS: W BF: 36 H: 8 R: 1 ER: 1 SO: 8 BB: 1 IBB: 0 HBP: 0 BLK: 0 WP: 0 HR: 0 S: 51 P: 55 ERA: 1.00 WHIP: 1.000																	PITCHER				

Batter	1	2	3	4	5	6	7	8	9	AB	R	H	RBI	BB	SO	LOB	BOTTOM			
Tommie Agee, R OBP: 0.336, SLG: 0.466 (1, 8)										6	2	2	2	0	2	4	<p>Cincinnati Reds @ New York Mets Shea Stadium, Flushing, NY Tue Jun 16 1970, 7:05 PM EDT Att: 34,260 - Unknown</p> <p>livebaseballscorecards.com</p> <p>AB 35 R 8 H 13 RBI 7 BB 8 SO 8 LOB 28</p>			
Bud Harrelson, S OBP: 0.406, SLG: 0.407 (1, 6)										4	2	1	0	1	0	2				
Cleon Jones, R OBP: 0.304, SLG: 0.328 (1, 7)										5	1	3	2	0	0	1				
Donn Clendenon, R OBP: 0.336, SLG: 0.509 (7, PR)										3	0	2	1	1	0	2				
Mike Jorgensen, L OBP: 0.302, SLG: 0.418 (8, 3)										0	0	0	0	0	0	0				
Ron Swoboda, R OBP: 0.331, SLG: 0.363 Art Shamsky, L OBP: 0.398, SLG: 0.509 (7, PH)										2	1	1	0	2	0	2				
Art Shamsky, L OBP: 0.398, SLG: 0.509 (8, 9)										1	0	0	1	0	0	2				
Joe Foy, R OBP: 0.378, SLG: 0.329 (1, 5)										2	0	1	0	3	1	3				
Duffy Dyer, R OBP: 0.313, SLG: 0.207 (1, 2)										5	0	0	0	0	3	11				
Al Weis, S OBP: 0.294, SLG: 0.328 Wayne Garrett, L OBP: 0.422, SLG: 0.478 (6, 4)										2	1	1	0	0	1	0				
Wayne Garrett, L OBP: 0.422, SLG: 0.478 (6, 4)										2	0	1	0	1	1	0				
Jim McAndrew, R OBP: 0.231, SLG: 0.250 (1, 1)										3	1	1	1	0	0	1				
										1	0	0	0	0	0	0				
										0	0	0	0	0	0	0				
Inning Stats	R: 2 E: 0 K: 1 S: 8	H: 3 LOB: 2 BB: 1 P: 12	R: 0 E: 0 K: 2 S: 8	H: 1 LOB: 1 BB: 0 P: 8	R: 1 E: 0 K: 1 S: 6	H: 2 LOB: 1 BB: 1 P: 10	R: 1 E: 0 K: 0 S: 6	H: 2 LOB: 2 BB: 0 P: 6	R: 1 E: 0 K: 2 S: 8	H: 1 LOB: 2 BB: 2 P: 16	R: 0 E: 0 K: 0 S: 4	H: 1 LOB: 3 BB: 2 P: 12	R: 3 E: 1 K: 1 S: 9	H: 3 LOB: 3 BB: 2 P: 17	R: 0 E: 0 K: 1 S: 5	H: 0 LOB: 0 BB: 0 P: 5	1B: 9 2B: 3 3B: 0 HR: 1	SF: 1 SAC: 2 DP: 0 HBP: 0	WP: 0 PB: 0 SB: 0 CS: 2	PA: 46
PITCHER Jim Merritt, L ERA: 3.37 Pedro Borbon, R ERA: 7.11 Tony Cloninger, R ERA: 8.0 Ray Washburn, R ERA: 8.18 (1, 1)	IP: 3.2 WLS: L BF: 21 H: 8 R: 4 ER: 4 SO: 4 BB: 2 IBB: 0 HBP: 0 BLK: 0 WP: 0 HR: 1 S: 27 P: 35 ERA: 9.82 WHIP: 2.727																	PITCHER		

Batter	1	2	3	4	5	6	7	8	9	AB	R	H	RBI	BB	SO	LOB	TOP																	
Pete Rose, S OBP: 0.388, SLG: 0.476 (1, 9)										2	2	1	0	3	0	0	Cincinnati Reds @ New York Mets Shea Stadium, Flushing, NY Wed Jun 17 1970, 7:05 PM EDT Att: 40,462 - Unknown																	
Angel Bravo, L OBP: 0.384, SLG: 0.310 Clay Carroll, R (7, 1)										4	0	0	0	0	1	5																		
Hal McRae, R OBP: 0.397, SLG: 0.652 Wayne Granger, R (9, 1)										1	0	1	1	0	0	0																		
Tony Perez, R OBP: 0.452, SLG: 0.702 (1, 5)										4	1	2	1	1	0	0																		
Johnny Bench, R OBP: 0.346, SLG: 0.647 (1, 2)										4	1	1	1	1	1	4																		
Lee May, R OBP: 0.328, SLG: 0.559 (1, 3)										5	1	1	3	0	1	4																		
Bernie Carbo, L OBP: 0.475, SLG: 0.600 (1, 7)										5	0	0	0	0	3	4																		
Tommy Helms, R OBP: 0.227, SLG: 0.245 (1, 4)										4	0	0	0	0	1	0																		
Woody Woodward, R OBP: 0.345, SLG: 0.370 (1, 6)										4	1	3	0	0	0	0																		
Wayne Simpson, R OBP: 0.075, SLG: 0.051 Jimmy Stewart, S OBP: 0.229, SLG: 0.205 (7, PH) (7, 8)										2	0	0	0	0	2	1																		
Inning Stats	R: 1 E: 1 K: 1 S: 7	H: 2 LOB: 2 BB: 1 P: 11	R: 0 E: 0 K: 1 S: 5	H: 0 LOB: 0 BB: 0 P: 5	R: 0 E: 0 K: 1 S: 5	H: 0 LOB: 0 BB: 0 P: 5	R: 0 E: 0 K: 1 S: 6	H: 1 LOB: 2 BB: 1 P: 10	R: 1 E: 0 K: 2 S: 8	H: 1 LOB: 0 BB: 0 P: 8	R: 0 E: 1 K: 1 S: 6	H: 1 LOB: 2 BB: 1 P: 10	R: 2 E: 0 K: 0 S: 5	H: 2 LOB: 0 BB: 0 P: 5	R: 3 E: 1 K: 1 S: 8	H: 2 LOB: 2 BB: 2 P: 16	1B: 6 2B: 1 3B: 0 HR: 2	SF: 0 SAC: 1 DP: 0 HBP: 0	WP: 0 PB: 0 SB: 0 CS: 0	PA: 42														
PITCHER	IP WLS BF H R ER SO BB IBB HBP BLK WP HR S P ERA WHIP																																	
Gary Gentry, R ERA: 3.32 Ron Taylor, R ERA: 3.24 Nolan Ryan, R ERA: 3.72	(1, 1) (9, 1) (9, 1)	8.0 0.0 1.0	WLS L 4	BF 4 4	H 7 2	R 4 3	ER 3 3	SO 8 0	BB 2 0	IBB 1 0	HBP 0 0	BLK 1 0	WP 0 0	HR 2 3	S 47 7	P 59 7	ERA 3.38 ∞	WHIP 1.125 ∞																

Batter	1	2	3	4	5	6	7	8	9	AB	R	H	RBI	BB	SO	LOB	BOTTOM																	
Tommie Agee, R OBP: 0.337, SLG: 0.477 (1, 8)										5	1	2	2	0	1	4	Cincinnati Reds @ New York Mets Shea Stadium, Flushing, NY Wed Jun 17 1970, 7:05 PM EDT Att: 40,462 - Unknown																	
Bud Harrelson, S OBP: 0.402, SLG: 0.403 (1, 6)										5	0	1	0	0	2	2																		
Cleon Jones, R OBP: 0.301, SLG: 0.340 (1, 7)										5	1	1	1	0	0	2																		
Art Shamsky, L OBP: 0.400, SLG: 0.509 Mike Jorgensen, L OBP: 0.211, SLG: 0.411 (9, 3)										4	1	2	0	0	0	0																		
Dave Marshall, L OBP: 0.303, SLG: 0.437 (1, 9)										4	0	1	0	0	2	1																		
Ken Boswell, L OBP: 0.333, SLG: 0.361 (1, 4)										3	0	1	1	1	0	1																		
Wayne Garrett, L OBP: 0.436, SLG: 0.500 (1, 5)										3	1	2	0	1	0	2																		
Duffy Dyer, R OBP: 0.303, SLG: 0.200 Ed Kranepool, L OBP: 0.211, SLG: 0.118 Jerry Grote, R OBP: 0.213, SLG: 0.246 (1, 2) (8, PH) (9, 2)										3	0	0	0	0	1	5																		
Gary Gentry, R OBP: 0.147, SLG: 0.033 Donn Clendenon, R OBP: 0.333, SLG: 0.504 Ron Taylor, R Nolan Ryan, R OBP: 0.174, SLG: 0.174 (1, 1) (8, PH) (9, 1) (9, 1)										1	0	0	0	2	1	1																		
Inning Stats	R: 0 E: 0 K: 0 S: 3	H: 0 LOB: 0 BB: 0 P: 3	R: 0 E: 0 K: 1 S: 6	H: 1 LOB: 2 BB: 1 P: 10	R: 0 E: 0 K: 1 S: 4	H: 0 LOB: 1 BB: 1 P: 8	R: 0 E: 0 K: 1 S: 6	H: 1 LOB: 1 BB: 0 P: 6	R: 2 E: 0 K: 1 S: 7	H: 2 LOB: 3 BB: 1 P: 11	R: 1 E: 0 K: 2 S: 10	H: 3 LOB: 3 BB: 1 P: 14	R: 1 E: 0 K: 0 S: 4	H: 1 LOB: 0 BB: 0 P: 4	R: 0 E: 0 K: 0 S: 4	H: 1 LOB: 1 BB: 0 P: 4	R: 0 E: 0 K: 1 S: 6	H: 1 LOB: 1 BB: 0 P: 6	1B: 7 2B: 2 3B: 0 HR: 2	SF: 0 SAC: 0 DP: 1 HBP: 0	WP: 0 PB: 1 SB: 0 CS: 1	PA: 40												
PITCHER	IP WLS BF H R ER SO BB IBB HBP BLK WP HR S P ERA WHIP																																	
Wayne Simpson, R ERA: 2.34 Clay Carroll, R ERA: 3.08 Wayne Granger, R ERA: 2.36	(1, 1) (7, 1) (9, 1)	6.0 2.0 1.0	WLS W S	BF 28 8 4	H 7 2 1	R 3 1 0	ER 3 1 0	SO 6 0 1	BB 4 0 0	IBB 0 0 0	HBP 0 0 0	BLK 0 0 0	WP 0 0 0	HR 1 8 6	S 36 8 6	P 52 8 6	ERA 4.50 4.50 0.00	WHIP 1.833 1.000 1.000																



Batter	1	2	3	4	5	6	7	8	9	AB	R	H	RBI	BB	SO	LOB	TOP					
Maury Wills, S OBP: 0.348, SLG: 0.300 (1, 6)										3	1	1	0	2	0	2	Los Angeles Dodgers @ Cincinnati Reds Crosley Field, Cincinnati, OH Fri Jun 19 1970, 7:05 PM EDT Att: 24,539 - Unknown					
Bill Russell, R OBP: 0.400, SLG: 0.500 (1, 9)										4	0	2	1	0	0	1						
Willie Davis, L OBP: 0.306, SLG: 0.398 (1, 8)										4	0	0	0	0	1	5						
Andy Kosco, R OBP: 0.237, SLG: 0.410 (1, 7)										4	1	2	2	0	0	0						
Wes Parker, S OBP: 0.368, SLG: 0.416 (1, 3)										3	0	1	0	1	0	0						
Billy Grabarkewitz, R OBP: 0.439, SLG: 0.497 (1, 5)										3	1	0	0	0	1	3						
Tom Haller, L OBP: 0.343, SLG: 0.430 (1, 2)										4	2	1	1	0	0	5						
Jim Lefebvre, S OBP: 0.310, SLG: 0.264 (1, 4)										4	0	1	1	0	1	0						
Bill Singer, R OBP: 0.250, SLG: 0.375 (1, 1)										2	1	1	0	0	1	0						
Manny Mota, R OBP: 0.380, SLG: 0.419 (6, PH)										1	0	1	1	0	0	0						
Von Joshua, L OBP: 0.295, SLG: 0.316 (6, PR)										0	0	0	0	0	0	0						
Jose Pena, R (6, 1)										1	0	0	0	0	0	0						
Jim Brewer, L (9, 1)										0	0	0	0	0	0	0						
Inning Stats	R: 0 E: 0 K: 0 S: 3	H: 1 LOB: 0 BB: 0 P: 3	R: 0 E: 0 K: 0 S: 3	H: 0 LOB: 0 BB: 0 P: 3	R: 0 E: 0 K: 2 S: 7	H: 0 LOB: 3 BB: 0 P: 7	R: 1 E: 0 K: 2 S: 9	H: 2 LOB: 3 BB: 2 P: 17	R: 1 E: 0 K: 0 S: 4	H: 1 LOB: 1 BB: 1 P: 8	R: 3 E: 0 K: 0 S: 6	H: 4 LOB: 2 BB: 0 P: 7	R: 0 E: 0 K: 0 S: 3	H: 1 LOB: 0 BB: 0 P: 3	R: 1 E: 0 K: 0 S: 4	H: 1 LOB: 0 BB: 0 P: 4	R: 0 E: 0 K: 0 S: 3	H: 0 LOB: 0 BB: 0 P: 3	1B: 6 2B: 3 3B: 0 HR: 2	SF: 1 SAC: 0 DP: 2 HBP: 1	WP: 1 PB: 0 SB: 0 CS: 1	PA: 38
PITCHER	IP WLS BF H R ER SO BB IBB HBP BLK WP HR S P ERA WHIP																					
Gary Nolan, R ERA: 4.28 (1, 1)	5.0 L 24 6 5 5 4 3 0 1 0 1 1 28 41 9.00 1.800																					
Clay Carroll, R ERA: 3.07 (6, 1)	3.0 11 4 1 1 0 0 0 0 0 0 1 11 11 3.00 1.333																					
Pedro Borbon, R ERA: 6.14 (9, 1)	1.0 3 0 0 0 0 0 0 0 0 0 0 3 3 0.00 0.000																					

AB 33
R 6
H 10
RBI 6
BB 3
SO 4
LOB 16



Batter	1	2	3	4	5	6	7	8	9	AB	R	H	RBI	BB	SO	LOB	BOTTOM					
Pete Rose, S OBP: 0.388, SLG: 0.473 (1, 9)										4	0	1	0	1	0	3	Los Angeles Dodgers @ Cincinnati Reds Crosley Field, Cincinnati, OH Fri Jun 19 1970, 7:05 PM EDT Att: 24,539 - Unknown					
Angel Bravo, L OBP: 0.343, SLG: 0.290 (1, 8)										2	0	0	0	0	0	3						
Pedro Borbon, R (9, 1)										0	0	0	0	0	0	0						
Tony Perez, R OBP: 0.445, SLG: 0.690 (1, 5)										4	0	0	0	0	2	4						
Johnny Bench, R OBP: 0.348, SLG: 0.656 (1, 2)										4	1	2	1	0	1	4						
Lee May, R OBP: 0.323, SLG: 0.549 (1, 3)										4	0	0	0	0	0	1						
Bernie Carbo, L OBP: 0.475, SLG: 0.594 (1, 7)										3	0	1	0	1	1	1						
Tommy Helms, R OBP: 0.227, SLG: 0.245 (1, 4)										4	0	1	0	0	0	2						
Woody Woodward, R OBP: 0.355, SLG: 0.357 (1, 6)										2	0	0	0	2	1	2						
Gary Nolan, R OBP: 0.200, SLG: 0.097 (1, 1)										1	0	0	0	0	1	0						
Ty Cline, L OBP: 0.500, SLG: 0.333 (6, 8)										1	0	0	0	1	0	1						
Clay Carroll, R (6, 1)										0	0	0	0	0	0	0						
Jimmy Stewart, S OBP: 0.224, SLG: 0.200 (8, PH)										1	0	0	0	0	0	0						
Inning Stats	R: 0 E: 0 K: 1 S: 6	H: 1 LOB: 1 BB: 0 P: 6	R: 0 E: 0 K: 0 S: 3	H: 1 LOB: 0 BB: 0 P: 3	R: 0 E: 1 K: 2 S: 8	H: 0 LOB: 3 BB: 2 P: 16	R: 0 E: 0 K: 0 S: 3	H: 0 LOB: 1 BB: 1 P: 7	R: 0 E: 0 K: 1 S: 5	H: 0 LOB: 0 BB: 0 P: 5	R: 0 E: 0 K: 1 S: 6	H: 1 LOB: 1 BB: 0 P: 6	R: 0 E: 0 K: 1 S: 6	H: 1 LOB: 1 BB: 0 P: 6	R: 1 E: 0 K: 0 S: 4	H: 1 LOB: 0 BB: 0 P: 4	R: 0 E: 0 K: 0 S: 3	H: 0 LOB: 2 BB: 2 P: 11	1B: 4 2B: 0 3B: 0 HR: 1	SF: 0 SAC: 2 DP: 1 HBP: 0	WP: 0 PB: 0 SB: 0 CS: 0	PA: 37
PITCHER	IP WLS BF H R ER SO BB IBB HBP BLK WP HR S P ERA WHIP																					
Bill Singer, R ERA: 3.81 (1, 1)	5.0 W 20 2 0 0 4 3 0 0 0 0 0 25 37 0.00 1.000																					
Jose Pena, R ERA: 1.32 (6, 1)	3.2 16 3 1 1 2 2 0 0 0 0 0 1 18 26 2.46 1.364																					
Jim Brewer, L ERA: 2.3 (9, 1)	0.1 S 1 0 0 0 0 0 0 0 0 0 0 0 1 1 0.00 0.000																					

AB 30
R 1
H 5
RBI 1
BB 5
SO 6
LOB 21



Batter	1	2	3	4	5	6	7	8	9	AB	R	H	RBI	BB	SO	LOB	TOP		
Maury Wills, S OBP: 0.349, SLG: 0.302										5	0	2	1	0	0	5	Los Angeles Dodgers @ Cincinnati Reds Crosley Field, Cincinnati, OH Sat Jun 20 1970, 3:33 AM EDT Att: 17,201 - Unknown		
Bill Russell, R OBP: 0.300, SLG: 0.333										5	0	1	0	0	0	6			
Willie Davis, L OBP: 0.300, SLG: 0.391										5	0	0	0	0	2				
Andy Kosco, R OBP: 0.244, SLG: 0.410										5	0	2	0	0	0	0			
Wes Parker, S OBP: 0.372, SLG: 0.431										5	2	3	1	0	1	4			
Billy Grabarkewitz, R OBP: 0.438, SLG: 0.500										5	0	2	0	0	0	2			
Tom Haller, L OBP: 0.340, SLG: 0.420										3	1	0	1	1	0	2			
Jim Lefebvre, S OBP: 0.327, SLG: 0.284										4	1	3	0	0	0	1			
Joe Moeller, R Leri, GABRESINI, L Pete Mikkelsen, R Bill Sudakis, S Ray Lamb, R Willie Crawford, L Jim Brewer, L										1	0	1	0	0	0	0			
Inning Stats	R: 0 E: 0 K: 0 S: 3	H: 1 LOB: 0 BB: 0 P: 3	R: 1 E: 0 K: 0 S: 5	H: 2 LOB: 1 BB: 0 P: 5	R: 0 E: 0 K: 0 S: 3	H: 1 LOB: 1 BB: 0 P: 3	R: 0 E: 0 K: 0 S: 4	H: 1 LOB: 1 BB: 0 P: 4	R: 0 E: 0 K: 1 S: 6	H: 1 LOB: 1 BB: 0 P: 6	R: 2 E: 0 K: 0 S: 7	H: 4 LOB: 3 BB: 1 P: 11	R: 0 E: 1 K: 0 S: 6	H: 2 LOB: 3 BB: 0 P: 6	R: 1 E: 0 K: 0 S: 4	H: 1 LOB: 0 BB: 0 P: 4		1B: 14 2B: 2 3B: 0 HR: 1	SF: 0 SAC: 0 DP: 2 HBP: 0
PITCHER	IP WLS BF H R ER SO BB IBB HBP BLK WP HR S P ERA WHIP																		
Jim McGlothlin, R ERA: 2.47	(1, 1) 6.0 W 27 11 3 3 1 1 0 0 0 0 0 28 32 4.50 2.000																		
Clay Carroll, R ERA: 2.98	(7, 1) 1.1 8 4 0 0 0 0 0 0 0 0 0 8 8 0.00 3.000																		
Wayne Granger, R ERA: 2.54	(8, 1) 1.2 S 7 1 1 1 0 0 0 0 0 0 1 7 7 5.40 0.600																		

Batter	1	2	3	4	5	6	7	8	9	AB	R	H	RBI	BB	SO	LOB	BOTTOM
Pete Rose, S OBP: 0.389, SLG: 0.473										4	1	2	0	0	0	0	Los Angeles Dodgers @ Cincinnati Reds Crosley Field, Cincinnati, OH Sat Jun 20 1970, 3:33 AM EDT Att: 17,201 - Unknown
Angel Bravo, L OBP: 0.378, SLG: 0.290										0	1	0	0	2	0	0	
Bobby Tolan, L OBP: 0.395, SLG: 0.500										2	0	1	0	0	0	0	
Tony Perez, R OBP: 0.446, SLG: 0.699										4	1	2	3	0	1	1	
Johnny Bench, R OBP: 0.346, SLG: 0.661										4	1	1	1	0	2	3	
Lee May, R OBP: 0.322, SLG: 0.557										4	1	1	1	0	1	0	
Bernie Carbo, L OBP: 0.478, SLG: 0.603										3	0	2	0	0	0	0	
Hal McRae, R OBP: 0.392, SLG: 0.643										1	0	0	0	0	0	0	
Jimmy Stewart, S OBP: 0.224, SLG: 0.200										3	0	0	0	0	0	2	
Tommy Helms, R OBP: 0.224, SLG: 0.242										1	0	0	0	0	0	0	
Wayne Granger, R										3	0	0	0	0	0	1	
Woody Woodward, R OBP: 0.338, SLG: 0.339										2	0	0	0	0	0	0	
Jim McGlothlin, R OBP: 0.268, SLG: 0.270										0	0	0	0	0	0	0	
Clay Carroll, R										0	0	0	0	0	0	0	
Darrel Chaney, S OBP: 0.229, SLG: 0.234										1	0	0	0	0	1	0	
Inning Stats	R: 0 E: 0 K: 1 S: 4	H: 0 LOB: 1 BB: 1 P: 8	R: 1 E: 0 K: 0 S: 5	H: 2 LOB: 1 BB: 0 P: 5	R: 4 E: 0 K: 1 S: 8	H: 3 LOB: 0 BB: 1 P: 12	R: 0 E: 0 K: 0 S: 3	H: 0 LOB: 0 BB: 0 P: 3	R: 0 E: 0 K: 0 S: 4	H: 1 LOB: 1 BB: 0 P: 4	R: 0 E: 0 K: 2 S: 10	H: 3 LOB: 3 BB: 0 P: 10	R: 0 E: 0 K: 1 S: 5	H: 0 LOB: 0 BB: 0 P: 5	1B: 5 2B: 1 3B: 0 HR: 3	SF: 0 SAC: 0 DP: 0 HBP: 0	WP: 0 PA: 35 PB: 0 CS: 1 SB: 0
PITCHER	IP WLS BF H R ER SO BB IBB HBP BLK WP HR S P ERA WHIP																
Joe Moeller, R ERA: 3.12	(1, 1) 4.0 L 18 5 5 5 2 0 0 0 0 0 3 20 28 11.25 1.750																
Pete Mikkelsen, R ERA: 2.16	(5, 1) 2.0 7 1 0 0 0 0 0 0 0 0 0 7 7 0.00 0.500																
Ray Lamb, R ERA: 3.33	(7, 1) 1.0 6 3 0 0 2 0 0 0 0 0 0 10 10 0.00 3.000																
Jim Brewer, L ERA: 2.23	(8, 1) 1.0 3 0 0 0 1 0 0 0 0 0 0 5 5 0.00 0.000																

Batter	1	2	3	4	5	6	7	8	9	AB	R	H	RBI	BB	SO	LOB	TOP														
Maury Wills, S OBP: 0.349, SLG: 0.303 (1, 6)	0-0 1-3		0-3 K		0-0 2B SF7 1B	0-0 FC6-4	0-0 FC5-4	0-0 FC4-6	0-0 P5	6	1	2	1	0	1	2															
Manny Mota, R OBP: 0.384, SLG: 0.425 (1, 7)	0-0 2-3		0-0 FC6-4 1B		0-0 1-3 2B 2B	0-0 FC5-4	0-0 FC4-6		1-0 FC6-4 HBP	5	1	2	0	0	0	4															
Bill Russell, R OBP: 0.250, SLG: 0.214 (1, 8)	4-0 BB		0-0 FC6-4 1B		0-0 P5		0-0 F9	0-0 F8	0-0 FC6-4	5	1	0	0	1	0	4															
Andy Kosco, R OBP: 0.250, SLG: 0.413 Von Joshua, L OBP: 0.295, SLG: 0.316 (8, 9)	0-0 P4		0-0 1B		0-0 SF7		0-0 BB 1B	0-0 F8		4	1	2	1	0	0	1															
Wes Parker, S OBP: 0.379, SLG: 0.440 (1, 3)		0-3 K	0-0 1B		0-0 2B		4-0 1B BB	0-0 BB 1B		4	2	3	2	1	1	0															
Billy Grabarkewitz, R OBP: 0.437, SLG: 0.495 (8, 6)	0-0 F2		0-3 K		0-3 K		0-0 2B FC4-6 1B	4-0 1B BB		4	2	1	1	1	2	3															
Jim Lefebvre, S OBP: 0.339, SLG: 0.310 (1, 4)		0-0 2B 1B			0-0 F8		0-0 1B FC5-2	0-0 FC4-6 1B	0-0 1B	5	1	3	3	0	0	0															
Jeff Torborg, R OBP: 0.289, SLG: 0.310 (1, 2)	0-0 1-3 2B		0-0 P2		0-0 P2		0-0 FC6-4 FC5-2 1B	4-0 FC4-6 IBB	0-0 F9	4	0	2	0	1	0	1															
Don Sutton, R OBP: 0.292, SLG: 0.233 (1, 1)	0-0 4-3		0-0 F8		0-0 F8		0-0 1-2 FC5-2 FC6-4	0-0 FC4-6 1B	0-0 1-3	5	0	0	1	0	0	6															
Inning Stats	R: 0 E: 0 K: 0 S: 3	H: 0 LOB: 1 BB: 1 P: 7	R: 0 E: 0 K: 1 S: 7	H: 2 LOB: 2 BB: 0 P: 7	R: 1 E: 0 K: 2 S: 10	H: 3 LOB: 2 BB: 0 P: 10	R: 0 E: 0 K: 0 S: 3	H: 0 LOB: 0 BB: 0 P: 3	R: 2 E: 1 K: 0 S: 5	H: 1 LOB: 2 BB: 0 P: 5	R: 4 E: 0 K: 0 S: 7	H: 4 LOB: 2 BB: 2 P: 15	R: 2 E: 0 K: 0 S: 5	H: 2 LOB: 1 BB: 1 P: 9	R: 0 E: 0 K: 0 S: 3	H: 0 LOB: 1 BB: 0 P: 4	1B: 11 2B: 4 3B: 0 HR: 0	SF: 1 SAC: 0 DP: 0 HBP: 1	WP: 0 PA: 48 PB: 0 SB: 0 CS: 0												
PITCHER	IP WLS BF	H R ER SO	BB IBB HBP BLK	WP HR S P	ERA WHIP	PITCHER														IP WLS BF	H R ER SO	BB IBB HBP BLK	WP HR S P	ERA WHIP							
Jim Merritt, L ERA: 3.56 Ray Washburn, R ERA: 8.57 Pedro Borbon, R ERA: 7.27 Tony Cloninger, R ERA: 7.88 (1, 1)	6.1 L	32 10 5 4	2 0 0 0	0 0 0 0	0 0 0 3	7.11 1.895															9.0 W	11 3 3 7	2 0 0 0	0 0 0 0	0 0 0 0	0 0 0 0	0 0 0 0	0 0 0 0	0 0 0 0	0 0 0 0	0 0 0 0

Los Angeles Dodgers @ Cincinnati Reds
Crosley Field, Cincinnati, OH
Sun Jun 21 1970, 3:33 AM EDT
Unknown

AB 42
R 9
H 15
RBI 9
BB 4
SO 4
LOB 21



Batter	1	2	3	4	5	6	7	8	9	AB	R	H	RBI	BB	SO	LOB	BOTTOM													
Pete Rose, S OBP: 0.393, SLG: 0.483 (1, 9)	0-0 G3		0-0 4-3 3B		0-0 1-2 1B		0-0 F8		0-0 1B	5	1	3	0	0	0	1														
Bobby Tolan, L OBP: 0.395, SLG: 0.498 (1, 8)	4-0 E SF8 BB		0-0 4-3		0-0 1-2 2-3		4-0 FC6-4 BB		0-0 1B	3	1	1	1	2	0	2														
Tony Perez, R OBP: 0.438, SLG: 0.688 (1, 5)	0-0 SF8		0-3 K		0-3 K		0-0 FC6-4		0-3 K	4	0	0	1	0	3	6														
Johnny Bench, R OBP: 0.344, SLG: 0.653 (1, 2)	0-0 1B		0-3 K		0-0 F8			0-0 6-3	0-0 5-3	5	0	1	0	0	1	4														
Lee May, R OBP: 0.320, SLG: 0.556 (1, 3)	0-3 K		0-0 6-3		0-0 5-3		0-0 5-3	0-0 3B 2B		4	1	1	0	0	1	1														
Bernie Carbo, L OBP: 0.474, SLG: 0.607 (1, 7)		0-3 K		0-0 F5		0-0 P5		0-0 2B 3B		4	0	1	1	0	1	0														
Tommy Helms, R OBP: 0.226, SLG: 0.243 Ray Washburn, R Pedro Borbon, R Angel Bravo, L OBP: 0.368, SLG: 0.281 Tony Cloninger, R OBP: 0.333, SLG: 0.333 Darrel Chaney, S OBP: 0.240, SLG: 0.265 Jimmy Stewart, S OBP: 0.235, SLG: 0.234 (8, PH) (7, PH) (8, 4)	0-0 4-3		0-0 1B		0-0 K		0-0 6-3		0-0 P4	3	0	1	0	0	0	0														
Jim Merritt, L OBP: 0.152, SLG: 0.133 Woody Woodward, R OBP: 0.328, SLG: 0.328 (1, 1) (7, 4) (8, 6)	0-0 P6		0-0 2B		0-0 3-1 1B		0-0 F7		0-0 F7	2	0	1	0	0	0	1														
Inning Stats	R: 1 E: 0 K: 1 S: 6	H: 1 LOB: 1 BB: 1 P: 10	R: 0 E: 0 K: 1 S: 6	H: 1 LOB: 0 BB: 0 P: 6	R: 1 E: 0 K: 2 S: 8	H: 1 LOB: 0 BB: 0 P: 8	R: 0 E: 0 K: 1 S: 6	H: 1 LOB: 1 BB: 0 P: 6	R: 0 E: 0 K: 0 S: 7	H: 2 LOB: 2 BB: 0 P: 7	R: 0 E: 0 K: 0 S: 3	H: 0 LOB: 0 BB: 0 P: 3	R: 0 E: 0 K: 0 S: 4	H: 1 LOB: 2 BB: 1 P: 8	R: 1 E: 0 K: 0 S: 5	H: 2 LOB: 1 BB: 0 P: 5	R: 0 E: 0 K: 1 S: 7	H: 2 LOB: 2 BB: 0 P: 7	1B: 6 2B: 3 3B: 2 HR: 0	SF: 1 SAC: 0 DP: 0 HBP: 0	WP: 0 PA: 40 PB: 0 SB: 1 CS: 0									
PITCHER	IP WLS BF	H R ER SO	BB IBB HBP BLK	WP HR S P	ERA WHIP	PITCHER														IP WLS BF	H R ER SO	BB IBB HBP BLK	WP HR S P	ERA WHIP						
Don Sutton, R ERA: 3.16 (1, 1)	9.0 W	40 11 3 3 7	2 0 0 0	0 0 0 0	0 0 0 52	3.00 1.444															9.0 W	11 3 3 7	2 0 0 0	0 0 0 0	0 0 0 0	0 0 0 0	0 0 0 0	0 0 0 0	0 0 0 0	0 0 0 0

Los Angeles Dodgers @ Cincinnati Reds
Crosley Field, Cincinnati, OH
Sun Jun 21 1970, 3:33 AM EDT
Unknown

AB 37
R 3
H 11
RBI 3
BB 2
SO 7
LOB 19



Batter	1	2	3	4	5	6	7	8	9	AB	R	H	RBI	BB	SO	LOB	TOP			
Maury Wills, S OBP: 0.350, SLG: 0.308 Bill Sudakis, S OBP: 0.344, SLG: 0.407 (3, FR) (3, S)	0-0 6-3		0-0 SF9 1-3 2B		0-3 K			0-0 3-1		2	0	1	0	0	0	0	Los Angeles Dodgers @ Cincinnati Reds Crosley Field, Cincinnati, OH Sun Jun 21 1970, 3:38 AM EDT Att: 33,775 - Unknown AB 33 R 3 H 7 RBI 3 BB 2 SO 8 LOB 12			
Manny Mota, R OBP: 0.381, SLG: 0.429 (1, 7)	0-0 F9		0-0 SF9		0-0 6-3			0-0 2B		3	0	1	1	0	0	0				
Wes Parker, S OBP: 0.378, SLG: 0.435 (1, 3)	4-0 BB		0-0 1-3		0-3 K			0-0 F9		3	0	0	0	1	1	3				
Andy Kosco, R OBP: 0.250, SLG: 0.415 (1, 9)	0-3 K		0-0 2B		0-0 P4			0-0 F2		4	1	1	0	0	1	2				
Jim Lefebvre, S OBP: 0.354, SLG: 0.340 (1, 4)		0-3 K		0-0 2B		4-0 BB		0-0 1B		3	1	2	1	1	1	0				
Billy Grabarkewitz, R OBP: 0.434, SLG: 0.490 (1, 5) (3, 6)	0-0 6-3		0-3 K		0-3 K			0-0 1-3		4	0	1	1	0	2	2				
Tom Haller, L OBP: 0.331, SLG: 0.407 (1, 2)	0-0 F9		0-0 6-3		0-0 P6			0-3 K		4	0	0	0	0	1	2				
Bill Russell, R OBP: 0.200, SLG: 0.167 (1, 8)			0-0 5-3		0-0 P6			0-0 1-3		4	0	0	0	0	0	2				
Claude Osteen, L OBP: 0.269, SLG: 0.362 Jose Pena, R OBP: 0.332, SLG: 0.379 Ray Lamb, R OBP: 0.198, SLG: 0.111 Willie Crawford, L OBP: 0.198, SLG: 0.111 Fred Norman, S OBP: 0.198, SLG: 0.111 Len Gabrielson, L OBP: 0.198, SLG: 0.111			0-0 2B SF9 1B		0-0 F8			0-0 6-3		2	1	1	0	0	0	0				
Inning Stats	R: 0 E: 0 K: 1 S: 5	H: 0 LOB: 1 BB: 1 P: 9	R: 0 E: 0 K: 1 S: 5	H: 0 LOB: 0 BB: 0 P: 5	R: 1 E: 0 K: 0 S: 5	H: 2 LOB: 2 BB: 0 P: 5	R: 1 E: 0 K: 1 S: 7	H: 2 LOB: 1 BB: 0 P: 7	R: 0 E: 0 K: 2 S: 5	H: 0 LOB: 0 BB: 0 P: 5	R: 0 E: 0 K: 1 S: 5	H: 0 LOB: 0 BB: 0 P: 11	R: 0 E: 0 K: 1 S: 4	H: 1 LOB: 1 BB: 0 P: 4	R: 1 E: 0 K: 1 S: 7	H: 2 LOB: 1 BB: 0 P: 7		1B: 2 2B: 5 3B: 0 HR: 0	SF: 1 SAC: 0 DP: 0 HBP: 0	WP: 0 PB: 0 SB: 0 CS: 0
PITCHER Wayne Simpson, R ERA: 2.39 (1, 1)	IP: 9.0 WLS: W BF: 36 H: 7 R: 3 ER: 3 SO: 8 BB: 2 IBB: 0 HBP: 0 BLK: 0 WP: 0 HR: 0 S: 50 P: 58 ERA: 3.00 WHIP: 1.000															PITCHER IP: WLS: BF: H: R: ER: SO: BB: IBB: HBP: BLK: WP: HR: S: P: ERA: WHIP				

Batter	1	2	3	4	5	6	7	8	9	AB	R	H	RBI	BB	SO	LOB	BOTTOM			
Pete Rose, S OBP: 0.390, SLG: 0.491 (1, 8)	0-0 6-3		0-0 HR		0-0 5-3	0-0 SF7	0-0 P3			4	1	1	2	0	0	3	Los Angeles Dodgers @ Cincinnati Reds Crosley Field, Cincinnati, OH Sun Jun 21 1970, 3:38 AM EDT Att: 33,775 - Unknown AB 36 R 9 H 14 RBI 9 BB 4 SO 6 LOB 16			
Woody Woodward, R OBP: 0.319, SLG: 0.308 (1, 4)	0-0 F8		0-0 L5		0-0 6-3	4-0 2B BB		0-0 F7		4	1	0	0	1	0	0				
Tony Perez, R OBP: 0.444, SLG: 0.692 (1, 5)	0-3 K		4-0 FC4 BB		0-0 1B	0-0 1-3 2-H 2B		4-0 HR BB		3	2	2	1	2	1	0				
Johnny Bench, R OBP: 0.352, SLG: 0.674 (1, 9)		0-0 1B 2B	0-0 FC4		0-0 1B	0-0 2-H 3-H 2B		0-0 1-H HR		5	2	4	4	0	0	1				
Lee May, R OBP: 0.314, SLG: 0.545 (1, 3)		0-0 1-3		0-0 5-3	0-3 K	0-3 K		0-0 5-3		5	0	0	0	0	2	4				
Hal McRae, R OBP: 0.398, SLG: 0.671 Jimmy Stewart, S OBP: 0.231, SLG: 0.229 (7, FR) (8, 7)		0-0 F3		0-3 K		0-0 HR	4-0 2B BB	0-3 K		3	1	1	1	1	1	1				
Pat Corrales, R OBP: 0.280, SLG: 0.292 (1, 2)		0-0 2-H 1B		0-0 1B		0-0 1B SF7 2B		0-0 F8		4	1	3	1	0	0	1				
Dave Concepcion, R OBP: 0.361, SLG: 0.360 (1, 6)		0-0 F8		0-0 1B		0-0 SH1-4 2B 1B		0-0 1-3 2B		4	1	3	0	0	0	1				
Wayne Simpson, R OBP: 0.070, SLG: 0.048 (1, 1)			0-0 1-3		0-0 F9	0-0 SH1-4		0-3 K		3	0	0	0	0	1	5				
Inning Stats	R: 0 E: 0 K: 1 S: 5	H: 0 LOB: 0 BB: 0 P: 5	R: 1 E: 0 K: 0 S: 5	H: 2 LOB: 1 BB: 0 P: 5	R: 1 E: 0 K: 0 S: 4	H: 1 LOB: 1 BB: 1 P: 8	R: 0 E: 0 K: 1 S: 7	H: 2 LOB: 2 BB: 0 P: 7	R: 0 E: 0 K: 1 S: 7	H: 2 LOB: 0 BB: 0 P: 7	R: 5 E: 0 K: 1 S: 10	H: 5 LOB: 1 BB: 1 P: 14	R: 0 E: 0 K: 1 S: 6	H: 1 LOB: 3 BB: 1 P: 10	R: 2 E: 0 K: 1 S: 6	H: 1 LOB: 0 BB: 1 P: 10		1B: 6 2B: 5 3B: 0 HR: 3	SF: 1 SAC: 1 DP: 0 HBP: 0	WP: 0 PB: 0 SB: 0 CS: 0
PITCHER Claude Osteen, L ERA: 3.04 Jose Pena, R ERA: 1.92 Ray Lamb, R ERA: 3.28 Fred Norman, L ERA: 3.41	IP: 5.0 WLS: L BF: 26 H: 10 R: 5 ER: 5 SO: 3 BB: 1 IBB: 0 HBP: 0 BLK: 0 WP: 0 HR: 2 S: 31 P: 35 ERA: 9.00 WHIP: 2.200															PITCHER IP: WLS: BF: H: R: ER: SO: BB: IBB: HBP: BLK: WP: HR: S: P: ERA: WHIP				

Batter	1	2	3	4	5	6	7	8	9	AB	R	H	RBI	BB	SO	LOB	TOP								
Bobby Bonds, R OBP: 0.384, SLG: 0.489 (1, 9)	5-3 WP 1B	2-H 1B	1-H 1B 2B		F9		2-3 BB		G5-4-3 BB	4	1	2	1	2	0	0	San Francisco Giants @ Cincinnati Reds Crosley Field, Cincinnati, OH Mon Jun 22 1970, 7:05 PM EDT Att: 17,034 - Unknown								
Ron Hunt, R OBP: 0.380, SLG: 0.350 (1, 4)	F3	5-3 1-2	BB 1B			6-3	K		G5-4-3 1-2 BB	6	0	1	1	0	1	4									
Willie Mays, R OBP: 0.386, SLG: 0.572 Frank Johnson, R OBP: 0.340, SLG: 0.386 (1, 8) (9, 7)	HR		1B BB			F4			HR	3	3	2	2	2	0	0									
Willie McCovey, L OBP: 0.433, SLG: 0.582 (1, 3)	2B	2B	E9 1B			4-0 3B BB			F7	4	3	2	0	1	0	2									
Ken Henderson, S OBP: 0.421, SLG: 0.498 (1, 7) (9, 9)	2B	2B				3-1			F7	5	1	2	2	0	1	2									
Dick Dietz, R OBP: 0.425, SLG: 0.606 (1, 2)	2B	2B				3-1 1-H 3B			F7	5	2	3	3	0	2	1									
Al Gallagher, R OBP: 0.359, SLG: 0.398 (1, 5)	K		2B BLK 1B			6-3			HR	4	1	2	1	1	1	1									
Hal Lanier, R OBP: 0.289, SLG: 0.339 (1, 6)		SH1-4 1B	2B 1B			5-3			F7	5	1	2	1	0	0	1									
Rich Robertson, R OBP: 0.056, SLG: 0.167 (1, 1)		SH1-4 1-2	SH1-4 K			K			F6	4	1	1	1	0	2	2									
Inning Stats	R: 3 E: 0 K: 1 S: 9	H: 4 LOB: 1 BB: 0 P: 9	R: 0 E: 0 K: 0 S: 4	H: 2 LOB: 1 BB: 0 P: 4	R: 6 E: 1 K: 2 S: 13	H: 6 LOB: 2 BB: 2 P: 21	R: 0 E: 0 K: 1 S: 5	H: 0 LOB: 0 BB: 0 P: 5	R: 0 E: 0 K: 1 S: 5	H: 0 LOB: 0 BB: 0 P: 5	R: 1 E: 0 K: 1 S: 6	H: 1 LOB: 1 BB: 1 P: 10	R: 0 E: 0 K: 1 S: 6	H: 1 LOB: 2 BB: 1 P: 10	R: 2 E: 0 K: 0 S: 4	H: 2 LOB: 0 BB: 1 P: 8		R: 1 E: 0 K: 0 S: 3	H: 1 LOB: 0 BB: 1 P: 7	1B: 7 2B: 5 3B: 1 HR: 4	SF: 0 SAC: 1 DP: 1 HBP: 0	WP: 2 PB: 0 CS: 0 SB: 1	PA: 48		
PITCHER	IP WLS BF H R ER SO BB IBB HBP BLK WP HR S P ERA WHIP	IP WLS BF H R ER SO BB IBB HBP BLK WP HR S P ERA WHIP																							
Don Gullett, L ERA: 3.63 (1, 1)	2.1 L 15 8 6 6 2	0.1 6 4 3 3 1	5.1 22 4 3 3 4	1.0 4 1 1 1 0	3.63 18 22 1 1 18 22	81.00 15.000 7 11	5.06 1.312 2 39	9.00 2.000 1 7	23.14 3.857																
Pedro Borbon, R ERA: 10.0 (3, 1)	0.1 6 4 3 3 1	5.1 22 4 3 3 4	1.0 4 1 1 1 0	3.63 18 22 1 1 18 22	81.00 15.000 7 11	5.06 1.312 2 39	9.00 2.000 1 7	23.14 3.857																	
Tony Cloninger, R ERA: 7.03 (3, 1)	0.1 6 4 3 3 1	5.1 22 4 3 3 4	1.0 4 1 1 1 0	3.63 18 22 1 1 18 22	81.00 15.000 7 11	5.06 1.312 2 39	9.00 2.000 1 7	23.14 3.857																	
Ray Washburn, R ERA: 8.87 (9, 1)	1.0 4 1 1 1 0	3.63 18 22 1 1 18 22	81.00 15.000 7 11	5.06 1.312 2 39	9.00 2.000 1 7	23.14 3.857																			

AB	40
R	13
H	17
RBI	12
BB	6
SO	7
LOB	13



Batter	1	2	3	4	5	6	7	8	9	AB	R	H	RBI	BB	SO	LOB	BOTTOM							
Pete Rose, S OBP: 0.390, SLG: 0.487 (1, 8)	1B SF8 BB	F9		WP 1B			4-3		G3-6-1 1-2	4	1	1	0	1	0	1	San Francisco Giants @ Cincinnati Reds Crosley Field, Cincinnati, OH Mon Jun 22 1970, 7:05 PM EDT Att: 17,034 - Unknown							
Woody Woodward, R OBP: 0.329, SLG: 0.309 (1, 4)	BB 1B BB	4-3		1-2 BB			5-3			3	1	1	0	1	0	0								
Tony Perez, R OBP: 0.445, SLG: 0.702 (1, 5)	SF8			3-H K			HR			2	1	1	2	1	1	2								
Johnny Bench, R OBP: 0.350, SLG: 0.668 (1, 9)	BB 3B 1B	F2		5-3			K			4	1	1	0	0	1	1								
Lee May, R OBP: 0.310, SLG: 0.536 (1, 3)	F7			F9			F7			4	0	0	0	0	0	2								
Bernie Carbo, L OBP: 0.474, SLG: 0.599 Ray Washburn, R (1, 7) (9, 1)	BB 3B BB			G6-3 BB			F7		K	2	1	0	0	2	1	0								
Pat Corrales, R OBP: 0.276, SLG: 0.259 (1, 2)	3B BB			G6-3			F9		K	3	1	0	1	1	1	1								
Dave Concepcion, R OBP: 0.358, SLG: 0.370 (1, 6)	3B			K			K		K	4	0	1	3	0	3	0								
Don Gullett, R OBP: 0.667, SLG: 1.000 Pedro Borbon, R (1, 1) (3, 1)	K			K			K		G3-6-1 1B	1	0	0	0	0	1	1								
Tony Cloninger, R OBP: 0.200, SLG: 0.200 Jimmy Stewart, S OBP: 0.245, SLG: 0.245 (1, 1) (9, 7)	K			K			K			2	0	0	0	0	2	0								
Inning Stats	R: 5 E: 0 K: 1 S: 8	H: 3 LOB: 1 BB: 3 P: 20	R: 0 E: 0 K: 0 S: 3	H: 0 LOB: 1 BB: 1 P: 7	R: 0 E: 0 K: 0 S: 2	H: 0 LOB: 0 BB: 1 P: 6	R: 0 E: 0 K: 3 S: 10	H: 1 LOB: 2 BB: 1 P: 14	R: 0 E: 0 K: 0 S: 3	H: 0 LOB: 0 BB: 0 P: 3	R: 0 E: 0 K: 2 S: 7	H: 0 LOB: 0 BB: 0 P: 7	R: 1 E: 0 K: 1 S: 6	H: 1 LOB: 0 BB: 0 P: 6	R: 0 E: 0 K: 2 S: 7	H: 0 LOB: 0 BB: 0 P: 7	R: 0 E: 0 K: 1 S: 5	H: 1 LOB: 0 BB: 0 P: 5	1B: 4 2B: 0 3B: 1 HR: 1	SF: 1 SAC: 0 DP: 2 HBP: 0	WP: 1 PB: 0 CS: 0 SB: 0	PA: 37		
PITCHER	IP WLS BF H R ER SO BB IBB HBP BLK WP HR S P ERA WHIP	IP WLS BF H R ER SO BB IBB HBP BLK WP HR S P ERA WHIP																						
Rich Robertson, R ERA: 4.96 (1, 1)	9.0 W 37 6 6 6 10	6 6 6 6 10	6 6 6 10	6 6 6 10	6 6 6 10	6 6 6 10	6 6 6 10	6 6 6 10	6 6 6 10	6 6 6 10	6 6 6 10	6 6 6 10	6 6 6 10	6 6 6 10	6 6 6 10	6 6 6 10	6 6 6 10	6 6 6 10	6 6 6 10	6 6 6 10	6 6 6 10	6 6 6 10	6 6 6 10	6 6 6 10



Batter	1	2	3	4	5	6	7	8	9	AB	R	H	RBI	BB	SO	LOB	TOP								
Bobby Bonds, R OBP: 0.378, SLG: 0.481 (1, 9)										4	0	0	0	0	1	3	San Francisco Giants @ Cincinnati Reds Crosley Field, Cincinnati, OH Tue Jun 23 1970, 7:05 PM EDT Att: 17,529 - Unknown								
Ron Hunt, R OBP: 0.378, SLG: 0.344 (1, 4)										3	0	0	0	1	1	3									
Willie Mays, R OBP: 0.384, SLG: 0.566 (1, 8)										4	1	1	0	0	2	1									
Willie McCovey, L OBP: 0.431, SLG: 0.590 (1, 3)										4	1	1	2	0	1	0									
Ken Henderson, S OBP: 0.419, SLG: 0.498 (1, 7)										4	1	1	0	0	2	0									
Dick Dietz, R OBP: 0.430, SLG: 0.606 (1, 2)										3	0	2	0	1	1	0									
Al Gallagher, R OBP: 0.349, SLG: 0.386 (1, 5)										4	0	0	0	0	0	4									
Hal Lanier, R OBP: 0.299, SLG: 0.345 (1, 6)										3	0	2	0	1	0	0									
Mike McCormick, L OBP: 0.182, SLG: 0.190 (6, 1)										2	0	0	0	0	0	1									
Jerry Johnson, R OBP: 0.229, SLG: 0.125 (7, PH)										0	0	0	0	0	0	0									
Don Mason, L OBP: 0.299, SLG: 0.125 (7, PH)										0	0	0	0	0	0	0									
Frank Reberger, R OBP: 0.286, SLG: 0.249 (7, 1)										0	0	0	0	0	0	0									
Jim Davenport, R OBP: 0.256, SLG: 0.270 (6, PH)										1	0	0	0	0	0	1									
Inning Stats	R: 0 E: 0 K: 1 S: 5	H: 0 LOB: 0 BB: 0 P: 5	R: 0 E: 0 K: 2 S: 7	H: 0 LOB: 1 BB: 1 P: 11	R: 0 E: 0 K: 1 S: 5	H: 0 LOB: 0 BB: 0 P: 5	R: 2 E: 0 K: 0 S: 6	H: 3 LOB: 1 BB: 0 P: 6	R: 0 E: 0 K: 0 S: 3	H: 1 LOB: 0 BB: 0 P: 3	R: 0 E: 0 K: 1 S: 4	H: 0 LOB: 0 BB: 1 P: 8	R: 1 E: 0 K: 1 S: 7	H: 2 LOB: 2 BB: 2 P: 15	R: 0 E: 0 K: 1 S: 5	H: 0 LOB: 0 BB: 0 P: 5	R: 0 E: 0 K: 1 S: 6	H: 1 LOB: 1 BB: 0 P: 6	1B: 5 2B: 2 3B: 0 HR: 1	SF: 0 SAC: 0 DP: 3 HBP: 0	WP: 0 PB: 0 SB: 0 CS: 1	PA: 36			
PITCHER	IP	WLS	BF	H	R	ER	SO	BB	IBB	HBP	BLK	WP	HR	S	P	ERA	WHIP								
Gary Nolan, R ERA: 4.17 (1, 1)	6.2	W	27	6	3	2	5	4	0	0	0	0	1	33	49	2.70	1.500								
Clay Carroll, R ERA: 2.82 (7, 1)	2.1	S	9	1	0	0	3	0	0	0	0	0	0	15	15	0.00	0.429								

livebaseballscores.com

AB 32
R 3
H 7
RBI 2
BB 4
SO 8
LOB 13



Batter	1	2	3	4	5	6	7	8	9	AB	R	H	RBI	BB	SO	LOB	BOTTOM								
Pete Rose, S OBP: 0.385, SLG: 0.480 (1, 8) (7, 7)										4	0	0	0	0	0	2	San Francisco Giants @ Cincinnati Reds Crosley Field, Cincinnati, OH Tue Jun 23 1970, 7:05 PM EDT Att: 17,529 - Unknown								
Tommy Helms, R OBP: 0.230, SLG: 0.247 (1, 4)										4	1	2	0	0	0	1									
Tony Perez, R OBP: 0.443, SLG: 0.707 (1, 5)										4	1	1	2	0	1	2									
Johnny Bench, R OBP: 0.349, SLG: 0.665 (1, 9)										4	1	1	0	0	1	0									
Lee May, R OBP: 0.309, SLG: 0.543 (1, 3)										4	1	1	2	0	0	0									
Hal McRae, R OBP: 0.407, SLG: 0.707 (1, 7)										2	1	1	1	1	0	0									
Bobby Tolan, L OBP: 0.401, SLG: 0.498 (7, 8)										0	0	0	0	1	0	0									
Dave Concepcion, R OBP: 0.352, SLG: 0.363 (1, 6)										3	0	0	0	0	0	1									
Pat Corrales, R OBP: 0.281, SLG: 0.241 (1, 2)										2	0	0	0	1	0	0									
Gary Nolan, R OBP: 0.189, SLG: 0.091 (1, 1)										2	0	0	0	0	0	1									
Clay Carroll, R (7, 1)										0	0	0	0	1	0	0									
Inning Stats	R: 0 E: 0 K: 0 S: 3	H: 0 LOB: 0 BB: 0 P: 3	R: 0 E: 0 K: 0 S: 3	H: 0 LOB: 0 BB: 0 P: 3	R: 4 E: 0 K: 0 S: 7	H: 4 LOB: 0 BB: 0 P: 7	R: 0 E: 0 K: 0 S: 3	H: 0 LOB: 1 BB: 1 P: 7	R: 1 E: 0 K: 1 S: 6	H: 1 LOB: 1 BB: 1 P: 10	R: 0 E: 0 K: 0 S: 4	H: 1 LOB: 2 BB: 1 P: 8	R: 0 E: 0 K: 1 S: 4	H: 0 LOB: 0 BB: 1 P: 8	R: 0 E: 0 K: 1 S: 4	H: 0 LOB: 0 BB: 1 P: 8	1B: 2 2B: 1 3B: 0 HR: 3	SF: 0 SAC: 0 DP: 0 HBP: 0	WP: 2 PB: 0 SB: 0 CS: 1	PA: 34					
PITCHER	IP	WLS	BF	H	R	ER	SO	BB	IBB	HBP	BLK	WP	HR	S	P	ERA	WHIP								
Mike McCormick, L ERA: 5.8 (1, 1)	5.2	L	24	5	5	5	1	2	0	0	0	0	1	0	1	0.00	0.000								
Jerry Johnson, R ERA: 5.47 (6, 1)	0.1		1	0	0	0	0	0	0	0	0	1	0	1	1	0.00	0.000								
Frank Reberger, R ERA: 7.31 (7, 1)	2.0		8	1	0	0	1	2	0	0	0	0	0	8	16	0.00	1.500								

livebaseballscores.com

AB 29
R 5
H 6
RBI 5
BB 4
SO 2
LOB 7



Batter	1	2	3	4	5	6	7	8	9	AB	R	H	RBI	BB	SO	LOB	TOP								
Bobby Bonds, R OBP: 0.378, SLG: 0.478 (1,9)	4-0 SH1-3 1B BB		0-0 E S 1B	0-0 L6-4			0-3 K		0-0 1-3	4	2	1	0	1	1	3	San Francisco Giants @ Cincinnati Reds Crosley Field, Cincinnati, OH Wed Jun 24 1970, 7:05 PM EDT Att: 28,027 - Unknown								
Tito Fuentes, S OBP: 0.279, SLG: 0.320 (1,4)	0-0 SH1-3		0-0 F4	0-0			0-0 L5-3 1B			3	0	2	1	0	0	1									
Willie Mays, R OBP: 0.386, SLG: 0.563 (1,8)	0-0 FC6-4 2H 1B		4-0 1B BB	0-0 F7			0-0 L5-3			3	0	1	1	1	0	3									
Willie McCovey, L OBP: 0.428, SLG: 0.583 (1,3)	0-0 F6		0-0	0-3 K				0-0 F7		4	0	1	1	0	1	1									
Ken Henderson, S OBP: 0.413, SLG: 0.491 (1,7)	0-0 FC6-4		0-0 K	0-0 F7				0-0 E6 FC6-4		4	0	0	0	0	1	3									
Dick Dietz, R OBP: 0.431, SLG: 0.601 (1,2)		4-0 CS BB		4-0 2B 1B BB				0-0 FC6-4 FC4 1-2f		2	1	0	0	2	0	1									
Al Gallagher, R OBP: 0.346, SLG: 0.390 (1,5)	0-0 6-3		0-0 1B 2B	0-0 6-3				0-0 FC4		4	1	1	0	0	0	2									
Hal Lanier, R OBP: 0.298, SLG: 0.339 (1,6)	0-3 K		4-0 L6-4 1B BB	0-0 F6				0-0 6-3		3	0	0	0	1	1	0									
Juan Marichal, R OBP: 0.129, SLG: 0.069 (1,1)			0-0 F3	0-0 1B				0-0 6-3		3	0	1	1	0	1	0									
Don McMahon, R OBP: 0.571, SLG: 0.400 (8,1)				1-2 2-3 3-H 1B						0	0	0	0	0	0	0									
Bob Heise, R OBP: 0.263, SLG: 0.236 (8,5)										0	0	0	0	0	0	0									
Bob Taylor, L OBP: 0.321, SLG: 0.271 (9,PH)										1	0	0	0	0	0	0									
Inning Stats	R: 1 E: 0 K: 0 S: 4	H: 1 LOB: 1 BB: 1 P: 8	R: 0 E: 0 K: 1 S: 4	H: 0 LOB: 0 BB: 1 P: 8	R: 1 E: 0 K: 1 S: 7	H: 2 LOB: 2 BB: 1 P: 11	R: 2 E: 0 K: 0 S: 5	H: 3 LOB: 2 BB: 2 P: 13	R: 0 E: 0 K: 1 S: 5	H: 0 LOB: 0 BB: 0 P: 5	R: 0 E: 0 K: 1 S: 5	H: 1 LOB: 0 BB: 0 P: 5	R: 0 E: 1 K: 0 S: 4	H: 0 LOB: 1 BB: 0 P: 4	R: 0 E: 0 K: 0 S: 3	H: 0 LOB: 0 BB: 0 P: 3	1B: 6 2B: 3 3B: 0 HR: 0	SF: 0 SAC: 1 DP: 2 HBP: 0	WP: 0 PB: 0 SB: 1 CS: 1	PA: 37					
PITCHER	IP	WLS	BF	H	R	ER	SO	BB	IBB	HBP	BLK	WP	HR	S	P	ERA	WHIP								
Jim McGlothlin, R ERA: 2.63 (1,1)	7.0		30	7	4	4	5	5	0	0	0	0	0	35	55	5.14	1.714								
Wayne Granger, R ERA: 2.37 (8,1)	2.0	W	7	0	0	0	0	0	0	0	0	0	0	7	7	0.00	0.000								

AB 31
R 4
H 7
RBI 4
BB 5
SO 5
LOB 14



Batter	1	2	3	4	5	6	7	8	9	AB	R	H	RBI	BB	SO	LOB	BOTTOM								
Pete Rose, S OBP: 0.386, SLG: 0.491 (1,9)	0-0 4-3	0-0 G3			0-0 1B 2B		0-0 3B			4	1	2	0	0	0	2	San Francisco Giants @ Cincinnati Reds Crosley Field, Cincinnati, OH Wed Jun 24 1970, 7:05 PM EDT Att: 28,027 - Unknown								
Bobby Tolan, L OBP: 0.402, SLG: 0.498 (1,8)	0-0 1-3		0-0 K 1B		0-0 FC5-4 2H 1B		0-0 4-3			4	0	2	1	0	0	1									
Tony Perez, R OBP: 0.437, SLG: 0.696 (1,5)	0-0 F4		0-3 K		0-0 FC5-4 FC6-4		0-0 3-1			4	0	0	0	0	1	3									
Johnny Bench, R OBP: 0.354, SLG: 0.677 (1,2)		0-0 2B FC6-4 1B	0-0 1B		0-0 FC6-4			0-0 HR		4	2	3	1	0	0	1									
Lee May, R OBP: 0.312, SLG: 0.558 (1,3)		0-0 FC6-4 E 2B	0-0 F9		0-3 K			0-0 HR		4	2	2	1	0	1	1									
Bernie Carbo, L OBP: 0.480, SLG: 0.604 (1,7)		4-0 FC6-4 BB		0-0 3-1				1-0 CS HBP		2	0	1	0	1	0	0									
Jimmy Stewart, S OBP: 0.245, SLG: 0.245 (8,FR)										0	0	0	0	0	0	0									
Tommy Helms, R OBP: 0.226, SLG: 0.243 (1,4)		0-0 FC6-4		0-0 F4		0-3 K		0-0 6-3		4	0	0	1	0	1	4									
Woody Woodward, R OBP: 0.321, SLG: 0.300 (1,6)		0-0 E4		0-0 G3		0-0 L4-3		0-0 F9		2	0	0	1	0	0	1									
Ty Cline, L OBP: 0.400, SLG: 0.250 (6,PH)										1	0	0	0	0	0	1									
Darrel Chaney, S OBP: 0.235, SLG: 0.260 (7,6)		1-3 3-H								1	0	0	0	0	0	1									
Jim McGlothlin, R OBP: 0.256, SLG: 0.256 (1,1)		0-3 K			0-0 2-3			0-0 F8		2	0	0	0	0	1	2									
Angel Bravo, L OBP: 0.359, SLG: 0.273 (7,PH)										1	0	0	0	0	0	0									
Wayne Granger, R ERA: 4.33 (8,1)										0	0	0	0	0	0	0									
Inning Stats	R: 0 E: 0 K: 0 S: 3	H: 0 LOB: 0 BB: 0 P: 3	R: 2 E: 1 K: 1 S: 8	H: 2 LOB: 2 BB: 1 P: 12	R: 0 E: 0 K: 1 S: 6	H: 2 LOB: 1 BB: 0 P: 6	R: 0 E: 0 K: 0 S: 3	H: 0 LOB: 0 BB: 0 P: 3	R: 1 E: 0 K: 0 S: 5	H: 2 LOB: 1 BB: 0 P: 5	R: 0 E: 0 K: 2 S: 8	H: 1 LOB: 1 BB: 0 P: 8	R: 0 E: 0 K: 0 S: 4	H: 1 LOB: 1 BB: 0 P: 4	R: 2 E: 0 K: 0 S: 4	H: 2 LOB: 1 BB: 0 P: 5	1B: 4 2B: 3 3B: 1 HR: 2	SF: 0 SAC: 0 DP: 0 HBP: 1	WP: 0 PB: 0 SB: 0 CS: 1	PA: 35					
PITCHER	IP	WLS	BF	H	R	ER	SO	BB	IBB	HBP	BLK	WP	HR	S	P	ERA	WHIP								
Juan Marichal, R ERA: 5.63 (1,1)	7.0	L	32	10	5	5	4	1	0	0	0	0	0	2	39	6.43	1.571								
Don McMahon, R ERA: 4.33 (8,1)	1.0		3	0	0	0	0	0	0	1	0	0	0	2	3	0.00	0.000								


AB 33
R 5
H 10
RBI 5
BB 1
SO 4
LOB 17



Batter	1	2	3	4	5	6	7	8	9	AB	R	H	RBI	BB	SO	LOB	TOP				
Pete Rose, S OBP: 0.388, SLG: 0.491 (1, 9)	0-0 1B		0-0 F9		0-0 CS 1B			0-0 G3		4	0	2	0	0	0	1					
Bobby Tolan, L OBP: 0.404, SLG: 0.511 (1, 8)	0-0 P6		0-0 FC6-4 1B		0-3 K			0-0 HR		4	1	2	1	0	1	2					
Tony Perez, R OBP: 0.435, SLG: 0.689 (1, 5)	0-3 K		0-0 FC6-4 E 1-2 2-3		0-0 F9			0-0 G6-4-3 1B		4	0	1	0	0	1	3					
Johnny Bench, R OBP: 0.350, SLG: 0.668 (1, 2)	0-3 K		0-0 E5 FC6-4 1-2 3-H		0-0 P5			0-0 G6-4-3 1-2		4	0	0	0	0	1	3					
Lee May, R OBP: 0.311, SLG: 0.553 (1, 3)		0-3 K	0-0 FC6-4 1-2		0-3 K			0-0 SH1-4 1B		4	1	1	0	0	2	2					
Bernie Carbo, L OBP: 0.473, SLG: 0.592 (1, 7)		0-3 K			0-0 6-3			0-0 SH1-4 1-2		3	0	0	0	0	2	0					
Jimmy Stewart, S OBP: 0.245, SLG: 0.245 (9, 7)										0	0	0	0	0	0	0					
Tommy Helms, R OBP: 0.234, SLG: 0.248 (1, 4)		4-0 BB			0-0 2-3 1B			0-0 G4-3 2-H 1B		3	0	2	1	1	0	0					
Woody Woodward, R OBP: 0.305, SLG: 0.284 (1, 6)	0-0 P4				0-0 2-3			0-0 G4-3 1-2		4	0	0	0	0	1	3					
Wayne Simpson, R OBP: 0.087, SLG: 0.067 (9, 1)					0-3 K					3	1	1	0	0	2	1					
Wayne Granger, R (9, 1)										0	0	0	0	0	0	0					
Darrel Chaney, S OBP: 0.235, SLG: 0.260 (9, 6)			FC6-4 E 1B		0-3 K					0	0	0	0	0	0	0					
Inning Stats	R: 0 E: 0 K: 2 S: 8	H: 1 LOB: 1 BB: 0 P: 8	R: 0 E: 0 K: 2 S: 7	H: 0 LOB: 1 BB: 1 P: 11	R: 1 E: 1 K: 0 S: 6	H: 2 LOB: 2 BB: 0 P: 6	R: 0 E: 0 K: 1 S: 6	H: 1 LOB: 1 BB: 0 P: 6	R: 0 E: 0 K: 2 S: 5	H: 0 LOB: 0 BB: 0 P: 7	R: 0 E: 0 K: 1 S: 7	H: 0 LOB: 0 BB: 0 P: 7	R: 1 E: 0 K: 0 S: 4	H: 2 LOB: 2 BB: 0 P: 4	R: 1 E: 0 K: 0 S: 4	H: 2 LOB: 0 BB: 0 P: 4	1B: 8 2B: 1 3B: 0 HR: 1	SF: 0 SAC: 1 DP: 3 HBP: 0	WP: 0 PB: 0 SB: 0 CS: 1	PA: 35	
PITCHER	IP	WLS	BF	H	R	ER	SO	BB	IBB	HBP	BLK	WP	HR	S	P	ERA	WHIP				
Larry Dierker, R ERA: 3.87 (1, 1)	7.0		27	5	1	0	10	1	0	0	0	0	0	46	50	0.00	0.857				
Jim Bouton, R ERA: 6.32 (8, 1)	1.1	L	7	4	2	2	0	0	0	0	0	0	1	7	7	13.50	3.000				
Fred Gladding, R ERA: 2.97 (9, 1)	0.2		1	0	0	0	0	0	0	0	0	0	0	1	1	0.00	0.000				

Cincinnati Reds @ Houston Astros
Astrodome, Houston, TX
Fri Jun 26 1970, 8:05 PM EDT
Att: 24,710 - Dome


AB 33
R 3
H 9
RBI 2
BB 1
SO 10
LOB 15



Batter	1	2	3	4	5	6	7	8	9	AB	R	H	RBI	BB	SO	LOB	BOTTOM					
Cesar Cedeno, R OBP: 0.192, SLG: 0.160 (1, 9)	0-3 K		0-0 6-3			0-3 K	0-3 K		0-0 FC6-4 1-2	4	0	0	0	0	3	1						
Jesus Alou, R OBP: 0.315, SLG: 0.338 (9, FH)										1	0	0	0	0	0	1						
Joe Morgan, L OBP: 0.398, SLG: 0.397 (1, 4)	4-0 BB			4-0 FC4-6 BB		0-0 P6		4-0 HR BB		1	1	0	0	3	0	0						
Jimmy Wynn, R OBP: 0.383, SLG: 0.514 (1, 8)	0-3 K			0-0 F7		4-0 1B BB		0-0 F8		3	0	0	0	1	1	3						
Joe Pepitone, L OBP: 0.300, SLG: 0.491 (1, 7)	0-0 F8			0-0 FC4-6 1-2		0-0 BB 1B		0-0 HR 1-H		4	1	2	2	0	0	2						
Denis Menke, R OBP: 0.381, SLG: 0.430 (1, 6)		0-0 6-3		0-3 K		4-0 BB 1B		0-0 P4		3	0	0	0	1	1	1						
Bob Watson, R OBP: 0.325, SLG: 0.548 (1, 3)		0-0 4-3			0-0 2B	0-0 P3		0-3 K		4	0	1	0	0	1	3						
Doug Rader, R OBP: 0.321, SLG: 0.427 (1, 5)		0-0 1-3			0-3 K		0-0 5-3		0-0 SH1-3 1B	4	0	1	0	0	1	1						
Johnny Edwards, L OBP: 0.241, SLG: 0.269 (1, 2)			0-0 4-3		0-0 P4		0-0 E6 4-3		0-0 SH1-3 1-2	3	0	0	0	0	0	1						
Larry Dierker, R OBP: 0.183, SLG: 0.167 (7, PH)										2	0	0	0	0	1	1						
Norm Miller, R OBP: 0.388, SLG: 0.401 (8, 1)										1	0	0	0	0	0	0						
Jim Bouton, R OBP: 0.241, SLG: 0.400 (9, 1)										0	0	0	0	0	0	0						
Fred Gladding, L OBP: 0.328, SLG: 0.378 (9, PH)										1	0	0	0	0	0	0						
Marty Martinez, S OBP: 0.288, SLG: 0.318 (9, PH)										0	0	0	0	0	0	0						
Cesar Geronimo, L (9, PH)										0	0	0	0	0	0	0						
Inning Stats	R: 0 E: 0 K: 2 S: 7	H: 0 LOB: 0 BB: 1 P: 11	R: 0 E: 0 K: 0 S: 3	H: 0 LOB: 0 BB: 0 P: 3	R: 0 E: 0 K: 1 S: 5	H: 0 LOB: 0 BB: 0 P: 5	R: 0 E: 0 K: 1 S: 5	H: 0 LOB: 1 BB: 1 P: 9	R: 0 E: 0 K: 1 S: 6	H: 1 LOB: 1 BB: 0 P: 6	R: 0 E: 0 K: 1 S: 6	H: 1 LOB: 3 BB: 2 P: 14	R: 0 E: 1 K: 1 S: 6	H: 0 LOB: 1 BB: 0 P: 6	R: 2 E: 0 K: 1 S: 6	H: 1 LOB: 0 BB: 1 P: 10	R: 0 E: 0 K: 0 S: 4	H: 1 LOB: 1 BB: 0 P: 4	1B: 2 2B: 1 3B: 0 HR: 1	SF: 0 SAC: 1 DP: 0 HBP: 0	WP: 0 PB: 0 SB: 0 CS: 0	PA: 37
PITCHER	IP	WLS	BF	H	R	ER	SO	BB	IBB	HBP	BLK	WP	HR	S	P	ERA	WHIP					
Wayne Simpson, R ERA: 2.38 (1, 1)	8.0	W	34	4	2	2	8	5	0	0	0	0	0	45	65	2.25	1.125					
Wayne Granger, R ERA: 2.3 (9, 1)	1.0	S	3	0	0	0	0	0	0	0	0	0	0	3	3	0.00	0.000					

Cincinnati Reds @ Houston Astros
Astrodome, Houston, TX
Fri Jun 26 1970, 8:05 PM EDT
Att: 24,710 - Dome

AB 31
R 2
H 4
RBI 2
BB 5
SO 8
LOB 16



Batter	1	2	3	4	5	6	7	8	9	AB	R	H	RBI	BB	SO	LOB	TOP										
Pete Rose, S OBP: 0.388, SLG: 0.493 (1, 9)	F8	L1			3-1		SF7 1B 2B			5	1	2	0	0	0	1	Cincinnati Reds @ Houston Astros Astrodome, Houston, TX Sat Jun 27 1970, 8:05 PM EDT Att: 28,913 - Dome										
Bobby Tolan, L OBP: 0.400, SLG: 0.504 (1, 8)	K		G3			SF7 1B BB	K			3	1	0	1	1	2	2											
Tony Perez, R OBP: 0.440, SLG: 0.695 (1, 5)	1B 1B						FC6-4 1B			5	0	4	2	0	0	0											
Johnny Bench, R OBP: 0.347, SLG: 0.660 (1, 2)	1B 1-2 1B		P5		5-3		F7			5	0	1	0	0	0	3											
Lee May, R OBP: 0.305, SLG: 0.543 (1, 3)	K		6-3				F7 FC6-4			5	0	0	0	0	1	4											
Bernie Carbo, L OBP: 0.478, SLG: 0.613 Jimmy Stewart, S OBP: 0.245, SLG: 0.245 (8, 7)		2B 1B			F8		1B BB			3	2	2	1	1	0	0											
Tommy Helms, R OBP: 0.238, SLG: 0.256 (1, 4)		F8 1-2 2B			6-3		G4-6-3 1B			4	0	2	1	0	0	0											
Dave Concepcion, R OBP: 0.350, SLG: 0.360 (1, 6)		P4			F9		G4-6-3 1B			4	0	1	0	0	0	3											
Jim Merritt, L OBP: 0.163, SLG: 0.146 Clay Carroll, R (9, 1)		F8 2-3			K		2B SF7 1B			3	1	1	0	0	1	1											
Inning Stats	R: 0 E: 0 K: 2 S: 9	H: 2 LOB: 2 BB: 0 P: 9	R: 1 E: 0 K: 0 S: 5	H: 2 LOB: 1 BB: 0 P: 5	R: 0 E: 0 K: 0 S: 4	H: 1 LOB: 1 BB: 0 P: 4	R: 0 E: 0 K: 0 S: 3	H: 0 LOB: 0 BB: 0 P: 3	R: 1 E: 0 K: 1 S: 6	H: 1 LOB: 1 BB: 1 P: 10	R: 0 E: 0 K: 0 S: 3	H: 1 LOB: 1 BB: 1 P: 7	R: 2 E: 0 K: 0 S: 6	H: 3 LOB: 1 BB: 0 P: 6	R: 1 E: 0 K: 1 S: 8	H: 3 LOB: 2 BB: 0 P: 8		R: 0 E: 0 K: 0 S: 3	H: 0 LOB: 0 BB: 0 P: 3	1B: 9 2B: 3 3B: 0 HR: 1	SF: 1 SAC: 1 DP: 1 HBP: 0	WP: 0 PB: 0 SB: 1 CS: 0	PA: 41				
PITCHER	IP	WLS	BF	H	R	ER	SO	BB	IBB	HBP	BLK	WP	HR	S	P	ERA	WHIP										
Tom Griffin, R ERA: 4.5 (1, 1)	6.0	L	28	9	4	4	3	2	0	0	0	0	0	32	40	6.00	1.833										
Jack Dilauro, L ERA: 2.55 (7, 1)	0.1		1	0	0	0	0	0	0	0	0	0	0	1	1	0.00	0.000										
Jim Ray, R ERA: 4.3 (7, 1)	1.1		8	4	1	1	0	0	0	0	0	0	1	8	8	6.75	3.000										
Ron Cook, L ERA: 3.22 (8, 1)	0.1		1	0	0	0	1	0	0	0	0	0	0	3	3	0.00	0.000										
Jim Bouton, R ERA: 6.2 (9, 1)	1.0		3	0	0	0	0	0	0	0	0	0	0	3	3	0.00	0.000										

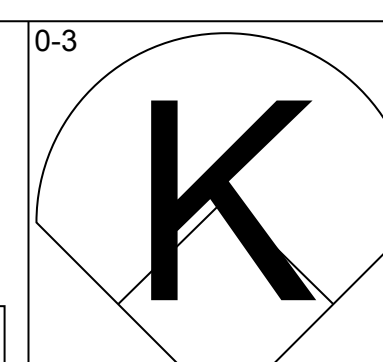
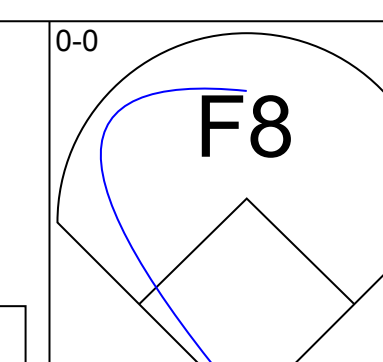
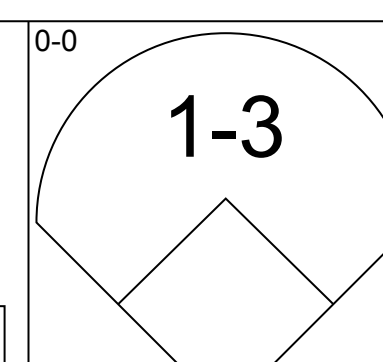
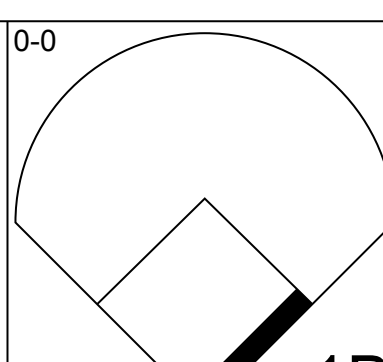
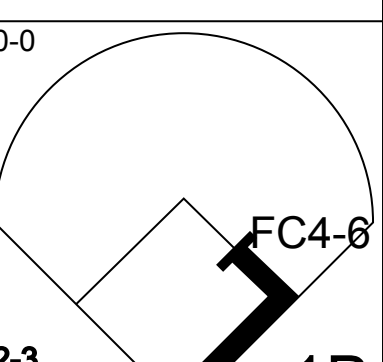
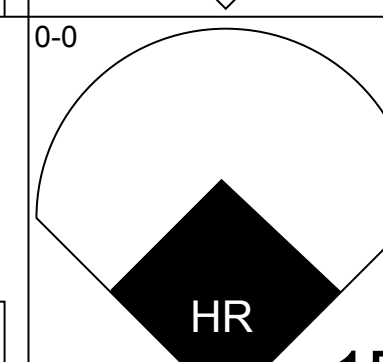
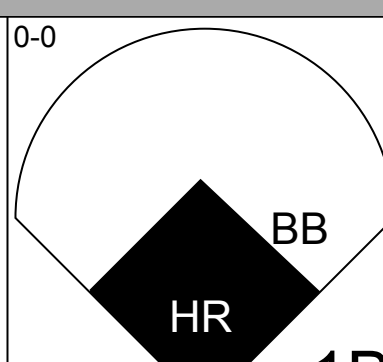
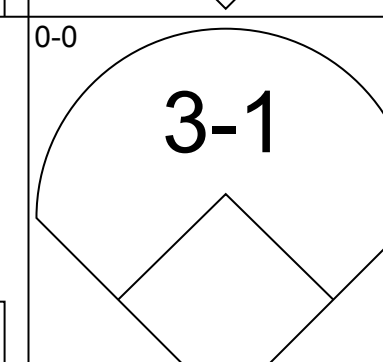
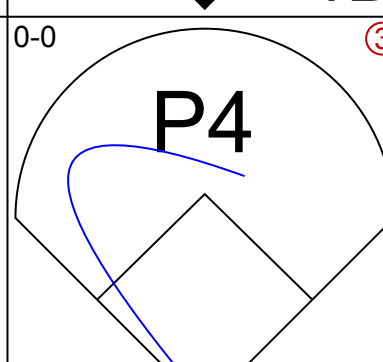
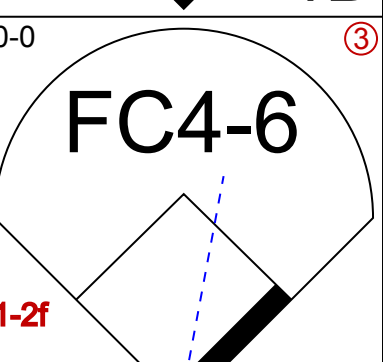
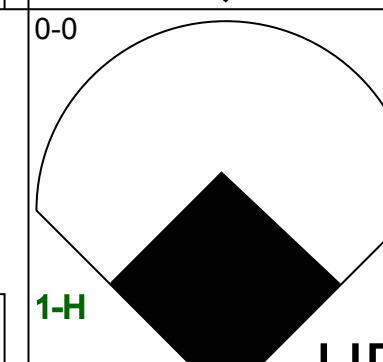
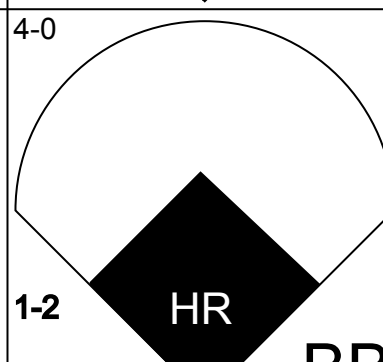
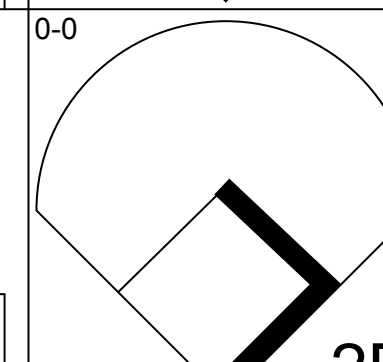
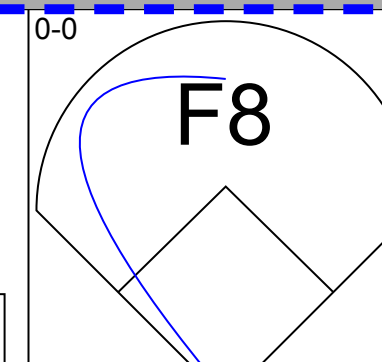
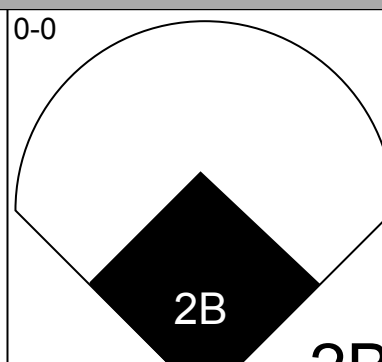
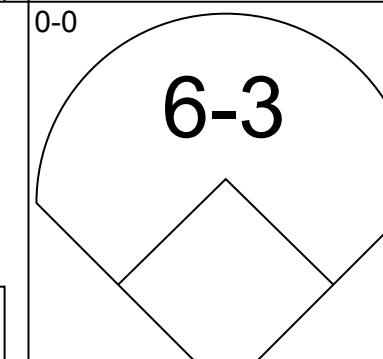
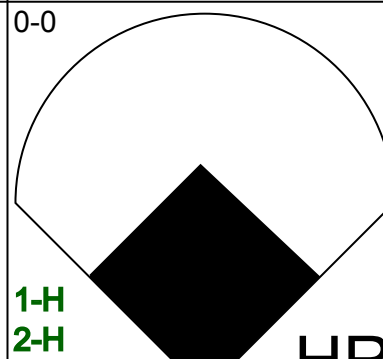
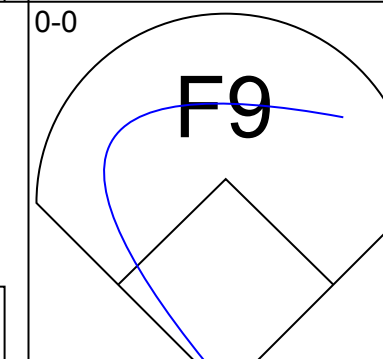
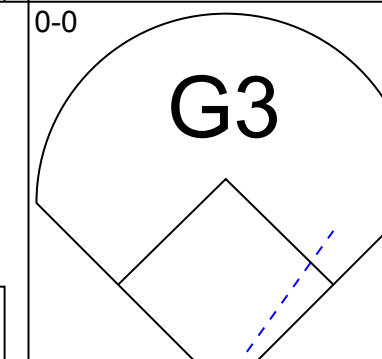
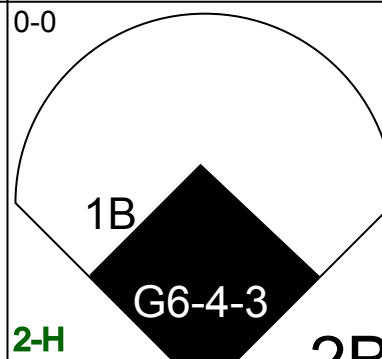
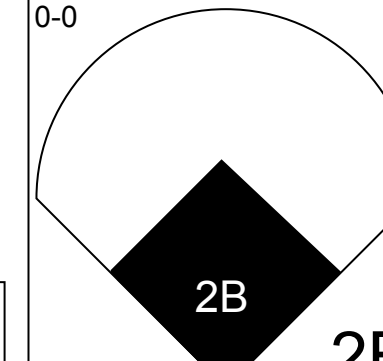
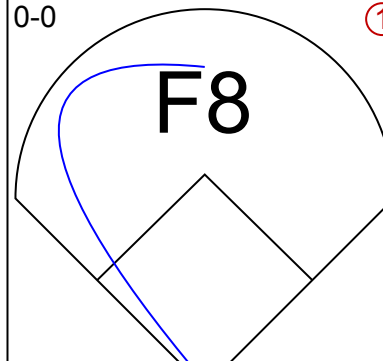
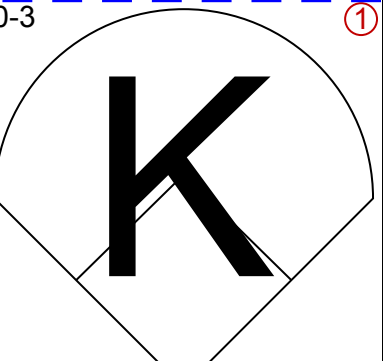
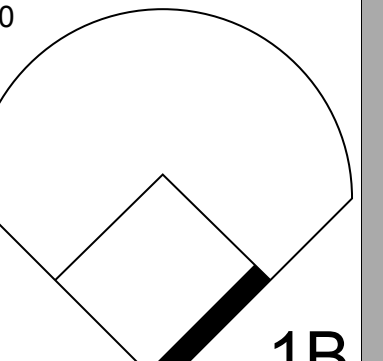
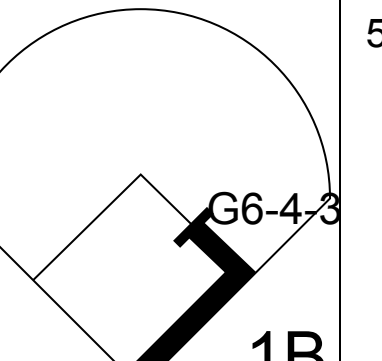
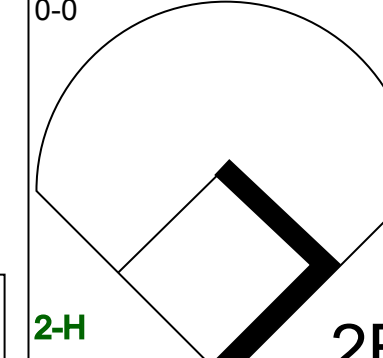
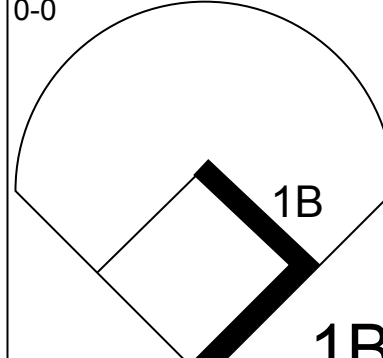

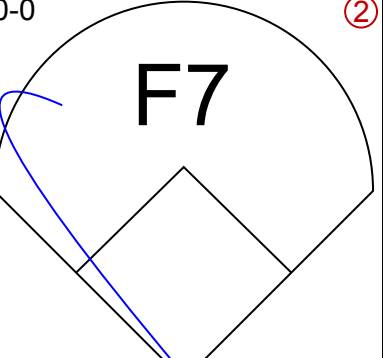
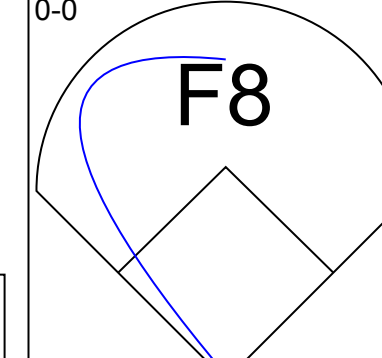
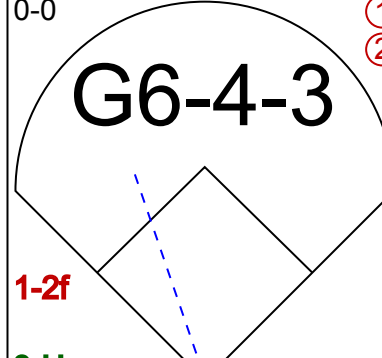
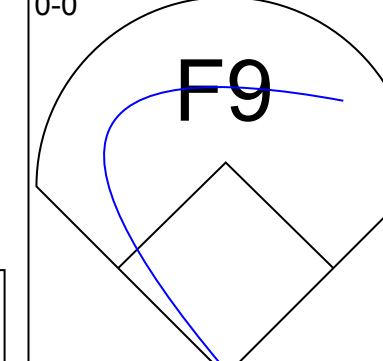
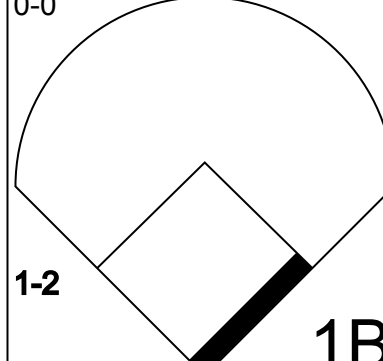
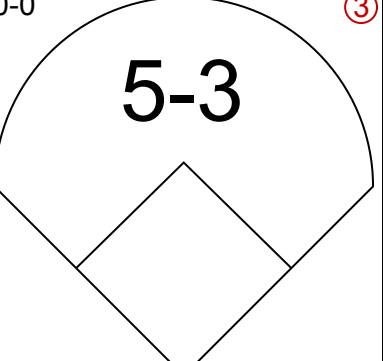

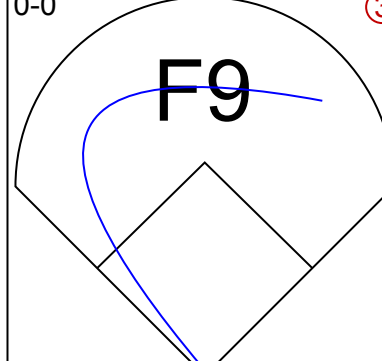
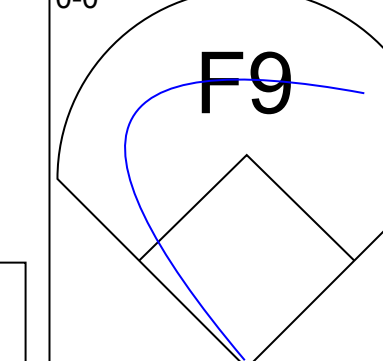
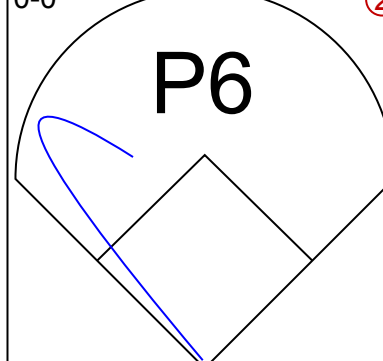
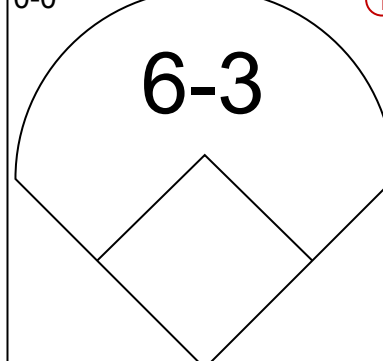
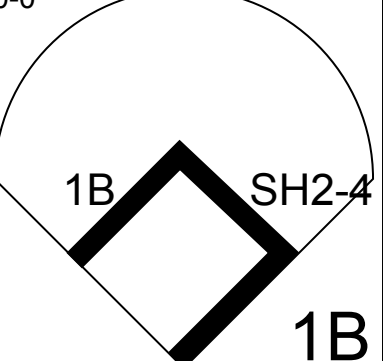

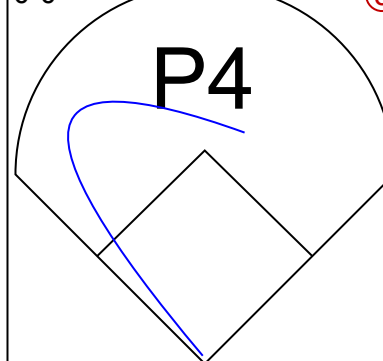
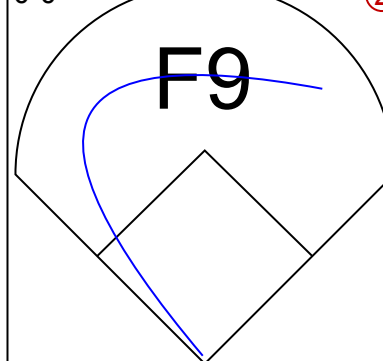
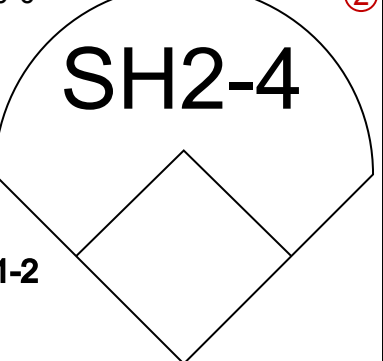
Batter	1	2	3	4	5	6	7	8	9	AB	R	H	RBI	BB	SO	LOB	BOTTOM										
Jesus Alou, R OBP: 0.313, SLG: 0.342 (1, 7)	5-3			P3			1B 2B	FC5-4		4	1	1	0	0	0	1	Cincinnati Reds @ Houston Astros Astrodome, Houston, TX Sat Jun 27 1970, 8:05 PM EDT Att: 28,913 - Dome										
Joe Morgan, L OBP: 0.393, SLG: 0.390 Don Bryant, R OBP: 0.263, SLG: 0.235 (9, 2)	G3			1-3			P6	K		4	0	0	0	0	1	2											
Jimmy Wynn, R OBP: 0.382, SLG: 0.510 (1, 8)	K			6-3			F8			4	0	1	0	0	1	1											
Bob Watson, R OBP: 0.321, SLG: 0.532 (1, 3)		5-3			P4			1B		4	0	1	1	0	1	1											
Denis Menke, R OBP: 0.379, SLG: 0.428 (1, 6)		F9			F9		E4 1B			4	0	1	0	0	0	1											
Cesar Cedeno, R OBP: 0.167, SLG: 0.138 (1, 9)		P5			K		F9			4	0	0	0	0	1	4											
Doug Rader, R OBP: 0.321, SLG: 0.438 (1, 5)				F8			5-3			3	1	1	1	0	0	0											
Johnny Edwards, L OBP: 0.239, SLG: 0.267 Hector Torres, R OBP: 0.283, SLG: 0.278 Jim Bouton, R OBP: 0.471, SLG: 0.400 (8, PH) (9, 1)				K			K			2	0	0	0	0	2	0											
Tom Griffin, R OBP: 0.283, SLG: 0.287 Jack Dilauro, S OBP: 0.267, SLG: 0.267 Jim Ray, R OBP: 0.267, SLG: 0.267 Ron Cook, L OBP: 0.267, SLG: 0.267 Marty Martinez, S OBP: 0.323, SLG: 0.310 (7, 1) (7, 1) (8, 1) (8, PH) (9, 4)				K2-3			F2			0	0	0	0	0	0	0											
Inning Stats	R: 0 E: 0 K: 1 S: 5	H: 0 LOB: 0 BB: 0 P: 5	R: 0 E: 0 K: 0 S: 3	H: 0 LOB: 0 BB: 0 P: 3	R: 0 E: 0 K: 2 S: 7	H: 0 LOB: 0 BB: 0 P: 7	R: 0 E: 0 K: 0 S: 3	H: 0 LOB: 0 BB: 0 P: 3	R: 0 E: 0 K: 1 S: 5	H: 0 LOB: 0 BB: 0 P: 5	R: 0 E: 0 K: 1 S: 5	H: 0 LOB: 0 BB: 0 P: 5	R: 1 E: 1 K: 0 S: 6	H: 2 LOB: 2 BB: 0 P: 6	R: 1 E: 1 K: 1 S: 7	H: 1 LOB: 1 BB: 0 P: 7		R: 0 E: 0 K: 1 S: 6	H: 2 LOB: 1 BB: 0 P: 6	1B: 3 2B: 1 3B: 0 HR: 1	SF: 0 SAC: 0 DP: 1 HBP: 0	WP: 0 PB: 0 SB: 0 CS: 0	PA: 33				
PITCHER	IP	WLS	BF	H	R	ER	SO	BB	IBB	HBP	BLK	WP	HR	S	P	ERA	WHIP										
Jim Merritt, L ERA: 3.48 Clay Carroll, R ERA: 2.70 (1, 1) (9, 1)	8.0	W	30	4	2	2	6	0	0	0	0	0	0	42	42	2.25	0.500										

Batter	1	2	3	4	5	6	7	8	9	AB	R	H	RBI	BB	SO	LOB	TOP	
Pete Rose, S OBP: 0.386, SLG: 0.500 (1, 9)										4	1	1	1	0	0	1	Cincinnati Reds @ Houston Astros Astrodome, Houston, TX Sun Jun 28 1970, 4:33 AM EDT Att: 27,040 - Dome	
Bobby Tolan, L OBP: 0.401, SLG: 0.516 (1, 8)										4	1	2	1	0	0	1		
Tony Perez, R OBP: 0.438, SLG: 0.699 (1, 5)										4	1	1	1	0	0	0		
Johnny Bench, R OBP: 0.346, SLG: 0.653 (1, 2)										3	0	0	0	1	0	0		
Lee May, R OBP: 0.304, SLG: 0.539 (1, 3)										4	0	1	0	0	1	1		
Bernie Carbo, L OBP: 0.469, SLG: 0.597 (1, 7)										4	0	0	0	0	2	2		
Jimmy Stewart, S OBP: 0.245, SLG: 0.245 (9, 7)											0	0	0	0	0	0		
Tommy Helms, R OBP: 0.236, SLG: 0.253 (1, 4)										3	0	0	0	0	0	1		
Woody Woodward, R OBP: 0.306, SLG: 0.286 (1, 6)										3	0	1	0	0	0	0		
Gary Nolan, R OBP: 0.179, SLG: 0.086 (1, 1)										2	0	0	0	0	1	1		
Angel Bravo, L OBP: 0.350, SLG: 0.265 (8, PH)											1	0	0	0	0	0		
Clay Carroll, R (8, 1)											0	0	0	0	0	0		
Inning Stats	R: 2 H: 3 E: 0 K: 1 S: 8	H: 3 LOB: 1 BB: 0 P: 8	R: 0 H: 0 E: 0 K: 1 S: 5	H: 0 LOB: 0 BB: 0 P: 5	R: 0 H: 0 E: 0 K: 0 S: 3	H: 0 LOB: 1 BB: 1 P: 7	R: 0 H: 1 E: 0 K: 0 S: 4	H: 0 LOB: 0 BB: 0 P: 3	R: 0 H: 0 E: 0 K: 0 S: 3	H: 0 LOB: 0 BB: 0 P: 3	R: 0 H: 1 E: 0 K: 0 S: 3	H: 1 LOB: 0 BB: 0 P: 3	R: 1 H: 1 E: 0 K: 2 S: 8	H: 1 LOB: 0 BB: 0 P: 8	1B: 3 2B: 0 3B: 0 HR: 3	SF: 0 SAC: 0 DP: 0 HBP: 0	WP: 3 PB: 0 SB: 0 CS: 1	PA: 34
PITCHER Don Wilson, R ERA: 4.63 (1, 1)	IP: 9.0 WLS: L BF: 33 H: 6 R: 3 ER: 3 SO: 4 BB: 1 IBB: 0 HBP: 0 BLK: 0 WP: 3 HR: 3 S: 40 P: 44 ERA: 3.00 WHIP: 0.778																	

Batter	1	2	3	4	5	6	7	8	9	AB	R	H	RBI	BB	SO	LOB	BOTTOM			
Cesar Cedeno, R OBP: 0.200, SLG: 0.152 (1, 9)										4	1	1	0	1	1	0	Cincinnati Reds @ Houston Astros Astrodome, Houston, TX Sun Jun 28 1970, 4:33 AM EDT Att: 27,040 - Dome			
Joe Morgan, L OBP: 0.394, SLG: 0.389 (1, 4)										3	0	1	0	1	0	0				
Jimmy Wynn, R OBP: 0.383, SLG: 0.506 (1, 8)										2	1	0	0	2	0	3				
Joe Pepitone, L OBP: 0.299, SLG: 0.487 (1, 7)										4	0	1	0	0	0	2				
Denis Menke, R OBP: 0.382, SLG: 0.428 (1, 6)										2	0	1	0	1	1	0				
Bob Watson, R OBP: 0.306, SLG: 0.506 (1, 3)										4	0	0	0	0	3	4				
Doug Rader, R OBP: 0.320, SLG: 0.439 (1, 5)										4	0	1	1	0	0	2				
Johnny Edwards, L OBP: 0.239, SLG: 0.264 (1, 2)										3	0	0	0	1	2	1				
Don Wilson, R OBP: 0.100, SLG: 0.150 (1, 1)										3	0	0	0	0	1	3				
Marty Martinez, S OBP: 0.317, SLG: 0.305 (8, PH)											1	0	0	0	0	0				
Inning Stats	R: 1 H: 1 E: 0 K: 0 S: 3	H: 1 LOB: 1 BB: 0 P: 7	R: 0 H: 1 E: 0 K: 2 S: 8	H: 1 LOB: 0 BB: 0 P: 8	R: 0 H: 0 E: 0 K: 0 S: 3	H: 0 LOB: 3 BB: 3 P: 20	R: 1 H: 1 E: 0 K: 2 S: 8	H: 1 LOB: 3 BB: 1 P: 7	R: 0 H: 0 E: 0 K: 2 S: 7	H: 0 LOB: 0 BB: 0 P: 7	R: 0 H: 1 E: 0 K: 1 S: 6	H: 1 LOB: 2 BB: 1 P: 10	R: 0 H: 1 E: 0 K: 0 S: 4	H: 1 LOB: 1 BB: 0 P: 4	R: 0 H: 0 E: 0 K: 1 S: 5	H: 0 LOB: 0 BB: 0 P: 5	1B: 4 2B: 1 3B: 0 HR: 0	SF: 0 SAC: 1 DP: 1 HBP: 0	WP: 0 PB: 0 SB: 1 CS: 0	PA: 37
PITCHER Gary Nolan, R ERA: 4.07 (1, 1)	IP: 7.0 WLS: W BF: 30 H: 4 R: 2 ER: 2 SO: 7 BB: 5 IBB: 1 HBP: 0 BLK: 0 WP: 0 HR: 0 S: 38 P: 62 ERA: 2.57 WHIP: 1.286																			
Clay Carroll, R ERA: 2.64 (8, 1)	IP: 2.0 WLS: W BF: 7 H: 1 R: 0 ER: 0 SO: 1 BB: 0 IBB: 0 HBP: 0 BLK: 0 WP: 0 HR: 9 S: 9 P: 9 ERA: 0.00 WHIP: 0.500																			

AB	32
R	3
H	6
RBI	3
BB	1
SO	4
LOB	7

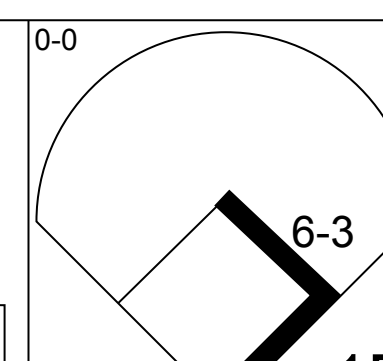
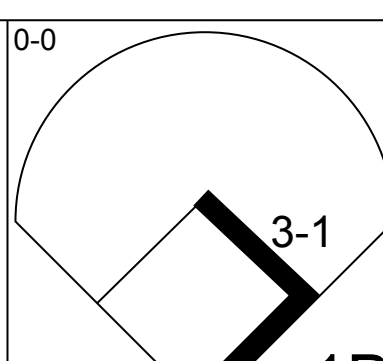
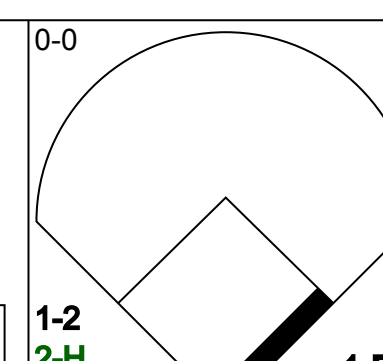

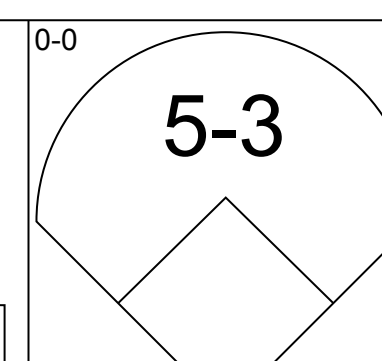
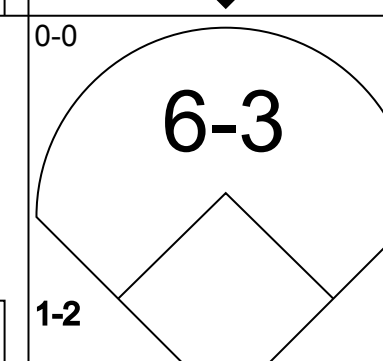
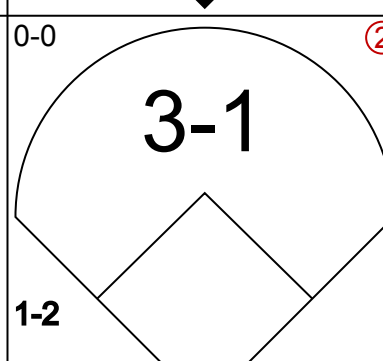
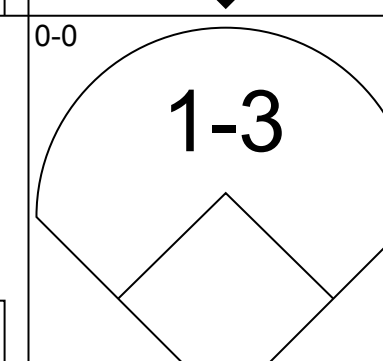
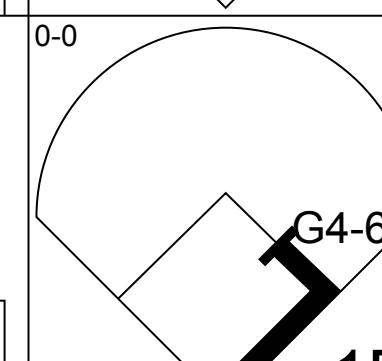

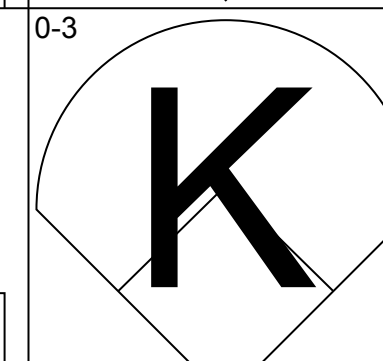
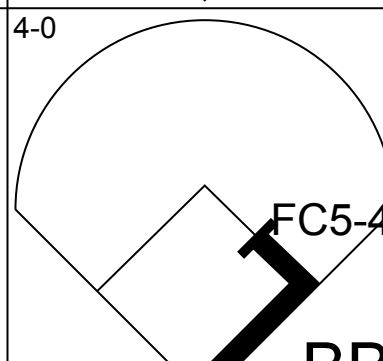
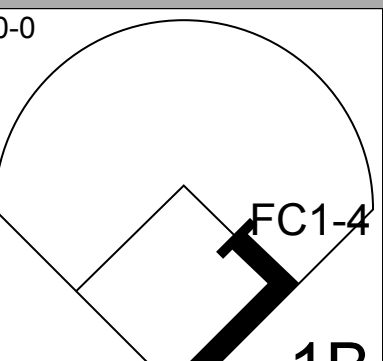
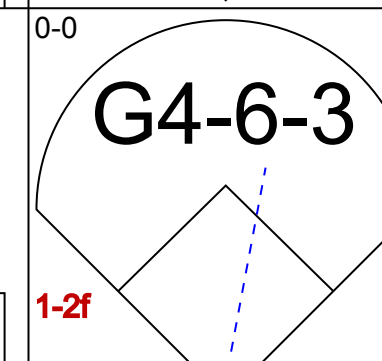

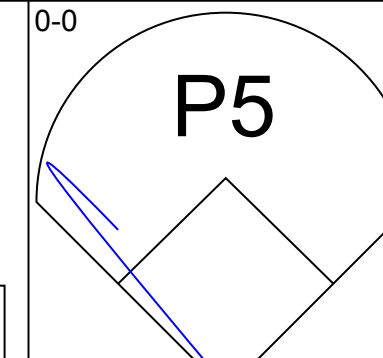
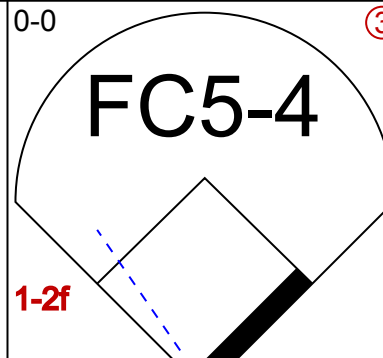
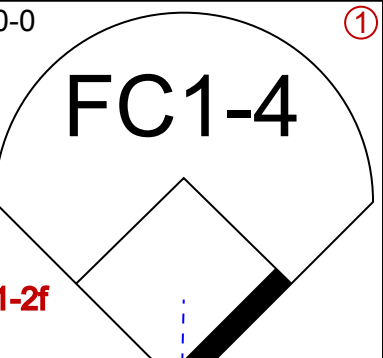


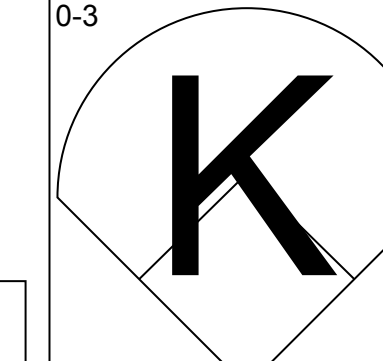
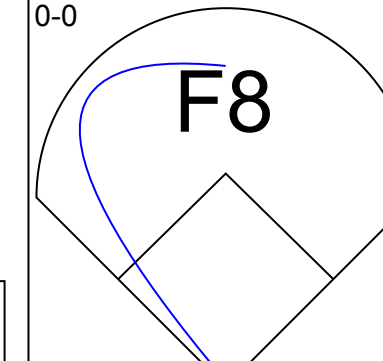
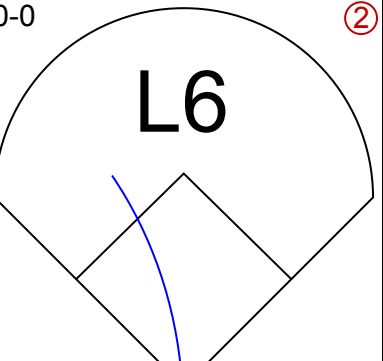
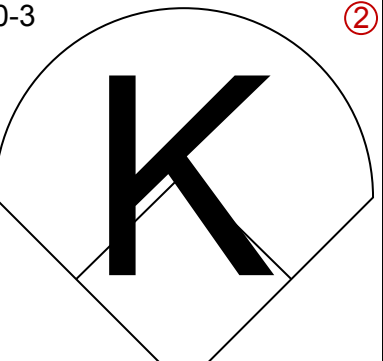



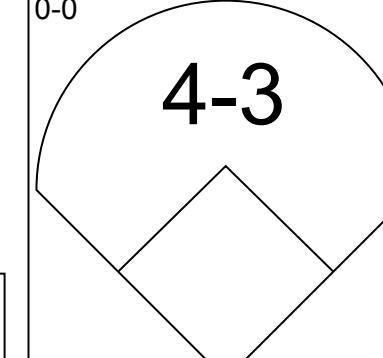




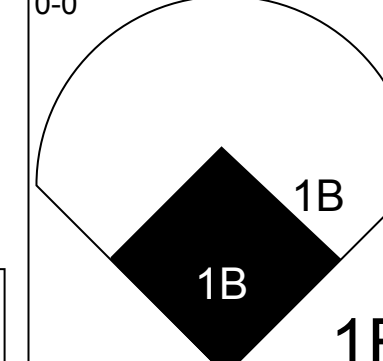
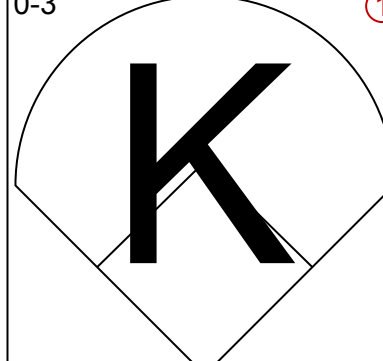



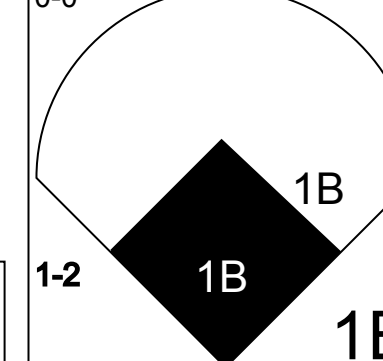
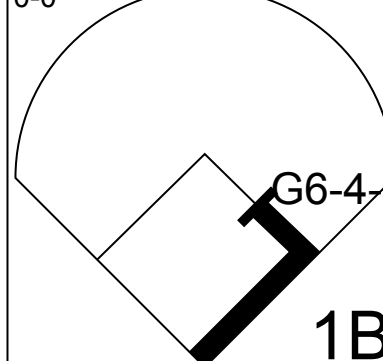

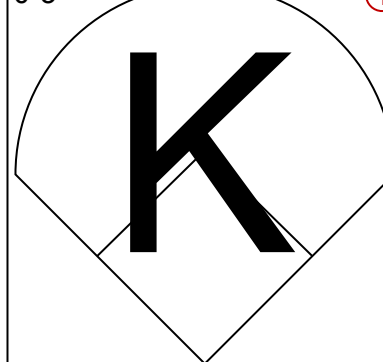
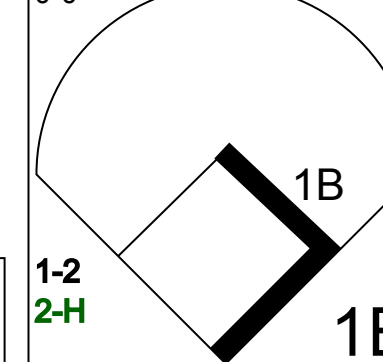
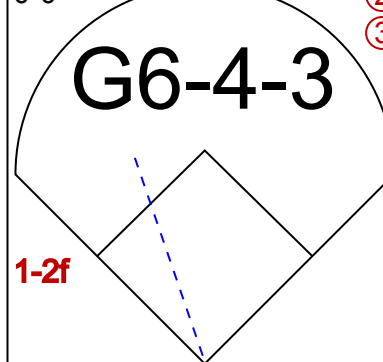

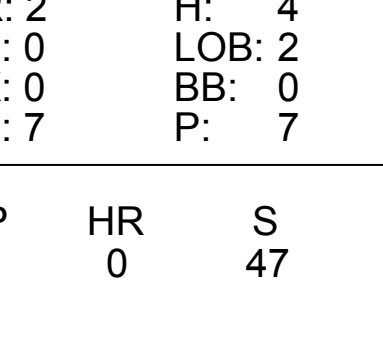


Batter	1	2	3	4	5	6	7	8	9	AB	R	H	RBI	BB	SO	LOB	TOP			
Sonny Jackson, L OBP: 0.371, SLG: 0.315 (1, 6)										5	0	2	0	0	1	0				
Felix Milan, R OBP: 0.333, SLG: 0.384 (1, 4)										5	2	2	0	0	0	3				
Hank Aaron, R OBP: 0.389, SLG: 0.632 (1, 9)										4	3	3	2	1	0	0				
Rico Carty, R OBP: 0.459, SLG: 0.658 (1, 7)										5	2	2	4	0	0	1				
Orlando Cepeda, R OBP: 0.365, SLG: 0.509 (1, 3)										5	1	3	0	0	1	0				
Tony Gonzalez, L OBP: 0.311, SLG: 0.322 (1, 8)											5	0	2	1	0	0	2			
Bob Aspromonte, R OBP: 0.220, SLG: 0.174 (1, 5)											5	0	1	0	0	0	1			
Hal King, L OBP: 0.406, SLG: 0.544 (1, 2)										4	0	1	0	0	0	2				
Pat Jarvis, R OBP: 0.111, SLG: 0.114 (1, 1)										3	0	0	0	0	1	2				
Inning Stats	R: 3 E: 0 K: 1 S: 9	H: 4 LOB: 1 BB: 0 P: 9	R: 0 E: 0 K: 1 S: 5	H: 0 LOB: 0 BB: 0 P: 5	R: 3 E: 0 K: 0 S: 7	H: 4 LOB: 2 BB: 1 P: 11	R: 0 E: 0 K: 0 S: 4	H: 1 LOB: 1 BB: 0 P: 4	R: 0 E: 0 K: 1 S: 5	H: 0 LOB: 0 BB: 0 P: 5	R: 0 E: 0 K: 0 S: 4	H: 1 LOB: 1 BB: 0 P: 4	R: 0 E: 0 K: 0 S: 4	H: 1 LOB: 2 BB: 0 P: 5	R: 2 E: 0 K: 0 S: 5	H: 3 LOB: 0 BB: 0 P: 5	1B: 9 2B: 5 3B: 0 HR: 2	SF: 0 SAC: 1 DP: 1 HBP: 0	WP: 0 PA: 43 PB: 0 SB: 0 CS: 0	
PITCHER	IP	WLS	BF	H	R	ER	SO	BB	IBB	HBP	BLK	WP	HR	S	P	ERA	WHIP			
Jim McGlothlin, R ERA: 3.03 (1, 1)	2.1	L	16	8	6	6	2	1	0	0	0	0	2	19	23	23.14	3.857			
Pedro Borbon, R ERA: 8.44 (3, 1)	1.2		6	1	0	0	0	0	0	0	0	0	0	6	6	0.00	0.600			
Ray Washburn, R ERA: 8.17 (5, 1)	2.0		7	1	0	0	1	0	0	0	0	0	0	9	9	0.00	0.500			
Don Gullett, L ERA: 3.91 (7, 1)	3.0		14	6	2	2	0	0	0	0	0	0	0	14	14	6.00	2.000			

Atlanta Braves @ Cincinnati Reds
Riverfront Stadium, Cincinnati, OH
Tue Jun 30 1970, 7:05 PM EDT
Att: 51,050 - Unknown

AB 41
R 8
H 16
RBI 7
BB 1
SO 3
LOB 11



Batter	1	2	3	4	5	6	7	8	9	AB	R	H	RBI	BB	SO	LOB	BOTTOM			
Pete Rose, S OBP: 0.391, SLG: 0.503 (1, 9)										4	0	3	1	0	0	0				
Bobby Tolan, L OBP: 0.399, SLG: 0.512 (1, 8)										4	0	1	0	0	0	4				
Tony Perez, R OBP: 0.439, SLG: 0.695 (1, 5)										3	0	1	0	1	1	2				
Johnny Bench, R OBP: 0.342, SLG: 0.644 (1, 2)										4	0	0	0	0	0	4				
Lee May, R OBP: 0.300, SLG: 0.531 (1, 3)										4	0	0	0	0	2	1				
Bernie Carbo, L OBP: 0.460, SLG: 0.583 (1, 7)										4	0	0	0	0	1	1				
Tommy Helms, R OBP: 0.236, SLG: 0.253 (1, 4)										4	1	1	0	0	1	0				
Woody Woodward, R OBP: 0.315, SLG: 0.296 (1, 6)										4	1	2	0	0	0	1				
Jim McGlothlin, R OBP: 0.236, SLG: 0.256 (3, 1)										0	0	0	0	0	0	0				
Angel Bravo, L OBP: 0.266, SLG: 0.256 (4, PH)										1	0	0	0	0	0	0				
Ray Washburn, R OBP: 0.236, SLG: 0.256 (5, 1)										1	0	1	1	0	0	0				
Jimmy Stewart, S OBP: 0.321, SLG: 0.320 (5, 1)										0	0	0	0	0	0	0				
Don Gullett, R OBP: 0.267, SLG: 0.100 (7, 1)										1	0	0	0	0	0	0				
Ty Cline OBP: 0.333, SLG: 0.200 (9, PH)										1	0	0	0	0	0	0				
Inning Stats	R: 0 E: 0 K: 1 S: 6	H: 1 LOB: 1 BB: 0 P: 6	R: 0 E: 1 K: 1 S: 6	H: 0 LOB: 1 BB: 0 P: 6	R: 0 E: 0 K: 1 S: 6	H: 1 LOB: 2 BB: 1 P: 10	R: 2 E: 0 K: 0 S: 7	H: 4 LOB: 2 BB: 0 P: 7	R: 0 E: 0 K: 1 S: 6	H: 1 LOB: 1 BB: 0 P: 6	R: 0 E: 0 K: 1 S: 5	H: 1 LOB: 0 BB: 0 P: 5	R: 0 E: 0 K: 0 S: 3	H: 1 LOB: 0 BB: 0 P: 3	R: 0 E: 0 K: 1 S: 5	H: 0 LOB: 0 BB: 0 P: 5	1B: 9 2B: 0 3B: 0 HR: 0	SF: 0 SAC: 0 DP: 2 HBP: 0	WP: 0 PA: 36 PB: 0 SB: 0 CS: 0	
PITCHER	IP	WLS	BF	H	R	ER	SO	BB	IBB	HBP	BLK	WP	HR	S	P	ERA	WHIP			
Pat Jarvis, R ERA: 3.08 (1, 1)	9.0	W	36	9	2	2	6	1	0	0	0	0	0	47	51	2.00	1.111			

Atlanta Braves @ Cincinnati Reds
Riverfront Stadium, Cincinnati, OH
Tue Jun 30 1970, 7:05 PM EDT
Att: 51,050 - Unknown

AB 35
R 2
H 9
RBI 2
BB 1
SO 6
LOB 14



Batter	1	2	3	4	5	6	7	8	9	AB	R	H	RBI	BB	SO	LOB	TOP			
Sonny Jackson, L OBP: 0.369, SLG: 0.314	F8		4-3		G4-6-3 1B			L4		4	0	1	0	0	0	0	Atlanta Braves @ Cincinnati Reds Riverfront Stadium, Cincinnati, OH Wed Jul 01 1970, 7:05 PM EDT Att: 12,693 - Unknown			
Felix Milán, R OBP: 0.332, SLG: 0.382	F8		FC5-4 1B		G4-6-3 1-2			F8		4	0	1	0	0	0	2				
Tony Gonzalez, L OBP: 0.306, SLG: 0.317	6-3		FC5-4 1-2					4-3		4	0	0	0	0	0	1				
Rico Carty, R OBP: 0.460, SLG: 0.654		P4		BB				L7		3	0	1	0	1	0	0				
Orlando Cepeda, R OBP: 0.360, SLG: 0.502		6-3		F8				P3		4	1	0	0	0	0	2				
Hal King, L OBP: 0.411, SLG: 0.590		BB 1B		K				3-1		4	1	2	2	0	1	1				
Mike Lum, L OBP: 0.293, SLG: 0.311		BB 1-2		F8				F8		3	0	0	0	1	0	1				
Bob Aspromonte, R OBP: 0.241, SLG: 0.184		P6			1B SH3-4 1B			FC6-4 BB		3	0	1	0	1	0	2				
Ron Reed, R				1-3				FC6-4 1-2		1	0	0	0	0	0	0				
Rick Kester, R					SH3-4 1-2					1	0	0	0	0	0	1				
Inning Stats	R: 0 E: 0 K: 0 S: 3	H: 0 LOB: 0 BB: 0 P: 3	R: 0 E: 0 K: 0 S: 4	H: 1 LOB: 2 BB: 1 P: 8	R: 0 E: 0 K: 0 S: 4	H: 1 LOB: 1 BB: 0 P: 4	R: 0 E: 0 K: 1 S: 5	H: 0 LOB: 1 BB: 1 P: 9	R: 0 E: 0 K: 0 S: 4	H: 2 LOB: 1 BB: 0 P: 4	R: 0 E: 0 K: 0 S: 3	H: 0 LOB: 1 BB: 1 P: 7	R: 0 E: 0 K: 0 S: 3	H: 0 LOB: 0 BB: 0 P: 3	R: 2 E: 0 K: 0 S: 5	H: 2 LOB: 0 BB: 0 P: 5	1B: 5 2B: 0 3B: 0 HR: 1	SF: 0 SAC: 1 DP: 1 HBP: 0	WP: 0 PB: 0 SB: 0 CS: 0	PA: 35
PITCHER Wayne Simpson, R ERA: 2.35	IP: 9.0 WLS: W BF: 35 H: 6 R: 2 ER: 2 SO: 1 BB: 3 IBB: 0 HBP: 0 BLK: 0 WP: 0 HR: 1 S: 34 P: 46 ERA: 2.00 WHIP: 1.000															PITCHER				

Batter	1	2	3	4	5	6	7	8	9	AB	R	H	RBI	BB	SO	LOB	BOTTOM			
Pete Rose, S OBP: 0.391, SLG: 0.508	WP FC BB		FC6 1B 1-2		FC 3B	4-3		SF7		3	2	1	3	1	0	2	Atlanta Braves @ Cincinnati Reds Riverfront Stadium, Cincinnati, OH Wed Jul 01 1970, 7:05 PM EDT Att: 12,693 - Unknown			
Bobby Tolan, L OBP: 0.390, SLG: 0.508	K		G5-4-3 1B		S FC BB	4-3		FC1-6 2B		4	1	1	0	1	1	4				
Tony Perez, R OBP: 0.438, SLG: 0.694	FC		G5-4-3 1-2		FC S			FC6-4 1B		5	0	2	4	0	0	3				
Jimmy Stewart, S OBP: 0.241, SLG: 0.240										0	0	0	0	0	0	0				
Johnny Bench, R OBP: 0.336, SLG: 0.633	F9			5-3	P5			P3		5	0	0	0	0	0	5				
Lee May, R OBP: 0.296, SLG: 0.523	F2			6-3	K			FC6-4		4	0	0	0	0	1	4				
Ty Cline, L OBP: 0.300, SLG: 0.222		L4-3		L6-3				HR 1B		4	1	1	0	0	0	1				
Tommy Helms, R OBP: 0.243, SLG: 0.271		K			E 3B 1B			HR 1B		4	3	3	2	0	1	0				
Woody Woodward, R OBP: 0.323, SLG: 0.306					E6 3B			FC1-6 2B 1B		4	2	2	0	0	0	1				
Dave Concepcion, R OBP: 0.350, SLG: 0.360		P6								0	0	0	0	0	0	0				
Wayne Simpson, R OBP: 0.122, SLG: 0.104					K			FC1-6 1-2 2-3 1B		3	0	2	0	0	1	2				
Inning Stats	R: 1 E: 0 K: 1 S: 6	H: 0 LOB: 1 BB: 1 P: 10	R: 0 E: 0 K: 1 S: 5	H: 0 LOB: 0 BB: 0 P: 5	R: 0 E: 0 K: 0 S: 4	H: 2 LOB: 1 BB: 0 P: 4	R: 0 E: 0 K: 0 S: 3	H: 0 LOB: 0 BB: 0 P: 3	R: 3 E: 1 K: 2 S: 11	H: 2 LOB: 2 BB: 1 P: 15	R: 2 E: 0 K: 0 S: 6	H: 3 LOB: 1 BB: 0 P: 6	R: 0 E: 0 K: 0 S: 4	H: 1 LOB: 1 BB: 0 P: 4	R: 3 E: 0 K: 0 S: 7	H: 4 LOB: 1 BB: 0 P: 7	1B: 9 2B: 1 3B: 1 HR: 1	SF: 1 SAC: 1 DP: 1 HBP: 0	WP: 2 PB: 0 SB: 2 CS: 0	PA: 40
PITCHER Ron Reed, R ERA: 4.5	IP: 5.0 WLS: L BF: 26 H: 7 R: 6 ER: 5 SO: 4 BB: 2 IBB: 0 HBP: 0 BLK: 0 WP: 1 HR: 1 S: 32 P: 40 ERA: 9.00 WHIP: 1.800															PITCHER				
Rick Kester, R ERA: 10.45	IP: 3.0 WLS: L BF: 14 H: 5 R: 3 ER: 3 SO: 0 BB: 0 IBB: 0 HBP: 0 BLK: 0 WP: 0 HR: 0 S: 14 P: 14 ERA: 9.00 WHIP: 1.667															PITCHER				



Batter	1	2	3	4	5	6	7	8	9	AB	R	H	RBI	BB	SO	LOB	TOP			
Gil Garrido, R OBP: 0.340, SLG: 0.361 (1,6)	6-3		5-3		F9		F9		F9	5	0	0	0	0	0	1	Atlanta Braves @ Cincinnati Reds Riverfront Stadium, Cincinnati, OH Thu Jul 02 1970, 7:05 PM EDT Att: 14,599 - Unknown			
Felix Milten, R OBP: 0.328, SLG: 0.376 (1,4)	5-3		F8		F9			F9		4	0	0	0	0	0	0				
Hank Aaron, R OBP: 0.390, SLG: 0.638 (1,9)	4-3			1B				F8		4	0	2	0	0	0	0				
Rico Carty, R OBP: 0.457, SLG: 0.647 (1,7)		F9	F9		P3			BB	BB	3	0	0	0	1	0	2				
Orlando Cepeda, R OBP: 0.362, SLG: 0.498 (1,3)		BB 2B		5-3		F8		BB	BB	2	1	0	0	2	0	0				
Tony Gonzalez, L OBP: 0.309, SLG: 0.321 (1,8)		2B 1-2		1B	2B	6-3		F8		3	0	1	0	1	0	2				
Clete Boyer, R OBP: 0.277, SLG: 0.330 (1,5)						F9			4-3	4	0	2	1	0	0	0				
Bob Tillman, R OBP: 0.295, SLG: 0.381 (1,2)										3	0	0	0	0	2	4				
Bob Aspromonte, R OBP: 0.255, SLG: 0.200 (9, PH)							6-3			1	0	1	0	0	0	0				
Sonny Jackson, L OBP: 0.369, SLG: 0.314 (9, PR)									FC4-6 1B	0	0	0	0	0	0	0				
George Stone, L OBP: 0.267, SLG: 0.238 (1,1)										3	0	0	0	0	1	4				
Tommy Aaron, R OBP: 0.333, SLG: 0.667 (9, PH)									FC4-6 1-2	1	0	0	0	0	0	1				
Inning Stats	R: 0 E: 0 K: 0 S: 3	H: 0 LOB: 0 BB: 0 P: 3	R: 1 E: 0 K: 2 S: 8	H: 1 LOB: 2 BB: 2 P: 16	R: 0 E: 0 K: 1 S: 4	H: 1 LOB: 1 BB: 0 P: 4	R: 0 E: 0 K: 1 S: 7	H: 2 LOB: 2 BB: 0 P: 7	R: 0 E: 0 K: 0 S: 4	H: 1 LOB: 1 BB: 0 P: 4	R: 0 E: 0 K: 0 S: 3	H: 0 LOB: 0 BB: 0 P: 3	R: 0 E: 0 K: 0 S: 3	H: 0 LOB: 2 BB: 2 P: 11	R: 0 E: 0 K: 0 S: 4	H: 1 LOB: 1 BB: 4 P: 4	1B: 3 2B: 2 3B: 1 HR: 0	SF: 0 SAC: 0 DP: 0 HBP: 0	WP: 0 PB: 0 SB: 0 CS: 0	PA: 37
PITCHER Jim Merritt, L ERA: 3.32 (1,1)	IP: 9.0 WLS: W BF: 37 H: 6 R: 1 ER: 1 SO: 3 BB: 4 IBB: 0 HBP: 0 BLK: 0 WP: 0 HR: 0 S: 39 P: 55 ERA: 1.00 WHIP: 1.111																			


Batter	1	2	3	4	5	6	7	8	9	AB	R	H	RBI	BB	SO	LOB	BOTTOM			
Pete Rose, S OBP: 0.389, SLG: 0.505 (1,9)	K		K		E9 SH1-3		SH1 1B			4	0	1	0	0	2	0	Atlanta Braves @ Cincinnati Reds Riverfront Stadium, Cincinnati, OH Thu Jul 02 1970, 7:05 PM EDT Att: 14,599 - Unknown			
Bobby Tolan, L OBP: 0.403, SLG: 0.510 (1,8)	1B FC5-4		S 1B HBP		SH1-3		SH1			1	2	1	0	0	0	0				
Tony Perez, R OBP: 0.445, SLG: 0.695 (1,5)	1B FC5-4		1B BB		1B IBB		1B IBB			1	0	1	0	3	0	0				
Johnny Bench, R OBP: 0.335, SLG: 0.628 (1,2)	FC5-4		1B		F5		P3			4	0	1	2	0	0	5				
Lee May, R OBP: 0.292, SLG: 0.516 (1,3)	K		F7		F9		P6			4	0	0	0	0	1	7				
Hal McRae, R OBP: 0.400, SLG: 0.679 (1,7)										3	0	0	0	1	1	2				
Jimmy Stewart, S OBP: 0.241, SLG: 0.240 (9,7)			K						L4	0	0	0	0	0	0	0				
Tommy Helms, R OBP: 0.243, SLG: 0.271 (1,4)		G5-4-3 BB			F8		FC4-6 1B		P4	4	0	1	0	0	0	1				
Woody Woodward, R OBP: 0.320, SLG: 0.303 (1,6)					5-3		FC4-6 FC4-6		F1	4	0	1	0	0	0	1				
Jim Merritt, L OBP: 0.154, SLG: 0.137 (1,1)					K		FC4-6			3	0	0	0	0	1	2				
Inning Stats	R: 1 E: 0 K: 2 S: 9	H: 2 LOB: 1 BB: 0 P: 9	R: 0 E: 0 K: 0 S: 3	H: 1 LOB: 1 BB: 1 P: 7	R: 1 E: 0 K: 2 S: 8	H: 1 LOB: 2 BB: 1 P: 13	R: 0 E: 0 K: 1 S: 5	H: 0 LOB: 0 BB: 0 P: 5	R: 0 E: 1 K: 0 S: 4	H: 0 LOB: 2 BB: 1 P: 8	R: 0 E: 0 K: 0 S: 4	H: 1 LOB: 1 BB: 0 P: 4	R: 0 E: 0 K: 0 S: 4	H: 1 LOB: 2 BB: 1 P: 8	R: 0 E: 0 K: 0 S: 3	H: 0 LOB: 0 BB: 0 P: 3	1B: 6 2B: 0 3B: 0 HR: 0	SF: 0 SAC: 2 DP: 1 HBP: 1	WP: 0 PB: 0 SB: 2 CS: 0	PA: 35
PITCHER George Stone, L ERA: 3.34 (1,1)	IP: 8.0 WLS: L BF: 35 H: 6 R: 2 ER: 2 SO: 5 BB: 2 IBB: 2 HBP: 1 BLK: 0 WP: 0 HR: 0 S: 40 P: 57 ERA: 2.25 WHIP: 1.000																			



Batter	1	2	3	4	5	6	7	8	9	AB	R	H	RBI	BB	SO	LOB	TOP					
Cesar Cedeno, R OBP: 0.275, SLG: 0.292 (1, 9)										4	0	2	0	0	0	0						
Joe Morgan, L OBP: 0.401, SLG: 0.394 (1, 4)										4	0	0	0	0	1	3						
Jimmy Wynn, R OBP: 0.387, SLG: 0.493 (1, 8)										3	0	0	0	1	1	3						
Joe Pepitone, L OBP: 0.305, SLG: 0.492 (1, 7)										4	0	1	0	0	1	2						
Denis Menke, R OBP: 0.375, SLG: 0.414 (1, 6)										4	0	0	0	0	1	2						
Bob Watson, R OBP: 0.317, SLG: 0.521 (1, 3)										3	0	1	0	1	0	0						
Doug Rader, R OBP: 0.305, SLG: 0.414 (1, 5)										4	0	0	0	0	2	4						
Johnny Edwards, L OBP: 0.238, SLG: 0.255 (1, 2)										3	0	0	0	0	2	2						
Don Wilson, R OBP: 0.136, SLG: 0.182 (1, 1)										2	0	1	0	0	1	0						
Gary Geiger, L OBP: 0.353, SLG: 0.333 (7, PH)										1	0	0	0	0	0	0						
Jim Ray, R OBP: 0.267, SLG: 0.267 (7, 1)										0	0	0	0	0	0	0						
Inning Stats	R: 0 E: 0 K: 1 S: 6	H: 1 LOB: 1 BB: 0 P: 6	R: 0 E: 0 K: 1 S: 5	H: 0 LOB: 0 BB: 0 P: 5	R: 0 E: 0 K: 1 S: 7	H: 2 LOB: 2 BB: 0 P: 7	R: 0 E: 0 K: 2 S: 8	H: 1 LOB: 2 BB: 1 P: 12	R: 0 E: 0 K: 1 S: 5	H: 0 LOB: 0 BB: 0 P: 5	R: 0 E: 0 K: 1 S: 6	H: 1 LOB: 2 BB: 1 P: 10	R: 0 E: 0 K: 1 S: 5	H: 0 LOB: 0 BB: 0 P: 5	R: 0 E: 0 K: 0 S: 3	H: 0 LOB: 0 BB: 0 P: 3	R: 0 E: 0 K: 0 S: 3	H: 0 LOB: 0 BB: 0 P: 3	1B: 4 2B: 1 3B: 0 HR: 0	SF: 0 SAC: 0 DP: 0 HBP: 0	WP: 0 PB: 0 SB: 0 CS: 0	PA: 34
PITCHER Gary Nolan, R ERA: 3.76 (1, 1)	IP: 9.0 WLS: W BF: 34 H: 5 R: 0 ER: 0 SO: 9 BB: 2 IBB: 0 HBP: 0 BLK: 0 WP: 0 HR: 0 S: 50 P: 58 ERA: 0.00 WHIP: 0.778															PITCHER	IP: 9.0 WLS: W BF: 34 H: 5 R: 0 ER: 0 SO: 9 BB: 2 IBB: 0 HBP: 0 BLK: 0 WP: 0 HR: 0 S: 50 P: 58 ERA: 0.00 WHIP: 0.778					

Houston Astros @ Cincinnati Reds
Riverfront Stadium, Cincinnati, OH
Fri Jul 03 1970, 7:05 PM EDT
Unknown


AB 32
R 0
H 5
RBI 0
BB 2
SO 9
LOB 16



Batter	1	2	3	4	5	6	7	8	9	AB	R	H	RBI	BB	SO	LOB	BOTTOM					
Pete Rose, S OBP: 0.389, SLG: 0.500 (1, 9)										3	1	0	0	2	0	0						
Bobby Tolan, L OBP: 0.495, SLG: 0.510 (1, 8)										4	2	2	0	0	0	0						
Tony Perez, R OBP: 0.445, SLG: 0.699 (1, 5)										4	0	2	1	0	0	0						
Johnny Bench, R OBP: 0.337, SLG: 0.624 (1, 2)										2	0	0	0	2	0	0						
Lee May, R OBP: 0.289, SLG: 0.509 (1, 3)										4	0	0	1	0	0	4						
Ty Cline, L OBP: 0.357, SLG: 0.462 (1, 7)										4	0	2	0	0	0	3						
Tommy Helms, R OBP: 0.247, SLG: 0.271 (1, 4)										3	0	1	0	1	0	4						
Woody Woodward, R OBP: 0.313, SLG: 0.297 (1, 6)										2	0	0	0	0	0	1						
Bernie Carbo, L OBP: 0.463, SLG: 0.583 (6, PH)										0	0	0	0	1	0	0						
Darrel Chaney, S OBP: 0.231, SLG: 0.255 (7, 6)										1	0	0	0	0	1	0						
Gary Nolan, R OBP: 0.163, SLG: 0.077 (1, 1)										4	0	0	0	0	0	4						
Inning Stats	R: 0 E: 0 K: 0 S: 3	H: 0 LOB: 0 BB: 0 P: 3	R: 0 E: 0 K: 0 S: 4	H: 1 LOB: 1 BB: 0 P: 4	R: 2 E: 0 K: 0 S: 5	H: 2 LOB: 2 BB: 2 P: 13	R: 0 E: 0 K: 0 S: 4	H: 1 LOB: 1 BB: 0 P: 4	R: 0 E: 0 K: 0 S: 3	H: 0 LOB: 0 BB: 0 P: 3	R: 0 E: 0 K: 0 S: 4	H: 1 LOB: 3 BB: 2 P: 12	R: 1 E: 1 K: 0 S: 6	H: 2 LOB: 3 BB: 1 P: 10	R: 0 E: 0 K: 1 S: 4	H: 0 LOB: 0 BB: 1 P: 8	R: 0 E: 0 K: 1 S: 4	H: 0 LOB: 0 BB: 1 P: 8	1B: 4 2B: 2 3B: 1 HR: 0	SF: 0 SAC: 0 DP: 0 HBP: 0	WP: 2 PB: 0 SB: 0 CS: 1	PA: 38
PITCHER Don Wilson, R ERA: 4.48 (7, 1)	IP: 6.0 WLS: L BF: 27 H: 5 R: 2 ER: 2 SO: 2 BB: 2 IBB: 0 HBP: 0 BLK: 0 WP: 0 HR: 0 S: 23 P: 39 ERA: 3.00 WHIP: 1.167															PITCHER	IP: 6.0 WLS: L BF: 27 H: 5 R: 2 ER: 2 SO: 2 BB: 2 IBB: 0 HBP: 0 BLK: 0 WP: 0 HR: 0 S: 23 P: 39 ERA: 3.00 WHIP: 1.167					

Houston Astros @ Cincinnati Reds
Riverfront Stadium, Cincinnati, OH
Fri Jul 03 1970, 7:05 PM EDT
Unknown

AB 31
R 3
H 7
RBI 2
BB 6
SO 1
LOB 16



Batter	1	2	3	4	5	6	7	8	9	AB	R	H	RBI	BB	SO	LOB	TOP									
Cesar Cedeño, R OBP: 0.281, SLG: 0.296 (1, 9)	1-3		BB G6-3 1B		F2	K	1-3		BB	6	1	2	1	0	1	3										
Joe Morgan, L OBP: 0.406, SLG: 0.396 (1, 4)	F S 1B		G6-3 BB WP		5-3 1B	FC4-6 2B 1-2 2-3		6-3	BB 1B	4	1	2	0	2	0	2										
Jimmy Wynn, R OBP: 0.389, SLG: 0.493 (1, 8)	1-3 BB		G6-3 BB 1-2 2-3		5-3 1-2	5-3 1-3 3-H		6-3	F9	4	0	1	1	2	0	4										
Joe Pepitone, L OBP: 0.300, SLG: 0.483 (1, 7) (7, 3)	P4		G6-3 1-2 2-3 3-H		F9	P6		P3		5	0	0	0	0	0	7										
Denis Menke, R OBP: 0.378, SLG: 0.414 (1, 6)	F9		K			2B E 1B	HBP E HBP		FC6-4 1B BB	3	3	1	0	1	1	2										
Bob Watson, R OBP: 0.333, SLG: 0.531 Cesar Geronimo, L OBP: 1.000, SLG: 1.000 (1, 3) (7, 7)		4-0 FC1-6 BB		5-3		E 1B 2B	E HBP		FC6-4 1B	2	2	1	0	1	0	0										
Doug Rader, R OBP: 0.304, SLG: 0.414 (1, 5)		K		6-3		E6 1B 2B 2-3 3-H	E7 FC4-2 2B 1-H 2-H		FC6-4 1B 1-2 2-3	5	2	1	2	0	1	4										
Marty Martinez, S OBP: 0.318, SLG: 0.295 Johnny Edwards, L OBP: 0.243, SLG: 0.260 (1, 2) (4, 2)		FC1-6 1-2				FC4-6 1B 2B 1-3 3-H	FC4-2 SH1-4		FC6-4 1B	1	0	0	0	1	0	1										
Tom Griffin, R OBP: 0.111, SLG: 0.115 Jim Bouton, R OBP: 0.471, SLG: 0.400 Jack Dilauro, S (1, 1) (6, 1) (8, 1)		P4				FC4-6 1B 1-2 3-H	SH1-4		FC6-4 BB 1B 1-2 2-3	3	0	1	1	0	0	2										
Inning Stats	R: 0 E: 0 K: 0 S: 4	H: 1 LOB: 2 BB: 1 P: 8	R: 0 E: 1 K: 1 S: 5	H: 0 LOB: 1 BB: 1 P: 9	R: 2 E: 0 K: 1 S: 5	H: 1 LOB: 0 BB: 2 P: 13	R: 0 E: 0 K: 0 S: 3	H: 0 LOB: 1 BB: 1 P: 7	R: 0 E: 0 K: 0 S: 4	H: 1 LOB: 1 BB: 0 P: 4	R: 4 E: 1 K: 1 S: 11	H: 5 LOB: 2 BB: 0 P: 11	R: 2 E: 1 K: 0 S: 4	H: 1 LOB: 1 BB: 0 P: 6	R: 0 E: 0 K: 0 S: 3	H: 0 LOB: 0 BB: 0 P: 3	R: 2 E: 0 K: 0 S: 6	H: 3 LOB: 3 BB: 2 P: 14	1B: 9 2B: 3 3B: 0 HR: 0	SF: 0 SAC: 1 DP: 1 HBP: 2	WP: 1 PB: 0 SB: 1 CS: 0	PA: 48				
PITCHER	IP	WLS	BF	H	R	ER	SO	BB	IBB	HBP	BLK	WP	HR	S	P	ERA	WHIP									
Tony Cloninger, R ERA: 7.06 Clay Carroll, R ERA: 2.51 Don Gullett, L ERA: 3.86 Pedro Borbon, R ERA: 8.53 Ray Washburn, R ERA: 8.54	(1, 1)	5.0	L	24	5	4	4	2	5	0	0	0	1	0	23	43	7.20	2.000								
	(6, 1)	0.2		6	3	2	0	1	0	0	0	0	0	0	8	8	0.00	4.500								
	(6, 1)	0.1		1	0	0	0	0	0	0	0	0	0	0	1	1	0.00	0.000								
	(7, 1)	2.0		9	1	2	2	0	0	0	2	0	0	0	7	9	9.00	0.500								
	(9, 1)	1.0		8	3	2	2	0	2	0	0	0	0	0	6	14	18.00	5.000								

Houston Astros @ Cincinnati Reds
Riverfront Stadium, Cincinnati, OH
Fri Jul 03 1970, 7:05 PM EDT
Att: 33,114 - Unknown

AB 38
R 10
H 12
RBI 7
BB 7
SO 3
LOB 28



Batter	1	2	3	4	5	6	7	8	9	AB	R	H	RBI	BB	SO	LOB	BOTTOM								
Pete Rose, S OBP: 0.392, SLG: 0.502 (1, 9)	F7		E 1B	FC6-4 1-2		1-2 2-H 1B		2-3 1B		5	1	3	1	0	0	1									
Bobby Tolan, L OBP: 0.495, SLG: 0.508 (1, 8)	K		1B 5-3 1B		S 1B	K		1-3		5	1	2	1	0	2	4									
Tony Perez, R OBP: 0.445, SLG: 0.701 (1, 5)	3B		5-3 1B		F7 1-2		6-3		F3	5	0	2	0	0	0	1									
Lee May, R OBP: 0.287, SLG: 0.503 (1, 3)	K		5-3		K		K		FC5-4 1B	5	0	1	1	0	3	3									
Jimmy Stewart, S OBP: 0.263, SLG: 0.235 Don Gullett, R OBP: 0.967, SLG: 1.000 Woody Woodward, R OBP: 0.317, SLG: 0.293 (1, 7) (6, 1) (7, 6)		4-0 FC4-6 BB	G6-4-3 BB		P3		HBP		P4	1	0	0	0	2	0	1									
Dave Concepcion, R OBP: 0.346, SLG: 0.355 (1, 4)		FC4-6 1B 1-2	G6-4-3 1-2			1B 1B		4-3	FC5-4 1B 1-2	5	2	1	0	0	0	5									
Pat Corrales, R OBP: 0.306, SLG: 0.303 (1, 2)		P3		6-3		1B 1B				4	0	2	0	0	0	1									
Darrel Chaney, S OBP: 0.259, SLG: 0.283 Bernie Carbo, L OBP: 0.460, SLG: 0.579 Pedro Borbon, R Angel Bravo, L OBP: 0.357, SLG: 0.278 Ray Washburn, R (1, 6) (6, PH) (7, 1) (8, PH) (9, 1)						K 1B		K		2	0	2	1	0	0	0									
Tony Cloninger, R OBP: 0.143, SLG: 0.143 Clay Carroll, R Ty Cline, L OBP: 0.313, SLG: 0.400 (1, 1) (6, 1) (6, 7)		6-3		K		L9		L6		2	0	0	0	0	1	2									
Inning Stats	R: 0 E: 0 K: 2 S: 8	H: 1 LOB: 0 BB: 0 P: 8	R: 1 E: 0 K: 0 S: 4	H: 1 LOB: 1 BB: 1 P: 8	R: 2 E: 1 K: 0 S: 5	H: 3 LOB: 1 BB: 1 P: 9	R: 0 E: 0 K: 1 S: 6	H: 1 LOB: 1 BB: 0 P: 6	R: 0 E: 0 K: 1 S: 5	H: 0 LOB: 1 BB: 0 P: 6	R: 1 E: 0 K: 2 S: 10	H: 3 LOB: 2 BB: 0 P: 10	R: 0 E: 0 K: 1 S: 5	H: 0 LOB: 0 BB: 0 P: 6	R: 0 E: 0 K: 1 S: 7	H: 2 LOB: 2 BB: 0 P: 7	R: 0 E: 0 K: 0 S: 4	H: 1 LOB: 1 BB: 0 P: 4	1B: 11 2B: 1 3B: 1 HR: 0	SF: 0 SAC: 0 DP: 1 HBP: 1	WP: 0 PB: 0 SB: 2 CS: 0	PA: 42			
PITCHER	IP	WLS	BF	H	R	ER	SO	BB	IBB	HBP	BLK	WP	HR	S	P	ERA	WHIP								
Tom Griffin, R ERA: 4.66 Jim Bouton, R ERA: 5.91 Jack Dilauro, L ERA: 2.25	(1, 1)	5.0	W	25	9	4	4	4	2	0	0	0	0	31	39	7.20	2.200								
	(6, 1)	2.2		12	3	0	0	4	0	0	1	0	0	19	20	0.00	1.125								
	(8, 1)	1.1	S	5	1	0	0	0	0	0	0	0	0	5	5	0.00	0.750								

Houston Astros @ Cincinnati Reds
Riverfront Stadium, Cincinnati, OH
Fri Jul 03 1970, 7:05 PM EDT
Att: 33,114 - Unknown

AB 39
R 4
H 13
RBI 4
BB 2
SO 8
LOB 25



Batter	1	2	3	4	5	6	7	8	9	AB	R	H	RBI	BB	SO	LOB	TOP			
Cesar Cedeno, R OBP: 0.279, SLG: 0.293	E7 1B		5-3			K			E5 BB 1B	4	0	1	0	0	1	1	Houston Astros @ Cincinnati Reds Riverfront Stadium, Cincinnati, OH Sat Jul 04 1970, 7:05 PM EDT Att: 23,466 - Unknown			
Joe Morgan, L OBP: 0.404, SLG: 0.393	P1		1-3			F7			4-3 BB 1B	4	0	1	0	0	0	2				
Jimmy Wynn, R OBP: 0.387, SLG: 0.487	F9			5-3			4-3 HBP		K	3	0	0	0	0	1	3				
Joe Pepitone, L OBP: 0.295, SLG: 0.475	F8			P4			F8		F8	4	0	0	0	0	0	4				
Bob Watson, R OBP: 0.330, SLG: 0.515 Cesar Geronimo, L (9, PR) OBP: 1.000, SLG: 1.000	6-3			6-3			4-3		4-0 BB BB	3	0	0	0	1	0	1				
Doug Rader, R OBP: 0.300, SLG: 0.408	6-3				F8		P3		1-2 BB	4	0	0	0	0	0	4				
Johnny Edwards, L OBP: 0.244, SLG: 0.261	6-3					G6-4-3 1B			4-3	3	0	1	0	0	0	0				
Hector Torres, R OBP: 0.268, SLG: 0.263						G6-4-3 1-2			6-3	2	0	0	0	1	0	1				
Jack Billingham, R OBP: 0.083, SLG: 0.043 Marty Martinez, S (8, PH) OBP: 0.313, SLG: 0.290 George Culver, R (8, 1) OBP: 0.158, SLG: 0.294									L4	1	0	0	0	0	1	0				
										1	0	0	0	0	0	0				
										0	0	0	0	0	0	0				
Inning Stats	R: 0 E: 1 K: 0 S: 4	H: 1 LOB: 1 BB: 0 P: 4	R: 0 E: 0 K: 0 S: 3	H: 0 LOB: 0 BB: 0 P: 3	R: 0 E: 0 K: 0 S: 3	H: 0 LOB: 0 BB: 0 P: 7	R: 0 E: 0 K: 0 S: 3	H: 0 LOB: 0 BB: 0 P: 3	R: 0 E: 0 K: 2 S: 7	H: 0 LOB: 0 BB: 0 P: 7	R: 0 E: 0 K: 0 S: 3	H: 0 LOB: 0 BB: 0 P: 4	R: 0 E: 0 K: 0 S: 3	H: 0 LOB: 0 BB: 0 P: 3	R: 0 E: 1 K: 1 S: 7	H: 1 LOB: 3 BB: 1 P: 11	1B: 3 2B: 0 3B: 0 HR: 0	SF: 0 SAC: 1 DP: 1 HBP: 1	WP: 0 PB: 0 SB: 0 CS: 0	PA: 33
PITCHER	IP WLS BF H R ER SO BB IBB HBP BLK WP HR S P ERA WHIP																			
Jim McGlothlin, R ERA: 2.83	(1, 1) 8.2 W 32 3 0 0 3 2 0 0 1 0 0 0 0 35 44 0.00 0.577																			
Wayne Granger, R ERA: 2.27	(9, 1) 0.1 S 1 0 0 0 0 0 0 0 0 0 0 0 0 1 1 0.00 0.000																			

Batter	1	2	3	4	5	6	7	8	9	AB	R	H	RBI	BB	SO	LOB	BOTTOM			
Pete Rose, S OBP: 0.396, SLG: 0.502	FC6-4 1B		G3 2B	WP BB			4-3			2	1	1	0	2	0	0	Houston Astros @ Cincinnati Reds Riverfront Stadium, Cincinnati, OH Sat Jul 04 1970, 7:05 PM EDT Att: 23,466 - Unknown			
Bobby Tolan, L OBP: 0.403, SLG: 0.504	FC6-4 1-2		G3 1-2	6-3					1B	4	0	1	0	0	0	3				
Tony Perez, R OBP: 0.440, SLG: 0.691	6-3 1-2		K			P5			F7	4	0	0	0	0	1	3				
Johnny Bench, R OBP: 0.339, SLG: 0.625						6-3			F9	3	0	1	1	1	0	0				
Lee May, R OBP: 0.283, SLG: 0.497	P4		F5			5-3			1-3	4	0	0	0	0	0	3				
Bernie Carbo, L OBP: 0.461, SLG: 0.583 Jimmy Stewart, S OBP: 0.263, SLG: 0.235			4-3			E 2B			F9	4	1	2	0	0	0	0				
										0	0	0	0	0	0	0				
Tommy Helms, R OBP: 0.244, SLG: 0.269	F9					E6 E			G4-6-3 1B	3	1	0	0	0	0	1				
Woody Woodward, R OBP: 0.327, SLG: 0.305						E6 CS			4-3	3	0	2	0	0	0	0				
Jim McGlothlin, R OBP: 0.239, SLG: 0.238 Wayne Granger, R	5-3					K			F9	3	0	0	0	0	1	2				
										0	0	0	0	0	0	0				
Inning Stats	R: 0 E: 0 K: 0 S: 4	H: 1 LOB: 2 BB: 1 P: 8	R: 0 E: 0 K: 0 S: 4	H: 1 LOB: 1 BB: 0 P: 4	R: 1 E: 0 K: 1 S: 6	H: 1 LOB: 1 BB: 1 P: 10	R: 2 E: 2 K: 1 S: 7	H: 2 LOB: 1 BB: 1 P: 11	R: 0 E: 0 K: 0 S: 3	H: 0 LOB: 0 BB: 0 P: 3	R: 0 E: 0 K: 0 S: 3	H: 1 LOB: 1 BB: 0 P: 4	R: 0 E: 0 K: 0 S: 3	H: 0 LOB: 0 BB: 0 P: 3	R: 0 E: 0 K: 1 S: 7	H: 0 LOB: 0 BB: 0 P: 11	1B: 5 2B: 2 3B: 0 HR: 0	SF: 0 SAC: 0 DP: 1 HBP: 0	WP: 1 PB: 0 SB: 0 CS: 1	PA: 33
PITCHER	IP WLS BF H R ER SO BB IBB HBP BLK WP HR S P ERA WHIP																			
Jack Billingham, R ERA: 3.24	(1, 1) 7.0 L 30 7 3 1 2 3 0 0 0 0 0 0 0 31 43 1.29 1.429																			
George Culver, R ERA: 4.4	(8, 1) 1.0 3 0 0 0 0 0 0 0 0 0 0 0 3 3 0.00 0.000																			

Batter	1	2	3	4	5	6	7	8	9	AB	R	H	RBI	BB	SO	LOB	TOP		
Cesar Cedeno, R OBP: 0.262, SLG: 0.274 (1, 9)										4	0	0	0	0	1	1			
Joe Morgan, L OBP: 0.402, SLG: 0.395 (1, 4)										4	1	1	0	0	0	0			
Jimmy Wynn, R OBP: 0.385, SLG: 0.484 (1, 8)										4	0	1	0	0	1	1			
Joe Pepitone, L OBP: 0.291, SLG: 0.468 (1, 7)										4	0	0	0	0	1	2			
Bob Watson, R OBP: 0.345, SLG: 0.519 (1, 3)										3	0	2	1	1	1	1			
Doug Rader, R OBP: 0.296, SLG: 0.402 (1, 5)										4	0	0	0	0	0	4			
Johnny Edwards, L OBP: 0.241, SLG: 0.258 (1, 2)										3	0	0	0	0	1	2			
Hector Torres, R OBP: 0.279, SLG: 0.256 (8, PH)										1	0	0	0	1	0	0			
Marty Martinez, S OBP: 0.309, SLG: 0.286 (8, PH)										1	0	0	0	0	1	0			
Jim Bouton, R OBP: 0.471, SLG: 0.400 (8, 1)										0	0	0	0	0	0	0			
Denny Lemaster, R OBP: 0.238, SLG: 0.222 (8, PH)										1	0	0	0	0	0	0			
Denis Menke, R OBP: 0.377, SLG: 0.412 (8, 6)										1	0	0	0	0	1	0			
Inning Stats	R: 0 E: 0 K: 1 S: 5	H: 0 LOB: 0 BB: 0 P: 5	R: 0 E: 0 K: 0 S: 2	H: 0 LOB: 0 BB: 1 P: 6	R: 0 E: 0 K: 0 S: 3	H: 0 LOB: 1 BB: 1 P: 7	R: 0 E: 1 K: 1 S: 6	H: 0 LOB: 1 BB: 0 P: 6	R: 0 E: 0 K: 1 S: 5	H: 0 LOB: 0 BB: 0 P: 5	R: 0 E: 0 K: 1 S: 7	H: 2 LOB: 2 BB: 0 P: 7	R: 0 E: 0 K: 2 S: 7	H: 0 LOB: 0 BB: 0 P: 7	R: 1 E: 0 K: 0 S: 5	H: 2 LOB: 1 BB: 0 P: 5	1B: 3 2B: 1 3B: 0 HR: 0	SF: 0 SAC: 1 DP: 1 HBP: 0	WP: 0 PA: 33 PB: 0 SB: 0 CS: 0
PITCHER Wayne Simpson, R ERA: 2.27 (1, 1)	IP: 9.0 WLS: W BF: 33 H: 4 R: 1 ER: 1 SO: 7 BB: 2 IBB: 0 HBP: 0 BLK: 0 WP: 0 HR: 0 S: 45 P: 53 ERA: 1.00 WHIP: 0.667															PITCHER IP: WLS: BF: H: R: ER: SO: BB: IBB: HBP: BLK: WP: HR: S: P: ERA: WHIP:			

Houston Astros @ Cincinnati Reds
Riverfront Stadium, Cincinnati, OH
Sun Jul 05 1970, 3:33 AM EDT
Att: 18,943 - Unknown

AB	30
R	1
H	4
RBI	1
BB	2
SO	7
LOB	11



Batter	1	2	3	4	5	6	7	8	9	AB	R	H	RBI	BB	SO	LOB	BOTTOM		
Pete Rose, S OBP: 0.395, SLG: 0.498 (1, 9)										4	0	1	0	0	0	1			
Bobby Tolan, L OBP: 0.401, SLG: 0.500 (1, 8)										4	1	1	0	0	0	0			
Tony Perez, R OBP: 0.438, SLG: 0.689 (1, 5)										4	0	1	0	0	1	1			
Johnny Bench, R OBP: 0.344, SLG: 0.628 (1, 2)										3	1	2	1	1	0	0			
Lee May, R OBP: 0.283, SLG: 0.493 (1, 3)										4	1	1	1	0	0	3			
Hal McRae, R OBP: 0.387, SLG: 0.654 (7, 7)										3	0	0	0	0	1	1			
Jimmy Stewart, S OBP: 0.263, SLG: 0.235 (7, 7)										0	0	0	0	0	0	0			
Tommy Helms, R OBP: 0.245, SLG: 0.269 (1, 4)										3	0	1	1	0	0	0			
Woody Woodward, R OBP: 0.336, SLG: 0.316 (1, 6)										3	0	2	0	0	0	1			
Wayne Simpson, R OBP: 0.115, SLG: 0.098 (1, 1)										3	0	0	0	0	2	2			
Inning Stats	R: 0 E: 0 K: 0 S: 4	H: 1 LOB: 2 BB: 1 P: 8	R: 0 E: 0 K: 2 S: 8	H: 1 LOB: 0 BB: 0 P: 8	R: 0 E: 0 K: 1 S: 5	H: 0 LOB: 0 BB: 0 P: 5	R: 0 E: 0 K: 0 S: 3	H: 1 LOB: 0 BB: 0 P: 3	R: 0 E: 1 K: 0 S: 4	H: 1 LOB: 1 BB: 0 P: 4	R: 3 E: 0 K: 0 S: 7	H: 4 LOB: 1 BB: 0 P: 7	R: 0 E: 0 K: 1 S: 5	H: 1 LOB: 0 BB: 0 P: 5	R: 0 E: 0 K: 0 S: 3	H: 0 LOB: 0 BB: 0 P: 3	1B: 7 2B: 2 3B: 0 HR: 0	SF: 0 SAC: 0 DP: 1 HBP: 0	WP: 0 PA: 32 PB: 0 SB: 1 CS: 0
PITCHER Denny Lemaster, L ERA: 4.55 (1, 1)	IP: 7.0 WLS: L BF: 29 H: 9 R: 3 ER: 3 SO: 4 BB: 1 IBB: 0 HBP: 0 BLK: 0 WP: 0 HR: 0 S: 36 P: 40 ERA: 3.86 WHIP: 1.429															PITCHER IP: WLS: BF: H: R: ER: SO: BB: IBB: HBP: BLK: WP: HR: S: P: ERA: WHIP:			
Jim Bouton, R ERA: 5.81 (8, 1)	1.0 3 0 0 0 0 0 0 0 0 0 0 3 3 0.00 0.000																		

Houston Astros @ Cincinnati Reds
Riverfront Stadium, Cincinnati, OH
Sun Jul 05 1970, 3:33 AM EDT
Att: 18,943 - Unknown

AB	31
R	3
H	9
RBI	3
BB	1
SO	4
LOB	9



Batter	1	2	3	4	5	6	7	8	9	AB	R	H	RBI	BB	SO	LOB	TOP			
Dave Campbell, R (1,4) OBP: 0.297, SLG: 0.330										4	0	2	0	0	2	0	San Diego Padres @ Cincinnati Reds Riverfront Stadium, Cincinnati, OH Mon Jul 06 1970, 7:05 PM EDT Att: 15,929 - Unknown			
Steve Huntz, S (1,5) OBP: 0.331, SLG: 0.381										3	0	1	0	1	1	2				
Cito Gaston, R (1,8) OBP: 0.377, SLG: 0.553										3	0	0	0	1	1	2				
Ollie Brown, R (1,9) OBP: 0.312, SLG: 0.452										4	0	1	0	0	0	0				
Ivan Murrell, R (1,7) OBP: 0.282, SLG: 0.405										4	0	1	0	0	2	2				
Ray Webster, L (1,3)										3	0	0	0	0	0	1				
Bob Barton, R (1,2) OBP: 0.299, SLG: 0.377										3	0	0	0	0	2	1				
Tommy Dean, R (1,6) OBP: 0.294, SLG: 0.338										3	0	1	0	0	0	0				
Al Santorini, R (1,1) Gary Ross, R (3,1) Al Ferrara, R (8, PH) Ron Willis, R (8,1)										1	0	0	0	0	1	0				
										1	0	0	0	0	0	1				
										1	0	0	0	0	0	0				
										0	0	0	0	0	0	0				
Inning Stats	R: 0 E: 0 K: 1 S: 6	H: 2 LOB: 2 BB: 1 P: 10	R: 0 E: 0 K: 1 S: 5	H: 0 LOB: 0 BB: 0 P: 5	R: 0 E: 0 K: 2 S: 8	H: 1 LOB: 1 BB: 0 P: 8	R: 0 E: 0 K: 1 S: 5	H: 0 LOB: 0 BB: 0 P: 5	R: 0 E: 0 K: 1 S: 4	H: 0 LOB: 0 BB: 1 P: 8	R: 0 E: 0 K: 0 S: 4	H: 1 LOB: 1 BB: 0 P: 4	R: 0 E: 0 K: 1 S: 6	H: 1 LOB: 1 BB: 0 P: 6	R: 0 E: 0 K: 1 S: 5	H: 0 LOB: 0 BB: 0 P: 5	1B: 4 2B: 1 3B: 1 HR: 0	SF: 0 SAC: 0 DP: 2 HBP: 0	WP: 0 PB: 0 SB: 0 CS: 0	PA: 32
PITCHER Jim Merritt, L (1,1) ERA: 3.12	IP: 9.0 WLS: W BF: 32 H: 6 R: 0 ER: 0 SO: 9 BB: 2 IBB: 0 HBP: 0 BLK: 0 WP: 0 HR: 0 S: 48 P: 56 ERA: 0.00 WHIP: 0.889															PITCHER	IP: 9.0 WLS: W BF: 32 H: 6 R: 0 ER: 0 SO: 9 BB: 2 IBB: 0 HBP: 0 BLK: 0 WP: 0 HR: 0 S: 48 P: 56 ERA: 0.00 WHIP: 0.889			

Batter	1	2	3	4	5	6	7	8	9	AB	R	H	RBI	BB	SO	LOB	BOTTOM			
Pete Rose, S (1,9) OBP: 0.396, SLG: 0.511										4	2	2	1	0	0	1	San Diego Padres @ Cincinnati Reds Riverfront Stadium, Cincinnati, OH Mon Jul 06 1970, 7:05 PM EDT Att: 15,929 - Unknown			
Bobby Tolan, L (1,8) OBP: 0.399, SLG: 0.496										4	0	1	0	0	0	1				
Tony Perez, R (1,5) OBP: 0.438, SLG: 0.696										4	2	2	2	0	0	1				
Johnny Bench, R (1,2) OBP: 0.343, SLG: 0.633										4	1	1	2	0	0	0				
Lee May, R (1,3) OBP: 0.280, SLG: 0.487										4	0	0	0	0	1	0				
Bernie Carbo, L (1,7) OBP: 0.482, SLG: 0.581 Jimmy Stewart, S (8, FR) (9,7)										4	0	2	0	0	1	0				
										0	0	0	0	0	0	0				
										4	0	1	0	0	0	1				
Tommy Helms, R (1,4) OBP: 0.245, SLG: 0.269										4	0	1	0	0	0	1				
Woody Woodward, R (1,6) OBP: 0.333, SLG: 0.314										4	0	1	0	0	1	3				
Jim Merritt, L (1,1) OBP: 0.164, SLG: 0.132										2	0	0	0	1	1	1				
Inning Stats	R: 2 E: 0 K: 0 S: 5	H: 2 LOB: 0 BB: 0 P: 5	R: 0 E: 0 K: 0 S: 4	H: 1 LOB: 1 BB: 0 P: 4	R: 3 E: 0 K: 0 S: 8	H: 5 LOB: 2 BB: 0 P: 8	R: 0 E: 0 K: 1 S: 6	H: 1 LOB: 1 BB: 0 P: 6	R: 0 E: 0 K: 1 S: 5	H: 0 LOB: 0 BB: 0 P: 5	R: 0 E: 0 K: 0 S: 3	H: 0 LOB: 1 BB: 1 P: 7	R: 0 E: 0 K: 0 S: 3	H: 0 LOB: 0 BB: 0 P: 3	R: 0 E: 0 K: 2 S: 8	H: 1 LOB: 1 BB: 0 P: 8	1B: 6 2B: 1 3B: 0 HR: 3	SF: 0 SAC: 0 DP: 0 HBP: 0	WP: 0 PB: 0 SB: 0 CS: 0	PA: 35
PITCHER Al Santorini, R (1,1) ERA: 6.2 Gary Ross, R (3,1) ERA: 5.63 Ron Willis, R (8,1) ERA: 0.47	IP: 2.2 WLS: L BF: 16 H: 1 R: 0 ER: 0 SO: 2 BB: 1 IBB: 0 HBP: 0 BLK: 0 WP: 0 HR: 0 S: 16 P: 16 ERA: 16.88 WHIP: 3.000															PITCHER	IP: 2.2 WLS: L BF: 16 H: 1 R: 0 ER: 0 SO: 2 BB: 1 IBB: 0 HBP: 0 BLK: 0 WP: 0 HR: 0 S: 16 P: 16 ERA: 16.88 WHIP: 3.000			

Batter	1	2	3	4	5	6	7	8	9	AB	R	H	RBI	BB	SO	LOB	TOP					
Dave Campbell, R OBP: 0.297, SLG: 0.329 (1, 4)										4	0	1	0	0	1	0	San Diego Padres @ Cincinnati Reds Riverfront Stadium, Cincinnati, OH Tue Jul 07 1970, 7:05 PM EDT Att: 18,805 - Unknown livebaseballscorecards.com					
Steve Huntz, S OBP: 0.329, SLG: 0.376 (1, 5) (7, 6)										3	0	0	0	1	1	0						
Cito Gaston, R OBP: 0.378, SLG: 0.552 (1, 8)										4	0	2	0	0	1	0						
Ollie Brown, R OBP: 0.314, SLG: 0.451 (1, 9)										3	0	1	0	1	1	1						
Chris Cannizzaro, R OBP: 0.396, SLG: 0.456 (1, 2)										4	0	2	0	0	2	2						
Ray Webster, L OBP: 0.288, SLG: 0.263 (1, 3)										4	0	1	0	0	0	3						
Ivan Murrell, R OBP: 0.281, SLG: 0.399 (1, 7)										3	0	0	0	1	0	1						
Tommy Dean, R OBP: 0.292, SLG: 0.336 (1, 6)										1	0	0	0	0	0	0						
Al Ferrara, R OBP: 0.352, SLG: 0.426 (5, PH)										1	0	0	0	0	0	3						
Jose Arcia, R OBP: 0.227, SLG: 0.267 (5, 6)										0	0	0	0	0	0	0						
Larry Stahl, L OBP: 0.150, SLG: 0.150 (7, PH)										1	0	0	0	0	0	1						
Ron Herbel, R OBP: 0.358, SLG: 0.375 (7, 1)										0	0	0	0	0	0	0						
Pat Dobson, R OBP: 0.205, SLG: 0.139 (1, 1)										2	0	0	0	0	0	3						
Ed Spiezio, R OBP: 0.358, SLG: 0.375 (7, 5)										1	0	0	0	0	0	1						
Inning Stats	R: 0 E: 0 K: 1 S: 5	H: 0 LOB: 0 BB: 0 P: 5	R: 0 E: 0 K: 1 S: 5	H: 1 LOB: 0 BB: 0 P: 5	R: 0 E: 0 K: 0 S: 3	H: 0 LOB: 0 BB: 0 P: 3	R: 0 E: 0 K: 2 S: 7	H: 0 LOB: 0 BB: 0 P: 7	R: 0 E: 0 K: 0 S: 5	H: 2 LOB: 3 BB: 1 P: 9	R: 0 E: 0 K: 1 S: 5	H: 2 LOB: 2 BB: 2 P: 13	R: 0 E: 0 K: 0 S: 4	H: 1 LOB: 1 BB: 0 P: 4	R: 0 E: 0 K: 0 S: 4	H: 1 LOB: 1 BB: 0 P: 5	R: 0 E: 0 K: 1 S: 5	H: 0 LOB: 0 BB: 0 P: 5	1B: 7 2B: 0 3B: 0 HR: 0	SF: 0 SAC: 0 DP: 0 HBP: 0	WP: 0 PB: 0 SB: 0 CS: 1	PA: 34
PITCHER	IP	WLS	BF	H	R	ER	SO	BB	IBB	HBP	BLK	WP	HR	S	P	ERA	WHIP					
Gary Nolan, R ERA: 3.58	(1, 1)	6.0	W	23	5	0	0	5	2	1	0	0	0	30	42	0.00	1.167					
Clay Carroll, R ERA: 2.45	(7, 1)	3.0	S	11	2	0	0	1	0	0	0	0	0	13	13	0.00	0.667					

Batter	1	2	3	4	5	6	7	8	9	AB	R	H	RBI	BB	SO	LOB	BOTTOM					
Pete Rose, S OBP: 0.394, SLG: 0.508 (1, 9)										4	1	1	0	0	1	1	San Diego Padres @ Cincinnati Reds Riverfront Stadium, Cincinnati, OH Tue Jul 07 1970, 7:05 PM EDT Att: 18,805 - Unknown livebaseballscorecards.com					
Bobby Tolan, L OBP: 0.400, SLG: 0.507 (1, 8)										4	2	2	1	0	2	0						
Tony Perez, R OBP: 0.436, SLG: 0.689 (1, 5)										3	0	0	0	1	0	0						
Johnny Bench, R OBP: 0.339, SLG: 0.627 (1, 2)										3	0	0	1	0	0	0						
Lee May, R OBP: 0.280, SLG: 0.485 (1, 3)										3	0	1	0	0	0	1						
Bernie Carbo, L OBP: 0.456, SLG: 0.571 (1, 7)										3	0	0	0	0	0	1						
Tommy Helms, R OBP: 0.249, SLG: 0.276 (1, 4)										3	0	2	0	0	1	0						
Dave Concepcion, R OBP: 0.346, SLG: 0.355 (1, 6)										3	0	1	0	0	1	1						
Gary Nolan, R OBP: 0.156, SLG: 0.073 (1, 1)										2	0	0	0	0	1	4						
Clay Carroll, R ERA: 3.89 (7, 1)										1	0	0	0	0	1	0						
Inning Stats	R: 0 E: 0 K: 1 S: 5	H: 0 LOB: 0 BB: 0 P: 5	R: 0 E: 0 K: 0 S: 3	H: 0 LOB: 0 BB: 0 P: 3	R: 0 E: 0 K: 1 S: 6	H: 1 LOB: 1 BB: 0 P: 6	R: 0 E: 0 K: 1 S: 5	H: 0 LOB: 0 BB: 0 P: 5	R: 0 E: 0 K: 1 S: 6	H: 3 LOB: 2 BB: 0 P: 5	R: 1 E: 1 K: 1 S: 6	H: 1 LOB: 1 BB: 1 P: 10	R: 0 E: 0 K: 2 S: 7	H: 0 LOB: 0 BB: 0 P: 7	R: 2 E: 0 K: 1 S: 7	H: 2 LOB: 0 BB: 0 P: 7	R: 0 E: 0 K: 1 S: 5	H: 0 LOB: 0 BB: 0 P: 5	1B: 4 2B: 2 3B: 1 HR: 0	SF: 1 SAC: 0 DP: 1 HBP: 0	WP: 0 PB: 0 SB: 0 CS: 0	PA: 31
PITCHER	IP	WLS	BF	H	R	ER	SO	BB	IBB	HBP	BLK	WP	HR	S	P	ERA	WHIP					
Pat Dobson, R ERA: 4.37	(1, 1)	6.0	L	23	5	1	0	4	0	0	0	0	0	30	34	0.00	0.833					
Ron Herbel, R ERA: 3.89 (7, 1)	(7, 1)	2.0		8	2	2	2	3	0	0	0	1	0	14	14	9.00	1.000					

San Diego Padres @ Cincinnati Reds
Riverfront Stadium, Cincinnati, OH
Tue Jul 07 1970, 7:05 PM EDT
Att: 18,805 - Unknown



San Diego Padres @ Cincinnati Reds
Riverfront Stadium, Cincinnati, OH
Tue Jul 07 1970, 7:05 PM EDT
Att: 18,805 - Unknown



Batter	1	2	3	4	5	6	7	8	9	AB	R	H	RBI	BB	SO	LOB	TOP				
Dave Campbell, R OBP: 0.292, SLG: 0.324 (1, 4)	0-0 6-3		0-0 F9		0-0 5-3		0-0 P6		0-3 K	5	0	0	0	0	1	3					
Steve Hantz, S OBP: 0.335, SLG: 0.378 (1, 5)	0-0 4-3		0-0 E 1B		0-0 2B 1B		0-0 F7		4-0 FC5-4 BB	4	1	2	0	1	0	0					
Cito Gaston, R OBP: 0.376, SLG: 0.547 (1, 8)	0-3 K		0-0 E9 1B		0-3 K		0-3 K		0-0 FC5-4	5	1	1	1	0	3	4					
Ollie Brown, R OBP: 0.317, SLG: 0.455 (1, 9)		0-0 F8		0-0 2H 1B		0-0 1-3 2B		0-0 5-3		4	0	2	1	0	0	0					
Chris Cannizzaro, R OBP: 0.398, SLG: 0.451 (1, 2)	0-3 K		4-0 BB		4-0 IBB		0-0 F7			2	0	0	0	2	1	0					
Ray Webster, L OBP: 0.274, SLG: 0.269 (5, PH)	0-0 1B		0-0 F8		0-3 K		0-0 5-3			2	0	1	0	0	0	2					
Nate Colbert, R OBP: 0.316, SLG: 0.490 (5, 3)										2	0	0	0	0	1	3					
Ivan Murrell, R OBP: 0.280, SLG: 0.406 (1, 7)	0-0 5-3			0-0 F7		0-0 6-3		0-0 3B		4	0	1	0	0	0	1					
Tommy Dean, R OBP: 0.291, SLG: 0.329 (1, 6)			0-3 K	0-0 1-3		0-0 L4		4-0 E BB		3	0	0	0	1	1	0					
Clay Kirby, R OBP: 0.188, SLG: 0.161 (6, 1)			0-0 1B 1B	0-3 K		0-3 K		0-3 K		3	1	1	0	0	2	0					
Ron Willis, R (6, 1)										1	0	0	0	0	1	2					
Inning Stats	R: 0 E: 0 K: 1 S: 5	H: 0 LOB: 0 BB: 0 P: 5	R: 0 E: 0 K: 1 S: 6	H: 1 LOB: 1 BB: 0 P: 6	R: 3 E: 1 K: 1 S: 9	H: 4 LOB: 2 BB: 1 P: 13	R: 0 E: 0 K: 1 S: 5	H: 0 LOB: 0 BB: 0 P: 5	R: 0 E: 0 K: 2 S: 9	H: 2 LOB: 3 BB: 1 P: 13	R: 0 E: 0 K: 1 S: 5	H: 0 LOB: 0 BB: 0 P: 5	R: 0 E: 0 K: 0 S: 3	H: 0 LOB: 0 BB: 0 P: 3	R: 0 E: 1 K: 2 S: 8	H: 1 LOB: 3 BB: 2 P: 16	1B: 6 2B: 1 3B: 1 HR: 0	SF: 0 SAC: 0 DP: 0 HBP: 0	WP: 0 PB: 0 SB: 0 CS: 0	PA: 39	
PITCHER	IP	WLS	BF	H	R	ER	SO	BB	IBB	HBP	BLK	WP	HR	S	P	ERA	WHIP				
Jim McGlothlin, R ERA: 2.79	1.2		6	1	0	0	2	0	0	0	0	0	0	10	10	0.00	0.600				
Ray Washburn, R ERA: 8.89	1.0	L	8	4	3	2	1	1	0	0	0	0	0	9	13	18.00	5.000				
Pedro Borbon, R ERA: 7.71	1.1		4	0	0	0	1	0	0	0	0	0	0	6	6	0.00	0.000				
Don Gullett, L ERA: 3.58	2.0		9	2	0	0	3	0	1	0	0	0	0	14	18	0.00	1.000				
Wayne Granger, R ERA: 2.09	3.0		12	1	0	0	3	2	0	0	0	0	0	16	24	0.00	1.000				

San Diego Padres @ Cincinnati Reds
Riverfront Stadium, Cincinnati, OH
Wed Jul 08 1970, 7:05 PM EDT
Att: 16,360 - Unknown

AB 35
R 3
H 8
RBI 2
BB 4
SO 10
LOB 15



Batter	1	2	3	4	5	6	7	8	9	AB	R	H	RBI	BB	SO	LOB	BOTTOM				
Pete Rose, S OBP: 0.397, SLG: 0.512 (1, 9)	0-0 2B		0-0 F7		0-0 BB 1B	1-2 2-3 1B		0-0 F7		5	0	3	0	0	0	0					
Bobby Tolan, L OBP: 0.394, SLG: 0.498 (1, 8)	0-0 F8		0-3 K		0-0 L3	0-0 3-1		0-0 F8		5	0	0	0	0	1	5					
Tony Perez, R OBP: 0.440, SLG: 0.687 (1, 5)	4-0 BB		4-0 BB BB		4-0 G5-4-3 BB	0-0 6-3		0-0 6-3		1	0	0	0	3	0	0					
Johnny Bench, R OBP: 0.338, SLG: 0.621 (1, 2)	0-0 F7		4-0 BB BB		0-0 G5-4-3	0-0 F7		0-0 F7		3	0	0	0	1	0	4					
Lee May, R OBP: 0.280, SLG: 0.486 (1, 3)	0-3 K		0-0 F7		0-0 F7	0-0 P6		0-0 P6		4	1	1	0	0	1	4					
Bernie Carbo, L OBP: 0.461, SLG: 0.573 (1, 7)		0-0 S 1B		0-0 1B		4-0 FC5-4 BB		0-0 3-1		3	0	2	0	1	0	0					
Tommy Helms, R OBP: 0.249, SLG: 0.276 (7, 6)	0-0 P3		1-2 1B		0-0 E8 1B	0-0 FC5-4 1B 1B		0-0 4-3		4	0	1	0	0	0	3					
Woody Woodward, R OBP: 0.327, SLG: 0.308 (6, PH)	0-0 F8		0-0 6-3		0-0 6-3	0-0 1B 1B		0-0 F7		2	0	0	0	0	0	2					
Jimmy Stewart, S OBP: 0.271, SLG: 0.245 (7, 4)						1-2 3-H 1B		0-0 F7		2	0	1	1	0	0	0					
Jim McGlothlin, R OBP: 0.236, SLG: 0.238 (2, 1)	0-3 K		0-3 K		0-3 K	0-3 K		0-0 1-3		0	0	0	0	0	0	0					
Ray Washburn, R (2, 1)										1	0	0	0	0	1	1					
Pedro Borbon, R (3, 1)										0	0	0	0	0	0	0					
Angel Bravo, L OBP: 0.240, SLG: 0.270 (4, PH)										1	0	0	0	0	1	1					
Don Gullett, R OBP: 0.267, SLG: 1.000 (5, 1)										0	0	0	0	0	0	0					
Ty Cline, R OBP: 0.254, SLG: 0.370 (6, PH)										1	0	0	0	0	1	2					
Wayne Granger, R (7, 1)										0	0	0	0	0	0	0					
Dave Concepcion, R OBP: 0.343, SLG: 0.330 (8, PH)										1	0	0	0	0	0	0					
Inning Stats	R: 0 E: 0 K: 1 S: 6	H: 1 LOB: 2 BB: 1 P: 10	R: 0 E: 0 K: 1 S: 6	H: 1 LOB: 0 BB: 0 P: 6	R: 0 E: 0 K: 1 S: 5	H: 0 LOB: 2 BB: 2 P: 13	R: 0 E: 1 K: 1 S: 6	H: 2 LOB: 1 BB: 0 P: 6	R: 0 E: 0 K: 0 S: 3	H: 3 LOB: 3 BB: 1 P: 12	R: 0 E: 0 K: 0 S: 3	H: 0 LOB: 0 BB: 0 P: 3	R: 0 E: 0 K: 0 S: 3	H: 0 LOB: 0 BB: 0 P: 3	R: 0 E: 0 K: 0 S: 3	H: 0 LOB: 0 BB: 0 P: 3	1B: 6 2B: 2 3B: 0 HR: 0	SF: 0 SAC: 0 DP: 1 HBP: 0	WP: 0 PB: 0 SB: 1 CS: 0	PA: 38	
PITCHER	IP	WLS	BF	H	R	ER	SO	BB	IBB	HBP	BLK	WP	HR	S	P	ERA	WHIP				
Clay Kirby, R ERA: 5.55	5.0	W	23	6	1	1	4	4	0	0	0	0	0	27	43	1.80	2.000				
Ron Willis, R ERA: 0.39	4.0	S	15	2	0	0	1	1	0	0	0	0	0	16	20	0.00	0.750				

San Diego Padres @ Cincinnati Reds
Riverfront Stadium, Cincinnati, OH
Wed Jul 08 1970, 7:05 PM EDT
Att: 16,360 - Unknown

AB 33
R 1
H 8
RBI 1
BB 5
SO 5
LOB 22



Batter	1	2	3	4	5	6	7	8	9	10	AB	R	H	RBI	BB	SO	LOB	TOP	
Dave Campbell, R OBP: 0.296, SLG: 0.334 Tommy Dean, R OBP: 0.298, SLG: 0.324 Ed Spiezo, R OBP: 0.363, SLG: 0.390 Al Santorini, R OBP: 0.390, SLG: 0.390	F7	HR	1B BB	6-3	FC1-6			FC1-6		2B	2	2	1	1	1	0	0	San Diego Padres @ Cincinnati Reds Riverfront Stadium, Cincinnati, OH Thu Jul 09 1970, 7:05 PM EDT Att: 22,298 - Unknown	
Steve Huntz, S OBP: 0.338, SLG: 0.382	WP 1B BB	PB SF9	1B BB	K	F2			F2		SF7	3	2	1	2	2	1	2		
Cito Gaston, R OBP: 0.375, SLG: 0.545	3-1 WP	SF9	1B BB		G3			F7		5-3	5	0	2	3	0	0	2		
Ollie Brown, R OBP: 0.317, SLG: 0.454 Larry Stahl, L OBP: 0.136, SLG: 0.136	3-1	F8	6-3		1-3			F8			3	0	1	0	0	0	2		
Nate Colbert, R OBP: 0.317, SLG: 0.486	3-1	K			P4					G5-4-3	4	0	1	1	1	1	2		
Ivan Murrell, R OBP: 0.279, SLG: 0.401	6-3		K		F8			F9		G5-4-3	5	0	1	0	0	1	3		
Bob Barton, R OBP: 0.289, SLG: 0.364 Al Ferrara, R OBP: 0.350, SLG: 0.424 Ron Stocum, R OBP: 0.250, SLG: 0.279		E5	P4	G5-4-3				6-3		G5-4-3	4	1	0	0	0	0	1		
Jose Arcia, R OBP: 0.254, SLG: 0.281		HR						P4			4	2	2	0	0	0	0		
Dave Roberts, L OBP: 0.185, SLG: 0.423 Ron Herbel, R		HR									3	2	2	3	0	0	1		
Gary Ross, R OBP: 0.282, SLG: 0.278 Ray Webster, L OBP: 0.388, SLG: 0.451		HR						FC1-6		2B	0	0	0	0	0	0	0		
Inning Stats	R: 1 E: 0 K: 0 S: 5	H: 2 LOB: 2 BB: 1 P: 9	R: 5 E: 1 K: 1 S: 10	H: 4 LOB: 0 BB: 0 P: 10	R: 3 E: 1 K: 1 S: 7	H: 1 LOB: 2 BB: 2 P: 16	R: 0 E: 0 K: 0 S: 3	H: 0 LOB: 0 BB: 0 P: 3	R: 0 E: 0 K: 0 S: 3	H: 0 LOB: 0 BB: 0 P: 3	R: 0 E: 0 K: 0 S: 4	H: 1 LOB: 1 BB: 0 P: 4	R: 0 E: 0 K: 0 S: 3	H: 1 LOB: 1 BB: 1 P: 7	R: 1 E: 0 K: 0 S: 5	H: 2 LOB: 1 BB: 0 P: 5	1B: 9 2B: 2 3B: 0 HR: 2	SF: 2 SAC: 1 DP: 2 HBP: 1	WP: 1 PB: 1 SB: 0 CS: 0
PITCHER	IP WLS BF H R ER SO	IP WLS BF H R ER SO	IP WLS BF H R ER SO	IP WLS BF H R ER SO	IP WLS BF H R ER SO	IP WLS BF H R ER SO	IP WLS BF H R ER SO	IP WLS BF H R ER SO	IP WLS BF H R ER SO	IP WLS BF H R ER SO	IP WLS BF H R ER SO	IP WLS BF H R ER SO	IP WLS BF H R ER SO	IP WLS BF H R ER SO	IP WLS BF H R ER SO	IP WLS BF H R ER SO	ERA WHIP	ERA WHIP	
Wayne Simpson, R ERA: 2.48 Pedro Borbon, R ERA: 6.61 Ray Washburn, R ERA: 8.28 Clay Carroll, R ERA: 2.41 Wayne Granger, R ERA: 2.21	2.2 9 20 6 9 4 2	2.1 3 9 3 0 0 1	2.0 6 0 0 0 0 0	2.0 4 1 0 0 0 0	2.0 L 9 3 1 1 0	2.2 9 20 6 9 4 2	2.1 3 9 3 0 0 1	2.0 6 0 0 0 0 0	2.0 4 1 0 0 0 0	2.0 L 9 3 1 1 0	13.50 3.375	0.00 1.286	0.00 0.000	0.00 1.000	4.50 2.000				

AB 40
R 10
H 13
RBI 10
BB 4
SO 3
LOB 17



Batter	1	2	3	4	5	6	7	8	9	10	AB	R	H	RBI	BB	SO	LOB	BOTTOM	
Pete Rose, S OBP: 0.392, SLG: 0.504	1-3		F8		K		6-3	1-3			5	0	0	0	0	1	0	San Diego Padres @ Cincinnati Reds Riverfront Stadium, Cincinnati, OH Thu Jul 09 1970, 7:05 PM EDT Att: 22,298 - Unknown	
Bobby Tolan, L OBP: 0.394, SLG: 0.497	1B		1-3		1B			F9		K	5	1	2	0	0	1	0		
Tony Perez, R OBP: 0.444, SLG: 0.687	1B				P4			HR		BB	3	2	2	1	2	0	1		
Johnny Bench, R OBP: 0.339, SLG: 0.636	K				HR			F2		K	5	2	2	4	0	2	2		
Lee May, R OBP: 0.294, SLG: 0.489	P6				2B			K		BB	4	0	2	0	1	1	1		
Hal McRae, R OBP: 0.381, SLG: 0.631 Ty Cline, L OBP: 0.278, SLG: 0.353		K			F8			F9		1B	3	1	0	0	1	1	2		
Tommy Helms, R OBP: 0.248, SLG: 0.275	F9				P4			P3		1B	5	1	1	0	0	0	2		
Woody Woodward, R OBP: 0.319, SLG: 0.299 Jimmy Stewart, S OBP: 0.279, SLG: 0.255	F8				5-3			4-3		HR	3	0	0	0	0	0	1		
Wayne Granger, R ERA: 2.21 Pedro Borbon, R ERA: 6.61 Ray Washburn, R ERA: 8.28 Clay Carroll, R ERA: 2.41 Al Ferrara, R ERA: 3.32					K			4-3		HR	0	0	0	0	0	0	0		
Inning Stats	R: 1 E: 0 K: 1 S: 7	H: 2 LOB: 1 BB: 0 P: 7	R: 0 E: 0 K: 1 S: 5	H: 0 LOB: 0 BB: 0 P: 5	R: 0 E: 0 K: 1 S: 5	H: 0 LOB: 0 BB: 0 P: 5	R: 2 E: 0 K: 0 S: 6	H: 3 LOB: 1 BB: 0 P: 6	R: 0 E: 0 K: 2 S: 8	H: 1 LOB: 1 BB: 0 P: 4	R: 0 E: 0 K: 0 S: 3	H: 0 LOB: 0 BB: 0 P: 3	R: 0 E: 0 K: 3 S: 9	H: 0 LOB: 2 BB: 2 P: 17	R: 0 E: 0 K: 0 S: 3	H: 0 LOB: 0 BB: 0 P: 3	1B: 7 2B: 1 3B: 0 HR: 3		SF: 0 SAC: 0 DP: 0 HBP: 0
PITCHER	IP WLS BF H R ER SO	IP WLS BF H R ER SO	IP WLS BF H R ER SO	IP WLS BF H R ER SO	IP WLS BF H R ER SO	IP WLS BF H R ER SO	IP WLS BF H R ER SO	IP WLS BF H R ER SO	IP WLS BF H R ER SO	IP WLS BF H R ER SO	IP WLS BF H R ER SO	IP WLS BF H R ER SO	IP WLS BF H R ER SO	IP WLS BF H R ER SO	IP WLS BF H R ER SO	IP WLS BF H R ER SO	ERA WHIP	ERA WHIP	
Dave Roberts, L ERA: 3.38 Ron Herbel, R ERA: 4.32 Gary Ross, R ERA: 5.47 Al Santorini, R ERA: 6.11	7.1 5 3 1 0 0 0	5.3 3 4 4 1 0 0	5.5 0 0 0 0 0 0	5.5 0 0 0 0 0 0	5.5 0 0 0 0 0 0	7.1 8 5 8 5 0 0	5.3 3 4 4 1 0 0	5.5 0 0 0 0 0 0	5.5 0 0 0 0 0 0	5.5 0 0 0 0 0 0	6.14 1.227	108.00 12.000	0.00 1.500	0.00 0.000					

AB 41
R 9
H 11
RBI 9
BB 4
SO 9
LOB 11



Batter	1	2	3	4	5	6	7	8	9	AB	R	H	RBI	BB	SO	LOB	TOP			
Pete Rose, S OBP: 0.392, SLG: 0.501 (1, 9)										4	1	1	0	1	0	0	Cincinnati Reds @ Atlanta Braves Atlanta Stadium, Atlanta, GA Fri Jul 10 1970, 7:05 PM EDT Unknown			
Bobby Tolan, L OBP: 0.394, SLG: 0.495 (1, 8)										5	0	2	0	0	0	2				
Tony Perez, R OBP: 0.444, SLG: 0.685 (1, 5)										4	0	1	2	1	2	2				
Johnny Bench, R OBP: 0.337, SLG: 0.630 (1, 2)										5	0	1	0	0	3	5				
Lee May, R OBP: 0.283, SLG: 0.491 (1, 3)										5	1	1	0	0	0	3				
Bernie Carbo, L OBP: 0.470, SLG: 0.610 (1, 7)										3	2	2	2	2	0	0				
Jimmy Stewart, S OBP: 0.288, SLG: 0.267 (1, 4)										5	1	2	0	0	0	4				
Woody Woodward, R OBP: 0.333, SLG: 0.342 (1, 6)										4	2	3	3	0	0	1				
Hal McRae, R OBP: 0.376, SLG: 0.624 (9, PH)										1	0	0	0	0	0	1				
Jim Merritt, L OBP: 0.179, SLG: 0.200 (4, 1)										2	1	1	2	0	1	0				
Inning Stats	R: 0 E: 0 K: 1 S: 6	H: 2 LOB: 1 BB: 0 P: 6	R: 4 E: 1 K: 0 S: 7	H: 4 LOB: 0 BB: 0 P: 7	R: 0 E: 0 K: 2 S: 7	H: 0 LOB: 0 BB: 0 P: 7	R: 1 E: 0 K: 1 S: 6	H: 2 LOB: 0 BB: 0 P: 6	R: 0 E: 0 K: 0 S: 3	H: 2 LOB: 3 BB: 1 P: 9	R: 0 E: 0 K: 1 S: 6	H: 1 LOB: 2 BB: 1 P: 10	R: 4 E: 0 K: 1 S: 8	H: 3 LOB: 1 BB: 2 P: 16	R: 0 E: 0 K: 0 S: 4	H: 1 LOB: 1 BB: 0 P: 4	1B: 10 2B: 2 3B: 1 HR: 3	SF: 0 SAC: 0 DP: 1 HBP: 0	WP: 1 PB: 0 SB: 1 CS: 3	PA: 44
PITCHER	IP WLS BF H R ER SO BB IBB HBP BLK WP HR S P ERA WHIP																			
Ron Reed, R ERA: 6.16 (1, 1)	7.1 W 35 12 7 7 5 3 0 0 0 0 1 3 42 54 8.59 2.045																			
Hoyt Wilhelm, R ERA: 3.69 (8, 1)	0.1 S 4 2 2 2 0 1 0 0 0 0 0 0 3 7 54.00 9.000																			
Julio Navarro, R ERA: (8, 1)	1.1 S 5 1 0 0 1 0 0 0 0 0 0 0 7 7 0.00 0.750																			

AB	40
R	9
H	15
RBI	9
BB	4
SO	6
LOB	21



Batter	1	2	3	4	5	6	7	8	9	AB	R	H	RBI	BB	SO	LOB	BOTTOM			
Felix Millan, R OBP: 0.337, SLG: 0.391 (1, 4)										3	2	2	1	0	0	0	Cincinnati Reds @ Atlanta Braves Atlanta Stadium, Atlanta, GA Fri Jul 10 1970, 7:05 PM EDT Unknown			
Sonny Jackson, L OBP: 0.363, SLG: 0.305 (6, PH) (7, 6)										1	0	0	0	1	0	0				
Clete Boyer, R OBP: 0.285, SLG: 0.350 (1, 5)										5	3	3	3	0	0	2				
Hank Aaron, R OBP: 0.386, SLG: 0.623 (1, 9)										5	1	2	2	0	2	3				
Orlando Cepeda, R OBP: 0.374, SLG: 0.532 (1, 3)										4	2	3	4	1	0	0				
Bob Aspromonte, R OBP: 0.284, SLG: 0.217 (1, 7)										3	0	1	0	1	0	1				
Hal King, L OBP: 0.426, SLG: 0.582 (8, 2)										1	1	1	0	0	0	0				
Tony Gonzalez, L OBP: 0.321, SLG: 0.335 (1, 8)										5	0	1	0	0	1	5				
Bob Tillman, R OBP: 0.301, SLG: 0.368 (1, 2)										3	0	1	0	1	1	0				
Jimmie Hall, L OBP: 0.213, SLG: 0.146 (7, PR) (8, 7)										0	1	0	0	1	0	0				
Gil Garrido, R OBP: 0.328, SLG: 0.345 (7, 4)										5	0	2	1	0	1	2				
Ron Reed, R OBP: 0.091, SLG: 0.182 (1, 1)										3	1	1	0	0	0	0				
Hoyt Wilhelm, R (8, 1)										0	0	0	0	0	0	0				
Julio Navarro, R (8, 1)										1	0	0	0	0	0	3				
Inning Stats	R: 0 E: 0 K: 1 S: 6	H: 1 LOB: 3 BB: 2 P: 14	R: 3 E: 0 K: 1 S: 8	H: 3 LOB: 0 BB: 0 P: 8	R: 0 E: 0 K: 0 S: 4	H: 1 LOB: 2 BB: 1 P: 8	R: 4 E: 0 K: 0 S: 7	H: 4 LOB: 0 BB: 0 P: 7	R: 0 E: 0 K: 1 S: 5	H: 0 LOB: 0 BB: 0 P: 5	R: 2 E: 0 K: 1 S: 8	H: 3 LOB: 1 BB: 0 P: 8	R: 1 E: 0 K: 0 S: 5	H: 2 LOB: 2 BB: 1 P: 11	R: 1 E: 0 K: 0 S: 5	H: 3 LOB: 2 BB: 1 P: 9	1B: 11 2B: 3 3B: 0 HR: 3	SF: 0 SAC: 1 DP: 1 HBP: 0	WP: 1 PB: 0 SB: 1 CS: 0	PA: 45
PITCHER	IP WLS BF H R ER SO BB IBB HBP BLK WP HR S P ERA WHIP																			
Jim Merritt, L ERA: 3.46 (1, 1)	3.1 L 22 9 7 7 2 3 0 0 0 0 0 0 7 7 0.00 0.000																			
Clay Carroll, R ERA: 2.33 (4, 1)	1.2 S 5 0 0 0 1 0 0 0 0 0 0 0 7 7 0.00 0.000																			
Wayne Granger, R ERA: 2.79 (6, 1)	2.0 S 12 5 3 3 2 0 1 0 0 0 0 1 15 19 13.50 2.500																			
Pedro Borbon, R ERA: 6.75 (8, 1)	1.0 S 6 3 1 1 0 0 0 1 0 0 0 0 5 9 9.00 3.000																			

AB	39
R	11
H	17
RBI	11
BB	5
SO	5
LOB	16



Batter	1	2	3	4	5	6	7	8	9	AB	R	H	RBI	BB	SO	LOB	TOP			
Pete Rose, S (1, 9) OBP: 0.399, SLG: 0.509	0-0 FC3-6-5 1B		0-0 1B		0-0 FC6-4 1B			0-0 SH1-3 1B	0-0 1B	5	0	5	0	0	0	0	Cincinnati Reds @ Atlanta Braves Atlanta Stadium, Atlanta, GA Fri Jul 10 1970, 7:05 PM EDT Att: 44,804 - Unknown			
Bobby Tolan, L (1, 8) OBP: 0.392, SLG: 0.492	0-0 FC3-6-5 CS		0-0 5-3		0-0 FC6-4			0-0 SH1-3	0-0 1B	4	0	1	1	0	0	4				
Tony Perez, R (1, 5) OBP: 0.441, SLG: 0.677	0-0 F7			0-0 G5-4-3 1B		0-3 K		0-0 F5	0-0 1-4-3	5	0	1	0	0	1	4				
Lee May, R (1, 3) OBP: 0.280, SLG: 0.485		0-0 6-3		0-0 G5-4-3		0-0 F7		0-0 F9		4	0	0	0	0	0	2				
Hal McRae, R (1, 7) OBP: 0.376, SLG: 0.625		0-0 F7		0-0		0-3 K			0-3 K	3	0	1	0	0	1	0				
Johnny Bench, R (6, 7) OBP: 0.336, SLG: 0.628				0-0 2B						1	0	0	0	0	1	0				
Tommy Helms, R (1, 4) OBP: 0.248, SLG: 0.275		0-0 1B		0-0 6-3			0-0 5-3		0-0 F7	4	0	1	0	0	0	1				
Dave Concepcion, R (1, 6) OBP: 0.335, SLG: 0.343		0-3 K		0-0 5-3		0-3 K		0-0 E6 HR		4	1	0	0	0	2	1				
Clay Carroll, R (9, 1)										0	0	0	0	0	0	0				
Pat Corrales, R (1, 2) OBP: 0.325, SLG: 0.405			0-0 6-3		0-3 K		0-0 1B		0-0 HR	4	1	2	2	0	1	0				
Tony Cloninger, R (1, 1) OBP: 0.200, SLG: 0.200			0-3 K		0-0 1B		0-0 5-3		4-0 1B BB	3	0	1	0	0	1	1				
Woody Woodward, R (9, PH) OBP: 0.339, SLG: 0.342					0-0 1B					0	1	0	0	1	0	0				
Inning Stats	R: 0 E: 0 K: 0 S: 3	H: 1 LOB: 0 BB: 0 P: 3	R: 0 E: 0 K: 1 S: 6	H: 1 LOB: 1 BB: 0 P: 6	R: 0 E: 0 K: 1 S: 6	H: 1 LOB: 1 BB: 0 P: 6	R: 0 E: 0 K: 0 S: 4	H: 2 LOB: 1 BB: 0 P: 4	R: 0 E: 0 K: 1 S: 7	H: 0 LOB: 0 BB: 0 P: 7	R: 0 E: 0 K: 1 S: 6	H: 1 LOB: 1 BB: 0 P: 6	R: 0 E: 0 K: 0 S: 4	H: 1 LOB: 1 BB: 0 P: 4	R: 0 E: 0 K: 0 S: 4	H: 3 LOB: 2 BB: 1 P: 13	1B: 10 2B: 1 3B: 0 HR: 1	SF: 0 SAC: 1 DP: 1 HBP: 0	WP: 0 PA: 39 CS: 1	
PITCHER	IP	WLS	BF	H	R	ER	SO	BB	IBB	HBP	BLK	WP	HR	S	P	ERA	WHIP			
George Stone, L (1, 1) ERA: 3.16	8.2	L	38	12	3	0	7	1	0	0	0	0	1	51	55	0.00	1.500			
Julio Navarro, R (9, 1) ERA:	0.1		1	0	0	0	0	0	0	0	0	0	0	1	1	0.00	0.000			

Batter	1	2	3	4	5	6	7	8	9	AB	R	H	RBI	BB	SO	LOB	BOTTOM			
Sonny Jackson, L (1, 6) OBP: 0.361, SLG: 0.303	0-0 5-3		0-0 CS 1B			0-0 1-3			0-0 5-3	4	0	1	0	0	0	0	Cincinnati Reds @ Atlanta Braves Atlanta Stadium, Atlanta, GA Fri Jul 10 1970, 7:05 PM EDT Att: 44,804 - Unknown			
Tony Gonzalez, L (1, 8) OBP: 0.317, SLG: 0.330	0-0 F7		0-0 CS	0-0 F8		0-0 4-3		0-0 6-3		4	0	0	0	0	0	0				
Hank Aaron, R (1, 9) OBP: 0.387, SLG: 0.621	0-0 1B			0-0 F9		0-0 P5		0-0 1B		4	0	2	0	0	0	0				
Orlando Cepeda, R (1, 3) OBP: 0.372, SLG: 0.529	0-3 K			0-0 6-3		0-0 CS 1B		0-3 K		4	0	1	0	0	2	2				
Hal King, L (1, 2) OBP: 0.412, SLG: 0.561		0-3 K			0-0 3-1		0-0 CS	0-0 F8		3	0	0	0	0	1	0				
Bob Aspromonte, R (1, 5) OBP: 0.286, SLG: 0.222		0-0 F9			0-0 F9			0-0 BB 1B		3	0	1	0	0	0	0				
Mike Lum, L (1, 7) OBP: 0.289, SLG: 0.404		0-0 P5			0-0 F9			4-0 BB G6-4-3 BB		2	0	0	0	1	0	0				
Gil Garrido, R (1, 4) OBP: 0.322, SLG: 0.339			0-0 1-3			0-0 F9		0-0 G6-4-3		3	0	0	0	0	0	2				
George Stone, L (1, 1) OBP: 0.275, SLG: 0.234				0-0 G3		0-0 4-3			0-0 HR	2	0	0	0	0	0	0				
Julio Navarro, R (9, 1) OBP: 0.229, SLG: 0.238										1	1	1	1	0	0	0				
Inning Stats	R: 0 E: 0 K: 1 S: 6	H: 1 LOB: 0 BB: 0 P: 6	R: 0 E: 0 K: 1 S: 5	H: 0 LOB: 0 BB: 0 P: 5	R: 0 E: 0 K: 0 S: 3	H: 1 LOB: 0 BB: 0 P: 3	R: 0 E: 0 K: 0 S: 3	H: 0 LOB: 0 BB: 0 P: 3	R: 0 E: 0 K: 0 S: 3	H: 1 LOB: 1 BB: 0 P: 3	R: 0 E: 0 K: 0 S: 3	H: 1 LOB: 1 BB: 1 P: 7	R: 1 E: 0 K: 1 S: 7	H: 2 LOB: 1 BB: 0 P: 7	1B: 5 2B: 0 3B: 0 HR: 1	SF: 0 SAC: 0 DP: 1 HBP: 0	WP: 0 PA: 33 CS: 2			
PITCHER	IP	WLS	BF	H	R	ER	SO	BB	IBB	HBP	BLK	WP	HR	S	P	ERA	WHIP			
Tony Cloninger, R (1, 1) ERA: 5.54	1.0	S	5	2	1	1	1	0	0	0	0	0	1	7	7	9.00	2.000			
Clay Carroll, R (9, 1) ERA: 2.45																				

AB	37
R	3
H	12
RBI	3
BB	1
SO	7
LOB	13



Batter	1	2	3	4	5	6	7	8	9	AB	R	H	RBI	BB	SO	LOB	TOP									
Pete Rose, S OBP: 0.322, SLG: 0.507 (1, 9)										5	1	2	1	0	0	1	Cincinnati Reds @ Atlanta Braves Atlanta Stadium, Atlanta, GA Sat Jul 11 1970, 7:05 PM EDT Att: 36,059 - Unknown									
Bobby Tolan, L OBP: 0.332, SLG: 0.485 (1, 8)										4	0	0	0	1	0	1										
Tony Perez, R OBP: 0.439, SLG: 0.681 (1, 5)										4	1	1	1	0	1	2										
Johnny Bench, R OBP: 0.332, SLG: 0.622 (1, 2)										3	0	0	1	0	0	0										
Lee May, R OBP: 0.280, SLG: 0.482 (1, 3)										4	0	1	0	0	1	1										
Bernie Carbo, L OBP: 0.475, SLG: 0.627 (1, 7)										3	2	2	1	1	0	0										
Tommy Helms, R OBP: 0.248, SLG: 0.274 (1, 4)										4	2	1	0	0	0	3										
Woody Woodward, R OBP: 0.336, SLG: 0.351 (1, 6)										3	1	1	2	0	0	0										
Gary Nolan, R OBP: 0.167, SLG: 0.091 Wayne Granger, R (8, 1)										3	0	1	1	0	0	1										
Inning Stats	R: 1 E: 0 K: 1 S: 6	H: 1 LOB: 1 BB: 1 P: 10	R: 2 E: 0 K: 0 S: 6	H: 3 LOB: 1 BB: 0 P: 6	R: 1 E: 0 K: 0 S: 4	H: 1 LOB: 1 BB: 1 P: 8	R: 0 E: 0 K: 0 S: 3	H: 0 LOB: 0 BB: 0 P: 3	R: 0 E: 0 K: 0 S: 3	H: 0 LOB: 0 BB: 0 P: 3	R: 2 E: 0 K: 0 S: 6	H: 3 LOB: 1 BB: 0 P: 6	R: 0 E: 0 K: 0 S: 3	H: 0 LOB: 0 BB: 0 P: 3	R: 1 E: 0 K: 1 S: 6	H: 1 LOB: 0 BB: 0 P: 6	R: 0 E: 0 K: 1 S: 5	H: 0 LOB: 0 BB: 0 P: 5	1B: 6 2B: 1 3B: 0 HR: 2	SF: 2 SAC: 0 DP: 0 HBP: 0	WP: 0 PB: 0 SB: 4 CS: 0	PA: 38				
PITCHER	IP	WLS	BF	H	R	ER	SO	BB	IBB	HBP	BLK	WP	HR	S	P	ERA	WHIP									
Phil Niekro, R ERA: 4.62 Mike McQueen, L ERA: 9.32 Bob Priddy, R ERA: 5.8	(1, 1)	5.2	L	27	8	6	5	1	2	0	0	0	0	1	27	35	7.94	1.765								
	(6, 1)	2.1		8	1	1	1	1	0	0	0	0	0	1	10	10	3.86	0.429								
	(9, 1)	1.0		3	0	0	0	1	0	0	0	0	0	0	5	5	0.00	0.000								

AB	34
R	7
H	9
RBI	7
BB	2
SO	3
LOB	9



Batter	1	2	3	4	5	6	7	8	9	AB	R	H	RBI	BB	SO	LOB	BOTTOM									
Sonny Jackson, L OBP: 0.360, SLG: 0.302 (1, 6)										4	0	1	0	0	0	1	Cincinnati Reds @ Atlanta Braves Atlanta Stadium, Atlanta, GA Sat Jul 11 1970, 7:05 PM EDT Att: 36,059 - Unknown									
Tony Gonzalez, L OBP: 0.316, SLG: 0.328 (1, 8)										4	0	1	2	0	0	2										
Hank Aaron, R OBP: 0.386, SLG: 0.618 Mike Lum, L OBP: 0.296, SLG: 0.410 (1, 9) (7, 9)										3	0	1	0	0	0	1										
Rico Carty, R OBP: 0.461, SLG: 0.677 (1, 7)										4	1	1	0	0	0	3										
Orlando Cepeda, R OBP: 0.377, SLG: 0.541 (1, 3)										4	2	3	2	0	0	0										
Clete Boyer, R OBP: 0.281, SLG: 0.345 (1, 5)										4	0	0	0	0	0	2										
Gil Garrido, R OBP: 0.322, SLG: 0.339 Bob Aspromonte, R OBP: 0.282, SLG: 0.219 (9, PH)										3	1	1	0	0	0	0										
Bob Didier, S OBP: 0.198, SLG: 0.176 Bob Priddy, R OBP: 0.429, SLG: 0.333 Jimmie Hall, L OBP: 0.245, SLG: 0.256 (1, 2) (9, 1) (9, PH)										3	0	0	0	0	0	1										
Phil Niekro, R OBP: 0.173, SLG: 0.200 Mike McQueen, L OBP: 0.300, SLG: 0.750 Hal King, L OBP: 0.414, SLG: 0.554 (1, 1) (6, 1) (9, PH) (9, 2)										1	0	0	0	0	0	0										
Inning Stats	R: 0 E: 0 K: 0 S: 3	H: 0 LOB: 0 BB: 0 P: 3	R: 2 E: 0 K: 0 S: 5	H: 2 LOB: 0 BB: 0 P: 5	R: 0 E: 0 K: 0 S: 3	H: 0 LOB: 0 BB: 0 P: 3	R: 0 E: 0 K: 0 S: 3	H: 1 LOB: 0 BB: 0 P: 3	R: 0 E: 0 K: 0 S: 3	H: 0 LOB: 0 BB: 0 P: 3	R: 1 E: 0 K: 0 S: 4	H: 2 LOB: 0 BB: 0 P: 4	R: 0 E: 0 K: 0 S: 3	H: 1 LOB: 0 BB: 0 P: 3	R: 2 E: 0 K: 0 S: 6	H: 3 LOB: 2 BB: 1 P: 10	R: 1 E: 0 K: 0 S: 5	H: 2 LOB: 1 BB: 0 P: 5	1B: 9 2B: 1 3B: 0 HR: 1	SF: 0 SAC: 0 DP: 3 HBP: 0	WP: 1 PB: 0 SB: 0 CS: 0	PA: 36				
PITCHER	IP	WLS	BF	H	R	ER	SO	BB	IBB	HBP	BLK	WP	HR	S	P	ERA	WHIP									
Gary Nolan, R ERA: 3.72 Wayne Granger, R ERA: 2.9	(1, 1)	7.1		28	8	5	5	0	1	0	0	0	1	27	31	6.14	1.227									
	(8, 1)	1.2	S	8	3	1	1	0	0	0	0	0	1	0	8	8	5.40	1.800								

AB	35
R	6
H	11
RBI	6
BB	1
SO	0
LOB	12



Batter	1	2	3	4	5	6	7	8	9	AB	R	H	RBI	BB	SO	LOB	TOP					
Pete Rose, S OBP: 0.395, SLG: 0.500 (1, 9)	F8		F8		K		3-1		F8	5	0	0	0	0	1	1	Cincinnati Reds @ Atlanta Braves Atlanta Stadium, Atlanta, GA Sun Jul 12 1970, 3:33 AM EDT Att: 26,912 - Unknown					
Bobby Tolan, L OBP: 0.388, SLG: 0.480 (1, 8)	F8		1-3		BB 1B BB		F8			3	1	0	0	1	0	0						
Tony Perez, R OBP: 0.439, SLG: 0.678 (1, 5) (8, 3)	K		K		BB 1B BB				HR 1B	3	1	1	0	1	2	0						
Johnny Bench, R OBP: 0.332, SLG: 0.618 (1, 2)		F2		5-3	1B 1-3 2H 3H				F3	4	0	1	2	0	0	1						
Lee May, R OBP: 0.285, SLG: 0.500 Dave Concepcion, R OBP: 0.335, SLG: 0.343 (1, 3) (8, 6)		1B 1B		FC 3B	F8				HR	4	2	3	2	0	0	2						
Bernie Carbo, L OBP: 0.467, SLG: 0.614 (1, 7)	K			FC		F7		K		4	0	0	0	0	2	2						
Tommy Helms, R OBP: 0.248, SLG: 0.274 (1, 4)	1B PB 1B			F9		F8		K		4	1	1	0	0	1	1						
Woody Woodward, R OBP: 0.333, SLG: 0.347 (1, 6) (8, 5)		PB 1B 1-2 2H		6-3		P3			4-3	4	0	1	1	0	0	0						
Wayne Simpson, R OBP: 0.130, SLG: 0.113 Don Gullett, R OBP: 0.667, SLG: 1.000 Ty Cline, L OBP: 0.250, SLG: 0.316 Ray Washburn, R (1, 1) (6, 1) (7, PH) (7, 1)	K				BB BB 1B 1B		K		5-3	2	1	1	0	0	1	1						
Inning Stats	R: 0 E: 0 K: 1 S: 5	H: 0 LOB: 0 BB: 0 P: 5	R: 2 E: 0 K: 2 S: 10	H: 3 LOB: 1 BB: 0 P: 10	R: 0 E: 0 K: 1 S: 5	H: 0 LOB: 0 BB: 0 P: 5	R: 0 E: 0 K: 0 S: 4	H: 1 LOB: 1 BB: 0 P: 4	R: 2 E: 0 K: 1 S: 7	H: 2 LOB: 2 BB: 0 P: 15	R: 0 E: 0 K: 0 S: 3	H: 0 LOB: 0 BB: 0 P: 3	R: 0 E: 0 K: 1 S: 5	H: 0 LOB: 0 BB: 0 P: 5	R: 2 E: 0 K: 2 S: 9	H: 2 LOB: 2 BB: 0 P: 9		R: 0 E: 0 K: 0 S: 3	H: 0 LOB: 0 BB: 0 P: 3	1B: 6 2B: 0 3B: 1 HR: 1	SF: 0 SAC: 0 DP: 0 HBP: 0	WP: 0 PB: 0 CS: 0
PITCHER	IP	WLS	BF	H	R	ER	SO	BB	IBB	HBP	BLK	WP	HR	S	P	ERA	WHIP					
Jim Nash, R ERA: 3.57 (1, 1)	6.0		26	6	4	3	5	2	0	0	0	0	0	34	42	4.50	1.333					
Pat Jarvis, R ERA: 3.25 (7, 1)	2.0	L	8	2	2	2	3	0	0	0	0	0	1	14	14	9.00	1.000					
Rick Kester, R ERA: 6.48 (9, 1)	1.0		3	0	0	0	0	0	0	0	0	0	0	3	3	0.00	0.000					

AB	35
R	6
H	8
RBI	5
BB	2
SO	8
LOB	8



Batter	1	2	3	4	5	6	7	8	9	AB	R	H	RBI	BB	SO	LOB	BOTTOM					
Sonny Jackson, L OBP: 0.360, SLG: 0.305 (1, 6)	4-3	1B			E4 HR	FC3-6		K		5	1	2	1	0	1	2	Cincinnati Reds @ Atlanta Braves Atlanta Stadium, Atlanta, GA Sun Jul 12 1970, 3:33 AM EDT Att: 26,912 - Unknown					
Tony Gonzalez, L OBP: 0.317, SLG: 0.341 (1, 8)	F3	1B			HR	K		F9		5	1	2	3	0	1	2						
Hank Aaron, R OBP: 0.368, SLG: 0.619 Jimmie Hall, L OBP: 0.240, SLG: 0.250 (1, 9) (7, PH) (8, 9)		3-1			1-3				K	3	0	1	0	1	0	2						
Rico Carty, R OBP: 0.454, SLG: 0.666 (1, 7)	4-3			4-3	5-3		K		P6	5	0	0	0	0	1	2						
Orlando Cepeda, R OBP: 0.380, SLG: 0.540 (1, 3)		HBP 1B 1B		F9	1B		1-3 IBB		K	4	1	2	0	1	1	0						
Hal King, L OBP: 0.408, SLG: 0.535 (1, 2)		1B 1B HBP		K	G3		1-3			3	1	0	0	0	1	3						
Clete Boyer, R OBP: 0.284, SLG: 0.345 (1, 5)		1B 1B 1B		F2		K				3	1	1	1	1	1	0						
Gil Garrido, R OBP: 0.321, SLG: 0.333 (1, 4)		F9		F9		FC3-6 HBP BB		F3		3	0	0	0	1	0	5						
Jim Nash, R OBP: 0.130, SLG: 0.231 Mike Lum, L OBP: 0.302, SLG: 0.410 Pat Jarvis, R OBP: 0.140, SLG: 0.143 Bob Aspromonte, R OBP: 0.278, SLG: 0.215 Rick Kester, R (1, 1) (6, PH) (7, 1) (8, PH) (9, 1)	K			1-3		FC3-6 HBP		6-3		2	0	0	0	0	1	2						
Inning Stats	R: 0 E: 0 K: 0 S: 3	H: 0 LOB: 1 BB: 1 P: 7	R: 3 E: 0 K: 1 S: 9	H: 4 LOB: 2 BB: 0 P: 10	R: 0 E: 0 K: 1 S: 5	H: 0 LOB: 0 BB: 0 P: 5	R: 0 E: 0 K: 0 S: 3	H: 0 LOB: 0 BB: 0 P: 3	R: 2 E: 1 K: 0 S: 6	H: 3 LOB: 1 BB: 0 P: 6	R: 0 E: 0 K: 2 S: 7	H: 0 LOB: 2 BB: 1 P: 12	R: 0 E: 0 K: 1 S: 6	H: 1 LOB: 3 BB: 2 P: 14	R: 0 E: 0 K: 1 S: 5	H: 0 LOB: 0 BB: 0 P: 5		R: 0 E: 0 K: 2 S: 7	H: 0 LOB: 0 BB: 0 P: 7	1B: 6 2B: 1 3B: 0 HR: 1	SF: 0 SAC: 0 DP: 0 HBP: 2	WP: 0 PB: 0 CS: 0
PITCHER	IP	WLS	BF	H	R	ER	SO	BB	IBB	HBP	BLK	WP	HR	S	P	ERA	WHIP					
Wayne Simpson, R ERA: 2.69 (1, 1)	5.2		28	7	5	5	3	2	0	2	0	0	0	30	40	7.94	1.588					
Don Gullett, L ERA: 3.54 (6, 1)	0.1		1	0	0	0	1	0	0	0	0	0	0	3	3	0.00	0.000					
Ray Washburn, R ERA: 7.52 (7, 1)	3.0	W	12	1	0	0	4	0	2	0	0	0	0	18	26	0.00	0.333					



Batter	1	2	3	4	5	6	7	8	9	AB	R	H	RBI	BB	SO	LOB	TOP			
Bobby Tolan, L OBP: 0.389, SLG: 0.480										5	1	2	0	0	2	0	Cincinnati Reds @ Pittsburgh Pirates Three Rivers Stadium, Pittsburgh, PA Sun Jul 19 1970, 3:33 AM EDT Att: 32,294 - Unknown			
Tommy Helms, R OBP: 0.283, SLG: 0.275 Clay Carroll, R (7, 1)										4	0	2	0	0	0	2				
Bernie Carbo, L OBP: 0.472, SLG: 0.609										1	0	0	0	0	0	0				
Tony Perez, R OBP: 0.437, SLG: 0.670										3	1	0	0	1	1	2				
Johnny Bench, R OBP: 0.342, SLG: 0.619										4	1	2	1	0	0	1				
Lee May, R OBP: 0.279, SLG: 0.481										3	0	0	0	1	0	1				
Hal McRae, R OBP: 0.385, SLG: 0.611 Jimmy Stewart, S OBP: 0.294, SLG: 0.274										3	0	1	1	1	0	0				
Woody Woodward, R OBP: 0.319, SLG: 0.351										2	0	0	1	1	0	0				
Pat Corrales, R OBP: 0.326, SLG: 0.381 Pete Rose, S OBP: 0.394, SLG: 0.499										2	0	0	0	1	0	0				
Wayne Granger, R (8, 1)										1	0	0	0	0	0	2				
Jim McGlothlin, R OBP: 0.229, SLG: 0.227 Don Gullett, R OBP: 0.697, SLG: 1.000 Dave Concepcion, R OBP: 0.332, SLG: 0.339										2	0	0	0	0	2	3				
Inning Stats	R: 3 E: 0 K: 1 S: 8	H: 3 LOB: 3 BB: 3 P: 20	R: 0 E: 0 K: 1 S: 6	H: 1 LOB: 1 BB: 0 P: 6	R: 0 E: 0 K: 0 S: 3	H: 0 LOB: 0 BB: 0 P: 3	R: 0 E: 0 K: 1 S: 6	H: 1 LOB: 1 BB: 0 P: 6	R: 0 E: 0 K: 0 S: 3	H: 0 LOB: 0 BB: 0 P: 3	R: 0 E: 0 K: 1 S: 6	H: 1 LOB: 1 BB: 0 P: 6	R: 0 E: 0 K: 0 S: 3	H: 1 LOB: 1 BB: 0 P: 11	R: 0 E: 0 K: 2 S: 7	H: 0 LOB: 0 BB: 0 P: 7	1B: 5 2B: 2 3B: 0 HR: 0	SF: 1 SAC: 0 DP: 1 HBP: 0	WP: 0 PB: 0 SB: 0 CS: 0	PA: 38
PITCHER	IP WLS BF H R ER SO BB IBB HBP BLK WP HR S P ERA WHIP	IP WLS BF H R ER SO BB IBB HBP BLK WP HR S P ERA WHIP																		
Luke Walker, L ERA: 3.6	(1, 1) 8.0 W 35 7 3 3 4 3 2 0 0 0 0 0 38 58 3.38 1.250																			
Joe Gibbon, L ERA: 6.23	(9, 1) 1.0 S 3 0 0 0 2 0 0 0 0 0 0 0 7 7 0.00 0.000																			

Batter	1	2	3	4	5	6	7	8	9	AB	R	H	RBI	BB	SO	LOB	BOTTOM			
Matty Alou, L OBP: 0.325, SLG: 0.349										3	3	2	0	2	0	0	Cincinnati Reds @ Pittsburgh Pirates Three Rivers Stadium, Pittsburgh, PA Sun Jul 19 1970, 3:33 AM EDT Att: 32,294 - Unknown			
Richie Hebner, L OBP: 0.344, SLG: 0.441										4	1	2	0	0	1	2				
Roberto Clemente, R OBP: 0.400, SLG: 0.565										2	1	0	1	3	0	3				
Al Oliver, L OBP: 0.311, SLG: 0.448										4	1	1	1	1	0	3				
Willie Stargell, L OBP: 0.307, SLG: 0.484										3	0	2	1	2	0	0				
Manny Sanguillen, R OBP: 0.332, SLG: 0.450										5	0	2	2	0	0	5				
Dave Cash, R OBP: 0.328, SLG: 0.460										5	1	2	1	0	1	4				
Gene Alley, R OBP: 0.299, SLG: 0.383										3	0	0	0	1	0	1				
Luke Walker, L OBP: 0.133, SLG: 0.133 Joe Gibbon, R (9, 1)										3	0	0	0	0	2	2				
Inning Stats	R: 0 E: 0 K: 0 S: 3	H: 0 LOB: 3 BB: 3 P: 15	R: 0 E: 0 K: 1 S: 5	H: 1 LOB: 0 BB: 0 P: 5	R: 2 E: 0 K: 0 S: 6	H: 3 LOB: 1 BB: 0 P: 6	R: 1 E: 1 K: 1 S: 7	H: 1 LOB: 2 BB: 1 P: 11	R: 0 E: 0 K: 1 S: 6	H: 1 LOB: 1 BB: 0 P: 6	R: 1 E: 1 K: 1 S: 6	H: 1 LOB: 2 BB: 2 P: 14	R: 0 E: 0 K: 0 S: 4	H: 1 LOB: 2 BB: 1 P: 8	R: 3 E: 0 K: 0 S: 5	H: 3 LOB: 1 BB: 2 P: 13		1B: 8 2B: 1 3B: 1 HR: 1	SF: 0 SAC: 2 DP: 2 HBP: 0	WP: 0 PB: 0 SB: 0 CS: 0
PITCHER	IP WLS BF H R ER SO BB IBB HBP BLK WP HR S P ERA WHIP	IP WLS BF H R ER SO BB IBB HBP BLK WP HR S P ERA WHIP																		
Jim McGlothlin, R ERA: 2.92	(1, 1) 3.1 L 12 2 1 0 3 1 1 0 0 0 0 0 16 24 0.00 1.125																			
Don Gullett, L ERA: 3.23	(4, 1) 2.2 L 12 2 1 0 3 1 1 0 0 0 0 0 7 15 20.25 2.250																			
Clay Carroll, R ERA: 2.78	(7, 1) 1.1 9 3 3 3 0 0 2 0 0 0 0 0 7 15 20.25 2.250																			
Wayne Granger, R ERA: 2.79	(8, 1) 0.2 3 1 0 0 0 1 0 0 0 0 0 0 2 6 0.00 3.000																			



Batter	1	2	3	4	5	6	7	8	9	AB	R	H	RBI	BB	SO	LOB	TOP								
Pete Rose, S OBP: 0.396, SLG: 0.501 (1, 9)	4-0 BB BB		0-0 5-3		0-0 4-3			0-0 FC6-5 2B	0-0 1-3 1B	4	0	2	0	1	0	0	Cincinnati Reds @ St. Louis Cardinals Busch Stadium, St. Louis, MO Mon Jul 20 1970, 7:05 PM CDT Unknown livebaseballscorecards.com								
Bobby Tolan, L OBP: 0.396, SLG: 0.475 (1, 8)	0-3 K		0-3 K		0-3 K			0-0 6-3	0-0 1-2 3H 1B	5	0	1	1	0	3	2									
Tony Perez, R OBP: 0.437, SLG: 0.664 (1, 5)	4-0 1-2 BB		0-0 P3		0-0 5-3			4-0 FC6-5 2B BB	0-0 F7	3	1	0	0	2	0	2									
Johnny Bench, R OBP: 0.338, SLG: 0.612 (1, 2)	0-3 K			0-0 P3		0-0 5-3		0-0 FC6-5 2B E		4	1	0	0	0	1	4									
Lee May, R OBP: 0.279, SLG: 0.482 (1, 3)	0-0 P3			0-0 5-3		0-0 F8		0-0 E7 2B		4	0	1	1	0	0	2									
Hal McRae, R OBP: 0.381, SLG: 0.606 (1, 7)		0-0 L1		0-0 WP 2B		0-0 5-3		0-0 1-3		4	1	1	0	0	0	1									
Jimmy Stewart, S OBP: 0.294, SLG: 0.274 (8, 7)										0	0	0	0	0	0	0									
Tommy Helms, R OBP: 0.253, SLG: 0.278 (1, 4)		0-0 P4		0-0 2B		0-0 6-3		0-0 F2		4	0	1	1	0	0	0									
Woody Woodward, R OBP: 0.324, SLG: 0.351 (1, 6)		0-0 1B		4-0 2B		0-0 P3		0-0 1-3		3	0	1	0	1	0	0									
Gary Nolan, R OBP: 0.182, SLG: 0.100 (1, 1)		0-0 4-3		0-3 K		0-3 K		0-0 1B 1B		4	1	1	0	0	2	3									
Wayne Granger, R (9, 1)										0	0	0	0	0	0	0									
Inning Stats	R: 0 E: 0 K: 2 S: 7	H: 0 LOB: 2 BB: 2 P: 15	R: 0 E: 0 K: 0 S: 4	H: 1 LOB: 1 BB: 0 P: 4	R: 0 E: 0 K: 1 S: 5	H: 0 LOB: 0 BB: 0 P: 5	R: 1 E: 0 K: 1 S: 7	H: 2 LOB: 2 BB: 1 P: 11	R: 0 E: 0 K: 0 S: 5	H: 0 LOB: 0 BB: 0 P: 3	R: 0 E: 0 K: 1 S: 5	H: 0 LOB: 0 BB: 0 P: 5	R: 2 E: 1 K: 0 S: 5	H: 2 LOB: 1 BB: 1 P: 9	R: 1 E: 0 K: 0 S: 6	H: 3 LOB: 2 BB: 0 P: 6	1B: 4 2B: 4 3B: 0 HR: 0	SF: 0 SAC: 0 DP: 0 HBP: 0	WP: 1 PB: 0 SB: 0 CS: 0	PA: 39					
PITCHER	IP	WLS	BF	H	R	ER	SO	BB	IBB	HBP	BLK	WP	HR	S	P	ERA	WHIP								
Jerry Reuss, L ERA: 6.23 (1, 1)	8.2	L	38	8	4	3	6	3	1	0	0	1	0	46	62	3.12	1.269								
Bob Chlupsa, R ERA: (9, 1)	0.1		1	0	0	0	0	0	0	0	0	0	0	1	1	0.00	0.000								

Batter	1	2	3	4	5	6	7	8	9	AB	R	H	RBI	BB	SO	LOB	BOTTOM								
Lou Brock, L OBP: 0.362, SLG: 0.403 (1, 7)	0-0 S 1B 1B		0-0 F8			0-0 1B		4-0 IBB		3	1	2	0	1	0	0	Cincinnati Reds @ St. Louis Cardinals Busch Stadium, St. Louis, MO Mon Jul 20 1970, 7:05 PM CDT Unknown livebaseballscorecards.com								
Joe Hague, L OBP: 0.366, SLG: 0.419 (1, 3)	0-0 P4 1-2		0-3 K		0-0 P4 F8		0-0 F8		0-0 G1-6-3 1B	4	0	0	0	0	1	5									
Dick Allen, R OBP: 0.385, SLG: 0.571 (1, 5)	0-3 K			0-0 5-3		0-3 K		0-0 P3		4	0	0	0	0	2	2									
Joe Torre, R OBP: 0.379, SLG: 0.470 (1, 2)	0-0 2H 1B			0-0 F9		0-0 F8		0-0 G1-6-3 1B		4	0	2	1	0	0	0									
Leron Lee, L OBP: 0.300, SLG: 0.370 (1, 9)	0-0 F8			0-0 F7		0-0 2B 1B		0-0 G1-6-3 1-2		4	1	1	0	0	0	2									
Jose Cardenal, R OBP: 0.367, SLG: 0.447 (1, 8)		0-0 1-3			0-0 CS S 1B		0-0 1H 2B 2B		0-3 K	4	1	2	1	0	1	0									
Julian Javier, R OBP: 0.284, SLG: 0.285 (1, 4)		0-0 F9			0-0 F9 1-2		4-0 2B IBB		4-0 BB BB BB	2	0	0	0	2	0	1									
Dal Maxvill, R OBP: 0.316, SLG: 0.206 (1, 6)		0-0 5-3			0-0 F8 2-3		0-0 1-3 2H 2B		0-0 P6	3	0	1	1	0	0	1									
Vic Davalillo, L OBP: 0.364, SLG: 0.436 (9, PH)										1	0	0	0	0	0	1									
Jerry Reuss, L OBP: 0.360, SLG: 0.414 (9, PH)			0-3 K		0-3 K		0-3 K		0-3 K	3	0	0	0	0	3	2									
Inning Stats	R: 1 E: 0 K: 1 S: 7	H: 2 LOB: 1 BB: 0 P: 7	R: 0 E: 0 K: 0 S: 3	H: 0 LOB: 0 BB: 0 P: 3	R: 0 E: 0 K: 2 S: 7	H: 0 LOB: 0 BB: 0 P: 7	R: 0 E: 0 K: 0 S: 3	H: 0 LOB: 0 BB: 0 P: 3	R: 0 E: 0 K: 2 S: 8	H: 1 LOB: 1 BB: 0 P: 8	R: 2 E: 0 K: 1 S: 8	H: 3 LOB: 3 BB: 2 P: 16	R: 0 E: 0 K: 0 S: 3	H: 1 LOB: 0 BB: 0 P: 3	R: 0 E: 0 K: 2 S: 7	H: 0 LOB: 1 BB: 1 P: 11	1B: 6 2B: 2 3B: 0 HR: 0	SF: 0 SAC: 0 DP: 1 HBP: 0	WP: 0 PB: 0 SB: 2 CS: 1	PA: 36					
PITCHER	IP	WLS	BF	H	R	ER	SO	BB	IBB	HBP	BLK	WP	HR	S	P	ERA	WHIP								
Gary Nolan, R ERA: 3.65 (1, 1)	8.0	W	32	8	3	3	6	0	2	0	0	0	0	42	50	3.38	1.000								
Wayne Granger, R ERA: 2.72 (9, 1)	1.0	S	4	0	0	0	2	1	0	0	0	0	0	7	11	0.00	1.000								

Batter	1	2	3	4	5	6	7	8	9	10	AB	R	H	RBI	BB	SO	LOB	TOP	
Pete Rose, S OBP: 0.397, SLG: 0.501 (1, 9)	F7			G4-6-3 1B			F7		CS	1B SH3-4 HR	4	1	2	0	0	0	0	Cincinnati Reds @ St. Louis Cardinals Busch Stadium, St. Louis, MO Mon Jul 20 1970, 7:05 PM CDT Att: 32,557 - Unknown AB 32 R 4 H 7 RBI 4 BB 1 SO 1 LOB 4	
Bobby Tolan, L OBP: 0.383, SLG: 0.471 (1, 8)	F7			G4-6-3 1-2r			K			SH3-4	3	0	0	0	0	1	1		
Tony Perez, R OBP: 0.435, SLG: 0.658 (1, 5)	6-3			4-3			6-3			1B HR IBB	3	1	0	0	1	0	0		
Bernie Carbo, L OBP: 0.473, SLG: 0.607 Tommy Helms, R OBP: 0.253, SLG: 0.278 (10, 4)				G6-4-3 1B			F7			4-3	4	1	2	0	0	0	0		
Lee May, R OBP: 0.279, SLG: 0.487 (1, 3)				G6-4-3 1-2r			L5			6-3	4	1	1	4	0	0	1		
Dave Concepcion, R OBP: 0.330, SLG: 0.337 (1, 6)				F7			6-3			4-3	4	0	1	0	0	0	0		
Pat Corrales, R OBP: 0.313, SLG: 0.364 Johnny Bench, R OBP: 0.337, SLG: 0.608 (9, PH) (9, 2)				6-3			G3			F7	2	0	0	0	0	0	0		
Darrel Chaney, S OBP: 0.246, SLG: 0.268 Jimmy Stewart, S OBP: 0.304, SLG: 0.286 (9, PH) (9, 4) (10, 7)				F8			G3			CS 1B	2	0	0	0	0	0	0		
Tony Cloninger, R OBP: 0.167, SLG: 0.167 Ty Cline, L OBP: 0.344, SLG: 0.379 Wayne Granger, R (9, 1)				4-3			6-3			L7	2	0	0	0	0	0	0		
											2	0	0	0	0	0	0		
Inning Stats	R: 0 E: 0 K: 0 S: 3	H: 0 LOB: 0 BB: 0 P: 3	R: 0 E: 0 K: 0 S: 3	H: 1 LOB: 0 BB: 0 P: 3	R: 0 E: 0 K: 0 S: 3	H: 0 LOB: 0 BB: 0 P: 3	R: 0 E: 0 K: 0 S: 3	H: 0 LOB: 0 BB: 0 P: 3	R: 0 E: 0 K: 1 S: 5	H: 0 LOB: 0 BB: 0 P: 5	R: 0 E: 0 K: 0 S: 3	H: 0 LOB: 0 BB: 0 P: 3	R: 0 E: 0 K: 0 S: 3	H: 1 LOB: 0 BB: 0 P: 3	R: 4 E: 0 K: 0 S: 6	H: 4 LOB: 0 BB: 1 P: 10	1B: 6 2B: 0 3B: 0 HR: 1	SF: 0 SAC: 1 DP: 3 HBP: 0	WP: 0 PA: 35 PB: 0 SB: 0 CS: 1
PITCHER	IP 9.0	WLS L	BF 27	H 3	R 0	ER 0	SO 1	BB 0	IBB 0	HBP 0	BLK 0	WP 0	HR 0	S 29	P 29	ERA 0.00	WHIP 0.333		
Chuck Taylor, R ERA: 3.06 Bob Chippusa, R ERA: 21.6 Frank Linzy, R ERA: 4.45 (1, 1) (10, 1) (10, 1)																			

Batter	1	2	3	4	5	6	7	8	9	10	AB	R	H	RBI	BB	SO	LOB	BOTTOM			
Lou Brock, L OBP: 0.360, SLG: 0.400 (1, 7)	F8			K			E4 1B			6-3	5	0	1	0	0	2	0	Cincinnati Reds @ St. Louis Cardinals Busch Stadium, St. Louis, MO Mon Jul 20 1970, 7:05 PM CDT Att: 32,557 - Unknown AB 33 R 0 H 4 RBI 0 BB 4 SO 2 LOB 17			
Vic Davallilo, L OBP: 0.348, SLG: 0.415 (1, 8)	1-3			4-3			1-3			F8	5	0	0	0	0	0	1				
Dick Allen, R OBP: 0.385, SLG: 0.567 (1, 5)				FC6-4 1B			HBP BB			6-3	4	0	1	0	1	0	1				
Joe Torre, R OBP: 0.380, SLG: 0.469 (1, 2)				FC6-4 1-2r			HBP			6-3	3	0	1	0	0	0	1				
Leron Lee, L OBP: 0.305, SLG: 0.365 (1, 9)				1B BB			F5			P6	2	0	0	0	2	0	3				
Joe Hague, L OBP: 0.362, SLG: 0.414 (1, 3)				P4			G3			FC6-4 1-2r	3	0	0	0	0	0	2				
Julian Javier, R OBP: 0.287, SLG: 0.286 (1, 4)				E6 1B			E6			6-3	3	0	1	0	1	0	1				
Ed Crosby, L Jose Cardenal, R Dal Malfitano, R Carl Taylor, R Bob Chippusa, R Frank Linzy, R (1, 4) (7, PH) (8, 6) (9, PH) (10, 1) (10, 1)				F8			4-3			5-3	2	0	0	0	0	0	2				
Chuck Taylor, R OBP: 0.167, SLG: 0.176 Jim Beauchamp, R OBP: 0.300, SLG: 0.333 Milt Ramirez, R OBP: 0.262, SLG: 0.250 (1, 1) (9, PH) (10, 6)				6-3			F2			6-3	3	0	0	0	0	0	2				
											3	0	0	0	0	0	2				
Inning Stats	R: 0 E: 0 K: 0 S: 4	H: 1 LOB: 2 BB: 1 P: 8	R: 0 E: 0 K: 0 S: 4	H: 1 LOB: 2 BB: 1 P: 8	R: 0 E: 0 K: 1 S: 5	H: 0 LOB: 2 BB: 1 P: 10	R: 0 E: 1 K: 0 S: 3	H: 0 LOB: 0 BB: 0 P: 3	R: 0 E: 1 K: 0 S: 4	H: 0 LOB: 1 BB: 0 P: 4	R: 0 E: 0 K: 0 S: 4	H: 1 LOB: 0 BB: 0 P: 4	R: 0 E: 0 K: 0 S: 3	H: 0 LOB: 0 BB: 0 P: 3	R: 0 E: 0 K: 0 S: 3	H: 2 LOB: 2 BB: 1 P: 11	R: 0 E: 0 K: 0 S: 3	H: 0 LOB: 0 BB: 0 P: 3	1B: 4 2B: 0 3B: 0 HR: 0	SF: 0 SAC: 1 DP: 0 HBP: 1	WP: 0 PA: 39 PB: 0 SB: 0 CS: 0
PITCHER	IP 8.0	WLS W	BF 31	H 4	R 0	ER 0	SO 2	BB 2	IBB 1	HBP 1	BLK 0	WP 0	HR 0	S 32	P 41	ERA 0.00	WHIP 0.750				
Tony Cloninger, R ERA: 4.57 Wayne Granger, R ERA: 2.6 (1, 1) (9, 1)																					



Batter	1	2	3	4	5	6	7	8	9	AB	R	H	RBI	BB	SO	LOB	TOP			
Pete Rose, S OBP: 0.392, SLG: 0.495 (1, 9)	0-0 6-3	0-0 FC4-6		0-0 5-3		0-0 G4-6-3		0-0 F9		5	0	0	0	0	0	3	Cincinnati Reds @ St. Louis Cardinals Busch Stadium, St. Louis, MO Tue Jul 21 1970, 3:33 AM CDT Att: 25,288 - Unknown			
Bobby Tolan, L OBP: 0.396, SLG: 0.474 (1, 8)	0-3 K		0-0 1-3 SF8	4-0 CS BB		0-0 F9	0-0 F9	2-3 1B		4	1	2	0	1	1	0				
Tony Perez, R OBP: 0.437, SLG: 0.655 (1, 5)	4-0 1B BB		0-0 1-3	0-0 CS	0-0 5-3		0-0 E 1B	4-0 FC5-4 BB		3	2	1	0	2	0	1				
Lee May, R OBP: 0.283, SLG: 0.490 (1, 3)	0-0 E 1B		4-0 BB BB		0-0 1B 2B		0-0 F9	0-0 FC5-4		4	1	2	0	1	0	4				
Hal McRae, R OBP: 0.379, SLG: 0.604 Clay Carroll, R OBP: 0.333, SLG: 0.200 Wayne Granger, R (9, 1)	0-0 E7		0-0 SF8		0-0 F9		0-0 E6 1B		0-0 5-3	2	0	1	2	0	0	1				
Tommy Helms, R OBP: 0.256, SLG: 0.278 (1, 4)	0-0 4-3		4-0 BB BB		0-0 PO 1B		4-0 1B 2-1 IBB		0-0 L3	3	0	1	1	2	0	2				
Pat Corrales, R OBP: 0.377, SLG: 0.391 (1, 2)		4-0 FC5-4 BB	4-0 1-2 2-3 BB		0-0 PO	0-0 SH1-4 1B	0-0 1-3 2-H 3-H 1B		4-0 BB	2	1	2	2	3	0	0				
Dave Concepcion, R OBP: 0.326, SLG: 0.335 (1, 6)		0-0 FC5-4 FC4-6	0-3 K		0-0 SH1-4	0-0 2-1	0-0 FC5-4 1B		0-0 1-3	4	0	1	0	0	1	5				
Wayne Simpson, R OBP: 0.119, SLG: 0.103 Johnny Bench, R OBP: 0.338, SLG: 0.608 (6, PH) (6, 7)	0-3 K			0-0 F7		0-0 G4-6-3 1B		0-0 FC5-4 1B F9		2	0	0	0	0	1	1				
Inning Stats	R: 1 E: 1 K: 1 S: 7	H: 2 LOB: 2 BB: 1 P: 11	R: 0 E: 0 K: 1 S: 5	H: 0 LOB: 1 BB: 1 P: 9	R: 1 E: 0 K: 1 S: 6	H: 1 LOB: 3 BB: 3 P: 18	R: 0 E: 0 K: 0 S: 2	H: 0 LOB: 0 BB: 0 P: 6	R: 1 E: 0 K: 0 S: 4	H: 2 LOB: 0 BB: 0 P: 4	R: 2 E: 1 K: 0 S: 5	H: 3 LOB: 2 BB: 1 P: 9	R: 0 E: 0 K: 0 S: 5	H: 2 LOB: 3 BB: 1 P: 9	R: 0 E: 0 K: 0 S: 3	H: 0 LOB: 1 BB: 1 P: 7		1B: 10 2B: 2 3B: 0 HR: 0	SF: 1 SAC: 1 DP: 1 HBP: 0	WP: 0 PB: 0 SB: 1 CS: 1
PITCHER	IP WLS BF H R ER SO BB IBB HBP BLK WP HR S P ERA WHIP	7.2 L 39 12 6 5 3 6 1 0 0 0 0 0 37 65 5.87 2.348	0.1 2 0 0 0 0 1 0 0 0 0 0 0 1 5 0.00 3.000	1.0 4 0 0 0 0 1 0 0 0 0 0 0 3 7 0.00 1.000					PITCHER	IP WLS BF H R ER SO BB IBB HBP BLK WP HR S P ERA WHIP	7.2 L 39 12 6 5 3 6 1 0 0 0 0 0 37 65 5.87 2.348	0.1 2 0 0 0 0 1 0 0 0 0 0 0 1 5 0.00 3.000	1.0 4 0 0 0 0 1 0 0 0 0 0 0 3 7 0.00 1.000							

AB	33
R	6
H	12
RBI	6
BB	9
SO	3
LOB	18



Batter	1	2	3	4	5	6	7	8	9	AB	R	H	RBI	BB	SO	LOB	BOTTOM					
Lou Brock, L OBP: 0.363, SLG: 0.401 (1, 7)	0-0 P2		4-0 1B BB	0-0 4-3		0-0 S 1B			0-0 E 1B	4	2	2	0	1	0	1	Cincinnati Reds @ St. Louis Cardinals Busch Stadium, St. Louis, MO Tue Jul 21 1970, 3:33 AM CDT Att: 25,288 - Unknown					
Leron Lee, L OBP: 0.296, SLG: 0.354 (1, 9)	0-0 4-3		0-3 K	0-0 F9		0-3 K		0-0 F8		5	0	0	0	0	2	5						
Dick Allen, R OBP: 0.385, SLG: 0.563 (1, 5)	0-3 K		4-0 BB 1B	0-3 K		0-0 6-3		0-0 E6 1B		4	1	1	0	1	2	1						
Joe Torre, R OBP: 0.383, SLG: 0.474 (1, 2)		0-0 1B	0-0 BB BB	0-0 5-3		0-0 G3 2B		0-0 F7		5	0	3	1	0	0	1						
Joe Hague, L OBP: 0.363, SLG: 0.409 Jim Beauchamp, R OBP: 0.300, SLG: 0.333 (9, PR)	0-3 K		4-0 BB BB	0-0 F2		0-0 G3		4-0 BB BB		3	0	0	1	2	1	2						
Jose Cardenal, R OBP: 0.369, SLG: 0.445 (1, 8)	0-0 2-3		4-0 BB BB	0-0 1B		0-0 K		4-0 FC6-4 BB		3	0	1	1	2	1	2						
Julian Javier, R OBP: 0.282, SLG: 0.281 (1, 4)	0-0 F8		0-3 K	0-0 4-3				0-0 F7	0-0 FC6-4	5	0	0	0	0	1	8						
Dal Maxvill, R OBP: 0.319, SLG: 0.218 (1, 6)			0-0 BB 1B	0-0 1B 2B		0-3 K2-3		0-0 F8		4	2	2	0	0	1	0						
Steve Carlton, L OBP: 0.275, SLG: 0.265 Sal Campisi, R (8, 1)	0-0 P6		0-0 P6	0-0 F9 BLK		0-3 K		0-0 F9		3	0	1	1	0	1	1						
Vic Davallilo, L OBP: 0.345, SLG: 0.411 Frank Linzy, R (9, 1)				2-H 1B						1	0	0	0	0	0	0						
Inning Stats	R: 0 E: 0 K: 1 S: 5	H: 0 LOB: 0 BB: 0 P: 5	R: 0 E: 0 K: 1 S: 6	H: 1 LOB: 0 BB: 0 P: 6	R: 3 E: 0 K: 2 S: 9	H: 2 LOB: 3 BB: 4 P: 25	R: 1 E: 0 K: 1 S: 7	H: 2 LOB: 1 BB: 0 P: 7	R: 0 E: 0 K: 0 S: 4	H: 1 LOB: 1 BB: 0 P: 4	R: 0 E: 0 K: 3 S: 10	H: 1 LOB: 1 BB: 0 P: 10	R: 0 E: 0 K: 1 S: 6	H: 1 LOB: 1 BB: 0 P: 6	R: 0 E: 0 K: 0 S: 3	H: 0 LOB: 0 BB: 0 P: 3	R: 1 E: 1 K: 0 S: 5	H: 2 LOB: 3 BB: 2 P: 13	1B: 8 2B: 2 3B: 0 HR: 0	SF: 0 SAC: 0 DP: 0 HBP: 0	WP: 0 PB: 0 SB: 1 CS: 0	PA: 43
PITCHER	IP WLS BF H R ER SO BB IBB HBP BLK WP HR S P ERA WHIP	5.0 W 16 4 1 1 4 1 0 0 0 0 0 23 27 2.46 1.364	3.2 S 2 0 0 0 0 1 0 0 0 0 0 1 5 0.00 3.000					PITCHER	IP WLS BF H R ER SO BB IBB HBP BLK WP HR S P ERA WHIP	5.0 W 16 4 1 1 4 1 0 0 0 0 0 23 27 2.46 1.364	3.2 S 2 0 0 0 0 1 0 0 0 0 0 1 5 0.00 3.000											


AB	37
R	5
H	10
RBI	4
BB	6
SO	9
LOB	21



Batter	1	2	3	4	5	6	7	8	9	AB	R	H	RBI	BB	SO	LOB	TOP				
Pete Rose, S OBP: 0.394, SLG: 0.495 (1, 9)	4-0 FC5-4		0-0 E6			0-0 FC6-4 1B	0-0 L7		0-0 5-3	2	0	1	0	1	0	0	Cincinnati Reds @ Chicago Cubs Wrigley Field, Chicago, IL Wed Jul 22 1970, 3:33 AM CDT Att: 37,848 - Sunny - 64 F				
Ty Cline, L OBP: 0.333, SLG: 0.367 (6, FR)										1	1	0	0	0	0	0					
John Noriega, R (7, 1)										0	0	0	0	0	0	0					
Hal McRae, R OBP: 0.376, SLG: 0.598 (9, PH)										1	0	0	0	0	0	2					
Bobby Tolan, L OBP: 0.384, SLG: 0.472 Angel Bravo, L OBP: 0.347, SLG: 0.279 (8, 8)	0-0 F8		0-0 FC6			0-0 FC6-4 1B			0-0 4-3	4	0	1	0	0	0	2					
Tony Perez, R OBP: 0.434, SLG: 0.650 Darrel Chaney, S OBP: 0.241, SLG: 0.263 (7, 5)	0-0 FC5-4				0-0 F7	0-0 FC6-4 BB FC6-4			0-0 G3	3	1	0	0	0	0	3					
Bernie Carbo, L OBP: 0.473, SLG: 0.605 (1, 7)	0-0 1-3				0-0 F7	0-0 FC6-4 BB 1B			0-0 1B	4	0	2	1	0	0	1					
Lee May, R OBP: 0.282, SLG: 0.486 Dave Concepcion, R OBP: 0.328, SLG: 0.335 (8, 6)		0-0 P6			0-0 6-3	0-0 FC6-4 BB			0-0 F7	3	0	0	0	1	0	1					
Tommy Helms, R OBP: 0.255, SLG: 0.275 (1, 4)		0-0 1-3				0-0 FC6-4 BB			0-0 1-3	4	0	0	1	0	0	2					
Pat Corrales, R OBP: 0.366, SLG: 0.380 (1, 2)		0-3 K			0-0 E9	0-0 F7			0-0 1B	4	0	1	0	0	1	2					
Woody Woodward, R OBP: 0.322, SLG: 0.348 (8, 3)			0-0 F8		0-0 6-3				0-0 1B	4	0	1	0	0	0	1					
Jim Merritt, L OBP: 0.164, SLG: 0.186 Ray Washburn, R (3, 1)			0-0 6-3		0-3 K				0-0 F9	1	0	0	0	0	0	0					
Jimmy Stewart, S OBP: 0.296, SLG: 0.277 (7, 9)										2	0	0	0	0	0	2					
Inning Stats	R: 0 E: 0 K: 0 S: 3	H: 0 LOB: 1 BB: 1 P: 7	R: 0 E: 0 K: 1 S: 5	H: 0 LOB: 0 BB: 0 P: 5	R: 0 E: 1 K: 0 S: 4	H: 0 LOB: 1 BB: 0 P: 4	R: 0 E: 0 K: 0 S: 3	H: 0 LOB: 0 BB: 0 P: 3	R: 0 E: 1 K: 1 S: 6	H: 0 LOB: 1 BB: 0 P: 6	R: 0 E: 0 K: 0 S: 3	H: 0 LOB: 0 BB: 0 P: 3	R: 0 E: 0 K: 0 S: 4	H: 1 LOB: 1 BB: 0 P: 4	R: 0 E: 0 K: 0 S: 5	H: 2 LOB: 2 BB: 0 P: 5		1B: 6 2B: 0 3B: 0 HR: 0	SF: 0 SAC: 0 DP: 0 HBP: 0	WP: 0 PB: 0 SB: 0 CS: 0	PA: 37
PITCHER Bill Hands, R ERA: 3.53 (1, 1)	IP: 9.0 WLS: W BF: 37 H: 6 R: 2 ER: 2 SO: 2 BB: 2 IBB: 0 HBP: 0 BLK: 0 WP: 0 HR: 0 S: 39 P: 47 ERA: 2.00 WHIP: 0.889															PITCHER		IP: WLS: BF: H: R: ER: SO: BB: IBB: HBP: BLK: WP: HR: S: P: ERA: WHIP:			

Batter	1	2	3	4	5	6	7	8	9	AB	R	H	RBI	BB	SO	LOB	BOTTOM				
Don Kessinger, S OBP: 0.331, SLG: 0.368 (1, 6)	0-0 F8	0-0 4-3	0-0 4-3			0-0 F7		0-0 6-3		5	0	0	0	0	0	2	Cincinnati Reds @ Chicago Cubs Wrigley Field, Chicago, IL Wed Jul 22 1970, 3:33 AM CDT Att: 37,848 - Sunny - 64 F				
Glenn Beckert, R OBP: 0.312, SLG: 0.333 (1, 4)	0-0 WP HR 1B		0-0 1B FC5 2B	0-3 K		0-0 HR 1B		0-0 1B		5	3	4	0	0	1	0					
Billy Williams, L OBP: 0.389, SLG: 0.602 (1, 7)	0-3 K		0-0 E FC5 1B	0-3 K		0-0 1B HR		0-0 4-3		5	2	2	2	0	2	2					
Ron Santo, R OBP: 0.338, SLG: 0.420 (1, 5)	4-0 HR BB		0-0 FC5 1B E	0-0 5-3		0-0 5-3				3	2	0	1	1	0	1					
Jim Hickman, R OBP: 0.441, SLG: 0.636 Willie Smith, L OBP: 0.316, SLG: 0.402 (8, 3)	0-0 1H 2H HR		0-0 E G6-4-3 1B		0-0 1-3			0-0 F7		4	2	2	4	0	0	0					
Johnny Callison, L OBP: 0.355, SLG: 0.400 (1, 9)	0-0 F9		0-0 G6-4-3 E 1B		0-0 F9			4-0 1-3 BB		3	1	1	0	1	0	0					
Randy Hundley, R OBP: 0.227, SLG: 0.286 (1, 2)		0-0 1-3	0-0 E1 G6-4-3 1B					0-0 1-3		4	0	1	0	0	0	3					
Cleo James, R OBP: 0.289, SLG: 0.322 (1, 8)		0-0 SH1-4 1B	0-0 G6-4-3 1B		0-0 2-3			0-0 P4		4	0	1	0	0	0	4					
Bill Hands, R OBP: 0.276, SLG: 0.152 (1, 1)		0-0 SH1-4 1B	0-0 G6-4-3 1B			0-0 P6		0-0 F3		3	0	1	1	0	0	0					
Inning Stats	R: 3 E: 0 K: 1 S: 7	H: 2 LOB: 0 BB: 1 P: 11	R: 0 E: 0 K: 0 S: 4	H: 1 LOB: 1 BB: 0 P: 4	R: 5 E: 2 K: 0 S: 9	H: 5 LOB: 1 BB: 0 P: 9	R: 0 E: 0 K: 2 S: 7	H: 0 LOB: 0 BB: 0 P: 7	R: 0 E: 0 K: 0 S: 4	H: 1 LOB: 1 BB: 0 P: 4	R: 2 E: 0 K: 0 S: 5	H: 2 LOB: 0 BB: 0 P: 5	R: 0 E: 0 K: 0 S: 3	H: 0 LOB: 1 BB: 1 P: 7	R: 0 E: 0 K: 0 S: 4	H: 1 LOB: 1 BB: 0 P: 4		1B: 9 2B: 1 3B: 0 HR: 2	SF: 0 SAC: 1 DP: 1 HBP: 0	WP: 1 PB: 0 SB: 0 CS: 0	PA: 39
PITCHER Jim Merritt, L ERA: 3.56 (1, 1)	IP: 2.0 WLS: L BF: 15 H: 7 R: 8 ER: 5 SO: 1 BB: 1 IBB: 0 HBP: 0 BLK: 0 WP: 0 HR: 1 S: 16 P: 20 ERA: 22.50 WHIP: 4.000															PITCHER		IP: WLS: BF: H: R: ER: SO: BB: IBB: HBP: BLK: WP: HR: S: P: ERA: WHIP:			
Ray Washburn, R ERA: 7.18 (3, 1)	4.0 16 4 2 2 2 0 0 0 0 0 1 20 20 4.50 1.000																				
John Noriega, R ERA: (7, 1)	2.0 8 1 0 0 0 1 0 0 0 0 0 7 11 0.00 1.000																				

AB 35
R 2
H 6
RBI 2
BB 2
SO 2
LOB 17



AB 36
R 10
H 12
RBI 8
BB 2
SO 3
LOB 12



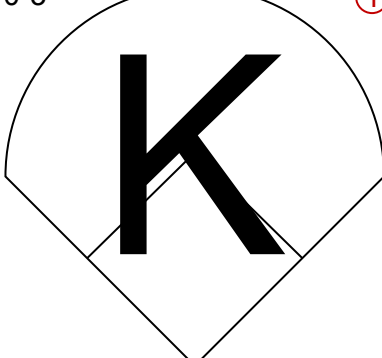
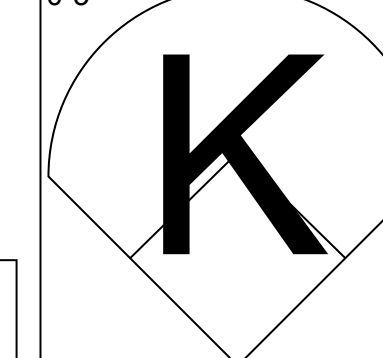
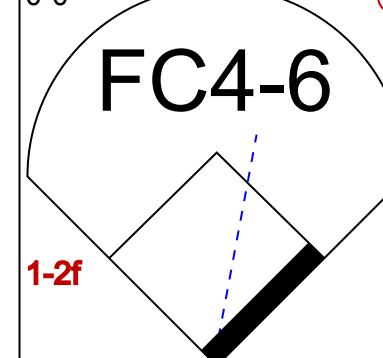
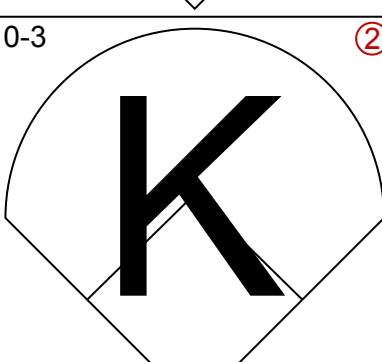
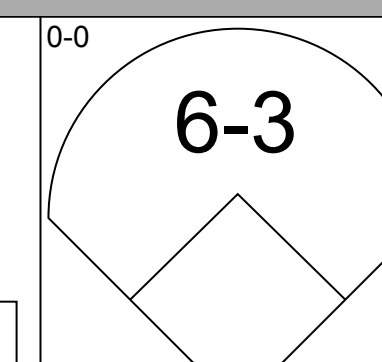
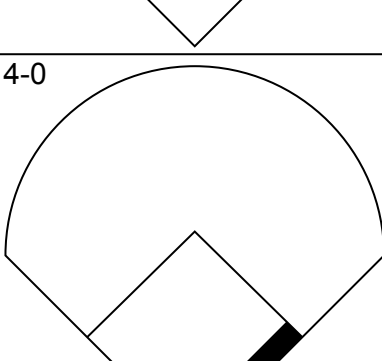
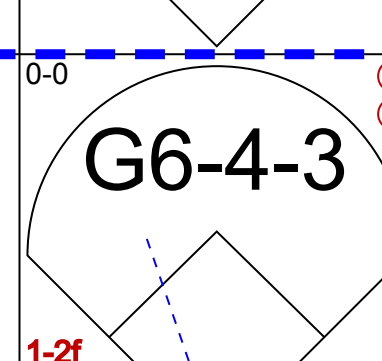
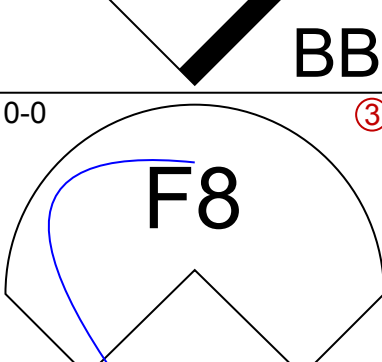
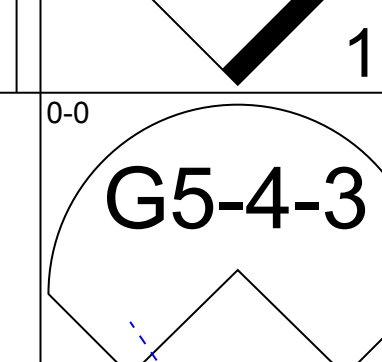
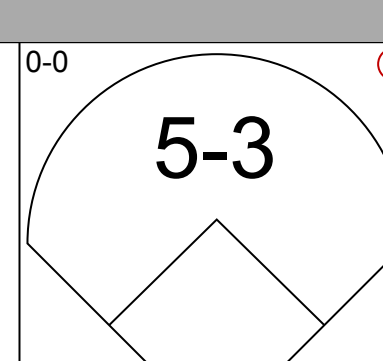
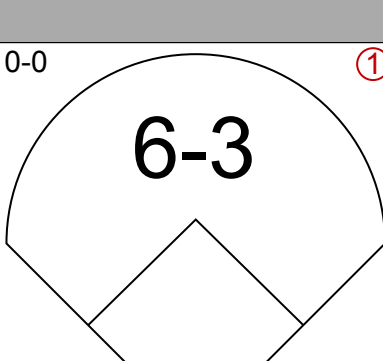
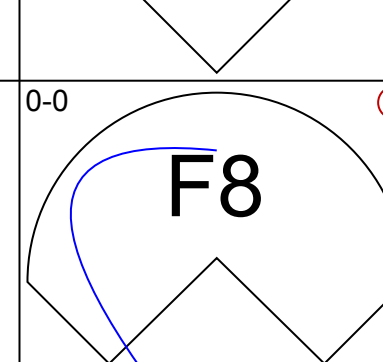
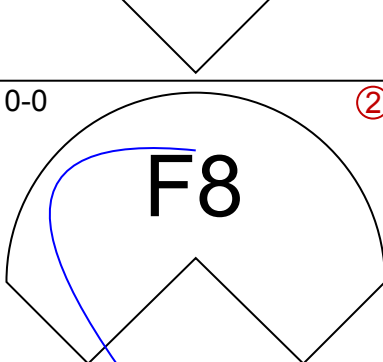
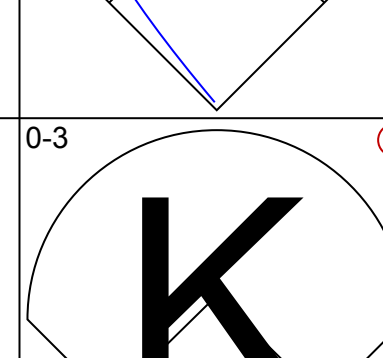
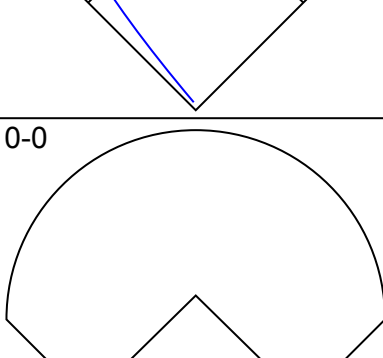
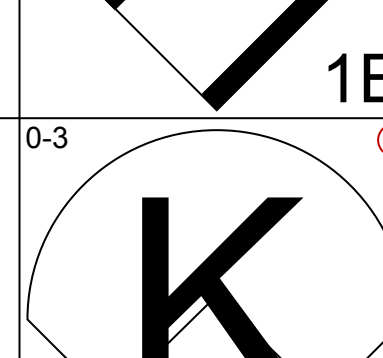
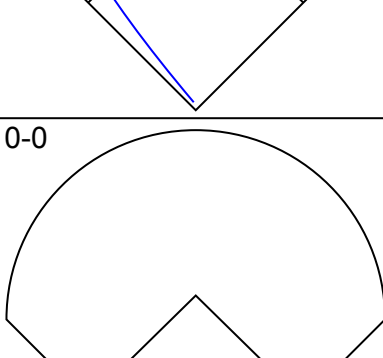

Batter	1	2	3	4	5	6	7	8	9	AB	R	H	RBI	BB	SO	LOB	TOP			
Pete Rose, S OBP: 0.395, SLG: 0.493 (1, 9)										3	0	1	0	1	0	0	Cincinnati Reds @ Chicago Cubs Wrigley Field, Chicago, IL Thu Jul 23 1970, 3:33 AM CDT Att: 30,891 - Overcast - 67 F			
Bobby Tolan, L OBP: 0.396, SLG: 0.474 (1, 8)										3	0	1	0	1	1					
Tony Perez, R OBP: 0.434, SLG: 0.647 (1, 5)										3	0	1	0	1	0					
Johnny Bench, R OBP: 0.334, SLG: 0.601 (1, 2)										4	0	0	0	0	1	6				
Bernie Carbo, L OBP: 0.466, SLG: 0.593 (1, 7)										4	0	0	0	0	1	3				
Lee May, R OBP: 0.279, SLG: 0.481 (1, 3)										4	0	0	0	0	2	0				
Tommy Helms, R OBP: 0.295, SLG: 0.275 (1, 4)										4	0	1	0	0	1	0				
Woody Woodward, R OBP: 0.316, SLG: 0.340 (1, 6)										3	0	0	0	0	0	1				
Jim McGlothlin, R OBP: 0.220, SLG: 0.217 (1, 1)										2	0	0	0	0	1	0				
Angel Bravo, L OBP: 0.340, SLG: 0.273 (8, PH)										1	0	0	0	0	0	0				
Clay Carroll, R OBP: 0.333, SLG: 0.200 (8, 1)										0	0	0	0	0	0	0				
Inning Stats	R: 0 E: 0 K: 0 S: 4	H: 1 LOB: 1 BB: 0 P: 4	R: 0 E: 0 K: 2 S: 7	H: 0 LOB: 0 BB: 0 P: 7	R: 0 E: 0 K: 1 S: 5	H: 0 LOB: 0 BB: 0 P: 5	R: 0 E: 0 K: 1 S: 5	H: 0 LOB: 1 BB: 2 P: 4	R: 0 E: 0 K: 0 S: 6	H: 1 LOB: 3 BB: 2 P: 14	R: 0 E: 0 K: 0 S: 3	H: 0 LOB: 0 BB: 0 P: 3	R: 0 E: 0 K: 0 S: 4	H: 1 LOB: 2 BB: 1 P: 8	R: 0 E: 0 K: 2 S: 7	H: 0 LOB: 0 BB: 0 P: 7	1B: 3 2B: 1 3B: 0 HR: 0	SF: 0 SAC: 0 DP: 0 HBP: 0	WP: 0 PB: 0 SB: 0 CS: 0	PA: 34
PITCHER Mitt Pappas, R ERA: 3.48 (1, 1)	IP: 9.0 WLS: W BF: 34 H: 4 R: 0 ER: 0 SO: 7 BB: 2 IBB: 1 HBP: 0 BLK: 0 WP: 0 HR: 0 S: 45 P: 57 ERA: 0.00 WHIP: 0.667															PITCHER				

AB	31
R	0
H	4
RBI	0
BB	3
SO	7
LOB	12



Batter	1	2	3	4	5	6	7	8	9	AB	R	H	RBI	BB	SO	LOB	BOTTOM			
Don Kessinger, S OBP: 0.332, SLG: 0.366 (1, 6)										2	1	0	0	2	0	0	Cincinnati Reds @ Chicago Cubs Wrigley Field, Chicago, IL Thu Jul 23 1970, 3:33 AM CDT Att: 30,891 - Overcast - 67 F			
Glenn Beckert, R OBP: 0.311, SLG: 0.330 (1, 4)										3	0	0	0	1	0	2				
Billy Williams, L OBP: 0.386, SLG: 0.596 (1, 7)										4	0	0	0	0	0	1				
Ron Santo, R OBP: 0.334, SLG: 0.415 (1, 5)										4	0	0	0	0	1	1				
Jim Hickman, R OBP: 0.443, SLG: 0.635 (8, 8)										2	0	1	0	1	0	0				
Johnny Callison, L OBP: 0.358, SLG: 0.403 (1, 9)										3	0	2	0	0	0	0				
Randy Hundley, R OBP: 0.234, SLG: 0.273 (1, 2)										2	0	0	0	1	0	4				
Cleo James, R OBP: 0.286, SLG: 0.318 (1, 8)										2	0	0	0	0	0	1				
Willie Smith, L OBP: 0.314, SLG: 0.398 (7, PH) (8, 3)										1	0	0	0	0	0	2				
Mitt Pappas, R OBP: 0.115, SLG: 0.192 (1, 1)										3	0	1	0	0	1	2				
Inning Stats	R: 0 E: 0 K: 0 S: 3	H: 0 LOB: 0 BB: 0 P: 3	R: 0 E: 0 K: 0 S: 3	H: 0 LOB: 0 BB: 0 P: 3	R: 0 E: 0 K: 0 S: 3	H: 1 LOB: 2 BB: 2 P: 11	R: 0 E: 0 K: 0 S: 4	H: 1 LOB: 2 BB: 1 P: 8	R: 0 E: 0 K: 1 S: 5	H: 0 LOB: 0 BB: 0 P: 5	R: 0 E: 0 K: 0 S: 3	H: 0 LOB: 0 BB: 0 P: 3	R: 0 E: 1 K: 1 S: 4	H: 0 LOB: 0 BB: 2 P: 12	R: 1 E: 1 K: 1 S: 4	H: 0 LOB: 0 BB: 2 P: 12	1B: 3 2B: 2 3B: 0 HR: 0	SF: 0 SAC: 0 DP: 1 HBP: 0	WP: 0 PB: 0 SB: 0 CS: 1	PA: 31
PITCHER Jim McGlothlin, R ERA: 2.78 (1, 1)	IP: 7.0 WLS: L BF: 27 H: 4 R: 0 ER: 0 SO: 1 BB: 3 IBB: 0 HBP: 0 BLK: 0 WP: 0 HR: 0 S: 26 P: 38 ERA: 0.00 WHIP: 1.000															PITCHER				
Clay Carroll, R ERA: 2.71 (8, 1)	IP: 1.0 WLS: L BF: 4 H: 0 R: 1 ER: 0 SO: 1 BB: 2 IBB: 0 HBP: 0 BLK: 0 WP: 0 HR: 0 S: 4 P: 12 ERA: 0.00 WHIP: 2.000															PITCHER				

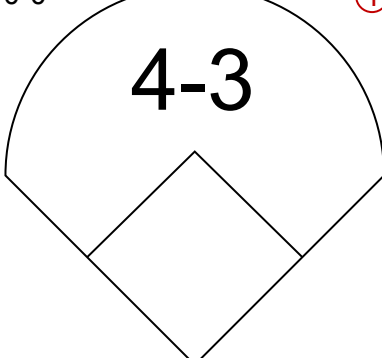
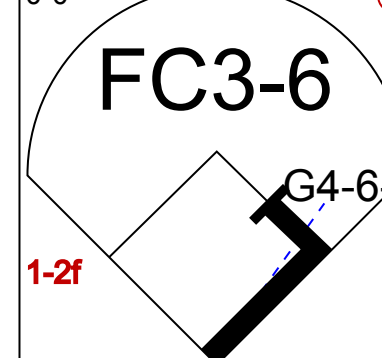
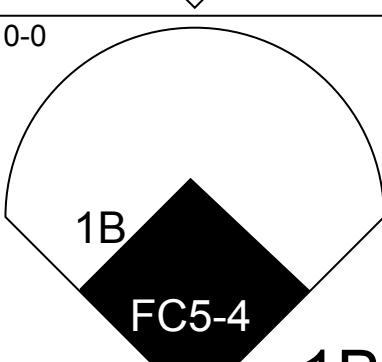
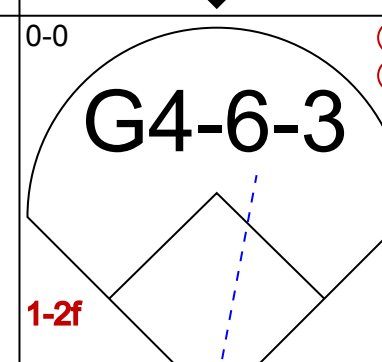
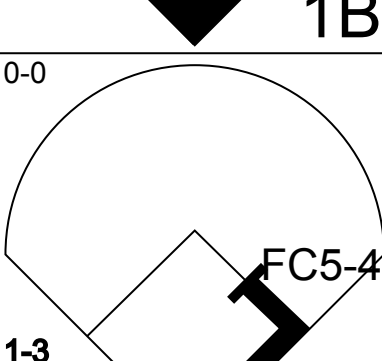
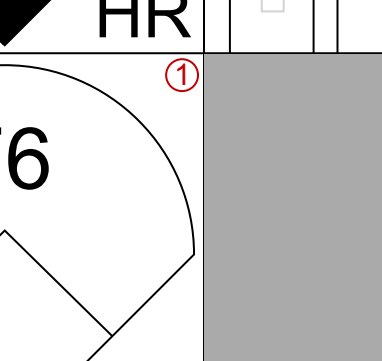
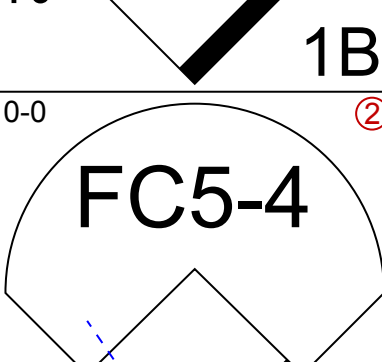
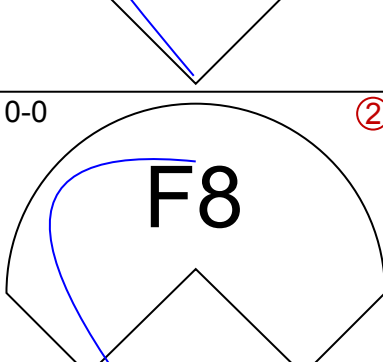
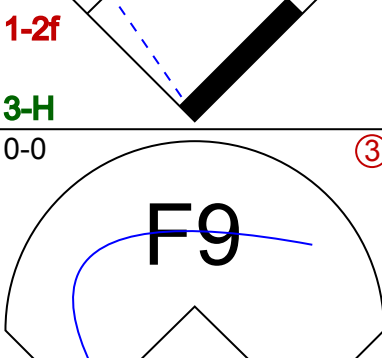
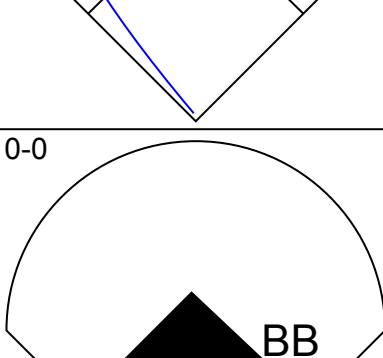
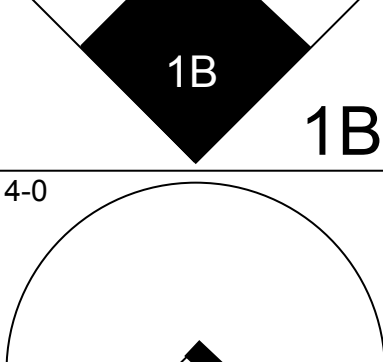
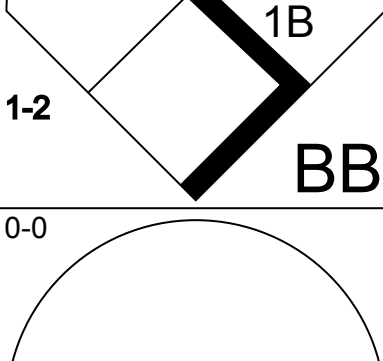
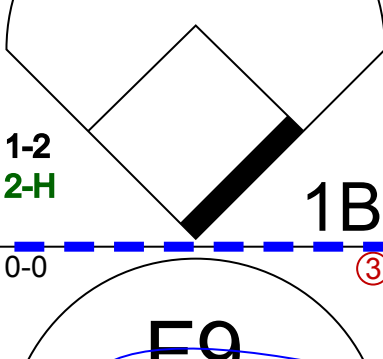



Batter	1	2	3	4	5	6	7	8	9	AB	R	H	RBI	BB	SO	LOB	TOP									
Lou Brock, L OBP: 0.361, SLG: 0.395 (1, 7)											3	0	0	0	1	2	2									
Leron Lee, L OBP: 0.286, SLG: 0.339 (1, 9)											4	0	0	0	0	3	2									
Joe Hague, L OBP: 0.366, SLG: 0.408 (1, 3)											3	0	1	0	1	0	2									
Dick Allen, R OBP: 0.387, SLG: 0.570 (1, 5)											3	0	0	0	1	0	2									
Joe Torre, R OBP: 0.386, SLG: 0.472 (1, 2)											4	0	0	0	0	0	1									
Vic Davallo, L OBP: 0.336, SLG: 0.398 (1, 8)											4	0	1	0	0	0	0									
Julian Javier, R OBP: 0.282, SLG: 0.281 (1, 4)											3	0	1	0	0	2	1									
Mitt Ramirez, R OBP: 0.265, SLG: 0.254 (1, 6)											3	0	1	0	0	0	2									
Mike Torrez, R OBP: 0.313, SLG: 0.340 Frank Linzy, R (7, 1)											2	0	1	0	0	0	1									
Jose Cardenal, R OBP: 0.370, SLG: 0.452 Sal Campisi, R (8, 1)											0	0	0	0	0	0	0									
Inning Stats	R: 0 E: 0 K: 2 S: 7	H: 0 LOB: 1 BB: 1 P: 11	R: 0 E: 0 K: 1 S: 5	H: 0 LOB: 0 BB: 0 P: 5	R: 0 E: 0 K: 1 S: 5	H: 1 LOB: 0 BB: 0 P: 5	R: 0 E: 0 K: 1 S: 5	H: 0 LOB: 1 BB: 1 P: 9	R: 0 E: 0 K: 1 S: 7	H: 2 LOB: 2 BB: 0 P: 7	R: 0 E: 0 K: 0 S: 3	H: 1 LOB: 0 BB: 0 P: 3	R: 0 E: 0 K: 0 S: 4	H: 1 LOB: 1 BB: 0 P: 4	R: 0 E: 0 K: 1 S: 5	H: 1 LOB: 1 BB: 1 P: 9	R: 0 E: 0 K: 0 S: 3	H: 0 LOB: 0 BB: 0 P: 3	1B: 6 2B: 0 3B: 0 HR: 0	SF: 0 SAC: 0 DP: 3 HBP: 0	WP: 1 PB: 0 SB: 0 CS: 0	PA: 33				
PITCHER	IP	WLS	BF	H	R	ER	SO	BB	IBB	HBP	BLK	WP	HR	S	P	ERA	WHIP									
Gary Nolan, R ERA: 3.47 Wayne Granger, R ERA: 2.49	(1, 1)	7.1	W	29	6	0	0	7	3	0	0	0	1	0	40	52	0.00	1.227								
(8, 1)	1.2	S	4	0	0	0	0	0	0	0	0	0	0	4	4	0.00	0.000									

St. Louis Cardinals @ Cincinnati Reds
Riverfront Stadium, Cincinnati, OH
Fri Jul 24, 1970, 7:05 PM EDT
Att: 51,019 - Unknown

AB 30
R 0
H 6
RBI 0
BB 3
SO 7
LOB 13



Batter	1	2	3	4	5	6	7	8	9	AB	R	H	RBI	BB	SO	LOB	BOTTOM									
Bobby Tolan, L OBP: 0.383, SLG: 0.470 (1, 8)											5	0	1	0	0	4										
Bernie Carbo, L OBP: 0.469, SLG: 0.606 (1, 7)											4	2	2	1	1	0	2									
Pete Rose, S OBP: 0.394, SLG: 0.491 (1, 9)											4	0	1	0	0	3										
Tony Perez, R OBP: 0.430, SLG: 0.640 (1, 5)											4	0	0	1	0	2	2									
Johnny Bench, R OBP: 0.338, SLG: 0.610 (1, 2)											3	2	2	1	1	0	1									
Lee May, R OBP: 0.282, SLG: 0.478 (1, 3)											2	0	0	0	2	1	1									
Tommy Helms, R OBP: 0.258, SLG: 0.277 (1, 4)											4	0	2	1	0	0	2									
Woody Woodward, R OBP: 0.314, SLG: 0.338 (1, 6)											4	0	1	0	0	0	4									
Gary Nolan, R OBP: 0.190, SLG: 0.113 Wayne Granger, R OBP: 0.200, SLG: 0.200 (8, 1)											3	0	1	0	0	0	2									
Inning Stats	R: 1 E: 0 K: 0 S: 5	H: 2 LOB: 1 BB: 0 P: 5	R: 0 E: 0 K: 0 S: 2	H: 0 LOB: 1 BB: 1 P: 6	R: 0 E: 0 K: 0 S: 3	H: 1 LOB: 1 BB: 1 P: 7	R: 1 E: 0 K: 1 S: 8	H: 3 LOB: 2 BB: 0 P: 8	R: 0 E: 1 K: 1 S: 6	H: 0 LOB: 1 BB: 0 P: 6	R: 0 E: 1 K: 1 S: 7	H: 1 LOB: 3 BB: 1 P: 11	R: 2 E: 0 K: 0 S: 6	H: 3 LOB: 2 BB: 1 P: 10	R: 0 E: 0 K: 0 S: 3	H: 1 LOB: 0 BB: 0 P: 3	1B: 9 2B: 0 3B: 0 HR: 2	SF: 0 SAC: 0 DP: 3 HBP: 0	WP: 0 PB: 0 SB: 2 CS: 0	PA: 38						
PITCHER	IP	WLS	BF	H	R	ER	SO	BB	IBB	HBP	BLK	WP	HR	S	P	ERA	WHIP									
Mike Torrez, R ERA: 3.66 Frank Linzy, R ERA: 4.16 Sal Campisi, R ERA: 3.11	(1, 1)	6.2	L	34	10	4	4	3	4	0	0	0	0	0	1	1	0.00	0.000								
(7, 1)	0.1		1	0	0	0	0	0	0	0	0	0	0	1	1	0.00	0.000									
(8, 1)	1.0		3	1	0	0	0	0	0	0	0	0	0	3	3	0.00	1.000									

St. Louis Cardinals @ Cincinnati Reds
Riverfront Stadium, Cincinnati, OH
Fri Jul 24, 1970, 7:05 PM EDT
Att: 51,019 - Unknown

AB 34
R 4
H 11
RBI 4
BB 4
SO 3
LOB 21




Batter	1	2	3	4	5	6	7	8	9	AB	R	H	RBI	BB	SO	LOB	TOP										
Lou Brock, L OBP: 0.359, SLG: 0.395 (1, 7)	0-3 K		0-0 2B		0-0 5-3		0-0 4-3		0-3 K	5	0	1	0	0	2	1	St. Louis Cardinals @ Cincinnati Reds Riverfront Stadium, Cincinnati, OH Sat Jul 25 1970, 7:05 PM EDT Att: 49,223 - Unknown livebaseballscorecards.com										
Milt Ramirez, R OBP: 0.250, SLG: 0.250 (1, 6)	0-0 4-3		0-0 1-3		0-0 E 1B		0-0 F8		0-0 F8	5	1	1	0	0	0	2											
Joe Torre, R OBP: 0.382, SLG: 0.466 (1, 2)	0-0 6-3		0-0 6-3		0-0 F2		0-0 6-3			4	0	0	0	0	0	2											
Dick Allen, R OBP: 0.386, SLG: 0.569 (1, 5)		0-0 4-3 1B 2B	0-0 F8		0-0 E5 1-H			0-3 K		4	1	1	0	0	1	1											
Vic Davalillo, L OBP: 0.341, SLG: 0.397 (1, 8) (8, 9)		0-0 4-3 2-3		0-0 4-3 BB		0-0 4-3			0-0 1B	3	0	1	0	1	0	2											
Leron Lee, L OBP: 0.287, SLG: 0.339 Jose Cardenal, R OBP: 0.369, SLG: 0.451 (8, PH) (8, 8)		0-0 1B SF8 1B		0-3 K BB		0-0 4-3		0-0 F8	0-0 F8	3	1	1	1	0	1	1											
Joe Hague, L OBP: 0.296, SLG: 0.412 Carl Taylor, R OBP: 0.343, SLG: 0.387 (8, PH) (8, 3)		0-0 1-3 1B		0-0 4-3 1-2		0-0 1B FC1-5-6		0-0 F8		3	0	2	0	0	0	1											
Dal Maxvill, R OBP: 0.317, SLG: 0.218 (1, 4)		0-0 SF8		0-0 1-2 BB		0-0 1B FC1-5-6			0-0 L5	2	0	1	1	1	0	0											
Jerry Reuss, L (1, 1)		0-3 K		0-0 4-3		0-0 FC1-5-6 1-2 2-3			0-0 1B	1	0	0	0	0	1	1											
Jim Beauchamp, R OBP: 0.296, SLG: 0.328 Chuck Taylor, R OBP: 0.158, SLG: 0.167 Julian Javier, R OBP: 0.284, SLG: 0.283 (4, PH) (4, 1) (8, PH)		0-3 K		0-0 4-3					0-0 1B	1	0	0	0	0	0	2											
Inning Stats	R: 0 E: 0 K: 1 S: 5	H: 0 LOB: 0 BB: 0 P: 5	R: 2 E: 0 K: 1 S: 8	H: 3 LOB: 1 BB: 0 P: 8	R: 0 E: 0 K: 0 S: 4	H: 1 LOB: 1 BB: 0 P: 4	R: 0 E: 0 K: 1 S: 5	H: 0 LOB: 2 BB: 2 P: 13	R: 1 E: 1 K: 0 S: 5	H: 1 LOB: 1 BB: 0 P: 5	R: 0 E: 0 K: 0 S: 4	H: 2 LOB: 1 BB: 0 P: 4	R: 0 E: 0 K: 0 S: 3	H: 0 LOB: 0 BB: 0 P: 3	R: 0 E: 0 K: 1 S: 6	H: 1 LOB: 1 BB: 0 P: 6	R: 0 E: 0 K: 1 S: 6	H: 1 LOB: 1 BB: 0 P: 6	1B: 7 2B: 2 3B: 0 HR: 0	SF: 1 SAC: 0 DP: 1 HBP: 0	WP: 0 PA: 38 PB: 0 SB: 0 CS: 0						
PITCHER	IP	WLS	BF	H	R	ER	SO	BB	IBB	HBP	BLK	WP	HR	S	P	ERA	WHIP										
Tony Cloninger, R ERA: 4.27 (1, 1)	7.1	W	32	8	3	2	4	2	0	0	0	0	0	38	46	2.46	1.364										
Don Gullett, L ERA: 3.19 (8, 1)	0.1		1	0	0	0	0	0	0	0	0	0	0	1	1	0.00	0.000										
Clay Carroll, R ERA: 2.66 (8, 1)	1.1	S	5	1	0	0	1	0	0	0	0	0	0	7	7	0.00	0.750										

Batter	1	2	3	4	5	6	7	8	9	AB	R	H	RBI	BB	SO	LOB	BOTTOM										
Bobby Tolan, L OBP: 0.386, SLG: 0.477 (1, 8)	0-0 WP HR 1B	0-0 1-H 2B		0-0 2B		0-0 3-1		0-0 4-3		5	1	3	1	0	0	2	St. Louis Cardinals @ Cincinnati Reds Riverfront Stadium, Cincinnati, OH Sat Jul 25 1970, 7:05 PM EDT Att: 49,223 - Unknown livebaseballscorecards.com										
Pete Rose, S OBP: 0.390, SLG: 0.486 (1, 9)	0-3 K 1-2	0-0 4-3		0-0 L7			0-0 4-1			4	0	0	0	0	1	3											
Tony Perez, R OBP: 0.431, SLG: 0.640 (1, 5)	4-0 WP HR BB		0-0 1B 2B	0-3 K		0-0 1-3				3	2	1	0	1	1	1											
Johnny Bench, R OBP: 0.342, SLG: 0.619 (1, 7)	0-0 1-H 2-H HR		0-0 1B	0-0 F2		0-0 1B		0-0 1B		4	1	3	4	0	0	0											
Lee May, R OBP: 0.284, SLG: 0.479 (1, 3)	0-0 F9		0-0 1B	0-0 6-3		0-0 1B FC6		0-0 1B		4	0	2	0	0	0	0											
Tommy Helms, R OBP: 0.295, SLG: 0.274 (1, 4)	0-0 F9		0-0 F7	0-3 K		0-0 FC6 1-2				4	0	0	0	0	1	3											
Pat Corrales, R OBP: 0.361, SLG: 0.370 (1, 2)		0-3 K	0-0 1-2 1B		0-0 6-3		0-0 4-3			4	0	1	0	0	1	0											
Woody Woodward, R OBP: 0.319, SLG: 0.342 (1, 6)		0-0 F8	0-0 L3		0-0 SH2-4 1B		0-0 1B			4	0	2	0	0	0	2											
Tony Cloninger, R OBP: 0.214, SLG: 0.214 Don Gullett, R OBP: 0.697, SLG: 1.000 Clay Carroll, R OBP: 0.286, SLG: 0.167 (1, 1) (8, 1) (8, 1)		0-0 WP 2B 1B		0-0 1-3		0-0 SH2-4		0-3 K		2	1	1	0	0	0	0											
Inning Stats	R: 3 E: 0 K: 1 S: 7	H: 2 LOB: 0 BB: 1 P: 11	R: 1 E: 0 K: 1 S: 7	H: 2 LOB: 0 BB: 0 P: 7	R: 1 E: 0 K: 0 S: 6	H: 4 LOB: 2 BB: 0 P: 6	R: 0 E: 0 K: 1 S: 6	H: 1 LOB: 1 BB: 0 P: 6	R: 0 E: 0 K: 0 S: 4	H: 0 LOB: 0 BB: 0 P: 5	R: 0 E: 0 K: 0 S: 5	H: 1 LOB: 1 BB: 0 P: 4	R: 0 E: 0 K: 0 S: 5	H: 2 LOB: 2 BB: 0 P: 5	R: 0 E: 0 K: 1 S: 6	H: 1 LOB: 1 BB: 0 P: 6		1B: 9 2B: 3 3B: 0 HR: 1	SF: 0 SAC: 1 DP: 0 HBP: 0	WP: 2 PA: 37 PB: 0 SB: 1 CS: 0							
PITCHER	IP	WLS	BF	H	R	ER	SO	BB	IBB	HBP	BLK	WP	HR	S	P	ERA	WHIP										
Jerry Reuss, L ERA: 6.93 (1, 1)	3.0	L	17	8	5	5	2	1	0	0	0	0	0	20	24	15.00	3.000										
Chuck Taylor, R ERA: 2.89 (4, 1)	5.0		20	5	0	0	3	0	0	0	0	0	0	26	26	0.00	1.000										

Batter	1	2	3	4	5	6	7	8	9	AB	R	H	RBI	BB	SO	LOB	TOP								
Lou Brock, L OBP: 0.360, SLG: 0.393 (1, 7)	4-3		F8							4	1	1	0	1	1	1									
Milt Ramirez, R OBP: 0.250, SLG: 0.239 Sal Campisi, R (6, 1)	6-3									3	0	0	0	0	2	2									
Vic Davallilo, L OBP: 0.347, SLG: 0.402 (6, PH)										0	0	0	0	0	0	0									
Joe Torre, R OBP: 0.360, SLG: 0.464 Ted Simmons, S (6, PH)										1	1	1	1	0	0	0									
Dick Allen, R OBP: 0.383, SLG: 0.565 Mike Shannon, R (7, 5)										2	0	0	0	0	1	0									
Jose Cardenal, R OBP: 0.365, SLG: 0.446 Frank Linzy, R (8, 1)										1	0	0	1	0	1	2									
Leron Lee, L OBP: 0.286, SLG: 0.343 (1, 9)										3	0	0	0	0	1	0									
Joe Hague, L OBP: 0.304, SLG: 0.405 (1, 3)										4	0	0	0	0	2	2									
Dal Maxwell, R OBP: 0.312, SLG: 0.214 (1, 4)										4	1	0	0	0	0	0									
Steve Carlton, L OBP: 0.288, SLG: 0.265 Bob Chlupsa, R (5, 1)										0	0	0	0	0	0	0									
Ed Crosby, L OBP: 0.182, SLG: 0.182 (6, 6)										0	0	0	0	0	0	0									
Inning Stats	R: 0 E: 0 K: 1 S: 5	H: 0 LOB: 0 BB: 0 P: 5	R: 0 E: 0 K: 1 S: 5	H: 0 LOB: 0 BB: 0 P: 5	R: 0 E: 0 K: 1 S: 5	H: 0 LOB: 1 BB: 0 P: 6	R: 0 E: 0 K: 2 S: 7	H: 0 LOB: 0 BB: 0 P: 7	R: 0 E: 0 K: 0 S: 3	H: 0 LOB: 0 BB: 0 P: 3	R: 0 E: 0 K: 2 S: 9	H: 2 LOB: 2 BB: 0 P: 9	R: 0 E: 0 K: 1 S: 6	H: 1 LOB: 1 BB: 0 P: 6	R: 5 E: 2 K: 0 S: 8	H: 3 LOB: 1 BB: 1 P: 12	R: 0 E: 0 K: 1 S: 5	H: 0 LOB: 0 BB: 0 P: 5	1B: 4 2B: 1 3B: 1 HR: 0	SF: 1 SAC: 0 DP: 0 HBP: 1	WP: 1 PB: 1 SB: 0 CS: 0	PA: 37			
PITCHER	IP	WLS	BF	H	R	ER	SO	BB	IBB	HBP	BLK	WP	HR	S	P	ERA	WHIP								
Wayne Simpson, R ERA: 2.95 Wayne Granger, R ERA: 2.4	7.1	W	31	6	5	3	8	1	0	1	0	0	0	45	50	3.68	0.955								

St. Louis Cardinals @ Cincinnati Reds
Riverfront Stadium, Cincinnati, OH
Sun Jul 26 1970, 3:33 AM EDT
Att: 40,202 - Unknown


AB 34
R 5
H 6
RBI 4
BB 1
SO 9
LOB 8



Batter	1	2	3	4	5	6	7	8	9	AB	R	H	RBI	BB	SO	LOB	BOTTOM								
Bobby Tolan, L OBP: 0.385, SLG: 0.473 Angel Bravo, L OBP: 0.333, SLG: 0.267 (1, 8)	HBP HR BB	F3		G3	FC3-6					3	1	0	1	1	0	1									
Pete Rose, S OBP: 0.391, SLG: 0.484 Ty Cline, L OBP: 0.353, SLG: 0.419 (1, 9)										3	2	1	0	0	1	1									
Hal McRae, R OBP: 0.361, SLG: 0.570 Woody Woodward, R OBP: 0.319, SLG: 0.342 (8, PH)	HR HBP	HR								1	1	1	0	0	0	0									
Johnny Bench, R OBP: 0.348, SLG: 0.646 (1, 5)										5	0	0	0	0	2	4									
Lee May, R OBP: 0.287, SLG: 0.485 Jimmy Stewart, S OBP: 0.288, SLG: 0.269 (9, 5)	F9	F9								0	0	0	0	0	0	0									
Tommy Helms, R OBP: 0.298, SLG: 0.280 Darrel Chaney, S OBP: 0.254, SLG: 0.276 (1, 7)										5	3	4	7	0	0	0									
Pat Corrales, R OBP: 0.369, SLG: 0.414 (1, 3)										3	2	2	0	0	0	0									
Dave Concepcion, R OBP: 0.332, SLG: 0.339 (6, 3)	2B	6-3								2	0	0	0	0	0	0									
Wayne Simpson, R OBP: 0.311, SLG: 0.097 Wayne Granger, R OBP: 0.200, SLG: 0.200 (1, 4)										3	1	2	1	0	0	0									
Tommy Helms, R OBP: 0.298, SLG: 0.280 Darrel Chaney, S OBP: 0.254, SLG: 0.276 (6, 4)										1	0	1	0	0	0	0									
Pat Corrales, R OBP: 0.369, SLG: 0.414 (1, 2)										4	2	2	1	0	0	2									
Dave Concepcion, R OBP: 0.332, SLG: 0.339 (1, 6)										4	0	2	1	0	2	2									
Wayne Simpson, R OBP: 0.311, SLG: 0.097 Wayne Granger, R OBP: 0.200, SLG: 0.200 (1, 1)										4	0	0	0	0	2	6									
Inning Stats	R: 4 E: 1 K: 1 S: 9	H: 3 LOB: 2 BB: 1 P: 14	R: 2 E: 0 K: 0 S: 5	H: 2 LOB: 0 BB: 0 P: 5	R: 1 E: 0 K: 2 S: 8	H: 1 LOB: 0 BB: 0 P: 8	R: 0 E: 0 K: 1 S: 5	H: 0 LOB: 0 BB: 0 P: 5	R: 4 E: 0 K: 1 S: 10	H: 5 LOB: 1 BB: 0 P: 10	R: 0 E: 0 K: 1 S: 5	H: 1 LOB: 0 BB: 0 P: 5	R: 0 E: 0 K: 2 S: 9	H: 2 LOB: 2 BB: 0 P: 9	R: 1 E: 0 K: 0 S: 4	H: 1 LOB: 0 BB: 0 P: 4	1B: 7 2B: 4 3B: 1 HR: 3	SF: 0 SAC: 0 DP: 0 HBP: 1	WP: 1 PB: 0 SB: 0 CS: 0	PA: 41					
PITCHER	IP	WLS	BF	H	R	ER	SO	BB	IBB	HBP	BLK	WP	HR	S	P	ERA	WHIP								
Steve Carlton, L ERA: 4.28 Bob Chlupsa, R ERA: 18.0 Sal Campisi, R ERA: 2.98 Frank Linzy, R ERA: 4.24	4.0	L	24	9	10	10	4	1	0	1	0	0	0	7	7	9.00	2.500								

St. Louis Cardinals @ Cincinnati Reds
Riverfront Stadium, Cincinnati, OH
Sun Jul 26 1970, 3:33 AM EDT
Att: 40,202 - Unknown

AB 39
R 12
H 15
RBI 11
BB 1
SO 8
LOB 18



Batter	1	2	3	4	5	6	7	8	9	AB	R	H	RBI	BB	SO	LOB	TOP										
Matty Alou, L OBP: 0.316, SLG: 0.340 (1, 8)										5	0	2	0	0	0	1											
Richie Hebner, L OBP: 0.341, SLG: 0.431 (1, 5)										5	1	1	0	0	0	2											
Al Oliver, L OBP: 0.317, SLG: 0.438 (1, 9)										5	0	3	1	0	0	1											
Willie Stargell, L OBP: 0.307, SLG: 0.477 (1, 7)										5	0	0	0	0	2	5											
Manny Sanguillen, R OBP: 0.333, SLG: 0.449 (1, 2)										4	1	2	0	1	0	2											
Bob Robertson, R OBP: 0.357, SLG: 0.500 (1, 3)										3	0	0	0	1	1	5											
Gene Alley, R OBP: 0.294, SLG: 0.374 (1, 6)										4	1	2	0	0	0	0											
Bill Mazerolski, R OBP: 0.278, SLG: 0.319 (1, 4)										4	1	3	3	0	0	2											
Bruce Dal Canton, R Joe Gibbon, R Dave Giusti, R OBP: 0.385, SLG: 0.400 (1, 1) (9, 1) (9, 1)										3	0	0	0	0	1	3											
Inning Stats	R: 0 E: 0 K: 0 S: 4	H: 1 LOB: 1 BB: 0 P: 4	R: 3 E: 0 K: 0 S: 6	H: 3 LOB: 0 BB: 0 P: 6	R: 0 E: 0 K: 1 S: 5	H: 0 LOB: 0 BB: 0 P: 5	R: 0 E: 0 K: 1 S: 6	H: 1 LOB: 2 BB: 1 P: 10	R: 1 E: 0 K: 0 S: 5	H: 2 LOB: 2 BB: 1 P: 9	R: 0 E: 0 K: 1 S: 7	H: 2 LOB: 2 BB: 0 P: 7	R: 0 E: 0 K: 0 S: 3	H: 1 LOB: 0 BB: 0 P: 3	R: 0 E: 0 K: 1 S: 7	H: 2 LOB: 2 BB: 0 P: 7	1B: 9 2B: 3 3B: 0 HR: 1	SF: 0 SAC: 1 DP: 1 HBP: 0	WP: 0 PA: 41 PB: 0 SB: 0 CS: 0								
PITCHER	IP	WLS	BF	H	R	ER	SO	BB	IBB	HBP	BLK	WP	HR	S	P	ERA	WHIP										
Jim McGlothlin, R ERA: 2.86 (1, 1)	8.1	L	39	13	4	4	3	1	1	0	0	0	1	43	51	4.32	1.680										
Don Gullett, L ERA: 3.19 (9, 1)	0.1		1	0	0	0	1	0	0	0	0	0	0	3	3	0.00	0.000										
Ray Washburn, R ERA: 7.12 (9, 1)	0.1		1	0	0	0	0	0	0	0	0	0	0	1	1	0.00	0.000										

Pittsburgh Pirates @ Cincinnati Reds
Riverfront Stadium, Cincinnati, OH
Tue Jul 28 1970, 7:05 PM EDT
Att: 25,807 - Unknown

AB 38
R 4
H 13
RBI 4
BB 2
SO 4
LOB 21



Batter	1	2	3	4	5	6	7	8	9	AB	R	H	RBI	BB	SO	LOB	BOTTOM										
Bobby Tolan, L OBP: 0.390, SLG: 0.475 (1, 8)										4	0	3	1	1	0	0											
Pete Rose, S OBP: 0.391, SLG: 0.481 (1, 9)										4	0	1	0	1	0	5											
Tony Perez, R OBP: 0.428, SLG: 0.635 (1, 5)										3	0	0	1	1	2	1											
Johnny Bench, R OBP: 0.347, SLG: 0.643 (1, 2)										4	0	0	0	1	2	2											
Bernie Carbo, L OBP: 0.470, SLG: 0.622 (1, 7)										4	1	2	0	1	2	3											
Lee May, R OBP: 0.290, SLG: 0.488 (1, 3)										5	0	1	0	0	0	6											
Tommy Helms, R OBP: 0.255, SLG: 0.279 (1, 4)										4	0	0	0	0	0	3											
Dave Concepcion, R OBP: 0.330, SLG: 0.347 (1, 6)										4	1	1	1	0	1	0											
Jim McGlothlin, R OBP: 0.245, SLG: 0.213 Don Gullett, R Ray Washburn, R Jimmy Stewart, S OBP: 0.303, SLG: 0.286 (1, 1) (9, 1) (9, 1) (9, PH)										1	0	0	0	2	1	0											
Inning Stats	R: 0 E: 0 K: 1 S: 5	H: 0 LOB: 1 BB: 1 P: 9	R: 2 E: 0 K: 0 S: 6	H: 3 LOB: 2 BB: 1 P: 10	R: 0 E: 0 K: 1 S: 6	H: 1 LOB: 2 BB: 1 P: 10	R: 0 E: 0 K: 2 S: 8	H: 1 LOB: 1 BB: 0 P: 8	R: 0 E: 0 K: 0 S: 3	H: 0 LOB: 2 BB: 2 P: 11	R: 0 E: 0 K: 3 S: 9	H: 0 LOB: 0 BB: 0 P: 9	R: 0 E: 0 K: 0 S: 3	H: 0 LOB: 0 BB: 0 P: 3	R: 1 E: 0 K: 1 S: 8	H: 3 LOB: 3 BB: 1 P: 12	1B: 7 2B: 1 3B: 1 HR: 0	SF: 1 SAC: 0 DP: 1 HBP: 0	WP: 0 PA: 42 PB: 0 SB: 1 CS: 0								
PITCHER	IP	WLS	BF	H	R	ER	SO	BB	IBB	HBP	BLK	WP	HR	S	P	ERA	WHIP										
Bruce Dal Canton, R ERA: 3.43 Joe Gibbon, L Dave Giusti, R ERA: 2.54 (1, 1) (9, 1) (9, 1)	8.0	W	36	7	3	3	7	6	0	0	0	0	0	2	2	-	-										
	0.0		2	2	0	0	0	0	0	0	0	0	0	2	2												
	1.0	S	4	0	0	0	1	0	1	0	0	0	0	5	9	0.00	0.000										

Pittsburgh Pirates @ Cincinnati Reds
Riverfront Stadium, Cincinnati, OH
Tue Jul 28 1970, 7:05 PM EDT
Att: 25,807 - Unknown

AB 34
R 3
H 9
RBI 3
BB 7
SO 8
LOB 20



Batter	1	2	3	4	5	6	7	8	9	AB	R	H	RBI	BB	SO	LOB	TOP																						
Matty Alou, L (1, 8) OBP: 0.316, SLG: 0.342	1-3		F9 SF9 2B		4-3		1-3			4	1	1	0	0	0	0																							
Richie Hebner, L (1, 5) OBP: 0.340, SLG: 0.429	F8		F9					4-3		4	0	1	0	0	0	1																							
Al Oliver, L (1, 9) OBP: 0.316, SLG: 0.437	F9		SF9							3	0	1	1	0	1	1																							
Willie Stargell, L (1, 7) OBP: 0.313, SLG: 0.477 Johnny Jeter, R (8, PR) OBP: 0.337, SLG: 0.299		2B 1B	FC6-4 BB			K		4-0 BB		2	1	1	0	2	1	0																							
Manny Sanguillen, R (1, 2) OBP: 0.329, SLG: 0.443	F7		FC6-4					G6-4-3 BB		0	0	0	0	0	0	4																							
Bob Robertson, R (1, 3) OBP: 0.360, SLG: 0.502	WP 1-H 6-3 2B				K					3	1	1	1	1	1	0																							
Gene Alley, R (1, 6) OBP: 0.374, SLG: 0.374 Freddie Patek, R (9, PR) OBP: 0.357, SLG: 0.364					5-3					3	0	1	0	1	1	1																							
Bill Mazerowski, R (1, 4) OBP: 0.281, SLG: 0.322					P4					4	0	2	1	0	0	1																							
Dock Ellis, S (1, 1) OBP: 0.136, SLG: 0.123 Luke Walker, L (6, 1) OBP: 0.116, SLG: 0.118 Jose Pagan, R (7, PH) OBP: 0.309, SLG: 0.327 Dick Colpaert, R (7, 1) OBP: 0.365, SLG: 0.477										2	0	0	0	0	1	1																							
Inning Stats	R: 0 E: 0 K: 0 S: 3	H: 0 LOB: 0 BB: 0 P: 3	R: 2 E: 0 K: 1 S: 7	H: 2 LOB: 1 BB: 1 P: 11	R: 1 E: 0 K: 0 S: 4	H: 1 LOB: 1 BB: 1 P: 8	R: 0 E: 0 K: 1 S: 5	H: 0 LOB: 0 BB: 0 P: 5	R: 0 E: 0 K: 2 S: 6	H: 1 LOB: 1 BB: 0 P: 6	R: 0 E: 0 K: 0 S: 7	H: 0 LOB: 1 BB: 1 P: 11	R: 0 E: 0 K: 0 S: 3	H: 1 LOB: 0 BB: 0 P: 3	R: 0 E: 0 K: 0 S: 3	H: 1 LOB: 2 BB: 1 P: 7	R: 0 E: 0 K: 0 S: 4	H: 2 LOB: 2 BB: 0 P: 4	1B: 6 2B: 2 3B: 0 HR: 0	SF: 1 SAC: 0 DP: 3 HBP: 0	WP: 1 PB: 0 SB: 0 CS: 0	PA: 36																	
PITCHER	IP	WLS	BF	H	R	ER	SO	BB	IBB	HBP	BLK	WP	HR	S	P	ERA	WHIP	PITCHER				IP	WLS	BF	H	R	ER	SO	BB	IBB	HBP	BLK	WP	HR	S	P	ERA	WHIP	
Gary Nolan, R (1, 1) ERA: 3.51	6.0	W	25	4	3	3	5	3	0	0	0	1	0	32	44	4.50	1.167																						
Clay Carroll, R (7, 1) ERA: 2.79	1.1		6	2	0	0	0	1	0	0	0	0	0	5	9	0.00	2.250																						
Wayne Granger, R (8, 1) ERA: 2.63	1.2	S	5	2	0	0	0	0	0	0	0	0	0	5	5	0.00	1.200																						

Pittsburgh Pirates @ Cincinnati Reds
Riverfront Stadium, Cincinnati, OH
Wed Jul 29 1970, 7:05 PM EDT
Att: 25,788 - Unknown

AB 31
R 3
H 8
RBI 3
BB 4
SO 5
LOB 12



Batter	1	2	3	4	5	6	7	8	9	AB	R	H	RBI	BB	SO	LOB	BOTTOM																					
Pete Rose, S (1, 9) OBP: 0.392, SLG: 0.480	1-3	G3						F9		5	1	2	3	0	0	1																						
Bobby Tolan, L (1, 8) OBP: 0.388, SLG: 0.473	1-3		P6							4	0	1	0	0	0	1																						
Tony Perez, R (1, 5) OBP: 0.427, SLG: 0.635	HBP		K							3	0	1	1	0	1	1																						
Johnny Bench, R (1, 2) OBP: 0.348, SLG: 0.640	HBP		G3							2	0	0	0	2	0	0																						
Bernie Carbo, L (1, 7) OBP: 0.470, SLG: 0.616										2	0	0	0	1	0	0																						
Lee May, R (1, 3) OBP: 0.289, SLG: 0.488	F7									4	0	1	0	0	0	6																						
Tommy Helms, R (1, 4) OBP: 0.255, SLG: 0.278 Wayne Granger, R (8, 1) OBP: 0.200, SLG: 0.200										4	1	1	0	0	0	1																						
Dave Concepcion, R (1, 6) OBP: 0.333, SLG: 0.347										0	0	0	0	0	0	0																						
Gary Nolan, R (1, 1) OBP: 0.203, SLG: 0.130 Ty Cline, L (6, PH) OBP: 0.343, SLG: 0.406 Clay Carroll, R (7, 1) OBP: 0.286, SLG: 0.167 Darrel Chaney, S (8, 4) OBP: 0.250, SLG: 0.271										3	2	1	0	1	1	0																						
										1	0	1	0	0	0	0																						
										0	0	0	0	0	0	0																						
										0	0	0	0	0	0	0																						
										1	0	0	0	0	0	0																						
Inning Stats	R: 0 E: 0 K: 0 S: 4	H: 1 LOB: 3 BB: 1 P: 9	R: 0 E: 1 K: 1 S: 6	H: 1 LOB: 1 BB: 0 P: 6	R: 0 E: 0 K: 1 S: 5	H: 0 LOB: 0 BB: 0 P: 5	R: 0 E: 0 K: 0 S: 3	H: 0 LOB: 0 BB: 0 P: 3	R: 2 E: 0 K: 0 S: 6	H: 3 LOB: 3 BB: 2 P: 14	R: 2 E: 0 K: 0 S: 5	H: 2 LOB: 1 BB: 1 P: 9	R: 0 E: 0 K: 0 S: 4	H: 1 LOB: 1 BB: 0 P: 4	R: 0 E: 0 K: 0 S: 3	H: 0 LOB: 0 BB: 0 P: 3	1B: 6 2B: 2 3B: 0 HR: 0	SF: 1 SAC: 2 DP: 0 HBP: 1	WP: 0 PB: 0 SB: 1 CS: 0	PA: 37																		
PITCHER	IP	WLS	BF	H	R	ER	SO	BB	IBB	HBP	BLK	WP	HR	S	P	ERA	WHIP	PITCHER				IP	WLS	BF	H	R	ER	SO	BB	IBB	HBP	BLK	WP	HR	S	P	ERA	WHIP
Dock Ellis, R (1, 1) ERA: 3.47	5.1	L	28	7	4	4	2	4	0	1	0	0	0	27	44	6.75	2.062																					
Luke Walker, L (6, 1) ERA: 3.88	0.2		2	0	0	0	0	0	0	0	0	0	0	2	2	0.00	0.000																					
Dick Colpaert, R (7, 1) ERA: 3.0	2.0		7	1	0	0	0	0	0	0	0	0	0	7	7	0.00	0.500																					

Pittsburgh Pirates @ Cincinnati Reds
Riverfront Stadium, Cincinnati, OH
Wed Jul 29 1970, 7:05 PM EDT
Att: 25,788 - Unknown

AB 29
R 4
H 8
RBI 4
BB 4
SO 2
LOB 10



Batter	1	2	3	4	5	6	7	8	9	AB	R	H	RBI	BB	SO	LOB	TOP			
Matty Alou, L (1,8) OBP: 0.316, SLG: 0.347	0-0 BB 2B 1B	0-0 2H 3B		0-0 4-3		0-0 F7			0-0 6-3	5	1	2	1	0	0	2				
Richie Hebner, L (1,5) OBP: 0.339, SLG: 0.424	4-0 1B					0-0 P6			0-0 F8	3	1	0	0	1	0	3				
Orlando Pena, R (6,1) OBP: 0.361, SLG: 0.472	1-2 2B BB					0-0 FC4-6 1-2				1	0	0	0	0	0	0				
Dave Cash, R (9,PH) OBP: 0.315, SLG: 0.433										5	0	1	0	0	0	2				
Al Oliver, L (1,9) OBP: 0.315, SLG: 0.433	0-0 P6					0-0 F7			0-0 F8	5	0	1	0	0	0	2				
Willie Stargell, L (1,7) OBP: 0.317, SLG: 0.486	0-0 1H 2H 2B					0-0 3-1 2B			0-0 F7	5	0	3	2	0	0	1				
Manny Sanguillen, R (1,2) OBP: 0.325, SLG: 0.437	0-0 F9					0-0 3-1 2B				4	0	0	0	0	1	3				
Bob Robertson, R (1,3) OBP: 0.362, SLG: 0.500	0-3 K					0-0 FC5-4 1B			0-3 K	3	1	1	0	1	2	1				
Freddie Patek, R (1,6) OBP: 0.367, SLG: 0.378						0-0 1-3 BB			0-0 BLK 2B	3	1	2	0	1	0	2				
Bill Mazerolski, R (1,4) OBP: 0.281, SLG: 0.318						0-0 F9			0-0 F7	3	0	0	0	1	0	4				
Bob Veale, S (1,1) OBP: 0.173, SLG: 0.163						0-0 G4-6-3 BB			0-0 F8	0	0	0	0	0	0	0				
Dave Ricketts, S (2,PH) OBP: 0.250, SLG: 0.162						0-0 G3				1	0	0	0	0	0	1				
Bob Moose, R (2,1) OBP: 0.244, SLG: 0.189						0-0 G4-6-3				1	0	0	0	0	0	1				
Jose Pagan, R (6,PH) OBP: 0.312, SLG: 0.330	1-2					1-2			1-3 3H 1B	2	0	1	1	0	0	1				
Inning Stats	R: 2 E: 0 K: 1 S: 7	H: 2 LOB: 1 BB: 1 P: 11	R: 1 E: 0 K: 0 S: 5	H: 2 LOB: 1 BB: 0 P: 5	R: 0 E: 0 K: 0 S: 4	H: 1 LOB: 2 BB: 1 P: 8	R: 0 E: 0 K: 0 S: 2	H: 0 LOB: 0 BB: 1 P: 6	R: 0 E: 0 K: 0 S: 4	H: 1 LOB: 1 BB: 0 P: 4	R: 0 E: 0 K: 1 S: 5	H: 0 LOB: 0 BB: 0 P: 5	R: 0 E: 0 K: 1 S: 6	H: 1 LOB: 1 BB: 0 P: 6	R: 0 E: 0 K: 0 S: 4	H: 1 LOB: 1 BB: 0 P: 4	1B: 6 2B: 3 3B: 1 HR: 0	SF: 0 SAC: 0 DP: 1 HBP: 0	WP: 0 PB: 0 SB: 0 CS: 0	PA: 40
PITCHER	IP WLS BF H R ER SO BB IBB HBP BLK WP HR S P ERA WHIP	5.1 W 27 8 4 4 1 4 0 0 0 0 0 25 41 6.75 2.250	3.2 S 13 2 0 0 2 0 0 0 1 0 0 17 17 0.00 0.545																	

Pittsburgh Pirates @ Cincinnati Reds
Riverfront Stadium, Cincinnati, OH
Thu Jul 30 1970, 7:05 PM EDT
Att: 26,298 - Unknown

AB	36
R	4
H	10
RBI	4
BB	4
SO	3
LOB	21



Batter	1	2	3	4	5	6	7	8	9	AB	R	H	RBI	BB	SO	LOB	BOTTOM			
Pete Rose, S (1,9) OBP: 0.392, SLG: 0.481	0-0 5-3	0-0 2B 1B	0-0 4-3			0-0 2B		0-0 6-3		5	1	2	0	0	0	1				
Bobby Tolan, L (1,8) OBP: 0.392, SLG: 0.478	0-0 1B	0-0 1B 2B				0-0 K				4	2	3	1	0	1	1				
Tony Perez, R (1,5) OBP: 0.430, SLG: 0.644	0-0 1H HR 1B	0-0 1B BB				0-0 G4-6-3 1B				3	2	2	2	1	0	1				
Johnny Bench, R (1,7) OBP: 0.347, SLG: 0.644	0-0 1H HR	0-0 F7				0-0 P6				4	1	1	2	0	0	3				
Lee May, R (1,3) OBP: 0.294, SLG: 0.491	0-0 2B 1B	0-0 1B				0-0 K				4	1	3	2	0	1	0				
Tommy Helms, R (1,4) OBP: 0.252, SLG: 0.275	0-0 F2	0-0 L4				0-0 G4-6-3 1B				4	0	0	0	0	0	4				
Pat Corrales, R (1,2) OBP: 0.362, SLG: 0.419	0-0 1H 2B	0-3 K				0-0 5-3			0-3 K	4	0	1	1	0	2	2				
Dave Concepcion, R (1,6) OBP: 0.332, SLG: 0.345	0-3 K					0-0 1-3			0-0 1B	4	0	1	0	0	1	1				
Tony Cloninger, R (1,1) OBP: 0.250, SLG: 0.250						0-0 1-3			0-3 K	2	1	1	0	0	0	0				
Don Gullett, R (6,1) OBP: 0.444, SLG: 0.625						0-0 F8				2	0	0	0	0	1	1				
Inning Stats	R: 4 E: 0 K: 1 S: 10	H: 5 LOB: 1 BB: 0 P: 10	R: 3 E: 0 K: 1 S: 9	H: 4 LOB: 2 BB: 1 P: 13	R: 0 E: 0 K: 0 S: 3	H: 0 LOB: 0 BB: 0 P: 3	R: 0 E: 0 K: 0 S: 3	H: 1 LOB: 0 BB: 0 P: 3	R: 0 E: 0 K: 1 S: 6	H: 1 LOB: 1 BB: 0 P: 6	R: 1 E: 0 K: 1 S: 6	H: 1 LOB: 0 BB: 0 P: 6	R: 0 E: 0 K: 2 S: 8	H: 1 LOB: 1 BB: 0 P: 8	R: 0 E: 0 K: 2 S: 8	H: 1 LOB: 1 BB: 0 P: 8	1B: 9 2B: 3 3B: 0 HR: 2	SF: 0 SAC: 0 DP: 2 HBP: 0	WP: 1 PB: 0 SB: 1 CS: 0	PA: 37
PITCHER	IP WLS BF H R ER SO BB IBB HBP BLK WP HR S P ERA WHIP	1.0 L 8 5 4 4 1 0 0 0 0 0 0 18 22 6.75 1.750	4.0 17 6 3 3 1 1 0 0 0 0 0 1 20 20 3.00 1.000																	

Pittsburgh Pirates @ Cincinnati Reds
Riverfront Stadium, Cincinnati, OH
Thu Jul 30 1970, 7:05 PM EDT
Att: 26,298 - Unknown

AB	36
R	8
H	14
RBI	8
BB	1
SO	6
LOB	14



Batter	1	2	3	4	5	6	7	8	9	AB	R	H	RBI	BB	SO	LOB	TOP										
Don Kessinger, S OBP: 0.336, SLG: 0.372 (1, 6)										5	2	2	0	0	0	2	Chicago Cubs @ Cincinnati Reds Riverfront Stadium, Cincinnati, OH Fri Jul 31 1970, 7:05 PM EDT Sunny - 90 F										
Glenn Beckert, R OBP: 0.335, SLG: 0.350 Paul Popovich, S OBP: 0.342, SLG: 0.375 (1, 4) (8, 4)										5	2	4	0	0	0	0											
Billy Williams, L OBP: 0.386, SLG: 0.600 (1, 7)										4	2	1	1	1	0	2											
Ron Santo, R OBP: 0.342, SLG: 0.427 (1, 5)										3	1	0	0	2	1	3											
Joe Pepitone, L OBP: 0.299, SLG: 0.468 (1, 8)										5	0	2	1	0	0	5											
Willie Smith, L OBP: 0.301, SLG: 0.389 (1, 3)										4	0	0	1	0	1	4											
Johnny Callison, L OBP: 0.355, SLG: 0.412 (1, 9)										4	0	1	2	1	2	2											
Jack Hiatt, R OBP: 0.389, SLG: 0.358 (1, 2)										3	0	1	0	1	2	2											
Bill Hands, R OBP: 0.254, SLG: 0.137 (1, 1)										4	0	0	0	0	3	3											
Inning Stats	R: 1 E: 0 K: 0 S: 4	H: 2 LOB: 1 BB: 1 P: 8	R: 0 E: 0 K: 1 S: 5	H: 0 LOB: 2 BB: 2 P: 13	R: 2 E: 0 K: 1 S: 7	H: 2 LOB: 1 BB: 1 P: 11	R: 0 E: 0 K: 1 S: 5	H: 0 LOB: 0 BB: 0 P: 5	R: 2 E: 1 K: 2 S: 10	H: 3 LOB: 1 BB: 1 P: 8	R: 0 E: 0 K: 1 S: 6	H: 1 LOB: 1 BB: 0 P: 6	R: 0 E: 0 K: 0 S: 3	H: 0 LOB: 0 BB: 0 P: 3	R: 0 E: 0 K: 2 S: 8	H: 1 LOB: 1 BB: 0 P: 8	1B: 10 2B: 0 3B: 1 HR: 0	SF: 1 SAC: 0 DP: 1 HBP: 0	WP: 2 PB: 1 SB: 1 CS: 0	PA: 43							
PITCHER	IP	WLS	BF	H	R	ER	SO	BB	IBB	HBP	BLK	WP	HR	S	P	ERA	WHIP										
Wayne Simpson, R ERA: 3.06 (1, 1)	3.0	L	16	4	3	3	2	4	0	0	0	1	0	16	32	9.00	2.667										
Ray Washburn, R ERA: 6.75 (4, 1)	2.0		10	2	2	0	3	1	0	0	0	0	0	15	19	0.00	1.500										
John Noriega, R ERA: 5.4 (6, 1)	3.0		13	4	2	2	2	0	0	0	0	1	0	17	17	6.00	1.333										
Clay Carroll, R ERA: 2.75 (9, 1)	1.0		4	1	0	0	2	0	0	0	0	0	0	8	8	0.00	1.000										

AB	37
R	7
H	11
RBI	5
BB	5
SO	9
LOB	23



Batter	1	2	3	4	5	6	7	8	9	AB	R	H	RBI	BB	SO	LOB	BOTTOM										
Pete Rose, S OBP: 0.390, SLG: 0.478 (1, 9)										3	0	0	0	1	0	2	Chicago Cubs @ Cincinnati Reds Riverfront Stadium, Cincinnati, OH Fri Jul 31 1970, 7:05 PM EDT Sunny - 90 F										
Bobby Tolan, L OBP: 0.388, SLG: 0.473 Clay Carroll, R OBP: 0.286, SLG: 0.167 (1, 8) (9, 1)										4	0	0	0	0	1	3											
Tony Perez, R OBP: 0.428, SLG: 0.639 (1, 5)										4	0	1	0	0	1	2											
Johnny Bench, R OBP: 0.346, SLG: 0.647 (1, 2) (7, 7)										4	1	1	1	0	1	1											
Bernie Carbo, L OBP: 0.465, SLG: 0.608 Pat Corrales, R OBP: 0.357, SLG: 0.413 (1, 7) (7, 2)										3	0	0	0	0	0	0											
Lee May, R OBP: 0.294, SLG: 0.490 (1, 3)										3	0	1	0	0	1	0											
Tommy Helms, R OBP: 0.250, SLG: 0.273 (1, 4)										3	0	0	0	0	0	1											
Darrel Chaney, S OBP: 0.254, SLG: 0.274 (1, 6)										3	0	1	0	0	0	0											
Wayne Simpson, R OBP: 0.111, SLG: 0.097 Angel Brundo, L OBP: 0.346, SLG: 0.280 Ray Washburn, R OBP: 0.299, SLG: 0.282 Jimmy Stewart, S OBP: 0.299, SLG: 0.282 John Noriega, R OBP: 0.299, SLG: 0.282 Ty Cline, L OBP: 0.333, SLG: 0.394 (1, 1) (3, PH) (4, 1) (5, PH) (6, 1) (8, PH) (9, 8)										0	0	0	0	0	0	0											
Inning Stats	R: 0 E: 0 K: 2 S: 7	H: 0 LOB: 0 BB: 0 P: 7	R: 0 E: 0 K: 0 S: 4	H: 1 LOB: 1 BB: 0 P: 4	R: 0 E: 0 K: 0 S: 5	H: 2 LOB: 2 BB: 0 P: 5	R: 1 E: 0 K: 0 S: 4	H: 1 LOB: 0 BB: 0 P: 4	R: 0 E: 0 K: 0 S: 3	H: 0 LOB: 0 BB: 1 P: 7	R: 0 E: 0 K: 0 S: 3	H: 0 LOB: 0 BB: 0 P: 3	R: 0 E: 0 K: 1 S: 5	H: 0 LOB: 0 BB: 0 P: 5	R: 0 E: 0 K: 0 S: 3	H: 0 LOB: 0 BB: 0 P: 3	R: 0 E: 0 K: 1 S: 5	H: 1 LOB: 0 BB: 0 P: 5	1B: 4 2B: 0 3B: 0 HR: 1	SF: 0 SAC: 0 DP: 1 HBP: 0	WP: 0 PB: 0 SB: 0 CS: 0	PA: 32					
PITCHER	IP	WLS	BF	H	R	ER	SO	BB	IBB	HBP	BLK	WP	HR	S	P	ERA	WHIP										
Bill Hands, R ERA: 3.67 (1, 1)	9.0	W	32	5	1	1	4	1	0	0	0	0	1	39	43	1.00	0.667										

AB	31
R	1
H	5
RBI	1
BB	1
SO	4
LOB	10



Batter	1	2	3	4	5	6	7	8	9	AB	R	H	RBI	BB	SO	LOB	TOP								
Don Kessinger, S OBP: 0.340, SLG: 0.377 (1, 6)	G3		1-3		6-3			FC1-6 1B		4	1	1	0	0	0	1	Chicago Cubs @ Cincinnati Reds Riverfront Stadium, Cincinnati, OH Sat Aug 01 1970, 7:05 PM EDT Att: 46,476 - Unknown - 90 F								
Glenn Beckert, R OBP: 0.338, SLG: 0.353 (1, 4)	5-3		1-3			5-3		FC1-6 1B		4	0	1	0	0	0	1									
Billy Williams, L OBP: 0.385, SLG: 0.599 (1, 7)	K					F3		FC1-6 1B		4	0	1	0	0	1	2									
Ron Santo, R OBP: 0.349, SLG: 0.436 (1, 5)		P3		F7		F9		1B		4	0	1	1	0	0	1									
Joe Pepitone, L OBP: 0.297, SLG: 0.464 (1, 8)	F9			G6-4-3 1B				1B		4	0	1	0	0	0	2									
Willie Smith, L OBP: 0.299, SLG: 0.407 (1, 3)	4-3			G6-4-3 1B			HR			4	1	1	1	0	0	2									
Johnny Callison, L OBP: 0.354, SLG: 0.422 (1, 9)			1B		SF7			P4		4	2	2	0	0	0	0									
Jack Hiatt, R OBP: 0.387, SLG: 0.350 (1, 2)			FC1-6 1B	F2		1-3		F7		4	0	1	1	0	0	1									
Milt Pappas, R OBP: 0.103, SLG: 0.179 (8, PH)			FC1-6		SF7			4-3		1	0	0	1	0	0	1									
Phil Regan, R OBP: 0.333, SLG: 0.600 (8, 1)										1	0	0	0	0	0	0									
Larry Gura, S OBP: 0.167, SLG: 0.364 (8, 1)										0	0	0	0	0	0	0									
Roberto Rodriguez, R OBP: 0.167, SLG: 0.364 (8, 1)										0	0	0	0	0	0	0									
Inning Stats	R: 0 E: 0 K: 1 S: 5	H: 0 LOB: 0 BB: 0 P: 5	R: 0 E: 0 K: 0 S: 3	H: 0 LOB: 0 BB: 0 P: 3	R: 1 E: 1 K: 0 S: 5	H: 2 LOB: 1 BB: 0 P: 5	R: 0 E: 0 K: 0 S: 4	H: 2 LOB: 1 BB: 0 P: 4	R: 1 E: 0 K: 0 S: 4	H: 1 LOB: 0 BB: 0 P: 4	R: 0 E: 0 K: 0 S: 3	H: 0 LOB: 0 BB: 0 P: 3	R: 1 E: 0 K: 0 S: 4	H: 1 LOB: 0 BB: 0 P: 4	R: 1 E: 0 K: 0 S: 6	H: 3 LOB: 2 BB: 0 P: 6	R: 0 E: 0 K: 0 S: 3	H: 0 LOB: 0 BB: 0 P: 3	1B: 5 2B: 2 3B: 1 HR: 1	SF: 1 SAC: 0 DP: 1 HBP: 0	WP: 0 PB: 0 SB: 0 CS: 0	PA: 35			
PITCHER	IP	WLS	BF	H	R	ER	SO	BB	IBB	HBP	BLK	WP	HR	S	P	ERA	WHIP								
Jim McGlothlin, R ERA: 2.91	(1, 1)	7.0	26	6	3	3	1	0	0	0	0	0	1	28	28	3.86	0.857								
Wayne Granger, R ERA: 2.65	(8, 1)	2.0	W	9	3	1	1	0	0	0	0	0	0	9	9	4.50	1.500								

AB	34
R	4
H	9
RBI	4
BB	0
SO	1
LOB	11



Batter	1	2	3	4	5	6	7	8	9	AB	R	H	RBI	BB	SO	LOB	BOTTOM								
Pete Rose, S OBP: 0.394, SLG: 0.478 (1, 9)			K			F7		FC3-6 BB		3	0	1	0	1	1	0	Chicago Cubs @ Cincinnati Reds Riverfront Stadium, Cincinnati, OH Sat Aug 01 1970, 7:05 PM EDT Att: 46,476 - Unknown - 90 F								
Bobby Tolan, L OBP: 0.385, SLG: 0.466 (1, 8)	F7			G3		F9		FC3-6 BB		4	1	0	0	0	0	2									
Tony Perez, R OBP: 0.426, SLG: 0.633 (1, 5)	K			4-3 BB		1-3		2B		2	1	0	0	2	1	1									
Johnny Bench, R OBP: 0.348, SLG: 0.648 (1, 2)	F8			4-3				BB		4	2	2	2	0	0	2									
Bernie Carbo, L OBP: 0.461, SLG: 0.615 (8, PH)			1-3		4-3			BB		3	1	0	0	0	0	1									
Pat Corrales, R OBP: 0.342, SLG: 0.394 (9, 2)								K		1	0	0	0	0	1	1									
Lee May, R OBP: 0.293, SLG: 0.486 (1, 3)	K				5-3			BB		3	1	0	0	1	1	1									
Tommy Helms, R OBP: 0.255, SLG: 0.274 (1, 4)	4-3					FC6 BB		BB		2	0	1	1	2	0	0									
Darrel Chaney, S OBP: 0.262, SLG: 0.270 (7, PH)						FC6		BB		1	0	0	0	0	0	1									
Jimmy Stewart, S OBP: 0.293, SLG: 0.280 (8, 6)								BB		0	0	0	0	0	0	0									
Dave Concepcion, R OBP: 0.326, SLG: 0.338 (8, PH)								BB		0	0	0	0	0	0	0									
Ty Cline, L OBP: 0.342, SLG: 0.400 (8, PH)								BB		1	0	2	0	0	0	0									
Woody Woodward, R OBP: 0.319, SLG: 0.338 (9, 6)								BB		0	0	0	0	0	0	0									
Jim McGlothlin, R OBP: 0.236, SLG: 0.204 (7, PH)			5-3					BB		2	0	0	0	1	2										
Angel Bravo, L OBP: 0.352, SLG: 0.333 (8, 1)								K		1	0	0	0	0	1										
Wayne Granger, R OBP: 0.167, SLG: 0.167 (8, 1)								K		1	0	0	0	1	2										
Inning Stats	R: 0 E: 0 K: 1 S: 6	H: 1 LOB: 1 BB: 0 P: 6	R: 0 E: 0 K: 1 S: 5	H: 0 LOB: 0 BB: 0 P: 5	R: 0 E: 0 K: 1 S: 4	H: 0 LOB: 0 BB: 1 P: 8	R: 0 E: 0 K: 0 S: 3	H: 0 LOB: 1 BB: 1 P: 7	R: 0 E: 0 K: 1 S: 5	H: 0 LOB: 1 BB: 1 P: 9	R: 0 E: 0 K: 0 S: 3	H: 0 LOB: 0 BB: 0 P: 3	R: 2 E: 1 K: 0 S: 6	H: 2 LOB: 1 BB: 0 P: 6	R: 4 E: 0 K: 2 S: 9	H: 2 LOB: 2 BB: 4 P: 25	R: 0 E: 0 K: 0 S: 3	H: 0 LOB: 0 BB: 0 P: 3	1B: 4 2B: 1 3B: 0 HR: 0	SF: 0 SAC: 0 DP: 0 HBP: 0	WP: 0 PB: 0 SB: 0 CS: 1	PA: 36			
PITCHER	IP	WLS	BF	H	R	ER	SO	BB	IBB	HBP	BLK	WP	HR	S	P	ERA	WHIP								
Milt Pappas, R ERA: 3.97	(1, 1)	7.0	27	3	2	0	4	3	0	0	0	0	0	32	44	0.00	0.857								
Phil Regan, R ERA: 4.98	(8, 1)	0.1	L	4	1	3	3	0	2	0	0	0	0	2	10	81.00	9.000								
Larry Gura, L ERA: 3.45	(8, 1)	0.1		3	0	0	0	1	1	1	0	0	0	3	11	0.00	3.000								
Roberto Rodriguez, R ERA: 4.94	(8, 1)	0.1		2	1	1	1	1	0	0	0	0	0	4	4	27.00	3.000								

AB	29
R	6
H	5
RBI	5
BB	7
SO	6
LOB	15



Batter	1	2	3	4	5	6	7	8	9	10	11	AB	R	H	RBI	BB	SO	LOB	TOP									
Don Kessinger, S OBP: 0.339, SLG: 0.374	F8		K		K			F8		L6-3		5	0	1	0	0	1	0										
Glenn Beckert, R OBP: 0.339, SLG: 0.359	4-3							F9		L4-3		5	1	2	0	0	0	0										
Billy Williams, L OBP: 0.387, SLG: 0.604	FC5-4 BB		K					F9		FC1 G3-2-3 IBB		3	1	1	1	2	1	2										
Ron Santo, R OBP: 0.347, SLG: 0.433	FC5-4		F2					5-3		FC1 1B		5	0	1	1	0	0	3										
Joe Pepitone, L OBP: 0.292, SLG: 0.456		E3 2B SF8	F8					3-1		FC1 1B		5	1	0	0	0	0	4										
Willie Smith, L OBP: 0.289, SLG: 0.393	F8				F7			K		G3-2-3		5	0	0	0	0	1	4										
Johnny Callison, L OBP: 0.385, SLG: 0.425								K		G3		5	0	2	0	0	1	0										
Jack Hiatt, R OBP: 0.381, SLG: 0.345								P6		K		3	0	0	1	0	1	1										
Ken Holtzman, R OBP: 0.263, SLG: 0.278 Jim Colborn, R OBP: 0.385, SLG: 0.425 Juan Pizarro, L OBP: 0.385, SLG: 0.425								F9		K		4	0	0	0	0	2	2										
Inning Stats	R: 0 E: 0 K: 0 S: 3	H: 0 LOB: 1 BB: 1 P: 7	R: 1 E: 1 K: 1 S: 7	H: 1 LOB: 1 BB: 0 P: 7	R: 0 E: 0 K: 1 S: 7	H: 2 LOB: 2 BB: 0 P: 7	R: 0 E: 0 K: 0 S: 4	H: 1 LOB: 1 BB: 0 P: 4	R: 0 E: 0 K: 1 S: 5	H: 0 LOB: 0 BB: 0 P: 5	R: 0 E: 0 K: 1 S: 5	H: 0 LOB: 2 BB: 1 P: 9	R: 0 E: 0 K: 0 S: 4	H: 0 LOB: 0 BB: 0 P: 3	R: 1 E: 0 K: 0 S: 4	H: 1 LOB: 0 BB: 0 P: 4	R: 0 E: 0 K: 0 S: 3	H: 0 LOB: 0 BB: 0 P: 3	1B: 4 2B: 1 3B: 1 HR: 1	SF: 1 SAC: 0 DP: 1 HBP: 0	WP: 0 PB: 0 SB: 0 CS: 0	PA: 43						
PITCHER	IP WLS BF H R ER SO BB IBB HBP BLK WP HR S P ERA WHIP																											
Gary Nolan, R ERA: 3.36	(1, 1)	7.0	27	4	2	1	2	0	0	0	0	0	0	12	16	4.50	1.000											
Clay Carroll, R ERA: 2.96	(8, 1)	2.0	9	2	1	1	2	0	1	0	0	0	0	1	7	4.50	0.500											
Wayne Granger, R ERA: 2.72	(10, 1)	2.0	W	7	1	1	1	0	0	0	0	0	0	1	7	4.50	0.500											

Chicago Cubs @ Cincinnati Reds
Riverfront Stadium, Cincinnati, OH
Sun Aug 02 1970, 3:33 AM EDT
Att: 43,005 - Cloudy - 90 F

livebaseballscorecards.com

AB 40
R 3
H 7
RBI 3
BB 2
SO 7
LOB 16



Batter	1	2	3	4	5	6	7	8	9	10	11	AB	R	H	RBI	BB	SO	LOB	BOTTOM									
Pete Rose, S OBP: 0.395, SLG: 0.476	4-3		5-3			2B BB		SH1-4 1B		F9		4	0	1	0	2	0	4										
Bobby Tolan, L OBP: 0.307, SLG: 0.470	K					G3		SH1-4				5	0	3	1	0	1	0										
Tony Perez, R OBP: 0.422, SLG: 0.625	F9					K		K		5-3		5	1	0	0	0	2	4										
Johnny Bench, R OBP: 0.344, SLG: 0.640						K		F9		F9		5	0	0	0	0	1	2										
Lee May, R OBP: 0.289, SLG: 0.494 Jimmy Stewart, S OBP: 0.301, SLG: 0.280								3-1		F9		4	1	2	1	0	0	0										
Hal McRae, R OBP: 0.344, SLG: 0.543 Dave Concepcion, R OBP: 0.326, SLG: 0.338								HR				0	1	0	0	1	0	0										
Angel Bravo, L OBP: 0.364, SLG: 0.347								F8		F7		4	0	1	0	0	0	0										
Tommy Helms, R OBP: 0.287, SLG: 0.276								5-3		5-3		5	0	2	0	0	0	3										
Darrel Chaney, S OBP: 0.289, SLG: 0.277 Bernie Carbo, L OBP: 0.463, SLG: 0.615 Wayne Granger, R OBP: 0.143, SLG: 0.143								4-3 SH1-4 1B		5-3		2	0	1	0	0	0	0										
Gary Nolan, R OBP: 0.197, SLG: 0.125 Woody Woodward, R OBP: 0.317, SLG: 0.336 Clay Carroll, R OBP: 0.250, SLG: 0.143 Ty Cline, L OBP: 0.350, SLG: 0.405								SH1-4		1-3		1	0	0	0	0	0	2										
Inning Stats	R: 0 E: 0 K: 1 S: 5	H: 0 LOB: 0 BB: 0 P: 5	R: 0 E: 0 K: 0 S: 3	H: 0 LOB: 0 BB: 0 P: 3	R: 0 E: 0 K: 0 S: 4	H: 1 LOB: 1 BB: 0 P: 4	R: 0 E: 0 K: 2 S: 7	H: 0 LOB: 0 BB: 0 P: 7	R: 0 E: 0 K: 0 S: 3	H: 1 LOB: 2 BB: 1 P: 3	R: 1 E: 0 K: 0 S: 6	H: 3 LOB: 2 BB: 0 P: 6	R: 0 E: 0 K: 0 S: 4	H: 1 LOB: 1 BB: 0 P: 4	R: 1 E: 0 K: 0 S: 5	H: 2 LOB: 3 BB: 1 P: 9	R: 1 E: 0 K: 0 S: 4	H: 2 LOB: 2 BB: 1 P: 8	R: 1 E: 0 K: 1 S: 6	H: 2 LOB: 2 BB: 1 P: 10	1B: 9 2B: 2 3B: 0 HR: 1	SF: 0 SAC: 2 DP: 0 HBP: 0	WP: 0 PB: 0 SB: 1 CS: 0	PA: 47				
PITCHER	IP WLS BF H R ER SO BB IBB HBP BLK WP HR S P ERA WHIP																											
Ken Holtzman, L ERA: 3.54	(1, 1)	8.0	33	8	2	2	4	1	0	0	0	0	0	12	24	6.75	1.125											
Jim Colborn, R ERA: 3.43	(9, 1)	2.2	L	13	3	2	2	1	0	0	0	0	0	1	1	6.75	1.125											
Juan Pizarro, L ERA:	(11, 1)	0.0		1	1	0	0	0	0	0	0	0	0	1	1	6.75	1.125											

Chicago Cubs @ Cincinnati Reds
Riverfront Stadium, Cincinnati, OH
Sun Aug 02 1970, 3:33 AM EDT
Att: 43,005 - Cloudy - 90 F

livebaseballscorecards.com

AB 41
R 4
H 12
RBI 4
BB 4
SO 5
LOB 18



Batter	1	2	3	4	5	6	7	8	9	AB	R	H	RBI	BB	SO	LOB	TOP					
Pete Rose, S OBP: 0.395, SLG: 0.475 (1, 9)										5	0	2	1	0	1	0	Cincinnati Reds @ San Diego Padres San Diego Stadium, San Diego, CA Mon Aug 03 1970, 10:05 PM EDT Att: 14,857 - Unknown					
Bobby Tolan, L OBP: 0.397, SLG: 0.471 (1, 8)										4	1	2	1	0	0	1						
Tony Perez, R OBP: 0.421, SLG: 0.621 (1, 5)										4	0	1	0	1	0	2						
Johnny Bench, R OBP: 0.348, SLG: 0.640 (1, 2)										3	0	2	0	1	0	1						
Bernie Carbo, L OBP: 0.463, SLG: 0.611 (1, 7)										3	0	1	1	1	0	3						
Lee May, R OBP: 0.292, SLG: 0.489 (1, 3)										4	0	0	0	0	3	4						
Tommy Helms, R OBP: 0.259, SLG: 0.278 (7, 6)										4	1	2	0	0	0	0						
Darrel Chaney, S OBP: 0.271, SLG: 0.269 (1, 6)										2	0	0	0	0	1	1						
John Noriega, R OBP: 0.375, SLG: 0.360 (9, PH)										0	0	0	0	0	0	0						
Angel Bravo, L OBP: 0.375, SLG: 0.360 (9, PH)										1	1	1	0	0	0	0						
Tony Cloninger, R OBP: 0.222, SLG: 0.222 (1, 1)										2	0	0	0	0	0	1						
Jimmy Stewart, S OBP: 0.294, SLG: 0.273 (7, 4)										2	0	0	0	0	0	2						
Inning Stats	R: 0 E: 0 K: 0 S: 3	H: 1 LOB: 2 BB: 2 P: 11	R: 0 E: 0 K: 2 S: 7	H: 0 LOB: 0 BB: 0 P: 7	R: 0 E: 0 K: 1 S: 6	H: 1 LOB: 1 BB: 0 P: 6	R: 0 E: 0 K: 1 S: 5	H: 1 LOB: 0 BB: 0 P: 5	R: 0 E: 0 K: 0 S: 2	H: 0 LOB: 0 BB: 0 P: 3	R: 0 E: 1 K: 0 S: 4	H: 0 LOB: 1 BB: 0 P: 4	R: 0 E: 0 K: 0 S: 4	H: 2 LOB: 1 BB: 0 P: 4	R: 1 E: 0 K: 1 S: 8	H: 3 LOB: 3 BB: 1 P: 12	R: 2 E: 0 K: 0 S: 6	H: 3 LOB: 1 BB: 0 P: 6	1B: 11 2B: 0 3B: 0 HR: 0	SF: 1 SAC: 0 DP: 4 HBP: 1	WP: 0 PB: 0 SB: 1 CS: 0	PA: 39
PITCHER Clay Kirby, R ERA: 4.58 (1, 1)	IP: 9.0 WLS: W BF: 39 H: 11 R: 3 ER: 3 SO: 5 BB: 3 IBB: 0 HBP: 1 BLK: 0 WP: 0 HR: 0 S: 45 P: 58 ERA: 3.00 WHIP: 1.556															PITCHER						

AB	34
R	3
H	11
RBI	3
BB	3
SO	5
LOB	15



Batter	1	2	3	4	5	6	7	8	9	AB	R	H	RBI	BB	SO	LOB	BOTTOM			
Jose Arcia, R OBP: 0.257, SLG: 0.264 (1, 4)										5	2	2	0	0	1	4	Cincinnati Reds @ San Diego Padres San Diego Stadium, San Diego, CA Mon Aug 03 1970, 10:05 PM EDT Att: 14,857 - Unknown			
Steve Huntz, S OBP: 0.351, SLG: 0.347 (1, 6)										1	0	0	0	1	0	1				
Dave Campbell, R OBP: 0.285, SLG: 0.339 (7, 4)										2	0	0	0	0	1	2				
Cito Gaston, R OBP: 0.373, SLG: 0.543 (1, 8)										5	2	2	0	0	0	1				
Al Ferrara, R OBP: 0.351, SLG: 0.443 (1, 7)										3	0	1	0	1	0	4				
Ivan Murrell, R OBP: 0.296, SLG: 0.419 (7, PR)										0	2	0	0	1	0	0				
Ollie Brown, R OBP: 0.326, SLG: 0.503 (1, 9)										5	2	2	5	0	0	4				
Nate Colbert, R OBP: 0.326, SLG: 0.477 (1, 3)										4	1	0	0	1	2	0				
Ed Spiezio, R OBP: 0.377, SLG: 0.468 (1, 5)										3	1	2	1	1	0	0				
Bob Barton, R OBP: 0.282, SLG: 0.338 (1, 2)										4	0	2	1	0	0	1				
Clay Kirby, R OBP: 0.213, SLG: 0.200 (1, 1)										3	0	0	0	1	1	3				
Inning Stats	R: 0 E: 1 K: 1 S: 6	H: 0 LOB: 2 BB: 1 P: 10	R: 0 E: 0 K: 1 S: 5	H: 0 LOB: 1 BB: 1 P: 9	R: 3 E: 0 K: 1 S: 8	H: 3 LOB: 0 BB: 0 P: 8	R: 0 E: 0 K: 1 S: 5	H: 0 LOB: 0 BB: 0 P: 5	R: 1 E: 0 K: 0 S: 4	H: 1 LOB: 1 BB: 1 P: 8	R: 0 E: 0 K: 0 S: 5	H: 2 LOB: 2 BB: 0 P: 5	R: 5 E: 0 K: 1 S: 10	H: 5 LOB: 2 BB: 2 P: 18	R: 1 E: 1 K: 0 S: 3	H: 0 LOB: 0 BB: 1 P: 7	1B: 7 2B: 3 3B: 0 HR: 1	SF: 0 SAC: 1 DP: 0 HBP: 0	WP: 2 PB: 1 SB: 0 CS: 0	PA: 42
PITCHER Tony Cloninger, R ERA: 5.04 (1, 1)	IP: 6.1 WLS: L BF: 32 H: 9 R: 8 ER: 8 SO: 4 BB: 3 IBB: 0 HBP: 0 BLK: 0 WP: 1 HR: 1 S: 37 P: 49 ERA: 11.37 WHIP: 1.895															PITCHER				
John Noriega, R ERA: 7.56 (7, 1)	IP: 1.2 WLS: L BF: 10 H: 2 R: 2 ER: 1 SO: 1 BB: 2 IBB: 0 HBP: 0 BLK: 0 WP: 0 HR: 0 S: 9 P: 21 ERA: 5.40 WHIP: 2.400															PITCHER				

AB	35
R	10
H	11
RBI	7
BB	6
SO	5
LOB	20



Batter	1	2	3	4	5	6	7	8	9	AB	R	H	RBI	BB	SO	LOB	TOP					
Pete Rose, S OBP: 0.399, SLG: 0.480 (1, 9)										4	3	3	0	1	0	0	Cincinnati Reds @ San Diego Padres San Diego Stadium, San Diego, CA Tue Aug 04 1970, 10:05 PM EDT Att: 14,070 - Unknown					
Bobby Tolan, L OBP: 0.390, SLG: 0.480 (1, 8)										5	3	3	2	0	2							
Tony Perez, R OBP: 0.419, SLG: 0.616 (1, 5)										5	2	1	1	0	2	3						
Johnny Bench, R OBP: 0.351, SLG: 0.647 (1, 2)										5	1	3	4	0	1	1						
Bernie Carbo, L OBP: 0.465, SLG: 0.623 (1, 7)										2	2	1	2	2	0	1						
Lee May, R OBP: 0.291, SLG: 0.486 (1, 3)										5	0	1	0	0	0	1						
Tommy Helms, R OBP: 0.259, SLG: 0.277 (1, 4)										5	0	1	1	0	0	1						
Woody Woodward, R OBP: 0.314, SLG: 0.331 (1, 6)										5	0	1	0	0	0	3						
Jim Merritt, L OBP: 0.179, SLG: 0.246 (1, 1)										4	1	1	1	0	2	2						
Inning Stats	R: 2 E: 1 K: 0 S: 6	H: 2 LOB: 1 BB: 0 P: 6	R: 0 E: 0 K: 1 S: 5	H: 0 LOB: 0 BB: 0 P: 5	R: 2 E: 0 K: 1 S: 5	H: 1 LOB: 0 BB: 2 P: 13	R: 0 E: 0 K: 0 S: 4	H: 1 LOB: 1 BB: 0 P: 4	R: 0 E: 0 K: 1 S: 6	H: 1 LOB: 1 BB: 0 P: 6	R: 1 E: 0 K: 0 S: 4	H: 1 LOB: 0 BB: 0 P: 4	R: 3 E: 0 K: 1 S: 8	H: 4 LOB: 0 BB: 0 P: 8	R: 0 E: 1 K: 1 S: 6	H: 0 LOB: 1 BB: 0 P: 6	R: 4 E: 0 K: 0 S: 7	H: 5 LOB: 1 BB: 1 P: 11	1B: 10 2B: 2 3B: 0 HR: 4	SF: 1 SAC: 0 DP: 2 HBP: 0	WP: 0 PB: 0 SB: 0 CS: 1	PA: 45
PITCHER	IP WLS BF H R ER SO BB IBB HBP BLK WP HR S P ERA WHIP																					
Pat Dobson, R ERA: 4.13 (1, 1)	5.0 L 22 5 4 3 3 2 0 0 0 0 0 1 26 34 5.40 1.400																					
Ron Herbel, R ERA: 5.12 (6, 1)	1.0 7 4 4 4 0 0 0 0 0 0 2 7 7 36.00 4.000																					
Tom Dukes, R ERA: 1.67 (7, 1)	1.0 3 1 0 0 1 0 0 0 0 0 0 5 5 0.00 1.000																					
Jack Baldschun, R ERA: 8.64 (8, 1)	2.0 12 5 4 4 1 1 0 0 0 0 1 13 17 18.00 3.000																					


AB	40
R	12
H	15
RBI	11
BB	3
SO	5
LOB	14




Batter	1	2	3	4	5	6	7	8	9	AB	R	H	RBI	BB	SO	LOB	BOTTOM	
Jose Arcia, R OBP: 0.257, SLG: 0.263 (1, 6)										4	0	1	0	0	1	1	Cincinnati Reds @ San Diego Padres San Diego Stadium, San Diego, CA Tue Aug 04 1970, 10:05 PM EDT Att: 14,070 - Unknown	
Dave Campbell, R OBP: 0.254, SLG: 0.338 (1, 4)										4	0	1	0	0	1	0		
Cito Gaston, R OBP: 0.372, SLG: 0.541 (1, 8)										4	0	1	0	0	0	3		
Al Ferrara, R OBP: 0.350, SLG: 0.439 (1, 7)										4	0	1	0	0	0	1		
Ollie Brown, R OBP: 0.325, SLG: 0.500 (1, 9)										4	0	1	0	0	2	1		
Nate Colbert, R OBP: 0.323, SLG: 0.472 (1, 3)										4	0	0	0	0	1	3		
Ed Spiezio, R OBP: 0.380, SLG: 0.472 (1, 5)										3	0	1	0	1	0	1		
Chris Cannizzaro, R OBP: 0.396, SLG: 0.436 (1, 2)										4	1	2	1	0	0	2		
Pat Dobson, R OBP: 0.212, SLG: 0.154 (5, PH) Larry Siehl, L OBP: 0.141, SLG: 0.133 (8, 1) Ron Herbel, R (8, 1) Tom Dukes, R (7, 1) Bob Barton, R OBP: 0.286, SLG: 0.336 (7, PH) Jack Baldschun, R (8, 1)										0	0	0	0	0	0	0		
Inning Stats	R: 0 E: 0 K: 1 S: 5	H: 0 LOB: 0 BB: 0 P: 5	R: 0 E: 0 K: 1 S: 6	H: 1 LOB: 0 BB: 0 P: 6	R: 0 E: 0 K: 2 S: 7	H: 0 LOB: 0 BB: 0 P: 7	R: 0 E: 0 K: 0 S: 5	H: 2 LOB: 2 BB: 0 P: 5	R: 1 E: 0 K: 1 S: 6	H: 1 LOB: 0 BB: 0 P: 6	R: 0 E: 0 K: 0 S: 3	H: 0 LOB: 0 BB: 0 P: 3	R: 0 E: 0 K: 0 S: 4	H: 1 LOB: 1 BB: 0 P: 4	1B: 6 2B: 1 3B: 0 HR: 1	SF: 0 SAC: 1 DP: 1 HBP: 0	WP: 0 PB: 0 SB: 0 CS: 0	PA: 35
PITCHER	IP WLS BF H R ER SO BB IBB HBP BLK WP HR S P ERA WHIP																	
Jim Merritt, L ERA: 3.99 (1, 1)	9.0 W 35 8 1 1 6 1 0 0 0 0 0 1 46 50 1.00 1.000																	

AB	33
R	1
H	8
RBI	1
BB	1
SO	6
LOB	13



Batter	1	2	3	4	5	6	7	8	9	AB	R	H	RBI	BB	SO	LOB	TOP					
Pete Rose, S OBP: 0.398, SLG: 0.478 (1, 9)	0-0 4-3		0-0 4-3			0-0 BB BB BB 1B		0-3 K		4	1	1	0	0	1	0	Cincinnati Reds @ San Francisco Giants Candlestick Park, San Francisco, CA Wed Aug 05 1970, 10:05 PM EDT Att: 11,798 - Unknown AB 28 R 3 H 4 RBI 3 BB 7 SO 11 LOB 14 					
Bobby Tolan, L OBP: 0.399, SLG: 0.476 (1, 8)	0-3 K			0-3 K		4-0 BB BB 1-2 2B BB		0-0 4-3		3	1	0	0	1	2	0						
Tony Perez, R OBP: 0.415, SLG: 0.610 (1, 5)	0-3 K			0-3 K		0-3 K		0-0 F8		4	0	0	0	0	3	2						
Johnny Bench, R OBP: 0.356, SLG: 0.648 (1, 2)		4-0 BB BB		4-0 BB		4-0 BB 1-2 2-3 2B BB		0-0 BB 1B		1	1	1	0	3	0	0						
Bernie Carbo, L OBP: 0.469, SLG: 0.622 (1, 7)		4-0 G1-6-3 1-2 BB		0-3 K		4-0 BB 1-2 2-3 2B BB		0-0 FC4-6 1B		2	0	1	1	2	1	1						
Lee May, R OBP: 0.291, SLG: 0.486 (1, 3)	0-3 K				0-0 6-3		0-0 2B		0-3 K		4	0	1	2	0	2		4				
Tommy Helms, R OBP: 0.258, SLG: 0.275 (1, 4)		0-0 G1-6-3 1-2			4-0 G4-6-3 BB			0-0 F8		3	0	0	0	1	0	4						
Woody Woodward, R OBP: 0.309, SLG: 0.325 (1, 6)			0-0 6-3		0-0 G4-6-3 1-2			0-0 FC4-6		3	0	0	0	0	1	1						
Jimmy Stewart, S OBP: 0.291, SLG: 0.269 (9, PH)								0-3 K		1	0	0	0	0	0	2						
Jim McGlothlin, R OBP: 0.232, SLG: 0.200 (1, 1)				0-0 5-3						1	0	0	0	0	0	0						
Don Gullett, R OBP: 0.364, SLG: 0.500 (5, 1)						0-0 6-3				2	0	0	0	0	1	0						
Clay Carroll, R OBP: 0.250, SLG: 0.143 (8, 1)								0-3 K		0	0	0	0	0	0	0						
Inning Stats	R: 0 E: 0 K: 2 S: 7	H: 0 LOB: 0 BB: 0 P: 7	R: 0 E: 0 K: 1 S: 4	H: 0 LOB: 1 BB: 2 P: 12	R: 0 E: 0 K: 0 S: 3	H: 0 LOB: 0 BB: 0 P: 3	R: 0 E: 0 K: 3 S: 9	H: 0 LOB: 1 BB: 1 P: 13	R: 0 E: 0 K: 0 S: 2	H: 0 LOB: 0 BB: 1 P: 6	R: 3 E: 0 K: 1 S: 6	H: 2 LOB: 2 BB: 3 P: 18	R: 0 E: 0 K: 2 S: 7	H: 0 LOB: 0 BB: 0 P: 7	R: 0 E: 0 K: 1 S: 5	H: 2 LOB: 2 BB: 0 P: 5	R: 0 E: 0 K: 1 S: 7	H: 2 LOB: 2 BB: 0 P: 7	1B: 3 2B: 1 3B: 0 HR: 0	SF: 0 SAC: 0 DP: 2 HBP: 0	WP: 0 PB: 0 SB: 0 CS: 0	PA: 35
PITCHER Gaylord Perry, R ERA: 3.67 (1, 1)	IP: 9.0 WLS: W BF: 35 H: 4 R: 3 ER: 3 SO: 11 BB: 7 IBB: 0 HBP: 0 BLK: 0 WP: 0 HR: 0 S: 50 P: 78 ERA: 3.00 WHIP: 1.222															PITCHER	IP: 9.0 WLS: W BF: 35 H: 4 R: 3 ER: 3 SO: 11 BB: 7 IBB: 0 HBP: 0 BLK: 0 WP: 0 HR: 0 S: 50 P: 78 ERA: 3.00 WHIP: 1.222					

Batter	1	2	3	4	5	6	7	8	9	AB	R	H	RBI	BB	SO	LOB	BOTTOM			
Ron Hunt, R OBP: 0.402, SLG: 0.385 (1, 5)	0-0 BB BB SF9 1B	0-0 FC5-4 1-2		0-0 1-3 2B		0-0 4-3		0-0 1-3		5	1	2	0	0	0	4	Cincinnati Reds @ San Francisco Giants Candlestick Park, San Francisco, CA Wed Aug 05 1970, 10:05 PM EDT Att: 11,798 - Unknown AB 30 R 5 H 9 RBI 5 BB 4 SO 11 LOB 19 			
Tito Fuentes, S OBP: 0.295, SLG: 0.320 (1, 4)	0-0 SF9 BB FC4-6 1B		0-3 K	0-3 K		0-3 K		0-3 K		4	1	1	0	0	3	2				
Willie Mays, R OBP: 0.381, SLG: 0.500 (1, 8)	4-0 FC4-6 1-2 2-3 BB		0-3 K		0-3 K		4-0 G5-6-3 BB			2	0	0	0	2	2	0				
Willie McCovey, L OBP: 0.423, SLG: 0.582 (1, 3)	0-0 SF9		0-3 K		0-0 2B		0-0 G5-6-3 1-2			3	0	1	1	0	1	1				
Ken Henderson, S OBP: 0.428, SLG: 0.501 (1, 9)	0-0 FC4-6 1-2 FC6-4			0-0 E BB E 1B		0-0 F9		0-0 2B 1B		4	2	2	1	0	0	2				
Jim Ray Hart, R OBP: 0.377, SLG: 0.514 (1, 7)	0-0 FC6-4 1-2		0-3 K	0-3 K		0-3 K		0-3 K		4	0	0	0	0	3	4				
Dick Dietz, R OBP: 0.431, SLG: 0.575 (1, 2)		0-0 FC5-4 1B		4-0 E BB SF9 BB		4-0 SH1-4 BB		0-0 1-H 2B		2	1	2	1	2	0	0				
Hal Lanier, R OBP: 0.267, SLG: 0.293 (1, 6)		0-0 F8		0-0 E6 2B 1-3 2-H		0-0 F9		0-0 1B		4	0	1	1	0	0	3				
Gaylord Perry, R OBP: 0.129, SLG: 0.202 (1, 1)		0-3 K		0-0 SF9 3-H		0-0 SH1-4 1-2		0-3 K		2	0	0	1	0	2	3				
Inning Stats	R: 2 E: 0 K: 0 S: 5	H: 2 LOB: 1 BB: 1 P: 9	R: 0 E: 0 K: 1 S: 6	H: 1 LOB: 0 BB: 0 P: 6	R: 0 E: 0 K: 3 S: 9	H: 0 LOB: 0 BB: 0 P: 9	R: 2 E: 2 K: 2 S: 10	H: 2 LOB: 2 BB: 1 P: 14	R: 0 E: 0 K: 0 S: 3	H: 0 LOB: 1 BB: 1 P: 7	R: 0 E: 0 K: 1 S: 4	H: 0 LOB: 0 BB: 1 P: 8	R: 1 E: 0 K: 2 S: 10	H: 3 LOB: 2 BB: 0 P: 10	R: 0 E: 0 K: 2 S: 10	H: 3 LOB: 2 BB: 0 P: 10	1B: 6 2B: 3 3B: 0 HR: 0	SF: 2 SAC: 1 DP: 1 HBP: 0	WP: 0 PB: 0 SB: 0 CS: 0	PA: 37
PITCHER Jim McGlothlin, R ERA: 2.95 (1, 1)	IP: 4.0 WLS: L BF: 20 H: 5 R: 4 ER: 2 SO: 6 BB: 2 IBB: 0 HBP: 0 BLK: 0 WP: 0 HR: 0 S: 30 P: 38 ERA: 4.50 WHIP: 1.750															PITCHER	IP: 4.0 WLS: L BF: 20 H: 5 R: 4 ER: 2 SO: 6 BB: 2 IBB: 0 HBP: 0 BLK: 0 WP: 0 HR: 0 S: 30 P: 38 ERA: 4.50 WHIP: 1.750			
Don Gullett, L ERA: 2.95 (5, 1)	3.1 14 3 1 1 4 2 0 0 0 0 0 20 28 2.70 1.500																			
Clay Carroll, R ERA: 2.93 (8, 1)	0.2 3 1 0 0 1 0 0 0 0 0 0 5 5 0.00 1.500																			

Batter	1	2	3	4	5	6	7	8	9	AB	R	H	RBI	BB	SO	LOB	TOP					
Pete Rose, S OBP: 0.398, SLG: 0.477 Wayne Granger, R OBP: 0.143, SLG: 0.143	0-0 1B 1B 1B	0-0 FC6-4		0-0 4-3		0-0 F3		0-0 1B		5	0	2	0	0	0	1						
Bobby Tolan, L OBP: 0.396, SLG: 0.471	0-3 K		0-0 F3		4-0 3B BB		0-0 F2	0-0 3-1		4	1	0	0	1	1	2						
Tony Perez, R OBP: 0.417, SLG: 0.617	0-0 1B 1-2 1B		0-0 FC6-4 1B		0-0 F3		0-0 HR		0-3 K	5	1	3	1	0	1	1						
Johnny Bench, R OBP: 0.355, SLG: 0.647	0-3 K		0-0 FC6-4 HBP BB		0-0 1-4-3 3B		0-0 F4		0-0 4-3	5	1	1	1	0	1	3						
Bernie Carbo, L OBP: 0.471, SLG: 0.618	0-0 1-2 2-3 1B		4-0 HBP BB		0-0 1-4-3		4-0 1B BB		0-0 1-3	3	0	1	1	2	0	0						
Lee May, R OBP: 0.293, SLG: 0.485 Dave Concepcion, R OBP: 0.329, SLG: 0.341	0-3 K		1-0 HBP		4-0 BB		0-0 1-2 1B			1	0	0	0	1	1	3						
Tommy Helms, R OBP: 0.257, SLG: 0.273 Darrel Chaney, S OBP: 0.268, SLG: 0.265		0-3 K	0-3 K		0-0 F7		0-0 1-3			3	0	0	0	0	2	4						
Woody Woodward, R OBP: 0.311, SLG: 0.327 Pat Corrales, R OBP: 0.333, SLG: 0.382		0-0 1-3		0-0 L4-3 1B		0-0 F7		0-0 F9		2	0	1	0	0	0	0						
Ray Washburn, R OBP: 0.333, SLG: 0.395 Ty Cline, S OBP: 0.341, SLG: 0.395	0-0 L4-3 1B		0-0 FC6-4 1B		0-0 K		0-3 K			0	0	0	0	0	0	0						
Inning Stats	R: 0 E: 0 K: 3 S: 12	H: 3 LOB: 3 BB: 0 P: 12	R: 0 E: 0 K: 1 S: 6	H: 1 LOB: 1 BB: 0 P: 6	R: 0 E: 0 K: 1 S: 6	H: 1 LOB: 3 BB: 1 P: 11	R: 0 E: 0 K: 0 S: 3	H: 1 LOB: 0 BB: 0 P: 3	R: 2 E: 0 K: 0 S: 4	H: 1 LOB: 1 BB: 2 P: 12	R: 0 E: 0 K: 1 S: 5	H: 0 LOB: 0 BB: 0 P: 5	R: 1 E: 0 K: 0 S: 5	H: 2 LOB: 2 BB: 1 P: 9	R: 0 E: 0 K: 1 S: 6	H: 1 LOB: 1 BB: 0 P: 6	R: 0 E: 0 K: 1 S: 5	H: 0 LOB: 0 BB: 0 P: 5	1B: 8 2B: 1 3B: 1 HR: 1	SF: 0 SAC: 0 DP: 1 HBP: 1	WP: 0 PB: 0 SB: 0 CS: 0	PA: 41
PITCHER Frank Reberger, R ERA: 6.31	IP: 9.0 WLS: W BF: 41 H: 10 R: 3 ER: 3 SO: 8 BB: 4 IBB: 0 HBP: 1 BLK: 0 WP: 0 HR: 1 S: 52 P: 69 ERA: 3.00 WHIP: 1.556															PITCHER						

Cincinnati Reds @ San Francisco Giants
Candlestick Park, San Francisco, CA
Thu Aug 06 1970, 6:33 AM EDT
Att: 10,979 - Unknown

AB	36
R	3
H	10
RBI	3
BB	4
SO	8
LOB	17



Batter	1	2	3	4	5	6	7	8	9	AB	R	H	RBI	BB	SO	LOB	BOTTOM	
Ron Hunt, R OBP: 0.408, SLG: 0.388	0-0 FC6-4 HR 1B		0-3 K		0-0 G4-6-3 1B		0-0 FC5-4 HBP			3	1	2	0	1	1	1		
Tito Fuentes, S OBP: 0.297, SLG: 0.323	0-0 FC6-4 1B		0-0 1-2 1B		0-0 G4-6-3		0-0 F8			4	0	2	1	0	0	3		
Ken Henderson, S OBP: 0.423, SLG: 0.494	0-0 FC6-4 HR 1B		0-0 4-3		0-0 F6		0-0 FC5-4			5	1	0	0	0	0	8		
Willie McCovey, L OBP: 0.423, SLG: 0.587	0-0 1-4 3-H HR		0-0 4-3		0-0 G3		0-0 1-3		4-0 FC5-4 BB	4	1	1	3	1	0	0		
Jim Ray Hart, R OBP: 0.378, SLG: 0.513	0-0 HR 2B		4-0 BB BB		0-0 1-3		0-0 6-3		0-0 FC5-4 BB	4	1	1	0	1	0	1		
Dick Dietz, R OBP: 0.435, SLG: 0.575	4-0 HR IBB		4-0 G4-6-3 BB		1-0 3B HBP		0-0 1B		0-3 K	2	2	1	0	2	1	1		
Frank Johnson, R OBP: 0.340, SLG: 0.359	0-0 1-4 2-H HR		0-0 G4-6-3		0-0 1B 3B		0-0 F3		4-0 FC5-4 BB	4	2	2	4	1	0	3		
Hal Lanier, R OBP: 0.272, SLG: 0.296	4-0 BB SF8 BB		0-0 4-3		0-0 1B		0-0 SH1-3 1B		0-0 FC5-4	4	1	2	1	1	0	2		
Frank Reberger, L OBP: 0.240, SLG: 0.280	0-0 1-2 E4 BB		0-0 1B		0-0 G3		0-0 SH1-3			3	0	1	0	0	0	2		
Inning Stats	R: 7 E: 1 K: 0 S: 9	H: 5 LOB: 2 BB: 3 P: 21	R: 0 E: 0 K: 0 S: 2	H: 0 LOB: 1 BB: 2 P: 10	R: 0 E: 0 K: 1 S: 7	H: 2 LOB: 2 BB: 0 P: 7	R: 2 E: 0 K: 0 S: 5	H: 2 LOB: 1 BB: 0 P: 6	R: 0 E: 0 K: 0 S: 4	H: 1 LOB: 0 BB: 0 P: 4	R: 0 E: 0 K: 0 S: 4	H: 1 LOB: 2 BB: 0 P: 5	R: 0 E: 0 K: 1 S: 5	H: 0 LOB: 2 BB: 2 P: 13	1B: 8 2B: 1 3B: 1 HR: 2	SF: 1 SAC: 1 DP: 2 HBP: 2	WP: 0 PB: 0 SB: 0 CS: 0	PA: 44
PITCHER Ray Washburn, R ERA: 8.24 John Noriega, R ERA: 5.4 Wayne Granger, R ERA: 2.67	IP: 0.1 WLS: L BF: 8 H: 5 R: 2 ER: 2 SO: 1 BB: 1 IBB: 0 HBP: 0 BLK: 0 WP: 0 HR: 2 S: 6 P: 14 ERA: 162.00 WHIP: 18.000															PITCHER		

Cincinnati Reds @ San Francisco Giants
Candlestick Park, San Francisco, CA
Thu Aug 06 1970, 6:33 AM EDT
Att: 10,979 - Unknown

AB	33
R	9
H	12
RBI	9
BB	7
SO	2
LOB	21



Batter	1	2	3	4	5	6	7	8	9	AB	R	H	RBI	BB	SO	LOB	TOP					
Pete Rose, S OBP: 0.394, SLG: 0.472 (1, 9)										5	0	0	0	0	0	3	Cincinnati Reds @ Los Angeles Dodgers Dodger Stadium, Los Angeles, CA Fri Aug 07 1970, 7:05 PM PDT Att: 35,701 - Unknown					
Bobby Tolan, L OBP: 0.394, SLG: 0.468 (1, 8)										5	1	1	0	0	1	1						
Tony Perez, R OBP: 0.418, SLG: 0.615 (1, 5)										3	1	1	0	1	0	0						
Johnny Bench, R OBP: 0.354, SLG: 0.650 (1, 2)										4	1	1	1	0	0	3						
Bernie Carbo, L OBP: 0.468, SLG: 0.611 (1, 7)										3	1	0	0	1	0	0						
Lee May, R OBP: 0.295, SLG: 0.487 (1, 3)										4	0	2	2	0	0	0						
Tommy Helms, R OBP: 0.257, SLG: 0.274 (1, 4)										3	0	1	1	0	0	2						
Woody Woodward, R OBP: 0.309, SLG: 0.325 (1, 6)										4	0	1	0	0	0	3						
Gary Nolan, R OBP: 0.194, SLG: 0.123 (1, 1)										1	0	0	0	0	1	0						
Ty Cline, L OBP: 0.357, SLG: 0.395 (7, PH)										0	0	0	0	1	0	0						
Clay Carroll, R OBP: 0.222, SLG: 0.125 (7, 1)										1	0	0	0	0	1	0						
Wayne Granger, R OBP: 0.143, SLG: 0.143 (9, 1)										0	0	0	0	0	0	0						
Inning Stats	R: 0 E: 0 K: 1 S: 6	H: 1 LOB: 1 BB: 0 P: 6	R: 0 E: 0 K: 0 S: 4	H: 1 LOB: 1 BB: 0 P: 4	R: 0 E: 0 K: 1 S: 5	H: 0 LOB: 0 BB: 0 P: 5	R: 1 E: 0 K: 0 S: 5	H: 2 LOB: 1 BB: 0 P: 5	R: 0 E: 0 K: 0 S: 4	H: 1 LOB: 1 BB: 0 P: 4	R: 0 E: 0 K: 0 S: 3	H: 0 LOB: 0 BB: 0 P: 3	R: 0 E: 1 K: 0 S: 4	H: 0 LOB: 2 BB: 1 P: 8	R: 3 E: 0 K: 0 S: 5	H: 2 LOB: 1 BB: 2 P: 13	R: 0 E: 0 K: 1 S: 5	H: 0 LOB: 0 BB: 0 P: 5	1B: 5 2B: 1 3B: 0 HR: 1	SF: 1 SAC: 1 DP: 0 HBP: 0	WP: 0 PB: 0 SB: 1 CS: 0	PA: 38
PITCHER	IP WLS BF H R ER SO BB IBB HBP BLK WP HR S P ERA WHIP																					
Joe Moeller, R ERA: 2.99 (1, 1)	7.1 L 33 7 4 4 2 2 1 0 0 0 0 1 34 46 4.91 1.227																					
Jim Brewer, L ERA: 2.95 (8, 1)	1.2 5 0 0 0 1 0 0 0 0 0 0 0 7 7 0.00 0.000																					

AB 33
R 4
H 7
RBI 4
BB 3
SO 3
LOB 12



Batter	1	2	3	4	5	6	7	8	9	AB	R	H	RBI	BB	SO	LOB	BOTTOM					
Billy Grabarkewitz, R OBP: 0.419, SLG: 0.474 (1, 6)										4	0	0	0	0	1	0	Cincinnati Reds @ Los Angeles Dodgers Dodger Stadium, Los Angeles, CA Fri Aug 07 1970, 7:05 PM PDT Att: 35,701 - Unknown					
Manny Mota, R OBP: 0.381, SLG: 0.403 (1, 7)										4	0	0	0	0	0	0						
Willie Davis, L OBP: 0.346, SLG: 0.450 (1, 8)										4	1	3	0	0	0	0						
Wes Parker, S OBP: 0.398, SLG: 0.487 (1, 3)										4	0	1	1	0	1	2						
Bill Sudakis, S OBP: 0.341, SLG: 0.438 (1, 5)										3	0	0	0	0	1	0						
Maury Wills, S OBP: 0.337, SLG: 0.307 (8, 6)										1	0	0	0	0	0	1						
Tom Haller, L OBP: 0.333, SLG: 0.444 (1, 2)										4	1	1	1	0	2	1						
Ted Sizemore, R OBP: 0.347, SLG: 0.332 (1, 4)										3	0	1	0	0	1	0						
Bill Russell, R OBP: 0.287, SLG: 0.387 (1, 9)										3	0	1	0	0	0	1						
Jim Brewer, L OBP: 0.100, SLG: 0.100 (8, 1)										0	0	0	0	0	0	0						
Joe Moeller, R OBP: 0.185, SLG: 0.154 (1, 1)										2	0	0	0	0	2	1						
Willie Crawford, L OBP: 0.305, SLG: 0.361 (8, 9)										1	0	0	0	0	1	0						
Inning Stats	R: 1 E: 0 K: 1 S: 6	H: 2 LOB: 0 BB: 0 P: 6	R: 1 E: 0 K: 2 S: 9	H: 2 LOB: 1 BB: 0 P: 9	R: 0 E: 0 K: 0 S: 3	H: 0 LOB: 0 BB: 0 P: 3	R: 0 E: 0 K: 1 S: 5	H: 0 LOB: 0 BB: 0 P: 5	R: 0 E: 0 K: 2 S: 7	H: 0 LOB: 0 BB: 0 P: 7	R: 0 E: 0 K: 0 S: 4	H: 1 LOB: 1 BB: 0 P: 4	R: 0 E: 0 K: 1 S: 6	H: 1 LOB: 1 BB: 0 P: 6	R: 0 E: 0 K: 1 S: 5	H: 0 LOB: 0 BB: 0 P: 5	R: 0 E: 0 K: 1 S: 6	H: 1 LOB: 1 BB: 0 P: 6	1B: 6 2B: 0 3B: 0 HR: 1	SF: 0 SAC: 0 DP: 0 HBP: 0	WP: 0 PB: 0 SB: 1 CS: 1	PA: 34
PITCHER	IP WLS BF H R ER SO BB IBB HBP BLK WP HR S P ERA WHIP																					
Gary Nolan, R ERA: 3.35 (1, 1)	6.0 W 22 5 2 2 6 0 0 0 0 0 0 1 34 34 3.00 0.833																					
Clay Carroll, R ERA: 2.53 (7, 1)	2.2 W 10 2 0 0 3 0 0 0 0 0 0 0 16 16 0.00 0.750																					
Wayne Granger, R ERA: 2.65 (9, 1)	0.1 S 1 0 0 0 0 0 0 0 0 0 0 0 1 1 0.00 0.000																					

AB 33
R 2
H 7
RBI 2
BB 0
SO 9
LOB 6



Batter	1	2	3	4	5	6	7	8	9	AB	R	H	RBI	BB	SO	LOB	TOP								
Pete Rose, S OBP: 0.398, SLG: 0.483 (1, 9)	0-0 BB 1B		0-0 6-3		4-0 BLK 1B BB		0-0 1-H HR		0-0 1B HR 2B	4	3	2	1	0	0		Cincinnati Reds @ Los Angeles Dodgers Dodger Stadium, Los Angeles, CA Sat Aug 08 1970, 3:33 AM PDT Att: 30,491 - Unknown livebaseballscores.com								
Bobby Tolan, L OBP: 0.389, SLG: 0.470 (1, 8)	4-0 1-2 BB		0-0 4-3		4-0 1B BB		0-0 HR 1B		0-0 HR 1B	3	2	2	0	2	0	0									
Tony Perez, R OBP: 0.420, SLG: 0.629 (1, 5)	0-3 K		0-0 F9		0-0 1-2 2-H 1B		0-0 1-H HR		0-0 1-H HR	5	2	3	6	0	1	2									
Bernie Carbo, L OBP: 0.464, SLG: 0.614 (1, 7)	0-3 K			0-0 HR	0-0 F7		0-0 F9		0-0 1-3	5	1	1	1	0	1	4									
Lee May, R OBP: 0.296, SLG: 0.493 (1, 3)	0-3 K			0-0 1B	0-0 P3		0-3 K		0-0 HR	5	1	2	1	0	2	4									
Tommy Helms, R OBP: 0.254, SLG: 0.270 (1, 4)		0-0 F9		0-0 F9		0-0 L1		0-0 F8	0-3 K	5	0	0	0	0	1	1									
Pat Corrales, R OBP: 0.338, SLG: 0.397 (1, 2)		0-3 K		0-3 K		0-3 K		0-0 G6-4-3 1B	0-0 2B	5	0	2	0	0	3	1									
Woody Woodward, R OBP: 0.306, SLG: 0.318 (1, 6)		4-0 BB		0-0 1-3		0-0 L9		0-0 G6-4-3 1-2	0-0 F8	4	0	0	0	1	0	3									
Tony Cloninger, R OBP: 0.200, SLG: 0.200 (7, PH)	0-3 K				0-0 F9		0-0 HR 1B		0-0 L9	2	0	0	0	0	1	1									
Angel Bravo, L OBP: 0.386, SLG: 0.373 (7, PH)										1	1	1	0	0	0	0									
Don Gullett, R OBP: 0.333, SLG: 0.455 (7, 1)										1	0	0	0	0	0	0									
Wayne Granger, R OBP: 0.143, SLG: 0.143 (9, 1)										0	0	0	0	0	0	0									
Inning Stats	R: 0 E: 0 K: 3 S: 10	H: 1 LOB: 2 BB: 1 P: 14	R: 0 E: 0 K: 2 S: 7	H: 0 LOB: 1 BB: 1 P: 11	R: 0 E: 0 K: 0 S: 3	H: 0 LOB: 0 BB: 0 P: 3	R: 1 E: 0 K: 1 S: 7	H: 2 LOB: 1 BB: 0 P: 7	R: 1 E: 0 K: 0 S: 4	H: 1 LOB: 2 BB: 2 P: 12	R: 0 E: 0 K: 1 S: 5	H: 0 LOB: 0 BB: 0 P: 5	R: 4 E: 0 K: 1 S: 9	H: 4 LOB: 0 BB: 0 P: 9	R: 0 E: 0 K: 0 S: 3	H: 1 LOB: 0 BB: 0 P: 3	R: 4 E: 0 K: 1 S: 10	H: 5 LOB: 1 BB: 0 P: 10	1B: 7 2B: 2 3B: 0 HR: 5	SF: 0 SAC: 0 DP: 1 HBP: 0	WP: 0 PB: 0 SB: 1 CS: 0	PA: 44			
PITCHER	IP	WLS	BF	H	R	ER	SO	BB	IBB	HBP	BLK	WP	HR	S	P	ERA	WHIP								
Bill Singer, R ERA: 3.25	6.0	L	30	8	6	6	7	4	0	0	0	0	0	8	8	9.00	2.000								
Pete Mikkelsen, R ERA: 2.96	2.0		6	1	0	0	1	0	0	0	0	0	0	2	5	0.00	0.500								
Jose Pena, R ERA: 4.42	0.1		5	4	4	0	0	0	0	0	0	0	2	5	108.00	12.000									
Camilo Pascual, R ERA: 2.57	0.2		3	1	0	0	1	0	0	0	0	0	0	5	5	0.00	1.500								

Batter	1	2	3	4	5	6	7	8	9	AB	R	H	RBI	BB	SO	LOB	BOTTOM								
Maury Wills, S OBP: 0.341, SLG: 0.307 (1, 6)	4-0 2B FC6-4 BB	4-0 BB 6-3 BB		0-0 F3 SH1-4 1B		0-0 6-3		0-0 6-3		3	1	1	0	2	0	0	Cincinnati Reds @ Los Angeles Dodgers Dodger Stadium, Los Angeles, CA Sat Aug 08 1970, 3:33 AM PDT Att: 30,491 - Unknown livebaseballscores.com								
Manny Mota, R OBP: 0.378, SLG: 0.399 (1, 7)	0-0 F9	0-0 6-3		0-0 SH1-4		0-0 6-3		4-0 FC6-4 BB		3	0	0	0	1	0	2									
Willie Davis, L OBP: 0.346, SLG: 0.451 (1, 8)	0-0 FC6-4 1-3 1B 2B	4-0 BB IBB		0-0 F3 2-3		0-0 L7		0-0 FC6-4 1-2 1B WP		4	2	1	0	1	0	2									
Wes Parker, S OBP: 0.400, SLG: 0.484 (1, 3)	4-0 FC6-4 IBB	4-0 1-2 2-3 BB		4-0 IBB		0-0 F7		0-3 K		2	0	0	0	3	1	1									
Billy Grabarkewitz, R OBP: 0.417, SLG: 0.468 (1, 5)	0-0 FC6-4 1B	0-0 F8		0-0 F8		0-0 F6		4-0 1B BB		4	2	0	1	1	0	7									
Tom Haller, L OBP: 0.337, SLG: 0.444 (1, 2)	0-0 1-2 2-3 3-H 1B		0-0 1-3		4-0 FC6-4 BB		4-0 FC6-4 BB		0-0 1B BB	2	0	1	1	1	0	0									
Jim Lefebvre, S OBP: 0.331, SLG: 0.363 (7, PH)										0	0	0	0	1	0	0									
Jeff Torborg, R OBP: 0.311, SLG: 0.316 (8, 2)	1-3 3-H 1B				0-0 FC6-4 BB		0-0 FC6-4 BB		1-2 2-H 1B	1	0	1	1	0	0	0									
Ted Sizemore, R OBP: 0.352, SLG: 0.338 (1, 4)	1-2 3-H 1B		0-0 FC6-4 1B		0-0 FC6-4 1-2		0-0 FC6-4 1-2		0-0 1-2 2-H 1B	5	0	3	2	0	0	2									
Bill Russell, R OBP: 0.275, SLG: 0.369 (1, 9)	0-0 6-3		0-0 FC6-4 1-2		0-0 F9		0-0 6-3		0-3 K	5	0	0	0	0	1	6									
Bill Singer, R OBP: 0.184, SLG: 0.167 (7, 1)		0-0 5-3		0-0 P6		0-0 P6		0-3 K		3	0	0	0	0	0	2									
Andy Kosco, R OBP: 0.223, SLG: 0.356 (8, PH)										1	0	0	0	0	1	0									
Jose Pena, R OBP: 0.300, SLG: 0.125 (9, 1)										0	0	0	0	0	0	0									
Camilo Pascual, R ERA: 2.64										0	0	0	0	0	0	0									
Inning Stats	R: 3 E: 0 K: 0 S: 6	H: 3 LOB: 2 BB: 2 P: 14	R: 0 E: 0 K: 0 S: 3	H: 0 LOB: 3 BB: 3 P: 15	R: 0 E: 0 K: 0 S: 4	H: 1 LOB: 1 BB: 0 P: 4	R: 0 E: 0 K: 0 S: 4	H: 1 LOB: 2 BB: 1 P: 8	R: 0 E: 0 K: 0 S: 3	H: 0 LOB: 0 BB: 0 P: 3	R: 0 E: 0 K: 0 S: 3	H: 0 LOB: 0 BB: 0 P: 5	R: 0 E: 0 K: 1 S: 5	H: 0 LOB: 1 BB: 1 P: 7	R: 0 E: 0 K: 1 S: 3	H: 0 LOB: 0 BB: 0 P: 5	R: 2 E: 0 K: 2 S: 9	H: 2 LOB: 2 BB: 2 P: 17	1B: 6 2B: 1 3B: 0 HR: 0	SF: 0 SAC: 1 DP: 0 HBP: 0	WP: 1 PB: 0 SB: 0 CS: 0	PA: 44			
PITCHER	IP	WLS	BF	H	R	ER	SO	BB	IBB	HBP	BLK	WP	HR	S	P	ERA	WHIP								
Tony Cloninger, R ERA: 4.99	6.0	W	30	5	3	3	0	4	3	0	0	0	0	23	51	4.50	1.500								
Don Gullett, L ERA: 3.09	2.2		12	1	2	2	2	3	0	0	0	1	0	13	25	6.75	1.500								
Wayne Granger, R ERA: 2.64	0.1	S	2	1	0	0	1	0	0	0	0	0	0	4	4	0.00	3.000								

Batter	1	2	3	4	5	6	7	8	9	AB	R	H	RBI	BB	SO	LOB	TOP					
Pete Rose, S OBP: 0.400, SLG: 0.500 (1, 9)										5	2	3	2	0	1	2	Cincinnati Reds @ Los Angeles Dodgers Dodger Stadium, Los Angeles, CA Sun Aug 09 1970, 3:33 AM PDT Unknown					
Bobby Tolan, L OBP: 0.398, SLG: 0.467 (1, 8)										4	1	1	0	0	0	1						
Tony Perez, R OBP: 0.419, SLG: 0.626 (1, 5)										4	0	1	0	0	2	1						
Johnny Bench, R OBP: 0.353, SLG: 0.647 (7, 2)										4	0	1	1	0	1	1						
Dave Concepcion, R OBP: 0.329, SLG: 0.341 (8, 6)										0	0	0	0	0	0	0						
Lee May, R OBP: 0.294, SLG: 0.489 (1, 3)										4	0	0	0	0	0	4						
Tommy Helms, R OBP: 0.256, SLG: 0.271 (7, 6)										3	0	1	0	1	0	3						
Pat Corrales, R OBP: 0.329, SLG: 0.387 (7, PH)										2	0	0	0	0	1	1						
Angel Bravo, L OBP: 0.379, SLG: 0.365 (7, 7)										1	0	0	0	0	1	1						
Woody Woodward, R OBP: 0.303, SLG: 0.314 (7, PH)										2	0	0	0	0	0	0						
Jimmy Stewart, S OBP: 0.294, SLG: 0.263 (7, 4)										2	0	0	0	0	0	2						
Jim Merritt, L OBP: 0.174, SLG: 0.239 (7, PH)										2	0	0	0	0	1	0						
Bernie Carbo, L OBP: 0.483, SLG: 0.812 (7, 1)										1	0	0	0	0	1	1						
Ray Washburn, R OBP: 0.333, SLG: 0.455 (8, 1)										0	0	0	0	0	0	0						
Don Gullett, R OBP: 0.259, SLG: 0.333 (8, 1)										0	0	0	0	0	0	0						
John Noriega, R OBP: 0.259, SLG: 0.333 (8, PH)										0	0	0	0	0	0	0						
Hal McRae, R OBP: 0.394, SLG: 0.547 (8, PH)										1	0	1	0	0	0	0						
Inning Stats	R: 1 E: 0 K: 0 S: 6	H: 3 LOB: 2 BB: 0 P: 6	R: 0 E: 0 K: 2 S: 7	H: 0 LOB: 0 BB: 0 P: 7	R: 0 E: 0 K: 2 S: 7	H: 0 LOB: 0 BB: 0 P: 7	R: 0 E: 1 K: 1 S: 6	H: 0 LOB: 1 BB: 0 P: 6	R: 1 E: 0 K: 0 S: 4	H: 1 LOB: 0 BB: 0 P: 4	R: 0 E: 0 K: 0 S: 3	H: 0 LOB: 1 BB: 0 P: 3	R: 0 E: 0 K: 1 S: 5	H: 0 LOB: 1 BB: 1 P: 9	R: 1 E: 1 K: 1 S: 7	H: 2 LOB: 1 BB: 0 P: 7	R: 0 E: 0 K: 1 S: 7	H: 2 LOB: 2 BB: 0 P: 7	1B: 5 2B: 1 3B: 0 HR: 2	SF: 0 SAC: 1 DP: 0 HBP: 0	WP: 0 PB: 0 SB: 0 CS: 0	PA: 37
PITCHER	IP WLS BF H R ER SO BB IBB HBP BLK WP HR S P ERA WHIP																					
Don Sutton, R ERA: 3.87 (1, 1)	7.0		29	6	3	3	6	1	0	0	0	0	0	0	2	40	44	3.86	1.000			
Jim Brewer, L ERA: 2.95 (8, 1)	2.0	W	8	2	0	0	2	0	0	0	0	0	0	0	0	12	12	0.00	1.000			

AB	35
R	3
H	8
RBI	3
BB	1
SO	8
LOB	17



Batter	1	2	3	4	5	6	7	8	9	AB	R	H	RBI	BB	SO	LOB	BOTTOM			
Maury Wills, S OBP: 0.347, SLG: 0.318 (1, 6)										5	1	4	0	0	1	0	Cincinnati Reds @ Los Angeles Dodgers Dodger Stadium, Los Angeles, CA Sun Aug 09 1970, 3:33 AM PDT Unknown			
Manny Mota, R OBP: 0.376, SLG: 0.399 (1, 7)										5	1	1	1	0	0	2				
Willie Davis, L OBP: 0.347, SLG: 0.450 (1, 8)										5	1	2	1	0	0	2				
Wes Parker, S OBP: 0.402, SLG: 0.484 (1, 3)										4	1	2	0	1	1	2				
Billy Grabarkewitz, R OBP: 0.419, SLG: 0.466 (1, 5)										2	2	0	0	3	2	1				
Ted Sizemore, R OBP: 0.361, SLG: 0.345 (1, 4)										4	0	3	3	1	0	3				
Bill Russell, R OBP: 0.282, SLG: 0.383 (1, 9)										4	0	2	1	0	0	2				
Jeff Torborg, R OBP: 0.376, SLG: 0.325 (1, 2)										3	1	1	0	1	1	2				
Tom Haller, L OBP: 0.336, SLG: 0.443 (8, PH)										1	0	0	0	0	0	2				
Don Sutton, R OBP: 0.260, SLG: 0.200 (1, 1)										3	0	0	0	0	2	4				
Jim Brewer, L OBP: 0.162, SLG: 0.100 (8, 1)										0	0	0	0	1	0	0				
Willie Crawford, L OBP: 0.304, SLG: 0.360 (8, 9)										1	0	0	0	0	1	0				
Inning Stats	R: 0 E: 0 K: 0 S: 3	H: 1 LOB: 0 BB: 0 P: 3	R: 0 E: 0 K: 1 S: 5	H: 1 LOB: 1 BB: 1 P: 9	R: 0 E: 0 K: 1 S: 5	H: 1 LOB: 0 BB: 0 P: 5	R: 2 E: 0 K: 0 S: 6	H: 3 LOB: 3 BB: 2 P: 14	R: 0 E: 0 K: 1 S: 6	H: 1 LOB: 3 BB: 2 P: 14	R: 1 E: 0 K: 1 S: 8	H: 3 LOB: 2 BB: 0 P: 8	R: 0 E: 0 K: 2 S: 9	H: 2 LOB: 2 BB: 0 P: 9	R: 4 E: 1 K: 2 S: 11	H: 3 LOB: 2 BB: 2 P: 19	1B: 11 2B: 4 3B: 0 HR: 0	SF: 0 SAC: 0 DP: 2 HBP: 0	WP: 0 PB: 0 SB: 3 CS: 1	PA: 45
PITCHER	IP WLS BF H R ER SO BB IBB HBP BLK WP HR S P ERA WHIP																			
Jim Merritt, L ERA: 4.01 (7, 1)	6.0		30	10	3	3	4	4	0	0	0	0	0	0	14	14	13.50	2.250		
Ray Washburn, R ERA: 8.19 (8, 1)	1.1	L	8	3	2	2	3	0	0	0	0	0	0	5	13	0.00	12.000			
Don Gullett, L ERA: 3.48 (8, 1)	0.1		5	2	1	0	1	2	0	0	0	0	0	1	1	27.00	0.000			

AB	37
R	7
H	15
RBI	6
BB	7
SO	8
LOB	20



Batter	1	2	3	4	5	6	7	8	9	AB	R	H	RBI	BB	SO	LOB	TOP						
Pete Rose, S OBP: 0.401, SLG: 0.499 Angel Bravo, L OBP: 0.373, SLG: 0.358	4-0 WP SF8 BB	0-0 F7			0-3 K		0-0 WP 1B 1B		0-0 P5	3	1	1	0	1	1	2	Cincinnati Reds @ Los Angeles Dodgers Dodger Stadium, Los Angeles, CA Sun Aug 09 1970, 3:38 AM PDT Att: 48,277 - Unknown						
Bobby Tolan, L OBP: 0.389, SLG: 0.467 Hal McRae, R OBP: 0.348, SLG: 0.547	4-0 S BB		0-0 F7		0-0 P1		0-0 1B 1B			3	0	1	2	1	0	0							
Tony Perez, R OBP: 0.615, SLG: 0.620 Jimmy Stewart, S OBP: 0.284, SLG: 0.263	0-3 K		0-3 K		0-0 F9		0-0 F8			4	0	0	0	0	2	3							
Johnny Bench, R OBP: 0.350, SLG: 0.642	0-0 SF8		0-0 5-3		0-0 F8			0-0 5-3		3	0	0	1	0	0	0							
Bernie Carbo, L OBP: 0.462, SLG: 0.609 Ty Cline, L OBP: 0.349, SLG: 0.385	0-0 3-H 6-3			0-0 F8		0-0 1B		0-3 K		3	0	1	0	0	0	1							
Dave Concepcion, R OBP: 0.328, SLG: 0.340		0-0 SH1-4 1B		0-0 6-3		0-0 F3		0-0 E6		4	0	1	0	0	0	1							
Pat Corrales, R OBP: 0.349, SLG: 0.397		4-0 SH1-4 BB		0-0 FC4-6 1B			0-0 WP 1B 1B	0-0 F8		3	1	2	0	1	0	1							
Darrel Chaney, S OBP: 0.253, SLG: 0.250		0-3 K		0-0 FC4-6			0-0 F8		0-0 P5	4	0	0	0	0	1	4							
Jim McGlothlin, R OBP: 0.232, SLG: 0.200 John Noriega, R OBP: 0.250, SLG: 0.250 Ray Washburn, R OBP: 0.255, SLG: 0.270	0-0 SH1-4				0-3 K		0-3 K		0-0 L4	0	0	0	0	0	0	0							
Inning Stats	R: 1 E: 0 K: 1 S: 5	H: 0 LOB: 1 BB: 2 P: 13	R: 0 E: 0 K: 1 S: 6	H: 1 LOB: 2 BB: 1 P: 10	R: 0 E: 0 K: 1 S: 5	H: 0 LOB: 0 BB: 0 P: 5	R: 0 E: 0 K: 0 S: 4	H: 1 LOB: 0 BB: 0 P: 4	R: 0 E: 0 K: 0 S: 7	H: 0 LOB: 0 BB: 0 P: 7	R: 0 E: 0 K: 0 S: 4	H: 1 LOB: 1 BB: 0 P: 4	R: 2 E: 0 K: 1 S: 8	H: 3 LOB: 1 BB: 0 P: 8	R: 0 E: 1 K: 1 S: 6	H: 0 LOB: 1 BB: 0 P: 6		R: 0 E: 0 K: 0 S: 3	H: 0 LOB: 0 BB: 0 P: 3	1B: 6 2B: 0 3B: 0 HR: 0	SF: 1 SAC: 1 DP: 0 HBP: 0	WP: 2 PB: 0 SB: 3 CS: 0	PA: 37
PITCHER Alan Foster, R ERA: 3.73	IP: 9.0 WLS: W BF: 37 H: 6 R: 3 ER: 3 SO: 7 BB: 3 IBB: 0 HBP: 0 BLK: 0 WP: 2 HR: 0 S: 48 P: 60 ERA: 3.00 WHIP: 1.000															PITCHER		IP: 9.0 WLS: W BF: 37 H: 6 R: 3 ER: 3 SO: 7 BB: 3 IBB: 0 HBP: 0 BLK: 0 WP: 2 HR: 0 S: 48 P: 60 ERA: 3.00 WHIP: 1.000					

Batter	1	2	3	4	5	6	7	8	9	AB	R	H	RBI	BB	SO	LOB	BOTTOM				
Maury Wills, S OBP: 0.345, SLG: 0.316 Jim Lefebvre, S OBP: 0.333, SLG: 0.363	0-0 BB FC5-2 1B			0-0 P2	0-0 F8	0-0 F5		4-0 1-2 2-3 BB		5	0	1	0	0	1	3	Cincinnati Reds @ Los Angeles Dodgers Dodger Stadium, Los Angeles, CA Sun Aug 09 1970, 3:38 AM PDT Att: 48,277 - Unknown				
Bill Russell, R OBP: 0.285, SLG: 0.380	0-0 F8	0-0 1-3		0-0 S 1B		0-0 S 2B 1B		0-3 L8 K		6	1	2	0	0	1	5					
Willie Davis, L OBP: 0.350, SLG: 0.460 Von Joshua, L OBP: 0.269, SLG: 0.324	0-0 FC5-2 1B		0-0 4-3 3B	0-0 F9		0-0 1B 2B		0-0 4-3		4	3	3	1	0	0	1					
Wes Parker, S OBP: 0.406, SLG: 0.487	4-0 FC5-2 1B BB		0-0 4-3		0-0 1B 1B	0-0 2B 3B 1B		0-0 1B		4	3	3	2	1	0	0					
Tom Haller, L OBP: 0.341, SLG: 0.450 Don Sutton, R OBP: 0.280, SLG: 0.200 Jeff Torborg, R OBP: 0.316, SLG: 0.325	0-0 FC5-2 1B		0-0 6-3 WP 2B	0-0 1B 1B	0-0 F7		0-0 FC4-6 1B 1B			5	2	3	0	0	0	4					
Ted Sizemore, R OBP: 0.370, SLG: 0.360	0-0 FC6-4 1B		0-0 6-3	0-0 1B 1B	0-0 SH1-4 1B	0-0 3B 2B		0-0 FC4-6 1B		5	2	4	3	0	0	1					
Billy Grabarkewitz, R OBP: 0.421, SLG: 0.473	0-0 FC6-4		0-0 1B	0-0 SH1-4 1B	0-0 SH1-4 1B	0-0 SF9 3B		0-3 K		5	1	3	3	0	1	4					
Willie Crawford, L OBP: 0.305, SLG: 0.355		4-0 SH3-4 BB		0-0 K		0-0 K		0-0 FC4-6 1B		3	0	0	0	2	2	5					
Alan Foster, R OBP: 0.151, SLG: 0.120	0-0 SH3-4		0-0 1-3	0-0 SH1-4	0-0 SF9		0-0 BB 1B			2	0	1	3	0	0	0					
Inning Stats	R: 2 E: 0 K: 0 S: 6	H: 3 LOB: 2 BB: 1 P: 10	R: 0 E: 0 K: 1 S: 5	H: 0 LOB: 1 BB: 1 P: 9	R: 2 E: 0 K: 1 S: 8	H: 3 LOB: 1 BB: 0 P: 8	R: 0 E: 0 K: 0 S: 4	H: 1 LOB: 1 BB: 0 P: 4	R: 3 E: 0 K: 1 S: 9	H: 4 LOB: 1 BB: 0 P: 9	R: 5 E: 0 K: 0 S: 8	H: 5 LOB: 1 BB: 1 P: 12	R: 0 E: 0 K: 0 S: 3	H: 1 LOB: 1 BB: 0 P: 3	R: 1 E: 0 K: 2 S: 10	H: 3 LOB: 3 BB: 1 P: 14		1B: 15 2B: 3 3B: 2 HR: 0	SF: 1 SAC: 2 DP: 0 HBP: 0	WP: 1 PB: 0 SB: 2 CS: 0	PA: 47
PITCHER Jim McGlothlin, R ERA: 3.12 John Noriega, R ERA: 8.0 Ray Washburn, R ERA: 8.1	IP: 2.2 WLS: L BF: 16 H: 4 R: 4 ER: 4 SO: 1 BB: 2 IBB: 0 HBP: 0 BLK: 0 WP: 1 HR: 0 S: 16 P: 24 ERA: 13.50 WHIP: 3.000															PITCHER		IP: 2.2 WLS: L BF: 16 H: 4 R: 4 ER: 4 SO: 1 BB: 2 IBB: 0 HBP: 0 BLK: 0 WP: 1 HR: 0 S: 16 P: 24 ERA: 13.50 WHIP: 3.000			

Batter	1	2	3	4	5	6	7	8	9	AB	R	H	RBI	BB	SO	LOB	TOP		
Tommie Agee, R OBP: 0.343, SLG: 0.487 (1, 8)										4	0	1	0	0	0	3	New York Mets @ Cincinnati Reds Riverfront Stadium, Cincinnati, OH Tue Aug 11 1970, 7:05 PM EDT Att: 35,491 - Unknown		
Bud Harrelson, S OBP: 0.357, SLG: 0.339 (1, 6)										4	0	1	0	0	0	0			
Ken Boswell, L OBP: 0.331, SLG: 0.332 (1, 4)										4	0	0	0	0	1	2			
Donn Clendenon, R OBP: 0.359, SLG: 0.566 (1, 3)										4	0	0	0	0	1	2			
Cleon Jones, R OBP: 0.328, SLG: 0.388 (1, 7)										3	1	2	1	1	0	0			
Dave Marshall, L OBP: 0.315, SLG: 0.423 (1, 9)										4	0	0	0	0	2	4			
Wayne Garrett, L OBP: 0.370, SLG: 0.455 (1, 5)										4	0	0	0	0	1	1			
Jerry Grote, R OBP: 0.346, SLG: 0.342 (1, 2)										2	0	1	0	0	0	1			
Duffy Dyer, R OBP: 0.310, SLG: 0.224 (6, 2)										2	0	1	0	0	0	0			
Jim McAndrew, R OBP: 0.206, SLG: 0.194 (1, 1)										1	0	0	0	0	1	1			
Danny Frisella, L OBP: 0.286, SLG: 0.286 (4, 1)										1	0	0	0	0	0	0			
Art Shamsky, L OBP: 0.373, SLG: 0.423 (7, PH)										1	0	1	0	0	0	0			
Rich Folkers, L OBP: 0.400, SLG: 0.400 (7, 1)										0	0	0	0	0	0	0			
Inning Stats	R: 0 E: 0 K: 3 S: 11	H: 2 LOB: 3 BB: 1 P: 15	R: 0 E: 0 K: 2 S: 8	H: 1 LOB: 1 BB: 0 P: 8	R: 0 E: 0 K: 0 S: 3	H: 0 LOB: 0 BB: 0 P: 3	R: 0 E: 0 K: 0 S: 4	H: 1 LOB: 1 BB: 0 P: 4	R: 0 E: 0 K: 0 S: 3	H: 0 LOB: 0 BB: 0 P: 3	R: 0 E: 0 K: 0 S: 5	H: 2 LOB: 2 BB: 0 P: 5	R: 0 E: 0 K: 0 S: 3	H: 0 LOB: 0 BB: 0 P: 3	R: 1 E: 0 K: 1 S: 6	H: 1 LOB: 0 BB: 0 P: 6	1B: 5 2B: 1 3B: 0 HR: 1	SF: 0 SAC: 0 DP: 0 HBP: 0	WP: 0 PA: 35 PB: 0 SB: 0 CS: 0
PITCHER Gary Nolan, R ERA: 3.23 (1, 1)	IP: 9.0 WLS: W BF: 35 H: 7 R: 1 ER: 1 SO: 6 BB: 1 IBB: 0 HBP: 0 BLK: 0 WP: 0 HR: 1 S: 46 P: 50 ERA: 1.00 WHIP: 0.889																		

Batter	1	2	3	4	5	6	7	8	9	AB	R	H	RBI	BB	SO	LOB	BOTTOM
Pete Rose, S OBP: 0.401, SLG: 0.500 (1, 9)										5	1	2	0	0	0	2	New York Mets @ Cincinnati Reds Riverfront Stadium, Cincinnati, OH Tue Aug 11 1970, 7:05 PM EDT Att: 35,491 - Unknown
Bobby Tolan, L OBP: 0.391, SLG: 0.472 (1, 8)										4	2	2	0	1	1	1	
Tony Perez, R OBP: 0.417, SLG: 0.628 (1, 5)										4	1	2	4	1	0	2	
Johnny Bench, R OBP: 0.351, SLG: 0.645 (1, 2)										4	1	1	2	1	2	2	
Bernie Carbo, L OBP: 0.461, SLG: 0.609 (1, 7)										5	1	2	0	0	2	3	
Lee May, R OBP: 0.293, SLG: 0.492 (1, 3)										5	1	1	1	0	0	5	
Tommy Helms, R OBP: 0.257, SLG: 0.272 (1, 4)										4	0	2	1	0	0	1	
Woody Woodward, R OBP: 0.313, SLG: 0.320 (1, 6)										3	1	2	0	1	0	1	
Gary Nolan, R OBP: 0.185, SLG: 0.117 (1, 1)										3	0	0	0	0	3	4	
Inning Stats	R: 0 E: 0 K: 2 S: 9	H: 2 LOB: 3 BB: 1 P: 13	R: 4 E: 0 K: 2 S: 10	H: 3 LOB: 0 BB: 1 P: 14	R: 1 E: 0 K: 1 S: 7	H: 2 LOB: 1 BB: 0 P: 7	R: 0 E: 0 K: 1 S: 6	H: 1 LOB: 1 BB: 0 P: 6	R: 0 E: 0 K: 0 S: 3	H: 0 LOB: 1 BB: 1 P: 7	R: 1 E: 0 K: 1 S: 8	H: 3 LOB: 2 BB: 0 P: 8	R: 2 E: 0 K: 0 S: 5	H: 2 LOB: 0 BB: 0 P: 5	1B: 7 2B: 3 3B: 1 HR: 3	SF: 0 SAC: 1 DP: 0 HBP: 0	
PITCHER Jim McAndrew, R ERA: 4.57 (1, 1)	IP: 3.0 WLS: L BF: 18 H: 7 R: 5 ER: 5 SO: 5 BB: 1 IBB: 1 HBP: 0 BLK: 0 WP: 1 HR: 1 S: 26 P: 34 ERA: 15.00 WHIP: 2.667																
Danny Frisella, R ERA: 2.36 (4, 1)	IP: 3.0 WLS: L BF: 13 H: 2 R: 0 ER: 0 SO: 2 BB: 1 IBB: 1 HBP: 0 BLK: 0 WP: 1 HR: 0 S: 15 P: 23 ERA: 0.00 WHIP: 1.000																
Rich Folkers, L ERA: 6.35 (7, 1)	IP: 2.0 WLS: L BF: 11 H: 5 R: 3 ER: 3 SO: 1 BB: 0 IBB: 0 HBP: 0 BLK: 0 WP: 0 HR: 2 S: 13 P: 13 ERA: 13.50 WHIP: 2.500																

Batter	1	2	3	4	5	6	7	8	9	AB	R	H	RBI	BB	SO	LOB	TOP			
Tommie Agee, R OBP: 0.343, SLG: 0.485 (1, 8)										4	0	1	0	0	2	2	<p>New York Mets @ Cincinnati Reds Riverfront Stadium, Cincinnati, OH Thu Aug 13 1970, 7:05 PM EDT Att. 42,748 - Cloudy</p> <p>AB 32 R 1 H 5 RBI 1 BB 0 SO 13 LOB 8</p>			
Bud Harrelson, S OBP: 0.352, SLG: 0.333 (1, 6)										4	0	0	0	0	2	1				
Cleon Jones, R OBP: 0.323, SLG: 0.385 (1, 7)										4	1	1	0	0	0	0				
Donn Clendenon, R OBP: 0.355, SLG: 0.562 (1, 3)										4	0	1	1	0	1	0				
Ron Swoboda, R OBP: 0.367, SLG: 0.438 (1, 9)										4	0	0	0	0	1	1				
Joe Foy, R OBP: 0.364, SLG: 0.344 (1, 5)										3	0	1	0	0	2	0				
Duffy Dyer, R Ron Taylor, R (7, 1)										3	0	0	0	0	2	1				
Al Weis, S OBP: 0.252, SLG: 0.290 (1, 4)										3	0	1	0	0	1	1				
Ray Sadecki, L OBP: 0.257, SLG: 0.235 (5, PH)										1	0	0	0	0	1	0				
Ken Singleton, S OBP: 0.361, SLG: 0.409 Danny Frisella, L OBP: 0.286, SLG: 0.286 Jerry Grote, R OBP: 0.345, SLG: 0.341 (7, 2)										1	0	0	0	0	1	2				
										0	0	0	0	0	0	0				
										1	0	0	0	0	0	0				
Inning Stats	R: 1 E: 0 K: 1 S: 7	H: 2 LOB: 1 BB: 0 P: 7	R: 0 E: 0 K: 3 S: 9	H: 0 LOB: 0 BB: 0 P: 9	R: 0 E: 0 K: 2 S: 7	H: 1 LOB: 0 BB: 0 P: 7	R: 0 E: 0 K: 0 S: 3	H: 0 LOB: 0 BB: 0 P: 3	R: 0 E: 0 K: 2 S: 9	H: 2 LOB: 2 BB: 0 P: 9	R: 0 E: 0 K: 2 S: 8	H: 0 LOB: 1 BB: 0 P: 8	R: 0 E: 0 K: 1 S: 5	H: 0 LOB: 0 BB: 0 P: 5	R: 0 E: 0 K: 0 S: 3	H: 0 LOB: 0 BB: 0 P: 3	1B: 2 2B: 2 3B: 1 HR: 0	SF: 0 SAC: 0 DP: 0 HBP: 0	WP: 0 PB: 0 SB: 0 CS: 1	PA: 33
PITCHER Jim Merritt, L ERA: 3.87 (1, 1)	IP: 9.0 WLS: W BF: 32 H: 5 R: 1 ER: 1 SO: 13 BB: 0 IBB: 0 HBP: 0 BLK: 0 WP: 0 HR: 0 S: 58 P: 58 ERA: 1.00 WHIP: 0.556															PITCHER	IP: 9.0 WLS: W BF: 32 H: 5 R: 1 ER: 1 SO: 13 BB: 0 IBB: 0 HBP: 0 BLK: 0 WP: 0 HR: 0 S: 58 P: 58 ERA: 1.00 WHIP: 0.556			

Batter	1	2	3	4	5	6	7	8	9	AB	R	H	RBI	BB	SO	LOB	BOTTOM			
Pete Rose, S OBP: 0.398, SLG: 0.497 (1, 9)										5	1	2	0	0	0	1	<p>New York Mets @ Cincinnati Reds Riverfront Stadium, Cincinnati, OH Thu Aug 13 1970, 7:05 PM EDT Att. 42,748 - Cloudy</p> <p>AB 32 R 6 H 8 RBI 6 BB 5 SO 3 LOB 16</p>			
Bobby Tolan, L OBP: 0.389, SLG: 0.469 (1, 8)										4	0	0	0	0	0	3				
Tony Perez, R OBP: 0.420, SLG: 0.638 (1, 5)										3	2	2	3	1	0	2				
Johnny Bench, R OBP: 0.349, SLG: 0.644 (1, 2)										3	1	1	2	1	0	2				
Lee May, R OBP: 0.297, SLG: 0.500 (1, 3)										2	1	1	1	2	0	2				
Hal McRae, R OBP: 0.343, SLG: 0.538 Bernie Carbo, L OBP: 0.455, SLG: 0.597 (7, 7)										2	0	0	0	0	1	0				
										2	0	0	0	0	0	4				
Tommy Helms, R OBP: 0.256, SLG: 0.270 (1, 4)										4	0	1	0	0	0	1				
Woody Woodward, R OBP: 0.302, SLG: 0.308 (1, 6)										4	0	0	0	0	1	1				
Jim Merritt, L OBP: 0.192, SLG: 0.243 (1, 1)										3	1	1	0	1	1	0				
Inning Stats	R: 0 E: 1 K: 0 S: 5	H: 1 LOB: 2 BB: 0 P: 5	R: 0 E: 0 K: 0 S: 3	H: 1 LOB: 0 BB: 0 P: 3	R: 0 E: 0 K: 0 S: 3	H: 0 LOB: 0 BB: 0 P: 3	R: 3 E: 0 K: 2 S: 9	H: 2 LOB: 1 BB: 1 P: 13	R: 0 E: 0 K: 1 S: 5	H: 0 LOB: 0 BB: 0 P: 5	R: 1 E: 0 K: 0 S: 4	H: 1 LOB: 1 BB: 1 P: 8	R: 2 E: 0 K: 0 S: 6	H: 3 LOB: 3 BB: 2 P: 14	R: 0 E: 0 K: 0 S: 3	H: 0 LOB: 1 BB: 1 P: 7	1B: 3 2B: 2 3B: 0 HR: 3	SF: 0 SAC: 0 DP: 1 HBP: 0	WP: 0 PB: 0 SB: 1 CS: 0	PA: 37
PITCHER Ray Sadecki, L ERA: 3.78 Danny Frisella, R ERA: 3.07 Ron Taylor, R ERA: 3.74 (5, 1)	IP: 4.0 WLS: L BF: 17 H: 4 R: 3 ER: 3 SO: 2 BB: 1 IBB: 0 HBP: 0 BLK: 0 WP: 0 HR: 2 S: 20 P: 24 ERA: 6.75 WHIP: 1.250															PITCHER	IP: 4.0 WLS: L BF: 17 H: 4 R: 3 ER: 3 SO: 2 BB: 1 IBB: 0 HBP: 0 BLK: 0 WP: 0 HR: 2 S: 20 P: 24 ERA: 6.75 WHIP: 1.250			
	IP: 2.2 WLS: L BF: 15 H: 4 R: 3 ER: 3 SO: 1 BB: 2 IBB: 0 HBP: 0 BLK: 0 WP: 0 HR: 1 S: 14 P: 26 ERA: 10.12 WHIP: 2.250															PITCHER	IP: 2.2 WLS: L BF: 15 H: 4 R: 3 ER: 3 SO: 1 BB: 2 IBB: 0 HBP: 0 BLK: 0 WP: 0 HR: 1 S: 14 P: 26 ERA: 10.12 WHIP: 2.250			
	IP: 1.1 WLS: L BF: 5 H: 0 R: 0 ER: 0 SO: 0 BB: 1 IBB: 0 HBP: 0 BLK: 0 WP: 0 HR: 0 S: 4 P: 8 ERA: 0.00 WHIP: 0.750															PITCHER	IP: 1.1 WLS: L BF: 5 H: 0 R: 0 ER: 0 SO: 0 BB: 1 IBB: 0 HBP: 0 BLK: 0 WP: 0 HR: 0 S: 4 P: 8 ERA: 0.00 WHIP: 0.750			

Batter	1	2	3	4	5	6	7	8	9	10	11	12	13	14	AB	R	H	RBI	BB	SO	LOB	TOP
Danny Doyle, L OBP: 0.285, SLG: 0.324 (1.4)															5	0	1	0	2	0	1	
Larry Bowa, S OBP: 0.267, SLG: 0.280 (1.6)															7	1	1	0	0	0	4	
John Briggs, L OBP: 0.347, SLG: 0.414 (1.7)															6	2	2	1	0	2	2	
Deron Johnson, R OBP: 0.336, SLG: 0.471 (1.3)															5	0	2	0	1	0	0	
Ron Stone, L OBP: 0.343, SLG: 0.382 Byron Browne, R OBP: 0.329, SLG: 0.463 (11.9)															4	0	1	1	0	0	2	
Don Money, R OBP: 0.370, SLG: 0.482 (1.5)															6	0	2	0	0	0	3	
Larry Hisle, R OBP: 0.297, SLG: 0.316 (1.8)															5	0	0	0	1	1	3	
Mike Ryan, R OBP: 0.257, SLG: 0.287 Doc Edwards, R OBP: 0.303, SLG: 0.264 Oscar Gamble, L OBP: 0.332, SLG: 0.343 Jim Hutto, R OBP: 0.241, SLG: 0.325 (8.2)															1	0	0	0	0	0	0	
Barry Lensch, S OBP: 0.315, SLG: 0.677 Tony Taylor, R OBP: 0.311, SLG: 0.440 Joe Hoerner, L OBP: 0.400, SLG: 0.375 Dick Selma, R OBP: 0.238, SLG: 0.320 Rick Joseph, R OBP: 0.190, SLG: 0.140 Bill Wilson, R OBP: 0.170, SLG: 0.220 Tommy Helms, R OBP: 0.210, SLG: 0.320 Bill Champion, R OBP: 0.140, SLG: 0.140 (11.1)															2	0	0	0	0	2	0	
Inning Stats	R: 1 E: 0 K: 0 S: 4	H: 2 LOB: 1 BB: 1 P: 8	R: 0 E: 0 K: 0 S: 3	H: 0 LOB: 0 BB: 0 P: 3	R: 0 E: 0 K: 2 S: 8	H: 1 LOB: 1 BB: 0 P: 8	R: 0 E: 0 K: 0 S: 3	H: 1 LOB: 0 BB: 0 P: 3	R: 0 E: 0 K: 0 S: 3	H: 0 LOB: 0 BB: 0 P: 3	R: 0 E: 0 K: 1 S: 5	H: 0 LOB: 0 BB: 2 P: 11	R: 0 E: 0 K: 0 S: 3	H: 0 LOB: 1 BB: 1 P: 9	R: 0 E: 0 K: 0 S: 4	H: 2 LOB: 1 BB: 0 P: 4	R: 0 E: 0 K: 0 S: 4	H: 1 LOB: 1 BB: 0 P: 4	1B: 10 2B: 1 3B: 1 HR: 1	SF: 1 SAC: 0 DP: 3 HBP: 0	WP: 0 PB: 0 SB: 2 CS: 0	PA: 56
PITCHER	IP 7.1	WLS 28	BF 7	H 3	R 3	ER 3	SO 5	BB 1	IBB 0	HBP 0	BLK 0	WP 0	HR 1	S 37	P 41	ERA 3.25	WHIP 1.091					
Gary Nolan, R ERA: 3.25 Wayne Granger, R ERA: 2.44 Don Gullett, L ERA: 3.19 Ray Washburn, R ERA: 7.47	1.2 2.0 3.0	8 8 W 12	2 0 3	1 0 0	0 0 1	0 0 1	5 0 1	1 0 1	0 0 0	0 0 0	0 0 0	0 0 0	0 0 13	9 8 17	13 16 17	0.00 0.00 0.00	1.800 1.000 1.333					

Philadelphia Phillies @ Cincinnati Reds
Riverfront Stadium, Cincinnati, OH
Sat-Aug 15 1970, 7:05 PM EDT
Att. 42,606 - Unknown

AB 50
R 4
H 12
RBI 3
BB 5
SO 8
LOB 17

Batter	1	2	3	4	5	6	7	8	9	10	11	12	13	14	AB	R	H	RBI	BB	SO	LOB	BOTTOM
Pete Rose, S OBP: 0.394, SLG: 0.490 (1.9)															7	0	0	0	0	5	6	
Bobby Tolan, L OBP: 0.391, SLG: 0.473 (1.8)															6	2	2	0	1	0	0	
Johnny Bench, R OBP: 0.347, SLG: 0.633 (1.2)															7	0	1	0	0	1	2	
Bernie Carbo, L OBP: 0.460, SLG: 0.605 (1.7)															5	1	1	0	2	2	1	
Lee May, R OBP: 0.296, SLG: 0.510 (1.3)															7	2	4	5	0	0	1	
Jimmy Stewart, S OBP: 0.286, SLG: 0.265 Hal McRae, R OBP: 0.341, SLG: 0.528 Dave Concepcion, R OBP: 0.332, SLG: 0.341 (10.6)															3	0	1	0	0	0	2	
Tommy Helms, R OBP: 0.254, SLG: 0.271 (1.4)															6	0	1	0	0	0	5	
Woody Woodward, R OBP: 0.311, SLG: 0.303 (10.5)															3	0	0	0	3	1	0	
Gary Nolan, R ERA: 3.2 Joe Hoerner, L ERA: 3.06 Dick Selma, R ERA: 2.84 Bill Wilson, R ERA: 5.08 Bill Champion, R ERA: 13.5 (11.1)															3	0	0	0	0	2	0	
Inning Stats	R: 0 E: 0 K: 0 S: 3	H: 0 LOB: 0 BB: 0 P: 3	R: 2 E: 0 K: 0 S: 5	H: 2 LOB: 0 BB: 0 P: 5	R: 0 E: 0 K: 1 S: 5	H: 0 LOB: 0 BB: 0 P: 5	R: 0 E: 0 K: 2 S: 9	H: 2 LOB: 2 BB: 0 P: 9	R: 0 E: 0 K: 2 S: 7	H: 0 LOB: 0 BB: 0 P: 7	R: 1 E: 0 K: 1 S: 6	H: 1 LOB: 1 BB: 2 P: 10	R: 0 E: 0 K: 1 S: 5	H: 0 LOB: 0 BB: 2 P: 14	R: 0 E: 0 K: 1 S: 6	H: 1 LOB: 3 BB: 2 P: 14	R: 1 E: 0 K: 0 S: 3	H: 2 LOB: 2 BB: 1 P: 7	1B: 6 2B: 1 3B: 1 HR: 2	SF: 0 SAC: 0 DP: 0 HBP: 1	WP: 1 PB: 0 SB: 0 CS: 0	PA: 59
PITCHER	IP 7.0	WLS 28	BF 5	H 3	R 3	ER 3	SO 7	BB 1	IBB 0	HBP 0	BLK 0	WP 0	HR 1	S 41	P 45	ERA 3.86	WHIP 0.857					
Barry Lensch, R ERA: 3.2 Joe Hoerner, L ERA: 3.06 Dick Selma, R ERA: 2.84 Bill Wilson, R ERA: 5.08 Bill Champion, R ERA: 13.5	1.2 2.1 2.0 0.1	7 11 9 L 4	1 1 1 2	1 0 0 1	0 0 2 1	0 0 0 0	7 0 2 0	1 1 0 0	0 0 0 0	0 0 0 0	0 0 0 3	6 10 19 7	10 26 19 7	5.40 0.00 0.00 27.00	1.200 1.286 1.500 6.000							

Philadelphia Phillies @ Cincinnati Reds
Riverfront Stadium, Cincinnati, OH
Sat-Aug 15 1970, 7:05 PM EDT
Att. 42,606 - Unknown

AB 50
R 5
H 10
RBI 5
BB 8
SO 12
LOB 18


Batter	1	2	3	4	5	6	7	8	9	AB	R	H	RBI	BB	SO	LOB	TOP				
Larry Hisle, R OBP: 0.297, SLG: 0.315 (1.8)	0-0 6-3		0-3 K			0-0 5-3		0-0 1B		4	0	1	0	0	1	1	Philadelphia Phillies @ Cincinnati Reds Riverfront Stadium, Cincinnati, OH Mon Aug 17 1970, 7:05 PM EDT Att: 23,255 - Unknown livebaseballscores.com				
Tony Taylor, R OBP: 0.360, SLG: 0.439 (1.4)	0-0 F7			0-0 L3			0-0 P4	0-3 K		4	0	0	0	0	1	1					
Don Money, R OBP: 0.362, SLG: 0.469 (1.5)	0-3 K			0-0 F8			0-0 F9		0-0 L8	4	0	0	0	0	1	0					
Deron Johnson, R OBP: 0.333, SLG: 0.465 (1.3)		0-0 F7		0-0 P3			0-0 F7		0-0 6-3	4	0	0	0	0	0	0					
Byron Browne, R OBP: 0.331, SLG: 0.466 (1.9)		0-0 6-3			0-0 F7			2B 4-3 1B	0-0 2B	4	1	2	0	0	0	0					
John Briggs, L OBP: 0.337, SLG: 0.400 (1.7)		0-0 F8			0-0 1-3			0-3 K	0-3 K	4	0	0	0	0	2	2					
Larry Bowa, S OBP: 0.273, SLG: 0.289 (1.6)			0-0 F8 2B		0-0 F8			0-0 4-3 HR 2B		3	1	2	0	0	0	0					
Mike Compton, R OBP: 0.253, SLG: 0.250 (1.2)			0-0 F8 2-3			0-0 6-3		0-0 4-3		3	0	0	1	0	0	2					
Grant Jackson, S OBP: 0.108, SLG: 0.083 (1.1)			0-3 K			0-0 F3		0-0 HR		1	0	0	0	0	1	1					
Bill Champion, R (4.1)										1	0	0	0	0	0	0					
Rick Joseph, R (8. PH)										1	1	2	0	0	0	0					
Bill Wilson, R (8.1)										0	0	0	0	0	0	0					
Inning Stats	R: 0 E: 0 K: 1 S: 5	H: 0 LOB: 0 BB: 0 P: 5	R: 0 E: 0 K: 0 S: 3	H: 0 LOB: 0 BB: 0 P: 3	R: 0 E: 0 K: 2 S: 8	H: 1 LOB: 1 BB: 0 P: 8	R: 0 E: 0 K: 0 S: 3	H: 0 LOB: 0 BB: 0 P: 3	R: 0 E: 0 K: 0 S: 3	H: 0 LOB: 0 BB: 0 P: 3	R: 0 E: 0 K: 0 S: 3	H: 0 LOB: 0 BB: 0 P: 3	R: 0 E: 0 K: 0 S: 3	H: 0 LOB: 0 BB: 0 P: 3	R: 3 E: 0 K: 2 S: 11	H: 4 LOB: 1 BB: 0 P: 11	R: 0 E: 0 K: 1 S: 6	H: 1 LOB: 1 BB: 0 P: 6	1B: 2 2B: 3 3B: 0 HR: 1	SF: 0 SAC: 0 DP: 0 HBP: 0	WP: 0 PA: 33 PB: 0 SB: 0 CS: 0
PITCHER Jim Merritt, L (1.1) ERA: 3.83	IP: 9.0 WLS: W BF: 33 H: 6 R: 3 ER: 3 SO: 6	BB: 0 IBB: 0 HBP: 0 BLK: 0	WP: 0 HR: 1 S: 45 P: 45	ERA: 3.00 WHIP: 0.667	PITCHER																

Batter	1	2	3	4	5	6	7	8	9	AB	R	H	RBI	BB	SO	LOB	BOTTOM		
Pete Rose, S OBP: 0.393, SLG: 0.489 (1.9)	0-0 1B HR	0-0 4-3		0-0 HR HBP	0-0 F3		0-3 K			5	2	2	1	0	1	2	Philadelphia Phillies @ Cincinnati Reds Riverfront Stadium, Cincinnati, OH Mon Aug 17 1970, 7:05 PM EDT Att: 23,255 - Unknown livebaseballscores.com		
Bobby Tolan, L OBP: 0.392, SLG: 0.475 (1.8)	0-0 HR S		0-0 F8	1-0 HR HBP		0-0 4-3		0-3 K		4	2	1	0	0	1	0			
Tony Perez, R (1.5)	0-3 K		0-0 FC1	0-0 HR		4-0 6-3 1B BB		0-0 1-3		3	1	2	3	1	1	2			
Dave Concepcion, R (6. PR) (7.6)			0-0 FC1	1-0 HR		0-0 6-3 1B BB		0-0 1-3		1	1	0	0	0	0	0			
Johnny Bench, R (1.2) (7.7)	0-0 HR		4-0 FC1	0-0 BB		0-0 6-3		0-0 1B		4	1	3	3	1	0	1			
Lee May, R (1.3)	0-3 K		0-0 FC1	4-0 BB		0-0 1-2		0-3 K		4	0	1	1	1	2	3			
Hal McRae, R (1.7)	0-3 K		0-0 F9	0-3 BB		0-3 K				4	0	0	0	0	3	5			
Pat Corrales, R (7.2)				1-2 2-3F						0	0	0	0	0	0	0			
Tommy Helms, R (1.4)		0-0 F9		0-0 1B 2B	0-0 L9		0-0 1-3			4	1	1	0	0	0	0			
Woody Woodward, R (1.6) (7.5)				0-0 B3	0-0 SH1-4 1B		0-0 F9			4	0	2	0	0	0	1			
Jim Merritt, L (1.1)		0-3 K		0-0 P5	0-0 SH1-4		0-0 HR			3	1	1	1	0	1	2			
Inning Stats	R: 3 E: 0 K: 3 S: 12	H: 3 LOB: 0 BB: 0 P: 12	R: 0 E: 0 K: 1 S: 6	H: 1 LOB: 1 BB: 0 P: 6	R: 0 E: 0 K: 0 S: 4	H: 1 LOB: 2 BB: 1 P: 8	R: 4 E: 0 K: 1 S: 9	H: 4 LOB: 2 BB: 1 P: 14	R: 0 E: 0 K: 0 S: 4	H: 1 LOB: 1 BB: 0 P: 4	R: 1 E: 0 K: 1 S: 6	H: 1 LOB: 1 BB: 1 P: 10	R: 1 E: 0 K: 1 S: 6	H: 1 LOB: 0 BB: 0 P: 6	R: 0 E: 0 K: 2 S: 8	H: 1 LOB: 1 BB: 0 P: 8	1B: 7 2B: 3 3B: 0 HR: 3	SF: 0 SAC: 1 DP: 0 HBP: 1	WP: 0 PA: 41 PB: 0 SB: 1 CS: 0
PITCHER Grant Jackson, L (1.1) ERA: 5.35	IP: 3.2 WLS: L BF: 20 H: 7 R: 6 ER: 6 SO: 4	BB: 0 IBB: 1 HBP: 0 BLK: 0	WP: 0 HR: 1 S: 26 P: 31	ERA: 14.73 WHIP: 1.909	PITCHER														
Bill Champion, R (4.1)	3.1 BF: 17 H: 5 R: 3 ER: 3 SO: 3	BB: 2 IBB: 0 HBP: 0 BLK: 0	WP: 0 HR: 2 S: 21 P: 29	ERA: 8.10 WHIP: 2.100															
Bill Wilson, R (8.1)	1.0 BF: 4 H: 1 R: 0 ER: 0 SO: 2	BB: 0 IBB: 0 HBP: 0 BLK: 0	WP: 0 HR: 0 S: 8 P: 8	ERA: 0.00 WHIP: 1.000															

Batter	1	2	3	4	5	6	7	8	9	AB	R	H	RBI	BB	SO	LOB	TOP										
Boots Day, L OBP: 0.360, SLG: 0.333 (1, 8)	E7 WP E 1B	CS	F3			F9		L4		5	2	2	0	0	0	2											
Mack Jones, L OBP: 0.407, SLG: 0.489 (1, 7)	FC1-6 E BB		K			K		L8	G5-4-3 HBP	3	0	0	0	1	2	4											
Rusty Staub, L OBP: 0.405, SLG: 0.525 (1, 9)	P4		F7						L8	5	1	1	2	0	0	3											
Bob Bailey, R OBP: 0.444, SLG: 0.699 (1, 5)	E5 FC1-6			6-3						5	2	2	3	0	0	2											
Coco Laboy, R OBP: 0.236, SLG: 0.315 (9, 5)									G5-4-3	0	0	0	0	0	0	0											
Jim Gosger, L OBP: 0.371, SLG: 0.404 (1, 3)	FC1-6			K					L8	4	1	1	1	0	1	2											
Ron Brand, R OBP: 0.282, SLG: 0.311 (1, 6)										4	0	1	2	0	1	2											
Bobby Wine, R OBP: 0.283, SLG: 0.291 (7, 6)	K			1-3						0	0	0	0	0	0	0											
John Bateman, R OBP: 0.264, SLG: 0.363 (1, 2)									E6 FC1-6	4	1	1	0	0	0	1											
Mary Staehle, L OBP: 0.318, SLG: 0.271 (1, 4)		L8				F9			FC1-6 SH1-4	4	0	0	0	0	0	3											
Mike Wegener, R OBP: 0.080, SLG: 0.080 (1, 1)										1	0	0	0	0	1	1											
Jim Fairey, L OBP: 0.306, SLG: 0.374 (5, PH)										1	1	1	0	0	0	0											
Mike Marshall, R OBP: 0.250, SLG: 0.143 (5, 1)										1	0	1	0	0	0	0											
Claude Raymond, R (9, 1)										0	0	0	0	0	0	0											
Inning Stats	R: 1 E: 2 K: 1 S: 7	H: 1 LOB: 2 BB: 1 P: 11	R: 0 E: 1 K: 1 S: 5	H: 0 LOB: 0 BB: 0 P: 5	R: 0 E: 0 K: 1 S: 5	H: 0 LOB: 0 BB: 0 P: 5	R: 6 E: 0 K: 1 S: 12	H: 7 LOB: 1 BB: 0 P: 12	R: 0 E: 0 K: 0 S: 4	H: 1 LOB: 1 BB: 0 P: 4	R: 1 E: 0 K: 0 S: 4	H: 1 LOB: 0 BB: 0 P: 4	R: 0 E: 1 K: 0 S: 4	H: 0 LOB: 1 BB: 0 P: 4	R: 0 E: 0 K: 0 S: 2	H: 0 LOB: 0 BB: 0 P: 3	1B: 8 2B: 0 3B: 1 HR: 1	SF: 0 SAC: 1 DP: 1 HBP: 1	WP: 1 PB: 0 CS: 1	PA: 41							
PITCHER	IP	WLS	BF	H	R	ER	SO	BB	IBB	HBP	BLK	WP	HR	S	P	ERA	WHIP										
Gary Nolan, R ERA: 3.4 (1, 1)	4.2	L	22	6	6	5	5	1	0	0	0	1	0	31	35	9.64	1.500										
Ray Washburn, R ERA: 7.4 (5, 1)	1.1		7	3	1	1	0	0	0	0	0	0	0	7	7	6.75	2.250										
Jim McGlothlin, R ERA: 3.12 (7, 1)	3.0		11	1	1	1	0	0	0	1	0	0	1	10	11	3.00	0.333										

Montreal Expos @ Cincinnati Reds
Riverfront Stadium, Cincinnati, OH
Wed Aug 19 1970, 7:05 PM EDT
Att: 23,909 - Unknown


AB	37
R	8
H	10
RBI	8
BB	1
SO	5
LOB	20



Batter	1	2	3	4	5	6	7	8	9	AB	R	H	RBI	BB	SO	LOB	BOTTOM										
Pete Rose, S OBP: 0.390, SLG: 0.483 (1, 9)	F7		BB 1B			K			F7	5	1	1	0	0	1	3											
Ty Cline, L OBP: 0.360, SLG: 0.409 (1, 8)	L1-3		L6			HR BB			L6	4	1	1	1	1	0	1											
Tony Perez, R OBP: 0.425, SLG: 0.657 (1, 5)			BB 1B			HR			6-3	4	1	2	2	1	0	1											
Johnny Bench, R OBP: 0.349, SLG: 0.633 (1, 2)	L7		F8			K			4-3	4	0	0	0	0	1	3											
Bernie Carbo, L OBP: 0.461, SLG: 0.595 (1, 7)			BB 1B			6-3			F8	3	1	1	1	1	0	0											
Lee May, R OBP: 0.296, SLG: 0.499 (1, 3)			BB 1B			F8			K	4	1	2	0	0	1	2											
Tommy Helms, R OBP: 0.250, SLG: 0.270 (1, 4)			F9			L6			FC FC3-5	4	0	0	0	0	0	3											
Woody Woodward, R OBP: 0.317, SLG: 0.315 (1, 6)			E9 CS 1B			5-3			FC3-5	4	0	1	1	0	0	2											
Gary Nolan, R OBP: 0.171, SLG: 0.108 (1, 1)			K			L4				2	0	0	0	0	1	1											
Ray Washburn, R (5, 1)										0	0	0	0	0	0	0											
Bobby Tolan, L OBP: 0.391, SLG: 0.475 (6, PH)										1	0	0	0	0	1	2											
Jim McGlothlin, R OBP: 0.232, SLG: 0.200 (7, 1)										0	0	0	0	0	0	0											
Jimmy Stewart, S OBP: 0.289, SLG: 0.261 (9, PH)										0	1	0	0	1	0	0											
Inning Stats	R: 0 E: 0 K: 0 S: 4	H: 1 LOB: 1 BB: 0 P: 4	R: 2 E: 1 K: 1 S: 6	H: 2 LOB: 1 BB: 1 P: 10	R: 1 E: 0 K: 0 S: 5	H: 2 LOB: 2 BB: 1 P: 9	R: 0 E: 0 K: 0 S: 3	H: 0 LOB: 0 BB: 0 P: 3	R: 2 E: 0 K: 1 S: 6	H: 1 LOB: 0 BB: 1 P: 10	R: 0 E: 0 K: 2 S: 9	H: 1 LOB: 2 BB: 0 P: 9	R: 0 E: 0 K: 1 S: 5	H: 0 LOB: 0 BB: 0 P: 5	R: 1 E: 0 K: 0 S: 4	H: 1 LOB: 1 BB: 1 P: 8	1B: 5 2B: 1 3B: 2 HR: 1	SF: 0 SAC: 0 DP: 1 HBP: 0	WP: 0 PB: 0 CS: 1	PA: 39							
PITCHER	IP	WLS	BF	H	R	ER	SO	BB	IBB	HBP	BLK	WP	HR	S	P	ERA	WHIP										
Mike Wegener, R ERA: 5.35 (1, 1)	4.0		18	5	3	2	1	2	0	0	0	0	0	18	26	4.50	1.750										
Mike Marshall, R ERA: 5.03 (5, 1)	4.2	W	20	3	3	3	4	2	0	0	0	0	1	26	34	5.79	1.071										
Claude Raymond, R ERA: 4.02 (9, 1)	0.1	S	1	0	0	0	0	0	0	0	0	0	0	1	1	0.00	0.000										

Montreal Expos @ Cincinnati Reds
Riverfront Stadium, Cincinnati, OH
Wed Aug 19 1970, 7:05 PM EDT
Att: 23,909 - Unknown

AB	35
R	6
H	8
RBI	5
BB	4
SO	5
LOB	18



Batter	1	2	3	4	5	6	7	8	9	AB	R	H	RBI	BB	SO	LOB	TOP			
Pete Rose, S OBP: 0.397, SLG: 0.478 (1, 9)	E6 FC6-4		F8		K		6-3		FC6-4	5	0	0	0	0	1	2				
Bobby Tolan, L OBP: 0.390, SLG: 0.473 (1, 8)	FC6-4 BLK		K				G3			4	0	1	0	0	1	2				
Tony Perez, R OBP: 0.424, SLG: 0.653 (1, 5)	3-1		FC5-4				P6			3	0	0	0	1	0	2				
Johnny Bench, R OBP: 0.346, SLG: 0.628 (1, 2)	F3			5-3	F6				K	4	0	0	0	0	1	3				
Lee May, R OBP: 0.298, SLG: 0.498 (1, 3)		G6-4-3 BB			F9				F8	3	1	1	0	1	0	2				
Hal McRae, R OBP: 0.322, SLG: 0.496 (1, 7)		G6-4-3		E6 1B			3-1		6-3	4	0	0	0	0	0	2				
Tommy Helms, R OBP: 0.252, SLG: 0.272 (1, 4)							5-3		F9	4	0	2	1	0	0	0				
Woody Woodward, R OBP: 0.316, SLG: 0.319 (1, 6)		FC6 1B		K					5-3	4	0	1	0	0	1	3				
Tony Cloninger, R OBP: 0.222, SLG: 0.333 (6, PH)										2	0	1	0	0	0	2				
Jimmy Stewart, S OBP: 0.298, SLG: 0.258 (6, PH)										1	0	0	0	0	0	1				
Clay Carroll, R OBP: 0.222, SLG: 0.125 (6, 1)										0	0	0	0	0	0	0				
Don Gullett, R OBP: 0.308, SLG: 0.417 (9, PH)										0	0	0	0	0	0	0				
Dave Concepcion, R OBP: 0.338, SLG: 0.341 (9, PH)										1	0	1	0	0	0	0				
Inning Stats	R: 0 E: 1 K: 0 S: 4	H: 0 LOB: 1 BB: 0 P: 4	R: 0 E: 0 K: 0 S: 3	H: 1 LOB: 1 BB: 1 P: 7	R: 0 E: 0 K: 1 S: 6	H: 1 LOB: 1 BB: 0 P: 6	R: 1 E: 1 K: 1 S: 8	H: 2 LOB: 2 BB: 1 P: 8	R: 0 E: 0 K: 1 S: 6	H: 1 LOB: 1 BB: 0 P: 10	R: 0 E: 0 K: 0 S: 4	H: 0 LOB: 0 BB: 0 P: 4	R: 0 E: 0 K: 1 S: 5	H: 0 LOB: 0 BB: 0 P: 5	R: 0 E: 0 K: 0 S: 4	H: 1 LOB: 1 BB: 0 P: 4	1B: 6 2B: 1 3B: 0 HR: 0	SF: 0 SAC: 0 DP: 1 HBP: 0	WP: 0 PB: 0 SB: 0 CS: 0	PA: 37
PITCHER Jerry Koosman, L ERA: 2.97 (1, 1)	IP: 9.0 WLS: W BF: 37 H: 7 R: 1 ER: 0 SO: 4 BB: 2 IBB: 0 HBP: 0 BLK: 1 WP: 0 HR: 0 S: 43 P: 51 ERA: 0.00 WHIP: 1.000															PITCHER				

Cincinnati Reds @ New York Mets
Shea Stadium, Flushing, NY
Fri Aug 21 1970, 7:05 PM EDT
Att: 53,320 - Unknown

AB	35
R	1
H	7
RBI	1
BB	2
SO	4
LOB	19



Batter	1	2	3	4	5	6	7	8	9	AB	R	H	RBI	BB	SO	LOB	BOTTOM			
Tommie Agee, R OBP: 0.340, SLG: 0.473 (1, 8)	WP 4-3 1B			K			5-3			4	1	1	0	0	2	3				
Wayne Garrett, L OBP: 0.367, SLG: 0.455 (1, 4)	4-3						P6			3	0	0	1	1	1	1				
Cleon Jones, R OBP: 0.327, SLG: 0.397 (1, 7)							6-3			3	0	1	1	1	0	3				
Art Shamsky, L OBP: 0.373, SLG: 0.426 (7, PH)										3	1	2	0	0	0	1				
Don Clendenon, R OBP: 0.345, SLG: 0.547 (8, 3)	G3-6-3						K			1	0	0	0	0	1	1				
Dave Marshall, L OBP: 0.320, SLG: 0.429 (1, 9)										4	1	2	1	0	0	1				
Joe Foy, R OBP: 0.366, SLG: 0.340 (1, 5)										2	1	1	0	2	0	1				
Jerry Grote, R OBP: 0.337, SLG: 0.325 (1, 2)										3	0	0	0	1	0	3				
Bud Harrelson, S OBP: 0.347, SLG: 0.323 (1, 6)										2	0	1	1	1	0	0				
Jerry Koosman, R OBP: 0.175, SLG: 0.115 (1, 1)										3	0	0	0	0	2	4				
Inning Stats	R: 1 E: 0 K: 0 S: 4	H: 2 LOB: 0 BB: 0 P: 4	R: 2 E: 0 K: 2 S: 9	H: 2 LOB: 3 BB: 3 P: 21	R: 0 E: 0 K: 0 S: 3	H: 1 LOB: 1 BB: 1 P: 7	R: 0 E: 0 K: 1 S: 5	H: 1 LOB: 0 BB: 0 P: 5	R: 1 E: 2 K: 1 S: 7	H: 2 LOB: 1 BB: 0 P: 7	R: 0 E: 0 K: 1 S: 5	H: 0 LOB: 0 BB: 0 P: 5	R: 0 E: 0 K: 1 S: 5	H: 0 LOB: 1 BB: 1 P: 9	R: 0 E: 0 K: 0 S: 2	H: 0 LOB: 0 BB: 1 P: 6	1B: 6 2B: 2 3B: 0 HR: 0	SF: 0 SAC: 0 DP: 4 HBP: 0	WP: 1 PB: 0 SB: 0 CS: 0	PA: 34
PITCHER Tony Cloninger, R ERA: 4.34 (1, 1)	IP: 5.0 WLS: L BF: 24 H: 8 R: 4 ER: 3 SO: 4 BB: 4 IBB: 0 HBP: 0 BLK: 0 WP: 1 HR: 0 S: 28 P: 44 ERA: 5.40 WHIP: 2.400															PITCHER				
Clay Carroll, R ERA: 2.78 (6, 1)	1.1	4	0	0	0	1	0	0	0	0	0	6	6	0.00	0.000					
Don Gullett, L ERA: 3.04 (7, 1)	1.2	6	0	0	0	1	2	0	0	0	0	6	14	0.00	1.200					

Cincinnati Reds @ New York Mets
Shea Stadium, Flushing, NY
Fri Aug 21 1970, 7:05 PM EDT
Att: 53,320 - Unknown

AB	28
R	4
H	8
RBI	4
BB	6
SO	6
LOB	18



Batter	1	2	3	4	5	6	7	8	9	AB	R	H	RBI	BB	SO	LOB	TOP								
Pete Rose, S OBP: 0.385, SLG: 0.475 (1, 9)										5	0	1	0	0	0	1	Cincinnati Reds @ New York Mets Shea Stadium, Flushing, NY Sat Aug 22 1970, 7:05 PM EDT Att: 45,943 - Unknown								
Bobby Tolan, L OBP: 0.394, SLG: 0.478 (1, 8)										3	1	2	0	2	0	2									
Tony Perez, R OBP: 0.422, SLG: 0.647 (1, 5)										4	0	0	0	1	3	5									
Johnny Bench, R OBP: 0.345, SLG: 0.625 (1, 2)										5	0	1	2	0	1	4									
Lee May, R OBP: 0.297, SLG: 0.495 (1, 3)										5	0	1	0	0	0	1									
Bernie Carbo, L OBP: 0.462, SLG: 0.592 (1, 7)										3	1	1	0	1	1	1									
Tommy Helms, R OBP: 0.256, SLG: 0.276 (1, 4)										4	0	3	1	0	1	1									
Woody Woodward, R OBP: 0.310, SLG: 0.313 (1, 6)										4	0	0	0	0	0	5									
Jim Merritt, L OBP: 0.190, SLG: 0.276 (1, 1)										3	0	0	0	0	2	0									
Ty Cline, L OBP: 0.373, SLG: 0.422 (9, PH)										1	1	1	0	0	0	0									
Wayne Granger, R OBP: 0.143, SLG: 0.143 (9, 1)										0	0	0	0	0	0	0									
Inning Stats	R: 0 E: 0 K: 1 S: 5	H: 0 LOB: 1 BB: 1 P: 9	R: 0 E: 0 K: 2 S: 8	H: 1 LOB: 1 BB: 0 P: 8	R: 0 E: 0 K: 2 S: 7	H: 0 LOB: 1 BB: 1 P: 11	R: 0 E: 0 K: 1 S: 6	H: 1 LOB: 2 BB: 1 P: 10	R: 0 E: 0 K: 2 S: 8	H: 1 LOB: 1 BB: 0 P: 8	R: 1 E: 0 K: 0 S: 5	H: 2 LOB: 1 BB: 0 P: 5	R: 0 E: 0 K: 0 S: 4	H: 2 LOB: 2 BB: 1 P: 8	R: 0 E: 0 K: 0 S: 4	H: 1 LOB: 1 BB: 0 P: 4	R: 2 E: 1 K: 0 S: 6	H: 2 LOB: 1 BB: 0 P: 6	1B: 7 2B: 3 3B: 0 HR: 0	SF: 0 SAC: 0 DP: 1 HBP: 0	WP: 0 PB: 0 SB: 3 CS: 0	PA: 41			
PITCHER	IP	WLS	BF	H	R	ER	SO	BB	IBB	HBP	BLK	WP	HR	S	P	ERA	WHIP								
Jim McAndrew, R ERA: 4.1 (1, 1)	8.0		36	9	2	1	8	3	1	0	0	0	0	48	64	1.12	1.500								
Tug McGraw, L ERA: 4.02 (9, 1)	0.1	L	2	0	0	0	0	0	0	0	0	0	0	2	2	0.00	0.000								
Nolan Ryan, R ERA: 3.19 (9, 1)	0.2		3	1	1	0	0	0	0	0	0	0	0	3	3	0.00	1.500								

Batter	1	2	3	4	5	6	7	8	9	AB	R	H	RBI	BB	SO	LOB	BOTTOM								
Tommie Agee, R OBP: 0.341, SLG: 0.473 (1, 8)										4	0	2	0	0	1	0	Cincinnati Reds @ New York Mets Shea Stadium, Flushing, NY Sat Aug 22 1970, 7:05 PM EDT Att: 45,943 - Unknown								
Bud Harrelson, S OBP: 0.349, SLG: 0.327 (1, 6)										4	1	2	0	0	1	1									
Cleon Jones, R OBP: 0.327, SLG: 0.393 (1, 7)										3	0	0	0	1	1	3									
Donn Clendenon, R OBP: 0.347, SLG: 0.543 (1, 3)										2	0	0	0	2	0	0									
Ron Swoboda, R OBP: 0.359, SLG: 0.427 (1, 9)										4	0	0	1	0	0	5									
Joe Foy, R OBP: 0.364, SLG: 0.339 (1, 5)										4	1	1	0	0	1	2									
Jerry Grote, R OBP: 0.336, SLG: 0.328 (1, 2)										4	0	1	1	0	0	0									
Wayne Garrett, L OBP: 0.366, SLG: 0.450 (1, 4)										3	0	0	0	1	2	0									
Jim McAndrew, R OBP: 0.195, SLG: 0.162 (1, 1)										3	0	0	0	0	2	2									
Tug McGraw, R OBP: 0.298, SLG: 0.333 (9, 1)										0	0	0	0	0	0	0									
Nolan Ryan, R OBP: 0.194, SLG: 0.194 (9, 1)										0	0	0	0	0	0	0									
Art Shamsky, L OBP: 0.372, SLG: 0.424 (9, PH)										1	0	0	0	0	0	0									
Inning Stats	R: 0 E: 0 K: 1 S: 6	H: 2 LOB: 2 BB: 1 P: 10	R: 0 E: 0 K: 1 S: 5	H: 0 LOB: 0 BB: 0 P: 5	R: 0 E: 0 K: 1 S: 4	H: 1 LOB: 1 BB: 0 P: 4	R: 0 E: 0 K: 1 S: 5	H: 0 LOB: 0 BB: 0 P: 5	R: 0 E: 0 K: 2 S: 7	H: 0 LOB: 0 BB: 0 P: 7	R: 1 E: 0 K: 1 S: 7	H: 2 LOB: 2 BB: 1 P: 11	R: 1 E: 0 K: 0 S: 4	H: 1 LOB: 2 BB: 2 P: 12	R: 0 E: 0 K: 1 S: 5	H: 0 LOB: 0 BB: 0 P: 5	1B: 4 2B: 3 3B: 0 HR: 0	SF: 0 SAC: 0 DP: 1 HBP: 0	WP: 0 PB: 0 SB: 0 CS: 0	PA: 36					
PITCHER	IP	WLS	BF	H	R	ER	SO	BB	IBB	HBP	BLK	WP	HR	S	P	ERA	WHIP								
Jim Merritt, L ERA: 3.77 (1, 1)	8.0		33	6	2	2	7	3	1	0	0	0	0	43	59	2.25	1.125								
Wayne Granger, R ERA: 2.35 (9, 1)	1.0	S	3	0	0	0	1	0	0	0	0	0	0	5	5	0.00	0.000								


AB	37
R	3
H	10
RBI	3
BB	4
SO	8
LOB	20



Batter	1	2	3	4	5	6	7	8	9	AB	R	H	RBI	BB	SO	LOB	TOP									
Pete Rose, S OBP: 0.382, SLG: 0.471 (1, 9)	0-0 4-3	0-0 P6		0-0 F8			0-0 E1 FC3-6		0-0 F8	5	0	0	0	0	0	1										
Bobby Tolan, L OBP: 0.393, SLG: 0.476 (1, 8)	0-0 2B 1B		0-0 F9		0-3 K		0-0 FC3-6 G6-4-3			4	1	1	0	0	1	1										
Tony Perez, R OBP: 0.424, SLG: 0.651 (1, 5)	0-0 BB 1-H 2B		4-0 S BB		0-0 HR 2B		0-0 G6-4-3			3	1	2	1	1	0	1										
Johnny Bench, R OBP: 0.348, SLG: 0.634 (1, 2)	4-0 BB BB		0-0 5-3		0-0 HR 2B			0-0 F8 1B 2B		3	2	2	2	1	0	1										
Lee May, R OBP: 0.297, SLG: 0.492 (1, 3)	0-0 F7		4-0 BB		0-0 F2			0-0 F8		3	0	0	0	1	0	3										
Bernie Carbo, L OBP: 0.462, SLG: 0.589 (1, 7)	4-0 1-2 2-3 BB		0-0 F7		0-0 F8			0-0 G3-6 1B		3	0	1	1	1	0	2										
Tommy Helms, R OBP: 0.254, SLG: 0.274 (1, 4)	0-0 1-3			0-0 F8			0-0 6-3		0-0 G3-6	4	0	0	0	0	0	4										
Woody Woodward, R OBP: 0.309, SLG: 0.308 (1, 6)		0-0 F9		4-0 SH3-4 BB			0-0 6-3		0-0 6-3	3	0	0	0	1	0	0										
Gary Nolan, R OBP: 0.167, SLG: 0.104 Clay Carroll, R OBP: 0.200, SLG: 0.111 Wayne Granger, R OBP: 0.143, SLG: 0.143 (7, 1)		0-0 3-1		0-0 SH3-4			0-0 6-3		0-0 6-3	2	0	0	0	0	0	0										
Inning Stats	R: 1 E: 0 K: 0 S: 5	H: 2 LOB: 3 BB: 2 P: 13	R: 0 E: 0 K: 0 S: 3	H: 0 LOB: 0 BB: 0 P: 3	R: 0 E: 0 K: 0 S: 3	H: 0 LOB: 2 BB: 2 P: 11	R: 0 E: 0 K: 0 S: 3	H: 0 LOB: 1 BB: 1 P: 7	R: 2 E: 0 K: 1 S: 7	H: 2 LOB: 0 BB: 0 P: 7	R: 0 E: 0 K: 0 S: 3	H: 0 LOB: 0 BB: 0 P: 3	R: 0 E: 0 K: 0 S: 3	H: 0 LOB: 0 BB: 0 P: 3	R: 1 E: 0 K: 0 S: 4	H: 2 LOB: 0 BB: 0 P: 4	R: 0 E: 0 K: 0 S: 3	H: 0 LOB: 0 BB: 0 P: 3	1B: 2 2B: 3 3B: 0 HR: 1	SF: 0 SAC: 1 DP: 2 HBP: 0	WP: 0 PB: 0 SB: 1 CS: 0	PA: 37				
PITCHER	IP	WLS	BF	H	R	ER	SO	BB	IBB	HBP	BLK	WP	HR	S	P	ERA	WHIP									
Gary Gentry, R ERA: 3.24 Ron Taylor, R ERA: 4.06	(1, 1)	7.0	30	4	3	3	1	5	0	0	0	0	0	1	27	47	3.86	1.286								

Cincinnati Reds @ New York Mets
Shea Stadium, Flushing, NY
Sun Aug 23 1970, 3:33 AM EDT
Unknown


AB 31
R 4
H 6
RBI 4
BB 5
SO 1
LOB 13



Batter	1	2	3	4	5	6	7	8	9	AB	R	H	RBI	BB	SO	LOB	BOTTOM									
Tommie Agee, R OBP: 0.347, SLG: 0.489 (1, 8)			4-0 1B						0-0 SH	4	2	4	2	1	0	0										
Al Weis, S OBP: 0.256, SLG: 0.294 (9, PR)	HR		1-2 BB						1-2 1B 1B	0	1	0	0	0	0	0										
Bud Harrelson, S OBP: 0.346, SLG: 0.324 (1, 6)	0-0 F9		0-0 P5		0-0 F7		0-0 F2		0-0 SH 1B BB	4	1	0	0	0	0	3										
Cleon Jones, R OBP: 0.328, SLG: 0.392 (1, 7)	0-0 5-3		0-0 1B		0-3 K		4-0 BB		0-0 P1	4	0	1	0	1	1	3										
Art Shamsky, L OBP: 0.372, SLG: 0.422 (1, 3)	0-0 F2		0-3 K		4-0 BB BB		0-0 P4		0-0 BB IBB 1B	4	0	1	1	1	1	4										
Wayne Garrett, L OBP: 0.363, SLG: 0.442 (1, 4)		0-0 F7		0-0 G3		0-0 F9		0-0 G3	4-0 BB IBB	4	0	0	0	1	0	1										
Ron Swoboda, R OBP: 0.356, SLG: 0.422 (1, 9)		0-3 K		0-0 1B		0-0 F2		0-0 P3	0-3 K	5	0	1	0	0	2	4										
Joe Foy, R OBP: 0.368, SLG: 0.337 (1, 5)		0-3 K		0-0 F8		4-0 BB		4-0 FC6 BB	4-0 1-2 2-3 3-H BB	2	0	0	1	3	1	1										
Jerry Grote, R OBP: 0.335, SLG: 0.325 (1, 2)			4-0 1B BB BB		0-0 P4		0-0 P3		0-0 FC6	3	0	0	0	1	0	4										
Gary Gentry, R OBP: 0.125, SLG: 0.077 Ed Kranepool, L OBP: 0.200, SLG: 0.111 Ron Taylor, R OBP: 0.379, SLG: 0.414 (8, PH)			0-0 B2		0-0 2-3		0-3 K		0-0 SH 1B E 1B	2	0	0	0	0	0	1										
Inning Stats	R: 1 E: 0 K: 0 S: 4	H: 1 LOB: 0 BB: 0 P: 4	R: 0 E: 0 K: 2 S: 7	H: 0 LOB: 0 BB: 0 P: 7	R: 0 E: 0 K: 1 S: 6	H: 1 LOB: 3 BB: 2 P: 14	R: 0 E: 0 K: 0 S: 4	H: 1 LOB: 1 BB: 0 P: 4	R: 0 E: 0 K: 1 S: 6	H: 0 LOB: 2 BB: 2 P: 11	R: 1 E: 0 K: 1 S: 6	H: 1 LOB: 1 BB: 1 P: 10	R: 0 E: 0 K: 0 S: 3	H: 0 LOB: 1 BB: 1 P: 7	R: 3 E: 1 K: 1 S: 8	H: 3 LOB: 3 BB: 2 P: 16	1B: 6 2B: 0 3B: 0 HR: 2	SF: 0 SAC: 1 DP: 0 HBP: 0	WP: 0 PB: 0 SB: 0 CS: 0	PA: 43						
PITCHER	IP	WLS	BF	H	R	ER	SO	BB	IBB	HBP	BLK	WP	HR	S	P	ERA	WHIP									
Gary Nolan, R ERA: 3.38 Clay Carroll, R ERA: 2.65 Wayne Granger, R ERA: 2.6	(1, 1)	6.2	30	5	2	2	5	5	0	0	0	0	0	5	35	55	2.70	1.500								

Cincinnati Reds @ New York Mets
Shea Stadium, Flushing, NY
Sun Aug 23 1970, 3:33 AM EDT
Unknown

AB 34
R 5
H 8
RBI 4
BB 8
SO 6
LOB 21



Batter	1	2	3	4	5	6	7	8	9	10	11	12	AB	R	H	RBI	BB	SO	LOB	TOP		
Pete Rose, S OBP: 0.363, SLG: 0.473 (1.9)													5	1	1	0	1	0	0			
Bobby Tolan, L OBP: 0.398, SLG: 0.477 (1.8)													6	1	2	0	0	1	0			
Tony Perez, R OBP: 0.420, SLG: 0.645 (1.5)													5	0	1	0	0	2	3			
Johnny Bench, R OBP: 0.347, SLG: 0.630 (1.2)													4	0	2	1	0	0	3			
Lee May, R OBP: 0.295, SLG: 0.484 (1.3)													3	0	0	0	2	0	3			
Bernis Carbo, L OBP: 0.466, SLG: 0.587 (1.7)													5	0	1	0	0	2	2			
Tommy Helms, R OBP: 0.253, SLG: 0.272 (1.4)													5	0	0	0	0	1	2			
Woody Woodward, R OBP: 0.307, SLG: 0.303 (1.6)													5	0	1	0	0	0	0			
Tony Cloninger, R OBP: 0.200, SLG: 0.300 (1.1)													3	0	0	0	0	2	1			
Angel Bravo, L OBP: 0.365, SLG: 0.339 (9, PH)													1	0	0	0	0	0	0			
Clay Carroll, R OBP: 0.200, SLG: 0.111 (9, PH)													0	0	0	0	0	0	0			
Ty Cline, L OBP: 0.365, SLG: 0.413 (12, PH)													1	0	0	0	0	1	0			
Wayne Granger, R OBP: 0.143, SLG: 0.143 (12, PH)													0	0	0	0	0	0	0			
Inning Stats	R: 2 E: 0 K: 1 S: 8	H: 3 LOB: 2 BB: 1 P: 12	R: 0 E: 0 K: 0 S: 3	H: 0 LOB: 0 BB: 0 P: 3	R: 0 E: 0 K: 1 S: 6	H: 1 LOB: 1 BB: 0 P: 6	R: 0 E: 0 K: 2 S: 8	H: 1 LOB: 1 BB: 0 P: 8	R: 0 E: 0 K: 0 S: 4	H: 0 LOB: 0 BB: 0 P: 7	R: 0 E: 0 K: 1 S: 5	H: 0 LOB: 0 BB: 0 P: 5	R: 0 E: 0 K: 0 S: 3	H: 1 LOB: 2 BB: 1 P: 10	R: 0 E: 0 K: 0 S: 3	H: 0 LOB: 0 BB: 0 P: 3	R: 0 E: 0 K: 1 S: 5	H: 0 LOB: 0 BB: 0 P: 6	1B: 6 2B: 1 3B: 1 HR: 0	SF: 1 SAC: 0 DP: 0 HBP: 0	WP: 1 PB: 0 SB: 3 CS: 0	PA: 47
PITCHER	IP	WLS	BF	H	R	ER	SO	BB	IBB	HBP	BLK	WP	HR	S	P	ERA	WHIP					
Barry Lersch, R ERA: 3.3 (1.1)	9.0		38	8	2	0	7	3	0	0	0	0	0	49	61	2.00	1.222					
Dick Selma, R ERA: 2.75 (10, 1)	3.0	W	9	0	0	0	2	0	0	0	0	1	0	13	13	0.00	0.000					

Cincinnati Reds @ Philadelphia Phillies

Shibe Park, Philadelphia, PA

Tue Aug 25 1970, 7:05 PM EDT

Att. 14,508 - Unknown

AB 43
R 2
H 8
RBI 1
BB 3
SO 9
LOB 14



Batter	1	2	3	4	5	6	7	8	9	10	11	12	AB	R	H	RBI	BB	SO	LOB	BOTTOM				
Larry Bowa, S OBP: 0.274, SLG: 0.289 (1.6)													5	0	0	0	0	0	4					
Tony Taylor, R OBP: 0.359, SLG: 0.439 (1.4)													6	0	2	1	0	1	3					
Oscar Gamble, L OBP: 0.314, SLG: 0.320 (1.9)													5	0	0	0	0	0	4					
Deron Johnson, R OBP: 0.330, SLG: 0.467 (1.3)													5	0	0	0	0	0	0					
John Briggs, L OBP: 0.338, SLG: 0.406 (8, 8)													3	2	1	0	2	0	0					
Don Money, R OBP: 0.358, SLG: 0.468 (1.5)													3	0	1	1	1	1	0					
Larry Hisle, R OBP: 0.292, SLG: 0.306 (1.8)													1	0	0	0	1	1	0					
Ron Stone, L OBP: 0.348, SLG: 0.374 (7, PH)													3	0	2	1	0	0	2					
Mike Compton, R OBP: 0.221, SLG: 0.208 (1.2)													1	0	0	0	1	0	2					
Byron Browne, R OBP: 0.324, SLG: 0.466 (7, PH)													1	0	0	0	0	1	1					
Doc Edwards, R OBP: 0.305, SLG: 0.269 (8, 2)													1	0	0	0	0	2	2					
Barry Lersch, S OBP: 0.111, SLG: 0.059 (1.1)													3	0	0	0	0	1	4					
Dick Selma, R OBP: 0.235, SLG: 0.250 (10, 1)													1	0	0	0	0	2						
Rick Joseph, R OBP: 0.266, SLG: 0.356 (12, PH)													1	0	1	0	0	0	0					
Denny Doyle, L OBP: 0.287, SLG: 0.308 (12, PR)													0	1	0	0	0	0	0					
Inning Stats	R: 0 E: 0 K: 0 S: 3	H: 0 LOB: 0 BB: 0 P: 3	R: 1 E: 0 K: 0 S: 4	H: 1 LOB: 2 BB: 2 P: 12	R: 0 E: 0 K: 0 S: 3	H: 0 LOB: 0 BB: 0 P: 3	R: 0 E: 0 K: 1 S: 5	H: 0 LOB: 0 BB: 0 P: 6	R: 0 E: 0 K: 1 S: 5	H: 0 LOB: 1 BB: 1 P: 9	R: 0 E: 0 K: 0 S: 3	H: 0 LOB: 0 BB: 0 P: 3	R: 1 E: 0 K: 0 S: 8	H: 1 LOB: 1 BB: 1 P: 12	R: 0 E: 0 K: 0 S: 3	H: 1 LOB: 3 BB: 0 P: 8	R: 0 E: 0 K: 0 S: 4	H: 1 LOB: 2 BB: 1 P: 8	R: 1 E: 0 K: 0 S: 3	H: 2 LOB: 1 BB: 0 P: 3	1B: 5 2B: 2 3B: 0 HR: 0	SF: 0 SAC: 3 DP: 0 HBP: 0	WP: 0 PB: 0 SB: 0 CS: 1	PA: 48
PITCHER	IP	WLS	BF	H	R	ER	SO	BB	IBB	HBP	BLK	WP	HR	S	P	ERA	WHIP							
Tony Cloninger, R ERA: 4.17 (1.1)	8.0		30	3	2	2	4	4	0	0	0	0	0	34	50	2.25	0.875							
Clay Carroll, R ERA: 2.74 (9, 1)	3.0	L	14	2	0	0	1	0	1	0	0	0	0	15	19	0.00	0.667							
Wayne Granger, R ERA: 2.73 (12, 1)	0.1	L	3	2	1	1	0	0	0	0	0	0	0	3	3	27.00	6.000							

Cincinnati Reds @ Philadelphia Phillies

Shibe Park, Philadelphia, PA

Tue Aug 25 1970, 7:05 PM EDT

Att. 14,508 - Unknown

AB 39
R 3
H 7
RBI 3
BB 5
SO 5
LOB 24



Batter	1	2	3	4	5	6	7	8	9	AB	R	H	RBI	BB	SO	LOB	TOP					
Pete Rose, S OBP: 0.384, SLG: 0.477 (1.9)										4	1	2	0	0	2	2	Cincinnati Reds @ Philadelphia Phillies Shibe Park, Philadelphia, PA Wed Aug 26 1970, 7:05 PM EDT Att: 13,322 - Unknown					
Bobby Tolan, L OBP: 0.397, SLG: 0.475 (1.8)										4	0	1	1	0	0	0						
Tony Perez, R OBP: 0.419, SLG: 0.648 (1.5)										4	1	1	1	0	1	1						
Johnny Bench, R OBP: 0.346, SLG: 0.627 (1.2)										4	1	1	0	0	1	1						
Lee May, R OBP: 0.294, SLG: 0.482 (1.3)										4	1	1	0	0	1	0						
Bernie Carbo, L OBP: 0.466, SLG: 0.596 (1.7)										4	2	2	3	0	1	0						
Tommy Helms, R OBP: 0.255, SLG: 0.274 (1.4)										4	0	2	0	0	0	0						
Woody Woodward, R OBP: 0.306, SLG: 0.302 (1.6)										4	0	1	1	0	0	1						
Jim Merritt, L OBP: 0.183, SLG: 0.266 (1.1)										3	0	0	0	0	0	3						
Wayne Granger, R OBP: 0.125, SLG: 0.125 (7.1)										1	0	0	0	0	0	0						
Inning Stats	R: 1 E: 0 K: 2 S: 8	H: 2 LOB: 0 BB: 0 P: 8	R: 0 E: 0 K: 0 S: 3	H: 0 LOB: 0 BB: 0 P: 3	R: 0 E: 0 K: 0 S: 3	H: 1 LOB: 0 BB: 0 P: 3	R: 0 E: 0 K: 0 S: 3	H: 0 LOB: 0 BB: 0 P: 3	R: 1 E: 0 K: 1 S: 8	H: 3 LOB: 2 BB: 0 P: 8	R: 4 E: 0 K: 0 S: 8	H: 5 LOB: 1 BB: 0 P: 8	R: 0 E: 0 K: 1 S: 5	H: 0 LOB: 0 BB: 0 P: 5	R: 0 E: 0 K: 2 S: 7	H: 0 LOB: 0 BB: 0 P: 7	R: 0 E: 0 K: 0 S: 3	H: 0 LOB: 0 BB: 0 P: 3	1B: 8 2B: 0 3B: 1 HR: 2	SF: 0 SAC: 0 DP: 0 HBP: 0	WP: 0 PB: 0 SB: 1 CS: 2	PA: 37
PITCHER	IP WLS BF H R ER SO BB IBB HBP BLK WP HR S P ERA WHIP																					
Jim Bunning, R ERA: 4.05 (1.1)	5.1 L 25 11 6 6 3 0 0 0 0 0 0 2 31 31 10.12 2.062																					
Bill Wilson, R ERA: 4.7 (6.1)	0.2 2 0 0 0 0 0 0 0 0 0 0 0 2 2 0.00 0.000																					
Fred Wenz, R ERA: 4.91 (7.1)	2.0 6 0 0 0 3 0 0 0 0 0 0 0 12 12 0.00 0.000																					
Joe Hoerner, L ERA: 2.9 (9.1)	1.0 3 0 0 0 0 0 0 0 0 0 0 0 3 3 0.00 0.000																					

Batter	1	2	3	4	5	6	7	8	9	AB	R	H	RBI	BB	SO	LOB	BOTTOM			
Larry Bowa, S OBP: 0.273, SLG: 0.288 (1.6)										5	0	1	0	0	1	4	Cincinnati Reds @ Philadelphia Phillies Shibe Park, Philadelphia, PA Wed Aug 26 1970, 7:05 PM EDT Att: 13,322 - Unknown			
Tony Taylor, R OBP: 0.356, SLG: 0.441 (1.4)										5	2	2	0	0	0	3				
Don Money, R OBP: 0.356, SLG: 0.473 (1.5)										5	1	1	2	0	0	3				
Deron Johnson, R OBP: 0.333, SLG: 0.471 (1.3)										5	0	3	1	0	0	0				
Byron Browne, R OBP: 0.321, SLG: 0.460 (1.9)										3	0	0	0	0	0	3				
Jim Hutto, R OBP: 0.236, SLG: 0.317 (6.9)										2	0	0	0	0	0	0				
Larry Hisle, R OBP: 0.294, SLG: 0.315 (1.8)										4	2	2	0	0	0	1				
John Briggs, L OBP: 0.340, SLG: 0.411 (1.7)										4	0	2	2	0	0	1				
Mike Compton, R OBP: 0.241, SLG: 0.222 (1.2)										3	0	2	0	1	0	1				
Jim Bunning, R OBP: 0.189, SLG: 0.133 (1.1)										2	0	1	0	0	0	2				
Bill Wilson, R OBP: 0.189, SLG: 0.133 (6.1)										0	0	0	0	0	0	0				
Rick Joseph, R OBP: 0.275, SLG: 0.362 (6.9)										1	0	1	0	0	0	0				
Fred Wenz, R OBP: 0.275, SLG: 0.362 (7.1)										0	0	0	0	0	0	0				
Ron Stone, L OBP: 0.347, SLG: 0.372 (6.9)										1	0	0	0	0	0	0				
Joe Hoerner, R OBP: 0.304, SLG: 0.333 (9.1)										0	0	0	0	0	0	0				
Inning Stats	R: 0 E: 0 K: 0 S: 3	H: 0 LOB: 0 BB: 0 P: 3	R: 0 E: 0 K: 0 S: 4	H: 1 LOB: 1 BB: 0 P: 4	R: 0 E: 1 K: 1 S: 7	H: 2 LOB: 2 BB: 0 P: 7	R: 1 E: 0 K: 0 S: 5	H: 3 LOB: 2 BB: 1 P: 9	R: 1 E: 0 K: 0 S: 5	H: 2 LOB: 1 BB: 0 P: 5	R: 3 E: 0 K: 0 S: 7	H: 4 LOB: 1 BB: 0 P: 7	R: 0 E: 0 K: 0 S: 3	H: 1 LOB: 0 BB: 0 P: 3	R: 0 E: 0 K: 0 S: 3	H: 0 LOB: 0 BB: 0 P: 3	1B: 9 2B: 5 3B: 0 HR: 1	SF: 0 SAC: 0 DP: 2 HBP: 0	WP: 0 PB: 0 SB: 0 CS: 0	PA: 41
PITCHER	IP WLS BF H R ER SO BB IBB HBP BLK WP HR S P ERA WHIP																			
Jim Merritt, L ERA: 3.86 (1.1)	6.2 W 34 14 5 5 1 0 0 0 0 0 0 1 35 39 6.75 2.100																			
Wayne Granger, R ERA: 2.63 (7.1)	2.1 S 7 1 0 0 0 0 0 0 0 0 0 0 7 7 0.00 0.429																			

Batter	1	2	3	4	5	6	7	8	9	AB	R	H	RBI	BB	SO	LOB	TOP													
Pete Rose, S OBP: 0.397, SLG: 0.482 (1, 9)										5	2	4	0	0	0	2	Cincinnati Reds @ Philadelphia Phillies Shibe Park, Philadelphia, PA Thu Aug 27 1970, 7:05 PM EDT Att: 11,992 - Unknown													
Bobby Tolan, L OBP: 0.397, SLG: 0.474 (1, 8)										5	0	2	0	0	1	4														
Tony Perez, R OBP: 0.419, SLG: 0.645 (1, 5)										4	0	1	1	0	1	2														
Johnny Bench, R OBP: 0.348, SLG: 0.629 (1, 2)										5	0	3	1	0	0	2														
Lee May, R OBP: 0.293, SLG: 0.479 (1, 3)										5	0	1	0	0	1	4														
Bernie Carbo, L OBP: 0.488, SLG: 0.599 (1, 7)										5	1	3	0	0	1	1														
Tommy Helms, R OBP: 0.255, SLG: 0.276 (1, 4)										5	0	1	1	0	1	5														
Dave Concepcion, R OBP: 0.335, SLG: 0.335 (1, 6)										3	0	0	0	1	0	0														
Jim McGlothlin, R OBP: 0.224, SLG: 0.192 (1, 1)										1	0	0	0	0	1	0														
Don Gullett, R OBP: 0.250, SLG: 0.333 (4, 1)										1	0	0	0	0	1	0														
Hal McRae, R OBP: 0.320, SLG: 0.492 (6, PH)										1	0	0	0	0	0	0														
Clay Carroll, R OBP: 0.200, SLG: 0.111 (8, 1)										0	0	0	0	0	0	0														
Inning Stats	R: 1 E: 0 K: 0 S: 4	H: 2 LOB: 1 BB: 0 P: 5	R: 1 E: 0 K: 0 S: 5	H: 2 LOB: 2 BB: 1 P: 9	R: 0 E: 0 K: 0 S: 5	H: 2 LOB: 2 BB: 0 P: 5	R: 1 E: 0 K: 1 S: 8	H: 3 LOB: 1 BB: 0 P: 8	R: 0 E: 0 K: 2 S: 9	H: 0 LOB: 0 BB: 0 P: 9	R: 0 E: 0 K: 2 S: 8	H: 1 LOB: 1 BB: 0 P: 8	R: 0 E: 0 K: 0 S: 5	H: 2 LOB: 2 BB: 0 P: 5	R: 0 E: 0 K: 1 S: 7	H: 2 LOB: 2 BB: 0 P: 7	R: 0 E: 0 K: 0 S: 4	H: 1 LOB: 1 BB: 0 P: 4	1B: 11 2B: 5 3B: 0 HR: 0	SF: 0 SAC: 1 DP: 1 HBP: 1	WP: 1 PB: 0 SB: 1 CS: 0	PA: 43								
PITCHER	IP WLS BF H R ER SO BB IBB HBP BLK WP HR S P ERA WHIP																													
Lowell Palmer, R ERA: 5.47 (1, 1)	3.2	21	9	3	3	1	1	0	1	0	21	26	7.36	2.727																
Grant Jackson, L ERA: 5.34 (4, 1)	5.1	W 22	6	0	0	6	0	0	0	0	34	34	0.00	1.125																

AB	40
R	3
H	15
RBI	3
BB	1
SO	7
LOB	20



Batter	1	2	3	4	5	6	7	8	9	AB	R	H	RBI	BB	SO	LOB	BOTTOM													
Larry Bowa, S OBP: 0.271, SLG: 0.285 (1, 6)										4	1	0	1	0	0	4	Cincinnati Reds @ Philadelphia Phillies Shibe Park, Philadelphia, PA Thu Aug 27 1970, 7:05 PM EDT Att: 11,992 - Unknown													
Tony Taylor, R OBP: 0.358, SLG: 0.439 (1, 4)										4	0	1	0	0	0	2														
Oscar Gamble, L OBP: 0.317, SLG: 0.317 (1, 9)										2	1	0	0	2	1	0														
Deron Johnson, R OBP: 0.332, SLG: 0.475 (1, 3)										4	1	1	2	0	2	0														
John Briggs, L OBP: 0.336, SLG: 0.405 (1, 7)										4	0	0	0	0	3	0														
Don Money, R OBP: 0.357, SLG: 0.473 (1, 5)										4	1	2	0	0	0	0														
Larry Hise, R OBP: 0.296, SLG: 0.323 (1, 8)										4	2	2	1	0	0	1														
Mike Compton, R OBP: 0.243, SLG: 0.218 (1, 2)										2	0	0	0	1	1	1														
Lowell Palmer, R OBP: 0.238, SLG: 0.350 (1, 1)										1	0	1	1	0	0	0														
Grant Jackson, S OBP: 0.150, SLG: 0.105 (4, 1)										2	0	1	0	0	0	2														
Inning Stats	R: 2 E: 0 K: 1 S: 6	H: 1 LOB: 0 BB: 1 P: 10	R: 1 E: 1 K: 0 S: 6	H: 2 LOB: 2 BB: 0 P: 6	R: 0 E: 0 K: 1 S: 5	H: 0 LOB: 0 BB: 0 P: 5	R: 3 E: 0 K: 0 S: 5	H: 3 LOB: 1 BB: 2 P: 13	R: 0 E: 0 K: 2 S: 7	H: 0 LOB: 0 BB: 0 P: 7	R: 0 E: 0 K: 1 S: 6	H: 1 LOB: 1 BB: 0 P: 6	R: 0 E: 0 K: 2 S: 7	H: 0 LOB: 0 BB: 0 P: 7	R: 0 E: 0 K: 0 S: 3	H: 1 LOB: 0 BB: 0 P: 3	1B: 4 2B: 3 3B: 0 HR: 1	SF: 0 SAC: 0 DP: 0 HBP: 0	WP: 1 PB: 0 SB: 1 CS: 2	PA: 36										
PITCHER	IP WLS BF H R ER SO BB IBB HBP BLK WP HR S P ERA WHIP																													
Jim McGlothlin, R ERA: 3.59 (1, 1)	3.2	L 20	6	6	6	2	2	0	0	0	22	30	14.73	2.182																
Don Gullett, L ERA: 2.97 (4, 1)	3.1	11	1	0	0	5	1	0	0	0	20	24	0.00	0.600																
Clay Carroll, R ERA: 2.71 (8, 1)	1.0	3	1	0	0	0	0	0	0	0	3	3	0.00	1.000																

AB	31
R	6
H	8
RBI	5
BB	3
SO	7
LOB	10



Batter	1	2	3	4	5	6	7	8	9	10	11	AB	R	H	RBI	BB	SO	LOB	TOP						
Pete Rose, S OBP: 0.387, SLG: 0.479 (1, 9)												3	0	1	0	2	0	0							
Bobby Tolan, L OBP: 0.395, SLG: 0.476 (1, 8)												5	0	0	0	0	1	5							
Tony Perez, R OBP: 0.413, SLG: 0.634 (1, 5)												5	0	0	0	0	3	1							
Johnny Bench, R OBP: 0.346, SLG: 0.622 (1, 2)												5	1	2	0	0	0	1							
Lee May, R OBP: 0.292, SLG: 0.480 (1, 3)												5	1	1	2	0	0	1							
Bernie Carbo, L OBP: 0.462, SLG: 0.587 (1, 7)												4	1	0	0	1	1	1							
Tommy Helms, R OBP: 0.288, SLG: 0.277 (1, 4)												5	0	2	0	0	0	1							
Woody Woodward, R OBP: 0.301, SLG: 0.296 Jimmy Stewart, S OBP: 0.304, SLG: 0.312 Darrel Chaney, S OBP: 0.263, SLG: 0.260 (1, 6) (8, PH) (8, 6)												2	0	0	0	0	0	0							
Tony Cloninger, R OBP: 0.186, SLG: 0.281 Ty Cline, L OBP: 0.379, SLG: 0.438 Don Gullett, L OBP: 0.289, SLG: 0.333 Angel Bruntz, L OBP: 0.304, SLG: 0.328 Clay Carroll, R OBP: 0.275, SLG: 0.500 Wayne Granger, R OBP: 0.125, SLG: 0.125 (1, 1) (8, PH) (8, 1) (10, PH) (10, 1) (11, 1)												2	0	0	0	0	0	0							
Inning Stats	R: 0 E: 0 K: 1 S: 5	H: 0 LOB: 0 BB: 0 P: 5	R: 0 E: 0 K: 0 S: 3	H: 0 LOB: 0 BB: 0 P: 3	R: 0 E: 0 K: 0 S: 3	H: 0 LOB: 0 BB: 0 P: 3	R: 0 E: 0 K: 1 S: 3	H: 0 LOB: 0 BB: 0 P: 3	R: 0 E: 0 K: 1 S: 6	H: 1 LOB: 1 BB: 0 P: 6	R: 2 E: 0 K: 1 S: 7	H: 2 LOB: 2 BB: 2 P: 15	R: 0 E: 0 K: 0 S: 4	H: 1 LOB: 1 BB: 0 P: 4	R: 0 E: 0 K: 0 S: 4	H: 1 LOB: 1 BB: 1 P: 8	R: 2 E: 0 K: 1 S: 9	H: 4 LOB: 2 BB: 0 P: 9	1B: 7 2B: 1 3B: 0 HR: 1	SF: 0 SAC: 1 DP: 0 HBP: 0	WP: 0 PB: 0 SB: 0 CS: 0	PA: 45			
PITCHER	IP 10.2	WLS L	BF 44	H 9	R 4	ER 4	SO 5	BB 2	IBB 1	HBP 0	BLK 0	WP 0	HR 1	S 51	P 63	ERA 3.38	WHIP 1.031								
Carl Morton, R ERA: 3.69 Howie Reed, R ERA: 3.14 (1, 1) (11, 1)	0.1	1	0	0	0	0	0	0	0	0	0	0	0	1	1	0.00	0.000								

Cincinnati Reds @ Montreal Expos
 Jarry Park, Montreal, QB
 Sat Aug 29 1970, 3:33 AM EDT
 Att: 29,095 - Unknown

AB	41
R	4
H	9
RBI	4
BB	3
SO	5
LOB	13



Batter	1	2	3	4	5	6	7	8	9	10	11	AB	R	H	RBI	BB	SO	LOB	BOTTOM						
Jim Fairey, L OBP: 0.303, SLG: 0.362 Adolfo Phillips, R OBP: 0.348, SLG: 0.389 (1, 7) (8, PH) (9, 8)												3	0	0	0	0	2								
Boots Day, L OBP: 0.332, SLG: 0.292 Don Hahn, R OBP: 0.377, SLG: 0.279 (1, 8) (8, PH) (9, 7)												3	1	1	0	0	1								
Mack Jones, L OBP: 0.403, SLG: 0.468 (10, PH) (11, 7)												5	1	1	2	0	4								
Rusty Staub, L OBP: 0.405, SLG: 0.530 (1, 9)												3	1	2	0	2	1								
Bob Bailey, R OBP: 0.449, SLG: 0.698 (1, 5) (10, 3)												3	1	2	0	2	0	1							
Jim Gosger, L OBP: 0.283, SLG: 0.380 Ron Brand, R OBP: 0.293, SLG: 0.313 (1, 3) (8, PH) (10, 5) (11, 6)												3	0	0	0	0	1	3							
John Bateman, R OBP: 0.283, SLG: 0.373 (1, 2)												4	0	0	0	0	2								
Gary Sutherland, R OBP: 0.271, SLG: 0.254 (1, 4)												4	0	0	1	0	1	1							
Bobby Wine, R OBP: 0.285, SLG: 0.294 Rich Nye, L OBP: 0.286, SLG: 0.211 Coco Laboy, R OBP: 0.255, SLG: 0.308 (1, 6) (10, PH) (11, 5)												3	0	2	0	1	0	0							
Carl Morton, R OBP: 0.239, SLG: 0.239 Howie Reed, R OBP: 0.275, SLG: 0.264 (1, 1) (11, 1) (11, PH)												2	0	0	0	0	0	1							
Inning Stats	R: 0 E: 0 K: 0 S: 3	H: 0 LOB: 0 BB: 0 P: 3	R: 0 E: 0 K: 0 S: 3	H: 0 LOB: 1 BB: 1 P: 7	R: 0 E: 0 K: 0 S: 3	H: 0 LOB: 0 BB: 1 P: 7	R: 0 E: 0 K: 1 S: 6	H: 1 LOB: 1 BB: 0 P: 6	R: 0 E: 0 K: 1 S: 6	H: 2 LOB: 0 BB: 1 P: 8	R: 0 E: 0 K: 0 S: 4	H: 0 LOB: 0 BB: 1 P: 1	R: 2 E: 0 K: 0 S: 4	H: 2 LOB: 0 BB: 0 P: 8	R: 0 E: 0 K: 0 S: 3	H: 0 LOB: 0 BB: 0 P: 3	R: 0 E: 0 K: 0 S: 3	H: 1 LOB: 3 BB: 2 P: 11	R: 1 E: 1 K: 0 S: 6	H: 2 LOB: 2 BB: 0 P: 6	1B: 5 2B: 1 3B: 0 HR: 1	SF: 1 SAC: 3 DP: 2 HBP: 0	WP: 0 PB: 0 SB: 2 CS: 0	PA: 45	
PITCHER	IP 7.0	WLS 7	BF 27	H 4	R 2	ER 2	SO 2	BB 3	IBB 0	HBP 0	BLK 0	WP 0	HR 1	S 28	P 40	ERA 2.57	WHIP 1.000								
Tony Cloninger, R ERA: 4.06 Don Gullett, L ERA: 2.59 Clay Carroll, R ERA: 2.75 Wayne Granger, R ERA: 2.66 (1, 1) (8, 1) (10, 1) (11, 1)	2.0	7	4	0	0	1	1	0	0	0	0	0	0	8	12	0.00	0.500								
1.0	W	7	3	1	1	0	2	0	0	0	0	0	0	5	13	9.00	5.000								
1.0	S	4	0	0	0	0	0	0	0	0	0	0	0	4	4	0.00	0.000								

Cincinnati Reds @ Montreal Expos
 Jarry Park, Montreal, QB
 Sat Aug 29 1970, 3:33 AM EDT
 Att: 29,095 - Unknown

AB	35
R	3
H	7
RBI	3
BB	6
SO	3
LOB	18



Batter	1	2	3	4	5	6	7	8	9	AB	R	H	RBI	BB	SO	LOB	TOP			
Pete Rose, S OBP: 0.397, SLG: 0.477 (1,9)										4	0	1	0	0	0	2	Cincinnati Reds @ Montreal Expos Jarry Park, Montreal, QB Sun Aug 30 1970, 3:33 AM EDT Att: 27,415 - Unknown			
Bobby Tolan, L OBP: 0.393, SLG: 0.472 (1,8)										4	0	0	0	0	0	2				
Tony Perez, R OBP: 0.412, SLG: 0.631 (1,5)										4	0	1	0	0	3	1				
Johnny Bench, R OBP: 0.344, SLG: 0.617 (1,2)										4	0	0	0	0	0	2				
Lee May, R OBP: 0.292, SLG: 0.484 (1,3)										4	1	1	1	0	0	2				
Bernie Carbo, L OBP: 0.463, SLG: 0.585 (1,7)										3	0	1	0	1	1	1				
Tommy Helms, R OBP: 0.256, SLG: 0.275 (1,4)										4	0	0	0	0	0	2				
Woody Woodward, R OBP: 0.296, SLG: 0.291 (1,6)										4	0	0	0	0	0	1				
Jim Merritt, L OBP: 0.212, SLG: 0.284 (1,1)										2	0	2	0	1	0	0				
Inning Stats	R: 0 E: 0 K: 1 S: 6	H: 1 LOB: 1 BB: 0 P: 6	R: 1 E: 0 K: 0 S: 4	H: 2 LOB: 2 BB: 1 P: 8	R: 0 E: 0 K: 1 S: 5	H: 0 LOB: 0 BB: 0 P: 5	R: 0 E: 0 K: 0 S: 4	H: 1 LOB: 1 BB: 0 P: 4	R: 0 E: 1 K: 0 S: 4	H: 1 LOB: 1 BB: 0 P: 4	R: 0 E: 0 K: 1 S: 6	H: 0 LOB: 1 BB: 1 P: 7	R: 0 E: 1 K: 1 S: 6	H: 0 LOB: 1 BB: 0 P: 6	R: 0 E: 0 K: 0 S: 3	H: 0 LOB: 0 BB: 0 P: 3	1B: 5 2B: 0 3B: 0 HR: 1	SF: 0 SAC: 0 DP: 0 HBP: 0	WP: 0 PB: 0 SB: 0 CS: 0	PA: 35
PITCHER Steve Renko, R ERA: 4.16 (1,1)	IP: 9.0 WLS: W BF: 35 H: 6 R: 1 ER: 1 SO: 4 BB: 2 IBB: 0 HBP: 0 BLK: 0 WP: 0 HR: 1 S: 41 P: 49 ERA: 1.00 WHIP: 0.889															PITCHER Steve Renko, R ERA: 4.16 (1,1)	IP: 9.0 WLS: W BF: 35 H: 6 R: 1 ER: 1 SO: 4 BB: 2 IBB: 0 HBP: 0 BLK: 0 WP: 0 HR: 1 S: 41 P: 49 ERA: 1.00 WHIP: 0.889			

Batter	1	2	3	4	5	6	7	8	9	AB	R	H	RBI	BB	SO	LOB	BOTTOM			
Gary Sutherland, R OBP: 0.268, SLG: 0.250 (1,4)										4	0	0	0	0	1	0	Cincinnati Reds @ Montreal Expos Jarry Park, Montreal, QB Sun Aug 30 1970, 3:33 AM EDT Att: 27,415 - Unknown			
Adolfo Phillips, R OBP: 0.355, SLG: 0.394 (1,8)										3	2	2	0	1	0	0				
Rusty Staub, L OBP: 0.405, SLG: 0.535 (1,9)										3	1	1	1	0	0	2				
Bob Bailey, R OBP: 0.446, SLG: 0.695 (1,7)										4	1	1	1	0	1	1				
Don Hahn, R OBP: 0.377, SLG: 0.279 (9,7)										0	0	0	0	0	0	0				
John Bateman, R OBP: 0.266, SLG: 0.377 (1,2)										4	1	2	1	0	0	1				
Coco Laboy, R OBP: 0.255, SLG: 0.305 (1,5)										3	0	0	0	1	0	1				
John Boccabella, R OBP: 0.328, SLG: 0.416 (1,3)										3	0	1	2	0	0	0				
Bobby Wine, R OBP: 0.283, SLG: 0.292 (1,6)										3	0	0	0	0	1	2				
Steve Renko, R OBP: 0.185, SLG: 0.175 (1,1)										3	0	0	0	0	2	2				
Inning Stats	R: 1 E: 0 K: 1 S: 6	H: 1 LOB: 0 BB: 0 P: 6	R: 0 E: 0 K: 0 S: 3	H: 0 LOB: 0 BB: 0 P: 3	R: 0 E: 0 K: 2 S: 7	H: 0 LOB: 0 BB: 0 P: 7	R: 3 E: 1 K: 1 S: 9	H: 3 LOB: 2 BB: 1 P: 13	R: 1 E: 0 K: 0 S: 4	H: 1 LOB: 1 BB: 1 P: 8	R: 0 E: 0 K: 1 S: 5	H: 0 LOB: 0 BB: 0 P: 5	R: 0 E: 0 K: 0 S: 4	H: 1 LOB: 1 BB: 0 P: 4	R: 0 E: 0 K: 0 S: 3	H: 1 LOB: 0 BB: 0 P: 3	1B: 4 2B: 2 3B: 0 HR: 1	SF: 0 SAC: 1 DP: 1 HBP: 0	WP: 0 PB: 0 SB: 0 CS: 0	PA: 33
PITCHER Jim Merritt, L ERA: 3.89 (1,1)	IP: 8.0 WLS: L BF: 33 H: 7 R: 5 ER: 4 SO: 5 BB: 1 IBB: 1 HBP: 0 BLK: 0 WP: 0 HR: 1 S: 41 P: 49 ERA: 4.50 WHIP: 1.000															PITCHER Jim Merritt, L ERA: 3.89 (1,1)	IP: 8.0 WLS: L BF: 33 H: 7 R: 5 ER: 4 SO: 5 BB: 1 IBB: 1 HBP: 0 BLK: 0 WP: 0 HR: 1 S: 41 P: 49 ERA: 4.50 WHIP: 1.000			

AB	33
R	1
H	6
RBI	1
BB	2
SO	4
LOB	13

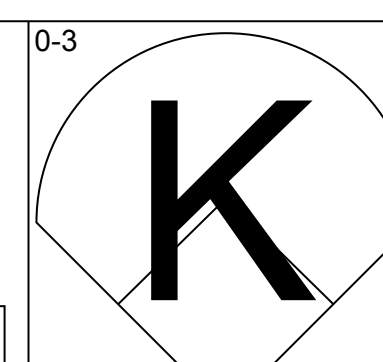
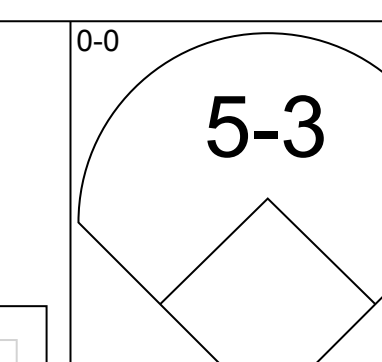
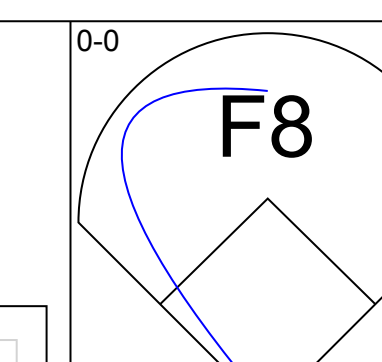
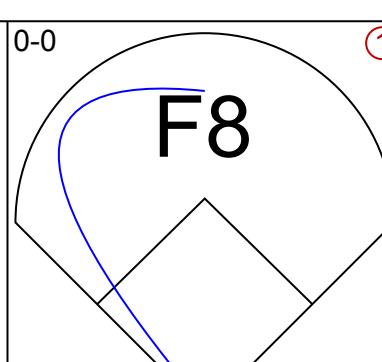
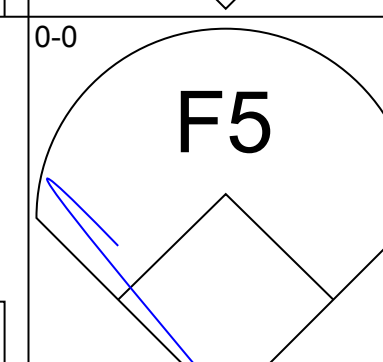
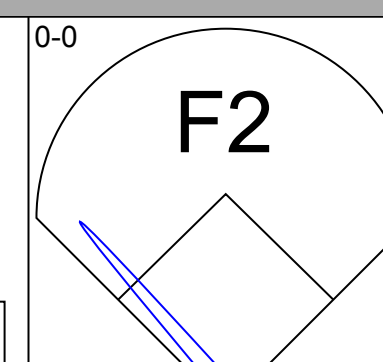
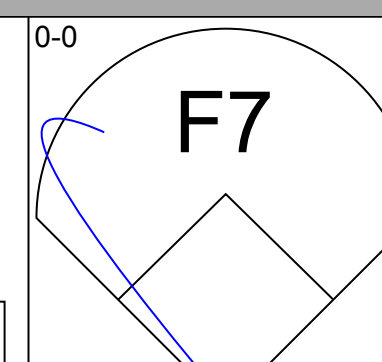
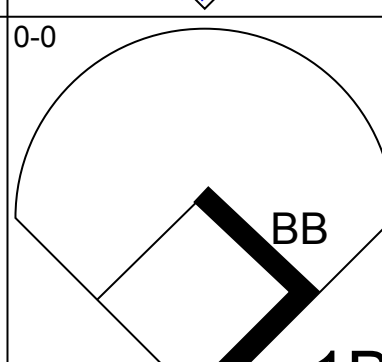
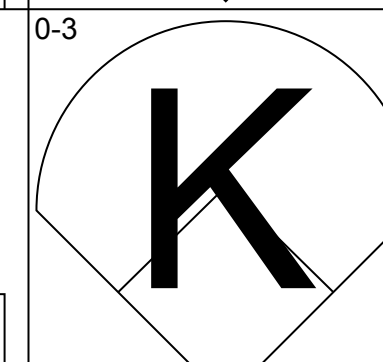
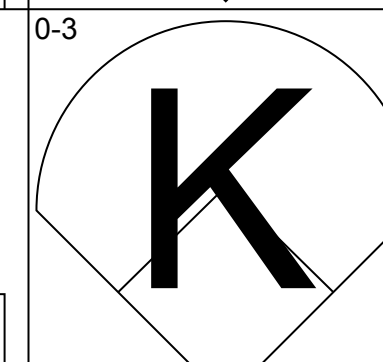
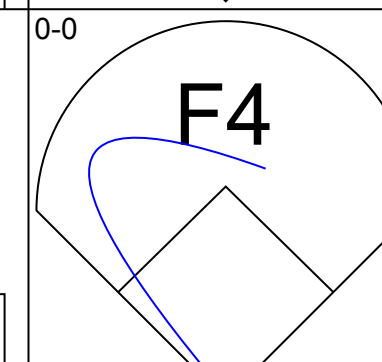
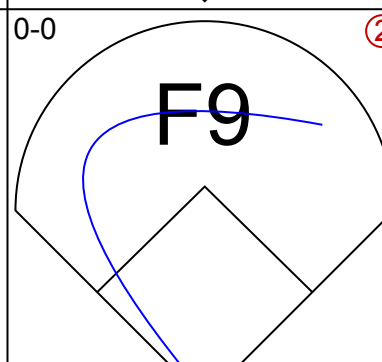
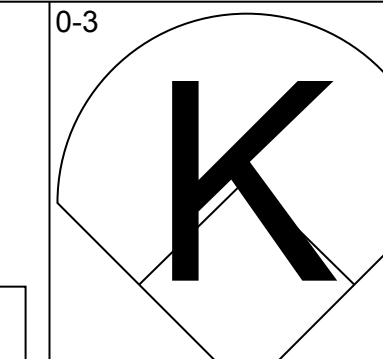
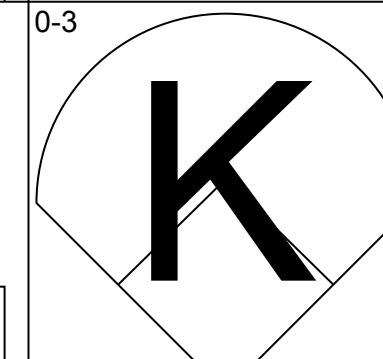
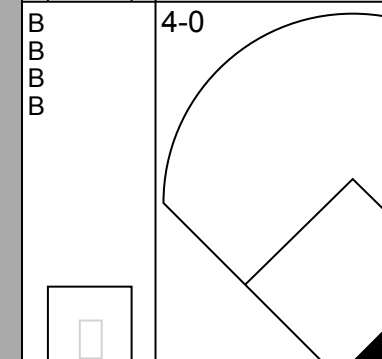
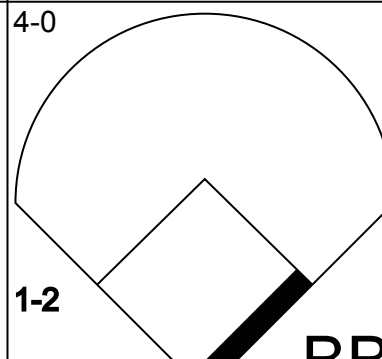
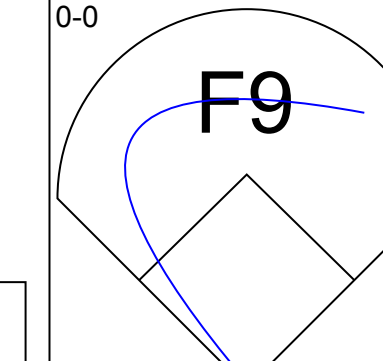
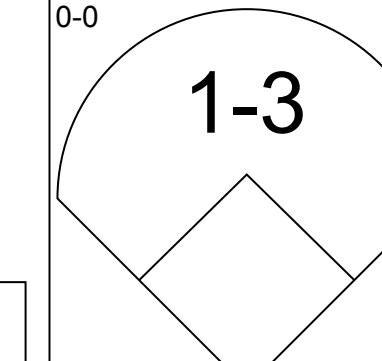
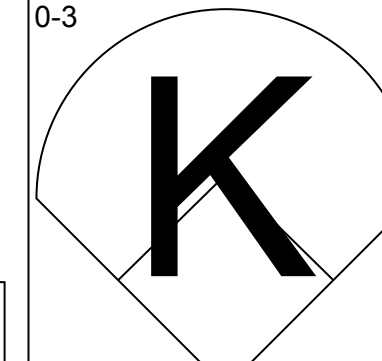
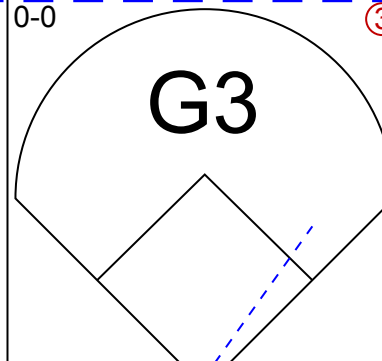
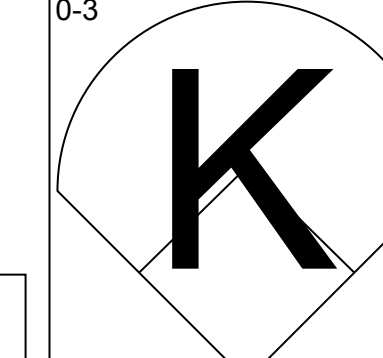
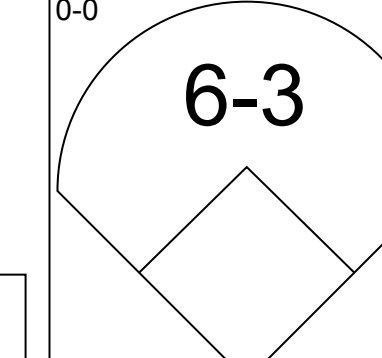
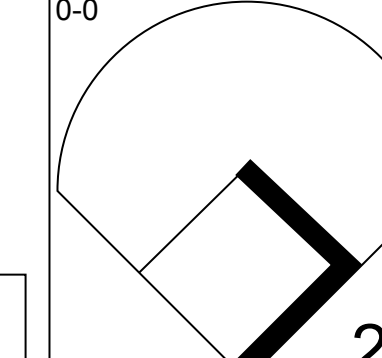
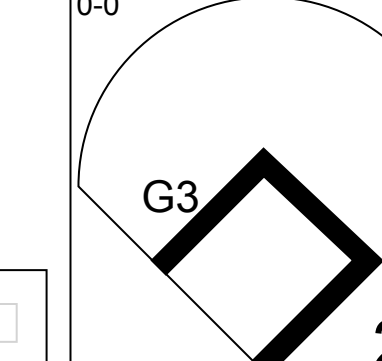
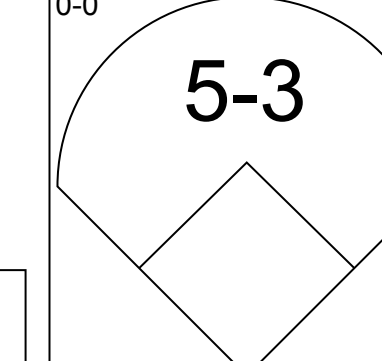
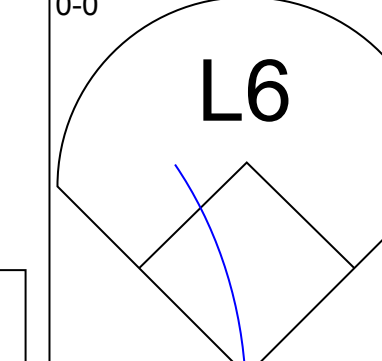
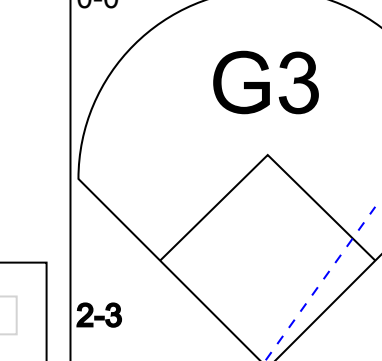
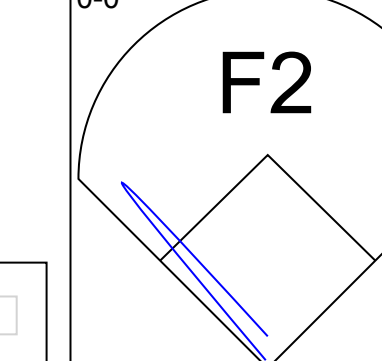
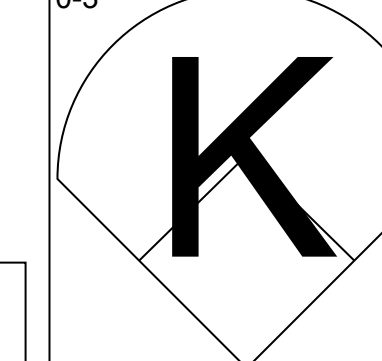
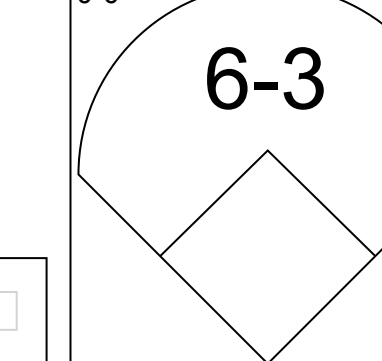
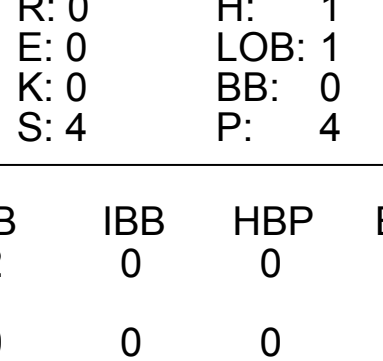
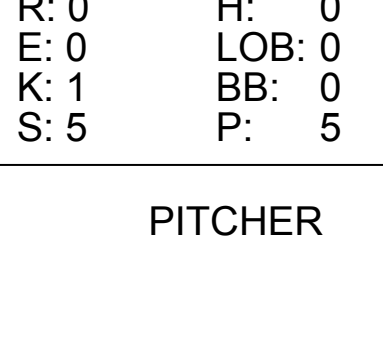
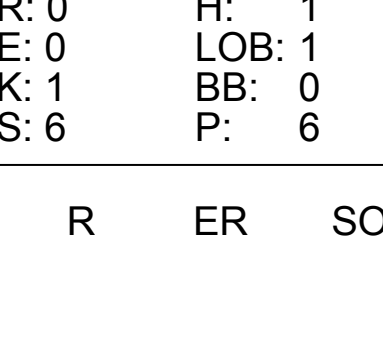


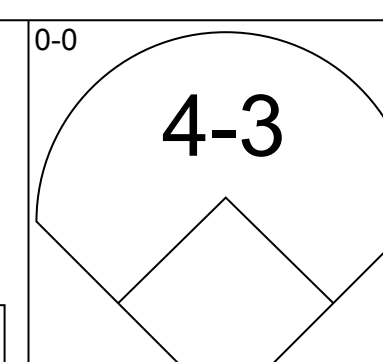
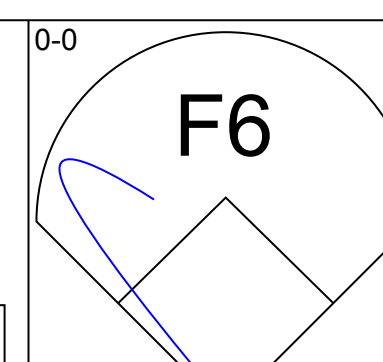
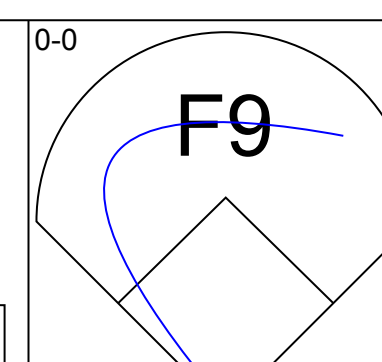
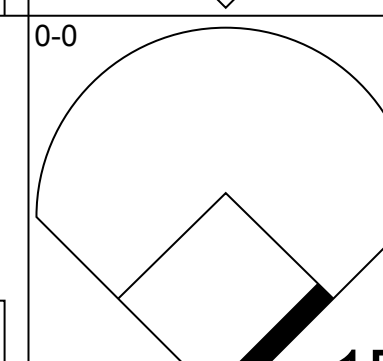
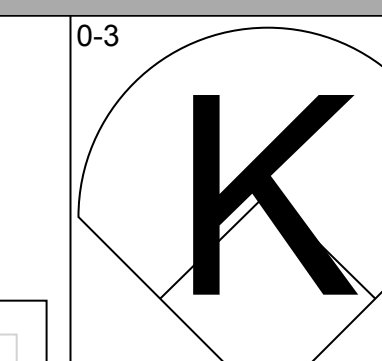
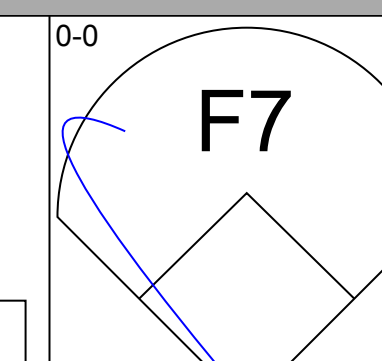
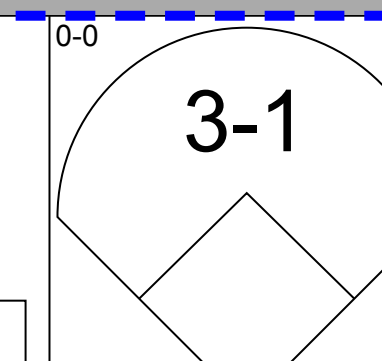
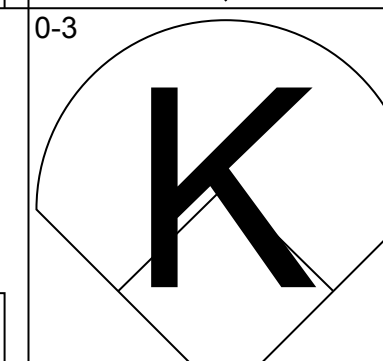
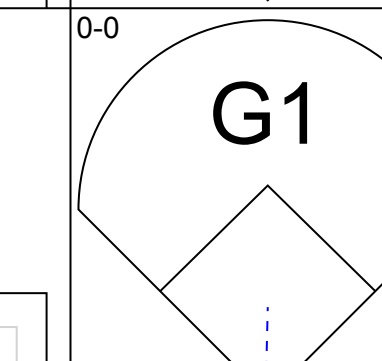
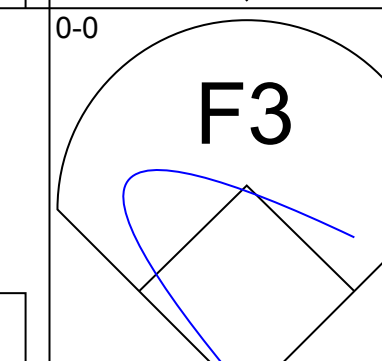
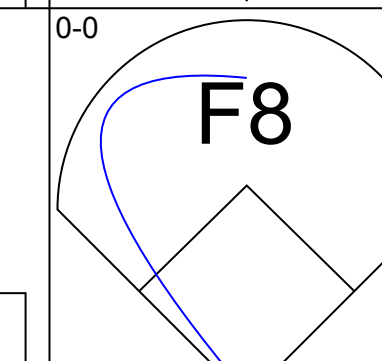
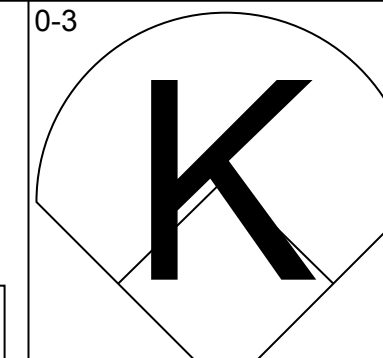
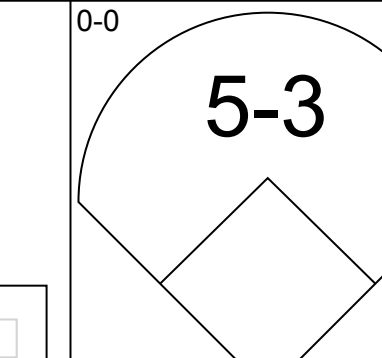
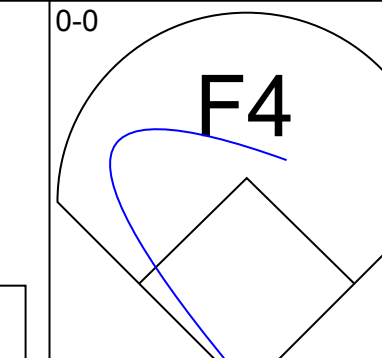
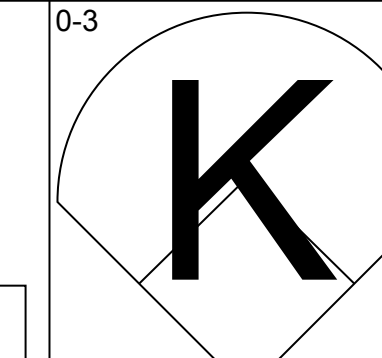
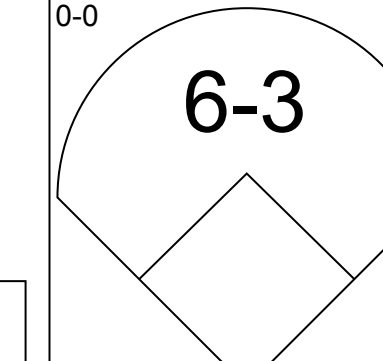
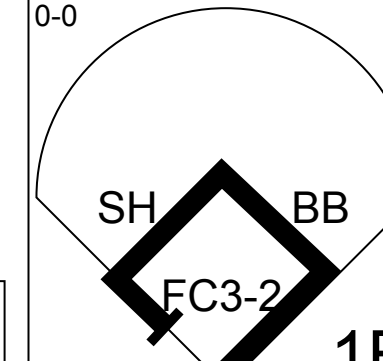
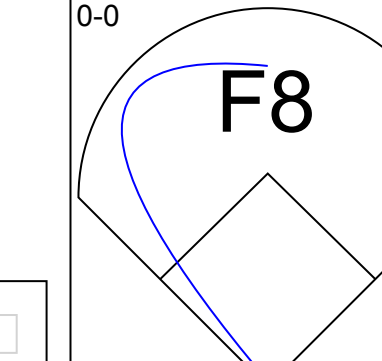
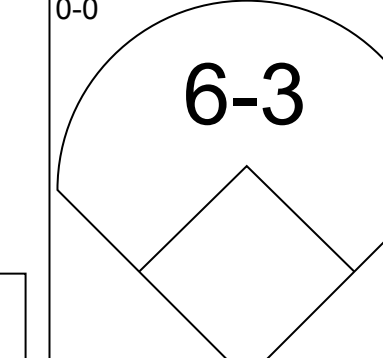
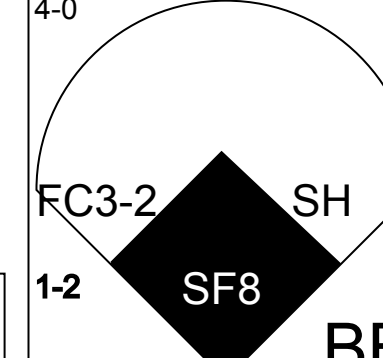
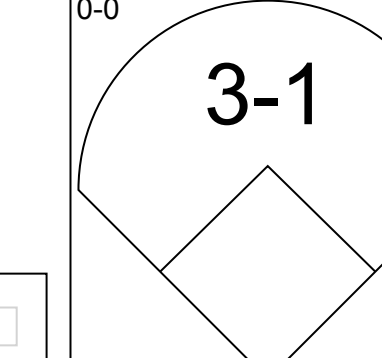
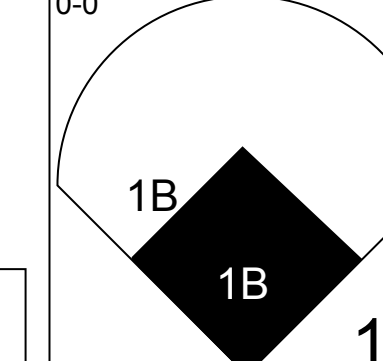
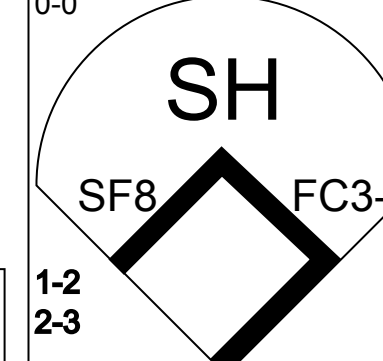
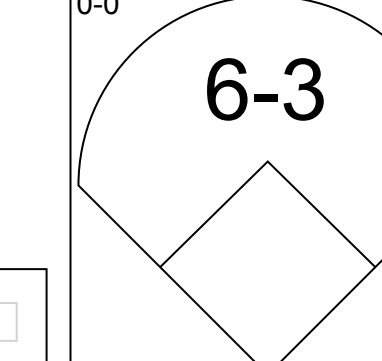
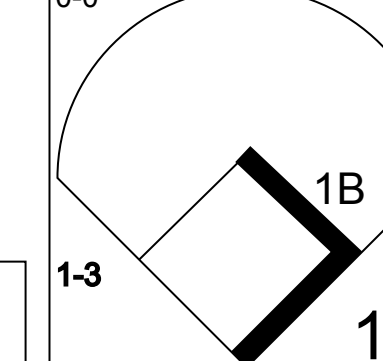
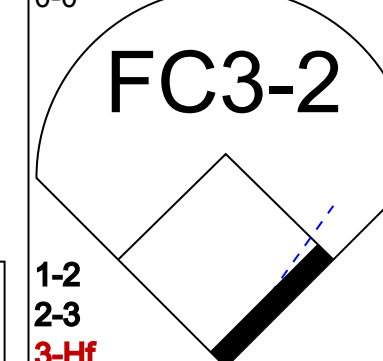
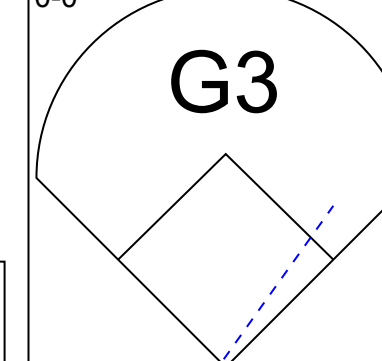
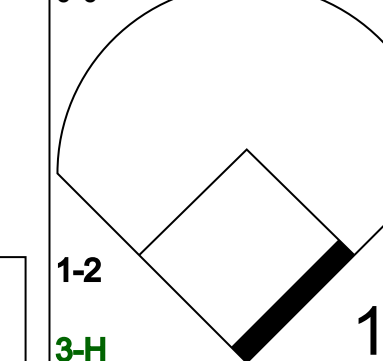
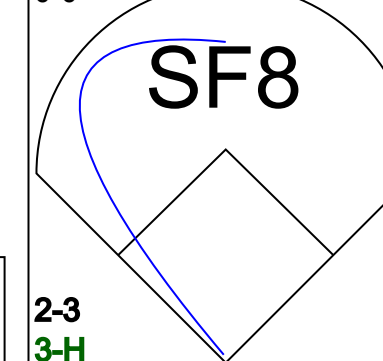
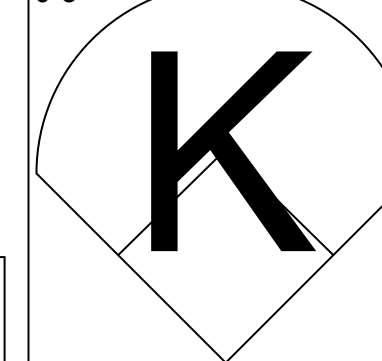
AB	30
R	5
H	7
RBI	5
BB	2
SO	5
LOB	9



Batter	1	2	3	4	5	6	7	8	9	AB	R	H	RBI	BB	SO	LOB	TOP								
Bobby Bonds, R OBP: 0.386, SLG: 0.510 (1, 9)	0-0 6-3		0-3 K		0-0 F4		0-0 HR	4-0 2B IBB		4	2	1	1	1	1	0	San Francisco Giants @ Cincinnati Reds Riverfront Stadium, Cincinnati, OH Tue Sep 01 1970, 7:05 PM EDT Att: 25,850 - Unknown livebaseballscorecards.com								
Ron Hunt, R OBP: 0.397, SLG: 0.386 (1, 4)	0-0 F7		0-0 6-3		0-0 5-3		0-0 E6	0-0 2B G3-2-3 1B		3	0	0	0	0	0	0									
Hal Lanier, R OBP: 0.266, SLG: 0.283 (5, 6)	0-0 F7		0-0 6-3		0-0 5-3		0-0 E6	0-0 2B G3-2-3 1B		1	0	1	0	0	0	0									
John Stephenson, L OBP: 0.121, SLG: 0.129 (8, PH)	0-0 F7		0-0 6-3		0-0 5-3		0-0 E6	0-0 2B G3-2-3 1B		1	0	1	2	0	0	0									
Bob Heise, R OBP: 0.258, SLG: 0.308 (8, 4)	0-0 F7		0-0 6-3		0-0 5-3		0-0 E6	0-0 2B G3-2-3 1B		0	0	0	0	0	0	0									
Willie Mays, R OBP: 0.380, SLG: 0.501 (1, 8)	0-0 6-3		0-0 6-3		0-0 2B		0-0 G3-2-3 2B	0-3 K		5	0	2	0	0	1	1									
Willie McCovey, L OBP: 0.436, SLG: 0.615 (1, 3)		4-0 BB 1B BB		0-0 F8		4-0 IBB		4-0 G3-2-3 IBB		2	0	0	0	3	1	0									
Ken Henderson, S OBP: 0.403, SLG: 0.470 (1, 7)		0-0 BB 1B		4-0 F7		0-0 F7		0-0 G3-2-3		4	1	1	0	1	1	5									
Dick Dietz, R OBP: 0.443, SLG: 0.561 (1, 2)		0-0 F9		0-0 2B 1B		0-3 K		0-3 K		5	1	1	0	0	2	4									
Jim Ray Hart, R OBP: 0.376, SLG: 0.490 (1, 5)		4-0 1-2 2-3 BB		0-0 G3 1H 2H		0-0 FC6-4 1B		0-0 F3		3	0	2	2	1	0	0									
Tito Fuentes, S OBP: 0.297, SLG: 0.329 (1, 6) (5, 4) (8, 6)		0-0 F8		0-0 G3		0-0 FC6-4		0-0 2B 2B		4	1	1	0	0	0	5									
Gaylord Perry, R OBP: 0.110, SLG: 0.172 (1, 1)		0-3 K		0-0 F9		0-0 1-3		0-0 6-3		4	0	0	0	0	1	6									
Inning Stats	R: 0 E: 0 K: 0 S: 3	H: 0 LOB: 0 BB: 0 P: 3	R: 0 E: 0 K: 1 S: 6	H: 1 LOB: 3 BB: 2 P: 14	R: 0 E: 0 K: 1 S: 5	H: 0 LOB: 0 BB: 0 P: 5	R: 2 E: 0 K: 0 S: 5	H: 2 LOB: 1 BB: 1 P: 9	R: 0 E: 0 K: 0 S: 4	H: 1 LOB: 2 BB: 0 P: 8	R: 0 E: 0 K: 1 S: 6	H: 1 LOB: 1 BB: 0 P: 6	R: 1 E: 1 K: 1 S: 7	H: 3 LOB: 2 BB: 1 P: 11	R: 2 E: 0 K: 1 S: 7	H: 2 LOB: 1 BB: 1 P: 11	R: 0 E: 0 K: 2 S: 7	H: 0 LOB: 0 BB: 0 P: 7	1B: 4 2B: 5 3B: 0 HR: 1	SF: 0 SAC: 0 DP: 1 HBP: 0	WP: 0 PB: 0 SB: 0 CS: 0	PA: 42			
PITCHER	IP	WLS	BF	H	R	ER	SO	BB	IBB	HBP	BLK	WP	HR	S	P	ERA	WHIP								
Jim McGlothlin, R ERA: 3.62 (1, 1)	6.0		31	8	3	3	3	3	2	0	0	0	1	32	52	4.50	1.833								
Clay Carroll, R ERA: 2.9 (7, 1)	2.0	L	8	2	2	2	2	0	1	0	0	0	0	11	15	9.00	1.000								
Don Gullett, L ERA: 2.54 (9, 1)	1.0		3	0	0	0	2	0	0	0	0	0	0	7	7	0.00	0.000								

Batter	1	2	3	4	5	6	7	8	9	AB	R	H	RBI	BB	SO	LOB	BOTTOM								
Pete Rose, S OBP: 0.397, SLG: 0.475 (1, 9)	0-0 6-3		4-0 HBP BB		0-0 1-3		0-0 2B 1B		0-0 F7	4	1	1	0	1	0	0	San Francisco Giants @ Cincinnati Reds Riverfront Stadium, Cincinnati, OH Tue Sep 01 1970, 7:05 PM EDT Att: 25,850 - Unknown livebaseballscorecards.com								
Bobby Tolan, L OBP: 0.393, SLG: 0.472 (1, 8)	4-0 BB 6-3		0-3 K		0-0 F2		0-0 1H 1B 2B		0-0 G3	4	1	1	1	1	1	1									
Tony Perez, R OBP: 0.413, SLG: 0.629 (1, 5)	0-0 6-3		1-0 HBP		0-0 F2		0-0 2H 1B			3	0	1	1	0	0	1									
Johnny Bench, R OBP: 0.343, SLG: 0.616 (1, 2)	0-0 G3		0-0 F2		0-0 3-1 2B		0-3 K		0-3 K	4	0	1	0	0	1	4									
Lee May, R OBP: 0.292, SLG: 0.483 (1, 3)		0-0 FC6-4 1B		0-3 K		0-0 F5		0-3 K		4	0	1	0	0	2	4									
Bernie Carbo, L OBP: 0.458, SLG: 0.577 (1, 7)		0-0 F8		0-0 3-1		0-0 3-1		0-0 F9		4	0	0	0	0	0	2									
Tommy Helms, R OBP: 0.256, SLG: 0.273 (1, 4)		0-0 FC6-4 1B WP		0-3 K		4-0 BB		0-0 4-3		3	1	0	0	1	1	1									
Darrel Chaney, S OBP: 0.278, SLG: 0.276 (1, 6)		0-0 WP		0-0 1B		0-0 4-3		0-3 K		3	0	2	0	0	0	2									
Don Gullett, R OBP: 0.250, SLG: 0.333 (9, 1)		1-3 WP 1B		0-0 1B		0-0 4-3		0-0 K		0	0	0	0	0	0	0									
Jim McGlothlin, R OBP: 0.217, SLG: 0.185 (1, 1)		0-0 1-3		0-3 K		0-0 6-3		0-0 L9		2	0	0	0	0	1	2									
Inning Stats	R: 0 E: 0 K: 0 S: 3	H: 0 LOB: 1 BB: 1 P: 7	R: 1 E: 0 K: 0 S: 5	H: 2 LOB: 1 BB: 0 P: 5	R: 0 E: 0 K: 2 S: 7	H: 0 LOB: 2 BB: 1 P: 12	R: 0 E: 0 K: 2 S: 8	H: 1 LOB: 1 BB: 0 P: 8	R: 0 E: 0 K: 0 S: 3	H: 0 LOB: 0 BB: 0 P: 3	R: 0 E: 0 K: 0 S: 4	H: 1 LOB: 2 BB: 1 P: 8	R: 2 E: 0 K: 2 S: 10	H: 3 LOB: 1 BB: 0 P: 10	R: 0 E: 0 K: 1 S: 5	H: 0 LOB: 0 BB: 0 P: 5	R: 0 E: 0 K: 0 S: 3	H: 0 LOB: 0 BB: 0 P: 3	1B: 5 2B: 2 3B: 0 HR: 0	SF: 0 SAC: 0 DP: 0 HBP: 1	WP: 1 PB: 0 SB: 0 CS: 0	PA: 38			
PITCHER	IP	WLS	BF	H	R	ER	SO	BB	IBB	HBP	BLK	WP	HR	S	P	ERA	WHIP								
Gaylord Perry, R ERA: 3.61 (1, 1)	9.0	W	38	7	3	3	7	3	0	1	0	1	0	48	61	3.00	1.111								

Batter	1	2	3	4	5	6	7	8	9	AB	R	H	RBI	BB	SO	LOB	TOP		
Bobby Bonds, R OBP: 0.384, SLG: 0.506 (1, 9)										4	0	0	0	0	1	1	San Francisco Giants @ Cincinnati Reds Riverfront Stadium, Cincinnati, OH Wed Sep 02 1970, 7:05 PM EDT Att: 23,282 - Unknown livebaseballscores.com		
Tito Fuentes, S OBP: 0.296, SLG: 0.328 (1, 4) (8, 6)										4	0	1	0	0	0	0			
Willie Mays, R OBP: 0.377, SLG: 0.496 (1, 8)										4	0	0	0	0	2	1			
Willie McCovey, L OBP: 0.436, SLG: 0.612 (1, 3)										2	0	0	0	2	2	0			
Ken Henderson, S OBP: 0.400, SLG: 0.466 (1, 7)										4	0	0	0	0	1	3			
Dick Dietz, R OBP: 0.442, SLG: 0.562 (1, 2)										3	0	1	0	0	1	0			
Jim Ray Hart, R OBP: 0.376, SLG: 0.492 (1, 5)										3	0	1	0	0	0	1			
Hal Lanier, R OBP: 0.265, SLG: 0.282 (8, PH)										2	0	0	0	0	0	1			
Al Gallagher, R OBP: 0.341, SLG: 0.379 (8, 4)										1	0	0	0	0	1	1			
Bob Heise, R OBP: 0.258, SLG: 0.308 (8, 4)										0	0	0	0	0	0	0			
Juan Marichal, R OBP: 0.086, SLG: 0.060 (8, PH)										2	0	0	0	0	1	1			
John Stephenson, L OBP: 0.118, SLG: 0.125 (8, 1)										1	0	0	0	0	0	1			
Don McMahon, R OBP: 0.267, SLG: 0.154 (8, 1)										0	0	0	0	0	0	0			
Inning Stats	R: 0 E: 0 K: 2 S: 7	H: 0 LOB: 0 BB: 0 P: 7	R: 0 E: 0 K: 2 S: 7	H: 0 LOB: 0 BB: 0 P: 7	R: 0 E: 0 K: 0 S: 4	H: 1 LOB: 1 BB: 0 P: 4	R: 0 E: 0 K: 2 S: 7	H: 0 LOB: 0 BB: 0 P: 7	R: 0 E: 0 K: 0 S: 3	H: 0 LOB: 0 BB: 0 P: 3	R: 0 E: 0 K: 1 S: 5	H: 0 LOB: 1 BB: 1 P: 9	R: 0 E: 0 K: 1 S: 6	H: 1 LOB: 1 BB: 0 P: 6	R: 0 E: 0 K: 0 S: 4	H: 1 LOB: 2 BB: 1 P: 8	1B: 1 2B: 2 3B: 0 HR: 0	SF: 0 SAC: 0 DP: 0 HBP: 0	WP: 0 PA: 32 PB: 0 SB: 0 CS: 0
PITCHER	IP	WLS	BF	H	R	ER	SO	BB	IBB	HBP	BLK	WP	HR	S	P	ERA	WHIP		
Gary Nolan, R ERA: 3.26	(1, 1)	8.2	W	31	3	0	9	2	0	0	0	0	0	47	55	0.00	0.577		
Wayne Granger, R ERA: 2.65	(9, 1)	0.1	S	1	0	0	0	0	0	0	0	0	0	1	1	0.00	0.000		

Batter	1	2	3	4	5	6	7	8	9	AB	R	H	RBI	BB	SO	LOB	BOTTOM		
Bobby Tolan, L OBP: 0.390, SLG: 0.468 (1, 8)										4	0	0	0	0	0	4	San Francisco Giants @ Cincinnati Reds Riverfront Stadium, Cincinnati, OH Wed Sep 02 1970, 7:05 PM EDT Att: 23,282 - Unknown livebaseballscores.com		
Pete Rose, S OBP: 0.386, SLG: 0.474 (1, 9)										4	0	1	0	0	1	0			
Johnny Bench, R OBP: 0.341, SLG: 0.611 (1, 2)										4	0	0	0	0	1	1			
Tony Perez, R OBP: 0.410, SLG: 0.624 (1, 5)										4	0	0	0	0	2	1			
Woody Woodward, R OBP: 0.296, SLG: 0.291 (9, 5)										0	0	0	0	0	0	0			
Lee May, R OBP: 0.292, SLG: 0.482 (1, 3)										3	0	1	0	0	0	0			
Bernie Carbo, L OBP: 0.457, SLG: 0.574 (1, 7)										2	1	0	0	1	0	0			
Tommy Helms, R OBP: 0.257, SLG: 0.274 (1, 4)										2	1	1	0	0	0	0			
Darrel Chaney, S OBP: 0.280, SLG: 0.278 (1, 6)										3	0	1	0	0	0	3			
Gary Nolan, R OBP: 0.169, SLG: 0.113 (1, 1)										2	0	1	2	0	1	0			
Wayne Granger, R OBP: 0.125, SLG: 0.125 (9, 1)										0	0	0	0	0	0	0			
Inning Stats	R: 0 E: 0 K: 2 S: 8	H: 1 LOB: 1 BB: 0 P: 8	R: 1 E: 0 K: 0 S: 6	H: 3 LOB: 2 BB: 0 P: 6	R: 0 E: 0 K: 1 S: 5	H: 0 LOB: 0 BB: 0 P: 5	R: 1 E: 1 K: 0 S: 5	H: 1 LOB: 2 BB: 1 P: 9	R: 0 E: 0 K: 0 S: 3	H: 0 LOB: 0 BB: 0 P: 3	R: 0 E: 0 K: 1 S: 5	H: 0 LOB: 0 BB: 0 P: 5	R: 0 E: 0 K: 1 S: 5	H: 0 LOB: 0 BB: 0 P: 5	R: 0 E: 0 K: 0 S: 4	H: 0 LOB: 0 BB: 0 P: 5	1B: 5 2B: 0 3B: 0 HR: 0	SF: 1 SAC: 1 DP: 0 HBP: 0	WP: 0 PA: 31 PB: 0 SB: 0 CS: 0
PITCHER	IP	WLS	BF	H	R	ER	SO	BB	IBB	HBP	BLK	WP	HR	S	P	ERA	WHIP		
Juan Marichal, R ERA: 4.12	(1, 1)	7.0	L	28	5	2	1	4	1	0	0	0	0	35	39	1.29	0.857		
Don McMahon, R ERA: 2.99	(8, 1)	1.0		3	0	0	0	1	0	0	0	0	0	5	5	0.00	0.000		

Batter	1	2	3	4	5	6	7	8	9	AB	R	H	RBI	BB	SO	LOB	TOP									
Bobby Bonds, R OBP: 0.384, SLG: 0.505 (1, 9)	0-3 K		4-0 BB		0-0 F6			0-0 BB 1B	0-0 F5	4	1	1	0	1	1	3	San Francisco Giants @ Cincinnati Reds Riverfront Stadium, Cincinnati, OH Thu Sep 03 1970, 7:05 PM EDT Att: 20,520 - Unknown									
Tito Fuentes, S OBP: 0.298, SLG: 0.331 (1, 4) (7, 6)	0-0 6-3		0-0 4-3					4-0 BB 1B	0-3 K	3	2	1	0	1	0	1										
Willie Mays, R OBP: 0.376, SLG: 0.495 (9, PH)								1-2 BB 4-3		1	0	0	0	0	1	2										
Ken Henderson, S OBP: 0.399, SLG: 0.464 (1, 8)	0-0 F3							0-0 BB 4-3		4	0	1	1	1	0	0										
Willie McCovey, L OBP: 0.437, SLG: 0.612 (1, 3)								0-0 BB 4-3		3	0	1	2	1	0	1										
Dick Dietz, R OBP: 0.444, SLG: 0.560 (1, 2)								1-2 BB 4-0		1	0	0	0	3	0	0										
Jim Ray Hart, R OBP: 0.369, SLG: 0.483 (1, 5) (5, 7)								0-0 BB 6-3		4	0	0	0	0	1	6										
Frank Johnson, R OBP: 0.347, SLG: 0.358 Al Gallagher, R OBP: 0.341, SLG: 0.378 (5, PH) (5, 5)	0-0 G5-4-3							0-0 BB 1B		1	0	0	0	0	0	2										
Hal Lanier, R OBP: 0.263, SLG: 0.280 Don Carrithers, R (7, 1)								0-0 BB 1B		3	0	0	0	0	0	0										
John Stephenson, L OBP: 0.114, SLG: 0.121 (9, PH)								0-3 K		0	0	0	0	0	0	1										
Skip Pitlock, L OBP: 0.125, SLG: 0.261 Rich Robertson, R OBP: 0.115, SLG: 0.255 Don Mason, L OBP: 0.237, SLG: 0.121 (1, 1) (4, 1) (7, 4)								0-0 BB 1B		1	0	0	0	0	1	0										
Inning Stats	R: 0 E: 0 K: 1 S: 5	H: 0 LOB: 0 BB: 0 P: 5	R: 0 E: 0 K: 0 S: 3	H: 1 LOB: 1 BB: 1 P: 7	R: 0 E: 0 K: 1 S: 5	H: 0 LOB: 1 BB: 1 P: 9	R: 0 E: 0 K: 0 S: 2	H: 0 LOB: 1 BB: 2 P: 10	R: 0 E: 0 K: 0 S: 3	H: 0 LOB: 1 BB: 1 P: 7	R: 1 E: 0 K: 0 S: 4	H: 1 LOB: 0 BB: 0 P: 4	R: 0 E: 0 K: 0 S: 3	H: 0 LOB: 0 BB: 0 P: 3	R: 2 E: 0 K: 1 S: 7	H: 2 LOB: 2 BB: 2 P: 15	R: 0 E: 0 K: 2 S: 9	H: 2 LOB: 2 BB: 0 P: 9	1B: 4 2B: 2 3B: 0 HR: 0	SF: 0 SAC: 0 DP: 2 HBP: 0	WP: 0 PB: 0 SB: 0 CS: 0	PA: 38				
PITCHER	IP	WLS	BF	H	R	ER	SO	BB	IBB	HBP	BLK	WP	HR	S	P	ERA	WHIP									
Tony Cloninger, R ERA: 4.03	(1, 1)	7.2	W	32	4	3	3	2	7	0	0	0	0	0	29	57	3.52	1.435								
Clay Carroll, R ERA: 2.95	(8, 1)	1.1	S	6	2	0	0	3	0	0	0	0	0	12	12	0.00	1.500									

AB	31
R	3
H	6
RBI	3
BB	7
SO	5
LOB	17



Batter	1	2	3	4	5	6	7	8	9	AB	R	H	RBI	BB	SO	LOB	BOTTOM									
Bobby Tolan, L OBP: 0.391, SLG: 0.468 (1, 8)	0-0 CS 1B		0-0 FC5-4 1B		0-0 F6		0-0 4-3			4	0	2	0	0	0	2	San Francisco Giants @ Cincinnati Reds Riverfront Stadium, Cincinnati, OH Thu Sep 03 1970, 7:05 PM EDT Att: 20,520 - Unknown									
Pete Rose, S OBP: 0.386, SLG: 0.481 (1, 9)	0-0 1-2 HR		0-0 FC5-4 2B		0-3 K		0-0 1B 2B			4	3	2	3	0	1	2										
Johnny Bench, R OBP: 0.344, SLG: 0.614 (1, 7)	0-3 K		0-0 1-H 2B				0-0 2B 1B		0-0 2-H 1B	4	1	3	2	0	1	0										
Tony Perez, R OBP: 0.409, SLG: 0.623 Woody Woodward, R OBP: 0.296, SLG: 0.291 (1, 5) (8, 5)	0-0 F8				0-3 K		0-0 1-H 1B 2B		0-3 K	4	1	1	1	0	2	1										
Lee May, R OBP: 0.292, SLG: 0.480 (1, 3)							0-0 2-H 1B		0-0 5-3	4	0	1	1	0	0	0										
Tommy Helms, R OBP: 0.295, SLG: 0.276 (1, 4)							0-0 G6-4-3 1B		0-0 F9	4	0	2	0	0	0	1										
Pat Corrales, R OBP: 0.330, SLG: 0.372 (1, 2)							0-0 1-2 1B		0-3 K	4	0	0	0	0	1	2										
Dave Concepcion, R OBP: 0.337, SLG: 0.338 (1, 6)									0-3 K	3	1	2	0	0	1	0										
Tony Cloninger, R OBP: 0.206, SLG: 0.324 Clay Carroll, R OBP: 0.182, SLG: 0.100 (1, 1) (8, 1)							0-0 1B FC5-4 2B		0-0 SH5-4 1B	2	1	1	0	0	1	1										
Inning Stats	R: 1 E: 0 K: 1 S: 6	H: 2 LOB: 0 BB: 0 P: 6	R: 0 E: 0 K: 0 S: 3	H: 1 LOB: 0 BB: 0 P: 3	R: 2 E: 0 K: 1 S: 7	H: 3 LOB: 1 BB: 0 P: 7	R: 0 E: 0 K: 1 S: 6	H: 1 LOB: 1 BB: 0 P: 6	R: 0 E: 0 K: 2 S: 8	H: 1 LOB: 1 BB: 0 P: 8	R: 2 E: 0 K: 0 S: 5	H: 3 LOB: 0 BB: 0 P: 5	R: 2 E: 0 K: 1 S: 8	H: 3 LOB: 1 BB: 0 P: 8	R: 0 E: 0 K: 1 S: 5	H: 0 LOB: 0 BB: 0 P: 5		1B: 9 2B: 4 3B: 0 HR: 1	SF: 0 SAC: 1 DP: 2 HBP: 0	WP: 0 PB: 0 SB: 1 CS: 1	PA: 34					
PITCHER	IP	WLS	BF	H	R	ER	SO	BB	IBB	HBP	BLK	WP	HR	S	P	ERA	WHIP									
Skip Pitlock, L ERA: 4.79	(1, 1)	3.0	L	12	6	3	3	2	0	0	0	0	0	0	16	16	9.00	2.000								
Rich Robertson, R ERA: 5.12	(4, 1)	3.2		18	8	4	4	3	0	0	0	0	0	24	24	9.82	2.182									
Don Carrithers, R ERA: 7.11	(7, 1)	1.1		4	0	0	0	2	0	0	0	0	0	8	8	0.00	0.000									



Batter	1	2	3	4	5	6	7	8	9	AB	R	H	RBI	BB	SO	LOB	TOP							
Jose Arcia, R (1,4) OBP: 0.288, SLG: 0.294	0-0 6-3	1-0 HBP		0-0 F9		0-0 FC6-4 1B		0-0 3-1		3	0	1	0	0	0	1	San Diego Padres @ Cincinnati Reds Riverfront Stadium, Cincinnati, OH Sat Sep 05 1970, 7:05 PM EDT Att: 34,525 - Unknown							
Larry Stahl, L (8,PH) OBP: 0.167, SLG: 0.171										1	0	0	0	0	0	1								
Earl Wilson, R (8,1) OBP: 0.180, SLG: 0.217										0	0	0	0	0	0	0								
Rafael Robles, R (1,6) OBP: 0.400, SLG: 0.444	0-0 BB 2B	0-0 4-3		0-0 1B		0-0 FC6-4 G6-4-3 1-2			0-0 6-3	5	0	2	0	0	0	3								
Cito Gaston, R (1,8) OBP: 0.368, SLG: 0.526	0-3 K		0-3 K	0-3 6-3		0-0 G6-4-3 1-2			0-0 G3	5	0	0	0	0	2	3								
Al Ferrara, R (1,7) OBP: 0.379, SLG: 0.461	4-0 BB BB		0-0 F8		0-0 HR				4-0 FC5-4 BB	3	1	1	1	2	1	0								
Jim Williams, R (9,PR) OBP: 0.379, SLG: 0.461										0	0	0	0	0	0	0								
Ollie Brown, R (1,9) OBP: 0.336, SLG: 0.508	4-0 BB BB		0-0 1B		0-0 4-3				0-0 F7	4	0	1	0	1	0	1								
Nate Colbert, R (1,3) OBP: 0.323, SLG: 0.479	0-0 P4		0-0 1B		0-3 K				0-0 5-3	4	0	1	0	0	1	3								
Ed Spiezio, R (1,5) OBP: 0.387, SLG: 0.485		0-0 5-3 1B		0-0 F8					0-0 L5	4	0	2	0	0	0	2								
Chris Cannizzaro, R (1,2) OBP: 0.386, SLG: 0.410		0-0 5-3		4-0 F9 SH1-4 BLK BB		4-0 1-2 BB			1-0 FC4-6 HBP	1	1	0	0	2	0	1								
Ron Sicum, R (8,PR) OBP: 0.240, SLG: 0.284										0	0	0	0	0	0	0								
Dave Roberts, L (1,1) OBP: 0.208, SLG: 0.340		0-3 K		0-0 SH1-4		0-3 K			0-0 FC4-6 1-2	2	0	0	0	0	2	3								
Gary Ross, R (5,1) OBP: 0.500, SLG: 0.500										0	0	0	0	0	0	0								
Ron Willis, R (7,1) OBP: 0.313, SLG: 0.311										0	0	0	0	0	0	0								
Ray Webster, L (8,PH) OBP: 0.313, SLG: 0.311										1	0	0	0	0	0	1								
Dave Campbell, R (8,4) OBP: 0.275, SLG: 0.335										0	0	0	0	0	0	0								
Inning Stats	R: 0 E: 0 K: 1 S: 6	H: 1 LOB: 3 BB: 2 P: 14	R: 0 E: 0 K: 1 S: 6	H: 1 LOB: 2 BB: 0 P: 7	R: 0 E: 0 K: 1 S: 7	H: 2 LOB: 2 BB: 1 P: 7	R: 1 E: 0 K: 0 S: 4	H: 1 LOB: 1 BB: 1 P: 8	R: 1 E: 0 K: 2 S: 9	H: 2 LOB: 2 BB: 1 P: 13	R: 0 E: 0 K: 0 S: 3	H: 1 LOB: 0 BB: 0 P: 3	R: 0 E: 0 K: 1 S: 5	H: 0 LOB: 0 BB: 0 P: 5	R: 0 E: 0 K: 0 S: 3	H: 0 LOB: 1 BB: 1 P: 4	R: 0 E: 0 K: 0 S: 3	H: 0 LOB: 0 BB: 1 P: 7	1B: 6 2B: 1 3B: 0 HR: 1	SF: 0 SAC: 1 DP: 1 HBP: 2	WP: 0 PB: 0 SB: 0 CS: 0	PA: 41		
PITCHER	IP WLS BF H R ER SO BB IBB HBP BLK WP HR S P ERA WHIP	5.0 W 27 7 2 2 5 4 0 1 1 0 1 32 49 3.60 2.200	4.0 S 14 1 0 0 1 1 0 1 0 0 0 14 19 0.00 0.500																					

AB	33
R	2
H	8
RBI	1
BB	5
SO	6
LOB	19



Batter	1	2	3	4	5	6	7	8	9	AB	R	H	RBI	BB	SO	LOB	BOTTOM						
Bobby Tolan, L (1,8) OBP: 0.393, SLG: 0.476	0-0 G6-4-3 1B		0-0 2H 1B		0-0 1B 1-2 2H	0-0 G3		0-3 K		5	0	3	1	0	1	3	San Diego Padres @ Cincinnati Reds Riverfront Stadium, Cincinnati, OH Sat Sep 05 1970, 7:05 PM EDT Att: 34,525 - Unknown						
Pete Rose, S (1,9) OBP: 0.387, SLG: 0.480	0-0 G6-4-3 1-2			0-0 F8	0-0 1-3 2H 1B		0-0 1B 2B	0-0 F8		5	1	2	1	0	0	1							
Johnny Bench, R (1,7) OBP: 0.345, SLG: 0.612	0-0 F9			0-0 5-3	0-3 K		0-0 5-3 E 1B			4	1	1	1	0	1	2							
Tony Perez, R (1,5) OBP: 0.407, SLG: 0.618		0-0 P4		0-0 F9		0-0 BB BB 2B	0-0 5-3		0-0 5-3	4	1	1	0	0	0	1							
Lee May, R (1,3) OBP: 0.288, SLG: 0.474		0-3 K			0-0 5-3	0-0 P5	0-0 E2 FC5-4			4	0	0	0	0	1	1							
Tommy Helms, R (1,4) OBP: 0.295, SLG: 0.276		0-0 G3			0-0 6-3	0-0 BB BB 1B	0-0 FC5-4 BB			4	0	1	0	0	0	1							
Pat Corrales, R (1,2) OBP: 0.323, SLG: 0.363			0-3 K		0-0 1B 1B	4-0 1B 1-2 2-3 BB	4-0 FC5-4 BB			2	1	1	0	0	1	0							
Bernie Carbo, L (6,PH) OBP: 0.460, SLG: 0.574					0-0 1B 1B	0-0 1B 1-2 2-3 BB	0-0 FC5-4 BB			0	0	0	0	2	0	0							
Dave Concepcion, R (1,6) OBP: 0.340, SLG: 0.341					0-0 1B 1B	4-0 1B 1-2 2-3 3H BB	0-0 FC5-4			2	1	2	0	0	0	0							
Ty Cline, L (6,PH) OBP: 0.568, SLG: 0.420					0-0 1B 1B	0-0 1B 1-2 2-3 3H BB	0-0 FC5-4			0	0	0	1	1	0	0							
Woody Woodward, R (7,6) OBP: 0.294, SLG: 0.289					0-0 SH3-4 1B 1B	0-0 1B 1-2 2-3 3H BB	0-0 FC5-4			1	0	0	0	0	0	2							
Milt Wilcox, R (1,1) OBP: 0.322, SLG: 0.493					0-0 SH3-4	0-0 1B 1-2 2H		0-0 F7		0	0	0	0	0	0	0							
Hal McRae, R (5,PH) OBP: 0.154, SLG: 0.083										2	0	0	0	0	1	3							
Clay Carroll, R (6,1) OBP: 0.154, SLG: 0.083										0	0	0	0	0	0	0							
Inning Stats	R: 0 E: 0 K: 0 S: 3	H: 1 LOB: 0 BB: 0 P: 3	R: 0 E: 0 K: 1 S: 5	H: 0 LOB: 0 BB: 0 P: 5	R: 0 E: 0 K: 1 S: 6	H: 2 LOB: 2 BB: 0 P: 6	R: 0 E: 0 K: 0 S: 3	H: 0 LOB: 0 BB: 0 P: 3	R: 3 E: 0 K: 1 S: 10	H: 5 LOB: 2 BB: 0 P: 10	R: 1 E: 0 K: 0 S: 7	H: 2 LOB: 3 BB: 2 P: 15	R: 2 E: 1 K: 0 S: 6	H: 2 LOB: 2 BB: 1 P: 10	R: 0 E: 0 K: 1 S: 5	H: 0 LOB: 0 BB: 0 P: 5	R: 0 E: 0 K: 1 S: 5	H: 0 LOB: 0 BB: 0 P: 5	1B: 10 2B: 2 3B: 0 HR: 0	SF: 0 SAC: 1 DP: 1 HBP: 0	WP: 0 PB: 0 SB: 0 CS: 0	PA: 38	
PITCHER	IP WLS BF H R ER SO BB IBB HBP BLK WP HR S P ERA WHIP	4.2 L 10 4 3 2 2 2 0 0 0 0 0 12 20 13.50 4.500	1.1 5 0 0 0 0 1 0 0 0 0 0 0 4 8 0.00 1.000	1.0 3 0 0 0 0 1 0 0 0 0 0 0 5 5 0.00 0.000																			



Batter	1	2	3	4	5	6	7	8	9	AB	R	H	RBI	BB	SO	LOB	TOP								
Jose Arcia, R OBP: 0.292, SLG: 0.299 Fred Kendall, R (8, PH) Paul Doyle, L (8, 1)	0-0 2B 2B		0-0 F2		4-0 FC6-4 BB		0-0 5-3	0-0 F8		3	1	1	0	1	0	0									
Rafael Robles, R OBP: 0.297, SLG: 0.286	0-3 K		0-0 F3		0-0 FC6-4 1-2		0-0 4-3		0-3 K	5	0	0	0	0	0	2	3								
Cito Gaston, R OBP: 0.370, SLG: 0.535	0-0 2H 2B		0-3 K			0-0 SH1-3 1B 1B	0-0 HR		0-3 K	5	2	3	2	0	2	0									
Al Ferrara, R OBP: 0.380, SLG: 0.460 Ivan Murrell, R OBP: 0.294, SLG: 0.387	0-3 K			1-0 G6-3 HBP		0-0 1B SH1-3 1B	0-0 F9		0-0 6-3	3	0	1	0	0	1	1									
Ollie Brown, R OBP: 0.336, SLG: 0.506	0-0 F9			0-0 G6-3 1-2		0-0 SH1-3		0-0 1B 1B		3	1	1	0	0	0	2									
Nate Colbert, R OBP: 0.324, SLG: 0.478		0-0 6-3		0-0 6-3		4-0 1B IBB		0-0 1B 1B		3	0	1	0	1	0	0									
Ed Spiezio, R OBP: 0.392, SLG: 0.500		0-0 HR			0-0 SH2-4 1B	0-0 FC6 1B		0-0 F9		4	1	3	2	0	0	2									
Chris Cannizzaro, R OBP: 0.385, SLG: 0.408 Ron Sizem, R OBP: 0.240, SLG: 0.284	0-0 6-3		0-0 6-3		0-0 F8	0-0 K		0-0 1B		4	0	1	1	0	1	4									
Pat Dobson, R OBP: 0.235, SLG: 0.177 Tom Dukes, R (7, 1)	0-3 K				0-0 SH2-4	0-0 FC6		0-0 F7		2	0	0	0	0	1	3									
Ray Webster, L OBP: 0.313, SLG: 0.311 Steve Huntz, S OBP: 0.338, SLG: 0.346 Dave Campbell, R OBP: 0.275, SLG: 0.335					1-2	1-2				0	0	0	0	0	0	0									
Inning Stats	R: 1 E: 0 K: 2 S: 9	H: 2 LOB: 1 BB: 0 P: 9	R: 1 E: 0 K: 1 S: 6	H: 1 LOB: 0 BB: 0 P: 6	R: 0 E: 0 K: 1 S: 5	H: 0 LOB: 0 BB: 0 P: 5	R: 0 E: 0 K: 0 S: 2	H: 0 LOB: 0 BB: 0 P: 3	R: 0 E: 0 K: 0 S: 4	H: 1 LOB: 2 BB: 1 P: 8	R: 1 E: 0 K: 1 S: 8	H: 3 LOB: 3 BB: 1 P: 12	R: 1 E: 0 K: 0 S: 4	H: 1 LOB: 0 BB: 0 P: 4	R: 1 E: 0 K: 0 S: 6	H: 3 LOB: 2 BB: 0 P: 6	R: 0 E: 0 K: 2 S: 7	H: 0 LOB: 0 BB: 0 P: 7	1B: 7 2B: 2 3B: 0 HR: 2	SF: 0 SAC: 2 DP: 1 HBP: 1	WP: 0 PB: 0 SB: 0 CS: 0	PA: 40			
PITCHER	IP WLS BF H R ER SO BB IBB HBP BLK WP HR S P ERA WHIP	7.0 W 31 8 4 4 5 1 1 1 0 0 2 38 47 5.14 1.286	0.1 S 4 3 1 1 0 0 0 0 0 0 0 4 4 27.00 9.000	1.2 S 5 0 0 0 2 0 0 0 0 0 0 9 9 0.00 0.000	PITCHER										IP WLS BF H R ER SO BB IBB HBP BLK WP HR S P ERA WHIP										
Jim McGlothlin, R ERA: 3.68 Wayne Granger, R ERA: 2.79 Don Gullett, L ERA: 2.48																									

San Diego Padres @ Cincinnati Reds
Riverfront Stadium, Cincinnati, OH
Sun Sep 06 1970, 3:33 AM EDT
Att: 31,431 - Unknown

AB 35
R 5
H 11
RBI 5
BB 2
SO 7
LOB 19



Batter	1	2	3	4	5	6	7	8	9	AB	R	H	RBI	BB	SO	LOB	BOTTOM								
Bobby Tolan, L OBP: 0.392, SLG: 0.480	0-3 K		0-3 K		0-3 K		0-0 HR			4	1	1	2	0	3	0									
Pete Rose, S OBP: 0.389, SLG: 0.481	0-0 6-3			0-0 WP 1B	0-0 1B		4-0 HR BB			3	2	2	0	1	0	0									
Johnny Bench, R OBP: 0.345, SLG: 0.615	0-0 6-3			0-0 F8 1-2	0-0 F9		0-0 HR			4	1	1	2	0	0	2									
Tony Perez, R OBP: 0.404, SLG: 0.613		0-0 P3		0-3 K		0-0 F9	0-0 F7			4	0	0	0	0	1	1									
Lee May, R OBP: 0.291, SLG: 0.475		0-0 FC6-4 1B		4-0 1B BB		0-0 6-3		0-0 G1-6-3 1B		3	1	2	0	1	0	0									
Bernie Carbo, L OBP: 0.458, SLG: 0.570		0-0 FC6-4 1-2		0-0 1B 1B		0-0 4-3		0-0 G1-6-3 1-2		4	0	1	1	0	0	2									
Tommy Helms, R OBP: 0.258, SLG: 0.276		0-0 1-3		0-0 FC5-4 1B			0-0 F3	0-0 F9		4	0	1	1	0	0	1									
Dave Concepcion, R OBP: 0.340, SLG: 0.341			0-0 6-3	0-0 FC5-4 1-2			0-0 FC3-6 1B			3	0	1	0	0	0	2									
Jim McGlothlin, R OBP: 0.210, SLG: 0.179 Ty Cline, L OBP: 0.362, SLG: 0.412 Wayne Granger, R OBP: 0.125, SLG: 0.125 Don Gullett, R OBP: 0.250, SLG: 0.333			0-0 5-3		0-0 6-3		0-0 FC3-6 HR			2	0	0	0	0	0	0									
Inning Stats	R: 0 E: 0 K: 1 S: 5	H: 0 LOB: 0 BB: 0 P: 5	R: 0 E: 0 K: 0 S: 4	H: 1 LOB: 1 BB: 0 P: 4	R: 0 E: 0 K: 1 S: 5	H: 0 LOB: 0 BB: 0 P: 5	R: 2 E: 0 K: 1 S: 8	H: 3 LOB: 2 BB: 1 P: 12	R: 0 E: 0 K: 1 S: 6	H: 1 LOB: 1 BB: 0 P: 6	R: 0 E: 0 K: 0 S: 3	H: 0 LOB: 0 BB: 0 P: 3	R: 4 E: 0 K: 0 S: 6	H: 3 LOB: 0 BB: 1 P: 10	R: 0 E: 0 K: 0 S: 3	H: 1 LOB: 0 BB: 0 P: 3	1B: 7 2B: 0 3B: 0 HR: 2	SF: 0 SAC: 0 DP: 1 HBP: 0	WP: 1 PB: 0 SB: 0 CS: 0	PA: 34					
PITCHER	IP WLS BF H R ER SO BB IBB HBP BLK WP HR S P ERA WHIP	6.2 L 30 8 6 6 4 2 0 0 0 0 1 36 44 8.10 1.500	0.1 S 1 0 0 0 0 0 0 0 0 0 0 1 1 0.00 0.000	1.0 S 3 1 0 0 0 0 0 0 0 0 3 3 0.00 1.000	PITCHER										IP WLS BF H R ER SO BB IBB HBP BLK WP HR S P ERA WHIP										
Pat Dobson, R ERA: 3.96 Tom Dukes, R ERA: 2.5 Paul Doyle, L ERA: 4.89																									

San Diego Padres @ Cincinnati Reds
Riverfront Stadium, Cincinnati, OH
Sun Sep 06 1970, 3:33 AM EDT
Att: 31,431 - Unknown

AB 32
R 6
H 9
RBI 6
BB 2
SO 4
LOB 9





Batter	1	2	3	4	5	6	7	8	9	AB	R	H	RBI	BB	SO	LOB	TOP											
Bobby Tolan, L OBP: 0.391, SLG: 0.477 (1, 8)	0-0 1-3		0-0 4-3		0-0 FC3-6		0-0 2B 1B		0-0 3-1	5	1	1	0	0	0	1	Cincinnati Reds @ San Francisco Giants Candlestick Park, San Francisco, CA Mon Sep 07 1970, 6:33 AM EDT Unknown											
Pete Rose, S OBP: 0.391, SLG: 0.483 (1, 9)	0-3 K		0-0 1B		0-0 E3		0-0 1B 2B		0-0 1B	5	0	3	1	0	1	1												
Johnny Bench, R OBP: 0.345, SLG: 0.612 (1, 2)	4-0 BB		0-0 5-3		0-0 F2		0-0 G6-4-3 1B		0-0 F6	4	0	1	1	1	0	4												
Tony Perez, R OBP: 0.401, SLG: 0.609 (1, 5)	0-0 F5				0-0 F9		0-0 6-3 G6-4-3			4	0	0	0	0	0	3												
Lee May, R OBP: 0.291, SLG: 0.473 (1, 3)					0-0 5-3		0-0 1B		0-0 F8	4	0	1	0	0	0	0												
Bernie Carbo, L OBP: 0.456, SLG: 0.566 (1, 7)	0-3 K				0-0 1B		0-3 K		0-3 K	4	0	1	0	0	3	1												
Tommy Helms, R OBP: 0.258, SLG: 0.275 (1, 4)					0-0 1-3		0-0 F9		0-0 6-3	4	0	1	0	0	0	2												
Dave Concepcion, R OBP: 0.337, SLG: 0.338 (7, PH)					0-0 FC4-6 1B					2	0	0	0	0	0	1												
Angel Bravo, L OBP: 0.377, SLG: 0.344 (7, PH)					0-0 FC4-6		0-0 F8		0-0 6-3	1	0	0	0	0	0	0												
Darrel Chaney, S OBP: 0.287, SLG: 0.313 (7, 6)					0-0 1-2				0-0 HR	1	1	1	1	0	0	0												
Gary Nolan, R OBP: 0.177, SLG: 0.123 (7, PH)					0-3 K				0-0 L9	2	0	1	0	0	1	0												
Jimmy Stewart, S OBP: 0.308, SLG: 0.316 (7, PH)							0-0 FC3-6 1B			1	1	1	0	0	0	0												
Jim Maloney, L OBP: 0.356, SLG: 0.404 (9, PH)									0-0 1B 2B 1B	0	0	0	0	0	0	0												
Ty Cline, L OBP: 0.356, SLG: 0.404 (9, PH)										1	0	0	0	0	0	0												
Inning Stats	R: 0 E: 0 K: 1 S: 5	H: 0 LOB: 1 BB: 1 P: 9	R: 0 E: 0 K: 1 S: 6	H: 1 LOB: 1 BB: 0 P: 6	R: 0 E: 0 K: 1 S: 6	H: 1 LOB: 1 BB: 0 P: 6	R: 0 E: 0 K: 0 S: 4	H: 1 LOB: 1 BB: 0 P: 4	R: 0 E: 1 K: 0 S: 5	H: 1 LOB: 2 BB: 0 P: 5	R: 0 E: 0 K: 1 S: 6	H: 1 LOB: 1 BB: 0 P: 6	R: 2 E: 0 K: 0 S: 6	H: 4 LOB: 1 BB: 0 P: 6	R: 0 E: 0 K: 1 S: 5	H: 0 LOB: 0 BB: 0 P: 5	R: 1 E: 0 K: 0 S: 5	H: 2 LOB: 1 BB: 0 P: 5	1B: 9 2B: 1 3B: 0 HR: 1	SF: 0 SAC: 0 DP: 1 HBP: 0	WP: 0 PA: 39 PB: 0 SB: 0 CS: 0							
PITCHER	IP WLS BF H R ER SO BB IBB HBP BLK WP HR S P ERA WHIP	IP WLS BF H R ER SO BB IBB HBP BLK WP HR S P ERA WHIP															IP WLS BF H R ER SO BB IBB HBP BLK WP HR S P ERA WHIP											
Juan Marichal, R ERA: 4.07 (1, 1)	9.0 W 39	11 R 3	3 ER 3	5 SO 5	1 BB 1	0 IBB 0	0 HBP 0	0 BLK 0	0 WP 0	1 HR 1	48 S 48	52 P 52	3.00 ERA 3.00	1.333 WHIP 1.333														

Batter	1	2	3	4	5	6	7	8	9	AB	R	H	RBI	BB	SO	LOB	BOTTOM											
Bobby Bonds, R OBP: 0.385, SLG: 0.518 (1, 9)	0-0 HR				0-3 K		0-3 K			4	1	1	1	0	3	0	Cincinnati Reds @ San Francisco Giants Candlestick Park, San Francisco, CA Mon Sep 07 1970, 6:33 AM EDT Unknown											
Tito Fuentes, S OBP: 0.302, SLG: 0.334 (1, 4)	0-0 1B SF7		0-0 4-3		0-0 5-3		0-0 G3			4	1	1	0	0	0	0												
Willie Mays, R OBP: 0.381, SLG: 0.494 (1, 8)	0-0 WP 2-3 1B		0-0 6-3		4-0 BB		0-0 F8			3	0	1	0	1	0	0												
Willie McCovey, L OBP: 0.434, SLG: 0.609 (1, 3)	0-0 SF7		0-0 6-3		0-0 6-3		0-0 HR			3	1	1	2	0	0	1												
Dick Dietz, R OBP: 0.439, SLG: 0.547 (1, 2)	0-0 F3		0-0 F9		0-3 K		0-0 1B BB			3	1	0	0	1	1	1												
Ken Henderson, S OBP: 0.398, SLG: 0.457 (1, 7)	4-0 WP 1-2 BB		4-0 E S E BB		4-0 F7-4 BB BB		0-0 2B 1B			1	2	1	0	3	0	0												
Jim Ray Hart, R OBP: 0.389, SLG: 0.464 (1, 5)	4-0 1-2 2-3 IBB		0-0 5-3		0-0 5-3		0-0 F8			2	0	0	0	2	0	3												
Hal Lanier, R OBP: 0.263, SLG: 0.281 (1, 6)	0-0 F8		0-3 K		0-0 F7-4		0-0 2B			4	0	1	2	0	1	5												
Juan Marichal, R OBP: 0.081, SLG: 0.056 (1, 1)			0-3 K		0-0 F4		0-3 K		0-0 F6	4	0	0	0	0	2	1												
Inning Stats	R: 2 E: 0 K: 0 S: 6	H: 3 LOB: 3 BB: 2 P: 14	R: 0 E: 0 K: 2 S: 7	H: 0 LOB: 0 BB: 0 P: 7	R: 0 E: 0 K: 0 S: 3	H: 0 LOB: 0 BB: 0 P: 3	R: 1 E: 1 K: 1 S: 5	H: 0 LOB: 0 BB: 1 P: 9	R: 0 E: 0 K: 1 S: 5	H: 0 LOB: 1 BB: 1 P: 9	R: 0 E: 0 K: 1 S: 4	H: 0 LOB: 2 BB: 2 P: 12	R: 0 E: 0 K: 2 S: 7	H: 0 LOB: 0 BB: 0 P: 7	R: 3 E: 0 K: 0 S: 6	H: 3 LOB: 1 BB: 1 P: 10		1B: 2 2B: 3 3B: 0 HR: 2	SF: 1 SAC: 0 DP: 1 HBP: 0	WP: 1 PA: 36 PB: 0 SB: 1 CS: 0								
PITCHER	IP WLS BF H R ER SO BB IBB HBP BLK WP HR S P ERA WHIP	IP WLS BF H R ER SO BB IBB HBP BLK WP HR S P ERA WHIP															IP WLS BF H R ER SO BB IBB HBP BLK WP HR S P ERA WHIP											
Gary Nolan, R ERA: 3.25 (7, 1)	6.0 L 26	3 R 3	2 ER 3	5 SO 2	5 BB 1	0 IBB 0	0 HBP 0	0 BLK 0	0 WP 0	1 HR 1	30 S 30	54 P 54	3.00 ERA 3.00	1.333 WHIP 1.333														
Jim Maloney, R ERA: 12.46 (7, 1)	2.0 10	3 R 3	3 ER 3	2 SO 2	1 BB 0	0 IBB 0	0 HBP 0	0 BLK 0	0 WP 0	1 HR 1	13 S 13	17 P 17	13.50 ERA 13.50	2.000 WHIP 2.000														

Batter	1	2	3	4	5	6	7	8	9	AB	R	H	RBI	BB	SO	LOB	TOP								
Bobby Tolan, L OBP: 0.393, SLG: 0.484 (1, 8)	0-0 F7-3 1B		0-0 HR		4-0 CS BB		0-3 K			3	1	2	2	1	1	0	Cincinnati Reds @ San Francisco Giants Candlestick Park, San Francisco, CA Mon Sep 07 1970, 6:38 AM EDT Att: 22,362 - Unknown livebaseballscorecards.com								
Pete Rose, S OBP: 0.391, SLG: 0.483 (1, 9)	0-0 F7-3 1-2		0-0 1B 1B		4-0 BB 1-2			0-0 F6		3	1	1	0	1	0	1									
Bernie Carbo, L OBP: 0.456, SLG: 0.564 (1, 7)	0-3 K		0-0 1B 1-3		0-0 1-3			4-0 FC5-4 BB		3	0	1	0	1	1	1									
Tony Perez, R OBP: 0.402, SLG: 0.608 (1, 5)		0-0 4-3	0-0 1-2 1B		0-0 FC6-4 1B			0-0 FC5-4 1-2		4	0	2	1	0	0	1									
Lee May, R OBP: 0.289, SLG: 0.470 (1, 3)		0-0 F4	0-0 K		0-3 K			0-3 K2-3		4	0	0	0	0	3	4									
Darrel Chaney, S OBP: 0.278, SLG: 0.302 Jimmy Stewart, S OBP: 0.305, SLG: 0.313 (9, PH)		0-3 K		0-0 F9		0-0 FC6-4 1-2			0-3 K	3	0	0	0	0	1	1									
Pat Corrales, R OBP: 0.314, SLG: 0.351 Ty Cline, L OBP: 0.367, SLG: 0.404 (9, PH)			0-0 1-3	0-3 K		0-0 F3 1-2			4-0 BB	3	0	0	0	0	1	1									
Frank Duffy, R OBP: 0.200, SLG: 0.400 Johnny Bench, R OBP: 0.345, SLG: 0.611 (9, PH)			0-0 4-3 HR 2B	0-0 6-3			0-0 F9		0-0 F4	3	1	1	0	0	0	0									
Tony Cloninger, R OBP: 0.189, SLG: 0.297 Clay Carroll, R OBP: 0.154, SLG: 0.083 Angel Bravo, L OBP: 0.371, SLG: 0.339 (9, PH)			0-0 4-3 2-3		0-0 4-3		0-3 K		0-3 K	3	0	0	0	0	1	1									
Inning Stats	R: 0 E: 0 K: 1 S: 5	H: 1 LOB: 0 BB: 0 P: 5	R: 0 E: 0 K: 1 S: 5	H: 0 LOB: 0 BB: 0 P: 5	R: 3 E: 0 K: 1 S: 10	H: 5 LOB: 2 BB: 0 P: 10	R: 0 E: 0 K: 1 S: 5	H: 0 LOB: 1 BB: 2 P: 5	R: 0 E: 0 K: 1 S: 6	H: 1 LOB: 1 BB: 0 P: 6	R: 0 E: 0 K: 2 S: 7	H: 0 LOB: 0 BB: 0 P: 7	R: 0 E: 0 K: 1 S: 5	H: 0 LOB: 1 BB: 1 P: 9	R: 0 E: 0 K: 2 S: 7	H: 0 LOB: 1 BB: 1 P: 11		1B: 5 2B: 2 3B: 0 HR: 1	SF: 0 SAC: 0 DP: 1 HBP: 0	WP: 0 PB: 0 SB: 1 CS: 1	PA: 36				
PITCHER	IP	WLS	BF	H	R	ER	SO	BB	IBB	HBP	BLK	WP	HR	S	P	ERA	WHIP								
Don Carrithers, R ERA: 7.48 (1, 1)	2.2		13	6	3	3	2	0	0	0	0	0	1	17	17	10.12	2.250								
Jerry Johnson, R ERA: 4.55 (3, 1)	2.1		8	0	0	0	2	2	0	0	0	0	0	10	18	0.00	0.857								
John Cumberland, L ERA: 3.71 (6, 1)	2.0	W	7	1	0	0	3	0	0	0	0	0	0	13	13	0.00	0.500								
Don McMahon, R ERA: 3.0 (8, 1)	2.0	S	8	0	0	0	3	2	0	0	0	0	0	12	20	0.00	1.000								

Batter	1	2	3	4	5	6	7	8	9	AB	R	H	RBI	BB	SO	LOB	BOTTOM								
Bobby Bonds, R OBP: 0.385, SLG: 0.517 (1, 9)	0-0 6-3		0-0 1B		0-0 F3		4-0 E BB			3	1	1	0	1	0	1	Cincinnati Reds @ San Francisco Giants Candlestick Park, San Francisco, CA Mon Sep 07 1970, 6:38 AM EDT Att: 22,362 - Unknown livebaseballscorecards.com								
Tito Fuentes, S OBP: 0.309, SLG: 0.346 (8, 6)	1-0 G4-6-3 HBP		0-0 1-3 1B			0-0 G3 3B	0-0 E4 1B			3	1	3	1	0	0	0									
Ken Henderson, S OBP: 0.395, SLG: 0.454 (8, 7)	0-0 G4-6-3 1-2		0-0 F5			0-0 G3	0-0 1-3			4	0	0	1	0	0	5									
Willie McCovey, L OBP: 0.430, SLG: 0.603 (1, 3)		0-0 4-3		0-0 6-3		0-0 F5		0-0 6-3		4	0	0	0	0	0	0									
Jim Ray Hart, R OBP: 0.367, SLG: 0.460 (1, 5)		0-0 FC6-4 1B		0-0 6-3		0-0 F7		0-0 F4		4	0	1	0	0	0	0									
Bernie Williams, R OBP: 0.333, SLG: 0.333 Bob Heise, R OBP: 0.264, SLG: 0.314 (8, 4)		0-0 FC6-4 1-2		0-0 F8			0-0 FC4-6 1B		0-0 1B	3	0	1	0	0	0	1									
John Stephenson, L OBP: 0.119, SLG: 0.103 Dick Dietz, R OBP: 0.437, SLG: 0.544 (7, PH) (8, 2)		0-0 4-3			0-0 4-3		0-3 K		0-3 K	2	0	0	0	0	1	2									
Hal Lanier, R OBP: 0.264, SLG: 0.282 Willie Mays, R OBP: 0.380, SLG: 0.493 (7, PH) (8, 8)			0-0 4-3		0-0 4-3		0-0 FC4-6 1B HBP		0-0 1B BB HBP	2	0	1	0	0	0	1									
Don Carrithers, R ERA: 7.48 Jerry Johnson, R ERA: 4.55 Ed Goodson, L ERA: 3.71 John Cumberland, R ERA: 3.0 Ron Hunt, R ERA: 3.0 Don Mason, R ERA: 3.0 Don McMahon, R ERA: 3.0 (1, 1) (3, 1) (5, PH) (6, 1) (7, PH) (7, PH) (8, 1)			0-0 4-3		0-3 K					0	0	0	0	0	0	0									
Inning Stats	R: 0 E: 0 K: 0 S: 2	H: 0 LOB: 0 BB: 0 P: 3	R: 0 E: 0 K: 0 S: 4	H: 1 LOB: 1 BB: 0 P: 4	R: 0 E: 0 K: 0 S: 5	H: 2 LOB: 2 BB: 0 P: 5	R: 0 E: 0 K: 0 S: 3	H: 0 LOB: 0 BB: 0 P: 3	R: 0 E: 0 K: 1 S: 6	H: 1 LOB: 1 BB: 0 P: 6	R: 1 E: 0 K: 0 S: 4	H: 1 LOB: 0 BB: 0 P: 4	R: 3 E: 1 K: 1 S: 7	H: 2 LOB: 2 BB: 1 P: 12	R: 0 E: 0 K: 1 S: 6	H: 1 LOB: 1 BB: 0 P: 6		1B: 7 2B: 0 3B: 1 HR: 0	SF: 0 SAC: 0 DP: 1 HBP: 2	WP: 0 PB: 0 SB: 1 CS: 0	PA: 34				
PITCHER	IP	WLS	BF	H	R	ER	SO	BB	IBB	HBP	BLK	WP	HR	S	P	ERA	WHIP								
Tony Cloninger, R ERA: 3.95 (1, 1)	6.2		27	6	3	2	2	0	0	0	0	0	0	29	31	2.70	0.900								
Clay Carroll, R ERA: 2.69 (7, 1)	1.1	L	7	2	1	0	1	1	0	0	0	0	0	8	12	0.00	2.250								

Batter	1	2	3	4	5	6	7	8	9	AB	R	H	RBI	BB	SO	LOB	TOP											
Bobby Tolan, L OBP: 0.391, SLG: 0.483 (1, 8)	0-0 6-3	0-0 K		0-3 K			0-0 5-3		0-3 K	5	0	1	3	0	2	1	Cincinnati Reds @ San Francisco Giants Candlestick Park, San Francisco, CA Tue Sep 08 1970, 10:05 PM EDT Att: 6,046 - Unknown AB 34 R 5 H 8 RBI 5 BB 2 SO 11 LOB 13 											
Pete Rose, S OBP: 0.390, SLG: 0.481 (1, 9)	0-3 K	0-0 1-3			0-0 F7		0-0 G5-3 1B			4	0	1	0	0	1	1												
Bernie Carbo, L OBP: 0.456, SLG: 0.562 (1, 7)	4-0 E BB			0-0 4-3		0-0 4-3	0-0 1B		0-0 1-2 1B	3	0	1	0	1	0	0												
Johnny Bench, R OBP: 0.342, SLG: 0.606 (1, 2)	0-3 K		0-3 K		0-0 5-3		0-0 G5-3		2-3f	4	0	0	0	0	2	3												
Tony Perez, R OBP: 0.403, SLG: 0.607 (1, 5)		0-0 SH5-4 1B	0-0 F9			0-0 2B FC6-2 1B		0-3 K		4	1	2	0	0	1	0												
Lee May, R OBP: 0.290, SLG: 0.472 (1, 3)		0-0 SH5-4 1B		0-3 K		0-0 FC6-2 1B	0-0 FC6-4 2B	0-3 K		4	2	2	0	0	2	0												
Tommy Helms, R OBP: 0.257, SLG: 0.274 (1, 4)		0-0 SH5-4		0-0 E9 WP 1B		0-0 FC6-2 1B	0-0 FC6-4	0-0 F7		3	1	0	0	0	0	2												
Dave Concepcion, R OBP: 0.340, SLG: 0.338 (1, 6)		4-0 2B IBB		0-0 S 1B		0-0 FC6-4	1-2 3-H	0-0 1-3		3	1	1	2	1	0	1												
Jim Merritt, L OBP: 0.209, SLG: 0.280 Ray Washburn, R (1, 1)	0-3 K		0-3 K		0-3 K		0-3 K		0-0 F8	0	0	0	0	0	0	0												
Wayne Granger, R OBP: 0.111, SLG: 0.111 (8, 1)				1-2 K						3	0	0	0	0	3	5												
Inning Stats	R: 0 E: 1 K: 2 S: 7	H: 0 LOB: 1 BB: 1 P: 11	R: 3 E: 0 K: 1 S: 8	H: 3 LOB: 1 BB: 1 P: 12	R: 0 E: 0 K: 1 S: 5	H: 0 LOB: 0 BB: 0 P: 5	R: 1 E: 1 K: 3 S: 11	H: 1 LOB: 1 BB: 0 P: 11	R: 0 E: 0 K: 0 S: 3	H: 0 LOB: 0 BB: 0 P: 3	R: 1 E: 0 K: 1 S: 7	H: 2 LOB: 1 BB: 0 P: 7	R: 0 E: 0 K: 0 S: 4	H: 2 LOB: 1 BB: 0 P: 4	R: 0 E: 0 K: 2 S: 7	H: 0 LOB: 0 BB: 0 P: 7	R: 0 E: 0 K: 1 S: 5	H: 0 LOB: 0 BB: 0 P: 5	1B: 6 2B: 2 3B: 0 HR: 0	SF: 0 SAC: 1 DP: 1 HBP: 0	WP: 1 PB: 0 SB: 1 CS: 0	PA: 37						
PITCHER	IP	WLS	BF	H	R	ER	SO	BB	IBB	HBP	BLK	WP	HR	S	P	ERA	WHIP											
Frank Reberger, R ERA: 5.77 Rich Robertson, R ERA: 5.11 Mike Davison, L ERA: 6.42	(1, 1)	7.0	L	31	8	5	4	8	1	1	0	0	1	0	45	53	5.14	1.286										
	(8, 1)	1.0		3	0	0	0	2	0	0	0	0	0	0	7	7	0.00	0.000										
	(9, 1)	1.0		3	0	0	0	1	0	0	0	0	0	0	5	5	0.00	0.000										

Batter	1	2	3	4	5	6	7	8	9	AB	R	H	RBI	BB	SO	LOB	BOTTOM											
Bobby Bonds, R OBP: 0.384, SLG: 0.514 (1, 9)	0-0 F8	0-3 K		0-3 K			0-0 FC3-6 1B		0-3 K	5	0	1	0	0	3	0	Cincinnati Reds @ San Francisco Giants Candlestick Park, San Francisco, CA Tue Sep 08 1970, 10:05 PM EDT Att: 6,046 - Unknown AB 34 R 2 H 8 RBI 2 BB 6 SO 6 LOB 17 											
Tito Fuentes, S OBP: 0.307, SLG: 0.344 (1, 4)	0-0 5-3	0-0 4-3			0-0 F7		0-0 FC3-6 1B		0-0 PB 1B	5	0	1	0	0	0	2												
Ken Henderson, S OBP: 0.395, SLG: 0.452 (1, 8)	0-0 BB 1B		4-0 G3-5-3 BB		0-0 G3		0-0 F4		0-0 F7	4	1	1	0	1	0	2												
Willie McCovey, L OBP: 0.431, SLG: 0.602 Frank Johnson, R OBP: 0.200, SLG: 0.353 (4, 3)	4-0 BB 1B BB		0-0 G3-5-3		0-3 K			4-0 FC6-4 BB	0-0 5-3	1	0	0	0	1	0	1												
Dick Dietz, R OBP: 0.440, SLG: 0.548 (1, 2)	0-0 BB 1B		0-0 1B 2B		0-0 G6-4-3 1B		0-0 FC6-4 WP 6-3		0-0 6-3	4	1	3	1	0	0	1												
Al Gallagher, R OBP: 0.342, SLG: 0.376 (1, 5)	4-0 BB		0-0 FC6-4 1B		0-0 G6-4-3		0-0 6-3		0-0 6-3	3	0	1	1	1	0	2												
Bernie Williams, R OBP: 0.429, SLG: 0.500 (1, 7)	0-0 1-3		0-0 FC6-4		0-0 2B		0-0 WP BB		0-0 K	3	0	1	0	1	0	4												
Hal Lanier, R OBP: 0.262, SLG: 0.280 Jim Ray Hart, R OBP: 0.370, SLG: 0.460 Don Mason, L OBP: 0.250, SLG: 0.143 (8, PH) (8, FR) (9, 4)		0-0 F3		0-0 G3		0-0 F7		4-0 1-2 2-3 BB		3	0	0	0	0	0	1												
Frank Reberger, L OBP: 0.184, SLG: 0.211 Ed Goodson, L OBP: 0.200, SLG: 0.200 Rich Robertson, R OBP: 0.111, SLG: 0.245 Willie Mays, R OBP: 0.379, SLG: 0.492 Mike Davison, L (9, 1)	0-3 K		0-0 F8		0-0 G3		0-0 K		0-3 K	2	0	0	0	0	1	0												
Inning Stats	R: 1 E: 0 K: 0 S: 5	H: 2 LOB: 3 BB: 2 P: 13	R: 0 E: 1 K: 2 S: 8	H: 0 LOB: 0 BB: 0 P: 8	R: 1 E: 0 K: 0 S: 4	H: 2 LOB: 1 BB: 1 P: 8	R: 0 E: 0 K: 1 S: 5	H: 0 LOB: 0 BB: 0 P: 5	R: 0 E: 0 K: 0 S: 4	H: 2 LOB: 1 BB: 0 P: 4	R: 0 E: 0 K: 0 S: 4	H: 1 LOB: 1 BB: 0 P: 4	R: 0 E: 0 K: 1 S: 5	H: 0 LOB: 3 BB: 3 P: 17	R: 0 E: 0 K: 1 S: 6	H: 1 LOB: 1 BB: 0 P: 6		1B: 6 2B: 2 3B: 0 HR: 0	SF: 0 SAC: 0 DP: 2 HBP: 0	WP: 1 PB: 1 SB: 0 CS: 0	PA: 40							
PITCHER	IP	WLS	BF	H	R	ER	SO	BB	IBB	HBP	BLK	WP	HR	S	P	ERA	WHIP											
Jim Merritt, L ERA: 4.09 Ray Washburn, R ERA: 6.45 Wayne Granger, R ERA: 2.71	(1, 1)	0.2		5	1	1	0	4	4	0	0	0	0	0	33	49	1.29	1.286										
	(1, 1)	7.0	W	29	5	1	1	4	4	0	0	0	0	0	33	49	1.29	1.286										
	(8, 1)	1.1	S	6	1	0	0	2	1	0	0	0	1	0	9	13	0.00	1.500										

Batter	1	2	3	4	5	6	7	8	9	AB	R	H	RBI	BB	SO	LOB	TOP			
Bobby Tolan, L OBP: 0.387, SLG: 0.476 (1.8)	0-0 4-3		0-3 K			1-0 S 2B HBP		0-0 5-3		3	1	0	0	0	1	2	Cincinnati Reds @ San Diego Padres San Diego Stadium, San Diego, CA Fri Sep 11, 1970, 10:05 PM EDT Att: 7,151 - Unknown			
Pete Rose, S OBP: 0.391, SLG: 0.481 (1.9)	0-0 F7		0-3 K			0-0 PB 1-H SF8 2B		0-0 G3		4	1	1	1	0	1	2				
Bernie Carbo, L OBP: 0.453, SLG: 0.557 (1.7)	0-0 4-3		0-0 4-3			0-3 K		0-0 F7		4	0	0	0	0	1	3				
Johnny Bench, R OBP: 0.342, SLG: 0.606 (1.2)		0-3 K		0-3 K		0-0 SF8		0-0 F8		3	0	0	1	0	2	0				
Tony Perez, R OBP: 0.403, SLG: 0.605 (1.5)		0-0 3B		0-0 4-3		0-0 3-H F9		0-3 K		4	0	1	0	0	1	0				
Lee May, R OBP: 0.292, SLG: 0.482 (1.3)		0-3 K		0-0 6-3			0-3 K		0-0 6-3	4	0	0	0	0	2	1				
Tommy Helms, R OBP: 0.255, SLG: 0.275 (1.4)		0-0 6-3			0-0 6-3		0-0 F8			3	0	0	0	0	0	1				
Woody Woodward, R OBP: 0.296, SLG: 0.296 (1.6)			0-0 E5 SH		0-3 K		0-0 E3 FC6-4			3	0	0	0	0	1	0				
Gary Nolan, R OBP: 0.173, SLG: 0.120 (1.1)			0-0 SH		0-0 2-3		0-0 FC6-4 1-2			2	0	0	0	0	0	1				
Inning Stats	R: 0 E: 0 K: 0 S: 3	H: 0 LOB: 0 BB: 0 P: 3	R: 0 E: 0 K: 2 S: 8	H: 1 LOB: 1 BB: 0 P: 8	R: 0 E: 1 K: 2 S: 9	H: 0 LOB: 2 BB: 0 P: 9	R: 0 E: 0 K: 1 S: 5	H: 0 LOB: 0 BB: 0 P: 5	R: 0 E: 0 K: 1 S: 6	H: 1 LOB: 1 BB: 0 P: 7	R: 0 E: 1 K: 1 S: 6	H: 0 LOB: 1 BB: 0 P: 6	R: 0 E: 0 K: 0 S: 3	H: 0 LOB: 0 BB: 0 P: 3	R: 0 E: 0 K: 1 S: 5	H: 0 LOB: 0 BB: 0 P: 5	1B: 0 2B: 1 3B: 1 HR: 0	SF: 1 SAC: 1 DP: 0 HBP: 1	WP: 0 PB: 1 SB: 1 CS: 0	PA: 33
PITCHER Pat Dobson, R ERA: 3.84 (1.1)	IP: 9.0 WLS: W BF: 33 H: 2 R: 2 ER: 1 SO: 9 BB: 0 IBB: 0 HBP: 1 BLK: 0 WP: 0 HR: 0 S: 50 P: 51 ERA: 1.00 WHIP: 0.222															PITCHER				

AB	30
R	2
H	2
RBI	2
BB	0
SO	9
LOB	10



Batter	1	2	3	4	5	6	7	8	9	AB	R	H	RBI	BB	SO	LOB	BOTTOM			
Dave Campbell, R OBP: 0.274, SLG: 0.338 (1.4)	0-0 F5			0-0 WP 2B		0-0 P4		0-0 SH1-4 1B		4	1	2	0	0	0	0	Cincinnati Reds @ San Diego Padres San Diego Stadium, San Diego, CA Fri Sep 11, 1970, 10:05 PM EDT Att: 7,151 - Unknown			
Steve Huntz, S OBP: 0.345, SLG: 0.345 (1.6) (9.5)	0-3 K			0-0 P5		0-0 1B		0-0 SH1-4 1-2		3	0	1	0	0	1	1				
Ollie Brown, R OBP: 0.338, SLG: 0.504 (1.9)	0-3 K			0-0 1B 2B		0-0 F9		0-0 FC6-4 IBB		3	1	1	1	1	1	1				
Al Ferrara, R OBP: 0.374, SLG: 0.451 (1.7)		0-3 K		0-0 1B		0-0 6-3		0-0 P5		4	0	1	1	0	1	3				
Rafael Robles, R OBP: 0.333, SLG: 0.292 (9.6)				0-0 2H 1B				0-0 FC6-4 1-2		0	0	0	0	0	0	0				
Nate Colbert, R OBP: 0.318, SLG: 0.475 (1.3)		0-0 L5		0-0 5-3			0-0 HR	0-0 FC6-4 1-2		4	1	1	1	0	0	3				
Ed Spiezio, R OBP: 0.371, SLG: 0.467 (1.5)		0-0 F2		0-0 P4			0-3 K			3	0	0	0	0	1	1				
Larry Stahl, L OBP: 0.174, SLG: 0.178 (9.7)										0	0	0	0	0	0	0				
Ivan Murrell, R OBP: 0.284, SLG: 0.381 (1.8)			0-0 5-3		0-0 F3		0-0 6-3 1B			3	0	1	0	0	0	0				
Bob Barton, R OBP: 0.277, SLG: 0.325 (1.2)			0-0 5-3		0-0 F9		0-0 6-3			3	0	0	0	0	0	1				
Pat Dobson, R OBP: 0.225, SLG: 0.169 (1.1)			0-0 4-3		0-0 F9		0-0 F7			3	0	0	0	0	0	1				
Inning Stats	R: 0 E: 0 K: 2 S: 7	H: 0 LOB: 0 BB: 0 P: 7	R: 0 E: 0 K: 1 S: 5	H: 0 LOB: 0 BB: 0 P: 5	R: 0 E: 0 K: 0 S: 3	H: 0 LOB: 0 BB: 0 P: 3	R: 2 E: 0 K: 0 S: 6	H: 3 LOB: 1 BB: 0 P: 6	R: 0 E: 0 K: 0 S: 4	H: 1 LOB: 1 BB: 0 P: 4	R: 1 E: 0 K: 1 S: 7	H: 2 LOB: 1 BB: 0 P: 7	R: 0 E: 0 K: 0 S: 4	H: 1 LOB: 2 BB: 1 P: 8	R: 0 E: 0 K: 0 S: 4	H: 1 LOB: 0 BB: 0 P: 8	1B: 4 2B: 2 3B: 0 HR: 1	SF: 0 SAC: 1 DP: 0 HBP: 0	WP: 1 PB: 0 SB: 0 CS: 0	PA: 32
PITCHER Gary Nolan, R ERA: 3.26 (1.1)	IP: 8.0 WLS: L BF: 32 H: 7 R: 3 ER: 3 SO: 4 BB: 0 IBB: 1 HBP: 0 BLK: 0 WP: 1 HR: 1 S: 39 P: 43 ERA: 3.38 WHIP: 0.875															PITCHER				



Batter	1	2	3	4	5	6	7	8	9	AB	R	H	RBI	BB	SO	LOB	TOP					
Pete Rose, S OBP: 0.391, SLG: 0.481 (1, 8)	F9		FC6-4 BB			FC5-4 1B		6-3		3	0	1	0	1	0	0	Cincinnati Reds @ San Diego Padres San Diego Stadium, San Diego, CA Sat Sep 12 1970, 10:05 PM EDT Att: 5,367 - Unknown					
Tommy Helms, R OBP: 0.253, SLG: 0.273 (1, 4)	P4		FC6-4 1-2			FC5-4 1B		P4		4	1	0	0	0	2							
Tony Perez, R OBP: 0.402, SLG: 0.602 (1, 5)				F2		F9		6-3		4	0	1	0	0	1							
Johnny Bench, R OBP: 0.343, SLG: 0.605 (1, 9)	K			F9		E5 2B 1B			G6-4-3 1B	4	1	2	0	0	1							
Lee May, R OBP: 0.294, SLG: 0.483 (1, 3)		FC4-6 BB							G6-4-3 1B	3	0	1	2	1	1							
Hal McRae, R OBP: 0.333, SLG: 0.490 (1, 7)		FC4-6 CS 1-2				4-3			F9	4	0	1	0	0	2							
Pat Corrales, R OBP: 0.302, SLG: 0.337 (1, 2)		G3				F8				3	0	0	0	0	2							
Woody Woodward, R OBP: 0.293, SLG: 0.293 (1, 6)			K			FC4-6 1-2				3	0	0	0	0	1							
Tony Cloninger, R OBP: 0.175, SLG: 0.275 (1, 1)				F8						3	0	0	0	0	1							
Clay Carroll, R OBP: 0.154, SLG: 0.083 (8, 1)					K			F7		0	0	0	0	0	0							
Inning Stats	R: 0 E: 0 K: 1 S: 6	H: 1 LOB: 1 BB: 0 P: 6	R: 0 E: 0 K: 0 S: 2	H: 0 LOB: 0 BB: 1 P: 6	R: 0 E: 0 K: 1 S: 5	H: 0 LOB: 1 BB: 1 P: 9	R: 0 E: 0 K: 1 S: 5	H: 0 LOB: 0 BB: 0 P: 5	R: 0 E: 0 K: 1 S: 6	H: 1 LOB: 1 BB: 0 P: 6	R: 2 E: 1 K: 0 S: 6	H: 3 LOB: 1 BB: 0 P: 6	R: 0 E: 0 K: 0 S: 3	H: 0 LOB: 0 BB: 0 P: 3	R: 0 E: 0 K: 0 S: 3	H: 0 LOB: 0 BB: 0 P: 3	R: 0 E: 0 K: 0 S: 3	H: 1 LOB: 0 BB: 0 P: 3	1B: 5 2B: 1 3B: 0 HR: 0	SF: 0 SAC: 0 DP: 1 HBP: 0	WP: 0 PB: 0 SB: 0 CS: 1	PA: 33
PITCHER Danny Coombs, L ERA: 3.39 (1, 1)	IP: 9.0 WLS: W BF: 33 H: 6 R: 2 ER: 1 SO: 4 BB: 2 IBB: 0 HBP: 0 BLK: 0 WP: 0 HR: 0 S: 39 P: 47 ERA: 1.00 WHIP: 0.889																					

Batter	1	2	3	4	5	6	7	8	9	AB	R	H	RBI	BB	SO	LOB	BOTTOM			
Dave Campbell, R OBP: 0.272, SLG: 0.335 (1, 4)	5-3		P6			G3		F7		4	0	0	0	0	0	1	Cincinnati Reds @ San Diego Padres San Diego Stadium, San Diego, CA Sat Sep 12 1970, 10:05 PM EDT Att: 5,367 - Unknown			
Steve Huntz, S OBP: 0.346, SLG: 0.347 (1, 6) (9, 5)	4-3		G3							4	1	2	0	0	0					
Ollie Brown, R OBP: 0.338, SLG: 0.504 (1, 9)	K		6-3							4	1	1	0	0	1					
Nate Colbert, R OBP: 0.318, SLG: 0.476 (1, 3)		F2			F9		SF8			3	1	1	1	0	0					
Ed Spiezo, R OBP: 0.373, SLG: 0.469 (1, 5)										3	1	1	1	1	0					
Rafael Robles, R OBP: 0.333, SLG: 0.292 (8, PR) (9, 6)		E S 1B BB			5-3		6-3			0	0	0	0	0	0					
Ivan Murrell, R OBP: 0.283, SLG: 0.379 (1, 8)		F9			6-3					4	0	1	1	0	2					
Dave Robinson, S OBP: 1.000, SLG: 1.000 (1, 7)										2	0	2	0	2	0					
Chris Cannizzaro, R OBP: 0.375, SLG: 0.394 (1, 2)										4	0	1	1	0	5					
Danny Coombs, R OBP: 0.120, SLG: 0.085 (1, 1)										3	0	0	0	0	1					
Inning Stats	R: 0 E: 0 K: 1 S: 5	H: 0 LOB: 0 BB: 0 P: 5	R: 1 E: 0 K: 1 S: 6	H: 1 LOB: 2 BB: 2 P: 14	R: 0 E: 0 K: 0 S: 3	H: 0 LOB: 0 BB: 0 P: 3	R: 0 E: 0 K: 0 S: 3	H: 0 LOB: 0 BB: 0 P: 3	R: 0 E: 0 K: 0 S: 4	H: 1 LOB: 1 BB: 0 P: 4	R: 2 E: 0 K: 0 S: 7	H: 4 LOB: 2 BB: 0 P: 7	R: 0 E: 0 K: 0 S: 4	H: 1 LOB: 1 BB: 0 P: 4	R: 1 E: 0 K: 1 S: 6	H: 2 LOB: 2 BB: 1 P: 10	1B: 6 2B: 4 3B: 0 HR: 0	SF: 1 SAC: 0 DP: 1 HBP: 0	WP: 0 PB: 0 SB: 2 CS: 0	PA: 35
PITCHER Tony Cloninger, R ERA: 3.95 (1, 1)	IP: 7.0 WLS: L BF: 32 H: 9 R: 4 ER: 3 SO: 2 BB: 2 IBB: 0 HBP: 0 BLK: 0 WP: 0 HR: 0 S: 34 P: 42 ERA: 3.86 WHIP: 1.571																			
Clay Carroll, R ERA: 2.66 (8, 1)	IP: 1.0 WLS: L BF: 3 H: 0 R: 0 ER: 0 SO: 1 BB: 0 IBB: 1 HBP: 0 BLK: 0 WP: 0 HR: 0 S: 4 P: 8 ERA: 0.00 WHIP: 0.000																			

Batter	1	2	3	4	5	6	7	8	9	AB	R	H	RBI	BB	SO	LOB	TOP					
Ty Cline, L OBP: 0.359, SLG: 0.393 (1, 8)										4	1	1	0	0	2	1	Cincinnati Reds @ San Diego Padres San Diego Stadium, San Diego, CA Sun Sep 13 1970, 6:33 AM EDT Att: 5,909 - Unknown					
Pete Rose, S OBP: 0.392, SLG: 0.486 (1, 9)										4	1	2	1	0	2	1						
Bernie Carbo, L OBP: 0.451, SLG: 0.552 (1, 7)										3	1	0	0	1	2	1						
Johnny Bench, R OBP: 0.342, SLG: 0.602 (1, 2)										3	0	0	0	1	0	2						
Tony Perez, R OBP: 0.401, SLG: 0.601 (1, 5)										4	1	1	2	0	1	1						
Lee May, R OBP: 0.294, SLG: 0.483 (1, 3)										4	0	1	1	0	2	1						
Tommy Helms, R OBP: 0.255, SLG: 0.272 Dave Concepcion, R OBP: 0.340, SLG: 0.338 (9, PR)										2	0	0	0	2	0	0						
Woody Woodward, R OBP: 0.290, SLG: 0.290 Jimmy Stewart, S OBP: 0.308, SLG: 0.337 Darrel Chaney, S OBP: 0.278, SLG: 0.302 Bobby Tolan, L OBP: 0.386, SLG: 0.475 (9, PH)										2	0	0	0	0	1	2						
Wayne Simpson, R Ray Washburn, R Angel Bravo, L Milt Wilcox, R Wayne Granger, R Hal McRae, R OBP: 0.331, SLG: 0.490 (9, PH)										1	0	0	0	0	1	0						
Inning Stats	R: 3 E: 0 K: 1 S: 8	H: 3 LOB: 2 BB: 2 P: 16	R: 0 E: 0 K: 3 S: 10	H: 1 LOB: 1 BB: 0 P: 10	R: 0 E: 0 K: 1 S: 5	H: 0 LOB: 0 BB: 0 P: 5	R: 0 E: 0 K: 2 S: 7	H: 0 LOB: 1 BB: 1 P: 11	R: 0 E: 0 K: 0 S: 3	H: 0 LOB: 0 BB: 0 P: 7	R: 0 E: 0 K: 0 S: 3	H: 0 LOB: 0 BB: 0 P: 3	R: 0 E: 0 K: 2 S: 8	H: 1 LOB: 1 BB: 1 P: 12	R: 0 E: 0 K: 0 S: 2	H: 0 LOB: 1 BB: 1 P: 6		1B: 2 2B: 2 3B: 0 HR: 1	SF: 0 SAC: 0 DP: 1 HBP: 0	WP: 0 PB: 0 SB: 2 CS: 0	PA: 36	
PITCHER	IP WLS BF H R ER SO BB IBB HBP BLK WP HR S P ERA WHIP	IP WLS BF H R ER SO BB IBB HBP BLK WP HR S P ERA WHIP	IP WLS BF H R ER SO BB IBB HBP BLK WP HR S P ERA WHIP	IP WLS BF H R ER SO BB IBB HBP BLK WP HR S P ERA WHIP	IP WLS BF H R ER SO BB IBB HBP BLK WP HR S P ERA WHIP	IP WLS BF H R ER SO BB IBB HBP BLK WP HR S P ERA WHIP	IP WLS BF H R ER SO BB IBB HBP BLK WP HR S P ERA WHIP	IP WLS BF H R ER SO BB IBB HBP BLK WP HR S P ERA WHIP	IP WLS BF H R ER SO BB IBB HBP BLK WP HR S P ERA WHIP	IP WLS BF H R ER SO BB IBB HBP BLK WP HR S P ERA WHIP	IP WLS BF H R ER SO BB IBB HBP BLK WP HR S P ERA WHIP	IP WLS BF H R ER SO BB IBB HBP BLK WP HR S P ERA WHIP	IP WLS BF H R ER SO BB IBB HBP BLK WP HR S P ERA WHIP	IP WLS BF H R ER SO BB IBB HBP BLK WP HR S P ERA WHIP	IP WLS BF H R ER SO BB IBB HBP BLK WP HR S P ERA WHIP	IP WLS BF H R ER SO BB IBB HBP BLK WP HR S P ERA WHIP	IP WLS BF H R ER SO BB IBB HBP BLK WP HR S P ERA WHIP	IP WLS BF H R ER SO BB IBB HBP BLK WP HR S P ERA WHIP	IP WLS BF H R ER SO BB IBB HBP BLK WP HR S P ERA WHIP	IP WLS BF H R ER SO BB IBB HBP BLK WP HR S P ERA WHIP	IP WLS BF H R ER SO BB IBB HBP BLK WP HR S P ERA WHIP	IP WLS BF H R ER SO BB IBB HBP BLK WP HR S P ERA WHIP

AB	31
R	4
H	5
RBI	4
BB	5
SO	11
LOB	11



Batter	1	2	3	4	5	6	7	8	9	AB	R	H	RBI	BB	SO	LOB	BOTTOM					
Dave Campbell, R OBP: 0.270, SLG: 0.333 Larry Stahl, L OBP: 0.191, SLG: 0.217 (8, PH)										4	1	0	0	0	1	1	Cincinnati Reds @ San Diego Padres San Diego Stadium, San Diego, CA Sun Sep 13 1970, 6:33 AM EDT Att: 5,909 - Unknown					
Rafael Robles, R OBP: 0.344, SLG: 0.310 (1, 6)										5	0	2	0	0	1	2						
Ivan Murrell, R OBP: 0.283, SLG: 0.376 (1, 9)										3	1	0	0	1	0	2						
Al Ferrara, R OBP: 0.375, SLG: 0.450 Chris Cannizzaro, R OBP: 0.375, SLG: 0.384 (9, 2)										3	1	1	1	1	1	1						
Nate Colbert, R OBP: 0.317, SLG: 0.474 (1, 3)										3	0	0	0	0	2	2						
Steve Huntz, S OBP: 0.348, SLG: 0.347 (1, 5)										3	0	1	1	1	0	1						
Dave Robinson, S OBP: 0.750, SLG: 0.600 (1, 8)										3	1	1	1	1	0	3						
Bob Barton, R OBP: 0.283, SLG: 0.327 Ray Webster, L OBP: 0.325, SLG: 0.339 Gary Ross, R OBP: 0.429, SLG: 0.429 Paul Doyle, L (9, 1)										2	0	1	0	1	0	2						
Clay Kirby, R OBP: 0.208, SLG: 0.176 Ollie Brown, R OBP: 0.337, SLG: 0.503 Jose Arcia, R OBP: 0.288, SLG: 0.295 (8, PH)										3	0	0	0	0	1	4						
Inning Stats	R: 0 E: 0 K: 1 S: 5	H: 0 LOB: 0 BB: 0 P: 5	R: 0 E: 0 K: 2 S: 7	H: 0 LOB: 3 BB: 3 P: 19	R: 3 E: 1 K: 0 S: 6	H: 2 LOB: 2 BB: 1 P: 11	R: 0 E: 0 K: 0 S: 4	H: 1 LOB: 1 BB: 0 P: 4	R: 0 E: 0 K: 2 S: 7	H: 0 LOB: 1 BB: 1 P: 11	R: 0 E: 0 K: 0 S: 3	H: 1 LOB: 0 BB: 0 P: 3	R: 0 E: 0 K: 0 S: 4	H: 1 LOB: 1 BB: 0 P: 4	R: 2 E: 0 K: 1 S: 7	H: 2 LOB: 1 BB: 1 P: 11		1B: 6 2B: 1 3B: 0 HR: 0	SF: 0 SAC: 0 DP: 1 HBP: 1	WP: 0 PB: 1 SB: 0 CS: 0	PA: 38	
PITCHER	IP WLS BF H R ER SO BB IBB HBP BLK WP HR S P ERA WHIP	IP WLS BF H R ER SO BB IBB HBP BLK WP HR S P ERA WHIP	IP WLS BF H R ER SO BB IBB HBP BLK WP HR S P ERA WHIP	IP WLS BF H R ER SO BB IBB HBP BLK WP HR S P ERA WHIP	IP WLS BF H R ER SO BB IBB HBP BLK WP HR S P ERA WHIP	IP WLS BF H R ER SO BB IBB HBP BLK WP HR S P ERA WHIP	IP WLS BF H R ER SO BB IBB HBP BLK WP HR S P ERA WHIP	IP WLS BF H R ER SO BB IBB HBP BLK WP HR S P ERA WHIP	IP WLS BF H R ER SO BB IBB HBP BLK WP HR S P ERA WHIP	IP WLS BF H R ER SO BB IBB HBP BLK WP HR S P ERA WHIP	IP WLS BF H R ER SO BB IBB HBP BLK WP HR S P ERA WHIP	IP WLS BF H R ER SO BB IBB HBP BLK WP HR S P ERA WHIP	IP WLS BF H R ER SO BB IBB HBP BLK WP HR S P ERA WHIP	IP WLS BF H R ER SO BB IBB HBP BLK WP HR S P ERA WHIP	IP WLS BF H R ER SO BB IBB HBP BLK WP HR S P ERA WHIP	IP WLS BF H R ER SO BB IBB HBP BLK WP HR S P ERA WHIP	IP WLS BF H R ER SO BB IBB HBP BLK WP HR S P ERA WHIP	IP WLS BF H R ER SO BB IBB HBP BLK WP HR S P ERA WHIP	IP WLS BF H R ER SO BB IBB HBP BLK WP HR S P ERA WHIP	IP WLS BF H R ER SO BB IBB HBP BLK WP HR S P ERA WHIP	IP WLS BF H R ER SO BB IBB HBP BLK WP HR S P ERA WHIP	IP WLS BF H R ER SO BB IBB HBP BLK WP HR S P ERA WHIP



Batter	1	2	3	4	5	6	7	8	9	AB	R	H	RBI	BB	SO	LOB	TOP			
Bobby Tolan, L (1, 8) OBP: 0.387, SLG: 0.475	4-0 CS BB			0-0 FC4-6 1B	0-0 4-3			0-0 L4		3	0	1	0	1	0	1	Cincinnati Reds @ Houston Astros Astrodome, Houston, TX Tue Sep 15 1970, 8:05 PM EDT Att: 9,369 - Dome			
Pete Rose, S (1, 9) OBP: 0.390, SLG: 0.483	0-0 4-3			0-0 FC4-6 WP BB 1-2	0-0 4-3			0-0 F8		4	0	0	0	0	0	2				
Bernie Carbo, L (1, 7) OBP: 0.454, SLG: 0.552	0-0 6-3			4-0 1-2 BB	0-0 1B			4-0 BB		2	0	1	0	2	0	0				
Johnny Bench, R (1, 2) OBP: 0.340, SLG: 0.598		0-0 5-3		0-0 P6	0-0 F7			0-0 1-3		4	0	0	0	0	0	4				
Tony Perez, R (1, 5) OBP: 0.399, SLG: 0.598		0-0 1-3		0-3 K	0-0 F9				0-0 6-3 2B	3	0	0	0	0	1	3				
Jim Maloney, L (6, 1)										0	0	0	0	0	0	0				
Ty Cline, L (9, PH) OBP: 0.369, SLG: 0.421										1	1	1	0	0	0	0				
Lee May, R (1, 3) OBP: 0.293, SLG: 0.481		0-0 6-3			4-0 5-3 1B 6-3 BB			0-0 F8		3	1	0	0	1	0	1				
Tommy Helms, R (1, 4) OBP: 0.255, SLG: 0.272			0-0 F8		0-0 P6			0-0 6-3		4	0	1	1	0	0	0				
Woody Woodward, R (1, 6) OBP: 0.288, SLG: 0.288			0-0 1-3		0-0 5-3			4-0 P3		2	0	0	0	0	0	2				
Frank Duffy, R (7, PH) OBP: 0.250, SLG: 0.286					1-2 2-3			0-0 S BB		1	0	0	0	1	0	0				
Jim McGlothlin, R (1, 1) OBP: 0.209, SLG: 0.167			0-0 6-3		0-0 6-3			0-0 5-3		1	0	0	0	0	0	0				
Jimmy Stewart, S (5, PH) OBP: 0.306, SLG: 0.333										1	0	0	1	0	0	1				
Ray Washburn, R (5, 1)										0	0	0	0	0	0	0				
Mel Behney, L (5, 1)										0	0	0	0	0	0	0				
Hal McRae, R (6, 5) OBP: 0.329, SLG: 0.483					3-H			1-2		1	0	0	0	0	0	1				
Inning Stats	R: 0 E: 0 K: 0 S: 2	H: 0 LOB: 0 BB: 1 P: 6	R: 0 E: 0 K: 0 S: 3	H: 0 LOB: 0 BB: 0 P: 3	R: 0 E: 0 K: 1 S: 3	H: 1 LOB: 2 BB: 1 P: 10	R: 0 E: 0 K: 1 S: 6	H: 1 LOB: 1 BB: 1 P: 8	R: 0 E: 0 K: 0 S: 4	H: 1 LOB: 1 BB: 0 P: 4	R: 0 E: 0 K: 0 S: 3	H: 0 LOB: 1 BB: 1 P: 7	R: 0 E: 0 K: 0 S: 3	H: 0 LOB: 1 BB: 1 P: 7	R: 1 E: 0 K: 0 S: 4	H: 1 LOB: 0 BB: 0 P: 4	1B: 3 2B: 1 3B: 0 HR: 0	SF: 0 SAC: 0 DP: 0 HBP: 0	WP: 1 PB: 0 SB: 1 CS: 1	PA: 35
PITCHER Larry Dierker, R (1, 1) ERA: 3.94	IP: 9.0 WLS: W BF: 35 H: 4 R: 2 ER: 2 SO: 1 BB: 5 IBB: 0 HBP: 0 BLK: 0 WP: 1 HR: 0 S: 32 P: 52 ERA: 2.00 WHIP: 1.000																			

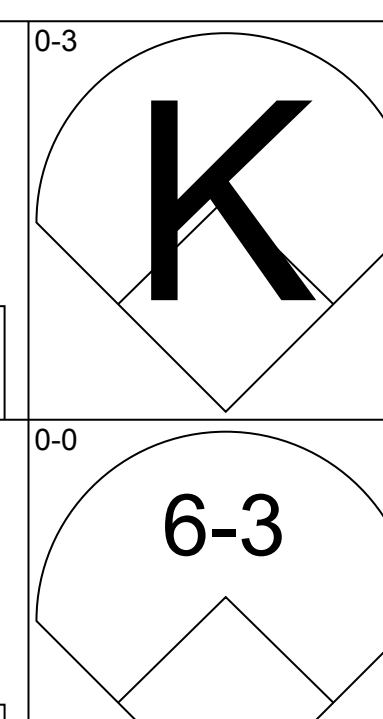
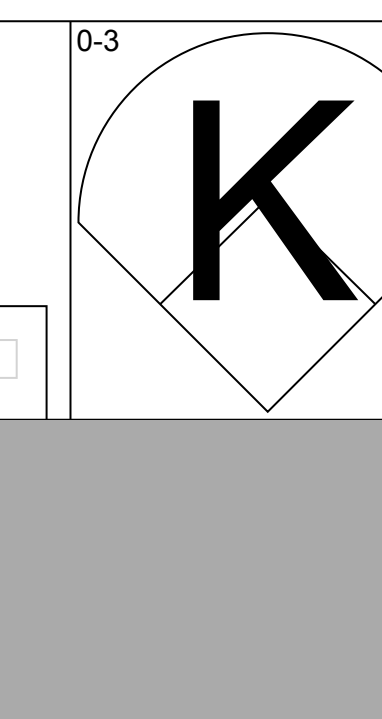
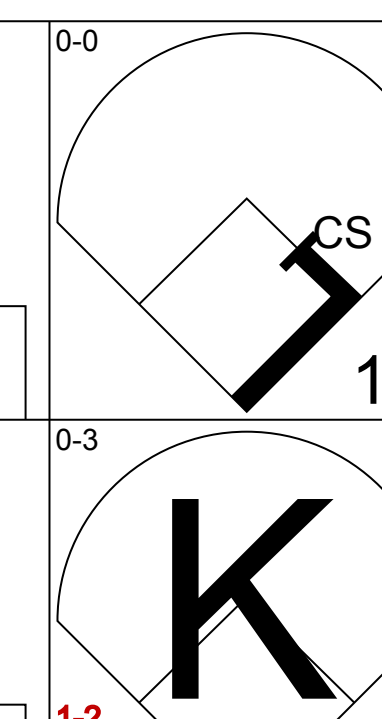
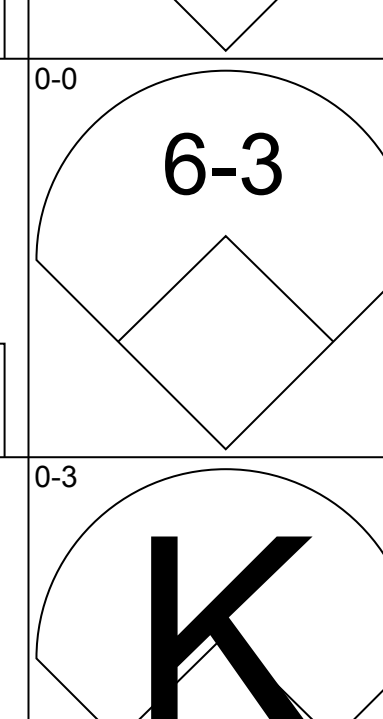
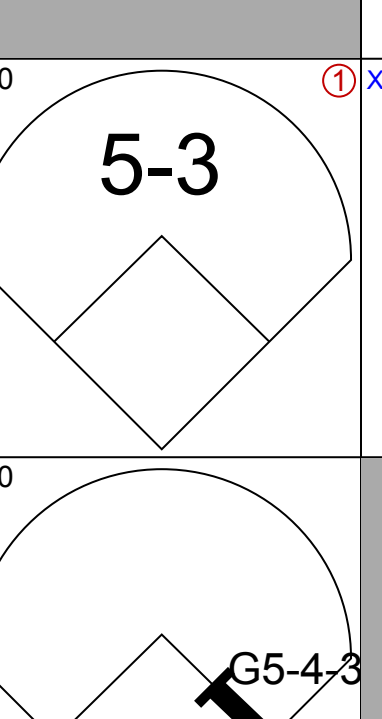
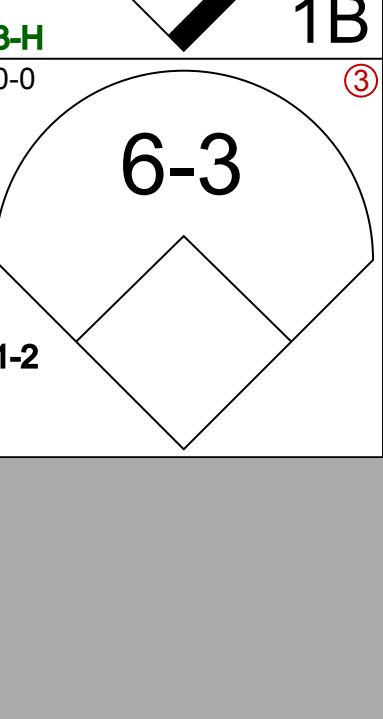
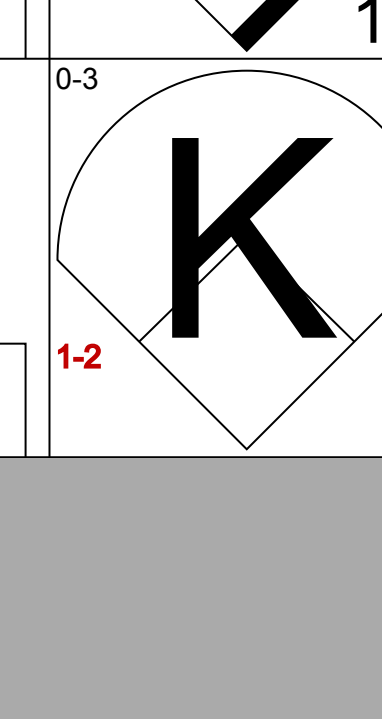
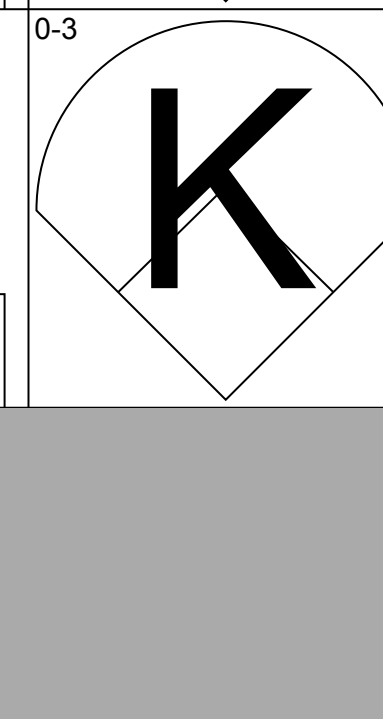
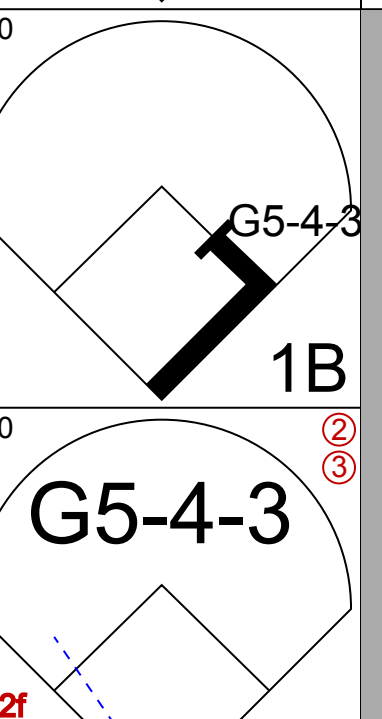
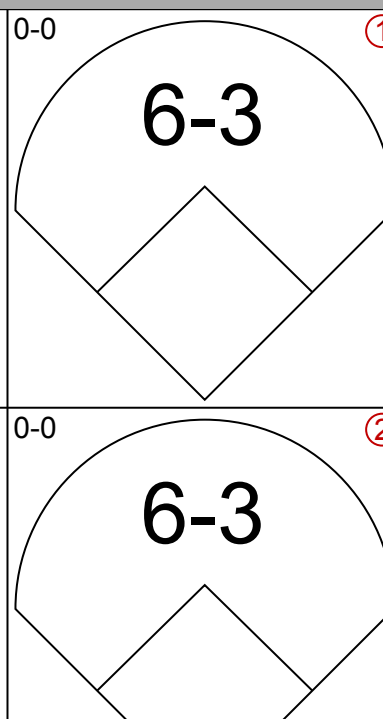
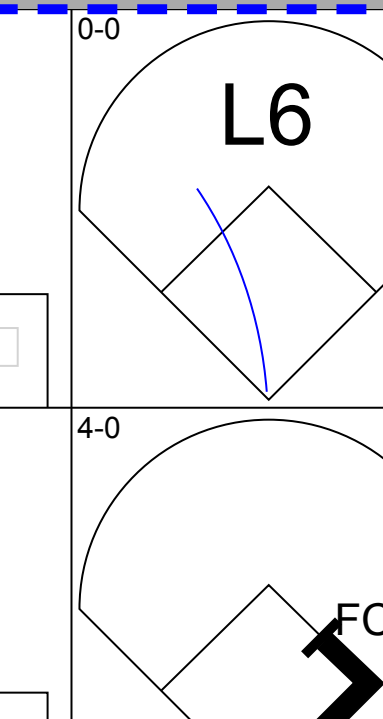
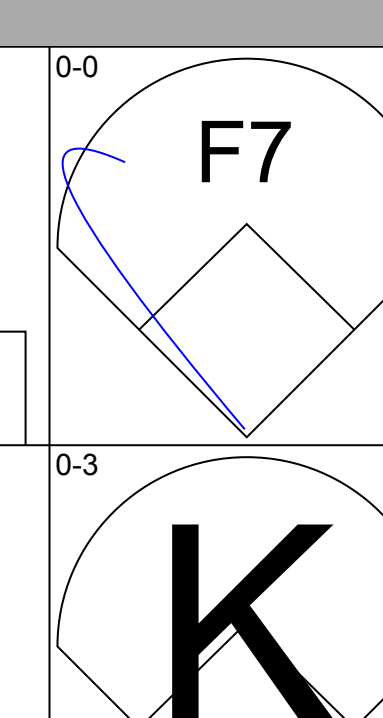
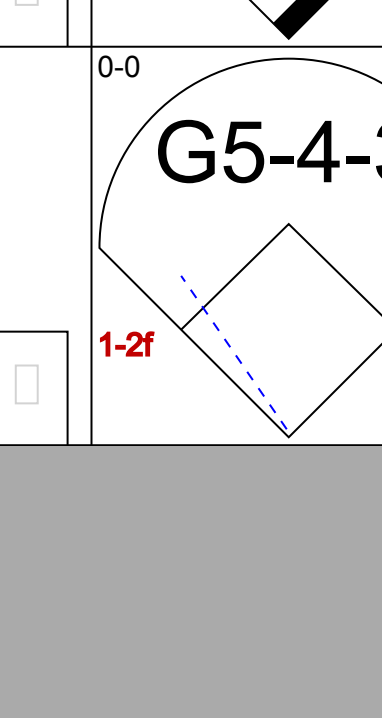
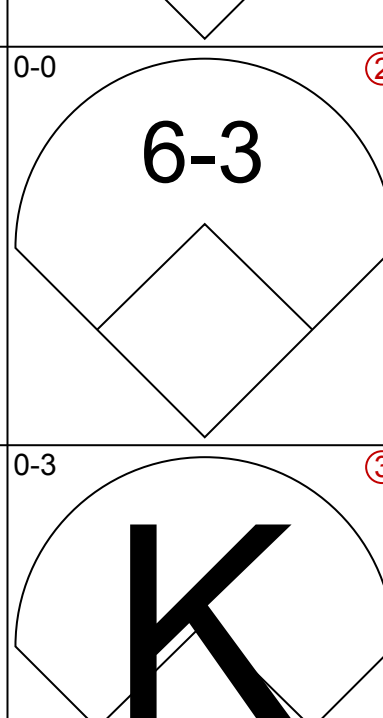
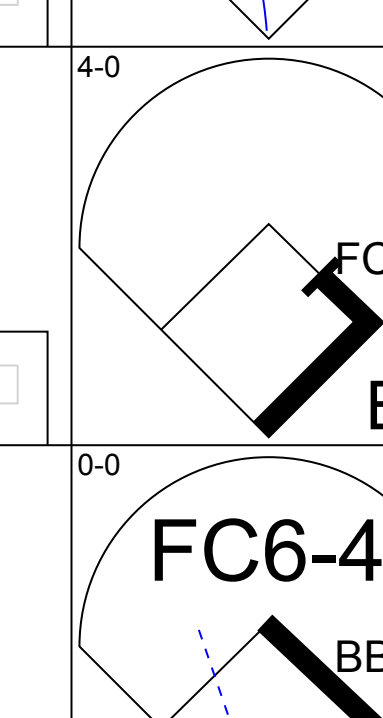
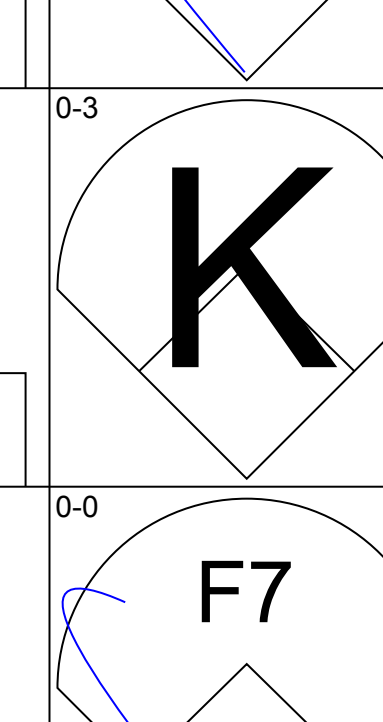
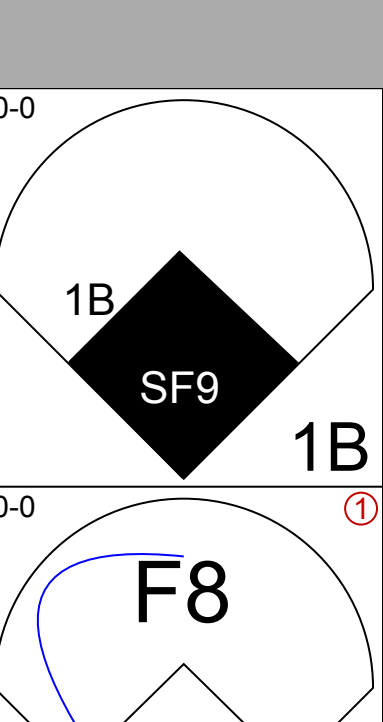
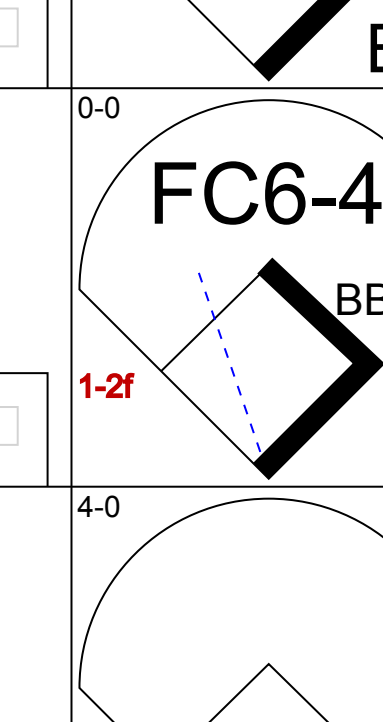
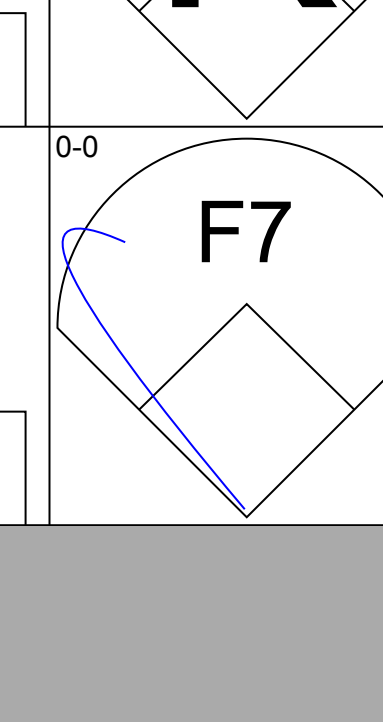
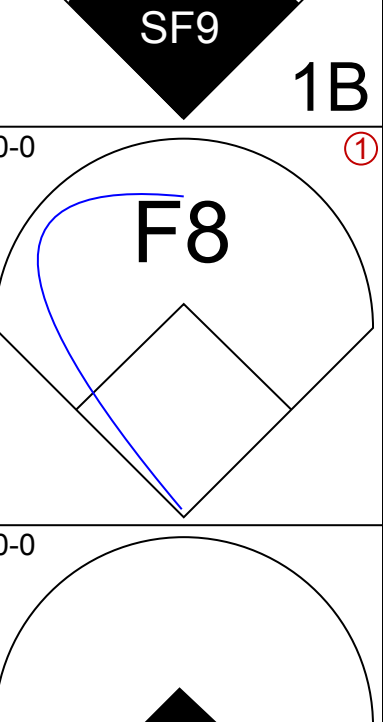
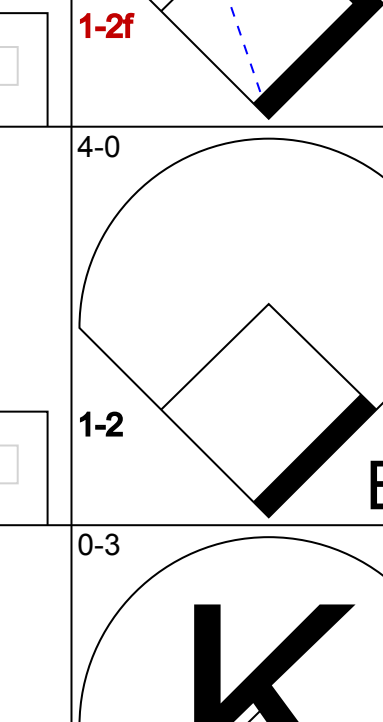
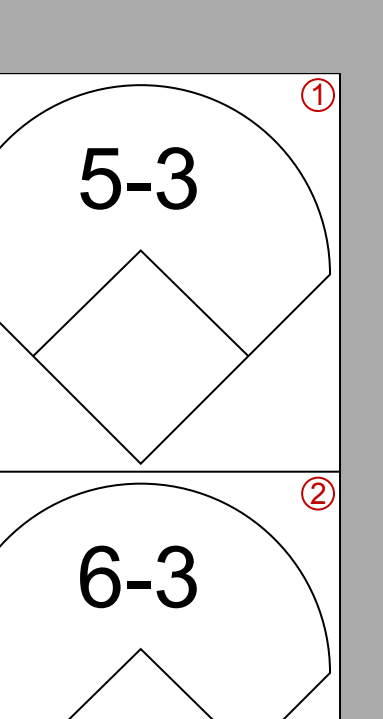
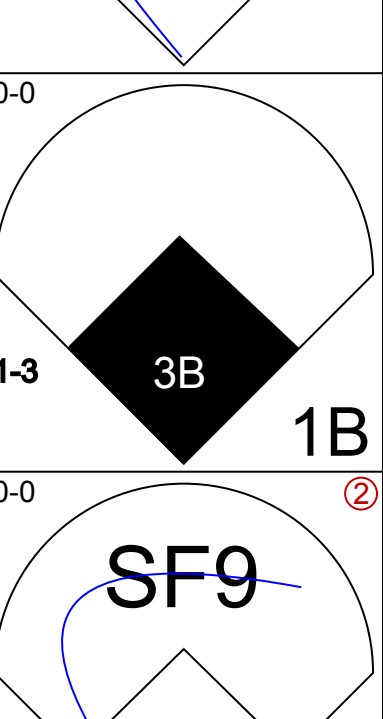
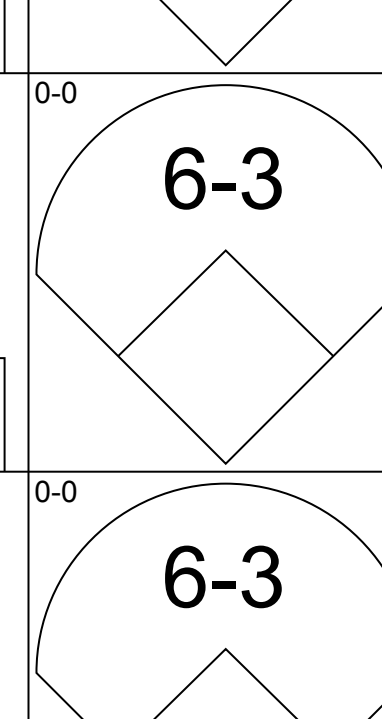
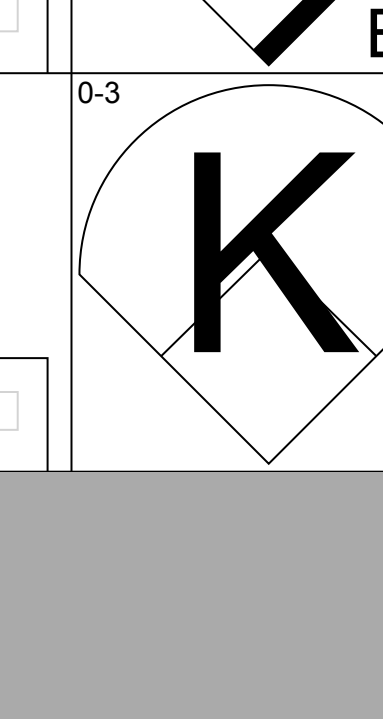
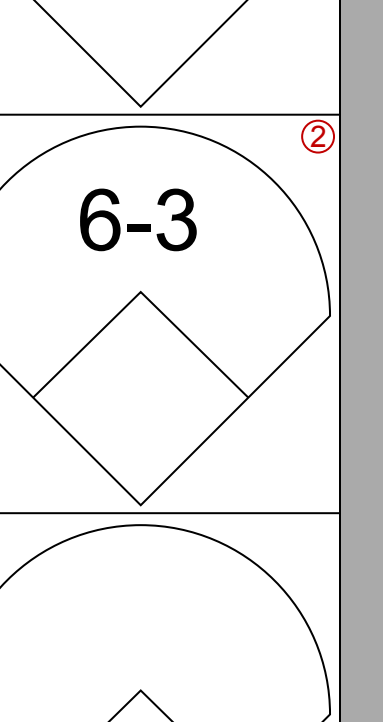
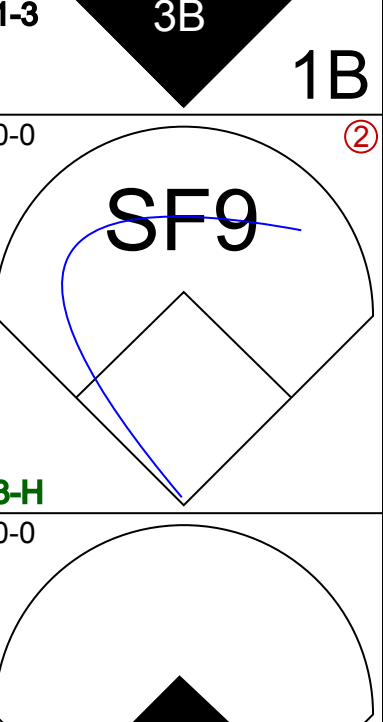
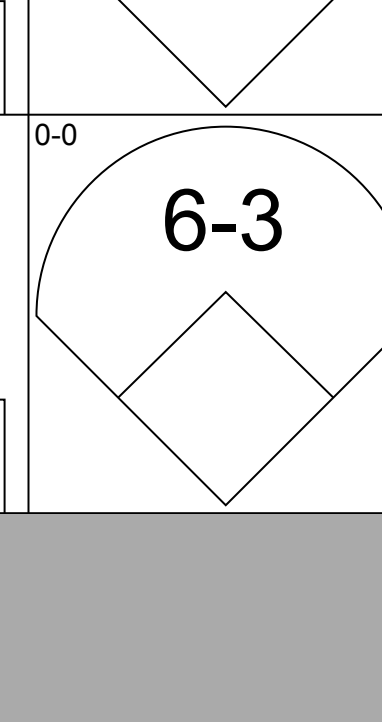
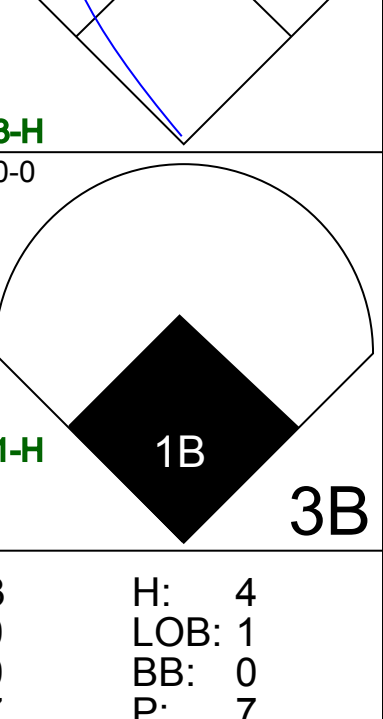
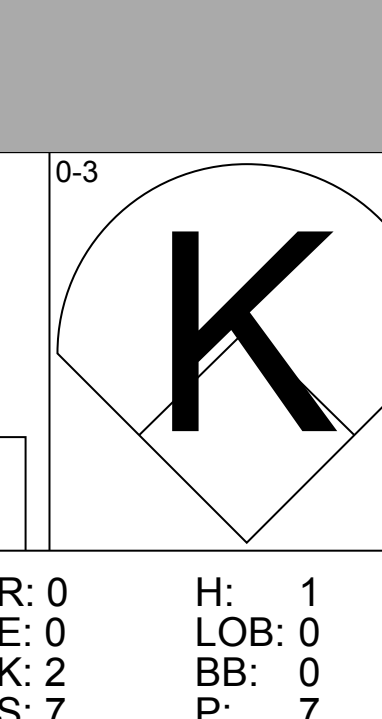
AB	30
R	2
H	4
RBI	2
BB	5
SO	1
LOB	15

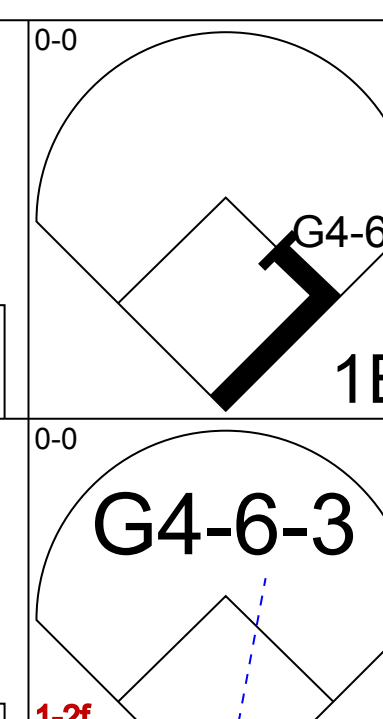
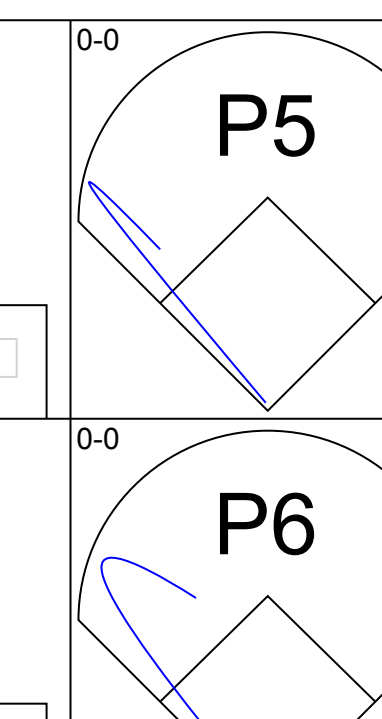
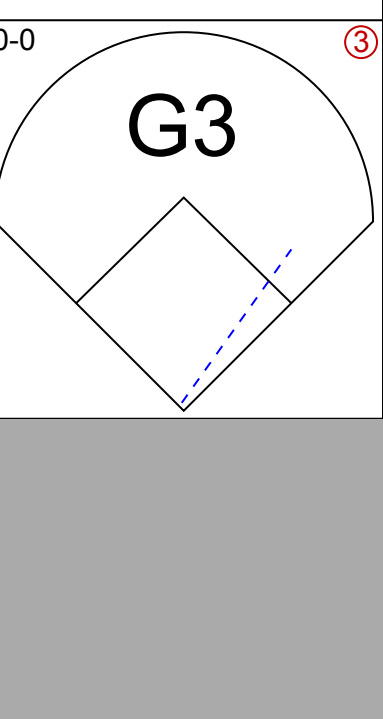
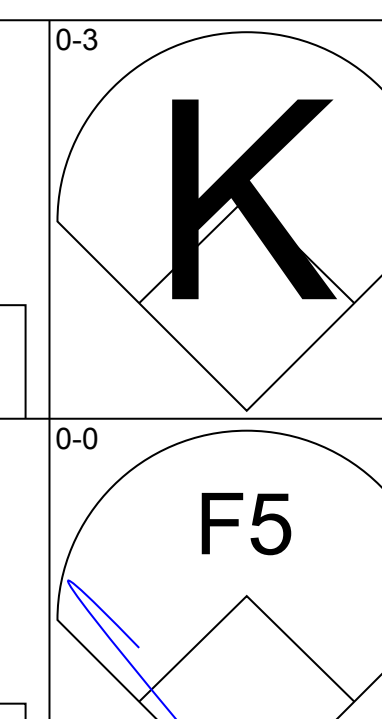
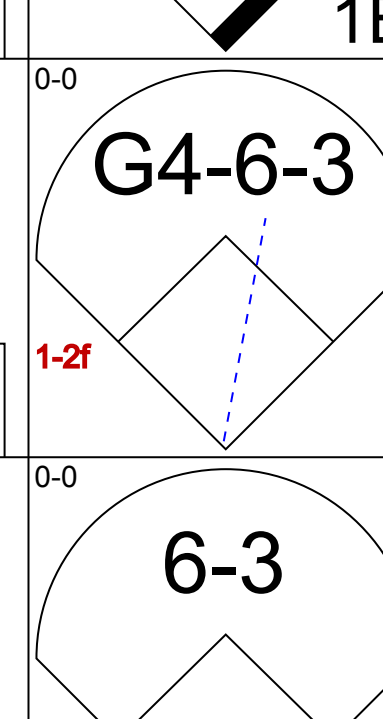
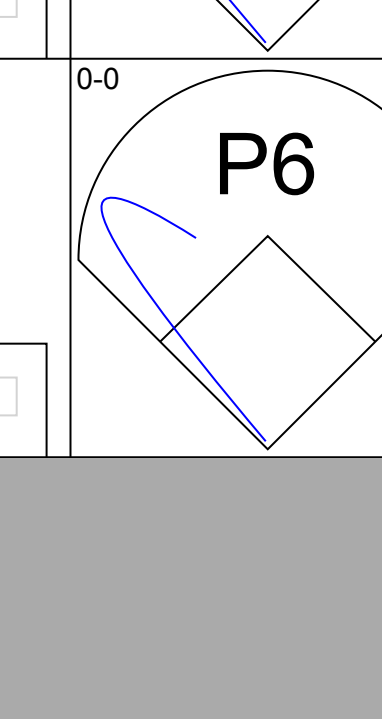
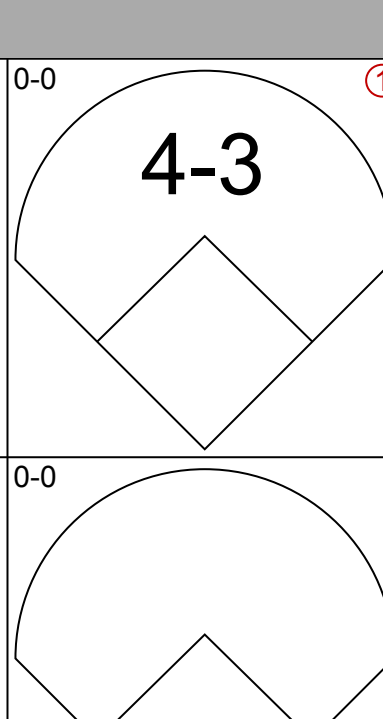
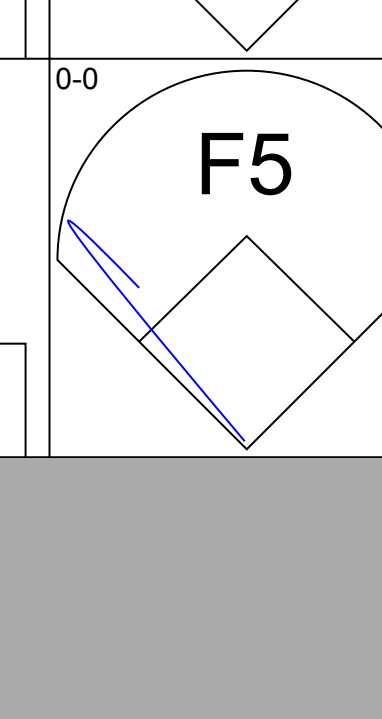
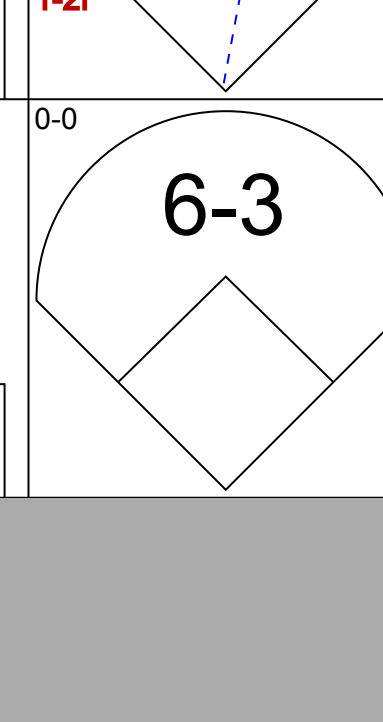
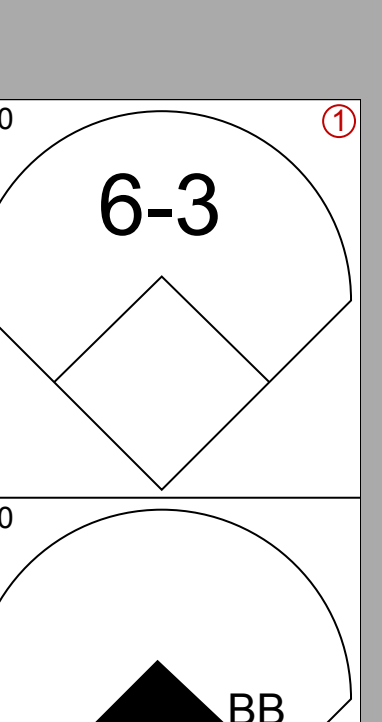
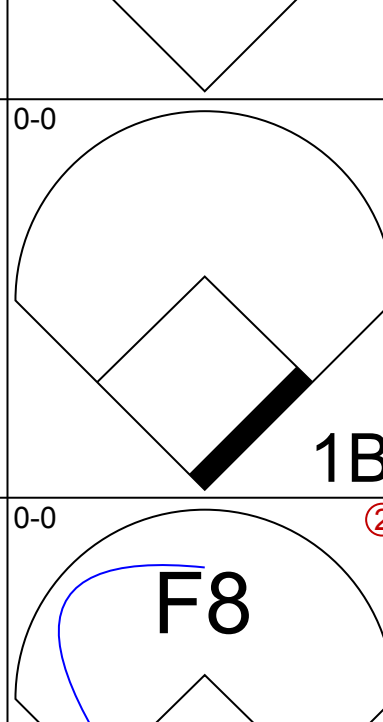
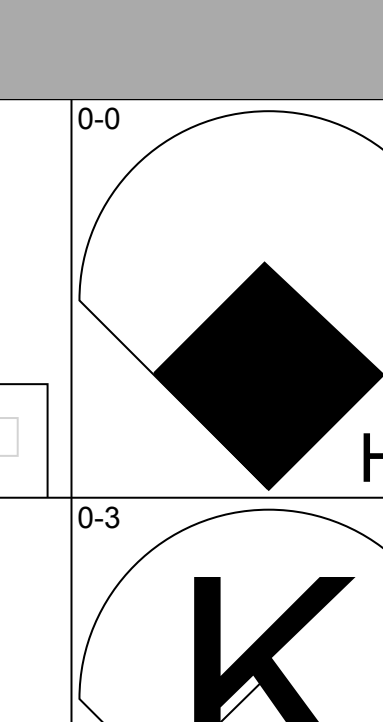
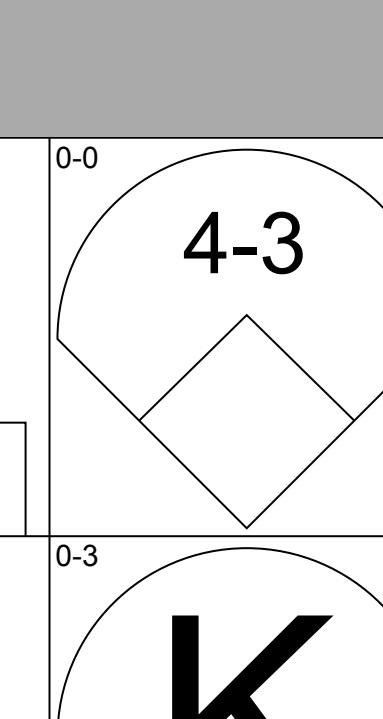
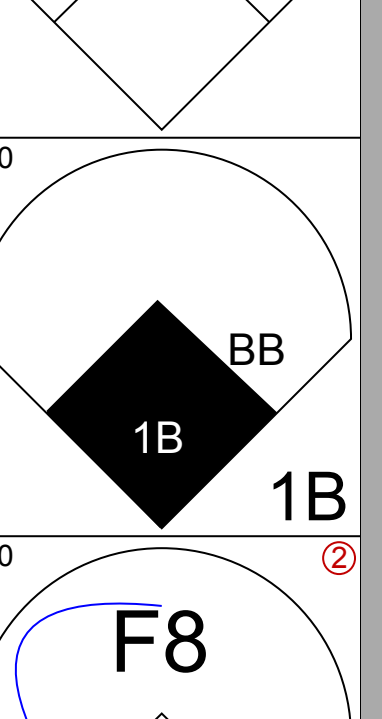
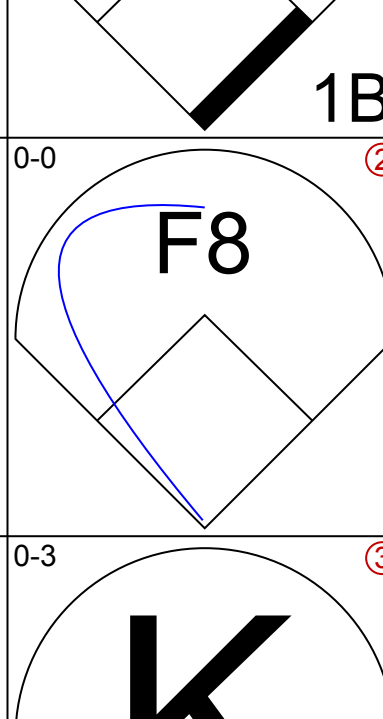

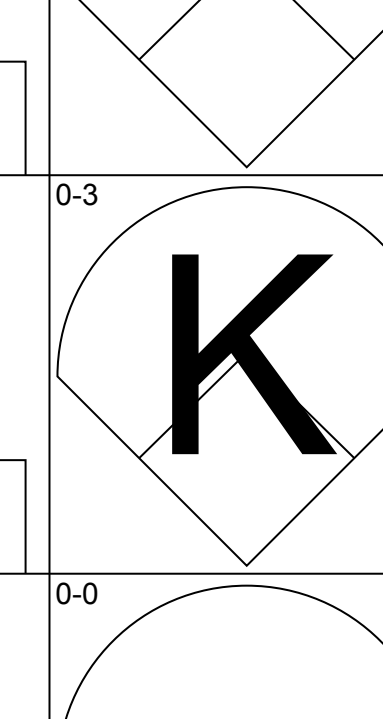
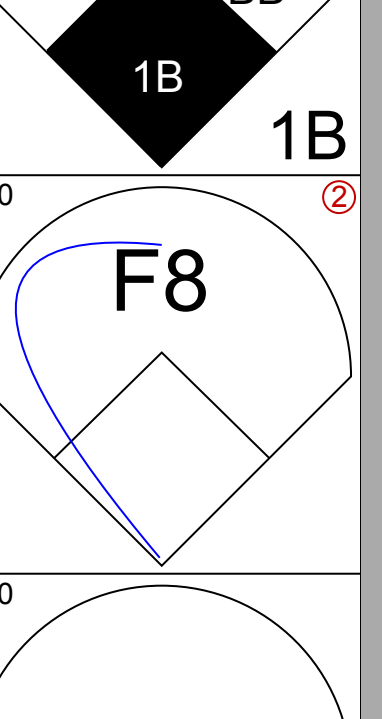
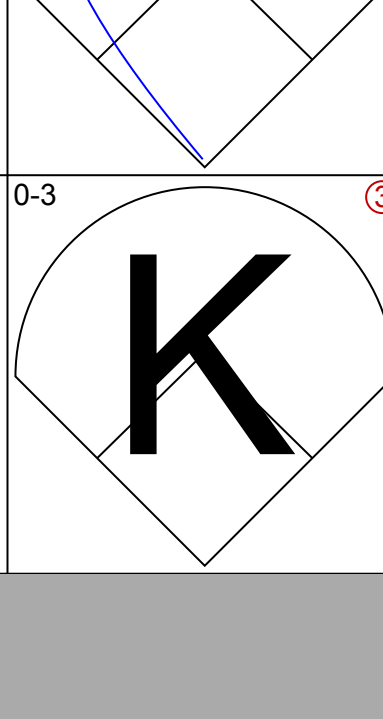
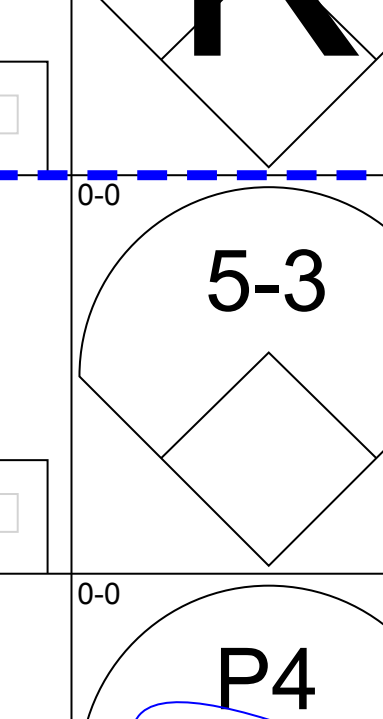
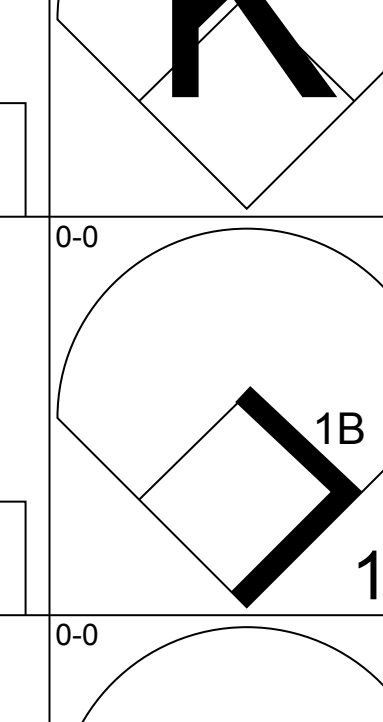
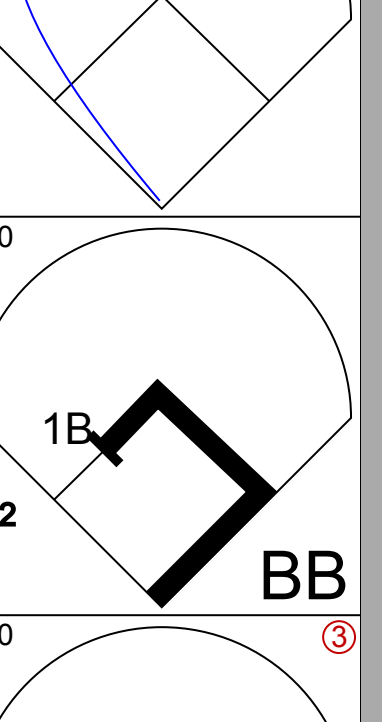
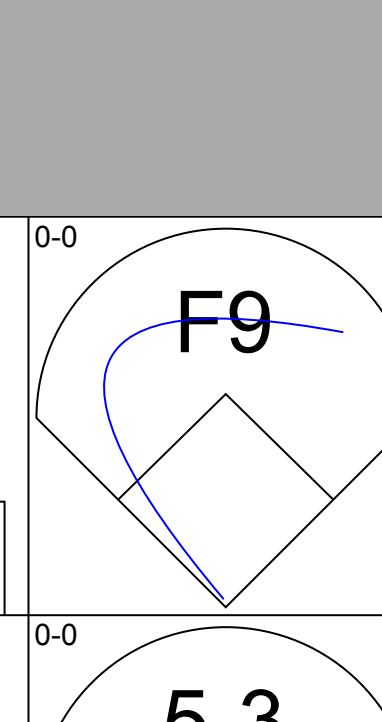
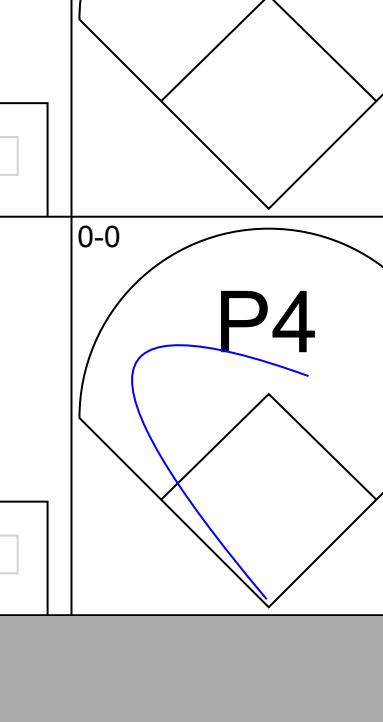
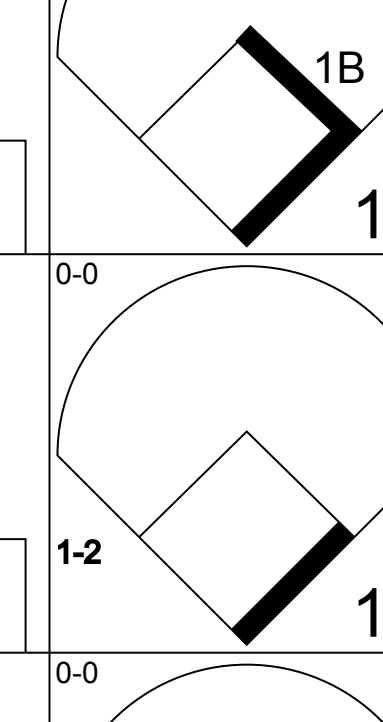
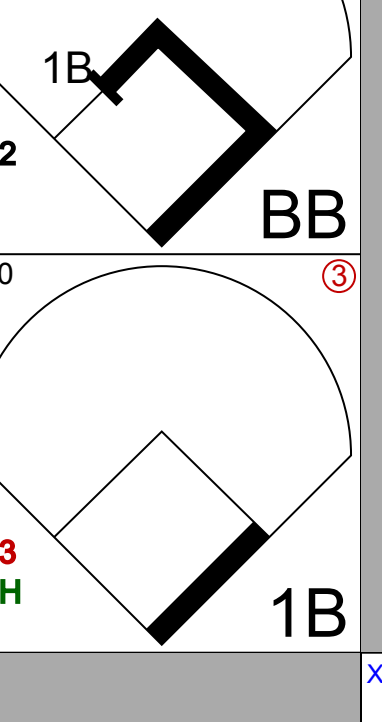
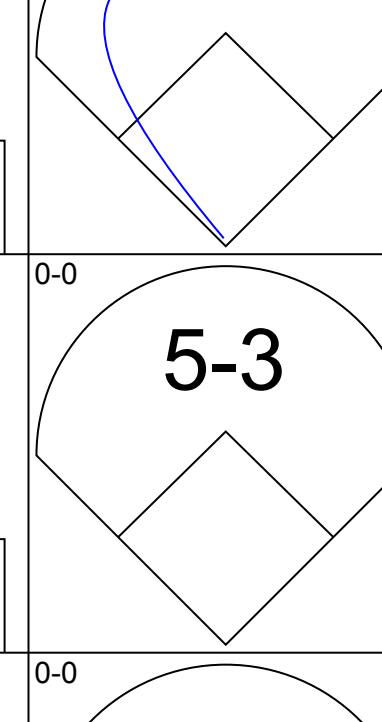
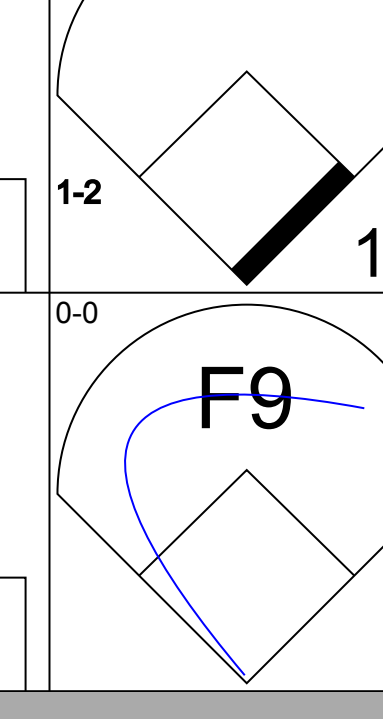
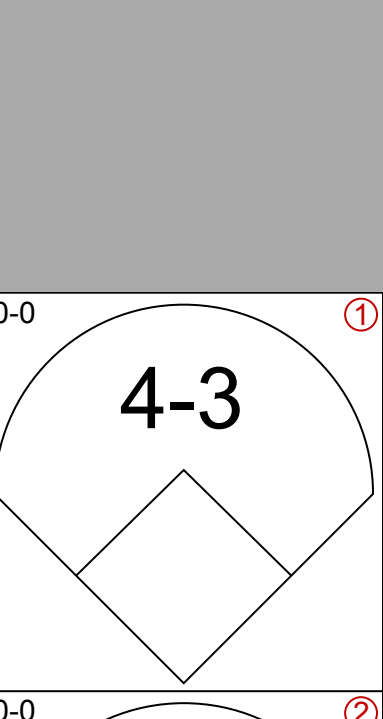
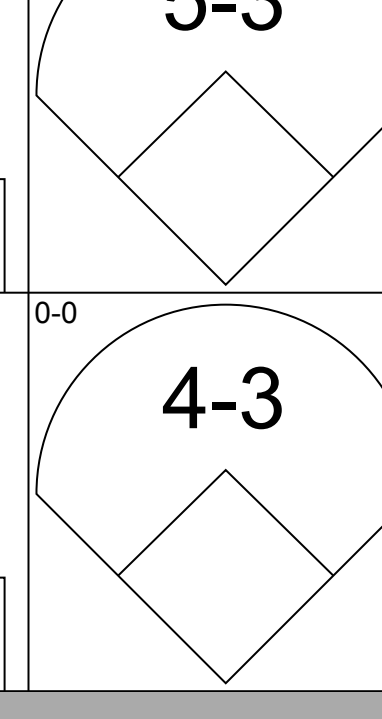
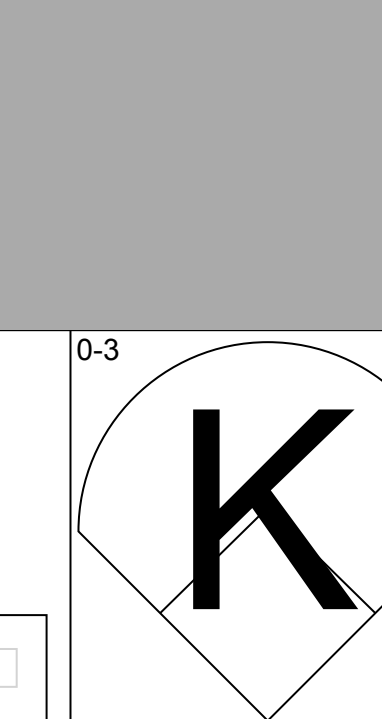
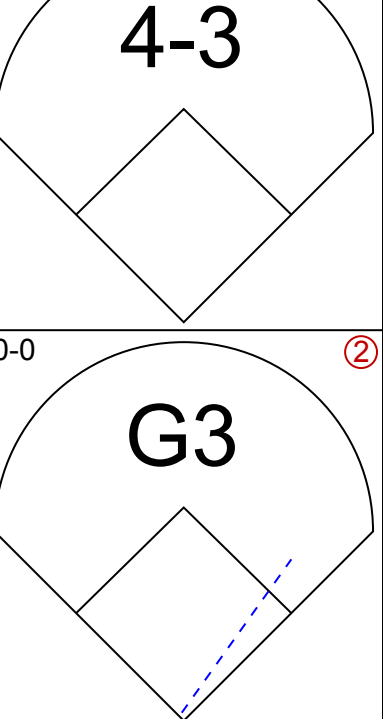
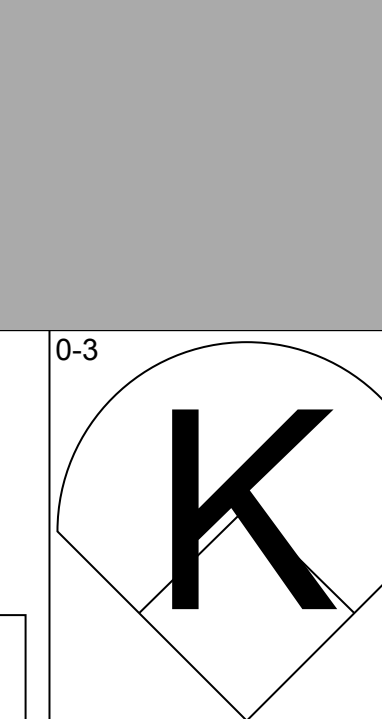


Batter	1	2	3	4	5	6	7	8	9	AB	R	H	RBI	BB	SO	LOB	BOTTOM				
Jesus Alou, R (1, 9) OBP: 0.336, SLG: 0.386	0-0 5-3		0-0 P6		0-0 1B 1B	0-0 5-3		0-0 6-3		5	1	1	0	0	0	1	Cincinnati Reds @ Houston Astros Astrodome, Houston, TX Tue Sep 15 1970, 8:05 PM EDT Att: 9,369 - Dome				
Joe Morgan, L (1, 4) OBP: 0.397, SLG: 0.398	0-0 F9		0-0 4-3		0-0 E 1B 2B 1B	0-0 F9		0-0 L6		5	1	1	0	0	0	1					
Jimmy Wynn, R (1, 7) OBP: 0.399, SLG: 0.506	0-0 1B			0-0 E5 1B BB	0-0 E7 2B 1B		4-0 WP BB			3	2	2	1	1	0	0					
Bob Watson, R (1, 3) OBP: 0.320, SLG: 0.421	0-0 F9			4-0 1B HR BB	0-0 4-3 2B 2B		0-0 F8			3	2	1	2	1	0	2					
Denis Menke, R (1, 6) OBP: 0.392, SLG: 0.437		4-0 FC6-4 BB		0-0 1-3 2-H HR 1B	0-0 F8		0-0 F9			3	1	1	1	1	0	2					
Doug Rader, R (1, 5) OBP: 0.319, SLG: 0.437		0-0 FC6-4 BB 1-2		0-0 1-H 3-H HR	0-0 4-3		0-0 F3			4	1	1	3	0	0	3					
Cesar Cedeno, R (1, 8) OBP: 0.331, SLG: 0.439		4-0 G6-3 BB		0-0 K	0-0 2B			0-0 2B 6-3 1B		3	1	2	1	1	1	0					
Johnny Edwards, L (1, 2) OBP: 0.295, SLG: 0.306		0-0 G6-3		0-0 6-3	0-0 6-3			0-0 2B		4	0	1	0	0	0	3					
Larry Dierker, R (1, 1) OBP: 0.163, SLG: 0.179			0-3 K		0-0 6-3			0-0 6-3		4	0	0	1	0	2	1					
Inning Stats	R: 0 E: 0 K: 0 S: 4	H: 1 LOB: 1 BB: 0 P: 4	R: 0 E: 0 K: 0 S: 2	H: 0 LOB: 2 BB: 2 P: 10	R: 0 E: 0 K: 1 S: 5	H: 0 LOB: 0 BB: 0 P: 5	R: 4 E: 1 K: 1 S: 8	H: 2 LOB: 0 BB: 1 P: 12	R: 4 E: 1 K: 0 S: 8	H: 5 LOB: 1 BB: 0 P: 8	R: 0 E: 0 K: 1 S: 5	H: 0 LOB: 0 BB: 1 P: 5	R: 0 E: 0 K: 0 S: 3	H: 0 LOB: 1 BB: 1 P: 7	R: 0 E: 0 K: 0 S: 5	H: 2 LOB: 1 BB: 0 P: 5		1B: 6 2B: 3 3B: 0 HR: 1	SF: 0 SAC: 0 DP: 1 HBP: 0	WP: 1 PB: 0 SB: 0 CS: 0	PA: 38
PITCHER Jim McGlothlin, R (1, 1) ERA: 3.72	IP: 4.0 WLS: L BF: 18 H: 3 R: 4 ER: 3 SO: 2 BB: 3 IBB: 0 HBP: 0 BLK: 0 WP: 0 HR: 1 S: 19 P: 31 ERA: 6.75 WHIP: 1.500																				
Ray Washburn, R (5, 1) ERA: 6.5	0.2	7	5	4	4	0	0	0	0	0	0	7	7	54.00	7.500						
Mel Behney, L (5, 1) ERA: 5.0	0.1	1	0	0	0	0	0	0	0	0	1	1	0.00	0.000							
Jim Maloney, R (6, 1) ERA: 9.24	3.0	12	2	1	1	1	1	0	0	0	1	0	13	17	3.00	1.000					

AB	34
R	9
H	10
RBI	9
BB	4
SO	3
LOB	13



Batter	1	2	3	4	5	6	7	8	9	AB	R	H	RBI	BB	SO	LOB	TOP					
Bobby Tolan, L OBP: 0.388, SLG: 0.475 (1, 8)										4	0	2	1	0	2	1	Cincinnati Reds @ Houston Astros Astrodome, Houston, TX Wed Sep 16 1970, 8:05 PM EDT Att: 11,376 - Dome					
Pete Rose, S OBP: 0.387, SLG: 0.479 (1, 9)										4	0	0	0	0	1	2						
Tony Perez, R OBP: 0.398, SLG: 0.596 Woody Woodward, R OBP: 0.288, SLG: 0.288 (9, 5)										4	0	1	0	0	1	0						
Johnny Bench, R OBP: 0.339, SLG: 0.594 (1, 2)										3	0	0	0	1	0	1						
Lee May, R OBP: 0.293, SLG: 0.479 (1, 3)										4	1	1	0	0	2	1						
Hal McRae, R OBP: 0.323, SLG: 0.473 Jimmy Stewart, S OBP: 0.312, SLG: 0.333 (7, 7)										3	0	0	0	0	0	1						
Tommy Helms, R OBP: 0.295, SLG: 0.272 (1, 4)										4	1	1	0	0	1	2						
Dave Concepcion, R OBP: 0.336, SLG: 0.335 (1, 6)										2	0	0	1	0	0	0						
Gary Nolan, R OBP: 0.190, SLG: 0.167 Clay Carroll, R OBP: 0.154, SLG: 0.083 (9, 1)										3	1	2	1	0	1	0						
Inning Stats	R: 0 E: 0 K: 2 S: 7	H: 0 LOB: 0 BB: 0 P: 7	R: 0 E: 0 K: 1 S: 5	H: 0 LOB: 0 BB: 0 P: 5	R: 0 E: 0 K: 1 S: 6	H: 1 LOB: 1 BB: 0 P: 6	R: 0 E: 0 K: 0 S: 3	H: 1 LOB: 0 BB: 0 P: 3	R: 3 E: 0 K: 0 S: 7	H: 4 LOB: 1 BB: 0 P: 7	R: 0 E: 0 K: 1 S: 5	H: 0 LOB: 0 BB: 0 P: 5	R: 0 E: 0 K: 0 S: 3	H: 0 LOB: 0 BB: 0 P: 3	R: 0 E: 0 K: 2 S: 7	H: 1 LOB: 0 BB: 2 P: 7		R: 0 E: 0 K: 1 S: 5	H: 0 LOB: 2 BB: 2 P: 13	1B: 6 2B: 0 3B: 1 HR: 0	SF: 1 SAC: 0 DP: 1 HBP: 0	WP: 0 PB: 0 SB: 1 CS: 1
PITCHER	IP	WLS	BF	H	R	ER	SO	BB	IBB	HBP	BLK	WP	HR	S	P	ERA	WHIP					
Wade Blasingame, L ERA: 3.06 (1, 1)	8.0	L	29	7	3	3	7	0	0	0	0	0	0	43	43	3.38	0.875					
George Culver, R ERA: 3.8 (9, 1)	1.0	S	5	0	0	0	1	2	0	0	0	0	0	5	13	0.00	2.000					

Batter	1	2	3	4	5	6	7	8	9	AB	R	H	RBI	BB	SO	LOB	BOTTOM					
Jesus Alou, R OBP: 0.337, SLG: 0.387 Norm Miller, L OBP: 0.345, SLG: 0.335 (5, PH) (6, 9)										2	0	1	0	0	0	0	Cincinnati Reds @ Houston Astros Astrodome, Houston, TX Wed Sep 16 1970, 8:05 PM EDT Att: 11,376 - Dome					
Joe Morgan, L OBP: 0.394, SLG: 0.395 (1, 4)										4	0	0	0	0	0	1						
Jimmy Wynn, R OBP: 0.399, SLG: 0.512 (1, 7)										4	1	2	1	0	0	0						
Bob Watson, R OBP: 0.319, SLG: 0.419 (1, 3)										4	1	1	0	0	1	1						
Denis Menke, R OBP: 0.389, SLG: 0.433 (1, 6)										4	0	0	0	0	2	2						
Doug Rader, R OBP: 0.320, SLG: 0.436 (1, 5)										3	0	1	0	1	0	0						
Cesar Cedeno, R OBP: 0.334, SLG: 0.441 (1, 8)										3	0	2	1	0	0	0						
Johnny Edwards, L OBP: 0.294, SLG: 0.304 (1, 2)										3	0	0	0	0	0	2						
Wade Blasingame, L ERA: 3.22 (1, 1) John Mayberry, L OBP: 0.329, SLG: 0.380 George Culver, R OBP: 0.182, SLG: 0.300 (8, PH) (9, 1)										2	0	0	0	0	1	0						
Inning Stats	R: 0 E: 0 K: 0 S: 3	H: 1 LOB: 0 BB: 0 P: 3	R: 0 E: 0 K: 1 S: 7	H: 2 LOB: 2 BB: 0 P: 7	R: 0 E: 0 K: 1 S: 5	H: 0 LOB: 0 BB: 0 P: 5	R: 1 E: 0 K: 0 S: 4	H: 2 LOB: 2 BB: 1 P: 8	R: 0 E: 0 K: 0 S: 3	H: 0 LOB: 0 BB: 0 P: 3	R: 0 E: 0 K: 1 S: 6	H: 1 LOB: 1 BB: 0 P: 6	R: 0 E: 0 K: 0 S: 3	H: 0 LOB: 0 BB: 0 P: 3	R: 0 E: 0 K: 2 S: 7	H: 0 LOB: 0 BB: 0 P: 7		R: 1 E: 0 K: 1 S: 6	H: 1 LOB: 0 BB: 0 P: 6	1B: 6 2B: 0 3B: 0 HR: 1	SF: 0 SAC: 0 DP: 1 HBP: 0	WP: 0 PB: 0 SB: 0 CS: 0
PITCHER	IP	WLS	BF	H	R	ER	SO	BB	IBB	HBP	BLK	WP	HR	S	P	ERA	WHIP					
Gary Nolan, R ERA: 3.22 (1, 1)	8.1	W	31	7	2	2	6	1	0	0	0	0	0	42	46	2.16	0.960					
Clay Carroll, R ERA: 2.64 (9, 1)	0.2	S	2	0	0	0	0	0	0	0	0	0	0	2	2	0.00	0.000					

AB	31
R	3
H	7
RBI	3
BB	2
SO	8
LOB	8



AB	32
R	2
H	7
RBI	2
BB	1
SO	6
LOB	6



Batter	1	2	3	4	5	6	7	8	9	AB	R	H	RBI	BB	SO	LOB	TOP										
Pete Rose, S OBP: 0.397, SLG: 0.482 Angel Bravo, L OBP: 0.380, SLG: 0.339	F7		4-3		4-3		2B	6-3	HR	5	2	1	2	1	0	1	Cincinnati Reds @ Atlanta Braves Atlanta Stadium, Atlanta, GA Fri Sep 18 1970, 7:05 PM EDT Att: 11,664 - Unknown										
Bobby Tolan, L OBP: 0.397, SLG: 0.475	K		1B SF8		F7		HR	G3	4-3	6	2	2	3	0	1	2											
Tony Perez, R OBP: 0.401, SLG: 0.597 Woody Woodward, R OBP: 0.287, SLG: 0.287	1B		1-3		5-3		HR	BB	1B	4	1	3	0	1	0	1											
Johnny Bench, R OBP: 0.340, SLG: 0.598	P4		SF8			P3	HR	BB		3	1	1	4	1	0	1											
Bernie Carbo, L OBP: 0.452, SLG: 0.551 Wayne Granger, R OBP: 0.100, SLG: 0.100	K		K			2B	K	P6		4	0	1	0	0	3	1											
Lee May, R OBP: 0.294, SLG: 0.477 Jimmy Stewart, S OBP: 0.312, SLG: 0.333	1B BB				4-3		P6	F8	2B 1B	3	1	0	0	2	0	1											
Tommy Helms, R OBP: 0.278, SLG: 0.302 Darrel Chaney, S OBP: 0.278, SLG: 0.302	F4				F7		P4	1B	1B	5	0	2	0	0	0	2											
Dave Concepcion, R OBP: 0.345, SLG: 0.344	1-2				L3		BB 1B		HR	5	2	4	2	0	0	0											
Tony Cloninger, R OBP: 0.190, SLG: 0.310 Ty Cline, L OBP: 0.379, SLG: 0.421 Pat Corrales, R OBP: 0.296, SLG: 0.330	K						BB 1B		K	2	0	1	0	0	1	0											
Bill Plummer, R OBP: 0.296, SLG: 0.330							F8			0	0	0	0	0	0	0											
Inning Stats	R: 0 E: 0 K: 1 S: 6	H: 1 LOB: 1 BB: 0 P: 6	R: 0 E: 0 K: 2 S: 8	H: 1 LOB: 2 BB: 1 P: 12	R: 1 E: 0 K: 1 S: 7	H: 2 LOB: 1 BB: 0 P: 7	R: 0 E: 0 K: 0 S: 3	H: 0 LOB: 0 BB: 0 P: 3	R: 0 E: 0 K: 0 S: 4	H: 1 LOB: 1 BB: 0 P: 4	R: 0 E: 0 K: 0 S: 4	H: 1 LOB: 1 BB: 0 P: 4	R: 6 E: 0 K: 1 S: 10	H: 5 LOB: 2 BB: 3 P: 22	R: 0 E: 0 K: 0 S: 4	H: 1 LOB: 2 BB: 1 P: 8	R: 4 E: 0 K: 1 S: 8	H: 3 LOB: 1 BB: 1 P: 12	1B: 9 2B: 4 3B: 0 HR: 2	SF: 1 SAC: 0 DP: 0 HBP: 0	WP: 0 PB: 0 SB: 0 CS: 0	PA: 48					
PITCHER	IP	WLS	BF	H	R	ER	SO	BB	IBB	HBP	BLK	WP	HR	S	P	ERA	WHIP										
Pat Jarvis, R ERA: 3.64	6.0	L	28	7	4	4	4	3	0	0	0	0	0	33	45	6.00	1.667										
Hoyt Wilhelm, R ERA: 3.1	0.0		3	2	3	3	0	1	0	0	0	0	1	2	6	∞	∞										
George Stone, L ERA: 3.77	2.0		10	3	0	0	1	1	0	0	0	0	0	11	15	0.00	2.000										
Don Cardwell, R ERA: 7.43	1.0		7	3	4	4	1	1	0	0	0	0	1	8	12	36.00	4.000										

Batter	1	2	3	4	5	6	7	8	9	AB	R	H	RBI	BB	SO	LOB	BOTTOM										
Felix Millan, R OBP: 0.349, SLG: 0.378	K				6-3			6-3		4	0	0	0	0	1	1	Cincinnati Reds @ Atlanta Braves Atlanta Stadium, Atlanta, GA Fri Sep 18 1970, 7:05 PM EDT Att: 11,664 - Unknown										
Mike Lum, L OBP: 0.308, SLG: 0.404	4-3				F7		2B	3-1		4	1	1	1	0	0	0											
Hank Aaron, R OBP: 0.388, SLG: 0.585 Dusty Baker Jr., R OBP: 0.467, SLG: 0.590	K				6-3		2B	BB	1B 2B	2	1	0	0	2	1	0											
Rico Carty, R OBP: 0.453, SLG: 0.588 Oscar Brown, R OBP: 0.467, SLG: 0.590	G1-4-3 BB					1B	2B	1B	2B 1B	2	0	2	2	1	0	0											
Orlando Cepeda, R OBP: 0.367, SLG: 0.555	G1-4-3					F8		P5	1B FC4-6	4	1	1	1	0	0	2											
Clete Boyer, R OBP: 0.302, SLG: 0.378	F7					F9		F8	FC4-6 1B	4	0	1	1	0	0	1											
Bob Didier, S OBP: 0.211, SLG: 0.180					F9		4-3		FC4-6	4	0	1	1	0	0	2											
Gil Garrido, R OBP: 0.292, SLG: 0.311					F9		6-3	1-3	G4-6-3	4	0	0	0	0	0	2											
Pat Jarvis, R OBP: 0.203, SLG: 0.218 Hoyt Wilhelm, R OBP: 0.231, SLG: 0.091 George Stone, L OBP: 0.308, SLG: 0.243 Ralph Garr, L OBP: 0.259, SLG: 0.259 Don Cardwell, R OBP: 0.182, SLG: 0.200	4-3					5-3 2B		4-3		2	1	1	0	0	0	0											
Inning Stats	R: 0 E: 0 K: 2 S: 7	H: 0 LOB: 0 BB: 0 P: 7	R: 0 E: 0 K: 0 S: 2	H: 0 LOB: 0 BB: 1 P: 6	R: 0 E: 0 K: 0 S: 3	H: 0 LOB: 0 BB: 0 P: 3	R: 0 E: 0 K: 0 S: 3	H: 0 LOB: 0 BB: 0 P: 3	R: 0 E: 0 K: 0 S: 4	H: 1 LOB: 1 BB: 0 P: 4	R: 3 E: 0 K: 0 S: 5	H: 3 LOB: 1 BB: 1 P: 9	R: 0 E: 0 K: 0 S: 4	H: 1 LOB: 1 BB: 0 P: 4	R: 0 E: 0 K: 0 S: 3	H: 0 LOB: 0 BB: 0 P: 3		R: 3 E: 0 K: 0 S: 5	H: 3 LOB: 1 BB: 1 P: 9	1B: 5 2B: 3 3B: 0 HR: 0	SF: 0 SAC: 0 DP: 2 HBP: 0	WP: 0 PB: 0 SB: 0 CS: 0	PA: 35				
PITCHER	IP	WLS	BF	H	R	ER	SO	BB	IBB	HBP	BLK	WP	HR	S	P	ERA	WHIP										
Tony Cloninger, R ERA: 3.97	6.0	W	22	4	3	3	2	2	0	0	0	0	0	24	32	4.50	1.000										
Wayne Granger, R ERA: 2.93	3.0	S	13	4	3	3	0	1	0	0	0	0	0	12	16	9.00	1.667										

AB	41
R	11
H	15
RBI	11
BB	6
SO	6
LOB	18



Batter	1	2	3	4	5	6	7	8	9	AB	R	H	RBI	BB	SO	LOB	TOP											
Pete Rose, S OBP: 0.388, SLG: 0.480 (1, 8)	4-0 WP BB		0-0 6-3		4-0 BB		0-0 4-3		4-0 FC1-6 BB	2	0	0	0	3	0	0	Cincinnati Reds @ Atlanta Braves Atlanta Stadium, Atlanta, GA Sat Sep 19 1970, 7:05 PM EDT Att: 11,246 - Unknown											
Dave Concepcion, R OBP: 0.338, SLG: 0.337 (1, 6)	0-3 K 1-2			0-0 1-3	0-3 K		0-0 6-3		0-0 FC1-6 BB 1-2 1B	5	1	0	0	0	2	3												
Tony Perez, R OBP: 0.401, SLG: 0.594 (1, 5)	0-0 4-3			0-0 E 1B		0-0 P4		0-0 F8	4-0 1B BB	4	1	1	0	1	0	1												
Ty Cline, L OBP: 0.379, SLG: 0.421 (9, 8)	2-3			0-0 E8 1B 1-H		0-0 WP 1B		4-0 HR BB	0-0 FC6-4 1B 2-H	4	3	3	1	1	1	1												
Johnny Bench, R OBP: 0.343, SLG: 0.599 (9, 3)	0-3 K			0-0 6-3		0-3 K		0-0 HR BB	0-0 FC6-4 1B 2-H	4	1	1	2	0	1	1												
Lee May, R OBP: 0.294, SLG: 0.480 Clay Carroll, R OBP: 0.143, SLG: 0.077 (8, 1)		0-0 4-3		0-0 6-3		0-3 K		0-0 HR BB	0-0 FC6-4 1B 1-2	4	1	1	2	0	1	1												
Hal McRae, R OBP: 0.328, SLG: 0.473 Bernie Carbo, L OBP: 0.453, SLG: 0.556 (8, 7)		0-0 6-3		1-0 HBP		0-0 1B 2-H		0-0 2B		2	0	1	1	0	0	0												
Tommy Helms, R OBP: 0.254, SLG: 0.273 (1, 4)		0-0 F7		0-0 F9		0-0 6-3		0-0 F7		4	0	0	0	0	0	3												
Bill Plummer, R Woody Woodward, R OBP: 0.287, SLG: 0.287 (8, 5)			0-3 K		0-0 6-3		0-0 G3		0-0 F8	4	0	0	0	0	1	1												
Jim McGlothlin, R OBP: 0.214, SLG: 0.222 Pat Corrales, R OBP: 0.284, SLG: 0.327 (8, 2)			0-3 K		0-0 5-3		0-0 HR		0-0 G3	3	1	1	1	0	1	0												
Inning Stats	R: 0 E: 0 K: 2 S: 7	H: 0 LOB: 1 BB: 1 P: 11	R: 0 E: 0 K: 0 S: 3	H: 0 LOB: 0 BB: 0 P: 3	R: 0 E: 0 K: 2 S: 7	H: 0 LOB: 0 BB: 0 P: 7	R: 2 E: 1 K: 0 S: 5	H: 2 LOB: 1 BB: 0 P: 6	R: 0 E: 0 K: 1 S: 5	H: 0 LOB: 0 BB: 1 P: 9	R: 1 E: 0 K: 0 S: 4	H: 2 LOB: 1 BB: 0 P: 4	R: 2 E: 0 K: 0 S: 5	H: 2 LOB: 1 BB: 1 P: 9	R: 1 E: 0 K: 0 S: 4	H: 1 LOB: 2 BB: 2 P: 12	1B: 5 2B: 1 3B: 0 HR: 2	SF: 0 SAC: 0 DP: 0 HBP: 1	WP: 2 PB: 0 SB: 0 CS: 0	PA: 41								
PITCHER	IP	WLS	BF	H	R	ER	SO	BB	IBB	HBP	BLK	WP	HR	S	P	ERA	WHIP											
Steve Barber, L ERA: 4.8	(1, 1)	7.0	L	29	5	4	2	6	2	0	1	0	2	1	38	47	2.57	1.000										
Rick Kester, R ERA: 6.07	(8, 1)	2.0		12	3	3	3	0	3	0	0	0	0	1	9	21	13.50	3.000										

Batter	1	2	3	4	5	6	7	8	9	AB	R	H	RBI	BB	SO	LOB	BOTTOM											
Felix Millan, R OBP: 0.346, SLG: 0.375 (1, 4)	0-0 F7		0-0 FC6-4 BB FC1-2 1-2 2-3		0-0 6-3		0-0 5-3		0-0 F9	5	0	0	0	0	0	5	Cincinnati Reds @ Atlanta Braves Atlanta Stadium, Atlanta, GA Sat Sep 19 1970, 7:05 PM EDT Att: 11,246 - Unknown											
Ralph Garr, L OBP: 0.286, SLG: 0.288 (1, 9)	0-0 S 1B		0-0 FC1-2 BB 1-2 3-H		0-0 5-3		0-0 S 1B 2-H 3-H		0-0 1B 1-2	5	1	3	2	0	0	2												
Darrell Evans, L OBP: 0.522, SLG: 0.526 (1, 5)	0-0 G6-4-3 1B 1-H		0-0 FC6-4 BB 1-2 2-3		0-0 F7		0-0 K 1-2		0-0 1B 1-3 2-H	4	0	2	2	1	1	1												
Rico Carty, R OBP: 0.453, SLG: 0.587 Oscar Brown, R OBP: 0.457, SLG: 0.575 (9, 7)	0-0 G6-4-3 1-2		0-0 FC6-4 1-2		0-0 1B 1B		0-0 FC6-4 1B		0-0 6-3	4	0	2	0	0	0	4												
Orlando Cepeda, R OBP: 0.368, SLG: 0.554 (1, 3)		0-0 4-3		4-0 BB BB		0-0 G4-6-3 1B		0-0 P4		3	0	1	0	1	0	1												
Dusty Baker Jr., R (1, 8)		0-3 K		4-0 G3-6-3 BB		0-0 G4-6-3 1-2		0-0 FC6-4 1-2		3	0	0	0	1	1	3												
Bob Didier, S OBP: 0.206, SLG: 0.175 (1, 2)		0-0 4-3		0-0 F7		0-0 F8		0-0 4-3		4	0	0	0	0	0	3												
Gil Garrido, R OBP: 0.291, SLG: 0.310 (1, 6)			0-0 FC6-4 FC1-2 1B		0-0 G3-6-3 1-2		0-0 E6 2B 1B		0-0 6-3	4	1	1	0	0	0	2												
Steve Barber, L OBP: 0.500, SLG: 0.500 Earl Williams, R OBP: 0.250, SLG: 0.429 Rick Kester, R Hal King, L OBP: 0.365, SLG: 0.467 (8, 1)			0-0 FC6-4 1B		0-3 K		0-0 1B 2B		0-0 1B 1B	2	0	1	0	0	1	0												
Inning Stats	R: 1 E: 0 K: 0 S: 4	H: 2 LOB: 0 BB: 0 P: 4	R: 0 E: 0 K: 1 S: 5	H: 0 LOB: 0 BB: 0 P: 5	R: 0 E: 0 K: 0 S: 5	H: 2 LOB: 3 BB: 1 P: 9	R: 0 E: 0 K: 0 S: 2	H: 0 LOB: 1 BB: 2 P: 10	R: 0 E: 0 K: 1 S: 5	H: 0 LOB: 0 BB: 0 P: 5	R: 0 E: 0 K: 0 S: 4	H: 2 LOB: 1 BB: 0 P: 4	R: 2 E: 1 K: 1 S: 8	H: 2 LOB: 1 BB: 0 P: 8	R: 0 E: 0 K: 0 S: 4	H: 1 LOB: 1 BB: 0 P: 4		R: 1 E: 0 K: 0 S: 6	H: 3 LOB: 2 BB: 0 P: 6	1B: 11 2B: 1 3B: 0 HR: 0	SF: 0 SAC: 0 DP: 3 HBP: 0	WP: 0 PB: 0 SB: 2 CS: 0	PA: 40					
PITCHER	IP	WLS	BF	H	R	ER	SO	BB	IBB	HBP	BLK	WP	HR	S	P	ERA	WHIP											
Jim McGlothlin, R ERA: 3.63	(1, 1)	7.0	W	30	8	3	1	3	3	0	0	0	0	0	10	33	1.29	1.571										
Clay Carroll, R ERA: 2.66	(8, 1)	2.0	S	10	4	1	1	0	0	0	0	0	0	10	10	4.50	2.000											



Batter	1	2	3	4	5	6	7	8	9	AB	R	H	RBI	BB	SO	LOB	TOP			
Pete Rose, S OBP: 0.388, SLG: 0.478 Mel Behney, L (7, 1) Wayne Granger, R OBP: 0.100, SLG: 0.100 (8, 1)	4-0 2B 1B BB	0-0 4-3	0-0 4-3		0-0 G3		0-0 F8			3	1	0	0	1	0	1	Cincinnati Reds @ Atlanta Braves Atlanta Stadium, Atlanta, GA Sun Sep 20 1970, 3:33 AM EDT Att: 9,922 - Unknown			
Ty Cline, L OBP: 0.386, SLG: 0.433 (1, 8)	0-0 1B 2B	4-0 CS BB			0-0 L4			0-3 K		3	1	1	0	1	1	0				
Bernie Carbo, L OBP: 0.449, SLG: 0.549 (1, 7)	0-3 K	0-0 L 1-2	0-0 6-3		0-3 K			0-0 6-3		5	0	0	0	0	2	4				
Johnny Bench, R OBP: 0.343, SLG: 0.597 Woody Woodward, R OBP: 0.296, SLG: 0.289 (6, 3)	4-0 FC5-4 1B IBB		0-3 K		0-0 F8			0-0 6-3		2	0	0	0	1	1	0				
Hal McRae, R OBP: 0.327, SLG: 0.468 (1, 5)	0-0 FC5-4 1-2 2-H 3-H 1B		0-0 F9		0-0 P6			0-3 K		4	0	1	2	0	1	0				
Dave Concepcion, R OBP: 0.333, SLG: 0.332 (1, 6)	0-0 FC5-4 HBP 1-2 2-3		0-0 6-3		0-0 F9			0-0 L4		4	0	0	0	0	0	2				
Bill Plummer, R OBP: 0.222, SLG: 0.125 (1, 2)	1-0 1-2 HBP		0-0 F3		0-0 F8			0-0 K		3	0	1	0	0	0	0				
Darrel Chaney, S OBP: 0.266, SLG: 0.289 (1, 4)	0-3 K		0-0 4-3		0-0 G3			0-3 K		4	0	0	0	0	2	4				
Jim Maloney, L (1, 1) Angel Bravo, L OBP: 0.375, SLG: 0.333 Ray Washburn, R (5, 1) Jimmy Stewart, S OBP: 0.318, SLG: 0.340 (7, 9)		0-0 3-1			0-0 4-3					1	0	0	0	0	0	0				
Inning Stats	R: 2 E: 0 K: 2 S: 9	H: 2 LOB: 3 BB: 2 P: 18	R: 0 E: 0 K: 0 S: 2	H: 0 LOB: 0 BB: 1 P: 6	R: 0 E: 0 K: 1 S: 5	H: 0 LOB: 0 BB: 0 P: 5	R: 0 E: 0 K: 0 S: 3	H: 0 LOB: 0 BB: 0 P: 3	R: 0 E: 0 K: 0 S: 3	H: 0 LOB: 0 BB: 0 P: 3	R: 0 E: 0 K: 0 S: 4	H: 1 LOB: 1 BB: 0 P: 4	R: 0 E: 0 K: 1 S: 5	H: 0 LOB: 0 BB: 0 P: 5	R: 0 E: 0 K: 2 S: 8	H: 1 LOB: 1 BB: 0 P: 8		1B: 3 2B: 1 3B: 0 HR: 0	SF: 0 SAC: 0 DP: 0 HBP: 1	WP: 0 PB: 0 SB: 0 CS: 1
PITCHER Ron Reed, R ERA: 4.37 (1, 1)	IP: 9.0 WLS: W BF: 36 H: 4 R: 2 ER: 2 SO: 7 BB: 2 IBB: 1 HBP: 1 BLK: 0 WP: 0 HR: 0 S: 45 P: 58 ERA: 2.00 WHIP: 0.667															PITCHER				

Batter	1	2	3	4	5	6	7	8	9	AB	R	H	RBI	BB	SO	LOB	BOTTOM			
Ralph Garr, L OBP: 0.324, SLG: 0.344 (1, 8)	0-0 BB 1B SF8	0-0 BB 2B SF9		0-0 E S FC 1B	0-0 P6	0-0 G1-6-3 1B				5	3	4	2	0	0	0	Cincinnati Reds @ Atlanta Braves Atlanta Stadium, Atlanta, GA Sun Sep 20 1970, 3:33 AM EDT Att: 9,922 - Unknown			
Felix Milan, R OBP: 0.346, SLG: 0.379 (1, 4)	0-0 G5-3 1-2 1B	0-0 6-3		0-0 1-3	0-0 1B	0-0 G1-6-3 1-2 3B				5	1	2	0	0	0	4				
Darrell Evans, L OBP: 0.536, SLG: 0.500 Clete Boyer, R OBP: 0.302, SLG: 0.378 (8, 5)	4-0 1-2 2-3 BB	4-0 SF9 BB BB		0-0 FC HBP BB HBP 3-H	0-0 1B 1B	0-0 P6				3	2	1	2	2	0	0				
Rico Carty, R OBP: 0.453, SLG: 0.587 Dusty Baker Jr., R (5, PR) (6, 7)	0-0 SF8	4-0 FC3-6 BB		0-0 F9	0-0 BB 1B 1B	0-0 P6				2	0	1	2	1	0	1				
Orlando Cepeda, R OBP: 0.368, SLG: 0.553 Earl Williams, R OBP: 0.300, SLG: 0.444 (6, 3)	0-0 G5-3 2-3 3-H	0-0 SF9		1-0 BB HBP HBP 1-2	0-0 BB BB 1B	0-0 L8				1	0	0	1	0	0	2				
Oscar Brown, R OBP: 0.471, SLG: 0.548 (1, 9)		0-0 BB FC3-6		1-0 BB HBP 1-2 2-3	4-0 BB BB	0-0 L4				2	1	0	0	2	0	3				
Bob Didier, S OBP: 0.218, SLG: 0.178 (1, 2)		0-0 BB 1B 2B 1B	0-0 4-3	4-0 1-2 2-3 3-H BB	4-0 BB BB	0-0 F9				3	1	1	2	2	0	0				
Gil Garrido, R OBP: 0.290, SLG: 0.308 (1, 6)		0-0 BB 2B 1B	0-0 F7	0-0 F3	0-0 F9	0-0 6-3				5	1	1	0	0	0	6				
Ron Reed, R OBP: 0.119, SLG: 0.122 (1, 1)		4-0 2B BB BB	0-3 K		0-0 6-3	0-0 F9				4	1	0	1	1	1	0				
Inning Stats	R: 1 E: 0 K: 0 S: 4	H: 2 LOB: 1 BB: 1 P: 8	R: 5 E: 0 K: 0 S: 6	H: 3 LOB: 2 BB: 4 P: 22	R: 0 E: 0 K: 1 S: 5	H: 0 LOB: 0 BB: 0 P: 5	R: 2 E: 0 K: 0 S: 5	H: 1 LOB: 3 BB: 1 P: 11	R: 3 E: 0 K: 0 S: 7	H: 4 LOB: 3 BB: 2 P: 15	R: 0 E: 0 K: 0 S: 3	H: 1 LOB: 0 BB: 1 P: 3	R: 0 E: 0 K: 0 S: 3	H: 0 LOB: 0 BB: 0 P: 7	R: 0 E: 0 K: 0 S: 3	H: 0 LOB: 0 BB: 0 P: 3		1B: 9 2B: 1 3B: 1 HR: 0	SF: 2 SAC: 0 DP: 2 HBP: 2	WP: 0 PB: 0 SB: 1 CS: 0
PITCHER Jim Maloney, R ERA: 11.34 Ray Washburn, R ERA: 7.11 Mel Behney, L ERA: 4.5 Wayne Granger, R ERA: 2.9	IP: 4.0 WLS: L BF: 26 H: 5 R: 3 ER: 3 SO: 0 BB: 2 IBB: 0 HBP: 0 BLK: 0 WP: 0 HR: 0 S: 20 P: 46 ERA: 18.00 WHIP: 3.000															PITCHER				



Batter	1	2	3	4	5	6	7	8	9	AB	R	H	RBI	BB	SO	LOB	TOP										
Cesar Cedeno, R OBP: 0.335, SLG: 0.436 (1, 8)	0-0 6-3		0-0 FC4-6 1B			0-0 1B		0-3 K		4	0	2	0	0	1	1	Houston Astros @ Cincinnati Reds Riverfront Stadium, Cincinnati, OH Mon Sep 21 1970, 7:05 PM EDT Att: 10,659 - Unknown										
Norm Miller, L OBP: 0.335, SLG: 0.317 (1, 9)	0-0 P3		0-0 FC4-6 1-2			0-3 K 1-2		0-0 4-3		4	0	0	0	0	1	3											
Jimmy Wynn, R OBP: 0.397, SLG: 0.503 (1, 7)	0-3 K			0-0 L7		4-0 BB		0-0 L7		3	0	0	0	1	1	0											
Bob Watson, R OBP: 0.315, SLG: 0.415 (1, 3)		0-0 FC6-4 1B		0-0 L7		0-0 6-3		0-3 K		4	0	1	0	0	1	2											
Denis Menke, R OBP: 0.393, SLG: 0.440 (8, 6)		0-3 K		4-0 CS BB			0-0 6-3		0-0 F8	3	0	0	0	1	1	1											
Doug Radler, R OBP: 0.318, SLG: 0.429 (1, 5)		0-3 K		0-0 CS 1-2	0-0 5-3		0-0 6-3			3	0	0	0	0	1	1											
Larry Howard, R OBP: 0.380, SLG: 0.484 (1, 2)		0-0 FC6-4 1-2			0-3 K		0-3 K			3	0	0	0	0	2	1											
Hector Torres, R OBP: 0.302, SLG: 0.316 (8, PH)			0-0 F7		0-3 K			0-0 2B		2	0	0	0	0	1	0											
Joe Morgan, L OBP: 0.300, SLG: 0.388 (8, 4)										1	0	1	0	0	0	0											
Ken Forsch, R (1, 1)			0-3 K			0-3 K		0-3 K		1	0	0	0	0	1	0											
Jim Ray, R OBP: 0.192, SLG: 0.192 (8, PH)										1	0	0	0	0	1	0											
Keith Lampard, L OBP: 0.276, SLG: 0.357 (8, 1)										1	0	0	0	0	1	1											
Fred Gladding, L (8, 1)										0	0	0	0	0	0	0											
Inning Stats	R: 0 E: 0 K: 1 S: 5	H: 0 LOB: 0 BB: 0 P: 5	R: 0 E: 0 K: 2 S: 8	H: 1 LOB: 1 BB: 0 P: 8	R: 0 E: 0 K: 1 S: 6	H: 1 LOB: 1 BB: 0 P: 6	R: 0 E: 0 K: 0 S: 2	H: 0 LOB: 0 BB: 1 P: 6	R: 0 E: 0 K: 2 S: 7	H: 0 LOB: 0 BB: 0 P: 7	R: 0 E: 0 K: 1 S: 5	H: 0 LOB: 0 BB: 0 P: 5	R: 0 E: 0 K: 2 S: 8	H: 1 LOB: 1 BB: 0 P: 8	R: 0 E: 0 K: 1 S: 5	H: 0 LOB: 0 BB: 0 P: 5	1B: 3 2B: 1 3B: 0 HR: 0	SF: 0 SAC: 0 DP: 0 HBP: 0	WP: 0 PB: 0 SB: 1 CS: 1	PA: 33							
PITCHER	IP	WLS	BF	H	R	ER	SO	BB	IBB	HBP	BLK	WP	HR	S	P	ERA	WHIP										
Don Gullett, L ERA: 2.5 (1, 1)	5.0	W	17	2	0	0	6	1	0	0	0	0	0	28	32	0.00	0.600										
Clay Carroll, R ERA: 2.53 (6, 1)	2.0		8	1	0	0	3	1	0	0	0	0	0	13	17	0.00	1.000										
Wayne Granger, R ERA: 2.82 (8, 1)	2.0	S	7	1	0	0	3	0	0	0	0	0	0	13	13	0.00	0.500										

AB	30
R	0
H	4
RBI	0
BB	2
SO	12
LOB	10



Batter	1	2	3	4	5	6	7	8	9	AB	R	H	RBI	BB	SO	LOB	BOTTOM										
Bobby Tolan, L OBP: 0.388, SLG: 0.477 (1, 8)	0-0 L4	0-0 1B 2B			0-0 CS 1B		0-0 P6			4	0	2	1	0	0	1	Houston Astros @ Cincinnati Reds Riverfront Stadium, Cincinnati, OH Mon Sep 21 1970, 7:05 PM EDT Att: 10,659 - Unknown										
Pete Rose, S OBP: 0.388, SLG: 0.478 (1, 9)	0-0 F9	0-0 1B 2-H			0-3 K 1-2			0-0 SH1-3 E 1B		4	1	2	0	0	1	1											
Bernie Carbo, L OBP: 0.449, SLG: 0.549 (1, 7)			0-0 4-1		0-0 L5			0-0 SH1-3 1-2		2	0	1	0	0	0	0											
Ty Cline, L OBP: 0.380, SLG: 0.426 (4, 7)	0-0 1B 1B							0-0 SH1-3 1-2		1	0	0	0	0	0	0											
Johnny Bench, R OBP: 0.344, SLG: 0.596 (1, 2)	0-0 1B 1-2		4-0 BB			0-0 P6		0-0 4-3 2-3		3	0	1	0	1	0	1											
Tony Perez, R OBP: 0.402, SLG: 0.593 (1, 5)	0-0 1B		0-0 P4			0-0 6-3		4-0 E IBB		3	0	1	0	1	0	1											
Woody Woodward, R OBP: 0.286, SLG: 0.286 (8, PR)	1-2 2-3 1B		0-0 P4			0-0 6-3		0-0 E5 1-2 3-H		0	0	0	0	0	0	0											
Lee May, R OBP: 0.292, SLG: 0.477 (1, 3)	0-3 K		0-0 P4			0-0 6-3		0-0 P6 3-H		4	0	0	0	0	1	5											
Tommy Helms, R OBP: 0.256, SLG: 0.274 (1, 4)		0-0 6-3 4-3 2B 1B		0-0 6-3		0-0 FC2-6 1B		0-0 P6		4	1	2	0	0	0	2											
Dave Concepcion, R OBP: 0.330, SLG: 0.328 (1, 6)		0-0 4-3 1-2		0-0 F9		0-0 FC2-6 FC4-6 1-2				3	0	0	0	0	0	2											
Don Gullett, R OBP: 0.222, SLG: 0.294 (1, 1)		0-0 6-3		0-0 1-4-3		0-0 FC4-6 1-2				2	0	0	0	0	0	1											
Clay Carroll, R OBP: 0.143, SLG: 0.077 (6, 1)										0	0	0	0	0	0	0											
Jimmy Stewart, S OBP: 0.315, SLG: 0.337 (7, PH)										1	0	0	0	0	0	1											
Wayne Granger, R OBP: 0.100, SLG: 0.100 (8, 1)										0	0	0	0	0	0	0											
Inning Stats	R: 0 E: 0 K: 1 S: 8	H: 3 LOB: 3 BB: 0 P: 8	R: 1 E: 0 K: 0 S: 5	H: 3 LOB: 2 BB: 0 P: 5	R: 0 E: 0 K: 0 S: 3	H: 0 LOB: 1 BB: 1 P: 7	R: 0 E: 0 K: 0 S: 3	H: 0 LOB: 0 BB: 0 P: 3	R: 0 E: 0 K: 1 S: 5	H: 1 LOB: 0 BB: 0 P: 5	R: 0 E: 0 K: 0 S: 3	H: 0 LOB: 0 BB: 0 P: 3	R: 0 E: 0 K: 0 S: 4	H: 1 LOB: 1 BB: 0 P: 4	R: 1 E: 1 K: 0 S: 5	H: 1 LOB: 2 BB: 1 P: 9	1B: 8 2B: 1 3B: 0 HR: 0	SF: 0 SAC: 1 DP: 0 HBP: 0	WP: 0 PB: 0 SB: 0 CS: 1	PA: 34							
PITCHER	IP	WLS	BF	H	R	ER	SO	BB	IBB	HBP	BLK	WP	HR	S	P	ERA	WHIP										
Ken Forsch, R ERA: 5.63 (1, 1)	2.0	L	11	6	1	1	1	0	0	0	0	0	0	13	13	4.50	3.000										
Jim Ray, R ERA: 3.43 (3, 1)	5.0		17	2	0	0	1	1	0	0	0	0	0	18	22	0.00	0.600										
Fred Gladding, R ERA: 3.93 (8, 1)	1.0		6	1	1	0	0	0	1	0	0	0	0	5	9	0.00	1.000										



Batter	1	2	3	4	5	6	7	8	9	AB	R	H	RBI	BB	SO	LOB	TOP										
Cesar Cedeno, R OBP: 0.330, SLG: 0.429	F2		P4		5-3		6-3		K	5	0	0	0	0	1	0	Houston Astros @ Cincinnati Reds Riverfront Stadium, Cincinnati, OH Tue Sep 22 1970, 7:05 PM EDT Att: 11,975 - Unknown										
Joe Morgan, L OBP: 0.388, SLG: 0.392	F8		P6		HR		K		4-3	5	1	1	1	0	1	0											
Jimmy Wynn, R OBP: 0.398, SLG: 0.503	BB		K		F9				HR	4	1	2	0	0	1	0											
Bob Watson, R OBP: 0.317, SLG: 0.424	1B				E5		P4		HR	3	2	1	2	1	0	0											
Doug Rader, R OBP: 0.318, SLG: 0.428	4-3				1B		F9		F7	4	0	1	1	0	0	2											
Norm Miller, L OBP: 0.333, SLG: 0.312					F9		4-3		4-3	3	1	0	0	1	0	1											
Larry Howard, R OBP: 0.400, SLG: 0.493					6-3				FC5-4	3	0	2	1	1	0	0											
Marty Martinez, S OBP: 0.265, SLG: 0.240					6-3		P6		FC5-4	4	0	0	0	0	0	4											
Wade Blasingame, L OBP: 0.174, SLG: 0.286					F2				F8	2	0	0	0	0	0	2											
George Culver, R OBP: 0.226, SLG: 0.471					4-3					1	0	0	0	0	1	0											
Ron Cook, L OBP: 0.226, SLG: 0.471										0	0	0	0	0	0	0											
Fred Gladding, R OBP: 0.226, SLG: 0.471										0	0	0	0	0	0	0											
Denny Lemaster, R OBP: 0.226, SLG: 0.471										0	0	0	0	0	0	0											
Cesar Geronimo, L OBP: 0.276, SLG: 0.231										1	0	0	0	0	0	0											
Inning Stats	R: 0 E: 0 K: 0 S: 4	H: 1 LOB: 2 BB: 1 P: 8	R: 1 E: 0 K: 0 S: 3	H: 0 LOB: 0 BB: 1 P: 7	R: 0 E: 0 K: 1 S: 5	H: 0 LOB: 0 BB: 0 P: 5	R: 1 E: 1 K: 0 S: 6	H: 2 LOB: 2 BB: 0 P: 6	R: 1 E: 0 K: 0 S: 4	H: 1 LOB: 0 BB: 0 P: 4	R: 0 E: 0 K: 0 S: 3	H: 0 LOB: 1 BB: 1 P: 7	R: 0 E: 0 K: 2 S: 7	H: 0 LOB: 0 BB: 0 P: 7	R: 2 E: 0 K: 0 S: 6	H: 3 LOB: 1 BB: 0 P: 6	R: 0 E: 0 K: 1 S: 5	H: 0 LOB: 0 BB: 0 P: 5	1B: 5 2B: 0 3B: 0 HR: 2	SF: 0 SAC: 0 DP: 0 HBP: 0	WP: 0 PB: 0 SB: 1 CS: 0	PA: 38					
PITCHER	IP	WLS	BF	H	R	ER	SO	BB	IBB	HBP	BLK	WP	HR	S	P	ERA	WHIP										
Gary Nolan, R ERA: 3.18	6.0		26	4	3	1	1	3	0	0	0	0	1	25	37	1.50	1.167										
Mitt Wilcox, R ERA: 2.66	2.0	W	9	3	2	2	2	0	0	0	0	0	1	13	13	9.00	1.500										
Wayne Granger, R ERA: 2.79	1.0	S	3	0	0	0	1	0	0	0	0	0	0	5	5	0.00	0.000										

AB	35
R	5
H	7
RBI	5
BB	3
SO	4
LOB	9



Batter	1	2	3	4	5	6	7	8	9	AB	R	H	RBI	BB	SO	LOB	BOTTOM										
Bobby Tolan, L OBP: 0.387, SLG: 0.476	F7		F7					SF7		3	0	1	1	0	0	0	Houston Astros @ Cincinnati Reds Riverfront Stadium, Cincinnati, OH Tue Sep 22 1970, 7:05 PM EDT Att: 11,975 - Unknown										
Pete Rose, S OBP: 0.390, SLG: 0.479	1-3				G5-4-3			BB		3	1	2	0	1	0	0											
Tony Perez, R OBP: 0.399, SLG: 0.589	5-3				F7		K		F3	4	0	0	0	0	1	6											
Johnny Bench, R OBP: 0.345, SLG: 0.595					F9		G5-4-3		BB	4	1	2	1	0	0	1											
Lee May, R OBP: 0.295, SLG: 0.480									BB	3	0	2	1	1	0	0											
Darrel Chaney, S OBP: 0.266, SLG: 0.289									BB	0	1	0	0	0	0	0											
Hal McRae, R OBP: 0.322, SLG: 0.459									BB	3	0	0	0	0	0	2											
Ty Cline, L OBP: 0.389, SLG: 0.426									BB	0	0	0	1	1	0	0											
Wayne Granger, R OBP: 0.100, SLG: 0.100									BB	0	0	0	0	0	0	0											
Tommy Helms, R OBP: 0.258, SLG: 0.275									BB	3	1	1	2	1	0	1											
Dave Concepcion, R OBP: 0.332, SLG: 0.328									BB	3	1	1	0	0	0	2											
Gary Nolan, R OBP: 0.188, SLG: 0.165									BB	1	0	0	0	0	0	0											
Frank Duffy, R OBP: 0.230, SLG: 0.286									BB	0	0	0	0	0	0	0											
Angel Bravy, L OBP: 0.230, SLG: 0.286									BB	1	0	0	0	0	0	1											
Mitt Wilcox, R OBP: 0.226, SLG: 0.471									BB	0	0	0	0	0	0	0											
Bernie Carbo, L OBP: 0.450, SLG: 0.549									BB	0	1	0	0	0	0	0											
Inning Stats	R: 0 E: 0 K: 0 S: 3	H: 0 LOB: 0 BB: 0 P: 3	R: 0 E: 0 K: 0 S: 4	H: 1 LOB: 1 BB: 0 P: 4	R: 0 E: 0 K: 0 S: 3	H: 0 LOB: 0 BB: 0 P: 3	R: 0 E: 0 K: 0 S: 3	H: 1 LOB: 0 BB: 0 P: 3	R: 0 E: 0 K: 1 S: 7	H: 3 LOB: 2 BB: 0 P: 7	R: 0 E: 0 K: 0 S: 3	H: 1 LOB: 0 BB: 0 P: 3	R: 6 E: 0 K: 0 S: 5	H: 2 LOB: 5 BB: 5 P: 26	R: 6 E: 0 K: 0 S: 5	H: 2 LOB: 2 BB: 3 HR: 0	SF: 1 SAC: 0 DP: 3 HBP: 1	WP: 0 PB: 0 SB: 0 CS: 0	PA: 35								
PITCHER	IP	WLS	BF	H	R	ER	SO	BB	IBB	HBP	BLK	WP	HR	S	P	ERA	WHIP										
Wade Blasingame, L ERA: 2.84	5.0		17	4	0	0	0	0	0	0	0	0	0	17	17	0.00	0.800										
George Culver, R ERA: 3.95	2.0		9	3	2	2	1	1	0	1	0	0	0	9	14	9.00	2.000										
Ron Cook, L ERA: 3.78	0.1		3	0	0	0	0	2	0	0	0	0	0	1	9	0.00	6.000										
Fred Gladding, R ERA: 4.19	0.1	L	5	2	4	4	0	2	0	0	0	0	0	3	11	108.00	12.000										
Denny Lemaster, L ERA: 4.68	0.1		1	0	0	0	0	0	0	0	0	0	0	1	1	0.00	0.000										

AB	28
R	6
H	9
RBI	6
BB	5
SO	1
LOB	13



Batter	1	2	3	4	5	6	7	8	9	AB	R	H	RBI	BB	SO	LOB	TOP																	
Cesar Cedeno, R OBP: 0.331, SLG: 0.430 (1, 8)										4	0	1	0	0	0	5																		
Joe Morgan, L OBP: 0.388, SLG: 0.394 (1, 4)										5	0	2	0	0	0	4																		
Jimmy Wynn, R OBP: 0.395, SLG: 0.498 (1, 7)										5	0	0	0	0	0	4																		
Bob Watson, R OBP: 0.322, SLG: 0.434 Fred Gladding, L (8, 1)										2	1	1	1	2	0	0																		
Denis Menke, R OBP: 0.392, SLG: 0.439 (1, 6)										4	0	1	0	0	0	3																		
Doug Rader, R OBP: 0.321, SLG: 0.434 (1, 5)										4	1	3	0	0	0	0																		
Norm Miller, L OBP: 0.336, SLG: 0.316 (1, 9)										4	0	2	0	0	0	2																		
Larry Howard, R OBP: 0.392, SLG: 0.479 (1, 2)										4	0	1	1	0	2	1																		
Jack Billingham, R OBP: 0.150, SLG: 0.089 Buddy Harris, R (2, 1)										0	0	0	0	1	0	0																		
Cesar Geronimo, L OBP: 0.300, SLG: 0.259 (7, PH)										1	0	0	0	0	0	2																		
Ron Cook, L OBP: 0.278, SLG: 0.471 John Mayberry, L OBP: 0.327, SLG: 0.378 (8, 3)										1	0	0	0	0	0	0																		
										1	0	0	0	0	0	0																		
Inning Stats	R: 0 E: 0 K: 0 S: 4	H: 1 LOB: 2 BB: 1 P: 8	R: 0 E: 0 K: 1 S: 6	H: 2 LOB: 2 BB: 1 P: 10	R: 0 E: 0 K: 0 S: 3	H: 1 LOB: 1 BB: 1 P: 7	R: 1 E: 0 K: 0 S: 6	H: 3 LOB: 2 BB: 0 P: 6	R: 0 E: 0 K: 0 S: 3	H: 0 LOB: 0 BB: 0 P: 3	R: 0 E: 0 K: 0 S: 3	H: 0 LOB: 0 BB: 0 P: 3	R: 0 E: 0 K: 0 S: 3	H: 1 LOB: 0 BB: 0 P: 3	R: 1 E: 0 K: 0 S: 5	H: 3 LOB: 1 BB: 0 P: 5	R: 0 E: 0 K: 1 S: 6	H: 1 LOB: 2 BB: 0 P: 7	1B: 7 2B: 5 3B: 0 HR: 1	SF: 0 SAC: 0 DP: 3 HBP: 1	WP: 0 PB: 0 SB: 0 CS: 0	PA: 39												
PITCHER	IP WLS BF H R ER SO BB IBB HBP BLK WP HR S P ERA WHIP																																	
Tony Cloninger, R ERA: 3.89 Clay Carroll, R ERA: 2.98	(1, 1) (8, 1)	7.1 S	32 7	10 2	2 0	2 0	1 1	3 0	0 0	0 1	0 0	0 8	43 9	2.46 0.00	1.773 1.200																			

Houston Astros @ Cincinnati Reds
Riverfront Stadium, Cincinnati, OH
Wed Sep 23 1970, 7:05 PM EDT
Att: 11,845 - Unknown

AB 35
R 2
H 12
RBI 2
BB 3
SO 2
LOB 21



Batter	1	2	3	4	5	6	7	8	9	AB	R	H	RBI	BB	SO	LOB	BOTTOM																	
Pete Rose, S OBP: 0.391, SLG: 0.481 (1, 9)										4	1	2	0	0	0	0																		
Ty Cline, L OBP: 0.382, SLG: 0.406 (1, 7)										3	0	0	0	1	0	2																		
Bobby Tolan, L OBP: 0.384, SLG: 0.473 (1, 8)										4	0	0	1	0	0	3																		
Tony Perez, R OBP: 0.400, SLG: 0.593 (1, 3)										4	1	2	1	0	0	0																		
Jimmy Stewart, S OBP: 0.322, SLG: 0.343 (1, 5)										4	1	2	0	0	0	2																		
Pat Corrales, R OBP: 0.292, SLG: 0.333 (1, 2)										4	1	1	0	0	0	1																		
Woody Woodward, R OBP: 0.286, SLG: 0.286 (1, 4)										3	0	1	1	0	0	0																		
Frank Duffy, R OBP: 0.250, SLG: 0.364 (1, 6)										4	0	1	0	0	1	2																		
Tony Cloninger, R OBP: 0.222, SLG: 0.400 Clay Carroll, R OBP: 0.133, SLG: 0.071 (8, 1)										3	2	2	2	0	0	0																		
										1	0	0	0	0	0	1																		
Inning Stats	R: 1 E: 0 K: 0 S: 4	H: 1 LOB: 0 BB: 0 P: 4	R: 3 E: 1 K: 0 S: 8	H: 4 LOB: 0 BB: 0 P: 8	R: 1 E: 0 K: 1 S: 7	H: 2 LOB: 1 BB: 0 P: 7	R: 0 E: 0 K: 0 S: 3	H: 0 LOB: 0 BB: 0 P: 3	R: 0 E: 0 K: 0 S: 4	H: 1 LOB: 1 BB: 0 P: 4	R: 1 E: 0 K: 0 S: 4	H: 1 LOB: 0 BB: 0 P: 4	R: 0 E: 0 K: 0 S: 3	H: 1 LOB: 1 BB: 1 P: 7	R: 0 E: 0 K: 0 S: 4	H: 1 LOB: 1 BB: 0 P: 4	R: 0 E: 0 K: 0 S: 4	H: 1 LOB: 1 BB: 0 P: 4	1B: 6 2B: 3 3B: 0 HR: 2	SF: 1 SAC: 0 DP: 0 HBP: 0	WP: 1 PB: 0 SB: 0 CS: 2	PA: 36												
PITCHER	IP WLS BF H R ER SO BB IBB HBP BLK WP HR S P ERA WHIP																																	
Jack Billingham, R ERA: 4.18 Buddy Harris, R ERA: 5.69 Ron Cook, L ERA: 3.73 Fred Gladding, R ERA: 4.12	(1, 1) (2, 1) (7, 1) (8, 1)	1.2 4.1 1.0 1.0	L 17	11 4	2 2	2 0	1 0	0 1	0 0	0 0	0 0	2 3	19 7	4.15 0.00	0.923 2.000																			

Houston Astros @ Cincinnati Reds
Riverfront Stadium, Cincinnati, OH
Wed Sep 23 1970, 7:05 PM EDT
Att: 11,845 - Unknown

AB 34
R 6
H 11
RBI 5
BB 1
SO 1
LOB 11



Batter	1	2	3	4	5	6	7	8	9	AB R H RBI BB SO LOB	TOP												
Maury Wills, S OBP: 0.330, SLG: 0.314 (1, 6)	0-0 6-3		0-0 1B		0-0 G3		0-0 6-3		0-0 1-3 E 2B 1B	5 1 2 0 0 0 1	Los Angeles Dodgers @ Cincinnati Reds Riverfront Stadium, Cincinnati, OH Fri Sep 25 1970, 7:05 PM EDT Att: 35,069 - Unknown livebaseballscorecards.com												
Manny Mota, R OBP: 0.367, SLG: 0.374 (1, 9) (8, 7)	0-0 F9		0-3 K		0-3 K		0-0 1B E 1B		0-0 E4 1-3 2B	5 2 1 1 0 2 2													
Willie Davis, L OBP: 0.343, SLG: 0.450 (1, 8)	0-0 2B		0-0 1-3 1B		0-0 4-3		0-0 1-3 E 1B		0-0 F5	5 1 3 0 0 0 2													
Wes Parker, S OBP: 0.391, SLG: 0.460 (1, 3)	0-0 G3		0-3 K			0-0 6-3	0-0 E5		0-0 1-3	5 0 0 0 0 1 5													
Tom Haller, L OBP: 0.355, SLG: 0.475 (1, 2)		0-0 5-3 1B		0-0 5-3 2B		0-0 3-1 2B	0-0 E5		0-0 2B 1B	4 3 3 0 1 0 1													
Bill Sudakis, S OBP: 0.357, SLG: 0.464 (1, 5)		0-0 5-3		0-0 5-3		0-0 3-1	0-0 1-3		0-0 1B	5 1 1 2 0 0 5													
Bill Buckner, L OBP: 0.237, SLG: 0.298 Bill Russell, R OBP: 0.300, SLG: 0.362 (1, 7) (8, 9)		0-0 G6-4-3 2H 1B		0-0 2H 2B		0-0 1-3		0-0 4-3	0-0 1B	4 0 2 2 0 0 1 1 0 1 2 0 0 0													
Billy Grabarkewitz, R OBP: 0.399, SLG: 0.451 (1, 4)		0-0 G6-4-3		0-3 K			0-0 6-3 S 1B		0-0 F9	5 1 1 0 0 1 3													
Claude Osteen, L OBP: 0.237, SLG: 0.297 (1, 1)			0-0 F8		0-0 P5		0-0 F8		0-0 F9	4 0 0 0 0 0 2													
Inning Stats	R: 0 E: 0 K: 0 S: 4	H: 1 LOB: 1 BB: 0 P: 4	R: 1 E: 0 K: 0 S: 4	H: 2 LOB: 0 BB: 0 P: 4	R: 0 E: 0 K: 2 S: 9	H: 2 LOB: 2 BB: 0 P: 9	R: 1 E: 0 K: 1 S: 7	H: 2 LOB: 1 BB: 0 P: 7	R: 0 E: 0 K: 0 S: 5	H: 0 LOB: 0 BB: 0 P: 5		R: 0 E: 0 K: 0 S: 4	H: 1 LOB: 1 BB: 0 P: 4	R: 3 E: 2 K: 0 S: 8	H: 3 LOB: 2 BB: 0 P: 8	R: 0 E: 0 K: 0 S: 3	H: 0 LOB: 0 BB: 0 P: 3	R: 4 E: 1 K: 0 S: 7	H: 3 LOB: 1 BB: 1 P: 11	1B: 10 2B: 4 3B: 0 HR: 0	SF: 0 SAC: 0 DP: 1 HBP: 0	WP: 0 PB: 0 SB: 1 CS: 0	PA: 44
PITCHER	IP WLS BF H R ER SO BB IBB HBP BLK WP HR S P ERA WHIP											PITCHER	IP WLS BF H R ER SO BB IBB HBP BLK WP HR S P ERA WHIP										
Jim McGlothlin, R ERA: 3.64 Wayne Granger, R ERA: 2.72 (1, 1) (8, 1)	7.0 L 33 11 5 3 4 0 0 0 0 0 0 0 0 0 0 0 3.86 1.571												2.0 11 3 4 0 0 0 1 0 0 0 0 0 10 14 0.00 1.500										

Batter	1	2	3	4	5	6	7	8	9	AB R H RBI BB SO LOB	BOTTOM												
Bobby Tolan, L OBP: 0.384, SLG: 0.471 (1, 8)	0-0 P6			0-0 E1 S WP 1B		0-3 K		0-0 G3		4 1 1 0 0 1 0	Los Angeles Dodgers @ Cincinnati Reds Riverfront Stadium, Cincinnati, OH Fri Sep 25 1970, 7:05 PM EDT Att: 35,069 - Unknown livebaseballscorecards.com												
Pete Rose, S OBP: 0.380, SLG: 0.478 (1, 9)	0-0 4-3			0-0 6-3		0-0 L4		0-0 4-3		4 0 0 0 0 0 1													
Tony Perez, R OBP: 0.399, SLG: 0.591 (1, 5)	0-3 K			0-3 K			0-0 6-3		0-0 1B 1B	4 0 1 0 0 2 1													
Johnny Bench, R OBP: 0.346, SLG: 0.594 (1, 2)		0-0 F8		0-0 WP BB			0-0 HR 1B		0-3 K	3 1 1 0 1 1 1													
Lee May, R OBP: 0.296, SLG: 0.485 (1, 3)		0-0 F8		0-3 K			0-0 1H HR		0-0 1B	4 1 2 2 0 1 1													
Hal McRae, R OBP: 0.315, SLG: 0.447 (1, 7)		0-0 F8			0-0 6-3		0-3 K		0-0 F9	4 0 0 0 0 1 2													
Tommy Helms, R OBP: 0.258, SLG: 0.276 (1, 4)			0-0 F7		0-0 F9				0-0 F7	4 0 1 0 0 0 2													
Dave Concepcion, R OBP: 0.329, SLG: 0.324 Wayne Granger, R OBP: 0.100, SLG: 0.100 (1, 6) (8, 1)				0-0 1-3		0-0 4-3		0-0 F9		3 0 0 0 0 0 1 0 0 0 0 0 0 0													
Jim McGlothlin, R OBP: 0.208, SLG: 0.215 Darrel Chaney, S OBP: 0.263, SLG: 0.286 (1, 1) (8, 6)				0-0 1-3		0-0 F8		0-0 4-3		2 0 0 0 0 0 0 1 0 0 0 0 0 0													
Inning Stats	R: 0 E: 0 K: 1 S: 5	H: 0 LOB: 0 BB: 0 P: 5	R: 0 E: 0 K: 0 S: 3	H: 0 LOB: 0 BB: 0 P: 3	R: 0 E: 0 K: 2 S: 8	H: 1 LOB: 1 BB: 1 P: 12	R: 0 E: 0 K: 0 S: 3	H: 0 LOB: 0 BB: 0 P: 3	R: 0 E: 0 K: 1 S: 5	H: 0 LOB: 0 BB: 0 P: 5		R: 2 E: 0 K: 1 S: 8	H: 3 LOB: 1 BB: 0 P: 8	R: 0 E: 0 K: 0 S: 3	H: 0 LOB: 0 BB: 0 P: 3	R: 0 E: 0 K: 1 S: 7	H: 2 LOB: 2 BB: 0 P: 7	1B: 4 2B: 1 3B: 0 HR: 1	SF: 0 SAC: 0 DP: 0 HBP: 0	WP: 1 PB: 0 SB: 1 CS: 0	PA: 34		
PITCHER	IP WLS BF H R ER SO BB IBB HBP BLK WP HR S P ERA WHIP											PITCHER	IP WLS BF H R ER SO BB IBB HBP BLK WP HR S P ERA WHIP										
Claude Osteen, L ERA: 3.9 (1, 1)	9.0 W 34 6 3 3 6 1 0 0 0 0 1 1 45 49 3.00 0.778																						

Batter	1	2	3	4	5	6	7	8	9	AB	R	H	RBI	BB	SO	LOB	TOP								
Maury Wills, S OBP: 0.330, SLG: 0.317 (1, 6)	L6		1B		K		FC4-6		E	5	2	2	0	0	1	2	Los Angeles Dodgers @ Cincinnati Reds Riverfront Stadium, Cincinnati, OH Sat Sep 26 1970, 3:33 AM EDT Att: 36,017 - Unknown								
Manny Mota, R OBP: 0.370, SLG: 0.377 (1, 7)	4-3		PB		1B		FC6-4		1-3	5	0	3	1	0	0	2									
Willie Davis, L OBP: 0.342, SLG: 0.448 (1, 8)	4-3		F9		F8				F7	5	0	1	0	0	0	4									
Wes Parker, S OBP: 0.391, SLG: 0.458 (1, 3)	F9		5-3						F7	4	0	1	0	1	0	2									
Bill Sudakis, S OBP: 0.358, SLG: 0.475 (8, 5)			FC5-4		F5		G1-4-3		HR	5	1	2	1	0	1	3									
Steve Garvey, R OBP: 0.388, SLG: 0.317 (8, 4)	F9		F9		K		FC4-6		1B	4	0	2	0	0	1	1									
Bill Russell, R OBP: 0.299, SLG: 0.361 (1, 9)	F9		F9		P4		FC4-6		2B	4	0	1	0	0	0	2									
Billy Grabarkewitz, R OBP: 0.398, SLG: 0.449 (8, PH)	FC5-4								1B	2	0	0	0	1	0	1									
Tom Haller, L OBP: 0.354, SLG: 0.473 (8, 2)	1-2								3-1	1	0	0	0	0	0	2									
Don Sutton, R OBP: 0.258, SLG: 0.207 (7, PH)			4-3						4-3	2	0	0	0	0	0	1									
Joe Ferguson, R (7, PH)					P6					0	0	0	0	1	0	0									
Ray Lamb, R (7, PH)										0	0	0	0	0	0	0									
Bill Buckner, L OBP: 0.233, SLG: 0.293 (8, PH)										1	0	0	0	0	0	0									
Inning Stats	R: 0 E: 0 K: 0 S: 4	H: 1 LOB: 1 BB: 0 P: 4	R: 0 E: 0 K: 0 S: 4	H: 1 LOB: 1 BB: 0 P: 4	R: 1 E: 0 K: 0 S: 5	H: 2 LOB: 1 BB: 0 P: 5	R: 0 E: 0 K: 1 S: 5	H: 0 LOB: 0 BB: 0 P: 5	R: 0 E: 0 K: 1 S: 6	H: 1 LOB: 2 BB: 1 P: 10	R: 0 E: 0 K: 0 S: 3	H: 1 LOB: 1 BB: 1 P: 7	R: 0 E: 0 K: 0 S: 3	H: 0 LOB: 1 BB: 1 P: 7	R: 1 E: 0 K: 0 S: 6	H: 3 LOB: 3 BB: 0 P: 6	R: 1 E: 1 K: 1 S: 8	H: 3 LOB: 2 BB: 0 P: 8	1B: 9 2B: 2 3B: 0 HR: 1	SF: 0 SAC: 0 DP: 1 HBP: 0	WP: 0 PB: 1 SB: 0 CS: 0	PA: 41			
PITCHER	IP	WLS	BF	H	R	ER	SO	BB	IBB	HBP	BLK	WP	HR	S	P	ERA	WHIP								
Jim Merritt, L ERA: 4.08 (1, 1)	3.0		13	4	1	1	0	0	0	0	0	0	0	13	13	3.00	1.333								
Don Gullett, L ERA: 2.47 (4, 1)	4.2	W	21	5	1	1	2	3	0	0	0	0	1	22	34	1.93	1.714								
Clay Carroll, R ERA: 2.64 (8, 1)	1.1	S	7	3	1	1	1	0	0	0	0	0	0	9	9	6.75	2.250								

AB	38
R	3
H	12
RBI	2
BB	3
SO	3
LOB	20



Batter	1	2	3	4	5	6	7	8	9	AB	R	H	RBI	BB	SO	LOB	BOTTOM								
Pete Rose, S OBP: 0.389, SLG: 0.476 (1, 9)	L3					F7		F8		4	0	1	0	1	0	1	Los Angeles Dodgers @ Cincinnati Reds Riverfront Stadium, Cincinnati, OH Sat Sep 26 1970, 3:33 AM EDT Att: 36,017 - Unknown								
Bobby Tolan, L OBP: 0.384, SLG: 0.475 (1, 8)	HR		K		4-3		E	6-3		4	2	1	1	1	1	3									
Tony Perez, R OBP: 0.400, SLG: 0.592 (7, PR)	BB		F9							4	2	2	0	0	0	2									
Dave Concepcion, R OBP: 0.329, SLG: 0.324 (8, 6)	BLK				1B		E5			0	0	0	0	0	0	0									
Johnny Bench, R OBP: 0.344, SLG: 0.590 (1, 2)	E6		F9		K		6-3			4	1	0	1	0	1	3									
Lee May, R OBP: 0.296, SLG: 0.482 (1, 3)	4-3		F3		F7		K			3	1	0	0	1	1	3									
Bernie Carbo, L OBP: 0.453, SLG: 0.552 (1, 7)	4-3				2B					2	0	1	1	2	0	1									
Tommy Helms, R OBP: 0.259, SLG: 0.277 (1, 4)										2	0	1	1	0	0	1									
Don Gullett, R OBP: 0.250, SLG: 0.316 (4, 1)			F9							2	0	1	1	0	1	2									
Clay Carroll, R OBP: 0.133, SLG: 0.071 (8, 1)	1B									0	0	0	0	0	0	0									
Woody Woodward, R OBP: 0.282, SLG: 0.282 (8, 5)	P4				F8		5-3		F9	4	0	0	0	0	0	1									
Jim Merritt, L OBP: 0.207, SLG: 0.277 (1, 1)										1	0	0	0	0	1	0									
Darrel Chaney, S OBP: 0.265, SLG: 0.298 (4, 4)			K		K		F8		F8	3	0	1	0	0	1	0									
Inning Stats	R: 4 E: 1 K: 0 S: 7	H: 3 LOB: 1 BB: 1 P: 11	R: 0 E: 0 K: 2 S: 8	H: 1 LOB: 1 BB: 0 P: 8	R: 0 E: 0 K: 0 S: 4	H: 1 LOB: 1 BB: 0 P: 4	R: 0 E: 0 K: 1 S: 5	H: 0 LOB: 1 BB: 1 P: 9	R: 1 E: 0 K: 1 S: 6	H: 2 LOB: 2 BB: 1 P: 10	R: 0 E: 0 K: 0 S: 3	H: 0 LOB: 0 BB: 0 P: 3	R: 1 E: 1 K: 2 S: 8	H: 0 LOB: 2 BB: 2 P: 16	R: 0 E: 0 K: 0 S: 4	H: 1 LOB: 1 BB: 0 P: 4	1B: 4 2B: 3 3B: 0 HR: 1	SF: 0 SAC: 0 DP: 0 HBP: 0	WP: 0 PB: 0 SB: 2 CS: 0	PA: 38					
PITCHER	IP	WLS	BF	H	R	ER	SO	BB	IBB	HBP	BLK	WP	HR	S	P	ERA	WHIP								
Don Sutton, R ERA: 4.02 (1, 1)	6.0	L	28	7	5	2	4	2	1	0	1	0	0	33	45	3.00	1.500								
Ray Lamb, R ERA: 3.86 (7, 1)	2.0		10	1	1	1	2	1	1	0	0	0	0	12	20	4.50	1.000								

AB	33
R	6
H	8
RBI	5
BB	5
SO	6
LOB	17



Batter	1	2	3	4	5	6	7	8	9	AB	R	H	RBI	BB	SO	LOB	TOP								
Felix Millan, R OBP: 0.351, SLG: 0.379 (1,4)	6-3		S BB		5-3		FC6-4 1-2 2-H 1B		FC5-4 FC3-2-6 1-2 2-3	4	0	1	1	1	0	2	Atlanta Braves @ Cincinnati Reds Riverfront Stadium, Cincinnati, OH Tue Sep 29 1970, 7:05 PM EDT Att: 11,409 - Unknown								
Ralph Garr, L OBP: 0.327, SLG: 0.326 (1,8)	F8 BB 1B		F8		F8		F7		FC3-2-5 1-2 3-H 0-0	5	0	1	0	0	0	5									
Hank Aaron, R OBP: 0.384, SLG: 0.568 (1,9)			G6-4-3 BB		G5-4-3 BB		FC6-4 1-2		P3	2	0	0	0	3	0	4									
Orlando Cepeda, R OBP: 0.366, SLG: 0.546 (1,3)	F8 2-3		G6-4-3		G5-4-3 1-2				F8	4	0	0	0	0	0	5									
Darrell Evans, L OBP: 0.458, SLG: 0.425 (1,5)					G3				F8	4	0	0	0	0	2	2									
Gil Garrido, R OBP: 0.290, SLG: 0.308 (9,6)	K				K					0	0	0	0	0	0	0									
Mike Lum, L OBP: 0.306, SLG: 0.401 (1,7)					F9					4	1	2	0	0	0	0									
Hal King, L OBP: 0.364, SLG: 0.461 (1,2)										4	0	1	0	0	1	2									
Bob Aspromonte, R OBP: 0.283, SLG: 0.242 (1,6)										3	1	2	0	1	1	1									
Mike McQueen, L OBP: 0.333, SLG: 0.400 (1,1)										4	0	1	1	0	1	2									
Inning Stats	R: 0 E: 0 K: 1 S: 6	H: 1 LOB: 2 BB: 1 P: 10	R: 0 E: 0 K: 2 S: 8	H: 1 LOB: 1 BB: 0 P: 8	R: 0 E: 0 K: 0 S: 2	H: 0 LOB: 1 BB: 2 P: 10	R: 0 E: 0 K: 1 S: 6	H: 1 LOB: 1 BB: 0 P: 6	R: 0 E: 0 K: 0 S: 3	H: 0 LOB: 0 BB: 0 P: 3	R: 0 E: 0 K: 1 S: 4	H: 0 LOB: 0 BB: 1 P: 8	R: 2 E: 0 K: 0 S: 6	H: 3 LOB: 2 BB: 1 P: 10	R: 0 E: 0 K: 0 S: 4	H: 1 LOB: 1 BB: 0 P: 4	R: 0 E: 1 K: 0 S: 5	H: 1 LOB: 2 BB: 0 P: 5	1B: 7 2B: 1 3B: 0 HR: 0	SF: 0 SAC: 0 DP: 2 HBP: 0	WP: 0 PB: 0 SB: 1 CS: 0	PA: 39			
PITCHER	IP	WLS	BF	H	R	ER	SO	BB	IBB	HBP	BLK	WP	HR	S	P	ERA	WHIP								
Tony Cloninger, R ERA: 3.83 (1,1)	7.0	L	30	6	2	2	5	5	0	0	0	0	0	35	55	2.57	1.571								
Clay Carroll, R ERA: 2.51 (8,1)	1.0		4	1	0	0	0	0	0	0	0	0	0	4	4	0.00	1.000								
Wayne Granger, R ERA: 2.69 (9,1)	1.0		5	1	0	0	0	0	0	0	0	0	0	5	5	0.00	1.000								



Batter	1	2	3	4	5	6	7	8	9	AB	R	H	RBI	BB	SO	LOB	BOTTOM								
Pete Rose, S OBP: 0.397, SLG: 0.473 (1,9)	6-3		F9							4	0	1	0	0	0	0	Atlanta Braves @ Cincinnati Reds Riverfront Stadium, Cincinnati, OH Tue Sep 29 1970, 7:05 PM EDT Att: 11,409 - Unknown								
Bobby Tolan, L OBP: 0.384, SLG: 0.474 (1,8)	F8									3	0	0	0	0	1	0									
Tony Perez, R OBP: 0.402, SLG: 0.592 (1,5)	F7									4	0	2	0	0	0	3									
Johnny Bench, R OBP: 0.345, SLG: 0.590 (1,2)										3	0	1	1	0	0	2									
Wayne Granger, R OBP: 0.100, SLG: 0.100 (9,1)										0	0	0	0	0	0	0									
Lee May, R OBP: 0.295, SLG: 0.483 (1,3)										4	0	0	0	0	1	4									
Hal McRae, R OBP: 0.313, SLG: 0.442 (1,7)	6-3									4	0	1	0	0	0	1									
Tommy Helms, R OBP: 0.262, SLG: 0.280 (1,4)										4	0	2	0	0	0	2									
Jimmy Stewart, S OBP: 0.322, SLG: 0.343 (9, PR)	F7									0	0	0	0	0	0	0									
Woody Woodward, R OBP: 0.279, SLG: 0.279 (1,6)										3	0	0	0	0	0	2									
Clay Carroll, R OBP: 0.133, SLG: 0.071 (8,1)										0	0	0	0	0	0	0									
Pat Corrales, R OBP: 0.289, SLG: 0.330 (9,2)										1	0	0	0	0	0	1									
Tony Cloninger, R OBP: 0.213, SLG: 0.383 (1,1)										2	0	0	0	0	1	1									
Dave Concepcion, R OBP: 0.325, SLG: 0.318 (8,6)										1	1	0	0	1	0	1									
Inning Stats	R: 0 E: 0 K: 0 S: 3	H: 0 LOB: 0 BB: 0 P: 3	R: 0 E: 0 K: 1 S: 6	H: 1 LOB: 1 BB: 0 P: 6	R: 0 E: 0 K: 1 S: 5	H: 0 LOB: 0 BB: 0 P: 5	R: 0 E: 0 K: 1 S: 6	H: 1 LOB: 1 BB: 0 P: 6	R: 0 E: 0 K: 0 S: 4	H: 1 LOB: 1 BB: 0 P: 4	R: 0 E: 0 K: 0 S: 4	H: 1 LOB: 1 BB: 0 P: 4	R: 0 E: 1 K: 0 S: 5	H: 1 LOB: 2 BB: 1 P: 9	R: 0 E: 0 K: 0 S: 4	H: 1 LOB: 1 BB: 0 P: 4	1B: 5 2B: 2 3B: 0 HR: 0	SF: 1 SAC: 1 DP: 0 HBP: 0	WP: 0 PB: 0 SB: 0 CS: 0	PA: 36					
PITCHER	IP	WLS	BF	H	R	ER	SO	BB	IBB	HBP	BLK	WP	HR	S	P	ERA	WHIP								
Mike McQueen, L ERA: 5.59 (1,1)	9.0	W	36	7	1	0	3	1	0	0	0	0	0	41	45	0.00	0.889								



Batter	1	2	3	4	5	6	7	8	9	AB	R	H	RBI	BB	SO	LOB	TOP																	
Felix Milan, R OBP: 0.352, SLG: 0.380	G3		S 1B		F9			E FC5 1B		4	0	2	0	0	0	1	<p>Atlanta Braves @ Cincinnati Reds</p> <p>Riverfront Stadium, Cincinnati, OH</p> <p>Thu Oct 01 1970, 7:05 PM EDT</p> <p>Att: 23,861 - Unknown</p>																	
Ralph Carr, L OBP: 0.314, SLG: 0.313	6-3		1-3		1-3			FC5		4	0	0	0	0	0	4																		
Hank Aaron, R OBP: 0.385, SLG: 0.574										4	1	2	1	0	0	2																		
Ron Reed, R OBP: 0.111, SLG: 0.114	FC5-4 1B			HR				E6		0	0	0	0	0	0	0																		
Orlando Cepeda, R OBP: 0.365, SLG: 0.543	FC5-4			F9		G3-6-1 BB		K		3	0	0	0	1	1	4																		
Darrell Evans, L OBP: 0.423, SLG: 0.386		6-3		F7		G3-6-1 BB		K		4	0	0	0	0	1	4																		
Mike Lum, L OBP: 0.306, SLG: 0.399		F8								4	0	1	0	0	1	0																		
Bob Aspromonte, R OBP: 0.282, SLG: 0.236		F7		F3						3	0	0	0	1	0	1																		
Bob Tillman, R OBP: 0.299, SLG: 0.408			F9			G5-4-3 BB		F2		3	0	0	0	1	0	1																		
Pat Jarvis, R OBP: 0.202, SLG: 0.207			F7							2	0	0	0	0	0	1																		
Oscar Brown, R OBP: 0.464, SLG: 0.532					FC1-6			FC5 1B		1	0	1	0	0	0	0																		
Inning Stats	R: 0 E: 0 K: 0 S: 4	H: 1 LOB: 1 BB: 0 P: 4	R: 0 E: 0 K: 0 S: 3	H: 0 LOB: 0 BB: 0 P: 3	R: 0 E: 0 K: 0 S: 4	H: 1 LOB: 1 BB: 0 P: 4	R: 1 E: 0 K: 0 S: 5	H: 2 LOB: 1 BB: 0 P: 5	R: 0 E: 0 K: 0 S: 2	H: 0 LOB: 0 BB: 1 P: 6	R: 0 E: 0 K: 0 S: 2	H: 0 LOB: 0 BB: 1 P: 6	R: 0 E: 1 K: 2 S: 10	H: 2 LOB: 3 BB: 0 P: 10	R: 0 E: 0 K: 1 S: 5	H: 0 LOB: 0 BB: 0 P: 5	1B: 5 2B: 0 3B: 0 HR: 1	SF: 0 SAC: 0 DP: 2 HBP: 0	WP: 0 PB: 0 SB: 1 CS: 0	PA: 35														
PITCHER	IP WLS BF H R ER SO BB IBB HBP BLK WP HR S P ERA WHIP																																	
Jim McGlothlin, R ERA: 3.59	3.0	W	11	2	0	0	0	0	0	0	0	0	0	11	11	0.00	0.667																	
Ray Washburn, R ERA: 6.92	3.0	W	12	2	1	1	0	2	0	0	0	0	0	1	10	18	3.00	1.333																
Clay Carroll, R ERA: 2.59	1.0		3	0	0	0	0	1	0	0	0	0	0	2	6	0.00	1.000																	
Wayne Granger, R ERA: 2.66	1.0		6	2	0	0	2	0	0	0	0	0	0	10	10	0.00	2.000																	
Don Gullett, L ERA: 2.43	1.0	S	3	0	0	0	1	0	0	0	0	0	0	5	5	0.00	0.000																	

Batter	1	2	3	4	5	6	7	8	9	AB	R	H	RBI	BB	SO	LOB	BOTTOM																	
Pete Rose, S OBP: 0.385, SLG: 0.470	4-3		4-3		6-3			F9		4	0	0	0	0	0	2	<p>Atlanta Braves @ Cincinnati Reds</p> <p>Riverfront Stadium, Cincinnati, OH</p> <p>Thu Oct 01 1970, 7:05 PM EDT</p> <p>Att: 23,861 - Unknown</p>																	
Bobby Tolan, L OBP: 0.384, SLG: 0.475	5-3					S 1B		P6		4	1	2	1	0	0	1																		
Tony Perez, R OBP: 0.401, SLG: 0.589			3-H 2B							4	0	1	0	0	2	2																		
Darrel Chaney, S OBP: 0.263, SLG: 0.295	K		K			F9		1-6-3 1-3 2B		0	1	0	0	0	0	0																		
Johnny Bench, R OBP: 0.345, SLG: 0.587		P3		P4		1B BB		1-3		3	0	0	0	1	0	1																		
Lee May, R OBP: 0.297, SLG: 0.484		G3 1B		5-3		1-3 2-H 1B		1-6-3 2B BB		3	1	2	1	1	0	0																		
Bernie Carbo, L OBP: 0.454, SLG: 0.551		G3				K		1-6-3		4	0	1	0	0	1	5																		
Tommy Helms, R OBP: 0.262, SLG: 0.282		K		P4		F9				4	0	1	2	0	1	4																		
Woody Woodward, R OBP: 0.280, SLG: 0.288										2	1	1	0	0	0	0																		
Angel Bravo, L OBP: 0.365, SLG: 0.323						F8				1	0	0	0	0	1	0																		
Dave Concepcion, R OBP: 0.324, SLG: 0.317			2B					K		1	0	0	0	0	1	2																		
Jim McGlothlin, R ERA: 3.59										1	0	0	0	0	0	1																		
Ray Washburn, R ERA: 6.92										1	0	0	0	0	0	0																		
Clay Carroll, R ERA: 2.59										0	0	0	0	0	0	0																		
Ty Cline, L OBP: 0.133, SLG: 0.071										0	0	0	0	0	0	0																		
Wayne Granger, R ERA: 2.66										0	0	0	0	0	0	0																		
Don Gullett, L ERA: 2.43										0	0	0	0	0	0	0																		
Inning Stats	R: 0 E: 0 K: 1 S: 5	H: 0 LOB: 0 BB: 0 P: 5	R: 0 E: 0 K: 1 S: 6	H: 1 LOB: 1 BB: 0 P: 6	R: 1 E: 0 K: 1 S: 7	H: 2 LOB: 1 BB: 0 P: 7	R: 0 E: 0 K: 0 S: 4	H: 1 LOB: 1 BB: 0 P: 4	R: 0 E: 0 K: 0 S: 3	H: 0 LOB: 0 BB: 0 P: 3	R: 1 E: 0 K: 1 S: 7	H: 2 LOB: 2 BB: 1 P: 11	R: 0 E: 0 K: 1 S: 6	H: 1 LOB: 1 BB: 0 P: 6	R: 2 E: 0 K: 1 S: 7	H: 2 LOB: 2 BB: 1 P: 11	1B: 5 2B: 3 3B: 1 HR: 0	SF: 0 SAC: 0 DP: 0 HBP: 0	WP: 0 PB: 0 SB: 1 CS: 0	PA: 35														
PITCHER	IP WLS BF H R ER SO BB IBB HBP BLK WP HR S P ERA WHIP																																	
Pat Jarvis, R ERA: 3.61	7.0	L	29	7	2	2	5	1	0	0	0	0	0	0	7	11	2.57	1.143																
Ron Reed, R ERA: 4.41	1.0		6	2	2	2	1	1	0	0	0	0	0	7	11	18.00	3.000																	



Batter	1	2	3	4	5	6	7	8	9	AB	R	H	RBI	BB	SO	LOB	TOP											
Pete Rose, S OBP: 0.222, SLG: 0.222 (1, 9)	E1 L6-4 1B		4-3		5-3			3-1		4	0	0	0	0	0	0	Cincinnati Reds @ Pittsburgh Pirates Three Rivers Stadium, Pittsburgh, PA Sun Oct 04 1970, 3:33 AM EDT Att: 39,317 - Unknown											
Bobby Tolan, L OBP: 0.444, SLG: 0.778 (1, 8)	K		WP 1B		HR			2B 1B		4	3	3	1	0	1	1												
Tony Perez, R OBP: 0.444, SLG: 0.625 Dave Concepcion, R (8, PR) (8, 6)			5-3 1-H		F9			1-H 2B		4	0	2	1	0	0	0												
Johnny Bench, R (1, 2)	L6-4 2-3		F2					G6-4-3 IBB		3	0	0	0	1	1	2												
Lee May, R OBP: 0.222, SLG: 0.333 (1, 3)					P6			G6-4-3 1-2f		4	0	1	0	0	0	2												
Hal McRae, R Clay Carroll, R Don Gullett, R (6, 1)					L8					3	0	0	0	0	0	1												
Tommy Helms, R OBP: 0.375, SLG: 0.375 (1, 4)										0	0	0	0	0	0	0												
Woody Woodward, R OBP: 0.250, SLG: 0.143 (8, 5)					FC5-4 1B					4	0	1	0	0	0	1												
Jim Merritt, L Jimmy Stewart, S (6, 7)					FC5-4 1-2f					3	0	1	0	1	0	1												
Inning Stats	R: 0 E: 1 K: 1 S: 7	H: 1 LOB: 1 BB: 0 P: 12	R: 1 E: 0 K: 2 S: 10	H: 1 LOB: 2 BB: 1 P: 16	R: 1 E: 0 K: 0 S: 6	H: 1 LOB: 0 BB: 0 P: 9	R: 0 E: 0 K: 0 S: 7	H: 1 LOB: 1 BB: 0 P: 12	R: 1 E: 0 K: 1 S: 11	H: 1 LOB: 0 BB: 0 P: 15	R: 0 E: 0 K: 1 S: 5	H: 0 LOB: 0 BB: 0 P: 7	R: 0 E: 0 K: 0 S: 6	H: 0 LOB: 0 BB: 0 P: 7	R: 1 E: 0 K: 0 S: 7	H: 2 LOB: 1 BB: 1 P: 14		R: 0 E: 0 K: 0 S: 8	H: 1 LOB: 1 BB: 0 P: 9	1B: 6 2B: 2 3B: 0 HR: 1	SF: 0 SAC: 0 DP: 2 HBP: 0	WP: 1 PB: 0 SB: 1 CS: 0	PA: 36					
PITCHER	IP	WLS	BF	H	R	ER	SO	BB	IBB	HBP	BLK	WP	HR	S	P	ERA	WHIP											
Luke Walker, L ERA: 1.29 Dave Giusti, R ERA: 4.5	(1, 1)	7.0	L	27	5	2	1	5	0	1	0	0	1	1	52	78	1.29	0.714										
(8, 1)	2.0		9	3	1	1	0	0	1	0	0	0	0	0	15	23	4.50	1.500										

AB	34
R	3
H	8
RBI	2
BB	2
SO	5
LOB	11



Batter	1	2	3	4	5	6	7	8	9	AB	R	H	RBI	BB	SO	LOB	BOTTOM											
Matty Alou, L OBP: 0.444, SLG: 0.429 (1, 8)	1-3		4-3			5-3		F8		4	0	0	0	0	0	0	Cincinnati Reds @ Pittsburgh Pirates Three Rivers Stadium, Pittsburgh, PA Sun Oct 04 1970, 3:33 AM EDT Att: 39,317 - Unknown											
Dave Cash, R OBP: 0.222, SLG: 0.250 (1, 4)	6-3		F7			1B 2B		BB		3	1	1	0	1	0	0												
Roberto Clemente, R OBP: 0.111, SLG: 0.111 (1, 9)	5-3				F7	FC5 1B 2-H		P6		4	0	1	1	0	0	1												
Manny Sanguillen, R OBP: 0.250, SLG: 0.250 (1, 2)					P3	FC5 1B		4-3		4	0	1	0	0	0	1												
Bob Robertson, R OBP: 0.250, SLG: 0.500 (1, 3)					5-3	FC5		P4		4	0	1	0	0	0	2												
Willie Stargell, L OBP: 0.375, SLG: 0.500 (1, 7)					F5	1-2 2-3f		F8		4	0	0	0	0	0	3												
Jose Pagan, R OBP: 0.500, SLG: 0.333 (1, 5)					E5 FC6-4			FC6-4 BB		3	0	1	0	1	1	1												
Gene Alley, R (1, 6)					FC6-4 1-2f			FC6-4		4	0	0	0	0	2	4												
Luke Walker, L Johnny Jeter, R Dave Giusti, R (7, PH) (8, 1)						1-3				2	0	0	0	0	1	1												
Inning Stats	R: 0 E: 0 K: 0 S: 8	H: 0 LOB: 0 BB: 0 P: 15	R: 0 E: 1 K: 0 S: 8	H: 1 LOB: 2 BB: 0 P: 16	R: 0 E: 0 K: 1 S: 6	H: 0 LOB: 0 BB: 0 P: 8	R: 0 E: 0 K: 0 S: 3	H: 0 LOB: 0 BB: 0 P: 3	R: 0 E: 0 K: 1 S: 10	H: 1 LOB: 1 BB: 0 P: 17	R: 1 E: 0 K: 0 S: 14	H: 3 LOB: 2 BB: 0 P: 21	R: 0 E: 0 K: 3 S: 9	H: 0 LOB: 0 BB: 0 P: 15	R: 0 E: 0 K: 0 S: 6	H: 0 LOB: 1 BB: 1 P: 11		R: 0 E: 0 K: 0 S: 8	H: 0 LOB: 1 BB: 1 P: 14	1B: 3 2B: 2 3B: 0 HR: 0	SF: 0 SAC: 0 DP: 0 HBP: 0	WP: 0 PB: 0 SB: 0 CS: 0	PA: 35					
PITCHER	IP	WLS	BF	H	R	ER	SO	BB	IBB	HBP	BLK	WP	HR	S	P	ERA	WHIP											
Jim Merritt, L ERA: 1.69 Clay Carroll, R ERA: Don Gullett, L ERA:	(1, 1)	5.1	W	20	3	1	1	2	0	0	0	0	0	7	8	0.00	6.000											
(6, 1)	0.1		3	2	0	0	0	0	0	0	0	0	0	0	7	8	0.00	6.000										
(6, 1)	3.1	S	12	0	0	0	3	2	0	0	0	0	0	26	45	0.00	0.600											

AB	33
R	1
H	5
RBI	1
BB	2
SO	5
LOB	13



Batter	1	2	3	4	5	6	7	8	9	AB	R	H	RBI	BB	SO	LOB	TOP					
Freddie Patek, R (1, 6) Bob Robertson, R (9, FH) OBP: 0.200, SLG: 0.400	4-0 CS G3 BB	0-0 G5-4-3			0-3 K	0-3 K			0-0 6-3	3	0	0	0	1	2	4						
Matty Alou, L (1, 8) OBP: 0.357, SLG: 0.333	0-0 G3		0-0 G3		0-0 WP 1B	0-3 K			0-0 G3	5	1	1	0	0	1	3						
Roberto Clemente, R (1, 9) Johnny Jeter, R (9, PR)	0-0 BB 1B		0-0 6-3		0-0 P4		0-3 K		0-0 1B 1B	5	1	2	0	0	1	1						
Willie Stargell, L (1, 7) OBP: 0.538, SLG: 0.583	4-0 1B BB		0-0 1B		0-0 1B		0-3 K		0-0 1B	4	0	3	1	1	1	0						
Al Oliver, L (1, 3) OBP: 0.333, SLG: 0.250	0-0 FC6-4 1B		0-0 F8		0-0 1B		0-0 1-3		0-0 4-3	5	0	2	1	0	0	3						
Manny Sanguillen, R (1, 2) OBP: 0.167, SLG: 0.167	0-0 FC6-4			0-0 4-3	0-0 4-3				0-0 6-3	4	0	0	0	0	0	4						
Richie Hebner, L (1, 5) OBP: 0.750, SLG: 1.000		4-0 FC5-4 BB		0-0 2B		0-0 FC3-5 2B			4-0 BB	2	0	2	0	2	0	0						
Bill Mazeroski, R (1, 4)		4-0 FC5-4 BB		0-0 P5		4-0 FC3-5 BB			0-0 F2	2	0	0	0	2	0	2						
Bob Moose, R (1, 1) Joe Gibbon, R (8, 1) Dave Giusti, R (8, 1)		0-0 FC5-4		0-0 1-3		0-0 FC3-5		0-3 K		4	0	0	0	0	1	6						
Inning Stats	R: 1 E: 0 K: 0 S: 4	H: 2 LOB: 2 BB: 2 P: 12	R: 0 E: 0 K: 0 S: 2	H: 0 LOB: 1 BB: 2 P: 10	R: 0 E: 0 K: 0 S: 4	H: 1 LOB: 1 BB: 0 P: 4	R: 0 E: 0 K: 0 S: 4	H: 1 LOB: 1 BB: 0 P: 4	R: 1 E: 0 K: 2 S: 8	H: 3 LOB: 2 BB: 0 P: 8	R: 0 E: 0 K: 2 S: 7	H: 0 LOB: 0 BB: 0 P: 7	R: 0 E: 0 K: 1 S: 5	H: 0 LOB: 1 BB: 1 P: 9	R: 0 E: 0 K: 0 S: 5	H: 2 LOB: 2 BB: 0 P: 5	1B: 8 2B: 2 3B: 0 HR: 0	SF: 0 SAC: 0 DP: 1 HBP: 0	WP: 1 PB: 0 SB: 0 CS: 1	PA: 41		
PITCHER	IP WLS BF H R ER SO BB IBB HBP BLK WP HR S P ERA WHIP	IP WLS BF H R ER SO BB IBB HBP BLK WP HR S P ERA WHIP	IP WLS BF H R ER SO BB IBB HBP BLK WP HR S P ERA WHIP	IP WLS BF H R ER SO BB IBB HBP BLK WP HR S P ERA WHIP	IP WLS BF H R ER SO BB IBB HBP BLK WP HR S P ERA WHIP	IP WLS BF H R ER SO BB IBB HBP BLK WP HR S P ERA WHIP	IP WLS BF H R ER SO BB IBB HBP BLK WP HR S P ERA WHIP	IP WLS BF H R ER SO BB IBB HBP BLK WP HR S P ERA WHIP	IP WLS BF H R ER SO BB IBB HBP BLK WP HR S P ERA WHIP	IP WLS BF H R ER SO BB IBB HBP BLK WP HR S P ERA WHIP	IP WLS BF H R ER SO BB IBB HBP BLK WP HR S P ERA WHIP	IP WLS BF H R ER SO BB IBB HBP BLK WP HR S P ERA WHIP	IP WLS BF H R ER SO BB IBB HBP BLK WP HR S P ERA WHIP	IP WLS BF H R ER SO BB IBB HBP BLK WP HR S P ERA WHIP	IP WLS BF H R ER SO BB IBB HBP BLK WP HR S P ERA WHIP	IP WLS BF H R ER SO BB IBB HBP BLK WP HR S P ERA WHIP	IP WLS BF H R ER SO BB IBB HBP BLK WP HR S P ERA WHIP	IP WLS BF H R ER SO BB IBB HBP BLK WP HR S P ERA WHIP	IP WLS BF H R ER SO BB IBB HBP BLK WP HR S P ERA WHIP	IP WLS BF H R ER SO BB IBB HBP BLK WP HR S P ERA WHIP	IP WLS BF H R ER SO BB IBB HBP BLK WP HR S P ERA WHIP	IP WLS BF H R ER SO BB IBB HBP BLK WP HR S P ERA WHIP

Pittsburgh Pirates @ Cincinnati Reds
Riverfront Stadium, Cincinnati, OH
Mon Oct 05 1970, 3:33 AM EDT
Att: 40,538 - Unknown

AB	35
R	2
H	10
RBI	2
BB	6
SO	6
LOB	23





Batter	1	2	3	4	5	6	7	8	9	AB	R	H	RBI	BB	SO	LOB	BOTTOM					
Pete Rose, S (1, 9) OBP: 0.231, SLG: 0.231	0-0 3-1		0-0 F7			0-0 F8		0-0 1B 1B		4	0	1	0	0	0	0						
Bobby Tolan, L (1, 8) OBP: 0.482, SLG: 0.667	4-0 CS BB		0-0 4-3			0-0 F9		0-0 1B 1B		3	0	1	1	1	0	0						
Tony Perez, R (1, 5) Wayne Granger, R (9, 1) Don Gullett, R (9, 1)	0-0 1-2 HR			0-0 4-3		0-0 4-3		0-3 K		4	1	1	1	0	1	2						
Johnny Bench, R (1, 2) OBP: 0.417, SLG: 0.556	0-0 HR			0-0 1B			0-0 F9			3	1	2	1	0	0	0						
Lee May, R (1, 3) OBP: 0.167, SLG: 0.250	0-0 P6			0-3 K		0-0 1-3				3	0	0	0	0	1	1						
Bernie Carbo, L (1, 7)		0-3 K		0-3 K			0-0 L3			3	0	0	0	0	2	1						
Tommy Helms, R (1, 4) OBP: 0.273, SLG: 0.273			0-0 4-3		0-3 K			0-0 5-3		3	0	0	0	0	1	0						
Woody Woodward, R (1, 6) OBP: 0.182, SLG: 0.100		0-0 G3			0-0 5-3			0-0 1-3		3	0	0	0	0	0	0						
Tony Cloninger, R (1, 1) Angel Bravo, L (5, FH) Milt Wilcox, R (6, 1) Ty Cline, L (8, FH) Dave Concepcion, R (9, 6)			0-0 6-3		0-0 6-3			4-0 1B 1B BB		1	0	0	0	0	0	0						
Inning Stats	R: 2 E: 0 K: 0 S: 4	H: 2 LOB: 0 BB: 1 P: 8	R: 0 E: 0 K: 1 S: 5	H: 0 LOB: 0 BB: 0 P: 5	R: 0 E: 0 K: 0 S: 3	H: 0 LOB: 0 BB: 0 P: 3	R: 0 E: 0 K: 2 S: 8	H: 1 LOB: 1 BB: 0 P: 8	R: 0 E: 0 K: 1 S: 5	H: 0 LOB: 0 BB: 0 P: 5	R: 0 E: 0 K: 0 S: 3	H: 0 LOB: 0 BB: 0 P: 3	R: 0 E: 0 K: 0 S: 3	H: 0 LOB: 0 BB: 0 P: 3	R: 1 E: 0 K: 1 S: 7	H: 2 LOB: 2 BB: 1 P: 11	1B: 3 2B: 0 3B: 0 HR: 2	SF: 0 SAC: 0 DP: 0 HBP: 0	WP: 0 PB: 0 SB: 0 CS: 1	PA: 30		
PITCHER	IP WLS BF H R ER SO BB IBB HBP BLK WP HR S P ERA WHIP	IP WLS BF H R ER SO BB IBB HBP BLK WP HR S P ERA WHIP	IP WLS BF H R ER SO BB IBB HBP BLK WP HR S P ERA WHIP	IP WLS BF H R ER SO BB IBB HBP BLK WP HR S P ERA WHIP	IP WLS BF H R ER SO BB IBB HBP BLK WP HR S P ERA WHIP	IP WLS BF H R ER SO BB IBB HBP BLK WP HR S P ERA WHIP	IP WLS BF H R ER SO BB IBB HBP BLK WP HR S P ERA WHIP	IP WLS BF H R ER SO BB IBB HBP BLK WP HR S P ERA WHIP	IP WLS BF H R ER SO BB IBB HBP BLK WP HR S P ERA WHIP	IP WLS BF H R ER SO BB IBB HBP BLK WP HR S P ERA WHIP	IP WLS BF H R ER SO BB IBB HBP BLK WP HR S P ERA WHIP	IP WLS BF H R ER SO BB IBB HBP BLK WP HR S P ERA WHIP	IP WLS BF H R ER SO BB IBB HBP BLK WP HR S P ERA WHIP	IP WLS BF H R ER SO BB IBB HBP BLK WP HR S P ERA WHIP	IP WLS BF H R ER SO BB IBB HBP BLK WP HR S P ERA WHIP	IP WLS BF H R ER SO BB IBB HBP BLK WP HR S P ERA WHIP	IP WLS BF H R ER SO BB IBB HBP BLK WP HR S P ERA WHIP	IP WLS BF H R ER SO BB IBB HBP BLK WP HR S P ERA WHIP	IP WLS BF H R ER SO BB IBB HBP BLK WP HR S P ERA WHIP	IP WLS BF H R ER SO BB IBB HBP BLK WP HR S P ERA WHIP	IP WLS BF H R ER SO BB IBB HBP BLK WP HR S P ERA WHIP	IP WLS BF H R ER SO BB IBB HBP BLK WP HR S P ERA WHIP

Pittsburgh Pirates @ Cincinnati Reds
Riverfront Stadium, Cincinnati, OH
Mon Oct 05 1970, 3:33 AM EDT
Att: 40,538 - Unknown

AB	28
R	3
H	5
RBI	3
BB	2
SO	5
LOB	4



Batter	1	2	3	4	5	6	7	8	9	AB	R	H	RBI	BB	SO	LOB	TOP									
Don Buford, S OBP: 0.428, SLG: 0.636 (1, 7)	F2			F9		G3-6-3 1B		F7		4	0	1	0	0	0	0	Baltimore Orioles @ Cincinnati Reds Riverfront Stadium, Cincinnati, OH Sat Oct 10 1970, 3:33 AM EDT Att: 51,531 - Unknown AB 33 R 4 H 7 RBI 4 BB 3 SO 11 LOB 7 									
Paul Blair, R OBP: 0.167, SLG: 0.118 (1, 8)	P6			HR 1B		K		5-3		4	1	1	0	0	1	1										
Boog Powell, L OBP: 0.444, SLG: 0.882 (1, 3)	K			HR		G3-6-3 1-2		BB		3	1	1	2	1	1	1										
Frank Robinson, R OBP: 0.368, SLG: 0.357 (1, 9)		F7		F9			P3	K		4	0	0	0	0	1	1										
Brooks Robinson, R OBP: 0.471, SLG: 0.813 (1, 5)		5-3		5-3			HR	K		4	1	1	1	0	1	0										
Eliot Hendricks, L OBP: 0.333, SLG: 0.667 (1, 2)		F3			HR		K	K		4	1	1	1	0	2	0										
Davey Johnson, R OBP: 0.471, SLG: 0.857 (1, 4)			P4		K		1B BB	2B		3	0	1	0	1	1	0										
Mark Belanger, R OBP: 0.412, SLG: 0.333 (1, 6)			K		K		1-2 1B	IBB		3	0	1	0	1	2	0										
Jim Palmer, R OBP: 0.125, SLG: 0.250 Pete Richert, L (9, 1)			4-3		K		K	F9		4	0	0	0	0	2	4										
Inning Stats	R: 0 E: 0 K: 1 S: 5	H: 0 LOB: 0 BB: 0 P: 5	R: 0 E: 0 K: 0 S: 3	H: 0 LOB: 0 BB: 0 P: 3	R: 0 E: 0 K: 1 S: 5	H: 0 LOB: 0 BB: 0 P: 5	R: 2 E: 0 K: 0 S: 5	H: 2 LOB: 0 BB: 0 P: 5	R: 1 E: 0 K: 3 S: 10	H: 1 LOB: 0 BB: 0 P: 10	R: 0 E: 0 K: 1 S: 5	H: 1 LOB: 0 BB: 0 P: 5	R: 1 E: 0 K: 2 S: 9	H: 2 LOB: 2 BB: 1 P: 13	R: 0 E: 0 K: 1 S: 5	H: 0 LOB: 1 BB: 1 P: 9	R: 0 E: 0 K: 2 S: 8	H: 1 LOB: 2 BB: 1 P: 12	1B: 3 2B: 1 3B: 0 HR: 3	SF: 0 SAC: 0 DP: 1 HBP: 0	WP: 0 PB: 0 SB: 0 CS: 0	PA: 36				
PITCHER	IP	WLS	BF	H	R	ER	SO	BB	IBB	HBP	BLK	WP	HR	S	P	ERA	WHIP									
Gary Nolan, R ERA: 2.3 Clay Carroll, R ERA:	(1, 1)	6.2	L	25	5	4	4	7	1	0	0	0	0	3	38	42	5.40	0.900								
Clay Carroll, R ERA:	(7, 1)	2.1		11	2	0	0	4	1	1	0	0	0	0	17	25	0.00	1.286								

Batter	1	2	3	4	5	6	7	8	9	AB	R	H	RBI	BB	SO	LOB	BOTTOM									
Pete Rose, S OBP: 0.235, SLG: 0.188 (1, 9)	6-3	6-3			CI		F8		BB 4-0	3	0	0	0	1	0	1	Baltimore Orioles @ Cincinnati Reds Riverfront Stadium, Cincinnati, OH Sat Oct 10 1970, 3:33 AM EDT Att: 51,531 - Unknown AB 31 R 3 H 5 RBI 3 BB 5 SO 2 LOB 15 									
Bobby Tolan, L OBP: 0.444, SLG: 0.625 (1, 8)	F9 1B 2B		4-0 S HR BB		F8		F7		L6	4	2	1	0	1	0	2										
Tony Perez, R OBP: 0.353, SLG: 0.600 (1, 5)	F9 2-3		F9 1-2		F8		WP BB			3	0	0	0	1	0	3										
Johnny Bench, R OBP: 0.375, SLG: 0.462 (1, 2)	1B 3-H		P4		F2		5-3			4	0	1	1	0	0	3										
Lee May, R OBP: 0.250, SLG: 0.500 (1, 3)	1-2 1B		HR			5-3		6-3		4	1	2	2	0	0	0										
Bernie Carbo, L (1, 7)	L5		CS BB			1B FC2 BB		L5		2	0	0	0	2	0	2										
Tommy Helms, R OBP: 0.267, SLG: 0.267 (1, 4)		P5	CS 1-2		F8		FC2 1B		F8	4	0	1	0	0	0	0										
Woody Woodward, R OBP: 0.154, SLG: 0.083 Ty Cline, L OBP: 0.567, SLG: 1.500 Darrel Chaney, S Jimmy Stewart, S (9, PH)		E5 SH5-4			F3		FC2 1-2 3-H		K	2	0	0	0	0	0	0										
Gary Nolan, R OBP: 0.200, SLG: 0.200 Clay Carroll, R Angel Bravo, L (9, PH)		SH5-4 1-2			F8		F8		K	2	0	0	0	0	0	0										
Inning Stats	R: 1 E: 0 K: 0 S: 6	H: 3 LOB: 2 BB: 0 P: 6	R: 0 E: 1 K: 0 S: 4	H: 0 LOB: 1 BB: 0 P: 4	R: 2 E: 0 K: 0 S: 3	H: 1 LOB: 0 BB: 2 P: 11	R: 0 E: 0 K: 0 S: 3	H: 0 LOB: 0 BB: 0 P: 3	R: 0 E: 0 K: 0 S: 4	H: 0 LOB: 1 BB: 1 P: 8	R: 0 E: 0 K: 0 S: 3	H: 0 LOB: 0 BB: 1 P: 7	R: 0 E: 0 K: 0 S: 3	R: 0 E: 0 K: 2 S: 7	H: 0 LOB: 0 BB: 1 P: 11	1B: 3 2B: 1 3B: 0 HR: 1	SF: 0 SAC: 1 DP: 0 HBP: 0	WP: 1 PB: 0 SB: 1 CS: 1	PA: 39							
PITCHER	IP	WLS	BF	H	R	ER	SO	BB	IBB	HBP	BLK	WP	HR	S	P	ERA	WHIP									
Jim Palmer, R ERA: 2.04 Pete Richert, L ERA:	(1, 1)	8.2	W	37	5	3	3	2	5	0	0	0	0	1	36	56	3.12	1.154								
Pete Richert, L ERA:	(9, 1)	0.1	S	1	0	0	0	0	0	0	0	0	0	1	1	0.00	0.000									

Batter	1	2	3	4	5	6	7	8	9	AB	R	H	RBI	BB	SO	LOB	TOP																					
Don Buford, S OBP: 0.474, SLG: 0.600 (1, 7)										4	1	2	0	1	0	0																						
Paul Blair, R OBP: 0.217, SLG: 0.182 (1, 8)										5	1	2	1	0	0	2																						
Boog Powell, L OBP: 0.522, SLG: 1.000 (1, 3)										3	2	2	2	2	0	1																						
Frank Robinson, R OBP: 0.292, SLG: 0.263 (1, 9)										5	0	0	0	0	2	5																						
Brooks Robinson, R OBP: 0.429, SLG: 0.700 (1, 5)										4	1	1	1	0	0	0																						
Eliot Hendricks, L OBP: 0.385, SLG: 0.667 (1, 2)										3	0	1	2	1	0	0																						
Davey Johnson, R OBP: 0.476, SLG: 0.765 (1, 4)										3	0	1	0	1	0	2																						
Mark Belanger, R OBP: 0.333, SLG: 0.263 (1, 6)										4	0	0	0	0	0	2																						
Mike Cuellar, L Tom Phoebus, R Chico Salmon, R Moe Drabowsky, R Marcelino Lopez, R Dick Hall, R OBP: 0.333, SLG: 0.333 (1, 1) (3, 1) (5, PH) (5, 1) (7, 1) (7, 1)										1	0	0	0	0	1	0																						
Inning Stats	R: 0 E: 0 K: 1 S: 5	H: 1 LOB: 1 BB: 1 P: 9	R: 0 E: 0 K: 0 S: 4	H: 1 LOB: 1 BB: 0 P: 4	R: 0 E: 0 K: 1 S: 5	H: 0 LOB: 0 BB: 0 P: 5	R: 1 E: 0 K: 0 S: 4	H: 1 LOB: 1 BB: 1 P: 8	R: 5 E: 0 K: 0 S: 9	H: 6 LOB: 1 BB: 0 P: 9	R: 0 E: 0 K: 1 S: 5	H: 0 LOB: 0 BB: 0 P: 5	R: 0 E: 0 K: 0 S: 3	H: 1 LOB: 0 BB: 0 P: 3	R: 0 E: 0 K: 0 S: 3	H: 0 LOB: 1 BB: 1 P: 7	R: 0 E: 0 K: 2 S: 7	H: 0 LOB: 1 BB: 2 P: 15	1B: 8 2B: 1 3B: 0 HR: 1	SF: 0 SAC: 0 DP: 2 HBP: 0	WP: 0 PB: 0 SB: 0 CS: 0	PA: 40																
PITCHER	IP WLS BF H R ER SO BB IBB HBP BLK WP HR S P ERA WHIP																																					
Jim McGlothlin, R ERA: 8.31 (1, 1)	4.1		20	6	4	4	2	2	0	0	0	0	0	0	1	22	30	8.31	1.846																			
Milt Wilcox, R ERA: 5.4 (5, 1)	0.1	L	4	3	2	2	0	0	0	0	0	0	0	0	0	4	4	54.00	9.000																			
Clay Carroll, R ERA: (5, 1)	2.1		7	1	0	0	1	0	0	0	0	0	0	0	0	9	9	0.00	0.429																			
Don Gullett, L ERA: (8, 1)	2.0		9	0	0	0	2	3	0	0	0	0	0	0	0	10	22	0.00	1.500																			

Baltimore Orioles @ Cincinnati Reds
Riverfront Stadium, Cincinnati, OH
Sun Oct 11 1970, 3:33 AM EDT
Att: 51,531 - Unknown

AB 35
R 6
H 10
RBI 6
BB 5
SO 5
LOB 12



Batter	1	2	3	4	5	6	7	8	9	AB	R	H	RBI	BB	SO	LOB	BOTTOM																						
Pete Rose, S OBP: 0.238, SLG: 0.158 (1, 9)										3	0	0	0	1	0	0																							
Bobby Tolan, L OBP: 0.409, SLG: 0.700 (1, 8)										4	2	1	1	0	0	3																							
Tony Perez, R OBP: 0.333, SLG: 0.526 (1, 5)										4	1	1	0	0	1	2																							
Johnny Bench, R OBP: 0.400, SLG: 0.625 (1, 2)										3	1	1	1	1	0	2																							
Lee May, R OBP: 0.250, SLG: 0.500 (1, 3)										4	1	1	2	0	0	1																							
Hal McRae, R OBP: 0.250, SLG: 0.375 (1, 7)										4	0	2	1	0	0	0																							
Tommy Helms, R OBP: 0.211, SLG: 0.211 (1, 4)										4	0	0	0	0	0	2																							
Woody Woodward, R OBP: 0.133, SLG: 0.071 Ty Cline, L Darrel Chaney, S Bernie Carbo, L (1, 6) (7, PH) (8, 6) (9, PH)										2	0	0	0	0	0	1																							
Jim McGlothlin, R Milt Wilcox, R Clay Carroll, R Angel Bravo, L Don Gullett, R Jimmy Stewart, S (1, 1) (5, 1) (5, 1) (7, PH) (8, 1) (8, PH)										2	0	0	0	0	1	1																							
Inning Stats	R: 3 E: 2 K: 0 S: 7	H: 3 LOB: 1 BB: 0 P: 7	R: 0 E: 0 K: 1 S: 5	H: 0 LOB: 0 BB: 0 P: 5	R: 1 E: 0 K: 0 S: 3	H: 1 LOB: 1 BB: 1 P: 7	R: 0 E: 0 K: 0 S: 4	H: 1 LOB: 1 BB: 0 P: 4	R: 0 E: 0 K: 0 S: 4	H: 0 LOB: 0 BB: 0 P: 5	R: 1 E: 0 K: 0 S: 4	H: 1 LOB: 2 BB: 1 P: 4	R: 0 E: 0 K: 0 S: 3	H: 0 LOB: 0 BB: 0 P: 3	R: 0 E: 0 K: 0 S: 3	H: 0 LOB: 0 BB: 0 P: 3	1B: 3 2B: 2 3B: 0 HR: 2	SF: 0 SAC: 1 DP: 1 HBP: 0	WP: 0 PB: 0 SB: 0 CS: 0	PA: 36																			
PITCHER	IP WLS BF H R ER SO BB IBB HBP BLK WP HR S P ERA WHIP																																						
Mike Cuellar, L ERA: 9.45 (1, 1)	2.1		13	4	4	1	1	1	0	0	0	0	0	0	0	0	1	14	3.86	2.143																			
Tom Phoebus, R ERA: (3, 1)	1.2	W	5	1	0	0	0	0	0	0	0	0	0	0	5	5	0.00	0.600																					
Moe Drabowsky, R ERA: 3.86 (5, 1)	2.1		10	2	1	1	1	1	0	0	0	0	0	1	11	15	3.86	1.286																					
Marcelino Lopez, L ERA: (7, 1)	0.1		1	0	0	0	0	0	0	0	0	0	0	0	1	1	0.00	0.000																					
Dick Hall, R ERA: (7, 1)	2.1	S	7	0	0	0	0	0	0	0	0	0	0	0	7	7	0.00	0.000																					

Baltimore Orioles @ Cincinnati Reds
Riverfront Stadium, Cincinnati, OH
Sun Oct 11 1970, 3:33 AM EDT
Att: 51,531 - Unknown

AB 33
R 5
H 7
RBI 5
BB 2
SO 2
LOB 12



Batter	1	2	3	4	5	6	7	8	9	AB	R	H	RBI	BB	SO	LOB	TOP		
Pete Rose, S OBP: 0.269, SLG: 0.208 (1.9)										5	0	2	1	0	0	1			
Bobby Tolan, L OBP: 0.395, SLG: 0.625 (1.8)										4	0	1	0	0	0	2			
Tony Perez, R OBP: 0.320, SLG: 0.455 (1.5)										3	0	0	0	1	1	2			
Johnny Bench, R OBP: 0.333, SLG: 0.500 (1.2)										4	0	0	0	0	1	2			
Lee May, R OBP: 0.292, SLG: 0.478 (1.3)										3	1	1	0	1	1	0			
Hal McRae, R OBP: 0.333, SLG: 0.417 (1.7)										4	1	2	0	0	1	1			
Tommy Helms, R OBP: 0.217, SLG: 0.217 (1.4)										4	1	1	0	0	0	3			
Dave Concepcion, R OBP: 0.250, SLG: 0.333 (1.6)										3	0	1	2	0	0	1			
Tony Cloninger, R Wayne Granger, R (6.1) Woody Woodward, R (7, PH) Don Gullett, R (7.1) Ty Cline, L (9, PH)										2	0	0	0	0	1	1			
Inning Stats	R: 0 E: 0 K: 0 S: 4	H: 2 LOB: 1 BB: 0 P: 4	R: 1 E: 1 K: 2 S: 9	H: 2 LOB: 1 BB: 0 P: 9	R: 0 E: 0 K: 0 S: 3	H: 0 LOB: 0 BB: 1 P: 7	R: 0 E: 0 K: 1 S: 5	H: 0 LOB: 0 BB: 0 P: 5	R: 0 E: 0 K: 1 S: 5	H: 0 LOB: 0 BB: 0 P: 5	R: 2 E: 0 K: 0 S: 6	H: 3 LOB: 2 BB: 1 P: 10	R: 0 E: 0 K: 1 S: 6	H: 1 LOB: 1 BB: 0 P: 6	R: 0 E: 0 K: 0 S: 4	H: 1 LOB: 1 BB: 0 P: 4	1B: 9 2B: 0 3B: 0 HR: 0	SF: 1 SAC: 0 DP: 1 HBP: 0	WP: 0 PA: 37 PB: 0 SB: 0 CS: 0
PITCHER Dave McNally, L (1.1) ERA: 3.0	IP: 9.0 WLS: W BF: 37 H: 9 R: 3 ER: 3 SO: 5 BB: 2 IBB: 0 HBP: 0 BLK: 0 WP: 0 HR: 0 S: 45 P: 53 ERA: 3.00 WHIP: 1.222															PITCHER			

Cincinnati Reds @ Baltimore Orioles
Memorial Stadium, Baltimore, MD
Tue Oct 13 1970, 3:33 AM EDT
Att: 51,773 - Unknown

AB 34
R 3
H 9
RBI 3
BB 2
SO 5
LOB 14



Batter	1	2	3	4	5	6	7	8	9	AB	R	H	RBI	BB	SO	LOB	BOTTOM		
Don Buford, S OBP: 0.478, SLG: 0.722 (1.7)										3	2	1	1	1	0	0			
Mark Belanger, R OBP: 0.280, SLG: 0.217 (1.6)										4	0	0	0	0	0	1			
Boog Powell, L OBP: 0.481, SLG: 0.870 (1.3)										3	1	0	0	1	0	1			
Frank Robinson, R OBP: 0.357, SLG: 0.478 (1.9)										4	2	3	1	0	0	0			
Paul Blair, R OBP: 0.333, SLG: 0.320 (1.8)										3	1	3	1	1	0	0			
Brooks Robinson, R OBP: 0.440, SLG: 0.750 (1.5)										4	1	2	2	0	0	1			
Davey Johnson, R OBP: 0.480, SLG: 0.684 (1.4)										2	1	0	0	2	0	2			
Andy Etchebarren, R OBP: 0.077, SLG: 0.077 (1.2)										4	0	0	0	0	2	4			
Dave McNally, R OBP: 0.333, SLG: 0.778 (1.1)										4	1	1	4	0	2	0			
Inning Stats	R: 2 E: 0 K: 0 S: 5	H: 2 LOB: 2 BB: 2 P: 13	R: 0 E: 0 K: 1 S: 5	H: 0 LOB: 0 BB: 0 P: 5	R: 1 E: 0 K: 0 S: 4	H: 2 LOB: 0 BB: 0 P: 4	R: 0 E: 0 K: 1 S: 4	H: 0 LOB: 1 BB: 1 P: 8	R: 1 E: 0 K: 1 S: 6	H: 1 LOB: 0 BB: 0 P: 6	R: 4 E: 0 K: 1 S: 8	H: 3 LOB: 0 BB: 1 P: 12	R: 1 E: 0 K: 0 S: 4	H: 2 LOB: 1 BB: 1 P: 8	R: 0 E: 0 K: 0 S: 3	H: 0 LOB: 0 BB: 0 P: 3	1B: 4 2B: 4 3B: 0 HR: 3	SF: 0 SAC: 0 DP: 1 HBP: 0	WP: 0 PA: 37 PB: 0 SB: 0 CS: 2
PITCHER Tony Cloninger, R (1.1) ERA: 6.1 Wayne Granger, R (6.1) Don Gullett, L (7.1) ERA: 1.17	IP: 5.1 WLS: L BF: 23 H: 6 R: 5 ER: 5 SO: 3 BB: 3 IBB: 0 HBP: 0 BLK: 0 WP: 0 HR: 2 S: 26 P: 38 ERA: 8.44 WHIP: 1.688															PITCHER			

Cincinnati Reds @ Baltimore Orioles
Memorial Stadium, Baltimore, MD
Tue Oct 13 1970, 3:33 AM EDT
Att: 51,773 - Unknown

AB 31
R 9
H 10
RBI 9
BB 5
SO 4
LOB 9



Batter	1	2	3	4	5	6	7	8	9	AB	R	H	RBI	BB	SO	LOB	TOP											
Bobby Tolan, L OBP: 0.419, SLG: 0.593 (1, 8)	0-0 4-3 1B		4-0 1B BB		0-0 P6		0-3 K		4-0 CS BB	3	1	1	0	2	1	0	Cincinnati Reds @ Baltimore Orioles Memorial Stadium, Baltimore, MD Wed Oct 14 1970, 3:33 AM EDT Att: 53,007 - Unknown											
Pete Rose, S OBP: 0.290, SLG: 0.345 (1, 9)	0-0 4-3 1-2		0-0 FC5 1B 1-3		0-0 HR		0-0 G3		0-0 F8	5	1	2	1	0	0	2												
Tony Perez, R OBP: 0.300, SLG: 0.385 (1, 5)	0-3 K		0-3 K		0-0 F8				4-0 1B HR BB	4	1	0	0	1	2	4												
Johnny Bench, R OBP: 0.321, SLG: 0.458 (1, 2)	0-0 F3		0-0 P6		0-0 F7				0-0 1B HR	4	1	1	0	0	0	3												
Lee May, R OBP: 0.357, SLG: 0.615 (1, 3)		4-0 3B BB	0-0 1-2 3-H 1B		0-0 6-3				0-0 1-H 3-H HR	3	2	2	4	1	0	0												
Bernie Carbo, L (1, 7)		0-3 K	0-0 FC5 2-3F		0-0 K				0-3 K	4	0	0	0	0	3	3												
Tommy Helms, R OBP: 0.259, SLG: 0.231 (1, 4)		0-3 K		0-0 L9		4-0 BB			0-0 1B	3	0	1	0	1	1	1												
Dave Concepcion, R OBP: 0.286, SLG: 0.667 Clay Carroll, R (6, 1)		0-0 1-H 3B		0-0 4-3		0-0 L6			0-3 K	3	0	1	1	0	0	1												
Gary Nolan, R OBP: 0.167, SLG: 0.167 Don Gullett, R (3, 1)		0-0 4-3		0-3 K		0-0 P4			0-3 K	1	0	0	0	0	0	1												
Woody Woodward, R OBP: 0.188, SLG: 0.133 Angel Bravo, L (7, FH) Darrel Chaney, S (7, 6)										1	0	0	0	0	0	1												
Inning Stats	R: 0 E: 0 K: 1 S: 6	H: 1 LOB: 1 BB: 0 P: 6	R: 1 E: 0 K: 2 S: 8	H: 1 LOB: 1 BB: 1 P: 12	R: 1 E: 0 K: 1 S: 7	H: 2 LOB: 2 BB: 1 P: 11	R: 0 E: 0 K: 1 S: 5	H: 0 LOB: 0 BB: 0 P: 5	R: 1 E: 0 K: 0 S: 4	H: 1 LOB: 0 BB: 0 P: 4	R: 0 E: 0 K: 1 S: 5	H: 0 LOB: 1 BB: 0 P: 9	R: 0 E: 0 K: 2 S: 7	H: 0 LOB: 0 BB: 0 P: 7	R: 0 E: 0 K: 0 S: 4	H: 1 LOB: 1 BB: 0 P: 4		R: 3 E: 0 K: 3 S: 12	H: 3 LOB: 1 BB: 1 P: 16	R: 0 E: 0 K: 0 S: 2	H: 0 LOB: 0 BB: 1 P: 6	1B: 5 2B: 0 3B: 1 HR: 2	SF: 0 SAC: 0 DP: 0 HBP: 0	WP: 0 PB: 0 SB: 0 CS: 1	PA: 39			
PITCHER	IP	WLS	BF	H	R	ER	SO	BB	IBB	HBP	BLK	WP	HR	S	P	ERA		WHIP										
Jim Palmer, R ERA: 3.28	(1, 1)	7.0	31	6	5	5	7	4	0	0	0	0	1	41	57	6.43		1.429										
Eddie Watt, R ERA: 9.0	(8, 1)	1.0	L	6	2	1	1	3	1	0	0	0	1	11	15	9.00	3.000											
Moe Drabowsky, R ERA: 2.7	(9, 1)	1.0		2	0	0	0	0	0	0	0	0	0	2	2	0.00	0.000											

AB 34
R 6
H 8
RBI 6
BB 5
SO 10
LOB 17



Batter	1	2	3	4	5	6	7	8	9	AB	R	H	RBI	BB	SO	LOB	BOTTOM											
Don Buford, S OBP: 0.429, SLG: 0.591 (1, 7)	4-0 G3 SH5-3 BB		0-0 G3 1-2		0-0 4-3		0-3 K2-3		0-3 K	4	0	0	0	1	2	2	Cincinnati Reds @ Baltimore Orioles Memorial Stadium, Baltimore, MD Wed Oct 14 1970, 3:33 AM EDT Att: 53,007 - Unknown											
Paul Blair, R OBP: 0.300, SLG: 0.286 (1, 8)	0-0 SH5-3 1-2		0-3 K		0-0 5-3		0-3 K			3	0	0	0	0	2	1												
Boog Powell, L OBP: 0.452, SLG: 0.769 (1, 3)	0-0 G3 2-3		4-0 1B BB		0-3 K				0-0 5-3	3	1	0	0	1	1	1												
Frank Robinson, R OBP: 0.344, SLG: 0.444 (1, 9)	0-3 K		0-0 E 1B 1B		0-0 L7				0-0 6-3	4	1	1	1	0	1	1												
Brooks Robinson, R OBP: 0.517, SLG: 0.893 (1, 5)		0-0 HR	0-0 E8 1-3 2-H 1B 1B		0-0 E 1B 1B				0-0 1B	4	2	4	2	0	0	0												
Elrod Hendricks, L OBP: 0.412, SLG: 0.625 (1, 2)		0-0 4-3	0-0 1-3 2-H 1B 1B		0-0 E9 1-H 1B				0-0 G3	4	0	2	1	0	0	1												
Davey Johnson, R OBP: 0.414, SLG: 0.565 (1, 4)		0-0 G1-3		0-0 F9		0-3 K			0-0 P6	4	0	0	0	0	1	1												
Mark Belanger, R OBP: 0.250, SLG: 0.192 Terry Crowley, L (9, FH)		0-0 F8		0-0 4-3		0-0 F7			0-0 G3	3	0	0	0	0	0	1												
Jim Palmer, R OBP: 0.182, SLG: 0.273 Eddie Watt, R (8, 1) Moe Drabowsky, R (9, 1) Merv Rettenmund, R (9, FH) OBP: 0.500, SLG: 0.250										3	1	1	0	0	1	0												
Inning Stats	R: 0 E: 0 K: 1 S: 5	H: 0 LOB: 1 BB: 1 P: 9	R: 1 E: 0 K: 0 S: 4	H: 1 LOB: 0 BB: 0 P: 4	R: 3 E: 1 K: 1 S: 8	H: 4 LOB: 2 BB: 1 P: 12	R: 0 E: 0 K: 1 S: 5	H: 0 LOB: 0 BB: 0 P: 5	R: 0 E: 0 K: 1 S: 7	H: 2 LOB: 1 BB: 0 P: 7	R: 0 E: 0 K: 2 S: 7	H: 0 LOB: 0 BB: 0 P: 7	R: 0 E: 0 K: 0 S: 4	H: 1 LOB: 1 BB: 0 P: 4	R: 0 E: 1 K: 1 S: 6	H: 0 LOB: 1 BB: 0 P: 6		1B: 7 2B: 0 3B: 0 HR: 1	SF: 0 SAC: 1 DP: 0 HBP: 0	WP: 0 PB: 0 SB: 0 CS: 0	PA: 37							
PITCHER	IP	WLS	BF	H	R	ER	SO	BB	IBB	HBP	BLK	WP	HR	S	P	ERA		WHIP										
Gary Nolan, R ERA: 3.93	(1, 1)	2.2	14	4	4	4	2	2	0	0	0	0	0	16	24	13.50		2.250										
Don Gullett, L ERA: 0.97	(3, 1)	2.2	10	3	1	0	2	0	0	0	0	0	0	14	14	0.00		1.125										
Clay Carroll, R ERA:	(6, 1)	3.2	W	13	1	0	0	4	0	0	0	0	0	21	21	0.00	0.273											

AB 34
R 5
H 8
RBI 4
BB 2
SO 8
LOB 8



Batter	1	2	3	4	5	6	7	8	9	AB	R	H	RBI	BB	SO	LOB	TOP
Bobby Tolan, L OBP: 0.371, SLG: 0.516 (1, 8)										4	0	0	0	0	1	1	Cincinnati Reds @ Baltimore Orioles Memorial Stadium, Baltimore, MD Thu Oct 15 1970, 3:33 AM EDT Att: 45,341 - Unknown
Pete Rose, S OBP: 0.286, SLG: 0.364 (1, 9)										4	1	1	0	0	0	1	
Tony Perez, R OBP: 0.285, SLG: 0.333 (1, 5)										4	0	0	0	0	0	1	
Johnny Bench, R OBP: 0.313, SLG: 0.429 (1, 2)										4	1	1	1	0	1	0	
Lee May, R OBP: 0.344, SLG: 0.600 (1, 3)										4	1	1	0	0	1	0	
Hal McRae, R OBP: 0.333, SLG: 0.467 Pat Corrales, R (9, PH)										3	0	1	2	0	0	0	
Tommy Helms, R OBP: 0.267, SLG: 0.241 (1, 4)										3	0	1	0	0	0	1	
Dave Concepcion, R OBP: 0.300, SLG: 0.556 (1, 6)										3	0	1	0	0	0	0	
Jim Merritt, L Wayne Granger, R Milt Wilcox, R Angel Bravo, L Tony Cloninger, R Bernie Carbo, L Ray Washburn, R Clay Carroll, R										1	0	0	0	0	1	0	
Inning Stats	R: 3 E: 0 K: 1 S: 9	H: 4 LOB: 1 BB: 0 P: 9	R: 0 E: 0 K: 1 S: 5	H: 0 LOB: 0 BB: 0 P: 5	R: 0 E: 0 K: 1 S: 5	H: 0 LOB: 0 BB: 0 P: 5	R: 0 E: 0 K: 0 S: 3	H: 0 LOB: 1 BB: 1 P: 7	R: 0 E: 0 K: 0 S: 4	H: 2 LOB: 1 BB: 0 P: 4	R: 0 E: 0 K: 0 S: 3	H: 0 LOB: 0 BB: 0 P: 5	R: 0 E: 0 K: 1 S: 5	H: 0 LOB: 0 BB: 0 P: 5	1B: 3 2B: 3 3B: 0 HR: 0	SF: 0 SAC: 0 DP: 1 HBP: 0	
PITCHER Mike Cuellar, L ERA: 5.74 (1, 1)	IP: 9.0 WLS: W BF: 33 H: 6 R: 3 ER: 3 SO: 4 BB: 1 IBB: 0 HBP: 0 BLK: 0 WP: 0 HR: 0 S: 40 P: 44 ERA: 3.00 WHIP: 0.778											PITCHER	IP: 0.0 WLS: 0 BF: 0 H: 0 R: 0 ER: 0 SO: 0 BB: 0 IBB: 0 HBP: 0 BLK: 0 WP: 0 HR: 0 S: 0 P: 0 ERA: 0.00 WHIP: 1.500				

Batter	1	2	3	4	5	6	7	8	9	AB	R	H	RBI	BB	SO	LOB	BOTTOM
Mark Belanger, R OBP: 0.242, SLG: 0.194 (1, 6)										5	0	1	1	0	0	4	Cincinnati Reds @ Baltimore Orioles Memorial Stadium, Baltimore, MD Thu Oct 15 1970, 3:33 AM EDT Att: 45,341 - Unknown
Paul Blair, R OBP: 0.371, SLG: 0.344 (1, 8)										4	2	3	1	1	1	0	
Frank Robinson, R OBP: 0.351, SLG: 0.531 (1, 9)										5	2	2	2	0	1	3	
Boog Powell, L OBP: 0.444, SLG: 0.742 (1, 3)										5	1	2	1	0	0	1	
Merv Rettenmund, R OBP: 0.545, SLG: 0.750 (1, 7)										4	2	2	2	1	0	2	
Brooks Robinson, R OBP: 0.471, SLG: 0.788 (1, 5)										5	0	1	0	0	1	5	
Davey Johnson, R OBP: 0.471, SLG: 0.630 (1, 4)										4	1	3	2	1	0	0	
Andy Etchebarren, R OBP: 0.222, SLG: 0.125 (1, 2)										3	1	1	0	2	1	3	
Mike Cuellar, L OBP: 0.167, SLG: 0.667 (1, 1)										3	0	0	0	0	1	6	
Inning Stats	R: 2 E: 0 K: 0 S: 5	H: 2 LOB: 0 BB: 0 P: 5	R: 2 E: 0 K: 0 S: 6	H: 3 LOB: 1 BB: 1 P: 10	R: 2 E: 0 K: 1 S: 8	H: 3 LOB: 1 BB: 0 P: 8	R: 0 E: 0 K: 1 S: 5	H: 0 LOB: 0 BB: 0 P: 5	R: 1 E: 0 K: 1 S: 6	H: 1 LOB: 2 BB: 1 P: 10	R: 0 E: 0 K: 0 S: 3	H: 0 LOB: 1 BB: 1 P: 7	R: 2 E: 0 K: 2 S: 10	H: 3 LOB: 2 BB: 1 P: 14	1B: 11 2B: 2 3B: 0 HR: 2	SF: 0 SAC: 1 DP: 0 HBP: 0	
PITCHER Jim Merritt, L ERA: 6.43 Wayne Granger, R ERA: 22.5 Milt Wilcox, R ERA: 3.6 Tony Cloninger, R ERA: 5.84 Ray Washburn, R ERA: 13.5	IP: 1.2 WLS: L BF: 9 H: 3 R: 4 ER: 4 SO: 4 BB: 1 IBB: 0 HBP: 0 BLK: 0 WP: 0 HR: 0 S: 7 P: 12 ERA: 21.60 WHIP: 2.400											PITCHER Clay Carroll, R ERA: (8, 1)	IP: 0.2 WLS: 0 BF: 3 H: 1 R: 0 ER: 0 SO: 2 BB: 0 IBB: 0 HBP: 0 BLK: 0 WP: 0 HR: 0 S: 7 P: 7 ERA: 0.00 WHIP: 1.500				