

Cincinnati Reds - 1971

Batter	1	2	3	4	5	6	7	8	9	AB R H RBI BB SO LOB	TOP									
Sonny Jackson, L (1, 8) OBP: 0.500, SLG: 0.571	0-0 F8			0-0 5-3		0-0 1B		0-0 SH5-4		3 0 1 0 0 0 0										
Ralph Garr, L (1, 7) Dusty Baker Jr., R (8, PH) (8, 7)	0-0 F7			0-0 6-3		0-0 G3		0-0 F8		3 0 0 0 0 0 1 1 0 0 0 0 0 1										
Hank Aaron, R (1, 9) OBP: 0.222, SLG: 0.500	0-3 K			0-0 F8			0-0 HR	0-0 6-3		4 1 1 1 0 1 1										
Orlando Cepeda, R (1, 3) OBP: 0.222, SLG: 0.222		0-0 F8			0-0 6-3		0-3 K		0-0 SH3-4 1B	4 0 1 0 0 1 0										
Hal King, L (1, 2) OBP: 0.571, SLG: 0.833		0-0 F9			4-0 BB		0-0 1B 2B		0-0 SH3-4	2 1 1 0 1 0 0										
Felix Millan, R (1, 4) OBP: 0.778, SLG: 1.000		0-0 G3			0-0 F6		4-0 1B IBB		4-0 FC5-4 IBB	2 0 0 0 2 0 1										
Clete Boyer, R (1, 5) OBP: 0.333, SLG: 0.250			0-0 F5		0-0 F8		0-0 G6-4-3 1B		0-3 K	4 0 1 1 0 1 3										
Marty Perez, R (1, 6) Mike Lum, L (9, PH) Gil Garrido, R (9, 6)			0-0 F8			0-0 6-3	0-0 G6-4-3		0-0 FC5-4	3 0 0 0 0 0 2 1 0 0 0 0 0 2 0 0 0 0 0 0 0										
Ron Reed, R (1, 1) Cecil Upshaw, R (9, 1)			0-0 F9			0-3 K		0-0 SH5-4 1B		3 0 1 0 0 1 0 0 0 0 0 0 0 0										
Inning Stats	R: 0 E: 0 K: 1 S: 5	H: 0 LOB: 0 BB: 0 P: 5	R: 0 E: 0 K: 0 S: 3	H: 0 LOB: 0 BB: 0 P: 3	R: 0 E: 0 K: 0 S: 3	H: 0 LOB: 0 BB: 0 P: 3	R: 0 E: 0 K: 0 S: 3	H: 0 LOB: 1 BB: 1 P: 7	R: 0 E: 0 K: 1 S: 6	H: 1 LOB: 1 BB: 0 P: 6	R: 2 E: 0 K: 1 S: 7	H: 3 LOB: 1 BB: 1 P: 11	R: 0 E: 0 K: 0 S: 4	H: 1 LOB: 1 BB: 0 P: 4	R: 0 E: 0 K: 1 S: 6	H: 1 LOB: 2 BB: 1 P: 10	1B: 4 2B: 1 3B: 0 HR: 1	SF: 0 SAC: 2 DP: 1 HBP: 0	WP: 0 PB: 0 SB: 0 CS: 0	PA: 35
PITCHER	IP WLS BF H R ER SO BB IBB HBP BLK WP HR S P ERA WHIP																			
Jim McGlothlin, R (1, 1) ERA: 2.57	7.0 L 26 4 2 2 3 1 1 0 0 0 1 30 38 2.57 0.714																			
Joe Gibbon, L (8, 1) ERA:	1.1 7 2 0 0 0 0 0 1 0 0 0 6 10 0.00 1.500																			
Clay Carroll, R (9, 1) ERA:	0.2 2 0 0 0 0 1 0 0 0 0 0 4 4 0.00 0.000																			

Atlanta Braves @ Cincinnati Reds
Riverfront Stadium, Cincinnati, OH
Wed Apr 07 1971, 6:05 PM EST
Att: 10,452 - Unknown

livebaseballscorecards.com

AB	30
R	2
H	6
RBI	2
BB	3
SO	4
LOB	11



BOTTOM

Atlanta Braves @ Cincinnati Reds
 Riverfront Stadium, Cincinnati, OH
 Wed Apr 07 1971, 6:05 PM EST
 Att. 10,452 - Unknown

livebaseballscorecards.com

AB	32
R	1
H	10
RBI	1
BB	4
SO	5
LOB	18



WP : 0	PA : 38
PB : 0	
SB : 0	
CS : 0	

AB	R	H	RBI	BB	SO	LOB
4	0	2	0	1	0	2
5	0	1	0	0	2	3
4	0	1	0	0	1	2
4	1	2	0	0	0	2
2	0	0	0	2	0	0
4	0	2	1	0	0	3
4	0	0	0	0	1	3
3	0	1	0	0	1	3
1	0	1	0	0	0	0
0	0	0	0	0	1	0
1	0	0	0	0	0	0
0	0	0	0	0	0	0
0	0	0	0	0	0	0

Batter	1	2	3	4	5	6	7	8	9
Pete Rose, S (1, 9) OBP: 0.300, SLG: 0.222	0-0 G6-4-3 1B	0-0 F9			0-0 G4-3 1B		4-0 G3 1B BB		0-0 G3
Tommy Helms, R (1, 4) OBP: 0.300, SLG: 0.300	0-0 G6-4-3 1-2f		0-3 K		0-0 G4-3 1-2f		0-0 G3 1B		0-3 K
Tony Perez, R (1, 3) OBP: 0.375, SLG: 0.750	0-0 2B 1B		0-3 K			0-0 F7	0-0 G3		
Johnny Bench, R (1, 2) OBP: 0.500, SLG: 0.714	0-0 1-3 2B		0-0 F7			0-0 1B 2B	0-0 F8		
Bernie Carbo, L (1, 7) OBP: 0.500, SLG: 0.400	4-0 IBB			0-0 4-3		4-0 1B IBB		0-0 F2	
Hal McRae, R (1, 8) OBP: 0.375, SLG: 0.375	0-0 F9			0-0 1B		0-0 FC6-4 1B		0-0 F8	
Frank Duffy, R (1, 6) OBP: 0.143, SLG: 0.286		0-0 5-3		0-0 F7 1B		0-0 F7		0-3 K	
Woody Woodward, R (1, 5) OBP: 0.286, SLG: 0.167 Jimmy Stewart, S (9, PH) OBP: 0.500, SLG: 0.500		0-0 SH1-4 1B		0-3 K		0-0 FC6-4 1-2f		0-0 G3 SH1-3 1B	
Jim McGlothlin, R (1, 1) Angel Bravo, L (7, PH) OBP: 0.500, SLG: 0.500 Joe Gibbon, R (8, 1) Clay Carroll, R (9, 1) Ty Cline, L (9, PH)		0-0 SH1-4			4-0 1B BB		0-0 4-3		0-0 SH1-3

Inning	R	H	E	K	S	H	LOB	BB	P
1	0	3	0	1	9	1	3	1	3
2	0	1	0	0	9	1	1	0	4
3	0	0	0	2	7	0	0	0	4
4	0	1	0	1	6	1	1	0	6
5	0	1	0	1	6	0	0	1	6
6	1	2	0	1	9	2	2	1	9
7	0	1	0	0	8	2	2	1	8
8	0	0	0	1	5	0	0	0	5
9	0	1	0	1	6	1	1	0	6

PITCHER	IP	WLS	BF	H	R	ER	SO	BB	IBB	HBP	BLK	WP	HR	S	P	ERA	WHIP
Ron Reed, R (1, 1) ERA: 1.08	8.1	W	36	10	1	1	4	2	2	0	0	0	0	40	56	1.08	1.440
Cecil Upshaw, R (9, 1) ERA:	0.2	S	2	0	0	0	1	0	0	0	0	0	0	4	4	0.00	0.000

Batter	1	2	3	4	5	6	7	8	9	10	11	AB R H RBI BB SO LOB	TOP				
Pete Rose, S OBP: 0.267, SLG: 0.214 (1, 9)												5 1 1 0 0 0 0					
Tommy Helms, R OBP: 0.200, SLG: 0.200 (1, 4)												5 0 0 0 0 1 2					
Tony Perez, R OBP: 0.385, SLG: 0.692 (1, 3)												5 0 2 0 0 0 0					
Johnny Bench, R OBP: 0.385, SLG: 0.500 (1, 2)												5 0 1 0 0 1 1					
Hal McRae, R OBP: 0.250, SLG: 0.250 (1, 8)												4 0 0 0 0 0 1					
Bernie Carbo, L OBP: 0.417, SLG: 0.667 (1, 7)												4 1 1 1 0 1 0					
Bill Plummer, R Wayne Granger, R (1, 5) (10, 1)												4 0 0 0 0 1 0 0 0 0 0 0 0 0					
Frank Duffy, R OBP: 0.273, SLG: 0.300 (1, 6)												3 0 1 0 1 1 0					
Gary Nolan, R Clay Carroll, R Woody Woodward, R (10, PH) OBP: 0.250, SLG: 0.143 (1, 1) (9, 1) (10, 5)												3 0 0 0 0 2 1 0 0 0 0 0 0 0 1 0 0 0 0 0 1					
Inning Stats	R: 1 H: 3 E: 1 LOB: 1 K: 1 BB: 0 S: 7 P: 7	R: 0 H: 0 E: 0 LOB: 0 K: 0 BB: 0 S: 3 P: 3	R: 0 H: 0 E: 0 LOB: 0 K: 0 BB: 0 S: 3 P: 3	R: 0 H: 0 E: 0 LOB: 0 K: 0 BB: 0 S: 3 P: 3	R: 0 H: 0 E: 0 LOB: 1 K: 1 BB: 1 S: 5 P: 9	R: 0 H: 0 E: 0 LOB: 0 K: 0 BB: 0 S: 3 P: 3	R: 1 H: 1 E: 0 LOB: 0 K: 1 BB: 0 S: 6 P: 6	R: 0 H: 0 E: 1 LOB: 1 K: 2 BB: 0 S: 8 P: 8	R: 0 H: 0 E: 0 LOB: 0 K: 0 BB: 0 S: 3 P: 3	R: 0 H: 1 E: 0 LOB: 1 K: 2 BB: 0 S: 8 P: 8	R: 0 H: 1 E: 0 LOB: 1 K: 0 BB: 0 S: 4 P: 4	1B: 4 SF: 0 2B: 1 SAC: 0 3B: 0 DP: 0 HR: 1 HBP: 0	WP: 0 PA: 40 PB: 0 SB: 1 CS: 0				
PITCHER	IP WLS BF H R ER SO BB IBB HBP BLK WP HR S P ERA WHIP																
Jerry Koosman, L ERA: 0.9 (1, 1)	10.0	36	5	2	1	7	1	0	0	0	0	0	1	49	53	0.90	0.600
Danny Frisella, R ERA: (11, 1)	1.0	4	1	0	0	0	0	0	0	0	0	0	0	4	4	0.00	1.000

Cincinnati Reds @ New York Mets
 Shea Stadium, Flushing, NY
 Sat Apr 10 1971, 3:33 AM EST
 Att. 26,757 - Unknown

livebaseballscorecards.com

AB	39
R	2
H	6
RBI	1
BB	1
SO	7
LOB	6



BOTTOM

Cincinnati Reds @ New York Mets
Shea Stadium, Flushing, NY
Sat Apr 10 1971, 3:33 AM EST
Att. 26,757 - Unknown

livebaseballscores.com

AB 39
R 3
H 10
RBI 2
BB 4
SO 2
LOB 18



WP: 1 PA: 44
PB: 0
SB: 0
CS: 0

AB R H RBI BB SO LOB

5	0	1	0	0	0	3
4	0	1	0	1	0	3
5	0	1	0	0	0	2
4	0	0	0	0	0	2
1	0	1	0	0	0	0
4	0	1	1	1	0	1
3	0	1	1	1	0	0
1	0	0	0	0	0	3
3	0	1	0	0	1	1
0	0	0	0	0	1	0
0	0	0	0	0	0	0
0	0	0	0	0	0	0

11

0-0	FC6-4	1B
0-0	1-3	1B
0-0	6-3	1B
0-0	FC4-2	1B
0-0	FC4-2	1B
0-0	FC4-2	1B
0-0	FC4-2	1B
0-0	FC4-2	1B
0-0	FC4-2	1B
0-0	FC4-2	1B
0-0	FC4-2	1B
0-0	FC4-2	1B
0-0	FC4-2	1B

10

0-0	FC6-4	1B
0-0	1-3	1B
0-0	6-3	1B
0-0	FC4-2	1B
0-0	FC4-2	1B
0-0	FC4-2	1B
0-0	FC4-2	1B
0-0	FC4-2	1B
0-0	FC4-2	1B
0-0	FC4-2	1B
0-0	FC4-2	1B
0-0	FC4-2	1B
0-0	FC4-2	1B

9

0-0	FC6-4	1B
0-0	1-3	1B
0-0	6-3	1B
0-0	FC4-2	1B
0-0	FC4-2	1B
0-0	FC4-2	1B
0-0	FC4-2	1B
0-0	FC4-2	1B
0-0	FC4-2	1B
0-0	FC4-2	1B
0-0	FC4-2	1B
0-0	FC4-2	1B
0-0	FC4-2	1B

8

0-0	FC6-4	1B
0-0	1-3	1B
0-0	6-3	1B
0-0	FC4-2	1B
0-0	FC4-2	1B
0-0	FC4-2	1B
0-0	FC4-2	1B
0-0	FC4-2	1B
0-0	FC4-2	1B
0-0	FC4-2	1B
0-0	FC4-2	1B
0-0	FC4-2	1B
0-0	FC4-2	1B

7

0-0	FC6-4	1B
0-0	1-3	1B
0-0	6-3	1B
0-0	FC4-2	1B
0-0	FC4-2	1B
0-0	FC4-2	1B
0-0	FC4-2	1B
0-0	FC4-2	1B
0-0	FC4-2	1B
0-0	FC4-2	1B
0-0	FC4-2	1B
0-0	FC4-2	1B
0-0	FC4-2	1B

6

0-0	FC6-4	1B
0-0	1-3	1B
0-0	6-3	1B
0-0	FC4-2	1B
0-0	FC4-2	1B
0-0	FC4-2	1B
0-0	FC4-2	1B
0-0	FC4-2	1B
0-0	FC4-2	1B
0-0	FC4-2	1B
0-0	FC4-2	1B
0-0	FC4-2	1B
0-0	FC4-2	1B

5

0-0	FC6-4	1B
0-0	1-3	1B
0-0	6-3	1B
0-0	FC4-2	1B
0-0	FC4-2	1B
0-0	FC4-2	1B
0-0	FC4-2	1B
0-0	FC4-2	1B
0-0	FC4-2	1B
0-0	FC4-2	1B
0-0	FC4-2	1B
0-0	FC4-2	1B
0-0	FC4-2	1B

4

0-0	FC6-4	1B
0-0	1-3	1B
0-0	6-3	1B
0-0	FC4-2	1B
0-0	FC4-2	1B
0-0	FC4-2	1B
0-0	FC4-2	1B
0-0	FC4-2	1B
0-0	FC4-2	1B
0-0	FC4-2	1B
0-0	FC4-2	1B
0-0	FC4-2	1B
0-0	FC4-2	1B

3

0-0	FC6-4	1B
0-0	1-3	1B
0-0	6-3	1B
0-0	FC4-2	1B
0-0	FC4-2	1B
0-0	FC4-2	1B
0-0	FC4-2	1B
0-0	FC4-2	1B
0-0	FC4-2	1B
0-0	FC4-2	1B
0-0	FC4-2	1B
0-0	FC4-2	1B
0-0	FC4-2	1B

2

0-0	FC6-4	1B
0-0	1-3	1B
0-0	6-3	1B
0-0	FC4-2	1B
0-0	FC4-2	1B
0-0	FC4-2	1B
0-0	FC4-2	1B
0-0	FC4-2	1B
0-0	FC4-2	1B
0-0	FC4-2	1B
0-0	FC4-2	1B
0-0	FC4-2	1B
0-0	FC4-2	1B

1

0-0	FC6-4	1B
0-0	1-3	1B
0-0	6-3	1B
0-0	FC4-2	1B
0-0	FC4-2	1B
0-0	FC4-2	1B
0-0	FC4-2	1B
0-0	FC4-2	1B
0-0	FC4-2	1B
0-0	FC4-2	1B
0-0	FC4-2	1B
0-0	FC4-2	1B
0-0	FC4-2	1B

Batter

Tommie Agee, R (1, 8)
Bud Harrelson, S (1, 6)
Cleon Jones, R (1, 7)
Art Shamsky, L (1, 9) Ken Singleton, S (10, 9)
Donn Clendenon, R (1, 3)
Ken Boswell, L (1, 4)
Bob Aspromonte, R (1, 5) Tim Foli, R (10, PR) (11, 5)
Jerry Grote, R (1, 2)
Jerry Koosman, R (1, 1) Ed Kranepool, L (10, PH) Tom Seaver, R (10, PR) Danny Frisella, L (11, 1)

Inning Stats

R: 0 H: 0 E: 0 K: 0 S: 3
H: 0 LOB: 1 BB: 1 P: 7
R: 2 H: 3 E: 0 K: 0 S: 6
H: 3 LOB: 1 BB: 0 P: 6
R: 0 H: 0 E: 0 K: 0 S: 3
H: 0 LOB: 0 BB: 0 P: 3
R: 0 H: 0 E: 0 K: 1 S: 5
H: 0 LOB: 0 BB: 0 P: 5
R: 0 H: 0 E: 0 K: 1 S: 5
H: 0 LOB: 0 BB: 0 P: 5
R: 0 H: 1 E: 0 K: 0 S: 3
H: 1 LOB: 0 BB: 0 P: 3
R: 0 H: 0 E: 0 K: 0 S: 3
H: 0 LOB: 0 BB: 0 P: 3
R: 0 H: 2 E: 0 K: 0 S: 4
H: 2 LOB: 1 BB: 0 P: 4
R: 0 H: 0 E: 0 K: 0 S: 3
H: 0 LOB: 2 BB: 2 P: 11
R: 1 H: 2 E: 0 K: 0 S: 4
H: 2 LOB: 2 BB: 1 P: 8

PITCHER IP WLS BF H R ER SO BB IBB HBP BLK WP HR S P ERA WHIP

Gary Nolan, R (1, 1) ERA: 3.21
Clay Carroll, R (9, 1) ERA:
Wayne Granger, R (10, 1) ERA: 2.7

Batter	1	2	3	4	5	6	7	8	9	10	11	AB R H RBI BB SO LOB	TOP													
Pete Rose, S OBP: 0.250, SLG: 0.211 (1, 9)	0-0 6-3		0-0 K		0-3 K			0-0 F7		0-3 K		5 0 1 0 0 2 2														
Bernie Carbo, L OBP: 0.412, SLG: 0.615 (1, 7)	4-0 BB		0-3 K			0-0 2B		0-0 3-1		0-3 K		4 0 1 0 1 2 2														
Tony Perez, R OBP: 0.278, SLG: 0.500 (1, 5)	0-3 K		0-3 K			0-3 K		0-0 G3		0-0 1-3		5 0 0 0 0 3 4														
Johnny Bench, R OBP: 0.333, SLG: 0.375 (1, 2)	0-0 F7			4-0 BB		0-0 L8		0-0 F5		0-0 1-3		4 0 0 0 1 0 2														
Willie Smith, L (1, 3)		0-3 K		0-0 G6-3		0-0 F8		0-0 P6				4 0 0 0 0 1 2														
Hal McRae, R OBP: 0.250, SLG: 0.250 (1, 8)		0-3 K		0-0 6-3			0-0 B1-4-6 1B		0-0 F9			4 0 1 0 0 1 0														
Tommy Helms, R OBP: 0.158, SLG: 0.158 (1, 4)		0-0 5-3			0-0 1-3		0-0 B1-4-6			0-0 1-3		4 0 0 0 0 0 1														
Woody Woodward, R OBP: 0.417, SLG: 0.300 (1, 6)			0-3 K		0-0 S 1B		4-0 BB			0-0 1B		3 0 2 0 1 1 0														
Greg Garrett, S OBP: 0.500, SLG: 0.500 (6, 1)			0-0 1B			0-3 K		0-3 K		0-0 F7		2 0 1 0 0 1 1														
Milt Wilcox, R (7, PH)												0 0 0 0 0 0 0														
Angel Bravo, L OBP: 0.333, SLG: 0.333 (7, 1)												1 0 0 0 0 1 1														
Clay Carroll, R (10, PH)												0 0 0 0 0 0 0														
Bill Plummer, R (10, 1)												1 0 0 0 0 0 1														
Wayne Granger, R (10, 1)												0 0 0 0 0 0 0														
Inning Stats	R: 0 E: 0 K: 1 S: 5	H: 0 LOB: 1 BB: 1 P: 9	R: 0 E: 0 K: 2 S: 7	H: 0 LOB: 0 BB: 0 P: 7	R: 0 E: 0 K: 3 S: 11	H: 2 LOB: 2 BB: 0 P: 11	R: 0 E: 0 K: 0 S: 2	H: 0 LOB: 0 BB: 1 P: 6	R: 0 E: 0 K: 2 S: 8	H: 1 LOB: 1 BB: 0 P: 8	R: 0 E: 0 K: 1 S: 6	H: 1 LOB: 1 BB: 0 P: 6	R: 0 E: 0 K: 1 S: 5	H: 1 LOB: 1 BB: 1 P: 9	R: 0 E: 0 K: 0 S: 3	H: 0 LOB: 0 BB: 0 P: 3	R: 0 E: 0 K: 0 S: 3	H: 0 LOB: 0 BB: 0 P: 3	R: 0 E: 0 K: 1 S: 6	H: 1 LOB: 1 BB: 0 P: 6	R: 0 E: 0 K: 1 S: 5	H: 0 LOB: 0 BB: 0 P: 5	1B: 5 2B: 1 3B: 0 HR: 0	SF: 0 SAC: 0 DP: 2 HBP: 0	WP: 0 PB: 0 SB: 1 CS: 0	PA: 40
PITCHER	IP WLS BF H R ER SO BB IBB HBP BLK WP HR S P ERA WHIP																									
Tom Seaver, R ERA: 1.29 (1, 1)	9.0 33 5 0 0 10 3 0 0 0 0 0 0 50 62 0.00 0.889																									
Tug McGraw, L ERA: (10, 1)	2.0 7 1 0 0 2 0 0 0 0 0 0 0 11 11 0.00 0.500																									

Cincinnati Reds @ New York Mets
 Shea Stadium, Flushing, NY
 Sun Apr 11 1971, 3:33 AM EST
 Att. 22,005 - Unknown

livebaseballscorecards.com

AB	37
R	0
H	6
RBI	0
BB	3
SO	12
LOB	16



BOTTOM

Cincinnati Reds @ New York Mets
Shea Stadium, Flushing, NY
Sun Apr 11 1971, 3:33 AM EST
Att. 22,005 - Unknown

livebaseballscores.com

AB	30
R	1
H	6
RBI	1
BB	12
SO	2
LOB	22



WP:	0	PA:	44
PB:	0		
SB:	0		
CS:	1		

Batter	1	2	3	4	5	6	7	8	9	10	11	AB	R	H	RBI	BB	SO	LOB								
Tommie Agee, R (1, 8) OBP: 0.278, SLG: 0.294	0-0 F9		0-0 F8 BLK 1B		4-0 BB 1-2 BB		0-0 SH2-3 2B		0-0 FC2-6 CS 1-2f			4	0	2	0	1	0	1								
Bud Harrelson, S (1, 6) OBP: 0.500, SLG: 0.455	4-0 G5-3 1B BB		0-0 F8 1-3		4-0 1-2 2-3 BB		0-0 SH2-3 2-3		0-0 P5 1-2			2	0	0	0	2	0	2								
Cleon Jones, R (1, 7) OBP: 0.176, SLG: 0.375	0-0 1-2 1B		0-0 6-3		0-0 L7		0-0 1-3			0-0 1-3		5	0	1	0	0	0	4								
Donn Clendenon, R (1, 3) OBP: 0.471, SLG: 0.588	0-0 G5-3 2-3f			0-0 6-3		0-0 F8	0-0 F7			0-0 5-3		5	0	0	0	0	0	3								
Ken Singleton, S (1, 9) OBP: 0.667, SLG: 0.500		0-0 1-6-3		0-3 K		4-0 BB BB BB		4-0 SH3-4 BB		0-0 BB 1B		3	0	1	0	2	1	0								
Bob Aspromonte, R (1, 5) OBP: 0.429, SLG: 0.273		4-0 FC5 1B BB		0-0 5-3		0-0 F2		0-0 SH3-4 1-2		4-0 1-2 BB		2	0	0	0	2	0	1								
Ken Boswell, L (1, 4) OBP: 0.467, SLG: 0.500		0-0 FC5 1-2 1B			0-0 F7	4-0 BB 1-2 BB		4-0 G1-4-3 IBB		0-0 4-3		3	0	1	0	2	0	2								
Jerry Grote, R (1, 2) OBP: 0.357, SLG: 0.615		0-0 FC5 1-2 2-3f			0-0 L6	4-0 BB 1-2 2-3 BB		0-0 G1-4-3 1-2f			0-0 HR	4	1	1	1	1	0	4								
Tom Seaver, R (1, 1) Art Shamsky, L (9, PH) Don Hahn, R (9, PR) Tug McGraw, R (10, 1)		0-0 F8			4-0 BB BB BB	0-3 K		4-0 FC2-6 BB				2	0	0	0	1	1	5								
Inning Stats	R: 0 E: 0 K: 0 S: 3	H: 1 LOB: 1 BB: 1 P: 7	R: 0 E: 0 K: 0 S: 4	H: 1 LOB: 2 BB: 1 P: 8	R: 0 E: 0 K: 0 S: 3	H: 1 LOB: 0 BB: 0 P: 3	R: 0 E: 0 K: 1 S: 5	H: 0 LOB: 0 BB: 0 P: 5	R: 0 E: 0 K: 0 S: 3	H: 0 LOB: 3 BB: 3 P: 15	R: 0 E: 0 K: 1 S: 5	H: 0 LOB: 3 BB: 3 P: 17	R: 0 E: 0 K: 0 S: 4	H: 1 LOB: 1 BB: 0 P: 4	R: 0 E: 0 K: 0 S: 2	H: 0 LOB: 1 BB: 2 P: 10	R: 0 E: 0 K: 0 S: 2	H: 0 LOB: 1 BB: 1 P: 6	R: 0 E: 0 K: 0 S: 4	H: 1 LOB: 2 BB: 1 P: 8	R: 1 E: 0 K: 0 S: 1	H: 1 LOB: 0 BB: 0 P: 1	1B: 4 2B: 1 3B: 0 HR: 1	SF: 0 SAC: 2 DP: 2 HBP: 0	WP: 0 PB: 0 SB: 0 CS: 1	PA: 44
PITCHER	IP	WLS	BF	H	R	ER	SO	BB	IBB	HBP	BLK	WP	HR	S	P	ERA	WHIP									
Greg Garrett, L (1, 1) ERA:	5.2		25	3	0	0	1	7	0	0	1	0	0	20	48	0.00	1.765									
Milt Wilcox, R (6, 1) ERA:	0.1		2	0	0	0	1	1	0	0	0	0	0	3	7	0.00	3.000									
Clay Carroll, R (7, 1) ERA:	3.0		11	1	0	0	0	2	1	0	0	0	0	8	20	0.00	1.000									
Wayne Granger, R (10, 1) ERA: 4.15	1.0	L	6	2	1	1	0	1	0	0	0	0	1	5	9	9.00	3.000									

Batter	1	2	3	4	5	6	7	8	9	AB R H RBI BB SO LOB	TOP			
Pete Rose, S (1, 9) OBP: 0.320, SLG: 0.391	0-0 G3		0-0 PB SH1-3 1-2 1B		0-0 3-1		0-0 HR		4-0 5-3 BB	4 1 2 1 1 0 0				
Bernie Carbo, L (1, 7) OBP: 0.429, SLG: 0.533	4-0 1B HR BB		0-0 SH1-3		0-0 G3		4-0 G6-4-3 BB		0-0 5-3	2 1 0 0 2 0 1				
Tony Perez, R (1, 5) OBP: 0.304, SLG: 0.455	0-0 1-3 1B		0-3 K		4-0 HR BB		0-0 F3		0-0 6-3	4 1 1 0 1 1 4 0 0 0 0 0 0 0				
Frank Duffy, R (9, 6) OBP: 0.273, SLG: 0.300														
Johnny Bench, R (1, 2) OBP: 0.364, SLG: 0.700	0-0 3-H HR		0-0 6-3		0-0 1-H HR		0-0 G6-4-3 1-2f			4 2 2 4 0 0 2				
Willie Smith, L (1, 3) OBP: 0.111, SLG: 0.111	0-0 6-3				0-0 4-3		0-0 WP 1B		0-0 F7	4 0 1 0 0 0 0				
Hal McRae, R (1, 8) OBP: 0.250, SLG: 0.300		0-0 P4			0-0 1B 2B		0-0 F7 1-2		0-0 F8	4 0 1 0 0 0 1				
Tommy Helms, R (1, 4) OBP: 0.174, SLG: 0.174		0-0 F7			0-0 5-3		0-0 6-3		0-0 WP 1B	4 0 1 0 0 0 1				
Woody Woodward, R (1, 6) OBP: 0.375, SLG: 0.286		0-0 6-3			0-0 2-H 1B		0-0 6-3		0-0 F7 1-2	4 0 1 0 0 0 1				
Jim McGlothlin, R (1, 1) OBP: 0.750, SLG: 1.667			0-0 SH1-3 PB 1B		0-0 HR		0-0 2-3		0-0 1-3	3 2 2 1 0 0 0 0 0 0 0 0 0 0 1 0 0 0 0 0 0				
Joe Gibbon, R (6, 1)														
Clay Carroll, R (8, 1)														
Inning Stats	R: 2 E: 0 K: 0 S: 4 H: 2 LOB: 0 BB: 1 P: 8	R: 0 E: 0 K: 0 S: 3 H: 0 LOB: 0 BB: 0 P: 3	R: 1 E: 0 K: 1 S: 7 H: 2 LOB: 1 BB: 0 P: 7	R: 0 E: 0 K: 0 S: 4 H: 2 LOB: 2 BB: 0 P: 4	R: 3 E: 0 K: 0 S: 6 H: 3 LOB: 1 BB: 1 P: 10	R: 0 E: 0 K: 0 S: 3 H: 0 LOB: 0 BB: 0 P: 3	R: 1 E: 0 K: 0 S: 3 H: 1 LOB: 0 BB: 1 P: 7	R: 0 E: 0 K: 0 S: 4 H: 1 LOB: 1 BB: 0 P: 4	R: 0 E: 0 K: 0 S: 3 H: 0 LOB: 1 BB: 1 P: 7	1B: 6 2B: 1 3B: 0 HR: 4 SF: 0 SAC: 1 DP: 1 HBP: 0	WP: 2 PB: 1 SB: 0 CS: 0 PA: 39			
PITCHER	IP WLS BF H R ER SO BB IBB HBP BLK WP HR S P ERA WHIP												PITCHER	IP WLS BF H R ER SO BB IBB HBP BLK WP HR S P ERA WHIP
Ron Reed, R (1, 1) ERA: 2.92	4.0 L 18 7 4 3 1 1 0 0 0 0 2 19 23 6.75 2.000													
Ron Herbel, R (5, 1) ERA: 7.2	2.0 9 2 2 2 0 1 0 0 0 1 1 8 12 9.00 1.500													
Bob Priddy, R (7, 1) ERA: 3.0	3.0 12 2 1 1 0 2 0 0 0 1 1 10 18 3.00 1.333													

Cincinnati Reds @ Atlanta Braves
Atlanta Stadium, Atlanta, GA
Mon Apr 12 1971, 6:05 PM EST
Att: 15,178 - Unknown

livebaseballscorecards.com

AB	34
R	7
H	11
RBI	6
BB	4
SO	1
LOB	10



Batter	1	2	3	4	5	6	7	8	9	AB R H RBI BB SO LOB	TOP									
Pete Rose, S (1, 9) OBP: 0.367, SLG: 0.444	4-0 BB 5-3	0-0 2B 3-H		0-0 1B WP		0-3 K			0-0 G3	4 0 2 1 1 1 2										
Bernie Carbo, L (1, 7) OBP: 0.346, SLG: 0.400	0-0 F8	0-0 4-3		0-3 K 1-2		0-3 K			0-0 F7	5 0 0 0 0 2 3										
Tony Perez, R (1, 5) OBP: 0.321, SLG: 0.423	0-0 5-3 1-2		0-0 6-3		0-0 1B G3-6-1		4-0 1B BB		0-3 K	4 1 1 0 1 1 1										
Johnny Bench, R (1, 2) OBP: 0.385, SLG: 0.792	0-0 F8		0-0 HR		0-0 F7		0-0 1B 1-2			4 1 2 1 0 0 2										
Willie Smith, L (1, 3) OBP: 0.308, SLG: 0.333		4-0 1B 2B SH6-3 BB	0-0 2B		0-0 G3-6-1 1-2f		0-0 1B 1-3 2-H			3 1 2 1 1 0 1										
Hal McRae, R (1, 8) OBP: 0.250, SLG: 0.292		0-0 2B SH6-3 1B	0-0 F7		0-0 F7		0-0 F8			4 1 1 0 0 0 2										
Tommy Helms, R (1, 4) OBP: 0.192, SLG: 0.192		0-0 SH6-3 1-2 2-3	0-0 F7		0-0 1B 1B		0-0 6-3			3 0 1 0 0 0 1										
Woody Woodward, R (1, 6) OBP: 0.400, SLG: 0.389		0-0 2B 4-3 2-H 3-H		0-0 5-3		0-0 1B 1-2		0-0 6-3		4 1 2 2 0 0 0										
Don Gullett, R (1, 1) Wayne Granger, R (8, 1) Joe Gibbon, R (8, 1)		0-0 4-3 2-3		0-3 K		0-3 K		0-0 6-3		4 0 0 0 0 2 3 0 0 0 0 0 0 0 0 0 0 0 0 0 0										
Inning Stats	R: 0 E: 0 K: 0 S: 3	H: 0 LOB: 1 BB: 1 P: 7	R: 3 E: 0 K: 0 S: 6	H: 3 LOB: 1 BB: 1 P: 10	R: 1 E: 0 K: 0 S: 5	H: 2 LOB: 1 BB: 0 P: 5	R: 0 E: 0 K: 2 S: 8	H: 1 LOB: 1 BB: 0 P: 8	R: 0 E: 0 K: 2 S: 9	H: 2 LOB: 2 BB: 0 P: 9	R: 1 E: 0 K: 1 S: 6	H: 2 LOB: 1 BB: 1 P: 10	R: 0 E: 0 K: 0 S: 3	H: 0 LOB: 0 BB: 0 P: 3	R: 0 E: 0 K: 1 S: 5	H: 0 LOB: 0 BB: 0 P: 5	1B: 7 2B: 3 3B: 0 HR: 1	SF: 0 SAC: 1 DP: 1 HBP: 0	WP: 1 PB: 0 SB: 0 CS: 0	PA: 39
PITCHER	IP WLS BF H R ER SO BB IBB HBP BLK WP HR S P ERA WHIP																			
Pat Jarvis, R (1, 1) ERA: 9.95	2.1 L 14 5 4 4 0 2 0 0 0 0 0 1 12 20 15.43 3.000																			
George Stone, L (3, 1) ERA: 2.35	5.2 22 6 1 1 5 1 0 0 0 1 0 31 35 1.59 1.235																			
Cecil Upshaw, R (9, 1) ERA:	1.0 3 0 0 0 0 1 0 0 0 0 0 0 5 5 0.00 0.000																			

Cincinnati Reds @ Atlanta Braves
 Atlanta Stadium, Atlanta, GA
 Tue Apr 13 1971, 6:05 PM EST
 Att. 8,870 - Unknown

livebaseballscorecards.com

AB 35
 R 5
 H 11
 RBI 5
 BB 3
 SO 6
 LOB 15



BOTTOM

Cincinnati Reds @ Atlanta Braves
Atlanta Stadium, Atlanta, GA
Tue Apr 13 1971, 6:05 PM EST
Att. 8,870 - Unknown

livebaseballscorecards.com

AB 34
R 4
H 8
RBI 4
BB 4
SO 2
LOB 16



WP: 0 PA: 38
PB: 0
SB: 0
CS: 0

AB R H RBI BB SO LOB

4 1 0 0 1 0 2

5 1 2 0 0 0 2

4 1 2 2 0 0 3

4 0 2 2 0 0 1

3 0 0 0 1 0 3

0 0 0 0 0 0 0

3 0 0 0 0 0 1

0 0 0 0 1 0 0

4 0 0 0 0 2 3

4 0 1 0 0 0 0

1 2

1 2

1 2

1 2

1 3

0 0

4 0

1 2

1 2

1 2

1 2

1 2

4 1 0 0 1 0 2

5 1 2 0 0 0 2

4 1 2 2 0 0 3

4 0 2 2 0 0 1

3 0 0 0 1 0 3

0 0 0 0 0 0 0

3 0 0 0 0 0 1

0 0 0 0 1 0 0

4 0 0 0 0 2 3

4 0 1 0 0 0 0

2 0 0 0 0 0 1

1 1 1 0 1 0 0

0 0 0 0 0 0 0

0 0 0 0 0 0 0

0 0 0 0 0 0 0

0 0 0 0 0 0 0

0 0 0 0 0 0 0

0 0 0 0 0 0 0

0 0 0 0 0 0 0

0 0 0 0 0 0 0

0 0 0 0 0 0 0

0 0 0 0 0 0 0

0 0 0 0 0 0 0

0 0 0 0 0 0 0

1B 2B BB

1B 2B 1B

2B 1B

1B 2B

P4

IBB

G4-6-3

F8

1B BB 1B

1B BB

1B BB

1B BB

1B 2B BB

1-2 2-3

1-2 2-3 3-H

1-3 2-H 3-H

0-0

4-0

0-0

0-0

0-0

0-0

0-0

0-0

1-2

1-2

1-2

1-3

0-0

4-0

0-0

0-0

0-0

0-0

0-0

0-0

1B 2B BB

1B 2B 1B

2B 1B

1B 2B

P4

IBB

G4-6-3

F8

1B BB 1B

1B BB

1B BB

1B BB

1B 2B BB

1-2 2-3

1-2 2-3 3-H

1-3 2-H 3-H

0-0

4-0

0-0

0-0

0-0

0-0

0-0

0-0

1B 2B BB

1B 2B 1B

2B 1B

1B 2B

P4

IBB

G4-6-3

F8

1B BB 1B

1B BB

1B BB

1B BB

1B 2B BB

1-2 2-3

1-2 2-3 3-H

1-3 2-H 3-H

0-0

4-0

0-0

0-0

0-0

0-0

0-0

0-0

1B 2B BB

1B 2B 1B

2B 1B

1B 2B

P4

IBB

G4-6-3

F8

1B BB 1B

1B BB

1B BB

1B BB

1B 2B BB

1-2 2-3

1-2 2-3 3-H

1-3 2-H 3-H

0-0

4-0

0-0

0-0

0-0

0-0

0-0

0-0

1B 2B BB

1B 2B 1B

2B 1B

1B 2B

P4

IBB

G4-6-3

F8

1B BB 1B

1B BB

1B BB

1B BB

1B 2B BB

1-2 2-3

1-2 2-3 3-H

1-3 2-H 3-H

0-0

4-0

0-0

0-0

0-0

0-0

0-0

0-0

1B 2B BB

1B 2B 1B

2B 1B

1B 2B

P4

IBB

G4-6-3

F8

1B BB 1B

1B BB

1B BB

1B BB

1B 2B BB

1-2 2-3

1-2 2-3 3-H

1-3 2-H 3-H

0-0

4-0

0-0

0-0

0-0

0-0

0-0

0-0

1B 2B BB

1B 2B 1B

2B 1B

1B 2B

P4

IBB

G4-6-3

F8

1B BB 1B

1B BB

1B BB

1B BB

1B 2B BB

1-2 2-3

1-2 2-3 3-H

1-3 2-H 3-H

0-0

4-0

0-0

0-0

0-0

0-0

0-0

0-0

1B 2B BB

1B 2B 1B

2B 1B

1B 2B

P4

IBB

G4-6-3

F8

1B BB 1B

1B BB

1B BB

1B BB

1B 2B BB

1-2 2-3

1-2 2-3 3-H

1-3 2-H 3-H

0-0

4-0

0-0

0-0

0-0

0-0

0-0

0-0

1B 2B BB

1B 2B 1B

2B 1B

1B 2B

P4

IBB

G4-6-3

F8

1B BB 1B

1B BB

1B BB

1B BB

1B 2B BB

1-2 2-3

1-2 2-3 3-H

1-3 2-H 3-H

0-0

4-0

0-0

0-0

0-0

0-0

0-0

0-0

1B 2B BB

1B 2B 1B

2B 1B

1B 2B

P4

IBB

G4-6-3

F8

1B BB 1B

1B BB

1B BB

1B BB

1B 2B BB

1-2 2-3

1-2 2-3 3-H

1-3 2-H 3-H

0-0

4-0

0-0

0-0

0-0

0-0

0-0

0-0

1B 2B BB

1B 2B 1B

2B 1B

1B 2B

P4

IBB

G4-6-3

F8

Batter	1	2	3	4	5	6	7	8	9	AB R H RBI BB SO LOB	TOP									
Pete Rose, S (1, 9) OBP: 0.343, SLG: 0.387	0-0 6-3	4-0 BB	0-0 G6-4-3			0-0 6-3		0-0 G3		4 0 0 0 1 0 3										
Bernie Carbo, L (1, 7) OBP: 0.323, SLG: 0.333	0-0 F8	0-0 P5			4-0 S BB	0-3 K		0-0 6-3		4 0 0 0 1 1 3										
Tony Perez, R (1, 5) OBP: 0.333, SLG: 0.400	0-3 K		0-0 1B E		0-0 P6		0-3 K		4-0 HR BB	4 2 1 0 1 2 1 0 0 0 0 0 0 0										
Frank Duffy, R (9, 6) OBP: 0.273, SLG: 0.300																				
Johnny Bench, R (1, 2) OBP: 0.419, SLG: 0.862		0-0 1B 1B	0-0 E 2B 1B		0-0 F5		0-0 F9		0-0 HR	5 3 3 2 0 0 1										
Willie Smith, L (1, 3) OBP: 0.389, SLG: 0.412			0-0 E1 2B		0-0 G3		0-0 1B		0-0 1B	5 1 3 0 0 0 2										
Hal McRae, R (1, 8) OBP: 0.241, SLG: 0.310		0-0 G5-4-3 1B	0-0 FC6 2B		0-0 F7		0-0 F8		0-0 L5	5 1 1 2 0 0 4										
Tommy Helms, R (1, 4) OBP: 0.200, SLG: 0.200		0-1 CI 1B	0-0 FC6 1B 5-3		0-0 P6			0-0 CS 1B	0-0 F9	4 1 1 1 0 0 1										
Woody Woodward, R (1, 6) OBP: 0.417, SLG: 0.381		0-0 BB 1B	0-0 5-3		0-0 6-3			4-0 SH1-4 BB		3 0 1 1 1 0 1										
Tony Cloninger, R (1, 1) OBP: 0.667, SLG: 0.667		0-0 BB	0-0 G6-4-3 1B			0-3 K2-3		0-0 SH1-4		3 0 2 1 0 1 0 0 0 0 0 0 0 0										
Clay Carroll, R (7, 1)																				
Inning Stats	R: 0 E: 0 K: 1 S: 5	H: 0 LOB: 0 BB: 0 P: 5	R: 2 E: 1 K: 0 S: 7	H: 4 LOB: 3 BB: 1 P: 11	R: 4 E: 1 K: 0 S: 8	H: 4 LOB: 1 BB: 0 P: 8	R: 0 E: 0 K: 0 S: 3	H: 0 LOB: 1 BB: 1 P: 7	R: 0 E: 0 K: 2 S: 7	H: 0 LOB: 0 BB: 0 P: 7	R: 0 E: 0 K: 1 S: 6	H: 1 LOB: 1 BB: 0 P: 6	R: 0 E: 0 K: 0 S: 3	H: 1 LOB: 1 BB: 1 P: 7	R: 2 E: 0 K: 0 S: 5	H: 2 LOB: 1 BB: 1 P: 9	1B: 10 2B: 1 3B: 0 HR: 1	SF: 0 SAC: 1 DP: 2 HBP: 0	WP: 0 PB: 0 SB: 1 CS: 1	PA: 43
PITCHER	IP WLS BF H R ER SO BB IBB HBP BLK WP HR S P ERA WHIP																			
Phil Niekro, R (1, 1) ERA: 5.79	2.0 L 14 6 5 3 1 1 0 0 0 0 0 0 15 19 13.50 3.500																			
Mike McQueen, L (3, 1) ERA: 1.8	5.0 19 3 1 0 3 1 0 0 0 0 0 0 24 28 0.00 0.800																			
Bob Priddy, R (8, 1) ERA: 6.23	1.1 7 2 2 2 0 2 0 0 0 0 0 1 5 13 13.50 3.000																			
Steve Barber, L (9, 1) ERA: 5.4	0.2 3 1 0 0 0 0 0 0 0 0 0 0 3 3 0.00 1.500																			

Cincinnati Reds @ Atlanta Braves
 Atlanta Stadium, Atlanta, GA
 Wed Apr 14 1971, 6:05 PM EST
 Att. 9,266 - Unknown

livebaseballscorecards.com

AB	37
R	8
H	12
RBI	7
BB	4
SO	4
LOB	16



Batter	1	2	3	4	5	6	7	8	9	AB	R	H	RBI	BB	SO	LOB
Sonny Jackson, L (1, 8) OBP: 0.344, SLG: 0.433	0-0 G3		0-0 5-3		0-0 2-3 1B		0-0 FC4			4	0	1	0	0	0	2
Ralph Garr, L (1, 7) OBP: 0.389, SLG: 0.471	0-0 HR 1B		0-0 P6		0-0 G3			0-0 6-3		4	1	1	0	0	0	2
Hank Aaron, R (1, 9) OBP: 0.306, SLG: 0.697	0-0 1-H HR			0-0 HR		0-0 6-3		0-0 BB 1B		4	2	3	3	0	0	0
Orlando Cepeda, R (1, 3) OBP: 0.286, SLG: 0.531	0-0 F5		0-3 K		0-0 6-3		0-0 6-3	4-0 L1-3 BB		3	0	0	0	1	1	0
Hal King, L (1, 2) OBP: 0.313, SLG: 0.355	0-0 4-3		0-0 F8		0-3 K		0-0 L1-3	0-0 1-2		4	0	0	0	0	1	2
Felix Millan, R (1, 4) OBP: 0.455, SLG: 0.481		0-0 5-3		0-0 6-3		0-0 BB 1B		0-0 3B		4	0	2	0	0	0	0
Clete Boyer, R (1, 5) OBP: 0.273, SLG: 0.200		0-0 F8			0-0 F7		0-0 F7		0-0 L5	4	0	0	0	0	0	2
Marty Perez, R (1, 6) OBP: 0.276, SLG: 0.231		0-0 F9			0-0 1B SH2-3 1B		4-0 FC4 BB		0-0 P5	3	0	1	0	1	0	1
Phil Niekro, R (1, 1) Mike McQueen, L (3, 1) Mike Lum, L (7, PH) Bob Priddy, R (8, 1) Steve Barber, L (9, 1) Marv Staehle, L (9, PH)			0-0 F7		0-0 SH2-3		0-0 F5		0-0 F7	0	0	0	0	0	0	0

Inning Stats	R: 2	H: 2	E: 0	LOB: 0	K: 0	BB: 0	S: 5	P: 5	R: 0	H: 0	E: 0	LOB: 0	K: 0	BB: 0	S: 3	P: 3	R: 0	H: 0	E: 0	LOB: 0	K: 0	BB: 0	S: 3	P: 3	R: 1	H: 1	E: 0	LOB: 0	K: 1	BB: 0	S: 6	P: 6	R: 0	H: 2	E: 0	LOB: 2	K: 0	BB: 0	S: 5	P: 5	R: 0	H: 0	E: 0	LOB: 0	K: 1	BB: 0	S: 5	P: 5	R: 0	H: 1	E: 0	LOB: 2	K: 0	BB: 1	S: 4	P: 8	R: 0	H: 1	E: 0	LOB: 1	K: 0	BB: 1	S: 3	P: 7	R: 0	H: 1	E: 0	LOB: 1	K: 0	BB: 0	S: 4	P: 4	R: 0	H: 1	E: 0	LOB: 1	K: 0	BB: 0	S: 4	P: 4	1B: 5	SF: 0	2B: 1	SAC: 1	3B: 1	DP: 1	HR: 2	HBP: 0	WP: 0	PA: 36
--------------	------	------	------	--------	------	-------	------	------	------	------	------	--------	------	-------	------	------	------	------	------	--------	------	-------	------	------	------	------	------	--------	------	-------	------	------	------	------	------	--------	------	-------	------	------	------	------	------	--------	------	-------	------	------	------	------	------	--------	------	-------	------	------	------	------	------	--------	------	-------	------	------	------	------	------	--------	------	-------	------	------	------	------	------	--------	------	-------	------	------	-------	-------	-------	--------	-------	-------	-------	--------	-------	--------

PITCHER	IP	WLS	BF	H	R	ER	SO	BB	IBB	HBP	BLK	WP	HR	S	P	ERA	WHIP
Tony Cloninger, R (1, 1) ERA: 4.26	6.1	W	26	6	3	3	2	1	0	0	0	0	2	29	33	4.26	1.105
Clay Carroll, R (7, 1) ERA: 0.93	2.2	S	10	2	0	0	0	1	0	0	0	0	0	9	13	0.00	1.125


BOTTOM

Cincinnati Reds @ Atlanta Braves
Atlanta Stadium, Atlanta, GA

Wed Apr 14 1971, 6:05 PM EST
Att. 9,266 - Unknown

livebaseballscorecards.com

AB	33
R	3
H	8
RBI	3
BB	2
SO	2
LOB	12



Batter	1	2	3	4	5	6	7	8	9	AB R H RBI BB SO LOB	TOP											
Pete Rose, S (1, 9) OBP: 0.325, SLG: 0.389	0-0 1-3		0-0 1B 2B		0-0 F7		0-3 K		0-0 G6-4-3	5 1 1 0 0 1 2												
Bernie Carbo, L (1, 7) OBP: 0.343, SLG: 0.393	0-0 2B		0-0 2-H 1B		0-0 G3			0-0 3-1		4 0 2 1 0 0 0												
Tony Perez, R (1, 5) OBP: 0.324, SLG: 0.382	0-3 K		0-0 F9		0-0 G3			0-0 1B		4 0 1 0 0 1 2												
Johnny Bench, R (1, 2) OBP: 0.371, SLG: 0.758	0-0 F4		0-0 F6		0-0 5-3			0-0 F9		4 0 0 0 0 0 3												
Willie Smith, L (1, 3) OBP: 0.318, SLG: 0.333		0-0 4-3	0-0 4-3		0-0 3-1			0-0 4-3		4 0 0 0 0 0 2												
Hal McRae, R (1, 8) OBP: 0.242, SLG: 0.303		0-0 F8		0-0 F7		0-0 E5		0-0 2-3 1B		4 1 1 0 0 0 0												
Jimmy Stewart, S (1, 4) OBP: 0.333, SLG: 0.333		0-0 E4 1B 1B		0-0 F9		0-3 K		0-0 2-3		4 0 1 0 0 1 2												
Woody Woodward, R (1, 6) OBP: 0.464, SLG: 0.440		0-0 2-3 1B		0-0 1B			0-0 F3		0-0 BB 1B	4 0 3 1 0 0 0												
Gary Nolan, R (1, 1)		0-0 G3		0-0 1-3			0-0 4-3		4-0 BB 1B	2 0 0 0 0 0 3												
Milt Wilcox, R (6, 1)										0 0 0 0 0 0 0												
Angel Bravo, L (7, PH) OBP: 0.250, SLG: 0.250										1 0 0 0 0 0 0												
Wayne Granger, R (7, 1)										0 0 0 0 0 0 0												
Ty Cline, L (9, PH)										0 0 0 0 1 0 0												
Inning Stats	R: 0 E: 0 K: 1 S: 6	H: 1 LOB: 1 BB: 0 P: 6	R: 0 E: 1 K: 0 S: 5	H: 2 LOB: 2 BB: 0 P: 5	R: 1 E: 0 K: 0 S: 5	H: 2 LOB: 1 BB: 0 P: 5	R: 0 E: 0 K: 0 S: 4	H: 1 LOB: 1 BB: 0 P: 4	R: 0 E: 0 K: 0 S: 3	H: 0 LOB: 0 BB: 0 P: 3	R: 0 E: 1 K: 1 S: 6	H: 0 LOB: 1 BB: 0 P: 6	R: 0 E: 0 K: 1 S: 5	H: 0 LOB: 0 BB: 0 P: 5	R: 0 E: 0 K: 0 S: 4	H: 1 LOB: 1 BB: 0 P: 4	R: 1 E: 0 K: 0 S: 4	H: 2 LOB: 1 BB: 1 P: 8	1B: 7 2B: 2 3B: 0 HR: 0	SF: 0 SAC: 0 DP: 1 HBP: 0	WP: 0 PB: 0 SB: 0 CS: 0	PA: 37
PITCHER	IP WLS BF H R ER SO BB IBB HBP BLK WP HR S P ERA WHIP																					
Carl Morton, R (1, 1) ERA: 5.19	8.1 W 36 9 2 2 3 1 0 0 0 0 0 0 41 45 2.16 1.200																					
Mike Marshall, R (9, 1) ERA:	0.2 S 1 0 0 0 0 0 0 0 0 0 0 0 1 1 0.00 0.000																					

Cincinnati Reds @ Montreal Expos
 Jarry Park, Montreal, QB
 Sat Apr 17 1971, 3:33 AM EST
 Att. 15,931 - Unknown

livebaseballscorecards.com

AB 36
R 2
H 9
RBI 2
BB 1
SO 3
LOB 14




Batter	1	2	3	4	5	6	7	8	9
Boots Day, L OBP: 0.320, SLG: 0.261 (1, 8)	0-0 3-1		0-0 F7		0-0 6-3		0-0 F7		
Ron Hunt, R OBP: 0.462, SLG: 0.350 (1, 4)	0-0 6-3		0-0 5-3			0-0 1B 4-3 1B	0-3 K		
Rusty Staub, L OBP: 0.480, SLG: 0.409 (1, 9)	4-0 S BB			0-0 F2		0-0 4-3 2B 1B	0-0 1-3		
Bob Bailey, R OBP: 0.360, SLG: 0.222 (1, 5) Coco Laboy, R (9, 5)	0-3 K			0-0 F8		0-0 4-3	0-3 K		
Ron Fairly, L OBP: 0.375, SLG: 0.222 (1, 3)		0-0 3-1		0-3 K		4-0 2B IBB	0-0 4-3		
Jim Fairey, L OBP: 0.250, SLG: 0.286 (1, 7)		4-0 BB BB			0-3 K	0-0 CS 2B			
John Bateman, R OBP: 0.348, SLG: 0.455 (1, 2)		0-0 F9			0-0 1B 1B	4-0 IBB			
Bobby Wine, R OBP: 0.421, SLG: 0.267 (1, 6)		0-0 1-3			0-0 1-2 1B	0-3 K			
Carl Morton, R (1, 1) Mike Marshall, R (9, 1)			0-0 F9		0-3 K		0-3 K		

AB	R	H	RBI	BB	SO	LOB
4	0	0	0	0	0	2
4	1	1	0	0	1	0
3	1	1	0	1	0	0
4	0	0	1	0	2	2
0	0	0	0	0	0	0
3	1	0	0	1	1	0
2	0	1	2	1	1	0
2	0	1	0	1	0	1
3	0	1	0	0	1	3
3	0	0	0	0	2	2
0	0	0	0	0	0	0

BOTTOM

Cincinnati Reds @ Montreal Expos
Jarry Park, Montreal, QB
 Sat Apr 17 1971, 3:33 AM EST
 Att. 15,931 - Unknown

AB	28
R	3
H	5
RBI	3
BB	4
SO	8
LOB	10



Inning Stats	R: 0	H: 0	E: 0	K: 1	S: 5	LOB: 1	BB: 1	P: 9									
Gary Nolan, R ERA: 3.72 (1, 1)	IP: 5.1	WLS: L	BF: 24	H: 5	R: 3	ER: 3	SO: 4	BB: 2	IBB: 1	HBP: 0	BLK: 0	WP: 0	HR: 0	S: 29	P: 41	ERA: 5.06	WHIP: 1.312
Milt Wilcox, R ERA: (6, 1)	0.2		2	0	0	0	1	0	1	0	0	0	0	3	7	0.00	0.000
Wayne Granger, R ERA: 2.7 (7, 1)	2.0		6	0	0	0	3	0	0	0	0	0	0	12	12	0.00	0.000

WP	PA	3B	HR	S	P	ERA	WHIP
0	32	0	0	1	1	0	0

Batter	1	2	3	4	5	6	7	8	9	AB R H RBI BB SO LOB	TOP																									
Pete Rose, S (1, 9) OBP: 0.356, SLG: 0.415	0-0 F8	0-0 G3			0-0 1B		0-0 FC5-6 1B		0-0 G6-3 1B	5 0 3 0 0 0 0																										
Bernie Carbo, L (1, 7) OBP: 0.350, SLG: 0.375	4-0 BB 1B BB	0-3 K			0-0 1B		0-0 FC5-6 FC5-4 1-2f		0-0 G6-3 1-2f 2-3	4 1 1 0 1 1 3																										
Tony Perez, R (1, 5) OBP: 0.286, SLG: 0.333	0-0 F8-9		0-0 6-3		0-0 F3		0-0 F9		0-0 6-3	5 0 0 0 0 0 5																										
Johnny Bench, R (1, 3) OBP: 0.359, SLG: 0.703 (8, 2)	0-0 BB 1B BB		0-0 F9		0-0 1-3		0-0 FC5-4 1-2f			4 1 1 0 0 0 3																										
Hal McRae, R (1, 8) OBP: 0.297, SLG: 0.361	4-0 1B BB 1-2 2-3 BB		0-0 5-3		0-0 SH1-4 1B		0-0 SH5-3 2B			3 0 2 0 1 0 0																										
Tommy Helms, R (1, 4) OBP: 0.219, SLG: 0.194	4-0 1B BB 1-2 2-3 3-H BB		0-0 F5		0-0 SH1-4 1-2		0-0 SH5-3 2-3			1 0 0 1 1 0 0																										
Pat Corrales, R (1, 2) OBP: 0.333, SLG: 0.333	0-0 1B BB 1-2 2-3 3-H 1B		0-0 6-3		0-0 1-3 2-3		0-0 G3			3 0 1 1 0 0 1																										
Willie Smith, L (8, PH) OBP: 0.304, SLG: 0.318 (8, 3)										1 0 0 0 0 0 1																										
Woody Woodward, R (1, 6) OBP: 0.438, SLG: 0.393 Clay Carroll, R (8, 1)	0-0 F7		0-3 K		4-0 IBB		0-3 K		0-3 K	3 0 0 0 1 2 4 0 0 0 0 0 0 0																										
Jim Merritt, L (1, 1) Angel Bravo, L (5, PH) Milt Wilcox, R (5, 1) Joe Gibbon, R (6, 1) Wayne Granger, R (7, 1) Don Gullett, R (7, 1) Frank Duffy, R (8, 8) Jimmy Stewart, S (9, PH) OBP: 0.429, SLG: 0.429		0-0 3-1			0-0 1-3		0-3 K		0-0 G6-3 1B 1B	1 0 0 0 0 0 0 1 0 0 0 0 0 0 1 0 0 0 0 1 2 0 1 0 1 0 0 0 0																										
Inning Stats	R: 2 E: 0 K: 0 S: 5	H: 2 LOB: 3 BB: 3 P: 17	R: 0 E: 0 K: 1 S: 5	H: 0 LOB: 0 BB: 0 P: 5	R: 0 E: 0 K: 0 S: 3	H: 0 LOB: 0 BB: 0 P: 3	R: 0 E: 0 K: 1 S: 5	H: 0 LOB: 0 BB: 0 P: 5	R: 0 E: 0 K: 0 S: 6	H: 1 LOB: 2 BB: 1 P: 10	R: 0 E: 0 K: 0 S: 4	H: 1 LOB: 1 BB: 0 P: 4	R: 0 E: 0 K: 1 S: 6	H: 1 LOB: 1 BB: 0 P: 6	R: 0 E: 0 K: 0 S: 4	H: 2 LOB: 1 BB: 0 P: 4	1B: 8 2B: 1 3B: 0 HR: 0	SF: 0 SAC: 2 DP: 1 HBP: 0	WP: 0 PB: 0 SB: 0 CS: 0	PA: 39																
PITCHER	IP WLS BF H R ER SO BB IBB HBP BLK WP HR S P ERA WHIP																																			
Steve Renko, R (1, 1) ERA: 1.96	5.0		22	4	2	2	2	3	0	0	0	0	0	23	35	3.60	1.400																			
Howie Reed, R (6, 1) ERA: 2.25	2.0	W	9	2	0	0	1	0	1	0	0	0	0	10	14	0.00	1.000																			
Mike Marshall, R (8, 1) ERA:	2.0	S	8	3	0	0	1	0	0	0	0	0	0	10	10	0.00	1.500																			

Cincinnati Reds @ Montreal Expos
Jarry Park, Montreal, QB
Sun Apr 18 1971, 3:33 AM EST
Unknown

livebaseballscorecards.com

AB 33
R 2
H 9
RBI 2
BB 4
SO 4
LOB 19



Batter	1	2	3	4	5	6	7	8	9	AB	R	H	RBI	BB	SO	LOB
Ron Hunt, R OBP: 0.500, SLG: 0.364 (1, 4)	4-0 L4-3 BB		H 1-0 HBP		X 0-0 G4-6-3 2-H 1B		X 0-0 F9			2	0	1	1	1	0	1
Rusty Staub, L OBP: 0.448, SLG: 0.385 (1, 9)	0-0 L4-3 1-2		X 0-0 F8		X 0-0 G4-6-3 1-2f		X 0-0 BB 1B 1B			4	1	1	0	0	0	4
Bob Bailey, R OBP: 0.379, SLG: 0.200 Mike Marshall, R (8, 1)	0-0 6-3		X 0-0 4-3			B 4-0 SH1-3 1B BB	B 4-0 1B BB BB			2	0	0	0	2	0	2
Ron Swoboda, R OBP: 0.750, SLG: 1.250 Boots Day, L OBP: 0.320, SLG: 0.261 (4, PR) Clyde Mashore, R OBP: 0.500, SLG: 0.500 (7, PH) (8, 8)		X 0-0 G4-3 1B		X 0-0 1B 1B		X 0-0 SH1-3 1-2	X 0-0 1-3 2-H 3-H 1B			2	0	2	0	0	0	0
John Bateman, R OBP: 0.333, SLG: 0.400 (1, 2)		X 0-0 G4-3 1-2f		X 0-0 F5		B 4-0 1B BB	X 0-0 F6			3	0	0	0	1	0	4
Coco Laboy, R OBP: 0.667, SLG: 0.667 Ron Fairly, L OBP: 0.423, SLG: 0.350 (6, PH) (7, 3)		X 0-0 FC5-4 1B		X 0-0 G6-4-3 1-2 1B		X 0-0 FC5-4 1-2 2-H 1B	X 0-0 WP K2-5-2 2B			2	0	2	0	0	0	0
John Boccabella, R Jim Fairey, L OBP: 0.250, SLG: 0.286 Gary Sutherland, R (6, PH) (7, 5) (8, 7)		X 0-0 FC5-4 1-2f		X 0-0 G6-4-3 1-2f		X 0-0 FC5-4 1-2f	X 0-0 L1			2	0	0	0	0	0	3
Bobby Wine, R OBP: 0.435, SLG: 0.316 (1, 6)			X 0-0 SH1 1B		X 0-0 SH1-3 1B 1B		X 0-0 1-3 S S	X 0-3 K2-5-2 2-3		4	1	2	0	0	1	1
Steve Renko, R OBP: 0.143, SLG: 0.143 Howie Reed, R Ron Brand, R OBP: 0.500, SLG: 0.500 (7, PH) (8, 5)			X 0-0 SH1		X 0-0 SH1-3		X 0-0 BB 1B 1B 1B			0	0	0	0	0	0	0

Inning Stats	R: 0	H: 0	E: 0	K: 0	S: 2	R: 0	H: 2	E: 0	K: 0	S: 4	R: 0	H: 1	E: 0	K: 0	S: 4	R: 0	H: 2	E: 0	K: 0	S: 4	R: 1	H: 2	E: 0	K: 0	S: 4	R: 0	H: 1	E: 0	K: 0	S: 3	R: 2	H: 3	E: 0	K: 0	S: 6	R: 0	H: 1	E: 0	K: 1	S: 5			
	LOB: 0	BB: 1	P: 6	LOB: 1	BB: 0	P: 4	LOB: 2	BB: 0	P: 5	LOB: 2	BB: 0	P: 4	LOB: 0	BB: 0	P: 4	LOB: 2	BB: 2	P: 11	LOB: 2	BB: 1	P: 10	LOB: 1	BB: 0	P: 5	LOB: 0	BB: 0	P: 5	SF: 0	SAC: 3	DP: 5	HBP: 1	1B: 11	2B: 3	3B: 0	HR: 0	SF: 0	SAC: 3	DP: 5	HBP: 1	1B: 11	2B: 3	3B: 0	HR: 0

PITCHER	IP	WLS	BF	H	R	ER	SO	BB	IBB	HBP	BLK	WP	HR	S	P	ERA	WHIP
Jim Merritt, L ERA: 4.00	(1, 1)	4.0	16	5	0	0	0	1	0	0	0	0	0	14	19	0.00	1.500
Milt Wilcox, R ERA: 3.38	(5, 1)	1.2	8	3	1	1	0	2	0	0	0	0	0	6	14	5.40	3.000
Joe Gibbon, L ERA: 4.76	(6, 1)	1.0	L 5	2	2	2	0	0	0	0	0	0	0	5	5	18.00	2.000
Wayne Granger, R ERA: 2.7	(7, 1)	0.0	1	0	0	0	0	1	0	0	0	0	0	4	4	∞	∞
Don Gullett, L ERA: 6.48	(7, 1)	0.2	4	2	0	0	0	0	0	0	0	0	0	4	4	0.00	3.000

PITCHER	IP	WLS	BF	H	R	ER	SO	BB	IBB	HBP	BLK	WP	HR	S	P	ERA	WHIP
Clay Carroll, R ERA: 0.87	(8, 1)	0.2	1	0	0	0	1	0	0	0	0	0	0	3	3	0.00	0.000

BOTTOM

Cincinnati Reds @ Montreal Expos
Jarry Park, Montreal, QB
 Sun Apr 18 1971, 3:33 AM EST
 Unknown

AB	27
R	3
H	12
RBI	3
BB	4
SO	1
LOB	18

livebaseballscorecards.com



WP	HR	S	P	ERA	WHIP
1	0	3	3	0.00	0.000

Batter	1	2	3	4	5	6	7	8	9	AB R H RBI BB SO LOB	TOP											
Pete Rose, S (1, 9) OBP: 0.388, SLG: 0.432	4-0 BB 1B	0-0 1B		0-0 1-2 1B			0-0 1-3			3 1 2 0 1 0 0	Cincinnati Reds @ Montreal Expos Jarry Park, Montreal, QB Sun Apr 18 1971, 3:38 AM EST Att. 21,409 - Unknown livebaseballscorecards.com											
Bernie Carbo, L (1, 7) OBP: 0.341, SLG: 0.343	4-0 1B BB	0-0 2-3		0-0 L4			0-3 K			3 1 0 0 1 1 3												
Tony Perez, R (1, 5) OBP: 0.283, SLG: 0.326	0-0 1-2 2-H 1B							0-0 4-3		4 0 1 1 0 2 0												
Johnny Bench, R (1, 2) OBP: 0.326, SLG: 0.634	0-3 K							0-0 F5		4 0 0 0 0 2 2												
Willie Smith, L (1, 3) OBP: 0.333, SLG: 0.462	0-0 1-2 2-H 1B							0-0 4-3		4 1 2 2 0 0 0												
Ty Cline, L (1, 8)	0-3 K			0-0 L8						3 0 0 0 1 2 2												
Tommy Helms, R (1, 4) OBP: 0.194, SLG: 0.171	0-0 F4									4 0 0 0 0 0 3												
Woody Woodward, R (1, 6) OBP: 0.429, SLG: 0.387										3 0 1 0 0 0 0												
Wayne Simpson, R (6, 1)										0 0 0 0 0 0 0												
Jimmy Stewart, S (9, PH) OBP: 0.375, SLG: 0.375										1 0 0 0 0 1 0												
Jim McGlothlin, R (1, 1) OBP: 0.600, SLG: 1.250										1 0 0 0 0 0 1												
Greg Garrett, S (3, 1) OBP: 0.333, SLG: 0.333										1 0 0 0 0 0 1												
Frank Duffy, R (6, 6) OBP: 0.250, SLG: 0.273										1 0 0 0 0 0 0												
Inning Stats	R: 2 E: 0 K: 2 S: 9	H: 2 LOB: 2 BB: 2 P: 17	R: 0 E: 0 K: 1 S: 6	H: 1 LOB: 1 BB: 0 P: 6	R: 1 E: 0 K: 1 S: 6	H: 1 LOB: 0 BB: 0 P: 6	R: 0 E: 0 K: 0 S: 5	H: 2 LOB: 2 BB: 0 P: 5	R: 0 E: 0 K: 2 S: 7	H: 0 LOB: 0 BB: 0 P: 7	R: 0 E: 0 K: 0 S: 2	H: 0 LOB: 0 BB: 1 P: 6	R: 0 E: 0 K: 1 S: 5	H: 0 LOB: 0 BB: 0 P: 5	R: 0 E: 0 K: 0 S: 3	H: 0 LOB: 0 BB: 0 P: 3	R: 0 E: 0 K: 2 S: 7	H: 0 LOB: 0 BB: 0 P: 7	1B: 5 2B: 0 3B: 0 HR: 1	SF: 0 SAC: 0 DP: 1 HBP: 0	WP: 0 PB: 0 SB: 0 CS: 0	PA: 35
PITCHER Bill Stoneman, R (1, 1) ERA: 3.86	IP: 9.0 WLS: W BF: 35 H: 6 R: 3 ER: 3 SO: 9 BB: 3 IBB: 0 HBP: 0 BLK: 0 WP: 0 HR: 1 S: 50 P: 62 ERA: 3.00 WHIP: 1.000											PITCHER IP: WLS: BF: H: R: ER: SO: BB: IBB: HBP: BLK: WP: HR: S: P: ERA: WHIP:										



New York Mets @ Cincinnati Reds
 Riverfront Stadium, Cincinnati, OH

Tue Apr 20 1971, 6:05 PM EST
 Att. 10,420 - Unknown


AB	33
R	2
H	8
RBI	2
BB	2
SO	7
LOB	16



Batter	1	2	3	4	5	6	7	8	9	AB R H RBI BB SO LOB	TOP																		
Bud Harrelson, S OBP: 0.463, SLG: 0.387 (1, 6) X	0-0 F7		4-0 BB			0-0 1B		0-0 5-3		3 0 1 0 1 0 0																			
Ken Boswell, L OBP: 0.306, SLG: 0.344 (1, 4) X	0-0 E4		0-0 4-3			0-0 L6		0-0 E7		4 0 1 0 0 0 2																			
Tommie Agee, R OBP: 0.268, SLG: 0.333 (1, 8) X	0-0 F8					0-0 F8		0-0 4-3		4 0 0 0 0 0 3																			
Cleon Jones, R OBP: 0.244, SLG: 0.462 (1, 7) S S S	0-3 K					0-3 K		0-3 K		4 0 0 0 0 4 3																			
Dave Marshall, L OBP: 0.545, SLG: 0.600 (1, 9) X		0-0 3-1				0-0 1B		0-0 SH5-4 1B		4 1 3 0 0 0 0																			
Ed Kranepool, L OBP: 0.545, SLG: 0.444 (1, 3) X		0-0 CS 1B				0-0 F7		4-0 SH5-4 1B		3 1 2 0 1 0 1																			
Don Hahn, R (9, PR)								0-0 FC2-5 1B		0 0 0 0 0 0 0																			
Bob Aspromonte, R OBP: 0.257, SLG: 0.188 (1, 5) S S S		0-3 K						0-0 FC2-5		3 0 0 0 0 1 3																			
Al Weis, S (9, PR)		1-2 K				0-0 6-3		0-0 SH5-4		0 0 0 0 0 0 0																			
Jerry Grote, R OBP: 0.333, SLG: 0.440 (1, 2) X			0-0 5-3			0-0 K		0-0 K		2 0 0 0 0 1 0																			
Art Shamsky, L OBP: 0.235, SLG: 0.071 (7, PH)						0-3 K		0-0 L8		0 0 0 0 0 0 0																			
Duffy Dyer, R OBP: 0.333, SLG: 0.200 (7, 2)								0-0 1B		2 0 1 2 0 0 2																			
Ray Sadecki, L (1, 1) X			0-0 1-3			0-0 4-3		0-3 K		3 0 0 0 0 1 0																			
Danny Frisella, L (7, 1) X										0 0 0 0 0 0 0																			
Ken Singleton, S OBP: 0.400, SLG: 0.250 (9, PH) X										1 0 0 0 0 0 2																			
Inning Stats	R: 0 E: 1 K: 1 S: 6	H: 0 LOB: 1 BB: 0 P: 6	R: 0 E: 0 K: 1 S: 5	H: 1 LOB: 1 BB: 0 P: 5	R: 0 E: 0 K: 0 S: 3	H: 0 LOB: 1 BB: 1 P: 7	R: 0 E: 0 K: 1 S: 6	H: 1 LOB: 1 BB: 0 P: 6	R: 0 E: 0 K: 1 S: 5	H: 0 LOB: 0 BB: 0 P: 5	R: 2 E: 0 K: 1 S: 6	H: 2 LOB: 0 BB: 1 P: 10	R: 0 E: 1 K: 1 S: 6	H: 1 LOB: 1 BB: 0 P: 6	R: 0 E: 0 K: 0 S: 5	H: 2 LOB: 2 BB: 0 P: 5	1B: 6 2B: 3 3B: 0 HR: 0	SF: 0 SAC: 1 DP: 1 HBP: 0	WP: 0 PB: 0 SB: 1 CS: 1	PA: 36									
PITCHER	IP WLS BF H R ER SO BB IBB HBP BLK WP HR S P ERA WHIP																												
Tony Cloninger, R ERA: 3.55 (1, 1)	6.1		25	4	2	2	5	2	0	0	0	0	0	0	33	41	2.84	0.947											
Don Gullett, L ERA: 6.0 (7, 1)	0.2		2	1	0	0	1	0	0	0	0	0	0	0	4	4	0.00	1.500											
Joe Gibbon, L ERA: 4.5 (8, 1)	0.1		2	1	0	0	0	0	0	0	0	0	0	2	2	0.00	3.000												
Wayne Granger, R ERA: 2.45 (8, 1)	0.2	W	4	2	0	0	1	0	0	0	0	0	0	6	6	0.00	3.000												
Clay Carroll, R ERA: 0.79 (9, 1)	1.0	S	3	0	0	0	0	0	0	0	0	0	0	3	3	0.00	0.000												

Batter	1	2	3	4	5	6	7	8	9
Pete Rose, S OBP: 0.396, SLG: 0.521 (1, 9) X	0-0 HR		0-0 5-3		0-0 E8			0-0 FC1-5 2B	
Dave Concepcion, R (1, 8) X (9, 6)	0-0 1-3		0-3 K			4-0 G5-4-3 1B BB		0-0 FC1-5 5-3 HR 2-3	
Tony Perez, R OBP: 0.300, SLG: 0.326 (1, 3) X	0-0 6-3		4-0 BB			0-0 G5-4-3 1B 1-2		0-0 5-3	
Johnny Bench, R OBP: 0.319, SLG: 0.667 (1, 2) X	0-0 F7		0-0 P3			0-0 G5-4-3 1-2 2-3		0-0 HR 2-H	
Hal McRae, R OBP: 0.293, SLG: 0.375 (1, 7)		0-3 K		0-0 L6-4 2B		0-0 P1		0-0 P3	
Bill Plummer, R (1, 5) Ty Cline, L (9, 8)		0-0 F9		0-0 5-3			0-0 5-3		
Tommy Helms, R OBP: 0.205, SLG: 0.184 (1, 4)		0-0 BB 1B		0-0 L6-4 2-3			0-0 5-3		
Woody Woodward, R OBP: 0.447, SLG: 0.424 (1, 6) (9, 5)		4-0 1-2 BB			0-0 F8		0-0 2B		
Tony Cloninger, R OBP: 0.400, SLG: 0.400 (7, 1) Don Gullett, R (7, 1) Jimmy Stewart, S OBP: 0.333, SLG: 0.333 (8, 1) Joe Gibbon, R (8, 1) Wayne Granger, R (8, 1) Clay Carroll, R (9, 1)		0-0 F9			0-0 F8		0-3 K		

AB	R	H	RBI	BB	SO	LOB
4	1	2	1	0	0	0
3	1	0	0	1	1	1
3	0	1	0	1	0	1
4	1	1	2	0	0	3
4	0	1	0	0	1	1
3	0	0	0	0	0	1
0	0	0	0	0	0	0
3	0	1	0	0	0	1
2	0	1	0	1	0	0
2	0	0	0	0	0	2
0	0	0	0	0	0	0
1	0	0	0	0	1	1
0	0	0	0	0	0	0
0	0	0	0	0	0	0
0	0	0	0	0	0	0

BOTTOM	
AB	29
R	3
H	7
RBI	3
BB	3
SO	3
LOB	11
	
WP: 0	PA: 32
PB: 0	
SB: 0	
CS: 0	

PITCHER	
Ray Sadecki, L ERA: 1.35 (1, 1)	IP: 6.2 WLS: 1 BF: 26 H: 5 R: 1 ER: 1 SO: 2 BB: 3 IBB: 0 HBP: 0 BLK: 0 WP: 0 HR: 1 S: 27 P: 39 ERA: 1.35 WHIP: 1.200
Danny Frisella, R ERA: 5.4 (7, 1)	IP: 1.1 WLS: 0 BF: 6 H: 2 R: 2 ER: 2 SO: 1 BB: 0 IBB: 0 HBP: 0 BLK: 0 WP: 0 HR: 0 S: 8 P: 8 ERA: 13.50 WHIP: 1.500

livebaseballscorecards.com

New York Mets @ Cincinnati Reds
Riverfront Stadium, Cincinnati, OH
Tue Apr 20 1971, 6:05 PM EST
Att. 10,420 - Unknown

Batter	1	2	3	4	5	6	7	8	9	AB R H RBI BB SO LOB	TOP											
Bud Harrelson, S (1, 6) OBP: 0.457, SLG: 0.371	4-0 S 1B BB	0-0 F8			0-0 5-3		0-0 FC6-4		0-0 E S 1B	4 1 1 0 1 0 2												
Ken Boswell, L (1, 4) OBP: 0.293, SLG: 0.351	0-0 P6 1-2		0-0 F7		0-0 6-3			0-0 SH5-4 SF8 2B	0-0 F8 1-3	5 1 1 0 0 0 2												
Tommie Agee, R (1, 8) OBP: 0.283, SLG: 0.326	0-3 K		0-0 S 1B		0-0 5-3			1-0 SF8 SH5-4 1B HBP	0-3 K	4 1 1 0 0 2 2												
Dave Marshall, L (1, 9) OBP: 0.500, SLG: 0.500	4-0 1B BB		0-3 K 1-2		0-0 F9			0-0 SH5-4 1-2 2-3		2 0 0 0 1 1 1												
Cleon Jones, R (1, 7) OBP: 0.267, SLG: 0.452	0-0 1-3 2-H 1B		0-3 K		0-3 K			4-0 1B 1B IBB		3 1 1 1 1 2 1												
Ed Kranepool, L (1, 3) OBP: 0.500, SLG: 0.583	0-0 F7			0-0 L8			0-0 1B 3B	0-0 SF8 2-3 3-H		3 1 1 0 0 0 2												
Ken Singleton, S (8, PH) OBP: 0.381, SLG: 0.250										0 0 0 1 0 0 0												
Tim Foli, R (8, 5)										0 0 0 0 0 0 0												
Bob Aspromonte, R (1, 5) OBP: 0.263, SLG: 0.200		0-0 6-3		0-3 K			0-0 G1-6-3 1B	0-0 1B 1B 1B		3 0 1 1 0 1 0												
Art Shamsky, L (8, PH) OBP: 0.278, SLG: 0.133							3-H 0-0 1B	1-2 3-H 0-0 1B		1 0 1 1 0 0 0												
Jerry Grote, R (1, 2) OBP: 0.323, SLG: 0.414		0-0 5-3		0-0 F8			0-0 G1-6-3 1-2f	0-0 1H 2-H 1B		4 0 1 1 0 0 1												
Tom Seaver, R (1, 1) OBP: 0.400, SLG: 0.375		0-0			0-0 F8		0-0 FC6-4 1B		0-0 G3	3 0 2 0 0 0 0												
Tug McGraw, R (8, 1)										1 0 0 0 0 0 0												
Inning Stats	R: 1 E: 0 K: 1 S: 6	H: 1 LOB: 2 BB: 2 P: 14	R: 0 E: 0 K: 0 S: 4	H: 1 LOB: 1 BB: 0 P: 4	R: 0 E: 0 K: 2 S: 8	H: 1 LOB: 1 BB: 0 P: 8	R: 0 E: 0 K: 1 S: 5	H: 0 LOB: 0 BB: 0 P: 5	R: 0 E: 0 K: 0 S: 3	H: 0 LOB: 0 BB: 0 P: 3	R: 0 E: 0 K: 1 S: 5	H: 0 LOB: 0 BB: 0 P: 5	R: 1 E: 0 K: 0 S: 5	H: 3 LOB: 1 BB: 0 P: 5	R: 3 E: 0 K: 0 S: 5	H: 3 LOB: 2 BB: 1 P: 10	R: 0 E: 0 K: 1 S: 6	H: 1 LOB: 1 BB: 0 P: 6	1B: 7 2B: 2 3B: 1 HR: 0	SF: 1 SAC: 1 DP: 1 HBP: 1	WP: 0 PB: 0 SB: 3 CS: 0	PA: 39
PITCHER	IP WLS BF H R ER SO BB IBB HBP BLK WP HR S P ERA WHIP																					
Gary Nolan, R (1, 1) ERA: 4.1	7.0 L 30 7 4 4 5 2 0 1 0 0 0 0 37 46 5.14 1.286																					
Joe Gibbon, L (8, 1) ERA: 5.4	0.2 3 0 0 0 0 0 0 1 0 0 0 0 2 6 0.00 0.000																					
Wayne Granger, R (8, 1) ERA: 2.35	0.1 2 2 1 1 0 0 0 0 0 0 0 0 2 2 27.00 6.000																					
Clay Carroll, R (9, 1) ERA: 0.73	1.0 4 1 0 0 1 0 0 0 0 0 0 0 6 6 0.00 1.000																					

New York Mets @ Cincinnati Reds
Riverfront Stadium, Cincinnati, OH
Wed Apr 21 1971, 6:05 PM EST
Att. 8,517 - Unknown

livebaseballscorecards.com

AB	33
R	5
H	10
RBI	5
BB	3
SO	6
LOB	11



Batter	1	2	3	4	5	6	7	8	9	AB R H RBI BB SO LOB	TOP
Maury Wills, S OBP: 0.289, SLG: 0.286 (1, 6) X	0-0 6-3 ① X	0-0 5-3 ③			0-0 F7 ① X	0-0 FC5-4 ③		0-0 F9 ③		5 0 0 0 0 0 4	
Manny Mota, R OBP: 0.324, SLG: 0.273 (1, 9) X (9, 7)	0-0 4-3 ②		0-0 E6 FC4-6		0-0 1B 1B		0-0 4-3 1B		4-0 FC3-6 BB	4 1 2 0 1 0 0	
Willie Davis, L OBP: 0.377, SLG: 0.522 (1, 8) X	0-0 E3 WP		0-0 FC4-6 ① G6-4-3 1-2f		0-0 1B 1B		0-0 4-3 ① 1-2		0-0 FC3-6 ① BB 1-2f 2B	5 1 1 0 0 0 3	
Dick Allen, R OBP: 0.354, SLG: 0.500 (1, 7) X Willie Crawford, L OBP: 0.250, SLG: 0.250 (9, 9)	4-0 1-2 IBB		0-0 G6-4-3 ② ③ 1-2f		0-0 1B 1B 1-2 2-H		0-3 K ②		4-0 2B BB 1-2	3 1 1 1 2 1 2 0 0 0 0 0 0 0	
Wes Parker, S OBP: 0.324, SLG: 0.318 (1, 3) X	0-0 5-3 ③			0-0 6-3 ① X	0-0 F9 ②		4-0 BB		0-3 K ②	4 0 0 0 1 1 6	
Steve Garvey, R OBP: 0.367, SLG: 0.500 (1, 5) X		4-0 BB 4-3 BB		0-0 F9 2B	0-0 L5 ③		0-0 L6 ③		0-0 2B 1-H 2-H	4 0 2 2 1 0 4	
Duke Sims, L OBP: 0.389, SLG: 0.300 (1, 2) X		0-0 4-3 ① 1-2		0-0 F9 ② 2-3		0-0 F7 ①		0-0 F3 ① X	0-0 F3 ③	5 0 0 0 0 0 3	
Bill Russell, R OBP: 0.381, SLG: 0.400 (1, 4) X		4-0 BB BB BB BB		4-0 FC6 IBB		0-0 F8 ②		0-0 4-3 ②		2 0 0 0 2 0 0	
Claude Osteen, L OBP: 0.167, SLG: 0.091 (1, 1) X		0-0 F8 ②		0-0 FC6 ③ 1-2f		0-0 FC5-4 1B		0-3 K		4 0 1 0 0 1 4	
Inning Stats	R: 0 E: 1 K: 0 S: 4 H: 0 LOB: 2 BB: 1 P: 8	R: 0 E: 0 K: 0 S: 3 H: 0 LOB: 2 BB: 2 P: 11	R: 0 E: 1 K: 0 S: 3 H: 0 LOB: 0 BB: 0 P: 3	R: 0 E: 0 K: 0 S: 4 H: 1 LOB: 2 BB: 1 P: 8	R: 1 E: 0 K: 0 S: 6 H: 3 LOB: 2 BB: 0 P: 6	R: 0 E: 0 K: 0 S: 4 H: 1 LOB: 1 BB: 0 P: 4	R: 0 E: 0 K: 1 S: 6 H: 1 LOB: 2 BB: 1 P: 10	R: 0 E: 0 K: 1 S: 6 H: 0 LOB: 1 BB: 0 P: 6	R: 2 E: 0 K: 1 S: 6 H: 1 LOB: 1 BB: 2 P: 14	1B: 5 2B: 2 3B: 0 HR: 0 SF: 0 SAC: 0 DP: 1 HBP: 0	WP: 2 PB: 0 SB: 0 CS: 0 PA: 43
PITCHER Jim Merritt, L ERA: 0.82 (1, 1) Joe Gibbon, L ERA: 6.23 (8, 1)	IP WLS BF H R ER SO BB IBB HBP BLK WP HR S P ERA WHIP	7.0 L 33 6 1 1 1 1 3 2 0 0 1 0 30 50 1.29 1.286	2.0 10 1 2 2 2 2 0 0 0 1 0 12 20 9.00 1.500	PITCHER IP WLS BF H R ER SO BB IBB HBP BLK WP HR S P ERA WHIP							

Los Angeles Dodgers @ Cincinnati Reds
 Riverfront Stadium, Cincinnati, OH
 Fri Apr 23 1971, 6:05 PM EST
 Att. 31,589 - Unknown

AB	36
R	3
H	7
RBI	3
BB	7
SO	3
LOB	26



BOTTOM

Los Angeles Dodgers @ Cincinnati Reds

Riverfront Stadium, Cincinnati, OH

Sat Apr 24 1971, 3:33 AM EST

Att. 13,787 - Unknown

livebaseballscorecards.com

AB	35
R	4
H	10
RBI	4
BB	4
SO	11
LOB	11



WP:	0	PA:	40
PB:	0		
SB:	2		
CS:	0		

AB R H RBI BB SO LOB

5 0 0 0 0 3 1
2 1 1 0 2 1 0
0 0 0 0 1 0 0
0 0 0 0 0 0 0

4 0 0 0 1 2 4

5 2 3 2 0 1 2

4 0 1 0 0 2 1
0 0 0 0 0 0 0

3 0 0 0 0 0 0
1 0 1 1 0 0 0

4 1 3 0 0 0 0

4 0 1 1 0 1 3

1 0 0 0 0 1 0
0 0 0 0 0 0 0
1 0 0 0 0 0 0
0 0 0 0 0 0 0
1 0 0 0 0 0 0

1B: 6 SF: 0
2B: 2 SAC: 1
3B: 1 DP: 0
HR: 1 HBP: 0

Batter	1	2	3	4	5	6	7	8	9
Pete Rose, S (1, 9) OBP: 0.364, SLG: 0.475	0-0 L5		0-3 K		0-3 K		0-0 3-1		0-3 K
Ty Cline, L (1, 8) OBP: 0.556, SLG: 0.400	0-0 1B 2B		4-0 S BB		4-0 FC5-4 BB		0-3 K		4-0 BB BB
Tommy Helms, R (9, PH) OBP: 0.196, SLG: 0.159									
Don Gullett, R (9, PR)									
Tony Perez, R (1, 5) OBP: 0.254, SLG: 0.259	0-0 5-3		0-3 K		0-0 FC5-4		0-3 K		4-0 BB
Johnny Bench, R (1, 2) OBP: 0.333, SLG: 0.643	0-0 1B			0-0 5-3		0-0 HR		0-0 1B 1B	0-3 K
Bernie Carbo, L (1, 7) OBP: 0.314, SLG: 0.310	0-0 F7			0-3 K		0-3 K		0-0 1B 1B	
Frank Duffy, R (9, 6) OBP: 0.267, SLG: 0.286									
Willie Smith, L (1, 3) OBP: 0.294, SLG: 0.424		0-0 F7		0-0 3-1		0-0 F8		0-0 1B 1B	
Hal McRae, R (8, PH) OBP: 0.265, SLG: 0.333								0-0 1B 1B	
Dave Concepcion, R (1, 4) OBP: 0.333, SLG: 0.455		0-0 5-3			0-0 2B 1B	0-0 3B		0-0 S 1B	
Woody Woodward, R (1, 6) OBP: 0.458, SLG: 0.465					0-0 SH1-4 2B	0-0 F7		0-3 K	
Wayne Simpson, R (1, 1) Wayne Granger, R (6, 1)			0-3 K		0-0 SH1-4		0-0 F2		0-0 L7
Jimmy Stewart, S (7, PH) Clay Carroll, R (8, 1)									
Lee May, R (9, PH)									

Inning Stats	R: 1	H: 2	E: 0	K: 0	S: 5	R: 0	H: 0	E: 0	K: 0	S: 3	R: 0	H: 0	E: 0	K: 3	S: 9	R: 0	H: 0	E: 0	K: 1	S: 5	R: 1	H: 2	E: 0	K: 1	S: 7	R: 0	H: 0	E: 0	K: 1	S: 5	R: 1	H: 4	E: 0	K: 2	S: 10	R: 0	H: 0	E: 0	K: 2	S: 7	1B: 6	SF: 0	2B: 2	SAC: 1	3B: 1	DP: 0	HR: 1	HBP: 0	WP: 0	PA: 40
--------------	------	------	------	------	------	------	------	------	------	------	------	------	------	------	------	------	------	------	------	------	------	------	------	------	------	------	------	------	------	------	------	------	------	------	-------	------	------	------	------	------	-------	-------	-------	--------	-------	-------	-------	--------	-------	--------

PITCHER	IP	WLS	BF	H	R	ER	SO	BB	IBB	HBP	BLK	WP	HR	S	P	ERA	WHIP
Don Sutton, R (1, 1) ERA: 4.44	7.1		32	8	4	4	8	2	0	0	0	0	1	46	54	4.91	1.364
Jim Brewer, L (8, 1) ERA: 1.93	1.1	W	7	2	0	0	2	2	0	0	0	0	0	9	17	0.00	3.000
Pete Mikkelsen, R (9, 1) ERA:	0.1	S	1	0	0	0	1	0	0	0	0	0	0	3	3	0.00	0.000

Batter	1	2	3	4	5	6	7	8	9	AB R H RBI BB SO LOB	TOP											
Bill Russell, R (1, 4) OBP: 0.338, SLG: 0.349	0-3 K		x 0-0 F5	x 0-0 G3			x 0-0 G3			4 0 0 0 0 1 1												
Bill Buckner, L (1, 9) Manny Mota, R (7, 9) OBP: 0.278, SLG: 0.303 OBP: 0.342, SLG: 0.294	0-0 G4-6-3 1B		x 0-0 4-3			x 0-0 F2	H 1-0 HBP			3 0 1 0 0 0 0 0 0 0 0 0 0 0												
Willie Davis, L (1, 8) OBP: 0.390, SLG: 0.547	0-0 G4-6-3 1-2f			x 0-0 1B 3B		x 0-0 4-3	x 0-0 6-3			4 1 1 0 0 0 2												
Wes Parker, S (1, 3) OBP: 0.329, SLG: 0.329		x 0-0 S 1B		x 0-0 BLK 2B 1B 3-H		x 0-0 5-3	x 0-0 L9			4 1 2 1 0 0 0												
Tom Haller, L (1, 2) OBP: 0.471, SLG: 0.538		x 0-0 5-3 1-2		B B B B 4-0 2B SF7 BB		B B B B 4-0 BB	x 0-0 F9			2 1 0 0 2 0 1												
Steve Garvey, R (1, 5) OBP: 0.338, SLG: 0.466		x 0-0 F4		x 0-0 SF7 1B 2B 1-3 2-H		x 0-0 F9	x 0-0 4-3			4 1 1 1 0 0 2												
Willie Crawford, L (1, 7) OBP: 0.333, SLG: 0.300		4-0 FC6-4 IBB		x 0-0 SF7 2-3 3-H		x 0-0 L9	x 0-0 CS 1B			2 0 1 1 1 0 1												
Bobby Valentine, R (1, 6) Maury Wills, S (8, 6) OBP: 0.167, SLG: 0.091 OBP: 0.293, SLG: 0.289	0-0 FC6-4 1-2f		x 0-0 SH1-4 1B 3-H	x 0-0 SH1-4 1B 1-2		S O S O 0-3 K	S O S O 0-3 K			3 0 1 1 0 1 3 1 0 0 0 0 1 1												
Bill Singer, R (1, 1)			x 0-0 1-3	x 0-0 SH1-4 1B 1-2		S O S O 0-3 K	S O S O 0-3 K			3 0 0 0 0 2 0												
Inning Stats	R: 0 E: 0 K: 1 S: 5	H: 1 LOB: 0 BB: 0 P: 5	R: 0 E: 0 K: 0 S: 4	H: 1 LOB: 2 BB: 1 P: 8	R: 0 E: 0 K: 0 S: 3	H: 0 LOB: 0 BB: 0 P: 3	R: 4 E: 0 K: 0 S: 7	H: 4 LOB: 1 BB: 1 P: 11	R: 0 E: 0 K: 0 S: 3	H: 0 LOB: 0 BB: 0 P: 3	R: 0 E: 0 K: 1 S: 5	H: 0 LOB: 1 BB: 1 P: 9	R: 0 E: 0 K: 1 S: 5	H: 0 LOB: 1 BB: 0 P: 6	R: 0 E: 0 K: 0 S: 3	H: 0 LOB: 0 BB: 0 P: 3	R: 0 E: 0 K: 2 S: 7	H: 1 LOB: 0 BB: 0 P: 7	1B: 5 2B: 1 3B: 1 HR: 0	SF: 1 SAC: 1 DP: 1 HBP: 1	WP: 0 PB: 0 SB: 1 CS: 1	PA: 36
PITCHER	IP WLS BF H R ER SO BB IBB HBP BLK WP HR S P ERA WHIP																					
Milt Wilcox, R (1, 1) ERA: 7.5	3.1 L 17 6 4 4 1 1 1 0 1 0 0 17 25 10.80 2.100																					
Wayne Granger, R (4, 1) ERA: 1.8	0.2 2 0 0 0 0 0 0 0 0 0 0 2 2 0.00 0.000																					
Tony Cloninger, R (5, 1) ERA: 2.87	3.0 11 0 0 0 2 1 0 1 0 0 0 13 18 0.00 0.333																					
Joe Gibbon, L (8, 1) ERA: 5.06	2.0 6 1 0 0 2 0 0 0 0 0 0 10 10 0.00 0.500																					

Los Angeles Dodgers @ Cincinnati Reds
Riverfront Stadium, Cincinnati, OH

Sun Apr 25 1971, 3:33 AM EDT
Unknown

livebaseballscorecards.com

AB	30
R	4
H	7
RBI	4
BB	3
SO	5
LOB	11




Batter	1	2	3	4	5	6	7	8	9	AB	R	H	RBI	BB	SO	LOB
Pete Rose, S OBP: 0.343, SLG: 0.446 (1, 9) X	0-0 4-3 ①		X 0-0 F7 ①		X 0-0 5-3 ①		X 0-0 4-3 ②			4	0	0	0	0	0	0
Ty Cline, L OBP: 0.538, SLG: 0.286 Joe Gibbon, R (1, 8) X (8, 1)	0-0 L8 ②		B B B B 4-0 S BB ②		B B B B 4-0 L3 BB ②		X 0-0 L1-3 ③			2	0	0	0	2	0	0
Tony Perez, R OBP: 0.239, SLG: 0.242 (1, 5) X	0-0 F4 ③		S S S 0-3 K ②		X 0-0 L3 ② ③		X 0-0 F7 ①			4	0	0	0	0	1	2
Johnny Bench, R OBP: 0.344, SLG: 0.627 (1, 2)		X 0-0 1B 1B 1B	X 0-0 3-1 ③		B B B B 4-0 G4-6-3 1B BB		X 0-0 F6 ②			3	2	1	0	1	0	1
Bernie Carbo, L OBP: 0.327, SLG: 0.311 (1, 7)		X 0-0 1B 1B 1-2	X 0-0 3-1 ①		B B B B 4-0 G4-6-3 BB 1-2		X 0-0 6-3 ③			3	0	1	0	1	0	0
Willie Smith, L OBP: 0.263, SLG: 0.378 (1, 3)		X 0-0 F9 ①	X 0-0 6-3 ②		X 0-0 G4-6-3 ① ② 1-2f 2-3		X 0-0 L9 ①			4	0	0	0	0	0	4
Tommy Helms, R OBP: 0.220, SLG: 0.188 (1, 4)		X 0-0 F7 ②	X 0-0 E 1B		X 0-0 1B ③+H		X 0-0 6-3 ②			4	0	2	1	0	0	2
Dave Concepcion, R OBP: 0.313, SLG: 0.400 (1, 6)		X 0-0 1B 1-2 2-H	X 0-0 E6 FC6-4 1-2		X 0-0 F9 ③		X 0-0 4-3 ③			4	0	1	1	0	0	2
Milt Wilcox, R Wayne Granger, R Hal McRae, R Tony Cline, R Jimmy Stewart, S (1, 1) (4, 1) (4, PH) (5, 1) (7, PH) (8, 8)		X 0-0 4-3 ③	X 0-0 FC6-4 ③ 1-2f		X 0-0 F8 ①					1	0	0	0	0	0	2

Inning Stats	R: 0	H: 0	E: 0	K: 0	S: 3	R: 1	H: 3	E: 0	K: 0	S: 6	R: 0	H: 0	E: 0	K: 1	S: 5	R: 0	H: 1	E: 1	K: 0	S: 5	R: 0	H: 0	E: 0	K: 0	S: 2	R: 1	H: 1	E: 0	K: 0	S: 3	R: 0	H: 0	E: 0	K: 0	S: 3	R: 0	H: 0	E: 0	K: 0	S: 3	R: 0	H: 0	E: 0	K: 0	S: 3
Bill Singer, R ERA: 3.92 (1, 1)	IP	WLS	BF	H	R	ER	SO	BB	IBB	HBP	BLK	WP	HR	S	P	ERA	WHIP																												
	9.0	W	35	5	2	2	1	4	0	0	0	0	0	33	49	2.00	1.000																												

Los Angeles Dodgers @ Cincinnati Reds
Riverfront Stadium, Cincinnati, OH
Sun Apr 25 1971, 3:33 AM EDT
Unknown

AB	31
R	2
H	5
RBI	2
BB	4
SO	1
LOB	15



WP	PA	ERA	WHIP
0	35		

Batter	1	2	3	4	5	6	7	8	9	AB R H RBI BB SO LOB	TOP									
Bill Russell, R (1, 8) <small>OBP: 0.338, SLG: 0.338</small> Dick Allen, R (8, PH) <small>OBP: 0.343, SLG: 0.475</small> Jim Brewer, L (8, 1)	0-0 F8		4-0 BB		0-0 4-3			0-3 K		2 0 0 0 1 0 1 1 0 0 0 0 1 1 0 0 0 0 0 0 0	Los Angeles Dodgers @ Cincinnati Reds Riverfront Stadium, Cincinnati, OH Sun Apr 25 1971, 3:38 AM EDT Att. 32,700 - Unknown livebaseballscorecards.com									
Manny Mota, R (1, 9) <small>OBP: 0.357, SLG: 0.297</small>	0-0 4-3		0-3 K			4-0 CS BB		0-0 1B		3 0 1 0 1 1 1										
Bill Sudakis, S (1, 7) <small>OBP: 0.325, SLG: 0.412</small>	0-0 F8				0-0 1B 2B		0-3 K 1-2	0-0 F2		4 0 1 0 0 1 3										
Wes Parker, S (1, 3) <small>OBP: 0.314, SLG: 0.312</small>		0-0 E6		0-0 L9		0-3 K		0-0 F9		4 0 0 0 0 1 1										
Steve Garvey, R (1, 5) <small>OBP: 0.333, SLG: 0.452</small>		0-0 F8		0-0 G6-4-3 1B 2-3			0-0 F4	0-3 K		4 0 1 0 0 1 1										
Jim Lefebvre, S (1, 4) <small>OBP: 0.263, SLG: 0.368</small>		0-0 L8		0-0 G6-4-3 1-2f			0-0 F8	0-0 1B		4 0 1 0 0 0 3										
Duke Sims, L (1, 2) <small>OBP: 0.350, SLG: 0.265</small>		0-0 L6			0-0 4-3		0-0 F8	0-0 F5		4 0 0 0 0 0 2										
Bobby Valentine, R (1, 6) <small>OBP: 0.267, SLG: 0.231</small>			4-0 B1-6-4 BB		0-0 F9 2B			0-0 F9		2 0 1 0 1 0 0										
Al Downing, R (1, 1) <small>OBP: 0.333, SLG: 0.250</small> Billy Grabarkewitz, R (8, PH) <small>OBP: 0.438, SLG: 0.417</small> Willie Crawford, L (8, 8) <small>OBP: 0.333, SLG: 0.300</small>			0-0 B1-6-4 1-2f		0-0 F9 2-3			0-0 1B 1B		2 0 0 0 0 0 2 1 0 1 0 0 0 0 0 0 0 0 0 0 0										
Inning Stats	R: 0 E: 0 K: 0 S: 3	H: 0 LOB: 0 BB: 0 P: 3	R: 0 E: 1 K: 0 S: 4	H: 0 LOB: 1 BB: 0 P: 4	R: 0 E: 0 K: 1 S: 4	H: 0 LOB: 1 BB: 2 P: 12	R: 0 E: 0 K: 0 S: 4	H: 2 LOB: 1 BB: 0 P: 4	R: 0 E: 0 K: 2 S: 6	H: 1 LOB: 1 BB: 0 P: 4	R: 0 E: 0 K: 0 S: 3	H: 0 LOB: 0 BB: 0 P: 3	R: 0 E: 0 K: 0 S: 7	H: 2 LOB: 2 BB: 0 P: 7	R: 0 E: 0 K: 1 S: 6	H: 1 LOB: 1 BB: 0 P: 6	1B: 4 2B: 3 3B: 0 HR: 0	SF: 0 SAC: 0 DP: 3 HBP: 0	WP: 0 PB: 0 SB: 0 CS: 1	PA: 34
PITCHER Don Gullett, L (1, 1) <small>ERA: 3.0</small>	IP: 9.0 WLS: W BF: 34 H: 6 R: 0 ER: 0 SO: 5 BB: 3 IBB: 0 HBP: 0 BLK: 0 WP: 0 HR: 0 S: 41 P: 53 ERA: 0.00 WHIP: 1.000																			



Batter	1	2	3	4	5	6	7	8	9	AB	R	H	RBI	BB	SO	LOB
Pete Rose, S OBP: 0.338, SLG: 0.426 (1, 9)	0-0 4-3		0-0 6-3		0-0 F9		4-0 BB			3	0	0	0	1	0	0
Woody Woodward, R OBP: 0.442, SLG: 0.435 (1, 6) (8, 5)	0-0 F8		4-0 BB		0-0 F7		0-0 F9			3	0	0	0	1	0	1
Tony Perez, R OBP: 0.239, SLG: 0.288 (1, 5) (8, 3)	0-0 F8		0-0 F8			0-0 HR		0-0 6-3		4	1	1	1	0	0	1
Johnny Bench, R OBP: 0.338, SLG: 0.619 (1, 7) (8, 2)		0-0 1B 1B 2B	0-3 K			0-0 F6		0-0 1-3		4	1	1	0	0	1	1
Lee May, R OBP: 0.200, SLG: 0.200 Ty Cline, L OBP: 0.500, SLG: 0.250 (1, 3) (8, 8)		0-0 1B BB FC5-2 1B		0-0 6-3		0-3 K		0-0 L4-3		3	0	1	0	0	1	0
Hal McRae, R OBP: 0.283, SLG: 0.353 (1, 8) (8, 7)		4-0 FC5-2 1B G1-2-3 BB		0-0 F8		0-0 2B				2	0	1	0	1	0	0
Tommy Helms, R OBP: 0.245, SLG: 0.235 (1, 4)		0-0 FC5-2 1B		0-0 2B		0-0 F8				3	0	2	1	0	0	1
Pat Corrales, R OBP: 0.200, SLG: 0.200 Dave Concepcion, R (7, PH) OBP: 0.294, SLG: 0.375 (1, 2) (8, 6)		0-0 FC5-2		0-0 6-3			0-0 E2 CS SH1-4			2	0	0	0	0	0	4
Don Gullett, R (1, 1)		0-0 G1-2-3			0-0 1-3		0-0 SH1-4			1	0	0	0	0	0	3

Inning Stats	R: 0	H: 0	E: 0	K: 0	S: 3	R: 1	H: 3	E: 0	K: 0	S: 5	R: 0	H: 0	E: 0	K: 1	S: 5	R: 0	H: 1	E: 0	K: 0	S: 4	R: 0	H: 0	E: 0	K: 0	S: 3	R: 1	H: 2	E: 0	K: 1	S: 7	R: 0	H: 0	E: 1	K: 0	S: 3	R: 0	H: 0	E: 0	K: 0	S: 3
	0	0	0	0	3	1	3	0	0	5	0	0	0	1	5	0	1	0	0	4	0	0	0	0	0	1	2	0	1	7	0	0	1	0	3	0	0	0	0	3

PITCHER	IP	WLS	BF	H	R	ER	SO	BB	IBB	HBP	BLK	WP	HR	S	P	ERA	WHIP
Al Downing, L ERA: 1.47 (1, 1)	7.0	L	29	6	2	2	2	3	0	0	0	0	1	30	42	2.57	1.286
Jim Brewer, L ERA: 1.59 (8, 1)	1.0		3	0	0	0	0	0	0	0	0	0	0	3	3	0.00	0.000

Los Angeles Dodgers @ Cincinnati Reds
 Riverfront Stadium, Cincinnati, OH
 Sun Apr 25 1971, 3:38 AM EDT
 Att. 32,700 - Unknown

AB	28
R	2
H	6
RBI	2
BB	3
SO	2
LOB	11



WP: 0	PA: 32
PB: 0	
SB: 0	
CS: 1	

Batter	1	2	3	4	5	6	7	8	9	AB R H RBI BB SO LOB	TOP											
Enzo Hernandez, R (1, 6) OBP: 0.474, SLG: 0.387	0-3 K		0-0 L8		4-0 FC1-6 BB		0-0 F2		0-3 K	4 0 0 0 1 2 3												
Don Mason, L (1, 4) OBP: 0.225, SLG: 0.300	0-0 HR		0-3 K		0-0 FC1-6 1-2f		0-0 5-3			4 1 1 1 0 1 3												
Cito Gaston, R (1, 8) OBP: 0.227, SLG: 0.275	0-0 6-3		4-0 FC6-4 BB		0-3 K			0-3 K		3 0 0 0 1 2 1												
Nate Colbert, R (1, 3) OBP: 0.419, SLG: 0.639	0-0 1B		0-0 FC6-4 1-2f		0-0 F9			0-3 K		4 0 1 0 0 1 1												
Ollie Brown, R (1, 9) OBP: 0.282, SLG: 0.297	0-0 F3			0-0 F4		0-0 F9		0-0 FC4 1B		4 0 1 0 0 0 1												
Dave Campbell, R (1, 5) OBP: 0.293, SLG: 0.362		0-0 5-3		0-0 L8		0-0 L8		0-0 FC4 1-2f		4 0 0 0 0 0 1												
Ivan Murrell, R (1, 7) OBP: 0.250, SLG: 0.217		1-0 1B HBP		0-0 FC6-4 1B		0-3 K			0-0 F7	3 0 1 0 0 1 0												
Chris Cannizzaro, R (1, 2) OBP: 0.292, SLG: 0.286		0-0 G5-4-3 1B		0-0 FC6-4 1-2f		4-0 1B BB			0-3 K	3 0 1 0 1 1 1												
Steve Arlin, R (1, 1) OBP: 0.200, SLG: 0.200 Fred Kendall, R (5, PH) Al Santorini, R (5, 1) Ray Webster, L (7, PH) Gary Ross, R (7, 1) Dick Kelley, R (8, 1) Larry Stahl, L (9, PH) OBP: 0.306, SLG: 0.413		0-0 G5-4-3 1-2f			0-3 K		0-0 1B		4-0 BB	1 0 0 0 0 0 2 1 0 0 0 0 0 1 0 0 0 0 0 0 0 0 0 1 0 0 1 0 1 0 0												
Inning Stats	R: 1 E: 0 K: 1 S: 7	H: 2 LOB: 1 BB: 0 P: 7	R: 0 E: 0 K: 0 S: 3	H: 1 LOB: 1 BB: 0 P: 4	R: 0 E: 0 K: 1 S: 5	H: 0 LOB: 1 BB: 0 P: 9	R: 0 E: 0 K: 0 S: 4	H: 1 LOB: 1 BB: 0 P: 4	R: 0 E: 0 K: 2 S: 7	H: 0 LOB: 1 BB: 1 P: 11	R: 0 E: 0 K: 0 S: 3	H: 0 LOB: 0 BB: 0 P: 3	R: 0 E: 0 K: 1 S: 6	H: 1 LOB: 2 BB: 1 P: 10	R: 0 E: 0 K: 2 S: 8	H: 1 LOB: 1 BB: 0 P: 8	R: 0 E: 0 K: 2 S: 7	H: 0 LOB: 1 BB: 1 P: 11	1B: 5 2B: 0 3B: 0 HR: 1	SF: 0 SAC: 0 DP: 1 HBP: 1	WP: 0 PB: 0 SB: 0 CS: 0	PA: 37
PITCHER	IP WLS BF H R ER SO BB IBB HBP BLK WP HR S P ERA WHIP																					
Gary Nolan, R (1, 1) ERA: 3.51	7.0 W 29 5 1 1 5 3 0 1 0 0 1 35 48 1.29 1.143																					
Clay Carroll, R (8, 1) ERA: 1.1	2.0 S 8 1 0 0 4 1 0 0 0 0 0 15 19 0.00 1.000																					

San Diego Padres @ Cincinnati Reds
 Riverfront Stadium, Cincinnati, OH
 Tue Apr 27 1971, 7:05 PM EDT
 Att. 6,130 - Unknown

livebaseballscorecards.com

AB	32
R	1
H	6
RBI	1
BB	4
SO	9
LOB	13



Batter	1	2	3	4	5	6	7	8	9
Pete Rose, S OBP: 0.354, SLG: 0.423 (1, 9)	4-0 1B BB	0-0 E6		0-0 F8		4-0 1-2 BB		0-0 1-2 3-H 0-3 1B	
Ty Cline, L OBP: 0.368, SLG: 0.154 (1, 8) (8, 3)	0-0 L8	0-0 L5-3		0-0 L4-3		0-0 L7		0-3 K	
Johnny Bench, R OBP: 0.361, SLG: 0.621 (1, 2)	0-0 BB 1-3 SF9 1B		0-0 FC5-4 E 1B		0-0		4-0 G5-4-3 BB		
Lee May, R OBP: 0.333, SLG: 0.444 Clay Carroll, R (8, 1)	0-0 1-2 3-H BB 1B		0-3 K		0-0 1B 2B		0-0 1-2f G5-4-3		
Bernie Carbo, L OBP: 0.339, SLG: 0.298 (1, 7)	4-0 1-2 2-3 FC6-4 BB		4-0 FC5-4 BB		0-0 F7		0-0 4-3		
Tommy Helms, R OBP: 0.263, SLG: 0.259 (1, 4)	0-0 SF9		0-0 FC5-4 E		0-0 1B		0-0 4-3 SH5-3 1B		
Dave Concepcion, R OBP: 0.250, SLG: 0.316 (1, 6)	0-0 1-2f FC6-4		0-0 E6		0-0 4-3		0-0 SH5-3		
Woody Woodward, R OBP: 0.411, SLG: 0.400 (1, 5)		0-0 1-3	0-0 F7		0-0 F7		0-0 4-3		
Gary Nolan, R OBP: 0.091, SLG: 0.091 Jimmy Stewart, S OBP: 0.385, SLG: 0.273 (8, 8)		0-0 1-3		0-0 6-3		0-0 BB 1B	4-0 BB BB BB	4-0 1B BB	

Inning Stats	R: 2 E: 0 K: 0 S: 5	H: 2 LOB: 2 BB: 2 P: 13	R: 0 E: 1 K: 0 S: 4	H: 0 LOB: 1 BB: 0 P: 4	R: 2 E: 1 K: 1 S: 7	H: 1 LOB: 1 BB: 1 P: 11	R: 0 E: 0 K: 0 S: 3	H: 0 LOB: 0 BB: 0 P: 3	R: 1 E: 0 K: 0 S: 4	H: 2 LOB: 1 BB: 0 P: 4	R: 0 E: 0 K: 0 S: 4	H: 1 LOB: 2 BB: 1 P: 8	R: 0 E: 0 K: 0 S: 2	H: 0 LOB: 0 BB: 1 P: 6	R: 1 E: 0 K: 1 S: 7	H: 2 LOB: 2 BB: 1 P: 11
--------------	------------------------------	----------------------------------	------------------------------	---------------------------------	------------------------------	----------------------------------	------------------------------	---------------------------------	------------------------------	---------------------------------	------------------------------	---------------------------------	------------------------------	---------------------------------	------------------------------	----------------------------------

PITCHER															PITCHER																		
IP	WLS	BF	H	R	ER	SO	BB	IBB	HBP	BLK	WP	HR	S	P	ERA	WHIP	IP	WLS	BF	H	R	ER	SO	BB	IBB	HBP	BLK	WP	HR	S	P	ERA	WHIP
Steve Arlin, R ERA: 9.72 (1, 1)	4.0	L	20	3	4	3	1	3	0	0	0	0	19	31	6.75	1.500																	
Al Santorini, R ERA: 3.07 (5, 1)	2.0		9	3	1	1	0	1	0	0	0	0	8	12	4.50	2.000																	
Gary Ross, R ERA: 2.65 (7, 1)	1.2		8	2	1	1	0	2	0	0	0	0	6	14	5.40	2.400																	
Dick Kelley, L ERA: 9.95 (8, 1)	0.1		1	0	0	0	1	0	0	0	0	0	3	3	0.00	0.000																	

BOTTOM

San Diego Padres @ Cincinnati Reds
Riverfront Stadium, Cincinnati, OH

Tue Apr 27 1971, 7:05 PM EDT
Att. 6,130 - Unknown

AB	R	H	RBI	BB	SO	LOB
3	1	1	1	2	0	0
5	0	0	0	0	1	6
3	2	2	0	1	0	0
4	1	2	1	0	1	2
0	0	0	0	0	0	0
2	0	0	0	2	0	1
3	2	2	2	0	0	2
3	0	0	0	0	0	2
4	0	0	0	0	0	2
3	0	1	0	0	0	0
0	0	0	0	1	0	0

livebaseballscorecards.com

AB	30
R	6
H	8
RBI	4
BB	6
SO	2
LOB	15



1B:	7	SF:	1	WP:	0	PA:	38
2B:	1	SAC:	1	PB:	0		
3B:	0	DP:	1	SB:	2		
HR:	0	HBP:	0	CS:	0		

Batter	1	2	3	4	5	6	7	8	9	AB R H RBI BB SO LOB	TOP		
Enzo Hernandez, R (1, 6) OBP: 0.465, SLG: 0.444	0-0 4-3 3B		0-0 5-3		0-0 FC5-6 1B		0-0 F3		0-0 6-3	5 1 2 0 0 0 1			
Don Mason, L (1, 4) OBP: 0.205, SLG: 0.273	0-0 4-3		0-0 L9		0-0 FC5-6 1-2f			0-0 4-3		4 0 0 1 0 0 1			
Cito Gaston, R (1, 8) OBP: 0.228, SLG: 0.315	0-3 K			0-0 HR	0-3 K			0-0 5-3		4 1 1 1 0 2 1			
Nate Colbert, R (1, 3) OBP: 0.397, SLG: 0.600	0-0 6-3			0-3 K	0-0 5-3			0-3 K		4 0 0 0 0 2 1			
Ollie Brown, R (1, 9) OBP: 0.307, SLG: 0.324		0-0 F8		0-0 E 1B 1B		0-0 FC6-4 1B		0-0 2B 1B		4 1 3 0 0 0 0			
Ivan Murrell, R (1, 7) OBP: 0.250, SLG: 0.222		0-0 4-3		0-0 E 1B		0-0 FC6-4 G4-3 1-2f		0-0 L8		4 0 1 0 0 0 2			
Dave Campbell, R (1, 5) OBP: 0.282, SLG: 0.347 Larry Stahl, L (9, PH) OBP: 0.300, SLG: 0.404 Tommy Dean, R (9, 5)		0-0 F9		0-0 F8		0-0 G4-3 1-2f		0-0 L8		3 0 0 0 0 0 3 1 0 0 0 0 0 1 0 0 0 0 0 0 0			
Bob Barton, R (1, 2) OBP: 0.214, SLG: 0.357			0-0 HR	0-0 E5 1-2 2-3			0-0 6-3	0-0 2B 1B		4 2 2 1 0 0 2			
Danny Coombs, R (1, 1) OBP: 0.143, SLG: 0.286 Al Severinsen, R (5, 1) Ray Webster, L (7, PH) OBP: 0.500, SLG: 0.500 Bill Laxton, L (7, 1) Al Ferrara, R (9, PH) OBP: 0.333, SLG: 0.154 Clay Kirby, R (9, PR) OBP: 0.500, SLG: 0.333 Dick Kelley, R (9, 1)		0-3 K	0-3 K				0-3 K	0-0 2B		2 0 0 0 0 0 2 3 0 0 0 0 0 0 0 0 1 0 0 0 0 0 1 0 0 0 0 0 0 0 0 0 1 0 1 2 0			
Inning Stats	R: 1 H: 1 E: 0 LOB: 0 K: 1 BB: 0 S: 6 P: 6	R: 0 H: 0 E: 0 LOB: 0 K: 0 BB: 0 S: 3 P: 3	R: 1 H: 1 E: 0 LOB: 0 K: 1 BB: 0 S: 6 P: 6	R: 1 H: 3 E: 1 LOB: 3 K: 2 BB: 0 S: 11 P: 11	R: 0 H: 1 E: 0 LOB: 1 K: 1 BB: 0 S: 6 P: 6	R: 0 H: 1 E: 0 LOB: 0 K: 0 BB: 0 S: 3 P: 3	R: 0 H: 0 E: 0 LOB: 0 K: 1 BB: 0 S: 5 P: 5	R: 0 H: 0 E: 0 LOB: 0 K: 1 BB: 0 S: 5 P: 5	R: 2 H: 3 E: 0 LOB: 1 K: 0 BB: 0 S: 6 P: 6	1B: 6 SF: 0 2B: 1 SAC: 0 3B: 1 DP: 1 HR: 2 HBP: 0	WP: 0 PA: 37 PB: 0 SB: 0 CS: 0		
PITCHER	IP WLS BF H R ER SO BB IBB HBP BLK WP HR S P ERA WHIP											PITCHER	IP WLS BF H R ER SO BB IBB HBP BLK WP HR S P ERA WHIP
Jim McGlothlin, R (1, 1) ERA: 4.24	8.2 35 9 5 5 7 0 0 0 0 0 0 2 49 49 5.19 1.038												
Clay Carroll, R (9, 1) ERA: 1.08	0.1 2 1 0 0 0 0 0 0 0 0 0 0 2 2 0.00 3.000												

San Diego Padres @ Cincinnati Reds
 Riverfront Stadium, Cincinnati, OH
 Wed Apr 28 1971, 7:05 PM EDT
 Att. 6,484 - Unknown

livebaseballscorecards.com

AB	37
R	5
H	10
RBI	5
BB	0
SO	7
LOB	15



BOTTOM

San Diego Padres @ Cincinnati Reds
Riverfront Stadium, Cincinnati, OH
Wed Apr 28 1971, 7:05 PM EDT
Att. 6,484 - Unknown

livebaseballscorecards.com

AB 36
R 6
H 11
RBI 5
BB 2
SO 5
LOB 16



WP: 1 PA: 39
PB: 0
SB: 2
CS: 0

AB R H RBI BB SO LOB

4 1 1 0 1 0 0

5 0 1 0 0 0 4

5 2 3 2 0 1 2

3 1 1 2 1 0 0

4 1 1 1 0 1 3

0 0 0 0 0 0 0

4 0 3 0 0 0 0

0 0 0 0 0 0 0

0 0 0 0 0 0 0

1B: 8 SF: 0
2B: 0 SAC: 1
3B: 1 DP: 1
HR: 2 HBP: 0

Batter	1	2	3	4	5	6	7	8	9
Pete Rose, S OBP: 0.357, SLG: 0.413 (1, 9)	0-0 6-3 ①		0-0 1B S 1B		0-0 E6 1-3 3B		0-0 5-3 ②		4-0 1B FC5-2 IBB
Dave Concepcion, R OBP: 0.240, SLG: 0.292 (1, 8) (9, 6)	0-0 6-3 ②		0-0 1-3 S 1B		0-0 1-3 ①		0-0 F9 ③		0-0 FC5-2 1B 1-2 2-3 3-H
Tony Perez, R OBP: 0.263, SLG: 0.338 (1, 5) (9, 3)	0-0 HR 1B		0-3 K ②		0-0 WP 2-H 3B			0-0 6-3 ①	0-0 1B 1-2 2-3 3-H
Johnny Bench, R OBP: 0.368, SLG: 0.652 (1, 2)	0-0 1-H HR		4-0 FC6-4 IBB		0-0 F7 ②			0-0 P3 ②	
Lee May, R OBP: 0.308, SLG: 0.615 (1, 3)	0-3 K ③		0-0 FC6-4 ③		0-0 6-3 ③			0-0 HR ③	
Ty Cline, L OBP: 0.368, SLG: 0.154 (9, 8)			1-2f						
Hal McRae, R OBP: 0.281, SLG: 0.345 (1, 7)		0-0 F8 ①		0-0 FC1-6 1B		0-0 1-4-3 ①		0-3 K ③	
Tommy Helms, R OBP: 0.295, SLG: 0.293 (1, 4)		0-0 G4-6-3 1B		0-0 FC1-6 1B		0-0 4-3 ②		0-0 E SH FC5-2 1B	
Frank Duffy, R OBP: 0.267, SLG: 0.286 (9, PR)				1-2					
Woody Woodward, R OBP: 0.390, SLG: 0.377 (1, 6) (9, 5)		0-0 G4-6-3 ② ③		0-0 FC1-6 ① ②	1-2f 2-3	0-0 F8 ③		0-0 SH FC5-2 1B	
Jim McGlothlin, R OBP: 0.375, SLG: 0.714 (1, 1)			0-0 5-3 ①		0-0 F8 ③		0-3 K ①		0-3 K ①
Clay Carroll, R (9, 1)									
Bill Plummer, R (9, PH)									

Inning Stats	R: 2	H: 2	E: 0	K: 1	S: 7	LOB: 0	BB: 0	P: 7	R: 0	H: 1	E: 0	K: 0	S: 3	LOB: 0	BB: 0	P: 3	R: 0	H: 2	E: 0	K: 1	S: 7	LOB: 3	BB: 1	P: 11	R: 0	H: 2	E: 0	K: 0	S: 4	LOB: 1	BB: 0	P: 4	R: 2	H: 1	E: 1	K: 0	S: 5	LOB: 0	BB: 0	P: 5	R: 0	H: 0	E: 0	K: 0	S: 3	LOB: 0	BB: 0	P: 3	R: 0	H: 0	E: 0	K: 1	S: 5	LOB: 0	BB: 0	P: 5	R: 1	H: 1	E: 0	K: 1	S: 6	LOB: 0	BB: 0	P: 6	R: 1	H: 2	E: 1	K: 1	S: 7	LOB: 3	BB: 1	P: 11	1B: 8	SF: 0	2B: 0	SAC: 1	3B: 1	DP: 1	HR: 2	HBP: 0
--------------	------	------	------	------	------	--------	-------	------	------	------	------	------	------	--------	-------	------	------	------	------	------	------	--------	-------	-------	------	------	------	------	------	--------	-------	------	------	------	------	------	------	--------	-------	------	------	------	------	------	------	--------	-------	------	------	------	------	------	------	--------	-------	------	------	------	------	------	------	--------	-------	------	------	------	------	------	------	--------	-------	-------	-------	-------	-------	--------	-------	-------	-------	--------

PITCHER	IP	WLS	BF	H	R	ER	SO	BB	IBB	HBP	BLK	WP	HR	S	P	ERA	WHIP
Danny Coombs, L ERA: 6.63 (1, 1)	4.1		21	8	4	3	2	0	0	0	0	0	1	24	28	6.23	1.846
Al Severinsen, R ERA: 1.93 (5, 1)	1.2		5	0	0	0	0	0	0	0	0	1	0	5	5	0.00	0.000
Bill Laxton, L ERA: 2.53 (7, 1)	2.0		7	1	1	1	2	0	0	0	0	0	1	11	11	4.50	0.500
Dick Kelley, L ERA: 10.29 (9, 1)	0.2	L	6	2	1	1	1	0	1	0	0	0	0	7	11	13.50	3.000

PITCHER	IP	WLS	BF	H	R	ER	SO	BB	IBB	HBP	BLK	WP	HR	S	P	ERA	WHIP
---------	----	-----	----	---	---	----	----	----	-----	-----	-----	----	----	---	---	-----	------

BOTTOM

San Diego Padres @ Cincinnati Reds
Riverfront Stadium, Cincinnati, OH

Thu Apr 29 1971, 3:33 AM EDT
Att. 7,019 - Unknown

AB	37
R	4
H	14
RBI	4
BB	2
SO	1
LOB	19



WP:	0	PA:	39
PB:	0	CS:	0
SB:	0		

AB	R	H	RBI	BB	SO	LOB
5	1	3	0	0	0	1
5	2	3	0	0	0	2
5	1	1	1	0	0	6
4	0	1	1	0	0	2
4	0	3	1	0	0	0
0	0	0	0	0	0	0
3	0	1	0	1	0	3
4	0	1	1	0	0	3
4	0	0	0	0	1	2
3	0	1	0	0	0	0
0	0	0	0	1	0	0
1B:	12	SF:	0			
2B:	2	SAC:	0			
3B:	0	DP:	1			
HR:	0	HBP:	0			

Batter	1	2	3	4	5	6	7	8	9
Pete Rose, S OBP: 0.371, SLG: 0.438 (1, 9) X	0-0 1B 4-3 2B		0-0 F8 1B	0-0 1B		0-0 1-2 1B		0-0 G6-3 1-2f	
Ty Cline, L OBP: 0.417, SLG: 0.278 (1, 8) X	0-0 4-3 2-3 6-3 1B		0-0 1B 2B 1B	0-0 1-3 1B		0-0 L8		0-0 L3 FC5-4	
Tony Perez, R OBP: 0.259, SLG: 0.329 (1, 5) X (8, 3)	0-0 4-3 2-3 3-H 1B		0-0 1-2 2B 1B	0-0 F8		0-0 1-3		0-0 FC5-4 1-2f	
Johnny Bench, R OBP: 0.363, SLG: 0.630 (1, 2) X	0-0 6-3 3-H 1B		0-0 F7		0-0 F6		0-0 1B 1B		
Lee May, R OBP: 0.412, SLG: 0.706 Woody Woodward, R OBP: 0.390, SLG: 0.377 (7, PR) X (8, 5)	0-0 1B		0-0 1-3 2-H 1B 2B		0-0 F8		0-0 1-2 1B		
Bernie Carbo, L OBP: 0.349, SLG: 0.300 (1, 7) X	0-0 F9		4-0 1B IBB		0-0 1B		0-0 F7		
Tommy Helms, R OBP: 0.292, SLG: 0.290 (1, 4) X		0-0 F7	0-0 1-2 2-H 3-H 1B		0-0 F7		0-0 F9		
Dave Concepcion, R OBP: 0.207, SLG: 0.250 (1, 6) X		0-0 F4	0-3 K		0-0 5-3		0-0 F9		
Wayne Simpson, R OBP: 0.250, SLG: 0.250 Wayne Granger, R (7, 1) X	0-0 6-3		0-0 F3		0-0 1B 1B		4-0 BB BB BB BB G6-3 BB		

Inning Stats	R	H	E	K	S	P	H	LOB	BB	P	R	H	E	K	S	P	H	LOB	BB	P	R	H	E	K	S	P	H	LOB	BB	P	
	2	3	0	6	6		0	0	3		0	0	0	0	3		0	0	0	3		0	0	0	0	3		0	0	0	3
	0	1	0	0	0		0	0	0		0	0	0	0	0		0	0	0	0		0	0	0	0	0		0	0	0	0
	0	0	0	0	0		0	0	0		0	0	0	0	0		0	0	0	0		0	0	0	0	0		0	0	0	0
	0	0	0	0	0		0	0	0		0	0	0	0	0		0	0	0	0		0	0	0	0	0		0	0	0	0
	0	0	0	0	0		0	0	0		0	0	0	0	0		0	0	0	0		0	0	0	0	0		0	0	0	0
	0	0	0	0	0		0	0	0		0	0	0	0	0		0	0	0	0		0	0	0	0	0		0	0	0	0
	0	0	0	0	0		0	0	0		0	0	0	0	0		0	0	0	0		0	0	0	0	0		0	0	0	0
	0	0	0	0	0		0	0	0		0	0	0	0	0		0	0	0	0		0	0	0	0	0		0	0	0	0
	0	0	0	0	0		0	0	0		0	0	0	0	0		0	0	0	0		0	0	0	0	0		0	0	0	0
	0	0	0	0	0		0	0	0		0	0	0	0	0		0	0	0	0		0	0	0	0	0		0	0	0	0
	0	0	0	0	0		0	0	0		0	0	0	0	0		0	0	0	0		0	0	0	0	0		0	0	0	0
	0	0	0	0	0		0	0	0		0	0	0	0	0		0	0	0	0		0	0	0	0	0		0	0	0	0
	0	0	0	0	0		0	0	0		0	0	0	0	0		0	0	0	0		0	0	0	0	0		0	0	0	0
	0	0	0	0	0		0	0	0		0	0	0	0	0		0	0	0	0		0	0	0	0	0		0	0	0	0
	0	0	0	0	0		0	0	0		0	0	0	0	0		0	0	0	0		0	0	0	0	0		0	0	0	0
	0	0	0	0	0		0	0	0		0	0	0	0	0		0	0	0	0		0	0	0	0	0		0	0	0	0
	0	0	0	0	0		0	0	0		0	0	0	0	0		0	0	0	0		0	0	0	0	0		0	0	0	0
	0	0	0	0	0		0	0	0		0	0	0	0	0		0	0	0	0		0	0	0	0	0		0	0	0	0
	0	0	0	0	0		0	0	0		0	0	0	0	0		0	0	0	0		0	0	0	0	0		0	0	0	0
	0	0	0	0	0		0	0	0		0	0	0	0	0		0	0	0	0		0	0	0	0	0		0	0	0	0
	0	0	0	0	0		0	0	0		0	0	0	0	0		0	0	0	0		0	0	0	0	0		0	0	0	0
	0	0	0	0	0		0	0	0		0	0	0	0	0		0	0	0	0		0	0	0	0	0		0	0	0	0
	0	0	0	0	0		0	0	0		0	0	0	0	0		0	0	0	0		0	0	0	0	0		0	0	0	0
	0	0	0	0	0		0	0	0		0	0	0	0	0		0	0	0	0		0	0	0	0	0		0	0	0	0
	0	0	0	0	0		0	0	0		0	0	0	0	0		0	0	0	0		0	0	0	0	0		0	0	0	0
	0	0	0	0	0		0	0	0		0	0	0	0	0		0	0	0	0		0	0	0	0	0		0	0	0	0
	0	0	0	0	0		0	0	0		0	0	0	0	0		0	0	0	0		0	0	0	0	0		0	0	0	0
	0	0	0	0	0		0	0	0		0	0	0	0	0		0	0	0	0		0	0	0	0	0		0	0	0	0
	0	0	0	0	0		0	0	0		0	0	0	0	0		0	0	0	0		0	0	0	0	0		0	0	0	0
	0	0	0	0	0		0	0	0		0	0	0	0	0		0	0	0	0		0	0	0	0	0		0	0	0	0
	0	0	0	0	0		0	0	0		0	0	0	0	0		0	0	0	0		0	0	0	0	0		0	0	0	0
	0	0	0	0	0		0	0	0		0	0	0	0	0		0	0	0	0		0	0	0	0	0		0	0	0	0
	0	0	0	0	0		0	0	0		0	0	0	0	0		0	0	0	0		0	0	0	0	0		0	0	0	0
	0	0	0	0	0		0	0	0		0	0	0	0	0		0	0	0	0		0	0	0	0	0		0	0	0	0
	0	0	0	0	0		0	0	0		0	0	0	0	0		0	0	0	0		0	0	0	0	0		0	0	0	0
	0	0	0	0	0		0	0	0		0	0	0	0	0		0	0	0	0		0	0	0	0	0		0	0	0	0
	0	0	0	0	0		0	0	0		0	0	0	0	0		0	0	0	0		0	0	0	0	0		0	0	0	0
	0	0	0	0	0		0	0	0		0	0	0	0	0		0	0	0	0		0	0	0	0	0		0	0	0	0
	0	0	0	0	0		0	0	0		0	0	0	0	0		0	0	0	0		0	0	0	0	0		0	0	0	0
	0	0	0	0	0		0	0	0		0	0	0	0	0		0	0	0	0		0	0	0	0	0		0	0	0	0
	0	0	0	0	0		0	0	0		0	0	0	0	0		0	0	0	0		0	0	0	0	0		0	0	0	0
	0	0	0	0	0		0	0	0		0	0	0	0	0		0	0	0	0		0	0	0	0	0		0	0	0	0
	0	0	0	0	0		0	0	0		0	0	0	0	0		0	0	0	0		0	0	0	0	0		0	0	0	0
	0	0	0	0	0		0	0	0		0	0	0	0	0		0	0	0	0		0	0	0	0	0		0	0	0	0
	0	0	0	0	0		0	0	0		0	0	0	0	0		0	0	0	0		0	0	0	0	0		0	0	0	0
	0	0	0	0	0		0	0	0		0	0	0	0	0		0	0	0	0		0	0	0	0	0		0	0	0	0
	0	0	0	0	0		0	0	0		0	0	0	0	0		0	0	0	0		0	0	0	0	0		0	0	0	0
	0	0	0	0	0		0	0	0		0	0	0	0	0		0	0	0	0		0	0	0	0	0		0	0	0	0
	0	0	0	0	0		0	0	0		0	0	0	0	0		0	0	0	0		0	0	0	0	0		0	0	0	0
	0	0	0	0	0		0	0	0		0	0	0	0	0		0	0	0	0		0	0	0	0	0		0	0	0	0
	0	0	0	0	0		0	0	0		0	0	0	0	0		0	0	0	0		0									

San Francisco Giants @ Cincinnati Reds
 Riverfront Stadium, Cincinnati, OH

Fri Apr 30 1971, 7:05 PM EDT
 Att. 21,689 - Unknown

AB	37
R	7
H	12
RBI	6
BB	5
SO	2
LOB	22



WP	1	PA	43
PB	0		
SB	0		
CS	0		

AB R H RBI BB SO LOB

5 1 3 3 0 0 1

5 0 0 0 0 2 4

3 3 2 0 2 0 1

4 0 2 0 0 0 2

0 0 0 0 0 0 0

1 0 0 0 0 0 1

4 1 2 1 1 0 2

4 0 1 1 0 0 2

4 1 0 0 1 0 4

3 0 1 0 0 0 0

1 1 0 0 0 0 3

2 0 0 0 0 0 2
 1 0 1 0 0 0 0
 0 0 0 0 0 0 0
 0 0 0 1 1 0 0
 0 0 0 0 0 0 0
 0 0 0 0 0 0 0
 0 0 0 0 0 0 0

1B: 8 SF: 0
 2B: 2 SAC: 1
 3B: 1 DP: 2
 HR: 1 HBP: 0

Batter	1	2	3	4	5	6	7	8	9
Bobby Bonds, R (1, 9) OBP: 0.416, SLG: 0.738	0-0 L8 2B		0-0 F9		0-0 HR		0-0 5-3	0-0 1B	
Chris Speier, R (1, 6) OBP: 0.390, SLG: 0.362	0-3 K		0-0 5-3		0-3 K		0-0 L8	0-0 4-3	
Willie Mays, R (1, 8) OBP: 0.467, SLG: 0.681	0-0 L8 2-3		0-0 2B		0-0 1B G5-4-3		0-0 1B	4-0 1B BB	4-0 3B BB
Willie McCovey, L (1, 3) OBP: 0.355, SLG: 0.453 Frank Reberger, L (8, PR) OBP: 0.400, SLG: 0.400 Al Gallagher, R (8, 5) OBP: 0.294, SLG: 0.308	0-0 4-3		0-0 L8		0-0 1B G5-4-3		0-0 1B	0-0 SH1-4 FC6-2 1B	0-0 F3
Dick Dietz, R (1, 2) OBP: 0.484, SLG: 0.500		4-0 1B BB		0-0 1B G6-4-3		0-0 G5-4-3		0-0 FC6-2 SH1-4 BB 1B	0-0 L8
Ken Henderson, S (1, 7) OBP: 0.392, SLG: 0.475		0-0 F7		0-0 F7		0-0 E6		0-0 SH1-4	0-0 3B
Tito Fuentes, S (1, 4) OBP: 0.278, SLG: 0.314		0-0 L8		0-0 G6-4-3		0-0 F7		4-0 BB FC6-2 1B IBB	0-0 L8
Hal Lanier, R (1, 5) OBP: 0.267, SLG: 0.195 Frank Johnson, R (8, PH) OBP: 0.208, SLG: 0.150		0-0 1B		0-0 5-3		0-0 F5		0-0 FC6-2 BB 1B	
Juan Marichal, R (1, 1) OBP: 0.167, SLG: 0.118 George Foster, R (7, PH) OBP: 0.362, SLG: 0.566 Jerry Johnson, R (7, 1) Jimmy Rosario, S (8, PH) Don McMahon, R (8, 1) Steve Hamilton, L (8, 1) Rich Robertson, R (9, 1) OBP: 0.143, SLG: 0.143		0-0 F7		0-0 F7		0-0 WP 1B		4-0 1B BB	
Inning Stats	R: 0 E: 0 K: 1 S: 6 H: 1 LOB: 1 BB: 0 P: 6	R: 0 E: 0 K: 0 S: 4 H: 1 LOB: 2 BB: 1 P: 8	R: 0 E: 0 K: 0 S: 4 H: 1 LOB: 1 BB: 0 P: 4	R: 0 E: 0 K: 0 S: 3 H: 1 LOB: 0 BB: 0 P: 3	R: 1 E: 0 K: 1 S: 6 H: 1 LOB: 0 BB: 0 P: 6	R: 1 E: 1 K: 0 S: 5 H: 2 LOB: 1 BB: 0 P: 5	R: 0 E: 0 K: 0 S: 4 H: 1 LOB: 1 BB: 0 P: 4	R: 4 E: 0 K: 0 S: 6 H: 3 LOB: 2 BB: 3 P: 18	R: 1 E: 0 K: 0 S: 4 H: 1 LOB: 1 BB: 1 P: 8

PITCHER	IP	WLS	BF	H	R	ER	SO	BB	IBB	HBP	BLK	WP	HR	S	P	ERA	WHIP
Jim Merritt, L (1, 1) ERA: 2.5	7.0	L	31	9	4	4	2	2	0	0	0	1	1	33	41	5.14	1.571
Clay Carroll, R (8, 1) ERA: 2.04	1.0		7	2	2	2	0	1	1	0	0	0	0	5	13	18.00	3.000
Joe Gibbon, L (9, 1) ERA: 5.4	1.0		5	1	1	1	0	1	0	0	0	0	0	4	8	9.00	2.000

PITCHER	IP	WLS	BF	H	R	ER	SO	BB	IBB	HBP	BLK	WP	HR	S	P	ERA	WHIP
---------	----	-----	----	---	---	----	----	----	-----	-----	-----	----	----	---	---	-----	------

Batter	1	2	3	4	5	6	7	8	9	AB	R	H	RBI	BB	SO	LOB
Pete Rose, S (1, 9) OBP: 0.383, SLG: 0.434	0-0 L3 1B	4-0 1-2 2-3 BB		4-0 BB			0-0 6-3	0-0 FC6-4 1-2f		3	0	1	0	2	0	2
Ty Cline, L (1, 8) OBP: 0.357, SLG: 0.227 Woody Woodward, R (9, PH) OBP: 0.383, SLG: 0.370	0-0 L3 1-2	0-3 K		0-0 L4-3			0-3 K		0-3 K	4	0	0	0	0	2	6
Tony Perez, R (1, 5) OBP: 0.267, SLG: 0.333	0-0 1-3		0-0 1B		0-0 F8		0-3 K		0-0 1B	5	0	2	0	0	1	0
Johnny Bench, R (1, 2) OBP: 0.376, SLG: 0.701		4-0 BB 1B BB	0-0 F7		0-0 HR		0-0 HR	0-0 HR	0-0 F4	4	3	2	2	1	0	2
Lee May, R (1, 3) OBP: 0.409, SLG: 0.619		4-0 BB 1B BB	0-3 K		0-3 K		0-3 K	0-0 E 1B	0-3 K	4	2	1	0	1	3	2
Bernie Carbo, L (1, 7) OBP: 0.333, SLG: 0.283 Hal McRae, R (8, PH) OBP: 0.276, SLG: 0.339 (9, 7)		0-3 K	0-3 K		0-0 1-3		0-0 F4			3	0	0	0	0	2	3
Tommy Helms, R (1, 4) OBP: 0.275, SLG: 0.273 Frank Duffy, R (8, PR) OBP: 0.267, SLG: 0.286 (9, 6)		0-0 F9		0-0 F9		0-0 F4		0-0 E6 1-2		4	0	0	0	0	0	3
Dave Concepcion, R (1, 6) OBP: 0.273, SLG: 0.290 (9, 4)		4-0 BB 1B BB		0-0 BLK 1B		0-0 L1		0-0 FC6-4 1B		3	0	2	1	1	0	0
Jim Merritt, L (1, 1) OBP: 0.333, SLG: 0.500 Clay Carroll, R (8, 1) Bill Plummer, R (8, PH) Joe Gibbon, R (9, 1)		0-0 BB 1B		0-3 K		0-0 4-3		0-3 K		3	0	1	2	0	1	1

Inning Stats	R: 0	H: 1	E: 0	LOB: 0	K: 0	P: 3	R: 2	H: 1	E: 0	LOB: 3	K: 2	P: 24	R: 0	H: 1	E: 0	LOB: 1	K: 2	P: 8	R: 0	H: 1	E: 0	LOB: 2	K: 1	P: 10	R: 1	H: 1	E: 0	LOB: 0	K: 1	P: 6	R: 0	H: 0	E: 0	LOB: 0	K: 0	P: 3	R: 0	H: 0	E: 0	LOB: 0	K: 2	P: 7	R: 2	H: 3	E: 1	LOB: 2	K: 1	P: 9	R: 0	H: 1	E: 0	LOB: 1	K: 2	P: 8	1B: 7	SF: 0	2B: 1	SAC: 0	3B: 0	DP: 1	HR: 2	HBP: 0
--------------	------	------	------	--------	------	------	------	------	------	--------	------	-------	------	------	------	--------	------	------	------	------	------	--------	------	-------	------	------	------	--------	------	------	------	------	------	--------	------	------	------	------	------	--------	------	------	------	------	------	--------	------	------	------	------	------	--------	------	------	-------	-------	-------	--------	-------	-------	-------	--------

PITCHER	IP	WLS	BF	H	R	ER	SO	BB	IBB	HBP	BLK	WP	HR	S	P	ERA	WHIP
Juan Marichal, R (1, 1) ERA: 1.96	6.0		27	5	3	3	6	5	0	0	1	0	1	34	54	4.50	1.667
Jerry Johnson, R (7, 1) ERA: 0.53	1.0	W	3	0	0	0	2	0	0	0	0	0	0	7	7	0.00	0.000
Don McMahon, R (8, 1) ERA: 4.82	0.0		2	2	2	1	0	0	0	0	0	0	1	2	2	∞	∞
Steve Hamilton, L (8, 1) ERA:	1.1		7	2	0	0	2	0	0	0	0	0	0	11	11	0.00	1.500
Rich Robertson, R (9, 1) ERA: 2.51	0.2	S	2	0	0	0	1	0	0	0	0	0	0	4	4	0.00	0.000


BOTTOM

San Francisco Giants @ Cincinnati Reds
Riverfront Stadium, Cincinnati, OH

Fri Apr 30 1971, 7:05 PM EDT
Att. 21,689 - Unknown

livebaseballscorecards.com

AB	36
R	5
H	9
RBI	5
BB	5
SO	11
LOB	22



WP: 0	PA: 41
PB: 0	
SB: 0	
CS: 0	

San Francisco Giants @ Cincinnati Reds
 Riverfront Stadium, Cincinnati, OH

Sat May 01 1971, 7:05 PM EDT
 Att: 17,465 - Unknown

AB	32
R	2
H	7
RBI	2
BB	2
SO	2
LOB	11



Batter	1	2	3	4	5	6	7	8	9	AB R H RBI BB SO LOB
Bobby Bonds, R (1, 9) OBP: 0.419, SLG: 0.726	0-0 G4-6-3 1B		0-0 F9		0-0 2-H 1B			0-0 L8		4 0 2 0 0 0 1
Chris Speier, R (1, 6) OBP: 0.376, SLG: 0.347	0-0 G4-6-3 1-2f		0-0 F7			0-3 K		0-0 F2		4 0 0 0 0 1 2
Ken Henderson, S (1, 8) OBP: 0.385, SLG: 0.477	0-0 2B			0-0 6-3		0-0 L8		0-0 F7		4 0 1 0 0 0 0
Willie McCovey, L (1, 3) OBP: 0.348, SLG: 0.429	0-0 F6			4-0 BB		0-0 G3			0-0 G3	3 0 0 0 1 0 1
Dick Dietz, R (1, 2) OBP: 0.464, SLG: 0.474		0-0 4-3		0-0 L8		0-0 F6		0-0 F6		4 0 0 0 0 0 1
George Foster, R (1, 7) OBP: 0.371, SLG: 0.554		0-0 1-3		0-0 F9		0-0 HR 1B		4-0 BB		3 1 1 0 1 0 1
Jimmy Rosario, S (9, PR) OBP: 0.364, SLG: 0.229										0 0 0 0 0 0 0
Tito Fuentes, S (1, 4) OBP: 0.280, SLG: 0.315		0-0 F7			0-0 4-3 1B 1B		0-0 F7		0-0 F9	3 0 1 0 0 0 1
Willie Mays, R (9, PH) OBP: 0.482, SLG: 0.671										1 0 0 0 0 0 1
Al Gallagher, R (1, 5) OBP: 0.307, SLG: 0.358			0-0 1B		0-0 4-3		0-0 1-H HR			3 1 2 2 0 0 1
Rich Robertson, R (1, 1) OBP: 0.111, SLG: 0.111			0-0 F9		0-3 K		0-0 F9			2 0 0 0 0 1 2
Frank Johnson, R (7, PH) OBP: 0.200, SLG: 0.143										1 0 0 0 0 0 0
Ron Bryant, S (7, 1) OBP: 0.200, SLG: 0.200										0 0 0 0 0 0 0

Inning Stats	R: 0	H: 2	R: 0	H: 0	R: 0	H: 1	R: 0	H: 0	R: 0	H: 2	R: 0	H: 0	R: 2	H: 2	R: 0	H: 0	R: 0	H: 0	R: 0	H: 0	1B: 5	SF: 0	WP: 0	PA: 34
	E: 0	LOB: 1	E: 0	LOB: 0	E: 0	LOB: 1	E: 0	LOB: 1	E: 0	LOB: 2	E: 0	LOB: 0	E: 0	LOB: 0	E: 0	LOB: 0	E: 0	LOB: 1	E: 0	LOB: 1	2B: 1	SAC: 0	PB: 0	
	K: 0	BB: 0	K: 0	BB: 0	K: 0	BB: 1	K: 0	BB: 1	K: 1	BB: 0	K: 0	BB: 0	K: 0	BB: 0	K: 0	BB: 1	K: 0	BB: 1	K: 0	BB: 1	3B: 0	DP: 1	SB: 0	
	S: 4	P: 4	S: 3	P: 3	S: 4	P: 4	S: 3	P: 7	S: 6	P: 6	S: 5	P: 5	S: 5	P: 5	S: 3	P: 3	S: 3	P: 7	S: 3	P: 7	HR: 1	HBP: 0	CS: 0	

PITCHER	IP	WLS	BF	H	R	ER	SO	BB	IBB	HBP	BLK	WP	HR	S	P	ERA	WHIP
Don Gullett, L (1, 1) ERA: 2.7	8.2	W	33	7	2	2	2	2	0	0	0	0	1	35	43	2.08	1.038
Wayne Granger, R (9, 1) ERA: 2.03	0.1	S	1	0	0	0	0	0	0	0	0	0	0	1	1	0.00	0.000

WP: 0	PA: 34
PB: 0	
SB: 0	
CS: 0	

Batter	1	2	3	4	5	6	7	8	9	AB	R	H	RBI	BB	SO	LOB
Pete Rose, S (1, 9) OBP: 0.388, SLG: 0.430	0-0 6-3	4-0 BB		0-0 1B			0-3 K			3	0	1	0	1	1	0
Ty Cline, L (1, 8) OBP: 0.344, SLG: 0.231	0-3 K	0-0 L4-3		0-0 L7			0-0 FC5-4 1B			4	0	1	0	0	1	3
Tony Perez, R (1, 5) OBP: 0.256, SLG: 0.318	0-0 F9		0-0 F4		0-0 F9		0-0 P9			4	0	0	0	0	0	1
Johnny Bench, R (1, 2) OBP: 0.371, SLG: 0.679		0-0 2B 1B	0-0 F6		0-0 6-3		0-0 FC5-4 1-2f			4	1	1	0	0	0	1
Lee May, R (1, 3) OBP: 0.423, SLG: 0.583		0-0 F4	4-0 1B BB		0-0 1B			0-3 K		3	0	1	0	1	1	1
Woody Woodward, R (9, 5) OBP: 0.383, SLG: 0.370										0	0	0	0	0	0	0
Bernie Carbo, L (1, 7) OBP: 0.348, SLG: 0.321		0-0 1B 2B	0-0 1B		0-0 F8			0-3 K		3	1	2	1	0	0	1
Hal McRae, R (8, PH) OBP: 0.271, SLG: 0.333		1-H 1B 2B	1-2 1B							1	0	0	0	0	1	0
Tommy Helms, R (1, 4) OBP: 0.288, SLG: 0.286		0-0 E 6-3 1B	0-0 1-2 2-H 1B				0-0 F3		0-0 F4	4	1	2	1	0	0	0
Dave Concepcion, R (1, 6) OBP: 0.278, SLG: 0.294		0-0 E2 6-3 2-3 1B		0-0 6-3			0-0 6-3			3	0	1	0	0	0	0
Don Gullett, R (1, 1) Wayne Granger, R (9, 1)		0-0 6-3		0-0 F3			0-0 F8			3	0	0	1	0	0	1
		2-3 3-H								0	0	0	0	0	0	0

Inning Stats		R: 0	H: 0	E: 0	K: 1	S: 5	R: 3	H: 4	E: 1	K: 0	S: 7	R: 0	H: 2	E: 0	K: 0	S: 4	R: 0	H: 1	E: 0	K: 0	S: 4	R: 0	H: 1	E: 0	K: 0	S: 4	R: 0	H: 0	E: 0	K: 1	S: 6	R: 0	H: 0	E: 0	K: 2	S: 7	R: 0	H: 0	E: 0	K: 1	S: 7
Rich Robertson, R (1, 1) ERA: 3.1	IP: 6.0	WLS: L	BF: 27	H: 8	R: 3	ER: 3	SO: 1	BB: 2	IBB: 0	HBP: 0	BLK: 0	WP: 0	HR: 0	S: 27	P: 35	ERA: 4.50	WHIP: 1.667																								
Ron Bryant, L (7, 1) ERA: 0.95	IP: 2.0	WLS: L	BF: 7	H: 1	R: 0	ER: 0	SO: 3	BB: 0	IBB: 0	HBP: 0	BLK: 0	WP: 0	HR: 0	S: 13	P: 13	ERA: 0.00	WHIP: 0.500																								

BOTTOM

San Francisco Giants @ Cincinnati Reds
Riverfront Stadium, Cincinnati, OH
Sat May 01 1971, 7:05 PM EDT
Att. 17,465 - Unknown

livebaseballscorecards.com

AB	32
R	3
H	9
RBI	3
BB	2
SO	4
LOB	8



WP: 0	PA: 34
PB: 0	SB: 0
CS: 0	

Batter	1	2	3	4	5	6	7	8	9	10	11	12	13	AB R H RBI BB SO LOB	TOP																
Bobby Bonds, R OBP: 0.414, SLG: 0.693 (1, 9)	0-0 L8		0-0 6-3			0-0 5-3		4-0 1B		0-3 K		4-0 G3		4 1 0 0 2 1 0	San Francisco Giants @ Cincinnati Reds Riverfront Stadium, Cincinnati, OH Sun May 02 1971, 3:33 AM EDT Att. 41,869 - Unknown livebaseballscorecards.com																
Chris Speier, R OBP: 0.365, SLG: 0.337 (1, 6)	0-0 L8		0-3 K			0-0 1-3		0-3 K		0-0 1B		0-0 G3		6 0 1 0 0 2 2																	
Willie Mays, R OBP: 0.474, SLG: 0.671 George Foster, R OBP: 0.359, SLG: 0.534 (1, 8) (8, 7)	4-0 HR			0-0 4-3		0-0 1B		0-0 1B		0-3 K		0-0 4-3		3 1 2 1 1 0 0 2 0 0 0 0 1 2																	
Willie McCovey, L OBP: 0.347, SLG: 0.516 (1, 3)	0-0 HR			0-0 F6		0-3 K		0-0 5-3		0-0 4-3			0-0 HR	6 2 2 3 0 1 3																	
Dick Dietz, R OBP: 0.447, SLG: 0.444 Fran Healy, R OBP: 0.657, SLG: 1.833 (1, 2) (13, 2)	0-0 F9			4-0 BB			0-0 L8		0-0 F9		0-0 F9		0-0 F8	5 0 0 0 1 0 0 0 0 0 0 0 0 0																	
Ken Henderson, S OBP: 0.369, SLG: 0.443 (1, 7) (8, 8)		0-0 L8		0-3 K			0-0 F7		4-0 4-3		0-0 F4		0-0 4-3	5 0 0 0 1 1 1																	
Tito Fuentes, S OBP: 0.284, SLG: 0.308 (1, 4)		0-0 F7			0-0 4-3		0-0 1B		0-0 4-3		4-0 BB		0-0 F5	5 0 1 0 1 0 1																	
Al Gallagher, R OBP: 0.304, SLG: 0.345 Hal Lanier, R OBP: 0.261, SLG: 0.190 (1, 5) (9, 5)		0-0 1-3			0-0 1-3		0-0 F9		4-0 IBB		0-0 F7			3 0 0 0 1 0 1 1 0 0 0 0 0 1																	
Gaylord Perry, R Frank Johnson, R Jerry Johnson, R (1, 1) (12, PH) (12, 1)			0-0 6-3		0-0 6-3		0-0 F2		0-0 1-3			0-0 6-3		4 0 0 0 0 0 2 1 0 0 0 0 0 0 0 0 0 0 0 0 0																	
Inning Stats	R: 2 E: 0 K: 0 S: 4	H: 1 LOB: 0 BB: 1 P: 8	R: 0 E: 0 K: 0 S: 3	H: 0 LOB: 0 BB: 0 P: 3	R: 0 E: 0 K: 1 S: 5	H: 0 LOB: 1 BB: 1 P: 9	R: 0 E: 0 K: 0 S: 3	H: 0 LOB: 0 BB: 0 P: 3	R: 0 E: 0 K: 1 S: 6	H: 1 LOB: 1 BB: 0 P: 6	R: 0 E: 0 K: 0 S: 3	H: 0 LOB: 2 BB: 2 P: 11	R: 0 E: 0 K: 2 S: 8	H: 1 LOB: 1 BB: 0 P: 8		R: 0 E: 0 K: 0 S: 3	H: 0 LOB: 1 BB: 1 P: 7	R: 1 E: 0 K: 0 S: 4	H: 1 LOB: 0 BB: 0 P: 4	1B: 4 2B: 0 3B: 0 HR: 2	SF: 0 SAC: 0 DP: 0 HBP: 0	WP: 0 PA: 52 PB: 0 SB: 1 CS: 0									
PITCHER																															
Gary Nolan, R ERA: 3.48 (1, 1)	IP: 8.0	WLS: 31	BF: 4	H: 4	R: 3	ER: 3	SO: 4	BB: 3	IBB: 0	HBP: 0	BLK: 0	WP: 0	HR: 1	S: 36		P: 48	ERA: 3.38	WHIP: 0.875													
Wayne Granger, R ERA: 1.76 (9, 1)	2.0	9	1	0	0	2	1	1	0	0	0	0	0	11		19	0.00	1.000													
Joe Gibbon, L ERA: 4.61 (11, 1)	2.0	8	0	0	0	0	0	2	0	0	0	0	0	6	14	0.00	1.000														
Tony Cloninger, R ERA: 3.24 (13, 1)	1.0	L: 4	1	1	1	0	0	0	0	0	0	0	1	4	4	9.00	1.000														



Batter	1	2	3	4	5	6	7	8	9	AB R H RBI BB SO LOB	TOP																					
Pete Rose, S (1, 9) OBP: 0.389, SLG: 0.415	0-0 F9		4-0 BB		0-0 6-3			0-0 F7		3 0 0 0 1 0 0																						
Dave Concepcion, R (1, 8) OBP: 0.267, SLG: 0.326	0-0 6-3		0-0 6-3			0-0 G3			0-0 G4-3 1B	4 0 1 0 0 0 1																						
Tony Perez, R (1, 5) OBP: 0.250, SLG: 0.290	0-3 K			4-0 FC5 1B BB		0-3 K			0-0 G4-3 1-2f	3 0 0 0 1 2 1																						
Johnny Bench, R (1, 2) OBP: 0.354, SLG: 0.622		0-3 K		0-0 F8		0-0 F4			4-0 BB	3 0 0 0 1 1 1																						
Lee May, R (1, 3) OBP: 0.353, SLG: 0.452		0-0 F7		0-0 F3			0-0 5-3		0-3 K	4 0 0 0 0 1 2																						
Hal McRae, R (1, 7) OBP: 0.281, SLG: 0.339		0-0 S 1B		0-0 1-2 1B			0-0 6-3			3 0 2 0 0 0 0																						
Tommy Helms, R (1, 4) OBP: 0.280, SLG: 0.282		0-0 6-3		0-0 FC5 2-3f			0-0 5-3			3 0 0 0 0 0 3																						
Woody Woodward, R (1, 6) OBP: 0.385, SLG: 0.373			0-0 5-3		0-3 K			0-0 6-3		3 0 0 0 0 1 0																						
Jim McGlothlin, R (1, 1) OBP: 0.300, SLG: 0.556			0-0 6-3		0-0 L6			0-0 F7		2 0 0 0 0 0 0																						
Frank Duffy, R (8, PH) OBP: 0.250, SLG: 0.267										1 0 0 0 0 0 0																						
Clay Carroll, R (8, 1)										0 0 0 0 0 0 0																						
Inning Stats	R: 0 E: 0 K: 1 S: 5	H: 0 LOB: 0 BB: 0 P: 5	R: 0 E: 0 K: 1 S: 6	H: 1 LOB: 1 BB: 0 P: 6	R: 0 E: 0 K: 0 S: 3	H: 0 LOB: 1 BB: 1 P: 7	R: 0 E: 0 K: 0 S: 4	H: 1 LOB: 2 BB: 1 P: 8	R: 0 E: 0 K: 1 S: 5	H: 0 LOB: 0 BB: 0 P: 5	R: 0 E: 0 K: 0 S: 3	H: 0 LOB: 0 BB: 0 P: 3	R: 0 E: 0 K: 0 S: 3	H: 0 LOB: 0 BB: 0 P: 3	R: 0 E: 0 K: 1 S: 5	H: 1 LOB: 1 BB: 1 P: 9	1B: 3 2B: 0 3B: 0 HR: 0	SF: 0 SAC: 0 DP: 1 HBP: 0	WP: 0 PB: 0 SB: 2 CS: 0	PA: 32												
PITCHER Al Downing, L (1, 1) ERA: 1.15	IP 9.0	WLS W	BF 32	H 3	R 0	ER 0	SO 5	BB 3	IBB 0	HBP 0	BLK 0	WP 0	HR 0	S 39	P 51	ERA 0.00	WHIP 0.667															
											PITCHER	IP	WLS	BF	H	R	ER	SO	BB	IBB	HBP	BLK	WP	HR	S	P	ERA	WHIP				

Cincinnati Reds @ Los Angeles Dodgers
Dodger Stadium, Los Angeles, CA
Tue May 04 1971, 7:05 PM PDT
Att: 17,283 - Unknown

livebaseballscorecards.com

AB	29
R	0
H	3
RBI	0
BB	3
SO	5
LOB	8



Batter	1	2	3	4	5	6	7	8	9	AB R H RBI BB SO LOB
Maury Wills, S OBP: 0.296, SLG: 0.333 (1, 6)	0-0 F6	0-0 1B			0-3 K		0-0 1B			4 0 2 1 0 1 0
Billy Grabarkewitz, R OBP: 0.387, SLG: 0.261 (1, 4)	4-0 BB	0-3 K			0-0 5-3		0-0 1B			3 0 1 0 1 1 2
Willie Davis, L OBP: 0.337, SLG: 0.454 (1, 8)	0-0 L7				0-0 F7		0-0 4-3			4 0 0 0 0 0 4
Dick Allen, R OBP: 0.333, SLG: 0.416 (1, 7)	4-0 1-2				0-0 F8		0-3 K			3 0 0 0 1 1 0
Bill Russell, R OBP: 0.320, SLG: 0.322 (9, 7)										0 0 0 0 0 0 0
Wes Parker, S OBP: 0.304, SLG: 0.340 (1, 3)	0-0 4-3				0-0 F8		0-0 L6			4 1 1 1 0 0 2
Tom Haller, L OBP: 0.400, SLG: 0.400 (1, 2)					0-0 3-1		0-0 4-3			4 0 0 0 0 1 0
Steve Garvey, R OBP: 0.340, SLG: 0.414 (1, 5)					0-3 K		0-0 5-3			3 1 0 0 1 1 0
Bill Buckner, L OBP: 0.317, SLG: 0.342 (1, 9)					0-0 1B		0-0 F8			3 0 2 0 0 0 0
Al Downing, R OBP: 0.357, SLG: 0.250 (1, 1)					0-3 K		0-0 1B			2 0 1 0 0 1 1

Inning Stats		R: 0	H: 0	E: 0	K: 0	S: 3	R: 1	H: 2	E: 0	K: 1	S: 7	R: 0	H: 0	E: 0	K: 0	S: 3	R: 0	H: 1	E: 0	K: 2	S: 8	R: 0	H: 0	E: 0	K: 1	S: 5	R: 0	H: 0	E: 0	K: 1	S: 5	R: 0	H: 3	E: 0	K: 0	S: 6	R: 1	H: 1	E: 0	K: 1	S: 6	1B: 6	SF: 0	2B: 0	3B: 0	HR: 1	WP: 0	PA: 34								
PITCHER	IP	WLS	BF	H	R	ER	SO	BB	IBB	HBP	BLK	WP	HR	S	P	ERA	WHIP	PITCHER												IP	WLS	BF	H	R	ER	SO	BB	IBB	HBP	BLK	WP	HR	S	P	ERA	WHIP										
Jim McGlothlin, R ERA: 3.56 (1, 1)	7.0	L	30	6	1	1	5	3	0	0	0	0	0	37	49	1.29	1.286																																							
Clay Carroll, R ERA: 2.41 (8, 1)	1.0		4	1	1	1	1	0	0	0	0	0	1	6	6	9.00	1.000																																							

BOTTOM

Cincinnati Reds @ Los Angeles Dodgers
Dodger Stadium, Los Angeles, CA

Tue May 04 1971, 7:05 PM PDT
Att. 17,283 - Unknown

livebaseballscorecards.com

AB	30
R	2
H	7
RBI	2
BB	3
SO	6
LOB	9

Batter	1	2	3	4	5	6	7	8	9	AB R H RBI BB SO LOB	TOP											
Pete Rose, S (1, 9) OBP: 0.381, SLG: 0.398	0-0 6-3		4-0 1B 2B BB	0-3 K			0-0 6-3	0-0 F8		4 1 0 0 1 1 3												
Ty Cline, L (1, 8) OBP: 0.415, SLG: 0.258	4-0 FC6-4 BB		0-0 2B 1-2 2B 1B		0-0 L1-3		4-0 HR BB	4-0 SH1-3 1B PB BB		2 3 1 0 3 0 0												
Johnny Bench, R (1, 2) OBP: 0.356, SLG: 0.621	0-0 F8		0-0 2B 1-3 2-H 4-3 2B		0-3 K		0-3 K	0-0 PB SH1-3 1B		5 1 2 1 0 2 3												
Tony Perez, R (1, 5) OBP: 0.257, SLG: 0.337	0-0 FC6-4		0-0 4-3 2B		0-0 3-1		0-0 HR	0-0 F4		5 1 2 4 0 0 3												
Lee May, R (1, 3) OBP: 0.368, SLG: 0.543		0-3 K	0-0 4-3		0-0 FC6-4 1B		0-0 HR	0-0 SH1-3		4 1 2 2 0 1 1												
Joe Gibbon, R (7, 1)			2-3 3-H					1-2 2-3		0 0 0 0 0 0 0												
Wayne Granger, R (9, 1)										0 0 0 0 0 0 0												
Bernie Carbo, L (1, 7) OBP: 0.372, SLG: 0.339		4-0 CS BB	0-0 F7		0-0 FC6-4 FC6		0-0 F7	4-0 BB		3 0 0 0 2 0 2												
Tommy Helms, R (1, 4) OBP: 0.276, SLG: 0.277		0-0 1-2 1B		0-0 F6		0-0 F8		0-0 1-3	0-3 K	5 0 1 0 0 1 3												
Dave Concepcion, R (1, 6) OBP: 0.265, SLG: 0.319		0-0 4-3		0-0 S 1B		0-0 FC6		0-3 K		4 0 1 0 0 1 2												
Wayne Simpson, R (1, 1) OBP: 0.200, SLG: 0.200			0-0 5-3		0-3 K		0-0 HR 2B	0-0 1B		1 0 0 0 0 0 0												
Milt Wilcox, R (3, 1)										1 0 0 0 0 1 1												
Jimmy Stewart, S (7, PH) OBP: 0.353, SLG: 0.333										1 1 1 0 0 0 0												
Woody Woodward, R (7, 5) OBP: 0.394, SLG: 0.383										1 0 1 0 0 0 0												
Inning Stats	R: 0 E: 0 K: 0 S: 3	H: 0 LOB: 1 BB: 1 P: 7	R: 0 E: 0 K: 1 S: 5	H: 1 LOB: 1 BB: 1 P: 9	R: 3 E: 0 K: 0 S: 6	H: 3 LOB: 1 BB: 1 P: 10	R: 0 E: 0 K: 2 S: 8	H: 1 LOB: 1 BB: 0 P: 8	R: 0 E: 0 K: 1 S: 5	H: 0 LOB: 0 BB: 0 P: 5	R: 0 E: 0 K: 0 S: 4	H: 1 LOB: 1 BB: 0 P: 4	R: 4 E: 0 K: 1 S: 8	H: 3 LOB: 0 BB: 1 P: 12	R: 0 E: 0 K: 1 S: 6	H: 1 LOB: 1 BB: 0 P: 6	R: 1 E: 0 K: 1 S: 6	H: 1 LOB: 2 BB: 2 P: 14	1B: 6 2B: 3 3B: 0 HR: 2	SF: 0 SAC: 1 DP: 0 HBP: 0	WP: 0 PB: 1 SB: 1 CS: 1	PA: 43
PITCHER	IP WLS BF H R ER SO BB IBB HBP BLK WP HR S P ERA WHIP																					
Bill Singer, R (1, 1) ERA: 4.99	6.2 L 32 9 7 7 5 4 0 0 0 0 0 2 38 54 9.45 1.950																					
Joe Moeller, R (7, 1) ERA: 1.98	1.1 5 1 0 0 1 0 0 0 0 0 0 0 7 7 0.00 0.750																					
Charlie Hough, R (9, 1) ERA: 4.15	1.0 6 1 1 0 1 2 0 0 0 0 0 0 6 14 0.00 3.000																					

Cincinnati Reds @ Los Angeles Dodgers
 Dodger Stadium, Los Angeles, CA
 Wed May 05 1971, 7:05 PM PDT
 Att: 22,739 - Unknown

AB	36
R	8
H	11
RBI	7
BB	6
SO	7
LOB	18



Batter	1	2	3	4	5	6	7	8	9	AB R H RBI BB SO LOB
Maury Wills, S (1, 6) OBP: 0.313, SLG: 0.337	0-0 4-3 BB	4-0 BB BB 1-2 2-3 3-H		0-0 SH5-4 1B 1-2 2-3		0-0 WP 1B 1-2			4-0 1B BB	2 0 1 0 2 0 0
Billy Grabarkewitz, R (1, 4) OBP: 0.417, SLG: 0.269	4-0 WP BB	4-0 BB BB 1-2 2-3 3-H		0-0 FC6-5 1B 2-3 3-H		0-0 F5 1-2			0-0 1B 1B	3 1 1 2 2 0 2
Willie Davis, L (1, 8) OBP: 0.349, SLG: 0.461	0-0 F9 1-2	0-0 4-3		0-0 1B 1-3			0-0 G6-4-3 1B 1-2f		0-0 1B 1B 1-2 2-H	5 0 3 0 0 0 4
Dick Allen, R (1, 7) OBP: 0.326, SLG: 0.395	0-3 K		4-0 L4-6 WP BB	0-3 K			0-0 G6-4-3 1-2f		0-0 L7	4 0 0 0 1 2 6
Wes Parker, S (1, 3) OBP: 0.325, SLG: 0.349		1-0 5-3 WP HBP	4-0 1-2 BB		0-0 4-3		0-0 1B		0-0 1B 1-3 2-H	3 1 2 1 1 0 0
Duke Sims, L (1, 2) OBP: 0.358, SLG: 0.391		0-3 K	0-0 L4-6		0-0 L8		0-0 L8		0-0 4-3	3 0 0 0 0 1 3 2 0 0 0 0 0 3
Bill Sudakis, S (7, PH) OBP: 0.292, SLG: 0.357		1-2 K	2-3							
Steve Garvey, R (1, 5) OBP: 0.337, SLG: 0.407		0-0 5-3 2-3	0-3 K		0-0 5-3				0-0 G6-4-3 1B	4 0 1 0 0 1 2
Bill Buckner, L (1, 9) OBP: 0.341, SLG: 0.350		4-0 WP BB IBB		0-0 SH5-4 FC6-5 1B		0-0 4-3		0-0 G6-4-3 1-2f	0-0 G6-4-3 1-2f	2 2 1 0 1 0 0 1 0 0 0 0 0 1
Bill Russell, R (8, PH) OBP: 0.316, SLG: 0.318		4-0 BB IBB		0-0 SH FC6-5 SH5-4		0-3 K		0-0 1-3		1 0 0 0 1 1 0 0 0 0 0 0 0 0 1 0 0 0 0 0 0 0 0 0 0 0 0 0
Bill Singer, R (1, 1) OBP: 0.167, SLG: 0.063		4-0 BB WP BB		0-0 SH FC6-5 SH5-4		0-3 K		0-0 1-3		
Joe Moeller, R (7, 1)										
Manny Mota, R (8, PH) OBP: 0.377, SLG: 0.364										
Charlie Hough, R (9, 1)										

Inning Stats	R: 0 E: 0 K: 1 S: 5	H: 0 LOB: 1 BB: 1 P: 9	R: 2 E: 0 K: 1 S: 5	H: 0 LOB: 3 BB: 4 P: 22	R: 0 E: 0 K: 1 S: 4	H: 0 LOB: 1 BB: 2 P: 12	R: 1 E: 0 K: 1 S: 8	H: 2 LOB: 2 BB: 0 P: 8	R: 0 E: 0 K: 0 S: 3	H: 0 LOB: 0 BB: 0 P: 3	R: 0 E: 0 K: 1 S: 6	H: 1 LOB: 1 BB: 0 P: 6	R: 0 E: 0 K: 0 S: 4	H: 2 LOB: 1 BB: 0 P: 4	R: 0 E: 0 K: 0 S: 3	H: 1 LOB: 0 BB: 0 P: 3	R: 1 E: 0 K: 0 S: 5	H: 3 LOB: 2 BB: 1 P: 9	1B: 9 2B: 1 3B: 0 HR: 0	SF: 0 SAC: 2 DP: 3 HBP: 1	WP: 4 PB: 0 SB: 1 CS: 0	PA: 42
--------------	------------------------------	---------------------------------	------------------------------	----------------------------------	------------------------------	----------------------------------	------------------------------	---------------------------------	------------------------------	---------------------------------	------------------------------	---------------------------------	------------------------------	---------------------------------	------------------------------	---------------------------------	------------------------------	---------------------------------	----------------------------------	------------------------------------	----------------------------------	--------

PITCHER	IP	WLS	BF	H	R	ER	SO	BB	IBB	HBP	BLK	WP	HR	S	P	ERA	WHIP
Wayne Simpson, R (1, 1) ERA: 4.41	2.0		14	0	2	2	2	6	1	1	0	3	0	10	39	9.00	3.000
Milt Wilcox, R (3, 1) ERA: 5.4	4.0	W	15	3	1	1	3	0	0	0	0	1	0	21	21	2.25	0.750
Joe Gibbon, L (7, 1) ERA: 4.41	2.2		12	6	1	1	0	1	0	0	0	0	0	11	15	3.38	2.625
Wayne Granger, R (9, 1) ERA: 1.72	0.1	S	1	0	0	0	0	0	0	0	0	0	0	1	1	0.00	0.000

BOTTOM

Cincinnati Reds @ Los Angeles Dodgers
 Dodger Stadium, Los Angeles, CA
 Wed May 05 1971, 7:05 PM PDT
 Att. 22,739 - Unknown

AB	31
R	4
H	9
RBI	3
BB	8
SO	5
LOB	21



PITCHER	IP	WLS	BF	H	R	ER	SO	BB	IBB	HBP	BLK	WP	HR	S	P	ERA	WHIP
---------	----	-----	----	---	---	----	----	----	-----	-----	-----	----	----	---	---	-----	------

Batter	1	2	3	4	5	6	7	8	9	AB R H RBI BB SO LOB	TOP									
Pete Rose, S (1, 9) OBP: 0.368, SLG: 0.382	0-0 4-3		0-0 6-3		0-0 1-3			0-0 5-3		4 0 0 0 0 0 1										
Dave Concepcion, R (1, 8) OBP: 0.302, SLG: 0.327	0-0 CS 1B		4-0 FC6-4 BB			0-0 5-3		4-0 HR BB		2 1 1 0 2 0 0										
Johnny Bench, R (1, 2) OBP: 0.361, SLG: 0.646	0-0 BB 1-2 1B		0-0 FC6-4 1-2f			0-0 F6		0-0 1-H HR		4 1 2 2 0 0 1										
Tony Perez, R (1, 5) OBP: 0.257, SLG: 0.327	4-0 1-2 BB			0-0 F9		0-0 5-3		0-0 F9		3 0 0 0 1 0 0										
Lee May, R (1, 3) OBP: 0.381, SLG: 0.538	0-0 6-3			0-0 G6-4-3 1B			0-0 G5-4-3 1B	0-3 K		4 0 2 0 0 1 2										
Hal McRae, R (1, 7) OBP: 0.265, SLG: 0.318		0-0 F7		0-0 G6-4-3 1-2f			0-0 G5-4-3 1-2f	0-3 K		4 0 0 0 0 1 2										
Tommy Helms, R (1, 4) OBP: 0.286, SLG: 0.287		0-0 6-3			0-0 G6-4-3 1B		0-0 1B 1B	0-0 1-3		4 0 2 0 0 0 0										
Woody Woodward, R (1, 6) OBP: 0.386, SLG: 0.375		0-0 6-3			0-0 G6-4-3 1-2f		0-0 1-3 1B	0-0 F8		4 0 1 0 0 0 1										
Jim Merritt, L (1, 1) OBP: 0.286, SLG: 0.429			0-3 K			0-0 1B				1 0 0 0 0 1 0										
Tony Cloninger, R (3, 1) OBP: 0.500, SLG: 0.500							0-0 1-3			1 0 1 0 0 0 0										
Frank Duffy, R (7, PH) OBP: 0.235, SLG: 0.250										1 0 0 0 0 0 2										
Clay Carroll, R (7, 1)										0 0 0 0 0 0 0										
Inning Stats	R: 0 E: 0 K: 0 S: 4	H: 2 LOB: 2 BB: 1 P: 8	R: 0 E: 0 K: 0 S: 3	H: 0 LOB: 0 BB: 0 P: 3	R: 0 E: 0 K: 1 S: 5	H: 0 LOB: 1 BB: 1 P: 9	R: 0 E: 0 K: 0 S: 3	H: 1 LOB: 0 BB: 0 P: 3	R: 0 E: 0 K: 0 S: 4	H: 2 LOB: 1 BB: 0 P: 4	R: 0 E: 0 K: 0 S: 3	H: 0 LOB: 0 BB: 0 P: 3	R: 0 E: 0 K: 1 S: 5	H: 1 LOB: 0 BB: 1 P: 10	R: 0 E: 0 K: 1 S: 5	H: 0 LOB: 0 BB: 0 P: 5	1B: 8 2B: 0 3B: 0 HR: 1	SF: 0 SAC: 0 DP: 3 HBP: 0	WP: 0 PB: 0 SB: 0 CS: 1	PA: 35
PITCHER Claude Osteen, L (1, 1) ERA: 2.75	IP: 9.0 WLS: W BF: 35 H: 9 R: 2 ER: 2 SO: 3 BB: 3 IBB: 0 HBP: 0 BLK: 0 WP: 0 HR: 1 S: 38 P: 50 ERA: 2.00 WHIP: 1.333																			

Cincinnati Reds @ Los Angeles Dodgers
Dodger Stadium, Los Angeles, CA
 Thu May 06 1971, 7:05 PM PDT
 Att: 10,780 - Unknown

AB	32
R	2
H	9
RBI	2
BB	3
SO	3
LOB	9



Batter	1	2	3	4	5	6	7	8	9
Maury Wills, S OBP: 0.316, SLG: 0.339 (1, 6)	0-0 L7	0-0 F8	0-0 G3			0-0 G3 SH1-4 1B		0-0 CS 1B	
Manny Mota, R OBP: 0.375, SLG: 0.362 (1, 9)	0-0 6-3		0-0 FC5 1B	0-0 F9		0-0 SH1-4 1-2		0-0 CS 1-2	
Willie Davis, L OBP: 0.355, SLG: 0.462 (1, 8)	0-0 BB 1B		0-0 E 1B	0-0 4-3		0-0 G3 2-3			
Dick Allen, R OBP: 0.323, SLG: 0.381 (1, 7)	4-0 FC5-4 1-2 BB		0-0 FC5 1B	0-0 F8		0-0 1-3			
Wes Parker, S OBP: 0.323, SLG: 0.345 (1, 3)	0-0 FC5-4 1-2f		0-0 2B 1B		0-0 4-3		0-0 4-3		
Jim Lefebvre, S OBP: 0.367, SLG: 0.552 (1, 4)		0-0 F8	0-0 1B SF7 2B		0-0 HR		0-3 K		
Bill Sudakis, S OBP: 0.327, SLG: 0.364 (1, 2)		0-0 2B 1B	4-0 BB 1B		4-0 FC6-4 BB		0-0 3-1		
Billy Grabarkewitz, R OBP: 0.425, SLG: 0.333 (1, 5)		0-0 2B	0-0 1B		0-3 K		0-3 K		
Claude Osteen, L OBP: 0.105, SLG: 0.059 (1, 1)		0-3 K	0-0 SF7		0-0 FC6-4		0-0 4-3		

AB	R	H	RBI	BB	SO	LOB
5	0	2	0	0	0	4
3	0	1	0	0	0	0
4	1	2	0	0	0	1
3	1	0	0	1	0	3
4	1	1	1	0	0	2
4	2	2	2	0	1	0
2	0	1	0	2	0	0
4	0	2	1	0	2	1
3	0	0	1	0	1	3

BOTTOM

Cincinnati Reds @ Los Angeles Dodgers
 Dodger Stadium, Los Angeles, CA
 Thu May 06 1971, 7:05 PM PDT
 Att. 10,780 - Unknown

AB	32
R	5
H	11
RBI	5
BB	3
SO	4
LOB	14



Inning Stats	R: 0	H: 1	E: 0	LOB: 2	K: 0	BB: 1	S: 4	P: 8									
R: 0 H: 2 E: 0 LOB: 2 K: 1 BB: 0 S: 7	R: 4 H: 5 E: 1 LOB: 2 K: 0 BB: 1 S: 8	R: 0 H: 0 E: 0 LOB: 0 K: 0 BB: 0 S: 3	R: 1 H: 1 E: 0 LOB: 1 K: 1 BB: 1 S: 6	R: 0 H: 1 E: 0 LOB: 1 K: 0 BB: 0 S: 4	R: 0 H: 0 E: 0 LOB: 0 K: 1 BB: 0 S: 5	R: 0 H: 1 E: 0 LOB: 0 K: 1 BB: 0 S: 5	R: 0 H: 1 E: 0 LOB: 0 K: 1 BB: 0 S: 5	1B: 8 SF: 1 2B: 2 SAC: 1 3B: 0 DP: 0 HR: 1 HBP: 0	WP: 0 PA: 38 PB: 0 SB: 0 CS: 1								
PITCHER	IP	WLS	BF	H	R	ER	SO	BB	IBB	HBP	BLK	WP	HR	S	P	ERA	WHIP
Jim Merritt, L (1, 1)	2.1	L	15	7	4	4	1	1	0	0	0	0	0	16	20	15.43	3.429
Tony Cloninger, R (3, 1)	3.2		16	3	1	1	1	2	0	0	0	0	1	16	24	2.46	1.364
Clay Carroll, R (7, 1)	2.0		6	1	0	0	2	0	0	0	0	0	0	10	10	0.00	0.500

Batter	1	2	3	4	5	6	7	8	9	AB R H RBI BB SO LOB	TOP											
Pete Rose, S (1, 8) OBP: 0.364, SLG: 0.371	0-0 F8		4-0 BB		0-0 FC4-6			0-0 F8		3 0 0 0 1 0 1	Cincinnati Reds @ San Diego Padres San Diego Stadium, San Diego, CA Sat May 08 1971, 10:05 PM EDT Unknown											
Bernie Carbo, L (1, 7) OBP: 0.366, SLG: 0.323	1-0 G4-3 HBP		0-3 K		0-3 K			0-3 K		3 0 0 0 0 3 3												
Johnny Bench, R (1, 9) OBP: 0.357, SLG: 0.631	0-0 G4-3		0-0 F3			0-3 K		0-0 FC6-4 1B		4 0 1 0 0 1 3												
Tony Perez, R (1, 5) OBP: 0.257, SLG: 0.324		0-3 K		0-0 F9		0-0 FC5-4 1B		0-0 FC6-4		4 0 1 0 0 1 1												
Lee May, R (1, 3) OBP: 0.370, SLG: 0.512		0-0 1B		0-0 5-3		0-0 FC5-4 FC6-4		0-0 5-3		4 0 1 0 0 0 1												
Tommy Helms, R (1, 4) OBP: 0.284, SLG: 0.286		0-0 F8		0-0 1B		0-0 FC6-4		0-0 1-3		4 0 1 0 0 0 2												
Pat Corrales, R (1, 2) OBP: 0.200, SLG: 0.200		0-3 K		0-0 6-3			0-0 4-3		0-0 1B	4 0 1 0 0 1 2												
Woody Woodward, R (1, 6) OBP: 0.365, SLG: 0.353			0-0 5-3		0-0 F9		0-3 K		0-0 F9	4 0 0 0 0 1 1												
Don Gullett, R (1, 1) Milt Wilcox, R (1, 1) Tony Cloninger, R (2, 1) OBP: 0.625, SLG: 0.750 Jimmy Stewart, S (7, PH) OBP: 0.333, SLG: 0.313 Joe Gibbon, R (7, 1)			0-0 2B		0-0 FC4-6 1B		0-3 K			0 0 0 0 0 0 0												
Inning Stats	R: 0 E: 0 K: 0 S: 2	H: 0 LOB: 0 BB: 0 P: 3	R: 0 E: 0 K: 2 S: 8	H: 1 LOB: 1 BB: 0 P: 8	R: 0 E: 0 K: 1 S: 6	H: 1 LOB: 2 BB: 1 P: 10	R: 0 E: 0 K: 1 S: 4	H: 1 LOB: 1 BB: 0 P: 4	R: 0 E: 0 K: 1 S: 6	H: 1 LOB: 1 BB: 0 P: 6	R: 0 E: 0 K: 2 S: 7	H: 0 LOB: 0 BB: 0 P: 7	R: 0 E: 0 K: 1 S: 6	H: 1 LOB: 1 BB: 0 P: 6	R: 0 E: 0 K: 0 S: 4	H: 1 LOB: 1 BB: 0 P: 4	R: 0 E: 0 K: 0 S: 4	H: 1 LOB: 1 BB: 0 P: 4	1B: 6 2B: 1 3B: 0 HR: 0	SF: 0 SAC: 0 DP: 1 HBP: 1	WP: 0 PB: 0 SB: 0 CS: 0	PA: 35
PITCHER Steve Arlin, R (1, 1) ERA: 5.91	IP 9.0	WLS W	BF 35	H 7	R 0	ER 0	SO 8	BB 1	IBB 0	HBP 1	BLK 0	WP 0	HR 0	S 49	P 54	ERA 0.00	WHIP 0.889					

livebaseballscorecards.com

AB	33
R	0
H	7
RBI	0
BB	1
SO	8
LOB	14



Batter	1	2	3	4	5	6	7	8	9	AB	R	H	RBI	BB	SO	LOB
Enzo Hernandez, R OBP: 0.392, SLG: 0.357 (1, 6)	0-3 K	4-0 SH5-4 HR BB	0-0 1B		0-0 1B		0-0 G4-6-3 1B			4	1	3	0	1	1	0
Dave Campbell, R OBP: 0.257, SLG: 0.290 (1, 4)	4-0 1B 2B BB	0-0 SH5-4	0-0 F8		0-3 K		0-0 G4-6-3 1-2f			3	1	0	0	1	1	4
Cito Gaston, R OBP: 0.280, SLG: 0.435 (1, 8)	0-0 2B 1-3 2B 1B	0-0 HR	0-3 K		4-0 G6-4-3 1-2 2-3 BB		0-0 BB BB 1B			4	2	3	3	1	1	1
Nate Colbert, R OBP: 0.420, SLG: 0.602 (1, 3)	0-0 1-3 2B 2B	1-0 2B 1B HBP	0-3 K		0-0 G6-4-3 1-2f		4-0 BB BB			3	2	1	1	1	1	4
Ollie Brown, R OBP: 0.330, SLG: 0.398 (1, 9)	0-0 5-3	0-0 1B SF8 2B		0-0 6-3		0-0 2B	4-0 BB BB 1-2 2-3 BB			4	1	2	0	1	0	2
Ivan Murrell, R OBP: 0.314, SLG: 0.400 (1, 7)	0-0 1B 2B	0-0 BB 1B		0-0 SF7 3B		0-0 6-3	0-0 5-3			5	2	3	3	0	0	4
Ed Spiezio, R OBP: 0.308, SLG: 0.200 (1, 5)	0-0 2B 1B	0-0 SF8		0-0 SF7		4-0 BB	0-0 L4			2	0	1	3	1	0	0
Bob Barton, R OBP: 0.347, SLG: 0.511 (1, 2)	0-0 F7 1B	4-0 BB		0-0 6-3		0-3 K	0-0 F9			4	0	0	0	1	1	3
Steve Arlin, R OBP: 0.231, SLG: 0.231 (1, 1)		SH5-4 HR BB 1B			0-0 BB 1B 1B	0-3 K	0-0 6-3			5	1	2	0	0	1	4

Inning Stats	R: 4	H: 4	E: 0	K: 1	S: 9	LOB: 1	BB: 1	P: 13	R: 5	H: 4	E: 0	K: 0	S: 7	LOB: 2	BB: 2	P: 16	R: 0	H: 1	E: 0	K: 2	S: 8	LOB: 0	BB: 0	P: 8	R: 1	H: 1	E: 0	K: 0	S: 4	LOB: 2	BB: 1	P: 10	R: 0	H: 2	E: 0	K: 1	S: 6	LOB: 2	BB: 1	P: 12	R: 0	H: 1	E: 0	K: 2	S: 8	LOB: 3	BB: 2	P: 12	R: 0	H: 0	E: 0	K: 0	S: 3	LOB: 0	BB: 0	P: 3
--------------	------	------	------	------	------	--------	-------	-------	------	------	------	------	------	--------	-------	-------	------	------	------	------	------	--------	-------	------	------	------	------	------	------	--------	-------	-------	------	------	------	------	------	--------	-------	-------	------	------	------	------	------	--------	-------	-------	------	------	------	------	------	--------	-------	------

PITCHER																1B: 9	SF: 2	WP: 0	PA: 45
IP	WLS	BF	H	R	ER	SO	BB	IBB	HBP	BLK	WP	HR	S	P	ERA	WHIP	2B: 4	SAC: 1	PB: 0
Don Gullett, L (1, 1)	0.2	L	7	4	4	4	1	1	0	0	0	0	8	12	54.00	7.500	3B: 1	DP: 2	SB: 0
Milt Wilcox, R (1, 1)	0.2		7	3	5	5	0	1	0	1	0	1	5	10	67.50	6.000	HR: 1	HBP: 1	CS: 0
Tony Cloninger, R (2, 1)	4.2		22	6	1	1	5	3	0	0	0	0	29	41	1.93	1.929			
Joe Gibbon, L (7, 1)	2.0		9	2	0	0	0	2	0	0	0	0	7	15	0.00	2.000			

BOTTOM

Cincinnati Reds @ San Diego Padres
San Diego Stadium, San Diego, CA
Sat May 08 1971, 10:05 PM EDT
Unknown

livebaseballscorecards.com

AB	34
R	10
H	15
RBI	10
BB	7
SO	6
LOB	22



Batter	1	2	3	4	5	6	7	8	9	AB R H RBI BB SO LOB	TOP											
Pete Rose, S (1, 9) OBP: 0.365, SLG: 0.361	0-3 K		0-3 K		X 0-0 3-1	4-0 BB IBB		4-0 SF7 BB		3 0 0 0 2 2 0												
Ty Cline, L (1, 8) OBP: 0.422, SLG: 0.242	0-3 K		4-0 FC6-4 BB		X 0-0 L6	4-0 1-2 2-3 3-H BB		0-0 SF7		2 0 0 1 2 1 0												
Hal McRae, R (8, PH) OBP: 0.261, SLG: 0.318	0-3 K		0-0 F8					0-0 F7		0 0 0 1 0 0 0												
Johnny Bench, R (1, 2) OBP: 0.350, SLG: 0.639	0-3 K		0-0 FC6-4					0-0		5 1 1 1 0 1 5												
Tony Perez, R (1, 5) OBP: 0.271, SLG: 0.324		4-0 BB 1B BB	0-0 FC6-4			4-0 HR BB	0-3 K		0-0	3 2 1 0 2 1 1												
Lee May, R (1, 3) OBP: 0.380, SLG: 0.638	0-3 K		0-3 K		X 0-0 HR	X 0-0 HR		0-0 F8		4 2 2 3 0 2 1												
Woody Woodward, R (7, 5) OBP: 0.360, SLG: 0.348								0-0 F1		1 0 0 0 0 0 1												
Bernie Carbo, L (1, 7) OBP: 0.384, SLG: 0.318		4-0 1B 1-2 BB		4-0 1B BB		4-0 SH1-4 1B BB	0-3 K	0-0 F1		1 1 0 0 3 1 0												
Clay Carroll, R (7, 1)								0-0 F1		0 0 0 0 0 0 0												
Wayne Granger, R (8, 1)								0-0 F1		1 0 0 0 0 0 1												
Tommy Helms, R (1, 4) OBP: 0.290, SLG: 0.292		X 0-0 F9		X 0-0 G6-4-3 1-2 1B		X 0-0 BB SH1-4 1B	X 0-0 6-3		0-0 F4	5 0 2 0 0 0 3												
Dave Concepcion, R (1, 6) OBP: 0.316, SLG: 0.340		X 0-0 1-3 2-H 1B		X 0-0 G6-4-3		X 0-3 K		0-0 E SF7 4-3 1B		4 1 2 1 0 1 4												
Gary Nolan, R (1, 1) OBP: 0.067, SLG: 0.067		X 0-0 6-3				X 0-0 F9	X 0-0 SH1-4	0-0 4-3		2 0 0 0 0 0 2												
Jimmy Stewart, S (7, 7) OBP: 0.316, SLG: 0.294								0-0 1-2 2-3		1 0 0 0 0 0 1												
Inning Stats	R: 0 E: 0 K: 3 S: 9	H: 0 LOB: 0 BB: 0 P: 9	R: 1 E: 0 K: 1 S: 6	H: 1 LOB: 2 BB: 2 P: 14	R: 0 E: 0 K: 1 S: 5	H: 0 LOB: 1 BB: 1 P: 9	R: 0 E: 0 K: 1 S: 5	H: 1 LOB: 1 BB: 1 P: 9	R: 0 E: 0 K: 0 S: 3	H: 0 LOB: 0 BB: 0 P: 3	R: 4 E: 0 K: 1 S: 8	H: 3 LOB: 3 BB: 4 P: 24	R: 1 E: 0 K: 2 S: 8	H: 1 LOB: 0 BB: 0 P: 8	R: 1 E: 1 K: 0 S: 4	H: 1 LOB: 1 BB: 1 P: 8	R: 0 E: 0 K: 0 S: 4	H: 1 LOB: 1 BB: 0 P: 4	1B: 5 2B: 0 3B: 0 HR: 3	SF: 1 SAC: 1 DP: 1 HBP: 0	WP: 0 PB: 0 SB: 0 CS: 0	PA: 43
PITCHER	IP WLS BF H R ER SO BB IBB HBP BLK WP HR S P ERA WHIP																					
Tom Phoebus, R (1, 1) ERA: 4.71	5.0 L 23 4 4 4 6 5 0 0 0 0 2 30 50 7.20 1.800																					
Al Severinsen, R (6, 1) ERA: 1.8	1.0 7 1 1 1 1 2 1 0 0 0 0 6 18 9.00 3.000																					
Al Santorini, R (7, 1) ERA: 2.7	1.1 7 2 2 1 2 1 0 0 0 0 1 10 14 6.75 2.250																					
Dick Kelley, L (8, 1) ERA: 8.18	0.2 2 0 0 0 0 0 0 0 0 0 0 2 2 0.00 0.000																					
Gary Ross, R (9, 1) ERA: 2.45	1.0 4 1 0 0 0 0 0 0 0 0 0 4 4 0.00 1.000																					

Cincinnati Reds @ San Diego Padres
San Diego Stadium, San Diego, CA
Sat May 08 1971, 10:05 PM EDT
Att. 16,406 - Unknown

AB	32
R	7
H	8
RBI	7
BB	9
SO	9
LOB	19



Batter	1	2	3	4	5	6	7	8	9	AB R H RBI BB SO LOB
Enzo Hernandez, R (1, 6) OBP: 0.398, SLG: 0.347	4-0 6-3 1B BB		0-0 SH5-4 2-3		0-0 F7		4-0 BB 1-2 BB		0-0 5-3	2 0 0 0 2 0 0
Don Mason, L (1, 4) OBP: 0.258, SLG: 0.297	0-0 6-3 1-2		0-0 1-3		0-3 K		4-0 BB 1-2 2-3 BB		0-0 1-3	4 0 0 0 1 1 2
Cito Gaston, R (1, 8) OBP: 0.286, SLG: 0.433	0-0 2-H 1B		0-0 BB 2B 1B		0-0 5-3		0-3 K		0-3 K	5 1 2 1 0 2 3
Nate Colbert, R (1, 3) OBP: 0.422, SLG: 0.589	0-0 L8		4-0 1-2 2B BB		0-0 F5		4-0 BB 6-3 BB			2 2 0 0 2 0 1
Ollie Brown, R (1, 9) OBP: 0.336, SLG: 0.406		0-0 F4	0-0 1-H 2-H 2B		0-3 K		4-0 BB 6-3 BB			3 0 1 2 1 1 0
Larry Stahl, L (1, 7) OBP: 0.316, SLG: 0.397		4-0 BB BB	0-3 K		0-3 K		4-0 BB 6-3 BB			2 0 0 0 1 2 1
Al Santorini, R (7, 1)		FC5-4 BB								0 0 0 0 0 0 0
Dick Kelley, R (8, 1)										0 0 0 0 0 0 0
Ray Webster, L (8, PH) OBP: 0.250, SLG: 0.143										0 0 0 0 1 0 0
Gary Ross, R (9, 1)										0 0 0 0 0 0 0
Ed Spiezio, R (1, 5) OBP: 0.267, SLG: 0.167		0-0 FC5-4 1-2		0-3 K			0-0 6-3		0-3 K	4 0 0 0 0 2 4
Chris Cannizzaro, R (1, 2) OBP: 0.297, SLG: 0.241		0-3 K		0-0 6-3			0-0 G2		0-0 6-3	4 0 0 1 0 1 3
Tom Phoebus, R (1, 1) OBP: 0.286, SLG: 0.385			0-0 SH5-4 1B 2B		0-3 K		0-0 BB BB 1B		0-3 K	2 1 1 0 0 1 0
Al Severinsen, R (6, 1)										0 0 0 0 0 0 0
Ivan Murrell, R (7, 7) OBP: 0.321, SLG: 0.404										2 0 1 0 0 1 2

Inning Stats	R: 0	H: 1	E: 0	K: 0	S: 3	R: 0	H: 0	E: 0	K: 1	S: 5	R: 3	H: 3	E: 0	K: 1	S: 8	R: 0	H: 0	E: 0	K: 2	S: 7	R: 0	H: 0	E: 0	K: 1	S: 5	R: 0	H: 1	E: 0	K: 1	S: 6	R: 1	H: 0	E: 0	K: 2	S: 7	R: 0	H: 0	E: 0	K: 1	S: 5	1B: 3	2B: 2	3B: 0	HR: 0	SF: 0	SAC: 1	DP: 0	HBP: 0	WP: 0	PB: 0	SB: 0	CS: 0	PA: 39
--------------	------	------	------	------	------	------	------	------	------	------	------	------	------	------	------	------	------	------	------	------	------	------	------	------	------	------	------	------	------	------	------	------	------	------	------	------	------	------	------	------	-------	-------	-------	-------	-------	--------	-------	--------	-------	-------	-------	-------	--------

PITCHER	IP	WLS	BF	H	R	ER	SO	BB	IBB	HBP	BLK	WP	HR	S	P	ERA	WHIP
Gary Nolan, R (1, 1) ERA: 3.56	6.2	W	29	5	3	3	7	5	0	0	0	0	0	38	58	4.05	1.500
Clay Carroll, R (7, 1) ERA: 2.57	0.1		4	0	1	1	1	3	0	0	0	0	0	3	15	27.00	9.000
Wayne Granger, R (8, 1) ERA: 1.53	2.0	S	6	0	0	0	3	0	0	0	0	0	0	12	12	0.00	0.000


BOTTOM

Cincinnati Reds @ San Diego Padres
San Diego Stadium, San Diego, CA
Sat May 08 1971, 10:05 PM EDT
Att. 16,406 - Unknown

livebaseballscorecards.com

AB	30
R	4
H	5
RBI	4
BB	8
SO	11
LOB	16



Batter	1	2	3	4	5	6	7	8	9	AB R H RBI BB SO LOB	TOP														
Pete Rose, S (1, 9) OBP: 0.366, SLG: 0.357	4-0 E S BB	0-3 K			0-0 1B 1B	0-0 6-3			0-3 K	4 1 1 0 1 2 2	<p>Cincinnati Reds @ San Diego Padres San Diego Stadium, San Diego, CA</p> <p>Sun May 09 1971, 6:33 AM EDT Att. 9,557 - Unknown</p> <p>livebaseballscorecards.com</p> <table border="1"> <tr><td>AB</td><td>36</td></tr> <tr><td>R</td><td>2</td></tr> <tr><td>H</td><td>9</td></tr> <tr><td>RBI</td><td>2</td></tr> <tr><td>BB</td><td>4</td></tr> <tr><td>SO</td><td>12</td></tr> <tr><td>LOB</td><td>22</td></tr> </table> 	AB	36	R	2	H	9	RBI	2	BB	4	SO	12	LOB	22
AB	36																								
R	2																								
H	9																								
RBI	2																								
BB	4																								
SO	12																								
LOB	22																								
Ty Cline, L (1, 8) OBP: 0.420, SLG: 0.243	4-0 1-3 BB		0-0 L7		0-0 BB 1B 1B		0-0 L8	0-0 L9	4 0 1 0 1 0 0																
Johnny Bench, R (1, 2) OBP: 0.344, SLG: 0.619	0-0 F6		0-3 K		0-3 K		0-3 K	0-0 1B	5 0 1 0 0 3 4																
Tony Perez, R (1, 5) OBP: 0.276, SLG: 0.327	0-3 K		0-0 1B		0-0 BB 1B		0-0 F7	0-0 F6	5 0 2 1 0 1 3																
Lee May, R (1, 3) OBP: 0.352, SLG: 0.588	0-3 K		0-3 K		0-0 F6			0-0 5-3	4 0 0 0 0 2 5																
Bernie Carbo, L (1, 7) OBP: 0.389, SLG: 0.319		0-0 3-1		0-0 4-3	4-0 1-2 2-3 BB			0-0 E4 4-3 1B 1B	3 1 1 0 1 0 0																
Tommy Helms, R (1, 4) OBP: 0.288, SLG: 0.283		4-0 1B BB		0-3 K	0-0 F7			0-0 4-3 2-3	3 0 0 0 1 1 4																
Dave Concepcion, R (1, 6) OBP: 0.344, SLG: 0.404		0-0 1-2 1B		0-0 3B		0-0 6-3		0-0 3-H 1B	4 0 3 1 0 0 0																
Jim McGlothlin, R (1, 1) OBP: 0.300, SLG: 0.556 Clay Carroll, R (1, 1) OBP: 0.350, SLG: 0.278 Jimmy Stewart, S (6, PH) Joe Gibbon, R (6, 1) Willie Smith, L (8, PH) Wayne Granger, R (8, 1)		0-3 K		0-3 K		0-0 F6		0-3 K	0 0 0 0 0 0 0 2 0 0 0 0 2 3 1 0 0 0 0 0 0 0 0 0 0 0 0 0 1 0 0 0 0 1 1 0 0 0 0 0 0 0																
Inning Stats	R: 0 E: 0 K: 2 S: 7 H: 0 LOB: 2 BB: 2 P: 15	R: 0 E: 0 K: 2 S: 8 H: 1 LOB: 2 BB: 1 P: 12	R: 0 E: 0 K: 2 S: 8 H: 1 LOB: 1 BB: 0 P: 8	R: 0 E: 0 K: 2 S: 8 H: 1 LOB: 1 BB: 0 P: 8	R: 1 E: 0 K: 1 S: 8 H: 3 LOB: 3 BB: 1 P: 12	R: 0 E: 0 K: 0 S: 3 H: 0 LOB: 0 BB: 0 P: 3	R: 0 E: 0 K: 1 S: 5 H: 0 LOB: 0 BB: 0 P: 5	R: 1 E: 1 K: 7 S: 7 H: 2 LOB: 1 BB: 0 P: 7	R: 0 E: 0 K: 1 S: 6 H: 1 LOB: 1 BB: 0 P: 6	1B: 8 SF: 0 2B: 0 SAC: 0 3B: 1 DP: 0 HR: 0 HBP: 0	WP: 0 PA: 40 PB: 0 SB: 1 CS: 0														
PITCHER Clay Kirby, R (1, 1) ERA: 4.4	IP WLS BF H R ER SO BB IBB HBP BLK WP HR S P ERA WHIP	9.0 W 40 9 2 1 12 4 0 0 0 0 0 0 60 76 1.00 1.444																							

Batter	1	2	3	4	5	6	7	8	9	AB R H RBI BB SO LOB
Enzo Hernandez, R OBP: 0.391, SLG: 0.333 (1, 6)	0-3 K	4-0 BB		x 0-0 L6		x 0-0 F7				3 0 0 0 1 1 0
Dave Campbell, R OBP: 0.274, SLG: 0.375 (1, 4)	0-0 HR	0-0 F3		x 0-0 2B			x 0-0 HR			4 2 3 2 0 0 1
Cito Gaston, R OBP: 0.284, SLG: 0.426 (1, 8)	0-0 6-3	0-3 K		x 0-3 K			x 0-0 G5-4-3 1B			4 0 1 0 0 2 2
Nate Colbert, R OBP: 0.417, SLG: 0.571 (1, 3)	4-0 BB 3B BB	0-0 6-3		x 0-0 5-3			x 0-0 G5-4-3 1-2f			3 1 0 0 1 0 2
Ollie Brown, R OBP: 0.342, SLG: 0.404 (1, 9)	4-0 1-2 3B BB		x 0-0 5-3		x 0-0 1B		x 0-0 6-3			3 1 1 0 1 0 0
Ivan Murrell, R OBP: 0.351, SLG: 0.418 (1, 7)	4-0 1-2 2-3 3B BB		x 0-0 S 1B		x 0-3 K		x 0-0 G5-4-3 1B			3 1 2 0 1 1 1
Ed Spiezio, R OBP: 0.265, SLG: 0.250 (1, 5)	0-0 1-H 2-H 3-H HR 3B		x 0-0 5-3 1-2		x 0-3 K		x 0-0 G5-4-3 1-2f			4 1 1 3 0 1 3
Bob Barton, R OBP: 0.358, SLG: 0.560 (1, 2)	0-0 3-H HR		x 0-0 F9			x 0-0 6-3		x 4-0 BB		3 1 1 2 1 0 1
Clay Kirby, R OBP: 0.214, SLG: 0.154 (1, 1)	0-0 4-3			x 0-0 1-3		x 0-3 K		x 0-0 6-3		4 0 0 0 0 1 1

Inning Stats	R: 6 E: 0 K: 1 S: 8	H: 3 LOB: 0 BB: 3 P: 20	R: 0 E: 0 K: 1 S: 5	H: 0 LOB: 1 BB: 1 P: 9	R: 0 E: 0 K: 0 S: 4	H: 1 LOB: 1 BB: 0 P: 4	R: 0 E: 0 K: 1 S: 6	H: 1 LOB: 1 BB: 0 P: 6	R: 0 E: 0 K: 2 S: 8	H: 1 LOB: 1 BB: 0 P: 8	R: 0 E: 0 K: 1 S: 5	H: 0 LOB: 0 BB: 0 P: 5	R: 1 E: 0 K: 0 S: 4	H: 2 LOB: 0 BB: 0 P: 4	R: 0 E: 0 K: 0 S: 3	H: 1 LOB: 1 BB: 1 P: 7
--------------	------------------------------	----------------------------------	------------------------------	---------------------------------	------------------------------	---------------------------------	------------------------------	---------------------------------	------------------------------	---------------------------------	------------------------------	---------------------------------	------------------------------	---------------------------------	------------------------------	---------------------------------

PITCHER														PITCHER																			
IP	WLS	BF	H	R	ER	SO	BB	IBB	HBP	BLK	WP	HR	S	P	ERA	WHIP	IP	WLS	BF	H	R	ER	SO	BB	IBB	HBP	BLK	WP	HR	S	P	ERA	WHIP
Jim McGlothlin, R ERA: 5.23 (1, 1)	0.2	L	8	3	6	6	1	3	0	0	0	2	7	19	81.00	9.000																	
Clay Carroll, R ERA: 2.13 (1, 1)	4.1		17	3	0	4	1	0	0	0	0	0	24	28	0.00	0.923																	
Joe Gibbon, L ERA: 3.98 (6, 1)	2.0		7	2	1	1	0	0	0	0	0	1	9	9	4.50	1.000																	
Wayne Granger, R ERA: 1.45 (8, 1)	1.0		4	1	0	0	1	0	0	0	0	0	3	7	0.00	2.000																	

BOTTOM

Cincinnati Reds @ San Diego Padres
San Diego Stadium, San Diego, CA
 Sun May 09 1971, 6:33 AM EDT
 Att. 9,557 - Unknown

AB	31
R	7
H	9
RBI	7
BB	5
SO	6
LOB	11



1B: 4	SF: 0	WP: 0	PA: 36
2B: 1	SAC: 0	PB: 0	
3B: 1	DP: 2	SB: 1	
HR: 3	HBP: 0	CS: 0	

Batter	1	2	3	4	5	6	7	8	9	AB	R	H	RBI	BB	SO	LOB
Bobby Bonds, R OBP: 0.382, SLG: 0.586 (1, 9) X	0-0 S 1B		4-0 BB FC3-6-2	4-0 G5-4-3 BB			0-0 5-3			2	2	1	0	2	0	0
Chris Speier, R OBP: 0.359, SLG: 0.328 (1, 6) X	0-0 F4 1-2		0-0 6-3	0-0 G5-4-3 1-2f			0-0 4-3			4	0	0	0	0	0	5
Willie Mays, R OBP: 0.482, SLG: 0.710 (1, 8) X	0-0 BB 2-H 1B		4-0 FC3-6-2 BB BB			0-0 F8	4-0 1B BB			2	0	1	1	2	0	0
Willie McCovey, L OBP: 0.380, SLG: 0.523 (1, 3) B Frank Johnson, R OBP: 0.214, SLG: 0.167 (6, 3) B	4-0 FC6-4 1-2 BB		4-0 FC3-6-2 BB BB			0-0 F9	0-0 1-2 1B			1	0	0	0	2	0	0
Ken Henderson, S OBP: 0.345, SLG: 0.423 (1, 7) X	0-0 F3		0-0 FC3-6-2 1-2 2-3 3-H			0-3 K	0-0 F9			4	0	0	1	0	1	6
Al Gallagher, R OBP: 0.324, SLG: 0.364 (1, 5) X	0-0 FC6-4 1-2f			0-0 1B 2B			0-0 FC6-4 1B			4	1	2	0	0	0	2
Tito Fuentes, S OBP: 0.294, SLG: 0.333 (1, 4) X		0-0 F5		0-0 SH5-4 2-H 1B 1B			0-0 F6			4	0	2	1	0	0	1
Russ Gibson, R OBP: 0.154, SLG: 0.308 (1, 2) X		0-0 4-3		0-0 SH5-4 1-2 1B			0-0 FC6-4 1-2f			4	0	1	0	0	0	2
Juan Marichal, R OBP: 0.136, SLG: 0.095 (1, 1) X		0-0 F6		0-0 SH5-4 1-2 2-3			0-3 K			2	0	0	0	0	1	1

Inning Stats	R: 1	H: 2	E: 0	K: 0	S: 5	L: 2	LOB: 2	BB: 1	P: 9	R: 0	H: 0	E: 0	K: 0	S: 3	R: 0	H: 0	E: 0	K: 0	S: 2	R: 1	H: 3	E: 0	K: 0	S: 5	R: 0	H: 0	E: 0	K: 1	S: 5	R: 0	H: 1	E: 0	K: 1	S: 6	R: 0	H: 1	E: 0	K: 0	S: 4	R: 0	H: 1	E: 0	K: 0	S: 3	R: 0	H: 1	E: 0	K: 0	S: 3
--------------	------	------	------	------	------	------	--------	-------	------	------	------	------	------	------	------	------	------	------	------	------	------	------	------	------	------	------	------	------	------	------	------	------	------	------	------	------	------	------	------	------	------	------	------	------	------	------	------	------	------

PITCHER	IP	WLS	BF	H	R	ER	SO	BB	IBB	HBP	BLK	WP	HR	S	P	ERA	WHIP
Wayne Simpson, R ERA: 5.12 (1, 1)	3.0	L	16	4	3	3	0	4	0	0	0	0	0	12	28	9.00	2.667
Tony Cloninger, R ERA: 2.77 (4, 1)	1.0		4	1	0	0	0	1	0	0	0	0	0	3	7	0.00	2.000
Milt Wilcox, R ERA: 7.24 (5, 1)	3.0		12	2	0	0	2	1	0	0	0	0	0	15	19	0.00	1.000
Wayne Granger, R ERA: 1.37 (8, 1)	1.0		3	1	0	0	0	0	0	0	0	0	0	3	3	0.00	1.000

BOTTOM

Cincinnati Reds @ San Francisco Giants
Candlestick Park, San Francisco, CA

Mon May 10 1971, 6:33 AM EDT
Att. 4,768 - Unknown

AB	28
R	3
H	8
RBI	3
BB	6
SO	2
LOB	17

livebaseballscores.com



WP	HR	S	P	ERA	WHIP
0	0	1	35	0	0

Batter	1	2	3	4	5	6	7	8	9	AB R H RBI BB SO LOB	TOP
Pete Rose, S (1, 9) OBP: 0.377, SLG: 0.370	0-0 G4-3 1B 1B		0-0 4-3		0-0 6-3		0-0 4-3			4 0 1 0 0 0 2	Cincinnati Reds @ San Francisco Giants Candlestick Park, San Francisco, CA Tue May 11 1971, 10:05 PM EDT Att. 8,039 - Unknown livebaseballscorecards.com
Buddy Bradford, R (1, 8) OBP: 0.250, SLG: 0.239	0-0 G4-3 1B 1-2		0-0 F9		0-3 K		0-0 E6 4-3			4 0 1 0 0 1 0	
Johnny Bench, R (1, 2) OBP: 0.323, SLG: 0.579	0-0 G4-3 1-2f 2-3			0-3 K 2B		0-0 6-3		0-3 K		4 0 0 0 0 2 3	
Tony Perez, R (1, 5) OBP: 0.275, SLG: 0.342	4-0 BB			0-0 F8		0-3 K		0-0 4-3 2-3		3 0 0 0 1 1 2	
Lee May, R (1, 3) OBP: 0.306, SLG: 0.508	0-3 K			0-0 F7		0-0 F2		0-3 K		4 0 0 0 0 2 4	
Hal McRae, R (1, 7) OBP: 0.274, SLG: 0.343		0-0 4-3		0-0 1-3 2B		0-0 PB 1B 1B		0-0 F8		4 1 2 0 0 0 0	
Tommy Helms, R (1, 4) OBP: 0.268, SLG: 0.262		0-0 6-3		0-3 K		0-0 F6		0-0 5-3		4 0 0 0 0 1 3	
Dave Concepcion, R (1, 6) OBP: 0.338, SLG: 0.381		0-0 F8			0-0 G4-6-3 1B		4-0 1B 1-2 BB		0-0 F7	3 0 1 0 1 0 0	
Jim Merritt, L (1, 1) OBP: 0.222, SLG: 0.333 Bernie Carbo, L (7, PH) OBP: 0.379, SLG: 0.311 Joe Gibbon, R (7, 1)			0-3 K		0-0 G4-6-3 1-2f		0-0 1-3 2-H 1B			2 0 0 0 0 1 1 1 0 1 1 0 0 0 0 0 0 0 0 0 0	
Inning Stats	R: 0 H: 2 E: 0 LOB: 2 K: 1 BB: 1 S: 6 P: 10	R: 0 H: 0 E: 0 LOB: 0 K: 0 BB: 0 S: 3 P: 3	R: 0 H: 0 E: 0 LOB: 0 K: 1 BB: 0 S: 5 P: 5	R: 0 H: 1 E: 0 LOB: 2 K: 2 BB: 0 S: 9 P: 9	R: 0 H: 1 E: 0 LOB: 0 K: 0 BB: 0 S: 3 P: 3	R: 0 H: 0 E: 0 LOB: 0 K: 2 BB: 0 S: 7 P: 7	R: 1 H: 2 E: 0 LOB: 2 K: 0 BB: 1 S: 5 P: 9	R: 0 H: 0 E: 1 LOB: 1 K: 2 BB: 0 S: 8 P: 8	R: 0 H: 0 E: 0 LOB: 0 K: 0 BB: 0 S: 3 P: 3	1B: 5 SF: 0 2B: 1 SAC: 0 3B: 0 DP: 2 HR: 0 HBP: 0	WP: 0 PA: 35 PB: 2 SB: 0 CS: 0
PITCHER Gaylord Perry, R (1, 1) ERA: 2.78	IP WLS BF H R ER SO BB IBB HBP BLK WP HR S P ERA WHIP										
	9.0 W 35 6 1 1 8 2 0 0 0 0 0 0 49 57 1.00 0.889										



Batter	1	2	3	4	5	6	7	8	9
Bobby Bonds, R OBP: 0.378, SLG: 0.600 (1, 9) X	0-0 HR	0-0 F7		0-0 5-3			0-3 K		
Chris Speier, R OBP: 0.361, SLG: 0.331 Bob Heise, R (3, 6)	0-0 1B 1B	0-0 F9			0-0 F7		0-0 4-3		
Willie Mays, R OBP: 0.475, SLG: 0.688 (1, 8) X	0-0 F9		4-0 HR BB		0-0 6-3		0-0 F9		
Willie McCovey, L OBP: 0.394, SLG: 0.567 (1, 3) X	0-0 1B E 1B		0-0 HR		0-0 1B		0-3 K		
Ken Henderson, S OBP: 0.342, SLG: 0.416 (1, 7) X	0-0 E8 1B		0-3 K		0-0 F4		0-0 F9		
Dick Dietz, R OBP: 0.441, SLG: 0.465 (1, 2) X	0-0 HR		0-0 G5-4-3 1B		0-3 K		0-3 K		
Tito Fuentes, S OBP: 0.295, SLG: 0.327 (1, 4) H	1-0 HBP		0-0 G5-4-3		0-0 F7		0-0 F7		
Hal Lanier, R OBP: 0.259, SLG: 0.189 (1, 5) S	0-3 K			0-0 G3		0-3 K			
Gaylord Perry, R OBP: 0.069, SLG: 0.069 (1, 1) X		0-0 5-3		0-0 4-3			0-0 6-3		

Inning Stats	R: 4	H: 5	E: 1	LOB: 1	K: 1	S: 9	P: 10	R: 0	H: 0	E: 0	LOB: 0	K: 0	S: 3	R: 2	H: 2	E: 0	LOB: 0	K: 1	S: 6	R: 0	H: 0	E: 0	LOB: 0	K: 0	S: 3	R: 0	H: 1	E: 0	LOB: 1	K: 0	S: 4	R: 0	H: 0	E: 0	LOB: 0	K: 2	S: 7	R: 0	H: 0	E: 0	LOB: 0	K: 1	S: 5	R: 0	H: 0	E: 0	LOB: 0	K: 1	S: 5		

PITCHER	IP	WLS	BF	H	R	ER	SO	BB	IBB	HBP	BLK	WP	HR	S	P	ERA	WHIP
Jim Merritt, L ERA: 5.13 (1, 1)	6.0	L	26	8	6	6	4	1	0	1	0	0	3	32	37	9.00	1.500
Joe Gibbon, L ERA: 3.63 (7, 1)	2.0		6	0	0	0	2	0	0	0	0	0	0	10	10	0.00	0.000

AB R H RBI BB SO LOB

BOTTOM

4 1 1 1 0 1 0

2 1 1 0 0 0 0
2 0 0 0 0 0 0

3 1 0 0 1 0 1

4 2 3 2 0 1 0

4 0 1 1 0 1 1

3 1 2 1 0 1 0

2 0 0 0 0 0 1

3 0 0 0 0 2 1

3 0 0 0 0 0 0

1B: 5 SF: 0
2B: 0 SAC: 0
3B: 0 DP: 1
HR: 3 HBP: 1

WP: 0 PA: 32
PB: 0
SB: 0
CS: 0

AB 30
R 6
H 8
RBI 5
BB 1
SO 6
LOB 4



Cincinnati Reds @ San Francisco Giants
Candlestick Park, San Francisco, CA
Tue May 11 1971, 10:05 PM EDT
Att. 8,039 - Unknown

Batter	1	2	3	4	5	6	7	8	9	AB R H RBI BB SO LOB	TOP														
Pete Rose, S (1, 9) OBP: 0.373, SLG: 0.382	0-0 6-3		0-0 2B 3B		0-0 1-3			0-0 4-3		4 1 1 0 0 0 0	Cincinnati Reds @ San Francisco Giants Candlestick Park, San Francisco, CA Wed May 12 1971, 6:33 AM EDT Att. 5,120 - Unknown														
Buddy Bradford, R (1, 8) OBP: 0.250, SLG: 0.260	0-0 F8		0-0 L6-4 2B		0-0 4-3			0-0 4-3		4 0 1 1 0 0 0															
Johnny Bench, R (1, 2) OBP: 0.328, SLG: 0.597	0-0 F8		4-0 BB		0-0 E5 G1-4-3			0-0 HR		3 1 1 1 1 0 0															
Tony Perez, R (1, 5) OBP: 0.281, SLG: 0.341		0-0 1B 1B	0-0 L6-4 2-3		0-0 F9			4-0 G6-4-3 1B BB		3 0 1 0 1 0 3															
Lee May, R (1, 3) OBP: 0.318, SLG: 0.508		0-0 FC6-4 1-2 1B		0-0 6-3		0-0 G1-4-3 1-2f		0-0 G6-4-3 1-2 1B		4 0 2 0 0 0 1															
Hal McRae, R (1, 7) OBP: 0.273, SLG: 0.338		0-0 FC6-4 1-2f		0-0 F6			0-0 G6-4-3 1B	0-0 G6-4-3 1-2f 2-3		4 0 1 0 0 0 4															
Tommy Helms, R (1, 4) OBP: 0.267, SLG: 0.261		0-0 F3		0-0 1B			0-0 F7	0-0 1-3		4 0 1 0 0 0 4															
Dave Concepcion, R (1, 6) OBP: 0.324, SLG: 0.364 Wayne Granger, R (7, 1)		0-3 K		0-0 F9			0-0 G6-4-3 1-2f			3 0 0 0 0 1 4 0 0 0 0 0 0 0															
Don Gullett, R (1, 1) Milt Wilcox, R (2, 1) Woody Woodward, R (7, 6)			0-0 F3		0-0 F3			0-0 F9		0 0 0 0 0 0 0 2 0 0 0 0 0 0 1 0 0 0 0 0 0															
Inning Stats	R: 0 E: 0 K: 0 S: 3	H: 0 LOB: 0 BB: 0 P: 3	R: 0 E: 0 K: 1 S: 7	H: 2 LOB: 2 BB: 0 P: 7	R: 1 E: 0 K: 0 S: 4	H: 2 LOB: 1 BB: 1 P: 8	R: 0 E: 0 K: 0 S: 4	H: 1 LOB: 1 BB: 0 P: 4	R: 0 E: 0 K: 0 S: 3	H: 0 LOB: 0 BB: 0 P: 3		R: 0 E: 1 K: 0 S: 3	H: 0 LOB: 0 BB: 0 P: 3	R: 0 E: 0 K: 0 S: 3	H: 1 LOB: 0 BB: 0 P: 3	R: 0 E: 0 K: 0 S: 3	H: 0 LOB: 0 BB: 0 P: 3	R: 0 E: 0 K: 0 S: 4	H: 0 LOB: 0 BB: 0 P: 8	R: 1 E: 0 K: 0 S: 4	H: 2 LOB: 1 BB: 1 P: 8	1B: 5 2B: 2 3B: 1 HR: 1	SF: 0 SAC: 0 DP: 4 HBP: 0	WP: 0 PB: 0 SB: 0 CS: 0	PA: 34
PITCHER Ron Bryant, L (1, 1) ERA: 1.79	IP 9.0	WLS W	BF 34	H 8	R 2	ER 2	SO 1	BB 2	IBB 0	HBP 0	BLK 0	WP 0	HR 1	S 34	P 42	ERA 2.00	WHIP 1.111								

livebaseballscorecards.com

AB	32
R	2
H	8
RBI	2
BB	2
SO	1
LOB	16



Batter	1	2	3	4	5	6	7	8	9
Bobby Bonds, R OBP: 0.388, SLG: 0.595 (1, 9)	0-3 K	4-0 FC3-6 BB		4-0 FC5-4 BB			4-0 2B BB		
Frank Johnson, R OBP: 0.200, SLG: 0.154 (1, 3)	0-3 K	0-0 FC3-6		0-0 FC5-4			0-0 2B		
Willie Mays, R OBP: 0.475, SLG: 0.694 (4, PH) (5, 3)	0-3 K	0-0 FC3-6 FC6-4 1-2f 2-3 3-H		0-0 FC5-4 1-2f			0-0 2B 1-H		
Ken Henderson, S OBP: 0.339, SLG: 0.408 (1, 8)	0-0 6-3	0-0 SF7			4-0 FC6-4 BB		0-0 F9		
Dick Dietz, R OBP: 0.435, SLG: 0.452 (1, 2)		4-0 BB 1B BB FC6-4 1-2f			0-0 F8		0-0 F7		
George Foster, R OBP: 0.346, SLG: 0.493 (1, 7)		0-0 1B 2B 1B	0-0 F7		0-0 F7		0-0 5-3		
Al Gallagher, R OBP: 0.321, SLG: 0.353 (1, 5)		4-0 1B 2B BB	0-0 4-3		0-0 FC6-4 1-2f			0-0 6-3	
Tito Fuentes, S OBP: 0.293, SLG: 0.324 (1, 4)		0-0 2B E 1B	0-0 G3			0-0 4-3		0-0 1-3	
Hal Lanier, R OBP: 0.274, SLG: 0.214 (1, 6)		0-0 E FC3-6 2B		0-0 F3		0-0 6-3		4-0 BB	
Ron Bryant, S OBP: 0.118, SLG: 0.118 (1, 1)		0-0 E5 FC3-6 SF7 BB		0-0 1-4-3		0-0 4-3		0-0 F7	

Inning Stats	R: 0	H: 0	E: 0	K: 2	S: 7	LOB: 0	BB: 0	P: 7
	R: 6	H: 3	E: 1	K: 0	S: 7	LOB: 1	BB: 3	P: 19
	R: 0	H: 0	E: 0	K: 0	S: 3	LOB: 0	BB: 0	P: 3
	R: 0	H: 0	E: 0	K: 0	S: 3	LOB: 1	BB: 1	P: 7
	R: 0	H: 0	E: 0	K: 0	S: 3	LOB: 1	BB: 1	P: 7
	R: 0	H: 0	E: 0	K: 0	S: 3	LOB: 0	BB: 0	P: 3
	R: 1	H: 1	E: 0	K: 0	S: 4	LOB: 1	BB: 1	P: 8
	R: 0	H: 0	E: 0	K: 0	S: 3	LOB: 1	BB: 1	P: 7


PITCHER	IP	WLS	BF	H	R	ER	SO	BB	IBB	HBP	BLK	WP	HR	S	P	ERA	WHIP
Don Gullett, L ERA: 5.08 (1, 1)	1.0	L	8	3	5	4	2	2	0	0	0	0	0	10	18	36.00	5.000
Milt Wilcox, R ERA: 5.3 (2, 1)	5.0		19	0	1	0	0	3	0	0	0	0	0	16	28	0.00	0.600
Wayne Granger, R ERA: 1.66 (7, 1)	2.0		9	1	1	1	0	2	0	0	0	0	0	7	15	4.50	1.500

AB R H RBI BB SO LOB

1	1	0	0	3	1	0
2	0	0	1	0	1	2
2	0	1	1	0	0	1
2	0	0	1	1	0	1
3	1	0	0	1	0	3
4	1	1	0	0	0	2
3	1	0	0	1	0	1
4	1	1	1	0	0	0
3	1	1	2	1	0	0
4	1	0	0	0	0	2

AB	R	H	RBI	BB	SO	LOB
28	7	4	6	7	2	12

WP: 0 PA: 36
PB: 0
SB: 0
CS: 0



Cincinnati Reds @ San Francisco Giants
Candlestick Park, San Francisco, CA
Wed May 12 1971, 6:33 AM EDT
Att. 5,120 - Unknown

livebaseballscorecards.com

Batter	1	2	3	4	5	6	7	8	9	AB R H RBI BB SO LOB	TOP	
Boots Day, L OBP: 0.309, SLG: 0.311 (1, 8) X	0-0 F2		0-0 5-3 1B		0-0 F8			0-0 6-3		4 1 1 0 0 0 0		
Ron Hunt, R OBP: 0.419, SLG: 0.368 (1, 4) X	0-0 F7		0-0 5-3 1-2		0-0 F8			0-3 K		4 0 0 0 0 1 1		
Rusty Staub, L OBP: 0.398, SLG: 0.489 (1, 9) X	0-0 1B		0-0 S 1B			0-0 1-3 2B		0-0 1B		4 0 4 1 0 0 0		
Ron Fairly, L OBP: 0.429, SLG: 0.419 (1, 3) X	0-0 1-3 1B		0-0 F9 1-2		0-0 F9			0-0 2-3		4 0 1 0 0 0 3		
Mack Jones, L OBP: 0.241, SLG: 0.481 (1, 7) S S	0-3 K		0-0 5-3		0-0 1-3 2-3			0-0 2B		4 1 1 0 0 1 4		
John Bateman, R OBP: 0.301, SLG: 0.364 (1, 2) X		0-0 6-3		0-0 6-3		0-3 K		0-0 F3		4 0 0 0 0 1 2		
Coco Laboy, R OBP: 0.350, SLG: 0.278 (1, 5) X		0-0 F9		0-3 K		0-0 F7		0-0 F9		4 0 0 0 0 1 1		
Bobby Wine, R OBP: 0.274, SLG: 0.253 (1, 6) X		0-0		0-3 K		0-0 5-3		0-0		2 0 1 0 0 1 0		
Ron Swoboda, R OBP: 0.349, SLG: 0.474 (7, PH)				0-3 K				0-0		1 0 0 0 0 0 0		
Howie Reed, R (7, 1)								0-0		0 0 0 0 0 0 0		
Jim Fairey, L OBP: 0.250, SLG: 0.265 (9, PH)		0-0 1B						0-0 2B		1 0 1 1 0 0 0		
Bill Stoneman, R OBP: 0.125, SLG: 0.125 (1, 1)		0-3 K				0-0 2-3		0-0 5-3		2 0 0 0 0 1 1		
Jim Gosger, L (7, PH)										1 0 0 0 0 1 0		
Ron Brand, R OBP: 0.286, SLG: 0.286 (7, 6)										1 0 0 0 0 0 1		
Inning Stats	R: 0 H: 2 E: 0 LOB: 2 K: 1 BB: 0 S: 7 P: 7	R: 0 H: 1 E: 0 LOB: 1 K: 1 BB: 0 S: 6 P: 6	R: 1 H: 2 E: 0 LOB: 1 K: 0 BB: 0 S: 5 P: 5	R: 0 H: 0 E: 0 LOB: 0 K: 2 BB: 0 S: 7 P: 7	R: 0 H: 0 E: 0 LOB: 0 K: 0 BB: 0 S: 3 P: 3	R: 0 H: 1 E: 0 LOB: 1 K: 1 BB: 0 S: 6 P: 6	R: 0 H: 0 E: 0 LOB: 0 K: 1 BB: 0 S: 5 P: 5	R: 0 H: 1 E: 0 LOB: 1 K: 1 BB: 0 S: 6 P: 6	R: 1 H: 2 E: 0 LOB: 1 K: 0 BB: 0 S: 5 P: 5	R: 0 H: 1 E: 0 LOB: 1 K: 1 BB: 0 S: 6 P: 6	1B: 6 SF: 0 2B: 3 SAC: 0 3B: 0 DP: 0 HR: 0 HBP: 0	WP: 0 PA: 36 PB: 0 SB: 1 CS: 0
PITCHER Gary Nolan, R ERA: 3.32 (1, 1)	IP WLS BF H R ER SO BB IBB HBP BLK WP HR S P ERA WHIP	9.0 W 36 9 2 2 7 0 0 0 0 0 0 0 50 50 2.00 1.000										

Montreal Expos @ Cincinnati Reds
Riverfront Stadium, Cincinnati, OH
 Fri May 14 1971, 7:05 PM EDT
 Att. 24,751 - Unknown

livebaseballscorecards.com

AB 36
R 2
H 9
RBI 2
BB 0
SO 7
LOB 13



Batter	1	2	3	4	5	6	7	8	9
Pete Rose, S OBP: 0.370, SLG: 0.386 (1, 9) X	0-0 2B		0-0 4-1		0-0 4-3		0-0 F7		
Buddy Bradford, R OBP: 0.267, SLG: 0.264 (1, 8) X	0-0 F7		0-0 F3			4-0 1B BB	0-0 1B		
Johnny Bench, R OBP: 0.326, SLG: 0.586 (1, 2) X	0-0 F3		0-0 5-3			0-0 1B 1-3	0-0 F9		
Tony Perez, R OBP: 0.288, SLG: 0.341 (1, 5) X (9, 3)	0-0 6-3			4-0 BB		0-0 FC5-4 1-2 1B	0-0 F8		
Lee May, R OBP: 0.329, SLG: 0.552 (1, 3) Woody Woodward, R OBP: 0.355, SLG: 0.343 (9, 5)		0-3 K		0-3 K		0-0 FC5-4 1-2 2-H 1B		0-0 HR	
Hal McRae, R OBP: 0.272, SLG: 0.325 (1, 7)		4-0 2B 6-3 BB		0-0 F7		0-0 FC5-4 1-2f 2-3 1B	0-0 F8		
Tommy Helms, R OBP: 0.283, SLG: 0.287 (1, 4)		0-0 6-3 1-3 2B		0-3 K		0-0 1B 1-2 3-H 1B	0-0 FC6-4 1B		
Dave Concepcion, R OBP: 0.320, SLG: 0.357 (1, 6)		0-0 6-3 2-3 3-H			0-0 F8	0-0 1B	0-0 FC6-4 1-2f		
Gary Nolan, R OBP: 0.053, SLG: 0.053 (1, 1)		0-3 K			0-0 F7	0-0 F7	0-0 6-3		

AB	R	H	RBI	BB	SO	LOB
4	0	1	0	0	0	0
3	0	1	0	1	0	1
4	1	1	0	0	0	2
3	1	1	0	1	0	2
4	1	2	2	0	2	1
0	0	0	0	0	0	0
3	2	0	0	1	0	3
4	0	3	1	0	1	1
4	0	1	2	0	0	2
4	0	0	0	0	1	4

BOTTOM

Montreal Expos @ Cincinnati Reds
Riverfront Stadium, Cincinnati, OH

Fri May 14 1971, 7:05 PM EDT
Att. 24,751 - Unknown

livebaseballscorecards.com

AB	33
R	5
H	10
RBI	5
BB	3
SO	4
LOB	16



Inning Stats		R: 0	H: 1	R: 1	H: 1	R: 0	H: 0	R: 0	H: 0	R: 3	H: 5	R: 0	H: 1	R: 1	H: 2
R: 0 H: 1 R: 1 H: 1 R: 0 H: 0 R: 0 H: 0 R: 3 H: 5 R: 0 H: 1 R: 1 H: 2		E: 0 LOB: 1 E: 0 LOB: 1 E: 0 LOB: 0 E: 0 LOB: 1 E: 0 LOB: 2 E: 0 LOB: 1 E: 0 LOB: 1		K: 0 BB: 0 K: 2 BB: 1 K: 0 BB: 1 K: 0 BB: 1 K: 0 BB: 1 K: 0 BB: 1 K: 0 BB: 0 K: 0 BB: 0 K: 0 BB: 0		S: 4 P: 4 S: 8 P: 12 S: 3 P: 3 S: 7 P: 11 S: 7 P: 11 S: 7 P: 11 S: 4 P: 4 S: 5 P: 5		1B: 7 SF: 0 2B: 2 SAC: 0 3B: 0 DP: 0 HR: 1 HBP: 0		WP: 0 PA: 36 PB: 0 SB: 0 CS: 0					

PITCHER		IP	WLS	BF	H	R	ER	SO	BB	IBB	HBP	BLK	WP	HR	S	P	ERA	WHIP
Bill Stoneman, R ERA: 2.89 (1, 1)	6.0	L	27	7	4	4	4	4	3	0	0	0	0	0	32	44	6.00	1.667
Howie Reed, R ERA: 1.5 (7, 1)	2.0		9	3	1	1	0	0	0	0	0	0	0	1	9	9	4.50	1.500

Batter	1	2	3	4	5	6	7	8	9	AB R H RBI BB SO LOB	TOP		
Boots Day, L (1, 8) OBP: 0.296, SLG: 0.297 Ron Swoboda, R (9, PH) OBP: 0.341, SLG: 0.462	0-0 ① 4-3		0-0 ③ 1-3			0-0 ② 4-3			0-0 ① 4-3	3 0 0 0 0 0 0 1 0 0 0 0 0 0	Montreal Expos @ Cincinnati Reds Riverfront Stadium, Cincinnati, OH Sat May 15 1971, 7:05 PM EDT Att. 15,550 - Unknown		
Ron Hunt, R (1, 4) OBP: 0.404, SLG: 0.352	0-0 ② F7			0-0 ① 5-3		0-0 ③ 5-3			0-0 ② 5-3	4 0 0 0 0 0 0			
Rusty Staub, L (1, 9) OBP: 0.402, SLG: 0.484	4-0 BB			0-0 1B			0-0 ① 4-3		0-3 ③ K	3 0 1 0 1 1 0			
Ron Fairly, L (1, 3) OBP: 0.425, SLG: 0.406	0-0 ③ G3			0-0 ② ③ G6-4-3			4-0 BB			2 0 0 0 1 0 2			
Mack Jones, L (1, 7) OBP: 0.290, SLG: 0.500 Bob Bailey, R (7, PH) OBP: 0.322, SLG: 0.250		0-0 1B			4-0 1B		4-0 BB			1 1 1 0 1 0 0 0 0 0 0 1 0 0			
John Bateman, R (1, 2) OBP: 0.302, SLG: 0.363		0-0 ① ② G6-4-3			0-0 1B		0-0 ② ③ G6-4-3			3 0 1 0 0 0 3			
Coco Laboy, R (1, 5) OBP: 0.326, SLG: 0.256		0-0 ③ L6			0-0 ① ② G6-4-3			0-0 ① 4-3		3 0 0 0 0 0 1			
Bobby Wine, R (1, 6) OBP: 0.264, SLG: 0.244			0-0 ① 5-3		0-0 ③ K			0-0 ② F8		3 0 0 0 0 1 0			
Ernie McAnally, R (1, 1) Claude Raymond, R (6, 1) Clyde Mashore, R (8, PH) Mike Marshall, R (8, 1)			0-0 ② F8			0-0 ① 6-3		0-0 ③ F7		2 0 0 0 0 0 0 0 0 0 0 0 0 0 1 0 0 0 0 0 0 0 0 0 0 0 0 0			
Inning Stats	R: 0 H: 0 E: 0 LOB: 1 K: 0 BB: 1 S: 3 P: 7	R: 0 H: 1 E: 0 LOB: 0 K: 0 BB: 0 S: 3 P: 3	R: 0 H: 0 E: 0 LOB: 0 K: 0 BB: 0 S: 3 P: 3	R: 0 H: 1 E: 0 LOB: 0 K: 0 BB: 0 S: 3 P: 3	R: 1 H: 1 E: 0 LOB: 0 K: 1 BB: 1 S: 5 P: 9	R: 0 H: 0 E: 0 LOB: 0 K: 0 BB: 0 S: 3 P: 3	R: 0 H: 0 E: 0 LOB: 1 K: 0 BB: 2 S: 2 P: 10	R: 0 H: 0 E: 0 LOB: 0 K: 0 BB: 0 S: 3 P: 3	R: 0 H: 0 E: 0 LOB: 0 K: 1 BB: 0 S: 5 P: 5	1B: 3 SF: 0 2B: 0 SAC: 0 3B: 0 DP: 4 HR: 0 HBP: 0		WP: 0 PA: 30 PB: 0 SB: 0 CS: 0	
PITCHER	IP WLS BF H R ER SO BB IBB HBP BLK WP HR S P ERA WHIP											PITCHER	IP WLS BF H R ER SO BB IBB HBP BLK WP HR S P ERA WHIP
Jim McGlothlin, R (1, 1) ERA: 4.62	6.0 W 20 3 1 1 1 1 2 0 0 0 0 0 0 20 28 1.50 0.833												
Joe Gibbon, L (7, 1) ERA: 3.2	3.0 S 10 0 0 0 0 1 2 0 0 0 0 0 0 10 18 0.00 0.667												

livebaseballscorecards.com

AB	26
R	1
H	3
RBI	0
BB	4
SO	2
LOB	6



Batter	1	2	3	4	5	6	7	8	9
Pete Rose, S (1, 9) OBP: 0.364, SLG: 0.379	0-0 1-3		0-0 L1			0-3 K	0-0 FC1-5 1B	0-0 4-3	
Buddy Bradford, R (1, 8) OBP: 0.266, SLG: 0.250	0-0 G3			0-0 F9		4-0 2B BB	0-0 FC1-5		
Johnny Bench, R (1, 2) OBP: 0.331, SLG: 0.588	4-0 BB			0-3 K		0-0 1B 2B	0-3 K		
Tony Perez, R (1, 5) OBP: 0.294, SLG: 0.346	0-0 F9			0-0 6-3		0-0 HR 1B		0-0 FC1-6 1B	
Lee May, R (1, 3) Joe Gibbon, R (7, 1)		0-0 6-3			4-0 E 4-3 1B BB	0-0 HR		0-0 FC1-6 1B	
Hal McRae, R (1, 7) Bernie Carbo, L (6, 7)		0-0 F8			0-0 1B 1B	0-0 1B		0-0 E 1B 1B	
Tommy Helms, R (1, 4) OBP: 0.282, SLG: 0.286		0-0 5-3			0-0 4-3	0-0 F8		0-0 E2 1B	
Dave Concepcion, R (1, 6) OBP: 0.316, SLG: 0.351			0-0 E5 CS		0-0 1B		0-0 F9	0-3 K	
Jim McGlothlin, R (1, 1) OBP: 0.273, SLG: 0.500 Jimmy Stewart, S (6, PH) OBP: 0.273, SLG: 0.250 Woody Woodward, R (7, 5) OBP: 0.372, SLG: 0.352			0-0 F2			0-0 F7	0-0 FC1-5 1B	4-0 BB	

Inning Stats	R: 0 E: 0 K: 3	H: 0 LOB: 1 BB: 1 P: 7	R: 0 E: 0 K: 3	H: 0 LOB: 0 BB: 0 P: 3	R: 0 E: 1 K: 0 S: 3	H: 0 LOB: 0 BB: 0 P: 3	R: 0 E: 0 K: 1 S: 5	H: 0 LOB: 0 BB: 0 P: 5	R: 1 E: 1 K: 0 S: 3	H: 2 LOB: 2 BB: 1 P: 7	R: 4 E: 0 K: 1 S: 9	H: 4 LOB: 1 BB: 1 P: 13	R: 0 E: 0 K: 1 S: 7	H: 2 LOB: 2 BB: 0 P: 7	R: 1 E: 1 K: 1 S: 8	H: 3 LOB: 3 BB: 1 P: 12
--------------	----------------------	---------------------------------	----------------------	---------------------------------	------------------------------	---------------------------------	------------------------------	---------------------------------	------------------------------	---------------------------------	------------------------------	----------------------------------	------------------------------	---------------------------------	------------------------------	----------------------------------

PITCHER	IP	WLS	BF	H	R	ER	SO	BB	IBB	HBP	BLK	WP	HR	S	P	ERA	WHIP
Ernie McAnally, R (1, 1) ERA: 5.47	5.2	L	24	6	5	5	2	3	0	0	0	0	1	25	37	7.94	1.588
Claude Raymond, R (6, 1) ERA: 3.38	1.1		6	2	0	0	1	0	0	0	0	0	0	8	8	0.00	1.500
Mike Marshall, R (8, 1) ERA: 3.48	1.0		7	3	1	1	1	1	0	0	0	0	0	8	12	9.00	4.000

BOTTOM

Montreal Expos @ Cincinnati Reds
Riverfront Stadium, Cincinnati, OH
Sat May 15 1971, 7:05 PM EDT
Att. 15,550 - Unknown

livebaseballscorecards.com

AB	33
R	6
H	11
RBI	6
BB	4
SO	4
LOB	14



1B: 9	SF: 0	WP: 0	PA: 37
2B: 1	SAC: 0	PB: 0	
3B: 0	DP: 0	SB: 0	
HR: 1	HBP: 0	CS: 1	

PITCHER	IP	WLS	BF	H	R	ER	SO	BB	IBB	HBP	BLK	WP	HR	S	P	ERA	WHIP
---------	----	-----	----	---	---	----	----	----	-----	-----	-----	----	----	---	---	-----	------


Batter	1	2	3	4	5	6	7	8	9	AB R H RBI BB SO LOB	TOP			
Ron Hunt, R (1, 4) OBP: 0.421, SLG: 0.379 Gary Sutherland, R (8, 4)	0-0 E 1-4-3 1B	0-0 BB 1B	0-0 6-3			1-0 BB SH1-4 HBP		0-0 HR 2B	0-0 L8	4 2 3 1 0 0 2 1 0 0 0 0 0 1				
Clyde Mashore, R (1, 8) OBP: 0.375, SLG: 0.375	0-0 E5 1-4-3 SF8 1B	0-0 BB 1B			0-0 6-3	0-0 SH1-4		0-0 6-3		4 1 2 1 0 0 1				
Bob Bailey, R (1, 7) OBP: 0.319, SLG: 0.247 Rusty Staub, L (2, PH) OBP: 0.423, SLG: 0.490	0-0 1-4-3 2-3 3-H	4-0 1-2 2-3 BB			0-0 G4-3 1B	4-0 BB IBB		4-0 HR IBB		1 0 0 1 0 0 1 1 1 1 0 3 0 0				
John Bateman, R (1, 2) OBP: 0.307, SLG: 0.394	0-0 SF8 3-H	0-0 F9			0-0 G4-3 1-2f	4-0 BB		0-0 HR 1-H 2-H		3 1 1 4 1 0 4				
Ron Swoboda, R (1, 9) OBP: 0.340, SLG: 0.439 Mack Jones, L (6, PH) OBP: 0.273, SLG: 0.467	0-0 F7		4-0 BB BB BB			0-0 G3		0-0 G3		2 1 0 0 1 0 0 2 0 0 0 0 1 3				
Coco Laboy, R (1, 5) OBP: 0.354, SLG: 0.302		4-0 BB BB BB	0-0 G4-6-3 1-H 2B			0-0 1B 1B		0-0 1-3		4 2 2 1 1 0 3				
John Boccabella, R (1, 3) OBP: 0.348, SLG: 0.636 Ron Fairly, L (3, PH) OBP: 0.432, SLG: 0.406 Jim Gosger, L (3, PR) OBP: 0.167, SLG: 0.167		0-0 1B 1B 2B	1-0 G4-6-3 HBP			0-0 1B		0-0 L8		1 1 1 0 0 0 0 0 0 0 0 0 0 0 3 0 1 0 0 0 0				
Bobby Wine, R (1, 6) OBP: 0.250, SLG: 0.230		0-0 5-3	0-0 G4-6-3 1-2f 2-3			0-3 K		0-3 K		5 0 0 0 0 2 6				
Steve Renko, R (1, 1) OBP: 0.143, SLG: 0.190 Mike Marshall, R (8, 1)		0-0 F4	0-0 2B 3-H			0-3 K		0-3 K		4 0 1 1 0 2 4 0 0 0 0 1 0 0				
Inning Stats	R: 2 H: 2 E: 1 LOB: 0 K: 0 BB: 0 S: 5 P: 5	R: 2 H: 3 E: 0 LOB: 3 K: 0 BB: 2 S: 6 P: 14	R: 2 H: 2 E: 0 LOB: 2 K: 0 BB: 1 S: 4 P: 9	R: 0 H: 1 E: 0 LOB: 0 K: 0 BB: 0 S: 3 P: 3	R: 0 H: 2 E: 0 LOB: 2 K: 2 BB: 0 S: 9 P: 9	R: 0 H: 0 E: 0 LOB: 3 K: 1 BB: 2 S: 5 P: 14	R: 0 H: 0 E: 0 LOB: 0 K: 2 BB: 0 S: 7 P: 7	R: 3 H: 2 E: 0 LOB: 0 K: 0 BB: 1 S: 5 P: 9	R: 0 H: 0 E: 0 LOB: 1 K: 0 BB: 1 S: 3 P: 7	1B: 7 SF: 1 2B: 4 SAC: 1 3B: 0 DP: 2 HR: 1 HBP: 2	WP: 0 PA: 46 PB: 0 SB: 0 CS: 0			
PITCHER	IP WLS BF H R ER SO BB IBB HBP BLK WP HR S P ERA WHIP												PITCHER	IP WLS BF H R ER SO BB IBB HBP BLK WP HR S P ERA WHIP
Ross Grimsley, L (1, 1) ERA: 16.2	1.2 L 11 5 4 3 0 1 0 0 0 0 0 0 10 14 16.20 3.600													
Tony Cloninger, R (2, 1) ERA: 3.29	1.1 8 2 2 2 0 2 0 1 0 0 0 0 5 14 13.50 3.000													
Milt Wilcox, R (4, 1) ERA: 4.79	2.0 8 3 0 0 2 0 0 0 0 0 0 0 12 12 0.00 1.500													
Clay Carroll, R (6, 1) ERA: 1.98	2.0 9 0 0 0 3 1 1 1 0 0 0 0 12 21 0.00 0.500													
Wayne Granger, R (8, 1) ERA: 2.66	2.0 10 2 3 3 0 1 1 0 0 0 0 1 8 16 13.50 1.500													

Montreal Expos @ Cincinnati Reds
Riverfront Stadium, Cincinnati, OH
Sun May 16 1971, 3:33 AM EDT
Att. 16,671 - Unknown

livebaseballscorecards.com

AB	35
R	9
H	12
RBI	9
BB	7
SO	5
LOB	25



Batter	1	2	3	4	5	6	7	8	9	AB R H RBI BB SO LOB	TOP											
Larry Bowa, S (1, 6) OBP: 0.272, SLG: 0.271	0-0 CS 1B		0-0 6-3			0-0 F8		0-0 P4		4 0 1 0 0 0 0												
Tony Taylor, R (1, 4) OBP: 0.293, SLG: 0.327	0-0 F7 1-2			0-0 L3 1B		4-0 BB			0-3 K	3 0 1 0 1 1 1												
Willie Montanez, L (1, 8) OBP: 0.385, SLG: 0.596	0-3 K			0-0 L3 1-2		0-0 F7			0-0 4-3	4 0 0 0 0 1 2												
Deron Johnson, R (1, 3) OBP: 0.256, SLG: 0.276		0-0 F5		0-0 F8			0-0 6-3		4-0 BB	3 0 0 0 1 0 0												
Don Money, R (1, 5) OBP: 0.239, SLG: 0.312		0-0 6-3			0-0 F7		0-0 6-3		0-0 4-3	4 0 0 0 0 0 1												
Roger Freed, R (1, 9) OBP: 0.355, SLG: 0.385		0-0 F7			0-0 6-3		0-0 2B			3 0 1 0 0 0 0												
Joe Lis, R (1, 7) OBP: 0.339, SLG: 0.435			0-0 4-3 SF7 2B		1-0 CS HBP			0-0 F5		2 1 1 0 0 0 0												
Larry Hisle, R (8, 7) OBP: 0.310, SLG: 0.263										0 0 0 0 0 0 0	AB 28 R 3 H 6 RBI 3 BB 2 SO 2 LOB 5											
Mike Ryan, R (1, 2) OBP: 0.238, SLG: 0.579		0-0 4-3		0-0 CS 1-2		0-0 F7		0-0 HR		3 1 1 1 0 0 1												
Jim Bunning, R (1, 1) OBP: 0.214, SLG: 0.417			0-0 SF7		0-0 CS 1-2		0-0 HR		0-0 5-3	2 1 1 2 0 0 0												
Darrell Brandon, R (9, 1) OBP: 0.333, SLG: 0.333			0-0 3-H							0 0 0 0 0 0 0												
Inning Stats	R: 0 E: 0 K: 1 S: 5	H: 1 LOB: 0 BB: 0 P: 5	R: 0 E: 0 K: 0 S: 3	H: 0 LOB: 0 BB: 0 P: 3	R: 1 E: 0 K: 0 S: 4	H: 1 LOB: 0 BB: 0 P: 4	R: 0 E: 0 K: 0 S: 3	H: 1 LOB: 0 BB: 0 P: 3	R: 0 E: 0 K: 0 S: 2	H: 0 LOB: 0 BB: 0 P: 3	R: 1 E: 0 K: 0 S: 4	H: 1 LOB: 1 BB: 1 P: 8	R: 0 E: 0 K: 0 S: 3	H: 1 LOB: 1 BB: 0 P: 3	R: 1 E: 0 K: 0 S: 4	H: 1 LOB: 0 BB: 0 P: 4	R: 0 E: 0 K: 1 S: 5	H: 0 LOB: 1 BB: 1 P: 9	1B: 2 2B: 3 3B: 0 HR: 2	SF: 1 SAC: 0 DP: 1 HBP: 1	WP: 0 PB: 0 SB: 0 CS: 2	PA: 33
PITCHER	IP WLS BF H R ER SO BB IBB HBP BLK WP HR S P ERA WHIP																					
Jim Merritt, L (1, 1) ERA: 4.72	8.0 L 28 6 3 3 1 1 0 1 0 0 2 28 33 3.38 0.875																					
Clay Carroll, R (9, 1) ERA: 1.91	1.0 4 0 0 0 1 1 0 0 0 0 0 5 9 0.00 1.000																					

Philadelphia Phillies @ Cincinnati Reds
Riverfront Stadium, Cincinnati, OH
Mon May 17 1971, 7:05 PM EDT
Att. 7,089 - Unknown

livebaseballscorecards.com

Batter	1	2	3	4	5	6	7	8	9	AB	R	H	RBI	BB	SO	LOB
Pete Rose, S OBP: 0.356, SLG: 0.390 (1, 9) X	0-0 E1 CS		0-0 4-3			0-0 HR		0-0 4-3		4	1	1	1	0	0	0
Dave Concepcion, R OBP: 0.287, SLG: 0.317 Clay Carroll, R (1, 6) X (9, 1)	0-0 P6 1-2			0-0 F7		0-0 6-3		0-0 5-3		4	0	0	0	0	0	1
Johnny Bench, R OBP: 0.327, SLG: 0.587 (1, 2) X	0-0 5-3			0-0 HR		0-0 5-3		0-3 K		4	1	1	1	0	1	0
Tony Perez, R OBP: 0.305, SLG: 0.384 (1, 5) X		0-0 5-3		0-0 6-3		0-0 BB 1B		0-0 F7		4	0	1	0	0	0	0
Lee May, R OBP: 0.358, SLG: 0.579 (1, 3) X		0-0 FC4-6 1B		0-0 FC6 1B		4-0 BB 1-2		0-0 6-3		3	0	2	0	1	0	0
Bernie Carbo, L OBP: 0.390, SLG: 0.341 (1, 7) X		0-0 FC4-6 1-2f		0-0 FC6 1-2f		0-3 K		0-0 3B		4	0	1	0	0	1	4
Tommy Helms, R OBP: 0.273, SLG: 0.276 (1, 4) X		0-0 L6			0-0 5-3			0-0 F7		4	0	0	0	0	0	2
Buddy Bradford, R OBP: 0.257, SLG: 0.230 (1, 8) X			0-0 5-3		0-0 5-3			0-0 F9		3	0	0	0	0	0	0
Jim Merritt, L OBP: 0.167, SLG: 0.250 Woody Woodward, R OBP: 0.372, SLG: 0.352 (1, 1) X (9, 6)			0-0 P6		0-0 4-3			0-0 1-3		3	0	0	0	0	0	0

Inning Stats	R: 0	H: 0	E: 1	LOB: 0	K: 0	P: 3	R: 0	H: 1	E: 0	LOB: 1	K: 0	P: 4	R: 0	H: 0	E: 0	LOB: 0	K: 0	P: 3	R: 1	H: 2	E: 0	LOB: 1	K: 0	P: 5	R: 0	H: 0	E: 0	LOB: 0	K: 0	P: 3	R: 1	H: 2	E: 0	LOB: 2	K: 1	P: 11	R: 0	H: 0	E: 0	LOB: 0	K: 0	P: 3	R: 0	H: 0	E: 0	LOB: 0	K: 1	P: 5	R: 0	H: 1	E: 0	LOB: 1	K: 0	P: 4	1B: 3	SF: 0	2B: 0	SAC: 0	3B: 1	DP: 0	HR: 2	HBP: 0	WP: 0	PA: 34
Jim Bunning, R ERA: 6.2 (1, 1)	8.0	WLS	BF	H	R	ER	SO	BB	IBB	HBP	BLK	WP	HR	S	P	ERA	WHIP																																															
Darrell Brandon, R ERA: 1.13 (9, 1)	1.0	S	4	1	0	0	0	0	0	0	0	0	0	0	4	4	0.00	1.000																																														


BOTTOM

Philadelphia Phillies @ Cincinnati Reds
Riverfront Stadium, Cincinnati, OH

Mon May 17 1971, 7:05 PM EDT
Att. 7,089 - Unknown

livebaseballscorecards.com

AB	33
R	2
H	6
RBI	2
BB	1
SO	2
LOB	7



Batter	1	2	3	4	5	6	7	8	9	AB R H RBI BB SO LOB	TOP		
Larry Bowa, S OBP: 0.262, SLG: 0.261 (1, 6)	0-0 F8	0-0 F8			0-0 FC5-4		0-0 FC4-6		0-0 F9	5 1 0 0 0 0 4			
Tony Taylor, R OBP: 0.302, SLG: 0.321 (1, 5)	4-0 BB		0-0 F9		0-0 1B		0-0 F3		0-0 1-3	4 0 1 0 1 0 1			
Willie Montanez, L OBP: 0.389, SLG: 0.602 (1, 8)	0-0 G4-6-3		0-0 F7		0-0 2B		0-0 1B			4 0 2 0 0 0 1			
Deron Johnson, R OBP: 0.264, SLG: 0.283 (1, 3)		0-0 1B	0-0 F8			0-0 4-3		0-0 1B		4 1 2 1 0 0 0			
Joe Lis, R OBP: 0.356, SLG: 0.458 (1, 7)		0-0 1B		4-0 BB	0-3 K		0-0 4-3			2 1 1 0 1 1 0			
Bill Champion, R OBP: 1.000, SLG: 1.000 (6, 1)		1-3 2B		0-0 BB						0 0 0 0 0 0 0			
Tim McCarver, L OBP: 0.292, SLG: 0.333 (7, PH)				0-0 F7						1 0 0 0 0 0 2			
Woodie Fryman, R OBP: 0.359, SLG: 0.383 (7, 1)		0-0 1B		0-0 F7						0 0 0 0 0 0 0			
Roger Freed, R OBP: 0.359, SLG: 0.383 (1, 9)		0-0 1B		0-0 P5						3 0 1 1 1 1 1			
Terry Harmon, R OBP: 0.357, SLG: 0.273 (1, 4)		0-0 1B		0-0 P5						3 0 1 1 1 0 1			
Mike Ryan, R OBP: 0.200, SLG: 0.478 (1, 2)		0-0 P6		0-0 FC5-4						4 0 0 0 0 0 5			
Barry Lersch, S OBP: 0.278, SLG: 0.133 (1, 1)		0-0 FC1-5		0-0 FC5-4						2 0 1 0 0 0 2			
Byron Browne, R OBP: 0.250, SLG: 0.118 (6, 7)		1-2 2-3f		0-0 1B						1 0 0 0 1 1 0			
Inning Stats	R: 0 E: 0 K: 0 S: 2 H: 0 LOB: 0 BB: 1 P: 6	R: 2 E: 0 K: 0 S: 7 H: 4 LOB: 2 BB: 0 P: 7	R: 0 E: 0 K: 0 S: 3 H: 0 LOB: 0 BB: 0 P: 3	R: 0 E: 0 K: 0 S: 3 H: 0 LOB: 1 BB: 1 P: 7	R: 0 E: 0 K: 0 S: 4 H: 3 LOB: 2 BB: 0 P: 4	R: 0 E: 0 K: 1 S: 5 H: 0 LOB: 2 BB: 2 P: 13	R: 1 E: 0 K: 0 S: 5 H: 2 LOB: 2 BB: 1 P: 9	R: 0 E: 0 K: 1 S: 5 H: 0 LOB: 0 BB: 0 P: 5	R: 0 E: 0 K: 1 S: 5 H: 0 LOB: 0 BB: 0 P: 5	1B: 7 2B: 2 3B: 0 HR: 0 SF: 0 SAC: 0 DP: 1 HBP: 0	WP: 0 PB: 0 SB: 0 CS: 1 PA: 38		
PITCHER	IP WLS BF H R ER SO BB IBB HBP BLK WP HR S P ERA WHIP											PITCHER	IP WLS BF H R ER SO BB IBB HBP BLK WP HR S P ERA WHIP
Don Gullett, L ERA: 4.98 (1, 1)	6.0 W 27 7 3 3 1 5 0 0 0 0 0 0 24 44 4.50 2.000												
Milt Wilcox, R ERA: 4.64 (7, 1)	0.2 4 2 0 0 0 0 0 0 0 0 0 0 4 4 0.00 3.000												
Joe Gibbon, L ERA: 2.93 (7, 1)	2.1 S 7 0 0 0 2 0 0 0 0 0 0 0 11 11 0.00 0.000												

Philadelphia Phillies @ Cincinnati Reds
Riverfront Stadium, Cincinnati, OH
Tue May 18 1971, 7:05 PM EDT
Att. 7,399 - Unknown

livebaseballscorecards.com

AB	33
R	3
H	9
RBI	3
BB	5
SO	3
LOB	17



Batter	1	2	3	4	5	6	7	8	9	AB	R	H	RBI	BB	SO	LOB
Pete Rose, S (1, 9) OBP: 0.354, SLG: 0.407	0-0 HR		0-0 4-3		0-0 4-3		0-0 F9			4	1	1	1	0	0	0
Dave Concepcion, R (1, 6) OBP: 0.297, SLG: 0.318	0-0 F9		0-0 WP FC6-2 1B		0-0 4-3		4-0 BB			3	0	1	0	1	0	0
Johnny Bench, R (1, 2) OBP: 0.325, SLG: 0.577	0-3 K		0-0 FC6-2 1-H		0-0 2B 1B		0-3 K2-3			4	1	1	0	0	2	2
Tony Perez, R (1, 5) OBP: 0.303, SLG: 0.387	0-0 6-3		0-0 6-3		0-0 1B 2B			0-0 4-3		4	1	1	0	0	0	1
Lee May, R (1, 3) OBP: 0.365, SLG: 0.613		0-0 HR		0-0 F7		0-0 2-H 3-H 1B		0-0 F8		4	1	2	3	0	0	0
Ty Cline, L (9, 8) OBP: 0.415, SLG: 0.231										0	0	0	0	0	0	0
Bernie Carbo, L (1, 7) OBP: 0.385, SLG: 0.329		0-3 K		1-0 1B HBP		0-0 F7		0-3 K		3	0	0	0	0	2	0
Woody Woodward, R (9, 5) OBP: 0.372, SLG: 0.352										0	0	0	0	0	0	0
Tommy Helms, R (1, 4) OBP: 0.281, SLG: 0.285		0-0 1B		0-0 FC6-4 1B		0-0 F7				3	0	2	0	0	0	0
Buddy Bradford, R (1, 8) OBP: 0.247, SLG: 0.219		0-0 L7		0-3 K		0-0 4-3				3	0	0	0	0	1	3
Joe Gibbon, R (7, 1)										0	0	0	0	0	0	0
Don Gullett, R (1, 1) OBP: 0.250, SLG: 0.227		0-0 G3		0-0 FC6-4 1-2f			0-0 F8			2	0	0	0	0	0	3
Milt Wilcox, R (7, 1)										0	0	0	0	0	0	0
Jimmy Stewart, S (7, 8) OBP: 0.250, SLG: 0.227										1	0	0	0	0	0	0

Inning Stats	R: 1	H: 1	E: 0	K: 1	S: 6	LOB: 0	BB: 0	P: 6	R: 1	H: 2	E: 0	K: 1	S: 7	LOB: 1	BB: 0	P: 7	R: 0	H: 1	E: 0	K: 0	S: 4	LOB: 1	BB: 0	P: 4	R: 0	H: 1	E: 0	K: 1	S: 6	LOB: 2	BB: 0	P: 7	R: 2	H: 3	E: 0	K: 0	S: 5	LOB: 1	BB: 0	P: 5	R: 0	H: 0	E: 0	K: 0	S: 3	LOB: 0	BB: 0	P: 3	R: 0	H: 0	E: 0	K: 1	S: 5	LOB: 1	BB: 1	P: 9	R: 0	H: 0	E: 0	K: 1	S: 5	LOB: 0	BB: 0	P: 5
PITCHER	IP	WLS	BF	H	R	ER	SO	BB	IBB	HBP	BLK	WP	HR	S	P	ERA	WHIP																																															
Barry Lersch, R (1, 1) ERA: 4.1	5.0	L	23	8	4	4	3	0	0	0	0	1	2	28	29	7.20	1.600																																															
Bill Champion, R (6, 1) ERA: 5.82	1.0		3	0	0	0	0	0	0	0	0	0	0	3	3	0.00	0.000																																															
Woodie Fryman, L (7, 1) ERA: 2.54	2.0		7	0	0	0	2	1	0	0	0	0	0	10	14	0.00	0.500																																															

BOTTOM

Philadelphia Phillies @ Cincinnati Reds
Riverfront Stadium, Cincinnati, OH

Tue May 18 1971, 7:05 PM EDT
Att. 7,399 - Unknown

AB	31
R	4
H	8
RBI	4
BB	1
SO	5
LOB	9



1B	2B	3B	HR	SF	SAC	DP	HBP	WP	HR	S	P	ERA	WHIP
5	1	0	2	0	0	0	1	1	0	0	33		

Batter	1	2	3	4	5	6	7	8	9	AB R H RBI BB SO LOB	TOP											
Dave Cash, R (1, 4) <small>OBP: 0.395, SLG: 0.384</small> Bill Mazerowski, R (5, 4) <small>OBP: 0.360, SLG: 0.279</small>	0-0 G6-3 1B	0-0 FC6-4 1B			0-0 3B 1B	0-3 K			4-0 3B BB	3 1 3 0 0 0 0 1 1 0 0 1 1 0												
Vic Davalillo, L (1, 7) <small>OBP: 0.316, SLG: 0.418</small>	0-0 G6-3 1-2f	0-0 FC6-4 1-2f			0-0 P6			0-0 6-3	0-0 1B 3B	5 1 1 1 0 0 4												
Roberto Clemente, R (1, 9) <small>OBP: 0.343, SLG: 0.486</small>	0-0 1B 1B		0-0 IHR		0-0 1B 3B			0-0 4-3	0-0 1B	5 3 4 3 0 0 0												
Richie Hebner, L (1, 5) <small>OBP: 0.352, SLG: 0.456</small>	0-0 1B 1B		0-0 F8		0-0 BB 1B			0-0 L8	0-3 K	5 0 2 1 0 1 1												
Al Oliver, L (1, 8) <small>OBP: 0.298, SLG: 0.308</small>	0-0 1B		0-0 P6		4-0 1B BB			0-0 F7		3 0 1 1 1 0 0												
Bob Robertson, R (1, 3) <small>OBP: 0.318, SLG: 0.427</small>	0-0 4-3		0-0 F8		0-0 F2			0-0 1B		4 0 1 0 0 0 4												
Milt May, L (1, 2) <small>OBP: 0.174, SLG: 0.136</small> Manny Sanguillen, R (8, 2) <small>OBP: 0.313, SLG: 0.385</small>		0-3 K		0-0 F2	0-0 4-3			0-0 G4-6-3 1B		4 0 0 0 0 1 3 0 0 0 0 0 0 0												
Gene Alley, R (1, 6) <small>OBP: 0.318, SLG: 0.342</small>		0-0 F9		0-0 6-3				0-0 4-3	0-0 6-3	4 0 0 0 0 0 0												
Bob Moose, R (1, 1) <small>OBP: 0.154, SLG: 0.083</small> Dave Giusti, R (7, 1)		0-0 1B 1B		0-3 K	0-0 4-3			0-0 4-3	0-0 L3	3 0 1 0 0 1 0 1 0 0 0 0 0 0												
Inning Stats	R: 1 E: 0 K: 0 S: 6	H: 4 LOB: 2 BB: 0 P: 6	R: 0 E: 0 K: 1 S: 7	H: 2 LOB: 2 BB: 0 P: 7	R: 1 E: 0 K: 0 S: 4	H: 1 LOB: 0 BB: 0 P: 4	R: 0 E: 0 K: 1 S: 5	H: 0 LOB: 0 BB: 0 P: 5	R: 2 E: 0 K: 0 S: 6	H: 3 LOB: 2 BB: 1 P: 10	R: 0 E: 0 K: 1 S: 5	H: 0 LOB: 0 BB: 0 P: 5	R: 0 E: 0 K: 0 S: 3	H: 0 LOB: 0 BB: 0 P: 3	R: 0 E: 0 K: 0 S: 3	H: 1 LOB: 0 BB: 0 P: 3	R: 2 E: 0 K: 1 S: 7	H: 2 LOB: 1 BB: 1 P: 11	1B: 10 2B: 0 3B: 2 HR: 1	SF: 0 SAC: 0 DP: 2 HBP: 0	WP: 0 PB: 0 SB: 0 CS: 0	PA: 40
PITCHER	IP WLS BF H R ER SO BB IBB HBP BLK WP HR S P ERA WHIP																					
Gary Nolan, R (1, 1) <small>ERA: 3.67</small> Tony Cloninger, R (5, 1) <small>ERA: 3.21</small> Clay Carroll, R (6, 1) <small>ERA: 1.78</small> Wayne Granger, R (8, 1) <small>ERA: 3.16</small>	4.1 L 23 10 4 4 2 1 0 0 0 0 0 0 26 30 8.31 2.538																					
	0.2 2 0 0 0 0 0 0 0 0 0 0 0 2 2 0.00 0.000																					
	2.0 6 0 0 0 1 0 0 0 0 0 0 0 8 8 0.00 0.000																					
	2.0 9 3 2 2 1 1 0 0 0 0 0 0 10 14 9.00 2.000																					

Pittsburgh Pirates @ Cincinnati Reds
 Riverfront Stadium, Cincinnati, OH
 Wed May 19 1971, 7:05 PM EDT
 Att: 11,109 - Unknown

AB	38
R	6
H	13
RBI	6
BB	2
SO	4
LOB	12



BOTTOM

Pittsburgh Pirates @ Cincinnati Reds
Riverfront Stadium, Cincinnati, OH
Wed May 19 1971, 7:05 PM EDT
Att. 11,109 - Unknown

livebaseballscorecards.com

AB	33
R	1
H	8
RBI	1
BB	1
SO	7
LOB	16



WP:	0	PA:	34
PB:	0	SB:	0
CS:	0		

AB R H RBI BB SO LOB

4	0	0	0	0	1	0
4	0	1	0	0	1	0
4	0	1	0	0	1	1
4	0	1	0	0	1	2
4	0	2	0	0	0	1
3	1	1	0	1	1	2
4	0	1	0	0	0	4
2	0	1	1	0	0	0
1	0	0	0	0	0	2
1	0	0	0	0	0	0
0	0	0	0	0	0	0
1	0	0	0	0	0	2
0	0	0	0	0	0	0

Batter	1	2	3	4	5	6	7	8	9
Pete Rose, S (1, 9) OBP: 0.345, SLG: 0.396	0-3 K ①		0-0 F8 ①		0-0 F7 ③			0-0 F7 ①	
Dave Concepcion, R (1, 6) OBP: 0.295, SLG: 0.315	0-3 K ②		0-0 4-3 ②			0-0 6-3 ①		0-0 E4 1B	
Johnny Bench, R (1, 2) OBP: 0.323, SLG: 0.568	0-0 F2 ③		0-3 K ③			0-0 G6-4-3 1B		0-0 L6 ②	
Tony Perez, R (1, 5) OBP: 0.302, SLG: 0.384		0-0 6-3 ①		0-0 FC5-4 1B		0-0 G6-4-3 ② ③		0-3 K ③	
Lee May, R (1, 3) OBP: 0.371, SLG: 0.607		0-0 F7 ②		0-0 FC5-4 ① FC6-4 1-2f		0-0 BB 1B		0-0 G6-4-3 1B	
Bernie Carbo, L (1, 7) OBP: 0.389, SLG: 0.330		0-0 1B 1B		0-0 L8 ②		4-0 BB 1-2 BB		0-3 K ①	
Tommy Helms, R (1, 4) OBP: 0.281, SLG: 0.284		0-0 1B 1B		0-0 FC6-4 ③ 1-2f		0-0 L8 ①		0-0 G6-4-3 ② ③ 1-2f	
Buddy Bradford, R (1, 8) Ty Cline, L (6, 8) OBP: 0.253, SLG: 0.227 OBP: 0.407, SLG: 0.225		0-0 1B		0-0 6-3 ①		0-0 L7 ②			
Gary Nolan, R (1, 1) Tony Cline, R (5, 1) Jimmy Stewart, S (5, PH) Clay Carroll, R (6, 1) Willie Smith, L (7, PH) Wayne Granger, R (8, 1) OBP: 0.050, SLG: 0.050 OBP: 0.625, SLG: 0.750 OBP: 0.240, SLG: 0.217		0-3 K ③		0-3 K ②		0-0 F7 ③			

Inning Stats	R: 0	H: 0	E: 0	K: 2	S: 7	R: 1	H: 3	E: 0	K: 1	S: 8	R: 0	H: 0	E: 0	K: 1	S: 5	R: 0	H: 1	E: 0	K: 0	S: 4	R: 0	H: 0	E: 0	K: 1	S: 5	R: 0	H: 1	E: 0	K: 0	S: 3	R: 0	H: 1	E: 1	K: 1	S: 6	R: 0	H: 1	E: 0	K: 1	S: 5	1B: 8	2B: 0	3B: 0	HR: 0	SF: 0	SAC: 0	DP: 2	HBP: 0	WP: 0	PA: 34
--------------	------	------	------	------	------	------	------	------	------	------	------	------	------	------	------	------	------	------	------	------	------	------	------	------	------	------	------	------	------	------	------	------	------	------	------	------	------	------	------	------	-------	-------	-------	-------	-------	--------	-------	--------	-------	--------

PITCHER	IP	WLS	BF	H	R	ER	SO	BB	IBB	HBP	BLK	WP	HR	S	P	ERA	WHIP
Bob Moose, R (1, 1) ERA: 3.89	6.1	W	25	6	1	1	5	1	0	0	0	0	0	34	38	1.42	1.105
Dave Giusti, R (7, 1) ERA: 1.66	2.2	S	9	2	0	0	2	0	0	0	0	0	0	13	13	0.00	0.750

Batter	1	2	3	4	5	6	7	8	9	AB R H RBI BB SO LOB	TOP																
Dave Cash, R (1, 4) OBP: 0.395, SLG: 0.393	0-0 4-3		0-0 1B		0-0 4-3		0-0 1B 2B		0-0 FC6-4 HBP	5 1 2 0 0 0 1																	
Gene Clines, R (1, 7) Vic Davalillo, L (7, PH) OBP: 0.348, SLG: 0.350 OBP: 0.339, SLG: 0.429	0-3 K		0-0 L9		0-0 L6-3		0-0 2-H 1B		1-0 FC5-4 HBP	3 0 0 0 0 1 1 1 0 1 1 0 0 0																	
Roberto Clemente, R (1, 9) OBP: 0.331, SLG: 0.469	0-0 4-3		0-0 F8		0-0 5-3		0-3 K		0-0 FC5-4	5 0 0 0 0 1 4																	
Manny Sanguillen, R (1, 2) OBP: 0.326, SLG: 0.403		0-3 K		0-0 1B 1B		0-0 L9 1B 1B		0-0 1B 2B		4 2 3 0 0 1 0																	
Bob Robertson, R (1, 3) OBP: 0.331, SLG: 0.463		0-0 HR		0-0 F3		0-0 PO 1B 1B		0-0 L6-3 1B		4 1 3 2 0 0 1																	
Richie Hebner, L (1, 5) OBP: 0.356, SLG: 0.458		0-0 FC5-4 1B		0-0 FC6-4 1B		0-0 L9		0-0 L6-3		4 0 2 0 0 0 3																	
Al Oliver, L (1, 8) OBP: 0.297, SLG: 0.306		0-0 FC5-4		0-0 F7		0-0 1-2 1B		0-3 K		4 0 1 1 0 1 3																	
Gene Alley, R (1, 6) Milt May, L (9, PH) OBP: 0.308, SLG: 0.329 OBP: 0.167, SLG: 0.130		0-0 1-2-3		0-0 FC6-4		0-0 PO	0-0 6-3		0-0 1-3	3 0 0 0 0 0 3 1 0 0 0 0 0 0																	
Steve Blass, R (1, 1) Mudcat Grant, R (7, 1) Willie Stargell, L (9, PH) Jackie Hernandez, R (9, PR) OBP: 0.063, SLG: 0.063 OBP: 0.667, SLG: 0.500 OBP: 0.372, SLG: 0.718 OBP: 0.303, SLG: 0.344		0-0 1-3		0-0 6-3		0-0 L8		0-0 FC6-4 1B		3 0 0 0 0 0 0 0 0 0 0 0 0 0 1 0 1 0 0 0 0 0 0 0 0 0 0 0																	
Inning Stats	R: 0 E: 0 K: 1 S: 5	H: 0 LOB: 0 BB: 0 P: 5	R: 1 E: 0 K: 1 S: 7	H: 2 LOB: 1 BB: 0 P: 7	R: 0 E: 0 K: 0 S: 4	H: 1 LOB: 1 BB: 0 P: 4	R: 0 E: 0 K: 0 S: 5	H: 2 LOB: 2 BB: 0 P: 5	R: 0 E: 0 K: 0 S: 3	H: 0 LOB: 0 BB: 0 P: 3	R: 1 E: 0 K: 0 S: 5	H: 3 LOB: 1 BB: 0 P: 5	R: 1 E: 0 K: 1 S: 7	H: 2 LOB: 1 BB: 0 P: 7	R: 1 E: 0 K: 1 S: 6	H: 2 LOB: 0 BB: 0 P: 6	R: 0 E: 0 K: 0 S: 4	H: 1 LOB: 2 BB: 0 P: 5	1B: 10 2B: 3 3B: 0 HR: 1	SF: 0 SAC: 0 DP: 1 HBP: 1	WP: 0 PB: 0 SB: 0 CS: 0	PA: 40					
PITCHER	IP WLS BF H R ER SO BB IBB HBP BLK WP HR S P ERA WHIP																										
Ross Grimsley, L (1, 1) ERA: 5.87	6.0		25	8	2	2	2	0	0	0	0	0	1	29	29	3.00	1.333										
Milt Wilcox, R (7, 1) ERA: 4.84	1.0	W	5	2	1	1	1	0	0	0	0	0	0	7	7	9.00	2.000										
Clay Carroll, R (8, 1) ERA: 1.95	2.0	S	9	3	1	1	1	0	0	1	0	0	0	10	11	4.50	1.500										

Pittsburgh Pirates @ Cincinnati Reds
Riverfront Stadium, Cincinnati, OH
Thu May 20 1971, 3:33 AM EDT
Att. 9,530 - Unknown

livebaseballscorecards.com

AB	38
R	4
H	13
RBI	4
BB	0
SO	4
LOB	16



Batter	1	2	3	4	5	6	7	8	9
Ty Cline, L OBP: 0.424, SLG: 0.267 (1, 9)	0-0 G3 SH3-4 1B	0-0 L8		0-0 L9			0-0 6-3 SH5-4 1B	0-0 1B	
Dave Concepcion, R OBP: 0.296, SLG: 0.315 (1, 6)	0-0 SH3-4 1-2		0-0 1B 1B		0-3 K		0-0 SH5-4 1-2	0-0 L8	
Johnny Bench, R OBP: 0.319, SLG: 0.556 (1, 2)	0-0 G3 2-3		0-3 K		0-0 1B		0-0 6-3 2-3	0-0 F9	
Tony Perez, R OBP: 0.305, SLG: 0.384 (1, 5)	0-0 1B		0-0 L8		0-0 F3		0-0 1B 1B	0-0 5-3	
Lee May, R OBP: 0.376, SLG: 0.602 (1, 3)	0-0 L7		0-0 1B		0-0 L5		0-0 1B 2B 1B		
Bernie Carbo, L OBP: 0.393, SLG: 0.348 (1, 7)		0-0 1B 2B	0-0 4-3			0-0 G3	0-0 2B 1B		
Jimmy Stewart, S OBP: 0.240, SLG: 0.217 (8, 7)									
Tommy Helms, R OBP: 0.287, SLG: 0.297 (1, 4)		0-0 SH1-3 2-H 1B		0-3 K		0-0 L7	0-0 1-3 3-H 2B		
Buddy Bradford, R OBP: 0.278, SLG: 0.261 (1, 8)		0-3 K		0-0 2B		0-0 1B	4-0 IBB		
Ross Grimsley, L OBP: 0.227, SLG: 0.326 (6, PH)		0-0 SH1-3		0-3 K2-3		0-0 1-3	0-0 F8		
Milt Wilcox, R OBP: 0.343, SLG: 0.393 (7, PH)		2-3							
Pete Rose, S OBP: 0.343, SLG: 0.393 (8, 1)									

AB	R	H	RBI	BB	SO	LOB
5	2	3	0	0	0	2
3	0	1	0	0	1	1
5	0	1	0	0	1	4
5	1	2	2	0	0	3
4	1	2	0	0	0	2
4	1	2	1	0	0	2
0	0	0	0	0	0	0
4	0	2	2	0	1	0
3	0	2	0	1	1	1
1	0	0	0	0	1	1
1	0	0	0	0	0	1
0	0	0	0	0	0	0
1	0	0	0	0	0	3
0	0	0	0	0	0	0


WP	PA
0	40

Inning	R	H	E	K	S	P	BB	IBB	HBP	BLK	WP	HR	S	P	ERA	WHIP
1	1	2	0	5	7	5	0	0	0	0	0	0	43	43	6.75	1.950
2	1	2	0	1	7	5	0	0	0	0	0	0	6	10	0.00	1.500

Pittsburgh Pirates @ Cincinnati Reds
Riverfront Stadium, Cincinnati, OH

Thu May 20 1971, 3:33 AM EDT
Att. 9,530 - Unknown

AB	36
R	5
H	15
RBI	5
BB	1
SO	5
LOB	20



Batter	1	2	3	4	5	6	7	8	9	AB R H RBI BB SO LOB	TOP											
Pete Rose, S (1, 9) OBP: 0.351, SLG: 0.388	4-0 SH1-4 1B BB		0-0 L7	1-0 BB E HBP	4-0 2B IBB		0-0 F7			2 2 0 0 2 0 1												
Dave Concepcion, R (1, 6) OBP: 0.304, SLG: 0.368	0-0 SH1-4 1-2		0-0 HR	0-0 SF9	0-0 2B			0-3 K		3 1 2 4 0 1 0												
Johnny Bench, R (1, 2) OBP: 0.333, SLG: 0.556	0-0 S BB 1B		4-0 FC6-4 BB	4-0 FC5-4 E BB	0-0 3-1			4-0 G5-4-3 BB		2 0 1 1 3 0 1												
Tony Perez, R (1, 5) OBP: 0.302, SLG: 0.374	4-0 S BB		0-0 FC6-4 1B	0-0 E4 FC5-4		0-0 P4		0-0 G5-4-3		4 0 0 1 1 0 3												
Wayne Granger, R (8, 1)	1-2 BB		1-2 HBP	1-2 FC5-4		0-0 F8		1-2 G5-4-3		0 0 0 0 0 0 0												
Lee May, R (1, 3) OBP: 0.371, SLG: 0.587	0-3 K		0-0 HBP 1B	0-0 FC5-4		0-0 L3		0-0 L3		4 0 1 0 0 1 4												
Pat Corrales, R (6, 2) OBP: 0.182, SLG: 0.182	1-3 1B		1-3 HBP 1B	1-2 FC5-4		0-0 F8		0-0 L3		1 0 0 0 0 0 0												
Ty Cline, L (1, 7) OBP: 0.413, SLG: 0.250	0-0 L8		1-0 HBP	0-0 L1-3		0-0 L5		4-0 BB		3 0 0 0 0 0 4												
Al Ferrara, R (9, PH) OBP: 0.348, SLG: 0.176	1-2 2-3		1-2 HBP	1-2 L1-3		0-0 L5		BB		0 0 0 0 1 0 0												
Jimmy Stewart, S (9, PR) OBP: 0.240, SLG: 0.217	1-2 2-3		1-2 HBP	1-2 L1-3		0-0 L5		BB		0 0 0 0 0 0 0												
Tommy Helms, R (1, 4) OBP: 0.291, SLG: 0.308		0-0 5-3	0-0 5-3		0-0 SH1-4 2B		0-0 FC1-6 1B		0-0 F9	5 1 2 0 0 0 4	AB 29											
Buddy Bradford, R (1, 8) OBP: 0.286, SLG: 0.250		0-0 F7		1-0 SH SF9 HBP	4-0 SH1-4 2B BB		0-0 F8		0-3 K	3 2 0 0 1 1 2	R 7											
Tony Cloninger, R (1, 1) OBP: 0.500, SLG: 0.600		0-3 K		0-0 SH BB E HBP	0-0 SH1-4		0-0 FC1-6			2 1 0 0 0 1 1	H 6											
Woody Woodward, R (8, 5) OBP: 0.372, SLG: 0.352		0-3 K		1-3 E	1-2 2-3		1-2 FC1-6			0 0 0 0 0 0 0	RBI 6											
Inning Stats	R: 1 E: 0 K: 1 S: 6	H: 1 LOB: 2 BB: 2 P: 14	R: 0 E: 0 K: 1 S: 5	H: 0 LOB: 0 BB: 0 P: 5	R: 1 E: 0 K: 0 S: 5	H: 2 LOB: 3 BB: 1 P: 10	R: 3 E: 1 K: 0 S: 5	H: 0 LOB: 2 BB: 1 P: 11	R: 2 E: 0 K: 0 S: 4	H: 2 LOB: 1 BB: 2 P: 12	R: 0 E: 0 K: 0 S: 3	H: 0 LOB: 0 BB: 0 P: 3	R: 0 E: 0 K: 0 S: 4	H: 1 LOB: 1 BB: 0 P: 4	R: 0 E: 0 K: 1 S: 4	H: 0 LOB: 0 BB: 1 P: 8	R: 0 E: 0 K: 1 S: 5	H: 0 LOB: 1 BB: 1 P: 9	1B: 3 2B: 2 3B: 0 HR: 1	SF: 1 SAC: 3 DP: 1 HBP: 3	WP: 0 PB: 0 SB: 3 CS: 0	PA: 44
PITCHER	IP WLS BF H R ER SO BB IBB HBP BLK WP HR S P ERA WHIP																					
Jim Bunning, R (1, 1) ERA: 6.56	3.0 L 19 3 5 4 2 3 0 3 0 0 0 1 17 32 12.00 2.000																					
Bill Champion, R (4, 1) ERA: 5.57	4.0 18 3 2 2 0 2 1 0 0 0 0 0 15 27 4.50 1.250																					
Ken Reynolds, L (8, 1) ERA: 2.7	2.0 7 0 0 0 0 2 2 0 0 0 0 0 9 17 0.00 1.000																					

Cincinnati Reds @ Philadelphia Phillies
Veterans Stadium, Philadelphia, PA
 Fri May 21 1971, 7:05 PM EDT
 Att: 26,159 - Unknown

AB	29
R	7
H	6
RBI	6
BB	8
SO	4
LOB	20



BOTTOM

Cincinnati Reds @ Philadelphia Phillies
Veterans Stadium, Philadelphia, PA

livebaseballscorecards.com

AB 34
R 3
H 7
RBI 3
BB 7
SO 8
LOB 23



WP: 0 PA: 42
PB: 1
SB: 0
CS: 0

Fri May 21 1971, 7:05 PM EDT
Att. 26,159 - Unknown

AB R H RBI BB SO LOB

4 1 1 0 1 1 1

3 0 1 0 1 0 1

1 0 1 1 0 0 0

3 0 0 1 1 2 4

4 0 1 1 1 0 4

5 0 0 0 0 1 6

4 0 0 0 1 1 2

4 0 1 0 0 0 1

3 1 1 0 1 2 2

1 0 0 0 0 1 1

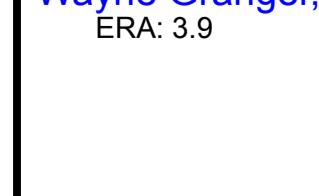
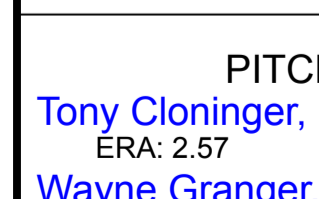
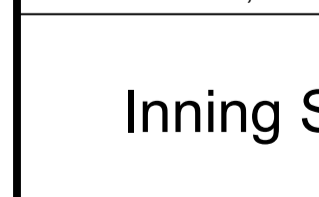
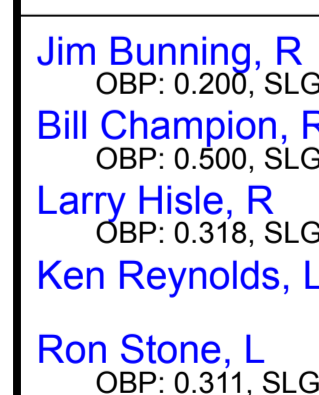
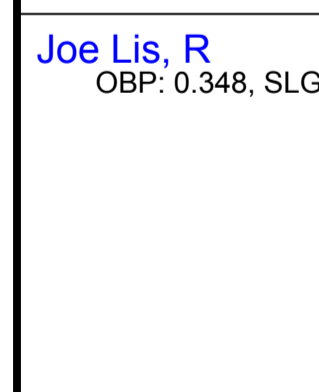
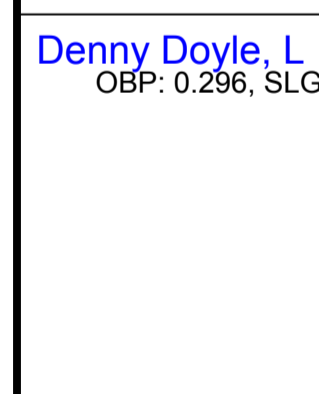
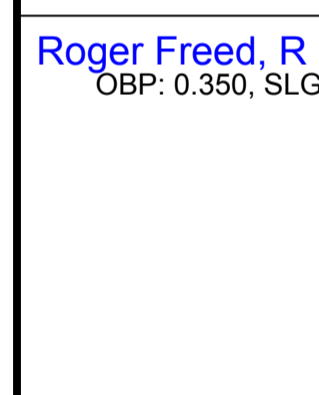
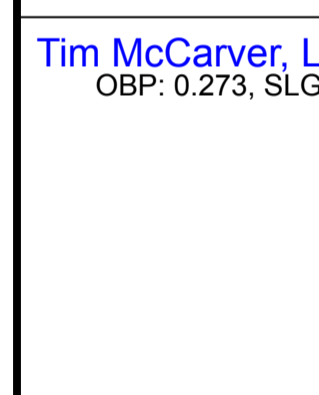

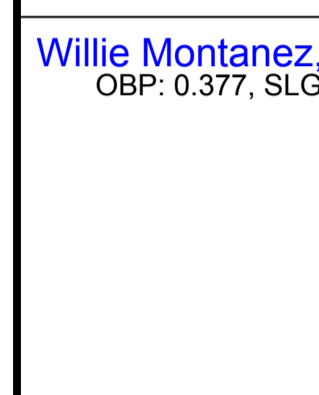
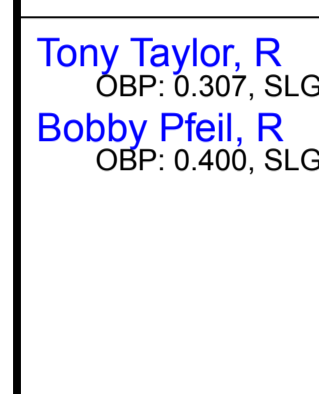
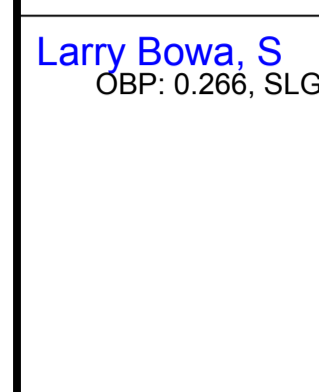

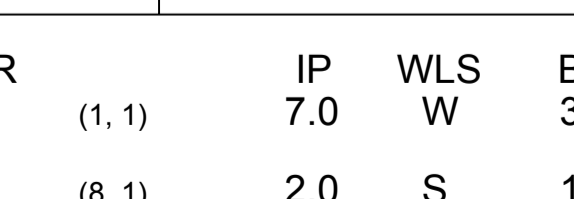
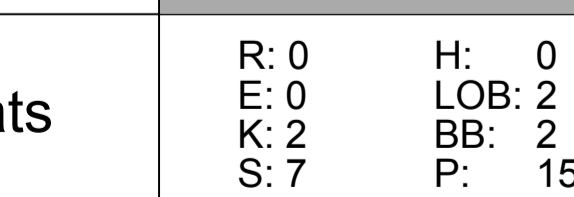


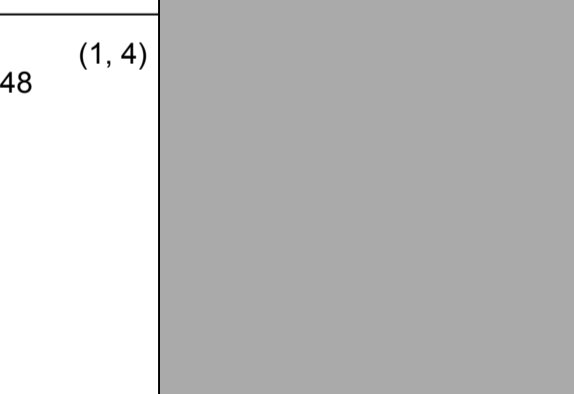

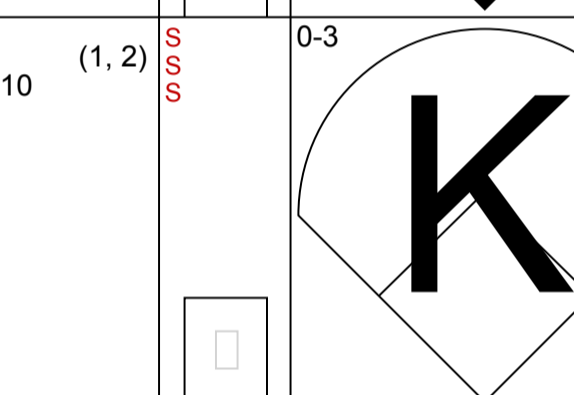
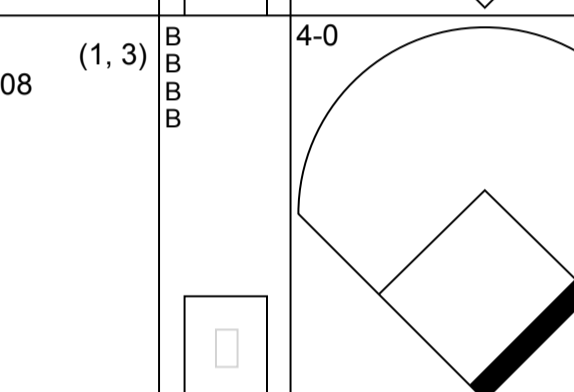
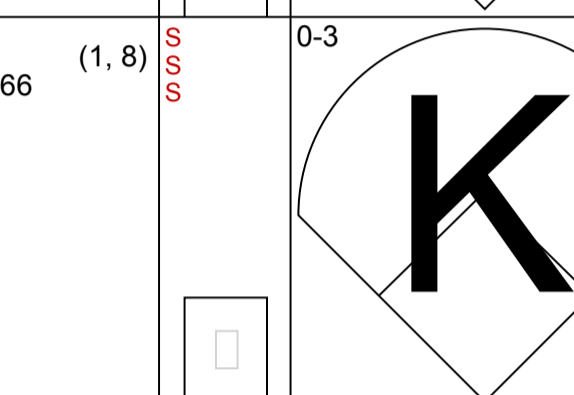
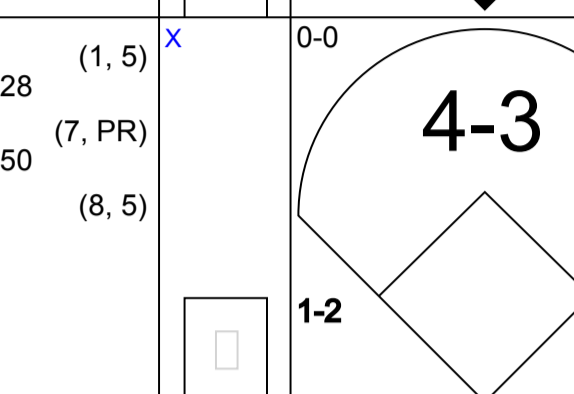
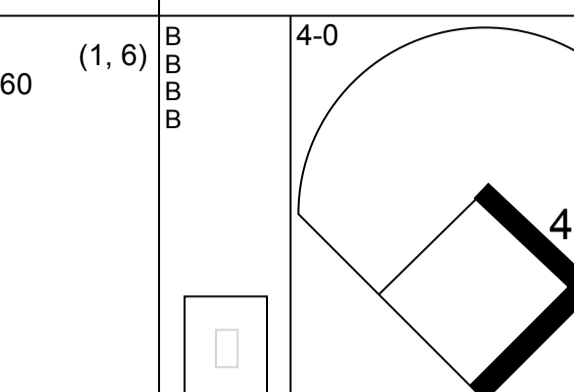

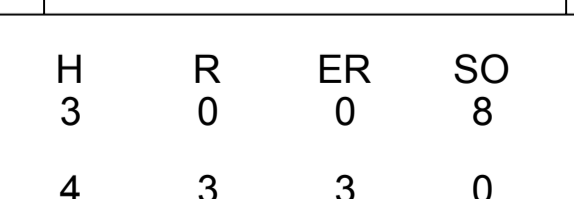
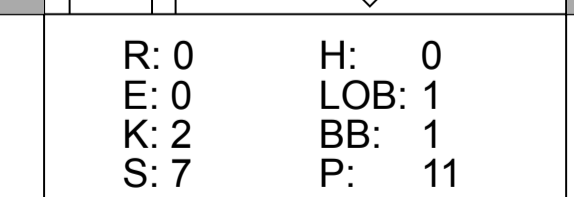
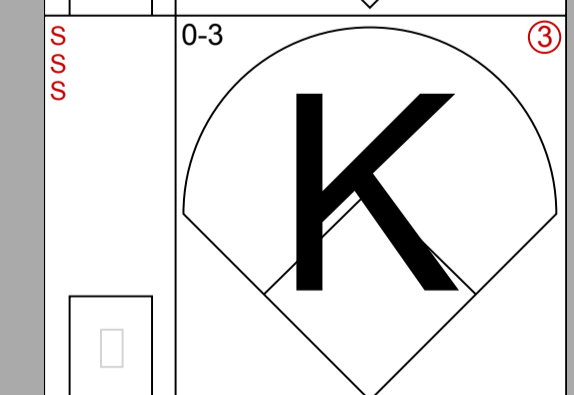
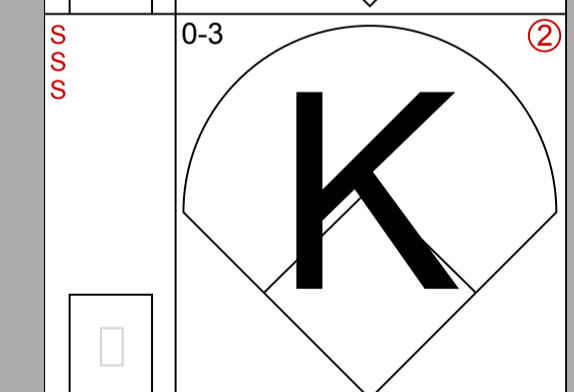
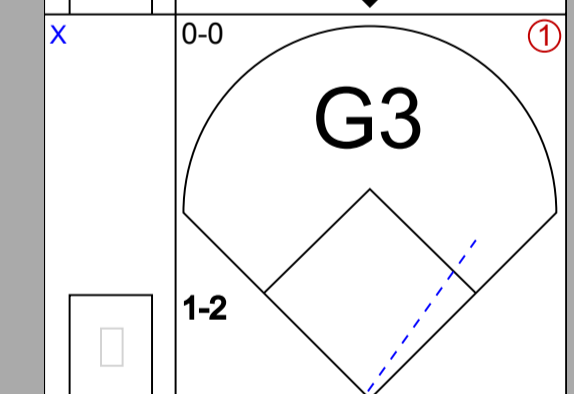
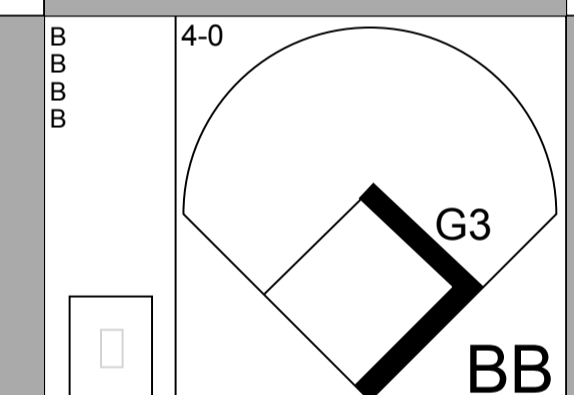


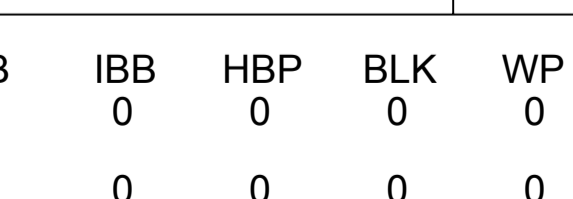
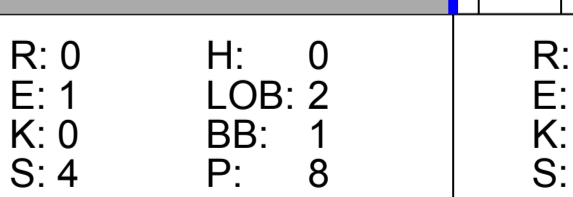
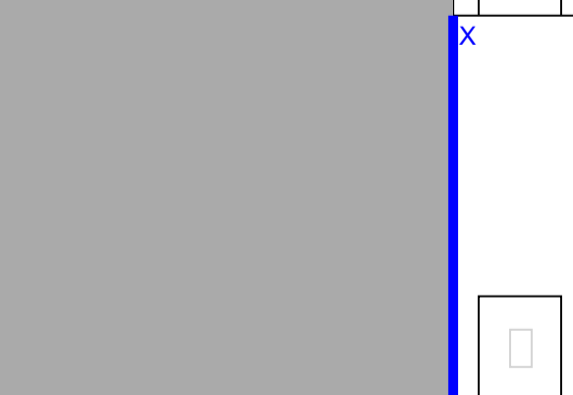



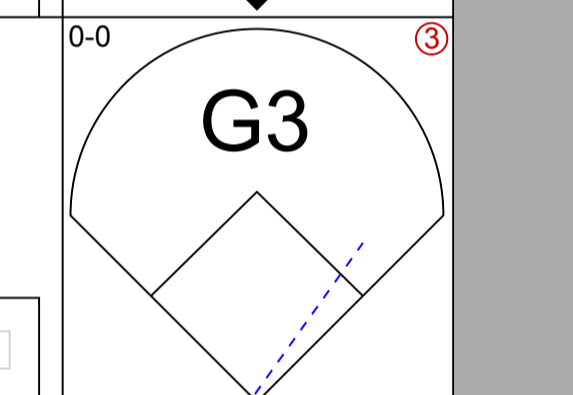
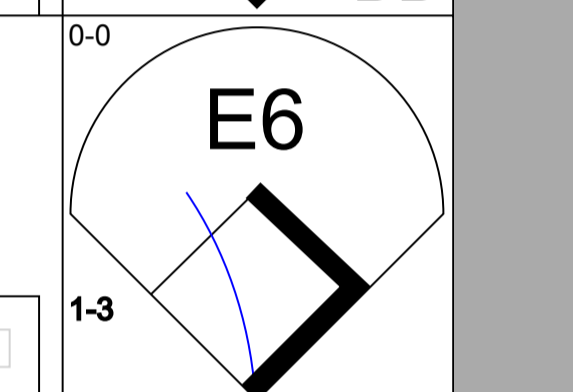
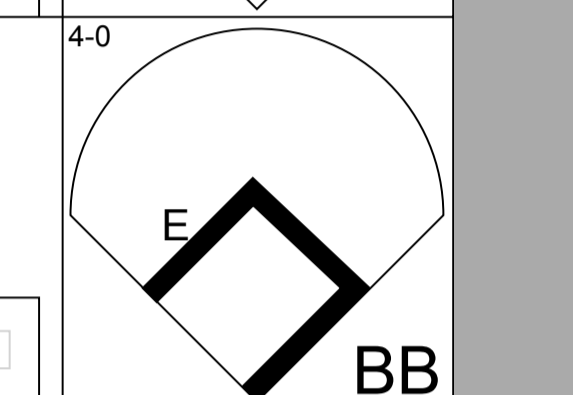
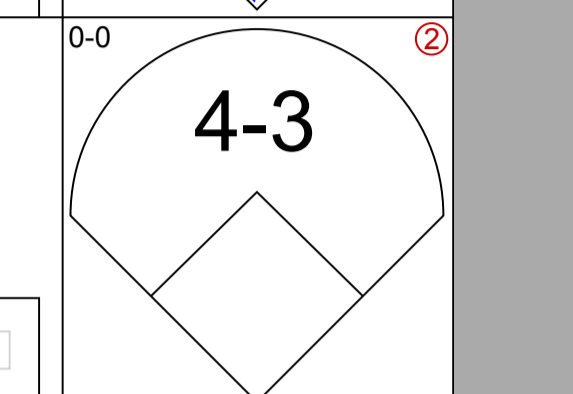
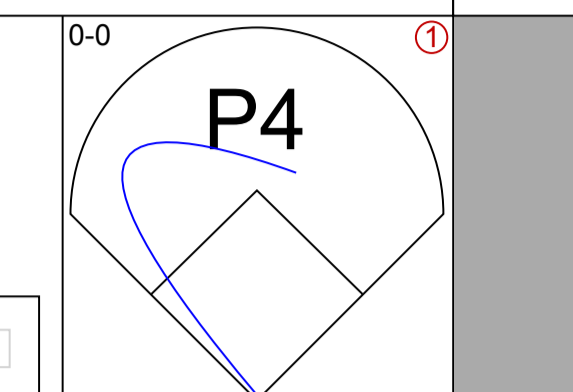

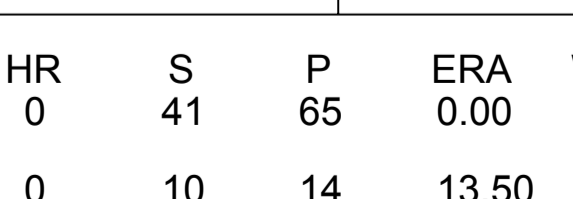

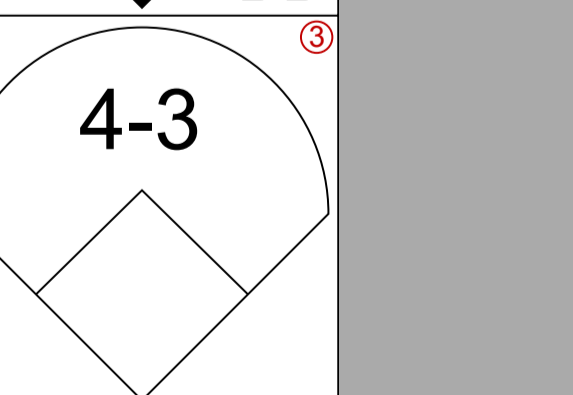
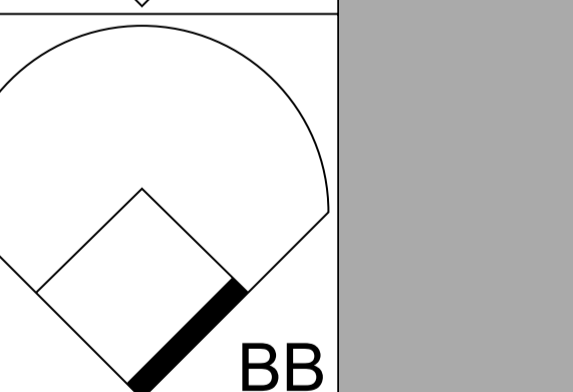
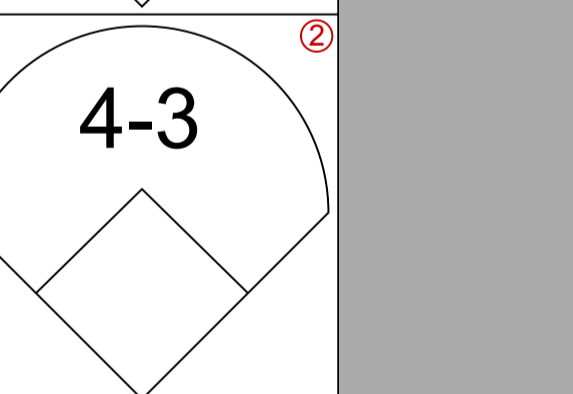
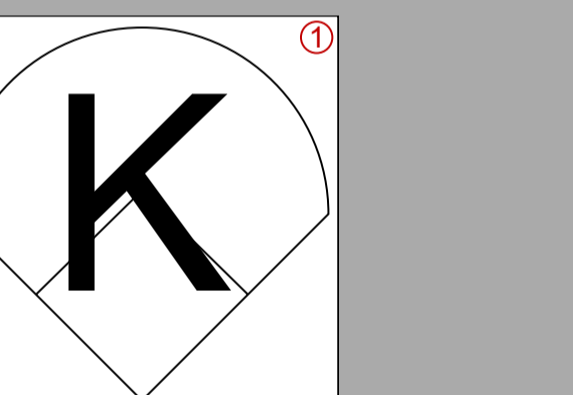

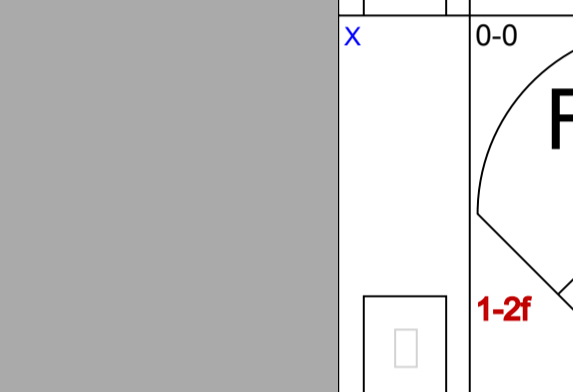
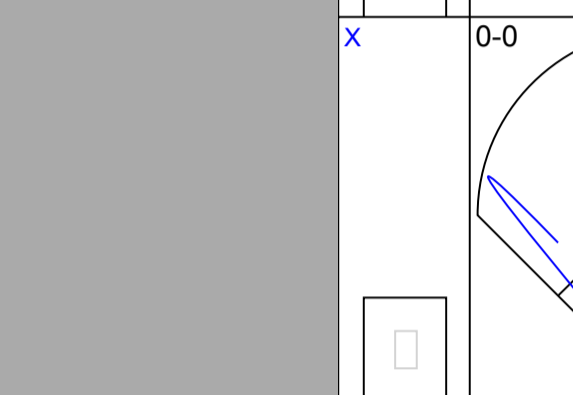
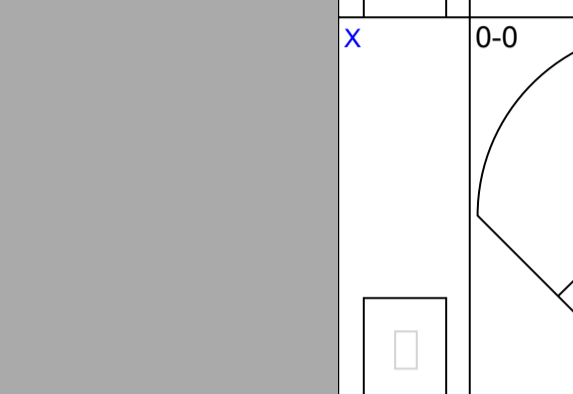
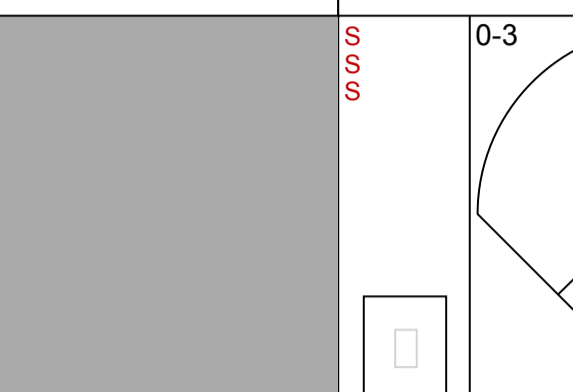





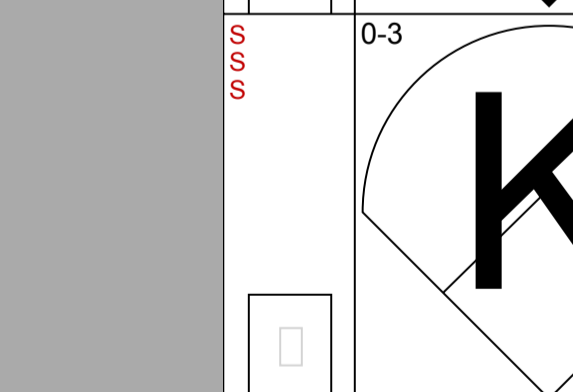
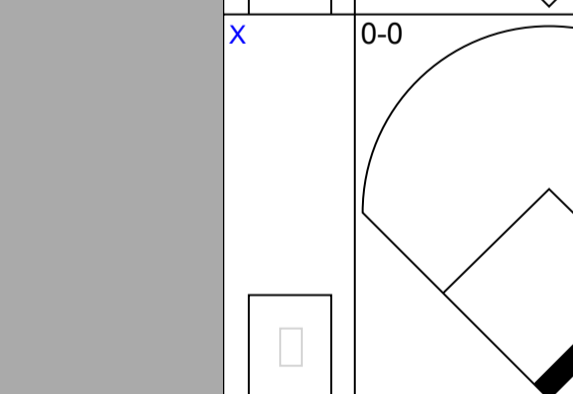
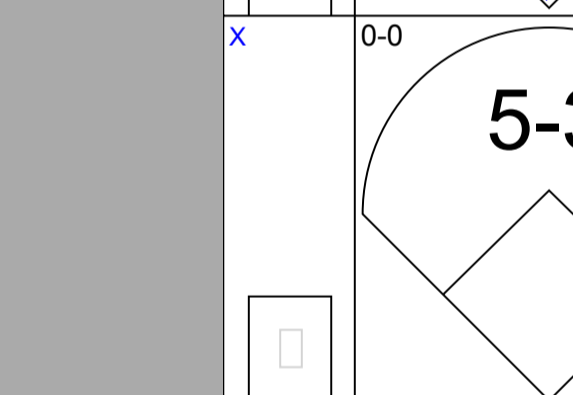
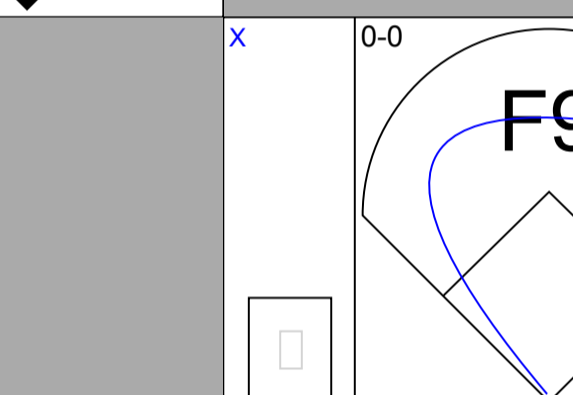
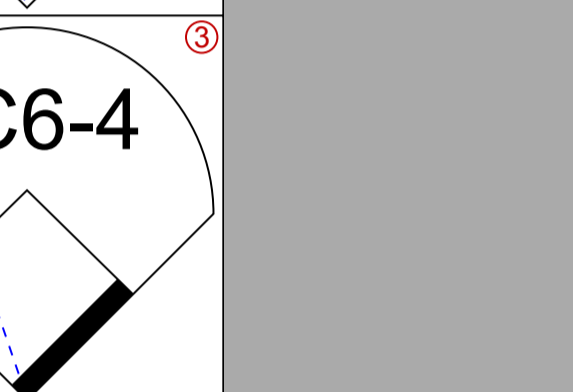
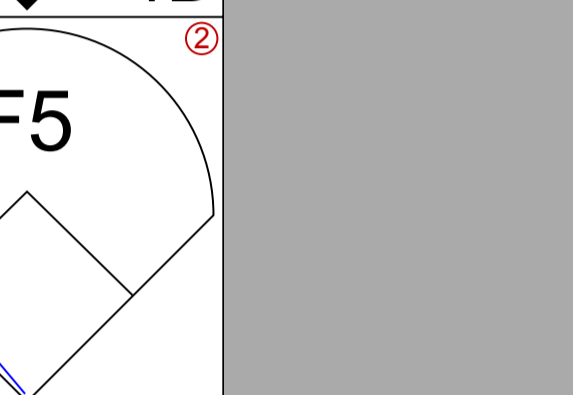
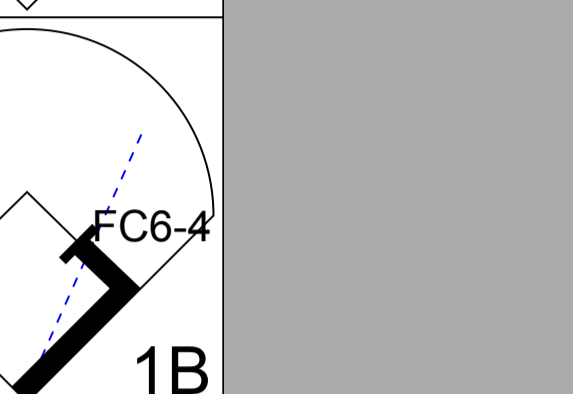
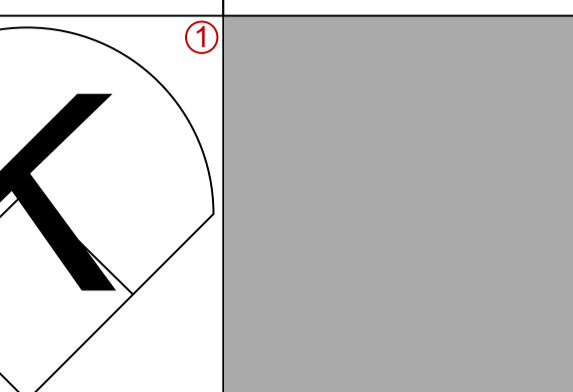
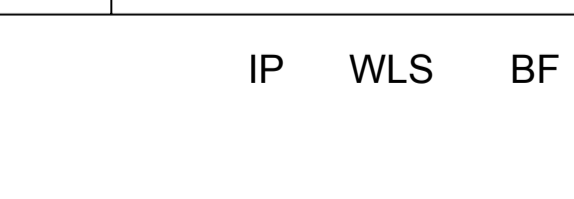
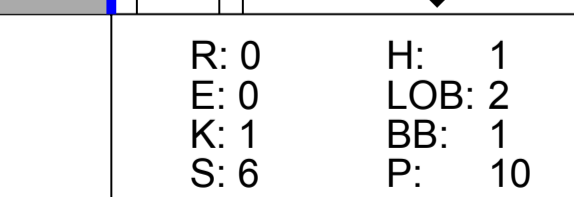
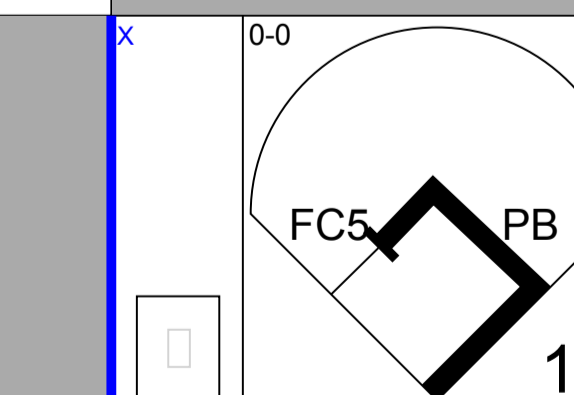



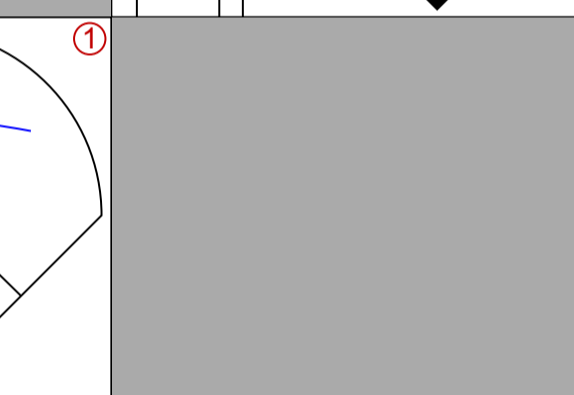
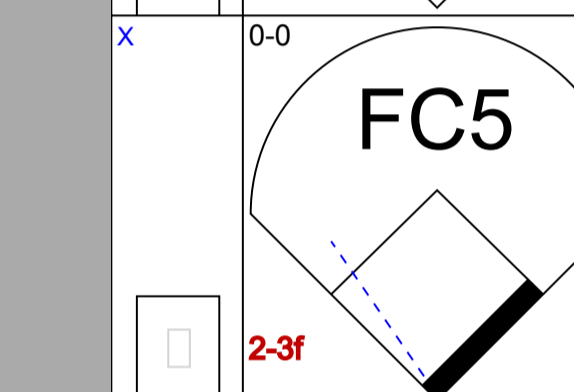
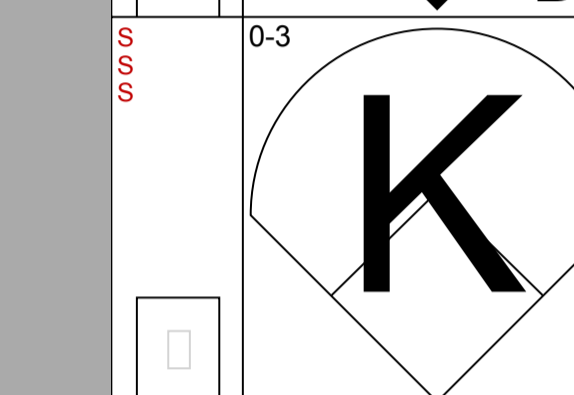
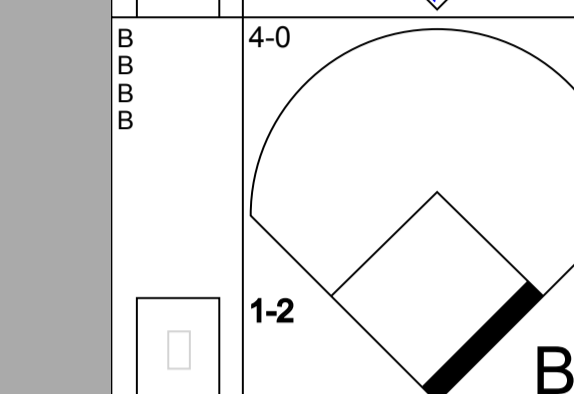
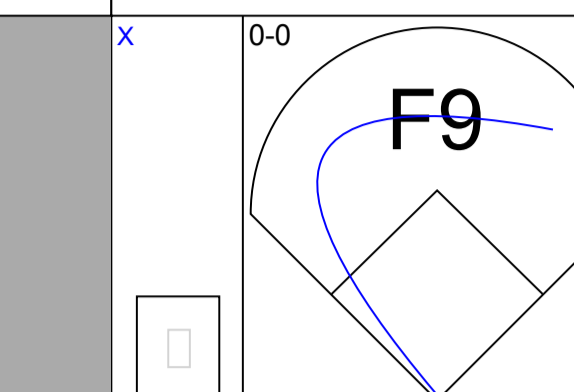
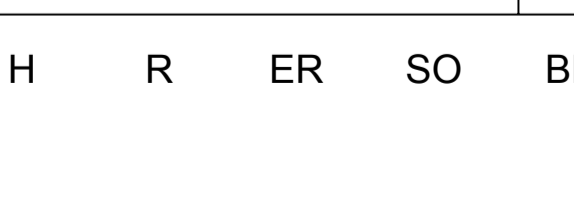
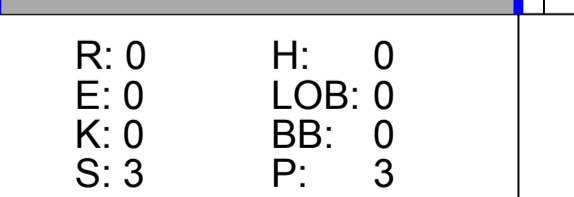

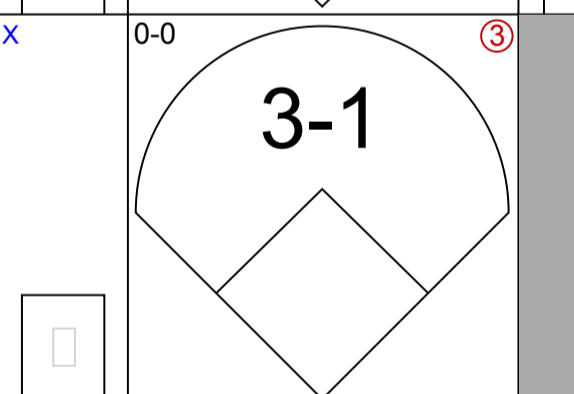
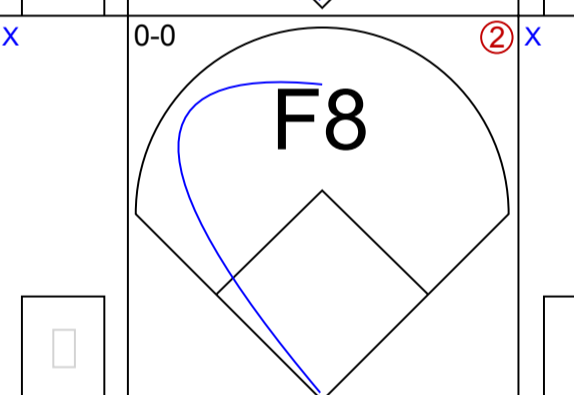
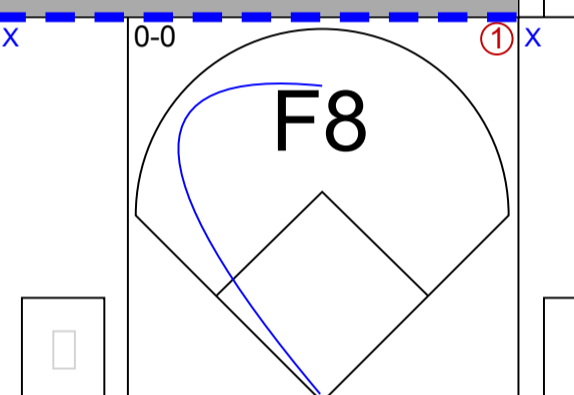

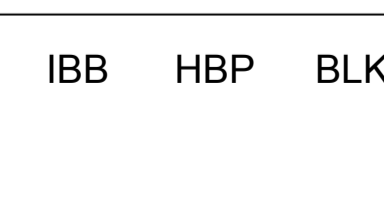
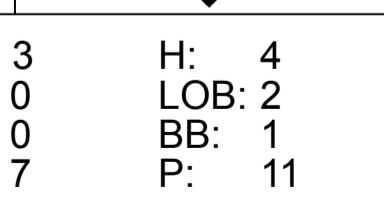
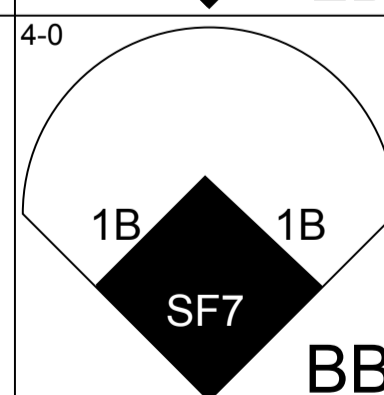
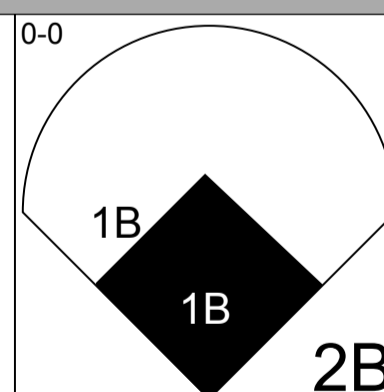

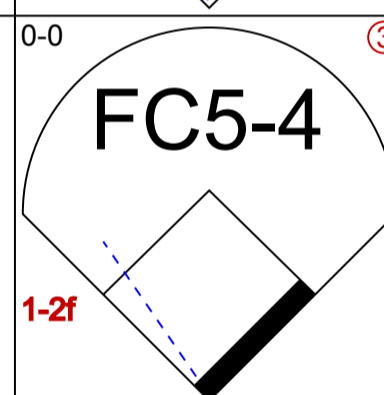
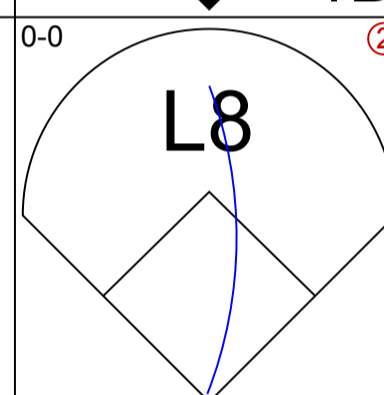
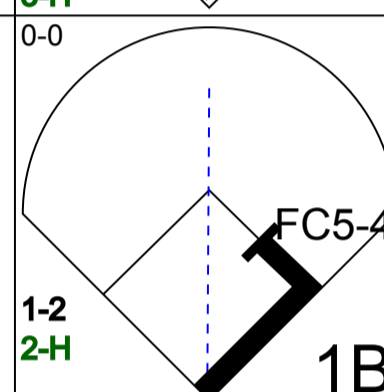
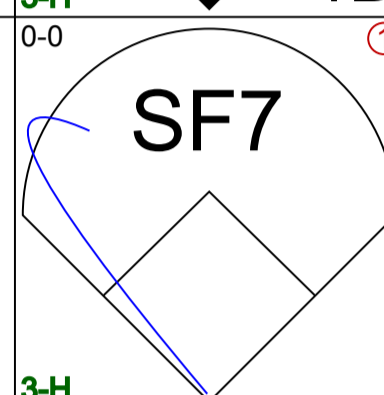
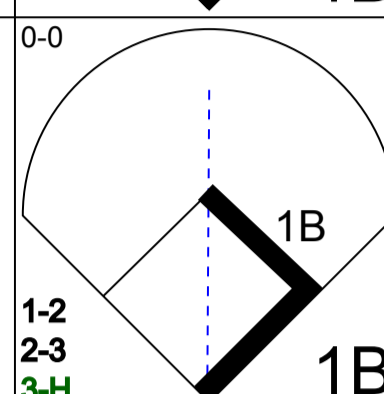
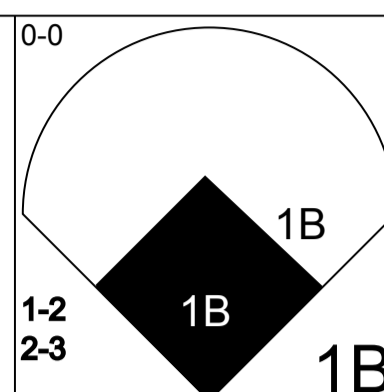
1 0 0 0 0 0 1

1 0 1 0 0 0 0

0 0 0 0 0 0 0

0 1 0 0 1 0 0

1B: 6 SF: 1
2B: 1 SAC: 0
3B: 0 DP: 0
HR: 0 HBP: 0



Inning Stats

R: 0 H: 0
E: 0 LOB: 2
K: 2 BB: 2
S: 7 P: 15

R: 0 H: 0
E: 0 LOB: 1
K: 2 BB: 1
S: 7 P: 11

R: 0 H: 0
E: 1 LOB: 2
K: 0 BB: 1
S: 4 P: 8

R: 0 H: 0
E: 0 LOB: 1
K: 1 BB: 1
S: 5 P: 9

R: 0 H: 1
E: 0 LOB: 1
K: 1 BB: 0
S: 6 P: 6

R: 0 H: 1
E: 0 LOB: 1
K: 1 BB: 0
S: 6 P: 6

R: 0 H: 0
E: 0 LOB: 2
K: 1 BB: 1
S: 6 P: 10

R: 0 H: 0
E: 0 LOB: 0
K: 0 BB: 0
S: 3 P: 3

R: 3 H: 4
E: 0 LOB: 2
K: 0 BB: 1
S: 7 P: 11

PITCHER
Tony Cloninger, R (1, 1)
ERA: 2.57

IP WLS BF H R ER SO BB IBB HBP BLK WP HR S P ERA WHIP
7.0 W 31 3 0 0 8 6 0 0 0 0 0 0 41 65 0.00 1.286

Wayne Granger, R (8, 1)
ERA: 3.9

IP WLS BF H R ER SO BB IBB HBP BLK WP HR S P ERA WHIP
2.0 S 11 4 3 3 0 1 0 0 0 0 0 0 10 14 13.50 2.500

PITCHER

IP WLS BF H R ER SO BB IBB HBP BLK WP HR S P ERA WHIP

Batter	1	2	3	4	5	6	7	8	9	AB R H RBI BB SO LOB	TOP									
Pete Rose, S (1, 9) OBP: 0.348, SLG: 0.391	0-0 F8 FC6-2 2B		0-0 3-1			0-0 4-3		0-0 B1-3		4 0 1 0 0 0 1										
Dave Concepcion, R (1, 6) OBP: 0.302, SLG: 0.364	0-0 F8 2-3		0-0 P6			0-0 1B		0-3 K2-3		4 0 1 0 0 1 2										
Johnny Bench, R (1, 2) OBP: 0.326, SLG: 0.541	0-0 FC6-2 3-H			0-0 5-3		0-0 P4		0-0 5-3		4 0 0 0 0 0 2										
Tony Perez, R (1, 5) OBP: 0.295, SLG: 0.365	0-0 F3			0-0 4-3			0-0 4-3		0-0 F9	4 0 0 0 0 0 1										
Lee May, R (1, 3) OBP: 0.376, SLG: 0.615		0-0 4-3		0-3 K			0-0 2B 1B		0-0 HR	4 2 2 1 0 1 0										
Bernie Carbo, L (1, 7) OBP: 0.380, SLG: 0.333		0-0 4-3			0-3 K		0-3 K		0-0 L8	4 0 0 0 0 2 1										
Tommy Helms, R (1, 4) OBP: 0.289, SLG: 0.313		0-0 F8			0-0 6-3		0-0 2B 2B		0-0 F8	4 1 1 1 0 0 0										
Buddy Bradford, R (1, 8) OBP: 0.299, SLG: 0.280			0-0 3-1 SH1-4 1B		0-0 6-3		0-0 2B 2B			3 0 2 1 0 0 0										
Jim Merritt, L (1, 1) OBP: 0.167, SLG: 0.250			0-0 SH1-4			0-0 L7		0-3 K		0 0 0 0 0 0 0										
Ty Cline, L (6, PH) OBP: 0.406, SLG: 0.245			1-2							1 0 0 0 0 0 0										
Milt Wilcox, R (6, 1)										0 0 0 0 0 0 0										
Willie Smith, L (7, PH) OBP: 0.222, SLG: 0.318										1 0 0 0 0 1 1										
Wayne Granger, R (7, 1)										0 0 0 0 0 0 0										
Inning Stats	R: 0 E: 0 K: 0 S: 4	H: 1 LOB: 1 BB: 0 P: 4	R: 0 E: 0 K: 0 S: 3	H: 0 LOB: 0 BB: 0 P: 3	R: 0 E: 0 K: 0 S: 4	H: 1 LOB: 1 BB: 0 P: 4	R: 0 E: 0 K: 1 S: 5	H: 0 LOB: 0 BB: 0 P: 5	R: 0 E: 0 K: 1 S: 5	H: 0 LOB: 0 BB: 0 P: 5	R: 0 E: 0 K: 2 S: 10	H: 3 LOB: 1 BB: 0 P: 10	R: 0 E: 0 K: 1 S: 5	H: 0 LOB: 0 BB: 0 P: 5	R: 1 E: 0 K: 0 S: 4	H: 1 LOB: 0 BB: 0 P: 4	1B: 3 2B: 3 3B: 0 HR: 1	SF: 0 SAC: 1 DP: 0 HBP: 0	WP: 0 PB: 0 SB: 0 CS: 0	PA: 34
PITCHER Barry Lersch, R (1, 1) ERA: 3.94	IP: 9.0 WLS: W BF: 34 H: 7 R: 3 ER: 3 SO: 5 BB: 0 IBB: 0 HBP: 0 BLK: 0 WP: 0 HR: 1 S: 44 P: 44 ERA: 3.00 WHIP: 0.778																			

Cincinnati Reds @ Philadelphia Phillies
Veterans Stadium, Philadelphia, PA
Sat May 22 1971, 7:05 PM EDT
Att: 31,628 - Unknown

livebaseballscorecards.com

AB	33
R	3
H	7
RBI	3
BB	0
SO	5
LOB	8



Batter	1	2	3	4	5	6	7	8	9	AB R H RBI BB SO LOB	TOP											
Pete Rose, S (1, 9) OBP: 0.357, SLG: 0.396	0-0 FC4-6 1B	0-0 F9			4-0 CS BB			0-0 G6-4-3 1B		3 0 2 0 1 0 0												
Dave Concepcion, R (1, 6) OBP: 0.291, SLG: 0.350	0-0 FC4-6 1-2f HR	0-0 B1-3			0-3 K			0-0 G6-4-3 1-2f		4 1 0 0 0 1 3												
Johnny Bench, R (1, 2) OBP: 0.318, SLG: 0.528	0-0 F3				0-0 CS 1-2			0-3 K2-3		4 0 0 0 0 2 1												
Tony Perez, R (1, 5) OBP: 0.294, SLG: 0.380	0-0 1-H HR				0-0 5-3					4 1 1 2 0 0 0												
Lee May, R (1, 3) OBP: 0.371, SLG: 0.596	4-0 E BB				0-0 F8					3 1 0 0 1 1 0												
Woody Woodward, R (9, 5) OBP: 0.372, SLG: 0.352										0 0 0 0 0 0 0												
Al Ferrara, R (1, 7) OBP: 0.346, SLG: 0.200	0-0 E7 1-H 2B				0-0 G5-4-3 1B					3 1 1 0 0 0 0												
Jimmy Stewart, S (7, 7) OBP: 0.269, SLG: 0.250										1 0 1 0 0 0 0												
Tommy Helms, R (1, 4) OBP: 0.297, SLG: 0.333	0-0 2-H 2B				0-0 F4					3 0 2 1 0 0 1												
Buddy Bradford, R (1, 8) OBP: 0.289, SLG: 0.269	0-3 K				0-0 G5-4-3 1-2f					3 0 0 0 0 1 3												
Don Gullett, R (1, 1)					0-0 F2					3 0 0 0 0 1 1												
Clay Carroll, R (8, 1)										0 0 0 0 0 0 0												
Inning Stats	R: 4 E: 1 K: 1 S: 9	H: 3 LOB: 1 BB: 1 P: 13	R: 0 E: 0 K: 1 S: 5	H: 0 LOB: 0 BB: 0 P: 5	R: 0 E: 0 K: 1 S: 5	H: 0 LOB: 0 BB: 0 P: 5	R: 0 E: 0 K: 0 S: 3	H: 1 LOB: 0 BB: 0 P: 3	R: 0 E: 0 K: 1 S: 4	H: 0 LOB: 0 BB: 1 P: 8	R: 0 E: 0 K: 1 S: 5	H: 0 LOB: 0 BB: 0 P: 5	R: 0 E: 0 K: 0 S: 4	H: 1 LOB: 1 BB: 0 P: 4	R: 0 E: 0 K: 1 S: 5	H: 1 LOB: 0 BB: 0 P: 5	R: 0 E: 0 K: 0 S: 3	H: 1 LOB: 0 BB: 0 P: 3	1B: 4 2B: 2 3B: 0 HR: 1	SF: 0 SAC: 0 DP: 2 HBP: 0	WP: 0 PB: 0 SB: 0 CS: 2	PA: 35
PITCHER	IP WLS BF H R ER SO BB IBB HBP BLK WP HR S P ERA WHIP																					
Chris Short, L (1, 1) ERA: 2.76	7.0 L 27 5 4 2 5 2 0 0 0 0 0 1 35 43 2.57 1.000																					
Woodie Fryman, L (8, 1) ERA: 2.37	2.0 6 2 0 0 1 0 0 0 0 0 0 0 8 8 0.00 1.000																					

Cincinnati Reds @ Philadelphia Phillies
Veterans Stadium, Philadelphia, PA
Sun May 23 1971, 3:33 AM EDT
Att. 40,455 - Unknown

livebaseballscorecards.com

AB 31
R 4
H 7
RBI 3
BB 2
SO 6
LOB 9



Batter	1	2	3	4	5	6	7	8	9	AB	R	H	RBI	BB	SO	LOB
Larry Bowa, S (1, 6) OBP: 0.258, SLG: 0.252	0-0 P4	0-0 FC5-4			0-0 6-3		0-0 P6		0-0 1B	5	0	1	0	0	0	3
Tony Taylor, R (1, 5) OBP: 0.310, SLG: 0.320	0-0 4-3		0-3 K		0-0 1-3			0-0 G3 WP 1B	0-0 1B	5	1	2	0	0	1	0
Willie Montanez, L (1, 8) OBP: 0.374, SLG: 0.580	0-0 HR		0-0 FC6-4 1B		0-0 G3			0-0 G3	0-0 1-3	5	1	2	1	0	0	3
Deron Johnson, R (1, 3) OBP: 0.277, SLG: 0.328 Dick Selma, R (8, PR) Byron Browne, R (9, 8) OBP: 0.250, SLG: 0.118	0-0 HR		0-0 P4		0-0 F8			0-0 1B 1B		4	1	2	2	0	0	1
Roger Freed, R (1, 9) OBP: 0.345, SLG: 0.357 Barry Lersch, S (8, PR) Bobby Pfeil, R (9, 9) OBP: 0.400, SLG: 0.250	0-0 F8		0-0 FC6-4		0-0 F9			0-0 1B 1B	0-0 1-2	4	0	1	0	0	0	1
Joe Lis, R (1, 7) OBP: 0.368, SLG: 0.484		0-0 1B 1B		4-0 BB	0-0 F7			0-0 K		3	0	1	0	1	1	2
Terry Harmon, R (1, 4) OBP: 0.308, SLG: 0.273 Tim McCarver, L (8, PH) Denny Doyle, L (9, 4) OBP: 0.279, SLG: 0.316 OBP: 0.296, SLG: 0.348		0-0 F9		0-0 L7			4-0 BB	0-0 1B	0-0 1-2 2-H	2	0	0	0	1	0	2
Mike Ryan, R (1, 2) OBP: 0.200, SLG: 0.485		0-3 K		0-0 F8			0-0 L8		0-0 L4	4	0	0	0	0	1	3
Chris Short, R (1, 1) OBP: 0.227, SLG: 0.105 Larry Hisle, R (7, PH) Woodie Fryman, R (8, 1) Ron Stone, L (9, PH) OBP: 0.311, SLG: 0.268 OBP: 0.304, SLG: 0.293		0-0 FC5-4 1B		0-3 K			0-0 P4		0-0 G3	2	0	1	0	0	1	1

Inning Stats	R: 2	H: 2	E: 0	K: 0	S: 5	R: 0	H: 2	E: 0	K: 1	S: 7	R: 0	H: 1	E: 0	K: 1	S: 6	R: 0	H: 0	E: 0	K: 1	S: 5	R: 0	H: 0	E: 0	K: 0	S: 3	R: 0	H: 0	E: 0	K: 0	S: 3	R: 1	H: 4	E: 0	K: 1	S: 8	R: 0	H: 2	E: 0	K: 0	S: 5	1B: 9	2B: 0	3B: 0	HR: 2	SF: 0	SAC: 0	DP: 0	HBP: 0	WP: 1	PA: 39
PITCHER	IP	WLS	BF	H	R	ER	SO	BB	IBB	HBP	BLK	WP	HR	S	P	ERA	WHIP																																	
Don Gullett, L (1, 1) ERA: 4.75	7.1	W	30	6	3	3	3	2	0	0	0	1	2	34	42	3.68	1.091																																	
Clay Carroll, R (8, 1) ERA: 1.85	1.2	S	9	5	0	0	1	0	0	0	0	0	0	11	11	0.00	3.000																																	

BOTTOM

Cincinnati Reds @ Philadelphia Phillies
Veterans Stadium, Philadelphia, PA
Sun May 23 1971, 3:33 AM EDT
Att. 40,455 - Unknown

livebaseballscores.com

AB	37
R	3
H	11
RBI	3
BB	2
SO	4
LOB	17



Batter	1	2	3	4	5	6	7	8	9	AB R H RBI BB SO LOB	TOP												
Pete Rose, S (1, 9) OBP: 0.355, SLG: 0.393	0-0 L8		0-0 6-3			0-0 B1-6-4 1B		0-3 K		4 0 1 0 0 1 1													
Woody Woodward, R (1, 6) OBP: 0.370, SLG: 0.342 Willie Smith, L (8, PH) OBP: 0.217, SLG: 0.311 Wayne Granger, R (8, 1)	0-3 K			4-0 G1-4-3 BB		0-0 B1-6-4 1-2f		0-0 6-3		2 0 0 0 1 1 1 1 0 0 0 0 0 1 0 0 0 0 0 0 0													
Johnny Bench, R (1, 2) OBP: 0.322, SLG: 0.530	4-0 BB			0-0 G1-4-3 1-2f		0-0 F8			0-0 2B	3 0 1 0 1 0 1													
Tony Perez, R (1, 5) OBP: 0.293, SLG: 0.377	0-0 6-3			0-0 6-3			0-0 FC5-4 1B		0-0 1-4-3	4 0 1 0 0 0 2													
Lee May, R (1, 3) OBP: 0.367, SLG: 0.583		0-0 L8			0-0 2B SF9 1B		0-0 P4		0-0 6-3	4 1 1 0 0 0 2													
Bernie Carbo, L (1, 7) OBP: 0.376, SLG: 0.340		0-0 F8			0-0 1-3 2B		0-0 F5		0-0 1-3	4 0 1 0 0 0 2													
Tommy Helms, R (1, 4) OBP: 0.291, SLG: 0.329		0-0 6-3			0-0 SF9 3-H		0-0 FC5-4 1-2f			2 0 0 1 0 0 1													
Buddy Bradford, R (1, 8) OBP: 0.283, SLG: 0.263 Jimmy Stewart, S (8, PH) OBP: 0.296, SLG: 0.280 (8, 8)			0-0 B3-1		0-0 L8			0-0 L4-3 1B		2 0 0 0 0 0 1 1 0 1 0 0 0 0													
Gary Nolan, R (1, 1) OBP: 0.045, SLG: 0.045 Ty Cline, L (8, PH) OBP: 0.400, SLG: 0.240 Dave Concepcion, R (8, 6) OBP: 0.291, SLG: 0.350		0-3 K			0-0 6-3			0-0 L4-3 1-2		2 0 0 0 0 1 1 1 0 0 0 0 0 1 0 0 0 0 0 0 0													
Inning Stats	R: 0 E: 0 K: 1 S: 5	H: 0 LOB: 1 BB: 1 P: 9	R: 0 E: 0 K: 0 S: 3	H: 0 LOB: 0 BB: 0 P: 3	R: 0 E: 0 K: 1 S: 5	H: 0 LOB: 0 BB: 0 P: 5	R: 0 E: 0 K: 0 S: 2	H: 0 LOB: 0 BB: 1 P: 6	R: 1 E: 0 K: 0 S: 5	H: 2 LOB: 1 BB: 0 P: 5	R: 0 E: 0 K: 0 S: 3	H: 1 LOB: 0 BB: 0 P: 3	R: 0 E: 0 K: 0 S: 4	H: 1 LOB: 1 BB: 0 P: 4	R: 0 E: 0 K: 1 S: 6	H: 1 LOB: 1 BB: 0 P: 6	R: 0 E: 0 K: 0 S: 4	H: 1 LOB: 1 BB: 0 P: 4	1B: 4 2B: 2 3B: 0 HR: 0	SF: 1 SAC: 0 DP: 2 HBP: 0	WP: 0 PB: 0 SB: 0 CS: 0	PA: 33	
PITCHER Rick Wise, R (1, 1) ERA: 3.39	IP 9.0	WLS W	BF 33	H 6	R 1	ER 1	SO 3	BB 2	IBB 0	HBP 0	BLK 0	WP 0	HR 0	S 37	P 45	ERA 1.00	WHIP 0.889						PITCHER IP WLS BF H R ER SO BB IBB HBP BLK WP HR S P ERA WHIP

Cincinnati Reds @ Philadelphia Phillies
Veterans Stadium, Philadelphia, PA
Mon May 24 1971, 7:05 PM EDT
Att. 13,614 - Unknown

livebaseballscorecards.com

AB	30
R	1
H	6
RBI	1
BB	2
SO	3
LOB	14



Batter	1	2	3	4	5	6	7	8	9	AB	R	H	RBI	BB	SO	LOB
Larry Bowa, S OBP: 0.251, SLG: 0.245 (1, 6)	0-0 L6		0-0 4-3			0-0 F2		0-0 4-3		4	0	0	0	0	0	2
Tony Taylor, R OBP: 0.295, SLG: 0.304 (1, 5)	0-0 4-3		0-0 1-3			0-0 6-3		0-0 G3		4	0	0	0	0	0	2
Willie Montanez, L OBP: 0.367, SLG: 0.567 (1, 8)	0-0 F7				0-0 G3			0-3 K		3	0	0	0	0	1	0
Deron Johnson, R OBP: 0.278, SLG: 0.324 (1, 3)		4-0 HR BB		0-3 K		0-3 K		0-3 K		2	1	0	0	1	2	0
Tim McCarver, L OBP: 0.272, SLG: 0.308 (1, 2)		0-3 K		0-0 F8				0-0 4-3		3	0	0	0	0	1	1
Roger Freed, R OBP: 0.344, SLG: 0.352 (1, 9)		0-0 6-3			0-0 F9			4-0 BB		2	0	0	0	1	0	1
Denny Doyle, L OBP: 0.297, SLG: 0.380 (1, 4)		0-0 2-H HR			0-0 4-3			0-0 F7		3	1	1	2	0	0	1
Joe Lis, R OBP: 0.380, SLG: 0.484 (1, 7)		0-0 F2				4-0 BB		0-0 4-3 SH1-4 1B		2	0	1	0	1	0	0
Larry Hisle, R OBP: 0.311, SLG: 0.268 (8, PR) (9, 7)								0-0 SH1-4 1B		0	0	0	0	0	0	0
Rick Wise, R OBP: 0.182, SLG: 0.286 (1, 1)			0-3 K			0-3 K		0-0 1-2		2	0	0	0	0	2	1

Inning Stats	R: 0	H: 0	R: 2	H: 1	R: 0	H: 0	R: 0	H: 0	R: 0	H: 0	R: 0	H: 0	R: 0	H: 1	R: 0	H: 1
	E: 0	LOB: 0	E: 0	LOB: 0	E: 0	LOB: 0	E: 0	LOB: 0	E: 0	LOB: 1	E: 0	LOB: 1	E: 0	LOB: 2	E: 0	LOB: 0
	K: 0	BB: 0	K: 1	BB: 1	K: 1	BB: 0	K: 1	BB: 0	K: 1	BB: 1	K: 1	BB: 1	K: 0	BB: 0	K: 0	BB: 0
	S: 3	P: 3	S: 6	P: 10	S: 5	P: 5	S: 5	P: 5	S: 5	P: 9	S: 5	P: 5	S: 4	P: 4	S: 4	P: 4

PITCHER	IP	WLS	BF	H	R	ER	SO	BB	IBB	HBP	BLK	WP	HR	S	P	ERA	WHIP
Gary Nolan, R ERA: 3.56 (1, 1)	7.0	L	25	1	2	2	6	3	0	0	0	0	1	34	46	2.57	0.571
Wayne Granger, R ERA: 3.52 (8, 1)	1.0		4	1	0	0	0	0	0	0	0	0	0	4	4	0.00	1.000

PITCHER	IP	WLS	BF	H	R	ER	SO	BB	IBB	HBP	BLK	WP	HR	S	P	ERA	WHIP

BOTTOM

Cincinnati Reds @ Philadelphia Phillies
Veterans Stadium, Philadelphia, PA
Mon May 24 1971, 7:05 PM EDT
Att. 13,614 - Unknown

livebaseballscorecards.com

AB	25
R	2
H	2
RBI	2
BB	3
SO	6
LOB	8



1B:	1	SF:	0	WP:	0	PA:	29
2B:	0	SAC:	1	PB:	0		
3B:	0	DP:	0	SB:	0		
HR:	1	HBP:	0	CS:	0		

Batter	1	2	3	4	5	6	7	8	9	AB R H RBI BB SO LOB	TOP									
Pete Rose, S (1, 9) OBP: 0.356, SLG: 0.395	4-0 E 4-3 BB	0-0 SH1-3 SF7 2B		0-0 F7			0-0 L8		0-0 L8	4 2 1 1 1 0 1	Cincinnati Reds @ Pittsburgh Pirates Three Rivers Stadium, Pittsburgh, PA Tue May 25 1971, 7:05 PM EDT Att. 8,607 - Cloudy livebaseballscorecards.com									
Woody Woodward, R (1, 6) (8, 5) OBP: 0.353, SLG: 0.325	0-0 E3 4-3 1B	0-0 SH1-3		0-0 F1			0-0 F9		0-0 E2	4 1 0 0 0 0 2										
Lee May, R (1, 3) Dave Concepcion, R (8, 6) OBP: 0.354, SLG: 0.566 OBP: 0.288, SLG: 0.346	0-0 E4 4-3 1B	0-0 SF7			0-0 5-3		0-0 5-3		0-0 F9	3 1 0 1 0 0 2 1 0 0 0 0 0 2										
Johnny Bench, R (1, 2) OBP: 0.321, SLG: 0.542	0-0 F5	0-0 HR			0-0 6-3			0-0 F9		4 1 1 1 0 0 3										
Tony Perez, R (1, 5) (8, 3) OBP: 0.286, SLG: 0.368	0-0 4-3	0-0 5-3			0-0 F9			0-0 5-3		4 0 0 1 0 0 2										
Bernie Carbo, L (1, 7) Jimmy Stewart, S (8, 7) OBP: 0.380, SLG: 0.346 OBP: 0.296, SLG: 0.280	0-0 1B		0-0 3-1			0-0 5-3		0-0 1B		4 0 2 2 0 0 0 0 0 0 0 0 0 0										
Tommy Helms, R (1, 4) OBP: 0.280, SLG: 0.323	0-0 5-3		0-0 1-3		H 1-0 5-3 HBP			0-0 6-3		3 0 0 0 0 0 2										
Buddy Bradford, R (1, 8) OBP: 0.281, SLG: 0.262		0-0 SH 1B	0-0 F3			0-0 5-3			0-0 F4	4 1 1 0 0 0 1										
Ross Grimsley, L (1, 1) Al Ferrara, R (9, PH) Don Gullett, R (9, PR) Clay Carroll, R (9, 1) Joe Gibbon, R (9, 1)		0-0 SH 2B		0-0 6-3		0-3 K		4-0 BB		2 1 0 0 0 1 1 0 0 0 0 1 0 0 0 0 0 0 0 0 0 0 0 0 0 0 0 0										
Inning Stats	R: 3 E: 2 K: 0 S: 6	H: 1 LOB: 1 BB: 1 P: 10	R: 4 E: 1 K: 0 S: 7	H: 3 LOB: 0 BB: 0 P: 7	R: 0 E: 0 K: 0 S: 3	H: 0 LOB: 0 BB: 0 P: 3	R: 0 E: 0 K: 0 S: 3	H: 0 LOB: 0 BB: 0 P: 3	R: 0 E: 0 K: 1 S: 5	H: 0 LOB: 1 BB: 0 P: 6	R: 0 E: 0 K: 0 S: 3	H: 0 LOB: 0 BB: 0 P: 3	R: 0 E: 0 K: 0 S: 4	H: 1 LOB: 1 BB: 0 P: 4	R: 0 E: 1 K: 0 S: 4	H: 0 LOB: 2 BB: 1 P: 8	1B: 3 2B: 1 3B: 0 HR: 1	SF: 1 SAC: 2 DP: 0 HBP: 1	WP: 0 PB: 0 SB: 0 CS: 0	PA: 39
PITCHER	IP WLS BF H R ER SO BB IBB HBP BLK WP HR S P ERA WHIP																			
Bob Moose, R (1, 1) ERA: 4.66	1.2 L 13 4 7 4 0 1 0 0 0 0 0 1 12 16 21.60 3.000																			
Nelson Briles, R (2, 1) ERA: 2.87	1.1 4 0 0 0 0 0 0 0 0 0 0 0 4 4 0.00 0.000																			
Jim Nelson, R (4, 1) ERA: 2.51	4.0 13 0 0 0 1 0 0 1 0 0 0 0 14 15 0.00 0.000																			
Dave Giusti, R (8, 1) ERA: 1.8	2.0 9 1 0 0 0 1 0 0 0 0 0 0 8 12 0.00 1.000																			



BOTTOM

Cincinnati Reds @ Pittsburgh Pirates
Three Rivers Stadium, Pittsburgh, PA
Tue May 25 1971, 7:05 PM EDT
Att. 8,607 - Cloudy

livebaseballscorecards.com

AB 37
R 4
H 12
RBI 4
BB 0
SO 6
LOB 15



WP: 0 PA: 38
PB: 0
SB: 0
CS: 0

AB R H RBI BB SO LOB

5 0 2 0 0 1 3

4 1 0 0 0 0 6

4 1 1 2 0 0 0

4 0 0 0 0 2 0

4 0 1 0 0 1 0

4 0 3 0 0 0 1

3 0 0 0 0 0 2

1 0 1 0 0 0 0

3 1 1 0 0 1 0

1 0 1 0 0 0 0

1B: 8 SF: 0
2B: 2 SAC: 0
3B: 0 DP: 2
HR: 2 HBP: 1

Batter	1	2	3	4	5	6	7	8	9
Dave Cash, R OBP: 0.389, SLG: 0.376 (1, 4)	0-0 4-3 1B		0-0 L6-4-3 1B		0-0 6-3		0-0 1-3 2B		0-3 K
Gene Clines, R OBP: 0.321, SLG: 0.292 (1, 8)	0-0 L8		0-0 L6-4-3 1-2			1-0 HR HBP	0-0 L9		0-0 L4-3
Roberto Clemente, R OBP: 0.340, SLG: 0.494 (1, 9)	0-0 1-3		0-0 4-3			0-0 1-H HR		0-0 L9	
Willie Stargell, L OBP: 0.353, SLG: 0.667 (1, 7)		0-0 F7		0-3 K2-3		0-3 K		0-0 L8	
Bob Robertson, R OBP: 0.338, SLG: 0.463 (1, 3)		0-0 5-3		0-3 K		0-0 G5-4-3 1B		0-0 F7	
Manny Sanguillen, R OBP: 0.333, SLG: 0.403 (1, 2)		0-0 1B		0-0 1B		0-0 G5-4-3 1-2f		0-0 1B 1B 1B	
Jose Pagan, R OBP: 0.229, SLG: 0.227 Richie Hebner, L OBP: 0.354, SLG: 0.466 (9, PH)		0-0 F8		0-0 F8			0-0 F3		0-0 1B 1B
Gene Alley, R OBP: 0.297, SLG: 0.326 Vic Davalillo, L OBP: 0.320, SLG: 0.403 (9, PH)			0-0 HR 2B		0-3 K		0-0 G3		0-0 1B 1B
Bob Moose, R OBP: 0.154, SLG: 0.083 Nelson Briles, R OBP: 0.286, SLG: 0.714 Charlie Sands, L OBP: 1.000, SLG: 3.000 Jim Nelson, R OBP: 1.000, SLG: 3.000 Bill Mazeroski, R OBP: 0.273, SLG: 0.295 Dave Giusti, R OBP: 0.200, SLG: 0.143 (1, 1) (2, 1) (3, PH) (4, 1) (7, PH) (8, 1) (9, PH)			0-0 2-H HR		0-0 F8		0-0 2B 1B		0-3 K

Inning Stats	R: 0	H: 0	E: 0	K: 0	S: 3	H: 0	LOB: 0	BB: 0	P: 3	R: 0	H: 1	E: 0	K: 0	S: 4	R: 0	H: 1	E: 0	K: 2	S: 8	R: 0	H: 0	E: 0	K: 1	S: 5	R: 2	H: 2	E: 0	K: 1	S: 6	R: 0	H: 2	E: 0	K: 0	S: 5	R: 0	H: 0	E: 0	K: 0	S: 3	R: 0	H: 3	E: 0	K: 2	S: 10	R: 0	H: 3	E: 0	K: 2	S: 10	1B: 8	SF: 0	2B: 2	SAC: 0	3B: 0	DP: 2	HR: 2	HBP: 1	WP: 0	PA: 38
--------------	------	------	------	------	------	------	--------	-------	------	------	------	------	------	------	------	------	------	------	------	------	------	------	------	------	------	------	------	------	------	------	------	------	------	------	------	------	------	------	------	------	------	------	------	-------	------	------	------	------	-------	-------	-------	-------	--------	-------	-------	-------	--------	-------	--------

PITCHER	IP	WLS	BF	H	R	ER	SO	BB	IBB	HBP	BLK	WP	HR	S	P	ERA	WHIP
Ross Grimsley, L ERA: 5.17 (1, 1)	8.0	W	32	9	4	4	4	0	0	0	0	0	2	39	40	4.50	1.125
Clay Carroll, R ERA: 1.85 (9, 1)	0.0		2	2	0	0	0	0	0	0	0	0	0	2	2	∞	∞
Joe Gibbon, L ERA: 2.83 (9, 1)	1.0	S	4	1	0	0	2	0	0	0	0	0	0	8	8	0.00	1.000

Batter	1	2	3	4	5	6	7	8	9	AB R H RBI BB SO LOB	TOP												
Pete Rose, S (1, 9) OBP: 0.359, SLG: 0.398	0-0 3-1		0-0 4-3 WP 1B		0-0 1B		0-0 F5			4 0 2 0 0 0 1													
Woody Woodward, R (1, 6) OBP: 0.352, SLG: 0.316 Jimmy Stewart, S (8, PH) OBP: 0.321, SLG: 0.308 (8, 5)	4-0 BB		0-0 4-3 1-3		0-3 K			0-0 BB 1B		2 0 0 0 1 1 2 1 0 1 0 0 0 0													
Lee May, R (1, 3) OBP: 0.359, SLG: 0.560 Dave Concepcion, R (8, PR) OBP: 0.288, SLG: 0.346 (8, 6)	0-0 F8		0-0 5-3		0-0 1B			4-0 BB 1-2 BB		3 0 1 0 1 0 2 0 0 0 0 0 0 0													
Johnny Bench, R (1, 2) OBP: 0.314, SLG: 0.529	0-0 5-3		0-0 F7		0-3 K			0-3 K		4 0 0 0 0 2 5													
Tony Perez, R (1, 5) OBP: 0.280, SLG: 0.360 (8, 3)		0-3 K		0-0 6-3		0-3 K		0-3 K		4 0 0 0 0 3 3													
Bernie Carbo, L (1, 7) OBP: 0.376, SLG: 0.343		0-0 E 1B		0-0 F2		0-0 5-3		0-0 G3		4 0 1 0 0 0 3													
Tommy Helms, R (1, 4) OBP: 0.283, SLG: 0.314		0-0 E5 1-2		0-0 4-3			0-0 F8		0-0 F4	4 0 0 0 0 0 1													
Buddy Bradford, R (1, 8) OBP: 0.273, SLG: 0.253 Willie Smith, L (9, PH) OBP: 0.213, SLG: 0.304		0-3 K		0-3 K			0-0 F9		0-3 K	3 0 0 0 0 2 2 1 0 0 0 0 1 0													
Tony Cloninger, R (1, 1) OBP: 0.417, SLG: 0.500 Ty Cline, L (7, PH) OBP: 0.409, SLG: 0.240 Milt Wilcox, R (7, 1) Al Ferrara, R (9, PH) OBP: 0.357, SLG: 0.190		0-3 K		0-3 K2-3			4-0 BB		0-0 F9	2 0 0 0 0 2 2 0 0 0 0 1 0 0 0 0 0 0 0 0 0 1 0 0 0 0 0 0													
Inning Stats	R: 0 E: 0 K: 0 S: 3	H: 0 LOB: 1 BB: 1 P: 7	R: 0 E: 1 K: 3 S: 11	H: 1 LOB: 2 BB: 0 P: 11	R: 0 E: 0 K: 0 S: 4	H: 1 LOB: 1 BB: 0 P: 4	R: 0 E: 0 K: 0 S: 3	H: 0 LOB: 0 BB: 0 P: 3	R: 0 E: 0 K: 3 S: 10	H: 1 LOB: 1 BB: 0 P: 10	R: 0 E: 0 K: 2 S: 8	H: 1 LOB: 1 BB: 0 P: 8	R: 0 E: 0 K: 0 S: 3	H: 0 LOB: 1 BB: 1 P: 7	R: 0 E: 0 K: 2 S: 8	H: 1 LOB: 2 BB: 1 P: 12	R: 0 E: 0 K: 1 S: 5	H: 0 LOB: 0 BB: 0 P: 5	1B: 5 2B: 0 3B: 0 HR: 0	SF: 0 SAC: 0 DP: 0 HBP: 0	WP: 1 PB: 0 SB: 0 CS: 0	PA: 36	
PITCHER Steve Blass, R (1, 1) ERA: 4.19	IP 9.0	WLS W	BF 36	H 5	R 0	ER 0	SO 11	BB 3	IBB 0	HBP 0	BLK 0	WP 1	HR 0	S 55	P 67	ERA 0.00	WHIP 0.889						PITCHER IP WLS BF H R ER SO BB IBB HBP BLK WP HR S P ERA WHIP

Cincinnati Reds @ Pittsburgh Pirates
 Three Rivers Stadium, Pittsburgh, PA
 Wed May 26 1971, 7:05 PM EDT
 Att. 7,369 - Cloudy

livebaseballscorecards.com

AB	33
R	0
H	5
RBI	0
BB	3
SO	11
LOB	21



Batter	1	2	3	4	5	6	7	8	9	AB	R	H	RBI	BB	SO	LOB
Dave Cash, R OBP: 0.392, SLG: 0.375 (1, 4) X	0-0 F9 ①		4-0 E S BB BBB		0-0 PB 1B X		0-0 5-3 X			3	0	1	0	1	0	0
Richie Hebner, L OBP: 0.351, SLG: 0.455 (1, 5) S S S	0-3 K ②		0-0 F2 1-3		0-0 G3 1-2		4-0 BB BBB			3	0	0	0	1	1	2
Roberto Clemente, R OBP: 0.337, SLG: 0.488 (1, 9) X	0-0 6-3 ③		0-0 F7 ②			0-0 HR 1B S S S	0-3 K ③			4	1	1	0	0	1	2
Willie Stargell, L OBP: 0.357, SLG: 0.682 (1, 7) B B B		4-0 4-3 1B BB BBB	0-0 L8 ③			0-0 HR 1B X 1-H		0-3 K ①		3	1	1	2	1	1	1
Manny Sanguillen, R OBP: 0.338, SLG: 0.405 (1, 2) X		0-0 4-3 1B 1-2		0-3 K S S S		0-0 E 1B X		0-0 L9 ②		4	0	2	0	0	1	0
Bob Robertson, R OBP: 0.335, SLG: 0.453 (1, 3) X		0-0 F8 ①		0-3 K ②		4-0 G4-6-3 BB 1-2 BBB		0-0 6-3 ③		3	0	0	0	1	1	2
Al Oliver, L OBP: 0.291, SLG: 0.299 (1, 8) X		0-0 4-3 1-2 2-3		0-0 6-3 ③		0-0 L7 X				3	0	0	0	0	0	4
Gene Alley, R OBP: 0.298, SLG: 0.319 (1, 6) X		4-0 FC6-4 IBB ③			0-0 F9 ①	0-0 G4-6-3 ② ③				2	0	0	0	1	0	2
Steve Blass, R OBP: 0.053, SLG: 0.053 (1, 1) X		0-0 FC6-4 1-2f			0-0 6-3 ②		0-0 F2 ①			3	0	0	0	0	0	3

Inning Stats	R: 0	H: 0	E: 0	K: 1	S: 5	R: 0	H: 1	E: 0	K: 0	S: 4	R: 0	H: 0	E: 1	K: 0	S: 3	R: 0	H: 0	E: 0	K: 2	S: 7	R: 0	H: 1	E: 0	K: 0	S: 4	R: 2	H: 3	E: 1	K: 0	S: 5	R: 0	H: 0	E: 0	K: 1	S: 5	R: 0	H: 0	E: 0	K: 1	S: 5
	LOB: 0	BB: 0	P: 5	LOB: 3	BB: 2	P: 12	LOB: 1	BB: 1	P: 7	LOB: 0	BB: 0	P: 7	LOB: 1	BB: 0	P: 4	LOB: 1	BB: 1	P: 9	LOB: 1	BB: 1	P: 9	LOB: 0	BB: 1	P: 5	LOB: 0	BB: 0	P: 5	LOB: 0	BB: 0	P: 5	LOB: 0	BB: 0	P: 5	LOB: 0	BB: 0	P: 5	LOB: 0	BB: 0	P: 5	

PITCHER	IP	WLS	BF	H	R	ER	SO	BB	IBB	HBP	BLK	WP	HR	S	P	ERA	WHIP
Tony Cloninger, R ERA: 2.63 (1, 1)	6.0	L	26	5	2	2	3	3	1	0	0	0	1	28	44	3.00	1.333
Milt Wilcox, R ERA: 4.26 (7, 1)	2.0		7	0	0	0	2	1	0	0	0	0	0	10	14	0.00	0.500

BOTTOM

Cincinnati Reds @ Pittsburgh Pirates
Three Rivers Stadium, Pittsburgh, PA

Wed May 26 1971, 7:05 PM EDT
Att. 7,369 - Cloudy

AB	28
R	2
H	5
RBI	2
BB	5
SO	5
LOB	16



WP	HR	S	P	ERA	WHIP
0	1	1	33	0.00	0.500

Batter	1	2	3	4	5	6	7	8	9	AB R H RBI BB SO LOB	TOP	
Pete Rose, S (1, 9) OBP: 0.367, SLG: 0.402	0-0 FC5-6 1B		0-0 F9 1B		4-0 WP BB		0-0 F8			3 0 2 0 1 0 0	Cincinnati Reds @ Pittsburgh Pirates Three Rivers Stadium, Pittsburgh, PA Thu May 27 1971, 7:05 PM EDT Att. 7,408 - Cloudy	
Woody Woodward, R (1, 6) OBP: 0.337, SLG: 0.301	0-0 FC5-6 BB 1-2f		0-0 F9 1-2 2-3		0-0 1-3 1-2		0-0 F8			4 0 0 0 0 0 4		
Lee May, R (1, 3) OBP: 0.355, SLG: 0.545	4-0 G5-4-3 BB 1-2		0-3 K		0-0 F4			0-0 5-3		3 0 0 0 1 1 3		
Johnny Bench, R (1, 2) OBP: 0.307, SLG: 0.517	0-0 G5-4-3 1-2f		0-3 K		0-0 F8			0-0 F7		4 0 0 0 0 1 5		
Tony Perez, R (1, 5) OBP: 0.275, SLG: 0.352		0-0 F7		0-0 5-3		0-3 K		0-0 L8		4 0 0 0 0 1 0		
Bernie Carbo, L (1, 7) OBP: 0.365, SLG: 0.330		0-0 F6		0-0 F7		0-0 4-3		0-0 3-1		4 0 0 0 0 0 0		
Tommy Helms, R (1, 4) OBP: 0.294, SLG: 0.337		0-0 1B 2B		0-0 1B 2B		0-0 1B		0-0 6-3		4 2 3 0 0 0 0		
Buddy Bradford, R (1, 8) OBP: 0.284, SLG: 0.267 Jimmy Stewart, S (9, PH) OBP: 0.310, SLG: 0.296	0-0 2-H 1B		0-0 2-H 1B		0-0 K		0-3 K		0-3 K	3 0 2 2 0 1 1 1 0 0 0 0 1 0		
Jim Merritt, L (1, 1) OBP: 0.214, SLG: 0.231 Willie Smith, L (7, PH) OBP: 0.208, SLG: 0.298 Jim McGlothlin, R (7, 1) OBP: 0.273, SLG: 0.500			4-0 F9 1B BB	0-3 K		0-0 F9				1 0 0 0 1 1 1 1 0 0 0 0 0 0 0 0 0 0 0 0 0		
Inning Stats	R: 0 H: 1 E: 0 LOB: 1 K: 0 BB: 1 S: 3 P: 7	R: 1 H: 2 E: 0 LOB: 1 K: 0 BB: 0 S: 4 P: 4	R: 0 H: 1 E: 0 LOB: 2 K: 2 BB: 1 S: 8 P: 12	R: 1 H: 2 E: 0 LOB: 1 K: 1 BB: 0 S: 7 P: 7	R: 0 H: 0 E: 0 LOB: 1 K: 0 BB: 1 S: 3 P: 7	R: 0 H: 1 E: 0 LOB: 1 K: 2 BB: 0 S: 8 P: 8	R: 0 H: 0 E: 0 LOB: 0 K: 0 BB: 0 S: 3 P: 3	R: 0 H: 0 E: 0 LOB: 0 K: 1 BB: 0 S: 5 P: 5	R: 0 H: 0 E: 0 LOB: 0 K: 1 BB: 0 S: 5 P: 5	1B: 5 SF: 0 2B: 2 SAC: 0 3B: 0 DP: 1 HR: 0 HBP: 0	WP: 1 PA: 35 PB: 0 SB: 0 CS: 0	
PITCHER Dock Ellis, R (1, 1) ERA: 1.97	IP WLS BF H R ER SO BB IBB HBP BLK WP HR S P ERA WHIP	9.0 W 35 7 2 2 6 3 0 0 0 1 0 44 56 2.00 1.111										

livebaseballscorecards.com

AB	32
R	2
H	7
RBI	2
BB	3
SO	6
LOB	14



Batter	1	2	3	4	5	6	7	8	9	AB	R	H	RBI	BB	SO	LOB
Dave Cash, R OBP: 0.395, SLG: 0.379 (1, 4)	0-0 BB 2B 1B	0-0 FC4-6 1B		0-0 F2		0-0 F9				4	1	2	0	0	0	2
Gene Alley, R OBP: 0.287, SLG: 0.305 (1, 6)	0-0 F6	0-0 FC4-6 HR		0-0 F7		0-0 F8				4	1	0	0	0	0	4
Roberto Clemente, R OBP: 0.341, SLG: 0.503 (1, 9)	4-0 2B 1-2 6-3 BB	0-0 HR		0-0 F7		0-0 F3				3	2	1	2	1	0	2
Willie Stargell, L OBP: 0.354, SLG: 0.677 (1, 7)	0-0 6-3 1-3 2-H 2B	0-0 F7			0-0 4-1			0-0 F9		4	0	1	1	0	0	0
Manny Sanguillen, R OBP: 0.342, SLG: 0.423 (1, 2)	4-0 6-3 IBB		0-0 F7			0-0 HR		0-0 F7		3	1	1	1	1	0	0
Bob Robertson, R OBP: 0.333, SLG: 0.448 (1, 3)	0-0 6-3 1-2 2-3 3-H		0-0 6-3			0-0 1B 1B		0-0 F7		4	0	1	1	0	0	2
Al Oliver, L OBP: 0.289, SLG: 0.293 (1, 8)	4-0 FC6-4 BB		0-0 5-3			0-0 F6			0-0 6-3	3	0	0	0	1	0	1
Jose Pagan, R OBP: 0.250, SLG: 0.250 (1, 5)	0-0 FC6-4 1-2f			0-0 1B 1B		0-0 1B FC6 1B		0-3 K		4	0	2	0	0	1	3
Dock Ellis, S OBP: 0.250, SLG: 0.192 (1, 1)		0-3 K		0-0 1B		0-0 FC6		0-3 K		4	0	1	0	0	2	2

Inning Stats	R: 2	H: 2	E: 0	LOB: 3	K: 0	BB: 3	S: 5	P: 17	R: 2	H: 2	E: 0	LOB: 0	K: 1	BB: 0	S: 7	P: 7	R: 0	H: 0	E: 0	LOB: 0	K: 0	BB: 0	S: 3	P: 3	R: 0	H: 2	E: 0	LOB: 2	K: 0	BB: 0	S: 5	P: 5	R: 1	H: 3	E: 0	LOB: 2	K: 0	BB: 0	S: 6	P: 6	R: 0	H: 0	E: 0	LOB: 0	K: 0	BB: 0	S: 3	P: 3	R: 0	H: 0	E: 0	LOB: 0	K: 2	BB: 0	S: 7	P: 7	R: 0	H: 0	E: 0	LOB: 0	K: 2	BB: 0	S: 7	P: 7
--------------	------	------	------	--------	------	-------	------	-------	------	------	------	--------	------	-------	------	------	------	------	------	--------	------	-------	------	------	------	------	------	--------	------	-------	------	------	------	------	------	--------	------	-------	------	------	------	------	------	--------	------	-------	------	------	------	------	------	--------	------	-------	------	------	------	------	------	--------	------	-------	------	------

PITCHER	IP	WLS	BF	H	R	ER	SO	BB	IBB	HBP	BLK	WP	HR	S	P	ERA	WHIP
Jim Merritt, L ERA: 4.96 (1, 1)	6.0	L	30	9	5	5	1	2	1	0	0	0	2	29	41	7.50	1.833
Jim McGlothlin, R ERA: 4.38 (7, 1)	2.0		6	0	0	0	2	0	0	0	0	0	0	10	10	0.00	0.000

BOTTOM

Cincinnati Reds @ Pittsburgh Pirates
Three Rivers Stadium, Pittsburgh, PA
 Thu May 27 1971, 7:05 PM EDT
 Att. 7,408 - Cloudy

AB	33
R	5
H	9
RBI	5
BB	3
SO	3
LOB	16



WP	HR	S	P	ERA	WHIP
0	0	0	0	0	0

Batter	1	2	3	4	5	6	7	8	9	10	11	12	13	AB R H RBI BB SO LOB	TOP	
Roger Metzger, S OBP: 0.273, SLG: 0.272 (1, 6)	0-0 P3		0-0 5-3		0-0 4-3			0-0 F7	0-0 FC5			4-0 SH3-4 BB		5 0 0 0 1 0 2		
Joe Morgan, L OBP: 0.332, SLG: 0.390 (1, 4)	0-0 2B		0-0 BB 1B		0-0 F2			0-0		0-0 F2		0-0 SH3-4		5 0 2 0 0 0 0		
Jimmy Wynn, R OBP: 0.320, SLG: 0.286 (1, 8)	0-0 P6		4-0 1-2 BB			0-0 L7		0-0 1B 1B		0-0 F9		0-3 K		5 0 1 0 1 1 2		
Bob Watson, R OBP: 0.344, SLG: 0.381 Cesar Geronimo, L (12, PH) OBP: 0.294, SLG: 0.375 (1, 7) (12, 7)	0-0 1-3		0-0 P4			0-0 CS 1B 1B		0-0 1-2 1B		0-0 3-1		0-0 L4		5 0 2 0 0 0 3 1 0 0 0 0 0 1		
Jesus Alou, R OBP: 0.400, SLG: 0.442 (1, 9)		0-0 E5 1B		0-0 L7		0-0 F7		0-0 F8			0-0 1-3		0-3 K	6 0 1 0 0 1 3		
Doug Rader, R OBP: 0.270, SLG: 0.287 (1, 5)		0-0 5-3		4-0 BB		0-0 1-2 1B		4-0 FC5 SH1-4 BB		0-3 K		0-0 F8	4 0 1 0 2 1 1			
John Mayberry, L OBP: 0.310, SLG: 0.280 Cesar Cedeno, R (9, PH) OBP: 0.228, SLG: 0.290 Fred Gladding, L (9, 1) Norm Miller, L (11, PH) OBP: 0.304, SLG: 0.385 George Culver, R (11, 1)		0-0 F5		0-3 K		0-0 CS	0-3 K	0-0 SH1-4		4-0 BB		0-0 P6	3 0 0 0 0 2 2 0 0 0 0 0 0 0 0 0 0 0 0 1 0 0 1 0 0 0 0 0 0	AB 44 R 0 H 8 RBI 0 BB 6 SO 8 LOB 22		
Jack Hiatt, R OBP: 0.509, SLG: 0.429 (1, 2)		0-0 F9		0-0 F9		4-0 BB		0-0 FC		0-0 1-2 1B		0-3 K	4 0 1 0 1 0 3			
Don Wilson, R OBP: 0.100, SLG: 0.133 Denis Menke, R (9, PH) OBP: 0.347, SLG: 0.313 (1, 1) (9, 3)			0-0 F7		0-3 K		0-0 G2-6-4	0-3 K		0-3 K		0-3 K	3 0 0 0 0 1 1 2 0 0 0 0 2 4			
Inning Stats	R: 0 H: 1 E: 0 K: 0 S: 4 LOB: 1 BB: 0 P: 4	R: 0 H: 1 E: 1 K: 0 S: 4 LOB: 1 BB: 0 P: 4	R: 0 H: 1 E: 0 K: 0 S: 4 LOB: 2 BB: 1 P: 8	R: 0 H: 0 E: 0 K: 1 S: 5 LOB: 1 BB: 1 P: 9	R: 0 H: 0 E: 0 K: 1 S: 5 LOB: 0 BB: 0 P: 5	R: 0 H: 2 E: 0 K: 0 S: 4 LOB: 1 BB: 0 P: 4	R: 0 H: 0 E: 0 K: 1 S: 4 LOB: 0 BB: 1 P: 8	R: 0 H: 2 E: 0 K: 0 S: 5 LOB: 2 BB: 0 P: 5	R: 0 H: 0 E: 0 K: 1 S: 6 LOB: 2 BB: 1 P: 10	R: 0 H: 0 E: 0 K: 0 S: 3 LOB: 0 BB: 0 P: 3	R: 0 H: 1 E: 0 K: 2 S: 8 LOB: 2 BB: 1 P: 12	R: 0 H: 0 E: 0 K: 1 S: 5 LOB: 1 BB: 1 P: 9	R: 0 H: 0 E: 0 K: 1 S: 5 LOB: 0 BB: 0 P: 5	1B: 7 SF: 0 2B: 1 SAC: 2 3B: 0 DP: 1 HR: 0 HBP: 0	WP: 0 PA: 53 PB: 0 SB: 0 CS: 1	
PITCHER	IP WLS BF H R ER SO BB IBB HBP BLK WP HR S P ERA WHIP															
Don Gullett, L (1, 1) ERA: 3.83	10.0	W 40	H 7	R 0	ER 0	SO 4	BB 4	IBB 0	HBP 0	BLK 0	WP 0	HR 0	S 44	P 60	ERA 0.00	WHIP 1.100
Clay Carroll, R (11, 1) ERA: 1.7	3.0	W 12	H 1	R 0	ER 0	SO 4	BB 2	IBB 0	HBP 0	BLK 0	WP 0	HR 0	S 18	P 26	ERA 0.00	WHIP 1.000

Houston Astros @ Cincinnati Reds
Riverfront Stadium, Cincinnati, OH
Fri May 28 1971, 7:05 PM EDT
Att. 11,471 - Unknown

livebaseballscorecards.com




Batter	1	2	3	4	5	6	7	8	9	10	11	12	13	AB R H RBI BB SO LOB
Pete Rose, S OBP: 0.366, SLG: 0.406 (1, 9)	0-0 L4		0-3 K		0-0 L6			0-0 L8			0-0 2B		0-0 1B 1B	6 1 2 0 0 1 0
Dave Concepcion, R OBP: 0.291, SLG: 0.345 (1, 6)	0-0 6-3		0-0 1B			0-0 1-3		0-0 5-3			0-0 G3		0-0 1B 1B	6 0 2 0 0 0 1
Lee May, R OBP: 0.362, SLG: 0.534 (1, 3)	4-0 PB BB		0-3 K			0-0 F7		0-0 F8			4-0 IBB		0-0 1B 1-2 2-H	4 0 1 1 2 1 1
Johnny Bench, R OBP: 0.299, SLG: 0.503 (1, 2)	0-3 K 1-2		0-0 5-3			0-3 K		0-0 6-3			0-3 K			5 0 0 0 0 3 4
Tony Perez, R OBP: 0.279, SLG: 0.348 Woody Woodward, R OBP: 0.337, SLG: 0.301 (9, PR) (10, 5)		0-0 F8		0-0 F9		4-0 BB BB		4-0 BB BB			0-0 L4-3			2 0 0 0 2 0 0 0 0 0 0 0 0 0
Ty Cline, L OBP: 0.403, SLG: 0.235 (11, PH) (12, 7)		1-0 H		0-0 H		0-0 BB		0-0 BB						1 0 0 0 0 0 2
Al Ferrara, R OBP: 0.387, SLG: 0.217 Jimmy Stewart, S OBP: 0.290, SLG: 0.276 (8, 7) (12, 5)		0-0 FC4-6 HBP		0-0 FC4-6 HBP		0-0 G1-6-3 1B		0-3 K		0-3 K			0-3 K	2 0 1 0 0 0 1 2 0 0 0 0 2 1
Tommy Helms, R OBP: 0.286, SLG: 0.327 (1, 4)		0-0 FC4-6 BB 1-2f		0-0 G1-6-3 1B 1-2f		0-3 K		0-3 K		0-0 6-3		0-0 L6		5 0 0 0 0 1 3
Buddy Bradford, R OBP: 0.280, SLG: 0.255 (1, 8)		4-0 BB 1-2		0-0 BB		0-0 B1		0-0 F7		0-3 K		0-0 F7		4 0 0 0 1 1 1
Don Gullett, R (1, 1) Bernie Carbo, L OBP: 0.362, SLG: 0.327 (10, PH) Clay Carroll, R (11, 1) Willie Smith, L OBP: 0.204, SLG: 0.292 (13, PH)		0-0 6-3		0-3 K		0-3 K		0-3 K		0-3 K			0-0 F7	3 0 0 0 0 2 2 1 0 0 0 0 1 0 0 0 0 0 0 0 0 1 0 0 0 0 0 0

Inning Stats	R: 0	H: 0	E: 0	LOB: 1	K: 1	BB: 1	S: 5	P: 9	R: 0	H: 0	E: 0	LOB: 2	K: 0	BB: 1	S: 3	P: 8	R: 0	H: 1	E: 0	LOB: 1	K: 2	BB: 0	S: 8	P: 8	R: 0	H: 0	E: 0	LOB: 0	K: 0	BB: 0	S: 3	P: 3	R: 0	H: 0	E: 0	LOB: 0	K: 1	BB: 0	S: 5	P: 5	R: 0	H: 0	E: 0	LOB: 1	K: 1	BB: 1	S: 5	P: 9	R: 0	H: 0	E: 0	LOB: 0	K: 1	BB: 0	S: 5	P: 5	R: 0	H: 0	E: 0	LOB: 2	K: 2	BB: 1	S: 7	P: 9	R: 0	H: 1	E: 0	LOB: 2	K: 1	BB: 1	S: 6	P: 10	R: 0	H: 0	E: 0	LOB: 0	K: 0	BB: 0	S: 5	P: 5	R: 1	H: 3	E: 0	LOB: 2	K: 0	BB: 0	S: 4	P: 4	1B: 5	2B: 1	3B: 0	HR: 0	SF: 0	SAC: 0	DP: 1	HBP: 1	WP: 0	PA: 48
PITCHER	IP	WLS	BF	H	R	ER	SO	BB	IBB	HBP	BLK	WP	HR	S	P	ERA	WHIP																																																																																	
Don Wilson, R ERA: 2.81 (1, 1)	8.0		29	2	0	0	7	3	0	1	0	0	0	39	52	0.00	0.625																																																																																	
Fred Gladding, R ERA: 1.53 (9, 1)	2.0		7	0	0	0	3	1	0	0	0	0	0	12	16	0.00	0.500																																																																																	
George Culver, R ERA: 2.16 (11, 1)	2.1	L	12	4	1	1	2	0	1	0	0	0	0	15	19	3.86	1.714																																																																																	

BOTTOM

Houston Astros @ Cincinnati Reds
Riverfront Stadium, Cincinnati, OH
Fri May 28 1971, 7:05 PM EDT
Att: 11,471 - Unknown

AB	42
R	1
H	6
RBI	1
BB	5
SO	12
LOB	16



livebaseballscorecards.com

Batter	1	2	3	4	5	6	7	8	9	AB R H RBI BB SO LOB
Pete Rose, S (1, 9) OBP: 0.364, SLG: 0.399	0-0 6-3		0-0 G4-6-3			0-0 4-3			4-0 F7 BB	3 0 0 0 1 0 1
Dave Concepcion, R (1, 6) OBP: 0.281, SLG: 0.333	0-0 5-3			0-0 6-3		0-0 5-3			0-0 P4	4 0 0 0 0 0 1
Lee May, R (1, 3) OBP: 0.374, SLG: 0.567	0-0 1B			0-0 HR			0-0 FC6-4 1B		0-0 F7	4 1 3 1 0 0 1
Johnny Bench, R (1, 2) OBP: 0.294, SLG: 0.492	0-3 K			0-0 L5			0-3 K		0-0 6-3	4 0 0 0 0 2 3
Tony Perez, R (1, 5) OBP: 0.275, SLG: 0.342		0-0 F9		0-0 G3			0-0 FC6-4			3 0 0 0 0 0 1
Al Ferrara, R (1, 7) OBP: 0.353, SLG: 0.192		0-3 K			0-0 5-3		0-0 4-3			3 0 0 0 0 1 1
Tommy Helms, R (1, 4) OBP: 0.281, SLG: 0.322		0-3 K								3 0 0 0 0 2 0
Hal McRae, R (1, 8) OBP: 0.267, SLG: 0.317			0-0 5-3			0-0 P4			0-3 K2-3	3 0 0 0 0 1 0
Gary Nolan, R (1, 1) OBP: 0.083, SLG: 0.043 Bernie Carbo, L (8, PH) OBP: 0.360, SLG: 0.325 Wayne Granger, R (9, 1)			4-0 G4-6-3 BB				0-0 4-3		0-3 K	1 0 0 0 1 0 0 1 0 0 0 0 1 0 0 0 0 0 0 0 0

Inning Stats	R: 0	H: 1	E: 0	LOB: 1	K: 1	BB: 0	S: 6	P: 6	R: 0	H: 0	E: 0	LOB: 0	K: 2	BB: 0	S: 7	P: 7	R: 0	H: 0	E: 0	LOB: 0	K: 0	BB: 1	S: 2	P: 6	R: 1	H: 1	E: 0	LOB: 0	K: 0	BB: 0	S: 4	P: 4	R: 0	H: 0	E: 0	LOB: 0	K: 1	BB: 0	S: 5	P: 5	R: 0	H: 0	E: 0	LOB: 0	K: 0	BB: 0	S: 3	P: 3	R: 0	H: 1	E: 0	LOB: 1	K: 1	BB: 0	S: 6	P: 6	R: 0	H: 0	E: 0	LOB: 0	K: 2	BB: 0	S: 7	P: 7	R: 0	H: 0	E: 0	LOB: 1	K: 0	BB: 1	S: 3	P: 7	1B: 2	SF: 0	2B: 0	SAC: 0	3B: 0	DP: 1	HR: 1	HBP: 0	WP: 0	PA: 31
PITCHER Ken Forsch, R (1, 1) ERA: 1.35	IP	WLS	BF	H	R	ER	SO	BB	IBB	HBP	BLK	WP	HR	S	P	ERA	WHIP	IP	WLS	BF	H	R	ER	SO	BB	IBB	HBP	BLK	WP	HR	S	P	ERA	WHIP																																																

BOTTOM

Houston Astros @ Cincinnati Reds
Riverfront Stadium, Cincinnati, OH
Sat May 29 1971, 7:05 PM EDT
Att. 15,285 - Unknown

livebaseballscorecards.com

AB	29
R	1
H	3
RBI	1
BB	2
SO	7
LOB	8



Batter	1	2	3	4	5	6	7	8	9	AB R H RBI BB SO LOB	TOP											
Roger Metzger, S (1, 6) OBP: 0.272, SLG: 0.286	0-0 6-3		0-0 F9		0-0 4-3			0-0 F8		4 0 0 0 0 0 2												
Joe Morgan, L (1, 4) OBP: 0.333, SLG: 0.386	0-0 G6-4-3 1B			0-0 3-1		0-0 G5-4-3 1B		0-0 P6		4 0 2 0 0 0 0												
Jimmy Wynn, R (1, 8) OBP: 0.324, SLG: 0.317	0-0 G6-4-3 1-2f			0-0 FC4 1B		0-0 G5-4-3 1-2f			0-0 4-3	4 0 1 0 0 0 2												
Bob Watson, R (1, 7) OBP: 0.327, SLG: 0.361		0-0 5-3		0-0 L5		0-0 6-3			0-0 F9	4 0 0 0 0 0 1												
Jesus Alou, R (1, 9) OBP: 0.383, SLG: 0.421		0-0 B1-3		0-0 FC4 1-2f			0-0 FC5-4 1B		0-0 F5	4 0 1 0 0 0 1												
Doug Rader, R (1, 5) OBP: 0.260, SLG: 0.274		0-0 F9			0-0 F9		0-0 L5			3 0 0 0 0 0 1												
John Mayberry, L (1, 3) OBP: 0.278, SLG: 0.344			0-3 K		0-0 HR		0-0 P3			3 1 1 1 0 1 1												
Jack Hiatt, R (1, 2) OBP: 0.518, SLG: 0.444			0-0 SH3-4 1B		0-0 SH1-4 1B		0-0 FC5-4 1-2f			3 0 2 0 0 0 1												
Jack Billingham, R (1, 1) OBP: 0.174, SLG: 0.136 Cesar Cedeno, R (8, PH) OBP: 0.227, SLG: 0.288 George Culver, R (8, 1)			0-0 SH3-4 1-2		0-0 SH1-4 1-2			0-0 F8		0 0 0 0 0 0 0 1 0 0 0 0 0 0 0 0 0 0 0 0 0												
Inning Stats	R: 0 E: 0 K: 0 S: 3	H: 1 LOB: 0 BB: 0 P: 3	R: 0 E: 0 K: 0 S: 3	H: 0 LOB: 0 BB: 0 P: 3	R: 0 E: 0 K: 1 S: 6	H: 1 LOB: 1 BB: 0 P: 6	R: 0 E: 0 K: 0 S: 4	H: 1 LOB: 1 BB: 0 P: 4	R: 1 E: 0 K: 0 S: 5	H: 2 LOB: 1 BB: 0 P: 5	R: 0 E: 0 K: 0 S: 3	H: 1 LOB: 1 BB: 0 P: 3	R: 0 E: 0 K: 0 S: 4	H: 1 LOB: 1 BB: 0 P: 4	R: 0 E: 0 K: 0 S: 3	H: 0 LOB: 0 BB: 0 P: 3	R: 0 E: 0 K: 0 S: 3	H: 0 LOB: 0 BB: 0 P: 3	1B: 6 2B: 0 3B: 0 HR: 1	SF: 0 SAC: 2 DP: 2 HBP: 0	WP: 0 PB: 0 SB: 0 CS: 0	PA: 32
PITCHER Ross Grimsley, L (1, 1) ERA: 3.65	IP: 9.0 WLS: W BF: 32 H: 7 R: 1 ER: 1 SO: 1 BB: 0 IBB: 0 HBP: 0 BLK: 0 WP: 0 HR: 1 S: 34 P: 34 ERA: 1.00 WHIP: 0.778											PITCHER	IP: 9.0 WLS: W BF: 32 H: 7 R: 1 ER: 1 SO: 1 BB: 0 IBB: 0 HBP: 0 BLK: 0 WP: 0 HR: 1 S: 34 P: 34 ERA: 1.00 WHIP: 0.778									

Houston Astros @ Cincinnati Reds
Riverfront Stadium, Cincinnati, OH
Sun May 30 1971, 3:33 AM EDT
Att. 23,111 - Unknown

livebaseballscorecards.com

AB 30
R 1
H 7
RBI 1
BB 0
SO 1
LOB 9



Batter	1	2	3	4	5	6	7	8	9
Pete Rose, S OBP: 0.366, SLG: 0.401 (1, 9) X	0-0 G5-4-3 1B		0-0 4-3			0-0 1B		0-3 K	
Dave Concepcion, R OBP: 0.282, SLG: 0.328 (1, 6) X	0-0 P6			4-0 8-1-3 BB		0-0 F9			
Lee May, R OBP: 0.366, SLG: 0.553 (1, 3) X	0-0 G5-4-3 1-2f			0-0 F9			0-3 K		
Johnny Bench, R OBP: 0.294, SLG: 0.489 (1, 2)		0-3 K		0-0 8-1-3 1-1f			0-0 1B E 1B		
Tony Perez, R OBP: 0.276, SLG: 0.342 Woody Woodward, R OBP: 0.337, SLG: 0.301 (1, 5) (9, 5)		0-3 K			0-0 6-3		0-0 1B E 9-2 1B		
Bernie Carbo, L OBP: 0.352, SLG: 0.316 (1, 7)		0-0 F7			0-0 6-3		0-0 E3 1-3 2-H		
Tommy Helms, R OBP: 0.276, SLG: 0.316 (1, 4)			0-0 F7		0-0 F5		0-0 9-2 3-Hf		
Hal McRae, R OBP: 0.281, SLG: 0.365 (1, 8)			0-0 HR			0-0 1B B5-6-4		0-0 F7	
Ross Grimsley, L (1, 1)			0-0 F7			0-0 1B B5-6-4 1-2f		0-0 F7	

Inning Stats	R: 0	H: 1	E: 0	LOB: 0	K: 0	S: 3	P: 3	R: 0	H: 0	E: 0	LOB: 0	K: 2	S: 7	P: 7	R: 1	H: 1	E: 0	LOB: 0	K: 0	S: 4	P: 4	R: 0	H: 0	E: 0	LOB: 0	K: 0	S: 2	P: 6	R: 0	H: 0	E: 0	LOB: 0	K: 0	S: 3	P: 3	R: 0	H: 2	E: 0	LOB: 1	K: 0	S: 4	P: 4	R: 1	H: 2	E: 1	LOB: 1	K: 1	S: 7	P: 7	R: 0	H: 0	E: 0	LOB: 0	K: 1	S: 5	P: 5
--------------	------	------	------	--------	------	------	------	------	------	------	--------	------	------	------	------	------	------	--------	------	------	------	------	------	------	--------	------	------	------	------	------	------	--------	------	------	------	------	------	------	--------	------	------	------	------	------	------	--------	------	------	------	------	------	------	--------	------	------	------

PITCHER	IP	WLS	BF	H	R	ER	SO	BB	IBB	HBP	BLK	WP	HR	S	P	ERA	WHIP
Jack Billingham, R ERA: 2.9 (1, 1)	7.0	L	25	6	2	1	3	1	0	0	0	0	1	30	34	1.29	1.000
George Culver, R ERA: 2.08 (8, 1)	1.0		3	0	0	0	1	0	0	0	0	0	0	5	5	0.00	0.000

BOTTOM

AB	R	H	RBI	BB	SO	LOB
4	0	2	0	0	1	0
2	0	0	0	1	0	2
3	0	0	0	0	1	2
3	1	1	0	0	1	1
3	0	1	0	0	1	0
0	0	0	0	0	0	0
3	0	0	0	0	0	1
3	0	0	0	0	0	2
3	1	2	1	0	0	0
3	0	0	0	0	0	1

AB	27
R	2
H	6
RBI	1
BB	1
SO	4
LOB	9



WP	HR	S	P	ERA	WHIP
0	0	0	0	0	0

Houston Astros @ Cincinnati Reds
Riverfront Stadium, Cincinnati, OH
Sun May 30 1971, 3:33 AM EDT
Att. 23,111 - Unknown

livebaseballscorecards.com

Batter	1	2	3	4	5	6	7	8	9	AB R H RBI BB SO LOB	TOP									
Roger Metzger, S (1, 6) OBP: 0.265, SLG: 0.279	0-0 1-3		0-0 6-3	0-0 P6			0-0 FC4-6 1B 2B		0-0 4-3	5 1 0 0 0 0 2										
Joe Morgan, L (1, 4) OBP: 0.336, SLG: 0.388	0-0 P6		0-0 HR 1B			0-0 F7	0-0 2B 1B			4 1 2 0 0 0 0										
Cesar Cedeno, R (1, 8) OBP: 0.240, SLG: 0.329	0-0 1B 1B		0-0 HR			0-0 6-3	0-0 2B			4 1 3 3 0 0 0										
Bob Watson, R (1, 7) OBP: 0.331, SLG: 0.371	0-0 1-2 1B		0-0 P6			0-0 2B				4 0 2 0 0 0 1										
Denis Menke, R (8, 3) OBP: 0.347, SLG: 0.313			0-0 P6				0-0 5-3			0 0 0 0 0 0 0										
John Mayberry, L (1, 3) OBP: 0.250, SLG: 0.306	0-0 F8		0-0 L3			0-0 F8		0-0 F9		4 0 0 0 0 0 3										
Cesar Geronimo, L (8, 7) OBP: 0.294, SLG: 0.375										0 0 0 0 0 0 0										
Jesus Alou, R (1, 9) OBP: 0.371, SLG: 0.408		0-0 F9		0-0 L5		0-0 L6		0-3 K		4 0 0 0 0 1 0										
Doug Rader, R (1, 5) OBP: 0.259, SLG: 0.280		0-0 2B		0-3 K		0-0 F9		0-0 F7		4 0 1 0 0 1 0										
Johnny Edwards, L (1, 2) OBP: 0.283, SLG: 0.330		4-0 BB G6-4-3		0-0 1B 2B		0-0 4-3			0-0 G3	3 1 1 0 1 0 0										
Larry Dierker, R (1, 1) OBP: 0.147, SLG: 0.152		0-0 G6-4-3		0-0 1B		4-0 BB FC4-6			0-0 F9	3 0 1 1 1 0 2										
Inning Stats	R: 0 E: 0 K: 0 S: 5	H: 2 LOB: 2 BB: 0 P: 5	R: 0 E: 0 K: 0 S: 3	H: 1 LOB: 1 BB: 1 P: 7	R: 2 E: 0 K: 0 S: 5	H: 2 LOB: 0 BB: 0 P: 5	R: 1 E: 0 K: 1 S: 7	H: 2 LOB: 1 BB: 0 P: 7	R: 0 E: 0 K: 0 S: 4	H: 0 LOB: 0 BB: 0 P: 3	R: 1 E: 0 K: 0 S: 4	H: 2 LOB: 1 BB: 1 P: 8	R: 0 E: 0 K: 1 S: 5	H: 0 LOB: 0 BB: 0 P: 5	R: 0 E: 0 K: 0 S: 3	H: 0 LOB: 0 BB: 0 P: 3	1B: 5 2B: 4 3B: 0 HR: 1	SF: 0 SAC: 0 DP: 1 HBP: 0	WP: 0 PB: 0 SB: 1 CS: 0	PA: 37
PITCHER	IP WLS BF H R ER SO BB IBB HBP BLK WP HR S P ERA WHIP																			
Tony Cloninger, R (1, 1) ERA: 2.87	6.0 L 26 8 3 3 1 1 0 0 0 0 0 1 27 31 4.50 1.500																			
Jim McGlothlin, R (7, 1) ERA: 4.5	1.0 5 2 1 1 0 1 0 0 0 0 0 0 4 8 9.00 3.000																			
Wayne Granger, R (8, 1) ERA: 3.21	2.0 6 0 0 0 0 1 0 0 0 0 0 0 8 8 0.00 0.000																			

Houston Astros @ Cincinnati Reds
Riverfront Stadium, Cincinnati, OH
Mon May 31 1971, 3:33 AM EDT
Att. 12,186 - Unknown

livebaseballscorecards.com

AB	35
R	4
H	10
RBI	4
BB	2
SO	2
LOB	8



Batter	1	2	3	4	5	6	7	8	9	AB R H RBI BB SO LOB	TOP																	
Don Kessinger, S (1, 6) OBP: 0.316, SLG: 0.304	0-0 1-3		0-0 1B	0-0 6-3		0-0 6-3		0-0 6-3		5 1 1 0 0 0 3																		
Glenn Beckert, R (1, 4) OBP: 0.383, SLG: 0.413	0-0 HBP BB 1B		0-0 FC1-6 1B		0-0 F9		0-0 F9	0-0 1B		5 0 3 2 0 0 0																		
Billy Williams, L (1, 7) OBP: 0.364, SLG: 0.511	4-0 HBP 1-2 BB		0-0 FC1-6 2B		0-0 F8		0-0 1B 14 HR	0-0 4-3		4 2 1 0 1 0 2																		
Ron Santo, R (1, 5) OBP: 0.383, SLG: 0.526	0-0 F7		0-0 1-H 2B		0-0 2B		0-0 13 14 HR		0-0 4-3	5 1 3 1 0 0 2																		
Jim Hickman, R (1, 3) OBP: 0.331, SLG: 0.411	1-0 1-2 2-3 HBP		0-3 K		0-0 F7		0-0 1-H 3-H HR		0-0 1-3	0 0 0 0 0 0 0																		
14 Ernie Banks, R (1, PR) OBP: 0.216, SLG: 0.265										4 1 1 3 0 1 2																		
Johnny Callison, L (1, 9) OBP: 0.305, SLG: 0.305	0-0 G3		4-0 BB				0-0 P6	0-0 F8	0-0 F9	4 0 0 0 1 0 3																		
Brock Davis, L (1, 8) OBP: 0.290, SLG: 0.345		0-0 F7	0-0 L8				4-0 SH1-4 1B BB	0-0 6-3		3 0 0 0 1 0 2																		
J.C. Martin, L (1, 2) OBP: 0.357, SLG: 0.487		0-0 F2		0-0 4-3			0-0 SH1-4 1B		0-0 6-3 SH2-4 1B 1B	4 1 2 0 0 0 0																		
Bill Hands, R (1, 1) OBP: 0.143, SLG: 0.115		0-0 P4		0-3 K			0-0 SH1-4		0-0 SH2-4	2 0 0 0 0 1 0																		
Inning Stats	R: 0 E: 0 K: 0 S: 4	H: 1 LOB: 3 BB: 1 P: 9	R: 0 E: 0 K: 0 S: 3	H: 0 LOB: 0 BB: 0 P: 3	R: 2 E: 0 K: 1 S: 8	H: 3 LOB: 2 BB: 1 P: 12	R: 0 E: 0 K: 1 S: 5	H: 0 LOB: 0 BB: 0 P: 5	R: 0 E: 0 K: 0 S: 4	H: 1 LOB: 1 BB: 0 P: 4	R: 0 E: 0 K: 0 S: 4	H: 1 LOB: 2 BB: 1 P: 8	R: 3 E: 0 K: 0 S: 6	H: 3 LOB: 0 BB: 0 P: 6	R: 1 E: 0 K: 0 S: 5	H: 2 LOB: 1 BB: 0 P: 5	R: 0 E: 0 K: 0 S: 3	H: 0 LOB: 0 BB: 0 P: 3	1B: 8 2B: 2 3B: 0 HR: 1	SF: 0 SAC: 2 DP: 0 HBP: 1	WP: 0 PB: 0 SB: 1 CS: 0	PA: 42						
PITCHER	IP WLS BF H R ER SO BB IBB HBP BLK WP HR S P ERA WHIP																											
Milt Wilcox, R (1, 1) ERA: 4.02	6.0		28	6	2	2	2	3	0	1	0	0	0	0	28	41	3.00	1.500										
Clay Carroll, R (7, 1) ERA: 2.54	2.0	L	11	5	4	4	0	0	0	0	0	0	1	11	11	18.00	2.500											
Wayne Granger, R (9, 1) ERA: 3.12	1.0		3	0	0	0	0	0	0	0	0	0	0	3	3	0.00	0.000											

Chicago Cubs @ Cincinnati Reds
Riverfront Stadium, Cincinnati, OH
Wed Jun 02 1971, 7:05 PM EDT
Cloudy - 74 F

livebaseballscorecards.com

AB 36
R 6
H 11
RBI 6
BB 3
SO 2
LOB 14



Batter	1	2	3	4	5	6	7	8	9	AB	R	H	RBI	BB	SO	LOB
Pete Rose, S OBP: 0.374, SLG: 0.404 (1, 9)	4-0 1B BB		0-0 F8 1B	0-0 F8		0-0 F7		4-0 BB		3	1	1	0	2	0	2
Tommy Helms, R OBP: 0.289, SLG: 0.333 (1, 4)	0-0 BB 1-3 1B		0-0 1B 1-2 1B		0-0 P6	0-0 2-H 2B		0-0 F7		5	0	3	1	0	0	1
Lee May, R OBP: 0.371, SLG: 0.565 (1, 3)	0-3 K		0-0 F8 2-3		0-0 BB 1B	4-0 FC6 BB			0-0 HR	4	1	2	1	1	1	4
Tony Perez, R OBP: 0.278, SLG: 0.338 (1, 5)	4-0 G6-4-3 1-2 BB		0-0 1-2 1B		0-0 BB 1-2 1B	0-0 FC6 1-2f			0-0 F9	4	0	2	1	1	0	2
George Foster, R OBP: 0.299, SLG: 0.385 (1, 8)	0-0 G6-4-3 1-2f		0-0 P4		4-0 FC6-4 1-2 2-3 BB		0-0 6-3		0-0 F9	4	0	0	0	1	0	5
Bernie Carbo, L OBP: 0.351, SLG: 0.320 (1, 7)		0-0 P5	0-0 F8		0-0 F2		0-0 F9		0-0 2B	5	0	1	0	0	0	5
Pat Corrales, R OBP: 0.154, SLG: 0.154 (1, 2)		0-0 F9		0-0 6-3	0-0 FC6-4 1-2f		0-0 6-3		0-3 K	2	0	0	0	0	0	0
Johnny Bench, R OBP: 0.289, SLG: 0.477 (5, PH)		0-0 F9		0-0 6-3					0-3 K	3	0	0	0	0	1	4
Dave Concepcion, R OBP: 0.282, SLG: 0.325 (1, 6)		0-0 E5		0-0 S 1B		0-0 S 2B 1B		0-0 2-3		4	1	2	0	0	0	0
Milt Wilcox, R OBP: 0.273, SLG: 0.258 (6, PH)		0-0 4-3		0-0 P3		0-0 P5		0-0 L8		2	0	0	0	0	0	2
Clay Carroll, R OBP: 0.391, SLG: 0.226 (7, 1)										1	0	0	0	0	0	1
Ty Cline, L OBP: 0.391, SLG: 0.226 (8, PH)										0	0	0	0	0	0	0
Wayne Granger, R OBP: 0.391, SLG: 0.226 (9, 1)										1	0	0	0	0	0	0

Inning Stats	R: 0	H: 1	E: 0	K: 1	S: 5	R: 0	H: 0	E: 1	K: 0	S: 4	R: 1	H: 3	E: 0	K: 0	S: 6	R: 0	H: 1	E: 0	K: 0	S: 4	R: 0	H: 2	E: 0	K: 0	S: 5	R: 1	H: 2	E: 0	K: 0	S: 5	R: 0	H: 0	E: 0	K: 0	S: 3	R: 0	H: 0	E: 0	K: 0	S: 3	R: 0	H: 0	E: 0	K: 0	S: 3	R: 1	H: 2	E: 0	K: 1	S: 7
	LOB: 2	BB: 2	P: 13	LOB: 1	BB: 0	P: 4	LOB: 2	BB: 0	P: 6	LOB: 1	BB: 0	P: 4	LOB: 3	BB: 1	P: 9	LOB: 2	BB: 1	P: 9	LOB: 0	BB: 0	P: 3	LOB: 1	BB: 1	P: 7	LOB: 1	BB: 0	P: 7	LOB: 1	BB: 0	P: 7	1B: 8	SF: 0	2B: 2	SAC: 0	3B: 0	DP: 1	HR: 1	HBP: 0	WP: 0	PA: 43	PB: 0	SB: 2	CS: 0							

PITCHER	IP	WLS	BF	H	R	ER	SO	BB	IBB	HBP	BLK	WP	HR	S	P	ERA	WHIP
Bill Hands, R ERA: 4.0 (1, 1)	9.0	W	43	11	3	3	2	5	0	0	0	0	1	42	62	3.00	1.778

BOTTOM

Chicago Cubs @ Cincinnati Reds
Riverfront Stadium, Cincinnati, OH
Wed Jun 02 1971, 7:05 PM EDT
Cloudy - 74 F

livebaseballscorecards.com

AB	38
R	3
H	11
RBI	3
BB	5
SO	2
LOB	26



Batter	1	2	3	4	5	6	7	8	9	AB R H RBI BB SO LOB	TOP												
Don Kessinger, S OBP: 0.326, SLG: 0.315 (1, 6)	0-0 G4-6-3 1B		0-0 G4-6-3 1B			0-0 SH1-4 1-2		0-0 HR 1B		3 1 3 0 0 0 0													
Glenn Beckert, R OBP: 0.376, SLG: 0.405 (1, 4)	0-0 G4-6-3 1-2f		0-0 G4-6-3 1-2f			0-0 4-3 2-3		0-0 HR 1-2		4 1 0 0 0 0 5													
Billy Williams, L OBP: 0.367, SLG: 0.526 (1, 9) (8, 7)	0-0 F7			0-0 G1-4-3 1B		0-0 F7		0-0 HR 1-H 2-H		4 1 2 3 0 0 1													
Ron Santo, R OBP: 0.385, SLG: 0.542 (1, 7) (8, 5)		0-0 1-3		0-0 G1-4-3 1-2f		0-0 HR		0-0 1B		4 1 2 1 0 0 1													
Hal Breeden, R OBP: 0.182, SLG: 0.258 (1, 3)		0-3 K		0-0 F8		0-0 1B		0-0 F8		4 0 1 0 0 1 1													
Paul Popovich, S OBP: 0.100, SLG: 0.133 Ron Tompkins, R (8, 1)		0-0 FC6-4 1B			0-0 P9		0-0 2B	0-0 P8		4 0 2 0 0 0 1 0 0 0 0 0 0 0													
Chris Cannizzaro, R OBP: 0.321, SLG: 0.284 (1, 2)		0-0 FC6-4 1-2f			0-0 F9		0-0 6-3		0-0 F7	4 0 0 0 0 0 2													
Brock Davis, L OBP: 0.286, SLG: 0.333 (1, 8)			0-0 1B SH3-4 1B		0-0 F8		0-3 K		0-0 4-3	4 0 1 0 0 1 1													
Joe Decker, R OBP: 1.000, SLG: 1.000 Phil Regan, R Johnny Callison, L OBP: 0.301, SLG: 0.301 (8, PH) (8, 9)			0-0 SH3-4 1-2			0-0 4-3 SH1-4 1B		0-0 G3	0-0 P4	1 0 1 0 0 0 0 0 0 0 0 0 0 0 2 0 0 0 0 0 0													
Inning Stats	R: 0 E: 0 K: 0 S: 3	H: 1 LOB: 0 BB: 0 P: 3	R: 0 E: 0 K: 1 S: 6	H: 1 LOB: 1 BB: 0 P: 6	R: 0 E: 0 K: 0 S: 4	H: 2 LOB: 1 BB: 0 P: 4	R: 0 E: 0 K: 0 S: 3	H: 1 LOB: 0 BB: 0 P: 3	R: 0 E: 0 K: 0 S: 3	H: 0 LOB: 0 BB: 0 P: 3	R: 0 E: 0 K: 0 S: 4	H: 1 LOB: 1 BB: 0 P: 4	R: 1 E: 0 K: 1 S: 7	H: 3 LOB: 1 BB: 0 P: 7	R: 3 E: 1 K: 0 S: 7	H: 3 LOB: 1 BB: 0 P: 7	R: 0 E: 0 K: 0 S: 3	H: 0 LOB: 0 BB: 0 P: 3	1B: 9 2B: 1 3B: 0 HR: 2	SF: 0 SAC: 2 DP: 3 HBP: 0	WP: 0 PB: 0 SB: 0 CS: 0	PA: 36	
PITCHER Don Gullett, L ERA: 3.53 Wayne Granger, R ERA: 3.44	IP 7.0	WLS L	BF 26	H 9	R 1	ER 1	SO 2	BB 0	IBB 0	HBP 0	BLK 0	WP 0	HR 1	S 30	P 30	ERA 1.29	WHIP 1.286						
PITCHER	IP	WLS	BF	H	R	ER	SO	BB	IBB	HBP	BLK	WP	HR	S	P	ERA	WHIP						

Chicago Cubs @ Cincinnati Reds
Riverfront Stadium, Cincinnati, OH

Wed Jun 02 1971, 7:05 PM EDT
Att. 20,034 - Unknown

livebaseballscorecards.com

AB	34
R	4
H	12
RBI	4
BB	0
SO	2
LOB	12



BOTTOM

Chicago Cubs @ Cincinnati Reds
Riverfront Stadium, Cincinnati, OH
Wed Jun 02 1971, 7:05 PM EDT
Att. 20,034 - Unknown

livebaseballscorecards.com

AB 34
R 1
H 8
RBI 1
BB 0
SO 3
LOB 18



WP: 0 PA: 36
PB: 0
SB: 0
CS: 0

AB R H RBI BB SO LOB

3 0 2 1 0 0 1

4 0 1 0 0 0 4

4 0 0 0 0 1 6

4 0 0 0 0 1 0

4 0 1 0 0 1 0

4 1 2 0 0 0 0

3 0 2 0 0 0 2

1 0 0 0 0 0 0

1B: 8 SF: 1
2B: 0 SAC: 1
3B: 0 DP: 0
HR: 0 HBP: 0

Batter	1	2	3	4	5	6	7	8	9
Pete Rose, S (1, 9) OBP: 0.376, SLG: 0.408	0-0 FC1-6 1B		0-0 F8 1B		0-0 F8		0-0 SF8		
Tommy Helms, R (1, 4) OBP: 0.289, SLG: 0.332	0-0 FC1-6 1-2f		0-0 F8 1-2		0-0 FC6-4 1B 2-3		0-0 FC6-2 1-2 3-H		
Lee May, R (1, 3) OBP: 0.361, SLG: 0.548	0-3 K		0-0 F8		0-0 FC6-4 1-2f		0-0 FC5 2-3f		
Johnny Bench, R (1, 2) OBP: 0.284, SLG: 0.467	0-0 F7		0-0 F8			0-0 F8		0-0 P6	
Tony Perez, R (1, 5) OBP: 0.273, SLG: 0.332		0-3 K		0-0 F8		0-0 F8		0-0 3-1	
George Foster, R (1, 8) OBP: 0.298, SLG: 0.381		0-0 1B 1B		0-0 G3		0-3 K		0-0 4-3	
Hal McRae, R (1, 7) OBP: 0.289, SLG: 0.366		0-0 1B 1-3 1B		0-0 F8			0-0 SH 1B SF8 1B		0-0 1-3
Woody Woodward, R (1, 6) OBP: 0.347, SLG: 0.314		0-0 L4			0-0 E7 1B 1B		0-0 SF8 SH FC6-2 1B		0-0 L8
Ty Cline, L (9, PH) OBP: 0.386, SLG: 0.222									0-0 6-3
Don Gullett, R (1, 1)		0-0 F9			0-0 P2		0-0 SH FC5 FC6-2 1-2 2-3		0-0
Jimmy Stewart, S (7, PH) OBP: 0.273, SLG: 0.258									
Wayne Granger, R (8, 1)									
Bernie Carbo, L (9, PH) OBP: 0.349, SLG: 0.317									

Inning Stats	R: 0	H: 1	E: 0	K: 1	S: 6	L: 1	LOB: 1	BB: 0	P: 6	R: 0	H: 2	E: 0	K: 1	S: 7	L: 2	LOB: 2	BB: 0	P: 7	R: 0	H: 1	E: 0	K: 0	S: 4	L: 1	LOB: 1	BB: 0	P: 4	R: 0	H: 0	E: 0	K: 0	S: 3	L: 2	LOB: 2	BB: 0	P: 5	R: 0	H: 0	E: 0	K: 1	S: 5	L: 0	LOB: 0	BB: 0	P: 5	R: 1	H: 2	E: 1	K: 0	S: 6	L: 2	LOB: 2	BB: 0	P: 6	R: 0	H: 0	E: 0	K: 0	S: 3	L: 0	LOB: 0	BB: 0	P: 3	R: 0	H: 0	E: 0	K: 0	S: 3	L: 0	LOB: 0	BB: 0	P: 3	R: 0	H: 0	E: 0	K: 0	S: 3	L: 0	LOB: 0	BB: 0	P: 3
--------------	------	------	------	------	------	------	--------	-------	------	------	------	------	------	------	------	--------	-------	------	------	------	------	------	------	------	--------	-------	------	------	------	------	------	------	------	--------	-------	------	------	------	------	------	------	------	--------	-------	------	------	------	------	------	------	------	--------	-------	------	------	------	------	------	------	------	--------	-------	------	------	------	------	------	------	------	--------	-------	------	------	------	------	------	------	------	--------	-------	------

PITCHER	IP	WLS	BF	H	R	ER	SO	BB	IBB	HBP	BLK	WP	HR	S	P	ERA	WHIP
Joe Decker, R (1, 1) ERA: 3.68	6.0		26	8	1	1	3	0	0	0	0	0	0	32	32	1.50	1.333
Phil Regan, R (7, 1) ERA: 3.81	1.0	W	4	0	0	0	0	0	0	0	0	0	0	4	4	0.00	0.000
Ron Tompkins, R (8, 1) ERA: 3.29	2.0	S	6	0	0	0	0	0	0	0	0	0	0	6	6	0.00	0.000

Batter	1	2	3	4	5	6	7	8	9	AB R H RBI BB SO LOB	TOP											
Don Kessinger, S (1, 6) OBP: 0.324, SLG: 0.313	0-3 K		0-0 4-1		0-0 S 1B			0-3 K		4 0 1 0 0 2 1												
Glenn Beckert, R (1, 4) OBP: 0.378, SLG: 0.407	0-0 6-4-3 1B		0-0 G3 1B		0-0 P3			0-0 5-3		4 0 2 1 0 0 1												
Billy Williams, L (1, 7) OBP: 0.364, SLG: 0.520	0-0 6-4-3 1B		0-0 G3				0-0 4-1		0-0 F7	4 0 1 0 0 0 1												
Ron Santo, R (1, 5) OBP: 0.378, SLG: 0.530	0-0 6-4-3		0-0 F8				0-0 6-3		0-0 4-3	4 0 0 0 0 0 3												
Joe Pepitone, L (1, 3) OBP: 0.331, SLG: 0.449	0-0 F9			0-0 F6			0-0 4-3		0-0 1B	4 0 1 0 0 0 2												
Brock Davis, L (1, 8) OBP: 0.256, SLG: 0.297		0-0 F8		0-0 F8			0-0 F8		0-0 4-3	4 0 0 0 0 0 1												
Johnny Callison, L (1, 9) OBP: 0.302, SLG: 0.301		0-3 K		0-0 6-3			0-0 1B			3 0 1 0 0 1 0												
Danny Breeden, R (1, 2) OBP: 0.295, SLG: 0.211		0-0 5-3				0-0 F2		0-0 F7		3 0 0 0 0 0 0												
Ken Holtzman, R (1, 1) OBP: 0.143, SLG: 0.182			0-0 E5 4-1 1B		0-0 5-3			0-0 5-3		3 1 0 0 0 0 0												
Inning Stats	R: 0 E: 0 K: 1 S: 7	H: 2 LOB: 2 BB: 0 P: 7	R: 0 E: 0 K: 1 S: 5	H: 0 LOB: 0 BB: 0 P: 5	R: 1 E: 1 K: 0 S: 5	H: 1 LOB: 1 BB: 0 P: 5	R: 0 E: 0 K: 0 S: 3	H: 0 LOB: 0 BB: 0 P: 3	R: 0 E: 0 K: 0 S: 4	H: 1 LOB: 1 BB: 0 P: 4	R: 0 E: 0 K: 0 S: 3	H: 0 LOB: 0 BB: 0 P: 3	R: 0 E: 0 K: 0 S: 3	H: 1 LOB: 0 BB: 0 P: 3	R: 0 E: 0 K: 1 S: 5	H: 0 LOB: 0 BB: 0 P: 5	R: 0 E: 0 K: 0 S: 4	H: 1 LOB: 1 BB: 0 P: 4	1B: 6 2B: 0 3B: 0 HR: 0	SF: 0 SAC: 0 DP: 0 HBP: 0	WP: 0 PB: 0 SB: 1 CS: 0	PA: 33
PITCHER	IP WLS BF H R ER SO BB IBB HBP BLK WP HR S P ERA WHIP																					
Gary Nolan, R (1, 1) ERA: 3.09	8.0 L 29 5 1 0 3 0 0 0 0 0 0 0 0 35 35 0.00 0.625																					
Joe Gibbon, L (9, 1) ERA: 2.73	1.0 4 1 0 0 0 0 0 0 0 0 0 0 0 4 4 0.00 1.000																					

Chicago Cubs @ Cincinnati Reds
Riverfront Stadium, Cincinnati, OH
Thu Jun 03 1971, 7:05 PM EDT
Att: 11,751 - Unknown

livebaseballscorecards.com

AB 33
R 1
H 6
RBI 1
BB 0
SO 3
LOB 9



Batter	1	2	3	4	5	6	7	8	9	AB R H RBI BB SO LOB
Hal McRae, R (1, 7) OBP: 0.287, SLG: 0.354	0-0 P4		0-0 F8			4-0 BB			0-0 F9	3 0 0 0 1 0 1
Tommy Helms, R (1, 4) OBP: 0.283, SLG: 0.325	0-0 F9			0-0 5-3		0-0 L6			0-3 K	4 0 0 0 0 1 1
Lee May, R (1, 3) OBP: 0.358, SLG: 0.536	0-0 F7			4-0 BB		0-0 5-3			0-3 K	3 0 0 0 1 1 1
Johnny Bench, R (1, 2) OBP: 0.280, SLG: 0.460		0-3 K2-3		0-0 G5-4-3		0-0 F9				3 0 0 0 0 1 1
Tony Perez, R (1, 5) OBP: 0.269, SLG: 0.327		0-0 6-3			0-0 F9					3 0 0 0 0 0 0
George Foster, R (1, 8) OBP: 0.290, SLG: 0.371		0-3 K			0-0 6-3					3 0 0 0 0 1 0
Buddy Bradford, R (1, 9) OBP: 0.291, SLG: 0.253			4-0 BB	4-0 BB					0-0 B2	1 0 0 0 2 0 0
Dave Concepcion, R (1, 6) OBP: 0.276, SLG: 0.317			0-0 4-3		0-3 K				0-3 K	3 0 0 0 0 2 2
Gary Nolan, R (1, 1) OBP: 0.077, SLG: 0.040			0-0 B2			0-0 4-3			0-0 P4	2 0 0 0 0 0 1
Al Ferrara, R (8, PH) OBP: 0.333, SLG: 0.179										1 0 0 0 0 0 0
Joe Gibbon, R (9, 1)										0 0 0 0 0 0 0

Inning Stats	R: 0	H: 0	E: 0	K: 0	S: 3	R: 0	H: 0	E: 0	K: 2	S: 7	R: 0	H: 0	E: 0	K: 0	S: 3	R: 0	H: 0	E: 0	K: 1	S: 5	R: 0	H: 0	E: 0	K: 0	S: 3	R: 0	H: 0	E: 0	K: 1	S: 5	R: 0	H: 0	E: 0	K: 2	S: 7	R: 0	H: 0	E: 0	K: 0	S: 7	1B: 0	2B: 0	3B: 0	HR: 0	SF: 0	SAC: 0	DP: 1	HBP: 0	WP: 1	PB: 0	SB: 1	CS: 0	PA: 30
PITCHER Ken Holtzman, L (1, 1) ERA: 4.79	IP	WLS	BF	H	R	ER	SO	BB	IBB	HBP	BLK	WP	HR	S	P	ERA	WHIP																			IP	WLS	BF	H	R	ER	SO	BB	IBB	HBP	BLK	WP	HR	S	P	ERA	WHIP	

BOTTOM

Chicago Cubs @ Cincinnati Reds
Riverfront Stadium, Cincinnati, OH

Thu Jun 03 1971, 7:05 PM EDT
Att. 11,751 - Unknown

livebaseballscorecards.com

AB	26
R	0
H	0
RBI	0
BB	4
SO	6
LOB	7



Batter	1	2	3	4	5	6	7	8	9	AB	R	H	RBI	BB	SO	LOB	TOP	
Lou Brock, L (1, 7) OBP: 0.408, SLG: 0.479 Bob Chlupsa, R (6, 1) Dal Maxvill, R (8, PH) OBP: 0.272, SLG: 0.188	0-0 4-3			0-0 4-3		0-0 4-3		0-0 6-3		3	0	0	0	0	0	0		
Matty Alou, L (1, 8) OBP: 0.356, SLG: 0.426 Leron Lee, L (6, 7) OBP: 0.310, SLG: 0.360	0-0 4-3			0-0 3-1			0-3 K		0-0 1-3	2	0	0	0	0	0	0		
Ted Simmons, S (1, 2) OBP: 0.358, SLG: 0.413	0-0 5-3			0-0 L6			4-0 1B BB BB		0-0 F8	3	0	0	0	1	0	0		
Joe Torre, R (1, 5) OBP: 0.415, SLG: 0.525		0-0 F5			0-0 5-3 1B		0-0 P6		0-0 1B	4	0	2	0	0	0	1		
Jose Cardenal, R (1, 9) OBP: 0.318, SLG: 0.426 Joe Hague, L (7, 9) OBP: 0.368, SLG: 0.434		0-0 L6			0-0 5-3 1-2		4-0 1-2 1B BB		0-0 4-3	2	0	0	0	1	0	1		
Julian Javier, R (1, 4) OBP: 0.321, SLG: 0.393 Dick Schofield, S (5, 4) OBP: 0.365, SLG: 0.333		0-0 F8			0-0 F9		0-0 1-2 2-3 1B			2	0	0	0	0	0	1		
Jim Beauchamp, R (1, 3) OBP: 0.312, SLG: 0.348			0-0 4-3		0-0 1-3		0-0 P4			3	0	0	0	0	0	4		
Ted Sizemore, R (1, 6) OBP: 0.313, SLG: 0.281 Don Shaw, L (8, 1) OBP: 0.244, SLG: 0.231			0-0 E6 CS			0-0 F3		0-0 F8		3	0	0	0	0	0	0		
Chris Zachary, L (1, 1) OBP: 0.286, SLG: 0.286 Chuck Taylor, R (4, 1) Luis Melendez, R (6, PH) OBP: 0.244, SLG: 0.231			0-3 K			0-0 F7		0-0 P4		1	0	0	0	0	1	1		
Inning Stats	R: 0 E: 0 K: 0 S: 3	H: 0 LOB: 0 BB: 0 P: 3	R: 0 E: 0 K: 0 S: 3	H: 0 LOB: 0 BB: 0 P: 3	R: 0 E: 1 K: 1 S: 5	H: 0 LOB: 0 BB: 0 P: 5	R: 0 E: 0 K: 0 S: 3	H: 0 LOB: 0 BB: 0 P: 3	R: 0 E: 0 K: 1 S: 6	H: 1 LOB: 3 BB: 2 P: 14	R: 0 E: 0 K: 0 S: 3	H: 0 LOB: 0 BB: 0 P: 3	R: 0 E: 0 K: 0 S: 4	H: 1 LOB: 1 BB: 0 P: 4	1B: 3 2B: 0 3B: 0 HR: 0	SF: 0 SAC: 0 DP: 0 HBP: 0	WP: 0 PB: 0 SB: 0 CS: 1	PA: 32
PITCHER Ross Grimsley, L (1, 1) ERA: 2.67	IP: 9.0 WLS: W BF: 32 H: 3 R: 0 ER: 0 SO: 2 BB: 2 IBB: 0 HBP: 0 BLK: 0 WP: 0 HR: 0 S: 34 P: 42 ERA: 0.00 WHIP: 0.556																	

St. Louis Cardinals @ Cincinnati Reds
Riverfront Stadium, Cincinnati, OH
Fri Jun 04 1971, 7:05 PM EDT
Att. 17,120 - Unknown

livebaseballscorecards.com

AB	30
R	0
H	3
RBI	0
BB	2
SO	2
LOB	9



Batter	1	2	3	4	5	6	7	8	9	AB	R	H	RBI	BB	SO	LOB
Hal McRae, R (1, 7) OBP: 0.286, SLG: 0.350 Pat Corrales, R (7, 2) OBP: 0.143, SLG: 0.143	0-3 K	0-0 F8		0-0 1B 3B 1B	0-0 6-3		0-0 F9			4	1	1	0	0	1	0
Tommy Helms, R (1, 4) OBP: 0.286, SLG: 0.327	0-0 2B SF9 1B	0-3 K		0-0 3B 1-2 1B	0-0 6-3		0-0 E6 FC5-4			5	2	2	0	0	1	0
Lee May, R (1, 3) OBP: 0.361, SLG: 0.542 Woody Woodward, R (5, PR) OBP: 0.344, SLG: 0.310 (6, 5)	0-0 SF9 1-3 1B 2B	0-0 E5		0-0 F8	0-0 1B		0-3 K			4	1	2	0	0	0	2
Johnny Bench, R (1, 2) OBP: 0.278, SLG: 0.466 (7, 7)	0-0 SF9	0-3 K		0-0 HR 3B	0-0 F9		0-0 FC5-4			4	1	1	3	0	1	3
Tony Perez, R (1, 5) OBP: 0.281, SLG: 0.353 (6, 3)	0-0 1B 1B 1B		0-0 1B G4-3 1B	0-0 HR		0-0 2B 1B		0-0 6-3		5	4	4	3	0	0	0
George Foster, R (1, 8) OBP: 0.310, SLG: 0.397	0-0 1B 1-3 1B		0-0 G4-3 1-3 1B	0-0 HR 1B		0-0 1B G4-6-3 2B		0-3 K		5	2	4	1	0	1	0
Buddy Bradford, R (1, 9) OBP: 0.313, SLG: 0.303	0-0 1B		4-0 G4-3 IBB	0-0 HR		0-0 G4-6-3 2-3 1B		0-0 6-3		4	1	3	3	1	0	0
Dave Concepcion, R (1, 6) OBP: 0.275, SLG: 0.310	4-0 FC6-4 IBB		0-0 G4-3 1-2f 2-3 3-H	0-0 4-3		0-0 G4-6-3 1-2f 3-H				3	0	0	0	1	0	3
Ross Grimsley, L (1, 1)	0-0 FC6-4 1-2f		0-3 K	0-3 K		0-0 1-3				4	0	0	0	0	2	4

Inning Stats	R: 3	H: 5	E: 0	LOB: 3	K: 1	P: 14	R: 0	H: 0	E: 1	LOB: 1	K: 2	P: 8	R: 1	H: 2	E: 0	LOB: 1	K: 1	P: 10	R: 6	H: 6	E: 0	LOB: 0	K: 1	P: 11	R: 0	H: 1	E: 0	LOB: 1	K: 0	P: 4	R: 2	H: 3	E: 0	LOB: 0	K: 0	P: 5	R: 0	H: 0	E: 1	LOB: 1	K: 1	P: 6	R: 0	H: 0	E: 0	LOB: 0	K: 1	P: 5
--------------	------	------	------	--------	------	-------	------	------	------	--------	------	------	------	------	------	--------	------	-------	------	------	------	--------	------	-------	------	------	------	--------	------	------	------	------	------	--------	------	------	------	------	------	--------	------	------	------	------	------	--------	------	------

PITCHER	IP	WLS	BF	H	R	ER	SO	BB	IBB	HBP	BLK	WP	HR	S	P	ERA	WHIP
Chris Zachary, R (1, 1) ERA: 6.89	3.0	L	20	9	6	6	4	0	2	0	0	0	0	26	34	18.00	3.000
Chuck Taylor, R (4, 1) ERA: 4.76	2.0		11	5	4	4	1	0	0	0	0	0	2	13	13	18.00	2.500
Bob Chlupsa, R (6, 1) ERA: 9.0	2.0		9	3	2	2	1	0	0	0	0	0	0	11	11	9.00	1.500
Don Shaw, L (8, 1) ERA: 1.8	1.0		3	0	0	0	1	0	0	0	0	0	0	5	5	0.00	0.000

BOTTOM

St. Louis Cardinals @ Cincinnati Reds
Riverfront Stadium, Cincinnati, OH

Fri Jun 04 1971, 7:05 PM EDT
Att. 17,120 - Unknown

AB	40
R	12
H	17
RBI	10
BB	2
SO	7
LOB	13

livebaseballscorecards.com



WP	HR	S	P	ERA	WHIP
0	0	0	0	0	0

St. Louis Cardinals @ Cincinnati Reds
 Riverfront Stadium, Cincinnati, OH

Sun Jun 06 1971, 3:33 AM EDT
 Att. 20,189 - Unknown

livebaseballscorecards.com

AB	30
R	2
H	4
RBI	2
BB	1
SO	6
LOB	5



Batter	1	2	3	4	5	6	7	8	9	AB	R	H	RBI	BB	SO	LOB
Lou Brock, L (1, 7) OBP: 0.411, SLG: 0.486	0-0 3-1		0-0 4-3			0-0 L5		0-0 P6		4	0	0	0	0	0	1
Matty Alou, L (1, 8) OBP: 0.348, SLG: 0.412	0-0 F8			0-0 F7			0-0 G3	0-3 K		4	0	0	0	0	1	1
Jim Beauchamp, R (1, 3) OBP: 0.296, SLG: 0.329	0-3 K			0-0 5-3			0-0 L8		0-3 K	4	0	0	0	0	2	0
Joe Torre, R (1, 5) OBP: 0.414, SLG: 0.519		0-0 G6-4-3 1B		0-3 K			0-0 E5 1B		0-0 5-3	4	0	1	0	0	1	0
Jose Cardenal, R (1, 9) OBP: 0.320, SLG: 0.418		0-0 G6-4-3 1-2f			0-0 L7		0-0 1-2 1B		0-3 K	4	0	1	0	0	1	1
Julian Javier, R (1, 4) OBP: 0.304, SLG: 0.372		0-0 4-3			0-0 6-3		0-0 F9			3	0	0	0	0	0	2
Jerry McNertney, R (1, 2) OBP: 0.421, SLG: 0.727			0-0 HR		0-0 F9			4-0 2B SF7 BB		2	2	1	1	1	0	0
Ted Sizemore, R (1, 6) OBP: 0.314, SLG: 0.289			0-0 6-3			0-0 L5		0-0 SF7 2B		3	0	1	0	0	0	0
Reggie Cleveland, R (1, 1) OBP: 0.071, SLG: 0.107		0-3 K				0-0 1-3		0-0 SF7		1	0	0	0	0	0	1
Luis Melendez, R (6, PH) OBP: 0.238, SLG: 0.225								2-3 3-H		1	0	0	0	0	0	0
Frank Linzy, R (6, 1) OBP: 0.500, SLG: 0.500										0	0	0	0	0	0	0
Ted Simmons, S (8, PH) OBP: 0.354, SLG: 0.409										0	0	0	0	1	0	0
Moe Drabowsky, R (8, 1)										0	0	0	0	0	0	0

Inning Stats	R: 0	H: 0	E: 0	K: 1	S: 5	P: 5	R: 0	H: 1	E: 0	K: 0	S: 3	P: 3	R: 1	H: 1	E: 0	K: 1	S: 6	P: 6	R: 0	H: 0	E: 0	K: 0	S: 3	P: 3	R: 0	H: 0	E: 0	K: 0	S: 3	P: 3	R: 0	H: 0	E: 0	K: 0	S: 3	P: 3	R: 0	H: 1	E: 0	K: 0	S: 5	P: 5	R: 1	H: 1	E: 0	K: 1	S: 6	P: 10	R: 0	H: 0	E: 0	K: 2	S: 7	P: 7	1B: 2	2B: 1	3B: 0	HR: 1	SF: 1	SAC: 0	DP: 1	HBP: 0	WP: 0	PA: 32
--------------	------	------	------	------	------	------	------	------	------	------	------	------	------	------	------	------	------	------	------	------	------	------	------	------	------	------	------	------	------	------	------	------	------	------	------	------	------	------	------	------	------	------	------	------	------	------	------	-------	------	------	------	------	------	------	-------	-------	-------	-------	-------	--------	-------	--------	-------	--------

PITCHER	IP	WLS	BF	H	R	ER	SO	BB	IBB	HBP	BLK	WP	HR	S	P	ERA	WHIP
Don Gullett, L (1, 1) ERA: 3.43	7.0	W	26	4	2	2	3	1	0	0	0	0	1	31	35	2.57	0.714
Joe Gibbon, L (8, 1) ERA: 2.56	2.0	S	6	0	0	0	3	0	0	0	0	0	0	12	12	0.00	0.000

PITCHER	IP	WLS	BF	H	R	ER	SO	BB	IBB	HBP	BLK	WP	HR	S	P	ERA	WHIP
---------	----	-----	----	---	---	----	----	----	-----	-----	-----	----	----	---	---	-----	------

Batter	1	2	3	4	5	6	7	8	9	AB	R	H	RBI	BB	SO	LOB
Pete Rose, S OBP: 0.385, SLG: 0.418 (1, 9)	0-0 G6-4-3 1B		0-0 FC1-5 HR 1B		0-0 G6-4-3 1B		0-0 FC6-4 1B			4	1	4	0	0	0	0
Tommy Helms, R OBP: 0.280, SLG: 0.319 (1, 4)	0-0 G6-4-3 1-2f		0-0 FC1-5 HR 1-2 2-3f		0-3 K		0-0 FC6-4 1-2f			4	1	0	0	0	1	6
Lee May, R OBP: 0.362, SLG: 0.567 Woody Woodward, R OBP: 0.344, SLG: 0.310 (1, 3) (9, 5)	0-0 F9		0-0 HR 1-H 2-H		0-0 G6-4-3 1-2f			0-0 6-3		4	1	1	3	0	0	1
Johnny Bench, R OBP: 0.273, SLG: 0.458 (1, 2)		0-0 F7	0-3 K			0-0 4-3		0-0 F9		4	0	0	0	0	1	0
Tony Perez, R OBP: 0.280, SLG: 0.349 (1, 5) (9, 3)		0-0 F8	0-3 K			0-0 4-3		0-0 FC6-4 1B		4	0	1	0	0	1	0
George Foster, R OBP: 0.328, SLG: 0.425 (1, 8)		0-0 2B		0-0 6-3 3B		0-0 4-3		0-0 FC6-4 1-2f		4	1	2	0	0	0	1
Bernie Carbo, L OBP: 0.359, SLG: 0.320 Jimmy Stewart, S OBP: 0.265, SLG: 0.250 (1, 7) (9, 7)		4-0 IBB		0-0 G3			0-0 FC4-6 1B			2	0	1	0	1	0	1
Dave Concepcion, R OBP: 0.264, SLG: 0.296 (1, 6)		0-0 F9		0-0 6-3 3-H			0-0 FC4-6 1-2f FC4-6			3	0	0	1	0	0	3
Don Gullett, R OBP: 0.045, SLG: 0.045 Joe Gibbon, R (8, 1)			0-0 FC1-5 1B		0-0 6-3		0-0 FC4-6 1-2f 1B			3	0	1	0	0	0	1

Inning Stats	R: 0	H: 1	E: 0	LOB: 0	K: 0	BB: 0	S: 3	P: 3	R: 0	H: 1	E: 0	LOB: 2	K: 0	BB: 1	S: 4	P: 8	R: 3	H: 3	E: 0	LOB: 0	K: 2	BB: 0	S: 10	P: 10	R: 1	H: 1	E: 0	LOB: 0	K: 0	BB: 0	S: 4	P: 4	R: 0	H: 1	E: 0	LOB: 0	K: 1	BB: 0	S: 5	P: 5	R: 0	H: 0	E: 0	LOB: 0	K: 0	BB: 0	S: 3	P: 3	R: 0	H: 2	E: 0	LOB: 2	K: 0	BB: 0	S: 5	P: 5	R: 0	H: 1	E: 0	LOB: 1	K: 0	BB: 0	S: 4	P: 4
1B: 7	SF: 0	2B: 1	SAC: 0	3B: 1	DP: 2	HR: 1	HBP: 0	WP: 0	PA: 33																																																							

PITCHER	IP	WLS	BF	H	R	ER	SO	BB	IBB	HBP	BLK	WP	HR	S	P	ERA	WHIP
Reggie Cleveland, R ERA: 3.54 (1, 1)	5.0	L	21	7	4	4	3	0	0	0	0	0	1	26	30	7.20	1.400
Frank Linzy, R ERA: 1.78 (6, 1)	2.0		8	2	0	0	0	0	0	0	0	0	0	8	8	0.00	1.000
Moe Drabowsky, R ERA: 2.86 (8, 1)	1.0		4	1	0	0	0	0	0	0	0	0	0	4	4	0.00	1.000


BOTTOM

St. Louis Cardinals @ Cincinnati Reds
Riverfront Stadium, Cincinnati, OH

Sun Jun 06 1971, 3:33 AM EDT
Att. 20,189 - Unknown

livebaseballscorecards.com

AB	32
R	4
H	10
RBI	4
BB	1
SO	3
LOB	13



Batter	1	2	3	4	5	6	7	8	9	AB R H RBI BB SO LOB	TOP																			
Pete Rose, S (1, 9) OBP: 0.383, SLG: 0.415	0-0 F7		0-0 4-3			0-0 1B		0-3 K		4 0 1 0 0 1 1	Cincinnati Reds @ Houston Astros Astrodome, Houston, TX Tue Jun 08 1971, 8:05 PM EDT Att. 17,402 - Unknown																			
Dave Concepcion, R (1, 6) OBP: 0.257, SLG: 0.288	0-0 F9		0-3 K			0-0 F9		0-0 G6-4-3		4 0 0 0 0 1 2																				
Lee May, R (1, 3) OBP: 0.353, SLG: 0.552	0-0 F9			0-0 5-3		0-0 F8			0-0 6-3	4 0 0 0 0 0 1																				
Johnny Bench, R (1, 2) OBP: 0.272, SLG: 0.454		0-0 G1 WP 1B		0-0 5-3		0-3 K			0-0 F8	4 0 1 0 0 1 1																				
Tony Perez, R (1, 5) OBP: 0.280, SLG: 0.347		0-3 K 1-2		0-3 K			0-0 F9		0-0 1B	4 0 1 0 0 2 1																				
George Foster, R (1, 8) OBP: 0.326, SLG: 0.415		4-0 G1 BB			0-0 E6 6-3 4-3		0-3 K		0-0 5-3	3 0 0 0 1 1 1																				
Bernie Carbo, L (1, 7) OBP: 0.358, SLG: 0.328		0-0 G1 1-2 2-3			0-0 4-3 1-2		0-0 2B			3 0 1 0 0 0 3																				
Woody Woodward, R (1, 4) OBP: 0.337, SLG: 0.303		0-0 F9			0-0 6-3 2-3		0-3 K			2 0 0 0 0 0 3																				
Al Ferrara, R (7, PH) OBP: 0.316, SLG: 0.167					0-0 4-3					1 0 0 0 0 1 1																				
Tommy Helms, R (7, 4) OBP: 0.280, SLG: 0.319										0 0 0 0 0 0 0																				
Gary Nolan, R (1, 1) OBP: 0.071, SLG: 0.037			0-3 K		0-0 4-3			0-0 G6-4-3 1B		2 0 0 0 0 1 1																				
Ty Cline, L (8, PH) OBP: 0.394, SLG: 0.236										1 0 1 0 0 0 0																				
Jim McGlothlin, R (8, 1) OBP: 0.273, SLG: 0.500										0 0 0 0 0 0 0																				
Inning Stats	R: 0 E: 0 K: 0 S: 3	H: 0 LOB: 0 BB: 0 P: 3	R: 0 E: 0 K: 1 S: 6	H: 1 LOB: 2 BB: 1 P: 10	R: 0 E: 0 K: 2 S: 7	H: 0 LOB: 0 BB: 0 P: 7	R: 0 E: 0 K: 1 S: 5	H: 0 LOB: 0 BB: 0 P: 5	R: 0 E: 1 K: 0 S: 4	H: 0 LOB: 1 BB: 0 P: 4	R: 0 E: 0 K: 2 S: 8	H: 1 LOB: 1 BB: 0 P: 8	R: 0 E: 0 K: 1 S: 5	H: 1 LOB: 0 BB: 0 P: 5	R: 0 E: 0 K: 0 S: 4	H: 1 LOB: 1 BB: 0 P: 4	1B: 4 2B: 1 3B: 0 HR: 0	SF: 0 SAC: 0 DP: 1 HBP: 0	WP: 1 PB: 0 SB: 0 CS: 0	PA: 33										
PITCHER Don Wilson, R (1, 1) ERA: 2.63	IP 9.0	WLS W	BF 33	H 5	R 0	ER 0	SO 8	BB 1	IBB 0	HBP 0	BLK 0	WP 1	HR 0	S 48	P 52	ERA 0.00	WHIP 0.667													
											PITCHER	IP	WLS	BF	H	R	ER	SO	BB	IBB	HBP	BLK	WP	HR	S	P	ERA	WHIP		


livebaseballscorecards.com

AB	32
R	0
H	5
RBI	0
BB	1
SO	8
LOB	15



Batter	1	2	3	4	5	6	7	8	9
Jesus Alou, R OBP: 0.374, SLG: 0.429 (1, 9)	0-0 F7			0-0 1B FC6-4 1B	0-0 5-3		0-0 5-3		
Joe Morgan, L OBP: 0.336, SLG: 0.388 (1, 4)	0-3 K			0-0 1-3 FC6-4 1B		0-0 F7		0-0 3-1	
Cesar Cedeno, R OBP: 0.265, SLG: 0.362 (1, 8)	0-3 K			0-0 1-2f 3-H FC6-4		0-0 1-3		0-0 BB 1B	
Bob Watson, R OBP: 0.345, SLG: 0.411 (1, 7)		0-0 G6-4-3 1B		0-0 F8		0-0 BB 2B		4-0 1-2 G5-4-3 BB	
Cesar Geronimo, L OBP: 0.278, SLG: 0.353 (8, PR) (9, 7)									
Denis Menke, R OBP: 0.326, SLG: 0.294 (1, 6) (7, 3)		0-0 G6-4-3 1-2f		0-3 K		0-0 E5 BB		0-0 G5-4-3 1-2f	
John Mayberry, L OBP: 0.300, SLG: 0.340 (1, 3)					0-0 3B 1B		4-0 1-2 2-3 BB		
Roger Metzger, S OBP: 0.269, SLG: 0.280 (6, PR) (7, 6)									
Doug Rader, R OBP: 0.272, SLG: 0.314 (1, 5)			0-3 K		0-0 1-H 3B		0-3 K		
Jack Hiatt, R OBP: 0.471, SLG: 0.414 (1, 2)			0-3 K		0-0 F6		0-3 K		
Don Wilson, R OBP: 0.114, SLG: 0.143 (1, 1)			0-0 5-3		0-3 K		0-3 K		

AB	R	H	RBI	BB	SO	LOB
4	1	1	0	0	0	1
4	0	1	0	0	1	0
4	0	1	1	0	1	1
3	0	2	0	1	0	1
0	0	0	0	0	0	0
4	0	0	0	0	1	5
2	1	1	0	1	1	0
0	0	0	0	0	0	0
3	0	1	1	0	2	3
3	0	0	0	0	2	1
3	0	0	0	0	2	1

BOTTOM	
Cincinnati Reds @ Houston Astros	ASTROSDOME, HOUSTON, TX
Tue Jun 08 1971, 8:05 PM EDT	Att. 17,402 - Unknown
AB	30
R	2
H	7
RBI	2
BB	2
SO	10
LOB	13
	
WP: 0 PA: 32	
PB: 0	
SB: 0	
CS: 0	

Inning Stats		R: 0	H: 0	R: 0	H: 1	R: 0	H: 0	R: 1	H: 2	R: 1	H: 2	R: 0	H: 1	R: 0	H: 0	R: 0	H: 1	
Pitcher		IP	WLS	BF	H	R	ER	SO	BB	IBB	HBP	BLK	WP	HR	S	P	ERA	WHIP
Gary Nolan, R ERA: 3.05 (1, 1)	7.0	L	28	6	2	2	2	10	1	0	0	0	0	0	47	51	2.57	1.000
Jim McGlothlin, R ERA: 4.39 (8, 1)	1.0		4	1	0	0	0	0	1	0	0	0	0	0	3	7	0.00	2.000

1B:	5	SF:	0	WP:	0	PA:	32
2B:	1	SAC:	0	PB:	0		
3B:	1	DP:	2	SB:	0		
HR:	0	HBP:	0	CS:	0		

Batter	1	2	3	4	5	6	7	8	9	AB R H RBI BB SO LOB	TOP																				
Pete Rose, S (1, 9) OBP: 0.377, SLG: 0.407	0-0 1-3		0-0 FC1-6 1B BB		0-0 4-3		0-0 FC6			4 0 0 1 0 0 2	Cincinnati Reds @ Houston Astros Astrodome, Houston, TX Wed Jun 09 1971, 8:05 PM EDT Att. 16,354 - Unknown																				
Bernie Carbo, L (1, 7) OBP: 0.356, SLG: 0.321 Clay Carroll, R (7, 1)	0-3 K		4-0 1B BB		0-3 K		0-0 G3			3 0 0 0 1 2 1 0 0 0 0 0 0 0																					
Lee May, R (1, 3) OBP: 0.357, SLG: 0.548	1-0 1B HBP		0-0 1B		0-3 K		0-3 K			3 0 1 0 0 2 0																					
Johnny Bench, R (1, 2) OBP: 0.276, SLG: 0.468	0-0 1B		0-0 F2		0-0 L3		0-0 HR			4 1 2 1 0 0 2																					
Tony Perez, R (1, 5) OBP: 0.283, SLG: 0.350	0-0 F4		0-0 WP 1B		0-0 1B		0-0 F9			4 0 2 0 0 0 2																					
George Foster, R (1, 8) OBP: 0.324, SLG: 0.410		0-3 K	0-3 K		0-3 K		0-0 CS 1B			4 0 1 0 0 3 2																					
Tommy Helms, R (1, 4) OBP: 0.279, SLG: 0.314		0-0 F7	4-0 G6-3 BB		0-0 6-3		0-0 CS	0-0 F8		3 0 0 0 1 0 0																					
Woody Woodward, R (1, 6) OBP: 0.330, SLG: 0.297 Ty Cline, L (7, PH) OBP: 0.411, SLG: 0.250		0-0 5-3	0-0 G6-3		0-0 E FC6 1B			1-0 CS HBP		2 0 0 0 0 0 2 1 1 1 0 0 0 0																					
Ross Grimsley, L (1, 1) OBP: 0.083, SLG: 0.083 Jimmy Stewart, S (7, PH) OBP: 0.257, SLG: 0.242 Dave Concepcion, R (7, 6) OBP: 0.255, SLG: 0.286		0-0 FC1-6 1B		0-0 5-3		0-0 E1 FC6		0-3 K		2 0 1 0 0 0 0 1 0 0 0 0 0 1 1 0 0 0 0 1 1																					
Inning Stats	R: 0 E: 0 K: 1 S: 6	H: 1 LOB: 2 BB: 0 P: 7	R: 0 E: 0 K: 1 S: 5	H: 0 LOB: 0 BB: 0 P: 5	R: 0 E: 0 K: 0 S: 4	H: 2 LOB: 2 BB: 1 P: 8	R: 0 E: 0 K: 1 S: 5	H: 1 LOB: 1 BB: 1 P: 9	R: 0 E: 0 K: 1 S: 5	H: 0 LOB: 0 BB: 0 P: 5		R: 0 E: 0 K: 2 S: 8	H: 1 LOB: 1 BB: 0 P: 8	R: 1 E: 1 K: 0 S: 5	H: 1 LOB: 1 BB: 0 P: 5	R: 1 E: 0 K: 1 S: 6	H: 2 LOB: 0 BB: 0 P: 6	R: 0 E: 0 K: 1 S: 4	H: 0 LOB: 0 BB: 0 P: 5	1B: 7 2B: 0 3B: 0 HR: 1	SF: 0 SAC: 0 DP: 1 HBP: 2	WP: 1 PB: 0 SB: 0 CS: 2	PA: 37								
PITCHER Jack Billingham, R (1, 1) ERA: 2.73	IP 9.0	WLS L	BF 36	H 8	R 2	ER 1	SO 8	BB 2	IBB 0	HBP 2	BLK 0	WP 1	HR 1	S 48	P 58	ERA 1.00	WHIP 1.111														
											PITCHER	IP	WLS	BF	H	R	ER	SO	BB	IBB	HBP	BLK	WP	HR	S	P	ERA	WHIP			

livebaseballscorecards.com

AB	32
R	2
H	8
RBI	2
BB	2
SO	8
LOB	13



Batter	1	2	3	4	5	6	7	8	9	AB R H RBI BB SO LOB
Jesus Alou, R OBP: 0.369, SLG: 0.422 (1, 9)	0-0 L3		0-0 5-3		0-0 FC4-2-5 1B		0-0		0-0 1-3	5 0 1 0 0 0 2
Joe Morgan, L OBP: 0.335, SLG: 0.385 (1, 4)	0-0 G3		0-0 4-3		0-0		0-0 F5			4 0 1 1 0 0 1
Cesar Cedeno, R OBP: 0.270, SLG: 0.371 (1, 8)	0-0			0-0	0-0 F3		0-3 K			4 0 2 0 0 1 3
Bob Watson, R OBP: 0.338, SLG: 0.402 (1, 7)	0-3 K			0-0 F8		0-0 6-3		0-0 4-3		4 0 0 0 0 1 2
Denis Menke, R OBP: 0.325, SLG: 0.293 (1, 3)		0-0 FC6-4 1B		0-0 F8		0-0 E4 FC5-4		0-0 1-3		4 0 1 0 0 0 1
Doug Rader, R OBP: 0.272, SLG: 0.313 (1, 5)		0-0 L9		0-3 K		0-0 FC5-4 BB		0-0		4 0 1 0 0 1 3
Jack Hiatt, R OBP: 0.479, SLG: 0.417 (1, 2)		0-0 F8			0-0 WP FC4-2-5 1B	4-0		0-3 K		2 0 1 0 1 0 1
John Mayberry, L OBP: 0.295, SLG: 0.333 (8, PH)					1-2					1 0 0 0 0 1 1
Johnny Edwards, L OBP: 0.284, SLG: 0.328 (9, 2)										0 0 0 0 0 0 0
Roger Metzger, S OBP: 0.269, SLG: 0.279 (1, 6)		0-0 FC6-4 1-2f			0-0 FC4-2-5 1B	4-3			0-0 4-3	4 1 1 0 0 0 3
Jack Billingham, R OBP: 0.148, SLG: 0.115 (1, 1)			0-3 K		0-3 K		0-0 1-3		0-0 L7	3 0 0 0 0 2 2
Norm Miller, L OBP: 0.300, SLG: 0.364 (9, PH)					2-3					1 0 0 0 0 0 0

Inning Stats	R: 0	H: 1	E: 0	K: 1	S: 6	LOB: 1	BB: 0	P: 6	R: 0	H: 1	E: 0	K: 0	S: 4	LOB: 1	BB: 0	P: 4	R: 0	H: 0	E: 0	K: 1	S: 5	LOB: 0	BB: 0	P: 5	R: 0	H: 1	E: 0	K: 1	S: 6	LOB: 1	BB: 0	P: 6	R: 0	H: 3	E: 0	K: 1	S: 8	LOB: 2	BB: 0	P: 8	R: 0	H: 0	E: 1	K: 0	S: 4	LOB: 2	BB: 1	P: 8	R: 0	H: 1	E: 0	K: 1	S: 6	LOB: 1	BB: 0	P: 6	R: 0	H: 1	E: 0	K: 1	S: 6	LOB: 1	BB: 0	P: 6	R: 0	H: 0	E: 0	K: 0	S: 3	LOB: 0	BB: 0	P: 3	1B: 7	SF: 0	2B: 1	SAC: 0	3B: 0	DP: 0	HR: 0	HBP: 0	WP: 1	PA: 37
--------------	------	------	------	------	------	--------	-------	------	------	------	------	------	------	--------	-------	------	------	------	------	------	------	--------	-------	------	------	------	------	------	------	--------	-------	------	------	------	------	------	------	--------	-------	------	------	------	------	------	------	--------	-------	------	------	------	------	------	------	--------	-------	------	------	------	------	------	------	--------	-------	------	------	------	------	------	------	--------	-------	------	-------	-------	-------	--------	-------	-------	-------	--------	-------	--------


PITCHER	IP	WLS	BF	H	R	ER	SO	BB	IBB	HBP	BLK	WP	HR	S	P	ERA	WHIP
Ross Grimsley, L ERA: 2.5 (1, 1)	6.0		26	6	1	1	4	1	0	0	0	1	0	33	37	1.50	1.167
Clay Carroll, R ERA: 2.36 (7, 1)	3.0	W	11	2	0	0	2	0	0	0	0	0	0	15	15	0.00	0.667

BOTTOM

Cincinnati Reds @ Houston Astros
Astrodome, Houston, TX

Wed Jun 09 1971, 8:05 PM EDT
Att. 16,354 - Unknown

AB	36
R	1
H	8
RBI	1
BB	1
SO	6
LOB	19



PITCHER	IP	WLS	BF	H	R	ER	SO	BB	IBB	HBP	BLK	WP	HR	S	P	ERA	WHIP
---------	----	-----	----	---	---	----	----	----	-----	-----	-----	----	----	---	---	-----	------

Batter	1	2	3	4	5	6	7	8	9	AB R H RBI BB SO LOB	TOP											
Pete Rose, S (1, 9) OBP: 0.369, SLG: 0.397	0-0 6-3		0-0 4-3		0-0 4-3		0-0 F8		0-0 P5-3	5 0 0 0 0 0 2												
Tommy Helms, R (1, 4) OBP: 0.279, SLG: 0.327	0-0 6-3		0-0 6-3			0-0 HR	0-0 E3			4 1 1 1 0 0 1												
Lee May, R (1, 3) OBP: 0.354, SLG: 0.559	0-0 P5-3			0-0 6-3		0-0 HR	0-0 F8			4 1 1 1 0 0 1												
Johnny Bench, R (1, 2) OBP: 0.276, SLG: 0.469		0-0 P5-3		0-0 2B		0-0 F9		0-0 6-3		4 0 1 0 0 0 0												
Tony Perez, R (1, 5) OBP: 0.283, SLG: 0.361		0-0 L7		0-3 K		0-0 P5-3		0-0 HR		4 1 1 1 0 0 1												
Woody Woodward, R (9, 5) OBP: 0.330, SLG: 0.297										0 0 0 0 0 0 0												
George Foster, R (1, 8) OBP: 0.329, SLG: 0.413		0-0 1B		0-0 1-3		0-0 S E 1B		0-0 F8		4 1 2 0 0 0 1												
Hal McRae, R (1, 7) OBP: 0.292, SLG: 0.352		0-0 P5-3			0-0 P6	0-0 E2 1B		0-0 6-3		4 0 1 1 0 0 1												
Buddy Bradford, R (8, 7) OBP: 0.305, SLG: 0.294										0 0 0 0 0 0 0												
Dave Concepcion, R (1, 6) OBP: 0.248, SLG: 0.278			0-0 P5-3		0-0 4-3	0-0 6-3			0-0 4-3	4 0 0 0 0 0 1												
Don Gullett, R (1, 1) OBP: 0.083, SLG: 0.083			0-0 E6 4-3		0-0 1B		0-0 L8		0-0 L6	2 0 1 0 0 0 0												
Ty Cline, L (7, PH) OBP: 0.405, SLG: 0.246										1 0 0 0 0 0 0												
Wayne Granger, R (7, 1)										1 0 0 0 0 0 0												
Joe Gibbon, R (9, 1)										0 0 0 0 0 0 0												
Inning Stats	R: 0 E: 0 K: 0 S: 3	H: 0 LOB: 0 BB: 0 P: 3	R: 0 E: 0 K: 0 S: 4	H: 1 LOB: 1 BB: 0 P: 4	R: 0 E: 1 K: 0 S: 4	H: 0 LOB: 1 BB: 0 P: 4	R: 0 E: 0 K: 1 S: 6	H: 1 LOB: 1 BB: 0 P: 6	R: 0 E: 0 K: 0 S: 4	H: 1 LOB: 1 BB: 0 P: 4	R: 3 E: 1 K: 0 S: 7	H: 4 LOB: 1 BB: 0 P: 7	R: 0 E: 1 K: 0 S: 4	H: 0 LOB: 1 BB: 0 P: 4	R: 1 E: 0 K: 0 S: 4	H: 1 LOB: 0 BB: 0 P: 4	R: 0 E: 0 K: 0 S: 3	H: 0 LOB: 0 BB: 0 P: 3	1B: 4 2B: 1 3B: 0 HR: 3	SF: 0 SAC: 0 DP: 0 HBP: 0	WP: 0 PB: 0 SB: 1 CS: 0	PA: 37
PITCHER	IP WLS BF H R ER SO BB IBB HBP BLK WP HR S P ERA WHIP																					
Bill Hands, R (1, 1) ERA: 3.95	8.0 L 34 8 4 4 1 0 0 0 0 0 0 3 36 36 4.50 1.000																					
Ron Tompkins, R (9, 1) ERA: 2.76	1.0 3 0 0 0 0 0 0 0 0 0 0 0 3 3 0.00 0.000																					

Cincinnati Reds @ Chicago Cubs
Wrigley Field, Chicago, IL
Fri Jun 11 1971, 3:33 AM CDT
Att. 17,871 - Sunny - 76 F

livebaseballscorecards.com

AB	37
R	4
H	8
RBI	4
BB	0
SO	1
LOB	8



Batter	1	2	3	4	5	6	7	8	9	AB	R	H	RBI	BB	SO	LOB
Don Kessinger, S (1, 6) OBP: 0.329, SLG: 0.319	0-0 HR 1B		0-0 B3		0-0 F9	0-0 P6			0-0 F9	5	1	1	0	0	0	2
Glenn Beckert, R (1, 4) OBP: 0.380, SLG: 0.415	0-0 F9		0-0 2B		0-0 E 2B		0-3 K2-3		0-0 FC6-4 1B	5	1	3	0	0	1	1
Jim Hickman, R (1, 9) OBP: 0.335, SLG: 0.426	0-0 1-H HR		0-0 6-3		0-0 E6 1B		0-0 5-3 1B		0-0 FC6-4 E 1B 1-2f	5	1	3	2	0	0	2
Ron Santo, R (1, 7) OBP: 0.365, SLG: 0.495	0-3 K			0-0 FC6-4 1B	4-0 IBB		0-0 5-3		0-0 E8 1B 1-3	4	0	2	0	1	1	1
Joe Pepitone, L (1, 3) OBP: 0.348, SLG: 0.517	0-3 K			0-0 FC6-4 1B 1-2	4-3 IBB		4-0 IBB		0-0 1-3	4	0	1	0	1	1	4
Paul Popovich, S (1, 5) OBP: 0.283, SLG: 0.357		0-0 P8		0-0 FC6-4 1-2f 2-3		0-0 2B	0-0 P5			4	0	1	0	0	0	4
Brock Davis, L (1, 8) OBP: 0.362, SLG: 0.403		0-3 K		0-3 K		4-0 BB		0-0 FC1-6 1B		3	0	1	0	1	2	2
Danny Breeden, R (1, 2) OBP: 0.286, SLG: 0.186		0-3 K		0-3 K		0-3 K		0-0 FC1-6 14 G5-4-3 1-2f		2	0	0	0	0	2	2
Hector Torres, R (6, PH) OBP: 0.273, SLG: 0.200										1	0	0	0	0	1	2
Chris Cannizzaro, R (7, 2) OBP: 0.319, SLG: 0.281										1	0	0	0	0	0	1
Jose Ortiz, R (8, PR) OBP: 0.344, SLG: 0.395										0	0	0	0	0	0	0
J.C. Martin, L (9, 2) OBP: 0.349, SLG: 0.475										0	0	0	0	0	0	0
Bill Hands, R (1, 1) OBP: 0.121, SLG: 0.097			0-0 4-3		0-3 K	0-0 B2		0-0 G5-4-3 1-2f		3	0	0	0	0	1	2
14 Ernie Banks, R (8, PH) OBP: 0.205, SLG: 0.250										1	0	0	0	0	0	1
Ron Tompkins, R (9, 1)										0	0	0	0	0	0	0

Inning Stats	R: 2	H: 2	R: 0	H: 0	R: 0	H: 1	R: 0	H: 2	R: 1	H: 2	R: 0	H: 1	R: 0	H: 1	R: 0	H: 2	R: 0	H: 2	R: 0	H: 1	R: 0	H: 2	R: 0	H: 2	R: 0	H: 2	R: 0	H: 1	R: 0	H: 2	R: 0	H: 2
	E: 0	LOB: 0	E: 0	LOB: 0	E: 0	LOB: 1	E: 0	LOB: 2	E: 1	LOB: 2	E: 0	LOB: 2	E: 0	LOB: 2	E: 0	LOB: 1	E: 1	LOB: 2	E: 0	LOB: 1	E: 0	LOB: 1	E: 1	LOB: 2	E: 0	LOB: 2	E: 0	LOB: 1	E: 0	LOB: 2	E: 0	LOB: 2
	K: 2	BB: 0	K: 2	BB: 0	K: 0	BB: 0	K: 2	BB: 0	K: 1	BB: 1	K: 1	BB: 1	K: 1	BB: 1	K: 0	BB: 0	K: 0	BB: 0	K: 1	BB: 1	K: 0	BB: 0	K: 0	BB: 0	K: 0	BB: 0	K: 0	BB: 0	K: 0	BB: 0	K: 0	BB: 0
	S: 9	P: 9	S: 7	P: 7	S: 4	P: 4	S: 9	P: 9	S: 7	P: 11	S: 6	P: 10	S: 6	P: 10	S: 3	P: 3	S: 5	P: 5	S: 6	P: 10	S: 3	P: 3	S: 5	P: 5	S: 6	P: 10	S: 3	P: 3	S: 5	P: 5	S: 6	P: 10


PITCHER	IP	WLS	BF	H	R	ER	SO	BB	IBB	HBP	BLK	WP	HR	S	P	ERA	WHIP
Don Gullett, L (1, 1) ERA: 3.39	6.0		28	8	3	2	8	1	1	0	0	0	1	42	50	3.00	1.500
Wayne Granger, R (7, 1) ERA: 3.12	2.2	W	12	4	0	0	1	0	1	0	0	0	0	13	17	0.00	1.500
Joe Gibbon, L (9, 1) ERA: 2.53	0.1	S	1	0	0	0	0	0	0	0	0	0	0	1	1	0.00	0.000

BOTTOM

Cincinnati Reds @ Chicago Cubs
 Wrigley Field, Chicago, IL
 Fri Jun 11 1971, 3:33 AM CDT
 Att: 17,871 - Sunny - 76 F

livebaseballscorecards.com

AB	38
R	3
H	12
RBI	2
BB	3
SO	9
LOB	24



WP: 0	PA: 41
PB: 0	
SB: 0	
CS: 0	

Batter	1	2	3	4	5	6	7	8	9	AB R H RBI BB SO LOB	TOP									
Pete Rose, S (1, 9) OBP: 0.367, SLG: 0.394	0-0 P3		0-0 5-3			0-0 5-3		0-0 2B SF9 1B		4 1 1 0 0 0 0	Cincinnati Reds @ Chicago Cubs Wrigley Field, Chicago, IL Sat Jun 12 1971, 3:33 AM CDT Att. 32,346 - Sunny - 84 F livebaseballscorecards.com									
Tommy Helms, R (1, 4) OBP: 0.274, SLG: 0.321	0-0 F8		0-0 1-3			0-0 F8		0-0 F9		4 0 0 0 0 0 1										
Lee May, R (1, 3) OBP: 0.352, SLG: 0.558	0-0 4-3				0-0 F7		0-3 K	0-0 1-3 2B		4 0 1 0 0 1 0										
Johnny Bench, R (1, 2) OBP: 0.279, SLG: 0.480		0-0 5-3		0-0 F3		0-0 HR	0-0 BB	4-0 BB		3 1 1 1 1 0 0										
Tony Perez, R (1, 5) OBP: 0.286, SLG: 0.370		0-0 WP 1B		0-3 K		0-0 1B 2B	0-0 SF9	0-0 3-H SF9		3 0 2 1 0 1 0										
George Foster, R (1, 8) OBP: 0.327, SLG: 0.404		0-3 K 1-2		0-0 P4		4-0 1B BB	0-0 P4	0-0 P4		3 0 0 0 1 1 3										
Hal McRae, R (1, 7) OBP: 0.299, SLG: 0.351		4-0 BB		0-0 F9		0-0 1-2 2-3 1B		0-0 F8		3 0 1 0 1 0 0										
Dave Concepcion, R (1, 6) OBP: 0.245, SLG: 0.274		0-3 K		0-0 F8		0-0 L5		0-3 K		2 0 0 0 0 0 1 2										
Ty Cline, L (7, PH) OBP: 0.400, SLG: 0.241										1 0 0 0 0 0 3										
Woody Woodward, R (7, 6) OBP: 0.327, SLG: 0.293										1 0 0 0 0 0 1 0										
Jim McGlothlin, R (1, 1) OBP: 0.250, SLG: 0.455			0-0 6-3			0-0 F8	0-3 K		0-0 6-3	1 0 0 0 0 0 0 0	REDS									
Jimmy Stewart, S (8, PH) OBP: 0.250, SLG: 0.235										1 0 0 0 0 0 0 0										
Al Ferrara, R (7, PH) OBP: 0.399, SLG: 0.161										0 0 0 0 0 0 0 0	WP: 1 PA: 36 PB: 0 SB: 0 CS: 0									
Clay Carroll, R (7, 1) OBP: 0.309, SLG: 0.161										1 0 0 0 0 0 1 3										
Buddy Bradford, R (8, PH) OBP: 0.303, SLG: 0.291										0 0 0 0 0 0 0 0										
Inning Stats	R: 0 E: 0 K: 0 S: 3	H: 0 LOB: 0 BB: 0 P: 3	R: 0 E: 0 K: 2 S: 8	H: 1 LOB: 2 BB: 1 P: 12	R: 0 E: 0 K: 0 S: 3	H: 0 LOB: 0 BB: 0 P: 3	R: 0 E: 0 K: 1 S: 5	H: 0 LOB: 0 BB: 0 P: 5	R: 0 E: 0 K: 0 S: 3	H: 0 LOB: 0 BB: 0 P: 3	R: 1 E: 0 K: 2 S: 10	H: 3 LOB: 3 BB: 1 P: 14	R: 1 E: 0 K: 0 S: 5	H: 2 LOB: 2 BB: 1 P: 9	R: 0 E: 0 K: 1 S: 5	H: 0 LOB: 0 BB: 0 P: 5	1B: 3 2B: 2 3B: 0 HR: 1	SF: 1 SAC: 0 DP: 0 HBP: 0		
PITCHER	IP WLS BF H R ER SO BB IBB HBP BLK WP HR S P ERA WHIP																			
Ken Holtzman, L (1, 1) ERA: 4.12	6.1 W 24 3 1 1 4 2 0 0 0 1 1 30 38 1.42 0.789																			
Ron Tompkins, R (7, 1) ERA: 2.84	2.2 S 12 3 1 1 2 1 0 0 0 0 0 15 19 3.38 1.500																			

Batter	1	2	3	4	5	6	7	8	9
Don Kessinger, S (1, 6) OBP: 0.332, SLG: 0.339	0-0 HR		0-3 K		0-0 SH1-3 6-4-3 2B		0-0 G3		
Glenn Beckert, R (1, 4) OBP: 0.376, SLG: 0.409	0-0 F7		0-0 6-3		0-0 SH1-3 2-3		0-0 5-3		
Billy Williams, L (1, 7) OBP: 0.364, SLG: 0.504	0-0 6-3			0-0 F8	4-0 6-4-3 IBB		0-0 G3		
Ron Santo, R (1, 5) OBP: 0.367, SLG: 0.507	0-0 5-3			0-0 HR	0-0 6-4-3		4-0 E S BB		
Joe Pepitone, L (1, 3) OBP: 0.352, SLG: 0.516		0-0 G5-4-3 1B		0-0 1B	0-0 L4		0-0 P6		
Jim Hickman, R (1, 9) OBP: 0.339, SLG: 0.420		0-0 G5-4-3 1-2f		4-0 1B		0-0 F9	4-0 L4-3 BB		
Brock Davis, L (1, 8) OBP: 0.370, SLG: 0.424		0-0 4-3		0-0 FC6-4 1B		0-0 2B	0-0 L4-3 1-2		
Danny Breeden, R (1, 2) OBP: 0.274, SLG: 0.177			0-3 K	0-0 F9		0-0 F8			
Ken Holtzman, R (1, 1) OBP: 0.143, SLG: 0.250			0-0 HR		0-0 FC6-4		0-0 F2		
Ron Tompkins, R (7, 1)									

AB	R	H	RBI	BB	SO	LOB
4	2	2	1	0	1	0
3	0	0	0	0	0	0
3	0	0	0	1	0	0
3	1	1	2	1	0	1
4	1	2	0	0	0	2
2	0	0	0	2	0	1
4	0	2	1	0	0	2
3	0	0	0	0	1	3
3	1	1	1	0	0	3
0	0	0	0	0	0	0

BOTTOM

Cincinnati Reds @ Chicago Cubs
 Wrigley Field, Chicago, IL
 Sat Jun 12 1971, 3:33 AM CDT
 Att. 32,346 - Sunny - 84 F

livebaseballscorecards.com

AB	29
R	5
H	8
RBI	5
BB	4
SO	2
LOB	12



1B: 3	SF: 0	WP: 0	PA: 34
2B: 3	SAC: 1	PB: 0	
3B: 0	DP: 2	SB: 1	
HR: 3	HBP: 0	CS: 0	

Inning Stats														
R	H	E	K	S	R	H	E	K	S	R	H	E	K	S
1	1	0	0	4	0	1	0	3	0	0	1	0	0	4
2	0	0	0	3	0	1	0	6	0	0	2	0	0	8
3	1	0	2	3	0	1	0	8	0	0	1	0	0	8
4	0	0	0	6	0	2	0	6	0	0	3	0	0	10
5	1	0	0	8	0	1	0	4	0	0	1	0	0	8
6	0	0	0	4	0	1	0	4	0	0	1	0	0	4
7	0	0	0	3	0	0	0	3	0	0	0	0	0	3
8	0	0	0	2	0	0	0	2	0	0	1	0	0	4
9	0	0	0	0	0	0	0	0	0	0	0	0	0	0

PITCHER														
IP	WLS	BF	H	R	ER	SO	BB	IBB	HBP	BLK	WP	HR	S	P
5.0	L	23	7	5	5	2	1	1	0	0	0	3	25	33
1.0		4	1	0	0	0	0	0	0	0	0	4	4	0.00
2.0		7	0	0	0	0	2	0	0	0	0	5	13	0.00

PITCHER														
IP	WLS	BF	H	R	ER	SO	BB	IBB	HBP	BLK	WP	HR	S	P
5.0	L	23	7	5	5	2	1	1	0	0	0	3	25	33
1.0		4	1	0	0	0	0	0	0	0	0	4	4	0.00
2.0		7	0	0	0	0	2	0	0	0	0	5	13	0.00

PITCHER														
IP	WLS	BF	H	R	ER	SO	BB	IBB	HBP	BLK	WP	HR	S	P
5.0	L	23	7	5	5	2	1	1	0	0	0	3	25	33
1.0		4	1	0	0	0	0	0	0	0	0	4	4	0.00
2.0		7	0	0	0	0	2	0	0	0	0	5	13	0.00

PITCHER														
IP	WLS	BF	H	R	ER	SO	BB	IBB	HBP	BLK	WP	HR	S	P
5.0	L	23	7	5	5	2	1	1	0	0	0	3	25	33
1.0		4	1	0	0	0	0	0	0	0	0	4	4	0.00
2.0		7	0	0	0	0	2	0	0	0	0	5	13	0.00

PITCHER														
IP	WLS	BF	H	R	ER	SO	BB	IBB	HBP	BLK	WP	HR	S	P
5.0	L	23	7	5	5	2	1	1	0	0	0	3	25	33
1.0		4	1	0	0	0	0	0	0	0	0	4	4	0.00
2.0		7	0	0	0	0	2	0	0	0	0	5	13	0.00

PITCHER														
IP	WLS	BF	H	R	ER	SO	BB	IBB	HBP	BLK	WP	HR	S	P
5.0	L	23	7	5	5	2	1	1	0	0	0	3	25	33
1.0		4	1	0	0	0	0	0	0	0	0	4	4	0.00
2.0		7	0	0	0	0	2	0	0	0	0	5	13	0.00

PITCHER														
IP	WLS	BF	H	R	ER	SO	BB	IBB	HBP	BLK	WP	HR	S	P
5.0	L	23	7	5	5	2	1	1	0	0	0	3	25	33
1.0		4	1	0	0	0	0	0	0	0	0	4	4	0.00
2.0		7	0	0	0	0	2	0	0	0	0	5	13	0.00

PITCHER														
IP	WLS	BF	H	R	ER	SO	BB	IBB	HBP	BLK	WP	HR	S	P
5.0	L	23	7	5	5	2	1	1	0	0	0	3	25	33
1.0		4	1	0	0	0	0	0	0	0	0	4	4	0.00
2.0		7	0	0	0	0	2	0	0	0	0	5	13	0.00

PITCHER														
IP	WLS	BF	H	R	ER	SO	BB	IBB	HBP	BLK	WP	HR	S	P
5.0	L	23	7	5	5	2	1	1	0	0	0	3	25	33
1.0		4	1	0	0	0	0	0	0	0	0	4	4	0.00
2.0		7	0	0	0	0	2	0	0	0	0	5	13	0.00

PITCHER														
IP	WLS	BF	H	R	ER	SO	BB	IBB	HBP	BLK	WP	HR	S	P
5.0	L	23	7	5	5	2	1	1	0	0	0	3	25	33
1.0		4	1	0	0	0	0	0	0	0	0	4	4	0.00
2.0		7	0	0	0	0	2	0	0	0	0	5	13	0.00

PITCHER														
IP	WLS	BF	H	R	ER	SO	BB	IBB	HBP	BLK	WP	HR	S	P
5.0	L	23	7	5	5	2	1	1	0	0	0	3	25	33
1.0		4	1	0	0	0	0	0	0	0	0	4	4	0.00
2.0		7	0	0	0	0	2	0	0	0	0	5	13	0.00

PITCHER														
IP	WLS	BF	H	R	ER	SO	BB	IBB	HBP	BLK	WP	HR	S	P
5.0	L	23	7	5	5	2	1	1	0	0	0	3	25	33
1.0		4	1	0	0	0	0	0	0	0	0	4	4	0.00
2.0		7	0	0	0	0	2	0	0	0	0	5	13	0.00

PITCHER														
IP	WLS	BF	H	R	ER	SO	BB	IBB	HBP	BLK	WP	HR	S	P
5.0	L	23	7	5	5	2	1	1	0	0	0	3	25	33
1.0		4	1	0	0	0	0	0	0	0	0	4	4	0.00
2.0		7	0	0	0	0	2	0	0	0	0	5	13	0.00

PITCHER														
IP	WLS	BF	H	R	ER	SO	BB	IBB	HBP	BLK	WP	HR	S	P
5.0	L	23	7	5	5	2	1	1	0	0	0	3	25	33
1.0		4	1	0	0	0	0	0	0	0	0	4	4	0.00
2.0		7	0	0	0	0	2	0	0	0	0	5	13	0.00

PITCHER														
IP	WLS	BF	H	R	ER	SO	BB	IBB	HBP	BLK	WP	HR	S	P
5.0	L	23	7	5	5	2	1	1	0	0	0	3	25	33
1.0		4	1	0	0	0	0	0	0	0	0	4	4	0.00
2.0		7	0	0	0	0	2	0	0	0	0	5	13	0.00

PITCHER														
IP	WLS	BF	H	R	ER	SO	BB	IBB	HBP	BLK	WP	HR	S	P
5.0	L	23	7	5	5	2	1	1	0	0	0	3	25	33
1.0		4	1	0	0	0	0	0	0	0	0	4	4	0.00
2.0		7	0	0	0	0	2	0	0	0	0	5	13	0.00

Batter	1	2	3	4	5	6	7	8	9	10	11	AB R H RBI BB SO LOB	TOP														
Pete Rose, S (1, 9) OBP: 0.368, SLG: 0.392	0-0 6-3		0-3 K			0-3 K		4-0 FC4-6 IBB			0-0 SH3-4 1B	4 1 1 0 1 2 1	Cincinnati Reds @ Chicago Cubs Wrigley Field, Chicago, IL Sun Jun 13 1971, 3:33 AM CDT Att: 35,190 - Sunny - 70 F														
Tommy Helms, R (1, 4) OBP: 0.269, SLG: 0.315	0-3 K			0-0 F8		0-0 F9		0-0 FC4-6			0-0 SH3-4	4 0 0 1 0 1 2															
Lee May, R (1, 3) OBP: 0.353, SLG: 0.553 Woody Woodward, R (11, PR) OBP: 0.327, SLG: 0.293	0-3 K			0-0 HR		0-3 K		0-0 P4			0-0 1B	5 1 2 1 0 2 2 0 0 0 0 0 0 0															
Tony Perez, R (1, 5) OBP: 0.292, SLG: 0.385		0-0 G4-6-3 1B		0-0 HR		4-0 G3-6 BB		0-3 K			0-3 K	4 1 2 2 1 2 1															
Bernie Carbo, L (1, 7) OBP: 0.357, SLG: 0.331 Buddy Bradford, R (11, PR) OBP: 0.303, SLG: 0.291		0-0 G4-6-3		0-0 L4-6 2B		0-0 G3-6		0-0 F7			0-0 1B	5 0 2 0 0 0 2 0 0 0 0 0 0 0															
Hal McRae, R (1, 8) OBP: 0.287, SLG: 0.336		0-0 F7		0-0 L4-6		0-0 1-3		0-3 K			0-0 4-3	5 0 0 0 0 1 3															
Pat Corrales, R (1, 2) OBP: 0.125, SLG: 0.125 Jimmy Stewart, S (8, PH) OBP: 0.270, SLG: 0.257 Bill Plummer, R (8, 2)			0-3 K		0-0 F2			0-0 L3 SH FC4-6 1B			0-0 P3	2 0 0 0 0 1 0 1 1 1 0 0 0 0 1 0 0 0 0 0 0															
Dave Concepcion, R (1, 6) OBP: 0.247, SLG: 0.275			0-0 1B		0-0 5-3			0-0 SH FC4-6 L3			0-0 5-3	3 0 1 0 0 0 0															
Gary Nolan, R (1, 1) OBP: 0.067, SLG: 0.034 Ty Cline, L (8, PH) OBP: 0.395, SLG: 0.237 Joe Gibbon, R (8, 1) Al Ferrara, R (10, PH) OBP: 0.300, SLG: 0.156 Wayne Granger, R (10, 1)			0-0 F9		0-0 6-3			0-0 L3			0-3 K	2 0 0 0 0 0 1 1 0 0 0 0 0 2 0 0 0 0 0 0 0 1 0 0 0 0 1 0 0 0 0 0 0 0 0															
Inning Stats	R: 0 E: 0 K: 2 S: 7	H: 0 LOB: 0 BB: 0 P: 7	R: 0 E: 0 K: 0 S: 3	H: 1 LOB: 0 BB: 0 P: 3	R: 0 E: 0 K: 2 S: 8	H: 1 LOB: 1 BB: 0 P: 8	R: 2 E: 0 K: 0 S: 5	H: 3 LOB: 0 BB: 0 P: 5	R: 0 E: 0 K: 0 S: 3	H: 0 LOB: 0 BB: 0 P: 3	R: 0 E: 0 K: 2 S: 7	H: 0 LOB: 0 BB: 0 P: 7		R: 0 E: 0 K: 0 S: 2	H: 0 LOB: 0 BB: 1 P: 6	R: 1 E: 1 K: 0 S: 5	H: 1 LOB: 2 BB: 1 P: 9	R: 0 E: 0 K: 2 S: 7	H: 0 LOB: 0 BB: 0 P: 7	R: 0 E: 0 K: 1 S: 5	H: 0 LOB: 0 BB: 0 P: 5	R: 1 E: 0 K: 1 S: 8	H: 3 LOB: 2 BB: 0 P: 8	1B: 7 2B: 2 3B: 0 HR: 1	SF: 0 SAC: 2 DP: 3 HBP: 0	WP: 0 PB: 0 SB: 0 CS: 0	PA: 42
PITCHER Fergie Jenkins, R (1, 1) ERA: 2.99	IP 11.0	WLS L	BF 42	H 9	R 4	ER 3	SO 10	BB 1	IBB 1	HBP 0	BLK 0	WP 0		HR 1	S 60	P 68	ERA 2.46	WHIP 0.909									

AB	38
R	4
H	9
RBI	4
BB	2
SO	10
LOB	14



livebaseballscorecards.com

Batter	1	2	3	4	5	6	7	8	9	10	11	AB R H RBI BB SO LOB
Don Kessinger, S OBP: 0.333, SLG: 0.337 (1, 6)	4-0 6-3 1B BB		x 0-0 F8		x 0-0 4-3			x 0-0 4-3 SH1-3 1B		x 0-0 F8		4 1 1 0 1 0 0
Glenn Beckert, R OBP: 0.373, SLG: 0.407 (1, 4)	0-0 6-3 1-2		x 0-0 F2			x 0-0 1B		x 0-0 SH1-3 1-2		x 0-0 F8		4 0 1 0 0 0 1
Billy Williams, L OBP: 0.365, SLG: 0.502 (1, 7)	0-0 HR 2-H 1B		x 0-0 F9			x 0-0 G3-6-1 1B		x 0-0 4-3 2-3		x 0-0 F8		5 1 2 1 0 0 1
Ron Santo, R OBP: 0.364, SLG: 0.498 (1, 5)	0-0 L7			x 0-0 5-3		x 0-3 K		x 4-0 BB IBB		x 0-0 5-3		4 0 0 0 1 1 3
Joe Pepitone, L OBP: 0.359, SLG: 0.541 (1, 3)	0-0 HR 1-H			x 0-0 2B		x 0-0 G3-6-1 1-2		x 4-0 BB		x 0-0 F7		4 1 2 2 1 0 2
Jim Hickman, R OBP: 0.329, SLG: 0.405 (1, 9)	0-0 6-3			x 0-3 K			x 0-0 E5 FC1-5	x 0-0 F9		x 0-0 5-3		5 0 0 0 0 1 4
Brock Davis, L OBP: 0.364, SLG: 0.414 (1, 8)		x 0-0 F9		x 0-0 3-1			x 0-0 FC1-5 2-3		x 0-0 CS SH3-4 1B			4 0 1 0 0 0 2
Danny Breeden, R OBP: 0.263, SLG: 0.169 Jose Ortiz, R OBP: 0.344, SLG: 0.395 Chris Cannizzaro, R OBP: 0.319, SLG: 0.281 (1, 2)		x 0-3 K			x 0-0 6-3		x 0-3 K		x 0-0 SH3-4 1-2			3 0 0 0 0 2 1 0 0 0 0 0 0 0 0 0 0 0 0 0 0
Fergie Jenkins, R OBP: 0.264, SLG: 0.388 (1, 1)		x 0-0 P4			x 0-0 5-3		x 0-0 5-3		x 0-3 K 2-3			4 0 0 0 0 1 2

Inning Stats	R: 3	H: 2	E: 0	LOB: 0	K: 0	BB: 1	S: 5	P: 9	R: 0	H: 0	E: 0	LOB: 0	K: 1	BB: 0	S: 5	P: 5	R: 0	H: 0	E: 0	LOB: 0	K: 0	BB: 0	S: 3	P: 3	R: 0	H: 1	E: 0	LOB: 1	K: 1	BB: 0	S: 6	P: 6	R: 0	H: 0	E: 0	LOB: 0	K: 0	BB: 0	S: 3	P: 3	R: 0	H: 2	E: 0	LOB: 1	K: 1	BB: 0	S: 6	P: 6	R: 0	H: 0	E: 1	LOB: 1	K: 1	BB: 0	S: 6	P: 6	R: 0	H: 1	E: 0	LOB: 3	K: 0	BB: 2	S: 4	P: 12	R: 0	H: 1	E: 0	LOB: 0	K: 1	BB: 0	S: 5	P: 5	R: 0	H: 0	E: 0	LOB: 0	K: 0	BB: 0	S: 3	P: 3	R: 0	H: 0	E: 0	LOB: 0	K: 0	BB: 0	S: 3	P: 3
1B: 5	SF: 0	2B: 1	SAC: 2	3B: 0	DP: 1	HR: 1	HBP: 0	WP: 0	PA: 42																																																																															
PITCHER	IP	WLS	BF	H	R	ER	SO	BB	IBB	HBP	BLK	WP	HR	S	P	ERA	WHIP																																																																							
Gary Nolan, R ERA: 3.11 (1, 1)	7.0		27	5	3	3	4	1	0	0	0	0	1	34	38	3.86	0.857																																																																							
Joe Gibbon, L ERA: 2.38 (8, 1)	2.0		9	2	0	0	1	1	1	0	0	0	0	9	17	0.00	1.500																																																																							
Wayne Granger, R ERA: 2.98 (10, 1)	2.0	W	6	0	0	0	0	0	0	0	0	0	0	6	6	0.00	0.000																																																																							

BOTTOM

Cincinnati Reds @ Chicago Cubs
Wrigley Field, Chicago, IL
Sun Jun 13 1971, 3:33 AM CDT
Att: 35,190 - Sunny - 70 F

livebaseballscores.com

AB	37
R	3
H	7
RBI	3
BB	3
SO	5
LOB	16



Batter	1	2	3	4	5	6	7	8	9	AB R H RBI BB SO LOB	TOP											
Pete Rose, S (1, 9) OBP: 0.372, SLG: 0.394	0-0 4-3		0-0 E6			0-0 WP 2B 1B	0-0 CS FC6-2 1B		4-0 E 2B IBB	4 2 2 0 1 0 0												
Tommy Helms, R (1, 4) OBP: 0.267, SLG: 0.309	4-0 HR BB		0-0 L3			0-0 F9	0-0 FC6-2		0-0 E4 2B	4 2 0 0 1 0 5												
Lee May, R (1, 3) OBP: 0.360, SLG: 0.577	0-0 HR				0-0 5-3	0-0 WP 2B 1B	0-3 K		0-0 PB 2B	5 2 3 4 0 1 2												
Tony Perez, R (1, 5) OBP: 0.296, SLG: 0.384 Woody Woodward, R (8, 5) OBP: 0.324, SLG: 0.290	0-0 F9				0-0 1B	4-0 2B IBB		0-0 F3	0-0 4-3	3 0 1 0 1 0 0 1 0 0 0 0 0 1												
Hal McRae, R (1, 7) OBP: 0.294, SLG: 0.350	0-0 L6				0-3 K	0-0 2B		0-0 FC1-4 1B		4 0 2 2 0 1 1												
Buddy Bradford, R (1, 8) OBP: 0.309, SLG: 0.286		4-0 BB			0-0 F8	4-0 IBB		0-0 FC1-4 CS		2 0 0 0 2 0 2												
Pat Corrales, R (1, 2) OBP: 0.150, SLG: 0.150			0-0 F7			0-0 6-3	0-3 K		0-0 CS	4 1 1 0 0 1 4												
Dave Concepcion, R (1, 6) OBP: 0.242, SLG: 0.270			0-0 6-3			0-0 4-3	0-0 F8		0-0 SH1-3	3 0 0 0 0 0 3												
Ross Grimsley, L (1, 1) OBP: 0.133, SLG: 0.071 Clay Carroll, R (8, 1)			0-3 K			0-0 6-3		4-0 1B FC6-2 BB	0-3 K	2 0 0 0 1 1 0 1 0 0 0 0 1 1												
Inning Stats	R: 2 E: 0 K: 0 S: 4	H: 1 LOB: 0 BB: 1 P: 8	R: 0 E: 0 K: 0 S: 2	H: 0 LOB: 0 BB: 1 P: 6	R: 0 E: 1 K: 1 S: 5	H: 0 LOB: 0 BB: 0 P: 5	R: 0 E: 0 K: 1 S: 6	H: 1 LOB: 1 BB: 0 P: 6	R: 0 E: 0 K: 0 S: 3	H: 0 LOB: 0 BB: 0 P: 3	R: 2 E: 0 K: 1 S: 8	H: 3 LOB: 3 BB: 2 P: 16	R: 0 E: 0 K: 1 S: 5	H: 1 LOB: 2 BB: 1 P: 9	R: 0 E: 0 K: 0 S: 3	H: 1 LOB: 0 BB: 0 P: 3	R: 3 E: 1 K: 1 S: 8	H: 2 LOB: 1 BB: 1 P: 12	1B: 6 2B: 4 3B: 0 HR: 1	SF: 0 SAC: 1 DP: 2 HBP: 0	WP: 1 PB: 1 SB: 0 CS: 2	PA: 41
PITCHER	IP WLS BF H R ER SO BB IBB HBP BLK WP HR S P ERA WHIP																					
Jerry Reuss, L (1, 1) ERA: 4.5	6.0 L 27 5 4 4 3 3 2 0 0 1 1 28 48 6.00 1.333																					
Harry Parker, R (7, 1) ERA: 3.0	1.0 3 1 0 0 1 0 0 0 0 0 0 5 5 0.00 1.000																					
Chuck Taylor, R (8, 1) ERA: 4.23	2.0 10 3 3 0 1 0 1 0 0 0 0 11 15 0.00 1.500																					

Cincinnati Reds @ St. Louis Cardinals
 Busch Stadium, St. Louis, MO
 Mon Jun 14 1971, 7:05 PM CDT
 Att: 18,613 - Unknown

livebaseballscorecards.com

AB	33
R	7
H	9
RBI	6
BB	6
SO	5
LOB	19



Batter	1	2	3	4	5	6	7	8	9	AB	R	H	RBI	BB	SO	LOB
Lou Brock, L (1, 7) OBP: 0.387, SLG: 0.453	0-3 K	0-0 F7-2			0-0 6-3		0-0 6-3		0-0 B1-3	5	0	0	0	0	1	5
Matty Alou, L (1, 8) OBP: 0.353, SLG: 0.405	0-0 4-3		0-0 G6-4-3 1B		0-0 F8			4-0 G4-3 BB		3	0	1	0	1	0	0
Ted Simmons, S (1, 2) OBP: 0.345, SLG: 0.402	0-0 BB 1B		0-0 G6-4-3 1-2f		0-0 6-3			0-0 G4-3 1-2f		4	0	1	0	0	0	2
Joe Torre, R (1, 5) OBP: 0.404, SLG: 0.496	4-0 1-2 BB		0-0 P4		0-0 F9			0-0 3B 1B		3	1	1	0	1	0	0
Jose Cardenal, R (1, 9) OBP: 0.304, SLG: 0.398	0-0 4-3			4-0 2B 6-3 BB		0-0 5-3		0-0 1-H 3B		3	1	1	1	1	0	2
Ted Sizemore, R (1, 4) OBP: 0.358, SLG: 0.370		0-0 1-3		0-0 6-3 1-3 2B		0-0 F9		0-3 K		4	0	1	0	0	1	1
Jim Beauchamp, R (1, 3) OBP: 0.301, SLG: 0.341		0-0 2B F7-2 1B		0-0 6-3 2-3 3-H 2B			0-0 G6-4-3 1B		0-3 K	4	0	2	1	0	1	1
Dal Maxvill, R (1, 6) OBP: 0.312, SLG: 0.241		0-0 1-3 2B		0-0 F9			0-0 G6-4-3 1-2 1B		0-0 1B	3	0	2	0	0	0	1
Bob Burda, L (9, PH) OBP: 0.500, SLG: 0.375					0-0 F9				0-0 1B	1	0	1	0	0	0	0
Jerry Reuss, L (1, 1) OBP: 0.182, SLG: 0.161		4-0 BB		0-3 K			0-0 G6-4-3 1-2f 2-3		0-3 K	1	0	0	0	0	1	1
Harry Parker, R (7, 1)									0-3 K	0	0	0	0	0	0	0
Julian Javier, R (7, PH) OBP: 0.291, SLG: 0.353									0-3 K	1	0	0	0	0	0	2
Chuck Taylor, R (8, 1)										0	0	0	0	0	0	0
Joe Hague, L (9, PH) OBP: 0.350, SLG: 0.435										1	0	0	0	0	1	1


Inning Stats	R: 0	H: 1	E: 0	K: 1	S: 6	H: 2	LOB: 2	BB: 1	P: 10	R: 0	H: 2	E: 0	K: 0	S: 4	R: 0	H: 1	E: 0	K: 0	S: 3	R: 1	H: 1	E: 0	K: 1	S: 6	R: 0	H: 0	E: 0	K: 0	S: 3	R: 0	H: 0	E: 0	K: 0	S: 3	R: 0	H: 2	E: 0	K: 0	S: 4	R: 1	H: 2	E: 0	K: 1	S: 6	R: 0	H: 1	E: 0	K: 2	S: 8	1B: 7	2B: 3	3B: 1	HR: 0	SF: 0	SAC: 0	DP: 4	HBP: 0	WP: 0	PB: 0	SB: 0	CS: 0	PA: 37
--------------	------	------	------	------	------	------	--------	-------	-------	------	------	------	------	------	------	------	------	------	------	------	------	------	------	------	------	------	------	------	------	------	------	------	------	------	------	------	------	------	------	------	------	------	------	------	------	------	------	------	------	-------	-------	-------	-------	-------	--------	-------	--------	-------	-------	-------	-------	--------

PITCHER	IP	WLS	BF	H	R	ER	SO	BB	IBB	HBP	BLK	WP	HR	S	P	ERA	WHIP
Ross Grimsley, L (1, 1) ERA: 2.47	7.2	W	31	8	2	2	2	4	0	0	0	0	0	31	47	2.35	1.565
Clay Carroll, R (8, 1) ERA: 2.18	1.1	S	6	2	0	0	3	0	0	0	0	0	0	12	12	0.00	1.500

BOTTOM

Cincinnati Reds @ St. Louis Cardinals
 Busch Stadium, St. Louis, MO
 Mon Jun 14 1971, 7:05 PM CDT
 Att. 18,613 - Unknown

AB	33
R	2
H	10
RBI	2
BB	4
SO	5
LOB	16



Batter	1	2	3	4	5	6	7	8	9	AB R H RBI BB SO LOB	TOP											
Pete Rose, S (1, 9) OBP: 0.371, SLG: 0.392 Hal McRae, R (1, 8) OBP: 0.287, SLG: 0.341	0-3 K		0-0 F9			0-0 F8		0-0 6-3		1 0 0 0 0 1 0 3 0 0 0 0 0 0												
Tommy Helms, R (1, 4) OBP: 0.263, SLG: 0.304	0-3 K			0-0 F8		0-0 L4		0-0 6-3		4 0 0 0 0 1 0												
Lee May, R (1, 3) OBP: 0.358, SLG: 0.587	0-3 K			0-3 K			0-0 HR		0-3 K	4 1 1 1 0 3 0												
Tony Perez, R (1, 5) OBP: 0.291, SLG: 0.378		0-0 G3		0-0 F9			0-0 6-3		0-0 F7	4 0 0 0 0 0 0												
Bernie Carbo, L (1, 7) OBP: 0.357, SLG: 0.331		0-0 1B			0-3 K		0-0 3-1			3 0 1 0 0 1 0												
George Foster, R (1, 8) OBP: 0.333, SLG: 0.413 (1, 9)		0-3 K			1-0 HBP		0-0 2B			2 0 1 0 0 1 1												
Bill Plummer, R (1, 2)		0-0 5-3			0-0 P4		0-0 F9			3 0 0 0 0 0 3												
Dave Concepcion, R (1, 6) OBP: 0.238, SLG: 0.265			0-0 F9		0-3 K			0-0 6-3		3 0 0 0 0 1 1												
Jim Merritt, L (1, 1) OBP: 0.200, SLG: 0.214 Jimmy Stewart, S (6, PH) OBP: 0.263, SLG: 0.250 Tony Cloninger, R (6, 1) OBP: 0.333, SLG: 0.400 Ty Cline, L (8, PH) OBP: 0.390, SLG: 0.233 Wayne Granger, R (8, 1)		0-3 K				0-0 5-3		0-0 F3		1 0 0 0 0 1 0 1 0 0 0 0 0 0 0 0 0 0 0 0 0 1 0 0 0 0 0 0 0 0 0 0 0 0 0												
Inning Stats	R: 0 E: 0 K: 3 S: 9	H: 0 LOB: 0 BB: 0 P: 9	R: 0 E: 0 K: 1 S: 6	H: 1 LOB: 1 BB: 0 P: 6	R: 0 E: 0 K: 1 S: 5	H: 0 LOB: 0 BB: 0 P: 5	R: 0 E: 0 K: 1 S: 5	H: 0 LOB: 0 BB: 0 P: 5	R: 0 E: 0 K: 2 S: 7	H: 0 LOB: 1 BB: 0 P: 8	R: 0 E: 0 K: 0 S: 3	H: 0 LOB: 0 BB: 0 P: 3	R: 1 E: 0 K: 0 S: 5	H: 2 LOB: 1 BB: 0 P: 5	R: 0 E: 0 K: 0 S: 3	H: 0 LOB: 0 BB: 0 P: 3	R: 0 E: 0 K: 1 S: 5	H: 0 LOB: 0 BB: 0 P: 5	1B: 1 2B: 1 3B: 0 HR: 1	SF: 0 SAC: 0 DP: 0 HBP: 1	WP: 0 PB: 0 SB: 0 CS: 0	PA: 31
PITCHER Reggie Cleveland, R (1, 1) ERA: 3.74	IP: 9.0 WLS: W BF: 31 H: 3 R: 1 ER: 1 SO: 9 BB: 0 IBB: 0 HBP: 1 BLK: 0 WP: 0 HR: 1 S: 48 P: 49 ERA: 1.00 WHIP: 0.333											PITCHER IP: WLS: BF: H: R: ER: SO: BB: IBB: HBP: BLK: WP: HR: S: P: ERA: WHIP:										

Cincinnati Reds @ St. Louis Cardinals
Busch Stadium, St. Louis, MO
 Tue Jun 15 1971, 7:05 PM CDT
 Att: 19,514 - Unknown

livebaseballscorecards.com

AB	30
R	1
H	3
RBI	1
BB	0
SO	9
LOB	5



Batter	1	2	3	4	5	6	7	8	9	AB	R	H	RBI	BB	SO	LOB
Luis Melendez, R (1, 9) OBP: 0.322, SLG: 0.302	4-0 FC6-4-5 E BB		0-0 F8		0-0 L4		0-0 F8			3	0	0	0	1	0	0
Ted Sizemore, R (1, 7) OBP: 0.356, SLG: 0.384	0-0 E5 FC6-4-5 1-2		0-0 HR		0-0 F8			0-0 6-3		4	1	1	1	0	0	1
Julian Javier, R (1, 4) OBP: 0.283, SLG: 0.343	0-0 FC6-4-5 1-2 2-3		0-0 P6		0-0 F7			0-0 5-3		4	0	0	0	0	0	2
Joe Torre, R (1, 5) OBP: 0.402, SLG: 0.492	0-0 F8			0-3 K		0-0 6-3		0-0 1B 1B		4	1	1	0	0	1	1
Jose Cardenal, R (1, 8) OBP: 0.311, SLG: 0.415		0-0 HR		4-0 HR BB		0-0 6-3		0-0 1B 1B		3	3	2	1	1	0	0
Jim Beauchamp, R (1, 3) OBP: 0.305, SLG: 0.379		0-3 K		0-0 HR		4-0 FC6-4 BB		0-0 1B		2	1	1	2	0	1	0
Joe Hague, L (6, PH) OBP: 0.357, SLG: 0.439				1-H HR				1-H 2-H 1B		1	0	1	1	1	0	0
Jerry McNertney, R (1, 2) OBP: 0.367, SLG: 0.659		0-0 F7		0-0 F7		0-0 FC6-4		0-0 6-3		4	0	0	0	0	0	2
Dal Maxvill, R (1, 6) OBP: 0.313, SLG: 0.244		0-0 5-3		0-0 1B			0-3 K			3	0	1	0	0	1	0
Reggie Cleveland, R (1, 1) OBP: 0.094, SLG: 0.125			0-0 5-3	0-0 P3			0-0 F9			3	0	0	0	0	0	1

Inning Stats	R: 0	H: 0	E: 1	K: 0	S: 3	LOB: 1	BB: 1	P: 7	R: 1	H: 1	E: 0	K: 1	S: 6	LOB: 0	BB: 0	P: 6	R: 1	H: 1	E: 0	K: 0	S: 4	LOB: 0	BB: 0	P: 4	R: 2	H: 2	E: 0	K: 1	S: 7	LOB: 1	BB: 1	P: 11	R: 0	H: 0	E: 0	K: 0	S: 3	LOB: 0	BB: 0	P: 3	R: 0	H: 0	E: 0	K: 0	S: 3	LOB: 1	BB: 1	P: 7	R: 0	H: 0	E: 0	K: 1	S: 5	LOB: 0	BB: 0	P: 5	R: 2	H: 3	E: 0	K: 0	S: 6	LOB: 1	BB: 0	P: 6
--------------	------	------	------	------	------	--------	-------	------	------	------	------	------	------	--------	-------	------	------	------	------	------	------	--------	-------	------	------	------	------	------	------	--------	-------	-------	------	------	------	------	------	--------	-------	------	------	------	------	------	------	--------	-------	------	------	------	------	------	------	--------	-------	------	------	------	------	------	------	--------	-------	------

PITCHER	IP	WLS	BF	H	R	ER	SO	BB	IBB	HBP	BLK	WP	HR	S	P	ERA	WHIP
Jim Merritt, L (1, 1) ERA: 4.96	5.0	L	21	4	4	4	2	2	0	0	0	0	3	23	31	7.20	1.200
Tony Cloninger, R (6, 1) ERA: 3.23	2.0		7	0	0	0	1	1	0	0	0	0	0	8	12	0.00	0.500
Wayne Granger, R (8, 1) ERA: 3.32	1.0		6	3	2	2	0	0	0	0	0	0	0	6	6	18.00	3.000

BOTTOM

Cincinnati Reds @ St. Louis Cardinals
 Busch Stadium, St. Louis, MO
 Tue Jun 15 1971, 7:05 PM CDT
 Att. 19,514 - Unknown

AB	31
R	6
H	7
RBI	5
BB	3
SO	3
LOB	7

livebaseballscorecards.com



WP	HR	S	P	ERA	WHIP
0	0	0	0	0	0

Batter	1	2	3	4	5	6	7	8	9	AB R H RBI BB SO LOB	TOP									
Pete Rose, S OBP: 0.375, SLG: 0.391 (1, 9) X	0-0 6-4-3 1B		4-0 5-3 BB	0-0 4-3			0-0 F7		4-0 BB	3 1 1 0 2 0 3										
Hal McRae, R OBP: 0.284, SLG: 0.344 (1, 7) X	0-0 6-4-3 1-2		0-0 5-3		0-0 2B		0-0 L5		0-0 F9	5 0 1 0 0 0 3										
Lee May, R OBP: 0.360, SLG: 0.582 (1, 3) X	0-0 FC6-4 2-H 1B		4-0 BB		0-0 6-3			0-0 F8		3 0 1 1 1 0 1										
Tony Perez, R OBP: 0.287, SLG: 0.371 (1, 5) S S	0-3 K		0-0 F9		0-0 6-3			0-3 K		4 0 0 0 0 2 4 0 0 0 0 0 0 0										
Woody Woodward, R OBP: 0.324, SLG: 0.290 (9, 5) S S																				
George Foster, R OBP: 0.338, SLG: 0.422 (1, 8) X	0-0 FC6-4 1-2f			0-0 BB 6-3 1B	0-0 5-3			0-0 2B		4 0 2 0 0 0 2										
Tommy Helms, R OBP: 0.267, SLG: 0.304 (1, 4) X		0-0 F9		0-0 F3		0-0 CS 1B		4-0 IBB		3 0 1 0 1 0 1										
Pat Corrales, R OBP: 0.125, SLG: 0.125 (1, 2) X			0-0 4-3		0-0 6-3 1-2		0-3 K 1-2		0-0 G3	4 0 0 0 0 1 4										
Dave Concepcion, R OBP: 0.238, SLG: 0.259 (1, 6) X			0-0 5-3		4-0 BB IBB		0-0 F9		0-0 1-3	3 0 0 0 1 0 0										
Don Gullett, R OBP: 0.107, SLG: 0.074 (1, 1) X			0-0 5-3	0-0 BB 1-2 2-3 BB	4-0 BB		0-0 6-3		0-0 G3	3 0 0 0 1 0 0										
Inning Stats	R: 1 E: 0 K: 1 S: 7	H: 2 LOB: 1 BB: 0 P: 7	R: 0 E: 0 K: 0 S: 3	H: 0 LOB: 0 BB: 0 P: 3	R: 0 E: 0 K: 0 S: 3	H: 0 LOB: 2 BB: 2 P: 11	R: 0 E: 0 K: 0 S: 4	H: 1 LOB: 3 BB: 2 P: 12	R: 0 E: 0 K: 1 S: 5	H: 1 LOB: 0 BB: 0 P: 5	R: 0 E: 0 K: 0 S: 3	H: 0 LOB: 0 BB: 0 P: 3	R: 0 E: 0 K: 1 S: 6	H: 1 LOB: 2 BB: 1 P: 10	R: 0 E: 0 K: 0 S: 3	H: 0 LOB: 1 BB: 1 P: 7	1B: 4 2B: 2 3B: 0 HR: 0	SF: 0 SAC: 0 DP: 0 HBP: 0	WP: 0 PB: 0 SB: 0 CS: 1	PA: 38
PITCHER	IP WLS BF H R ER SO BB IBB HBP BLK WP HR S P ERA WHIP																			
Al Santorini, R ERA: 3.04 (1, 1)	8.0 L 34 6 1 1 3 3 2 0 0 0 0 0 35 55 1.12 1.125																			
Moe Drabowsky, R ERA: 3.04 (9, 1)	1.0 4 0 0 0 0 1 0 0 0 0 0 0 3 7 0.00 1.000																			

Cincinnati Reds @ St. Louis Cardinals
 Busch Stadium, St. Louis, MO
 Wed Jun 16 1971, 3:33 AM CDT
 Att: 19,232 - Unknown

livebaseballscorecards.com

AB	32
R	1
H	6
RBI	1
BB	6
SO	3
LOB	18



Batter	1	2	3	4	5	6	7	8	9	AB R H RBI BB SO LOB	TOP
Sonny Jackson, L (1, 8) OBP: 0.304, SLG: 0.358	0-0 G6-4-3 1B 1B		0-0 4-3			0-3 K		0-0 FC4-6 1-2f 2-3		4 1 1 0 0 1 2	
Ralph Garr, L (1, 7) OBP: 0.373, SLG: 0.468	0-0 G6-4-3 1-2 1B		0-0 1-3			0-0 1B		0-3 K		4 0 2 0 0 1 2	
Hank Aaron, R (1, 3) OBP: 0.392, SLG: 0.640	0-0 G6-4-3 1-2f 2-3			0-0 F3		0-0 5-3			0-0 F9	4 0 0 0 0 0 3	
Darrell Evans, L (1, 5) OBP: 0.333, SLG: 0.317	0-0 1B 3-H			0-0 4-3			0-0 G1-6-4 1B		0-0 4-3	4 0 2 1 0 0 0	
Felix Millan, R (1, 4) OBP: 0.345, SLG: 0.398	0-0 1-3			0-0 F9			0-0 G1-6-4 1-2f		0-0 4-3	4 0 0 0 0 0 2	
Mike Lum, L (1, 9) OBP: 0.331, SLG: 0.374		0-0 P4			0-0 F5		0-0 4-3			3 0 0 0 0 0 0	
Hal King, L (1, 2) OBP: 0.352, SLG: 0.322		0-0 1-3			0-0 P6			0-0 F7		3 0 0 0 0 0 0	
Zoilo Versalles, R (1, 6) OBP: 0.293, SLG: 0.364		0-3 K			0-3 K			0-0 FC4-6 1B 1B		3 0 1 0 0 2 0	
Ron Reed, R (1, 1) OBP: 0.067, SLG: 0.067			0-3 K			0-0 5-3		0-0 FC4-6 1-2 1B		2 0 0 0 0 1 0	
Earl Williams, R (8, PH) OBP: 0.306, SLG: 0.429										1 0 1 0 0 0 0	
Steve Barber, L (8, 1)										0 0 0 0 0 0 0	
Inning Stats	R: 1 H: 3 E: 0 LOB: 1 K: 0 BB: 0 S: 5 P: 5	R: 0 H: 0 E: 0 LOB: 0 K: 1 BB: 0 S: 5 P: 5	R: 0 H: 0 E: 0 LOB: 0 K: 1 BB: 0 S: 5 P: 5	R: 0 H: 0 E: 0 LOB: 0 K: 0 BB: 0 S: 3 P: 3	R: 0 H: 0 E: 0 LOB: 0 K: 1 BB: 0 S: 5 P: 5	R: 0 H: 1 E: 0 LOB: 1 K: 1 BB: 0 S: 6 P: 6	R: 0 H: 1 E: 0 LOB: 0 K: 0 BB: 0 S: 3 P: 3	R: 0 H: 2 E: 0 LOB: 2 K: 1 BB: 0 S: 7 P: 7	R: 0 H: 0 E: 0 LOB: 0 K: 0 BB: 0 S: 3 P: 3	1B: 7 SF: 0 2B: 0 SAC: 0 3B: 0 DP: 2 HR: 0 HBP: 0	WP: 0 PA: 32 PB: 0 SB: 0 CS: 0
PITCHER Jim McGlothlin, R (1, 1) ERA: 4.25	IP WLS BF H R ER SO BB IBB HBP BLK WP HR S P ERA WHIP										
	9.0 W 32 7 1 1 5 0 0 0 0 0 0 0 42 42 1.00 0.778										
PITCHER	IP WLS BF H R ER SO BB IBB HBP BLK WP HR S P ERA WHIP										

Atlanta Braves @ Cincinnati Reds
Riverfront Stadium, Cincinnati, OH
Thu Jun 17 1971, 7:05 PM EDT
Att. 19,068 - Unknown

livebaseballscorecards.com

AB 32
R 1
H 7
RBI 1
BB 0
SO 5
LOB 9



Batter	1	2	3	4	5	6	7	8	9	AB R H RBI BB SO LOB	TOP											
Sonny Jackson, L (1, 8) OBP: 0.307, SLG: 0.369	0-0 G3		0-0 BB 1B		0-0 FC1-6 1-2f		0-0 3B			4 0 2 0 0 0 1	<p>Atlanta Braves @ Cincinnati Reds Riverfront Stadium, Cincinnati, OH</p> <p>Fri Jun 18 1971, 7:05 PM EDT Att. 20,600 - Unknown</p> <p>livebaseballscorecards.com</p>											
Ralph Garr, L (1, 7) OBP: 0.372, SLG: 0.463	0-0 F7		0-0 F6		0-0 6-3		4-0 BB			3 0 0 0 1 0 2												
Hank Aaron, R (1, 3) OBP: 0.398, SLG: 0.644	4-0 1B BB		4-0 1-2 BB		0-0 E 2B		0-0 G3			2 1 1 0 2 0 2												
Darrell Evans, L (1, 5) OBP: 0.346, SLG: 0.333	0-0 1-2 1B		0-0 3-1		0-0 E4 FC6-4 1B 2-H		0-0 3-4-1			4 0 2 0 0 0 2												
Felix Millan, R (1, 4) OBP: 0.340, SLG: 0.392	0-0 F9			0-0 F3		0-0 FC6-4 6-3 1-2f		0-0 F8		4 0 0 0 0 0 3												
Mike Lum, L (1, 9) OBP: 0.321, SLG: 0.360		0-0 6-3		0-0 F8		0-0 6-3 1-2		0-0 1-3		4 0 0 0 0 0 1												
Bob Didier, S (1, 2) OBP: 0.270, SLG: 0.283		0-0 5-3		0-0 F8		0-3 K		0-0 6-3		4 0 0 0 0 1 1												
Marty Perez, R (1, 6) OBP: 0.271, SLG: 0.305		0-0 F3			0-0 FC1-6 1B		0-0 5-3		0-0 G6-4-3 1B	4 0 2 0 0 0 0												
Pat Jarvis, R (1, 1) OBP: 0.100, SLG: 0.036			0-0 F2		0-0 FC1-6 FC1-6 1-2f		0-0 F8		0-0 G6-4-3 1-2f	2 0 0 0 0 0 1												
Hal King, L (7, PH) OBP: 0.350, SLG: 0.319										1 0 0 0 0 0 0												
Hoyt Wilhelm, R (7, 1)										0 0 0 0 0 0 0												
Ron Herbel, R (8, 1)										0 0 0 0 0 0 0												
Earl Williams, R (9, PH) OBP: 0.304, SLG: 0.426										1 0 0 0 0 0 1												
Inning Stats	R: 0 E: 0 K: 0 S: 4	H: 1 LOB: 2 BB: 1 P: 8	R: 0 E: 0 K: 0 S: 3	H: 0 LOB: 0 BB: 0 P: 3	R: 0 E: 0 K: 0 S: 4	H: 1 LOB: 2 BB: 1 P: 8	R: 0 E: 0 K: 0 S: 3	H: 0 LOB: 0 BB: 0 P: 3	R: 0 E: 0 K: 0 S: 4	H: 1 LOB: 1 BB: 0 P: 4	R: 1 E: 1 K: 1 S: 7	H: 2 LOB: 1 BB: 0 P: 7	R: 0 E: 0 K: 0 S: 4	H: 1 LOB: 2 BB: 1 P: 8	R: 0 E: 0 K: 0 S: 3	H: 0 LOB: 0 BB: 0 P: 3	R: 0 E: 0 K: 0 S: 3	H: 1 LOB: 0 BB: 0 P: 3	1B: 5 2B: 1 3B: 1 HR: 0	SF: 0 SAC: 0 DP: 1 HBP: 0	WP: 0 PB: 0 SB: 0 CS: 0	PA: 36
PITCHER Gary Nolan, R (1, 1) ERA: 2.93	IP: 9.0 WLS: W BF: 36 H: 7 R: 1 ER: 1 SO: 1 BB: 3 IBB: 0 HBP: 0 BLK: 0 WP: 0 HR: 0 S: 35 P: 47 ERA: 1.00 WHIP: 1.111											PITCHER	IP: WLS: BF: H: R: ER: SO: BB: IBB: HBP: BLK: WP: HR: S: P: ERA: WHIP:									



Batter	1	2	3	4	5	6	7	8	9
Pete Rose, S (1, 9) OBP: 0.375, SLG: 0.403	0-0 G5-4-3 1B		0-0 4-3		0-0 4-3			0-0 HR	
Hal McRae, R (1, 7) OBP: 0.289, SLG: 0.360 Buddy Bradford, R (8, PR) OBP: 0.309, SLG: 0.286	0-0 G5-4-3 1-2f		0-0 F7		0-0 F8			0-0 HR 2B	
Lee May, R (1, 3) OBP: 0.366, SLG: 0.619 Woody Woodward, R (9, 5) OBP: 0.324, SLG: 0.290	0-3 K			0-0 HR		0-3 K		0-0 2-H HR	
Johnny Bench, R (1, 5) OBP: 0.286, SLG: 0.489		0-0 2B 3B		0-0 2B 1B		0-0 G6-4-3 1B		0-0 2B 1B	
George Foster, R (1, 8) OBP: 0.345, SLG: 0.448		0-0 G3 FC6-2-5 2B 3-H		0-0 F3		0-0 G6-4-3 1-2f		0-0 1-3 1-H 2B	
Tommy Helms, R (1, 4) OBP: 0.266, SLG: 0.307		0-0 G3 2-3		0-0 1-3 2B		0-0 G3		0-0 5-3	
Pat Corrales, R (1, 2) OBP: 0.194, SLG: 0.138		0-0 FC6-2-5 FC6 3-H		4-0 G6-4-3 IBB		0-0 5-3		4-0 1-3 BB	
Dave Concepcion, R (1, 6) OBP: 0.246, SLG: 0.262		0-0 FC6 1-2f		0-0 G6-4-3 1-2f		4-0 BB		0-0 1-3 1-2 2-3	
Gary Nolan, R (1, 1) OBP: 0.059, SLG: 0.030			0-3 K		0-3 K		0-0 1-3	0-0 F9	

Inning Stats	R: 0 E: 0 K: 1 S: 5	H: 1 LOB: 0 BB: 0 P: 5	R: 1 E: 0 K: 0 S: 5	H: 2 LOB: 1 BB: 0 P: 5	R: 0 E: 0 K: 1 S: 5	H: 0 LOB: 0 BB: 0 P: 5	R: 1 E: 0 K: 0 S: 5	H: 3 LOB: 2 BB: 1 P: 9	R: 0 E: 0 K: 1 S: 5	H: 0 LOB: 0 BB: 0 P: 5	R: 0 E: 0 K: 1 S: 5	H: 1 LOB: 0 BB: 0 P: 5	R: 0 E: 0 K: 0 S: 3	H: 0 LOB: 1 BB: 1 P: 7	R: 4 E: 0 K: 0 S: 8	H: 5 LOB: 2 BB: 1 P: 12
--------------	------------------------------	---------------------------------	------------------------------	---------------------------------	------------------------------	---------------------------------	------------------------------	---------------------------------	------------------------------	---------------------------------	------------------------------	---------------------------------	------------------------------	---------------------------------	------------------------------	----------------------------------

PITCHER	IP	WLS	BF	H	R	ER	SO	BB	IBB	HBP	BLK	WP	HR	S	P	ERA	WHIP
Pat Jarvis, R (1, 1) ERA: 4.26	6.0	L	23	7	2	2	4	0	0	0	0	0	1	30	34	3.00	1.167
Hoyt Wilhelm, R (7, 1) ERA: 15.43	1.0		8	4	4	4	0	1	0	0	0	0	2	7	11	36.00	5.000
Ron Herbel, R (8, 1) ERA: 5.32	1.0		5	1	0	0	0	1	0	0	0	0	0	4	8	0.00	2.000

BOTTOM

Atlanta Braves @ Cincinnati Reds
Riverfront Stadium, Cincinnati, OH

Fri Jun 18 1971, 7:05 PM EDT
Att. 20,600 - Unknown

AB	R	H	RBI	BB	SO	LOB
4	1	2	1	0	0	0
4	0	1	0	0	0	1
0	1	0	0	0	0	0
4	2	2	3	0	2	0
0	0	0	0	0	0	0
4	2	4	0	0	0	0
4	0	2	2	0	0	2
4	0	1	0	0	0	2
2	0	0	0	2	0	1
3	0	0	0	1	0	6
4	0	0	0	0	2	3

AB	33
R	6
H	12
RBI	6
BB	3
SO	4
LOB	15

livebaseballscorecards.com

WP	PA
0	36

REDS

1B	SF	WP	PA
4	0	0	36
2B	0	PB	0
3B	0	SB	0
HR	3	CS	0

Batter	1	2	3	4	5	6	7	8	9	AB R H RBI BB SO LOB	TOP									
Felix Millan, R (1, 4) OBP: 0.344, SLG: 0.394	0-0 F9			0-0 5-3	0-0 1B 1B	0-0 1B			4-0 CS BB	4 1 2 0 1 0 0										
Ralph Garr, L (1, 7) OBP: 0.372, SLG: 0.460	0-3 K			0-0 1B 1B	4-0 1B 1B BB	0-0 F8			0-3 K 1-2	4 2 1 0 1 2 2										
Hank Aaron, R (1, 3) OBP: 0.398, SLG: 0.638	0-0 4-3			0-0 1B 2B 1B	0-0 1B E 1B	0-0 P5			0-0 F8	5 2 2 1 0 0 1										
Earl Williams, R (1, 5) OBP: 0.309, SLG: 0.428		0-3 K		0-0 2B PB 1B	0-0 FC4-6 1B				0-0 6-3	4 1 2 2 0 1 0										
Mike Lum, L (1, 9) OBP: 0.319, SLG: 0.365		0-0 P4		0-0 PB 1B 2B	0-0 FC4-6 4-3 HR				0-0 F7	4 2 1 1 0 0 1										
Sonny Jackson, L (1, 8) OBP: 0.302, SLG: 0.363		0-0 L9		0-3 K	0-0 4-3				0-0 P5	4 0 0 0 0 1 3										
Marty Perez, R (1, 6) OBP: 0.278, SLG: 0.328			0-0 F5	4-0 1B BB	0-0 HR				0-0 P4	3 1 1 2 1 0 0										
Bob Didier, S (1, 2) OBP: 0.289, SLG: 0.282			0-0 F9	0-0 FC5-4 1B	0-0 P3				0-0 6-3	4 0 1 1 0 0 0										
Phil Niekro, R (1, 1) OBP: 0.125, SLG: 0.132			0-0 P3	0-0 FC5-4		0-0 F8			0-0 5-3	4 0 0 0 0 0 2										
Inning Stats	R: 0 E: 0 K: 1 S: 5	H: 0 LOB: 0 BB: 0 P: 5	R: 0 E: 0 K: 1 S: 5	H: 0 LOB: 0 BB: 0 P: 5	R: 0 E: 0 K: 0 S: 3	H: 0 LOB: 0 BB: 0 P: 3	R: 4 E: 0 K: 1 S: 10	H: 5 LOB: 2 BB: 1 P: 14	R: 5 E: 1 K: 0 S: 7	H: 4 LOB: 0 BB: 1 P: 11	R: 0 E: 0 K: 0 S: 4	H: 1 LOB: 1 BB: 0 P: 4	R: 0 E: 0 K: 0 S: 3	H: 0 LOB: 0 BB: 0 P: 3	R: 0 E: 0 K: 1 S: 4	H: 0 LOB: 0 BB: 1 P: 8	1B: 8 2B: 2 3B: 0 HR: 1	SF: 0 SAC: 0 DP: 1 HBP: 0	WP: 0 PB: 1 SB: 0 CS: 1	PA: 39
PITCHER	IP WLS BF H R ER SO BB IBB HBP BLK WP HR S P ERA WHIP																			
Ross Grimsley, L (1, 1) ERA: 3.51	4.0 L 21 7 7 7 3 2 0 0 0 0 0 0 25 33 15.75 2.250																			
Jim Merritt, L (5, 1) ERA: 4.92	4.0 15 3 2 2 0 0 0 0 0 0 0 1 15 15 4.50 0.750																			
Joe Gibbon, L (9, 1) ERA: 2.31	1.0 3 0 0 0 0 1 1 0 0 0 0 0 4 8 0.00 1.000																			

Atlanta Braves @ Cincinnati Reds
Riverfront Stadium, Cincinnati, OH
Sat Jun 19 1971, 3:33 AM EDT
Att. 34,009 - Unknown

livebaseballscorecards.com

AB	36
R	9
H	10
RBI	7
BB	3
SO	4
LOB	9



Batter	1	2	3	4	5	6	7	8	9	AB	R	H	RBI	BB	SO	LOB
Pete Rose, S OBP: 0.377, SLG: 0.402 (1, 9)	0-0 F9		0-0 4-3		0-0 1B			4-0 PB 1-2 BB		3	0	1	1	1	0	0
Hal McRae, R OBP: 0.288, SLG: 0.353 (1, 7)	4-0 G5-4-3 BB		0-0 5-3		0-3 K			0-0 F9		3	0	0	0	1	1	3
Lee May, R OBP: 0.359, SLG: 0.606 (1, 3)	0-0 G5-4-3 1-2f			0-0 F2		0-3 K2-3		0-3 K2-3 1-2 2-3		4	0	0	0	0	2	3
Johnny Bench, R OBP: 0.290, SLG: 0.502 (1, 5) (5, 2)		0-0 HR		0-0 E5 2B FC5-2		0-0 G6-4-3 1B		0-3 K		4	1	2	1	0	1	2
George Foster, R OBP: 0.343, SLG: 0.449 (1, 8)		0-0 P2		0-0 FC5-2 1-3 PB 2B		0-0 G6-4-3 1-2f		0-3 K		4	1	1	0	0	1	1
Tommy Helms, R OBP: 0.266, SLG: 0.306 (1, 4)		0-0 6-3		0-0 FC5-2 PB			0-0 F7		0-0 PB 1B	4	0	1	0	0	0	2
Pat Corrales, R OBP: 0.188, SLG: 0.133 (1, 2)		0-0 5-3		0-3 K			0-0 F8		0-0 1-3	1	0	0	0	0	0	0
Tony Perez, R OBP: 0.284, SLG: 0.367 (4, PH) (5, 5)				0-3 K			0-0 F8		1-2	3	0	0	0	0	1	2
Dave Concepcion, R OBP: 0.247, SLG: 0.263 (1, 6)			0-0 E7 4-3 1B		0-0 5-3		0-3 K		0-3 K	3	1	1	0	0	1	0
Bernie Carbo, L OBP: 0.355, SLG: 0.329 (9, PH)										1	0	0	0	0	1	1
Ross Grimsley, L OBP: 0.125, SLG: 0.067 (1, 1)			0-0 6-3		0-0 G3			0-0 PB BB 1B		1	0	0	0	0	0	1
Jim Merritt, L OBP: 0.188, SLG: 0.200 (5, 1)										1	0	0	0	0	0	0
Ty Cline, L OBP: 0.397, SLG: 0.246 (8, PH)										1	0	1	0	0	0	0
Joe Gibbon, R (9, 1)										0	0	0	0	0	0	0

Inning Stats	R: 0	H: 0	R: 1	H: 1	R: 1	H: 1	R: 0	H: 1	R: 0	H: 0	R: 0	H: 1	R: 0	H: 1	R: 0	H: 1	1B: 5	SF: 0	WP: 0	PA: 35
	E: 0	LOB: 0	E: 0	LOB: 0	E: 1	LOB: 1	E: 0	LOB: 0	E: 0	LOB: 0	E: 0	LOB: 2	E: 0	LOB: 1	E: 0	LOB: 1	2B: 1	SAC: 0	PB: 3	
	K: 0	BB: 1	K: 0	BB: 0	K: 1	BB: 0	K: 1	BB: 0	K: 1	BB: 0	K: 2	BB: 1	K: 2	BB: 0	K: 2	BB: 1	3B: 0	DP: 2	SB: 0	
	S: 2	P: 6	S: 4	P: 4	S: 7	P: 7	S: 5	P: 5	S: 5	P: 5	S: 8	P: 12	S: 8	P: 8	S: 8	P: 8	HR: 1	HBP: 0	CS: 0	

PITCHER	IP	WLS	BF	H	R	ER	SO	BB	IBB	HBP	BLK	WP	HR	S	P	ERA	WHIP										
Phil Niekro, R ERA: 3.14 (1, 1)	9.0	W	35	7	3	1	8	2	0	0	0	0	1	49	57	1.00	1.000										

BOTTOM

Atlanta Braves @ Cincinnati Reds
Riverfront Stadium, Cincinnati, OH

Sat Jun 19 1971, 3:33 AM EDT
Att. 34,009 - Unknown

AB	33
R	3
H	7
RBI	2
BB	2
SO	8
LOB	15



WP	PA	ERA	WHIP
0	35		

Batter	1	2	3	4	5	6	7	8	9	AB R H RBI BB SO LOB	TOP	
Felix Millan, R (1, 4) OBP: 0.342, SLG: 0.389	0-0 G4-3 1B		0-0 6-3		0-0 F8			0-0 F3		4 0 1 0 0 0 0		
Ralph Garr, L (1, 7) OBP: 0.367, SLG: 0.452	0-0 G4-3 1-2f		0-0 6-3		0-0 6-3			0-0 1B 1B		4 0 1 0 0 0 1		
Hank Aaron, R (1, 3) OBP: 0.403, SLG: 0.637	4-0 BB BB		4-0 BB BB		0-3 K			0-0 1-2 1B		2 0 1 0 2 1 0		
Earl Williams, R (1, 2) OBP: 0.317, SLG: 0.442 (8, 5)	4-0 1-2 BB		0-0 F9		0-0 1B			0-3 K		3 0 1 0 1 1 3		
Zoilo Versalles, R (1, 5) OBP: 0.279, SLG: 0.345 Hal King, L (8, PH) OBP: 0.345, SLG: 0.314 (8, 2)	0-3 K		0-0 1-3		0-0 F8			0-3 K		3 0 0 0 0 1 3 1 0 0 0 0 1 2		
Mike Lum, L (1, 9) OBP: 0.329, SLG: 0.364		0-0 F8		0-0 F7		0-0 P5			4-0 G3 4-3 BB	3 0 0 0 1 0 1		
Sonny Jackson, L (1, 8) OBP: 0.300, SLG: 0.363		0-0 1-3		0-0 FC6-4 1B		0-0 F9		0-0 4-3		4 0 1 0 0 0 1		
Gil Garrido, R (1, 6) OBP: 0.243, SLG: 0.164 Darrell Evans, L (9, PH) OBP: 0.351, SLG: 0.313		4-0 FC6-4 BB		0-0 FC6-4 1-2f		0-0 6-3		0-0 G3		2 0 0 0 1 0 1 1 0 0 0 0 0 1		
Tom Kelley, R (1, 1) Orlando Cepeda, R (9, PH) OBP: 0.343, SLG: 0.522		0-0 FC6-4		0-3 K		0-3 K		0-0 6-3		3 0 0 0 0 2 1 1 0 0 0 0 0 1		
Inning Stats	R: 0 H: 1 E: 0 LOB: 2 K: 1 BB: 2 S: 5 P: 13	R: 0 H: 0 E: 0 LOB: 1 K: 0 BB: 1 S: 3 P: 7	R: 0 H: 0 E: 0 LOB: 1 K: 0 BB: 1 S: 3 P: 7	R: 0 H: 1 E: 0 LOB: 1 K: 0 BB: 0 S: 4 P: 4	R: 0 H: 0 E: 0 LOB: 0 K: 1 BB: 0 S: 5 P: 5	R: 0 H: 1 E: 0 LOB: 1 K: 1 BB: 0 S: 6 P: 6	R: 0 H: 0 E: 0 LOB: 0 K: 1 BB: 0 S: 5 P: 5	R: 0 H: 2 E: 0 LOB: 2 K: 2 BB: 0 S: 9 P: 9	R: 0 H: 0 E: 0 LOB: 1 K: 0 BB: 1 S: 3 P: 7	1B: 5 SF: 0 2B: 0 SAC: 0 3B: 0 DP: 1 HR: 0 HBP: 0	WP: 0 PA: 36 PB: 0 SB: 0 CS: 0	
PITCHER	IP WLS BF H R ER SO BB IBB HBP BLK WP HR S P ERA WHIP											
Don Gullett, L (1, 1) ERA: 2.76	7.1 W 30 5 0 0 4 4 0 0 0 0 0 0 34 50 0.00 1.227											
Clay Carroll, R (8, 1) ERA: 2.11	1.2 S 6 0 0 0 2 1 0 0 0 0 0 0 9 13 0.00 0.600											

Atlanta Braves @ Cincinnati Reds
Riverfront Stadium, Cincinnati, OH
Sun Jun 20 1971, 3:38 AM EDT
Att. 37,488 - Unknown

livebaseballscorecards.com

AB 31
R 0
H 5
RBI 0
BB 5
SO 6
LOB 15



Batter	1	2	3	4	5	6	7	8	9	10	11	12	AB	R	H	RBI	BB	SO	LOB	TOP						
Denny Doyle, L (1, 4) OBP: 0.276, SLG: 0.327	0-0 1-3		0-0 F8			0-0 3-1		0-0 1B	0-0 G4-6-3		0-0 6-3		6	1	1	0	0	0	3							
Larry Bowa, S (1, 6) OBP: 0.284, SLG: 0.280	0-0 4-3			0-0 G3		0-0 FC6-4 1B		0-0 1B		0-0 CS 1B		0-0 SH1-4 1B	6	2	4	0	0	0	0							
Tim McCarver, L (1, 2) OBP: 0.316, SLG: 0.399	0-0 2B			0-0 F9		0-0 FC6-4 1B		0-0 1B	0-0 1-2 2-3	0-0 E7		0-0 SH1-4	5	0	2	2	0	0	2							
Deron Johnson, R (1, 3) OBP: 0.326, SLG: 0.406	0-0 P6			0-0 1B		0-0 1B		0-0 1B	0-0 1-2 3-H	0-3 K		4-0 3B IBB	5	1	3	1	1	1	2							
Willie Montanez, L (1, 8) OBP: 0.332, SLG: 0.481		0-3 K		0-0 4-3		0-0 F9		0-0 P6		0-0 4-3		0-0 3B	6	0	1	2	0	1	6							
Oscar Gamble, L (1, 7) OBP: 0.333, SLG: 0.507		0-0 5-3			0-0 FC6-5 2B		0-0 G5-4-3 1B	0-0 F5		0-0 FC3-6 SH2-4 1B		0-0 G3	6	0	3	0	0	0	3							
Roger Freed, R (1, 9) OBP: 0.319, SLG: 0.296		0-0 F7			0-0 6-3		0-0 G5-4-3	0-0 5-3		0-0 SH2-4		0-0 F5	3	0	0	0	0	0	2							
Bill Wilson, R (7, 1) Bobby Pfeil, R (8, PH) Darrell Brandon, R (8, 1) OBP: 0.375, SLG: 0.405 OBP: 0.200, SLG: 0.200													0	0	0	0	0	0	0							
John Vukovich, R (1, 5) OBP: 0.306, SLG: 0.273			0-0 1B		0-0 FC6-5 FC6-4 1B		0-0 5-3		0-0 G4-6-3 1B		4-0 BB BB		4	0	2	0	1	0	1							
Lowell Palmer, R (1, 1) OBP: 0.333, SLG: 0.333			0-0 6-3		0-0 FC6-4		0-0 FC6-4	0-0 1B	0-0 L6		0-0 FC3-6		2	0	0	0	0	0	1							
Ron Stone, L (7, 9) OBP: 0.330, SLG: 0.275					0-0 FC6-4		0-0 FC6-4	0-0 1B		0-0 FC3-6		0-0 FC3-6	3	1	1	0	0	0	3							
Inning Stats	R: 0 E: 0 K: 0 S: 4	H: 1 LOB: 1 BB: 0 P: 4	R: 0 E: 0 K: 1 S: 5	H: 0 LOB: 0 BB: 0 P: 5	R: 0 E: 0 K: 0 S: 4	H: 1 LOB: 1 BB: 0 P: 4	R: 0 E: 0 K: 0 S: 4	H: 1 LOB: 1 BB: 0 P: 4	R: 0 E: 0 K: 0 S: 5	H: 2 LOB: 2 BB: 0 P: 5	R: 0 E: 0 K: 0 S: 3	H: 1 LOB: 0 BB: 0 P: 3	R: 3 E: 0 K: 0 S: 8	H: 5 LOB: 2 BB: 0 P: 8	R: 0 E: 0 K: 0 S: 3	H: 1 LOB: 0 BB: 0 P: 3	R: 0 E: 1 K: 1 S: 6	H: 1 LOB: 1 BB: 0 P: 6	R: 0 E: 0 K: 0 S: 4	H: 1 LOB: 2 BB: 1 P: 8	R: 2 E: 0 K: 0 S: 5	H: 2 LOB: 1 BB: 1 P: 9	1B: 14 2B: 2 3B: 1 HR: 0	SF: 0 SAC: 2 DP: 2 HBP: 0	WP: 0 PB: 0 SB: 0 CS: 1	PA: 52
PITCHER	IP	WLS	BF	H	R	ER	SO	BB	IBB	HBP	BLK	WP	HR	S	P	ERA	WHIP									
Jim McGlothlin, R (1, 1) ERA: 4.21	7.0		29	10	3	3	1	0	0	0	0	0	0	31	31	3.86	1.429									
Joe Gibbon, L (8, 1) ERA: 2.21	0.2		4	2	0	0	0	0	0	0	0	0	0	4	4	0.00	3.000									
Wayne Granger, R (8, 1) ERA: 3.22	1.1		4	1	0	0	0	0	0	0	0	0	0	4	4	0.00	0.750									
Clay Carroll, R (10, 1) ERA: 2.02	2.0		9	2	0	0	1	1	0	0	0	0	0	10	14	0.00	1.500									
Jim Merritt, L (12, 1) ERA: 5.15	1.0	L	6	2	2	2	0	0	1	0	0	0	0	5	9	18.00	2.000									

Philadelphia Phillies @ Cincinnati Reds
Riverfront Stadium, Cincinnati, OH
Mon Jun 21 1971, 7:05 PM EDT
Att: 11,683 - Unknown

livebaseballscores.com

AB	48
R	5
H	17
RBI	5
BB	2
SO	2
LOB	26



Batter	1	2	3	4	5	6	7	8	9	AB R H RBI BB SO LOB	TOP									
Denny Doyle, L (1, 4) OBP: 0.271, SLG: 0.318	0-0 6-3		0-0 5-3		0-0 P4			0-0 1-3		4 0 0 0 0 0 1										
Larry Bowa, S (1, 6) OBP: 0.284, SLG: 0.279	0-0 4-3		0-0 P6			0-0 1B		0-0 6-3		4 0 1 0 0 0 0										
Tim McCarver, L (1, 2) Bobby Pfeil, R (8, 2) OBP: 0.319, SLG: 0.401 OBP: 0.375, SLG: 0.405	0-0 E 1B			0-0 L4		0-0 1B		0-0 E4 CS		4 0 2 0 0 0 0 0 0 0 0 0 0 0										
Deron Johnson, R (1, 3) OBP: 0.331, SLG: 0.405	0-0 E5			4-0 1B FC8-2 BB		0-3 K		0-0 CS	0-0 6-3	3 0 1 0 1 1 2										
Willie Montanez, L (1, 8) OBP: 0.331, SLG: 0.477	0-0 F8			0-0 1B		0-0 F7			0-0 F8	4 0 1 0 0 0 4										
Oscar Gamble, L (1, 7) OBP: 0.329, SLG: 0.507		0-0 P6		0-0 FC8-2		0-0 F7			0-0 E 2B	4 1 1 0 0 0 4										
Roger Freed, R (1, 9) OBP: 0.318, SLG: 0.292		0-3 K		4-0 BB		0-0 L8			0-0 E6	3 0 0 0 1 1 0										
John Yukovich, R (1, 5) OBP: 0.275, SLG: 0.243		0-0 F8		0-0 L8		0-0 F7			0-0 F7	4 0 0 0 0 0 2										
Ken Reynolds, L (1, 1) Bill Champion, R (5, 1) OBP: 0.250, SLG: 0.143 OBP: 0.167, SLG: 0.167		0-3 K		0-3 K		0-3 K				2 0 0 0 0 2 1 1 0 0 0 0 1 0										
Inning Stats	R: 0 E: 1 K: 0 S: 5	H: 2 LOB: 2 BB: 0 P: 5	R: 0 E: 0 K: 1 S: 5	H: 0 LOB: 0 BB: 0 P: 5	R: 0 E: 0 K: 1 S: 5	H: 1 LOB: 1 BB: 1 P: 7	R: 0 E: 0 K: 1 S: 5	H: 0 LOB: 1 BB: 1 P: 9	R: 0 E: 0 K: 1 S: 7	H: 2 LOB: 2 BB: 0 P: 7	R: 0 E: 0 K: 1 S: 5	H: 0 LOB: 0 BB: 0 P: 5	R: 0 E: 1 K: 0 S: 3	H: 0 LOB: 0 BB: 0 P: 3	R: 1 E: 1 K: 0 S: 5	H: 1 LOB: 1 BB: 0 P: 5	1B: 5 2B: 2 3B: 0 HR: 0	SF: 0 SAC: 0 DP: 1 HBP: 0	WP: 0 PB: 0 SB: 0 CS: 1	PA: 36
PITCHER Gary Nolan, R (1, 1) ERA: 2.71	IP: 9.0 WLS: W BF: 35 H: 6 R: 1 ER: 0 SO: 5 BB: 2 IBB: 0 HBP: 0 BLK: 0 WP: 0 HR: 0 S: 43 P: 51 ERA: 0.00 WHIP: 0.889											PITCHER	IP: WLS: BF: H: R: ER: SO: BB: IBB: HBP: BLK: WP: HR: S: P: ERA: WHIP:							

Philadelphia Phillies @ Cincinnati Reds
Riverfront Stadium, Cincinnati, OH
Tue Jun 22 1971, 7:05 PM EDT
Att. 13,226 - Unknown

livebaseballscorecards.com

AB 33
R 1
H 6
RBI 0
BB 2
SO 5
LOB 14



Batter	1	2	3	4	5	6	7	8	9	AB	R	H	RBI	BB	SO	LOB
Pete Rose, S (1, 9) OBP: 0.380, SLG: 0.409	0-0 FC5-4 1B		0-0 FC4-6 G5-4-3 1-2f		0-0 2B 1B		0-0 1B E 1B			4	2	3	0	0	0	1
George Foster, R (1, 8) OBP: 0.351, SLG: 0.471	0-0 F9		0-0 G5-4-3 1-2f		0-0 2B		0-0 1B E 1B			4	1	2	2	0	0	2
Lee May, R (1, 3) OBP: 0.368, SLG: 0.599	0-3 K			0-0 F7	0-0 5-3		0-0 E8 G3 1B			4	0	1	2	0	1	2
Woody Woodward, R (7, PR) OBP: 0.324, SLG: 0.292							2-H 3-H 1B			0	0	0	0	0	0	0
Johnny Bench, R (1, 2) OBP: 0.296, SLG: 0.486	0-0 FC5-4 1-2f			0-0 2B 1B	4-0 IBB		0-0 G3 2-3			3	1	1	0	1	0	2
Tony Perez, R (1, 5) OBP: 0.284, SLG: 0.361		4-0 BB		0-0 2B	0-3 K		0-0 F9			3	1	1	1	1	1	4
Pat Corrales, R (8, 2) OBP: 0.229, SLG: 0.188				1-H 2B	2-3					0	0	0	0	0	0	0
Hal McRae, R (1, 7) OBP: 0.270, SLG: 0.336		0-0 F7		0-0 2B		0-0 6-3		0-0 5-3		4	0	1	1	0	0	1
Tommy Helms, R (1, 4) OBP: 0.265, SLG: 0.304		0-0 FC6-4 1-2f		0-0 L7		0-0 4-3		0-0 6-3		4	0	0	0	0	0	2
Dave Concepcion, R (1, 6) OBP: 0.251, SLG: 0.263		0-3 K		0-0 6-3		0-0 6-3		4-0 WP BB		3	0	0	0	1	1	2
Gary Nolan, R (1, 1) OBP: 0.105, SLG: 0.083			4-0 FC4-6 BB		0-0 1B 2B 2B		0-0 6-3		0-3 K	3	1	1	0	1	1	1

Inning Stats	R: 0	H: 1	E: 0	K: 1	S: 6	LOB: 1	BB: 0	P: 6	R: 0	H: 0	E: 0	K: 1	S: 5	LOB: 1	BB: 1	P: 9	R: 0	H: 0	E: 0	K: 0	S: 2	LOB: 0	BB: 1	P: 6	R: 2	H: 3	E: 0	K: 0	S: 6	LOB: 1	BB: 0	P: 6	R: 2	H: 3	E: 0	K: 1	S: 7	LOB: 2	BB: 1	P: 11	R: 0	H: 0	E: 0	K: 0	S: 3	LOB: 0	BB: 0	P: 3	R: 2	H: 3	E: 1	K: 0	S: 6	LOB: 2	BB: 0	P: 6	R: 0	H: 0	E: 0	K: 1	S: 5	LOB: 1	BB: 1	P: 9
1B: 6	SF: 0	2B: 5	SAC: 0	3B: 0	DP: 2	HR: 0	HBP: 0	WP: 2	PA: 36																																																							

PITCHER	IP	WLS	BF	H	R	ER	SO	BB	IBB	HBP	BLK	WP	HR	S	P	ERA	WHIP
Ken Reynolds, L (1, 1) ERA: 3.81	4.0	L	20	7	4	4	2	2	0	0	0	0	0	22	30	9.00	2.250
Bill Champion, R (5, 1) ERA: 4.63	4.0		16	3	2	2	2	1	1	0	0	1	0	18	26	4.50	1.000

BOTTOM

Philadelphia Phillies @ Cincinnati Reds
Riverfront Stadium, Cincinnati, OH
Tue Jun 22 1971, 7:05 PM EDT
Att. 13,226 - Unknown

livebaseballscorecards.com

AB	32
R	6
H	10
RBI	6
BB	4
SO	4
LOB	17



Batter	1	2	3	4	5	6	7	8	9	AB R H RBI BB SO LOB	TOP											
Terry Harmon, R (1, 4) OBP: 0.310, SLG: 0.286	0-0 5-3		0-0 5-3		0-0 F8			0-0 6-3		4 0 0 0 0 0 0	Philadelphia Phillies @ Cincinnati Reds Riverfront Stadium, Cincinnati, OH Wed Jun 23 1971, 7:05 PM EDT Att. 13,329 - Unknown											
Larry Bowa, S (1, 6) OBP: 0.280, SLG: 0.275	0-0 6-3		0-0 F8		0-0 F8			0-0 F8		4 0 0 0 0 0 0												
Tim McCarver, L (1, 2) OBP: 0.327, SLG: 0.405	4-0 FC5-4 BB		0-0 F2		0-0 CS 1B			0-0 BB 1B		3 0 2 0 1 0 0												
Deron Johnson, R (1, 3) OBP: 0.333, SLG: 0.402	0-0 FC5-4 1-2f		4-0 G3-6-3 BB		0-0 L6			4-0 BB 1-2		2 0 0 0 2 0 2												
Joe Lis, R (1, 7) OBP: 0.305, SLG: 0.363		H 1-0 2B 6-3 HBP		0-0 P6		0-3 K 1-2		0-0 L7		2 1 0 0 0 1 2												
Ron Stone, L (7, 7) OBP: 0.326, SLG: 0.272										1 0 0 0 0 0 2												
Willie Montanez, L (1, 8) OBP: 0.330, SLG: 0.478		X 0-0 FC6-5 1-3 2B		0-0 G3-6-3 1-2f			X 0-0 4-3	X 0-0 F8		4 0 1 0 0 0 1												
Roger Freed, R (1, 9) OBP: 0.316, SLG: 0.296		X 0-0 6-3 3-H			X 0-0 HR 2B		X 0-0 6-3	S 0-3 K		4 1 1 1 0 1 1												
John Yukovich, R (1, 5) OBP: 0.273, SLG: 0.244		X 0-0 P3			X 0-0 6-3		S 0-3 K	X 0-0 FC6-4 1B		4 0 1 0 0 1 2												
Rick Wise, R (1, 1) OBP: 0.214, SLG: 0.561		X 0-0 FC6-5 2-3			X 0-0 HR 2-H		X 0-0 HR	X 0-0 FC6-4 1-2f		4 2 2 3 0 0 2												
Inning Stats	R: 0 E: 0 K: 0 S: 3	H: 0 LOB: 1 BB: 1 P: 7	R: 1 E: 0 K: 0 S: 4	H: 1 LOB: 1 BB: 0 P: 5	R: 0 E: 0 K: 0 S: 3	H: 0 LOB: 0 BB: 1 P: 3	R: 0 E: 0 K: 0 S: 2	H: 0 LOB: 0 BB: 1 P: 6	R: 2 E: 0 K: 0 S: 5	H: 2 LOB: 0 BB: 0 P: 5	R: 0 E: 0 K: 1 S: 5	H: 1 LOB: 1 BB: 0 P: 5	R: 0 E: 0 K: 1 S: 5	H: 0 LOB: 0 BB: 0 P: 5	R: 1 E: 0 K: 0 S: 5	H: 2 LOB: 2 BB: 1 P: 9	R: 0 E: 0 K: 1 S: 6	H: 1 LOB: 1 BB: 0 P: 6	1B: 3 2B: 3 3B: 0 HR: 2	SF: 0 SAC: 0 DP: 2 HBP: 1	WP: 0 PB: 0 SB: 0 CS: 1	PA: 36
PITCHER	IP WLS BF H R ER SO BB IBB HBP BLK WP HR S P ERA WHIP																					
Ross Grimsley, L (1, 1) ERA: 3.61	6.0 L 23 4 3 3 1 2 0 1 0 0 1 22 31 4.50 1.000																					
Clay Carroll, R (7, 1) ERA: 2.12	2.0 9 2 1 1 1 1 0 0 0 0 1 10 14 4.50 1.500																					
Wayne Granger, R (9, 1) ERA: 3.15	1.0 4 1 0 0 0 1 0 0 0 0 0 6 6 0.00 1.000																					

livebaseballscorecards.com

AB	32
R	4
H	7
RBI	4
BB	3
SO	3
LOB	12



Batter	1	2	3	4	5	6	7	8	9	10	AB R H RBI BB SO LOB	TOP												
Terry Harmon, R (1, 4) OBP: 0.319, SLG: 0.288	F9		1B		BB		SH3-4		K		3 0 1 0 1 1 0	Philadelphia Phillies @ Cincinnati Reds Riverfront Stadium, Cincinnati, OH Thu Jun 24 1971, 7:05 PM EDT Att. 16,215 - Unknown												
Larry Bowa, S (1, 6) OBP: 0.285, SLG: 0.281	G4-6-3		1B		BB		P6			BB SH1-4	5 1 3 0 0 0 3													
Tim McCarver, L (1, 2) OBP: 0.321, SLG: 0.397	G4-6-3		F6		P6		F9			SH1-4	4 0 0 0 0 0 7													
Deron Johnson, R (1, 3) OBP: 0.335, SLG: 0.399		P4		6-3		5-3		FC6-4		BB	4 1 1 0 1 0 0													
Joe Lis, R (1, 7) OBP: 0.311, SLG: 0.390	F8		FC6-4		HR			K		BB	3 1 1 1 1 1 1													
Ron Stone, L (8, 7) OBP: 0.333, SLG: 0.272			BB							BB	0 0 0 0 1 0 0													
Willie Montanez, L (1, 8) OBP: 0.328, SLG: 0.472	3-1		F8		1B		F8		K		5 0 1 0 0 1 5													
Roger Freed, R (1, 9) OBP: 0.314, SLG: 0.294			6-3		FC6-4		F8		FC6-4		5 0 1 2 0 0 3													
John Vukovich, R (1, 5) OBP: 0.245, SLG: 0.217			K		P4		F7		F8		5 0 0 0 0 1 3													
Barry Lersch, S (1, 1) OBP: 0.278, SLG: 0.161									K		2 0 1 0 2 1 0													
Darrell Brandon, R (9, 1) OBP: 0.200, SLG: 0.200			1B		BB		SH3-4				0 0 0 0 0 0 0													
Joe Hoerner, R (9, 1)			1B		BB		BB				0 0 0 0 0 0 0													
Inning Stats	R: 0 E: 0 K: 0 S: 3	H: 1 LOB: 0 BB: 0 P: 3	R: 0 E: 0 K: 0 S: 3	H: 0 LOB: 0 BB: 0 P: 3	R: 0 E: 0 K: 1 S: 8	H: 3 LOB: 3 BB: 0 P: 8	R: 0 E: 0 K: 0 S: 3	H: 0 LOB: 1 BB: 1 P: 7	R: 0 E: 0 K: 0 S: 3	H: 2 LOB: 2 BB: 2 P: 11	R: 1 E: 0 K: 0 S: 5	H: 2 LOB: 1 BB: 0 P: 5	R: 0 E: 0 K: 1 S: 6	H: 1 LOB: 1 BB: 0 P: 6	R: 0 E: 0 K: 2 S: 7	H: 0 LOB: 0 BB: 0 P: 7	R: 2 E: 0 K: 1 S: 7	H: 2 LOB: 2 BB: 2 P: 15	1B: 8 2B: 0 3B: 0 HR: 1	SF: 0 SAC: 2 DP: 1 HBP: 0	WP: 0 PB: 0 SB: 0 CS: 0	PA: 44		
PITCHER	IP WLS BF H R ER SO BB IBB HBP BLK WP HR S P ERA WHIP																							
Don Gullett, L (1, 1) ERA: 2.65	7.0																							
Wayne Granger, R (8, 1) ERA: 3.02	2.0		7	1	0	0	3	0	0	0	0	0	0	0	0	0	0	0	0	0	0	0	0	0
Joe Gibbon, L (10, 1) ERA: 2.63	1.0	L	7	2	2	2	1	1	1	0	0	0	0	0	7	15	18.00	3.000						

livebaseballscorecards.com

AB	36
R	3
H	9
RBI	3
BB	6
SO	5
LOB	22



BOTTOM

Philadelphia Phillies @ Cincinnati Reds
 Riverfront Stadium, Cincinnati, OH
 Thu Jun 24 1971, 7:05 PM EDT
 Att: 16,215 - Unknown

livebaseballscorecards.com

AB	36
R	1
H	8
RBI	1
BB	0
SO	6
LOB	12



Batter	1	2	3	4	5	6	7	8	9	10	AB	R	H	RBI	BB	SO	LOB
Pete Rose, S OBP: 0.368, SLG: 0.395 (1, 9)	4-3		G3			L6		4-3		G6-4-3	5	0	0	0	0	0	3
George Foster, R OBP: 0.344, SLG: 0.463 (1, 8)	K			5-3		2B		F7			4	0	1	0	0	1	1
Lee May, R OBP: 0.357, SLG: 0.579 (1, 3)	L7			K		F9			L5		4	0	0	0	0	1	1
Johnny Bench, R OBP: 0.292, SLG: 0.477 (1, 2)		1-3			1B	F3			L9		4	0	1	0	0	0	1
Tony Perez, R OBP: 0.281, SLG: 0.359 (1, 5)		L8					6-3			E	4	0	1	0	0	0	1
Buddy Bradford, R OBP: 0.304, SLG: 0.280 (9, PR) (10, 7)				6-3						2B	0	1	0	0	0	0	0
Bernie Carbo, L OBP: 0.354, SLG: 0.338 (1, 7)			G1					F5		E8	4	0	1	1	0	1	0
Jimmy Stewart, S OBP: 0.275, SLG: 0.243 (10, 5)						K				2B	0	0	0	0	0	0	0
Tommy Helms, R OBP: 0.263, SLG: 0.300 (1, 4)											3	0	1	0	0	0	0
Wayne Granger, R (8, 1)											0	0	0	0	0	0	0
Ty Cline, L OBP: 0.388, SLG: 0.238 (9, PH)											0	0	0	0	0	0	0
Al Ferrara, R OBP: 0.279, SLG: 0.143 (9, PH)											1	0	0	0	0	1	2
Joe Gibbon, R (10, 1)											0	0	0	0	0	0	0
Dave Concepcion, R OBP: 0.259, SLG: 0.266 (1, 6)											4	0	2	0	0	1	1
Don Gullett, R OBP: 0.125, SLG: 0.097 (1, 1)											2	0	1	0	0	0	1
Woody Woodward, R OBP: 0.324, SLG: 0.292 (8, 4)											0	0	0	0	0	0	0
Hal McRae, R OBP: 0.264, SLG: 0.327 (10, PH)											1	0	0	0	0	1	1

Inning	R	H	E	K	S	R	H	E	K	S	R	H	E	K	S	R	H	E	K	S	R	H	E	K	S
1	0	0	0	1	5	0	0	0	1	6	0	0	0	1	6	0	0	0	1	6	0	0	0	1	6
2	0	0	0	0	3	0	0	0	0	3	0	0	0	0	3	0	0	0	0	3	0	0	0	0	3
3	0	1	0	1	6	0	0	0	1	6	0	0	0	1	6	0	0	0	1	6	0	0	0	1	6
4	0	1	0	0	6	0	0	0	0	6	0	0	0	0	6	0	0	0	0	6	0	0	0	0	6
5	0	1	0	0	6	0	0	0	0	6	0	0	0	0	6	0	0	0	0	6	0	0	0	0	6
6	0	1	0	0	4	0	0	0	0	4	0	0	0	0	4	0	0	0	0	4	0	0	0	0	4
7	0	0	0	0	3	0	0	0	0	3	0	0	0	0	3	0	0	0	0	3	0	0	0	0	3
8	0	1	0	0	4	0	0	0	0	4	0	0	0	0	4	0	0	0	0	4	0	0	0	0	4
9	1	2	0	0	7	1	0	0	0	7	1	0	0	0	7	1	0	0	0	7	1	0	0	0	7
10	0	1	0	0	5	0	0	0	0	5	0	0	0	0	5	0	0	0	0	5	0	0	0	0	5

PITCHER	IP	WLS	BF	H	R	ER	SO	BB	IBB	HBP	BLK	WP	HR	S	P	ERA	WHIP
Barry Lersch, R ERA: 3.71 (1, 1)	8.2		32	6	1	1	4	0	0	0	0	0	0	40	40	1.04	0.692
Darrell Brandon, R ERA: 1.95 (9, 1)	0.0		1	1	0	0	0	0	0	0	0	0	0	1	1	∞	∞
Joe Hoerner, L ERA: 2.27 (9, 1)	1.1	W	4	1	0	0	2	0	0	0	0	0	0	8	8	0.00	0.750

PITCHER	IP	WLS	BF	H	R	ER	SO	BB	IBB	HBP	BLK	WP	HR	S	P	ERA	WHIP
Barry Lersch, R ERA: 3.71 (1, 1)	8.2		32	6	1	1	4	0	0	0	0	0	0	40	40	1.04	0.692
Darrell Brandon, R ERA: 1.95 (9, 1)	0.0		1	1	0	0	0	0	0	0	0	0	0	1	1	∞	∞
Joe Hoerner, L ERA: 2.27 (9, 1)	1.1	W	4	1	0	0	2	0	0	0	0	0	0	8	8	0.00	0.750

PITCHER	IP	WLS	BF	H	R	ER	SO	BB	IBB	HBP	BLK	WP	HR	S	P	ERA	WHIP
Barry Lersch, R ERA: 3.71 (1, 1)	8.2		32	6	1	1	4	0	0	0	0	0	0	40	40	1.04	0.692
Darrell Brandon, R ERA: 1.95 (9, 1)	0.0		1	1	0	0	0	0	0	0	0	0	0	1	1	∞	∞
Joe Hoerner, L ERA: 2.27 (9, 1)	1.1	W	4	1	0	0	2	0	0	0	0	0	0	8	8	0.00	0.750

Batter	1	2	3	4	5	6	7	8	9	AB R H RBI BB SO LOB	TOP														
Pete Rose, S OBP: 0.375, SLG: 0.404 (1, 9) X	0-0 FC4 1B		X 0-0 1B	X 0-0 WP 1B 2B 1-H 2-H 3-H		X 0-0 F7		B B B B 4-0 FC4 BB		4 1 3 3 1 0 0	Cincinnati Reds @ Atlanta Braves Atlanta Stadium, Atlanta, GA Fri Jun 25 1971, 7:05 PM EDT Unknown														
George Foster, R OBP: 0.340, SLG: 0.453 (1, 8) X	0-0 P3		X 0-0 P3	4-0 1B BB 2-3		X 0-0 F8		X 0-0 FC4 1-2f		4 0 0 0 1 0 3															
Lee May, R OBP: 0.354, SLG: 0.571 (1, 3) S S S	0-3 K		X 0-0 F7	0-0 1B 1-2 3-H		S S S 0-3 K		X 0-0 L5		5 0 1 1 0 2 2															
Johnny Bench, R OBP: 0.294, SLG: 0.479 (1, 2) X	0-0 FC4 1-2f			0-0 P4 F2		X 0-0 F9 2B		X 0-0 1B		5 0 2 0 0 0 3															
Tony Perez, R OBP: 0.286, SLG: 0.375 (1, 5) X		X 0-0 1B		X 0-0 BB 1B 1B	X 0-0 HR	X 0-0 F9 2-3		S S S 0-3 K		5 2 3 1 0 1 2															
Bernie Carbo, L OBP: 0.349, SLG: 0.329 (1, 7) X		X 0-0 P6		B B B B 4-0 1B 1-2 2B BB	X 0-0 G3	X 0-0 P4		S S S 0-3 K		4 1 0 0 1 1 3															
Tommy Helms, R OBP: 0.263, SLG: 0.300 (1, 4) X		X 0-0 F8		X 0-0 BB 2B 1B 1-3 2-H	X 0-0 F8	X 0-0 F9				4 1 1 1 0 0 2															
Woody Woodward, R OBP: 0.330, SLG: 0.286 (1, 6) X		X 0-0 F9		B B B B 4-0 1-2 2B BB	4-0 BB	S S S 0-3 K				2 1 0 0 2 1 1															
Wayne Simpson, R OBP: 0.100, SLG: 0.100 (1, 1)			X 0-0 5-3	S S S 0-3 K	S S S 0-3 K		S S S 0-3 K			3 0 0 0 0 2 4															
Jim Merritt, L OBP: 0.176, SLG: 0.188 (7, 1)										1 0 0 0 0 1 0															
Wayne Granger, R (8, 1)										0 0 0 0 0 0 0															
Joe Gibbon, R (8, 1)										0 0 0 0 0 0 0															
Inning Stats	R: 0 E: 0 K: 1 S: 6	H: 1 LOB: 1 BB: 0 P: 6	R: 0 E: 0 K: 0 S: 4	H: 1 LOB: 1 BB: 0 P: 4	R: 0 E: 0 K: 0 S: 4	H: 1 LOB: 1 BB: 0 P: 4	R: 5 E: 0 K: 1 S: 9	H: 4 LOB: 2 BB: 3 P: 21	R: 1 E: 0 K: 1 S: 6	H: 1 LOB: 1 BB: 1 P: 10	R: 0 E: 0 K: 1 S: 5	H: 0 LOB: 0 BB: 0 P: 5	R: 0 E: 0 K: 0 S: 4	H: 1 LOB: 1 BB: 0 P: 4	R: 0 E: 0 K: 2 S: 7	H: 0 LOB: 1 BB: 1 P: 11	R: 0 E: 0 K: 2 S: 8	H: 1 LOB: 1 BB: 0 P: 8	R: 0 E: 0 K: 2 S: 8	H: 1 LOB: 1 BB: 0 P: 8	1B: 7 2B: 2 3B: 0 HR: 1	SF: 0 SAC: 0 DP: 0 HBP: 0	WP: 1 PB: 0 SB: 0 CS: 0	PA: 42	
PITCHER	IP WLS BF H R ER SO BB IBB HBP BLK WP HR S P ERA WHIP																								
Tom Kelley, R ERA: 3.16 (1, 1)	3.2		19	6	5	5	2	2	0	0	0	0	0	21	29	12.27	2.182								
Bob Priddy, R ERA: 3.92 (4, 1)	4.1	W	19	3	1	1	4	3	0	0	0	1	1	24	36	2.08	1.385								
Cecil Upshaw, R ERA: 4.56 (9, 1)	1.0	S	4	1	0	0	2	0	0	0	0	0	0	8	8	0.00	1.000								

livebaseballscorecards.com

AB	37
R	6
H	10
RBI	6
BB	5
SO	8
LOB	20



Batter	1	2	3	4	5	6	7	8	9
Ralph Garr, L (1, 7) OBP: 0.361, SLG: 0.447	0-0 F8		0-0 SH1-3 HR 1B	0-0 E3 1B		0-0 F8		0-0 4-3 1B 2B	
Felix Millan, R (1, 4) OBP: 0.346, SLG: 0.385	0-0 1B 1B		0-0 SH1-3 1-3	0-0 1B 1-H			0-0 P5	0-0 4-3 2-3	
Mike Lum, L (1, 9) OBP: 0.352, SLG: 0.393 Oscar Brown, R (8, PH) OBP: 0.500, SLG: 0.500 (9, 9)	0-0 F8		4-0 HR BB	0-0 4-3			0-0 G3	0-0 BB 1B	
Darrell Evans, L (1, 5) OBP: 0.387, SLG: 0.484	0-0 1-3 1B		0-0 1-H 3-H HR		4-0 FC5-4 BB		0-0 E3 2B	4-0 FC6-4 BB	
Earl Williams, R (1, 3) OBP: 0.310, SLG: 0.421	0-0 F7		0-0 1B		0-0 FC5-4 1-2f		0-0 2B 2B	0-0 FC6-4 1-2f	
Hal King, L (1, 2) OBP: 0.354, SLG: 0.349		0-3 K	0-0 F5		0-3 K		0-0 2B		
Sonny Jackson, L (1, 8) OBP: 0.301, SLG: 0.353		4-0 BB	0-0 4-3		0-0 F9		0-0 F8		
Marty Perez, R (1, 6) OBP: 0.264, SLG: 0.307		0-0 F9		0-0 F8		0-0 F5		0-0 SH3 2B 1B	
Tom Kelley, R (1, 1) Bob Priddy, R (4, 1) Zoilo Versalles, R (8, PH) Cecil Upshaw, R (9, 1)		0-3 K	0-3 K		0-3 K		0-0 F7	0-0 SH3 1-2	

Inning Stats	R: 0	H: 2	E: 0	LOB: 2	K: 0	BB: 0	S: 5	P: 5
	R: 0	H: 0	E: 0	LOB: 1	K: 2	BB: 1	S: 7	P: 11
	R: 3	H: 3	E: 0	LOB: 1	K: 0	BB: 1	S: 6	P: 10
	R: 1	H: 1	E: 1	LOB: 1	K: 1	BB: 0	S: 7	P: 7
	R: 0	H: 0	E: 1	LOB: 1	K: 1	BB: 1	S: 5	P: 9
	R: 0	H: 0	E: 0	LOB: 0	K: 0	BB: 0	S: 3	P: 3
	R: 2	H: 2	E: 1	LOB: 1	K: 0	BB: 0	S: 6	P: 6
	R: 2	H: 3	E: 0	LOB: 2	K: 0	BB: 1	S: 6	P: 10

PITCHER	IP	WLS	BF	H	R	ER	SO	BB	IBB	HBP	BLK	WP	HR	S	P	ERA	WHIP
Wayne Simpson, R (1, 1) ERA: 5.06	6.2		33	8	6	3	4	3	0	0	0	0	1	38	50	4.05	1.650
Jim Merritt, L (7, 1) ERA: 5.4	0.2	L	4	2	2	2	0	0	0	0	0	0	0	4	4	27.00	3.000
Wayne Granger, R (8, 1) ERA: 3.0	0.1		1	0	0	0	0	0	0	0	0	0	0	1	1	0.00	0.000
Joe Gibbon, L (8, 1) ERA: 2.61	0.1		3	1	0	0	0	1	0	0	0	0	0	2	6	0.00	6.000

BOTTOM

Cincinnati Reds @ Atlanta Braves
Atlanta Stadium, Atlanta, GA

Fri Jun 25 1971, 7:05 PM EDT
Unknown

AB	R	H	RBI	BB	SO	LOB
5	3	2	1	0	0	0
4	0	2	1	0	0	1
3	1	0	0	1	0	2
1	0	1	1	0	0	0
3	2	2	3	2	0	0
5	1	2	1	0	0	5
4	0	1	1	0	2	2
3	0	0	0	1	0	3
4	1	1	0	0	0	1
1	0	0	0	0	1	1
2	0	0	0	0	1	0
0	0	0	0	0	0	0
0	0	0	0	0	0	0

AB	35
R	8
H	11
RBI	8
BB	4
SO	4
LOB	15

livebaseballscorecards.com



WP	PA
0	41
PB	0
SB	2
CS	0

Batter	1	2	3	4	5	6	7	8	9	AB R H RBI BB SO LOB	TOP											
Pete Rose, S (1, 9) OBP: 0.374, SLG: 0.399	0-0 6-3		4-0 BB G6-4-3		0-0 F2		0-0 6-3			3 0 0 0 1 0 1												
George Foster, R (1, 8) OBP: 0.333, SLG: 0.443	0-0 F7		0-0 P3		0-3 K2-3			0-0 F8		4 0 0 0 0 1 1												
Lee May, R (1, 3) OBP: 0.355, SLG: 0.570 Buddy Bradford, R (4, 7) OBP: 0.307, SLG: 0.284	0-0 1B		0-0 G6-4-3 1-2f		0-0 1B G4-3			0-3 K		2 0 1 0 0 0 1 2 0 1 0 0 1 0												
Johnny Bench, R (1, 7) OBP: 0.294, SLG: 0.487	0-0 5-3			0-0 F7		0-0 G4-3 1-2f		0-0 HR		4 1 1 1 0 0 2												
Tony Perez, R (1, 5) OBP: 0.296, SLG: 0.394		0-0 HR		0-0 1B 6-3		0-0 1B		0-0 1B		4 1 4 1 0 0 0												
Tommy Helms, R (1, 4) OBP: 0.266, SLG: 0.314		0-0 HR		0-0 1B 6-3 1-2		0-0 5-3		0-0 P4		4 1 2 1 0 0 2												
Pat Corrales, R (1, 2) OBP: 0.205, SLG: 0.167		0-0 L9		0-0 1B 6-3 1-2 2-3			0-0 F8		0-0 F9	4 0 0 0 0 0 2												
Dave Concepcion, R (1, 6) OBP: 0.255, SLG: 0.262 Jimmy Stewart, S (9, PH) OBP: 0.268, SLG: 0.237		0-3 K		0-0 5-3			0-3 K		0-0 3-1	3 0 0 0 0 0 2 1 0 0 0 0 0 0												
Tony Cloninger, R (1, 1) OBP: 0.313, SLG: 0.375 Wayne Granger, R (2, 1)		0-3 K			0-0 F7		0-0 3B		0-3 K	1 0 0 0 0 1 0 0 0 0 0 0 0 0												
Jim Merritt, L (3, 1) OBP: 0.211, SLG: 0.333 Al Ferrara, R (9, PH) OBP: 0.273, SLG: 0.139										2 0 1 0 0 0 0 1 0 0 0 0 1 0												
Inning Stats	R: 0 E: 0 K: 0 S: 4	H: 1 LOB: 1 BB: 0 P: 4	R: 2 E: 0 K: 2 S: 9	H: 2 LOB: 0 BB: 0 P: 9	R: 0 E: 0 K: 0 S: 2	H: 0 LOB: 0 BB: 1 P: 6	R: 0 E: 0 K: 0 S: 5	H: 2 LOB: 2 BB: 0 P: 5	R: 0 E: 0 K: 1 S: 5	H: 0 LOB: 0 BB: 0 P: 5	R: 0 E: 0 K: 1 S: 4	H: 2 LOB: 1 BB: 0 P: 4	R: 0 E: 0 K: 1 S: 6	H: 1 LOB: 1 BB: 0 P: 6	R: 1 E: 0 K: 1 S: 7	H: 2 LOB: 1 BB: 0 P: 7	R: 0 E: 0 K: 1 S: 5	H: 0 LOB: 0 BB: 0 P: 5	1B: 6 2B: 0 3B: 1 HR: 3	SF: 0 SAC: 0 DP: 2 HBP: 0	WP: 0 PB: 0 SB: 0 CS: 0	PA: 36
PITCHER Phil Niekro, R (1, 1) ERA: 3.09	IP: 9.0 WLS: W BF: 36 H: 10 R: 3 ER: 3 SO: 6 BB: 1 IBB: 0 HBP: 0 BLK: 0 WP: 0 HR: 3 S: 47 P: 51 ERA: 3.00 WHIP: 1.222											PITCHER IP: WLS: BF: H: R: ER: SO: BB: IBB: HBP: BLK: WP: HR: S: P: ERA: WHIP:										

Cincinnati Reds @ Atlanta Braves
 Atlanta Stadium, Atlanta, GA
 Fri Jun 25 1971, 7:05 PM EDT
 Att: 25,903 - Unknown

livebaseballscorecards.com

AB	35
R	3
H	10
RBI	3
BB	1
SO	6
LOB	11



Batter	1	2	3	4	5	6	7	8	9	AB	R	H	RBI	BB	SO	LOB
Ralph Garr, L OBP: 0.365, SLG: 0.453 (1, 7)	0-0 F7	0-0 BB BB 2B	0-0 4-3							5	1	3	1	0	0	0
Felix Millan, R OBP: 0.350, SLG: 0.387 (1, 4)	0-0 E S 1B	1-0 BB BB 1B HBP	0-0 2B 9-2 1B							4	2	2	0	0	0	3
Mike Lum, L OBP: 0.371, SLG: 0.413 (1, 9)	0-0 1-H HR 1B	4-0 1B BB 1B BB	0-0 1-3 2B							3	2	3	1	2	0	0
Darrell Evans, L OBP: 0.388, SLG: 0.462 (1, 5)	4-0 1-2 HR BB	4-0 1-2 2-3 3-H 1B BB	0-0 9-2							3	2	0	1	2	1	6
Earl Williams, R OBP: 0.313, SLG: 0.436 (1, 3)	0-0 1-H 2-H HR	0-0 1-2 2-3 3-H 1B 1B								5	2	2	4	0	0	3
Sonny Jackson, L OBP: 0.306, SLG: 0.361 (1, 8)	0-0 G3	0-0 6-3 1B 1B								5	0	3	2	0	0	0
Bob Didier, S OBP: 0.265, SLG: 0.277 (1, 2)	0-0 P6	0-0 1-2 2-3 1B 6-3								5	0	1	0	0	0	2
Marty Perez, R OBP: 0.262, SLG: 0.304 (1, 6)										5	1	1	1	0	0	5
Phil Niekro, R OBP: 0.136, SLG: 0.143 (1, 1)										4	0	1	0	0	0	3

Inning Stats	R: 4	H: 3	E: 0	K: 0	S: 6	LOB: 0	BB: 1	P: 10	R: 6	H: 5	E: 0	K: 0	S: 8	LOB: 2	BB: 2	P: 17	R: 0	H: 2	E: 1	K: 0	S: 4	LOB: 1	BB: 0	P: 4	R: 0	H: 0	E: 0	K: 0	S: 4	LOB: 1	BB: 0	P: 4	R: 0	H: 2	E: 0	K: 0	S: 4	LOB: 2	BB: 1	P: 8	R: 0	H: 1	E: 0	K: 1	S: 8	LOB: 3	BB: 0	P: 8	R: 0	H: 1	E: 0	K: 0	S: 4	LOB: 1	BB: 0	P: 4
--------------	------	------	------	------	------	--------	-------	-------	------	------	------	------	------	--------	-------	-------	------	------	------	------	------	--------	-------	------	------	------	------	------	------	--------	-------	------	------	------	------	------	------	--------	-------	------	------	------	------	------	------	--------	-------	------	------	------	------	------	------	--------	-------	------

PITCHER	IP	WLS	BF	H	R	ER	SO	BB	IBB	HBP	BLK	WP	HR	S	P	ERA	WHIP
Tony Cloninger, R ERA: 4.42 (1, 1)	1.1	L	13	5	9	9	0	3	0	1	0	0	1	9	22	60.75	6.000
Wayne Granger, R ERA: 3.14 (2, 1)	0.2		5	3	1	1	0	0	0	0	0	0	0	5	5	13.50	4.500
Jim Merritt, L ERA: 4.9 (3, 1)	6.0		27	8	0	0	1	1	0	0	0	0	0	28	32	0.00	1.500

BOTTOM

Cincinnati Reds @ Atlanta Braves
Atlanta Stadium, Atlanta, GA

Fri Jun 25 1971, 7:05 PM EDT
Att. 25,903 - Unknown

livebaseballscorecards.com

AB	39
R	10
H	16
RBI	10
BB	4
SO	1
LOB	22

WP: 0 PA: 45
PB: 1
SB: 1
CS: 0



Batter	1	2	3	4	5	6	7	8	9	AB R H RBI BB SO LOB	TOP
Pete Rose, S (1, 9) OBP: 0.375, SLG: 0.401	0-0 F9		0-0 1B		0-0 1B		0-0 6-3			4 0 2 0 0 0 0	Cincinnati Reds @ Atlanta Braves Atlanta Stadium, Atlanta, GA Sat Jun 26 1971, 7:05 PM EDT Att. 20,436 - Unknown
George Foster, R (1, 8) OBP: 0.332, SLG: 0.439	0-0 2B 1B		0-0 F9		0-3 K		0-0 5-3			4 0 1 0 0 1 3	
Lee May, R (1, 3) OBP: 0.354, SLG: 0.564 Dave Concepcion, R (8, PR) OBP: 0.255, SLG: 0.262 (8, 6)	0-0 F9			0-0 F9	0-0 F7			0-0 1B		4 0 1 0 0 0 3 0 0 0 0 0 0 0	
Johnny Bench, R (1, 2) OBP: 0.296, SLG: 0.491	0-0 1-H 2B			0-0 1B 1B		0-0 F7		0-0 F8		4 0 2 0 0 0 1	
Tony Perez, R (1, 5) OBP: 0.298, SLG: 0.394 (8, 3)		0-3 K		0-0 1B 1B		4-0 1B BB		0-0 F5		3 0 1 0 1 1 1	
Hal McRae, R (1, 7) OBP: 0.257, SLG: 0.319		0-0 F8		0-0 F7		0-0 F7		0-0 5-3		4 0 0 0 0 0 4	
Tommy Helms, R (1, 4) OBP: 0.266, SLG: 0.313		0-0 P6		0-0 P3		0-0 FC6-4 1B		0-3 K		4 0 1 0 0 1 2	
Woody Woodward, R (1, 6) OBP: 0.321, SLG: 0.277 (8, 5) Al Ferrara, R (9, PH) OBP: 0.267, SLG: 0.135			0-0 F8		0-0 F8	0-0 FC6-4		0-3 K		3 0 0 0 0 0 2 1 0 0 0 0 1 0	
Jim McGlothlin, R (1, 1) OBP: 0.238, SLG: 0.350 Buddy Bradford, R (9, PH) OBP: 0.305, SLG: 0.282			0-3 K		0-0 1B 1B		0-0 F8		0-0 P4	3 0 1 0 0 1 0 1 0 0 0 0 0 0	
Inning Stats	R: 0 E: 0 K: 0 S: 4 H: 2 LOB: 2 P: 4	R: 0 E: 0 K: 1 S: 5 H: 0 LOB: 0 BB: 0 P: 5	R: 0 E: 0 K: 1 S: 6 H: 1 LOB: 1 BB: 0 P: 6	R: 0 E: 0 K: 0 S: 5 H: 2 LOB: 2 BB: 0 P: 5	R: 0 E: 0 K: 1 S: 7 H: 2 LOB: 2 BB: 0 P: 7	R: 0 E: 0 K: 0 S: 4 H: 1 LOB: 2 BB: 1 P: 8	R: 0 E: 0 K: 0 S: 3 H: 0 LOB: 0 BB: 0 P: 3	R: 0 E: 0 K: 0 S: 4 H: 1 LOB: 1 BB: 0 P: 4	R: 0 E: 0 K: 2 S: 7 H: 0 LOB: 0 BB: 0 P: 7	1B: 8 2B: 1 3B: 0 HR: 0 SF: 0 SAC: 0 DP: 0 HBP: 0	WP: 0 PB: 1 SB: 0 CS: 0 PA: 36
PITCHER George Stone, L (1, 1) ERA: 3.28	IP 9.0 WLS W BF 36 H 9 R 0 ER 0 SO 5 BB 1 IBB 0 HBP 0 BLK 0 WP 0 HR 0 S 45 P 49 ERA 0.00 WHIP 1.111	PITCHER IP WLS BF H R ER SO BB IBB HBP BLK WP HR S P ERA WHIP									

livebaseballscorecards.com

AB	35
R	0
H	9
RBI	0
BB	1
SO	5
LOB	16



Batter	1	2	3	4	5	6	7	8	9
Ralph Garr, L (1, 7) OBP: 0.369, SLG: 0.455	0-0 G6-4-3 1B		0-3 K		0-0 1B		4-0 IBB		
Felix Millan, R (1, 4) OBP: 0.349, SLG: 0.385	0-0 G6-4-3 1-2f		0-0 5-3		0-0 1B		0-0 F9		
Hank Aaron, R (1, 9) OBP: 0.394, SLG: 0.620	0-3 K			0-0 5-3	0-3 K			0-0 5-3	
Orlando Cepeda, R (1, 3) OBP: 0.337, SLG: 0.513		0-0 5-3		0-0 F8		0-3 K		0-0 5-3	
Darrell Evans, L (1, 5) OBP: 0.393, SLG: 0.464		0-0 WP 1B		0-0 FC5-4 1B		0-0 1-3		0-3 K	
Earl Williams, R (1, 2) OBP: 0.313, SLG: 0.432		4-0 1-2 BB		0-0 FC5-4 1-2f		0-3 K			
Mike Lum, L (1, 8) OBP: 0.376, SLG: 0.418		0-0 P6			0-0 4-3 1B		0-0 SH5-4 1B		
Marty Perez, R (1, 6) OBP: 0.259, SLG: 0.300		0-0 5-3			0-0 4-3		0-0 SH5-4		
George Stone, L (1, 1) OBP: 0.167, SLG: 0.200			0-0 P6		0-0 F8		0-3 K		

Inning Stats	R: 0 E: 0 K: 1 S: 5	H: 1 LOB: 0 BB: 0 P: 5	R: 0 E: 0 K: 0 S: 4	H: 1 LOB: 2 BB: 1 P: 8	R: 0 E: 0 K: 1 S: 5	H: 0 LOB: 0 BB: 0 P: 5	R: 0 E: 0 K: 0 S: 4	H: 1 LOB: 1 BB: 0 P: 4	R: 1 E: 0 K: 1 S: 8	H: 3 LOB: 2 BB: 0 P: 8	R: 0 E: 0 K: 2 S: 7	H: 0 LOB: 0 BB: 0 P: 7	R: 0 E: 0 K: 1 S: 6	H: 1 LOB: 2 BB: 1 P: 10	R: 0 E: 0 K: 1 S: 5	H: 0 LOB: 0 BB: 0 P: 5
1B: 7 2B: 0 3B: 0 HR: 0	SF: 0 SAC: 1 DP: 1 HBP: 0	WP: 1 PB: 0 SB: 0 CS: 0	PA: 32													

PITCHER	IP	WLS	BF	H	R	ER	SO	BB	IBB	HBP	BLK	WP	HR	S	P	ERA	WHIP
Jim McGlothlin, R (1, 1) ERA: 3.86	8.0	L	32	7	1	1	7	1	1	0	0	1	0	44	52	1.12	1.000

BOTTOM

Cincinnati Reds @ Atlanta Braves
Atlanta Stadium, Atlanta, GA

Sat Jun 26 1971, 7:05 PM EDT
Att. 20,436 - Unknown

livebaseballscorecards.com

AB 29
R 1
H 7
RBI 1
BB 2
SO 7
LOB 13



Batter	1	2	3	4	5	6	7	8	9	AB R H RBI BB SO LOB	TOP											
Pete Rose, S (1, 9) OBP: 0.376, SLG: 0.396	0-0 6-3		0-0 F7	4-0 BB IBB		4-0 2B BB		0-0 L8		3 0 0 0 2 0 0												
George Foster, R (1, 8) OBP: 0.338, SLG: 0.443	0-3 K		0-0 P6	4-0 BB BB BB		0-0 2B		1-0 WP HR HBP		3 1 1 2 1 1 0												
Lee May, R (1, 3) OBP: 0.355, SLG: 0.574	0-0 WP 1B		0-0 6-3	0-0 F8		0-0 6-3		0-0 1-H HR		5 1 2 2 0 0 5												
Johnny Bench, R (1, 2) OBP: 0.291, SLG: 0.482	0-0 L1			0-0 E5 1B 2B	0-0 F7	0-0 F8		0-0 6-3		5 1 0 0 0 0 3												
Tony Perez, R (1, 5) OBP: 0.301, SLG: 0.395		0-0 L9		0-0 2B 1B	0-0		0-0 4-3	0-3 K		4 1 2 0 0 0 0												
Dave Concepcion, R (7, 6) OBP: 0.254, SLG: 0.261				1-2 2B 1B				1 0 0 0 0 1 0		1 0 0 0 0 1 0												
Bernie Carbo, L (1, 7) OBP: 0.353, SLG: 0.358		0-0		0-0 SH2-4 BB 2B	0-0 F8		0-0 4-3	0-0 F7		4 2 2 3 0 0 1												
Buddy Bradford, R (9, PH) OBP: 0.302, SLG: 0.279				1-H 2-H BB 2B				1 0 0 0 0 0 0		1 0 0 0 0 0 0												
Tommy Helms, R (1, 4) OBP: 0.266, SLG: 0.315		0-0 6-3 2B		0-0 6-3	0-0 F9		0-0 5-3			4 0 1 0 0 0 2												
Woody Woodward, R (1, 6) OBP: 0.328, SLG: 0.286		0-0 6-3		0-0 BB SH2-4 1B		0-0 SH1 2B 1B		0-0 6-3		4 1 2 0 0 0 1												
Gary Nolan, R (1, 1) OBP: 0.100, SLG: 0.079		0-0 4-3		0-0 SH2-4		0-0 SH1		0-0 6-3		2 0 0 0 0 0 1												
Wayne Granger, R (9, 1)				1-2 2-3 SH2-4		1-2				0 0 0 0 0 0 0												
Inning Stats	R: 0 E: 0 K: 1 S: 6	H: 1 LOB: 1 BB: 0 P: 6	R: 1 E: 0 K: 0 S: 5	H: 2 LOB: 1 BB: 0 P: 5	R: 0 E: 0 K: 0 S: 3	H: 0 LOB: 0 BB: 0 P: 3	R: 3 E: 1 K: 0 S: 7	H: 3 LOB: 3 BB: 2 P: 15	R: 0 E: 0 K: 0 S: 4	H: 1 LOB: 1 BB: 0 P: 4	R: 1 E: 0 K: 0 S: 5	H: 2 LOB: 2 BB: 1 P: 9	R: 0 E: 0 K: 0 S: 3	H: 0 LOB: 0 BB: 0 P: 3	R: 0 E: 0 K: 0 S: 3	H: 0 LOB: 0 BB: 0 P: 3	R: 2 E: 0 K: 1 S: 6	H: 1 LOB: 0 BB: 0 P: 7	1B: 5 2B: 3 3B: 0 HR: 2	SF: 0 SAC: 2 DP: 0 HBP: 1	WP: 2 PB: 0 SB: 0 CS: 0	PA: 42
PITCHER	IP WLS BF H R ER SO BB IBB HBP BLK WP HR S P ERA WHIP																					
Ron Reed, R (1, 1) ERA: 3.43	3.2 L 20 6 4 2 1 1 1 0 0 0 1 1 20 28 4.91 1.909																					
Ron Herbel, R (4, 1) ERA: 4.78	4.1 17 3 1 1 0 1 0 0 0 0 0 0 16 20 2.08 0.923																					
Tom House, L (9, 1) ERA: 13.5	1.0 5 1 2 2 1 0 0 1 0 1 1 6 7 18.00 1.000																					

Cincinnati Reds @ Atlanta Braves
 Atlanta Stadium, Atlanta, GA
 Sun Jun 27 1971, 3:33 AM EDT
 Att: 15,937 - Unknown

livebaseballscorecards.com

AB	36
R	7
H	10
RBI	7
BB	3
SO	2
LOB	13



Batter	1	2	3	4	5	6	7	8	9	AB	R	H	RBI	BB	SO	LOB	TOP										
Pete Rose, S (1, 9) OBP: 0.370, SLG: 0.389	0-0 F7	0-0 FC6-4 1-2f		0-0 F8		0-0 4-3		0-0 E3		5	0	0	0	0	0	4	Cincinnati Reds @ Montreal Expos Jarry Park, Montreal, QB Mon Jun 28 1971, 7:05 PM EDT Unknown										
George Foster, R (1, 8) OBP: 0.335, SLG: 0.452	0-3 K		0-3 K	0-0 FC5 2-3f		0-0 HR		0-0 F5		5	1	1	1	0	2	3											
Lee May, R (1, 3) OBP: 0.359, SLG: 0.591 Dave Concepcion, R (8, 6) OBP: 0.254, SLG: 0.261	0-0 2B		0-0 F8		0-0 HR	0-0 1B		0-0 L6		5	1	3	1	0	0	1											
Johnny Bench, R (1, 7) OBP: 0.290, SLG: 0.477	0-3 K		0-0 FC6-4 1B		0-0 F6	0-3 K		0-3 K		5	0	1	0	0	3	3											
Tony Perez, R (1, 5) OBP: 0.296, SLG: 0.388 Buddy Bradford, R (9, 7) OBP: 0.302, SLG: 0.279		0-0 5-3	0-0 FC6-4 1-2f		0-0 6-3		0-0 F8		0-0 6-3	5	0	0	0	0	0	1											
Tommy Helms, R (1, 4) OBP: 0.275, SLG: 0.325		0-0 1B 1B		4-0 E 1B 1B BB	0-0 2B		0-0 FC5-4 1B		0-0 F4	4	2	3	0	1	0	0											
Pat Corrales, R (1, 2) OBP: 0.250, SLG: 0.200		0-0 F4		0-0 E9 FC1-5 1B 1-3 1B	4-0 BB		0-0 FC5-4 1B		0-0 F8	4	0	2	0	1	0	1											
Woody Woodward, R (1, 6) OBP: 0.333, SLG: 0.294		0-0 1B 1-2 1B		0-0 FC5 FC1-5 1B 1-2 3-H 1B	0-0 4-1		0-0 FC5-4			4	0	2	1	0	0	4											
Don Gullett, R (1, 1) OBP: 0.139, SLG: 0.114 Clay Carroll, R (8, 1) Joe Gibbon, R (8, 1)		0-0 FC6-4 1B 1-2 2-H		0-0 FC1-5 1-2 2-3f		0-3 K	0-3 K			4	0	1	1	0	2	4											
Inning Stats	R: 0 E: 0 K: 2 S: 8	H: 1 LOB: 1 BB: 0 P: 8	R: 1 E: 0 K: 0 S: 6	H: 3 LOB: 2 BB: 0 P: 6	R: 0 E: 0 K: 1 S: 6	H: 1 LOB: 1 BB: 0 P: 6	R: 1 E: 1 K: 0 S: 5	H: 2 LOB: 2 BB: 1 P: 9	R: 1 E: 0 K: 0 S: 5	H: 2 LOB: 2 BB: 1 P: 9	R: 1 E: 0 K: 2 S: 9	H: 2 LOB: 1 BB: 0 P: 9	R: 0 E: 0 K: 1 S: 7	H: 2 LOB: 2 BB: 0 P: 7	R: 0 E: 1 K: 1 S: 6	H: 0 LOB: 1 BB: 0 P: 6	R: 0 E: 0 K: 0 S: 3	H: 0 LOB: 0 BB: 0 P: 3	1B: 9 2B: 2 3B: 0 HR: 2	SF: 0 SAC: 0 DP: 0 HBP: 0	WP: 0 PB: 0 SB: 0 CS: 0	PA: 43					
PITCHER	IP	WLS	BF	H	R	ER	SO	BB	IBB	HBP	BLK	WP	HR	S	P	ERA	WHIP										
Bill Stoneman, R (1, 1) ERA: 2.96	5.0	L	26	9	3	3	3	2	0	0	0	0	1	30	38	5.40	2.200										
Claude Raymond, R (6, 1) ERA: 4.34	2.0		10	4	1	1	3	0	0	0	0	0	1	16	16	4.50	2.000										
Howie Reed, R (8, 1) ERA: 2.9	2.0		7	0	0	0	1	0	0	0	0	0	0	9	9	0.00	0.000										

livebaseballscorecards.com

AB	41
R	4
H	13
RBI	4
BB	2
SO	7
LOB	21



Batter	1	2	3	4	5	6	7	8	9	AB	R	H	RBI	BB	SO	LOB
Ron Hunt, R OBP: 0.387, SLG: 0.342 (1, 4)	4-0 BB G6-4-3		4-0 BB FC6-4		0-0 1B		0-0 F7			2	0	1	0	2	0	0
Stan Swanson, R OBP: 0.313, SLG: 0.333 (1, 7)	0-0 F3		0-0 FC6-4		0-0 F3			0-0 5-3		4	0	0	0	0	0	3
Clyde Mashore, R OBP: 0.258, SLG: 0.298 (1, 8)	0-0 G6-4-3		0-0 F8			0-0 HR 2B		0-0 E 2B		4	2	2	0	0	0	2
Bob Bailey, R OBP: 0.370, SLG: 0.415 (1, 3) (9, 5)		0-0 6-3		0-0 F4		0-0 L4		0-0 E9 2B		4	0	1	1	0	0	1
John Bateman, R OBP: 0.284, SLG: 0.379 (1, 2)		0-0 F2		0-0 L8		0-0 5-3		0-3 K		4	0	0	0	0	1	2
Coco Laboy, R OBP: 0.327, SLG: 0.343 (1, 5)		0-0 1B		0-0 1B		0-0 HR		0-0 G3		3	1	3	2	0	0	0
Ron Fairly, L OBP: 0.380, SLG: 0.424 (8, PH) (9, 3)		0-0 1B		0-0 1B		2-H HR				1	0	0	0	0	0	1
Rusty Staub, L OBP: 0.395, SLG: 0.448 (1, 9)		0-0 1B		0-0 3-1		0-0 L8				4	0	1	0	0	0	1
Gary Sutherland, R OBP: 0.280, SLG: 0.316 (1, 6)		0-0 F3		0-0 F8		0-0 F8		0-0 F3		4	0	0	0	0	0	2
Bill Stoneman, R OBP: 0.217, SLG: 0.143 (1, 1)			0-3 K		0-0 F4		0-0 F9		0-0 F9	1	0	0	0	0	1	0
Ron Branc, R OBP: 0.294, SLG: 0.250 (5, PH)										0	0	0	0	0	0	0
Claude Raymond, R (6, 1)										0	0	0	0	0	0	0
John Boccabella, R OBP: 0.254, SLG: 0.393 (7, PH)										1	0	0	0	0	0	0
Howie Reed, R (8, 1)										0	0	0	0	0	0	0
Steve Renko, R OBP: 0.208, SLG: 0.313 (9, PH)										1	0	0	0	0	0	0

BOTTOM

Cincinnati Reds @ Montreal Expos
Jarry Park, Montreal, QB
 Mon Jun 28 1971, 7:05 PM EDT
 Unknown

livebaseballscorecards.com

AB	34
R	3
H	8
RBI	3
BB	2
SO	2
LOB	12



Inning Stats	R: 0	H: 0	E: 0	K: 0	S: 2	LOB: 0	BB: 1	P: 6	R: 0	H: 2	E: 0	K: 0	S: 5	LOB: 2	BB: 0	P: 5	R: 0	H: 0	E: 0	K: 1	S: 5	LOB: 1	BB: 1	P: 9	R: 0	H: 1	E: 0	K: 0	S: 4	LOB: 1	BB: 0	P: 4	R: 0	H: 1	E: 0	K: 0	S: 4	LOB: 1	BB: 0	P: 4	R: 2	H: 2	E: 0	K: 0	S: 5	LOB: 0	BB: 0	P: 5	R: 0	H: 0	E: 0	K: 0	S: 3	LOB: 0	BB: 0	P: 3	R: 1	H: 2	E: 1	K: 1	S: 7	LOB: 1	BB: 0	P: 7	R: 0	H: 0	E: 0	K: 0	S: 3	LOB: 0	BB: 0	P: 3	R: 0	H: 0	E: 0	K: 0	S: 3	LOB: 0	BB: 0	P: 3
1B: 4	SF: 0	2B: 3	SAC: 0	3B: 0	DP: 1	HR: 1	HBP: 0	WP: 0	PA: 36	PB: 0	SB: 1	CS: 0																																																																				

PITCHER	IP	WLS	BF	H	R	ER	SO	BB	IBB	HBP	BLK	WP	HR	S	P	ERA	WHIP
Don Gullett, L ERA: 2.73 (1, 1)	7.1	W	31	8	3	3	1	2	0	0	0	0	1	31	39	3.68	1.364
Clay Carroll, R ERA: 2.1 (8, 1)	0.1		1	0	0	0	1	0	0	0	0	0	0	3	3	0.00	0.000
Joe Gibbon, L ERA: 2.52 (8, 1)	1.1	S	4	0	0	0	0	0	0	0	0	0	0	4	4	0.00	0.000

Batter	1	2	3	4	5	6	7	8	9	AB R H RBI BB SO LOB	TOP																	
Pete Rose, S (1, 9) OBP: 0.370, SLG: 0.388	0-0 4-3		0-0 4-3		0-0 1-3 1B	4-0 BB BB BB		0-0 F7		4 0 1 0 1 0 1	Cincinnati Reds @ Montreal Expos Jarry Park, Montreal, QB Mon Jun 28 1971, 7:05 PM EDT Att. 22,970 - Unknown																	
George Foster, R (1, 8) OBP: 0.327, SLG: 0.441	0-0 6-3		0-0 F9		0-0 4-3	0-0 F4		0-0 FC6-4	5 0 0 0 0 0 6																			
Lee May, R (1, 3) OBP: 0.364, SLG: 0.608 Buddy Bradford, R (9, PR) OBP: 0.302, SLG: 0.279	0-0 1B 2B		0-0 5-3			0-0 E5 1B E 1B	0-0 HR		5 2 3 1 0 0 0 0 1 0 0 0 0 0																			
Johnny Bench, R (1, 2) OBP: 0.298, SLG: 0.483	0-0 2-3 1B			0-0 F5		0-0 E 1-2 SF7 1B	0-0 E 1B	0-0 G3-6-1 1B	5 1 4 1 0 0 0																			
Tony Perez, R (1, 5) OBP: 0.295, SLG: 0.385	0-3 K			0-3 K		0-0 E9 1-3 2-H 1B 1B	0-3 K	0-0 F9	5 1 1 0 0 3 4																			
Bernie Carbo, L (1, 7) OBP: 0.349, SLG: 0.350 Wayne Granger, R (9, 1) Joe Gibbon, R (9, 1)		0-3 K		0-0 G3		4-0 E 1B BB	0-0 F7	0-0 G3-6-1	4 0 0 0 1 1 2 0 0 0 0 0 0 0 0 0 0 0 0 0 0																			
Tommy Helms, R (1, 4) OBP: 0.274, SLG: 0.325		0-0 F4			0-0 FC1-6 1B	0-0 SF7	0-0 F3		3 0 1 1 0 0 1																			
Dave Concepcion, R (1, 6) OBP: 0.256, SLG: 0.263 Ty Cline, L (6, PH) OBP: 0.383, SLG: 0.234 Woody Woodward, R (6, 6) OBP: 0.331, SLG: 0.291		0-0 1B			0-0 F9	0-0 L3		0-0 F9	2 0 1 0 0 0 1 1 0 0 0 0 0 2 1 0 0 0 0 0 0																			
Ross Grimsley, L (1, 1) OBP: 0.150, SLG: 0.105 Clay Carroll, R (7, 1) OBP: 0.200, SLG: 0.200 Pat Corrales, R (9, 2) OBP: 0.250, SLG: 0.200		0-0 F7			0-0 FC1-6 1B	0-0 E9 1-3 2-H 1B		0-0 FC6-4 1B	3 0 1 1 0 0 2 1 0 1 0 0 0 0 0 0 0 0 0 0 0																			
Inning Stats	R: 0 E: 0 K: 1 S: 7	H: 2 LOB: 2 BB: 0 P: 7	R: 0 E: 0 K: 1 S: 6	H: 1 LOB: 1 BB: 0 P: 6	R: 0 E: 0 K: 0 S: 3	H: 0 LOB: 0 BB: 0 P: 3	R: 0 E: 0 K: 1 S: 5	H: 0 LOB: 0 BB: 0 P: 5	R: 0 E: 0 K: 0 S: 5	H: 2 LOB: 2 BB: 0 P: 5		R: 3 E: 3 K: 0 S: 7	H: 3 LOB: 3 BB: 2 P: 15	R: 1 E: 1 K: 1 S: 7	H: 2 LOB: 1 BB: 0 P: 7	R: 0 E: 0 K: 0 S: 4	H: 1 LOB: 1 BB: 0 P: 4	R: 1 E: 0 K: 0 S: 4	H: 2 LOB: 1 BB: 0 P: 4	1B: 11 2B: 1 3B: 0 HR: 1	SF: 1 SAC: 0 DP: 1 HBP: 0	WP: 0 PB: 0 SB: 1 CS: 0	PA: 42					
PITCHER	IP WLS BF H R ER SO BB IBB HBP BLK WP HR S P ERA WHIP																											
Carl Morton, R (1, 1) ERA: 3.62	6.0		31	10	4	2	3	2	0	0	0	0	0	1	35	43	3.00	2.000										
Mike Marshall, R (7, 1) ERA: 5.86	1.0		3	0	0	0	1	0	0	0	0	0	0	0	5	5	0.00	0.000										
Claude Raymond, R (8, 1) ERA: 4.06	2.0	L	8	3	1	0	0	0	0	0	0	0	0	0	8	8	0.00	1.500										

livebaseballscorecards.com

AB	39
R	5
H	13
RBI	4
BB	2
SO	4
LOB	19



Batter	1	2	3	4	5	6	7	8	9	AB	R	H	RBI	BB	SO	LOB
Ron Hunt, R OBP: 0.388, SLG: 0.354 (1, 4)	0-3 K		0-0 HR			4-0 SH1-4 BB	0-3 K			3	1	1	2	1	2	1
Stan Swanson, R OBP: 0.286, SLG: 0.303 (1, 7)	0-0 F3		0-0 F3			0-0 SH1-4 1-2		0-0 5-3		3	0	0	0	0	0	0
Clyde Mashore, R OBP: 0.261, SLG: 0.291 (1, 8)	4-0 1B BB		0-0 F6			0-0 5-3		0-0 4-3		2	0	0	0	1	0	1
Boots Day, L OBP: 0.313, SLG: 0.320 (8, PH)										1	0	0	0	0	0	0
Bob Bailey, R OBP: 0.371, SLG: 0.421 (1, 3)	0-0 1B			0-0 BB 2B		0-0 F8		0-3 K		4	0	2	0	0	1	1
Coco Laboy, R OBP: 0.336, SLG: 0.346 (1, 5)		0-0 F8		4-0 BB 2B			0-0 1B 2B		0-3 K	2	1	1	0	1	0	0
Mack Jones, L OBP: 0.299, SLG: 0.300 (9, PH)				2-3 BB						1	0	0	0	0	1	0
John Boccabella, R OBP: 0.274, SLG: 0.407 (1, 2)		0-0		0-0			0-0		0-0 F9	3	1	2	0	0	0	1
Ron Fairly, L OBP: 0.380, SLG: 0.424 (9, PH)				8-3			2B 1B			0	0	0	0	0	0	0
John Bateman, R OBP: 0.283, SLG: 0.377 (9, PH)		G6-4-3 1B		1-2f			1B			1	0	0	0	0	0	0
Rusty Staub, L OBP: 0.393, SLG: 0.449 (1, 9)		0-0 G6-4-3 1-2f				0-0 F8		0-0 L4-6 2B		4	0	1	1	0	0	1
Gary Sutherland, R OBP: 0.282, SLG: 0.316 (1, 6)			0-0 FC1-6 1B			0-0 F8		0-0 L4-6		3	0	1	0	0	0	2
Carl Morton, R OBP: 0.170, SLG: 0.140 (1, 1)			0-0 FC1-6			0-3 K		0-0		2	1	0	0	0	1	1
Mike Marshall, R (7, 1)			1-2f HR					3-H 1B		0	0	0	0	0	0	0
Jim Fairey, L OBP: 0.313, SLG: 0.329 (7, PH)										1	0	1	1	0	0	0
Claude Raymond, R (8, 1)										0	0	0	0	0	0	0

Inning Stats	R: 0	H: 1	E: 0	LOB: 2	K: 1	S: 5	P: 9	R: 0	H: 1	E: 0	LOB: 0	K: 0	S: 3	R: 2	H: 2	E: 0	LOB: 0	K: 0	S: 5	R: 0	H: 1	E: 0	LOB: 0	K: 0	S: 2	R: 0	H: 0	E: 0	LOB: 0	K: 1	S: 5	R: 0	H: 0	E: 0	LOB: 1	K: 0	S: 3	R: 2	H: 4	E: 0	LOB: 1	K: 1	S: 8	R: 0	H: 0	E: 0	LOB: 0	K: 1	S: 5	R: 0	H: 0	E: 0	LOB: 0	K: 1	S: 5	1B: 6	SF: 0	2B: 4	SAC: 1	3B: 0	DP: 3	HR: 1	HBP: 0	WP: 0	PA: 34	PB: 0	SB: 0	CS: 0
--------------	------	------	------	--------	------	------	------	------	------	------	--------	------	------	------	------	------	--------	------	------	------	------	------	--------	------	------	------	------	------	--------	------	------	------	------	------	--------	------	------	------	------	------	--------	------	------	------	------	------	--------	------	------	------	------	------	--------	------	------	-------	-------	-------	--------	-------	-------	-------	--------	-------	--------	-------	-------	-------


PITCHER	IP	WLS	BF	H	R	ER	SO	BB	IBB	HBP	BLK	WP	HR	S	P	ERA	WHIP
Ross Grimsley, L (1, 1) ERA: 3.84	6.0		25	8	4	4	2	3	0	0	0	0	1	26	38	6.00	1.833
Clay Carroll, R (7, 1) ERA: 2.03	2.0	W	6	1	0	0	2	0	0	0	0	0	0	10	10	0.00	0.500
Wayne Granger, R (9, 1) ERA: 3.24	0.1		1	0	0	0	1	0	0	0	0	0	0	3	3	0.00	0.000
Joe Gibbon, L (9, 1) ERA: 2.48	0.2	S	2	0	0	0	0	0	0	0	0	0	0	2	2	0.00	0.000

BOTTOM

Cincinnati Reds @ Montreal Expos
Jarry Park, Montreal, QB
 Mon Jun 28 1971, 7:05 PM EDT
 Att. 22,970 - Unknown

livebaseballscorecards.com

AB	30
R	4
H	9
RBI	4
BB	3
SO	5
LOB	8



Batter	1	2	3	4	5	6	7	8	9	AB R H RBI BB SO LOB	TOP											
Pete Rose, S (1, 9) X OBP: 0.374, SLG: 0.408 Jimmy Stewart, S (7, 9) OBP: 0.262, SLG: 0.231	0-0 1B 3B	0-0 1B 1B	0-0 4-3		0-0 F9		0-0 HR		0-0 G3-6-3 1-2f	5 3 3 1 0 0 1 1 0 0 0 0 0 1												
George Foster, R (1, 8) X OBP: 0.327, SLG: 0.438	0-0 1B 1B	0-0 F7		0-3 K		0-0 F8	0-0 F8		0-0 1B 1B	6 2 2 1 0 1 1												
Lee May, R (1, 3) X OBP: 0.370, SLG: 0.609 Pat Corrales, R (6, 2) OBP: 0.261, SLG: 0.214	0-0 HBP 1-2 SF8 1B	0-0 1B 1B		0-3 K		4-0 1B HR BB	0-0 5-3		0-0 1B 1B	3 3 2 0 1 1 0 2 1 1 0 0 0 0												
Johnny Bench, R (1, 2) X OBP: 0.305, SLG: 0.485	0-0 HBP 1-2 2-H 1B	0-0 BB G1-2-3 1B		4-0 BB		0-0 F9	0-0 F7		0-0 1B 1B	5 2 3 3 1 0 1												
Tony Perez, R (1, 5) H OBP: 0.299, SLG: 0.387 Woody Woodward, R (8, 5) OBP: 0.336, SLG: 0.297	1-0 1-2 2-3 HBP 1B	0-0 BB 1-2 2-H 1B		0-0 F8		0-0 1-2 HR 1B		0-0 F8	0-0 1B 1B	4 1 2 1 0 0 1 1 0 1 1 0 0 0												
Bernie Carbo, L (1, 7) X OBP: 0.350, SLG: 0.350 Buddy Bradford, R (5, PH) (5, 7) OBP: 0.316, SLG: 0.322	0-0 SF8 3-H	4-0 1-2 2-3 BB			0-0 1B E	0-0 1-H 2-H HR		0-3 K	0-0 1-2 2-H 1B	0 0 0 1 1 0 0 4 2 3 4 0 1 0												
Tommy Helms, R (1, 4) X OBP: 0.282, SLG: 0.336	0-0 1-2 2-H FC6-4 1B	0-0 G1-2-3 3-Hf			0-0 1-H E7 1B	0-0 1B		0-0 SS 2B	0-3 K	6 0 4 1 0 1 5												
Dave Concepcion, R (1, 6) X OBP: 0.255, SLG: 0.262	0-0 F7		0-0 4-3		0-0 1-3	0-0 1-2 FC5-4 1B		0-0 5-3		5 0 1 0 0 0 4												
Tony Cloninger, R (1, 1) X OBP: 0.286, SLG: 0.333	0-0 FC6-4 1-2f		0-3 K		0-0 F3	0-0 1-2f FC5-4			0-0 G3-6-3 1B	5 0 1 0 0 1 5												
Inning Stats	R: 4 E: 0 K: 0 S: 8	H: 5 LOB: 2 BB: 0 P: 9	R: 2 E: 0 K: 0 S: 6	H: 4 LOB: 2 BB: 1 P: 10	R: 0 E: 0 K: 1 S: 5	H: 0 LOB: 0 BB: 0 P: 5	R: 0 E: 0 K: 2 S: 7	H: 0 LOB: 1 BB: 1 P: 11	R: 1 E: 1 K: 0 S: 5	H: 2 LOB: 1 BB: 0 P: 5	R: 3 E: 0 K: 0 S: 7	H: 4 LOB: 2 BB: 1 P: 11	R: 1 E: 0 K: 0 S: 4	H: 1 LOB: 0 BB: 0 P: 4	R: 0 E: 0 K: 1 S: 6	H: 1 LOB: 1 BB: 0 P: 6	R: 3 E: 0 K: 1 S: 10	H: 6 LOB: 2 BB: 0 P: 10	1B: 19 2B: 1 3B: 1 HR: 2	SF: 1 SAC: 0 DP: 2 HBP: 1	WP: 0 PB: 0 SB: 0 CS: 0	PA: 52
PITCHER	IP WLS BF H R ER SO BB IBB HBP BLK WP HR S P ERA WHIP																					
Ernie McNally, R (1, 1) ERA: 6.24 Howie Reed, R (1, 1) ERA: 3.31 Dan McGinn, L (3, 1) ERA: 5.94 Claude Raymond, R (9, 1) ERA: 4.78	0.1 9 6.0 1.0	L 9 28 8	5 4 8 6	4 2 5 3	4 2 4 3	0 0 4 1	0 1 2 0	0 0 0 0	0 0 0 0	0 0 2 0	0 0 34 10	6 8 42 10	7 12 42 10	108.00 10.80 6.00 27.00	15.000 3.000 1.667 6.000							

Cincinnati Reds @ Montreal Expos
 Jarry Park, Montreal, QB
 Tue Jun 29 1971, 7:05 PM EDT
 Att. 15,501 - Unknown

AB	47
R	14
H	23
RBI	13
BB	3
SO	5
LOB	19



Batter	1	2	3	4	5	6	7	8	9	AB	R	H	RBI	BB	SO	LOB
Boots Day, L OBP: 0.317, SLG: 0.320 (1, 8)	0-0 F2	4-0 BB			0-0 F7			0-0 1B		3	0	1	0	1	0	0
Stan Swanson, R OBP: 0.297, SLG: 0.294 (1, 7)	4-0 BB	0-0 FC5			0-3 K			0-0 F5		1	0	0	0	1	0	2
Dan McGinn, L OBP: 0.500, SLG: 0.500 (3, 1)	BB									1	0	0	0	0	1	0
Jim Fairey, L OBP: 0.310, SLG: 0.325 (8, PH)	BB									1	0	0	0	0	0	1
Claude Raymond, R (9, 1)	BB									0	0	0	0	0	0	0
Rusty Staub, L OBP: 0.394, SLG: 0.445 (1, 9)	4-0 BB				4-0 BB			0-0 F8		2	0	0	0	2	0	1
Ron Fairly, L OBP: 0.382, SLG: 0.426 (1, 3)	0-0 F9				0-3 K			0-0 FC6-4		4	0	2	0	0	1	3
Bob Bailey, R OBP: 0.370, SLG: 0.415 (1, 5)	4-0 BB				0-0 G5-4-3			0-0 K		3	0	0	0	1	1	4
John Bateman, R OBP: 0.279, SLG: 0.373 (1, 2)	0-0 F7				0-3 K			0-0 G4-3		3	0	0	0	0	1	4
John Boccabella, R OBP: 0.270, SLG: 0.400 (7, 2)								0-0 G4-3		1	0	0	0	0	0	0
Ron Hunt, R OBP: 0.386, SLG: 0.351 (1, 4)					0-0 4-3			0-0 F7		2	0	0	0	0	0	0
Ron Brand, R OBP: 0.278, SLG: 0.235 (7, 4)										2	0	0	0	0	0	0
Gary Sutherland, R OBP: 0.290, SLG: 0.337 (1, 6)					4-0 BB			0-0 F8		3	0	1	0	1	0	1
Ernie McAnally, R (1, 1)					0-0 F8			0-0 G1		0	0	0	0	0	0	0
Howie Reed, R (1, 1)										0	0	0	0	0	0	0
Jim Gosger, L OBP: 0.230, SLG: 0.236 (2, PH)										4	0	0	0	0	0	3
Jim Gosger, L (3, 7)																


Inning Stats	R: 0	H: 0	E: 0	K: 0	S: 3	R: 0	H: 0	E: 1	K: 0	S: 4	R: 0	H: 0	E: 0	K: 1	S: 4	R: 0	H: 0	E: 0	K: 1	S: 5	R: 0	H: 0	E: 0	K: 1	S: 5	R: 0	H: 1	E: 0	K: 1	S: 5	R: 0	H: 0	E: 0	K: 0	S: 3	R: 0	H: 2	E: 0	K: 0	S: 5	R: 0	H: 1	E: 0	K: 0	S: 4	1B: 3	2B: 0	3B: 1	HR: 0	SF: 0	SAC: 0	DP: 2	HBP: 0	WP: 0	PB: 0	SB: 0	CS: 0	PA: 36
Tony Cloninger, R ERA: 3.84 (1, 1)	IP	WLS	BF	H	R	ER	SO	BB	IBB	HBP	BLK	WP	HR	S	P	ERA	WHIP																																									
	9.0	W	36	4	0	0	4	6	0	0	0	0	0	38	62	0.00	1.111																																									

BOTTOM

Cincinnati Reds @ Montreal Expos
Jarry Park, Montreal, QB
 Tue Jun 29 1971, 7:05 PM EDT
 Att. 15,501 - Unknown

livebaseballscorecards.com

AB	30
R	0
H	4
RBI	0
BB	6
SO	4
LOB	19



Batter	1	2	3	4	5	6	7	8	9	AB R H RBI BB SO LOB	TOP		
Pete Rose, S OBP: 0.375, SLG: 0.411 (1, 9) X	0-0 6-3		0-0 2B		0-0 4-3		4-0 BB 2-3 BB			3 0 1 0 1 0 1			
George Foster, R OBP: 0.326, SLG: 0.436 (1, 8) S S S	0-3 K		0-0 F7		0-0 HR		0-0 SF8-4-3 1-2 3-H			3 1 1 1 0 1 1			
Lee May, R OBP: 0.368, SLG: 0.615 (1, 3) X	0-0 F8			0-3 K		0-0 1-H HR		0-0 F7		4 1 1 2 0 1 0 0 0 0 0 0 0 0			
Woody Woodward, R OBP: 0.336, SLG: 0.297 (8, 5) X													
Johnny Bench, R OBP: 0.307, SLG: 0.483 (1, 2) X		0-0 1-3		0-0 F8		0-0 1B 9-2 1B		4-0 BB G6-4-3		3 0 1 0 1 0 0			
Tony Perez, R OBP: 0.305, SLG: 0.405 (1, 5) X		0-0 HR		0-0 2B		0-0 1-3 1B		0-0 G6-4-3 1-2f		4 1 3 1 0 0 1			
Buddy Bradford, R OBP: 0.309, SLG: 0.314 (1, 7) X		0-0 6-3		0-0 4-3		0-3 K		0-0 L6-3		3 0 0 0 0 1 3 1 0 0 0 0 0 0			
Ty Cline, L OBP: 0.378, SLG: 0.231 (9, PH) X													
Tommy Helms, R OBP: 0.278, SLG: 0.331 (1, 4) X		0-0 F9			0-0 L8		0-0 9-2 3-Hf		0-0 L4	4 0 0 0 0 0 2			
Dave Concepcion, R OBP: 0.259, SLG: 0.266 (1, 6) S S S			0-3 K		0-0 FC1-6 1B		0-0 S SH3-4 SF8-4-3 1B		0-0 L9	4 1 2 0 0 1 0			
Wayne Simpson, R OBP: 0.083, SLG: 0.083 (1, 1) S S S			0-3 K		0-0 FC1-6 1-2f		0-0 SH3-4 1-2			2 0 0 0 0 1 1 0 0 0 0 0 0 0			
Joe Gibbon, R (8, 1)													
Inning Stats	R: 0 E: 0 K: 1 S: 5 H: 0 LOB: 0 BB: 0 P: 5	R: 1 E: 0 K: 0 S: 4 H: 1 LOB: 0 BB: 0 P: 4	R: 0 E: 0 K: 2 S: 8 H: 1 LOB: 1 BB: 0 P: 8	R: 0 E: 0 K: 1 S: 6 H: 1 LOB: 1 BB: 0 P: 6	R: 0 E: 0 K: 1 S: 4 H: 1 LOB: 1 BB: 0 P: 4	R: 2 E: 0 K: 1 S: 8 H: 4 LOB: 1 BB: 0 P: 8	R: 1 E: 0 K: 0 S: 3 H: 1 LOB: 0 BB: 1 P: 7	R: 0 E: 0 K: 0 S: 2 H: 0 LOB: 0 BB: 1 P: 6	R: 0 E: 0 K: 0 S: 3 H: 0 LOB: 0 BB: 0 P: 3	1B: 5 2B: 4 3B: 0 HR: 2 SF: 1 SAC: 1 DP: 3 HBP: 0	WP: 0 PB: 0 SB: 1 CS: 0 PA: 35		
PITCHER	IP WLS BF H R ER SO BB IBB HBP BLK WP HR S P ERA WHIP											PITCHER	IP WLS BF H R ER SO BB IBB HBP BLK WP HR S P ERA WHIP
Chris Short, L ERA: 4.04 (1, 1)	6.1 0 28 9 4 4 5 1 0 0 0 0 2 37 41 5.68 1.579												
Bill Wilson, R ERA: 4.5 (7, 1)	0.2 1 0 0 0 0 0 0 0 0 0 0 0 1 1 0.00 0.000												
Darrell Brandon, R ERA: 2.51 (8, 1)	2.0 W 6 0 0 0 0 0 1 0 0 0 0 0 5 9 0.00 0.500												

Cincinnati Reds @ Philadelphia Phillies
Veterans Stadium, Philadelphia, PA
Wed Jun 30 1971, 7:05 PM EDT
Att. 17,578 - Unknown

AB	31
R	4
H	9
RBI	4
BB	2
SO	5
LOB	9



WP	0	PA	35
PB	0		
SB	1		
CS	0		

ERA	5.68	WHIP	1.579
ERA	0.00	WHIP	0.000
ERA	0.00	WHIP	0.500

livebaseballscorecards.com

Batter	1	2	3	4	5	6	7	8	9	AB	R	H	RBI	BB	SO	LOB
Denny Doyle, L (1, 4) OBP: 0.284, SLG: 0.324	1-0 FC6-4 HBP		0-0 4-3		0-0 1B			4-0 FC5-6 BB		2	0	1	0	1	0	0
Larry Bowa, S (1, 6) OBP: 0.281, SLG: 0.278	0-0 FC6-4 WP 1-2f			0-0 FC3-6 1B	0-0 F2			0-0 FC5-6 1B 1-2f		4	2	1	0	0	0	3
Tim McCarver, L (1, 2) OBP: 0.331, SLG: 0.424	0-0 P6 1-2			4-0 FC3-6 SF8 BB		0-0 HR		0-0 1B HR		3	3	2	1	1	0	1
Deron Johnson, R (1, 3) OBP: 0.334, SLG: 0.418	0-0 4-3			4-0 FC3-6 1-2 2-3 BB		0-0 5-3		0-0 HR 1B		3	1	1	1	1	0	1
Willie Montanez, L (1, 8) OBP: 0.332, SLG: 0.493		0-3 K		0-0 FC3-6 1-2f 2-3 3-H		0-3 K		0-0 HR 1H 2-H		4	1	1	4	0	2	2
Don Money, R (1, 7) OBP: 0.243, SLG: 0.335		0-3 K		0-0 SF8 3-H		0-0 5-3		0-0 L6		3	0	0	1	0	1	0
Roger Freed, R (1, 9) OBP: 0.310, SLG: 0.301		0-0 F9		0-0 4-3			0-0 F8	0-0 6-3		4	0	0	0	0	0	1
John Vukovich, R (1, 5) OBP: 0.227, SLG: 0.211			0-0 6-3		0-0 F9		0-0 6-3			3	0	0	0	0	0	0
Chris Short, R (1, 1) OBP: 0.242, SLG: 0.107			0-0 1-3		0-0 G3		0-0 5-3			2	0	0	0	0	0	0
Bill Wilson, R (7, 1)										0	0	0	0	0	0	0
Oscar Gamble, L (7, PH) OBP: 0.286, SLG: 0.413										1	0	0	0	0	0	0
Darrell Brandon, R (8, 1) OBP: 0.200, SLG: 0.200										0	0	0	0	0	0	0

Inning Stats	R: 0	H: 0	E: 0	K: 0	S: 3	LOB: 1	BB: 0	P: 4	R: 0	H: 0	E: 0	K: 2	S: 7	LOB: 0	BB: 0	P: 7	R: 0	H: 0	E: 0	K: 0	S: 3	LOB: 0	BB: 0	P: 3	R: 2	H: 1	E: 0	K: 0	S: 4	LOB: 1	BB: 2	P: 12	R: 0	H: 1	E: 0	K: 0	S: 4	LOB: 1	BB: 0	P: 4	R: 1	H: 1	E: 0	K: 1	S: 6	LOB: 0	BB: 0	P: 6	R: 0	H: 0	E: 0	K: 0	S: 3	LOB: 0	BB: 0	P: 3	R: 4	H: 3	E: 0	K: 0	S: 6	LOB: 0	BB: 1	P: 10
Wayne Simpson, R (1, 1) ERA: 5.03	IP	WLS	BF	H	R	ER	SO	BB	IBB	HBP	BLK	WP	HR	S	P	ERA	WHIP																																															
Joe Gibbon, L (8, 1) ERA: 3.1	0.2	L	5	3	3	3	0	0	0	0	0	0	0	1	5	5	40.50	4.500																																														
																		1B: 4	SF: 1	WP: 1	PA: 34																																											
																		2B: 0	SAC: 0	PB: 0																																												
																		3B: 0	DP: 0	SB: 1																																												
																		HR: 2	HBP: 1	CS: 0																																												
																		BB	IBB	HBP	BLK	WP	HR	S	P	ERA	WHIP																																					

BOTTOM

Cincinnati Reds @ Philadelphia Phillies
Veterans Stadium, Philadelphia, PA
Wed Jun 30 1971, 7:05 PM EDT
Att. 17,578 - Unknown

livebaseballscorecards.com

AB	29
R	7
H	6
RBI	7
BB	3
SO	3
LOB	8



Batter	1	2	3	4	5	6	7	8	9	AB R H RBI BB SO LOB	TOP		
Pete Rose, S OBP: 0.376, SLG: 0.414 (1, 9) X	0-0 F7 ①		2-0 L9 ③		0-1 F9 ① X	0-0 2B			3-2 G6-4-3 1B ①	5 0 2 1 0 0 1			
George Foster, R OBP: 0.323, SLG: 0.431 (1, 8) B B S S S X	3-3 K ②			1-1 1B 1B	1-2 P4 ② X	0-0 6-3 ③			0-0 G6-4-3 1-2f ②	5 1 1 0 0 1 3			
Lee May, R OBP: 0.365, SLG: 0.607 Woody Woodward, R OBP: 0.336, SLG: 0.297 (1, 3) F B S B S S (9, 5)	3-3 K ③			0-0 F9	2-1 BB 1B 3-H				0-0 F9 ③	5 0 1 1 0 1 1 0 0 0 0 0 0 0			
Johnny Bench, R OBP: 0.316, SLG: 0.492 (1, 2)		2-1 4-3 1B		0-0 1B 1B 1-3	4-2 BB 1-2				0-0 E8 FC5-2-6-1 2B	3 1 3 0 1 0 0			
Tony Perez, R OBP: 0.304, SLG: 0.403 (1, 5) X (9, 3)		0-0 P4 ①		0-0 1B 1B 1-2	0-0 L7 ③				0-0 FC5-2-6-1 3-H ②	4 0 1 1 0 0 4			
Bernie Carbo, L OBP: 0.353, SLG: 0.349 Buddy Bradford, R OBP: 0.309, SLG: 0.314 (1, 7) S S B B S S (9, 7) X T B B S S		2-2 4-3 1-2		0-0 1B 1-3 2-H		4-2 4-3 2B BB			0-1 4-3 ③	3 1 1 1 1 0 2 0 0 0 0 0 0 0			
Tommy Helms, R OBP: 0.278, SLG: 0.328 (1, 4) B X		1-0 5-3 ③		4-0 IBB G4-6-3		3-2 4-3 1-2			0-0 5-3 ①	3 0 0 0 1 0 2			
Dave Concepcion, R OBP: 0.259, SLG: 0.271 (1, 6)			0-0 5-3 ①	2-2 G4-6-3 1-2f ② ③		0-2 5-3 2B 2B 2-H			0-3 K ②	4 1 1 1 0 1 3			
Jim McGlothlin, R OBP: 0.240, SLG: 0.375 (1, 1) B B C C C X			2-3 K ②		0-0 F9 1B 2B	0-0 5-3 2-3			0-0 P4 ③	4 1 1 0 0 1 1			
Inning Stats	R: 0 E: 0 K: 2 S: 7 H: 0 LOB: 0 BB: 0 P: 13	R: 0 E: 0 K: 0 S: 8 H: 1 LOB: 1 BB: 0 P: 13	R: 0 E: 0 K: 1 S: 5 H: 0 LOB: 0 BB: 0 P: 9	R: 2 E: 0 K: 0 S: 10 H: 4 LOB: 2 BB: 1 P: 17	R: 1 E: 0 K: 0 S: 13 H: 2 LOB: 2 BB: 1 P: 20	R: 2 E: 0 K: 0 S: 11 H: 2 LOB: 1 BB: 1 P: 18	R: 0 E: 1 K: 0 S: 5 H: 1 LOB: 1 BB: 0 P: 5	R: 0 E: 0 K: 1 S: 5 H: 0 LOB: 0 BB: 0 P: 5	R: 0 E: 0 K: 0 S: 5 H: 1 LOB: 0 BB: 0 P: 8	1B: 7 2B: 4 3B: 0 HR: 0 SF: 0 SAC: 0 DP: 2 HBP: 0	WP: 0 PB: 0 SB: 0 CS: 0 PA: 39		
PITCHER	IP WLS BF H R ER SO BB IBB HBP BLK WP HR S P ERA WHIP											PITCHER	IP WLS BF H R ER SO BB IBB HBP BLK WP HR S P ERA WHIP
Jim Bunning, R ERA: 5.34 (1, 1)	5.1 L 26 8 5 5 3 2 1 0 0 0 0 0 51 87 8.44 1.875												
Bill Champion, R ERA: 4.08 (6, 1)	2.2 10 2 0 0 1 0 0 0 0 0 0 0 13 13 0.00 0.750												
Bill Wilson, R ERA: 4.15 (9, 1)	1.0 3 1 0 0 0 0 0 0 0 0 0 0 5 8 0.00 1.000												

Cincinnati Reds @ Philadelphia Phillies
Veterans Stadium, Philadelphia, PA
 Thu Jul 01 1971, 7:05 PM EDT
 Att. 15,586 - Unknown

AB	36
R	5
H	11
RBI	5
BB	3
SO	4
LOB	17



livebaseballscorecards.com

Batter	1	2	3	4	5	6	7	8	9	AB R H RBI BB SO LOB	TOP	
Pete Rose, S (1, 9) OBP: 0.377, SLG: 0.418	0-0 4-3		0-0 2B			0-0 1-3 1B		0-0 F7		4 0 2 0 0 0 0	Cincinnati Reds @ Houston Astros Astrodome, Houston, TX Fri Jul 02 1971, 8:05 PM EDT Att. 17,996 - Dome	
Hal McRae, R (1, 8) OBP: 0.263, SLG: 0.323	0-0 1B		0-0 5-3			0-0 1-3 1-2		0-0 FC5-4 1B		4 0 2 0 0 0 2		
Lee May, R (1, 3) OBP: 0.360, SLG: 0.598	0-3 K				0-0 5-3			0-0 FC5-4 1-2f		4 0 0 0 0 1 3		
Johnny Bench, R (1, 2) OBP: 0.315, SLG: 0.487	0-3 K				0-3 K		4-0 FC4-6 1B 2B BB	0-0 L5		3 1 0 0 0 1 2 2		
Tony Perez, R (1, 5) OBP: 0.304, SLG: 0.401		0-3 K			0-0 F8		0-0 FC4-6 1-2 1B		0-0 F9	4 0 1 0 0 1 0		
Bernie Carbo, L (1, 7) Buddy Bradford, R (9, PR) OBP: 0.309, SLG: 0.314		0-0 G3			0-0 L8		0-0 FC4-6 2B 4-3 1-2f 2-3	4-0 CS BB		3 1 0 0 1 0 2 0 0 0 0 0 0 0		
Tommy Helms, R (1, 4) OBP: 0.278, SLG: 0.330		0-0 5-3			0-0 6-3		0-0 4-3 1-3 3-H 2B	0-0 6-3 1-2		4 0 1 1 0 0 1		
Dave Concepcion, R (1, 6) George Foster, R (7, PH) Woody Woodward, R (7, 6) OBP: 0.336, SLG: 0.297			0-0 6-3		0-3 K		0-0 4-3			2 0 0 0 0 0 1 0 1 0 0 1 0 0 1 0 0 0 0 0 0 0		
Gary Nolan, R (1, 1) OBP: 0.093, SLG: 0.073			0-0 5-3			0-0 1-3	0-0 G1			3 0 0 0 0 0 1		
Inning Stats	R: 0 E: 0 K: 2 S: 8 H: 1 LOB: 1 BB: 0 P: 8	R: 0 E: 0 K: 1 S: 5 H: 0 LOB: 0 BB: 0 P: 5	R: 0 E: 0 K: 0 S: 4 H: 1 LOB: 1 BB: 0 P: 4	R: 0 E: 0 K: 1 S: 5 H: 0 LOB: 0 BB: 0 P: 5	R: 0 E: 0 K: 1 S: 5 H: 0 LOB: 0 BB: 0 P: 5	R: 0 E: 0 K: 0 S: 4 H: 1 LOB: 1 BB: 0 P: 4	R: 2 E: 0 K: 0 S: 5 H: 2 LOB: 1 BB: 1 P: 9	R: 0 E: 0 K: 0 S: 4 H: 1 LOB: 1 BB: 0 P: 4	R: 0 E: 0 K: 0 S: 2 H: 0 LOB: 1 BB: 1 P: 6	1B: 4 2B: 2 3B: 0 HR: 0 SF: 0 SAC: 0 DP: 0 HBP: 0		WP: 0 PB: 0 SB: 0 CS: 1 PA: 34
PITCHER Larry Dierker, R (1, 1) ERA: 2.23 Fred Gladding, R (9, 1) ERA: 1.32	IP WLS BF H R ER SO BB IBB HBP BLK WP HR S P ERA WHIP											
	8.1 W 33 6 2 2 5 2 0 0 0 0 0 0 41 49 2.16 0.960											
	0.2 S 1 0 0 0 0 0 0 0 0 0 0 0 1 1 0.00 0.000											

livebaseballscorecards.com

AB	32
R	2
H	6
RBI	2
BB	2
SO	5
LOB	12



Batter	1	2	3	4	5	6	7	8	9
Roger Metzger, S (1, 6) OBP: 0.266, SLG: 0.280	0-0 F8		0-0 5-3		0-3 K			0-0 SH2-4 1B	
Joe Morgan, L (1, 4) OBP: 0.324, SLG: 0.358	0-0 F7		0-3 K			0-0 F8		0-0 SH2-4 1-2	
Cesar Cedeno, R (1, 8) OBP: 0.273, SLG: 0.388	0-0 1-3			0-0 F4		0-0 F6		4-0 1B IBB	
Bob Watson, R (1, 7) OBP: 0.350, SLG: 0.410 Cesar Geronimo, L (9, 7) OBP: 0.273, SLG: 0.333		0-3 K		0-0 1-4-3		0-0 2B		0-0 1B 1-2 2-H	
Denis Menke, R (1, 3) OBP: 0.332, SLG: 0.317		0-0 F8		0-0 F7		4-0 BB		0-0 F7	
Doug Rader, R (1, 5) OBP: 0.290, SLG: 0.332		0-0 1B 3B			0-0 F8	0-0 F3		0-3 K	
Jimmy Wynn, R (1, 9) OBP: 0.308, SLG: 0.303		0-0 1B 3-H			0-0 HR		0-0 F8		
Jack Hiatt, R (1, 2) OBP: 0.475, SLG: 0.427		0-3 K			0-0 SH1-3 1B		0-0 6-3		
Larry Dierker, R (1, 1) OBP: 0.106, SLG: 0.109 Fred Gladding, L (9, 1)			0-3 K		0-0 SH1-3		0-0 1-3		

AB	R	H	RBI	BB	SO	LOB
4	1	1	0	0	1	1
3	0	0	0	0	1	0
3	0	0	0	1	0	0
4	0	2	1	0	1	0
0	0	0	0	0	0	0
3	0	0	0	1	0	2
4	1	1	0	0	1	4
3	1	2	2	0	0	0
3	0	1	0	0	1	1
2	0	0	0	0	1	0
0	0	0	0	0	0	0

BOTTOM

Cincinnati Reds @ Houston Astros
Astrodome, Houston, TX
Fri Jul 02 1971, 8:05 PM EDT
Att. 17,996 - Dome

AB	29
R	3
H	7
RBI	3
BB	2
SO	6
LOB	8



1B:	4	SF:	0
2B:	1	SAC:	2
3B:	1	DP:	0
HR:	1	HBP:	0

WP:	0	PA:	33
PB:	0		
SB:	0		
CS:	0		

Inning Stats	R: 0	H: 0	E: 0	K: 0	S: 3	R: 1	H: 2	E: 0	K: 2	S: 9	R: 0	H: 0	E: 0	K: 2	S: 7	R: 0	H: 0	E: 0	K: 0	S: 3	R: 1	H: 2	E: 0	K: 1	S: 7	R: 0	H: 1	E: 0	K: 0	S: 4	R: 0	H: 0	E: 0	K: 0	S: 3	R: 1	H: 2	E: 0	K: 1	S: 7	R: 0	H: 0	E: 0	K: 0	S: 3	R: 0	H: 2	E: 0	K: 1	S: 7			
	0	0	0	0	3	1	2	0	2	9	0	0	0	0	7	0	0	0	0	3	1	2	0	1	2	0	0	0	1	2	0	0	0	3	0	0	0	0	3	1	2	0	1	2	0	0	0	0	0	0	0	0	0

PITCHER	IP	WLS	BF	H	R	ER	SO	BB	IBB	HBP	BLK	WP	HR	S	P	ERA	WHIP
Gary Nolan, R (1, 1) ERA: 2.86	8.0	L	33	7	3	3	6	1	1	0	0	0	1	43	51	3.38	1.000

Batter	1	2	3	4	5	6	7	8	9	10	11	12	13	AB R H RBI BB SO LOB	TOP										
Pete Rose, S OBP: 0.385, SLG: 0.426 (1, 9) X	0-0 E5 WP 1B		0-0 1B 1B		0-3 K			0-0 2B	4-0 IBB		4-0 IBB			4 0 3 0 2 1 0	Cincinnati Reds @ Houston Astros Astrodome, Houston, TX Sat Jul 03 1971, 8:05 PM EDT Att. 26,217 - Dome										
George Foster, R OBP: 0.318, SLG: 0.422 (1, 8) S	0-3 K 2-3		0-0 1-2 1B			0-3 K		0-0 6-3	0-0 L9-2		0-3 K			6 0 1 0 0 3 6											
Lee May, R OBP: 0.352, SLG: 0.584 (1, 3) X	0-0 5-3		0-3 K			0-3 K		0-0 F6		0-0 F9		0-0 6-3		6 0 0 0 0 2 4											
Johnny Bench, R OBP: 0.313, SLG: 0.481 (1, 2) S	0-3 K		0-0 4-3			0-3 K		0-0 F4		0-0 1B		0-0 F7		6 0 1 0 0 2 4											
Tony Perez, R OBP: 0.301, SLG: 0.396 (1, 5) S		0-3 K		0-0 6-3			0-0 F4		0-0 1B 1B	0-3 K		0-3 K		6 1 1 0 0 3 1											
Bernie Carbo, L OBP: 0.355, SLG: 0.341 (1, 7) S		4-0 BB		0-0 4-3			4-0 1B BB		0-0 PB 1B 3B 1B	0-0 4-3		0-0 F8		4 1 1 0 2 0 1											
Tommy Helms, R OBP: 0.282, SLG: 0.333 (1, 4) S		0-3 K BB		0-0 F9			0-0 1-3 1B		0-0 PB 3B 1B		0-0 6-3 SH3-4 1B		0-0 F4	6 1 3 1 0 1 1											
Dave Concepcion, R OBP: 0.255, SLG: 0.266 (1, 6) S		0-0 F7			0-3 K		0-0 L7		0-3 K		0-0 SH3-4		0-0 F7	2 0 0 0 0 1 1 1 0 0 0 0 0 2											
Ty Cline, L OBP: 0.373, SLG: 0.227 (7, PH) S							0-0 F5		0-0 L9-2 3B		0-0 6-3			2 0 0 0 0 0 1 0 1 0 0 0 0 0 0 2 0 0 0 0 0 0 0 0 1 0 1 2 0 1 0 0 0 0 0 0 1 0 0 0 0 0 0 0 0											
Woody Woodward, R OBP: 0.331, SLG: 0.292 (7, 6) S																									
Don Gullett, R OBP: 0.132, SLG: 0.108 (7, PH) S																									
Jimmy Stewart, S OBP: 0.258, SLG: 0.225 (7, 1) S																									
Wayne Granger, R OBP: 0.267, SLG: 0.339 (8, PH) S																									
Hal McRae, R OBP: 0.309, SLG: 0.314 (8, PH) S																									
Buddy Bradford, R OBP: 0.200, SLG: 0.200 (8, 1) S																									
Clay Carroll, R OBP: 0.261, SLG: 0.132 (11, PH) S																									
AJ Ferraris, R OBP: 0.261, SLG: 0.132 (11, 1) S																									
Joe Gibbon, R (11, 1) S																									
Inning Stats	R: 0 E: 1 K: 2 S: 8	H: 1 LOB: 1 BB: 0 P: 8	R: 0 E: 0 K: 2 S: 7	H: 0 LOB: 1 BB: 1 P: 11	R: 0 E: 0 K: 1 S: 7	H: 2 LOB: 2 BB: 0 P: 7	R: 0 E: 0 K: 3 S: 9	H: 0 LOB: 0 BB: 0 P: 3	R: 0 E: 0 K: 3 S: 9	H: 0 LOB: 0 BB: 0 P: 9	R: 0 E: 0 K: 0 S: 4	H: 1 LOB: 2 BB: 1 P: 8	R: 0 E: 0 K: 0 S: 4	H: 1 LOB: 1 BB: 0 P: 4	R: 3 E: 0 K: 1 S: 8	H: 4 LOB: 2 BB: 1 P: 12	R: 0 E: 0 K: 1 S: 6	H: 1 LOB: 1 BB: 0 P: 6	R: 0 E: 0 K: 1 S: 5	H: 0 LOB: 0 BB: 0 P: 5	R: 0 E: 0 K: 0 S: 3	H: 0 LOB: 0 BB: 0 P: 3	1B: 9 2B: 2 3B: 1 HR: 0	SF: 0 SAC: 1 DP: 1 HBP: 0	WP: 1 PA: 53 PB: 1 SB: 0 CS: 0
PITCHER	IP WLS BF H R ER SO BB IBB HBP BLK WP HR S P ERA WHIP																								
Don Wilson, R ERA: 3.31 (1, 1)	8.1		36	9	3	3	12	2	0	0	0	1	0	0	3.24	1.320									
Fred Gladding, R ERA: 1.29 (9, 1)	0.2		2	0	0	0	0	0	1	0	0	0	0	0	0.00	0.000									
George Culver, R ERA: 1.88 (10, 1)	3.0		12	2	0	0	3	0	1	0	0	0	0	0	0.00	0.667									
Jim Ray, R ERA: 2.33 (13, 1)	1.0	W	3	0	0	0	0	0	0	0	0	0	0	0	0.00	0.000									

livebaseballscorecards.com

AB	48
R	3
H	11
RBI	3
BB	4
SO	15
LOB	25



Batter	1	2	3	4	5	6	7	8	9	10	11	12	13	AB R H RBI BB SO LOB
Roger Metzger, S OBP: 0.264, SLG: 0.275	F9	6-3		F9			F9		4-3			6-3		5 0 0 0 1 0 2
Joe Morgan, L OBP: 0.321, SLG: 0.352	WP E BB	F8		K			1-3					K		5 1 0 0 1 3 3
Cesar Cedeno, R OBP: 0.278, SLG: 0.386	L3	1-3												4 0 1 0 2 1 2
Bob Watson, R OBP: 0.350, SLG: 0.407														2 1 0 0 1 0 1
Cesar Geronimo, L OBP: 0.261, SLG: 0.318														1 0 0 0 0 1 0
John Mayberry, L (10, PH) OBP: 0.292, SLG: 0.323														1 0 0 0 0 0 1
Jay Schlueter, R OBP: 0.286, SLG: 0.286														1 0 0 0 0 0 2
Denise Menke, R OBP: 0.332, SLG: 0.317	E5 1B			F7			G4-3							6 1 2 0 0 0 2
Doug Rader, R OBP: 0.296, SLG: 0.337														5 0 3 2 0 0 0
Jimmy Wynn, R OBP: 0.318, SLG: 0.307														4 1 2 0 2 1 2
Jack Hiatt, R OBP: 0.457, SLG: 0.409	FC5-4			F8			L8							6 0 1 1 0 0 6
Don Wilson, R OBP: 0.146, SLG: 0.167														3 0 1 0 0 1 0
Fred Gladding, L OBP: 0.441, SLG: 0.542														0 0 0 0 0 0 0
Rich Chiles, L OBP: 0.344, SLG: 0.404														1 0 0 0 0 0 0
Jesus Alou, R OBP: 0.344, SLG: 0.404														1 0 1 0 0 0 0

AB	R	H	RBI	BB	SO	LOB
45	4	11	3	7	7	21

WP	PA
1	53

Inning Stats	R	H	E	K	S	LOB	BB	P	1B	2B	3B	HR	SF	SAC	DP	HBP
1	3	1	1	0	5	2	3	0	0	0	0	0	0	0	0	0
2	0	1	0	0	4	1	0	0	0	0	0	0	0	0	0	0
3	0	2	0	0	5	2	0	0	0	0	0	0	0	0	0	0
4	0	0	0	2	7	0	0	0	0	0	0	0	0	0	0	0
5	0	1	0	0	3	1	0	0	0	0	0	0	0	0	0	0
6	0	0	0	0	3	0	0	0	0	0	0	0	0	0	0	0
7	0	0	0	0	6	0	0	0	0	0	0	0	0	0	0	0
8	0	2	0	3	11	2	0	0	0	0	0	0	0	0	0	0
9	0	0	0	0	3	0	0	0	0	0	0	0	0	0	0	0
10	0	0	0	1	8	0	0	0	0	0	0	0	0	0	0	0
11	0	1	0	0	7	1	0	0	0	0	0	0	0	0	0	0
12	0	1	0	1	10	2	0	0	0	0	0	0	0	0	0	0
13	1	2	0	0	4	1	0	0	0	0	0	0	0	0	0	0



Cincinnati Reds @ Houston Astros
Astrodome, Houston, TX
Sat Jul 03 1971, 8:05 PM EDT
Att: 26,217 - Dome

livebaseballscorecards.com

Batter	1	2	3	4	5	6	7	8	9	AB R H RBI BB SO LOB	TOP																						
Pete Rose, S OBP: 0.386, SLG: 0.427 (1, 9) X	0-0 CS 1B		0-0 2-H 1B		0-0 1-2f G4-3		0-0 F7			4 0 2 1 0 0 4																							
George Foster, R OBP: 0.313, SLG: 0.414 (1, 8) S S S	0-3 1-2 K		0-0 F3			0-0 F8		0-0 5-3		4 0 0 0 0 1 2																							
Bernie Carbo, L OBP: 0.358, SLG: 0.347 (1, 7) X	0-0 F7			0-0 WP 2B		4-0 BB		0-3 K		3 0 1 0 1 1 0																							
Johnny Bench, R OBP: 0.309, SLG: 0.475 (1, 2) X		0-0 5-3		0-0 F3		0-0 L7		0-0 4-3		4 0 0 0 0 0 2																							
Tony Perez, R OBP: 0.298, SLG: 0.391 (1, 3) S S S		0-3 K		0-3 K		0-3 K		0-0 F8		4 0 0 0 0 3 2																							
Jimmy Stewart, S OBP: 0.255, SLG: 0.209 (1, 5) X		0-0 F8		0-0 F8			4-0 1B BB	0-0 F8		3 0 0 0 1 0 1																							
Tommy Helms, R OBP: 0.284, SLG: 0.339 (1, 4) X			0-0 1B 2B		0-0 F6		0-0 1-2 1B	0-0 F4		4 1 2 0 0 0 0																							
Dave Concepcion, R OBP: 0.257, SLG: 0.264 (1, 6) X			0-0 5-3		4-0 1B BB		0-3 K			1 0 0 0 1 0 1																							
Ty Cline, L OBP: 0.369, SLG: 0.224 (7, PH)										1 0 0 0 0 1 2																							
Woody Woodward, R OBP: 0.331, SLG: 0.292 (7, 6) S S S										0 0 0 0 0 0 0																							
Ross Grimsley, L OBP: 0.182, SLG: 0.143 (1, 1) S S S			0-3 K		0-0 G4-3 1B		0-0 F4			2 0 1 0 0 1 1																							
Hal McRae, R OBP: 0.266, SLG: 0.337 (7, PH)										1 0 0 0 0 0 2																							
Tony Cloninger, R OBP: 0.286, SLG: 0.333 (7, 1) X										0 0 0 0 0 0 0																							
Inning Stats	R: 0 E: 0 K: 1 S: 5	H: 1 LOB: 0 BB: 0 P: 5	R: 0 E: 0 K: 1 S: 5	H: 0 LOB: 0 BB: 0 P: 5	R: 1 E: 0 K: 1 S: 7	H: 2 LOB: 1 BB: 0 P: 7	R: 0 E: 0 K: 1 S: 6	H: 1 LOB: 1 BB: 0 P: 6	R: 0 E: 0 K: 1 S: 3	H: 1 LOB: 1 BB: 1 P: 7	R: 0 E: 0 K: 1 S: 5	H: 0 LOB: 1 BB: 1 P: 9	R: 0 E: 0 K: 1 S: 6	H: 1 LOB: 2 BB: 1 P: 10	R: 0 E: 0 K: 1 S: 5	H: 0 LOB: 0 BB: 0 P: 5	R: 0 E: 0 K: 0 S: 3	H: 0 LOB: 0 BB: 0 P: 3	1B: 4 2B: 3 3B: 0 HR: 0	SF: 0 SAC: 0 DP: 2 HBP: 0	WP: 1 PB: 0 SB: 0 CS: 1	PA: 34											
PITCHER Ken Forsch, R ERA: 2.03 (1, 1)	IP 9.0	WLS W	BF 34	H 6	R 1	ER 1	SO 7	BB 3	IBB 0	HBP 0	BLK 0	WP 1	HR 0	S 45	P 57	ERA 1.00	WHIP 1.000																
											PITCHER	IP	WLS	BF	H	R	ER	SO	BB	IBB	HBP	BLK	WP	HR	S	P	ERA	WHIP					

Cincinnati Reds @ Houston Astros
Astrodome, Houston, TX
Sun Jul 04 1971, 4:33 AM EDT
Att: 25,768 - Unknown

livebaseballscorecards.com

AB	31
R	1
H	6
RBI	1
BB	3
SO	7
LOB	17



Batter	1	2	3	4	5	6	7	8	9	AB	R	H	RBI	BB	SO	LOB
Roger Metzger, S OBP: 0.261, SLG: 0.271 (1, 6)	0-0 5-3	0-0 F9		0-0 F9			0-0 6-3			4	0	0	0	0	0	3
Joe Morgan, L OBP: 0.326, SLG: 0.374 (1, 4)	0-0 2B 1B 1B		0-0 1B 3B		0-0 1-3		0-0 HR			4	3	3	1	0	0	0
Cesar Cedeno, R OBP: 0.277, SLG: 0.388 (1, 8)	0-0 1-3 1B 2B		0-0 6-3		0-3 K		0-0 5-3			4	1	1	0	0	1	1
Bob Watson, R OBP: 0.348, SLG: 0.405 (1, 7)	0-3 K		0-0 G4-6-3 1B		0-0 6-3		0-3 K			4	0	1	1	0	2	2
Denis Menke, R OBP: 0.338, SLG: 0.328 (1, 3)	0-0 2-H 3-H 1B		0-0 G4-6-3		0-0 1B SH5-3 1B		0-0 4-3 SF8 2B			4	2	3	2	0	0	1
Doug Rader, R OBP: 0.299, SLG: 0.344 (1, 5)	0-0 L6		0-0 2B		0-0 1-3 SH5-3 1B		0-0 4-3			4	0	2	0	0	0	2
Jimmy Wynn, R OBP: 0.317, SLG: 0.302 (1, 9)		0-0 G3		0-0 F7		0-0 L6		4-0 BB BB		3	0	0	0	1	0	3
Jack Hiatt, R OBP: 0.463, SLG: 0.409 (1, 2)		4-0 BB		4-0 BB		0-0 SH5-3		0-0 SF8		0	0	0	2	2	0	0
Ken Forsch, R OBP: 0.087, SLG: 0.045 (1, 1)		0-3 K		0-0 F9		0-0 F9		0-3 K		4	0	0	0	0	2	5

Inning Stats	R: 2	H: 3	E: 0	LOB: 1	K: 1	P: 8	R: 0	H: 0	E: 0	LOB: 1	K: 1	P: 9	R: 1	H: 2	E: 0	LOB: 0	K: 0	P: 4	R: 0	H: 1	E: 0	LOB: 2	K: 0	P: 8	R: 0	H: 0	E: 0	LOB: 0	K: 1	P: 5	R: 1	H: 2	E: 0	LOB: 1	K: 0	P: 5	R: 1	H: 1	E: 0	LOB: 0	K: 1	P: 6	R: 1	H: 1	E: 0	LOB: 1	K: 1	P: 10
	1B: 5	SF: 1	2B: 3	SAC: 1	3B: 1	DP: 1	HR: 1	HBP: 0	WP: 0	PA: 36	PB: 0	SB: 0	CS: 0																																			

PITCHER	IP	WLS	BF	H	R	ER	SO	BB	IBB	HBP	BLK	WP	HR	S	P	ERA	WHIP
Ross Grimsley, L ERA: 4.02 (1, 1)	6.0	L	27	8	4	4	3	2	0	0	0	0	0	31	39	6.00	1.667
Tony Cloninger, R ERA: 3.99 (7, 1)	2.0		9	2	2	2	2	1	0	0	0	0	1	12	16	9.00	1.500

BOTTOM

Cincinnati Reds @ Houston Astros
Astrodome, Houston, TX

Sun Jul 04 1971, 4:33 AM EDT
Att. 25,768 - Unknown

livebaseballscorecards.com

AB	31
R	6
H	10
RBI	6
BB	3
SO	5
LOB	17



Batter	1	2	3	4	5	6	7	8	9	AB R H RBI BB SO LOB	TOP																												
Pete Rose, S (1, 9) OBP: 0.392, SLG: 0.431	0-0 6-3		4-0 BB		0-0 FC5-4 1B		0-0 1B		0-0 1B	4 0 3 1 1 0 0	Cincinnati Reds @ Houston Astros Astrodome, Houston, TX Mon Jul 05 1971, 4:33 AM EDT Att. 19,854 - Unknown livebaseballscorecards.com																												
George Foster, R (1, 8) OBP: 0.307, SLG: 0.405	0-3 K		0-3 K		0-0 FC5-4 FC6-4 1B		0-3 K		0-3 K	5 0 0 0 0 4 5																													
Lee May, R (1, 3) OBP: 0.347, SLG: 0.575	0-0 F4			0-0 5-3	0-0 FC6-4 1B		0-0 F8			4 0 0 0 0 0 3																													
Johnny Bench, R (1, 2) OBP: 0.308, SLG: 0.475		0-0 F8		0-0 F9 2B		0-0 E6 3B		0-0 F9		4 1 1 0 0 0 0																													
Tony Perez, R (1, 5) OBP: 0.297, SLG: 0.390		0-0 1B		0-0 F9 2-3		0-0 F9		0-0 5-3		4 0 1 0 0 0 2																													
Hal McRae, R (1, 7) OBP: 0.271, SLG: 0.353		0-0 F9		0-3 K		0-0 1B 3B		0-0 1B		4 1 2 1 0 1 2																													
Tommy Helms, R (1, 4) OBP: 0.287, SLG: 0.341		0-0 5-3			0-0 FC5-6 1B	0-0 G5-4-3 1B		0-0 F9		4 0 2 1 0 0 2																													
Dave Concepcion, R (1, 6) OBP: 0.258, SLG: 0.262 Bernie Carbo, L (9, PH) OBP: 0.356, SLG: 0.345			0-3 K		4-0 1B BB	0-0 G5-4-3			0-0 3-1	2 1 0 0 1 1 1 1 0 0 0 0 0 0																													
Wayne Simpson, R (1, 1) OBP: 0.067, SLG: 0.067 Jimmy Stewart, S (9, PH) OBP: 0.250, SLG: 0.205			0-3 K		0-0 FC5-6 FC5-4 1B		0-3 K		0-0 F6	3 0 0 0 0 2 2 1 0 0 0 0 0 0																													
Inning Stats	R: 0 E: 0 K: 1 S: 5	H: 0 LOB: 0 BB: 0 P: 5	R: 0 E: 0 K: 0 S: 4	H: 1 LOB: 1 BB: 0 P: 4	R: 0 E: 0 K: 3 S: 9	H: 0 LOB: 1 BB: 1 P: 13	R: 0 E: 0 K: 1 S: 6	H: 1 LOB: 1 BB: 0 P: 6	R: 1 E: 0 K: 0 S: 5	H: 2 LOB: 2 BB: 1 P: 9	R: 2 E: 1 K: 0 S: 5	H: 2 LOB: 0 BB: 0 P: 5	R: 0 E: 0 K: 2 S: 8	H: 1 LOB: 1 BB: 0 P: 8	R: 0 E: 0 K: 0 S: 4	H: 1 LOB: 1 BB: 0 P: 4	R: 0 E: 0 K: 1 S: 6	H: 1 LOB: 1 BB: 0 P: 6	1B: 7 2B: 1 3B: 1 HR: 0	SF: 0 SAC: 0 DP: 1 HBP: 0	WP: 0 PB: 0 SB: 0 CS: 0	PA: 38																	
PITCHER Wade Blasingame, L (1, 1) ERA: 3.82 Fred Gladding, R (8, 1) ERA: 1.2	IP 7.0	WLS W	BF 30	H 7	R 3	ER 2	SO 7	BB 2	IBB 0	HBP 0	BLK 0	WP 0	HR 0	S 42	P 50	ERA 2.57	WHIP 1.286						PITCHER IP 2.0	WLS S	BF 8	H 2	R 0	ER 0	SO 1	BB 0	IBB 0	HBP 0	BLK 0	WP 0	HR 0	S 10	P 10	ERA 0.00	WHIP 1.000



Batter	1	2	3	4	5	6	7	8	9	AB	R	H	RBI	BB	SO	LOB
Roger Metzger, S (1, 6) OBP: 0.265, SLG: 0.282	0-0 3-1 3B		0-0 SH5-4		0-0 F8		0-0 1B			3	1	2	0	0	0	0
Joe Morgan, L (1, 4) OBP: 0.326, SLG: 0.370	0-0 F9		0-0 L3			4-0 2B SF9 BB	0-0 F9			3	1	0	0	1	0	3
Cesar Cedeno, R (1, 8) OBP: 0.280, SLG: 0.393	0-0 3-1		0-0 L6			0-0 SF9 1B	0-0 1B			4	1	2	1	0	0	1
Bob Watson, R (1, 7) OBP: 0.347, SLG: 0.400 Cesar Geronimo, L (9, 7) OBP: 0.261, SLG: 0.318	0-0 F4			0-3 K		4-0 1B SF9 BB	0-0 1-3			3	1	0	0	1	1	2
Denis Menke, R (1, 3) OBP: 0.337, SLG: 0.327		0-0 5-3 1B		0-0 5-3		0-0 F6		0-0 5-3		4	0	1	0	0	0	3
Doug Rader, R (1, 5) OBP: 0.298, SLG: 0.343		0-3 K		0-0 1B		0-0 SF9		0-0 6-3		3	0	1	1	0	1	1
Jimmy Wynn, R (1, 9) OBP: 0.316, SLG: 0.301		0-0 5-3		0-0 F8		0-0 1B		0-0 F6		4	0	1	2	0	0	2
Jack Hiatt, R (1, 2) OBP: 0.450, SLG: 0.396		0-0 4-3			0-3 K	0-0 1-3				3	0	0	0	0	1	2
Wade Blasingame, L (1, 1) OBP: 0.265, SLG: 0.300 Fred Gladding, L (8, 1)			0-0 SH5-4 2B		0-0 1-3		0-0 F8			3	0	1	0	0	0	0

Inning Stats	R: 1	H: 1	R: 0	H: 1	R: 0	H: 1	R: 0	H: 0	R: 3	H: 2	R: 0	H: 0	R: 0	H: 0	R: 0	H: 0	1B: 5	SF: 1	WP: 0	PA: 34
	E: 0	LOB: 0	E: 0	LOB: 1	E: 0	LOB: 1	E: 0	LOB: 0	E: 0	LOB: 1	E: 0	LOB: 0	E: 0	LOB: 0	E: 0	LOB: 0	2B: 2	SAC: 1	PB: 0	
	K: 0	BB: 0	K: 1	BB: 0	K: 0	BB: 0	K: 1	BB: 0	K: 0	BB: 2	K: 0	BB: 0	K: 0	BB: 0	K: 0	BB: 0	3B: 1	DP: 0	SB: 0	
	S: 4	P: 4	S: 6	P: 6	S: 4	P: 4	S: 5	P: 5	S: 5	P: 13	S: 5	P: 3	S: 3	P: 3	S: 3	P: 3	HR: 0	HBP: 0	CS: 0	

PITCHER	IP	WLS	BF	H	R	ER	SO	BB	IBB	HBP	BLK	WP	HR	S	P	ERA	WHIP	PITCHER	IP	WLS	BF	H	R	ER	SO	BB	IBB	HBP	BLK	WP	HR	S	P	ERA	WHIP		
Wayne Simpson, R (1, 1) ERA: 4.94	8.0	L	34	8	4	4	3	2	0	0	0	0	0	38	46	4.50	1.250																				

BOTTOM

Cincinnati Reds @ Houston Astros
Astrodome, Houston, TX

Mon Jul 05 1971, 4:33 AM EDT
Att. 19,854 - Unknown

livebaseballscorecards.com

AB	30
R	4
H	8
RBI	4
BB	2
SO	3
LOB	14



Batter	1	2	3	4	5	6	7	8	9	AB R H RBI BB SO LOB	TOP													
Pete Rose, S (1, 9) OBP: 0.395, SLG: 0.437	0-0 6-3		0-0 F7		0-0 1B		0-0 1B		0-0 1B 2B	5 1 3 0 0 0 2	Cincinnati Reds @ Pittsburgh Pirates Three Rivers Stadium, Pittsburgh, PA Tue Jul 06 1971, 7:05 PM EDT Att. 23,321 - Unknown livebaseballscorecards.com													
George Foster, R (1, 8) OBP: 0.305, SLG: 0.401	0-3 K		0-0 4-3		0-3 K		0-3 K		0-0 1B 2B	5 0 1 0 0 3 6														
Lee May, R (1, 3) OBP: 0.345, SLG: 0.568	0-3 K				0-0 F9		0-0 F8		0-0 1B G5-4-3	5 0 1 1 0 1 4														
Johnny Bench, R (1, 2) OBP: 0.304, SLG: 0.467					0-0 F5		0-0 F5		0-0 1B G5-4-3	5 0 0 0 0 0 2														
Tony Perez, R (1, 5) OBP: 0.302, SLG: 0.392					0-0 K 1B		0-0 WP 1B		4-0 1B BB	3 1 2 0 1 1 0														
Bernie Carbo, L (1, 7) OBP: 0.355, SLG: 0.343					0-0 6-3		0-0 FC 1B		0-0 F5	4 0 1 0 0 0 2														
Tommy Helms, R (1, 4) OBP: 0.290, SLG: 0.343					0-0 E6 FC3-5 1B		0-0 E3 1B		0-0 G6-3 1B	4 0 2 1 0 0 2														
Dave Concepcion, R (1, 6) OBP: 0.259, SLG: 0.263					0-0 FC3-5 1B		0-0 F9		0-0 L5	3 0 1 0 0 0 0														
Ty Cline, L (8, PH) OBP: 0.365, SLG: 0.221					0-0 FC3-5 1B					1 0 0 0 0 0 2														
Woody Woodward, R (8, 6) OBP: 0.331, SLG: 0.292					0-0 FC3-5 1B					0 0 0 0 0 0 0														
Jim McGlothlin, R (1, 1) OBP: 0.259, SLG: 0.360					0-0 FC3-5 1B		4-0 1B		0-3 K	1 0 0 0 1 0 2														
Jimmy Stewart, S (7, PH) OBP: 0.265, SLG: 0.205										0 0 0 0 1 0 0														
Clay Carroll, R (7, 1) OBP: 0.200, SLG: 0.200										0 0 0 0 0 0 0														
Hal McRae, R (9, PH) OBP: 0.270, SLG: 0.351										1 0 0 0 0 1 0														
Inning Stats	R: 0 E: 0 K: 2 S: 7	H: 0 LOB: 0 BB: 0 P: 7	R: 0 E: 0 K: 1 S: 5	H: 0 LOB: 0 BB: 0 P: 5	R: 0 E: 1 K: 0 S: 5	H: 1 LOB: 2 BB: 0 P: 5	R: 1 E: 1 K: 0 S: 5	H: 3 LOB: 2 BB: 0 P: 5	R: 0 E: 0 K: 1 S: 6	H: 1 LOB: 2 BB: 1 P: 10	R: 0 E: 0 K: 1 S: 6	H: 1 LOB: 2 BB: 1 P: 10	R: 0 E: 0 K: 1 S: 4	H: 1 LOB: 2 BB: 1 P: 4	R: 0 E: 0 K: 1 S: 6	H: 1 LOB: 2 BB: 1 P: 10	R: 0 E: 0 K: 0 S: 4	H: 1 LOB: 2 BB: 1 P: 8	R: 1 E: 0 K: 1 S: 7	H: 3 LOB: 1 BB: 0 P: 7	1B: 10 2B: 1 3B: 0 HR: 0	SF: 0 SAC: 0 DP: 2 HBP: 0	WP: 1 PB: 0 SB: 0 CS: 0	PA: 40
PITCHER	IP WLS BF H R ER SO BB IBB HBP BLK WP HR S P ERA WHIP																							
Dock Ellis, R (1, 1) ERA: 2.11	7.0 W 30 7 1 1 5 2 0 0 0 1 0 38 46 1.29 1.286																							
Mudcat Grant, R (8, 1) ERA: 2.98	1.1 9 4 1 1 1 1 0 0 0 0 0 10 14 6.75 3.750																							
Dave Giusti, R (9, 1) ERA: 2.31	0.2 S 1 0 0 0 0 0 0 0 0 0 0 1 1 0.00 0.000																							

Cincinnati Reds @ Pittsburgh Pirates
 Three Rivers Stadium, Pittsburgh, PA
 Tue Jul 06 1971, 7:05 PM EDT
 Att. 23,321 - Unknown

AB	37
R	2
H	11
RBI	2
BB	3
SO	6
LOB	22



Batter	1	2	3	4	5	6	7	8	9	AB	R	H	RBI	BB	SO	LOB
Dave Cash, R OBP: 0.380, SLG: 0.403 (1, 4)	0-0 6-3		0-0 5-3		0-0 F9		0-0 1-2 1B			4	0	1	0	0	0	0
Vic Davalillo, L OBP: 0.288, SLG: 0.310 (1, 7)	0-0 BB 1B		0-0 4-3		0-0 6-3		0-0 2-3			4	0	1	0	0	0	2
Roberto Clemente, R OBP: 0.358, SLG: 0.510 (1, 9)	4-0 1-2 BB			0-0 6-3		0-0 SF8 3B		0-0 SH2-4 3B 1B		3	2	2	0	1	0	0
Gene Clines, R OBP: 0.380, SLG: 0.400 (9, 9)										0	0	0	0	0	0	0
Richie Hebner, L OBP: 0.355, SLG: 0.525 (1, 5)	0-0 F7		0-0 4-3		0-0 SF8		0-0 SH2-4			2	0	0	1	0	0	2
Bob Robertson, R OBP: 0.345, SLG: 0.472 (1, 3)	0-3 K			4-0 1B 1B BB		0-0 3-H F7		4-0 BB BB BB 3B BB		2	2	0	0	2	1	2
Al Oliver, L OBP: 0.323, SLG: 0.414 (1, 8)		0-0 F8		0-0 1B 1-2 1B		0-0 F8		0-0 1-H 2-H 1-3 3B		4	1	2	2	0	0	0
Manny Sanguillen, R OBP: 0.339, SLG: 0.415 (1, 2)		0-0 6-3		0-0 1-3 2-H 1B			0-0 4-3	0-0 1-3		4	0	1	2	0	0	0
Gene Alley, R OBP: 0.293, SLG: 0.330 (1, 6)		0-3 K		0-0 F9			0-0 1B 1B	0-0 6-3		4	0	1	0	0	1	2
Dock Ellis, S OBP: 0.240, SLG: 0.208 (1, 1)			0-0 L8		0-0 6-3		0-0 F7			2	0	0	0	0	0	0
Charlie Sands, L OBP: 0.500, SLG: 0.667 (7, PH)										1	0	0	0	0	0	1
Mudcat Grant, R OBP: 0.375, SLG: 0.429 (8, 1)										0	0	0	0	0	0	0
Dave Giusti, R OBP: 0.182, SLG: 0.100 (9, 1)										0	0	0	0	0	0	0

Inning Stats	R: 0	H: 1	E: 0	K: 1	S: 6	LOB: 2	BB: 1	P: 10	R: 0	H: 0	E: 0	K: 1	S: 5	LOB: 0	BB: 0	P: 5	R: 0	H: 0	E: 0	K: 0	S: 3	LOB: 0	BB: 0	P: 3	R: 1	H: 2	E: 0	K: 0	S: 5	LOB: 2	BB: 1	P: 9	R: 0	H: 0	E: 0	K: 0	S: 3	LOB: 0	BB: 0	P: 3	R: 1	H: 1	E: 0	K: 0	S: 4	LOB: 0	BB: 0	P: 4	R: 0	H: 2	E: 0	K: 0	S: 5	LOB: 2	BB: 0	P: 5	R: 3	H: 2	E: 0	K: 0	S: 5	LOB: 0	BB: 1	P: 9
--------------	------	------	------	------	------	--------	-------	-------	------	------	------	------	------	--------	-------	------	------	------	------	------	------	--------	-------	------	------	------	------	------	------	--------	-------	------	------	------	------	------	------	--------	-------	------	------	------	------	------	------	--------	-------	------	------	------	------	------	------	--------	-------	------	------	------	------	------	------	--------	-------	------

PITCHER	IP	WLS	BF	H	R	ER	SO	BB	IBB	HBP	BLK	WP	HR	S	P	ERA	WHIP
Jim McGlothlin, R ERA: 3.49 (1, 1)	6.0	L	24	4	2	2	2	2	2	0	0	0	0	26	34	3.00	1.000
Clay Carroll, R ERA: 2.35 (7, 1)	2.0		11	4	3	3	0	1	0	0	0	0	0	10	14	13.50	2.500

BOTTOM

Cincinnati Reds @ Pittsburgh Pirates
 Three Rivers Stadium, Pittsburgh, PA
 Tue Jul 06 1971, 7:05 PM EDT
 Att. 23,321 - Unknown

AB	R	H	RBI	BB	SO	LOB
30	5	8	5	3	2	9



WP	PA	CS
0	35	0

1B	2B	3B	HR	SF	SAC	DP	HBP
6	0	2	0	1	0	0	0

Batter	1	2	3	4	5	6	7	8	9	AB R H RBI BB SO LOB	TOP											
Pete Rose, S (1, 9) OBP: 0.394, SLG: 0.435	0-0 3-1		0-0 4-3			0-0 FC6-4 1B		0-0 BB 1B		4 1 2 0 0 0 0												
George Foster, R (1, 8) OBP: 0.303, SLG: 0.396	0-0 1B			0-0 6-3		0-0 FC6-4 1-2f		0-0 BB 1B		4 0 2 0 0 0 1												
Lee May, R (1, 3) OBP: 0.352, SLG: 0.588	0-0 L7			0-3 K			0-0 WP 1B	4-0 BB BB	1-2 2-3 BB	3 0 1 0 1 1 1												
Tony Perez, R (1, 5) OBP: 0.298, SLG: 0.384	0-3 K			0-0 L9			0-0 6-3 1-3	4-0 BB BB	1-2 2-3 3-H BB	3 0 0 1 1 1 2												
Bernie Carbo, L (1, 7) OBP: 0.351, SLG: 0.351		0-0 4-3			0-0 F6		4-0 BB BB	0-0 3-1		3 0 0 0 1 0 3												
Dave Concepcion, R (1, 6) OBP: 0.251, SLG: 0.255		0-0 6-3			0-0 G3		0-3 K		0-0 F9	4 0 0 0 0 1 2												
Pat Corrales, R (1, 2) OBP: 0.226, SLG: 0.184		0-0 F9			0-0 5-3		0-0 4-3		0-0 F9	4 0 0 0 0 0 2												
Woody Woodward, R (1, 4) OBP: 0.313, SLG: 0.275			0-3 K			0-0 L8		0-0 5-3	0-0 5-3	4 0 0 0 0 1 0												
Don Gullett, R (1, 1) OBP: 0.128, SLG: 0.105			0-0 6-3			0-0 F9		0-0 L9		1 0 0 0 0 0 0												
Buddy Bradford, R (6, PH) OBP: 0.307, SLG: 0.311										1 0 0 0 0 0 0												
Tony Cloninger, R (6, 1) OBP: 0.286, SLG: 0.333										0 0 0 0 0 0 0												
Ty Cline, L (8, PH) OBP: 0.360, SLG: 0.217										1 0 0 0 0 0 0												
Wayne Granger, R (8, 1)										0 0 0 0 0 0 0												
Inning Stats	R: 0 E: 0 K: 1 S: 6	H: 1 LOB: 1 BB: 0 P: 6	R: 0 E: 0 K: 0 S: 3	H: 0 LOB: 0 BB: 0 P: 3	R: 0 E: 0 K: 1 S: 5	H: 0 LOB: 0 BB: 0 P: 5	R: 0 E: 0 K: 1 S: 5	H: 0 LOB: 0 BB: 0 P: 5	R: 0 E: 0 K: 0 S: 3	H: 0 LOB: 0 BB: 0 P: 3	R: 0 E: 0 K: 0 S: 4	H: 1 LOB: 1 BB: 0 P: 4	R: 0 E: 0 K: 1 S: 6	H: 1 LOB: 2 BB: 1 P: 10	R: 1 E: 0 K: 0 S: 5	H: 2 LOB: 3 BB: 2 P: 13	R: 0 E: 0 K: 0 S: 3	H: 0 LOB: 0 BB: 0 P: 3	1B: 5 2B: 0 3B: 0 HR: 0	SF: 0 SAC: 0 DP: 0 HBP: 0	WP: 2 PB: 0 SB: 0 CS: 0	PA: 35
PITCHER	IP WLS BF H R ER SO BB IBB HBP BLK WP HR S P ERA WHIP																					
Bruce Kison, R (1, 1) ERA: 3.29	7.2 W 31 5 1 1 4 3 0 0 0 1 0 36 48 1.17 1.043																					
Dave Giusti, R (8, 1) ERA: 2.25	1.1 S 4 0 0 0 0 0 0 0 0 0 0 0 4 4 0.00 0.000																					

Cincinnati Reds @ Pittsburgh Pirates
 Three Rivers Stadium, Pittsburgh, PA
 Thu Jul 08 1971, 7:05 PM EDT
 Att. 22,534 - Unknown

livebaseballscorecards.com

AB	32
R	1
H	5
RBI	1
BB	3
SO	4
LOB	11



Batter	1	2	3	4	5	6	7	8	9
Dave Cash, R OBP: 0.387, SLG: 0.401 (1, 4)	4-0 1B 6-3 BB	0-0 G6-4-3 1B		0-0 F8		4-0 2B BB		4-0 1B FC1-6 BB	
Gene Clines, R OBP: 0.397, SLG: 0.426 (1, 8)	0-0 6-3 4-3 1B	0-0 G6-4-3 1B		0-0 1B 2B		0-0 L6		0-0 FC1-6 1B	
Al Oliver, L OBP: 0.318, SLG: 0.407 (9, 8)	1-3 4-3 1B	1-2 G6-4-3 1B		0-0 1B 2B		0-0 L6		1-3 FC1-6 1B	
Roberto Clemente, R OBP: 0.362, SLG: 0.517 (1, 9)	0-0 6-3	0-0 G6-4-3		0-0 1B 2B		0-0 6-3 2B		0-0 FC1-6	
Willie Stargell, L OBP: 0.385, SLG: 0.679 (1, 7)	0-0 4-3	0-0 F7		0-0 4-3		0-0 6-3		0-0 4-3	
Manny Sanguillen, R OBP: 0.343, SLG: 0.415 (1, 2)	0-0 HR 1B		0-0 6-3		0-0 FC1-6 1B		0-0 6-3		
Bob Robertson, R OBP: 0.353, SLG: 0.482 (1, 3)	0-0 HR		0-0 F4		0-3 K		4-0 G4-6-3 BB		
Jose Pagan, R OBP: 0.340, SLG: 0.379 (1, 5)	4-0 1B BB		4-0 BB		0-0 FC1-6 BB		0-0 L7		
Gene Alley, R OBP: 0.305, SLG: 0.335 (1, 6)	0-0 1-2 1B		0-0 F8		4-0 1-2 BB		0-0 G4-6-3		
Bruce Kison, R (1, 1)	0-3 K		0-0 F9		0-3 K		0-0 6-3		
Dave Giusti, R OBP: 0.167, SLG: 0.091 (8, 1)									

AB	R	H	RBI	BB	SO	LOB
2	3	1	0	3	0	0
5	2	4	0	0	0	1
0	0	0	0	0	0	0
5	0	2	4	0	0	4
5	0	0	1	0	0	4
4	1	2	0	0	0	1
3	1	1	2	1	1	1
2	0	0	0	2	0	2
3	0	1	0	1	0	2
3	0	0	0	0	2	4
1	0	0	0	0	0	0

AB	R	H	RBI	BB	SO	LOB
33	7	11	7	7	3	19

Inning Stats		R: 4	H: 4	R: 0	H: 2	R: 0	H: 0	R: 1	H: 2	R: 0	H: 1	R: 1	H: 1	R: 0	H: 0	R: 1	H: 1
Don Gullett, L ERA: 2.86		E: 0	LOB: 2	E: 0	LOB: 1	E: 0	LOB: 1	E: 0	LOB: 1	E: 0	LOB: 2	E: 0	LOB: 1	E: 0	LOB: 0	E: 0	LOB: 1
Tony Cloninger, R ERA: 4.0		K: 1	BB: 2	K: 0	BB: 0	K: 0	BB: 1	K: 0	BB: 0	K: 2	BB: 1	K: 0	BB: 1	K: 0	BB: 1	K: 0	BB: 1
Wayne Granger, R ERA: 3.23		S: 9	P: 17	S: 4	P: 4	S: 3	P: 7	S: 5	P: 5	S: 8	P: 12	S: 4	P: 8	S: 2	P: 6	S: 4	P: 8

WP	HR	S	P	ERA	WHIP
0	0	0	40	9.00	2.600

Cincinnati Reds @ Pittsburgh Pirates
 Three Rivers Stadium, Pittsburgh, PA
 Thu Jul 08 1971, 7:05 PM EDT
 Att. 22,534 - Unknown

livebaseballscorecards.com

AB	33
R	7
H	11
RBI	7
BB	7
SO	3
LOB	19



Batter	1	2	3	4	5	6	7	8	9	AB R H RBI BB SO LOB	TOP		
Bud Harrelson, S (1, 6) OBP: 0.341, SLG: 0.335	4-0 BB SF7 BB		0-0 F8		0-0 1-3		0-0 F7		0-0 L9	4 1 0 0 1 0 4			
Ted Martinez, R (1, 4) OBP: 0.389, SLG: 0.412	0-3 K		0-3 K		0-0 2B		0-0 1-3			4 0 1 1 0 2 1			
Tommie Agee, R (1, 8) OBP: 0.364, SLG: 0.435	4-0 1B BB		0-0 F8		0-0 4-3		0-0 1-5-3			3 1 0 0 1 0 1			
Cleon Jones, R (1, 7) OBP: 0.377, SLG: 0.440	4-0 1B 2-3 BB			0-0 P4		0-0 1-3		0-0 F8		3 0 0 0 1 0 0			
Donn Clendenon, R (1, 3) OBP: 0.287, SLG: 0.417	0-0 SF7			0-0 F9		0-0 6-3			0-0 1B 1B 2B	3 1 1 1 0 0 0			
Ken Singleton, S (1, 9) OBP: 0.377, SLG: 0.366	0-0 1B			0-0 2B 1B		0-3 K			0-0 FC1-5 1B 2B 1B	4 0 3 1 0 1 0			
Jerry Grote, R (1, 2) OBP: 0.370, SLG: 0.401		0-0 5-3		0-0 2B			4-0 3-1 BB		0-0 FC9-4 FC1-5 1B	3 0 2 1 1 0 0			
Tim Foli, R (1, 5) OBP: 0.284, SLG: 0.309					0-0 P4		0-0 F8		0-0 FC1-5 FC9-4	4 0 0 0 0 0 3			
Tom Seaver, R (1, 1) OBP: 0.260, SLG: 0.313					0-0 E6 1-3 2B		0-0 3-1		0-0 FC9-4	1 0 0 0 0 0 0			
Tug McGraw, R (4, 1) OBP: 0.286, SLG: 0.429									1-2 2-3f	1 1 0 0 0 0 0			
Bob Aspromonte, R (7, PH) OBP: 0.294, SLG: 0.345									1-2 2-3	0 0 0 0 0 0 0			
Dave Marshall, L (7, PH) OBP: 0.356, SLG: 0.347										1 0 0 0 0 0 1			
Ray Sadecki, L (7, 1) OBP: 0.350, SLG: 0.278										0 0 0 0 0 0 0			
Ed Kranepool, L (8, PH) OBP: 0.343, SLG: 0.479										0 0 0 0 0 0 0			
Duffy Dyer, R (9, PH) OBP: 0.367, SLG: 0.423										1 0 0 0 0 0 2			
Inning Stats	R: 2 H: 1 E: 0 LOB: 2 K: 1 BB: 3 S: 5 P: 17	R: 0 H: 0 E: 0 LOB: 0 K: 0 BB: 0 S: 3 P: 3	R: 0 H: 0 E: 0 LOB: 0 K: 1 BB: 0 S: 5 P: 5	R: 0 H: 2 E: 0 LOB: 2 K: 0 BB: 0 S: 4 P: 4	R: 1 H: 1 E: 1 LOB: 1 K: 0 BB: 0 S: 5 P: 5	R: 0 H: 0 E: 0 LOB: 0 K: 1 BB: 0 S: 5 P: 5	R: 0 H: 0 E: 0 LOB: 1 K: 0 BB: 1 S: 3 P: 7	R: 0 H: 0 E: 0 LOB: 0 K: 0 BB: 0 S: 3 P: 3	R: 1 H: 3 E: 0 LOB: 2 K: 0 BB: 0 S: 6 P: 6	1B: 4 SF: 1 2B: 3 SAC: 0 3B: 0 DP: 0 HR: 0 HBP: 0	WP: 0 PA: 37 PB: 0 SB: 0 CS: 0		
PITCHER	IP WLS BF H R ER SO BB IBB HBP BLK WP HR S P ERA WHIP											PITCHER	IP WLS BF H R ER SO BB IBB HBP BLK WP HR S P ERA WHIP
Ross Grimsley, L (1, 1) ERA: 3.93	6.1 W 26 4 3 2 3 4 0 0 0 0 0 0 28 44 2.84 1.263												
Wayne Granger, R (7, 1) ERA: 3.29	1.2 8 3 1 1 0 0 0 0 0 0 0 0 8 8 5.40 1.800												
Clay Carroll, R (9, 1) ERA: 2.34	0.1 1 0 0 0 0 0 0 0 0 0 0 0 1 1 0.00 0.000												
Joe Gibbon, L (9, 1) ERA: 3.0	0.2 S 2 0 0 0 0 0 0 0 0 0 0 0 2 2 0.00 0.000												

New York Mets @ Cincinnati Reds
Riverfront Stadium, Cincinnati, OH
Fri Jul 09 1971, 7:05 PM EDT
Att: 25,806 - Unknown

livebaseballscorecards.com

AB	32
R	4
H	7
RBI	4
BB	4
SO	3
LOB	12



BOTTOM

New York Mets @ Cincinnati Reds
 Riverfront Stadium, Cincinnati, OH
 Fri Jul 09 1971, 7:05 PM EDT
 Att. 25,806 - Unknown

livebaseballscorecards.com

AB	34
R	6
H	10
RBI	6
BB	3
SO	5
LOB	13



WP: 0	PA: 37
PB: 0	
SB: 0	
CS: 0	

AB	R	H	RBI	BB	SO	LOB
5	0	2	1	0	0	0
4	1	1	1	0	0	4
4	0	0	0	0	3	1
3	1	1	0	1	1	0
1	2	1	0	1	0	0
2	0	0	0	0	0	2
1	0	1	0	0	0	0
3	0	0	0	0	0	2
4	1	1	1	0	0	2
4	0	2	2	0	1	0
2	0	0	0	1	0	2
1	1	1	1	0	0	0
0	0	0	0	0	0	0
0	0	0	0	0	0	0
1B: 6	SF: 0	WP: 0	PA: 37			
2B: 2	SAC: 0	PB: 0				
3B: 0	DP: 0	SB: 0				
HR: 2	HBP: 0	CS: 0				

Batter	1	2	3	4	5	6	7	8	9									
Pete Rose, S (1, 9) OBP: 0.394, SLG: 0.435	0-0 F8	0-0 1B		0-0 F8 1B		0-0 F9		0-0 F9										
George Foster, R (1, 8) OBP: 0.302, SLG: 0.406	0-0 1-3	0-0 4-3		0-0 F8		0-0 HR												
Lee May, R (1, 3) OBP: 0.348, SLG: 0.580	0-3 K		0-3 K	0-3 K		0-0 F3												
Tony Perez, R (1, 5) OBP: 0.301, SLG: 0.386		0-0 L6	0-0 1B 2B	4-0 BB		0-3 K												
Bernie Carbo, L (1, 7) OBP: 0.357, SLG: 0.354		0-0 FC1-6 1B 2B	4-0 1B BB	0-0 P4		0-0 P3												
Hal McRae, R (4, PH) OBP: 0.267, SLG: 0.347																		
Dave Concepcion, R (1, 6) OBP: 0.254, SLG: 0.258		0-0 FC1-6 1B	0-0 F2		0-0 F2		0-0 5-3											
Jimmy Stewart, S (3, PH) OBP: 0.250, SLG: 0.191		0-0 1-2 1B																
Pat Corrales, R (1, 2) OBP: 0.228, SLG: 0.189		0-0 FC1-6 2B 1B	0-0 1-2 2-H 1B		0-0 6-3		0-0 4-3											
Woody Woodward, R (1, 4) OBP: 0.319, SLG: 0.290		0-0 1B 2B	0-0 1-2 2-H 1B		0-0 4-3		0-3 K											
Ross Grimsley, L (1, 1) OBP: 0.200, SLG: 0.130		4-0 BB BB	0-0 6-3			0-0 1-3		0-0 HR										
Wayne Granger, R (7, 1) OBP: 0.500, SLG: 1.333																		
Clay Carroll, R (9, 1) OBP: 0.200, SLG: 0.200																		
Joe Gibbon, R (9, 1)																		
Inning Stats	R: 0 E: 0 K: 1 S: 5	H: 0 LOB: 0 BB: 0 P: 5	R: 2 E: 0 K: 0 S: 7	H: 4 LOB: 3 BB: 1 P: 11	R: 2 E: 0 K: 1 S: 8	H: 3 LOB: 2 BB: 1 P: 12	R: 0 E: 0 K: 1 S: 6	H: 1 LOB: 2 BB: 1 P: 10	R: 0 E: 0 K: 0 S: 3	H: 0 LOB: 0 BB: 0 P: 3	R: 1 E: 0 K: 0 S: 4	H: 1 LOB: 0 BB: 0 P: 4	R: 0 E: 0 K: 1 S: 5	H: 0 LOB: 0 BB: 0 P: 5	R: 1 E: 0 K: 1 S: 6	H: 1 LOB: 0 BB: 0 P: 6		
PITCHER	IP WLS BF H R ER SO BB IBB HBP BLK WP HR S P ERA WHIP	IP WLS BF H R ER SO BB IBB HBP BLK WP HR S P ERA WHIP	IP WLS BF H R ER SO BB IBB HBP BLK WP HR S P ERA WHIP	IP WLS BF H R ER SO BB IBB HBP BLK WP HR S P ERA WHIP	IP WLS BF H R ER SO BB IBB HBP BLK WP HR S P ERA WHIP	IP WLS BF H R ER SO BB IBB HBP BLK WP HR S P ERA WHIP	IP WLS BF H R ER SO BB IBB HBP BLK WP HR S P ERA WHIP	IP WLS BF H R ER SO BB IBB HBP BLK WP HR S P ERA WHIP	IP WLS BF H R ER SO BB IBB HBP BLK WP HR S P ERA WHIP									
Tom Seaver, R (1, 1) ERA: 2.28	3.0	L	19	8	4	4	2	2	0	0	0	0	0	0	0	0	12.00	3.333
Tug McGraw, L (4, 1) ERA: 1.95	3.0		11	1	1	1	1	1	0	0	0	0	0	1	12	16	3.00	0.667
Ray Sadecki, L (7, 1) ERA: 2.83	2.0		7	1	1	1	2	0	0	0	0	0	0	1	11	11	4.50	0.500

Batter	1	2	3	4	5	6	7	8	9	AB R H RBI BB SO LOB	TOP											
Bud Harrelson, S (1, 6) OBP: 0.343, SLG: 0.338	0-0 4-3 WP 1B	0-0 F5			0-3 K		0-0 1-2 1B			4 1 2 0 0 1 0												
Ken Boswell, L (1, 4) OBP: 0.315, SLG: 0.321	4-0 1-2 1B BB		0-0 L6		0-0 F9		0-0 G3			3 1 0 0 1 0 2												
Tommie Agee, R (1, 8) OBP: 0.358, SLG: 0.427	0-0 4-3 1-2 2-3		0-0 F8		0-0 F9		0-0 1-3			4 0 0 0 0 0 2												
Ed Kranepool, L (1, 3) OBP: 0.342, SLG: 0.475	0-0 2-H 3-H 1B		0-0 4-3		0-0 L8		0-0 4-3			4 0 1 2 0 0 0												
Cleon Jones, R (1, 7) OBP: 0.379, SLG: 0.436	0-3 K			4-0 L4-6 BB BB		4-0 BB		0-0 1-3		2 0 0 0 2 1 1												
Ken Singleton, S (1, 9) OBP: 0.386, SLG: 0.368	4-0 1-2 FC6-4 BB			4-0 1-2 BB		0-0 1-3		0-0 FC1-6 1B		2 0 1 0 2 0 1												
Jerry Grote, R (1, 2) OBP: 0.368, SLG: 0.396	0-0 FC6-4 1-2f		0-0 F8		4-0 1B BB		0-3 K			3 0 0 0 1 1 5												
Ted Martinez, R (1, 5) OBP: 0.318, SLG: 0.333		0-0 F3		0-0 L4-6 2-3		0-3 K		0-0 FC1-6 1-2f		4 0 0 0 0 1 4												
Gary Gentry, R (1, 1) OBP: 0.077, SLG: 0.079		0-3 K			0-3 K		0-0 F7		0-3 K	2 0 0 0 0 2 0												
Dave Marshall, L (7, PH) OBP: 0.353, SLG: 0.344										1 0 0 0 0 0 1												
Ron Taylor, R (7, 1)										0 0 0 0 0 0 0												
Donn Clendenon, R (9, PH) OBP: 0.285, SLG: 0.414										1 0 0 0 0 1 1												
Inning Stats	R: 2 E: 0 K: 1 S: 7	H: 2 LOB: 2 BB: 2 P: 15	R: 0 E: 0 K: 1 S: 5	H: 0 LOB: 0 BB: 0 P: 5	R: 0 E: 0 K: 0 S: 3	H: 0 LOB: 0 BB: 0 P: 3	R: 0 E: 0 K: 0 S: 2	H: 0 LOB: 1 BB: 2 P: 10	R: 0 E: 0 K: 2 S: 7	H: 0 LOB: 0 BB: 0 P: 7	R: 0 E: 0 K: 1 S: 6	H: 1 LOB: 2 BB: 1 P: 10	R: 0 E: 0 K: 0 S: 3	H: 0 LOB: 0 BB: 0 P: 3	R: 0 E: 0 K: 2 S: 8	H: 1 LOB: 1 BB: 0 P: 8	1B: 4 2B: 1 3B: 0 HR: 0	SF: 0 SAC: 0 DP: 1 HBP: 0	WP: 1 PB: 0 SB: 0 CS: 0	PA: 36		
PITCHER Wayne Simpson, R (1, 1) ERA: 4.55	IP: 8.0 WLS: W BF: 33 H: 4 R: 2 ER: 2 SO: 5 BB: 6 IBB: 0 HBP: 0 BLK: 0 WP: 1 HR: 0 S: 37 P: 61 ERA: 2.25 WHIP: 1.250																					
Clay Carroll, R (9, 1) ERA: 2.3	IP: 1.0 WLS: S BF: 3 H: 0 R: 0 ER: 0 SO: 2 BB: 0 IBB: 0 HBP: 0 BLK: 0 WP: 0 HR: 0 S: 7 P: 7 ERA: 0.00 WHIP: 0.000																					

New York Mets @ Cincinnati Reds
Riverfront Stadium, Cincinnati, OH
Sat Jul 10 1971, 7:05 PM EDT
Att. 23,318 - Unknown

livebaseballscorecards.com

AB	30
R	2
H	4
RBI	2
BB	6
SO	7
LOB	17



Batter	1	2	3	4	5	6	7	8	9	AB R H RBI BB SO LOB	TOP	
Bud Harrelson, S (1, 6) <small>OBP: 0.345, SLG: 0.339</small> Tim Foli, R (6, 5) <small>OBP: 0.283, SLG: 0.307</small>	4-0 FC6-4 BB		0-0 1B			0-0 3-1		0-3 K		2 0 1 0 1 0 0 1 0 0 0 0 1 0		
Ken Boswell, L (1, 4) <small>OBP: 0.310, SLG: 0.316</small>	0-0 F5		0-0 F7			0-0 6-3		0-0 F2		4 0 0 0 0 0 2		
Tommie Agee, R (1, 8) <small>OBP: 0.353, SLG: 0.420</small>	0-0 FC6-4 S 1-2f		0-0 1-3			0-0 6-3		0-0 F7		4 0 0 0 0 0 2		
Ed Kranepool, L (1, 3) <small>OBP: 0.336, SLG: 0.466</small>	0-0 F6 1-2			0-0 4-3			0-0 F9		0-0 E3 PB 1B		4 1 0 0 0 0 1	
Cleon Jones, R (1, 7) <small>OBP: 0.384, SLG: 0.441</small>		0-0 6-3		0-0 G4-6-3 1B			0-0 1B 1B		0-0 4-3 1B 1-H		4 1 3 1 0 0 0	
Ken Singleton, S (1, 9) <small>OBP: 0.388, SLG: 0.368</small>		4-0 FC5-4 BB		0-0 G4-6-3 1-2f			0-0 1B 1-2 1B		0-0 4-3 1-2		3 0 1 0 1 0 2	
Jerry Grote, R (1, 2) <small>OBP: 0.363, SLG: 0.390</small>		0-0 FC5-4 1-2f			0-0 F7		0-0 F8		0-0 1-3		4 0 0 0 0 0 4	
Ted Martinez, R (1, 5) <small>OBP: 0.308, SLG: 0.320</small> (6, 6)		0-0 F7			0-0 K		0-0 K		0-0 1-3 1-3 2-H 1B		4 0 1 1 0 1 2	
Nolan Ryan, R (1, 1) <small>OBP: 0.147, SLG: 0.129</small> Charlie Williams, R (5, 1) <small>OBP: 0.176, SLG: 0.067</small> Dave Marshall, L (7, PH) <small>OBP: 0.351, SLG: 0.341</small> Ron Taylor, R (7, 1)			0-0 F2		0-3 K		0-0 4-3				2 0 0 0 0 1 0 0 0 0 0 0 0 0 1 0 0 0 0 0 2 0 0 0 0 0 0 0	
Inning Stats	R: 0 H: 0 E: 0 LOB: 1 K: 0 BB: 1 S: 3 P: 7	R: 0 H: 0 E: 0 LOB: 1 K: 0 BB: 1 S: 3 P: 7	R: 0 H: 1 E: 0 LOB: 1 K: 0 BB: 0 S: 4 P: 4	R: 0 H: 1 E: 0 LOB: 0 K: 0 BB: 0 S: 3 P: 3	R: 0 H: 0 E: 0 LOB: 0 K: 2 BB: 0 S: 7 P: 7	R: 0 H: 0 E: 0 LOB: 0 K: 0 BB: 0 S: 3 P: 3	R: 1 H: 3 E: 0 LOB: 2 K: 0 BB: 0 S: 6 P: 6	R: 0 H: 0 E: 0 LOB: 0 K: 1 BB: 0 S: 5 P: 5	R: 1 H: 1 E: 1 LOB: 1 K: 0 BB: 0 S: 5 P: 5	1B: 6 SF: 0 2B: 0 SAC: 0 3B: 0 DP: 1 HR: 0 HBP: 0	WP: 0 PA: 35 PB: 1 SB: 1 CS: 0	
PITCHER Gary Nolan, R (1, 1) <small>ERA: 3.04</small>	IP WLS BF H R ER SO BB IBB HBP BLK WP HR S P ERA WHIP 9.0 W 35 6 2 1 3 2 0 0 0 0 0 0 39 47 1.00 0.889						PITCHER IP WLS BF H R ER SO BB IBB HBP BLK WP HR S P ERA WHIP					

New York Mets @ Cincinnati Reds
 Riverfront Stadium, Cincinnati, OH
 Sun Jul 11 1971, 3:33 AM EDT
 Unknown

livebaseballscorecards.com

AB	33
R	2
H	6
RBI	2
BB	2
SO	3
LOB	15



Batter	1	2	3	4	5	6	7	8	9	AB	R	H	RBI	BB	SO	LOB
Pete Rose, S OBP: 0.395, SLG: 0.434 (1, 9)	0-3 K		0-0 2B					0-0 1-3		4	1	1	0	1	1	1
George Foster, R OBP: 0.301, SLG: 0.396 (1, 8)	4-0 BB		0-0 6-3			1-0 BB FC6 HBP		0-3 K		2	1	0	0	1	1	1
Lee May, R OBP: 0.345, SLG: 0.573 (1, 3)	0-0 F7		0-0 6-3			4-0 E 1B BB		0-0 6-3		3	1	0	0	1	0	2
Tony Perez, R OBP: 0.299, SLG: 0.382 (1, 5)	0-0 F9		4-0 BB			0-0 FC6 FC4-6		0-0 F5		3	0	0	0	1	0	2
Bernie Carbo, L OBP: 0.363, SLG: 0.352 (1, 7)		4-0 1B 1B G6-4-3 BB	0-3 K			0-0 FC4-6 1B 2B		0-3 K		2	2	0	0	1	1	4
Buddy Bradford, R OBP: 0.304, SLG: 0.308 (7, 7)										1	0	0	0	0	1	0
Jimmy Stewart, S OBP: 0.283, SLG: 0.273 (1, 4)		0-0 G6-4-3 1B		0-0 4-3		0-0 2B 1B 1B		0-0 G3		4	1	2	1	0	0	0
Pat Corrales, R OBP: 0.231, SLG: 0.213 (1, 2)		0-0 G6-4-3 1B		0-0 2B		0-0 F9		0-3 K		4	0	2	0	0	1	2
Woody Woodward, R OBP: 0.310, SLG: 0.290 (1, 6)		0-0 G6-4-3		0-0 F4		0-0 1B 2B		0-0 F4		4	1	1	1	0	0	3
Gary Nolan, R OBP: 0.106, SLG: 0.089 (1, 1)		0-0 4-3		0-0 4-3		0-0 1B		0-3 K		4	0	1	2	0	1	2

Inning Stats	R: 0	H: 0	E: 0	K: 1	S: 5	R: 1	H: 2	E: 0	K: 0	S: 4	R: 0	H: 1	E: 0	K: 1	S: 6	R: 0	H: 1	E: 0	K: 0	S: 4	R: 6	H: 3	E: 1	K: 0	S: 7	R: 0	H: 0	E: 0	K: 1	S: 5	R: 0	H: 0	E: 0	K: 2	S: 7	R: 0	H: 0	E: 0	K: 1	S: 5	R: 0	H: 0	E: 0	K: 1	S: 5	1B: 4	2B: 3	3B: 0	HR: 0	SF: 0	SAC: 0	DP: 1	HBP: 1	WP: 0	PA: 37
--------------	------	------	------	------	------	------	------	------	------	------	------	------	------	------	------	------	------	------	------	------	------	------	------	------	------	------	------	------	------	------	------	------	------	------	------	------	------	------	------	------	------	------	------	------	------	-------	-------	-------	-------	-------	--------	-------	--------	-------	--------

PITCHER	IP	WLS	BF	H	R	ER	SO	BB	IBB	HBP	BLK	WP	HR	S	P	ERA	WHIP
Nolan Ryan, R ERA: 2.24 (1, 1)	4.1	L	24	5	6	4	2	5	0	1	0	0	0	22	43	8.31	2.308
Charlie Williams, R ERA: 4.69 (5, 1)	1.2		7	2	1	0	1	0	0	0	0	0	0	9	9	0.00	1.200
Ron Taylor, R ERA: 3.12 (7, 1)	2.0		6	0	0	0	3	0	0	0	0	0	0	12	12	0.00	0.000

BOTTOM

New York Mets @ Cincinnati Reds
Riverfront Stadium, Cincinnati, OH

Sun Jul 11 1971, 3:33 AM EDT
Unknown

livebaseballscorecards.com

AB	31
R	7
H	7
RBI	4
BB	5
SO	6
LOB	17



Batter	1	2	3	4	5	6	7	8	9	AB R H RBI BB SO LOB	TOP											
Bud Harrelson, S (1, 6) OBP: 0.342, SLG: 0.335	0-0 F9	0-0 6-3			0-0 P6			0-0 SH1-4		3 0 0 0 0 0 0												
Ted Martinez, R (1, 4) OBP: 0.267, SLG: 0.276	0-0 E1 1B 2B		0-3 K			0-0 4-3		0-3 K		4 1 0 0 0 2 2												
Tommie Agee, R (1, 8) OBP: 0.359, SLG: 0.423	0-0 2B 1-3 1B		4-0 BB			0-0 6-3		0-0 2B 1B		3 1 2 1 1 0 0												
Donn Clendenon, R (1, 3) OBP: 0.284, SLG: 0.416	0-3 K		0-3 K			0-3 K		0-0 1-H 2B		4 0 1 1 0 3 3												
Dave Marshall, L (1, 7) OBP: 0.348, SLG: 0.346	0-0 1-3 3-H 2B			0-3 K			0-0 1-3	0-0 6-3		4 0 1 1 0 1 2												
Ken Singleton, S (1, 9) OBP: 0.385, SLG: 0.360	4-0 IBB			0-0 1-3			0-0 E7		0-3 K2-3	3 0 0 0 1 1 0												
Bob Aspromonte, R (1, 5) OBP: 0.289, SLG: 0.339	0-0 P3			0-3 K			0-3 K		0-0 F3	4 0 0 0 0 2 4												
Duffy Dyer, R (1, 2) OBP: 0.344, SLG: 0.393		0-0 6-3			0-3 K			0-3 K		4 0 0 0 0 2 1												
Jon Matlack, L (1, 1) Ed Kranepool, L (8, PH) Don Hahn, R (8, PR) Tug McGraw, R (8, 1) Tom Seaver, R (8, 1)		0-3 K			0-3 K			4-0 SH1-4 1B BB		2 0 0 0 0 2 0 0 0 0 0 1 0 0 0 1 0 0 0 0 0 0 0 0 0 0 0 0 0 0 0 0 0 0 0												
Inning Stats	R: 1 E: 1 K: 1 S: 8	H: 2 LOB: 3 BB: 1 P: 12	R: 0 E: 0 K: 1 S: 5	H: 0 LOB: 0 BB: 0 P: 5	R: 0 E: 0 K: 2 S: 6	H: 0 LOB: 0 BB: 1 P: 10	R: 0 E: 0 K: 2 S: 7	H: 0 LOB: 0 BB: 0 P: 7	R: 0 E: 0 K: 2 S: 7	H: 0 LOB: 0 BB: 0 P: 7	R: 0 E: 0 K: 1 S: 5	H: 0 LOB: 0 BB: 0 P: 5	R: 0 E: 1 K: 2 S: 8	H: 0 LOB: 1 BB: 0 P: 8	R: 2 E: 0 K: 1 S: 7	H: 2 LOB: 2 BB: 1 P: 11	R: 0 E: 0 K: 1 S: 5	H: 0 LOB: 0 BB: 0 P: 5	1B: 2 2B: 2 3B: 0 HR: 0	SF: 0 SAC: 1 DP: 0 HBP: 0	WP: 0 PB: 0 SB: 0 CS: 0	PA: 35
PITCHER Jim McGlothlin, R (1, 1) ERA: 3.4 Joe Gibbon, L (8, 1) ERA: 2.91	IP 7.2 1.1	WLS 31 W	BF 4 4	H 4 0	R 3 0	ER 2 0	SO 12 1	BB 2 0	IBB 1 0	HBP 0 0	BLK 0 0	WP 0 0	HR 0 0	S 52 6	P 64 6	ERA 2.35 0.00	WHIP 0.783 0.000					
PITCHER	IP	WLS	BF	H	R	ER	SO	BB	IBB	HBP	BLK	WP	HR	S	P	ERA	WHIP					

New York Mets @ Cincinnati Reds
Riverfront Stadium, Cincinnati, OH
Sun Jul 11 1971, 3:38 AM EDT
Att: 35,504 - Unknown

livebaseballscorecards.com

AB	31
R	3
H	4
RBI	3
BB	3
SO	13
LOB	12



BOTTOM

New York Mets @ Cincinnati Reds
 Riverfront Stadium, Cincinnati, OH
 Sun Jul 11 1971, 3:38 AM EDT
 Att. 35,504 - Unknown

livebaseballscorecards.com

AB	33
R	5
H	9
RBI	5
BB	0
SO	2
LOB	8



WP: 1	PA: 34
PB: 0	
SB: 1	
CS: 0	

AB	R	H	RBI	BB	SO	LOB
4	0	1	0	0	0	0
3	2	1	0	0	0	1
4	0	1	0	0	1	1
0	1	0	0	0	0	0
4	2	3	5	0	0	0
4	0	1	0	0	0	2
4	0	1	0	0	0	1
4	0	0	0	0	1	2
3	0	1	0	0	0	0
3	0	0	0	0	0	1
0	0	0	0	0	0	0
1B: 4	SF: 0					
2B: 3	SAC: 0					
3B: 0	DP: 0					
HR: 2	HBP: 1					

Batter	1	2	3	4	5	6	7	8	9
Pete Rose, S (1, 9) OBP: 0.394, SLG: 0.435	0-0 5-3		0-0 2B			0-0 6-3		0-0 F7	
Buddy Bradford, R (1, 8) OBP: 0.310, SLG: 0.309	0-0 F9		0-0 6-3			0-0 1B		1-0 1B HR HBP	
Lee May, R (1, 3) OBP: 0.344, SLG: 0.568	0-0 5-3				0-0 F8	0-3 K		0-0 1B HR	
Dave Concepcion, R (8, PR) OBP: 0.254, SLG: 0.258						1-2		1-3	
Tony Perez, R (1, 5) OBP: 0.304, SLG: 0.403		0-0 HR			0-0 P4	0-0 1B		0-0 HR	
Hal McRae, R (1, 7) OBP: 0.266, SLG: 0.350		0-0 P4			0-0 2B	0-0 F8		0-0 4-3	
Jimmy Stewart, S (1, 4) OBP: 0.281, SLG: 0.288		0-0 F8			0-0 F2		0-0 P6	0-0 WP 2B	
Pat Corrales, R (1, 2) OBP: 0.217, SLG: 0.200		0-0 6-3				0-0 P6	0-0 P3	0-3 K	
Woody Woodward, R (1, 6) OBP: 0.310, SLG: 0.291			0-0 6-3			0-0 L6	0-0 1B		
Jim McGlothlin, R (1, 1) OBP: 0.233, SLG: 0.321			0-0 F7			0-0 F8	0-0 F9		
Joe Gibbon, R (8, 1)									

Inning Stats	R: 0	H: 0	E: 0	K: 0	S: 3	H: 0	LOB: 0	BB: 0	P: 3	R: 1	H: 1	E: 0	K: 0	S: 4	H: 1	LOB: 1	BB: 0	P: 4	R: 0	H: 1	E: 0	K: 0	S: 4	H: 1	LOB: 1	BB: 0	P: 4	R: 0	H: 0	E: 0	K: 0	S: 3	R: 1	H: 2	E: 0	K: 1	S: 7	H: 1	LOB: 1	BB: 0	P: 7	R: 0	H: 1	E: 0	K: 0	S: 4	R: 3	H: 3	E: 0	K: 1	S: 8	H: 3	LOB: 2	BB: 0	P: 9
--------------	------	------	------	------	------	------	--------	-------	------	------	------	------	------	------	------	--------	-------	------	------	------	------	------	------	------	--------	-------	------	------	------	------	------	------	------	------	------	------	------	------	--------	-------	------	------	------	------	------	------	------	------	------	------	------	------	--------	-------	------

PITCHER	IP	WLS	BF	H	R	ER	SO	BB	IBB	HBP	BLK	WP	HR	S	P	ERA	WHIP
Jon Matlack, L (1, 1) ERA: 2.57	7.0		27	6	2	2	1	0	0	0	0	0	1	29	29	2.57	0.857
Tug McGraw, L (8, 1) ERA: 2.1	0.1		2	0	1	1	0	0	0	1	0	0	0	1	2	27.00	0.000
Tom Seaver, R (8, 1) ERA: 2.39	0.2	L	5	3	2	2	1	0	0	0	0	1	1	7	7	27.00	4.500

PITCHER	IP	WLS	BF	H	R	ER	SO	BB	IBB	HBP	BLK	WP	HR	S	P	ERA	WHIP
---------	----	-----	----	---	---	----	----	----	-----	-----	-----	----	----	---	---	-----	------

Batter	1	2	3	4	5	6	7	8	9	AB R H RBI BB SO LOB	TOP		
Chris Speier, R OBP: 0.327, SLG: 0.345 (1, 6) X	0-0 1B 2B	0-3 K			0-0 F3	0-0 F7			0-0 F6	5 1 1 0 0 1 1			
Tito Fuentes, S OBP: 0.298, SLG: 0.343 (1, 4) S S S	0-3 K	0-3 K			0-3 K			0-0 F6	0-0 F8	5 0 0 0 0 3 2			
Willie Mays, R OBP: 0.425, SLG: 0.529 (1, 8) X	0-0 FC3-6 WP 2B 1B				0-0 F8	0-0 2B 2B		0-0 1-3 2B		4 2 3 1 0 0 0			
Willie McCovey, L OBP: 0.397, SLG: 0.490 Ed Goodson, L OBP: 0.250, SLG: 0.258 (1, 3) (5, 3)	4-0 FC3-6 1-2 IBB				0-3 K	4-0 2B IBB		0-0 1-3 2-3		1 0 0 0 2 1 0 1 0 0 0 0 0 1			
Ken Henderson, S OBP: 0.366, SLG: 0.413 (1, 9) X	0-0 FC3-6 2B 1-2f 2-3				0-0 F7	0-0 2B		0-0 F8		4 1 1 1 0 0 3			
Dick Dietz, R OBP: 0.425, SLG: 0.429 (1, 2) X	0-0 2B				0-0 F8	4-0 IBB		0-0 F8		3 0 1 2 1 0 0			
Jimmy Rosario, S OBP: 0.379, SLG: 0.312 (1, 7) S S S	0-3 K				0-0 S 1B	0-0 4-3		0-0 3-1		4 0 1 0 0 1 4			
Al Gallagher, R OBP: 0.318, SLG: 0.332 Hal Lanier, R OBP: 0.272, SLG: 0.273 (1, 5) (6, 5)		0-0 SH1-4 2B			0-3 K 1-2	0-0 6-3		0-0 1-3		3 0 1 0 0 1 1 1 0 0 0 0 0 0			
Gaylord Perry, R OBP: 0.105, SLG: 0.107 Jerry Johnson, R (9, 1)		0-0 SH1-4 2-3			0-3 K	0-0 4-3		0-0 1-3		3 0 0 0 0 1 1 0 0 0 0 0 0 0			
Inning Stats	R: 3 H: 3 E: 0 LOB: 1 K: 2 BB: 1 S: 10 P: 14	R: 0 H: 1 E: 0 LOB: 1 K: 2 BB: 0 S: 8 P: 8	R: 0 H: 0 E: 0 LOB: 0 K: 1 BB: 0 S: 5 P: 5	R: 0 H: 1 E: 0 LOB: 1 K: 2 BB: 0 S: 8 P: 8	R: 1 H: 2 E: 0 LOB: 3 K: 1 BB: 2 S: 7 P: 15	R: 0 H: 0 E: 0 LOB: 0 K: 0 BB: 0 S: 3 P: 3	R: 0 H: 1 E: 0 LOB: 1 K: 0 BB: 0 S: 4 P: 4	R: 0 H: 0 E: 0 LOB: 0 K: 0 BB: 0 S: 3 P: 3	R: 0 H: 0 E: 0 LOB: 0 K: 0 BB: 0 S: 3 P: 3	1B: 2 SF: 0 2B: 6 SAC: 1 3B: 0 DP: 0 HR: 0 HBP: 0	WP: 1 PA: 38 PB: 0 SB: 1 CS: 0		
PITCHER	IP WLS BF H R ER SO BB IBB HBP BLK WP HR S P ERA WHIP											PITCHER	IP WLS BF H R ER SO BB IBB HBP BLK WP HR S P ERA WHIP
Gary Nolan, R ERA: 3.16 (1, 1)	6.0 L 28 7 4 4 8 0 3 0 0 0 1 0 41 53 6.00 1.167												
Tony Cloninger, R ERA: 3.89 (7, 1)	2.0 7 1 0 0 0 0 0 0 0 0 0 0 7 7 0.00 0.500												
Wayne Granger, R ERA: 3.23 (9, 1)	1.0 3 0 0 0 0 0 0 0 0 0 0 0 3 3 0.00 0.000												

San Francisco Giants @ Cincinnati Reds
Riverfront Stadium, Cincinnati, OH

Fri Jul 16 1971, 7:05 PM EDT
Att: 45,053 - Unknown

livebaseballscorecards.com

AB 34
R 4
H 8
RBI 4
BB 3
SO 8
LOB 13



BOTTOM

San Francisco Giants @ Cincinnati Reds
Riverfront Stadium, Cincinnati, OH

livebaseballscorecards.com

AB	33
R	3
H	7
RBI	3
BB	2
SO	7
LOB	12



WP:	0	PA:	35
PB:	0	CS:	0

Fri Jul 16 1971, 7:05 PM EDT
Att. 45,053 - Unknown

AB R H RBI BB SO LOB

4 0 2 0 0 0 1

4 1 1 1 0 2 4

3 1 0 0 1 1 1

4 0 0 0 0 0 1

4 1 1 1 0 0 0

4 0 2 1 0 0 0

2 0 0 0 0 2 1

2 0 0 0 0 1 1

3 0 1 0 0 0 1

1 0 0 0 0 0 0

0 0 0 0 1 0 0

0 0 0 0 0 0 0

1 0 0 0 0 0 1

0 0 0 0 0 0 0

1B: 4 SF: 0

2B: 1 SAC: 0

3B: 1 DP: 1

HR: 1 HBP: 0

1B: 4 SF: 0

2B: 1 SAC: 0

3B: 1 DP: 1

HR: 1 HBP: 0

1B: 4 SF: 0

2B: 1 SAC: 0

3B: 1 DP: 1

HR: 1 HBP: 0

1B: 4 SF: 0

2B: 1 SAC: 0

3B: 1 DP: 1

HR: 1 HBP: 0

1B: 4 SF: 0

2B: 1 SAC: 0

3B: 1 DP: 1

HR: 1 HBP: 0

1B: 4 SF: 0

2B: 1 SAC: 0

3B: 1 DP: 1

HR: 1 HBP: 0

1B: 4 SF: 0

2B: 1 SAC: 0

3B: 1 DP: 1

HR: 1 HBP: 0

1B: 4 SF: 0

2B: 1 SAC: 0

3B: 1 DP: 1

HR: 1 HBP: 0

1B: 4 SF: 0

2B: 1 SAC: 0

3B: 1 DP: 1

HR: 1 HBP: 0

1B: 4 SF: 0

2B: 1 SAC: 0

3B: 1 DP: 1

HR: 1 HBP: 0

1B: 4 SF: 0

2B: 1 SAC: 0

3B: 1 DP: 1

HR: 1 HBP: 0

1B: 4 SF: 0

2B: 1 SAC: 0

3B: 1 DP: 1

HR: 1 HBP: 0

1B: 4 SF: 0

2B: 1 SAC: 0

3B: 1 DP: 1

HR: 1 HBP: 0

1B: 4 SF: 0

2B: 1 SAC: 0

3B: 1 DP: 1

HR: 1 HBP: 0

1B: 4 SF: 0

2B: 1 SAC: 0

3B: 1 DP: 1

HR: 1 HBP: 0

1B: 4 SF: 0

2B: 1 SAC: 0

3B: 1 DP: 1

HR: 1 HBP: 0

1B: 4 SF: 0

2B: 1 SAC: 0

3B: 1 DP: 1

HR: 1 HBP: 0

1B: 4 SF: 0

2B: 1 SAC: 0

3B: 1 DP: 1

HR: 1 HBP: 0

1B: 4 SF: 0

2B: 1 SAC: 0

3B: 1 DP: 1

HR: 1 HBP: 0

1B: 4 SF: 0

2B: 1 SAC: 0

3B: 1 DP: 1

HR: 1 HBP: 0

1B: 4 SF: 0

2B: 1 SAC: 0

3B: 1 DP: 1

HR: 1 HBP: 0

1B: 4 SF: 0

2B: 1 SAC: 0

3B: 1 DP: 1

HR: 1 HBP: 0

1B: 4 SF: 0

2B: 1 SAC: 0

3B: 1 DP: 1

HR: 1 HBP: 0

1B: 4 SF: 0

2B: 1 SAC: 0

3B: 1 DP: 1

HR: 1 HBP: 0

1B: 4 SF: 0

2B: 1 SAC: 0

3B: 1 DP: 1

HR: 1 HBP: 0

1B: 4 SF: 0

2B: 1 SAC: 0

3B: 1 DP: 1

HR: 1 HBP: 0

1B: 4 SF: 0

2B: 1 SAC: 0

3B: 1 DP: 1

HR: 1 HBP: 0

1B: 4 SF: 0

2B: 1 SAC: 0

3B: 1 DP: 1

HR: 1 HBP: 0

1B: 4 SF: 0

2B: 1 SAC: 0

3B: 1 DP: 1

HR: 1 HBP: 0

1B: 4 SF: 0

2B: 1 SAC: 0

3B: 1 DP: 1

HR: 1 HBP: 0

1B: 4 SF: 0

2B: 1 SAC: 0

3B: 1 DP: 1

HR: 1 HBP: 0

1B: 4 SF: 0

2B: 1 SAC: 0

3B: 1 DP: 1

HR: 1 HBP: 0

1B: 4 SF: 0

2B: 1 SAC: 0

3B: 1 DP: 1

HR: 1 HBP: 0

1B: 4 SF: 0

2B: 1 SAC: 0

3B: 1 DP: 1

HR: 1 HBP: 0

1B: 4 SF: 0

2B: 1 SAC: 0

3B: 1 DP: 1

HR: 1 HBP: 0

1B: 4 SF: 0

2B: 1 SAC: 0

3B: 1 DP: 1

HR: 1 HBP: 0

1B: 4 SF: 0

2B: 1 SAC: 0

3B: 1 DP: 1

HR: 1 HBP: 0

1B: 4 SF: 0

2B: 1 SAC: 0

3B: 1 DP: 1

HR: 1 HBP: 0

1B: 4 SF: 0

2B: 1 SAC: 0

3B: 1 DP: 1

HR: 1 HBP: 0

1B: 4 SF: 0

2B: 1 SAC: 0

3B: 1 DP: 1

HR: 1 HBP: 0

1B: 4 SF: 0

2B: 1 SAC: 0

3B: 1 DP: 1

HR: 1 HBP: 0

1B: 4 SF: 0

2B: 1 SAC: 0

3B: 1 DP: 1

HR: 1 HBP: 0

1B: 4 SF: 0

2B: 1 SAC: 0

3B: 1 DP: 1

HR: 1 HBP: 0

1B: 4 SF: 0

2B: 1 SAC: 0

3B: 1 DP: 1

HR: 1 HBP: 0

1B: 4 SF: 0

2B: 1 SAC: 0

3B: 1 DP: 1

HR: 1 HBP: 0

1B: 4 SF: 0

2B: 1 SAC: 0

3B: 1 DP: 1

HR: 1 HBP: 0

1B: 4 SF: 0

2B: 1 SAC: 0

3B: 1 DP: 1

HR: 1 HBP: 0

1B: 4 SF: 0

2B: 1 SAC: 0

3B: 1 DP: 1

HR: 1 HBP: 0

1B: 4 SF: 0

2B: 1 SAC: 0

3B: 1 DP: 1

HR: 1 HBP: 0

1B: 4 SF: 0

2B: 1 SAC: 0

3B: 1 DP: 1

HR: 1 HBP: 0

1B: 4 SF: 0

2B: 1 SAC: 0

3B: 1 DP: 1

HR: 1 HBP: 0

1B: 4 SF: 0

2B: 1 SAC: 0

3B: 1 DP: 1

HR: 1 HBP: 0

1B: 4 SF: 0

2B: 1 SAC: 0

3B: 1 DP: 1

HR: 1 HBP: 0

1B: 4 SF: 0

2B: 1 SAC: 0

3B: 1 DP: 1

HR: 1 HBP: 0

1B: 4 SF: 0

2B: 1 SAC: 0

3B: 1 DP: 1

HR: 1 HBP: 0

1B: 4 SF: 0

2B: 1 SAC: 0

3B: 1 DP: 1

HR: 1 HBP: 0

1B: 4 SF: 0

2B: 1 SAC: 0

3B: 1 DP: 1

HR: 1 HBP: 0

1B: 4 SF: 0

2B: 1 SAC: 0

3B: 1 DP: 1

HR: 1 HBP: 0

1B: 4 SF: 0

2B: 1 SAC: 0

3B: 1 DP: 1

HR: 1 HBP: 0

1B: 4 SF: 0

2B: 1 SAC: 0

3B: 1 DP: 1

HR: 1 HBP: 0

1B: 4 SF: 0

2B: 1 SAC: 0

3B: 1 DP: 1

HR: 1

Batter	1	2	3	4	5	6	7	8	9	AB R H RBI BB SO LOB	TOP	
Chris Speier, R (1, 6) OBP: 0.327, SLG: 0.344	0-0 1-3		0-0 SH1-4 1-2 1B		0-3 K			0-0 4-3		4 0 1 0 0 1 1		
Tito Fuentes, S (1, 4) OBP: 0.295, SLG: 0.340	0-3 K		0-0 SH1-4 1-2 2-3			0-0 F1			0-3 K	3 0 0 0 0 2 0		
Willie Mays, R (1, 3) OBP: 0.420, SLG: 0.521 (9, 8)	0-3 K		0-0 FC5-2 3-H			0-0 6-3			0-0 F9	4 0 0 0 0 1 2		
Bobby Bonds, R (1, 9) OBP: 0.390, SLG: 0.563 Ed Goodson, L (9, 3) OBP: 0.250, SLG: 0.258		4-0 WP S FC4-6 BB	0-0 F4			0-0 6-3			0-0 1B 1B	3 2 1 0 1 0 2 0 0 0 0 0 0 0		
Ken Henderson, S (1, 7) OBP: 0.365, SLG: 0.410 (9, 9)		0-0 F4		0-0 1-3			0-3 K		0-0 1B 1-2 1B	4 0 1 0 0 1 1		
Dick Dietz, R (1, 2) OBP: 0.426, SLG: 0.427		4-0 FC4-6 1-3 BB		0-0 F9			0-0 L7		0-0 1B 1-2 2-H FC6-4 1B	3 0 1 1 1 0 0		
Jimmy Rosario, S (1, 8) OBP: 0.368, SLG: 0.301 (9, 7)		0-0 FC4-6 1-2f S		0-0 4-3			0-0 G3		0-0 FC6-4 1-2f	4 0 0 1 0 0 3		
Al Gallagher, R (1, 5) OBP: 0.318, SLG: 0.329 Hal Lanier, R (8, PR) OBP: 0.272, SLG: 0.273 (8, 5)		0-0 4-3 1-2		0-0 L7				1-0 B3-6-4 HBP		2 0 0 0 0 0 1 0 0 0 0 0 0 0		
Juan Marichal, R (1, 1) OBP: 0.150, SLG: 0.271 Jerry Johnson, R (9, 1)			0-0 SH1-4 FC5-2 1B 1B		0-0 F9			0-0 B3-6-4 1-2f		3 0 1 0 0 0 1 0 0 0 0 0 0 0		
Inning Stats	R: 0 H: 0 E: 0 LOB: 0 K: 2 BB: 0 S: 7 P: 7	R: 1 H: 0 E: 0 LOB: 1 K: 0 BB: 2 S: 3 P: 11	R: 0 H: 2 E: 0 LOB: 2 K: 0 BB: 0 S: 5 P: 5	R: 0 H: 0 E: 0 LOB: 0 K: 0 BB: 0 S: 3 P: 3	R: 0 H: 0 E: 0 LOB: 0 K: 1 BB: 0 S: 5 P: 5	R: 0 H: 0 E: 0 LOB: 0 K: 0 BB: 0 S: 3 P: 3	R: 0 H: 0 E: 0 LOB: 0 K: 1 BB: 0 S: 5 P: 5	R: 0 H: 0 E: 0 LOB: 1 K: 0 BB: 0 S: 2 P: 3	R: 1 H: 3 E: 0 LOB: 2 K: 1 BB: 0 S: 8 P: 8	1B: 5 SF: 0 2B: 0 SAC: 1 3B: 0 DP: 1 HR: 0 HBP: 1	WP: 1 PA: 34 PB: 0 SB: 2 CS: 0	
PITCHER Jim McGlothlin, R (1, 1) ERA: 3.28	IP WLS BF H R ER SO BB IBB HBP BLK WP HR S P ERA WHIP	9.0 W 34 5 2 2 5 2 0 1 0 1 0 41 50 2.00 0.778										

San Francisco Giants @ Cincinnati Reds
Riverfront Stadium, Cincinnati, OH

AB	30
R	2
H	5
RBI	2
BB	2
SO	5
LOB	11



Sat Jul 17 1971, 3:33 AM EDT
Att. 32,823 - Unknown

livebaseballscorecards.com

BOTTOM

San Francisco Giants @ Cincinnati Reds
Riverfront Stadium, Cincinnati, OH

livebaseballscorecards.com

AB	30
R	3
H	5
RBI	3
BB	1
SO	5
LOB	4



WP:	0	PA:	31
PB:	0	ERA:	
SB:	0	WHIP:	
CS:	0		

Sat Jul 17 1971, 3:33 AM EDT
Att. 32,823 - Unknown

AB R H RBI BB SO LOB

4	1	1	0	0	2	1
---	---	---	---	---	---	---

4	1	1	0	0	0	0
---	---	---	---	---	---	---

3	0	0	1	1	0	0
0	0	0	0	0	0	0

4	0	1	2	0	1	0
---	---	---	---	---	---	---

3	0	0	0	0	1	0
---	---	---	---	---	---	---

3	0	0	0	0	0	0
---	---	---	---	---	---	---

2	0	1	0	0	0	0
1	0	0	0	0	0	0

3	0	0	0	0	0	2
---	---	---	---	---	---	---

2	0	0	0	0	1	1
1	1	1	0	0	0	0

1B:	5	SF:	0
2B:	0	SAC:	0
3B:	0	DP:	0
HR:	0	HBP:	0

1B:	5	SF:	0
2B:	0	SAC:	0
3B:	0	DP:	0
HR:	0	HBP:	0

1B:	5	SF:	0
2B:	0	SAC:	0
3B:	0	DP:	0
HR:	0	HBP:	0

1B:	5	SF:	0
2B:	0	SAC:	0
3B:	0	DP:	0
HR:	0	HBP:	0

1B:	5	SF:	0
2B:	0	SAC:	0
3B:	0	DP:	0
HR:	0	HBP:	0

1B:	5	SF:	0
2B:	0	SAC:	0
3B:	0	DP:	0
HR:	0	HBP:	0

Batter	1	2	3	4	5	6	7	8	9
Pete Rose, S (1, 9) OBP: 0.390, SLG: 0.429	0-0 F8		0-3 K			0-3 K			0-0 BB 1B 1B 1B
Ty Cline, L (1, 7) OBP: 0.363, SLG: 0.219	0-0 L4-3			0-0 L8		0-0 L9			0-0 BB 1B 1B
Lee May, R (1, 3) Dave Concepcion, R (9, PR) OBP: 0.254, SLG: 0.258	0-0 6-3			0-0 F8		0-0 5-3			4-0 BB 1B BB BB BB
Tony Perez, R (1, 5) OBP: 0.305, SLG: 0.414		0-0 F8		0-3 K		0-0 F8			0-0 BB 1B
George Foster, R (1, 8) OBP: 0.293, SLG: 0.395		0-0 F7			0-0 F4	0-3 K			0-0 BB 1B
Tommy Helms, R (1, 4) OBP: 0.290, SLG: 0.342		0-0 5-3			0-0 6-3			0-0 6-3	0-0 BB 1B
Pat Corrales, R (1, 2) Johnny Bench, R (8, PH) OBP: 0.298, SLG: 0.455			0-0		0-0 E5			0-0 F8	0-0 BB 1B
Woody Woodward, R (1, 6) OBP: 0.301, SLG: 0.282			0-0 B3		0-0 F7			0-0 F9	0-0 BB 1B
Jim McGlothlin, R (1, 1) Jimmy Stewart, S (9, PH) OBP: 0.284, SLG: 0.290			0-3 K			0-0 6-3			0-0 BB 1B 1B 1B

Inning Stats	R: 0 H: 0 E: 0 K: 0 S: 3	R: 0 H: 0 E: 0 K: 0 S: 3	R: 0 H: 1 E: 0 K: 2 S: 8	R: 0 H: 0 E: 0 K: 1 S: 5	R: 0 H: 0 E: 1 K: 0 S: 4	R: 0 H: 0 E: 0 K: 1 S: 5	R: 0 H: 0 E: 0 K: 1 S: 5	R: 0 H: 0 E: 0 K: 0 S: 3	R: 3 H: 4 E: 0 K: 0 S: 4
--------------	--------------------------	--------------------------	--------------------------	--------------------------	--------------------------	--------------------------	--------------------------	--------------------------	--------------------------

PITCHER	IP WLS BF H R ER SO BB IBB HBP BLK WP HR S P ERA WHIP	IP WLS BF H R ER SO BB IBB HBP BLK WP HR S P ERA WHIP
Juan Marichal, R (1, 1) ERA: 2.78	8.0 L 30 4 3 3 5 1 0 0 0 0 0 0 39 43 3.38 0.625	
Jerry Johnson, R (9, 1) ERA: 2.61	0.0 1 1 0 0 0 0 0 0 0 0 0 0 1 1 ∞ ∞	

Batter	1	2	3	4	5	6	7	8	9	AB R H RBI BB SO LOB	TOP		
Ivan Murrell, R OBP: 0.283, SLG: 0.413 (1, 7) X	0-0 ① 5-3			X 0-0 ① F8		X 0-0 ① F9				3 0 0 0 0 0 0	San Diego Padres @ Cincinnati Reds Riverfront Stadium, Cincinnati, OH Sun Jul 18 1971, 3:33 AM EDT Att. 25,144 - Unknown livebaseballscorecards.com		
Dave Campbell, R OBP: 0.283, SLG: 0.312 (1, 4) X	0-0 ② 6-3			X 0-0 2B		X 0-0 ② 6-3				3 0 1 0 0 0 0			
Cito Gaston, R OBP: 0.281, SLG: 0.415 (1, 8) X	0-0 ③ 1-3			X 0-0 ② 6-3		X 0-0 ③ F8				3 0 0 0 0 0 1			
Nate Colbert, R OBP: 0.363, SLG: 0.514 (1, 3) X		X 0-0 ① F2		X 0-0 ③ 5-3						2 0 0 0 0 0 1			
Ollie Brown, R OBP: 0.351, SLG: 0.344 (1, 9) X		X 0-0 ② F3			X 0-0 1B					2 0 1 0 0 0 0			
Ed Spiezio, R OBP: 0.287, SLG: 0.346 (1, 5) X		X 0-0 ③ 1-3			X 0-0 1B					2 0 1 0 0 0 0			
Fred Kendall, R OBP: 0.213, SLG: 0.228 (1, 2) X			X 0-0 ① F2		X 0-0 ① 1-3					2 0 0 0 0 0 2			
Tommy Dean, R OBP: 0.157, SLG: 0.104 (1, 6) X			X 0-0 ② F8		X 0-0 ② 1-3					2 0 0 0 0 0 2			
Tom Phoebus, R OBP: 0.222, SLG: 0.212 (1, 1) X			X 0-0 ③ F8		X 0-0 ③ F9					1 0 0 0 0 0 0			
Garry Jestadt, R OBP: 0.242, SLG: 0.246 (5, PH)										1 0 0 0 0 0 2			
Dick Kelley, R OBP: 0.333, SLG: 0.333 (5, 1)										0 0 0 0 0 0 0			
Inning Stats	R: 0 E: 0 K: 0 S: 3	H: 0 LOB: 0 BB: 0 P: 3	R: 0 E: 0 K: 0 S: 3	H: 0 LOB: 0 BB: 0 P: 3	R: 0 E: 0 K: 0 S: 3	H: 1 LOB: 1 BB: 0 P: 4	R: 0 E: 0 K: 0 S: 5	H: 2 LOB: 2 BB: 0 P: 5	R: 0 E: 0 K: 0 S: 3	H: 0 LOB: 0 BB: 0 P: 3	1B: 2 2B: 1 3B: 0 HR: 0	SF: 0 SAC: 0 DP: 0 HBP: 0	WP: 0 PA: 21 PB: 0 SB: 0 CS: 0
PITCHER Ross Grimsley, L ERA: 3.64 (1, 1)	IP: 6.0 WLS: W BF: 21 H: 3 R: 0 ER: 0 SO: 0 BB: 0 IBB: 0 HBP: 0 BLK: 0 WP: 0 HR: 0 S: 21 P: 21 ERA: 0.00 WHIP: 0.500	PITCHER IP WLS BF H R ER SO BB IBB HBP BLK WP HR S P ERA WHIP											

AB	21
R	0
H	3
RBI	0
BB	0
SO	0
LOB	8



Batter	1	2	3	4	5	6	7	8	9	AB	R	H	RBI	BB	SO	LOB
Pete Rose, S OBP: 0.389, SLG: 0.427 (1, 9) X	0-0 4-3 BBB	4-0 L4-3 BB			0-0 F9					2	0	0	0	1	0	0
Bernie Carbo, L OBP: 0.364, SLG: 0.350 (1, 7) X	0-0 BB 1B 1B	0-0 L4-3 1-2			0-0 G3					3	1	1	0	0	0	1
Lee May, R OBP: 0.343, SLG: 0.563 (1, 3) X	0-0 1B 1-2 1B				0-0 F6			1-0 HBP		2	1	1	0	0	0	0
Tony Perez, R OBP: 0.304, SLG: 0.412 (1, 5) X	0-0 L6				0-0 5-3					2	0	0	0	0	0	2
George Foster, R OBP: 0.294, SLG: 0.393 (1, 8) BBB	4-0 1B 1-2 2-3 BB				0-3 K					1	1	0	0	1	1	0
Tommy Helms, R OBP: 0.291, SLG: 0.343 (1, 4) X	0-0 1B 1-2 2-3 3-H 1B				0-0 6-3					2	0	1	1	0	0	0
Pat Corrales, R OBP: 0.231, SLG: 0.216 (1, 2) X	0-0 1B 1-2 2-H 3-H 1B				0-0 F7					2	0	1	2	0	0	0
Woody Woodward, R OBP: 0.297, SLG: 0.278 (1, 6) X	0-0 F3				0-0 6-3					2	0	0	0	0	0	2
Ross Grimsley, L OBP: 0.185, SLG: 0.120 (1, 1) X					0-0 F8			0-3 K		2	0	0	0	0	1	0

Inning Stats	R: 3	H: 4	R: 0	H: 0	R: 0	H: 0	R: 0	H: 0	R: 0	H: 0	R: 0	H: 0	R: 0	H: 0	1B: 4	SF: 0	WP: 0	PA: 21
	E: 0	LOB: 2	E: 0	LOB: 0	E: 0	LOB: 0	E: 0	LOB: 0	E: 0	LOB: 1	E: 0	LOB: 1	E: 0	LOB: 0	2B: 1	SAC: 0	PB: 0	
	K: 0	BB: 1	K: 0	BB: 1	K: 1	BB: 0	K: 0	BB: 0	K: 1	BB: 0	K: 0	BB: 0	K: 0	BB: 0	3B: 0	DP: 1	SB: 0	
	S: 7	P: 11	S: 2	P: 6	S: 5	P: 5	S: 3	P: 3	S: 5	P: 5	S: 0	P: 1	S: 0	P: 1	HR: 0	HBP: 1	CS: 0	

PITCHER	IP	WLS	BF	H	R	ER	SO	BB	IBB	HBP	BLK	WP	HR	S	P	ERA	WHIP	PITCHER	IP	WLS	BF	H	R	ER	SO	BB	IBB	HBP	BLK	WP	HR	S	P	ERA	WHIP			
Tom Phoebus, R ERA: 4.64 (1, 1)	4.0	L	17	4	3	3	1	2	0	0	0	0	0	17	25	6.75	1.500																					
Dick Kelley, L ERA: 4.17 (5, 1)	1.0		4	0	0	0	1	0	0	1	0	0	0	5	6	0.00	0.000																					

BOTTOM

San Diego Padres @ Cincinnati Reds
Riverfront Stadium, Cincinnati, OH
Sun Jul 18 1971, 3:33 AM EDT
Att. 25,144 - Unknown

livebaseballscorecards.com

AB	18
R	3
H	4
RBI	3
BB	2
SO	2
LOB	5



Batter	1	2	3	4	5	6	7	8	9	AB R H RBI BB SO LOB	TOP
Enzo Hernandez, R (1, 6) OBP: 0.315, SLG: 0.280	0-0 6-3	0-0 P4			0-0 6-3		0-0 S 1B		0-0 PB 1B	5 0 2 0 0 0 0	
Leron Lee, L (1, 7) OBP: 0.349, SLG: 0.393	0-0 1B BB BB 1B		0-0 4-3		0-0 4-3		0-0 F7		0-3 K	4 1 1 0 0 0 1 1 0 0 0 0 1 1	
Bob Miller, R (7, 1)											
Cito Gaston, R (1, 8) OBP: 0.283, SLG: 0.413	4-0 BB BB 1-2 BB 1B		0-0 4-3		1-0 HBP			0-0 6-3		2 1 0 0 1 0 0	
Larry Stahl, L (1, 3) OBP: 0.306, SLG: 0.398	0-0 BB BB 1-2 2-3 1B		4-0 BB		0-0 F7			0-0 6-3		3 0 1 0 1 0 1	
Ollie Brown, R (1, 9) OBP: 0.353, SLG: 0.344	4-0 1-2 2-3 3-H BB BB		0-0 1-3		0-3 K			0-0 HR 1B		3 1 1 1 1 1 1	
Ed Spiezio, R (1, 5) OBP: 0.296, SLG: 0.366	4-0 1-2 2-3 3-H BB			0-0 G1-4-3 1B		0-0 6-3		0-0 1-H HR		3 1 2 3 1 0 0 0 0 0 0 0 0 0	
Garry Jestadt, R (8, 5) OBP: 0.242, SLG: 0.246											
Fred Kendall, R (1, 2) OBP: 0.200, SLG: 0.213	0-0 G6-4-3 1-2f		0-0 G1-4-3 1-2f		0-0 6-3		0-0 6-3	0-0 F7		4 0 0 0 0 0 4	
Dave Campbell, R (1, 4) OBP: 0.282, SLG: 0.311		0-0 6-3		0-0 1B		0-0 6-3		0-0 F7		4 0 1 0 0 0 0	
Clay Kirby, R (1, 1) OBP: 0.240, SLG: 0.156		0-3 K		0-3 K		0-0 5-3		0-0 6-3		2 0 0 0 0 2 1 2 0 0 0 0 0 0	
Ivan Murrell, R (7, PH) OBP: 0.280, SLG: 0.408 (7, 7)											
Inning Stats	R: 2 H: 2 E: 0 LOB: 2 K: 0 BB: 3 S: 4 P: 16	R: 0 H: 0 E: 0 LOB: 0 K: 1 BB: 0 S: 5 P: 5	R: 0 H: 0 E: 0 LOB: 1 K: 0 BB: 1 S: 3 P: 7	R: 0 H: 2 E: 0 LOB: 1 K: 1 BB: 0 S: 6 P: 6	R: 0 H: 0 E: 0 LOB: 1 K: 0 BB: 0 S: 3 P: 4	R: 0 H: 0 E: 0 LOB: 0 K: 1 BB: 0 S: 5 P: 5	R: 0 H: 1 E: 0 LOB: 1 K: 0 BB: 0 S: 4 P: 4	R: 2 H: 2 E: 0 LOB: 0 K: 0 BB: 0 S: 5 P: 5	R: 0 H: 1 E: 0 LOB: 1 K: 1 BB: 0 S: 6 P: 6	1B: 7 SF: 0 2B: 0 SAC: 0 3B: 0 DP: 2 HR: 1 HBP: 1	WP: 0 PA: 38 PB: 1 SB: 1 CS: 0
PITCHER Wayne Simpson, R (1, 1) ERA: 4.85 Tony Cloninger, R (1, 1) ERA: 3.7	IP WLS BF H R ER SO BB IBB HBP BLK WP HR S P ERA WHIP										
	0.1 0 6 2 2 2 0 3 0 0 0 0 0 3 15 54.00 15.000										
	8.2 L 32 6 2 2 4 1 0 1 0 0 0 1 38 43 2.08 0.808										

San Diego Padres @ Cincinnati Reds
Riverfront Stadium, Cincinnati, OH
Mon Jul 19 1971, 7:05 PM EDT
Att. 12,648 - Unknown

livebaseballscorecards.com

AB	33
R	4
H	8
RBI	4
BB	4
SO	4
LOB	9



Batter	1	2	3	4	5	6	7	8	9	AB R H RBI BB SO LOB
Pete Rose, S OBP: 0.388, SLG: 0.425 (1, 9)	0-3 K		0-0 P4		0-0 F7		0-0 1B			4 0 1 0 0 1 0
Bernie Carbo, L OBP: 0.362, SLG: 0.353 Buddy Bradford, R OBP: 0.310, SLG: 0.309 (1, 7) (9, 7)	0-0 E HR 2B		0-0 P3			0-3 K	0-0 6-3			4 1 1 0 0 1 1 0 0 0 0 0 0 0
Lee May, R OBP: 0.342, SLG: 0.557 (1, 3)	0-0 E6 HR 2-3		0-3 K			4-0 BB FC5-2 BB		0-0 F8		3 1 0 0 1 1 1
Tony Perez, R OBP: 0.308, SLG: 0.422 (1, 5)	0-0 HR 1-H 3-H			0-0 FC6-4 1B		4-0 FC5-2 BB 1-2 BB		0-3 K		3 1 2 3 1 1 0
George Foster, R OBP: 0.294, SLG: 0.389 (1, 8)	0-3 K			0-3 K		4-0 FC5-2 BB 1-2 2-3 BB		0-0 1-3		3 0 0 0 1 2 1
Tommy Helms, R OBP: 0.288, SLG: 0.339 (1, 4)	0-3 K			0-3 K		0-0 FC5-2		0-0 P2		4 0 0 0 0 2 4
Pat Corrales, R OBP: 0.222, SLG: 0.208 Jimmy Stewart, S OBP: 0.279, SLG: 0.286 (1, 2) (9, PH)		0-3 K		0-0 FC6-4 1-2f		0-3 K		0-0 4-3		3 0 0 0 0 2 4 1 0 0 0 0 0 0
Woody Woodward, R OBP: 0.291, SLG: 0.272 Ty Cline, L OBP: 0.359, SLG: 0.216 (1, 6) (9, PH)		0-0 5-3			0-0 F8		0-0 1-3		0-0 L5-3	3 0 0 0 0 0 0 1 0 0 0 0 0 0
Wayne Simpson, R OBP: 0.111, SLG: 0.059 Tony Cloninger, R OBP: 0.250, SLG: 0.292 (1, 1) (1, 1)		0-3 K			0-3 K		0-3 K			0 0 0 0 0 0 0 3 0 0 0 0 3 0

Inning Stats	R: 3	H: 2	E: 1	K: 3	S: 12	LOB: 0	BB: 0	P: 12	R: 0	H: 0	E: 0	K: 2	S: 7	LOB: 0	BB: 0	P: 7	R: 0	H: 0	E: 0	K: 1	S: 5	LOB: 0	BB: 0	P: 5	R: 0	H: 1	E: 0	K: 2	S: 8	LOB: 1	BB: 0	P: 8	R: 0	H: 0	E: 0	K: 1	S: 5	LOB: 0	BB: 0	P: 5	R: 0	H: 0	E: 0	K: 2	S: 7	LOB: 3	BB: 3	P: 19	R: 0	H: 1	E: 0	K: 1	S: 6	LOB: 1	BB: 0	P: 6	R: 0	H: 0	E: 0	K: 1	S: 5	LOB: 0	BB: 0	P: 5	R: 0	H: 0	E: 0	K: 0	S: 3	LOB: 0	BB: 0	P: 3	1B: 2	SF: 0	2B: 1	SAC: 0	3B: 0	DP: 0	HR: 1	HBP: 0	WP: 0	PA: 35
--------------	------	------	------	------	-------	--------	-------	-------	------	------	------	------	------	--------	-------	------	------	------	------	------	------	--------	-------	------	------	------	------	------	------	--------	-------	------	------	------	------	------	------	--------	-------	------	------	------	------	------	------	--------	-------	-------	------	------	------	------	------	--------	-------	------	------	------	------	------	------	--------	-------	------	------	------	------	------	------	--------	-------	------	-------	-------	-------	--------	-------	-------	-------	--------	-------	--------

PITCHER	IP	WLS	BF	H	R	ER	SO	BB	IBB	HBP	BLK	WP	HR	S	P	ERA	WHIP
Clay Kirby, R ERA: 3.4 (1, 1)	6.0		25	3	3	2	11	3	0	0	0	0	1	44	56	3.00	1.000
Bob Miller, R ERA: 1.76 (7, 1)	3.0	W	10	1	0	0	2	0	0	0	0	0	0	14	14	0.00	0.333

BOTTOM

San Diego Padres @ Cincinnati Reds
Riverfront Stadium, Cincinnati, OH

Mon Jul 19 1971, 7:05 PM EDT
Att. 12,648 - Unknown

livebaseballscorecards.com

AB	32
R	3
H	4
RBI	3
BB	3
SO	13
LOB	11



Batter	1	2	3	4	5	6	7	8	9
Pete Rose, S (1, 9) OBP: 0.387, SLG: 0.425	0-0 F7		0-0 FC6-4			0-0 1-3	0-0 2B		
Bernie Carbo, L (1, 7) OBP: 0.357, SLG: 0.348 Buddy Bradford, R (7, PH) OBP: 0.308, SLG: 0.306	0-0 F8		0-0 1-3			0-3 K	0-3 K		
Lee May, R (1, 3) OBP: 0.338, SLG: 0.550	0-3 K			0-0 5-3		0-3 K	0-3 K		
Tony Perez, R (1, 5) OBP: 0.313, SLG: 0.423 Dave Concepcion, R (8, PR) OBP: 0.254, SLG: 0.258		0-0 1B		0-0 F6			4-0 1B 2B	4-0 1B	
Johnny Bench, R (1, 2) OBP: 0.303, SLG: 0.467		0-0 F4		0-0 HR			0-0 1B 2B	0-0 FC5-4	
George Foster, R (1, 8) OBP: 0.296, SLG: 0.391		0-0 G6-4-3		0-3 K			0-0 1B 2B	0-0 FC5-4	
Tommy Helms, R (1, 4) OBP: 0.287, SLG: 0.341		0-0 G6-4-3			0-0 F7		0-0 1B 2B	0-0 FC4-6	
Woody Woodward, R (1, 6) OBP: 0.290, SLG: 0.278			0-3 K		0-0 F9		0-0 SH1-4	0-0 FC6-4	
Don Gullett, R (1, 1) OBP: 0.140, SLG: 0.119 Clay Carroll, R (9, 1) OBP: 0.200, SLG: 0.200			0-0 FC6-4		0-3 K		0-0 SH1-4		

AB	R	H	RBI	BB	SO	LOB
4	0	1	1	0	0	1
3	0	0	0	0	1	1
1	0	0	0	0	1	1
4	0	0	0	0	3	1
2	1	1	0	2	0	0
0	1	0	0	0	0	0
4	2	3	2	0	0	1
4	1	2	0	0	1	1
4	1	1	3	0	0	3
4	1	1	1	0	1	1
2	0	1	0	0	1	0
0	0	0	0	0	0	0

AB	32
R	7
H	10
RBI	7
BB	2
SO	8
LOB	10

Inning Stats		R: 0	H: 0	R: 0	H: 2	R: 0	H: 1	R: 1	H: 1	R: 0	H: 0	R: 0	H: 0	R: 5	H: 5	R: 1	H: 1
Don Sutton, R (1, 1) ERA: 3.04		E: 0	LOB: 0	E: 0	LOB: 1	E: 0	LOB: 1	E: 0	LOB: 0	E: 0	LOB: 0	E: 0	LOB: 0	E: 0	LOB: 1	E: 0	LOB: 1
Jim Brewer, L (7, 1) ERA: 2.43		K: 1	BB: 0	K: 0	BB: 0	K: 1	BB: 0	K: 1	BB: 0	K: 2	BB: 0	K: 1	BB: 0	K: 2	BB: 1	K: 0	BB: 1
Mike Strahler, R (8, 1) ERA: 6.0		S: 5	P: 5	S: 4	P: 4	S: 6	P: 6	S: 6	P: 6	S: 7	P: 7	S: 5	P: 5	S: 12	P: 16	S: 4	P: 8

WP	PA	35
PB: 0	CS: 0	

Los Angeles Dodgers @ Cincinnati Reds
Riverfront Stadium, Cincinnati, OH
Tue Jul 20 1971, 7:05 PM EDT
Att. 20,024 - Unknown



PITCHER	IP	WLS	BF	H	R	ER	SO	BB	IBB	HBP	BLK	WP	HR	S	P	ERA	WHIP
Don Sutton, R (1, 1) ERA: 3.04	6.0	L	26	8	6	6	6	1	0	0	0	0	1	37	41	9.00	1.500
Jim Brewer, L (7, 1) ERA: 2.43	1.0		4	1	0	0	2	0	0	0	0	0	0	8	8	0.00	1.000
Mike Strahler, R (8, 1) ERA: 6.0	1.0		5	1	1	1	0	1	0	0	0	1	0	4	8	9.00	2.000

Batter	1	2	3	4	5	6	7	8	9	AB R H RBI BB SO LOB	TOP													
Maury Wills, S (1, 6) OBP: 0.328, SLG: 0.334	0-3 K		0-0 5-3		0-0 2-3 1B 1-2 1B		0-0 F8			4 0 1 0 0 1 1	Los Angeles Dodgers @ Cincinnati Reds Riverfront Stadium, Cincinnati, OH Wed Jul 21 1971, 7:05 PM EDT Att. 20,086 - Unknown livebaseballscorecards.com													
Bill Buckner, L (1, 9) OBP: 0.322, SLG: 0.389	0-3 K		0-3 K		0-0 2-3 1B 1-2 2-H 1B		0-0 F6			4 0 1 1 0 2 1														
Willie Davis, L (1, 8) OBP: 0.359, SLG: 0.485	0-0 F8			0-0 E 1B FC4-6 1B	0-0 2-3			0-3 K		4 1 1 0 0 1 2														
Dick Allen, R (1, 5) OBP: 0.384, SLG: 0.470		0-0 2B		0-0 FC4-6 1B 1-2	0-0 F8			0-0 F7		4 0 2 0 0 0 2														
Willie Crawford, L (1, 7) OBP: 0.346, SLG: 0.480		0-0 F9		0-0 E6 FC4-6 1-2 2-3		0-3 K		0-0 F8		4 0 0 0 0 1 3														
Wes Parker, S (1, 3) OBP: 0.357, SLG: 0.358		0-0 F2		0-0 FC4-6 G3-6-1 1-2f 2-3 3-H		4-0 BB		0-0 F7		3 0 0 1 1 0 3														
Duke Sims, L (1, 2) OBP: 0.339, SLG: 0.341		0-0 F8		0-0 G3-6-1 1-2f		0-3 K		0-0 3-1		4 0 0 0 0 1 4														
Bill Russell, R (1, 4) OBP: 0.287, SLG: 0.329			0-0 F8		0-0 4-3	0-0 4-3		0-3 K		4 0 0 0 0 1 1														
Doyle Alexander, R (1, 1) OBP: 0.308, SLG: 0.182			0-0 5-3 1B		0-0 1B 1B		0-0 5-3			1 0 1 0 0 0 0														
Jose Pena, R (3, 1) OBP: 0.667, SLG: 0.667										1 1 1 0 0 0 0														
Billy Grabarkewitz, R (7, PH) OBP: 0.379, SLG: 0.279										1 0 0 0 0 0 0														
Pete Mikkelsen, R (7, 1) OBP: 0.250, SLG: 0.143										0 0 0 0 0 0 0														
Inning Stats	R: 0 E: 0 K: 2 S: 7	H: 0 LOB: 0 BB: 0 P: 7	R: 0 E: 0 K: 0 S: 4	H: 1 LOB: 1 BB: 0 P: 4	R: 0 E: 0 K: 1 S: 6	H: 1 LOB: 1 BB: 0 P: 6	R: 1 E: 1 K: 0 S: 5	H: 2 LOB: 1 BB: 0 P: 5	R: 1 E: 0 K: 0 S: 6	H: 3 LOB: 2 BB: 0 P: 6	R: 0 E: 0 K: 2 S: 7	H: 0 LOB: 1 BB: 1 P: 11	R: 0 E: 0 K: 0 S: 3	H: 0 LOB: 0 BB: 0 P: 3	R: 0 E: 0 K: 1 S: 5	H: 0 LOB: 0 BB: 0 P: 5	R: 0 E: 0 K: 1 S: 5	H: 0 LOB: 0 BB: 0 P: 5	R: 0 E: 0 K: 1 S: 5	H: 0 LOB: 0 BB: 0 P: 5	1B: 6 2B: 1 3B: 0 HR: 0	SF: 0 SAC: 0 DP: 1 HBP: 0	WP: 0 PB: 0 SB: 0 CS: 0	PA: 35
PITCHER Gary Nolan, R (1, 1) ERA: 3.09	IP: 9.0 WLS: W BF: 35 H: 7 R: 2 ER: 2 SO: 7 BB: 1 IBB: 0 HBP: 0 BLK: 0 WP: 0 HR: 0 S: 48 P: 52 ERA: 2.00 WHIP: 0.889																							



Batter	1	2	3	4	5	6	7	8	9
Pete Rose, S OBP: 0.390, SLG: 0.427 (1, 9) X	0-0 CS 1B		SF9 1B			4-0 BB			
Bernie Carbo, L OBP: 0.360, SLG: 0.351 (1, 7) X	0-0 FC5-4 1B		5-3 1B	4-3		1-3			
Buddy Bradford, R OBP: 0.308, SLG: 0.306 (9, 7)	1-2		1B						
Lee May, R OBP: 0.334, SLG: 0.543 (1, 3) X	0-0 FC5-4 1B		5-3 1B	K			0-0 G3		
Tony Perez, R OBP: 0.312, SLG: 0.422 (1, 5) X	0-0 1B		SF9 1B	K			0-0 5-3		
Johnny Bench, R OBP: 0.305, SLG: 0.468 (1, 2) X	0-0 1B		3-H 1B				0-0 6-3		
George Foster, R OBP: 0.296, SLG: 0.388 (1, 8) S	0-3 K		1-H 2-H 1B				0-3 K		
Dave Concepcion, R OBP: 0.254, SLG: 0.254 (1, 4) X		0-0 5-3	4-0 1B			0-0 F8		0-3 K	
Woody Woodward, R OBP: 0.283, SLG: 0.271 (1, 6) X		0-0 G3	1-2 1B				0-0 4-3		0-0 6-3
Gary Nolan, R OBP: 0.118, SLG: 0.102 (1, 1) S		0-3 K	1-3 2-H 3-H 1B				0-0 F9		

Inning Stats	R: 1	H: 4	E: 0	K: 1	S: 8	LOB: 2	BB: 0	P: 8	R: 0	H: 0	E: 0	K: 1	S: 5	LOB: 0	BB: 0	P: 5	R: 5	H: 5	E: 1	K: 0	S: 9	LOB: 2	BB: 1	P: 13	R: 0	H: 0	E: 0	K: 2	S: 7	LOB: 0	BB: 0	P: 7	R: 0	H: 0	E: 0	K: 0	S: 3	LOB: 1	BB: 1	P: 7	R: 0	H: 0	E: 0	K: 0	S: 3	LOB: 0	BB: 0	P: 3	R: 0	H: 0	E: 0	K: 2	S: 7	LOB: 0	BB: 0	P: 7
--------------	------	------	------	------	------	--------	-------	------	------	------	------	------	------	--------	-------	------	------	------	------	------	------	--------	-------	-------	------	------	------	------	------	--------	-------	------	------	------	------	------	------	--------	-------	------	------	------	------	------	------	--------	-------	------	------	------	------	------	------	--------	-------	------

PITCHER	IP	WLS	BF	H	R	ER	SO	BB	IBB	HBP	BLK	WP	HR	S	P	ERA	WHIP
Doyle Alexander, R ERA: 4.73 (1, 1)	2.2	L	18	9	6	4	2	1	0	0	0	0	0	21	25	13.50	3.750
Jose Pena, R ERA: 3.38 (3, 1)	3.1		11	0	0	0	4	1	0	0	0	0	0	18	22	0.00	0.300
Pete Mikkelsen, R ERA: 2.42 (7, 1)	2.0		6	0	0	0	2	0	0	0	0	0	0	10	10	0.00	0.000

Los Angeles Dodgers @ Cincinnati Reds
Riverfront Stadium, Cincinnati, OH
Wed Jul 21 1971, 7:05 PM EDT
Att. 20,086 - Unknown

AB	32
R	6
H	9
RBI	6
BB	2
SO	8
LOB	10



WP	HR	S	P	ERA	WHIP
0	0	0	0	0.00	0.000
0	0	0	0	0.00	0.000
0	0	0	0	0.00	0.000

Los Angeles Dodgers @ Cincinnati Reds

Riverfront Stadium, Cincinnati, OH

Thu Jul 22 1971, 7:05 PM EDT
Att. 26,744 - Unknown

AB	38
R	8
H	12
RBI	8
BB	0
SO	3
LOB	9



WP:	0	PA:	39
PB:	0		
SB:	0		
CS:	0		

Batter	1	2	3	4	5	6	7	8	9	AB R H RBI BB SO LOB
Maury Wills, S OBP: 0.326, SLG: 0.332 (1, 6) X	0-0 SH FC3-6 1B	0-0 1-3	0-0 F8			0-0 4-3			0-0 4-3	5 1 1 0 0 0 1
Bill Buckner, L OBP: 0.325, SLG: 0.407 (1, 9) X	0-0 SH FC3-6 1-3	0-0 HR			0-0 F6		0-0 4-3		0-0 2B 1B	4 1 2 1 0 0 0
Willie Davis, L OBP: 0.357, SLG: 0.484 (1, 8) X	0-0 FC3-6 2B 1-2f 3-H	0-0 L3			0-0 1-3		0-0 G3		0-0 2B 1-H	5 1 1 1 0 0 1
Dick Allen, R OBP: 0.383, SLG: 0.470 (1, 5) X	0-0 1B 2B 1-H	0-3 K			0-0 F9		0-0 5-3			4 1 1 1 0 1 0
Willie Crawford, L OBP: 0.354, SLG: 0.491 (1, 7) X	0-0 1B FC 2-H 1B		0-0 2B 1B			0-0 L3		0-0 2B		4 2 3 1 0 0 0
Wes Parker, S OBP: 0.359, SLG: 0.362 (1, 3) X	0-0 FC 1B 1-3 1B		0-0 1B 2B 1-H			0-0 F7		0-0 F9		4 2 2 1 0 0 1
Tom Haller, L OBP: 0.286, SLG: 0.292 (1, 2) X	0-0 FC 1B 1-2 3-H 1B		0-0 F8			0-0 L9		0-3 K		4 0 0 1 0 1 3
Bill Russell, R OBP: 0.286, SLG: 0.327 (1, 4) X	0-0 1B 1-3 2-H 1B		0-3 K			0-0 1-3		0-0 F7		4 0 1 1 0 1 2
Al Downing, R OBP: 0.238, SLG: 0.233 (1, 1) X	0-0 5-3		0-0 1B 2-H			0-0 4-3		0-0 4-3		4 0 1 1 0 0 1

Inning Stats	R: 5	H: 5	R: 1	H: 1	R: 2	H: 3	R: 0	H: 0	R: 0	H: 0	R: 0	H: 0	R: 0	H: 1	R: 0	H: 2	1B: 7	SF: 0
	E: 1	LOB: 1	E: 0	LOB: 0	E: 0	LOB: 1	E: 0	LOB: 0	E: 0	LOB: 0	E: 0	LOB: 0	E: 0	LOB: 1	E: 0	LOB: 2	2B: 4	SAC: 1
	K: 0	BB: 0	K: 1	BB: 0	K: 1	BB: 0	K: 0	BB: 0	K: 0	BB: 0	K: 0	BB: 0	K: 1	BB: 0	K: 0	BB: 0	3B: 0	DP: 0
	S: 9	P: 9	S: 6	P: 6	S: 8	P: 8	S: 3	P: 3	S: 3	P: 3	S: 3	P: 3	S: 3	P: 6	S: 4	P: 4	HR: 1	HBP: 0

PITCHER	IP	WLS	BF	H	R	ER	SO	BB	IBB	HBP	BLK	WP	HR	S	P	ERA	WHIP
Jim McGlothlin, R ERA: 3.62 (1, 1)	0.1	L	6	4	5	4	0	0	0	0	0	0	0	6	6	108.00	12.000
Jim Merritt, L ERA: 4.85 (1, 1)	7.2		29	6	3	3	3	0	0	0	0	0	1	35	35	3.52	0.783
Wayne Granger, R ERA: 3.18 (9, 1)	1.0		4	2	0	0	0	0	0	0	0	0	0	4	4	0.00	2.000

Batter	1	2	3	4	5	6	7	8	9	AB	R	H	RBI	BB	SO	LOB						
Pete Rose, S (1, 9) OBP: 0.386, SLG: 0.423	0-0 5-3			0-0 6-3	0-0 6-3			0-0 6-3		4	0	0	0	0	0	0						
Hal McRae, R (1, 7) OBP: 0.265, SLG: 0.363 Wayne Granger, R (9, 1) OBP: 0.500, SLG: 1.333	0-0 F8			0-0 F9		0-0 F9		0-0 HR		4	1	1	1	0	0	0						
Lee May, R (1, 3) OBP: 0.336, SLG: 0.542	0-0 1-3			0-0 1B 1B		0-0 F8		0-0 E7 1B		4	1	2	0	0	0	0						
Tony Perez, R (1, 5) OBP: 0.316, SLG: 0.426		0-0 5-3		0-0 1-2 1B		0-0 1B		0-0 2-H 1B		4	0	3	1	0	0	0						
Johnny Bench, R (1, 2) OBP: 0.302, SLG: 0.462		0-0 6-3		0-0 F5		0-0 F9		0-3 K		4	0	0	0	0	1	4						
Tommy Helms, R (1, 4) OBP: 0.287, SLG: 0.338		0-0 F7			4-0 HR BB		0-0 F3		0-0 5-3	3	1	0	0	1	0	0						
George Foster, R (1, 8) OBP: 0.295, SLG: 0.397			0-0 5-3		0-0 1-H HR		0-0 5-3		0-3 K	4	1	1	2	0	1	0						
Woody Woodward, R (1, 6) OBP: 0.276, SLG: 0.264			0-0 5-3		0-0 5-3		0-0 6-3		0-3 K	4	0	0	0	0	1	0						
Jim McGlothlin, R (1, 1) OBP: 0.219, SLG: 0.300 Jim Merritt, L (1, 1) OBP: 0.217, SLG: 0.318 Al Ferrara, R (8, PH) OBP: 0.271, SLG: 0.128 (9, 7)			0-3 K		0-0 4-3			0-3 K		0	0	0	0	0	0	0						
Inning Stats	R: 0 E: 0 K: 0 S: 3	H: 0 LOB: 0 BB: 0 P: 3	R: 0 E: 0 K: 0 S: 3	H: 0 LOB: 0 BB: 0 P: 3	R: 0 E: 0 K: 1 S: 5	H: 0 LOB: 0 BB: 0 P: 5	R: 0 E: 0 K: 0 S: 5	H: 2 LOB: 2 BB: 0 P: 5	R: 2 E: 0 K: 0 S: 4	H: 1 LOB: 0 BB: 1 P: 8	R: 0 E: 0 K: 0 S: 4	H: 1 LOB: 1 BB: 0 P: 4	R: 0 E: 0 K: 0 S: 3	H: 0 LOB: 0 BB: 0 P: 3	R: 2 E: 1 K: 2 S: 10	H: 3 LOB: 1 BB: 0 P: 10	R: 0 E: 0 K: 2 S: 7	H: 0 LOB: 0 BB: 0 P: 7	1B: 5 2B: 0 3B: 0 HR: 2	SF: 0 SAC: 0 DP: 0 HBP: 0	WP: 0 PB: 0 SB: 0 CS: 0	PA: 35
PITCHER Al Downing, L (1, 1) ERA: 2.45	IP 9.0	WLS W	BF 35	H 7	R 4	ER 3	SO 5	BB 1	IBB 0	HBP 0	BLK 0	WP 0	HR 2	S 44	P 48	ERA 3.00	WHIP 0.889					

BOTTOM

Los Angeles Dodgers @ Cincinnati Reds
Riverfront Stadium, Cincinnati, OH
Thu Jul 22 1971, 7:05 PM EDT
Att. 26,744 - Unknown

livebaseballscorecards.com

AB	34
R	4
H	7
RBI	4
BB	1
SO	5
LOB	4



Batter	1	2	3	4	5	6	7	8	9	AB R H RBI BB SO LOB	TOP																
Pete Rose, S (1, 9) OBP: 0.387, SLG: 0.430	0-0 FC5 1B 1B		0-0 5-3		0-0 6-3			0-0 HR	0-0 F7	5 1 2 1 0 0 0																	
Hal McRae, R (1, 7) OBP: 0.275, SLG: 0.384	0-0 E 1B 1B		0-0 4-3		0-0 HR			4-0 BB SF8 BB		3 2 2 1 1 0 0																	
Lee May, R (1, 3) OBP: 0.332, SLG: 0.536	0-0 F2		0-0 F9		0-0 6-3			0-3 K 1-2		4 0 0 0 0 1 3																	
Tony Perez, R (1, 5) OBP: 0.318, SLG: 0.425	0-0 FC5 1-3 2-3f			0-0 FC5 FC 1B		0-0 4-3		4-0 BB BB		3 0 1 0 1 0 2																	
Johnny Bench, R (1, 2) OBP: 0.301, SLG: 0.458	0-0 FC6-4 1-2f			0-0 FC FC5 FC5 1-2		0-0 E5 G1-4-3		4-0 BB 1-2 2-3		3 0 0 0 1 0 3																	
George Foster, R (1, 8) OBP: 0.294, SLG: 0.394		4-0 BB		0-0 B1		0-0 G1-4-3 1-2f		0-0 SF8 3-H		2 0 0 1 1 0 3																	
Tommy Helms, R (1, 4) OBP: 0.284, SLG: 0.334		0-0 F8		0-0 FC5 1-2 2-3f			0-0 4-3	0-0 F3		4 0 0 0 0 0 5																	
Woody Woodward, R (1, 6) OBP: 0.270, SLG: 0.258		0-0 F8		0-0 FC5 2-3f			0-0 F7		0-0 F8	4 0 0 0 0 0 3																	
Ross Grimsley, L (1, 1) OBP: 0.172, SLG: 0.111		0-3 K			0-0 1-3		0-0 6-3		0-0 F4	2 0 0 0 0 1 1																	
Al Ferrara, R (7, PH) OBP: 0.265, SLG: 0.125										1 0 0 0 0 0 0																	
Clay Carroll, R (7, 1) OBP: 0.167, SLG: 0.167										1 0 0 0 0 0 0																	
Inning Stats	R: 0 E: 1 K: 0 S: 5	H: 2 LOB: 2 BB: 0 P: 5	R: 0 E: 0 K: 1 S: 5	H: 0 LOB: 1 BB: 1 P: 9	R: 0 E: 0 K: 0 S: 3	H: 1 LOB: 2 BB: 0 P: 5	R: 1 E: 0 K: 0 S: 4	H: 1 LOB: 0 BB: 0 P: 4	R: 0 E: 1 K: 0 S: 3	H: 0 LOB: 0 BB: 0 P: 3	R: 0 E: 0 K: 0 S: 3	H: 0 LOB: 0 BB: 0 P: 3	R: 2 E: 0 K: 1 S: 6	H: 1 LOB: 2 BB: 3 P: 18	R: 0 E: 0 K: 0 S: 3	H: 0 LOB: 0 BB: 0 P: 3	1B: 3 2B: 0 3B: 0 HR: 2	SF: 1 SAC: 0 DP: 1 HBP: 0	WP: 0 PB: 0 SB: 1 CS: 0	PA: 37							
PITCHER John Cumberland, L (1, 1) ERA: 2.5 Don McMahon, R (8, 1) ERA: 3.78	IP	WLS	BF	H	R	ER	SO	BB	IBB	HBP	BLK	WP	HR	S	P	ERA	WHIP										
	7.0	L	29	5	3	3	1	2	0	0	0	0	2	29	37	3.86	1.000										
	2.0		8	0	0	0	1	2	0	0	0	0	0	8	16	0.00	1.000										

Cincinnati Reds @ San Francisco Giants
 Candlestick Park, San Francisco, CA
 Fri Jul 23 1971, 10:05 PM EDT
 Att: 17,733 - Unknown

AB	32
R	3
H	5
RBI	3
BB	4
SO	2
LOB	20



livebaseballscorecards.com

Batter	1	2	3	4	5	6	7	8	9	AB R H RBI BB SO LOB	TOP
Pete Rose, S (1, 9) OBP: 0.385, SLG: 0.427	4-0 E BB	X 0-0 1-2 1B			X 0-0 G4-6-3 1B		X 0-0 6-3		X 0-0 FC6-4 1-2f	4 0 2 0 1 0 2	Cincinnati Reds @ San Francisco Giants Candlestick Park, San Francisco, CA Sun Jul 25 1971, 6:33 AM EDT Unknown livebaseballscorecards.com
Bernie Carbo, L (1, 7) OBP: 0.352, SLG: 0.347	X 0-0 E1 FC6-4 1-3	X 0-0 FC5 2-3f			X 0-0 G4-6-3 1-2f		X 0-0 F7			4 0 0 0 0 0 4	
Lee May, R (1, 3) OBP: 0.331, SLG: 0.527	S 0-3 K		X 0-0 4-3			X 0-0 G6-4-3 1B 2B 1B		X 0-0 6-3		4 1 1 0 0 1 2	
Tony Perez, R (1, 5) OBP: 0.314, SLG: 0.419	S 0-3 K		S 0-3 K			X 0-0 G6-4-3 1-2 1B		X 0-0 F3		4 0 1 0 0 2 2	
Johnny Bench, R (1, 2) OBP: 0.298, SLG: 0.454	X 0-0 FC6-4 1-2f		X 0-0 4-6-3			X 0-0 G6-4-3 1-2f 2-3		X 0-0 2-3		4 0 0 0 0 0 4	
George Foster, R (1, 8) OBP: 0.293, SLG: 0.392		S 0-3 K		X 0-0 5-3		B 4-0 2B BB		S 0-3 K		3 1 0 0 1 2 0	
Tommy Helms, R (1, 4) OBP: 0.286, SLG: 0.341		X 0-0 1B 2B		X 0-0 6-3		X 0-0 1-H 3-H 2B		X 0-0 4-3		4 1 2 2 0 0 0	
Woody Woodward, R (1, 6) OBP: 0.270, SLG: 0.257		X 0-0 4-3		X 0-0 5-3		X 0-0 F9		X 0-0 1B 1B		4 0 1 0 0 0 2	
Gary Nolan, R (1, 1) OBP: 0.135, SLG: 0.120		X 0-0 FC5 1B			X 0-0 6-3		S 0-3 K		X 0-0 FC6-4 1-2 1B	1 0 1 1 0 0 0	
Tony Cloninger, R (4, 1) OBP: 0.240, SLG: 0.280										1 0 0 0 0 0 0	
Ty Cline, L (7, PH) OBP: 0.355, SLG: 0.213										1 0 0 0 0 1 0	
Joe Gibbon, R (7, 1)										0 0 0 0 0 0 0	
Jimmy Stewart, S (9, PH) OBP: 0.300, SLG: 0.297										1 0 1 0 0 0 0	
Inning Stats	R: 0 E: 1 K: 2 S: 8 H: 0 LOB: 2 BB: 1 P: 12	R: 1 E: 0 K: 1 S: 8 H: 3 LOB: 2 BB: 0 P: 8	R: 0 E: 0 K: 1 S: 5 H: 0 LOB: 0 BB: 0 P: 5	R: 0 E: 0 K: 0 S: 3 H: 0 LOB: 0 BB: 0 P: 3	R: 0 E: 0 K: 0 S: 3 H: 1 LOB: 0 BB: 0 P: 3	R: 2 E: 0 K: 0 S: 5 H: 3 LOB: 1 BB: 1 P: 9	R: 0 E: 0 K: 1 S: 5 H: 0 LOB: 0 BB: 0 P: 5	R: 0 E: 0 K: 0 S: 3 H: 0 LOB: 0 BB: 0 P: 3	R: 0 E: 0 K: 1 S: 7 H: 2 LOB: 2 BB: 0 P: 7	1B: 7 2B: 2 3B: 0 HR: 0 SF: 0 SAC: 0 DP: 2 HBP: 0	WP: 0 PB: 0 SB: 0 CS: 0 PA: 37
PITCHER Gaylord Perry, R (1, 1) ERA: 3.43	IP 9.0 WLS W BF 37 H 9 R 3 ER 3 SO 6 BB 2 IBB 0 HBP 0 BLK 0 WP 0 HR 0 S 47 P 55 ERA 3.00 WHIP 1.222										



Batter	1	2	3	4	5	6	7	8	9
Chris Speier, R OBP: 0.320, SLG: 0.329 (1, 6)	4-0 1B BB		4-0 FC1-4 BB	0-0 G1-4-3			0-0 E5 1B E		
Tito Fuentes, S OBP: 0.295, SLG: 0.338 (1, 4)	0-0 1B 1-2 6-3 1B		0-0 FC1-4 1B 1-2f 1B	0-0 4-3			0-0 E1 1B 1B 1-H		
Bobby Bonds, R OBP: 0.392, SLG: 0.549 (1, 9)	0-0 5-3 1-3 2-H 1B		0-0 1B 1-2 1B		0-0 6-3		0-0 1B 2-H		
Willie McCovey, L OBP: 0.403, SLG: 0.488 (1, 3)	0-0 6-3 1-2 3-H		0-0 1B 1-3 2-H 1B		4-0 BB		0-3 K		
Dick Dietz, R OBP: 0.415, SLG: 0.422 (1, 2)	0-0 5-3 2-3		0-3 K		0-3 K		0-0 5-3		
Ken Henderson, S OBP: 0.371, SLG: 0.439 (1, 7)	0-3 K		0-0 1B		0-0 F5		0-0 F4		
Jimmy Rosario, S OBP: 0.380, SLG: 0.314 (1, 8)		0-3 K	0-0 1-3		0-0 F7		4-0 B1-5-4 BB BB		
Al Gallagher, R OBP: 0.329, SLG: 0.343 (1, 5)		0-3 K		0-0 1B G1-4-3 2B		0-0 4-3	4-0 1-2 BB		
Gaylord Perry, R OBP: 0.143, SLG: 0.131 (1, 1)		0-0 F8		0-0 G1-4-3 2-3 1B		0-0 4-3	0-0 B1-5-4 2-3f		

Inning Stats	R: 2	H: 2	E: 0	K: 1	S: 7	LOB: 1	BB: 1	P: 11
	R: 0	H: 0	E: 0	K: 2	S: 7	LOB: 0	BB: 0	P: 7
	R: 2	H: 3	E: 0	K: 1	S: 8	LOB: 2	BB: 1	P: 12
	R: 1	H: 2	E: 0	K: 0	S: 4	LOB: 0	BB: 0	P: 4
	R: 0	H: 0	E: 0	K: 1	S: 5	LOB: 1	BB: 1	P: 9
	R: 0	H: 0	E: 0	K: 0	S: 3	LOB: 0	BB: 0	P: 3
	R: 2	H: 2	E: 2	K: 1	S: 7	LOB: 0	BB: 0	P: 7
	R: 0	H: 0	E: 0	K: 0	S: 2	LOB: 1	BB: 2	P: 10

PITCHER	IP	WLS	BF	H	R	ER	SO	BB	IBB	HBP	BLK	WP	HR	S	P	ERA	WHIP
Gary Nolan, R ERA: 3.31 (1, 1)	3.0	L	18	7	5	5	4	2	0	0	0	0	0	24	32	15.00	3.000
Tony Cloninger, R ERA: 3.57 (4, 1)	3.0		9	0	0	0	1	1	0	0	0	0	0	10	14	0.00	0.333
Joe Gibbon, L ERA: 2.74 (7, 1)	2.0		9	2	2	0	1	2	0	0	0	0	0	9	17	0.00	2.000

BOTTOM

Cincinnati Reds @ San Francisco Giants
Candlestick Park, San Francisco, CA

Sun Jul 25 1971, 6:33 AM EDT
Unknown

AB	R	H	RBI	BB	SO	LOB
2	2	0	0	2	0	1
4	3	2	0	0	0	1
4	1	3	2	0	0	0
3	0	1	2	1	1	1
4	0	0	0	0	2	4
4	0	1	1	0	1	2
3	0	0	0	1	1	2
3	1	1	0	1	1	0
4	0	1	0	0	0	2

AB	31
R	7
H	9
RBI	5
BB	5
SO	6
LOB	13

livebaseballscorecards.com



WP	PA
0	36
PB	0
SB	0
CS	0

Batter	1	2	3	4	5	6	7	8	9	AB R H RBI BB SO LOB	TOP		
Pete Rose, S (1, 9) OBP: 0.386, SLG: 0.425 Buddy Bradford, R (7, 9) OBP: 0.310, SLG: 0.304	0-0 G3		0-0 4-3	0-0 G3 BB 1-2 1B		0-0 WP HR 1B	0-3 K		0-0 F9	5 1 2 0 0 1 2 1 0 0 0 0 0 1	Cincinnati Reds @ San Diego Padres San Diego Stadium, San Diego, CA Tue Jul 27 1971, 10:05 PM EDT Att. 5,753 - Unknown livebaseballscorecards.com		
Bernie Carbo, L (1, 7) OBP: 0.357, SLG: 0.347	0-0 6-3		4-0 HR BB	4-0 G3 1-2 2-3 BB		0-0 F8	0-0 1-2 2-H 1B			3 1 1 0 2 0 1			
Lee May, R (1, 3) OBP: 0.330, SLG: 0.547 Pat Corrales, R (8, 2) OBP: 0.214, SLG: 0.200	0-0 6-3		0-0 HR	0-0 L5		0-0 HR		0-0 F8		5 2 2 4 0 0 3 0 0 0 0 0 0 0			
Tony Perez, R (1, 5) OBP: 0.315, SLG: 0.424 Wayne Granger, R (8, 1) OBP: 0.500, SLG: 1.333		0-0 F9	0-0 HR 1B	0-0 G3 1-2 2-3 3-H		0-3 K		0-3 K		5 1 1 1 0 2 2 0 0 0 0 0 0 0			
Johnny Bench, R (1, 2) OBP: 0.298, SLG: 0.459		0-0 F3	0-0 HR	0-0 5-3		0-0 F9		0-0 F8		5 1 1 2 0 0 2			
Hal McRae, R (1, 8) OBP: 0.296, SLG: 0.433		0-0 1B 2B	0-0 2B		0-0 4-3 1B		0-0 1B 2B		0-0 HR	5 3 5 1 0 0 0			
Tommy Helms, R (1, 4) OBP: 0.287, SLG: 0.339		0-0 2B 1B	0-0 6-3		0-0 4-3 1-2		0-0 FC1 1B 2-3 1B		0-0 F6	5 1 2 1 0 0 2			
Dave Concepcion, R (1, 6) OBP: 0.262, SLG: 0.267		0-0 2B	0-3 K		0-0 5-3		0-0 FC1 1B 1-2 3-H 1B		0-0 1B	5 0 3 2 0 1 2			
Jim McGlothlin, R (1, 1) OBP: 0.194, SLG: 0.265 Woody Woodward, R (8, 5) OBP: 0.272, SLG: 0.266		0-3 K		0-0 E6 BB 1B G3		0-0 F8		0-0 FC1 1B 1-2 2-3f		0-0 F4		4 1 0 0 0 1 4 1 0 0 0 0 0 1	
Inning Stats	R: 0 H: 0 E: 0 LOB: 0 K: 0 BB: 0 S: 3 P: 3	R: 2 H: 3 E: 0 LOB: 1 K: 1 BB: 0 S: 8 P: 8	R: 4 H: 4 E: 0 LOB: 1 K: 1 BB: 1 S: 9 P: 13	R: 1 H: 1 E: 1 LOB: 2 K: 0 BB: 1 S: 5 P: 9	R: 0 H: 1 E: 0 LOB: 1 K: 0 BB: 0 S: 4 P: 4	R: 2 H: 2 E: 0 LOB: 0 K: 1 BB: 0 S: 7 P: 7	R: 1 H: 4 E: 0 LOB: 2 K: 1 BB: 0 S: 8 P: 8	R: 0 H: 0 E: 0 LOB: 0 K: 1 BB: 0 S: 5 P: 5	R: 1 H: 2 E: 0 LOB: 1 K: 0 BB: 0 S: 5 P: 5	1B: 9 SF: 0 2B: 4 SAC: 0 3B: 0 DP: 0 HR: 4 HBP: 0	WP: 1 PA: 46 PB: 0 SB: 0 CS: 0		
PITCHER	IP WLS BF H R ER SO BB IBB HBP BLK WP HR S P ERA WHIP											PITCHER	IP WLS BF H R ER SO BB IBB HBP BLK WP HR S P ERA WHIP
Tom Phoebus, R (1, 1) ERA: 4.76	2.1 L 14 6 6 6 1 1 0 0 0 0 2 15 19 23.14 3.000												
Al Severinsen, R (3, 1) ERA: 3.49	2.2 13 3 1 0 1 1 0 0 0 0 0 14 18 0.00 1.500												
Bill Laxton, L (6, 1) ERA: 6.41	3.0 14 6 3 3 3 0 0 0 0 1 1 20 20 9.00 2.000												
Dick Kelley, L (9, 1) ERA: 4.09	1.0 5 2 1 1 0 0 0 0 0 0 0 1 5 5 9.00 2.000												



Batter	1	2	3	4	5	6	7	8	9	AB	R	H	RBI	BB	SO	LOB
Enzo Hernandez, R OBP: 0.304, SLG: 0.267 (1, 6)	0-0 F8		0-0 1-3		0-0 2-3 1B			0-0 6-3		4	0	1	0	0	0	1
Dave Campbell, R OBP: 0.282, SLG: 0.305 Bill Laxton, L (6, 1)	0-0 6-3		0-0 F6		0-0 5-3			4-0 BB		3	0	0	0	0	0	3
Angel Bravo, L OBP: 0.290, SLG: 0.226 Dick Kelley, R OBP: 0.333, SLG: 0.333 (8, PH) (9, 1)										0	0	0	0	0	0	0
Cito Gaston, R OBP: 0.274, SLG: 0.392 (1, 8)	0-0 5-3				0-0 F9			0-0 5-3		4	0	0	0	0	0	1
Larry Stahl, L OBP: 0.298, SLG: 0.386 (1, 3)		0-0 4-3 6-3 2B		0-0 4-3		0-0 3-1		0-0 FC6-4 1B		4	1	2	1	0	0	0
Leron Lee, L OBP: 0.331, SLG: 0.393 (1, 7)		0-0 4-3		0-0 2-3 1B		0-3 K		0-0 FC6-4 1-2f		4	0	1	0	0	1	2
Ollie Brown, R OBP: 0.351, SLG: 0.367 (1, 9)		0-0 6-3		0-0 F9			4-0 E G6-4-3 BB		0-0 1-3	3	1	0	1	1	0	1
Ed Spiezio, R OBP: 0.287, SLG: 0.352 (1, 5)		0-0 5-3			0-0 F8		0-0 E1 G6-4-3		0-0 F8	4	0	0	0	0	0	1
Bob Barton, R OBP: 0.309, SLG: 0.364 (1, 2)			4-0 SH1-3 BB		0-0 F7		0-0 G6-4-3 1-2f 3-H		0-0 FC6-4 1B	3	0	1	0	1	0	1
Tom Phoebus, R OBP: 0.231, SLG: 0.222 Al Severinsen, R (3, 1) Garry Jestadt, R OBP: 0.246, SLG: 0.266 (5, PH) (6, 4)			0-0 SH1-3		0-0 1B 2B		0-3 K		0-0 FC6-4 1-2f	0	0	0	0	0	0	0
			1-2							0	0	0	0	0	0	0
										3	0	1	0	0	1	1


Inning Stats	R: 0	H: 0	E: 0	K: 0	S: 3	R: 1	H: 1	E: 0	K: 0	S: 4	R: 0	H: 0	E: 0	K: 0	S: 3	R: 0	H: 1	E: 0	K: 0	S: 4	R: 0	H: 2	E: 0	K: 0	S: 5	R: 0	H: 0	E: 0	K: 1	S: 5	R: 1	H: 0	E: 1	K: 1	S: 5	R: 1	H: 1	E: 0	K: 0	S: 4	R: 0	H: 1	E: 0	K: 0	S: 4	R: 0	H: 1	E: 0	K: 0	S: 4	
	0	0	0	0	3	1	1	0	0	4	0	0	0	0	3	0	1	0	0	4	0	2	0	0	5	0	0	1	0	0	0	1	0	0	9	1	1	0	0	8	0	1	0	0	0	1	1	0	0	0	0
	0	0	0	0	3	1	1	0	0	4	0	0	0	0	3	0	1	0	0	4	0	2	0	0	5	0	0	1	0	0	0	1	0	0	9	1	1	0	0	8	0	1	0	0	0	1	1	0	0	0	0

BOTTOM


Cincinnati Reds @ San Diego Padres
San Diego Stadium, San Diego, CA

Tue Jul 27 1971, 10:05 PM EDT
Att. 5,753 - Unknown

AB	32
R	2
H	6
RBI	2
BB	3
SO	2
LOB	11



WP	0	PA	36
PB	0	SB	0
CS	0	ERA	1.29
		WHIP	0.857

Batter	1	2	3	4	5	6	7	8	9	AB R H RBI BB SO LOB	TOP																					
Pete Rose, S (1, 9) OBP: 0.382, SLG: 0.420	0-3 K			0-3 K		0-0 F8			0-0 6-3	4 0 0 0 0 2 0	Cincinnati Reds @ San Diego Padres San Diego Stadium, San Diego, CA Wed Jul 28 1971, 10:05 PM EDT Att. 5,797 - Unknown livebaseballscorecards.com AB 30 R 2 H 4 RBI 2 BB 1 SO 6 LOB 5 																					
Bernie Carbo, L (1, 7) OBP: 0.356, SLG: 0.350	0-0 3-1			0-0 HR 2B		0-0 G3			0-0 4-3	4 1 1 0 0 0 0																						
Lee May, R (1, 3) OBP: 0.329, SLG: 0.547	0-0 2-3			0-3 K		0-0 F8			0-0 2B	4 0 1 0 0 1 1																						
Tony Perez, R (1, 5) OBP: 0.316, SLG: 0.431		4-0 BB G6-4-3		0-0 HR		0-0 6-3			0-3 K	3 1 1 2 1 1 1																						
Johnny Bench, R (1, 2) OBP: 0.296, SLG: 0.455		0-0 G6-4-3 1-2f		0-0 F4		0-0 F4			0-0 F4	3 0 0 0 0 0 1																						
Hal McRae, R (1, 8) OBP: 0.291, SLG: 0.426		0-0 F8		0-3 K		0-0 F7			0-0 F7	3 0 0 0 0 1 0																						
Tommy Helms, R (1, 4) OBP: 0.287, SLG: 0.339			0-0 F7		0-0 1B				0-0 4-3	3 0 1 0 0 0 0																						
Dave Concepcion, R (1, 6) OBP: 0.260, SLG: 0.265 Jimmy Stewart, S (8, PH) OBP: 0.296, SLG: 0.292 Woody Woodward, R (8, 6) OBP: 0.272, SLG: 0.266			0-3 K		0-0 F5				0-0 F6	2 0 0 0 0 1 1 1 0 0 0 0 0 0 0 0 0 0 0 0 0																						
Ross Grimsley, L (1, 1) OBP: 0.161, SLG: 0.103 Wayne Granger, R (5, 1) OBP: 0.500, SLG: 1.333 Al Ferrara, R (8, PH) OBP: 0.260, SLG: 0.122 Clay Carroll, R (8, 1) OBP: 0.167, SLG: 0.167			0-0 4-3		0-0 F7				0-0 F9	2 0 0 0 0 0 1 0 0 0 0 0 0 0 1 0 0 0 0 0 0 0 0 0 0 0 0 0																						
Inning Stats	R: 0 E: 0 K: 1 S: 5	H: 0 LOB: 0 BB: 0 P: 5	R: 0 E: 0 K: 0 S: 2	H: 0 LOB: 0 BB: 1 P: 6	R: 0 E: 0 K: 1 S: 5	H: 0 LOB: 0 BB: 0 P: 5	R: 2 E: 0 K: 2 S: 9	H: 2 LOB: 0 BB: 0 P: 9	R: 0 E: 0 K: 1 S: 6	H: 1 LOB: 1 BB: 0 P: 6	R: 0 E: 0 K: 0 S: 3	H: 0 LOB: 0 BB: 0 P: 3	R: 0 E: 0 K: 0 S: 3	H: 0 LOB: 0 BB: 0 P: 3	R: 0 E: 0 K: 1 S: 6	H: 1 LOB: 1 BB: 0 P: 6	1B: 1 2B: 2 3B: 0 HR: 1	SF: 0 SAC: 0 DP: 1 HBP: 0	WP: 0 PB: 0 SB: 0 CS: 0	PA: 31												
PITCHER Clay Kirby, R (1, 1) ERA: 3.42	IP 9.0	WLS W	BF 31	H 4	R 2	ER 2	SO 6	BB 1	IBB 0	HBP 0	BLK 0	WP 0	HR 1	S 42	P 46	ERA 2.00	WHIP 0.556															
											PITCHER	IP	WLS	BF	H	R	ER	SO	BB	IBB	HBP	BLK	WP	HR	S	P	ERA	WHIP				

Batter	1	2	3	4	5	6	7	8	9
Enzo Hernandez, R OBP: 0.303, SLG: 0.265 (1, 6)	0-0 4-3		0-0 5-3		4-0 1-2 HR BB		0-0 4-3		
Dave Campbell, R OBP: 0.282, SLG: 0.314 (1, 4)	0-0 6-3		0-0 F8		0-0 1-H 2-H HR		0-0 6-3		
Cito Gaston, R OBP: 0.276, SLG: 0.392 (1, 8)	4-0 1B 1B BB		0-3 K		0-0 FC5-4 1B		0-0 L6		
Nate Colbert, R OBP: 0.358, SLG: 0.496 (1, 3)	0-0 1B 1-2 1B		0-0 F2		0-0 FC5-4 1-2f		0-3 K		
Ollie Brown, R OBP: 0.351, SLG: 0.367 (1, 9)	0-0 1-3 2-H 1B		0-0 6-3		0-0 6-3		0-0 6-3		
Ed Spiezio, R OBP: 0.284, SLG: 0.348 (1, 5) Garry Jesteadt, R OBP: 0.246, SLG: 0.266 (7, 5)	0-0 F4		0-0 6-3		0-0 6-3		0-0 5-3		
Ivan Murrell, R OBP: 0.273, SLG: 0.392 (1, 7)		0-3 K			0-0 F7		0-0 1-3		
Bob Barton, R OBP: 0.309, SLG: 0.364 (1, 2)		0-0 6-3			0-0 FC3-6 1B		0-0 6-3		
Clay Kirby, R OBP: 0.222, SLG: 0.143 (1, 1)		0-0 6-3			0-0 FC3-6 1-2f BB HR		0-0 1-6-3		

Inning Stats	R: 1	H: 2	E: 0	K: 5	S: 5	LOB: 2	BB: 1	P: 9
	R: 0	H: 0	E: 0	K: 1	S: 5	LOB: 0	BB: 0	P: 5
	R: 0	H: 0	E: 0	K: 1	S: 5	LOB: 0	BB: 0	P: 5
	R: 0	H: 0	E: 0	K: 0	S: 3	LOB: 0	BB: 0	P: 3
	R: 3	H: 3	E: 0	K: 6	S: 6	LOB: 1	BB: 1	P: 10
	R: 0	H: 0	E: 0	K: 0	S: 3	LOB: 0	BB: 0	P: 3
	R: 0	H: 0	E: 0	K: 0	S: 3	LOB: 0	BB: 0	P: 3
	R: 0	H: 0	E: 0	K: 1	S: 5	LOB: 0	BB: 0	P: 5

PITCHER	IP	WLS	BF	H	R	ER	SO	BB	IBB	HBP	BLK	WP	HR	S	P	ERA	WHIP
Ross Grimsley, L ERA: 3.8 (1, 1)	4.2	L	21	5	4	4	2	2	0	0	0	0	1	23	31	7.71	1.500
Wayne Granger, R ERA: 3.0 (5, 1)	2.1		7	0	0	0	0	0	0	0	0	0	0	7	7	0.00	0.000
Clay Carroll, R ERA: 2.05 (8, 1)	1.0		3	0	0	0	1	0	0	0	0	0	0	5	5	0.00	0.000

BOTTOM

Cincinnati Reds @ San Diego Padres
San Diego Stadium, San Diego, CA

Wed Jul 28 1971, 10:05 PM EDT
Att. 5,797 - Unknown

livebaseballscorecards.com

AB	29
R	4
H	5
RBI	4
BB	2
SO	3
LOB	4



WP: 0	PA: 31
PB: 0	
SB: 0	
CS: 0	

Batter	1	2	3	4	5	6	7	8	9	AB R H RBI BB SO LOB	TOP	
Pete Rose, S (1, 9) OBP: 0.383, SLG: 0.421	0-0 S 2B 1B		0-0 1-5-3			0-0 4-3		0-0 1-2 1B		4 1 2 0 0 0 0	Cincinnati Reds @ San Diego Padres San Diego Stadium, San Diego, CA Thu Jul 29 1971, 10:05 PM EDT Att. 5,862 - Unknown livebaseballscorecards.com	
Hal McRae, R (1, 7) OBP: 0.286, SLG: 0.418	0-0 5-3 1-2		0-0 F9			0-0 5-3		0-3 K		4 0 0 0 0 1 3		
Lee May, R (1, 3) OBP: 0.328, SLG: 0.546	0-0 2-H 2B				0-0 5-3		0-0 5-3		0-0 F8	4 0 1 1 0 0 0		
Tony Perez, R (1, 5) OBP: 0.316, SLG: 0.429	0-0 5-3		0-0 F9			0-0 FC6-4 1B		0-0 F8		4 0 1 0 0 0 1		
Johnny Bench, R (1, 2) OBP: 0.293, SLG: 0.450	0-0 F8		0-3 K			0-0 FC6-4 FC6-4 1-2f		0-0 5-3		4 0 0 0 0 1 2		
Tommy Helms, R (1, 4) OBP: 0.285, SLG: 0.336		0-0 F8			0-0 F9		0-0 FC6-4 1-2f		0-0 FC6-4	3 0 0 0 0 0 1		
George Foster, R (1, 8) OBP: 0.291, SLG: 0.388		0-0 5-3			0-0 5-3			0-0 6-3		3 0 0 0 0 0 0		
Dave Concepcion, R (1, 6) OBP: 0.258, SLG: 0.263 Buddy Bradford, R (8, PH) OBP: 0.308, SLG: 0.302 Jim Merritt, L (8, 1) OBP: 0.217, SLG: 0.318		0-3 K			0-0 6-3			0-0 6-3		2 0 0 0 0 1 0 1 0 0 0 0 0 0 0 0 0 0 0 0 0		
Wayne Simpson, R (1, 1) OBP: 0.091, SLG: 0.048 Wayne Granger, R (6, 1) OBP: 0.500, SLG: 1.333 Al Ferrara, R (8, PH) OBP: 0.275, SLG: 0.143 Woody Woodward, R (8, PR) OBP: 0.272, SLG: 0.266		0-3 K			0-3 K			0-0 1B 1B		2 0 0 0 0 2 0 0 0 0 0 0 0 0 1 0 1 0 0 0 0 0 0 0 0 0 0 0		
Inning Stats	R: 1 H: 2 E: 0 LOB: 1 K: 0 BB: 0 S: 5 P: 5	R: 0 H: 0 E: 0 LOB: 0 K: 1 BB: 0 S: 5 P: 5	R: 0 H: 0 E: 0 LOB: 0 K: 1 BB: 0 S: 5 P: 5	R: 0 H: 0 E: 0 LOB: 0 K: 1 BB: 0 S: 5 P: 5	R: 0 H: 0 E: 0 LOB: 0 K: 1 BB: 0 S: 3 P: 3	R: 0 H: 0 E: 0 LOB: 0 K: 1 BB: 0 S: 5 P: 5	R: 0 H: 1 E: 0 LOB: 1 K: 0 BB: 0 S: 4 P: 4	R: 0 H: 2 E: 0 LOB: 2 K: 1 BB: 0 S: 7 P: 7	R: 0 H: 0 E: 0 LOB: 0 K: 0 BB: 0 S: 3 P: 3	1B: 4 SF: 0 2B: 1 SAC: 0 3B: 0 DP: 0 HR: 0 HBP: 0	WP: 0 PA: 32 PB: 0 SB: 1 CS: 0	
PITCHER Dave Roberts, L (1, 1) ERA: 2.15	IP WLS BF H R ER SO BB IBB HBP BLK WP HR S P ERA WHIP	9.0 W 32 5 1 1 5 0 0 0 0 0 0 0 42 42 1.00 0.556										



Batter	1	2	3	4	5	6	7	8	9
Enzo Hernandez, R OBP: 0.307, SLG: 0.270 (1, 6)	0-0 4-3		4-0 PB 2B BB	0-0 5-3		0-0 E9 1B		0-0 2B	
Dave Campbell, R OBP: 0.289, SLG: 0.323 (1, 4)	4-0 1-3 BB		0-0 4-3 1-H 2B 2B		4-0 G4-3 BB	0-3 K		0-0 1B 2B	
Cito Gaston, R OBP: 0.276, SLG: 0.389 (1, 8)	0-0 1-3 1-2		0-0 4-3 2-3		0-0 G4-3 1-2f	0-3 K		0-0 1B	
Nate Colbert, R OBP: 0.357, SLG: 0.496 (1, 3)	0-3 K		0-0 2B		0-3 K		0-0 4-3		
Leron Lee, L OBP: 0.335, SLG: 0.396 (1, 7)		0-0 BB 1B	0-0 F8			0-0 1-3		0-0 1B 1B	
Ivan Murrell, R OBP: 0.273, SLG: 0.392 (8, 7)									
Ollie Brown, R OBP: 0.355, SLG: 0.370 (1, 9)		4-0 G4-6-3 1-2 BB		0-0 4-3		0-0 BB 1B		0-0 FC5-4 1B	
Ed Spiezio, R OBP: 0.281, SLG: 0.343 (1, 5)		0-3 K		0-3 K		0-0 F8		0-0 FC5-4	
Garry Jestadt, R OBP: 0.243, SLG: 0.262 (7, 5)									
Bob Barton, R OBP: 0.312, SLG: 0.363 (1, 2)		0-0 G4-6-3 1-2f		0-0 2B 1B		4-0 BB 1B		0-0 F8	
Dave Roberts, L OBP: 0.182, SLG: 0.218 (1, 1)			0-3 K		0-0 1-3 2B	0-0 E 1B 1B		0-3 K	

Inning Stats	R: 0	H: 0	E: 0	K: 1	S: 5	LOB: 1	BB: 1	P: 9
	R: 0	H: 1	E: 0	K: 1	S: 5	LOB: 1	BB: 1	P: 9
	R: 2	H: 2	E: 0	K: 1	S: 7	LOB: 1	BB: 1	P: 11
	R: 0	H: 2	E: 0	K: 1	S: 7	LOB: 2	BB: 0	P: 7
	R: 0	H: 0	E: 0	K: 1	S: 4	LOB: 0	BB: 1	P: 8
	R: 2	H: 3	E: 1	K: 1	S: 8	LOB: 2	BB: 1	P: 12
	R: 0	H: 2	E: 0	K: 1	S: 7	LOB: 2	BB: 0	P: 7
	R: 1	H: 3	E: 0	K: 1	S: 7	LOB: 2	BB: 0	P: 7

PITCHER	IP	WLS	BF	H	R	ER	SO	BB	IBB	HBP	BLK	WP	HR	S	P	ERA	WHIP
Wayne Simpson, R ERA: 5.21 (1, 1)	5.2	L	27	7	4	4	5	5	0	0	0	0	0	32	52	6.35	2.118
Wayne Granger, R ERA: 2.94 (6, 1)	1.1		7	3	0	0	2	0	0	0	0	0	0	11	11	0.00	2.250
Jim Merritt, L ERA: 4.9 (8, 1)	1.0		5	3	1	1	1	0	0	0	0	0	0	7	7	9.00	3.000

BOTTOM

Cincinnati Reds @ San Diego Padres
San Diego Stadium, San Diego, CA
 Thu Jul 29 1971, 10:05 PM EDT
 Att. 5,862 - Unknown

AB	R	H	RBI	BB	SO	LOB
4	2	2	1	1	0	2
3	1	2	2	2	1	2
5	0	1	0	0	1	3
4	0	1	1	0	2	1
4	0	2	0	0	0	1
0	0	0	0	0	0	0
3	1	2	0	1	0	0
3	0	0	0	0	2	3
1	0	0	0	0	0	2
3	1	1	0	1	0	2
4	0	2	1	0	2	0

AB	34
R	5
H	13
RBI	5
BB	5
SO	8
LOB	16

SD

WP	PA
0	39

Batter	1	2	3	4	5	6	7	8	9	AB R H RBI BB SO LOB	TOP																													
Pete Rose, S (1, 9) OBP: 0.382, SLG: 0.427	0-3 K			x 0-0 L6	x 0-0 4-3			x 0-0 HR		4 1 1 1 0 1 2	Cincinnati Reds @ Los Angeles Dodgers Dodger Stadium, Los Angeles, CA Fri Jul 30 1971, 7:05 PM PDT Att. 20,848 - Unknown livebaseballscorecards.com																													
Bernie Carbo, L (1, 7) OBP: 0.354, SLG: 0.345	0-0 6-3			x 0-0 F7		B B B 4-0 FC4-6 BB		x 0-0 F8		3 0 0 0 1 0 0																														
Lee May, R (1, 3) OBP: 0.327, SLG: 0.543	0-3 K			x 0-0 1B		x 0-0 FC4-6 1-2f		S S S 0-3 K		4 0 1 0 0 2 1																														
Tony Perez, R (1, 5) OBP: 0.313, SLG: 0.425		S S S 0-3 K		S S S 0-3 K		x 0-0 F8		S S S 0-3 K		4 0 0 0 0 3 2																														
Johnny Bench, R (1, 2) OBP: 0.293, SLG: 0.448		S S S 0-3 K			x 0-0 1B 1B	x 0-0 F8		S S S 0-3 K		4 1 1 0 0 2 1																														
Hal McRae, R (1, 8) OBP: 0.280, SLG: 0.410		x 0-0 E5 CS			x 0-0 F3		x 0-0 5-3	S S S 0-3 K		4 0 0 0 0 1 1																														
Tommy Helms, R (1, 4) OBP: 0.285, SLG: 0.335		0-0 CS 1-2	x 0-0 6-3		x 0-0 F8		x 0-0 1B	x 0-0 F7		4 0 1 0 0 0 1																														
Dave Concepcion, R (1, 6) OBP: 0.259, SLG: 0.263			x 0-0 6-3		x 0-0 1B 1-2 1B		S S S 0-3 K			3 0 1 0 0 1 1																														
Gary Nolan, R (1, 1) OBP: 0.145, SLG: 0.132			x 0-0 F8		x 0-0 1B 1-3 2-H		x 0-0 F9			3 0 1 1 0 0 1																														
Joe Gibbon, R (7, 1)										0 0 0 0 0 0 0																														
Inning Stats	R: 0 E: 0 K: 2 S: 7	H: 0 LOB: 0 BB: 0 P: 7	R: 0 E: 1 K: 2 S: 7	H: 0 LOB: 0 BB: 0 P: 7	R: 0 E: 0 K: 0 S: 3	H: 0 LOB: 0 BB: 0 P: 3	R: 0 E: 0 K: 1 S: 6	H: 1 LOB: 1 BB: 0 P: 6	R: 1 E: 0 K: 0 S: 6	H: 3 LOB: 2 BB: 0 P: 6	R: 0 E: 0 K: 0 S: 3	H: 0 LOB: 1 BB: 1 P: 7	R: 0 E: 0 K: 1 S: 6	H: 1 LOB: 1 BB: 0 P: 6	R: 1 E: 0 K: 2 S: 8	H: 1 LOB: 0 BB: 0 P: 8	R: 0 E: 0 K: 2 S: 7	H: 0 LOB: 0 BB: 0 P: 7	1B: 5 2B: 0 3B: 0 HR: 1	SF: 0 SAC: 0 DP: 0 HBP: 0	WP: 0 PB: 0 SB: 0 CS: 1	PA: 35																		
PITCHER Don Sutton, R (1, 1) ERA: 2.97	IP 9.0	WLS W	BF 34	H 6	R 2	ER 2	SO 10	BB 1	IBB 0	HBP 0	BLK 0	WP 0	HR 1	S 53	P 57	ERA 2.00	WHIP 0.778						PITCHER	IP	WLS	BF	H	R	ER	SO	BB	IBB	HBP	BLK	WP	HR	S	P	ERA	WHIP



Batter	1	2	3	4	5	6	7	8	9	AB	R	H	RBI	BB	SO	LOB
Maury Wills, S OBP: 0.321, SLG: 0.325 (1, 6)	0-0 F8		0-0 1-3			0-0 F8	0-0 1B			4	0	1	0	0	0	0
Bill Buckner, L OBP: 0.313, SLG: 0.397 (1, 9)	0-0 1-3			0-0 SH5-3 1B		0-0 F8	0-0 L4			4	0	1	0	0	0	1
Willie Davis, L OBP: 0.340, SLG: 0.456 (1, 8)	0-0 F7			0-0 SH5-3 1-2		0-0 F2		0-0 1-3		3	0	0	0	0	0	0
Dick Allen, R OBP: 0.379, SLG: 0.467 (1, 5)		0-0 HR		4-0 BB			0-0 1B 1B	0-0 2B 3B 1B		3	3	3	1	1	0	0
Willie Crawford, L OBP: 0.367, SLG: 0.552 (1, 7)		0-3 K		0-0 F7			0-0 1B 1-2 HR 1B	0-0 1-3 3B 2B		4	2	2	0	0	1	2
Wes Parker, S OBP: 0.353, SLG: 0.357 (1, 3)		0-0 F4		0-0 4-3			0-3 K	4-0 3B IBB		3	1	0	0	1	1	4
Jim Lefebvre, S OBP: 0.324, SLG: 0.413 (1, 4)		0-0 G3			0-0 G3		0-0 1-3 2-H HR 1B	0-0 1-H 2-H 3-H 3B		4	1	2	4	0	0	0
Tom Haller, L OBP: 0.291, SLG: 0.319 (1, 2)			0-0 F7		0-0 F8		0-0 1-H 3-H HR	0-0 L6		4	1	1	3	0	0	1
Don Sutton, R OBP: 0.228, SLG: 0.204 (1, 1)			0-0 4-3		0-3 K		0-0 1-3	0-0 6-3		4	0	0	0	0	1	1

Inning Stats	R: 0	H: 0	E: 0	K: 0	S: 3	R: 1	H: 1	E: 0	K: 1	S: 6	R: 0	H: 0	E: 0	K: 0	S: 3	R: 0	H: 1	E: 0	K: 0	S: 4	R: 0	H: 0	E: 0	K: 1	S: 5	R: 0	H: 0	E: 0	K: 0	S: 3	R: 4	H: 5	E: 0	K: 1	S: 10	R: 3	H: 3	E: 0	K: 0	S: 6				
	LOB: 0	BB: 0	P: 3	LOB: 0	BB: 0	P: 6	LOB: 0	BB: 0	P: 6		LOB: 2	BB: 1	P: 8	LOB: 0	BB: 0	P: 5	LOB: 0	BB: 0	P: 5		LOB: 0	BB: 0	P: 5	LOB: 1	BB: 0	P: 10	LOB: 1	BB: 1	P: 10	LOB: 1	BB: 1	P: 10	SF: 0	SAC: 1	DP: 0	HBP: 0	1B: 6	SF: 0	SAC: 1	DP: 0	HBP: 0	2B: 1	3B: 1	HR: 2

PITCHER	IP	WLS	BF	H	R	ER	SO	BB	IBB	HBP	BLK	WP	HR	S	P	ERA	WHIP
Gary Nolan, R ERA: 3.46 (1, 1)	6.1	L	26	6	5	5	3	1	0	0	0	0	2	31	35	7.11	1.105
Joe Gibbon, L ERA: 3.18 (7, 1)	1.2		10	4	3	3	0	0	1	0	0	0	0	9	13	16.20	2.400

BOTTOM

Cincinnati Reds @ Los Angeles Dodgers
 Dodger Stadium, Los Angeles, CA

Fri Jul 30 1971, 7:05 PM PDT
 Att. 20,848 - Unknown

AB	33
R	8
H	10
RBI	8
BB	2
SO	3
LOB	9



WP	HR	S	P	ERA	WHIP
0	0	0	0	0	0

Batter	1	2	3	4	5	6	7	8	9	AB R H RBI BB SO LOB	TOP									
Pete Rose, S (1, 9) OBP: 0.379, SLG: 0.423	0-0 F8		0-0 FC6-4			0-3 K		0-0 F9		4 0 0 0 0 1 1										
Hal McRae, R (1, 8) OBP: 0.275, SLG: 0.402	0-0 5-3			0-3 K		0-0 6-3		0-0 5-3		4 0 0 0 0 1 0										
Lee May, R (1, 3) OBP: 0.326, SLG: 0.542	0-3 K			0-0 E5		0-0 2B			0-0 E5	4 1 1 0 0 1 0										
Tony Perez, R (1, 5) OBP: 0.315, SLG: 0.427		0-3 K		4-0 BB		0-0 2B			0-0 F8	3 0 1 1 1 1 1										
Johnny Bench, R (1, 2) OBP: 0.290, SLG: 0.443		0-0 5-3		0-0 F5		0-3 K			0-0 F9	4 0 0 0 0 1 4										
George Foster, R (1, 7) OBP: 0.287, SLG: 0.383		0-0 F8		0-3 K			0-0 F8		0-3 K	4 0 0 0 0 2 3										
Tommy Helms, R (1, 4) OBP: 0.285, SLG: 0.335			0-0 FC6-4 1B		0-0 F7		0-0 F8			3 0 1 0 0 0 0										
Dave Concepcion, R (1, 6) OBP: 0.256, SLG: 0.260			0-0 F8		0-0 5-3		0-0 F9			3 0 0 0 0 0 1										
Don Gullett, R (1, 1) OBP: 0.122, SLG: 0.104			0-3 K		0-0 5-3			0-0 F3		3 0 0 0 0 1 1										
Clay Carroll, R (8, 1) OBP: 0.167, SLG: 0.167										0 0 0 0 0 0 0										
Inning Stats	R: 0 E: 0 K: 1 S: 5	H: 0 LOB: 0 BB: 0 P: 5	R: 0 E: 0 K: 1 S: 5	H: 0 LOB: 0 BB: 0 P: 5	R: 0 E: 0 K: 1 S: 6	H: 1 LOB: 1 BB: 0 P: 6	R: 0 E: 1 K: 2 S: 8	H: 0 LOB: 2 BB: 1 P: 12	R: 0 E: 0 K: 0 S: 3	H: 0 LOB: 0 BB: 0 P: 3	R: 1 E: 0 K: 2 S: 9	H: 2 LOB: 1 BB: 0 P: 9	R: 0 E: 0 K: 0 S: 3	H: 0 LOB: 0 BB: 0 P: 3	R: 0 E: 1 K: 1 S: 6	H: 0 LOB: 1 BB: 0 P: 6	1B: 1 2B: 2 3B: 0 HR: 0	SF: 0 SAC: 0 DP: 0 HBP: 0	WP: 0 PB: 0 SB: 0 CS: 0	PA: 33
PITCHER	IP WLS BF H R ER SO BB IBB HBP BLK WP HR S P ERA WHIP																			
Al Downing, L (1, 1) ERA: 2.6	8.0 W 29 3 1 1 7 1 0 0 0 0 0 0 42 46 1.12 0.500																			
Jim Brewer, L (9, 1) ERA: 2.09	1.0 S 4 0 0 0 1 0 0 0 0 0 0 0 6 6 0.00 0.000																			

Cincinnati Reds @ Los Angeles Dodgers
Dodger Stadium, Los Angeles, CA
Sat Jul 31 1971, 7:05 PM PDT
Att: 26,087 - Unknown

AB	32
R	1
H	3
RBI	1
BB	1
SO	8
LOB	11



Batter	1	2	3	4	5	6	7	8	9
Bobby Valentine, R (1, 6) OBP: 0.278, SLG: 0.317 Wes Parker, S (9, 3) OBP: 0.353, SLG: 0.357	0-0 F9		0-0 F9			0-0 SH1-4		0-0 FC1-5 1B 1-2 2-3f	
Manny Mota, R (1, 7) OBP: 0.370, SLG: 0.385	0-0 1B			0-0 F8		0-0 F4		0-0 1B 2B 1B 1-3 2-H	
Willie Crawford, L (1, 8) OBP: 0.360, SLG: 0.544	0-0 F7			0-0 F8		0-0 F8		0-0 SF8	
Dick Allen, R (1, 3) OBP: 0.381, SLG: 0.473 Jim Brewer, L (9, 1) OBP: 0.400, SLG: 0.400	0-3 K			0-0 3B		0-0 F7		0-0 IBB 2B 1B 1-3	
Jim Lefebvre, S (1, 4) OBP: 0.323, SLG: 0.409		0-0 F8		0-3 K		0-0 F7		4-0 2B IBB 1-2	
Steve Garvey, R (1, 5) OBP: 0.316, SLG: 0.410		0-0 G4-6-3 1B		0-3 K		0-0 1B		0-0 2B 1-3 2-H 3-H	
Bill Buckner, L (1, 9) OBP: 0.308, SLG: 0.390		0-0 G4-6-3 1-2f		0-0 F7		0-0 L3		0-0 4-3	
Joe Ferguson, R (1, 2) OBP: 0.254, SLG: 0.278 Billy Grabarkewitz, R (8, PR) OBP: 0.379, SLG: 0.279 Duke Sims, L (9, 2) OBP: 0.338, SLG: 0.333			0-0 G3		0-0 F4			4-0 FC1-5 1B BB	
Al Downing, R (1, 1) OBP: 0.246, SLG: 0.242 Maury Wills, S (8, PH) OBP: 0.323, SLG: 0.327 (9, 6)			0-0 4-3			0-0 SH1-4 1B		0-0 FC1-5 1B 1-2	

Inning Stats	R: 0 E: 0 K: 1 S: 6	H: 1 LOB: 1 BB: 0 P: 6	R: 0 E: 0 K: 0 S: 3	H: 1 LOB: 0 BB: 0 P: 3	R: 0 E: 0 K: 0 S: 3	H: 0 LOB: 0 BB: 0 P: 3	R: 0 E: 0 K: 1 S: 6	H: 1 LOB: 1 BB: 0 P: 6	R: 0 E: 0 K: 1 S: 5	H: 0 LOB: 0 BB: 0 P: 5	R: 0 E: 0 K: 0 S: 4	H: 1 LOB: 1 BB: 0 P: 4	R: 0 E: 0 K: 0 S: 4	H: 1 LOB: 1 BB: 0 P: 4	R: 4 E: 0 K: 0 S: 7	H: 4 LOB: 3 BB: 2 P: 15
--------------	------------------------------	---------------------------------	------------------------------	---------------------------------	------------------------------	---------------------------------	------------------------------	---------------------------------	------------------------------	---------------------------------	------------------------------	---------------------------------	------------------------------	---------------------------------	------------------------------	----------------------------------

PITCHER	IP	WLS	BF	H	R	ER	SO	BB	IBB	HBP	BLK	WP	HR	S	P	ERA	WHIP
Don Gullett, L (1, 1) ERA: 2.76	7.2	L	31	8	4	4	3	1	0	0	0	0	0	36	40	4.70	1.174
Clay Carroll, R (8, 1) ERA: 2.04	0.1		3	1	0	0	0	0	1	0	0	0	0	2	6	0.00	3.000

AB	R	H	RBI	BB	SO	LOB
3	1	0	0	0	0	2
0	0	0	0	0	0	0
4	1	2	1	0	0	1
3	0	0	1	0	0	2
4	1	2	0	0	1	1
0	0	0	0	0	0	0
3	0	0	0	1	1	1
4	0	3	2	0	1	0
4	0	0	0	0	0	5
2	0	0	0	1	0	0
0	0	0	0	0	0	0
0	0	0	0	0	0	0
2	0	1	0	0	0	0
1	1	1	0	0	0	0
1B: 7	SF: 1					
2B: 1	SAC: 1					
3B: 1	DP: 1					
HR: 0	HBP: 0					

BOTTOM

Cincinnati Reds @ Los Angeles Dodgers
Dodger Stadium, Los Angeles, CA
 Sat Jul 31 1971, 7:05 PM PDT
 Att. 26,087 - Unknown

AB	30
R	4
H	9
RBI	4
BB	2
SO	3
LOB	12

WP: 0 PA: 34
 PB: 0
 SB: 0
 CS: 0



WP	HR	S	P	ERA	WHIP
0	0	0	0		

Batter	1	2	3	4	5	6	7	8	9	10	11	AB R H RBI BB SO LOB	TOP
Pete Rose, S OBP: 0.377, SLG: 0.420 (1, 9)	X 0-0 6-3		X 0-0 4-3			X 0-0 FC6 1B 1-2 1B		X 0-0 4-3		X 0-3 K		5 0 1 0 0 1 0	Cincinnati Reds @ Los Angeles Dodgers Dodger Stadium, Los Angeles, CA Sun Aug 01 1971, 3:33 AM PDT Att. 20,323 - Unknown
Ty Cline, L OBP: 0.351, SLG: 0.215 (1, 8)	X 0-0 L5		X 0-0 L8			X 0-0 BB FC6 1-2 CS 1B		X 0-0 L9		X 0-0 5-3		4 0 1 0 0 0 0	
Clay Carroll, R OBP: 0.167, SLG: 0.167 (8, 1)												0 0 0 0 0 0 0	
George Foster, R OBP: 0.286, SLG: 0.381 (11, PH) (11, 8)												1 0 0 0 0 0 0	
Johnny Bench, R OBP: 0.289, SLG: 0.439 (1, 2)	B B B 4-0 1-2 G4-6-3 BB		X 0-0 F7			X 0-0 FC6 1-2 BB 2-3f			X 0-0 F9		X 0-0 F2	4 0 0 0 1 0 3	
Tony Perez, R OBP: 0.316, SLG: 0.433 (1, 3)	X 0-0 G4-6-3 1-2f		X 0-3 K			X 0-0 SF8 3-H			B B B B 4-0 HR BB		X 0-0 HR	3 2 1 2 1 1 2	
Bernie Carbo, L OBP: 0.357, SLG: 0.346 (1, 7)		X 0-0 5-3				B B B B 4-0 G4-6-3 1B			X 0-0 F9		X 0-0 5-3	2 0 1 0 1 0 0	
Lee May, R OBP: 0.326, SLG: 0.541 (9, PH)												1 0 0 0 0 0 1	
Buddy Bradford, R OBP: 0.306, SLG: 0.299 (9, 7)												1 0 0 0 0 0 0	
Jimmy Stewart, S OBP: 0.284, SLG: 0.279 (1, 5)	X 0-0 4-3		X 0-0 G4-6-3 1-2f			X 0-0 L 3-H	X 0-0 6-3		X 0-0 HR			4 0 0 0 0 0 4	
Al Ferrara, R OBP: 0.288, SLG: 0.233 (9, PH)												1 1 1 2 0 0 0	
Dave Concepcion, R OBP: 0.256, SLG: 0.260 (9, 5)												0 0 0 0 0 0 0	
Tommy Helms, R OBP: 0.285, SLG: 0.337 (1, 4)	X 0-0 F8		X 0-0 2B				X 0-0 5-3		X 0-0 6-3			4 0 1 0 0 0 0	
Woody Woodward, R OBP: 0.266, SLG: 0.260 (1, 6)			X 0-3 K			X 0-0 F3		X 0-0 6-3		X 0-0 5-3		4 0 0 0 0 1 1	
Jim McGlothlin, R OBP: 0.211, SLG: 0.278 (1, 1)			X 0-0 6-3						X 0-0 F9		X 0-0 F6	2 1 1 0 0 0 0	
Wayne Granger, R OBP: 0.500, SLG: 1.333 (6, 1)												0 0 0 0 0 0 0	
Hal McRae, R OBP: 0.273, SLG: 0.398 (8, PH) (8, 8)						X 0-0 1B SF8 1B						2 0 0 0 0 0 0	
Joe Gibbon, R (11, 1)												0 0 0 0 0 0 0	
Inning Stats	R: 0 H: 0 E: 1 LOB: 1 K: 0 BB: 1 S: 3 P: 7	R: 0 H: 0 E: 0 LOB: 0 K: 0 BB: 0 S: 3 P: 3	R: 0 H: 0 E: 0 LOB: 0 K: 1 BB: 0 S: 5 P: 5	R: 0 H: 0 E: 0 LOB: 0 K: 1 BB: 0 S: 5 P: 5	R: 0 H: 2 E: 0 LOB: 1 K: 0 BB: 0 S: 4 P: 4	R: 1 H: 3 E: 0 LOB: 2 K: 0 BB: 1 S: 5 P: 9	R: 0 H: 0 E: 0 LOB: 0 K: 0 BB: 0 S: 3 P: 3	R: 0 H: 0 E: 0 LOB: 0 K: 0 BB: 0 S: 3 P: 3	R: 2 H: 1 E: 0 LOB: 0 K: 0 BB: 1 S: 4 P: 8	R: 0 H: 0 E: 0 LOB: 0 K: 1 BB: 0 S: 5 P: 5	R: 1 H: 1 E: 0 LOB: 0 K: 0 BB: 0 S: 4 P: 4	1B: 4 SF: 1 2B: 1 SAC: 0 3B: 0 DP: 2 HR: 2 HBP: 0	WP: 1 PA: 42 PB: 0 SB: 0 CS: 1
PITCHER	IP WLS BF H R ER SO BB IBB HBP BLK WP HR S P ERA WHIP												
Bill Singer, R ERA: 4.59 (1, 1)	8.0 30 5 1 1 2 2 2 0 0 0 1 0 31 39 1.12 0.875												
Jim Brewer, L ERA: 2.37 (9, 1)	2.0 8 1 2 2 1 1 0 0 0 0 1 9 13 9.00 1.000												
Pete Mikkelsen, R ERA: 2.67 (11, 1)	1.0 W 4 1 1 1 0 0 0 0 0 0 1 4 4 9.00 1.000												

AB	38
R	4
H	7
RBI	4
BB	3
SO	3
LOB	11



Batter	1	2	3	4	5	6	7	8	9	10	11	AB R H RBI BB SO LOB	
Maury Wills, S OBP: 0.318, SLG: 0.322 (1, 6) (6, 5) (6, 6)	0-0 6-3		0-0 F7		0-0 G3	0-0 FC6-4		0-0 F8			0-3 K	6 0 0 0 0 1 7	
Manny Mota, R OBP: 0.374, SLG: 0.386 (1, 7)	0-0 6-3		0-0 1B		0-0 1B		0-0 5-3		0-0 F8		4-0 FC6-2 HBP CI	5 1 2 0 1 0 0	
Bill Buckner, L OBP: 0.309, SLG: 0.386 (1, 9)	0-0 WP 1B		0-0 L8		0-0 F3		0-0 4-3		0-0 4-3		1-0 CI FC6-2 HBP	5 1 1 1 0 0 2	
Dick Allen, R OBP: 0.380, SLG: 0.470 (1, 3) (9, 5)	0-0 1-H 1B		0-0 FC6 1B		0-0 5-3		0-3 K		0-3 K		0-0 FC6-2 CI	6 0 2 1 0 2 3	
Willie Crawford, L OBP: 0.357, SLG: 0.536 (1, 8)	0-3 K		0-0 FC6		0-0 1B		0-0 5-3		0-0 4-3		0-1 CI	5 1 1 1 0 1 3	
Jim Lefebvre, S OBP: 0.331, SLG: 0.417 (1, 4)		0-0 1B 2B		0-3 K		0-0 BB 1B		4-0 E 1B SF8 BB		0-0 G6-3 1B		4 1 3 0 1 1 0	
Steve Garvey, R OBP: 0.314, SLG: 0.406 (1, 9) (6, 6) (6, 5)		0-0 L4		0-0 L8		0-3 K		0-0 E4		0-0 G6-3		4 0 1 0 0 1 3	
Jim Brewer, L OBP: 0.400, SLG: 0.400 (9, 1)												0 0 0 0 0 0 0	
Duke Sims, L OBP: 0.337, SLG: 0.331 (10, PH)												1 0 0 0 0 0 1	
Pete Mikkelsen, R OBP: 0.250, SLG: 0.143 (11, 1)												0 0 0 0 0 0 0	
Tom Haller, L OBP: 0.298, SLG: 0.319 (1, 2)		0-3 K		0-0 L6		0-0 BB 1B		4-0 IBB			0-0 WP SH HBP 1B	3 0 1 1 1 1 1 1 1 1 0 0 0 0	
Joe Ferguson, R OBP: 0.267, SLG: 0.291 (11, PH)													
Bill Singer, R OBP: 0.220, SLG: 0.111 (1, 1)		0-0 2-H 1B				0-0 1-4-3		0-0 FC6-4 BB		0-0 SF8		0-0 SH HBP FC6-2 WP	2 0 1 0 1 0 0 0 0 0 1 0 0 0
Wes Parker, S OBP: 0.353, SLG: 0.357 (8, PH) (9, 3)													

BOTTOM

Cincinnati Reds @ Los Angeles Dodgers
 Dodger Stadium, Los Angeles, CA
 Sun Aug 01 1971, 3:33 AM PDT
 Att. 20,323 - Unknown

livebaseballscores.com

AB	42
R	5
H	13
RBI	5
BB	4
SO	7
LOB	20



Inning Stats	R: 1	H: 2	E: 0	LOB: 1	K: 1	BB: 0	S: 7	P: 7	R: 0	H: 2	E: 0	LOB: 2	K: 1	BB: 0	S: 6	P: 6	R: 0	H: 2	E: 0	LOB: 2	K: 0	BB: 0	S: 5	P: 5	R: 0	H: 0	E: 0	LOB: 0	K: 1	BB: 0	S: 5	P: 5	R: 0	H: 1	E: 0	LOB: 1	K: 0	BB: 0	S: 4	P: 4	R: 1	H: 3	E: 0	LOB: 3	K: 1	BB: 1	S: 8	P: 12	R: 0	H: 0	E: 0	LOB: 0	K: 1	BB: 0	S: 5	P: 5	R: 1	H: 1	E: 1	LOB: 2	K: 0	BB: 2	S: 4	P: 12	R: 0	H: 0	E: 0	LOB: 0	K: 1	BB: 0	S: 5	P: 5	R: 0	H: 1	E: 0	LOB: 0	K: 1	BB: 0	S: 3	P: 3	R: 2	H: 1	E: 2	LOB: 3	K: 1	BB: 1	S: 7	P: 12	1B: 12	SF: 1	2B: 1	SAC: 1	3B: 0	DP: 1	HR: 0	HBP: 1	WP: 2	PA: 50
PITCHER	IP	WLS	BF	H	R	ER	SO	BB	IBB	HBP	BLK	WP	HR	S	P	ERA	WHIP																			PITCHER																		IP	WLS	BF	H	R	ER	SO	BB	IBB	HBP	BLK	WP	HR	S	P	ERA	WHIP																												
Jim McGlothlin, R ERA: 3.45	(1, 1)	5.2	27	10	2	2	4	1	0	0	0	1	0	34	38	3.18	1.941																																																																																	
Wayne Granger, R ERA: 2.88	(6, 1)	1.1	4	0	0	0	1	0	0	0	0	0	0	6	6	0.00	0.000																																																																																	
Clay Carroll, R ERA: 2.08	(8, 1)	3.0	12	2	1	1	1	1	1	0	0	0	0	12	20	3.00	1.000																																																																																	
Joe Gibbon, L ERA: 3.14	(11, 1)	0.2	L 7	1	2	0	1	0	1	1	0	1	0	7	12	0.00	1.500																																																																																	

Batter	1	2	3	4	5	6	7	8	9	AB R H RBI BB SO LOB	TOP							
Pete Rose, S (1, 9) OBP: 0.376, SLG: 0.418	0-0 BB 2B 1B	0-0 5-3			0-0 F8			0-0 F2		4 1 1 0 0 0 1								
George Foster, R (1, 8) OBP: 0.286, SLG: 0.377	4-0 BB BB 2B BB		0-0 E3 G6-4-3			0-3 K2-3		0-0 5-3		3 1 0 0 1 1 0								
Lee May, R (1, 3) OBP: 0.325, SLG: 0.546	0-3 SS SS K		0-0 F7			0-0 P4			0-0 HR	4 1 1 1 0 1 3								
Tony Perez, R (1, 5) OBP: 0.315, SLG: 0.436 Don Gullett, R (9, PR) OBP: 0.122, SLG: 0.104 Tommy Helms, R (9, 4) OBP: 0.285, SLG: 0.337	0-0 P4		0-0 G6-4-3 1-2f			0-0 F9			0-0 1B 3B	4 0 1 0 0 0 3 0 1 0 0 0 0 0 0 0 0 0 0 0 0								
Johnny Bench, R (1, 2) OBP: 0.291, SLG: 0.442	0-0 1-H 2-H 2B			0-0 4-3			0-0 F7		0-0 SH2-4 1B	4 0 2 3 0 0 0								
Buddy Bradford, R (1, 7) OBP: 0.307, SLG: 0.300	0-3 SS SS K			0-0 F8			0-0 F8 PB 1B		0-0 SH2-4 1-2	3 0 1 0 0 1 1								
Dave Concepcion, R (1, 4) OBP: 0.256, SLG: 0.260		0-0 SH5-4 1B		0-3 K			0-0 F8 1-3		0-0 4-3	4 0 1 0 0 1 3								
Woody Woodward, R (1, 6) OBP: 0.271, SLG: 0.261		0-0 F9			0-0 G5-6-3 1B		0-3 K		4-0 FC6-4 IBB	3 0 1 0 1 1 2								
Ross Grimsley, L (1, 1) OBP: 0.156, SLG: 0.100 Wayne Granger, R (6, 1) OBP: 0.500, SLG: 1.333 Al Ferrara, R (8, PH) OBP: 0.283, SLG: 0.227 Clay Carroll, R (8, 1) OBP: 0.143, SLG: 0.143		0-0 SH5-4		0-0 G5-6-3 1-2f				0-0 F9	0-0 FC6-4	1 0 0 0 0 0 1 0 0 0 0 0 0 0 1 0 0 0 0 0 0 1 0 0 0 0 0 3								
Inning Stats	R: 2 E: 0 K: 2 S: 9	H: 2 LOB: 1 BB: 1 P: 13	R: 0 E: 0 K: 0 S: 4	H: 1 LOB: 1 BB: 0 P: 4	R: 0 E: 1 K: 0 S: 3	H: 0 LOB: 0 BB: 0 P: 3	R: 0 E: 0 K: 1 S: 5	H: 0 LOB: 0 BB: 0 P: 5	R: 0 E: 0 K: 1 S: 5	H: 1 LOB: 1 BB: 0 P: 6	R: 0 E: 0 K: 0 S: 3	H: 0 LOB: 0 BB: 0 P: 3	R: 2 E: 0 K: 0 S: 6	H: 3 LOB: 3 BB: 1 P: 10	1B: 5 2B: 1 3B: 1 HR: 1	SF: 0 SAC: 2 DP: 2 HBP: 0	WP: 0 PB: 1 SB: 0 CS: 0	PA: 36
PITCHER	IP WLS BF H R ER SO BB IBB HBP BLK WP HR S P ERA WHIP																	
Jon Matlack, L (1, 1) ERA: 5.14	8.0 L 31 7 4 4 5 1 0 0 0 0 0 1 40 44 4.50 1.000																	
Ron Taylor, R (9, 1) ERA: 3.14	1.0 5 1 0 0 0 0 0 1 0 0 0 0 4 8 0.00 1.000																	

Cincinnati Reds @ New York Mets
Shea Stadium, Flushing, NY
Mon Aug 02 1971, 7:05 PM EDT
Att: 30,622 - Unknown

livebaseballscorecards.com

AB	32
R	4
H	8
RBI	4
BB	2
SO	5
LOB	17



BOTTOM

Cincinnati Reds @ New York Mets
Shea Stadium, Flushing, NY
Mon Aug 02 1971, 7:05 PM EDT
Att. 30,622 - Unknown

livebaseballscorecards.com

AB 33
R 2
H 7
RBI 2
BB 3
SO 5
LOB 13



WP: 0 PA: 36
PB: 0
SB: 0
CS: 0

AB R H RBI BB SO LOB

3 1 0 0 1 1 1

4 0 0 0 0 0 1

2 1 1 1 2 0 0

4 0 3 1 0 1 1

3 0 1 0 0 1 2

1 0 0 0 0 0 2

4 0 0 0 0 0 3

3 0 0 0 0 0 1

1 0 0 0 0 0 0

4 0 1 0 0 1 1

3 0 1 0 0 1 0

0 0 0 0 0 0 0

1 0 0 0 0 0 1

1B: 5 SF: 0
2B: 2 SAC: 0
3B: 0 DP: 0
HR: 0 HBP: 0

Batter	1	2	3	4	5	6	7	8	9
Don Hahn, R OBP: 0.348, SLG: 0.295 (1, 8)	0-0 1-3 ①		0-0 F7 ②			4-0 2B BB ①	0-3 K ③		
Wayne Garrett, L OBP: 0.412, SLG: 0.345 (1, 4)	0-0 G3 ②		0-0 P6 ③			0-0 F9 ①		0-0 3-1 ①	
Tommy Agee, R OBP: 0.367, SLG: 0.443 (1, 9)	4-0 BB ①			0-0 6-3 ①		0-0 2B 1-H ①		4-0 FC6 1B BB ①	
Cleon Jones, R OBP: 0.383, SLG: 0.471 (1, 7)	0-3 K ③			0-0 1B ①		0-0 F9 2B 2-H ①		0-0 FC6 1B 1-2 ①	
Donn Clendenon, R OBP: 0.286, SLG: 0.419 Ed Kranepool, L OBP: 0.532, SLG: 0.460 (8, PH) (9, 3)		0-0 1B ①		0-3 K ②		0-0 F9 2-3 ②		0-0 FC6 1-2f 2-3 ②	
Bob Aspromonte, R OBP: 0.296, SLG: 0.322 (1, 5)		0-0 L6 ①		0-0 F7 ③		0-0 L1 ③		0-0 F9 ①	
Jerry Grote, R OBP: 0.348, SLG: 0.373 Dave Marshall, L OBP: 0.330, SLG: 0.340 (9, PH)		0-0 F9 ②			0-0 6-3 ①		0-0 F7 ①	0-0 3-1 ②	
Bud Harrelson, S OBP: 0.344, SLG: 0.334 (1, 6)		0-3 K ③			0-0 4-3 ②		0-0 2-3 ②	0-0 1B ①	
Jon Mattack, L OBP: 0.400, SLG: 0.333 Ron Taylor, R OBP: 0.333, SLG: 0.333 Art Shamsky, L OBP: 0.303, SLG: 0.453 (9, PH)			0-0 4-3 ①		0-3 K ③		0-0 1B ①	0-0 F8 ③	

Inning Stats	R: 0	H: 0	E: 0	K: 1	S: 5	H: 0	LOB: 1	BB: 1	P: 9	R: 0	H: 1	E: 0	K: 1	S: 6	H: 0	LOB: 0	BB: 0	P: 3	R: 0	H: 1	E: 0	K: 1	S: 6	H: 0	LOB: 1	BB: 0	P: 6	R: 0	H: 0	E: 0	K: 0	S: 3	R: 0	H: 0	E: 0	K: 1	S: 5	R: 2	H: 2	E: 0	K: 0	S: 5	R: 0	H: 1	E: 0	K: 1	S: 6	R: 0	H: 1	E: 0	K: 0	S: 3	R: 0	H: 1	E: 0	K: 0	S: 4	R: 0	H: 1	E: 0	K: 0	S: 4	R: 0	H: 1	E: 0	K: 0	S: 4
--------------	------	------	------	------	------	------	--------	-------	------	------	------	------	------	------	------	--------	-------	------	------	------	------	------	------	------	--------	-------	------	------	------	------	------	------	------	------	------	------	------	------	------	------	------	------	------	------	------	------	------	------	------	------	------	------	------	------	------	------	------	------	------	------	------	------	------	------	------	------	------

PITCHER	IP	WLS	BF	H	R	ER	SO	BB	IBB	HBP	BLK	WP	HR	S	P	ERA	WHIP
Ross Grimsley, L ERA: 3.78 (1, 1)	5.1		22	4	2	2	4	2	0	0	0	0	0	28	36	3.38	1.125
Wayne Granger, R ERA: 2.81 (6, 1)	1.2		6	1	0	0	1	0	0	0	0	0	0	8	8	0.00	0.600
Clay Carroll, R ERA: 2.02 (8, 1)	2.0	W	8	2	0	0	0	1	0	0	0	0	0	7	11	0.00	1.500

Cincinnati Reds @ New York Mets
 Shea Stadium, Flushing, NY
 Tue Aug 03 1971, 7:05 PM EDT
 Att: 47,271 - Unknown

livebaseballscorecards.com



AB	30
R	5
H	5
RBI	5
BB	4
SO	5
LOB	6

AB R H RBI BB SO LOB

4	1	1	0	0	0	2
3	1	0	0	1	1	1
0	0	0	0	0	0	0
4	2	2	2	0	0	0
0	0	0	0	0	0	0
3	1	1	3	1	1	0
4	0	0	0	0	1	1
4	0	1	0	0	0	0
3	0	0	0	1	1	1
3	0	0	0	0	0	0
1	0	0	0	1	1	0
1	0	0	0	0	0	1

Batter	1	2	3	4	5	6	7	8	9
Pete Rose, S OBP: 0.375, SLG: 0.417 (1, 8) (8, 9)	0-0 F7		0-0 FC4-6			0-0 1B BB	0-0 4-3		
Bernie Carbo, L OBP: 0.356, SLG: 0.342 Buddy Bradford, R OBP: 0.307, SLG: 0.300 (1, 7) (8, 8)	0-0 L7		0-0 F7			4-0 1B HR BB		0-3 K	
Lee May, R OBP: 0.327, SLG: 0.553 Dave Concepcion, R OBP: 0.256, SLG: 0.260 (1, 3) (8, 5)	0-0 F5			0-0 F7		0-0 HR 1B		0-0 HR	
Tony Perez, R OBP: 0.317, SLG: 0.443 (1, 5) (8, 3)		0-3 K		4-0 CS BB		0-0 HR		0-0 6-3	
Johnny Bench, R OBP: 0.288, SLG: 0.437 (1, 9) (8, 7)		0-0 F7		0-0 5-3		0-0 F6		0-3 K	
Tommy Helms, R OBP: 0.284, SLG: 0.341 (1, 4)		0-0 3B			0-0 6-3	0-0 F8		0-0 F8	
Pat Corrales, R OBP: 0.216, SLG: 0.193 (1, 2)		0-0 6-3			0-3 K		4-0 SH5-3 BB	0-0 6-3	
Woody Woodward, R OBP: 0.267, SLG: 0.257 (1, 6)			0-0 F4		0-0 F9		0-0 SH5-3	0-0 F7	
Wayne Simpson, R OBP: 0.125, SLG: 0.045 Wayne Granger, R OBP: 0.400, SLG: 1.000 (1, 1) (6, 1)			4-0 FC4-6 BB			0-3 K	0-0 F8		

Inning Stats	R: 0	H: 0	E: 0	K: 0	S: 3	P: 3	R: 0	H: 1	E: 0	K: 1	S: 6	P: 6	R: 0	H: 0	E: 0	K: 0	S: 3	P: 7	R: 0	H: 0	E: 0	K: 0	S: 2	P: 6	R: 0	H: 0	E: 0	K: 1	S: 5	P: 5	R: 4	H: 3	E: 0	K: 1	S: 8	P: 12	R: 0	H: 0	E: 0	K: 0	S: 3	P: 7	R: 1	H: 1	E: 0	K: 2	S: 8	P: 8	R: 0	H: 0	E: 0	K: 0	S: 3	P: 3	1B: 2	SF: 0	2B: 0	SAC: 1	3B: 1	DP: 0	HR: 2	HBP: 0	WP: 0	PA: 35
--------------	------	------	------	------	------	------	------	------	------	------	------	------	------	------	------	------	------	------	------	------	------	------	------	------	------	------	------	------	------	------	------	------	------	------	------	-------	------	------	------	------	------	------	------	------	------	------	------	------	------	------	------	------	------	------	-------	-------	-------	--------	-------	-------	-------	--------	-------	--------

PITCHER	IP	WLS	BF	H	R	ER	SO	BB	IBB	HBP	BLK	WP	HR	S	P	ERA	WHIP
Nolan Ryan, R ERA: 2.74 (1, 1)	7.0	L	28	4	4	4	3	4	0	0	0	0	1	30	46	5.14	1.143
Danny Frisella, R ERA: 2.53 (8, 1)	2.0		7	1	1	1	2	0	0	0	0	0	1	11	11	4.50	0.500

BOTTOM

Cincinnati Reds @ New York Mets
Shea Stadium, Flushing, NY
Tue Aug 03 1971, 7:05 PM EDT
Att. 47,271 - Unknown

livebaseballscorecards.com

AB 31
R 2
H 5
RBI 2
BB 3
SO 5
LOB 12



WP: 0 PA: 34
PB: 0
SB: 1
CS: 0

AB R H RBI BB SO LOB

3	0	1	0	1	0	0
4	0	0	0	0	0	2
3	1	1	0	1	1	0
4	1	1	0	0	1	3
4	0	1	1	0	0	3
3	0	1	1	1	1	0
4	0	0	0	0	0	2
3	0	0	0	0	0	1
2	0	0	0	0	1	0
1	0	0	0	0	1	1
0	0	0	0	0	0	0

Batter	1	2	3	4	5	6	7	8	9
Bud Harrelson, S OBP: 0.346, SLG: 0.337 (1, 6) X	0-0 F8 ①		4-0 BB S			0-0 2B		0-0 5-3 ①	
Wayne Garrett, L OBP: 0.368, SLG: 0.303 (1, 4) X	0-0 F4 ②		0-0 F9 ③			0-0 F7 ①		0-0 G3 ②	
Tommy Agee, R OBP: 0.368, SLG: 0.446 (1, 8) X	0-0 F8 ③				0-0 1B 2B	4-0 BB		0-3 K ③	
Cleon Jones, R OBP: 0.382, SLG: 0.475 (1, 7) X		0-0 6-3 3B ①		0-0 6-3 ①		0-3 K ②		0-0 6-3 ①	
Ed Kranepool, L OBP: 0.331, SLG: 0.457 (1, 3) X		0-0 L4 ①		0-0 1B ②		0-0 4-3 ③		0-0 6-3 ②	
Ken Singleton, S OBP: 0.382, SLG: 0.351 (1, 9) X		0-0 6-3 ②		0-3 K ③		4-0 FC5-4 BB		0-0 1B	
Bob Aspromonte, R OBP: 0.293, SLG: 0.317 (1, 5) X		0-0 4-3 ③				0-0 6-3 ①		0-0 F7 ①	
Jerry Grote, R OBP: 0.345, SLG: 0.369 (1, 2) X			0-0 F5 ①		0-0 6-3 ②	0-0 FC5-4 ②			
Nolan Ryan, R OBP: 0.154, SLG: 0.139 (1, 1) X			0-0 4-3 ②		0-3 K ③	0-3 K ③		0-3 K ③	
Art Shamsky, L OBP: 0.300, SLG: 0.448 (7, PH) X									
Danny Frisella, L OBP: 0.286, SLG: 0.286 (8, 1) X									

Inning Stats	R: 0 H: 0 E: 0 K: 3 S: 3	R: 1 H: 1 E: 0 K: 0 S: 4	R: 0 H: 0 E: 0 K: 3 S: 3	R: 1 H: 2 E: 0 K: 1 S: 6	R: 0 H: 0 E: 0 K: 1 S: 5	R: 0 H: 1 E: 0 K: 1 S: 6	R: 0 H: 0 E: 0 K: 1 S: 5	R: 0 H: 0 E: 0 K: 1 S: 5	R: 0 H: 1 E: 0 K: 1 S: 5	R: 0 H: 0 E: 0 K: 1 S: 5	R: 0 H: 1 E: 0 K: 1 S: 4	R: 0 H: 1 E: 0 K: 0 S: 4	1B: 2 2B: 2 3B: 1 HR: 0	SF: 0 SAC: 0 DP: 0 HBP: 0	WP: 0 PA: 34 PB: 0 SB: 1 CS: 0
--------------	--------------------------	--------------------------	--------------------------	--------------------------	--------------------------	--------------------------	--------------------------	--------------------------	--------------------------	--------------------------	--------------------------	--------------------------	-------------------------	---------------------------	---

PITCHER	IP	WLS	BF	H	R	ER	SO	BB	IBB	HBP	BLK	WP	HR	S	P	ERA	WHIP
Wayne Simpson, R ERA: 5.08 (1, 1)	5.1	W	21	4	2	2	2	2	2	0	0	0	0	23	31	3.38	1.125
Wayne Granger, R ERA: 2.66 (6, 1)	3.2	S	13	1	0	0	3	1	0	0	0	0	0	18	22	0.00	0.545

Batter	1	2	3	4	5	6	7	8	9	AB R H RBI BB SO LOB	TOP
Pete Rose, S (1, 9) <small>OBP: 0.372, SLG: 0.413</small> Jimmy Stewart, S (8, 9) <small>OBP: 0.284, SLG: 0.279</small>	0-3 		0-0 			0-0 		0-0 		4 0 0 0 0 1 2 0 0 0 0 0 0 0	
Bernie Carbo, L (1, 7) <small>OBP: 0.354, SLG: 0.353</small>	0-0 		0-0 			0-0 		0-0 		4 1 1 2 0 0 1	
Lee May, R (1, 3) <small>OBP: 0.326, SLG: 0.550</small> Ty Cline, L (8, 3) <small>OBP: 0.351, SLG: 0.215</small>	0-0 			0-3 		0-0 		0-3 		4 0 1 0 0 2 1 0 0 0 0 0 0 0	
Tony Perez, R (1, 5) <small>OBP: 0.318, SLG: 0.442</small>	0-3 			0-0 		4-0 			0-0 	3 0 1 0 1 1 1	
Johnny Bench, R (1, 2) <small>OBP: 0.286, SLG: 0.434</small> Pat Corrales, R (7, 2) <small>OBP: 0.225, SLG: 0.202</small>		0-0 		0-0 		0-3 			0-0 	3 0 0 0 0 1 1 1 1 1 0 0 0 0	
George Foster, R (1, 8) <small>OBP: 0.285, SLG: 0.376</small>		0-0 		0-3 			0-0 		0-0 	4 0 1 0 0 1 2	
Tommy Helms, R (1, 4) <small>OBP: 0.284, SLG: 0.340</small>		0-0 		0-0 			0-0 		0-0 	4 1 1 0 0 0 2	
Woody Woodward, R (1, 6) <small>OBP: 0.264, SLG: 0.254</small> Tony Cloninger, R (5, 1) <small>OBP: 0.231, SLG: 0.269</small> Al Ferrara, R (9, PH) <small>OBP: 0.296, SLG: 0.244</small>		0-0 		0-0 			0-3 		0-0 	2 0 0 0 0 0 2 1 0 0 0 0 1 0 1 0 1 2 0 0 0	
Jim Merritt, L (1, 1) <small>OBP: 0.208, SLG: 0.304</small> Dave Concepcion, R (5, 6) <small>OBP: 0.257, SLG: 0.261</small>			0-3 			0-0 		0-0 	0-0 	1 0 0 0 0 1 0 3 1 1 0 0 0 1	
Inning Stats	R: 0 H: 1 E: 0 LOB: 1 K: 2 BB: 0 S: 8 P: 8	R: 0 H: 2 E: 0 LOB: 1 K: 0 BB: 0 S: 4 P: 4	R: 0 H: 0 E: 0 LOB: 0 K: 1 BB: 0 S: 5 P: 5	R: 0 H: 0 E: 0 LOB: 0 K: 1 BB: 0 S: 5 P: 5	R: 0 H: 0 E: 0 LOB: 0 K: 1 BB: 0 S: 5 P: 5	R: 2 H: 2 E: 0 LOB: 1 K: 1 BB: 1 S: 7 P: 11	R: 0 H: 0 E: 0 LOB: 0 K: 1 BB: 0 S: 5 P: 5	R: 0 H: 0 E: 1 LOB: 1 K: 1 BB: 0 S: 6 P: 6	R: 2 H: 3 E: 1 LOB: 1 K: 0 BB: 0 S: 6 P: 6	1B: 7 SF: 0 2B: 0 SAC: 0 3B: 0 DP: 1 HR: 1 HBP: 0	WP: 0 PA: 36 PB: 0 SB: 0 CS: 0
PITCHER Charlie Williams, R (1, 1) <small>ERA: 5.16</small>	IP WLS BF H R ER SO BB IBB HBP BLK WP HR S P ERA WHIP 9.0 W 36 8 4 3 8 1 0 0 0 0 1 51 55 3.00 1.000										

Cincinnati Reds @ New York Mets
 Shea Stadium, Flushing, NY
 Tue Aug 03 1971, 7:05 PM EDT
 Att: 47,271 - Unknown

livebaseballscorecards.com

AB	35
R	4
H	8
RBI	4
BB	1
SO	8
LOB	13



Batter	1	2	3	4	5	6	7	8	9	AB	R	H	RBI	BB	SO	LOB
Don Hahn, R OBP: 0.336, SLG: 0.283 (1, 8)	0-0 5-3		0-0 5-3	0-0 F8	0-3 K		0-0 P4			5	0	0	0	0	1	2
Wayne Garrett, L OBP: 0.372, SLG: 0.316 (1, 4) (6, 5)	0-0 F9		0-0 BB 1B	0-3 K		0-0 1B SF8 1B	0-3 K			5	2	2	0	0	2	1
Tommie Agee, R OBP: 0.370, SLG: 0.449 Ken Singleton, S OBP: 0.380, SLG: 0.349 (1, 9) (7, 9)	0-0 1B 2B		0-0 P3	0-0 5-3		0-0 SF8 1B FC 1B	0-3 K			4	2	2	0	0	0	2
Cleon Jones, R OBP: 0.388, SLG: 0.478 Dave Marshall, L OBP: 0.328, SLG: 0.337 (1, 7) (8, 7)	0-0 2-H 1B		4-0 1B BB		4-0 1B 2B BB	0-0 F9 FC 1B	0-3 K			2	1	2	1	2	0	0
Donn Clendenon, R OBP: 0.284, SLG: 0.415 (1, 3)	0-3 K		0-0 FC6-4 1B		0-0 L8	0-0 SF8	0-0 L5-3			4	0	1	2	0	1	2
Bob Aspromonte, R OBP: 0.293, SLG: 0.317 Bud Harrelson, S OBP: 0.345, SLG: 0.336 (1, 5) (5, PR) (6, 6)		0-0 F8	0-0 FC6-4		0-0 2B 1B	0-0 FC				3	0	1	0	0	0	2
Duffy Dyer, R OBP: 0.324, SLG: 0.371 (1, 2)		0-0 4-3		0-0 2B 1B	0-0 F2	0-0 F9				4	1	1	0	0	0	4
Tim Foli, R OBP: 0.291, SLG: 0.314 (1, 6) (6, 4)		4-0 FC6-4 BB		0-0 SH PB 2B	0-0 1B 2B	0-3 K				3	2	2	3	1	1	2
Charlie Williams, R OBP: 0.190, SLG: 0.105 (1, 1)		0-0 FC6-4		0-0 SH PB	0-0 1B		0-3 K			3	0	1	1	0	1	1


Inning Stats	R: 1	H: 2	E: 0	K: 1	S: 7	LOB: 1	BB: 0	P: 7	R: 0	H: 0	E: 0	K: 0	S: 3	LOB: 1	BB: 1	P: 7	R: 1	H: 2	E: 0	K: 0	S: 5	LOB: 2	BB: 1	P: 9	R: 2	H: 2	E: 0	K: 1	S: 8	LOB: 1	BB: 0	P: 8	R: 3	H: 3	E: 0	K: 1	S: 8	LOB: 1	BB: 1	P: 12	R: 2	H: 3	E: 0	K: 1	S: 9	LOB: 2	BB: 0	P: 9	R: 0	H: 0	E: 0	K: 2	S: 7	LOB: 0	BB: 0	P: 7	R: 0	H: 0	E: 0	K: 2	S: 7	LOB: 0	BB: 0	P: 7
PITCHER	IP	WLS	BF	H	R	ER	SO	BB	IBB	HBP	BLK	WP	HR	S	P	ERA	WHIP																																															
Jim Merritt, L ERA: 5.38 (1, 1)	4.2	L	27	9	7	7	2	3	0	0	0	0	0	28	40	13.50	2.571																																															
Tony Cloninger, R ERA: 3.64 (5, 1)	3.1		14	3	2	2	6	0	0	0	0	0	0	26	26	5.40	0.900																																															

BOTTOM

Cincinnati Reds @ New York Mets
 Shea Stadium, Flushing, NY
 Tue Aug 03 1971, 7:05 PM EDT
 Att. 47,271 - Unknown

AB	36
R	9
H	12
RBI	8
BB	3
SO	8
LOB	17

livebaseballscorecards.com



WP: 0	PA: 41
PB: 1	SB: 0
CS: 0	

Batter	1	2	3	4	5	6	7	8	9	AB R H RBI BB SO LOB	TOP
Pete Rose, S (1, 9) OBP: 0.373, SLG: 0.416	0-0 F8		0-0 1B		0-3 K			0-0 2B		4 0 2 1 0 1 0	
Bernie Carbo, L (1, 7) OBP: 0.353, SLG: 0.351	0-0 4-3		0-3 K			0-0 G3		0-0 1B		4 0 1 0 0 1 1	
Lee May, R (1, 3) OBP: 0.325, SLG: 0.547	0-3 K			0-3 K		0-3 K		0-0 1B		4 0 1 0 0 3 0	
Tony Perez, R (1, 5) Dave Concepcion, R (8, 5) OBP: 0.318, SLG: 0.439 OBP: 0.257, SLG: 0.261		0-3 K		4-0 1B BB		0-0 6-3		0-0 F2		3 0 0 0 1 1 2 0 0 0 0 0 0 0	
Johnny Bench, R (1, 2) OBP: 0.286, SLG: 0.432		0-0 1B		0-3 K			0-3 K		0-0 6-3	4 0 1 0 0 2 1	
George Foster, R (1, 8) OBP: 0.285, SLG: 0.374		0-3 K		0-0 1B			0-0 P3		0-0 G3	4 0 1 0 0 1 1	
Tommy Helms, R (1, 4) OBP: 0.281, SLG: 0.337		0-0 F9		0-0 F9			0-3 K		0-0 F8	4 0 0 0 0 1 3	
Woody Woodward, R (1, 6) OBP: 0.270, SLG: 0.257			0-0 1B		0-0 F8			4-0 2B BB		2 1 1 0 1 0 0	
Gary Nolan, R (1, 1) Clay Carroll, R (9, 1) OBP: 0.140, SLG: 0.127 OBP: 0.143, SLG: 0.143			0-0 3-4		0-3 K			0-0 SH1-3		2 0 0 0 0 1 1 0 0 0 0 0 0 0	
Inning Stats	R: 0 E: 0 K: 1 S: 5 H: 0 LOB: 0 BB: 0 P: 5	R: 0 E: 0 K: 2 S: 8 H: 1 LOB: 1 BB: 0 P: 8	R: 0 E: 0 K: 1 S: 6 H: 2 LOB: 1 BB: 0 P: 6	R: 0 E: 0 K: 2 S: 8 H: 1 LOB: 2 BB: 1 P: 12	R: 0 E: 0 K: 2 S: 7 H: 0 LOB: 0 BB: 0 P: 7	R: 0 E: 0 K: 1 S: 5 H: 0 LOB: 0 BB: 0 P: 5	R: 0 E: 0 K: 2 S: 7 H: 0 LOB: 0 BB: 0 P: 7	R: 1 E: 0 K: 0 S: 5 H: 3 LOB: 2 BB: 1 P: 9	R: 0 E: 0 K: 0 S: 3 H: 0 LOB: 0 BB: 0 P: 3	1B: 6 2B: 2 3B: 0 HR: 0 SF: 0 SAC: 1 DP: 1 HBP: 0	WP: 0 PB: 0 SB: 0 CS: 0 PA: 34
PITCHER Gary Gentry, R (1, 1) ERA: 3.13	IP 9.0 WLS L BF 34 H 7 R 1 ER 1 SO 11 BB 2 IBB 0 HBP 0 BLK 0 WP 0 HR 0 S 54 P 62 ERA 1.00 WHIP 1.000	PITCHER IP WLS BF H R ER SO BB IBB HBP BLK WP HR S P ERA WHIP									

Cincinnati Reds @ New York Mets
Shea Stadium, Flushing, NY
Wed Aug 04 1971, 3:33 AM EDT
Att: 25,097 - Unknown

livebaseballscorecards.com

AB	31
R	1
H	7
RBI	1
BB	2
SO	11
LOB	9



BOTTOM

Cincinnati Reds @ New York Mets

Shea Stadium, Flushing, NY

Wed Aug 04 1971, 3:33 AM EDT

Att. 25,097 - Unknown

livebaseballscorecards.com

AB	30
R	0
H	5
RBI	0
BB	4
SO	4
LOB	15



AB R H RBI BB SO LOB

4 0 0 0 0 0 0

4 0 1 0 0 0 0

4 0 0 0 0 1 1

4 0 2 0 0 0 1

3 0 0 0 0 1 1

3 0 1 0 1 2 1

1 0 1 0 0 0 0

1 0 0 0 0 0 2

0 0 0 0 0 0 0

0 0 0 0 1 0 0

0 0 0 0 0 0 0

2 0 0 0 1 0 3

0 0 0 0 1 0 0

3 0 0 0 0 0 4

1 0 0 0 0 0 2

1B:	5	SF:	0
2B:	0	SAC:	2
3B:	0	DP:	0
HR:	0	HBP:	0

WP:	0	PA:	36
PB:	0		
SB:	0		
CS:	0		

Batter	1	2	3	4	5	6	7	8	9
Bud Harrelson, S OBP: 0.341, SLG: 0.332 (1, 6)	0-0 6-3 ①		0-0 F9 ②			0-0 6-3 ①		0-0 4-3 ①	
Wayne Garrett, L OBP: 0.362, SLG: 0.310 (1, 4) (8, 5)	0-0 P4 ②		0-0 F9 ③			0-0 G3 ②		0-0 FC6-4 1B	
Tommy Agee, R OBP: 0.366, SLG: 0.444 (1, 8)	0-0 6-3 ③			0-3 K ①		0-0 F7 ③		0-0 FC6-4 1-2f ②	
Cleon Jones, R OBP: 0.389, SLG: 0.478 (1, 7)		0-0 1B G3 1B ①		0-0 F8 ②		0-0 4-3 SH1-3 1B ①		0-0 F7 ③	
Ed Kranepool, L OBP: 0.328, SLG: 0.452 (1, 3)		0-0 G3 1-2 ①		0-0 F8 ③		0-0 SH1-3 1-2 ①		0-3 K ①	
Ken Singleton, S OBP: 0.382, SLG: 0.349 (1, 9)		0-3 K ②			0-0 SH3 1B ①	0-0 4-3 IBB ②		0-3 K ②	
Bob Aspromonte, R OBP: 0.295, SLG: 0.320 (1, 5)		0-0 ①			0-0 SH3 ①	0-0 4-3 ②		4-0 BB BB BB BB	
Dave Marshall, L OBP: 0.326, SLG: 0.335 (7, PH)		0-0 ①			0-0 SH3 ①	0-0 4-3 ②		4-0 BB BB BB BB	
Tim Foli, R OBP: 0.291, SLG: 0.314 (8, 4)		0-0 ①			0-0 SH3 ①	0-0 4-3 ②		4-0 BB BB BB BB	
Art Shamsky, L OBP: 0.306, SLG: 0.448 (9, PH)		0-0 ①			0-0 SH3 ①	0-0 4-3 ②		4-0 BB BB BB BB	
Don Hahn, R OBP: 0.336, SLG: 0.283 (9, PR)		2-3 1B ①			0-0 SH3 ①	0-0 4-3 ②		4-0 BB BB BB BB	
Jerry Grote, R OBP: 0.345, SLG: 0.367 (1, 2)		0-0 4-3 ③			0-0 P4 ②	0-0 IBB ③		4-0 BB BB BB BB	
Donn Clendenon, R OBP: 0.288, SLG: 0.415 (9, PH)		0-0 ③			0-0 P4 ②	0-0 IBB ③		4-0 BB BB BB BB	
Gary Gentry, R OBP: 0.078, SLG: 0.080 (1, 1)			0-0 F9 ①			0-0 F7 ③		0-0 6-3 ③	
Ken Boswell, L OBP: 0.329, SLG: 0.346 (9, PH)			0-0 F9 ①			0-0 F7 ③		0-0 6-3 ③	

Inning Stats	R: 0	H: 0	E: 0	K: 0	S: 3	WLS	BF	H	R	ER	SO	BB	IBB	HBP	BLK	WP	HR	S	P	ERA	WHIP
	0	0	0	0	3		34	5	0	0	4	1	2	0	0	0	0	39	51	0.00	0.692
	0	0	0	0	3		2	0	0	0	0	1	0	0	0	0	0	1	5	0.00	3.000

PITCHER	IP	WLS	BF	H	R	ER	SO	BB	IBB	HBP	BLK	WP	HR	S	P	ERA	WHIP
Gary Nolan, R ERA: 3.29 (1, 1)	8.2	W	34	5	0	0	4	1	2	0	0	0	0	39	51	0.00	0.692
Clay Carroll, R ERA: 2.01 (9, 1)	0.1	S	2	0	0	0	0	1	0	0	0	0	0	1	5	0.00	3.000

Batter	1	2	3	4	5	6	7	8	9	AB R H RBI BB SO LOB	TOP										
Ron Hunt, R (1, 4) OBP: 0.402, SLG: 0.357	0-0 F4			0-0 4-3 1B		4-0 BB		0-3 K		3 1 1 0 1 1 1											
Ron Woods, R (1, 8) OBP: 0.346, SLG: 0.423	0-0 F2			0-0 4-3		0-0 F9		0-0 F9	4 0 0 0 0 0 2												
Rusty Staub, L (1, 9) OBP: 0.378, SLG: 0.427	0-0 F6			0-0 G6-4-3 1B		0-0		0-0 F8	4 0 1 1 0 0 1												
Bob Bailey, R (1, 7) OBP: 0.264, SLG: 0.397		0-0 F7		0-0 G6-4-3 1-2f		0-0 F8		4-0 BB	3 0 0 0 1 0 1												
Coco Laboy, R (1, 5) OBP: 0.307, SLG: 0.307		0-0 L6-3 1B			0-0 1B		0-0 F9	0-0 F8	4 0 2 0 0 0 1												
John Bateman, R (1, 2) OBP: 0.269, SLG: 0.338		0-0 L6-3 1-2			0-3 K		0-0 6-3		3 0 0 0 0 1 2												
John Boccabella, R (1, 3) OBP: 0.286, SLG: 0.341			0-3 K		0-0 F7		4-0 BB		2 0 0 0 1 1 1												
Bobby Wine, R (1, 6) OBP: 0.247, SLG: 0.219			0-3 K		0-0 F9		0-0 F3		2 0 0 0 0 1 1												
Howie Reed, R (5, 1)									0 0 0 0 0 0 0												
Jim Britton, R (6, 1)									0 0 0 0 0 0 0												
Gary Sutherland, R (8, PH) OBP: 0.310, SLG: 0.367									1 0 0 0 0 0 1												
Claude Raymond, R (8, 1)									0 0 0 0 0 0 0												
Steve Renko, R (1, 1) OBP: 0.191, SLG: 0.254			0-0 F9		0-0 6-3		0-0 F7		1 0 0 0 0 0 0												
Ron Brand, R (5, 6) OBP: 0.234, SLG: 0.200									2 0 0 0 0 0 1												
Inning Stats	R: 0 E: 0 K: 0 S: 3	H: 0 LOB: 0 BB: 0 P: 3	R: 0 E: 0 K: 0 S: 3	H: 1 LOB: 0 BB: 0 P: 3	R: 0 E: 0 K: 2 S: 7	H: 0 LOB: 0 BB: 0 P: 7	R: 1 E: 0 K: 0 S: 4	H: 2 LOB: 0 BB: 0 P: 4	R: 0 E: 0 K: 1 S: 6	H: 1 LOB: 1 BB: 0 P: 6	R: 0 E: 0 K: 0 S: 3	H: 0 LOB: 1 BB: 1 P: 7	R: 0 E: 0 K: 0 S: 3	H: 0 LOB: 1 BB: 1 P: 9	R: 0 E: 0 K: 0 S: 3	H: 0 LOB: 1 BB: 1 P: 7	1B: 3 2B: 2 3B: 0 HR: 0	SF: 0 SAC: 0 DP: 2 HBP: 0	WP: 0 PB: 0 SB: 0 CS: 0	PA: 32	
PITCHER Don Gullett, L (1, 1) ERA: 2.65	IP: 9.0 WLS: W BF: 32 H: 4 R: 1 ER: 1 SO: 4 BB: 3 IBB: 0 HBP: 0 BLK: 0 WP: 0 HR: 0 S: 37 P: 49 ERA: 1.00 WHIP: 0.778																			PITCHER	IP: 9.0 WLS: W BF: 32 H: 4 R: 1 ER: 1 SO: 4 BB: 3 IBB: 0 HBP: 0 BLK: 0 WP: 0 HR: 0 S: 37 P: 49 ERA: 1.00 WHIP: 0.778

Montreal Expos @ Cincinnati Reds
Riverfront Stadium, Cincinnati, OH
Fri Aug 06 1971, 7:05 PM EDT
Att: 18,061 - Unknown

livebaseballscorecards.com

AB	29
R	1
H	4
RBI	1
BB	3
SO	4
LOB	12



Batter	1	2	3	4	5	6	7	8	9
Pete Rose, S OBP: 0.375, SLG: 0.416 (1, 9)	4-0 BB G6-4-3			1B WP 1B F8		X 0-0 L5		BBB 4-0 BB G4-6-3 BB	
Bernie Carbo, L OBP: 0.354, SLG: 0.357 (1, 7)	0-0 F8			X 0-0 WP 2B 1B	X 0-0 F8	X 0-0 2B		X 0-0 G4-6-3 1-2f	
Lee May, R OBP: 0.324, SLG: 0.552 (1, 3)	0-0 G6-4-3 1-2f			S 0-3 K 1-2 3-H	X 0-0 HR	X 0-0 F8			
Tony Perez, R OBP: 0.319, SLG: 0.449 Dave Concepcion, R OBP: 0.257, SLG: 0.261 (1, 5) (8, 5)		0-3 K		X 0-0 HR 2B	X 0-0 F3		X 0-0 HR		
Johnny Bench, R OBP: 0.288, SLG: 0.439 (1, 2)		0-3 K		HR IBB	HR		K		
George Foster, R OBP: 0.290, SLG: 0.392 (1, 8)		0-0 F4		X 0-0 HR 1B 1-H 2-H	X 0-0 1B		X 0-0 2B		
Tommy Helms, R OBP: 0.283, SLG: 0.338 (1, 4)		0-3 K		X 0-0 1B 4-3 1B	X 0-0 1B		X 0-0 F2		
Woody Woodward, R OBP: 0.270, SLG: 0.257 (1, 6)		0-0 F9		X 0-0 4-3 1-2 1B	X 0-0 WP 2B 1B		X 0-0 6-3		
Don Gullett, R OBP: 0.132, SLG: 0.115 (1, 1)		0-3 K		S 0-0 K 2-3 1B	S 0-0 K		S 0-3 K		

AB	R	H	RBI	BB	SO	LOB
3	1	1	0	2	0	3
5	1	2	1	0	0	2
4	1	1	1	0	1	3
4	2	2	2	0	1	0
0	0	0	0	0	0	0
3	2	1	1	1	2	0
4	1	3	3	0	0	0
4	0	2	0	0	1	1
4	1	1	0	0	0	2
4	0	1	0	0	3	1

BOTTOM

Montreal Expos @ Cincinnati Reds
Riverfront Stadium, Cincinnati, OH

Fri Aug 06 1971, 7:05 PM EDT
Att. 18,061 - Unknown

livebaseballscorecards.com

AB	35
R	9
H	14
RBI	8
BB	3
SO	8
LOB	12



Inning	R	H	E	K	S	H	LOB	BB	IBB	HBP	BLK	WP	HR	S	P	ERA	WHIP
1	0	0	0	2	7	0	0	6	1	0	0	1	2	29	37	12.46	1.846
2	0	0	0	2	7	0	0	6	0	0	0	0	1	4	4	13.50	4.500
3	0	0	0	2	7	0	0	6	0	0	0	1	1	14	14	9.00	2.000
4	0	0	0	2	7	0	0	6	0	0	0	0	0	4	8	0.00	1.000

PITCHER	IP	WLS	BF	H	R	ER	SO	BB	IBB	HBP	BLK	WP	HR	S	P	ERA	WHIP
Steve Renko, R ERA: 3.88 (1, 1)	4.1	L	21	7	6	6	5	1	1	0	0	1	2	29	37	12.46	1.846
Howie Reed, R ERA: 3.81 (5, 1)	0.2		4	3	1	1	0	0	0	0	0	0	1	4	4	13.50	4.500
Jim Britton, R ERA: 5.72 (6, 1)	2.0		10	4	2	2	2	0	0	0	0	1	1	14	14	9.00	2.000
Claude Raymond, R ERA: 4.84 (8, 1)	1.0		3	0	0	0	1	1	0	0	0	0	0	4	8	0.00	1.000

WP	PA
2	38
PB: 0	
SB: 0	
CS: 0	

Batter	1	2	3	4	5	6	7	8	9	AB R H RBI BB SO LOB	TOP											
Ron Hunt, R (1, 4) OBP: 0.402, SLG: 0.356	1-0 1B 4-3 HBP	0-0 1B 1B		0-0 6-3		0-0 FC5-4 1-2f		0-0 P3	4 2 1 0 0 0 1													
Boots Day, L (1, 8) OBP: 0.351, SLG: 0.361	0-0 1B 4-3 2B	0-0 1B 1B		0-0 P4		0-0 F7		0-0 G3	5 1 2 0 0 0 0													
Rusty Staub, L (1, 9) OBP: 0.377, SLG: 0.425	0-0 1B 4-3	0-0 1B 1B		0-0 4-3					4 0 1 2 0 0 1													
Ron Fairly, L (1, 3) OBP: 0.380, SLG: 0.403	0-0 1B 2B PB 2-H	0-0 F9				0-0 G3		0-0 1B	4 1 2 1 0 0 2													
Bob Bailey, R (1, 5) OBP: 0.366, SLG: 0.398	0-3 1B 2-3 K			0-0 1B G4-6-3		0-0 1B G4-3		0-0 5-3	4 0 2 0 0 1 2													
Jim Gosger, L (1, 7) OBP: 0.237, SLG: 0.230	0-0 1B			0-0 1B G4-6-3		0-0 1B G4-3		0-0 1B CS	2 0 1 1 0 0 1													
Ron Woods, R (5, PH) OBP: 0.349, SLG: 0.424	0-0 1B			0-0 1B G4-6-3		0-0 1B G4-3		0-0 1B CS	2 0 1 0 0 0 1													
John Bateman, R (1, 2) OBP: 0.269, SLG: 0.340	0-3 1B K			0-0 2B		0-0 6-3		0-3 1B K	4 0 1 0 0 2 2													
Bobby Wine, R (1, 6) OBP: 0.247, SLG: 0.217		0-3 1B K		4-0 BB		0-0 6-3		0-0 2-3	3 0 0 0 1 1 0													
Ernie McAnally, R (1, 1) OBP: 0.065, SLG: 0.067		0-0 1B		0-0 F8		0-0 1B FC5-4		0-0 1-3	3 0 1 0 0 0 2													
Mike Marshall, R (6, 1) OBP: 0.182, SLG: 0.100		0-0 1B		0-0 F8		0-0 1B FC5-4		0-0 1-3	1 0 0 0 0 0 0													
Inning Stats	R: 3 E: 0 K: 2 S: 10	H: 3 LOB: 1 BB: 0 P: 11	R: 1 E: 0 K: 1 S: 8	H: 3 LOB: 2 BB: 0 P: 8	R: 0 E: 0 K: 0 S: 4	H: 2 LOB: 2 BB: 1 P: 8	R: 0 E: 0 K: 0 S: 3	H: 0 LOB: 0 BB: 0 P: 3	R: 0 E: 0 K: 0 S: 3	H: 1 LOB: 0 BB: 0 P: 3	R: 0 E: 0 K: 0 S: 4	H: 1 LOB: 1 BB: 0 P: 4	R: 0 E: 0 K: 0 S: 4	H: 1 LOB: 1 BB: 0 P: 4	R: 0 E: 0 K: 1 S: 5	H: 1 LOB: 0 BB: 0 P: 5	R: 0 E: 0 K: 0 S: 3	H: 0 LOB: 0 BB: 0 P: 3	1B: 10 2B: 2 3B: 0 HR: 0	SF: 0 SAC: 0 DP: 2 HBP: 1	WP: 0 PB: 1 SB: 0 CS: 1	PA: 38
PITCHER	IP WLS BF H R ER SO BB IBB HBP BLK WP HR S P ERA WHIP																					
Jim McGlothlin, R (1, 1) ERA: 3.59	3.0 L 18 8 4 3 3 1 0 1 0 0 0 0 22 27 9.00 3.000																					
Jim Merritt, L (4, 1) ERA: 5.25	2.0 6 1 0 0 0 0 0 0 0 0 0 0 6 6 0.00 0.500																					
Wayne Granger, R (6, 1) ERA: 2.63	1.0 4 1 0 0 0 0 0 0 0 0 0 0 4 4 0.00 1.000																					
Joe Gibbon, L (7, 1) ERA: 2.96	3.0 10 2 0 0 1 0 0 0 0 0 0 0 12 12 0.00 0.667																					

Montreal Expos @ Cincinnati Reds
Riverfront Stadium, Cincinnati, OH
Sat Aug 07 1971, 7:05 PM EDT
Att: 22,861 - Unknown

livebaseballscorecards.com

AB	36
R	4
H	12
RBI	4
BB	1
SO	4
LOB	12



BOTTOM

Montreal Expos @ Cincinnati Reds
 Riverfront Stadium, Cincinnati, OH
 Sat Aug 07 1971, 7:05 PM EDT
 Att. 22,861 - Unknown

livebaseballscorecards.com

AB	32
R	3
H	7
RBI	3
BB	1
SO	5
LOB	7



WP: 2	PA: 34
PB: 0	
SB: 0	
CS: 0	

AB R H RBI BB SO LOB

3 0 0 0 1 1 0

4 0 0 0 0 2 2

4 1 1 0 0 0 0

4 0 1 1 0 1 0

4 0 1 0 0 0 0

2 1 1 0 0 0 2

0 0 0 0 0 0 0

1 0 0 0 0 0 0

1 0 0 0 0 0 0

1 0 0 0 0 0 0

1B: 6	SF: 0
2B: 1	SAC: 0
3B: 0	DP: 1
HR: 0	HBP: 1

Batter	1	2	3	4	5	6	7	8	9
Pete Rose, S (1, 9) OBP: 0.374, SLG: 0.413	0-0 F8		0-0 4-3		4-0 FC4-6 1-2 BB		0-3 K		
Bernie Carbo, L (1, 7) OBP: 0.349, SLG: 0.351	0-3 K			0-3 K	0-0 FC4-6 1-2f			0-0 F8	
Lee May, R (1, 3) OBP: 0.324, SLG: 0.551	0-0 F8			0-0 F8		0-0 WP 1B 2B		0-0 F8	
Tony Perez, R (1, 5) OBP: 0.319, SLG: 0.447		0-3 K		0-0 F8		0-0 1B WP FC1-2 1B 2-H		0-0 F8	
Johnny Bench, R (1, 2) OBP: 0.287, SLG: 0.437		0-0 F8			0-0 FC1-2 1B			0-0 1-3	
George Foster, R (1, 8) OBP: 0.294, SLG: 0.392		1-0 HBP			0-0 1B 1B		0-0 FC1-2 G4-6-3		0-0 F7
Joe Gibbon, R (7, 1)									
Jimmy Stewart, S (9, PH) OBP: 0.280, SLG: 0.275									
Tommy Helms, R (1, 4) OBP: 0.283, SLG: 0.338		0-0 1-3			0-0 1B 1B		0-0 G4-6-3		0-0 F7
Woody Woodward, R (1, 6) OBP: 0.271, SLG: 0.258			0-0 P4		0-0 1B 1B			0-0 F8	
Jim McClothlin, R (1, 1) OBP: 0.211, SLG: 0.278			0-3 K		0-0 1B 1B			0-0 F7	
Ty Cline, L (3, PH) OBP: 0.347, SLG: 0.213									
Jim Merritt, L (4, 1) OBP: 0.208, SLG: 0.304									
Al Ferrara, R (5, PH) OBP: 0.309, SLG: 0.261									
Don Gullett, R (5, PR) OBP: 0.132, SLG: 0.115									
Wayne Granger, R (6, 1) OBP: 0.409, SLG: 1.000									
Buddy Bradford, R (7, 8) OBP: 0.305, SLG: 0.298					1-2 3-H 1B				

Inning Stats	R: 0	H: 0	E: 0	LOB: 0	K: 1	BB: 0	S: 5	P: 5
	0	0	0	0	1	0	5	5
	0	0	0	1	1	0	6	6
	0	0	0	0	1	0	5	5
	0	0	0	0	1	0	5	5
	2	4	0	2	0	1	10	10
	1	3	0	1	0	0	5	5
	0	0	0	0	1	0	5	5
	0	0	0	0	0	0	3	3
	0	0	0	0	0	0	3	3
	0	0	0	0	0	0	3	3
	0	0	0	0	0	0	0	0
	0	0	0	0	0	0	0	0
	0	0	0	0	0	0	0	0
	0	0	0	0	0	0	0	0
	0	0	0	0	0	0	0	0

PITCHER	IP	WLS	BF	H	R	ER	SO	BB	IBB	HBP	BLK	WP	HR	S	P	ERA	WHIP
Ernie McAnally, R (1, 1) ERA: 5.03	5.0	W	22	6	3	3	4	1	0	1	0	1	0	28	33	5.40	1.400
Mike Marshall, R (6, 1) ERA: 4.99	4.0	S	12	1	0	0	1	0	0	0	0	1	0	14	14	0.00	0.250

Batter	1	2	3	4	5	6	7	8	9	AB R H RBI BB SO LOB	TOP
Ron Hunt, R OBP: 0.403, SLG: 0.364 (1, 4) X	0-0 F7		4-0 BB		0-0 HR			0-0 1-3		3 1 1 1 1 0 0	
Ron Woods, R OBP: 0.336, SLG: 0.408 (1, 8) X (6, 7)	0-0 P4		0-0 F7		0-0 L7			0-0 6-3		4 0 0 0 0 0 2	
Rusty Staub, L OBP: 0.376, SLG: 0.423 (1, 9) X	0-0 F8			0-0 4-3		0-3 K			0-0 5-3 1B	4 1 1 0 0 1 0	
Bob Bailey, R OBP: 0.367, SLG: 0.399 (1, 7) X (6, 5)		0-0 F7		0-0 1B		0-0 G4-3-6 1B			0-0 5-3	4 0 2 0 0 0 1	
Coco Laboy, R OBP: 0.303, SLG: 0.303 Ron Fairly, L OBP: 0.378, SLG: 0.400 (1, 5) X (6, PH) (6, 3)		0-0 F7		0-0 P6		0-0 G4-3-6 1-2f			0-3 K	2 0 0 0 0 0 1 2 0 0 0 0 1 2	
John Boccabella, R OBP: 0.281, SLG: 0.336 Boots Day, L OBP: 0.352, SLG: 0.362 (1, 3) X (6, 8)		0-0 5-3		0-0 P4			0-0 G3		0-0 1B	2 0 0 0 0 0 1 2 0 1 1 0 0 0	
John Bateman, R OBP: 0.269, SLG: 0.347 (1, 2) X			0-0 F8		0-0 HR		0-3 K		0-0 5-3	4 1 1 1 0 1 1	
Bobby Wine, R OBP: 0.249, SLG: 0.219 Jim Fairey, L OBP: 0.275, SLG: 0.261 John Strohmayer, R OBP: 0.258, SLG: 0.258 (1, 6) X (7, PH) (7, 1)			0-0 BB 1B		0-0 P6		0-0 1-3			2 0 1 0 0 0 0 1 0 0 0 0 0 0 0 0 0 0 0 0 0	
Carl Morton, R OBP: 0.212, SLG: 0.286 Ron Brand, R OBP: 0.229, SLG: 0.196 (1, 1) X (7, 6)			0-3 K		0-3 K			0-0 B1-3		2 0 0 0 0 2 1 1 0 0 0 0 0 0	
Inning Stats	R: 0 H: 0 E: 0 LOB: 0 K: 0 BB: 0 S: 3 P: 3	R: 0 H: 0 E: 0 LOB: 0 K: 0 BB: 0 S: 3 P: 3	R: 0 H: 1 E: 0 LOB: 2 K: 1 BB: 1 S: 6 P: 10	R: 0 H: 1 E: 0 LOB: 1 K: 0 BB: 0 S: 4 P: 4	R: 2 H: 2 E: 0 LOB: 0 K: 1 BB: 0 S: 7 P: 7	R: 0 H: 1 E: 0 LOB: 0 K: 1 BB: 0 S: 5 P: 5	R: 0 H: 0 E: 0 LOB: 0 K: 1 BB: 0 S: 5 P: 5	R: 0 H: 0 E: 0 LOB: 0 K: 0 BB: 0 S: 3 P: 3	R: 1 H: 2 E: 0 LOB: 1 K: 1 BB: 0 S: 7 P: 7	1B: 5 SF: 0 2B: 0 SAC: 0 3B: 0 DP: 1 HR: 2 HBP: 0	WP: 0 PA: 34 PB: 0 SB: 0 CS: 0
PITCHER Ross Grimsley, L ERA: 3.77 Clay Carroll, R ERA: 2.02	IP WLS BF H R ER SO BB IBB HBP BLK WP HR S P ERA WHIP										
	(1, 1) 5.0 0 20 4 2 2 2 1 0 0 0 0 2 23 27 3.60 1.000										
	(6, 1) 4.0 1 14 3 1 1 3 0 0 0 0 0 0 20 20 2.25 0.750										

Montreal Expos @ Cincinnati Reds
Riverfront Stadium, Cincinnati, OH
Sun Aug 08 1971, 3:33 AM EDT
Att: 28,158 - Unknown

AB	33
R	3
H	7
RBI	3
BB	1
SO	5
LOB	9



Batter	1	2	3	4	5	6	7	8	9	AB R H RBI BB SO LOB
Pete Rose, S OBP: 0.375, SLG: 0.413 (1, 9)	0-0 HR 1B		0-0 F8		0-0 F7	0-0 F8			0-0 HR 1B	5 2 2 0 0 0 3
Bernie Carbo, L OBP: 0.346, SLG: 0.347 (1, 7)	0-0 P6		0-0 F5		0-0 F8		0-0 4-3		0-0 HR 1B	3 0 0 0 0 0 2
Clay Carroll, R OBP: 0.125, SLG: 0.125 (6, 1)										1 0 0 0 0 0 0
Jimmy Stewart, S OBP: 0.289, SLG: 0.286 (9, PH)										1 1 1 0 0 0 0
Lee May, R OBP: 0.329, SLG: 0.569 (1, 3)	0-0 HR 1-H		0-0 1B		4-0 1B BB		0-0 F8		0-0 HR 1-H 2-H	4 2 3 5 1 0 0
Tony Perez, R OBP: 0.318, SLG: 0.445 (1, 5)	0-0 F7		0-0 F4		0-0 1B		0-0 F9			4 0 1 1 0 0 1
Dave Concepcion, R OBP: 0.257, SLG: 0.261 (9, 5)										0 0 0 0 0 0 0
Johnny Bench, R OBP: 0.285, SLG: 0.433 (1, 2)	0-0 F9			0-0 F7	0-0 F7			0-0 6-3		4 0 0 0 0 0 2
George Foster, R OBP: 0.296, SLG: 0.395 (1, 8)		0-0 F9		0-0 5-3		4-0 FC3-6 BB		0-0 2B		3 0 1 0 1 0 0
Tommy Helms, R OBP: 0.285, SLG: 0.342 (1, 4)		0-0 2B		0-0 1B		0-0 FC3-6 CS 1-2f		0-0 1-3		4 0 2 0 0 0 2
Woody Woodward, R OBP: 0.271, SLG: 0.254 (1, 6)		0-3 K		0-3 K		4-0 1B BB 1-2		0-0 4-3		3 0 0 0 1 2 3
Ross Grimsley, L OBP: 0.152, SLG: 0.097 (1, 1)		0-3 K			0-0 BB 1B		0-0 1B		0-0 L7	1 0 0 0 0 1 1
Ty Cline, L OBP: 0.356, SLG: 0.229 (5, PH)										3 1 2 0 0 0 0

Inning Stats	R: 2 E: 0 K: 0 S: 5	H: 2 LOB: 0 BB: 0 P: 5	R: 0 E: 0 K: 2 S: 8	H: 1 LOB: 1 BB: 0 P: 8	R: 0 E: 0 K: 0 S: 4	H: 1 LOB: 1 BB: 0 P: 6	R: 1 E: 0 K: 0 S: 5	H: 2 LOB: 2 BB: 1 P: 9	R: 0 E: 0 K: 0 S: 3	H: 1 LOB: 2 BB: 2 P: 11	R: 0 E: 0 K: 0 S: 3	H: 0 LOB: 0 BB: 0 P: 3	R: 0 E: 0 K: 0 S: 4	H: 1 LOB: 1 BB: 0 P: 4	R: 3 E: 0 K: 0 S: 4	H: 3 LOB: 0 BB: 0 P: 4	1B: 8 2B: 2 3B: 0 HR: 2	SF: 0 SAC: 0 DP: 0 HBP: 0	WP: 0 PB: 0 SB: 0 CS: 1	PA: 39
--------------	------------------------------	---------------------------------	------------------------------	---------------------------------	------------------------------	---------------------------------	------------------------------	---------------------------------	------------------------------	----------------------------------	------------------------------	---------------------------------	------------------------------	---------------------------------	------------------------------	---------------------------------	----------------------------------	------------------------------------	----------------------------------	--------

PITCHER	IP	WLS	BF	H	R	ER	SO	BB	IBB	HBP	BLK	WP	HR	S	P	ERA	WHIP
Carl Morton, R ERA: 4.49 (1, 1)	6.0		28	8	3	3	3	3	0	0	0	0	1	31	43	4.50	1.833
John Strohmayr, R ERA: 4.56 (7, 1)	2.1	L	11	4	3	3	0	0	0	0	0	0	1	11	11	11.57	1.714

Montreal Expos @ Cincinnati Reds
Riverfront Stadium, Cincinnati, OH

Sun Aug 08 1971, 3:33 AM EDT
Att. 28,158 - Unknown

AB	36
R	6
H	12
RBI	6
BB	3
SO	3
LOB	14



Batter	1	2	3	4	5	6	7	8	9	AB R H RBI BB SO LOB	TOP									
Jesus Alou, R (1, 7) OBP: 0.336, SLG: 0.403	0-3 K		0-0 HR 1B		0-0 L8		0-0 2-H 1B			4 1 2 1 0 1 0										
Joe Morgan, L (1, 4) OBP: 0.357, SLG: 0.409	0-0 4-3		0-0 1-H HR		4-0 WP S BB		0-0 F8			3 1 1 2 1 0 1										
Jimmy Wynn, R (1, 9) OBP: 0.321, SLG: 0.321	0-0 1-3		0-0 5-3		0-0 1-3 5-3			0-3 K		4 0 0 0 0 1 1										
Cesar Cedeno, R (1, 8) OBP: 0.287, SLG: 0.396		0-0 G3	0-0 F7		0-0 G5-4-3 1B		0-0 P6			4 0 1 0 0 0 0										
Bob Watson, R (1, 3) OBP: 0.352, SLG: 0.392		0-0 4-3	0-0 1-3		0-0 G5-4-3 1-2f		0-0 6-3			4 0 0 0 0 0 1										
Doug Rader, R (1, 5) OBP: 0.308, SLG: 0.381		0-0 2B 1B		0-0 F8		0-0 6-3		0-0 5-3		4 0 1 0 0 0 0										
Denis Menke, R (1, 6) OBP: 0.339, SLG: 0.335		0-0 1-3 2B		0-3 K		0-0 5-3		0-3 K		4 0 1 0 0 2 0										
Jack Hiatt, R (1, 2) OBP: 0.410, SLG: 0.340		4-0 1B IBB		0-0 1-4-3		4-0 SH3-4 1B BB		0-3 K		2 1 0 0 2 1 0										
Ken Forsch, R (1, 1) OBP: 0.083, SLG: 0.057		0-0 L9		0-3 K		0-0 SH3-4				2 0 0 0 0 1 3										
Inning Stats	R: 0 E: 0 K: 1 S: 5	H: 0 LOB: 0 BB: 0 P: 5	R: 0 E: 0 K: 0 S: 5	H: 2 LOB: 3 BB: 1 P: 9	R: 2 E: 0 K: 0 S: 5	H: 2 LOB: 0 BB: 0 P: 5	R: 0 E: 0 K: 1 S: 5	H: 0 LOB: 0 BB: 0 P: 5	R: 0 E: 0 K: 1 S: 3	H: 1 LOB: 0 BB: 0 P: 3	R: 1 E: 0 K: 0 S: 4	H: 1 LOB: 1 BB: 1 P: 8	R: 0 E: 0 K: 1 S: 5	H: 0 LOB: 0 BB: 0 P: 5	R: 0 E: 0 K: 2 S: 7	H: 0 LOB: 0 BB: 0 P: 7	1B: 4 2B: 1 3B: 0 HR: 1	SF: 0 SAC: 1 DP: 1 HBP: 0	WP: 1 PB: 0 SB: 1 CS: 0	PA: 35
PITCHER	IP WLS BF H R ER SO BB IBB HBP BLK WP HR S P ERA WHIP																			
Wayne Simpson, R (1, 1) ERA: 4.97	7.0 L 29 6 3 3 3 2 1 0 0 1 1 32 44 3.86 1.143																			
Clay Carroll, R (8, 1) ERA: 2.0	1.0 3 0 0 0 1 0 0 0 0 0 0 5 5 0.00 0.000																			
Wayne Granger, R (9, 1) ERA: 2.59	1.0 3 0 0 0 2 0 0 0 0 0 0 7 7 0.00 0.000																			

Houston Astros @ Cincinnati Reds
Riverfront Stadium, Cincinnati, OH
Tue Aug 10 1971, 7:05 PM EDT
Att: 15,083 - Unknown

livebaseballscorecards.com

AB	31
R	3
H	6
RBI	3
BB	3
SO	6
LOB	6



Batter	1	2	3	4	5	6	7	8	9	AB	R	H	RBI	BB	SO	LOB
Pete Rose, S OBP: 0.374, SLG: 0.413 (1, 9) X	0-0 2B 2B		0-3 K		0-0 4-3			0-0 L6		4	1	1	0	0	1	1
Bernie Carbo, L OBP: 0.341, SLG: 0.341 Wayne Granger, R OBP: 0.400, SLG: 1.000 (1, 7) X (9, 1)	0-0 F7		0-0 4-3		0-0 F7			0-0 4-3		4	0	0	0	0	0	2
Lee May, R OBP: 0.326, SLG: 0.563 (1, 3) X	0-0 P4		0-3 K						0-0 P6	4	0	0	0	0	1	1
Tony Perez, R OBP: 0.322, SLG: 0.448 (1, 5) X	0-0 1B 2B			4-0 S BB		4-0 G6-4-3 BB			0-0 F8	2	1	1	1	2	0	0
Johnny Bench, R OBP: 0.284, SLG: 0.431 (1, 2) X	0-0 1B			0-0 F3		0-0 G6-4-3			0-0 5-3	4	0	1	1	0	0	2
George Foster, R OBP: 0.293, SLG: 0.391 Clay Carroll, R OBP: 0.125, SLG: 0.125 Jimmy Stewart, S OBP: 0.289, SLG: 0.266 (1, 8) X (8, 1) (9, 7)	0-0 F8			0-0 L7				0-0 G3		3	0	0	0	0	0	2
Tommy Helms, R OBP: 0.283, SLG: 0.339 (1, 4) X		0-0 F9		0-0 P4						3	0	0	0	0	0	1
Dave Concepcion, R OBP: 0.257, SLG: 0.262 (1, 6) X			0-0 4-3			0-0 4-3 S 1B			0-0 5-3	3	0	1	0	0	0	0
Wayne Simpson, R OBP: 0.115, SLG: 0.042 Ty Cline, L OBP: 0.353, SLG: 0.226 (1, 1) (8, 8)		0-3 K			0-3 K			0-0 L3-1		2	0	0	0	0	2	1


Inning Stats	R: 2	H: 3	E: 0	LOB: 1	K: 0	BB: 0	S: 6	P: 6	R: 0	H: 0	E: 0	LOB: 0	K: 1	BB: 0	S: 5	P: 5	R: 0	H: 0	E: 0	LOB: 0	K: 2	BB: 0	S: 7	P: 7	R: 0	H: 0	E: 0	LOB: 1	K: 0	BB: 1	S: 3	P: 7	R: 0	H: 1	E: 0	LOB: 1	K: 1	BB: 0	S: 6	P: 6	R: 0	H: 0	E: 0	LOB: 0	K: 0	BB: 1	S: 2	P: 6	R: 0	H: 0	E: 0	LOB: 0	K: 0	BB: 0	S: 3	P: 3	R: 0	H: 0	E: 0	LOB: 0	K: 0	BB: 0	S: 3	P: 3	R: 0	H: 0	E: 0	LOB: 0	K: 0	BB: 0	S: 3	P: 3	R: 0	H: 0	E: 0	LOB: 0	K: 0	BB: 0	S: 3	P: 3
Ken Forsch, R ERA: 2.8 (1, 1)	IP: 9.0	WLS: W	BF: 32	H: 4	R: 2	ER: 2	SO: 4	BB: 2	IBB: 0	HBP: 0	BLK: 0	WP: 0	HR: 0	S: 38	P: 46	ERA: 2.00	WHIP: 0.667																																																															

BOTTOM

Houston Astros @ Cincinnati Reds
Riverfront Stadium, Cincinnati, OH
Tue Aug 10 1971, 7:05 PM EDT
Att. 15,083 - Unknown

AB	30
R	2
H	4
RBI	2
BB	2
SO	4
LOB	10

WP: 0 PA: 32
PB: 0
SB: 2
CS: 0



livebaseballscorecards.com

Batter	1	2	3	4	5	6	7	8	9	AB R H RBI BB SO LOB	TOP									
Jesus Alou, R (1, 7) OBP: 0.335, SLG: 0.401	0-0 SH5-3 1B		0-0 G3			0-0 F3			0-0 F9	4 0 1 0 0 0 0	Houston Astros @ Cincinnati Reds Riverfront Stadium, Cincinnati, OH Wed Aug 11 1971, 7:05 PM EDT Att: 15,053 - Unknown livebaseballscorecards.com									
Joe Morgan, L (1, 4) OBP: 0.355, SLG: 0.406	0-0 SH5-3 1-2		0-0 F2			0-0 F8			0-0 F2	3 0 0 0 0 0 0										
Jimmy Wynn, R (1, 9) OBP: 0.317, SLG: 0.317	0-0 5-3		0-3 K			0-0 F8			0-0 P6	4 0 0 0 0 1 1										
Cesar Cedeno, R (1, 8) OBP: 0.285, SLG: 0.393	0-0 6-3				0-0 5-3				0-0 P3	3 0 0 0 0 0 1										
Bob Watson, R (1, 3) OBP: 0.349, SLG: 0.389		0-0 L8			0-0 5-3				0-0 6-3	3 0 0 0 0 0 0										
Doug Rader, R (1, 5) OBP: 0.306, SLG: 0.378		0-0 L5			0-0 L8				0-0 P4	3 0 0 0 0 0 0										
Denis Menke, R (1, 6) OBP: 0.341, SLG: 0.336		4-0 2B BB			0-0 F9				0-0 G6-4-3 1B	2 1 1 0 1 0 0										
Jack Hiatt, R (1, 2) OBP: 0.409, SLG: 0.346		0-0 1-H 2B			0-0 P4				0-0 G6-4-3 1-2f	3 0 1 1 0 0 1										
Jack Billingham, R (1, 1) OBP: 0.170, SLG: 0.157		0-0 5-3			0-0 4-3				0-0 P3	2 0 0 0 0 0 1										
Fred Gladding, L (7, 1)										0 0 0 0 0 0 0										
Rich Chiles, L (8, PH) OBP: 0.392, SLG: 0.432										1 0 0 0 0 0 0										
Buddy Harris, R (8, 1)										0 0 0 0 0 0 0										
Inning Stats	R: 0 E: 0 K: 0 S: 4	H: 1 LOB: 1 BB: 0 P: 4	R: 1 E: 0 K: 0 S: 4	H: 1 LOB: 1 BB: 1 P: 8	R: 0 E: 0 K: 1 S: 5	H: 0 LOB: 0 BB: 0 P: 5	R: 0 E: 0 K: 0 S: 3	H: 0 LOB: 0 BB: 0 P: 3	R: 0 E: 0 K: 0 S: 3	H: 0 LOB: 0 BB: 0 P: 3	R: 0 E: 0 K: 0 S: 3	H: 0 LOB: 0 BB: 0 P: 3	R: 0 E: 0 K: 0 S: 3	H: 1 LOB: 0 BB: 0 P: 3	R: 0 E: 0 K: 0 S: 3	H: 0 LOB: 0 BB: 0 P: 3	1B: 2 2B: 1 3B: 0 HR: 0	SF: 0 SAC: 1 DP: 1 HBP: 0	WP: 0 PB: 0 SB: 0 CS: 0	PA: 30
PITCHER Gary Nolan, R (1, 1) ERA: 3.17	IP: 9.0 WLS: W BF: 30 H: 3 R: 1 ER: 1 SO: 1 BB: 1 IBB: 0 HBP: 0 BLK: 0 WP: 0 HR: 0 S: 31 P: 35 ERA: 1.00 WHIP: 0.444											PITCHER	IP: WLS: BF: H: R: ER: SO: BB: IBB: HBP: BLK: WP: HR: S: P: ERA: WHIP:							



Batter	1	2	3	4	5	6	7	8	9	AB R H RBI BB SO LOB	TOP									
Don Kessinger, S (1, 6) OBP: 0.337, SLG: 0.338	0-0 F9		0-0 5-3			0-0 P4		0-0 6-3		4 0 0 0 0 0 2										
Glenn Beckert, R (1, 4) OBP: 0.383, SLG: 0.413	0-0 F9			0-0 L9		0-0 F9		0-3 K		4 0 0 0 0 1 0										
Billy Williams, L (1, 9) OBP: 0.387, SLG: 0.509	0-0 F8			0-0 F8		0-0 P6		0-0 G3		4 0 0 0 0 0 0										
Ron Santo, R (1, 7) OBP: 0.362, SLG: 0.436		4-0 BB		0-3 K		0-3 K		0-0 F7		3 0 0 0 1 2 0										
Joe Pepitone, L (1, 3) OBP: 0.352, SLG: 0.503		0-0 G4-6-3			0-0 F8			0-0 G3		3 0 0 0 0 0 1										
Paul Popovich, S (1, 5) OBP: 0.258, SLG: 0.289		0-0 F2			0-0 P4			4-0 BB		2 1 0 0 1 0 0										
Cleo James, R (1, 8) OBP: 0.273, SLG: 0.244			0-0 F5		0-0 5-3			0-0 BB		3 1 1 0 0 0 0										
Chris Cannizzaro, R (1, 2) OBP: 0.325, SLG: 0.325			1-0 HBP			0-0 F8		0-0 P4		2 0 0 0 0 0 2										
Bill Hands, R (1, 1) OBP: 0.159, SLG: 0.088			0-0 SH5-4			0-0 P6		0-0 E6		1 0 0 0 0 0 0										
Bill Bonham, R (7, 1) OBP: 0.200, SLG: 0.200										0 0 0 0 0 0 0										
14 Ernie Banks, R (8, PH) OBP: 0.203, SLG: 0.286										1 0 0 0 0 0 0										
Hector Torres, R (8, PR) OBP: 0.346, SLG: 0.333										0 0 0 0 0 0 0										
Joe Decker, R (8, 1) OBP: 0.750, SLG: 1.000			1-2							0 0 0 0 0 0 0										
Inning Stats	R: 0 E: 0 K: 0 S: 3	H: 0 LOB: 0 BB: 0 P: 3	R: 0 E: 0 K: 0 S: 2	H: 0 LOB: 0 BB: 1 P: 6	R: 0 E: 0 K: 0 S: 3	H: 0 LOB: 1 BB: 0 P: 4	R: 0 E: 0 K: 1 S: 5	H: 0 LOB: 0 BB: 0 P: 5	R: 0 E: 0 K: 0 S: 3	H: 0 LOB: 0 BB: 0 P: 3	R: 0 E: 0 K: 1 S: 5	H: 0 LOB: 0 BB: 0 P: 5	R: 2 E: 1 K: 0 S: 5	H: 1 LOB: 1 BB: 1 P: 9	R: 0 E: 0 K: 1 S: 5	H: 0 LOB: 0 BB: 0 P: 5	1B: 0 2B: 1 3B: 0 HR: 0	SF: 0 SAC: 1 DP: 1 HBP: 1	WP: 0 PB: 0 SB: 0 CS: 0	PA: 31
PITCHER	IP WLS BF H R ER SO BB IBB HBP BLK WP HR S P ERA WHIP																			
Don Gullett, L (1, 1) ERA: 2.52	8.0 W 28 1 2 0 2 2 0 1 0 0 0 0 29 38 0.00 0.375																			
Wayne Granger, R (9, 1) ERA: 2.55	1.0 S 3 0 0 0 1 0 0 0 0 0 0 0 5 5 0.00 0.000																			

Chicago Cubs @ Cincinnati Reds
Riverfront Stadium, Cincinnati, OH

Fri Aug 13 1971, 7:05 PM EDT
Att: 26,350 - Unknown

livebaseballscorecards.com

AB	27
R	2
H	1
RBI	0
BB	2
SO	3
LOB	5



Batter	1	2	3	4	5	6	7	8	9	AB R H RBI BB SO LOB	TOP
Don Kessinger, S (1, 6) OBP: 0.336, SLG: 0.339	0-0 6-3		0-0 4-3		0-0 F7			0-0 SH1-4 2B		4 0 1 0 0 0 1	
Glenn Beckert, R (1, 4) OBP: 0.383, SLG: 0.413	0-0 6-3		0-0 HR 1B		0-0 G5-4-3 1-2f			0-0 SH1-4 2-3		3 1 1 0 0 0 1	
Billy Williams, L (1, 7) OBP: 0.386, SLG: 0.514	0-0 3-1		0-0 HR					0-0 F8		4 1 1 2 0 0 1	
Joe Pepitone, L (1, 3) OBP: 0.351, SLG: 0.500		0-0 G3	0-0 G4-6-3 1B					0-0 L4		4 0 1 0 0 0 1	
Ron Santo, R (1, 5) OBP: 0.361, SLG: 0.433		4-0 BB 1B BB	0-0 G4-6-3 1-2f					0-0 4-3		3 1 0 0 1 0 1	
Johnny Callison, L (1, 9) OBP: 0.289, SLG: 0.299		0-0 E3 1B 1-2		0-3 K				0-0 F8		3 0 0 0 1 1 1	
Brock Davis, L (1, 8) OBP: 0.340, SLG: 0.330		0-0 1-2 2-H 1B		0-0 F9				0-3 K 1-2		4 0 1 1 0 2 1	
J.C. Martin, L (1, 2) OBP: 0.313, SLG: 0.343		0-3 K		0-0 3-1				0-0 K 1B		3 0 1 0 0 1 2	
Milt Pappas, R (1, 1) OBP: 0.203, SLG: 0.156		0-0 5-3			4-0 G5-4-3 BB			0-0 F7		2 0 0 0 1 0 3	
Inning Stats	R: 0 E: 0 K: 0 S: 3 H: 0 LOB: 0 BB: 0 P: 3	R: 1 E: 1 K: 1 S: 7 H: 1 LOB: 2 BB: 1 P: 11	R: 2 E: 0 K: 0 S: 5 H: 3 LOB: 0 BB: 0 P: 5	R: 0 E: 0 K: 1 S: 5 H: 0 LOB: 0 BB: 0 P: 5	R: 0 E: 0 K: 0 S: 2 H: 0 LOB: 0 BB: 1 P: 6	R: 0 E: 0 K: 0 S: 3 H: 0 LOB: 0 BB: 0 P: 3	R: 0 E: 0 K: 1 S: 5 H: 1 LOB: 1 BB: 1 P: 9	R: 0 E: 0 K: 0 S: 4 H: 1 LOB: 1 BB: 0 P: 4	R: 0 E: 0 K: 1 S: 5 H: 0 LOB: 0 BB: 0 P: 5	1B: 4 2B: 2 3B: 0 HR: 1 SF: 0 SAC: 1 DP: 3 HBP: 0	WP: 0 PB: 0 SB: 0 CS: 1 PA: 34
PITCHER	IP WLS BF H R ER SO BB IBB HBP BLK WP HR S P ERA WHIP										
Jim McGlothlin, R (1, 1) ERA: 3.61	7.0 L 27 5 3 3 3 3 0 0 0 0 0 1 30 42 3.86 1.143										
Jim Merritt, L (8, 1) ERA: 5.13	2.0 7 1 0 0 1 0 0 0 0 0 0 0 9 9 0.00 0.500										

Chicago Cubs @ Cincinnati Reds
Riverfront Stadium, Cincinnati, OH

Sat Aug 14 1971, 7:05 PM EDT
Att. 32,678 - Unknown - 80 F

livebaseballscorecards.com

AB	30
R	3
H	6
RBI	3
BB	3
SO	4
LOB	12



Batter	1	2	3	4	5	6	7	8	9	AB R H RBI BB SO LOB	BOTTOM
--------	---	---	---	---	---	---	---	---	---	----------------------	--------

<p>Pete Rose, S (1, 9) OBP: 0.378, SLG: 0.418</p>	<p>Hal McRae, R (1, 7) OBP: 0.281, SLG: 0.407</p>	<p>Lee May, R (1, 3) OBP: 0.326, SLG: 0.554</p>	<p>Tony Perez, R (1, 5) OBP: 0.324, SLG: 0.451</p>	<p>Johnny Bench, R (1, 2) OBP: 0.286, SLG: 0.427</p>	<p>George Foster, R (1, 8) OBP: 0.289, SLG: 0.390</p>	<p>Tommy Helms, R (1, 4) OBP: 0.282, SLG: 0.339</p>	<p>Dave Concepcion, R (1, 6) OBP: 0.253, SLG: 0.257</p> <p>Jimmy Stewart, S (7, PH) OBP: 0.286, SLG: 0.282</p> <p>Woody Woodward, R (8, 6) OBP: 0.271, SLG: 0.254</p>	<p>Jim McGlothlin, R (1, 1) OBP: 0.200, SLG: 0.263</p> <p>Bernie Carbo, L (7, PH) OBP: 0.339, SLG: 0.339</p> <p>Jim Merritt, L (8, 1) OBP: 0.206, SLG: 0.304</p>	<p>0-0, 4-3, strikeout (1), X</p> <p>0-0, F7, strikeout (2), X</p> <p>0-0, 4-3, strikeout (3), X</p> <p>0-0, FC5-4, 1B, strikeout (1), X</p> <p>0-0, P5, strikeout (1), X</p> <p>0-0, FC5-4, 1-2f, strikeout (2), X</p> <p>0-0, F7, strikeout (3), X</p>	<p>4 0 1 0 0 0 1</p> <p>4 1 2 0 0 0 1</p> <p>4 0 1 0 0 0 1</p> <p>4 0 2 1 0 0 1</p> <p>4 0 0 0 0 0 3</p> <p>4 0 0 0 0 1 3</p> <p>4 0 2 0 0 0 1</p> <p>2 0 0 0 0 1 1</p> <p>1 0 0 0 0 0 1</p> <p>0 0 0 0 0 0 0</p> <p>2 0 0 0 0 1 1</p> <p>1 0 0 0 0 0 1</p> <p>0 0 0 0 0 0 0</p>	<p>AB 34</p> <p>R 1</p> <p>H 8</p> <p>RBI 1</p> <p>BB 0</p> <p>SO 3</p> <p>LOB 15</p>
---	---	---	--	--	---	---	---	--	--	--	---

Inning Stats	R: 1 H: 3 E: 0 K: 5 S: 6	H: 3 LOB: 2 BB: 0 P: 6	R: 0 H: 1 E: 0 K: 1 S: 6	H: 1 LOB: 1 BB: 0 P: 6	R: 0 H: 1 E: 0 K: 0 S: 3	H: 0 LOB: 0 BB: 0 P: 3	R: 0 H: 0 E: 0 K: 1 S: 5	H: 0 LOB: 0 BB: 0 P: 5	R: 0 H: 1 E: 0 K: 1 S: 6	H: 1 LOB: 1 BB: 0 P: 6	R: 0 H: 0 E: 0 K: 0 S: 3	H: 0 LOB: 0 BB: 0 P: 3	R: 0 H: 1 E: 0 K: 0 S: 4	H: 1 LOB: 1 BB: 0 P: 4	R: 0 H: 0 E: 0 K: 0 S: 3	H: 0 LOB: 0 BB: 0 P: 3	R: 0 H: 1 E: 0 K: 0 S: 4	H: 1 LOB: 1 BB: 0 P: 4	1B: 6 SF: 0	2B: 2 SAC: 0	3B: 0 DP: 1	HR: 0 HBP: 0	WP: 0 PA: 34	PB: 1 SB: 0 CS: 0	ERA 1.00 WHIP 0.889	ERA WHIP
--------------	--------------------------	------------------------	--------------------------	------------------------	--------------------------	------------------------	--------------------------	------------------------	--------------------------	------------------------	--------------------------	------------------------	--------------------------	------------------------	--------------------------	------------------------	--------------------------	------------------------	-------------	--------------	-------------	--------------	--------------	-------------------	---------------------	----------

PITCHER Milt Pappas, R (1, 1) ERA: 3.45	IP 9.0 WLS W BF 34 H 8 R 1 ER 1 SO 3 BB 0 IBB 0 HBP 0 BLK 0 WP 0 HR 0 S 40 P 40 ERA 1.00 WHIP 0.889	PITCHER	IP 9.0 WLS W BF 34 H 8 R 1 ER 1 SO 3 BB 0 IBB 0 HBP 0 BLK 0 WP 0 HR 0 S 40 P 40 ERA 1.00 WHIP 0.889
---	---	---------	---

Chicago Cubs @ Cincinnati Reds
Riverfront Stadium, Cincinnati, OH
Sat Aug 14 1971, 7:05 PM EDT
Att: 32,678 - Unknown - 80 F

livebaseballscores.com

Batter	1	2	3	4	5	6	7	8	9	AB R H RBI BB SO LOB	TOP																								
Don Kessinger, S (1, 6) OBP: 0.337, SLG: 0.341	0-3 K		0-0 1B		0-0 4-3			0-0 FC6-4 1B		4 0 2 0 0 1 1																									
Glenn Beckert, R (1, 4) OBP: 0.379, SLG: 0.409	0-0 P4		0-0 P4			0-0 F8		0-0 FC6-4 1-2f		4 0 0 0 0 0 2																									
Billy Williams, L (1, 7) OBP: 0.385, SLG: 0.513	0-0 F8			0-0 S E 2B		0-0 F2			0-0 P4	4 1 1 0 0 0 0																									
Ron Santo, R (1, 5) OBP: 0.358, SLG: 0.429		0-0 6-3		0-0 F9 2-H		0-0 6-3			0-0 E3	4 0 0 0 0 0 0																									
14 Ernie Banks, R (1, 3) OBP: 0.190, SLG: 0.267		0-3 K		0-0 5-3			0-0 F7		0-0 F2	4 0 0 0 0 1 1																									
Cleo James, R (1, 8) OBP: 0.271, SLG: 0.227		4-0 BB		0-0 6-3			0-0 6-3		0-0 F9	3 0 0 0 1 0 1																									
Chris Cannizzaro, R (1, 2) OBP: 0.321, SLG: 0.321		0-0 F8			0-0 5-3		0-0 6-3			3 0 0 0 0 0 1																									
Johnny Callison, L (1, 9) OBP: 0.289, SLG: 0.300			0-0 F2		0-0 1B			0-0 6-3		3 0 1 0 0 0 0																									
Juan Pizarro, L (1, 1) OBP: 0.125, SLG: 0.071			0-0 5-3		0-3 K			0-0 P7		2 0 0 0 0 1 1																									
Joe Decker, R (7, 1) OBP: 0.750, SLG: 1.000										0 0 0 0 0 0 0																									
Paul Popovich, S (8, PH) OBP: 0.256, SLG: 0.287										1 0 0 0 0 0 0																									
Phil Regan, R (8, 1)										0 0 0 0 0 0 0																									
Inning Stats	R: 0 E: 0 K: 1 S: 5	H: 0 LOB: 0 BB: 0 P: 5	R: 0 E: 0 K: 1 S: 5	H: 0 LOB: 1 BB: 1 P: 9	R: 0 E: 0 K: 0 S: 4	H: 1 LOB: 1 BB: 0 P: 4	R: 1 E: 0 K: 0 S: 4	H: 1 LOB: 0 BB: 0 P: 4	R: 0 E: 0 K: 1 S: 6	H: 1 LOB: 1 BB: 0 P: 6	R: 0 E: 0 K: 0 S: 3	H: 0 LOB: 0 BB: 0 P: 3	R: 0 E: 0 K: 0 S: 3	H: 0 LOB: 0 BB: 0 P: 3	R: 0 E: 0 K: 0 S: 4	H: 1 LOB: 1 BB: 0 P: 4	R: 0 E: 1 K: 0 S: 4	H: 0 LOB: 1 BB: 0 P: 4	1B: 3 2B: 1 3B: 0 HR: 0	SF: 0 SAC: 0 DP: 0 HBP: 0	WP: 0 PB: 0 SB: 1 CS: 0	PA: 33													
PITCHER Ross Grimsley, L (1, 1) ERA: 3.47	IP 9.0	WLS W	BF 33	H 4	R 1	ER 0	SO 3	BB 1	IBB 0	HBP 0	BLK 0	WP 0	HR 0	S 38	P 42	ERA 0.00	WHIP 0.556	PITCHER	IP 9.0	WLS W	BF 33	H 4	R 1	ER 0	SO 3	BB 1	IBB 0	HBP 0	BLK 0	WP 0	HR 0	S 38	P 42	ERA 0.00	WHIP 0.556

Chicago Cubs @ Cincinnati Reds
Riverfront Stadium, Cincinnati, OH

Sun Aug 15 1971, 3:33 AM EDT
Att: 28,383 - Unknown

livebaseballscorecards.com

AB	32
R	1
H	4
RBI	0
BB	1
SO	3
LOB	7



Batter	1	2	3	4	5	6	7	8	9
Pete Rose, S (1, 9) OBP: 0.379, SLG: 0.418	0-0 4-3		0-0 1B E 1B		0-0 F9		0-0 1B 1-H 1B		
Hal McRae, R (1, 7) OBP: 0.289, SLG: 0.427 Buddy Bradford, R (9, 7) OBP: 0.305, SLG: 0.298	0-0 HR		0-0 1-H 1B		0-0 F8		0-0 1-3 1B		
Lee May, R (1, 3) OBP: 0.326, SLG: 0.550 Woody Woodward, R (8, 5) OBP: 0.271, SLG: 0.254	0-3 K		0-3 K		4-0 BB		0-3 K		
Tony Perez, R (1, 5) OBP: 0.321, SLG: 0.447	0-0 P6		0-0 5-3		0-0 F7		0-0 F3		
Johnny Bench, R (1, 2) OBP: 0.285, SLG: 0.432		0-3 K		0-0 E5 E 1B SF9		0-0 HR		0-0 P5	
George Foster, R (1, 8) OBP: 0.289, SLG: 0.389		0-3 K		0-0 E5 1-3 1B		0-0 F8		0-0 5-3	
Tommy Helms, R (1, 4) OBP: 0.284, SLG: 0.341		0-0 1B		0-0 SF9 3-H		0-0 F2		0-0 FC6 1B	
Dave Concepcion, R (1, 6) OBP: 0.249, SLG: 0.253		0-0 5-3		0-0 5-3		0-0 6-3		0-0 FC6 1-2f	
Ross Grimsley, L (1, 1) OBP: 0.167, SLG: 0.118			0-0 F2		0-0 6-3		0-0 PB 1B 1B		

AB	R	H	RBI	BB	SO	LOB
4	1	2	1	0	0	0
4	1	3	1	0	0	0
0	0	0	0	0	0	0
3	0	0	0	1	3	2
0	0	0	0	0	0	0
4	0	0	0	0	0	3
4	2	1	1	0	1	0
4	0	1	0	0	1	0
3	0	2	1	0	0	0
4	0	0	0	0	0	3
3	1	1	0	0	0	1

BOTTOM

Chicago Cubs @ Cincinnati Reds
Riverfront Stadium, Cincinnati, OH
Sun Aug 15 1971, 3:33 AM EDT
Att. 28,383 - Unknown

livebaseballscorecards.com

AB	33
R	5
H	10
RBI	4
BB	1
SO	5
LOB	9



Inning Stats		R: 1	H: 1	R: 0	H: 1	R: 1	H: 2	R: 1	H: 0	R: 0	H: 1	R: 1	H: 3	R: 0	H: 1
		E: 0	LOB: 0	E: 0	LOB: 1	E: 1	LOB: 1	E: 2	LOB: 1	E: 0	LOB: 0	E: 0	LOB: 1	E: 0	LOB: 1
		K: 1	BB: 0	K: 2	BB: 0	K: 1	BB: 0	K: 0	BB: 1	K: 0	BB: 0	K: 1	BB: 0	K: 0	BB: 0
		S: 6	P: 6	S: 8	P: 8	S: 7	P: 7	S: 5	P: 5	S: 3	P: 7	S: 4	P: 4	S: 7	P: 7

PITCHER		IP	WLS	BF	H	R	ER	SO	BB	IBB	HBP	BLK	WP	HR	S	P	ERA	WHIP
Juan Pizarro, L (1, 1) ERA: 2.66		6.0	L	28	8	5	3	4	1	0	0	0	0	2	35	39	4.50	1.500
Joe Decker, R (7, 1) ERA: 3.81		1.0		3	1	0	0	1	0	0	0	0	0	0	5	5	0.00	1.000
Phil Regan, R (8, 1) ERA: 3.86		1.0		4	1	0	0	0	0	0	0	0	0	4	4	0.00	1.000	

WP	PA	3B	DP	HBP	CS
0	35	0	0	0	0

Batter	1	2	3	4	5	6	7	8	9	AB R H RBI BB SO LOB	TOP																
Lou Brock, L (1, 7) OBP: 0.385, SLG: 0.427	0-0 F7			0-0 4-3	0-0 1B			0-3 K		4 0 1 1 0 1 0																	
Jose Cruz, L (1, 8) OBP: 0.375, SLG: 0.380	0-0 F9			0-0 HR 2B	0-0 F7			0-0 1-3		4 1 1 0 0 0 1																	
Matty Alou, L (1, 3) OBP: 0.355, SLG: 0.418	0-0 F2			0-0 F9			0-0 1-3		0-0 F8	4 0 0 0 0 0 1																	
Joe Torre, R (1, 5) OBP: 0.417, SLG: 0.535		0-0 F8		0-0 HR			0-0 5-3		0-0 L4	4 1 1 2 0 0 0																	
Ted Simmons, S (1, 2) OBP: 0.367, SLG: 0.418		0-0 F9		0-0 1B			0-0 F7		0-0 HR 1B	4 1 2 0 0 0 0																	
Joe Hague, L (1, 9) OBP: 0.332, SLG: 0.400		0-0 F7		0-0 F8			0-0 4-3		0-0 HR	4 1 1 2 0 0 1																	
Ted Sizemore, R (1, 4) OBP: 0.316, SLG: 0.333			0-0 5-3		0-0 F2		0-0 F3		0-0 5-3	4 0 0 0 0 0 0																	
Dal Maxvill, R (1, 6) OBP: 0.294, SLG: 0.256			0-0 5-3		4-0 SH1-4 1B BB		0-0 1-3			2 1 0 0 1 0 0																	
Steve Carlton, L (1, 1) OBP: 0.213, SLG: 0.236			0-3 K		0-0 SH1-4			0-3 K		2 0 0 0 0 2 0																	
Moe Drabowsky, R (8, 1)										0 0 0 0 0 0 0																	
Don Shaw, L (8, 1)										0 0 0 0 0 0 0																	
Frank Linzy, R (8, 1) OBP: 0.333, SLG: 0.333					1-2					0 0 0 0 0 0 0																	
Inning Stats	R: 0 E: 0 K: 0 S: 3	H: 0 LOB: 0 BB: 0 P: 3	R: 0 E: 0 K: 0 S: 3	H: 0 LOB: 0 BB: 0 P: 3	R: 0 E: 0 K: 1 S: 5	H: 0 LOB: 0 BB: 0 P: 5	R: 2 E: 0 K: 0 S: 6	H: 3 LOB: 1 BB: 0 P: 6	R: 1 E: 0 K: 0 S: 4	H: 1 LOB: 1 BB: 1 P: 8	R: 0 E: 0 K: 0 S: 3	H: 0 LOB: 0 BB: 0 P: 3	R: 0 E: 0 K: 0 S: 3	H: 0 LOB: 0 BB: 0 P: 3	R: 0 E: 0 K: 2 S: 7	H: 0 LOB: 0 BB: 0 P: 7	R: 2 E: 0 K: 0 S: 5	H: 2 LOB: 0 BB: 0 P: 5	1B: 3 2B: 1 3B: 0 HR: 2	SF: 0 SAC: 1 DP: 0 HBP: 0	WP: 0 PB: 0 SB: 0 CS: 0	PA: 34					
PITCHER	IP	WLS	BF	H	R	ER	SO	BB	IBB	HBP	BLK	WP	HR	S	P	ERA	WHIP										
Wayne Simpson, R (1, 1) ERA: 5.0	5.0		20	4	3	3	1	1	0	0	0	0	1	21	25	5.40	1.000										
Tony Cloninger, R (6, 1) ERA: 3.56	2.0		6	0	0	0	0	0	0	0	0	0	0	6	6	0.00	0.000										
Joe Gibbon, L (8, 1) ERA: 2.91	1.0		3	0	0	0	2	0	0	0	0	0	0	7	7	0.00	0.000										
Clay Carroll, R (9, 1) ERA: 2.2	1.0	W	5	2	2	2	0	0	0	0	0	0	1	5	5	18.00	2.000										

St. Louis Cardinals @ Cincinnati Reds
Riverfront Stadium, Cincinnati, OH
Mon Aug 16 1971, 7:05 PM EDT
Att: 13,259 - Unknown

livebaseballscorecards.com

AB 32
R 5
H 6
RBI 5
BB 1
SO 3
LOB 3



Batter	1	2	3	4	5	6	7	8	9	AB	R	H	RBI	BB	SO	LOB
Pete Rose, S OBP: 0.381, SLG: 0.420 (1, 9)	0-0 1B 1B		0-0 G6-3 1-2f		0-3 K		0-0 1B	0-0 1B 1-3 2-H 3-H		5	0	3	2	0	1	3
Hal McRae, R OBP: 0.283, SLG: 0.417 (1, 7)	0-0 F9		0-0 F2		0-3 K		0-0 F4	0-0 5-3		5	0	0	0	0	1	6
Lee May, R OBP: 0.324, SLG: 0.545 (1, 3)	0-3 K			0-0 F8		0-0 E7 SF7 1B		0-0 E5 BB 1B SF8	0-0 5-3	5	2	1	0	0	1	1
Tony Perez, R OBP: 0.326, SLG: 0.449 (1, 5)	0-0 1-2 1B			0-0 5-3		4-0 BB BB BB BB		0-0 BB 1B 1B	4-0 BB 1B BB	3	2	2	0	2	0	0
Johnny Bench, R OBP: 0.289, SLG: 0.433 (1, 2)	0-0 F7			4-0 BB		0-0 SF7		4-0 BB 1B 1B FC6-2 BB	0-0 1B BB	2	0	1	1	2	0	2
George Foster, R OBP: 0.288, SLG: 0.387 (1, 8)		0-0 1-3		0-0 F3		0-0 F8		0-0 SF8	0-0 1B	4	0	1	2	0	0	2
Tommy Helms, R OBP: 0.286, SLG: 0.345 (1, 4)		0-0 6-3			0-0 2B	0-0 5-3		0-0 FC6-2 1B 1B		4	1	2	1	0	0	1
Dave Concepcion, R OBP: 0.247, SLG: 0.250 (1, 6)		0-0 F3			0-0 6-3		0-0 F7	0-0 FC6-2 1B 1B		3	0	0	0	0	0	1
Bernie Carbo, L OBP: 0.339, SLG: 0.339 (8, PH)								1-2 2-3 BB		0	0	0	0	0	0	0
Woody Woodward, R OBP: 0.274, SLG: 0.258 (8, PH)								1-2 2-3 BB		1	1	1	0	0	0	0
Wayne Simpson, R OBP: 0.148, SLG: 0.042 (1, 1)			4-0 BB		4-0 BB		0-3 K	0-0 FC6-2 1B 1B		0	0	0	0	1	0	0
Buddy Bradford, R OBP: 0.309, SLG: 0.298 (5, PH)								1-2 2-3 3-H		0	0	0	0	1	0	0
Tony Cloninger, R OBP: 0.231, SLG: 0.269 (6, 1)								1-2 2-3 3-H		0	0	0	0	0	0	0
Jimmy Stewart, S OBP: 0.282, SLG: 0.278 (7, PH)										1	0	0	0	0	1	0
Joe Gibbon, R OBP: 0.309, SLG: 0.261 (8, PH)										0	0	0	0	0	0	0
Al Ferrara, R OBP: 0.350, SLG: 0.224 (8, PH)										0	0	0	0	0	0	0
Ty Cline, L OBP: 0.350, SLG: 0.224 (8, PH)										1	0	0	0	0	0	3
Clay Carroll, R OBP: 0.125, SLG: 0.125 (9, 1)										0	0	0	0	0	0	0

Inning Stats	R: 0	H: 2	E: 0	LOB: 2	K: 1	S: 7	P: 7	R: 0	H: 0	E: 0	LOB: 0	K: 0	S: 3	P: 3	R: 0	H: 0	E: 0	LOB: 1	K: 0	S: 3	P: 7	R: 0	H: 1	E: 0	LOB: 2	K: 2	S: 8	P: 12	R: 1	H: 1	E: 1	LOB: 1	K: 0	S: 4	P: 8	R: 0	H: 1	E: 0	LOB: 1	K: 1	S: 6	P: 6	R: 4	H: 4	E: 1	LOB: 2	K: 0	S: 8	P: 12	R: 1	H: 2	E: 0	LOB: 2	K: 0	S: 3	P: 7	1B: 10	SF: 2	2B: 1	SAC: 0	3B: 0	DP: 1	HR: 0	HBP: 0	WP: 0	PA: 42
Steve Carlton, L ERA: 3.46 (1, 1)	IP	WLS	BF	H	R	ER	SO	BB	IBB	HBP	BLK	WP	HR	S	P	ERA	WHIP																																																	
Moe Drabowsky, R ERA: 3.63 (8, 1)	0.1		2	1	0	0	0	0	0	0	0	0	0	2	2	0.00	3.000																																																	
Don Shaw, L ERA: 3.41 (8, 1)	0.0		1	1	0	0	0	0	0	0	0	0	0	1	1	∞	∞																																																	
Frank Linzy, R ERA: 2.01 (8, 1)	1.0	L	7	3	2	1	0	1	0	0	0	0	0	6	10	9.00	4.000																																																	


BOTTOM

St. Louis Cardinals @ Cincinnati Reds
Riverfront Stadium, Cincinnati, OH
Mon Aug 16 1971, 7:05 PM EDT
Att. 13,259 - Unknown

livebaseballscorecards.com

AB	34
R	6
H	11
RBI	6
BB	6
SO	4
LOB	19



Batter	1	2	3	4	5	6	7	8	9	AB R H RBI BB SO LOB	TOP																
Lou Brock, L (1, 7) OBP: 0.385, SLG: 0.427	0-0 1-3		4-0 CS BB		0-0 2-H 1B		0-0 4-3			3 0 1 1 1 0 0																	
Jose Cruz, L (1, 8) OBP: 0.367, SLG: 0.370	0-3 K		0-3 K		0-0 F8			0-0 F7		4 0 0 0 0 2 2																	
Matty Alou, L (1, 3) OBP: 0.354, SLG: 0.416	0-0 HR 1B		0-0 F7				0-0 1-3	0-0 4-3		4 1 1 0 0 0 0																	
Joe Torre, R (1, 5) OBP: 0.419, SLG: 0.542	0-0 1-H HR			4-0 L3 BB		0-0 1B 1B		0-0 5-3		3 1 2 2 1 0 0																	
Ted Simmons, S (1, 2) OBP: 0.364, SLG: 0.414	0-0 F8			0-0 L3		0-0 F8			0-0 G3	4 0 0 0 0 0 2																	
Joe Hague, L (1, 9) OBP: 0.338, SLG: 0.409		0-0 2B		0-0 F6		0-0 1-2 1B			0-0 FC6-4 1B	4 0 3 0 0 0 0																	
Ted Sizemore, R (1, 4) OBP: 0.313, SLG: 0.329		0-3 K			0-0 F7	0-0 F9			0-0 FC6-4 BB	4 0 0 0 0 1 4	AB 32 R 3 H 8 RBI 3 BB 3 SO 6 LOB 12																
Dal Maxvill, R (1, 6) OBP: 0.297, SLG: 0.257		0-3 K			0-0 SH1-4 1B 1B		0-3 K2-3		4-0 FC4-6 BB	3 1 1 0 1 2 1																	
Jerry Reuss, L (1, 1) OBP: 0.207, SLG: 0.100		0-3 K			0-0 SH1-4		0-0 F5		0-0 FC4-6	1 0 0 0 0 1 1																	
Chris Zachary, L (6, 1) OBP: 0.258, SLG: 0.258										1 0 0 0 0 0 0																	
Don Shaw, L (8, 1)										0 0 0 0 0 0 0																	
Bob Burda, L (9, PH) OBP: 0.387, SLG: 0.364										1 0 0 0 0 0 2																	
Chuck Taylor, R (9, 1) OBP: 0.182, SLG: 0.364										0 0 0 0 0 0 0																	
Inning Stats	R: 2 E: 0 K: 1 S: 7	H: 2 LOB: 0 BB: 0 P: 7	R: 0 E: 0 K: 3 S: 10	H: 1 LOB: 1 BB: 0 P: 10	R: 0 E: 0 K: 1 S: 4	H: 0 LOB: 0 BB: 1 P: 8	R: 0 E: 0 K: 0 S: 2	H: 0 LOB: 0 BB: 1 P: 6	R: 1 E: 0 K: 0 S: 5	H: 2 LOB: 1 BB: 0 P: 5	R: 0 E: 0 K: 0 S: 5	H: 2 LOB: 2 BB: 0 P: 5	R: 0 E: 0 K: 1 S: 5	H: 0 LOB: 0 BB: 0 P: 5	R: 0 E: 0 K: 0 S: 3	H: 0 LOB: 0 BB: 0 P: 3	R: 0 E: 0 K: 0 S: 4	H: 1 LOB: 2 BB: 1 P: 8	1B: 6 2B: 2 3B: 0 HR: 1	SF: 0 SAC: 1 DP: 1 HBP: 0	WP: 0 PA: 36 PB: 0 SB: 0 CS: 1						
PITCHER	IP WLS BF H R ER SO BB IBB HBP BLK WP HR S P ERA WHIP																										
Gary Nolan, R (1, 1) ERA: 3.23	5.0		20	5	3	3	5	2	0	0	0	0	1	28	36	5.40	1.400										
Jim Merritt, L (6, 1) ERA: 5.02	2.0		8	2	0	0	1	0	0	0	0	0	0	10	10	0.00	1.000										
Joe Gibbon, L (8, 1) ERA: 2.86	1.0		3	0	0	0	0	0	0	0	0	0	0	3	3	0.00	0.000										
Wayne Granger, R (9, 1) ERA: 2.52	1.0	W	5	1	0	0	0	1	0	0	0	0	0	4	8	0.00	2.000										

St. Louis Cardinals @ Cincinnati Reds
 Riverfront Stadium, Cincinnati, OH
 Tue Aug 17 1971, 7:05 PM EDT
 Att: 14,578 - Unknown

livebaseballscorecards.com



Batter	1	2	3	4	5	6	7	8	9	AB R H RBI BB SO LOB	TOP																						
Lou Brock, L (1, 7) OBP: 0.386, SLG: 0.429	0-3 K		0-0 2B			0-0 1B		0-3 K		4 0 2 0 0 2 0																							
Ted Sizemore, R (1, 4) OBP: 0.312, SLG: 0.328	0-0 1B		0-0 5-3			0-0 F7		0-0 F8		4 0 1 0 0 0 2																							
Jim Beauchamp, R (1, 3) OBP: 0.281, SLG: 0.370	0-0 F4					0-0 1B				3 0 1 0 1 1 1																							
Joe Torre, R (1, 5) OBP: 0.416, SLG: 0.538	0-0 F3					0-0 F9				4 0 0 0 0 0 4																							
Ted Simmons, S (1, 2) OBP: 0.360, SLG: 0.409						0-0 F9				4 0 0 0 0 0 1																							
Joe Hogue, L (1, 9) OBP: 0.337, SLG: 0.410						0-0 F6				4 0 1 0 0 0 1																							
Jose Cruz, L (1, 8) OBP: 0.372, SLG: 0.376						0-0 1B				3 0 2 0 0 0 0																							
Dal Maxvill, R (1, 6) OBP: 0.295, SLG: 0.255						0-0 F7				2 0 0 0 0 0 1																							
Jerry McNertney, R (7, PH) OBP: 0.347, SLG: 0.473						0-0 G6-4-3				1 0 0 0 0 0 2																							
Ted Kubiak, S (7, 6) OBP: 0.333, SLG: 0.342						0-0 G6-4-3				0 0 0 0 0 0 0																							
Bob Gibson, R (1, 1) OBP: 0.214, SLG: 0.318						0-0 5-3				2 0 0 0 0 1 0																							
Matty Alou, L (8, PH) OBP: 0.353, SLG: 0.415										1 0 0 0 0 0 0																							
Al Santorini, R (8, 1) OBP: 0.308, SLG: 0.308										0 0 0 0 0 0 0																							
Inning Stats	R: 0 E: 0 K: 1 S: 6	H: 1 LOB: 1 BB: 0 P: 6	R: 0 E: 0 K: 0 S: 3	H: 0 LOB: 0 BB: 0 P: 3	R: 0 E: 0 K: 1 S: 6	H: 1 LOB: 1 BB: 0 P: 6	R: 0 E: 0 K: 1 S: 5	H: 0 LOB: 0 BB: 0 P: 5	R: 0 E: 0 K: 0 S: 3	H: 1 LOB: 0 BB: 0 P: 3	R: 0 E: 0 K: 0 S: 5	H: 2 LOB: 2 BB: 0 P: 5	R: 0 E: 0 K: 0 S: 4	H: 2 LOB: 1 BB: 0 P: 4	R: 0 E: 0 K: 1 S: 5	H: 0 LOB: 0 BB: 0 P: 5	R: 0 E: 0 K: 0 S: 3	H: 0 LOB: 1 BB: 1 P: 7	1B: 5 2B: 2 3B: 0 HR: 0	SF: 0 SAC: 0 DP: 2 HBP: 0	WP: 0 PB: 0 SB: 0 CS: 0	PA: 33											
PITCHER Don Gullett, L (1, 1) ERA: 2.39	IP 9.0	WLS W	BF 33	H 7	R 0	ER 0	SO 4	BB 1	IBB 0	HBP 0	BLK 0	WP 0	HR 0	S 40	P 44	ERA 0.00	WHIP 0.889																
											PITCHER	IP	WLS	BF	H	R	ER	SO	BB	IBB	HBP	BLK	WP	HR	S	P	ERA	WHIP					

St. Louis Cardinals @ Cincinnati Reds
Riverfront Stadium, Cincinnati, OH
Wed Aug 18 1971, 7:05 PM EDT
Att: 28,228 - Unknown

livebaseballscorecards.com

AB	32
R	0
H	7
RBI	0
BB	1
SO	4
LOB	12



Batter	1	2	3	4	5	6	7	8	9
Pete Rose, S (1, 9) OBP: 0.381, SLG: 0.418	0-0 6-3 1B		4-0 CS BB		1-0 S 1B HBP	0-0 F7		0-0 4-3	
Bernie Carbo, L (1, 7) OBP: 0.340, SLG: 0.351 Buddy Bradford, R (9, 7) OBP: 0.309, SLG: 0.298	0-0 6-3		0-0 HR		0-3 K	0-0 1B		0-0 F4	
Lee May, R (1, 3) OBP: 0.327, SLG: 0.540	0-0 6-3		0-3 K		4-0 1B E 1B BB	0-3 K			
Tony Perez, R (1, 5) OBP: 0.330, SLG: 0.450 Woody Woodward, R (9, 5) OBP: 0.278, SLG: 0.258	0-3 K			0-0 6-3	0-0 E 3B 1B		0-0 1B 1B		
Johnny Bench, R (1, 2) OBP: 0.294, SLG: 0.441		0-0 6-3		0-0 6-3	0-0 E5 3B 1B		0-0 G4-6-3 1B		
George Foster, R (1, 8) OBP: 0.289, SLG: 0.393		0-3 K		0-0 BB 1B	0-0 2-H 3-H 3B		0-3 K		
Tommy Helms, R (1, 4) OBP: 0.290, SLG: 0.349		0-0 2B		4-0 BB 1B	0-0 F8		0-0 G4-6-3		
Dave Concepcion, R (1, 6) OBP: 0.251, SLG: 0.258		0-0 6-3		0-0 6-3		0-0 WP F7 1B		0-0 4-3 SH1-3 1B	
Don Gullett, R (1, 1) OBP: 0.119, SLG: 0.103			0-0 4-3		0-0 1-3	0-0 F3		0-0 SH1-3	

AB R H RBI BB SO LOB		BOTTOM																																
3 1 1 0 1 0 2																																		
5 1 2 1 0 1 3																																		
0 0 0 0 0 0 0																																		
3 1 0 0 1 2 3																																		
4 1 2 1 0 1 1																																		
0 0 0 0 0 0 0																																		
4 1 2 0 0 0 0																																		
4 0 2 2 0 2 2																																		
3 0 1 0 1 0 3																																		
4 0 2 0 0 0 3																																		
3 0 0 0 0 0 1																																		
1B: 9 SF: 0		WP: 1 PA: 38																																
2B: 1 SAC: 1		PB: 0																																
3B: 1 DP: 1		SB: 1																																
HR: 1 HBP: 1		CS: 1																																
PITCHER										PITCHER																								
IP	WLS	BF	H	R	ER	SO	BB	IBB	HBP	BLK	WP	HR	S	P	ERA	WHIP	IP	WLS	BF	H	R	ER	SO	BB	IBB	HBP	BLK	WP	HR	S	P	ERA	WHIP	
Bob Gibson, R (1, 1)	7.0	L	34	11	5	5	6	3	0	1	0	1	42	55	6.43	2.000																		
Al Santorini, R (8, 1)	1.0		4	1	0	0	0	0	0	0	0	0	4	4	0.00	1.000																		

St. Louis Cardinals @ Cincinnati Reds
Riverfront Stadium, Cincinnati, OH
Wed Aug 18 1971, 7:05 PM EDT
Att. 28,228 - Unknown

livebaseballscorecards.com

AB	33
R	5
H	12
RBI	4
BB	3
SO	6
LOB	18



Batter	1	2	3	4	5	6	7	8	9	AB R H RBI BB SO LOB	TOP
Dave Cash, R OBP: 0.367, SLG: 0.376 (1, 4) X	0-0 5-3 ①		0-0 L5 ③			0-0 F9 ③			0-3 K ②	4 0 0 0 0 1 1	
Vic Davalillo, L OBP: 0.311, SLG: 0.364 (1, 9) X	0-0 F9 ②			0-0 CS 1B ①			0-0 4-3 ①		0-0 BB 1B	4 1 2 0 0 0 0	
Al Oliver, L OBP: 0.308, SLG: 0.395 (1, 8) X	0-0 G3 ③			0-0 F9 ①			0-0 HR		4-0 BB BB BB BB 1-2 HR BB	3 2 1 1 1 0 1	
Willie Stargell, L OBP: 0.397, SLG: 0.666 (1, 7)		0-3 K ①		0-3 K ②			0-0 1-3 ②		0-0 1-2 2-H HR 1B	4 1 1 1 0 2 1	
Richie Hebner, L OBP: 0.333, SLG: 0.512 (1, 5)		0-0 G3 ②		0-0 CS 1-2 ③	0-0 F9 ①		0-3 K ③		0-0 1-H 2-H HR	4 1 1 3 0 1 0	
Bob Robertson, R OBP: 0.357, SLG: 0.499 (1, 3)		0-3 K ③			0-0 5-3 ②			4-0 BB BB BB BB G4-6-3 BB	0-0 F8 ③	3 0 0 0 1 1 0	
Milt May, L OBP: 0.290, SLG: 0.412 (1, 2)			0-0 E1 5-3		0-0 F7 ③			0-0 G4-6-3 ① 1-2 ②		3 0 0 0 0 0 1	
Gene Alley, R OBP: 0.306, SLG: 0.367 (1, 6)			0-0 5-3 ①			0-0 F8 ①		0-0 G3 ③		3 0 0 0 0 0 1	
Bob Johnson, L OBP: 0.178, SLG: 0.051 (1, 1)			0-0 6-3 ②			0-0 6-3 ②			0-3 K ①	3 0 0 0 0 1 1	
Inning Stats	R: 0 E: 0 K: 0 S: 3 H: 0 LOB: 0 BB: 0 P: 3	R: 0 E: 0 K: 2 S: 7 H: 0 LOB: 0 BB: 0 P: 7	R: 0 E: 1 K: 0 S: 4 H: 0 LOB: 1 BB: 0 P: 4	R: 0 E: 0 K: 1 S: 5 H: 1 LOB: 0 BB: 0 P: 5	R: 0 E: 0 K: 0 S: 3 H: 0 LOB: 0 BB: 0 P: 3	R: 0 E: 0 K: 0 S: 3 H: 0 LOB: 0 BB: 0 P: 3	R: 1 E: 0 K: 1 S: 6 H: 1 LOB: 0 BB: 0 P: 6	R: 0 E: 0 K: 0 S: 2 H: 0 LOB: 0 BB: 1 P: 6	R: 4 E: 0 K: 2 S: 10 H: 3 LOB: 0 BB: 1 P: 14	1B: 3 2B: 0 3B: 0 HR: 2 SF: 0 SAC: 0 DP: 1 HBP: 0	WP: 0 PB: 0 SB: 0 CS: 1 PA: 34
PITCHER Jim McGlothlin, R (1, 1) ERA: 3.46 Wayne Granger, R (9, 1) ERA: 2.96	IP 8.0 WLS L BF 26 H 2 R 1 ER 1 SO 4 BB 1 IBB 0 HBP 0 BLK 0 WP 0 HR 1 S 33 P 37 ERA 1.12 WHIP 0.375	IP 1.0 WLS L BF 7 H 3 R 4 ER 4 SO 2 BB 1 IBB 0 HBP 0 BLK 0 WP 0 HR 1 S 10 P 14 ERA 36.00 WHIP 4.000	PITCHER IP WLS BF H R ER SO BB IBB HBP BLK WP HR S P ERA WHIP								

Pittsburgh Pirates @ Cincinnati Reds
 Riverfront Stadium, Cincinnati, OH
 Thu Aug 19 1971, 7:05 PM EDT
 Att: 20,611 - Unknown

AB	31
R	5
H	5
RBI	5
BB	2
SO	6
LOB	6



Batter	1	2	3	4	5	6	7	8	9	AB	R	H	RBI	BB	SO	LOB
Pete Rose, S (1, 9) OBP: 0.382, SLG: 0.418	0-0 4-3		0-0 4-3			0-0 G1-6-3 1B		4-0 IBB		3	0	1	0	1	0	0
Hal McRae, R (1, 7) OBP: 0.277, SLG: 0.418	0-0 F9			0-0 G3		0-0 G1-6-3 1-2f		0-0 F7		4	0	0	0	0	0	3
Lee May, R (1, 3) OBP: 0.328, SLG: 0.547	0-3 K			0-0 1B		0-0 5-3			0-0 HR	4	1	2	1	0	1	0
Tony Perez, R (1, 5) OBP: 0.329, SLG: 0.448		0-0 FC6-4 1B		0-0 F9		0-0 F7			0-3 K	4	0	1	0	0	1	1
Johnny Bench, R (1, 2) OBP: 0.296, SLG: 0.441		0-0 FC6-4 FC4-6 1-2f		0-0 F6		0-0 G1-6-3 1B			0-0 G6-4-3 1B	4	0	2	0	0	0	2
George Foster, R (1, 8) OBP: 0.286, SLG: 0.388		0-0 F9			0-3 K		0-0 G1-6-3 1-2f		0-0 G6-4-3 1-2f	4	0	0	0	0	1	3
Tommy Helms, R (1, 4) OBP: 0.288, SLG: 0.346		0-0 FC4-6 1-2f			0-0 F8			0-0 F7		3	0	0	0	0	0	1
Dave Concepcion, R (1, 6) OBP: 0.253, SLG: 0.267			0-0 6-3		0-0 3B			0-0 1B		2	0	1	0	0	0	0
Ty Cline, L (8, PH) OBP: 0.352, SLG: 0.230										1	0	1	0	0	0	0
Wayne Granger, R (9, 1) OBP: 0.400, SLG: 1.000										0	0	0	0	0	0	0
Jim McGlothlin, R (1, 1) OBP: 0.190, SLG: 0.250			0-0 6-3		0-3 K			0-0 2B		2	0	0	0	0	1	1
Bernie Carbo, L (8, PH) OBP: 0.342, SLG: 0.357										1	0	1	0	0	0	0
Woody Woodward, R (8, PR) OBP: 0.278, SLG: 0.258										0	0	0	0	0	0	0

Inning Stats	R: 0	H: 0	E: 0	K: 1	S: 5	LOB: 0	BB: 0	P: 5	R: 0	H: 1	E: 0	K: 0	S: 4	LOB: 1	BB: 0	P: 4	R: 0	H: 0	E: 0	K: 0	S: 3	LOB: 0	BB: 0	P: 3	R: 0	H: 1	E: 0	K: 2	S: 8	LOB: 1	BB: 0	P: 8	R: 0	H: 1	E: 0	K: 0	S: 3	LOB: 0	BB: 0	P: 3	R: 0	H: 1	E: 0	K: 0	S: 4	LOB: 2	BB: 1	P: 8	R: 1	H: 2	E: 0	K: 1	S: 6	LOB: 0	BB: 0	P: 6
PITCHER Bob Johnson, R (1, 1) ERA: 3.39	IP	WLS	BF	H	R	ER	SO	BB	IBB	HBP	BLK	WP	HR	S	P	ERA	WHIP	IP	WLS	BF	H	R	ER	SO	BB	IBB	HBP	BLK	WP	HR	S	P	ERA	WHIP	IP	WLS	BF	H	R	ER	SO	BB	IBB	HBP	BLK	WP	HR	S	P	ERA	WHIP					
	9.0	W	33	9	1	1	4	0	1	0	0	0	1	40	44	1.00	1.000																																							

BOTTOM

Pittsburgh Pirates @ Cincinnati Reds
Riverfront Stadium, Cincinnati, OH

Thu Aug 19 1971, 7:05 PM EDT
Att. 20,611 - Unknown

AB	32
R	1
H	9
RBI	1
BB	1
SO	4
LOB	11



WP: 0	PA: 33
PB: 0	CS: 0
1B: 6	SF: 0
2B: 1	SAC: 0
3B: 1	DP: 3
HR: 1	HBP: 0

livebaseballscorecards.com

Batter	1	2	3	4	5	6	7	8	9	AB R H RBI BB SO LOB	TOP																						
Dave Cash, R OBP: 0.366, SLG: 0.374 (1, 4) (7, 6)	0-0 F3		0-0 1-3 1B			0-0 6-3		0-0 F8		4 0 1 0 0 0 0																							
Gene Clines, R OBP: 0.370, SLG: 0.398 (1, 9)	0-0 L7		0-0 L4			0-0 L9		0-0 1B		4 0 1 0 0 0 2																							
Bob Robertson, R OBP: 0.356, SLG: 0.495 (1, 3)	0-0 F8			4-0 BB		0-0 1-3		0-0 F7		3 0 0 0 1 0 1																							
Willie Stargell, L OBP: 0.394, SLG: 0.659 (1, 7)		0-0 F3		0-3 K		0-0 F8		0-0 F6		4 0 0 0 0 1 1																							
Manny Sanguillen, R OBP: 0.355, SLG: 0.431 (1, 2)		0-0 L9		0-0 F8		0-0 F9		0-0 1-6-3		4 0 0 0 0 0 1																							
Richie Hebner, L OBP: 0.332, SLG: 0.509 (1, 5)		0-3 K		0-0 4-3		0-0 1B 1B		0-0 F8		4 0 1 0 0 1 1																							
Al Oliver, L OBP: 0.308, SLG: 0.394 (1, 8)			0-0 G3		0-3 K	0-0 1-2 1B				3 0 1 0 0 1 0																							
Gene Alley, R OBP: 0.306, SLG: 0.367 Jackie Hernandez, R OBP: 0.249, SLG: 0.311 Bill Mazerowski, R OBP: 0.313, SLG: 0.305 (7, PH) Nelson Briles, R OBP: 0.250, SLG: 0.391 (7, 1)			0-0 5-3		0-3 K	0-0 F9				0 0 0 0 0 0 0 2 0 0 0 0 1 0 1 0 0 0 0 0 2 0 0 0 0 0 0 0																							
Bruce Kison, R OBP: 0.083, SLG: 0.087 Rennie Stennett, R OBP: 0.297, SLG: 0.343 (7, 4)			4-0 1B BB		0-0 F2		0-0 5-3			1 0 0 0 1 0 0 1 0 0 0 0 0 0																							
Inning Stats	R: 0 E: 0 K: 0 S: 3	H: 0 LOB: 0 BB: 0 P: 3	R: 0 E: 0 K: 1 S: 5	H: 0 LOB: 0 BB: 0 P: 5	R: 0 E: 0 K: 0 S: 4	H: 1 LOB: 2 BB: 1 P: 8	R: 0 E: 0 K: 1 S: 5	H: 0 LOB: 1 BB: 1 P: 9	R: 0 E: 0 K: 2 S: 7	H: 0 LOB: 0 BB: 0 P: 7	R: 0 E: 0 K: 0 S: 3	H: 0 LOB: 0 BB: 0 P: 3	R: 0 E: 0 K: 0 S: 5	H: 2 LOB: 2 BB: 0 P: 5	R: 0 E: 0 K: 0 S: 4	H: 1 LOB: 1 BB: 0 P: 4	R: 0 E: 0 K: 0 S: 3	H: 0 LOB: 0 BB: 0 P: 3	1B: 4 2B: 0 3B: 0 HR: 0	SF: 0 SAC: 0 DP: 0 HBP: 0	WP: 0 PB: 0 SB: 0 CS: 0	PA: 33											
PITCHER Ross Grimsley, L ERA: 3.21 (1, 1)	IP 9.0	WLS W	BF 33	H 4	R 0	ER 0	SO 4	BB 2	IBB 0	HBP 0	BLK 0	WP 0	HR 0	S 39	P 47	ERA 0.00	WHIP 0.667																
											PITCHER	IP	WLS	BF	H	R	ER	SO	BB	IBB	HBP	BLK	WP	HR	S	P	ERA	WHIP					

Pittsburgh Pirates @ Cincinnati Reds
Riverfront Stadium, Cincinnati, OH
Fri Aug 20 1971, 7:05 PM EDT
Att: 26,452 - Unknown

AB	31
R	0
H	4
RBI	0
BB	2
SO	4
LOB	8



Batter	1	2	3	4	5	6	7	8	9	AB	R	H	RBI	BB	SO	LOB					
Pete Rose, S OBP: 0.383, SLG: 0.419 (1, 9)	0-0 6-3 ①		0-0 E 1B 1B		0-0 E 1B 1B		0-0 FC1-4 1-2f 2B			4	2	2	0	0	0	1					
Hal McRae, R OBP: 0.281, SLG: 0.424 Buddy Bradford, R OBP: 0.309, SLG: 0.298 (1, 7) (8, 7)	0-3 K ②		0-0 E G1-2-3 1B		0-0 F8		0-0 HR 1-H 2B			4	1	2	1	0	1	1					
Lee May, R OBP: 0.332, SLG: 0.556 (1, 3)	0-0 HR 1B		0-0 E5 1-3 2-H		0-0 E8 1-3 1B		0-0 HR 2-H			4	2	3	2	0	0	1					
Tony Perez, R OBP: 0.333, SLG: 0.456 Woody Woodward, R OBP: 0.278, SLG: 0.258 (1, 5) (8, 5)	0-0 HR 1-H		4-0 IBB		0-3 K ③		0-0 1B			3	1	2	2	1	1	2					
Johnny Bench, R OBP: 0.293, SLG: 0.437 (1, 2)	0-0 5-3 ③		0-0 G1-2-3 ② ③		0-0 F7		0-0 F5			4	0	0	0	0	0	4					
George Foster, R OBP: 0.289, SLG: 0.389 (1, 8)		0-0 FC1-6 1B		0-0 6-3 ①		0-0 FC6-4 1B		0-3 K ③		4	0	2	0	0	1	1					
Tommy Helms, R OBP: 0.285, SLG: 0.343 (1, 4)		0-0 FC1-6 G6-4-3 1-2f		0-0 5-3 ②		0-0 F7		0-0 1-3		4	0	0	0	0	0	2					
Dave Concepcion, R OBP: 0.249, SLG: 0.263 (1, 6)		0-0 G6-4-3 1-2f		0-0 6-3 ③		0-0 FC6-4 1-2f		0-3 K ②		4	0	0	0	0	1	2					
Ross Grimsley, L OBP: 0.150, SLG: 0.105 (1, 1)			0-3 K ①		0-0 5-3 ①		0-0 E6 FC1-4		0-3 K ③	4	0	0	0	0	2	0					
Inning Stats	R: 2 E: 0 K: 1 S: 7	H: 2 LOB: 0 BB: 0 P: 7	R: 0 E: 0 K: 0 S: 3	H: 1 LOB: 0 BB: 0 P: 3	R: 1 E: 1 K: 1 S: 7	H: 2 LOB: 2 BB: 1 P: 11	R: 0 E: 0 K: 0 S: 3	H: 0 LOB: 0 BB: 0 P: 3	R: 0 E: 1 K: 1 S: 7	H: 2 LOB: 2 BB: 0 P: 7	R: 0 E: 0 K: 0 S: 4	H: 1 LOB: 1 BB: 0 P: 4	R: 3 E: 1 K: 1 S: 9	H: 3 LOB: 1 BB: 0 P: 9	R: 0 E: 0 K: 2 S: 7	H: 0 LOB: 0 BB: 0 P: 7					
PITCHER	IP WLS L	WLS L	BF L	H R	R ER	SO ER	BB S	IBB HBP	BLK WP	HR S	P ERA	WHIP	IP WLS	BF L	H R	ER SO	BB IBB	HBP BLK	WP HR	S P	ERA WHIP
Bruce Kison, R ERA: 3.09 (1, 1)	6.1		30	10	6	4	3	0	0	2	39	5.68	1.579								
Nelson Briles, R ERA: 3.7 (7, 1)	1.2		6	1	0	0	3	0	0	0	12	0.00	0.600								

BOTTOM

Pittsburgh Pirates @ Cincinnati Reds
Riverfront Stadium, Cincinnati, OH
Fri Aug 20 1971, 7:05 PM EDT
Att. 26,452 - Unknown

AB	35
R	6
H	11
RBI	5
BB	1
SO	6
LOB	14



1B:	8	SF:	0	WP:	0	PA:	36
2B:	1	SAC:	0	PB:	0		
3B:	0	DP:	2	SB:	0		
HR:	2	HBP:	0	CS:	0		

livebaseballscorecards.com

Batter	1	2	3	4	5	6	7	8	9	AB R H RBI BB SO LOB	TOP
Bill Mazerowski, R (1, 4) OBP: 0.306, SLG: 0.298	0-0 6-3	0-0 1-4-3 1-2 3-H		0-0 F6			0-0 F2			4 0 0 0 0 0 3	
Vic Davalillo, L (1, 9) OBP: 0.314, SLG: 0.371	0-0 G3		0-0 1B FC5-4 2B	0-0 2-H 1B			0-0 5-3			4 1 2 0 0 0 0	
Al Oliver, L (1, 8) OBP: 0.307, SLG: 0.392	4-0 2B BB		0-0 F6			0-0 F8	0-3 K			3 0 0 0 1 1 1	
Willie Stargell, L (1, 7) OBP: 0.395, SLG: 0.660	0-0 1-H 2B		0-0 FC5-4 BB 2-3 1B		0-3 K		0-3 K			4 0 2 0 0 2 0	
Richie Hebner, L (1, 5) OBP: 0.332, SLG: 0.504		0-0 F9	4-0 1-2 FC5-4 BB		0-0 L3		0-0 F9			3 0 0 0 1 0 0	
Bob Robertson, R (1, 3) OBP: 0.355, SLG: 0.491		4-0 1B BB	0-0 FC5-4			0-0 6-3		0-0 F3		3 1 0 1 1 0 2	
Manny Sanguillen, R (1, 2) OBP: 0.358, SLG: 0.434		0-0 E 1B 1-2 1B	0-0 F9			0-0 2B			0-0 L1	4 1 2 0 0 0 2	
Jackie Hernandez, R (1, 6) OBP: 0.260, SLG: 0.317		0-0 E7 1B CS 1-3 2-H 1B		4-0 SH3-4 1B BB		0-0 F3			0-0 L1-3 1B	3 0 2 1 1 0 1	
Dock Ellis, S (1, 1) OBP: 0.236, SLG: 0.191		0-0 CS 1B		0-0 SH3-4		0-3 K			0-0 L1-3	2 0 1 1 0 1 1	
Bob Miller, R (6, 1)										0 0 0 0 0 0 0	
Rennie Stennett, R (9, PH) OBP: 0.289, SLG: 0.333		2-3 3-H							1-2	1 0 0 0 0 0 1	

Inning Stats	R: 0 E: 0 K: 0 S: 3	H: 1 LOB: 2 BB: 1 P: 7	R: 2 E: 1 K: 0 S: 5	H: 3 LOB: 1 BB: 1 P: 9	R: 1 E: 0 K: 0 S: 5	H: 2 LOB: 2 BB: 1 P: 9	R: 0 E: 0 K: 0 S: 3	H: 1 LOB: 2 BB: 1 P: 7	R: 0 E: 0 K: 1 S: 5	H: 0 LOB: 0 BB: 0 P: 5	R: 0 E: 0 K: 1 S: 6	H: 1 LOB: 1 BB: 0 P: 6	R: 0 E: 0 K: 1 S: 5	H: 0 LOB: 0 BB: 0 P: 5	R: 0 E: 0 K: 1 S: 5	H: 0 LOB: 0 BB: 0 P: 5	R: 0 E: 0 K: 0 S: 3	H: 1 LOB: 0 BB: 0 P: 3	1B: 6 2B: 4 3B: 0 HR: 0	SF: 0 SAC: 1 DP: 1 HBP: 0	WP: 0 PB: 0 SB: 0 CS: 2	PA: 36
--------------	------------------------------	---------------------------------	------------------------------	---------------------------------	------------------------------	---------------------------------	------------------------------	---------------------------------	------------------------------	---------------------------------	------------------------------	---------------------------------	------------------------------	---------------------------------	------------------------------	---------------------------------	------------------------------	---------------------------------	----------------------------------	------------------------------------	----------------------------------	--------

PITCHER	IP	WLS	BF	H	R	ER	SO	BB	IBB	HBP	BLK	WP	HR	S	P	ERA	WHIP
Wayne Simpson, R (1, 1) ERA: 5.09	3.2		19	6	3	3	0	4	0	0	0	0	0	15	31	7.36	2.727
Jim Merritt, L (4, 1) ERA: 4.74	5.1	W	17	3	0	0	4	0	0	0	0	0	0	25	25	0.00	0.562

Pittsburgh Pirates @ Cincinnati Reds
Riverfront Stadium, Cincinnati, OH

Sat Aug 21 1971, 3:33 AM EDT
Att: 27,427 - Unknown

AB	31
R	3
H	9
RBI	3
BB	4
SO	4
LOB	11

BOTTOM

Pittsburgh Pirates @ Cincinnati Reds
Riverfront Stadium, Cincinnati, OH

livebaseballscorecards.com

AB	31
R	6
H	8
RBI	6
BB	3
SO	4
LOB	11



WP:	0	PA:	35
PB:	0	SB:	0
CS:	0		

Sat Aug 21 1971, 3:33 AM EDT
Att. 27,427 - Unknown

AB	R	H	RBI	BB	SO	LOB	
4	0	0	1	0	0	1	
4	0	0	0	0	0	1	
0	0	0	0	0	0	0	
4	1	1	0	0	0	1	
0	0	0	0	0	0	0	
4	1	2	0	0	0	0	
4	2	3	1	0	0	0	
3	1	1	3	1	1	2	
2	0	0	0	2	1	2	
4	1	1	1	0	1	4	
0	0	0	0	0	0	0	
2	0	0	0	0	1	0	
1B:	6	SF:	0	WP:	0	PA:	35
2B:	0	SAC:	1	PB:	0	SB:	0
3B:	1	DP:	1	CS:	0		
HR:	1	HBP:	0				

Batter	1	2	3	4	5	6	7	8	9															
Pete Rose, S (1, 9) OBP: 0.380, SLG: 0.415	0-0 4-3		0-0 FC3-6		0-0 4-3		0-0 F5																	
Hal McRae, R (1, 7) OBP: 0.276, SLG: 0.417	0-0 F7		0-0 4-3		0-0 4-3		0-0 F2																	
Buddy Bradford, R (8, 7) OBP: 0.309, SLG: 0.298																								
Lee May, R (1, 3) OBP: 0.331, SLG: 0.553	0-0 F4		0-0 5-3			0-0 1B 3B 1B	0-0 F8																	
Woody Woodward, R (8, 5) OBP: 0.278, SLG: 0.258																								
Tony Perez, R (1, 5) OBP: 0.334, SLG: 0.456		0-0 F9		0-0 L9		0-0 1B 3B 1B		0-0 1-3 1B 1B																
Johnny Bench, R (1, 2) OBP: 0.297, SLG: 0.447		0-0 F3		0-0 HR		0-0 1B 3B 1B		0-0 1-3 1B 1B																
George Foster, R (1, 8) OBP: 0.291, SLG: 0.394		4-0 BB		0-3 K		0-0 1B 3B 1B		0-0 1-3																
Tommy Helms, R (1, 4) OBP: 0.287, SLG: 0.342		0-3 K		4-0 BB		0-0 6-3		4-0 G6-4-3 IBB																
Dave Concepcion, R (1, 6) OBP: 0.249, SLG: 0.263			0-0 SH FC3-6 1B		0-3 K		0-0 3-1		0-0 G6-4-3															
Wayne Simpson, R (1, 1) OBP: 0.148, SLG: 0.042			0-0 SH FC3-6		0-0 F8		0-3 K																	
Jim Merritt, L (4, 1) OBP: 0.192, SLG: 0.280																								
Inning Stats	R: 0 E: 0 K: 0 S: 3	H: 0 LOB: 0 BB: 0 P: 3	R: 0 E: 0 K: 1 S: 5	H: 0 LOB: 1 BB: 1 P: 9	R: 1 E: 1 K: 0 S: 5	H: 1 LOB: 1 BB: 0 P: 5	R: 1 E: 0 K: 2 S: 8	H: 1 LOB: 1 BB: 1 P: 12	R: 0 E: 0 K: 0 S: 3	H: 0 LOB: 0 BB: 0 P: 3	R: 4 E: 0 K: 1 S: 9	H: 4 LOB: 0 BB: 0 P: 9	R: 0 E: 0 K: 0 S: 3	H: 0 LOB: 0 BB: 0 P: 3	R: 0 E: 0 K: 0 S: 4	H: 2 LOB: 2 BB: 1 P: 8	1B: 6 2B: 0 3B: 1 HR: 1	SF: 0 SAC: 1 DP: 1 HBP: 0	WP: 0 PB: 0 SB: 0 CS: 0	PA: 35				
PITCHER	IP	WLS	BF	H	R	ER	SO	BB	IBB	HBP	BLK	WP	HR	S	P	ERA	WHIP							
Dock Ellis, R (1, 1) ERA: 2.92	5.0	L	24	6	6	5	3	2	0	0	0	0	1	28	36	9.00	1.600							
Bob Miller, R (6, 1) ERA: 1.95	3.0		11	2	0	0	1	0	1	0	0	0	0	12	16	0.00	0.667							

Batter	1	2	3	4	5	6	7	8	9	AB R H RBI BB SO LOB	TOP									
Rennie Stennett, R (1, 4) OBP: 0.302, SLG: 0.341	0-0 5-3	0-0 1B		0-0 6-3			0-0 4-3		0-0 FC4-6 1B	5 0 2 0 0 0 0										
Vic Davalillo, L (1, 9) OBP: 0.316, SLG: 0.372	0-0 2B 1B	0-3 K			0-0 F5		0-0 1B		0-0 FC4-6 1-2f	5 1 2 0 0 1 2										
Al Oliver, L (1, 8) OBP: 0.309, SLG: 0.395	0-0 1-3 1B 2B		0-0 4-3		0-0 1B 1B		0-0 F8			4 1 2 0 0 0 1										
Willie Stargell, L (1, 7) OBP: 0.394, SLG: 0.656	4-0 1B IBB		0-0 4-3		0-3 K		0-0 F5			3 0 0 0 1 1 2										
Bob Robertson, R (1, 3) OBP: 0.358, SLG: 0.496	0-0 FC6-4 1-2 2-H 3-H 1B		0-0 2B 2B		0-0 1-2 1B		0-0 F7			4 1 3 2 0 0 0										
Milt May, L (1, 2) OBP: 0.289, SLG: 0.416	0-3 K		0-0 2-H 2B		0-3 K		0-0 4-3			4 0 1 1 0 2 4										
Bill Mazerowski, R (1, 5) OBP: 0.300, SLG: 0.291	0-0 FC6-4 1-2f		0-0 F2		0-0 6-3		0-0 F5			4 0 0 0 0 0 3										
Jackie Hernandez, R (1, 6) OBP: 0.256, SLG: 0.311		0-0 F4		0-0 5-3		0-3 K		0-0 L6-3		3 0 0 0 0 1 0										
Gene Clines, R (9, PH) OBP: 0.368, SLG: 0.396										1 0 0 0 0 0 0										
Luke Walker, L (1, 1) OBP: 0.095, SLG: 0.026		0-3 K		0-3 K		0-0 G3		0-0 5-3		1 0 0 0 0 1 0										
Nelson Briles, R (3, 1) OBP: 0.240, SLG: 0.375										1 0 0 0 0 1 0										
Charlie Sands, L (6, PH) OBP: 0.367, SLG: 0.417										1 0 0 0 0 0 0										
Bob Miller, R (6, 1)										0 0 0 0 0 0 0										
Manny Sanguillen, R (9, PH) OBP: 0.358, SLG: 0.433										1 0 0 0 0 0 0										
Inning Stats	R: 2 E: 0 K: 1 S: 8	H: 3 LOB: 2 BB: 1 P: 12	R: 0 E: 0 K: 2 S: 8	H: 1 LOB: 1 BB: 0 P: 8	R: 1 E: 0 K: 0 S: 5	H: 2 LOB: 1 BB: 0 P: 5	R: 0 E: 0 K: 1 S: 5	H: 0 LOB: 0 BB: 0 P: 5	R: 0 E: 0 K: 1 S: 5	H: 0 LOB: 0 BB: 0 P: 5	R: 0 E: 0 K: 0 S: 4	H: 1 LOB: 1 BB: 0 P: 4	R: 0 E: 0 K: 0 S: 3	H: 0 LOB: 0 BB: 0 P: 3	R: 0 E: 0 K: 0 S: 4	H: 1 LOB: 1 BB: 0 P: 4	1B: 7 2B: 3 3B: 0 HR: 0	SF: 0 SAC: 0 DP: 0 HBP: 0	WP: 0 PB: 0 SB: 0 CS: 0	PA: 38
PITCHER Gary Nolan, R (1, 1) ERA: 3.22	IP 9.0 WLS W BF 38 H 10 R 3 ER 3 SO 7 BB 0 IBB 1 HBP 0 BLK 0 WP 0 HR 0 S 51 P 55 ERA 3.00 WHIP 1.111																			

Pittsburgh Pirates @ Cincinnati Reds
Riverfront Stadium, Cincinnati, OH
Sun Aug 22 1971, 3:33 AM EDT
Att: 31,431 - Unknown

livebaseballscorecards.com

AB	37
R	3
H	10
RBI	3
BB	1
SO	7
LOB	12



Batter	1	2	3	4	5	6	7	8	9
Pete Rose, S (1, 9) OBP: 0.378, SLG: 0.419	0-0 1-3	0-0 L1		0-0 HR		0-0 F6		0-0 4-3	
Hal McRae, R (1, 7) OBP: 0.279, SLG: 0.421 Buddy Bradford, R (9, 7) OBP: 0.309, SLG: 0.298	0-0 PB 1B		0-0 3B	0-0 2B	0-0 5-3	0-0 F7		0-0 6-3	
Lee May, R (1, 3) OBP: 0.335, SLG: 0.557 Woody Woodward, R (9, 5) OBP: 0.278, SLG: 0.258	4-0 1B 1-2 BB		0-0 2-H 4-3 3B	0-0 3B	0-0 F5	4-0 2B BB			
Tony Perez, R (1, 5) OBP: 0.337, SLG: 0.459	0-0 1B 1-3 2-H		4-0 4-3 BB		0-0 F7	0-0 2B			
Johnny Bench, R (1, 2) OBP: 0.294, SLG: 0.443	0-0 G6-4-3 1B 1-2f		0-0 F2		0-0 F9	0-0 F3			
George Foster, R (1, 8) OBP: 0.295, SLG: 0.395		0-0 SH G1-2-3 1B	0-0 4-3	0-0 1-2 3-H	4-0 BB S BB	4-0 G4-3 BB			
Tommy Helms, R (1, 4) OBP: 0.289, SLG: 0.342		0-0 G1-2-3 SH 1-2 1B	0-0 F1		4-0 BB IBB	0-0 G4-3			
Dave Concepcion, R (1, 6) OBP: 0.250, SLG: 0.261		0-0 SH G1-2-3 1-2 2-3		0-0 6-3	4-0 BB	0-0 F3			
Gary Nolan, R (1, 1) OBP: 0.154, SLG: 0.143		0-0 G1-2-3 1-2 2-3 3-Hf		0-0 HR 1B	0-3 K		0-0 F8		


AB	R	H	RBI	BB	SO	LOB
5	1	1	2	0	0	2
5	2	2	0	0	0	0
0	0	0	0	0	0	0
2	2	1	1	2	0	0
0	0	0	0	0	0	0
3	0	2	2	1	0	0
4	0	0	0	0	0	5
2	0	1	1	2	0	1
3	0	1	0	1	0	2
2	0	0	0	1	0	0
4	1	1	0	0	1	6

BOTTOM

Pittsburgh Pirates @ Cincinnati Reds
Riverfront Stadium, Cincinnati, OH

Sun Aug 22 1971, 3:33 AM EDT
Att. 31,431 - Unknown

AB	30
R	6
H	9
RBI	6
BB	7
SO	1
LOB	16



Inning Stats	R: 1	H: 2	E: 0	K: 0	S: 4	LOB: 1	BB: 1	P: 8
R: 0	H: 2	E: 0	K: 0	S: 5	LOB: 2	BB: 0	P: 5	
R: 2	H: 2	E: 0	K: 0	S: 5	LOB: 1	BB: 1	P: 9	
R: 2	H: 2	E: 0	K: 0	S: 5	LOB: 0	BB: 0	P: 5	
R: 0	H: 0	E: 0	K: 1	S: 5	LOB: 3	BB: 3	P: 17	
R: 1	H: 1	E: 0	K: 0	S: 4	LOB: 1	BB: 1	P: 8	
R: 0	H: 0	E: 0	K: 0	S: 2	LOB: 0	BB: 1	P: 6	
R: 0	H: 0	E: 0	K: 0	S: 3	LOB: 0	BB: 0	P: 3	

PITCHER	IP	WLS	BF	H	R	ER	SO	BB	IBB	HBP	BLK	WP	HR	S	P	ERA	WHIP
Luke Walker, L (1, 1) ERA: 3.62	2.0		13	6	3	3	0	2	0	0	0	0	0	11	19	13.50	4.000
Nelson Briles, R (3, 1) ERA: 3.77	3.0	L	14	2	2	2	1	2	1	0	0	0	1	13	25	6.00	1.333
Bob Miller, R (6, 1) ERA: 1.99	3.0		11	1	1	1	0	2	0	0	0	0	0	9	17	3.00	1.000

WP	PA	ERA	WHIP
0	38		
1			
1			
0			

Batter	1	2	3	4	5	6	7	8	9	AB R H RBI BB SO LOB	TOP																						
Pete Rose, S (1, 9) OBP: 0.376, SLG: 0.416	0-0 1-3			0-0 5-3	0-0 FC6			0-0 F9		4 0 0 0 0 0 2																							
Hal McRae, R (1, 7) OBP: 0.274, SLG: 0.414	0-3 K			0-0 F5				0-0 F7		4 0 0 0 0 1 0																							
Tony Perez, R (1, 3) OBP: 0.336, SLG: 0.458	0-0 P4			0-0 1B				0-0 F9		4 0 1 0 0 1 0																							
Johnny Bench, R (1, 2) OBP: 0.296, SLG: 0.444		0-0 6-3		0-0 F7				0-0 2B		3 1 1 0 1 0 1																							
George Foster, R (1, 8) OBP: 0.298, SLG: 0.397		0-0 P3			0-0 F9			4-0 BB		3 1 1 0 1 0 0																							
Tommy Helms, R (1, 4) OBP: 0.289, SLG: 0.339		0-0 P3			4-0 1B BB			0-0 BB		3 1 0 1 1 0 3																							
Woody Woodward, R (1, 5) OBP: 0.282, SLG: 0.255			0-0 5-3		4-0 1B BB			0-0 1-3		2 0 0 0 2 0 0																							
Dave Concepcion, R (1, 6) OBP: 0.253, SLG: 0.262			4-0 BB		0-0 F8			0-3 K		3 0 1 1 1 1 2																							
Don Gullett, R (1, 1) OBP: 0.117, SLG: 0.102			0-0 G4-3		0-0 FC6			0-3 K		1 0 0 0 0 0 1																							
Lee May, R (5, PH) OBP: 0.336, SLG: 0.558			0-0 G4-3		1-2 2-H			0-0 L4-3		1 0 1 1 0 0 0																							
Tony Cloninger, R (5, 1) OBP: 0.237, SLG: 0.299										0 0 0 0 0 0 0																							
Buddy Bradford, R (7, PH) OBP: 0.397, SLG: 0.295										1 0 0 0 0 0 1																							
Joe Gibbon, R (7, 1)										0 0 0 0 0 0 0																							
Al Ferrara, R (9, PH) OBP: 0.298, SLG: 0.250										1 0 0 0 0 0 2																							
Inning Stats	R: 0 E: 0 K: 1 S: 5	H: 0 LOB: 0 BB: 0 P: 5	R: 0 E: 0 K: 0 S: 3	H: 0 LOB: 0 BB: 0 P: 3	R: 0 E: 0 K: 0 S: 2	H: 0 LOB: 0 BB: 1 P: 6	R: 0 E: 0 K: 0 S: 4	H: 1 LOB: 1 BB: 0 P: 4	R: 1 E: 0 K: 0 S: 4	H: 1 LOB: 2 BB: 2 P: 12	R: 0 E: 0 K: 0 S: 4	H: 1 LOB: 2 BB: 1 P: 8	R: 0 E: 0 K: 2 S: 7	H: 0 LOB: 0 BB: 0 P: 7	R: 0 E: 0 K: 1 S: 5	H: 0 LOB: 0 BB: 0 P: 5	R: 2 E: 0 K: 0 S: 4	H: 2 LOB: 1 BB: 2 P: 12	1B: 3 2B: 4 3B: 0 HR: 0	SF: 0 SAC: 0 DP: 2 HBP: 0	WP: 1 PB: 0 SB: 0 CS: 0	PA: 36											
PITCHER Juan Pizarro, L (1, 1) ERA: 2.72	IP 9.0	WLS W	BF 36	H 5	R 3	ER 3	SO 4	BB 6	IBB 0	HBP 0	BLK 0	WP 1	HR 0	S 38	P 62	ERA 3.00	WHIP 1.222																
											PITCHER	IP	WLS	BF	H	R	ER	SO	BB	IBB	HBP	BLK	WP	HR	S	P	ERA	WHIP					

Cincinnati Reds @ Chicago Cubs
Wrigley Field, Chicago, IL
Mon Aug 23 1971, 3:33 AM CDT
Att. 31,893 - Cloudy - 66 F

livebaseballscorecards.com

AB	30
R	3
H	5
RBI	3
BB	6
SO	4
LOB	11



Batter	1	2	3	4	5	6	7	8	9	AB	R	H	RBI	BB	SO	LOB
Cleo James, R OBP: 0.333, SLG: 0.391 (1, 8)	0-0 F9 1B		0-0 BB 1B		0-0 SH1-3 2B	0-0 1-H HR		0-0 5-3		5	2	3	2	0	0	0
Glenn Beckert, R OBP: 0.382, SLG: 0.413 (1, 4)	0-0 1B 2B 1B		0-3 K		0-0 SH1-3 2-3	0-0 1B		0-0 1B		4	1	3	0	0	1	1
Billy Williams, L OBP: 0.389, SLG: 0.519 (1, 7)	0-0 1-2 2B 1B		0-3 K		4-0 BB IBB	0-0 4-3		0-0 1-2 1B		4	1	2	0	1	1	2
Joe Papitone, L OBP: 0.350, SLG: 0.489 (1, 3)	0-0 F9		4-0 1B 1-2 BB		4-0 1-2 BB		0-0 1-3	0-3 K		3	0	0	0	2	1	4
Ron Santo, R OBP: 0.356, SLG: 0.435 (1, 5)	0-0 1-H 2-H 2B		0-0 1-3 2-H 1B		0-0 P4		0-0 FC SF7 2B			4	1	3	3	0	0	3
Hector Torres, R OBP: 0.321, SLG: 0.308 (1, 6) Don Kessinger, S OBP: 0.324, SLG: 0.323 (5, PH) (6, 6)	0-3 K		0-3 K		0-0 4-3		0-0 FC 2-3			2	0	0	0	0	2	3
Chris Cannizzaro, R OBP: 0.312, SLG: 0.311 (1, 2)		0-0 P3		0-0 5-3		0-0 6-3	0-0 SF7			3	0	0	1	0	0	0
Johnny Callison, L OBP: 0.284, SLG: 0.309 (1, 9)		0-3 K		0-0 4-3		4-0 HR BB	0-3 K			3	1	0	0	1	2	1
Juan Pizarro, L OBP: 0.100, SLG: 0.056 (1, 1)		0-3 K		0-0 F7		0-0 B5	0-3 K			4	0	0	0	0	2	1

Inning Stats	R: 2	H: 3	E: 0	K: 1	S: 8	LOB: 1	BB: 0	P: 8	R: 0	H: 0	E: 0	K: 2	S: 7	LOB: 0	BB: 0	P: 7	R: 1	H: 2	E: 0	K: 3	S: 11	LOB: 2	BB: 1	P: 15	R: 0	H: 0	E: 0	K: 0	S: 3	LOB: 0	BB: 0	P: 3	R: 0	H: 1	E: 0	K: 0	S: 4	LOB: 3	BB: 2	P: 12	R: 2	H: 2	E: 0	K: 1	S: 5	LOB: 1	BB: 1	P: 9	R: 1	H: 1	E: 0	K: 1	S: 7	LOB: 1	BB: 0	P: 7	R: 0	H: 2	E: 0	K: 2	S: 9	LOB: 2	BB: 0	P: 9
--------------	------	------	------	------	------	--------	-------	------	------	------	------	------	------	--------	-------	------	------	------	------	------	-------	--------	-------	-------	------	------	------	------	------	--------	-------	------	------	------	------	------	------	--------	-------	-------	------	------	------	------	------	--------	-------	------	------	------	------	------	------	--------	-------	------	------	------	------	------	------	--------	-------	------


PITCHER	IP	WLS	BF	H	R	ER	SO	BB	IBB	HBP	BLK	WP	HR	S	P	ERA	WHIP
Don Gullett, L ERA: 2.49 (1, 1)	4.0	L	18	5	3	3	6	1	0	0	0	0	0	29	33	6.75	1.500
Tony Cloninger, R ERA: 3.68 (5, 1)	2.0		12	3	2	2	0	2	1	0	0	0	1	9	21	9.00	2.500
Joe Gibbon, L ERA: 2.91 (7, 1)	2.0		10	3	1	1	3	0	0	0	0	0	0	16	16	4.50	1.500

BOTTOM

Cincinnati Reds @ Chicago Cubs
Wrigley Field, Chicago, IL
 Mon Aug 23 1971, 3:33 AM CDT
 Att: 31,893 - Cloudy - 66 F

AB	R	H	RBI	BB	SO	LOB
34	6	11	6	4	9	19

WP: 0 PA: 40
 PB: 0 SB: 0
 CS: 0



Batter	1	2	3	4	5	6	7	8	9	AB R H RBI BB SO LOB	TOP									
Pete Rose, S (1, 9) OBP: 0.378, SLG: 0.423	0-0 PB FC5-4 2B	0-0 2-H 1B 2B		0-0 1-6-3		0-0 1B 2B		0-0 F8		5 3 3 1 0 0 1										
Hal McRae, R (1, 7) OBP: 0.278, SLG: 0.415	0-0 P5	0-0 FC5 1B 1B		0-3 K		0-0 1B		0-3 K	4 0 2 2 0 1 1											
Wayne Granger, R (6, 1) OBP: 0.333, SLG: 0.800									1 0 0 0 0 1 0											
Joe Gibbon, R (9, 1)									0 0 0 0 0 0 0											
Clay Carroll, R (9, 1) OBP: 0.125, SLG: 0.125									0 0 0 0 0 0 0											
Tony Perez, R (1, 3) OBP: 0.337, SLG: 0.457	0-3 K FC5-4 BB 2-3	0-0 1-2 1B		0-3 K		0-0 P3		0-0 G6-3 1B	5 0 2 0 0 2 2											
Johnny Bench, R (1, 2) OBP: 0.295, SLG: 0.440	4-0 FC5-4 BB 1-2	0-0 FC5 2-3f		0-0 6-3		0-0 F8		0-0 G6-3 1-2f	4 0 0 0 1 0 3											
George Foster, R (1, 8) OBP: 0.300, SLG: 0.398	0-0 FC5-4 1-2f 2-3 3-H		0-0 CS 1B		0-0 1B 1B		0-0 F7		4 1 2 1 0 0 2											
Tommy Helms, R (1, 4) OBP: 0.288, SLG: 0.338	0-0 1-4		0-0 F8 1-2		0-0 1B 1-2 1B		0-0 6-3		4 0 1 0 0 0 3											
Woody Woodward, R (1, 5) OBP: 0.290, SLG: 0.270		0-0 6-3 2B 1B		0-0 1-3 2-H 1B		0-0 6-3		0-0 6-3	4 1 3 1 0 0 0											
Dave Concepcion, R (1, 6) OBP: 0.250, SLG: 0.258		0-0 6-3		0-0 6-3		0-0 6-3		0-0 3-1	4 0 0 0 0 0 2											
Jim McGlothlin, R (1, 1) OBP: 0.182, SLG: 0.238		0-3 K		0-0 F7		0-0 L7		4-0 BB	2 0 0 0 0 1 1											
Ty Cline, L (6, PH) OBP: 0.355, SLG: 0.227									1 0 0 0 1 0 0											
Inning Stats	R: 1 E: 0 K: 1 S: 7	H: 1 LOB: 2 BB: 1 P: 11	R: 2 E: 0 K: 1 S: 9	H: 4 LOB: 2 BB: 0 P: 9	R: 0 E: 0 K: 0 S: 4	H: 2 LOB: 1 BB: 0 P: 4	R: 0 E: 0 K: 1 S: 5	H: 0 LOB: 0 BB: 0 P: 5	R: 1 E: 0 K: 1 S: 7	H: 3 LOB: 2 BB: 0 P: 7	R: 0 E: 0 K: 0 S: 3	H: 0 LOB: 0 BB: 0 P: 3	R: 0 E: 0 K: 0 S: 3	H: 0 LOB: 1 BB: 1 P: 7	R: 0 E: 0 K: 1 S: 5	H: 1 LOB: 0 BB: 0 P: 5	1B: 9 2B: 4 3B: 0 HR: 0	SF: 0 SAC: 0 DP: 1 HBP: 0	WP: 0 PA: 40 PB: 1 SB: 0 CS: 1	
PITCHER	IP WLS BF H R ER SO BB IBB HBP BLK WP HR S P ERA WHIP																			
Fergie Jenkins, R (1, 1) ERA: 2.67	7.0 L 33 12 5 4 4 1 0 0 0 0 0 0 40 44 5.14 1.857																			
Phil Regan, R (8, 1) ERA: 3.56	2.0 7 1 0 0 1 1 0 0 0 0 0 0 8 12 0.00 1.000																			

Cincinnati Reds @ Chicago Cubs
 Wrigley Field, Chicago, IL
 Tue Aug 24 1971, 3:33 AM CDT
 Att. 38,065 - Cloudy - 76 F

livebaseballscorecards.com

AB	38
R	5
H	13
RBI	5
BB	2
SO	5
LOB	15



Batter	1	2	3	4	5	6	7	8	9	AB	R	H	RBI	BB	SO	LOB
Cleo James, R OBP: 0.338, SLG: 0.379 (1, 8)	0-3 K		0-0 SF7		4-0 BB			1-0 HBP	0-0 L7	2	0	0	1	1	1	3
Glenn Beckert, R OBP: 0.381, SLG: 0.412 (1, 4)	0-0 L1		0-0 CS 1B		0-0 G5-4-3			0-0 5-3		4	0	1	1	0	0	2
Billy Williams, L OBP: 0.386, SLG: 0.515 (1, 7)	0-0 G3		0-0 CS	0-0 4-3			0-0 F9	0-0 4-3		4	0	0	0	0	0	0
Ron Santo, R OBP: 0.354, SLG: 0.432 (1, 5)		0-3 K		0-3 K			0-0 5-3		0-0 5-3	4	0	0	0	0	2	0
14 Ernie Banks, R OBP: 0.209, SLG: 0.317 (1, 3)		4-0 BB		0-0 HR			0-3 K		0-0 P6	3	1	1	1	1	1	0
Don Kessinger, S OBP: 0.325, SLG: 0.323 (1, 6)		0-0 G4-6-3		4-0 1B BB			0-0 4-3		0-0 BB 1B BB 1B	3	1	1	0	1	0	1
Johnny Callison, L OBP: 0.291, SLG: 0.313 (1, 9)			4-0 SF7 HBP BB	0-0 1B			0-0 P6		0-0 BB BB 1B	3	1	2	0	1	0	0
J.C. Martin, L OBP: 0.328, SLG: 0.345 (1, 2)			1-0 SH1-4	0-0 F9			0-0 2B		4-0 BB BB BB	2	1	1	0	0	0	2
Paul Popovich, S OBP: 0.258, SLG: 0.282 (9, PH)			1-2 1B HBP						1-2 2-3 BB BB	0	0	0	0	1	0	0
Gene Hiser, L (9, PR)									1-2 2-3 BB	0	0	0	0	0	0	0
Fergie Jenkins, R OBP: 0.276, SLG: 0.378 (1, 1)			0-0 SH1-4		0-3 K				4-0 BB BB BB	1	0	0	0	0	1	0
Brock Davis, L OBP: 0.344, SLG: 0.331 (7, PH)									1-2 2-3 BB	1	0	0	0	0	0	1
Phil Regan, R (8, 1)										0	0	0	0	0	0	0
Hector Torres, R OBP: 0.345, SLG: 0.308 (9, PH)										0	0	0	1	1	0	0

Inning Stats	R: 0	H: 0	E: 0	LOB: 0	K: 1	BB: 0	S: 5	P: 5	R: 0	H: 0	E: 0	LOB: 0	K: 1	BB: 1	S: 4	P: 8	R: 2	H: 1	E: 0	LOB: 0	K: 0	BB: 1	S: 3	P: 8	R: 1	H: 2	E: 0	LOB: 2	K: 1	BB: 1	S: 7	P: 11	R: 0	H: 0	E: 0	LOB: 0	K: 1	BB: 1	S: 4	P: 8	R: 0	H: 0	E: 0	LOB: 0	K: 1	BB: 0	S: 5	P: 5	R: 0	H: 1	E: 0	LOB: 1	K: 0	BB: 0	S: 4	P: 4	R: 0	H: 0	E: 0	LOB: 0	K: 0	BB: 0	S: 2	P: 3	R: 1	H: 2	E: 0	LOB: 3	K: 0	BB: 2	S: 5	P: 13	1B: 4	SF: 1	2B: 1	SAC: 1	3B: 0	DP: 2	HR: 1	HBP: 2	WP: 0	PA: 38
--------------	------	------	------	--------	------	-------	------	------	------	------	------	--------	------	-------	------	------	------	------	------	--------	------	-------	------	------	------	------	------	--------	------	-------	------	-------	------	------	------	--------	------	-------	------	------	------	------	------	--------	------	-------	------	------	------	------	------	--------	------	-------	------	------	------	------	------	--------	------	-------	------	------	------	------	------	--------	------	-------	------	-------	-------	-------	-------	--------	-------	-------	-------	--------	-------	--------

PITCHER	IP	WLS	BF	H	R	ER	SO	BB	IBB	HBP	BLK	WP	HR	S	P	ERA	WHIP
Jim McGlothlin, R ERA: 3.53 (1, 1)	5.0	W	20	3	3	3	3	4	4	0	0	0	0	23	40	5.40	1.400
Wayne Granger, R ERA: 2.94 (6, 1)	3.2		14	3	1	1	1	0	0	1	0	0	0	15	16	2.46	0.818
Joe Gibbon, L ERA: 2.91 (9, 1)	0.0		2	0	0	0	0	2	0	0	0	0	0	8	8	∞	∞
Clay Carroll, R ERA: 2.19 (9, 1)	0.1	S	1	0	0	0	0	0	0	0	0	0	0	1	1	0.00	0.000

BOTTOM

Cincinnati Reds @ Chicago Cubs
Wrigley Field, Chicago, IL
Tue Aug 24 1971, 3:33 AM CDT
Att: 38,065 - Cloudy - 76 F

AB	27
R	4
H	6
RBI	4
BB	6
SO	5
LOB	9

livebaseballscorecards.com



Batter	1	2	3	4	5	6	7	8	9	AB R H RBI BB SO LOB	TOP											
Pete Rose, S (1, 9) OBP: 0.380, SLG: 0.424 Pat Corrales, R (7, 2) OBP: 0.222, SLG: 0.200	0-0 1B 1B	0-0 2-H 1B		0-0 L4		4-0 HR BB	0-3 K		0-0 G3	4 2 2 1 1 1 2 1 0 0 0 0 0 0												
Hal McRae, R (1, 7) OBP: 0.281, SLG: 0.417 Buddy Bradford, R (6, 7) OBP: 0.305, SLG: 0.293	0-0 1B 1B	0-0 F8		0-0 6-3		0-0 HR 1B		0-3 K		4 2 2 0 0 0 2 1 0 0 0 0 1 0												
Lee May, R (1, 3) OBP: 0.341, SLG: 0.575 Jimmy Stewart, S (8, 9) OBP: 0.291, SLG: 0.278	0-0 1B 1B	0-0 1B			0-3 K	0-0 HR		0-0 HR		5 2 4 5 0 1 0 0 0 0 0 0 0 0												
Tony Perez, R (1, 5) OBP: 0.341, SLG: 0.468	0-0 1B 2B	0-3 K			0-0 HR	FC6-4 1B		4-0 BB		4 1 3 2 1 1 2												
Johnny Bench, R (1, 2) OBP: 0.292, SLG: 0.436	0-0 P6		0-3 K		0-3 K	0-0 F8		0-0 F7		5 0 0 0 0 2 3												
George Foster, R (1, 8) OBP: 0.301, SLG: 0.398	0-0 1B		0-3 K		0-0 1B	FC6-4 1B		0-3 K		5 0 2 0 0 2 2												
Tommy Helms, R (1, 4) OBP: 0.290, SLG: 0.346	0-0 F8		0-0 5-3		0-0 1B		0-0 5-3		0-0 HR	5 1 2 1 0 0 2	AB 42											
Woody Woodward, R (1, 6) OBP: 0.297, SLG: 0.278		0-0 SH5-4 1B		0-0 4-3 1B	0-0 1-3		0-0 WP SH1-4 1B		0-3 K	5 1 3 0 0 1 2	R 9											
Ross Grimsley, L (1, 1) OBP: 0.143, SLG: 0.100 Clay Carroll, R (8, 1) OBP: 0.111, SLG: 0.111		0-0 SH5-4		0-0 4-3		0-3 K	0-0 SH1-4		0-0 5-3	2 0 0 0 0 1 1 1 0 0 0 0 0 0	H 18											
Inning Stats	R: 2 E: 0 K: 0 S: 7	H: 5 LOB: 2 BB: 0 P: 7	R: 1 E: 0 K: 1 S: 8	H: 3 LOB: 2 BB: 0 P: 8	R: 0 E: 0 K: 2 S: 7	H: 0 LOB: 0 BB: 0 P: 7	R: 0 E: 0 K: 0 S: 4	H: 1 LOB: 1 BB: 0 P: 4	R: 1 E: 0 K: 2 S: 10	H: 3 LOB: 2 BB: 0 P: 10	R: 3 E: 0 K: 1 S: 8	H: 3 LOB: 1 BB: 1 P: 12	R: 0 E: 0 K: 1 S: 6	H: 1 LOB: 1 BB: 0 P: 6	R: 1 E: 1 K: 2 S: 8	H: 1 LOB: 1 BB: 1 P: 12	R: 1 E: 0 K: 1 S: 6	H: 1 LOB: 0 BB: 0 P: 6	1B: 13 2B: 1 3B: 0 HR: 4	SF: 0 SAC: 2 DP: 0 HBP: 0	WP: 1 PB: 0 SB: 0 CS: 0	PA: 46
PITCHER	IP WLS BF H R ER SO BB IBB HBP BLK WP HR S P ERA WHIP																					
Bill Hands, R (1, 1) ERA: 3.42	4.2 L 25 12 4 4 5 0 0 0 0 0 1 35 35 7.71 2.571																					
Joe Decker, R (5, 1) ERA: 3.72	0.1 1 0 0 0 0 0 0 0 0 0 0 0 1 1 0.00 0.000																					
Bill Bonham, R (6, 1) ERA: 5.4	2.0 11 4 3 3 2 1 0 0 0 1 1 14 18 13.50 2.500																					
Ron Tompkins, R (8, 1) ERA: 4.3	2.0 9 2 2 2 3 1 0 0 0 0 2 14 18 9.00 1.500																					

Cincinnati Reds @ Chicago Cubs
Wrigley Field, Chicago, IL
Wed Aug 25 1971, 3:33 AM CDT
Att. 33,111 - Sunny

livebaseballscorecards.com



BOTTOM

Cincinnati Reds @ Chicago Cubs
 Wrigley Field, Chicago, IL
 Wed Aug 25 1971, 3:33 AM CDT
 Att. 33,111 - Sunny

livebaseballscorecards.com

AB	35
R	4
H	9
RBI	4
BB	3
SO	3
LOB	15



WP: 2	PA: 39
PB: 0	
SB: 0	
CS: 0	

AB R H RBI BB SO LOB

5	0	2	0	0	1	1
5	1	1	0	0	1	2
5	1	2	0	0	0	2
3	0	2	1	1	0	1
3	0	0	0	1	0	3
4	1	1	1	0	0	4
3	1	1	2	1	1	1
4	0	0	0	0	0	1
0	0	0	0	0	0	0
0	0	0	0	0	0	0
1	0	0	0	0	0	0
1	0	0	0	0	0	0
0	0	0	0	0	0	0
1	0	0	0	0	0	0

Batter 1 2 3 4 5 6 7 8 9

Cleo James, R OBP: 0.342, SLG: 0.380 (1, 8)	0-0 6-3 1B	0-3 K			0-0 1B		0-0 P5		0-0 1B
Glenn Beckert, R OBP: 0.380, SLG: 0.409 (1, 4)	0-0 6-3		0-0 F8		0-0 F3			0-0 2B 6-3 1B	0-3 K
Billy Williams, L OBP: 0.387, SLG: 0.515 (1, 7)	0-0 WP 1B		0-0 F5		0-0 F7			0-0 1B 2B	0-0 4-3
Ron Santo, R OBP: 0.357, SLG: 0.435 (1, 5)	4-0 FC5 14 BB BB		0-0 1B				0-0 14 6-3 2B		0-0 6-3
14 Ernie Banks, R OBP: 0.211, SLG: 0.303 (1, 3)	4-0 1-2 BB		0-0 F7				0-0 6-3		0-0 5-3
Chris Cannizzaro, R OBP: 0.311, SLG: 0.310 (1, 2)	0-0 FC5 2-3f			0-0 P6		0-0 F7		0-0 HR 1B	
Johnny Callison, L OBP: 0.294, SLG: 0.325 (1, 9)		4-0 SH2-4 BB		0-3 K		0-0 4-3		0-0 HR 1B	
Don Kessinger, S OBP: 0.323, SLG: 0.321 (1, 6)		0-0 F9		0-0 6-3			0-0 F8	0-0 4-3	
Bill Hands, R OBP: 0.147, SLG: 0.081 (5, 1)		0-0 SH2-4			0-0 P4		0-0 P7		0-0 G3
Joe Decker, R OBP: 0.750, SLG: 1.000 (5, PH)									
Hector Torres, R OBP: 0.333, SLG: 0.296 (6, 1)									
Bill Bonham, R OBP: 0.250, SLG: 0.200 (7, PH)									
Paul Popovich, S OBP: 0.256, SLG: 0.280 (8, 1)									
Ron Tompkins, R OBP: 0.343, SLG: 0.329 (9, PH)		1-2							

Inning Stats	R: 0 E: 0 K: 4 S: 4	H: 1 LOB: 3 BB: 2 P: 12	R: 0 E: 0 K: 1 S: 5	H: 0 LOB: 1 BB: 1 P: 9	R: 0 E: 0 K: 0 S: 4	H: 1 LOB: 1 BB: 0 P: 4	R: 0 E: 0 K: 1 S: 5	H: 0 LOB: 0 BB: 0 P: 5	R: 0 E: 0 K: 0 S: 4	H: 1 LOB: 1 BB: 0 P: 4	R: 0 E: 0 K: 0 S: 3	H: 0 LOB: 0 BB: 0 P: 3	R: 4 E: 0 K: 0 S: 7	H: 4 LOB: 0 BB: 0 P: 7	R: 0 E: 0 K: 1 S: 6	H: 1 LOB: 1 BB: 0 P: 6	1B: 6 2B: 2 3B: 0 HR: 1	SF: 0 SAC: 1 DP: 0 HBP: 0	WP: 2 PB: 0 SB: 0 CS: 0	PA: 39
---------------------	------------------------------	----------------------------------	------------------------------	---------------------------------	------------------------------	---------------------------------	------------------------------	---------------------------------	------------------------------	---------------------------------	------------------------------	---------------------------------	------------------------------	---------------------------------	------------------------------	---------------------------------	----------------------------------	------------------------------------	----------------------------------	--------

PITCHER	IP	WLS	BF	H	R	ER	SO	BB	IBB	HBP	BLK	WP	HR	S	P	ERA	WHIP
Ross Grimsley, L ERA: 3.3 (1, 1)	7.2	W	34	8	4	4	2	3	0	0	0	1	1	35	47	4.70	1.435
Clay Carroll, R ERA: 2.16 (8, 1)	1.1	S	5	1	0	0	1	0	0	0	0	0	0	7	7	0.00	0.750

Batter	1	2	3	4	5	6	7	8	9	AB R H RBI BB SO LOB	TOP																
Pete Rose, S (1, 9) OBP: 0.376, SLG: 0.421	0-3 K		0-3 K		0-0 6-3		0-0 G3		0-0 SF7	4 0 0 1 0 2 1																	
Hal McRae, R (1, 7) OBP: 0.280, SLG: 0.413	0-0 P4			0-0 2B 4-3 1B	0-0 L4			0-0 F8	0-0 F7	5 1 1 0 0 0 0																	
Lee May, R (1, 3) OBP: 0.342, SLG: 0.572 Dave Concepcion, R (9, PR) OBP: 0.250, SLG: 0.258	0-0 L5			0-0 F8	4-0 BB			0-0 F3	0-0 2B 1B	4 0 1 0 1 0 1 0 0 0 0 0 0 0																	
Tony Perez, R (1, 5) OBP: 0.342, SLG: 0.471		0-0 4-3		0-0 1-3 E 2B	0-0 1-3			0-0 6-3	0-0 2B	5 1 2 0 0 0 1																	
Johnny Bench, R (1, 2) OBP: 0.292, SLG: 0.433	0-3 K			0-0 4-3		0-0 F8			4-0 1B BB BB	3 1 0 1 1 1 1																	
George Foster, R (1, 8) OBP: 0.300, SLG: 0.397	0-0 F8			0-0 E8 1B		0-3 K			0-0 BB 1B 1B	4 2 1 0 0 1 0																	
Tommy Helms, R (1, 4) OBP: 0.291, SLG: 0.347			0-0 6-3	0-0 1B 1B		0-0 F8			0-0 BB 3B 1B	4 1 2 1 0 0 0																	
Woody Woodward, R (1, 6) OBP: 0.305, SLG: 0.284			0-0 SH5-4 1B	0-0 FC6-4 1B			0-0 1-3		4-0 BB 3B BB	3 1 2 1 1 0 0																	
Wayne Simpson, R (1, 1) OBP: 0.143, SLG: 0.040 Jim Merritt, L (6, 1) OBP: 0.192, SLG: 0.280 Buddy Bradford, R (7, PH) OBP: 0.303, SLG: 0.391 Wayne Granger, R (7, 1) OBP: 0.333, SLG: 0.380 Jimmy Stewart, S (9, PH) OBP: 0.300, SLG: 0.315 Joe Gibbon, R (9, 1)			0-0 SH5-4	0-0 FC6-4			0-3 K		0-0 SF7 3B	1 0 0 0 0 0 2 0 0 0 0 0 0 0 1 0 0 0 0 0 1 0 0 0 0 0 0 0 0 0 1 1 1 3 0 0 0 0 0 0 0 0 0 0 0 0																	
Inning Stats	R: 0 E: 0 K: 1 S: 5	H: 0 LOB: 0 BB: 0 P: 5	R: 0 E: 0 K: 1 S: 5	H: 0 LOB: 0 BB: 0 P: 5	R: 0 E: 0 K: 1 S: 6	H: 1 LOB: 1 BB: 0 P: 6	R: 3 E: 1 K: 0 S: 8	H: 4 LOB: 2 BB: 0 P: 8	R: 0 E: 0 K: 0 S: 3	H: 0 LOB: 1 BB: 1 P: 7	R: 0 E: 0 K: 1 S: 5	H: 0 LOB: 0 BB: 0 P: 5	R: 0 E: 0 K: 1 S: 5	H: 0 LOB: 0 BB: 0 P: 5	R: 0 E: 0 K: 0 S: 3	H: 0 LOB: 0 BB: 0 P: 3	R: 5 E: 0 K: 0 S: 7	H: 5 LOB: 3 BB: 2 P: 15	1B: 7 2B: 2 3B: 1 HR: 0	SF: 1 SAC: 1 DP: 0 HBP: 0	WP: 0 PB: 0 SB: 0 CS: 0	PA: 40					
PITCHER	IP	WLS	BF	H	R	ER	SO	BB	IBB	HBP	BLK	WP	HR	S	P	ERA	WHIP										
Jerry Reuss, L (1, 1) ERA: 4.72	8.0		33	6	5	3	5	2	0	0	0	0	0	41	49	3.38	1.000										
Al Santorini, R (9, 1) ERA: 4.09	0.0		1	1	0	0	0	0	0	0	0	0	0	1	1	∞	∞										
Frank Linzy, R (9, 1) ERA: 2.3	0.0	L	2	1	2	2	0	1	0	0	0	0	0	1	5	∞	∞										
Don Shaw, L (9, 1) ERA: 3.18	1.0		4	2	1	1	0	0	0	0	0	0	0	4	4	9.00	2.000										

Cincinnati Reds @ St. Louis Cardinals
 Busch Stadium, St. Louis, MO
 Fri Aug 27 1971, 7:05 PM CDT
 Att: 33,273 - Unknown

livebaseballscorecards.com

AB	35
R	8
H	10
RBI	7
BB	3
SO	5
LOB	6



Batter	1	2	3	4	5	6	7	8	9	AB	R	H	RBI	BB	SO	LOB						
Lou Brock, L OBP: 0.390, SLG: 0.425 (1, 7)	0-0 4-3 K	0-3 K		4-0 IBB		0-0 FC1-5 2B 1B	4-0 1B IBB		0-3 K	4	1	1	0	2	2	2						
Ted Sizemore, R OBP: 0.310, SLG: 0.327 (1, 4) (7, 9)	4-0 3-4 BB		0-0 4-3	0-0 1-3		0-0 FC1-5 2B FC1-2	0-0 1B IBB		0-0 F8	5	0	1	1	1	0	5						
Matty Alou, L OBP: 0.349, SLG: 0.406 (1, 3) (6, 9) (7, 3)	0-0 3-4 1-2f		0-0 FC6 1B		4-0 HR BB	0-0 FC1-2 1-3 2-H	0-0 4-3		0-3 K	5	1	2	1	1	1	3						
Joe Torre, R OBP: 0.423, SLG: 0.564 (1, 5)		0-0 F8	0-3 K		0-0 HR	4-0 FC1-2 IBB		0-0 SH1-3 SF7 1B 1B		4	2	2	2	1	1	1						
Ted Simmons, S OBP: 0.353, SLG: 0.406 (1, 2)		0-0 P5	0-0 FC6		0-0 4-3	0-0 FC1-2		0-0 SF7 SH1-3 1B		5	0	1	0	0	0	4						
Joe Hague, L OBP: 0.342, SLG: 0.416 (1, 9) (6, 3)		0-0 HR 1B		4-0 SH1-4 1B BB	0-0 F5	0-3 K		0-0 SH1-3		3	1	1	0	1	1	3						
Julian Javier, R OBP: 0.289, SLG: 0.358 (7, 4)								1-2 2-3 3-H		0	0	0	0	0	0	0						
Jose Cruz, L OBP: 0.362, SLG: 0.405 (1, 8)		0-0 HR		0-0 F8	4-0 BB		0-0 G3	4-0 SF7 IBB		3	1	1	2	2	0	1						
Dal Maxvill, R OBP: 0.287, SLG: 0.251 (1, 6)		0-0 BB 1B		0-0 SH1-4 1B	0-0 6-3		0-0 SH3-4 1B	0-0 SF7		4	1	3	1	0	0	1						
Jerry Reuss, L OBP: 0.246, SLG: 0.127 (1, 1) Al Santorini, R OBP: 0.286, SLG: 0.286 (9, 1) Frank Linzy, R OBP: 0.333, SLG: 0.333 (9, 1) Don Shaw, L (9, 1)		4-0 BB		0-0 SH1-4		0-0 FC1-5 1B	0-0 SH3-4	0-0 6-3		2	0	1	0	1	0	2						
Inning Stats	R: 0 E: 0 K: 0 S: 2	H: 0 LOB: 0 BB: 1 P: 6	R: 2 E: 0 K: 1 S: 8	H: 3 LOB: 2 BB: 1 P: 12	R: 0 E: 0 K: 1 S: 6	H: 1 LOB: 1 BB: 0 P: 6	R: 0 E: 0 K: 0 S: 4	H: 1 LOB: 3 BB: 2 P: 12	R: 2 E: 0 K: 0 S: 4	H: 1 LOB: 1 BB: 2 P: 12	R: 1 E: 0 K: 1 S: 8	H: 3 LOB: 3 BB: 1 P: 12	R: 1 E: 0 K: 0 S: 5	H: 2 LOB: 2 BB: 1 P: 9	R: 1 E: 0 K: 0 S: 5	H: 2 LOB: 2 BB: 1 P: 9	R: 0 E: 0 K: 2 S: 7	H: 0 LOB: 0 BB: 0 P: 7	1B: 10 2B: 2 3B: 0 HR: 2	SF: 1 SAC: 3 DP: 1 HBP: 0	WP: 0 PB: 0 SB: 1 CS: 0	PA: 48

BOTTOM

Cincinnati Reds @ St. Louis Cardinals
 Busch Stadium, St. Louis, MO
 Fri Aug 27 1971, 7:05 PM CDT
 Att. 33,273 - Unknown

livebaseballscorecards.com

AB	35
R	7
H	13
RBI	7
BB	9
SO	5
LOB	22



PITCHER	IP	WLS	BF	H	R	ER	SO	BB	IBB	HBP	BLK	WP	HR	S	P	ERA	WHIP
Wayne Simpson, R ERA: 5.28 (1, 1)	5.1		30	9	5	5	2	5	1	0	0	0	2	28	52	8.44	2.625
Jim Merritt, L ERA: 4.7 (6, 1)	0.2		3	0	0	0	1	0	0	0	0	0	0	4	8	0.00	0.000
Wayne Granger, R ERA: 3.09 (7, 1)	2.0	W	12	4	2	2	0	0	2	0	0	0	0	10	18	9.00	2.000
Joe Gibbon, L ERA: 2.87 (9, 1)	1.0	S	3	0	0	0	2	0	0	0	0	0	0	7	7	0.00	0.000

Batter	1	2	3	4	5	6	7	8	9	AB R H RBI BB SO LOB	TOP											
Pete Rose, S (1, 9) OBP: 0.374, SLG: 0.417	0-3 K		0-0 4-3			0-0 F7			0-0 F8	4 0 0 0 0 1 1	Cincinnati Reds @ St. Louis Cardinals Busch Stadium, St. Louis, MO Sat Aug 28 1971, 7:05 PM CDT Att: 40,823 - Unknown livebaseballscorecards.com											
Hal McRae, R (1, 7) OBP: 0.279, SLG: 0.410	0-0 4-3			0-0 5-3		0-0 1B			0-0 6-3	4 0 1 0 0 0 0												
Lee May, R (1, 3) OBP: 0.339, SLG: 0.567	0-3 K			0-3 K		0-0 F9			0-3 K	4 0 0 0 0 3 1												
Tony Perez, R (1, 5) OBP: 0.342, SLG: 0.470		0-0 6-3		0-0 1B			0-3 K			3 0 1 0 0 1 0												
Johnny Bench, R (1, 2) OBP: 0.290, SLG: 0.430		0-3 K		0-3 K			0-3 K			3 0 0 0 0 3 1												
George Foster, R (1, 8) OBP: 0.300, SLG: 0.396		0-3 K			0-0 G6-3 1B		0-3 K			3 0 1 0 0 2 0												
Tommy Helms, R (1, 4) OBP: 0.290, SLG: 0.345			0-0 4-3		0-0 F9			0-3 K		3 0 0 0 0 1 1												
Woody Woodward, R (1, 6) OBP: 0.306, SLG: 0.281			4-0 SH3-4 BB		0-0 G6-3 1-2f			0-0 6-3		2 0 0 0 1 0 1												
Gary Nolan, R (1, 1) OBP: 0.154, SLG: 0.143			0-0 SH3-4		0-3 K			0-3 K		0 0 0 0 0 0 0												
Ty Cline, L (6, PH) OBP: 0.352, SLG: 0.225										1 0 0 0 0 1 0												
Tony Cloninger, R (6, 1) OBP: 0.231, SLG: 0.269										0 0 0 0 0 0 0												
Buddy Bradford, R (8, PH) OBP: 0.301, SLG: 0.289										1 0 0 0 0 1 0												
Clay Carroll, R (8, 1) OBP: 0.111, SLG: 0.111										0 0 0 0 0 0 0												
Inning Stats	R: 0 E: 0 K: 2 S: 7	H: 0 LOB: 0 BB: 0 P: 7	R: 0 E: 0 K: 2 S: 7	H: 0 LOB: 0 BB: 0 P: 7	R: 0 E: 0 K: 0 S: 3	H: 0 LOB: 1 BB: 1 P: 7	R: 0 E: 0 K: 2 S: 8	H: 1 LOB: 1 BB: 0 P: 8	R: 0 E: 0 K: 0 S: 3	H: 1 LOB: 0 BB: 0 P: 3	R: 0 E: 0 K: 1 S: 6	H: 1 LOB: 1 BB: 0 P: 6	R: 0 E: 0 K: 3 S: 9	H: 0 LOB: 0 BB: 0 P: 9	R: 0 E: 0 K: 2 S: 7	H: 0 LOB: 0 BB: 0 P: 7	R: 0 E: 0 K: 1 S: 5	H: 0 LOB: 0 BB: 0 P: 5	1B: 3 2B: 0 3B: 0 HR: 0	SF: 0 SAC: 1 DP: 1 HBP: 0	WP: 0 PB: 0 SB: 0 CS: 0	PA: 30
PITCHER Bob Gibson, R (1, 1) ERA: 3.13	IP: 9.0 WLS: W BF: 30 H: 3 R: 0 ER: 0 SO: 13 BB: 1 IBB: 0 HBP: 0 BLK: 0 WP: 0 HR: 0 S: 55 P: 59 ERA: 0.00 WHIP: 0.444											PITCHER IP: WLS: BF: H: R: ER: SO: BB: IBB: HBP: BLK: WP: HR: S: P: ERA: WHIP:										



Batter	1	2	3	4	5	6	7	8	9	AB	R	H	RBI	BB	SO	LOB
Lou Brock, L (1, 7) OBP: 0.392, SLG: 0.426	4-0 SH1-3 S BB		0-0 FC6-4 S 1B		0-0 1B	4-0 IBB				2	2	1	0	2	0	1
Ted Sizemore, R (1, 4) OBP: 0.313, SLG: 0.330	0-0 SH1-3 1-3		0-0 1B 1B		0-0 2B FC3-2 1B	0-0 F3				3	1	2	2	0	0	2
Matty Alou, L (1, 3) OBP: 0.352, SLG: 0.411 Luis Melendez, R (8, 9) OBP: 0.335, SLG: 0.282	0-0 F8		0-0 1B 1B		0-0 E 2B		0-0 G4-6-3 1B			4	1	3	0	0	0	1
Joe Torre, R (1, 5) OBP: 0.424, SLG: 0.563	0-0 5-3		0-0 1B		4-0 E IBB		0-0 F9			3	0	1	1	1	0	2
Ted Simmons, S (1, 2) OBP: 0.350, SLG: 0.402		0-0 L4	0-0 4-3		0-0 FC3-2		0-0 G4-6-3			4	0	0	0	0	0	5
Joe Hague, L (1, 9) OBP: 0.341, SLG: 0.418 (8, 3)		0-0 P6		0-0 4-3	0-0 5-3			0-0 FC6-5 2B		4	0	1	0	0	0	2
Jose Cruz, L (1, 8) OBP: 0.356, SLG: 0.397		0-0 4-3		0-0 F8		0-0 F9		0-0 FC6-5 6-3		4	0	0	0	0	0	1
Dal Maxvill, R (1, 6) OBP: 0.287, SLG: 0.248			0-0 F8	0-0 F2		4-0 SH2-4 BB		0-0 6-3		3	0	0	0	1	0	1
Bob Gibson, R (1, 1) OBP: 0.221, SLG: 0.315			0-0 FC6-4 1B		0-3 K	0-0 SH2-4		0-0 P5		3	0	1	0	0	1	1

Inning Stats	R: 0	H: 0	E: 0	K: 0	S: 3	LOB: 1	BB: 1	P: 7	R: 0	H: 0	E: 0	K: 0	S: 3	LOB: 0	BB: 0	P: 3	R: 2	H: 4	E: 0	K: 0	S: 7	LOB: 2	BB: 0	P: 7	R: 0	H: 0	E: 0	K: 0	S: 3	LOB: 0	BB: 0	P: 3	R: 2	H: 3	E: 1	K: 1	S: 8	LOB: 2	BB: 1	P: 12	R: 0	H: 0	E: 0	K: 0	S: 3	LOB: 2	BB: 2	P: 11	R: 0	H: 1	E: 0	K: 0	S: 3	LOB: 0	BB: 0	P: 3	R: 0	H: 1	E: 0	K: 0	S: 4	LOB: 1	BB: 0	P: 4
1B: 7	SF: 0	2B: 2	SAC: 2	3B: 0	DP: 1	HR: 0	HBP: 0	WP: 0	PA: 36																																																							

PITCHER	IP	WLS	BF	H	R	ER	SO	BB	IBB	HBP	BLK	WP	HR	S	P	ERA	WHIP
Gary Nolan, R (1, 1) ERA: 3.28	5.0	L	24	7	4	3	1	1	1	0	0	0	0	24	32	5.40	1.600
Tony Cloninger, R (6, 1) ERA: 3.6	2.0		8	1	0	0	0	1	1	0	0	0	0	6	14	0.00	1.000
Clay Carroll, R (8, 1) ERA: 2.13	1.0		4	1	0	0	0	0	0	0	0	0	0	4	4	0.00	1.000

BOTTOM

Cincinnati Reds @ St. Louis Cardinals
 Busch Stadium, St. Louis, MO
 Sat Aug 28 1971, 7:05 PM CDT
 Att. 40,823 - Unknown

livebaseballscorecards.com

AB	30
R	4
H	9
RBI	3
BB	4
SO	1
LOB	16



Batter	1	2	3	4	5	6	7	8	9	10	11	AB R H RBI BB SO LOB	TOP																						
Pete Rose, S OBP: 0.373, SLG: 0.415 (1, 9)	0-0 1B	0-0 4-3		0-0 4-3		0-0 F2			0-0 1-3		4-0 BB G6-4-3 BB	5 1 1 0 1 0 1	Cincinnati Reds @ St. Louis Cardinals Busch Stadium, St. Louis, MO Sun Aug 29 1971, 3:33 AM CDT Att. 28,624 - Unknown																						
Hal McRae, R OBP: 0.279, SLG: 0.406 (1, 7) Buddy Bradford, R OBP: 0.301, SLG: 0.289 (9, 7) Jimmy Stewart, S OBP: 0.300, SLG: 0.315 (11, PH) Al Ferrara, L OBP: 0.283, SLG: 0.245 (11, PH) Clay Carroll, R OBP: 0.111, SLG: 0.111 (11, 1)	0-0 F9	0-0 P4		0-0 P4			0-0 FC6-4 1B		0-0 5-3		0-0 G6-4-3 1-2f	5 0 1 0 0 0 2 0 0 0 0 0 0 0 0 0 0 0 0 0 0 1 0 0 0 0 0 2 0 0 0 0 0 0 0																							
Lee May, R OBP: 0.340, SLG: 0.564 (1, 3)	0-0 1B	0-0 6-3		1-0 FC6-4 HBP			0-0 F8		0-0 F3			4 1 1 0 0 0 1																							
Tony Perez, R OBP: 0.341, SLG: 0.467 (1, 5)	0-0 1B		0-0 F7	0-0 FC6-4 1-2f			0-0 FC6-4 1-2f		0-0 F9			5 1 1 1 0 0 3																							
Johnny Bench, R OBP: 0.291, SLG: 0.430 (1, 2)	0-0 1B		0-0 F8				0-0 L3		0-0 1B			5 0 2 1 0 0 1																							
George Foster, R OBP: 0.302, SLG: 0.396 (1, 8)	0-3 K		0-0 FC5 S 1B				0-0 F9		0-0 P4		0-0 FC1-6 1B	5 0 2 0 0 1 2																							
Tommy Helms, R OBP: 0.291, SLG: 0.344 (1, 4) Wayne Granger, R OBP: 0.333, SLG: 0.800 (10, 1) Joe Gibbon, R (11, 1) Ty Cline, L OBP: 0.352, SLG: 0.225 (11, 7)	0-0 1B		4-0 BB BB BB BB 1B	0-0 5-3			0-0 6-3		0-0 FC1-6 1-2f			4 0 1 1 1 0 2 0																							
Woody Woodward, R OBP: 0.308, SLG: 0.290 (1, 6)	4-0 IBB		0-0 FC5 2-3f			0-0 G1		0-0 4-3			0-0 3B	4 0 1 0 1 0 2																							
Don Gullett, R OBP: 0.125, SLG: 0.127 (1, 1) Dave Concepcion, R OBP: 0.249, SLG: 0.258 (10, 4)	0-0 G3			0-0 4-3 2B			0-0 F9		0-0 4-3		0-0 F8	4 0 1 0 0 0 3 1 0 0 0 0 0 1																							
Inning Stats	R: 3 E: 0 K: 1 S: 10	H: 5 LOB: 3 BB: 1 P: 14	R: 0 E: 0 K: 0 S: 3	H: 0 LOB: 0 BB: 0 P: 3	R: 0 E: 0 K: 0 S: 4	H: 1 LOB: 2 BB: 1 P: 8	R: 0 E: 0 K: 0 S: 4	H: 1 LOB: 2 BB: 0 P: 5	R: 0 E: 0 K: 0 S: 3	H: 0 LOB: 0 BB: 0 P: 3	R: 0 E: 0 K: 0 S: 4	H: 1 LOB: 1 BB: 0 P: 4		R: 0 E: 0 K: 0 S: 3	H: 0 LOB: 0 BB: 0 P: 3	R: 0 E: 0 K: 0 S: 5	H: 2 LOB: 2 BB: 0 P: 5	R: 0 E: 0 K: 0 S: 3	H: 1 LOB: 1 BB: 1 P: 7	1B: 9 2B: 1 3B: 1 HR: 0	SF: 0 SAC: 0 DP: 1 HBP: 1	WP: 0 PB: 0 SB: 1 CS: 0	PA: 47												
PITCHER	IP WLS BF H R ER SO BB IBB HBP BLK WP HR S P ERA WHIP																																		
Reggie Cleveland, R ERA: 3.84 (1, 1)	7.0	32	8	3	3	1	1	1	1	0	0	0	31	40	3.86	1.286																			
Al Santorini, R ERA: 3.98 (8, 1)	2.0	6	0	0	0	0	0	0	0	0	0	0	6	6	0.00	0.000																			
Chuck Taylor, R ERA: 3.94 (10, 1)	1.1	8	3	0	0	0	1	0	0	0	0	0	7	11	0.00	3.000																			
Don Shaw, L ERA: 3.12 (11, 1)	0.2	W 1	0	0	0	0	0	0	0	0	0	0	1	1	0.00	0.000																			

livebaseballscorecards.com

AB	43
R	3
H	11
RBI	3
BB	3
SO	1
LOB	20



Batter	1	2	3	4	5	6	7	8	9	10	11	AB R H RBI BB SO LOB	BOTTOM													
Lou Brock, L OBP: 0.390, SLG: 0.428 (1, 7)	F8		1-3		FC6-2 1B		F2		HR		L7	6 1 1 1 0 0 7	Cincinnati Reds @ St. Louis Cardinals Busch Stadium, St. Louis, MO Sun Aug 29 1971, 3:33 AM CDT Att: 28,624 - Unknown													
Ted Sizemore, R OBP: 0.316, SLG: 0.333 (1, 4) (9, 9)	F9			E 2B	1B		FC5-4		6-3		BB	5 1 2 2 1 0 1														
Matty Alou, L OBP: 0.348, SLG: 0.407 (1, 3)	6-3			E4	F5		F2					5 0 0 0 0 0 4														
Joe Torre, R OBP: 0.425, SLG: 0.565 (1, 5)				F8	F9							5 0 3 0 0 0 4														
Jerry McNertney, R OBP: 0.333, SLG: 0.453 (1, 2)				F9			L6		SH1-4		G4-3	4 0 0 0 0 1 3														
Joe Hague, L OBP: 0.341, SLG: 0.417 Julian Javier, R OBP: 0.287, SLG: 0.355 (1, 9) (8, PH) (9, 4)				P6			L6		L6		K	3 0 1 0 0 0 2 2 0 0 0 0 1 1														
Jose Cruz, L OBP: 0.356, SLG: 0.393 Luis Melendez, R OBP: 0.337, SLG: 0.285 (1, 8) (8, PH) (9, 8)				G3	1B FC6-2 BB		4-3		F6		1B BB 1B	2 0 0 0 1 0 2 2 1 1 0 0 0 1														
Dal Maxvill, R OBP: 0.288, SLG: 0.251 (1, 6)				L6	1B FC6-2 1B		5-3		P3		BB IBB 1B	5 1 2 2 0 0 0 1														
Reggie Cleveland, R OBP: 0.195, SLG: 0.186 Jim Beauchamp, R OBP: 0.282, SLG: 0.369 Al Santorini, R OBP: 0.286, SLG: 0.286 Ted Simmons, S OBP: 0.340, SLG: 0.401 Chuck Taylor, R OBP: 0.167, SLG: 0.333 Don Shaw, L OBP: 0.335, SLG: 0.341 (1, 1) (7, PH) (8, 1) (9, PH) (10, 1) (11, 1) (11, PH)				4-3	1B FC6-2 1B				K		BB IBB	2 0 1 0 0 0 0 0 1 0 1 0 0 0 0 0 0 0 0 0 0 0 0 0 1 0 0 0 0 0 1 0 1 0 0														
Inning Stats	R: 0 E: 0 K: 0 S: 3	H: 0 LOB: 0 BB: 0 P: 3	R: 0 E: 0 K: 1 S: 6	H: 1 LOB: 1 BB: 0 P: 6	R: 0 E: 0 K: 0 S: 3	H: 0 LOB: 0 BB: 0 P: 3	R: 1 E: 1 K: 0 S: 5	H: 1 LOB: 1 BB: 0 P: 5	R: 1 E: 0 K: 0 S: 6	H: 3 LOB: 3 BB: 1 P: 10	R: 0 E: 0 K: 0 S: 4	H: 1 LOB: 1 BB: 0 P: 4		R: 0 E: 0 K: 0 S: 4	H: 1 LOB: 1 BB: 0 P: 4	R: 0 E: 0 K: 0 S: 4	H: 1 LOB: 1 BB: 0 P: 4	R: 1 E: 0 K: 1 S: 6	H: 1 LOB: 0 BB: 0 P: 6	R: 0 E: 0 K: 0 S: 3	H: 1 LOB: 0 BB: 0 P: 3	R: 1 E: 0 K: 1 S: 6	H: 2 LOB: 3 BB: 2 P: 14	1B: 9 2B: 2 3B: 0 HR: 1	SF: 0 SAC: 1 DP: 1 HBP: 0	WP: 0 PA: 47 PB: 0 SB: 0 CS: 0

PITCHER	IP	WLS	BF	H	R	ER	SO	BB	IBB	HBP	BLK	WP	HR	S	P	ERA	WHIP
Don Gullett, L ERA: 2.51 (1, 1)	9.1		39	9	3	3	2	1	0	0	0	0	1	42	46	2.89	1.071
Wayne Granger, R ERA: 3.16 (10, 1)	1.0	L	5	3	1	1	1	0	0	0	0	0	0	7	7	9.00	3.000
Joe Gibbon, L ERA: 2.85 (11, 1)	0.1		2	0	0	0	0	0	1	0	0	0	0	1	5	0.00	0.000
Clay Carroll, R ERA: 2.13 (11, 1)	0.0		1	0	0	0	0	1	0	0	0	0	0	0	4	∞	∞



Batter	1	2	3	4	5	6	7	8	9	AB R H RBI BB SO LOB	TOP																					
Enzo Hernandez, R (1, 6) OBP: 0.299, SLG: 0.261	0-0 HR 1B	0-0 F8		0-0 1B		4-0 S BB			0-0 6-3	4 1 2 0 1 0 0																						
Don Mason, L (1, 4) OBP: 0.273, SLG: 0.271	0-0 F2	0-0 1-3		0-0 1-3		4-0 BB			0-0 2B 1B	4 1 1 0 1 0 2																						
Cito Gaston, R (1, 8) OBP: 0.271, SLG: 0.395	0-0 HR		0-0 5-3		0-0 5-3	0-3 K			0-0 2B	5 1 2 3 0 1 2																						
Nate Colbert, R (1, 3) OBP: 0.345, SLG: 0.478	0-0 1B 1B		0-0 E 1B 1B		0-0 1B 2B			0-0 5-3	0-3 K	5 1 3 0 0 1 1																						
Ollie Brown, R (1, 9) OBP: 0.342, SLG: 0.360	0-0 F8		0-0 E6 1B 1-2		0-0 FC5-4 1B			0-0 5-3	0-3 K	5 0 1 1 0 1 3																						
Ivan Murrell, R (1, 7) OBP: 0.263, SLG: 0.375	0-0 S 1-3 1B		0-0 1-3 2-H 1B		0-0 F6			0-0 4-3		4 0 2 0 0 0 1																						
Bob Barton, R (1, 2) OBP: 0.310, SLG: 0.344	4-0 1-2 BB		0-0 F2		0-0 FC5-4 1-2f			0-0 5-3		3 0 0 0 1 0 3																						
Garry Jestadt, R (1, 5) OBP: 0.269, SLG: 0.306 Leron Lee, L (8, PH) OBP: 0.325, SLG: 0.398 Tommy Dean, R (8, 5) OBP: 0.153, SLG: 0.107	0-0 F7		0-0 5-3		0-0 5-3			0-0 1-4-3		3 0 0 0 0 0 3 1 0 0 0 0 0 0 0 0 0 0 0 0 0																						
Clay Kirby, R (1, 1) OBP: 0.173, SLG: 0.101		0-0 5-3		0-3 K		0-0 F8		0-0 6-3		4 0 0 0 0 1 0																						
Inning Stats	R: 2 E: 0 K: 0 S: 7	H: 4 LOB: 3 BB: 1 P: 11	R: 0 E: 0 K: 0 S: 3	H: 0 LOB: 0 BB: 0 P: 3	R: 0 E: 1 K: 0 S: 5	H: 2 LOB: 2 BB: 0 P: 5	R: 0 E: 0 K: 1 S: 6	H: 1 LOB: 1 BB: 0 P: 6	R: 1 E: 0 K: 0 S: 5	H: 2 LOB: 1 BB: 0 P: 5	R: 0 E: 0 K: 1 S: 5	H: 0 LOB: 2 BB: 2 P: 13	R: 0 E: 0 K: 0 S: 3	H: 0 LOB: 0 BB: 0 P: 3	R: 0 E: 0 K: 0 S: 3	H: 0 LOB: 0 BB: 0 P: 3	R: 1 E: 0 K: 2 S: 9	H: 2 LOB: 1 BB: 0 P: 9	1B: 8 2B: 2 3B: 0 HR: 1	SF: 0 SAC: 0 DP: 0 HBP: 0	WP: 0 PB: 0 SB: 2 CS: 0	PA: 41										
PITCHER Ross Grimsley, L (1, 1) ERA: 3.36 Wayne Granger, R (6, 1) ERA: 3.1	IP 5.2	WLS L	BF 29	H 9	R 3	ER 3	SO 1	BB 3	IBB 0	HBP 0	BLK 0	WP 0	HR 1	S 28	P 40	ERA 4.76	WHIP 2.118															
											PITCHER	IP	WLS	BF	H	R	ER	SO	BB	IBB	HBP	BLK	WP	HR	S	P	ERA	WHIP				

San Diego Padres @ Cincinnati Reds
Riverfront Stadium, Cincinnati, OH
Mon Aug 30 1971, 7:05 PM EDT
Att: 18,044 - Unknown

livebaseballscorecards.com

AB	38
R	4
H	11
RBI	4
BB	3
SO	4
LOB	15



Batter	1	2	3	4	5	6	7	8	9	AB	R	H	RBI	BB	SO	LOB
Pete Rose, S OBP: 0.374, SLG: 0.413 (1, 9) X	0-0 F8 ①		0-0 FC6-4 1B 2-H		4-0 G5-4-3 BB			0-1 CI 4-3		2	1	1	1	1	0	0
Woody Woodward, R OBP: 0.311, SLG: 0.294 (1, 4) X	0-0 F6 ②		0-0 FC6-4 1B 1-2 E		0-3 K ①			0-0 4-3 ①		4	1	1	0	0	1	2
Lee May, R OBP: 0.342, SLG: 0.569 (1, 3) S S	0-3 K ③		0-0 FC6-4 1B 1-2 2-3		0-0 G5-4-3 ② ③			0-3 K ②		4	0	1	0	0	2	2
Tony Perez, R OBP: 0.341, SLG: 0.466 (1, 5) X		0-0 4-3 2B	0-0 FC6-4 E 1-2f 2-3 3-H		0-3 K ①			4-0 IBB		3	0	1	1	1	1	2
Johnny Bench, R OBP: 0.291, SLG: 0.428 (1, 7) X		0-0 4-3 2-3	0-0 IBB 1-2 3-H		0-0 F6 ②			0-0 F7 ③		3	0	0	0	1	0	3
George Foster, R OBP: 0.296, SLG: 0.388 (1, 8) S S S		0-3 K ②	0-3 K ③		0-3 K ③				0-0 ①	4	0	0	0	0	3	3
Pat Corrales, R OBP: 0.215, SLG: 0.193 (1, 2) X	0-0 5-3 ③			0-3 K ①			0-0 5-3 ①		0-0 ②	3	0	0	0	0	1	1
Ty Cline, L OBP: 0.349, SLG: 0.222 (9, PH) X									0-0 L4 ②	1	0	0	0	0	0	0
Dave Concepcion, R OBP: 0.250, SLG: 0.258 (1, 6) X			0-0 SH1-4 1B ①	0-3 K ②			0-0 4-3 ②		0-0 F5 ③	3	1	1	0	0	1	0
Jimmy Stewart, S OBP: 0.293, SLG: 0.307 (9, PH) X										1	0	0	0	0	0	0
Ross Grimsley, L OBP: 0.140, SLG: 0.098 (1, 1) X			0-0 SH1-4 ①	0-3 K2-3 ③						1	0	0	0	0	1	0
Wayne Granger, R OBP: 0.286, SLG: 0.667 (6, 1) X										1	0	0	0	0	1	0

Inning Stats	R: 0 E: 0 K: 1 S: 5	H: 0 LOB: 0 BB: 0 P: 5	R: 0 E: 0 K: 1 S: 6	H: 1 LOB: 1 BB: 0 P: 6	R: 3 E: 1 K: 1 S: 9	H: 4 LOB: 2 BB: 1 P: 13	R: 0 E: 0 K: 3 S: 9	H: 0 LOB: 0 BB: 0 P: 9	R: 0 E: 0 K: 1 S: 4	H: 0 LOB: 0 BB: 1 P: 8	R: 0 E: 0 K: 2 S: 7	H: 0 LOB: 0 BB: 0 P: 7	R: 0 E: 0 K: 1 S: 5	H: 0 LOB: 0 BB: 0 P: 5	R: 0 E: 1 K: 1 S: 6	H: 0 LOB: 2 BB: 1 P: 10	R: 0 E: 0 K: 0 S: 3	H: 0 LOB: 0 BB: 0 P: 3	1B: 4 2B: 1 3B: 0 HR: 0	SF: 0 SAC: 1 DP: 1 HBP: 0	WP: 0 PB: 0 SB: 0 CS: 0	PA: 35											
PITCHER Clay Kirby, R ERA: 2.94 (1, 1)	IP 9.0	WLS W	BF 35	H 5	R 3	ER 2	SO 11	BB 1	IBB 2	HBP 0	BLK 0	WP 0	HR 0	S 54	P 66	ERA 2.00	WHIP 0.667																
											PITCHER	IP 9.0	WLS W	BF 35	H 5	R 3	ER 2	SO 11	BB 1	IBB 2	HBP 0	BLK 0	WP 0	HR 0	S 54	P 66	ERA 2.00	WHIP 0.667					

San Diego Padres @ Cincinnati Reds
Riverfront Stadium, Cincinnati, OH

Mon Aug 30 1971, 7:05 PM EDT
Att. 18,044 - Unknown

livebaseballscorecards.com

AB	30
R	3
H	5
RBI	2
BB	3
SO	11
LOB	13

Batter	1	2	3	4	5	6	7	8	9	AB R H RBI BB SO LOB	TOP													
Enzo Hernandez, R (1, 6) OBP: 0.299, SLG: 0.259	0-0 F9		4-0 G4-6-3 BB			0-0 G3		0-0 4-3		3 0 0 0 1 0 0														
Don Mason, L (1, 4) OBP: 0.268, SLG: 0.267	0-0 L4		0-0 G4-6-3			0-0 G3		0-0 1-3		4 0 0 0 0 0 2														
Cito Gaston, R (1, 8) OBP: 0.271, SLG: 0.398	0-3 K					0-0 L7		0-3 K		4 0 1 0 0 2 0														
Nate Colbert, R (1, 3) OBP: 0.346, SLG: 0.479		0-0 G3 2B				0-0 F7		0-3 K		3 0 1 0 1 1 0														
Leron Lee, L (1, 7) OBP: 0.324, SLG: 0.400		0-0 G3 2-3				0-0 F7		0-0 1B 2B		4 1 1 0 0 0 3														
Ollie Brown, R (1, 9) OBP: 0.339, SLG: 0.357		0-3 K				0-0 F9		0-0 F7		4 0 0 0 0 1 2														
Bob Barton, R (1, 2) OBP: 0.310, SLG: 0.342		0-0 F3				0-0 F7		4-0 BB		2 0 0 0 1 0 1														
Larry Stahl, L (9, PH) OBP: 0.317, SLG: 0.402								0-0 FC6-4 1B		1 0 1 1 0 0 0														
Al Severinsen, R (9, 1)								0-3 K		0 0 0 0 0 0 0														
Garry Jestadt, R (1, 5) OBP: 0.278, SLG: 0.314			0-0 FC1-6 1B			0-0 1B		0-0 FC6-4		4 0 2 0 0 1 2														
Fred Norman, S (1, 1) OBP: 0.263, SLG: 0.229			0-0 FC1-6 BB			0-0 1-3		0-0 4-3		3 0 0 0 0 0 3														
Fred Kendall, R (9, 2) OBP: 0.228, SLG: 0.213										0 0 0 0 0 0 0														
Inning Stats	R: 0 E: 0 K: 1 S: 5	H: 0 LOB: 0 BB: 0 P: 5	R: 0 E: 0 K: 1 S: 6	H: 1 LOB: 1 BB: 0 P: 6	R: 0 E: 0 K: 0 S: 3	H: 1 LOB: 1 BB: 1 P: 7	R: 0 E: 0 K: 0 S: 3	H: 0 LOB: 0 BB: 0 P: 3	R: 0 E: 0 K: 0 S: 4	H: 1 LOB: 1 BB: 0 P: 4	R: 0 E: 0 K: 0 S: 4	H: 1 LOB: 2 BB: 1 P: 8	R: 0 E: 0 K: 1 S: 5	H: 0 LOB: 1 BB: 1 P: 9	R: 0 E: 0 K: 1 S: 5	H: 0 LOB: 0 BB: 0 P: 5	R: 1 E: 0 K: 1 S: 7	H: 2 LOB: 1 BB: 0 P: 7	1B: 3 2B: 2 3B: 1 HR: 0	SF: 0 SAC: 0 DP: 1 HBP: 0	WP: 0 PB: 0 SB: 0 CS: 0	PA: 35		
PITCHER Wayne Simpson, R (1, 1) ERA: 4.92	IP: 7.0	WLS: 27	BF: 4	H: 4	R: 0	ER: 0	SO: 3	BB: 3	IBB: 0	HBP: 0	BLK: 0	WP: 0	HR: 0	S: 30	P: 42	ERA: 0.00	WHIP: 1.000							
Wayne Granger, R (8, 1) ERA: 3.13	IP: 2.0	WLS: 8	BF: 2	H: 1	R: 1	ER: 1	SO: 2	BB: 0	IBB: 0	HBP: 0	BLK: 0	WP: 0	HR: 0	S: 12	P: 12	ERA: 4.50	WHIP: 1.000							

San Diego Padres @ Cincinnati Reds
Riverfront Stadium, Cincinnati, OH
Tue Aug 31 1971, 7:05 PM EDT
Att: 12,859 - Unknown

livebaseballscorecards.com

AB	32
R	1
H	6
RBI	1
BB	3
SO	5
LOB	13



Batter	1	2	3	4	5	6	7	8	9	AB	R	H	RBI	BB	SO	LOB
Pete Rose, S (1, 9) OBP: 0.374, SLG: 0.413	0-0 G1		0-0 BB 1B		0-0 F8		0-0 6-3		0-0 1-2 2-H 1B	5	0	2	1	0	0	2
Hal McRae, R (1, 7) OBP: 0.280, SLG: 0.404	0-3 K		4-0 1-2 BB		0-0 5-3			0-0 FC6-4 1B		3	0	1	0	1	1	0
Lee May, R (1, 3) OBP: 0.339, SLG: 0.564 Dave Concepcion, R (8, PR) OBP: 0.250, SLG: 0.258	0-3 K		0-3 K			0-0 6-3		0-0 FC6-4 FC5-4 1-2f 1B		4	0	0	0	0	2	3
Tony Perez, R (1, 5) OBP: 0.339, SLG: 0.462		0-0 1-3	0-3 K			0-0 6-3		0-0 FC5-4 1-2f 1B		4	0	0	0	0	1	3
Johnny Bench, R (1, 2) OBP: 0.293, SLG: 0.427		4-0 2B SF8 BB	0-0 5-3			0-0 P4		0-0 1-2 1B		3	1	1	0	1	0	2
George Foster, R (1, 8) OBP: 0.298, SLG: 0.392		0-0 1-3 2B		0-0 L9			0-0 SH1-4 1B	0-3 K		4	0	2	0	0	1	2
Tommy Helms, R (1, 4) OBP: 0.293, SLG: 0.344		4-0 IBB		0-0 5-3			0-0 SH1-4 1-2		0-0 BB 1B	2	1	1	0	1	0	0
Woody Woodward, R (1, 6) OBP: 0.310, SLG: 0.291		0-0 SF8 3-H		0-0 P4			4-0 BB		0-0 F3	2	0	0	1	1	0	1
Wayne Simpson, R (1, 1) OBP: 0.133, SLG: 0.037 Buddy Bradford, R (7, PH) OBP: 0.299, SLG: 0.287 Wayne Granger, R (8, 1) OBP: 0.286, SLG: 0.667 Jimmy Stewart, S (9, PH) OBP: 0.301, SLG: 0.307		0-3 K		0-3 K			0-3 K		4-0 1-2 BB	2	0	0	0	0	2	2
										1	0	0	0	0	1	2
										0	0	0	0	0	0	0
										0	0	0	0	1	0	0

Inning Stats	R: 0	H: 0	E: 0	K: 2	S: 7	H: 0	LOB: 0	BB: 0	P: 7	R: 1	H: 1	E: 0	K: 1	S: 6	H: 1	LOB: 2	BB: 2	P: 14	R: 0	H: 1	E: 0	K: 2	S: 8	H: 0	LOB: 0	BB: 0	P: 3	R: 0	H: 0	E: 0	K: 1	S: 5	H: 0	LOB: 0	BB: 0	P: 5	R: 0	H: 0	E: 0	K: 1	S: 6	H: 1	LOB: 2	BB: 1	P: 10	R: 0	H: 2	E: 0	K: 1	S: 7	H: 2	LOB: 2	BB: 0	P: 7	R: 1	H: 2	E: 0	K: 0	S: 3	H: 2	LOB: 2	BB: 1	P: 7	1B: 6	SF: 1	2B: 1	SAC: 1	3B: 0	DP: 0	HR: 0	HBP: 0	WP: 0	PA: 37
PITCHER	IP	WLS	BF	H	R	ER	SO	BB	IBB	HBP	BLK	WP	HR	S	P	ERA	WHIP																																																								
Fred Norman, L (1, 1) ERA: 3.69	8.0		33	5	1	1	8	3	1	0	0	0	0	45	61	1.12	1.000																																																								
Al Severinsen, R (9, 1) ERA: 3.5	0.1	L	4	2	1	1	0	1	0	0	0	0	0	3	7	27.00	9.000																																																								


BOTTOM

San Diego Padres @ Cincinnati Reds
Riverfront Stadium, Cincinnati, OH

Tue Aug 31 1971, 7:05 PM EDT
Att. 12,859 - Unknown

livebaseballscorecards.com

AB	30
R	2
H	7
RBI	2
BB	5
SO	8
LOB	17



Batter	1	2	3	4	5	6	7	8	9	AB R H RBI BB SO LOB	TOP											
Enzo Hernandez, R (1, 6) OBP: 0.299, SLG: 0.259	0-0 SH5-4 1B		0-0 F8			0-0 4-3		0-0 F9		4 1 1 0 0 0 0												
Don Mason, L (1, 4) OBP: 0.269, SLG: 0.267	0-0 SH5-4 1-2		0-0 F8			0-0 F8			0-0 BB 2B 1B	3 1 1 0 0 0 0												
Cito Gaston, R (1, 8) OBP: 0.269, SLG: 0.395	0-3 K		0-0 6-3			0-0 E5			0-0 F9	4 0 0 0 0 1 2												
Nate Colbert, R (1, 3) OBP: 0.347, SLG: 0.478	0-0 2-H 1B			0-0 6-3		0-0 P6			4-0 BB BB BB BB 2B BB	3 1 1 1 1 0 1												
Leron Lee, L (1, 7) OBP: 0.323, SLG: 0.397	0-0 1-3			0-3 K			0-0 CS 1B		0-0 F7	4 0 1 0 0 1 3												
Ollie Brown, R (1, 9) OBP: 0.340, SLG: 0.361				0-0 6-3			0-0 F8		0-0 1-H 2-H 2B	4 0 2 2 0 0 1												
Bob Barton, R (1, 2) OBP: 0.307, SLG: 0.338					0-3 K		0-0 6-3		0-0 F9	4 0 0 0 0 1 2												
Garry Jesteadt, R (1, 5) OBP: 0.279, SLG: 0.324					0-0 F8			0-0 F7		3 0 1 0 0 0 0												
Dave Roberts, L (1, 1) OBP: 0.200, SLG: 0.229					0-3 K			0-0 G3		3 0 0 0 0 2 1												
Inning Stats	R: 1 E: 0 K: 1 S: 7	H: 2 LOB: 1 BB: 0 P: 7	R: 0 E: 0 K: 1 S: 6	H: 2 LOB: 1 BB: 0 P: 6	R: 0 E: 0 K: 0 S: 3	H: 0 LOB: 0 BB: 0 P: 3	R: 0 E: 0 K: 1 S: 5	H: 0 LOB: 0 BB: 0 P: 5	R: 0 E: 0 K: 2 S: 7	H: 0 LOB: 0 BB: 0 P: 7	R: 0 E: 1 K: 0 S: 4	H: 0 LOB: 1 BB: 0 P: 4	R: 0 E: 0 K: 0 S: 3	H: 1 LOB: 0 BB: 0 P: 3	R: 0 E: 0 K: 0 S: 3	H: 0 LOB: 0 BB: 0 P: 3	R: 2 E: 0 K: 0 S: 5	H: 2 LOB: 1 BB: 1 P: 9	1B: 5 2B: 2 3B: 0 HR: 0	SF: 0 SAC: 1 DP: 1 HBP: 0	WP: 0 PB: 0 SB: 0 CS: 1	PA: 34
PITCHER	IP WLS BF H R ER SO BB IBB HBP BLK WP HR S P ERA WHIP																					
Gary Nolan, R (1, 1) ERA: 3.19	8.0 L 28 5 1 1 5 0 0 0 0 0 0 0 38 38 1.12 0.625																					
Tony Cloninger, R (9, 1) ERA: 3.75	1.0 6 2 2 2 0 1 0 0 0 0 0 0 5 9 18.00 3.000																					

San Diego Padres @ Cincinnati Reds
Riverfront Stadium, Cincinnati, OH
Wed Sep 01 1971, 7:05 PM EDT
Att. 8,363 - Unknown

livebaseballscorecards.com

AB	32
R	3
H	7
RBI	3
BB	1
SO	5
LOB	10



Batter	1	2	3	4	5	6	7	8	9	AB	R	H	RBI	BB	SO	LOB
Pete Rose, S OBP: 0.372, SLG: 0.410 (1, 9)	0-0 5-3		0-0 G6-4-3			0-0 F8		0-0 G2		4	0	0	0	0	0	1
Hal McRae, R OBP: 0.287, SLG: 0.415 (1, 7)	0-0 1B		0-0 2B			0-0 5-3			0-0 1B 2B	4	1	3	0	0	0	0
Lee May, R OBP: 0.339, SLG: 0.561 (1, 3)	0-3 K		0-0 1-3			0-0 1B			0-0 5-3	4	0	1	0	0	1	3
Tony Perez, R OBP: 0.336, SLG: 0.459 (1, 5)	0-3 K			0-0 6-3		0-3 K			0-0 P4	4	0	0	0	0	2	3
Johnny Bench, R OBP: 0.292, SLG: 0.424 (1, 2)		4-0 SH1-3 BB		0-0 F3			0-0 L7		0-0 E5 BB 1B	3	0	0	0	1	0	1
George Foster, R OBP: 0.298, SLG: 0.392 (1, 8)		0-0 SH1-3 1-2		0-3 K			0-0 6-3		0-0 BB 1B	3	0	1	1	0	1	0
Tommy Helms, R OBP: 0.292, SLG: 0.342 (1, 4)		0-0 F8			0-0 5-3		0-0 L8		4-0 FC5-4 BB	3	0	0	0	1	0	1
Woody Woodward, R OBP: 0.305, SLG: 0.286 (1, 6)		0-0 F8			0-0 5-3			0-0 6-3	0-0 FC5-4	4	0	0	0	0	0	4
Gary Nolan, R OBP: 0.149, SLG: 0.138 (1, 1)			0-0 E4		0-3 K			0-0 F8		2	0	0	0	0	1	0
Al Ferrara, R OBP: 0.288, SLG: 0.240 (8, PH)										1	0	0	0	0	0	0
Tony Cloninger, R OBP: 0.231, SLG: 0.269 (9, 1)										0	0	0	0	0	0	0

Inning Stats	R: 0	H: 1	E: 0	K: 2	S: 8	R: 0	H: 0	E: 0	K: 0	S: 3	R: 0	H: 1	E: 1	K: 0	S: 4	R: 0	H: 0	E: 0	K: 1	S: 5	R: 0	H: 0	E: 0	K: 1	S: 5	R: 0	H: 1	E: 0	K: 1	S: 6	R: 0	H: 0	E: 0	K: 0	S: 3	R: 0	H: 0	E: 1	K: 0	S: 6	R: 1	H: 2	E: 1	K: 0	S: 6	1B: 3	SF: 0	WP: 0	PA: 35
	LOB: 1	BB: 0	P: 8	LOB: 1	BB: 1	LOB: 0	BB: 0	LOB: 0	BB: 0	P: 5	LOB: 0	BB: 0	LOB: 0	BB: 0	P: 5	LOB: 1	BB: 0	LOB: 0	BB: 0	P: 6	LOB: 0	BB: 0	LOB: 0	BB: 0	P: 3	LOB: 0	BB: 0	LOB: 3	BB: 1	P: 10	2B: 2	SAC: 1	PB: 0	SB: 0	CS: 0	HR: 0	HBP: 0	ERA	WHIP										
PITCHER Dave Roberts, L ERA: 1.99 (1, 1)	IP: 9.0	WLS: W	BF: 35	H: 5	R: 1	ER: 0	SO: 5	BB: 2	IBB: 0	HBP: 0	BLK: 0	WP: 0	HR: 0	S: 43	P: 51	ERA: 0.00	WHIP: 0.778																																
PITCHER	IP	WLS	BF	H	R	ER	SO	BB	IBB	HBP	BLK	WP	HR	S	P	ERA	WHIP																																

BOTTOM

San Diego Padres @ Cincinnati Reds
Riverfront Stadium, Cincinnati, OH

Wed Sep 01 1971, 7:05 PM EDT
Att. 8,363 - Unknown

AB	32
R	1
H	5
RBI	1
BB	2
SO	5
LOB	13



Batter	1	2	3	4	5	6	7	8	9	AB R H RBI BB SO LOB	TOP																
Pete Rose, S (1, 9) OBP: 0.372, SLG: 0.409	0-3 K		0-3 K		0-0 4-3		0-0 CS 1B		4-0 FC6-5 1B BB	4 0 1 0 1 2 1																	
Woody Woodward, R (1, 5) OBP: 0.303, SLG: 0.284	0-0 F7			0-0 5-3	0-0 F8		0-0 F6		0-0 1B	5 0 1 1 0 0 1																	
Lee May, R (1, 3) OBP: 0.341, SLG: 0.560	0-3 K			0-0 1B 1B	0-0 1B			4-0 BB	0-0 FC6-5 2-3f	4 1 2 0 1 1 2																	
Johnny Bench, R (1, 2) OBP: 0.293, SLG: 0.424		4-0 L5-3 BB		0-0 E 1B FC5-2 1B	0-0 F8		0-0 F6			3 0 1 0 1 0 2																	
Hal McRae, R (1, 7) OBP: 0.289, SLG: 0.427		0-0 L5-3		0-0 E7 FC5-2 1B 1B		0-0 HR		0-3 K		4 2 2 2 0 1 2																	
George Foster, R (1, 8) OBP: 0.298, SLG: 0.393		0-0 F3		0-0 FC5-2 1B 1B		0-0 PB CS 2B		0-3 K		4 1 1 0 0 1 3																	
Tommy Helms, R (1, 4) OBP: 0.292, SLG: 0.341			0-0 4-3	0-0 1B 1B	0-0 5-3		0-0 K		0-3 K	4 0 1 1 0 1 1																	
Jimmy Stewart, S (9, 5) OBP: 0.301, SLG: 0.307				1-2 3-H	2-H					0 0 0 0 0 0 0	AB 34																
Dave Concepcion, R (1, 6) OBP: 0.256, SLG: 0.262			0-0 1B	0-0 1B	0-3 K		0-3 K		4-0 SH2-4 1B BB	3 1 2 1 1 1 0	R 5																
Don Gullett, R (1, 1) OBP: 0.119, SLG: 0.121			0-3 K	0-3 K	0-0 6-3				0-0 SH2-4	3 0 0 0 0 2 3	H 11																
Clay Carroll, R (8, 1) OBP: 0.111, SLG: 0.111										0 0 0 0 0 0 0	RBI 5																
Joe Gibbon, R (9, 1) OBP: 0.111, SLG: 0.111										0 0 0 0 0 0 0	BB 4																
Inning Stats	R: 0 E: 0 K: 2 S: 7	H: 0 LOB: 0 BB: 0 P: 7	R: 0 E: 0 K: 0 S: 2	H: 0 LOB: 0 BB: 1 P: 6	R: 0 E: 0 K: 2 S: 8	H: 1 LOB: 1 BB: 0 P: 8	R: 3 E: 1 K: 1 S: 10	H: 5 LOB: 2 BB: 0 P: 10	R: 0 E: 0 K: 0 S: 4	H: 1 LOB: 1 BB: 0 P: 4	R: 1 E: 0 K: 1 S: 6	H: 2 LOB: 0 BB: 0 P: 6	R: 0 E: 0 K: 0 S: 3	H: 1 LOB: 0 BB: 0 P: 3	R: 0 E: 0 K: 2 S: 7	H: 0 LOB: 1 BB: 1 P: 11	R: 1 E: 0 K: 1 S: 6	H: 1 LOB: 2 BB: 2 P: 14	1B: 9 2B: 2 3B: 0 HR: 1	SF: 0 SAC: 1 DP: 1 HBP: 0	WP: 0 PB: 1 SB: 0 CS: 2	PA: 39					
PITCHER	IP WLS BF H R ER SO BB IBB HBP BLK WP HR S P ERA WHIP																										
Bill Singer, R (1, 1) ERA: 4.34	5.0		24	9	4	4	5	1	0	0	0	0	1	33	37	7.20	2.000										
Hoyt Wilhelm, R (6, 1) ERA: 4.7	2.0		5	1	0	0	1	0	0	0	0	0	0	7	7	0.00	0.500										
Jose Pena, R (8, 1) ERA: 3.69	2.0	W	10	1	1	1	3	3	0	0	0	0	0	13	25	4.50	2.000										

Cincinnati Reds @ Los Angeles Dodgers
 Dodger Stadium, Los Angeles, CA
 Fri Sep 03 1971, 7:05 PM PDT
 Att. 16,792 - Unknown

AB 34
R 5
H 11
RBI 5
BB 4
SO 9
LOB 15



Batter	1	2	3	4	5	6	7	8	9	AB R H RBI BB SO LOB
Maury Wills, S OBP: 0.324, SLG: 0.323 (1, 6)	0-0 F8		0-3 K		0-0 F5			0-0 1B 1B	0-0 3B 1B	5 2 2 1 0 1 3
Manny Mota, R OBP: 0.362, SLG: 0.382 (1, 7)	0-0 4-3			0-0 1B 1B	0-0 F9			0-0 G6-4-3 1B 1-2	0-0 1H 2-H 3-H 3B	5 1 3 3 0 0 2
Willie Davis, L OBP: 0.338, SLG: 0.434 (1, 8)	0-0 4-3			0-0 1B 1-2	0-0 F9			0-0 G6-4-3 1B 1-2 2-H		4 0 2 1 0 0 2
Dick Allen, R OBP: 0.392, SLG: 0.459 (1, 3)		0-0 5-3		0-0 1B 1-3 2-H		0-0 6-3		0-0 G6-4-3 1-2 2-3		4 0 1 1 0 0 2
Wes Parker, S OBP: 0.354, SLG: 0.362 (1, 9)		0-3 K		0-0 L6		0-0 F2		0-0 4-3		4 0 0 0 0 1 3
Jim Lefebvre, S OBP: 0.312, SLG: 0.395 (1, 4)		0-0 F4		0-3 K		0-0 F7			4-0 1B BB 1B BB	3 1 0 0 1 1 2
Bill Sudakis, S OBP: 0.292, SLG: 0.316 (1, 5)			0-0 1-3	0-3 K			0-3 K	4-0 1B 1B 1-2 3B BB		3 1 0 0 1 2 2
Joe Ferguson, R OBP: 0.284, SLG: 0.296 (1, 2)			4-0 BB		4-0 HBP BB		0-3 K	0-0 1B 3B 1B		1 0 0 0 2 1 0
Bill Buckner, L OBP: 0.322, SLG: 0.377 (9, PH)								1-2 2-3		0 0 0 0 0 0 0
Bobby Valentine, R OBP: 0.297, SLG: 0.338 (9, PH)										1 1 1 0 0 0 0
Bill Singer, R OBP: 0.200, SLG: 0.102 (1, 1)			0-3 K		1-0 HBP		0-0 F9	0-3 K		1 0 0 0 0 1 1
Hoyt Wilhelm, R (6, 1)										0 0 0 0 0 0 0
Tom Paciorek, R (7, PH)										1 0 0 0 0 0 0
Jose Pena, R OBP: 0.667, SLG: 0.667 (8, 1)					1-2 HBP					0 0 0 0 0 0 0
Ron Cey, R (9, PH)										1 0 0 0 0 1 3

Inning Stats	R: 0 E: 0 K: 0 S: 3	H: 0 LOB: 0 BB: 0 P: 3	R: 0 E: 0 K: 1 S: 5	H: 0 LOB: 0 BB: 0 P: 5	R: 0 E: 0 K: 2 S: 7	H: 0 LOB: 1 BB: 1 P: 11	R: 1 E: 0 K: 2 S: 10	H: 3 LOB: 2 BB: 0 P: 10	R: 0 E: 0 K: 0 S: 3	H: 0 LOB: 2 BB: 1 P: 8	R: 0 E: 0 K: 0 S: 3	H: 0 LOB: 0 BB: 0 P: 3	R: 0 E: 0 K: 2 S: 7	H: 0 LOB: 0 BB: 0 P: 7	R: 1 E: 0 K: 0 S: 5	H: 3 LOB: 1 BB: 0 P: 5	R: 4 E: 0 K: 1 S: 6	H: 3 LOB: 1 BB: 2 P: 14	1B: 8 2B: 0 3B: 1 HR: 0	SF: 0 SAC: 0 DP: 1 HBP: 1
--------------	------------------------------	---------------------------------	------------------------------	---------------------------------	------------------------------	----------------------------------	-------------------------------	----------------------------------	------------------------------	---------------------------------	------------------------------	---------------------------------	------------------------------	---------------------------------	------------------------------	---------------------------------	------------------------------	----------------------------------	----------------------------------	------------------------------------

PITCHER	IP	WLS	BF	H	R	ER	SO	BB	IBB	HBP	BLK	WP	HR	S	P	ERA	WHIP
Don Gullett, L ERA: 2.51 (1, 1)	7.0		30	6	2	2	7	2	0	1	0	0	0	41	50	2.57	1.143
Clay Carroll, R ERA: 2.32 (8, 1)	1.0		4	0	2	2	0	2	0	0	0	0	0	2	10	18.00	2.000
Joe Gibbon, L ERA: 3.08 (9, 1)	0.1	L	4	3	2	2	1	0	0	0	0	0	0	6	6	54.00	9.000

BOTTOM

Cincinnati Reds @ Los Angeles Dodgers
 Dodger Stadium, Los Angeles, CA

Fri Sep 03 1971, 7:05 PM PDT
 Att. 16,792 - Unknown

AB	33
R	6
H	9
RBI	6
BB	4
SO	8
LOB	20

WP: 0 PA: 38
 PB: 0
 SB: 0
 CS: 0



PITCHER	IP	WLS	BF	H	R	ER	SO	BB	IBB	HBP	BLK	WP	HR	S	P	ERA	WHIP
---------	----	-----	----	---	---	----	----	----	-----	-----	-----	----	----	---	---	-----	------

Batter	1	2	3	4	5	6	7	8	9	AB R H RBI BB SO LOB	TOP																					
Pete Rose, S (1, 9) OBP: 0.371, SLG: 0.408	0-0 SH1-3 1B		0-0 6-3			0-0 F9		0-0 1-3		4 0 1 0 0 0 3	Cincinnati Reds @ Los Angeles Dodgers Dodger Stadium, Los Angeles, CA Sat Sep 04 1971, 7:05 PM PDT Att: 21,148 - Unknown livebaseballscorecards.com																					
Hal McRae, R (1, 7) OBP: 0.287, SLG: 0.422	0-0 SH1-3 1-2		0-0 F8			0-0 F4		0-0 6-3		3 0 0 0 0 0 3																						
Lee May, R (1, 3) OBP: 0.339, SLG: 0.556	0-3 K		0-3 K			0-0 6-3		0-3 K		4 0 0 0 0 3 1																						
Tony Perez, R (1, 5) OBP: 0.334, SLG: 0.455	0-0 1-3			0-3 K		0-0 6-3		0-3 K		4 0 0 0 0 2 1																						
Johnny Bench, R (1, 2) OBP: 0.293, SLG: 0.423		0-0 BB E 1B		0-0 L7		0-0 6-3		0-0 F6		4 1 1 0 0 0 0																						
George Foster, R (1, 8) OBP: 0.296, SLG: 0.390		0-3 K		0-3 K		0-0 5-3				3 0 0 0 0 2 1																						
Tommy Helms, R (1, 4) OBP: 0.294, SLG: 0.342		4-0 BB BB BB			0-0 F9		0-0 SH2-4 1B			2 0 1 0 1 0 0																						
Dave Concepcion, R (8, PR) OBP: 0.256, SLG: 0.262		1-2 BB					0-0 SH2-4 1B			0 0 0 0 0 0 0																						
Woody Woodward, R (1, 6) OBP: 0.304, SLG: 0.285		0-0 FC4			0-0 1-3		0-0 SH2-4 1B			3 0 1 0 0 0 1																						
Jim McGlothlin, R (1, 1) OBP: 0.167, SLG: 0.217		1-2 2-H			0-0 1-3		0-0 SH2-4			2 0 0 0 0 0 1																						
Inning Stats	R: 0 E: 0 K: 1 S: 6	H: 1 LOB: 1 BB: 0 P: 6	R: 1 E: 1 K: 1 S: 6	H: 1 LOB: 1 BB: 1 P: 10	R: 0 E: 0 K: 1 S: 5	H: 0 LOB: 0 BB: 0 P: 5	R: 0 E: 0 K: 2 S: 7	H: 0 LOB: 0 BB: 0 P: 7	R: 0 E: 0 K: 0 S: 3	H: 0 LOB: 0 BB: 0 P: 3	R: 0 E: 0 K: 0 S: 3	H: 0 LOB: 0 BB: 0 P: 3	R: 0 E: 0 K: 0 S: 5	H: 2 LOB: 3 BB: 0 P: 5	R: 0 E: 0 K: 2 S: 7	H: 0 LOB: 0 BB: 0 P: 7	1B: 4 2B: 0 3B: 0 HR: 0	SF: 0 SAC: 2 DP: 0 HBP: 0	WP: 0 PB: 0 SB: 0 CS: 0	PA: 32												
PITCHER Al Downing, L (1, 1) ERA: 2.75	IP 9.0	WLS W	BF 32	H 4	R 1	ER 0	SO 7	BB 1	IBB 0	HBP 0	BLK 0	WP 0	HR 0	S 45	P 49	ERA 0.00	WHIP 0.556															
											PITCHER	IP	WLS	BF	H	R	ER	SO	BB	IBB	HBP	BLK	WP	HR	S	P	ERA	WHIP				



Batter	1	2	3	4	5	6	7	8	9
Maury Wills, S OBP: 0.325, SLG: 0.324 (1, 6) X	0-0 FC1-5-6-5 4-3 1B	0-0 6-3			0-0 1-2 FC1-5 1B			0-0 6-3	
Bill Buckner, L OBP: 0.318, SLG: 0.372 (1, 9) X Bill Russell, R OBP: 0.265, SLG: 0.329 (9, 9)	0-0 4-3 1-2		0-0 4-3		0-0 1-2 FC1-5 G4-6-3			0-0 1-3	
Willie Davis, L OBP: 0.336, SLG: 0.431 (1, 8) X	0-0 FC1-5-6-5 1B E 2-3		0-0 F8		0-0 1-2f G4-6-3			0-0 4-3	
Dick Allen, R OBP: 0.394, SLG: 0.459 (1, 5) X	0-0 2-3 E 1B		4-0 FC6 BB		0-0 F3				
Willie Crawford, L OBP: 0.332, SLG: 0.452 (1, 7) X	0-0 1-H 3-H E4 2B		0-0 FC6 1-2f		0-0 4-3				
Wes Parker, S OBP: 0.352, SLG: 0.360 (1, 3) X	0-0 4-3		0-0 L8		0-0 4-3				
Tom Haller, L OBP: 0.353, SLG: 0.410 (1, 2) X		0-0 4-3 E7 1B		0-0 F7			0-0 G3		
Bobby Valentine, R OBP: 0.293, SLG: 0.333 (1, 4) X		0-0 4-3 2-3		0-0 1-3			0-0 6-3		
Al Downing, R OBP: 0.235, SLG: 0.203 (1, 1) X		0-0 G3			4-0 FC1-5 1B BB		0-0 4-3		

Inning Stats	R: 2 E: 1 K: 0 S: 6	H: 3 LOB: 1 BB: 0 P: 6	R: 0 E: 1 K: 0 S: 4	H: 1 LOB: 1 BB: 0 P: 4	R: 0 E: 0 K: 0 S: 3	H: 0 LOB: 1 BB: 1 P: 7	R: 0 E: 0 K: 0 S: 3	H: 0 LOB: 0 BB: 0 P: 3	R: 0 E: 0 K: 0 S: 3	H: 0 LOB: 0 BB: 0 P: 3	R: 0 E: 0 K: 0 S: 3	H: 0 LOB: 0 BB: 0 P: 3	R: 0 E: 0 K: 0 S: 3	H: 0 LOB: 0 BB: 0 P: 3	R: 0 E: 0 K: 0 S: 3	H: 0 LOB: 0 BB: 0 P: 3
1B: 4 2B: 1 3B: 0 HR: 0	SF: 0 SAC: 0 DP: 1 HBP: 0	WP: 0 PB: 0 SB: 0 CS: 0	1B: 4 2B: 1 3B: 0 HR: 0	SF: 0 SAC: 0 DP: 1 HBP: 0	WP: 0 PB: 0 SB: 0 CS: 0	1B: 4 2B: 1 3B: 0 HR: 0	SF: 0 SAC: 0 DP: 1 HBP: 0	WP: 0 PB: 0 SB: 0 CS: 0	1B: 4 2B: 1 3B: 0 HR: 0	SF: 0 SAC: 0 DP: 1 HBP: 0	WP: 0 PB: 0 SB: 0 CS: 0	1B: 4 2B: 1 3B: 0 HR: 0	SF: 0 SAC: 0 DP: 1 HBP: 0	WP: 0 PB: 0 SB: 0 CS: 0	1B: 4 2B: 1 3B: 0 HR: 0	SF: 0 SAC: 0 DP: 1 HBP: 0


PITCHER	IP	WLS	BF	H	R	ER	SO	BB	IBB	HBP	BLK	WP	HR	S	P	ERA	WHIP
Jim McGlothlin, R ERA: 3.36 (1, 1)	8.0	L	30	5	2	2	0	2	0	0	0	0	0	28	36	2.25	0.875

BOTTOM

Cincinnati Reds @ Los Angeles Dodgers
Dodger Stadium, Los Angeles, CA

Sat Sep 04 1971, 7:05 PM PDT
Att. 21,148 - Unknown

AB	28
R	2
H	5
RBI	2
BB	2
SO	0
LOB	11



WP: 0	PA: 30
PB: 0	
SB: 0	
CS: 0	

Batter	1	2	3	4	5	6	7	8	9	AB R H RBI BB SO LOB	TOP	
Pete Rose, S OBP: 0.371, SLG: 0.410 (1, 9) BB	4-0 E SF8 BB	0-0 F7		0-0 1B 3B		0-0 F8			0-0 L6	4 2 1 0 1 0 1		
Hal McRae, R OBP: 0.288, SLG: 0.425 (1, 7) Buddy Bradford, R OBP: 0.299, SLG: 0.287 (9, 7)	0-0 E4 2B	0-0 1B 2B		0-0 G6-4-3 1B		0-0 6-3			0-0 5-3	5 2 2 1 0 0 1 0 0 0 0 0 0 0		
Lee May, R OBP: 0.337, SLG: 0.553 (1, 3) Woody Woodward, R OBP: 0.304, SLG: 0.285 (9, 5)	0-0 SF8	0-0 BB 1B 1B		0-3 K		0-3 K			0-0 F9	4 0 1 3 0 2 1 0 0 0 0 0 0 0		
Tony Perez, R OBP: 0.335, SLG: 0.457 (1, 5) (9, 3)	0-0 2-H 1B 2B	0-0 BB 1B		0-0 G6-4-3 1-2f					0-0 F8	4 1 2 1 0 0 1		
Johnny Bench, R OBP: 0.298, SLG: 0.424 (1, 2)	0-0 2-H 1B 1B	4-0 FC6-4 BB			4-0 SH5-3 6-3 BB				4-0 CS BB	1 1 1 1 3 0 0		
George Foster, R OBP: 0.298, SLG: 0.391 (1, 8)	0-0 G6-4-3 1-2 1B	0-0 FC6-4 1-2f			0-0 SH5-3 1-2 1B				0-0 F7 1-2	4 0 2 0 0 0 4		
Tommy Helms, R OBP: 0.292, SLG: 0.340 (1, 4)	0-0 G6-4-3 1-2f			0-0 F3		0-0 SH5-3 1-2 2-3			0-0 6-3	3 0 0 0 0 0 2		
Dave Concepcion, R OBP: 0.253, SLG: 0.259 (1, 6)		0-0 6-3		0-3 K		0-0 6-3 3-H			0-0 F7	4 0 0 1 0 1 1		
Ross Grimsley, L OBP: 0.152, SLG: 0.114 (1, 1) Wayne Granger, R OBP: 0.250, SLG: 0.571 (5, 1)		0-0 2B 1B		0-0 1-3		0-3 K			0-3 K	3 1 1 0 0 1 1 1 0 0 0 0 1 0		
Inning Stats	R: 3 E: 1 K: 0 S: 6 H: 3 LOB: 1 BB: 1 P: 10	R: 2 E: 0 K: 0 S: 7 H: 4 LOB: 3 BB: 1 P: 11	R: 0 E: 0 K: 1 S: 5 H: 0 LOB: 0 BB: 0 P: 5	R: 1 E: 0 K: 1 S: 6 H: 2 LOB: 0 BB: 0 P: 6	R: 1 E: 0 K: 1 S: 6 H: 1 LOB: 1 BB: 1 P: 10	R: 0 E: 0 K: 1 S: 5 H: 0 LOB: 0 BB: 0 P: 5	R: 0 E: 0 K: 0 S: 2 H: 0 LOB: 0 BB: 1 P: 6	R: 0 E: 0 K: 1 S: 5 H: 0 LOB: 0 BB: 0 P: 5	R: 0 E: 0 K: 0 S: 3 H: 0 LOB: 0 BB: 0 P: 3	R: 0 E: 0 K: 0 S: 3 H: 0 LOB: 0 BB: 0 P: 3	1B: 7 2B: 2 3B: 1 HR: 0 SF: 1 SAC: 1 DP: 2 HBP: 0	WP: 0 PB: 0 SB: 0 CS: 1 PA: 39
PITCHER	IP WLS BF H R ER SO BB IBB HBP BLK WP HR S P ERA WHIP											
Doyle Alexander, R ERA: 3.26 (1, 1)	1.2 L 12 6 5 4 0 1 0 0 0 0 0 0 11 15 21.60 4.200											
Joe Moeller, R ERA: 3.05 (2, 1)	0.1 3 1 0 0 0 1 0 0 0 0 0 0 2 6 0.00 6.000											
Mike Strahler, R ERA: 4.0 (3, 1)	4.0 15 3 2 2 4 1 0 0 0 0 0 0 22 26 4.50 1.000											
Hoyt Wilhelm, R ERA: 3.38 (7, 1)	3.0 9 0 0 0 1 1 0 0 0 0 0 0 10 14 0.00 0.333											

Cincinnati Reds @ Los Angeles Dodgers
Dodger Stadium, Los Angeles, CA
Sun Sep 05 1971, 7:05 PM PDT
Att. 20,367 - Unknown

AB	33
R	7
H	10
RBI	7
BB	4
SO	5
LOB	12



WP: 0	PA: 39
PB: 0	
SB: 0	
CS: 1	

ERA	WHIP

Batter	1	2	3	4	5	6	7	8	9	AB	R	H	RBI	BB	SO	LOB
Maury Wills, S OBP: 0.326, SLG: 0.331 (1, 6)	0-0 BLK 1B	0-0 1-H 2-H HR		0-0 F7		0-0 F6			0-0 F7	5	1	2	3	0	0	1
Bobby Valentine, R OBP: 0.300, SLG: 0.344 (1, 4) (9, 5)	0-0 F9 1-2	0-0 1B			0-0 E7 HR 2B		0-0 G5-4-3 1B		0-0 E6 1B	5	1	3	0	0	0	1
Willie Davis, L OBP: 0.334, SLG: 0.429 (1, 8)	0-0 F6	0-0 4-3			0-0 F3		0-0 F9		0-0 1-2 1B	5	0	1	0	0	0	4
Dick Allen, R OBP: 0.394, SLG: 0.464 (1, 3) B B B	4-0 BB		0-3 K		0-0 HR		0-0 G5-4-3 1-2f		0-0 5-3	4	1	1	2	1	1	3
Manny Mota, R OBP: 0.356, SLG: 0.376 (1, 7)	0-0 F9		0-0 F7		0-3 K			0-0 E6 G3 E		4	0	0	0	0	1	2
Wes Parker, S OBP: 0.352, SLG: 0.358 (1, 9)		0-3 K	0-3 K		4-0 BB			0-0 G3 1-3		3	0	0	0	1	2	1
Steve Garvey, R OBP: 0.279, SLG: 0.365 (1, 5) Jim Lefebvre, S OBP: 0.312, SLG: 0.394 (8, PH) (9, 4)		0-0 BB HR 1B		0-0 F7	0-0 L5			0-0 F8		3	1	1	0	0	0	1
Joe Ferguson, R OBP: 0.297, SLG: 0.303 (1, 2) Tom Haller, L OBP: 0.355, SLG: 0.411 (6, PH) (7, 2)		4-0 BB HR BB		0-0 1B		0-0 G1-6-3 1B		0-0 6-3		1	1	1	0	1	0	0
Doyle Alexander, R OBP: 0.282, SLG: 0.287 (1, 1) Joe Mochler, R (2, 1) Ron Cey, R (2, PH) Mike Strahler, R (3, 1) Bill Buckner, L (6, PH) Hoyt Wilhelm, R (7, 1) Willie Crawford, L (9, PH)		0-3 K		0-0 F4		0-0 G1-6-3 1-2f		0-0 F4		0	0	0	0	0	0	0

Inning Stats	R: 0	H: 1	E: 0	LOB: 2	K: 0	BB: 1	S: 4	P: 8	R: 3	H: 3	E: 0	LOB: 1	K: 2	BB: 1	S: 10	P: 14	R: 0	H: 0	E: 0	LOB: 0	K: 2	BB: 0	S: 7	P: 7	R: 0	H: 1	E: 0	LOB: 1	K: 0	BB: 0	S: 4	P: 4	R: 2	H: 2	E: 1	LOB: 1	K: 1	BB: 1	S: 7	P: 11	R: 0	H: 1	E: 0	LOB: 0	K: 0	BB: 0	S: 3	P: 3	R: 0	H: 1	E: 0	LOB: 0	K: 0	BB: 0	S: 3	P: 3	R: 0	H: 0	E: 2	LOB: 1	K: 0	BB: 0	S: 4	P: 4	R: 0	H: 1	E: 1	LOB: 2	K: 0	BB: 0	S: 5	P: 5	1B: 7	SF: 0	2B: 1	SAC: 0	3B: 0	DP: 2	HR: 2	HBP: 0	WP: 0	PA: 40
--------------	------	------	------	--------	------	-------	------	------	------	------	------	--------	------	-------	-------	-------	------	------	------	--------	------	-------	------	------	------	------	------	--------	------	-------	------	------	------	------	------	--------	------	-------	------	-------	------	------	------	--------	------	-------	------	------	------	------	------	--------	------	-------	------	------	------	------	------	--------	------	-------	------	------	------	------	------	--------	------	-------	------	------	-------	-------	-------	--------	-------	-------	-------	--------	-------	--------

PITCHER	IP	WLS	BF	H	R	ER	SO	BB	IBB	HBP	BLK	WP	HR	S	P	ERA	WHIP
Ross Grimsley, L ERA: 3.58 (1, 1)	4.1		22	7	5	5	4	2	0	0	1	0	2	28	36	10.38	2.077
Wayne Granger, R ERA: 2.98 (5, 1)	4.2	W	18	3	0	0	1	1	0	0	0	0	0	19	23	0.00	0.857

BOTTOM

Cincinnati Reds @ Los Angeles Dodgers
 Dodger Stadium, Los Angeles, CA
 Sun Sep 05 1971, 7:05 PM PDT
 Att. 20,367 - Unknown

livebaseballscores.com

AB	37
R	5
H	10
RBI	5
BB	3
SO	5
LOB	19



Batter	1	2	3	4	5	6	7	8	9	AB R H RBI BB SO LOB	TOP	
Pete Rose, S (1, 9) OBP: 0.369, SLG: 0.407	0-0 F9		0-0 5-3			0-0 4-3		0-0 6-3		4 0 0 0 0 0 0		
Hal McRae, R (1, 7) OBP: 0.291, SLG: 0.424 Buddy Bradford, R (9, 7) OBP: 0.299, SLG: 0.287	4-0 G3 BB			0-0 5-3		0-0 1B E 1B		0-3 K		3 1 1 0 1 1 0 0 0 0 0 0 0 0		
Lee May, R (1, 3) OBP: 0.338, SLG: 0.555	0-0 G3 1-2			0-0 FC5 2B		0-0 1B		0-3 K		4 0 2 0 0 1 1		
Tony Perez, R (1, 5) OBP: 0.333, SLG: 0.454 Dave Concepcion, R (9, 6) OBP: 0.253, SLG: 0.259	0-3 K			0-0 5-3		0-0 F8 3-H		0-3 K		4 0 0 0 0 2 3 0 0 0 0 0 0 0		
Johnny Bench, R (1, 2) OBP: 0.302, SLG: 0.424		0-0 1B		4-0 IBB		0-0 P6		4-0 FC4 BB		2 0 1 0 2 0 1		
George Foster, R (1, 8) OBP: 0.295, SLG: 0.387		0-0 G4-3-6-3-1 1-2f		0-0 FC5 2-3f			0-0 F9		0-0 FC4 1-2f	4 0 0 0 0 0 4		
Tommy Helms, R (1, 4) OBP: 0.291, SLG: 0.337			0-0 F9		0-0 F9		0-0 F3			3 0 0 0 0 0 0		
Woody Woodward, R (1, 6) OBP: 0.300, SLG: 0.282 (9, 5)			0-0 5-3		0-0 4-3		0-0 F9			3 0 0 0 0 0 0		
Wayne Simpson, R (1, 1) OBP: 0.125, SLG: 0.034 Clay Carroll, R (7, 1) OBP: 0.100, SLG: 0.100			0-0 6-3		0-0 F9			0-3 K		2 0 0 0 0 0 0 1 0 0 0 0 1 0		
Inning Stats	R: 0 E: 0 K: 1 S: 5 H: 0 LOB: 1 BB: 1 P: 9	R: 0 E: 0 K: 0 S: 3 H: 1 LOB: 0 BB: 0 P: 3	R: 0 E: 0 K: 0 S: 3 H: 0 LOB: 0 BB: 0 P: 3	R: 0 E: 0 K: 0 S: 4 H: 1 LOB: 2 BB: 1 P: 8	R: 0 E: 0 K: 0 S: 3 H: 0 LOB: 0 BB: 0 P: 3	R: 1 E: 1 K: 0 S: 5 H: 2 LOB: 1 BB: 0 P: 5	R: 0 E: 0 K: 0 S: 3 H: 0 LOB: 0 BB: 0 P: 3	R: 0 E: 0 K: 2 S: 7 H: 0 LOB: 0 BB: 0 P: 7	R: 0 E: 0 K: 2 S: 7 H: 0 LOB: 1 BB: 1 P: 11	1B: 3 2B: 1 3B: 0 HR: 0 SF: 0 SAC: 0 DP: 1 HBP: 0	WP: 0 PB: 0 SB: 0 CS: 0 PA: 33	
PITCHER Dave Roberts, L (1, 1) ERA: 1.93 Mike Corkins, R (8, 1) ERA: 13.5	IP WLS BF H R ER SO BB IBB HBP BLK WP HR S P ERA WHIP	7.0 L 26 4 1 0 1 1 1 0 0 0 0 0 26 34 0.00 0.714	2.0 7 0 0 0 4 1 0 0 0 0 0 0 14 18 0.00 0.500	PITCHER IP WLS BF H R ER SO BB IBB HBP BLK WP HR S P ERA WHIP								

Cincinnati Reds @ San Diego Padres
San Diego Stadium, San Diego, CA
Mon Sep 06 1971, 10:05 PM EDT
Att. 7,557 - Unknown

livebaseballscorecards.com

AB 30
R 1
H 4
RBI 0
BB 3
SO 5
LOB 9



Batter	1	2	3	4	5	6	7	8	9	AB R H RBI BB SO LOB	TOP																									
Pete Rose, S (1, 9) OBP: 0.371, SLG: 0.408	0-0 E 1B		4-0 FC1-5 BB		0-0 HBP 1B		0-0 6-3	0-0 4-3		4 1 2 0 1 0 1																										
Hal McRae, R (1, 7) OBP: 0.293, SLG: 0.422	0-0 F9		0-0 FC1-5 G5-4-3		1-0 1B HBP		0-0 F9		0-0 S 6-3 1B	4 0 1 0 0 0 3 0 0 0 0 0 0 0																										
Buddy Bradford, R (9, PR) OBP: 0.299, SLG: 0.287																																				
Lee May, R (1, 3) OBP: 0.340, SLG: 0.554	0-0 E7 1B		0-0 G5-4-3		0-0 F9			0-0 1B E 1B	0-0 6-3	4 0 2 0 0 0 4 1 1 0 0 0 0 1																										
Dave Concepcion, R (8, PR) OBP: 0.252, SLG: 0.258																																				
Tony Perez, R (1, 5) OBP: 0.333, SLG: 0.453	0-3 K			0-0 SH3-4 1B	0-0 F9			0-0 E5 1B	4-0 S IBB	4 2 1 0 1 1 4																										
Johnny Bench, R (1, 2) OBP: 0.301, SLG: 0.423	0-0 P6			0-0 SH3-4	0-0 1B			0-0 1B E 1B	0-3 K	1 0 0 0 0 0 1 3 1 2 0 0 1 2																										
Pat Corrales, R (2, 2) OBP: 0.229, SLG: 0.209																																				
George Foster, R (1, 8) OBP: 0.296, SLG: 0.387		0-3 K2-3		0-0 1B	0-0 F8			0-0 E8 SF7 1B	0-0 P3	5 2 2 3 0 1 3																										
Tommy Helms, R (1, 4) OBP: 0.292, SLG: 0.338			0-0 F9	0-0 F9 1B	4-0 G6-3 BB			0-0 SF7		2 0 1 2 1 0 0																										
Woody Woodward, R (1, 6) OBP: 0.295, SLG: 0.277		0-3 K		0-0 F9 1B	0-0 G6-3			0-0 F4		4 0 0 0 0 1 3																										
Gary Nolan, R (1, 1) OBP: 0.159, SLG: 0.149			0-0 FC1-5 BB 1B	0-0 F2	0-3 K			0-0 1B		2 0 1 0 0 0 1 0 0 0 0 0 0 0 1 0 0 0 0 1 0 1 0 1 0 0 0 0 0 0 0 0 0 0 0																										
Wayne Granger, R (6, 1) OBP: 0.250, SLG: 0.571																																				
Ty Cline, L (7, PH) OBP: 0.345, SLG: 0.220																																				
Tony Cloninger, R (7, 1) OBP: 0.259, SLG: 0.296																																				
Clay Carroll, R (8, 1) OBP: 0.100, SLG: 0.100																																				
Inning Stats	R: 1 E: 1 K: 1 S: 7	H: 2 LOB: 1 BB: 0 P: 7	R: 0 E: 0 K: 2 S: 7	H: 0 LOB: 0 BB: 0 P: 7	R: 0 E: 0 K: 0 S: 3	H: 1 LOB: 1 BB: 1 P: 7	R: 2 E: 0 K: 0 S: 6	H: 3 LOB: 1 BB: 0 P: 6	R: 0 E: 0 K: 0 S: 4	H: 2 LOB: 2 BB: 0 P: 5	R: 0 E: 0 K: 1 S: 5	H: 0 LOB: 0 BB: 1 P: 6	R: 0 E: 0 K: 1 S: 5	H: 0 LOB: 0 BB: 0 P: 5	R: 4 E: 2 K: 0 S: 8	H: 4 LOB: 1 BB: 0 P: 8	R: 0 E: 0 K: 1 S: 6	H: 1 LOB: 3 BB: 1 P: 10	1B: 13 2B: 0 3B: 0 HR: 0	SF: 1 SAC: 1 DP: 2 HBP: 1	WP: 0 PB: 0 SB: 2 CS: 0	PA: 42														
PITCHER	IP WLS BF H R ER SO BB IBB HBP BLK WP HR S P ERA WHIP																																			
Steve Arlin, R (1, 1) ERA: 3.35	4.0		18	6	3	2	3	1	0	0	0	0	0	23	27	4.50	1.750																			
Gary Ross, R (5, 1) ERA: 2.95	3.0		14	4	3	2	1	1	0	1	0	0	0	14	19	6.00	1.667																			
Ed Acosta, R (8, 1) ERA: 2.14	1.0		5	2	1	0	0	0	0	0	0	0	0	5	5	0.00	2.000																			
Mike Caldwell, L (9, 1) ERA:	1.0	W	5	1	0	0	1	0	1	0	0	0	0	6	10	0.00	1.000																			

Cincinnati Reds @ San Diego Padres
 San Diego Stadium, San Diego, CA
 Tue Sep 07 1971, 10:05 PM EDT
 Att. 2,795 - Unknown

livebaseballscorecards.com

AB	36
R	7
H	13
RBI	5
BB	3
SO	5
LOB	23



Batter	1	2	3	4	5	6	7	8	9	AB R H RBI BB SO LOB	TOP
Roger Metzger, S OBP: 0.302, SLG: 0.307 (1, 6) X	0-0 FC4-6 1B		0-0 F8 1B		0-0 FC3-6 1B		0-0 F2 1B			4 0 2 0 0 0 0	
Joe Morgan, L OBP: 0.351, SLG: 0.409 (1, 4) X	0-0 F4 1B		0-0 1B 1B		0-0 FC3-6 L6-4 1B 1-2f			0-0 4-3		4 0 1 0 0 0 2	
Cesar Geronimo, L OBP: 0.333, SLG: 0.456 (1, 9) X	0-0 FC4-6 2B 1-2f		0-0 G1-6-3 1B 1-2		0-0 1B 1-2			0-0 G3		4 1 2 0 0 0 1	
Cesar Cedeno, R OBP: 0.295, SLG: 0.404 (1, 8) X	0-0 1B 2B 1-H		0-0 G1-6-3 1-2f		0-0 L6-4 2-3			0-3 K SS		4 0 1 1 0 1 4	
Doug Rader, R OBP: 0.303, SLG: 0.380 (1, 5) X	0-0 F3			0-0 F4		0-0 L4		0-0 5-3		4 0 0 0 0 0 1	
Jesus Alou, R OBP: 0.306, SLG: 0.360 (1, 7) X		0-0 1-3		0-0 5-3		0-0 F9		0-0 BB 1B		4 0 1 0 0 0 0	
John Mayberry, L OBP: 0.280, SLG: 0.312 (1, 3) X		0-0 G1-5-4 1B 1B		0-0 BB 1B		0-0 G3		0-0 F9		4 0 2 0 0 0 1	
Johnny Edwards, L OBP: 0.287, SLG: 0.304 (1, 2) X		0-0 1B 1-2		4-0 FC6-4 BB		0-3 K SS		4-0 BB 1-2		2 0 1 0 2 1 0	
Jack Billingham, R OBP: 0.136, SLG: 0.125 (1, 1) X		0-0 G1-5-4 2-3f		0-0 FC6-4 1-2f		0-0 6-3		0-3 K SS		4 0 0 0 0 1 6	
Inning Stats	R: 1 E: 0 K: 0 S: 5 H: 2 LOB: 1 BB: 0 P: 5	R: 0 E: 0 K: 0 S: 4 H: 2 LOB: 1 BB: 0 P: 4	R: 0 E: 0 K: 0 S: 4 H: 2 LOB: 1 BB: 0 P: 4	R: 0 E: 0 K: 0 S: 4 H: 1 LOB: 2 BB: 1 P: 8	R: 0 E: 0 K: 0 S: 4 H: 2 LOB: 1 BB: 0 P: 4	R: 0 E: 0 K: 0 S: 3 H: 0 LOB: 0 BB: 0 P: 3	R: 0 E: 0 K: 1 S: 5 H: 0 LOB: 0 BB: 0 P: 5	R: 0 E: 0 K: 1 S: 5 H: 0 LOB: 0 BB: 0 P: 5	R: 0 E: 0 K: 1 S: 6 H: 1 LOB: 2 BB: 1 P: 10	1B: 9 2B: 2 3B: 0 HR: 0 SF: 0 SAC: 0 DP: 3 HBP: 0	WP: 0 PB: 0 SB: 0 CS: 0 PA: 36
PITCHER	IP WLS BF H R ER SO BB IBB HBP BLK WP HR S P ERA WHIP										
Jim McGlothlin, R ERA: 3.33 (1, 1)	4.0 L 18 7 1 1 0 1 0 0 0 0 0 0 17 21 2.25 2.000										
Jim Merritt, L ERA: 4.52 (5, 1)	4.0 13 2 0 0 2 0 0 0 0 0 0 0 17 17 0.00 0.500										
Wayne Granger, R ERA: 2.92 (9, 1)	1.0 5 1 0 0 1 1 0 0 0 0 0 0 6 10 0.00 2.000										

Houston Astros @ Cincinnati Reds
Riverfront Stadium, Cincinnati, OH
Fri Sep 10 1971, 7:05 PM EDT
Att. 12,002 - Unknown

livebaseballscorecards.com

AB	34
R	1
H	10
RBI	1
BB	2
SO	3
LOB	15



Batter	1	2	3	4	5	6	7	8	9	AB R H RBI BB SO LOB
Pete Rose, S OBP: 0.371, SLG: 0.407 (1, 9) X	0-0 E7 1-3		X 0-0 BB 1B		X 0-0 F7			X 0-0 1-3		4 0 1 0 0 0 1
Bernie Carbo, L OBP: 0.343, SLG: 0.359 (1, 7) X	0-0 1-3		B B B B 4-0 1-2 BB			X 0-0 F7		X 0-0 F6		3 0 0 0 1 0 1
Lee May, R OBP: 0.334, SLG: 0.544 (1, 3) S S S	0-3 K		S S S 0-3 K		X 0-0 F7		X 0-0 F7	X 0-0 F5		4 0 0 0 0 2 3
Tony Perez, R OBP: 0.330, SLG: 0.447 (1, 5) X	0-0 F7			X 0-0 F7		X 0-0 L5		X 0-0 F8		4 0 0 0 0 0 1
Johnny Bench, R OBP: 0.305, SLG: 0.426 (1, 2) X		0-0 6-3		X 0-0 G6-3 1B		X 0-0 5-3				3 0 1 0 0 0 0
George Foster, R OBP: 0.293, SLG: 0.384 (1, 8) X		0-0 6-3		X 0-0 G6-3 1-2f		S S S 0-3 K				3 0 0 0 0 1 1
Tommy Helms, R OBP: 0.290, SLG: 0.334 (1, 4) X		0-0 4-3		B B B B 4-0 E BB		X 0-0 F7				2 0 0 0 1 0 0
Dave Concepcion, R OBP: 0.251, SLG: 0.256 (1, 6) X			0-0 5-3		S S S 0-3 K		X 0-0 G3			2 0 0 0 0 1 1
Jimmy Stewart, S OBP: 0.298, SLG: 0.303 (8, PH)					1-2 K					1 0 0 0 0 0 0
Woody Woodward, R OBP: 0.302, SLG: 0.279 (9, 6)										0 0 0 0 0 0 0
Jim McGlothlin, R OBP: 0.163, SLG: 0.213 (1, 1) S S S			0-3 K		0-3 K		X 0-0 L4-3			1 0 0 0 0 1 0
Jim Merritt, L OBP: 0.185, SLG: 0.269 (5, 1)										1 0 0 0 0 1 1
Ty Cline, L OBP: 0.342, SLG: 0.217 (8, PH)										1 0 0 0 0 0 0
Wayne Granger, R OBP: 0.250, SLG: 0.571 (9, 1)										0 0 0 0 0 0 0

Inning Stats	R: 0	H: 0	E: 1	LOB: 1	K: 1	P: 6	R: 0	H: 0	E: 0	LOB: 0	K: 0	P: 3	R: 0	H: 1	E: 0	LOB: 2	K: 2	P: 8	R: 0	H: 1	E: 0	LOB: 0	K: 0	P: 3	R: 0	H: 0	E: 1	LOB: 1	K: 2	P: 7	R: 0	H: 0	E: 0	LOB: 0	K: 0	P: 3	R: 0	H: 0	E: 0	LOB: 0	K: 1	P: 5	R: 0	H: 0	E: 0	LOB: 0	K: 0	P: 3	R: 0	H: 0	E: 0	LOB: 0	K: 0	P: 3	R: 0	H: 0	E: 0	LOB: 0	K: 0	P: 3
Jack Billingham, R ERA: 3.6 (1, 1)	9.0	WLS	W	31	H	2	R	0	ER	0	SO	6	BB	2	IBB	0	HBP	0	BLK	0	WP	0	HR	0	S	41	P	49	ERA	0.00	WHIP	0.444																												


BOTTOM

Houston Astros @ Cincinnati Reds
Riverfront Stadium, Cincinnati, OH

Fri Sep 10 1971, 7:05 PM EDT
Att. 12,002 - Unknown

livebaseballscorecards.com

AB	29
R	0
H	2
RBI	0
BB	2
SO	6
LOB	9



WP: 0	PA: 31
PB: 0	
SB: 0	
CS: 0	

Batter	1	2	3	4	5	6	7	8	9	AB R H RBI BB SO LOB	TOP
Roger Metzger, S OBP: 0.304, SLG: 0.310 (1, 6)	0-0 FC6-5 2B		0-0 1-3			0-0 F8		4-0 E 1B BB		3 1 1 0 1 0 0	
Joe Morgan, L OBP: 0.352, SLG: 0.409 (1, 4)	0-3 K		0-0 4-3			0-0 FC6-4 1B		0-0 E8 1B 5-3		4 1 2 0 0 1 1	
Jimmy Wynn, R OBP: 0.316, SLG: 0.305 (1, 9)	0-0 FC6-5 2-3		0-0 F2			0-0 F8		0-0 L4		4 0 0 0 0 0 3	
Cesar Cedeno, R OBP: 0.293, SLG: 0.401 (1, 8)	0-3 K			0-0 L5		0-0 FC6-4 1-2f		0-0 5-3 3-H		4 0 0 1 0 1 2	
Doug Rader, R OBP: 0.305, SLG: 0.381 (1, 5)		0-0 5-3 HR 1B		0-0 F9		0-0 6-3 1B		0-0 F9		4 1 2 0 0 0 0	
Jesus Alou, R OBP: 0.305, SLG: 0.359 (1, 7)		0-0 5-3 1-2		0-0 5-3		0-0 F2		0-0 G6-4-3 1B		4 0 1 0 0 0 2	
Larry Howard, R OBP: 0.216, SLG: 0.314 (1, 2)		0-0 6-3		0-0 4-3		0-0 6-3 1-2		0-0 G6-4-3 1-2f		4 0 0 0 0 0 3	
John Mayberry, L OBP: 0.297, SLG: 0.385 (1, 3)		0-0 HR 2-H		0-0 4-3		4-0 IBB		0-0 HR		3 2 2 3 1 0 0	
J.R. Richard, R George Culver, R Fred Gladding, L (9, 1)	0-3 K		0-3 K		0-3 K		0-3 K	0-3 K		2 0 0 0 0 2 0 2 0 0 0 0 2 2 0 0 0 0 0 0 0	
Inning Stats	R: 0 H: 1 E: 0 LOB: 1 K: 2 BB: 0 S: 8 P: 8	R: 2 H: 2 E: 0 LOB: 0 K: 1 BB: 0 S: 7 P: 7	R: 0 H: 0 E: 0 LOB: 0 K: 0 BB: 0 S: 3 P: 3	R: 0 H: 0 E: 0 LOB: 0 K: 0 BB: 0 S: 3 P: 3	R: 0 H: 0 E: 0 LOB: 0 K: 1 BB: 0 S: 5 P: 5	R: 0 H: 1 E: 0 LOB: 1 K: 0 BB: 0 S: 4 P: 4	R: 0 H: 1 E: 0 LOB: 2 K: 1 BB: 1 S: 6 P: 10	R: 2 H: 1 E: 1 LOB: 0 K: 0 BB: 1 S: 4 P: 8	R: 1 H: 2 E: 0 LOB: 0 K: 1 BB: 0 S: 6 P: 6	1B: 5 SF: 0 2B: 1 SAC: 0 3B: 0 DP: 1 HR: 2 HBP: 0	WP: 0 PA: 36 PB: 0 SB: 0 CS: 0
PITCHER Ross Grimsley, L ERA: 3.53 Pedro Borbon, R ERA: 9.0	IP WLS BF H R ER SO BB IBB HBP BLK WP HR S P ERA WHIP	7.0 L 27 5 2 2 5 0 1 0 0 0 1 36 40 2.57 0.714	2.0 9 3 3 2 1 1 0 0 0 0 1 10 14 9.00 2.000	PITCHER IP WLS BF H R ER SO BB IBB HBP BLK WP HR S P ERA WHIP							

Houston Astros @ Cincinnati Reds
Riverfront Stadium, Cincinnati, OH
Sat Sep 11 1971, 7:05 PM EDT
Att: 17,092 - Unknown

livebaseballscorecards.com

AB	34
R	5
H	8
RBI	4
BB	2
SO	6
LOB	13



Batter	1	2	3	4	5	6	7	8	9	AB	R	H	RBI	BB	SO	LOB
Pete Rose, S (1, 9) OBP: 0.370, SLG: 0.412	0-0 HR		0-0 1-5-3		0-0 F7			0-0 4-3		4	1	1	1	0	0	3
Bernie Carbo, L (1, 7) OBP: 0.342, SLG: 0.355	0-0 F8			0-0 1-3		4-0 BB BB		0-0 G3		3	0	0	0	1	0	0
Lee May, R (1, 3) OBP: 0.335, SLG: 0.542	0-0 4-3			4-0 FC4 BB		4-0 G5-4-3 BB		0-3 K		2	0	0	0	2	1	0
Tony Perez, R (1, 5) OBP: 0.328, SLG: 0.444	0-3 K			0-0 F9		0-0 F9		0-0 6-3		4	0	0	0	0	1	3
Johnny Bench, R (1, 2) OBP: 0.304, SLG: 0.425		0-3 K		0-0 FC4		0-0 G5-4-3		0-0 1B 1B		4	1	1	0	0	1	3
George Foster, R (1, 8) OBP: 0.295, SLG: 0.383		4-0 CS BB		0-0 FC1-5 PB 1B		0-3 K		0-3 K		3	0	1	0	1	2	1
Woody Woodward, R (1, 4) OBP: 0.309, SLG: 0.280		0-3 K		4-0 FC1-5 BB		4-0 FC6-4 BB		0-0 1B 1B		2	0	1	0	2	1	1
Darrel Chaney, S (1, 6) Jimmy Stewart, S (7, PH) OBP: 0.302, SLG: 0.308		4-0 CS BB		0-3 K		0-0 L9		0-0 1B		1	0	0	0	1	1	2
Ross Grimsley, L (1, 1) Hal McRae, R (7, PH) Pedro Borbon, R (8, 1) Ty Cline, L (9, PH) OBP: 0.339, SLG: 0.215		0-3 K		0-0 FC1-5		0-0 FC6-4		0-0 L4-3		2	0	0	0	0	1	3

Inning Stats	R: 1	H: 1	E: 0	K: 1	S: 6	LOB: 0	BB: 0	P: 6	R: 0	H: 0	E: 0	K: 2	S: 6	LOB: 0	BB: 1	P: 10	R: 0	H: 0	E: 0	K: 1	S: 4	LOB: 0	BB: 1	P: 8	R: 0	H: 0	E: 0	K: 0	S: 3	LOB: 1	BB: 1	P: 7	R: 0	H: 1	E: 0	K: 1	S: 6	LOB: 2	BB: 1	P: 10	R: 0	H: 0	E: 0	K: 0	S: 2	LOB: 1	BB: 2	P: 10	R: 0	H: 0	E: 0	K: 1	S: 5	LOB: 1	BB: 1	P: 9	R: 0	H: 0	E: 0	K: 1	S: 5	LOB: 0	BB: 0	P: 5	R: 1	H: 3	E: 0	K: 1	S: 8	LOB: 2	BB: 0	P: 8	1B: 4	SF: 0	2B: 0	SAC: 0	3B: 0	DP: 1	HR: 1	HBP: 0	WP: 0	PA: 36
--------------	------	------	------	------	------	--------	-------	------	------	------	------	------	------	--------	-------	-------	------	------	------	------	------	--------	-------	------	------	------	------	------	------	--------	-------	------	------	------	------	------	------	--------	-------	-------	------	------	------	------	------	--------	-------	-------	------	------	------	------	------	--------	-------	------	------	------	------	------	------	--------	-------	------	------	------	------	------	------	--------	-------	------	-------	-------	-------	--------	-------	-------	-------	--------	-------	--------

PITCHER	IP	WLS	BF	H	R	ER	SO	BB	IBB	HBP	BLK	WP	HR	S	P	ERA	WHIP
J.R. Richard, R (1, 1) ERA: 1.93	5.0	W	20	2	1	1	5	5	0	0	0	0	1	25	45	1.80	1.400
George Culver, R (6, 1) ERA: 2.9	3.2		15	3	1	1	3	2	0	0	0	0	0	19	27	2.46	1.364
Fred Gladding, R (9, 1) ERA: 2.06	0.1	S	1	0	0	0	0	0	0	0	0	0	0	1	1	0.00	0.000

BOTTOM

Houston Astros @ Cincinnati Reds
Riverfront Stadium, Cincinnati, OH
Sat Sep 11 1971, 7:05 PM EDT
Att. 17,092 - Unknown

livebaseballscorecards.com

AB	29
R	2
H	5
RBI	2
BB	7
SO	8
LOB	20



Batter	1	2	3	4	5	6	7	8	9	AB R H RBI BB SO LOB	TOP											
Roger Metzger, S OBP: 0.303, SLG: 0.313 (1, 6)	0-0 F6		0-0 P4		0-0 3B			0-0 1-3		4 0 1 0 0 0 1												
Joe Morgan, L OBP: 0.351, SLG: 0.408 (1, 4)	0-0 F7			0-0 1B HR 1B	0-0 4-3			0-0 F2		4 1 1 0 0 0 1												
Cesar Geronimo, L OBP: 0.313, SLG: 0.426 (1, 7)	0-3 K			0-0 F9		0-0 E1 FC6-4		0-3 K		4 0 0 0 0 2 1												
Cesar Cedeno, R OBP: 0.294, SLG: 0.407 (1, 8)		0-0 F4		0-0 1-2 HR 1B		0-0 FC6-4 FC6-4		0-0 HR		4 2 2 1 0 0 1												
John Mayberry, L OBP: 0.296, SLG: 0.410 (1, 3)		0-0 F8		0-0 1-H 2-H HR		0-0 FC6-4		0-0 F9		4 1 1 3 0 0 1												
Jimmy Wynn, R OBP: 0.315, SLG: 0.302 (1, 9)		0-0 F8		0-3 K		0-0 F8		4-0 BB		3 0 0 0 1 1 1												
Doug Rader, R OBP: 0.303, SLG: 0.378 (1, 5)			0-0 4-3	0-0 6-3			0-0 4-3		0-3 K	4 0 0 0 0 1 1												
Johnny Edwards, L OBP: 0.288, SLG: 0.302 (1, 2)			4-0 BB		0-0 L4		0-0 F8			2 0 0 0 1 0 0												
Don Wilson, R OBP: 0.165, SLG: 0.157 (1, 1)			0-0 FC3-6		0-3 K		0-0 4-3			3 0 0 0 0 1 1												
Inning Stats	R: 0 E: 0 K: 1 S: 5	H: 0 LOB: 0 BB: 0 P: 5	R: 0 E: 0 K: 0 S: 3	H: 0 LOB: 0 BB: 0 P: 3	R: 0 E: 0 K: 0 S: 3	H: 0 LOB: 1 BB: 1 P: 7	R: 3 E: 0 K: 1 S: 8	H: 3 LOB: 0 BB: 0 P: 8	R: 0 E: 0 K: 1 S: 6	H: 1 LOB: 1 BB: 0 P: 6	R: 0 E: 1 K: 0 S: 4	H: 0 LOB: 1 BB: 0 P: 4	R: 0 E: 0 K: 0 S: 3	H: 0 LOB: 0 BB: 0 P: 3	R: 0 E: 0 K: 1 S: 5	H: 0 LOB: 0 BB: 0 P: 5	R: 1 E: 0 K: 1 S: 5	H: 1 LOB: 0 BB: 1 P: 9	1B: 2 2B: 0 3B: 1 HR: 2	SF: 0 SAC: 0 DP: 0 HBP: 0	WP: 0 PB: 0 SB: 0 CS: 0	PA: 34
PITCHER	IP WLS BF H R ER SO BB IBB HBP BLK WP HR S P ERA WHIP																					
Wayne Simpson, R ERA: 4.65 (1, 1)	5.0 L 20 4 3 3 3 1 0 0 0 0 0 1 25 29 5.40 1.000																					
Ed Sprague, R ERA: (6, 1)	2.0 7 0 0 0 0 0 0 0 0 0 0 0 7 7 0.00 0.000																					
Joe Gibbon, L ERA: 2.98 (8, 1)	1.0 3 0 0 0 0 1 0 0 0 0 0 0 5 5 0.00 0.000																					
Wayne Granger, R ERA: 2.98 (9, 1)	1.0 4 1 1 1 1 1 0 0 0 0 0 1 5 9 9.00 2.000																					

Houston Astros @ Cincinnati Reds
Riverfront Stadium, Cincinnati, OH
Sun Sep 12 1971, 3:33 AM EDT
Att. 12,529 - Unknown

livebaseballscorecards.com

AB	32
R	4
H	5
RBI	4
BB	2
SO	5
LOB	8



Batter	1	2	3	4	5	6	7	8	9	AB R H RBI BB SO LOB
Pete Rose, S (1, 9) OBP: 0.369, SLG: 0.412	0-0 2B		0-0 F8		0-0 F8		0-0 4-3		0-0 F8	5 0 1 0 0 0 2
Bernie Carbo, L (1, 7) OBP: 0.342, SLG: 0.354	4-0 BB		0-0 G3		0-0 F8			0-0 1B	0-0 F7	4 1 1 0 1 0 0
Lee May, R (1, 3) OBP: 0.333, SLG: 0.537	0-3 K			0-0 F8		0-0 F7		0-0 E7 1B		4 1 0 0 0 1 3
Tony Perez, R (1, 5) OBP: 0.327, SLG: 0.442	0-3 K			0-0 1B 1B 1B		0-3 K		0-3 K		4 0 1 0 0 3 4
Johnny Bench, R (1, 2) OBP: 0.302, SLG: 0.421	0-0 F2			0-0 L7		0-0 6-3		0-3 K		4 0 0 0 0 1 5
George Foster, R (1, 8)		0-0 B2		0-0 1B 1-2 1B		0-0 5-3		0-0 1B 2-H 3-H 1B		4 0 2 2 0 0 0
Tommy Helms, R (1, 4) OBP: 0.292, SLG: 0.335		0-0 6-3		0-0 1-2 2-3 1B		0-0 E6 BB 1B		0-0 1-3 1B		4 0 2 0 0 0 0
Darrel Chaney, S (1, 6) Jimmy Stewart, S (8, PH) Dave Concepcion, R (9, 6) OBP: 0.251, SLG: 0.256		0-0 F8		0-0 P5		0-0 F9		0-0 4-3		3 0 0 0 0 0 4 1 0 0 0 0 0 2 0 0 0 0 0 0 0
Wayne Simpson, R (1, 1) Ty Cline, L (5, PH) Ed Sprague, R (6, 1) Willie Smith, L (7, PH) Joe Gibbon, R (8, 1) Wayne Granger, R (9, 1) Hal McRae, R (9, PH) OBP: 0.287, SLG: 0.414			0-3 K		0-0 L4		4-0 BB		0-3 K	1 0 0 0 0 0 1 0 1 0 1 0 0 0 0 0 0 0 0 0 0 0 0 0 0 0 0 0 0 1 0 0 0 0 0 1 0

Inning Stats	R: 0	H: 1	E: 0	K: 2	S: 8	LOB: 2	BB: 1	P: 12	R: 0	H: 0	E: 0	K: 0	S: 3	LOB: 0	BB: 0	P: 3	R: 0	H: 0	E: 0	K: 1	S: 5	LOB: 0	BB: 0	P: 5	R: 0	H: 3	E: 0	K: 0	S: 6	LOB: 3	BB: 0	P: 6	R: 0	H: 0	E: 0	K: 0	S: 3	LOB: 0	BB: 0	P: 3	R: 0	H: 0	E: 0	K: 1	S: 5	LOB: 0	BB: 0	P: 5	R: 0	H: 0	E: 1	K: 0	S: 4	LOB: 2	BB: 1	P: 8	R: 2	H: 3	E: 1	K: 2	S: 11	LOB: 2	BB: 0	P: 11	R: 0	H: 0	E: 0	K: 1	S: 5	LOB: 0	BB: 0	P: 5	1B: 6	SF: 0	2B: 1	SAC: 0	3B: 0	DP: 0	HR: 0	HBP: 0	WP: 0	PA: 38
PITCHER Don Wilson, R (1, 1) ERA: 2.56	IP	WLS	BF	H	R	ER	SO	BB	IBB	HBP	BLK	WP	HR	S	P	ERA	WHIP																																																																	


BOTTOM

Houston Astros @ Cincinnati Reds
Riverfront Stadium, Cincinnati, OH

Sun Sep 12 1971, 3:33 AM EDT
Att. 12,529 - Unknown

livebaseballscorecards.com

AB	36
R	2
H	7
RBI	2
BB	2
SO	7
LOB	20



Batter	1	2	3	4	5	6	7	8	9	10	11	12	13	AB R H RBI BB SO LOB	TOP									
Sonny Jackson, L (1, 8) OBP: 0.304, SLG: 0.331 Pat Jarvis, R (13, 1) OBP: 0.146, SLG: 0.109	F8		F3			L8		L9			SH2-4 1B		6-3	6 0 1 0 0 0 0 0 0 0 0 0 0 0										
Ralph Garr, L (1, 7) OBP: 0.363, SLG: 0.427	6-3		F8			2B		5-3			SH2-4 1-2		6-3	5 0 1 0 0 0 0										
Mike Lum, L (1, 9) OBP: 0.352, SLG: 0.398 (13, 8)	1B			F3		P4		FC3-6 1B			F7			5 0 2 0 0 0 2										
Earl Williams, R (1, 2) OBP: 0.337, SLG: 0.518	F8			HR		5-3		F5			IBB			4 1 1 1 1 0 3										
Darrell Evans, L (1, 5) OBP: 0.335, SLG: 0.398 Hank Aaron, R (11, PH) OBP: 0.408, SLG: 0.655 Gil Garrido, R (11, 5) OBP: 0.296, SLG: 0.233	K			1-3		1B		FC3-6 1-2f			3-1			4 0 1 0 0 0 1 1 1 0 0 0 0 0 0 2 0 0 0 0 0 0 0 0										
Felix Millan, R (1, 4) OBP: 0.336, SLG: 0.364	1B			6-3		F9		F9			E1 FC3-6			5 0 1 0 0 0 2										
Jim Breazeale, L (1, 3) OBP: 0.100, SLG: 0.100 Leo Foster, R (12, PR) Tommie Aaron, R (12, 3) OBP: 0.282, SLG: 0.267	K					F8		F8			FC3-6 G5-4-3			5 0 0 0 0 0 2 3 0 0 0 0 0 0 0 0 0 0 0 0 0 0 0 0										
Marty Perez, R (1, 6) OBP: 0.273, SLG: 0.310	1-3					K		4-3			P6			5 0 0 0 0 0 1 3										
Gary Neibauer, R (1, 1) Hal King, L (8, PH) OBP: 0.317, SLG: 0.319 Jim Nash, R (8, 1) Dusty Baker Jr., R (13, PH) OBP: 0.195, SLG: 0.220 (13, 9)	K					K		P4			K			2 0 0 0 0 0 2 0 1 0 0 0 0 0 0 0 1 0 0 0 0 0 1 0 1 0 0 0 0 0 0 0										
Inning Stats	R: 0 E: 0 K: 0 S: 4	H: 1 LOB: 1 BB: 0 P: 4	R: 0 E: 0 K: 2 S: 8	H: 1 LOB: 1 BB: 0 P: 8	R: 0 E: 0 K: 1 S: 5	H: 0 LOB: 0 BB: 0 P: 5	R: 1 E: 0 K: 0 S: 4	H: 1 LOB: 0 BB: 0 P: 4	R: 0 E: 0 K: 0 S: 4	H: 1 LOB: 1 BB: 0 P: 4	R: 0 E: 0 K: 3 S: 3	H: 0 LOB: 0 BB: 0 P: 3	R: 0 E: 0 K: 0 S: 4	H: 1 LOB: 2 BB: 1 P: 4	R: 0 E: 1 K: 0 S: 3	H: 0 LOB: 1 BB: 0 P: 3	R: 0 E: 0 K: 0 S: 3	H: 0 LOB: 0 BB: 0 P: 3	1B: 5 2B: 1 3B: 0 HR: 1	SF: 0 SAC: 1 DP: 1 HBP: 0	WP: 0 PB: 0 SB: 0 CS: 0	PA: 47		
PITCHER	IP WLS BF H R ER SO BB IBB HBP BLK WP HR S P ERA WHIP																			PITCHER	IP WLS BF H R ER SO BB IBB HBP BLK WP HR S P ERA WHIP			
Gary Nolan, R (1, 1) ERA: 3.18	10.0																							
Jim Merritt, L (11, 1) ERA: 4.49	0.2	4	1	0	0	0	0	1	0	0	0	0	0	3	7	0.00	1.500							
Clay Carroll, R (11, 1) ERA: 2.42	1.1	4	0	0	0	0	0	0	0	0	0	0	0	4	4	0.00	0.000							
Joe Gibbon, L (13, 1) ERA: 2.94	1.0	W	3	0	0	0	0	0	0	0	0	0	0	3	3	0.00	0.000							

Atlanta Braves @ Cincinnati Reds
Riverfront Stadium, Cincinnati, OH
Mon Sep 13 1971, 7:05 PM EDT
Att: 7,144 - Unknown

livebaseballscorecards.com

AB	45
R	1
H	7
RBI	1
BB	1
SO	7
LOB	16




Batter	1	2	3	4	5	6	7	8	9	10	11	12	13	AB R H RBI BB SO LOB
Pete Rose, S OBP: 0.367, SLG: 0.409 (1, 9)	F8		F7		1-3			4-3			L7		SH3-4 E 1B	6 1 1 0 0 0 0
Woody Woodward, R OBP: 0.314, SLG: 0.288 (1, 4) (13, 6)	L4				L7			G6-4-3 1B			FC5-4 BB		SH3-4 1-2	4 0 2 0 1 0 0
Lee May, R OBP: 0.335, SLG: 0.535 (1, 3)	FC5-4 1B					L5		G6-4-3 1-2f			FC5-4 1-2f		S IBB	4 0 1 0 1 0 2
Tony Perez, R OBP: 0.324, SLG: 0.438 (1, 5)	FC5-4 1-2f		P6			6-3			F9		F8		K	6 0 0 0 0 1 6
Johnny Bench, R OBP: 0.303, SLG: 0.423 (1, 2)			F7			5-3			6-3				S 1B	6 1 2 0 0 0 3
Bernie Carbo, L OBP: 0.338, SLG: 0.349 (1, 7)					K			L9					SH1-4 1B	4 0 0 0 0 1 1
George Foster, R OBP: 0.298, SLG: 0.383 (1, 8)			F8		F7			WP 1B			K		IBB	4 0 1 0 1 1 1
Darrel Chaney, S OBP: 0.250, SLG: 0.143 (1, 6)					4-3			F9			F9		F3	3 0 1 1 0 0 1
Willie Smith, L OBP: 0.216, SLG: 0.286 (10, PH)														1 0 0 0 0 0 0
Dave Concepcion, R OBP: 0.251, SLG: 0.256 (11, 6)														0 0 0 0 0 0 0
Ty Cline, L OBP: 0.333, SLG: 0.211 (12, PH)														1 0 0 0 0 0 2
Joe Gibbon, R (13, 1)		2-H 1B												0 0 0 0 0 0 0
Gary Nolan, R OBP: 0.153, SLG: 0.143 (10, PH)														3 0 0 0 0 0 2
Jimmy Stewart, S OBP: 0.289, SLG: 0.300 (11, 1)														1 0 0 0 0 0 0
Jim Merritt, R OBP: 0.185, SLG: 0.269 (11, 1)														0 0 0 0 0 0 0
Clay Carroll, R OBP: 0.101, SLG: 0.100 (12, PH)														0 0 0 0 0 0 0
Tommy Helms, R OBP: 0.291, SLG: 0.335 (13, 4)														1 0 0 0 0 0 2

Inning Stats	R: 0	H: 1	E: 0	LOB: 1	K: 0	BB: 0	S: 4	P: 4	R: 1	H: 2	E: 0	LOB: 1	K: 0	BB: 0	S: 5	P: 5	R: 0	H: 1	E: 0	LOB: 2	K: 0	BB: 0	S: 4	P: 5	R: 0	H: 0	E: 0	LOB: 0	K: 1	BB: 0	S: 5	P: 5	R: 0	H: 0	E: 0	LOB: 0	K: 0	BB: 0	S: 3	P: 3	R: 0	H: 0	E: 0	LOB: 0	K: 0	BB: 0	S: 3	P: 3	R: 0	H: 1	E: 0	LOB: 1	K: 0	BB: 0	S: 4	P: 4	R: 0	H: 1	E: 0	LOB: 0	K: 0	BB: 0	S: 3	P: 3	R: 0	H: 0	E: 0	LOB: 0	K: 1	BB: 0	S: 5	P: 5	R: 0	H: 0	E: 0	LOB: 1	K: 0	BB: 1	S: 3	P: 7	R: 0	H: 1	E: 0	LOB: 2	K: 0	BB: 1	S: 4	P: 8	R: 1	H: 1	E: 1	LOB: 1	K: 1	BB: 1	S: 5	P: 9	1B: 6	SF: 0	2B: 2	SAC: 2	3B: 0	DP: 1	HR: 0	HBP: 1	WP: 1	PA: 50
--------------	------	------	------	--------	------	-------	------	------	------	------	------	--------	------	-------	------	------	------	------	------	--------	------	-------	------	------	------	------	------	--------	------	-------	------	------	------	------	------	--------	------	-------	------	------	------	------	------	--------	------	-------	------	------	------	------	------	--------	------	-------	------	------	------	------	------	--------	------	-------	------	------	------	------	------	--------	------	-------	------	------	------	------	------	--------	------	-------	------	------	------	------	------	--------	------	-------	------	------	------	------	------	--------	------	-------	------	------	-------	-------	-------	--------	-------	-------	-------	--------	-------	--------

PITCHER	IP	WLS	BF	H	R	ER	SO	BB	IBB	HBP	BLK	WP	HR	S	P	ERA	WHIP
Gary Neibauber, R ERA: 1.86 (1, 1)	7.0		27	5	1	1	1	0	0	1	0	1	0	28	29	1.29	0.714
Jim Nash, R ERA: 4.72 (8, 1)	5.0		18	2	0	0	1	1	1	0	0	0	0	18	26	0.00	0.600
Pat Jarvis, R ERA: 4.14 (13, 1)	0.2	L	5	1	1	0	1	0	1	0	0	0	0	5	9	0.00	1.500

Atlanta Braves @ Cincinnati Reds
Riverfront Stadium, Cincinnati, OH
Mon Sep 13 1971, 7:05 PM EDT
Att. 7,144 - Unknown

AB	44
R	2
H	8
RBI	1
BB	3
SO	3
LOB	20



Batter	1	2	3	4	5	6	7	8	9	AB R H RBI BB SO LOB	TOP									
Felix Millan, R (1, 4) OBP: 0.335, SLG: 0.363	0-0 1B HR	0-0 5-3			0-0 F9		0-0 6-3			4 1 1 0 0 0 2										
Ralph Garr, L (1, 7) OBP: 0.364, SLG: 0.428	0-0 1B HR		0-3 K		0-0 F8			0-0 1B G6-4-3		4 1 2 0 0 1 1										
Hank Aaron, R (1, 3) OBP: 0.410, SLG: 0.671	0-0 HR 1-H 2-H		0-0 2B		0-0 HR 1-H			0-0 1B G6-4-3 1-2f		4 2 3 5 0 0 1										
Earl Williams, R (1, 2) OBP: 0.336, SLG: 0.514	0-0 L7		0-0 F8		0-0 5-3			4-0 BB		3 0 0 0 1 0 1										
Dusty Baker Jr., R (1, 9) OBP: 0.200, SLG: 0.222	0-0 1B		0-0 F8		0-0 P3			0-3 K		4 0 1 0 0 1 2										
Tommie Aaron, R (1, 5) OBP: 0.269, SLG: 0.245	0-0 P5		0-0 6-3		0-0 P4			0-0 L9		4 0 0 0 0 0 1										
Mike Lum, L (1, 8) OBP: 0.348, SLG: 0.394	0-0 4-3		0-0 4-3		0-0 F9			0-3 K		4 0 0 0 0 1 1										
Marty Perez, R (1, 6) OBP: 0.275, SLG: 0.312		0-0 P6		0-0 P4			0-0 1B CS	0-0 1B		4 0 2 0 0 0 0										
Ron Reed, R (1, 1) OBP: 0.155, SLG: 0.155			0-0 F9		0-0 HR 1B		0-3 K	0-0 L8		3 1 1 0 0 1 1										
Cecil Upshaw, R (8, 1)										1 0 0 0 0 0 1										
Inning Stats	R: 3 E: 0 K: 0 S: 7	H: 4 LOB: 1 BB: 0 P: 7	R: 0 E: 0 K: 0 S: 3	H: 0 LOB: 0 BB: 0 P: 3	R: 0 E: 0 K: 1 S: 6	H: 1 LOB: 1 BB: 0 P: 6	R: 0 E: 0 K: 0 S: 3	H: 0 LOB: 0 BB: 0 P: 3	R: 2 E: 0 K: 0 S: 5	H: 2 LOB: 0 BB: 0 P: 5	R: 0 E: 0 K: 1 S: 5	H: 1 LOB: 0 BB: 0 P: 5	R: 0 E: 0 K: 1 S: 5	H: 1 LOB: 1 BB: 1 P: 9	R: 0 E: 0 K: 1 S: 6	H: 1 LOB: 1 BB: 0 P: 6	1B: 7 2B: 1 3B: 0 HR: 2	SF: 0 SAC: 0 DP: 1 HBP: 0	WP: 0 PB: 0 SB: 0 CS: 1	PA: 36
PITCHER	IP WLS BF H R ER SO BB IBB HBP BLK WP HR S P ERA WHIP																			
Don Gullett, L (1, 1) ERA: 2.62	5.0 L 22 7 5 5 1 0 0 0 0 0 0 2 24 24 9.00 1.400																			
Ed Sprague, R (6, 1) ERA:	2.0 6 1 0 0 1 0 0 0 0 0 0 0 8 8 0.00 0.500																			
Milt Wilcox, R (8, 1) ERA: 3.78	2.0 8 2 0 0 2 1 0 0 0 0 0 0 11 15 0.00 1.500																			

Atlanta Braves @ Cincinnati Reds
Riverfront Stadium, Cincinnati, OH
Tue Sep 14 1971, 7:05 PM EDT
Att. 8,385 - Unknown

livebaseballscores.com

AB 35
R 5
H 10
RBI 5
BB 1
SO 4
LOB 11



BOTTOM

Atlanta Braves @ Cincinnati Reds
Riverfront Stadium, Cincinnati, OH
Tue Sep 14 1971, 7:05 PM EDT
Att. 8,385 - Unknown

livebaseballscorecards.com

AB 35
R 2
H 10
RBI 2
BB 1
SO 4
LOB 24



WP: 0 PA: 38
PB: 0
SB: 0
CS: 0

AB R H RBI BB SO LOB

5	0	4	0	0	0	2
3	0	1	2	1	0	2
4	0	0	0	0	2	6
4	0	1	0	0	0	4
4	0	0	0	0	0	3
4	0	1	0	0	0	1
4	1	1	0	0	0	2
4	1	2	0	0	0	0
1	0	0	0	0	0	1
0	0	0	0	0	0	0
1	0	0	0	0	1	2
0	0	0	0	0	0	0
0	0	0	0	0	0	0
1	0	0	0	0	0	0

Batter	1	2	3	4	5	6	7	8	9
Pete Rose, S OBP: 0.370, SLG: 0.412 (1, 9)	0-0 F7 BB 1B		0-0 SH5-3 1-2 1B		0-0 G5-4-3 1B		0-0 4-3 1-2 2-3		0-0 1B
Tommy Helms, R OBP: 0.293, SLG: 0.335 (1, 4)	4-0 FC6-4 1-2 BB		0-0 SH5-3 1-2 2-3		0-0 P5		0-0 1B 2-H 3-H		0-0 5-3
Lee May, R OBP: 0.332, SLG: 0.531 (1, 3)	0-3 K		0-3 K		0-0 G5-4-3 1-2f		0-0 1-3		
Tony Perez, R OBP: 0.324, SLG: 0.436 (1, 5)	0-0 F7 2-3		0-0 4-3		0-0 G5-4-3 1B		0-0 F9		
Johnny Bench, R OBP: 0.301, SLG: 0.420 (1, 2)	0-0 FC6-4 1-2f			0-0 E6 FC6-4		0-0 G5-4-3 1-2f		0-0 5-3	
Bernie Carbo, L OBP: 0.337, SLG: 0.347 (1, 7)		0-0 4-3		0-0 P6		0-0 G3		0-0 1B	
George Foster, R OBP: 0.298, SLG: 0.382 (1, 8)		0-0 6-3		0-0 FC6-4 1-2f 1B			0-0 4-3 1B 1B	0-0 P6	
Darrel Chaney, S OBP: 0.333, SLG: 0.273 (1, 6)		0-0 6-3		0-0 1-2 1B			0-0 1-2 4-3 1B 1B	0-0 F6	
Don Gullett, R OBP: 0.139, SLG: 0.129 (1, 1)			1-0 SH5-3 1B		0-3 K		0-3 K	0-0 F8	
Ed Sprague, R (6, 1)									
Ty Cline, L OBP: 0.330, SLG: 0.208 (7, PH)									
Milt Wilcox, R (8, 1)									
Willie Smith, L OBP: 0.212, SLG: 0.280 (9, PH)									

Inning Stats	R: 0 E: 0 K: 1 S: 6	H: 1 LOB: 2 BB: 1 P: 10	R: 0 E: 0 K: 0 S: 3	H: 0 LOB: 0 BB: 0 P: 3	R: 0 E: 0 K: 1 S: 6	H: 1 LOB: 2 BB: 0 P: 7	R: 0 E: 1 K: 1 S: 7	H: 1 LOB: 2 BB: 0 P: 7	R: 0 E: 0 K: 0 S: 3	H: 1 LOB: 0 BB: 0 P: 3	R: 2 E: 0 K: 1 S: 8	H: 3 LOB: 1 BB: 0 P: 8	R: 0 E: 0 K: 0 S: 4	H: 1 LOB: 1 BB: 0 P: 4	R: 0 E: 0 K: 0 S: 4	H: 1 LOB: 1 BB: 0 P: 4	1B: 10 2B: 0 3B: 0 HR: 0	SF: 0 SAC: 1 DP: 2 HBP: 1
--------------	------------------------------	----------------------------------	------------------------------	---------------------------------	------------------------------	---------------------------------	------------------------------	---------------------------------	------------------------------	---------------------------------	------------------------------	---------------------------------	------------------------------	---------------------------------	------------------------------	---------------------------------	-----------------------------------	------------------------------------

PITCHER	IP	WLS	BF	H	R	ER	SO	BB	IBB	HBP	BLK	WP	HR	S	P	ERA	WHIP
Ron Reed, R ERA: 3.54 (1, 1)	7.2	W	33	9	2	2	4	1	0	1	0	0	0	39	44	2.35	1.304
Cecil Upshaw, R ERA: 3.74 (8, 1)	1.1	S	5	1	0	0	0	0	0	0	0	0	0	5	5	0.00	0.750

Batter	1	2	3	4	5	6	7	8	9	AB R H RBI BB SO LOB	TOP											
Pete Rose, S (1, 9) OBP: 0.369, SLG: 0.415	0-0 4-3		0-0 F7		0-0 1B		0-0 5-3			4 1 1 1 0 0 1												
Woody Woodward, R (1, 6) OBP: 0.319, SLG: 0.291 Dave Concepcion, R (3, PR) OBP: 0.249, SLG: 0.255	4-0 FC6-4 BB		0-0 1B		0-0 1-3		0-0 5-3			1 0 1 0 1 0 0 2 1 0 0 0 0 2												
Lee May, R (1, 3) OBP: 0.332, SLG: 0.529	0-3 K		0-3 K		0-0 FC6-4 1B		0-0 F8			4 0 1 1 0 2 3												
Tony Perez, R (1, 5) OBP: 0.323, SLG: 0.435	0-0 FC6-4 1-2f		0-0 1B		0-0 FC6-4 1-2f			0-0 F7		4 0 1 1 0 0 2												
Johnny Bench, R (1, 2) OBP: 0.299, SLG: 0.417		0-0 6-3		0-0 F8		0-0 F8		0-0 F6		4 0 0 0 0 0 0												
Bernie Carbo, L (1, 7) OBP: 0.342, SLG: 0.351 Buddy Bradford, R (8, 7) OBP: 0.299, SLG: 0.287		4-0 E 1B BB		0-0 G6-4-3 1B		0-0 PB WP SF8 1B		0-0 4-3		3 1 2 0 1 0 0 0 0 0 0 0 0 0												
George Foster, R (1, 8) OBP: 0.295, SLG: 0.378		0-3 K		0-0 G6-4-3 1-2f		0-3 CS SF8			0-0 6-3	4 0 0 0 0 2 3												
Tommy Helms, R (1, 4) OBP: 0.294, SLG: 0.337		0-0 E7 1-3 1B			0-0 SH1-4 3B 1B		0-0 SF8		0-0 1-3	3 1 2 1 0 0 0												
Jim McGlothlin, R (1, 1) OBP: 0.173, SLG: 0.240		0-3 K			0-0 SH1-4 1-2		0-0 CS		0-3 K	3 0 1 0 0 2 2												
Inning Stats	R: 0 E: 0 K: 1 S: 5	H: 0 LOB: 1 BB: 1 P: 9	R: 0 E: 1 K: 2 S: 8	H: 1 LOB: 2 BB: 1 P: 12	R: 1 E: 0 K: 1 S: 6	H: 2 LOB: 2 BB: 0 P: 6	R: 0 E: 0 K: 0 S: 3	H: 1 LOB: 0 BB: 0 P: 3	R: 2 E: 0 K: 0 S: 6	H: 3 LOB: 1 BB: 0 P: 6	R: 1 E: 0 K: 1 S: 6	H: 1 LOB: 0 BB: 0 P: 6	R: 0 E: 0 K: 0 S: 4	H: 1 LOB: 1 BB: 0 P: 4	R: 0 E: 0 K: 0 S: 3	H: 0 LOB: 0 BB: 0 P: 3	R: 0 E: 0 K: 1 S: 5	H: 0 LOB: 0 BB: 0 P: 5	1B: 7 2B: 1 3B: 1 HR: 0	SF: 1 SAC: 1 DP: 1 HBP: 0	WP: 1 PB: 1 SB: 1 CS: 1	PA: 37
PITCHER	IP WLS BF H R ER SO BB IBB HBP BLK WP HR S P ERA WHIP																					
Don Carrithers, R (1, 1) ERA: 4.15	5.0 L 22 7 3 3 4 2 0 0 0 0 0 0 28 36 5.40 1.800																					
Jim Barr, R (6, 1) ERA: 3.78	2.0 8 2 1 0 1 0 0 0 0 1 0 10 10 0.00 1.000																					
Jerry Johnson, R (8, 1) ERA: 3.01	2.0 6 0 0 0 1 0 0 0 0 0 0 8 8 0.00 0.000																					

Cincinnati Reds @ San Francisco Giants
 Candlestick Park, San Francisco, CA
 Wed Sep 15 1971, 10:05 PM EDT
 Att. 6,488 - Unknown

livebaseballscorecards.com

AB	32
R	4
H	9
RBI	4
BB	2
SO	6
LOB	13



Batter	1	2	3	4	5	6	7	8	9	AB	R	H	RBI	BB	SO	LOB
Chris Speier, R (1, 6) OBP: 0.305, SLG: 0.318	0-3 K ①		0-0 1B ①		4-0 BB ①		0-0 6-3 ③			3	0	1	0	1	1	0
Tito Fuentes, S (1, 4) OBP: 0.296, SLG: 0.351	0-3 K ②		0-0 F6 ③		0-0 G3 ③			0-0 1-3 ①		4	0	0	0	0	1	4
Bobby Bonds, R (1, 8) OBP: 0.361, SLG: 0.518	0-0 F4 ③			0-3 K ①		0-0 F9 ①		0-0 F9 ②		4	0	0	0	0	1	0
Willie McCovey, L (1, 3) OBP: 0.384, SLG: 0.455		0-0 L3 ①		0-0 HR ②		0-3 K ②		4-0 WP BB ③		3	1	1	1	1	1	0
Dave Kingman, R (1, 9) OBP: 0.330, SLG: 0.610		0-0 L7 ②		0-0 G1 ②		0-0 2B ③		0-0 6-3 ③		4	0	1	0	0	0	1
Al Gallagher, R (1, 5) OBP: 0.352, SLG: 0.398		0-0 F8 ③		0-0 6-3 ③		0-3 K ③			0-0 6-3 ①	4	0	0	0	0	1	1
Ken Henderson, S (1, 7) OBP: 0.367, SLG: 0.437			0-0 F6 ①		0-0 G6-3 2B ①		0-0 G3 ①		0-0 4-3 ②	4	0	1	0	0	0	0
Dick Dietz, R (1, 2) OBP: 0.385, SLG: 0.405			0-0 FC3-6 1B ②		4-0 G6-3 BB ②		0-0 HR ②		0-0 1-3 ③	3	1	2	1	1	0	0
Don Carrithers, R (1, 1) OBP: 0.154, SLG: 0.231			0-0 FC3-6 1B ②		0-0 G6-3 ①		0-3 K ②			1	0	0	0	0	0	1
Frank Duffy, R (5, PH) OBP: 0.200, SLG: 0.205			1-2 1B ②		1-2 2-3 ②					1	0	0	0	0	0	2
Jim Barr, R (6, 1)										0	0	0	0	0	0	0
Jim Ray Hart, R (7, PH) OBP: 0.366, SLG: 0.429										1	0	0	0	0	1	0
Jerry Johnson, R (8, 1) OBP: 0.091, SLG: 0.100										0	0	0	0	0	0	0

Inning Stats	R: 0	H: 0	E: 0	K: 2	S: 7	P: 7	R: 0	H: 0	E: 0	K: 0	S: 3	R: 0	H: 2	E: 0	K: 0	S: 5	R: 1	H: 1	E: 0	K: 1	S: 6	R: 0	H: 1	E: 0	K: 0	S: 3	R: 0	H: 1	E: 0	K: 2	S: 8	R: 1	H: 1	E: 0	K: 1	S: 6	R: 0	H: 0	E: 0	K: 0	S: 3	R: 0	H: 0	E: 0	K: 0	S: 3	1B: 2	2B: 2	3B: 0	HR: 2	SF: 0	SAC: 0	DP: 1	HBP: 0	WP: 1	PA: 35
--------------	------	------	------	------	------	------	------	------	------	------	------	------	------	------	------	------	------	------	------	------	------	------	------	------	------	------	------	------	------	------	------	------	------	------	------	------	------	------	------	------	------	------	------	------	------	------	-------	-------	-------	-------	-------	--------	-------	--------	-------	--------

PITCHER	IP	WLS	BF	H	R	ER	SO	BB	IBB	HBP	BLK	WP	HR	S	P	ERA	WHIP
Jim McGlothlin, R (1, 1) ERA: 3.26	9.0	W	35	6	2	2	6	3	0	0	0	1	2	44	56	2.00	1.000

BOTTOM

Cincinnati Reds @ San Francisco Giants
 Candlestick Park, San Francisco, CA
 Wed Sep 15 1971, 10:05 PM EDT
 Att. 6,488 - Unknown

livebaseballscorecards.com

AB	32
R	2
H	6
RBI	2
BB	3
SO	6
LOB	9



Batter	1	2	3	4	5	6	7	8	9	AB R H RBI BB SO LOB	TOP																
Pete Rose, S (1, 9) OBP: 0.371, SLG: 0.421	0-0 1B 1B		0-0 G4-3			0-0 2B 1B		0-0 E6 1B	0-0 HR	5 3 3 1 0 0 1																	
Tommy Helms, R (1, 4) OBP: 0.294, SLG: 0.335	0-0 1B G6-4-3 1B		0-0 F8			0-0 F2		0-0 F8	0-0 5-3	5 1 1 0 0 0 2																	
Lee May, R (1, 3) OBP: 0.336, SLG: 0.533 Darrel Chaney, S (9, PR) OBP: 0.333, SLG: 0.273	0-0 G6-4-3 1B				0-0 F7		0-0 2B	0-0 HBP HR 1B	0-0 L4-3 1B	5 1 4 2 0 0 0 0 0 0 0 0 0 0																	
Tony Perez, R (1, 5) OBP: 0.322, SLG: 0.432	0-0 G6-4-3				0-0 F4		4-0 IBB	0-0 F4	0-0 L4-3	4 0 0 0 1 0 3																	
Johnny Bench, R (1, 2) OBP: 0.298, SLG: 0.414 Pat Corrales, R (8, 2) OBP: 0.229, SLG: 0.209	0-0 F2				0-0 F7		0-0 F7	4-0 HBP HR IBB		3 1 0 0 1 0 3 0 0 0 0 0 0 0																	
Hal McRae, R (1, 7) OBP: 0.287, SLG: 0.410 Buddy Bradford, R (8, 7) OBP: 0.299, SLG: 0.287			0-0 F3			0-0 F9		1-0 HR HBP		3 1 0 0 0 0 3 0 0 0 0 0 0 0																	
George Foster, R (1, 8) OBP: 0.297, SLG: 0.388			0-3 K			0-0 2B		0-0 5-3	0-0 HR	4 1 2 4 0 1 0																	
Dave Concepcion, R (1, 6) OBP: 0.249, SLG: 0.255			0-0 4-3			0-0 6-3		0-0 5-3	0-0 1B	4 0 1 0 0 0 1																	
Ross Grimsley, L (1, 1) OBP: 0.154, SLG: 0.102			4-0 BB			0-0 6-3		0-0 F7	0-3 K	3 0 0 0 1 1 2																	
Inning Stats	R: 2 E: 0 K: 0 S: 5	H: 3 LOB: 0 BB: 0 P: 5	R: 0 E: 0 K: 1 S: 5	H: 0 LOB: 0 BB: 0 P: 5	R: 0 E: 0 K: 0 S: 2	H: 0 LOB: 0 BB: 1 P: 6	R: 0 E: 0 K: 0 S: 3	H: 0 LOB: 0 BB: 0 P: 3	R: 0 E: 0 K: 0 S: 4	H: 1 LOB: 1 BB: 0 P: 4	R: 0 E: 0 K: 0 S: 5	H: 2 LOB: 3 BB: 1 P: 9	R: 0 E: 0 K: 0 S: 3	H: 0 LOB: 0 BB: 0 P: 3	R: 5 E: 1 K: 1 S: 9	H: 3 LOB: 1 BB: 1 P: 14	R: 1 E: 0 K: 0 S: 4	H: 2 LOB: 1 BB: 0 P: 4	1B: 7 2B: 3 3B: 0 HR: 2	SF: 0 SAC: 0 DP: 3 HBP: 1	WP: 0 PB: 0 SB: 1 CS: 0	PA: 40					
PITCHER	IP	WLS	BF	H	R	ER	SO	BB	IBB	HBP	BLK	WP	HR	S	P	ERA	WHIP										
John Cumberland, L (1, 1) ERA: 2.83	7.1	L	30	7	4	3	1	1	1	0	0	0	0	30	38	3.68	1.091										
Don McMahon, R (8, 1) ERA: 3.83	0.2		6	2	3	2	1	0	1	1	0	0	1	6	11	27.00	3.000										
Steve Stone, R (9, 1) ERA: 4.15	1.0		4	2	1	1	0	0	0	0	0	0	1	4	4	9.00	2.000										

Cincinnati Reds @ San Francisco Giants
Candlestick Park, San Francisco, CA
 Thu Sep 16 1971, 6:33 AM EDT
 Att. 5,340 - Unknown

livebaseballscorecards.com

AB	36
R	8
H	11
RBI	7
BB	3
SO	2
LOB	15



Batter	1	2	3	4	5	6	7	8	9	AB R H RBI BB SO LOB
Bobby Bonds, R OBP: 0.359, SLG: 0.515 (1, 8) x	0-0 6-3			0-3 K		0-0 G3			0-0 G6-4-3	4 0 0 0 0 1 1
Tito Fuentes, S OBP: 0.294, SLG: 0.349 (1, 4) x	0-0 F8			0-0 4-3			0-0 4-3			3 0 0 0 0 0 0
Dave Kingman, R OBP: 0.319, SLG: 0.588 (1, 9) x	0-0 F4			0-0 F8			0-3 K			3 0 0 0 0 1 0
Willie McCovey, L OBP: 0.380, SLG: 0.451 (1, 3)		0-0 3-1			0-3 K		0-0 3-1			3 0 0 0 0 1 0
Dick Dietz, R OBP: 0.385, SLG: 0.412 (1, 2)		0-0 6-3			0-0 HR			0-0 5-3		3 1 1 1 0 0 0
Ken Henderson, S OBP: 0.367, SLG: 0.435 (1, 7)		0-0 6-3			0-0 F6		4-0 BB	4-0 G6-4-3		2 0 0 0 1 0 0
Al Gallagher, R OBP: 0.350, SLG: 0.395 (1, 5)			0-0 4-3		0-0 4-3			0-0 G6-4-3		3 0 0 0 0 0 1
Chris Speier, R OBP: 0.307, SLG: 0.322 (1, 6)			0-0 6-3			0-0 F9			0-0 G6-4-3	3 0 2 0 0 0 0
John Cumberland, R OBP: 0.148, SLG: 0.132 (1, 1)			0-0 6-3			0-0 F9			0-3 K	2 0 0 0 0 0 1
Don McMahon, R (8, 1)										0 0 0 0 0 0 0
Steve Stone, R (9, 1)										0 0 0 0 0 0 0
Jim Ray Hart, R OBP: 0.357, SLG: 0.417 (9, PH)										1 0 0 0 0 1 1

Inning Stats	R: 0	H: 0	E: 0	LOB: 0	K: 0	BB: 0	S: 3	P: 3	R: 0	H: 0	E: 0	LOB: 0	K: 0	BB: 0	S: 3	P: 3	R: 0	H: 0	E: 0	LOB: 0	K: 1	BB: 0	S: 5	P: 5	R: 1	H: 1	E: 0	LOB: 0	K: 1	BB: 0	S: 6	P: 6	R: 0	H: 1	E: 0	LOB: 0	K: 0	BB: 0	S: 3	P: 3	R: 0	H: 0	E: 0	LOB: 0	K: 1	BB: 0	S: 5	P: 5	R: 0	H: 0	E: 0	LOB: 0	K: 0	BB: 1	S: 2	P: 6	R: 0	H: 1	E: 0	LOB: 0	K: 1	BB: 0	S: 5	P: 5	1B: 1	SF: 0	2B: 1	SAC: 0	3B: 0	DP: 2	HR: 1	HBP: 0	WP: 0	PA: 28
PITCHER Ross Grimsley, L ERA: 3.38 (1, 1)	IP	WLS	BF	H	R	ER	SO	BB	IBB	HBP	BLK	WP	HR	S	P	ERA	WHIP																			PITCHER	IP	WLS	BF	H	R	ER	SO	BB	IBB	HBP	BLK	WP	HR	S	P	ERA	WHIP																					


BOTTOM

Cincinnati Reds @ San Francisco Giants
Candlestick Park, San Francisco, CA

Thu Sep 16 1971, 6:33 AM EDT
Att. 5,340 - Unknown

AB	27
R	1
H	3
RBI	1
BB	1
SO	4
LOB	4

livebaseballscorecards.com



Batter	1	2	3	4	5	6	7	8	9	AB R H RBI BB SO LOB	TOP						
Pete Rose, S OBP: 0.369, SLG: 0.418 (1, 9) X	0-0 4-3 ①		X 0-0 4-3 ②		X 0-0 G3 ③			X 0-0 F9 ③		4 0 0 0 0 0 0							
Tommy Helms, R OBP: 0.291, SLG: 0.333 (1, 4) SSS	0-3 K ②		X 0-0 F8 ③			X 0-0 F9 ①		X 0-0 F8 ①		4 0 0 0 0 1 0							
Lee May, R OBP: 0.335, SLG: 0.530 (1, 3) X	0-0 F8 ③			BB BB 4-0 BB BB ①		X 0-0 F7 ②		X 0-0 F8 ②		3 0 0 0 1 0 0							
Tony Perez, R OBP: 0.322, SLG: 0.432 (1, 5)		X 0-0 HBP BB 2B		SSS 0-3 K ①		X 0-0 6-3 ③		X 0-0 F9 ③		4 1 1 0 0 1 1							
Bernie Carbo, L OBP: 0.345, SLG: 0.349 (1, 7) BBBB		BB BB 4-0 BB HBP BB		BB BB 4-0 1-2 BB		X 0-0 G3 ①				1 0 0 0 2 0 0							
George Foster, R OBP: 0.297, SLG: 0.387 (1, 8) H		1-0 L4-6-3 BB 1-2 2-3 HBP		SSS 0-3 K ②		SSS 0-3 K ②				2 0 0 0 0 2 2 0 0 0 0 0 0 0							
Steve Blateric, R (7, 1)																	
Pat Corrales, R OBP: 0.232, SLG: 0.204 (1, 2) BBBB		BB BB 4-0 L4-6-3 BB 1-2 2-3 3-H		SSS 0-3 K ③		X 0-0 F9 ③				2 0 0 1 1 1 2							
Darrel Chaney, S OBP: 0.267, SLG: 0.214 (1, 6) X	0-0 L4-6-3 ① ② ③ 1-2 2-3				X 0-0 4-3 ①			X 0-0 F9 ①		3 0 0 0 0 0 3							
Wayne Simpson, R OBP: 0.114, SLG: 0.031 (1, 1) X			X 0-0 F8 ①		SSS 0-3 K ②			X 0-0 F9 ②		2 0 0 0 0 1 0							
Ed Sprague, R (6, 1)										0 0 0 0 0 0 0							
Hal McRae, R OBP: 0.286, SLG: 0.409 (7, 8)										1 0 0 0 0 0 0							
Inning Stats	R: 0 E: 0 K: 1 S: 5 H: 0 LOB: 0 BB: 0 P: 5	R: 1 E: 0 K: 0 S: 2 H: 1 LOB: 1 BB: 2 P: 11	R: 0 E: 0 K: 0 S: 3 H: 0 LOB: 0 BB: 0 P: 3	R: 0 E: 0 K: 3 S: 9 H: 0 LOB: 2 BB: 2 P: 17	R: 0 E: 0 K: 1 S: 5 H: 0 LOB: 0 BB: 0 P: 5	R: 0 E: 0 K: 0 S: 3 H: 0 LOB: 0 BB: 0 P: 3	R: 0 E: 0 K: 1 S: 5 H: 0 LOB: 0 BB: 0 P: 5	R: 0 E: 0 K: 0 S: 3 H: 0 LOB: 0 BB: 0 P: 3	R: 0 E: 0 K: 0 S: 3 H: 0 LOB: 0 BB: 0 P: 3	R: 0 E: 0 K: 0 S: 3 1B: 0 2B: 1 3B: 1 HR: 0 SF: 0 SAC: 0 DP: 0 HBP: 1	WP: 0 PB: 0 SB: 0 CS: 0 PA: 31						
PITCHER Don Wilson, R ERA: 2.5 (1, 1)	IP 9.0 WLS W BF 31 H 1 R 1 ER 1 SO 6 BB 4 IBB 0 HBP 1 BLK 0 WP 0 HR 0 S 38 P 55 ERA 1.00 WHIP 0.556																
PITCHER	IP	WLS	BF	H	R	ER	SO	BB	IBB	HBP	BLK	WP	HR	S	P	ERA	WHIP

Cincinnati Reds @ Houston Astros
Astrodome, Houston, TX
Fri Sep 17 1971, 8:05 PM EDT
Att. 8,070 - Dome

livebaseballscorecards.com

AB	26
R	1
H	1
RBI	1
BB	4
SO	6
LOB	8



Batter	1	2	3	4	5	6	7	8	9	AB R H RBI BB SO LOB
Roger Metzger, S OBP: 0.302, SLG: 0.310 (1, 6)	4-0 FC6-4 BB	0-0 F6		4-0 1B BB	0-0 F8			0-0 FC1-6 1-2f 2-3		3 0 0 0 2 0 6
Joe Morgan, L OBP: 0.351, SLG: 0.408 (1, 4)	0-0 F8	4-0 1-2 BB		0-0 1-3 1B		0-0 F9		0-3 K		4 0 1 0 1 1 3
Cesar Cedeno, R OBP: 0.295, SLG: 0.404 (1, 8)	0-0 FC6-4 1-2f	0-0 1-3		0-0 5-3		0-0 4-3		0-3 K		5 0 0 0 0 1 8
Bob Watson, R OBP: 0.355, SLG: 0.403 (1, 7)	0-0 6-3 1-2		0-0 FC6-4 1B		0-0 1-3		0-3 K			4 0 1 0 0 1 1
John Mayberry, L OBP: 0.274, SLG: 0.361 (1, 3)		4-0 HBP 1B BB	0-0 FC6-4 G3 1-2f		0-0 G3 2B 1B		0-3 K			3 2 1 0 1 1 1
Jesus Alou, R OBP: 0.304, SLG: 0.356 (1, 9)		1-0 E 1B 1B HBP	0-0 G3		0-0 G3		0-3 K2-3			3 1 0 0 0 1 2
Denis Menke, R OBP: 0.336, SLG: 0.337 (1, 5)		0-0 E7 1B 1-3 2-H 1B	0-0 F7		0-0 1B 2B		0-0 5-3			4 1 2 2 0 0 1
Johnny Edwards, L OBP: 0.289, SLG: 0.307 (1, 2)		0-0 F6		0-0 F6	4-0 1B IBB			0-0 FC1-6 2B		3 0 1 0 1 0 2
Don Wilson, R OBP: 0.191, SLG: 0.174 (1, 1)		0-0 BB 1-3 3-H 1B		0-0 F9	0-0 1-3 2-H 1B			1-0 FC1-6 HBP		3 0 2 2 0 0 0

Inning Stats	R: 0	H: 0	E: 0	K: 0	S: 3	R: 2	H: 2	E: 1	K: 0	S: 5	R: 0	H: 1	E: 0	K: 0	S: 4	R: 0	H: 1	E: 0	K: 0	S: 4	R: 2	H: 3	E: 0	K: 0	S: 6	R: 0	H: 0	E: 0	K: 1	S: 5	R: 0	H: 0	E: 0	K: 2	S: 7	R: 0	H: 1	E: 0	K: 2	S: 8	1B: 6	2B: 2	3B: 0	HR: 0	SF: 0	SAC: 0	DP: 0	HBP: 2	WP: 0	PB: 0	SB: 1	CS: 0	PA: 39
Wayne Simpson, R ERA: 4.76 (1, 1)	5.0	WLS	BF	H	R	ER	SO	BB	IBB	HBP	BLK	WP	HR	S	P	ERA	WHIP																																				
Ed Sprague, R ERA: (6, 1)	1.0		3	0	0	0	1	0	0	0	0	0	0	5	5	0.00	0.000																																				
Steve Blateric, R ERA: (7, 1)	2.0		8	1	0	0	4	0	0	1	0	0	0	15	16	0.00	0.500																																				

BOTTOM

Cincinnati Reds @ Houston Astros
Astrodome, Houston, TX
Fri Sep 17 1971, 8:05 PM EDT
Att: 8,070 - Dome

livebaseballscorecards.com

AB	32
R	4
H	8
RBI	4
BB	5
SO	5
LOB	24



Batter	1	2	3	4	5	6	7	8	9	10	11	AB R H RBI BB SO LOB	TOP														
Pete Rose, S OBP: 0.369, SLG: 0.417 (1, 9)												5 0 1 0 1 1 2	Cincinnati Reds @ Houston Astros Astrodome, Houston, TX Sat Sep 18 1971, 4:33 AM EDT Att: 6,963 - Unknown														
Tommy Helms, R OBP: 0.294, SLG: 0.335 (1, 4)												6 1 3 0 0 1 3															
Lee May, R OBP: 0.334, SLG: 0.527 (1, 3)												5 0 1 0 0 3 3															
George Foster, R OBP: 0.297, SLG: 0.387 (10, PR)												0 0 0 0 0 0 0															
Pat Corrales, R OBP: 0.230, SLG: 0.202 (10, 2)												1 0 0 0 0 0 1															
Tony Perez, R OBP: 0.322, SLG: 0.434 (1, 5)												5 0 2 1 0 1 2															
Johnny Bench, R OBP: 0.297, SLG: 0.414 (1, 2) (10, 3)												5 0 1 0 0 0 3															
Bernie Carbo, L OBP: 0.347, SLG: 0.349 (1, 7)												3 0 1 0 1 0 1															
Buddy Bradford, R OBP: 0.304, SLG: 0.287 (9, PR) (9, 8)												0 1 0 0 1 0 0															
Hal McRae, R OBP: 0.286, SLG: 0.407 (1, 8) (9, 7)												4 0 1 0 0 0 4															
Darrel Chaney, S OBP: 0.222, SLG: 0.176 (1, 6)												3 0 0 0 0 0 2															
Don Culbert, R OBP: 0.139, SLG: 0.129 (6, 1)												0 0 0 0 0 0 0															
Wayne Granger, R OBP: 0.250, SLG: 0.571 (7, 1)												0 0 0 0 0 0 0															
Ed Sprague, R OBP: 0.303, SLG: 0.309 (8, 1)												0 0 0 0 0 0 0															
Willie Smith, L OBP: 0.206, SLG: 0.275 (9, PH)												1 0 0 0 0 0 2															
Woody Woodward, R OBP: 0.321, SLG: 0.264 (9, 6)												1 1 1 0 0 0 0															
Gary Nolan, R OBP: 0.162, SLG: 0.193 (1, 1)												2 0 1 0 0 1 0															
Dave Concepcion, R OBP: 0.249, SLG: 0.254 (6, 6)												1 0 0 0 0 0 0															
Jimmy Stewart, S OBP: 0.303, SLG: 0.309 (9, PH)												1 0 0 1 1 0 0 0															
Clay Carroll, R OBP: 0.100, SLG: 0.100 (9, 1)												0 0 0 0 0 0 0															
Jim Merritt, L OBP: 0.185, SLG: 0.289 (11, PH)												0 0 0 0 0 0 0															
Milt Wilcox, R (11, 1)												0 0 0 0 0 0 0															
Inning Stats	R: 0 E: 0 K: 1 S: 7	H: 2 LOB: 2 BB: 0 P: 7	R: 0 E: 0 K: 0 S: 4	H: 1 LOB: 2 BB: 1 P: 8	R: 1 E: 0 K: 1 S: 7	H: 2 LOB: 1 BB: 0 P: 7	R: 0 E: 0 K: 1 S: 5	H: 0 LOB: 0 BB: 0 P: 5	R: 0 E: 0 K: 2 S: 8	H: 1 LOB: 1 BB: 0 P: 8	R: 0 E: 0 K: 0 S: 4	H: 1 LOB: 1 BB: 0 P: 4	R: 0 E: 0 K: 0 S: 3	H: 0 LOB: 0 BB: 0 P: 3	R: 0 E: 0 K: 0 S: 3	H: 0 LOB: 0 BB: 0 P: 3	R: 1 E: 0 K: 0 S: 6	H: 3 LOB: 2 BB: 0 P: 6	R: 0 E: 0 K: 1 S: 6	H: 2 LOB: 3 BB: 1 P: 10	R: 1 E: 0 K: 1 S: 6	H: 1 LOB: 1 BB: 1 P: 10	1B: 11 2B: 2 3B: 0 HR: 0	SF: 0 SAC: 2 DP: 1 HBP: 0	WP: 2 PB: 1 SB: 0 CS: 0	PA: 48	
PITCHER	IP	WLS	BF	H	R	ER	SO	BB	IBB	HBP	BLK	WP	HR	S	P	ERA	WHIP										
Ken Forsch, R ERA: 2.81 (1, 1)	8.2		37	10	2	2	5	1	0	0	0	0	0	46	50	2.08	1.269										
Fred Gladding, R ERA: 2.03 (9, 1)	0.2		4	2	0	0	1	0	0	0	0	0	0	6	6	0.00	3.000										
Jim Ray, R ERA: 2.33 (10, 1)	0.2		2	0	0	0	0	0	1	0	0	0	0	1	5	0.00	0.000										
George Culver, R ERA: 2.82 (11, 1)	1.0	L	5	1	1	0	1	0	1	0	0	1	0	6	10	0.00	1.000										

livebaseballscorecards.com

AB	43
R	3
H	13
RBI	2
BB	3
SO	7
LOB	23



Batter	1	2	3	4	5	6	7	8	9	10	11	AB R H RBI BB SO LOB
Roger Metzger, S (1, 6) OBP: 0.302, SLG: 0.309	0-0 FC4-6 1B		0-0 F8			0-0 F9		0-0 5-3		0-3 K		5 0 1 0 0 1 1
Joe Morgan, L (1, 4) OBP: 0.353, SLG: 0.410	0-0 FC4-6 1-2f S			0-0 S 1B		0-0 2-3 1B		0-0 6-3		0-0 1B		5 0 3 0 0 0 1
Cesar Cedeno, R (1, 8) OBP: 0.294, SLG: 0.405	0-0 F4 1-2			0-0 F6 1-2		0-0 SF8 3-H		0-0 WP 2B		0-3 K		4 0 1 1 0 1 3
Bob Watson, R (1, 7) OBP: 0.352, SLG: 0.399	0-0 F7			0-0 4-3		0-0 F8		0-3 K			0-3 K	4 0 0 0 0 1 4 1 0 0 0 0 1 0
Cesar Geronimo, L (9, 7) OBP: 0.272, SLG: 0.342												
John Mayberry, L (1, 3) OBP: 0.264, SLG: 0.347		0-0 F8		0-3 K			0-3 K		0-0 1-3		0-3 K	5 0 0 0 0 2 1
Jesus Alou, R (1, 9) OBP: 0.301, SLG: 0.353		0-0 4-3			0-0 6-3		0-0 E5 1B		0-3 K		0-0 F8	4 1 0 0 0 1 0 1 0 0 0 0 0 0
Jimmy Wynn, R (11, PH) OBP: 0.315, SLG: 0.302												
Denis Menke, R (1, 5) OBP: 0.335, SLG: 0.335		0-0 F8			0-0 F4		4-0 CS 1B IBB		0-0 E6			3 0 0 0 1 0 0
Johnny Edwards, L (1, 2) OBP: 0.287, SLG: 0.305			0-0 F7		0-3 K		0-0 CS 1B		0-0 1-3			2 0 0 0 0 1 0 2 0 1 1 0 0 1
Larry Howard, R (6, 2) OBP: 0.231, SLG: 0.324							1-2 2-H 1B					
Ken Forsch, R (1, 1) OBP: 0.100, SLG: 0.102			0-3 K			0-0 1B SF8 2B		0-3 K		0-0 6-3		3 1 1 0 0 2 2 0 0 0 0 0 0 0 0 0 0 0 0 0 0 1 0 0 0 0 0 0 0 0 0 0 0 0 0
Fred Gladding, L (9, 1)												
Jim Ray, R (10, 1) OBP: 0.263, SLG: 0.176												
Rich Chiles, L (10, PH) OBP: 0.270, SLG: 0.311												
George Culver, R (11, 1) OBP: 0.091, SLG: 0.091												

Inning Stats	R: 0	H: 1	R: 0	H: 0	R: 0	H: 0	R: 0	H: 1	R: 0	H: 0	R: 1	H: 2	R: 1	H: 1	R: 0	H: 1	R: 0	H: 0	R: 0	H: 1	R: 0	H: 1	R: 0	H: 0
	E: 0	LOB: 1	E: 0	LOB: 0	E: 0	LOB: 0	E: 0	LOB: 1	E: 0	LOB: 0	E: 1	LOB: 1	E: 1	LOB: 1	E: 0	LOB: 1	E: 0	LOB: 0	E: 0	LOB: 0	E: 0	LOB: 1	E: 0	LOB: 0
	K: 0	BB: 0	K: 0	BB: 0	K: 1	BB: 0	K: 1	BB: 0	K: 1	BB: 0	K: 0	BB: 0	K: 2	BB: 1	K: 1	BB: 0	K: 1	BB: 0	K: 1	BB: 0	K: 1	BB: 0	K: 1	BB: 0
	S: 4	P: 4	S: 3	P: 3	S: 5	P: 5	S: 6	P: 6	S: 5	P: 5	S: 5	P: 5	S: 8	P: 12	S: 6	P: 6	S: 6	P: 6	S: 6	P: 6	S: 8	P: 8	S: 5	P: 5

AB	R	H	RBI	BB	SO	LOB
5	0	1	0	0	1	1
5	0	3	0	0	0	1
4	0	1	1	0	1	3
4	0	0	0	0	1	4
1	0	0	0	0	1	0
5	0	0	0	0	2	1
4	1	0	0	0	1	0
1	0	0	0	0	0	0
3	0	0	0	1	0	0
2	0	0	0	0	1	0
2	0	1	1	0	0	1
3	1	1	0	0	2	2
0	0	0	0	0	0	0
0	0	0	0	0	0	0
1	0	0	0	0	0	0
0	0	0	0	0	0	0

WP	PA
1	42
0	0
2	0
2	0



Cincinnati Reds @ Houston Astros
Astrodome, Houston, TX
Sat Sep 18 1971, 4:33 AM EDT
Att: 6,963 - Unknown

livebaseballscores.com

Batter	1	2	3	4	5	6	7	8	9	10	11	AB R H RBI BB SO LOB	TOP										
Pete Rose, S OBP: 0.367, SLG: 0.414 (1, 9)	0-0 4-3		4-0 SH1-4 HR BB		0-0 F9			0-0 4-3		0-0 F8		4 1 0 0 1 0 0	Cincinnati Reds @ Houston Astros Astrodome, Houston, TX Sun Sep 19 1971, 8:05 PM EDT Att: 9,260 - Dome										
Dave Concepcion, R OBP: 0.246, SLG: 0.251 (1, 4)	0-0 6-3		0-0 SH1-4 1-2		0-0 F8			0-0 1-3		0-3 K		4 0 0 0 0 1 0											
Lee May, R OBP: 0.333, SLG: 0.524 (1, 3)	0-3 K		0-0 6-3		0-3 K			0-0 BB 1B		0-3 K		5 0 1 0 0 3 1											
Tony Perez, R OBP: 0.324, SLG: 0.433 (1, 5)		0-0 1B 1B	4-0 HR BB		0-0 6-3			4-0 1-2 BB		0-0 6-3		3 2 1 0 2 0 0											
Johnny Bench, R OBP: 0.298, SLG: 0.419 (1, 2)		0-0 F5	0-0 HR 1-H 2-H		0-0 F7			0-0 F8		4-0 HBP BB		4 1 1 3 1 0 3											
Bernie Carbo, L OBP: 0.345, SLG: 0.347 (1, 7)		0-0 1B 1-2 1B	0-0 F5		0-3 K			0-0 F8		0-0 F6		5 0 1 0 0 1 1											
Hal McRae, R OBP: 0.288, SLG: 0.411 Buddy Bradford, R OBP: 0.308, SLG: 0.287 (9, PR) (9, 8)		0-0 1-2 2-H 1B	0-0 F3		0-0 6-3			0-0 2B		1-0 HBP		4 0 2 1 0 0 0 0 0 0 0 0 0 0											
Darrel Chaney, S OBP: 0.190, SLG: 0.150 Jimmy Stewart, S OBP: 0.300, SLG: 0.305 Woody Woodward, R OBP: 0.320, SLG: 0.292 (1, 6) (9, PH) (9, 6)		0-3 K	0-0 F8		0-0 4-3			0-0 4-3		0-0 5-3		3 0 0 0 0 1 2 1 0 0 0 0 0 1 1 0 0 0 0 0 2											
Jim Merritt, L OBP: 0.167, SLG: 0.241 Ed Sprague, R (7, 1) Willie Smith, L OBP: 0.204, SLG: 0.269 Clay Carroll, R OBP: 0.100, SLG: 0.100 (9, PH) (9, 1)		0-3 K	0-3 K		0-3 K			0-3 K		0-3 K		3 0 0 0 0 3 2 0 0 0 0 0 0 0 1 0 0 0 0 1 1 0 0 0 0 0 0 0											
Inning Stats	R: 0 E: 0 K: 1 S: 5	H: 0 LOB: 0 BB: 0 P: 5	R: 1 E: 0 K: 2 S: 10	H: 3 LOB: 2 BB: 0 P: 10	R: 3 E: 0 K: 0 S: 4	H: 1 LOB: 0 BB: 2 P: 12	R: 0 E: 0 K: 1 S: 5	H: 0 LOB: 0 BB: 0 P: 5	R: 0 E: 0 K: 1 S: 5	H: 0 LOB: 0 BB: 0 P: 5	R: 0 E: 0 K: 0 S: 4	H: 1 LOB: 2 BB: 1 P: 8		R: 0 E: 0 K: 1 S: 6	H: 1 LOB: 1 BB: 0 P: 6	R: 0 E: 0 K: 2 S: 7	H: 0 LOB: 0 BB: 0 P: 7	R: 0 E: 0 K: 0 S: 3	H: 0 LOB: 2 BB: 1 P: 8	1B: 4 2B: 1 3B: 0 HR: 1	SF: 0 SAC: 1 DP: 0 HBP: 1	WP: 0 PB: 0 SB: 0 CS: 0	PA: 44
PITCHER	IP WLS BF H R ER SO BB IBB HBP BLK WP HR S P ERA WHIP																						
Scipio Spinks, R ERA: 3.04 (1, 1)	7.0		27	4	4	4	7	2	0	0	0	0	0	1	39	47	5.14	0.857					
Jim Ray, R ERA: 2.25 (8, 1)	3.0		12	2	0	0	3	1	0	0	0	0	0	0	17	21	0.00	1.000					
Fred Gladding, R ERA: 1.99 (11, 1)	1.0	W	5	0	0	0	0	1	0	1	0	0	0	0	3	8	0.00	1.000					

livebaseballscores.com

AB	38
R	4
H	6
RBI	4
BB	4
SO	10
LOB	13



Batter	1	2	3	4	5	6	7	8	9	10	11	AB	R	H	RBI	BB	SO	LOB
Roger Metzger, S (1, 6) OBP: 0.302, SLG: 0.309	0-0 4-3 1B 1B		0-0 1-3		0-0 F8		0-0 E4 1B		0-0 BB SH1-3 8-2 1B	0-0 FC4		6	1	2	1	0	0	3
Joe Morgan, L (1, 4) OBP: 0.352, SLG: 0.414	0-0 F9		0-3 K		0-0 G3		0-0 SF7		0-0 SH1-3		0-0 HR	4	1	1	2	0	1	1
Cesar Cedeno, R (1, 8) OBP: 0.300, SLG: 0.409	0-0 4-3 1-2 1B			0-0 FC6-4 1B		0-0 1B SF8 1B		0-0 1B		4-0 BB IBB		4	1	4	0	1	0	0
Bob Watson, R (1, 7) OBP: 0.355, SLG: 0.400	0-0 4-3 1-2 2-3			0-0 FC6-4 BB 1B 1-2f		0-0 G4-3 1B		0-0 FC6-4 1B		4-0 BB BB		4	0	2	1	1	0	3
Jimmy Wynn, R (1, 9) OBP: 0.311, SLG: 0.298	0-0 F7			0-0 F8		0-0 SF8		0-0 FC6-4		0-0 8-2		4	0	0	1	0	0	8
Denis Menke, R (1, 5) OBP: 0.334, SLG: 0.333 (11, 3)		0-0 4-3		0-0 BB 1-2 1B		0-0 G4-3 1-2f		0-0 6-3		0-0 F8		5	0	1	0	0	0	1
Larry Howard, R (1, 2) OBP: 0.250, SLG: 0.341		0-3 K		4-0 BB 1-2 2-3 BB			0-0 1B E 2B		0-0 4-3		0-0 6-3	4	1	1	0	1	1	0
John Mayberry, L (1, 3) OBP: 0.269, SLG: 0.344 Derrel Thomas, S (10, PR) Marty Martinez, S (11, 5) OBP: 0.245, SLG: 0.300		0-0 F6		0-0 F6			0-3 K		4-0 FC6 BB		0-0 1B 1B	4	0	1	0	1	1	4
Scipio Spinks, R (1, 1) OBP: 0.143, SLG: 0.143 Jesus Alou, R (7, PH) OBP: 0.303, SLG: 0.354 Jim Ray, R (8, 1) OBP: 0.250, SLG: 0.167 Rich Chiles, L (10, PH) OBP: 0.277, SLG: 0.317 Fred Gladding, L (11, 1)			0-3 K		0-3 K		0-0 E SF7 1B		0-0 FC6		0-0 FC4 1B	2	0	0	0	0	2	0

Inning Stats	R: 0	H: 2	R: 0	H: 0	R: 0	H: 0	R: 0	H: 2	R: 1	H: 2	R: 3	H: 4	R: 0	H: 0	R: 0	H: 1	R: 0	H: 2	R: 1	H: 1	1B: 12	SF: 2	WP: 0	PA: 47			
	E: 0	LOB: 2	E: 0	LOB: 0	E: 0	LOB: 0	E: 0	LOB: 3	E: 0	LOB: 0	E: 1	LOB: 2	E: 0	LOB: 1	E: 0	LOB: 2	E: 0	LOB: 2	E: 0	LOB: 0	2B: 2	SAC: 1	PB: 0				
	K: 0	BB: 0	K: 1	BB: 0	K: 2	BB: 0	K: 1	BB: 0	K: 0	BB: 0	K: 1	BB: 0	K: 0	BB: 1	K: 0	BB: 2	K: 0	BB: 2	K: 0	BB: 0	3B: 0	DP: 2	SB: 0				
	S: 5	P: 5	S: 5	P: 5	S: 7	P: 7	S: 5	P: 9	S: 4	P: 4	S: 10	P: 10	S: 3	P: 7	S: 3	P: 11	S: 3	P: 11	S: 5	P: 5	HR: 1	HBP: 0	CS: 0				
PITCHER	IP	WLS	BF	H	R	ER	SO	BB	IBB	HBP	BLK	WP	HR	S	P	ERA	WHIP										
Jim Merritt, L (1, 1) ERA: 4.39	6.1		26	7	2	2	5	1	0	0	0	0	0	35	39	2.84	1.263										
Ed Sprague, R (7, 1) ERA:	1.2		10	3	2	0	0	1	0	0	0	0	0	9	13	0.00	2.400										
Clay Carroll, R (9, 1) ERA: 2.41	2.0	L	11	4	1	1	0	1	1	0	0	0	1	9	17	4.50	2.500										


BOTTOM

Cincinnati Reds @ Houston Astros
Astrodome, Houston, TX

Sun Sep 19 1971, 8:05 PM EDT
Att: 9,260 - Dome

livebaseballscorecards.com

AB	40
R	5
H	14
RBI	5
BB	4
SO	5
LOB	21



Los Angeles Dodgers @ Cincinnati Reds
Riverfront Stadium, Cincinnati, OH

Tue Sep 21 1971, 7:05 PM EDT
Att: 10,131 - Unknown

AB	33
R	3
H	6
RBI	3
BB	1
SO	4
LOB	8



Batter	1	2	3	4	5	6	7	8	9	AB	R	H	RBI	BB	SO	LOB
Maury Wills, S (1, 6) OBP: 0.324, SLG: 0.331 Bill Russell, R (8, 6) OBP: 0.265, SLG: 0.327	0-0 2B		0-0 F3			0-0 F4		0-0 2B 1-H 2-H		4	0	2	2	0	0	0
Bobby Valentine, R (1, 4) OBP: 0.290, SLG: 0.319	0-0 F3			0-0 5-3		0-0 F8		0-0 5-3		4	0	0	0	0	0	2
Willie Davis, L (1, 8) OBP: 0.338, SLG: 0.444	0-0 F8			0-0 F6			0-0 F7		0-0 HR	4	1	1	1	0	0	1
Dick Allen, R (1, 3) OBP: 0.398, SLG: 0.470	0-0 F9			0-0 F9			0-3 K		0-0 FC6-4 1B	4	0	1	0	0	1	1
Manny Mota, R (1, 7) OBP: 0.370, SLG: 0.402 Bill Buckner, L (9, PH) OBP: 0.313, SLG: 0.367		0-0 1-3			0-0 5-3		0-0 4-3		0-0 FC6-4 1-2f	3	0	0	0	0	0	0
Wes Parker, S (1, 9) OBP: 0.348, SLG: 0.359		0-0 F3			0-0 6-3			0-0 6-3	0-0 F7 1-3	4	0	0	0	0	0	1
Jim Lefebvre, S (1, 5) OBP: 0.316, SLG: 0.387		0-0 F3			4-0 BB			0-0 5-3	0-0 F4	3	0	0	0	1	0	1
Tom Haller, L (1, 2) OBP: 0.352, SLG: 0.374 Doyle Alexander, R (5, 1) OBP: 0.343, SLG: 0.281 Mike Strahler, R (6, 1) Billy Grabarkewitz, R (8, PH) OBP: 0.389, SLG: 0.296 Pete Mikkelsen, R (8, 1) OBP: 0.273, SLG: 0.200			0-3 K		0-0 F4			0-0 2B 1B		2	0	0	0	0	1	1
Claude Osteen, L (1, 1) OBP: 0.216, SLG: 0.217 Joe Ferguson, R (5, 2) OBP: 0.304, SLG: 0.304			0-3 K			0-3 K		0-0 2B 1B		1	0	0	0	0	1	0
										2	1	1	0	0	1	0

Inning Stats	R: 0	H: 1	E: 0	K: 0	S: 4	P: 4	R: 0	H: 0	E: 0	K: 0	S: 3	P: 3	R: 0	H: 0	E: 0	K: 2	S: 7	P: 7	R: 0	H: 0	E: 0	K: 0	S: 3	P: 3	R: 0	H: 0	E: 0	K: 0	S: 3	P: 7	R: 0	H: 0	E: 0	K: 1	S: 5	P: 5	R: 0	H: 0	E: 0	K: 1	S: 5	P: 5	R: 2	H: 3	E: 0	K: 0	S: 6	P: 6	R: 1	H: 2	E: 0	K: 0	S: 5	P: 5	1B: 3	2B: 2	3B: 0	HR: 1	SF: 0	SAC: 0	DP: 0	HBP: 0	WP: 0	PA: 34
--------------	------	------	------	------	------	------	------	------	------	------	------	------	------	------	------	------	------	------	------	------	------	------	------	------	------	------	------	------	------	------	------	------	------	------	------	------	------	------	------	------	------	------	------	------	------	------	------	------	------	------	------	------	------	------	-------	-------	-------	-------	-------	--------	-------	--------	-------	--------


PITCHER	IP	WLS	BF	H	R	ER	SO	BB	IBB	HBP	BLK	WP	HR	S	P	ERA	WHIP	PITCHER	IP	WLS	BF	H	R	ER	SO	BB	IBB	HBP	BLK	WP	HR	S	P	ERA	WHIP
Don Gullett, L (1, 1) ERA: 2.63	8.0	W	29	4	2	2	4	1	0	0	0	0	0	36	40	2.25	0.625	Wayne Granger, R (9, 1) ERA: 3.02	1.0	S	5	2	1	1	0	0	0	0	0	1	5	5	9.00	2.000	

Batter	1	2	3	4	5	6	7	8	9
Pete Rose, S OBP: 0.372, SLG: 0.418 (1, 9)	0-0 FC1-6 1B		0-0 1B		0-0 HR 1B	0-0 1-2 2-3 2B 1B		4-0 BB	
Tommy Helms, R OBP: 0.295, SLG: 0.334 (1, 4)	0-0 FC1-6 G6-4-3 1-2f		0-0 L5		4-0 HR BB	0-0 1-2 2-3 3-H 2B 1B		0-0 F8	
Lee May, R OBP: 0.333, SLG: 0.530 (1, 3)	0-0 G6-4-3 1-2f		0-0 1-3		0-0 HR	0-0 1-3 2-H 3-H 2B		0-3 K	
Tony Perez, R OBP: 0.326, SLG: 0.433 (1, 5)		0-0 F3		0-3 K	0-0 1B	4-0 G5-4-3 BB		0-3 K	
Dave Concepcion, R OBP: 0.245, SLG: 0.250 (6, PR) (7, 6)									
Johnny Bench, R OBP: 0.300, SLG: 0.425 (1, 2)		0-0 HR		0-0 G1-4-3 1B	0-0 F4	0-0 G5-4-3			
Hal McRae, R OBP: 0.291, SLG: 0.412 (1, 7)		0-3 K		0-0 G1-4-3		0-0 E 1B	0-0 FC6-4 1B		
George Foster, R OBP: 0.297, SLG: 0.384 (1, 8)		4-0 BB			0-0 G3	0-0 E3 1B FC1-5	0-0 FC6-4 1B		
Woody Woodward, R OBP: 0.323, SLG: 0.296 (1, 6) (7, 5)		0-0 F9			0-0 SH2-4 1B	0-0 1-3 2-H 1B 1B	0-0 4-3		
Don Gullett, R OBP: 0.133, SLG: 0.123 (1, 1)			0-0 1-3		0-0 SH2-4	0-0 FC1-5 1B 2B	0-3 K		
Wayne Granger, R OBP: 0.250, SLG: 0.571 (9, 1)									

AB	R	H	RBI	BB	SO	LOB
4	2	4	1	1	0	0
4	1	1	1	1	0	3
5	1	2	5	0	1	3
3	0	1	0	1	1	0
1	0	0	0	0	1	1
4	1	2	1	0	0	4
4	1	2	0	0	1	1
3	0	0	0	1	0	2
4	2	2	1	0	0	2
3	1	0	0	0	1	3
0	0	0	0	0	0	0

Los Angeles Dodgers @ Cincinnati Reds
Riverfront Stadium, Cincinnati, OH
Tue Sep 21 1971, 7:05 PM EDT
Att. 10,131 - Unknown

AB	35
R	9
H	14
RBI	9
BB	4
SO	5
LOB	19



Inning Stats		R: 0	H: 1	E: 0	LOB: 0	K: 0	S: 3	R: 1	H: 1	E: 0	LOB: 1	K: 1	S: 6	R: 0	H: 1	E: 0	LOB: 1	K: 0	S: 4	R: 0	H: 1	E: 0	LOB: 0	K: 1	S: 5	R: 4	H: 4	E: 0	LOB: 3	K: 0	S: 8	R: 0	H: 1	E: 0	LOB: 1	K: 1	S: 6	R: 0	H: 0	E: 0	LOB: 1	K: 2	S: 7																
PITCHER	IP	WLS	BF	H	R	ER	SO	BB	IBB	HBP	BLK	WP	HR	S	P	ERA	WHIP													PITCHER	IP	WLS	BF	H	R	ER	SO	BB	IBB	HBP	BLK	WP	HR	S	P	ERA	WHIP												
Claude Osteen, L ERA: 3.56 (1, 1)	4.2	L	21	7	5	5	2	2	0	0	0	0	0	23	31	9.64	1.929																																										
Doyle Alexander, R ERA: 3.55 (5, 1)	0.2		9	6	4	3	0	0	0	0	0	0	0	9	9	40.50	9.000																																										
Mike Strahler, R ERA: 3.38 (6, 1)	1.2		6	1	0	0	1	1	0	0	0	0	0	7	11	0.00	1.200																																										
Pete Mikkelsen, R ERA: 3.65 (8, 1)	1.0		4	0	0	0	2	1	0	0	0	0	0	7	11	0.00	1.000																																										

WP: 0	PA: 40
PB: 0	
SB: 0	
CS: 0	

Batter	1	2	3	4	5	6	7	8	9
Pete Rose, S OBP: 0.373, SLG: 0.419 (1, 9)	0-0 4-3 3B 2B	0-0 1-3			4-0 1-2 BB		0-0 E4 G1-6-3		
Tommy Helms, R OBP: 0.293, SLG: 0.331 (1, 4)	0-0 4-3 2-3		0-0 6-3		0-0 F8		0-0 G1-6-3 1-2f		
Lee May, R OBP: 0.333, SLG: 0.532 (1, 3)	0-0 1B 3B		0-3 K		0-0 5-3		0-3 K		
Tony Perez, R OBP: 0.327, SLG: 0.433 Dave Concepcion, R OBP: 0.245, SLG: 0.250 (1, 5) (9, 6)	0-0 1B		0-0 F6		0-0 1B 2B 1B		0-0 6-3		
Johnny Bench, R OBP: 0.299, SLG: 0.423 (1, 2)	0-0 F4		0-3 K		0-0 1B 2B 1B		0-0 F5		
Bernie Carbo, L OBP: 0.342, SLG: 0.343 Buddy Bradford, R OBP: 0.306, SLG: 0.285 (1, 7) (8, PH) (9, 7)	0-0 4-3		0-0 3-1		0-3 K		0-0 3-1		
George Foster, R OBP: 0.297, SLG: 0.386 (1, 8)		0-0 1-3	0-3 K		0-0 1H 2H 2B				
Woody Woodward, R OBP: 0.319, SLG: 0.292 (1, 6) (9, 5)		0-0 4-3			0-0 6-3		0-0 F9		
Gary Nolan, R OBP: 0.182, SLG: 0.162 (1, 1)		4-0 BB			0-0 BB 1B		0-3 K		

Inning Stats	R: 2 E: 0 K: 0 S: 6	H: 3 LOB: 1 BB: 0 P: 6	R: 0 E: 0 K: 0 S: 3	H: 0 LOB: 1 BB: 1 P: 7	R: 0 E: 0 K: 1 S: 5	H: 0 LOB: 0 BB: 0 P: 5	R: 0 E: 0 K: 2 S: 7	H: 0 LOB: 0 BB: 0 P: 7	R: 0 E: 0 K: 0 S: 4	H: 1 LOB: 2 BB: 1 P: 8	R: 2 E: 0 K: 2 S: 10	H: 3 LOB: 1 BB: 0 P: 10	R: 0 E: 1 K: 1 S: 5	H: 0 LOB: 0 BB: 0 P: 5	R: 0 E: 0 K: 0 S: 3	H: 0 LOB: 0 BB: 0 P: 3
1B: 4 2B: 2 3B: 1 HR: 0	SF: 0 SAC: 0 DP: 1 HBP: 0	WP: 0 PB: 0 SB: 0 CS: 0	PA: 33													

PITCHER	IP	WLS	BF	H	R	ER	SO	BB	IBB	HBP	BLK	WP	HR	S	P	ERA	WHIP
Bill Singer, R ERA: 4.31 (1, 1)	5.1	L	25	7	4	4	4	2	0	0	0	0	0	31	39	6.75	1.688
Jim Brewer, L ERA: 1.97 (6, 1)	2.2		8	0	0	0	2	0	0	0	0	0	0	12	12	0.00	0.000

BOTTOM

Los Angeles Dodgers @ Cincinnati Reds
Riverfront Stadium, Cincinnati, OH
Wed Sep 22 1971, 7:05 PM EDT
Att. 10,013 - Unknown

livebaseballscorecards.com

AB	31
R	4
H	7
RBI	4
BB	2
SO	6
LOB	13



Batter	1	2	3	4	5	6	7	8	9
Pete Rose, S OBP: 0.374, SLG: 0.420 (1, 9)	0-0 1-3		0-0 FC4 1B		0-0 1-2 1B 1B	0-0 4-3		4-0 IBB	
Tommy Helms, R OBP: 0.293, SLG: 0.331 (1, 4)	4-0 BB		0-0 FC4 1-2f		0-0 1-2 2-H 1B 1B		0-0 F7	0-0 F8	
Lee May, R OBP: 0.334, SLG: 0.533 (1, 3)	0-0 F8			0-0 WP 2B	0-3 K		0-0 HR 1B		
Tony Perez, R OBP: 0.326, SLG: 0.432 Dave Concepcion, R OBP: 0.245, SLG: 0.250 (1, 5) (9, 6)	0-0 F9			0-0 F4	0-0 1-2 2-H 1B		0-3 K		
Johnny Bench, R OBP: 0.299, SLG: 0.428 (1, 2)		0-0 F8		0-0 6-3	0-3 K		0-0 1-H HR		
Bernie Carbo, L OBP: 0.342, SLG: 0.343 Buddy Bradford, R OBP: 0.304, SLG: 0.283 (1, 7) (6, PR) (7, 7)		0-0 F6		0-0 F8 2-3		0-0 SH1-4 BLK 1B	0-0 6-3		
George Foster, R OBP: 0.297, SLG: 0.391 (1, 8)		0-0 F9			0-0 HR	0-0 E4 BLK SH1-4 1-2		0-0 F9	
Woody Woodward, R OBP: 0.320, SLG: 0.293 (1, 6) (9, 5)			0-0 6-3		0-0 F9	0-0 SH1-4 1-2 2-3		0-0 SH1-4 1B	
Ross Grimsley, L OBP: 0.194, SLG: 0.102 Jim McClothlin, R OBP: 0.170, SLG: 0.235 Ty Cline, L OBP: 0.336, SLG: 0.208 Ed Sprague, R OBP: 0.260, SLG: 0.264 Willie Smith, L OBP: 0.260, SLG: 0.264 Clay Carroll, R OBP: 0.100, SLG: 0.100 (1, 1) (1, 1) (5, PH) (6, 1) (6, PH) (7, 1)			0-0 4-3		4-0 1B 1B BB	0-3 K 2-3 3-H		0-0 SH1-4 1-2	


AB	R	H	RBI	BB	SO	LOB
4	1	2	0	1	0	2
4	0	1	1	1	0	3
4	1	2	0	0	1	3
4	0	1	1	0	1	3
0	0	0	0	0	0	0
4	1	1	2	0	1	3
3	0	1	0	0	0	1
1	1	0	0	0	0	0
4	1	1	1	0	0	1
3	0	1	0	0	0	0
0	0	0	0	0	0	0
1	0	0	0	0	0	0
0	0	0	0	0	0	0
1	0	0	0	0	1	2
0	0	0	0	0	0	0

BOTTOM

San Francisco Giants @ Cincinnati Reds
Riverfront Stadium, Cincinnati, OH

Fri Sep 24 1971, 7:05 PM EDT
Att. 17,105 - Unknown

AB	33
R	6
H	10
RBI	5
BB	3
SO	4
LOB	18



Inning Stats	R	H	E	K	S	H	LOB	BB	P	R	H	E	K	S	H	LOB	BB	P	R	H	E	K	S	H	LOB	BB	P	R	H	E	K	S	H	LOB	BB	P	
Don Carrithers, R ERA: 4.03 (1, 1)	4	1	0	2	11	1	2	0	7	0	0	0	1	7	1	2	0	7	0	0	0	0	0	0	0	0	0	0	0	0	0	0	0	0	0	0	0
Jerry Johnson, R ERA: 2.93 (5, 1)	3	2	0	0	11	2	0	0	7	0	0	0	1	7	2	0	0	7	0	0	0	0	0	0	0	0	0	0	0	0	0	0	0	0	0	0	0

WP	HR	S	P	ERA	WHIP
1	1	25	29	4.91	1.364

Batter	1	2	3	4	5	6	7	8	9	AB R H RBI BB SO LOB	TOP																										
Ken Henderson, S (1, 7) OBP: 0.370, SLG: 0.432	0-0 4-3		0-0 F8	0-0 F4		0-0 1-2 1B		0-0 1B		5 0 2 0 0 0 0	San Francisco Giants @ Cincinnati Reds Riverfront Stadium, Cincinnati, OH Sat Sep 25 1971, 3:33 AM EDT Att: 18,107 - Unknown livebaseballscorecards.com																										
Tito Fuentes, S (1, 4) OBP: 0.293, SLG: 0.343	0-0 F7		0-0 2B		0-0 2-3 1B	0-0 4-3		0-0 F8		5 1 2 0 0 0 3																											
Willie Mays, R (1, 8) OBP: 0.428, SLG: 0.481	4-0 BB		0-0 F8		0-0 F9		0-0 F5	0-3 K		4 0 0 0 1 1 3																											
Bobby Bonds, R (1, 9) OBP: 0.355, SLG: 0.512	0-3 K		0-0 2B		0-0 2-3		0-0 F7		0-0 6-3	5 1 1 1 0 1 2																											
Dave Kingman, R (1, 3) OBP: 0.328, SLG: 0.541		0-0 2B	0-0 2B		0-0 F7		0-0 1B		0-3 K	5 1 3 1 0 1 1																											
Dick Dietz, R (1, 2) OBP: 0.388, SLG: 0.416		0-0 F7	4-0 BB			0-0 SH3 E 1B	0-0 2B		0-0 FC4-6 1B	4 2 3 1 1 0 1 0 0 0 0 0 0 0																											
Frank Duffy, R (9, PR) OBP: 0.200, SLG: 0.205																																					
Al Gallagher, R (1, 5) OBP: 0.343, SLG: 0.382		0-3 K	0-0 F9			0-0 SH3	0-0 2B		0-0 FC4-6	2 0 0 0 0 1 3 1 0 1 1 0 0 0 0 0 0 0 0 0 0 0 0 0 0 0 0 0 1 0 0 0 0 0 1																											
Willie McCovey, L (7, PH) OBP: 0.385, SLG: 0.475						1-2	1-H		1-2																												
Jimmy Rosario, S (7, PR) OBP: 0.338, SLG: 0.266																																					
Hal Lanier, R (7, 5) OBP: 0.279, SLG: 0.277																																					
Dave Rader, L (9, PH)																																					
Chris Speier, R (1, 6) OBP: 0.307, SLG: 0.317		4-0 IBB		0-3 K		0-0 F9	0-0 5-3			3 0 0 0 1 1 2																											
John Cumberland, R (1, 1) OBP: 0.138, SLG: 0.123		0-3 K		0-0 F8		0-0 E5 1B		0-0 F8		2 0 0 0 0 1 2 1 0 0 0 0 0 0 0 0 0 0 0 0 0 1 0 0 0 0 0 0 0 0 0 0 0 0 0																											
Jim Ray Hart, R (6, PH) OBP: 0.356, SLG: 0.410																																					
Don McMahon, R (6, 1)																																					
Jim Howarth, L (8, PH) OBP: 0.375, SLG: 0.308																																					
Jim Barr, R (8, 1)																																					
Inning Stats	R: 0 E: 0 K: 1 S: 5	H: 0 LOB: 1 BB: 1 P: 9	R: 0 E: 0 K: 2 S: 8	H: 1 LOB: 2 BB: 1 P: 12	R: 2 E: 0 K: 0 S: 6	H: 3 LOB: 2 BB: 1 P: 10	R: 0 E: 0 K: 1 S: 5	H: 0 LOB: 0 BB: 0 P: 5	R: 0 E: 0 K: 0 S: 4	H: 1 LOB: 1 BB: 0 P: 4	R: 1 E: 1 K: 0 S: 6	H: 2 LOB: 2 BB: 0 P: 6	R: 2 E: 0 K: 0 S: 6	H: 3 LOB: 1 BB: 0 P: 6	R: 0 E: 0 K: 1 S: 6	H: 1 LOB: 1 BB: 0 P: 6	R: 0 E: 0 K: 1 S: 6	H: 1 LOB: 1 BB: 0 P: 6	1B: 6 2B: 6 3B: 0 HR: 0	SF: 0 SAC: 1 DP: 0 HBP: 0	WP: 0 PB: 0 SB: 0 CS: 0	PA: 43															
PITCHER	IP WLS BF H R ER SO BB IBB HBP BLK WP HR S P ERA WHIP																																				
Don Gullett, L (1, 1) ERA: 2.65	5.2		28	7	3	2	4	2	1	0	0	0	0	33	45	3.18	1.588																				
Wayne Granger, R (6, 1) ERA: 3.17	1.0		5	2	2	2	0	0	0	0	0	0	0	5	5	18.00	2.000																				
Joe Gibbon, L (7, 1) ERA: 2.94	0.0		1	1	0	0	0	0	0	0	0	0	1	1	∞	∞																					
Ed Sprague, R (7, 1) ERA:	2.1	W	9	2	0	0	2	0	0	0	0	0	0	13	13	0.00	0.857																				



Batter	1	2	3	4	5	6	7	8	9
Pete Rose, S (1, 9) OBP: 0.372, SLG: 0.417	0-0 F8		0-0 F8		0-0 F8		0-0 4-3		
Tommy Helms, R (1, 4) OBP: 0.291, SLG: 0.328	0-0 6-3		0-0 1-3		0-0 FC5-4		0-0 5-3		
Lee May, R (1, 3) OBP: 0.335, SLG: 0.539	0-0 HR		0-0 5-3			0-0 BB HR 1B		0-3 K	
Tony Perez, R (1, 5) OBP: 0.324, SLG: 0.429 Dave Concepcion, R (9, 6) OBP: 0.245, SLG: 0.250	0-0 5-3			0-0 F9		0-3 K		0-0 F8	
Johnny Bench, R (1, 2) OBP: 0.300, SLG: 0.427		0-3 K		0-0 1B		4-0 BB HR BB		0-0 F8	
Hal McRae, R (1, 7) OBP: 0.294, SLG: 0.432		0-0 HR		0-3 K		0-0 1-H 2-H HR			
George Foster, R (1, 8) OBP: 0.297, SLG: 0.397		0-0 HR		0-0 F8		0-0 F3			
Woody Woodward, R (1, 6) OBP: 0.316, SLG: 0.289		0-0 F9			0-0 F7	0-0 F7			
Don Gullett, R (1, 1) OBP: 0.143, SLG: 0.133 Wayne Granger, R (6, 1) OBP: 0.250, SLG: 0.571 Joe Gibbon, R (7, 1) Ed Sprague, R (7, 1)		0-0 F8			0-0 FC5-4 1B		0-3 K		

AB	R	H	RBI	BB	SO	LOB
4	0	0	0	0	0	1
4	0	0	0	0	0	1
4	2	2	1	0	1	0
4	0	0	0	0	1	1
0	0	0	0	0	0	0
3	1	1	0	1	1	0
3	2	2	4	0	1	1
3	1	1	1	0	0	1
3	0	0	0	0	0	0
2	0	1	0	0	0	0
0	0	0	0	0	0	0
0	0	0	0	0	0	0
1	0	0	0	0	1	0

BOTTOM

San Francisco Giants @ Cincinnati Reds
Riverfront Stadium, Cincinnati, OH

livebaseballscorecards.com

AB	31
R	6
H	7
RBI	6
BB	1
SO	5
LOB	5



WP: 0	PA: 32
PB: 0	
SB: 0	
CS: 0	

Inning Stats	R: 1	H: 1	E: 0	K: 0	S: 4	LOB: 0	BB: 0	P: 4									
John Cumberland, L (1, 1) ERA: 2.94	IP: 5.0	WLS: 0	BF: 20	H: 5	R: 3	ER: 3	SO: 2	BB: 0	IBB: 0	HBP: 0	BLK: 0	WP: 0	HR: 3	S: 24	P: 24	ERA: 5.40	WHIP: 1.000
Don McMahon, R (6, 1) ERA: 4.06	IP: 2.0	WLS: L	BF: 9	H: 2	R: 3	ER: 3	SO: 2	BB: 1	IBB: 0	HBP: 0	BLK: 0	WP: 0	HR: 1	S: 12	P: 16	ERA: 13.50	WHIP: 1.500
Jim Barr, R (8, 1) ERA: 3.57	IP: 1.0	WLS: 0	BF: 3	H: 0	R: 0	ER: 0	SO: 1	BB: 0	IBB: 0	HBP: 0	BLK: 0	WP: 0	HR: 0	S: 5	P: 5	ERA: 0.00	WHIP: 0.000

Sat Sep 25 1971, 3:33 AM EDT
Att. 18,107 - Unknown

Batter	1	2	3	4	5	6	7	8	9	AB R H RBI BB SO LOB	TOP		
Ken Henderson, S OBP: 0.369, SLG: 0.430 (1, 7) X	0-0 F9 1 X	0-0 4-3 3 X			0-0 2B 1B 2-3 1B	0-0 F3 2 X		0-3 K 1 X		5 1 1 0 0 1 2			
Tito Fuentes, S OBP: 0.295, SLG: 0.351 (1, 4) X	0-0 2B		0-0 6-3 1 X		0-0 1B HR 1-3 3-H 2B	0-0 HR 3B		0-3 K 2 X		5 2 3 1 0 1 0			
Willie Mays, R OBP: 0.428, SLG: 0.486 (1, 8) S S S	0-3 K 2 X		0-3 K 2 X		0-0 HR 1B BB	0-0 HR		0-0 F9 3 X		4 2 1 2 1 2 1			
Willie McCovey, L OBP: 0.388, SLG: 0.478 Dave Kingman, R OBP: 0.328, SLG: 0.541 (1, 3) (9, PR) (9, 3)	4-0 IBB		0-3 K 3 X		0-0 F4 1 X	0-0 HR 1B 3-H			0-0 G3 1B 2B X	4 1 2 0 1 1 3 0 1 0 0 0 0 0			
Bobby Bonds, R OBP: 0.357, SLG: 0.517 (1, 9) X	0-0 F9 3 X			0-0 G4-6-3 1B X	0-0 HR 1B 1-2 2-3 3-H	0-0 HR 1B 1-H			0-0 G3 1 X	5 2 3 3 0 0 3			
Dick Dietz, R OBP: 0.390, SLG: 0.428 (1, 2) X		0-0 SH5-4 FC6-2-5 2B		0-0 G4-6-3 1-2f 1 X	0-0 HR 1B 1-H 2-H 3-H	0-3 K 3 X		0-3 K 3 X	0-0 1B 1B 3-H X	5 1 3 5 0 1 1			
Al Gallagher, R OBP: 0.343, SLG: 0.382 Hal Lanier, R OBP: 0.281, SLG: 0.279 (1, 5) (6, 5)		0-0 FC6-2-5 SH5-4 1B		0-3 K 3 X	0-0 G3 2 X		0-0 F5 1 X	0-0 1B 1B 1-2 X	0-0 G4-6-3 1B X	3 0 1 0 0 1 0 2 0 1 0 0 0 0	AB 41 R 12 H 17 RBI 12 BB 2 SO 7 LOB 14		
Chris Speier, R OBP: 0.306, SLG: 0.318 (1, 6) X		0-0 SH5-4 1-2 2-3 1 X			0-0 2B 5-3 3 X		0-0 4-3 2 X	0-0 G4-6-3 1-2f 3 X	0-0 G4-6-3 1-2f 3 X	4 1 1 0 0 0 2			
Juan Marichal, R OBP: 0.154, SLG: 0.245 (1, 1) X		0-0 FC6-2-5 2-3 3-H 2 X			0-0 1B 2B 2B 2-H 2 X	0-0 F5 1 X	0-0 6-3 3 X			4 1 1 1 0 0 2			
Inning Stats	R: 0 E: 0 K: 1 S: 6 H: 1 LOB: 2 P: 10	R: 0 E: 0 K: 0 S: 5 H: 2 LOB: 2 BB: 0 P: 5	R: 0 E: 0 K: 2 S: 7 H: 0 LOB: 0 BB: 0 P: 7	R: 0 E: 0 K: 1 S: 5 H: 1 LOB: 0 BB: 0 P: 5	R: 7 E: 0 K: 0 S: 9 H: 6 LOB: 0 BB: 1 P: 13	R: 4 E: 0 K: 1 S: 9 H: 4 LOB: 0 BB: 0 P: 9	R: 0 E: 0 K: 0 S: 3 H: 0 LOB: 0 BB: 0 P: 3	R: 0 E: 0 K: 2 S: 7 H: 0 LOB: 0 BB: 0 P: 7	R: 1 E: 0 K: 0 S: 5 H: 3 LOB: 1 BB: 0 P: 5	1B: 7 2B: 6 3B: 1 HR: 3 SF: 0 SAC: 1 DP: 2 HBP: 0	WP: 0 PA: 44 PB: 0 SB: 0 CS: 0		
PITCHER	IP WLS BF H R ER SO BB IBB HBP BLK WP HR S P ERA WHIP											PITCHER	IP WLS BF H R ER SO BB IBB HBP BLK WP HR S P ERA WHIP
Gary Nolan, R ERA: 3.16 (1, 1)	4.0 L 21 8 5 5 4 1 1 0 0 0 0 0 27 35 11.25 2.250											Milt Wilcox, R ERA: 3.72 (8, 1)	2.0 8 3 1 1 2 0 0 0 0 0 0 12 12 4.50 1.500
Jim Merritt, L ERA: 4.37 (5, 1)	0.1 1 0 0 0 0 0 0 0 0 0 0 0 1 1 0.00 0.000												
Wayne Granger, R ERA: 3.33 (5, 1)	0.2 4 2 2 2 0 0 0 0 0 0 0 1 4 4 27.00 3.000												
Steve Blateric, R ERA: 13.5 (6, 1)	0.2 6 4 4 4 0 0 0 0 0 0 0 2 6 6 54.00 6.000												
Pedro Borbon, R ERA: 5.4 (6, 1)	1.1 4 0 0 0 1 0 0 0 0 0 0 0 6 6 0.00 0.000												

San Francisco Giants @ Cincinnati Reds
Riverfront Stadium, Cincinnati, OH

AB	41
R	12
H	17
RBI	12
BB	2
SO	7
LOB	14



Sun Sep 26 1971, 3:33 AM EDT
Att: 45,072 - Unknown

livebaseballscorecards.com

Batter	1	2	3	4	5	6	7	8	9	AB R H RBI BB SO LOB
Pete Rose, S (1, 9) OBP: 0.375, SLG: 0.425	0-0 4-3		0-0 HR		0-0 1B HR		0-0 1B		0-0 1B	5 2 4 1 0 0 0
Tommy Helms, R (1, 4) OBP: 0.291, SLG: 0.328 Bill Plummer, R (9, 2)	0-0 1-3		0-0 1B		0-0 F9		0-0 F8		0-3 K	4 0 1 0 0 0 2 1 0 0 0 0 1 1
Lee May, R (1, 3) OBP: 0.336, SLG: 0.538	0-0 E3 WP 1B		0-0 F7		0-0 1-3 HR 1B		0-3 K			4 2 2 0 0 1 2
Tony Perez, R (1, 5) OBP: 0.325, SLG: 0.434	0-3 K 2-H			0-0 S 1B	0-0 HR			0-0 F8		4 1 2 3 0 1 0
Johnny Bench, R (1, 2) OBP: 0.298, SLG: 0.424 Dave Concepcion, R (9, 4) OBP: 0.245, SLG: 0.250		0-0 6-3		0-0 5-3	0-0 6-3			0-0 E6		4 0 0 0 0 0 1 0 0 0 0 0 0 0
Bernie Carbo, L (1, 7) OBP: 0.338, SLG: 0.339		0-3 K		0-0 F5		0-0 F5		0-0 F6		4 0 0 0 0 1 2
George Foster, R (1, 8) OBP: 0.296, SLG: 0.395		0-0 F7		4-0 IBB		0-0 6-3		0-0 F6		3 0 0 0 1 0 1
Woody Woodward, R (1, 6) OBP: 0.312, SLG: 0.285			0-0 6-3	0-0 F8		0-0 F4			0-0 F9	4 0 0 0 0 0 2
Gary Nolan, R (1, 5) Jim Merritt, L (1, 5) Wayne Granger, R (1, 5) Ty Granger, R (1, 5) Steve Bialer, R (1, 5) Pedro Borbon, R (1, 5) Daniel Chanay, S (1, 5) Milt Wilcox, R (1, 5) Willie Smith, L (1, 5)			0-0 1-3		0-0 L5		0-0 5-3		0-3 K	1 0 0 0 0 0 0 0 0 0 0 0 0 0 1 0 1 0 0 0 0 0 0 0 0 0 0 0 0 0 1 0 0 0 0 0 0

BOTTOM

San Francisco Giants @ Cincinnati Reds
Riverfront Stadium, Cincinnati, OH
Sun Sep 26 1971, 3:33 AM EDT
Att. 45,072 - Unknown

livebaseballscorecards.com

AB	37
R	5
H	9
RBI	4
BB	1
SO	5
LOB	11



Inning Stats	R: 1	H: 1	E: 1	K: 1	S: 6	LOB: 0	BB: 0	P: 6	R: 0	H: 0	E: 0	K: 1	S: 5	LOB: 0	BB: 0	P: 5	R: 0	H: 2	E: 0	K: 0	S: 5	LOB: 1	BB: 0	P: 5	R: 0	H: 1	E: 0	K: 0	S: 4	LOB: 2	BB: 1	P: 8	R: 3	H: 3	E: 0	K: 0	S: 6	LOB: 0	BB: 0	P: 6	R: 0	H: 0	E: 0	K: 0	S: 3	LOB: 0	BB: 0	P: 3	R: 0	H: 1	E: 0	K: 1	S: 6	LOB: 1	BB: 0	P: 6	R: 0	H: 0	E: 1	K: 0	S: 4	LOB: 1	BB: 0	P: 4	R: 0	H: 1	E: 0	K: 2	S: 8	LOB: 1	BB: 0	P: 8	1B: 7	2B: 0	3B: 0	HR: 2	SF: 0	SAC: 0	DP: 0	HBP: 0	WP: 2	PA: 38
PITCHER Juan Marichal, R (1, 1) ERA: 3.03	IP	WLS	BF	H	R	ER	SO	BB	IBB	HBP	BLK	WP	HR	S	P	ERA	WHIP																																																																	
	9.0	W	38	9	5	4	5	0	1	0	0	1	2	47	51	4.00	1.000																																																																	
																			PITCHER	IP	WLS	BF	H	R	ER	SO	BB	IBB	HBP	BLK	WP	HR	S	P	ERA	WHIP																																														

Batter	1	2	3	4	5	6	7	8	9	AB R H RBI BB SO LOB	TOP							
Pete Rose, S (1, 9) OBP: 0.373, SLG: 0.422	0-0 6-3		0-0 F7			0-0 G3			0-0	4 0 0 0 0 0 2	Cincinnati Reds @ Atlanta Braves Atlanta Stadium, Atlanta, GA Tue Sep 28 1971, 7:05 PM EDT Att. 4,992 - Unknown livebaseballscorecards.com							
Tommy Helms, R (1, 4) OBP: 0.289, SLG: 0.325	0-0 F7			0-0 P6			0-0 P4		0-0	4 0 0 0 0 0 1								
Lee May, R (1, 3) OBP: 0.334, SLG: 0.536	0-3 K			0-0 F8			0-0 6-3		0-0	3 0 0 0 0 1 0								
Tony Perez, R (1, 5) OBP: 0.324, SLG: 0.432		0-0 F8		0-0 5-3			0-3 K		0-3	3 0 0 0 0 1 0								
Johnny Bench, R (1, 2) OBP: 0.299, SLG: 0.423		0-0 6-3			0-0 6-3			0-0 G6-4-3 1B	0-0	3 0 1 0 0 0 0								
Bernie Carbo, L (1, 7) OBP: 0.338, SLG: 0.339		0-0 F7			0-0 G6-4-3 1B			0-3 K	0-3	3 0 1 0 0 1 1								
George Foster, R (1, 8) OBP: 0.295, SLG: 0.392			0-0 F5		0-0 G6-4-3 1-2f			0-0 G6-4-3 1-2f	0-0	3 0 0 0 0 0 2								
Woody Woodward, R (1, 6) OBP: 0.309, SLG: 0.282			0-0 F8			0-0 5-3			0-0 E7	3 0 0 0 0 0 0								
Ross Grimsley, L (1, 1) OBP: 0.167, SLG: 0.118			0-0			0-0 5-3			0-0	2 0 1 0 0 0 0								
Clay Carroll, R (8, 1) OBP: 0.100, SLG: 0.100										0 0 0 0 0 0 0								
Willie Smith, L (9, PH) OBP: 0.193, SLG: 0.255										1 0 0 0 0 0 1								
Inning Stats	R: 0 E: 0 K: 1 S: 5	H: 0 LOB: 0 BB: 0 P: 5	R: 0 E: 0 K: 0 S: 3	H: 0 LOB: 0 BB: 0 P: 3	R: 0 E: 0 K: 0 S: 4	H: 1 LOB: 1 BB: 0 P: 4	R: 0 E: 0 K: 0 S: 3	H: 0 LOB: 0 BB: 0 P: 3	R: 0 E: 0 K: 1 S: 5	H: 0 LOB: 0 BB: 0 P: 5	R: 0 E: 0 K: 1 S: 5	H: 1 LOB: 0 BB: 0 P: 5	R: 0 E: 1 K: 0 S: 4	H: 0 LOB: 1 BB: 0 P: 4	1B: 3 2B: 0 3B: 0 HR: 0	SF: 0 SAC: 0 DP: 2 HBP: 0	WP: 0 PB: 0 SB: 0 CS: 0	PA: 29
PITCHER Phil Niekro, R (1, 1) ERA: 2.98	IP: 9.0 WLS: W BF: 29 H: 3 R: 0 ER: 0 SO: 3 BB: 0 IBB: 0 HBP: 0 BLK: 0 WP: 0 HR: 0 S: 35 P: 35 ERA: 0.00 WHIP: 0.333																	



Batter	1	2	3	4	5	6	7	8	9
Felix Millan, R OBP: 0.332, SLG: 0.362 (1, 4) X	0-0 SH5-3 1B		4-0 2B BB		0-0 F9		0-0 FC5-4		
Ralph Garr, L OBP: 0.372, SLG: 0.441 (1, 7) X	0-0 SH5-3 1-2		0-0 2B			0-3 K		0-0 1B 2B 1B	
Hank Aaron, R OBP: 0.410, SLG: 0.669 (1, 3) X	0-0 P6		0-0 5-3			0-0 5-3 1B		0-0 2B 1B	
Earl Williams, R OBP: 0.324, SLG: 0.491 (1, 2) X	0-0 F7			4-0 L4-6 SH3 BB		0-0 5-3		0-0 2B 2B	
Dusty Baker Jr., R OBP: 0.220, SLG: 0.241 (1, 9)		0-3 K		0-0 SH3		4-0 IBB		0-0 1B 2B	
Mike Lum, L OBP: 0.340, SLG: 0.390 (1, 8) X		0-0 F7		0-0 L4-6		0-0 F8		0-0	
Zoilo Versalles, R OBP: 0.233, SLG: 0.325 (1, 5)		0-0 F8			0-0 SH3-4 1B		0-0 F7	0-0 2-3 1B	
Gil Garrido, R OBP: 0.302, SLG: 0.242 (8, PH) (9, 5)									
Marty Perez, R OBP: 0.272, SLG: 0.307 (1, 6) X			0-0 F3		0-0 SH3-4		0-0 F7	0-0	
Phil Niekro, R OBP: 0.160, SLG: 0.163 (1, 1) X			0-3 K		0-3 K		0-0 FC5-4 1B	0-3 K	

Inning Stats	R: 0	H: 1	E: 0	K: 0	S: 4	LOB: 1	BB: 0	P: 4
	R: 0	H: 0	E: 0	K: 1	S: 5	LOB: 0	BB: 0	P: 5
	R: 1	H: 1	E: 0	K: 1	S: 6	LOB: 1	BB: 1	P: 10
	R: 0	H: 0	E: 0	K: 0	S: 2	LOB: 0	BB: 1	P: 6
	R: 0	H: 1	E: 0	K: 1	S: 6	LOB: 1	BB: 0	P: 6
	R: 0	H: 1	E: 0	K: 1	S: 6	LOB: 2	BB: 1	P: 10
	R: 0	H: 1	E: 0	K: 0	S: 4	LOB: 1	BB: 0	P: 4
	R: 3	H: 5	E: 0	K: 1	S: 10	LOB: 2	BB: 0	P: 10

PITCHER										PITCHER																								
IP	WLS	BF	H	R	ER	SO	BB	IBB	HBP	BLK	WP	HR	S	P	ERA	WHIP	IP	WLS	BF	H	R	ER	SO	BB	IBB	HBP	BLK	WP	HR	S	P	ERA	WHIP	
Ross Grimsley, L (1, 1)	7.0	L	30	7	3	3	4	2	1	0	0	0	35	47	3.86	1.286																		
Clay Carroll, R (8, 1)	1.0		6	3	1	1	1	0	0	0	0	0	8	8	9.00	3.000																		


BOTTOM

AB	R	H	RBI	BB	SO	LOB
3	1	1	0	1	0	2
3	1	2	1	0	1	0
4	1	2	0	0	0	2
3	1	1	2	1	0	2
2	0	1	1	1	1	0
4	0	0	0	0	0	4
3	0	1	0	0	0	0
1	0	1	0	0	0	0
3	0	0	0	0	0	2
4	0	1	0	0	3	3

AB	30
R	4
H	10
RBI	4
BB	3
SO	5
LOB	15

1B: 7	SF: 0	WP: 0	PA: 36
2B: 4	SAC: 3	PB: 0	
3B: 0	DP: 1	SB: 0	
HR: 0	HBP: 0	CS: 0	

Cincinnati Reds @ Atlanta Braves
Atlanta Stadium, Atlanta, GA
 Tue Sep 28 1971, 7:05 PM EDT
 Att. 4,992 - Unknown




livebaseballscorecards.com

Batter	1	2	3	4	5	6	7	8	9	AB R H RBI BB SO LOB	TOP									
Pete Rose, S (1, 9) OBP: 0.373, SLG: 0.421	0-0 6-3		0-0 1B			0-0 F8		0-0 G3		4 0 1 1 0 0 1	Cincinnati Reds @ Atlanta Braves Atlanta Stadium, Atlanta, GA Thu Sep 30 1971, 7:05 PM EDT Att. 5,317 - Unknown livebaseballscorecards.com									
Hal McRae, R (1, 7) OBP: 0.291, SLG: 0.427	0-0 F7		0-0 6-3			0-0 F7		0-0 F7	4 0 0 0 0 0 1											
Lee May, R (1, 3) OBP: 0.332, SLG: 0.532	0-3 K				0-0 F8		0-0 6-3	0-0 F5	4 0 0 0 0 1 0											
Tony Perez, R (1, 5) OBP: 0.325, SLG: 0.438 Jimmy Stewart, S (7, 5) OBP: 0.308, SLG: 0.305		0-0 1B		0-0 F5		0-0 HR		4-0 BB	3 1 2 1 0 0 0 0 0 0 0 1 0 0											
George Foster, R (1, 8) OBP: 0.292, SLG: 0.389		0-0 F9		0-0 F9		0-3 K		0-0 FC6-4	4 0 0 0 0 1 2											
Bill Plummer, R (1, 2)		0-0 G6-4-3			0-0 F9		0-0 F8		3 0 0 0 0 0 1											
Dave Concepcion, R (1, 6) OBP: 0.246, SLG: 0.251			0-0 1B		0-0 5-3		0-0 F8		3 0 1 0 0 0 0											
Darrel Chaney, S (1, 4) OBP: 0.160, SLG: 0.125			0-0 1B		0-0 F9		0-3 K		3 1 0 0 0 1 1											
Milt Wilcox, R (1, 1) Willie Smith, L (8, PH) OBP: 0.207, SLG: 0.255 Pedro Borbon, R (8, 1)			0-0 1B		0-0 F7		4-0 BB		2 0 0 0 0 0 1 0 0 0 0 1 0 0 0 0 0 0 0 0 0											
Inning Stats	R: 0 E: 0 K: 1 S: 5	H: 0 LOB: 0 BB: 0 P: 5	R: 0 E: 0 K: 0 S: 3	H: 1 LOB: 0 BB: 0 P: 3	R: 1 E: 1 K: 0 S: 5	H: 2 LOB: 1 BB: 0 P: 5	R: 0 E: 0 K: 0 S: 3	H: 0 LOB: 0 BB: 0 P: 3	R: 0 E: 0 K: 0 S: 3	H: 0 LOB: 0 BB: 0 P: 3		R: 1 E: 0 K: 1 S: 6	H: 1 LOB: 0 BB: 0 P: 6	R: 0 E: 0 K: 1 S: 5	H: 0 LOB: 1 BB: 1 P: 9	R: 0 E: 0 K: 0 S: 3	H: 0 LOB: 1 BB: 1 P: 7	1B: 3 2B: 0 3B: 0 HR: 1	SF: 0 SAC: 0 DP: 1 HBP: 0	WP: 0 PB: 0 SB: 0 CS: 0
PITCHER	IP WLS BF H R ER SO BB IBB HBP BLK WP HR S P ERA WHIP																			
Tom House, L (1, 1) ERA: 3.05	7.0 W 24 4 2 1 2 0 0 0 0 0 0 1 28 28 1.29 0.571																			
Gary Neibauer, R (8, 1) ERA: 2.14	2.0 S 8 0 0 0 1 2 0 0 0 0 0 0 8 16 0.00 1.000																			



Batter	1	2	3	4	5	6	7	8	9
Leo Foster, R (1, 6)	0-0 1-3 ①		0-0 5-3 ③			0-0 P3 ①	0-0 FC6-4 ② 2B E 1-2f 2-3		
Oscar Brown, R (1, 7) OBP: 0.261, SLG: 0.302	0-0 5-3 ②			0-0 L3 ①		0-3 K ②	0-0 E 2B 1-3 3-H		
Darrell Evans, L (1, 5) OBP: 0.338, SLG: 0.431	0-0 F8 ③			0-0 3-1 ②		0-0 4-3 ③	0-0 E3 2-H 3-H		
Jim Breazeale, L (1, 3) OBP: 0.182, SLG: 0.333		0-0 4-3 ①		0-0 F8 ③			HR 3-1		
Dusty Baker Jr., R (1, 9) OBP: 0.238, SLG: 0.258		0-0 1B 1B			0-0 CS 1B		0-0 E5 1B 1B E 3-1	0-3 K ①	
Sonny Jackson, L (1, 8) OBP: 0.302, SLG: 0.324		0-0 F9 ②			0-0 P5 ① ②		0-0 F9 ①	0-3 K ②	
Tony La Russa, R (1, 4) OBP: 0.188, SLG: 0.133		0-0 1B 1-3			4-0 BB BB BB		0-0 E 1B 1B 1-2	0-0 6-3 ③	
Bob Didier, S (1, 2) OBP: 0.248, SLG: 0.258			0-0 F8 ①		0-0 F8 ③		0-0 FC6-4 E 2B 1B 1-2 2-3		
Tom House, L (1, 1) OBP: 0.400, SLG: 0.400 Gil Garrido, R (7, PH) OBP: 0.300, SLG: 0.240 Gary Neibauer, R (8, 1)			0-0 G3 ②			0-0 1B	0-0 E5 FC6-4 1-2 2-H 3-H		

AB	R	H	RBI	BB	SO	LOB
4	1	0	0	0	0	3
4	1	1	1	0	1	1
4	0	0	0	0	0	1
4	1	1	1	0	0	1
4	1	2	0	0	1	0
4	0	0	0	0	1	3
3	1	2	0	1	0	0
3	1	1	0	0	0	1
2	0	1	0	0	0	0
1	0	0	1	0	0	1
0	0	0	0	0	0	0

BOTTOM	
Cincinnati Reds @ Atlanta Braves Atlanta Stadium, Atlanta, GA Thu Sep 30 1971, 7:05 PM EDT Att. 5,317 - Unknown	
AB 33 R 6 H 8 RBI 3 BB 1 SO 3 LOB 11	

Inning Stats		R: 0	H: 0	E: 0	K: 0	S: 3	R: 0	H: 2	E: 0	K: 0	S: 4	R: 0	H: 0	E: 0	K: 0	S: 3	R: 0	H: 0	E: 0	K: 0	S: 3	R: 0	H: 1	E: 0	K: 1	S: 6	R: 6	H: 4	E: 3	K: 0	S: 10	R: 0	H: 0	E: 0	K: 2	S: 7
IP 7.0 WLS L BF 31 H 8 R 6 ER 1 SO 1 BB 1 IBB 0 HBP 0 BLK 0 WP 0 HR 1 S 32 P 36 ERA 1.29 WHIP 1.286		IP 1.0 WLS L BF 3 H 0 R 0 ER 0 SO 2 BB 0 IBB 0 HBP 0 BLK 0 WP 0 HR 0 S 7 P 7 ERA 0.00 WHIP 0.000		1B: 6 2B: 1 3B: 0 HR: 1 SF: 0 SAC: 0 DP: 0 HBP: 0		WP: 0 PA: 34 PB: 0 SB: 0 CS: 1																														

PITCHER		IP	WLS	BF	H	R	ER	SO	BB	IBB	HBP	BLK	WP	HR	S	P	ERA	WHIP
Milt Wilcox, R (1, 1) ERA: 3.32	(1, 1)	7.0	L	31	8	6	1	1	1	0	0	0	0	1	32	36	1.29	1.286
Pedro Borbon, R (8, 1) ERA: 4.15	(8, 1)	1.0		3	0	0	0	2	0	0	0	0	0	0	7	7	0.00	0.000