

# Cincinnati Reds - 1972

Batter	1	2	3	4	5	6	7	8	9	AB	R	H	RBI	BB	SO	LOB	TOP		
Maury Wills, S (1,6)	6-3		F7		F7		1-3			4	0	0	0	0	0	3	<b>Los Angeles Dodgers @ Cincinnati Reds</b> Riverfront Stadium, Cincinnati, OH Sat Apr 15 1972, 3:33 AM EST Att: 37,895 - Unknown <a href="http://livebaseballscorecards.com">livebaseballscorecards.com</a>		
Bill Buckner, L (1,3) OBP: 0.250, SLG: 0.500	4-3		G3			2B	E1			4	1	1	0	0	0	1			
Willie Davis, L (1,8) OBP: 0.250, SLG: 0.500	1B			L9		P6	F9			4	1	1	0	0	0	3			
Frank Robinson, R (1,9) OBP: 0.250, SLG: 0.250	2H			F8		K		4-3		4	0	1	1	0	1	1			
Jim Lefebvre, S (1,4) OBP: 0.250, SLG: 0.500	F8			G3			2B	K		4	0	1	1	0	1	1			
Willie Crawford, L (1,7) OBP: 0.250, SLG: 0.250 Jim Brewer, L (8,1)		G3			FC5-4	E	4-3	K		4	0	1	0	0	1	1			
Duke Sims, L (1,2) OBP: 0.250, SLG: 1.000		G3			E4	FC5-4		4-3		4	1	1	1	0	0	1			
Billy Grabarkewitz, R (1,5) Steve Garvey, R (9,5)		6-3			FC5-4		F8	HR		4	0	0	0	0	0	2			
Don Sutton, R (1,1) Manny Mota, R (8,7)			4-3		F3			4-3		3	0	1	0	0	0	2			
							E	1-3		1	0	0	0	0	0	0			
<b>Inning Stats</b>	R: 1 E: 0 K: 0 S: 5	H: 2 LOB: 1 BB: 0 P: 5	R: 0 E: 0 K: 0 S: 3	H: 0 LOB: 0 BB: 0 P: 3	R: 0 E: 0 K: 0 S: 3	H: 0 LOB: 0 BB: 0 P: 3	R: 0 E: 0 K: 0 S: 5	H: 1 LOB: 2 BB: 0 P: 5	R: 1 E: 0 K: 0 S: 7	H: 2 LOB: 1 BB: 0 P: 7	R: 1 E: 1 K: 0 S: 6	H: 2 LOB: 2 BB: 0 P: 6	R: 0 E: 0 K: 2 S: 7	H: 0 LOB: 0 BB: 0 P: 7	R: 0 E: 0 K: 0 S: 3	H: 0 LOB: 0 BB: 0 P: 3	1B: 3 2B: 3 3B: 0 HR: 1	SF: 0 SAC: 0 DP: 0 HBP: 0	WP: 0 PA: 36 PB: 0 CS: 0
<b>PITCHER</b>	IP WLS BF H R ER SO BB IBB HBP BLK WP HR S P ERA WHIP																		
Jack Billingham, R (1,1) ERA: 3.18	5.2 L 23 5 2 2 1 0 0 0 0 0 0 0 25 25 3.18 0.882																		
Tom Hall, L (6,1) ERA: 3.86	2.1 10 2 1 1 2 0 0 0 0 0 0 1 14 14 3.86 0.857																		
Jim McGlothlin, R (9,1) ERA:	1.0 3 0 0 0 0 0 0 0 0 0 0 0 3 3 0.00 0.000																		

Batter	1	2	3	4	5	6	7	8	9	AB	R	H	RBI	BB	SO	LOB	BOTTOM		
Pete Rose, S (1,7) OBP: 0.667, SLG: 1.000	G3					CI		L9		3	0	2	0	0	0	0	<b>Los Angeles Dodgers @ Cincinnati Reds</b> Riverfront Stadium, Cincinnati, OH Sat Apr 15 1972, 3:33 AM EST Att: 37,895 - Unknown <a href="http://livebaseballscorecards.com">livebaseballscorecards.com</a>		
Joe Morgan, L (1,4)	G3		F7					F9		3	0	0	0	1	0	2			
Bobby Tolan, L (1,8)	FC1-2					K			K	4	0	0	0	0	3	4			
Johnny Bench, R (1,2)	4-3				3-1			P2		4	0	0	0	0	0	3			
Tony Perez, R (1,3)		K			5-3			F2		4	0	0	0	0	2	2			
Denis Menke, R (1,5) OBP: 0.333, SLG: 1.333		HR			6-3			E5		3	1	1	1	0	0	0			
Cesar Geronimo, L (1,9)		4-3				P6		G4-6-3		3	0	0	0	0	0	1			
Dave Concepcion, R (1,6)		1-3				6-3		F8		3	0	0	0	0	0	0			
Jack Billingham, R (1,1) Tom Hall, L (6,1) Julian Javier, R (8,PH) Jim McGlothlin, R (9,1)						K			4-3	2	0	0	0	0	2	0			
										0	0	0	0	0	0	0			
										1	0	0	0	0	0	0			
										0	0	0	0	0	0	0			
<b>Inning Stats</b>	R: 0 E: 0 K: 0 S: 4	H: 1 LOB: 1 BB: 0 P: 4	R: 1 E: 0 K: 1 S: 6	H: 1 LOB: 0 BB: 0 P: 6	R: 0 E: 0 K: 2 S: 8	H: 1 LOB: 1 BB: 0 P: 8	R: 0 E: 0 K: 0 S: 3	H: 0 LOB: 0 BB: 0 P: 3	R: 0 E: 0 K: 1 S: 5	H: 0 LOB: 0 BB: 0 P: 5	R: 0 E: 1 K: 1 S: 6	H: 0 LOB: 2 BB: 1 P: 10	R: 0 E: 1 K: 0 S: 3	H: 0 LOB: 0 BB: 0 P: 3	R: 0 E: 0 K: 2 S: 7	H: 0 LOB: 0 BB: 0 P: 7	1B: 1 2B: 1 3B: 0 HR: 1	SF: 0 SAC: 0 DP: 1 HBP: 0	WP: 1 PA: 32 PB: 0 CS: 0
<b>PITCHER</b>	IP WLS BF H R ER SO BB IBB HBP BLK WP HR S P ERA WHIP																		
Don Sutton, R (1,1) ERA: 1.29	7.0 W 26 3 1 1 5 1 0 0 0 0 0 0 35 39 1.29 0.571																		
Jim Brewer, L (8,1) ERA:	2.0 S 6 0 0 0 2 0 0 0 0 0 0 0 10 10 0.00 0.000																		



Batter	1	2	3	4	5	6	7	8	9	AB	R	H	RBI	BB	SO	LOB	TOP			
Maury Wills, S (1, 6)										4	0	0	0	0	1	1				
Bill Buckner, L OBP: 0.125, SLG: 0.250 (1, 3)										4	0	0	0	0	1	0				
Willie Davis, L OBP: 0.143, SLG: 0.286 (1, 8)										3	0	0	0	0	1	0				
Frank Robinson, R OBP: 0.143, SLG: 0.143 (1, 9)										3	0	0	0	0	2	0				
Jim Lefebvre, S OBP: 0.429, SLG: 0.714 (1, 4)										3	1	2	0	0	0	0				
Willie Crawford, L OBP: 0.286, SLG: 0.286 (1, 7)										3	0	1	0	0	0	1				
Duke Sims, L Dick Dietz, R (1, 2) (2, 2)										1	0	0	0	0	0	2				
Billy Grabarkewitz, R (1, 5)										3	0	0	0	0	1	0				
Al Downing, R Pete Mikkelsen, R Mike Strahler, R Steve Garvey, R (1, 1) (7, 1) (8, 1) (9, PH)										2	0	0	0	0	0	0				
<b>Inning Stats</b>	R: 0 E: 0 K: 1 S: 5	H: 0 LOB: 0 BB: 0 P: 5	R: 0 E: 0 K: 1 S: 6	H: 2 LOB: 1 BB: 0 P: 6	R: 0 E: 0 K: 0 S: 3	H: 0 LOB: 0 BB: 0 P: 3	R: 0 E: 0 K: 1 S: 5	H: 0 LOB: 0 BB: 0 P: 5	R: 0 E: 0 K: 1 S: 5	H: 0 LOB: 0 BB: 0 P: 5	R: 0 E: 0 K: 1 S: 5	H: 0 LOB: 0 BB: 0 P: 5	R: 1 E: 1 K: 1 S: 6	H: 1 LOB: 0 BB: 1 P: 6	R: 0 E: 0 K: 0 S: 2	H: 0 LOB: 0 BB: 1 P: 6	1B: 2 2B: 1 3B: 0 HR: 0	SF: 0 SAC: 0 DP: 3 HBP: 0	WP: 0 PB: 0 SB: 0 CS: 0	PA: 29
<b>PITCHER</b>	IP WLS BF H R ER SO BB IBB HBP BLK WP HR S P ERA WHIP																			
Gary Nolan, R ERA Clay Carroll, R ERA	(1, 1) 7.0 W 22 2 0 0 5 0 0 0 0 0 0 0 32 32 0.00 0.286																			
(8, 1) 2.0 S 7 1 1 0 1 1 0 0 0 0 0 0 8 12 0.00 1.000																				

Los Angeles Dodgers @ Cincinnati Reds  
Riverfront Stadium, Cincinnati, OH  
Sun Apr 16 1972, 3:33 AM EST  
Att: 16,410 - Overcast

AB 28  
R 1  
H 3  
RBI 0  
BB 1  
SO 6  
LOB 5



Batter	1	2	3	4	5	6	7	8	9	AB	R	H	RBI	BB	SO	LOB	BOTTOM			
Pete Rose, S OBP: 0.375, SLG: 0.429 (1, 7)										4	1	0	0	1	1	1				
Joe Morgan, L OBP: 0.333, SLG: 0.429 (1, 4)										4	2	1	3	1	0	1				
Bobby Tolan, L Cesar Geronimo, L (1, 8) (9, 8)										4	1	2	0	1	0	1				
Johnny Bench, R OBP: 0.333, SLG: 0.286 (1, 2)										3	1	1	1	2	0	1				
Tony Perez, R OBP: 0.333, SLG: 0.571 (1, 3)										3	2	1	1	2	2	4				
Denis Menke, R OBP: 0.625, SLG: 1.000 (1, 5)										4	1	3	0	1	0	2				
George Foster, R OBP: 0.400, SLG: 0.600 (1, 9)										5	1	2	0	0	0	4				
Dave Concepcion, R OBP: 0.143, SLG: 0.143 (1, 6)										4	1	1	1	0	1	3				
Gary Nolan, R Bernie Carbo, L Clay Carroll, R (1, 1) (7, PH) (8, 1)										1	0	0	0	1	1	2				
<b>Inning Stats</b>	R: 0 E: 0 K: 1 S: 6	H: 1 LOB: 2 BB: 1 P: 10	R: 0 E: 1 K: 0 S: 3	H: 1 LOB: 0 BB: 0 P: 3	R: 0 E: 0 K: 0 S: 3	H: 0 LOB: 1 BB: 1 P: 7	R: 1 E: 0 K: 1 S: 7	H: 2 LOB: 2 BB: 1 P: 11	R: 0 E: 0 K: 1 S: 5	H: 0 LOB: 0 BB: 0 P: 5	R: 2 E: 1 K: 1 S: 5	H: 1 LOB: 0 BB: 2 P: 13	R: 1 E: 1 K: 1 S: 6	H: 0 LOB: 2 BB: 2 P: 14	R: 6 E: 1 K: 1 S: 11	H: 6 LOB: 2 BB: 2 P: 19	1B: 6 2B: 4 3B: 1 HR: 1	SF: 0 SAC: 0 DP: 2 HBP: 0	WP: 1 PB: 0 SB: 5 CS: 0	PA: 43
<b>PITCHER</b>	IP WLS BF H R ER SO BB IBB HBP BLK WP HR S P ERA WHIP																			
Al Downing, L ERA: 2.7 Pete Mikkelsen, R ERA: 81.0 Mike Strahler, R ERA:	(1, 1) 6.2 L 30 5 4 2 4 7 0 0 0 0 0 0 0 12 16 81.00 9.000																			
(7, 1) 0.2 9 5 6 6 2 1 0 0 0 0 0 0 3 7 0.00 3.000																				
(8, 1) 0.2 4 1 0 0 0 1 0 0 0 0 0 0 3 7 0.00 3.000																				

Los Angeles Dodgers @ Cincinnati Reds  
Riverfront Stadium, Cincinnati, OH  
Sun Apr 16 1972, 3:33 AM EST  
Att: 16,410 - Overcast

AB 34  
R 10  
H 11  
RBI 6  
BB 9  
SO 6  
LOB 21













Batter	1	2	3	4	5	6	7	8	9	AB	R	H	RBI	BB	SO	LOB	TOP							
<b>Pete Rose, S</b> OBP: 0.435, SLG: 0.455 (1,7)	0-0 4-3		0-0 F7		0-0 1B			0-0 4-3	0-0 E 1B	5	0	2	1	0	0	0	<b>Cincinnati Reds @ Atlanta Braves</b> Atlanta Stadium, Atlanta, GA Fri Apr 21 1972, 6:05 PM EST Att: 6,762 - Unknown							
<b>Joe Morgan, L</b> OBP: 0.348, SLG: 0.474 (1,4)	4-0 BB 1B-4-3		0-0 F5		0-0 4-3			0-0 HR	0-0 E6 G3-6-1	4	1	1	1	1	0	2								
<b>Bobby Tolan, L</b> OBP: 0.455, SLG: 0.700 (1,8)	0-0 L8-4-3		0-0 1B		0-0 4-3			0-0 BB S 1B	0-0 G3-6-1	5	0	2	0	0	0	3								
<b>Johnny Bench, R</b> OBP: 0.190, SLG: 0.118 (1,2)		0-0 L5	0-0 L5		0-0 6-3			0-3 K	0-3 K	4	0	0	0	0	1	2								
<b>Tony Perez, R</b> OBP: 0.333, SLG: 0.611 (1,3)		0-0 6-3		0-3 K		0-0 F9		4-0 BB IBB		3	0	0	0	1	1	0								
<b>Denis Menke, R</b> OBP: 0.500, SLG: 0.533 (1,5)		4-0 2B 1B BB		0-3 K				4-0 1-2 2-3 BB		2	1	0	0	2	1	0								
<b>Cesar Geronimo, L</b> OBP: 0.091, SLG: 0.182 (1,9)		0-0 1B 2B		0-0 4-3				0-3 1-2 K	0-0 4-3	4	1	1	0	0	1	4								
<b>Dave Concepcion, R</b> OBP: 0.250, SLG: 0.250 (1,6)		0-0 1B		0-0 6-3				1-0 SH1-4 HBP		3	0	2	2	0	0	0								
<b>Bernie Carbo, L</b> (9, PH)		0-0 S 1B		0-0 6-3				0-0 SH1-4		0	0	0	0	0	0	0								
<b>Darrel Chaney, S</b> (9, FR)		2H 3H 1B		0-0 F8				0-0 SH1-4		0	0	0	0	0	0	0								
<b>Gary Nolan, R</b> (1,1)		0-0 4-3		0-0 F8				1-2 1B		0	0	0	0	0	0	0								
<b>Ted Uhlhaender, L</b> (9, PH)		0-0 4-3		0-0 F8				1-2 1B		0	0	0	0	0	0	0								
<b>Clay Carroll, R</b> (9,1)		1-2 4-3		0-0 F8				1-2 1B		0	0	0	0	0	0	0								
<b>Tom Hall, L</b> (9,1)		1-2 4-3		0-0 F8				1-2 1B		0	0	0	0	0	0	0								
<b>Inning Stats</b>	R: 0 E: 0 K: 0 S: 2	H: 0 LOB: 0 BB: 1 P: 6	R: 2 E: 0 K: 0 S: 5	H: 2 LOB: 1 BB: 1 P: 9	R: 0 E: 0 K: 2 S: 4	H: 1 LOB: 1 BB: 0 P: 4	R: 0 E: 0 K: 2 S: 7	H: 0 LOB: 0 BB: 0 P: 7	R: 0 E: 0 K: 1 S: 4	H: 1 LOB: 1 BB: 0 P: 4	R: 0 E: 0 K: 0 S: 3	H: 0 LOB: 0 BB: 0 P: 3	R: 0 E: 1 K: 1 S: 6	H: 1 LOB: 1 BB: 2 P: 6	R: 1 E: 0 K: 1 S: 7	H: 2 LOB: 2 BB: 2 P: 15	R: 1 E: 1 K: 0 S: 4	H: 1 LOB: 2 BB: 0 P: 5	1B: 6 2B: 2 3B: 0 HR: 1	SF: 0 SAC: 1 DP: 2 HBP: 1	WP: 1 PB: 0 SB: 2 CS: 1	PA: 39		
<b>PITCHER</b>	IP WLS BF H R ER SO BB IBB HBP BLK WP HR S P ERA WHIP	8.1 L 38 8 4 4 4 3 1 1 0 1 1 41 58 4.32 1.320	0.2 1 0 0 0 0 0 0 0 0 0 0 0 1 1 0.00 0.000																					

AB	33
R	4
H	8
RBI	4
BB	4
SO	4
LOB	13



Batter	1	2	3	4	5	6	7	8	9	AB	R	H	RBI	BB	SO	LOB	BOTTOM						
<b>Felix Millan, R</b> OBP: 0.250, SLG: 0.188 (1,4)	0-0 F3		0-0 F9		0-0 FC3-6 1B			0-0 5-3	0-0 FC2-6 G3	5	0	1	0	0	0	2	<b>Cincinnati Reds @ Atlanta Braves</b> Atlanta Stadium, Atlanta, GA Fri Apr 21 1972, 6:05 PM EST Att: 6,762 - Unknown						
<b>Ralph Garr, L</b> OBP: 0.324, SLG: 0.313 (1,9)	0-0 F8		0-3 K		0-0 FC3-6 1B			0-0 G3	0-0 G3	5	0	1	0	0	1	2							
<b>Darrell Evans, L</b> OBP: 0.367, SLG: 0.500 (1,5)	0-0 F3		0-0 1-3		0-0 FC3-6			0-0 HR	0-3 K	5	1	1	1	0	1	4							
<b>Rico Carty, R</b> OBP: 0.533, SLG: 0.750 (1,7)		0-0 F9		0-0 HR	0-3 K			4-0 BB		3	1	1	1	1	1	2							
<b>Dusty Baker Jr., R</b> OBP: 0.045, SLG: 0.045 (7, PR)		0-0 1B		0-0 BB	0-0 K			0-0 L9		0	0	0	0	0	0	0							
<b>Earl Williams, R</b> OBP: 0.353, SLG: 0.387 (1,3)		0-0 1B		0-0 1B	0-0 1B			0-0 2B SF7 1B	0-0 L9	4	1	3	0	0	0	1							
<b>Mike Lum, L</b> OBP: 0.333, SLG: 0.250 (1,8)		0-0 1B		4-0 FC5-4 BB	0-0 L6 2B			0-0 F9		3	0	2	0	1	0	0							
<b>Paul Casanova, R</b> OBP: 0.222, SLG: 0.250 (1,2)		0-0 G6-3		0-0 F8	0-0 IBB			0-0 F2		3	0	0	0	1	0	4							
<b>Marty Perez, R</b> OBP: 0.379, SLG: 0.375 (1,6)		0-0 FC5-4		0-0 2B	0-0 FC5-4			0-0 P4		3	0	1	1	0	0	2							
<b>Ron Reed, R</b> OBP: 0.167, SLG: 0.200 (1,1)		0-3 K		0-3 G3	0-0 L6			0-0 FC2-6 1B		3	0	0	0	0	1	3							
<b>Jim Breazeale, L</b> OBP: 0.286, SLG: 0.286 (9, PH)										1	0	1	0	0	0	0							
<b>George Stone, L</b> (9, FR)										0	0	0	0	0	0	0							
<b>Inning Stats</b>	R: 0 E: 0 K: 0 S: 3	H: 0 LOB: 0 BB: 0 P: 3	R: 0 E: 0 K: 0 S: 4	H: 2 LOB: 1 BB: 0 P: 4	R: 0 E: 0 K: 2 S: 8	H: 1 LOB: 1 BB: 0 P: 8	R: 1 E: 0 K: 0 S: 5	H: 2 LOB: 2 BB: 1 P: 9	R: 0 E: 0 K: 1 S: 7	H: 2 LOB: 2 BB: 0 P: 7	R: 1 E: 0 K: 0 S: 4	H: 2 LOB: 1 BB: 1 P: 8	R: 1 E: 0 K: 0 S: 4	H: 1 LOB: 1 BB: 1 P: 8	R: 0 E: 0 K: 0 S: 3	H: 0 LOB: 0 BB: 0 P: 3	R: 0 E: 0 K: 1 S: 6	H: 1 LOB: 2 BB: 0 P: 6	1B: 7 2B: 3 3B: 0 HR: 2	SF: 1 SAC: 0 DP: 2 HBP: 0	WP: 0 PB: 0 SB: 0 CS: 0	PA: 39	
<b>PITCHER</b>	IP WLS BF H R ER SO BB IBB HBP BLK WP HR S P ERA WHIP	8.0 W 35 10 3 3 3 2 1 0 0 0 0 2 38 50 3.38 1.500	0.1 2 1 0 0 0 0 0 0 0 0 0 0 2 2 0.00 3.000	0.2 S 2 0 0 0 1 0 0 0 0 0 0 4 4 0.00 0.000																			





Batter	1	2	3	4	5	6	7	8	9	AB	R	H	RBI	BB	SO	LOB	TOP					
<b>Pete Rose, S</b> OBP: 0.429, SLG: 0.440 (1, 7)										3	1	1	1	1	0	0	<b>Cincinnati Reds @ Atlanta Braves</b> Atlanta Stadium, Atlanta, GA Sat Apr 22 1972, 6:05 PM EST Att: 10,141 - Unknown					
<b>Joe Morgan, L</b> OBP: 0.370, SLG: 0.455 (1, 4)										3	2	1	0	1	0	1						
<b>Bobby Tolan, L</b> OBP: 0.500, SLG: 0.875 (1, 8)										4	2	3	5	0	0	0						
<b>Johnny Bench, R</b> OBP: 0.160, SLG: 0.100 (1, 2)										3	0	0	1	0	0	1						
<b>Tony Perez, R</b> OBP: 0.280, SLG: 0.500 (1, 3)										4	0	0	0	0	2	0						
<b>Denis Menke, R</b> OBP: 0.458, SLG: 0.474 (1, 5)										4	0	1	0	0	1	0						
<b>Cesar Geronimo, L</b> OBP: 0.200, SLG: 0.214 (1, 9)										3	0	1	0	1	0	1						
<b>Dave Concepcion, R</b> OBP: 0.300, SLG: 0.263 (1, 6)										3	1	1	0	1	0	1						
<b>Don Gullett, R</b> OBP: 0.335, SLG: 0.667 (3, 1)										1	0	0	0	0	0	0						
<b>Pedro Borbon, R</b> OBP: 0.300, SLG: 1.000 (6, Ph)										0	0	0	0	0	0	0						
<b>Darel Chaney, S</b> OBP: 0.300, SLG: 1.000 (6, Ph)										0	0	0	0	0	0	0						
<b>Ed Sprague, R</b> OBP: 0.300, SLG: 1.000 (6, Ph)										0	0	0	0	0	0	0						
<b>Bernie Carbo, L</b> OBP: 0.300, SLG: 1.000 (7, Ph)										0	0	0	0	0	0	0						
<b>Clay Carroll, R</b> OBP: 0.300, SLG: 1.000 (7, Ph)										0	0	0	0	0	0	0						
<b>Ted Uhlander, L</b> OBP: 0.300, SLG: 1.000 (9, Ph)										1	0	0	0	0	0	1						
<b>Inning Stats</b>	R: 0 E: 0 K: 0 S: 3	H: 1 LOB: 1 BB: 1 P: 7	R: 0 E: 0 K: 1 S: 5	H: 1 LOB: 0 BB: 0 P: 5	R: 0 E: 0 K: 0 S: 3	H: 0 LOB: 0 BB: 0 P: 3	R: 0 E: 0 K: 0 S: 3	H: 0 LOB: 0 BB: 0 P: 3	R: 0 E: 0 K: 1 S: 5	H: 0 LOB: 0 BB: 0 P: 5	R: 4 E: 0 K: 0 S: 6	H: 3 LOB: 0 BB: 1 P: 10	R: 0 E: 0 K: 1 S: 5	H: 0 LOB: 1 BB: 1 P: 9	R: 3 E: 0 K: 0 S: 7	H: 4 LOB: 1 BB: 0 P: 7	R: 0 E: 0 K: 0 S: 2	H: 0 LOB: 0 BB: 1 P: 6	1B: 7 2B: 1 3B: 0 HR: 1	SF: 2 SAC: 0 DP: 1 HBP: 0	WP: 1 PB: 1 SB: 0 CS: 0	PA: 38
<b>PITCHER</b>	IP WLS BF H R ER SO BB IBB HBP BLK WP HR S P ERA WHIP																					
<b>Pat Jarvis, R</b> ERA: 5.56 (1, 1)	5.1 W 21 5 4 4 2 2 0 0 0 0 0 0 23 31 6.75 1.312																					
<b>Gary Neibauer, R</b> ERA: 6.14 (6, 1)	1.2 9 3 3 3 1 1 0 0 0 1 1 10 14 16.20 2.400																					
<b>Jim Nash, R</b> ERA: 6.23 (8, 1)	2.0 S 7 1 0 0 0 1 0 0 0 0 0 0 6 10 0.00 1.000																					

AB	31
R	7
H	9
RBI	7
BB	4
SO	3
LOB	6



Batter	1	2	3	4	5	6	7	8	9	AB	R	H	RBI	BB	SO	LOB	BOTTOM			
<b>Ralph Garr, L</b> OBP: 0.359, SLG: 0.378 (1, 9)										5	1	3	2	0	0	1	<b>Cincinnati Reds @ Atlanta Braves</b> Atlanta Stadium, Atlanta, GA Sat Apr 22 1972, 6:05 PM EST Att: 10,141 - Unknown			
<b>Felix Milten, R</b> OBP: 0.293, SLG: 0.243 (1, 4)										5	1	3	0	0	0	2				
<b>Hank Aaron, R</b> OBP: 0.258, SLG: 0.231 (1, 3)										4	1	2	3	1	0	1				
<b>Rico Carty, R</b> OBP: 0.526, SLG: 0.875 (1, 7)										4	2	2	1	0	0	3				
<b>Mike Lum, L</b> OBP: 0.360, SLG: 0.286 (7, 7)										1	0	1	0	0	0	0				
<b>Earl Williams, R</b> OBP: 0.385, SLG: 0.571 (1, 5)										4	3	2	2	1	1	2				
<b>Oscar Brown, R</b> OBP: 0.500, SLG: 1.111 (1, 8)										4	1	1	3	1	1	2				
<b>Paul Casanova, R</b> OBP: 0.231, SLG: 0.250 (1, 2)										4	1	1	0	0	0	1				
<b>Marty Perez, R</b> OBP: 0.424, SLG: 0.407 (1, 6)										3	1	2	0	0	0	0				
<b>Pat Jarvis, R</b> (1, 1)										1	0	0	0	0	1	0				
<b>Gary Neibauer, R</b> (6, 1)										0	0	0	0	0	0	0				
<b>Jim Nash, R</b> (8, 1)										0	0	0	0	0	0	0				
<b>Inning Stats</b>	R: 0 E: 0 K: 0 S: 3	H: 1 LOB: 1 BB: 1 P: 7	R: 1 E: 0 K: 1 S: 6	H: 1 LOB: 0 BB: 0 P: 6	R: 7 E: 0 K: 1 S: 13	H: 8 LOB: 2 BB: 1 P: 17	R: 0 E: 0 K: 0 S: 4	H: 1 LOB: 1 BB: 0 P: 4	R: 0 E: 0 K: 0 S: 3	H: 0 LOB: 1 BB: 0 P: 4	R: 2 E: 0 K: 0 S: 5	H: 2 LOB: 1 BB: 1 P: 9	R: 1 E: 0 K: 0 S: 5	H: 3 LOB: 1 BB: 0 P: 5	R: 0 E: 0 K: 1 S: 5	H: 1 LOB: 0 BB: 0 P: 5	1B: 11 2B: 1 3B: 0 HR: 5	SF: 0 SAC: 3 DP: 2 HBP: 1	WP: 0 PB: 0 SB: 0 CS: 0	PA: 42
<b>PITCHER</b>	IP WLS BF H R ER SO BB IBB HBP BLK WP HR S P ERA WHIP																			
<b>Don Gullett, L</b> ERA: 12.27 (3, 1)	2.1 L 13 5 3 3 0 1 0 1 0 0 0 1 13 18 10.12 2.250																			
<b>Pedro Borbon, R</b> ERA: 5.4 (6, 1)	1.0 6 2 2 2 0 1 0 0 0 0 2 5 9 18.00 3.000																			
<b>Ed Sprague, R</b> ERA: 6.0 (7, 1)	2.0 8 4 1 1 1 0 0 0 0 0 0 0 10 10 4.50 2.000																			













Batter	1	2	3	4	5	6	7	8	9	AB	R	H	RBI	BB	SO	LOB	TOP					
<b>Pete Rose, S</b> OBP: 0.378, SLG: 0.415 (1, 7)										4	1	2	0	1	0	0	<b>Cincinnati Reds @ Pittsburgh Pirates</b> Three Rivers Stadium, Pittsburgh, PA Wed Apr 26 1972, 6:05 PM EST Att: 6,380 - Unknown					
<b>Joe Morgan, L</b> OBP: 0.333, SLG: 0.400 (1, 4)										3	2	0	0	2	1	3						
<b>Bobby Tolan, L</b> OBP: 0.500, SLG: 0.811 (1, 8)										5	1	2	3	0	1	3						
<b>Johnny Bench, R</b> OBP: 0.341, SLG: 0.333 (1, 2)										4	2	2	0	1	0	2						
<b>Tony Perez, R</b> OBP: 0.276, SLG: 0.480 (1, 3)										3	0	1	1	0	1	1						
<b>Denis Menke, R</b> OBP: 0.395, SLG: 0.375 (1, 5)										4	1	2	0	0	0	3						
<b>Cesar Geronimo, L</b> OBP: 0.227, SLG: 0.333 (8, PH)										3	0	1	1	0	0	1						
<b>George Foster, R</b> OBP: 0.333, SLG: 0.455 (8, 9)										0	0	0	0	1	0	0						
<b>Dave Concepcion, R</b> OBP: 0.353, SLG: 0.290 (1, 6)										3	0	2	2	1	0	0						
<b>Gary Nolan, R</b> OBP: 0.344, SLG: 0.714 (8, PH)										3	0	0	0	0	1	4						
<b>Hal McRae, R</b> OBP: 0.333, SLG: 0.455 (8, PH)										1	0	0	0	0	0	2						
<b>Tom Hall, L</b> OBP: 0.333, SLG: 0.455 (8, PH)										0	0	0	0	0	0	0						
<b>Clay Carroll, R</b> OBP: 0.333, SLG: 0.455 (8, PH)										0	0	0	0	0	0	0						
<b>Joe Gibbon, R</b> OBP: 0.333, SLG: 0.455 (8, PH)										0	0	0	0	0	0	0						
<b>Pedro Borbon, R</b> OBP: 0.333, SLG: 0.455 (8, PH)									0	0	0	0	0	0	0							
<b>Inning Stats</b>	R: 1 E: 0 K: 0 S: 4	H: 2 LOB: 0 BB: 0 P: 4	R: 0 E: 0 K: 0 S: 3	H: 1 LOB: 0 BB: 0 P: 3	R: 0 E: 0 K: 0 S: 3	H: 1 LOB: 0 BB: 0 P: 3	R: 1 E: 1 K: 0 S: 4	H: 1 LOB: 1 BB: 1 P: 8	R: 0 E: 0 K: 1 S: 5	H: 0 LOB: 0 BB: 0 P: 5	R: 3 E: 0 K: 0 S: 6	H: 3 LOB: 3 BB: 3 P: 18	R: 0 E: 0 K: 2 S: 6	H: 0 LOB: 1 BB: 1 P: 10	R: 2 E: 0 K: 1 S: 7	H: 3 LOB: 1 BB: 1 P: 11	R: 0 E: 0 K: 0 S: 4	H: 1 LOB: 1 BB: 0 P: 4	1B: 9 2B: 2 3B: 1 HR: 1	SF: 1 SAC: 0 DP: 4 HBP: 0	WP: 0 PB: 0 SB: 0 CS: 1	PA: 40
<b>PITCHER</b>	IP	WLS	BF	H	R	ER	SO	BB	IBB	HBP	BLK	WP	HR	S	P	ERA	WHIP					
<b>Steve Blass, R</b> ERA: 3.38 (8, PH)	5.2	L	25	8	5	5	1	3	0	0	0	0	1	24	36	7.94	1.941					
<b>Bob Miller, R</b> ERA: 1.93 (7, 1)	0.1		2	0	0	0	0	0	1	0	0	0	0	1	5	0.00	0.000					
<b>Bruce Kison, R</b> ERA: 3.0 (8, 1)	1.0		3	0	0	0	2	1	0	0	0	0	0	6	10	0.00	1.000					
<b>Bob Veale, L</b> ERA: 3.0 (8, 1)	2.0		10	4	2	2	1	1	0	0	0	0	0	11	15	9.00	2.500					

AB	33
R	7
H	12
RBI	7
BB	6
SO	4
LOB	19





Batter	1	2	3	4	5	6	7	8	9	AB	R	H	RBI	BB	SO	LOB	BOTTOM					
<b>Rennie Stennett, R</b> OBP: 0.458, SLG: 0.583 (1, 4)										5	2	3	1	0	0	2	<b>Cincinnati Reds @ Pittsburgh Pirates</b> Three Rivers Stadium, Pittsburgh, PA Wed Apr 26 1972, 6:05 PM EST Att: 6,380 - Unknown					
<b>Al Oliver, L</b> OBP: 0.350, SLG: 0.486 (1, 8)										5	1	2	2	0	0	1						
<b>Roberto Clemente, R</b> OBP: 0.350, SLG: 0.286 (1, 9)										4	1	1	0	1	0	1						
<b>Willie Stargell, L</b> OBP: 0.237, SLG: 0.306 (1, 7)										5	1	3	1	0	1	2						
<b>Bob Moose, R</b> OBP: 0.400, SLG: 0.400 (9, PR)											0	0	0	0	0	0		0				
<b>Richie Hebner, L</b> OBP: 0.394, SLG: 0.633 (1, 5)										5	0	2	1	0	2	2						
<b>Manny Sanguillen, R</b> OBP: 0.407, SLG: 0.500 (1, 2)										5	0	2	0	0	1	4						
<b>Bob Robertson, R</b> OBP: 0.317, SLG: 0.250 (8, 1)										4	0	0	0	1	2	6						
<b>Gene Alley, R</b> OBP: 0.533, SLG: 0.545 (1, 6)										2	1	0	1	2	0	1						
<b>Steve Blass, R</b> OBP: 0.420, SLG: 0.600 (8, PH)										1	0	1	0	0	0	0						
<b>Bob Miller, R</b> OBP: 0.333, SLG: 0.455 (8, PH)										0	0	0	0	0	0	0						
<b>Vic Davalillo, L</b> OBP: 0.344, SLG: 0.714 (8, PH)										0	0	0	0	0	0	0						
<b>Bruce Kison, R</b> OBP: 0.333, SLG: 0.455 (8, PH)										0	0	0	0	0	0	0						
<b>Gene Clines, R</b> OBP: 0.341, SLG: 0.333 (8, PH)										0	0	0	0	0	0	0						
<b>Bob Veale, S</b> OBP: 0.353, SLG: 0.290 (8, PH)									0	0	0	0	0	0	0							
<b>Jose Pagan, R</b> OBP: 0.333, SLG: 0.455 (8, PH)									0	0	0	0	0	0	0							
<b>Inning Stats</b>	R: 0 E: 0 K: 1 S: 6	H: 2 LOB: 1 BB: 0 P: 6	R: 0 E: 0 K: 2 S: 7	H: 0 LOB: 0 BB: 0 P: 7	R: 0 E: 0 K: 0 S: 3	H: 1 LOB: 0 BB: 0 P: 3	R: 0 E: 0 K: 0 S: 3	H: 0 LOB: 0 BB: 0 P: 3	R: 0 E: 0 K: 1 S: 6	H: 1 LOB: 1 BB: 0 P: 6	R: 0 E: 0 K: 0 S: 2	H: 0 LOB: 0 BB: 1 P: 6	R: 1 E: 0 K: 0 S: 5	H: 2 LOB: 2 BB: 2 P: 13	R: 2 E: 0 K: 2 S: 10	H: 3 LOB: 2 BB: 1 P: 14	R: 3 E: 0 K: 1 S: 10	H: 5 LOB: 3 BB: 1 P: 14	1B: 11 2B: 2 3B: 1 HR: 0	SF: 0 SAC: 0 DP: 2 HBP: 0	WP: 0 PB: 0 SB: 0 CS: 1	PA: 43
<b>PITCHER</b>	IP	WLS	BF	H	R	ER	SO	BB	IBB	HBP	BLK	WP	HR	S	P	ERA	WHIP					
<b>Gary Nolan, R</b> ERA: 1.64 (8, 1)	1.1		11	5	5	5	3	2	0	0	0	0	0	15	23	33.75	5.250					
<b>Tom Hall, L</b> ERA: 5.23 (9, 1)	0.1		1	0	0	0	0	0	0	0	0	0	0	1	1	0.00	0.000					
<b>Clay Carroll, R</b> ERA: 1.17 (9, 1)	0.0		2	2	0	0	0	0	0	0	0	0	0	2	2	∞	∞					
<b>Joe Gibbon, L</b> ERA: 54.0 (9, 1)	0.0	S	2	1	0	0	0	0	0	0	0	0	0	2	2	0.00	3.000					
<b>Pedro Borbon, R</b> ERA: 3.27 (9, 1)																						

AB	38
R	6
H	14
RBI	6
BB	5
SO	7
LOB	23





Batter	1	2	3	4	5	6	7	8	9	AB	R	H	RBI	BB	SO	LOB	TOP								
<b>Pete Rose, S</b> OBP: 0.360, SLG: 0.391 (1, 7)	6-3			4-3			FC2-6 3-1 1B	F6		5	0	1	1	0	0	3	<b>Cincinnati Reds @ Pittsburgh Pirates</b> Three Rivers Stadium, Pittsburgh, PA Thu Apr 27 1972, 6:05 PM EST Att: 12,504 - Unknown								
<b>Joe Morgan, L</b> OBP: 0.340, SLG: 0.400 (1, 4)	4-3			F8	1-3		3-1 1B		5	1	2	0	0	0	2										
<b>Bobby Tolan, L</b> OBP: 0.511, SLG: 0.829 (1, 8)	F9						3-1		4	1	2	0	1	0	2										
<b>Johnny Bench, R</b> OBP: 0.326, SLG: 0.294 (1, 2)		L9		5-3			6-3		4	0	0	0	1	0	4										
<b>Tony Perez, R</b> OBP: 0.324, SLG: 0.483 (1, 3)							6-3		4	1	2	0	1	1	4										
<b>Ted Uhlhaender, L</b> OBP: 0.214, SLG: 0.083 (1, 9)							1B		4	0	1	1	1	1	2										
<b>Denis Menke, R</b> OBP: 0.372, SLG: 0.343 (1, 5)							1B		3	0	0	1	1	1	3										
<b>Dave Concepcion, R</b> OBP: 0.385, SLG: 0.417 (1, 6)							1B		5	2	3	2	0	0	2										
<b>Don Gullett, R</b> OBP: 0.400, SLG: 0.600 (5, 1) <b>Ed Sprague, R</b> OBP: 0.400, SLG: 0.333 (7, 1) <b>Cesar Geronimo, L</b> OBP: 0.400, SLG: 0.333 (7, 1) <b>Pedro Borbon, R</b> OBP: 0.400, SLG: 0.333 (7, 1) <b>Bernie Carbo, L</b> OBP: 0.400, SLG: 0.333 (8, 1) <b>Clay Carroll, R</b> OBP: 0.400, SLG: 0.333 (8, 1)							1B		2	0	1	0	0	0	0										
<b>Inning Stats</b>	R: 0 E: 0 K: 0 S: 3	H: 0 LOB: 0 BB: 0 P: 3	R: 0 E: 0 K: 0 S: 3	H: 1 LOB: 0 BB: 0 P: 3	R: 0 E: 0 K: 0 S: 3	H: 0 LOB: 0 BB: 0 P: 3	R: 0 E: 0 K: 0 S: 4	H: 1 LOB: 1 BB: 0 P: 4	R: 2 E: 0 K: 1 S: 9	H: 4 LOB: 2 BB: 0 P: 9	R: 0 E: 0 K: 1 S: 6	H: 1 LOB: 2 BB: 1 P: 10	R: 1 E: 0 K: 0 S: 5	H: 2 LOB: 3 BB: 2 P: 13	R: 0 E: 0 K: 1 S: 6	H: 1 LOB: 2 BB: 2 P: 10	R: 2 E: 0 K: 0 S: 5	H: 2 LOB: 2 BB: 2 P: 13	1B: 9 2B: 2 3B: 0 HR: 1	SF: 1 SAC: 0 DP: 1 HBP: 0	WP: 0 PB: 0 SB: 3 CS: 0	PA: 44			
<b>PITCHER</b>	IP	WLS	BF	H	R	ER	SO	BB	IBB	HBP	BLK	WP	HR	S	P	ERA	WHIP								
<b>Nelson Briles, R</b> ERA: 2.35 (1, 1)	5.2		24	7	2	2	2	1	0	0	0	0	0	27	31	3.18	1.412								
<b>Bruce Kison, R</b> ERA: 5.4 (6, 1)	0.2		5	2	1	1	0	1	0	0	0	0	1	4	8	13.50	4.500								
<b>Ramon Hernandez, L</b> ERA: (7, 1)	0.2		3	0	0	0	0	0	1	0	0	0	0	2	6	0.00	0.000								
<b>Dave Giusti, R</b> ERA: 3.86 (8, 1)	2.0	L	12	3	2	2	1	1	2	0	0	0	0	11	23	9.00	2.000								

Batter	1	2	3	4	5	6	7	8	9	AB	R	H	RBI	BB	SO	LOB	BOTTOM								
<b>Gene Clines, R</b> OBP: 0.158, SLG: 0.222 (1, 7)	L6-3						L4-3			4	0	0	0	1	2	2	<b>Cincinnati Reds @ Pittsburgh Pirates</b> Three Rivers Stadium, Pittsburgh, PA Thu Apr 27 1972, 6:05 PM EST Att: 12,504 - Unknown								
<b>Rennie Stennett, R</b> OBP: 0.429, SLG: 0.643 (1, 4)	3-1						1-3		4	1	1	2	0	0	2										
<b>Roberto Clemente, R</b> OBP: 0.341, SLG: 0.282 (1, 9)	G3						1B		4	0	1	0	0	0	2										
<b>Bob Robertson, R</b> OBP: 0.289, SLG: 0.222 (1, 3)							F9		4	0	0	0	0	1	1										
<b>Manny Sanguillen, R</b> OBP: 0.429, SLG: 0.475 (1, 2)							L6		4	0	1	0	0	1	0										
<b>Richie Hebner, L</b> OBP: 0.405, SLG: 0.676 (1, 5)							6-3		4	1	2	0	0	0	2										
<b>Al Oliver, L</b> OBP: 0.364, SLG: 0.512 (1, 8)							L6		4	1	2	1	0	1	1										
<b>Jackie Hernandez, R</b> OBP: 0.273, SLG: 0.200 (8, PH) <b>Milt May, L</b> (8, PH)							F8		2	1	1	0	1	0	1										
<b>Nelson Briles, R</b> OBP: 0.500, SLG: 1.000 (5, 1) <b>Bruce Kison, R</b> ERA: 3.0 (7, 1) <b>Ramon Hernandez, S</b> ERA: 3.0 (7, PH) <b>Vic Davalillo, L</b> OBP: 0.400, SLG: 0.625 (8, 1) <b>Dave Giusti, R</b> OBP: 0.251, SLG: 0.297 (8, PH)							F8		2	0	1	0	0	1	1										
<b>Inning Stats</b>	R: 0 E: 0 K: 0 S: 3	H: 0 LOB: 0 BB: 0 P: 3	R: 0 E: 0 K: 2 S: 8	H: 1 LOB: 1 BB: 0 P: 8	R: 2 E: 0 K: 2 S: 8	H: 1 LOB: 0 BB: 1 P: 12	R: 1 E: 0 K: 1 S: 7	H: 2 LOB: 1 BB: 0 P: 7	R: 0 E: 0 K: 0 S: 3	H: 0 LOB: 0 BB: 0 P: 3	R: 0 E: 0 K: 0 S: 4	H: 1 LOB: 1 BB: 0 P: 4	R: 0 E: 0 K: 0 S: 5	H: 2 LOB: 2 BB: 0 P: 5	R: 1 E: 0 K: 1 S: 6	H: 1 LOB: 0 BB: 0 P: 6	1B: 4 2B: 4 3B: 0 HR: 1	SF: 0 SAC: 0 DP: 1 HBP: 0	WP: 0 PB: 0 SB: 0 CS: 0	PA: 37					
<b>PITCHER</b>	IP	WLS	BF	H	R	ER	SO	BB	IBB	HBP	BLK	WP	HR	S	P	ERA	WHIP								
<b>Don Gullett, L</b> ERA: 10.32 (1, 1)	4.0		19	5	3	3	5	2	0	0	0	0	0	5	5	0.00	0.000								
<b>Ed Sprague, R</b> ERA: 3.0 (5, 1)	2.0		5	0	0	0	0	0	0	0	0	0	0	5	5	0.00	0.000								
<b>Pedro Borbon, R</b> ERA: 3.0 (7, 1)	1.0		4	1	0	0	0	0	0	0	0	0	0	4	4	0.00	1.000								
<b>Clay Carroll, R</b> ERA: 1.86 (8, 1)	2.0	W	9	3	1	1	1	0	0	0	0	0	0	11	11	4.50	1.500								



Batter	1	2	3	4	5	6	7	8	9	AB	R	H	RBI	BB	SO	LOB	TOP								
<b>Pete Rose, S</b> OBP: 0.327, SLG: 0.353 (1, 7)										5	0	0	0	0	1	0	<b>Cincinnati Reds @ Chicago Cubs</b> Wrigley Field, Chicago, IL Fri Apr 28 1972, 3:33 AM CST Att: 12,185 - Cloudy - 52 F								
<b>Joe Morgan, L</b> OBP: 0.365, SLG: 0.422 (1, 4)										5	2	3	0	0	1	0									
<b>Bobby Tolan, L</b> OBP: 0.500, SLG: 0.800 (1, 8)										4	1	2	1	0	0	2									
<b>Johnny Bench, R</b> OBP: 0.333, SLG: 0.385 (1, 2)										5	1	2	3	0	0	2									
<b>Tony Perez, R</b> OBP: 0.333, SLG: 0.438 (1, 3)										3	1	0	0	2	1	0									
<b>Ted Uhlhaender, L</b> OBP: 0.283, SLG: 0.176 (1, 9)										5	1	2	0	0	0	3									
<b>Denis Menke, R</b> OBP: 0.404, SLG: 0.487 (1, 5)										4	2	3	2	0	0	1									
<b>Dave Concepcion, R</b> OBP: 0.372, SLG: 0.425 (1, 6)										4	0	1	2	0	2	2									
<b>Jack Billingham, R</b> <b>Ed Sprague, R</b> <b>Cesar Geronimo, L</b> <b>Jim Merritt, L</b> <b>Bernie Carbo, L</b> <b>Pedro Borbon, R</b>										1	0	0	0	0	1	0									
<b>Inning Stats</b>	R: 1 E: 0 K: 0 S: 4	H: 1 LOB: 0 BB: 0 P: 4	R: 0 E: 0 K: 2 S: 8	H: 1 LOB: 1 BB: 0 P: 8	R: 0 E: 0 K: 3 S: 9	H: 0 LOB: 0 BB: 0 P: 9	R: 3 E: 0 K: 1 S: 8	H: 3 LOB: 1 BB: 1 P: 12	R: 0 E: 0 K: 0 S: 4	H: 1 LOB: 1 BB: 0 P: 4	R: 2 E: 0 K: 1 S: 7	H: 2 LOB: 0 BB: 0 P: 7	R: 0 E: 0 K: 0 S: 4	H: 1 LOB: 1 BB: 0 P: 4	R: 1 E: 0 K: 0 S: 5	H: 2 LOB: 1 BB: 1 P: 5	R: 1 E: 0 K: 0 S: 5	H: 2 LOB: 2 BB: 1 P: 9	1B: 9 2B: 2 3B: 0 HR: 2	SF: 1 SAC: 0 DP: 0 HBP: 0	WP: 0 PB: 1 SB: 1 CS: 0	PA: 42			
<b>PITCHER</b>	IP WLS BF H R ER SO BB IBB HBP BLK WP HR S P ERA WHIP	9.0 W 42 13 8 7 7 2 0 0 0 0 2 54 62 7.00 1.667																							

AB	39
R	8
H	13
RBI	8
BB	2
SO	7
LOB	12



Batter	1	2	3	4	5	6	7	8	9	AB	R	H	RBI	BB	SO	LOB	BOTTOM							
<b>Don Kessinger, S</b> OBP: 0.286, SLG: 0.279 (1, 6)										4	2	2	0	1	0	2	<b>Cincinnati Reds @ Chicago Cubs</b> Wrigley Field, Chicago, IL Fri Apr 28 1972, 3:33 AM CST Att: 12,185 - Cloudy - 52 F							
<b>Glenn Beckert, R</b> OBP: 0.236, SLG: 0.212 (1, 4)										5	1	2	1	0	0	2								
<b>Billy Williams, L</b> OBP: 0.304, SLG: 0.396 (1, 7)										4	2	1	0	1	1	3								
<b>Ron Santo, R</b> OBP: 0.370, SLG: 0.479 (1, 5)										3	1	1	0	1	0	2								
<b>Jim Hickman, R</b> OBP: 0.480, SLG: 0.700 (1, 3)										5	2	2	6	0	0	3								
<b>Rick Monday, L</b> OBP: 0.436, SLG: 0.357 (1, 8)										5	1	1	1	0	2	3								
<b>Jose Cardenal, R</b> OBP: 0.354, SLG: 0.548 (1, 9)										2	1	2	1	2	0	0								
<b>Randy Hundley, R</b> OBP: 0.381, SLG: 0.343 (1, 2)										3	0	1	0	1	0	1								
<b>Fergie Jenkins, R</b> (1, 1)										4	0	0	0	0	2	4								
<b>Inning Stats</b>	R: 3 E: 0 K: 1 S: 8	H: 3 LOB: 0 BB: 0 P: 8	R: 0 E: 0 K: 1 S: 5	H: 1 LOB: 1 BB: 1 P: 9	R: 4 E: 0 K: 0 S: 5	H: 3 LOB: 0 BB: 2 P: 13	R: 1 E: 0 K: 0 S: 5	H: 2 LOB: 1 BB: 0 P: 5	R: 0 E: 0 K: 1 S: 6	H: 1 LOB: 2 BB: 1 P: 10	R: 0 E: 0 K: 1 S: 5	H: 0 LOB: 1 BB: 1 P: 9	R: 1 E: 0 K: 0 S: 4	H: 1 LOB: 0 BB: 0 P: 4	R: 1 E: 2 K: 1 S: 8	H: 1 LOB: 3 BB: 1 P: 12	R: 1 E: 2 K: 1 S: 8	H: 1 LOB: 3 BB: 1 P: 12	1B: 6 2B: 3 3B: 0 HR: 4	SF: 0 SAC: 1 DP: 2 HBP: 0	WP: 0 PB: 0 SB: 0 CS: 0	PA: 42		
<b>PITCHER</b>	IP WLS BF H R ER SO BB IBB HBP BLK WP HR S P ERA WHIP	2.1 L 14 6 6 6 2 1 0 0 0 0 1 2 6 13.50 3.000																						

AB	35
R	10
H	12
RBI	9
BB	6
SO	5
LOB	20





Batter	1	2	3	4	5	6	7	8	9	AB	R	H	RBI	BB	SO	LOB	TOP											
<b>Pete Rose, S</b> OBP: 0.305, SLG: 0.327 (1, 7)	0-0 4-3		0-0 4-3		0-0 6-3			0-0 6-3		4	0	0	0	0	0	1												
<b>Joe Morgan, L</b> OBP: 0.339, SLG: 0.388 (1, 4)	0-0 B3		0-0 F9			0-3 K		0-0 F9		4	0	0	0	0	1	0												
<b>Bobby Tolan, L</b> OBP: 0.482, SLG: 0.750 (1, 8)	0-0 4-3			4-0 S 4-3-6 BB		0-0 F7		0-0 1-3		3	1	0	0	1	0	0												
<b>Johnny Bench, R</b> OBP: 0.345, SLG: 0.395 <b>Cesar Geronimo, L</b> OBP: 0.250, SLG: 0.318 (9, PR) (9, 9)		0-3 K		0-0 4-3-6 1B		0-0 6-3			0-0 1B E	4	0	2	0	0	1	0												
<b>Tony Perez, R</b> OBP: 0.349, SLG: 0.444 (1, 3)		0-0 WP BB 1B		0-3 K				0-0 F8		4	1	2	0	0	1	2												
<b>Ted Uhlhaender, L</b> OBP: 0.304, SLG: 0.200 <b>Pat Corrales, R</b> (9, 2)		4-0 WP BB 1B		0-0 4-3-6				0-0 1B		3	0	1	1	1	0	2												
<b>Denis Menke, R</b> OBP: 0.373, SLG: 0.442 (1, 5)		0-0 P4				0-0 F8		0-3 K		4	0	0	0	0	1	5												
<b>Dave Concepcion, R</b> OBP: 0.383, SLG: 0.432 (1, 6)		0-3 K				0-0 S 1B		0-0 1-2 1B		4	0	2	1	0	1	3												
<b>Jim McGlothlin, R</b> <b>Bernie Carbo, L</b> <b>Tom Hall, L</b> (7, PH) (7, 1)			0-3 K			0-3 K		0-0 L8		2	0	0	0	0	2	1												
<b>Inning Stats</b>	R: 0 E: 0 K: 0 S: 3	H: 0 LOB: 0 BB: 0 P: 3	R: 0 E: 0 K: 2 S: 8	H: 1 LOB: 2 BB: 1 P: 12	R: 0 E: 0 K: 1 S: 5	H: 0 LOB: 0 BB: 0 P: 5	R: 1 E: 0 K: 1 S: 5	H: 1 LOB: 0 BB: 1 P: 9	R: 0 E: 0 K: 1 S: 6	H: 1 LOB: 0 BB: 0 P: 6	R: 0 E: 0 K: 1 S: 5	H: 0 LOB: 0 BB: 0 P: 5	R: 0 E: 0 K: 1 S: 7	H: 2 LOB: 2 BB: 0 P: 7	R: 0 E: 0 K: 0 S: 3	H: 0 LOB: 0 BB: 0 P: 3	R: 2 E: 1 K: 1 S: 8	H: 2 LOB: 2 BB: 0 P: 8	1B: 7 2B: 1 3B: 0 HR: 0	SF: 0 SAC: 0 DP: 1 HBP: 0	WP: 1 PB: 0 SB: 2 CS: 0	PA: 36						
<b>PITCHER</b>	IP	WLS	BF	H	R	ER	SO	BB	IBB	HBP	BLK	WP	HR	S	P	ERA	WHIP											
<b>Mitt Pappas, R</b> ERA: 3.43 <b>Dan McGinn, L</b> ERA: 2.0 <b>Phil Regan, R</b> ERA: 2.7	(1, 1)	8.0	L	32	7	3	1	7	2	0	0	0	1	0	44	52	1.12	1.125										
	(9, 1)	0.0		1	0	0	0	0	0	0	0	0	0	0	1	1	∞	∞										
	(9, 1)	1.0		3	0	0	0	1	0	0	0	0	0	0	5	5	0.00	0.000										

Cincinnati Reds @ Chicago Cubs  
Wrigley Field, Chicago, IL  
Sat Apr 29 1972, 3:33 AM CST  
Att: 19,560 - Overcast - 50 F

AB	34
R	3
H	7
RBI	2
BB	2
SO	8
LOB	18



Batter	1	2	3	4	5	6	7	8	9	AB	R	H	RBI	BB	SO	LOB	BOTTOM											
<b>Don Kessinger, S</b> OBP: 0.283, SLG: 0.277 (1, 6)	0-0 F7		0-0 4-3						0-3 K	4	0	1	0	0	1	0												
<b>Glenn Beckert, R</b> OBP: 0.237, SLG: 0.214 (1, 4)	0-0 CS 1B		0-0 5-3					0-0 F8		4	0	1	0	0	0	2												
<b>Billy Williams, L</b> OBP: 0.317, SLG: 0.404 (1, 7)	0-0 1-2 HR 1B		0-0 G6-4-3 1B					0-0 FC5		4	1	2	0	0	0	2												
<b>Ron Santo, R</b> OBP: 0.362, SLG: 0.519 (1, 5)	0-0 1-H HR		0-0 G6-4-3					0-0 L7		4	1	1	2	0	0	1												
<b>Jim Hickman, R</b> OBP: 0.483, SLG: 0.667 (1, 3)	0-0 1B			0-0 6-3				0-0 1-3 1B		4	0	2	0	0	0	0												
<b>Rick Monday, L</b> OBP: 0.429, SLG: 0.355 <b>Carmen Fanzone, R</b> OBP: 0.167, SLG: 0.333 (9, PH)	0-0 1-2 1B			0-3 K				0-0 1-3		3	0	1	0	0	1	1												
<b>Jose Cardenal, R</b> OBP: 0.327, SLG: 0.500 (1, 9)	0-0 1-3			0-0 F7				0-0 L7		4	0	0	0	0	1	3												
<b>Randy Hundley, R</b> OBP: 0.378, SLG: 0.342 (1, 2)		0-0 6-3						0-0 FC5 1B		3	0	1	0	0	1	0												
<b>Mitt Pappas, R</b> OBP: 0.250, SLG: 0.143 <b>Dan McGinn, L</b> OBP: 1.000, SLG: 1.000 <b>Phil Regan, R</b> (9, 1)		0-3 K						0-0 B2		3	0	0	0	0	2	1												
<b>Inning Stats</b>	R: 2 E: 0 K: 0 S: 7	H: 5 LOB: 2 BB: 0 P: 7	R: 0 E: 0 K: 1 S: 5	H: 0 LOB: 0 BB: 0 P: 5	R: 0 E: 0 K: 0 S: 3	H: 1 LOB: 0 BB: 0 P: 3	R: 0 E: 0 K: 1 S: 5	H: 0 LOB: 0 BB: 0 P: 5	R: 0 E: 0 K: 0 S: 5	H: 2 LOB: 2 BB: 0 P: 5	R: 0 E: 0 K: 0 S: 4	H: 1 LOB: 1 BB: 0 P: 4	R: 0 E: 0 K: 3 S: 9	H: 0 LOB: 0 BB: 0 P: 9	R: 0 E: 0 K: 0 S: 3	H: 0 LOB: 0 BB: 0 P: 3	R: 0 E: 0 K: 2 S: 7	H: 0 LOB: 0 BB: 0 P: 7	1B: 8 2B: 0 3B: 0 HR: 1	SF: 0 SAC: 0 DP: 1 HBP: 0	WP: 0 PB: 0 SB: 0 CS: 1	PA: 34						
<b>PITCHER</b>	IP	WLS	BF	H	R	ER	SO	BB	IBB	HBP	BLK	WP	HR	S	P	ERA	WHIP											
<b>Jim McGlothlin, R</b> ERA: 5.73 <b>Tom Hall, L</b> ERA: 4.05	(1, 1)	6.0		25	9	2	2	2	0	0	0	0	0	0	29	29	3.00	1.500										
	(7, 1)	3.0	W	9	0	0	0	5	0	0	0	0	0	19	19	0.00	0.000											

Cincinnati Reds @ Chicago Cubs  
Wrigley Field, Chicago, IL  
Sat Apr 29 1972, 3:33 AM CST  
Att: 19,560 - Overcast - 50 F

AB	34
R	2
H	9
RBI	2
BB	0
SO	7
LOB	10





Batter	1	2	3	4	5	6	7	8	9	AB	R	H	RBI	BB	SO	LOB	TOP											
<b>Pete Rose, S</b> OBP: 0.313, SLG: 0.322 (1, 7)	0-0 4-3		0-0 FC1-6 1B 2B		4-0 BB		0-0 FC3-6 1B		0-0 L7	4	1	1	0	1	0	2	<b>Cincinnati Reds @ Chicago Cubs</b> Wrigley Field, Chicago, IL Sun Apr 30 1972, 3:33 AM CDT Att: 21,924 - Cloudy - 51 F											
<b>Joe Morgan, L</b> OBP: 0.344, SLG: 0.389 (1, 4)	0-0 1B		0-0 2B 1B		0-0 F7		0-0 F8		0-0 4-3	5	1	2	0	0	0	3												
<b>Bobby Tolan, L</b> OBP: 0.467, SLG: 0.731 (1, 8)	0-0 L7		0-0 1B 2B		0-0 6-3		0-0 FC3-6			4	1	1	2	0	0	3												
<b>Tony Perez, R</b> OBP: 0.340, SLG: 0.425 (1, 3)	0-3 K		0-0 1B		0-0 5-3		0-0 F8			4	0	1	1	0	1	2												
<b>Denis Menke, R</b> OBP: 0.400, SLG: 0.432 (1, 5)		4-0 BB	0-0 5-3		4-0 2B BB		4-0 BB		4-0 BB	1	1	0	0	3	0	1												
<b>Ted Uhlhaender, L</b> OBP: 0.296, SLG: 0.250 (1, 9)		0-0 G4-6-3 1-2f		0-0 1-3		0-0 2B		0-0 G6-3 1-2f		4	0	1	1	0	0	2												
<b>Dave Concepcion, R</b> OBP: 0.353, SLG: 0.396 (1, 6)		0-0 1-3		0-3 K		0-3 K		0-0 F8		4	0	0	0	0	2	1												
<b>Pat Corrales, R</b> <b>Bernie Carbo, L</b> (9, PH)			4-0 FC1-6 BB		0-0 5-3		4-0 IBB		4-0 BB	1	0	0	0	2	0	0												
<b>Gary Nolan, R</b> <b>Clay Carroll, R</b> <b>Tom Hall, L</b> <b>Hal McRae, R</b> (9, PH)			0-0 FC1-6 1-2f		0-3 K		0-0 1-3		0-3 K	3	0	0	0	0	1	3												
<b>Inning Stats</b>	R: 0 E: 0 K: 1 S: 6	H: 1 LOB: 1 BB: 0 P: 6	R: 0 E: 0 K: 0 S: 2	H: 0 LOB: 0 BB: 1 P: 6	R: 3 E: 0 K: 0 S: 6	H: 3 LOB: 1 BB: 1 P: 10	R: 0 E: 0 K: 1 S: 5	H: 0 LOB: 0 BB: 0 P: 5	R: 0 E: 0 K: 1 S: 5	H: 0 LOB: 2 BB: 1 P: 9	R: 1 E: 0 K: 1 S: 6	H: 1 LOB: 2 BB: 1 P: 14	R: 0 E: 0 K: 0 S: 4	H: 1 LOB: 1 BB: 0 P: 4	R: 0 E: 0 K: 0 S: 2	H: 0 LOB: 6 BB: 1 P: 6		R: 0 E: 0 K: 1 S: 5	H: 0 LOB: 1 BB: 1 P: 9	1B: 4 2B: 2 3B: 0 HR: 0	SF: 0 SAC: 0 DP: 2 HBP: 0	WP: 0 PB: 0 SB: 3 CS: 0	PA: 38					
<b>PITCHER</b>	IP	WLS	BF	H	R	ER	SO	BB	IBB	HBP	BLK	WP	HR	S	P	ERA	WHIP											
<b>Burt Hooton, R</b> ERA: 3.19 <b>Phil Regan, R</b> ERA: 2.25 <b>Dan McGinn, L</b> ERA: 1.93	(1, 1)	8.0	W	34	6	4	4	4	5	1	0	0	0	0	36	60	4.50	1.375										
	(9, 1)	0.2	L	3	0	0	0	1	1	0	0	0	0	0	4	8	0.00	1.500										
	(9, 1)	0.1	S	1	0	0	0	0	0	0	0	0	0	1	1	0.00	0.000											

Batter	1	2	3	4	5	6	7	8	9	AB	R	H	RBI	BB	SO	LOB	BOTTOM										
<b>Don Kessinger, S</b> OBP: 0.281, SLG: 0.275 (1, 6)	0-0 1-3		0-0 1-3		0-0 4-3			0-0 1B 1B		4	1	1	0	0	0	0	<b>Cincinnati Reds @ Chicago Cubs</b> Wrigley Field, Chicago, IL Sun Apr 30 1972, 3:33 AM CDT Att: 21,924 - Cloudy - 51 F										
<b>Glenn Beckert, R</b> OBP: 0.238, SLG: 0.237 (1, 4)	0-0 G3 2B		0-0 6-3		0-0 L5			0-0 SF7		3	0	1	1	0	0	0											
<b>Billy Williams, L</b> OBP: 0.328, SLG: 0.410 (1, 7)	0-0 G3		0-0 WP HR 1B		0-0 F8			0-0 1B 2B 1B		4	2	2	0	0	0	1											
<b>Ron Santo, R</b> OBP: 0.387, SLG: 0.582 (1, 5)	1-0 FC5-4 HBP		0-0 1-H HR		0-0 F7			0-0 2B 1B		3	2	2	3	0	0	0											
<b>Jim Hickman, R</b> OBP: 0.424, SLG: 0.571 (1, 3)	0-0 FC5-4 1-2f		0-0 F9		0-3 K			0-0 F2		4	0	0	0	0	1	4											
<b>Rick Monday, L</b> OBP: 0.422, SLG: 0.333 <b>Carmen Fanzone, R</b> OBP: 0.286, SLG: 0.571 <b>Phil Regan, R</b> <b>Dan McGinn, L</b> OBP: 1.000, SLG: 1.000		4-0 1B CS BB		0-3 K		0-3 K		0-0 1-H 2B		2	0	0	0	1	2	0											
<b>Jose Cardenal, R</b> OBP: 0.304, SLG: 0.460 (1, 9)		0-0 B1		0-0 P6		0-0 F9		0-0 F5		4	0	0	0	0	0	3											
<b>Randy Hundley, R</b> OBP: 0.375, SLG: 0.341 (1, 2)		0-0 1-3 1B		0-3 K2-3		0-0 6-3				3	0	1	0	0	1	0											
<b>Burt Hooton, R</b> <b>Art Shamsky, L</b> <b>Bill North, S</b> (9, 8)		0-0 P4		0-0 5-3				4-0 1B WP SF7 BB		2	0	0	0	0	0	2											
<b>Inning Stats</b>	R: 0 E: 0 K: 0 S: 4	H: 1 LOB: 2 BB: 0 P: 5	R: 0 E: 0 K: 0 S: 3	H: 1 LOB: 1 BB: 1 P: 7	R: 2 E: 0 K: 0 S: 5	H: 2 LOB: 0 BB: 0 P: 5	R: 0 E: 0 K: 2 S: 7	H: 0 LOB: 0 BB: 0 P: 7	R: 0 E: 0 K: 1 S: 5	H: 0 LOB: 0 BB: 0 P: 5	R: 0 E: 0 K: 1 S: 5	H: 0 LOB: 0 BB: 0 P: 5	R: 0 E: 0 K: 1 S: 5	H: 0 LOB: 0 BB: 0 P: 5	R: 4 E: 0 K: 0 S: 7	H: 4 LOB: 2 BB: 1 P: 11		1B: 5 2B: 2 3B: 0 HR: 1	SF: 1 SAC: 0 DP: 0 HBP: 1	WP: 2 PB: 0 SB: 0 CS: 1	PA: 34						
<b>PITCHER</b>	IP	WLS	BF	H	R	ER	SO	BB	IBB	HBP	BLK	WP	HR	S	P	ERA	WHIP										
<b>Gary Nolan, R</b> ERA: 2.48 <b>Clay Carroll, R</b> ERA: 3.48 <b>Tom Hall, L</b> ERA: 3.95	(1, 1)	7.0	L	28	5	4	4	4	2	0	1	0	0	33	42	5.14	1.000										
	(8, 1)	0.2	L	4	2	0	0	0	0	0	0	0	0	4	4	0.00	3.000										
	(8, 1)	0.1	L	2	1	2	2	0	0	0	0	0	0	2	2	54.00	3.000										

AB	31
R	4
H	6
RBI	4
BB	7
SO	5
LOB	18



AB	30
R	6
H	8
RBI	6
BB	2
SO	4
LOB	10





Batter	1	2	3	4	5	6	7	8	9	AB	R	H	RBI	BB	SO	LOB	TOP										
<b>Pete Rose, S</b> OBP: 0.319, SLG: 0.344 (1, 7)	3-1		K			1B	HR		1-3	5	1	2	2	0	1	0	<b>Cincinnati Reds @ St. Louis Cardinals</b> Busch Stadium, St. Louis, MO Tue May 02 1972, 7:05 PM CDT Att: 11,091 - Unknown										
<b>Joe Morgan, L</b> OBP: 0.333, SLG: 0.373 (1, 4)	F7			F8		1B	G3		5-3	5	1	1	0	0	0	2											
<b>Bobby Tolan, L</b> OBP: 0.484, SLG: 0.804 (1, 8)				G3		1B	HR			4	2	3	3	0	0	0											
<b>Johnny Bench, R</b> OBP: 0.339, SLG: 0.383 (1, 2)	K			L6		E7	F8			4	0	1	1	0	1	1											
<b>Tony Perez, R</b> OBP: 0.333, SLG: 0.409 (1, 3)		K			4-3	P4			3-1	4	0	1	0	0	1	1											
<b>Ted Uhlhaender, L</b> OBP: 0.290, SLG: 0.250 (1, 9)		L8			3-1				3-1	4	1	1	0	0	0	1											
<b>Denis Menke, R</b> OBP: 0.407, SLG: 0.447 (1, 5)										3	0	1	0	1	1	1											
<b>Dave Concepcion, R</b> OBP: 0.327, SLG: 0.365 <b>Tom Hall, L</b> (8, 1)				1-3		4-3			K	4	1	0	0	0	1	4											
<b>Don Gullett, R</b> OBP: 0.335, SLG: 0.500 <b>Pedro Borbon, R</b> OBP: 0.241, SLG: 0.354 <b>Cesar Geronimo, L</b> OBP: 0.241, SLG: 0.354 <b>Jim Merritt, L</b> <b>Bernie Carbo, L</b> <b>Ed Sprague, R</b> <b>Darrel Craney, S</b>				3-1					K	1	0	0	0	0	0	0											
<b>Inning Stats</b>	R: 0 E: 0 K: 1 S: 6	H: 1 LOB: 1 BB: 0 P: 6	R: 0 E: 0 K: 1 S: 5	H: 0 LOB: 0 BB: 0 P: 5	R: 0 E: 0 K: 1 S: 5	H: 0 LOB: 0 BB: 0 P: 5	R: 0 E: 0 K: 0 S: 3	H: 0 LOB: 1 BB: 0 P: 3	R: 0 E: 0 K: 0 S: 4	H: 1 LOB: 1 BB: 0 P: 4	R: 2 E: 1 K: 0 S: 6	H: 4 LOB: 1 BB: 0 P: 6	R: 5 E: 0 K: 0 S: 6	H: 3 LOB: 0 BB: 2 P: 14	R: 0 E: 0 K: 2 S: 8	H: 1 LOB: 1 BB: 0 P: 8		R: 0 E: 0 K: 1 S: 5	H: 0 LOB: 0 BB: 0 P: 5	1B: 6 2B: 3 3B: 0 HR: 1	SF: 0 SAC: 0 DP: 0 HBP: 0	WP: 1 PB: 0 SB: 0 CS: 0	PA: 38				
<b>PITCHER</b>	IP	WLS	BF	H	R	ER	SO	BB	IBB	HBP	BLK	WP	HR	S	P	ERA	WHIP										
<b>Rick Wise, R</b> ERA: 3.52 <b>Don Shaw, L</b> ERA: 10.8 <b>Al Santorini, R</b> ERA: <b>Joe Grzenda, L</b> ERA: 4.91	(1, 1)	6.1	27	7	5	4	3	2	0	0	0	0	0	31	39	5.68	1.421										
<b>Don Shaw, L</b> ERA: 10.8 <b>Al Santorini, R</b> ERA: <b>Joe Grzenda, L</b> ERA: 4.91	(7, 1)	0.1	L	3	2	2	2	0	0	0	0	0	1	3	3	54.00	6.000										
<b>Al Santorini, R</b> ERA: <b>Joe Grzenda, L</b> ERA: 4.91	(7, 1)	1.1		5	1	0	2	0	0	0	0	1	0	9	9	0.00	0.750										
<b>Joe Grzenda, L</b> ERA: 4.91	(9, 1)	1.0		3	0	0	1	0	0	0	0	0	0	5	5	0.00	0.000										

Batter	1	2	3	4	5	6	7	8	9	AB	R	H	RBI	BB	SO	LOB	BOTTOM										
<b>Lou Brock, L</b> OBP: 0.303, SLG: 0.290 (1, 7)	4-3		1B	1B		F7			K	5	2	2	1	0	1	0	<b>Cincinnati Reds @ St. Louis Cardinals</b> Busch Stadium, St. Louis, MO Tue May 02 1972, 7:05 PM CDT Att: 11,091 - Unknown										
<b>Ted Sizemore, R</b> OBP: 0.246, SLG: 0.213 (1, 4)	1-4-3		1B	1B		K			L6	5	1	2	2	0	1	0											
<b>Matty Alou, L</b> OBP: 0.393, SLG: 0.404 (1, 9)	F7		F7	B3					K	5	0	1	0	0	1	3											
<b>Joe Torre, R</b> OBP: 0.423, SLG: 0.574 (1, 5)					K				L9	4	0	2	2	0	1	1											
<b>Ted Simmons, S</b> OBP: 0.380, SLG: 0.447 (1, 2)		K	F7						F5	3	0	0	0	1	1	3											
<b>Donn Clendenon, R</b> <b>Joe Haque, L</b> (7, PH) (8, 3)									F8	3	0	0	0	0	0	2											
<b>Joe Haque, L</b> OBP: 0.388, SLG: 0.444 (7, PH) (8, 3)									F8	1	0	0	0	0	0	0											
<b>Luis Melendez, R</b> OBP: 0.333, SLG: 0.667 (1, 8)										4	1	3	1	0	0	1											
<b>Ed Crosby, L</b> OBP: 0.364, SLG: 0.300 <b>Dal Maxvill, R</b> <b>Jose Cruz, L</b> OBP: 0.321, SLG: 0.333 <b>Marty Martinez, S</b> OBP: 1.000, SLG: 1.000 (8, PH) (9, 6)										3	0	0	0	0	0	2											
<b>Rick Wise, R</b> OBP: 0.357, SLG: 0.429 <b>Don Shaw, L</b> <b>Al Santorini, R</b> <b>Jerry McNertney, R</b> OBP: 0.357, SLG: 0.385 <b>Joe Grzenda, R</b> (9, 1)										3	2	2	0	0	0	0											
<b>Inning Stats</b>	R: 0 E: 0 K: 0 S: 3	H: 0 LOB: 0 BB: 0 P: 3	R: 0 E: 0 K: 1 S: 6	H: 1 LOB: 1 BB: 0 P: 6	R: 3 E: 0 K: 0 S: 7	H: 4 LOB: 1 BB: 0 P: 7	R: 3 E: 0 K: 0 S: 7	H: 4 LOB: 1 BB: 0 P: 7	R: 0 E: 0 K: 1 S: 6	H: 1 LOB: 2 BB: 1 P: 10	R: 0 E: 0 K: 1 S: 5	H: 0 LOB: 0 BB: 0 P: 5	R: 0 E: 0 K: 0 S: 3	H: 1 LOB: 0 BB: 0 P: 3	R: 0 E: 0 K: 0 S: 4	H: 1 LOB: 1 BB: 0 P: 4	R: 0 E: 0 K: 2 S: 7	H: 0 LOB: 0 BB: 0 P: 7	1B: 9 2B: 1 3B: 1 HR: 1	SF: 0 SAC: 0 DP: 0 HBP: 0	WP: 0 PB: 0 SB: 0 CS: 1	PA: 40					
<b>PITCHER</b>	IP	WLS	BF	H	R	ER	SO	BB	IBB	HBP	BLK	WP	HR	S	P	ERA	WHIP										
<b>Don Gullett, L</b> ERA: 11.4 <b>Pedro Borbon, R</b> ERA: 2.51 <b>Jim Merritt, L</b> ERA: 4.5 <b>Ed Sprague, R</b> ERA: 3.86 <b>Tom Hall, L</b> ERA: 3.52	(1, 1)	3.2	19	8	6	6	1	0	0	0	0	0	0	8	12	0.00	2.250										
<b>Pedro Borbon, R</b> ERA: 2.51 <b>Jim Merritt, L</b> ERA: 4.5 <b>Ed Sprague, R</b> ERA: 3.86 <b>Tom Hall, L</b> ERA: 3.52	(4, 1)	1.1	7	2	0	0	1	1	0	0	0	0	0	8	12	0.00	2.250										
<b>Jim Merritt, L</b> ERA: 4.5 <b>Ed Sprague, R</b> ERA: 3.86 <b>Tom Hall, L</b> ERA: 3.52	(6, 1)	1.0	W	3	0	0	1	0	0	0	0	0	0	5	5	0.00	0.000										
<b>Ed Sprague, R</b> ERA: 3.86 <b>Tom Hall, L</b> ERA: 3.52	(7, 1)	1.1		5	2	0	0	0	0	0	0	0	0	5	5	0.00	1.500										
<b>Tom Hall, L</b> ERA: 3.52	(8, 1)	1.2	S	5	0	0	2	0	0	0	0	0	0	9	9	0.00	0.000										

AB	36
R	7
H	10
RBI	6
BB	2
SO	6
LOB	10



AB	38
R	6
H	12
RBI	6
BB	1
SO	5
LOB	14





Batter	1	2	3	4	5	6	7	8	9	AB	R	H	RBI	BB	SO	LOB	TOP			
<b>Pete Rose, S</b> OBP: 0.315, SLG: 0.328 (1, 7)	0-0 6-3		4-0 BB BB		0-0 F8			0-0 4-3		3	0	0	0	1	0	0	<b>Cincinnati Reds @ St. Louis Cardinals</b> Busch Stadium, St. Louis, MO Wed May 03 1972, 7:05 PM CDT Att: 6,935 - Unknown			
<b>Joe Morgan, L</b> OBP: 0.343, SLG: 0.361 (1, 4)	0-0 F7		4-0 BB 1-2			4-0 CS BB		0-0 F5		2	0	0	0	2	0	0				
<b>Bobby Tolan, L</b> OBP: 0.456, SLG: 0.750 (1, 8)	0-0 G1		0-0 F7			0-3 K 1-2		0-0 1-3		4	0	0	0	0	1	4				
<b>Johnny Bench, R</b> OBP: 0.365, SLG: 0.490 (9, PR) <b>Cesar Geronimo, L</b> OBP: 0.240, SLG: 0.304		0-3 K		0-0 HR		0-0 1B		0-0 1B FC4-2-5		4	1	3	1	0	1	0				
<b>Tony Perez, R</b> OBP: 0.327, SLG: 0.396 (9, PR) <b>Darrel Chaney, S</b> OBP: 0.500, SLG: 0.500		0-3 K		0-3 K		0-3 K		0-0 1B FC4-2-5		4	0	1	0	0	3	1				
<b>Ted Uhlhaender, L</b> OBP: 0.297, SLG: 0.219 (1, 9)	0-0 3-1		0-3 K				0-0 4-3	0-0 FC4-2-5		4	0	0	0	0	1	3				
<b>Denis Menke, R</b> OBP: 0.397, SLG: 0.451 (1, 5)			0-0 4-1 2B	0-0 P4			0-0 P4	0-3 K		4	0	1	0	0	1	2				
<b>Dave Concepcion, R</b> OBP: 0.328, SLG: 0.364 (9, PH) <b>Hal McRae, R</b>			0-0 4-1		0-3 K		0-0 1B	0-0 P9		3	0	1	0	0	1	1				
<b>Jack Billingham, R</b> <b>Bernie Carbo, L</b> <b>Ed Sprague, R</b>			0-0 2-3 1-3		0-3 K		0-0 K	0-0 P4		2	0	0	0	0	1	1				
<b>Inning Stats</b>	R: 0 E: 0 K: 0 S: 3	H: 0 LOB: 0 BB: 0 P: 3	R: 0 E: 0 K: 2 S: 7	H: 0 LOB: 0 BB: 0 P: 7	R: 0 E: 0 K: 0 S: 4	H: 1 LOB: 3 BB: 2 P: 12	R: 1 E: 0 K: 2 S: 8	H: 1 LOB: 0 BB: 0 P: 8	R: 0 E: 0 K: 2 S: 7	H: 0 LOB: 0 BB: 0 P: 7	R: 0 E: 0 K: 0 S: 4	H: 1 LOB: 1 BB: 1 P: 11	R: 0 E: 0 K: 0 S: 4	H: 1 LOB: 1 BB: 0 P: 4	R: 0 E: 0 K: 1 S: 7	H: 2 LOB: 2 BB: 0 P: 7		1B: 3 2B: 2 3B: 0 HR: 1	SF: 0 SAC: 0 DP: 0 HBP: 0	WP: 0 PB: 0 SB: 0 CS: 1
<b>PITCHER</b> <b>Reggie Cleveland, R</b> ERA: 3.03 (1, 1)	IP: 9.0 WLS: W BF: 35 H: 6 R: 1 ER: 1 SO: 9 BB: 3 IBB: 0 HBP: 0 BLK: 0 WP: 0 HR: 1 S: 50 P: 62 ERA: 1.00 WHIP: 1.000															<b>PITCHER</b> <b>Reggie Cleveland, R</b> ERA: 3.03 (1, 1)	IP: 9.0 WLS: W BF: 35 H: 6 R: 1 ER: 1 SO: 9 BB: 3 IBB: 0 HBP: 0 BLK: 0 WP: 0 HR: 1 S: 50 P: 62 ERA: 1.00 WHIP: 1.000			

AB	32
R	1
H	6
RBI	1
BB	3
SO	9
LOB	15



Batter	1	2	3	4	5	6	7	8	9	AB	R	H	RBI	BB	SO	LOB	BOTTOM			
<b>Lou Brock, L</b> OBP: 0.329, SLG: 0.297 (1, 7)	0-0 FC6-4 1B		0-0 F7	4-0 IBB			4-0 BB			2	0	1	0	2	0	0	<b>Cincinnati Reds @ St. Louis Cardinals</b> Busch Stadium, St. Louis, MO Wed May 03 1972, 7:05 PM CDT Att: 6,935 - Unknown			
<b>Ted Sizemore, R</b> OBP: 0.232, SLG: 0.200 (1, 4)	0-0 FC6-4 1B 1-2		0-0 5-3	0-0 5-3			0-0 F8			4	0	0	0	0	5					
<b>Matty Alou, L</b> OBP: 0.385, SLG: 0.393 (1, 9) <b>Jose Cruz, L</b> OBP: 0.321, SLG: 0.333 (9, 9)	0-0 G6-4-3 1B		0-0 F9		0-0 4-3		0-0 5-3			4	0	1	0	0	0	1				
<b>Joe Torre, R</b> OBP: 0.411, SLG: 0.549 (1, 5)	0-0 G6-4-3 1-2			0-0 BB 1B 1B	0-0 5-3			0-0 6-3		4	1	1	0	0	2					
<b>Ted Simmons, S</b> OBP: 0.370, SLG: 0.431 (1, 2)		0-3 K		0-0 BB 1B	0-0 F9			0-0 1-3		4	1	1	0	0	1	0				
<b>Joe Hague, L</b> OBP: 0.396, SLG: 0.421 (1, 3)		4-0 FC5-4 BB		4-0 1B 2-3 BB		0-0 G3		0-0 4-3		2	0	0	0	2	0	0				
<b>Luis Melendez, R</b> OBP: 0.250, SLG: 0.500 (1, 8)		0-0 FC5-4 1B 1-2		0-0 L1		0-0 1-3		0-0 4-3		3	0	0	0	0	4					
<b>Ed Crosby, L</b> OBP: 0.383, SLG: 0.326 (1, 6)		0-0 1B		0-0 1B		0-0 F9				3	0	2	2	0	0	0				
<b>Reggie Cleveland, R</b> OBP: 0.083, SLG: 0.083 (1, 1)		0-0 1-3		0-0 5-3			0-0 6-3			3	0	0	0	0	4					
<b>Inning Stats</b>	R: 0 E: 0 K: 0 S: 4	H: 2 LOB: 1 BB: 0 P: 4	R: 0 E: 0 K: 1 S: 6	H: 1 LOB: 2 BB: 1 P: 10	R: 0 E: 0 K: 0 S: 3	H: 0 LOB: 0 BB: 0 P: 3	R: 2 E: 0 K: 0 S: 6	H: 3 LOB: 3 BB: 2 P: 14	R: 0 E: 0 K: 0 S: 3	H: 0 LOB: 0 BB: 0 P: 3	R: 0 E: 0 K: 0 S: 3	H: 0 LOB: 1 BB: 1 P: 7	R: 0 E: 0 K: 0 S: 3	H: 0 LOB: 0 BB: 0 P: 3	R: 0 E: 0 K: 1 S: 7	H: 0 LOB: 0 BB: 0 P: 7		1B: 6 2B: 0 3B: 0 HR: 0	SF: 0 SAC: 0 DP: 1 HBP: 0	WP: 0 PB: 0 SB: 0 CS: 0
<b>PITCHER</b> <b>Jack Billingham, R</b> ERA: 6.38 (1, 1) <b>Ed Sprague, R</b> ERA: 3.0 (7, 1)	IP: 6.0 WLS: L BF: 26 H: 6 R: 2 ER: 2 SO: 1 BB: 2 IBB: 1 HBP: 0 BLK: 0 WP: 0 HR: 0 S: 25 P: 37 ERA: 3.00 WHIP: 1.333															<b>PITCHER</b> <b>Jack Billingham, R</b> ERA: 6.38 (1, 1) <b>Ed Sprague, R</b> ERA: 3.0 (7, 1)	IP: 6.0 WLS: L BF: 26 H: 6 R: 2 ER: 2 SO: 1 BB: 2 IBB: 1 HBP: 0 BLK: 0 WP: 0 HR: 0 S: 25 P: 37 ERA: 3.00 WHIP: 1.333			

AB	29
R	2
H	6
RBI	2
BB	4
SO	1
LOB	16





Batter	1	2	3	4	5	6	7	8	9	AB	R	H	RBI	BB	SO	LOB	TOP								
<b>Pete Rose, S</b> OBP: 0.333, SLG: 0.319 (1, 7)	4-3		1B E BB	4-3			3B BB	3B HBP IBB		2	3	0	0	3	0	0	<b>Cincinnati Reds @ St. Louis Cardinals</b> Busch Stadium, St. Louis, MO Thu May 04 1972, 3:33 AM CDT Att: 9,299 - Unknown <a href="http://livebaseballscorecards.com">livebaseballscorecards.com</a>								
<b>Joe Morgan, L</b> OBP: 0.347, SLG: 0.385 (1, 4)	K		F8		F8		F9 3B 1-H 2-H	3B HBP		4	1	1	2	0	1	1									
<b>Bobby Tolan, L</b> OBP: 0.479, SLG: 0.781 (1, 8)			E S 1B 1B				F9 3B 3-H	3B 1-H 2-H 3-H		4	1	3	3	1	0	1									
<b>Johnny Bench, R</b> OBP: 0.338, SLG: 0.446 (1, 2)	F8		P4		K		5-3	6-3		5	0	0	0	0	1	5									
<b>Tony Perez, R</b> OBP: 0.333, SLG: 0.396 (1, 3)			F8 1B BB		K			K	5-3	5	0	2	1	0	2	1									
<b>Bernie Carbo, L</b> OBP: 0.353, SLG: 0.083 (8, PR)			3-H 1B					E 1B BB	FC4-6 BB	2	0	1	0	2	0	0									
<b>Cesar Geronimo, L</b> OBP: 0.269, SLG: 0.304 (8, 9)			1-2 1B							0	1	0	0	1	0	0									
<b>Denis Menke, R</b> OBP: 0.382, SLG: 0.429 (1, 5)	K		P6		6-3			E8 1B 1B	FC4-6 BB 1-2	5	1	1	0	0	1	5									
<b>Dave Concepcion, R</b> OBP: 0.317, SLG: 0.350 (1, 6)	F8				1-4-3			HBP SH2-4 3B 1B 2-H 3-H	5-3	5	1	1	2	0	1	3									
<b>Jim McGlothlin, R</b> OBP: 0.200, SLG: 0.200 (1, 1)			2-3 K		1-3			SH2-4 1B 1-2		3	1	1	0	0	1	2									
<b>Jim Merritt, L</b> (7, 1)	K									0	0	0	0	0	0	0									
<b>Clay Carroll, R</b> (7, 1)							BB 3B 1B			0	0	0	0	0	0	0									
<b>Inning Stats</b>	R: 0 E: 0 K: 1 S: 5	H: 0 LOB: 1 BB: 1 P: 9	R: 0 E: 0 K: 2 S: 9	H: 2 LOB: 2 BB: 0 P: 9	R: 2 E: 0 K: 0 S: 5	H: 2 LOB: 2 BB: 0 P: 13	R: 0 E: 0 K: 1 S: 5	H: 0 LOB: 0 BB: 0 P: 5	R: 0 E: 0 K: 2 S: 8	H: 0 LOB: 0 BB: 0 P: 3	R: 0 E: 0 K: 0 S: 3	H: 0 LOB: 0 BB: 0 P: 3	R: 2 E: 0 K: 0 S: 4	H: 2 LOB: 3 BB: 1 P: 8	R: 5 E: 1 K: 1 S: 8	H: 3 LOB: 2 BB: 2 P: 17	R: 0 E: 0 K: 0 S: 3	H: 0 LOB: 1 BB: 1 P: 7	1B: 8 2B: 0 3B: 2 HR: 0	SF: 0 SAC: 1 DP: 0 HBP: 1	WP: 0 PA: 44 PB: 0 SB: 1 CS: 0				
<b>PITCHER</b>	IP	WLS	BF	H	R	ER	SO	BB	IBB	HBP	BLK	WP	HR	S	P	ERA	WHIP								
<b>Scipio Spinks, R</b> ERA: 3.18 (1, 1)	7.0		31	7	4	4	6	4	0	0	0	0	0	39	55	5.14	1.571								
<b>Al Santorini, R</b> ERA: 3.89 (8, 1)	0.1	L	4	2	3	3	1	1	0	0	0	0	0	5	9	81.00	9.000								
<b>Joe Grzenda, L</b> ERA: 6.75 (8, 1)	1.2		9	1	2	2	0	1	1	1	0	0	0	6	15	10.80	1.200								

Batter	1	2	3	4	5	6	7	8	9	AB	R	H	RBI	BB	SO	LOB	BOTTOM								
<b>Lou Brock, L</b> OBP: 0.320, SLG: 0.290 (1, 7)	E3 S 2B		K		F7		1B 1B 1-3 3-H	F7		5	1	1	1	0	1	0	<b>Cincinnati Reds @ St. Louis Cardinals</b> Busch Stadium, St. Louis, MO Thu May 04 1972, 3:33 AM CDT Att: 9,299 - Unknown <a href="http://livebaseballscorecards.com">livebaseballscorecards.com</a>								
<b>Ted Sizemore, R</b> OBP: 0.243, SLG: 0.229 (1, 4)	1B 2B		6-3		F9		1B 1-2 3-H	F8		5	1	2	2	0	0	0									
<b>Matty Alou, L</b> OBP: 0.391, SLG: 0.400 (1, 9)							P4	6-3		4	0	2	1	0	0	0									
<b>Al Santorini, R</b> (8, 1)			4-3							0	0	0	0	0	0	0									
<b>Joe Grzenda, R</b> (8, 1)	G5-4-3									0	0	0	0	0	0	0									
<b>Marty Martinez, S</b> OBP: 0.500, SLG: 0.500 (9, PH)	1B						1-2 2-3	1B		1	0	0	0	0	0	0									
<b>Joe Torre, R</b> OBP: 0.400, SLG: 0.527 (1, 5)	G5-4-3						P4	K		4	0	1	0	0	1	4									
<b>Ted Simmons, S</b> OBP: 0.362, SLG: 0.418 (1, 2)	6-3				FC4 1B 1-2		4-3	E 4-3 1B		4	1	1	0	0	0	1									
<b>Joe Hague, L</b> OBP: 0.404, SLG: 0.429 (1, 3)			F8		1-2 1B		P6	E9 1B 1-3		4	0	2	0	0	0	0									
<b>Luis Melendez, R</b> OBP: 0.250, SLG: 0.500 (1, 8)					F9		F2	5-3		4	0	1	0	0	0	4									
<b>Ed Crosby, L</b> OBP: 0.373, SLG: 0.319 (1, 6)			G3		F7		1B 1B	4-3		4	1	1	1	0	0	4									
<b>Scipio Spinks, R</b> OBP: 0.273, SLG: 0.273 (1, 1)			F8				1B 1B	F7		2	0	0	0	0	1	1									
<b>Jose Cruz, L</b> OBP: 0.328, SLG: 0.340 (7, PH)					K		1B 1B			2	1	1	0	0	0	1									
<b>Inning Stats</b>	R: 2 E: 1 K: 0 S: 5	H: 2 LOB: 0 BB: 0 P: 5	R: 0 E: 0 K: 0 S: 4	H: 1 LOB: 1 BB: 0 P: 4	R: 0 E: 0 K: 1 S: 5	H: 0 LOB: 0 BB: 0 P: 5	R: 0 E: 0 K: 0 S: 5	H: 2 LOB: 2 BB: 0 P: 5	R: 0 E: 0 K: 1 S: 5	H: 0 LOB: 0 BB: 0 P: 5	R: 0 E: 0 K: 0 S: 3	H: 0 LOB: 0 BB: 0 P: 3	R: 2 E: 0 K: 1 S: 10	H: 5 LOB: 3 BB: 0 P: 10	R: 1 E: 1 K: 0 S: 5	H: 2 LOB: 1 BB: 0 P: 5	R: 0 E: 0 K: 0 S: 3	H: 0 LOB: 0 BB: 0 P: 3	1B: 10 2B: 2 3B: 0 HR: 0	SF: 0 SAC: 0 DP: 1 HBP: 0	WP: 0 PA: 39 PB: 0 SB: 1 CS: 0				
<b>PITCHER</b>	IP	WLS	BF	H	R	ER	SO	BB	IBB	HBP	BLK	WP	HR	S	P	ERA	WHIP								
<b>Jim McGlothlin, R</b> ERA: 5.09 (1, 1)	6.2		29	9	4	3	2	0	0	0	0	0	0	33	33	4.05	1.350								
<b>Jim Merritt, L</b> ERA: 4.5 (7, 1)	0.0		1	1	0	0	0	0	0	0	0	0	0	1	1	∞	∞								
<b>Clay Carroll, R</b> ERA: 3.55 (7, 1)	2.1	W	9	2	1	1	1	0	0	0	0	0	0	11	11	3.86	0.857								



Batter	1	2	3	4	5	6	7	8	9	10	AB	R	H	RBI	BB	SO	LOB	TOP
Dave Cash, R OBP: 0.302, SLG: 0.306 (1, 4)	F9		F9			K		1-3		1B	5	0	1	0	0	1	0	<b>Pittsburgh Pirates @ Cincinnati Reds</b> Riverfront Stadium, Cincinnati, OH Fri May 05 1972, 7:05 PM EDT Att: 24,722 - Unknown
Al Oliver, L OBP: 0.389, SLG: 0.485 (1, 8)	F8		F8				P6	F8		1B	5	0	1	0	0	0	0	
Roberto Clemente, R OBP: 0.398, SLG: 0.400 (1, 9)	F4		F4					1B	2B	1B	5	1	2	0	0	0	2	
Willie Stargell, L OBP: 0.293, SLG: 0.415 (1, 7)						K			1B	1B	4	1	2	1	0	1	0	
Richie Hebner, L OBP: 0.339, SLG: 0.542 (1, 5)									2H	1B	3	1	1	0	0	0	0	
Jose Pagan, R OBP: 0.143, SLG: 0.154 (8, 5)									1-2	HR	1	0	0	0	0	0	2	
Manny Sanguillen, R OBP: 0.397, SLG: 0.523 (1, 2)										1B	4	1	2	3	0	0	0	
Bob Robertson, R OBP: 0.241, SLG: 0.167 (1, 3)										1B	4	0	0	0	0	0	1	
Gene Alley, R OBP: 0.517, SLG: 0.455 (1, 6)											3	0	0	0	1	0	0	
Bob Johnson, L OBP: 0.111, SLG: 0.111 (7, 1)											3	0	0	0	0	1	1	
Ramon Hernandez, S (7, 1)											0	0	0	0	0	0	0	
Vic Davallo, L OBP: 0.450, SLG: 0.588 (10, PH)											1	0	0	0	0	1	0	
Dave Giusti, R (10, 1)											0	0	0	0	0	0	0	
<b>Inning Stats</b>	R: 0 E: 0 K: 0 S: 3	H: 0 LOB: 0 BB: 0 P: 3	R: 0 E: 0 K: 0 S: 4	H: 1 LOB: 1 BB: 0 P: 4	R: 0 E: 0 K: 0 S: 3	H: 0 LOB: 0 BB: 0 P: 3	R: 0 E: 0 K: 1 S: 5	H: 0 LOB: 0 BB: 0 P: 5	R: 0 E: 0 K: 0 S: 5	H: 2 LOB: 2 BB: 0 P: 5	R: 0 E: 0 K: 0 S: 3	H: 0 LOB: 0 BB: 0 P: 3	R: 0 E: 0 K: 1 S: 6	H: 2 LOB: 1 BB: 0 P: 6	1B: 5 2B: 3 3B: 0 HR: 1	SF: 0 SAC: 0 DP: 1 HBP: 0	WP: 0 PA: 39	
<b>PITCHER</b>	IP WLS BF H R ER SO BB IBB HBP BLK WP HR S P ERA WHIP	IP WLS BF H R ER SO BB IBB HBP BLK WP HR S P ERA WHIP	IP WLS BF H R ER SO BB IBB HBP BLK WP HR S P ERA WHIP	IP WLS BF H R ER SO BB IBB HBP BLK WP HR S P ERA WHIP	IP WLS BF H R ER SO BB IBB HBP BLK WP HR S P ERA WHIP	IP WLS BF H R ER SO BB IBB HBP BLK WP HR S P ERA WHIP	IP WLS BF H R ER SO BB IBB HBP BLK WP HR S P ERA WHIP	IP WLS BF H R ER SO BB IBB HBP BLK WP HR S P ERA WHIP	IP WLS BF H R ER SO BB IBB HBP BLK WP HR S P ERA WHIP	IP WLS BF H R ER SO BB IBB HBP BLK WP HR S P ERA WHIP	IP WLS BF H R ER SO BB IBB HBP BLK WP HR S P ERA WHIP	IP WLS BF H R ER SO BB IBB HBP BLK WP HR S P ERA WHIP	IP WLS BF H R ER SO BB IBB HBP BLK WP HR S P ERA WHIP	IP WLS BF H R ER SO BB IBB HBP BLK WP HR S P ERA WHIP	IP WLS BF H R ER SO BB IBB HBP BLK WP HR S P ERA WHIP	IP WLS BF H R ER SO BB IBB HBP BLK WP HR S P ERA WHIP	IP WLS BF H R ER SO BB IBB HBP BLK WP HR S P ERA WHIP	IP WLS BF H R ER SO BB IBB HBP BLK WP HR S P ERA WHIP
Gary Nolan, R ERA: 2.95 (1, 1)	7.2																	
Tom Hall, L ERA: 3.24 (8, 1)	1.1																	
Clay Carroll, R ERA: 3.29 (10, 1)	1.0																	

Batter	1	2	3	4	5	6	7	8	9	10	AB	R	H	RBI	BB	SO	LOB	BOTTOM			
Pete Rose, S OBP: 0.337, SLG: 0.324 (1, 7)	L4		F8							SH5-4	5	1	2	1	0	0	0	<b>Pittsburgh Pirates @ Cincinnati Reds</b> Riverfront Stadium, Cincinnati, OH Fri May 05 1972, 7:05 PM EDT Att: 24,722 - Unknown			
Joe Morgan, L OBP: 0.338, SLG: 0.362 (1, 4)	P6		F9				FC3-6	1B		1B	4	0	0	0	1	0	1				
Bobby Tolan, L OBP: 0.458, SLG: 0.750 (1, 8)	L3							6-3		SH5-4	4	1	1	0	0	0	1				
Johnny Bench, R OBP: 0.342, SLG: 0.483 (1, 2)										1B	4	1	1	1	1	0	1				
Tony Perez, R OBP: 0.339, SLG: 0.397 (1, 3)										1B	5	0	2	1	0	2	2				
Bernie Carbo, L OBP: 0.400, SLG: 0.143 (1, 9)										1B	2	1	1	0	1	0	1				
Cesar Geronimo, L OBP: 0.259, SLG: 0.292 (7, 9)										1B	1	0	0	0	0	1	0				
Denis Menke, R OBP: 0.375, SLG: 0.433 (1, 5)											4	0	1	2	0	0	3				
Dave Concepcion, R OBP: 0.328, SLG: 0.349 (1, 6)											3	1	1	0	0	0	3				
Gary Nolan, R ERA: 4.44 (1, 1)											3	0	0	0	0	2	1				
Tom Hall, L (8, 1)											0	0	0	0	0	0	0				
Julian Javier, R OBP: 0.286, SLG: 0.429 (9, PH)											1	0	0	0	0	0	1				
Clay Carroll, R (10, 1)											0	0	0	0	0	0	0				
<b>Inning Stats</b>	R: 0 E: 0 K: 0 S: 3	H: 0 LOB: 0 BB: 0 P: 3	R: 0 E: 1 K: 1 S: 7	H: 1 LOB: 2 BB: 0 P: 7	R: 0 E: 0 K: 1 S: 5	H: 0 LOB: 0 BB: 0 P: 5	R: 2 E: 0 K: 0 S: 5	H: 2 LOB: 1 BB: 1 P: 9	R: 0 E: 0 K: 1 S: 5	H: 0 LOB: 0 BB: 0 P: 5	R: 1 E: 0 K: 0 S: 5	H: 2 LOB: 1 BB: 0 P: 5	R: 0 E: 0 K: 2 S: 7	H: 0 LOB: 0 BB: 0 P: 7	R: 0 E: 0 K: 0 S: 2	H: 0 LOB: 0 BB: 0 P: 3	R: 1 E: 0 K: 0 S: 3	H: 2 LOB: 3 BB: 2 P: 11	1B: 7 2B: 1 3B: 0 HR: 1	SF: 0 SAC: 1 DP: 1 HBP: 1	WP: 0 PA: 41
<b>PITCHER</b>	IP WLS BF H R ER SO BB IBB HBP BLK WP HR S P ERA WHIP	IP WLS BF H R ER SO BB IBB HBP BLK WP HR S P ERA WHIP	IP WLS BF H R ER SO BB IBB HBP BLK WP HR S P ERA WHIP	IP WLS BF H R ER SO BB IBB HBP BLK WP HR S P ERA WHIP	IP WLS BF H R ER SO BB IBB HBP BLK WP HR S P ERA WHIP	IP WLS BF H R ER SO BB IBB HBP BLK WP HR S P ERA WHIP	IP WLS BF H R ER SO BB IBB HBP BLK WP HR S P ERA WHIP	IP WLS BF H R ER SO BB IBB HBP BLK WP HR S P ERA WHIP	IP WLS BF H R ER SO BB IBB HBP BLK WP HR S P ERA WHIP	IP WLS BF H R ER SO BB IBB HBP BLK WP HR S P ERA WHIP	IP WLS BF H R ER SO BB IBB HBP BLK WP HR S P ERA WHIP	IP WLS BF H R ER SO BB IBB HBP BLK WP HR S P ERA WHIP	IP WLS BF H R ER SO BB IBB HBP BLK WP HR S P ERA WHIP	IP WLS BF H R ER SO BB IBB HBP BLK WP HR S P ERA WHIP	IP WLS BF H R ER SO BB IBB HBP BLK WP HR S P ERA WHIP	IP WLS BF H R ER SO BB IBB HBP BLK WP HR S P ERA WHIP	IP WLS BF H R ER SO BB IBB HBP BLK WP HR S P ERA WHIP	IP WLS BF H R ER SO BB IBB HBP BLK WP HR S P ERA WHIP			
Bob Johnson, R ERA: 4.44 (1, 1)	6.1																				
Ramon Hernandez, L ERA: 4.44 (7, 1)	2.2																				
Dave Giusti, R ERA: 4.91 (10, 1)	0.1																				

AB 38  
R 4  
H 9  
RBI 4  
BB 1  
SO 4  
LOB 6



AB 36  
R 5  
H 9  
RBI 5  
BB 3  
SO 5  
LOB 14









Batter	1	2	3	4	5	6	7	8	9	AB	R	H	RBI	BB	SO	LOB	TOP			
Rennie Stennett, R OBP: 0.396, SLG: 0.585 Bill Mazeroski, R (8, 4)										4	2	2	0	0	0	1				
Al Oliver, L OBP: 0.378, SLG: 0.500 (1, 8)										5	3	2	1	0	0	1				
Roberto Clemente, R OBP: 0.377, SLG: 0.429 (1, 9)										5	2	3	2	0	0	0				
Willie Stargell, L OBP: 0.328, SLG: 0.541 (1, 7)										4	2	2	5	1	1	1				
Richie Hebner, L OBP: 0.361, SLG: 0.522 (1, 5)										4	0	1	1	1	2	1				
Manny Sanguillen, R OBP: 0.365, SLG: 0.520 (1, 2)										5	0	0	0	0	1	4				
Bob Robertson, R OBP: 0.284, SLG: 0.204 (1, 3)										3	0	1	0	1	0	1				
Gene Alley, R OBP: 0.474, SLG: 0.419 (1, 6)										4	0	1	0	0	0	2				
Nelson Briles, R OBP: 0.200, SLG: 0.400 Bob Moose, R OBP: 0.333, SLG: 0.333 (8, 1)										3	0	0	0	0	1	1				
										0	0	0	0	0	0	0				
<b>Inning Stats</b>	R: 2 E: 1 K: 1 S: 8	H: 2 LOB: 1 BB: 0 P: 8	R: 0 E: 0 K: 0 S: 4	H: 1 LOB: 1 BB: 0 P: 4	R: 1 E: 0 K: 2 S: 8	H: 1 LOB: 0 BB: 0 P: 8	R: 0 E: 0 K: 0 S: 3	H: 0 LOB: 0 BB: 0 P: 3	R: 0 E: 0 K: 0 S: 3	H: 0 LOB: 1 BB: 0 P: 8	R: 4 E: 0 K: 1 S: 9	H: 4 LOB: 0 BB: 0 P: 9	R: 0 E: 0 K: 1 S: 5	H: 0 LOB: 1 BB: 1 P: 9	R: 1 E: 0 K: 0 S: 5	H: 2 LOB: 2 BB: 1 P: 9	1B: 8 2B: 1 3B: 0 HR: 3	SF: 0 SAC: 1 DP: 1 HBP: 0	WP: 0 PB: 0 SB: 0 CS: 0	PA: 42
<b>PITCHER</b>	IP WLS BF H R ER SO BB IBB HBP BLK WP HR S P ERA WHIP																			
Jack Billingham, R ERA: 6.75 Tom Hall, L ERA: 3.5 Pedro Borbon, R ERA: 5.19	(1, 1) (7, 1) (9, 1)	6.2 1.1 1.0	L 6 6	30 1 2	9 1 2	7 1 1	6 1 0	4 1 0	1 0 1	0 0 0	0 0 0	0 1 0	2 7 5	37 11 9	41 11 9	8.10 6.75 9.00	1.500 1.500 2.000			

Pittsburgh Pirates @ Cincinnati Reds  
Riverfront Stadium, Cincinnati, OH  
Sun May 07 1972, 3:33 AM EDT  
Att: 19,281 - Unknown

AB 38  
R 9  
H 12  
RBI 9  
BB 3  
SO 5  
LOB 12



Batter	1	2	3	4	5	6	7	8	9	AB	R	H	RBI	BB	SO	LOB	BOTTOM				
Pete Rose, S OBP: 0.304, SLG: 0.289 (1, 7)										5	0	0	0	0	1	2					
Joe Morgan, L OBP: 0.352, SLG: 0.447 (1, 4)										4	1	2	2	0	0	1					
Bobby Tolan, L OBP: 0.471, SLG: 0.757 (1, 8)										3	2	1	1	1	0	1					
Johnny Bench, R OBP: 0.321, SLG: 0.441 (1, 2)										4	0	1	0	0	2	1					
Tony Perez, R OBP: 0.315, SLG: 0.409 (1, 3)										4	1	1	2	0	1	1					
Bernie Carbo, L OBP: 0.370, SLG: 0.150 Cesar Geronimo, L OBP: 0.286, SLG: 0.440 (6, FR) (7, 9)										2	0	0	0	1	1	1					
Denis Menke, R OBP: 0.367, SLG: 0.409 Tom Hall, L (8, PH) Pedro Borbon, R (9, 1)										3	0	0	0	0	1	1					
Dave Concepcion, R OBP: 0.311, SLG: 0.319 (1, 6)										4	0	0	0	0	1	0					
Jack Billingham, R OBP: 0.100, SLG: 0.100 Julian Javier, R OBP: 0.313, SLG: 0.438 (7, 5)										2	1	1	0	0	1	0					
										2	0	1	0	0	0	0					
<b>Inning Stats</b>	R: 0 E: 0 K: 1 S: 6	H: 1 LOB: 1 BB: 0 P: 6	R: 1 E: 0 K: 2 S: 8	H: 1 LOB: 0 BB: 0 P: 8	R: 3 E: 0 K: 1 S: 8	H: 3 LOB: 1 BB: 1 P: 12	R: 0 E: 0 K: 1 S: 5	H: 0 LOB: 0 BB: 0 P: 5	R: 0 E: 0 K: 2 S: 7	H: 0 LOB: 2 BB: 1 P: 11	R: 0 E: 0 K: 1 S: 6	H: 1 LOB: 1 BB: 0 P: 6	R: 0 E: 0 K: 0 S: 5	H: 2 LOB: 0 BB: 0 P: 5	R: 0 E: 0 K: 0 S: 3	H: 0 LOB: 0 BB: 0 P: 3	1B: 4 2B: 0 3B: 0 HR: 4	SF: 0 SAC: 0 DP: 0 HBP: 0	WP: 0 PB: 0 SB: 0 CS: 0	PA: 37	
<b>PITCHER</b>	IP WLS BF H R ER SO BB IBB HBP BLK WP HR S P ERA WHIP																				
Nelson Briles, R ERA: 4.7 Bob Moose, R ERA: 6.86	(1, 1) (8, 1)	7.2 1.1	W S	33 4	8 0	6 0	6 0	8 0	2 0	0 0	0 0	0 0	0 0	0 4	47 4	55 4	7.04 0.00	1.304 0.000			

Pittsburgh Pirates @ Cincinnati Reds  
Riverfront Stadium, Cincinnati, OH  
Sun May 07 1972, 3:33 AM EDT  
Att: 19,281 - Unknown

AB 35  
R 6  
H 8  
RBI 6  
BB 2  
SO 8  
LOB 8





Batter	1	2	3	4	5	6	7	8	9	AB	R	H	RBI	BB	SO	LOB	TOP								
<b>Don Kessinger, S</b> OBP: 0.341, SLG: 0.292 (1, 6)	F8	F8		F8		F8		FC1-6		3	2	1	1	2	0	0									
<b>Glenn Beckert, R</b> OBP: 0.242, SLG: 0.306 (1, 4)	1B	SF8		P4		1B		FC1-6		3	1	1	2	1	0	2									
<b>Billy Williams, L</b> OBP: 0.341, SLG: 0.435 (1, 7)	FC4-6	1B			5-3			F2		4	0	2	1	1	0	2									
<b>Jim Hickman, R</b> OBP: 0.466, SLG: 0.706 (1, 3)	FC4-6	1B			K			F8		5	0	1	2	0	1	5									
<b>Rick Monday, L</b> OBP: 0.521, SLG: 0.577 (1, 8)	2B	L6			FC6-4			CS		5	1	4	1	0	0	2									
<b>Jose Cardenal, R</b> OBP: 0.338, SLG: 0.493 (1, 9)	F9			F8		FC6-4		FC5-4		5	0	1	0	0	0	3									
<b>Carmen Fanzone, R</b> OBP: 0.412, SLG: 0.867 (1, 5)		1B		K		L6		FC5-4		4	1	1	0	1	1	1									
<b>Randy Hundley, R</b> OBP: 0.357, SLG: 0.371 (1, 2)	F9			5-3		F9		F9		5	1	1	0	0	0	3									
<b>Fergie Jenkins, R</b> OBP: 0.238, SLG: 0.200 (1, 1)	2B	SF8		L7		K		FC1-6		5	1	2	0	0	1	2									
<b>Inning Stats</b>	R: 1 E: 0 K: 0 S: 5	H: 2 LOB: 2 BB: 1 P: 9	R: 3 E: 0 K: 0 S: 7	H: 4 LOB: 2 BB: 1 P: 11	R: 0 E: 0 K: 1 S: 5	H: 0 LOB: 0 BB: 0 P: 5	R: 0 E: 0 K: 0 S: 3	H: 0 LOB: 0 BB: 0 P: 3	R: 0 E: 0 K: 1 S: 6	H: 1 LOB: 1 BB: 0 P: 6	R: 2 E: 0 K: 1 S: 8	H: 3 LOB: 2 BB: 1 P: 12	R: 0 E: 0 K: 0 S: 4	H: 2 LOB: 1 BB: 0 P: 4	R: 0 E: 0 K: 0 S: 4	H: 1 LOB: 2 BB: 1 P: 8	R: 1 E: 0 K: 0 S: 4	H: 1 LOB: 1 BB: 1 P: 8	1B: 10 2B: 3 3B: 0 HR: 1	SF: 1 SAC: 0 DP: 0 HBP: 0	WP: 0 PB: 0 SB: 0 CS: 1	PA: 45			
<b>PITCHER</b>	IP	WLS	BF	H	R	ER	SO	BB	IBB	HBP	BLK	WP	HR	S	P	ERA	WHIP								
<b>Jim McGlothlin, R</b> ERA: 6.52 (1, 1)	1.2	L	13	6	4	4	0	1	1	0	0	0	0	11	19	21.60	4.200								
<b>Ed Sprague, R</b> ERA: 4.73 (2, 1)	4.1		18	4	2	2	3	1	0	0	0	0	0	23	27	4.15	1.154								
<b>Pedro Borbon, R</b> ERA: 4.66 (7, 1)	2.0		9	3	0	0	0	1	0	0	0	0	0	8	12	0.00	2.000								
<b>Clay Carroll, R</b> ERA: 3.88 (9, 1)	1.0		5	1	1	1	0	1	0	0	0	0	1	4	8	9.00	2.000								

**Chicago Cubs @ Cincinnati Reds**  
Riverfront Stadium, Cincinnati, OH  
Tue May 09 1972, 7:05 PM EDT  
Att: 7,906 - Unknown

AB 39  
R 7  
H 14  
RBI 7  
BB 5  
SO 3  
LOB 20



Batter	1	2	3	4	5	6	7	8	9	AB	R	H	RBI	BB	SO	LOB	BOTTOM								
<b>Pete Rose, S</b> OBP: 0.302, SLG: 0.287 (1, 7)	F8		L5					G3		4	0	1	0	0	0	0									
<b>Joe Morgan, L</b> OBP: 0.359, SLG: 0.475 (1, 4)	P4			2B		F8		1B		4	1	2	0	0	0	2									
<b>Bobby Tolan, L</b> OBP: 0.461, SLG: 0.731 (1, 8)	1B			F7		P4		F8		4	0	1	0	0	0	4									
<b>Tony Perez, R</b> OBP: 0.299, SLG: 0.386 (1, 3)	F8			1-3		1-3		P4		4	0	0	0	0	0	5									
<b>Johnny Bench, R</b> OBP: 0.318, SLG: 0.431 (1, 2)		L7		6-3		1-3		FC6-4		4	0	1	1	0	0	1									
<b>Denis Menke, R</b> OBP: 0.348, SLG: 0.386 (1, 5)		K				F7		FC6-4		4	0	0	0	0	1	1									
<b>Dave Concepcion, R</b> OBP: 0.299, SLG: 0.306 (1, 6)		6-3				F7				3	0	0	0	0	0	0									
<b>Cesar Geronimo, L</b> OBP: 0.258, SLG: 0.393 (1, 9)				K		6-3		K		3	0	0	0	0	2	0									
<b>Jim McGlothlin, R</b> OBP: 0.200, SLG: 0.200 (1, 1)										0	0	0	0	0	0	0									
<b>Ed Sprague, R</b> OBP: 0.243, SLG: 0.296 (2, 1)										1	0	0	0	0	1	0									
<b>Ted Uhllander, L</b> OBP: 0.243, SLG: 0.296 (6, PH)										1	0	0	0	0	0	0									
<b>Pedro Borbon, R</b> OBP: 0.299, SLG: 0.386 (7, 1)										0	0	0	0	0	0	0									
<b>George Foster, R</b> OBP: 0.299, SLG: 0.386 (8, PH)										1	0	0	0	0	1	0									
<b>Clay Carroll, R</b> (9, 1)										0	0	0	0	0	0	0									
<b>Inning Stats</b>	R: 0 E: 0 K: 0 S: 4	H: 1 LOB: 1 BB: 0 P: 4	R: 0 E: 0 K: 1 S: 5	H: 0 LOB: 0 BB: 0 P: 5	R: 0 E: 0 K: 2 S: 7	H: 0 LOB: 0 BB: 0 P: 7	R: 0 E: 0 K: 0 S: 4	H: 1 LOB: 1 BB: 0 P: 4	R: 0 E: 0 K: 0 S: 3	H: 0 LOB: 0 BB: 0 P: 3	R: 0 E: 0 K: 0 S: 5	H: 1 LOB: 2 BB: 0 P: 5	R: 0 E: 0 K: 2 S: 7	H: 0 LOB: 0 BB: 0 P: 7	R: 0 E: 0 K: 0 S: 4	H: 0 LOB: 0 BB: 0 P: 7	R: 1 E: 0 K: 0 S: 5	H: 2 LOB: 1 BB: 0 P: 5	1B: 3 2B: 2 3B: 0 HR: 0	SF: 0 SAC: 0 DP: 0 HBP: 0	WP: 0 PB: 0 SB: 0 CS: 0	PA: 33			
<b>PITCHER</b>	IP	WLS	BF	H	R	ER	SO	BB	IBB	HBP	BLK	WP	HR	S	P	ERA	WHIP								
<b>Fergie Jenkins, R</b> ERA: 2.74 (1, 1)	9.0	W	33	5	1	1	5	0	0	0	0	0	0	43	43	1.00	0.556								

**Chicago Cubs @ Cincinnati Reds**  
Riverfront Stadium, Cincinnati, OH  
Tue May 09 1972, 7:05 PM EDT  
Att: 7,906 - Unknown

AB 33  
R 1  
H 5  
RBI 1  
BB 0  
SO 5  
LOB 13





Batter	1	2	3	4	5	6	7	8	9	AB	R	H	RBI	BB	SO	LOB	TOP																					
Don Kessinger, S (1, 6) OBP: 0.322, SLG: 0.273	F9		K	F8			6-3		F8	5	0	0	0	0	1	3																						
Glenn Beckert, R (1, 4) OBP: 0.250, SLG: 0.303	E6 G4-6-3			F8	L9		1B		BB	4	0	1	0	1	0	0																						
Billy Williams, L (1, 7) OBP: 0.323, SLG: 0.411	G4-6-3 1-2			E5 1B	F7		4-3		F8	5	1	0	0	0	0	3																						
Jim Hickman, R (1, 3) OBP: 0.444, SLG: 0.661		K		G1 1B	K				F7	5	1	1	0	0	2	1																						
Rick Monday, L (1, 8) OBP: 0.507, SLG: 0.554	5-3			G1 2B	1B		K		F8	4	1	1	1	0	1	0																						
Jose Cardenal, R (1, 9) OBP: 0.333, SLG: 0.472	F7			G1			F7		BB	3	0	0	0	1	0	2																						
Carmen Fanzone, R (1, 5) OBP: 0.476, SLG: 0.889			5-3	1B	2B		1B		BB	3	1	2	2	1	0	0																						
Randy Hundley, R (1, 2) OBP: 0.378, SLG: 0.365				BB	1B		K		BB	1	0	0	0	3	1	1																						
Mitt Pappas, R (1, 1) OBP: 0.286, SLG: 0.231							F8		P8	3	0	1	1	0	1	1																						
Tom Phoebus, R (7, 1)										0	0	0	0	0	0	0																						
Art Shamsky, L (8, PH)										1	0	0	0	0	0	3																						
Dan McGinn, L (8, 1) OBP: 1.000, SLG: 1.000										0	0	0	0	0	0	0																						
<b>Inning Stats</b>	R: 0 E: 1 K: 0 S: 3	H: 0 LOB: 0 BB: 0 P: 3	R: 0 E: 0 K: 1 S: 5	H: 0 LOB: 0 BB: 0 P: 5	R: 0 E: 0 K: 2 S: 7	H: 0 LOB: 1 BB: 1 P: 11	R: 4 E: 1 K: 0 S: 8	H: 4 LOB: 2 BB: 1 P: 12	R: 0 E: 0 K: 2 S: 5	H: 1 LOB: 1 BB: 0 P: 8	R: 0 E: 0 K: 0 S: 4	H: 1 LOB: 1 BB: 0 P: 4	R: 0 E: 0 K: 0 S: 3	H: 0 LOB: 3 BB: 3 P: 15	R: 0 E: 0 K: 0 S: 3	H: 0 LOB: 1 BB: 1 P: 7	1B: 5 2B: 1 3B: 0 HR: 0	SF: 0 SAC: 0 DP: 1 HBP: 0	WP: 0 PB: 0 SB: 0 CS: 0	PA: 40																		
<b>PITCHER</b>	IP	WLS	BF	H	R	ER	SO	BB	IBB	HBP	BLK	WP	HR	S	P	ERA	WHIP	<b>PITCHER</b>				IP	WLS	BF	H	R	ER	SO	BB	IBB	HBP	BLK	WP	HR	S	P	ERA	WHIP
Gary Nolan, R (1, 1) ERA: 2.53	6.0	L	26	5	4	0	6	1	1	0	0	0	0	36	44	0.00	1.000																					
Jack Billingham, R (7, 1) ERA: 6.34	2.0		10	1	0	0	0	3	0	0	0	0	0	7	19	0.00	2.000																					
Clay Carroll, R (9, 1) ERA: 3.45	1.0		4	0	0	0	0	1	0	0	0	0	0	3	7	0.00	1.000																					

Chicago Cubs @ Cincinnati Reds  
Riverfront Stadium, Cincinnati, OH  
Wed May 10 1972, 3:33 AM EDT  
Alt. 7,051 - Unknown - 58 F

AB	34
R	4
H	6
RBI	4
BB	6
SO	6
LOB	14



Batter	1	2	3	4	5	6	7	8	9	AB	R	H	RBI	BB	SO	LOB	BOTTOM																					
Pete Rose, S (1, 7) OBP: 0.297, SLG: 0.293	P6		E FC6-4 2B	G3		F8		FC1-6 1-2		5	1	1	0	0	0	3																						
Joe Morgan, L (1, 4) OBP: 0.371, SLG: 0.476	E S 1B		E4 FC6-4 2-3			1B		4-3 S BB		4	1	2	0	1	0	2																						
Bobby Tolan, L (1, 8) OBP: 0.447, SLG: 0.711	E4 1-3		P5 1-2			F8		5-3		5	0	1	1	0	0	4																						
Tony Perez, R (1, 3) OBP: 0.317, SLG: 0.392	K		FC6-4 IBB			1B		F8		4	0	2	0	1	1	2																						
Johnny Bench, R (1, 2) OBP: 0.300, SLG: 0.403	K		FC6-4 1-2			K		5-3		5	0	0	1	0	2	8																						
Denis Menke, R (1, 5) OBP: 0.333, SLG: 0.365		P5	K		1-6-3		K			4	0	0	0	0	2	6																						
Dave Concepcion, R (1, 6) OBP: 0.309, SLG: 0.316		S 1B		6-3		1-3 1B		G2		4	0	2	0	0	0	2																						
Cesar Geronimo, L (1, 9) OBP: 0.265, SLG: 0.367				K		P7		F9		2	0	0	0	1	1	1																						
Hal McRae, R (8, PH)										1	0	0	0	0	0	0																						
Gary Nolan, R (1, 1) ERA: 2.25										2	0	0	0	0	0	2																						
Ted Uhlhaender, L (6, PH) OBP: 0.237, SLG: 0.200										1	0	0	0	0	0	1																						
Jack Billingham, R (7, 1) OBP: 0.100, SLG: 0.100										0	0	0	0	0	0	0																						
Julian Javier, R (8, PH) OBP: 0.353, SLG: 0.438										0	0	0	0	1	0	0																						
Clay Carroll, R (9, 1) ERA: 1.59										0	0	0	0	0	0	0																						
<b>Inning Stats</b>	R: 0 E: 1 K: 2 S: 9	H: 1 LOB: 2 BB: 0 P: 9	R: 0 E: 0 K: 0 S: 3	H: 1 LOB: 1 BB: 1 P: 7	R: 1 E: 1 K: 1 S: 7	H: 1 LOB: 2 BB: 1 P: 11	R: 0 E: 1 K: 1 S: 6	H: 0 LOB: 1 BB: 0 P: 6	R: 0 E: 0 K: 1 S: 7	H: 2 LOB: 2 BB: 0 P: 7	R: 0 E: 0 K: 0 S: 4	H: 1 LOB: 1 BB: 0 P: 4	R: 1 E: 0 K: 1 S: 7	H: 2 LOB: 2 BB: 1 P: 11	R: 0 E: 0 K: 0 S: 3	H: 0 LOB: 1 BB: 1 P: 7	R: 0 E: 0 K: 0 S: 3	H: 0 LOB: 0 BB: 0 P: 3	1B: 6 2B: 2 3B: 0 HR: 0	SF: 0 SAC: 0 DP: 1 HBP: 0	WP: 0 PB: 0 SB: 6 CS: 0	PA: 41																
<b>PITCHER</b>	IP	WLS	BF	H	R	ER	SO	BB	IBB	HBP	BLK	WP	HR	S	P	ERA	WHIP	<b>PITCHER</b>				IP	WLS	BF	H	R	ER	SO	BB	IBB	HBP	BLK	WP	HR	S	P	ERA	WHIP
Mitt Pappas, R (1, 1) ERA: 2.25	6.0	W	30	7	2	1	5	2	1	0	0	0	0	37	49	1.50	1.500																					
Tom Phoebus, R (7, 1) ERA: 5.79	1.0		4	1	0	0	1	0	0	0	0	0	0	6	6	0.00	1.000																					
Dan McGinn, L (8, 1) ERA: 1.59	2.0	S	7	0	0	0	0	1	0	0	0	0	0	6	10	0.00	0.500																					

Chicago Cubs @ Cincinnati Reds  
Riverfront Stadium, Cincinnati, OH  
Wed May 10 1972, 3:33 AM EDT  
Alt. 7,051 - Unknown - 58 F

AB	37
R	2
H	8
RBI	2
BB	4
SO	6
LOB	31















Batter	1	2	3	4	5	6	7	8	9	AB	R	H	RBI	BB	SO	LOB	TOP																		
Lou Brock, L (1,7) OBP: 0.336, SLG: 0.364	1-3			G3			4-3	HR		4	1	1	2	0	0	0	<b>St. Louis Cardinals @ Cincinnati Reds</b> Riverfront Stadium, Cincinnati, OH Sun May 14 1972, 3:33 AM EDT Unknown  <b>AB 32</b> <b>R 3</b> <b>H 6</b> <b>RBI 3</b> <b>BB 0</b> <b>SO 7</b> <b>LOB 6</b> 																		
Ted Sizemore, R (1,4) OBP: 0.242, SLG: 0.230	F9			6-3			E6 1B	F7		4	0	0	0	0	0	0																			
Donn Clendenon, R (1,3) OBP: 0.235, SLG: 0.290	L6			F8			K		K	4	0	0	0	0	2	1																			
Joe Torre, R (1,5) OBP: 0.408, SLG: 0.533		F8			G4-6-3 1B				F9	4	0	2	0	0	0	0																			
Ted Simmons, S (1,2) OBP: 0.323, SLG: 0.414		CS 2B			G4-6-3 1-2				6-3	4	0	1	0	0	0	3																			
Joe Hague, L (1,9) OBP: 0.405, SLG: 0.532					3-1					3	1	1	1	0	1	1																			
Jose Cruz, L (1,8) OBP: 0.298, SLG: 0.276				F8		K			K	3	0	0	0	0	2	0																			
Ed Crosby, L (1,6) OBP: 0.338, SLG: 0.293				4-3		P4				3	1	1	0	0	0	0																			
Dal Maxwell, R (8,6) OBP: 0.200, SLG: 0.042								HR		0	0	0	0	0	0	0																			
Scipio Spinks, R (1,1) OBP: 0.200, SLG: 0.200									F4	2	0	0	0	0	2	0																			
Matty Alou, L (8,PH) OBP: 0.376, SLG: 0.388										1	0	0	0	0	0	1																			
Don Shaw, L (8,1) OBP: 0.200, SLG: 0.042										0	0	0	0	0	0	0																			
Moe Drabowsky, R (8,1) OBP: 0.200, SLG: 0.042										0	0	0	0	0	0	0																			
<b>Inning Stats</b>	R: 0 E: 0 K: 0 S: 3	H: 0 LOB: 0 BB: 0 P: 3	R: 0 E: 0 K: 1 S: 5	H: 1 LOB: 0 BB: 0 P: 5	R: 0 E: 0 K: 1 S: 5	H: 0 LOB: 0 BB: 0 P: 5	R: 0 E: 0 K: 0 S: 3	H: 0 LOB: 0 BB: 0 P: 3	R: 0 E: 0 K: 2 S: 7	H: 0 LOB: 0 BB: 0 P: 7	R: 0 E: 1 K: 1 S: 7	H: 1 LOB: 2 BB: 0 P: 7	R: 3 E: 0 K: 1 S: 8	H: 3 LOB: 0 BB: 0 P: 8	R: 0 E: 0 K: 1 S: 5	H: 0 LOB: 0 BB: 0 P: 5	1B: 3 2B: 1 3B: 0 HR: 2	SF: 0 SAC: 0 DP: 1 HBP: 0	WP: 0 PB: 0 SB: 0 CS: 1	PA: 32															
<b>PITCHER</b>	IP WLS BF H R ER SO BB IBB HBP BLK WP HR S P ERA WHIP																																		
Jim McGlothlin, R (1,1) ERA: 5.4	7.1		26	5	2	2	6	0	0	0	0	0	0	0	1	38	38	2.46	0.682																
Don Gullett, L (8,1) ERA: 10.8	0.2	W	3	1	1	1	0	0	0	0	0	0	0	0	1	3	3	13.50	1.500																
Clay Carroll, R (9,1) ERA: 3.06	1.0	S	3	0	0	0	1	0	0	0	0	0	0	0	0	5	5	0.00	0.000																

Batter	1	2	3	4	5	6	7	8	9	AB	R	H	RBI	BB	SO	LOB	BOTTOM																		
Pete Rose, S (1,7) OBP: 0.281, SLG: 0.276	4-3		1-3		F8			5-3		4	0	0	0	0	0	1	<b>St. Louis Cardinals @ Cincinnati Reds</b> Riverfront Stadium, Cincinnati, OH Sun May 14 1972, 3:33 AM EDT Unknown  <b>AB 28</b> <b>R 4</b> <b>H 5</b> <b>RBI 4</b> <b>BB 5</b> <b>SO 5</b> <b>LOB 10</b> 																		
Joe Morgan, L (1,4) OBP: 0.427, SLG: 0.538	6-3		2B BB					G3 S HR BB		2	2	1	0	2	0	0																			
Bobby Tolan, L (1,8) OBP: 0.434, SLG: 0.670	1-3		6-3		4-3			G3		4	0	0	0	0	0	4																			
Tony Perez, R (1,3) OBP: 0.351, SLG: 0.518										4	1	2	4	0	1	0																			
Clay Carroll, R (9,1) ERA: 3.06		K		WP 2B				HR		0	0	0	0	0	0	0																			
Johnny Bench, R (1,2) OBP: 0.314, SLG: 0.420		P4		P4						4	0	1	0	0	0	1																			
George Foster, R (1,9) OBP: 0.318, SLG: 0.316										3	0	0	0	1	1	1																			
Julian Javier, R (1,5) OBP: 0.296, SLG: 0.320					F8					2	0	0	0	1	0	0																			
Dave Concepcion, R (1,6) OBP: 0.308, SLG: 0.326										3	0	1	0	0	1	2																			
Jim McGlothlin, R (1,1) OBP: 0.250, SLG: 0.143										2	1	0	0	1	2	1																			
Don Gullett, R (8,1) OBP: 0.333, SLG: 0.500										0	0	0	0	0	0	0																			
Denis Menke, R (9,3) OBP: 0.333, SLG: 0.365				6-3 2B BB						0	0	0	0	0	0	0																			
<b>Inning Stats</b>	R: 0 E: 0 K: 0 S: 3	H: 0 LOB: 2 BB: 2 P: 13	R: 2 E: 0 K: 0 S: 4	H: 1 LOB: 1 BB: 2 P: 12	R: 0 E: 0 K: 2 S: 7	H: 0 LOB: 0 BB: 0 P: 7	R: 0 E: 0 K: 0 S: 3	H: 0 LOB: 0 BB: 0 P: 3	R: 0 E: 0 K: 1 S: 5	H: 1 LOB: 0 BB: 0 P: 5	R: 2 E: 0 K: 0 S: 5	H: 2 LOB: 1 BB: 1 P: 9	R: 0 E: 0 K: 0 S: 5	H: 0 LOB: 1 BB: 1 P: 9	R: 2 E: 0 K: 0 S: 5	H: 2 LOB: 1 BB: 1 P: 9	1B: 2 2B: 2 3B: 0 HR: 1	SF: 0 SAC: 0 DP: 0 HBP: 0	WP: 2 PB: 0 SB: 2 CS: 1	PA: 33															
<b>PITCHER</b>	IP WLS BF H R ER SO BB IBB HBP BLK WP HR S P ERA WHIP																																		
Scipio Spinks, R (1,1) ERA: 2.44	7.0		27	3	2	2	5	4	0	0	0	0	0	0	0	33	49	2.57	1.000																
Don Shaw, L (8,1) ERA: 9.0	0.2		3	0	1	1	0	1	0	0	0	0	0	0	2	6	13.50	1.500																	
Moe Drabowsky, R (8,1) ERA: 3.86	0.1	L	3	2	1	1	0	0	0	0	0	0	0	1	3	3	27.00	6.000																	



Batter	1	2	3	4	5	6	7	8	9	AB	R	H	RBI	BB	SO	LOB	TOP					
<b>Lou Brock, L</b> OBP: 0.325, SLG: 0.351 (1, 7)										4	0	0	0	0	0	2						
<b>Ted Sizemore, R</b> OBP: 0.232, SLG: 0.220 (1, 4)										4	0	0	0	0	2	2						
<b>Donn Clendenon, R</b> OBP: 0.211, SLG: 0.257 (1, 3)										4	0	0	0	0	3	0						
<b>Joe Torre, R</b> OBP: 0.412, SLG: 0.532 (1, 5)										4	0	2	0	0	0	0						
<b>Ted Simmons, S</b> OBP: 0.309, SLG: 0.396 (1, 2)										4	0	0	0	0	2	2						
<b>Luis Melendez, R</b> OBP: 0.280, SLG: 0.348 (1, 8)										3	0	0	0	1	1	0						
<b>Joe Hague, L</b> OBP: 0.390, SLG: 0.508 (1, 9)										3	0	0	0	0	3	2						
<b>Dal Maxvill, R</b> OBP: 0.242, SLG: 0.115 (1, 6)										2	0	1	0	1	1	0						
<b>Al Santorini, R</b> OBP: 0.333, SLG: 0.313 (7, PH)										1	0	0	0	1	0	0						
<b>Dennis Higgins, R</b> OBP: 0.308, SLG: 0.326 (7, 1)										1	0	0	0	0	0	0						
<b>Inning Stats</b>	R: 0 E: 0 K: 1 S: 5	H: 0 LOB: 0 BB: 0 P: 5	R: 0 E: 0 K: 0 S: 3	H: 0 LOB: 0 BB: 0 P: 3	R: 0 E: 0 K: 1 S: 6	H: 1 LOB: 2 BB: 1 P: 10	R: 0 E: 0 K: 3 S: 10	H: 1 LOB: 2 BB: 1 P: 14	R: 0 E: 0 K: 1 S: 5	H: 0 LOB: 0 BB: 0 P: 5	R: 0 E: 0 K: 1 S: 6	H: 1 LOB: 1 BB: 0 P: 6	R: 0 E: 0 K: 1 S: 5	H: 0 LOB: 1 BB: 1 P: 9	R: 0 E: 0 K: 2 S: 7	H: 0 LOB: 0 BB: 0 P: 7	R: 0 E: 0 K: 2 S: 7	H: 0 LOB: 0 BB: 0 P: 7	1B: 2 2B: 1 3B: 0 HR: 0	SF: 0 SAC: 0 DP: 0 HBP: 0	WP: 0 PB: 1 SB: 0 CS: 0	PA: 33
<b>PITCHER</b> <b>Tom Hall, L</b> ERA: 2.33 (1, 1)	IP: 9.0 WLS: W BF: 33 H: 3 R: 0 ER: 0 SO: 12 BB: 3 IBB: 0 HBP: 0 BLK: 0 WP: 0 HR: 0 S: 54 P: 66 ERA: 0.00 WHIP: 0.667															<b>PITCHER</b>						

St. Louis Cardinals @ Cincinnati Reds  
Riverfront Stadium, Cincinnati, OH  
Sun May 14 1972, 3:38 AM EDT  
Att: 33,486 - Unknown

AB 30  
R 0  
H 3  
RBI 0  
BB 3  
SO 12  
LOB 9



Batter	1	2	3	4	5	6	7	8	9	AB	R	H	RBI	BB	SO	LOB	BOTTOM			
<b>Pete Rose, S</b> OBP: 0.297, SLG: 0.294 (1, 7)										4	0	3	0	0	1	1				
<b>Joe Morgan, L</b> OBP: 0.421, SLG: 0.526 (1, 4)										4	0	1	0	0	0	3				
<b>Bobby Tolan, L</b> OBP: 0.427, SLG: 0.653 (1, 8)										4	1	1	0	0	0	3				
<b>Tony Perez, R</b> OBP: 0.357, SLG: 0.551 (1, 3)										4	1	2	2	0	1	1				
<b>Dave Concepcion, R</b> OBP: 0.308, SLG: 0.326 (9, 5)										0	0	0	0	0	0	0				
<b>Johnny Bench, R</b> OBP: 0.305, SLG: 0.407 (1, 2)										3	0	0	0	0	0	1				
<b>Ted Uhlhaender, L</b> OBP: 0.289, SLG: 0.250 (1, 9)										3	0	2	0	0	0	0				
<b>Denis Menke, R</b> OBP: 0.326, SLG: 0.355 (9, 3)										2	0	0	0	0	1	1				
<b>Darrel Chaney, S</b> OBP: 0.500, SLG: 0.500 (1, 6)										3	0	1	0	0	1	1				
<b>Tom Hall, L</b> ERA: 5.99 (1, 1)										3	0	0	0	0	1	2				
<b>Inning Stats</b>	R: 1 E: 0 K: 0 S: 5	H: 3 LOB: 1 BB: 0 P: 5	R: 0 E: 0 K: 0 S: 3	H: 1 LOB: 0 BB: 0 P: 3	R: 0 E: 0 K: 0 S: 4	H: 1 LOB: 1 BB: 0 P: 4	R: 0 E: 0 K: 0 S: 3	H: 0 LOB: 0 BB: 0 P: 3	R: 0 E: 0 K: 2 S: 8	H: 1 LOB: 1 BB: 0 P: 8	R: 1 E: 0 K: 0 S: 4	H: 2 LOB: 0 BB: 0 P: 4	R: 0 E: 0 K: 2 S: 8	H: 1 LOB: 1 BB: 0 P: 8	R: 0 E: 0 K: 1 S: 6	H: 1 LOB: 1 BB: 0 P: 6	1B: 8 2B: 1 3B: 0 HR: 1	SF: 0 SAC: 1 DP: 2 HBP: 0	WP: 0 PB: 0 SB: 2 CS: 1	PA: 31
<b>PITCHER</b> <b>Al Santorini, R</b> ERA: 5.14 (1, 1)	IP: 6.0 WLS: L BF: 23 H: 8 R: 2 ER: 2 SO: 2 BB: 0 IBB: 0 HBP: 0 BLK: 0 WP: 0 HR: 1 S: 27 P: 27 ERA: 3.00 WHIP: 1.333															<b>PITCHER</b>				
<b>Dennis Higgins, R</b> ERA: 5.99 (7, 1)	IP: 2.0 WLS: L BF: 8 H: 2 R: 0 ER: 0 SO: 3 BB: 0 IBB: 0 HBP: 0 BLK: 0 WP: 0 HR: 0 S: 14 P: 14 ERA: 0.00 WHIP: 1.000															<b>PITCHER</b>				

St. Louis Cardinals @ Cincinnati Reds  
Riverfront Stadium, Cincinnati, OH  
Sun May 14 1972, 3:38 AM EDT  
Att: 33,486 - Unknown

AB 30  
R 2  
H 10  
RBI 2  
BB 0  
SO 5  
LOB 13





Batter	1	2	3	4	5	6	7	8	9	AB	R	H	RBI	BB	SO	LOB	TOP											
<b>Pete Rose, S</b> OBP: 0.295, SLG: 0.286 (1, 7)	4-0 FC6-4 BB		0-0 6-3			0-0 L9		0-0 E5		3	0	0	0	1	0	0	<b>Cincinnati Reds @ San Francisco Giants</b> Candlestick Park, San Francisco, CA Tue May 16 1972, 10:05 PM EDT Unknown											
<b>Joe Morgan, L</b> OBP: 0.424, SLG: 0.515 (1, 4)	0-0 FC6-4 1-2		0-0 F5			4-0 F S BB		4-0 1B BB		2	0	0	0	2	0	1												
<b>Bobby Tolan, L</b> OBP: 0.421, SLG: 0.637 (1, 8)	0-0 9-3 1-2		0-0 L4			0-0 1-3		0-0 S 1B		4	0	1	0	0	0	2												
<b>Tony Perez, R</b> OBP: 0.353, SLG: 0.538 <b>Denis Menke, R</b> OBP: 0.326, SLG: 0.355 (8, 3)		0-0 1B HR 1B		0-0 6-3		0-0 F3		0-0 4-3		4	1	1	0	0	0	3												
<b>Johnny Bench, R</b> OBP: 0.303, SLG: 0.400 (1, 2)		0-0 1-2 HR 1B		0-0 F9			0-0 P6		0-0 P4	4	1	1	0	0	0	0												
<b>George Foster, R</b> OBP: 0.269, SLG: 0.261 (1, 9)		0-0 F3		0-3 K			0-0 F7		0-0 F9	4	0	0	0	0	1	2												
<b>Julian Javier, R</b> OBP: 0.290, SLG: 0.414 (1, 5)		0-0 1H 2H HR		0-0 F7			0-0 F9		0-3 K	4	1	1	3	0	1	0												
<b>Dave Concepcion, R</b> OBP: 0.309, SLG: 0.318 (1, 6)		0-0 6-3		0-0 F9				4-0 SH1-4 E BB		2	1	0	0	1	0	0												
<b>Gary Nolan, R</b> <b>Clay Carroll, R</b> (8, 1)		0-3 K		0-3 K				0-0 SH1-4		2	0	0	0	0	2	0												
<b>Inning Stats</b>	R: 0 E: 0 K: 0 S: 2	H: 0 LOB: 0 BB: 1 P: 6	R: 3 E: 0 K: 1 S: 8	H: 3 LOB: 0 BB: 0 P: 8	R: 0 E: 0 K: 0 S: 3	H: 0 LOB: 0 BB: 0 P: 3	R: 0 E: 0 K: 1 S: 5	H: 0 LOB: 0 BB: 0 P: 5	R: 0 E: 0 K: 0 S: 3	H: 0 LOB: 0 BB: 1 P: 7	R: 0 E: 0 K: 0 S: 3	H: 0 LOB: 0 BB: 0 P: 3	R: 1 E: 0 K: 0 S: 4	H: 1 LOB: 2 BB: 2 P: 12	R: 0 E: 0 K: 1 S: 5	H: 0 LOB: 0 BB: 0 P: 5		1B: 3 2B: 1 3B: 0 HR: 1	SF: 0 SAC: 1 DP: 1 HBP: 0	WP: 0 PB: 0 SB: 2 CS: 0	PA: 34							
<b>PITCHER</b>	IP	WLS	BF	H	R	ER	SO	BB	IBB	HBP	BLK	WP	HR	S	P	ERA	WHIP											
<b>Ron Bryant, L</b> ERA: 3.83 <b>Don McMahon, R</b> ERA: 2.92 <b>Jim Barr, R</b> ERA: 2.19	(1, 1)	7.2	L	30	4	4	4	3	4	0	0	0	0	1	32	48	4.70	1.043										
	(8, 1)	0.1		1	0	0	0	0	0	0	0	0	0	0	1	1	0.00	0.000										
	(9, 1)	1.0		3	0	0	0	1	0	0	0	0	0	5	5	0.00	0.000											



Batter	1	2	3	4	5	6	7	8	9	AB	R	H	RBI	BB	SO	LOB	BOTTOM											
<b>Chris Speier, R</b> OBP: 0.357, SLG: 0.465 (1, 6)	0-0 6-3		0-0 G6-4-3 1-2			0-0 L8		0-0 1-3 2B		4	0	1	0	0	0	1	<b>Cincinnati Reds @ San Francisco Giants</b> Candlestick Park, San Francisco, CA Tue May 16 1972, 10:05 PM EDT Unknown											
<b>Tito Fuentes, S</b> OBP: 0.307, SLG: 0.410 (1, 4)	0-0 FC6-4 1B			0-3 K		0-0 1-3		0-0 6-3		4	0	1	1	0	1	2												
<b>Bobby Bonds, R</b> OBP: 0.325, SLG: 0.483 (1, 9)	0-3 K			0-0 HR 2B		0-0 1B		0-3 K		4	1	2	0	0	2	3												
<b>Dave Kingman, R</b> OBP: 0.306, SLG: 0.527 (1, 3)	0-0 FC6-4 1-2			0-0 2H HR		0-0 5-3			0-0 P4	4	1	1	2	0	0	2												
<b>Ken Henderson, S</b> OBP: 0.263, SLG: 0.290 (1, 7)		0-0 4-3		0-0 L3			0-0 4-3		0-3 K	4	0	0	0	0	1	0												
<b>Jim Ray Hart, R</b> OBP: 0.182, SLG: 0.182 (1, 5)		0-3 K		0-0 F7			0-0 F9		0-3 K	4	0	0	0	0	2	0												
<b>Garry Maddox, R</b> OBP: 0.273, SLG: 0.339 (1, 8)		0-0 L6			0-0 5-3		0-3 K			3	0	0	0	0	1	0												
<b>Dave Rader, L</b> OBP: 0.255, SLG: 0.352 <b>Jimmy Rosario, S</b> <b>Fran Healy, R</b> OBP: 0.222, SLG: 0.152 (8, PR) (9, 2)			0-0 G6-4-3 1B		0-0 F7			0-0 2B 6-3 1B		3	0	2	0	0	0	0												
<b>Ron Bryant, S</b> OBP: 0.091, SLG: 0.182 <b>Don McMahon, R</b> <b>Jim Howarth, L</b> OBP: 0.500, SLG: 0.267 <b>Jim Barr, R</b> (8, PH) (9, 1)			0-0 B1		0-0 6-3			0-0 F5		2	0	0	0	0	0	1												
<b>Inning Stats</b>	R: 0 E: 0 K: 1 S: 6	H: 1 LOB: 1 BB: 0 P: 6	R: 0 E: 0 K: 1 S: 5	H: 0 LOB: 0 BB: 0 P: 5	R: 0 E: 0 K: 0 S: 3	H: 1 LOB: 0 BB: 0 P: 3	R: 2 E: 0 K: 1 S: 7	H: 2 LOB: 0 BB: 0 P: 7	R: 0 E: 0 K: 0 S: 3	H: 0 LOB: 0 BB: 0 P: 3	R: 0 E: 0 K: 0 S: 4	H: 1 LOB: 1 BB: 0 P: 4	R: 0 E: 0 K: 1 S: 5	H: 0 LOB: 0 BB: 0 P: 5	R: 1 E: 0 K: 1 S: 7	H: 2 LOB: 2 BB: 0 P: 7		R: 0 E: 0 K: 2 S: 7	H: 0 LOB: 0 BB: 0 P: 7	1B: 4 2B: 2 3B: 0 HR: 1	SF: 0 SAC: 0 DP: 1 HBP: 0	WP: 0 PB: 0 SB: 0 CS: 0	PA: 33					
<b>PITCHER</b>	IP	WLS	BF	H	R	ER	SO	BB	IBB	HBP	BLK	WP	HR	S	P	ERA	WHIP											
<b>Gary Nolan, R</b> ERA: 2.7 <b>Clay Carroll, R</b> ERA: 2.79	(1, 1)	7.1	W	28	7	3	3	4	0	0	0	0	0	1	36	36	3.68	0.955										
	(8, 1)	1.2	S	5	0	0	0	3	0	0	0	0	0	11	11	0.00	0.000											





Batter	1	2	3	4	5	6	7	8	9	AB	R	H	RBI	BB	SO	LOB	TOP								
<b>Pete Rose, S</b> OBP: 0.302, SLG: 0.287 (1, 7)	F7		BB					F8		3	0	1	2	1	0	0	<b>Cincinnati Reds @ San Francisco Giants</b> Candlestick Park, San Francisco, CA Tue May 16 1972, 10:05 PM EDT Att: 7,571 - Unknown								
<b>Joe Morgan, L</b> OBP: 0.426, SLG: 0.505 (1, 4)	HBP		BB	F7	BB			G3		2	0	0	0	1	0	0									
<b>Bobby Tolan, L</b> OBP: 0.432, SLG: 0.635 (1, 8)	HBP		BB							2	0	1	0	2	0	2									
<b>Tony Perez, R</b> OBP: 0.340, SLG: 0.515 <b>Dave Concepcion, R</b> OBP: 0.309, SLG: 0.318 (9, 5)	CS	K		K				K		4	0	0	0	0	3	2									
<b>Denis Menke, R</b> OBP: 0.323, SLG: 0.350 (9, 3)		5-3		F3				K		4	0	1	0	0	1	1									
<b>Ted Uhlhaender, L</b> OBP: 0.286, SLG: 0.250 (1, 9)		K						E4		4	1	1	0	0	1	1									
<b>Bill Plummer, R</b> (1, 2)			K					G6-4-3		4	0	0	0	0	1	3									
<b>Darrel Chaney, S</b> OBP: 0.600, SLG: 0.500 (1, 6)			G3					IBB		2	1	1	0	2	0	0									
<b>Jack Billingham, R</b> OBP: 0.154, SLG: 0.083 (1, 1)			BB					K		2	0	0	0	1	2	3									
<b>Inning Stats</b>	R: 0 E: 0 K: 0 S: 1	H: 0 LOB: 0 BB: 1 P: 6	R: 0 E: 0 K: 2 S: 7	H: 0 LOB: 0 BB: 0 P: 7	R: 0 E: 0 K: 1 S: 4	H: 0 LOB: 1 BB: 2 P: 12	R: 0 E: 0 K: 1 S: 5	H: 0 LOB: 1 BB: 1 P: 9	R: 2 E: 0 K: 0 S: 5	H: 2 LOB: 2 BB: 0 P: 13	R: 0 E: 0 K: 1 S: 5	H: 0 LOB: 0 BB: 0 P: 5	R: 0 E: 0 K: 1 S: 5	H: 1 LOB: 0 BB: 0 P: 5	R: 0 E: 0 K: 1 S: 6	H: 1 LOB: 1 BB: 0 P: 6	R: 0 E: 1 K: 1 S: 6	H: 1 LOB: 2 BB: 1 P: 10	1B: 5 2B: 0 3B: 0 HR: 0	SF: 0 SAC: 1 DP: 1 HBP: 1	WP: 0 PB: 0 SB: 0 CS: 3	PA: 38			
<b>PITCHER</b>	IP	WLS	BF	H	R	ER	SO	BB	IBB	HBP	BLK	WP	HR	S	P	ERA	WHIP								
<b>Steve Stone, R</b> ERA: 2.27 (1, 1)	8.0	L	31	4	2	2	7	6	0	1	0	0	0	38	63	2.25	1.250								
<b>Don McMahon, R</b> ERA: 2.7 (9, 1)	1.0		5	1	0	0	1	0	1	0	0	0	0	6	10	0.00	1.000								

AB	27
R	2
H	5
RBI	2
BB	7
SO	8
LOB	12



Batter	1	2	3	4	5	6	7	8	9	AB	R	H	RBI	BB	SO	LOB	BOTTOM								
<b>Chris Speier, R</b> OBP: 0.346, SLG: 0.449 (1, 6)	5-3		F3					6-3		4	0	0	0	0	0	2	<b>Cincinnati Reds @ San Francisco Giants</b> Candlestick Park, San Francisco, CA Tue May 16 1972, 10:05 PM EDT Att: 7,571 - Unknown								
<b>Tito Fuentes, S</b> OBP: 0.305, SLG: 0.400 (1, 4)	HBP		FC6					G3		3	0	0	0	0	0	3									
<b>Bobby Bonds, R</b> OBP: 0.323, SLG: 0.471 (1, 9)	HBP									3	0	0	0	1	1	0									
<b>Dave Kingman, R</b> OBP: 0.304, SLG: 0.513 (1, 3)	HBP									3	0	0	0	1	0	2									
<b>Jim Ray Hart, R</b> OBP: 0.200, SLG: 0.267 (1, 5)		K		K				P5		4	0	1	0	0	2	1									
<b>Garry Maddox, R</b> OBP: 0.257, SLG: 0.318 (1, 8)		5-3		3-1				P4		4	0	0	0	0	1	2									
<b>Bernie Williams, R</b> OBP: 0.376, SLG: 0.571 (1, 7)								F7		3	0	1	0	0	0	0									
<b>Fran Healy, R</b> OBP: 0.228, SLG: 0.163 (1, 2)								K		3	0	1	0	0	1	1									
<b>Steve Stone, R</b> (1, 1)								4-3		2	0	0	0	0	1	2									
<b>Dave Rader, L</b> OBP: 0.250, SLG: 0.345 <b>Don McMahon, R</b> (9, 1)										1	0	0	0	0	0	0									
<b>Inning Stats</b>	R: 0 E: 0 K: 0 S: 2	H: 0 LOB: 1 BB: 1 P: 7	R: 0 E: 0 K: 1 S: 5	H: 0 LOB: 0 BB: 0 P: 5	R: 0 E: 0 K: 1 S: 6	H: 1 LOB: 1 BB: 0 P: 6	R: 0 E: 0 K: 2 S: 7	H: 0 LOB: 1 BB: 1 P: 11	R: 0 E: 1 K: 0 S: 5	H: 1 LOB: 2 BB: 0 P: 5	R: 0 E: 0 K: 0 S: 3	H: 0 LOB: 0 BB: 0 P: 3	R: 0 E: 0 K: 1 S: 5	H: 0 LOB: 0 BB: 0 P: 5	R: 0 E: 0 K: 0 S: 3	H: 0 LOB: 0 BB: 0 P: 3	R: 0 E: 0 K: 1 S: 6	H: 1 LOB: 1 BB: 0 P: 6	1B: 2 2B: 1 3B: 0 HR: 0	SF: 0 SAC: 0 DP: 1 HBP: 1	WP: 0 PB: 0 SB: 2 CS: 0	PA: 33			
<b>PITCHER</b>	IP	WLS	BF	H	R	ER	SO	BB	IBB	HBP	BLK	WP	HR	S	P	ERA	WHIP								
<b>Jack Billingham, R</b> ERA: 5.1 (1, 1)	9.0	W	33	3	0	0	6	2	0	1	0	0	0	42	51	0.00	0.556								






Batter	1	2	3	4	5	6	7	8	9	AB	R	H	RBI	BB	SO	LOB	TOP			
<b>Pete Rose, S</b> OBP: 0.300, SLG: 0.280 (1, 7)	3-1		HR BB		F7		6-3			3	1	0	0	1	0	2				
<b>Joe Morgan, L</b> OBP: 0.429, SLG: 0.534 (1, 4)	G3		HR		P4			G6-4-3 1B		4	1	2	2	0	0	0				
<b>Bobby Tolan, L</b> OBP: 0.418, SLG: 0.611 (1, 8)	4-3		K		4-3			G6-4-3 1-2		4	0	0	0	0	1	1				
<b>Johnny Bench, R</b> OBP: 0.301, SLG: 0.388 (1, 2)		BB			F8			6-3		3	0	0	0	1	0	0				
<b>Ted Uhlhaender, L</b> OBP: 0.283, SLG: 0.234 (1, 9)	P4		1B BB		L7			G3		3	0	0	0	1	0	1				
<b>Denis Menke, R</b> OBP: 0.309, SLG: 0.333 (1, 3)	F8				P6			K		4	0	0	0	0	1	2				
<b>Julian Javier, R</b> OBP: 0.314, SLG: 0.406 <b>Darrel Chaney, S</b> OBP: 0.600, SLG: 0.500 (9, 6)	1-3		1B BB		SH1-4 1B BB			L8		3	0	1	0	1	0	1				
<b>Dave Concepcion, R</b> OBP: 0.309, SLG: 0.319 (9, 5)			E5 CS SH1-4		FC7-4-5 1-2 2-3			SH1-4 1B		3	0	1	0	0	0	2				
<b>Ross Grimsley, L</b> <b>Clay Carroll, R</b> (9, 1)			SH1-4 1-2		6-3			SH1-4 1-2 2-3		1	0	0	0	0	0	0				
<b>Inning Stats</b>	R: 0 E: 0 K: 0 S: 3	H: 0 LOB: 0 BB: 0 P: 3	R: 0 E: 0 K: 0 S: 3	H: 0 LOB: 1 BB: 1 P: 7	R: 2 E: 1 K: 1 S: 6	H: 1 LOB: 0 BB: 1 P: 10	R: 0 E: 0 K: 0 S: 4	H: 1 LOB: 2 BB: 1 P: 8	R: 0 E: 0 K: 0 S: 3	H: 0 LOB: 0 BB: 0 P: 3	R: 0 E: 0 K: 0 S: 4	H: 1 LOB: 2 BB: 1 P: 8	R: 0 E: 0 K: 1 S: 5	H: 1 LOB: 0 BB: 0 P: 5	R: 0 E: 0 K: 1 S: 5	H: 0 LOB: 0 BB: 0 P: 5	1B: 3 2B: 0 3B: 0 HR: 1	SF: 0 SAC: 2 DP: 1 HBP: 0	WP: 0 PB: 0 SB: 0 CS: 1	PA: 34
<b>PITCHER</b> <b>Juan Marichal, R</b> ERA: 2.83 (1, 1)	IP: 9.0 WLS: L BF: 34 H: 4 R: 2 ER: 2 SO: 2 BB: 4 IBB: 0 HBP: 0 BLK: 0 WP: 0 HR: 1 S: 34 P: 50 ERA: 2.00 WHIP: 0.889															<b>PITCHER</b> <b>Juan Marichal, R</b> ERA: 2.83 (1, 1)	IP: 9.0 WLS: L BF: 34 H: 4 R: 2 ER: 2 SO: 2 BB: 4 IBB: 0 HBP: 0 BLK: 0 WP: 0 HR: 1 S: 34 P: 50 ERA: 2.00 WHIP: 0.889			

**Cincinnati Reds @ San Francisco Giants**  
Candlestick Park, San Francisco, CA  
Wed May 17 1972, 6:33 AM EDT  
Att: 2,670 - Unknown


AB	28
R	2
H	4
RBI	2
BB	4
SO	2
LOB	9



Batter	1	2	3	4	5	6	7	8	9	AB	R	H	RBI	BB	SO	LOB	BOTTOM			
<b>Bernie Williams, R</b> OBP: 0.250, SLG: 0.364 (1, 7)	F9		F9			K			K	4	0	0	0	0	2	2				
<b>Tito Fuentes, S</b> OBP: 0.304, SLG: 0.395 (1, 4)	G3				5-3	K			1B	4	0	1	0	0	1	0				
<b>Chris Speier, R</b> OBP: 0.343, SLG: 0.443 (1, 6)	6-3				P4			G5-4-3 1B	2-3	4	0	1	0	0	0	1				
<b>Bobby Bonds, R</b> OBP: 0.316, SLG: 0.459 (1, 9)		F8			F7			G5-4-3 1-2		3	0	0	0	0	0	1				
<b>Dave Kingman, R</b> OBP: 0.305, SLG: 0.508 (1, 3)		G5-4-3 1B				K		F7		3	0	1	0	0	1	0				
<b>Jim Ray Hart, R</b> OBP: 0.222, SLG: 0.444 (1, 5)		G5-4-3 1-2			HR			F8		3	1	1	1	0	0	1				
<b>Garry Maddox, R</b> OBP: 0.247, SLG: 0.304 (1, 8)					1-3			F9		3	0	0	0	0	1	0				
<b>Fran Healy, R</b> OBP: 0.233, SLG: 0.192 (1, 2)						5-3		K		3	0	1	0	0	1	0				
<b>Juan Marichal, R</b> OBP: 0.200, SLG: 0.300 <b>Al Gallagher, R</b> OBP: 0.373, SLG: 0.333 <b>Jimmy Rosario, S</b> (9, PR)					P4			F9		2	0	0	0	0	0	1				
<b>Inning Stats</b>	R: 0 E: 0 K: 0 S: 3	H: 0 LOB: 0 BB: 0 P: 3	R: 0 E: 0 K: 0 S: 3	H: 1 LOB: 0 BB: 0 P: 3	R: 0 E: 0 K: 0 S: 4	H: 1 LOB: 0 BB: 0 P: 4	R: 0 E: 0 K: 0 S: 3	H: 0 LOB: 0 BB: 0 P: 3	R: 1 E: 0 K: 2 S: 8	H: 1 LOB: 0 BB: 0 P: 8	R: 0 E: 0 K: 2 S: 7	H: 0 LOB: 0 BB: 0 P: 7	R: 0 E: 0 K: 1 S: 5	H: 1 LOB: 1 BB: 0 P: 5	R: 0 E: 0 K: 1 S: 6	H: 2 LOB: 1 BB: 0 P: 6	1B: 4 2B: 1 3B: 0 HR: 1	SF: 0 SAC: 0 DP: 2 HBP: 0	WP: 0 PB: 0 SB: 0 CS: 1	PA: 30
<b>PITCHER</b> <b>Ross Grimsley, L</b> ERA: 2.2 <b>Clay Carroll, R</b> ERA: 2.66 (9, 1)	IP: 8.0 WLS: W BF: 27 H: 5 R: 1 ER: 1 SO: 5 BB: 0 IBB: 0 HBP: 0 BLK: 0 WP: 0 HR: 1 S: 37 P: 37 ERA: 1.12 WHIP: 0.625															<b>PITCHER</b> <b>Ross Grimsley, L</b> ERA: 2.2 <b>Clay Carroll, R</b> ERA: 2.66 (9, 1)	IP: 1.0 WLS: S BF: 3 H: 1 R: 0 ER: 0 SO: 1 BB: 0 IBB: 0 HBP: 0 BLK: 0 WP: 0 HR: 0 S: 5 P: 5 ERA: 0.00 WHIP: 1.000			

**Cincinnati Reds @ San Francisco Giants**  
Candlestick Park, San Francisco, CA  
Wed May 17 1972, 6:33 AM EDT  
Att: 2,670 - Unknown

AB	30
R	1
H	6
RBI	1
BB	0
SO	6
LOB	6





Batter	1	2	3	4	5	6	7	8	9	AB	R	H	RBI	BB	SO	LOB	TOP	
<b>Pete Rose, S</b> OBP: 0.296, SLG: 0.276 (1, 7)										5	1	1	0	0	0	1		
<b>Joe Morgan, L</b> OBP: 0.435, SLG: 0.533 (1, 4)										4	3	2	0	1	0	0		
<b>Johnny Bench, R</b> OBP: 0.314, SLG: 0.392 (1, 2)										4	2	2	0	1	0	1		
<b>Hal McRae, R</b> OBP: 0.231, SLG: 0.273 <b>Cesar Geronimo, L</b> OBP: 0.276, SLG: 0.438 (7, 8)										3	0	2	4	1	0	0		
<b>Denis Menke, R</b> OBP: 0.313, SLG: 0.329 <b>Bill Plummer, R</b> (3, 3)										1	0	0	0	0	1	0		
<b>George Foster, R</b> OBP: 0.226, SLG: 0.214 (1, 9)										5	0	0	0	0	2	4		
<b>Julian Javier, R</b> <b>Darrel Chaney, S</b> (7, 6)										2	0	1	1	0	0	0		
<b>Dave Concepcion, R</b> OBP: 0.317, SLG: 0.347 (7, 5)										4	0	2	1	0	0	2		
<b>Wayne Simpson, R</b> <b>Pedro Borbon, R</b> <b>Bernie Carbo, L</b> OBP: 0.357, SLG: 0.143 <b>Ed Sprague, R</b> <b>Clay Carroll, R</b> (8, 1)										3	0	0	0	0	3	5		
<b>Inning Stats</b>	R: 3 E: 0 K: 2 S: 12	H: 5 LOB: 3 BB: 0 P: 13	R: 0 E: 0 K: 0 S: 3	H: 0 LOB: 0 BB: 0 P: 3	R: 0 E: 0 K: 1 S: 5	H: 0 LOB: 0 BB: 0 P: 5	R: 0 E: 0 K: 1 S: 5	H: 0 LOB: 1 BB: 2 P: 10	R: 2 E: 1 K: 1 S: 7	H: 3 LOB: 0 BB: 0 P: 7	R: 1 E: 0 K: 1 S: 7	H: 2 LOB: 1 BB: 0 P: 7	R: 2 E: 0 K: 0 S: 4	H: 1 LOB: 0 BB: 1 P: 8	1B: 9 2B: 1 3B: 2 HR: 0	SF: 2 SAC: 0 DP: 0 HBP: 1	WP: 0 PB: 1 SB: 1 CS: 1	PA: 43
<b>PITCHER</b>	IP WLS BF H R ER SO BB IBB HBP BLK WP HR S P ERA WHIP																	
<b>Sam McDowell, L</b> ERA: 3.61 <b>Jim Barr, R</b> ERA: 2.39 <b>Don McMahon, R</b> ERA: 3.77	(1, 1) (7, 1) (9, 1)	6.1 1.2 1.0	L 7 5	30 3 1	8 1 2	5 1 2	5 2 0	5 0 1	5 0 0	2 0 0	0 0 0	0 0 0	0 0 0	0 11 4	46 11 8	7.11 5.40 18.00	1.579 1.800 2.000	

**Cincinnati Reds @ San Francisco Giants**  
 Candlestick Park, San Francisco, CA  
 Thu May 18 1972, 6:33 AM EDT  
 Att: 2,847 - Unknown

AB	36
R	8
H	12
RBI	8
BB	3
SO	7
LOB	14



Batter	1	2	3	4	5	6	7	8	9	AB	R	H	RBI	BB	SO	LOB	BOTTOM					
<b>Chris Speier, R</b> OBP: 0.343, SLG: 0.448 <b>Chris Arnold, R</b> OBP: 0.424, SLG: 0.346 (7, 6)										3	1	1	0	0	0	0						
<b>Tito Fuentes, S</b> OBP: 0.317, SLG: 0.409 (1, 4)										3	1	2	0	1	0	2						
<b>Bobby Bonds, R</b> OBP: 0.314, SLG: 0.476 (1, 9)										4	2	1	3	0	1	2						
<b>Dave Kingman, R</b> OBP: 0.303, SLG: 0.496 (1, 3)										3	1	0	0	1	0	3						
<b>Jim Ray Hart, R</b> OBP: 0.250, SLG: 0.421 <b>Al Gallagher, R</b> OBP: 0.361, SLG: 0.327 (4, PR) (5, 5)										1	0	0	0	0	0	0						
<b>Dave Radler, L</b> OBP: 0.287, SLG: 0.345 (1, 2)										3	0	1	0	1	0	2						
<b>Garry Maddox, R</b> OBP: 0.237, SLG: 0.292 <b>Jim Barr, R</b> <b>Jim Howarth, L</b> OBP: 0.480, SLG: 0.250 <b>Don McMahon, R</b> (8, PH) (9, 1)										3	0	0	0	0	0	1						
<b>Bernie Williams, R</b> OBP: 0.250, SLG: 0.333 (1, 7)										4	0	1	0	0	1	0						
<b>Sam McDowell, L</b> OBP: 0.200, SLG: 0.158 <b>Ken Henderson, S</b> OBP: 0.259, SLG: 0.284 (7, 8)										2	0	0	0	0	1	0						
<b>Inning Stats</b>	R: 0 E: 0 K: 1 S: 6	H: 1 LOB: 1 BB: 0 P: 6	R: 0 E: 0 K: 0 S: 3	H: 0 LOB: 0 BB: 0 P: 3	R: 0 E: 0 K: 1 S: 5	H: 0 LOB: 0 BB: 0 P: 5	R: 0 E: 1 K: 0 S: 3	H: 0 LOB: 2 BB: 1 P: 8	R: 0 E: 0 K: 0 S: 5	H: 0 LOB: 0 BB: 0 P: 5	R: 4 E: 0 K: 0 S: 6	H: 4 LOB: 1 BB: 1 P: 10	R: 0 E: 0 K: 0 S: 4	H: 2 LOB: 1 BB: 0 P: 4	R: 1 E: 1 K: 0 S: 4	H: 0 LOB: 1 BB: 1 P: 8	R: 0 E: 0 K: 0 S: 3	H: 0 LOB: 0 BB: 0 P: 3	1B: 4 2B: 3 3B: 0 HR: 1	SF: 1 SAC: 0 DP: 2 HBP: 1	WP: 0 PB: 0 SB: 1 CS: 0	PA: 37
<b>PITCHER</b>	IP WLS BF H R ER SO BB IBB HBP BLK WP HR S P ERA WHIP																					
<b>Wayne Simpson, R</b> ERA: 2.25 <b>Pedro Borbon, R</b> ERA: 4.44 <b>Ed Sprague, R</b> ERA: 4.5 <b>Clay Carroll, R</b> ERA: 2.49	(1, 1) (6, 1) (8, 1) (8, 1)	5.0 2.0 0.2 1.1	L W 4 S	21 8 4 4	3 3 1 0	3 1 0 0	3 3 0 0	3 1 0 0	3 0 0 0	3 1 0 0	0 0 0 0	0 0 0 0	0 0 0 0	0 0 3 4	7 11 7 4	4.50 0.00 0.00	2.000 1.500 0.000					

**Cincinnati Reds @ San Francisco Giants**  
 Candlestick Park, San Francisco, CA  
 Thu May 18 1972, 6:33 AM EDT  
 Att: 2,847 - Unknown

AB	32
R	5
H	7
RBI	4
BB	3
SO	3
LOB	12





Batter	1	2	3	4	5	6	7	8	9	AB	R	H	RBI	BB	SO	LOB	TOP
<b>Pete Rose, S</b> OBP: 0.309, SLG: 0.291 (1, 7)	0-0 1-3 BB SF9 1B		0-0 4-3		0-0 1B		0-0 1-2 1B			4	1	3	0	0	0	0	
<b>Joe Morgan, L</b> OBP: 0.430, SLG: 0.518 (1, 4)	4-0 SF9 1-2 BB 1-3		0-0 P3		0-0 G3		0-3 K			3	0	0	0	1	1	3	
<b>Bobby Tolan, L</b> OBP: 0.405, SLG: 0.589 (1, 8)	0-0 1-3 1-2 2-3			0-0 F7		0-0 F9	0-3 K			4	0	0	0	0	1	4	
<b>Johnny Bench, R</b> OBP: 0.311, SLG: 0.385 (1, 2)	0-0 SF9 2-3 3-H			4-0 1B BB		0-0 4-3		0-0 F8		2	0	0	1	1	0	0	
<b>Joe Hague, L</b> OBP: 0.374, SLG: 0.443 (1, 3)	0-0 G3			0-0 1B 1-2		4-0 1B BB		0-0 F2		3	0	1	0	1	0	1	
<b>Hal McRae, R</b> OBP: 0.294, SLG: 0.333 <b>Darrel Chaney, S</b> OBP: 0.636, SLG: 0.556 (1, 5) (8, 6)		0-0 FC6-4 1B		0-0 L9		0-0 1B		0-0 F9		4	0	2	0	0	0	2	
<b>Ted Uhlaender, L</b> OBP: 0.283, SLG: 0.216 <b>Cesar Geronimo, L</b> OBP: 0.278, SLG: 0.438 (1, 9) (9, 9)		0-0 FC6-4 G6-3 1-2		0-0 G3		0-0 F6		0-0 F8		4	0	0	0	0	0	5	AB 32
<b>Dave Concepcion, R</b> OBP: 0.305, SLG: 0.333 (1, 6) (8, 5)		0-0 G6-3 1-2			0-0 6-3		0-3 K		0-0 4-3	4	0	0	0	0	1	1	R 1
<b>Jim McGlothlin, R</b> OBP: 0.250, SLG: 0.182 (1, 1)			0-0 L7		0-3 K		0-0 1B		0-3 K	4	0	1	0	0	2	0	H 7
<b>Inning Stats</b>	R: 1 E: 0 K: 0 S: 4	H: 1 LOB: 1 BB: 1 P: 8	R: 0 E: 0 K: 0 S: 3	H: 1 LOB: 0 BB: 0 P: 3	R: 0 E: 0 K: 0 S: 3	H: 1 LOB: 2 BB: 1 P: 8	R: 0 E: 0 K: 1 S: 6	H: 1 LOB: 1 BB: 0 P: 6	R: 0 E: 0 K: 3 S: 11	H: 2 LOB: 2 BB: 0 P: 11	R: 0 E: 0 K: 0 S: 3	H: 0 LOB: 0 BB: 0 P: 3	R: 0 E: 0 K: 1 S: 5	H: 0 LOB: 0 BB: 0 P: 5	1B: 7 2B: 0 3B: 0 HR: 0	SF: 1 SAC: 0 DP: 1 HBP: 0	WP: 0 PA: 36 PB: 0 SB: 0 CS: 0
<b>PITCHER</b>	IP WLS BF H R ER SO BB IBB HBP BLK WP HR S P ERA WHIP																
<b>Clay Kirby, R</b> ERA: 2.79 <b>Mike Corkins, R</b> ERA: 3.97 (1, 1) (9, 1)	8.0 L 33 7 1 1 4 3 0 0 0 0 0 0 38 50 1.12 1.250																

Cincinnati Reds @ San Diego Padres  
San Diego Stadium, San Diego, CA  
Fri May 19 1972, 10:05 PM EDT  
Att: 35,423 - Unknown

AB	32
R	1
H	7
RBI	1
BB	3
SO	5
LOB	16



Batter	1	2	3	4	5	6	7	8	9	AB	R	H	RBI	BB	SO	LOB	BOTTOM				
<b>Derrel Thomas, S</b> OBP: 0.274, SLG: 0.267 (1, 4)	0-0 4-3		0-0 6-3			0-3 K		0-0 1B		4	0	1	0	0	1	0					
<b>Johnny Jeter, R</b> OBP: 0.274, SLG: 0.386 (1, 8)	0-0 6-3		0-3 K			0-0 6-3		0-3 K		4	0	0	0	0	2	1					
<b>Leron Lee, L</b> OBP: 0.412, SLG: 0.532 (1, 7)	0-0 1B			0-0 F8		4-0 FC6 BB		0-0 F7		3	0	1	0	1	0	1					
<b>Nate Colbert, R</b> OBP: 0.315, SLG: 0.545 (1, 3)	0-3 K			4-0 CS BB		0-0 FC6 1-2			0-3 K	3	0	0	0	1	2	2					
<b>Larry Stahl, L</b> OBP: 0.259, SLG: 0.265 (1, 9)		0-0 F7		0-0 1-3		0-0 4-3		0-0 3-1		4	0	0	0	0	0	1					
<b>Bob Barton, R</b> OBP: 0.216, SLG: 0.184 <b>Ed Spiezio, R</b> (9, PH) (1, 2)		0-0 FC6-4 1B			0-3 K		0-3 K		0-0 F8	3	0	1	0	0	2	0					
<b>Dave Campbell, R</b> OBP: 0.344, SLG: 0.326 (1, 5)		0-0 F9			4-0 CS BB		0-0 1B			2	0	1	0	1	0	1					
<b>Enzo Hernandez, R</b> OBP: 0.200, SLG: 0.202 <b>Garry Jastadt, R</b> OBP: 0.300, SLG: 0.444 <b>Rafael Robles, R</b> OBP: 0.100, SLG: 0.100 (1, 6) (7, PH) (8, 6)		0-0 FC6-4 1-2			0-0 E5		0-3 K			2	0	0	0	0	0	2	AB 30				
<b>Clay Kirby, R</b> OBP: 0.125, SLG: 0.125 <b>Curt Bielefy, L</b> OBP: 0.365, SLG: 0.583 <b>Mike Corkins, R</b> (1, 1) (8, PH) (9, 1)			0-3 K		0-3 K		0-0 F9			1	0	0	0	0	0	0	R 0				
<b>Inning Stats</b>	R: 0 E: 0 K: 1 S: 6	H: 1 LOB: 1 BB: 0 P: 6	R: 0 E: 0 K: 0 S: 4	H: 1 LOB: 1 BB: 0 P: 4	R: 0 E: 0 K: 2 S: 7	H: 0 LOB: 0 BB: 0 P: 7	R: 0 E: 0 K: 0 S: 2	H: 0 LOB: 0 BB: 1 P: 6	R: 0 E: 0 K: 2 S: 7	H: 0 LOB: 1 BB: 1 P: 11	R: 0 E: 0 K: 1 S: 5	H: 0 LOB: 1 BB: 1 P: 9	R: 0 E: 0 K: 2 S: 8	H: 1 LOB: 1 BB: 0 P: 8	R: 0 E: 0 K: 1 S: 6	H: 1 LOB: 1 BB: 0 P: 6	R: 0 E: 0 K: 1 S: 5	H: 0 LOB: 0 BB: 0 P: 5	1B: 4 2B: 0 3B: 0 HR: 0	SF: 0 SAC: 0 DP: 0 HBP: 0	WP: 0 PA: 33 PB: 0 SB: 0 CS: 2
<b>PITCHER</b>	IP WLS BF H R ER SO BB IBB HBP BLK WP HR S P ERA WHIP																				
<b>Jim McGlothlin, R</b> ERA: 4.04 (1, 1)	9.0 W 33 4 0 0 10 3 0 0 0 0 0 0 50 62 0.00 0.778																				

Cincinnati Reds @ San Diego Padres  
San Diego Stadium, San Diego, CA  
Fri May 19 1972, 10:05 PM EDT  
Att: 35,423 - Unknown

AB	30
R	0
H	4
RBI	0
BB	3
SO	10
LOB	10





Batter	1	2	3	4	5	6	7	8	9	AB	R	H	RBI	BB	SO	LOB	TOP			
<b>Pete Rose, S</b> OBP: 0.391, SLG: 0.282 (1, 7)	0-0 4-3		0-0 3-1		0-0 F8		0-0 PO	0-0 F8		4	0	0	0	0	0	0	<b>Cincinnati Reds @ San Diego Padres</b> San Diego Stadium, San Diego, CA Sat May 20 1972, 10:05 PM EDT Att: 8,102 - Unknown			
<b>Joe Morgan, L</b> OBP: 0.432, SLG: 0.513 (1, 4)	0-0 G3		0-0 1B			4-0 SF7 BB		0-0 F9		3	1	1	0	1	0	0				
<b>Bobby Tolan, L</b> OBP: 0.400, SLG: 0.574 (1, 8)	1-0 HBP		0-0 F8			0-0 4-3		0-0 F8		3	0	0	0	0	0	2				
<b>Johnny Bench, R</b> OBP: 0.317, SLG: 0.421 (1, 2)	0-0 4-3			0-0 1B		0-0 SF7			0-0 HR	3	1	2	2	0	0	1				
<b>Joe Hague, L</b> OBP: 0.379, SLG: 0.439 (1, 3)		0-0 P5		0-0 F8		3-0 4-0 BB			0-0 BB 1B	3	1	1	0	1	0	1				
<b>Hal McRae, R</b> OBP: 0.286, SLG: 0.316 (1, 5)		0-0 1B		0-0 F8		0-0 F7			0-0 L7	4	0	1	0	0	0	3				
<b>Ted Uhlhaender, L</b> OBP: 0.262, SLG: 0.204 (1, 9)		0-0 F7		0-0 1-3			0-0 F9		4-0 1-2 FC6-4 BB	3	0	0	0	1	0	2				
<b>Dave Concepcion, R</b> OBP: 0.294, SLG: 0.320 (1, 6)		0-3 K			0-0 1-3		0-0 B2		0-0 FC6-4	4	0	0	0	0	1	2				
<b>Jack Billingham, R</b> OBP: 0.133, SLG: 0.071 <b>Cesar Geronimo, L</b> OBP: 0.270, SLG: 0.424 <b>Ed Sprague, R</b> OBP: 0.219, SLG: 0.207 (7, PH) (7, PH) (8, PH)			0-0 1-3		0-3 K		0-0 E4 PO		0-0 L5	2	0	0	0	0	1	0				
<b>Inning Stats</b>	R: 0 E: 0 K: 0 S: 3	H: 0 LOB: 1 BB: 0 P: 4	R: 0 E: 0 K: 1 S: 6	H: 1 LOB: 1 BB: 0 P: 6	R: 0 E: 0 K: 0 S: 4	H: 1 LOB: 1 BB: 0 P: 4	R: 0 E: 0 K: 0 S: 4	H: 0 LOB: 0 BB: 0 P: 4	R: 1 E: 0 K: 0 S: 3	H: 0 LOB: 1 BB: 2 P: 11	R: 0 E: 1 K: 0 S: 3	H: 0 LOB: 0 BB: 0 P: 3	R: 0 E: 0 K: 0 S: 3	H: 0 LOB: 0 BB: 1 P: 9	R: 2 E: 1 K: 0 S: 5	H: 2 LOB: 1 BB: 1 P: 9		1B: 4 2B: 0 3B: 0 HR: 1	SF: 1 SAC: 0 DP: 0 HBP: 1	WP: 0 PB: 0 SB: 1 CS: 0
<b>PITCHER</b>	IP WLS BF H R ER SO BB IBB HBP BLK WP HR S P ERA WHIP	IP WLS BF H R ER SO BB IBB HBP BLK WP HR S P ERA WHIP	IP WLS BF H R ER SO BB IBB HBP BLK WP HR S P ERA WHIP	IP WLS BF H R ER SO BB IBB HBP BLK WP HR S P ERA WHIP	IP WLS BF H R ER SO BB IBB HBP BLK WP HR S P ERA WHIP	IP WLS BF H R ER SO BB IBB HBP BLK WP HR S P ERA WHIP	IP WLS BF H R ER SO BB IBB HBP BLK WP HR S P ERA WHIP	IP WLS BF H R ER SO BB IBB HBP BLK WP HR S P ERA WHIP	IP WLS BF H R ER SO BB IBB HBP BLK WP HR S P ERA WHIP	IP WLS BF H R ER SO BB IBB HBP BLK WP HR S P ERA WHIP	IP WLS BF H R ER SO BB IBB HBP BLK WP HR S P ERA WHIP	IP WLS BF H R ER SO BB IBB HBP BLK WP HR S P ERA WHIP	IP WLS BF H R ER SO BB IBB HBP BLK WP HR S P ERA WHIP	IP WLS BF H R ER SO BB IBB HBP BLK WP HR S P ERA WHIP	IP WLS BF H R ER SO BB IBB HBP BLK WP HR S P ERA WHIP	IP WLS BF H R ER SO BB IBB HBP BLK WP HR S P ERA WHIP	IP WLS BF H R ER SO BB IBB HBP BLK WP HR S P ERA WHIP			
<b>Steve Arlin, R</b> ERA: 1.86	(1, 1)	8.2	W	35	5	3	2	2	3	0	1	0	0	0	0	0	2.08	0.923		
<b>Mike Corkins, R</b> ERA: 3.86	(9, 1)	0.1	S	1	0	0	0	0	0	0	0	0	0	0	1	1	0.00	0.000		

AB	31
R	3
H	5
RBI	2
BB	3
SO	2
LOB	12



Batter	1	2	3	4	5	6	7	8	9	AB	R	H	RBI	BB	SO	LOB	BOTTOM			
<b>Derrel Thomas, S</b> OBP: 0.289, SLG: 0.294 (1, 4)	0-0 1B 1B				0-0 F4		0-0 F8 2H			4	1	3	1	0	0	0	<b>Cincinnati Reds @ San Diego Padres</b> San Diego Stadium, San Diego, CA Sat May 20 1972, 10:05 PM EDT Att: 8,102 - Unknown			
<b>Curt Blefary, L</b> OBP: 0.412, SLG: 0.533 <b>Johnny Jeter, R</b> OBP: 0.274, SLG: 0.386 (1, 9) (7, PR) (8, 8)	0-0 6-3 1B 1B	0-3 K			0-0 F2		4-0 BB			3	1	1	0	1	1	2				
<b>Leron Lee, L</b> OBP: 0.416, SLG: 0.568 <b>Jerry Morales, R</b> OBP: 0.343, SLG: 0.433 (1, 7) (8, 7)	0-0 6-3 1B 1B		0-0 6-3		0-0 HR		0-0 F8 2-3			4	2	2	2	0	0	2				
<b>Nate Colbert, R</b> OBP: 0.305, SLG: 0.526 (1, 3)	0-3 K		0-0 5-3		0-0 6-3		0-0 5-3			4	0	0	0	0	1	4				
<b>Larry Stahl, L</b> OBP: 0.241, SLG: 0.245 (1, 8) (8, 9)	0-0 6-3		0-0 1-3			0-0 4-3		0-0 4-3		4	0	0	0	0	0	2				
<b>Bob Barton, R</b> OBP: 0.218, SLG: 0.189 (1, 2)	0-0 1B			0-3 K		0-0 6-3		0-3 K		4	0	1	2	0	2	0				
<b>Dave Campbell, R</b> OBP: 0.350, SLG: 0.326 (1, 5)		0-0 L7		4-0 BB		0-0 CS 1B		0-0 L1		3	0	1	0	1	0	0				
<b>Enzo Hernandez, R</b> OBP: 0.213, SLG: 0.208 (1, 6)		0-0 FC5-6 1B		0-0 F7		0-0 CS 1-2	4-0 SH3-4 2B BB			2	1	1	0	1	0	1				
<b>Steve Arlin, R</b> OBP: 0.111, SLG: 0.118 <b>Mike Corkins, R</b> ERA: 4.5 (1, 1) (9, 1)		0-0 FC5-6 1B		0-3 K		0-0 SH3-4				2	0	0	0	0	1	2				
<b>Inning Stats</b>	R: 3 E: 0 K: 1 S: 8	H: 4 LOB: 1 BB: 0 P: 8	R: 0 E: 0 K: 1 S: 7	H: 2 LOB: 2 BB: 0 P: 7	R: 0 E: 0 K: 2 S: 7	H: 0 LOB: 1 BB: 1 P: 11	R: 0 E: 0 K: 0 S: 3	H: 1 LOB: 0 BB: 2 P: 3	R: 1 E: 0 K: 0 S: 4	H: 1 LOB: 2 BB: 2 P: 12	R: 0 E: 0 K: 1 S: 5	H: 0 LOB: 0 BB: 0 P: 5	R: 0 E: 0 K: 0 S: 5	R: 0 E: 0 K: 0 S: 5	R: 0 E: 0 K: 0 S: 5	R: 0 E: 0 K: 0 S: 5		1B: 7 2B: 1 3B: 0 HR: 1	SF: 0 SAC: 1 DP: 0 HBP: 0	WP: 0 PB: 0 SB: 0 CS: 1
<b>PITCHER</b>	IP WLS BF H R ER SO BB IBB HBP BLK WP HR S P ERA WHIP	IP WLS BF H R ER SO BB IBB HBP BLK WP HR S P ERA WHIP	IP WLS BF H R ER SO BB IBB HBP BLK WP HR S P ERA WHIP	IP WLS BF H R ER SO BB IBB HBP BLK WP HR S P ERA WHIP	IP WLS BF H R ER SO BB IBB HBP BLK WP HR S P ERA WHIP	IP WLS BF H R ER SO BB IBB HBP BLK WP HR S P ERA WHIP	IP WLS BF H R ER SO BB IBB HBP BLK WP HR S P ERA WHIP	IP WLS BF H R ER SO BB IBB HBP BLK WP HR S P ERA WHIP	IP WLS BF H R ER SO BB IBB HBP BLK WP HR S P ERA WHIP	IP WLS BF H R ER SO BB IBB HBP BLK WP HR S P ERA WHIP	IP WLS BF H R ER SO BB IBB HBP BLK WP HR S P ERA WHIP	IP WLS BF H R ER SO BB IBB HBP BLK WP HR S P ERA WHIP	IP WLS BF H R ER SO BB IBB HBP BLK WP HR S P ERA WHIP	IP WLS BF H R ER SO BB IBB HBP BLK WP HR S P ERA WHIP	IP WLS BF H R ER SO BB IBB HBP BLK WP HR S P ERA WHIP	IP WLS BF H R ER SO BB IBB HBP BLK WP HR S P ERA WHIP	IP WLS BF H R ER SO BB IBB HBP BLK WP HR S P ERA WHIP			
<b>Jack Billingham, R</b> ERA: 5.21	(1, 1)	6.0	L	25	8	4	4	4	1	0	0	0	0	0	0	0	6.00	1.500		
<b>Ed Sprague, R</b> ERA: 4.5	(7, 1)	2.0		9	1	1	1	1	2	0	0	0	0	0	0	0	4.50	1.500		





Batter	1	2	3	4	5	6	7	8	9	AB	R	H	RBI	BB	SO	LOB	TOP			
<b>Pete Rose, S</b> OBP: 0.297, SLG: 0.287 (1, 7)	G3	G6-4-3		E	4-3		P6			5	1	1	0	0	0	5	<b>Cincinnati Reds @ San Diego Padres</b> San Diego Stadium, San Diego, CA Sun May 21 1972, 6:33 AM EDT Unknown			
<b>Joe Morgan, L</b> OBP: 0.434, SLG: 0.509 <b>Dave Concepcion, R</b> OBP: 0.291, SLG: 0.317 (7, 6)	K		4-3	BB E SF8 BB		FC3-6 1B		6-3		3	1	1	0	1	1	0				
<b>Bobby Tolan, L</b> OBP: 0.396, SLG: 0.563 <b>Cesar Geronimo, L</b> OBP: 0.263, SLG: 0.412 (6, PR) (6, 8)	4-3		1B BB SF9 1B	K		FC3-6 BB 1-2		L5		4	1	1	0	0	1	3				
<b>Johnny Bench, R</b> OBP: 0.328, SLG: 0.418 (1, 2)		1B BB 1B	BB 1B 1B	E5 BB		G6-3 BB 1-2		5-3		3	2	1	0	2	0	1				
<b>Joe Haque, L</b> OBP: 0.398, SLG: 0.440 (1, 3)		1B 1B BB	1B BB 1B			G6-3 BB 1-2				2	2	1	0	3	0	2				
<b>Hal McRae, R</b> OBP: 0.292, SLG: 0.350 <b>Denis Menke, R</b> OBP: 0.307, SLG: 0.322 (6, 5)		BB 1B FC5-2 1B	SF9	SF8				5-3		1	0	1	2	0	0	0				
<b>Ted Uhlaender, L</b> OBP: 0.292, SLG: 0.214 <b>George Foster, R</b> OBP: 0.212, SLG: 0.200 (9, PH) (9, 9)		FC5-2 BB 1B	1B BB 1B	4-3		FC4-6 BB		K		2	0	1	1	2	0	2				
<b>Darrel Chaney, S</b> OBP: 0.563, SLG: 0.462 (7, 4)		FC5-2 BB 1B	1-2 2-3 3-H	4-3		FC4-6 1B		K		4	0	1	3	1	1	2				
<b>Gary Nolan, R</b> OBP: 0.091, SLG: 0.048 (1, 1)	FC5-2 BB 1B	FC5-2 BB 1B	K		K		1-2 1B			4	0	1	0	0	2	5				
<b>Inning Stats</b>	R: 0 E: 0 K: 1 S: 5	H: 0 LOB: 0 BB: 0 P: 5	R: 2 E: 0 K: 0 S: 5	H: 3 LOB: 2 BB: 2 P: 13	R: 3 E: 0 K: 1 S: 8	H: 3 LOB: 2 BB: 2 P: 16	R: 2 E: 1 K: 1 S: 7	H: 1 LOB: 2 BB: 2 P: 15	R: 0 E: 0 K: 0 S: 3	H: 0 LOB: 0 BB: 0 P: 5	R: 0 E: 0 K: 0 S: 3	H: 1 LOB: 2 BB: 1 P: 8	R: 0 E: 0 K: 0 S: 3	H: 0 LOB: 0 BB: 0 P: 3	R: 0 E: 0 K: 2 S: 7	H: 0 LOB: 1 BB: 1 P: 11		1B: 8 2B: 1 3B: 0 HR: 0	SF: 2 SAC: 0 DP: 2 HBP: 0	WP: 0 PB: 0 SB: 0 CS: 0
<b>PITCHER</b>	IP WLS BF H R ER SO BB IBB HBP BLK WP HR S P ERA WHIP																			
<b>Bill Greif, R</b> ERA: 5.08 <b>Mark Schaeffer, L</b> ERA: 2.7 <b>Gary Ross, R</b> ERA: 2.7 <b>Mike Kikenny, L</b> ERA: 3.0	(1, 1) (2, 1) (3, 1) (9, 1)	1.0 1.2 5.1 1.0	7 9 24 4	3 2 4 0	2 3 2 0	2 3 0 0	1 0 3 2	0 0 4 1	0 0 0 0	0 0 0 0	0 0 0 0	0 0 26 7	8 12 18 11	0.00 18.00 0.00 0.00	1.000 4.000 1.500 1.000					

AB 33  
R 7  
H 9  
RBI 6  
BB 9  
SO 6  
LOB 22



Batter	1	2	3	4	5	6	7	8	9	AB	R	H	RBI	BB	SO	LOB	BOTTOM				
<b>Derrel Thomas, S</b> OBP: 0.280, SLG: 0.283 (1, 4)	1-3			F8		F7		F8		4	0	0	0	0	0	0	<b>Cincinnati Reds @ San Diego Padres</b> San Diego Stadium, San Diego, CA Sun May 21 1972, 6:33 AM EDT Unknown				
<b>Jerry Morales, R</b> OBP: 0.385, SLG: 0.500 (1, 8)	P4			1B		2B		1B BB E 1B		4	2	3	0	0	0	0					
<b>Leron Lee, L</b> OBP: 0.409, SLG: 0.565 (1, 7)	G3			F7		2B		K		4	0	1	1	0	1	2					
<b>Nate Colbert, R</b> OBP: 0.303, SLG: 0.517 (1, 3)		6-3		K		F7		E 1B		4	0	1	0	0	1	2					
<b>Larry Stahl, L</b> OBP: 0.242, SLG: 0.246 (1, 9)	K			6-3		P4		E9 1B		4	0	1	0	0	1	0					
<b>Bob Barton, R</b> OBP: 0.220, SLG: 0.193 (1, 2)	K			1B		F9		F9		4	0	1	0	0	1	2					
<b>Dave Campbell, R</b> OBP: 0.337, SLG: 0.312 (1, 5)				F9		F7		P3		4	0	0	0	0	0	3					
<b>Enzo Hernandez, R</b> OBP: 0.209, SLG: 0.204 <b>Rafael Robles, R</b> OBP: 0.091, SLG: 0.091 (8, PH) (9, 6)				4-3		P4		P4		2	0	0	0	0	0	1					
<b>Bill Greif, R</b> <b>Mark Schaeffer, L</b> <b>Gary Ross, R</b> <b>Garry Jesteadt, R</b> <b>Mike Kikenny, R</b> (8, PH) (9, 1)	(1, 1) (2, 1) (3, 1) (8, PH) (9, 1)	1.0 1.2 5.1 1.0	7 9 24 4	3 2 4 0	2 3 0 0	2 3 0 0	1 0 3 2	0 0 0 0	0 0 0 0	0 0 0 0	0 0 0 0	0 0 26 7	8 12 18 11	0.00 18.00 0.00 0.00	1.000 4.000 1.500 1.000						
<b>Inning Stats</b>	R: 0 E: 0 K: 0 S: 3	H: 0 LOB: 0 BB: 0 P: 3	R: 0 E: 0 K: 2 S: 7	H: 0 LOB: 0 BB: 0 P: 7	R: 0 E: 0 K: 1 S: 5	H: 0 LOB: 0 BB: 0 P: 5	R: 0 E: 0 K: 1 S: 6	H: 1 LOB: 1 BB: 0 P: 6	R: 0 E: 0 K: 0 S: 4	H: 1 LOB: 1 BB: 0 P: 4	R: 1 E: 0 K: 0 S: 5	H: 2 LOB: 1 BB: 0 P: 5	R: 0 E: 0 K: 0 S: 3	H: 0 LOB: 0 BB: 0 P: 3	R: 0 E: 0 K: 0 S: 3	R: 1 E: 1 K: 1 S: 8		H: 3 LOB: 2 BB: 0 P: 8	1B: 5 2B: 2 3B: 0 HR: 0	SF: 0 SAC: 0 DP: 0 HBP: 0	WP: 0 PB: 0 SB: 0 CS: 0
<b>PITCHER</b>	IP WLS BF H R ER SO BB IBB HBP BLK WP HR S P ERA WHIP																				
<b>Gary Nolan, R</b> ERA: 2.59	(1, 1)	9.0	W 34	H 7	R 2	ER 2	SO 5	BB 0	IBB 0	HBP 0	BLK 0	WP 0	HR 0	S 44	P 44	2.00	0.778				

AB 34  
R 2  
H 7  
RBI 1  
BB 0  
SO 5  
LOB 10





Batter	1	2	3	4	5	6	7	8	9	AB	R	H	RBI	BB	SO	LOB	TOP					
<b>Pete Rose, S</b> OBP: 0.316, SLG: 0.302 (1, 7)										3	0	3	0	1	0	0	<b>Cincinnati Reds @ San Diego Padres</b> San Diego Stadium, San Diego, CA Sun May 21 1972, 6:38 AM EDT Att: 17,543 - Unknown					
<b>Joe Morgan, L</b> OBP: 0.422, SLG: 0.492 (1, 4)										4	0	0	0	0	3	3						
<b>Bobby Tolan, L</b> OBP: 0.384, SLG: 0.545 (1, 8)										4	0	0	0	0	2							
<b>Johnny Bench, R</b> OBP: 0.333, SLG: 0.416 (1, 3)										3	0	1	0	1	0	1						
<b>Hal McRae, R</b> OBP: 0.250, SLG: 0.292 (1, 5)										4	0	0	0	0	1	3						
<b>Dave Concepcion, R</b> OBP: 0.283, SLG: 0.308 (1, 6)										3	0	0	0	0	1	2						
<b>George Foster, R</b> OBP: 0.222, SLG: 0.212 (1, 9)										3	0	1	0	0	2	1						
<b>Bill Plummer, R</b> (1, 2)										3	0	0	0	0	2	1						
<b>Tom Hall, L</b> <b>Pedro Borbon, R</b> <b>Julian Javier, R</b> <b>Ed Sprague, L</b> <b>Denis Menke, R</b> <b>Don Gullett, R</b>										0	0	0	0	0	0	0						
<b>Inning Stats</b>	R: 0 E: 0 K: 1 S: 5	H: 1 LOB: 0 BB: 0 P: 5	R: 0 E: 0 K: 0 S: 2	H: 0 LOB: 0 BB: 1 P: 6	R: 0 E: 0 K: 1 S: 6	H: 2 LOB: 2 BB: 0 P: 6	R: 0 E: 1 K: 1 S: 6	H: 0 LOB: 1 BB: 0 P: 6	R: 0 E: 0 K: 2 S: 7	H: 0 LOB: 0 BB: 0 P: 7	R: 0 E: 0 K: 1 S: 6	H: 1 LOB: 1 BB: 0 P: 6	R: 0 E: 1 K: 1 S: 6	H: 1 LOB: 2 BB: 0 P: 6	R: 0 E: 0 K: 1 S: 5	H: 0 LOB: 1 BB: 1 P: 9		R: 0 E: 0 K: 1 S: 5	H: 0 LOB: 0 BB: 0 P: 5	1B: 5 2B: 2 3B: 0 HR: 0	SF: 0 SAC: 1 DP: 2 HBP: 0	WP: 0 PB: 0 SB: 1 CS: 0
<b>PITCHER</b> <b>Fred Norman, L</b> ERA: 1.62 (1, 1)	IP: 9.0 WLS: W BF: 32 H: 5 R: 0 ER: 0 SO: 9 BB: 2 IBB: 0 HBP: 0 BLK: 0 WP: 0 HR: 0 S: 48 P: 56 ERA: 0.00 WHIP: 0.778															<b>PITCHER</b> IP: WLS: BF: H: R: ER: SO: BB: IBB: HBP: BLK: WP: HR: S: P: ERA: WHIP:						

Batter	1	2	3	4	5	6	7	8	9	AB	R	H	RBI	BB	SO	LOB	BOTTOM					
<b>Garry Jastadt, R</b> OBP: 0.280, SLG: 0.391 (1, 4)										4	0	1	1	0	1	0	<b>Cincinnati Reds @ San Diego Padres</b> San Diego Stadium, San Diego, CA Sun May 21 1972, 6:38 AM EDT Att: 17,543 - Unknown					
<b>Jerry Morales, R</b> OBP: 0.405, SLG: 0.553 (1, 7)										4	1	2	0	1	0	0						
<b>Johnny Jeter, R</b> OBP: 0.270, SLG: 0.371 (1, 8)										4	1	0	0	1	1	3						
<b>Nate Colbert, R</b> OBP: 0.309, SLG: 0.533 (1, 3)										4	2	2	2	0	1	1						
<b>Ed Spiezio, R</b> OBP: 0.400, SLG: 0.800 <b>Dave Campbell, R</b> OBP: 0.333, SLG: 0.309 (1, 5) (6, 5)										3	1	2	3	0	0	0						
<b>Ivan Murrell, R</b> OBP: 0.250, SLG: 0.250 (1, 9)										4	0	1	1	0	1	4						
<b>Fred Kendall, R</b> OBP: 0.219, SLG: 0.230 (1, 2)										4	0	0	0	0	0	3						
<b>Enzo Hernandez, R</b> OBP: 0.211, SLG: 0.215 (1, 6)										4	1	1	0	0	0	3						
<b>Fred Norman, S</b> OBP: 0.238, SLG: 0.286 (1, 1)										4	1	1	0	0	1	1						
<b>Inning Stats</b>	R: 0 E: 0 K: 1 S: 5	H: 0 LOB: 0 BB: 0 P: 5	R: 1 E: 0 K: 1 S: 7	H: 2 LOB: 1 BB: 0 P: 7	R: 0 E: 0 K: 1 S: 5	H: 0 LOB: 0 BB: 0 P: 5	R: 1 E: 2 K: 1 S: 8	H: 1 LOB: 2 BB: 0 P: 8	R: 4 E: 0 K: 0 S: 7	H: 4 LOB: 1 BB: 1 P: 11	R: 0 E: 0 K: 0 S: 3	H: 0 LOB: 0 BB: 0 P: 3	R: 0 E: 1 K: 1 S: 7	H: 1 LOB: 2 BB: 0 P: 7	R: 1 E: 1 K: 0 S: 5	H: 2 LOB: 2 BB: 1 P: 9		R: 1 E: 1 K: 0 S: 5	H: 2 LOB: 2 BB: 1 P: 9	1B: 3 2B: 7 3B: 0 HR: 0	SF: 0 SAC: 1 DP: 0 HBP: 0	WP: 0 PB: 0 SB: 0 CS: 0
<b>PITCHER</b> <b>Tom Hall, L</b> <b>Pedro Borbon, R</b> <b>Ed Sprague, R</b> <b>Don Gullett, L</b>	IP: 4.1 WLS: L BF: 21 H: 5 R: 5 ER: 4 SO: 4 BB: 0 IBB: 0 HBP: 0 BLK: 0 WP: 0 HR: 0 S: 28 P: 32 ERA: 8.31 WHIP: 1.154															<b>PITCHER</b> IP: WLS: BF: H: R: ER: SO: BB: IBB: HBP: BLK: WP: HR: S: P: ERA: WHIP:						



Batter	1	2	3	4	5	6	7	8	9	AB	R	H	RBI	BB	SO	LOB	TOP			
<b>Felix Millan, R</b> OBP: 0.340, SLG: 0.340 (1, 4)	F9		L6-3 1B		F7		SH5-3 1-2	F9		4	0	1	0	0	0	2	<b>Atlanta Braves @ Cincinnati Reds</b> Riverfront Stadium, Cincinnati, OH Tue May 23 1972, 7:05 PM EDT Att: 13,784 - Unknown			
<b>Ralph Garr, L</b> OBP: 0.322, SLG: 0.382 (1, 9)			L6-3 1-2		6-3		F7		4-3	5	0	1	0	0	0	2				
<b>Hank Aaron, R</b> OBP: 0.383, SLG: 0.475 (1, 3)	F8		1B BB		F8				6-3	3	0	0	0	2	0	1				
<b>Earl Williams, R</b> OBP: 0.324, SLG: 0.413 (1, 2)	F6		1-2 1B			K	F9		6-3	5	0	1	0	0	1	3				
<b>Rico Carty, R</b> OBP: 0.412, SLG: 0.405 <b>Oscar Brown, R</b> OBP: 0.333, SLG: 0.714 (8, 7)		1-3	6-3			1-3		6-3		4	0	0	0	0	0	2				
<b>Dusty Baker Jr., R</b> OBP: 0.354, SLG: 0.433 (1, 8)				6-3		BB 1B		1B 2B		4	1	3	0	0	0	0				
<b>Darrell Evans, L</b> OBP: 0.375, SLG: 0.446 (1, 5)	F7			WP BB		1-2 BB		2B 1B		2	0	1	0	2	0	1				
<b>Marty Perez, R</b> OBP: 0.262, SLG: 0.277 (1, 6)	1-3			F8 1-2		F7				4	0	1	1	0	0	4				
<b>Phil Niekro, R</b> OBP: 0.143, SLG: 0.286 (1, 1)			HR	5-3			SH5-3 1B	5-3		4	1	2	1	0	0	3				
<b>Inning Stats</b>	R: 0 E: 0 K: 0 S: 4	H: 1 LOB: 1 BB: 0 P: 4	R: 0 E: 0 K: 0 S: 4	H: 1 LOB: 1 BB: 0 P: 4	R: 1 E: 0 K: 0 S: 5	H: 3 LOB: 2 BB: 1 P: 9	R: 0 E: 0 K: 0 S: 3	H: 0 LOB: 1 BB: 1 P: 7	R: 0 E: 0 K: 1 S: 6	H: 1 LOB: 2 BB: 1 P: 10	R: 0 E: 0 K: 0 S: 4	H: 1 LOB: 2 BB: 1 P: 8	R: 1 E: 0 K: 0 S: 6	H: 3 LOB: 2 BB: 0 P: 6	R: 0 E: 0 K: 0 S: 3	H: 0 LOB: 0 BB: 0 P: 3		1B: 8 2B: 2 3B: 0 HR: 1	SF: 0 SAC: 1 DP: 1 HBP: 0	WP: 1 PB: 0 CS: 0
<b>PITCHER</b> <b>Ross Grimsley, L</b> ERA: 1.93 (1, 1) <b>Jim McGlothlin, R</b> ERA: 4.06 (8, 1)	IP	WLS	BF	H	R	ER	SO	BB	IBB	HBP	BLK	WP	HR	S	P	ERA	WHIP			
	7.0		31	7	1	1	1	3	1	0	0	1	1	29	45	1.29	1.429			
	2.0	L	9	3	1	1	0	0	0	0	0	0	0	9	9	4.50	1.500			

Batter	1	2	3	4	5	6	7	8	9	AB	R	H	RBI	BB	SO	LOB	BOTTOM			
<b>Pete Rose, S</b> OBP: 0.314, SLG: 0.315 (1, 7)	1B 3B	4-3			L6			K		4	1	1	0	0	1	2	<b>Atlanta Braves @ Cincinnati Reds</b> Riverfront Stadium, Cincinnati, OH Tue May 23 1972, 7:05 PM EDT Att: 13,784 - Unknown			
<b>Joe Morgan, L</b> OBP: 0.417, SLG: 0.484 (1, 4)	FC5-2 3H 1B		F9		G3		F9			4	0	1	1	0	0	0				
<b>Bobby Tolan, L</b> OBP: 0.373, SLG: 0.528 (1, 8)	4-3 1-3		F7		5-3		4-3			4	0	0	0	0	0	1				
<b>Johnny Bench, R</b> OBP: 0.333, SLG: 0.409 <b>Darrel Chaney, S</b> OBP: 0.563, SLG: 0.462 (9, PR)	FC5-2 S 3H		CI FC6		P3			1B BB		2	0	0	0	1	0	1				
<b>Joe Hague, L</b> OBP: 0.384, SLG: 0.420 (1, 3)	G3 1-2		FC6 1-2		3-1			F2		4	0	0	0	0	0	3				
<b>Denis Menke, R</b> OBP: 0.311, SLG: 0.326 (1, 5)		K		F8		SH1-4 1B		G4-6-3 1B		4	0	2	0	0	1	0				
<b>Ted Uhlaender, L</b> OBP: 0.279, SLG: 0.203 (1, 9)		1-3		P6		SH1-4 1-2		G4-6-3 1-2		3	0	0	0	0	0	2				
<b>Dave Concepcion, R</b> OBP: 0.284, SLG: 0.309 (1, 6)		1B 1B		6-3		F8				3	0	1	0	0	0	1				
<b>Ross Grimsley, L</b> OBP: 0.200, SLG: 0.200 (1, 1) <b>Hal McRae, R</b> OBP: 0.241, SLG: 0.280 (7, PH) <b>Jim McGlothlin, R</b> OBP: 0.250, SLG: 0.182 (8, 1)			1-2 1B		P5		F8			2	0	1	0	0	0	0				
<b>Inning Stats</b>	R: 1 E: 1 K: 0 S: 5	H: 2 LOB: 1 BB: 0 P: 5	R: 0 E: 0 K: 1 S: 7	H: 2 LOB: 2 BB: 0 P: 7	R: 0 E: 1 K: 0 S: 4	H: 0 LOB: 1 BB: 0 P: 4	R: 0 E: 0 K: 0 S: 3	H: 0 LOB: 0 BB: 0 P: 3	R: 0 E: 0 K: 0 S: 3	H: 0 LOB: 0 BB: 0 P: 3	R: 0 E: 0 K: 0 S: 4	H: 1 LOB: 1 BB: 0 P: 4	R: 0 E: 0 K: 1 S: 5	H: 0 LOB: 0 BB: 0 P: 5	R: 0 E: 0 K: 0 S: 3	H: 1 LOB: 2 BB: 1 P: 7		1B: 5 2B: 0 3B: 1 HR: 0	SF: 0 SAC: 1 DP: 1 HBP: 0	WP: 0 PB: 0 CS: 0
<b>PITCHER</b> <b>Phil Niekro, R</b> ERA: 3.04 (1, 1)	IP	WLS	BF	H	R	ER	SO	BB	IBB	HBP	BLK	WP	HR	S	P	ERA	WHIP			
	9.0	W	34	6	1	1	2	1	0	0	0	0	0	37	41	1.00	0.778			





Batter	1	2	3	4	5	6	7	8	9	AB	R	H	RBI	BB	SO	LOB	TOP					
Felix Millan, R (1.4) OBP: 0.328, SLG: 0.329	F8			5-3		6-3		6-3	FC6-4	5	0	0	0	0	0	2						
Ralph Carr, L (1.7) OBP: 0.327, SLG: 0.386	6-3			7-3 1B		P6		1B		4	1	2	0	0	0	0						
Dusty Baker Jr., R (1.8) OBP: 0.348, SLG: 0.422	F9			7-3 1-2f		K		1B		4	0	1	1	0	1	1						
Earl Williams, R (1.2) OBP: 0.315, SLG: 0.400			K		F9		F8	F7		4	0	0	0	0	1	1						
Orlando Cepeda, R (1.3) OBP: 0.379, SLG: 0.532		G3-6-1 1B		5-3		L7		K		4	0	1	0	0	1	0						
Darrell Evans, L (1.5) OBP: 0.388, SLG: 0.495		G3-6-1 1-2f		1B	2B	BB	BB	HR		3	2	2	1	1	0	1						
Mike Lum, L (1.9) OBP: 0.311, SLG: 0.246				1B	1B	1-2	BB	6-3 1B		3	1	3	1	1	0	0						
Marty Perez, R (1.6) OBP: 0.262, SLG: 0.276			K	1-2	1B	F7		6-3		4	0	1	1	0	1	4						
Tom Kelley, R (1.1) OBP: 0.100, SLG: 0.053			F9		1-3			4-3		3	0	0	0	0	0	1						
Hank Aaron, R (9, PH) OBP: 0.368, SLG: 0.475									FC6-4 IBB	0	0	0	0	1	0	0						
Oscar Brown, R (9, PR) OBP: 0.333, SLG: 0.714										0	0	0	0	0	0	0						
Cecil Upshaw, R (9.1)										0	0	0	0	0	0	0						
<b>Inning Stats</b>	R: 0 E: 0 K: 0 S: 3	H: 0 LOB: 0 BB: 0 P: 3	R: 0 E: 0 K: 1 S: 5	H: 1 LOB: 0 BB: 0 P: 5	R: 0 E: 0 K: 1 S: 5	H: 1 LOB: 0 BB: 0 P: 5	R: 0 E: 0 K: 0 S: 3	H: 1 LOB: 0 BB: 0 P: 3	R: 2 E: 0 K: 0 S: 6	H: 3 LOB: 1 BB: 0 P: 6	R: 0 E: 0 K: 1 S: 5	H: 0 LOB: 0 BB: 2 P: 11	R: 0 E: 0 K: 0 S: 3	H: 0 LOB: 2 BB: 0 P: 11	R: 1 E: 0 K: 0 S: 5	H: 2 LOB: 1 BB: 0 P: 5	R: 1 E: 0 K: 1 S: 7	H: 2 LOB: 2 BB: 1 P: 11	1B: 8 2B: 2 3B: 0 HR: 1	SF: 0 SAC: 0 DP: 2 HBP: 0	WP: 0 PB: 0 SB: 1 CS: 1	PA: 37
<b>PITCHER</b>	IP WLS BF H R ER SO BB IBB HBP BLK WP HR S P ERA WHIP																					
Wayne Simpson, R (1.1) ERA: 2.96	8.1 L 34 10 4 4 4 4 2 0 0 0 0 1 40 48 4.32 1.440																					
Clay Carroll, R (9.1) ERA: 2.42	0.2 3 0 0 0 0 0 0 1 0 0 0 0 0 2 6 0.00 0.000																					

Atlanta Braves @ Cincinnati Reds  
Riverfront Stadium, Cincinnati, OH  
Wed May 24, 1972, 3:33 AM EDT  
Att: 10,156 - Unknown

AB 34  
R 4  
H 10  
RBI 4  
BB 3  
SO 4  
LOB 10



Batter	1	2	3	4	5	6	7	8	9	AB	R	H	RBI	BB	SO	LOB	BOTTOM	
Pete Rose, S (1.7) OBP: 0.304, SLG: 0.304	4-3		4-3		K		L7		P4	5	0	0	0	0	1	1		
Joe Morgan, L (1.4) OBP: 0.419, SLG: 0.476	6-3		BB		F9		S BB			2	0	0	0	2	0	0		
Bobby Tolan, L (1.8) OBP: 0.370, SLG: 0.519	CS 1B		P6		F8		F8			4	0	1	0	0	0	2		
Johnny Bench, R (1.2) OBP: 0.338, SLG: 0.432	CS 1-2f	5-3		HR		1B BB		P4		3	1	1	1	1	0	0		
Joe Hague, L (1.3) OBP: 0.388, SLG: 0.451										3	1	1	1	1	1	1		
Darrel Chaney, S (8, PR) OBP: 0.563, SLG: 0.462		HR		K		P6		G4-6-3 BB		0	0	0	0	0	0	0		
Hal McRae, R (1.9) OBP: 0.219, SLG: 0.250					F9		F7			3	0	0	0	0	0	1		
Cesar Geronimo, L (7.9) OBP: 0.256, SLG: 0.400					L6		F7		G4-6-3 1-2f	1	0	0	0	0	0	1		
Denis Menke, R (1.5) OBP: 0.327, SLG: 0.337									L7	3	0	2	0	1	0	0		
Dave Concepcion, R (1.6) OBP: 0.292, SLG: 0.325										4	0	2	0	0	0	3		
Wayne Simpson, R (1.1) Clay Carroll, R (9.1) Ted Uhlhaender, L (9, PH) OBP: 0.275, SLG: 0.200										3	0	0	0	0	2	2		
<b>Inning Stats</b>	R: 0 E: 0 K: 0 S: 3	H: 1 LOB: 0 BB: 1 P: 8	R: 0 E: 0 K: 1 S: 5	H: 0 LOB: 1 BB: 1 P: 9	R: 1 E: 0 K: 1 S: 8	H: 3 LOB: 2 BB: 0 P: 8	R: 0 E: 0 K: 0 S: 4	H: 1 LOB: 2 BB: 1 P: 8	R: 0 E: 0 K: 0 S: 2	H: 0 LOB: 1 BB: 1 P: 6	R: 0 E: 0 K: 0 S: 4	H: 1 LOB: 1 BB: 0 P: 4	R: 0 E: 0 K: 0 S: 4	H: 1 LOB: 1 BB: 0 P: 4	1B: 4 2B: 1 3B: 0 HR: 2	SF: 0 SAC: 0 DP: 1 HBP: 0	WP: 0 PB: 0 SB: 1 CS: 1	PA: 38
<b>PITCHER</b>	IP WLS BF H R ER SO BB IBB HBP BLK WP HR S P ERA WHIP																	
Tom Kelley, R (1.1) ERA: 4.26	8.0 W 33 6 2 2 4 4 5 0 0 0 0 0 2 36 56 2.25 1.375																	
Cecil Upshaw, R (9.1) ERA: 2.7	1.0 S 4 1 0 0 0 0 0 0 0 0 0 0 0 4 4 0.00 1.000																	

Atlanta Braves @ Cincinnati Reds  
Riverfront Stadium, Cincinnati, OH  
Wed May 24, 1972, 3:33 AM EDT  
Att: 10,156 - Unknown

AB 32  
R 2  
H 7  
RBI 2  
BB 5  
SO 4  
LOB 12





Batter	1	2	3	4	5	6	7	8	9	AB	R	H	RBI	BB	SO	LOB	TOP		
<b>Derrel Thomas, S</b> OBP: 0.268, SLG: 0.269 (1, 4)	0-0 FC5 1B		0-0 4-3		0-0 6-3			0-3 K		4	0	1	0	0	1	0			
<b>Garry Jesteadt, R</b> OBP: 0.292, SLG: 0.351 (1, 5)	0-0 BB FC5 1B		0-0 F7			0-0 F7			0-0 L6	4	0	1	0	0	0	0			
<b>Leron Lee, L</b> OBP: 0.407, SLG: 0.590 (1, 7)	0-0 FC5 BB 1-2 2-3f					0-3 K			0-0 G6-4-3 1B	4	0	2	0	0	1	2			
<b>Nate Colbert, R</b> OBP: 0.295, SLG: 0.475 (1, 3)	0-3 K		0-0 F9			0-0 6-3			0-0 G6-4-3	4	0	0	0	0	1	4			
<b>Larry Stahl, L</b> OBP: 0.270, SLG: 0.242 (1, 9)	4-0 1-2 2-3 BB			0-0 G3-6 1B				4-0 FC4-6 BB		1	0	1	0	2	0	0			
<b>Johnny Jeter, R</b> OBP: 0.270, SLG: 0.351 (1, 8)	0-3 K		0-0 G3-6			0-0 FC4-6 G6-4-3				3	0	0	0	0	1	5			
<b>Bob Barton, R</b> OBP: 0.203, SLG: 0.179 (1, 2)			0-0 5-3		0-0 6-3			0-0 G6-4-3		3	0	0	0	0	0	1			
<b>Enzo Hernandez, R</b> OBP: 0.205, SLG: 0.209 (8, PH)			0-0 P3			0-3 K			0-0 5-3	2	0	0	0	0	1	0			
<b>Ed Spiezio, R</b> OBP: 0.250, SLG: 0.417 (8, 6)										1	0	0	0	0	0	0			
<b>Rafael Robles, R</b> OBP: 0.167, SLG: 0.167 (8, 6)										0	0	0	0	0	0	0			
<b>Fred Norman, S</b> OBP: 0.217, SLG: 0.261 (5, 1)			0-3 K							2	0	0	0	0	0	1			
<b>Ed Acosta, S</b> (5, 1)										0	0	0	0	0	0	0			
<b>Mike Kikenny, R</b> (6, 1)										0	0	0	0	0	0	0			
<b>Gary Ross, R</b> (6, 1)										0	0	0	0	0	0	0			
<b>Curt Biefary, L</b> OBP: 0.251, SLG: 0.385 (8, PH)										1	0	0	0	0	0	0			
<b>Mark Schaeffer, L</b> (8, 1)										0	0	0	0	0	0	0			
<b>Bill Greif, R</b> (8, 1)										0	0	0	0	0	0	0			
<b>Inning Stats</b>	R: 0 E: 0 K: 2 S: 9	H: 2 LOB: 3 BB: 1 P: 13	R: 0 E: 0 K: 1 S: 5	H: 0 LOB: 0 BB: 0 P: 5	R: 0 E: 0 K: 0 S: 4	H: 1 LOB: 1 BB: 0 P: 4	R: 0 E: 0 K: 0 S: 3	H: 1 LOB: 0 BB: 0 P: 3	R: 0 E: 0 K: 1 S: 5	H: 0 LOB: 0 BB: 0 P: 5	R: 0 E: 0 K: 0 S: 2	H: 0 LOB: 0 BB: 1 P: 6	R: 0 E: 0 K: 1 S: 5	H: 0 LOB: 0 BB: 0 P: 5	R: 0 E: 0 K: 0 S: 3	H: 1 LOB: 0 BB: 0 P: 3	1B: 5 2B: 0 3B: 0 HR: 0	SF: 0 SAC: 0 DP: 3 HBP: 0	WP: 0 PA: 31 PB: 0 SB: 0 CS: 0
<b>PITCHER</b> <b>Gary Nolan, R</b> ERA: 2.25 (1, 1)	IP: 9.0 WLS: W BF: 31 H: 5 R: 0 ER: 0 SO: 6 BB: 2 IBB: 0 HBP: 0 BLK: 0 WP: 0 HR: 0 S: 41 P: 49 ERA: 0.00 WHIP: 0.778															<b>PITCHER</b> <b>Bill Greif, R</b> ERA: 4.66 (8, 1)	IP: 0.1 WLS: L BF: 1 H: 0 R: 0 ER: 0 SO: 0 BB: 0 IBB: 0 HBP: 0 BLK: 0 WP: 0 HR: 0 S: 1 P: 1 ERA: 0.00 WHIP: 0.000		

**San Diego Padres @ Cincinnati Reds**  
Riverfront Stadium, Cincinnati, OH  
Fri May 26 1972, 7:05 PM EDT  
Att: 15,270 - Unknown

AB	29
R	0
H	5
RBI	0
BB	2
SO	6
LOB	12



Batter	1	2	3	4	5	6	7	8	9	AB	R	H	RBI	BB	SO	LOB	BOTTOM		
<b>Pete Rose, S</b> OBP: 0.307, SLG: 0.303 (1, 7)	0-0 5-3		0-0 P3		0-0 SH1-4 1B	4-0 FC1-2 BB		0-3 K		4	1	1	0	1	1	0			
<b>Joe Morgan, L</b> OBP: 0.431, SLG: 0.504 (1, 4)	0-0 HR		0-0 L5		4-0 SH1-4 1B	4-0 FC1-2 BB		0-0 1B		3	2	2	1	2	0	0			
<b>Bobby Tolan, L</b> OBP: 0.367, SLG: 0.511 (1, 8)	0-0 1-3		0-0 3-1		0-0 SH1-4	0-0 FC1-2		0-0 FC5-4 1B		4	0	1	0	0	0	3			
<b>Tony Perez, R</b> OBP: 0.342, SLG: 0.500 (1, 3)	4-0 BB			0-0 6-3	4-0 FC6-4 1B	0-0 F8		0-0 FC5-4		3	0	0	0	2	0	5			
<b>Johnny Bench, R</b> OBP: 0.342, SLG: 0.434 (1, 2)	0-0 P6			0-0 2B SF7 1B	0-0 FC6-4 1B		0-0 4-3			4	1	2	2	0	0	1			
<b>Denis Menke, R</b> OBP: 0.333, SLG: 0.347 (1, 5)		4-0 BB		0-0 2B	0-0 FC6-4		0-0 6-3			3	0	1	0	1	0	2			
<b>George Foster, R</b> OBP: 0.250, SLG: 0.222 (1, 9)		0-0 P4		4-0 IBB	0-3 K		0-0 1B			3	0	1	0	1	1	3			
<b>Dave Concepcion, R</b> OBP: 0.290, SLG: 0.325 (1, 6)		0-0 F8		0-0 SF7		0-0 BB SH1-4 FC1-2 1B		0-0 L3		3	0	1	1	0	0	2			
<b>Gary Nolan, R</b> OBP: 0.080, SLG: 0.042 (1, 1)		0-3 K		0-0 F8		0-0 SH1-4		0-3 K		3	0	0	0	0	2	3			
<b>Inning Stats</b>	R: 1 E: 0 K: 0 S: 4	H: 1 LOB: 1 BB: 1 P: 8	R: 0 E: 0 K: 1 S: 5	H: 0 LOB: 1 BB: 1 P: 9	R: 0 E: 0 K: 0 S: 3	H: 0 LOB: 0 BB: 0 P: 3	R: 1 E: 0 K: 0 S: 5	H: 2 LOB: 2 BB: 1 P: 9	R: 2 E: 0 K: 1 S: 7	H: 2 LOB: 2 BB: 2 P: 15	R: 0 E: 0 K: 0 S: 4	H: 1 LOB: 3 BB: 2 P: 12	R: 0 E: 0 K: 0 S: 4	H: 1 LOB: 1 BB: 0 P: 4	R: 0 E: 0 K: 2 S: 9	H: 2 LOB: 2 BB: 0 P: 9	1B: 7 2B: 1 3B: 0 HR: 1	SF: 1 SAC: 2 DP: 0 HBP: 0	WP: 0 PA: 40 PB: 0 SB: 0 CS: 0
<b>PITCHER</b> <b>Fred Norman, L</b> ERA: 2.07 (1, 1)	IP: 4.1 WLS: L BF: 23 H: 5 R: 4 ER: 4 SO: 4 BB: 3 IBB: 2 HBP: 0 BLK: 0 WP: 0 HR: 1 S: 20 P: 40 ERA: 8.31 WHIP: 1.846															<b>PITCHER</b> <b>Bill Greif, R</b> ERA: 4.66 (8, 1)	IP: 0.1 WLS: L BF: 1 H: 0 R: 0 ER: 0 SO: 0 BB: 0 IBB: 0 HBP: 0 BLK: 0 WP: 0 HR: 0 S: 1 P: 1 ERA: 0.00 WHIP: 0.000		
<b>Ed Acosta, R</b> ERA: 3.6 (5, 1)	1.0 5 1 0 0 1																		
<b>Mike Kikenny, L</b> ERA: 3.38 (6, 1)	0.1 2 0 0 0 0																		
<b>Gary Ross, R</b> ERA: 2.7 (6, 1)	1.1 5 1 0 0 0																		
<b>Mark Schaeffer, L</b> ERA: 2.38 (8, 1)	0.2 4 2 0 0 2																		

**San Diego Padres @ Cincinnati Reds**  
Riverfront Stadium, Cincinnati, OH  
Fri May 26 1972, 7:05 PM EDT  
Att: 15,270 - Unknown

AB	30
R	4
H	9
RBI	4
BB	7
SO	4
LOB	19





Batter	1	2	3	4	5	6	7	8	9	AB	R	H	RBI	BB	SO	LOB	TOP				
<b>Derrel Thomas, S</b> (1,4) OBP: 0.267, SLG: 0.269	0-0 1-3		0-0 F5			0-0 G3 1B 1-2 5-3 1B		0-0 1-3		4	1	1	0	0	0	1					
<b>Garry Jesteadt, R</b> (1,5) OBP: 0.279, SLG: 0.341	0-0 6-3		0-0 FC6-4			0-0 5-3 G3 1-2 2-H 1B		0-0 E6		4	0	1	1	0	0	1					
<b>Leron Lee, L</b> (1,7) OBP: 0.393, SLG: 0.569	0-3 K			0-0 G3		0-0 G3 1-2 2-3		0-0 G3		4	0	0	0	0	1	3					
<b>Nate Colbert, R</b> (1,3)		0-0 F5		0-0 6-3		0-0 5-3 2-3 3-H			0-3 K	4	0	0	1	0	1	1					
<b>Larry Stahl, L</b> (1,9) OBP: 0.269, SLG: 0.243		0-3 K		0-0 G3		0-0 F9			0-0 HR	4	1	1	0	0	1	1					
<b>Johnny Jeter, R</b> (1,8) OBP: 0.278, SLG: 0.390		0-0 2B			0-0 P5			0-0 5-3		4	1	2	2	0	0	0					
<b>Bob Barton, R</b> (1,2) OBP: 0.205, SLG: 0.183		0-0 4-3			0-0 6-3			0-0 L9		4	0	1	0	0	0	1					
<b>Enzo Hernandez, R</b> (1,6) OBP: 0.202, SLG: 0.205			0-0 F3		0-0 F8			0-0 6-3		2	0	0	0	0	0	0					
<b>Rafael Robles, R</b> (6,6) OBP: 0.200, SLG: 0.200									0-0 G4-6-3 1-2 1B	2	0	0	0	0	0	0					
<b>Clay Kirby, R</b> (1,1) Ed Acosta, S (4,1) Fred Kendall, R (6, Ph) Mark Schaeffer, L (6,1) Ed Spiezio, R (8, Ph) Mike Caldwell, R (8,1) Curt Blefary, SLG: 0.370 (9, Ph)			4-0 FC6-4 BB			0-0 1B 1B			0-0 F7 1-2 1B	0	0	0	0	0	1	0					
<b>Inning Stats</b>	R: 0 E: 0 K: 1 S: 5	H: 0 LOB: 0 BB: 0 P: 5	R: 0 E: 0 K: 1 S: 6	H: 1 LOB: 1 BB: 0 P: 6	R: 0 E: 0 K: 0 S: 3	H: 0 LOB: 0 BB: 1 P: 7	R: 0 E: 0 K: 0 S: 3	H: 0 LOB: 0 BB: 0 P: 3	R: 0 E: 0 K: 0 S: 3	H: 0 LOB: 0 BB: 0 P: 3	R: 2 E: 0 K: 0 S: 6	H: 3 LOB: 1 BB: 0 P: 6	R: 0 E: 0 K: 0 S: 3	H: 0 LOB: 0 BB: 0 P: 3	R: 0 E: 1 K: 0 S: 4	H: 0 LOB: 1 BB: 0 P: 4	R: 2 E: 0 K: 1 S: 8	H: 4 LOB: 1 BB: 0 P: 8	1B: 6 2B: 1 3B: 0 HR: 1	SF: 0 SAC: 0 DP: 1 HBP: 0	WP: 0 PA: 36 PB: 0 SB: 0 CS: 0
<b>PITCHER</b>	IP WLS BF H R ER SO BB IBB HBP BLK WP HR S P ERA WHIP																				
<b>Jim McGlothlin, R</b> (1,1) ERA: 4.11	8.1 W 35 8 4 4 3 1 0 0 0 0 1 40 44 4.32 1.080																				
<b>Clay Carroll, R</b> (9,1) ERA: 2.35	0.2 S 1 0 0 0 0 0 0 0 0 0 0 0 1 1 0.00 0.000																				

**San Diego Padres @ Cincinnati Reds**  
Riverfront Stadium, Cincinnati, OH  
Sat May 27 1972, 7:05 PM EDT  
Att: 15,055 - Unknown

AB	35
R	4
H	8
RBI	4
BB	1
SO	3
LOB	10



Batter	1	2	3	4	5	6	7	8	9	AB	R	H	RBI	BB	SO	LOB	BOTTOM		
<b>Pete Rose, S</b> (1,7) OBP: 0.304, SLG: 0.299	0-0 2-3		0-0 F8	0-0 2-H 3-H 1B		0-0 F7		0-0 6-3		5	0	1	2	0	0	0			
<b>Joe Morgan, L</b> (1,4) OBP: 0.424, SLG: 0.515	0-0 F8			0-0 4-3		0-0 4-3		0-0 6-3		5	1	1	1	0	0	1			
<b>Bobby Tolan, L</b> (1,8) OBP: 0.370, SLG: 0.507	0-3 K		0-0 G4-6-3 1B		4-0 1B SF9 BB			0-0 3-1		3	1	1	0	1	1	0			
<b>George Foster, R</b> (8,9) OBP: 0.250, SLG: 0.222										0	0	0	0	0	0	0			
<b>Tony Perez, R</b> (1,3) OBP: 0.339, SLG: 0.495		0-0 6-3		0-0 G4-6-3 1B		0-0 1B		0-0 F9		1	0	0	0	0	0	0			
<b>Joe Hague, L</b> (3,3) OBP: 0.397, SLG: 0.447					1-2 1B					3	0	1	0	0	0	1			
<b>Johnny Bench, R</b> (1,2) OBP: 0.360, SLG: 0.448		0-0 BB 3B 1B		0-0 SH1-4 WP 1B	1-2 2-3 1B			0-0 BB		3	2	3	0	1	0	0			
<b>Denis Menke, R</b> (1,5) OBP: 0.339, SLG: 0.340		4-0 BB 3B BB		0-0 E4 WP SH1-4 1B	1-2 1B			4-0 FC6-4 BB		2	2	0	0	2	1	4			
<b>Dave Concepcion, R</b> (1,6) OBP: 0.291, SLG: 0.322		4-0 BB 3B BB		0-0 SH1-4	1-2 2-3			0-0 FC6-4		1	1	0	1	1	0	2			
<b>Cesar Geronimo, L</b> (1,9) OBP: 0.279, SLG: 0.447		0-0 CS 3B		4-0 WP 1B IBB	3-H 0-0			0-0 6-3		3	1	1	3	1	0	2			
<b>Jim McGlothlin, R</b> (1,1) OBP: 0.250, SLG: 0.400		0-0 1-H 2-H 3-H		0-3 K				0-0 F2		4	1	1	1	0	1	3			
<b>Clay Carroll, R</b> (9,1)		3-H		1-2 2-3 3-H						0	0	0	0	0	0	0			
<b>Inning Stats</b>	R: 0 E: 0 K: 1 S: 5	H: 2 LOB: 0 BB: 2 P: 12	R: 1 E: 0 K: 0 S: 4	H: 2 LOB: 0 BB: 0 P: 4	R: 3 E: 1 K: 1 S: 8	H: 2 LOB: 1 BB: 1 P: 12	R: 1 E: 0 K: 1 S: 7	H: 2 LOB: 2 BB: 1 P: 11	R: 0 E: 0 K: 0 S: 3	H: 0 LOB: 0 BB: 2 P: 11	R: 0 E: 0 K: 0 S: 3	H: 0 LOB: 2 BB: 2 P: 11	R: 1 E: 0 K: 0 S: 4	H: 1 LOB: 0 BB: 0 P: 4	R: 1 E: 0 K: 0 S: 4	H: 1 LOB: 0 BB: 0 P: 4	1B: 6 2B: 0 3B: 1 HR: 2	SF: 1 SAC: 1 DP: 1 HBP: 0	WP: 1 PA: 38 PB: 0 SB: 0 CS: 1
<b>PITCHER</b>	IP WLS BF H R ER SO BB IBB HBP BLK WP HR S P ERA WHIP																		
<b>Clay Kirby, R</b> (1,1) ERA: 3.71	3.2 L 19 7 2 1 1 1 1 0 0 0 0 0 8 12 6.75 2.250																		
<b>Ed Acosta, R</b> (4,1) ERA: 3.75	1.1 7 2 1 1 1 1 0 0 0 0 0 0 8 12 6.75 2.250																		
<b>Mark Schaeffer, L</b> (6,1) ERA: 2.03	2.0 8 0 0 0 0 0 2 0 0 0 0 0 6 14 0.00 1.000																		
<b>Mike Caldwell, L</b> (8,1) ERA: 2.25	1.0 4 1 1 1 0 0 0 0 0 0 0 1 4 4 9.00 1.000																		

**San Diego Padres @ Cincinnati Reds**  
Riverfront Stadium, Cincinnati, OH  
Sat May 27 1972, 7:05 PM EDT  
Att: 15,055 - Unknown

AB	30
R	9
H	9
RBI	8
BB	6
SO	3
LOB	13






Batter	1	2	3	4	5	6	7	8	9	AB	R	H	RBI	BB	SO	LOB	TOP										
<b>Derrel Thomas, S</b> (1, 4) OBP: 0.272, SLG: 0.283	0-0 1B 3B		0-0 F9		0-0 6-3	4-0 BB		0-0 G3		4	1	1	0	1	0	2	<b>San Diego Padres @ Cincinnati Reds</b> Riverfront Stadium, Cincinnati, OH Sun May 28 1972, 3:33 AM EDT Att: 19,647 - Unknown										
<b>Garry Jesteadt, R</b> (1, 5) OBP: 0.271, SLG: 0.326	0-0 FC6-4 1B		0-0 FC6 1-2		0-0 5-3	0-3 K		0-0 6-3		5	0	1	1	0	1	4											
<b>Leron Lee, L</b> (1, 7) OBP: 0.393, SLG: 0.588	0-3 K			0-0 HR	0-0 G3		0-0 4-3		0-0 G6-4-3 1B	5	1	2	1	0	1	1											
<b>Nate Colbert, R</b> (1, 3) OBP: 0.297, SLG: 0.486	0-0 FC6-4 CS 1-2			0-0 2B 1B		0-0 E 1B		0-0 HR		5	2	3	1	0	0	2											
<b>Johnny Jeter, R</b> (1, 8) OBP: 0.269, SLG: 0.377	0-0 CS 1-2	0-0 1-3		0-0 P4		0-0 E8 SH1-3		0-0 F8		4	1	0	0	0	0	1											
<b>Jerry Morales, R</b> (1, 9) OBP: 0.333, SLG: 0.420		0-3 K		0-0 F9		0-0 5-3		0-0 F2		4	0	0	0	0	1	2											
<b>Bob Barton, R</b> (1, 2) OBP: 0.224, SLG: 0.216		0-0 5-3		0-0 1-3 2B		0-0 SH1-3 3-H		0-0 4-3 1B		3	0	2	1	0	0	0											
<b>Enzo Hernandez, R</b> (1, 6) OBP: 0.219, SLG: 0.225			0-0 FC1-6 1B	4-0 IBB		0-0 BB 2B		0-0 4-3		3	0	2	0	1	0	1											
<b>Steve Arlin, R</b> (1, 1) OBP: 0.125, SLG: 0.091			0-0 FC1-6 FC6 1-2	0-0 F3		4-0 BB BB		0-0 1-3		3	0	0	0	1	0	5											
<b>Inning Stats</b>	R: 1 E: 0 K: 1 S: 6	H: 2 LOB: 0 BB: 0 P: 6	R: 0 E: 0 K: 1 S: 5	H: 0 LOB: 0 BB: 0 P: 5	R: 0 E: 0 K: 0 S: 4	H: 1 LOB: 1 BB: 0 P: 4	R: 1 E: 0 K: 0 S: 6	H: 3 LOB: 3 BB: 1 P: 10	R: 0 E: 0 K: 0 S: 3	H: 0 LOB: 0 BB: 0 P: 3	R: 2 E: 1 K: 1 S: 8	H: 2 LOB: 3 BB: 2 P: 16	R: 1 E: 0 K: 0 S: 4	H: 1 LOB: 0 BB: 0 P: 4	R: 0 E: 0 K: 0 S: 4	H: 1 LOB: 1 BB: 0 P: 4	R: 0 E: 0 K: 0 S: 3	H: 1 LOB: 0 BB: 0 P: 3	1B: 6 2B: 2 3B: 1 HR: 2	SF: 0 SAC: 1 DP: 1 HBP: 0	WP: 0 PB: 0 SB: 0 CS: 1	PA: 41					
<b>PITCHER</b>	IP	WLS	BF	H	R	ER	SO	BB	IBB	HBP	BLK	WP	HR	S	P	ERA	WHIP										
<b>Ross Grimsley, L</b> (1, 1) ERA: 2.17	5.2	L	27	8	4	2	2	1	1	0	0	0	1	29	37	3.18	1.588										
<b>Tom Hall, L</b> (6, 1) ERA: 3.31	1.1		6	1	1	1	1	1	0	0	0	0	1	7	11	6.75	1.500										
<b>Pedro Borbon, R</b> (8, 1) ERA: 4.33	2.0		7	2	0	0	0	0	0	0	0	0	0	7	7	0.00	1.000										

AB	36
R	5
H	11
RBI	4
BB	3
SO	3
LOB	18



Batter	1	2	3	4	5	6	7	8	9	AB	R	H	RBI	BB	SO	LOB	BOTTOM										
<b>Pete Rose, S</b> (1, 7) OBP: 0.309, SLG: 0.306	0-0 2B	4-0 BB			0-0 F8		0-0 L9			3	0	1	1	1	0	0	<b>San Diego Padres @ Cincinnati Reds</b> Riverfront Stadium, Cincinnati, OH Sun May 28 1972, 3:33 AM EDT Att: 19,647 - Unknown										
<b>Joe Morgan, L</b> (1, 4) OBP: 0.414, SLG: 0.500	0-0 L9	0-0 F8			0-0 G3		0-0 P4			4	0	0	0	0	0	4											
<b>Bobby Tolan, L</b> (1, 8) OBP: 0.361, SLG: 0.493	0-0 F2		0-3 K		0-3 K		0-0 6-3		0-0 6-3	4	0	0	0	0	2	1											
<b>Johnny Bench, R</b> (1, 2) OBP: 0.357, SLG: 0.457	0-3 K		0-0 3B 3B		0-0 6-3		0-0 F8		0-0 F8	4	1	1	0	0	1	1											
<b>Joe Hague, L</b> (1, 3) OBP: 0.390, SLG: 0.464		4-0 BB BB BB	0-0 CS 3B		0-0 F8		0-0 L3		0-0 L3	3	1	1	1	1	0	0											
<b>Denis Menke, R</b> (1, 5) OBP: 0.336, SLG: 0.337		0-0 F9	0-3 K		0-0 F7		0-0 5-3		0-0 5-3	4	0	1	0	0	1	2											
<b>Dave Concepcion, R</b> (1, 6) OBP: 0.282, SLG: 0.311		0-3 K		0-0 F7		0-0 F8		0-3 K		4	0	0	0	0	2	2											
<b>Cesar Geronimo, L</b> (1, 9) OBP: 0.283, SLG: 0.425		4-0 BB BB BB		0-3 K		0-0 1-3				2	0	0	0	1	1	0											
<b>Ross Grimsley, L</b> (1, 1) OBP: 0.286, SLG: 0.167		4-0 BB BB		0-0 F8		0-0 F8				1	0	0	0	1	0	0											
<b>Tom Hall, L</b> (6, 1)					0-0 F8					0	0	0	0	0	0	0											
<b>Ted Uhlhaender, L</b> (7, PH) OBP: 0.271, SLG: 0.197										1	0	0	0	0	0	0											
<b>Pedro Borbon, R</b> (8, 1)										0	0	0	0	0	0	0											
<b>Inning Stats</b>	R: 0 E: 0 K: 1 S: 6	H: 1 LOB: 1 BB: 0 P: 6	R: 1 E: 0 K: 1 S: 5	H: 0 LOB: 3 BB: 4 P: 21	R: 1 E: 0 K: 2 S: 8	H: 2 LOB: 0 BB: 0 P: 8	R: 0 E: 0 K: 1 S: 5	H: 0 LOB: 0 BB: 0 P: 5	R: 0 E: 0 K: 0 S: 4	H: 1 LOB: 1 BB: 0 P: 4	R: 0 E: 0 K: 0 S: 3	H: 0 LOB: 0 BB: 0 P: 3	R: 0 E: 0 K: 0 S: 3	H: 0 LOB: 0 BB: 0 P: 3	R: 0 E: 0 K: 1 S: 5	H: 0 LOB: 0 BB: 0 P: 5	1B: 1 2B: 1 3B: 2 HR: 0	SF: 0 SAC: 0 DP: 0 HBP: 0	WP: 0 PB: 0 SB: 0 CS: 1	PA: 34							
<b>PITCHER</b>	IP	WLS	BF	H	R	ER	SO	BB	IBB	HBP	BLK	WP	HR	S	P	ERA	WHIP										
<b>Steve Arlin, R</b> (1, 1) ERA: 2.19	9.0	W	34	4	2	2	7	4	0	0	0	0	0	44	60	2.00	0.889										









Batter	1	2	3	4	5	6	7	8	9	AB	R	H	RBI	BB	SO	LOB	TOP										
<b>Pete Rose, S</b> OBP: 0.317, SLG: 0.310 (1, 7)	F8		K			1B	K		4-3	5	1	1	0	0	2	1	<b>Cincinnati Reds @ Houston Astros</b> Astrodome, Houston, TX Tue May 30 1972, 8:05 PM EDT Att: 14,539 - Dome										
<b>Joe Morgan, L</b> OBP: 0.417, SLG: 0.483 (1, 4)	F9		K			1B	WP		3B	3	3	1	0	2	1	0											
<b>Bobby Tolan, L</b> OBP: 0.379, SLG: 0.507 (1, 8)	5-3			L2		1B	CS		HR	3	2	1	2	2	0	0											
<b>Johnny Bench, R</b> OBP: 0.366, SLG: 0.504 (1, 2)		HR		F2		1B	CS		HR	5	2	3	4	0	1	0											
<b>Joe Haque, L</b> OBP: 0.383, SLG: 0.476 (1, 3)	K			4-3		SF9			P3	4	0	0	1	0	2	0											
<b>Denis Menke, R</b> OBP: 0.346, SLG: 0.330 (1, 5)	K				5-3	1B				3	0	1	1	1	1	0											
<b>Dave Concepcion, R</b> OBP: 0.286, SLG: 0.310 (1, 6)				K		FC5-4				4	0	1	0	0	2	3											
<b>Cesar Geronimo, L</b> OBP: 0.315, SLG: 0.413 (1, 9)	F7					1-3			4-3	4	1	2	0	0	0	3											
<b>Jack Billingham, R</b> OBP: 0.105, SLG: 0.056 (1, 1) <b>Clay Carroll, R</b> (9, 1)			K			6-3			K	4	0	0	0	0	2	2											
<b>Inning Stats</b>	R: 0 E: 0 K: 0 S: 3	H: 0 LOB: 0 BB: 0 P: 3	R: 1 E: 0 K: 2 S: 9	H: 2 LOB: 1 BB: 0 P: 9	R: 0 E: 0 K: 3 S: 9	H: 0 LOB: 0 BB: 0 P: 9	R: 0 E: 0 K: 0 S: 3	H: 0 LOB: 0 BB: 0 P: 3	R: 0 E: 0 K: 1 S: 6	H: 1 LOB: 1 BB: 0 P: 6	R: 3 E: 0 K: 0 S: 7	H: 4 LOB: 2 BB: 1 P: 11	R: 1 E: 0 K: 1 S: 4	H: 0 LOB: 0 BB: 2 P: 12	R: 0 E: 0 K: 3 S: 9	H: 0 LOB: 1 BB: 1 P: 13	R: 4 E: 0 K: 1 S: 8	H: 3 LOB: 0 BB: 1 P: 12	1B: 7 2B: 0 3B: 1 HR: 2	SF: 1 SAC: 0 DP: 0 HBP: 0	WP: 1 PB: 1 CS: 3	PA: 42					
<b>PITCHER</b>	IP	WLS	BF	H	R	ER	SO	BB	IBB	HBP	BLK	WP	HR	S	P	ERA	WHIP										
<b>Don Wilson, R</b> (1, 1) ERA: 3.53	5.1	L	24	7	4	4	6	0	1	0	0	0	1	35	39	6.75	1.312										
<b>George Culver, R</b> (6, 1) ERA: 2.45	0.2		2	0	0	0	0	0	0	0	0	0	0	2	2	0.00	0.000										
<b>Wade Blasingame, L</b> (7, 1) ERA: 9.82	2.0		8	0	1	0	4	3	0	0	0	1	0	13	25	0.00	1.500										
<b>Ken Forsch, R</b> (9, 1) ERA: 3.75	1.0		7	3	4	4	1	1	0	0	0	0	1	8	12	36.00	4.000										

AB	35
R	9
H	10
RBI	8
BB	5
SO	11
LOB	9



Batter	1	2	3	4	5	6	7	8	9	AB	R	H	RBI	BB	SO	LOB	BOTTOM										
<b>Roger Metzger, S</b> OBP: 0.303, SLG: 0.265 (1, 6)	4-3					4-3		G3		4	0	1	1	0	0	0	<b>Cincinnati Reds @ Houston Astros</b> Astrodome, Houston, TX Tue May 30 1972, 8:05 PM EDT Att: 14,539 - Dome										
<b>Norm Miller, L</b> OBP: 0.344, SLG: 0.429 (1, 9)	6-3		1B			L9			K	4	0	0	0	0	1	1											
<b>Jimmy Wynn, R</b> OBP: 0.373, SLG: 0.490 (1, 8)	F8			K			P2		1B	4	1	1	0	0	1	0											
<b>Lee May, R</b> OBP: 0.344, SLG: 0.525 (1, 3)		5-3		K			1B		1B	4	2	2	0	0	1	0											
<b>Bob Watson, R</b> OBP: 0.375, SLG: 0.524 (1, 7)		2-3		K			6-3		1B	4	1	1	1	0	1	1											
<b>Johnny Edwards, L</b> OBP: 0.357, SLG: 0.422 (1, 2)		4-3				5-3			1B	4	0	2	2	0	0	0											
<b>Doug Rader, R</b> OBP: 0.249, SLG: 0.372 (1, 5)				4-3		CS			SF9	3	1	2	1	0	0	1											
<b>Tommy Helms, R</b> OBP: 0.262, SLG: 0.309 (1, 4) <b>Jesus Alou, R</b> (9, PH)				4-3		K			FC4	3	0	0	0	0	1	2											
<b>Don Wilson, R</b> (1, 1) OBP: 0.111, SLG: 0.059 (6, 1) <b>George Culver, R</b> (6, PH) <b>Bob Stinson, S</b> (6, PH) <b>Wade Blasingame, L</b> (7, 1) <b>Jimmy Stewart, S</b> (8, PH) <b>Ken Forsch, R</b> (9, 1) <b>Cesar Cedeno, R</b> (9, PH)				B1			F8		FC4	1	0	0	0	0	0	1											
<b>Inning Stats</b>	R: 0 E: 0 K: 0 S: 3	H: 0 LOB: 0 BB: 0 P: 3	R: 0 E: 0 K: 0 S: 3	H: 0 LOB: 0 BB: 0 P: 3	R: 1 E: 0 K: 0 S: 5	H: 2 LOB: 1 BB: 0 P: 5	R: 0 E: 0 K: 3 S: 9	H: 0 LOB: 0 BB: 0 P: 9	R: 0 E: 0 K: 1 S: 5	H: 1 LOB: 0 BB: 0 P: 5	R: 0 E: 0 K: 0 S: 3	H: 0 LOB: 0 BB: 0 P: 3	R: 1 E: 0 K: 0 S: 5	H: 2 LOB: 1 BB: 0 P: 5	R: 0 E: 0 K: 1 S: 5	H: 0 LOB: 0 BB: 0 P: 5	R: 3 E: 0 K: 1 S: 10	H: 5 LOB: 2 BB: 0 P: 10	1B: 8 2B: 2 3B: 0 HR: 0	SF: 1 SAC: 0 DP: 0 HBP: 0	WP: 0 PB: 0 SB: 0 CS: 1	PA: 36					
<b>PITCHER</b>	IP	WLS	BF	H	R	ER	SO	BB	IBB	HBP	BLK	WP	HR	S	P	ERA	WHIP										
<b>Jack Billingham, R</b> (1, 1) ERA: 5.24	8.1		33	9	5	5	6	0	0	0	0	0	0	45	45	5.40	1.080										
<b>Clay Carroll, R</b> (9, 1) ERA: 2.25	0.2	S	3	1	0	0	0	0	0	0	0	0	0	3	3	0.00	1.500										





Batter	1	2	3	4	5	6	7	8	9	AB	R	H	RBI	BB	SO	LOB	TOP					
<b>Pete Rose, S</b> OBP: 0.325, SLG: 0.320 (1, 7)										4	0	2	0	1	2	1	<b>Cincinnati Reds @ Houston Astros</b> Astrodome, Houston, TX Wed May 31 1972, 8:05 PM EDT Att. 15,702 - Dome					
<b>Joe Morgan, L</b> OBP: 0.427, SLG: 0.490 (1, 4)										4	2	3	3	1	0	0						
<b>Bobby Tolan, L</b> OBP: 0.374, SLG: 0.497 <b>Cesar Geronimo, L</b> OBP: 0.315, SLG: 0.413 (8, 8)										5	2	1	1	0	1	6						
<b>Johnny Bench, R</b> OBP: 0.373, SLG: 0.535 (1, 2)										5	2	3	3	0	0	4						
<b>Tony Perez, R</b> OBP: 0.333, SLG: 0.476 <b>Joe Hague, L</b> OBP: 0.383, SLG: 0.476 (8, 3)											4	1	0	0	1	3						
<b>George Foster, R</b> OBP: 0.289, SLG: 0.341 (1, 9)											5	2	3	4	0	1						
<b>Julian Javier, R</b> OBP: 0.266, SLG: 0.368 <b>Denis Menke, R</b> OBP: 0.348, SLG: 0.333 (6, 5)											3	0	0	0	1	1						
<b>Dave Concepcion, R</b> OBP: 0.292, SLG: 0.305 (1, 6)											2	1	0	0	2	1						
<b>Gary Nolan, R</b> OBP: 0.100, SLG: 0.069 (1, 1)											5	1	1	0	0	2						
<b>Inning Stats</b>	R: 0 E: 0 K: 2 S: 9	H: 2 LOB: 2 BB: 0 P: 9	R: 0 E: 0 K: 0 S: 3	H: 1 LOB: 1 BB: 0 P: 3	R: 6 E: 0 K: 2 S: 12	H: 5 LOB: 1 BB: 2 P: 20	R: 0 E: 0 K: 0 S: 3	H: 1 LOB: 1 BB: 1 P: 7	R: 0 E: 0 K: 2 S: 7	H: 0 LOB: 0 BB: 0 P: 7	R: 0 E: 0 K: 3 S: 9	H: 0 LOB: 0 BB: 0 P: 9	R: 0 E: 0 K: 1 S: 6	H: 1 LOB: 1 BB: 0 P: 6	R: 6 E: 0 K: 1 S: 10	H: 4 LOB: 0 BB: 1 P: 14		R: 0 E: 0 K: 0 S: 3	H: 0 LOB: 1 BB: 1 P: 7	1B: 10 2B: 2 3B: 0 HR: 2	SF: 0 SAC: 1 DP: 2 HBP: 0	WP: 1 PB: 0 SB: 3 CS: 0
<b>PITCHER</b>	IP WLS BF H R ER SO BB IBB HBP BLK WP HR S P ERA WHIP																					
<b>Dave Roberts, L</b> ERA: 4.76 <b>George Culver, R</b> ERA: 2.1 <b>Fred Gladding, R</b> ERA: 4.82 <b>Joe Gibbon, L</b> ERA: 18.0 <b>Wade Blasingame, L</b> ERA: 8.64 (1, 1)	2.2 L 17 8 6 6 3 1 1 0 0 0 1 1 21 29 20.25 3.375																					
<b>Roger Metzger, S</b> OBP: 0.295, SLG: 0.257 (1, 6)											5	0	0	0	0	5						
<b>Norm Miller, L</b> OBP: 0.306, SLG: 0.375 (1, 9)										4	0	0	0	0	2							
<b>Jimmy Wynn, R</b> OBP: 0.370, SLG: 0.481 (1, 8)										3	0	0	0	1	0							
<b>Lee May, R</b> OBP: 0.335, SLG: 0.510 (1, 3)										4	1	0	0	0	3							
<b>Bob Watson, R</b> OBP: 0.384, SLG: 0.543 (1, 7)										4	2	3	0	0	0							
<b>Johnny Edwards, L</b> OBP: 0.346, SLG: 0.411 (1, 2)										3	0	0	1	0	3							
<b>Doug Rader, R</b> OBP: 0.249, SLG: 0.388 (1, 5)										4	1	1	3	0	0							
<b>Bobby Fenwick, R</b> OBP: 0.333, SLG: 0.435 (1, 4)										4	0	1	0	0	0							
<b>Dave Roberts, L</b> OBP: 0.316, SLG: 0.333 <b>George Culver, R</b> ERA: 2.1 <b>Jesus Alou, L</b> OBP: 0.346, SLG: 0.375 <b>Fred Gladding, R</b> ERA: 4.82 <b>Joe Gibbon, R</b> ERA: 18.0 <b>Wade Blasingame, L</b> ERA: 8.64 <b>Jimmy Stewart, S</b> ERA: 3.78 (9, 9)										1	0	1	0	0	0							
<b>Inning Stats</b>	R: 0 E: 0 K: 0 S: 2	H: 0 LOB: 0 BB: 1 P: 6	R: 3 E: 1 K: 0 S: 8	H: 4 LOB: 2 BB: 0 P: 8	R: 0 E: 0 K: 1 S: 6	H: 1 LOB: 1 BB: 0 P: 6	R: 0 E: 0 K: 0 S: 4	H: 1 LOB: 1 BB: 0 P: 4	R: 0 E: 0 K: 1 S: 5	H: 0 LOB: 0 BB: 0 P: 5	R: 0 E: 0 K: 0 S: 3	H: 0 LOB: 0 BB: 0 P: 3	R: 0 E: 0 K: 1 S: 5	H: 0 LOB: 0 BB: 0 P: 5	R: 1 E: 1 K: 0 S: 6	H: 2 LOB: 2 BB: 0 P: 6	1B: 5 2B: 1 3B: 1 HR: 1	SF: 1 SAC: 0 DP: 0 HBP: 0	WP: 0 PB: 0 SB: 1 CS: 0	PA: 38		
<b>PITCHER</b>	IP WLS BF H R ER SO BB IBB HBP BLK WP HR S P ERA WHIP																					
<b>Gary Nolan, R</b> ERA: 2.34 (1, 1)	9.0 W 37 8 4 3 3 1 0 0 0 0 1 42 46 3.00 1.000																					

AB	39
R	12
H	14
RBI	12
BB	5
SO	11
LOB	20



Batter	1	2	3	4	5	6	7	8	9	AB	R	H	RBI	BB	SO	LOB	BOTTOM			
<b>Roger Metzger, S</b> OBP: 0.295, SLG: 0.257 (1, 6)											5	0	0	0	0	5	<b>Cincinnati Reds @ Houston Astros</b> Astrodome, Houston, TX Wed May 31 1972, 8:05 PM EDT Att. 15,702 - Dome			
<b>Norm Miller, L</b> OBP: 0.306, SLG: 0.375 (1, 9)										4	0	0	0	0	2					
<b>Jimmy Wynn, R</b> OBP: 0.370, SLG: 0.481 (1, 8)										3	0	0	0	1	0					
<b>Lee May, R</b> OBP: 0.335, SLG: 0.510 (1, 3)										4	1	0	0	0	3					
<b>Bob Watson, R</b> OBP: 0.384, SLG: 0.543 (1, 7)										4	2	3	0	0	0					
<b>Johnny Edwards, L</b> OBP: 0.346, SLG: 0.411 (1, 2)										3	0	0	1	0	3					
<b>Doug Rader, R</b> OBP: 0.249, SLG: 0.388 (1, 5)										4	1	1	3	0	0					
<b>Bobby Fenwick, R</b> OBP: 0.333, SLG: 0.435 (1, 4)										4	0	1	0	0	0					
<b>Dave Roberts, L</b> OBP: 0.316, SLG: 0.333 <b>George Culver, R</b> ERA: 2.1 <b>Jesus Alou, L</b> OBP: 0.346, SLG: 0.375 <b>Fred Gladding, R</b> ERA: 4.82 <b>Joe Gibbon, R</b> ERA: 18.0 <b>Wade Blasingame, L</b> ERA: 8.64 <b>Jimmy Stewart, S</b> ERA: 3.78 (9, 9)										1	0	1	0	0	0					
<b>Inning Stats</b>	R: 0 E: 0 K: 0 S: 2	H: 0 LOB: 0 BB: 1 P: 6	R: 3 E: 1 K: 0 S: 8	H: 4 LOB: 2 BB: 0 P: 8	R: 0 E: 0 K: 1 S: 6	H: 1 LOB: 1 BB: 0 P: 6	R: 0 E: 0 K: 0 S: 4	H: 1 LOB: 1 BB: 0 P: 4	R: 0 E: 0 K: 1 S: 5	H: 0 LOB: 0 BB: 0 P: 5	R: 0 E: 0 K: 0 S: 3	H: 0 LOB: 0 BB: 0 P: 3	R: 0 E: 0 K: 1 S: 5	H: 0 LOB: 0 BB: 0 P: 5	R: 1 E: 1 K: 0 S: 6	H: 2 LOB: 2 BB: 0 P: 6		1B: 5 2B: 1 3B: 1 HR: 1	SF: 1 SAC: 0 DP: 0 HBP: 0	WP: 0 PB: 0 SB: 1 CS: 0
<b>PITCHER</b>	IP WLS BF H R ER SO BB IBB HBP BLK WP HR S P ERA WHIP																			
<b>Gary Nolan, R</b> ERA: 2.34 (1, 1)	9.0 W 37 8 4 3 3 1 0 0 0 0 1 42 46 3.00 1.000																			






Batter	1	2	3	4	5	6	7	8	9	AB	R	H	RBI	BB	SO	LOB	TOP						
<b>Pete Rose, S</b> OBP: 0.321, SLG: 0.322 (1, 7)	0-0 4-3		0-0 F9		0-0 E6 SF8	0-0 F7		0-3 K		5	1	1	1	0	1	1							
<b>Joe Morgan, L</b> OBP: 0.421, SLG: 0.480 (1, 4)	0-0 4-3		0-0 4-3		0-0 SF8		0-0 F7		4-0 2B BB	3	1	0	1	1	0	0							
<b>Bobby Tolan, L</b> OBP: 0.374, SLG: 0.500 (1, 8)	0-0 E1			0-3 K	0-3 K		0-0 L9		0-0 HR 2B	5	1	2	1	0	2	0							
<b>Cesar Geronimo, L</b> OBP: 0.315, SLG: 0.413 (9, 8)									1-H HR 2B	0	0	0	0	0	0	0							
<b>Johnny Bench, R</b> OBP: 0.385, SLG: 0.558 (1, 2)	4-0 BB			4-0 1B BB		0-0 4-3 FC5-2 1B	0-0 HR		0-0 6-3	3	1	2	1	2	0	1							
<b>Tony Perez, R</b> OBP: 0.352, SLG: 0.514 (1, 3)	0-3 K			0-0 1B BB	1-2 1B	0-0 FC5-2 4-3 HR 1B	4-0 BB		0-0 HR	4	2	3	2	1	1	2							
<b>George Foster, R</b> OBP: 0.260, SLG: 0.304 (1, 9)		0-3 K		0-3 K	0-3 K	0-0 4-3	0-3 K		0-0 P3	5	0	0	0	0	3	5							
<b>Denis Menke, R</b> OBP: 0.343, SLG: 0.328 (1, 5)		0-0 L9		0-3 K		0-0 FC5-2 HR BB		0-0 2-3 1B	0-3 K	5	1	1	0	0	2	4							
<b>Dave Concepcion, R</b> OBP: 0.297, SLG: 0.313 (1, 6)		0-3 K			0-0 6-3 E 2B	0-0 HR BB		0-0 2-3		3	2	1	0	1	1	1							
<b>Jim McGlothlin, R</b> OBP: 0.235, SLG: 0.375 (1, 1)			0-3 K		0-0 6-3	0-0 HR BB		0-0 5-3		1	0	0	0	0	1	0							
<b>Julian Javier, R</b> OBP: 0.279, SLG: 0.359 (5, PH)					0-0 6-3			0-0 5-3		1	0	0	0	0	0	1							
<b>Ed Sprague, R</b> OBP: 0.242, SLG: 0.379 (6, PH)					2-3	1-2 HR BB				0	0	0	0	0	0	0							
<b>Hal McRae, R</b> OBP: 0.242, SLG: 0.379 (6, PH)					1-1 2-H 3-H HR					1	1	1	4	0	0	0							
<b>Pedro Borbon, R</b> OBP: 0.242, SLG: 0.379 (6, 1)					2-3	1-2 HR BB				1	0	0	0	0	0	1							
<b>Inning Stats</b>	R: 0 E: 1 K: 1 S: 6	H: 1 LOB: 2 BB: 1 P: 10	R: 0 E: 0 K: 2 S: 7	H: 0 LOB: 0 BB: 0 P: 7	R: 0 E: 0 K: 1 S: 5	H: 0 LOB: 0 BB: 0 P: 5	R: 0 E: 0 K: 3 S: 10	H: 1 LOB: 2 BB: 1 P: 14	R: 2 E: 1 K: 0 S: 7	H: 2 LOB: 0 BB: 0 P: 7	R: 4 E: 0 K: 0 S: 6	H: 3 LOB: 0 BB: 1 P: 10	R: 1 E: 0 K: 1 S: 6	H: 1 LOB: 1 BB: 1 P: 10	R: 0 E: 0 K: 1 S: 6	H: 1 LOB: 1 BB: 0 P: 6	R: 3 E: 0 K: 1 S: 7	H: 2 LOB: 0 BB: 1 P: 11	1B: 5 2B: 3 3B: 0 HR: 3	SF: 1 SAC: 0 DP: 0 HBP: 0	WP: 0 PA: 43 PB: 0 SB: 0 CS: 0		
<b>PITCHER</b>	IP WLS BF H R ER SO BB IBB HBP BLK WP HR S P ERA WHIP	5.2 L 27 7 6 5 8 3 0 0 0 0 1 40 52 7.94 1.765	0.1 1 0 0 0 0 0 0 0 0 0 0 0 1 1 0.00 0.000	0.2 4 1 1 1 0 1 0 0 0 0 0 1 3 7 13.50 3.000	2.1 11 3 3 3 3 1 0 0 0 0 1 16 20 11.57 1.714																		

Cincinnati Reds @ Houston Astros  
Astrodome, Houston, TX  
Thu Jun 01 1972, 8:05 PM EDT  
Att: 14,466 - Dome


AB 37  
R 10  
H 11  
RBI 10  
BB 5  
SO 11  
LOB 16



Batter	1	2	3	4	5	6	7	8	9	AB	R	H	RBI	BB	SO	LOB	BOTTOM					
<b>Roger Metzger, S</b> OBP: 0.288, SLG: 0.250 (1, 6)	0-0 6-3	0-0 FC6		0-3 K			0-0 F7		0-0 1-3	5	0	0	0	0	1	1						
<b>Cesar Cedeno, R</b> OBP: 0.378, SLG: 0.403 (1, 8)	0-0 HR		4-0 1B BB		0-0 3-1		0-0 2B 1B		4-0 BB	3	2	2	1	2	0	0						
<b>Jimmy Wynn, R</b> OBP: 0.368, SLG: 0.481 (1, 9)	0-0 6-3		0-0 F8		0-0 L6		0-0 1-3 2B		0-0 1-3	4	0	1	0	0	0	1						
<b>Jesus Alou, R</b> OBP: 0.448, SLG: 0.360 (9, 9)										1	0	0	0	0	0	1						
<b>Lee May, R</b> OBP: 0.346, SLG: 0.510 (1, 3)	4-0 BB		0-0 1B 1B	1-2 1B	4-0 WP S BB		0-0 F2			2	0	1	0	2	0	2						
<b>Bob Watson, R</b> OBP: 0.375, SLG: 0.529 (1, 7)	0-3 K		0-3 K		0-0 G3		0-3 K			4	0	0	0	0	3	6						
<b>Doug Rader, R</b> OBP: 0.254, SLG: 0.409 (1, 5)		0-0 HR	0-0 FC6-4 1B		0-0 5-3		0-0 6-3			4	1	2	2	0	0	0						
<b>Larry Howard, R</b> OBP: 0.200, SLG: 0.200 (1, 2)		0-0 5-3	0-0 FC6-4 1B		0-0 FC6-4 1B		0-0 P4			4	0	1	0	0	0	2						
<b>Bobby Fenwick, R</b> OBP: 0.321, SLG: 0.385 (1, 4)		4-0 CS BB		0-0 F9		0-0 FC6-4		0-0 6-3		3	0	0	0	1	0	1						
<b>Jerry Reuss, L</b> OBP: 0.196, SLG: 0.158 (1, 1)		4-0 BB		0-3 K		0-3 K		0-3 K		1	0	0	0	1	1	0						
<b>Tom Griffin, R</b> OBP: 0.333, SLG: 0.833 (6, 1)										0	0	0	0	0	0	0						
<b>Norm Miller, R</b> OBP: 0.227, SLG: 0.364 (5, PH)										0	0	0	0	0	0	0						
<b>Joe Gibbon, R</b> OBP: 0.227, SLG: 0.364 (7, 1)										0	0	0	0	0	0	0						
<b>Jim Ray, R</b> OBP: 0.200, SLG: 0.200 (7, 1)										0	0	0	0	0	0	0						
<b>Jimmy Stewart, S</b> OBP: 0.275, SLG: 0.266 (5, PH)										1	0	0	0	0	1	0						
<b>Inning Stats</b>	R: 1 E: 0 K: 1 S: 6	H: 1 LOB: 1 BB: 1 P: 10	R: 1 E: 0 K: 0 S: 3	H: 1 LOB: 2 BB: 2 P: 11	R: 1 E: 0 K: 1 S: 7	H: 2 LOB: 2 BB: 1 P: 11	R: 0 E: 0 K: 2 S: 7	H: 0 LOB: 0 BB: 0 P: 7	R: 0 E: 0 K: 0 S: 3	H: 0 LOB: 1 BB: 1 P: 7	R: 0 E: 0 K: 1 S: 6	H: 1 LOB: 0 BB: 0 P: 6	R: 0 E: 0 K: 1 S: 7	H: 2 LOB: 2 BB: 0 P: 7	R: 0 E: 0 K: 0 S: 3	H: 0 LOB: 0 BB: 0 P: 3	R: 0 E: 0 K: 1 S: 5	H: 0 LOB: 1 BB: 1 P: 9	1B: 4 2B: 1 3B: 0 HR: 2	SF: 0 SAC: 0 DP: 0 HBP: 0	WP: 1 PA: 39 PB: 0 SB: 1 CS: 1	
<b>PITCHER</b>	IP WLS BF H R ER SO BB IBB HBP BLK WP HR S P ERA WHIP	4.0 W 4 0 0 0 0 1 0 0 0 1 0 3 7 0.00 1.000	1.0 W 4 0 0 0 0 1 0 0 0 1 0 3 7 0.00 1.000	4.0 S 16 3 0 0 3 1 0 0 0 0 0 21 25 0.00 1.000																		

Cincinnati Reds @ Houston Astros  
Astrodome, Houston, TX  
Thu Jun 01 1972, 8:05 PM EDT  
Att: 14,466 - Dome

AB 33  
R 3  
H 7  
RBI 3  
BB 6  
SO 7  
LOB 15





Batter	1	2	3	4	5	6	7	8	9	10	11	12	13	14	15	16	17	AB	R	H	RBI	BB	SO	LOB	TOP		
Pete Rose, S OBP: 0.325, SLG: 0.332 (1, 7)	4-3			4-3		F8		F8			F7		WP F2 1B		FC5-6 1B		SH1-4	7	0	3	0	0	0	0			
Joe Morgan, L OBP: 0.419, SLG: 0.468 (1, 8)	K			P5		F9		CS BB			BB BB		F2		FC5-6 CS		1B HR	6	1	1	0	2	1	4			
Bobby Tolan, L OBP: 0.369, SLG: 0.485 (1, 8)	F8			K			P4	CS	F8		BB		F3		K		HR	7	1	1	1	1	2	2			
Johnny Bench, R OBP: 0.385, SLG: 0.584 (1, 3)		P3			F7		HR		F9		K		BB IBB			F7	HR	7	2	2	4	1	1	2			
Tony Perez, R OBP: 0.362, SLG: 0.517 (1, 3)	F9				K		1-3 1B		F9				SH5-4 1B		1B IBB		HR	7	1	3	0	1	1	0			
George Foster, R OBP: 0.245, SLG: 0.286 Joe Hoerner, L OBP: 0.381, SLG: 0.472 Cesar Ceronino, L OBP: 0.216, SLG: 0.408 (10, PH)	K				5-3		1-3			F3			SH5-4 1B		G3		K	3	0	0	0	0	1	1			
Dennis Menke, R OBP: 0.248, SLG: 0.328 Darrel Chaney, S OBP: 0.226, SLG: 0.450 (10, PR)			K			6-3				G5-4 1B			FC5-4 BB		K			3	0	0	0	0	1	1			
Dave Concepcion, R OBP: 0.289, SLG: 0.300 (10, 9)			E7 CS					G3		G5-4-3			F8		F9		F3	6	0	0	0	1	0	6			
Don Galt, L OBP: 0.202, SLG: 0.250 Tom Hall, L OBP: 0.202, SLG: 0.250 Herb Hunter, L OBP: 0.202, SLG: 0.250 Joe Hoerner, R OBP: 0.202, SLG: 0.250 (10, PR)			K			FC1-6 2B		F9			F7		FC5-4		F9		1B SH1-4 1B	2	0	0	0	0	1	2			
<b>Inning Stats</b>	R: 0 E: 0 K: 1 S: 5	H: 0 LOB: 0 BB: 0 P: 5	R: 0 E: 0 K: 1 S: 5	H: 0 LOB: 0 BB: 0 P: 5	R: 0 E: 1 K: 2 S: 7	H: 0 LOB: 0 BB: 0 P: 7	R: 0 E: 0 K: 1 S: 5	H: 0 LOB: 0 BB: 0 P: 5	R: 0 E: 0 K: 1 S: 5	H: 0 LOB: 0 BB: 0 P: 5	R: 0 E: 0 K: 0 S: 3	H: 1 LOB: 1 BB: 0 P: 3	R: 0 E: 0 K: 0 S: 4	H: 0 LOB: 2 BB: 2 P: 13	R: 0 E: 0 K: 0 S: 5	H: 1 LOB: 3 BB: 0 P: 5	R: 1 E: 0 K: 1 S: 7	H: 2 LOB: 1 BB: 0 P: 7	R: 4 E: 0 K: 1 S: 9	H: 4 LOB: 0 BB: 0 P: 9	1B: 9 2B: 2 3B: 1 HR: 2	SF: 0 SAC: 2 DP: 1 HBP: 0	WP: 1 PA: 70				
<b>PITCHER</b>	IP 9.0	WLS 32	BF 3	H 1	R 1	ER 1	SO 6	BB 0	IBB 0	HBP 0	BLK 0	WP 0	HR 0	S 13	P 25	ERA 0.00	WHIP 2.000										
Woddie Fryman, L ERA: 3.44 Darrel Brandon, R ERA: 3.79 Joe Hoerner, L ERA: 2.04 Wayne Twitchell, R ERA: 5.4 Bary Lersch, R ERA: 2.97																											
<b>Batter</b>	1	2	3	4	5	6	7	8	9	10	11	12	13	14	15	16	17	AB	R	H	RBI	BB	SO	LOB	BOTTOM		
Larry Bowa, S OBP: 0.283, SLG: 0.247 (1, 8)	6-3						G6-4-3		FC6-4		K		F3			FC6-4 1B	L5	9	0	2	0	0	1	6			
Terry Harmon, R OBP: 0.441, SLG: 0.412 (1, 4)	K				1-3			E6 1B		6-3	F8		FC6-4			F9		8	0	1	0	0	1	4			
Don Money, R OBP: 0.330, SLG: 0.320 (1, 5)	K				F8			K		1-3 1B BB			E6 FC5-6 BB		P4		FC6-4 1B	7	1	1	0	1	2	2			
Greg Luzinski, R OBP: 0.337, SLG: 0.482 (1, 7)		BB 1B			F9			G3		1-3 1B			FC5-6 BB		K		1B IBB	6	1	2	0	2	1	2			
Roger Freed, R OBP: 0.301, SLG: 0.391 Tom Hutton, L OBP: 0.306, SLG: 0.353 (8, PH)		P7			F8			F3		1-3			FC5-6 FC6-4		P4		1B	3	0	0	0	0	2				
Willie Montanez, L OBP: 0.315, SLG: 0.365 (11, 3)		F9						6-3		1-3 2-3			FC5-6 FC6-4		P4		1B	5	0	1	1	0	0	5			
Paul Klinger, R OBP: 0.305, SLG: 0.327 Byron Browne, R OBP: 0.297, SLG: 0.273 Denny Doyle, L OBP: 0.297, SLG: 0.273 Bary Lersch, S OBP: 0.297, SLG: 0.273 Denny Doyle, L OBP: 0.297, SLG: 0.273 (17, PH)		BB 1B			F9			G3		1-3 1B			FC5-6 BB		K		1B IBB	6	1	2	0	2	1	2			
Mike Ryan, R OBP: 0.311, SLG: 0.325 (1, 2)		1-2 2H 1B			F2			6-3		1-2 2-3			FC6-4				4-3	5	1	3	2	2	0	0			
Woddie Fryman, R Tim Lincecum, L Ken Reynolds, R Darrel Brandon, R Joe Hoerner, R Ron Stone, L (17, PH)		6-3						SH BB		1B HBP			SH2-4 BB				6-3										
<b>Inning Stats</b>	R: 0 E: 0 K: 2 S: 7	H: 0 LOB: 0 BB: 0 P: 7	R: 1 E: 0 K: 0 S: 5	H: 2 LOB: 2 BB: 1 P: 9	R: 0 E: 0 K: 3 S: 3	H: 0 LOB: 0 BB: 0 P: 3	R: 0 E: 0 K: 0 S: 4	H: 2 LOB: 2 BB: 0 P: 4	R: 0 E: 0 K: 1 S: 6	H: 1 LOB: 1 BB: 0 P: 6	R: 0 E: 0 K: 0 S: 3	H: 1 LOB: 3 BB: 2 P: 12	R: 0 E: 0 K: 0 S: 4	H: 0 LOB: 2 BB: 1 P: 8	R: 0 E: 1 K: 0 S: 5	H: 0 LOB: 0 BB: 0 P: 5	R: 1 E: 1 K: 0 S: 5	H: 2 LOB: 2 BB: 0 P: 9	R: 1 E: 0 K: 1 S: 6	H: 1 LOB: 0 BB: 0 P: 6	1B: 11 2B: 2 3B: 1 HR: 1	SF: 0 SAC: 2 DP: 1 HBP: 1	WP: 0 PA: 73				
<b>PITCHER</b>	IP 7.0	WLS 28	BF 1	H 1	R 1	ER 1	SO 3	BB 1	IBB 0	HBP 1	BLK 0	WP 0	HR 0	S 9	P 25	ERA 1.29	WHIP 1.143										
Ross Grimsley, L ERA: 2.3 Clay Carroll, R ERA: 2.0 Tom Hall, L ERA: 2.97 Ed Sprague, R ERA: 3.79 Don Gullett, L ERA: 8.74																											
<b>PITCHER</b>	IP 1.0	WLS 4	BF 1	H 1	R 1	ER 1	SO 1	BB 0	IBB 0	HBP 0	BLK 0	WP 0	HR 0	S 6	P 6	ERA 9.00	WHIP 1.000										
Pedro Borbon, R ERA: 3.94 (17, 1)																											

Cincinnati Reds @ Philadelphia Phillies  
Veterans Stadium, Philadelphia, PA  
Fri Jun 02 1972, 7:05 PM EDT  
Alt. 16,251 - Unknown

AB 59  
R 6  
H 13  
RBI 6  
BB 8  
SO 11  
LOB 23



Cincinnati Reds @ Philadelphia Phillies  
Veterans Stadium, Philadelphia, PA  
Fri Jun 02 1972, 7:05 PM EDT  
Alt. 16,251 - Unknown

AB 63  
R 3  
H 14  
RBI 3  
BB 7  
SO 9  
LOB 35





Batter	1	2	3	4	5	6	7	8	9	10	AB	R	H	RBI	BB	SO	LOB	TOP				
<b>Pete Rose, S</b> OBP: 0.317, SLG: 0.323 (1, 7)	0-0 6-3		0-3 K			0-0 6-3	0-0 4-3		0-0 5-3		5	0	0	0	0	1	2	<b>Cincinnati Reds @ Philadelphia Phillies</b> Veterans Stadium, Philadelphia, PA Sat Jun 03 1972, 3:33 AM EDT Att: 16,623 - Unknown				
<b>Joe Morgan, L</b> OBP: 0.414, SLG: 0.466 (1, 4)	0-0 F8			0-0 F8		0-0 F5		0-0 CS 3B	0-0 L8		5	1	1	0	0	0	0					
<b>Johnny Bench, R</b> OBP: 0.385, SLG: 0.595 (1, 2)	0-0 L5			0-3 K				0-0 HR	0-0 CS BB	0-0 P3	4	1	1	1	1	1	0					
<b>Tony Perez, R</b> OBP: 0.358, SLG: 0.625 (8, PR)		0-0 6-3			0-0 4-3			0-0 6-3	0-0 1-2 2-H 3B	0-0 1B 1B	4	0	1	1	0	0	0					
<b>George Foster, R</b> OBP: 0.305, SLG: 0.392 <b>Bobby Tolan, L</b> OBP: 0.278, SLG: 0.206 (8, PH)								0-0 HR	0-0 K	0-0 1B 1B	3	1	2	0	0	1	0					
<b>Julian Javier, R</b> OBP: 0.327, SLG: 0.455 (8, 3)		0-3 K						0-0 2B	0-0 K	0-0 1B 1B	2	0	1	0	0	1	1					
<b>Dave Concepcion, R</b> OBP: 0.288, SLG: 0.297 (1, 6)		0-0 FC6-4						0-0 2H HR	0-0 6-3	0-0 1B	5	0	1	0	0	2	4					
<b>Cesar Geronimo, L</b> OBP: 0.305, SLG: 0.392 <b>Hal McRae, R</b> OBP: 0.278, SLG: 0.500 (7, PH)				0-3 K				0-0 3-1	0-0 BLK 1B	0-0 HR	2	0	0	0	0	1	1					
<b>Joe Hague, L</b> OBP: 0.381, SLG: 0.472 <b>Wayne Simpson, R</b> (1, 1)								0-3 K	0-0 K	0-0 HR	1	0	0	0	0	1	0					
<b>Darrel Chaney, S</b> OBP: 0.500, SLG: 0.375 <b>Ed Sprague, R</b> (6, 1)				0-3 K				0-0 K	0-0 K	0-0 K	1	0	0	0	0	1	0					
<b>Denis Menke, R</b> OBP: 0.352, SLG: 0.328 <b>Tom Hall, L</b> (7, 1)								1-2 BB	0-0 BB	0-0 1B	0	0	0	0	1	0	0					
<b>Inning Stats</b>	R: 0 E: 0 K: 0 S: 3	H: 0 LOB: 0 BB: 0 P: 3	R: 0 E: 0 K: 1 S: 6	H: 1 LOB: 1 BB: 0 P: 6	R: 0 E: 0 K: 3 S: 9	H: 0 LOB: 0 BB: 0 P: 5	R: 0 E: 0 K: 2 S: 8	H: 1 LOB: 1 BB: 0 P: 8	R: 0 E: 0 K: 1 S: 5	H: 0 LOB: 0 BB: 0 P: 5	R: 3 E: 0 K: 0 S: 7	H: 4 LOB: 2 BB: 1 P: 11	R: 1 E: 0 K: 2 S: 8	H: 2 LOB: 2 BB: 2 P: 16	R: 1 E: 0 K: 1 S: 6	H: 1 LOB: 0 BB: 0 P: 6	R: 1 E: 0 K: 0 S: 5	H: 4 LOB: 0 BB: 0 P: 5	1B: 7 2B: 2 3B: 1 HR: 3	SF: 0 SAC: 0 DP: 0 HBP: 0	WP: 0 PB: 0 SB: 0 CS: 2	PA: 43
<b>PITCHER</b>	IP 7.0	WLS 29	H 7	R 4	ER 4	SO 8	BB 1	IBB 0	HBP 0	BLK 1	WP 0	HR 2	S 44	P 48	ERA 5.14	WHIP 1.143						
<b>Steve Carlton, L</b> ERA: 3.12	(8, 1)	0.1	2	1	0	0	0	1	0	0	0	0	1	5	0.00	6.000						
<b>Dick Selma, R</b> ERA: 5.24	(8, 1)	1.2	7	1	1	1	3	1	0	0	0	0	1	12	16	5.40	1.200					
<b>Chris Short, L</b> ERA: 3.93	(10, 1)	0.1	L	3	2	1	1	0	0	0	0	0	3	3	27.00	6.000						
<b>Ken Reynolds, L</b> ERA: 2.37	(10, 1)	0.2	2	2	0	0	0	0	0	0	0	0	2	2	0.00	3.000						
<b>Darrell Brandon, R</b> ERA: 3.69																						

Batter	1	2	3	4	5	6	7	8	9	10	AB	R	H	RBI	BB	SO	LOB	BOTTOM				
<b>Denny Doyle, L</b> OBP: 0.333, SLG: 0.348 (1, 4)	0-0 1B HR	0-0 1B		0-0 F8		0-0 1-3 1B			0-3 K		5	1	3	0	0	1	0	<b>Cincinnati Reds @ Philadelphia Phillies</b> Veterans Stadium, Philadelphia, PA Sat Jun 03 1972, 3:33 AM EDT Att: 16,623 - Unknown				
<b>Oscar Gamble, L</b> (1, 9)	0-0 1B	0-0 1B		0-0 3-1				0-3 K	0-0 F3		3	0	0	0	0	2	2					
<b>Byron Browne, R</b> OBP: 0.286, SLG: 0.231 (7, PH)	0-0 F9	0-0 F5		0-0 3-1				0-0 K	0-0 F8		5	0	0	0	0	1	2					
<b>Willie Montanez, L</b> OBP: 0.307, SLG: 0.354 (1, 8)	0-3 K	0-0 F9		0-0 L9				0-0 F8	0-0 F7		5	0	0	0	0	1	2					
<b>Greg Luzinski, R</b> OBP: 0.335, SLG: 0.477 (1, 7)	0-0 1B		0-0 L7		0-0 5-3			0-3 K	0-3 K		4	1	1	0	0	1	0					
<b>Ron Stone, L</b> OBP: 0.372, SLG: 0.286 <b>Pete Koegel, R</b> OBP: 0.240, SLG: 0.217 (10, PH)	1-2 HR	1B						0-0 4-3	0-0 K		0	0	0	0	0	0	0					
<b>Tom Hutton, L</b> OBP: 0.304, SLG: 0.377 <b>Deron Johnson, R</b> OBP: 0.244, SLG: 0.319 (1, 3)	0-0 1B		0-3 K		0-0 4-3			0-0 3-1	0-3 K		4	1	1	3	0	1	0					
<b>Don Money, R</b> OBP: 0.333, SLG: 0.320 (1, 5)	0-0 1B		4-0 BB		0-0 6-3			0-0 5-3	0-0 K		3	1	1	0	1	0	0					
<b>Tim McCarver, L</b> OBP: 0.295, SLG: 0.311 <b>Mike Ryan, R</b> OBP: 0.311, SLG: 0.325 (9, 2)	4-0 1B		4-0 BB			4-0 FC1-6 BB		4-0 BB	4-0 BB		0	1	0	0	4	0	0					
<b>Larry Bowa, S</b> OBP: 0.282, SLG: 0.258 (1, 6)	0-0 4-3		0-0 3B			0-0 F5		0-0 F9	0-0 F9		4	0	1	2	0	0	4					
<b>Steve Carlton, L</b> OBP: 0.333, SLG: 0.333 <b>Dick Selma, R</b> OBP: 0.286, SLG: 0.167 <b>Chris Short, R</b> OBP: 0.286, SLG: 0.167 <b>Roger Freed, R</b> OBP: 0.250, SLG: 0.275 <b>Ken Reynolds, L</b> <b>Darrell Brandon, R</b> (10, 1)		0-0 F8		0-0 G3		0-0 FC1-6 1B			0-0 F9		3	0	0	0	0	0	2					
<b>Inning Stats</b>	R: 3 E: 0 K: 1 S: 9	H: 4 LOB: 2 BB: 1 P: 13	R: 0 E: 0 K: 0 S: 4	H: 1 LOB: 1 BB: 0 P: 4	R: 2 E: 0 K: 1 S: 6	H: 1 LOB: 1 BB: 2 P: 14	R: 0 E: 0 K: 0 S: 3	H: 0 LOB: 0 BB: 0 P: 3	R: 0 E: 0 K: 0 S: 3	H: 0 LOB: 1 BB: 1 P: 7	R: 0 E: 0 K: 2 S: 7	H: 0 LOB: 0 BB: 0 P: 7	R: 0 E: 0 K: 0 S: 3	H: 0 LOB: 1 BB: 1 P: 7	R: 0 E: 0 K: 1 S: 5	H: 0 LOB: 0 BB: 0 P: 5	R: 0 E: 0 K: 2 S: 7	H: 0 LOB: 0 BB: 0 P: 7	1B: 5 2B: 0 3B: 1 HR: 1	SF: 0 SAC: 0 DP: 0 HBP: 0	WP: 0 PB: 0 SB: 0 CS: 0	PA: 41
<b>PITCHER</b>	IP 5.0	WLS 24	H 6	R 5	ER 5	SO 2	BB 3	IBB 0	HBP 0	BLK 0	WP 0	HR 1	S 25	P 37	ERA 9.00	WHIP 1.800						
<b>Wayne Simpson, R</b> ERA: 4.08	(6, 1)	1.0	4	1	0	0	0	0	0	0	0	0	3	7	0.00	2.000						
<b>Ed Sprague, R</b> ERA: 3.6	(7, 1)	4.0	W	13	0	0	5	1	0	0	0	0	22	26	0.00	0.250						

AB	40
R	6
H	13
RBI	6
BB	3
SO	11
LOB	9



AB	36
R	5
H	7
RBI	5
BB	5
SO	7
LOB	10





Batter	1	2	3	4	5	6	7	8	9	AB	R	H	RBI	BB	SO	LOB	TOP					
<b>Pete Rose, S</b> (1, 7) OBP: 0.321, SLG: 0.332										4	1	2	0	0	0	0	<b>Cincinnati Reds @ Philadelphia Phillies</b> Veterans Stadium, Philadelphia, PA Sun Jun 04 1972, 3:33 AM EDT Att: 15,861 - Unknown					
<b>Bobby Tolan, L</b> (1, 8) OBP: 0.373, SLG: 0.486										4	1	2	0	0	1	1						
<b>Johnny Bench, R</b> (1, 2) OBP: 0.382, SLG: 0.593										4	0	1	2	0	0	2						
<b>Tony Perez, R</b> (1, 3) OBP: 0.348, SLG: 0.508										4	0	0	0	0	2	2						
<b>Joe Hague, L</b> (1, 9) OBP: 0.384, SLG: 0.463										2	0	0	0	2	0	0						
<b>Cesar Geronimo, L</b> (9, PR) OBP: 0.305, SLG: 0.392										0	0	0	0	0	0	0						
<b>Denis Menke, R</b> (1, 5) OBP: 0.347, SLG: 0.322										2	0	0	0	0	0	2						
<b>Bill Plummer, R</b> (5, 5)										2	0	0	0	0	0	1						
<b>Dave Concepcion, R</b> (1, 6) OBP: 0.287, SLG: 0.302										4	0	1	0	0	1	2						
<b>Darrel Chaney, S</b> (1, 4) OBP: 0.478, SLG: 0.333										2	0	0	0	1	0	0						
<b>Jack Billingham, R</b> (1, 1) OBP: 0.091, SLG: 0.048										3	0	0	0	0	1	2						
<b>Tom Hall, L</b> (8, 1)										0	0	0	0	0	0	0						
<b>Clay Carroll, R</b> (9, 1)										0	0	0	0	0	0	0						
<b>Inning Stats</b>	R: 2 E: 0 K: 1 S: 7	H: 3 LOB: 1 BB: 1 P: 11	R: 0 E: 0 K: 1 S: 5	H: 0 LOB: 0 BB: 0 P: 5	R: 0 E: 0 K: 1 S: 6	H: 1 LOB: 1 BB: 1 P: 6	R: 0 E: 0 K: 0 S: 4	H: 1 LOB: 2 BB: 1 P: 8	R: 0 E: 0 K: 0 S: 3	H: 0 LOB: 0 BB: 0 P: 3	R: 0 E: 0 K: 0 S: 3	H: 0 LOB: 0 BB: 0 P: 3	R: 0 E: 0 K: 0 S: 3	H: 1 LOB: 0 BB: 1 P: 3	R: 0 E: 0 K: 2 S: 10	H: 3 LOB: 3 BB: 0 P: 10	R: 0 E: 0 K: 1 S: 6	H: 1 LOB: 1 BB: 0 P: 6	1B: 3 2B: 3 3B: 0 HR: 0	SF: 0 SAC: 0 DP: 1 HBP: 0	WP: 0 PB: 0 SB: 0 CS: 2	PA: 34
<b>PITCHER</b>	IP WLS BF H R ER SO BB IBB HBP BLK WP HR S P ERA WHIP																					
<b>Bill Champion, R</b> (1, 1) ERA: 3.42	8.0 L 30 6 2 2 3 0 2 0 0 0 0 0 34 42 2.25 0.750																					
<b>Wayne Twitchell, R</b> (9, 1) ERA: 5.16	1.0 4 0 0 0 2 1 0 0 0 0 0 0 7 11 0.00 1.000																					

Batter	1	2	3	4	5	6	7	8	9	AB	R	H	RBI	BB	SO	LOB	BOTTOM					
<b>Denny Doyle, L</b> (1, 4) OBP: 0.331, SLG: 0.345										4	0	1	0	0	0	0	<b>Cincinnati Reds @ Philadelphia Phillies</b> Veterans Stadium, Philadelphia, PA Sun Jun 04 1972, 3:33 AM EDT Att: 15,861 - Unknown					
<b>Oscar Gamble, L</b> (1, 9) OBP: 0.143, SLG: 0.143										3	0	1	0	0	0	0						
<b>Pete Koegel, R</b> (8, PH) OBP: 0.269, SLG: 0.250										1	0	1	0	0	0	0						
<b>Wayne Twitchell, R</b> (9, 1)										0	0	0	0	0	0	0						
<b>Willie Montanez, L</b> (1, 8) OBP: 0.301, SLG: 0.345										4	0	0	0	0	1	4						
<b>Greg Luzinski, R</b> (1, 7) OBP: 0.333, SLG: 0.472										4	0	1	0	0	1	0						
<b>Tom Hutton, L</b> (1, 3) OBP: 0.303, SLG: 0.382										4	0	1	0	0	0	2						
<b>Don Money, R</b> (1, 5) OBP: 0.337, SLG: 0.325										4	0	2	0	0	0	1						
<b>Tim McCarver, L</b> (1, 2) OBP: 0.288, SLG: 0.301										4	0	0	0	0	0	2						
<b>Larry Bowa, S</b> (1, 6) OBP: 0.283, SLG: 0.260										3	0	1	0	0	0	0						
<b>Bill Champion, R</b> (1, 1) OBP: 0.267, SLG: 0.467										2	0	0	0	0	2	0						
<b>Ron Stone, L</b> (8, PH) OBP: 0.364, SLG: 0.278										1	0	0	0	0	1	1						
<b>Byron Browne, R</b> (9, 9) OBP: 0.286, SLG: 0.231										0	0	0	0	0	0	0						
<b>Inning Stats</b>	R: 0 E: 0 K: 0 S: 5	H: 2 LOB: 2 BB: 0 P: 5	R: 0 E: 0 K: 0 S: 3	H: 1 LOB: 0 BB: 0 P: 3	R: 0 E: 0 K: 1 S: 5	H: 0 LOB: 0 BB: 0 P: 5	R: 0 E: 0 K: 0 S: 3	H: 0 LOB: 0 BB: 0 P: 3	R: 0 E: 0 K: 0 S: 3	H: 0 LOB: 0 BB: 0 P: 3	R: 0 E: 0 K: 1 S: 5	H: 0 LOB: 0 BB: 0 P: 5	R: 0 E: 0 K: 0 S: 4	H: 1 LOB: 1 BB: 0 P: 4	R: 0 E: 0 K: 2 S: 10	H: 3 LOB: 3 BB: 0 P: 10	R: 0 E: 0 K: 1 S: 6	H: 1 LOB: 1 BB: 0 P: 6	1B: 7 2B: 2 3B: 0 HR: 0	SF: 0 SAC: 0 DP: 1 HBP: 0	WP: 0 PB: 0 SB: 0 CS: 0	PA: 34
<b>PITCHER</b>	IP WLS BF H R ER SO BB IBB HBP BLK WP HR S P ERA WHIP																					
<b>Jack Billingham, R</b> (1, 1) ERA: 4.62	7.2 W 28 6 0 0 3 0 0 0 0 0 0 0 34 34 0.00 0.783																					
<b>Tom Hall, L</b> (8, 1) ERA: 2.69	0.1 2 1 0 0 1 0 0 0 0 0 0 0 4 4 0.00 3.000																					
<b>Clay Carroll, R</b> (9, 1) ERA: 1.93	1.0 S 4 1 0 0 1 0 0 0 0 0 0 0 6 6 0.00 1.000																					



Batter	1	2	3	4	5	6	7	8	9	AB	R	H	RBI	BB	SO	LOB	TOP								
<b>Pete Rose, S</b> OBP: 0.319, SLG: 0.327 (1, 7)										3	0	0	0	1	1	1	<b>Cincinnati Reds @ New York Mets</b> Shea Stadium, Flushing, NY Tue Jun 06 1972, 7:05 PM EDT Att: 29,353 - Unknown								
<b>Joe Morgan, L</b> OBP: 0.406, SLG: 0.455 (1, 4)										4	0	0	0	0	1	1									
<b>Bobby Tolan, L</b> OBP: 0.376, SLG: 0.486 (1, 8)										4	1	2	0	0	1	0									
<b>Johnny Bench, R</b> OBP: 0.385, SLG: 0.606 (1, 2)										3	1	1	2	0	0	1									
<b>Tony Perez, R</b> OBP: 0.345, SLG: 0.496 (1, 3)										3	0	0	0	1	0	1									
<b>Joe Hague, L</b> OBP: 0.390, SLG: 0.464 <b>Cesar Geronimo, L</b> OBP: 0.305, SLG: 0.392 (6, PR) (6, 9)										2	0	1	0	1	1	0									
<b>Hal McRae, R</b> OBP: 0.270, SLG: 0.485 (9, PH)										1	0	0	0	0	0	0									
<b>Julian Javier, R</b> OBP: 0.321, SLG: 0.438 (1, 5)										4	0	1	0	0	0	3									
<b>Dave Concepcion, R</b> OBP: 0.281, SLG: 0.296 (1, 6)										3	0	0	0	0	1	0									
<b>Gary Nolan, R</b> OBP: 0.094, SLG: 0.065 <b>Don Gullett, R</b> OBP: 0.333, SLG: 0.444 (6, 1)										2	0	0	0	0	1	1									
<b>Inning Stats</b>	R: 0 E: 0 K: 1 S: 5	H: 0 LOB: 0 BB: 0 P: 5	R: 0 E: 0 K: 1 S: 5	H: 0 LOB: 0 BB: 0 P: 5	R: 0 E: 0 K: 1 S: 6	H: 1 LOB: 1 BB: 0 P: 6	R: 2 E: 1 K: 1 S: 7	H: 2 LOB: 1 BB: 1 P: 11	R: 0 E: 0 K: 0 S: 4	H: 2 LOB: 2 BB: 1 P: 8	R: 0 E: 0 K: 1 S: 5	H: 0 LOB: 0 BB: 0 P: 5	R: 0 E: 0 K: 1 S: 5	H: 0 LOB: 1 BB: 0 P: 6	R: 0 E: 0 K: 1 S: 5	H: 0 LOB: 0 BB: 0 P: 5	1B: 4 2B: 0 3B: 0 HR: 1	SF: 0 SAC: 1 DP: 1 HBP: 1	WP: 0 PB: 0 SB: 0 CS: 0	PA: 35					
<b>PITCHER</b>	IP	WLS	BF	H	R	ER	SO	BB	IBB	HBP	BLK	WP	HR	S	P	ERA	WHIP								
<b>Jim McAndrew, R</b> ERA: 2.14 (1, 1)	7.0	W	28	5	2	1	5	3	0	0	0	0	1	35	47	1.29	1.143								
<b>Tug McGraw, L</b> ERA: 1.17 (8, 1)	2.0	S	7	0	0	0	2	0	0	1	0	0	0	10	11	0.00	0.000								

AB	30
R	2
H	5
RBI	2
BB	3
SO	7
LOB	8



Batter	1	2	3	4	5	6	7	8	9	AB	R	H	RBI	BB	SO	LOB	BOTTOM								
<b>Bud Harrelson, S</b> OBP: 0.332, SLG: 0.285 (1, 6)										3	0	0	0	1	0	3	<b>Cincinnati Reds @ New York Mets</b> Shea Stadium, Flushing, NY Tue Jun 06 1972, 7:05 PM EDT Att: 29,353 - Unknown								
<b>Jim Fregosi, R</b> OBP: 0.305, SLG: 0.387 (1, 5)										4	0	1	0	0	0	5									
<b>Tommie Agee, R</b> OBP: 0.388, SLG: 0.472 (1, 8)										4	0	2	1	0	0	1									
<b>Rusty Staub, L</b> OBP: 0.393, SLG: 0.497 (1, 9)										4	0	0	0	0	0	1									
<b>John Milner, L</b> OBP: 0.367, SLG: 0.549 (1, 7)										3	2	1	1	1	0	0									
<b>Cleon Jones, R</b> OBP: 0.329, SLG: 0.357 (1, 3)										4	0	2	1	0	0	0									
<b>Wayne Garrett, L</b> OBP: 0.395, SLG: 0.276 (1, 4)										2	0	0	0	1	2										
<b>Jerry Grote, R</b> OBP: 0.336, SLG: 0.368 (1, 2)										3	0	0	0	0	0	1									
<b>Jim McAndrew, R</b> OBP: 0.143, SLG: 0.077 <b>Jim Beauchamp, R</b> OBP: 0.233, SLG: 0.207 (7, PH) <b>Tug McGraw, R</b> OBP: 0.250, SLG: 0.143 (8, 1)										2	0	1	0	0	0	1									
<b>Inning Stats</b>	R: 0 E: 0 K: 0 S: 3	H: 1 LOB: 0 BB: 0 P: 3	R: 0 E: 0 K: 0 S: 4	H: 1 LOB: 0 BB: 0 P: 4	R: 0 E: 1 K: 0 S: 4	H: 0 LOB: 1 BB: 0 P: 4	R: 1 E: 0 K: 0 S: 4	H: 1 LOB: 0 BB: 0 P: 4	R: 0 E: 0 K: 0 S: 4	H: 1 LOB: 2 BB: 1 P: 8	R: 1 E: 0 K: 1 S: 4	H: 2 LOB: 2 BB: 1 P: 8	R: 0 E: 0 K: 0 S: 3	H: 0 LOB: 0 BB: 0 P: 3	R: 0 E: 0 K: 0 S: 3	H: 0 LOB: 0 BB: 0 P: 3		1B: 6 2B: 1 3B: 0 HR: 1	SF: 0 SAC: 0 DP: 2 HBP: 0	WP: 0 PB: 0 SB: 1 CS: 0	PA: 33				
<b>PITCHER</b>	IP	WLS	BF	H	R	ER	SO	BB	IBB	HBP	BLK	WP	HR	S	P	ERA	WHIP								
<b>Gary Nolan, R</b> ERA: 2.3 (1, 1)	5.0	L	20	4	1	1	0	1	0	0	0	0	1	19	23	1.80	1.000								
<b>Don Gullett, L</b> ERA: 8.42 (6, 1)	3.0	L	13	4	2	2	1	2	0	0	0	0	0	13	21	6.00	2.000								






Batter	1	2	3	4	5	6	7	8	9	AB	R	H	RBI	BB	SO	LOB	TOP											
<b>Pete Rose, S</b> OBP: 0.321, SLG: 0.328 (1, 7)	0-3 K	0-0 6-3		0-0 2B		0-0 2B	0-0 2B		0-0 F9	5	1	2	1	0	1	0												
<b>Joe Morgan, L</b> OBP: 0.401, SLG: 0.444 (1, 4)	4-0 2B	0-0 P6		0-0 6-3		0-0 6-3	0-0 F7		0-0 P6	4	1	0	0	1	0	2												
<b>Bobby Tolan, L</b> OBP: 0.381, SLG: 0.500 (1, 8)	0-0 2B		0-0 6-3		0-0 G3		0-0 G3		0-0 4-3	5	1	3	0	0	0	0												
<b>Johnny Bench, R</b> OBP: 0.387, SLG: 0.599 (1, 2)	4-0 2B		0-0 F8		0-0 F7		4-0 G3			2	1	0	0	2	0	1												
<b>Tony Perez, R</b> OBP: 0.342, SLG: 0.496 (1, 3)	0-0 2B		0-0 6-3		0-0 F8		0-0 G3			4	0	1	4	0	0	3												
<b>Joe Hague, L</b> OBP: 0.389, SLG: 0.487 <b>Cesar Geronimo, L</b> OBP: 0.300, SLG: 0.385 (6, 9)	0-0 P4		0-0 3-1			0-0 HR				3	1	1	1	0	0	2												
<b>Julian Javier, R</b> OBP: 0.211, SLG: 0.333 <b>Denis Menke, R</b> OBP: 0.347, SLG: 0.322 (8, 5)	4-0 BB		0-0 6-3		0-0 4-3				0-0 F8	3	0	0	0	1	0	0												
<b>Dave Concepcion, R</b> OBP: 0.281, SLG: 0.295 (1, 6)	0-3 K		0-0 6-3		0-0 F7				0-0 6-3	4	1	1	0	0	1	2												
<b>Jim McGlothlin, R</b> OBP: 0.211, SLG: 0.333 <b>Tom Hall, L</b> (7, 1)		0-3 K		0-0 SH1-4		0-3 K			0-3 K	2	0	0	0	0	2	0												
<b>Inning Stats</b>	R: 3 E: 0 K: 2 S: 9	H: 2 LOB: 2 BB: 3 P: 21	R: 0 E: 0 K: 1 S: 5	H: 0 LOB: 0 BB: 0 P: 5	R: 0 E: 0 K: 0 S: 4	H: 1 LOB: 1 BB: 0 P: 4	R: 1 E: 0 K: 0 S: 5	H: 2 LOB: 1 BB: 0 P: 5	R: 0 E: 0 K: 0 S: 3	H: 0 LOB: 0 BB: 0 P: 3	R: 1 E: 0 K: 1 S: 6	H: 1 LOB: 0 BB: 0 P: 6	R: 1 E: 0 K: 0 S: 7	H: 2 LOB: 2 BB: 1 P: 11	R: 0 E: 0 K: 1 S: 5	H: 0 LOB: 0 BB: 0 P: 5	R: 0 E: 0 K: 0 S: 3	H: 0 LOB: 0 BB: 0 P: 3	1B: 4 2B: 3 3B: 0 HR: 1	SF: 0 SAC: 1 DP: 0 HBP: 0	WP: 0 PB: 0 SB: 0 CS: 0	PA: 39						
<b>PITCHER</b>	IP	WLS	BF	H	R	ER	SO	BB	IBB	HBP	BLK	WP	HR	S	P	ERA	WHIP											
<b>Gary Gentry, R</b> ERA: 3.38 <b>Ray Sadecki, L</b> ERA: 4.7 (8, 1)	7.0	L	33	8	6	6	5	2	2	0	0	0	0	1	39	55	7.71	1.429										

**Cincinnati Reds @ New York Mets**  
Shea Stadium, Flushing, NY  
Wed Jun 07 1972, 7:05 PM EDT  
Att: 35,995 - Unknown


AB 34  
R 6  
H 8  
RBI 6  
BB 4  
SO 6  
LOB 12



Batter	1	2	3	4	5	6	7	8	9	AB	R	H	RBI	BB	SO	LOB	BOTTOM										
<b>Bud Harrelson, S</b> OBP: 0.338, SLG: 0.286 (1, 6)	4-0 1B	0-0 1-3			0-0 4-3		0-0 1B		4-0 FC6-4	3	2	1	0	2	0	1											
<b>Jim Fregosi, R</b> OBP: 0.318, SLG: 0.400 (1, 5)	0-0 2B		0-0 5-3		0-0 1-3		0-0 FC6-4		0-0 FC6-4	5	1	3	0	0	0	1											
<b>Tommie Agee, R</b> OBP: 0.383, SLG: 0.470 (1, 8)	0-0 G3		0-0 5-3		0-0 1-3		0-0 FC6-4		0-0 FC5-4	5	0	1	2	0	0	3											
<b>Rusty Staub, L</b> OBP: 0.390, SLG: 0.491 (1, 9)	0-0 SF9		0-0 4-3		0-0 6-3		0-0 BB		0-0 BB	2	0	0	1	1	0	1											
<b>John Milner, L</b> OBP: 0.349, SLG: 0.520 (1, 7)	0-0 G3		0-0 4-3		0-0 F7		0-3 K			4	0	0	0	0	1	3											
<b>Cleon Jones, R</b> OBP: 0.333, SLG: 0.361 (1, 3)	0-0 6-3		0-0 BB		0-0 1B		0-0 1B		0-0 1-3	4	0	2	0	0	0	1											
<b>Wayne Garrett, L</b> OBP: 0.258, SLG: 0.258 <b>Ted Martinez, R</b> OBP: 0.267, SLG: 0.333 (9, 4)		0-3 K		4-0 BB		0-0 F9		0-3 K		2	0	0	0	1	1	1											
<b>Jerry Grote, R</b> OBP: 0.326, SLG: 0.355 (1, 2)		0-0 6-3		0-3 K		0-0 F9		0-3 K		4	0	0	0	0	2	3											
<b>Gary Gentry, R</b> OBP: 0.125, SLG: 0.087 <b>Dave Marshall, L</b> (7, PH) <b>Ray Sadecki, L</b> OBP: 0.200, SLG: 0.200 <b>Jim Beauchamp, R</b> OBP: 0.226, SLG: 0.200 (9, PH)		4-0 BB		0-3 K		0-3 K		0-0 F7		1	0	0	0	1	1	2											
<b>Inning Stats</b>	R: 2 E: 0 K: 0 S: 5	H: 2 LOB: 1 BB: 1 P: 9	R: 0 E: 0 K: 1 S: 5	H: 0 LOB: 1 BB: 1 P: 9	R: 0 E: 0 K: 0 S: 3	H: 0 LOB: 0 BB: 0 P: 3	R: 0 E: 0 K: 2 S: 8	H: 1 LOB: 2 BB: 1 P: 12	R: 0 E: 0 K: 0 S: 4	H: 1 LOB: 1 BB: 0 P: 4	R: 1 E: 0 K: 2 S: 9	H: 2 LOB: 2 BB: 1 P: 13	R: 0 E: 0 K: 2 S: 7	H: 0 LOB: 0 BB: 0 P: 7	R: 0 E: 0 K: 0 S: 3	H: 0 LOB: 1 BB: 1 P: 7	1B: 5 2B: 2 3B: 0 HR: 0	SF: 1 SAC: 0 DP: 0 HBP: 0	WP: 0 PB: 0 SB: 0 CS: 0	PA: 39							
<b>PITCHER</b>	IP	WLS	BF	H	R	ER	SO	BB	IBB	HBP	BLK	WP	HR	S	P	ERA	WHIP										
<b>Jim McGlothlin, R</b> ERA: 4.29 <b>Tom Hall, L</b> ERA: 2.51 (7, 1)	6.2	W	31	7	3	3	4	4	0	0	0	0	0	13	17	4.05	1.650										

**Cincinnati Reds @ New York Mets**  
Shea Stadium, Flushing, NY  
Wed Jun 07 1972, 7:05 PM EDT  
Att: 35,995 - Unknown

AB 33  
R 3  
H 7  
RBI 3  
BB 5  
SO 7  
LOB 16









Batter	1	2	3	4	5	6	7	8	9	AB	R	H	RBI	BB	SO	LOB	TOP			
<b>Pete Rose, S</b> OBP: 0.326, SLG: 0.348 (1, 7)										4	2	2	1	0	1	1	<b>Cincinnati Reds @ Montreal Expos</b> Jarry Park, Montreal, QB Fri Jun 09 1972, 7:05 PM EDT Att: 11,193 - Unknown			
<b>Joe Morgan, L</b> OBP: 0.403, SLG: 0.444 (1, 4)										4	1	1	0	0	0	1				
<b>Bobby Tolan, L</b> OBP: 0.384, SLG: 0.495 (1, 8)										3	2	1	0	1	1	1				
<b>Johnny Bench, R</b> OBP: 0.382, SLG: 0.603 (1, 2)										4	1	2	3	0	0	1				
<b>Tony Perez, R</b> OBP: 0.346, SLG: 0.511 <b>Cesar Geronimo, L</b> OBP: 0.295, SLG: 0.377 (1, 3) (6, 9)										2	0	0	0	1	1	1				
<b>Joe Hague, L</b> OBP: 0.388, SLG: 0.500 (1, 9) (6, 3)										4	0	0	0	0	3	2				
<b>Dave Concepcion, R</b> OBP: 0.268, SLG: 0.280 (1, 6)										4	0	0	0	0	0	1				
<b>Darrel Chaney, S</b> OBP: 0.387, SLG: 0.240 (1, 5)										4	0	0	0	0	2	0				
<b>Wayne Simpson, R</b> OBP: 0.063, SLG: 0.063 <b>Pedro Borbon, R</b> (6, 1)										2	0	1	0	0	0	0				
<b>Inning Stats</b>	R: 3 E: 1 K: 0 S: 6	H: 3 LOB: 0 BB: 0 P: 6	R: 0 E: 0 K: 1 S: 5	H: 0 LOB: 0 BB: 0 P: 5	R: 3 E: 0 K: 1 S: 8	H: 3 LOB: 1 BB: 1 P: 12	R: 0 E: 0 K: 0 S: 4	H: 1 LOB: 1 BB: 0 P: 4	R: 0 E: 0 K: 2 S: 7	H: 0 LOB: 0 BB: 0 P: 7	R: 0 E: 0 K: 2 S: 7	H: 0 LOB: 0 BB: 0 P: 7	R: 0 E: 0 K: 2 S: 7	H: 0 LOB: 1 BB: 0 P: 11	R: 0 E: 0 K: 1 S: 5	H: 0 LOB: 0 BB: 0 P: 5	1B: 5 2B: 0 3B: 0 HR: 2	SF: 0 SAC: 0 DP: 1 HBP: 0	WP: 0 PB: 0 SB: 3 CS: 0	PA: 36
<b>PITCHER</b>	IP WLS BF H R ER SO BB IBB HBP BLK WP HR S P ERA WHIP	IP WLS BF H R ER SO BB IBB HBP BLK WP HR S P ERA WHIP																		
<b>Carl Morton, R</b> ERA: 4.38 (1, 1)	2.1 L 14 6 6 5 1																			
<b>Denny Lemaster, L</b> ERA: 7.55 (3, 1)	1.2 6 1 0 0 1																			
<b>Tom Walker, R</b> ERA: 2.7 (5, 1)	2.0 6 0 0 0 4																			
<b>Joe Gilbert, L</b> ERA: 6.14 (7, 1)	3.0 10 0 0 0 5																			

Batter	1	2	3	4	5	6	7	8	9	AB	R	H	RBI	BB	SO	LOB	BOTTOM					
<b>Ron Hunt, R</b> OBP: 0.337, SLG: 0.290 (1, 4)										4	1	1	0	0	1	2	<b>Cincinnati Reds @ Montreal Expos</b> Jarry Park, Montreal, QB Fri Jun 09 1972, 7:05 PM EDT Att: 11,193 - Unknown					
<b>Boots Day, L</b> OBP: 0.302, SLG: 0.274 (1, 8)										2	1	1	0	2	0	0						
<b>Mike Jorgensen, L</b> OBP: 0.350, SLG: 0.411 (1, 3)										4	0	0	0	0	1	5						
<b>Bob Bailey, R</b> OBP: 0.311, SLG: 0.339 (1, 5)										4	0	1	2	0	1	2						
<b>Ron Fairly, L</b> OBP: 0.309, SLG: 0.362 (1, 9)										4	0	0	0	0	1	3						
<b>Ken Singleton, S</b> OBP: 0.316, SLG: 0.311 <b>Clyde Mashore, R</b> OBP: 0.288, SLG: 0.350 (1, 7) (4, FR) (5, 7)										2	0	1	0	0	0	1						
<b>Terry Humphrey, R</b> OBP: 0.256, SLG: 0.289 (1, 2)										4	0	1	0	0	0	1						
<b>Tim Foli, R</b> OBP: 0.230, SLG: 0.236 (1, 6)										3	0	1	0	1	1	2						
<b>Carl Morton, R</b> ERA: 4.38 (1, 1)	2.1 L 14 6 6 5 1																					
<b>Denny Lemaster, L</b> ERA: 7.55 (3, 1)	1.2 6 1 0 0 1																					
<b>Tom Walker, R</b> ERA: 2.7 (5, 1)	2.0 6 0 0 0 4																					
<b>Joe Gilbert, L</b> ERA: 6.14 (7, 1)	3.0 10 0 0 0 5																					
<b>Inning Stats</b>	R: 2 E: 0 K: 0 S: 4	H: 1 LOB: 1 BB: 1 P: 9	R: 0 E: 0 K: 1 S: 6	H: 1 LOB: 0 BB: 0 P: 6	R: 0 E: 0 K: 2 S: 7	H: 0 LOB: 0 BB: 0 P: 7	R: 0 E: 0 K: 1 S: 6	H: 1 LOB: 2 BB: 1 P: 10	R: 0 E: 0 K: 0 S: 4	H: 1 LOB: 1 BB: 1 P: 8	R: 1 E: 1 K: 0 S: 5	H: 1 LOB: 1 BB: 0 P: 5	R: 0 E: 0 K: 0 S: 3	H: 1 LOB: 0 BB: 0 P: 3	R: 0 E: 0 K: 0 S: 3	H: 0 LOB: 0 BB: 0 P: 3	R: 0 E: 0 K: 1 S: 5	H: 0 LOB: 0 BB: 0 P: 5	1B: 5 2B: 1 3B: 0 HR: 0	SF: 0 SAC: 0 DP: 1 HBP: 1	WP: 1 PB: 0 SB: 1 CS: 0	PA: 37
<b>PITCHER</b>	IP WLS BF H R ER SO BB IBB HBP BLK WP HR S P ERA WHIP	IP WLS BF H R ER SO BB IBB HBP BLK WP HR S P ERA WHIP																				
<b>Wayne Simpson, R</b> ERA: 4.02 (1, 1)	5.0 W 25 5 3 2 4																					
<b>Pedro Borbon, R</b> ERA: 3.19 (6, 1)	4.0 S 12 1 0 0 1																					

AB	34
R	6
H	7
RBI	4
BB	2
SO	11
LOB	9



AB	33
R	3
H	6
RBI	3
BB	3
SO	5
LOB	20





Batter	1	2	3	4	5	6	7	8	9	AB	R	H	RBI	BB	SO	LOB	TOP								
<b>Pete Rose, S</b> OBP: 0.326, SLG: 0.344 (1, 7)										5	2	1	0	1	0	1									
<b>Joe Morgan, L</b> OBP: 0.384, SLG: 0.440 <b>Darrel Chaney, S</b> OBP: 0.406, SLG: 0.308 (1, 4) (7, 4)										4	2	1	0	1	1	4									
<b>Bobby Tolan, L</b> OBP: 0.275, SLG: 0.490 <b>Cesar Geronimo, L</b> OBP: 0.306, SLG: 0.389 (1, 8) (7, 8)										4	2	1	1	1	1	2									
<b>Johnny Bench, R</b> OBP: 0.390, SLG: 0.611 (1, 2) (7, 3)										6	3	4	3	0	0	3									
<b>Tony Perez, R</b> OBP: 0.350, SLG: 0.525 <b>Bill Plummer, R</b> OBP: 0.071, SLG: 0.077 (1, 3) (7, 2)										4	1	2	1	0	1	2									
<b>Joe Hague, L</b> OBP: 0.396, SLG: 0.500 <b>George Foster, R</b> OBP: 0.267, SLG: 0.321 (1, 9) (5, 9)										0	0	0	0	2	0	0									
<b>Hal McRae, R</b> <b>Denis Menke, R</b> OBP: 0.342, SLG: 0.320 (1, 5) (5, 5)										3	0	1	3	0	1	2									
<b>Dave Concepcion, R</b> OBP: 0.272, SLG: 0.280 (1, 6)										4	0	1	0	1	0	2									
<b>Gary Nolan, R</b> OBP: 0.135, SLG: 0.086 (1, 1)										4	0	1	0	1	0	5									
<b>Inning Stats</b>	R: 3 E: 1 K: 1 S: 8	H: 3 LOB: 2 BB: 1 P: 12	R: 0 E: 0 K: 0 S: 3	H: 0 LOB: 0 BB: 0 P: 3	R: 2 E: 0 K: 1 S: 7	H: 2 LOB: 3 BB: 3 P: 19	R: 0 E: 0 K: 2 S: 7	H: 0 LOB: 0 BB: 0 P: 7	R: 2 E: 0 K: 0 S: 7	H: 4 LOB: 3 BB: 1 P: 11	R: 2 E: 1 K: 0 S: 6	H: 3 LOB: 2 BB: 0 P: 10	R: 1 E: 1 K: 0 S: 6	H: 2 LOB: 2 BB: 0 P: 6	R: 0 E: 0 K: 0 S: 3	H: 0 LOB: 1 BB: 1 P: 7	R: 1 E: 0 K: 0 S: 5	H: 2 LOB: 1 BB: 0 P: 5	1B: 12 2B: 4 3B: 1 HR: 0	SF: 1 SAC: 0 DP: 1 HBP: 0	WP: 0 PB: 0 SB: 1 CS: 1	PA: 51			
<b>PITCHER</b>	IP	WLS	BF	H	R	ER	SO	BB	IBB	HBP	BLK	WP	HR	S	P	ERA	WHIP								
<b>Steve Renko, R</b> ERA: 6.37 (1, 1)	3.0	L	18	5	5	4	2	1	3	0	0	0	0	18	34	12.00	2.000								
<b>Joe Gilbert, L</b> ERA: 6.48 (4, 1)	2.0		11	4	2	2	2	1	0	0	0	0	0	14	18	9.00	2.500								
<b>John Strohmayr, R</b> ERA: 4.33 (6, 1)	3.0		17	5	3	2	0	2	0	0	0	0	0	15	23	6.00	2.333								
<b>Tom Walker, R</b> ERA: 3.0 (9, 1)	1.0		5	2	1	1	0	0	0	0	0	0	0	5	5	9.00	2.000								

Cincinnati Reds @ Montreal Expos  
Jarry Park, Montreal, QB  
Sun Jun 11 1972, 3:33 AM EDT  
Att: 28,589 - Unknown

AB 43  
R 11  
H 16  
RBI 10  
BB 7  
SO 4  
LOB 26



Batter	1	2	3	4	5	6	7	8	9	AB	R	H	RBI	BB	SO	LOB	BOTTOM								
<b>Ron Hunt, R</b> OBP: 0.337, SLG: 0.291 <b>John Strohmayr, R</b> (1, 4) (6, 1)										3	0	1	0	0	0	0									
<b>John Bateman, R</b> OBP: 0.313, SLG: 0.276 <b>Tom Walker, R</b> (8, PH) (9, 1)										0	0	0	0	0	0	0									
<b>Boots Day, L</b> OBP: 0.292, SLG: 0.264 (1, 8)										4	0	0	0	0	1										
<b>Mike Jorgensen, L</b> OBP: 0.343, SLG: 0.400 (1, 3)										4	0	0	0	0	1										
<b>Bob Bailey, R</b> OBP: 0.305, SLG: 0.331 (1, 5)										4	0	0	0	0	1										
<b>Ron Fairly, L</b> OBP: 0.315, SLG: 0.357 (1, 9)										2	0	0	0	2	0										
<b>Ken Singleton, S</b> OBP: 0.316, SLG: 0.329 (1, 7)										3	1	1	1	0	0										
<b>Terry Humphrey, R</b> OBP: 0.282, SLG: 0.317 (1, 2)										3	0	1	0	0	0										
<b>Tim Foli, R</b> OBP: 0.226, SLG: 0.231 (1, 6)										3	0	0	0	0	2										
<b>Steve Renko, R</b> OBP: 0.111, SLG: 0.111 <b>Ron Woods, R</b> OBP: 0.284, SLG: 0.297 <b>Joe Gilbert, R</b> (1, 1) (3, PH) (4, 1)										0	0	0	0	0	0										
<b>Jim Fairey, L</b> OBP: 0.282, SLG: 0.342 <b>Hector Torres, R</b> OBP: 0.214, SLG: 0.325 (5, PH) (6, 4)										1	0	0	0	0	1										
<b>Inning Stats</b>	R: 0 E: 0 K: 0 S: 3	H: 0 LOB: 0 BB: 0 P: 3	R: 0 E: 0 K: 0 S: 4	H: 1 LOB: 2 BB: 1 P: 8	R: 0 E: 0 K: 0 S: 4	H: 1 LOB: 1 BB: 0 P: 4	R: 0 E: 0 K: 1 S: 5	H: 0 LOB: 1 BB: 1 P: 9	R: 0 E: 0 K: 1 S: 5	H: 0 LOB: 0 BB: 0 P: 5	R: 0 E: 0 K: 0 S: 3	H: 0 LOB: 0 BB: 0 P: 3	R: 1 E: 0 K: 0 S: 4	H: 1 LOB: 0 BB: 0 P: 4	R: 0 E: 0 K: 1 S: 5	H: 0 LOB: 0 BB: 0 P: 5	R: 0 E: 0 K: 1 S: 5	H: 0 LOB: 0 BB: 0 P: 5	1B: 1 2B: 1 3B: 0 HR: 1	SF: 0 SAC: 0 DP: 0 HBP: 0	WP: 0 PB: 0 SB: 0 CS: 0	PA: 32			
<b>PITCHER</b>	IP	WLS	BF	H	R	ER	SO	BB	IBB	HBP	BLK	WP	HR	S	P	ERA	WHIP								
<b>Gary Nolan, R</b> ERA: 2.18 (1, 1)	9.0	W	32	3	1	1	4	2	0	0	0	0	1	38	46	1.00	0.556								

Cincinnati Reds @ Montreal Expos  
Jarry Park, Montreal, QB  
Sun Jun 11 1972, 3:33 AM EDT  
Att: 28,589 - Unknown

AB 30  
R 1  
H 3  
RBI 1  
BB 2  
SO 4  
LOB 7













Batter	1	2	3	4	5	6	7	8	9	AB	R	H	RBI	BB	SO	LOB	TOP							
Denny Doyle, L (1,4) OBP: 0.312, SLG: 0.326	0-0 4-3			0-0 3-1		0-0 1-2 1B			0-0 4-3	4	0	1	0	0	0	0	<b>Philadelphia Phillies @ Cincinnati Reds</b> Riverfront Stadium, Cincinnati, OH Wed Jun 14 1972, 7:05 PM EDT Att: 16,127 - Unknown							
Larry Bowa, S (1,6) OBP: 0.292, SLG: 0.296 Deron Johnson, R (9, PH) OBP: 0.223, SLG: 0.276	0-0 3-1			0-0 5-3		0-0 P6			0-0 5-3	3	0	0	0	0	0	2								
Willie Montanez, L (1,8) Ken Reynolds, L (9, PR)	0-0 F7			0-3 K					0-0 1B	4	1	2	0	0	1	0								
Greg Luzinski, R (1,7)		0-0 1-3			0-0 5-3				0-0 4-3	4	0	0	0	0	0	2								
Tom Hutton, L (1,3)		0-0 F7			0-0 CS 1B				0-0 G5-4-3 2H 1B	3	0	2	1	0	0	0								
Roger Freed, R (1,9) OBP: 0.282, SLG: 0.375		0-3 K			0-0 6-3				0-0 G5-4-3 1-2	3	0	0	0	0	1	2								
Don Money, R (1,5) OBP: 0.326, SLG: 0.306				0-0 5-3		0-0 P4			0-0 5-3	3	0	0	0	0	0	0								
Mike Ryan, R (1,2) OBP: 0.266, SLG: 0.275 Ron Stone, L (8, PH) OBP: 0.354, SLG: 0.256 Dick Selma, R (8, 1) OBP: 0.158, SLG: 0.167				0-3 K		0-0 P6			0-0 1-3	2	0	0	0	0	1	0								
Barry Lersch, S (1,1) Oscar Gamble, L (6, PH) OBP: 0.333, SLG: 0.273 Darrell Brandon, R (6, 1) Pete Koegel, R (8, PH) OBP: 0.261, SLG: 0.241				0-3 K		4-0 1B BB			0-3 K	1	0	0	0	0	1	0								
<b>Inning Stats</b>	R: 0 E: 0 K: 0 S: 3	H: 0 LOB: 0 BB: 0 P: 3	R: 0 E: 0 K: 1 S: 5	H: 0 LOB: 0 BB: 0 P: 5	R: 0 E: 0 K: 2 S: 7	H: 0 LOB: 0 BB: 0 P: 7	R: 0 E: 0 K: 1 S: 5	H: 0 LOB: 0 BB: 0 P: 5	R: 0 E: 0 K: 0 S: 3	H: 1 LOB: 0 BB: 0 P: 3	R: 0 E: 0 K: 0 S: 4	H: 1 LOB: 2 BB: 1 P: 8	R: 1 E: 0 K: 0 S: 4	H: 2 LOB: 0 BB: 0 P: 4	R: 0 E: 0 K: 1 S: 5	H: 0 LOB: 0 BB: 0 P: 5		R: 0 E: 0 K: 0 S: 4	H: 1 LOB: 1 BB: 0 P: 4	1B: 4 2B: 1 3B: 0 HR: 0	SF: 0 SAC: 0 DP: 1 HBP: 0	WP: 0 PB: 0 SB: 0 CS: 1	PA: 31	
<b>PITCHER</b>	IP WLS BF H R ER SO BB IBB HBP BLK WP HR S P ERA WHIP	8.2 W 30 5 1 1 5 1 0 0 0 0 0 0 39 43 1.04 0.692	0.1 S 1 0 0 0 0 0 0 0 0 0 0 0 1 1 0.00 0.000																					

Batter	1	2	3	4	5	6	7	8	9	AB	R	H	RBI	BB	SO	LOB	BOTTOM						
Pete Rose, S (1,7) OBP: 0.323, SLG: 0.352	0-0 1-4-3		0-0 1-6-3		0-0 3B		0-0 1B			4	0	2	0	0	0	0	<b>Philadelphia Phillies @ Cincinnati Reds</b> Riverfront Stadium, Cincinnati, OH Wed Jun 14 1972, 7:05 PM EDT Att: 16,127 - Unknown						
Joe Morgan, L (1,4) OBP: 0.408, SLG: 0.432	4-0 1B SF8 BB		0-0 L9		0-0 F3		0-0 F8			3	1	0	0	1	0	2							
Bobby Tolan, L (1,8) OBP: 0.377, SLG: 0.483	0-0 1-3 1B		0-0 5-3		0-0 F6		0-0 G3			4	0	1	0	0	0	2							
Johnny Bench, R (1,2) OBP: 0.391, SLG: 0.628	0-0 SF8			0-0 HR	4-0 IBB				0-3 K	2	1	1	2	1	1	0							
Tony Perez, R (1,3) OBP: 0.339, SLG: 0.513	0-0 F9		0-0 E3 5-3		0-0 P4				0-0 4-3	4	0	0	0	0	0	3							
Joe Hague, L (1,9) OBP: 0.394, SLG: 0.508 Cesar Geronimo, L (7,9) OBP: 0.313, SLG: 0.393		0-3 K		0-0 P6		0-0 L9			0-3 K2-3	3	0	0	0	0	1	1							
Denis Menke, R (1,5) OBP: 0.340, SLG: 0.333		0-0 F9		0-0 5-3		0-3 K				3	0	0	0	0	1	1							
Dave Concepcion, R (1,6) OBP: 0.272, SLG: 0.289		0-0 3B		4-0 IBB		0-0 6-3				2	0	1	0	1	0	0							
Jack Billingham, R (1,1) OBP: 0.080, SLG: 0.042 Clay Carroll, R (9, 1)		0-3 K		0-0 1-3			0-3 K			3	0	0	0	0	2	3							
<b>Inning Stats</b>	R: 1 E: 0 K: 0 S: 4	H: 1 LOB: 1 BB: 1 P: 8	R: 0 E: 0 K: 2 S: 8	H: 1 LOB: 0 BB: 0 P: 8	R: 0 E: 0 K: 0 S: 3	H: 0 LOB: 0 BB: 0 P: 3	R: 1 E: 1 K: 0 S: 5	H: 1 LOB: 2 BB: 1 P: 9	R: 0 E: 0 K: 0 S: 4	H: 1 LOB: 2 BB: 1 P: 8	R: 0 E: 0 K: 1 S: 6	H: 0 LOB: 0 BB: 0 P: 5	R: 0 E: 0 K: 1 S: 6	H: 1 LOB: 1 BB: 0 P: 6	R: 0 E: 0 K: 2 S: 7	H: 0 LOB: 0 BB: 0 P: 7		R: 0 E: 0 K: 0 S: 7	H: 0 LOB: 0 BB: 0 P: 7	1B: 2 2B: 0 3B: 2 HR: 1	SF: 1 SAC: 0 DP: 0 HBP: 0	WP: 0 PB: 0 SB: 0 CS: 0	PA: 33
<b>PITCHER</b>	IP WLS BF H R ER SO BB IBB HBP BLK WP HR S P ERA WHIP	5.0 L 23 4 2 2 2 1 2 0 0 0 0 1 24 36 3.60 1.000	2.0 7 1 0 0 2 0 0 0 0 0 0 0 0 11 11 0.00 0.500	1.0 3 0 0 0 2 0 0 0 0 0 0 0 0 7 7 0.00 0.000																			

AB	30
R	1
H	5
RBI	1
BB	1
SO	5
LOB	6



AB	29
R	2
H	5
RBI	2
BB	3
SO	6
LOB	12





Batter	1	2	3	4	5	6	7	8	9	AB	R	H	RBI	BB	SO	LOB	TOP
Willie Mays, R OBP: 0.449, SLG: 0.379 (1, 8)	0-0 1B		0-0 F9		4-0 BB		0-0 1B		0-0 6-3	4	0	2	1	1	0	1	<b>New York Mets @ Cincinnati Reds</b> Riverfront Stadium, Cincinnati, OH Fri Jun 16 1972, 7:05 PM EDT Att: 30,709 - Unknown
Ken Boswell, L OBP: 0.259, SLG: 0.284 (1, 4)	0-0 8-3			0-0 BB	0-0 6-3		0-0 4-3		0-0 4-3	5	0	1	0	0	0	6	
John Milner, L OBP: 0.345, SLG: 0.510 Tug McGraw, R OBP: 0.250, SLG: 0.143 (1, 7) (9, 1)	0-0 F8			0-3 K		0-0 F7		0-0 F8		4	0	1	0	0	0	1	
Rusty Staub, L OBP: 0.383, SLG: 0.480 (1, 9)		0-0 4-3		4-0 BB		0-0 4-3		0-0 F8		3	0	0	0	1	0	1	
Cleon Jones, R OBP: 0.321, SLG: 0.351 Ed Kranepool, L OBP: 0.299, SLG: 0.350 (1, 3) (4, PH) (4, 3)		0-0 FC1-6		4-0 BB		0-0 F6		0-0 G4		1	0	1	0	0	0	0	
Wayne Garrett, L OBP: 0.373, SLG: 0.288 (1, 5)		0-0 FC1-6		0-0 G1-2-3			0-0 F8		0-0 4-3	4	0	0	0	0	0	5	
Duffy Dyer, R OBP: 0.415, SLG: 0.678 (1, 2)		0-0 FC5-4			0-0 2-3		0-0 F8		0-0 F2	4	1	2	0	0	0	1	
Bud Harrelson, S OBP: 0.330, SLG: 0.301 (1, 6)			0-0 F7		0-0 2-3		0-0 E3		0-0 WP	4	1	1	0	0	0	2	
Jerry Koosman, R OBP: 0.222, SLG: 0.222 Dave Marshall, L (7, PH) Danny Frisella, L (7, 1) Tommie Agee, R OBP: 0.357, SLG: 0.422 (9, 7) (9, 7)			0-0 5-3		0-0 F8		0-0 F8		4-0 WP	2	0	0	0	0	0	1	
<b>Inning Stats</b>	R: 0 E: 0 K: 0 S: 3	H: 1 LOB: 0 BB: 0 P: 3	R: 0 E: 0 K: 0 S: 4	H: 1 LOB: 1 BB: 0 P: 4	R: 0 E: 0 K: 1 S: 3	H: 0 LOB: 2 BB: 2 P: 13	R: 0 E: 0 K: 0 S: 4	H: 1 LOB: 2 BB: 0 P: 8	R: 0 E: 0 K: 0 S: 4	H: 1 LOB: 1 BB: 0 P: 4	R: 1 E: 0 K: 0 S: 4	H: 1 LOB: 1 BB: 1 P: 8	1B: 6 2B: 2 3B: 1 HR: 0	SF: 0 SAC: 0 DP: 2 HBP: 0	WP: 1 PB: 0 SB: 0 CS: 0	PA: 38	
<b>PITCHER</b> Gary Nolan, R ERA: 2.07 (1, 1)	IP: 9.0 WLS: L BF: 38 H: 8 R: 2 ER: 1 SO: 1 BB: 3 IBB: 1 HBP: 0 BLK: 0 WP: 1 HR: 0 S: 36 P: 52 ERA: 1.00 WHIP: 1.222																

AB 34  
R 2  
H 8  
RBI 1  
BB 4  
SO 1  
LOB 21



Batter	1	2	3	4	5	6	7	8	9	AB	R	H	RBI	BB	SO	LOB	BOTTOM	
Pete Rose, S OBP: 0.321, SLG: 0.348 (1, 7)	0-0 6-3		4-0 E		0-3 K		0-0 F7			3	0	0	0	1	1	0	<b>New York Mets @ Cincinnati Reds</b> Riverfront Stadium, Cincinnati, OH Fri Jun 16 1972, 7:05 PM EDT Att: 30,709 - Unknown	
Joe Morgan, L OBP: 0.409, SLG: 0.431 (1, 4)	0-0 F5		0-0 E2		4-0 S		0-3 K			3	0	1	0	1	1	0		
Bobby Tolan, L OBP: 0.371, SLG: 0.474 (1, 8)	0-0 4-3		0-0 P5		0-3 K		0-3 K			4	0	0	0	0	2	3		
Johnny Bench, R OBP: 0.384, SLG: 0.615 (1, 2)		0-0 F3	0-3 K		0-0 4-3			0-0 6-3		4	0	0	0	0	1	3		
Tony Perez, R OBP: 0.337, SLG: 0.513 (1, 3)		0-0 F9		0-0 1B		0-3 K			0-0 5-3	4	1	1	0	0	1	0		
George Foster, R OBP: 0.294, SLG: 0.381 (1, 9)		0-0 1B		0-0 CS		0-0 5-3			0-0 F7	4	0	2	1	0	0	0		
Denis Menke, R OBP: 0.344, SLG: 0.338 (1, 5)		0-0 1B		0-0 2H		0-3 K			0-0 F8	4	0	2	0	0	1	0		
Dave Concepcion, R OBP: 0.268, SLG: 0.284 (1, 6)		0-0 F9		0-3 K			0-3 K			3	0	0	0	0	2	4		
Gary Nolan, R OBP: 0.125, SLG: 0.079 (1, 1)			0-3 K		0-0 6-3		0-0 1-3			3	0	0	0	0	1	1		
<b>Inning Stats</b>	R: 0 E: 0 K: 0 S: 3	H: 2 LOB: 2 BB: 0 P: 5	R: 0 E: 1 K: 2 S: 8	H: 1 LOB: 2 BB: 1 P: 12	R: 1 E: 0 K: 1 S: 7	H: 3 LOB: 1 BB: 0 P: 7	R: 0 E: 0 K: 2 S: 7	H: 0 LOB: 1 BB: 1 P: 11	R: 0 E: 0 K: 1 S: 5	H: 0 LOB: 0 BB: 0 P: 5	R: 0 E: 0 K: 2 S: 7	H: 0 LOB: 0 BB: 0 P: 7	R: 0 E: 0 K: 0 S: 3	H: 0 LOB: 0 BB: 0 P: 3	1B: 5 2B: 1 3B: 0 HR: 0	SF: 0 SAC: 0 DP: 0 HBP: 0		WP: 0 PB: 0 SB: 1 CS: 1
<b>PITCHER</b> Jerry Koosman, L ERA: 4.73 Danny Frisella, R ERA: 1.21 Tug McGraw, L ERA: 1.42 (1, 1) (7, 1) (9, 1)	IP: 6.0 WLS: W BF: 25 H: 6 R: 1 ER: 0 SO: 7 BB: 0 IBB: 0 HBP: 0 BLK: 0 WP: 0 HR: 0 S: 12 P: 45 ERA: 1.50 WHIP: 1.333																	

AB 32  
R 1  
H 6  
RBI 1  
BB 2  
SO 10  
LOB 11





Batter	1	2	3	4	5	6	7	8	9	AB	R	H	RBI	BB	SO	LOB	TOP					
<b>Bud Harrelson, S</b> (1,6) OBP: 0.323, SLG: 0.293										5	0	0	0	0	2	1						
<b>Ken Boswell, L</b> (1,4) OBP: 0.298, SLG: 0.304										4	1	1	1	0	0	0						
<b>Ted Martinez, R</b> (9, PH) OBP: 0.264, SLG: 0.313										1	0	0	0	0	0	1						
<b>Tommie Agee, R</b> (1,8) OBP: 0.350, SLG: 0.414										4	0	0	0	0	2	0						
<b>Rusty Staub, L</b> (1,9) OBP: 0.381, SLG: 0.481										4	0	1	0	0	1	0						
<b>John Milner, L</b> (1,7) OBP: 0.368, SLG: 0.520										2	1	2	0	2	0	0						
<b>Ed Kranepool, L</b> (1,3) OBP: 0.300, SLG: 0.358										3	0	1	0	0	0	3						
<b>Jim Beauchamp, R</b> (8, PH) OBP: 0.273, SLG: 0.250										1	0	1	0	0	0	0						
<b>Wayne Garrett, L</b> (1,5) OBP: 0.366, SLG: 0.283										1	0	0	0	2	1	1						
<b>Jim McAndrew, R</b> (8, 1) OBP: 0.118, SLG: 0.063										0	0	0	0	0	0	0						
<b>Duffy Dyer, R</b> (1,2) OBP: 0.391, SLG: 0.635										4	0	0	1	0	1	5						
<b>Gary Gentry, R</b> (1,1) OBP: 0.143, SLG: 0.111										2	0	0	0	0	0	2						
<b>Ray Sadecki, L</b> (6, 1) OBP: 0.200, SLG: 0.200										0	0	0	0	0	0	0						
<b>Jim Fregosi, R</b> (6, 5) OBP: 0.320, SLG: 0.394										2	0	1	0	0	1	0						
<b>Willie Mays, R</b> (8, PH) OBP: 0.445, SLG: 0.375										1	0	0	0	0	1	2						
<b>Inning Stats</b>	R: 0 E: 0 K: 0 S: 3	H: 0 LOB: 0 BB: 0 P: 3	R: 1 E: 0 K: 1 S: 7	H: 2 LOB: 2 BB: 1 P: 11	R: 0 E: 0 K: 1 S: 5	H: 0 LOB: 0 BB: 0 P: 5	R: 0 E: 0 K: 1 S: 6	H: 1 LOB: 1 BB: 0 P: 6	R: 0 E: 0 K: 0 S: 3	H: 0 LOB: 0 BB: 0 P: 3	R: 1 E: 0 K: 0 S: 5	H: 2 LOB: 3 BB: 2 P: 13	R: 0 E: 0 K: 2 S: 7	H: 0 LOB: 0 BB: 0 P: 7	R: 0 E: 0 K: 2 S: 8	H: 1 LOB: 2 BB: 1 P: 12	R: 0 E: 0 K: 2 S: 8	H: 1 LOB: 1 BB: 0 P: 8	1B: 4 2B: 2 3B: 0 HR: 1	SF: 0 SAC: 0 DP: 0 HBP: 0	WP: 0 PB: 0 SB: 0 CS: 0	PA: 38
<b>PITCHER</b>	IP	WLS	BF	H	R	ER	SO	BB	IBB	HBP	BLK	WP	HR	S	P	ERA	WHIP					
<b>Wayne Simpson, R</b> (1,1) ERA: 3.91	5.2	W	25	5	2	2	3	2	1	0	0	0	1	28	40	3.18	1.235					
<b>Pedro Borbon, R</b> (6, 1) ERA: 3.05	0.1		1	0	0	0	0	0	0	0	0	0	0	1	1	0.00	0.000					
<b>Tom Hall, L</b> (7, 1) ERA: 2.24	3.0	S	12	2	0	0	6	1	0	0	0	0	0	23	27	0.00	1.000					

**New York Mets @ Cincinnati Reds**  
Riverfront Stadium, Cincinnati, OH  
Sat Jun 17 1972, 7:05 PM EDT  
Att: 51,617 - Unknown

AB 34  
R 2  
H 7  
RBI 2  
BB 4  
SO 9  
LOB 15



Batter	1	2	3	4	5	6	7	8	9	AB	R	H	RBI	BB	SO	LOB	BOTTOM				
<b>Pete Rose, S</b> (1,7) OBP: 0.320, SLG: 0.346										4	1	1	0	0	0	0					
<b>Joe Morgan, L</b> (1,4) OBP: 0.407, SLG: 0.424										3	2	0	0	1	0	-1					
<b>Bobby Tolan, L</b> (1,8) OBP: 0.364, SLG: 0.465										4	0	0	0	0	1	2					
<b>Johnny Bench, R</b> (1,2) OBP: 0.386, SLG: 0.628										4	1	2	3	0	0	0					
<b>Tony Perez, R</b> (1,3) OBP: 0.347, SLG: 0.541										3	1	2	1	1	0	0					
<b>Joe Hague, L</b> (1,9) OBP: 0.387, SLG: 0.496										3	0	0	0	0	0	2					
<b>Cesar Geronimo, L</b> (6, 9) OBP: 0.308, SLG: 0.386										1	0	0	0	0	1	1					
<b>Denis Menke, R</b> (1,5) OBP: 0.354, SLG: 0.363										2	2	1	1	2	0	0					
<b>Dave Concepcion, R</b> (1,6) OBP: 0.273, SLG: 0.291										3	1	1	0	1	0	1					
<b>Wayne Simpson, R</b> (1,1) OBP: 0.056, SLG: 0.056										2	0	0	0	0	2	1					
<b>Pedro Borbon, R</b> (6, 1) ERA: 4.15										0	0	0	0	0	0	0					
<b>Ted Uhlhaender, L</b> (6, PH) OBP: 0.270, SLG: 0.200										0	0	0	0	0	0	0					
<b>Julian Javier, R</b> (6, PH) OBP: 0.311, SLG: 0.400										1	0	1	2	0	0	0					
<b>Tom Hall, L</b> (7, 1) ERA: 2.48										1	0	0	0	0	0	0					
<b>Inning Stats</b>	R: 0 E: 0 K: 0 S: 3	H: 0 LOB: 0 BB: 0 P: 3	R: 2 E: 0 K: 0 S: 5	H: 2 LOB: 0 BB: 0 P: 5	R: 3 E: 0 K: 2 S: 9	H: 2 LOB: 1 BB: 1 P: 13	R: 0 E: 0 K: 1 S: 5	H: 0 LOB: 1 BB: 1 P: 9	R: 1 E: 1 K: 0 S: 5	H: 1 LOB: 2 BB: 1 P: 9	R: 2 E: 0 K: 0 S: 4	H: 2 LOB: 0 BB: 1 P: 8	R: 0 E: 0 K: 1 S: 6	H: 1 LOB: 1 BB: 0 P: 6	R: 0 E: 0 K: 0 S: 2	H: 0 LOB: 0 BB: 1 P: 6	1B: 3 2B: 3 3B: 0 HR: 3	SF: 0 SAC: 0 DP: 1 HBP: 0	WP: 0 PB: 0 SB: 0 CS: 0	PA: 36	
<b>PITCHER</b>	IP	WLS	BF	H	R	ER	SO	BB	IBB	HBP	BLK	WP	HR	S	P	ERA	WHIP				
<b>Gary Gentry, R</b> (1,1) ERA: 4.0	5.0	L	26	6	8	7	3	4	0	0	0	0	3	28	44	12.60	2.000				
<b>Ray Sadecki, L</b> (6, 1) ERA: 4.15	2.0		7	2	0	0	1	0	0	0	0	0	0	9	9	0.00	1.000				
<b>Jim McAndrew, R</b> (8, 1) ERA: 2.48	1.0		3	0	0	0	0	1	0	0	0	0	0	2	6	0.00	1.000				

**New York Mets @ Cincinnati Reds**  
Riverfront Stadium, Cincinnati, OH  
Sat Jun 17 1972, 7:05 PM EDT  
Att: 51,617 - Unknown

AB 31  
R 8  
H 8  
RBI 7  
BB 5  
SO 4  
LOB 6





Batter	1	2	3	4	5	6	7	8	9	AB	R	H	RBI	BB	SO	LOB	TOP			
<b>Willie Mays, R</b> OBP: 0.339, SLG: 0.370 (1, 8)	F9		P3		G6-4-3 1B		5-3			4	0	1	0	0	0	0	<b>New York Mets @ Cincinnati Reds</b> Riverfront Stadium, Cincinnati, OH Sun Jun 18 1972, 3:33 AM EDT Att: 33,134 - Unknown			
<b>Ted Martinez, R</b> OBP: 0.253, SLG: 0.299 (1, 4)	F8		4-3		P4		1-3			4	0	0	0	0	0	1				
<b>Tommie Agee, R</b> OBP: 0.348, SLG: 0.407 (1, 7) (6, 9)	FC4-6 BB			5-3	G6-4-3 1-2			4-3		3	0	0	0	1	0	1				
<b>Rusty Staub, L</b> OBP: 0.378, SLG: 0.476 (6, PH) <b>John Milner, L</b> OBP: 0.371, SLG: 0.515 (6, 7)	FC4-6 1-2			F7		BB		G3		2	0	0	0	0	0	1				
<b>Jim Fregosi, R</b> OBP: 0.319, SLG: 0.391 (8, 5) <b>Wayne Garrett, L</b> OBP: 0.386, SLG: 0.283 (8, 5)		K		1B 2B 1B		P7		6-3		4	1	1	0	0	1	1				
<b>Jim Beauchamp, R</b> OBP: 0.278, SLG: 0.257 (8, 3) <b>Ed Kranepool, L</b> OBP: 0.298, SLG: 0.355 (8, 3)		F8		2B 1-2 1B		P9			4-3	3	0	1	0	0	0	1				
<b>Duffy Dyer, R</b> OBP: 0.397, SLG: 0.657 (1, 2)				2B		F8			K	4	0	2	1	0	1	1				
<b>Bud Harrelson, S</b> OBP: 0.322, SLG: 0.289 (1, 6)		F7							K	3	0	0	0	1	1	1				
<b>Tom Seaver, R</b> OBP: 0.222, SLG: 0.412 (1, 1)			F3		P4					3	1	1	1	0	0	3				
<b>Inning Stats</b>	R: 0 E: 0 K: 0 S: 3	H: 0 LOB: 1 BB: 1 P: 7	R: 0 E: 0 K: 1 S: 6	H: 1 LOB: 1 BB: 0 P: 6	R: 0 E: 0 K: 0 S: 3	H: 0 LOB: 0 BB: 0 P: 3	R: 1 E: 0 K: 0 S: 6	H: 3 LOB: 3 BB: 1 P: 10	R: 0 E: 0 K: 0 S: 3	H: 0 LOB: 1 BB: 1 P: 7	R: 1 E: 0 K: 0 S: 4	H: 1 LOB: 0 BB: 0 P: 4	R: 0 E: 0 K: 0 S: 3	H: 0 LOB: 0 BB: 0 P: 3	R: 0 E: 0 K: 2 S: 7	H: 0 LOB: 0 BB: 0 P: 7		1B: 3 2B: 2 3B: 0 HR: 1	SF: 0 SAC: 0 DP: 1 HBP: 0	WP: 0 PB: 0 SB: 0 CS: 0
<b>PITCHER</b>	IP	WLS	BF	H	R	ER	SO	BB	IBB	HBP	BLK	WP	HR	S	P	ERA	WHIP			
<b>Ross Grimsley, L</b> ERA: 2.45 (1, 1)	7.0	L	29	6	2	2	1	2	1	0	0	0	1	28	40	2.57	1.143			
<b>Pedro Borbon, R</b> ERA: 2.91 (8, 1)	2.0		6	0	0	0	2	0	0	0	0	0	0	10	10	0.00	0.000			

AB 32  
R 2  
H 6  
RBI 2  
BB 3  
SO 3  
LOB 10



Batter	1	2	3	4	5	6	7	8	9	AB	R	H	RBI	BB	SO	LOB	BOTTOM			
<b>Pete Rose, S</b> OBP: 0.323, SLG: 0.346 (1, 7) (6, 9)	FC6-4 BB 1B BB	F8					F8			3	1	1	0	1	0	3	<b>New York Mets @ Cincinnati Reds</b> Riverfront Stadium, Cincinnati, OH Sun Jun 18 1972, 3:33 AM EDT Att: 33,134 - Unknown			
<b>Joe Morgan, L</b> OBP: 0.408, SLG: 0.420 (1, 4) (6, 9)	FC6-4 1-2 BB			CS BB	F7			F9		2	0	0	0	2	0	1				
<b>Bobby Tolan, L</b> OBP: 0.358, SLG: 0.456 (1, 8)	FC6-4 1-2 2-3 1B		L5				K		F7	4	0	0	0	0	1	3				
<b>Johnny Bench, R</b> OBP: 0.380, SLG: 0.615 (1, 2)	K		5-3				K		K	4	0	0	0	0	3	2				
<b>Tony Perez, R</b> OBP: 0.344, SLG: 0.534 (1, 3)				K			F9		P9	4	0	1	1	0	1	0				
<b>Joe Hague, L</b> OBP: 0.386, SLG: 0.492 (1, 9) <b>Cesar Geronimo, L</b> OBP: 0.308, SLG: 0.386 (7, PR) (8, 9)	1-2 3-H K			F7			BB 1B		P3	3	0	1	0	0	1	2				
<b>Hal McRae, R</b> OBP: 0.268, SLG: 0.486 (9, PH)										1	0	0	0	0	0	0				
<b>Denis Menke, R</b> OBP: 0.345, SLG: 0.353 (1, 5)		6-3			F7		P5		6-3	4	0	0	0	0	0	1				
<b>Dave Concepcion, R</b> OBP: 0.284, SLG: 0.298 (1, 6)				SH5-4 1B			F2-3-4 1B			2	0	2	0	1	0	0				
<b>Ross Grimsley, L</b> OBP: 0.133, SLG: 0.071 (1, 1) <b>Ted Uhlhaender, L</b> OBP: 0.287, SLG: 0.197 (7, PH) <b>Pedro Borbon, R</b> ERA: 2.91 (8, 1)				SH5-4 1-2			F2-3-4 1-2 K			1	0	0	0	0	0	1				
<b>Inning Stats</b>	R: 1 E: 0 K: 2 S: 8	H: 1 LOB: 2 BB: 2 P: 16	R: 0 E: 0 K: 0 S: 4	H: 1 LOB: 1 BB: 0 P: 4	R: 0 E: 0 K: 1 S: 5	H: 0 LOB: 0 BB: 0 P: 5	R: 0 E: 0 K: 0 S: 4	H: 2 LOB: 1 BB: 0 P: 4	R: 0 E: 0 K: 2 S: 7	H: 0 LOB: 0 BB: 0 P: 7	R: 0 E: 0 K: 1 S: 6	H: 1 LOB: 2 BB: 1 P: 10	R: 0 E: 0 K: 1 S: 5	H: 0 LOB: 0 BB: 0 P: 5	R: 0 E: 0 K: 0 S: 3	H: 0 LOB: 0 BB: 0 P: 3	1B: 5 2B: 1 3B: 0 HR: 0	SF: 0 SAC: 1 DP: 1 HBP: 0	WP: 0 PB: 0 SB: 0 CS: 1	PA: 34
<b>PITCHER</b>	IP	WLS	BF	H	R	ER	SO	BB	IBB	HBP	BLK	WP	HR	S	P	ERA	WHIP			
<b>Tom Seaver, R</b> ERA: 2.9 (1, 1)	9.0	W	34	5	1	1	7	4	0	0	0	0	0	44	60	1.00	1.000			

























Batter	1	2	3	4	5	6	7	8	9	AB	R	H	RBI	BB	SO	LOB	TOP								
Roger Metzger, S OBP: 0.275, SLG: 0.236 (1, 6)	4-3		4-3				4-3		4-3	5	1	1	0	0	0	2									
Cesar Cedeno, R OBP: 0.412, SLG: 0.541 (1, 8)			6-3					4-3		4	1	2	2	0	0	0									
Jimmy Wynn, R OBP: 0.387, SLG: 0.478 (1, 9)			F7					K		4	0	1	1	0	1	1									
Lee May, R OBP: 0.349, SLG: 0.513 (1, 3)	F9									4	1	1	1	0	0	1									
Bob Watson, R OBP: 0.372, SLG: 0.498 (1, 7)	P6							5-3		4	0	0	0	0	0	1									
Doug Rader, R OBP: 0.305, SLG: 0.448 (1, 5)										4	0	2	0	0	0	0									
Tommy Helms, R OBP: 0.281, SLG: 0.316 (1, 4)										4	0	2	0	0	0	2									
Larry Howard, R OBP: 0.321, SLG: 0.360 (1, 2)										3	1	1	0	1	0	1									
Larry Dierker, R OBP: 0.189, SLG: 0.167 (1, 1)										3	0	0	0	0	1	3									
<b>Inning Stats</b>	R: 1 E: 0 K: 0 S: 5	H: 2 LOB: 1 BB: 0 P: 5	R: 0 E: 0 K: 0 S: 4	H: 1 LOB: 1 BB: 0 P: 4	R: 0 E: 0 K: 0 S: 3	H: 0 LOB: 0 BB: 0 P: 3	R: 0 E: 0 K: 0 S: 4	H: 1 LOB: 1 BB: 0 P: 4	R: 2 E: 0 K: 0 S: 4	H: 2 LOB: 0 BB: 1 P: 8	R: 0 E: 0 K: 0 S: 4	H: 1 LOB: 0 BB: 0 P: 4	R: 0 E: 0 K: 0 S: 3	H: 0 LOB: 0 BB: 0 P: 3	R: 1 E: 0 K: 1 S: 6	H: 1 LOB: 0 BB: 0 P: 6	R: 0 E: 0 K: 1 S: 7	H: 2 LOB: 2 BB: 0 P: 7	1B: 7 2B: 3 3B: 0 HR: 1	SF: 0 SAC: 1 DP: 1 HBP: 0	WP: 0 PB: 0 SB: 1 CS: 0	PA: 37			
<b>PITCHER</b>	IP	WLS	BF	H	R	ER	SO	BB	IBB	HBP	BLK	WP	HR	S	P	ERA	WHIP								
Jack Billingham, R ERA: 4.11 (1, 1)	5.0	L	21	6	3	3	0	1	0	0	0	0	0	20	24	5.40	1.400								
Pedro Borbon, R ERA: 3.1 (6, 1)	3.0		11	2	1	1	1	0	0	0	0	0	1	13	13	3.00	0.667								
Clay Carroll, R ERA: 1.64 (9, 1)	1.0		5	2	0	0	1	0	0	0	0	0	0	7	7	0.00	2.000								

Houston Astros @ Cincinnati Reds  
Riverfront Stadium, Cincinnati, OH  
Sat Jun 24 1972, 7:05 PM EDT  
Att: 31,907 - Unknown

AB 35  
R 4  
H 10  
RBI 4  
BB 1  
SO 2  
LOB 11



Batter	1	2	3	4	5	6	7	8	9	AB	R	H	RBI	BB	SO	LOB	BOTTOM								
Pete Rose, S OBP: 0.338, SLG: 0.372 (1, 7)	4-3		3-1				4-3			4	0	1	0	0	0	2									
Joe Morgan, L OBP: 0.420, SLG: 0.439 (1, 4)			F8				F8			4	0	1	0	0	0	2									
Bobby Tolan, L OBP: 0.251, SLG: 0.444 Clay Carroll, R (9, 1)			P8					4-3		4	0	2	0	0	0	2									
Johnny Bench, R OBP: 0.380, SLG: 0.593 (1, 2)										4	0	0	0	0	2	3									
Tony Perez, R OBP: 0.328, SLG: 0.514 (1, 3)										4	1	1	1	0	0	1									
Joe Hague, L OBP: 0.374, SLG: 0.469 (1, 9)										4	0	0	0	0	1	0									
Denis Menke, R OBP: 0.339, SLG: 0.338 (1, 5)										4	0	2	0	0	1	0									
Dave Concepcion, R OBP: 0.279, SLG: 0.286 (1, 6)										3	0	0	0	0	0	3									
Jack Billingham, R OBP: 0.071, SLG: 0.037 Ted Uhlhaender, L OBP: 0.253, SLG: 0.186 Pedro Borbon, R Hal McRae, R OBP: 0.273, SLG: 0.475 (8, PH) (9, 8)										1	0	0	0	0	0	0									
<b>Inning Stats</b>	R: 0 E: 0 K: 1 S: 6	H: 2 LOB: 1 BB: 0 P: 6	R: 0 E: 1 K: 0 S: 4	H: 0 LOB: 1 BB: 0 P: 4	R: 0 E: 0 K: 1 S: 5	H: 0 LOB: 0 BB: 0 P: 5	R: 0 E: 0 K: 0 S: 4	H: 1 LOB: 1 BB: 0 P: 4	R: 0 E: 0 K: 0 S: 4	H: 1 LOB: 1 BB: 0 P: 4	R: 0 E: 0 K: 0 S: 3	H: 1 LOB: 0 BB: 0 P: 3	R: 0 E: 0 K: 0 S: 4	H: 1 LOB: 1 BB: 0 P: 4	R: 1 E: 0 K: 2 S: 8	H: 1 LOB: 0 BB: 0 P: 8	1B: 5 2B: 1 3B: 0 HR: 1	SF: 0 SAC: 0 DP: 1 HBP: 0	WP: 0 PB: 0 SB: 1 CS: 1	PA: 34					
<b>PITCHER</b>	IP	WLS	BF	H	R	ER	SO	BB	IBB	HBP	BLK	WP	HR	S	P	ERA	WHIP								
Larry Dierker, R ERA: 2.78 (1, 1)	9.0	W	34	7	1	1	4	0	0	0	0	0	1	42	42	1.00	0.778								

Houston Astros @ Cincinnati Reds  
Riverfront Stadium, Cincinnati, OH  
Sat Jun 24 1972, 7:05 PM EDT  
Att: 31,907 - Unknown

AB 34  
R 1  
H 7  
RBI 1  
BB 0  
SO 4  
LOB 14









Batter	1	2	3	4	5	6	7	8	9	AB	R	H	RBI	BB	SO	LOB	TOP				
<b>Pete Rose, S</b> OBP: 0.343, SLG: 0.374 (1, 7)										5	1	2	0	0	0	3	<b>Cincinnati Reds @ Los Angeles Dodgers</b> Dodger Stadium, Los Angeles, CA Mon Jun 26 1972, 7:05 PM PDT Att: 33,130 - Unknown				
<b>Joe Morgan, L</b> OBP: 0.423, SLG: 0.450 (1, 4)										5	1	2	0	0	1						
<b>Bobby Tolan, L</b> OBP: 0.356, SLG: 0.431 (1, 8)										3	1	0	0	1	2						
<b>Johnny Bench, R</b> OBP: 0.381, SLG: 0.579 (1, 2)										3	2	1	1	2	0						
<b>Tony Perez, R</b> OBP: 0.332, SLG: 0.513 (1, 3)										5	0	3	2	0	1						
<b>George Foster, R</b> OBP: 0.253, SLG: 0.333 (1, 9)										5	0	1	1	0	4						
<b>Denis Menke, R</b> OBP: 0.357, SLG: 0.367 (1, 5)										1	0	0	0	4	0						
<b>Dave Concepcion, R</b> OBP: 0.273, SLG: 0.275 (1, 6)										5	0	0	0	0	9						
<b>Gary Nolan, R</b> OBP: 0.170, SLG: 0.116 (1, 1)										3	0	0	1	1	2						
<b>Inning Stats</b>	R: 0 E: 0 K: 1 S: 5	H: 1 LOB: 0 BB: 0 P: 5	R: 1 E: 1 K: 0 S: 4	H: 0 LOB: 3 BB: 3 P: 16	R: 1 E: 0 K: 0 S: 6	H: 3 LOB: 3 BB: 1 P: 10	R: 3 E: 0 K: 0 S: 7	H: 4 LOB: 3 BB: 2 P: 15	R: 0 E: 0 K: 1 S: 5	H: 0 LOB: 0 BB: 0 P: 5	R: 0 E: 0 K: 0 S: 4	H: 0 LOB: 0 BB: 0 P: 4	R: 0 E: 0 K: 1 S: 5	H: 0 LOB: 1 BB: 1 P: 7	R: 0 E: 0 K: 1 S: 5	H: 0 LOB: 1 BB: 1 P: 9	1B: 8 2B: 1 3B: 0 HR: 0	SF: 0 SAC: 1 DP: 1 HBP: 0	WP: 0 PB: 1 SB: 2 CS: 0	PA: 44	
<b>PITCHER</b>	IP	WLS	BF	H	R	ER	SO	BB	IBB	HBP	BLK	WP	HR	S	P	ERA	WHIP				
<b>Claude Osteen, L</b> ERA: 2.11 (1, 1)	3.2	L	23	7	5	4	1	5	0	0	0	0	0	20	40	9.82	3.273				
<b>Jose Pena, R</b> ERA (4, 1)	1.1		6	1	0	0	1	1	0	0	0	0	0	7	11	0.00	1.500				
<b>Mike Strahler, R</b> ERA: 4.73 (6, 1)	2.0		7	1	0	0	1	0	0	0	0	0	0	9	9	0.00	0.500				
<b>Hoyt Wilhelm, R</b> ERA: 5.06 (8, 1)	2.0		8	0	0	0	1	2	0	0	0	0	0	8	16	0.00	1.000				

Batter	1	2	3	4	5	6	7	8	9	AB	R	H	RBI	BB	SO	LOB	BOTTOM				
<b>Bill Buckner, L</b> OBP: 0.331, SLG: 0.344 (1, 3)										4	0	0	0	0	1	1	<b>Cincinnati Reds @ Los Angeles Dodgers</b> Dodger Stadium, Los Angeles, CA Mon Jun 26 1972, 7:05 PM PDT Att: 33,130 - Unknown				
<b>Willie Davis, L</b> OBP: 0.291, SLG: 0.411 (1, 8)										4	0	1	0	0	0						
<b>Manny Mota, R</b> OBP: 0.364, SLG: 0.534 (1, 7)										4	0	4	0	0	0						
<b>Willie Crawford, L</b> OBP: 0.306, SLG: 0.434 (1, 9)										4	0	1	0	0	2						
<b>Duke Sims, L</b> OBP: 0.276, SLG: 0.272 (1, 2)										4	0	0	0	0	1						
<b>Steve Garvey, R</b> OBP: 0.323, SLG: 0.392 (1, 5)										3	0	0	0	1	0						
<b>Bobby Valentine, R</b> OBP: 0.310, SLG: 0.353 (1, 4)											4	0	2	0	0						
<b>Bill Russell, R</b> OBP: 0.294, SLG: 0.381 (1, 6)											4	0	0	0	1						
<b>Claude Osteen, L</b> OBP: 0.294, SLG: 0.324 (1, 1)										1	0	0	0	0	0						
<b>Jose Pena, R</b> OBP: 0.296, SLG: 0.346 (4, 1)										0	0	0	0	0	0						
<b>Jim Lefebvre, S</b> OBP: 0.296, SLG: 0.346 (5, PH)										1	0	0	0	0	1						
<b>Mike Strahler, R</b> OBP: 0.296, SLG: 0.346 (6, 1)										0	0	0	0	0	0						
<b>Wes Parker, S</b> OBP: 0.296, SLG: 0.270 (7, PH)										1	0	0	0	0	1						
<b>Hoyt Wilhelm, R</b> (8, 1)										0	0	0	0	0	0						
<b>Inning Stats</b>	R: 0 E: 0 K: 1 S: 7	H: 2 LOB: 2 BB: 0 P: 7	R: 0 E: 0 K: 0 S: 3	H: 0 LOB: 0 BB: 0 P: 3	R: 0 E: 0 K: 0 S: 3	H: 0 LOB: 0 BB: 0 P: 3	R: 0 E: 0 K: 1 S: 6	H: 1 LOB: 1 BB: 0 P: 6	R: 0 E: 0 K: 2 S: 8	H: 1 LOB: 1 BB: 0 P: 8	R: 0 E: 0 K: 1 S: 6	H: 1 LOB: 1 BB: 0 P: 6	R: 0 E: 0 K: 1 S: 6	H: 1 LOB: 2 BB: 0 P: 5	R: 0 E: 0 K: 0 S: 2	H: 0 LOB: 0 BB: 1 P: 6	1B: 7 2B: 1 3B: 0 HR: 0	SF: 0 SAC: 0 DP: 1 HBP: 0	WP: 0 PB: 0 SB: 0 CS: 0	PA: 35	
<b>PITCHER</b>	IP	WLS	BF	H	R	ER	SO	BB	IBB	HBP	BLK	WP	HR	S	P	ERA	WHIP				
<b>Gary Nolan, R</b> ERA: 1.93 (1, 1)	9.0	W	35	8	0	0	6	1	0	0	0	0	0	46	50	0.00	1.000				

AB	35
R	5
H	9
RBI	5
BB	8
SO	4
LOB	21



AB	34
R	0
H	8
RBI	0
BB	1
SO	6
LOB	18





Batter	1	2	3	4	5	6	7	8	9	AB	R	H	RBI	BB	SO	LOB	TOP					
<b>Pete Rose, S</b> OBP: 0.348, SLG: 0.376 (1, 7)	0-0 6-3	0-0 1-2 1B			0-0 1B	4-0 SF7-4 BB 1B		0-0 L4		4	0	2	1	1	0	0	<b>Cincinnati Reds @ Los Angeles Dodgers</b> Dodger Stadium, Los Angeles, CA Tue Jun 27 1972, 7:05 PM PDT Att: 27,395 - Unknown					
<b>Joe Morgan, L</b> OBP: 0.423, SLG: 0.444 (1, 4)	0-0 1-3	0-0 L6			0-0 P6	4-0 SF7-4 BB		4-0 BB		3	0	0	1	2	0	3						
<b>Bobby Tolan, L</b> OBP: 0.357, SLG: 0.432 (1, 8)	0-0 FC5-4 1B		0-0 4-3		0-0 1-3 1B	0-0 SF7-4 BB		0-0 4-3		4	0	2	1	0	0	1						
<b>Johnny Bench, R</b> OBP: 0.374, SLG: 0.567 (1, 2)	0-0 FC5-4 1-2 1B		0-0 F7		0-0 1-3 1B			0-0 F6		5	0	0	0	0	0	3						
<b>Tony Perez, R</b> OBP: 0.333, SLG: 0.508 (1, 3)		0-0 1B E	0-0 L7		4-0 BB			0-0 E4 1B		4	1	1	0	1	1	0						
<b>George Foster, R</b> OBP: 0.273, SLG: 0.341 (1, 9)		0-0 E G6-4-3 1B		1-0 HBP	0-3 K			0-0 1-2 1B		4	1	2	0	0	1	3						
<b>Denis Menke, R</b> OBP: 0.353, SLG: 0.363 (1, 5)		0-0 E3 G6-4-3		0-3 K		0-0 E BB 1B		0-0 F7		5	1	1	0	0	1	5						
<b>Dave Concepcion, R</b> OBP: 0.268, SLG: 0.270 (1, 6)		0-0 G6-4-3 1-2 3-H		0-0 FC1-6-4 FC6-4		0-0 E5 BB S BB		0-3 K		4	1	0	0	0	1	5						
<b>Don Gullett, R</b> OBP: 0.385, SLG: 0.417 (1, 1)		0-0		0-0 FC6-4		0-0 E6 BB BB		0-0 4-3		3	1	1	0	0	0	3						
<b>Ted Uhlaender, L</b> OBP: 0.247, SLG: 0.161 (8, PH)		0-0		1-2		1-2 SF7-4				1	0	0	0	0	0	0						
<b>Tom Hall, L</b> Clay Carroll, R (8, 1)		0-0 1B		1-2						0	0	0	0	0	0	0						
<b>Inning Stats</b>	R: 0 E: 0 K: 0 S: 4	H: 1 LOB: 1 BB: 0 P: 4	R: 2 E: 1 K: 0 S: 7	H: 4 LOB: 2 BB: 0 P: 7	R: 0 E: 0 K: 1 S: 3	H: 0 LOB: 1 BB: 0 P: 3	R: 0 E: 0 K: 1 S: 5	H: 0 LOB: 1 BB: 0 P: 6	R: 0 E: 0 K: 1 S: 7	H: 2 LOB: 3 BB: 1 P: 11	R: 3 E: 2 K: 0 S: 4	H: 1 LOB: 0 BB: 2 P: 12	R: 0 E: 1 K: 1 S: 7	H: 1 LOB: 2 BB: 0 P: 7	R: 0 E: 0 K: 0 S: 3	H: 0 LOB: 1 BB: 0 P: 6	1B: 9 2B: 1 3B: 0 HR: 0	SF: 1 SAC: 0 DP: 2 HBP: 1	WP: 0 PB: 0 SB: 1 CS: 0	PA: 43		
<b>PITCHER</b>	IP WLS BF H R ER SO BB IBB HBP BLK WP HR S P ERA WHIP	IP WLS BF H R ER SO BB IBB HBP BLK WP HR S P ERA WHIP	IP WLS BF H R ER SO BB IBB HBP BLK WP HR S P ERA WHIP	IP WLS BF H R ER SO BB IBB HBP BLK WP HR S P ERA WHIP	IP WLS BF H R ER SO BB IBB HBP BLK WP HR S P ERA WHIP	IP WLS BF H R ER SO BB IBB HBP BLK WP HR S P ERA WHIP	IP WLS BF H R ER SO BB IBB HBP BLK WP HR S P ERA WHIP	IP WLS BF H R ER SO BB IBB HBP BLK WP HR S P ERA WHIP	IP WLS BF H R ER SO BB IBB HBP BLK WP HR S P ERA WHIP	IP WLS BF H R ER SO BB IBB HBP BLK WP HR S P ERA WHIP	IP WLS BF H R ER SO BB IBB HBP BLK WP HR S P ERA WHIP	IP WLS BF H R ER SO BB IBB HBP BLK WP HR S P ERA WHIP	IP WLS BF H R ER SO BB IBB HBP BLK WP HR S P ERA WHIP	IP WLS BF H R ER SO BB IBB HBP BLK WP HR S P ERA WHIP	IP WLS BF H R ER SO BB IBB HBP BLK WP HR S P ERA WHIP	IP WLS BF H R ER SO BB IBB HBP BLK WP HR S P ERA WHIP	IP WLS BF H R ER SO BB IBB HBP BLK WP HR S P ERA WHIP	IP WLS BF H R ER SO BB IBB HBP BLK WP HR S P ERA WHIP	IP WLS BF H R ER SO BB IBB HBP BLK WP HR S P ERA WHIP	IP WLS BF H R ER SO BB IBB HBP BLK WP HR S P ERA WHIP	IP WLS BF H R ER SO BB IBB HBP BLK WP HR S P ERA WHIP	IP WLS BF H R ER SO BB IBB HBP BLK WP HR S P ERA WHIP

AB	37
R	5
H	9
RBI	3
BB	4
SO	4
LOB	23



Batter	1	2	3	4	5	6	7	8	9	AB	R	H	RBI	BB	SO	LOB	BOTTOM						
<b>Bobby Valentine, R</b> OBP: 0.314, SLG: 0.356 (1, 4)	0-0 4-3		0-0 FC4 1B		0-0 P8			0-0 BB HBP 1B	0-0 6-3	4	1	2	0	0	0	0	<b>Cincinnati Reds @ Los Angeles Dodgers</b> Dodger Stadium, Los Angeles, CA Tue Jun 27 1972, 7:05 PM PDT Att: 27,395 - Unknown						
<b>Willie Crawford, L</b> OBP: 0.303, SLG: 0.431 (9, PH)			0-0 FC4 1B					0-0 P6		3	0	1	0	1	0	2							
<b>Willie Davis, L</b> OBP: 0.294, SLG: 0.410 (1, 8)			0-0 FC4 1B			4-0 6-3 BB		0-0 P6		3	1	0	0	0	0	3							
<b>Manny Mota, R</b> OBP: 0.361, SLG: 0.523 (1, 7)		0-0 FC4 1B	0-0 FC4			0-0 6-3		0-0 1-2 2B HBP		3	1	0	0	0	0	3							
<b>Frank Robinson, R</b> OBP: 0.365, SLG: 0.463 (1, 9)		0-0 1-3 1B	0-0 5-3			0-0 F2		4-0 2B 4-3 BB		3	1	1	0	1	0	2							
<b>Wes Parker, S</b> OBP: 0.342, SLG: 0.279 (1, 3)		0-0 F9		4-0 L6 BB		0-0 F9		0-0 4-3 2B		3	0	1	2	1	0	3							
<b>Steve Garvey, R</b> OBP: 0.327, SLG: 0.408 (1, 5)		0-0 HR		0-0 F3			4-0 BB	0-0 4-3		3	1	1	2	1	0	2							
<b>Chris Cannizzaro, R</b> OBP: 0.344, SLG: 0.346 (1, 2)		0-3 K		0-0 L6			0-0 F9	0-3 K		4	0	0	0	0	2	3							
<b>Bill Russell, R</b> OBP: 0.289, SLG: 0.374 (1, 6)		0-0 P4			0-0 6-3			0-3 K		3	0	0	0	0	1	1							
<b>Bill Buckner, L</b> OBP: 0.329, SLG: 0.342 (9, PH)								0-0 K		1	0	0	0	0	0	0							
<b>Al Downing, R</b> OBP: 0.116, SLG: 0.121 (1, 1)		0-3 K			0-3 K			0-0 5-3		2	0	0	0	0	2	0							
<b>Pete Richert, L</b> OBP: 0.667, SLG: 0.667 (6, 1)									0-0 4-3	0	0	0	0	0	0	0							
<b>Dick Dietz, R</b> OBP: 0.318, SLG: 0.171 (7, PH)										1	0	0	0	0	0	1							
<b>Pete Mikkelsen, R</b> OBP: 0.318, SLG: 0.171 (8, 1)										0	0	0	0	0	0	0							
<b>Jim Lefebvre, S</b> OBP: 0.286, SLG: 0.343 (9, PH)										1	0	0	0	0	0	0							
<b>Inning Stats</b>	R: 0 E: 0 K: 0 S: 5	H: 2 LOB: 2 BB: 0 P: 5	R: 1 E: 0 K: 2 S: 8	H: 1 LOB: 0 BB: 0 P: 8	R: 0 E: 0 K: 0 S: 4	H: 1 LOB: 1 BB: 0 P: 4	R: 0 E: 0 K: 0 S: 2	H: 0 LOB: 0 BB: 1 P: 6	R: 0 E: 0 K: 1 S: 5	H: 0 LOB: 0 BB: 0 P: 5	R: 0 E: 0 K: 0 S: 3	H: 0 LOB: 1 BB: 1 P: 7	R: 0 E: 0 K: 1 S: 5	H: 0 LOB: 1 BB: 1 P: 9	R: 3 E: 0 K: 1 S: 7	H: 2 LOB: 1 BB: 1 P: 12	R: 0 E: 0 K: 0 S: 3	H: 0 LOB: 0 BB: 0 P: 3	1B: 4 2B: 2 3B: 0 HR: 1	SF: 0 SAC: 0 DP: 1 HBP: 1	WP: 0 PB: 0 SB: 0 CS: 0	PA: 37	
<b>PITCHER</b>	IP WLS BF H R ER SO BB IBB HBP BLK WP HR S P ERA WHIP	IP WLS BF H R ER SO BB IBB HBP BLK WP HR S P ERA WHIP	IP WLS BF H R ER SO BB IBB HBP BLK WP HR S P ERA WHIP	IP WLS BF H R ER SO BB IBB HBP BLK WP HR S P ERA WHIP	IP WLS BF H R ER SO BB IBB HBP BLK WP HR S P ERA WHIP	IP WLS BF H R ER SO BB IBB HBP BLK WP HR S P ERA WHIP	IP WLS BF H R ER SO BB IBB HBP BLK WP HR S P ERA WHIP	IP WLS BF H R ER SO BB IBB HBP BLK WP HR S P ERA WHIP	IP WLS BF H R ER SO BB IBB HBP BLK WP HR S P ERA WHIP	IP WLS BF H R ER SO BB IBB HBP BLK WP HR S P ERA WHIP	IP WLS BF H R ER SO BB IBB HBP BLK WP HR S P ERA WHIP	IP WLS BF H R ER SO BB IBB HBP BLK WP HR S P ERA WHIP	IP WLS BF H R ER SO BB IBB HBP BLK WP HR S P ERA WHIP	IP WLS BF H R ER SO BB IBB HBP BLK WP HR S P ERA WHIP	IP WLS BF H R ER SO BB IBB HBP BLK WP HR S P ERA WHIP	IP WLS BF H R ER SO BB IBB HBP BLK WP HR S P ERA WHIP	IP WLS BF H R ER SO BB IBB HBP BLK WP HR S P ERA WHIP	IP WLS BF H R ER SO BB IBB HBP BLK WP HR S P ERA WHIP	IP WLS BF H R ER SO BB IBB HBP BLK WP HR S P ERA WHIP	IP WLS BF H R ER SO BB IBB HBP BLK WP HR S P ERA WHIP	IP WLS BF H R ER SO BB IBB HBP BLK WP HR S P ERA WHIP	IP WLS BF H R ER SO BB IBB HBP BLK WP HR S P ERA WHIP	IP WLS BF H R ER SO BB IBB HBP BLK WP HR S P ERA WHIP

AB	32
R	4
H	6
RBI	4
BB	4
SO	5
LOB	17









Batter	1	2	3	4	5	6	7	8	9	AB	R	H	RBI	BB	SO	LOB	TOP			
<b>Pete Rose, S</b> OBP: 0.340, SLG: 0.366 (1, 7)	F9		6-3		F7		5-3		FC4-6	5	0	0	0	0	0	3				
<b>Joe Morgan, L</b> OBP: 0.413, SLG: 0.429 (1, 4)	1-3		P3		L9				1-3	4	0	0	0	0	0	1				
<b>Bobby Tolan, L</b> OBP: 0.353, SLG: 0.432 (1, 8)	K			4-3	F7				4-3	4	0	0	0	0	1	0				
<b>Johnny Bench, R</b> OBP: 0.380, SLG: 0.581 (1, 2)		K				6-3			E7	4	1	2	1	0	1	0				
<b>Tony Perez, R</b> OBP: 0.346, SLG: 0.551 (1, 3)							6-3			3	1	2	1	1	0	0				
<b>Joe Hague, L</b> OBP: 0.356, SLG: 0.436 (1, 9)										4	0	0	0	0	0	3				
<b>Denis Menke, R</b> OBP: 0.349, SLG: 0.354 (1, 5)										3	0	0	0	1	1	1				
<b>Dave Concepcion, R</b> OBP: 0.276, SLG: 0.284 (1, 6)										4	0	3	0	0	0	0				
<b>Jack Billingham, R</b> OBP: 0.067, SLG: 0.034 <b>Hal McRae, R</b> OBP: 0.283, SLG: 0.476 (9, PH)										2	0	0	0	0	2	3				
<b>Inning Stats</b>	R: 0 E: 0 K: 1 S: 5	H: 0 LOB: 0 BB: 0 P: 5	R: 0 E: 0 K: 1 S: 6	H: 1 LOB: 1 BB: 0 P: 6	R: 0 E: 0 K: 0 S: 4	H: 1 LOB: 1 BB: 0 P: 4	R: 2 E: 0 K: 1 S: 8	H: 3 LOB: 2 BB: 1 P: 12	R: 0 E: 0 K: 0 S: 3	H: 0 LOB: 0 BB: 0 P: 3	R: 0 E: 0 K: 1 S: 6	H: 1 LOB: 1 BB: 0 P: 6	R: 0 E: 1 K: 0 S: 4	H: 1 LOB: 2 BB: 1 P: 8	R: 0 E: 0 K: 1 S: 6	H: 1 LOB: 1 BB: 0 P: 6	1B: 5 2B: 1 3B: 0 HR: 2	SF: 0 SAC: 1 DP: 0 HBP: 0	WP: 0 PB: 0 SB: 0 CS: 0	PA: 37
<b>PITCHER</b> <b>Jim Barr, R</b> ERA: 3.0 (1, 1)	IP: 9.0 WLS: W BF: 37 H: 8 R: 2 ER: 2 SO: 5 BB: 2 IBB: 0 HBP: 0 BLK: 0 WP: 0 HR: 2 S: 45 P: 53 ERA: 2.00 WHIP: 1.111															<b>PITCHER</b> <b>Jim Barr, R</b> ERA: 3.0 (1, 1)	IP: 9.0 WLS: W BF: 37 H: 8 R: 2 ER: 2 SO: 5 BB: 2 IBB: 0 HBP: 0 BLK: 0 WP: 0 HR: 2 S: 45 P: 53 ERA: 2.00 WHIP: 1.111			

**Cincinnati Reds @ San Francisco Giants**  
Candlestick Park, San Francisco, CA  
Thu Jun 29 1972, 6:33 AM EDT  
Att: 6,337 - Unknown

AB	34
R	2
H	8
RBI	2
BB	2
SO	5
LOB	11



Batter	1	2	3	4	5	6	7	8	9	AB	R	H	RBI	BB	SO	LOB	BOTTOM			
<b>Bobby Bonds, R</b> OBP: 0.313, SLG: 0.441 (1, 9)	P4		K		6-3		K			4	0	0	0	0	2	1				
<b>Jim Howarth, L</b> OBP: 0.366, SLG: 0.316 (1, 8)	4-3		F8							3	0	1	0	1	0	0				
<b>Chris Speier, R</b> OBP: 0.350, SLG: 0.431 (1, 6)	F3		K		6-3					4	0	1	1	0	1	1				
<b>Willie McCovey, L</b> OBP: 0.290, SLG: 0.293 (1, 3)										2	1	0	0	2	0	0				
<b>Dave Kingman, R</b> OBP: 0.301, SLG: 0.476 (1, 7)										4	1	1	0	0	2	1				
<b>Dave Rader, L</b> OBP: 0.309, SLG: 0.339 (1, 2)										4	0	3	0	0	0	2				
<b>Al Gallagher, R</b> OBP: 0.356, SLG: 0.310 (1, 5)										3	0	0	0	1	0	4				
<b>Tito Fuentes, S</b> OBP: 0.298, SLG: 0.358 (1, 4)										3	1	2	1	0	0	2				
<b>Jim Barr, R</b> (1, 1)										2	0	0	0	0	0	4				
<b>Inning Stats</b>	R: 0 E: 0 K: 0 S: 3	H: 0 LOB: 0 BB: 0 P: 3	R: 1 E: 0 K: 0 S: 4	H: 1 LOB: 2 BB: 2 P: 12	R: 0 E: 0 K: 2 S: 7	H: 0 LOB: 0 BB: 0 P: 7	R: 1 E: 0 K: 1 S: 7	H: 2 LOB: 2 BB: 1 P: 11	R: 0 E: 0 K: 0 S: 3	H: 1 LOB: 0 BB: 0 P: 3	R: 0 E: 0 K: 1 S: 6	H: 1 LOB: 1 BB: 0 P: 6	R: 1 E: 0 K: 1 S: 6	H: 2 LOB: 2 BB: 1 P: 10	R: 0 E: 0 K: 0 S: 4	H: 1 LOB: 1 BB: 0 P: 4	1B: 6 2B: 2 3B: 0 HR: 0	SF: 0 SAC: 1 DP: 0 HBP: 0	WP: 2 PB: 0 SB: 0 CS: 1	PA: 34
<b>PITCHER</b> <b>Jack Billingham, R</b> ERA: 4.05 (1, 1)	IP: 8.0 WLS: L BF: 34 H: 8 R: 3 ER: 3 SO: 5 BB: 4 IBB: 0 HBP: 0 BLK: 0 WP: 2 HR: 0 S: 40 P: 56 ERA: 3.38 WHIP: 1.500															<b>PITCHER</b> <b>Jack Billingham, R</b> ERA: 4.05 (1, 1)	IP: 8.0 WLS: L BF: 34 H: 8 R: 3 ER: 3 SO: 5 BB: 4 IBB: 0 HBP: 0 BLK: 0 WP: 2 HR: 0 S: 40 P: 56 ERA: 3.38 WHIP: 1.500			

**Cincinnati Reds @ San Francisco Giants**  
Candlestick Park, San Francisco, CA  
Thu Jun 29 1972, 6:33 AM EDT  
Att: 6,337 - Unknown

AB	29
R	3
H	8
RBI	2
BB	4
SO	5
LOB	15





Batter	1	2	3	4	5	6	7	8	9	10	11	12	13	AB	R	H	RBI	BB	SO	LOB	TOP											
<b>Pete Rose, S</b> OBP: 0.346, SLG: 0.370 (1, 7)	4-3		FC6-4 1B		1B			K		BB		E 1B 1B		5	1	3	0	1	1	0												
<b>Joe Morgan, L</b> OBP: 0.412, SLG: 0.424 (1, 4)	K		FC6-4 1B		G3					1-3		E5 1-3 1B		5	0	1	0	1	1	4												
<b>Bobby Tolan, L</b> OBP: 0.353, SLG: 0.426 (1, 8)	K		1B		BB							1-3		4	1	0	0	2	2	2												
<b>Johnny Bench, R</b> OBP: 0.379, SLG: 0.573 (1, 2)		G3 6-3 BB	1-2 2H 1B		1B					F8		5-3 1-2	1-3	5	0	1	0	1	1	2												
<b>Tony Perez, R</b> OBP: 0.346, SLG: 0.542 (1, 3)	6-3		G3-6-3 1B							P4		3B BB	L8	5	1	1	0	1	1	1												
<b>Joe Hague, L</b> OBP: 0.351, SLG: 0.428 (1, 9)	G3		G3-6-3 1-2							F9			K	3	0	0	0	0	0	2												
<b>Cesar Geronimo, L</b> OBP: 0.298, SLG: 0.397 (7, 9)			1-2							4-3		1-1 2H 3B	K	3	0	1	2	0	1	0												
<b>Denis Menke, R</b> OBP: 0.352, SLG: 0.350 (1, 5)			P4							F8		F5	K	2	0	0	0	2	0	0												
<b>Daniel Chaney, S</b> OBP: 0.400, SLG: 0.313 (10, PR)			BB							4-3 SH1-4 BB			K	2	0	0	0	0	1	1												
<b>Dave Concepcion, R</b> OBP: 0.272, SLG: 0.279 (1, 6)	F8									SH1-4		6-3		4	0	0	0	0	0	3												
<b>Wayne Simpson, R</b> OBP: 0.248, SLG: 0.345 (8, PR)			K							4-3		4-3		2	0	0	0	0	2	0												
<b>Hal McRae, R</b> OBP: 0.353, SLG: 0.485 (10, PR)														0	0	0	0	0	0	0												
<b>Tom Hall, L</b> OBP: 0.272, SLG: 0.203 (12, PR)														1	0	0	0	0	0	0												
<b>Julian Javier, R</b> OBP: 0.217, SLG: 0.203 (12, PR)														0	0	0	0	0	0	0												
<b>Pedro Borbon, R</b> OBP: 0.217, SLG: 0.203 (12, PR)														0	0	0	0	0	0	0												
<b>Inning Stats</b>	R: 0 E: 0 K: 2 S: 7	H: 0 LOB: 0 BB: 0 P: 7	R: 0 E: 0 K: 3 S: 9	H: 0 LOB: 2 BB: 2 P: 11	R: 0 E: 0 K: 1 S: 6	H: 2 LOB: 2 BB: 1 P: 10	R: 0 E: 0 K: 0 S: 3	H: 1 LOB: 0 BB: 0 P: 3	R: 0 E: 0 K: 1 S: 6	H: 1 LOB: 1 BB: 0 P: 6	R: 0 E: 0 K: 2 S: 7	H: 0 LOB: 0 BB: 0 P: 3	R: 0 E: 0 K: 0 S: 3	H: 0 LOB: 0 BB: 0 P: 3	R: 0 E: 0 K: 0 S: 3	H: 0 LOB: 0 BB: 0 P: 7	R: 0 E: 0 K: 0 S: 3	H: 0 LOB: 0 BB: 0 P: 11	R: 0 E: 0 K: 0 S: 3	H: 0 LOB: 0 BB: 0 P: 3	R: 0 E: 0 K: 0 S: 3	H: 0 LOB: 0 BB: 0 P: 7	R: 2 E: 0 K: 0 S: 4	H: 1 LOB: 1 BB: 2 P: 12	R: 1 E: 1 K: 0 S: 5	H: 2 LOB: 1 BB: 0 P: 5	R: 0 E: 0 K: 2 S: 7	H: 0 LOB: 0 BB: 0 P: 7	1B: 6 2B: 0 3B: 1 HR: 0	SF: 0 SAC: 1 DP: 1 HBP: 0	W/P: 0 PB: 0 SB: 1 CS: 0	PA: 52
<b>PITCHER</b>	IP	WLS	BF	H	R	ER	SO	BB	IBB	HBP	BLK	WP	HR	S	P	ERA	WHIP															
<b>Clay Kirby, R</b> ERA: 3.2 (1, 1)	11.0		44	5	2	2	8	8	0	0	0	0	0	0	52	84	1.64	1.182														
<b>Gary Ross, R</b> ERA: 2.37 (12, 1)	1.0	5	2	1	0	0	0	0	0	0	0	0	0	5	5	0.00	2.000															
<b>Fred Norman, L</b> ERA: 3.1 (13, 1)	1.0	W	3	0	0	0	2	0	0	0	0	0	0	7	7	0.00	0.000															

Cincinnati Reds @ San Diego Padres  
San Diego Stadium, San Diego, CA  
Fri Jun 30 1972, 10:05 PM EDT  
Att. 6,119 - Unknown

AB 43  
R 3  
H 7  
RBI 2  
BB 8  
SO 10  
LOB 17



Batter	1	2	3	4	5	6	7	8	9	10	11	12	13	AB	R	H	RBI	BB	SO	LOB	BOTTOM											
<b>Jerry Morales, R</b> OBP: 0.351, SLG: 0.439 (1, 8)	K		F8					1-3			SH5-4	F8		5	0	0	0	0	1	4												
<b>Dave Roberts, R</b> OBP: 0.306, SLG: 0.420 (1, 5)	5-3							1B 9-2 1B			K	1B 2B	1B FC5-2 2B	6	0	3	2	0	1	0												
<b>Leron Lee, L</b> OBP: 0.366, SLG: 0.523 (1, 7)	K							1B 9-2 1B FC3-2			K	1B 2B	1B E IBB	5	1	2	0	1	2	0												
<b>Nate Colbert, R</b> OBP: 0.281, SLG: 0.428 (1, 3)								9-2			5-3	F2	1B E 1B	6	0	1	0	0	2	4												
<b>Cito Gaston, R</b> OBP: 0.297, SLG: 0.360 (1, 9)								1-2 3H			K	4-3 SH1-4 2B	1B FC5-2	6	1	2	0	0	2	2												
<b>Garry Jesteadt, R</b> OBP: 0.252, SLG: 0.312 (1, 4)								1-2 3H			P5	SH1-4		4	0	0	0	0	1	2												
<b>Pat Corrales, R</b> OBP: 0.196, SLG: 0.135 (1, 2)														4	0	1	0	0	1	0												
<b>Curt Blefary, L</b> OBP: 0.256, SLG: 0.356 (12, PH)														1	0	0	0	0	0	1												
<b>Enzo Hernandez, R</b> OBP: 0.201, SLG: 0.230 (1, 6)														1	0	0	0	1	0	0												
<b>Fred Stanley, R</b> OBP: 0.265, SLG: 0.234 (11, PR)														0	0	0	0	1	0	0												
<b>Larry Stahl, L</b> OBP: 0.281, SLG: 0.367 (12, PR)														1	0	1	1	0	0	0												
<b>Clay Kirby, R</b> OBP: 0.132, SLG: 0.083 (1, 1)														3	0	0	0	0	1	2												
<b>Johnny Jeter, R</b> OBP: 0.261, SLG: 0.351 (11, PH)														1	1	1	0	0	0	0												
<b>Gary Ross, R</b> OBP: 0.333, SLG: 0.333 (12, 1)														0	0	0	0	0	0	0												
<b>Mike Fiers, L</b> OBP: 0.235, SLG: 0.071 (12, PH)														0	0	0	0	1	0	0												
<b>Fred Norman, S</b> OBP: 0.219, SLG: 0.226 (13, 1)														0	0	0	0	0	0	0												
<b>Inning Stats</b>	R: 0 E: 0 K: 2 S: 7	H: 0 LOB: 0 BB: 0 P: 7	R: 0 E: 0 K: 3 S: 9	H: 0 LOB: 0 BB: 0 P: 9	R: 0 E: 0 K: 1 S: 5	H: 0 LOB: 1 BB: 1 P: 9	R: 0 E: 0 K: 1 S: 5	H: 0 LOB: 0 BB: 0 P: 5	R: 0 E: 0 K: 0 S: 3	H: 0 LOB: 0 BB: 0 P: 3	R: 0 E: 0 K: 1 S: 5	H: 0 LOB: 0 BB: 0 P: 5	R: 0 E: 0 K: 2 S: 7	H: 0 LOB: 0 BB: 0 P: 7	R: 0 E: 0 K: 1 S: 5	H: 0 LOB: 2 BB: 0 P: 5	R: 0 E: 0 K: 0 S: 4	H: 1 LOB: 1 BB: 0 P: 4	R: 0 E: 0 K: 2 S: 7	H: 0 LOB: 0 BB: 0 P: 7	R: 0 E: 0 K: 1 S: 5	H: 0 LOB: 2 BB: 1 P: 9	R: 2 E: 0 K: 0 S: 5	H: 3 LOB: 2 BB: 1 P: 9	R: 1 E: 1 K: 0 S: 5	H: 2 LOB: 2 BB: 1 P: 9	R: 1 E: 1 K: 0 S: 3	H: 2 LOB: 3 BB: 1 P: 7	1B: 8 2B: 4 3B: 0 HR: 0	SF: 0 SAC: 3 DP: 1 HBP: 0	W/P: 0 PB: 0 SB: 0 CS: 0	PA: 50
<b>PITCHER</b>	IP	WLS	BF	H	R	ER	SO	BB	IBB	HBP	BLK	WP	HR	S	P	ERA	WHIP															
<b>Wayne Simpson, R</b> ERA: 4.09 (1, 1)	7.0		24	3	0	0	8	1	0	0	0	0	0	0	39	43	0.00	0.571														
<b>Clay Carroll, R</b> ERA: 1.4 (8, 1)	2.0	7	1	0	0	2	0	0	0	0	0	0	0	11	11	0.00	0.500															
<b>Tom Hall, L</b> ERA: 2.8 (10, 1)	2.0	9	3	2	2	1	1	0	0	0	0	0	0	10	14	9.00	2.000															
<b>Pedro Borbon, R</b> ERA: 3.04 (12, 1)	1.1	L	10	4	2	1	0	0	2	0	0	0	0	8	16	6.75	3.000															

Cincinnati Reds @ San Diego Padres  
San Diego Stadium, San Diego, CA  
Fri Jun 30 1972, 10:05 PM EDT  
Att. 6,119 - Unknown


AB 43  
R 4  
H 11  
RBI 3  
BB 4  
SO 11  
LOB 15






Batter	1	2	3	4	5	6	7	8	9	AB	R	H	RBI	BB	SO	LOB	TOP		
Joe Morgan, L (1, 4) OBP: 0.419, SLG: 0.441										2	2	2	2	2	0	0	Cincinnati Reds @ San Diego Padres San Diego Stadium, San Diego, CA Sat Jul 01 1972, 10:05 PM EDT Att: 24,972 - Unknown		
Pete Rose, S (1, 7) OBP: 0.345, SLG: 0.369										4	0	1	0	0	0	2			
Bobby Tolan, L (1, 8) OBP: 0.355, SLG: 0.431										4	0	2	1	0	0	0			
Johnny Bench, R (1, 2) OBP: 0.374, SLG: 0.564										4	0	0	0	0	0	4			
Tony Perez, R (1, 3) OBP: 0.345, SLG: 0.535											3	0	0	0	1	1		0	
Denis Menke, R (1, 5) OBP: 0.350, SLG: 0.348											4	0	1	0	0	1		0	
Dave Concepcion, R (1, 6) OBP: 0.267, SLG: 0.274											4	0	0	0	0	0		3	
Cesar Geronimo, L (1, 9) OBP: 0.297, SLG: 0.385											2	1	0	0	1	1		0	
Ed Sprague, R (1, 1) Ted Uhlhaender, L (7, PH) Jack Billingham, R (7, 1) OBP: 0.067, SLG: 0.034											2	0	0	0	0	1		1	
										1	0	0	0	0	0	0			
										0	0	0	0	0	0	0			
<b>Inning Stats</b>	R: 1 E: 0 K: 0 S: 3	H: 0 LOB: 0 BB: 1 P: 7	R: 0 E: 0 K: 0 S: 3	H: 0 LOB: 0 BB: 0 P: 3	R: 2 E: 0 K: 1 S: 7	H: 3 LOB: 1 BB: 1 P: 11	R: 0 E: 0 K: 0 S: 3	H: 0 LOB: 0 BB: 0 P: 3	R: 0 E: 0 K: 0 S: 4	H: 2 LOB: 2 BB: 1 P: 8	R: 0 E: 0 K: 1 S: 5	H: 1 LOB: 0 BB: 0 P: 5	R: 0 E: 0 K: 0 S: 3	H: 0 LOB: 0 BB: 0 P: 3	R: 0 E: 0 K: 2 S: 7	H: 0 LOB: 0 BB: 0 P: 7	1B: 4 2B: 2 3B: 0 HR: 1	SF: 0 SAC: 0 DP: 3 HBP: 0	WP: 1 PA: 35
<b>PITCHER</b> Steve Arlin, R (1, 1) ERA: 3.15	IP: 9.0 WLS: L BF: 34 H: 6 R: 3 ER: 3 SO: 4 BB: 3 IBB: 1 HBP: 0 BLK: 0 WP: 1 HR: 1 S: 38 P: 54 ERA: 3.00 WHIP: 1.000															<b>PITCHER</b>			

AB	30
R	3
H	6
RBI	3
BB	4
SO	4
LOB	10





Batter	1	2	3	4	5	6	7	8	9	AB	R	H	RBI	BB	SO	LOB	BOTTOM				
Jerry Morales, R (1, 8) OBP: 0.342, SLG: 0.427										4	0	0	0	0	1	0	Cincinnati Reds @ San Diego Padres San Diego Stadium, San Diego, CA Sat Jul 01 1972, 10:05 PM EDT Att: 24,972 - Unknown				
Dave Roberts, R (1, 5) OBP: 0.303, SLG: 0.412										4	0	1	0	0	0	0					
Leron Lee, L (1, 7) OBP: 0.380, SLG: 0.514										4	0	0	0	0	1	1					
Nate Colbert, R (1, 3) OBP: 0.287, SLG: 0.441										4	1	3	0	0	0	2					
Cito Gaston, R (1, 9) OBP: 0.295, SLG: 0.356										4	0	1	0	0	0	4					
Garry Jesteadt, R (1, 4) OBP: 0.261, SLG: 0.313										3	1	1	0	1	0	3					
Pat Corrales, R (1, 2) OBP: 0.220, SLG: 0.148 Curt Blefary, L (9, PH) OBP: 0.280, SLG: 0.348											2	0	1	0	1	0		1			
Enzo Hernandez, R (1, 6) OBP: 0.245, SLG: 0.229 Larry Stahl, L (6, PH) OBP: 0.289, SLG: 0.365 Fred Stanley, R (7, 6) OBP: 0.309, SLG: 0.234 Johnny Jeter, R (9, PH) OBP: 0.265, SLG: 0.349											1	0	0	1	0	1		1			
										1	0	0	0	0	0	2					
										0	0	0	0	0	0	0					
										1	0	0	0	0	1	0					
										1	0	0	0	0	1	0					
<b>Inning Stats</b>	R: 0 E: 0 K: 0 S: 3	H: 0 LOB: 0 BB: 0 P: 3	R: 2 E: 0 K: 0 S: 5	H: 2 LOB: 1 BB: 1 P: 9	R: 0 E: 1 K: 0 S: 5	H: 1 LOB: 2 BB: 0 P: 5	R: 0 E: 0 K: 1 S: 6	H: 1 LOB: 1 BB: 0 P: 6	R: 0 E: 0 K: 2 S: 7	H: 0 LOB: 0 BB: 0 P: 7	R: 0 E: 0 K: 0 S: 4	H: 1 LOB: 2 BB: 1 P: 8	R: 0 E: 0 K: 1 S: 5	H: 0 LOB: 0 BB: 0 P: 5	R: 0 E: 0 K: 0 S: 4	H: 2 LOB: 1 BB: 0 P: 4	R: 0 E: 0 K: 2 S: 7	H: 0 LOB: 0 BB: 0 P: 7	1B: 5 2B: 2 3B: 0 HR: 0	SF: 0 SAC: 1 DP: 1 HBP: 0	WP: 2 PA: 36
<b>PITCHER</b> Ed Sprague, R (1, 1) ERA: 3.9 Jack Billingham, R (7, 1) ERA: 3.92	IP: 6.0 WLS: W BF: 26 H: 5 R: 2 ER: 2 SO: 3 BB: 2 IBB: 0 HBP: 0 BLK: 0 WP: 2 HR: 0 S: 30 P: 38 ERA: 3.00 WHIP: 1.167															<b>PITCHER</b>					

AB	33
R	2
H	7
RBI	1
BB	2
SO	6
LOB	16





Batter	1	2	3	4	5	6	7	8	9	AB	R	H	RBI	BB	SO	LOB	TOP										
Joe Morgan, L OBP: 0.419, SLG: 0.436 (1, 4)	E3 4-3		K			F8		BB		3	2	0	0	2	1	0	<p>Cincinnati Reds @ San Diego Padres San Diego Stadium, San Diego, CA Sun Jul 02 1972, 6:33 AM EDT Att: 12,754 - Unknown</p> <p>livebaseballscorecards.com</p> <p>AB 40 R 12 H 13 RBI 11 BB 2 SO 10 LOB 8</p> 										
Pete Rose, S OBP: 0.343, SLG: 0.366 (1, 7)	4-3			F8		3-1		BB		5	1	1	0	0	0	3											
Bobby Tolan, L OBP: 0.353, SLG: 0.428 George Foster, R OBP: 0.281, SLG: 0.349 (6, PH) (8, 9)	4-3			4-3		G3		BB		4	1	1	1	0	0	0											
Johnny Bench, R OBP: 0.374, SLG: 0.575 (8, 3)	K			1B			HR	SF8	FC6-4	4	1	2	2	0	1	2											
Tony Perez, R OBP: 0.343, SLG: 0.543 Bill Plummer, R OBP: 0.067, SLG: 0.071 (8, 2)	5-3			K			K	HR	F9	4	1	1	3	0	2	1											
Denis Menke, R OBP: 0.353, SLG: 0.351 Darrel Chaney, S OBP: 0.390, SLG: 0.303 (8, 5)	F9				K		FC6-4	1B	F7	4	1	2	0	0	1	0											
Dave Concepcion, R OBP: 0.266, SLG: 0.272 (1, 6)	K			K2-3			1B	1B	K	5	2	1	0	0	3	1											
Cesar Geronimo, L OBP: 0.321, SLG: 0.478 (8, 8)			K			IHR		E2		4	2	3	3	0	1	0											
Gary Nolan, R OBP: 0.160, SLG: 0.109 Clay Carroll, R OBP: 0.500, SLG: 0.500 (7, 1)	4-3			4-3		K		1B	WP	3	0	0	0	0	1	1											
								1B		1	1	1	1	0	0	0											
<b>Inning Stats</b>	R: 1 E: 1 K: 1 S: 6	H: 0 LOB: 0 BB: 0 P: 6	R: 0 E: 0 K: 1 S: 5	H: 0 LOB: 0 BB: 0 P: 5	R: 0 E: 0 K: 2 S: 7	H: 0 LOB: 0 BB: 0 P: 7	R: 0 E: 0 K: 1 S: 6	H: 1 LOB: 1 BB: 0 P: 6	R: 1 E: 0 K: 3 S: 10	H: 1 LOB: 0 BB: 0 P: 10	R: 0 E: 0 K: 0 S: 3	H: 0 LOB: 0 BB: 0 P: 3	R: 2 E: 0 K: 1 S: 8	H: 3 LOB: 1 BB: 0 P: 8	R: 8 E: 1 K: 0 S: 11	H: 8 LOB: 2 BB: 2 P: 19	R: 0 E: 0 K: 1 S: 5	H: 0 LOB: 0 BB: 0 P: 5	1B: 9 2B: 0 3B: 1 HR: 3	SF: 1 SAC: 0 DP: 0 HBP: 0	WP: 1 PB: 0 SB: 0 CS: 0	PA: 43					
<b>PITCHER</b>	IP	WLS	BF	H	R	ER	SO	BB	IBB	HBP	BLK	WP	HR	S	P	ERA	WHIP										
Mike Corkins, R ERA: 2.96 (1, 1)	7.0	L	27	5	4	3	9	0	0	0	0	0	1	45	45	3.86	0.714										
Fred Norman, L ERA: 3.39 (8, 1)	0.0		3	2	3	3	0	1	0	0	0	0	0	2	6	∞	∞										
Bill Greif, R ERA: 5.7 (8, 1)	0.1		4	3	1	1	0	0	0	0	0	0	1	4	4	27.00	9.000										
Ed Acosta, R ERA: 5.01 (8, 1)	1.2		9	3	4	4	1	1	0	0	0	1	0	10	14	21.60	2.400										

Batter	1	2	3	4	5	6	7	8	9	AB	R	H	RBI	BB	SO	LOB	BOTTOM										
Jerry Morales, R OBP: 0.344, SLG: 0.422 (1, 8)	5-3		6-3		1B		BB		FC6-4	4	0	1	0	1	0	1	<p>Cincinnati Reds @ San Diego Padres San Diego Stadium, San Diego, CA Sun Jul 02 1972, 6:33 AM EDT Att: 12,754 - Unknown</p> <p>livebaseballscorecards.com</p> <p>AB 34 R 2 H 9 RBI 2 BB 1 SO 6 LOB 14</p> 										
Dave Roberts, R OBP: 0.290, SLG: 0.398 (1, 5)	F2		F9		SF8		P6			3	0	0	1	0	0	2											
Leron Lee, L OBP: 0.358, SLG: 0.509 (1, 7)	P7			1B	F7				K	4	0	1	0	0	1	1											
Nate Colbert, R OBP: 0.290, SLG: 0.453 (1, 3)		FC5-4		F9		6-3		HR		4	1	2	1	0	0	1											
Cito Gaston, R OBP: 0.283, SLG: 0.340 (1, 9)		FC5-4		K		F6		K		4	0	0	0	0	2	2											
Gary Jesteadt, R OBP: 0.261, SLG: 0.310 (1, 4)		FC4			1B	6-3		5-3		4	0	1	0	0	0	1											
Pat Corrales, R OBP: 0.238, SLG: 0.172 (1, 2)				4-3					6-3	4	0	2	0	0	0	2											
Enzo Hernandez, R OBP: 0.248, SLG: 0.232 Curt Blefary, L OBP: 0.275, SLG: 0.340 Fred Stanley, R OBP: 0.304, SLG: 0.229 (7, PH) (8, 6)							L9		K	2	1	1	0	0	0	2											
Mike Corkins, R OBP: 0.291, SLG: 0.364 Mike Toribio, L OBP: 0.211, SLG: 0.003 Fred Norman, S OBP: 0.211, SLG: 0.226 Bill Greif, R OBP: 0.211, SLG: 0.226 Ed Acosta, S OBP: 0.209, SLG: 0.303 (7, PH) (8, 1) (8, 1) (8, 1) (8, 1) (8, PH)			K		SH5-4				FC6-4	1	0	0	0	0	1	0											
										1	0	0	0	0	0	0											
										1	0	0	0	0	0	0											
										1	0	0	0	0	0	0											
										1	0	0	0	0	0	0											
<b>Inning Stats</b>	R: 0 E: 0 K: 0 S: 3	H: 0 LOB: 0 BB: 0 P: 3	R: 0 E: 0 K: 0 S: 5	H: 2 LOB: 2 BB: 0 P: 5	R: 0 E: 0 K: 1 S: 5	H: 0 LOB: 0 BB: 0 P: 5	R: 0 E: 0 K: 1 S: 7	H: 2 LOB: 2 BB: 0 P: 7	R: 1 E: 0 K: 0 S: 5	H: 2 LOB: 1 BB: 0 P: 5	R: 0 E: 0 K: 0 S: 3	H: 0 LOB: 0 BB: 0 P: 3	R: 0 E: 0 K: 1 S: 6	H: 1 LOB: 2 BB: 1 P: 10	R: 1 E: 0 K: 2 S: 8	H: 1 LOB: 0 BB: 0 P: 8	R: 0 E: 0 K: 1 S: 6	H: 1 LOB: 1 BB: 0 P: 6	1B: 8 2B: 0 3B: 0 HR: 1	SF: 1 SAC: 1 DP: 0 HBP: 0	WP: 0 PB: 0 SB: 0 CS: 0	PA: 37					
<b>PITCHER</b>	IP	WLS	BF	H	R	ER	SO	BB	IBB	HBP	BLK	WP	HR	S	P	ERA	WHIP										
Gary Nolan, R ERA: 1.9 (1, 1)	6.2	W	27	7	1	1	3	0	0	0	0	0	0	33	33	1.35	1.050										
Clay Carroll, R ERA: 1.54 (7, 1)	2.1	S	10	2	1	1	3	1	0	0	0	0	1	15	19	3.86	1.286										



Batter	1	2	3	4	5	6	7	8	9	AB	R	H	RBI	BB	SO	LOB	TOP			
<b>Lou Brock, L</b> OBP: 0.353, SLG: 0.407 (1, 7)										4	0	2	0	0	0	0				
<b>Luis Melendez, R</b> OBP: 0.289, SLG: 0.348 (1, 8) (9, 9)										4	1	2	0	0	0	2				
<b>Matty Alou, L</b> OBP: 0.350, SLG: 0.388 (1, 9) (9, 3)										3	0	0	0	1	0	2				
<b>Joe Torre, R</b> OBP: 0.363, SLG: 0.483 (1, 5)										4	1	1	0	0	0	2				
<b>Ted Simmons, S</b> OBP: 0.326, SLG: 0.475 (1, 2)										4	0	2	2	0	0	2				
<b>Don Clendenon, R</b> OBP: 0.274, SLG: 0.319 <b>Jose Cruz, L</b> OBP: 0.282, SLG: 0.278 (1, 3) (9, 8)										3	0	0	0	1	1					
<b>Ed Crosby, L</b> OBP: 0.291, SLG: 0.274 (1, 4)										4	1	1	0	0	1	3				
<b>Dal Maxvill, R</b> OBP: 0.303, SLG: 0.285 (1, 6)										4	0	0	0	0	1	1				
<b>Rick Wise, R</b> OBP: 0.204, SLG: 0.271 (1, 1)										3	1	1	2	0	1	0				
<b>Inning Stats</b>	R: 0 E: 0 K: 0 S: 3	H: 1 LOB: 0 BB: 0 P: 3	R: 0 E: 0 K: 0 S: 4	H: 1 LOB: 1 BB: 0 P: 4	R: 0 E: 0 K: 1 S: 5	H: 0 LOB: 0 BB: 0 P: 5	R: 0 E: 0 K: 0 S: 3	H: 1 LOB: 1 BB: 1 P: 7	R: 2 E: 0 K: 1 S: 7	H: 2 LOB: 0 BB: 0 P: 7	R: 2 E: 0 K: 0 S: 5	H: 3 LOB: 1 BB: 1 P: 9	R: 0 E: 0 K: 0 S: 4	H: 1 LOB: 1 BB: 0 P: 4	R: 0 E: 0 K: 0 S: 3	H: 0 LOB: 0 BB: 0 P: 7	1B: 6 2B: 2 3B: 0 HR: 1	SF: 0 SAC: 0 DP: 3 HBP: 0	WP: 0 PA: 35 PB: 0 SB: 1 CS: 0	
<b>PITCHER</b>	IP	WLS	BF	H	R	ER	SO	BB	IBB	HBP	BLK	WP	HR	S	P	ERA	WHIP			
<b>Don Gullett, L</b> ERA: 5.8 <b>Tom Hall, L</b> ERA: 2.93 (1, 1) (9, 1)	8.0	L	32	9	4	4	2	1	1	0	0	0	1	34	42	4.50	1.250			

St. Louis Cardinals @ Cincinnati Reds  
Riverfront Stadium, Cincinnati, OH  
Mon Jul 03 1972, 7:05 PM EDT  
Att: 30,830 - Unknown

AB 33  
R 4  
H 9  
RBI 4  
BB 2  
SO 4  
LOB 13



Batter	1	2	3	4	5	6	7	8	9	AB	R	H	RBI	BB	SO	LOB	BOTTOM				
<b>Joe Morgan, L</b> OBP: 0.420, SLG: 0.437 (1, 4)										4	1	2	0	0	0	1					
<b>Pete Rose, S</b> OBP: 0.344, SLG: 0.365 (1, 7)										3	1	1	0	1	0	0					
<b>Bobby Tolan, L</b> OBP: 0.355, SLG: 0.429 (1, 8)										4	0	2	1	0	1	2					
<b>Johnny Bench, R</b> OBP: 0.369, SLG: 0.566 (1, 2)										4	0	0	0	0	0	2					
<b>Tony Perez, R</b> OBP: 0.346, SLG: 0.543 (1, 3)										4	0	2	1	0	0	0					
<b>Denis Menke, R</b> OBP: 0.351, SLG: 0.354 (1, 5)										4	0	1	0	0	1	1					
<b>Dave Concepcion, R</b> OBP: 0.263, SLG: 0.268 <b>Hal McRae, R</b> OBP: 0.271, SLG: 0.455 (1, 6) (9, PH)										3	0	0	0	0	0	0					
<b>Cesar Geronimo, L</b> OBP: 0.317, SLG: 0.466 (1, 9)										4	0	1	0	0	2	2					
<b>Don Gullett, R</b> OBP: 0.357, SLG: 0.385 <b>Joe Hague, L</b> OBP: 0.349, SLG: 0.425 <b>Tom Hall, L</b> (1, 1) (8, PH) (9, 1)										1	0	0	0	0	1	0					
<b>Inning Stats</b>	R: 0 E: 0 K: 0 S: 3	H: 1 LOB: 0 BB: 0 P: 3	R: 0 E: 0 K: 0 S: 3	H: 0 LOB: 0 BB: 0 P: 3	R: 0 E: 0 K: 1 S: 5	H: 0 LOB: 0 BB: 0 P: 5	R: 2 E: 0 K: 1 S: 7	H: 3 LOB: 1 BB: 1 P: 11	R: 0 E: 0 K: 0 S: 4	H: 1 LOB: 1 BB: 0 P: 4	R: 0 E: 0 K: 0 S: 3	H: 0 LOB: 0 BB: 0 P: 3	R: 0 E: 0 K: 0 S: 3	H: 0 LOB: 0 BB: 0 P: 3	R: 0 E: 0 K: 3 S: 11	H: 2 LOB: 2 BB: 0 P: 11	R: 0 E: 0 K: 1 S: 7	H: 2 LOB: 2 BB: 0 P: 7	1B: 8 2B: 1 3B: 0 HR: 0	SF: 0 SAC: 1 DP: 1 HBP: 0	WP: 0 PA: 36 PB: 0 SB: 1 CS: 1
<b>PITCHER</b>	IP	WLS	BF	H	R	ER	SO	BB	IBB	HBP	BLK	WP	HR	S	P	ERA	WHIP				
<b>Rick Wise, R</b> ERA: 3.5 (1, 1)	9.0	W	35	9	2	2	6	1	0	0	0	0	0	46	50	2.00	1.111				

St. Louis Cardinals @ Cincinnati Reds  
Riverfront Stadium, Cincinnati, OH  
Mon Jul 03 1972, 7:05 PM EDT  
Att: 30,830 - Unknown

AB 33  
R 2  
H 9  
RBI 2  
BB 1  
SO 6  
LOB 10





Batter	1	2	3	4	5	6	7	8	9	AB	R	H	RBI	BB	SO	LOB	TOP				
Lou Brock, L OBP: 0.352, SLG: 0.411 (1,7)	0-0 6-3		0-0 F7		0-0 6-3		0-0 3B			4	0	1	0	0	0	2	<b>St. Louis Cardinals @ Cincinnati Reds</b> Riverfront Stadium, Cincinnati, OH Tue Jul 04 1972, 3:33 AM EDT Att: 15,729 - Unknown  <a href="http://livebaseballscorecards.com">livebaseballscorecards.com</a>				
Luis Melendez, R OBP: 0.301, SLG: 0.361 (1,8)	0-0 F8 1B		0-0 2B		4-0 BB		0-0 F9			3	0	2	1	1	0	1					
Matty Alou, L OBP: 0.348, SLG: 0.386 (1,9)	0-0 1-2 1B		0-0 F7		0-0 F9			0-0 4-3		4	0	1	0	0	0	3					
Joe Torre, R OBP: 0.358, SLG: 0.476 (1,5)	0-0 F8		0-0 F8		0-0 F7		0-0 K			4	0	0	0	0	1	3					
Ted Simmons, S OBP: 0.325, SLG: 0.472 (1,2)	0-0 P6			0-0 F9		0-0 F9		0-0 1B		4	0	1	0	0	0	2					
Donn Clendenon, R OBP: 0.282, SLG: 0.330 (1,3)		0-0 6-3		0-3 K		4-0 1B BB		0-0 2B		3	0	1	0	1	1	0					
Ed Crosby, L OBP: 0.292, SLG: 0.273 (1,4)		0-0 F2		0-0 F9		0-0 1-2 1B		0-0 5-3		4	0	1	0	0	0	1					
Dal Maxwell, R OBP: 0.302, SLG: 0.291 (1,6)		0-0 F9			0-0 2B		0-0 4-3		0-0 F8	4	0	1	0	0	0	1					
Scipio Spinks, R Lowell Palmer, R Tony Cloninger, R John Cumberland, L Joe Grzenda, R Mo'Nique Drabowsky, R Joe Grzenda, R Mo'Nique Drabowsky, R			0-0 2B 1B		0-0 F7		0-0 F7		0-0 F8	1	0	1	0	0	0	0					
<b>Inning Stats</b>	R: 0 E: 0 K: 0 S: 5	H: 2 LOB: 2 BB: 0 P: 5	R: 0 E: 0 K: 0 S: 3	H: 0 LOB: 0 BB: 0 P: 3	R: 1 E: 0 K: 0 S: 5	H: 2 LOB: 1 BB: 0 P: 5	R: 0 E: 0 K: 1 S: 5	H: 0 LOB: 0 BB: 0 P: 5	R: 0 E: 0 K: 0 S: 4	H: 1 LOB: 2 BB: 1 P: 8	R: 0 E: 0 K: 0 S: 3	H: 1 LOB: 1 BB: 1 P: 7	R: 0 E: 0 K: 0 S: 4	H: 1 LOB: 1 BB: 0 P: 4	R: 0 E: 0 K: 1 S: 5	H: 1 LOB: 1 BB: 0 P: 5		R: 0 E: 0 K: 0 S: 4	H: 1 LOB: 1 BB: 0 P: 4	1B: 5 2B: 3 3B: 1 HR: 0	SF: 0 SAC: 0 DP: 0 HBP: 0
<b>PITCHER</b> Ross Grimsley, L ERA: 2.03 (1,1)	IP: 9.0 WLS: W BF: 36 H: 9 R: 1 ER: 1 SO: 2 BB: 2 IBB: 0 HBP: 0 BLK: 0 WP: 0 HR: 0 S: 38 P: 46 ERA: 1.00 WHIP: 1.222																				

Batter	1	2	3	4	5	6	7	8	9	AB	R	H	RBI	BB	SO	LOB	BOTTOM				
Joe Morgan, L OBP: 0.424, SLG: 0.435 (1,4)	0-3 K	4-0 2B BB		4-0 BB BB		4-0 G4-3 BB				1	1	0	1	3	1	0	<b>St. Louis Cardinals @ Cincinnati Reds</b> Riverfront Stadium, Cincinnati, OH Tue Jul 04 1972, 3:33 AM EDT Att: 15,729 - Unknown  <a href="http://livebaseballscorecards.com">livebaseballscorecards.com</a>				
Pete Rose, S OBP: 0.346, SLG: 0.368 (1,7)	4-0 S BB	0-0 4-3 2B		0-0 F7		0-0 G4-3 BB				3	0	1	3	1	0	2					
Ted Uhlhaender, L OBP: 0.241, SLG: 0.176 (8,7)		1-2 2-3 3-H				1-2				0	0	0	0	0	0	0					
Bobby Tolan, L OBP: 0.354, SLG: 0.424 (1,8)	0-3 K	0-0 4-3		4-0 FC5-4 BB		0-0 G3				3	0	0	0	1	1	2					
Johnny Bench, R OBP: 0.368, SLG: 0.559 (1,2)	0-3 K	0-3 K		0-0 FC5-4		4-0 L4-3 BB				3	0	0	0	1	2	4					
Tony Perez, R OBP: 0.348, SLG: 0.546 (1,3)		0-0 1B BB 1B	0-0 3-1 SF7 2B		0-0 1-3		0-0 F8			4	2	2	0	0	0	1					
Joe Hague, L OBP: 0.348, SLG: 0.420 (1,9)		4-0 BB 1B	0-0 3-1		0-0 4-3		0-0 L4-3			2	1	0	0	1	0	1					
Cesar Geronimo, L OBP: 0.313, SLG: 0.459 (6,9)		1-2 BB BB	2-3							1	0	0	0	0	0	1					
Denis Menke, R OBP: 0.353, SLG: 0.364 (1,5)		0-0 BB BB 2B 1B	0-0 SF7		0-0 2B				0-0 P4	3	1	2	1	0	0	0					
Dave Concepcion, R OBP: 0.266, SLG: 0.266 (1,6)		4-0 BB BB 2B	0-3 K		4-0 IBB				0-0 6-3	2	1	0	1	2	1	0					
Ross Grimsley, L OBP: 0.077, SLG: 0.040 (1,1)		0-3 K		0-0 F8		0-3 K			0-0 6-3	4	0	0	0	0	2	5					
<b>Inning Stats</b>	R: 0 E: 0 K: 3 S: 9	H: 0 LOB: 1 BB: 1 P: 13	R: 5 E: 0 K: 2 S: 10	H: 3 LOB: 3 BB: 3 P: 22	R: 1 E: 0 K: 1 S: 6	H: 1 LOB: 0 BB: 0 P: 6	R: 0 E: 0 K: 0 S: 3	H: 0 LOB: 2 BB: 2 P: 11	R: 0 E: 0 K: 1 S: 6	H: 1 LOB: 2 BB: 1 P: 10	R: 0 E: 0 K: 0 S: 2	H: 0 LOB: 0 BB: 1 P: 6	R: 0 E: 0 K: 0 S: 2	H: 0 LOB: 0 BB: 1 P: 6	R: 0 E: 0 K: 0 S: 3	H: 0 LOB: 0 BB: 0 P: 3	R: 0 E: 0 K: 0 S: 3	H: 0 LOB: 0 BB: 0 P: 3	1B: 2 2B: 4 3B: 0 HR: 0	SF: 1 SAC: 0 DP: 2 HBP: 0	WP: 0 PA: 36 PB: 0 SB: 1 CS: 0
<b>PITCHER</b> Scipio Spinks, R ERA: 2.67 (1,1)	IP: 2.0 WLS: L BF: 13 H: 3 R: 5 ER: 5 SO: 5 BB: 4 IBB: 0 HBP: 0 BLK: 0 WP: 0 HR: 0 S: 19 P: 35 ERA: 22.50 WHIP: 3.500																				
<b>PITCHER</b> Joe Grzenda, L ERA: 4.67 (8,1)	IP: 1.0 WLS: L BF: 3 H: 0 R: 0 ER: 0 SO: 0 BB: 0 IBB: 0 HBP: 0 BLK: 0 WP: 0 HR: 0 S: 3 P: 3 ERA: 0.00 WHIP: 0.000																				
Lowell Palmer, R ERA: 6.14 (3,1)	2.0	9	1	1	1	1	2	0	0	0	0	0	9	17	4.50	1.500					
Tony Cloninger, R ERA: 4.87 (5,1)	1.0	5	1	0	0	1	0	1	0	0	0	0	6	10	0.00	1.000					
John Cumberland, L ERA: 8.5 (6,1)	1.0	3	0	0	0	0	1	0	0	0	0	0	2	6	0.00	1.000					
Mo'Nique Drabowsky, R ERA: 2.25 (7,1)	1.0	3	0	0	0	0	1	0	0	0	0	0	2	6	0.00	1.000					



Batter	1	2	3	4	5	6	7	8	9	AB	R	H	RBI	BB	SO	LOB	TOP					
<b>Rick Monday, L</b> OBP: 0.393, SLG: 0.413 (1, 8)	F2			5-3 BB		4-3		G3 2B BB		2	1	0	0	2	0	0	<b>Chicago Cubs @ Cincinnati Reds</b> Riverfront Stadium, Cincinnati, OH Fri Jul 07 1972, 7:05 PM EDT Att: 40,042 - Unknown - 69 F					
<b>Don Kessinger, S</b> OBP: 0.345, SLG: 0.296 <b>Carmen Fanzone, R</b> OBP: 0.342, SLG: 0.371 (1, 6) (8, 6)	F9			F9		G3		G3		4	0	0	0	0	0	2						
<b>Billy Williams, L</b> OBP: 0.366, SLG: 0.554 (1, 7)	F3			5-3		F8		F8		3	0	0	0	1	0	1						
<b>Ron Santo, R</b> OBP: 0.353, SLG: 0.517 (1, 5)		L7		5-3				F8		4	0	1	1	0	0	1						
<b>Joe Pepitone, L</b> OBP: 0.237, SLG: 0.259 (1, 3)		F8				HR		BB		4	1	2	1	0	1	0						
<b>Jim Hickman, R</b> OBP: 0.383, SLG: 0.464 <b>Jose Cardenal, R</b> OBP: 0.335, SLG: 0.468 (9, PR) (9, 9)		5-3				FC3-6 1B		BB		2	0	1	0	2	0	0						
<b>Paul Popovich, S</b> OBP: 0.226, SLG: 0.224 (1, 4)						FC3-6 1B		BB		0	0	0	0	0	0	0						
<b>Randy Hundley, R</b> OBP: 0.266, SLG: 0.306 (1, 2)				P9		FC3-6 1-2		P8		4	0	1	0	0	0	3						
<b>Burt Hooton, R</b> OBP: 0.146, SLG: 0.068 <b>Jack Aker, R</b> (9, 1)				K		F5		5-3		4	0	0	0	0	2	5						
				F8		5-3				4	0	0	0	0	2	3						
<b>Inning Stats</b>	R: 0 E: 0 K: 0 S: 3	H: 0 LOB: 0 BB: 0 P: 3	R: 0 E: 0 K: 0 S: 3	H: 0 LOB: 0 BB: 0 P: 3	R: 0 E: 0 K: 1 S: 5	H: 0 LOB: 0 BB: 0 P: 5	R: 0 E: 0 K: 0 S: 3	H: 0 LOB: 1 BB: 1 P: 7	R: 1 E: 0 K: 0 S: 5	H: 2 LOB: 1 BB: 0 P: 5	R: 0 E: 0 K: 0 S: 3	H: 0 LOB: 0 BB: 0 P: 3	R: 0 E: 0 K: 0 S: 4	H: 1 LOB: 2 BB: 1 P: 8	R: 1 E: 0 K: 3 S: 5	H: 1 LOB: 2 BB: 2 P: 13	R: 0 E: 0 K: 3 S: 10	H: 1 LOB: 2 BB: 1 P: 14	1B: 3 2B: 1 3B: 0 HR: 1	SF: 0 SAC: 0 DP: 0 HBP: 0	WP: 0 PB: 0 SB: 0 CS: 0	PA: 36
<b>PITCHER</b>	IP	WLS	BF	H	R	ER	SO	BB	IBB	HBP	BLK	WP	HR	S	P	ERA	WHIP					
<b>Wayne Simpson, R</b> ERA: 3.86 <b>Tom Hall, L</b> ERA: 2.79	(1, 1)	8.0	L	31	4	2	2	2	3	1	0	0	0	0	10	14	0.00	2.000				

AB	31
R	2
H	5
RBI	2
BB	5
SO	5
LOB	15



Batter	1	2	3	4	5	6	7	8	9	AB	R	H	RBI	BB	SO	LOB	BOTTOM					
<b>Joe Morgan, L</b> OBP: 0.419, SLG: 0.429 (1, 4)	P4-3			5-3		L9		F9		4	0	0	0	0	0	0	<b>Chicago Cubs @ Cincinnati Reds</b> Riverfront Stadium, Cincinnati, OH Fri Jul 07 1972, 7:05 PM EDT Att: 40,042 - Unknown - 69 F					
<b>Pete Rose, S</b> OBP: 0.351, SLG: 0.369 (1, 7)	BB			F7		1B		BB		2	1	1	0	2	0	0						
<b>Bobby Tolan, L</b> OBP: 0.352, SLG: 0.422 (1, 8)	P4			3-1		1-2		1-4-3 1B		4	0	1	0	0	1	2						
<b>Johnny Bench, R</b> OBP: 0.369, SLG: 0.557 (1, 2)	BB			P6		L4-3		1-2		3	0	1	0	1	0	2						
<b>Tony Perez, R</b> OBP: 0.350, SLG: 0.545 (1, 3)	K			1B		6-3		BB		4	0	2	1	0	1	2						
<b>George Foster, R</b> OBP: 0.269, SLG: 0.333 (1, 9)		5-3		K		F8		F8		4	0	0	0	0	2	3						
<b>Denis Menke, R</b> OBP: 0.347, SLG: 0.357 (1, 5)		6-3				F8		5-3		4	0	0	0	0	0	2						
<b>Dave Concepcion, R</b> OBP: 0.264, SLG: 0.264 <b>Ted Unshander, L</b> OBP: 0.235, SLG: 0.173 <b>Darrel Chaney, S</b> OBP: 0.390, SLG: 0.303 (1, 6) (8, PH) (9, 6)		K				L5		3-1		2	0	0	0	0	1	0						
<b>Wayne Simpson, R</b> OBP: 0.043, SLG: 0.043 <b>Joe Hague, L</b> OBP: 0.347, SLG: 0.417 <b>Tom Hall, L</b> (9, 1)				1-3		F8		3-1		1	0	0	0	0	0	0						
<b>Inning Stats</b>	R: 0 E: 0 K: 1 S: 5	H: 0 LOB: 2 BB: 2 P: 13	R: 0 E: 0 K: 1 S: 5	H: 0 LOB: 0 BB: 0 P: 5	R: 0 E: 0 K: 0 S: 3	H: 0 LOB: 0 BB: 0 P: 3	R: 0 E: 0 K: 1 S: 6	H: 1 LOB: 1 BB: 0 P: 6	R: 0 E: 0 K: 0 S: 3	H: 0 LOB: 0 BB: 0 P: 3	R: 0 E: 0 K: 0 S: 3	H: 1 LOB: 1 BB: 1 P: 7	R: 0 E: 0 K: 0 S: 3	H: 0 LOB: 0 BB: 0 P: 3	R: 0 E: 0 K: 0 S: 3	H: 0 LOB: 0 BB: 0 P: 3	R: 1 E: 0 K: 2 S: 10	H: 3 LOB: 2 BB: 0 P: 10	1B: 5 2B: 1 3B: 0 HR: 0	SF: 0 SAC: 0 DP: 1 HBP: 0	WP: 0 PB: 0 SB: 0 CS: 0	PA: 34
<b>PITCHER</b>	IP	WLS	BF	H	R	ER	SO	BB	IBB	HBP	BLK	WP	HR	S	P	ERA	WHIP					
<b>Burt Hooton, R</b> ERA: 2.55 <b>Jack Aker, R</b> ERA: 0.75	(1, 1)	8.1	S	32	5	1	4	0	0	0	0	0	0	4	4	0.00	0.960					





Batter	1	2	3	4	5	6	7	8	9	AB	R	H	RBI	BB	SO	LOB	TOP										
<b>Rick Monday, L</b> OBP: 0.397, SLG: 0.406 (1, 8)										4	0	0	0	0	2	1	<b>Chicago Cubs @ Cincinnati Reds</b> Riverfront Stadium, Cincinnati, OH Sat Jul 08 1972, 3:33 AM EDT Att: 47,310 - Unknown										
<b>Don Kessinger, S</b> OBP: 0.348, SLG: 0.302 (1, 6)										4	0	3	1	0	0	0											
<b>Billy Williams, L</b> OBP: 0.361, SLG: 0.547 (1, 7)										4	0	0	0	0	0	3											
<b>Ron Santo, R</b> OBP: 0.347, SLG: 0.507 (1, 5)										4	0	0	0	0	0	2											
<b>Joe Pepitone, L</b> OBP: 0.254, SLG: 0.276 (1, 3)										4	0	2	0	0	0	1											
<b>Jim Hickman, R</b> OBP: 0.380, SLG: 0.476 (1, 9)										4	1	1	1	0	0	2											
<b>Paul Popovich, S</b> OBP: 0.227, SLG: 0.258 (1, 4)										4	0	1	0	0	0	1											
<b>Randy Hundley, R</b> OBP: 0.270, SLG: 0.311 (1, 2)										3	1	1	0	1	2	0											
<b>Rick Reuschel, R</b> OBP: 0.250, SLG: 0.273 (1, 1)										3	0	0	0	0	1	3											
<b>Dan McGinn, L</b> OBP: 0.333, SLG: 0.667 (7, 1)										0	0	0	0	0	0	0											
<b>Tom Phoebus, R</b> OBP: 0.083, SLG: 0.083 (7, 1)										0	0	0	0	0	0	0											
<b>Steve Hamilton, L</b> (8, 1)										0	0	0	0	0	0	0											
<b>Inning Stats</b>	R: 0 E: 0 K: 1 S: 6	H: 1 LOB: 1 BB: 0 P: 6	R: 0 E: 0 K: 0 S: 4	H: 2 LOB: 2 BB: 1 P: 8	R: 0 E: 0 K: 0 S: 3	H: 0 LOB: 0 BB: 0 P: 3	R: 1 E: 0 K: 0 S: 4	H: 1 LOB: 1 BB: 0 P: 4	R: 1 E: 0 K: 1 S: 7	H: 2 LOB: 1 BB: 0 P: 7	R: 0 E: 0 K: 0 S: 4	H: 1 LOB: 1 BB: 0 P: 4	R: 0 E: 0 K: 0 S: 4	H: 0 LOB: 0 BB: 0 P: 4	R: 0 E: 0 K: 1 S: 5	H: 1 LOB: 0 BB: 0 P: 5	R: 0 E: 0 K: 1 S: 5	H: 0 LOB: 0 BB: 0 P: 5	1B: 5 2B: 1 3B: 1 HR: 1	SF: 0 SAC: 0 DP: 1 HBP: 0	WP: 0 PB: 0 SB: 0 CS: 0	PA: 35					
<b>PITCHER</b>	IP	WLS	BF	H	R	ER	SO	BB	IBB	HBP	BLK	WP	HR	S	P	ERA	WHIP										
<b>Gary Nolan, R</b> ERA: 1.93 (1, 1)	7.0	W	29	8	2	2	4	0	1	0	0	0	1	36	40	2.57	1.143										
<b>Tom Hall, L</b> ERA: 2.77 (8, 1)	0.1		1	0	0	0	0	0	0	0	0	0	0	1	1	0.00	0.000										
<b>Clay Carroll, R</b> ERA: 1.48 (8, 1)	1.2	S	5	0	0	0	1	0	0	0	0	0	0	7	7	0.00	0.000										

AB	34
R	2
H	8
RBI	2
BB	1
SO	5
LOB	13



Batter	1	2	3	4	5	6	7	8	9	AB	R	H	RBI	BB	SO	LOB	BOTTOM										
<b>Joe Morgan, L</b> OBP: 0.422, SLG: 0.430 (1, 4)										4	0	2	0	1	0	1	<b>Chicago Cubs @ Cincinnati Reds</b> Riverfront Stadium, Cincinnati, OH Sat Jul 08 1972, 3:33 AM EDT Att: 47,310 - Unknown										
<b>Pete Rose, S</b> OBP: 0.355, SLG: 0.369 (1, 7)										3	1	1	0	2	0	5											
<b>Bobby Tolan, L</b> OBP: 0.348, SLG: 0.416 (1, 8)										4	0	0	0	0	1	5											
<b>Johnny Bench, R</b> OBP: 0.377, SLG: 0.560 (1, 2)										2	0	2	2	2	0	0											
<b>Tony Perez, R</b> OBP: 0.345, SLG: 0.536 (1, 3)										4	0	0	0	0	1	7											
<b>George Foster, R</b> OBP: 0.288, SLG: 0.330 (1, 9)										4	1	1	0	0	2	0											
<b>Denis Menke, R</b> OBP: 0.346, SLG: 0.355 (1, 5)										4	0	1	0	0	1	1											
<b>Dave Concepcion, R</b> OBP: 0.264, SLG: 0.261 (1, 6)										3	0	0	0	1	0	1											
<b>Gary Nolan, R</b> OBP: 0.189, SLG: 0.143 (8, 1)										3	1	2	1	0	0	0											
<b>Tom Hall, L</b> (8, 1)										0	0	0	0	0	0	0											
<b>Clay Carroll, R</b> OBP: 0.333, SLG: 0.333 (8, 1)										1	0	0	0	0	0	2											
<b>Inning Stats</b>	R: 1 E: 0 K: 2 S: 9	H: 2 LOB: 1 BB: 0 P: 9	R: 0 E: 0 K: 1 S: 5	H: 0 LOB: 0 BB: 0 P: 5	R: 0 E: 0 K: 0 S: 4	H: 1 LOB: 3 BB: 2 P: 12	R: 1 E: 0 K: 1 S: 8	H: 3 LOB: 2 BB: 0 P: 8	R: 0 E: 0 K: 0 S: 2	H: 0 LOB: 0 BB: 1 P: 6	R: 0 E: 0 K: 0 S: 3	H: 0 LOB: 0 BB: 0 P: 3	R: 1 E: 0 K: 0 S: 5	H: 2 LOB: 2 BB: 1 P: 9	R: 0 E: 0 K: 1 S: 6	H: 1 LOB: 3 BB: 2 P: 14	R: 0 E: 0 K: 1 S: 6	H: 1 LOB: 3 BB: 2 P: 14	1B: 9 2B: 0 3B: 0 HR: 0	SF: 0 SAC: 0 DP: 1 HBP: 0	WP: 0 PB: 0 SB: 4 CS: 0	PA: 38					
<b>PITCHER</b>	IP	WLS	BF	H	R	ER	SO	BB	IBB	HBP	BLK	WP	HR	S	P	ERA	WHIP										
<b>Rick Reuschel, R</b> ERA: 1.86 (1, 1)	6.1	L	29	7	3	3	4	3	1	0	0	0	0	33	49	4.26	1.579										
<b>Dan McGinn, L</b> ERA: 4.02 (7, 1)	0.1		1	0	0	0	0	0	0	0	0	0	0	1	1	0.00	0.000										
<b>Tom Phoebus, R</b> ERA: 3.4 (7, 1)	1.0		6	2	0	0	1	1	0	0	0	0	0	7	11	0.00	3.000										
<b>Steve Hamilton, L</b> ERA: 1.13 (8, 1)	0.1		2	0	0	0	0	1	0	0	0	0	0	1	5	0.00	3.000										

AB	32
R	3
H	9
RBI	3
BB	6
SO	5
LOB	22





Batter	1	2	3	4	5	6	7	8	9	AB	R	H	RBI	BB	SO	LOB	TOP								
<b>Don Kessinger, S</b> OBP: 0.349, SLG: 0.301 (1, 6)	F7		BB		9-2-5	K		1-2 2-3		4	0	1	0	1	1	1	<b>Chicago Cubs @ Cincinnati Reds</b> Riverfront Stadium, Cincinnati, OH Sun Jul 09 1972, 3:33 AM EDT Unknown								
<b>Glenn Beckert, R</b> OBP: 0.305, SLG: 0.352 <b>Paul Popovich, S</b> OBP: 0.227, SLG: 0.258 (8, 4)	L9		F2		1B	1B	5-3	F7		5	1	1	0	0	0	5									
<b>Billy Williams, L</b> OBP: 0.362, SLG: 0.545 (1, 7)	6-3			BB	1B	1B		F7		5	2	2	0	0	0	0									
<b>Ron Santo, R</b> OBP: 0.349, SLG: 0.502 (1, 5)		F8		F8	1B	1B		BB		4	1	1	1	1	0	1									
<b>Jim Hickman, R</b> OBP: 0.378, SLG: 0.471 <b>Rick Monday, L</b> OBP: 0.386, SLG: 0.404 (7, 8)		K		F9	1B	1B		F9		4	0	1	1	0	1	2									
<b>Jose Cardenal, R</b> OBP: 0.337, SLG: 0.467 (7, 9)				1B	BLK	BB		FC6-4		3	1	1	1	1	0	0									
<b>Tommy Davis, R</b> OBP: 0.467, SLG: 0.500 <b>Joe Pepitone, L</b> OBP: 0.266, SLG: 0.288 (6, 3)			SH1	BLK	FC6-4			FC1-5		2	0	1	1	1	0	2									
<b>Randy Hundley, R</b> OBP: 0.271, SLG: 0.311 (1, 2)			SH1	K				1B	FC1-5	3	0	1	0	0	1	1									
<b>Fergie Jenkins, R</b> OBP: 0.235, SLG: 0.258 (1, 1)			6-3		9-2-5	3B		P4	FC1-5	4	0	1	0	0	0	3									
<b>Inning Stats</b>	R: 0 E: 0 K: 0 S: 3	H: 0 LOB: 0 BB: 0 P: 3	R: 0 E: 0 K: 1 S: 5	H: 0 LOB: 0 BB: 0 P: 5	R: 0 E: 0 K: 0 S: 3	H: 0 LOB: 2 BB: 2 P: 11	R: 2 E: 0 K: 1 S: 7	H: 2 LOB: 1 BB: 1 P: 11	R: 3 E: 0 K: 0 S: 8	H: 6 LOB: 2 BB: 0 P: 8	R: 0 E: 0 K: 1 S: 5	H: 0 LOB: 0 BB: 0 P: 5	R: 0 E: 0 K: 0 S: 3	H: 0 LOB: 1 BB: 1 P: 7	R: 0 E: 0 K: 0 S: 6	H: 3 LOB: 3 BB: 0 P: 6		R: 0 E: 0 K: 0 S: 3	H: 0 LOB: 0 BB: 0 P: 3	1B: 10 2B: 1 3B: 1 HR: 0	SF: 0 SAC: 1 DP: 1 HBP: 0	WP: 0 PB: 0 SB: 0 CS: 0	PA: 41		
<b>PITCHER</b>	IP	WLS	BF	H	R	ER	SO	BB	IBB	HBP	BLK	WP	HR	S	P	ERA	WHIP								
<b>Don Gullett, L</b> ERA: 5.98 (1, 1)	4.2	L	21	5	4	4	2	3	0	0	0	0	0	22	34	7.71	1.714								
<b>Pedro Borbon, R</b> ERA: 3.19 (5, 1)	0.1		4	3	1	1	0	0	0	0	0	0	0	4	4	27.00	9.000								
<b>Jim McGlothlin, R</b> ERA: 5.01 (6, 1)	3.0		13	3	0	0	1	1	0	0	0	0	0	14	18	0.00	1.333								
<b>Ed Sprague, R</b> ERA: 3.77 (9, 1)	1.0		3	0	0	0	0	0	0	0	0	0	0	3	3	0.00	0.000								

AB	36
R	5
H	11
RBI	4
BB	4
SO	3
LOB	15



Batter	1	2	3	4	5	6	7	8	9	AB	R	H	RBI	BB	SO	LOB	BOTTOM								
<b>Joe Morgan, L</b> OBP: 0.420, SLG: 0.427 (1, 4)	4-3		P4		6-3			1B		4	0	1	0	0	0	1	<b>Chicago Cubs @ Cincinnati Reds</b> Riverfront Stadium, Cincinnati, OH Sun Jul 09 1972, 3:33 AM EDT Unknown								
<b>Pete Rose, S</b> OBP: 0.356, SLG: 0.369 (1, 7)	1B		4-3			K		1B		3	0	1	0	0	1	0									
<b>Bobby Tolan, L</b> OBP: 0.347, SLG: 0.414 (1, 8)				F8		K		P5		4	0	1	0	0	1	3									
<b>Johnny Bench, R</b> OBP: 0.373, SLG: 0.552 (1, 2)			F2		6-3			K		4	0	0	0	0	2	5									
<b>Tony Perez, R</b> OBP: 0.344, SLG: 0.531 (1, 3)			G3		1B			K		4	0	1	0	0	2	2									
<b>George Foster, R</b> OBP: 0.267, SLG: 0.326 (1, 9)		F7		P6			G1		2B	4	0	1	0	0	0	1									
<b>Denis Menke, R</b> OBP: 0.340, SLG: 0.348 (1, 5)			5-3		6-3			P5		4	0	0	0	0	0	1									
<b>Dave Concepcion, R</b> OBP: 0.262, SLG: 0.258 <b>Cesar Geronimo, L</b> OBP: 0.310, SLG: 0.453 <b>Darrel Chaney, S</b> OBP: 0.405, SLG: 0.353 (9, 6)			4-3		6-3			1B	1B	2	0	0	0	0	0	0									
<b>Don Gullett, R</b> OBP: 0.333, SLG: 0.357 <b>Pedro Borbon, R</b> OBP: 0.247, SLG: 0.354 <b>Ted Uhllander, L</b> OBP: 0.227, SLG: 0.381 <b>Jim McGlothlin, R</b> OBP: 0.227, SLG: 0.381 <b>Joe Hogue, L</b> OBP: 0.415 <b>Ed Sprague, R</b> OBP: 0.340, SLG: 0.444 (9, 9)			K					P6		1	0	0	0	0	1	0									
<b>Inning Stats</b>	R: 0 E: 0 K: 0 S: 4	H: 1 LOB: 2 BB: 0 P: 5	R: 0 E: 0 K: 0 S: 3	H: 0 LOB: 0 BB: 0 P: 3	R: 0 E: 0 K: 1 S: 5	H: 0 LOB: 0 BB: 0 P: 5	R: 0 E: 0 K: 0 S: 4	H: 1 LOB: 1 BB: 0 P: 4	R: 0 E: 0 K: 0 S: 4	H: 1 LOB: 1 BB: 0 P: 4	R: 0 E: 0 K: 3 S: 9	H: 0 LOB: 0 BB: 0 P: 9	R: 0 E: 0 K: 1 S: 5	H: 0 LOB: 0 BB: 0 P: 5	R: 0 E: 1 K: 1 S: 8	H: 2 LOB: 3 BB: 0 P: 8		R: 0 E: 0 K: 1 S: 7	H: 2 LOB: 2 BB: 0 P: 7	1B: 6 2B: 1 3B: 0 HR: 0	SF: 0 SAC: 0 DP: 0 HBP: 1	WP: 0 PB: 0 SB: 0 CS: 0	PA: 36		
<b>PITCHER</b>	IP	WLS	BF	H	R	ER	SO	BB	IBB	HBP	BLK	WP	HR	S	P	ERA	WHIP								
<b>Fergie Jenkins, R</b> ERA: 2.8 (1, 1)	9.0	W	36	7	0	0	7	0	0	1	0	0	0	49	50	0.00	0.778								





Batter	1	2	3	4	5	6	7	8	9	AB	R	H	RBI	BB	SO	LOB	TOP				
<b>Don Kessinger, S</b> OBP: 0.353, SLG: 0.308 (1, 6)										4	1	2	0	1	0	1	<b>Chicago Cubs @ Cincinnati Reds</b> Riverfront Stadium, Cincinnati, OH Sun Jul 09 1972, 3:38 AM EDT Att: 52,116 - Cloudy				
<b>Glenn Beckert, R</b> OBP: 0.308, SLG: 0.354 <b>Paul Popovich, S</b> OBP: 0.239, SLG: 0.270 (1, 4) (6, 4)										4	1	2	0	0	0	0					
<b>Jose Cardenal, R</b> OBP: 0.335, SLG: 0.459 (1, 8) (5, 9)										4	1	0	0	1	0	2					
<b>Ron Santo, R</b> OBP: 0.350, SLG: 0.500 (1, 7)										5	1	2	0	0	0	3					
<b>Jim Hickman, R</b> OBP: 0.386, SLG: 0.482 <b>Rick Monday, L</b> OBP: 0.383, SLG: 0.401 (1, 9) (5, 8)										2	2	2	1	1	0	0					
<b>Tommy Davis, R</b> OBP: 0.667, SLG: 0.600 <b>Joe Pepitone, L</b> OBP: 0.262, SLG: 0.283 (1, 3) (5, 3)										3	2	2	3	0	0	1					
<b>Carmen Fanzone, R</b> OBP: 0.346, SLG: 0.404 (1, 5)										4	2	2	5	0	0	1					
<b>Ken Rudolph, R</b> OBP: 0.267, SLG: 0.372 (1, 2)										4	0	2	1	0	0	0					
<b>Mitt Pappas, R</b> OBP: 0.273, SLG: 0.226 (1, 1)										3	0	0	0	1	1	1					
<b>Inning Stats</b>	R: 0 E: 0 K: 0 S: 3	H: 2 LOB: 0 BB: 0 P: 3	R: 0 E: 0 K: 0 S: 4	H: 1 LOB: 1 BB: 0 P: 4	R: 0 E: 0 K: 1 S: 4	H: 0 LOB: 0 BB: 1 P: 8	R: 4 E: 0 K: 0 S: 7	H: 5 LOB: 1 BB: 0 P: 7	R: 6 E: 0 K: 0 S: 8	H: 5 LOB: 1 BB: 2 P: 16	R: 0 E: 0 K: 0 S: 3	H: 0 LOB: 0 BB: 0 P: 3	R: 0 E: 0 K: 1 S: 5	H: 0 LOB: 0 BB: 0 P: 5	R: 0 E: 0 K: 0 S: 3	H: 2 LOB: 1 BB: 0 P: 7		1B: 10 2B: 4 3B: 0 HR: 1	SF: 0 SAC: 0 DP: 2 HBP: 0	WP: 0 PB: 0 SB: 0 CS: 1	PA: 42
<b>PITCHER</b>	IP	WLS	BF	H	R	ER	SO	BB	IBB	HBP	BLK	WP	HR	S	P	ERA	WHIP				
<b>Ross Grimsley, L</b> ERA: 2.56 (1, 1)	4.1	L	20	10	6	6	1	1	0	0	0	0	1	21	25	12.46	2.538				
<b>Pedro Borbon, R</b> ERA: 3.51 (5, 1)	0.2		7	3	4	4	0	1	1	0	0	0	0	5	13	54.00	6.000				
<b>Ed Sprague, R</b> ERA: 3.44 (6, 1)	3.0		10	0	0	0	1	1	0	0	0	0	0	11	15	0.00	0.333				
<b>Jim McGlothlin, R</b> ERA: 4.94 (9, 1)	1.0		4	2	0	0	0	0	0	0	0	0	0	4	4	0.00	2.000				

AB	37
R	10
H	15
RBI	10
BB	4
SO	2
LOB	10



Batter	1	2	3	4	5	6	7	8	9	AB	R	H	RBI	BB	SO	LOB	BOTTOM				
<b>Pete Rose, S</b> OBP: 0.397, SLG: 0.370 (1, 7)										4	1	1	0	0	0	2	<b>Chicago Cubs @ Cincinnati Reds</b> Riverfront Stadium, Cincinnati, OH Sun Jul 09 1972, 3:38 AM EDT Att: 52,116 - Cloudy				
<b>Joe Morgan, L</b> OBP: 0.419, SLG: 0.430 <b>Dave Concepcion, R</b> OBP: 0.260, SLG: 0.256 (1, 4) (7, 6)										3	0	1	1	0	0	1					
<b>Bobby Tolan, L</b> OBP: 0.344, SLG: 0.410 <b>George Foster, R</b> OBP: 0.275, SLG: 0.333 (1, 8) (7, 9)										3	0	0	0	0	0	1					
<b>Tony Perez, R</b> OBP: 0.341, SLG: 0.527 <b>Joe Hague, L</b> OBP: 0.347, SLG: 0.422 (1, 3) (6, 3)										2	0	0	0	0	0	0					
<b>Julian Javier, R</b> OBP: 0.299, SLG: 0.367 (1, 5)										2	0	1	2	0	0	1					
<b>Cesar Geronimo, L</b> OBP: 0.318, SLG: 0.456 (1, 9) (7, 8)										4	1	2	0	0	0	0					
<b>Bill Plummer, R</b> OBP: 0.105, SLG: 0.111 (1, 2)										4	0	1	0	0	0	1					
<b>Darrel Chaney, S</b> OBP: 0.391, SLG: 0.324 (7, 4)										3	1	0	0	1	0	2					
<b>Ross Grimsley, L</b> OBP: 0.274, SLG: 0.238 (5, 1) <b>Pedro Borbon, R</b> OBP: 0.244, SLG: 0.182 (5, PH) <b>Ted Uhllander, L</b> OBP: 0.227, SLG: 0.281 (6, 1) <b>Ed Sprague, R</b> OBP: 0.269, SLG: 0.457 (8, PH) <b>Hal McRae, R</b> OBP: 0.327, SLG: 0.381 (9, 1) <b>Jim McGlothlin, R</b> OBP: 0.345, SLG: 0.359 (9, PH)										1	0	0	0	0	0	0					
<b>Inning Stats</b>	R: 0 E: 0 K: 0 S: 3	H: 0 LOB: 0 BB: 0 P: 3	R: 0 E: 0 K: 0 S: 4	H: 1 LOB: 1 BB: 0 P: 4	R: 0 E: 0 K: 0 S: 3	H: 0 LOB: 0 BB: 0 P: 3	R: 0 E: 0 K: 0 S: 3	H: 0 LOB: 1 BB: 1 P: 7	R: 1 E: 0 K: 0 S: 5	H: 2 LOB: 1 BB: 0 P: 5	R: 0 E: 0 K: 0 S: 3	H: 0 LOB: 0 BB: 0 P: 3	R: 2 E: 0 K: 0 S: 6	H: 3 LOB: 1 BB: 0 P: 6	R: 2 E: 0 K: 1 S: 8	H: 3 LOB: 1 BB: 0 P: 8		1B: 5 2B: 4 3B: 0 HR: 0	SF: 0 SAC: 0 DP: 0 HBP: 1	WP: 0 PB: 0 SB: 1 CS: 0	PA: 38
<b>PITCHER</b>	IP	WLS	BF	H	R	ER	SO	BB	IBB	HBP	BLK	WP	HR	S	P	ERA	WHIP				
<b>Mitt Pappas, R</b> ERA: 3.15 (1, 1)	9.0	W	38	9	5	5	1	1	0	1	0	0	0	38	43	5.00	1.111				

AB	36
R	5
H	9
RBI	5
BB	1
SO	1
LOB	13





Batter	1	2	3	4	5	6	7	8	9	AB	R	H	RBI	BB	SO	LOB	TOP		
Gene Clines, R OBP: 0.362, SLG: 0.397 (1, 9)										4	0	2	0	0	0	2	<b>Pittsburgh Pirates @ Cincinnati Reds</b> Riverfront Stadium, Cincinnati, OH Tue Jul 11 1972, 7:05 PM EDT Att: 24,047 - Unknown		
Gene Alley, R OBP: 0.361, SLG: 0.344 (1, 6)										3	0	0	0	1	0	3			
Vic Davallilo, L OBP: 0.384, SLG: 0.464 (1, 7)										4	0	0	0	0	0	4			
Willie Stargell, L OBP: 0.366, SLG: 0.553 (1, 3)										4	0	1	0	0	2	0			
Al Oliver, L OBP: 0.363, SLG: 0.463 (1, 8)										4	0	1	0	0	0	1			
Manny Sanguillen, R OBP: 0.397, SLG: 0.477 (1, 2)										3	0	0	0	1	0	1			
Richie Hebner, L OBP: 0.405, SLG: 0.511 (1, 5)										3	0	0	0	0	1	2			
Bill Mazerolski, R OBP: 0.344, SLG: 0.393 (1, 4)										4	0	2	0	0	1	2			
Bob Moose, R OBP: 0.237, SLG: 0.270 (1, 1)										0	0	0	0	0	0	0			
Richie Zisk, R (5, PH)										1	0	0	0	0	1	1			
Bob Johnson, L OBP: 0.240, SLG: 0.250 (5, PH)										0	0	0	0	0	0	0			
Rennie Stennett, R OBP: 0.313, SLG: 0.420 (7, PH)										1	0	1	0	0	0	0			
Gene Garber, R (7, 1)										0	0	0	0	0	0	0			
<b>Inning Stats</b>	R: 0 E: 0 K: 0 S: 3	H: 1 LOB: 0 BB: 0 P: 3	R: 0 E: 0 K: 0 S: 3	H: 1 LOB: 1 BB: 1 P: 7	R: 0 E: 0 K: 0 S: 4	H: 1 LOB: 1 BB: 0 P: 4	R: 0 E: 0 K: 0 S: 4	H: 2 LOB: 3 BB: 1 P: 13	R: 0 E: 1 K: 2 S: 8	H: 0 LOB: 2 BB: 0 P: 9	R: 0 E: 0 K: 0 S: 3	H: 1 LOB: 0 BB: 0 P: 3	R: 0 E: 0 K: 1 S: 5	H: 0 LOB: 0 BB: 0 P: 5	R: 0 E: 0 K: 0 S: 3	H: 0 LOB: 0 BB: 0 P: 3	1B: 5 2B: 2 3B: 0 HR: 0	SF: 0 SAC: 1 DP: 3 HBP: 1	WP: 0 PA: 35 PB: 0 SB: 0 CS: 0
<b>PITCHER</b> Jack Billingham, R ERA: 3.59 (1, 1)	IP: 9.0 WLS: W BF: 35 H: 7 R: 0 ER: 0 SO: 5 BB: 2 IBB: 0 HBP: 1 BLK: 0 WP: 0 HR: 0 S: 42 P: 51 ERA: 0.00 WHIP: 1.000															<b>PITCHER</b>			

Batter	1	2	3	4	5	6	7	8	9	AB	R	H	RBI	BB	SO	LOB	BOTTOM			
Pete Rose, S OBP: 0.353, SLG: 0.366 (1, 7)										4	0	0	0	0	0	1	<b>Pittsburgh Pirates @ Cincinnati Reds</b> Riverfront Stadium, Cincinnati, OH Tue Jul 11 1972, 7:05 PM EDT Att: 24,047 - Unknown			
Joe Morgan, L OBP: 0.420, SLG: 0.429 (1, 4)										3	2	1	0	1	0	0				
Bobby Tolan, L OBP: 0.342, SLG: 0.407 (1, 8)										4	1	1	1	0	1	1				
Johnny Bench, R OBP: 0.380, SLG: 0.573 (1, 2)										4	2	4	3	0	0	0				
Tony Perez, R OBP: 0.340, SLG: 0.522 (1, 3)										4	0	1	0	0	2	2				
Denis Menke, R OBP: 0.341, SLG: 0.352 (1, 5)										2	0	0	1	1	0	1				
Cesar Geronimo, L OBP: 0.304, SLG: 0.434 (1, 9)										4	0	0	0	0	0	2				
Dave Concepcion, R OBP: 0.257, SLG: 0.253 (1, 6)										3	0	0	0	0	1	0				
Jack Billingham, R OBP: 0.091, SLG: 0.063 (1, 1)										3	0	1	0	0	1	0				
<b>Inning Stats</b>	R: 2 E: 1 K: 1 S: 7	H: 2 LOB: 1 BB: 1 P: 11	R: 0 E: 0 K: 1 S: 6	H: 1 LOB: 0 BB: 0 P: 6	R: 2 E: 0 K: 1 S: 8	H: 3 LOB: 1 BB: 0 P: 8	R: 0 E: 0 K: 1 S: 5	H: 0 LOB: 0 BB: 0 P: 5	R: 0 E: 0 K: 0 S: 6	H: 1 LOB: 1 BB: 0 P: 6	R: 0 E: 0 K: 0 S: 3	H: 0 LOB: 0 BB: 0 P: 3	R: 0 E: 0 K: 0 S: 3	H: 0 LOB: 0 BB: 0 P: 3	R: 1 E: 0 K: 0 S: 4	H: 1 LOB: 1 BB: 1 P: 8		1B: 6 2B: 1 3B: 0 HR: 1	SF: 1 SAC: 0 DP: 0 HBP: 0	WP: 1 PA: 34 PB: 0 SB: 1 CS: 0
<b>PITCHER</b> Bob Moose, R ERA: 3.5 (1, 1)	IP: 4.0 WLS: L BF: 19 H: 6 R: 4 ER: 4 SO: 4 BB: 1 IBB: 0 HBP: 0 BLK: 0 WP: 0 HR: 0 S: 26 P: 30 ERA: 9.00 WHIP: 1.750															<b>PITCHER</b>				
Bob Johnson, R ERA: 3.46 (5, 1)	IP: 2.0 WLS: 7 BF: 1 H: 0 R: 0 ER: 0 SO: 1 BB: 0 IBB: 0 HBP: 0 BLK: 0 WP: 0 HR: 0 S: 9 P: 9 ERA: 0.00 WHIP: 0.500																			
Gene Garber, R ERA: 6.0 (7, 1)	IP: 2.0 WLS: 8 BF: 1 H: 1 R: 1 ER: 1 SO: 0 BB: 1 IBB: 0 HBP: 0 BLK: 0 WP: 0 HR: 1 S: 7 P: 11 ERA: 4.50 WHIP: 1.000																			

AB 31  
R 0  
H 7  
RBI 0  
BB 2  
SO 5  
LOB 16



AB 31  
R 5  
H 8  
RBI 5  
BB 2  
SO 5  
LOB 7





Batter	1	2	3	4	5	6	7	8	9	AB	R	H	RBI	BB	SO	LOB	TOP								
Gene Clines, R (1, 9) OBP: 0.364, SLG: 0.392										4	1	1	0	1	1	2	<b>Pittsburgh Pirates @ Cincinnati Reds</b> Riverfront Stadium, Cincinnati, OH Wed Jul 12 1972, 7:05 PM EDT Att: 28,058 - Unknown								
Vic Davallio, L (1, 7) OBP: 0.389, SLG: 0.473 Rennie Stennett, R (8, PH) OBP: 0.311, SLG: 0.417										3	0	2	0	0	1	0									
Al Oliver, L (1, 8) OBP: 0.362, SLG: 0.460										4	0	1	0	0	0	1									
Willie Stargell, L (1, 3) OBP: 0.364, SLG: 0.547										3	0	0	0	1	0	0									
Richie Hebner, L (1, 5) OBP: 0.403, SLG: 0.505										4	1	1	0	0	1	3									
Manny Sanguillen, R (1, 2) OBP: 0.356, SLG: 0.473										4	1	1	0	0	1	0									
Bill Mazerolski, R (1, 4) OBP: 0.389, SLG: 0.469										4	0	3	1	0	0	0									
Gene Alley, R (1, 6) OBP: 0.364, SLG: 0.344										3	0	1	1	1	0	1									
Luke Walker, L (1, 1) Bruce Kison, R (4, 1) Richie Zisk, R (7, PH) Bob Johnson, L (7, 1) Ramon Hernandez, S (7, 1) Milt May, L (8, PH) OBP: 0.303, SLG: 0.311										1	0	0	0	0	0	2									
<b>Inning Stats</b>	R: 1 E: 0 K: 0 S: 4	H: 2 LOB: 0 BB: 0 P: 4	R: 0 E: 0 K: 0 S: 4	H: 1 LOB: 2 BB: 1 P: 8	R: 0 E: 0 K: 1 S: 5	H: 0 LOB: 0 BB: 0 P: 5	R: 0 E: 0 K: 1 S: 5	H: 0 LOB: 0 BB: 0 P: 5	R: 0 E: 0 K: 0 S: 3	H: 0 LOB: 2 BB: 0 P: 3	R: 0 E: 0 K: 0 S: 4	H: 2 LOB: 2 BB: 1 P: 8	R: 0 E: 0 K: 1 S: 6	H: 1 LOB: 1 BB: 0 P: 6	R: 0 E: 0 K: 0 S: 2	H: 0 LOB: 0 BB: 1 P: 6		R: 2 E: 0 K: 1 S: 9	H: 4 LOB: 2 BB: 0 P: 9	1B: 8 2B: 2 3B: 0 HR: 0	SF: 0 SAC: 0 DP: 3 HBP: 0	WP: 0 PB: 0 SB: 0 CS: 0	PA: 37		
<b>PITCHER</b>	IP	WLS	BF	H	R	ER	SO	BB	IBB	HBP	BLK	WP	HR	S	P	ERA	WHIP								
Wayne Simpson, R (1, 1) ERA: 3.6	7.0	W	28	6	1	1	3	2	1	0	0	0	0	31	43	1.29	1.143								
Don Gullett, L (8, 1) ERA: 8.18	1.1		6	3	2	2	0	0	0	0	0	0	0	6	6	13.50	2.250								
Clay Carroll, R (9, 1) ERA: 1.45	0.2	S	3	1	0	0	1	0	0	0	0	0	0	5	5	0.00	1.500								

AB	34
R	3
H	10
RBI	2
BB	3
SO	4
LOB	13



Batter	1	2	3	4	5	6	7	8	9	AB	R	H	RBI	BB	SO	LOB	BOTTOM								
Pete Rose, S (1, 7) OBP: 0.352, SLG: 0.364										4	0	1	0	0	0	3	<b>Pittsburgh Pirates @ Cincinnati Reds</b> Riverfront Stadium, Cincinnati, OH Wed Jul 12 1972, 7:05 PM EDT Att: 28,058 - Unknown								
Joe Morgan, L (1, 4) OBP: 0.421, SLG: 0.425										2	1	0	0	2	0	0									
Bobby Tolan, L (1, 8) OBP: 0.342, SLG: 0.407										3	0	1	2	0	0	2									
Johnny Bench, R (1, 2) OBP: 0.382, SLG: 0.594										4	2	2	3	0	2	0									
Tony Perez, R (1, 3) OBP: 0.342, SLG: 0.532										3	1	1	1	1	1	0									
Denis Menke, R (1, 5) OBP: 0.340, SLG: 0.350										4	0	1	0	0	0	0									
George Foster, R (1, 9) OBP: 0.274, SLG: 0.330										4	1	1	0	0	1	2									
Dave Concepcion, R (1, 6) OBP: 0.262, SLG: 0.255										2	1	1	0	1	1	0									
Wayne Simpson, R (1, 1) OBP: 0.038, SLG: 0.038										3	0	0	0	0	1	3									
Don Gullett, R (8, 1) OBP: 0.333, SLG: 0.357										0	0	0	0	0	0	0									
Clay Carroll, R (9, 1) OBP: 0.333, SLG: 0.333										0	0	0	0	0	0	0									
<b>Inning Stats</b>	R: 0 E: 0 K: 0 S: 3	H: 0 LOB: 0 BB: 0 P: 3	R: 1 E: 0 K: 2 S: 8	H: 1 LOB: 0 BB: 0 P: 8	R: 0 E: 0 K: 0 S: 3	H: 1 LOB: 0 BB: 0 P: 3	R: 2 E: 1 K: 0 S: 5	H: 2 LOB: 1 BB: 1 P: 9	R: 0 E: 0 K: 1 S: 6	H: 1 LOB: 2 BB: 1 P: 10	R: 0 E: 0 K: 2 S: 7	H: 0 LOB: 0 BB: 0 P: 7	R: 2 E: 0 K: 1 S: 6	H: 2 LOB: 2 BB: 2 P: 14	R: 1 E: 0 K: 0 S: 4	H: 1 LOB: 0 BB: 0 P: 4	1B: 5 2B: 0 3B: 0 HR: 3	SF: 0 SAC: 1 DP: 2 HBP: 0	WP: 0 PB: 0 SB: 0 CS: 0	PA: 34					
<b>PITCHER</b>	IP	WLS	BF	H	R	ER	SO	BB	IBB	HBP	BLK	WP	HR	S	P	ERA	WHIP								
Luke Walker, L (1, 1) ERA: 3.53	3.1	L	15	4	3	2	2	1	0	0	0	0	0	14	18	0.00	0.750								
Bruce Kison, R (4, 1) ERA: 2.7	2.2		9	1	0	0	3	1	0	0	0	0	0	4	8	54.00	6.000								
Bob Johnson, R (7, 1) ERA: 3.71	0.1		3	1	2	2	1	1	0	0	0	0	0	1	6	5.40	1.800								
Ramon Hernandez, L (7, 1) ERA: 1.31	1.2		7	2	1	1	0	1	0	0	0	0	1	6	10	5.40	1.800								





Batter	1	2	3	4	5	6	7	8	9	AB	R	H	RBI	BB	SO	LOB	TOP							
Gene Clines, R (1, 9) OBP: 0.360, SLG: 0.388	L4		L9					L5-3		4	0	1	0	0	0	0	<b>Pittsburgh Pirates @ Cincinnati Reds</b> Riverfront Stadium, Cincinnati, OH Thu Jul 13 1972, 7:05 PM EDT Att: 32,060 - Unknown							
Vic Davallio, L (1, 7) OBP: 0.391, SLG: 0.474	1B			K				WP 1B		4	0	2	0	0	2	1								
Al Oliver, L (1, 8) OBP: 0.366, SLG: 0.464	1B			F9				1B		4	0	3	0	0	0	0								
Willie Stargell, L (1, 3) OBP: 0.363, SLG: 0.541	5-3			5-3				1B		3	0	0	0	1	1	3								
Richie Hebner, L (1, 5)		F7						K		4	0	0	0	0	2	5								
Rennie Stennett, R (1, 4) OBP: 0.316, SLG: 0.419				5-3					4-3	4	0	2	0	0	0	0								
Milt May, L (1, 2) OBP: 0.300, SLG: 0.308		G3-6-3						1B	4-3	4	0	1	0	0	1	2								
Gene Alley, R (1, 6) OBP: 0.358, SLG: 0.337				F8						3	0	0	0	0	0	2								
Manny Sanguillen, R (9, PH) OBP: 0.358, SLG: 0.475					5-3			FC1-6		1	0	1	0	0	0	0								
Steve Blass, R (1, 1) OBP: 0.208, SLG: 0.196				L7				1B		3	0	0	0	0	1	1								
Bob Robertson, R (9, PH) OBP: 0.260, SLG: 0.286						K2-3		F8		1	0	0	0	0	1	1								
<b>Inning Stats</b>	R: 0 E: 0 K: 0 S: 4	H: 2 LOB: 1 BB: 0 P: 4	R: 0 E: 0 K: 0 S: 3	H: 1 LOB: 0 BB: 0 P: 3	R: 0 E: 0 K: 1 S: 5	H: 0 LOB: 0 BB: 0 P: 3	R: 0 E: 0 K: 1 S: 5	H: 0 LOB: 0 BB: 0 P: 5	R: 0 E: 0 K: 0 S: 4	H: 1 LOB: 1 BB: 0 P: 4	R: 0 E: 0 K: 3 S: 11	H: 2 LOB: 3 BB: 1 P: 15	R: 0 E: 0 K: 1 S: 6	H: 1 LOB: 1 BB: 0 P: 6	R: 0 E: 0 K: 2 S: 9	H: 2 LOB: 2 BB: 0 P: 9	R: 0 E: 0 K: 1 S: 6	H: 1 LOB: 1 BB: 0 P: 6	1B: 10 2B: 0 3B: 0 HR: 0	SF: 0 SAC: 0 DP: 1 HBP: 0	WP: 1 PB: 0 SB: 0 CS: 0	PA: 36		
<b>PITCHER</b>	IP WLS BF H R ER SO BB IBB HBP BLK WP HR S P ERA WHIP	8.0 W 32 9 0 0 7 1 0 0 0 1 0 0 45 49 0.00 1.250	1.0 S 4 1 0 0 1 0 0 0 0 0 0 6 6 0.00 1.000																					

Batter	1	2	3	4	5	6	7	8	9	AB	R	H	RBI	BB	SO	LOB	BOTTOM							
Pete Rose, S (1, 7) OBP: 0.391, SLG: 0.366	L9		6-3							4	1	1	0	0	0	1	<b>Pittsburgh Pirates @ Cincinnati Reds</b> Riverfront Stadium, Cincinnati, OH Thu Jul 13 1972, 7:05 PM EDT Att: 32,060 - Unknown							
Joe Morgan, L (1, 4) OBP: 0.418, SLG: 0.423	F5		K					P3		4	0	1	0	0	1	0								
Bobby Tolan, L (1, 8) OBP: 0.341, SLG: 0.406	1B				P6			6-3		3	0	1	1	0	0	0								
Johnny Bench, R (1, 2) OBP: 0.381, SLG: 0.591					6-3			6-3		3	0	1	0	0	0	0								
Tony Perez, R (1, 3) OBP: 0.338, SLG: 0.526	K				6-3			1-3		3	0	0	0	0	1	2								
Denis Menke, R (1, 5) OBP: 0.340, SLG: 0.350		P4			5-3			1B		3	0	1	0	0	0	0								
Cesar Geronimo, L (1, 9) OBP: 0.326, SLG: 0.488								1B		3	1	3	1	0	0	0								
Dave Concepcion, R (1, 6) OBP: 0.263, SLG: 0.253		G6-4-3						HR		2	0	0	0	0	0	3								
Gary Nolan, R (1, 1) OBP: 0.185, SLG: 0.140								G6-3		1	0	0	0	0	0	0								
Ted Uhlender, L (8, PH) OBP: 0.241, SLG: 0.179					2-3			SH1-4		1	0	0	0	0	0	0								
Clay Carroll, R (9, 1) OBP: 0.333, SLG: 0.333								1-2		0	0	0	0	0	0	0								
<b>Inning Stats</b>	R: 0 E: 0 K: 1 S: 7	H: 2 LOB: 2 BB: 0 P: 7	R: 0 E: 0 K: 0 S: 3	H: 1 LOB: 0 BB: 0 P: 3	R: 0 E: 0 K: 1 S: 5	H: 0 LOB: 0 BB: 0 P: 5	R: 0 E: 0 K: 0 S: 3	H: 0 LOB: 0 BB: 0 P: 3	R: 1 E: 0 K: 0 S: 4	H: 1 LOB: 1 BB: 0 P: 5	R: 0 E: 0 K: 0 S: 3	H: 0 LOB: 0 BB: 0 P: 3	R: 0 E: 0 K: 0 S: 4	H: 2 LOB: 1 BB: 0 P: 4	R: 1 E: 0 K: 0 S: 4	H: 2 LOB: 0 BB: 0 P: 4	1B: 6 2B: 1 3B: 0 HR: 1	SF: 1 SAC: 1 DP: 2 HBP: 1	WP: 0 PB: 0 SB: 0 CS: 1	PA: 31				
<b>PITCHER</b>	IP WLS BF H R ER SO BB IBB HBP BLK WP HR S P ERA WHIP	8.0 L 30 8 2 2 2 0 0 1 0 0 1 33 34 2.25 1.000																						





Batter	1	2	3	4	5	6	7	8	9	AB	R	H	RBI	BB	SO	LOB	TOP										
<b>Pete Rose, S</b> OBP: 0.354, SLG: 0.369 (1, 7)	0-0 3-1	0-0 BB 1B		0-0 S 1B			0-0 FC4-6 1B		0-0 FC6-2 1B	5	0	3	2	0	0	3	<b>Cincinnati Reds @ St. Louis Cardinals</b> Busch Stadium, St. Louis, MO Fri Jul 14, 1972, 7:05 PM CDT Att: 22,849 - Unknown										
<b>Joe Morgan, L</b> OBP: 0.421, SLG: 0.424 (1, 4)	0-0 1B	0-0 1B		0-0 F7			0-0 FC4-6 FC4-6		0-0 1B	4	1	2	1	1	0	2											
<b>Bobby Tolan, L</b> OBP: 0.342, SLG: 0.406 (1, 8)	0-0 1B	0-0 F7			0-0 L9		0-0 FC4-6 CS		0-0 1B	5	0	2	1	0	0	3											
<b>Johnny Bench, R</b> OBP: 0.382, SLG: 0.586 (1, 2)	0-0 G1-6-3 1B	0-0 P6			0-0 6-3		0-0 CS	0-3 K	0-0 FC4 IBB	4	0	1	1	1	1	2											
<b>Tony Perez, R</b> OBP: 0.332, SLG: 0.516 (1, 3)	0-0 G1-6-3 1-2		0-0 F8		0-0 F9			0-0 F8	0-0 FC4	5	0	0	0	0	0	5											
<b>Denis Menke, R</b> OBP: 0.338, SLG: 0.345 (1, 5)		4-0 BB 1B	0-0 F8			0-3 K		0-0 4-3		3	1	0	0	1	1	0											
<b>Cesar Geronimo, L</b> OBP: 0.333, SLG: 0.494 (1, 9)		4-0 1B 1B	0-0 F7			0-3 K		0-0 FC6-2 2B		3	1	1	0	1	1	0											
<b>Darrel Chaney, S</b> OBP: 0.420, SLG: 0.366 (1, 6)		0-0 1B 1B	0-0 F7			0-0 1B		0-0 FC6-2 1B		4	2	3	1	0	0	0											
<b>Ross Grimsley, L</b> OBP: 0.067, SLG: 0.034 (1, 1)		0-0 P6		0-3 K		0-0 G3		0-0 E1		3	0	0	0	0	1	3											
<b>Clay Carroll, R</b> OBP: 0.250, SLG: 0.250 (8, 1)								1-2 2-3 1B		1	1	0	0	0	0	2											
<b>Inning Stats</b>	R: 1 E: 0 K: 0 S: 5	H: 3 LOB: 1 BB: 0 P: 5	R: 3 E: 0 K: 0 S: 5	H: 2 LOB: 2 BB: 3 P: 17	R: 0 E: 0 K: 0 S: 3	H: 0 LOB: 0 BB: 0 P: 3	R: 0 E: 0 K: 1 S: 6	H: 1 LOB: 1 BB: 0 P: 6	R: 0 E: 0 K: 0 S: 3	H: 0 LOB: 0 BB: 0 P: 3	R: 0 E: 0 K: 2 S: 8	H: 1 LOB: 1 BB: 0 P: 8	R: 0 E: 0 K: 0 S: 3	H: 0 LOB: 0 BB: 0 P: 5	R: 0 E: 0 K: 1 S: 5	H: 0 LOB: 0 BB: 0 P: 5	R: 2 E: 1 K: 0 S: 7	H: 4 LOB: 3 BB: 1 P: 11	1B: 11 2B: 1 3B: 0 HR: 0	SF: 0 SAC: 0 DP: 1 HBP: 0	WP: 0 PB: 0 SB: 1 CS: 1	PA: 42					
<b>PITCHER</b>	IP	WLS	BF	H	R	ER	SO	BB	IBB	HBP	BLK	WP	HR	S	P	ERA	WHIP										
<b>Rick Wise, R</b> ERA: 3.97 (1, 1)	1.1	L	11	5	4	4	0	3	0	0	0	0	0	8	20	27.00	6.000										
<b>John Cumberland, L</b> ERA: 7.53 (2, 1)	3.2		12	1	0	0	1	0	0	0	0	0	0	14	14	0.00	0.273										
<b>Lowell Palmer, R</b> ERA: 5.23 (6, 1)	2.0		7	2	0	0	2	0	0	0	0	0	0	11	11	0.00	1.000										
<b>Moe Drabowsky, R</b> ERA: 2.37 (8, 1)	1.0		6	2	2	1	1	0	0	0	0	0	0	8	8	9.00	2.000										
<b>Joe Grzenda, L</b> ERA: 3.8 (9, 1)	1.0		5	2	0	0	0	0	1	0	0	0	0	4	8	0.00	2.000										
<b>Batter</b>	<b>1</b>	<b>2</b>	<b>3</b>	<b>4</b>	<b>5</b>	<b>6</b>	<b>7</b>	<b>8</b>	<b>9</b>	<b>AB</b>	<b>R</b>	<b>H</b>	<b>RBI</b>	<b>BB</b>	<b>SO</b>	<b>LOB</b>	<b>BOTTOM</b>										
<b>Lou Brock, L</b> OBP: 0.359, SLG: 0.420 (1, 7)	0-0 1-6-3		0-0 G3		0-0 4-3			0-0 FC5-4 1B	0-0 FC4	5	0	1	0	0	0	5	<b>Cincinnati Reds @ St. Louis Cardinals</b> Busch Stadium, St. Louis, MO Fri Jul 14, 1972, 7:05 PM CDT Att: 22,849 - Unknown										
<b>Luis Melendez, R</b> OBP: 0.291, SLG: 0.352 (1, 8)	0-0 F8		0-0 F8		0-0 L8		0-0 FC5-4 1B			4	0	0	0	0	0	4											
<b>Matty Alou, L</b> OBP: 0.356, SLG: 0.410 (1, 9)	0-0 L5			0-0 L5		0-0 SF9 3B		0-0 G6-4-3 1B		4	1	2	0	0	0	0											
<b>Joe Torre, R</b> OBP: 0.363, SLG: 0.483 (1, 5)		4-0 G5-3 1B BB		0-0 F9		0-0 SF9		0-0 G6-4-3		2	0	0	1	1	0	2											
<b>Ted Simmons, S</b> OBP: 0.314, SLG: 0.449 (1, 2)		0-0 G5-3 1B		0-0 F2		0-0 4-3		0-0 L9		4	0	1	0	0	0	0											
<b>Donn Clendenen, R</b> OBP: 0.282, SLG: 0.312 (1, 3)		0-0 G5-3			0-0 FC4 1B	0-3 K		4-0 1B SF8 BB		3	1	1	0	0	1	2											
<b>Bernie Carbo, L</b> OBP: 0.381, SLG: 0.297 (9, PH)		1-2 2-3			0-0 FC4 1B			0-0 1B SF8 BB		0	1	0	0	1	0	0											
<b>Ed Crosby, L</b> OBP: 0.285, SLG: 0.269 (1, 4)		0-0 4-3			0-0 FC4 1B		0-0 4-3	0-0 1B 1-3		4	0	2	0	0	0	1											
<b>Dal Maxvill, R</b> OBP: 0.297, SLG: 0.297 (1, 6)			4-0 SH3-4 BB		0-0 FC4 1B		0-0 F9	0-0 SF8		2	0	0	0	1	0	2											
<b>Jose Cruz, L</b> OBP: 0.279, SLG: 0.273 (9, PH)					0-0 SH3-4 BB		0-0 6-3	0-0 FC4		0	0	0	1	0	0	0											
<b>Inning Stats</b>	R: 0 E: 0 K: 0 S: 3	H: 0 LOB: 0 BB: 0 P: 3	R: 0 E: 0 K: 0 S: 3	H: 1 LOB: 1 BB: 1 P: 7	R: 0 E: 0 K: 0 S: 3	H: 0 LOB: 0 BB: 0 P: 3	R: 0 E: 0 K: 0 S: 3	H: 0 LOB: 0 BB: 0 P: 3	R: 1 E: 0 K: 1 S: 6	H: 1 LOB: 0 BB: 0 P: 6	R: 0 E: 0 K: 0 S: 3	H: 0 LOB: 0 BB: 0 P: 3	R: 0 E: 0 K: 0 S: 4	H: 2 LOB: 1 BB: 0 P: 4	R: 0 E: 0 K: 0 S: 5	H: 2 LOB: 2 BB: 1 P: 9	1B: 8 2B: 0 3B: 1 HR: 0	SF: 2 SAC: 1 DP: 2 HBP: 0	WP: 0 PB: 0 SB: 0 CS: 0	PA: 37							
<b>PITCHER</b>	IP	WLS	BF	H	R	ER	SO	BB	IBB	HBP	BLK	WP	HR	S	P	ERA	WHIP										
<b>Ross Grimsley, L</b> ERA: 2.55 (1, 1)	7.1	W	30	7	2	2	1	2	0	0	0	0	0	30	38	2.46	1.227										
<b>Clay Carroll, R</b> ERA: 1.57 (8, 1)	1.2	S	7	2	1	1	0	1	0	0	0	0	0	6	10	5.40	1.800										

AB	37
R	6
H	12
RBI	6
BB	4
SO	4
LOB	20



AB	31
R	3
H	9
RBI	3
BB	3
SO	1
LOB	16





Batter	1	2	3	4	5	6	7	8	9	AB	R	H	RBI	BB	SO	LOB	TOP										
<b>Pete Rose, S</b> OBP: 0.360, SLG: 0.377 (1, 7)										4	2	3	2	1	0	0	<b>Cincinnati Reds @ St. Louis Cardinals</b> Busch Stadium, St. Louis, MO Sat Jul 15 1972, 7:05 PM CDT Att: 35,094 - Unknown										
<b>Joe Morgan, L</b> OBP: 0.421, SLG: 0.425 <b>Dave Concepcion, R</b> OBP: 0.262, SLG: 0.252 (1, 4) (7, 6)										4	2	2	3	0	1	3											
<b>Bobby Tolan, L</b> OBP: 0.346, SLG: 0.409 <b>George Foster, R</b> OBP: 0.271, SLG: 0.327 (1, 8) (7, 9)										5	1	3	2	0	0	0											
<b>Johnny Bench, R</b> OBP: 0.378, SLG: 0.579 (1, 2) (7, 3)									5	0	1	1	0	0	3												
<b>Tony Perez, R</b> OBP: 0.337, SLG: 0.521 <b>Bill Plummer, R</b> OBP: 0.100, SLG: 0.105 (1, 3) (7, 2)									3	2	1	0	2	1	1												
<b>Denis Menke, R</b> OBP: 0.332, SLG: 0.338 <b>Julian Javier, R</b> OBP: 0.299, SLG: 0.367 (1, 5) (8, 4)									5	0	0	0	0	1	6												
<b>Cesar Geronimo, L</b> OBP: 0.356, SLG: 0.532 (1, 9) (7, 8)									5	1	4	3	0	1	0												
<b>Darrel Chaney, S</b> OBP: 0.455, SLG: 0.372 (1, 6) (7, 4) (8, 5)									2	2	1	0	3	0	0												
<b>Jim McGlothlin, R</b> OBP: 0.240, SLG: 0.348 <b>Tom Hall, L</b> OBP: 0.071, SLG: 0.071 (1, 1) (6, 1)									2	1	0	0	1	1	4												
<b>Inning Stats</b>	R: 4 E: 0 K: 1 S: 9	H: 4 LOB: 2 BB: 2 P: 17	R: 0 E: 0 K: 0 S: 3	H: 0 LOB: 0 BB: 0 P: 3	R: 0 E: 0 K: 1 S: 6	H: 2 LOB: 1 BB: 0 P: 6	R: 1 E: 0 K: 0 S: 5	H: 2 LOB: 2 BB: 1 P: 9	R: 1 E: 0 K: 1 S: 7	H: 2 LOB: 1 BB: 2 P: 15	R: 0 E: 1 K: 1 S: 6	H: 0 LOB: 1 BB: 0 P: 6	R: 5 E: 1 K: 0 S: 7	H: 4 LOB: 1 BB: 2 P: 15	R: 1 E: 0 K: 1 S: 7	H: 2 LOB: 1 BB: 0 P: 7		R: 0 E: 0 K: 1 S: 5	H: 0 LOB: 0 BB: 0 P: 5	1B: 13 2B: 1 3B: 2 HR: 0	SF: 2 SAC: 0 DP: 0 HBP: 0	WP: 1 PB: 1 SB: 1 CS: 1	PA: 51				
<b>PITCHER</b>	IP	WLS	BF	H	R	ER	SO	BB	IBB	HBP	BLK	WP	HR	S	P	ERA	WHIP										
<b>Al Santorini, R</b> ERA: 4.84 (1, 1)	2.0	L	12	4	4	4	1	1	1	0	0	0	0	12	20	18.00	2.500										
<b>Tony Cloninger, R</b> ERA: 4.5 (3, 1)	2.2		16	6	2	2	1	3	0	0	0	0	0	15	27	6.75	3.375										
<b>Moe Drabowsky, R</b> ERA: 2.33 (5, 1)	0.1		1	0	0	0	1	0	0	0	0	0	0	3	3	0.00	0.000										
<b>Lowell Palmer, R</b> ERA: 4.76 (6, 1)	1.0		4	0	0	0	1	0	0	0	0	0	0	6	6	0.00	0.000										
<b>Joe Grzenda, L</b> ERA: 4.81 (7, 1)	3.0		17	6	6	4	2	2	0	0	0	1	0	19	27	12.00	2.667										
Batter	1	2	3	4	5	6	7	8	9	AB	R	H	RBI	BB	SO	LOB	BOTTOM										
<b>Lou Brock, L</b> OBP: 0.355, SLG: 0.415 <b>Luis Melendez, R</b> OBP: 0.295, SLG: 0.356 (1, 7) (8, 7)										4	0	0	0	0	2	1	<b>Cincinnati Reds @ St. Louis Cardinals</b> Busch Stadium, St. Louis, MO Sat Jul 15 1972, 7:05 PM CDT Att: 35,094 - Unknown										
<b>Ed Crosby, L</b> OBP: 0.276, SLG: 0.262 (1, 4)									5	0	0	0	0	2	3												
<b>Matty Alou, L</b> OBP: 0.357, SLG: 0.408 (1, 3)								4	0	1	0	1	0	2													
<b>Joe Torre, R</b> OBP: 0.366, SLG: 0.488 <b>Dwain Anderson, R</b> OBP: 0.304, SLG: 0.269 (1, 5) (8, 5)							3	1	2	0	0	0	2	1	0												
<b>Ted Simmons, S</b> OBP: 0.316, SLG: 0.449 (1, 2)							4	1	2	0	0	0	0	0													
<b>Bernie Carbo, L</b> OBP: 0.394, SLG: 0.298 (1, 9)							3	0	1	0	1	0	2														
<b>Jose Cruz, L</b> OBP: 0.284, SLG: 0.276 (1, 8)						2	0	1	1	1	0	1															
<b>Dal Maxvill, R</b> OBP: 0.302, SLG: 0.302 (1, 6)						4	0	2	1	0	0	3															
<b>Al Santorini, R</b> OBP: 0.316, SLG: 0.449 <b>Ted Simmons, S</b> OBP: 0.316, SLG: 0.449 <b>Tony Cloninger, R</b> OBP: 0.316, SLG: 0.449 <b>Moe Drabowsky, R</b> OBP: 0.316, SLG: 0.449 <b>Lowell Palmer, R</b> OBP: 0.316, SLG: 0.449 <b>Joe Grzenda, L</b> OBP: 0.316, SLG: 0.449 <b>Jim McGlothlin, R</b> OBP: 0.316, SLG: 0.449 <b>Tom Hall, L</b> OBP: 0.316, SLG: 0.449 (1, 1) (6, 1)					8	0	0	0	0	0	0	0	0	0	0	0											
<b>Inning Stats</b>	R: 0 E: 0 K: 1 S: 5	H: 3 LOB: 2 BB: 1 P: 9	R: 0 E: 0 K: 0 S: 4	H: 2 LOB: 1 BB: 0 P: 4	R: 1 E: 0 K: 0 S: 4	H: 2 LOB: 0 BB: 0 P: 4	R: 0 E: 0 K: 1 S: 5	H: 1 LOB: 2 BB: 1 P: 10	R: 0 E: 0 K: 1 S: 5	H: 0 LOB: 0 BB: 0 P: 5	R: 0 E: 0 K: 0 S: 4	H: 0 LOB: 1 BB: 0 P: 4	R: 0 E: 0 K: 1 S: 7	H: 2 LOB: 2 BB: 0 P: 7	1B: 9 2B: 1 3B: 0 HR: 0	SF: 1 SAC: 0 DP: 2 HBP: 0		WP: 0 PB: 0 SB: 0 CS: 0	PA: 40								
<b>PITCHER</b>	IP	WLS	BF	H	R	ER	SO	BB	IBB	HBP	BLK	WP	HR	S	P	ERA	WHIP										
<b>Jim McGlothlin, R</b> ERA: 4.86 (1, 1)	5.0	W	22	7	2	2	2	3	0	0	0	0	0	23	35	3.60	2.000										
<b>Tom Hall, L</b> ERA: 2.6 (6, 1)	4.0	S	17	3	0	0	3	1	0	0	0	0	0	22	26	0.00	1.000										



Batter	1	2	3	4	5	6	7	8	9	AB	R	H	RBI	BB	SO	LOB	TOP								
<b>Pete Rose, S</b> OBP: 0.361, SLG: 0.374 (1, 7)	0-0 5-3		4-0 FC4-6 BB		0-0 P3		0-0 P6		4-0 S BB	3	0	0	0	2	0	2									
<b>Joe Morgan, L</b> OBP: 0.415, SLG: 0.418 (1, 4)	0-0 F7		0-0 FC4-6 CS			0-0 F7	0-0 F9		0-0 5-3	5	0	0	1	0	0	4									
<b>Bobby Tolan, L</b> OBP: 0.348, SLG: 0.423 (1, 8)	0-3 K		0-0 CS	0-0 HR		0-0 1B 2B		0-3 K		4	2	2	1	0	2	0									
<b>Johnny Bench, R</b> OBP: 0.382, SLG: 0.584 (1, 2)		0-0 1B		0-0 P6		4-0 1B IBB		0-0 WP SH1-3 2B		3	1	2	0	1	0	0									
<b>Tony Perez, R</b> OBP: 0.339, SLG: 0.519 (1, 3)	0-3 K		0-0 5-3			0-0 G5-4-3 1B		4-0 SH1-3 WP IBB		3	0	1	1	1	1	1									
<b>Denis Menke, R</b> OBP: 0.332, SLG: 0.338 (1, 5)	0-3 K		0-0 1B			0-0 G5-4-3 1-3 2-H		0-0 SH1-3 IBB		3	0	1	1	0	1	3									
<b>Cesar Geronimo, L</b> OBP: 0.343, SLG: 0.510 (1, 9)	0-3 K		0-3 K					0-3 K	0-3 K	4	0	0	0	0	4	3									
<b>Darrel Chaney, S</b> OBP: 0.456, SLG: 0.404 (1, 6)			0-0 SH1-4 FC4-6 2B		0-0 F8		0-0 E 1B	0-3 K		4	1	2	0	0	1	0									
<b>Jack Billingham, R</b> OBP: 0.083, SLG: 0.057 (1, 1)			0-0 SH1-4 2-3		0-0 6-3		0-0 FC1 1-2	0-0 F9		3	0	0	0	0	0	1									
<b>Inning Stats</b>	R: 0 E: 0 K: 1 S: 5	H: 0 LOB: 0 BB: 0 P: 5	R: 0 E: 0 K: 3 S: 10	H: 1 LOB: 1 BB: 0 P: 10	R: 1 E: 0 K: 0 S: 3	H: 1 LOB: 0 BB: 1 P: 7	R: 1 E: 0 K: 1 S: 7	H: 2 LOB: 1 BB: 0 P: 7	R: 0 E: 0 K: 0 S: 3	H: 0 LOB: 0 BB: 0 P: 3	R: 1 E: 0 K: 0 S: 4	H: 2 LOB: 1 BB: 1 P: 8	R: 0 E: 1 K: 1 S: 7	H: 1 LOB: 2 BB: 0 P: 7	R: 1 E: 0 K: 2 S: 8	H: 1 LOB: 1 BB: 1 P: 12	R: 0 E: 0 K: 1 S: 5	H: 0 LOB: 1 BB: 1 P: 9	1B: 4 2B: 3 3B: 0 HR: 1	SF: 0 SAC: 2 DP: 1 HBP: 0	WP: 1 PB: 0 SB: 1 CS: 1	PA: 39			
<b>PITCHER</b>	IP	WLS	BF	H	R	ER	SO	BB	IBB	HBP	BLK	WP	HR	S	P	ERA	WHIP								
<b>Don Durham, R</b> ERA: 3.86 (1, 1)	7.0	L	29	7	3	3	6	1	1	0	0	0	1	39	47	3.86	1.143								
<b>Diego Segui, R</b> ERA: 2.93 (8, 1)	2.0		9	1	1	1	3	1	1	0	0	1	0	13	21	4.50	1.000								

**Cincinnati Reds @ St. Louis Cardinals**  
 Busch Stadium, St. Louis, MO  
 Sun Jul 16 1972, 3:33 AM CDT  
 Att: 32,760 - Unknown

AB	32
R	4
H	8
RBI	4
BB	4
SO	9
LOB	14



Batter	1	2	3	4	5	6	7	8	9	AB	R	H	RBI	BB	SO	LOB	BOTTOM								
<b>Lou Brock, L</b> OBP: 0.357, SLG: 0.419 (1, 7)	0-0 CS 1B		0-0 4-3		0-0 1B 2B			0-0 F7		4	0	2	0	0	0	0									
<b>Ed Crosby, L</b> OBP: 0.282, SLG: 0.272 (1, 4)	0-0 1-3		0-0 1B 2B		0-0 3-6 1B			0-0 F7		4	1	2	0	0	0	1									
<b>Matty Alou, L</b> OBP: 0.355, SLG: 0.406 (1, 3)	0-0 5-3		0-0 2-H 1B		0-0 3-6 1-2			0-0 E5 WP		4	0	1	1	0	0	2									
<b>Joe Torre, R</b> OBP: 0.364, SLG: 0.485 (1, 5)		0-0 6-3	0-0 F2		0-0 G4-6-3 1B			0-3 K		4	0	1	0	0	1	2									
<b>Ted Simmons, S</b> OBP: 0.312, SLG: 0.443 (1, 2)		0-0 G3		0-0 4-3		0-0 G4-6-3 1-2		0-0 F9		4	0	0	0	0	0	1									
<b>Bernie Carbo, L</b> OBP: 0.381, SLG: 0.296 (1, 9)		0-0 1B 1B		0-3 K		0-3 K		0-0 F9		4	0	1	0	0	2	0									
<b>Jose Cruz, L</b> OBP: 0.288, SLG: 0.277 (1, 8)		0-0 1-2 1B		4-0 BB			0-0 G3	0-0 4-3		3	0	1	0	1	0	0									
<b>Dal Maxvill, R</b> OBP: 0.297, SLG: 0.297 (1, 6)		0-0 F8		0-0 5-3			0-0 5-3			3	0	0	0	0	0	3									
<b>Don Durham, R</b> (1, 1)			0-3 K		0-3 K		0-0 6-3			2	0	0	0	0	2	0									
<b>Donn Clendenon, R</b> OBP: 0.296, SLG: 0.309 (7, PH)										1	0	0	0	0	0	0									
<b>Diego Segui, R</b> OBP: 0.125, SLG: 0.125 (8, 1)										0	0	0	0	0	0	0									
<b>Inning Stats</b>	R: 0 E: 0 K: 0 S: 3	H: 1 LOB: 0 BB: 0 P: 3	R: 0 E: 0 K: 0 S: 5	H: 2 LOB: 2 BB: 0 P: 5	R: 1 E: 0 K: 1 S: 7	H: 2 LOB: 1 BB: 0 P: 7	R: 0 E: 0 K: 1 S: 5	H: 0 LOB: 1 BB: 1 P: 9	R: 0 E: 0 K: 1 S: 6	H: 2 LOB: 1 BB: 0 P: 6	R: 0 E: 0 K: 1 S: 5	H: 1 LOB: 0 BB: 0 P: 5	R: 0 E: 1 K: 1 S: 6	H: 0 LOB: 1 BB: 0 P: 6	R: 0 E: 0 K: 1 S: 3	H: 0 LOB: 0 BB: 0 P: 3	R: 0 E: 0 K: 0 S: 3	H: 0 LOB: 0 BB: 0 P: 3	1B: 6 2B: 3 3B: 0 HR: 0	SF: 0 SAC: 0 DP: 2 HBP: 0	WP: 1 PB: 0 SB: 0 CS: 1	PA: 34			
<b>PITCHER</b>	IP	WLS	BF	H	R	ER	SO	BB	IBB	HBP	BLK	WP	HR	S	P	ERA	WHIP								
<b>Jack Billingham, R</b> ERA: 3.38 (1, 1)	9.0	W	34	8	1	1	5	1	0	0	0	1	0	43	47	1.00	1.000								

**Cincinnati Reds @ St. Louis Cardinals**  
 Busch Stadium, St. Louis, MO  
 Sun Jul 16 1972, 3:33 AM CDT  
 Att: 32,760 - Unknown

AB	33
R	1
H	8
RBI	1
BB	1
SO	5
LOB	9





Batter	1	2	3	4	5	6	7	8	9	AB	R	H	RBI	BB	SO	LOB	TOP				
<b>Pete Rose, S</b> OBP: 0.361, SLG: 0.383 (1, 7)	4-3		L6			F9		FC3-6 1B		5	1	2	1	0	0	2	<b>Cincinnati Reds @ Chicago Cubs</b> Wrigley Field, Chicago, IL Mon Jul 17 1972, 3:33 AM CDT Att: 20,420 - Cloudy - 80 F				
<b>Joe Morgan, L</b> OBP: 0.418, SLG: 0.424 (1, 4)	F5					E4		FC3-6 WP		5	0	3	0	0	0	1					
<b>Bobby Tolan, L</b> OBP: 0.348, SLG: 0.422 (1, 8)	4-3					FC4-6		5-3		5	1	2	0	0	0	2					
<b>Johnny Bench, R</b> OBP: 0.385, SLG: 0.584 (1, 2)		6-3								3	1	1	0	2	1	0					
<b>Tony Perez, R</b> OBP: 0.340, SLG: 0.519 (1, 3)		6-3								4	1	1	0	1	0	4					
<b>Denis Menke, R</b> OBP: 0.330, SLG: 0.336 (1, 5)		6-3								4	1	1	1	0	0	2					
<b>Cesar Geronimo, L</b> OBP: 0.354, SLG: 0.510 (1, 9)										4	0	2	2	1	1	2					
<b>Darrel Chaney, S</b> OBP: 0.460, SLG: 0.400 (1, 6)										3	1	1	0	1	1	2					
<b>Wayne Simpson, R</b> OBP: 0.069, SLG: 0.069 (1, 1)										3	1	1	0	0	2	1					
<b>Don Gullett, R</b> OBP: 0.333, SLG: 0.357 (7, 1)										0	0	0	0	0	0	0					
<b>Julian Javier, R</b> OBP: 0.294, SLG: 0.361 (8, PH)										1	0	0	0	0	0	0					
<b>Clay Carroll, R</b> OBP: 0.250, SLG: 0.250 (8, 1)										0	0	0	0	0	0	0					
<b>Inning Stats</b>	R: 0 E: 0 K: 0 S: 3	H: 0 LOB: 0 BB: 0 P: 3	R: 0 E: 0 K: 0 S: 3	H: 0 LOB: 0 BB: 0 P: 3	R: 0 E: 0 K: 1 S: 6	H: 2 LOB: 1 BB: 0 P: 6	R: 3 E: 0 K: 0 S: 5	H: 4 LOB: 0 BB: 1 P: 9	R: 1 E: 0 K: 1 S: 8	H: 3 LOB: 3 BB: 1 P: 12	R: 0 E: 0 K: 2 S: 8	H: 1 LOB: 2 BB: 1 P: 12	R: 0 E: 0 K: 0 S: 4	H: 1 LOB: 1 BB: 0 P: 4	R: 0 E: 0 K: 0 S: 3	H: 0 LOB: 1 BB: 1 P: 7	1B: 10 2B: 3 3B: 0 HR: 1	SF: 1 SAC: 0 DP: 0 HBP: 0	WP: 2 PB: 0 SB: 1 CS: 2	PA: 44	
<b>PITCHER</b>	IP	WLS	BF	H	R	ER	SO	BB	IBB	HBP	BLK	WP	HR	S	P	ERA	WHIP				
<b>Rick Reuschel, R</b> ERA: 3.4 (1, 1)	4.2	L	20	8	4	4	2	0	1	0	0	0	1	23	27	7.71	1.714				
<b>Dan McGinn, L</b> ERA: 4.2 (5, 1)	2.1		15	5	3	2	3	2	1	0	0	1	0	18	30	7.71	3.000				
<b>Steve Hamilton, L</b> ERA: 0.87 (8, 1)	2.0		8	1	0	0	0	1	0	0	0	1	0	7	11	0.00	1.000				

AB	37
R	7
H	14
RBI	4
BB	5
SO	5
LOB	16





Batter	1	2	3	4	5	6	7	8	9	AB	R	H	RBI	BB	SO	LOB	BOTTOM				
<b>Rick Monday, L</b> OBP: 0.385, SLG: 0.435 (1, 8)			F7						L9	4	1	1	0	1	1	3	<b>Cincinnati Reds @ Chicago Cubs</b> Wrigley Field, Chicago, IL Mon Jul 17 1972, 3:33 AM CDT Att: 20,420 - Cloudy - 80 F				
<b>Don Kessinger, S</b> OBP: 0.355, SLG: 0.314 (1, 6)			FC6							4	0	2	1	1	0	2					
<b>Billy Williams, L</b> OBP: 0.385, SLG: 0.592 (1, 7)										4	0	2	0	1	0	2					
<b>Joe Pepitone, L</b> OBP: 0.319, SLG: 0.434 (1, 3)										4	0	0	0	1	0	6					
<b>Jose Cardenal, R</b> OBP: 0.344, SLG: 0.482 (1, 9)										4	1	2	1	1	0	3					
<b>Ron Santo, R</b> OBP: 0.356, SLG: 0.496 (1, 5)										4	0	0	0	0	2	3					
<b>Glenn Beckert, R</b> OBP: 0.305, SLG: 0.352 (1, 4)										4	0	1	0	0	0	1					
<b>Randy Hundley, R</b> OBP: 0.261, SLG: 0.304 (1, 2)										4	0	1	0	0	0	1					
<b>Rick Reuschel, R</b> OBP: 0.267, SLG: 0.231 (1, 1)										0	0	0	0	1	0	0					
<b>Dan McGinn, L</b> OBP: 0.296, SLG: 0.571 (5, 1)										1	0	0	0	0	0	1					
<b>Tommy Davis, R</b> OBP: 0.357, SLG: 0.308 (7, PH)										1	0	0	0	0	0	0					
<b>Steve Hamilton, L</b> (8, 1)										0	0	0	0	0	0	0					
<b>J.C. Martin, L</b> OBP: 0.344, SLG: 0.414 (8, PH)										1	0	1	0	0	0	0					
<b>Inning Stats</b>	R: 0 E: 0 K: 0 S: 3	H: 1 LOB: 1 BB: 1 P: 7	R: 0 E: 0 K: 1 S: 5	H: 0 LOB: 0 BB: 0 P: 5	R: 0 E: 0 K: 1 S: 3	H: 0 LOB: 1 BB: 1 P: 7	R: 0 E: 0 K: 1 S: 6	H: 2 LOB: 2 BB: 1 P: 10	R: 0 E: 0 K: 0 S: 4	H: 1 LOB: 0 BB: 0 P: 4	R: 1 E: 0 K: 0 S: 5	H: 2 LOB: 2 BB: 1 P: 9	R: 0 E: 0 K: 0 S: 3	H: 0 LOB: 1 BB: 1 P: 7	R: 0 E: 0 K: 0 S: 6	H: 3 LOB: 3 BB: 0 P: 6	1B: 6 2B: 2 3B: 1 HR: 1	SF: 0 SAC: 0 DP: 0 HBP: 0	WP: 0 PB: 0 SB: 0 CS: 0	PA: 41	
<b>PITCHER</b>	IP	WLS	BF	H	R	ER	SO	BB	IBB	HBP	BLK	WP	HR	S	P	ERA	WHIP				
<b>Wayne Simpson, R</b> ERA: 3.52 (1, 1)	6.2	W	29	6	2	2	3	5	0	0	0	0	0	30	50	2.70	1.650				
<b>Don Gullett, L</b> ERA: 8.14 (7, 1)	0.1		2	1	0	0	0	0	0	0	0	0	0	2	2	0.00	3.000				
<b>Clay Carroll, R</b> ERA: 1.5 (8, 1)	2.0	S	10	3	0	0	0	1	0	0	0	0	0	9	13	0.00	2.000				

AB	35
R	2
H	10
RBI	2
BB	6
SO	3
LOB	22





Batter	1	2	3	4	5	6	7	8	9	10	AB	R	H	RBI	BB	SO	LOB	TOP			
<b>Pete Rose, S</b> OBP: 0.359, SLG: 0.378 (1, 7)	K		HBB HBP		K			1-3		3-1	4	0	0	0	0	2	3	<b>Cincinnati Reds @ Chicago Cubs</b> Wrigley Field, Chicago, IL Tue Jul 18 1972, 3:33 AM CDT Att: 16,716 - Overcast - 68 F  livebaseballscorecards.com  <b>AB 32</b> <b>R 1</b> <b>H 4</b> <b>RBI 1</b> <b>BB 2</b> <b>SO 7</b> <b>LOB 13</b> 			
<b>Joe Morgan, L</b> OBP: 0.418, SLG: 0.420 (1, 4)	SH5-3 BB		1-2 BB		4-3			P6		3-1	3	0	0	0	2	0	3				
<b>Bobby Tolan, L</b> OBP: 0.348, SLG: 0.420 (1, 8)	SH5-3		G3		4-3			F8		S HBP	2	0	0	0	0	0	2				
<b>Johnny Bench, R</b> OBP: 0.381, SLG: 0.577 (1, 2)	K				4-3			5-3		F9	4	0	0	0	0	1	2				
<b>Tony Perez, R</b> OBP: 0.359, SLG: 0.526 (1, 3)		K			6-3			HR		K	4	1	1	1	0	2	1				
<b>Denis Menke, R</b> OBP: 0.325, SLG: 0.331 (1, 5)		F7			K			5-3		5-3	4	0	0	0	0	1	1				
<b>Cesar Geronimo, L</b> OBP: 0.350, SLG: 0.500 (1, 9)		F5						L6		6-3	4	0	1	0	0	0	0				
<b>Darrel Chaney, S</b> OBP: 0.446, SLG: 0.385 <b>Pedro Borbon, R</b> (7, 1)					P6			G3		3-1 1B	2	0	0	0	0	0	0				
<b>Joe Hague, L</b> OBP: 0.350, SLG: 0.425 <b>Ted Uhlhaender, L</b> OBP: 0.241, SLG: 0.179 <b>Clay Carroll, R</b> OBP: 0.250, SLG: 0.250 <b>Gary Nolan, R</b> OBP: 0.179, SLG: 0.135 <b>Dave Concepcion, R</b> OBP: 0.263, SLG: 0.254 (7, 6)					SH1-3 1B					3-1 1B	1	0	1	0	0	0	0				
<b>Inning Stats</b>	R: 0 E: 0 K: 2 S: 7	H: 0 LOB: 1 BB: 0 P: 11	R: 0 E: 0 K: 1 S: 5	H: 0 LOB: 2 BB: 0 P: 5	R: 0 E: 0 K: 1 S: 5	H: 0 LOB: 1 BB: 1 P: 10	R: 0 E: 0 K: 1 S: 6	H: 1 LOB: 1 BB: 0 P: 6	R: 0 E: 0 K: 0 S: 3	H: 0 LOB: 0 BB: 0 P: 3	R: 1 E: 0 K: 0 S: 4	H: 1 LOB: 0 BB: 0 P: 4	R: 0 E: 0 K: 0 S: 3	H: 0 LOB: 0 BB: 0 P: 3	R: 0 E: 0 K: 1 S: 5	H: 0 LOB: 1 BB: 0 P: 6	R: 0 E: 0 K: 0 S: 5		H: 2 LOB: 3 BB: 0 P: 5	1B: 3 2B: 0 3B: 0 HR: 1	SF: 0 SAC: 2 DP: 0 HBP: 2
<b>PITCHER</b> <b>Fergie Jenkins, R</b> ERA: 2.85 (1, 1)	IP: 10.0 WLS: 7 BF: 38 H: 4 R: 1 ER: 1 SO: 7 BB: 2 IBB: 0 HBP: 2 BLK: 0 WP: 0 HR: 1 S: 48 P: 58 ERA: 0.90 WHIP: 0.600											<b>PITCHER</b>									

Batter	1	2	3	4	5	6	7	8	9	10	AB	R	H	RBI	BB	SO	LOB	BOTTOM			
<b>Rick Monday, L</b> OBP: 0.382, SLG: 0.431 (1, 8)	F8		K		F8		1B 1B		F8		5	0	1	0	0	1	2	<b>Cincinnati Reds @ Chicago Cubs</b> Wrigley Field, Chicago, IL Tue Jul 18 1972, 3:33 AM CDT Att: 16,716 - Overcast - 68 F  livebaseballscorecards.com  <b>AB 35</b> <b>R 2</b> <b>H 11</b> <b>RBI 2</b> <b>BB 3</b> <b>SO 5</b> <b>LOB 21</b> 			
<b>Don Kessinger, S</b> OBP: 0.353, SLG: 0.314 (1, 6)	4-3		1B		4-0 1-2 BB		F7		F7		4	0	1	0	1	0	2				
<b>Billy Williams, L</b> OBP: 0.388, SLG: 0.601 (1, 7)	1B		P6		G3		G4-6-3 1B				5	1	3	1	0	0	3				
<b>Jose Cardenal, R</b> OBP: 0.343, SLG: 0.479 (1, 9)	F8		3-1				G4-6-3 1B				4	1	1	0	0	0	4				
<b>Joe Pepitone, L</b> OBP: 0.316, SLG: 0.419 (1, 3)		F9			G3		P4		G4-6-3 BB		3	0	0	0	1	0	1				
<b>Glenn Beckert, R</b> OBP: 0.308, SLG: 0.354 (1, 4)		1B 1B			P4		SF7 1B		G4-6-3		4	0	2	0	0	0	1				
<b>Ron Santo, R</b> OBP: 0.355, SLG: 0.494 (1, 5)		1-3 1B			F9		SF7		5-3		3	0	1	1	0	0	0				
<b>Randy Hundley, R</b> OBP: 0.269, SLG: 0.309 <b>Frank Coggins, S</b> (9, PR) <b>Ken Rudolph, R</b> OBP: 0.236, SLG: 0.321 (10, 2)		K			BB 1B		IBB		FC1-6 1B		3	0	2	0	1	1	2				
<b>Fergie Jenkins, R</b> OBP: 0.230, SLG: 0.250 (1, 1)		K			K		K		FC1-6		4	0	0	0	0	3	6				
<b>Inning Stats</b>	R: 0 E: 0 K: 4 S: 4	H: 1 LOB: 1 BB: 0 P: 4	R: 0 E: 0 K: 2 S: 9	H: 2 LOB: 2 BB: 0 P: 9	R: 0 E: 0 K: 1 S: 6	H: 1 LOB: 1 BB: 0 P: 6	R: 0 E: 0 K: 0 S: 3	H: 0 LOB: 0 BB: 0 P: 3	R: 0 E: 0 K: 1 S: 6	H: 1 LOB: 2 BB: 1 P: 10	R: 1 E: 0 K: 1 S: 7	H: 2 LOB: 2 BB: 1 P: 11	R: 0 E: 0 K: 0 S: 2	H: 0 LOB: 0 BB: 1 P: 6	R: 0 E: 0 K: 0 S: 4	H: 1 LOB: 1 BB: 0 P: 4	R: 1 E: 0 K: 0 S: 1		H: 1 LOB: 0 BB: 0 P: 1	1B: 10 2B: 0 3B: 0 HR: 1	SF: 1 SAC: 0 DP: 2 HBP: 0
<b>PITCHER</b> <b>Gary Nolan, R</b> ERA: 1.81 <b>Pedro Borbon, R</b> ERA: 3.61 <b>Clay Carroll, R</b> ERA: 1.69 (10, 1)	IP: 6.0 WLS: 11 BF: 27 H: 7 R: 1 ER: 0 SO: 5 BB: 1 IBB: 1 HBP: 0 BLK: 0 WP: 0 HR: 0 S: 35 P: 43 ERA: 1.50 WHIP: 1.333											<b>PITCHER</b>									



Batter	1	2	3	4	5	6	7	8	9	AB	R	H	RBI	BB	SO	LOB	TOP					
<b>Pete Rose, S</b> OBP: 0.359, SLG: 0.378 (1, 7)	F8		SF7			4-3 1B HBP	P6		SF9 2B 1B	3	2	1	1	0	0	1						
<b>Joe Morgan, L</b> OBP: 0.415, SLG: 0.418 (1, 4)	F9		4-3			4-3		2B 1B	SF9 1B	4	1	1	1	0	0	2						
<b>Bobby Tolan, L</b> OBP: 0.352, SLG: 0.429 (1, 8)	6-3							6-3 1B		5	1	3	2	0	0	1						
<b>Johnny Bench, R</b> OBP: 0.384, SLG: 0.573 (1, 2)		5-3							3H 4B	2	0	0	0	3	0	1						
<b>Tony Perez, R</b> OBP: 0.340, SLG: 0.527 (1, 3)		F8							IBB BB	5	0	2	2	0	1	3						
<b>Denis Menke, R</b> OBP: 0.320, SLG: 0.325 (1, 5)		F8							BB	4	0	0	0	0	1	4						
<b>Cesar Geronimo, L</b> OBP: 0.347, SLG: 0.491 (1, 9)										4	1	1	0	0	1	2						
<b>Darrel Chaney, S</b> OBP: 0.435, SLG: 0.375 (1, 6)										4	0	1	0	0	1	0						
<b>Ross Grimsley, L</b> OBP: 0.121, SLG: 0.094 (1, 1)										3	1	2	0	0	0	0						
<b>Inning Stats</b>	R: 0 E: 0 K: 0 S: 3	H: 0 LOB: 0 BB: 0 P: 3	R: 0 E: 0 K: 0 S: 3	H: 0 LOB: 0 BB: 0 P: 3	R: 1 E: 0 K: 0 S: 5	H: 2 LOB: 1 BB: 0 P: 5	R: 0 E: 0 K: 0 S: 3	H: 1 LOB: 0 BB: 0 P: 3	R: 0 E: 0 K: 0 S: 3	H: 0 LOB: 0 BB: 0 P: 3	R: 2 E: 0 K: 0 S: 5	H: 2 LOB: 2 BB: 1 P: 10	R: 0 E: 0 K: 0 S: 4	H: 1 LOB: 1 BB: 0 P: 4	R: 1 E: 0 K: 2 S: 9	H: 2 LOB: 2 BB: 1 P: 13	R: 2 E: 0 K: 2 S: 10	H: 3 LOB: 2 BB: 1 P: 14	1B: 8 2B: 4 3B: 0 HR: 0	SF: 2 SAC: 1 DP: 1 HBP: 1	WP: 0 PB: 1 CS: 2	PA: 41
<b>PITCHER</b>	IP	WLS	BF	H	R	ER	SO	BB	IBB	HBP	BLK	WP	HR	S	P	ERA	WHIP					
<b>Milt Pappas, R</b> ERA: 3.54 (1, 1)	7.1	L	32	8	4	4	0	1	1	1	0	0	0	29	38	4.91	1.227					
<b>Tom Phoebus, R</b> ERA: 3.44 (8, 1)	0.1		1	0	0	0	1	0	0	0	0	0	0	3	3	0.00	0.000					
<b>Dan McGinn, L</b> ERA: 4.17 (8, 1)	0.1		1	0	0	0	1	0	0	0	0	0	0	3	3	0.00	0.000					
<b>Steve Hamilton, L</b> ERA: 2.45 (9, 1)	0.2		5	3	2	2	1	0	0	0	0	0	0	7	7	27.00	4.500					
<b>Bill Hands, R</b> ERA: 3.59 (9, 1)	0.1		2	0	0	0	1	1	0	0	0	0	0	3	7	0.00	3.000					

Cincinnati Reds @ Chicago Cubs  
Wrigley Field, Chicago, IL  
Wed Jul 19 1972, 3:33 AM CDT  
Att: 31,475 - Cloudy - 73 F

AB 34  
R 6  
H 11  
RBI 6  
BB 3  
SO 4  
LOB 14



Batter	1	2	3	4	5	6	7	8	9	AB	R	H	RBI	BB	SO	LOB	BOTTOM					
<b>Rick Monday, L</b> OBP: 0.377, SLG: 0.424 (1, 8)	F8			1-3	F2			F8		4	0	0	0	0	0	1						
<b>Don Kessinger, S</b> OBP: 0.355, SLG: 0.320 (1, 6)				1B BB				F7 2B		3	0	2	0	1	0	0						
<b>Billy Williams, L</b> OBP: 0.384, SLG: 0.594 (1, 7)	G2-6-3			F9				F8		4	0	0	0	0	0	3						
<b>Jose Cardenal, R</b> OBP: 0.345, SLG: 0.479 (1, 9)				1B CS				F7		4	0	2	0	0	0	1						
<b>Joe Pepitone, L</b> OBP: 0.303, SLG: 0.400 (1, 3)				F8	F9			F7		4	0	0	0	0	0	4						
<b>Glenn Beckert, R</b> OBP: 0.308, SLG: 0.364 (1, 4)				5-3				F8		3	1	1	1	0	0	0						
<b>Ron Santo, R</b> OBP: 0.351, SLG: 0.488 (1, 5)				F2				F7		3	0	0	0	0	1	0						
<b>Randy Hundley, R</b> OBP: 0.270, SLG: 0.306 (1, 2)				P6				L5		2	0	0	0	1	0	0						
<b>Milt Pappas, R</b> ERA: 3.54 (1, 1)										2	0	0	0	0	2	1						
<b>Tom Phoebus, R</b> ERA: 3.44 (8, 1)										0	0	0	0	0	0	0						
<b>Dan McGinn, L</b> ERA: 4.17 (8, 1)										0	0	0	0	0	0	0						
<b>Tommy Davis, R</b> OBP: 0.286, SLG: 0.575 (8, 1)										1	0	0	0	0	1	0						
<b>Steve Hamilton, L</b> ERA: 2.45 (9, 1)										0	0	0	0	0	0	0						
<b>Bill Hands, R</b> ERA: 3.59 (9, 1)										0	0	0	0	0	0	0						
<b>Inning Stats</b>	R: 0 E: 0 K: 0 S: 3	H: 1 LOB: 0 BB: 0 P: 3	R: 0 E: 0 K: 0 S: 3	H: 1 LOB: 0 BB: 0 P: 3	R: 0 E: 0 K: 1 S: 5	H: 0 LOB: 0 BB: 0 P: 5	R: 0 E: 0 K: 0 S: 4	H: 1 LOB: 2 BB: 1 P: 8	R: 1 E: 0 K: 2 S: 8	H: 1 LOB: 1 BB: 1 P: 12	R: 0 E: 0 K: 0 S: 3	H: 0 LOB: 0 BB: 0 P: 3	R: 0 E: 0 K: 1 S: 5	H: 0 LOB: 0 BB: 0 P: 5	R: 0 E: 0 K: 0 S: 4	H: 1 LOB: 1 BB: 0 P: 4	1B: 3 2B: 1 3B: 0 HR: 1	SF: 0 SAC: 0 DP: 1 HBP: 0	WP: 0 PB: 0 CS: 1	PA: 32		
<b>PITCHER</b>	IP	WLS	BF	H	R	ER	SO	BB	IBB	HBP	BLK	WP	HR	S	P	ERA	WHIP					
<b>Ross Grimsley, L</b> ERA: 2.41 (1, 1)	9.0	W	32	5	1	1	4	2	0	0	0	0	1	38	46	1.00	0.778					

Cincinnati Reds @ Chicago Cubs  
Wrigley Field, Chicago, IL  
Wed Jul 19 1972, 3:33 AM CDT  
Att: 31,475 - Cloudy - 73 F

AB 30  
R 1  
H 5  
RBI 1  
BB 2  
SO 4  
LOB 10





Batter	1	2	3	4	5	6	7	8	9	AB	R	H	RBI	BB	SO	LOB	TOP			
<b>Pete Rose, S</b> OBP: 0.362, SLG: 0.376 (1, 7)	0-0 6-3		4-0 HR BB	0-0 FC6		4-0 FC4-6 BB 1-2	0-0 6-3		0-0 1B 1B	4	2	1	0	2	0	4	<b>Cincinnati Reds @ Pittsburgh Pirates</b> Three Rivers Stadium, Pittsburgh, PA Fri Jul 21 1972, 7:05 PM EDT Att: 32,255 - Unknown			
<b>Joe Morgan, L</b> OBP: 0.421, SLG: 0.442 (1, 4)	4-0 6-3 S BB		0-0 HR		0-0 L4	4-0 FC4-6 BB 1-2 2-3 3-H		0-0 HR	0-0 1B SF8 1B	4	3	3	4	2	0	0				
<b>Bobby Tolan, L</b> OBP: 0.354, SLG: 0.428 (1, 8)	0-0 6-3		0-0 4-3		0-0 BB 1B	0-0 FC4-6 G5-4-3 1-2 2-3 3-H		4-0 1B 1-6-3 BB	0-0 WP BB 1B	5	1	2	3	1	0	3				
<b>Johnny Bench, R</b> OBP: 0.380, SLG: 0.567 (1, 2)	0-0 P6		0-3 K		0-0 BB 1B	0-0 G5-4-3 1-2		0-0 1-6-3 1B	0-0 SF8	5	0	1	1	0	1	4				
<b>Tony Perez, R</b> OBP: 0.337, SLG: 0.518 (1, 3)		0-3 K		0-0 P4		0-3 K		4-0 1B IBB	0-0 L5	5	0	0	0	1	3	3				
<b>Denis Menke, R</b> OBP: 0.331, SLG: 0.326 (1, 5)		4-0 1B BB		0-0 BB 1B		4-0 1-2 2-3 BB		0-0 F3	4-0 WP BB	2	1	1	0	4	0	2				
<b>Cesar Geronimo, L</b> OBP: 0.370, SLG: 0.513 (1, 9)		0-0 1-3 1B		0-0 BB 1B		0-0 F8		0-0 1-3 E 2B	4-0 1-2 2-3 BB	5	1	4	1	1	0	3				
<b>Darrel Chaney, S</b> OBP: 0.440, SLG: 0.367 (1, 6)		0-0 L1-3		4-0 1-2 2-3 BB		0-0 1B BB 1B		4-0 F3	0-0 F5	4	1	1	0	2	0	7				
<b>Jack Billingham, R</b> OBP: 0.079, SLG: 0.054 (1, 1)				0-0 3-1		0-0 BB BB 1B		0-0 FC6-4	4-0 1B 1B BB	2	0	0	0	0	1	3				
<b>Joe Hague, L</b> OBP: 0.353, SLG: 0.429 (6, PH)										1	1	1	0	0	0	0				
<b>Pedro Borbon, R</b> (6, PH)										0	0	0	0	0	0	0				
<b>Hal McRae, R</b> OBP: 0.275, SLG: 0.447 (7, PH)										1	0	0	1	0	0	1				
<b>Don Gullett, R</b> OBP: 0.375, SLG: 0.357 (7, 1)										0	1	0	0	1	0	0				
<b>Inning Stats</b>	R: 0 E: 0 K: 0 S: 3	H: 0 LOB: 1 BB: 1 P: 7	R: 0 E: 0 K: 1 S: 5	H: 1 LOB: 1 BB: 1 P: 9	R: 2 E: 0 K: 1 S: 6	H: 1 LOB: 0 BB: 1 P: 10	R: 0 E: 0 K: 1 S: 7	H: 2 LOB: 3 BB: 1 P: 11	R: 0 E: 0 K: 0 S: 4	H: 2 LOB: 1 BB: 2 P: 12	R: 2 E: 1 K: 1 S: 6	H: 1 LOB: 1 BB: 2 P: 14	R: 2 E: 0 K: 0 S: 5	H: 2 LOB: 2 BB: 2 P: 13	R: 3 E: 0 K: 0 S: 6	H: 3 LOB: 3 BB: 3 P: 18	1B: 11 2B: 2 3B: 0 HR: 2	SF: 1 SAC: 0 DP: 2 HBP: 0	WP: 1 PB: 0 SB: 1 CS: 0	PA: 53
<b>PITCHER</b>	IP WLS BF H R ER SO	IP WLS BF H R ER SO	IP WLS BF H R ER SO	IP WLS BF H R ER SO	IP WLS BF H R ER SO	IP WLS BF H R ER SO	IP WLS BF H R ER SO	IP WLS BF H R ER SO	IP WLS BF H R ER SO	IP WLS BF H R ER SO	IP WLS BF H R ER SO	IP WLS BF H R ER SO	IP WLS BF H R ER SO	IP WLS BF H R ER SO	IP WLS BF H R ER SO	IP WLS BF H R ER SO	ERA WHIP	ERA WHIP	ERA WHIP	
<b>Dock Ellis, R</b> ERA: 3.09	5.0									7.20	2.600									
<b>Bruce Kison, R</b> ERA: 2.9	2.0	L	12	2	4	3	1	4	1	0	0	0	0	1	9	29	13.50	3.000		
<b>Bob Johnson, R</b> ERA: 3.64	1.0		5	1	0	0	0	0	1	0	0	0	0	0	4	8	0.00	1.000		
<b>Gene Garber, R</b> ERA: 7.11	0.0		2	1	2	2	0	1	0	0	0	0	0	1	5	∞	∞			
<b>Ramon Hernandez, L</b> ERA: 1.39	1.0		7	2	1	1	0	2	0	0	0	0	1	0	5	13	9.00	4.000		
<b>Gene Clines, R</b> OBP: 0.371, SLG: 0.423 (1, 9)	0-3 K		0-3 K		0-0 F3		0-0 L4-3		0-0 1B 1B	5	1	1	0	0	2	1	<b>Cincinnati Reds @ Pittsburgh Pirates</b> Three Rivers Stadium, Pittsburgh, PA Fri Jul 21 1972, 7:05 PM EDT Att: 32,255 - Unknown			
<b>Rennie Stennett, R</b> OBP: 0.323, SLG: 0.420 (1, 4)	0-0 P6		0-0 4-3		0-0 F7		0-0 G6-3 1B		0-0 F9 1B 1B	5	0	2	0	0	0	0				
<b>Al Oliver, L</b> OBP: 0.360, SLG: 0.454 (1, 8)	0-0 1B 2B		0-0 4-3		0-0 E 1B 2B		0-0 G6-3 1-2		0-0 1-2 2-H 1B	5	2	3	1	0	0	1				
<b>Willie Stargell, L</b> OBP: 0.376, SLG: 0.553 (1, 3)	4-0 1B 2B IBB		4-0 FC6-4 BB		4-0 1B 2-3 IBB		0-3 K		0-3 K	2	1	0	0	3	2	2				
<b>Manny Sanguillen, R</b> OBP: 0.347, SLG: 0.452 (1, 2)	0-0 2B 1B		0-0 FC6-4		0-0 1-3 3-H 1B		0-0 1-3 1B		0-0 F9	5	1	2	2	0	0	3				
<b>Richie Hebner, L</b> OBP: 0.394, SLG: 0.495 (1, 5)	0-0 1-2 2-H 2B		0-0 F7		0-0 F7		4-0 1B BB		0-0 4-3	4	0	1	2	1	0	4				
<b>Bob Robertson, R</b> OBP: 0.272, SLG: 0.296 (1, 7)	0-3 K		0-0 FC6 1B		0-0 F8		0-0 F7		0-0 F7	4	0	1	0	0	1	2				
<b>Gene Alley, R</b> OBP: 0.362, SLG: 0.380 (1, 6)		0-3 K		0-3 K		0-0 4-3		0-0 1-2 1B		4	0	1	0	0	2	1				
<b>Dock Ellis, S</b> OBP: 0.288, SLG: 0.288 (6, 1)										2	0	0	0	0	0	1				
<b>Bruce Kison, R</b> OBP: 0.190, SLG: 0.200 (8, 1)										1	0	0	0	0	0	0				
<b>Bob Johnson, L</b> OBP: 0.240, SLG: 0.250 (8, PH)										0	0	0	0	0	0	0				
<b>Richie Hebner, L</b> OBP: 0.394, SLG: 0.495 (9, 1)										1	0	0	0	0	0	2				
<b>Gene Garber, R</b> ERA: 7.11 (9, 1)										0	0	0	0	0	0	0				
<b>Ramon Hernandez, S</b> OBP: 0.143, SLG: 0.236 (9, 1)										0	0	0	0	0	0	0				
<b>Inning Stats</b>	R: 3 E: 0 K: 2 S: 10	H: 3 LOB: 1 BB: 1 P: 14	R: 0 E: 0 K: 2 S: 7	H: 0 LOB: 0 BB: 0 P: 7	R: 0 E: 0 K: 1 S: 6	H: 1 LOB: 1 BB: 0 P: 6	R: 1 E: 0 K: 0 S: 5	H: 2 LOB: 2 BB: 1 P: 9	R: 0 E: 0 K: 0 S: 4	H: 1 LOB: 1 BB: 0 P: 4	R: 0 E: 0 K: 1 S: 5	H: 1 LOB: 0 BB: 0 P: 5	R: 0 E: 0 K: 0 S: 4	H: 1 LOB: 2 BB: 1 P: 8	R: 1 E: 0 K: 1 S: 8	H: 3 LOB: 2 BB: 0 P: 8	1B: 9 2B: 3 3B: 0 HR: 0	SF: 0 SAC: 0 DP: 1 HBP: 0	WP: 0 PB: 0 SB: 0 CS: 0	PA: 42
<b>PITCHER</b>	IP WLS BF H R ER SO	IP WLS BF H R ER SO	IP WLS BF H R ER SO	IP WLS BF H R ER SO	IP WLS BF H R ER SO	IP WLS BF H R ER SO	IP WLS BF H R ER SO	IP WLS BF H R ER SO	IP WLS BF H R ER SO	IP WLS BF H R ER SO	IP WLS BF H R ER SO	IP WLS BF H R ER SO	IP WLS BF H R ER SO	IP WLS BF H R ER SO	IP WLS BF H R ER SO	IP WLS BF H R ER SO	ERA WHIP	ERA WHIP	ERA WHIP	
<b>Jack Billingham, R</b> ERA: 3.54	5.0									7.20	1.400									
<b>Pedro Borbon, R</b> ERA: 3.55	1.0	W	4	1	0	0	0	0	0	0	0	0	0	4	4	0.00	1.000			
<b>Don Gullett, L</b> ERA: 5.96 (7, 1)	3.0	S	14	5	1	1	2	1	0	0	0	0	0	17	21	3.00	2.000			

AB	38
R	11
H	14
RBI	10
BB	14
SO	5
LOB	30





Batter	1	2	3	4	5	6	7	8	9	AB	R	H	RBI	BB	SO	LOB	TOP					
<b>Pete Rose, S</b> OBP: 0.360, SLG: 0.374 (1, 7)	0-0 4-3		0-0 G3		0-0 6-3		0-0 F7		0-0 2B 1B	5	1	1	0	0	0	2	<b>Cincinnati Reds @ Pittsburgh Pirates</b> Three Rivers Stadium, Pittsburgh, PA Sat Jul 22 1972, 7:05 PM EDT Att: 40,837 - Unknown					
<b>Joe Morgan, L</b> OBP: 0.426, SLG: 0.454 (1, 4)	0-0 G4-3-6 1B			0-0 F9 E 2B	0-0 S 1B		0-0 1-H 2B		0-0 2B 1-2	5	1	4	2	0	0	1						
<b>Bobby Tolan, L</b> OBP: 0.352, SLG: 0.423 (1, 8)	0-0 G4-3-6 1-2			0-0 F9 2-3	0-0 1-2 BB		0-0 G1		0-0 F5	4	0	0	0	1	0	5						
<b>Johnny Bench, R</b> OBP: 0.381, SLG: 0.563 (1, 2)		0-0 4-3 WP 1B		0-0 P4	0-3 K			4-0 1B 1B BB	0-0 F7	4	1	1	0	1	1	5						
<b>Tony Perez, R</b> OBP: 0.338, SLG: 0.519 (1, 3)		0-0 P4 1-2		0-0 E3 2B		0-3 K		0-0 1B 1B 1B	0-0 1-3 2B	5	1	2	1	0	1	1						
<b>Cesar Geronimo, L</b> OBP: 0.364, SLG: 0.508 (1, 9)		0-0 4-3 2-3		0-0 1-3 2B		0-0 4-3		0-3 K	0-3 K	5	0	1	0	0	2	5						
<b>Julian Javier, R</b> OBP: 0.282, SLG: 0.344 (1, 5)										3	0	0	0	0	0	3						
<b>Ted Uhlhaender, L</b> OBP: 0.250, SLG: 0.190 (8, PH)										1	0	1	1	0	0	0						
<b>Dave Concepcion, R</b> OBP: 0.263, SLG: 0.254 (8, 5)										0	0	0	0	0	0	0						
<b>Darrel Chaney, S</b> OBP: 0.430, SLG: 0.359 (1, 6)			0-0 F8		0-3 K		0-0 F8		0-0 1-3 2-H S6-3 1B	4	0	1	1	0	1	0						
<b>Wayne Simpson, R</b> OBP: 0.097, SLG: 0.129 (1, 1)										2	1	1	0	0	0	0						
<b>Joe Hague, L</b> OBP: 0.356, SLG: 0.429 (7, PH)			0-0 5-3							0	1	0	0	0	0	0						
<b>Ed Sprague, R</b> OBP: 0.269, SLG: 0.438 (7, 1)										0	0	0	0	0	0	0						
<b>Hal McRae, R</b> OBP: 0.269, SLG: 0.438 (8, PH)										1	0	0	0	0	0	2						
<b>Clay Carroll, R</b> OBP: 0.250, SLG: 0.250 (8, 1)										0	0	0	0	0	0	0						
<b>Inning Stats</b>	R: 0 E: 0 K: 0 S: 3	H: 1 LOB: 0 BB: 0 P: 3	R: 0 E: 0 K: 0 S: 4	H: 1 LOB: 1 BB: 0 P: 4	R: 0 E: 0 K: 0 S: 3	H: 0 LOB: 0 BB: 0 P: 3	R: 1 E: 1 K: 0 S: 6	H: 2 LOB: 2 BB: 0 P: 6	R: 1 E: 0 K: 2 S: 9	H: 2 LOB: 2 BB: 1 P: 13	R: 0 E: 0 K: 1 S: 5	H: 0 LOB: 0 BB: 0 P: 5	R: 1 E: 0 K: 0 S: 4	H: 1 LOB: 1 BB: 1 P: 8	R: 2 E: 0 K: 1 S: 7	H: 3 LOB: 1 BB: 1 P: 11	R: 1 E: 1 K: 1 S: 8	H: 2 LOB: 2 BB: 0 P: 8	1B: 7 2B: 5 3B: 0 HR: 0	SF: 0 SAC: 0 DP: 2 HBP: 0	WP: 1 PB: 0 SB: 1 CS: 0	PA: 42
<b>PITCHER</b>	IP WLS BF H R ER SO BB IBB HBP BLK WP HR S P ERA WHIP	IP WLS BF H R ER SO BB IBB HBP BLK WP HR S P ERA WHIP															IP WLS BF H R ER SO BB IBB HBP BLK WP HR S P ERA WHIP					
<b>Bob Moose, R</b> ERA: 3.52 (1, 1)	7.0 L 32 8 5 4 3 3 0 0 0 0 1 0 35 47 5.14 1.571																					
<b>Dave Giusti, R</b> ERA: 1.85 (8, 1)	2.0 10 4 1 0 2 0 0 0 0 0 0 0 0 14 14 0.00 2.000																					

AB	39
R	6
H	12
RBI	5
BB	3
SO	5
LOB	24



Batter	1	2	3	4	5	6	7	8	9	AB	R	H	RBI	BB	SO	LOB	BOTTOM			
<b>Vic Davalillo, L</b> OBP: 0.382, SLG: 0.452 (1, 9)	0-3 K	0-0 G3		0-0 F9			0-0 P6		0-0 FC6 1B	5	0	1	0	0	1	1	<b>Cincinnati Reds @ Pittsburgh Pirates</b> Three Rivers Stadium, Pittsburgh, PA Sat Jul 22 1972, 7:05 PM EDT Att: 40,837 - Unknown			
<b>Rennie Stennett, R</b> OBP: 0.314, SLG: 0.409 (1, 4)	0-0 6-3		0-0 P6	0-0 6-3			0-0 F8		0-0 FC6 1-2 FC6	5	0	0	0	0	0	1				
<b>Al Oliver, L</b> OBP: 0.360, SLG: 0.459 (1, 8)	0-0 3B		0-0 2B 1B	0-3 K			0-0 P6		0-0 FC6 1-2	5	1	2	0	0	1	1				
<b>Willie Stargell, L</b> OBP: 0.377, SLG: 0.554 (1, 3)	4-0 BB		0-0 1-H 1B 2B				0-0 F8		0-0 G3	3	1	1	1	1	0	0				
<b>Manny Sanguillen, R</b> OBP: 0.342, SLG: 0.446 (1, 2)	0-0 F9		0-0 L7				0-0 4-3		0-0 E3 1B	4	0	0	0	0	0	3				
<b>Richie Hebner, L</b> OBP: 0.400, SLG: 0.502 (1, 5)		0-0 F8 1B 2B	4-0 BB 1B IBB				0-0 F8		0-0 FC6 1-2 1B	3	1	2	0	1	0	0				
<b>Bob Robertson, R</b> OBP: 0.276, SLG: 0.300 (1, 7)		0-3 K	0-0 1-2 2-H 1B				0-0 1B		0-0 F8	4	0	2	1	0	1	3				
<b>Gene Alley, R</b> OBP: 0.359, SLG: 0.374 (1, 6)		0-0 F8 2-3	4-0 1-2 2-3 BB				0-0 4-3		0-0 FC6 1-2	3	0	0	0	1	0	3				
<b>Bob Moose, R</b> OBP: 0.295, SLG: 0.275 (1, 1)			0-0 3-H 1B				0-0 6-3			3	0	1	1	0	0	3				
<b>Dave Giusti, R</b> ERA: 3.54 (8, 1)										0	0	0	0	0	0	0				
<b>Gene Clines, R</b> OBP: 0.368, SLG: 0.421 (9, PH)										1	0	0	0	0	0	0				
<b>Inning Stats</b>	R: 0 E: 0 K: 1 S: 6	H: 1 LOB: 2 BB: 1 P: 10	R: 1 E: 0 K: 1 S: 7	H: 2 LOB: 1 BB: 0 P: 7	R: 2 E: 0 K: 0 S: 6	H: 3 LOB: 3 BB: 2 P: 14	R: 0 E: 0 K: 1 S: 5	H: 0 LOB: 0 BB: 0 P: 5	R: 0 E: 0 K: 0 S: 3	H: 0 LOB: 0 BB: 0 P: 3	R: 0 E: 0 K: 0 S: 3	H: 1 LOB: 0 BB: 0 P: 3	R: 0 E: 1 K: 0 S: 5	H: 1 LOB: 2 BB: 0 P: 5	R: 0 E: 0 K: 0 S: 4	H: 1 LOB: 1 BB: 0 P: 4	1B: 6 2B: 2 3B: 1 HR: 0	SF: 0 SAC: 0 DP: 0 HBP: 0	WP: 0 PB: 0 SB: 0 CS: 0	PA: 39
<b>PITCHER</b>	IP WLS BF H R ER SO BB IBB HBP BLK WP HR S P ERA WHIP	IP WLS BF H R ER SO BB IBB HBP BLK WP HR S P ERA WHIP															IP WLS BF H R ER SO BB IBB HBP BLK WP HR S P ERA WHIP			
<b>Wayne Simpson, R</b> ERA: 3.59 (1, 1)	6.0 27 3 0 0 0 0 2 0 0 0 0 0 0 30 42 4.50 1.500																			
<b>Ed Sprague, R</b> ERA: 3.34 (7, 1)	1.0 W 3 0 0 0 0 0 0 0 0 0 0 3 3 0.00 0.000																			
<b>Clay Carroll, R</b> ERA: 1.62 (8, 1)	2.0 S 9 2 0 0 0 0 0 0 0 0 0 9 9 0.00 1.000																			





Batter	1	2	3	4	5	6	7	8	9	AB	R	H	RBI	BB	SO	LOB	TOP								
<b>Pete Rose, S</b> OBP: 0.363, SLG: 0.378 (1, 7)	0-0 4-3 2B		0-0 1B 2B		0-0 G3		1-0 E BB HBP		0-0 FC3-6	4	1	2	0	0	0	1	<b>Cincinnati Reds @ Pittsburgh Pirates</b> Three Rivers Stadium, Pittsburgh, PA Sun Jul 23 1972, 3:33 AM EDT Att: 29,487 - Unknown								
<b>Joe Morgan, L</b> OBP: 0.426, SLG: 0.454 (1, 4)	0-0 4-3 2-3		0-0 2B 1B		0-0		4-0 E BB		0-0 5-3	4	0	2	0	1	0	2									
<b>Bobby Tolan, L</b> OBP: 0.351, SLG: 0.424 (1, 8)	0-3 K		0-0 1-3 2B		0-0 4-3		0-0 E3			4	0	1	1	0	1	4									
<b>Johnny Bench, R</b> OBP: 0.377, SLG: 0.556 (1, 2)	0-0 F8		0-0 1-3 3-H 2B			0-3 K		0-0 P6		4	0	0	0	0	1	6									
<b>Tony Perez, R</b> OBP: 0.336, SLG: 0.516 (1, 3)		0-0 FC2-6 1B		0-0 6-3		0-0 P4		0-0 F2		4	0	1	0	0	0	0									
<b>Cesar Geronimo, L</b> OBP: 0.353, SLG: 0.492 (1, 9)		0-0 FC2-6 4-3 1-2		0-3 K		0-0 6-3		0-0 P6		4	0	0	0	0	1	1									
<b>Dave Concepcion, R</b> OBP: 0.263, SLG: 0.254 (1, 5)		0-0 4-3 1-2		0-0 1B			0-0 F9		0-0 F9	4	0	1	0	0	0	1									
<b>Darrel Chaney, S</b> OBP: 0.415, SLG: 0.343 (9, PH)			0-0 5-3		0-0 F9		0-0 F8		0-0 F8	3	0	0	0	0	0	1									
<b>Joe Hague, L</b> OBP: 0.354, SLG: 0.426 (9, PH)				0-0 F9			0-0 F8		0-0 F8	1	0	0	0	0	0	0									
<b>Ross Grimsley, L</b> OBP: 0.139, SLG: 0.114 (1, 1)			0-0 P6		0-3 K		0-0 BB HBP E 1B		0-0 FC3-6 1B	3	1	1	0	0	1	0									
<b>Jack Billingham, R</b> OBP: 0.079, SLG: 0.054 (8, 1)										0	0	0	0	0	0	0									
<b>Hal McRae, R</b> OBP: 0.283, SLG: 0.449 (9, PH)										1	0	1	0	0	0	0									
<b>Inning Stats</b>	R: 0 E: 0 K: 1 S: 6	H: 1 LOB: 1 BB: 0 P: 6	R: 0 E: 0 K: 0 S: 3	H: 1 LOB: 0 BB: 0 P: 3	R: 1 E: 0 K: 0 S: 6	H: 3 LOB: 2 BB: 0 P: 6	R: 0 E: 0 K: 1 S: 6	H: 1 LOB: 1 BB: 0 P: 6	R: 0 E: 0 K: 1 S: 5	H: 0 LOB: 0 BB: 0 P: 5	R: 1 E: 1 K: 0 S: 5	H: 1 LOB: 3 BB: 1 P: 10	R: 0 E: 0 K: 0 S: 3	H: 0 LOB: 0 BB: 0 P: 3	R: 0 E: 0 K: 0 S: 4	H: 1 LOB: 1 BB: 0 P: 4	1B: 7 2B: 2 3B: 0 HR: 0	SF: 0 SAC: 0 DP: 0 HBP: 1	WP: 0 PB: 0 SB: 0 CS: 0	PA: 38					
<b>PITCHER</b>	IP	WLS	BF	H	R	ER	SO	BB	IBB	HBP	BLK	WP	HR	S	P	ERA	WHIP								
<b>Steve Blass, R</b> ERA: 2.64 (1, 1)	8.2	W	37	9	2	1	4	1	0	1	0	0	0	43	48	1.04	1.154								
<b>Ramon Hernandez, L</b> ERA: 1.35 (9, 1)	0.1	S	1	0	0	0	0	0	0	0	0	0	0	1	1	0.00	0.000								

AB	36
R	2
H	9
RBI	1
BB	1
SO	4
LOB	16



Batter	1	2	3	4	5	6	7	8	9	AB	R	H	RBI	BB	SO	LOB	BOTTOM								
<b>Gene Clines, R</b> OBP: 0.377, SLG: 0.435 (1, 7)	0-0 L9		0-0 F9 SF9 2B		0-0 CS 1B			0-0 SH1 1B		4	2	3	0	0	0	0	<b>Cincinnati Reds @ Pittsburgh Pirates</b> Three Rivers Stadium, Pittsburgh, PA Sun Jul 23 1972, 3:33 AM EDT Att: 29,487 - Unknown								
<b>Bill Mazaroski, R</b> OBP: 0.375, SLG: 0.444 (1, 4)	0-0 2B 1B		0-0 F9 2-3		0-0 F8 1-2			0-0 SH1 1-2		3	0	1	0	0	0	2									
<b>Roberto Clemente, R</b> OBP: 0.352, SLG: 0.494 (1, 9)	0-0 L6		0-0 SF9 3-H			0-0 4-3		0-0 2B 1B 2-H		3	1	1	2	0	0	1									
<b>Willie Stargell, L</b> OBP: 0.379, SLG: 0.560 (1, 3)	0-0 3		0-0 3-H 0-3 K			0-0 4-3		0-0 2B 2B 2-H		4	0	2	1	0	1	0									
<b>Rennie Stennett, R</b> OBP: 0.314, SLG: 0.409 (8, PR)										0	0	0	0	0	0	0									
<b>Jackie Hernandez, R</b> OBP: 0.232, SLG: 0.271 (9, 5)	1-H 2B									0	0	0	0	0	0	0									
<b>Manny Sanguillen, R</b> OBP: 0.344, SLG: 0.447 (1, 2)		0-0 L8		0-0 1B		0-0 1B		0-0 F5		4	0	2	0	0	0	1									
<b>Al Oliver, L</b> OBP: 0.359, SLG: 0.455 (1, 8)		0-0 1-3		0-0 L7		0-3 K		4-0 FC6-4 IBB		3	0	0	0	1	1	2									
<b>Bob Robertson, R</b> OBP: 0.276, SLG: 0.304 (1, 5)		0-0 2B		0-0 F2			0-0 5-3	0-0 FC6-4 1-2		4	0	1	0	0	0	3									
<b>Gene Alley, R</b> OBP: 0.359, SLG: 0.370 (1, 6)		4-0 IBB		0-0 F9			0-0 5-3			2	0	0	0	1	0	1									
<b>Steve Blass, R</b> OBP: 0.192, SLG: 0.180 (1, 1)		0-3 K			0-0 F7					3	0	0	0	0	1	2									
<b>Ramon Hernandez, S</b> OBP: 0.143, SLG: 0.286 (9, 1)										0	0	0	0	0	0	0									
<b>Inning Stats</b>	R: 0 E: 0 K: 0 S: 4	H: 2 LOB: 2 BB: 0 P: 4	R: 0 E: 0 K: 1 S: 6	H: 1 LOB: 1 BB: 1 P: 10	R: 1 E: 0 K: 1 S: 6	H: 1 LOB: 0 BB: 0 P: 6	R: 0 E: 0 K: 0 S: 4	H: 1 LOB: 1 BB: 0 P: 4	R: 0 E: 0 K: 1 S: 6	H: 1 LOB: 0 BB: 0 P: 6	R: 0 E: 0 K: 0 S: 3	H: 0 LOB: 0 BB: 0 P: 3	R: 2 E: 0 K: 0 S: 6	H: 3 LOB: 2 BB: 1 P: 10	1B: 6 2B: 4 3B: 0 HR: 0	SF: 1 SAC: 1 DP: 0 HBP: 0	WP: 0 PB: 0 SB: 0 CS: 1	PA: 34							
<b>PITCHER</b>	IP	WLS	BF	H	R	ER	SO	BB	IBB	HBP	BLK	WP	HR	S	P	ERA	WHIP								
<b>Ross Grimsley, L</b> ERA: 2.5 (1, 1)	7.1	L	31	10	3	3	3	0	1	0	0	0	0	36	40	3.68	1.364								
<b>Jack Billingham, R</b> ERA: 3.53 (8, 1)	0.2		3	0	0	0	0	0	1	0	0	0	0	2	6	0.00	0.000								





Batter	1	2	3	4	5	6	7	8	9	AB	R	H	RBI	BB	SO	LOB	TOP					
Enzo Hernandez, R (1,6) OBP: 0.248, SLG: 0.248 Curt Blefary, L (8,PH) OBP: 0.266, SLG: 0.328 Mark Schaeffer, L (8,1) Ed Acosta, S (8,1)	0-0 5-3		0-3 K		0-0 1-3			0-0 2B		3	0	0	0	0	1	3	<b>San Diego Padres @ Cincinnati Reds</b> Riverfront Stadium, Cincinnati, OH Thu Jul 27 1972, 7:05 PM EDT Att: 21,852 - Unknown					
Dave Roberts, R (1,5) OBP: 0.297, SLG: 0.339	0-3 K		0-0 1-3		0-0 6-3			0-0 F3		4	0	0	1	0	1	2						
Larry Stahl, L (1,7) OBP: 0.284, SLG: 0.348	0-0 1B		1-2 3-H 0-0 G3		0-0 6-3			0-0 F9		4	0	1	0	0	0	2						
Nate Colbert, R (1,3) OBP: 0.302, SLG: 0.493	0-3 K			0-0 6-3				0-0 HR		4	1	1	1	0	1	1						
Cito Gaston, R (1,9) OBP: 0.291, SLG: 0.358		0-0 6-3		0-0 4-3				0-3 K		4	0	0	0	0	1	0						
Jerry Morales, R (1,8) OBP: 0.326, SLG: 0.387		0-3 K		0-0 4-3				0-0 1B		4	0	1	0	0	1	0						
Fred Stanley, R (1,4) OBP: 0.333, SLG: 0.254 (8,6)		0-3 K			0-0 6-3			0-0 1-3		4	0	1	0	0	1	1						
Pat Corrales, R (1,2) OBP: 0.260, SLG: 0.181			0-0 E1		0-0 P1			0-0 6-3		0	1	0	0	0	0	0						
Steve Arlin, R (1,1) OBP: 0.222, SLG: 0.188 Garry Jestadt, R (8,PH) OBP: 0.295, SLG: 0.288 (8,4)			0-0 1-3		0-0 6-3			0-0 P6		2	0	1	0	0	0	1						
			2-3 1B		2-3					1	0	0	0	0	0	0						
<b>Inning Stats</b>	R: 0 E: 0 K: 2 S: 8	H: 1 LOB: 1 BB: 0 P: 8	R: 0 E: 0 K: 2 S: 7	H: 0 LOB: 0 BB: 0 P: 7	R: 1 E: 1 K: 1 S: 7	H: 1 LOB: 1 BB: 0 P: 7	R: 0 E: 0 K: 0 S: 3	H: 0 LOB: 0 BB: 0 P: 3	R: 0 E: 0 K: 0 S: 4	H: 1 LOB: 1 BB: 0 P: 4	R: 1 E: 0 K: 1 S: 6	H: 1 LOB: 0 BB: 0 P: 6	R: 0 E: 0 K: 0 S: 3	H: 0 LOB: 0 BB: 0 P: 3	R: 0 E: 0 K: 0 S: 4	H: 1 LOB: 1 BB: 0 P: 4	R: 0 E: 0 K: 0 S: 4	H: 1 LOB: 1 BB: 0 P: 4	1B: 3 2B: 2 3B: 0 HR: 1	SF: 0 SAC: 0 DP: 0 HBP: 0	WP: 0 PB: 0 SB: 0 CS: 0	PA: 34
<b>PITCHER</b> Jack Billingham, R (1,1) ERA: 3.35	IP: 9.0 WLS: W BF: 34 H: 6 R: 2 ER: 1 SO: 6 BB: 0 IBB: 0 HBP: 0 BLK: 0 WP: 0 HR: 1 S: 46 P: 46 ERA: 1.00 WHIP: 0.667															<b>PITCHER</b>	IP: WLS: BF: H: R: ER: SO: BB: IBB: HBP: BLK: WP: HR: S: P: ERA: WHIP:					

AB	31
R	2
H	6
RBI	2
BB	0
SO	6
LOB	10



Batter	1	2	3	4	5	6	7	8	9	AB	R	H	RBI	BB	SO	LOB	BOTTOM			
Pete Rose, S (1,7) OBP: 0.363, SLG: 0.377	0-0 BB 2B 1B		0-0 6-3		0-0 F7			0-0 1B FC6-4 BB		4	2	1	0	1	0	0	<b>San Diego Padres @ Cincinnati Reds</b> Riverfront Stadium, Cincinnati, OH Thu Jul 27 1972, 7:05 PM EDT Att: 21,852 - Unknown			
Joe Morgan, L (1,4) OBP: 0.430, SLG: 0.455	4-0 BB 2B BB		0-0 P6		0-0 S 1B			0-0 FC6-4 1B		4	1	2	0	1	0	0				
Bobby Tolan, L (1,8) OBP: 0.352, SLG: 0.422	4-0 BB 2B 1-2 2-3 BB		0-0 G3		0-0 P4			0-0 P1		4	1	1	0	1	0	3				
Johnny Bench, R (1,2) OBP: 0.374, SLG: 0.553	0-0 2B 1-3 2-H 3-H		0-0 F8		0-3 K			0-0 FC6-4		5	1	1	3	0	1	2				
Tony Perez, R (1,3) OBP: 0.341, SLG: 0.519	0-0 2B		0-0 FC6-4 1B		0-0 F8			0-0 F8		4	0	2	2	1	0	1				
Denis Menke, R (1,5) OBP: 0.333, SLG: 0.329	0-0 L8		0-0 FC6-4 1B		0-0 1B 1B			0-0 G4-6-3		4	1	2	0	0	0	2				
Cesar Geronimo, L (1,9) OBP: 0.357, SLG: 0.492	0-3 K		0-0 FC6-4		0-0 1B 1B			0-0 HR		4	1	2	0	0	1	3				
Darrel Chaney, S (1,6) OBP: 0.430, SLG: 0.400	4-0 IBB		0-0 F7		0-0 1B			0-0 HR		3	1	2	3	1	0	2				
Jack Billingham, R (1,1) OBP: 0.071, SLG: 0.049	0-0 4-3			0-0 5-3				0-0 K		4	0	0	0	0	1	4				
<b>Inning Stats</b>	R: 4 E: 0 K: 1 S: 8	H: 3 LOB: 2 BB: 3 P: 20	R: 0 E: 0 K: 0 S: 3	H: 0 LOB: 0 BB: 0 P: 3	R: 0 E: 0 K: 0 S: 5	H: 2 LOB: 2 BB: 0 P: 5	R: 0 E: 0 K: 0 S: 4	H: 1 LOB: 1 BB: 0 P: 4	R: 1 E: 0 K: 1 S: 8	H: 3 LOB: 2 BB: 0 P: 8	R: 0 E: 0 K: 0 S: 4	H: 1 LOB: 1 BB: 0 P: 4	R: 2 E: 0 K: 1 S: 6	H: 2 LOB: 0 BB: 1 P: 10	R: 1 E: 0 K: 0 S: 4	H: 1 LOB: 1 BB: 1 P: 8	1B: 10 2B: 2 3B: 0 HR: 1	SF: 0 SAC: 0 DP: 1 HBP: 0	WP: 0 PB: 0 SB: 1 CS: 0	PA: 41
<b>PITCHER</b> Steve Arlin, R (1,1) ERA: 3.05 Mark Schaeffer, L (8,1) ERA: 5.19 Ed Acosta, R (8,1) ERA: 4.83	IP: 7.0 WLS: L BF: 36 H: 12 R: 7 ER: 7 SO: 3 BB: 3 IBB: 1 HBP: 0 BLK: 0 WP: 0 HR: 1 S: 38 P: 54 ERA: 9.00 WHIP: 2.143															<b>PITCHER</b>	IP: WLS: BF: H: R: ER: SO: BB: IBB: HBP: BLK: WP: HR: S: P: ERA: WHIP:			





Batter	1	2	3	4	5	6	7	8	9	AB	R	H	RBI	BB	SO	LOB	TOP										
<b>Derrel Thomas, S</b> OBP: 0.302, SLG: 0.308 (1,4)										3	1	1	0	1	1	0	<b>San Diego Padres @ Cincinnati Reds</b> Riverfront Stadium, Cincinnati, OH Fri Jul 28 1972, 7:05 PM EDT Att: 21,728 - Unknown										
<b>Dave Roberts, R</b> OBP: 0.292, SLG: 0.360 (1,5)										4	1	2	2	0	1	1											
<b>Larry Stahl, L</b> OBP: 0.288, SLG: 0.351 (1,7)										4	0	2	1	0	0	2											
<b>Nate Colbert, R</b> OBP: 0.298, SLG: 0.487 (1,3)										4	0	0	0	0	2	2											
<b>Cito Gaston, R</b> OBP: 0.291, SLG: 0.355 (1,9)										4	0	1	0	0	0	0											
<b>Jerry Morales, R</b> OBP: 0.322, SLG: 0.380 (1,8)										4	0	0	0	0	1	2											
<b>Fred Kendall, R</b> OBP: 0.290, SLG: 0.290 (1,2)										4	0	0	0	0	2	0											
<b>Enzo Hernandez, R</b> OBP: 0.250, SLG: 0.246 (1,6)										2	0	0	0	1	1	0											
<b>Clay Kirby, R</b> OBP: 0.125, SLG: 0.075 (1,1)										3	1	0	0	0	0	1											
<b>Inning Stats</b>	R: 1 E: 0 K: 2 S: 10	H: 3 LOB: 2 BB: 0 P: 10	R: 1 E: 0 K: 1 S: 6	H: 1 LOB: 2 BB: 2 P: 14	R: 0 E: 0 K: 1 S: 5	H: 0 LOB: 0 BB: 0 P: 5	R: 0 E: 0 K: 1 S: 5	H: 0 LOB: 0 BB: 0 P: 5	R: 1 E: 0 K: 0 S: 4	H: 2 LOB: 0 BB: 0 P: 4	R: 0 E: 0 K: 0 S: 3	H: 0 LOB: 0 BB: 0 P: 3	R: 0 E: 0 K: 1 S: 7	H: 0 LOB: 0 BB: 0 P: 7	R: 0 E: 0 K: 0 S: 5	H: 0 LOB: 0 BB: 0 P: 5	1B: 4 2B: 0 3B: 1 HR: 1	SF: 0 SAC: 0 DP: 1 HBP: 0	WP: 0 PB: 0 SB: 0 CS: 0	PA: 34							
<b>PITCHER</b>	IP	WLS	BF	H	R	ER	SO	BB	IBB	HBP	BLK	WP	HR	S	P	ERA	WHIP										
<b>Wayne Simpson, R</b> ERA: 3.7 (1,1)	5.0	L	22	6	3	3	5	2	0	0	0	0	1	30	38	5.40	1.600										
<b>Jim McGlothlin, R</b> ERA: 4.87 (6,1)	3.0		9	0	0	0	3	0	0	0	0	0	0	15	15	0.00	0.000										
<b>Pedro Borbon, R</b> ERA: 3.49 (9,1)	1.0		3	0	0	0	0	0	0	0	0	0	0	3	3	0.00	0.000										

AB	32
R	3
H	6
RBI	3
BB	2
SO	8
LOB	8



Batter	1	2	3	4	5	6	7	8	9	AB	R	H	RBI	BB	SO	LOB	BOTTOM										
<b>Pete Rose, S</b> OBP: 0.362, SLG: 0.383 (1,7)										4	1	1	1	0	0	1	<b>San Diego Padres @ Cincinnati Reds</b> Riverfront Stadium, Cincinnati, OH Fri Jul 28 1972, 7:05 PM EDT Att: 21,728 - Unknown										
<b>Joe Morgan, L</b> OBP: 0.429, SLG: 0.451 (1,4)										3	0	0	0	1	0	0											
<b>Bobby Tolan, L</b> OBP: 0.353, SLG: 0.421 (1,8)										3	0	1	0	1	1	0											
<b>Johnny Bench, R</b> OBP: 0.373, SLG: 0.548 (1,2)										3	0	0	0	1	1	0											
<b>Tony Perez, R</b> OBP: 0.343, SLG: 0.522 (1,3)										4	0	2	0	0	1	2											
<b>Denis Menke, R</b> OBP: 0.328, SLG: 0.324 (1,5)										4	0	0	0	0	2	2											
<b>Cesar Geronimo, L</b> OBP: 0.354, SLG: 0.492 (1,9)										4	0	1	0	0	1	2											
<b>Darrel Chaney, S</b> OBP: 0.416, SLG: 0.384 (1,6)										3	0	0	0	0	0	2											
<b>Wayne Simpson, R</b> OBP: 0.094, SLG: 0.125 (1,1)										1	0	0	0	0	1	0											
<b>Joe Hague, L</b> OBP: 0.353, SLG: 0.424 (5,PH)										1	0	0	0	0	0	1											
<b>Jim McGlothlin, R</b> OBP: 0.240, SLG: 0.348 (6,1)										0	0	0	0	0	0	0											
<b>Ted Uhlhaender, L</b> OBP: 0.247, SLG: 0.188 (8,PH)										1	0	0	0	0	0	0											
<b>Pedro Borbon, R</b> OBP: 0.247, SLG: 0.188 (9,1)										0	0	0	0	0	0	0											
<b>Inning Stats</b>	R: 0 E: 0 K: 0 S: 3	H: 0 LOB: 2 BB: 2 P: 11	R: 0 E: 0 K: 2 S: 7	H: 0 LOB: 0 BB: 0 P: 7	R: 0 E: 0 K: 1 S: 5	H: 1 LOB: 2 BB: 1 P: 9	R: 0 E: 0 K: 1 S: 5	H: 0 LOB: 0 BB: 0 P: 5	R: 0 E: 0 K: 0 S: 4	H: 1 LOB: 1 BB: 0 P: 4	R: 0 E: 0 K: 2 S: 7	H: 0 LOB: 0 BB: 0 P: 7	R: 0 E: 0 K: 1 S: 6	H: 1 LOB: 1 BB: 0 P: 6	R: 1 E: 0 K: 0 S: 4	H: 1 LOB: 1 BB: 0 P: 4	R: 0 E: 0 K: 0 S: 4	H: 1 LOB: 1 BB: 0 P: 4	1B: 2 2B: 2 3B: 0 HR: 1	SF: 0 SAC: 0 DP: 0 HBP: 0	WP: 0 PB: 0 SB: 1 CS: 0	PA: 34					
<b>PITCHER</b>	IP	WLS	BF	H	R	ER	SO	BB	IBB	HBP	BLK	WP	HR	S	P	ERA	WHIP										
<b>Clay Kirby, R</b> ERA: 3.31 (1,1)	9.0	W	35	5	1	1	7	3	0	0	0	0	1	45	57	1.00	0.889										

AB	31
R	1
H	5
RBI	1
BB	3
SO	7
LOB	10





Batter	1	2	3	4	5	6	7	8	9	10	11	12	13	14	15	16	17	AB	R	H	RBI	BB	SO	LOB	TOP		
Darel Thomas, S OBP: 0.289, SLG: 0.304 (10, 6)	6-3		F7		F8			4-3		4-3			P6			L5-3 1B		7	0	1	0	0	0	2			
Dave Roberts, R OBP: 0.341, SLG: 0.346 (1, 5)	F2		F9			6-3		P6		6-3			6-3			L5-3 1B		7	0	0	0	0	0	2			
Larry Stahl, L OBP: 0.293, SLG: 0.355 (1, 7)	E6 WP 1B		2-4 BB								4-3			K			1-3	6	2	2	0	1	1	0			
Nate Colbert, R OBP: 0.301, SLG: 0.487 (1, 3)	1B WP 1B		2-4	K				F8		1B 2B			5-3				1B 2B	6	2	2	0	1	1	1			
Clio Gaston, R OBP: 0.296, SLG: 0.354 (1, 9)	1B 1H 2H			F9				L8					K			L3		6	0	2	2	1	1	1			
Jerry Morales, R OBP: 0.321, SLG: 0.374 (1, 8)	L8			G3				L8					4-3			L9		6	0	1	1	1	0	1			
Fred Kendall, R OBP: 0.245, SLG: 0.291 (1, 2)		F8											L9			6-3		6	0	1	1	0	0	2			
Enzo Hernandez, R OBP: 0.247, SLG: 0.243 (10, PH)	6-3												K				G4-6-3 1B	3	0	0	0	0	1	1			
Gary Jesteadt, R OBP: 0.287, SLG: 0.289 (10, 4)								F8					K				F7	3	0	1	0	0	1	0			
Mike Caldwell, R OBP: 0.285, SLG: 0.285 (8, PH)	F8							G3										1	0	0	0	0	0	0			
Gary Nolan, R OBP: 0.285, SLG: 0.285 (8, PH)								5-3					4-3 1B					1	0	0	0	0	0	0			
Ed Sprague, R OBP: 0.285, SLG: 0.285 (8, PH)													F7					0	0	0	0	0	0	0			
Mark Schaeffer, L OBP: 0.285, SLG: 0.285 (8, PH)																	1B	0	0	0	0	0	0	0			
<b>Inning Stats</b>	R: 2 E: 1 K: 0 S: 6	H: 2 LOB: 1 BB: 0 P: 6	R: 0 E: 0 K: 0 S: 3	H: 0 LOB: 0 BB: 1 P: 3	R: 0 E: 0 K: 0 S: 5	H: 0 LOB: 1 BB: 1 P: 6	R: 0 E: 0 K: 1 S: 5	H: 0 LOB: 0 BB: 0 P: 5	R: 0 E: 0 K: 1 S: 5	H: 1 LOB: 1 BB: 0 P: 4	R: 0 E: 0 K: 0 S: 3	H: 0 LOB: 0 BB: 0 P: 3	R: 0 E: 0 K: 0 S: 3	H: 0 LOB: 0 BB: 0 P: 5	R: 0 E: 0 K: 1 S: 5	H: 0 LOB: 0 BB: 0 P: 5	R: 0 E: 0 K: 1 S: 5	H: 0 LOB: 0 BB: 0 P: 3	R: 0 E: 0 K: 0 S: 3	H: 2 LOB: 1 BB: 0 P: 3	R: 1 E: 0 K: 0 S: 4	H: 2 LOB: 1 BB: 1 P: 8	1B: 9 2B: 3 3B: 0 HR: 0	SF: 1 SAC: 0 DP: 3 HBP: 0	WP: 1 PA: 61		
<b>PITCHER</b>	IP WLS BF H R ER SO BB IBB HBP BLK WP HR S P ERA WHIP	IP WLS BF H R ER SO BB IBB HBP BLK WP HR S P ERA WHIP	IP WLS BF H R ER SO BB IBB HBP BLK WP HR S P ERA WHIP	IP WLS BF H R ER SO BB IBB HBP BLK WP HR S P ERA WHIP	IP WLS BF H R ER SO BB IBB HBP BLK WP HR S P ERA WHIP	IP WLS BF H R ER SO BB IBB HBP BLK WP HR S P ERA WHIP	IP WLS BF H R ER SO BB IBB HBP BLK WP HR S P ERA WHIP	IP WLS BF H R ER SO BB IBB HBP BLK WP HR S P ERA WHIP	IP WLS BF H R ER SO BB IBB HBP BLK WP HR S P ERA WHIP	IP WLS BF H R ER SO BB IBB HBP BLK WP HR S P ERA WHIP	IP WLS BF H R ER SO BB IBB HBP BLK WP HR S P ERA WHIP	IP WLS BF H R ER SO BB IBB HBP BLK WP HR S P ERA WHIP	IP WLS BF H R ER SO BB IBB HBP BLK WP HR S P ERA WHIP	IP WLS BF H R ER SO BB IBB HBP BLK WP HR S P ERA WHIP	IP WLS BF H R ER SO BB IBB HBP BLK WP HR S P ERA WHIP	IP WLS BF H R ER SO BB IBB HBP BLK WP HR S P ERA WHIP	IP WLS BF H R ER SO BB IBB HBP BLK WP HR S P ERA WHIP	IP WLS BF H R ER SO BB IBB HBP BLK WP HR S P ERA WHIP	IP WLS BF H R ER SO BB IBB HBP BLK WP HR S P ERA WHIP	IP WLS BF H R ER SO BB IBB HBP BLK WP HR S P ERA WHIP	IP WLS BF H R ER SO BB IBB HBP BLK WP HR S P ERA WHIP	IP WLS BF H R ER SO BB IBB HBP BLK WP HR S P ERA WHIP	IP WLS BF H R ER SO BB IBB HBP BLK WP HR S P ERA WHIP	IP WLS BF H R ER SO BB IBB HBP BLK WP HR S P ERA WHIP			
<b>Batter</b>	1	2	3	4	5	6	7	8	9	10	11	12	13	14	15	16	17	AB	R	H	RBI <td>BB</td> <td>SO</td> <td>LOB</td> <td>BOTTOM</td>	BB	SO	LOB	BOTTOM		
Pete Rose, S OBP: 0.362, SLG: 0.380 (1, 7)	G4-6-3 BB		FC4-6 BB		FC3-6 1B			F7		6-3			F8			6-3		6	0	1	0	2	0	2			
Joe Morgan, L OBP: 0.420, SLG: 0.444 (1, 4)	G4-6-3 BB		FC4-6 1-2 2-3		FC3-6 CS			F9					F8			P6		5	0	0	0	2	0	3			
Bobby Tolan, L OBP: 0.352, SLG: 0.421 (1, 8)	G4-6-3 1-2 2-3		4-3										1-3			K		7	0	2	1	0	2	4			
Johnny Bench, R OBP: 0.372, SLG: 0.541 (1, 3)			5-3					F8								6-3		6	0	1	0	1	0	3			
Tony Perez, R OBP: 0.344, SLG: 0.521 (1, 3)	K												K			K		6	1	2	0	1	3	3			
Denis Menke, R OBP: 0.326, SLG: 0.320 (1, 5)			F8															6	0	1	0	0	2	2			
George Foster, R OBP: 0.266, SLG: 0.320 (6, PH)	P4																	2	0	0	0	0	1	1			
Cesar Geronimo, L OBP: 0.356, SLG: 0.485 (7, 9)			G6-3															4	0	1	0	1	2	0			
Dave Concepcion, R OBP: 0.265, SLG: 0.256 (6, PH)	5-3																	2	0	1	0	0	0	0			
Joe Hogue, L OBP: 0.361, SLG: 0.421 (7, 6)																		1	0	0	0	0	0	2			
Darrel Chaney, S OBP: 0.430, SLG: 0.434 (1, 1)																		3	1	2	1	1	0	0			
Gary Nolan, R OBP: 0.285, SLG: 0.285 (8, PH)																		3	1	1	0	0	1	1			
Clay Carroll, R OBP: 0.285, SLG: 0.285 (8, PH)																		1	0	0	0	0	1	0			
Hal Morrison, L OBP: 0.285, SLG: 0.285 (8, PH)																		1	0	0	0	0	1	0			
Ted Lunde, L OBP: 0.285, SLG: 0.285 (8, PH)																		1	0	0	0	0	1	0			
Ed Sprague, R OBP: 0.285, SLG: 0.285 (8, PH)																		1	0	0	0	0	1	0			
Julian Javier, R OBP: 0.285, SLG: 0.285 (8, PH)																		1	0	0	0	0	1	0			
<b>Inning Stats</b>	R: 0 E: 0 K: 1 S: 4	H: 0 LOB: 2 BB: 3 P: 16	R: 0 E: 0 K: 0 S: 3	H: 0 LOB: 0 BB: 0 P: 3	R: 1 E: 0 K: 0 S: 7	H: 3 LOB: 1 BB: 1 P: 7	R: 0 E: 0 K: 0 S: 4	H: 2 LOB: 1 BB: 0 P: 4	R: 0 E: 0 K: 0 S: 3	H: 1 LOB: 2 BB: 1 P: 9	R: 0 E: 0 K: 0 S: 6	H: 1 LOB: 1 BB: 0 P: 6	R: 0 E: 0 K: 1 S: 4	H: 0 LOB: 0 BB: 0 P: 8	R: 0 E: 0 K: 2 S: 7	H: 1 LOB: 0 BB: 0 P: 7	R: 0 E: 0 K: 1 S: 5	H: 0 LOB: 0 BB: 0 P: 5	R: 0 E: 0 K: 1 S: 5	H: 0 LOB: 0 BB: 0 P: 8	R: 0 E: 0 K: 1 S: 5	H: 0 LOB: 0 BB: 0 P: 5	R: 0 E: 0 K: 1 S: 7	H: 2 LOB: 2 BB: 1 P: 7	1B: 10 2B: 3 3B: 0 HR: 1	SF: 0 SAC: 1 DP: 4 HBP: 0	WP: 0 PA: 66
<b>PITCHER</b>	IP WLS BF H R ER SO BB IBB HBP BLK WP HR S P ERA WHIP	IP WLS BF H R ER SO BB IBB HBP BLK WP HR S P ERA WHIP	IP WLS BF H R ER SO BB IBB HBP BLK WP HR S P ERA WHIP	IP WLS BF H R ER SO BB IBB HBP BLK WP HR S P ERA WHIP	IP WLS BF H R ER SO BB IBB HBP BLK WP HR S P ERA WHIP	IP WLS BF H R ER SO BB IBB HBP BLK WP HR S P ERA WHIP	IP WLS BF H R ER SO BB IBB HBP BLK WP HR S P ERA WHIP	IP WLS BF H R ER SO BB IBB HBP BLK WP HR S P ERA WHIP	IP WLS BF H R ER SO BB IBB HBP BLK WP HR S P ERA WHIP	IP WLS BF H R ER SO BB IBB HBP BLK WP HR S P ERA WHIP	IP WLS BF H R ER SO BB IBB HBP BLK WP HR S P ERA WHIP	IP WLS BF H R ER SO BB IBB HBP BLK WP HR S P ERA WHIP	IP WLS BF H R ER SO BB IBB HBP BLK WP HR S P ERA WHIP	IP WLS BF H R ER SO BB IBB HBP BLK WP HR S P ERA WHIP	IP WLS BF H R ER SO BB IBB HBP BLK WP HR S P ERA WHIP	IP WLS BF H R ER SO BB IBB HBP BLK WP HR S P ERA WHIP	IP WLS BF H R ER SO BB IBB HBP BLK WP HR S P ERA WHIP	IP WLS BF H R ER SO BB IBB HBP BLK WP HR S P ERA WHIP	IP WLS BF H R ER SO BB IBB HBP BLK WP HR S P ERA WHIP	IP WLS BF H R ER SO BB IBB HBP BLK WP HR S P ERA WHIP	IP WLS BF H R ER SO BB IBB HBP BLK WP HR S P ERA WHIP	IP WLS BF H R ER SO BB IBB HBP BLK WP HR S P ERA WHIP	IP WLS BF H R ER SO BB IBB HBP BLK WP HR S P ERA WHIP	IP WLS BF H R ER SO BB IBB HBP BLK WP HR S P ERA WHIP			

San Diego Padres @ Cincinnati Reds  
Riverfront Stadium, Cincinnati, OH  
Sat Jul 29 1972, 7:05 PM EDT  
Alt. 33,094 - Unknown

AB 56  
R 4  
H 12  
RBI 4  
BB 4  
SO 5  
LOB 11



San Diego Padres @ Cincinnati Reds  
Riverfront Stadium, Cincinnati, OH  
Sat Jul 29 1972, 7:05 PM EDT  
Alt. 33,094 - Unknown

AB 55  
R 3  
H 13  
RBI 2  
BB 8  
SO 13  
LOB 21





Batter	1	2	3	4	5	6	7	8	9	AB	R	H	RBI	BB	SO	LOB	TOP			
<b>Bobby Bonds, R</b> OBP: 0.330, SLG: 0.467 (1,9)										3	0	0	0	1	0	2	<b>San Francisco Giants @ Cincinnati Reds</b> Riverfront Stadium, Cincinnati, OH Sun Jul 30 1972, 3:33 AM EDT Unknown <a href="http://livebaseballscorecards.com">livebaseballscorecards.com</a>			
<b>Gary Maddox, R</b> OBP: 0.304, SLG: 0.465 (1,8)										4	0	2	0	0	0	2				
<b>Chris Speier, R</b> OBP: 0.342, SLG: 0.413 (1,6)										4	0	0	0	0	0	3				
<b>Ed Goodson, L</b> OBP: 0.326, SLG: 0.392 (1,3)										4	0	1	0	0	0	3				
<b>Tito Fuentes, S</b> OBP: 0.296, SLG: 0.382 (1,4)										4	0	2	0	0	0	0				
<b>Al Gallacher, R</b> OBP: 0.340, SLG: 0.301 (1,5)										4	0	0	0	0	0	3				
<b>Ken Henderson, S</b> OBP: 0.263, SLG: 0.316 (1,7)										4	0	1	0	0	1	3				
<b>Dave Rader, L</b> OBP: 0.307, SLG: 0.343 (1,2)										3	0	0	0	0	0	1				
<b>Dave Kingman, R</b> OBP: 0.259, SLG: 0.479 (9, PH)										1	0	0	0	0	0	1				
<b>Juan Marichal, R</b> OBP: 0.275, SLG: 0.308 (5, PH)										1	0	1	0	0	0	0				
<b>Chris Arnold, R</b> OBP: 0.299, SLG: 0.329 (5, PH)										1	0	1	0	0	0	0				
<b>Randy Moffitt, R</b> OBP: 0.197, SLG: 0.322 (7, PH)										0	0	0	0	0	0	0				
<b>Bernie Williams, R</b> OBP: 0.250, SLG: 0.250 (7, PH)										1	0	0	0	0	0	1				
<b>Don McMahon, R</b> OBP: 0.250, SLG: 0.250 (7, PH)										0	0	0	0	0	0	0				
<b>Inning Stats</b>	R: 0 E: 0 K: 0 S: 4	H: 1 LOB: 1 BB: 0 P: 4	R: 0 E: 0 K: 0 S: 3	H: 0 LOB: 0 BB: 0 P: 3	R: 0 E: 0 K: 0 S: 4	H: 1 LOB: 1 BB: 0 P: 4	R: 0 E: 0 K: 0 S: 5	H: 2 LOB: 2 BB: 0 P: 5	R: 0 E: 0 K: 0 S: 4	H: 1 LOB: 1 BB: 0 P: 4	R: 0 E: 0 K: 0 S: 3	H: 0 LOB: 0 BB: 0 P: 3	R: 0 E: 0 K: 0 S: 4	H: 1 LOB: 1 BB: 0 P: 4	R: 0 E: 0 K: 1 S: 6	H: 1 LOB: 1 BB: 0 P: 6	1B: 4 2B: 3 3B: 1 HR: 0	SF: 0 SAC: 0 DP: 1 HBP: 0	WP: 0 PB: 0 SB: 0 CS: 0	PA: 35
<b>PITCHER</b> <b>Ross Grimsley, L</b> ERA: 2.31 (1,1)	IP: 9.0 WLS: W BF: 35 H: 8 R: 0 ER: 0 SO: 1 BB: 1 IBB: 0 HBP: 0 BLK: 0 WP: 0 HR: 0 S: 36 P: 40 ERA: 0.00 WHIP: 1.000																			

Batter	1	2	3	4	5	6	7	8	9	AB	R	H	RBI	BB	SO	LOB	BOTTOM				
<b>Pete Rose, S</b> OBP: 0.363, SLG: 0.381 (1,7)										4	1	2	0	0	1	1	<b>San Francisco Giants @ Cincinnati Reds</b> Riverfront Stadium, Cincinnati, OH Sun Jul 30 1972, 3:33 AM EDT Unknown <a href="http://livebaseballscorecards.com">livebaseballscorecards.com</a>				
<b>Joe Morgan, L</b> OBP: 0.427, SLG: 0.443 (1,4)										3	1	1	0	1	0	1					
<b>Dave Concepcion, R</b> OBP: 0.265, SLG: 0.256 (7,4)										0	0	0	0	0	0	0					
<b>Bobby Tolan, L</b> OBP: 0.353, SLG: 0.421 (1,8)										3	0	1	1	1	0	0					
<b>Johnny Bench, R</b> OBP: 0.370, SLG: 0.541 (1,2)										4	0	1	0	0	0	5					
<b>Tony Perez, R</b> OBP: 0.340, SLG: 0.515 (1,3)										4	0	0	1	0	1	2					
<b>Cesar Geronimo, L</b> OBP: 0.346, SLG: 0.471 (1,9)										4	1	0	0	0	1	3					
<b>Denis Menke, R</b> OBP: 0.328, SLG: 0.328 (1,5)										3	1	1	1	1	0	2					
<b>Darrel Chaney, S</b> OBP: 0.423, SLG: 0.438 (1,6)										4	0	1	1	0	0	1					
<b>Ross Grimsley, L</b> OBP: 0.150, SLG: 0.128 (1,1)										4	0	1	0	0	1	2					
<b>Inning Stats</b>	R: 0 E: 0 K: 0 S: 3	H: 0 LOB: 0 BB: 0 P: 3	R: 2 E: 0 K: 0 S: 6	H: 3 LOB: 1 BB: 0 P: 6	R: 2 E: 1 K: 0 S: 6	H: 2 LOB: 2 BB: 1 P: 10	R: 0 E: 1 K: 1 S: 7	H: 2 LOB: 3 BB: 1 P: 11	R: 0 E: 0 K: 1 S: 5	H: 0 LOB: 0 BB: 0 P: 5	R: 0 E: 0 K: 1 S: 6	H: 1 LOB: 1 BB: 0 P: 6	R: 0 E: 0 K: 1 S: 5	H: 0 LOB: 0 BB: 0 P: 5	R: 0 E: 0 K: 0 S: 3	H: 0 LOB: 1 BB: 1 P: 7		1B: 5 2B: 2 3B: 1 HR: 0	SF: 0 SAC: 0 DP: 0 HBP: 0	WP: 0 PB: 0 SB: 0 CS: 0	PA: 36
<b>PITCHER</b> <b>Juan Marichal, R</b> ERA: 3.47 (5,1)	IP: 2.0 WLS: L BF: 7 H: 1 R: 0 ER: 0 SO: 2 BB: 0 IBB: 0 HBP: 0 BLK: 0 WP: 0 HR: 0 S: 11 P: 11 ERA: 0.00 WHIP: 0.500																				
<b>Randy Moffitt, R</b> ERA: 2.77 (7,1)	IP: 2.0 WLS: L BF: 7 H: 0 R: 0 ER: 0 SO: 1 BB: 1 IBB: 0 HBP: 0 BLK: 0 WP: 0 HR: 0 S: 8 P: 12 ERA: 0.00 WHIP: 0.500																				



Batter	1	2	3	4	5	6	7	8	9	10	AB	R	H	RBI	BB	SO	LOB	TOP			
<b>Bobby Bonds, R</b> OBP: 0.335, SLG: 0.474 (1, 9)	4-0 BB		0-0 P4		0-0 HR		0-0 F7		4-0 BB	4-0 BB	3	1	1	1	3	0	1	<b>San Francisco Giants @ Cincinnati Reds</b> Riverfront Stadium, Cincinnati, OH Sun Jul 30 1972, 3:38 AM EDT Att: 48,351 - Unknown <a href="http://livebaseballscorecards.com">livebaseballscorecards.com</a>			
<b>Gary Maddox, R</b> OBP: 0.298, SLG: 0.455 (1, 8)	0-0 F7		0-0 L7		0-3 K		0-3 K		0-0 4-3	0-0 4-3	6	0	0	0	0	2	4				
<b>Chris Speier, R</b> OBP: 0.342, SLG: 0.411 (1, 6)	0-3 K		0-0 4-3				0-0 FC6-4 1B		0-0 F3	4-0 SH1-3 E BB	4	1	1	0	1	1	1				
<b>Dave Kingman, R</b> OBP: 0.298, SLG: 0.473 <b>Frank Reberger, L</b> OBP: 0.154, SLG: 0.154 <b>Dave Rader, L</b> OBP: 0.307, SLG: 0.343 (1, 3)	0-3 K						0-0 FC6-4 2B 1-2f		0-3 K	0-0 E6 1B SH1-3 3B	4	0	0	0	1	2	3				
<b>Al Gallagher, R</b> OBP: 0.343, SLG: 0.302 (1, 5)		4-0 BB		0-0 F9		0-3 K		0-0 FC5 BB 1B		0-0 SH1-3	3	0	1	0	1	1	2				
<b>Bernie Williams, R</b> OBP: 0.215, SLG: 0.339 <b>Ken Henderson, S</b> OBP: 0.266, SLG: 0.316 (1, 7)		0-3 K		0-3 K		0-0 K		4-0 1B		4-0 1B 3B	3	0	1	0	1	2	2				
<b>Chris Arnold, R</b> OBP: 0.288, SLG: 0.315 <b>Tito Fuentes, S</b> OBP: 0.297, SLG: 0.382 (8, 7)		0-0 F9		0-3 K		0-0 K		1-2 BB		4-0 1B 3B	0	1	0	0	1	0	0				
<b>Fran Healy, R</b> OBP: 0.288, SLG: 0.241 <b>Ed Goodson, L</b> OBP: 0.331, SLG: 0.413 (1, 4)		4-0 BB		0-0 F9		0-3 K		0-0 FC5 2-3f		0-0 1B	3	0	0	0	0	1	4				
<b>Jim Barr, R</b> OBP: 0.138, SLG: 0.182 (8, 4)		0-3 K		0-0 F3		0-0 F2		0-0 BB		1-2 2-3 3B 1B	2	1	1	1	0	0	2				
<b>Jim Barr, R</b> OBP: 0.138, SLG: 0.182 (1, 1)		0-3 K		0-0 F3		0-3 K		0-0 2B		0-0 6-3 1B 3B	3	0	0	0	1	0	0				
<b>Inning Stats</b>	R: 0 E: 0 K: 2 S: 7	H: 0 LOB: 1 BB: 1 P: 11	R: 0 E: 0 K: 2 S: 7	H: 0 LOB: 2 BB: 2 P: 15	R: 0 E: 0 K: 0 S: 3	H: 0 LOB: 0 BB: 0 P: 3	R: 0 E: 0 K: 2 S: 7	H: 0 LOB: 1 BB: 1 P: 11	R: 1 E: 0 K: 2 S: 8	H: 1 LOB: 0 BB: 0 P: 8	R: 0 E: 0 K: 1 S: 6	H: 1 LOB: 1 BB: 0 P: 6	R: 0 E: 0 K: 1 S: 6	H: 1 LOB: 2 BB: 1 P: 10	R: 0 E: 0 K: 0 S: 3	H: 0 LOB: 1 BB: 1 P: 7	R: 5 E: 1 K: 0 S: 6	H: 2 LOB: 1 BB: 3 P: 18	1B: 3 2B: 2 3B: 1 HR: 1	SF: 0 SAC: 1 DP: 0 HBP: 0	WP: 1 PA: 47
<b>PITCHER</b>	IP 8.0	WLS W	BF 34	H 5	R 1	ER 1	SO 11	BB 5	IBB 0	HBP 0	BLK 0	WP 0	HR 1	S 51	P 71	ERA 1.12	WHIP 1.250				
<b>Tom Hall, L</b> ERA: 2.44 <b>Clay Carroll, R</b> ERA: 2.09 (9, 1)	2.0 L	13	2	5	3	0	3	1	0	0	0	1	0	9	25	13.50	2.500				

Batter	1	2	3	4	5	6	7	8	9	10	AB	R	H	RBI	BB	SO	LOB	BOTTOM			
<b>Pete Rose, S</b> OBP: 0.360, SLG: 0.377 (1, 7)	0-0 4-3			0-0 P6		0-0 F8			0-0 F9		4	0	0	0	0	0	0	<b>San Francisco Giants @ Cincinnati Reds</b> Riverfront Stadium, Cincinnati, OH Sun Jul 30 1972, 3:38 AM EDT Att: 48,351 - Unknown <a href="http://livebaseballscorecards.com">livebaseballscorecards.com</a>			
<b>Joe Morgan, L</b> OBP: 0.425, SLG: 0.440 (1, 4)	0-0 F9			0-0 4-1			0-0 F9		0-0 FC4-6 1B		4	0	1	0	0	0	0				
<b>Bobby Tolan, L</b> OBP: 0.350, SLG: 0.416 (1, 8)	0-0 F7			0-3 K			0-0 5-3		0-0 FC4-6 1-2f		4	0	0	0	0	1	1				
<b>Johnny Bench, R</b> OBP: 0.372, SLG: 0.546 (1, 2)		0-0 F9			0-0 4-3 SF9 2B		0-0 2B		0-0 F7		4	1	2	0	0	0	1				
<b>Joe Hague, L</b> OBP: 0.344, SLG: 0.411 (1, 3)		0-0 F9			0-0 4-3		0-0 4-3			0-0 5-3	4	0	0	0	0	0	2				
<b>Hal McRae, R</b> OBP: 0.263, SLG: 0.423 <b>Clay Carroll, R</b> OBP: 0.200, SLG: 0.200 <b>Tony Perez, R</b> OBP: 0.339, SLG: 0.513 (1, 5)		0-0 6-3			2-3						2	0	0	1	0	0	0				
<b>Cesar Geronimo, L</b> OBP: 0.338, SLG: 0.458 (9, 1)				0-0 SF9		0-0 F8		0-0 4-3		0-0 F8	0	0	0	0	0	0	0				
<b>Darrel Chaney, S</b> OBP: 0.420, SLG: 0.427 (1, 6)				0-0 P4		0-0 F8		0-0 F8		0-0 G3	4	0	0	0	0	0	0				
<b>Tom Hall, L</b> OBP: 0.063, SLG: 0.063 <b>Denis Menke, R</b> OBP: 0.327, SLG: 0.327 (8, PH)				0-0 5-3		0-0 F7		4-0 WP BB			2	0	0	0	1	0	0				
<b>Tom Hall, L</b> OBP: 0.063, SLG: 0.063 <b>Denis Menke, R</b> OBP: 0.327, SLG: 0.327 (9, 5)				0-3 K		0-0 B1-3		0-0 5-3		1-2	2	0	0	0	0	0	1				
<b>Inning Stats</b>	R: 0 E: 0 K: 0 S: 3	H: 0 LOB: 0 BB: 0 P: 3	R: 0 E: 0 K: 0 S: 3	H: 0 LOB: 0 BB: 0 P: 3	R: 0 E: 0 K: 1 S: 5	H: 0 LOB: 0 BB: 0 P: 5	R: 0 E: 0 K: 1 S: 5	H: 0 LOB: 0 BB: 0 P: 5	R: 1 E: 0 K: 0 S: 4	H: 1 LOB: 0 BB: 0 P: 4	R: 0 E: 0 K: 0 S: 4	H: 1 LOB: 1 BB: 0 P: 4	R: 0 E: 0 K: 0 S: 4	H: 0 LOB: 1 BB: 1 P: 7	R: 0 E: 0 K: 0 S: 4	H: 1 LOB: 1 BB: 0 P: 4	R: 0 E: 0 K: 0 S: 3	H: 0 LOB: 0 BB: 0 P: 3	1B: 1 2B: 2 3B: 0 HR: 0	SF: 1 SAC: 0 DP: 0 HBP: 0	WP: 1 PA: 34
<b>PITCHER</b>	IP 10.0	WLS W	BF 34	H 3	R 1	ER 1	SO 2	BB 1	IBB 0	HBP 0	BLK 0	WP 1	HR 0	S 37	P 41	ERA 0.90	WHIP 0.400				
<b>Jim Barr, R</b> ERA: 2.93 (1, 1)	10.0 W	34	3	1	1	2	2	1	0	0	0	1	0	37	41	0.90	0.400				





Batter	1	2	3	4	5	6	7	8	9	AB R H RBI BB SO LOB	TOP											
<b>Bobby Bonds, R</b> OBP: 0.338, SLG: 0.486 (1, 9)										5 3 3 1 0 1 1	<b>San Francisco Giants @ Cincinnati Reds</b> Riverfront Stadium, Cincinnati, OH Mon Jul 31 1972, 7:05 PM EDT Att: 18,458 - Unknown											
<b>Gary Maddox, R</b> OBP: 0.300, SLG: 0.454 (1, 8)										5 2 2 0 0 1 1												
<b>Chris Speier, R</b> OBP: 0.348, SLG: 0.416 (1, 6)										3 0 3 2 1 0 0												
<b>Ed Goodson, L</b> OBP: 0.319, SLG: 0.400 (1, 3)										4 0 0 1 0 1 4												
<b>Tito Fuentes, S</b> OBP: 0.296, SLG: 0.381 (1, 4)										4 0 1 1 0 1 2												
<b>Dave Rader, L</b> OBP: 0.307, SLG: 0.341 (1, 2)										4 0 1 0 0 2 0												
<b>Al Gallagher, R</b> OBP: 0.341, SLG: 0.301 (1, 5)										4 1 1 0 0 0 2												
<b>Ken Henderson, S</b> OBP: 0.265, SLG: 0.312 (1, 7)										3 1 0 0 1 1 0												
<b>Don Carrithers, R</b> OBP: 0.150, SLG: 0.200 (1, 1)										4 0 1 2 0 2 0												
<b>Inning Stats</b>	R: 2 E: 1 K: 1 S: 7	H: 3 LOB: 1 BB: 0 P: 7	R: 0 E: 0 K: 2 S: 7	H: 0 LOB: 0 BB: 0 P: 7	R: 1 E: 0 K: 1 S: 6	H: 1 LOB: 1 BB: 1 P: 10	R: 2 E: 0 K: 1 S: 7	H: 2 LOB: 1 BB: 1 P: 11	R: 1 E: 0 K: 1 S: 8	H: 3 LOB: 2 BB: 0 P: 8	R: 0 E: 0 K: 1 S: 5	H: 0 LOB: 0 BB: 0 P: 5	R: 0 E: 0 K: 1 S: 6	H: 1 LOB: 1 BB: 0 P: 6	R: 0 E: 0 K: 1 S: 5	H: 0 LOB: 0 BB: 0 P: 5	R: 1 E: 0 K: 0 S: 5	H: 2 LOB: 1 BB: 0 P: 5	1B: 9 2B: 2 3B: 0 HR: 1	SF: 2 SAC: 0 DP: 0 HBP: 0	WP: 0 PB: 0 SB: 1 CS: 0	PA: 40
<b>PITCHER</b>	IP WLS BF H R ER SO BB IBB HBP BLK WP HR S P ERA WHIP																					
<b>Jack Billingham, R</b> ERA: 3.53 (1, 1)	3.2 L 18 6 5 4 4 2 0 0 0 0 0 1 24 32 9.82 2.182																					
<b>Pedro Borbon, R</b> ERA: 3.39 (4, 1)	1.1 7 3 1 1 2 0 0 0 0 0 0 0 11 11 6.75 2.250																					
<b>Don Gullett, L</b> ERA: 5.65 (6, 1)	3.0 10 1 0 0 3 0 0 0 0 0 0 0 16 16 0.00 0.333																					
<b>Ed Sprague, R</b> ERA: 3.55 (9, 1)	1.0 5 2 1 1 0 0 0 0 0 0 0 0 5 5 9.00 2.000																					

Batter	1	2	3	4	5	6	7	8	9	AB R H RBI BB SO LOB	BOTTOM											
<b>Pete Rose, S</b> OBP: 0.359, SLG: 0.381 (1, 7)										4 0 1 0 0 0 1	<b>San Francisco Giants @ Cincinnati Reds</b> Riverfront Stadium, Cincinnati, OH Mon Jul 31 1972, 7:05 PM EDT Att: 18,458 - Unknown											
<b>Joe Morgan, L</b> OBP: 0.424, SLG: 0.438 (1, 4)										4 1 1 0 0 0 1												
<b>Bobby Tolan, L</b> OBP: 0.346, SLG: 0.411 (1, 8)										4 0 0 0 0 0 1												
<b>Johnny Bench, R</b> OBP: 0.368, SLG: 0.540 (1, 2)										4 0 0 0 0 0 1												
<b>Tony Perez, R</b> OBP: 0.344, SLG: 0.519 (1, 3)										4 1 3 1 0 0 0												
<b>Cesar Geronimo, L</b> OBP: 0.335, SLG: 0.453 (1, 9)										4 0 1 1 0 1 2												
<b>Denis Menke, R</b> OBP: 0.325, SLG: 0.324 (1, 5)										2 0 0 0 0 1 1												
<b>Don Gullett, R</b> OBP: 0.375, SLG: 0.357 (6, 1)										0 0 0 0 0 0 0												
<b>Ted Uhlhaender, L</b> OBP: 0.242, SLG: 0.183 (8, PH)										1 0 0 0 0 0 0												
<b>Ed Sprague, R</b> (9, PH)										0 0 0 0 0 0 0												
<b>Joe Hague, L</b> OBP: 0.343, SLG: 0.409 (9, PH)										1 0 0 0 0 0 1												
<b>Darrel Chaney, S</b> OBP: 0.408, SLG: 0.412 (1, 6)										3 0 0 0 0 1 0												
<b>Jack Billingham, R</b> OBP: 0.070, SLG: 0.048 (1, 1)										1 0 0 0 0 0 0												
<b>Pedro Borbon, R</b> (4, 1)										0 0 0 0 0 0 0												
<b>Hal McRae, R</b> OBP: 0.271, SLG: 0.426 (6, 5)										2 0 1 0 0 0 0												
<b>Inning Stats</b>	R: 0 E: 0 K: 0 S: 3	H: 0 LOB: 0 BB: 0 P: 3	R: 0 E: 0 K: 0 S: 3	H: 0 LOB: 0 BB: 0 P: 3	R: 0 E: 0 K: 1 S: 5	H: 0 LOB: 0 BB: 0 P: 5	R: 0 E: 0 K: 0 S: 3	H: 0 LOB: 0 BB: 0 P: 3	R: 0 E: 0 K: 2 S: 8	H: 1 LOB: 1 BB: 0 P: 8	R: 0 E: 0 K: 0 S: 4	H: 1 LOB: 1 BB: 0 P: 4	R: 0 E: 0 K: 0 S: 4	H: 1 LOB: 1 BB: 0 P: 4	R: 0 E: 0 K: 0 S: 4	H: 1 LOB: 1 BB: 0 P: 4	R: 2 E: 0 K: 0 S: 6	H: 3 LOB: 1 BB: 0 P: 6	1B: 5 2B: 1 3B: 1 HR: 0	SF: 0 SAC: 0 DP: 0 HBP: 0	WP: 0 PB: 0 SB: 0 CS: 0	PA: 34
<b>PITCHER</b>	IP WLS BF H R ER SO BB IBB HBP BLK WP HR S P ERA WHIP																					
<b>Don Carrithers, R</b> ERA: 5.13 (1, 1)	9.0 W 34 7 2 2 3 0 0 0 0 0 0 0 40 40 2.00 0.778																					



Batter	1	2	3	4	5	6	7	8	9	AB	R	H	RBI	BB	SO	LOB	TOP																	
<b>Pete Rose, S</b> OBP: 0.363, SLG: 0.382 (1, 7)	4-0 BB 2B BB	0-0 1B					0-0 P6			2	2	1	0	2	0	0																		
<b>Joe Morgan, L</b> OBP: 0.424, SLG: 0.446 (1, 4)	4-0 2B 1-2 BB	0-0 L3					0-0 HR 1-H		0-0 P4	3	1	1	2	1	0	1																		
<b>Bobby Tolan, L</b> OBP: 0.348, SLG: 0.412 (1, 8)	0-0 P6						0-0 CS 1B		0-0 G3	4	0	2	0	0	0	2																		
<b>Johnny Bench, R</b> OBP: 0.367, SLG: 0.539 (1, 2)	0-0 1-3 2-H 2B						0-0 F8		0-0 F7	4	0	1	1	0	1	2																		
<b>Tony Perez, R</b> OBP: 0.340, SLG: 0.513 (1, 3)	0-3 K						0-0 F8		0-0 CS	4	0	0	0	0	1	3																		
<b>Cesar Geronimo, L</b> OBP: 0.333, SLG: 0.444 (1, 9)	4-0 FC5-4 BB						0-0 CS		0-3 K	3	0	0	0	1	2	0																		
<b>Denis Menke, R</b> OBP: 0.321, SLG: 0.320 (1, 5)	0-0 FC5-4 1-2						0-0 F8		0-0 F8	4	0	0	0	0	0	3																		
<b>Darrel Chaney, S</b> OBP: 0.396, SLG: 0.398 (1, 6)							0-0 F8		0-3 K	3	0	0	0	0	1	0																		
<b>Wayne Simpson, R</b> OBP: 0.086, SLG: 0.114 (1, 1)							0-3 K		0-0 6-3	3	0	0	0	0	2	0																		
<b>Inning Stats</b>	R: 1 E: 0 K: 1 S: 6	H: 1 LOB: 3 BB: 3 P: 18	R: 0 E: 0 K: 0 S: 6	H: 1 LOB: 1 BB: 0 P: 6	R: 0 E: 0 K: 0 S: 3	H: 1 LOB: 0 BB: 0 P: 3	R: 0 E: 0 K: 1 S: 5	H: 0 LOB: 0 BB: 0 P: 5	R: 2 E: 0 K: 0 S: 4	H: 2 LOB: 0 BB: 1 P: 8	R: 0 E: 0 K: 1 S: 5	H: 0 LOB: 0 BB: 0 P: 5	R: 0 E: 0 K: 1 S: 5	H: 0 LOB: 0 BB: 0 P: 5	R: 0 E: 0 K: 1 S: 5	H: 0 LOB: 0 BB: 0 P: 5	1B: 3 2B: 1 3B: 0 HR: 1	SF: 0 SAC: 0 DP: 0 HBP: 0	WP: 0 PB: 0 SB: 0 CS: 2	PA: 36														
<b>PITCHER</b>	IP WLS BF H R ER SO BB IBB HBP BLK WP HR S P ERA WHIP																																	
<b>Ken Forsch, R</b> ERA: 4.08 (1, 1)	0.2	6	1	1	1	1	3	0	0	0	0	0	0	0	5	17	13.50	6.000																
<b>George Culver, R</b> ERA: 3.14 (1, 1)	4.1	L	16	4	2	2	2	1	0	0	0	0	0	1	19	23	4.15	1.154																
<b>Tom Griffin, R</b> ERA: 2.42 (6, 1)	2.0		6	0	0	0	2	0	0	0	0	0	0	0	10	10	0.00	0.000																
<b>Jim York, R</b> ERA: 5.16 (8, 1)	2.0		6	0	0	0	2	0	0	0	0	0	0	0	10	10	0.00	0.000																

Cincinnati Reds @ Houston Astros  
Astrodome, Houston, TX  
Tue Aug 01 1972, 8:05 PM EDT  
Att: 31,405 - Dome

AB 30  
R 3  
H 5  
RBI 3  
BB 4  
SO 7  
LOB 11



Batter	1	2	3	4	5	6	7	8	9	AB	R	H	RBI	BB	SO	LOB	BOTTOM																	
<b>Roger Metzger, S</b> OBP: 0.271, SLG: 0.244 (1, 6)	0-0 4-3									4	0	1	0	0	0	0																		
<b>Cesar Cedeno, R</b> OBP: 0.406, SLG: 0.560 (1, 8)	0-0 4-3									4	0	2	0	0	0	1																		
<b>Jimmy Wynn, R</b> OBP: 0.379, SLG: 0.487 (1, 9)	0-0 F7									4	1	1	1	0	0	2																		
<b>Lee May, R</b> OBP: 0.354, SLG: 0.517 (1, 3)										4	0	0	0	0	1	1																		
<b>Bob Watson, R</b> OBP: 0.376, SLG: 0.462 (1, 7)										4	0	2	0	0	0	0																		
<b>Johnny Edwards, L</b> OBP: 0.336, SLG: 0.368 (1, 2)										4	0	0	0	0	0	2																		
<b>Doug Rader, R</b> OBP: 0.314, SLG: 0.445 (1, 5)										4	0	1	0	0	0	1																		
<b>Tommy Helms, R</b> OBP: 0.280, SLG: 0.361 (1, 4)										3	0	0	0	0	0	2																		
<b>Ken Forsch, R</b> OBP: 0.143, SLG: 0.118 (1, 1) <b>George Culver, R</b> OBP: 0.200, SLG: 0.214 (5, 10) <b>Jimmy Stewart, S</b> OBP: 0.247, SLG: 0.317 (8, 1) <b>Tom Griffin, R</b> OBP: 0.340, SLG: 0.632 (7, 10) <b>Bob Stinson, S</b> OBP: 0.340, SLG: 0.290 (8, 1) <b>Jim York, R</b> (8, 1)										0	0	0	0	0	0	0																		
<b>Inning Stats</b>	R: 0 E: 0 K: 0 S: 3	H: 0 LOB: 0 BB: 0 P: 3	R: 0 E: 0 K: 0 S: 4	H: 1 LOB: 1 BB: 0 P: 4	R: 0 E: 0 K: 1 S: 6	H: 1 LOB: 1 BB: 0 P: 6	R: 1 E: 0 K: 0 S: 6	H: 3 LOB: 2 BB: 0 P: 6	R: 0 E: 0 K: 0 S: 4	H: 1 LOB: 1 BB: 0 P: 4	R: 0 E: 0 K: 0 S: 3	H: 0 LOB: 0 BB: 0 P: 3	R: 0 E: 0 K: 1 S: 6	H: 1 LOB: 1 BB: 0 P: 6	R: 0 E: 0 K: 0 S: 3	H: 0 LOB: 0 BB: 0 P: 3	1B: 6 2B: 0 3B: 0 HR: 1	SF: 0 SAC: 0 DP: 0 HBP: 0	WP: 0 PB: 0 SB: 0 CS: 0	PA: 34														
<b>PITCHER</b>	IP WLS BF H R ER SO BB IBB HBP BLK WP HR S P ERA WHIP																																	
<b>Wayne Simpson, R</b> ERA: 3.44 (1, 1)	9.0	W	34	7	1	1	2	0	0	0	0	0	0	1	38	38	1.00	0.778																

Cincinnati Reds @ Houston Astros  
Astrodome, Houston, TX  
Tue Aug 01 1972, 8:05 PM EDT  
Att: 31,405 - Dome

AB 34  
R 1  
H 7  
RBI 1  
BB 0  
SO 2  
LOB 9





Batter	1	2	3	4	5	6	7	8	9	AB	R	H	RBI	BB	SO	LOB	TOP					
<b>Pete Rose, S</b> OBP: 0.364, SLG: 0.381 (1, 7)	F8		K			1B		4-3 BB		3	0	1	0	1	1	1	<b>Cincinnati Reds @ Houston Astros</b> Astrodome, Houston, TX Wed Aug 02 1972, 8:05 PM EDT Att: 31,838 - Dome					
<b>Joe Morgan, L</b> OBP: 0.420, SLG: 0.441 (1, 4)	F9			P5		G4-3-4-3-4		4-3		4	0	0	0	0	2							
<b>Bobby Tolan, L</b> OBP: 0.347, SLG: 0.409 (1, 8)	PO BB			G3		1-3		G3		3	0	0	0	1	0							
<b>Johnny Bench, R</b> OBP: 0.368, SLG: 0.542 (1, 2)	PO	F7							K	4	0	2	0	0	1	0						
<b>Tony Perez, R</b> OBP: 0.336, SLG: 0.506 (1, 3)		P4							F9	4	0	0	0	0	2							
<b>Cesar Geronimo, L</b> OBP: 0.331, SLG: 0.439 (1, 9)			K							4	0	1	0	0	2	1						
<b>Denis Menke, R</b> OBP: 0.323, SLG: 0.331 (1, 5)			F8						K	3	1	1	1	1	1							
<b>Darrel Chaney, S</b> OBP: 0.394, SLG: 0.396 (1, 6)										3	0	1	0	0	2							
<b>Gary Nolan, R</b> OBP: 0.183, SLG: 0.143 (1, 1)										1	0	0	0	0	1	0						
<b>Jim McGlothlin, R</b> OBP: 0.240, SLG: 0.348 (5, 1)										0	0	0	0	0	0	0						
<b>Ted Uhlaender, L</b> OBP: 0.239, SLG: 0.181 (6, PH)										1	0	0	0	0	0	0						
<b>Pedro Borbon, R</b> (8, 1)										0	0	0	0	0	0	0						
<b>Inning Stats</b>	R: 0 E: 0 K: 0 S: 2	H: 0 LOB: 0 BB: 1 P: 6	R: 0 E: 0 K: 1 S: 5	H: 0 LOB: 0 BB: 0 P: 5	R: 0 E: 0 K: 1 S: 6	H: 1 LOB: 1 BB: 0 P: 6	R: 0 E: 0 K: 0 S: 4	H: 1 LOB: 1 BB: 0 P: 4	R: 1 E: 0 K: 2 S: 8	H: 1 LOB: 0 BB: 0 P: 8	R: 0 E: 0 K: 0 S: 3	H: 1 LOB: 2 BB: 1 P: 8	R: 0 E: 0 K: 0 S: 4	H: 1 LOB: 2 BB: 1 P: 8	R: 0 E: 0 K: 0 S: 3	H: 0 LOB: 1 BB: 1 P: 7	R: 0 E: 0 K: 2 S: 8	H: 1 LOB: 1 BB: 0 P: 8	1B: 4 2B: 1 3B: 0 HR: 1	SF: 0 SAC: 1 DP: 1 HBP: 0	WP: 1 PB: 0 SB: 0 CS: 0	PA: 35
<b>PITCHER</b> <b>Don Wilson, R</b> ERA: 3.24 (1, 1)	IP: 9.0 WLS: W BF: 34 H: 6 R: 1 ER: 1 SO: 6 BB: 3 IBB: 0 HBP: 0 BLK: 0 WP: 1 HR: 1 S: 43 P: 55 ERA: 1.00 WHIP: 1.000																					

AB	30
R	1
H	6
RBI	1
BB	3
SO	6
LOB	10



Batter	1	2	3	4	5	6	7	8	9	AB	R	H	RBI	BB	SO	LOB	BOTTOM			
<b>Roger Metzger, S</b> OBP: 0.275, SLG: 0.253 (1, 6)	4-3		4-3			1B		3B		5	2	3	0	0	0	1	<b>Cincinnati Reds @ Houston Astros</b> Astrodome, Houston, TX Wed Aug 02 1972, 8:05 PM EDT Att: 31,838 - Dome			
<b>Cesar Cedeno, R</b> OBP: 0.411, SLG: 0.581 (1, 8)						CS		FC6-4 2B		5	3	4	4	0	0	1				
<b>Jimmy Wynn, R</b> OBP: 0.379, SLG: 0.493 (1, 9)	F7		HR			1B		SF9		4	1	2	2	0	2					
<b>Lee May, R</b> OBP: 0.356, SLG: 0.528 (1, 3)	K		2B			1B		2B		4	2	2	2	1	2					
<b>Bob Watson, R</b> OBP: 0.376, SLG: 0.460 (1, 7)		5-3	F7			1B		HR		4	1	1	0	1	2					
<b>Johnny Edwards, L</b> OBP: 0.333, SLG: 0.365 (1, 2)		F2				1B		BB		5	0	1	0	0	0	1				
<b>Doug Rader, R</b> OBP: 0.312, SLG: 0.442 (1, 5)						1B				5	0	1	2	0	2	1				
<b>Tommy Helms, R</b> OBP: 0.286, SLG: 0.364 (1, 4)						1B				3	1	2	0	1	0	0				
<b>Don Wilson, R</b> OBP: 0.116, SLG: 0.095 (1, 1)			SH1-4			1B				3	0	0	0	0	2	5				
<b>Inning Stats</b>	R: 0 E: 0 K: 1 S: 6	H: 1 LOB: 1 BB: 0 P: 6	R: 0 E: 0 K: 1 S: 5	H: 0 LOB: 0 BB: 0 P: 5	R: 3 E: 0 K: 0 S: 7	H: 4 LOB: 1 BB: 0 P: 7	R: 0 E: 0 K: 2 S: 8	H: 1 LOB: 1 BB: 0 P: 8	R: 3 E: 0 K: 0 S: 7	H: 5 LOB: 3 BB: 2 P: 15	R: 1 E: 0 K: 1 S: 7	H: 2 LOB: 1 BB: 0 P: 7	R: 0 E: 1 K: 1 S: 6	H: 0 LOB: 1 BB: 0 P: 6	R: 3 E: 0 K: 0 S: 6	H: 3 LOB: 1 BB: 1 P: 10		1B: 8 2B: 4 3B: 2 HR: 2	SF: 1 SAC: 1 DP: 0 HBP: 0	WP: 0 PB: 1 SB: 0 CS: 1
<b>PITCHER</b> <b>Gary Nolan, R</b> ERA: 2.01 (1, 1)	IP: 4.2 WLS: L BF: 23 H: 9 R: 6 ER: 6 SO: 4 BB: 1 IBB: 0 HBP: 0 BLK: 0 WP: 0 HR: 1 S: 30 P: 34 ERA: 11.57 WHIP: 2.143																			
<b>Jim McGlothlin, R</b> ERA: 4.65 (5, 1)	2.1	13	4	1	1	2	0	1	0	0	0	16	20	3.86	1.714					
<b>Pedro Borbon, R</b> ERA: 3.76 (8, 1)	1.0	7	3	3	3	0	1	0	0	0	1	6	10	27.00	4.000					

AB	38
R	10
H	16
RBI	10
BB	3
SO	6
LOB	15





Batter	1	2	3	4	5	6	7	8	9	10	11	AB	R	H	RBI	BB	SO	LOB	TOP							
Oscar Brown, R OBP: 0.227, SLG: 0.360 (1, 9)	SH SF8 BB	F9			F8		5-3		5-3			4	1	0	0	1	0	2								
Ralph Garr, L OBP: 0.358, SLG: 0.402 (1, 7)	SH 1-3		5-3		E6 1B		F7		4-3			4	1	0	0	0	0	1								
Dusty Baker Jr., R OBP: 0.387, SLG: 0.434 (1, 8)	SF8		F9		1B		HR BB			F7		3	1	1	2	1	0	0								
Earl Williams, R OBP: 0.350, SLG: 0.479 (1, 3) (10, 2)	P3		K		1B		HR			2B		5	1	3	3	0	1	1								
Felix Milan, R OBP: 0.298, SLG: 0.313 (1, 4)	BB				6-3		F8			P4		4	0	1	0	1	0	3								
Paul Casanova, R OBP: 0.226, SLG: 0.291 Mike Lum, L OBP: 0.321, SLG: 0.357 (1, 2) (10, 3) (10, 3)	F7		K		K		F9		K	F8		4	0	0	0	0	2	3								
Darrell Evans, L OBP: 0.380, SLG: 0.458 (1, 5)			K		F8		K			1B		5	0	1	0	0	2	1								
Marty Perez, R OBP: 0.271, SLG: 0.265 (1, 6)			K		FC5-4		F7		G6-4-3	1-3		5	0	0	0	0	1	2								
George Stone, L Larvel Blankens, R Tom Kelley, R Jim Hardin, R Joe Hoerner, L Pat Jarvis, R (1, 1) (7, PH) (7, 1) (8, 1) (8, 1) (8, 1)			BB		1-3		HR 2B		K	K		1	0	0	0	1	0	0								
<b>Inning Stats</b>	R: 1 E: 1 K: 0 S: 4	H: 0 LOB: 2 BB: 2 P: 12	R: 0 E: 0 K: 2 S: 7	H: 0 LOB: 1 BB: 1 P: 11	R: 0 E: 0 K: 1 S: 5	H: 0 LOB: 0 BB: 0 P: 5	R: 0 E: 0 K: 1 S: 6	H: 1 LOB: 1 BB: 0 P: 6	R: 1 E: 0 K: 0 S: 6	H: 2 LOB: 2 BB: 0 P: 6	R: 0 E: 0 K: 1 S: 5	H: 0 LOB: 0 BB: 0 P: 5	R: 3 E: 0 K: 0 S: 5	H: 2 LOB: 0 BB: 1 P: 9	R: 0 E: 0 K: 1 S: 5	H: 1 LOB: 0 BB: 0 P: 5	R: 0 E: 0 K: 1 S: 4	H: 1 LOB: 1 BB: 0 P: 4	R: 0 E: 0 K: 1 S: 5	H: 0 LOB: 0 BB: 0 P: 5	1B: 4 2B: 2 3B: 0 HR: 1	SF: 1 SAC: 1 DP: 1 HBP: 0	WP: 0 PB: 0 SB: 0 CS: 0	PA: 45		
<b>PITCHER</b>	IP ERA WLS BF H R ER SO BB IBB HBP BLK WP HR S P ERA WHIP	Tom Hall, L ERA: 2.53 Clay Carroll, R ERA: 1.98	(1, 1) (9, 1)	IP: 6.0 WLS: 3 BF: 27 H: 6 R: 5 ER: 3 SO: 6 BB: 4 IBB: 0 HBP: 0 BLK: 0 WP: 0 HR: 1 S: 43 P: 59 ERA: 3.38 WHIP: 1.250	(1, 1) (9, 1)	IP: 3.0 WLS: 1 BF: 10 H: 1 R: 0 ER: 0 SO: 2 BB: 0 IBB: 0 HBP: 0 BLK: 0 WP: 0 HR: 0 S: 14 P: 14 ERA: 0.00 WHIP: 0.333	<b>PITCHER</b>	IP ERA WLS BF H R ER SO BB IBB HBP BLK WP HR S P ERA WHIP																		

Atlanta Braves @ Cincinnati Reds  
Riverfront Stadium, Cincinnati, OH  
Fri Aug 04 1972, 7:05 PM EDT  
Unknown

AB 39  
R 5  
H 7  
RBI 5  
BB 4  
SO 8  
LOB 14



Batter	1	2	3	4	5	6	7	8	9	10	11	AB	R	H	RBI	BB	SO	LOB	BOTTOM						
Pete Rose, S OBP: 0.368, SLG: 0.386 (1, 7)	FC4-6 1B		E FC4-6 1B		2B 1B		BB 1B		6-3		F2	6	2	4	0	0	0	3							
Joe Morgan, L OBP: 0.417, SLG: 0.439 (1, 4)	FC4-6 1-2f		E1 FC4-6 1-3 2-H		2B		F2		F7		G3	6	0	1	1	0	0	3							
Bobby Tolan, L OBP: 0.349, SLG: 0.421 (1, 8)	F8		FC4-6 1-2f 3-H		G5-4-3 1B		K		HR		E 2B	6	2	3	2	0	1	3							
Johnny Bench, R OBP: 0.370, SLG: 0.538 (1, 2)	K		F9		G5-4-3 1-2f		FC5-4 BB		CS 1B		FC6-4 IBB	4	0	1	0	2	1	3							
Tony Perez, R OBP: 0.336, SLG: 0.506 (1, 3)		P4			G3 1B		FC5-4 1-2f		K		FC6-4 1-2f 2-H	6	0	2	0	0	1	4							
Hal McRae, R OBP: 0.274, SLG: 0.421 Denis Menke, R OBP: 0.327, SLG: 0.339 (1, 5) (7, 5)					K		K		2B 2B		SH3-4 1B	3	0	1	0	0	2	2							
George Foster, R OBP: 0.269, SLG: 0.311 Joe Haque, L OBP: 0.340, SLG: 0.418 Darrel Chaney, S OBP: 0.394, SLG: 0.396 (1, 9) (8, PH) (8, PR) (9, 6)					G6-4-3 1B		K		2B		SH3-4 1B	3	0	0	0	0	1	3							
Dave Concepcion, R OBP: 0.272, SLG: 0.259 Ted Uhlander, L OBP: 0.255, SLG: 0.190 (1, 6) (8, PH) (9, 9)					G6-4-3 1-2f		K		1B 9-2 2B		SH3-4 1B	1	0	1	1	0	0	0							
Tom Hall, L OBP: 0.053, SLG: 0.053 Cesar Geronimo, L OBP: 0.331, SLG: 0.439 Julian Javier, R OBP: 0.258, SLG: 0.348 Clay Carroll, R OBP: 0.167, SLG: 0.167 (1, 1) (8, PH) (8, PH) (9, 1)					G6-4-3 1-2f		K		2B 9-2 1B		SH3-4 1B	1	0	1	0	1	0	0							
<b>Inning Stats</b>	R: 0 E: 0 K: 1 S: 6	H: 1 LOB: 1 BB: 0 P: 6	R: 0 E: 0 K: 0 S: 3	H: 1 LOB: 0 BB: 0 P: 3	R: 2 E: 1 K: 0 S: 6	H: 2 LOB: 1 BB: 0 P: 6	R: 0 E: 0 K: 2 S: 8	H: 1 LOB: 2 BB: 1 P: 12	R: 1 E: 0 K: 1 S: 8	H: 1 LOB: 2 BB: 1 P: 10	R: 1 E: 0 K: 0 S: 5	H: 3 LOB: 1 BB: 0 P: 5	R: 1 E: 0 K: 1 S: 6	H: 2 LOB: 1 BB: 0 P: 6	R: 0 E: 0 K: 0 S: 4	H: 1 LOB: 2 BB: 1 P: 8	R: 1 E: 1 K: 0 S: 3	H: 1 LOB: 2 BB: 1 P: 7	1B: 11 2B: 7 3B: 0 HR: 1	SF: 0 SAC: 1 DP: 4 HBP: 0	WP: 0 PB: 0 SB: 0 CS: 1	PA: 50			
<b>PITCHER</b>	IP ERA WLS BF H R ER SO BB IBB HBP BLK WP HR S P ERA WHIP	George Stone, L ERA: 4.76 Tom Kelley, R ERA: 4.42 Jim Hardin, R ERA: 3.63 Joe Hoerner, L ERA: 3.93 Pat Jarvis, R ERA: 3.76	(1, 1) (7, 1) (8, 1) (8, 1) (9, 1)	IP: 6.0 WLS: 1 BF: 27 H: 9 R: 3 ER: 1 SO: 5 BB: 0 IBB: 2 HBP: 0 BLK: 0 WP: 0 HR: 0 S: 35 P: 43 ERA: 1.50 WHIP: 1.500	(1, 1) (8, 1) (8, 1) (9, 1)	IP: 2.1 WLS: 1 BF: 10 H: 2 R: 1 ER: 0 SO: 1 BB: 2 IBB: 0 HBP: 0 BLK: 0 WP: 0 HR: 10 S: 18 P: 18 ERA: 0.00 WHIP: 0.857	<b>PITCHER</b>	IP ERA WLS BF H R ER SO BB IBB HBP BLK WP HR S P ERA WHIP																	

Atlanta Braves @ Cincinnati Reds  
Riverfront Stadium, Cincinnati, OH  
Fri Aug 04 1972, 7:05 PM EDT  
Unknown

AB 44  
R 6  
H 17  
RBI 4  
BB 5  
SO 7  
LOB 31






Batter	1	2	3	4	5	6	7	8	9	AB	R	H	RBI	BB	SO	LOB	TOP
Oscar Brown, R OBP: 0.217, SLG: 0.344 (1, 9)	F9		K			F9		F8		4	0	0	0	0	1	3	
Felix Milan, R OBP: 0.292, SLG: 0.309 (1, 4)	6-3			F9		FC5-4		5-3		4	0	0	0	0	0	2	
Hank Aaron, R OBP: 0.373, SLG: 0.460 (1, 3)	P4			F8	2B	FC5-4			E6 HR	4	1	1	0	0	0	1	
Earl Williams, R OBP: 0.352, SLG: 0.479 (1, 2)		G5-4-3 1B		F8			1B	F9		4	0	2	0	0	0	2	
Dusty Baker Jr., R OBP: 0.369, SLG: 0.447 (1, 8)		G5-4-3 1-2		4-3			1B		HR	4	1	2	2	0	0	2	
Mike Lum, L OBP: 0.320, SLG: 0.353 (1, 7)			K		F9		K		WP BB	3	0	0	0	1	2	1	
Darrell Evans, L OBP: 0.378, SLG: 0.453 (1, 5)			FC3-6 BB		K		4-3		F7 1-2	3	0	0	0	1	2		AB 32 R 2 H 7 RBI 2 BB 2 SO 4 LOB 16
Marty Perez, R OBP: 0.271, SLG: 0.264 (1, 6)			FC3-6 SH1-4 1-2		F7				4-3	4	0	1	0	0	0	2	
Denny McLain, R OBP: 0.100, SLG: 0.100 (1, 1)			SH1-4					F7		1	0	1	0	0	0	0	
Larvell Blanks, R OBP: 0.444, SLG: 0.538 (8, PH)						FC5-4 1B				1	0	0	0	0	0	1	
Mike McQueen, L OBP: 0.111, SLG: 0.111 (8, 1)										0	0	0	0	0	0	0	
<b>Inning Stats</b>	R: 0 E: 0 K: 0 S: 3	H: 0 LOB: 0 BB: 0 P: 3	R: 0 E: 0 K: 1 S: 5	H: 1 LOB: 0 BB: 0 P: 5	R: 0 E: 0 K: 1 S: 5	H: 0 LOB: 1 BB: 1 P: 9	R: 0 E: 0 K: 0 S: 4	H: 1 LOB: 1 BB: 0 P: 4	R: 0 E: 0 K: 1 S: 6	H: 2 LOB: 1 BB: 0 P: 6	R: 0 E: 0 K: 0 S: 4	H: 1 LOB: 1 BB: 1 P: 4	R: 2 E: 1 K: 0 S: 5	H: 1 LOB: 1 BB: 1 P: 9	1B: 5 2B: 1 3B: 0 HR: 1	SF: 0 SAC: 1 DP: 1 HBP: 0	WP: 1 PA: 35 PB: 0 SB: 0 CS: 0
<b>PITCHER</b>	IP WLS BF H R ER SO BB IBB HBP BLK WP HR S P ERA WHIP	IP WLS BF H R ER SO BB IBB HBP BLK WP HR S P ERA WHIP															
Ross Grimsley, L ERA: 2.23 (1, 1)	8.1 W 33 7 2 1 4 2 0 0 0 0 1 39 47 1.08 1.080																
Don Gullett, L ERA: 5.99 (9, 1)	0.2 S 2 0 0 0 0 0 0 0 0 0 1 0 2 2 0.00 0.000																

Atlanta Braves @ Cincinnati Reds  
Riverfront Stadium, Cincinnati, OH  
Fri Aug 04 1972, 7:05 PM EDT  
Att: 42,385 - Unknown


AB 32  
R 2  
H 7  
RBI 2  
BB 2  
SO 4  
LOB 16



Batter	1	2	3	4	5	6	7	8	9	AB	R	H	RBI	BB	SO	LOB	BOTTOM
Pete Rose, S OBP: 0.367, SLG: 0.384 (1, 7)	4-3		1B 1B 1B		5-3			P4		4	1	1	0	0	0	0	
Joe Morgan, L OBP: 0.418, SLG: 0.438 (1, 4)	P6		S 1B 1B			BB		6-3		3	1	1	1	1	0	0	
Bobby Tolan, L OBP: 0.351, SLG: 0.422 (1, 8)	F7		S 1B		K				1B	4	0	2	2	0	1	1	
Joe Hague, L OBP: 0.339, SLG: 0.409 (1, 3)		F9	P6			F3		P6		4	0	0	0	0	0	2	
Denis Menke, R OBP: 0.330, SLG: 0.343 (1, 5)			P3			G3-6 1B				3	0	2	0	0	0	1	
Cesar Geronimo, L OBP: 0.326, SLG: 0.430 (1, 9)			K		K	G3-6 1-2				3	0	0	0	0	2	2	
Darrel Chaney, S OBP: 0.384, SLG: 0.383 (1, 6)		F7			P6			P4		3	0	0	0	0	0	1	
Bill Plummer, R OBP: 0.130, SLG: 0.095 (1, 2)			FC1-8 BB		K			1-3		2	0	0	0	1	1	0	
Ross Grimsley, L OBP: 0.140, SLG: 0.119 (1, 1)			FC1-6 1B 1B					F8		3	1	0	0	0	1	1	
Don Gullett, R OBP: 0.375, SLG: 0.357 (9, 1)					K					0	0	0	0	0	0	0	
<b>Inning Stats</b>	R: 0 E: 0 K: 0 S: 3	H: 0 LOB: 0 BB: 0 P: 3	R: 3 E: 0 K: 0 S: 6	H: 3 LOB: 1 BB: 1 P: 10	R: 0 E: 0 K: 2 S: 7	H: 0 LOB: 0 BB: 0 P: 7	R: 0 E: 0 K: 0 S: 3	H: 0 LOB: 0 BB: 0 P: 3	R: 0 E: 0 K: 0 S: 4	H: 0 LOB: 0 BB: 0 P: 3	R: 0 E: 0 K: 0 S: 3	H: 1 LOB: 1 BB: 0 P: 4	R: 0 E: 0 K: 0 S: 4	H: 1 LOB: 1 BB: 0 P: 4	1B: 6 2B: 0 3B: 0 HR: 0	SF: 0 SAC: 0 DP: 1 HBP: 0	WP: 0 PA: 31 PB: 0 SB: 2 CS: 0
<b>PITCHER</b>	IP WLS BF H R ER SO BB IBB HBP BLK WP HR S P ERA WHIP	IP WLS BF H R ER SO BB IBB HBP BLK WP HR S P ERA WHIP															
Denny McLain, R ERA: 5.12 (1, 1)	7.0 L 27 5 3 3 3 2 0 0 0 0 0 0 35 43 3.86 1.000																
Mike McQueen, L ERA: 5.4 (8, 1)	1.0 4 1 0 0 0 0 0 0 0 0 0 0 4 4 0.00 1.000																

Atlanta Braves @ Cincinnati Reds  
Riverfront Stadium, Cincinnati, OH  
Fri Aug 04 1972, 7:05 PM EDT  
Att: 42,385 - Unknown

AB 29  
R 3  
H 6  
RBI 3  
BB 2  
SO 5  
LOB 8





Batter	1	2	3	4	5	6	7	8	9	AB	R	H	RBI	BB	SO	LOB	TOP								
<b>Sonny Jackson, L</b> (1, 8) OBP: 0.259, SLG: 0.250	0-0 4-3		0-0 L9						0-0 1-3	5	1	1	0	0	0	2									
<b>Ralph Carr, L</b> (1, 7) OBP: 0.357, SLG: 0.401	0-3 K								0-0 L9	4	0	1	0	0	0	1									
<b>Hank Aaron, R</b> (1, 3) OBP: 0.377, SLG: 0.464	0-0 1B								0-0 F3	4	0	3	0	0	0	1									
<b>Earl Williams, R</b> (1, 2) OBP: 0.351, SLG: 0.476	0-3 K								0-0 L8	3	0	0	0	0	1	4									
<b>Mike Lum, L</b> (1, 9) OBP: 0.319, SLG: 0.351									0-0 FC6	4	0	1	1	0	0	3									
<b>Felix Milten, R</b> (1, 4) OBP: 0.288, SLG: 0.305									0-0 4-3	4	0	0	0	0	0	5									
<b>Larvell Blanks, R</b> (1, 5) OBP: 0.452, SLG: 0.633									0-0 5-3	4	1	2	1	0	0	0									
<b>Marty Perez, R</b> (1, 6) OBP: 0.269, SLG: 0.262									0-0 5-3	3	0	0	0	0	0	0									
<b>Jim Breazeale, L</b> (9, PH) OBP: 0.189, SLG: 0.361									1-2 L8	1	0	0	0	0	0	1									
<b>Ron Schueler, R</b> (1, 1) OBP: 0.216, SLG: 0.222									0-0 L8	3	0	0	0	0	2	0									
<b>Rowland Office, L</b> (9, PH)										1	0	0	0	0	0	1									
<b>Inning Stats</b>	R: 0 E: 0 K: 2 S: 8	H: 1 LOB: 1 BB: 0 P: 8	R: 0 E: 0 K: 0 S: 3	H: 0 LOB: 0 BB: 0 P: 3	R: 0 E: 0 K: 0 S: 3	H: 0 LOB: 0 BB: 0 P: 3	R: 0 E: 0 K: 0 S: 5	H: 2 LOB: 2 BB: 0 P: 5	R: 0 E: 0 K: 1 S: 5	H: 0 LOB: 0 BB: 0 P: 5	R: 1 E: 0 K: 0 S: 5	H: 2 LOB: 2 BB: 0 P: 6	R: 1 E: 0 K: 1 S: 7	H: 1 LOB: 1 BB: 0 P: 7	R: 0 E: 0 K: 0 S: 4	H: 1 LOB: 1 BB: 0 P: 4	R: 0 E: 0 K: 0 S: 4	H: 1 LOB: 1 BB: 0 P: 4	1B: 7 2B: 0 3B: 0 HR: 1	SF: 0 SAC: 0 DP: 0 HBP: 1	WP: 1 PB: 0 SB: 0 CS: 0	PA: 37			
<b>PITCHER</b>	IP	WLS	BF	H	R	ER	SO	BB	IBB	HBP	BLK	WP	HR	S	P	ERA	WHIP								
<b>Jack Billingham, R</b> (1, 1) ERA: 3.48	7.0		29	6	2	2	4	0	0	1	0	1	1	36	37	2.57	0.857								
<b>Pedro Borbon, R</b> (8, 1) ERA: 3.7	1.0	W	4	1	0	0	0	0	0	0	0	0	0	4	4	0.00	1.000								
<b>Clay Carroll, R</b> (9, 1) ERA: 1.95	1.0	S	4	1	0	0	0	0	0	0	0	0	0	4	4	0.00	1.000								

Atlanta Braves @ Cincinnati Reds  
Riverfront Stadium, Cincinnati, OH  
Sat Aug 05 1972, 7:05 PM EDT  
Att: 36,792 - Unknown

AB 36  
R 2  
H 8  
RBI 2  
BB 0  
SO 4  
LOB 19



Batter	1	2	3	4	5	6	7	8	9	AB	R	H	RBI	BB	SO	LOB	BOTTOM								
<b>Pete Rose, S</b> (1, 7) OBP: 0.368, SLG: 0.395	0-0 4-3								0-0 E6	4	2	2	0	0	0	0									
<b>Joe Morgan, L</b> (1, 4) OBP: 0.418, SLG: 0.440	4-0 S BB								0-0 4-3	3	1	1	1	1	0	0									
<b>Bobby Tolan, L</b> (1, 8) OBP: 0.347, SLG: 0.418	0-3 K								0-3 K	4	0	0	0	0	3	2									
<b>Johnny Bench, R</b> (1, 2) OBP: 0.371, SLG: 0.546	0-0 P4								0-0 HR	4	1	2	2	0	0	1									
<b>Tony Perez, R</b> (1, 3) OBP: 0.338, SLG: 0.505									4-0 BB	3	0	1	0	1	0	1									
<b>Denis Menke, R</b> (1, 5) OBP: 0.326, SLG: 0.338									0-0 FC5-4	4	0	0	0	0	0	2									
<b>Ted Uhlhaender, L</b> (1, 9) OBP: 0.258, SLG: 0.195									0-0 FC5-4	3	0	1	0	0	0	1									
<b>Darrel Chaney, S</b> (1, 6) OBP: 0.374, SLG: 0.371									1-2 1B	3	0	0	0	0	0	2									
<b>Jack Billingham, R</b> (1, 1) OBP: 0.067, SLG: 0.045									0-0 F9	2	0	0	0	0	1	0									
<b>Joe Hague, L</b> (7, PH) OBP: 0.338, SLG: 0.407									0-0 F9	1	0	0	0	0	0	1									
<b>Pedro Borbon, R</b> (8, 1) OBP: 0.338, SLG: 0.407									0-0 F9	0	0	0	0	0	0	0									
<b>Clay Carroll, R</b> (9, 1) OBP: 0.167, SLG: 0.167									0-0 F9	0	0	0	0	0	0	0									
<b>Inning Stats</b>	R: 0 E: 0 K: 1 S: 5	H: 0 LOB: 1 BB: 1 P: 9	R: 0 E: 0 K: 0 S: 4	H: 1 LOB: 1 BB: 0 P: 4	R: 2 E: 0 K: 1 S: 8	H: 3 LOB: 1 BB: 0 P: 8	R: 0 E: 0 K: 0 S: 3	H: 0 LOB: 0 BB: 0 P: 3	R: 0 E: 0 K: 1 S: 5	H: 0 LOB: 0 BB: 0 P: 5	R: 0 E: 0 K: 0 S: 4	H: 1 LOB: 1 BB: 0 P: 4	R: 2 E: 1 K: 1 S: 7	H: 2 LOB: 1 BB: 1 P: 11	1B: 3 2B: 1 3B: 2 HR: 1	SF: 0 SAC: 0 DP: 0 HBP: 0	WP: 0 PB: 0 SB: 1 CS: 0	PA: 33							
<b>PITCHER</b>	IP	WLS	BF	H	R	ER	SO	BB	IBB	HBP	BLK	WP	HR	S	P	ERA	WHIP								
<b>Ron Schueler, R</b> (1, 1) ERA: 4.14	8.0	L	33	7	4	4	4	2	0	0	0	0	1	39	47	4.50	1.125								

Atlanta Braves @ Cincinnati Reds  
Riverfront Stadium, Cincinnati, OH  
Sat Aug 05 1972, 7:05 PM EDT  
Att: 36,792 - Unknown

AB 31  
R 4  
H 7  
RBI 3  
BB 2  
SO 4  
LOB 10

















Batter	1	2	3	4	5	6	7	8	9	AB	R	H	RBI	BB	SO	LOB	TOP
Lee Lacy, R OBP: 0.301, SLG: 0.331 Willie Crawford, L OBP: 0.287, SLG: 0.387	(1, 4) 0-3 K		(2) 0-0 FC5-4 1B		(2) 0-0 6-3		(2) 0-0 G6-4-3		(2) 0-0 G6-3	4	0	0	0	0	1	4	
Willie Davis, L OBP: 0.303, SLG: 0.412	(1, 8) 0-3 K		(3) 0-0 1-3 3-H 1B		(3) 0-0 G3			(1) 0-0 4-3		4	0	1	1	0	1	0	
Manny Mota, R OBP: 0.386, SLG: 0.470	(1, 7) 0-0 F8		(3) 0-0 5-3		(1) 0-0 1-3			BB BB		3	0	0	0	1	0	2	
Wes Parker, S OBP: 0.367, SLG: 0.362		(1) 0-3 K		(1) 0-3 K				BB BB BB BB		3	0	1	0	1	2	0	
Frank Robinson, R OBP: 0.349, SLG: 0.433		(2) 0-0 5-3		HR		(2) 0-0 P3		BB BB		4	1	1	1	0	0	3	
Bobby Valentine, R OBP: 0.300, SLG: 0.321		(3) 0-0 F2		BB 1B		(3) 0-0 F9				3	0	1	0	0	0	1	
Bill Russell, R OBP: 0.319, SLG: 0.414			(1) 0-0 FC5-4 1B		(1) 0-0 G5-4-3 BB			BB BB BB BB		3	1	2	0	1	0	1	
Steve Yeager, R OBP: 0.192, SLG: 0.045 Chris Cannizzaro, R OBP: 0.351, SLG: 0.338	(1, 2) E: 0 LOB: 0 (7, PH) K: 1 BB: 0 (7, 2) S: 7		(1) 0-0 P4		(2) 0-0 G5-4-3					2	0	0	0	0	0	3	
Bill Singer, R OBP: 0.125, SLG: 0.128 Al Downing, R OBP: 0.104, SLG: 0.106 Steve Garvey, R OBP: 0.311, SLG: 0.407 Bill Buckner, L OBP: 0.352, SLG: 0.401 Jim Lefebvre, S OBP: 0.295, SLG: 0.351	(1, 1) E: 0 LOB: 0 (6, 1) K: 2 BB: 0 (6, 5) S: 7 (9, PH) S: 7		(1) 0-0 FC5		(1) 0-0 6-3					2	0	0	0	0	0	1	
<b>Inning Stats</b>	R: 0 H: 0 E: 0 LOB: 0 K: 1 BB: 0 S: 7	R: 0 H: 0 E: 0 LOB: 0 K: 1 BB: 0 S: 5	R: 1 H: 2 E: 1 LOB: 2 K: 0 BB: 0 S: 6	R: 1 H: 2 E: 0 LOB: 1 K: 1 BB: 1 S: 6	R: 0 H: 0 E: 0 LOB: 0 K: 0 BB: 0 S: 3	R: 0 H: 1 E: 0 LOB: 1 K: 1 BB: 0 S: 4	R: 0 H: 2 E: 0 LOB: 1 K: 1 BB: 0 S: 6	R: 0 H: 0 E: 0 LOB: 1 K: 0 BB: 2 S: 2	R: 1 H: 3 E: 0 LOB: 1 K: 0 BB: 0 S: 5	1B: 8 SF: 0 2B: 1 SAC: 0 3B: 0 DP: 4 HR: 1 HBP: 0	WP: 0 PA: 37 PB: 0 SB: 1 CS: 0						
<b>PITCHER</b>	IP WLS BF H R ER SO BB IBB HBP BLK WP HR S P ERA WHIP	IP WLS BF H R ER SO BB IBB HBP BLK WP HR S P ERA WHIP	Tom Hall, L ERA: 2.43	Clay Carroll, R ERA: 1.92													

Los Angeles Dodgers @ Cincinnati Reds  
Riverfront Stadium, Cincinnati, OH  
Wed Aug 09 1972, 7:05 PM EDT  
Att: 26,146 - Unknown

AB 34  
R 3  
H 10  
RBI 3  
BB 3  
SO 5  
LOB 19



Batter	1	2	3	4	5	6	7	8	9	AB	R	H	RBI	BB	SO	LOB	BOTTOM
Pete Rose, S OBP: 0.365, SLG: 0.388	(1, 7) 4-0 2B BB			(2) 0-0 FC4-6		(2) 0-0 G3				4	1	2	3	1	1	2	
Ted Uhllander, L OBP: 0.245, SLG: 0.188 George Foster, R OBP: 0.244, SLG: 0.291	(1, 9) 0-3 K		(1) 0-0 F9		(3) 0-0 F7		(1) 0-0 K		(2) 0-0 L4	3	0	0	0	0	1	3	
Bobby Tolan, L OBP: 0.346, SLG: 0.414	(1, 8) 0-0 F7		(2) 4-0 FC5-4 BB		(1) 0-3 K2-3		(2) 0-0 G3		(3) 0-3 K	4	0	0	1	1	2	3	
Johnny Bench, R OBP: 0.369, SLG: 0.531	(1, 2) 0-0 1-H 2B		(2) 0-0 FC5-4		(2) 0-0 P6		(3) 0-0 F7			4	0	1	1	0	0	2	
Tony Perez, R OBP: 0.350, SLG: 0.513	(1, 3) 4-0 BB		(3) 0-3 K						(1) 0-3 K	3	0	1	0	1	2	1	
Denis Menke, R OBP: 0.325, SLG: 0.345	(1, 5) 0-0 P4			(3) 4-0 1B BB FC4-6 BB		(3) 0-0 5-3			(2) 4-3 BB	2	1	0	0	2	0	3	
Darrel Chaney, S OBP: 0.359, SLG: 0.343		(1) 0-0 F8		(1) 4-0 FC4-6 1B BB				BB BB BB BB	(2) 4-3	2	1	0	0	2	0	1	
Dave Concepcion, R OBP: 0.270, SLG: 0.257		(1, 6) 0-0 SH2-4 WP 1B		(1) 0-0 F9					(3) 0-0 6-3	4	2	2	0	0	0	3	
Tom Hall, L OBP: 0.143, SLG: 0.143 Clay Carroll, R OBP: 0.125, SLG: 0.125	(1, 1) E: 0 LOB: 2 (8, 1) K: 1 BB: 2 S: 6		(2) 0-0 SH2-4		(3) 0-0 FC4-6 1B			BB BB BB BB	(1) 0-0 F8	2	1	2	0	0	0	0	
<b>Inning Stats</b>	R: 1 H: 1 E: 0 LOB: 2 K: 1 BB: 2 S: 6	R: 1 H: 1 E: 0 LOB: 0 K: 1 BB: 0 S: 6	R: 0 H: 0 E: 0 LOB: 1 K: 1 BB: 1 S: 5	R: 1 H: 1 E: 0 LOB: 2 K: 0 BB: 2 S: 4	R: 0 H: 1 E: 0 LOB: 1 K: 1 BB: 0 S: 6	R: 3 H: 3 E: 0 LOB: 1 K: 1 BB: 1 S: 8	R: 0 H: 0 E: 0 LOB: 1 K: 1 BB: 1 S: 5	R: 0 H: 1 E: 0 LOB: 1 K: 1 BB: 0 S: 6	1B: 5 SF: 0 2B: 2 SAC: 1 3B: 1 DP: 0 HR: 0 HBP: 0	WP: 1 PA: 39 PB: 0 SB: 0 CS: 0							
<b>PITCHER</b>	IP WLS BF H R ER SO BB IBB HBP BLK WP HR S P ERA WHIP	IP WLS BF H R ER SO BB IBB HBP BLK WP HR S P ERA WHIP	Bill Singer, R ERA: 3.76	Al Downing, L ERA: 3.02													

Los Angeles Dodgers @ Cincinnati Reds  
Riverfront Stadium, Cincinnati, OH  
Wed Aug 09 1972, 7:05 PM EDT  
Att: 26,146 - Unknown

AB 31  
R 6  
H 8  
RBI 5  
BB 7  
SO 7  
LOB 21





Batter	1	2	3	4	5	6	7	8	9	AB	R	H	RBI	BB	SO	LOB	TOP										
Lee Lacy, R OBP: 0.304, SLG: 0.333 (1,4)										5	0	2	1	0	0	2	<b>Los Angeles Dodgers @ Cincinnati Reds</b> Riverfront Stadium, Cincinnati, OH Thu Aug 10 1972, 7:05 PM EDT Att: 28,279 - Unknown  <b>AB 38</b> <b>R 6</b> <b>H 16</b> <b>RBI 6</b> <b>BB 2</b> <b>SO 3</b> <b>LOB 15</b> 										
Bill Buckner, L OBP: 0.352, SLG: 0.401 (1,9)										5	1	2	0	0	0	2											
Willie Davis, L OBP: 0.306, SLG: 0.414 (1,8)										5	2	3	0	0	1	2											
Wes Parker, S OBP: 0.367, SLG: 0.363 (1,3)										5	1	2	1	0	0	2											
Willie Crawford, L OBP: 0.302, SLG: 0.419 (1,7)										5	1	4	4	0	0	0											
Bobby Valentine, R OBP: 0.296, SLG: 0.317 (1,5)										4	0	0	0	0	1	3											
Bill Russell, R OBP: 0.320, SLG: 0.413 (1,6)										3	1	1	0	0	0	0											
Chris Cannizzaro, R OBP: 0.354, SLG: 0.333 (1,2)										2	0	0	0	2	1	1											
Claude Osteen, L OBP: 0.344, SLG: 0.404 (1,1)										4	0	2	0	0	0	3											
Jim Brewer, L (8,1)										0	0	0	0	0	0	0											
<b>Inning Stats</b>	R: 0 E: 0 K: 0 S: 4	H: 2 LOB: 1 BB: 0 P: 4	R: 1 E: 0 K: 0 S: 5	H: 2 LOB: 2 BB: 1 P: 9	R: 0 E: 0 K: 0 S: 3	H: 1 LOB: 0 BB: 0 P: 3	R: 0 E: 1 K: 0 S: 4	H: 1 LOB: 2 BB: 1 P: 8	R: 1 E: 0 K: 1 S: 5	H: 3 LOB: 2 BB: 0 P: 8	R: 0 E: 0 K: 1 S: 5	H: 0 LOB: 0 BB: 0 P: 5	R: 3 E: 0 K: 0 S: 6	H: 4 LOB: 0 BB: 0 P: 6	R: 1 E: 0 K: 0 S: 5	H: 3 LOB: 1 BB: 0 P: 5	R: 0 E: 0 K: 1 S: 5	H: 0 LOB: 0 BB: 0 P: 5	1B: 15 2B: 0 3B: 0 HR: 1	SF: 0 SAC: 1 DP: 3 HBP: 0	WP: 0 PB: 0 SB: 1 CS: 0	PA: 41					
<b>PITCHER</b>	IP	WLS	BF	H	R	ER	SO	BB	IBB	HBP	BLK	WP	HR	S	P	ERA	WHIP										
Jack Billingham, R ERA: 3.48 (1,1)	5.0		24	9	2	2	1	1	1	0	0	0	1	24	32	3.60	2.000										
Don Gullett, L ERA: 5.74 (6,1)	1.2	L	8	4	3	3	1	0	0	0	0	0	0	10	10	16.20	2.400										
Pedro Borbon, R ERA: 3.5 (7,1)	1.1		6	3	1	1	0	0	0	0	0	0	0	6	6	6.75	2.250										
Ed Sprague, R ERA: 3.29 (9,1)	1.0		3	0	0	0	1	0	0	0	0	0	0	5	5	0.00	0.000										

Batter	1	2	3	4	5	6	7	8	9	AB	R	H	RBI	BB	SO	LOB	BOTTOM										
Pete Rose, S OBP: 0.368, SLG: 0.392 (1,7)										4	0	3	2	0	0	1	<b>Los Angeles Dodgers @ Cincinnati Reds</b> Riverfront Stadium, Cincinnati, OH Thu Aug 10 1972, 7:05 PM EDT Att: 28,279 - Unknown  <b>AB 33</b> <b>R 2</b> <b>H 9</b> <b>RBI 2</b> <b>BB 0</b> <b>SO 1</b> <b>LOB 12</b> 										
Hal McRae, R OBP: 0.254, SLG: 0.387 (1,9)										3	0	0	0	0	0	3											
Don Gullett, R OBP: 0.375, SLG: 0.357 (6,1)										0	0	0	0	0	0	0											
Pedro Borbon, R (7,1)										0	0	0	0	0	0	0											
Julian Javier, R OBP: 0.276, SLG: 0.333 (8,PH)										1	0	0	0	0	0	1											
Ed Sprague, R (9,1)										0	0	0	0	0	0	0											
Bobby Tolan, L OBP: 0.345, SLG: 0.413 (1,8)										4	0	1	0	0	0	2											
Johnny Bench, R OBP: 0.366, SLG: 0.525 (1,2)										4	0	0	0	0	0	3											
Tony Perez, R OBP: 0.349, SLG: 0.510 (1,3)										4	0	1	0	0	1	0											
Denis Menke, R OBP: 0.321, SLG: 0.340 (1,5)										4	0	0	0	0	0	1											
Dave Concepcion, R OBP: 0.270, SLG: 0.256 (1,6)										4	0	1	0	0	0	0											
Darrel Chaney, S OBP: 0.359, SLG: 0.342 (1,4)										3	1	1	0	0	0	1											
Jack Billingham, R OBP: 0.067, SLG: 0.045 (1,1)										0	0	0	0	0	0	0											
George Foster, R OBP: 0.256, SLG: 0.319 (5,PH)										2	1	2	0	0	0	0											
<b>Inning Stats</b>	R: 0 E: 0 K: 0 S: 4	H: 1 LOB: 1 BB: 0 P: 4	R: 0 E: 0 K: 0 S: 3	H: 1 LOB: 0 BB: 0 P: 3	R: 1 E: 0 K: 0 S: 5	H: 2 LOB: 1 BB: 0 P: 5	R: 0 E: 0 K: 0 S: 3	H: 0 LOB: 0 BB: 0 P: 3	R: 1 E: 0 K: 0 S: 5	H: 2 LOB: 1 BB: 0 P: 5	R: 0 E: 0 K: 1 S: 5	H: 0 LOB: 0 BB: 0 P: 5	R: 0 E: 0 K: 0 S: 3	H: 1 LOB: 0 BB: 0 P: 3	R: 0 E: 0 K: 0 S: 5	H: 2 LOB: 2 BB: 0 P: 5	R: 0 E: 0 K: 0 S: 3	H: 0 LOB: 0 BB: 0 P: 3	1B: 8 2B: 0 3B: 1 HR: 0	SF: 0 SAC: 1 DP: 2 HBP: 0	WP: 1 PB: 0 SB: 0 CS: 0	PA: 34					
<b>PITCHER</b>	IP	WLS	BF	H	R	ER	SO	BB	IBB	HBP	BLK	WP	HR	S	P	ERA	WHIP										
Claude Osteen, L ERA: 2.25 (1,1)	7.2		30	9	2	2	1	0	0	0	0	0	0	4	4	0.00	0.000										
Jim Brewer, L ERA: 1.14 (8,1)	1.1	S	4	0	0	0	0	0	0	0	0	0	0	4	4	0.00	0.000										



Batter	1	2	3	4	5	6	7	8	9	AB	R	H	RBI	BB	SO	LOB	TOP										
<b>Pete Rose, S</b> OBP: 0.368, SLG: 0.389 (1, 7)	L4		FC4-6				1B BB		6-3	3	0	0	0	2	0	1	<b>Cincinnati Reds @ Atlanta Braves</b> Atlanta Stadium, Atlanta, GA Fri Aug 11 1972, 7:05 PM EDT Att: 13,268 - Unknown										
<b>Joe Morgan, L</b> OBP: 0.417, SLG: 0.440 (1, 4)	K		F9		F9		G6-3 1B		F2	5	0	1	0	0	1	1											
<b>Bobby Tolan, L</b> OBP: 0.343, SLG: 0.412 (1, 8)	K2-3		F8		F8		G6-3 1B		WP 2B	5	0	1	0	0	1	3											
<b>Johnny Bench, R</b> OBP: 0.366, SLG: 0.521 (1, 2)		E BB			5-3				5-3	3	1	0	0	2	0	1											
<b>Tony Perez, R</b> OBP: 0.353, SLG: 0.523 (1, 3)		E7 PB 2B	F9			HR		S 1B BB		3	3	2	2	1	0	2											
<b>Denis Menke, R</b> OBP: 0.320, SLG: 0.337 (1, 5)		P8		K		5-3		1B BB		3	0	0	0	1	1	0											
<b>Cesar Geronimo, L</b> OBP: 0.337, SLG: 0.448 (1, 9)				SH1-3 3B		F7		1B		4	1	3	1	0	0	0											
<b>Darrel Chaney, S</b> OBP: 0.358, SLG: 0.336 (1, 6)		F9		SH1-3		P5		IBB		2	0	0	1	1	0	1											
<b>Jim McGlothlin, R</b> OBP: 0.258, SLG: 0.321 Ed Sprague, R (6, 1)		6-3								2	0	1	0	0	0	1											
<b>Clay Carroll, R</b> OBP: 0.125, SLG: 0.125 Pedro Borbon, R (8, 1)				FC4-6 1B				K	K	2	0	0	0	0	2	2											
<b>Inning Stats</b>	R: 0 E: 0 K: 2 S: 7	H: 0 LOB: 0 BB: 0 P: 7	R: 2 E: 1 K: 0 S: 5	H: 2 LOB: 1 BB: 1 P: 9	R: 0 E: 0 K: 0 S: 3	H: 0 LOB: 2 BB: 2 P: 11	R: 1 E: 0 K: 1 S: 7	H: 2 LOB: 1 BB: 0 P: 7	R: 0 E: 0 K: 0 S: 3	H: 0 LOB: 0 BB: 0 P: 3	R: 1 E: 0 K: 0 S: 4	H: 1 LOB: 0 BB: 0 P: 4	R: 0 E: 0 K: 1 S: 5	H: 1 LOB: 1 BB: 1 P: 9	R: 1 E: 0 K: 1 S: 5	H: 1 LOB: 2 BB: 3 P: 17	R: 0 E: 0 K: 0 S: 4	H: 1 LOB: 1 BB: 0 P: 4	1B: 4 2B: 2 3B: 1 HR: 1	SF: 0 SAC: 1 DP: 1 HBP: 0	WP: 2 PB: 1 SB: 1 CS: 0	PA: 40					
<b>PITCHER</b>	IP	WLS	BF	H	R	ER	SO	BB	IBB	HBP	BLK	WP	HR	S	P	ERA	WHIP										
<b>Phil Niekro, R</b> ERA: 3.31 Tom Kelley, R ERA: 4.45 Cecil Upshaw, R ERA: 4.53 Joe Hoerner, L ERA: 3.66 Jim Hardin, R ERA: 3.42	(1, 1)	(7, 1)	(8, 1)	(9, 1)	(9, 1)	(9, 1)										6.00	1.333										
<b>PITCHER</b>	IP	WLS	BF	H	R	ER	SO	BB	IBB	HBP	BLK	WP	HR	S	P	ERA	WHIP										
<b>Phil Niekro, R</b> ERA: 3.31 Tom Kelley, R ERA: 4.45 Cecil Upshaw, R ERA: 4.53 Joe Hoerner, L ERA: 3.66 Jim Hardin, R ERA: 3.42	(1, 1)	(7, 1)	(8, 1)	(9, 1)	(9, 1)	(9, 1)										6.00	1.333										

Batter	1	2	3	4	5	6	7	8	9	AB	R	H	RBI	BB	SO	LOB	BOTTOM										
<b>Ralph Garr, L</b> OBP: 0.359, SLG: 0.409 (1, 7)	K			G3						4	1	2	0	1	1	1	<b>Cincinnati Reds @ Atlanta Braves</b> Atlanta Stadium, Atlanta, GA Fri Aug 11 1972, 7:05 PM EDT Att: 13,268 - Unknown										
<b>Darrell Evans, L</b> OBP: 0.375, SLG: 0.434 (1, 5)						F8		F7		4	0	0	0	1	1	6											
<b>Hank Aaron, R</b> OBP: 0.383, SLG: 0.484 (1, 3)						K		L5		3	1	0	0	2	2	2											
<b>Earl Williams, R</b> OBP: 0.349, SLG: 0.469 (1, 2)						F7				3	0	2	1	2	0	0											
<b>Dusty Baker Jr., R</b> OBP: 0.379, SLG: 0.462 (1, 8)						G6-4-3				5	1	2	1	0	0	5											
<b>Mike Lum, L</b> OBP: 0.313, SLG: 0.354 (1, 9)						F8		F9		5	0	0	0	0	0	7											
<b>Felix Millan, R</b> OBP: 0.301, SLG: 0.314 (1, 4)						E6				4	2	3	0	1	0	0											
<b>Marty Perez, R</b> OBP: 0.275, SLG: 0.267 (1, 6)						FC6-5				4	1	2	2	0	0	1											
<b>Phil Niekro, R</b> ERA: 3.31 Tom Kelley, R ERA: 4.45 Cecil Upshaw, R ERA: 4.53 Joe Hoerner, L ERA: 3.66 Jim Hardin, R ERA: 3.42	(1, 1)	(6, PH)	(7, 1)	(8, PH)	(8, PH)	(9, 1)	(9, 1)			1	0	1	0	0	0	0											
<b>Inning Stats</b>	R: 0 E: 0 K: 1 S: 5	H: 0 LOB: 3 BB: 3 P: 17	R: 1 E: 1 K: 1 S: 8	H: 3 LOB: 2 BB: 0 P: 8	R: 0 E: 0 K: 0 S: 2	H: 0 LOB: 0 BB: 1 P: 6	R: 0 E: 1 K: 0 S: 4	H: 0 LOB: 1 BB: 0 P: 4	R: 0 E: 0 K: 1 S: 5	H: 0 LOB: 0 BB: 0 P: 5	R: 1 E: 0 K: 1 S: 8	H: 3 LOB: 3 BB: 1 P: 12	R: 0 E: 0 K: 0 S: 4	H: 1 LOB: 1 BB: 0 P: 4	R: 5 E: 0 K: 0 S: 8	H: 6 LOB: 2 BB: 2 P: 16		1B: 12 2B: 0 3B: 0 HR: 1	SF: 0 SAC: 1 DP: 1 HBP: 0	WP: 0 PB: 0 SB: 0 CS: 0	PA: 43						
<b>PITCHER</b>	IP	WLS	BF	H	R	ER	SO	BB	IBB	HBP	BLK	WP	HR	S	P	ERA	WHIP										
<b>Jim McGlothlin, R</b> ERA: 4.14 Ed Sprague, R ERA: 3.59 Clay Carroll, R ERA: 2.32 Pedro Borbon, R ERA: 3.47	(1, 1)	(6, 1)	(8, 1)	(8, 1)												5.1	1.875										
<b>PITCHER</b>	IP	WLS	BF	H	R	ER	SO	BB	IBB	HBP	BLK	WP	HR	S	P	ERA	WHIP										
<b>Jim McGlothlin, R</b> ERA: 4.14 Ed Sprague, R ERA: 3.59 Clay Carroll, R ERA: 2.32 Pedro Borbon, R ERA: 3.47	(1, 1)	(6, 1)	(8, 1)	(8, 1)												5.1	1.875										



Batter	1	2	3	4	5	6	7	8	9	AB	R	H	RBI	BB	SO	LOB	TOP			
<b>Pete Rose, S</b> OBP: 0.365, SLG: 0.385 (1, 7)	0-0 6-3		0-0 F7		0-3 K			0-0 4-3		4	0	0	0	0	1	1	<b>Cincinnati Reds @ Atlanta Braves</b> Atlanta Stadium, Atlanta, GA Sat Aug 12 1972, 7:05 PM EDT Att: 26,857 - Unknown			
<b>Joe Morgan, L</b> OBP: 0.415, SLG: 0.437 (1, 4)	0-0 F7			4-0 G3 E 6-3 BB	0-0 F8			0-0 F9		3	1	0	0	1	0	1				
<b>Bobby Tolan, L</b> OBP: 0.341, SLG: 0.409 (1, 8)	0-0 P6			0-0 E4 G3 1B		0-0 G3		0-0 F2		4	1	0	0	0	0	1				
<b>Johnny Bench, R</b> OBP: 0.365, SLG: 0.517 (1, 2)		4-0 FC5-4 BB		0-0 G3		0-0 5-3			0-0 P6	3	0	0	0	1	0	2				
<b>Tony Perez, R</b> OBP: 0.353, SLG: 0.521 <b>Joe Hague, L</b> OBP: 0.338, SLG: 0.405 (9, PH)		0-0 FC5-4 FC6-4		0-0 6-3					0-0 P3	3	0	1	1	0	0	2				
<b>Denis Menke, R</b> OBP: 0.319, SLG: 0.336 (1, 5)		0-0 F8		0-0 F7		0-0 F6			0-3 K	4	0	1	1	0	1	2				
<b>Cesar Geronimo, L</b> OBP: 0.331, SLG: 0.440 (1, 9)		0-0 FC6-4		0-0 F7					0-0 F9	3	0	0	0	0	0	2				
<b>Darrel Chaney, S</b> OBP: 0.356, SLG: 0.336 (1, 6)			0-0 G3		0-0 SH1-4 WP 1B			0-0 F7		3	0	1	0	0	0	0				
<b>Ross Grimsley, L</b> OBP: 0.128, SLG: 0.109 <b>Ted Uhlhaender, L</b> OBP: 0.243, SLG: 0.166 <b>Ed Sprague, R</b> (7, 1)			0-0 3-1		0-0 SH1-4			0-0 L5		1	0	0	0	0	0	0				
<b>Inning Stats</b>	R: 0 E: 0 K: 0 S: 3	H: 0 LOB: 0 BB: 0 P: 3	R: 0 E: 0 K: 0 S: 3	H: 0 LOB: 1 BB: 1 P: 7	R: 0 E: 0 K: 0 S: 3	H: 0 LOB: 0 BB: 0 P: 3	R: 2 E: 1 K: 0 S: 5	H: 1 LOB: 1 BB: 1 P: 9	R: 0 E: 0 K: 1 S: 6	H: 1 LOB: 1 BB: 0 P: 6	R: 0 E: 0 K: 0 S: 4	H: 0 LOB: 0 BB: 0 P: 4	R: 0 E: 0 K: 0 S: 3	H: 0 LOB: 0 BB: 0 P: 3	R: 0 E: 0 K: 1 S: 5	H: 0 LOB: 0 BB: 0 P: 5		1B: 3 2B: 0 3B: 0 HR: 0	SF: 0 SAC: 1 DP: 0 HBP: 0	WP: 1 PB: 0 CS: 0
<b>PITCHER</b> <b>Ron Reed, R</b> ERA: 3.68 (1, 1)	IP: 9.0 WLS: W BF: 33 H: 3 R: 2 ER: 0 SO: 2 BB: 2 IBB: 0 HBP: 0 BLK: 0 WP: 1 HR: 0 S: 35 P: 43 ERA: 0.00 WHIP: 0.556															<b>PITCHER</b> <b>Ron Reed, R</b> ERA: 3.68 (1, 1)	IP: 9.0 WLS: W BF: 33 H: 3 R: 2 ER: 0 SO: 2 BB: 2 IBB: 0 HBP: 0 BLK: 0 WP: 1 HR: 0 S: 35 P: 43 ERA: 0.00 WHIP: 0.556			

AB	30
R	2
H	3
RBI	2
BB	2
SO	2
LOB	11



Batter	1	2	3	4	5	6	7	8	9	AB	R	H	RBI	BB	SO	LOB	BOTTOM			
<b>Ralph Garr, L</b> OBP: 0.363, SLG: 0.419 (1, 7)	0-0 L5		0-0 1B		0-0 HR			0-0 E5 1B		4	2	3	1	0	0	0	<b>Cincinnati Reds @ Atlanta Braves</b> Atlanta Stadium, Atlanta, GA Sat Aug 12 1972, 7:05 PM EDT Att: 26,857 - Unknown			
<b>Darrell Evans, L</b> OBP: 0.379, SLG: 0.438 (1, 5)			0-0 E		0-0 F8			0-0 1B		4	1	3	2	0	0	0				
<b>Hank Aaron, R</b> OBP: 0.384, SLG: 0.484 (1, 3)			0-0 E5 HR		0-0 1B			0-0 5-3		4	1	2	0	0	0	1				
<b>Earl Williams, R</b> OBP: 0.350, SLG: 0.476 (1, 2)			0-0 HR		0-0 P4			0-0 FC6 1B		4	1	2	2	0	0	2				
<b>Dusty Baker Jr., R</b> OBP: 0.380, SLG: 0.464 (1, 8)		0-0 K2-6-2 2B		4-0 BB		0-0 F9		0-0 FC6 2B		3	1	1	0	1	0	2				
<b>Felix Milán, R</b> OBP: 0.300, SLG: 0.316 (1, 4)		0-0 B1-3		0-0 F8				0-0 2B		4	0	1	1	0	0	2				
<b>Mike Lum, L</b> OBP: 0.308, SLG: 0.349 (1, 9)		0-3 K2-6-2		0-0 4-3				0-0 1-3		4	0	0	0	0	1	1				
<b>Marty Perez, R</b> OBP: 0.273, SLG: 0.265 (1, 6)			0-0 F8		0-0 F9			0-0 F8		3	0	0	0	0	0	0				
<b>Ron Reed, R</b> OBP: 0.175, SLG: 0.197 (1, 1)			0-0 1B		0-0 6-3			0-0 L6		3	1	1	0	0	0	0				
<b>Inning Stats</b>	R: 0 E: 0 K: 0 S: 4	H: 1 LOB: 1 BB: 0 P: 4	R: 0 E: 0 K: 1 S: 5	H: 1 LOB: 1 BB: 0 P: 5	R: 4 E: 1 K: 0 S: 7	H: 5 LOB: 1 BB: 1 P: 11	R: 0 E: 0 K: 0 S: 3	H: 0 LOB: 0 BB: 0 P: 3	R: 1 E: 0 K: 0 S: 5	H: 2 LOB: 1 BB: 0 P: 5	R: 0 E: 0 K: 0 S: 3	H: 0 LOB: 0 BB: 0 P: 3	R: 1 E: 1 K: 0 S: 4	H: 2 LOB: 0 BB: 0 P: 4	R: 1 E: 0 K: 0 S: 4	H: 2 LOB: 0 BB: 0 P: 4		1B: 9 2B: 3 3B: 0 HR: 2	SF: 0 SAC: 0 DP: 1 HBP: 0	WP: 0 PB: 0 CS: 0
<b>PITCHER</b> <b>Ross Grimsley, L</b> ERA: 2.36 <b>Ed Sprague, R</b> ERA: 3.63 (7, 1)	IP: 6.0 WLS: L BF: 26 H: 9 R: 5 ER: 5 SO: 1 BB: 1 IBB: 0 HBP: 0 BLK: 0 WP: 0 HR: 2 S: 27 P: 31 ERA: 7.50 WHIP: 1.667															<b>PITCHER</b> <b>Ross Grimsley, L</b> ERA: 2.36 <b>Ed Sprague, R</b> ERA: 3.63 (7, 1)	IP: 2.0 WLS: L BF: 8 H: 4 R: 2 ER: 1 SO: 0 BB: 0 IBB: 0 HBP: 0 BLK: 0 WP: 0 HR: 0 S: 8 P: 8 ERA: 4.50 WHIP: 2.000			





Batter	1	2	3	4	5	6	7	8	9	AB	R	H	RBI	BB	SO	LOB	TOP										
<b>Pete Rose, S</b> OBP: 0.367, SLG: 0.388 (1, 7)	G3	G3 BB	G3 BB	1-H 2-H 2B	G5-4-3	G5-4-3	BLK 1B	L7	L7	5	0	2	2	1	0	1	<b>Cincinnati Reds @ Atlanta Braves</b> Atlanta Stadium, Atlanta, GA Sun Aug 13 1972, 3:33 AM EDT Att: 20,219 - Unknown										
<b>Joe Morgan, L</b> OBP: 0.415, SLG: 0.433 (1, 4)	S BB	G3 BB	K	K	F4	F4	K	K	L7	3	0	0	0	2	2	2											
<b>Bobby Tolan, L</b> OBP: 0.341, SLG: 0.408 <b>Ted Uhlhaender, L</b> OBP: 0.243, SLG: 0.186 (1, 8) (9, 9)	P6	G3	K	BB WP 1B	F4	2B SF7 1B	F5	F5	L7	5	1	2	1	0	0	4											
<b>Johnny Bench, R</b> OBP: 0.368, SLG: 0.518 (1, 2)	5-3	G3	K	BB WP 1B	F4	2B SF7 1B	F5	F5	L7	0	0	0	0	0	0	0											
<b>Joe Haque, L</b> OBP: 0.339, SLG: 0.399 (1, 3)	5-3	G3	K	BB WP 1B	F4	2B SF7 1B	F5	F5	L7	3	1	1	0	2	0	2											
<b>Denis Menke, R</b> OBP: 0.318, SLG: 0.338 (1, 5)	5-3	G3	K	BB WP 1B	F4	2B SF7 1B	F5	F5	L7	3	1	1	0	2	0	2											
<b>Cesar Geronimo, L</b> OBP: 0.333, SLG: 0.435 (1, 9) (9, 8)	5-3	G3	K	BB WP 1B	F4	2B SF7 1B	F5	F5	L7	3	2	0	0	2	0	5											
<b>Darrel Chaney, S</b> OBP: 0.366, SLG: 0.350 (1, 6)	5-3	G3	K	BB WP 1B	F4	2B SF7 1B	F5	F5	L7	4	1	1	1	0	0	2											
<b>Tom Hall, L</b> OBP: 0.217, SLG: 0.143 <b>Pedro Borbon, R</b> (5, 1)	5-3	G3	K	BB WP 1B	F4	2B SF7 1B	F5	F5	L7	4	1	1	2	1	1	2											
<b>Inning Stats</b>	R: 0 E: 0 K: 0 S: 3	H: 0 LOB: 1 BB: 1 P: 7	R: 4 E: 1 K: 0 S: 6	H: 3 LOB: 3 BB: 4 P: 22	R: 2 E: 0 K: 1 S: 6	H: 1 LOB: 1 BB: 2 P: 14	R: 0 E: 0 K: 0 S: 4	H: 1 LOB: 3 BB: 2 P: 12	R: 0 E: 0 K: 0 S: 2	H: 0 LOB: 0 BB: 1 P: 6	R: 3 E: 0 K: 1 S: 8	H: 3 LOB: 1 BB: 1 P: 12	R: 0 E: 0 K: 1 S: 6	H: 1 LOB: 0 BB: 0 P: 6	R: 0 E: 0 K: 0 S: 3	H: 0 LOB: 0 BB: 0 P: 3		R: 0 E: 0 K: 1 S: 5	H: 0 LOB: 0 BB: 0 P: 5	1B: 5 2B: 4 3B: 0 HR: 0	SF: 1 SAC: 1 DP: 1 HBP: 0	WP: 2 PA: 46 PB: 0 SB: 1 CS: 0					
<b>PITCHER</b>	IP	WLS	BF	H	R	ER	SO	BB	IBB	HBP	BLK	WP	HR	S	P	ERA	WHIP										
<b>Denny McLain, R</b> ERA: 5.43 (1, 1)	1.1	L	9	3	4	4	0	2	0	0	0	0	0	7	15	27.00	3.750										
<b>Mike McQueen, L</b> ERA: 5.53 (2, 1)	3.2		20	2	2	2	1	7	1	0	0	1	0	14	46	4.91	2.455										
<b>Pat Jarvis, R</b> ERA: 4.09 (6, 1)	4.0		17	4	3	3	3	0	1	0	1	1	0	22	26	6.75	1.000										

AB	34
R	9
H	9
RBI	7
BB	11
SO	4
LOB	23



Batter	1	2	3	4	5	6	7	8	9	AB	R	H	RBI	BB	SO	LOB	BOTTOM										
<b>Oscar Brown, R</b> OBP: 0.219, SLG: 0.330 (1, 7)	BB 1B	BB 1B	1-3	1-3	6-3	6-3	5-3	4-3	4-3	5	0	1	0	0	0	2	<b>Cincinnati Reds @ Atlanta Braves</b> Atlanta Stadium, Atlanta, GA Sun Aug 13 1972, 3:33 AM EDT Att: 20,219 - Unknown										
<b>Darrell Evans, L</b> OBP: 0.380, SLG: 0.437 (1, 5)	F8	F8	HR BB	HR BB	BB 1B	BB 1B	F7	F7	4-3	3	2	1	1	1	0	1											
<b>Hank Aaron, R</b> OBP: 0.388, SLG: 0.493 (1, 3)	BB	BB	HR	HR	BB 1B	BB 1B	F8	F8	4-3	2	1	1	2	2	0	0											
<b>Earl Williams, R</b> OBP: 0.347, SLG: 0.472 (1, 2)	P3	P3	K	K	F7	F7	F8	F8	4-3	4	0	0	0	0	1	4											
<b>Dusty Baker Jr., R</b> OBP: 0.379, SLG: 0.461 (1, 8)	F7	F7	L5	L5	1-2 2-H 1B	1-2 2-H 1B	F8	F8	4-3	4	0	1	1	0	1	2											
<b>Felix Milten, R</b> OBP: 0.297, SLG: 0.312 (1, 4)	F7	F7	L5	L5	1-2 2-H 1B	1-2 2-H 1B	F8	F8	4-3	4	0	0	0	0	0	2											
<b>Mike Lum, L</b> OBP: 0.314, SLG: 0.350 (1, 9)	F7	F7	L5	L5	1-2 2-H 1B	1-2 2-H 1B	F8	F8	4-3	2	0	1	0	2	0	0											
<b>Marty Perez, R</b> OBP: 0.271, SLG: 0.263 (1, 6)	F7	F7	L5	L5	1-2 2-H 1B	1-2 2-H 1B	F8	F8	4-3	4	0	0	0	0	0	3											
<b>Denny McLain, R</b> OBP: 0.077, SLG: 0.077 (1, 1)	F7	F7	L5	L5	1-2 2-H 1B	1-2 2-H 1B	F8	F8	4-3	0	0	0	0	0	0	0											
<b>Mike McQueen, L</b> OBP: 0.100, SLG: 0.100 (2, 1)	F7	F7	L5	L5	1-2 2-H 1B	1-2 2-H 1B	F8	F8	4-3	1	0	0	0	0	1	1											
<b>Larvell Blanks, R</b> OBP: 0.444, SLG: 0.600 (6, PH)	F7	F7	L5	L5	1-2 2-H 1B	1-2 2-H 1B	F8	F8	4-3	1	1	1	0	0	0	0											
<b>Pat Jarvis, R</b> OBP: 0.190, SLG: 0.250 (6, 1)	F7	F7	L5	L5	1-2 2-H 1B	1-2 2-H 1B	F8	F8	4-3	1	0	0	0	0	0	0											
<b>Sonny Jackson, L</b> OBP: 0.258, SLG: 0.237 (6, PH)	F7	F7	L5	L5	1-2 2-H 1B	1-2 2-H 1B	F8	F8	4-3	1	0	0	0	0	1	1											
<b>Inning Stats</b>	R: 0 E: 0 K: 0 S: 4	H: 1 LOB: 2 BB: 1 P: 8	R: 0 E: 0 K: 1 S: 5	H: 0 LOB: 1 BB: 1 P: 9	R: 2 E: 0 K: 1 S: 6	H: 1 LOB: 0 BB: 1 P: 10	R: 0 E: 0 K: 0 S: 3	H: 0 LOB: 0 BB: 0 P: 3	R: 2 E: 0 K: 0 S: 6	H: 3 LOB: 2 BB: 1 P: 10	R: 0 E: 0 K: 0 S: 2	H: 0 LOB: 0 BB: 1 P: 6	R: 0 E: 0 K: 0 S: 3	H: 0 LOB: 0 BB: 0 P: 3	R: 0 E: 0 K: 1 S: 5	H: 0 LOB: 0 BB: 0 P: 5	R: 0 E: 0 K: 0 S: 4	H: 1 LOB: 1 BB: 0 P: 4	1B: 5 2B: 0 3B: 0 HR: 1	SF: 0 SAC: 0 DP: 1 HBP: 0	WP: 0 PA: 37 PB: 0 SB: 0 CS: 0						
<b>PITCHER</b>	IP	WLS	BF	H	R	ER	SO	BB	IBB	HBP	BLK	WP	HR	S	P	ERA	WHIP										
<b>Tom Hall, L</b> ERA: 2.69 (1, 1)	4.2		23	5	4	4	2	4	0	0	0	0	0	23	39	7.71	1.929										
<b>Pedro Borbon, R</b> ERA: 3.27 (5, 1)	4.1	W	14	1	0	0	1	1	0	0	0	0	0	15	19	0.00	0.462										





Batter	1	2	3	4	5	6	7	8	9	AB	R	H	RBI	BB	SO	LOB	TOP								
<b>Pete Rose, S</b> OBP: 0.367, SLG: 0.389 (1, 7)	F9	FC6-4		6-3		1B 1B	1B 2B		P6	6	2	2	3	0	0	2	<b>Cincinnati Reds @ Atlanta Braves</b> Atlanta Stadium, Atlanta, GA Mon Aug 14 1972, 7:05 PM EDT Att: 15,318 - Unknown								
<b>Joe Morgan, L</b> OBP: 0.344, SLG: 0.436 <b>Darrel Chaney, S</b> OBP: 0.371, SLG: 0.350 (1, 4) (7, 4) (8, 5)	6-3		6-3 1B	F8		1B 1B	1B 2B		1B BB	5	3	3	1	0	0	0									
<b>Bobby Tolan, L</b> OBP: 0.344, SLG: 0.409 <b>Cesar Geronimo, L</b> OBP: 0.337, SLG: 0.439 (1, 8) (7, 8)	HR		6-3 1-2		F9	1B 1B	2B 1B		1-2 1B	4	2	2	1	0	0	1									
<b>Johnny Bench, R</b> OBP: 0.372, SLG: 0.529 (1, 9)	HR		1B 1B BB		K	1B	2B		K	5	1	3	5	1	2	2									
<b>Tony Perez, R</b> OBP: 0.353, SLG: 0.515 (1, 3)	BB		K		5-3	1B	F9		F3	4	0	0	0	2	1	5									
<b>Denis Menke, R</b> OBP: 0.317, SLG: 0.337 <b>Julian Javier, R</b> OBP: 0.273, SLG: 0.329 (1, 5) (8, PH) (8, 4)	F3		1B		L6				5-3	4	0	1	1	0	0	4									
<b>Dave Concepcion, R</b> OBP: 0.275, SLG: 0.260 (1, 6)		5-3		1-2 2-3 1B		SH5-4 1B	4-3 2B BB		F8	4	2	2	0	1	0	0									
<b>Bill Plummer, R</b> OBP: 0.143, SLG: 0.115 (1, 2)	F8		K			1-2 1B	K		L6	5	1	1	0	0	2	4									
<b>Jack Billingham, R</b> OBP: 0.102, SLG: 0.064 (1, 1)			FC6-4 1B		K	SH5-4 1-2 2-3	4-3		BB 1B BB	3	1	1	0	1	1	1									
<b>Inning Stats</b>	R: 2 E: 0 K: 0 S: 4	H: 1 LOB: 1 BB: 1 P: 9	R: 0 E: 0 K: 0 S: 4	H: 1 LOB: 1 BB: 0 P: 4	R: 1 E: 0 K: 2 S: 10	H: 3 LOB: 3 BB: 1 P: 14	R: 0 E: 0 K: 1 S: 5	H: 0 LOB: 0 BB: 0 P: 5	R: 0 E: 0 K: 1 S: 5	H: 0 LOB: 0 BB: 0 P: 5	R: 4 E: 0 K: 0 S: 9	H: 6 LOB: 3 BB: 1 P: 13	R: 4 E: 0 K: 1 S: 9	H: 4 LOB: 1 BB: 1 P: 13	R: 0 E: 0 K: 0 S: 3	H: 0 LOB: 0 BB: 0 P: 3	R: 1 E: 0 K: 1 S: 6	H: 1 LOB: 2 BB: 2 P: 14	1B: 13 2B: 2 3B: 0 HR: 1	SF: 0 SAC: 1 DP: 0 HBP: 1	WP: 0 PB: 1 SB: 0 CS: 0	PA: 50			
<b>PITCHER</b>	IP	WLS	BF	H	R	ER	SO	BB	IBB	HBP	BLK	WP	HR	S	P	ERA	WHIP								
<b>George Stone, L</b> ERA: 4.7 (1, 1)	5.2	L	30	10	7	7	4	2	0	1	0	0	1	35	44	11.12	2.118								
<b>Cecil Upshaw, R</b> ERA: 4.5 (6, 1)	0.1		3	1	0	0	0	0	1	0	0	0	0	2	6	0.00	3.000								
<b>Tom Kelley, R</b> ERA: 4.79 (7, 1)	3.0		17	5	5	5	2	3	0	0	0	0	0	18	30	15.00	2.667								

AB	42
R	12
H	16
RBI	12
BB	6
SO	6
LOB	19



Batter	1	2	3	4	5	6	7	8	9	AB	R	H	RBI	BB	SO	LOB	BOTTOM								
<b>Oscar Brown, R</b> OBP: 0.218, SLG: 0.324 (1, 7)	6-3		F7		BB 1B		6-3		5-3	5	0	1	0	0	0	0	<b>Cincinnati Reds @ Atlanta Braves</b> Atlanta Stadium, Atlanta, GA Mon Aug 14 1972, 7:05 PM EDT Att: 15,318 - Unknown								
<b>Darrell Evans, L</b> OBP: 0.378, SLG: 0.433 (1, 5)	BB 1B		F8		L8		4-3		K	5	0	1	0	0	1	1									
<b>Hank Aaron, R</b> OBP: 0.391, SLG: 0.491 <b>Jim Breazeale, L</b> OBP: 0.205, SLG: 0.447 (1, 3) (8, 3)	BB 1B		K		BB 1B		1B BB		BB 1B BB	1	0	0	0	3	1	0									
<b>Earl Williams, R</b> OBP: 0.349, SLG: 0.471 <b>Paul Casanova, R</b> OBP: 0.226, SLG: 0.291 (1, 2) (8, 2)	G5-4-3				FC4 BB		4-3		1B	3	0	1	0	1	0	4									
<b>Dusty Baker Jr., R</b> OBP: 0.377, SLG: 0.469 (1, 8)		K		FC4 1B		HR	L6			4	1	1	1	0	1	3									
<b>Mike Lum, L</b> OBP: 0.320, SLG: 0.357 (1, 9)	1B 2B			1-2 1B		BB		G3		3	1	2	0	1	0	0									
<b>Felix Millan, R</b> OBP: 0.297, SLG: 0.312 (1, 4)			FC6-4 1B		F7		F8		6-3	4	0	1	1	0	0	3									
<b>Marty Perez, R</b> OBP: 0.268, SLG: 0.260 (1, 6)		F7		4-3		F8		5-3		4	0	0	0	0	0	4									
<b>George Stone, L</b> OBP: 0.304, SLG: 0.118 <b>Cecil Upshaw, R</b> OBP: 0.167, SLG: 0.167 <b>Sonny Jackson, L</b> OBP: 0.254, SLG: 0.233 <b>Tom Kelley, R</b> OBP: 0.161, SLG: 0.103 <b>Larvell Blanks, R</b> OBP: 0.432, SLG: 0.583 (1, 1) (6, 1) (6, PH) (7, 1) (8, PH)	FC6-4				1B 1B		F8		4-3	2	0	1	0	0	0	0									
<b>Inning Stats</b>	R: 0 E: 0 K: 0 S: 3	H: 1 LOB: 1 BB: 1 P: 7	R: 1 E: 0 K: 1 S: 7	H: 2 LOB: 1 BB: 0 P: 7	R: 0 E: 0 K: 1 S: 5	H: 0 LOB: 0 BB: 0 P: 5	R: 0 E: 0 K: 0 S: 4	H: 1 LOB: 2 BB: 1 P: 8	R: 0 E: 0 K: 0 S: 4	H: 1 LOB: 1 BB: 1 P: 8	R: 0 E: 0 K: 0 S: 4	H: 1 LOB: 2 BB: 1 P: 8	R: 0 E: 0 K: 0 S: 3	H: 0 LOB: 0 BB: 0 P: 3	R: 0 E: 0 K: 1 S: 5	H: 0 LOB: 0 BB: 0 P: 5	1B: 6 2B: 1 3B: 0 HR: 1	SF: 0 SAC: 0 DP: 1 HBP: 0	WP: 0 PB: 1 SB: 0 CS: 0	PA: 38					
<b>PITCHER</b>	IP	WLS	BF	H	R	ER	SO	BB	IBB	HBP	BLK	WP	HR	S	P	ERA	WHIP								
<b>Jack Billingham, R</b> ERA: 3.4 (1, 1)	9.0	W	38	8	2	2	3	5	0	0	0	0	1	39	59	2.00	1.444								





Batter	1	2	3	4	5	6	7	8	9	AB	R	H	RBI	BB	SO	LOB	TOP										
<b>Pete Rose, S</b> OBP: 0.370, SLG: 0.393 (1, 7)	4-0 FC6-4 BB		0-0 F7		0-0 BB 1B		0-0 2B			3	1	2	0	1	0	0	<b>Cincinnati Reds @ Philadelphia Phillies</b> Veterans Stadium, Philadelphia, PA Tue Aug 15 1972, 7:05 PM EDT Att: 17,106 - Unknown										
<b>Joe Morgan, L</b> OBP: 0.416, SLG: 0.432 (1, 4)	0-0 F9		0-0 P6		4-0 1B E BB		0-0 P4			3	1	0	0	1	0	2											
<b>Bobby Tolan, L</b> OBP: 0.347, SLG: 0.412 (1, 8)	0-0 FC6-4 1B 1-2 1B		0-0 1B		0-0 E1 1-H 2-H 1B			0-0 G6-4-3 1B		4	1	3	1	0	0	1											
<b>Johnny Bench, R</b> OBP: 0.371, SLG: 0.527 (1, 2)	0-0 1B 1-3 1B		0-0 F7		0-0 4-3			0-0 P6		4	0	1	0	0	0	3											
<b>Tony Perez, R</b> OBP: 0.352, SLG: 0.512 (1, 3)	0-0 1-3 3-H 1B			0-3 K		0-3 K		0-0 G6-4-3 1-2		4	0	1	1	0	2	1											
<b>Denis Menke, R</b> OBP: 0.314, SLG: 0.332 (1, 5)	0-0 F8			0-3 K		0-0 P6			0-0 F7	4	0	0	0	0	1	2											
<b>Cesar Geronimo, L</b> OBP: 0.335, SLG: 0.434 (1, 9)		0-3 K		0-0 4-3		0-0 F8			0-0 1B	4	0	1	0	0	1	0											
<b>Darrel Chaney, S</b> OBP: 0.361, SLG: 0.339 (1, 6)		0-3 K			0-0 G3		0-0 3-1		0-0 F7	4	0	0	0	0	1	1											
<b>Wayne Simpson, R</b> OBP: 0.079, SLG: 0.105 <b>Don Gullett, R</b> OBP: 0.316, SLG: 0.294 (2, 1)	0-0 5-3				0-3 K		0-3 K		0-3 K	1	0	0	0	0	0	0	<b>REDS</b>										
<b>Inning Stats</b>	R: 1 E: 0 K: 0 S: 5	H: 2 LOB: 2 BB: 1 P: 9	R: 0 E: 0 K: 0 S: 7	H: 0 LOB: 0 BB: 0 P: 7	R: 0 E: 0 K: 0 S: 4	H: 1 LOB: 1 BB: 0 P: 4	R: 0 E: 0 K: 2 S: 7	H: 0 LOB: 0 BB: 0 P: 7	R: 2 E: 1 K: 1 S: 7	H: 2 LOB: 1 BB: 1 P: 11	R: 0 E: 0 K: 1 S: 5	H: 0 LOB: 0 BB: 0 P: 5	R: 0 E: 0 K: 1 S: 6	H: 1 LOB: 1 BB: 0 P: 6	R: 0 E: 0 K: 0 S: 3	H: 1 LOB: 0 BB: 0 P: 3		R: 0 E: 0 K: 1 S: 6	H: 1 LOB: 1 BB: 0 P: 6	1B: 7 2B: 1 3B: 0 HR: 0	SF: 0 SAC: 0 DP: 1 HBP: 0	WP: 0 PB: 0 SB: 1 CS: 0	PA: 36				
<b>PITCHER</b>	IP	WLS	BF	H	R	ER	SO	BB	IBB	HBP	BLK	WP	HR	S	P	ERA	WHIP										
<b>Wayne Twitchell, R</b> ERA: 4.2 <b>Bill Wilson, R</b> ERA: 0.77 (9, 1)	8.0	L	32	7	3	2	7	2	0	0	0	0	0	44	52	2.25	1.125										

Batter	1	2	3	4	5	6	7	8	9	AB	R	H	RBI	BB	SO	LOB	BOTTOM										
<b>Denny Doyle, L</b> OBP: 0.292, SLG: 0.296 <b>Bill Robinson, R</b> OBP: 0.239, SLG: 0.385 <b>Bill Wilson, R</b> (9, 1)	0-0 1-3		0-0 FC5-2 1-2 3-H			0-0 F6		0-3 K		3	0	0	0	0	0	2	<b>Cincinnati Reds @ Philadelphia Phillies</b> Veterans Stadium, Philadelphia, PA Tue Aug 15 1972, 7:05 PM EDT Att: 17,106 - Unknown										
<b>Larry Bowa, S</b> OBP: 0.276, SLG: 0.274 (1, 6)	0-0 F8		0-0 P6			0-0 E5			0-0 P6	4	0	0	0	0	0	2											
<b>Tom Hutton, L</b> OBP: 0.353, SLG: 0.350 (1, 3)	0-0 4-3			0-0 4-3		0-0 F9			0-0 4-3	4	0	0	0	0	0	1											
<b>Willie Montanez, L</b> OBP: 0.326, SLG: 0.414 (1, 8)		0-0 F9		0-0 2B		0-3 K			0-0 2B	4	0	2	0	0	1	1											
<b>Greg Luzinski, R</b> OBP: 0.313, SLG: 0.424 (1, 7)		0-0 F9		0-0 P3			0-0 F8		0-0 6-3	4	0	0	0	0	0	2											
<b>Oscar Gamble, L</b> OBP: 0.331, SLG: 0.324 <b>Roger Freed, R</b> OBP: 0.309, SLG: 0.447 (8, 9)		4-0 CS BB		0-0 F8			0-3 K			1	0	0	0	1	0	1											
<b>Don Money, R</b> OBP: 0.294, SLG: 0.349 (1, 5)		0-0 CS	0-0 1B FC5-2 1B		0-3 K		0-0 5-3			3	0	1	0	0	1	0											
<b>John Bateman, R</b> OBP: 0.255, SLG: 0.296 (1, 2)			0-0 FC5-2 1-3 1B		0-3 K			0-0 6-3		3	0	1	0	0	1	0											
<b>Wayne Twitchell, R</b> OBP: 0.077, SLG: 0.077 <b>Terry Harmon, R</b> OBP: 0.360, SLG: 0.312 (9, 4)			0-3 K		0-3 K			0-3 K		2	0	0	0	0	2	2	<b>Phillies</b>										
<b>Inning Stats</b>	R: 0 E: 0 K: 0 S: 3	H: 0 LOB: 0 BB: 0 P: 3	R: 0 E: 0 K: 0 S: 2	H: 0 LOB: 0 BB: 1 P: 6	R: 0 E: 0 K: 1 S: 7	H: 2 LOB: 2 BB: 0 P: 7	R: 0 E: 0 K: 0 S: 4	H: 1 LOB: 1 BB: 0 P: 4	R: 0 E: 0 K: 3 S: 9	H: 0 LOB: 0 BB: 0 P: 9	R: 0 E: 1 K: 1 S: 6	H: 0 LOB: 0 BB: 0 P: 6	R: 0 E: 0 K: 1 S: 5	H: 0 LOB: 0 BB: 0 P: 5	R: 0 E: 0 K: 2 S: 7	H: 0 LOB: 0 BB: 0 P: 7		R: 0 E: 0 K: 0 S: 4	H: 1 LOB: 1 BB: 0 P: 4	1B: 2 2B: 2 3B: 0 HR: 0	SF: 0 SAC: 0 DP: 0 HBP: 0	WP: 0 PB: 0 SB: 0 CS: 1	PA: 33				
<b>PITCHER</b>	IP	WLS	BF	H	R	ER	SO	BB	IBB	HBP	BLK	WP	HR	S	P	ERA	WHIP										
<b>Wayne Simpson, R</b> ERA: 3.51 <b>Don Gullett, L</b> ERA: 5.09 (2, 1)	1.0	W	29	4	0	0	8	1	0	0	0	0	0	44	48	0.00	0.625										



Batter	1	2	3	4	5	6	7	8	9	AB	R	H	RBI	BB	SO	LOB	TOP			
<b>Pete Rose, S</b> OBP: 0.371, SLG: 0.395 (1, 7)	6-3		2B		1-3		6-3		6-3	5	1	1	1	0	0	2	<b>Cincinnati Reds @ Philadelphia Phillies</b> Veterans Stadium, Philadelphia, PA Thu Aug 17 1972, 7:05 PM EDT Att: 42,635 - Unknown			
<b>Joe Morgan, L</b> OBP: 0.415, SLG: 0.431 (1, 4)	1-3		FC5-2					P6		3	0	1	1	1	0	0				
<b>Bobby Tolan, L</b> OBP: 0.344, SLG: 0.406 (1, 8)	4-3		FC5-2				G3			3	1	0	0	1	0	3				
<b>Johnny Bench, R</b> OBP: 0.376, SLG: 0.528 (1, 3)			F5		K					3	0	1	1	1	1	1				
<b>Denis Menke, R</b> OBP: 0.311, SLG: 0.328 (1, 5)			F2		F7		F8		F8	4	0	0	0	0	0	2				
<b>George Foster, R</b> OBP: 0.248, SLG: 0.309 (1, 9)			K		5-3		F8		P4	4	0	0	0	0	1	2				
<b>Dave Concepcion, R</b> OBP: 0.284, SLG: 0.269 (1, 6)							F9			3	1	2	0	1	0	1				
<b>Bill Plummer, R</b> OBP: 0.189, SLG: 0.200 (1, 2)			SH1-4		CS		F8		F9	4	1	2	1	0	0	1				
<b>Ross Grimsley, L</b> OBP: 0.128, SLG: 0.109 (1, 1)			SH1-4				F9		F7	0	0	0	0	0	0	0				
<b>Ed Sprague, R</b> (5, 1)										0	0	0	0	0	0	0				
<b>Julian Javier, R</b> OBP: 0.269, SLG: 0.324 (7, PH)										1	0	0	0	0	0	0				
<b>Clay Carroll, R</b> OBP: 0.125, SLG: 0.125 (7, 1)										0	0	0	0	0	0	0				
<b>Hai McRae, R</b> OBP: 0.250, SLG: 0.381 (9, PH)										1	0	0	0	0	0	1				
<b>Inning Stats</b>	R: 0 E: 0 K: 0 S: 3	H: 0 LOB: 0 BB: 0 P: 3	R: 0 E: 0 K: 1 S: 5	H: 0 LOB: 0 BB: 0 P: 5	R: 3 E: 0 K: 1 S: 9	H: 4 LOB: 1 BB: 0 P: 9	R: 0 E: 0 K: 0 S: 2	H: 0 LOB: 0 BB: 1 P: 6	R: 0 E: 0 K: 0 S: 4	H: 1 LOB: 2 BB: 1 P: 8	R: 0 E: 0 K: 0 S: 3	H: 0 LOB: 0 BB: 0 P: 3	R: 1 E: 0 K: 0 S: 4	H: 1 LOB: 1 BB: 1 P: 8	R: 0 E: 0 K: 0 S: 4	H: 1 LOB: 1 BB: 0 P: 4	1B: 4 2B: 3 3B: 0 HR: 0	SF: 0 SAC: 2 DP: 0 HBP: 0	WP: 0 PB: 0 SB: 3 CS: 1	PA: 38
<b>PITCHER</b> <b>Steve Carlton, L</b> ERA: 2.12 (1, 1)	IP: 9.0 WLS: W BF: 37 H: 7 R: 4 ER: 4 SO: 2 BB: 4 IBB: 0 HBP: 0 BLK: 0 WP: 0 HR: 0 S: 37 P: 53 ERA: 4.00 WHIP: 1.222																			



Batter	1	2	3	4	5	6	7	8	9	AB	R	H	RBI	BB	SO	LOB	BOTTOM			
<b>Terry Harmon, R</b> OBP: 0.375, SLG: 0.317 (1, 4)	5-3		SH1-4		1B			FC6-5		3	2	2	0	2	0	0	<b>Cincinnati Reds @ Philadelphia Phillies</b> Veterans Stadium, Philadelphia, PA Thu Aug 17 1972, 7:05 PM EDT Att: 42,635 - Unknown			
<b>Larry Bowa, S</b> OBP: 0.279, SLG: 0.277 (1, 6)	F8		SH1-4		HR			4-3		4	1	2	1	0	0	1				
<b>Don Money, R</b> OBP: 0.288, SLG: 0.343 (1, 5)	6-3		F7		SF8		F7		FC6-5	4	0	0	1	0	0	3				
<b>Willie Montanez, L</b> OBP: 0.326, SLG: 0.426 (1, 8)			F9		HR				CS	4	2	2	2	0	0	1				
<b>Greg Luzinski, R</b> OBP: 0.319, SLG: 0.429 (1, 7)			HR		K		G6-3		WP	4	2	3	1	0	1	0				
<b>Deron Johnson, R</b> OBP: 0.288, SLG: 0.341 (1, 3)			HR		K		G6-3		SF7	4	1	2	2	0	1	1				
<b>Tom Hutton, L</b> OBP: 0.355, SLG: 0.350 (7, FR)			HR		K		G6-3		SF7	0	0	0	0	0	0	0				
<b>Bill Robinson, R</b> OBP: 0.258, SLG: 0.421 (1, 9)			HR						SF7	3	0	3	1	0	0	0				
<b>John Bateman, R</b> OBP: 0.260, SLG: 0.301 (1, 2)			HR						K2-3	3	1	2	0	1	1	2				
<b>Steve Carlton, L</b> OBP: 0.225, SLG: 0.262 (1, 1)			F7		FC4-6		G3		4-3	4	0	0	0	0	0	6				
<b>Inning Stats</b>	R: 0 E: 0 K: 0 S: 3	H: 0 LOB: 0 BB: 0 P: 3	R: 2 E: 0 K: 0 S: 6	H: 4 LOB: 1 BB: 0 P: 6	R: 0 E: 0 K: 0 S: 4	H: 1 LOB: 1 BB: 0 P: 4	R: 0 E: 0 K: 2 S: 8	H: 1 LOB: 2 BB: 1 P: 12	R: 3 E: 0 K: 0 S: 6	H: 4 LOB: 0 BB: 0 P: 6	R: 2 E: 1 K: 0 S: 5	H: 3 LOB: 1 BB: 1 P: 9	R: 2 E: 0 K: 1 S: 8	H: 3 LOB: 2 BB: 0 P: 8	R: 0 E: 0 K: 0 S: 2	H: 0 LOB: 0 BB: 1 P: 6	1B: 10 2B: 3 3B: 1 HR: 2	SF: 2 SAC: 1 DP: 1 HBP: 0	WP: 1 PB: 0 SB: 1 CS: 2	PA: 40
<b>PITCHER</b> <b>Ross Grimsley, L</b> ERA: 2.59 (1, 1)	IP: 4.1 WLS: L BF: 22 H: 9 R: 5 ER: 5 SO: 2 BB: 0 IBB: 1 HBP: 0 BLK: 0 WP: 0 HR: 2 S: 25 P: 29 ERA: 10.38 WHIP: 2.077																			
<b>Ed Sprague, R</b> ERA: 3.69 (5, 1)	1.2	8	4	2	1	0	1	0	0	0	0	7	11	5.40	3.000					
<b>Clay Carroll, R</b> ERA: 2.51 (7, 1)	2.0	9	3	2	2	1	1	0	0	0	1	0	10	9.00	2.000					






Batter	1	2	3	4	5	6	7	8	9	AB	R	H	RBI	BB	SO	LOB	TOP					
<b>Pete Rose, S</b> OBP: 0.374, SLG: 0.396 (1, 7)	5-3		6-3														4 1 2 1 1 0 0					
<b>Joe Morgan, L</b> OBP: 0.415, SLG: 0.429 (1, 4)	F5																4 2 1 1 0 0 3					
<b>Bobby Tolan, L</b> OBP: 0.349, SLG: 0.409 <b>Cesar Geronimo, L</b> OBP: 0.335, SLG: 0.434 (1, 8) (9, 8)	G3																4 1 3 1 0 0 0 0 0 0 0 0 0 0					
<b>Johnny Bench, R</b> OBP: 0.372, SLG: 0.522 (1, 9)		6-3															4 0 0 1 0 0 3					
<b>Tony Perez, R</b> OBP: 0.363, SLG: 0.526 (1, 3)		K															2 1 1 0 3 1 0					
<b>Denis Menke, R</b> OBP: 0.318, SLG: 0.335 (1, 5)																	5 1 4 1 0 0 1					
<b>Dave Concepcion, R</b> OBP: 0.286, SLG: 0.268 (1, 6)		K															4 2 1 1 1 2 6					
<b>Bill Plummer, R</b> OBP: 0.195, SLG: 0.205 (1, 2)																	4 0 1 1 0 1 3					
<b>Tom Hall, L</b> OBP: 0.192, SLG: 0.125 <b>Pedro Borbon, R</b> OBP: 0.143, SLG: 0.077 (1, 1) (6, 1)																	3 0 0 0 0 3 2 2 0 1 1 0 0 0					
<b>Inning Stats</b>	R: 0 E: 0 K: 0 S: 3	H: 0 LOB: 0 BB: 0 P: 3	R: 0 E: 0 K: 2 S: 8	H: 1 LOB: 1 BB: 0 P: 8	R: 0 E: 0 K: 1 S: 5	H: 0 LOB: 0 BB: 0 P: 5	R: 5 E: 0 K: 1 S: 10	H: 4 LOB: 2 BB: 1 P: 15	R: 0 E: 0 K: 1 S: 6	H: 1 LOB: 3 BB: 1 P: 11	R: 0 E: 0 K: 0 S: 4	H: 0 LOB: 0 BB: 1 P: 8	R: 0 E: 0 K: 0 S: 4	H: 2 LOB: 2 BB: 1 P: 8	R: 2 E: 0 K: 1 S: 8	H: 3 LOB: 1 BB: 0 P: 8	R: 1 E: 0 K: 0 S: 4	H: 3 LOB: 2 BB: 1 P: 8	1B: 14 2B: 1 3B: 0 HR: 0	SF: 1 SAC: 1 DP: 2 HBP: 2	WP: 0 PB: 0 SB: 2 CS: 1	PA: 45
<b>PITCHER</b>	IP	WLS	BF	H	R	ER	SO	BB	IBB	HBP	BLK	WP	HR	S	P	ERA	WHIP					
<b>Jerry Koosman, L</b> ERA: 4.1 (1, 1)	3.2	L	19	5	5	5	4	1	0	1	0	0	0	25	30	12.27	1.636					
<b>Ray Sadecki, L</b> ERA: 2.72 (4, 1)	4.1		21	6	2	2	3	2	1	1	0	0	0	23	36	4.15	1.846					
<b>Bob Rauch, R</b> ERA: 6.75 (9, 1)	1.0		5	3	1	1	0	1	0	0	0	0	0	4	8	9.00	4.000					

**Cincinnati Reds @ New York Mets**  
Shea Stadium, Flushing, NY  
Fri Aug 18 1972, 7:05 PM EDT  
Att: 47,957 - Unknown


AB	36
R	8
H	14
RBI	8
BB	5
SO	7
LOB	18



Batter	1	2	3	4	5	6	7	8	9	AB	R	H	RBI	BB	SO	LOB	BOTTOM					
<b>Lute Barnes, R</b> OBP: 0.471, SLG: 0.571 (1, 4)	F8		F8														3 0 1 0 1 0 0					
<b>Wayne Garrett, L</b> OBP: 0.376, SLG: 0.311 (1, 5)	F9																4 0 0 0 0 1 2					
<b>Willie Mays, R</b> OBP: 0.425, SLG: 0.435 <b>Dave Schneck, L</b> OBP: 0.242, SLG: 0.315 (1, 8) (6, PR) (9, 8)	P6																3 1 2 1 1 0 0 0 0 0 0 0 0 0					
<b>Tommie Agee, R</b> OBP: 0.338, SLG: 0.408 (1, 9)																	3 0 1 0 1 0 3					
<b>Duffy Dyer, R</b> OBP: 0.317, SLG: 0.411 (1, 2)		K															4 0 0 0 0 1 2					
<b>John Milner, L</b> OBP: 0.355, SLG: 0.435 (1, 7)																	4 0 2 0 0 2 1					
<b>Jim Beauchamp, R</b> OBP: 0.203, SLG: 0.183 (1, 3)																	3 0 0 0 0 2 2					
<b>Ted Martinez, R</b> OBP: 0.245, SLG: 0.266 (1, 6)																	4 0 0 0 0 1 2					
<b>Jerry Koosman, R</b> OBP: 0.083, SLG: 0.083 <b>Ray Sadecki, L</b> OBP: 0.200, SLG: 0.200 <b>Dave Marshall, L</b> OBP: 0.322, SLG: 0.369 <b>Bob Rauch, R</b> (1, 1) (4, 1) (6, PH) (9, 1)																	1 0 0 0 0 1 0 1 0 0 0 0 0 0 1 1 1 0 0 0 0 0 0 0 0 0 0 0					
<b>Inning Stats</b>	R: 0 E: 0 K: 0 S: 3	H: 1 LOB: 1 BB: 1 P: 11	R: 0 E: 0 K: 2 S: 5	H: 0 LOB: 0 BB: 0 P: 5	R: 1 E: 0 K: 2 S: 9	H: 2 LOB: 1 BB: 0 P: 9	R: 0 E: 0 K: 1 S: 5	H: 0 LOB: 0 BB: 0 P: 5	R: 0 E: 0 K: 0 S: 2	H: 0 LOB: 1 BB: 2 P: 10	R: 0 E: 0 K: 1 S: 5	H: 0 LOB: 1 BB: 0 P: 6	R: 1 E: 1 K: 0 S: 5	H: 3 LOB: 1 BB: 0 P: 5	R: 0 E: 0 K: 1 S: 6	H: 1 LOB: 1 BB: 0 P: 6	1B: 4 2B: 3 3B: 0 HR: 1	SF: 0 SAC: 0 DP: 3 HBP: 1	WP: 0 PB: 0 SB: 0 CS: 1	PA: 35		
<b>PITCHER</b>	IP	WLS	BF	H	R	ER	SO	BB	IBB	HBP	BLK	WP	HR	S	P	ERA	WHIP					
<b>Tom Hall, L</b> ERA: 2.64 (1, 1)	5.1	W	21	3	1	1	6	3	0	0	0	0	0	30	42	1.69	1.125					
<b>Pedro Borbon, R</b> ERA: 3.14 (6, 1)	3.2	S	14	4	1	1	2	0	0	1	0	0	0	17	18	2.46	1.091					

**Cincinnati Reds @ New York Mets**  
Shea Stadium, Flushing, NY  
Fri Aug 18 1972, 7:05 PM EDT  
Att: 47,957 - Unknown

AB	31
R	2
H	7
RBI	1
BB	3
SO	8
LOB	12





Batter	1	2	3	4	5	6	7	8	9	AB R H RBI BB SO LOB	TOP									
<b>Pete Rose, S</b> OBP: 0.374, SLG: 0.396 (1, 7)	0-0 4-3		0-0 CS 1B		0-0 2B SF9 1B		0-0 F8		0-3 K	5 1 2 0 0 1 1	<b>Cincinnati Reds @ New York Mets</b> Shea Stadium, Flushing, NY Sat Aug 19 1972, 3:33 AM EDT Att: 43,257 - Unknown  livebaseballscores.com									
<b>Joe Morgan, L</b> OBP: 0.417, SLG: 0.432 (1, 4)	0-0 6-3		0-0 F8		0-0 SF9 1-3 2B		4-0 G3 BB		0-0 1-2 1B	4 0 2 0 1 0 1										
<b>Bobby Tolan, L</b> OBP: 0.347, SLG: 0.407 (1, 8)	0-0 6-3			4-0 G5-4-3 1B BB	0-0 SF9		0-0 G3		0-3 K	3 1 0 1 1 1 3										
<b>Johnny Bench, R</b> OBP: 0.376, SLG: 0.531 (1, 9)		0-0 HR		0-0 G5-4-3 1B	0-0 HBP		0-3 K		0-3 K	3 1 2 1 0 1 1										
<b>Tony Perez, R</b> OBP: 0.361, SLG: 0.525 (1, 3)		0-0 F9 1B 2B		0-0 G5-4-3 1-2 1B	0-3 K			0-0 P4		4 1 1 0 0 1 4										
<b>Denis Menke, R</b> OBP: 0.317, SLG: 0.334 (1, 5)		0-0 F9 2-3		0-0 1B E	0-3 K			0-0 6-3		4 1 1 1 0 1 3										
<b>Dave Concepcion, R</b> OBP: 0.288, SLG: 0.271 (1, 6)		0-0 G6-4-3 1B 3-H		0-0 E9 1B 1-H		0-0 6-3		0-0 6-3		4 0 2 1 0 0 0										
<b>Bill Plummer, R</b> OBP: 0.222, SLG: 0.238 (1, 2)		0-0 G6-4-3 1-2		0-0 IBB		0-0 P4		0-0 FC1-5 2B		3 0 1 0 1 0 1										
<b>Jack Billingham, R</b> OBP: 0.094, SLG: 0.059 (1, 1)			0-0 6-3	0-0 G3		0-0 6-3		0-0 FC1-5 1B 2-3		4 0 0 0 0 0 3										
<b>Inning Stats</b>	R: 0 E: 0 K: 0 S: 3	H: 0 LOB: 0 BB: 0 P: 3	R: 2 E: 0 K: 0 S: 5	H: 3 LOB: 0 BB: 0 P: 5	R: 0 E: 0 K: 0 S: 3	H: 1 LOB: 0 BB: 0 P: 3	R: 2 E: 1 K: 0 S: 5	H: 3 LOB: 2 BB: 2 P: 13	R: 1 E: 0 K: 2 S: 9	H: 2 LOB: 2 BB: 0 P: 10	R: 0 E: 0 K: 1 S: 5	H: 0 LOB: 1 BB: 1 P: 9	R: 0 E: 0 K: 0 S: 3	H: 0 LOB: 0 BB: 0 P: 3	R: 0 E: 0 K: 2 S: 9	H: 2 LOB: 2 BB: 0 P: 9	1B: 7 2B: 3 3B: 0 HR: 1	SF: 1 SAC: 0 DP: 2 HBP: 1	WP: 0 PB: 0 SB: 0 CS: 1	PA: 39
<b>PITCHER</b>	IP WLS BF H R ER SO BB IBB HBP BLK WP HR S P ERA WHIP											<b>PITCHER</b>	IP WLS BF H R ER SO BB IBB HBP BLK WP HR S P ERA WHIP							
<b>Brent Strom, L</b> ERA: 3.48	(1, 1) 3.2 L 16 7 4 3 0 1 0 0 0 0 0 1 15 19 7.36 2.182																			
<b>Gary Gentry, R</b> ERA: 3.51	(4, 1) 1.1 8 2 1 1 2 0 1 1 0 0 0 10 15 6.75 1.500																			
<b>Bob Rauch, R</b> ERA: 5.19	(6, 1) 2.0 7 0 0 0 1 1 0 0 0 0 0 8 12 0.00 0.500																			
<b>Danny Frisella, R</b> ERA: 2.84	(8, 1) 2.0 8 2 0 0 2 0 0 0 0 0 0 0 12 12 0.00 1.000																			

Batter	1	2	3	4	5	6	7	8	9	AB R H RBI BB SO LOB	BOTTOM									
<b>Lute Barnes, R</b> OBP: 0.381, SLG: 0.444 (1, 4)	0-0 F8		0-0 1-3		0-0 FC6-4 1-2			0-0 5-3		4 0 0 0 0 0 1	<b>Cincinnati Reds @ New York Mets</b> Shea Stadium, Flushing, NY Sat Aug 19 1972, 3:33 AM EDT Att: 43,257 - Unknown  livebaseballscores.com									
<b>Wayne Garrett, L</b> OBP: 0.370, SLG: 0.304 (1, 5)	0-0 F8		0-3 K			0-3 K		0-0 4-3		4 0 0 0 0 2 0										
<b>Tommie Agee, R</b> OBP: 0.340, SLG: 0.407 (1, 8)	0-0 F9			0-3 K		0-0 HBP 1B		4-0 BB		3 0 1 0 1 1 0										
<b>Ed Kranepool, L</b> OBP: 0.325, SLG: 0.370 (1, 3)		0-0 4-3		0-0 FC4-6 1B		1-0 HBP		0-0 4-3		3 0 1 0 0 0 1										
<b>John Milner, L</b> OBP: 0.350, SLG: 0.428 (1, 7)		0-0 E6 1B		0-0 FC4-6 1-2		0-3 K		0-0 5-3		4 0 0 0 0 1 3										
<b>Dave Marshall, L</b> OBP: 0.319, SLG: 0.364 (1, 9)		0-0 1-2 1B		0-0 4-3		0-0 G3		0-0 F7		4 0 1 0 0 0 3										
<b>Jerry Grote, R</b> OBP: 0.296, SLG: 0.288 (1, 2)		0-3 K			1-0 FC6-4 HBP		0-3 K		0-0 G3	3 0 0 0 0 2 2										
<b>Ted Martinez, R</b> OBP: 0.243, SLG: 0.263 (1, 6)		0-0 F8			0-3 K		0-3 K			3 0 0 0 0 2 3										
<b>Brent Strom, R</b> Gary Gentry, R Jim Boutch, R Bob Rauch, R Dave Schneck, L Danny Frisella, L (1, 1) (4, 1) (5, PH) (6, 1) (7, PH) (8, 1)			0-0 5-3		0-0 FC6-4 1-2		0-0 3-1			1 0 0 0 0 0 0 0 0 0 0 0 0 0 1 0 0 0 0 0 1 0 0 0 0 0 0 0 1 0 0 0 0 0 0 0 0 0 0 0 0 0										
<b>Inning Stats</b>	R: 0 E: 0 K: 0 S: 3	H: 0 LOB: 0 BB: 0 P: 3	R: 0 E: 1 K: 1 S: 7	H: 1 LOB: 2 BB: 0 P: 7	R: 0 E: 0 K: 1 S: 5	H: 0 LOB: 0 BB: 0 P: 5	R: 0 E: 0 K: 1 S: 6	H: 1 LOB: 1 BB: 0 P: 6	R: 0 E: 0 K: 2 S: 8	H: 0 LOB: 2 BB: 0 P: 9	R: 0 E: 0 K: 2 S: 7	H: 0 LOB: 0 BB: 0 P: 7	R: 0 E: 0 K: 0 S: 3	H: 0 LOB: 1 BB: 1 P: 7	R: 0 E: 0 K: 0 S: 3	H: 0 LOB: 0 BB: 0 P: 3	1B: 3 2B: 0 3B: 0 HR: 0	SF: 0 SAC: 0 DP: 0 HBP: 2	WP: 0 PB: 0 SB: 0 CS: 0	PA: 34
<b>PITCHER</b>	IP WLS BF H R ER SO BB IBB HBP BLK WP HR S P ERA WHIP											<b>PITCHER</b>	IP WLS BF H R ER SO BB IBB HBP BLK WP HR S P ERA WHIP							
<b>Jack Billingham, R</b> ERA: 3.21	(1, 1) 9.0 W 34 3 0 0 8 1 0 2 0 0 0 47 53 0.00 0.444																			



Batter	1	2	3	4	5	6	7	8	9	AB	R	H	RBI	BB	SO	LOB	TOP					
<b>Pete Rose, S</b> OBP: 0.377, SLG: 0.398 <b>George Foster, R</b> OBP: 0.248, SLG: 0.309	L9			K		BB 1B	FC1 SF8	2B		5	1	3	2	1	1	0	<b>Cincinnati Reds @ New York Mets</b> Shea Stadium, Flushing, NY Sun Aug 20 1972, 3:33 AM EDT Att: 42,555 - Unknown					
<b>Joe Morgan, L</b> OBP: 0.419, SLG: 0.436 <b>Julian Javier, R</b> OBP: 0.266, SLG: 0.319				P3		BB	SF8 FC1	FC4-2-5	BB	4	2	2	1	1	0	1						
<b>Bobby Tolan, L</b> OBP: 0.403 <b>Ted Uhlhaender, L</b> OBP: 0.241, SLG: 0.184				G3		P6	FC1	FC4-2-5		4	0	0	0	0	0	5						
<b>Tony Perez, R</b> OBP: 0.362, SLG: 0.524 <b>Clay Carroll, R</b> OBP: 0.125, SLG: 0.125		5-3				L6	SF8		BB	3	0	1	2	1	0	0						
<b>Denis Menke, R</b> OBP: 0.319, SLG: 0.342 <b>Dave Concepcion, R</b> OBP: 0.291, SLG: 0.271				P6		F3			BB	4	0	2	1	0	0	3						
<b>Cesar Geronimo, L</b> OBP: 0.337, SLG: 0.430				F8		F8			BB	4	1	1	0	1	0	4						
<b>Darrel Chaney, S</b> OBP: 0.351, SLG: 0.328				P5		4-3			K	4	1	0	0	0	1	4						
<b>Bill Plummer, R</b> OBP: 0.204, SLG: 0.217				K		P4			F9	4	1	0	0	0	1	3						
<b>Don Gullett, R</b> OBP: 0.318, SLG: 0.300 <b>Joe Hague, L</b> OBP: 0.341, SLG: 0.400				4-3		1B	E4		BB	3	2	1	1	0	0	2						
<b>Inning Stats</b>	R: 0 E: 0 K: 0 S: 2	H: 0 LOB: 0 BB: 1 P: 6	R: 0 E: 0 K: 0 S: 3	H: 0 LOB: 0 BB: 0 P: 3	R: 0 E: 0 K: 1 S: 5	H: 0 LOB: 0 BB: 0 P: 5	R: 0 E: 0 K: 1 S: 5	H: 0 LOB: 0 BB: 0 P: 5	R: 0 E: 0 K: 0 S: 4	H: 1 LOB: 1 BB: 0 P: 4	R: 1 E: 0 K: 0 S: 6	H: 3 LOB: 3 BB: 1 P: 10	R: 6 E: 3 K: 0 S: 11	H: 3 LOB: 3 BB: 1 P: 15	R: 1 E: 0 K: 1 S: 8	H: 3 LOB: 3 BB: 1 P: 12		R: 0 E: 0 K: 2 S: 8	H: 1 LOB: 2 BB: 1 P: 12	1B: 8 2B: 3 3B: 0 HR: 0	SF: 1 SAC: 2 DP: 0 HBP: 0	WP: 0 PB: 0 SB: 0 CS: 1
<b>PITCHER</b>	IP WLS BF H R ER SO BB IBB HBP BLK WP HR S P ERA WHIP																					
<b>Jim McAndrew, R</b> ERA: 2.56	(1, 1) 6.0 L 25 5 3 2 2 2 2 0 0 0 0 0 0 0 27 35 3.00 1.167																					
<b>Ray Sadecki, L</b> ERA: 2.72	(7, 1) 0.0 5 1 2 0 0 0 0 0 0 0 0 0 0 5 5 ∞ ∞																					
<b>Danny Frisella, R</b> ERA: 2.91	(7, 1) 2.0 12 4 3 1 1 1 1 0 0 0 0 0 0 12 20 4.50 2.500																					
<b>Gary Gentry, R</b> ERA: 3.78	(9, 1) 1.0 5 1 0 0 0 2 1 0 0 0 0 0 0 8 12 0.00 2.000																					

Batter	1	2	3	4	5	6	7	8	9	AB	R	H	RBI	BB	SO	LOB	BOTTOM					
<b>Lute Barnes, R</b> OBP: 0.440, SLG: 0.476	1B BB		G3-6-3 1B			5-3				3	0	2	0	1	0	0	<b>Cincinnati Reds @ New York Mets</b> Shea Stadium, Flushing, NY Sun Aug 20 1972, 3:33 AM EDT Att: 42,555 - Unknown					
<b>Wayne Garrett, L</b> OBP: 0.368, SLG: 0.303			G3-6-3 1-2			4-3			K	4	0	1	0	0	1	3						
<b>Willie Mays, R</b> OBP: 0.424, SLG: 0.434 <b>Dave Schneck, L</b> OBP: 0.237, SLG: 0.308						F9			G3	3	0	1	0	0	0	2						
<b>Cleon Jones, R</b> OBP: 0.325, SLG: 0.356 <b>John Milner, L</b> OBP: 0.352, SLG: 0.434						K				1	1	1	0	0	0	0						
<b>Tommy Agee, R</b> OBP: 0.339, SLG: 0.408						P9			1B 2B	3	0	0	0	0	1	3						
<b>Duffy Dyer, R</b> OBP: 0.312, SLG: 0.403						F8				4	0	1	0	0	0	3						
<b>Jim Beauchamp, R</b> OBP: 0.203, SLG: 0.185						F8			6-3	4	0	1	0	0	0	3						
<b>Ted Martinez, R</b> OBP: 0.243, SLG: 0.262						P9			1-3	4	0	0	0	0	1	2						
<b>Jim McAndrew, R</b> OBP: 0.118, SLG: 0.063 <b>Ray Sadecki, L</b> OBP: 0.200, SLG: 0.200 <b>Danny Frisella, R</b> OBP: 0.200, SLG: 0.200 <b>Ed Kranepool, L</b> OBP: 0.200, SLG: 0.200 <b>Gary Gentry, R</b> OBP: 0.150, SLG: 0.150 <b>Dave Marshall, L</b> OBP: 0.317, SLG: 0.361						K			1B 2B	2	0	0	0	0	1	0						
<b>Inning Stats</b>	R: 0 E: 0 K: 0 S: 4	H: 1 LOB: 2 BB: 1 P: 8	R: 0 E: 0 K: 0 S: 3	H: 0 LOB: 0 BB: 0 P: 3	R: 0 E: 0 K: 1 S: 5	H: 1 LOB: 0 BB: 0 P: 5	R: 0 E: 0 K: 1 S: 6	H: 1 LOB: 1 BB: 0 P: 6	R: 0 E: 0 K: 2 S: 7	H: 0 LOB: 0 BB: 0 P: 7	R: 0 E: 0 K: 0 S: 4	H: 1 LOB: 1 BB: 0 P: 4	R: 0 E: 0 K: 1 S: 5	H: 0 LOB: 0 BB: 0 P: 5	R: 0 E: 0 K: 1 S: 7	H: 2 LOB: 2 BB: 0 P: 7		R: 1 E: 0 K: 0 S: 6	H: 3 LOB: 2 BB: 0 P: 6	1B: 7 2B: 2 3B: 0 HR: 0	SF: 0 SAC: 0 DP: 1 HBP: 0	WP: 0 PB: 0 SB: 0 CS: 0
<b>PITCHER</b>	IP WLS BF H R ER SO BB IBB HBP BLK WP HR S P ERA WHIP																					
<b>Don Gullett, L</b> ERA: 4.64	(1, 1) 7.0 W 25 4 0 0 0 0 1 0 0 0 0 0 0 34 38 0.00 0.714																					
<b>Clay Carroll, R</b> ERA: 2.57	(8, 1) 2.0 S 11 5 1 1 1 0 0 0 0 0 0 0 0 13 13 4.50 2.500																					



Batter	1	2	3	4	5	6	7	8	9	AB	R	H	RBI	BB	SO	LOB	TOP				
<b>Pete Rose, S</b> OBP: 0.376, SLG: 0.395 (1, 7)	F7		G3			FC4-6 BB	4-3			3	0	0	0	1	0	0					
<b>Joe Morgan, L</b> OBP: 0.417, SLG: 0.441 (1, 4)	HR			F7	FC4-6		F2			4	1	1	1	0	0	2					
<b>Bobby Tolan, L</b> OBP: 0.342, SLG: 0.400 (1, 8)	6-3			F7		6-3		L9		4	0	0	0	0	0	0					
<b>Tony Perez, R</b> OBP: 0.361, SLG: 0.524 (1, 3)	K			5-3		1B 2B		P3		4	1	1	0	0	1	0					
<b>Denis Menke, R</b> OBP: 0.321, SLG: 0.344 (1, 5)		F7			FC4-6 1B	FC6-4 1B		K		4	0	2	1	0	1	0					
<b>Cesar Geronimo, L</b> OBP: 0.330, SLG: 0.421 (1, 9)		4-3			FC4-6 1B	FC6-4 BB		L7		4	1	0	0	0	0	2					
<b>Darrel Chaney, S</b> OBP: 0.355, SLG: 0.328 (1, 6)		4-3			1B PB	FC6-4 BB		F8		3	1	1	0	1	0	0					
<b>Bill Plummer, R</b> OBP: 0.226, SLG: 0.224 (1, 2)			K		BB	FC6-4				3	0	1	2	1	1	2					
<b>Jim McGlothlin, R</b> OBP: 0.231, SLG: 0.257 (1, 1)			F9		1B 3-H		4-3		K	4	0	0	0	0	2	2					
<b>Inning Stats</b>	R: 1 E: 0 K: 1 S: 6	H: 1 LOB: 0 BB: 0 P: 6	R: 0 E: 0 K: 0 S: 3	H: 0 LOB: 0 BB: 0 P: 3	R: 0 E: 0 K: 1 S: 5	H: 0 LOB: 0 BB: 0 P: 5	R: 0 E: 0 K: 0 S: 3	H: 0 LOB: 0 BB: 0 P: 3	R: 2 E: 0 K: 1 S: 8	H: 3 LOB: 2 BB: 1 P: 12	R: 1 E: 0 K: 0 S: 5	H: 2 LOB: 0 BB: 0 P: 9	R: 0 E: 0 K: 0 S: 3	H: 0 LOB: 0 BB: 0 P: 3	R: 0 E: 0 K: 1 S: 5	H: 0 LOB: 1 BB: 1 P: 9	1B: 4 2B: 1 3B: 0 HR: 1	SF: 0 SAC: 0 DP: 0 HBP: 0	WP: 0 PB: 1 SB: 0 CS: 0	PA: 36	
<b>PITCHER</b>	IP	WLS	BF	H	R	ER	SO	BB	IBB	HBP	BLK	WP	HR	S	P	ERA	WHIP				
<b>Mike Torrez, R</b> ERA: 3.09 (1, 1)	8.0	L	32	6	4	3	4	2	0	0	0	0	1	38	46	3.38	1.000				
<b>John Strohmayr, R</b> ERA: 3.32 (9, 1)	1.0		4	0	0	0	1	1	0	0	0	0	0	5	9	0.00	1.000				

Cincinnati Reds @ Montreal Expos  
Jarry Park, Montreal, QB  
Mon Aug 21 1972, 7:05 PM EDT  
Att: 21,080 - Unknown

AB	33
R	4
H	6
RBI	4
BB	3
SO	5
LOB	8



Batter	1	2	3	4	5	6	7	8	9	AB	R	H	RBI	BB	SO	LOB	BOTTOM					
<b>Tim McCarver, L</b> OBP: 0.333, SLG: 0.366 (1, 2)	4-3 SH1-4 1B		1B FC4-3-2		F8			FC6-4 1B		4	0	3	0	0	0	1						
<b>Tim Foli, R</b> OBP: 0.280, SLG: 0.276 (1, 6)	SH1-4		1B FC4-3-2			6-3		FC6-4		3	0	1	0	0	0	1						
<b>Ken Singleton, S</b> OBP: 0.356, SLG: 0.386 (1, 7)	4-3		FC4-6-3-2			F8		F8		4	0	0	0	0	0	4						
<b>Ron Fairly, L</b> OBP: 0.333, SLG: 0.393 (1, 3)	6-3			4-3		P4		4-3		4	0	0	0	0	0	1						
<b>Mike Jorgensen, L</b> OBP: 0.335, SLG: 0.369 (1, 8)		4-3 1B		G3		P4		HR		4	1	2	1	0	0	0						
<b>Bob Bailey, R</b> OBP: 0.324, SLG: 0.384 (1, 5)		4-3		K		6-3		F9		4	0	0	0	0	1	1						
<b>Boots Day, L</b> OBP: 0.284, SLG: 0.253 (1, 9)		F8			6-3			3-1		4	0	1	0	0	0	1						
<b>Hector Torres, R</b> OBP: 0.180, SLG: 0.223 (1, 4)		4-3					4-3			2	0	1	0	0	0	1						
<b>Jim Faires, L</b> OBP: 0.296, SLG: 0.319 (7, PH)										1	0	0	0	0	0	1						
<b>Ron Hunt, R</b> OBP: 0.355, SLG: 0.290 (8, 4)										0	0	0	0	0	0	0						
<b>Mike Torrez, R</b> OBP: 0.179, SLG: 0.182 (1, 1)			L8					F5		2	0	0	0	0	1	1						
<b>Hal Breeden, R</b> OBP: 0.333, SLG: 0.429 (8, PH)										1	0	0	0	0	0	0						
<b>John Strohmayr, R</b> ERA: 3.72 (9, 1)										0	0	0	0	0	0	0						
<b>Inning Stats</b>	R: 0 E: 0 K: 0 S: 4	H: 1 LOB: 1 BB: 0 P: 4	R: 0 E: 0 K: 0 S: 4	H: 1 LOB: 1 BB: 0 P: 4	R: 0 E: 0 K: 0 S: 4	H: 2 LOB: 1 BB: 0 P: 4	R: 0 E: 0 K: 1 S: 5	H: 0 LOB: 0 BB: 0 P: 5	R: 0 E: 0 K: 1 S: 6	H: 1 LOB: 1 BB: 0 P: 6	R: 0 E: 0 K: 0 S: 3	H: 0 LOB: 0 BB: 0 P: 3	R: 0 E: 0 K: 0 S: 4	H: 1 LOB: 1 BB: 0 P: 4	R: 0 E: 0 K: 0 S: 4	H: 1 LOB: 0 BB: 0 P: 4	R: 1 E: 0 K: 0 S: 4	H: 1 LOB: 0 BB: 0 P: 4	1B: 7 2B: 1 3B: 0 HR: 1	SF: 0 SAC: 1 DP: 1 HBP: 0	WP: 0 PB: 0 SB: 0 CS: 0	PA: 34
<b>PITCHER</b>	IP	WLS	BF	H	R	ER	SO	BB	IBB	HBP	BLK	WP	HR	S	P	ERA	WHIP					
<b>Jim McGlothlin, R</b> ERA: 3.72 (1, 1)	9.0	W	34	8	1	1	2	0	0	0	0	0	1	38	38	1.00	0.889					

Cincinnati Reds @ Montreal Expos  
Jarry Park, Montreal, QB  
Mon Aug 21 1972, 7:05 PM EDT  
Att: 21,080 - Unknown

AB	33
R	1
H	8
RBI	1
BB	0
SO	2
LOB	12





Batter	1	2	3	4	5	6	7	8	9	AB	R	H	RBI	BB	SO	LOB	TOP									
<b>Pete Rose, S</b> OBP: 0.378, SLG: 0.404 (1, 7)										5	2	3	1	0	1	1	<b>Cincinnati Reds @ Montreal Expos</b> Jarry Park, Montreal, QB Tue Aug 22 1972, 7:05 PM EDT Att: 19,712 - Unknown									
<b>Joe Morgan, L</b> OBP: 0.414, SLG: 0.437 (1, 4)										4	1	0	0	0	0	3										
<b>Bobby Tolan, L</b> OBP: 0.341, SLG: 0.398 (1, 8)										4	0	1	0	0	0	1										
<b>Johnny Bench, R</b> OBP: 0.379, SLG: 0.538 (8, 3)										2	1	1	2	2	0	2										
<b>Tony Perez, R</b> OBP: 0.364, SLG: 0.529 <b>Cesar Geronimo, L</b> OBP: 0.330, SLG: 0.421 (8, PR) (8, 9)										4	0	3	1	0	0	0										
<b>Denis Menke, R</b> OBP: 0.320, SLG: 0.343 (1, 5)										4	0	1	0	0	1	4										
<b>Darrel Chaney, S</b> OBP: 0.346, SLG: 0.319 (1, 6)										4	0	0	0	0	2	2										
<b>Bill Plummer, R</b> OBP: 0.246, SLG: 0.302 (1, 2)										4	1	2	1	0	1	0										
<b>Ross Grimsley, L</b> OBP: 0.122, SLG: 0.104 <b>Pedro Borbon, R</b> OBP: 0.133, SLG: 0.071 (7, 1)										2	0	0	0	0	1	0										
<b>Inning Stats</b>	R: 2 E: 0 K: 0 S: 5	H: 2 LOB: 0 BB: 0 P: 5	R: 0 E: 0 K: 0 S: 3	H: 0 LOB: 0 BB: 0 P: 3	R: 0 E: 0 K: 1 S: 5	H: 1 LOB: 0 BB: 0 P: 5	R: 0 E: 0 K: 0 S: 3	H: 1 LOB: 1 BB: 0 P: 7	R: 0 E: 0 K: 1 S: 5	H: 0 LOB: 0 BB: 0 P: 5	R: 2 E: 1 K: 1 S: 9	H: 4 LOB: 2 BB: 0 P: 9	R: 0 E: 0 K: 0 S: 4	H: 1 LOB: 1 BB: 0 P: 4	R: 0 E: 0 K: 1 S: 5	H: 1 LOB: 2 BB: 0 P: 9	R: 1 E: 0 K: 3 S: 10	H: 1 LOB: 0 BB: 0 P: 10	1B: 7 2B: 1 3B: 0 HR: 3	SF: 0 SAC: 1 DP: 3 HBP: 0	WP: 0 PB: 0 SB: 0 CS: 2	PA: 37				
<b>PITCHER</b>	IP	WLS	BF	H	R	ER	SO	BB	IBB	HBP	BLK	WP	HR	S	P	ERA	WHIP									
<b>Carl Morton, R</b> ERA: 3.97 <b>Mike Marshall, R</b> ERA: 1.24	(1, 1) (8, 1)	7.0 2.0	L 8	29 2	9 1	4 1	3 4	3 1	0 0	0 0	0 0	0 0	1 1	2 15	34 19	38 19	3.86 4.50	1.429 1.500								

Batter	1	2	3	4	5	6	7	8	9	AB	R	H	RBI	BB	SO	LOB	BOTTOM								
<b>Clyde Mashore, R</b> OBP: 0.279, SLG: 0.344 <b>Tim McCarver, L</b> OBP: 0.335, SLG: 0.368 (8, PH) (9, 7)										3	0	0	0	0	0	1	<b>Cincinnati Reds @ Montreal Expos</b> Jarry Park, Montreal, QB Tue Aug 22 1972, 7:05 PM EDT Att: 19,712 - Unknown								
<b>Tim Foli, R</b> OBP: 0.280, SLG: 0.276 (1, 6)										4	0	1	0	0	0	2									
<b>Bob Bailey, R</b> OBP: 0.321, SLG: 0.380 (1, 5)										4	0	0	0	0	0	2									
<b>Hal Breeden, R</b> OBP: 0.324, SLG: 0.500 (1, 3)										4	1	1	1	0	1	2									
<b>Ken Singleton, S</b> OBP: 0.355, SLG: 0.387 (9, 9)										4	1	1	0	0	0	0									
<b>Ron Woods, R</b> OBP: 0.284, SLG: 0.351 (1, 8)										4	1	3	2	0	0	0									
<b>Terry Humphrey, R</b> OBP: 0.225, SLG: 0.242 <b>Jim Fairey, L</b> OBP: 0.293, SLG: 0.316 <b>Ron Hunt, R</b> OBP: 0.354, SLG: 0.289 (7, PH) (8, 4)										2	0	0	0	0	0	1									
<b>Hector Torres, R</b> OBP: 0.176, SLG: 0.219 <b>Boots Day, L</b> OBP: 0.283, SLG: 0.253 <b>John Boccabella, R</b> OBP: 0.270, SLG: 0.297 (7, PH) (8, 2)										2	0	0	0	0	0	1									
<b>Carl Morton, R</b> OBP: 0.227, SLG: 0.268 <b>Mike Jorgensen, L</b> OBP: 0.334, SLG: 0.368 <b>Mike Marshall, R</b> OBP: 0.200, SLG: 0.111 (7, PH) (8, 1)										1	0	0	0	0	0	0									
<b>Inning Stats</b>	R: 0 E: 0 K: 0 S: 4	H: 1 LOB: 1 BB: 0 P: 4	R: 0 E: 0 K: 0 S: 3	H: 0 LOB: 0 BB: 0 P: 3	R: 0 E: 0 K: 1 S: 5	H: 0 LOB: 0 BB: 0 P: 5	R: 0 E: 0 K: 1 S: 6	H: 1 LOB: 1 BB: 0 P: 6	R: 0 E: 0 K: 0 S: 3	H: 0 LOB: 0 BB: 0 P: 3	R: 3 E: 0 K: 2 S: 10	H: 3 LOB: 0 BB: 0 P: 10	R: 0 E: 0 K: 0 S: 4	H: 1 LOB: 1 BB: 0 P: 4	R: 0 E: 0 K: 0 S: 3	H: 1 LOB: 0 BB: 0 P: 3	1B: 5 2B: 1 3B: 0 HR: 2	SF: 0 SAC: 0 DP: 1 HBP: 0	WP: 0 PB: 0 SB: 0 CS: 0	PA: 34					
<b>PITCHER</b>	IP	WLS	BF	H	R	ER	SO	BB	IBB	HBP	BLK	WP	HR	S	P	ERA	WHIP								
<b>Ross Grimsley, L</b> ERA: 2.67 <b>Pedro Borbon, R</b> ERA: 3.03	(1, 1) (7, 1)	6.0 3.0	S 10	24 2	6 0	3 0	2 2	0 0	0 0	0 0	0 0	0 0	2 14	28 14	28 14	4.50 0.00	1.000 0.667								



Batter	1	2	3	4	5	6	7	8	9	AB	R	H	RBI	BB	SO	LOB	TOP			
<b>Pete Rose, S</b> OBP: 0.375, SLG: 0.400 (1, 7)										4	0	0	0	0	1	0	<b>Cincinnati Reds @ Montreal Expos</b> Jarry Park, Montreal, QB Wed Aug 23 1972, 7:05 PM EDT Att: 13,804 - Unknown			
<b>Joe Morgan, L</b> OBP: 0.415, SLG: 0.437 <b>Darrel Chaney, S</b> OBP: 0.346, SLG: 0.319 (8, 4)										4	0	2	0	0	1	0				
<b>Johnny Bench, R</b> OBP: 0.380, SLG: 0.536 (1, 9)										3	0	1	0	1	1	1				
<b>Tony Perez, R</b> OBP: 0.361, SLG: 0.523 (1, 3)										4	0	0	0	0	2	4				
<b>George Foster, R</b> OBP: 0.241, SLG: 0.299 (1, 8)										4	0	0	0	0	3	1				
<b>Julian Javier, R</b> OBP: 0.265, SLG: 0.316 (1, 5)										4	0	1	0	0	0	1				
<b>Dave Concepcion, R</b> OBP: 0.288, SLG: 0.269 (1, 6)										3	0	0	0	0	1	1				
<b>Bill Plummer, R</b> OBP: 0.233, SLG: 0.286 (1, 2)										3	0	0	0	0	2	1				
<b>Wayne Simpson, R</b> OBP: 0.077, SLG: 0.103 <b>Ed Sprague, R</b> (3, 1)										1	0	0	0	0	1	0				
<b>Inning Stats</b>	R: 0 E: 0 K: 1 S: 6	H: 1 LOB: 1 BB: 0 P: 6	R: 0 E: 0 K: 3 S: 10	H: 1 LOB: 1 BB: 0 P: 10	R: 0 E: 0 K: 2 S: 8	H: 1 LOB: 2 BB: 1 P: 12	R: 0 E: 0 K: 1 S: 5	H: 0 LOB: 0 BB: 0 P: 5	R: 0 E: 0 K: 1 S: 5	H: 1 LOB: 1 BB: 0 P: 6	R: 0 E: 0 K: 1 S: 5	H: 0 LOB: 0 BB: 0 P: 5	R: 0 E: 0 K: 2 S: 7	H: 0 LOB: 0 BB: 0 P: 7	R: 0 E: 1 K: 1 S: 6	H: 0 LOB: 1 BB: 0 P: 6	1B: 4 2B: 0 3B: 0 HR: 0	SF: 0 SAC: 0 DP: 0 HBP: 0	WP: 1 PB: 0 SB: 1 CS: 0	PA: 33
<b>PITCHER</b> <b>Balor Moore, L</b> ERA: 4.08 (1, 1)	IP: 9.0 WLS: W BF: 33 H: 4 R: 0 ER: 0 SO: 13 BB: 1 IBB: 0 HBP: 0 BLK: 0 WP: 1 HR: 0 S: 58 P: 62 ERA: 0.00 WHIP: 0.556															<b>PITCHER</b>				

Batter	1	2	3	4	5	6	7	8	9	AB	R	H	RBI	BB	SO	LOB	BOTTOM			
<b>Tim McCarver, L</b> OBP: 0.336, SLG: 0.368 (1, 2)										5	0	2	1	0	1	3	<b>Cincinnati Reds @ Montreal Expos</b> Jarry Park, Montreal, QB Wed Aug 23 1972, 7:05 PM EDT Att: 13,804 - Unknown			
<b>Tim Lincecum, R</b> OBP: 0.277, SLG: 0.272 (1, 6)										5	0	0	0	0	1	5				
<b>Ken Singleton, S</b> OBP: 0.363, SLG: 0.399 (1, 7)										2	3	2	1	2	0	0				
<b>Ron Fairly, L</b> OBP: 0.334, SLG: 0.391 (1, 3)										4	2	1	0	0	0	3				
<b>Mike Jorgensen, L</b> OBP: 0.335, SLG: 0.366 (1, 8)										4	3	1	0	1	0	2				
<b>Ron Woods, R</b> OBP: 0.295, SLG: 0.399 (1, 9)										4	2	3	6	0	0	1				
<b>Bob Bailey, R</b> OBP: 0.324, SLG: 0.381 (1, 5)										4	0	2	0	1	1	2				
<b>Hector Torres, R</b> OBP: 0.187, SLG: 0.228 (1, 4)										5	1	2	1	0	0	3				
<b>Balor Moore, L</b> OBP: 0.176, SLG: 0.182 (1, 1)										4	0	1	0	0	1	3				
<b>Inning Stats</b>	R: 1 E: 0 K: 0 S: 4	H: 1 LOB: 0 BB: 0 P: 4	R: 2 E: 0 K: 0 S: 7	H: 4 LOB: 2 BB: 0 P: 7	R: 4 E: 1 K: 2 S: 11	H: 4 LOB: 2 BB: 2 P: 19	R: 0 E: 0 K: 0 S: 3	H: 0 LOB: 1 BB: 1 P: 7	R: 0 E: 0 K: 0 S: 6	H: 3 LOB: 0 BB: 0 P: 7	R: 0 E: 0 K: 1 S: 6	H: 1 LOB: 2 BB: 0 P: 7	R: 0 E: 0 K: 1 S: 6	H: 1 LOB: 1 BB: 0 P: 6	R: 0 E: 0 K: 1 S: 6	H: 1 LOB: 1 BB: 0 P: 6	1B: 11 2B: 0 3B: 0 HR: 3	SF: 0 SAC: 1 DP: 1 HBP: 2	WP: 1 PB: 0 SB: 1 CS: 2	PA: 44
<b>PITCHER</b> <b>Wayne Simpson, R</b> ERA: 4.04 <b>Ed Sprague, R</b> ERA: 3.79 (3, 1)	IP: 2.0 WLS: L BF: 15 H: 7 R: 7 ER: 7 SO: 7 BB: 2 IBB: 0 HBP: 0 BLK: 0 WP: 0 HR: 2 S: 13 P: 21 ERA: 31.50 WHIP: 4.500															<b>PITCHER</b>				

AB	32
R	0
H	4
RBI	0
BB	1
SO	13
LOB	9



AB	37
R	11
H	14
RBI	9
BB	4
SO	4
LOB	22





Batter	1	2	3	4	5	6	7	8	9	AB	R	H	RBI	BB	SO	LOB	TOP								
<b>Pete Rose, S</b> OBP: 0.376, SLG: 0.399 (1, 7)	F7		F7			4-3			G3-6-3 BB	4	0	1	0	1	0	0	<b>Cincinnati Reds @ Montreal Expos</b> Jarry Park, Montreal, QB Thu Aug 24 1972, 3:33 AM EDT Att: 14,241 - Unknown								
<b>Joe Morgan, L</b> OBP: 0.415, SLG: 0.436 (1, 4)	P3				FC4-6 1B	K			G3-6-3 BB	4	1	1	0	1	1	1									
<b>Bobby Tolan, L</b> OBP: 0.342, SLG: 0.398 (1, 8)	G3		CS						G3-6-3	5	2	2	1	0	0	2									
<b>Johnny Bench, R</b> OBP: 0.384, SLG: 0.543 (1, 5)					E BB 1B				G3-6-3	2	1	1	1	3	0	1									
<b>Joe Haque, L</b> OBP: 0.338, SLG: 0.396 <b>Tony Perez, R</b> OBP: 0.359, SLG: 0.521 (5, PH) (5, 3)					E BB 1B	FC6-4 1B			F7	2	1	0	1	0	1	1									
<b>Cesar Geronimo, L</b> OBP: 0.328, SLG: 0.414 (1, 9)					E BB 1B	FC6-4 1B				2	1	0	0	0	1	2									
<b>Darrel Chaney, S</b> OBP: 0.362, SLG: 0.328 (1, 6)					FC5-2-5-1 SF9	FC6-4 1B				3	0	0	0	1	0	3									
<b>Bill Plummer, R</b> OBP: 0.219, SLG: 0.271 (1, 2)					SF9	1B				2	0	2	1	2	0	0									
<b>Jack Billingham, R</b> OBP: 0.088, SLG: 0.055 (1, 1)					SF9	5-3				3	0	0	1	0	0	4									
<b>Inning Stats</b>	R: 0 E: 0 K: 0 S: 3	H: 0 LOB: 0 BB: 0 P: 3	R: 1 E: 0 K: 1 S: 6	H: 1 LOB: 1 BB: 1 P: 10	R: 0 E: 0 K: 0 S: 3	H: 1 LOB: 0 BB: 0 P: 3	R: 2 E: 2 K: 0 S: 5	H: 1 LOB: 2 BB: 2 P: 13	R: 3 E: 1 K: 0 S: 6	H: 3 LOB: 2 BB: 2 P: 14	R: 0 E: 0 K: 1 S: 5	H: 0 LOB: 0 BB: 0 P: 5	R: 0 E: 0 K: 1 S: 5	H: 0 LOB: 1 BB: 1 P: 9	R: 0 E: 0 K: 0 S: 3	H: 1 LOB: 0 BB: 0 P: 3		R: 0 E: 0 K: 0 S: 2	H: 0 LOB: 1 BB: 2 P: 10	1B: 6 2B: 0 3B: 0 HR: 1	SF: 1 SAC: 0 DP: 2 HBP: 0	WP: 0 PB: 0 SB: 2 CS: 1	PA: 41		
<b>PITCHER</b>	IP	WLS	BF	H	R	ER	SO	BB	IBB	HBP	BLK	WP	HR	S	P	ERA	WHIP								
<b>Ernie McAnally, R</b> ERA: 4.27 (1, 1)	4.1	L	21	5	5	3	1	2	1	0	0	0	1	20	32	6.23	1.615								
<b>Joe Gilbert, L</b> ERA: 8.53 (5, 1)	0.0		1	0	0	0	0	0	1	0	0	0	0	0	4	∞	∞								
<b>John Strohmayr, R</b> ERA: 3.29 (6, 1)	0.2		4	1	1	1	0	1	0	0	0	0	0	3	7	13.50	3.000								
<b>Steve Renko, R</b> ERA: 5.74 (9, 1)	3.0		10	1	0	0	2	1	0	0	0	0	0	13	17	0.00	0.667								
<b>Tom Walker, R</b> ERA: 3.19 (9, 1)	1.0		4	0	0	0	0	2	0	0	0	0	0	2	10	0.00	2.000								

Batter	1	2	3	4	5	6	7	8	9	AB	R	H	RBI	BB	SO	LOB	BOTTOM								
<b>Tim McCarver, L</b> OBP: 0.338, SLG: 0.370 (1, 2)	1-4-3 SH5-4 1B		4-3			F7			G6-4-3 1B	4	0	2	0	0	0	0	<b>Cincinnati Reds @ Montreal Expos</b> Jarry Park, Montreal, QB Thu Aug 24 1972, 3:33 AM EDT Att: 14,241 - Unknown								
<b>Tim Foli, R</b> OBP: 0.276, SLG: 0.272 <b>Ron Hunt, R</b> OBP: 0.352, SLG: 0.288 (6, 4)	SH5-4		6-3			6-3			G6-4-3	1	0	0	0	0	0	0									
<b>Ken Singleton, S</b> OBP: 0.362, SLG: 0.396 (1, 7)	1-4-3					4-3			L3	3	0	0	0	1	0	1									
<b>Ron Fairly, L</b> OBP: 0.331, SLG: 0.387 (1, 3)	6-3					1-3			3-1	4	0	0	0	0	0	2									
<b>Mike Jorgensen, L</b> OBP: 0.337, SLG: 0.372 (1, 8)						4-3				4	0	2	0	0	0	0									
<b>Ron Woods, R</b> OBP: 0.294, SLG: 0.395 (1, 9)						4-3			1B	4	0	1	0	0	0	2									
<b>Bob Bailey, R</b> OBP: 0.324, SLG: 0.381 (1, 5)						G6-4-3 1B			P6	3	0	1	0	0	2	1									
<b>Hector Torres, R</b> OBP: 0.191, SLG: 0.223 (6, 6)						1B				2	0	0	0	1	0	3									
<b>Ernie McAnally, R</b> OBP: 0.129, SLG: 0.139 <b>Joe Gilbert, R</b> ERA: 8.53 <b>John Strohmayr, R</b> ERA: 3.29 <b>Jim Fairley, L</b> OBP: 0.296, SLG: 0.319 <b>Steve Renko, R</b> ERA: 5.74 <b>Boots Day, L</b> OBP: 0.203, SLG: 0.252 <b>Tom Walker, R</b> ERA: 3.19 (1, 1) (5, 1) (5, 1) (5, PH) (6, 1) (6, PH) (9, 1)						6-3			F7	1	0	0	0	0	0	0									
<b>Inning Stats</b>	R: 0 E: 0 K: 0 S: 4	H: 1 LOB: 1 BB: 0 P: 4	R: 0 E: 0 K: 1 S: 6	H: 1 LOB: 0 BB: 0 P: 6	R: 0 E: 0 K: 0 S: 3	H: 0 LOB: 0 BB: 0 P: 3	R: 0 E: 0 K: 0 S: 3	H: 0 LOB: 0 BB: 0 P: 3	R: 0 E: 0 K: 0 S: 4	H: 2 LOB: 1 BB: 0 P: 4	R: 0 E: 0 K: 0 S: 3	H: 0 LOB: 1 BB: 1 P: 7	R: 0 E: 0 K: 1 S: 5	H: 0 LOB: 0 BB: 0 P: 5	R: 0 E: 0 K: 0 S: 3	H: 1 LOB: 1 BB: 1 P: 7		R: 0 E: 0 K: 0 S: 4	H: 1 LOB: 1 BB: 0 P: 4	1B: 5 2B: 1 3B: 0 HR: 0	SF: 0 SAC: 1 DP: 2 HBP: 0	WP: 0 PB: 0 SB: 0 CS: 0	PA: 33		
<b>PITCHER</b>	IP	WLS	BF	H	R	ER	SO	BB	IBB	HBP	BLK	WP	HR	S	P	ERA	WHIP								
<b>Jack Billingham, R</b> ERA: 3.04 (1, 1)	9.0	W	33	6	0	0	2	2	0	0	0	0	0	35	43	0.00	0.889								

AB	31
R	6
H	7
RBI	5
BB	8
SO	3
LOB	16



AB	30
R	0
H	6
RBI	0
BB	2
SO	2
LOB	13





Batter	1	2	3	4	5	6	7	8	9	AB	R	H	RBI	BB	SO	LOB	TOP					
Terry Harmon, R OBP: 0.385, SLG: 0.321 (1, 4)	F9		F8		6-3			BB		3	0	0	0	1	0	0	Philadelphia Phillies @ Cincinnati Reds Riverfront Stadium, Cincinnati, OH Fri Aug 25 1972, 7:05 PM EDT Att: 32,017 - Unknown					
Larry Bowa, S OBP: 0.275, SLG: 0.282 (1, 6)	K		F7			2B		P6		4	0	1	0	0	1	1						
Don Money, R OBP: 0.285, SLG: 0.361 (1, 5)	K			2B		P6		L7		4	1	1	0	0	1	2						
Greg Luzinski, R OBP: 0.320, SLG: 0.441 (1, 7)		K		2B		K		F3		4	0	1	1	0	2	2						
Willie Montanez, L OBP: 0.324, SLG: 0.420 (1, 8)		L6		2B		P3			K	4	0	0	0	0	2	2						
Deron Johnson, R OBP: 0.283, SLG: 0.351 (1, 3)		BB		F7			HBP		FC6-4	1	0	0	0	2	0	1						
Roger Freed, R OBP: 0.314, SLG: 0.429 (1, 9)		BB		K			F4		K	3	0	0	0	1	2	3						
John Bateman, R OBP: 0.250, SLG: 0.296 (1, 2)		4-3			4-3				FC6-4	4	0	0	0	0	1	4						
Ken Reynolds, L OBP: 0.185, SLG: 0.120 (1, 1)			K		5-3					1	0	0	0	0	1	0						
Bill Wilson, R OBP: 0.248, SLG: 0.387 (5, PH)										0	0	0	0	0	0	0						
Bill Robinson, R OBP: 0.248, SLG: 0.387 (5, PH)										0	0	0	0	0	0	0						
Bill Champion, R OBP: 0.323, SLG: 0.527 (5, PH)										0	0	0	0	0	0	0						
Joe Lis, R OBP: 0.323, SLG: 0.527 (7, PH)										0	0	0	0	0	0	1						
Mac Scarce, L OBP: 0.323, SLG: 0.527 (7, PH)										0	0	0	0	0	0	0						
Bob Terlecki, R OBP: 0.323, SLG: 0.527 (8, PH)										0	0	0	0	0	0	0						
<b>Inning Stats</b>	R: 0 E: 0 K: 2 S: 7	H: 0 LOB: 0 BB: 0 P: 7	R: 0 E: 0 K: 1 S: 5	H: 0 LOB: 2 BB: 2 P: 13	R: 0 E: 0 K: 1 S: 5	H: 0 LOB: 0 BB: 0 P: 5	R: 1 E: 0 K: 2 S: 9	H: 2 LOB: 1 BB: 0 P: 9	R: 0 E: 0 K: 0 S: 3	H: 0 LOB: 0 BB: 0 P: 3	R: 0 E: 0 K: 1 S: 6	H: 1 LOB: 1 BB: 0 P: 6	R: 0 E: 0 K: 1 S: 5	H: 0 LOB: 1 BB: 0 P: 6	R: 0 E: 0 K: 0 S: 3	H: 0 LOB: 1 BB: 1 P: 7	R: 0 E: 0 K: 2 S: 7	H: 0 LOB: 1 BB: 1 P: 11	1B: 0 2B: 3 3B: 0 HR: 0	SF: 0 SAC: 0 DP: 0 HBP: 1	WP: 0 PB: 0 SB: 0 CS: 0	PA: 35
<b>PITCHER</b> Don Gullett, L ERA: 4.26 (1, 1)	IP: 9.0 WLS: W BF: 35 H: 3 R: 1 ER: 1 SO: 10 BB: 4 IBB: 0 HBP: 1 BLK: 0 WP: 0 HR: 0 S: 50 P: 67 ERA: 1.00 WHIP: 0.778																					


Batter	1	2	3	4	5	6	7	8	9	AB	R	H	RBI	BB	SO	LOB	BOTTOM			
Pete Rose, S OBP: 0.375, SLG: 0.397 (1, 7)	5-3			BB		F8				3	1	0	0	1	0	3	Philadelphia Phillies @ Cincinnati Reds Riverfront Stadium, Cincinnati, OH Fri Aug 25 1972, 7:05 PM EDT Att: 32,017 - Unknown			
Joe Morgan, L OBP: 0.417, SLG: 0.443 (1, 4)	F8			1B	2B	G5-4-3		FC4-6		4	1	3	0	0	0	0				
Bobby Tolan, L OBP: 0.341, SLG: 0.396 (1, 8)	6-3			F5	BB	G5-4-3		FC4-6		3	0	0	0	1	0	3				
Johnny Bench, R OBP: 0.383, SLG: 0.540 (1, 9) (9, 3)		L7		1B	2B	G5-4-3		P4		3	1	0	0	1	0	3				
Tony Perez, R OBP: 0.356, SLG: 0.517 (1, 3)		F3		SF7		F3		F3		3	0	0	1	0	0	2				
Cesar Geronimo, L OBP: 0.328, SLG: 0.414 (9, 9)		F3				F3		F3		0	0	0	0	0	0	0				
Denis Menke, R OBP: 0.324, SLG: 0.344 (1, 5)		1-3		2B	1B	FC1-6		FC6-4		2	1	1	1	2	0	0				
Dave Concepcion, R OBP: 0.287, SLG: 0.272 (1, 6)			6-3	1B	2B	FC1-6		K		4	2	1	1	0	1	2				
Bill Plummer, R OBP: 0.221, SLG: 0.258 (1, 2)		F3		F3	1B	K		FC6-4		3	0	0	0	1	1	1				
Don Gullett, R OBP: 0.346, SLG: 0.333 (1, 1)		K		1B	1B	4-3				4	0	2	2	0	1	1				
<b>Inning Stats</b>	R: 0 E: 0 K: 0 S: 3	H: 0 LOB: 0 BB: 0 P: 3	R: 0 E: 0 K: 0 S: 3	H: 0 LOB: 0 BB: 0 P: 3	R: 0 E: 0 K: 1 S: 5	H: 0 LOB: 0 BB: 0 P: 5	R: 5 E: 0 K: 0 S: 7	H: 4 LOB: 2 BB: 3 P: 19	R: 0 E: 0 K: 0 S: 3	H: 1 LOB: 1 BB: 1 P: 7	R: 1 E: 0 K: 1 S: 6	H: 1 LOB: 1 BB: 1 P: 10	R: 0 E: 0 K: 0 S: 4	H: 1 LOB: 1 BB: 0 P: 4	R: 0 E: 0 K: 1 S: 5	H: 0 LOB: 1 BB: 1 P: 9	1B: 4 2B: 3 3B: 0 HR: 0	SF: 1 SAC: 0 DP: 1 HBP: 0	WP: 0 PB: 0 SB: 1 CS: 0	PA: 36
<b>PITCHER</b> Ken Reynolds, L ERA: 4.43 (1, 1)	IP: 3.2 WLS: L BF: 18 H: 4 R: 5 ER: 5 SO: 1 BB: 1 IBB: 2 HBP: 0 BLK: 0 WP: 0 HR: 0 S: 17 P: 29 ERA: 12.27 WHIP: 1.364																			
Bill Wilson, R ERA: 3.71 (4, 1)	0.1	1	0	0	0	0	0	0	0	0	0	1	1	0.00	0.000					
Bill Champion, R ERA: 4.73 (5, 1)	2.0	9	2	1	0	1	2	0	0	0	0	9	17	0.00	2.000					
Mac Scarce, L ERA: 3.48 (7, 1)	1.0	4	1	0	0	0	0	0	0	0	0	4	4	0.00	1.000					
Bob Terlecki, R ERA: 7.71 (8, 1)	1.0	4	0	0	0	1	1	0	0	0	0	5	9	0.00	1.000					




Batter	1	2	3	4	5	6	7	8	9	AB	R	H	RBI	BB	SO	LOB	TOP				
Denny Doyle, L (1,4) OBP: 0.297, SLG: 0.312	F7		P6	G3		SF9			F9	4	0	1	0	0	0		<b>Philadelphia Phillies @ Cincinnati Reds</b> Riverfront Stadium, Cincinnati, OH Sat Aug 26 1972, 7:05 PM EDT Att: 34,028 - Unknown <a href="http://livebaseballscorecards.com">livebaseballscorecards.com</a>				
Larry Bowa, S (1,6) OBP: 0.276, SLG: 0.290	FC1-6 1B		G3 1B		L8	F9			2B 3B	5	2	3	0	0	2						
Tom Hutton, L (1,9) OBP: 0.344, SLG: 0.340	FC1-6 1B BB		G3		F7				2B	5	0	1	1	0	2						
Willie Montanez, L (1,8) OBP: 0.327, SLG: 0.418	1B BB		BB 1B IBB		4-3				2B G4-6-3 IBB	2	0	0	0	3	0						
Greg Luzinski, R (1,7) OBP: 0.323, SLG: 0.441	FC6-4 1B		BB 1B			SH 1B BB			G4-6-3	4	1	2	1	1	0	2					
Don Money, R (1,5) OBP: 0.286, SLG: 0.360	FC6-4 1B		BB			SH 1B 6-3 SF9			L5	2	1	0	0	1	0	3					
Deron Johnson, R (1,3) OBP: 0.278, SLG: 0.344			6-3			6-3			F7	4	0	0	0	0	1	5					
Bill Robinson, R (8,9) OBP: 0.248, SLG: 0.387										0	0	0	0	0	0	0					
John Bateman, R (1,2) OBP: 0.254, SLG: 0.297										3	0	1	0	1	1	0					
Steve Carlton, L (1,1) OBP: 0.216, SLG: 0.250										4	0	1	1	0	0	1					
Mac Scarce, L (9,1)										0	0	0	0	0	0	0					
<b>Inning Stats</b>	R: 0 E: 0 K: 0 S: 5	H: 2 LOB: 3 BB: 1 P: 9	R: 0 E: 0 K: 0 S: 7	H: 0 LOB: 0 BB: 0 P: 7	R: 1 E: 0 K: 0 S: 5	H: 2 LOB: 3 BB: 2 P: 13	R: 0 E: 0 K: 0 S: 3	H: 0 LOB: 0 BB: 0 P: 3	R: 0 E: 0 K: 0 S: 3	H: 0 LOB: 0 BB: 0 P: 3	R: 2 E: 1 K: 0 S: 5	H: 1 LOB: 2 BB: 2 P: 13	R: 0 E: 0 K: 0 S: 3	H: 0 LOB: 0 BB: 0 P: 3	R: 0 E: 0 K: 0 S: 4	H: 1 LOB: 1 BB: 0 P: 4	R: 1 E: 0 K: 0 S: 4	H: 2 LOB: 1 BB: 1 P: 8	1B: 6 2B: 1 3B: 1 HR: 0	SF: 1 SAC: 1 DP: 1 HBP: 0	WP: 0 PA: 41 PB: 0 CS: 0 SB: 0
<b>PITCHER</b>	IP WLS BF H R ER SO BB IBB HBP BLK WP HR S P ERA WHIP																				
Jim McGlothlin, R (1,1) ERA: 3.65	7.0 L 32 5 3 2 2 3 2 0 0 0 0 31 51 2.57 1.143																				
Clay Carroll, R (8,1) ERA: 2.63	2.0 9 3 1 1 0 0 1 0 0 0 0 8 12 4.50 1.500																				

Batter	1	2	3	4	5	6	7	8	9	AB	R	H	RBI	BB	SO	LOB	BOTTOM				
Pete Rose, S (1,7) OBP: 0.373, SLG: 0.395	6-3		F9				P4		FC4-2 WP	5	0	1	0	0	0	3	<b>Philadelphia Phillies @ Cincinnati Reds</b> Riverfront Stadium, Cincinnati, OH Sat Aug 26 1972, 7:05 PM EDT Att: 34,028 - Unknown <a href="http://livebaseballscorecards.com">livebaseballscorecards.com</a>				
Joe Morgan, L (1,4) OBP: 0.417, SLG: 0.447						L4			K	5	0	2	0	0	1	4					
Bobby Tolan, L (1,8) OBP: 0.342, SLG: 0.398						1-3 1B			K	5	1	2	0	0	2	4					
Johnny Bench, R (1,9) OBP: 0.380, SLG: 0.534						1-3 1B			K	4	0	0	1	0	2	3					
Tony Perez, R (1,3) OBP: 0.357, SLG: 0.523									K	3	1	1	1	1	0	1					
Denis Menke, R (1,5) OBP: 0.321, SLG: 0.340									HR	4	0	0	0	0	0	3					
Dave Concepcion, R (1,6) OBP: 0.290, SLG: 0.275										4	1	2	0	0	1	0					
Bill Plummer, R (1,2) OBP: 0.236, SLG: 0.288										4	0	2	0	0	0	0					
Jim McGlothlin, R (1,1) OBP: 0.244, SLG: 0.270										2	0	1	0	0	0	0					
Hal McRae, R (7,PH) OBP: 0.246, SLG: 0.375										1	0	0	0	0	0	1					
Clay Carroll, R (8,1) OBP: 0.125, SLG: 0.125										0	0	0	0	0	0	0					
Julian Javier, R (8,PH) OBP: 0.274, SLG: 0.325										1	0	1	1	0	0	0					
<b>Inning Stats</b>	R: 0 E: 0 K: 2 S: 8	H: 1 LOB: 1 BB: 0 P: 8	R: 0 E: 0 K: 0 S: 3	H: 1 LOB: 0 BB: 0 P: 3	R: 0 E: 0 K: 0 S: 3	H: 0 LOB: 0 BB: 0 P: 3	R: 0 E: 0 K: 0 S: 4	H: 1 LOB: 2 BB: 1 P: 8	R: 0 E: 0 K: 1 S: 7	H: 2 LOB: 2 BB: 0 P: 7	R: 0 E: 0 K: 1 S: 6	H: 1 LOB: 1 BB: 0 P: 6	R: 0 E: 0 K: 0 S: 4	H: 1 LOB: 1 BB: 0 P: 4	R: 2 E: 0 K: 0 S: 5	H: 2 LOB: 0 BB: 0 P: 5	R: 1 E: 0 K: 2 S: 10	H: 3 LOB: 2 BB: 0 P: 10	1B: 8 2B: 2 3B: 1 HR: 1	SF: 0 SAC: 0 DP: 0 HBP: 0	WP: 2 PA: 40 PB: 0 CS: 1 SB: 2
<b>PITCHER</b>	IP WLS BF H R ER SO BB IBB HBP BLK WP HR S P ERA WHIP																				
Steve Carlton, L (1,1) ERA: 2.14	8.0 W 36 12 3 3 4 1 1 0 0 1 1 43 47 3.38 1.625																				
Mac Scarce, L (9,1) ERA: 3.32	1.0 S 3 0 0 0 2 0 0 0 0 0 1 0 7 7 0.00 0.000																				



Batter	1	2	3	4	5	6	7	8	9	AB	R	H	RBI	BB	SO	LOB	TOP					
Terry Harmon, R (1,4) OBP: 0.382, SLG: 0.319	F7		6-3					5-3		4	0	1	0	0	0	0	<b>Philadelphia Phillies @ Cincinnati Reds</b> Riverfront Stadium, Cincinnati, OH Sun Aug 27 1972, 3:33 AM EDT Att: 37,167 - Unknown  <b>AB 31</b> <b>R 2</b> <b>H 6</b> <b>RBI 2</b> <b>BB 3</b> <b>SO 1</b> <b>LOB 15</b> 					
Lary Bowa, S (1,6) OBP: 0.276, SLG: 0.290	F7					SH1-4				3	0	1	0	0	0	0						
Don Money, R (1,5) OBP: 0.283, SLG: 0.356	L5						P6			4	0	0	0	0	0	2						
Greg Luzinski, R (1,7) OBP: 0.326, SLG: 0.444										2	1	1	0	2	0	1						
Willie Montanez, L (1,8) OBP: 0.326, SLG: 0.419										4	1	1	0	0	0	4						
Deron Johnson, R (1,3) OBP: 0.282, SLG: 0.346										2	0	1	2	1	0	0						
Bill Robinson, R (1,9) OBP: 0.248, SLG: 0.382										4	0	1	0	0	0	2						
John Bateman, R (1,2) OBP: 0.252, SLG: 0.294										2	0	0	0	0	0	1						
Mike Ryan, R (6,2) OBP: 0.253, SLG: 0.299										1	0	0	0	0	0	1						
Oscar Gamble, L (9, PH) OBP: 0.333, SLG: 0.315										1	0	0	0	0	0	1						
Wayne Twitchell, R (1,1) OBP: 0.053, SLG: 0.056										2	0	0	0	0	1	1						
Bill Wilson, R (6,1)										0	0	0	0	0	0	0						
Joe Lis, R (7, PH) OBP: 0.330, SLG: 0.320										1	0	0	0	0	0	1						
Dick Selma, R (7,1) OBP: 0.238, SLG: 0.250										0	0	0	0	0	0	0						
Roger Freed, R (9, PH) OBP: 0.311, SLG: 0.424										1	0	0	0	0	0	1						
<b>Inning Stats</b>	R: 0 E: 0 K: 0 S: 3	H: 0 LOB: 0 BB: 0 P: 3	R: 1 E: 0 K: 0 S: 4	H: 1 LOB: 0 BB: 0 P: 4	R: 0 E: 0 K: 1 S: 5	H: 0 LOB: 0 BB: 0 P: 5	R: 0 E: 0 K: 0 S: 3	H: 0 LOB: 1 BB: 1 P: 7	R: 0 E: 0 K: 0 S: 4	H: 1 LOB: 1 BB: 0 P: 4	R: 0 E: 0 K: 0 S: 4	H: 1 LOB: 2 BB: 1 P: 8	R: 0 E: 0 K: 0 S: 3	H: 0 LOB: 1 BB: 1 P: 7	R: 0 E: 0 K: 0 S: 4	H: 1 LOB: 1 BB: 0 P: 4	R: 1 E: 0 K: 0 S: 5	H: 2 LOB: 1 BB: 0 P: 5	1B: 4 2B: 2 3B: 0 HR: 0	SF: 1 SAC: 1 DP: 0 HBP: 0	WP: 0 PB: 0 SB: 0 CS: 0	PA: 36
<b>PITCHER</b>	IP WLS BF H R ER SO BB IBB HBP BLK WP HR S P ERA WHIP																					
Ross Grimsley, L (1,1) ERA: 2.65	8.0 W 33 6 2 2 1 2 2 1 0 0 0 0 0 32 44 2.25 1.000																					
Pedro Borbon, R (9,1) ERA: 3.0	1.0 S 3 0 0 0 0 0 0 0 0 0 0 0 0 3 3 0.00 0.000																					

Batter	1	2	3	4	5	6	7	8	9	AB	R	H	RBI	BB	SO	LOB	BOTTOM				
Pete Rose, S (1,7) OBP: 0.377, SLG: 0.406	1B							G4-6-3		4	2	3	1	1	0	1	<b>Philadelphia Phillies @ Cincinnati Reds</b> Riverfront Stadium, Cincinnati, OH Sun Aug 27 1972, 3:33 AM EDT Att: 37,167 - Unknown  <b>AB 36</b> <b>R 7</b> <b>H 13</b> <b>RBI 7</b> <b>BB 3</b> <b>SO 8</b> <b>LOB 20</b> 				
Joe Morgan, L (1,4) OBP: 0.419, SLG: 0.458	F4									5	2	3	3	0	1	2					
Bobby Tolan, L (1,8) OBP: 0.340, SLG: 0.396										5	0	1	0	0	1	3					
Cesar Geronimo, L (9,8) OBP: 0.328, SLG: 0.414										0	0	0	0	0	0	0					
Johnny Bench, R (1,9) OBP: 0.381, SLG: 0.535										3	1	1	0	1	1	2					
Tony Perez, R (1,3) OBP: 0.357, SLG: 0.520										4	0	1	1	0	2	3					
Denis Menke, R (1,5) OBP: 0.323, SLG: 0.348										3	1	1	2	1	1	0					
Darrel Chaney, S (1,6) OBP: 0.359, SLG: 0.340										4	0	1	0	0	1	3					
Bill Plummer, R (1,2) OBP: 0.237, SLG: 0.286										4	0	1	0	0	0	4					
Ross Grimsley, L (1,1) ERA: 4.22										4	1	1	0	0	1	2					
Pedro Borbon, R (9,1) ERA: 3.57										0	0	0	0	0	0	0					
<b>Inning Stats</b>	R: 0 E: 0 K: 2 S: 9	H: 2 LOB: 2 BB: 0 P: 9	R: 0 E: 0 K: 1 S: 5	H: 0 LOB: 0 BB: 0 P: 5	R: 0 E: 0 K: 3 S: 10	H: 1 LOB: 1 BB: 0 P: 10	R: 0 E: 0 K: 1 S: 5	H: 0 LOB: 0 BB: 0 P: 5	R: 2 E: 0 K: 0 S: 6	H: 3 LOB: 1 BB: 0 P: 6	R: 2 E: 0 K: 0 S: 6	H: 3 LOB: 1 BB: 0 P: 6	R: 2 E: 0 K: 1 S: 7	H: 2 LOB: 3 BB: 3 P: 19	R: 1 E: 0 K: 0 S: 4	H: 2 LOB: 0 BB: 0 P: 4		1B: 5 2B: 4 3B: 2 HR: 2	SF: 0 SAC: 0 DP: 1 HBP: 0	WP: 0 PB: 0 SB: 2 CS: 0	PA: 39
<b>PITCHER</b>	IP WLS BF H R ER SO BB IBB HBP BLK WP HR S P ERA WHIP																				
Wayne Twitchell, R (1,1) ERA: 4.22	5.1 L 25 9 4 2 2 7 0 0 0 0 0 0 0 39 39 3.38 1.688																				
Bill Wilson, R (6,1) ERA: 3.57	0.2 2 0 0 0 0 0 0 0 0 0 0 0 2 2 0.00 0.000																				
Dick Selma, R (7,1) ERA: 5.2	2.0 12 4 3 3 1 2 1 0 0 0 0 1 11 23 13.50 3.000																				



Batter	1	2	3	4	5	6	7	8	9	AB	R	H	RBI	BB	SO	LOB	TOP		
<b>Bud Harrelson, S</b> (1, 6) OBP: 0.305, SLG: 0.262	F5			6-3		P4		1-3 2-H 2B		4	0	1	1	0	0	0	<b>New York Mets @ Cincinnati Reds</b> Riverfront Stadium, Cincinnati, OH Mon Aug 28 1972, 7:05 PM EDT Att: 18,508 - Unknown		
<b>Wayne Garrett, L</b> (1, 5) OBP: 0.368, SLG: 0.296	P4			F9			BB	K		3	0	0	0	1	1	3			
<b>John Milner, L</b> (1, 7) OBP: 0.343, SLG: 0.439	G3			P4			F8		HR	4	1	1	1	0	0	1			
<b>Tommie Agee, R</b> (1, 8) OBP: 0.346, SLG: 0.407		6-3			6-3		P4		BB	3	0	0	0	1	0	1			
<b>Ed Kranepool, L</b> (1, 3) OBP: 0.327, SLG: 0.381		K			3-1		F9		K	2	0	0	0	0	1	0			
<b>Jim Beauchamp, R</b> (7, PH) OBP: 0.271, SLG: 0.354									K	2	0	0	0	0	1	2			
<b>Dave Marshall, L</b> (1, 9) OBP: 0.321, SLG: 0.352		G3							F7	3	0	1	0	0	1	0			
<b>Cleon Jones, R</b> (9, PH) OBP: 0.324, SLG: 0.354					S 1B			K		1	0	0	0	0	0	1			
<b>Ken Boswell, L</b> (1, 4) OBP: 0.247, SLG: 0.273				F8				K		3	0	0	0	0	2	1			
<b>Willie Mays, R</b> (9, PH) OBP: 0.408, SLG: 0.413					K				F6	1	0	0	0	0	0	1			
<b>Duffy Dyer, R</b> (1, 2) OBP: 0.309, SLG: 0.380				F8			F4		1B 2B HBP	2	1	0	0	0	0	0			
<b>Brent Strom, R</b> (1, 1) OBP: 0.306, SLG: 0.356				F7			F5		2B 1B	2	0	0	0	0	0	0			
<b>Jim Fregosi, R</b> (8, PH) OBP: 0.240, SLG: 0.259										1	0	1	0	0	0	0			
<b>Ted Martinez, R</b> (8, PR) OBP: 0.240, SLG: 0.259										0	0	0	0	0	0	0			
<b>Bob Rauch, R</b> (8, 1) OBP: 0.240, SLG: 0.259										0	0	0	0	0	0	0			
<b>Inning Stats</b>	R: 0 E: 0 K: 0 S: 3	H: 0 LOB: 0 BB: 0 P: 3	R: 0 E: 0 K: 1 S: 5	H: 0 LOB: 0 BB: 0 P: 5	R: 0 E: 0 K: 0 S: 3	H: 0 LOB: 0 BB: 0 P: 3	R: 0 E: 0 K: 0 S: 3	H: 0 LOB: 0 BB: 0 P: 3	R: 0 E: 0 K: 1 S: 6	H: 1 LOB: 1 BB: 0 P: 6	R: 0 E: 0 K: 0 S: 3	H: 0 LOB: 1 BB: 1 P: 7	R: 1 E: 0 K: 3 S: 11	H: 2 LOB: 3 BB: 0 P: 12	R: 1 E: 0 K: 1 S: 6	H: 1 LOB: 1 BB: 1 P: 10	1B: 2 2B: 1 3B: 0 HR: 1	SF: 0 SAC: 0 DP: 0 HBP: 1	WP: 0 PA: 34 PB: 0 SB: 1 CS: 0
<b>PITCHER</b>	IP	WLS	BF	H	R	ER	SO	BB	IBB	HBP	BLK	WP	HR	S	P	ERA	WHIP		
<b>Gary Nolan, R</b> (1, 1) ERA: 1.93	6.0	W	19	1	0	0	2	0	0	0	0	0	0	23	23	0.00	0.167		
<b>Tom Hall, L</b> (7, 1) ERA: 2.74	3.0	S	15	3	2	2	4	2	0	1	0	0	1	20	29	6.00	1.667		

AB	31
R	2
H	4
RBI	2
BB	2
SO	6
LOB	10



Batter	1	2	3	4	5	6	7	8	9	AB	R	H	RBI	BB	SO	LOB	BOTTOM		
<b>Pete Rose, S</b> (1, 7) OBP: 0.378, SLG: 0.407	F8		4-3			1B HR BB		2B		3	1	1	0	1	0	1	<b>New York Mets @ Cincinnati Reds</b> Riverfront Stadium, Cincinnati, OH Mon Aug 28 1972, 7:05 PM EDT Att: 18,508 - Unknown		
<b>Joe Morgan, L</b> (1, 4) OBP: 0.419, SLG: 0.458	G4-6-3 1B			P4		1-3 2-H 1B HR		L5		4	1	2	1	0	0	1			
<b>Bobby Tolan, L</b> (1, 8) OBP: 0.341, SLG: 0.403	G4-6-3 1-2			G5-4-3 1B		1-H 3-H HR		K		4	1	2	3	0	1	2			
<b>Johnny Bench, R</b> (1, 9) OBP: 0.378, SLG: 0.530		1-3		G5-4-3 1-2		K		5-3		4	0	0	0	0	1	2			
<b>Tony Perez, R</b> (1, 3) OBP: 0.354, SLG: 0.516		K			K	K				3	0	0	0	0	3	0			
<b>Denis Menke, R</b> (1, 5) OBP: 0.323, SLG: 0.357		F8			F7			HR		3	1	1	1	0	0	0			
<b>Dave Concepcion, R</b> (1, 6) OBP: 0.287, SLG: 0.272				F8		L8		5-3		3	0	0	0	0	0	0			
<b>Bill Plummer, R</b> (1, 2) OBP: 0.241, SLG: 0.288				WP BLK 1B		5-3		F8		3	0	1	0	0	0	0			
<b>Gary Nolan, R</b> (1, 1) OBP: 0.180, SLG: 0.140						5-3		2-3		1	0	0	0	0	1	1			
<b>George Foster, R</b> (6, PH) OBP: 0.246, SLG: 0.313						1B 2B				1	1	1	0	0	0	0			
<b>Tom Hall, L</b> (7, 1) OBP: 0.185, SLG: 0.120										1	0	0	0	0	0	0			
<b>Inning Stats</b>	R: 0 E: 0 K: 0 S: 3	H: 1 LOB: 0 BB: 0 P: 3	R: 0 E: 0 K: 1 S: 5	H: 0 LOB: 0 BB: 0 P: 5	R: 0 E: 0 K: 1 S: 6	H: 1 LOB: 1 BB: 0 P: 6	R: 0 E: 0 K: 0 S: 3	H: 1 LOB: 0 BB: 0 P: 3	R: 0 E: 0 K: 2 S: 10	H: 3 LOB: 3 BB: 1 P: 14	R: 1 E: 0 K: 0 S: 4	H: 1 LOB: 0 BB: 0 P: 4	R: 0 E: 0 K: 1 S: 6	H: 1 LOB: 1 BB: 0 P: 6	1B: 4 2B: 2 3B: 0 HR: 2	SF: 0 SAC: 0 DP: 2 HBP: 0		WP: 1 PA: 31 PB: 0 SB: 0 CS: 0	
<b>PITCHER</b>	IP	WLS	BF	H	R	ER	SO	BB	IBB	HBP	BLK	WP	HR	S	P	ERA		WHIP	
<b>Brent Strom, L</b> (1, 1) ERA: 4.67	7.0	L	27	7	5	5	5	1	0	0	1	1	2	36	40	6.43	1.143		
<b>Bob Rauch, R</b> (8, 1) ERA: 4.22	1.0		4	1	0	0	1	0	0	0	0	0	0	6	6	0.00	1.000		





Batter	1	2	3	4	5	6	7	8	9	AB	R	H	RBI	BB	SO	LOB	TOP																					
<b>Tommie Agee, R</b> OBP: 0.344, SLG: 0.413 (1, 8)	4-3		K		K			HR	K	5	1	1	1	0	3	2	<b>New York Mets @ Cincinnati Reds</b> Riverfront Stadium, Cincinnati, OH Tue Aug 29 1972, 7:05 PM EDT Att: 22,114 - Unknown																					
<b>Ken Boswell, L</b> OBP: 0.247, SLG: 0.285 (1, 4)	F8			HR		G3		K		4	1	1	1	0	1	0																						
<b>John Milner, L</b> OBP: 0.342, SLG: 0.436 (1, 7)	1B			4-3		1-3		4-3		4	0	1	0	0	0	0																						
<b>Ed Kranepool, L</b> OBP: 0.330, SLG: 0.393 (1, 3)	K			HR		K		BB		3	1	1	1	1	2	1																						
<b>Dave Marshall, L</b> OBP: 0.326, SLG: 0.352 (1, 9)	F8			CS 1B		G3 BB		3-1		3	0	1	0	1	0	1																						
<b>Wayne Garrett, L</b> OBP: 0.370, SLG: 0.294 (1, 5)	4-3			FC5-4 BB		G3		1B FC4-2 BB		2	0	0	0	2	0	1																						
<b>Duffy Dyer, R</b> OBP: 0.308, SLG: 0.378 (1, 2)	K			FC5-4		K		SH1-4 FC4-2 1B		4	0	1	0	0	2	2																						
<b>Bud Harrelson, S</b> OBP: 0.305, SLG: 0.260 (1, 6)	6-3			4-3		IBB		FC4-2 SH1-4		3	0	0	0	1	0	2																						
<b>Jim McAndrew, R</b> OBP: 0.132, SLG: 0.057 (1, 1)								SH1-4		3	0	0	0	0	3	2																						
<b>Tug McGraw, R</b> OBP: 0.200, SLG: 0.143 (9, 1)								SH1-4		0	0	0	0	0	0	0																						
<b>Inning Stats</b>	R: 0 E: 0 K: 1 S: 6	H: 1 LOB: 1 BB: 0 P: 6	R: 0 E: 0 K: 1 S: 5	H: 0 LOB: 0 BB: 0 P: 5	R: 0 E: 0 K: 2 S: 7	H: 0 LOB: 0 BB: 0 P: 7	R: 2 E: 0 K: 0 S: 5	H: 3 LOB: 1 BB: 1 P: 9	R: 0 E: 0 K: 2 S: 7	H: 0 LOB: 0 BB: 0 P: 7	R: 0 E: 0 K: 2 S: 5	H: 0 LOB: 2 BB: 2 P: 15	R: 1 E: 0 K: 1 S: 6	H: 1 LOB: 1 BB: 1 P: 10	R: 0 E: 0 K: 1 S: 6	H: 1 LOB: 2 BB: 1 P: 10	1B: 3 2B: 0 3B: 0 HR: 3	SF: 0 SAC: 1 DP: 0 HBP: 0	WP: 0 PB: 0 SB: 0 CS: 1	PA: 37																		
<b>PITCHER</b>	IP	WLS	BF	H	R	ER	SO	BB	IBB	HBP	BLK	WP	HR	S	P	ERA	WHIP	<b>PITCHER</b>				IP	WLS	BF	H	R	ER	SO	BB	IBB	HBP	BLK	WP	HR	S	P	ERA	WHIP
<b>Jack Billingham, R</b> ERA: 3.06 (1, 1)	8.0	L	32	5	3	3	10	3	1	0	0	0	3	48	64	3.38	1.000																					
<b>Clay Carroll, R</b> ERA: 2.99 (9, 1)	1.0	S	5	1	0	0	1	1	0	0	0	0	0	6	10	0.00	2.000																					

AB	31
R	3
H	6
RBI	3
BB	5
SO	11
LOB	11



Batter	1	2	3	4	5	6	7	8	9	AB	R	H	RBI	BB	SO	LOB	BOTTOM																					
<b>Pete Rose, S</b> OBP: 0.379, SLG: 0.412 (1, 7)	F7			FC4-6 1B		3B		F8		4	0	2	0	0	0	0	<b>New York Mets @ Cincinnati Reds</b> Riverfront Stadium, Cincinnati, OH Tue Aug 29 1972, 7:05 PM EDT Att: 22,114 - Unknown																					
<b>Joe Morgan, L</b> OBP: 0.416, SLG: 0.454 (1, 4)	L3			F7		P6		3-1		4	0	0	0	0	2																							
<b>Bobby Tolan, L</b> OBP: 0.339, SLG: 0.400 (1, 8)	K			FC4-6		P4		4-3		4	0	0	0	0	1	2																						
<b>Johnny Bench, R</b> OBP: 0.377, SLG: 0.527 (1, 9)	F9			F7		K		1B BB		3	0	0	0	1	1	2																						
<b>Tony Perez, R</b> OBP: 0.353, SLG: 0.514 (1, 3)	E5			G6-4-3		F2		BB		4	0	1	0	0	0	0																						
<b>Denis Menke, R</b> OBP: 0.325, SLG: 0.355 (1, 5)	G6-4-3			1B HBP		K		1B BB		2	0	0	0	1	1	1																						
<b>Darrel Chaney, S</b> OBP: 0.353, SLG: 0.333 (1, 6)	F8			F7		F5		F7		3	0	0	0	0	1																							
<b>Hal McRae, R</b> OBP: 0.239, SLG: 0.369 (9, PH)										1	0	0	0	0	0	3																						
<b>Bill Plummer, R</b> OBP: 0.256, SLG: 0.303 (1, 2)				G2-6-4 1B		1B		6-3		3	0	2	0	0	0	0																						
<b>Jack Billingham, R</b> OBP: 0.085, SLG: 0.053 (1, 1)				G2-6-4		K		F8		2	0	0	0	0	1	3																						
<b>Ted Uhlender, L</b> OBP: 0.239, SLG: 0.182 (8, PH)										1	0	0	0	0	0	0																						
<b>Clay Carroll, R</b> OBP: 0.125, SLG: 0.125 (9, 1)										0	0	0	0	0	0	0																						
<b>Inning Stats</b>	R: 0 E: 0 K: 1 S: 5	H: 0 LOB: 0 BB: 0 P: 5	R: 0 E: 1 K: 0 S: 3	H: 0 LOB: 0 BB: 0 P: 3	R: 0 E: 0 K: 0 S: 3	H: 1 LOB: 0 BB: 0 P: 3	R: 0 E: 0 K: 0 S: 4	H: 1 LOB: 1 BB: 0 P: 4	R: 0 E: 0 K: 1 S: 6	H: 1 LOB: 2 BB: 0 P: 7	R: 0 E: 0 K: 1 S: 6	H: 1 LOB: 1 BB: 0 P: 6	R: 0 E: 0 K: 1 S: 5	H: 0 LOB: 0 BB: 0 P: 5	R: 0 E: 0 K: 0 S: 3	H: 0 LOB: 0 BB: 0 P: 3	R: 0 E: 0 K: 0 S: 4	H: 1 LOB: 3 BB: 2 P: 12	1B: 4 2B: 0 3B: 1 HR: 0	SF: 0 SAC: 0 DP: 2 HBP: 1	WP: 0 PB: 0 SB: 0 CS: 0	PA: 34																
<b>PITCHER</b>	IP	WLS	BF	H	R	ER	SO	BB	IBB	HBP	BLK	WP	HR	S	P	ERA	WHIP	<b>PITCHER</b>				IP	WLS	BF	H	R	ER	SO	BB	IBB	HBP	BLK	WP	HR	S	P	ERA	WHIP
<b>Jim McAndrew, R</b> ERA: 2.31 (1, 1)	8.2	W	32	5	0	0	4	1	0	0	0	0	0	38	43	0.00	0.692																					
<b>Tug McGraw, L</b> ERA: 1.79 (9, 1)	0.1	S	2	0	0	0	0	1	0	0	0	0	0	1	5	0.00	3.000																					

AB	31
R	0
H	5
RBI	0
BB	2
SO	4
LOB	14






Batter	1	2	3	4	5	6	7	8	9	AB	R	H	RBI	BB	SO	LOB	TOP																					
Lute Barnes, R (1,4) OBP: 0.321, SLG: 0.327 Jim Fregosi, R (9, PH) OBP: 0.305, SLG: 0.355	SH1-4 1B		F9		F8		F7		K	4	0	1	0	0	0	1																						
Wayne Garrett, L (1,5) OBP: 0.365, SLG: 0.299	SH1-4 1-2		FC4 2B		F4			K		3	0	1	0	0	1	0																						
Tommie Agee, R (1,8) OBP: 0.345, SLG: 0.415	1-3		FC4 IBB		F9				2B	3	0	1	0	1	0	1																						
Cleon Jones, R (1,7) OBP: 0.320, SLG: 0.349	6-3		FC4		F8			F9		4	0	0	1	0	0	4																						
Jim Beauchamp, R (1,3) OBP: 0.261, SLG: 0.341 Ed Kranepool, L (8, PH) OBP: 0.328, SLG: 0.391		5-3	5-3			K		4-3		3	0	0	0	0	1	2																						
Duffy Dyer, R (1,2) OBP: 0.307, SLG: 0.380		5-3		SH4-3 2B		F9			6-3	4	0	1	0	0	0	0																						
Dave Marshall, L (1,9) OBP: 0.340, SLG: 0.391				SH4-3 1B			HR		1B	3	1	3	1	0	0	0																						
Bud Harrelson, S (1,6) OBP: 0.304, SLG: 0.260		F7		P4			6-3		1B	4	0	1	0	0	0	2																						
Jon Matlack, L (1,1) OBP: 0.246, SLG: 0.177 Gary Gentry, R (7,1) OBP: 0.205, SLG: 0.150 John Milner, L (9, PH) OBP: 0.342, SLG: 0.436 Willie Mays, R (9, PH) OBP: 0.406, SLG: 0.411			2B FC4 1B		K		K		F9	3	1	1	0	0	2	1																						
<b>Inning Stats</b>	R: 0 E: 0 K: 0 S: 4	H: 1 LOB: 1 BB: 0 P: 4	R: 0 E: 0 K: 0 S: 4	H: 1 LOB: 1 BB: 0 P: 4	R: 1 E: 0 K: 0 S: 5	H: 2 LOB: 2 BB: 1 P: 9	R: 0 E: 0 K: 1 S: 6	H: 1 LOB: 0 BB: 0 P: 6	R: 0 E: 0 K: 1 S: 5	H: 0 LOB: 0 BB: 0 P: 5	R: 0 E: 0 K: 1 S: 6	H: 0 LOB: 0 BB: 0 P: 6	R: 1 E: 0 K: 1 S: 6	H: 1 LOB: 1 BB: 0 P: 6	R: 0 E: 0 K: 1 S: 6	H: 1 LOB: 1 BB: 0 P: 6	R: 0 E: 0 K: 1 S: 7	H: 2 LOB: 2 BB: 0 P: 7	1B: 5 2B: 3 3B: 0 HR: 1	SF: 0 SAC: 2 DP: 0 HBP: 0	WP: 0 PA: 37 PB: 0 SB: 0 CS: 0																	
<b>PITCHER</b>	IP	WLS	BF	H	R	ER	SO	BB	IBB	HBP	BLK	WP	HR	S	P	ERA	WHIP	<b>PITCHER</b>				IP	WLS	BF	H	R	ER	SO	BB	IBB	HBP	BLK	WP	HR	S	P	ERA	WHIP
Don Gullett, L (1,1) ERA: 4.13	7.0	W	28	6	2	2	3	0	1	0	0	0	1	33	37	2.57	0.857																					
Pedro Borbon, R (8,1) ERA: 2.95	1.1		7	3	0	0	1	0	0	0	0	0	0	9	9	0.00	2.250																					
Tom Hall, L (9,1) ERA: 2.72	0.2	S	2	0	0	0	1	0	0	0	0	0	0	4	4	0.00	0.000																					

**New York Mets @ Cincinnati Reds**  
Riverfront Stadium, Cincinnati, OH  
Wed Aug 30 1972, 7:05 PM EDT  
Att: 22,008 - Unknown


AB 34  
R 2  
H 9  
RBI 2  
BB 1  
SO 5  
LOB 16



Batter	1	2	3	4	5	6	7	8	9	AB	R	H	RBI	BB	SO	LOB	BOTTOM																					
Pete Rose, S (1,7) OBP: 0.379, SLG: 0.411	4-3		6-3			1B 1B				3	0	1	0	0	0	0																						
Joe Morgan, L (1,4) OBP: 0.413, SLG: 0.450	P6			F8		K	K			4	0	0	0	0	2	3																						
Bobby Tolan, L (1,8) OBP: 0.340, SLG: 0.400	G3			S 1B		1B	K			4	1	2	0	0	1	2																						
Johnny Bench, R (1,9) OBP: 0.378, SLG: 0.524		G1-6-3 BB		F8		P6		F8 BB		2	0	0	0	2	0	2																						
Tony Perez, R (1,3) OBP: 0.357, SLG: 0.515 Cesar Geronimo, L (8, PR) OBP: 0.328, SLG: 0.414		G1-6-3 1-2		FC6-4 1B		1B 1B		G4-6-3 BB		3	1	2	1	1	0	1																						
Denis Menke, R (1,5) OBP: 0.326, SLG: 0.356				FC6-4 1B		1B 1B		F8		4	1	2	0	0	0	3																						
Dave Concepcion, R (1,6) OBP: 0.286, SLG: 0.270 Hal McRae, R (7, PH) OBP: 0.254, SLG: 0.379 Pedro Borbon, R (8,1) OBP: 0.125, SLG: 0.067 Tom Hall, L (9,1) OBP: 0.185, SLG: 0.120		F9			6-3		2B 1B	G4-6-3 1-2		2	0	0	0	0	0	1																						
Bill Plummer, R (1,2) OBP: 0.247, SLG: 0.291			F3		K		K			3	0	0	0	0	2	2																						
Don Gullett, R (1,1) OBP: 0.321, SLG: 0.308 Joe Hague, L (7, PH) OBP: 0.341, SLG: 0.404 Darrel Chaney, S (7, PR) OBP: 0.353, SLG: 0.333			K		5-3		1B 2B			2	0	0	0	0	1	0																						
<b>Inning Stats</b>	R: 0 E: 0 K: 0 S: 3	H: 0 LOB: 0 BB: 0 P: 3	R: 0 E: 0 K: 0 S: 3	H: 1 LOB: 1 BB: 1 P: 7	R: 0 E: 0 K: 1 S: 5	H: 0 LOB: 0 BB: 0 P: 5	R: 1 E: 0 K: 0 S: 5	H: 2 LOB: 1 BB: 0 P: 5	R: 0 E: 0 K: 1 S: 6	H: 0 LOB: 0 BB: 0 P: 5	R: 0 E: 0 K: 1 S: 6	H: 2 LOB: 1 BB: 0 P: 6	R: 3 E: 0 K: 3 S: 13	H: 4 LOB: 2 BB: 0 P: 14	R: 0 E: 0 K: 0 S: 2	H: 0 LOB: 2 BB: 2 P: 10	1B: 8 2B: 1 3B: 0 HR: 0	SF: 0 SAC: 0 DP: 2 HBP: 1	WP: 0 PA: 34 PB: 0 SB: 1 CS: 0																			
<b>PITCHER</b>	IP	WLS	BF	H	R	ER	SO	BB	IBB	HBP	BLK	WP	HR	S	P	ERA	WHIP	<b>PITCHER</b>				IP	WLS	BF	H	R	ER	SO	BB	IBB	HBP	BLK	WP	HR	S	P	ERA	WHIP
Jon Matlack, L (1,1) ERA: 2.37	6.0	L	25	8	4	4	3	1	0	0	0	0	0	30	34	6.00	1.500																					
Gary Gentry, R (7,1) ERA: 3.8	2.0		9	1	0	0	3	2	0	1	0	0	0	12	21	0.00	1.500																					

**New York Mets @ Cincinnati Reds**  
Riverfront Stadium, Cincinnati, OH  
Wed Aug 30 1972, 7:05 PM EDT  
Att: 22,008 - Unknown

AB 30  
R 4  
H 9  
RBI 4  
BB 3  
SO 6  
LOB 16










Batter	1	2	3	4	5	6	7	8	9	AB	R	H	RBI	BB	SO	LOB	TOP										
Ron Hunt, R OBP: 0.353, SLG: 0.290 (1, 4)	0-0 3-1-2 2B			0-0 F8		0-0 F7		4-0 SH1-4 1B BB	0-0 P4	4	1	1	0	1	0	0											
Mike Jorgensen, L OBP: 0.328, SLG: 0.359 (1, 8)	0-0 F4			0-0 F8		0-0 G3		0-0 SH1-4 1-2	0-0 1B	4	0	1	0	0	0	1											
Ken Singleton, S OBP: 0.360, SLG: 0.412 (1, 7)	0-0 3-1-2 2H			0-0 HR		0-3 K		0-3 K	0-0 P4	5	1	1	1	0	2	3											
Tim McCarver, L OBP: 0.329, SLG: 0.355 (1, 2)		0-0 P6		0-0 3-1				0-0 G3	0-0 2B 1B	5	1	1	1	0	0	1											
Ron Fairly, L OBP: 0.344, SLG: 0.402 (7, 3)		0-0 4-3				0-0 L8 1B		0-0 HR 2B	4-0 2B IBB	3	2	2	0	1	0	0											
Hal Breeden, R OBP: 0.291, SLG: 0.442 Clyde Mashore, R OBP: 0.269, SLG: 0.329 Boots Day, L OBP: 0.286, SLG: 0.258 (8, PH) (8, 9)		0-0 5-3				0-0 F2		0-0 HR 2H	0-0 1B 2B	3	1	1	2	0	0	1											
Tim Foli, R OBP: 0.282, SLG: 0.276 (1, 6)				0-0 F7		0-0 1-2 1B		0-0 F9	0-0 1B	4	0	2	1	0	0	0											
Bob Bailey, R OBP: 0.323, SLG: 0.373 (1, 5)				0-3 K		0-0 L8		0-0 1B IBB	4-0 IBB	3	0	1	0	1	1	2											
Mike Torrez, R OBP: 0.178, SLG: 0.194 Mike Marshall, R OBP: 0.238, SLG: 0.211 (9, 1)				0-3 K		0-0 5-3		0-3 K	0-3 K	4	0	0	0	0	3	5											
										0	0	0	0	0	0	0											
<b>Inning Stats</b>	R: 0 E: 0 K: 0 S: 3	H: 1 LOB: 0 BB: 0 P: 3	R: 0 E: 0 K: 0 S: 3	H: 0 LOB: 0 BB: 0 P: 3	R: 0 E: 0 K: 2 S: 7	H: 0 LOB: 0 BB: 0 P: 7	R: 1 E: 0 K: 0 S: 4	H: 1 LOB: 0 BB: 0 P: 4	R: 0 E: 0 K: 0 S: 5	H: 2 LOB: 2 BB: 0 P: 5	R: 2 E: 0 K: 1 S: 8	H: 3 LOB: 1 BB: 0 P: 8	R: 4 E: 0 K: 2 S: 10	H: 3 LOB: 2 BB: 3 P: 22	R: 0 E: 0 K: 0 S: 4	H: 1 LOB: 1 BB: 0 P: 4	1B: 6 2B: 4 3B: 0 HR: 2	SF: 0 SAC: 1 DP: 1 HBP: 0	WP: 0 PB: 0 CS: 0	PA: 40							
<b>PITCHER</b>	IP	WLS	BF	H	R	ER	SO	BB	IBB	HBP	BLK	WP	HR	S	P	ERA	WHIP										
Gary Nolan, R ERA: 2.01 (1, 1)	7.0	L	27	7	3	3	4	0	0	0	0	0	2	35	35	3.86	1.000										
Pedro Borbon, R ERA: 3.32 (8, 1)	1.0		9	3	4	4	2	1	2	0	0	0	0	10	22	36.00	4.000										
Dave Tomlin, L ERA: (9, 1)	1.0		4	1	0	0	0	0	0	0	0	0	0	4	4	0.00	1.000										

**Montreal Expos @ Cincinnati Reds**  
Riverfront Stadium, Cincinnati, OH  
Sat Sep 02 1972, 7:05 PM EDT  
Att: 20,569 - Unknown


AB 36  
R 7  
H 11  
RBI 7  
BB 3  
SO 6  
LOB 13



Batter	1	2	3	4	5	6	7	8	9	AB	R	H	RBI	BB	SO	LOB	BOTTOM										
Pete Rose, S OBP: 0.381, SLG: 0.415 (1, 7)	4-0 1B BB		0-0 4-3		0-0 F9			0-0 4-3	0-3 K	4	0	0	0	1	1	3											
Joe Morgan, L OBP: 0.411, SLG: 0.443 (1, 4)	0-0 F8		0-0 B4			0-0 P5		0-0 4-3		4	0	0	0	0	0	1											
Bobby Tolan, L OBP: 0.336, SLG: 0.394 (1, 8)	0-0 1-3 1B		0-3 K			0-3 K		0-0 4-3		4	0	1	0	0	2	0											
Johnny Bench, R OBP: 0.372, SLG: 0.515 (1, 2)	0-0 P6			0-3 K		0-0 5-3			0-0 F9	4	0	0	0	0	1	2											
Tony Perez, R OBP: 0.356, SLG: 0.512 (1, 3)	0-0 4-3			0-0 FC6-4 1B			0-0 4-3 1B 2B		0-0 6-3	4	1	2	0	0	0	2											
Denis Menke, R OBP: 0.326, SLG: 0.358 (1, 5)		0-0 2B		0-0 P6		0-3 K		0-0 K	0-0 1B WP BB	4	1	2	0	0	1	2											
Cesar Geronimo, L OBP: 0.342, SLG: 0.411 George Foster, R OBP: 0.246, SLG: 0.313 (9, PR)		0-0 4-3		0-0 FC6-4 1-2			0-0 4-3		1-0 BB 1B HBP	3	0	0	0	0	0	3											
Darrel Chaney, S OBP: 0.358, SLG: 0.340 (1, 6)		0-3 K			0-0 L9			0-0 1B	0-0 BB 1B	4	0	2	1	0	1	1											
Gary Nolan, R OBP: 0.175, SLG: 0.136 Joe Hague, L OBP: 0.342, SLG: 0.402 Pedro Borbon, R OBP: 0.125, SLG: 0.067 Dave Tomlin, L (9, 1) Hal McRae, R OBP: 0.264, SLG: 0.379 (9, PH)		0-3 K			0-0 G3			0-0 F9	4-0 BB	2	0	0	0	0	1	1											
										1	0	0	0	0	0	1											
										0	0	0	0	0	0	0											
										0	0	0	0	0	0	0											
										0	0	0	1	1	0	0											
<b>Inning Stats</b>	R: 0 E: 0 K: 0 S: 4	H: 1 LOB: 2 BB: 1 P: 8	R: 0 E: 0 K: 2 S: 8	H: 1 LOB: 1 BB: 0 P: 8	R: 0 E: 0 K: 1 S: 5	H: 0 LOB: 0 BB: 0 P: 5	R: 0 E: 0 K: 1 S: 6	H: 1 LOB: 1 BB: 0 P: 6	R: 0 E: 0 K: 0 S: 3	H: 0 LOB: 0 BB: 0 P: 3	R: 1 E: 0 K: 1 S: 7	H: 2 LOB: 1 BB: 0 P: 7	R: 0 E: 0 K: 0 S: 3	H: 0 LOB: 0 BB: 0 P: 3	R: 0 E: 0 K: 1 S: 7	H: 2 LOB: 3 BB: 1 P: 12	1B: 5 2B: 2 3B: 0 HR: 0	SF: 0 SAC: 0 DP: 0 HBP: 1	WP: 1 PB: 0 CS: 0	PA: 37							
<b>PITCHER</b>	IP	WLS	BF	H	R	ER	SO	BB	IBB	HBP	BLK	WP	HR	S	P	ERA	WHIP										
Mike Torrez, R ERA: 3.11 (1, 1)	8.2	W	36	7	2	2	6	2	0	1	0	0	0	45	54	2.08	1.038										
Mike Marshall, R ERA: 1.96 (9, 1)	0.1	S	1	0	0	0	1	0	0	0	0	0	0	3	3	0.00	0.000										

**Montreal Expos @ Cincinnati Reds**  
Riverfront Stadium, Cincinnati, OH  
Sat Sep 02 1972, 7:05 PM EDT  
Att: 20,569 - Unknown

AB 34  
R 2  
H 7  
RBI 2  
BB 2  
SO 7  
LOB 16





Batter	1	2	3	4	5	6	7	8	9	AB	R	H	RBI	BB	SO	LOB	TOP				
Ron Hunt, R OBP: 0.358, SLG: 0.296 (1, 4)	F7		4-3 2B		1B BB		L3-6 4-3 BB		BB	3	1	2	0	2	0	0					
Mike Jorgensen, L OBP: 0.330, SLG: 0.361 (1, 8)			4-3		BB BB		4-3		F8	4	1	2	0	0	0	2					
Hector Torres, R OBP: 0.203, SLG: 0.230 (9, PH)	2B 1B		2-3		1-3 1B		1-2			1	0	0	0	0	0	1					
Ken Singleton, S OBP: 0.361, SLG: 0.414 (1, 7)	G3 1B 2B		K		1-2 BB		L3-6			3	1	1	1	1	1	2					
Tim McCarver, L OBP: 0.329, SLG: 0.353 (1, 2)	G3		K		1-2 2-3 3-H				K	2	0	0	1	1	1	2					
Ron Woods, R OBP: 0.297, SLG: 0.392 (8, 9)	2-3				BB					1	0	0	0	0	1	0					
Ron Fairly, L OBP: 0.344, SLG: 0.401 (1, 9)					6-3		F2		K	3	0	1	1	0	0	3					
Clyde Mashore, R OBP: 0.267, SLG: 0.327 (8, PH)										1	0	0	0	0	1	0					
John Boccabella, R OBP: 0.274, SLG: 0.306 (8, 2)	1B									0	0	0	0	0	0	0					
Hal Breeden, R OBP: 0.305, SLG: 0.426 (1, 3)	K				FC5-4 BB		5-3		BB	2	0	0	0	2	1	4					
Tim Foli, R OBP: 0.279, SLG: 0.274 (1, 6)			4-3		K		F7		L4	4	0	0	0	0	1	2					
Bob Bailey, R OBP: 0.321, SLG: 0.370 (1, 5)			K		FC5-4		5-3		F9	4	0	0	0	0	1	1					
Balor Moore, L OBP: 0.175, SLG: 0.179 (1, 1)			4-3				L5		K	3	0	0	0	0	1	0					
Mike Marshall, R OBP: 0.238, SLG: 0.211 (8, 1)										0	0	0	0	0	0	0					
Terry Humphrey, R OBP: 0.261, SLG: 0.251 (9, PH)										1	0	0	0	0	1	0					
<b>Inning Stats</b>	R: 2 E: 0 K: 1 S: 8	H: 3 LOB: 1 BB: 0 P: 8	R: 0 E: 0 K: 1 S: 5	H: 0 LOB: 0 BB: 0 P: 5	R: 0 E: 0 K: 2 S: 8	H: 1 LOB: 1 BB: 0 P: 8	R: 0 E: 0 K: 1 S: 5	H: 0 LOB: 1 BB: 1 P: 9	R: 1 E: 0 K: 0 S: 5	H: 2 LOB: 3 BB: 2 P: 13	R: 0 E: 0 K: 0 S: 2	H: 0 LOB: 0 BB: 1 P: 6	R: 0 E: 0 K: 2 S: 7	H: 0 LOB: 1 BB: 1 P: 11	R: 0 E: 0 K: 1 S: 5	H: 0 LOB: 1 BB: 1 P: 9	1B: 4 2B: 3 3B: 0 HR: 0	SF: 0 SAC: 0 DP: 1 HBP: 0	WP: 0 PB: 0 SB: 0 CS: 0	PA: 38	
<b>PITCHER</b>	IP WLS BF H R ER SO BB IBB HBP BLK WP HR S P ERA WHIP	4.1 W 17 0 0 0 4 4 0 0 0 0 0 29 37 6.23 1.846	5.1 W 17 0 0 0 4 4 0 0 0 0 0 21 37 0.00 0.857																		

**Montreal Expos @ Cincinnati Reds**  
Riverfront Stadium, Cincinnati, OH  
Sun Sep 03 1972, 3:33 AM EDT  
Att: 15,464 - Unknown

AB 32  
R 3  
H 6  
RBI 3  
BB 6  
SO 9  
LOB 17



Batter	1	2	3	4	5	6	7	8	9	AB	R	H	RBI	BB	SO	LOB	BOTTOM				
Pete Rose, S OBP: 0.378, SLG: 0.412 (1, 7)	L1		6-3		L7		K			4	0	0	0	0	1	0					
Joe Morgan, L OBP: 0.414, SLG: 0.447 (1, 4)	WP S 1B		K			4-0 S BB		FC6-4 2B		3	1	2	0	1	1	0					
Bobby Tolan, L OBP: 0.337, SLG: 0.394 (1, 8)	1-3		CS 1B			F5 1-2		FC6-4 BB		3	0	1	0	1	0	2					
Johnny Bench, R OBP: 0.372, SLG: 0.512 (1, 9)			CS		F9		F8		FC6-4 S	4	0	1	1	0	0	3					
Tony Perez, R OBP: 0.353, SLG: 0.507 (1, 3)	1-3		1-2		K		F5		K	4	0	0	0	0	2	4					
Denis Menke, R OBP: 0.328, SLG: 0.366 (1, 5)						4-0 BB		5-3	P6	3	1	1	1	1	0	2					
Dave Concepcion, R OBP: 0.283, SLG: 0.268 (1, 6)			L7		K			E6 HR		3	1	0	0	0	1	1					
Bill Plummer, R OBP: 0.231, SLG: 0.271 (1, 2)			P3				F9			2	0	0	0	0	0	0					
Hal McRae, R OBP: 0.274, SLG: 0.433 (7, PH)									HR	1	1	1	2	0	0	0					
Cesar Geronimo, L OBP: 0.330, SLG: 0.411 (8, 9)										0	0	0	0	0	0	0					
Jack Billingham, R OBP: 0.083, SLG: 0.052 (1, 1)							F7			1	0	0	0	0	1	0					
Tom Hall, L OBP: 0.172, SLG: 0.111 (5, 1)										2	0	0	0	0	1	0					
<b>Inning Stats</b>	R: 1 E: 0 K: 0 S: 5	H: 2 LOB: 1 BB: 0 P: 5	R: 1 E: 0 K: 1 S: 6	H: 1 LOB: 0 BB: 0 P: 6	R: 0 E: 0 K: 1 S: 5	H: 1 LOB: 0 BB: 0 P: 5	R: 0 E: 0 K: 2 S: 7	H: 0 LOB: 1 BB: 1 P: 11	R: 0 E: 0 K: 0 S: 3	H: 0 LOB: 0 BB: 0 P: 3	R: 0 E: 0 K: 0 S: 3	H: 0 LOB: 1 BB: 1 P: 7	R: 2 E: 1 K: 2 S: 9	H: 1 LOB: 0 BB: 0 P: 9	R: 0 E: 0 K: 1 S: 6	H: 1 LOB: 2 BB: 1 P: 10	1B: 3 2B: 1 3B: 0 HR: 2	SF: 0 SAC: 0 DP: 0 HBP: 0	WP: 1 PB: 0 SB: 3 CS: 1	PA: 34	
<b>PITCHER</b>	IP WLS BF H R ER SO BB IBB HBP BLK WP HR S P ERA WHIP	7.0 L 30 6 4 3 6 3 0 0 0 0 2 39 51 3.86 1.286	1.0 L 3 0 0 0 1 0 0 0 0 0 5 5 0.00 0.000																		

**Montreal Expos @ Cincinnati Reds**  
Riverfront Stadium, Cincinnati, OH  
Sun Sep 03 1972, 3:33 AM EDT  
Att: 15,464 - Unknown

AB 30  
R 4  
H 6  
RBI 4  
BB 3  
SO 7  
LOB 12





Batter	1	2	3	4	5	6	7	8	9	AB	R	H	RBI	BB	SO	LOB	TOP								
<b>Pete Rose, S</b> OBP: 0.377, SLG: 0.410 (1,7)	6-3		6-3		F9		E6		FC3-6 1B	5	0	1	0	0	0	1	<b>Cincinnati Reds @ Los Angeles Dodgers</b> Dodger Stadium, Los Angeles, CA Mon Sep 04 1972, 7:05 PM PDT Unknown								
<b>Joe Morgan, L</b> OBP: 0.412, SLG: 0.444 (1,4)	G3			K	1B		K		FC3-6 2B	5	1	1	2	0	2	2									
<b>Bobby Tolan, L</b> OBP: 0.338, SLG: 0.396 (1,8)	1-3			4-3	1B		F7		2B	5	0	2	1	0	0	1									
<b>Johnny Bench, R</b> OBP: 0.372, SLG: 0.517 (9,2)		F8		HR	F9			S BB	5-3	4	1	1	1	1	0	3									
<b>Tony Perez, R</b> OBP: 0.357, SLG: 0.509 (1,3)		G4-6-3 1B		HBP 1B		S 1B		K		4	0	3	0	0	1	1									
<b>Hal McRae, R</b> OBP: 0.273, SLG: 0.414 (1,9)		G4-6-3 1-2		1-2 HBP		K		F7		3	0	0	0	0	1	3									
<b>Dave Concepcion, R</b> OBP: 0.281, SLG: 0.265 (6, PH)										3	0	0	0	0	1	3									
<b>Joe Hague, L</b> OBP: 0.340, SLG: 0.400 (8, PH)			K		5-3					1	0	0	0	0	0	1									
<b>Darrel Chaney, S</b> OBP: 0.358, SLG: 0.340 (8,6)							F3		F8	0	0	0	0	0	0	0									
<b>Bill Plummer, R</b> OBP: 0.245, SLG: 0.330 (9, PH)										3	2	2	1	0	1	1									
<b>Denis Menke, R</b> OBP: 0.330, SLG: 0.366 (9,5)				HR		1B 2B			1B FC3-6 BB	0	1	0	0	1	0	0									
<b>Jim McGlothlin, R</b> OBP: 0.235, SLG: 0.256 (5,1)										2	0	0	0	0	0	1									
<b>Pedro Borbon, R</b> OBP: 0.125, SLG: 0.087 (7, PH)										0	0	0	0	0	0	0									
<b>Ted Uhlendorfer, L</b> OBP: 0.224, SLG: 0.178 (7,1)										0	0	0	0	0	0	0									
<b>Clay Carroll, R</b> OBP: 0.224, SLG: 0.178 (7,1)										0	0	0	0	0	0	0									
<b>Cesar Geronimo, L</b> OBP: 0.236, SLG: 0.308 (9,1)										0	0	0	0	0	0	1									
<b>Ed Sprague, R</b> OBP: 0.236, SLG: 0.308 (9,1)										0	0	0	0	0	0	0									
<b>Tom Hall, L</b> OBP: 0.172, SLG: 0.111 (9,1)										0	0	0	0	0	0	0									
<b>Inning Stats</b>	R: 0 E: 0 K: 0 S: 3	H: 0 LOB: 0 BB: 0 P: 3	R: 0 E: 0 K: 0 S: 3	H: 1 LOB: 0 BB: 0 P: 3	R: 1 E: 0 K: 1 S: 6	H: 1 LOB: 0 BB: 0 P: 6	R: 1 E: 0 K: 1 S: 7	H: 2 LOB: 2 BB: 0 P: 8	R: 1 E: 0 K: 1 S: 8	H: 3 LOB: 2 BB: 0 P: 8	R: 0 E: 0 K: 2 S: 8	H: 1 LOB: 1 BB: 0 P: 8	R: 0 E: 1 K: 1 S: 6	H: 0 LOB: 1 BB: 0 P: 6	R: 0 E: 0 K: 1 S: 5	H: 0 LOB: 1 BB: 1 P: 9	R: 2 E: 0 K: 0 S: 5	H: 2 LOB: 1 BB: 1 P: 9	1B: 6 2B: 2 3B: 0 HR: 2	SF: 0 SAC: 0 DP: 1 HBP: 1	WP: 0 PB: 0 SB: 2 CS: 0	PA: 40			
<b>PITCHER</b>	IP	WLS	BF	H	R	ER	SO	BB	IBB	HBP	BLK	WP	HR	S	P	ERA	WHIP								
<b>Tommy John, L</b> ERA: 2.86 (1,1)	5.0		22	7	3	3	3	0	0	1	0	0	2	27	28	5.40	1.400								
<b>Pete Mikkelsen, R</b> ERA: 3.99 (6,1)	3.1		15	2	2	2	4	2	0	0	0	0	0	21	29	5.40	1.200								
<b>Pete Richert, L</b> ERA: 1.75 (9,1)	0.1	W	2	1	0	0	0	0	0	0	0	0	0	2	2	0.00	3.000								
<b>Jim Brewer, L</b> ERA: 1.21 (9,1)	0.1		1	0	0	0	0	0	0	0	0	0	0	1	1	0.00	0.000								



AB 37  
R 5  
H 10  
RBI 5  
BB 2  
SO 7  
LOB 18

Batter	1	2	3	4	5	6	7	8	9	AB	R	H	RBI	BB	SO	LOB	BOTTOM								
<b>Lee Lacy, R</b> OBP: 0.313, SLG: 0.314 (1,4)	5-3				6-3		1-3		K	4	0	1	1	0	0	1	<b>Cincinnati Reds @ Los Angeles Dodgers</b> Dodger Stadium, Los Angeles, CA Mon Sep 04 1972, 7:05 PM PDT Unknown								
<b>Jim Lefebvre, S</b> OBP: 0.261, SLG: 0.337 (9, PH)			CS							1	0	0	0	0	1	2									
<b>Manny Mota, R</b> OBP: 0.388, SLG: 0.455 (1,7)	4-3		CS		F8		K			5	1	2	1	0	1	0									
<b>Willie Davis, L</b> OBP: 0.314, SLG: 0.438 (1,8)	1-3				G3					3	0	1	0	0	0	0									
<b>Wes Parker, S</b> OBP: 0.374, SLG: 0.372 (1,3)		L5								4	0	0	0	0	1	2									
<b>Willie Crawford, L</b> OBP: 0.336, SLG: 0.429 (1,9)		G6-4-3 BB								2	0	2	1	2	0	0									
<b>Bobby Valentine, R</b> OBP: 0.312, SLG: 0.320 (1,5)										4	0	0	0	0	0	5									
<b>Maury Wills, S</b> OBP: 0.176, SLG: 0.150 (9,5)		G6-4-3 1-2			F9					0	0	0	0	0	0	0									
<b>Bill Russell, R</b> OBP: 0.333, SLG: 0.396 (1,6)					6-3					3	2	2	0	1	0	0									
<b>Steve Yeager, R</b> OBP: 0.278, SLG: 0.227 (1,2)										3	2	2	2	0	0	1									
<b>Tommy John, R</b> ERA: 3.83 (1,1)										0	0	0	0	0	0	0									
<b>Billy Grabarkewitz, R</b> ERA: 3.25 (5, PH)										1	1	1	0	0	0	0									
<b>Pete Mikkelsen, R</b> ERA: 3.25 (5, PH)										1	0	0	0	0	1	1									
<b>Pete Richert, L</b> ERA: 1.75 (9,1)										0	0	0	0	0	0	0									
<b>Jim Brewer, L</b> ERA: 1.21 (9,1)										0	0	0	0	0	0	0									
<b>Bill Buckner, L</b> OBP: 0.342, SLG: 0.408 (9, PH)										0	0	0	0	1	0	0									
<b>Inning Stats</b>	R: 0 E: 0 K: 0 S: 3	H: 0 LOB: 0 BB: 0 P: 3	R: 0 E: 0 K: 0 S: 2	H: 0 LOB: 1 BB: 1 P: 6	R: 1 E: 0 K: 0 S: 4	H: 2 LOB: 0 BB: 0 P: 4	R: 0 E: 0 K: 1 S: 7	H: 2 LOB: 2 BB: 0 P: 7	R: 3 E: 0 K: 1 S: 8	H: 3 LOB: 0 BB: 0 P: 8	R: 0 E: 0 K: 0 S: 2	H: 0 LOB: 0 BB: 1 P: 6	R: 0 E: 0 K: 1 S: 6	H: 1 LOB: 1 BB: 0 P: 6	R: 1 E: 0 K: 0 S: 5	H: 2 LOB: 1 BB: 0 P: 5	R: 1 E: 0 K: 1 S: 5	H: 1 LOB: 2 BB: 2 P: 13	1B: 7 2B: 2 3B: 0 HR: 2	SF: 0 SAC: 3 DP: 2 HBP: 0	WP: 0 PB: 0 SB: 0 CS: 1	PA: 39			
<b>PITCHER</b>	IP	WLS	BF	H	R	ER	SO	BB	IBB	HBP	BLK	WP	HR	S	P	ERA	WHIP								
<b>Jim McGlothlin, R</b> ERA: 3.83 (1,1)	4.0		18	7	4	4	1	1	0	0	0	0	0	7	11	9.00	2.000								
<b>Pedro Borbon, R</b> ERA: 3.25 (5,1)	2.0		6	0	0	0	1	1	0	0	0	0	0	7	11	0.00	0.500								
<b>Clay Carroll, R</b> ERA: 2.54 (7,1)	2.0		9	3	1	1	1	0	0	0	0	0	0	11	11	4.50	1.500								
<b>Ed Sprague, R</b> ERA: 3.93 (9,1)	0.1	L	3	0	1	1	0	1	1	0	0	0	0	1	9	27.00	3.000								
<b>Tom Hall, L</b> ERA: 2.59 (9,1)	0.1		2	1	0	0	1	0	0	0	0	0	0	4	4	0.00	3.000								



AB 31  
R 6  
H 11  
RBI 6  
BB 4  
SO 4  
LOB 12



Batter	1	2	3	4	5	6	7	8	9	AB	R	H	RBI	BB	SO	LOB	TOP					
<b>Pete Rose, S</b> OBP: 0.376, SLG: 0.409 (1, 7)										6	1	2	1	0	0	6	<b>Cincinnati Reds @ Los Angeles Dodgers</b> Dodger Stadium, Los Angeles, CA Mon Sep 04 1972, 7:05 PM PDT Att: 40,366 - Unknown					
<b>Joe Morgan, L</b> OBP: 0.412, SLG: 0.448 (1, 4)										5	2	2	0	0	0	3						
<b>Bobby Tolan, L</b> OBP: 0.338, SLG: 0.395 (1, 8)										4	2	1	3	0	0	1						
<b>Johnny Bench, R</b> OBP: 0.374, SLG: 0.515 (1, 2)										3	0	1	0	2	0	2						
<b>Tony Perez, R</b> OBP: 0.359, SLG: 0.513 (1, 3)										5	1	3	1	0	0	1						
<b>Hal McRae, R</b> OBP: 0.275, SLG: 0.411 (1, 9)										3	0	1	0	0	0	1						
<b>Cesar Geronimo, L</b> OBP: 0.325, SLG: 0.404 (5, 9)										2	0	0	0	0	0	4						
<b>Denis Menke, R</b> OBP: 0.362 (1, 5)										4	0	0	1	0	0	3						
<b>Darrel Chaney, S</b> OBP: 0.356, SLG: 0.338 (7, 5)										1	0	0	0	0	0	2						
<b>Dave Concepcion, R</b> OBP: 0.280, SLG: 0.264 (1, 6)										5	1	1	0	0	1	1						
<b>Don Gullett, R</b> OBP: 0.333, SLG: 0.321 (1, 1)										2	1	1	0	0	1	2						
<b>Pedro Borbon, R</b> OBP: 0.118, SLG: 0.063 (7, 1)										1	0	0	0	0	0	0						
<b>Inning Stats</b>	R: 0 E: 0 K: 0 S: 4	H: 2 LOB: 2 BB: 0 P: 4	R: 1 E: 1 K: 1 S: 8	H: 2 LOB: 2 BB: 0 P: 8	R: 0 E: 0 K: 0 S: 3	H: 0 LOB: 0 BB: 0 P: 4	R: 0 E: 0 K: 1 S: 5	H: 0 LOB: 0 BB: 0 P: 5	R: 3 E: 2 K: 0 S: 8	H: 3 LOB: 2 BB: 0 P: 8	R: 4 E: 1 K: 0 S: 7	H: 4 LOB: 1 BB: 1 P: 11	R: 0 E: 2 K: 0 S: 5	H: 0 LOB: 2 BB: 0 P: 5	R: 0 E: 0 K: 0 S: 4	H: 1 LOB: 2 BB: 1 P: 8	R: 0 E: 1 K: 0 S: 3	H: 0 LOB: 0 BB: 0 P: 3	1B: 9 2B: 3 3B: 0 HR: 0	SF: 0 SAC: 2 DP: 1 HBP: 1	WP: 0 PB: 0 SB: 0 CS: 0	PA: 46
<b>PITCHER</b>	IP WLS BF H R ER SO BB IBB HBP BLK WP HR S P ERA WHIP																					
<b>Claude Osteen, L</b> ERA: 2.85 (1, 1)	5.1 L 29 10 7 6 2 0 0 0 1 0 0 0 0 32 33 10.12 1.875																					
<b>Mike Strahler, R</b> ERA: 3.99 (6, 1)	1.2 9 1 1 0 0 1 0 0 0 0 0 0 8 12 0.00 1.200																					
<b>Ron Perranoski, L</b> ERA: 6.59 (8, 1)	2.0 8 1 0 0 0 1 0 0 0 0 0 0 7 11 0.00 1.000																					

Batter	1	2	3	4	5	6	7	8	9	AB	R	H	RBI	BB	SO	LOB	BOTTOM			
<b>Lee Lacy, R</b> OBP: 0.312, SLG: 0.313 (1, 4)										1	0	0	0	0	0	0	<b>Cincinnati Reds @ Los Angeles Dodgers</b> Dodger Stadium, Los Angeles, CA Mon Sep 04 1972, 7:05 PM PDT Att: 40,366 - Unknown			
<b>Steve Garvey, R</b> OBP: 0.315, SLG: 0.424 (2, 5)										1	0	1	0	0	0	0				
<b>Bobby Valentine, R</b> OBP: 0.310, SLG: 0.317 (5, 5)										3	0	0	0	0	0	3				
<b>Manny Mota, R</b> OBP: 0.385, SLG: 0.450 (1, 7)										5	0	1	0	0	2	1				
<b>Willie Davis, L</b> OBP: 0.314, SLG: 0.436 (1, 8)										4	1	1	0	0	1	2				
<b>Wes Parker, S</b> OBP: 0.370, SLG: 0.368 (1, 3)										4	0	0	0	0	0	1				
<b>Frank Robinson, R</b> OBP: 0.349, SLG: 0.424 (1, 9)										3	2	1	2	1	1	0				
<b>Billy Grabarkewitz, R</b> OBP: 0.271, SLG: 0.286 (1, 5) (2, 4)										4	1	3	0	0	1	0				
<b>Bill Russell, R</b> OBP: 0.335, SLG: 0.396 (1, 6)										3	0	1	0	1	0	1				
<b>Chris Cannizzaro, R</b> OBP: 0.354, SLG: 0.314 (1, 2)										3	0	0	1	0	0	2				
<b>Claude Osteen, L</b> OBP: 0.342, SLG: 0.373 (1, 1)										1	0	0	0	0	0	0				
<b>Mike Strahler, R</b> OBP: 0.444, SLG: 0.167 (6, 1)										1	0	1	0	0	0	0				
<b>Jim Lefebvre, S</b> OBP: 0.265, SLG: 0.341 (7, PH)										1	0	1	1	0	0	0				
<b>Ron Perranoski, L</b> OBP: 0.265, SLG: 0.341 (8, 1)										0	0	0	0	0	0	0				
<b>Maury Wills, S</b> OBP: 0.375, SLG: 0.148 (9, PH)										1	0	0	0	0	0	0				
<b>Inning Stats</b>	R: 0 E: 0 K: 1 S: 5	H: 0 LOB: 0 BB: 0 P: 5	R: 0 E: 0 K: 0 S: 4	H: 1 LOB: 1 BB: 0 P: 4	R: 0 E: 0 K: 2 S: 7	H: 0 LOB: 0 BB: 0 P: 7	R: 0 E: 0 K: 1 S: 5	H: 0 LOB: 0 BB: 0 P: 5	R: 0 E: 0 K: 0 S: 4	H: 2 LOB: 1 BB: 0 P: 4	R: 2 E: 0 K: 0 S: 6	H: 3 LOB: 2 BB: 1 P: 10	R: 0 E: 0 K: 0 S: 6	H: 3 LOB: 2 BB: 1 P: 10	R: 0 E: 0 K: 1 S: 5	H: 0 LOB: 0 BB: 0 P: 5	1B: 8 2B: 1 3B: 1 HR: 1	SF: 1 SAC: 0 DP: 1 HBP: 0	WP: 0 PB: 0 SB: 0 CS: 0	PA: 38
<b>PITCHER</b>	IP WLS BF H R ER SO BB IBB HBP BLK WP HR S P ERA WHIP																			
<b>Don Gullett, L</b> ERA: 4.04 (1, 1)	6.2 W 27 7 2 2 4 1 0 0 0 0 0 1 12 16 2.70 1.200																			
<b>Pedro Borbon, R</b> ERA: 3.99 (7, 1)	2.1 S 11 3 2 2 1 1 0 0 0 0 0 1 12 16 7.71 1.714																			

AB	41
R	8
H	12
RBI	6
BB	2
SO	2
LOB	26









Batter	1	2	3	4	5	6	7	8	9	AB	R	H	RBI	BB	SO	LOB	TOP		
<b>Pete Rose, S</b> OBP: 0.378, SLG: 0.418 (1, 7)										5	2	3	1	0	1	2	<b>Cincinnati Reds @ Los Angeles Dodgers</b> Dodger Stadium, Los Angeles, CA Wed Sep 06 1972, 7:05 PM PDT Att: 16,965 - Unknown <a href="http://livebaseballscorecards.com">livebaseballscorecards.com</a>		
<b>Joe Morgan, L</b> OBP: 0.409, SLG: 0.445 (1, 4)										4	0	2	1	0	0	1			
<b>Bobby Tolan, L</b> OBP: 0.334, SLG: 0.390 (1, 8)										5	1	1	0	0	1	3			
<b>Johnny Bench, R</b> OBP: 0.373, SLG: 0.511 (9, 2)										5	0	1	2	0	0	1			
<b>Tony Perez, R</b> OBP: 0.359, SLG: 0.508 (1, 3)										2	0	0	0	2	0	0			
<b>Hal McRae, R</b> OBP: 0.288, SLG: 0.427 (6, PR)										2	1	1	0	0	0	2			
<b>Cesar Geronimo, L</b> OBP: 0.327, SLG: 0.404 (6, PR)										1	1	0	0	0	1	2			
<b>Dave Concepcion, R</b> OBP: 0.285, SLG: 0.271 (1, 6)										3	1	2	1	1	1	0			
<b>Bill Plummer, R</b> OBP: 0.235, SLG: 0.319 (1, 2)										3	0	0	1	0	0	2			
<b>Denis Menke, R</b> OBP: 0.327, SLG: 0.362 (9, 5)										0	0	0	0	0	0	0			
<b>Wayne Simpson, R</b> OBP: 0.070, SLG: 0.093 (1, 1)										4	0	0	0	0	2	3			
<b>Clay Carroll, R</b> OBP: 0.125, SLG: 0.125 (9, 1)										0	0	0	0	0	0	0			
<b>Inning Stats</b>	R: 2 E: 0 K: 0 S: 5	H: 3 LOB: 1 BB: 1 P: 9	R: 1 E: 0 K: 2 S: 9	H: 2 LOB: 2 BB: 1 P: 13	R: 1 E: 0 K: 0 S: 5	H: 2 LOB: 1 BB: 0 P: 5	R: 0 E: 0 K: 0 S: 3	H: 0 LOB: 0 BB: 0 P: 3	R: 0 E: 0 K: 1 S: 6	H: 1 LOB: 2 BB: 1 P: 10	R: 0 E: 0 K: 1 S: 5	H: 0 LOB: 0 BB: 0 P: 5	R: 1 E: 1 K: 0 S: 4	H: 1 LOB: 0 BB: 0 P: 4	1B: 8 2B: 2 3B: 0 HR: 0	SF: 2 SAC: 0 DP: 1 HBP: 1	WP: 0 PB: 0 SB: 2 CS: 0	PA: 40	
<b>PITCHER</b>	IP	WLS	BF	H	R	ER	SO	BB	IBB	HBP	BLK	WP	HR	S	P	ERA	WHIP		
<b>Al Downing, L</b> ERA: 2.91 (1, 1)	7.0	L	33	9	5	5	5	3	0	1	0	0	0	39	52	6.43	1.714		
<b>Ron Perranoski, L</b> ERA: 6.16 (8, 1)	2.0		7	1	1	0	1	0	0	0	0	0	0	9	9	0.00	0.500		

Batter	1	2	3	4	5	6	7	8	9	AB	R	H	RBI	BB	SO	LOB	BOTTOM					
<b>Billy Grabarkewitz, R</b> OBP: 0.286, SLG: 0.359 (1, 4)										4	1	1	3	0	2	3	<b>Cincinnati Reds @ Los Angeles Dodgers</b> Dodger Stadium, Los Angeles, CA Wed Sep 06 1972, 7:05 PM PDT Att: 16,965 - Unknown <a href="http://livebaseballscorecards.com">livebaseballscorecards.com</a>					
<b>Manny Mota, R</b> OBP: 0.381, SLG: 0.450 (1, 7)										4	0	1	0	0	0	1						
<b>Willie Davis, L</b> OBP: 0.312, SLG: 0.435 (1, 8)										4	0	0	0	0	0	1						
<b>Wes Parker, S</b> OBP: 0.368, SLG: 0.364 (1, 3)										4	0	0	0	0	0	1						
<b>Frank Robinson, R</b> OBP: 0.350, SLG: 0.432 (1, 9)										4	0	1	0	0	1	0						
<b>Steve Garvey, R</b> OBP: 0.314, SLG: 0.423 (1, 5)										4	0	0	0	0	3	1						
<b>Bill Russell, R</b> OBP: 0.333, SLG: 0.390 (1, 6)										2	1	0	0	2	0	0						
<b>Steve Yeager, R</b> OBP: 0.290, SLG: 0.250 (1, 2)										4	0	1	0	0	1	3						
<b>Al Downing, R</b> OBP: 0.131, SLG: 0.133 (1, 1)										2	1	2	0	0	0	0						
<b>Willie Crawford, L</b> OBP: 0.339, SLG: 0.431 (7, PH)										1	0	1	0	0	0	0						
<b>Ron Perranoski, L</b> OBP: 0.264, SLG: 0.339 (8, PH)										1	0	0	0	0	0	2						
<b>Inning Stats</b>	R: 0 E: 1 K: 1 S: 6	H: 1 LOB: 1 BB: 0 P: 6	R: 0 E: 0 K: 1 S: 5	H: 0 LOB: 0 BB: 0 P: 5	R: 0 E: 0 K: 2 S: 8	H: 1 LOB: 1 BB: 0 P: 8	R: 0 E: 0 K: 1 S: 5	H: 0 LOB: 0 BB: 0 P: 5	R: 3 E: 1 K: 0 S: 5	H: 2 LOB: 0 BB: 1 P: 9	R: 0 E: 0 K: 0 S: 3	H: 0 LOB: 0 BB: 0 P: 3	R: 0 E: 0 K: 1 S: 7	H: 2 LOB: 2 BB: 0 P: 7	R: 0 E: 0 K: 0 S: 3	H: 0 LOB: 0 BB: 0 P: 3	R: 0 E: 0 K: 1 S: 6	H: 1 LOB: 2 BB: 1 P: 10	1B: 6 2B: 0 3B: 0 HR: 1	SF: 0 SAC: 0 DP: 0 HBP: 0	WP: 0 PB: 0 SB: 0 CS: 0	PA: 36
<b>PITCHER</b>	IP	WLS	BF	H	R	ER	SO	BB	IBB	HBP	BLK	WP	HR	S	P	ERA	WHIP					
<b>Wayne Simpson, R</b> ERA: 3.98 (1, 1)	8.1	W	34	7	3	3	7	2	0	0	0	0	0	46	54	3.24	1.080					
<b>Clay Carroll, R</b> ERA: 2.52 (9, 1)	0.2	S	2	0	0	0	0	0	0	0	0	0	0	2	2	0.00	0.000					



Batter	1	2	3	4	5	6	7	8	9	AB	R	H	RBI	BB	SO	LOB	TOP					
<b>Pete Rose, S</b> OBP: 0.378, SLG: 0.417 (1, 7)										4	0	1	0	0	1	0	<b>Cincinnati Reds @ San Diego Padres</b> San Diego Stadium, San Diego, CA Thu Sep 07 1972, 10:05 PM EDT Unknown					
<b>Joe Morgan, L</b> OBP: 0.409, SLG: 0.445 (1, 4)										4	0	2	0	0	0	0						
<b>Bobby Tolan, L</b> OBP: 0.332, SLG: 0.387 (1, 8)										4	0	0	0	0	1	3						
<b>Johnny Bench, R</b> OBP: 0.376, SLG: 0.512 (1, 5)										3	0	2	0	1	1	0						
<b>Tony Perez, R</b> OBP: 0.360, SLG: 0.508 (1, 3)										4	0	2	0	0	1	4						
<b>George Foster, R</b> OBP: 0.239, SLG: 0.303 (1, 9)										4	0	0	0	0	1	6						
<b>Dave Concepcion, R</b> OBP: 0.282, SLG: 0.268 (1, 6)										3	0	0	0	0	1	1						
<b>Bill Plummer, R</b> OBP: 0.228, SLG: 0.309 (1, 2)										3	0	0	0	0	1	2						
<b>Gary Nolan, R</b> OBP: 0.175, SLG: 0.136 (2, PH)										0	0	0	0	0	0	0						
<b>Ted Uhlander, L</b> OBP: 0.230, SLG: 0.175 (2, PH)										1	0	0	0	0	0	0						
<b>Pedro Borbon, R</b> OBP: 0.111, SLG: 0.059 (7, PH)										1	0	0	0	0	1	0						
<b>Julian Javier, R</b> OBP: 0.271, SLG: 0.321 (7, PH)										1	0	0	0	0	0	0						
<b>Clay Carroll, R</b> OBP: 0.125, SLG: 0.125 (7, 1)										0	0	0	0	0	0	0						
<b>Inning Stats</b>	R: 0 E: 0 K: 1 S: 7	H: 2 LOB: 3 BB: 1 P: 11	R: 0 E: 0 K: 0 S: 3	H: 0 LOB: 0 BB: 0 P: 3	R: 0 E: 0 K: 1 S: 5	H: 1 LOB: 0 BB: 0 P: 5	R: 0 E: 0 K: 3 S: 11	H: 1 LOB: 2 BB: 0 P: 11	R: 0 E: 0 K: 2 S: 7	H: 0 LOB: 0 BB: 0 P: 7	R: 0 E: 0 K: 0 S: 4	H: 2 LOB: 1 BB: 0 P: 4	R: 0 E: 0 K: 1 S: 5	H: 0 LOB: 0 BB: 0 P: 5	R: 0 E: 0 K: 0 S: 3	H: 0 LOB: 0 BB: 0 P: 3	R: 0 E: 0 K: 0 S: 3	H: 1 LOB: 0 BB: 0 P: 3	1B: 7 2B: 0 3B: 0 HR: 0	SF: 0 SAC: 0 DP: 2 HBP: 0	WP: 0 PB: 1 SB: 0 CS: 0	PA: 33
<b>PITCHER</b> <b>Mike Caldwell, L</b> ERA: 3.3 (1, 1)	IP: 9.0 WLS: W BF: 33 H: 7 R: 0 ER: 0 SO: 8 BB: 0 IBB: 1 HBP: 0 BLK: 0 WP: 0 HR: 0 S: 48 P: 52 ERA: 0.00 WHIP: 0.778																					

AB	32
R	0
H	7
RBI	0
BB	1
SO	8
LOB	16



Batter	1	2	3	4	5	6	7	8	9	AB	R	H	RBI	BB	SO	LOB	BOTTOM			
<b>Enzo Hernandez, R</b> OBP: 0.234, SLG: 0.226 (1, 6)										4	1	1	0	0	1	2	<b>Cincinnati Reds @ San Diego Padres</b> San Diego Stadium, San Diego, CA Thu Sep 07 1972, 10:05 PM EDT Unknown			
<b>Dave Roberts, R</b> OBP: 0.277, SLG: 0.330 (1, 5)										4	0	0	0	0	0	3				
<b>Leron Lee, L</b> OBP: 0.367, SLG: 0.525 (1, 7)										3	1	2	1	1	1	0				
<b>Jerry Morales, R</b> OBP: 0.311, SLG: 0.356 (9, 7)										0	0	0	0	0	0	0				
<b>Nate Colbert, R</b> OBP: 0.322, SLG: 0.524 (1, 3)										4	0	1	1	0	0	1				
<b>Larry Stahl, L</b> OBP: 0.305, SLG: 0.349 (1, 9)										4	0	0	0	0	0	4				
<b>Derrel Thomas, S</b> OBP: 0.300, SLG: 0.327 (1, 4)										3	0	1	0	1	0	4				
<b>Johnny Jeter, R</b> OBP: 0.272, SLG: 0.316 (1, 8)										3	0	1	0	0	0	2				
<b>Pat Corrales, R</b> OBP: 0.264, SLG: 0.186 (1, 2)										3	0	1	0	0	0	2				
<b>Mike Caldwell, R</b> OBP: 0.119, SLG: 0.119 (1, 1)										3	0	1	0	0	0	2				
<b>Inning Stats</b>	R: 1 E: 0 K: 1 S: 6	H: 1 LOB: 0 BB: 0 P: 6	R: 0 E: 0 K: 0 S: 3	H: 0 LOB: 1 BB: 1 P: 7	R: 0 E: 0 K: 0 S: 3	H: 0 LOB: 0 BB: 0 P: 3	R: 0 E: 0 K: 0 S: 4	H: 1 LOB: 1 BB: 0 P: 4	R: 0 E: 0 K: 0 S: 5	H: 2 LOB: 2 BB: 0 P: 5	R: 0 E: 0 K: 1 S: 5	H: 0 LOB: 0 BB: 0 P: 5	R: 0 E: 0 K: 0 S: 4	H: 2 LOB: 1 BB: 0 P: 4	R: 1 E: 0 K: 0 S: 5	H: 2 LOB: 2 BB: 1 P: 9	1B: 5 2B: 2 3B: 0 HR: 1	SF: 0 SAC: 0 DP: 2 HBP: 0	WP: 0 PB: 0 SB: 0 CS: 0	PA: 33
<b>PITCHER</b> <b>Gary Nolan, R</b> ERA: 2.05 (1, 1)	IP: 1.0 WLS: L BF: 4 H: 1 R: 1 ER: 1 SO: 1 BB: 0 IBB: 0 HBP: 0 BLK: 0 WP: 0 HR: 1 S: 6 P: 6 ERA: 2.05 WHIP: 1.000																			
<b>Pedro Borbon, R</b> ERA: 3.19 (2, 1)	IP: 5.0 WLS: L BF: 19 H: 3 R: 0 ER: 0 SO: 1 BB: 1 IBB: 0 HBP: 0 BLK: 0 WP: 0 HR: 0 S: 20 P: 24 ERA: 0.00 WHIP: 0.800																			
<b>Clay Carroll, R</b> ERA: 2.57 (7, 1)	IP: 2.0 WLS: L BF: 10 H: 4 R: 1 ER: 1 SO: 0 BB: 0 IBB: 1 HBP: 0 BLK: 0 WP: 0 HR: 0 S: 9 P: 13 ERA: 4.50 WHIP: 2.000																			

AB	31
R	2
H	8
RBI	2
BB	2
SO	2
LOB	20





Batter	1	2	3	4	5	6	7	8	9	AB	R	H	RBI	BB	SO	LOB	TOP			
<b>Pete Rose, S</b> OBP: 0.378, SLG: 0.416 (1, 7)	4-0 BB		4-3 2			1B 1B		K		3	0	1	0	1	1	1	<b>Cincinnati Reds @ San Diego Padres</b> San Diego Stadium, San Diego, CA Thu Sep 07 1972, 10:05 PM EDT Att: 5,396 - Unknown			
<b>Joe Morgan, L</b> OBP: 0.410, SLG: 0.445 (1, 4)	0-0 F9		K			1B		BB		3	0	1	0	1	1					
<b>Bobby Tolan, L</b> OBP: 0.330, SLG: 0.384 (1, 8)	0-3 K			3-1 1		K		G3		4	0	0	0	0	2	5				
<b>Johnny Bench, R</b> OBP: 0.373, SLG: 0.507 (1, 2)	0-0 F8			K		F8			5-3 1	4	0	0	0	0	1	3				
<b>Tony Perez, R</b> OBP: 0.360, SLG: 0.512 (1, 3)		0-0 HR		K			K		F7 2	4	1	1	1	0	2	0				
<b>George Foster, R</b> OBP: 0.232, SLG: 0.294 (1, 9)		0-3 K			5-3 1		F7 2		K	4	0	0	0	0	2	0				
<b>Julian Javier, R</b> OBP: 0.261, SLG: 0.309 (1, 5)		0-0 P6			K		F5 3			3	0	0	0	0	1	0				
<b>Dave Concepcion, R</b> OBP: 0.283, SLG: 0.267 (1, 6)		0-0 1-3			5-3 3			BB	BB	2	0	0	0	1	0	0				
<b>Jack Billingham, R</b> OBP: 0.081, SLG: 0.050 (1, 1)			0-3 K			4-3 1		F2 1		2	0	0	0	0	1	0				
<b>Hal McRae, R</b> OBP: 0.286, SLG: 0.421 (8, PH)										1	0	0	0	0	0	1				
<b>Tom Hall, L</b> OBP: 0.172, SLG: 0.111 (8, 1)										0	0	0	0	0	0	0				
<b>Inning Stats</b>	R: 0 E: 0 K: 1 S: 5	H: 0 LOB: 1 BB: 1 P: 9	R: 1 E: 0 K: 1 S: 6	H: 1 LOB: 0 BB: 0 P: 6	R: 0 E: 0 K: 2 S: 7	H: 0 LOB: 0 BB: 0 P: 7	R: 0 E: 0 K: 2 S: 7	H: 0 LOB: 0 BB: 0 P: 7	R: 0 E: 0 K: 1 S: 5	H: 2 LOB: 2 BB: 0 P: 7	R: 0 E: 0 K: 1 S: 5	H: 0 LOB: 0 BB: 0 P: 5	R: 0 E: 0 K: 1 S: 5	H: 0 LOB: 2 BB: 2 P: 13	R: 0 E: 0 K: 1 S: 5	H: 0 LOB: 0 BB: 0 P: 5	1B: 2 2B: 0 3B: 0 HR: 1	SF: 0 SAC: 0 DP: 0 HBP: 0	WP: 0 PB: 0 SB: 0 CS: 0	PA: 33
<b>PITCHER</b> <b>Fred Norman, L</b> ERA: 3.57 (1, 1)	IP: 9.0 WLS: W BF: 33 H: 3 R: 1 ER: 1 SO: 11 BB: 3 IBB: 0 HBP: 0 BLK: 0 WP: 0 HR: 1 S: 52 P: 64 ERA: 1.00 WHIP: 0.667																			

AB	30
R	1
H	3
RBI	1
BB	3
SO	11
LOB	11



Batter	1	2	3	4	5	6	7	8	9	AB	R	H	RBI	BB	SO	LOB	BOTTOM			
<b>Enzo Hernandez, R</b> OBP: 0.234, SLG: 0.224 (1, 6)	0-0 6-3 1		G3 2			1B HR BB		6-3 3		3	1	0	0	1	0	0	<b>Cincinnati Reds @ San Diego Padres</b> San Diego Stadium, San Diego, CA Thu Sep 07 1972, 10:05 PM EDT Att: 5,396 - Unknown			
<b>Dave Roberts, R</b> OBP: 0.276, SLG: 0.330 (1, 5)	0-3 K		P4 3			BB HR 1B		G3 1		4	1	1	0	0	1	0				
<b>Leron Lee, L</b> OBP: 0.372, SLG: 0.524 (1, 7)	4-0 BB			0-0 F8 1		HR BB		FC6-4 1B		2	1	1	0	2	0	0				
<b>Jerry Morales, R</b> OBP: 0.311, SLG: 0.356 (9, 7)						HR BB				0	0	0	0	0	0	0				
<b>Nate Colbert, R</b> OBP: 0.322, SLG: 0.528 (1, 3)	0-0 L7 3			0-3 K		HR		K		4	1	1	4	0	2	2				
<b>Cito Gaston, R</b> OBP: 0.304, SLG: 0.350 (1, 9)		4-0 E WP BB		0-3 K		K		FC6-4 1-2		3	1	0	0	1	2	1				
<b>Derrel Thomas, S</b> OBP: 0.298, SLG: 0.325 (1, 4)		0-0 F8 1			0-3 K	K				3	0	0	0	0	2	1				
<b>Larry Stahl, L</b> OBP: 0.303, SLG: 0.345 (1, 8)		0-0 F7 2			0-3 K	4-3 3				3	0	0	0	0	1	1				
<b>Fred Kendall, R</b> OBP: 0.248, SLG: 0.337 (1, 2)		0-0 5-3 3						6-3 1		3	0	1	0	0	0	0				
<b>Fred Norman, S</b> OBP: 0.246, SLG: 0.143 (1, 1)			4-3 1			1-3 3		K		3	0	0	0	0	1	1				
<b>Inning Stats</b>	R: 0 E: 0 K: 1 S: 5	H: 0 LOB: 1 BB: 1 P: 9	R: 1 E: 1 K: 0 S: 3	H: 0 LOB: 0 BB: 1 P: 7	R: 0 E: 0 K: 0 S: 3	H: 0 LOB: 0 BB: 0 P: 3	R: 0 E: 0 K: 2 S: 7	H: 0 LOB: 0 BB: 0 P: 7	R: 0 E: 0 K: 2 S: 8	H: 1 LOB: 1 BB: 0 P: 8	R: 4 E: 0 K: 2 S: 9	H: 2 LOB: 2 BB: 2 P: 17	R: 0 E: 0 K: 1 S: 5	H: 0 LOB: 0 BB: 0 P: 5	R: 0 E: 0 K: 1 S: 6	H: 1 LOB: 1 BB: 0 P: 6	1B: 3 2B: 0 3B: 0 HR: 1	SF: 0 SAC: 0 DP: 0 HBP: 0	WP: 1 PB: 0 SB: 0 CS: 0	PA: 32
<b>PITCHER</b> <b>Jack Billingham, R</b> ERA: 3.2 (1, 1)	IP: 7.0 WLS: L BF: 28 H: 3 R: 5 ER: 4 SO: 8 BB: 4 IBB: 0 HBP: 0 BLK: 0 WP: 1 HR: 1 S: 40 P: 56 ERA: 5.14 WHIP: 1.000																			
<b>Tom Hall, L</b> ERA: 2.57 (8, 1)	IP: 1.0 WLS: L BF: 4 H: 1 R: 0 ER: 0 SO: 1 BB: 0 IBB: 0 HBP: 0 BLK: 0 WP: 0 HR: 0 S: 6 P: 6 ERA: 0.00 WHIP: 1.000																			

AB	28
R	5
H	4
RBI	4
BB	4
SO	9
LOB	6





Batter	1	2	3	4	5	6	7	8	9	AB	R	H	RBI	BB	SO	LOB	TOP			
<b>Pete Rose, S</b> OBP: 0.378, SLG: 0.414 (1,7)	4-0 BB BB		0-0 4-3			0-0 4-3		0-0 4-3		3	0	0	0	1	0	1	<b>Cincinnati Reds @ San Francisco Giants</b> Candlestick Park, San Francisco, CA Sat Sep 09 1972, 6:33 AM EDT Att: 6,199 - Unknown			
<b>Joe Morgan, L</b> OBP: 0.409, SLG: 0.442 (1,4)	4-0 G6-4-3 BB		0-0 F9			0-0 1-3		0-0 F8		3	0	0	0	1	0	1				
<b>Bobby Tolan, L</b> OBP: 0.329, SLG: 0.383 (1,8)	0-3 K			0-0 4-3			0-0 1B SF8		0-0 6-3	4	1	1	0	0	1	2				
<b>Johnny Bench, R</b> OBP: 0.372, SLG: 0.505 (1,2)	0-0 G6-4-3			0-0 L7			0-0 1B		0-0 F7	4	0	1	0	0	0	2				
<b>Tony Perez, R</b> OBP: 0.357, SLG: 0.509 (1,3)		0-0 6-3		0-0 K			0-0 SF8		0-0 6-3	3	0	0	1	0	1	0				
<b>Denis Menke, R</b> OBP: 0.327, SLG: 0.362 (1,5)		0-0 4-3 1B			0-0 F9		0-0 F7			3	0	1	0	0	0	1				
<b>Cesar Geronimo, L</b> OBP: 0.327, SLG: 0.398 (1,9)		0-0 4-3 1-2			0-0 F8		0-0 K			3	0	0	0	0	1	2				
<b>Darrel Chaney, S</b> OBP: 0.353, SLG: 0.331 (1,6)		0-0 F7			0-0 F9			4-0 4-3 SH4-3 BB		2	0	0	0	1	0	1				
<b>Don Gullett, R</b> OBP: 0.313, SLG: 0.300 (1,1)			0-0 4-3			0-0 6-3		0-0 SH4-3		2	0	0	0	0	0	0				
<b>Inning Stats</b>	R: 0 E: 0 K: 1 S: 4	H: 0 LOB: 1 BB: 2 P: 12	R: 0 E: 0 K: 0 S: 4	H: 1 LOB: 1 BB: 0 P: 4	R: 0 E: 0 K: 0 S: 3	H: 0 LOB: 0 BB: 0 P: 3	R: 0 E: 0 K: 1 S: 5	H: 0 LOB: 0 BB: 0 P: 5	R: 0 E: 0 K: 0 S: 3	H: 0 LOB: 0 BB: 0 P: 3	R: 1 E: 0 K: 1 S: 7	H: 2 LOB: 1 BB: 0 P: 7	R: 0 E: 0 K: 0 S: 3	H: 0 LOB: 1 BB: 1 P: 7	R: 0 E: 0 K: 0 S: 3	H: 0 LOB: 0 BB: 0 P: 3	1B: 3 2B: 0 3B: 0 HR: 0	SF: 1 SAC: 1 DP: 1 HBP: 0	WP: 0 PB: 0 SB: 0 CS: 0	PA: 32
<b>PITCHER</b> <b>Jim Willoughby, R</b> ERA: 1.86 (1,1)	IP: 9.0 WLS: W BF: 32 H: 3 R: 1 ER: 1 SO: 3 BB: 3 IBB: 0 HBP: 0 BLK: 0 WP: 0 HR: 0 S: 35 P: 47 ERA: 1.00 WHIP: 0.667															<b>PITCHER</b>				

Batter	1	2	3	4	5	6	7	8	9	AB	R	H	RBI	BB	SO	LOB	BOTTOM			
<b>Bobby Bonds, R</b> OBP: 0.313, SLG: 0.429 (1,8)	0-0 F9		0-0 FC6-4		4-0 IBB			0-3 K		3	0	0	0	1	1	1	<b>Cincinnati Reds @ San Francisco Giants</b> Candlestick Park, San Francisco, CA Sat Sep 09 1972, 6:33 AM EDT Att: 6,199 - Unknown			
<b>Tito Fuentes, S</b> OBP: 0.303, SLG: 0.381 (1,4)	0-0 E3			0-0 F7	0-0 F7			0-0 F8		4	0	0	0	0	0	2				
<b>Chris Speier, R</b> OBP: 0.361, SLG: 0.418 (1,6)	0-0 5-3			0-3 K		0-0 6-3		0-3 K		4	0	0	0	0	2	1				
<b>Ken Henderson, S</b> OBP: 0.322, SLG: 0.452 (1,7)		0-0 F4		4-0 S BB		4-0 CS BB		0-0 4-3		2	0	0	0	2	0	0				
<b>Jim Ray Hart, R</b> OBP: 0.333, SLG: 0.575 (1,5)		0-0 5-3		4-0 BB		0-3 K		4-0 HR BB		2	0	0	0	2	1	1				
<b>Garry Maddox, R</b> OBP: 0.289, SLG: 0.424 (9, PR)				1-2 BB		1-2 K				0	1	0	0	0	0	0				
<b>Dave Kingman, R</b> OBP: 0.300, SLG: 0.457 (1,3)		0-3 K		0-0 P4		4-0 FC3-6 BB		0-0 HR		3	1	1	2	1	1	2				
<b>Gary Matthews, R</b> OBP: 0.222, SLG: 0.222 (1,9)			0-3 K		0-0 SH3-4 1B		0-3 K			3	0	1	0	0	2	1				
<b>Dave Rader, L</b> OBP: 0.308, SLG: 0.345 (1,2)			0-0 FC6-4 1B		0-3 K		0-0 FC3-6 FC6-4			3	0	1	0	0	1	2				
<b>Jim Willoughby, R</b> OBP: 0.158, SLG: 0.158 (1,1)			0-0 B1		0-0 SH3-4		0-0 FC6-4			2	0	0	0	0	0	2				
<b>Inning Stats</b>	R: 0 E: 1 K: 0 S: 3	H: 0 LOB: 0 BB: 0 P: 3	R: 0 E: 0 K: 1 S: 5	H: 0 LOB: 0 BB: 0 P: 5	R: 0 E: 0 K: 1 S: 6	H: 1 LOB: 1 BB: 0 P: 6	R: 0 E: 0 K: 1 S: 5	H: 0 LOB: 2 BB: 2 P: 13	R: 0 E: 0 K: 1 S: 4	H: 0 LOB: 1 BB: 1 P: 8	R: 0 E: 0 K: 1 S: 5	H: 0 LOB: 1 BB: 1 P: 9	R: 0 E: 0 K: 2 S: 7	H: 0 LOB: 0 BB: 0 P: 7	R: 2 E: 0 K: 0 S: 2	H: 1 LOB: 1 BB: 1 P: 6	1B: 2 2B: 1 3B: 0 HR: 1	SF: 0 SAC: 1 DP: 1 HBP: 0	WP: 0 PB: 0 SB: 1 CS: 2	PA: 33
<b>PITCHER</b> <b>Don Gullett, L</b> ERA: 3.89 (1,1)	IP: 8.1 WLS: L BF: 33 H: 3 R: 2 ER: 2 SO: 8 BB: 5 IBB: 1 HBP: 0 BLK: 0 WP: 0 HR: 1 S: 43 P: 67 ERA: 2.16 WHIP: 0.960															<b>PITCHER</b>				

AB	27
R	1
H	3
RBI	1
BB	3
SO	3
LOB	10





Batter	1	2	3	4	5	6	7	8	9	AB	R	H	RBI	BB	SO	LOB	TOP								
<b>Pete Rose, S</b> OBP: 0.391, SLG: 0.416 (1, 7)										4	2	3	0	1	1	2	<b>Cincinnati Reds @ San Francisco Giants</b> Candlestick Park, San Francisco, CA Sun Sep 10 1972, 6:33 AM EDT Unknown								
<b>Joe Morgan, L</b> OBP: 0.412, SLG: 0.444 (1, 4)										4	2	3	1	1	0	1									
<b>Bobby Tolan, L</b> OBP: 0.328, SLG: 0.383 (1, 8)										5	1	1	1	0	2	7									
<b>Johnny Bench, R</b> OBP: 0.376, SLG: 0.513 (1, 2)											3	1	2	3	2	0									
<b>Tony Perez, R</b> OBP: 0.355, SLG: 0.504 (1, 3)										4	0	0	0	1	0	5									
<b>Denis Menke, R</b> OBP: 0.326, SLG: 0.361 (1, 5)											4	0	1	0	0	0									
<b>Cesar Geronimo, L</b> OBP: 0.329, SLG: 0.397 (1, 9)											3	1	1	0	2	0									
<b>Darrel Chaney, S</b> OBP: 0.354, SLG: 0.333 (1, 6)											5	1	2	0	0	4									
<b>Ross Grimsley, L</b> OBP: 0.121, SLG: 0.105 (1, 1)											0	0	0	0	0	0									
<b>Pedro Borbon, R</b> OBP: 0.142, SLG: 0.096 (1, 1)											1	0	0	0	0	1									
<b>Joe Hooper, L</b> OBP: 0.109, SLG: 0.056 (4, PH)											1	0	0	0	0	1									
<b>Tom Hall, L</b> OBP: 0.157, SLG: 0.037 (4, 1)											1	0	0	0	0	1									
<b>Ted Uhlander, L</b> OBP: 0.069, SLG: 0.175 (8, PH)											0	0	0	0	0	0									
<b>Julian Javier, R</b> OBP: 0.029, SLG: 0.305 (8, PH)											1	0	0	0	0	1									
<b>Clay Carroll, R</b> OBP: 0.111, SLG: 0.111 (8, 1)											1	0	0	0	0	1									
<b>Inning Stats</b>	R: 2 E: 0 K: 0 S: 5	H: 3 LOB: 0 BB: 0 P: 5	R: 0 E: 0 K: 0 S: 3	H: 0 LOB: 0 BB: 0 P: 3	R: 2 E: 1 K: 2 S: 9	H: 1 LOB: 1 BB: 1 P: 13	R: 0 E: 0 K: 2 S: 9	H: 2 LOB: 0 BB: 0 P: 9	R: 2 E: 0 K: 1 S: 7	H: 2 LOB: 0 BB: 0 P: 7	R: 0 E: 0 K: 1 S: 4	H: 0 LOB: 0 BB: 1 P: 8	R: 0 E: 0 K: 0 S: 4	H: 2 LOB: 2 BB: 1 P: 8	R: 0 E: 0 K: 0 S: 6	H: 3 LOB: 2 BB: 1 P: 10	R: 0 E: 0 K: 1 S: 5	H: 0 LOB: 3 BB: 3 P: 17	1B: 11 2B: 3 3B: 0 HR: 1	SF: 0 SAC: 1 DP: 3 HBP: 0	WP: 1 PB: 0 CS: 3 SB: 0	PA: 45			
<b>PITCHER</b>	IP	WLS	BF	H	R	ER	SO	BB	IBB	HBP	BLK	WP	HR	S	P	ERA	WHIP								
<b>Frank Reberger, R</b> ERA: 3.69 (1, 1)	3.1		17	6	4	2	2	1	0	0	0	0	0	20	24	5.40	2.100								
<b>Steve Stone, R</b> ERA: 3.07 (4, 1)	2.2		10	2	2	2	4	1	0	0	0	0	1	17	21	6.75	1.125								
<b>Randy Moffitt, R</b> ERA: 3.74 (7, 1)	1.1	L	8	4	2	2	0	0	1	0	0	0	0	7	11	13.50	3.000								
<b>Sam McDowell, L</b> ERA: 4.45 (8, 1)	0.2		6	1	0	0	0	2	1	0	0	1	0	3	15	0.00	4.500								
<b>Jerry Johnson, R</b> ERA: 4.3 (9, 1)	1.0		4	0	0	0	1	0	1	0	0	0	0	5	9	0.00	0.000								

Batter	1	2	3	4	5	6	7	8	9	AB	R	H	RBI	BB	SO	LOB	BOTTOM								
<b>Bobby Bonds, R</b> OBP: 0.314, SLG: 0.427 (1, 8)										3	1	0	0	2	2	1	<b>Cincinnati Reds @ San Francisco Giants</b> Candlestick Park, San Francisco, CA Sun Sep 10 1972, 6:33 AM EDT Unknown								
<b>Tito Fuentes, S</b> OBP: 0.302, SLG: 0.385 (1, 4)										5	1	1	2	0	1	3									
<b>Chris Speier, R</b> OBP: 0.363, SLG: 0.422 (1, 6)										5	1	3	1	0	1	0									
<b>Ken Henderson, S</b> OBP: 0.320, SLG: 0.449 (1, 7)										5	1	1	0	0	1	4									
<b>Jim Ray Hart, R</b> OBP: 0.360, SLG: 0.568 (1, 5)										4	0	2	1	1	0	1									
<b>Chris Arnold, R</b> OBP: 0.292, SLG: 0.321 (9, PR)										0	0	0	0	0	0	0									
<b>Dave Kingman, R</b> OBP: 0.301, SLG: 0.457 (1, 3)										4	1	1	0	1	1	3									
<b>Gary Matthews, R</b> OBP: 0.231, SLG: 0.231 (1, 9)										4	1	1	1	0	0	3									
<b>Sam McDowell, L</b> OBP: 0.151, SLG: 0.192 (8, 1)										0	0	0	0	0	0	0									
<b>Jerry Johnson, R</b> OBP: 0.336, SLG: 0.315 (9, 7)										1	0	0	0	0	0	1									
<b>Dave Rader, L</b> OBP: 0.310, SLG: 0.345 (1, 2)										3	0	1	0	1	0	2									
<b>Damaso Blanco, R</b> OBP: 0.440, SLG: 0.400 (8, PR)										0	0	0	0	0	0	0									
<b>Fran Healy, R</b> OBP: 0.264, SLG: 0.229 (9, 2)										0	0	0	0	0	0	0									
<b>Willie McCovey, L</b> OBP: 0.314, SLG: 0.376 (9, PH)										1	0	0	0	0	0	1									
<b>Frank Reberger, L</b> OBP: 0.235, SLG: 0.303 (1, 1)										1	0	0	0	0	0	3									
<b>Steve Stone, R</b> OBP: 0.152, SLG: 0.125 (4, 1)										1	0	0	0	0	0	0									
<b>Bernie Williams, R</b> OBP: 0.254, SLG: 0.409 (6, PH)										1	1	1	1	0	0	0									
<b>Randy Moffitt, R</b> OBP: 0.288, SLG: 0.423 (7, 1)										0	0	0	0	0	0	0									
<b>Gary Maddox, R</b> OBP: 0.288, SLG: 0.423 (8, 8)										1	0	0	0	0	1	1									
<b>Inning Stats</b>	R: 3 E: 0 K: 0 S: 6	H: 3 LOB: 3 BB: 3 P: 18	R: 0 E: 0 K: 1 S: 5	H: 0 LOB: 0 BB: 0 P: 5	R: 1 E: 0 K: 0 S: 5	H: 2 LOB: 1 BB: 0 P: 5	R: 0 E: 0 K: 2 S: 7	H: 0 LOB: 0 BB: 0 P: 7	R: 0 E: 0 K: 1 S: 6	H: 1 LOB: 1 BB: 0 P: 6	R: 3 E: 1 K: 1 S: 8	H: 2 LOB: 0 BB: 0 P: 8	R: 0 E: 0 K: 0 S: 3	H: 0 LOB: 1 BB: 1 P: 7	R: 0 E: 0 K: 1 S: 7	H: 2 LOB: 3 BB: 1 P: 11	R: 0 E: 0 K: 1 S: 6	H: 1 LOB: 1 BB: 0 P: 6	1B: 7 2B: 3 3B: 0 HR: 1	SF: 0 SAC: 0 DP: 0 HBP: 0	WP: 1 PB: 0 CS: 0	PA: 44			
<b>PITCHER</b>	IP	WLS	BF	H	R	ER	SO	BB	IBB	HBP	BLK	WP	HR	S	P	ERA	WHIP								
<b>Ross Grimsley, L</b> ERA: 2.9 (1, 1)	0.1		5	3	3	3	0	1	0	0	0	1	0	12	20	3.38	1.125								
<b>Pedro Borbon, R</b> ERA: 3.2 (1, 1)	2.2		12	2	1	1	1	1	1	0	0	1	0	12	20	3.38	1.125								
<b>Tom Hall, L</b> ERA: 2.48 (4, 1)	4.0	W	17	3	3	0	4	1	0	0	0	0	1	24	28	0.00	1.000								
<b>Clay Carroll, R</b> ERA: 2.5 (8, 1)	2.0	S	10	3	0	0	2	1	0	0	0	0	0	13	17	0.00	2.000								

AB 37  
R 8  
H 13  
RBI 5  
BB 7  
SO 7  
LOB 26



AB 39  
R 7  
H 11  
RBI 6  
BB 5  
SO 7  
LOB 23





Batter	1	2	3	4	5	6	7	8	9	AB	R	H	RBI	BB	SO	LOB	TOP				
<b>Pete Rose, S</b> OBP: 0.379, SLG: 0.414 (1, 7)										5	1	1	0	0	0	2	<b>Cincinnati Reds @ San Francisco Giants</b> Candlestick Park, San Francisco, CA Sun Sep 10 1972, 6:38 AM EDT Att: 13,584 - Unknown				
<b>Joe Morgan, L</b> OBP: 0.413, SLG: 0.443 (1, 4)										2	0	0	0	2	0						
<b>Bobby Tolan, L</b> OBP: 0.329, SLG: 0.385 (1, 8)										3	0	2	1	0	0						
<b>Johnny Bench, R</b> OBP: 0.375, SLG: 0.510 (1, 2)										4	0	1	1	0	1	3					
<b>Tony Perez, R</b> OBP: 0.352, SLG: 0.500 (1, 3)										4	0	0	0	0	1	5					
<b>Denis Menke, R</b> OBP: 0.323, SLG: 0.357 (1, 5)										4	0	0	0	0	1	0					
<b>Cesar Geronimo, L</b> OBP: 0.332, SLG: 0.399 (1, 9)										4	0	2	0	0	1	0					
<b>Darrel Chaney, S</b> OBP: 0.352, SLG: 0.331 (1, 6)										4	0	1	0	0	0	1					
<b>Jim McGlothlin, R</b> OBP: 0.239, SLG: 0.262 (1, 1)										3	1	1	0	0	1	3					
<b>Pedro Borbon, R</b> OBP: 0.105, SLG: 0.056 (7, 1)										0	0	0	0	0	0	0					
<b>Ted Uhlaender, L</b> OBP: 0.228, SLG: 0.173 (9, PH)										1	0	0	0	0	0	0					
<b>Inning Stats</b>	R: 0 E: 0 K: 1 S: 6	H: 1 LOB: 2 BB: 1 P: 10	R: 0 E: 0 K: 1 S: 6	H: 1 LOB: 1 BB: 0 P: 6	R: 0 E: 0 K: 0 S: 5	H: 2 LOB: 2 BB: 0 P: 5	R: 0 E: 0 K: 0 S: 3	H: 0 LOB: 0 BB: 0 P: 3	R: 2 E: 0 K: 1 S: 5	H: 2 LOB: 1 BB: 1 P: 9	R: 0 E: 0 K: 1 S: 7	H: 2 LOB: 0 BB: 0 P: 7	R: 0 E: 0 K: 2 S: 7	H: 0 LOB: 0 BB: 0 P: 3	R: 0 E: 0 K: 2 S: 7	H: 0 LOB: 0 BB: 0 P: 7	R: 0 E: 0 K: 0 S: 3	H: 0 LOB: 0 BB: 0 P: 3	1B: 8 2B: 0 3B: 0 HR: 0	SF: 1 SAC: 0 DP: 0 HBP: 0	WP: 0 PA: 37 PB: 0 SB: 1 CS: 0
<b>PITCHER</b>	IP WLS BF H R ER SO BB IBB HBP BLK WP HR S P ERA WHIP																				
<b>Juan Marichal, R</b> ERA: 3.73 (1, 1)	7.0 W 31 8 2 2 3 2 0 0 0 0 0 0 35 43 2.57 1.429																				
<b>Jerry Johnson, R</b> ERA: 4.15 (8, 1)	2.0 S 6 0 0 0 2 0 0 0 0 0 0 0 10 10 0.00 0.000																				

Batter	1	2	3	4	5	6	7	8	9	AB	R	H	RBI	BB	SO	LOB	BOTTOM		
<b>Bobby Bonds, R</b> OBP: 0.316, SLG: 0.433 (1, 9)										4	2	2	4	1	0	0	<b>Cincinnati Reds @ San Francisco Giants</b> Candlestick Park, San Francisco, CA Sun Sep 10 1972, 6:38 AM EDT Att: 13,584 - Unknown		
<b>Tito Fuentes, S</b> OBP: 0.303, SLG: 0.383 (1, 4)										3	1	0	1	2	1	2			
<b>Chris Speier, R</b> OBP: 0.363, SLG: 0.421 (1, 6)										4	0	1	0	1	0	3			
<b>Willie McCovey, L</b> OBP: 0.317, SLG: 0.393 (1, 3)										4	1	2	2	0	0	2			
<b>Jerry Johnson, R</b> ERA: 4.15 (8, 1)										0	0	0	0	0	0	0			
<b>Ken Henderson, S</b> OBP: 0.320, SLG: 0.445 (1, 7)										3	0	0	0	1	0	4			
<b>Jim Ray Hart, R</b> OBP: 0.352, SLG: 0.563 (1, 5)										4	1	1	0	0	0	3			
<b>Dave Rader, L</b> OBP: 0.310, SLG: 0.344 (1, 2)										4	1	1	0	0	0	3			
<b>Jim Howarth, L</b> OBP: 0.341, SLG: 0.315 (1, 8)										3	2	1	0	1	0	0			
<b>Juan Marichal, R</b> OBP: 0.212, SLG: 0.235 (1, 1)										2	0	0	0	0	0	0			
<b>Dave Kingman, R</b> OBP: 0.302, SLG: 0.460 (7, PH)										2	0	1	1	0	0	2			
<b>Inning Stats</b>	R: 0 E: 0 K: 0 S: 2	H: 0 LOB: 0 BB: 1 P: 6	R: 0 E: 1 K: 0 S: 3	H: 0 LOB: 1 BB: 1 P: 7	R: 0 E: 0 K: 0 S: 3	H: 0 LOB: 0 BB: 0 P: 3	R: 0 E: 0 K: 0 S: 4	H: 1 LOB: 2 BB: 1 P: 8	R: 0 E: 0 K: 0 S: 3	H: 0 LOB: 0 BB: 0 P: 3	R: 2 E: 1 K: 0 S: 4	H: 1 LOB: 0 BB: 1 P: 8	R: 4 E: 1 K: 0 S: 7	H: 3 LOB: 2 BB: 2 P: 15	R: 2 E: 0 K: 1 S: 9	H: 4 LOB: 2 BB: 0 P: 9	1B: 5 2B: 3 3B: 0 HR: 2	SF: 0 SAC: 0 DP: 2 HBP: 0	WP: 0 PA: 39 PB: 0 SB: 0 CS: 0
<b>PITCHER</b>	IP WLS BF H R ER SO BB IBB HBP BLK WP HR S P ERA WHIP																		
<b>Jim McGlothlin, R</b> ERA: 3.98 (1, 1)	6.2 L 30 4 6 5 0 5 0 0 0 0 0 0 24 48 6.75 1.350																		
<b>Pedro Borbon, R</b> ERA: 3.33 (7, 1)	1.1 9 5 2 2 1 0 0 0 0 0 0 0 11 11 13.50 3.750																		



Batter	1	2	3	4	5	6	7	8	9	AB	R	H	RBI	BB	SO	LOB	TOP			
<b>Pete Rose, S</b> OBP: 0.383, SLG: 0.418 (1, 7)										5	2	4	0	0	0	0	<b>Cincinnati Reds @ Atlanta Braves</b> Atlanta Stadium, Atlanta, GA Tue Sep 12 1972, 7:05 PM EDT Att: 4,050 - Unknown			
<b>Joe Morgan, L</b> OBP: 0.411, SLG: 0.439 (1, 4)										4	2	0	0	1	0	6				
<b>Bobby Tolan, L</b> OBP: 0.332, SLG: 0.388 (1, 8)										4	1	2	0	1	1	2				
<b>Johnny Bench, R</b> OBP: 0.374, SLG: 0.513 (6, 2)										5	1	1	5	0	0	4				
<b>Tony Perez, R</b> OBP: 0.349, SLG: 0.495 (1, 3)										5	0	0	0	0	0	2				
<b>Denis Menke, R</b> OBP: 0.320, SLG: 0.354 (1, 5)										4	0	0	0	0	0	0				
<b>Dave Concepcion, R</b> OBP: 0.285, SLG: 0.269 (1, 6)										4	0	2	0	0	0	0				
<b>Bill Plummer, R</b> OBP: 0.223, SLG: 0.302 (6, PH)										2	0	0	0	0	0	1				
<b>Cesar Geronimo, L</b> OBP: 0.333, SLG: 0.414 (6, 9)										2	1	1	1	0	0	1				
<b>Wayne Simpson, R</b> OBP: 0.089, SLG: 0.091 (1, 1)										1	0	0	0	1	0	0				
<b>Pedro Borbon, R</b> OBP: 0.100, SLG: 0.053 (9, PH)										1	0	0	0	0	0	1				
<b>Joe Hague, L</b> OBP: 0.345, SLG: 0.409 (9, PR)										1	0	1	0	0	0	0				
<b>Ted Uhlhaender, L</b> OBP: 0.228, SLG: 0.173 (9, PR)										0	0	0	0	0	0	0				
<b>Clay Carroll, R</b> OBP: 0.111, SLG: 0.111 (9, 1)										0	0	0	0	0	0	0				
<b>Inning Stats</b>	R: 4 E: 0 K: 0 S: 7	H: 4 LOB: 1 BB: 1 P: 11	R: 0 E: 0 K: 0 S: 4	H: 1 LOB: 2 BB: 1 P: 8	R: 0 E: 0 K: 0 S: 3	H: 0 LOB: 0 BB: 0 P: 3	R: 0 E: 1 K: 0 S: 4	H: 1 LOB: 1 BB: 0 P: 4	R: 0 E: 0 K: 0 S: 5	H: 0 LOB: 0 BB: 0 P: 5	R: 0 E: 0 K: 0 S: 4	H: 1 LOB: 1 BB: 0 P: 4	R: 0 E: 0 K: 0 S: 3	H: 0 LOB: 0 BB: 0 P: 3	R: 3 E: 1 K: 0 S: 6	H: 3 LOB: 2 BB: 1 P: 10	1B: 8 2B: 2 3B: 0 HR: 2	SF: 0 SAC: 0 DP: 1 HBP: 0	WP: 0 PB: 0 SB: 0 CS: 0	PA: 41
<b>PITCHER</b>	IP WLS BF H R ER SO BB IBB HBP BLK WP HR S P ERA WHIP																			
<b>Jimmy Freeman, L</b> ERA: 4.5 (1, 1)	5.0	23	6	4	4	1	2	0	0	0	0	0	0	0	1	23	31	7.20	1.600	
<b>Jim Hardin, R</b> ERA: 3.88 (6, 1)	3.0	11	2	0	0	0	0	0	0	0	0	0	0	0	11	11	0.00	0.667		
<b>Denny McLain, R</b> ERA: 6.37 (9, 1)	0.0	L	3	3	3	2	0	0	0	0	0	1	3	3	∞	∞				
<b>Tom House, L</b> ERA: 3.89 (9, 1)	0.1	2	0	0	0	0	1	0	0	0	0	0	1	5	0.00	3.000				
<b>Ron Schueler, R</b> ERA: 3.89 (9, 1)	0.2	2	0	0	0	0	0	0	0	0	0	0	2	2	0.00	0.000				


  

Batter	1	2	3	4	5	6	7	8	9	AB	R	H	RBI	BB	SO	LOB	BOTTOM					
<b>Sonny Jackson, L</b> OBP: 0.290, SLG: 0.347 (1, 6)										5	0	0	0	0	0	7	<b>Cincinnati Reds @ Atlanta Braves</b> Atlanta Stadium, Atlanta, GA Tue Sep 12 1972, 7:05 PM EDT Att: 4,050 - Unknown					
<b>Mike Lum, L</b> OBP: 0.332, SLG: 0.366 (1, 9)										4	1	1	1	1	0	4						
<b>Hank Aaron, R</b> OBP: 0.391, SLG: 0.491 (1, 3)										4	1	2	0	1	0	0						
<b>Earl Williams, R</b> OBP: 0.339, SLG: 0.464 (1, 2)										4	0	0	0	1	1	5						
<b>Dusty Baker Jr., R</b> OBP: 0.381, SLG: 0.497 (1, 8)										4	2	2	1	1	0	3						
<b>Rico Carty, R</b> OBP: 0.385, SLG: 0.412 (1, 7)										3	0	2	1	0	0	1						
<b>Oscar Brown, R</b> OBP: 0.223, SLG: 0.321 (5, PR)										2	1	0	0	0	0	0						
<b>Darrell Evans, L</b> OBP: 0.369, SLG: 0.409 (1, 5)										3	0	1	0	2	0	0						
<b>Rod Gilbreath, R</b> OBP: 0.333, SLG: 0.250 (1, 4)										2	0	1	0	0	0	0						
<b>Ralph Garr, L</b> OBP: 0.359, SLG: 0.420 (5, PH)										1	0	0	0	0	1	3						
<b>Gil Garrido, R</b> OBP: 0.372, SLG: 0.294 (6, 4)										2	0	0	0	0	0	1						
<b>Jimmy Freeman, L</b> OBP: 0.229, SLG: 0.254 (5, PR)										1	0	0	0	1	0	3						
<b>Jim Breazeale, L</b> OBP: 0.229, SLG: 0.254 (5, PR)										1	0	1	2	0	0	0						
<b>Jim Hardin, R</b> OBP: 0.229, SLG: 0.254 (5, PR)										0	0	0	0	0	0	0						
<b>Felix Millan, R</b> OBP: 0.229, SLG: 0.254 (5, PR)										0	0	0	0	0	0	0						
<b>Denny McLain, R</b> OBP: 0.229, SLG: 0.254 (5, PR)										0	0	0	0	0	0	0						
<b>Tom House, L</b> OBP: 0.229, SLG: 0.254 (5, PR)										0	0	0	0	0	0	0						
<b>Ron Schueler, R</b> OBP: 0.229, SLG: 0.254 (5, PR)										0	0	0	0	0	0	0						
<b>Inning Stats</b>	R: 0 E: 0 K: 0 S: 4	H: 1 LOB: 2 BB: 1 P: 8	R: 0 E: 0 K: 0 S: 6	H: 3 LOB: 3 BB: 0 P: 6	R: 0 E: 0 K: 0 S: 3	H: 0 LOB: 1 BB: 1 P: 7	R: 0 E: 0 K: 0 S: 3	H: 0 LOB: 1 BB: 1 P: 7	R: 4 E: 1 K: 2 S: 12	H: 5 LOB: 2 BB: 1 P: 16	R: 0 E: 0 K: 0 S: 3	H: 0 LOB: 0 BB: 0 P: 7	R: 0 E: 0 K: 0 S: 3	H: 0 LOB: 0 BB: 0 P: 3	R: 0 E: 0 K: 0 S: 4	H: 1 LOB: 2 BB: 1 P: 8	R: 1 E: 0 K: 0 S: 3	H: 1 LOB: 0 BB: 1 P: 7	1B: 8 2B: 1 3B: 0 HR: 2	SF: 0 SAC: 0 DP: 1 HBP: 0	WP: 0 PB: 0 SB: 0 CS: 0	PA: 44
<b>PITCHER</b>	IP WLS BF H R ER SO BB IBB HBP BLK WP HR S P ERA WHIP																					
<b>Wayne Simpson, R</b> ERA: 4.14 (1, 1)	3.2	W	15	2	0	0	1	1	1	0	0	0	0	15	23	0.00	0.818					
<b>Pedro Borbon, R</b> ERA: 3.22 (5, 1)	3.2	W	15	2	0	0	1	1	1	0	0	0	0	15	23	0.00	0.818					
<b>Clay Carroll, R</b> ERA: 2.58 (9, 1)	1.0	S	4	1	1	1	0	1	0	0	0	0	1	3	7	9.00	2.000					







Batter	1	2	3	4	5	6	7	8	9	AB	R	H	RBI	BB	SO	LOB	TOP										
<b>Derrel Thomas, S</b> (1, 6) OBP: 0.294, SLG: 0.320	0-0 2B 1B		0-3 K		4-0 BB BB	0-3 K		0-0 F9		4	0	1	0	1	2	2	<b>San Diego Padres @ Cincinnati Reds</b> Riverfront Stadium, Cincinnati, OH Fri Sep 15 1972, 7:05 PM EDT Att: 14,021 - Unknown										
<b>Dave Roberts, R</b> (1, 4) OBP: 0.284, SLG: 0.335	0-3 K		0-0 FC6-4 1B		4-0 1-2 BB		0-0 F2		3	0	1	0	1	1	1												
<b>Leron Lee, L</b> (1, 7) OBP: 0.364, SLG: 0.527	0-3 K		0-0 FC6-4 1-2		0-3 K		0-3 K		4	0	0	0	0	3	4												
<b>Nate Colbert, R</b> (1, 3) OBP: 0.323, SLG: 0.520	0-0 1-3 2B		0-3 K		0-3 K		0-0 6-3		4	0	1	0	0	2	3												
<b>Cito Gaston, R</b> (1, 8) OBP: 0.308, SLG: 0.360	4-0 IBB			0-0 HR		0-0 L9		0-3 K		3	1	1	1	1	2												
<b>Randy Elliott, R</b> (1, 9) OBP: 0.200, SLG: 0.158	0-3 K			4-0 4-3 BB		0-0 5-3		0-0 6-3		3	0	0	0	1	3												
<b>Dave Hilton, R</b> (1, 5) OBP: 0.263, SLG: 0.222		0-0 L7		0-0 4-3 1-2		4-0 1B BB		0-0 L8		3	0	0	0	1	0												
<b>Fred Kendall, R</b> (1, 2) OBP: 0.241, SLG: 0.328		0-0 P3		0-0 F9		0-0 F8		0-0 P4		4	0	0	0	0	2												
<b>Fred Norman, S</b> (1, 1) OBP: 0.246, SLG: 0.151		0-3 K		0-3 K		0-0 1-2 1B		0-3 K		4	0	1	0	0	3	1											
<b>Inning Stats</b>	R: 0 E: 0 K: 3 S: 11	H: 2 LOB: 3 BB: 1 P: 15	R: 0 E: 0 K: 1 S: 5	H: 0 LOB: 0 BB: 0 P: 5	R: 0 E: 0 K: 2 S: 8	H: 1 LOB: 1 BB: 0 P: 8	R: 1 E: 0 K: 1 S: 6	H: 1 LOB: 1 BB: 1 P: 10	R: 0 E: 0 K: 2 S: 7	H: 0 LOB: 2 BB: 2 P: 15	R: 0 E: 0 K: 1 S: 5	H: 0 LOB: 0 BB: 0 P: 5	R: 0 E: 0 K: 1 S: 5	H: 0 LOB: 0 BB: 0 P: 5	R: 0 E: 0 K: 1 S: 5	H: 0 LOB: 0 BB: 0 P: 5	1B: 3 2B: 1 3B: 0 HR: 1	SF: 0 SAC: 0 DP: 0 HBP: 0	WP: 0 PB: 0 SB: 0 CS: 0	PA: 37							
<b>PITCHER</b>	IP	WLS	BF	H	R	ER	SO	BB	IBB	HBP	BLK	WP	HR	S	P	ERA	WHIP										
<b>Don Gullett, L</b> (1, 1) ERA: 3.73	7.0	L	31	5	1	1	11	4	1	0	0	0	1	48	68	1.29	1.286										
<b>Pedro Borbon, R</b> (8, 1) ERA: 3.16	2.0		6	0	0	0	2	0	0	0	0	0	0	10	10	0.00	0.000										

Batter	1	2	3	4	5	6	7	8	9	AB	R	H	RBI	BB	SO	LOB	BOTTOM											
<b>Pete Rose, S</b> (1, 7) OBP: 0.384, SLG: 0.417	4-0 2B BB		0-0 G6-3 1B		0-0 B2		0-3 K		0-0 1-3 1B	4	0	2	0	1	1	0	<b>San Diego Padres @ Cincinnati Reds</b> Riverfront Stadium, Cincinnati, OH Fri Sep 15 1972, 7:05 PM EDT Att: 14,021 - Unknown											
<b>Joe Morgan, L</b> (1, 4) OBP: 0.411, SLG: 0.439	0-0 1-3 2B		0-0 G6-3 1-2		0-0 1B 1B		0-3 K		0-0 P6	5	0	2	0	0	1	3												
<b>Bobby Tolan, L</b> (1, 8) OBP: 0.336, SLG: 0.390	0-0 F3		4-0 BB BB		0-0 1-3 1B		0-0 FC5 BB 1B		0-3 K	4	0	2	0	1	1	4												
<b>Johnny Bench, R</b> (1, 2) OBP: 0.375, SLG: 0.515	4-0 IBB		4-0 1-2 BB		0-3 K		0-3 K			2	0	0	0	2	2	3												
<b>Tony Perez, R</b> (1, 3) OBP: 0.349, SLG: 0.496	0-0 P3		0-3 K				0-3 K		4-0 1-2 BB	3	0	0	0	1	2	5												
<b>Denis Menke, R</b> (1, 5) OBP: 0.318, SLG: 0.349	0-3 K			0-0 P4		0-0 F3		0-3 K		4	0	0	0	0	2	5												
<b>Dave Concepcion, R</b> (1, 6) OBP: 0.283, SLG: 0.268		0-3 K			0-0 5-3		0-0 E8		0-0 FC5 2-3f	4	0	0	0	0	1	2												
<b>Cesar Geronimo, L</b> (1, 9) OBP: 0.329, SLG: 0.407		0-0 1-3			0-0 1-6-3		0-3 K		0-0 1B 1B	4	0	1	0	0	1	1												
<b>Don Gullett, R</b> (1, 1) OBP: 0.294, SLG: 0.281		0-3 K			0-3 K		0-3 K		0-3 K	2	0	0	0	0	2	0	<b>San Diego Padres @ Cincinnati Reds</b> Riverfront Stadium, Cincinnati, OH Fri Sep 15 1972, 7:05 PM EDT Att: 14,021 - Unknown											
<b>Julian Javier, R</b> (7, PH) OBP: 0.256, SLG: 0.301										1	0	0	0	0	1	0												
<b>Pedro Borbon, R</b> (8, 1) OBP: 0.100, SLG: 0.053										0	0	0	0	0	0	0												
<b>Hal McRae, R</b> (8, PH) OBP: 0.282, SLG: 0.416										1	0	0	0	0	1	1												
<b>Inning Stats</b>	R: 0 E: 0 K: 1 S: 6	H: 1 LOB: 3 BB: 2 P: 14	R: 0 E: 0 K: 2 S: 7	H: 0 LOB: 0 BB: 0 P: 7	R: 0 E: 0 K: 1 S: 5	H: 1 LOB: 2 BB: 2 P: 13	R: 0 E: 0 K: 0 S: 3	H: 0 LOB: 0 BB: 0 P: 3	R: 0 E: 0 K: 2 S: 9	H: 2 LOB: 2 BB: 0 P: 9	R: 0 E: 1 K: 2 S: 8	H: 0 LOB: 1 BB: 0 P: 8	R: 0 E: 0 K: 3 S: 9	H: 0 LOB: 0 BB: 0 P: 9	R: 0 E: 0 K: 2 S: 8	H: 1 LOB: 2 BB: 1 P: 12		R: 0 E: 0 K: 2 S: 9	H: 2 LOB: 2 BB: 0 P: 9	1B: 6 2B: 1 3B: 0 HR: 0	SF: 0 SAC: 0 DP: 1 HBP: 0	WP: 0 PB: 0 SB: 0 CS: 0	PA: 39					
<b>PITCHER</b>	IP	WLS	BF	H	R	ER	SO	BB	IBB	HBP	BLK	WP	HR	S	P	ERA		WHIP										
<b>Fred Norman, L</b> (1, 1) ERA: 3.39	9.0	W	39	7	0	0	15	4	1	0	0	0	0	64	84	0.00		1.222										



Batter	1	2	3	4	5	6	7	8	9	AB	R	H	RBI	BB	SO	LOB	TOP
<b>Derrel Thomas, S</b> OBP: 0.292, SLG: 0.318 (1, 6)										4	0	0	0	0	0	0	<b>San Diego Padres @ Cincinnati Reds</b> Riverfront Stadium, Cincinnati, OH Sat Sep 16 1972, 7:05 PM EDT Att: 20,571 - Unknown
<b>Dave Roberts, R</b> OBP: 0.281, SLG: 0.332 (1, 4)										4	0	0	0	0	1	0	
<b>Leron Lee, L</b> OBP: 0.363, SLG: 0.524 (1, 7)										4	1	1	0	0	0	0	
<b>Nate Colbert, R</b> OBP: 0.324, SLG: 0.518 (1, 3)										2	1	0	0	2	1	0	
<b>Cito Gaston, R</b> OBP: 0.307, SLG: 0.359 (1, 8)										4	0	1	1	0	1	1	
<b>Randy Elliott, R</b> OBP: 0.208, SLG: 0.217 (1, 9)										4	1	1	0	0	1	3	
<b>Dave Hilton, R</b> OBP: 0.304, SLG: 0.318 (1, 5)										4	0	2	2	0	0	1	
<b>Pat Corrales, R</b> OBP: 0.260, SLG: 0.183 (7, PH)										0	0	0	0	0	0	0	
<b>Larry Stahl, L</b> OBP: 0.300, SLG: 0.341 (7, 2)										1	0	0	0	0	0	2	
<b>Fred Kendall, R</b> OBP: 0.241, SLG: 0.328 (7, 1)										0	0	0	0	0	0	0	
<b>Mike Corkins, R</b> OBP: 0.276, SLG: 0.333 (4, 1)										1	0	0	0	0	1	0	
<b>Mark Schaeffer, L</b> OBP: 0.276, SLG: 0.333 (4, 1)										0	0	0	0	0	0	0	
<b>Gary Ross, R</b> OBP: 0.247, SLG: 0.187 (6, PH)										0	0	0	0	0	0	0	
<b>Gary Jesteadt, R</b> OBP: 0.255, SLG: 0.344 (6, PH)										0	0	0	0	0	0	0	
<b>Bill Greif, R</b> OBP: 0.255, SLG: 0.344 (6, PH)										0	0	0	0	0	0	0	
<b>Bill Greif, R</b> OBP: 0.255, SLG: 0.344 (6, PH)										0	0	0	0	0	0	0	
<b>Curt Blefary, R</b> OBP: 0.255, SLG: 0.344 (7, PH)										1	0	0	0	0	0	2	
<b>Ed Acosta, S</b> OBP: 0.154, SLG: 0.083 (7, 1)										0	0	0	0	0	0	0	
<b>Inning Stats</b>	R: 0 E: 0 K: 0 S: 3	H: 0 LOB: 0 BB: 0 P: 3	R: 1 E: 0 K: 1 S: 7	H: 2 LOB: 1 BB: 0 P: 7	R: 0 E: 0 K: 1 S: 5	H: 0 LOB: 0 BB: 0 P: 5	R: 0 E: 0 K: 0 S: 3	H: 0 LOB: 0 BB: 0 P: 3	R: 0 E: 0 K: 1 S: 5	H: 0 LOB: 0 BB: 0 P: 5	R: 2 E: 0 K: 1 S: 8	H: 3 LOB: 2 BB: 1 P: 12	R: 0 E: 0 K: 1 S: 5	H: 0 LOB: 1 BB: 1 P: 9	1B: 3 2B: 2 3B: 0 HR: 0	SF: 0 SAC: 0 DP: 0 HBP: 0	WP: 0 PA: 34 PB: 0 SB: 0 CS: 0
<b>PITCHER</b>	IP WLS BF H R ER SO BB IBB HBP BLK WP HR S P ERA WHIP																
<b>Ross Grimsley, L</b> ERA: 2.95 (1, 1)	6.0 W 23 4 3 3 3 1 0 0 0 0 0 0 28 32 4.50 0.833																
<b>Clay Carroll, R</b> ERA: 2.49 (7, 1)	3.0 S 11 1 0 0 3 1 0 0 0 0 0 0 16 20 0.00 0.667																

AB	30
R	3
H	5
RBI	3
BB	2
SO	5
LOB	9



Batter	1	2	3	4	5	6	7	8	9	AB	R	H	RBI	BB	SO	LOB	BOTTOM
<b>Pete Rose, S</b> OBP: 0.384, SLG: 0.415 (1, 7)										3	1	0	0	1	0	0	<b>San Diego Padres @ Cincinnati Reds</b> Riverfront Stadium, Cincinnati, OH Sat Sep 16 1972, 7:05 PM EDT Att: 20,571 - Unknown
<b>Joe Morgan, L</b> OBP: 0.413, SLG: 0.441 (1, 4)										3	2	2	2	1	0	0	
<b>Bobby Tolan, L</b> OBP: 0.336, SLG: 0.389 (1, 8)										4	0	1	1	0	1	2	
<b>Johnny Bench, R</b> OBP: 0.377, SLG: 0.516 (1, 2)										3	1	2	2	1	0	0	
<b>Tony Perez, R</b> OBP: 0.348, SLG: 0.496 (1, 3)										4	0	1	0	0	0	4	
<b>Denis Menke, R</b> OBP: 0.318, SLG: 0.348 (1, 5)										4	0	1	1	0	2	0	
<b>Cesar Geronimo, L</b> OBP: 0.332, SLG: 0.404 (1, 9)										2	1	0	0	1	0	0	
<b>Darrel Chaney, S</b> OBP: 0.350, SLG: 0.329 (1, 6)										4	0	1	0	0	1	1	
<b>Ross Grimsley, L</b> OBP: 0.131, SLG: 0.117 (7, 1)										3	1	1	0	0	2	0	
<b>Clay Carroll, R</b> OBP: 0.100, SLG: 0.100 (7, 1)										1	0	0	0	0	0	1	
<b>Inning Stats</b>	R: 2 E: 0 K: 1 S: 8	H: 4 LOB: 2 BB: 0 P: 8	R: 0 E: 0 K: 1 S: 5	H: 0 LOB: 0 BB: 0 P: 5	R: 0 E: 0 K: 0 S: 3	H: 0 LOB: 2 BB: 2 P: 11	R: 4 E: 0 K: 2 S: 11	H: 4 LOB: 2 BB: 2 P: 19	R: 0 E: 0 K: 0 S: 3	H: 0 LOB: 0 BB: 0 P: 3	R: 0 E: 0 K: 1 S: 5	H: 0 LOB: 0 BB: 0 P: 5	R: 0 E: 0 K: 1 S: 5	H: 1 LOB: 1 BB: 0 P: 6	1B: 8 2B: 1 3B: 0 HR: 0	SF: 0 SAC: 0 DP: 0 HBP: 1	WP: 0 PA: 36 PB: 0 SB: 1 CS: 1
<b>PITCHER</b>	IP WLS BF H R ER SO BB IBB HBP BLK WP HR S P ERA WHIP																
<b>Mike Corkins, R</b> ERA: 3.85 (4, 1)	0.0 L 1 1 0 0 0 0 0 0 0 0 0 0 1 1																
<b>Mark Schaeffer, L</b> ERA: 4.79 (4, 1)	1.1 5 1 0 0 0 0 0 0 0 0 0 0 5 5 0.00 0.750																
<b>Gary Ross, R</b> ERA: 2.58 (6, 1)	1.0 3 0 0 0 1 0 0 0 0 0 0 0 5 5 0.00 0.000																
<b>Bill Greif, R</b> ERA: 5.7 (7, 1)	2.0 7 1 0 0 1 0 0 0 1 0 0 0 8 9 0.00 0.500																

AB	31
R	6
H	9
RBI	6
BB	4
SO	6
LOB	8





Batter	1	2	3	4	5	6	7	8	9	AB	R	H	RBI	BB	SO	LOB	TOP										
<b>Derrel Thomas, S</b> OBP: 0.291, SLG: 0.316 (1, 6)	G3	K			P6				F8	5	0	1	1	0	1	2											
<b>Dave Roberts, R</b> OBP: 0.280, SLG: 0.330 (1, 4)	K	F8			P6				E6 2B	5	1	1	0	0	1	3											
<b>Leron Lee, L</b> OBP: 0.364, SLG: 0.531 <b>Jerry Morales, R</b> OBP: 0.313, SLG: 0.361 (8, PR) (8, 8)	P6									3	1	1	1	1	0	0											
<b>Nate Colbert, R</b> OBP: 0.328, SLG: 0.524 (1, 3)										1	2	1	1	0	0	0											
<b>Johnny Grubb, L</b> OBP: 0.467, SLG: 0.500 <b>Cito Gaston, R</b> OBP: 0.306, SLG: 0.357 (8, PH) (8, 7)										3	1	1	0	0	0	1											
<b>Randy Elliott, R</b> OBP: 0.241, SLG: 0.286 (1, 9)										2	0	0	0	0	2	2											
<b>Dave Hilton, R</b> OBP: 0.259, SLG: 0.269 (1, 5)										5	1	2	2	0	1	0											
<b>Pat Corrales, R</b> OBP: 0.275, SLG: 0.195 (1, 2)										4	0	0	0	0	1	4											
<b>Mike Caldwell, R</b> OBP: 0.128, SLG: 0.128 <b>Mark Schaeffer, L</b> (8, 1) <b>Steve Simpson, R</b> (9, 1)										0	1	0	0	0	0	0											
<b>Inning Stats</b>	R: 0 E: 0 K: 1 S: 5	H: 0 LOB: 0 BB: 0 P: 5	R: 3 E: 0 K: 2 S: 12	H: 5 LOB: 2 BB: 0 P: 12	R: 1 E: 0 K: 0 S: 3	H: 1 LOB: 0 BB: 1 P: 7	R: 0 E: 0 K: 0 S: 3	H: 0 LOB: 0 BB: 0 P: 3	R: 0 E: 0 K: 0 S: 3	H: 0 LOB: 0 BB: 0 P: 3	R: 1 E: 0 K: 0 S: 5	H: 2 LOB: 1 BB: 0 P: 5	R: 2 E: 0 K: 2 S: 9	H: 2 LOB: 2 BB: 2 P: 17	R: 3 E: 1 K: 2 S: 9	H: 2 LOB: 0 BB: 1 P: 13	1B: 8 2B: 2 3B: 0 HR: 2	SF: 0 SAC: 1 DP: 1 HBP: 0	WP: 0 PB: 0 SB: 3 CS: 0	PA: 42							
<b>PITCHER</b>	IP	WLS	BF	H	R	ER	SO	BB	IBB	HBP	BLK	WP	HR	S	P	ERA	WHIP										
<b>Wayne Simpson, R</b> ERA: 4.37	2.0		13	6	4	4	3	1	0	0	0	0	2	18	22	18.00	3.500										
<b>Pedro Borbon, R</b> ERA: 3.1	5.0		16	2	1	1	0	0	0	0	0	0	0	16	16	1.80	0.400										
<b>Tom Hall, L</b> ERA: 2.66	0.0		2	1	2	2	0	1	0	0	0	0	0	1	5	∞	∞										
<b>Clay Carroll, R</b> ERA: 2.46	1.0	L	5	1	0	0	2	0	1	0	0	0	0	8	12	0.00	1.000										
<b>Ed Sprague, R</b> ERA: 3.65	1.0	L	6	2	3	1	2	0	1	0	0	0	0	9	13	9.00	2.000										

**San Diego Padres @ Cincinnati Reds**  
Riverfront Stadium, Cincinnati, OH  
Sun Sep 17 1972, 3:33 AM EDT  
Att: 18,300 - Unknown

AB	34
R	10
H	10
RBI	8
BB	3
SO	7
LOB	14



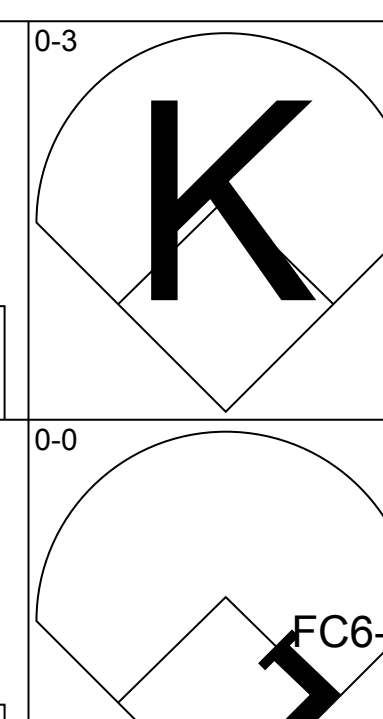
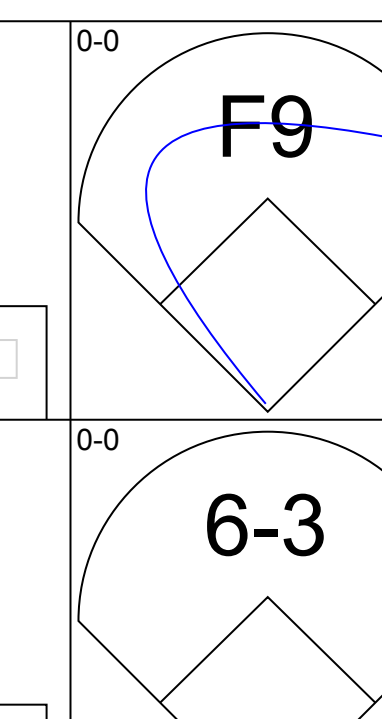
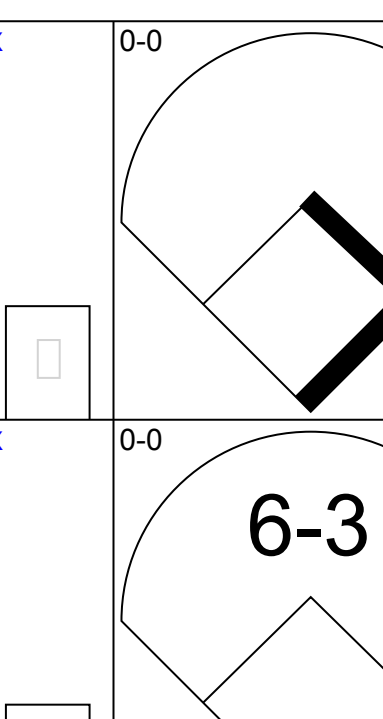
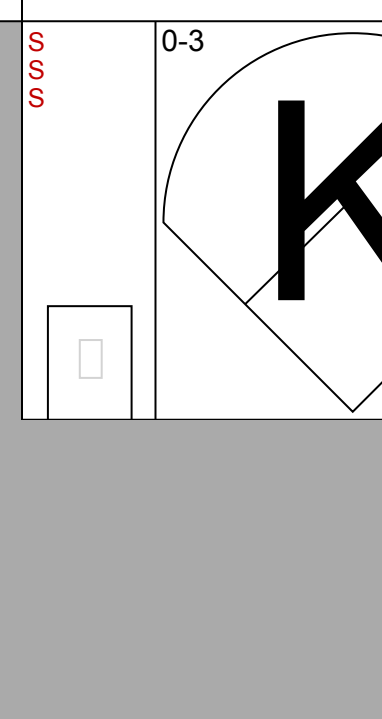
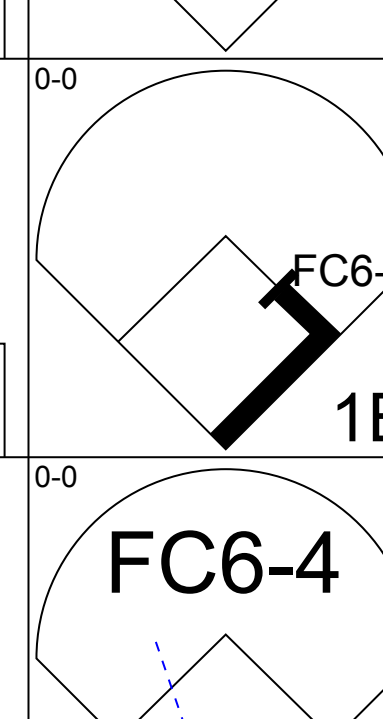
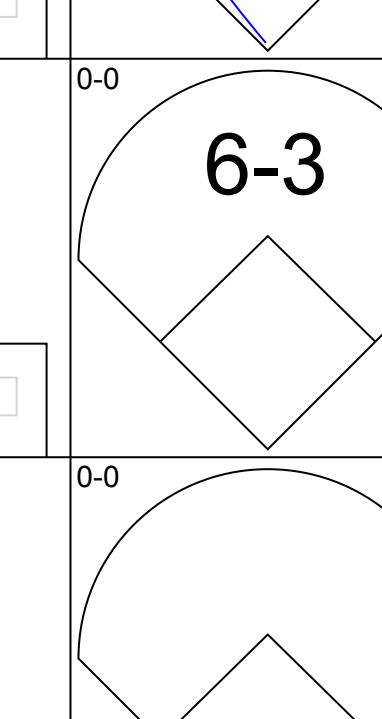
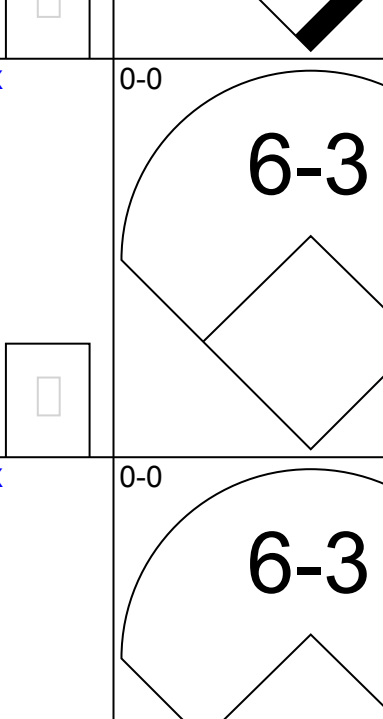
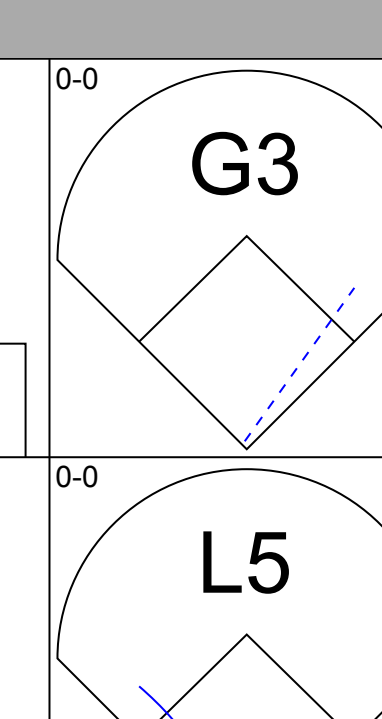
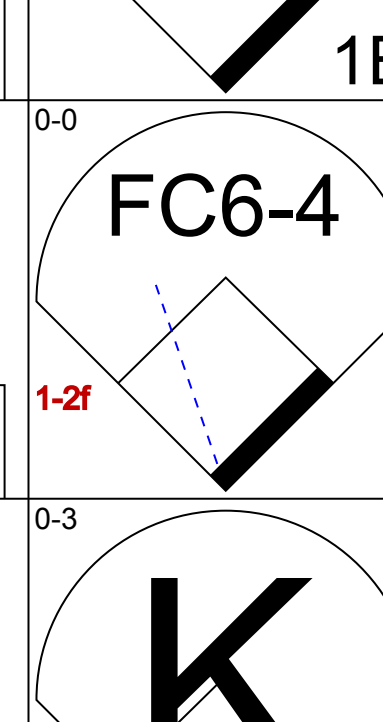
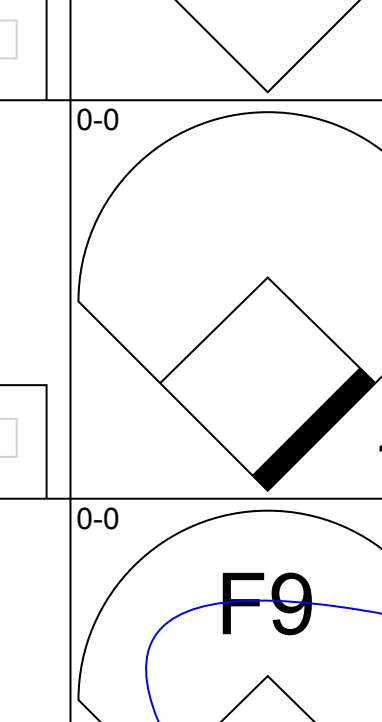
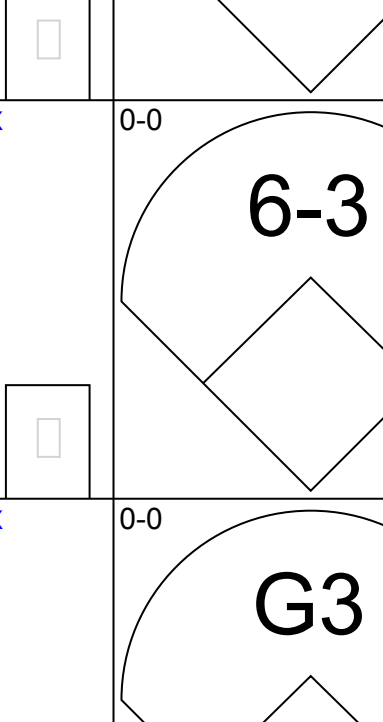
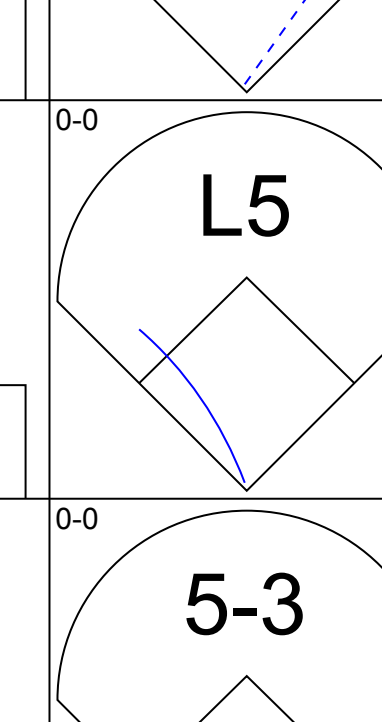
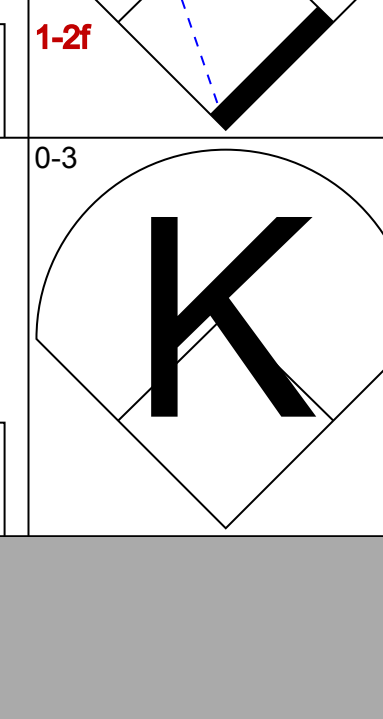
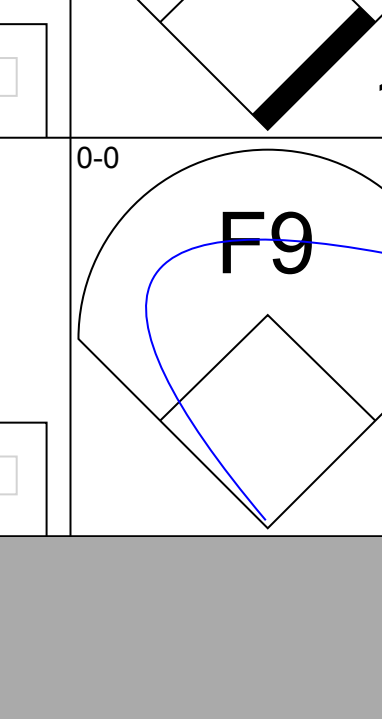
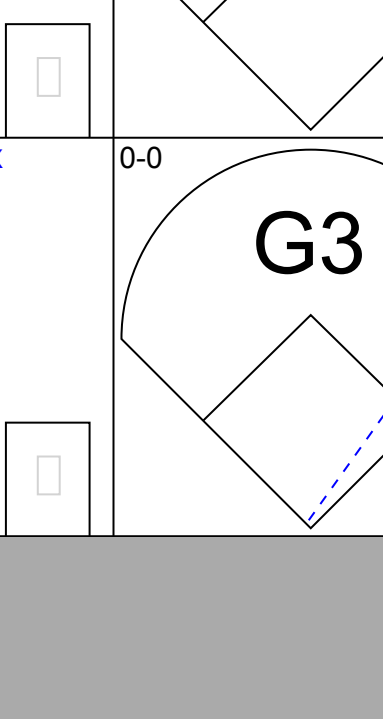
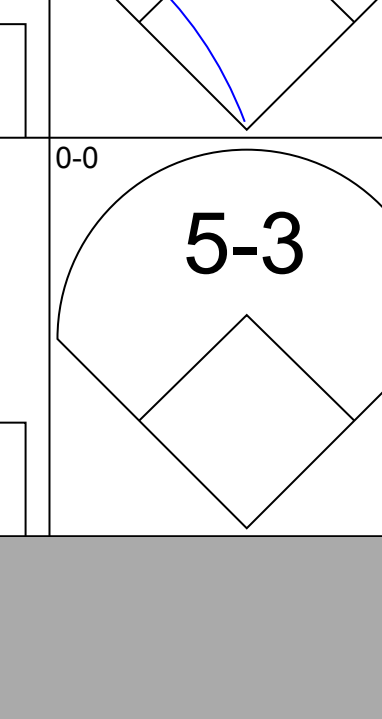
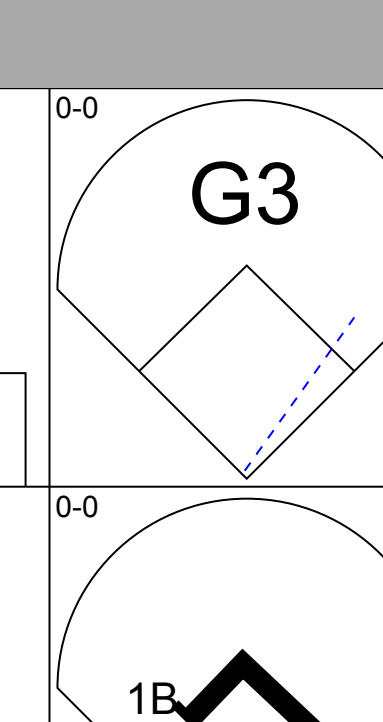
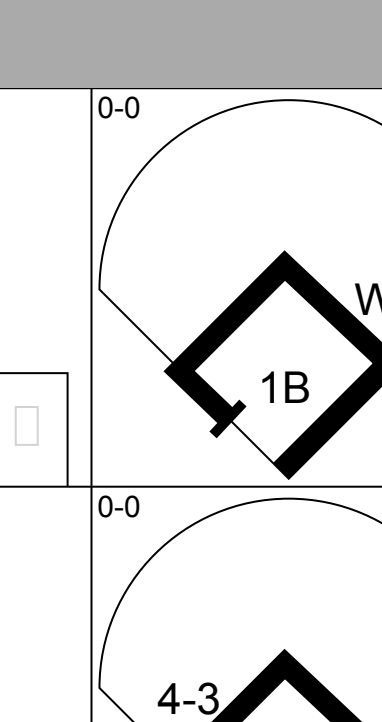
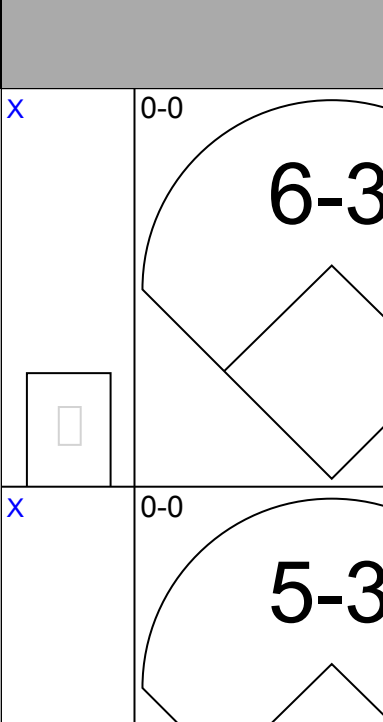
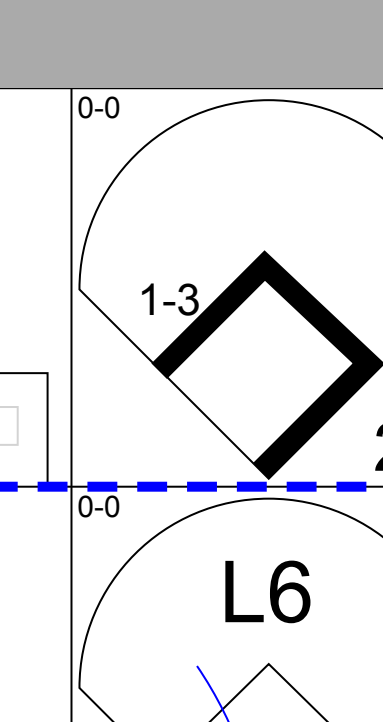
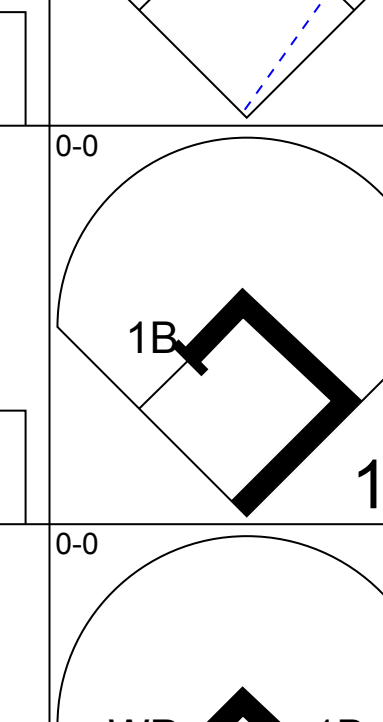
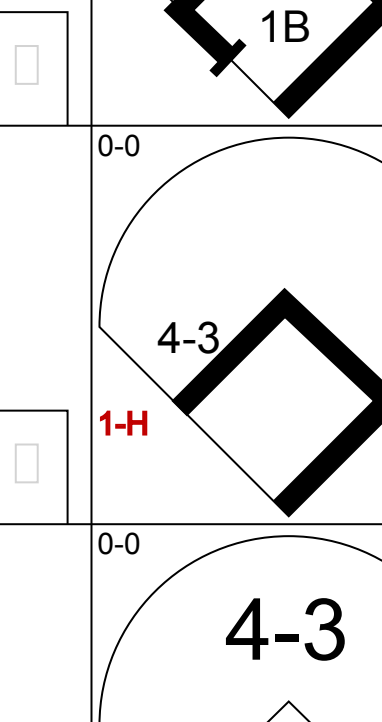
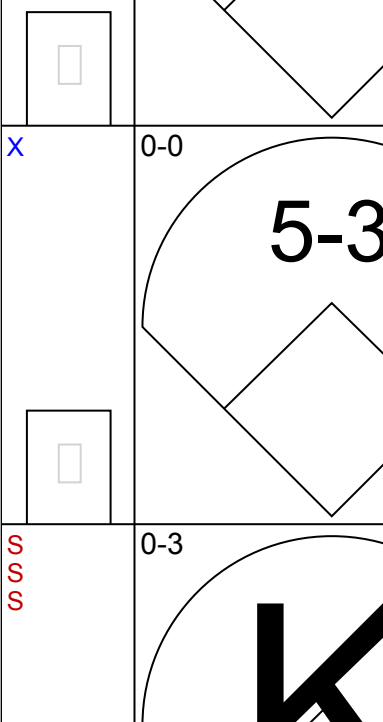
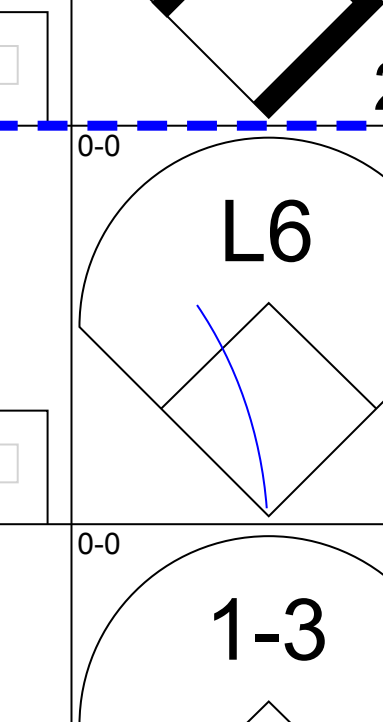
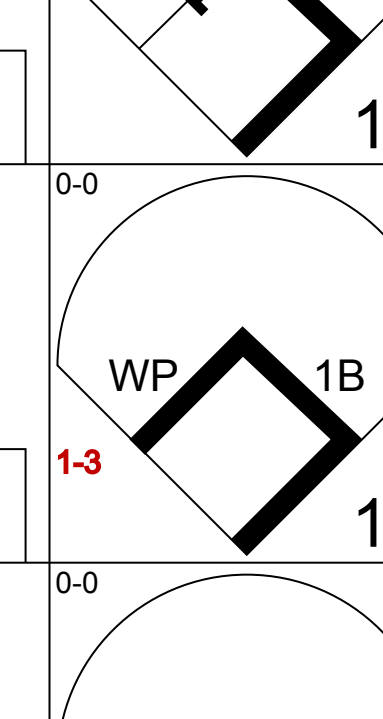
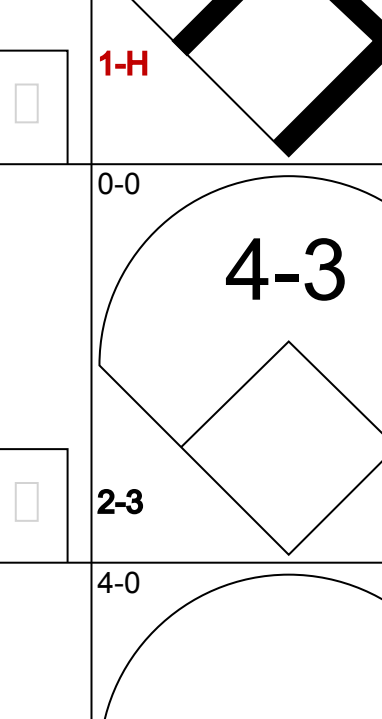
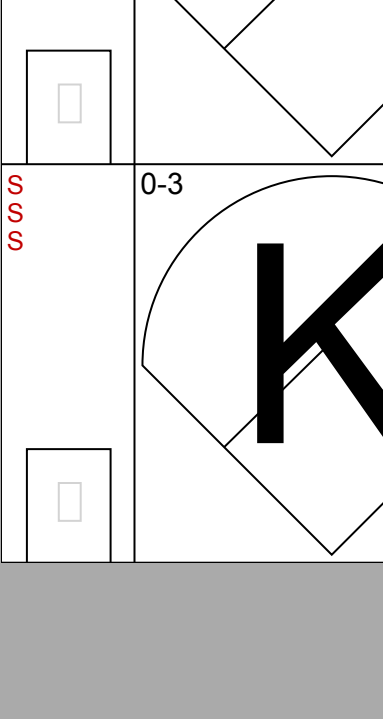
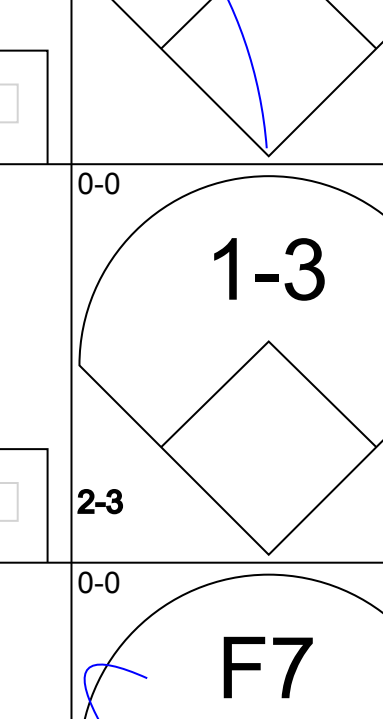
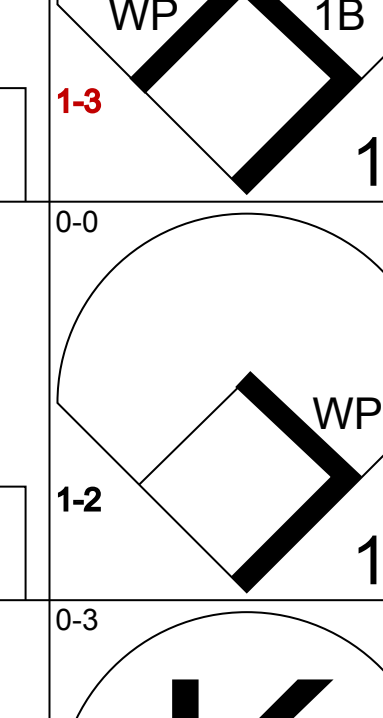
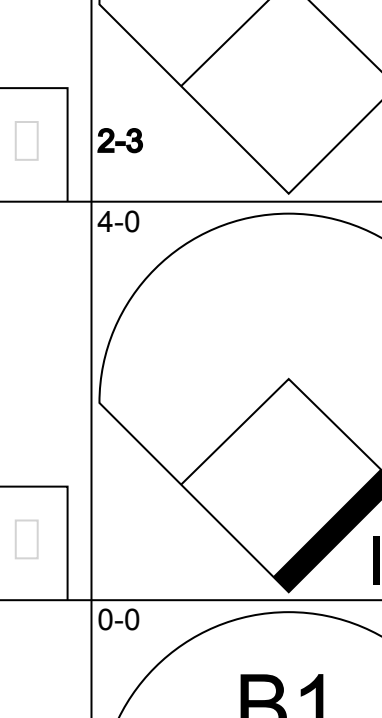
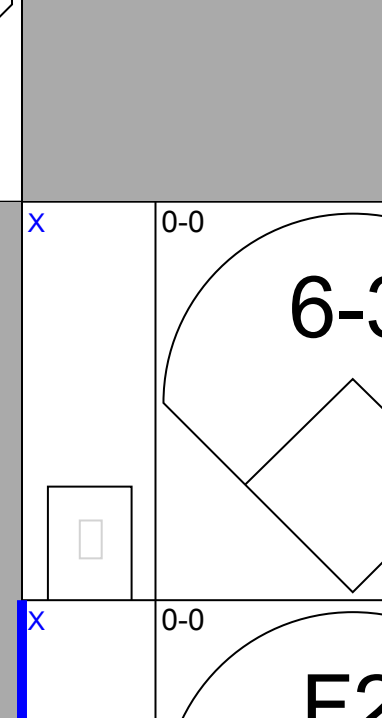
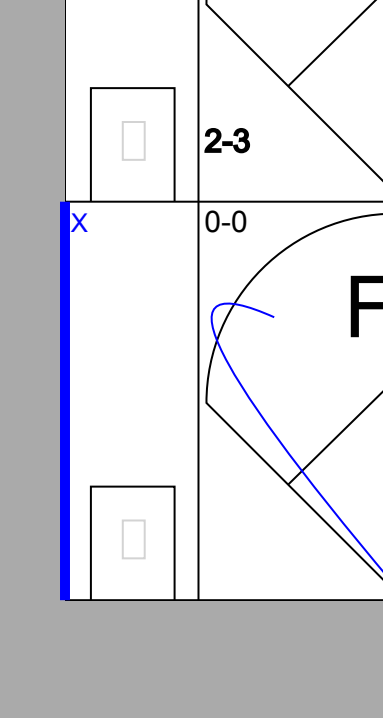
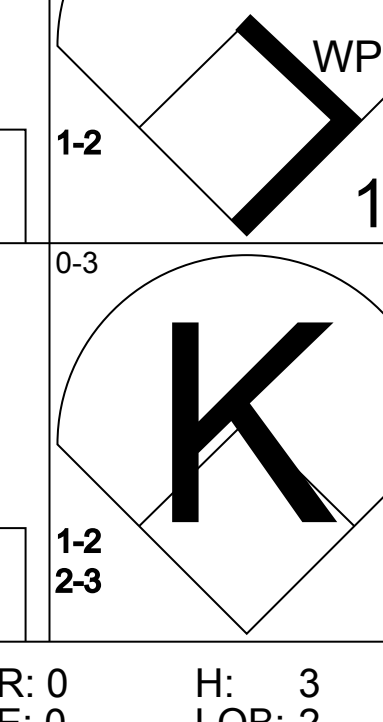
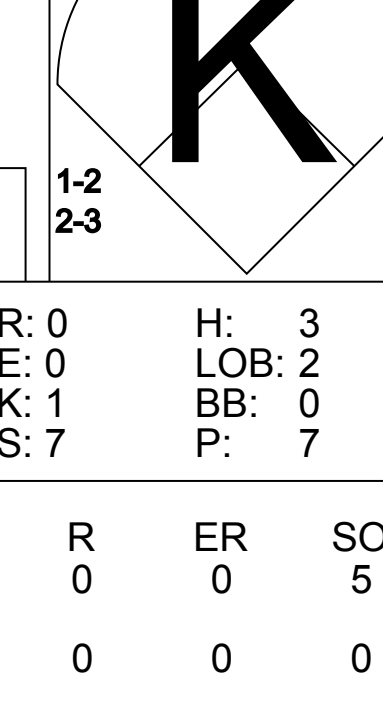
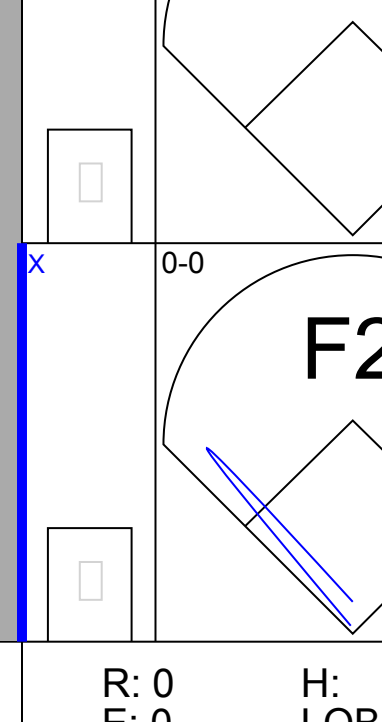
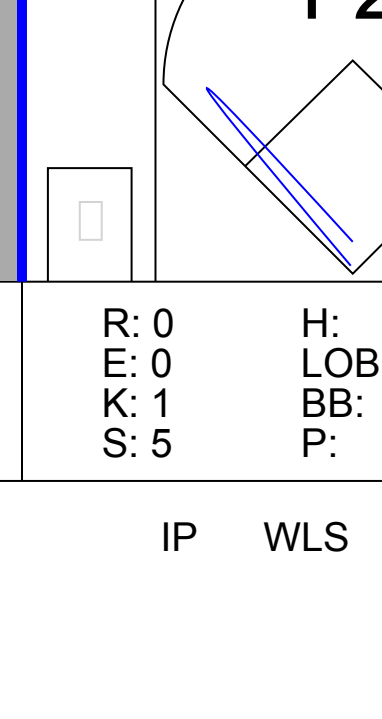
Batter	1	2	3	4	5	6	7	8	9	AB	R	H	RBI	BB	SO	LOB	BOTTOM										
<b>Pete Rose, S</b> OBP: 0.382, SLG: 0.413 (1, 7)	E5 1B 2B	5-3		F7		FC5-4 1-2 2-3				5	1	1	0	0	0	4											
<b>Joe Morgan, L</b> OBP: 0.413, SLG: 0.440 (1, 4)										5	1	2	0	0	0	2											
<b>Bobby Tolan, L</b> OBP: 0.334, SLG: 0.388 (1, 8)										5	1	1	0	0	0	2											
<b>Johnny Bench, R</b> OBP: 0.379, SLG: 0.519 (1, 2)										5	2	3	2	0	0	0											
<b>Tony Perez, R</b> OBP: 0.348, SLG: 0.499 (1, 3)										5	1	2	2	0	1	1											
<b>Denis Menke, R</b> OBP: 0.319, SLG: 0.350 (1, 5)										4	0	2	2	0	1	1											
<b>Dave Concepcion, R</b> OBP: 0.281, SLG: 0.265 (1, 6)										4	0	0	0	0	0	3											
<b>Cesar Geronimo, L</b> OBP: 0.339, SLG: 0.407 (1, 9)										3	0	2	0	1	0	0											
<b>Wayne Simpson, R</b> OBP: 0.287, SLG: 0.289 <b>Pedro Borbon, R</b> OBP: 0.306, SLG: 0.350 <b>Tom Hall, L</b> OBP: 0.196, SLG: 0.190 <b>Clay Carroll, R</b> OBP: 0.160, SLG: 0.100 <b>Hal McRae, R</b> OBP: 0.250, SLG: 0.442 <b>Ed Sprague, R</b> (9, 1)										1	0	0	0	0	1	2											
<b>Inning Stats</b>	R: 4 E: 1 K: 1 S: 11	H: 5 LOB: 2 BB: 0 P: 11	R: 0 E: 0 K: 0 S: 3	H: 0 LOB: 0 BB: 0 P: 3	R: 0 E: 0 K: 1 S: 6	H: 1 LOB: 1 BB: 0 P: 6	R: 0 E: 0 K: 0 S: 3	H: 0 LOB: 1 BB: 1 P: 7	R: 0 E: 0 K: 0 S: 4	H: 1 LOB: 1 BB: 0 P: 4	R: 0 E: 0 K: 0 S: 3	H: 3 LOB: 1 BB: 0 P: 6	R: 2 E: 0 K: 0 S: 6	H: 3 LOB: 1 BB: 0 P: 6	R: 1 E: 0 K: 0 S: 5	H: 3 LOB: 1 BB: 0 P: 5	R: 0 E: 0 K: 1 S: 5	H: 0 LOB: 0 BB: 0 P: 5	1B: 11 2B: 1 3B: 1 HR: 1	SF: 1 SAC: 0 DP: 2 HBP: 1	WP: 0 PB: 0 SB: 0 CS: 1	PA: 43					
<b>PITCHER</b>	IP	WLS	BF	H	R	ER	SO	BB	IBB	HBP	BLK	WP	HR	S	P	ERA	WHIP										
<b>Mike Caldwell, L</b> ERA: 3.53	7.1		37	13	7	6	2	1	0	1	0	0	1	39	44	7.36	1.909										
<b>Mark Schaeffer, L</b> ERA: 4.69	0.2	W	2	1	0	0	0	0	0	0	0	0	0	2	2	0.00	1.500										
<b>Steve Simpson, R</b> ERA:	1.0	S	3	0	0	0	1	0	0	0	0	0	0	5	5	0.00	0.000										

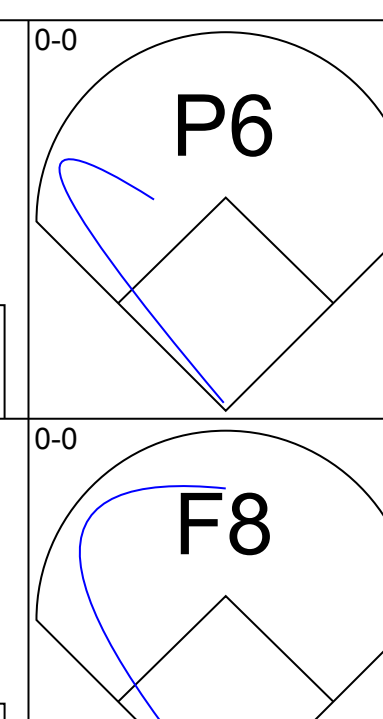
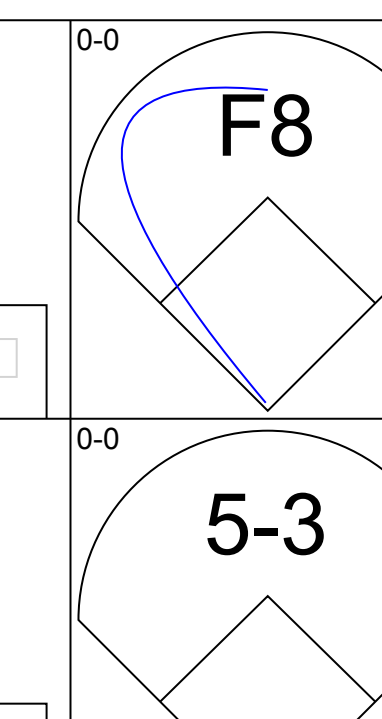
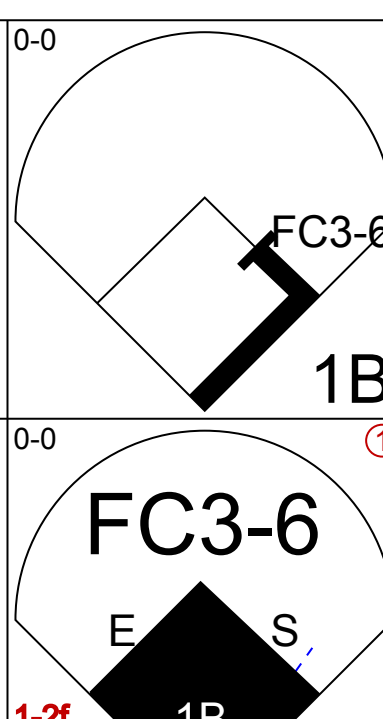
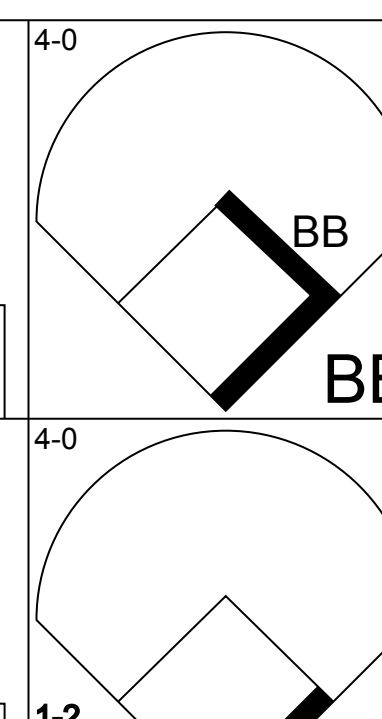
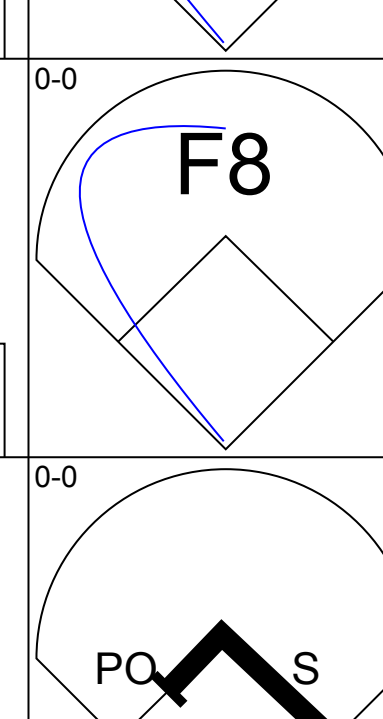
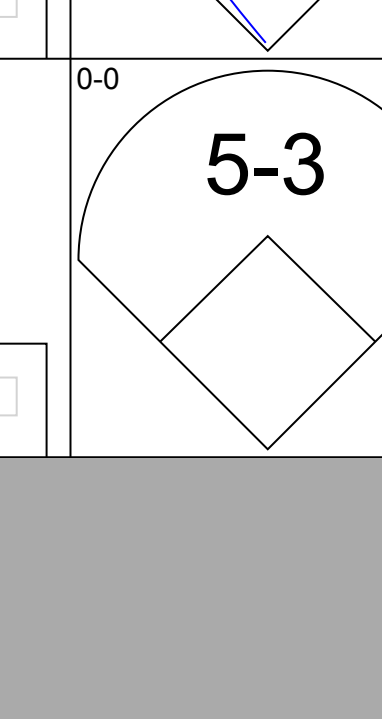
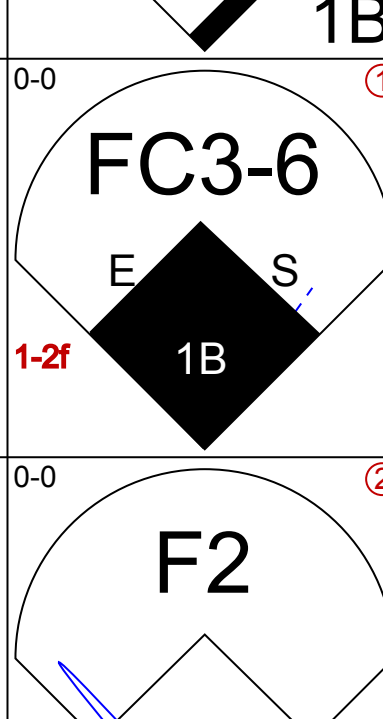
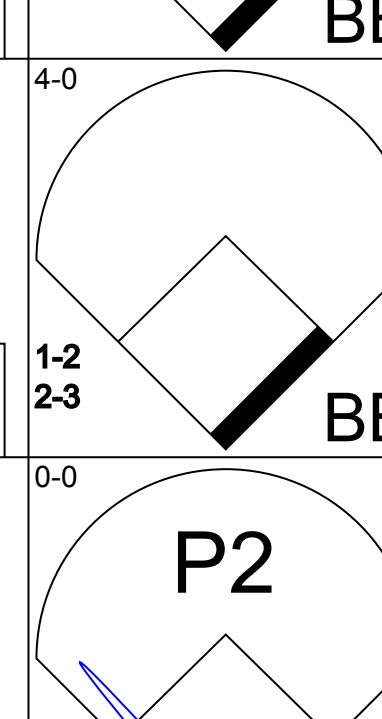
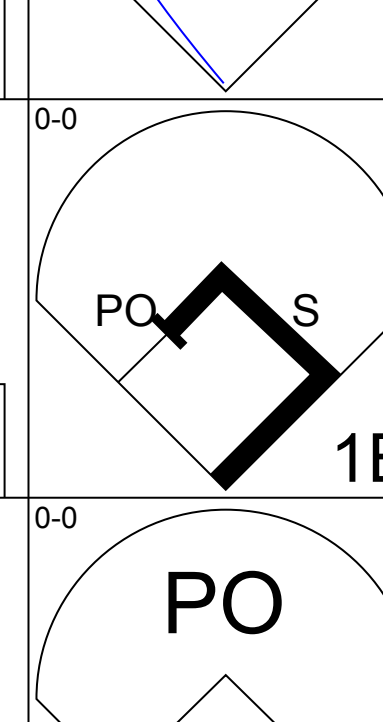
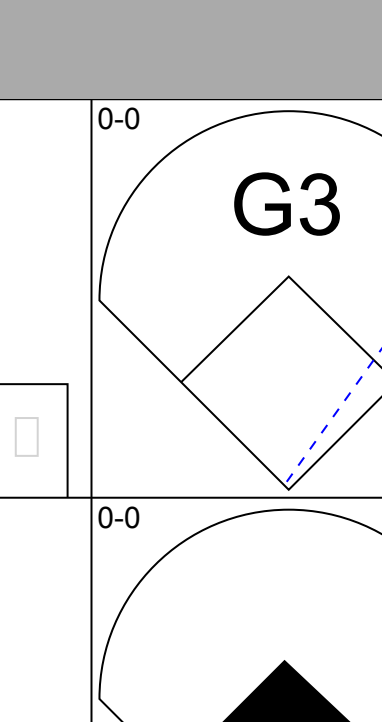
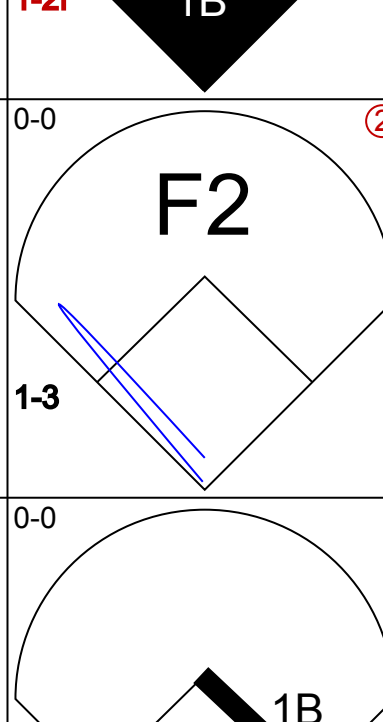
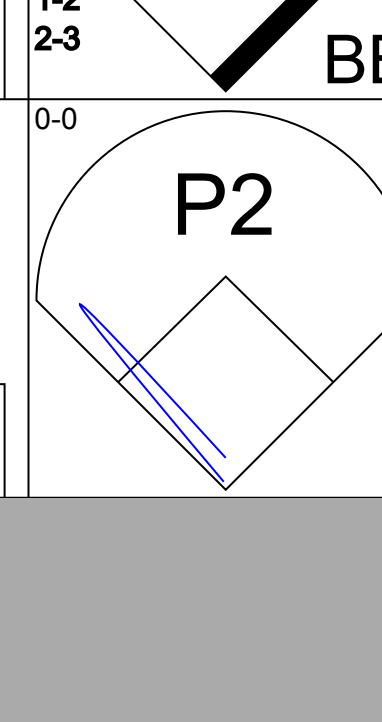
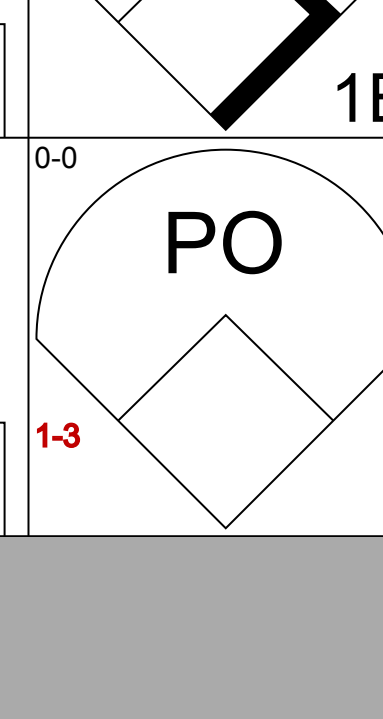
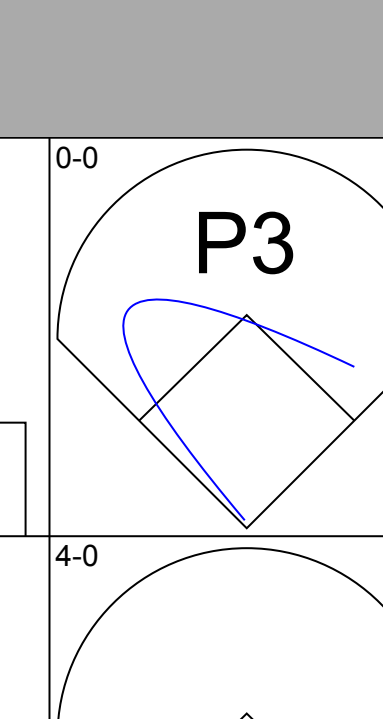
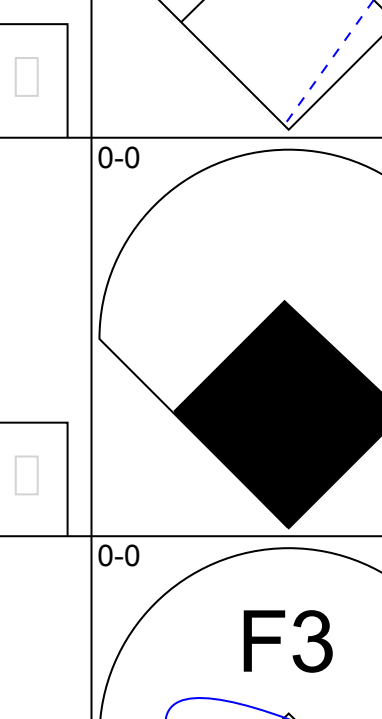
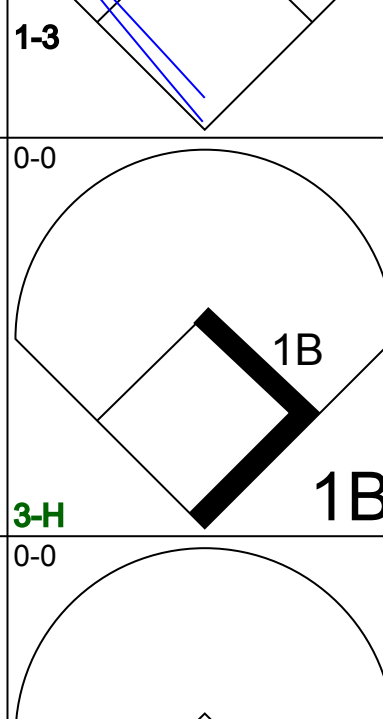

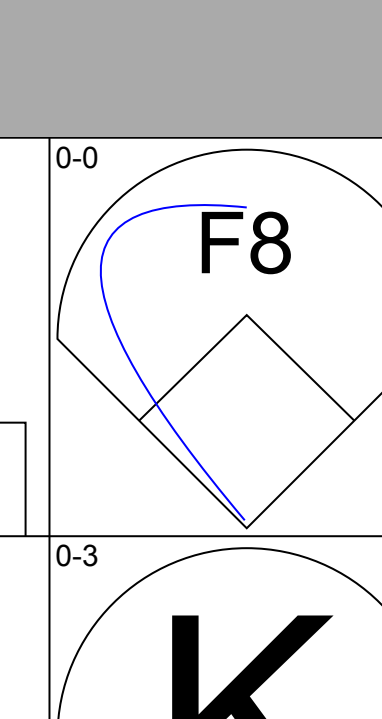
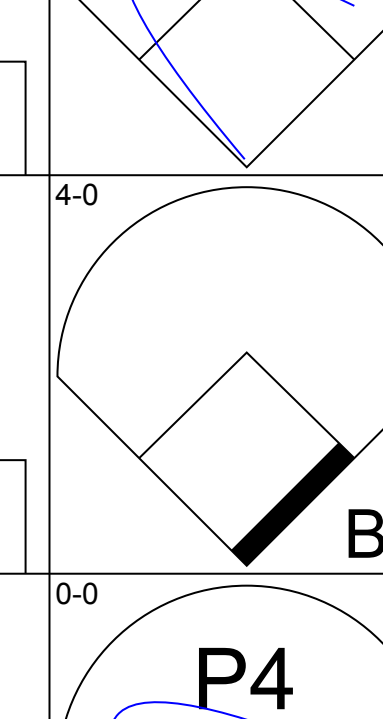
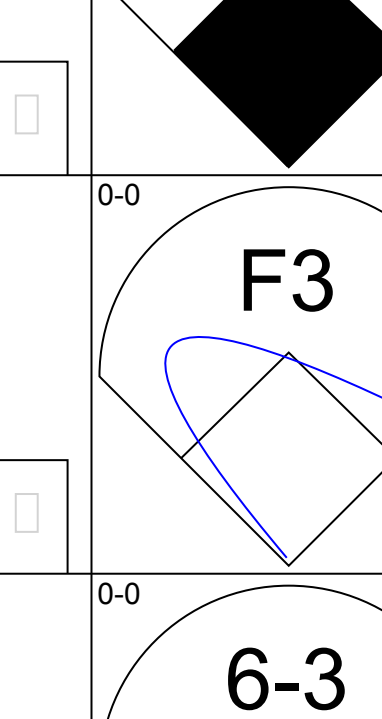
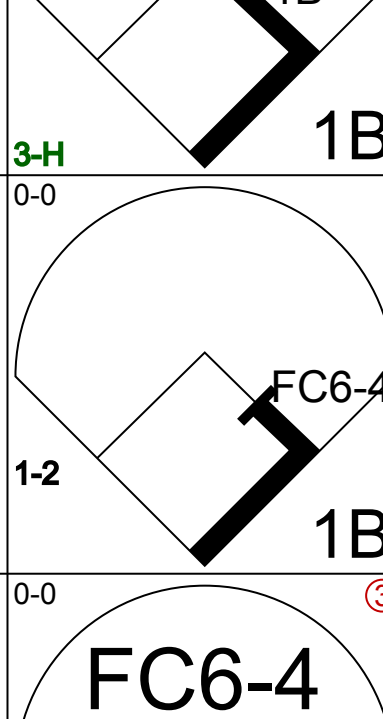

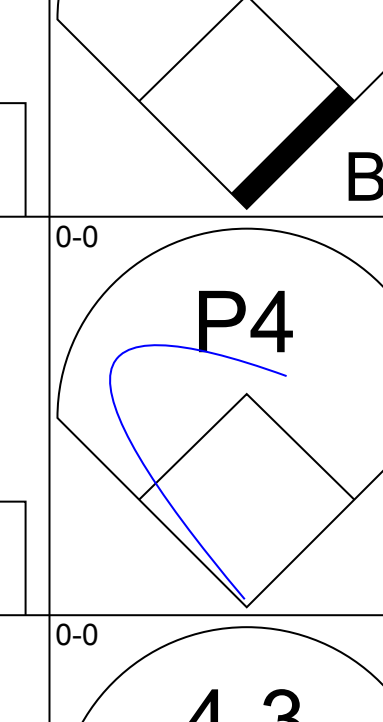
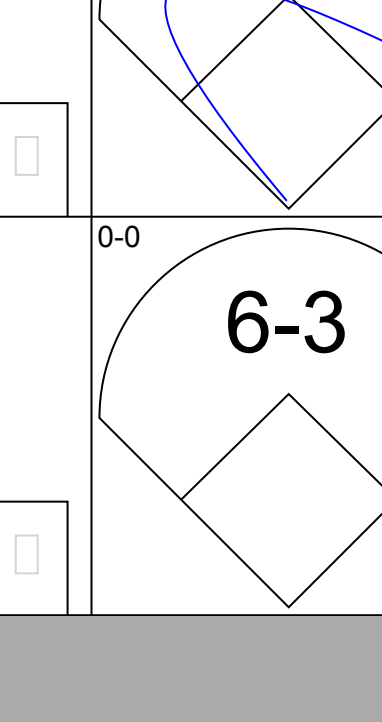
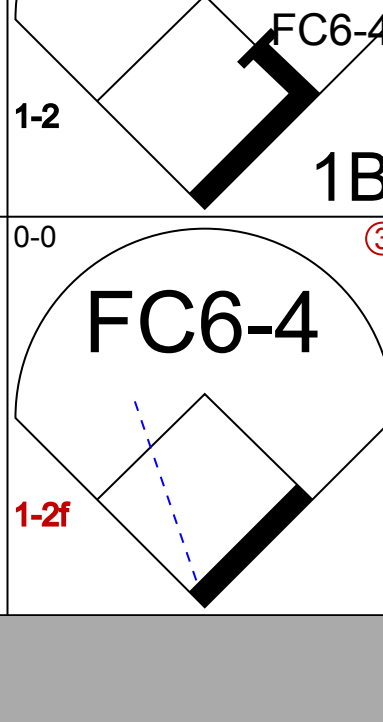

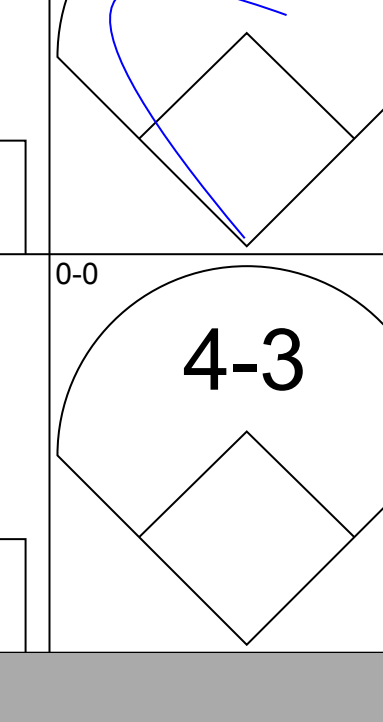
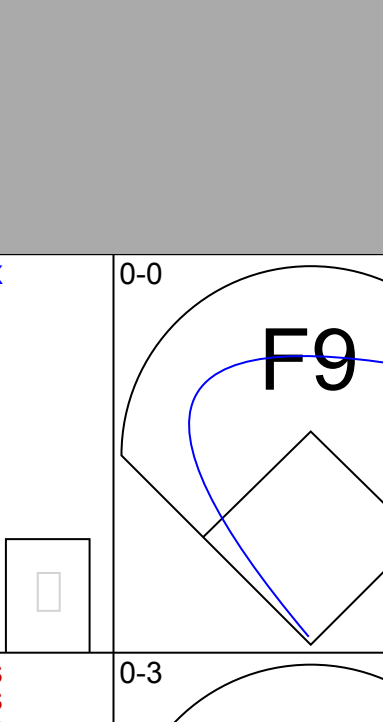
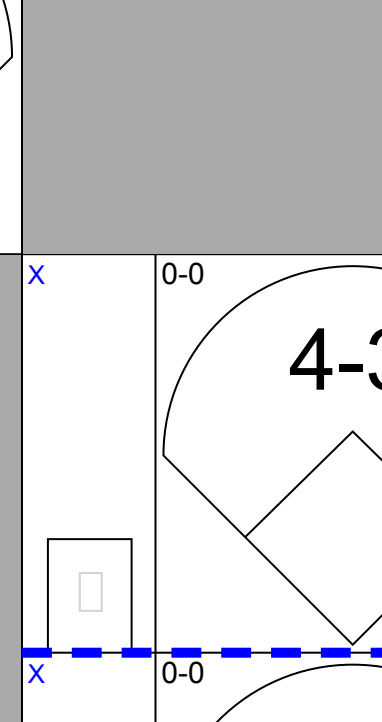
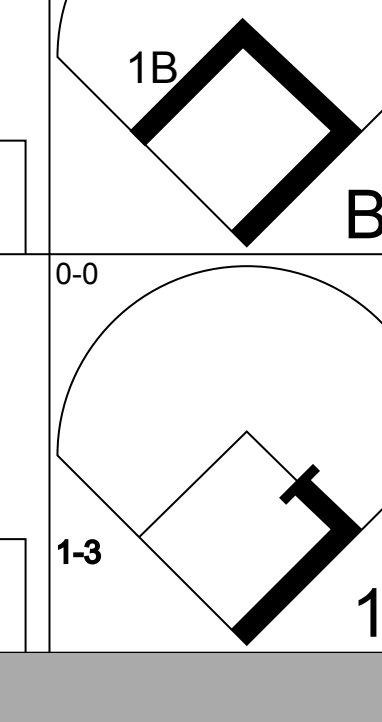
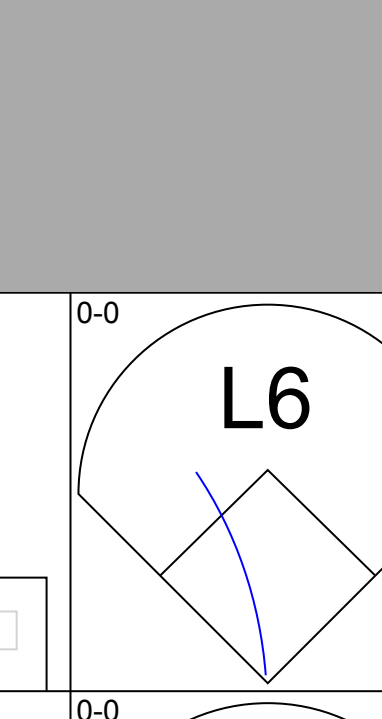
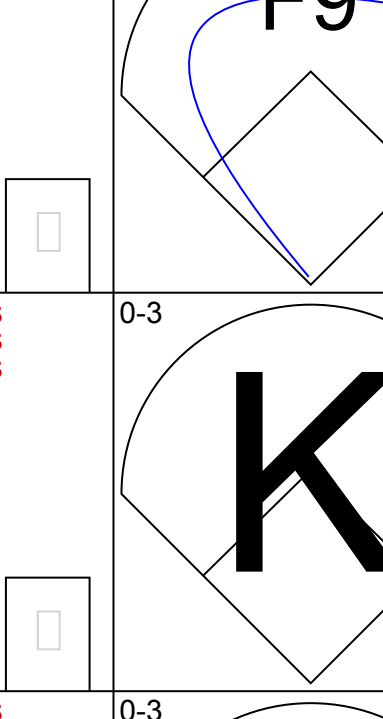
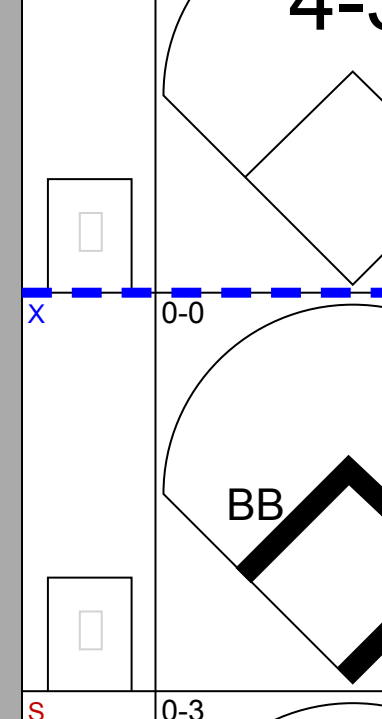
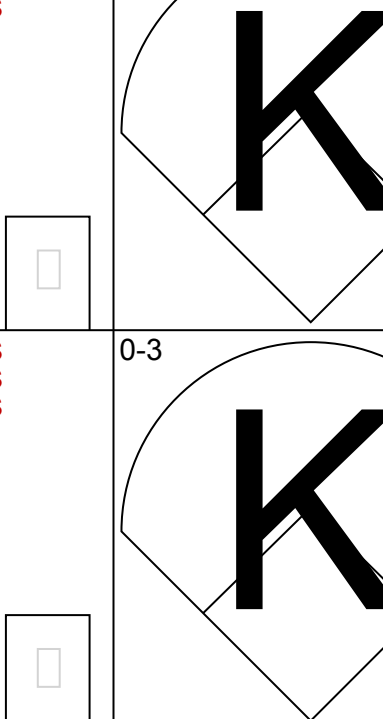
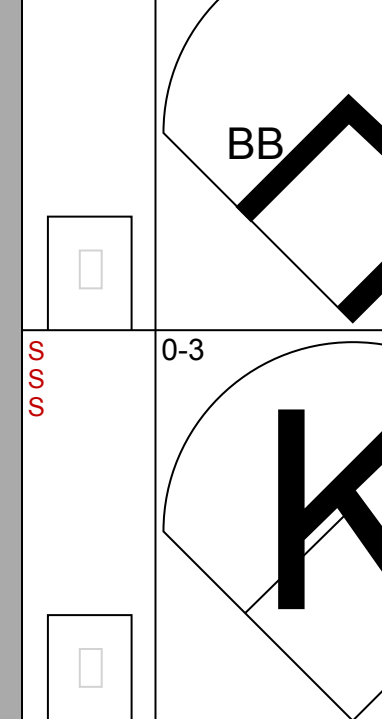
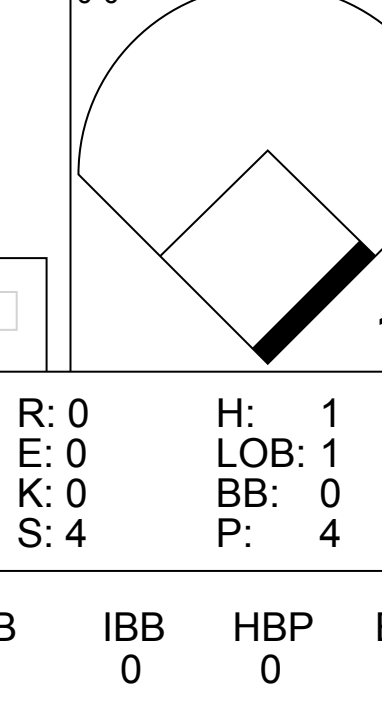
**San Diego Padres @ Cincinnati Reds**  
Riverfront Stadium, Cincinnati, OH  
Sun Sep 17 1972, 3:33 AM EDT  
Att: 18,300 - Unknown

AB	39
R	7
H	14
RBI	7
BB	1
SO	3
LOB	16





Batter	1	2	3	4	5	6	7	8	9	AB	R	H	RBI	BB	SO	LOB	TOP			
<b>Bobby Bonds, R</b> OBP: 0.321, SLG: 0.438 (1, 8)										4	0	1	0	0	2	0	<b>San Francisco Giants @ Cincinnati Reds</b> Riverfront Stadium, Cincinnati, OH Mon Sep 18 1972, 7:05 PM EDT Att: 8,608 - Unknown			
<b>Tito Fuentes, S</b> OBP: 0.304, SLG: 0.378 (1, 4)										4	0	1	0	0	0	1				
<b>Chris Speier, R</b> OBP: 0.358, SLG: 0.408 (1, 6)										4	0	1	0	0	0	2				
<b>Jim Ray Hart, R</b> OBP: 0.370, SLG: 0.568 (1, 5)										4	0	0	0	0	1	3				
<b>Ken Henderson, S</b> OBP: 0.321, SLG: 0.442 (1, 7)										4	0	2	0	0	0	0				
<b>Dave Kingman, R</b> OBP: 0.303, SLG: 0.461 (1, 3)										4	0	2	0	0	0	1				
<b>Dave Rader, L</b> OBP: 0.311, SLG: 0.343 (1, 2)										4	0	1	0	0	1	2				
<b>Gary Matthews, R</b> OBP: 0.344, SLG: 0.556 (9, PH)										2	0	1	0	1	0	0				
<b>Willie McCovey, L</b> OBP: 0.317, SLG: 0.413 (9, PH)										1	0	0	0	0	0	1				
<b>Jim Barr, R</b> OBP: 0.200, SLG: 0.267 (7, PH)										2	0	0	0	0	1	4				
<b>Jim Howarth, L</b> OBP: 0.333, SLG: 0.307 (7, PH)										1	0	0	0	0	0	0				
<b>Elias Sosa, R</b> (7, 1)										0	0	0	0	0	0	0				
<b>Inning Stats</b>	R: 0 E: 0 K: 2 S: 8	H: 1 LOB: 1 BB: 0 P: 8	R: 0 E: 0 K: 1 S: 7	H: 3 LOB: 2 BB: 0 P: 7	R: 0 E: 0 K: 0 S: 4	H: 1 LOB: 1 BB: 0 P: 4	R: 0 E: 0 K: 0 S: 4	H: 2 LOB: 2 BB: 1 P: 8	R: 0 E: 0 K: 1 S: 5	H: 0 LOB: 0 BB: 0 P: 5	R: 0 E: 0 K: 1 S: 5	H: 0 LOB: 0 BB: 0 P: 5	R: 0 E: 0 K: 0 S: 3	H: 0 LOB: 0 BB: 0 P: 3	R: 0 E: 0 K: 0 S: 4	H: 1 LOB: 1 BB: 0 P: 4	1B: 7 2B: 2 HR: 0	SF: 0 SAC: 0 DP: 0 HBP: 0	WP: 2 PA: 35 PB: 0 SB: 0 CS: 0	
<b>PITCHER</b>	IP	WLS	BF	H	R	ER	SO	BB	IBB	HBP	BLK	WP	HR	S	P	ERA	WHIP			
<b>Jim McGlothlin, R</b> ERA: 3.74	(1, 1)	8.0	W	32	9	0	5	0	1	0	0	2	0	41	45	0.00	1.125			
<b>Clay Carroll, R</b> ERA: 2.44	(9, 1)	1.0	S	3	0	0	0	0	0	0	0	0	0	3	3	0.00	0.000			

Batter	1	2	3	4	5	6	7	8	9	AB	R	H	RBI	BB	SO	LOB	BOTTOM			
<b>Pete Rose, S</b> OBP: 0.383, SLG: 0.413 (1, 7)										3	0	1	0	1	0	1	<b>San Francisco Giants @ Cincinnati Reds</b> Riverfront Stadium, Cincinnati, OH Mon Sep 18 1972, 7:05 PM EDT Att: 8,608 - Unknown			
<b>Joe Morgan, L</b> OBP: 0.412, SLG: 0.438 (1, 4)										3	1	0	0	1	0	2				
<b>Bobby Tolan, L</b> OBP: 0.334, SLG: 0.387 (1, 8)										4	0	1	0	0	0	4				
<b>Johnny Bench, R</b> OBP: 0.380, SLG: 0.525 (1, 2)										4	1	2	2	0	0	0				
<b>Tony Perez, R</b> OBP: 0.350, SLG: 0.498 (1, 3)										3	0	1	0	1	1	0				
<b>Denis Menke, R</b> OBP: 0.318, SLG: 0.347 (1, 5)										3	0	0	0	1	0	3				
<b>Cesar Geronimo, L</b> OBP: 0.337, SLG: 0.404 (1, 9)										4	0	1	0	0	0	1				
<b>Darrel Chaney, S</b> OBP: 0.350, SLG: 0.335 (1, 6)										3	0	1	0	0	1	0				
<b>Jim McGlothlin, R</b> OBP: 0.245, SLG: 0.267 (9, 1)										3	0	1	0	0	2	1				
<b>Clay Carroll, R</b> OBP: 0.100, SLG: 0.100 (9, 1)										0	0	0	0	0	0	0				
<b>Inning Stats</b>	R: 0 E: 0 K: 0 S: 3	H: 1 LOB: 0 BB: 0 P: 3	R: 0 E: 0 K: 0 S: 3	H: 0 LOB: 1 BB: 1 P: 7	R: 0 E: 0 K: 0 S: 4	H: 1 LOB: 0 BB: 0 P: 4	R: 1 E: 0 K: 2 S: 4	H: 1 LOB: 0 BB: 0 P: 4	R: 0 E: 0 K: 0 S: 6	H: 3 LOB: 2 BB: 0 P: 6	R: 0 E: 0 K: 1 S: 6	H: 1 LOB: 3 BB: 2 P: 14	R: 0 E: 0 K: 1 S: 5	H: 1 LOB: 2 BB: 1 P: 9	1B: 6 2B: 1 3B: 0 HR: 1	SF: 0 SAC: 0 DP: 0 HBP: 0	WP: 0 PA: 35 PB: 0 SB: 2 CS: 0			
<b>PITCHER</b>	IP	WLS	BF	H	R	ER	SO	BB	IBB	HBP	BLK	WP	HR	S	P	ERA	WHIP			
<b>Jim Barr, R</b> ERA: 2.8	(1, 1)	6.0	L	24	6	2	2	2	1	0	0	1	1	27	31	3.00	1.167			
<b>Elias Sosa, R</b> ERA:	(7, 1)	2.0		10	2	0	0	2	3	0	0	0	0	11	23	0.00	2.500			



Batter	1	2	3	4	5	6	7	8	9	AB	R	H	RBI	BB	SO	LOB	TOP								
<b>Bobby Bonds, R</b> OBP: 0.320, SLG: 0.436 (1,8)										4	0	1	1	0	2	0	<b>San Francisco Giants @ Cincinnati Reds</b> Riverfront Stadium, Cincinnati, OH Tue Sep 19 1972, 7:05 PM EDT Att: 10,353 - Unknown								
<b>Chris Speier, R</b> OBP: 0.357, SLG: 0.406 (1,6)										5	1	1	0	0	1	1									
<b>Ken Henderson, S</b> OBP: 0.319, SLG: 0.440 (1,7)										5	0	1	0	0	0	2									
<b>Dave Kingman, R</b> OBP: 0.306, SLG: 0.477 (1,3)										5	2	3	3	0	0	2									
<b>Dave Rader, L</b> OBP: 0.310, SLG: 0.344 (1,2)										4	0	1	0	0	0	1									
<b>Tito Fuentes, S</b> OBP: 0.307, SLG: 0.379 (1,4)										3	0	2	0	1	0	1									
<b>Gary Matthews, R</b> OBP: 0.314, SLG: 0.500 (1,9)										3	0	0	0	0	3	3									
<b>Al Gallagher, R</b> OBP: 0.323, SLG: 0.276 (1,5)										3	0	0	0	1	1	4									
<b>Sam McDowell, L</b> OBP: 0.148, SLG: 0.189 (1,1)										1	0	0	0	0	1	2									
<b>Gary Thomasson, L</b> OBP: 0.250, SLG: 0.750 (5, PH)										1	1	1	0	0	0	0									
<b>Steve Stone, R</b> OBP: 0.147, SLG: 0.121 (5, 1)										1	0	0	0	0	0	0									
<b>Jim Howarth, L</b> OBP: 0.331, SLG: 0.304 (8, PH)										1	0	0	0	0	0	2									
<b>Juan Marichal, R</b> OBP: 0.212, SLG: 0.235 (8, 1)										0	0	0	0	0	0	0									
<b>Inning Stats</b>	R: 0 E: 0 K: 0 S: 4	H: 1 LOB: 1 BB: 0 P: 4	R: 0 E: 1 K: 2 S: 8	H: 1 LOB: 2 BB: 1 P: 12	R: 0 E: 0 K: 1 S: 5	H: 0 LOB: 0 BB: 0 P: 5	R: 0 E: 0 K: 2 S: 8	H: 1 LOB: 2 BB: 1 P: 12	R: 3 E: 0 K: 0 S: 7	H: 4 LOB: 1 BB: 0 P: 7	R: 0 E: 0 K: 1 S: 5	H: 0 LOB: 0 BB: 0 P: 5	R: 0 E: 0 K: 1 S: 5	H: 0 LOB: 0 BB: 0 P: 5	R: 1 E: 1 K: 0 S: 6	H: 2 LOB: 2 BB: 0 P: 6	R: 0 E: 0 K: 1 S: 6	H: 1 LOB: 1 BB: 0 P: 6	1B: 6 2B: 1 3B: 1 HR: 2	SF: 1 SAC: 1 DP: 0 HBP: 0	WP: 0 PB: 0 SB: 0 CS: 0	PA: 40			
<b>PITCHER</b>	IP	WLS	BF	H	R	ER	SO	BB	IBB	HBP	BLK	WP	HR	S	P	ERA	WHIP								
<b>Jack Billingham, R</b> ERA: 3.33 (1, 1)	7.1		33	9	4	4	7	2	0	0	0	0	2	45	53	4.91	1.500								
<b>Pedro Borbon, R</b> ERA: 3.09 (8, 1)	0.2	W	3	0	0	0	0	0	0	0	0	0	0	3	3	0.00	0.000								
<b>Clay Carroll, R</b> ERA: 2.41 (9, 1)	1.0	S	4	1	0	0	1	0	0	0	0	0	0	6	6	0.00	1.000								

AB	36
R	4
H	10
RBI	4
BB	2
SO	8
LOB	18



Batter	1	2	3	4	5	6	7	8	9	AB	R	H	RBI	BB	SO	LOB	BOTTOM								
<b>Pete Rose, S</b> OBP: 0.382, SLG: 0.411 (1,7)										5	0	1	0	0	1	2	<b>San Francisco Giants @ Cincinnati Reds</b> Riverfront Stadium, Cincinnati, OH Tue Sep 19 1972, 7:05 PM EDT Att: 10,353 - Unknown								
<b>Joe Morgan, L</b> OBP: 0.414, SLG: 0.439 (1,4)										3	0	2	0	1	0	0									
<b>Bobby Tolan, L</b> OBP: 0.333, SLG: 0.386 (1,8)										4	0	1	0	0	1	3									
<b>Johnny Bench, R</b> OBP: 0.379, SLG: 0.529 (1,2)										4	1	1	1	0	0	3									
<b>Tony Perez, R</b> OBP: 0.351, SLG: 0.501 (1,3)										3	2	1	0	1	0	2									
<b>Denis Menke, R</b> OBP: 0.320, SLG: 0.347 (1,5)										3	0	1	0	1	1	3									
<b>Cesar Geronimo, L</b> OBP: 0.344, SLG: 0.415 (1,9)										4	2	3	0	0	0	1									
<b>Dave Concepcion, R</b> OBP: 0.278, SLG: 0.262 (1,6)										4	0	0	0	0	1	5									
<b>Jack Billingham, R</b> OBP: 0.090, SLG: 0.077 (1, 1)										3	0	1	2	0	1	0									
<b>Pedro Borbon, R</b> OBP: 0.136, SLG: 0.050 (8, 1)										0	0	0	0	0	0	0									
<b>Joe Haque, L</b> OBP: 0.347, SLG: 0.412 (6, PH)										1	0	1	0	0	0	0									
<b>George Foster, R</b> OBP: 0.232, SLG: 0.294 (8, PR)										0	0	0	0	0	0	0									
<b>Clay Carroll, R</b> OBP: 0.100, SLG: 0.100 (9, 1)										0	0	0	0	0	0	0									
<b>Inning Stats</b>	R: 0 E: 0 K: 1 S: 6	H: 1 LOB: 1 BB: 0 P: 6	R: 2 E: 0 K: 1 S: 7	H: 2 LOB: 1 BB: 1 P: 11	R: 2 E: 0 K: 1 S: 8	H: 3 LOB: 2 BB: 1 P: 12	R: 0 E: 0 K: 1 S: 6	H: 2 LOB: 1 BB: 0 P: 6	R: 0 E: 0 K: 0 S: 4	H: 1 LOB: 1 BB: 0 P: 4	R: 0 E: 0 K: 1 S: 5	H: 0 LOB: 0 BB: 0 P: 5	R: 0 E: 0 K: 0 S: 4	H: 1 LOB: 2 BB: 1 P: 8	R: 1 E: 1 K: 0 S: 4	H: 2 LOB: 1 BB: 0 P: 4	R: 0 E: 0 K: 0 S: 4	H: 1 LOB: 1 BB: 0 P: 4	1B: 8 2B: 2 3B: 1 HR: 1	SF: 0 SAC: 0 DP: 2 HBP: 0	WP: 1 PB: 0 SB: 0 CS: 0	PA: 37			
<b>PITCHER</b>	IP	WLS	BF	H	R	ER	SO	BB	IBB	HBP	BLK	WP	HR	S	P	ERA	WHIP								
<b>Sam McDowell, L</b> ERA: 4.57 (1, 1)	4.0		21	8	4	4	4	2	0	0	0	0	1	13	17	0.00	1.000								
<b>Steve Stone, R</b> ERA: 2.99 (5, 1)	3.0		12	2	0	0	1	1	0	0	0	0	0	4	4	0.00	2.000								
<b>Juan Marichal, R</b> ERA: 3.71 (8, 1)	1.0	L	4	2	1	0	0	0	0	0	0	0	0	4	4	0.00	2.000								





Batter	1	2	3	4	5	6	7	8	9	AB	R	H	RBI	BB	SO	LOB	TOP								
<b>Bobby Bonds, R</b> OBP: 0.323, SLG: 0.438 (1, 9)	0-3 K		0-0 CS 1B		0-0 L6-3 1B		0-0 CS E 1B			4	0	3	1	0	1	0	<b>San Francisco Giants @ Cincinnati Reds</b> Riverfront Stadium, Cincinnati, OH Wed Sep 20 1972, 7:05 PM EDT Att: 11,174 - Unknown								
<b>Tito Fuentes, S</b> OBP: 0.306, SLG: 0.378 (1, 4)	0-0 5-3		0-0 CS	0-0 BB 1B	0-0 L6-3		0-0 L5			4	1	1	0	0	0	2									
<b>Chris Speier, R</b> OBP: 0.358, SLG: 0.406 (1, 6)	0-0 5-3			4-0 BB 1B 2B BB		0-0 BB 1B 2B	0-0 CS	0-0 6-3		3	2	1	0	1	0	0									
<b>Dave Kingman, R</b> OBP: 0.307, SLG: 0.477 (1, 3)		0-0 P5		0-0 P9		0-0 BB 1B 2B 5-3		0-0 1B		4	1	2	0	0	0	2									
<b>Ken Henderson, S</b> OBP: 0.319, SLG: 0.440 (1, 7)		0-0 5-3		0-0 P4		0-0 5-3 SF8 2B		0-3 K		4	1	1	1	0	1	3									
<b>Al Gallacher, R</b> OBP: 0.322, SLG: 0.275 <b>Jerry Johnson, R</b> (8, 1)		0-0 1-3		0-0 2B 1B		0-0 5-3		0-0 F8		4	0	1	2	0	0	2									
<b>Garry Maddox, R</b> OBP: 0.287, SLG: 0.422 (1, 8)			0-0 E5 6-3 1B	0-0 1-3 2B		0-0 SF8		0-3 K		3	1	2	2	0	1	0									
<b>Dave Rader, L</b> OBP: 0.308, SLG: 0.341 (1, 2)			0-0 F7	0-0 G3		0-0 F7		0-0 6-3		4	0	0	0	0	0	3									
<b>Don Carrithers, R</b> OBP: 0.207, SLG: 0.241 <b>Elias Sosa, R</b> (4, 1)			0-0 6-3		0-3 K		0-3 K		0-3 K	1	0	0	0	0	0	1									
<b>Damaso Blanco, R</b> OBP: 0.440, SLG: 0.400 <b>Jim Howarth, L</b> (9, FH) OBP: 0.328, SLG: 0.302			2-3							2	0	0	0	0	0	0									
<b>Inning Stats</b>	R: 0 E: 0 K: 1 S: 5	H: 0 LOB: 0 BB: 0 P: 5	R: 0 E: 0 K: 0 S: 3	H: 0 LOB: 0 BB: 0 P: 3	R: 1 E: 1 K: 0 S: 4	H: 2 LOB: 2 BB: 0 P: 4	R: 2 E: 0 K: 0 S: 6	H: 3 LOB: 2 BB: 1 P: 10	R: 0 E: 0 K: 1 S: 5	H: 1 LOB: 0 BB: 0 P: 5	R: 3 E: 0 K: 0 S: 6	H: 3 LOB: 0 BB: 0 P: 6	R: 0 E: 1 K: 1 S: 5	H: 1 LOB: 1 BB: 0 P: 6	R: 0 E: 0 K: 2 S: 7	H: 0 LOB: 0 BB: 0 P: 7	1B: 9 2B: 3 3B: 0 HR: 0	SF: 1 SAC: 0 DP: 1 HBP: 0	WP: 0 PB: 0 SB: 0 CS: 2	PA: 38					
<b>PITCHER</b>	IP	WLS	BF	H	R	ER	SO	BB	IBB	HBP	BLK	WP	HR	S	P	ERA	WHIP								
<b>Don Gullett, L</b> ERA: 3.95	(1, 1)	5.0		23	9	6	5	2	1	0	0	0	0	26	30	9.00	2.000								
<b>Pedro Borbon, R</b> ERA: 3.05	(6, 1)	1.0		3	0	0	0	0	0	0	0	0	0	3	3	0.00	0.000								
<b>Tom Hall, L</b> ERA: 2.62	(7, 1)	2.0	W	7	2	0	0	2	0	0	0	0	0	11	11	0.00	1.000								
<b>Clay Carroll, R</b> ERA: 2.38	(9, 1)	1.0	S	3	0	0	0	2	0	0	0	0	0	7	7	0.00	0.000								

Batter	1	2	3	4	5	6	7	8	9	AB	R	H	RBI	BB	SO	LOB	BOTTOM									
<b>Pete Rose, S</b> OBP: 0.383, SLG: 0.414 (1, 7)	0-0 4-3		4-0 HR BB	4-0 BB		0-0 1-3		0-0 1B 2H 3H 3B		3	2	1	2	2	0	1	<b>San Francisco Giants @ Cincinnati Reds</b> Riverfront Stadium, Cincinnati, OH Wed Sep 20 1972, 7:05 PM EDT Att: 11,174 - Unknown									
<b>Joe Morgan, L</b> OBP: 0.414, SLG: 0.438 (1, 4)	0-0 5-3		0-0 L9	0-0 P9		4-0 S BB	0-0 E 5-3 1B			4	0	1	1	1	0	3										
<b>Bobby Tolan, L</b> OBP: 0.332, SLG: 0.389 (1, 8)	0-0 P5		0-0 1H HR	0-0 6-3		0-3 K	0-0 5-3			5	1	1	2	0	1	5										
<b>Johnny Bench, R</b> OBP: 0.379, SLG: 0.533 (1, 2)		0-0 HR	0-0 1B		0-0 F8	0-3 K	0-3 K	0-3 K		5	1	2	1	0	2	2										
<b>Tony Perez, R</b> OBP: 0.350, SLG: 0.499 (1, 3)		0-0 F9	0-0 1-2 1B		0-0 5-3	0-3 K				4	0	1	0	0	1	1										
<b>Denis Menke, R</b> OBP: 0.321, SLG: 0.351 (1, 5)		0-0 FC6-5 2B	0-0 F8		0-0 F7			0-0 FC3-6 1B		4	0	2	0	0	0	2										
<b>Cesar Geronimo, L</b> OBP: 0.346, SLG: 0.422 (1, 9)		0-0 FC6-5 1B PO		0-0 1B 3B		4-0 BB		0-0 FC3-6 BB E		3	2	1	0	1	0	2										
<b>Darrel Chaney, S</b> OBP: 0.357, SLG: 0.341 (1, 6)		0-0 1-3 1B		0-0 SH2-4 1B		0-0 F9		4-0 E 3B BB		3	1	2	1	1	0	1										
<b>Don Gullett, R</b> OBP: 0.288, SLG: 0.273 <b>Pedro Borbon, R</b> OBP: 0.197, SLG: 0.050 <b>Joe Morgan, L</b> OBP: 0.344, SLG: 0.415 <b>Tom Hall, L</b> OBP: 0.359, SLG: 0.410 <b>Hal McRae, R</b> OBP: 0.302, SLG: 0.468 <b>George Foster, R</b> OBP: 0.320, SLG: 0.294 <b>Clay Carroll, R</b> OBP: 0.302, SLG: 0.100	(1, 1)		0-0 PO	0-0 5-3	0-0 SH2-4	0-0 F9		0-0 E7 3B 1B		1	0	0	0	0	0	0										
<b>Inning Stats</b>	R: 0 E: 0 K: 0 S: 3	H: 0 LOB: 0 BB: 0 P: 3	R: 1 E: 0 K: 0 S: 5	H: 3 LOB: 1 BB: 0 P: 5	R: 2 E: 0 K: 0 S: 6	H: 3 LOB: 2 BB: 1 P: 10	R: 1 E: 0 K: 0 S: 5	H: 2 LOB: 2 BB: 1 P: 9	R: 0 E: 0 K: 0 S: 3	H: 0 LOB: 0 BB: 0 P: 3	R: 0 E: 0 K: 3 S: 9	H: 0 LOB: 1 BB: 1 P: 13	R: 0 E: 0 K: 1 S: 9	H: 0 LOB: 2 BB: 1 P: 13	R: 4 E: 2 K: 1 S: 9	H: 4 LOB: 2 BB: 1 P: 13		1B: 7 2B: 1 3B: 2 HR: 2	SF: 0 SAC: 1 DP: 0 HBP: 0	WP: 0 PB: 0 SB: 2 CS: 0	PA: 41					
<b>PITCHER</b>	IP	WLS	BF	H	R	ER	SO	BB	IBB	HBP	BLK	WP	HR	S	P	ERA	WHIP									
<b>Don Carrithers, R</b> ERA: 5.8	(1, 1)	3.0		17	8	4	4	0	1	0	0	0	0	2	16	20	12.00	3.000								
<b>Elias Sosa, R</b> ERA: 2.89	(4, 1)	4.1	L	19	2	3	3	3	4	0	0	0	0	21	37	6.23	1.385									
<b>Jerry Johnson, R</b> ERA: 4.42	(8, 1)	0.2		4	2	1	1	1	0	0	0	0	0	6	6	13.50	3.000									





Batter	1	2	3	4	5	6	7	8	9	AB	R	H	RBI	BB	SO	LOB	TOP				
<b>Pete Rose, S</b> OBP: 0.383, SLG: 0.418 (1, 7)	4-0 BB SH1-3 SF7 BB	0-0 HR			0-3 K		0-0 1-3		0-3 K	4	2	1	1	1	2	1					
<b>Joe Morgan, L</b> OBP: 0.414, SLG: 0.437 (1, 4)	0-0 SH1-3 1-2	0-0 F8			0-0 4-3			4-0 SH1-3 FC5-2-5 BB	0-0 1B	3	0	1	0	1	0	0					
<b>Bobby Tolan, L</b> OBP: 0.332, SLG: 0.387 (1, 8)	4-0 BB 1B BB			0-3 K	0-0 L8			0-0 SH1-3 1-3	0-3 K	3	1	0	0	1	2	2					
<b>Johnny Bench, R</b> OBP: 0.382, SLG: 0.539 (1, 2)	4-0 1B 1-2 2-3 BB			0-0 F7	0-0 HR			4-0 FC5-2-5 BB		2	1	1	1	2	0	0					
<b>Tony Perez, R</b> OBP: 0.347, SLG: 0.496 (1, 3)	0-0 SF7			0-3 K	0-3 K			0-0 FC5-2-5	0-0 BB	3	0	0	1	0	2	2					
<b>Denis Menke, R</b> OBP: 0.322, SLG: 0.351 (1, 5)	0-0 1B 1-3 2-H			0-0 F7	0-0 6-3			4-0 FC5-4 IBB		3	0	1	1	1	0	0					
<b>Cesar Geronimo, L</b> OBP: 0.346, SLG: 0.419 (1, 9)	0-3 K			1-0 HBP	0-3 K			0-0 FC5-4 1-2		2	0	0	0	0	2	2					
<b>Hal McRae, R</b> OBP: 0.295, SLG: 0.463 (8, PH)										1	0	0	0	0	0	3					
<b>George Foster, R</b> OBP: 0.232, SLG: 0.294 (8, 9)										0	0	0	0	0	0	0					
<b>Darrel Chaney, S</b> OBP: 0.351, SLG: 0.333 (1, 6)		0-0 P5		0-0 F7			0-3 K		0-0 P4	4	0	0	0	0	1	1					
<b>Ross Grimsley, L</b> OBP: 0.125, SLG: 0.111 (1, 1)	0-3 K			0-3 K			0-3 K		0-0 1B	3	0	0	0	0	3	1					
<b>Pedro Borbon, R</b> OBP: 0.136, SLG: 0.050 (8, 1)										0	0	0	0	0	0	0					
<b>Clay Carroll, R</b> OBP: 0.182, SLG: 0.182 (8, 1)									1B	1	0	1	0	0	0	0					
<b>Inning Stats</b>	R: 2 E: 0 K: 1 S: 6	H: 1 LOB: 2 BB: 3 P: 18	R: 1 E: 0 K: 1 S: 6	H: 1 LOB: 0 BB: 0 P: 6	R: 0 E: 0 K: 2 S: 7	H: 0 LOB: 0 BB: 0 P: 7	R: 0 E: 0 K: 1 S: 5	H: 0 LOB: 1 BB: 0 P: 6	R: 0 E: 0 K: 2 S: 8	H: 1 LOB: 0 BB: 0 P: 8	R: 0 E: 0 K: 2 S: 7	H: 0 LOB: 0 BB: 0 P: 7	R: 0 E: 0 K: 0 S: 3	H: 0 LOB: 3 BB: 3 P: 15	R: 0 E: 0 K: 2 S: 9	H: 2 LOB: 2 BB: 0 P: 9	1B: 3 2B: 0 3B: 0 HR: 2	SF: 1 SAC: 2 DP: 0 HBP: 1	WP: 0 PB: 0 SB: 1 CS: 0	PA: 39	
<b>PITCHER</b>	IP	WLS	BF	H	R	ER	SO	BB	IBB	HBP	BLK	WP	HR	S	P	ERA	WHIP				
<b>Larry Dierker, R</b> ERA: 3.4 (1, 1)	0.2	L	6	1	2	2	0	3	0	0	0	0	0	3	15	27.00	6.000				
<b>Jerry Reuss, L</b> ERA: 4.05 (1, 1)	7.1		28	2	2	2	10	2	1	1	0	0	2	44	57	2.46	0.545				
<b>Mike Cosgrove, L</b> ERA: 2.84 (9, 1)	1.0	S	5	2	0	0	2	0	0	0	0	0	0	9	9	0.00	2.000				

Cincinnati Reds @ Houston Astros  
Astrodome, Houston, TX  
Fri Sep 22 1972, 8:05 PM EDT  
Att: 15,490 - Unknown

AB 29  
R 4  
H 5  
RBI 4  
BB 6  
SO 12  
LOB 12



Batter	1	2	3	4	5	6	7	8	9	AB	R	H	RBI	BB	SO	LOB	BOTTOM				
<b>Roger Metzger, S</b> OBP: 0.290, SLG: 0.262 (1, 6)	0-0 6-3		0-0 1B		0-0 L6			0-0 P4	0-0 FC6-4 BB	5	0	1	0	0	0	2					
<b>Jimmy Wynn, R</b> OBP: 0.396, SLG: 0.477 (1, 9)	0-3 K		0-0 1B			4-0 FC6-4 BB		4-0 WP 1B BB	4-0 FC6-4 BB	2	1	1	1	3	1	0					
<b>Cesar Cedeno, R</b> OBP: 0.387, SLG: 0.551 (1, 8)	0-0 5-3		0-0 F8			0-0 F8		0-0 WP 1B	0-0 FC6-4	5	1	1	0	0	0	6					
<b>Lee May, R</b> OBP: 0.351, SLG: 0.504 (1, 3)		0-0 6-3	0-0 6-3			0-0 L9		4-0 1B BB	1-2 2-3 BB	3	0	0	0	1	0	3					
<b>Bob Watson, R</b> OBP: 0.377, SLG: 0.455 (1, 7)		0-0 2B		0-0 F7		0-0 FC6-4		1-2 2-3 1B		4	0	2	2	0	0	1					
<b>Doug Rader, R</b> OBP: 0.308, SLG: 0.434 (1, 5)	0-3 K			0-0 L7			0-0 4-3	0-0 G3		4	0	0	0	0	1	3					
<b>Tommy Helms, R</b> OBP: 0.292, SLG: 0.348 (1, 4)	0-0 5-3			0-0 P4			0-0 L4		4-0 FC6-4 BB	3	0	0	0	1	0	1					
<b>Larry Howard, R</b> OBP: 0.297, SLG: 0.293 (1, 2)			4-0 1B SH1-4 1B BB		0-0 P4		0-3 K		0-0 B1	2	1	0	0	1	1	0					
<b>Johnny Edwards, L</b> OBP: 0.354, SLG: 0.370 (9, PH)										1	0	0	0	0	0	1					
<b>Larry Dierker, R</b> OBP: 0.188, SLG: 0.167 (1, 1)										0	0	0	0	0	0	0					
<b>Jerry Reuss, L</b> OBP: 0.176, SLG: 0.143 (1, 1)										1	0	0	0	0	0	0					
<b>Jesus Alou, R</b> OBP: 0.371, SLG: 0.382 (8, PH)										1	0	0	0	0	0	0					
<b>Mike Cosgrove, L</b> (9, 1)										0	0	0	0	0	0	0					
<b>Norm Miller, L</b> OBP: 0.348, SLG: 0.424 (9, PH)										0	0	0	0	1	0	0					
<b>Inning Stats</b>	R: 0 E: 0 K: 1 S: 5	H: 0 LOB: 0 BB: 0 P: 5	R: 0 E: 0 K: 1 S: 6	H: 1 LOB: 1 BB: 0 P: 6	R: 1 E: 0 K: 0 S: 5	H: 2 LOB: 2 BB: 1 P: 9	R: 0 E: 0 K: 0 S: 3	H: 0 LOB: 0 BB: 0 P: 3	R: 0 E: 0 K: 0 S: 3	H: 0 LOB: 1 BB: 1 P: 7	R: 0 E: 0 K: 1 S: 5	H: 0 LOB: 0 BB: 0 P: 5	R: 0 E: 0 K: 0 S: 5	H: 2 LOB: 2 BB: 2 P: 13	R: 0 E: 0 K: 0 S: 3	H: 0 LOB: 3 BB: 3 P: 15	1B: 4 2B: 1 3B: 0 HR: 0	SF: 0 SAC: 1 DP: 0 HBP: 0	WP: 1 PB: 0 SB: 0 CS: 0	PA: 39	
<b>PITCHER</b>	IP	WLS	BF	H	R	ER	SO	BB	IBB	HBP	BLK	WP	HR	S	P	ERA	WHIP				
<b>Ross Grimsley, L</b> ERA: 2.97 (1, 1)	7.2	W	30	4	3	3	3	3	0	0	0	0	0	33	45	3.52	0.913				
<b>Pedro Borbon, R</b> ERA: 3.05 (8, 1)	0.0		2	1	0	0	0	1	0	0	0	1	0	1	5	∞	∞				
<b>Clay Carroll, R</b> ERA: 2.35 (8, 1)	1.1	S	7	0	0	0	0	3	0	0	0	0	0	4	16	0.00	2.250				

Cincinnati Reds @ Houston Astros  
Astrodome, Houston, TX  
Fri Sep 22 1972, 8:05 PM EDT  
Att: 15,490 - Unknown

AB 31  
R 3  
H 5  
RBI 3  
BB 7  
SO 3  
LOB 17



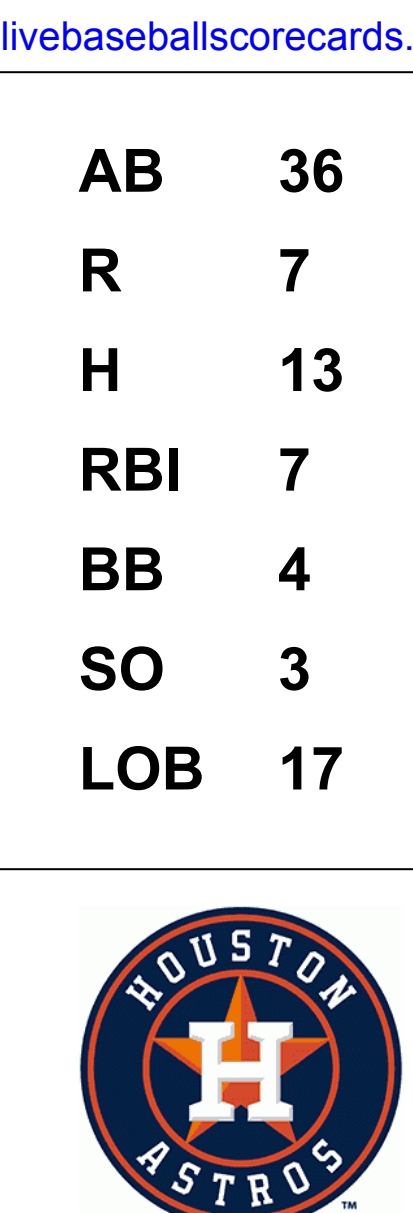


Batter	1	2	3	4	5	6	7	8	9	AB	R	H	RBI	BB	SO	LOB	TOP
<b>Pete Rose, S</b> OBP: 0.393, SLG: 0.418 (1, 7)	0-0 4-3			0-0 F8			0-0 1B 2B		0-0 4-3	4	1	1	0	0	0	0	<b>Cincinnati Reds @ Houston Astros</b> Astrodome, Houston, TX Sat Sep 23 1972, 8:05 PM EDT Att: 16,657 - Dome
<b>Ted Uhlhaender, L</b> OBP: 0.229, SLG: 0.176 (1, 8)	0-0 4-3			0-3 K			0-0 L7		0-0 FC6-4 1B	4	0	1	0	0	1	1	
<b>Joe Hague, L</b> OBP: 0.340, SLG: 0.402 (1, 3)	0-0 4-3			0-0 F3			0-0 6-3		0-0 F9	4	0	0	0	0	0	2	
<b>Hal McRae, R</b> OBP: 0.293, SLG: 0.452 (1, 5)		0-0 5-3			0-0 P6		0-0 1B 2H 1B		0-0 FC6-4 1-2	4	0	1	1	0	0	1	
<b>George Foster, R</b> OBP: 0.234, SLG: 0.295 (1, 9)		0-0 F8			0-0 6-3		0-0 1-2 1B			3	0	1	0	0	0	0	
<b>Darrel Chaney, S</b> OBP: 0.346, SLG: 0.328 (1, 4)		0-0 4-3			0-0 P4		0-0 P6			3	0	0	0	0	0	2	
<b>Dave Concepcion, R</b> OBP: 0.276, SLG: 0.260 (1, 6)			0-0 L8		0-0 6-3		0-3 K			3	0	0	0	0	1	0	
<b>Sonny Ruberto, R</b> (1, 2)			0-0 P4		0-0 4-3		0-3 K			3	0	0	0	0	1	0	
<b>Jim McGlothlin, R</b> OBP: 0.240, SLG: 0.261 (6, PH)			0-3 K		0-3 K		0-3 K			1	0	0	0	0	1	0	
<b>Cesar Geronimo, L</b> OBP: 0.345, SLG: 0.417 (6, PH)										1	0	0	0	0	1	0	
<b>Wayne Simpson, R</b> OBP: 0.085, SLG: 0.087 (6, 1)										1	0	0	0	0	1	0	
<b>Inning Stats</b>	R: 0 E: 0 K: 0 S: 3	H: 0 LOB: 0 BB: 0 P: 3	R: 0 E: 0 K: 0 S: 3	H: 0 LOB: 0 BB: 0 P: 3	R: 0 E: 0 K: 1 S: 5	H: 0 LOB: 0 BB: 0 P: 5	R: 0 E: 0 K: 0 S: 5	H: 0 LOB: 0 BB: 0 P: 5	R: 1 E: 0 K: 0 S: 6	H: 3 LOB: 2 BB: 0 P: 6	R: 0 E: 0 K: 3 S: 9	H: 0 LOB: 0 BB: 0 P: 9	R: 0 E: 0 K: 0 S: 4	H: 1 LOB: 1 BB: 0 P: 4	1B: 3 2B: 1 3B: 0 HR: 0	SF: 0 SAC: 0 DP: 0 HBP: 0	WP: 0 PA: 31 PB: 0 SB: 0 CS: 0
<b>PITCHER</b> <b>Don Wilson, R</b> ERA: 2.77 (1, 1)	IP: 9.0 WLS: W BF: 31 H: 4 R: 1 ER: 1 SO: 6 BB: 0 IBB: 0 HBP: 0 BLK: 0 WP: 0 HR: 0 S: 43 P: 43 ERA: 1.00 WHIP: 0.444																

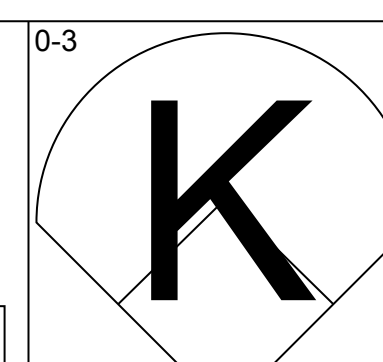
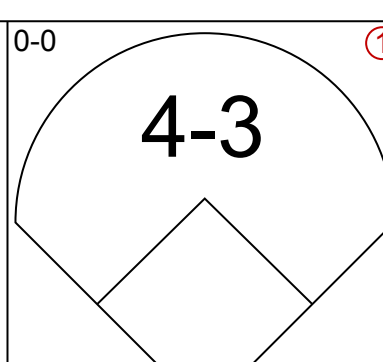
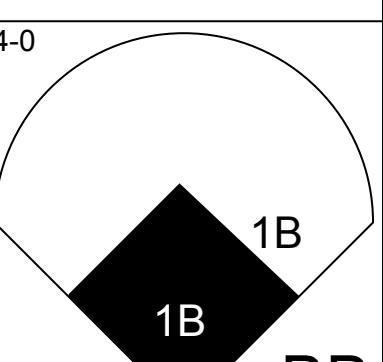
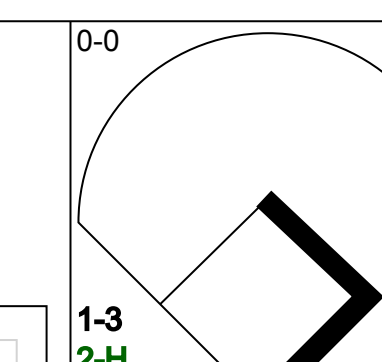
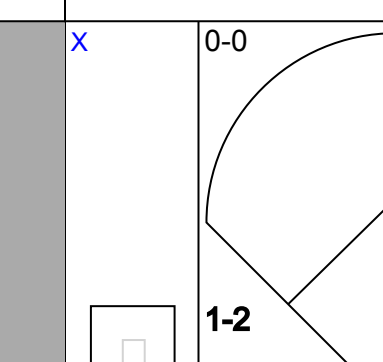
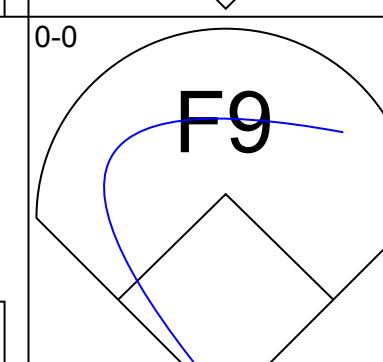
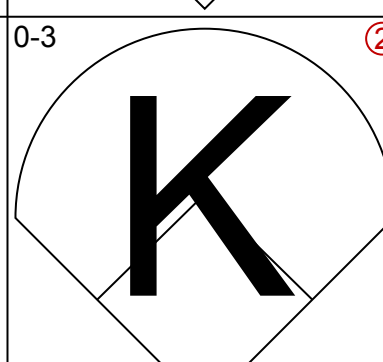
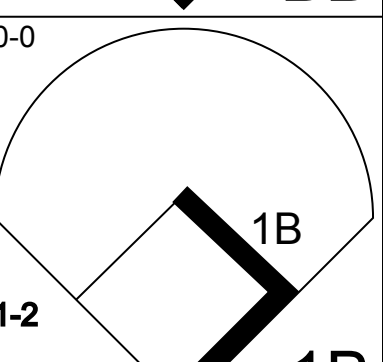
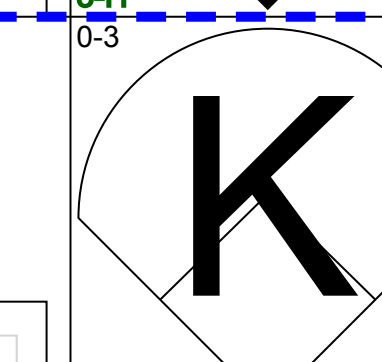
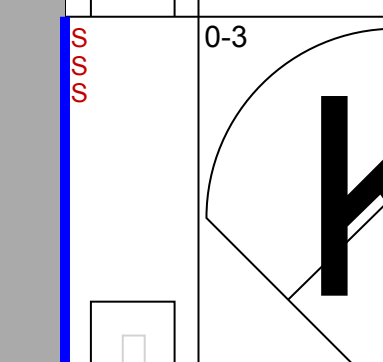
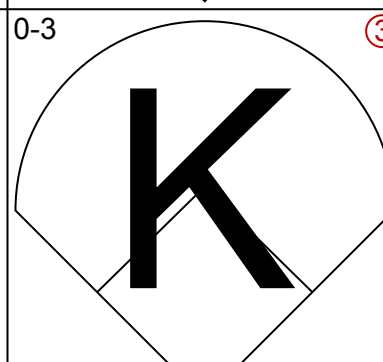
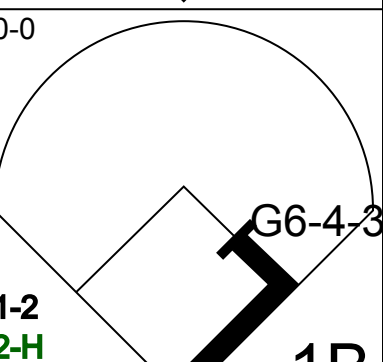

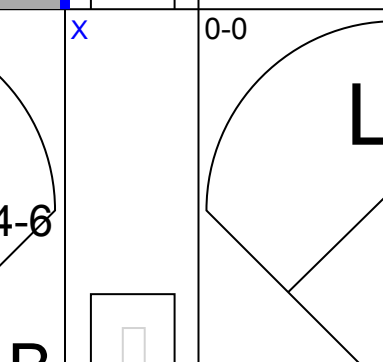

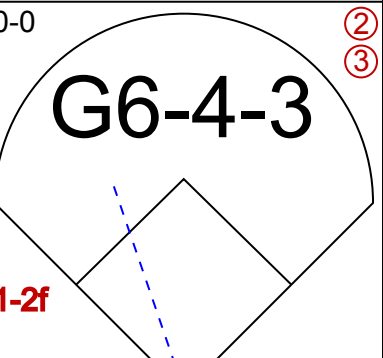

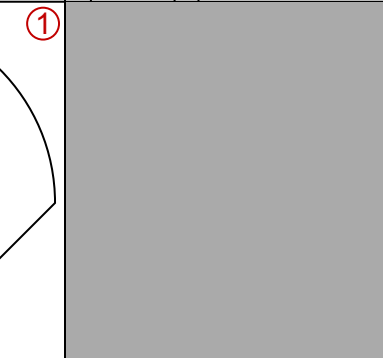


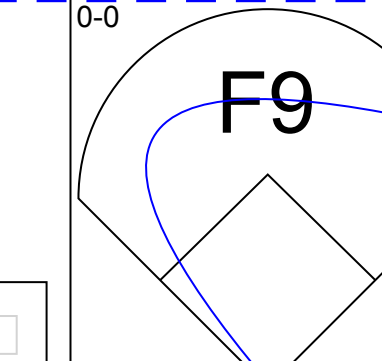

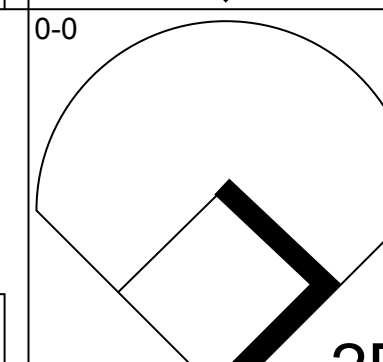
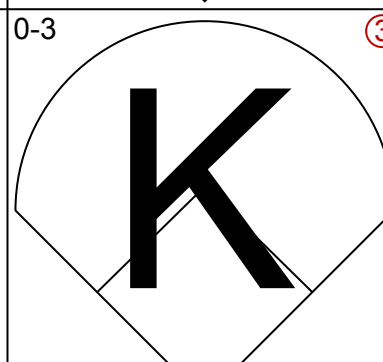
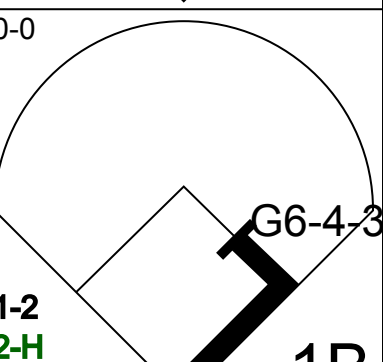
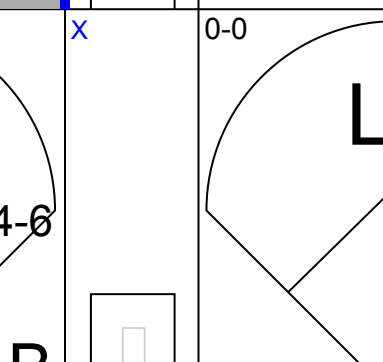
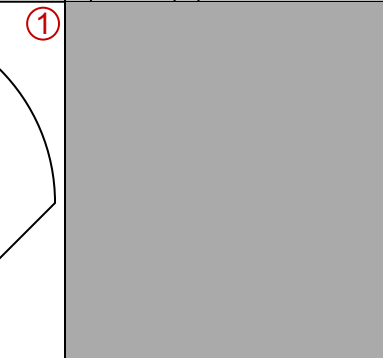
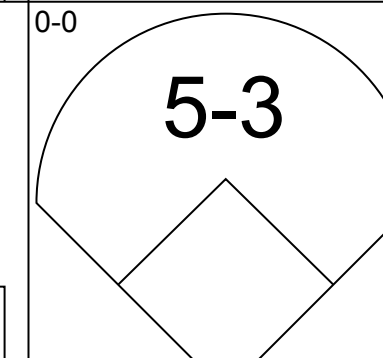
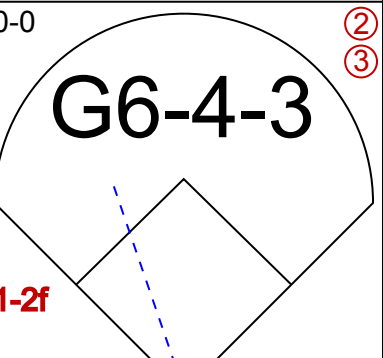
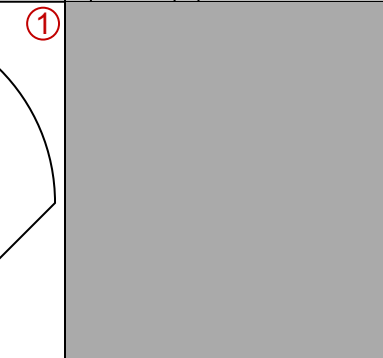



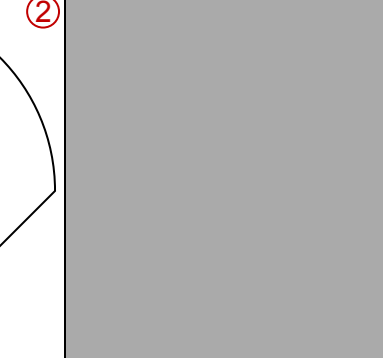

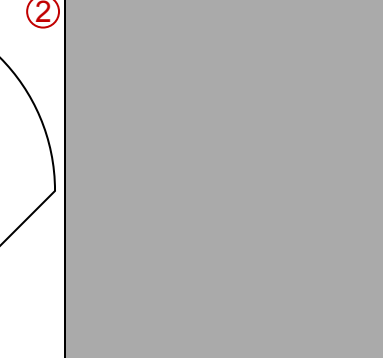
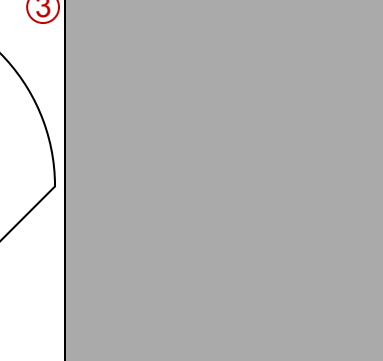
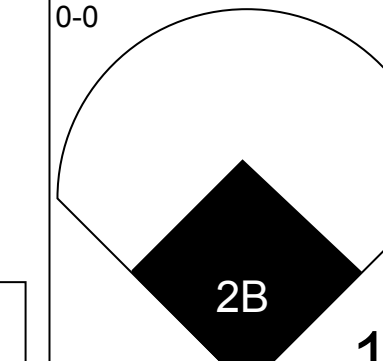


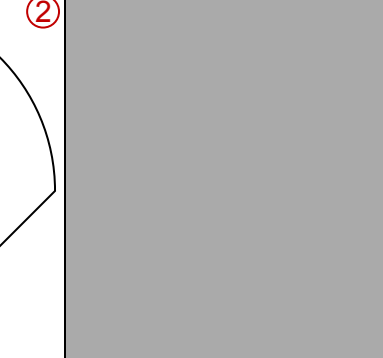
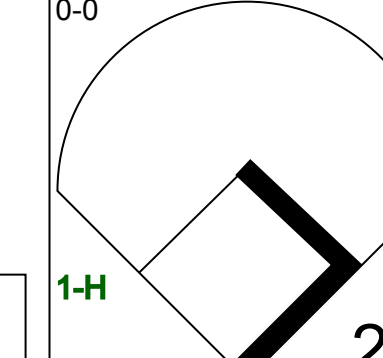
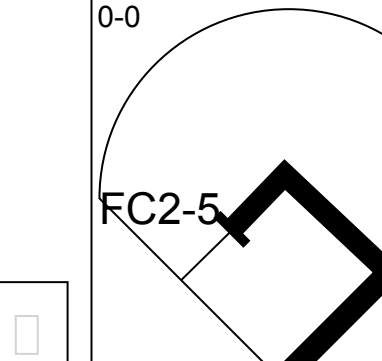
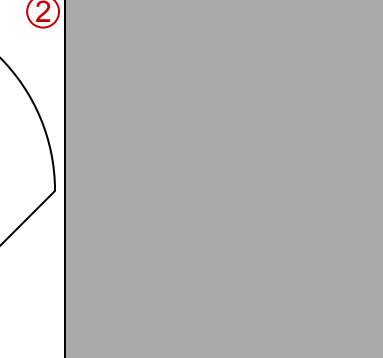
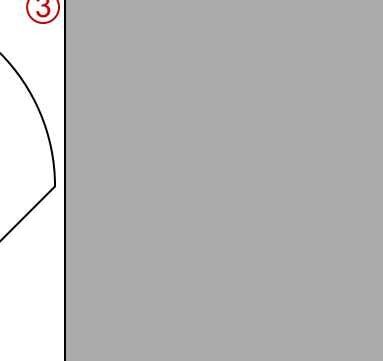
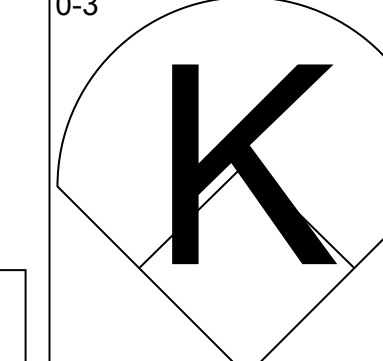
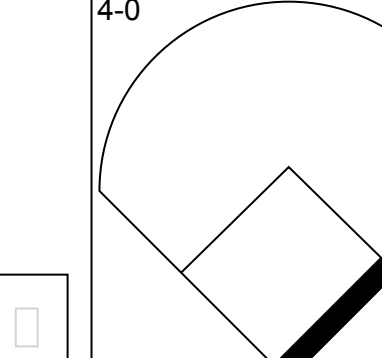
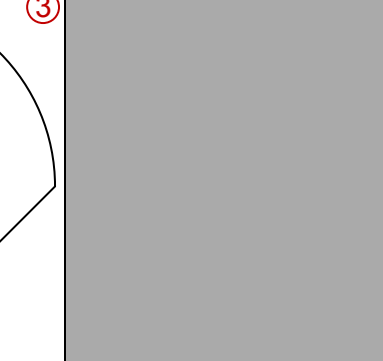
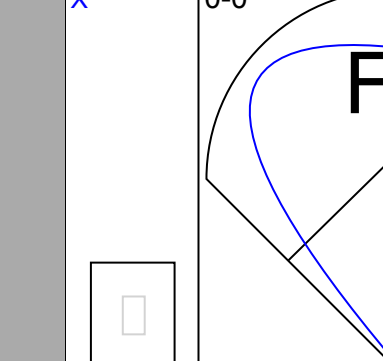
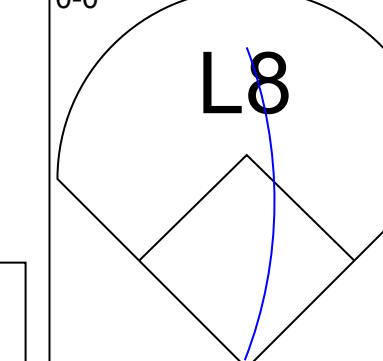
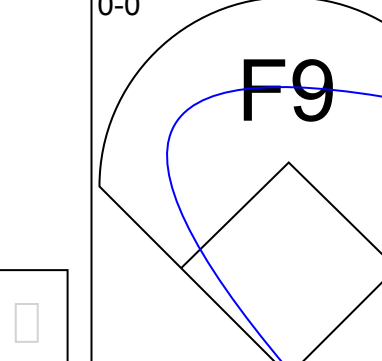
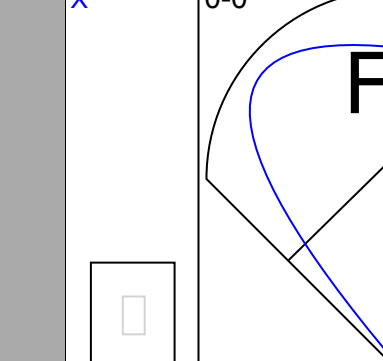
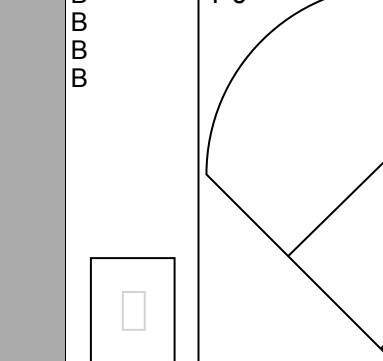
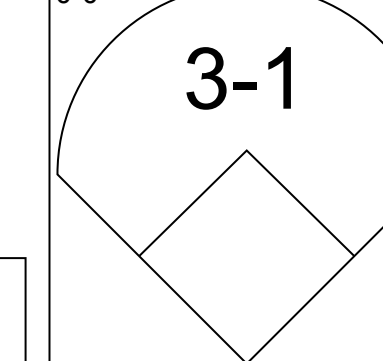
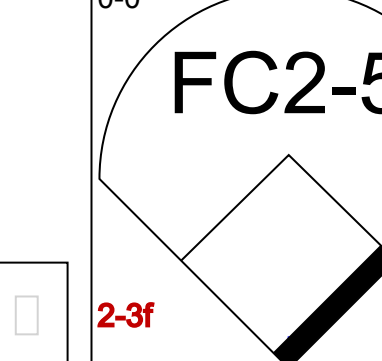
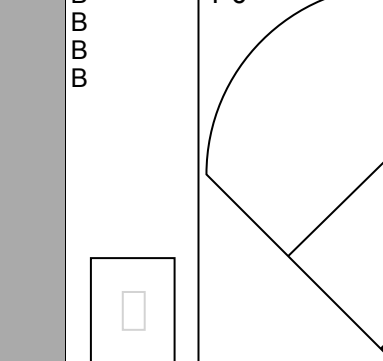
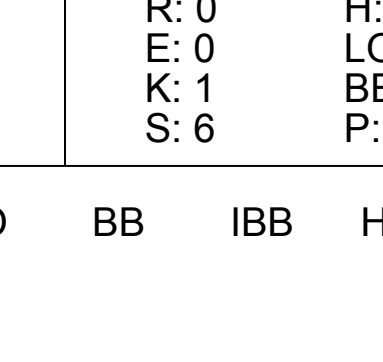
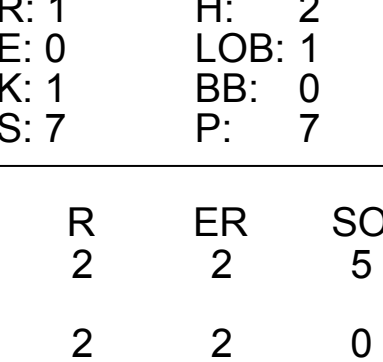

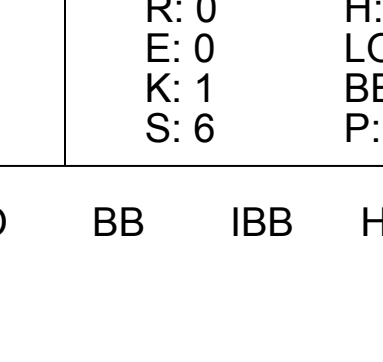

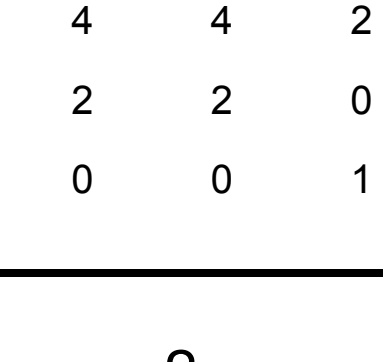
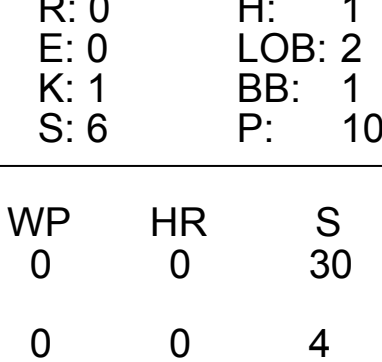

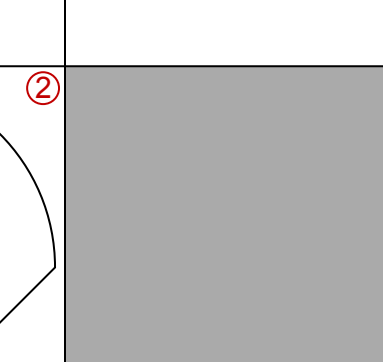
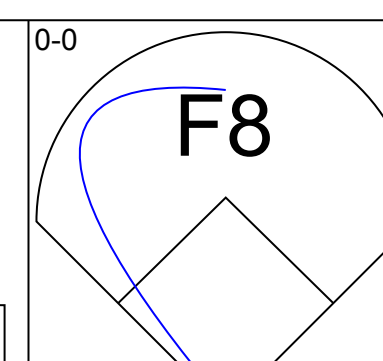
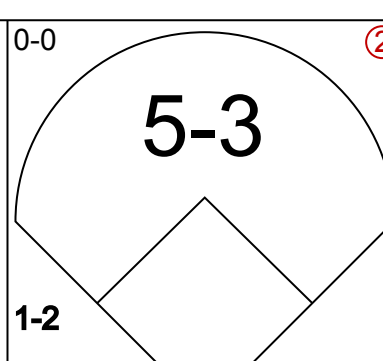

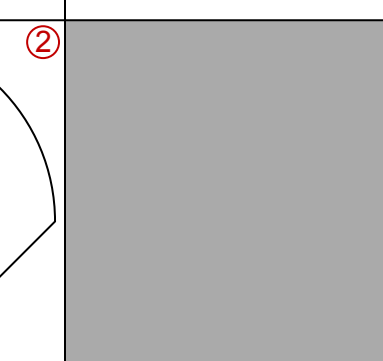
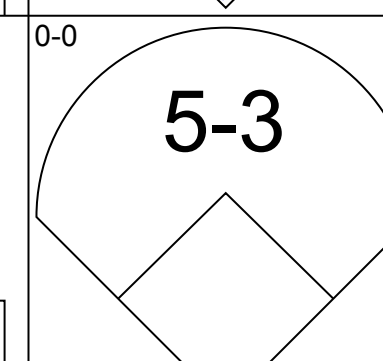
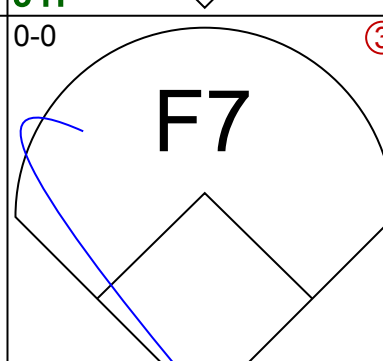

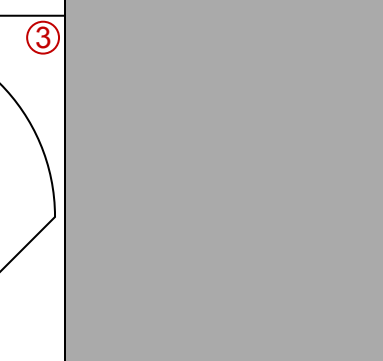
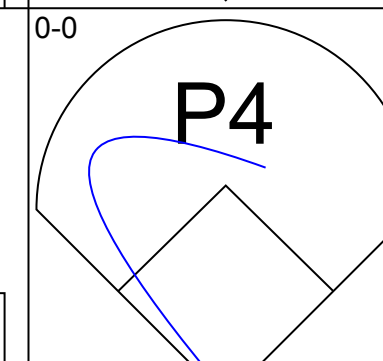

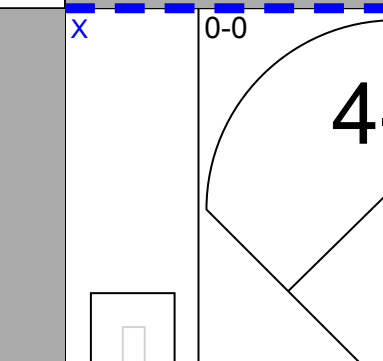
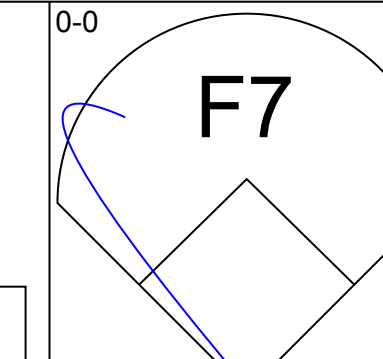

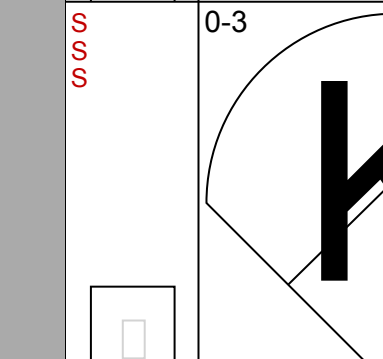
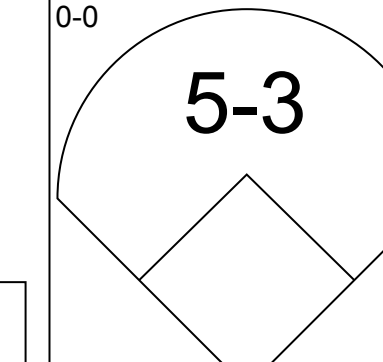

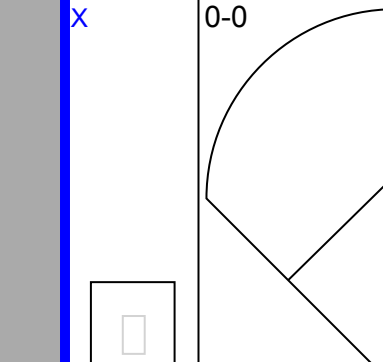
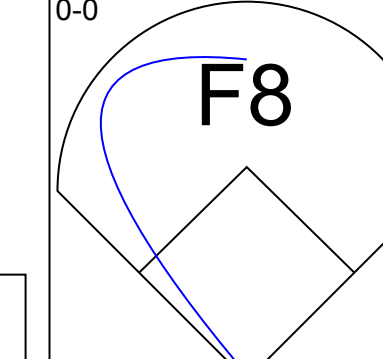
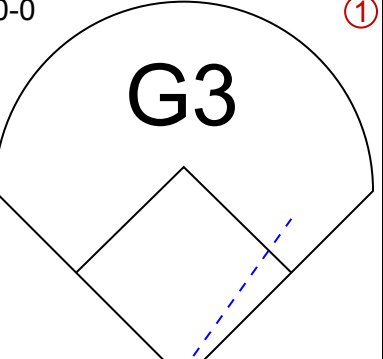
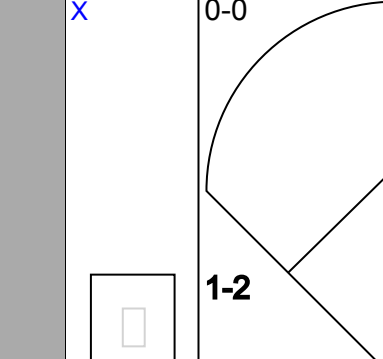

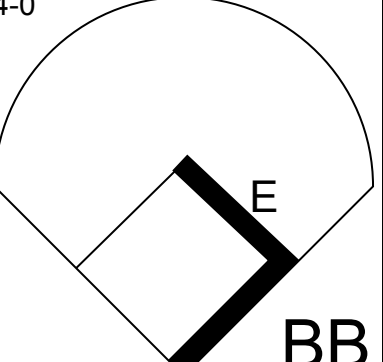
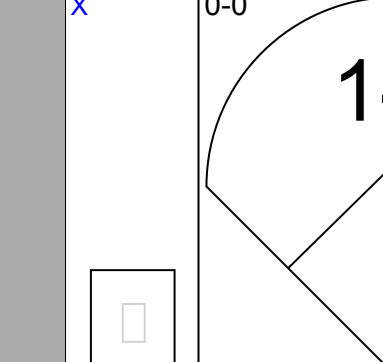

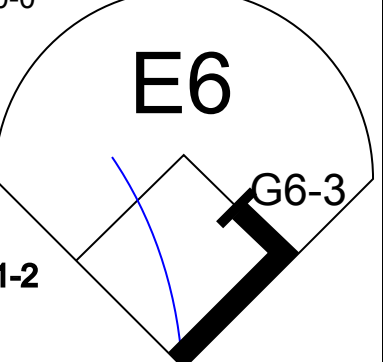

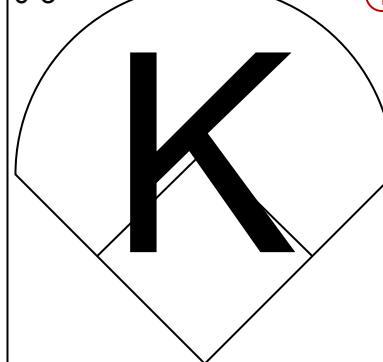
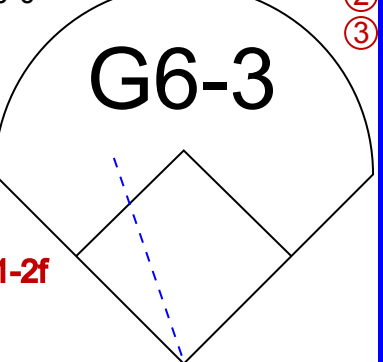
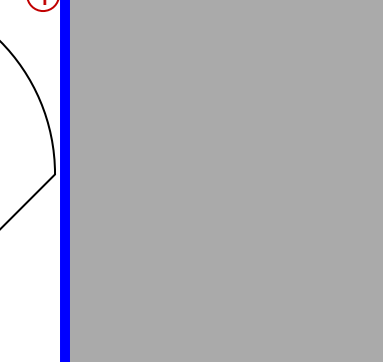

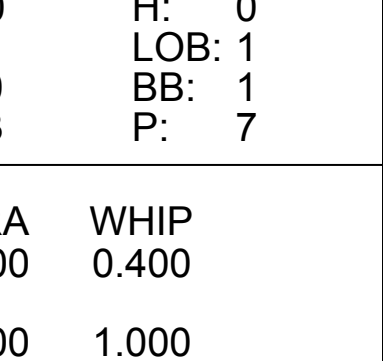
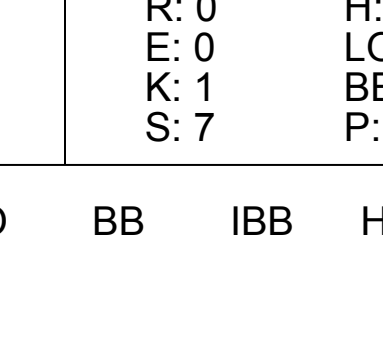

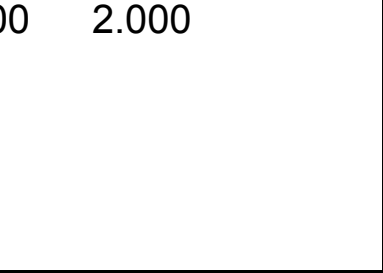



AB	31
R	1
H	4
RBI	1
BB	0
SO	6
LOB	6



Batter	1	2	3	4	5	6	7	8	9	AB	R	H	RBI	BB	SO	LOB	BOTTOM
<b>Roger Metzger, S</b> OBP: 0.289, SLG: 0.262 (1, 6)	0-0 L4	0-0 L9 2B 1B		0-0 G3		0-0 L4		0-3 K		5	1	1	1	0	1	0	<b>Cincinnati Reds @ Houston Astros</b> Astrodome, Houston, TX Sat Sep 23 1972, 8:05 PM EDT Att: 16,657 - Dome
<b>Jimmy Wynn, R</b> OBP: 0.398, SLG: 0.482 (1, 9)	0-0 HR	4-0 2B 1-2 BB		0-0 P6		0-0 E5 1B		4-0 G3 1B BB		3	2	1	1	2	0	0	
<b>Cesar Cedeno, R</b> OBP: 0.387, SLG: 0.550 (1, 8)	0-3 K	0-0 L9		0-0 6-3		0-0 F8 1B 2H 1B		0-0 G3 1B		5	0	2	1	0	1	2	
<b>Lee May, R</b> OBP: 0.355, SLG: 0.510 (1, 3)	0-0 WP 1B 2B	0-0 1-3 3-H 2B		0-0 WP 1B 1B		0-0 1-2 1B		0-0 G3 1-2 2-3		5	1	4	1	0	0	2	
<b>Bob Watson, R</b> OBP: 0.376, SLG: 0.452 (1, 7)	4-0 1B BB	0-0 6-3		0-3 K		0-0 F8		0-0 6-3		4	0	0	0	1	1	7	
<b>Johnny Edwards, L</b> OBP: 0.396, SLG: 0.371 (1, 2)	0-0 1-2 3-H 1B		0-0 F9		0-0 WP E 1B		0-0 F7			4	1	2	1	0	0	2	
<b>Doug Rader, R</b> OBP: 0.308, SLG: 0.431 (1, 5)	0-0 F7		0-0 6-3		4-0 E BB		0-0 F9			3	1	0	0	1	0	2	
<b>Tommy Helms, R</b> OBP: 0.296, SLG: 0.356 (1, 4)		0-0 SH5-4 1B 2B		0-0 E8 1-H 3-H 2B		0-0 6-3				4	1	3	2	0	0	0	
<b>Don Wilson, R</b> OBP: 0.137, SLG: 0.141 (1, 1)		0-0 SH5-4 2-3		0-0 L5		0-0 6-3				3	0	0	0	0	0	2	
<b>Inning Stats</b>	R: 2 E: 0 K: 1 S: 8	H: 3 LOB: 2 BB: 1 P: 12	R: 2 E: 0 K: 0 S: 6	H: 3 LOB: 2 BB: 1 P: 10	R: 0 E: 0 K: 0 S: 4	H: 1 LOB: 1 BB: 0 P: 4	R: 0 E: 0 K: 0 S: 3	H: 0 LOB: 0 BB: 0 P: 3	R: 2 E: 1 K: 1 S: 7	H: 3 LOB: 1 BB: 1 P: 11	R: 1 E: 1 K: 0 S: 6	H: 2 LOB: 2 BB: 0 P: 6	R: 0 E: 0 K: 1 S: 6	H: 1 LOB: 2 BB: 1 P: 10	1B: 8 2B: 4 3B: 0 HR: 1	SF: 0 SAC: 1 DP: 0 HBP: 0	WP: 3 PA: 41 PB: 0 SB: 1 CS: 0
<b>PITCHER</b> <b>Jim McGlothlin, R</b> ERA: 3.99 (1, 1)	IP: 5.0 WLS: L BF: 27 H: 10 R: 6 ER: 6 SO: 2 BB: 3 IBB: 0 HBP: 0 BLK: 0 WP: 3 HR: 1 S: 28 P: 40 ERA: 10.80 WHIP: 2.600																
<b>Wayne Simpson, R</b> ERA: 4.27 (6, 1)	IP: 3.0 WLS: L BF: 14 H: 3 R: 1 ER: 0 SO: 1 BB: 1 IBB: 0 HBP: 0 BLK: 0 WP: 0 HR: 0 S: 15 P: 19 ERA: 0.00 WHIP: 1.333																





Batter	1	2	3	4	5	6	7	8	9	AB	R	H	RBI	BB	SO	LOB	TOP				
<b>Pete Rose, S</b> OBP: 0.385, SLG: 0.420 (1, 7)										5	1	3	3	1	1	0	<b>Cincinnati Reds @ Houston Astros</b> Astrodome, Houston, TX Sun Sep 24 1972, 4:33 AM EDT Att: 12,709 - Unknown				
<b>Julian Javier, R</b> OBP: 0.255, SLG: 0.299 (1, 4)										4	0	1	0	0	2	2					
<b>Pedro Borbon, R</b> OBP: 0.130, SLG: 0.048 (6, PH)										1	0	0	0	0	0	2					
<b>Cesar Geronimo, L</b> OBP: 0.344, SLG: 0.415 (9, PH)										1	0	0	0	0	1	2					
<b>Clay Carroll, R</b> OBP: 0.182, SLG: 0.182 (9, 1)										0	0	0	0	0	0	0					
<b>Joe Hague, L</b> OBP: 0.348, SLG: 0.414 (1, 3)										6	1	4	1	0	1	2					
<b>Johnny Bench, R</b> OBP: 0.380, SLG: 0.536 (1, 2)										3	0	0	0	0	1	3					
<b>Sonny Ruberto, R</b> (6, 2)										0	0	0	0	0	0	0					
<b>Bill Plummer, R</b> OBP: 0.217, SLG: 0.293 (7, PR)										1	2	0	0	0	0	1					
<b>Hal McRae, R</b> OBP: 0.309, SLG: 0.506 (1, 5)										5	2	3	2	0	0	2					
<b>Denis Menke, R</b> OBP: 0.322, SLG: 0.351 (8, 5)										0	0	0	0	0	0	0					
<b>Ted Uhlhaender, L</b> OBP: 0.292, SLG: 0.191 (1, 8)										2	2	1	1	3	0	0					
<b>George Foster, R</b> OBP: 0.227, SLG: 0.285 (1, 9)										5	0	0	0	0	2	7					
<b>Dave Concepcion, R</b> OBP: 0.277, SLG: 0.262 (1, 6)										5	2	2	2	0	0	3					
<b>Jack Billingham, R</b> OBP: 0.087, SLG: 0.075 (1, 1)										2	0	0	0	0	0	1					
<b>Joe Morgan, L</b> OBP: 0.417, SLG: 0.438 (6, PH)										1	0	1	1	2	0	0					
<b>Inning Stats</b>	R: 0 E: 0 K: 1 S: 6	H: 1 LOB: 1 BB: 0 P: 6	R: 1 E: 0 K: 1 S: 7	H: 2 LOB: 1 BB: 0 P: 7	R: 0 E: 0 K: 2 S: 7	H: 0 LOB: 0 BB: 0 P: 7	R: 0 E: 0 K: 1 S: 6	H: 1 LOB: 2 BB: 1 P: 10	R: 1 E: 0 K: 0 S: 4	H: 2 LOB: 1 BB: 1 P: 8	R: 2 E: 0 K: 1 S: 7	H: 2 LOB: 2 BB: 2 P: 15	R: 4 E: 0 K: 1 S: 9	H: 4 LOB: 2 BB: 1 P: 14	R: 2 E: 0 K: 0 S: 5	H: 2 LOB: 0 BB: 0 P: 5	R: 0 E: 0 K: 1 S: 6	H: 1 LOB: 2 BB: 1 P: 10	1B: 11 2B: 3 3B: 0 HR: 1	SF: 0 SAC: 0 DP: 1 HBP: 1	WP: 0 PA: 48 PB: 0 SB: 0 CS: 0
<b>PITCHER</b>	IP WLS BF H R ER SO BB IBB HBP BLK WP HR S P ERA WHIP																				
<b>Ken Forsch, R</b> ERA: 3.98 (1, 1)	5.0 L 22 6 2 2 5 2 0 0 0 0 0 0 30 38 3.60 1.600																				
<b>Jim Ray, R</b> ERA: 4.19 (6, 1)	0.2 6 2 2 2 0 2 0 0 0 0 0 0 4 12 27.00 6.000																				
<b>George Culver, R</b> ERA: 3.04 (6, 1)	1.0 7 2 4 4 2 1 0 1 0 0 0 0 9 14 36.00 3.000																				
<b>Mike Cosgrove, L</b> ERA: 4.7 (7, 1)	1.1 8 4 2 2 0 0 0 0 0 0 0 1 8 8 13.50 3.000																				
<b>Jim York, R</b> ERA: 5.25 (9, 1)	1.0 5 1 0 0 1 1 0 0 0 0 0 0 6 10 0.00 2.000																				
<b>Batter</b>	<b>1</b>	<b>2</b>	<b>3</b>	<b>4</b>	<b>5</b>	<b>6</b>	<b>7</b>	<b>8</b>	<b>9</b>	<b>AB</b>	<b>R</b>	<b>H</b>	<b>RBI</b>	<b>BB</b>	<b>SO</b>	<b>LOB</b>	<b>BOTTOM</b>				
<b>Roger Metzger, S</b> OBP: 0.289, SLG: 0.262 (1, 6)										4	0	1	1	0	0	1	<b>Cincinnati Reds @ Houston Astros</b> Astrodome, Houston, TX Sun Sep 24 1972, 4:33 AM EDT Att: 12,709 - Unknown				
<b>Jimmy Wynn, R</b> OBP: 0.395, SLG: 0.479 (1, 9)										4	0	0	0	0	1	2					
<b>Cesar Cedeno, R</b> OBP: 0.387, SLG: 0.548 (1, 8)										4	0	1	0	0	0	0					
<b>Lee May, R</b> OBP: 0.352, SLG: 0.506 (1, 3)										4	0	0	0	0	2	2					
<b>Bob Watson, R</b> OBP: 0.375, SLG: 0.450 (1, 7)										2	1	0	0	0	0	0					
<b>Jimmy Stewart, S</b> OBP: 0.255, SLG: 0.319 (9, PH)										1	0	1	0	0	0	0					
<b>Johnny Edwards, L</b> OBP: 0.397, SLG: 0.373 (1, 2)										4	0	2	0	0	0	0					
<b>Cliff Johnson, R</b> OBP: 0.500, SLG: 0.333 (9, PR)										0	0	0	0	0	0	0					
<b>Doug Rader, R</b> OBP: 0.309, SLG: 0.432 (1, 5)										2	1	1	1	1	0	2					
<b>Tommy Helms, R</b> OBP: 0.294, SLG: 0.353 (1, 4)										3	0	0	0	0	0	3					
<b>Ken Forsch, R</b> ERA: 3.158, SLG: 0.135 (1, 1)										1	0	0	0	0	1	2					
<b>Norm Miller, R</b> OBP: 0.245, SLG: 0.420 (5, PH)										1	0	0	0	0	0	2					
<b>Jim Ray, R</b> ERA: 3.05 (6, 1)										0	0	0	0	0	0	0					
<b>George Culver, R</b> OBP: 0.265, SLG: 0.063 (6, 1)										0	0	0	0	0	0	0					
<b>Mike Cosgrove, L</b> OBP: 0.200, SLG: 0.271 (7, 1)										0	0	0	0	0	0	0					
<b>Rich Chiles, R</b> OBP: 0.200, SLG: 0.333 (8, PH)										1	0	0	0	0	1	0					
<b>Jim York, R</b> ERA: 5.25 (9, 1)										0	0	0	0	0	0	0					
<b>Inning Stats</b>	R: 0 E: 0 K: 0 S: 3	H: 0 LOB: 0 BB: 0 P: 3	R: 0 E: 0 K: 0 S: 3	H: 0 LOB: 0 BB: 0 P: 3	R: 1 E: 1 K: 1 S: 7	H: 1 LOB: 1 BB: 0 P: 7	R: 0 E: 0 K: 1 S: 5	H: 0 LOB: 0 BB: 0 P: 5	R: 0 E: 0 K: 0 S: 3	H: 0 LOB: 1 BB: 1 P: 7	R: 0 E: 0 K: 1 S: 6	H: 2 LOB: 1 BB: 0 P: 6	R: 1 E: 0 K: 0 S: 3	H: 1 LOB: 0 BB: 0 P: 4	R: 0 E: 0 K: 1 S: 5	H: 0 LOB: 0 BB: 0 P: 5	R: 0 E: 0 K: 1 S: 7	H: 2 LOB: 2 BB: 0 P: 7	1B: 6 2B: 0 3B: 0 HR: 0	SF: 1 SAC: 0 DP: 3 HBP: 1	WP: 0 PA: 34 PB: 0 SB: 0 CS: 0
<b>PITCHER</b>	IP WLS BF H R ER SO BB IBB HBP BLK WP HR S P ERA WHIP																				
<b>Jack Billingham, R</b> ERA: 3.25 (1, 1)	5.0 W 18 1 1 1 2 1 0 0 0 0 0 0 14 15 3.00 1.000																				
<b>Pedro Borbon, R</b> ERA: 3.05 (6, 1)	3.0 S 11 3 1 1 2 0 0 1 0 0 0 0 14 15 3.00 1.000																				
<b>Clay Carroll, R</b> ERA: 2.32 (9, 1)	1.0 S 5 2 0 0 1 0 0 0 0 0 0 0 7 7 0.00 2.000																				
<b>AB</b>	<b>R</b>	<b>H</b>	<b>RBI</b>	<b>BB</b>	<b>SO</b>	<b>LOB</b>	<b>PA</b>														
41	10	15	10	6	8	25	48														
																					
<b>AB</b>	<b>R</b>	<b>H</b>	<b>RBI</b>	<b>BB</b>	<b>SO</b>	<b>LOB</b>	<b>PA</b>														
31	2	6	2	1	5	14	34														
																					







Batter	1	2	3	4	5	6	7	8	9	AB	R	H	RBI	BB	SO	LOB	TOP							
Ralph Garr, L OBP: 0.354, SLG: 0.424 (1, 7)	G3		G3		L6	F8		5-3		5	0	0	0	0	0	2								
Larvell Blanks, R OBP: 0.384, SLG: 0.463 (1, 4)	F8		G5-4-3 1B		1B 2B		1B 2B	K		5	1	3	1	0	1	0								
Hank Aaron, R OBP: 0.395, SLG: 0.520 (1, 3)	HR		G5-4-3 1-2		1B		1B 1B	K		5	2	3	2	0	1	1								
Earl Williams, R OBP: 0.338, SLG: 0.468 (1, 5)	K			K	P6		1B SF7 1B		HR	5	2	2	1	0	2	2								
Dusty Baker Jr., R OBP: 0.390, SLG: 0.513 (1, 8)		K		F7		P3	1B 1B		F7	5	0	1	0	0	1	0								
Oscar Brown, R OBP: 0.247, SLG: 0.342 (1, 9)		F7			2B	E 2B 1B	1-2 2-3 1B		P5	5	1	3	1	0	0	0								
Gil Garrido, R OBP: 0.369, SLG: 0.288 (1, 6)		1B 1B			K	E5 2B	1-3 1B	P4		4	1	1	0	1	1	5								
Bob Didier, S OBP: 0.389, SLG: 0.485 (1, 2)						SH1-4 2B 2B	2H 3-H 2B	SF7	1-3	4	1	3	3	0	0	1								
Phil Niekro, R OBP: 0.219, SLG: 0.239 (1, 1)		F7			SH1-4 2-3	5-3	F2			3	0	0	0	0	0	5								
<b>Inning Stats</b>	R: 1 E: 0 K: 1 S: 6	H: 1 LOB: 0 BB: 0 P: 6	R: 0 E: 0 K: 1 S: 7	H: 2 LOB: 2 BB: 0 P: 7	R: 0 E: 0 K: 0 S: 3	H: 1 LOB: 0 BB: 0 P: 3	R: 0 E: 0 K: 2 S: 8	H: 1 LOB: 1 BB: 0 P: 8	R: 1 E: 0 K: 0 S: 6	H: 3 LOB: 2 BB: 0 P: 6	R: 2 E: 1 K: 0 S: 6	H: 2 LOB: 1 BB: 0 P: 6	R: 3 E: 0 K: 0 S: 8	H: 5 LOB: 2 BB: 0 P: 8	R: 0 E: 0 K: 2 S: 7	H: 0 LOB: 0 BB: 0 P: 7	R: 1 E: 0 K: 0 S: 4	H: 1 LOB: 1 BB: 1 P: 8	1B: 9 2B: 5 3B: 0 HR: 2	SF: 1 SAC: 1 DP: 1 HBP: 0	WP: 0 PB: 0 SB: 0 CS: 0	PA: 44		
<b>PITCHER</b>	IP	WLS	BF	H	R	ER	SO	BB	IBB	HBP	BLK	WP	HR	S	P	ERA	WHIP							
Ross Grimsley, L ERA: 3.11 (1, 1)	6.0	L	30	12	6	5	4	0	0	0	0	0	1	38	38	7.50	2.000							
Pedro Borbon, R ERA: 3.1 (7, 1)	1.0		6	3	1	1	0	0	0	0	0	0	0	6	6	9.00	3.000							
Tom Hall, L ERA: 2.65 (8, 1)	2.0		8	1	1	1	2	1	0	0	0	0	1	11	15	4.50	1.000							

Atlanta Braves @ Cincinnati Reds  
Riverfront Stadium, Cincinnati, OH  
Wed Sep 27 1972, 7:05 PM EDT  
Att: 7,033 - Unknown

AB 41  
R 8  
H 16  
RBI 8  
BB 1  
SO 6  
LOB 16



Batter	1	2	3	4	5	6	7	8	9	AB	R	H	RBI	BB	SO	LOB	BOTTOM							
Pete Rose, S OBP: 0.382, SLG: 0.417 (1, 7)	3-1	4-3			1-3		WP PB BB		F8	4	0	0	0	1	0	3								
Joe Morgan, L OBP: 0.415, SLG: 0.435 (1, 4)	K		F9				F3		G1	3	0	1	1	0	1	0								
Dave Concepcion, R OBP: 0.274, SLG: 0.259 (7, PH) (8, 6)					2H 1B		1-3 2H			2	0	0	0	0	0	2								
Bobby Tolan, L OBP: 0.335, SLG: 0.389 (1, 8)	1-3		K			FC5-4 1B	G3			4	0	1	0	0	1	1								
Johnny Bench, R OBP: 0.379, SLG: 0.549 (1, 2)			K					F8		4	1	1	1	0	1	1								
Bill Plummer, R OBP: 0.217, SLG: 0.293 (9, 2)		HR				1-2 E				0	0	0	0	0	0	0								
Tony Perez, R OBP: 0.349, SLG: 0.496 (1, 3)		3B 1B			F9		F9		K	4	1	1	0	0	1	1								
Denis Menke, R OBP: 0.323, SLG: 0.353 (1, 5)		K			F5		E5		FC3-6 HBP	3	0	0	0	0	1	2								
Cesar Geronimo, L OBP: 0.339, SLG: 0.406 (1, 9)		K			F8		L1		FC3-6 1-2	4	0	0	0	0	1	4								
Darrel Chaney, S OBP: 0.353, SLG: 0.344 (8, 4)		1B 3B				SH2-3 1B BB			4-3	3	3	2	1	1	0	0								
Ross Grimsley, L OBP: 0.138, SLG: 0.125 (1, 1)					SH2-3				K	1	0	1	1	0	0	0								
Pedro Borbon, R OBP: 0.130, SLG: 0.048 (7, PH)							P6			0	0	0	0	0	0	0								
Ted Uhlhaender, L OBP: 0.248, SLG: 0.188 (7, PH)										1	0	0	0	0	0	1								
Tom Hall, L OBP: 0.156, SLG: 0.100 (8, 1)										0	0	0	0	0	0	0								
Joe Hague, L OBP: 0.349, SLG: 0.415 (9, PH)		3H 1B								1	0	0	0	0	1	0								
<b>Inning Stats</b>	R: 0 E: 0 K: 1 S: 5	H: 0 LOB: 0 BB: 0 P: 5	R: 3 E: 0 K: 2 S: 11	H: 4 LOB: 1 BB: 0 P: 11	R: 0 E: 0 K: 2 S: 7	H: 0 LOB: 0 BB: 0 P: 7	R: 0 E: 0 K: 0 S: 3	H: 0 LOB: 0 BB: 0 P: 3	R: 1 E: 0 K: 0 S: 3	H: 1 LOB: 1 BB: 1 P: 7	R: 0 E: 1 K: 0 S: 5	H: 1 LOB: 2 BB: 0 P: 5	R: 1 E: 0 K: 0 S: 4	H: 1 LOB: 1 BB: 1 P: 8	R: 0 E: 0 K: 1 S: 5	H: 0 LOB: 1 BB: 0 P: 6	R: 0 E: 0 K: 1 S: 6	H: 0 LOB: 1 BB: 0 P: 6	1B: 5 2B: 0 3B: 1 HR: 1	SF: 0 SAC: 1 DP: 0 HBP: 1	WP: 1 PB: 2 SB: 0 CS: 0	PA: 38		
<b>PITCHER</b>	IP	WLS	BF	H	R	ER	SO	BB	IBB	HBP	BLK	WP	HR	S	P	ERA	WHIP							
Phil Niekro, R ERA: 2.97 (1, 1)	9.0	W	38	7	5	4	7	2	0	1	0	1	1	49	58	4.00	1.000							

Atlanta Braves @ Cincinnati Reds  
Riverfront Stadium, Cincinnati, OH  
Wed Sep 27 1972, 7:05 PM EDT  
Att: 7,033 - Unknown

AB 34  
R 5  
H 7  
RBI 4  
BB 2  
SO 7  
LOB 15





Batter	1	2	3	4	5	6	7	8	9	AB	R	H	RBI	BB	SO	LOB	TOP			
Davey Lopes, R OBP: 0.575, SLG: 0.333 Frank Robinson, R OBP: 0.353, SLG: 0.442 Billy Grabarkewitz, R OBP: 0.265, SLG: 0.278	(1,4) 0-3 K		X 0-0 S 1B		X 0-0 6-3		X 0-3 K			3	0	1	0	0	1	1	<b>Los Angeles Dodgers @ Cincinnati Reds</b> Riverfront Stadium, Cincinnati, OH Fri Sep 29 1972, 7:05 PM EDT Att: 14,454 - Unknown			
Bill Buckner, L OBP: 0.347, SLG: 0.408	(1,9) 0-0 G3		X 0-0 P4		X 0-0 F5			X 0-0 2-3 1B		4	0	1	0	0	2					
Willie Davis, L OBP: 0.319, SLG: 0.446	(1,8) 0-0 HR			X 0-0 F8		X 0-0 P6		X 0-0 2-3 1-2		4	1	1	1	0	1					
Tom Paciorek, R OBP: 0.250, SLG: 0.290	(1,3) 0-0 F8			X 0-0 P5		X 0-0 L7		X 0-0 P6		4	0	0	0	0	1					
Ron Cey, R OBP: 0.433, SLG: 0.458		X 0-0 6-3		X 4-0 FC5 1B BB		X 0-0 F7		X 0-0 6-3		3	0	0	0	1	1					
Willie Crawford, L OBP: 0.352, SLG: 0.411	(1,7) 0-0 4-3		X 0-0 1-2 1B			X 0-3 K		X 4-0 6-3 4-3 BB		3	0	1	0	1	1					
Joe Ferguson, R OBP: 0.429, SLG: 0.857	(1,2) 0-0 P4		X 0-0 FC5 2-3f			X 0-3 K		X 0-0 4-3 1-2		4	0	0	0	1	3					
Bill Russell, R OBP: 0.330, SLG: 0.372	(1,6) 0-3 K		X 0-0 1-3			X 0-0 WP BB 1B		X 0-0 6-3 2-3		4	0	1	0	0	1					
Al Downing, R OBP: 0.134, SLG: 0.167 Steve Garvey, R OBP: 0.312, SLG: 0.422 Pete Richert, L OBP: 0.500, SLG: 0.500 Charlie Hough, R OBP: 0.381, SLG: 0.439	(1,1) 0-3 K		X 0-3 K			X 4-0 WP BB		X 0-0 P4		2	0	1	0	0	1					
Manny Mota, R OBP: 0.439	(9, PH) 0-0 3B					X 1-2 WP BB				1	0	0	0	0	1					
<b>Inning Stats</b>	R: 1 E: 0 K: 1 S: 6	H: 1 LOB: 0 BB: 0 P: 6	R: 0 E: 0 K: 0 S: 3	H: 0 LOB: 0 BB: 0 P: 3	R: 0 E: 0 K: 2 S: 8	H: 1 LOB: 1 BB: 1 P: 8	R: 0 E: 0 K: 0 S: 4	H: 1 LOB: 2 BB: 1 P: 8	R: 0 E: 0 K: 0 S: 3	H: 0 LOB: 0 BB: 0 P: 3	R: 0 E: 0 K: 3 S: 10	H: 1 LOB: 2 BB: 1 P: 14	R: 0 E: 0 K: 0 S: 4	H: 1 LOB: 1 BB: 1 P: 4	R: 0 E: 0 K: 0 S: 3	H: 0 LOB: 1 BB: 1 P: 7	1B: 4 2B: 0 3B: 1 HR: 1	SF: 0 SAC: 0 DP: 0 HBP: 0	WP: 1 PB: 0 SB: 1 CS: 0	PA: 36
<b>PITCHER</b>	IP WLS BF H R ER SO BB IBB HBP BLK WP HR S P ERA WHIP	8.0 W 32 6 1 1 6 2 0 0 0 1 1 42 50 1.12 1.000	1.0 S 4 0 0 0 0 1 0 0 0 0 0 0 3 7 0.00 1.000																	

Batter	1	2	3	4	5	6	7	8	9	AB	R	H	RBI	BB	SO	LOB	BOTTOM				
Pete Rose, S OBP: 0.382, SLG: 0.416	(1,7) 0-0 P9		X 0-0 F9		X 0-0 SH5-3 1-2		X 4-0 FC4-6 BB			2	0	0	0	1	0	0	<b>Los Angeles Dodgers @ Cincinnati Reds</b> Riverfront Stadium, Cincinnati, OH Fri Sep 29 1972, 7:05 PM EDT Att: 14,454 - Unknown				
Joe Morgan, L OBP: 0.416, SLG: 0.434	(1,4) 4-0 1B BB		X 4-0 CS BB		X 0-0 1-3		X 0-0 FC4-6 1-2f 2-3			2	0	0	0	2	0	3					
Bobby Tolan, L OBP: 0.335, SLG: 0.389 George Foster, R OBP: 0.225, SLG: 0.283	(1,8) 0-0 F8		X 0-0 CS		X 0-0 4-3		X 0-0 F8 2B 1B		X 0-0 F9	3	1	1	0	0	1						
Johnny Bench, R OBP: 0.380, SLG: 0.549	(1,2) 0-0 1-3 1B		X 0-0 HR 1B		X 0-0 F8 1-2		X 0-0 K			4	1	2	0	0	1						
Tony Perez, R OBP: 0.352, SLG: 0.505	(1,3) 0-3 K		X 0-0 1-H HR		X 0-0 2H 2B		X 4-0 1B BB			3	2	2	3	1	1	2					
Denis Menke, R OBP: 0.322, SLG: 0.352	(1,5) 0-0 1-3		X 0-0 6-3		X 0-0 P4		X 0-0 1B 1-2 1B			4	0	1	0	0	1						
Cesar Geronimo, L OBP: 0.342, SLG: 0.407	(1,9) 0-0 G5-4-3 1B		X 0-0 4-3		X 0-0 G3		X 0-0 1-3 2-H 1B			4	0	2	1	0	1						
Dave Concepcion, R OBP: 0.274, SLG: 0.262	(1,6) 0-0 G5-4-3 1-2f		X 0-3 K		X 0-0 FC4-6 2B		X 0-3 K			4	0	1	0	0	2	3					
Jack Billingham, R OBP: 0.097, SLG: 0.086 Joe Hague, L OBP: 0.348, SLG: 0.413 Clay Carroll, R OBP: 0.182, SLG: 0.182	(1,1) 0-0 6-3		X 0-0 SH5-3 1B		X 0-0 B1		X 0-0 FC5-4 1-2f			3	0	1	0	0	0	1					
<b>Inning Stats</b>	R: 0 E: 0 K: 1 S: 6	H: 1 LOB: 2 BB: 1 P: 10	R: 0 E: 0 K: 0 S: 3	H: 1 LOB: 0 BB: 0 P: 3	R: 0 E: 0 K: 0 S: 2	H: 0 LOB: 0 BB: 1 P: 6	R: 2 E: 0 K: 0 S: 5	H: 2 LOB: 0 BB: 0 P: 5	R: 0 E: 0 K: 1 S: 6	H: 1 LOB: 1 BB: 0 P: 6	R: 1 E: 0 K: 0 S: 5	H: 2 LOB: 1 BB: 0 P: 5	R: 0 E: 0 K: 0 S: 4	H: 1 LOB: 2 BB: 1 P: 8	R: 1 E: 0 K: 2 S: 9	H: 2 LOB: 2 BB: 1 P: 13		1B: 7 2B: 2 3B: 0 HR: 1	SF: 0 SAC: 1 DP: 1 HBP: 0	WP: 0 PB: 0 SB: 0 CS: 1	PA: 37
<b>PITCHER</b>	IP WLS BF H R ER SO BB IBB HBP BLK WP HR S P ERA WHIP	6.0 L 25 7 3 3 2 2 0 0 0 0 0 4 27 35 4.50 1.500	1.0 5 1 0 0 0 1 0 0 0 0 0 0 4 8 0.00 2.000	1.0 6 2 1 1 2 1 0 0 0 0 0 0 9 13 9.00 3.000																	





Batter	1	2	3	4	5	6	7	8	9	10	AB	R	H	RBI	BB	SO	LOB	TOP						
Davey Lopes, R OBP: 0.351, SLG: 0.344 (1, 4)	WP 3-1 2B		F8			F8		P4		1-3	5	1	1	0	0	0	3	<b>Los Angeles Dodgers @ Cincinnati Reds</b> Riverfront Stadium, Cincinnati, OH Sat Sep 30 1972, 3:33 AM EDT Att: 20,080 - Unknown <a href="http://livebaseballscores.com">livebaseballscores.com</a>						
Bill Buckner, L OBP: 0.343, SLG: 0.403 (1, 9)	3-1 2H			F8		4-3			P6		4	0	0	1	0	0	0							
Willie Davis, L OBP: 0.317, SLG: 0.443 (1, 8)	F9			F7			F7		4-3		4	0	0	0	0	0	0							
Tom Paclerek, R OBP: 0.250, SLG: 0.314 (1, 3)	F7				2B		K		L3		4	0	1	0	0	1	0							
Ron Cey, R OBP: 0.441, SLG: 0.464 (10, PR)		G5-4-3 1B		F7			5-3			1B 2B	4	0	2	0	0	0	1							
Maury Wills, S OBP: 0.190, SLG: 0.167 (10, 5)											0	1	0	0	0	0	0							
Willie Crawford, L OBP: 0.350, SLG: 0.408 (1, 7)	P6					F8				B3	4	1	1	0	0	0	2							
Joe Ferguson, R OBP: 0.375, SLG: 0.750 (1, 2)								4-3 1B			2	0	0	0	0	0	1							
Manny Mota, R OBP: 0.380, SLG: 0.438 (8, PH)	G5-4-3					6-3		4-3 1-2		L6	1	0	0	0	0	0	1							
Steve Yeager, R OBP: 0.359, SLG: 0.343 (8, 2)	1-2										1	0	0	0	0	0	1							
Bill Russell, R OBP: 0.330, SLG: 0.371 (1, 6)				F8			P6	K		2B 1B	4	1	1	0	0	1	1							
Claude Osteen, L OBP: 0.333, SLG: 0.405 (1, 1)				4-3						1B	4	0	2	3	0	0	0							
								2H 1B		1H 2H 2B														
<b>Inning Stats</b>	R: 1 E: 0 K: 0 S: 4	H: 1 LOB: 0 BB: 0 P: 4	R: 0 E: 0 K: 0 S: 3	H: 1 LOB: 0 BB: 0 P: 3	R: 0 E: 0 K: 0 S: 3	H: 0 LOB: 0 BB: 0 P: 3	R: 0 E: 0 K: 0 S: 4	H: 1 LOB: 1 BB: 0 P: 4	R: 0 E: 0 K: 0 S: 3	H: 0 LOB: 0 BB: 0 P: 3	R: 0 E: 0 K: 1 S: 5	H: 0 LOB: 0 BB: 0 P: 5	R: 1 E: 0 K: 1 S: 7	H: 2 LOB: 1 BB: 0 P: 7	R: 0 E: 0 K: 0 S: 3	H: 0 LOB: 0 BB: 0 P: 3	R: 2 E: 0 K: 0 S: 6	H: 3 LOB: 2 BB: 0 P: 6	1B: 5 2B: 3 3B: 0 HR: 0	SF: 0 SAC: 0 DP: 1 HBP: 0	WP: 1 PA: 37			
<b>PITCHER</b>	IP WLS BF H R ER SO ERA WHIP	IP WLS BF H R ER SO ERA WHIP	IP WLS BF H R ER SO ERA WHIP	IP WLS BF H R ER SO ERA WHIP	IP WLS BF H R ER SO ERA WHIP	IP WLS BF H R ER SO ERA WHIP	IP WLS BF H R ER SO ERA WHIP	IP WLS BF H R ER SO ERA WHIP	IP WLS BF H R ER SO ERA WHIP	IP WLS BF H R ER SO ERA WHIP	IP WLS BF H R ER SO ERA WHIP	IP WLS BF H R ER SO ERA WHIP	IP WLS BF H R ER SO ERA WHIP	IP WLS BF H R ER SO ERA WHIP	IP WLS BF H R ER SO ERA WHIP	IP WLS BF H R ER SO ERA WHIP	IP WLS BF H R ER SO ERA WHIP	IP WLS BF H R ER SO ERA WHIP	IP WLS BF H R ER SO ERA WHIP	IP WLS BF H R ER SO ERA WHIP	IP WLS BF H R ER SO ERA WHIP	IP WLS BF H R ER SO ERA WHIP		
Wayne Simpson, R ERA: 4.14 Pedro Borbon, R ERA: 3.2	(1, 1) 8.0	(9, 1) 2.0	(1, 1) 8.0	(9, 1) 2.0	(1, 1) 8.0	(9, 1) 2.0	(1, 1) 8.0	(9, 1) 2.0	(1, 1) 8.0	(9, 1) 2.0	(1, 1) 8.0	(9, 1) 2.0	(1, 1) 8.0	(9, 1) 2.0	(1, 1) 8.0	(9, 1) 2.0	(1, 1) 8.0	(9, 1) 2.0	(1, 1) 8.0	(9, 1) 2.0	(1, 1) 8.0	(9, 1) 2.0	(1, 1) 8.0	(9, 1) 2.0

Batter	1	2	3	4	5	6	7	8	9	10	AB	R	H	RBI	BB	SO	LOB	BOTTOM						
Pete Rose, S OBP: 0.384, SLG: 0.420 (1, 7)	4-3			3B 2B	6-3						5	1	3	0	0	0	0	<b>Los Angeles Dodgers @ Cincinnati Reds</b> Riverfront Stadium, Cincinnati, OH Sat Sep 30 1972, 3:33 AM EDT Att: 20,080 - Unknown <a href="http://livebaseballscores.com">livebaseballscores.com</a>						
Joe Morgan, L OBP: 0.416, SLG: 0.437 (1, 4)	4-3			1B 3B			CS 1B	K		F3	5	1	2	1	0	1	2							
Bobby Tolan, L OBP: 0.334, SLG: 0.387 (1, 8)	F8			1-3 BB 1B			F7 1-2	4-3		K	5	0	1	1	0	1	3							
Johnny Bench, R OBP: 0.381, SLG: 0.547 (1, 2)				3H 1B			4-0 BB			F8	2	0	0	0	2	1	0							
Tony Perez, R OBP: 0.351, SLG: 0.502 (1, 3)				1-2 BB			4-0 BB				3	0	0	0	1	0	3							
George Foster, R OBP: 0.225, SLG: 0.283 (9, PR)	F9			P3			F8				0	0	0	0	0	0	0							
Joe Hague, L OBP: 0.348, SLG: 0.413 (10, 3)				1-3 BB					SH5-3 BB		0	0	0	0	0	0	0							
Hal McRae, R OBP: 0.287, SLG: 0.484 (1, 9)				1-3					SH5-3		3	0	0	0	0	0	2							
Cesar Geronimo, L OBP: 0.342, SLG: 0.407 (8, 8)	6-3			1-2 2-3					1-2		0	0	0	0	0	0	0							
Denis Menke, R OBP: 0.321, SLG: 0.350 (1, 5)				P4				F8			3	0	0	0	1	1	2							
Dave Concepcion, R OBP: 0.271, SLG: 0.259 (1, 6)				K				6-3		F9	4	0	0	0	0	1	2							
Wayne Simpson, R OBP: 0.082, SLG: 0.083 (1, 1)											2	0	0	0	0	2	0							
Julian Javier, R OBP: 0.253, SLG: 0.295 (8, PH)											1	0	0	0	0	0	0							
Pedro Borbon, R OBP: 0.130, SLG: 0.048 (9, 1)											0	0	0	0	0	0	0							
Ted Uhlander, L OBP: 0.246, SLG: 0.186 (10, PH)											1	0	0	0	0	1	0							
<b>Inning Stats</b>	R: 0 E: 0 K: 0 S: 3	H: 0 LOB: 0 BB: 0 P: 3	R: 0 E: 0 K: 1 S: 5	H: 0 LOB: 0 BB: 0 P: 5	R: 0 E: 0 K: 2 S: 7	H: 0 LOB: 0 BB: 0 P: 7	R: 2 E: 0 K: 1 S: 8	H: 3 LOB: 2 BB: 1 P: 12	R: 0 E: 0 K: 1 S: 5	H: 0 LOB: 0 BB: 0 P: 5	R: 0 E: 0 K: 0 S: 3	H: 1 LOB: 1 BB: 1 P: 7	R: 0 E: 0 K: 0 S: 3	H: 0 LOB: 0 BB: 0 P: 3	R: 0 E: 0 K: 1 S: 6	H: 1 LOB: 1 BB: 0 P: 6	R: 0 E: 0 K: 0 S: 3	H: 0 LOB: 2 BB: 0 P: 11	R: 0 E: 0 K: 2 S: 8	H: 1 LOB: 1 BB: 0 P: 8	1B: 3 2B: 2 3B: 1 HR: 0	SF: 0 SAC: 1 DP: 0 HBP: 0	WP: 0 PA: 39	
<b>PITCHER</b>	IP WLS BF H R ER SO ERA WHIP	IP WLS BF H R ER SO ERA WHIP	IP WLS BF H R ER SO ERA WHIP	IP WLS BF H R ER SO ERA WHIP	IP WLS BF H R ER SO ERA WHIP	IP WLS BF H R ER SO ERA WHIP	IP WLS BF H R ER SO ERA WHIP	IP WLS BF H R ER SO ERA WHIP	IP WLS BF H R ER SO ERA WHIP	IP WLS BF H R ER SO ERA WHIP	IP WLS BF H R ER SO ERA WHIP	IP WLS BF H R ER SO ERA WHIP	IP WLS BF H R ER SO ERA WHIP	IP WLS BF H R ER SO ERA WHIP	IP WLS BF H R ER SO ERA WHIP	IP WLS BF H R ER SO ERA WHIP	IP WLS BF H R ER SO ERA WHIP	IP WLS BF H R ER SO ERA WHIP	IP WLS BF H R ER SO ERA WHIP	IP WLS BF H R ER SO ERA WHIP	IP WLS BF H R ER SO ERA WHIP	IP WLS BF H R ER SO ERA WHIP		
Claude Osteen, L ERA: 2.7	(1, 1) 10.0	(1, 1) 10.0	(1, 1) 10.0	(1, 1) 10.0	(1, 1) 10.0	(1, 1) 10.0	(1, 1) 10.0	(1, 1) 10.0	(1, 1) 10.0	(1, 1) 10.0	(1, 1) 10.0	(1, 1) 10.0	(1, 1) 10.0	(1, 1) 10.0	(1, 1) 10.0	(1, 1) 10.0	(1, 1) 10.0	(1, 1) 10.0	(1, 1) 10.0	(1, 1) 10.0	(1, 1) 10.0	(1, 1) 10.0	(1, 1) 10.0	(1, 1) 10.0





Batter	1	2	3	4	5	6	7	8	9	AB	R	H	RBI	BB	SO	LOB	TOP										
<b>Davey Lopes, R</b> (1,4) OBP: 0.325, SLG: 0.314 <b>Willie Davis, L</b> (9, FH) OBP: 0.317, SLG: 0.442	0-3 K			0-0 P3		0-0 F3			0-3 K	3	0	0	0	0	1	0	<b>Los Angeles Dodgers @ Cincinnati Reds</b> Riverfront Stadium, Cincinnati, OH Sun Oct 01 1972, 3:33 AM EDT Att: 40,046 - Unknown  <b>AB 28</b> <b>R 0</b> <b>H 2</b> <b>RBI 0</b> <b>BB 1</b> <b>SO 6</b> <b>LOB 5</b> 										
<b>Manny Mota, R</b> (1,7) OBP: 0.377, SLG: 0.433	0-0 4-3			0-0 6-3			0-0 4-3		0-0 G6-3	4	0	0	0	0	0	1											
<b>Tom Paciorek, R</b> (1,3) OBP: 0.231, SLG: 0.289	0-3 K			0-0 F9			0-0 5-3			3	0	0	0	0	1	0											
<b>Ron Cey, R</b> (1,5) OBP: 0.405, SLG: 0.419				0-0 P4			0-0 6-3			3	0	0	0	0	0	0											
<b>Joe Ferguson, R</b> (1,9) OBP: 0.316, SLG: 0.632				0-0 K			0-0 F8		0-0 P3	3	0	0	0	0	1	0											
<b>Bobby Valentine, R</b> (1,8) OBP: 0.319, SLG: 0.335				0-0 6-3			0-0 E5		4-0 1B BB	2	0	0	0	1	0	0											
<b>Bill Russell, R</b> (1,6) OBP: 0.330, SLG: 0.371				0-3 K			0-0 P6		0-0 G6-3 1B	3	0	1	0	0	1	1											
<b>Steve Yeager, R</b> (1,2) OBP: 0.353, SLG: 0.337 <b>Wes Parker, S</b> (9, FH) OBP: 0.367, SLG: 0.354				0-0 4-3			0-0 F9		0-0 G6-3	2	0	0	0	0	0	0											
<b>Doug Rau, L</b> (1,1) OBP: 0.250, SLG: 0.429 <b>Bill Buckner, L</b> (9, FH) OBP: 0.345, SLG: 0.495 <b>Billy Grabarkewitz, R</b> (9, FR) OBP: 0.285, SLG: 0.278				0-3 K			0-0 4-3		0-0 G6-3 1B	2	0	0	0	0	1	0											
<b>Inning Stats</b>	R: 0 E: 0 K: 2 S: 7	H: 0 LOB: 0 BB: 0 P: 7	R: 0 E: 0 K: 1 S: 5	H: 0 LOB: 0 BB: 0 P: 5	R: 0 E: 0 K: 2 S: 7	H: 0 LOB: 0 BB: 0 P: 7	R: 0 E: 0 K: 0 S: 3	H: 0 LOB: 0 BB: 0 P: 3	R: 0 E: 0 K: 0 S: 4	H: 0 LOB: 0 BB: 0 P: 4	R: 0 E: 0 K: 0 S: 3	H: 0 LOB: 0 BB: 0 P: 3	R: 0 E: 0 K: 0 S: 3	H: 1 LOB: 1 BB: 1 P: 7	R: 0 E: 0 K: 1 S: 5	H: 1 LOB: 1 BB: 0 P: 5		1B: 2 2B: 0 3B: 0 HR: 0	SF: 0 SAC: 0 DP: 2 HBP: 0	WP: 0 PA: 29 PB: 0 SB: 0 CS: 0							
<b>PITCHER</b>	IP	WLS	BF	H	R	ER	SO	BB	IBB	HBP	BLK	WP	HR	S	P	ERA	WHIP										
<b>Don Gullett, L</b> (1,1) ERA: 3.94 <b>Clay Carroll, R</b> (9,1) ERA: 2.27	8.0	W	26	1	0	0	5	1	0	0	0	0	0	35	39	0.00	0.250										

Batter	1	2	3	4	5	6	7	8	9	AB	R	H	RBI	BB	SO	LOB	BOTTOM										
<b>Pete Rose, S</b> (1,7) OBP: 0.383, SLG: 0.419	0-0 4-3									4	1	1	0	0	0	0	<b>Los Angeles Dodgers @ Cincinnati Reds</b> Riverfront Stadium, Cincinnati, OH Sun Oct 01 1972, 3:33 AM EDT Att: 40,046 - Unknown  <b>AB 25</b> <b>R 1</b> <b>H 3</b> <b>RBI 1</b> <b>BB 4</b> <b>SO 4</b> <b>LOB 14</b> 										
<b>Julian Javier, R</b> (1,4) OBP: 0.255, SLG: 0.297	0-0 BB 1B			0-0 E6				0-0 SH3		3	0	1	0	0	0	0											
<b>Johnny Bench, R</b> (1,2) OBP: 0.381, SLG: 0.546 <b>Clay Carroll, R</b> (9,1) OBP: 0.182, SLG: 0.182	4-0 BB 1-2 BB			0-0 G1-4-3				0-0 SF8		1	0	0	1	2	0	1											
<b>Tony Perez, R</b> (1,3) OBP: 0.350, SLG: 0.499	4-0 BB 1-2 2-3 BB			0-0 F8				0-0 F2		3	0	0	0	1	0	1											
<b>Hal McRae, R</b> (1,9) OBP: 0.298, SLG: 0.479 <b>George Foster, R</b> (9,9) OBP: 0.225, SLG: 0.283	0-0 P6			0-0 BB 1B				0-0 F2		3	0	1	0	0	0	4											
<b>Denis Menke, R</b> (1,5) OBP: 0.322, SLG: 0.348	0-0 F8			4-0 BB 1-2 BB				0-0 F9		2	0	0	0	1	0	4											
<b>Cesar Geronimo, L</b> (1,8) OBP: 0.338, SLG: 0.402				0-0 F7				0-0 F7		3	0	0	0	0	1	2											
<b>Dave Concepcion, R</b> (1,6) OBP: 0.269, SLG: 0.257				0-0 F3				0-3 K		3	0	0	0	0	1	2											
<b>Don Gullett, R</b> (1,1) OBP: 0.250, SLG: 0.237 <b>Bill Plummer, R</b> (9,2) OBP: 0.217, SLG: 0.293				0-3 K				0-3 K		3	0	0	0	0	2	0											
<b>Inning Stats</b>	R: 0 E: 0 K: 0 S: 4	H: 1 LOB: 3 BB: 2 P: 12	R: 0 E: 0 K: 2 S: 7	H: 0 LOB: 0 BB: 0 P: 7	R: 0 E: 1 K: 0 S: 3	H: 0 LOB: 0 BB: 0 P: 3	R: 0 E: 0 K: 0 S: 4	H: 1 LOB: 2 BB: 1 P: 8	R: 0 E: 0 K: 0 S: 3	H: 0 LOB: 0 BB: 0 P: 3	R: 0 E: 0 K: 0 S: 3	H: 0 LOB: 1 BB: 1 P: 7	R: 0 E: 0 K: 2 S: 7	H: 0 LOB: 0 BB: 0 P: 7	R: 1 E: 0 K: 0 S: 4	H: 1 LOB: 0 BB: 0 P: 4		1B: 3 2B: 0 3B: 0 HR: 0	SF: 1 SAC: 1 DP: 1 HBP: 0	WP: 0 PA: 31 PB: 1 SB: 1 CS: 0							
<b>PITCHER</b>	IP	WLS	BF	H	R	ER	SO	BB	IBB	HBP	BLK	WP	HR	S	P	ERA	WHIP										
<b>Doug Rau, L</b> (1,1) ERA: 2.2	8.0	L	31	3	1	0	4	4	0	0	0	0	0	35	51	0.00	0.875										







Batter	1	2	3	4	5	6	7	8	9	AB	R	H	RBI	BB	SO	LOB	TOP	
Roger Metzger, S OBP: 0.288, SLG: 0.259 (1, 6)	0-0 4-3		0-3 K		0-0 L1		0-0 FC4-6		0-0 6-3	5	0	0	0	0	1	2		
Norm Miller, L OBP: 0.331, SLG: 0.393 (1, 7) (8, 9)	0-0 1-3		0-0 F8		0-0 E3		0-3 K			4	0	0	0	0	1	1		
Cesar Cedeno, R OBP: 0.365, SLG: 0.537 Jimmy Stewart, S OBP: 0.297, SLG: 0.313 (1, 8) (3, 8)	0-0 6-3		0-0 6-3		0-0 P6			4-0 1B BB		2	0	0	0	0	0	0		
Lee May, R OBP: 0.343, SLG: 0.490 (1, 3)		0-3 K		0-3 K		0-0 6-3		0-0 1B BB		4	0	1	0	0	2	0		
Doug Rader, R OBP: 0.309, SLG: 0.425 Bobby Fenwick, R OBP: 0.226, SLG: 0.240 (1, 5) (2, PR) (2, 4)		0-0 4-3 1B		0-0 FC4-6 1B		0-3 K		0-0 1B BB		1	0	1	0	0	0	0		
Rich Chiles, L OBP: 0.333, SLG: 0.364 Jimmy Wynn, R OBP: 0.389, SLG: 0.470 Larry Howard, R OBP: 0.299, SLG: 0.306 (1, 9) (8, PH) (8, 7)		0-0 4-3		0-0 FC4-6 FC6		0-0 1B		0-0 F7		3	0	1	0	0	0	2		
Gary Sutherland, R OBP: 0.125, SLG: 0.125 (1, 4) (2, 5)		0-0 HBP 1B		0-0 FC6		0-0 F9		0-0 F8		4	0	1	1	0	0	4		
Bob Stinson, S OBP: 0.211, SLG: 0.200 (1, 2)		1-0 FC6-4 HBP		0-0 SH3-4 E 1B		0-3 K		0-0 P6		3	1	1	0	0	1	0		
Mike Cosgrove, L OBP: 0.354, SLG: 0.376 Jesus Alou, R OBP: 0.366, SLG: 0.376 Fred Gladding, L OBP: 0.358, SLG: 0.373 (1, 1) (7, PH) (7, 1) (8, PH)		0-0 FC6-4		0-0 SH3-4		0-0 FC4-6 1B		0-0 4-3		1	0	0	0	0	0	2		
<b>Inning Stats</b>	R: 0 E: 0 K: 0 S: 3	H: 0 LOB: 0 BB: 0 P: 3	R: 1 E: 0 K: 1 S: 7	H: 2 LOB: 2 BB: 0 P: 8	R: 0 E: 0 K: 1 S: 5	H: 0 LOB: 1 BB: 0 P: 5	R: 1 E: 1 K: 0 S: 5	H: 1 LOB: 1 BB: 0 P: 5	R: 0 E: 0 K: 1 S: 8	H: 1 LOB: 2 BB: 1 P: 8	R: 0 E: 0 K: 0 S: 4	H: 1 LOB: 2 BB: 1 P: 8	R: 0 E: 0 K: 0 S: 3	H: 0 LOB: 0 BB: 0 P: 3	1B: 7 2B: 0 3B: 0 HR: 0	SF: 0 SAC: 1 DP: 0 HBP: 1	WP: 0 PA: 37 PB: 0 SB: 1 CS: 0	
<b>PITCHER</b>	IP WLS BF H R ER SO BB IBB HBP BLK WP HR S P ERA WHIP	IP WLS BF H R ER SO BB IBB HBP BLK WP HR S P ERA WHIP	IP WLS BF H R ER SO BB IBB HBP BLK WP HR S P ERA WHIP	IP WLS BF H R ER SO BB IBB HBP BLK WP HR S P ERA WHIP	IP WLS BF H R ER SO BB IBB HBP BLK WP HR S P ERA WHIP	IP WLS BF H R ER SO BB IBB HBP BLK WP HR S P ERA WHIP	IP WLS BF H R ER SO BB IBB HBP BLK WP HR S P ERA WHIP	IP WLS BF H R ER SO BB IBB HBP BLK WP HR S P ERA WHIP	IP WLS BF H R ER SO BB IBB HBP BLK WP HR S P ERA WHIP	IP WLS BF H R ER SO BB IBB HBP BLK WP HR S P ERA WHIP	IP WLS BF H R ER SO BB IBB HBP BLK WP HR S P ERA WHIP	IP WLS BF H R ER SO BB IBB HBP BLK WP HR S P ERA WHIP	IP WLS BF H R ER SO BB IBB HBP BLK WP HR S P ERA WHIP	IP WLS BF H R ER SO BB IBB HBP BLK WP HR S P ERA WHIP	IP WLS BF H R ER SO BB IBB HBP BLK WP HR S P ERA WHIP	IP WLS BF H R ER SO BB IBB HBP BLK WP HR S P ERA WHIP	IP WLS BF H R ER SO BB IBB HBP BLK WP HR S P ERA WHIP	
Pedro Borbon, R ERA: 3.17 (1, 1)	1.0	3	0	0	0	0	0	0	0	0	0	0	0	0	0	0	0.00	0.000
Jack Billingham, R ERA: 3.18 (2, 1)	2.0	9	2	1	1	2	0	0	1	0	0	0	0	12	13	4.50	1.000	
Jim McGlothlin, R ERA: 3.91 (4, 1)	3.0	W	13	3	1	0	2	0	0	0	0	0	0	17	17	0.00	1.000	
Tom Hall, L ERA: 2.61 (7, 1)	2.0	9	2	0	0	2	1	0	0	0	0	0	0	12	16	0.00	1.500	
Clay Carroll, R ERA: 2.25 (9, 1)	1.0	S	3	0	0	0	0	0	0	0	0	0	0	3	3	0.00	0.000	
<b>Pete Rose, S</b> OBP: 0.382, SLG: 0.417 (1, 7)	0-0 6-3		0-0 F9		0-0 FC5-4		0-0 1-3			4	0	0	0	0	0	2		
Joe Morgan, L OBP: 0.417, SLG: 0.435 Darrel Chaney, S OBP: 0.345, SLG: 0.337 (1, 4) (6, 4)	0-0 F5		0-3 K		4-0 E S SF8 BB		0-0 3-1			2	1	0	0	1	1	0		
Bobby Tolan, L OBP: 0.334, SLG: 0.386 Clay Carroll, R OBP: 0.182, SLG: 0.182 (1, 8) (9, 1)	0-0 WP 2B 1B		0-0 S 1B		0-0 4-3		4-0 1B BB			3	2	2	0	1	0	1		
Johnny Bench, R OBP: 0.379, SLG: 0.541 Tom Hall, L OBP: 0.196, SLG: 0.100 Joe Hague, L OBP: 0.350, SLG: 0.416 (1, 9) (7, 1) (8, PH) (9, 3)	4-0 2B BB		0-0 F7		0-0 SF8		0-0 K 1B 1B			1	0	0	1	1	0	1		
Tony Perez, R OBP: 0.349, SLG: 0.497 Cesar Geronimo, L OBP: 0.344, SLG: 0.412 (1, 3) (8, PR) (9, 8)	0-0 2B		0-0 F8		0-0 P6		0-0 K 1B			4	0	2	2	0	0	1		
Denis Menke, R OBP: 0.322, SLG: 0.345 (1, 5)	0-0 F8		0-3 K		0-0 P6		0-3 K			4	0	0	0	0	2	4		
Dave Concepcion, R OBP: 0.272, SLG: 0.270 (1, 6)		0-0 F8 2B		0-0 HR		0-0 F7		0-0 6-3		4	1	2	1	0	0	2		
Bill Plummer, R OBP: 0.211, SLG: 0.284 (1, 2)		0-0 F8		0-0 F9		0-0 F9				3	0	0	0	0	0	1		
Pedro Borbon, R OBP: 0.130, SLG: 0.048 Jack Billingham, R OBP: 0.096, SLG: 0.085 Jim McGlothlin, R OBP: 0.255, SLG: 0.261 Hal McRae, R OBP: 0.295, SLG: 0.474 (1, 1) (2, 1) (4, 1) (7, 9)		0-3 K		4-0 FC5-4 BB		0-0 5-3				0	0	0	0	0	0	0		
<b>Inning Stats</b>	R: 1 E: 0 K: 0 S: 5	H: 2 LOB: 1 BB: 1 P: 9	R: 0 E: 0 K: 1 S: 6	H: 1 LOB: 1 BB: 0 P: 6	R: 0 E: 0 K: 1 S: 6	H: 1 LOB: 1 BB: 0 P: 6	R: 1 E: 0 K: 0 S: 3	H: 0 LOB: 0 BB: 1 P: 7	R: 0 E: 0 K: 0 S: 3	H: 0 LOB: 0 BB: 0 P: 3	R: 0 E: 0 K: 0 S: 3	H: 0 LOB: 2 BB: 1 P: 10	R: 1 E: 0 K: 1 S: 6	H: 2 LOB: 2 BB: 1 P: 10	1B: 4 2B: 2 3B: 0 HR: 1	SF: 1 SAC: 0 DP: 0 HBP: 0	WP: 1 PA: 34 PB: 0 SB: 2 CS: 0	
<b>PITCHER</b>	IP WLS BF H R ER SO BB IBB HBP BLK WP HR S P ERA WHIP	IP WLS BF H R ER SO BB IBB HBP BLK WP HR S P ERA WHIP	IP WLS BF H R ER SO BB IBB HBP BLK WP HR S P ERA WHIP	IP WLS BF H R ER SO BB IBB HBP BLK WP HR S P ERA WHIP	IP WLS BF H R ER SO BB IBB HBP BLK WP HR S P ERA WHIP	IP WLS BF H R ER SO BB IBB HBP BLK WP HR S P ERA WHIP	IP WLS BF H R ER SO BB IBB HBP BLK WP HR S P ERA WHIP	IP WLS BF H R ER SO BB IBB HBP BLK WP HR S P ERA WHIP	IP WLS BF H R ER SO BB IBB HBP BLK WP HR S P ERA WHIP	IP WLS BF H R ER SO BB IBB HBP BLK WP HR S P ERA WHIP	IP WLS BF H R ER SO BB IBB HBP BLK WP HR S P ERA WHIP	IP WLS BF H R ER SO BB IBB HBP BLK WP HR S P ERA WHIP	IP WLS BF H R ER SO BB IBB HBP BLK WP HR S P ERA WHIP	IP WLS BF H R ER SO BB IBB HBP BLK WP HR S P ERA WHIP	IP WLS BF H R ER SO BB IBB HBP BLK WP HR S P ERA WHIP	IP WLS BF H R ER SO BB IBB HBP BLK WP HR S P ERA WHIP	IP WLS BF H R ER SO BB IBB HBP BLK WP HR S P ERA WHIP	
Mike Cosgrove, L ERA: 4.61 (1, 1)	6.0	L	26	5	3	3	3	0	0	0	0	0	0	29	41	4.50	1.333	
Fred Gladding, R ERA: 2.77 (7, 1)	2.0	8	2	1	1	1	1	0	0	0	0	0	0	9	13	4.50	1.500	

Houston Astros @ Cincinnati Reds  
Riverfront Stadium, Cincinnati, OH  
Wed Oct 04 1972, 7:05 PM EDT  
Att: 10,079 - Unknown

AB	34
R	2
H	7
RBI	1
BB	1
SO	6
LOB	16



Houston Astros @ Cincinnati Reds  
Riverfront Stadium, Cincinnati, OH  
Wed Oct 04 1972, 7:05 PM EDT  
Att: 10,079 - Unknown

AB	29
R	4
H	7
RBI	4
BB	4
SO	4
LOB	13





Batter	1	2	3	4	5	6	7	8	9	AB	R	H	RBI	BB	SO	LOB	TOP
<b>Pete Rose, S</b> OBP: 0.400, SLG: 0.600 (1, 7)	F7		F8		F8		F7		F7	5	0	2	0	0	0	2	<b>Cincinnati Reds @ Pittsburgh Pirates</b> Three Rivers Stadium, Pittsburgh, PA Sat Oct 07 1972, 3:33 AM EDT Att: 50,476 - Unknown
<b>Joe Morgan, L</b> OBP: 0.400, SLG: 1.000 (1, 4)	HR		F9		F9		BB		F8	4	1	1	1	1	0	4	
<b>Bobby Tolan, L</b> OBP: 0.200, SLG: 0.200 (1, 8)	L8		F7		F7		BB		K	5	0	1	0	0	1	5	
<b>Johnny Bench, R</b> (1, 2)	F8			L7		BB			F7	3	0	0	0	1	0	0	
<b>Tony Perez, R</b> OBP: 0.250, SLG: 0.250 (1, 3)		1B		F9		BB			K	4	0	1	0	0	1	2	
<b>Denis Menke, R</b> OBP: 0.500, SLG: 0.333 (1, 5)		F8				BB				3	0	1	0	1	0	3	
<b>Cesar Geronimo, L</b> (1, 9)		P6		P6					F7	4	0	0	0	0	0	5	
<b>Darrel Chaney, S</b> (1, 6)		F7			4-3		F8		L3	4	0	0	0	0	0	1	
<b>Don Gullett, R</b> OBP: 0.500, SLG: 0.500 <b>Ted Uhlender, L</b> OBP: 1.000, SLG: 1.000 (7, PH) <b>Pedro Borbon, R</b> (7, PH) <b>Joe Hague, L</b> (9, PH)					P3		BB		BB	2	0	1	0	0	0	0	
<b>Inning Stats</b>	R: 1 E: 0 K: 0 S: 4	H: 1 LOB: 0 BB: 0 P: 4	R: 0 E: 0 K: 0 S: 4	H: 1 LOB: 1 BB: 0 P: 4	R: 0 E: 0 K: 0 S: 4	H: 1 LOB: 1 BB: 0 P: 4	R: 0 E: 0 K: 0 S: 4	H: 1 LOB: 2 BB: 1 P: 8	R: 0 E: 0 K: 1 S: 5	H: 0 LOB: 1 BB: 1 P: 9	R: 0 E: 0 K: 1 S: 6	H: 1 LOB: 2 BB: 1 P: 10	1B: 6 2B: 1 3B: 0 HR: 1	SF: 0 SAC: 0 DP: 0 HBP: 0	WP: 0 PB: 0 SB: 0 CS: 0	PA: 39	
<b>PITCHER</b>	IP	WLS	BF	H	R	ER	SO	BB	IBB	HBP	BLK	WP	HR	S	P	ERA	WHIP
<b>Steve Blass, R</b> ERA: 1.08 <b>Ramon Hernandez, L</b> ERA:	8.1	W	37	8	1	1	1	4	0	0	0	0	1	35	51	1.08	1.440
<b>PITCHER</b>	IP	WLS	BF	H	R	ER	SO	BB	IBB	HBP	BLK	WP	HR	S	P	ERA	WHIP

AB 35  
R 1  
H 8  
RBI 1  
BB 4  
SO 2  
LOB 22



Batter	1	2	3	4	5	6	7	8	9	AB	R	H	RBI	BB	SO	LOB	BOTTOM
<b>Rennie Stennett, R</b> OBP: 0.500, SLG: 0.500 (1, 7)	PB 3B 1B	6-3			HR 1B			4-3		4	2	2	0	0	0	0	<b>Cincinnati Reds @ Pittsburgh Pirates</b> Three Rivers Stadium, Pittsburgh, PA Sat Oct 07 1972, 3:33 AM EDT Att: 50,476 - Unknown
<b>Al Oliver, L</b> OBP: 0.500, SLG: 1.750 (1, 8)	1H 2B 3B		5-3		1H HR			4-3		4	2	2	3	0	0	0	
<b>Roberto Clemente, R</b> (1, 9)	K		F8		6-3			6-3		4	0	0	0	0	1	1	
<b>Willie Stargell, L</b> OBP: 0.333, SLG: 0.667 <b>Bob Robertson, R</b> (9, 3)	4-3 1B 2B		F8				K			3	1	1	1	0	1	0	
<b>Manny Sanguillen, R</b> (1, 2)	4-3 2-3			F8			4-3			3	0	0	0	0	0	1	
<b>Richie Hebner, L</b> OBP: 0.333, SLG: 0.333 (1, 5)	3H 1B			G3			G3			3	0	1	1	0	0	0	
<b>Dave Cash, R</b> (1, 4)	F8			F9			4-3			3	0	0	0	0	0	1	
<b>Gene Alley, R</b> (1, 6)		G3			F9		4-3			3	0	0	0	0	0	0	
<b>Steve Blass, R</b> <b>Ramon Hernandez, S</b> (9, 1)		F7			K		6-3			3	0	0	0	0	1	0	
<b>Inning Stats</b>	R: 3 E: 0 K: 1 S: 9	H: 4 LOB: 1 BB: 0 P: 9	R: 0 E: 0 K: 0 S: 3	H: 0 LOB: 0 BB: 0 P: 3	R: 0 E: 0 K: 0 S: 3	H: 0 LOB: 0 BB: 0 P: 3	R: 2 E: 0 K: 1 S: 7	H: 2 LOB: 0 BB: 0 P: 7	R: 0 E: 0 K: 1 S: 5	H: 0 LOB: 0 BB: 0 P: 5	R: 0 E: 0 K: 0 S: 3	H: 0 LOB: 0 BB: 0 P: 3	1B: 3 2B: 1 3B: 1 HR: 1	SF: 0 SAC: 0 DP: 0 HBP: 0	WP: 0 PB: 1 SB: 0 CS: 0	PA: 30	
<b>PITCHER</b>	IP	WLS	BF	H	R	ER	SO	BB	IBB	HBP	BLK	WP	HR	S	P	ERA	WHIP
<b>Don Gullett, L</b> ERA: 7.5 <b>Pedro Borbon, R</b> ERA:	6.0	L	24	6	5	5	3	0	0	0	0	0	1	30	30	7.50	1.000
<b>PITCHER</b>	IP	WLS	BF	H	R	ER	SO	BB	IBB	HBP	BLK	WP	HR	S	P	ERA	WHIP





Batter	1	2	3	4	5	6	7	8	9	AB	R	H	RBI	BB	SO	LOB	TOP										
<b>Pete Rose, S</b> OBP: 0.333, SLG: 0.444 (1, 7)										4	1	1	0	0	1	1	<b>Cincinnati Reds @ Pittsburgh Pirates</b> Three Rivers Stadium, Pittsburgh, PA Sun Oct 08 1972, 3:33 AM EDT Att: 50,584 - Unknown										
<b>Joe Morgan, L</b> OBP: 0.444, SLG: 1.125 (1, 4)										4	2	2	1	0	0	1											
<b>Bobby Tolan, L</b> OBP: 0.333, SLG: 0.444 (1, 8)										4	1	2	2	0	1	1											
<b>Johnny Bench, R</b> OBP: 0.250, SLG: 0.286 (1, 2)										4	1	1	0	0	2	1											
<b>Tony Perez, R</b> OBP: 0.250, SLG: 0.375 (1, 3)										4	0	1	2	0	2	0											
<b>Denis Menke, R</b> OBP: 0.375, SLG: 0.167 (1, 5)										3	0	0	0	1	1	1											
<b>Cesar Geronimo, L</b> OBP: 0.125, SLG: 0.125 (1, 9)										4	0	1	0	0	2	1											
<b>Darrel Chaney, S</b> (1, 6)										2	0	0	0	0	0	1											
<b>Dave Concepcion, R</b> (7, PH) (7, 6)									2	0	0	0	0	0	0	1											
<b>Jack Billingham, R</b> (1, 1)										2	0	0	0	0	1	0											
<b>Tom Hall, L</b> (5, 1)										1	0	0	0	0	0	0											
<b>Inning Stats</b>	R: 4 E: 0 K: 1 S: 9	H: 5 LOB: 0 BB: 0 P: 9	R: 0 E: 0 K: 2 S: 7	H: 0 LOB: 0 BB: 0 P: 7	R: 0 E: 0 K: 1 S: 5	H: 1 LOB: 0 BB: 0 P: 5	R: 0 E: 0 K: 1 S: 5	H: 0 LOB: 1 BB: 1 P: 9	R: 0 E: 1 K: 1 S: 6	H: 0 LOB: 1 BB: 0 P: 6	R: 0 E: 0 K: 2 S: 7	H: 0 LOB: 0 BB: 0 P: 7	R: 0 E: 0 K: 1 S: 5	H: 0 LOB: 0 BB: 0 P: 5	R: 1 E: 0 K: 0 S: 4	H: 1 LOB: 0 BB: 0 P: 4	R: 0 E: 0 K: 1 S: 6	H: 1 LOB: 1 BB: 1 P: 6	1B: 4 2B: 3 3B: 0 HR: 1	SF: 0 SAC: 0 DP: 1 HBP: 0	WP: 1 PB: 0 SB: 0 CS: 1	PA: 35					
<b>PITCHER</b>	IP	WLS	BF	H	R	ER	SO	BB	IBB	HBP	BLK	WP	HR	S	P	ERA	WHIP										
<b>Bob Moose, R</b> ERA: 3.86 (1, 1)	0.0	L	5	5	4	4	0	0	0	0	0	0	0	5	5	∞	∞										
<b>Bob Johnson, R</b> ERA: 3.86 (1, 1)	5.0		16	1	0	0	6	1	0	0	0	1	0	27	31	0.00	0.400										
<b>Bruce Kison, R</b> ERA: 3.38 (6, 1)	1.0		3	0	0	0	2	0	0	0	0	0	0	7	7	0.00	0.000										
<b>Ramon Hernandez, L</b> ERA: 3.38 (7, 1)	2.0		7	1	1	1	1	0	0	0	0	0	1	9	9	4.50	0.500										
<b>Dave Giusti, R</b> ERA: 3.38 (9, 1)	1.0		4	1	0	0	1	0	0	0	0	0	0	6	6	0.00	1.000										

AB	34
R	5
H	8
RBI	5
BB	1
SO	10
LOB	8



Batter	1	2	3	4	5	6	7	8	9	AB	R	H	RBI	BB	SO	LOB	BOTTOM										
<b>Rennie Stennett, R</b> OBP: 0.444, SLG: 0.375 (1, 7) (9, 4)										4	0	1	0	1	0	3	<b>Cincinnati Reds @ Pittsburgh Pirates</b> Three Rivers Stadium, Pittsburgh, PA Sun Oct 08 1972, 3:33 AM EDT Att: 50,584 - Unknown										
<b>Al Oliver, L</b> OBP: 0.444, SLG: 1.111 (1, 8)										5	1	2	0	0	2	3											
<b>Roberto Clemente, R</b> (1, 9)										3	0	0	1	1	1	4											
<b>Willie Stargell, L</b> OBP: 0.286, SLG: 0.333 (1, 3) (9, 7)										3	0	0	0	1	1	5											
<b>Richie Hebner, L</b> OBP: 0.143, SLG: 0.143 (1, 5)										4	0	0	0	0	2	2											
<b>Milt May, L</b> OBP: 0.500, SLG: 0.500 (1, 2)										2	0	1	1	0	0	0											
<b>Manny Sanguillen, R</b> OBP: 0.200, SLG: 0.400 (6, PH) (7, 2)										2	1	1	0	0	0	0											
<b>Dave Cash, R</b> OBP: 0.143, SLG: 0.143 (1, 4)										4	0	1	1	0	0	2											
<b>Dave Giusti, R</b> (9, 1)										0	0	0	0	0	0	0											
<b>Gene Alley, R</b> (1, 6)										3	1	0	0	0	0	1											
<b>Bob Moose, R</b> (1, 1)										0	0	0	0	0	0	0											
<b>Bob Johnson, L</b> (1, 1)										1	0	0	0	0	0	0											
<b>Bill Mazaroski, R</b> (5, PH)										1	0	0	0	0	0	0											
<b>Dock Ellis, S</b> (5, PH)										0	0	0	0	0	0	0											
<b>Bruce Kison, R</b> (6, 1)										0	0	0	0	0	0	0											
<b>Gene Clines, R</b> (6, PH)										0	0	0	0	0	0	0											
<b>Ramon Hernandez, S</b> (7, 1)										1	0	0	0	0	0	0											
<b>Bob Robertson, R</b> (9, 3)										0	0	0	0	0	0	0											
<b>Inning Stats</b>	R: 0 E: 0 K: 0 S: 3	H: 1 LOB: 1 BB: 1 P: 7	R: 0 E: 0 K: 1 S: 5	H: 0 LOB: 0 BB: 0 P: 5	R: 0 E: 0 K: 1 S: 5	H: 0 LOB: 0 BB: 0 P: 5	R: 1 E: 1 K: 2 S: 9	H: 2 LOB: 2 BB: 1 P: 13	R: 1 E: 0 K: 1 S: 7	H: 2 LOB: 2 BB: 0 P: 8	R: 1 E: 0 K: 1 S: 7	H: 2 LOB: 1 BB: 0 P: 7	R: 0 E: 0 K: 1 S: 5	H: 0 LOB: 0 BB: 1 P: 9	R: 0 E: 0 K: 0 S: 3	H: 0 LOB: 0 BB: 0 P: 3	R: 0 E: 0 K: 1 S: 5	H: 0 LOB: 1 BB: 1 P: 9	1B: 5 2B: 2 3B: 0 HR: 0	SF: 0 SAC: 0 DP: 1 HBP: 1	WP: 0 PB: 0 SB: 0 CS: 0	PA: 38					
<b>PITCHER</b>	IP	WLS	BF	H	R	ER	SO	BB	IBB	HBP	BLK	WP	HR	S	P	ERA	WHIP										
<b>Jack Billingham, R</b> ERA: 3.86 (1, 1)	4.2		21	5	2	2	4	2	0	0	0	0	0	26	35	3.86	1.500										
<b>Tom Hall, L</b> ERA: 2.08 (5, 1)	4.1	W	17	2	1	1	4	2	0	0	0	0	0	23	31	2.08	0.923										

AB	33
R	3
H	7
RBI	3
BB	4
SO	8
LOB	21





Batter	1	2	3	4	5	6	7	8	9	AB	R	H	RBI	BB	SO	LOB	TOP								
Rennie Stennett, R OBP: 0.429, SLG: 0.385										5	0	2	1	0	0	0									
Dave Cash, R OBP: 0.167, SLG: 0.167									5	0	1	0	0	0	0	5									
Roberto Clemente, R OBP: 0.250, SLG: 0.200									3	0	1	0	1	1	1	1									
Willie Stargell, L OBP: 0.273, SLG: 0.222 Gene Clines, R (8, PR) Bob Robertson, R (8, 3)									3	0	0	0	1	1	3	0									
Al Oliver, L OBP: 0.385, SLG: 0.923									4	0	1	0	0	1	2										
Richie Hebner, L OBP: 0.273, SLG: 0.111									2	1	0	0	1	0	1										
Manny Sanguillen, R OBP: 0.333, SLG: 0.778									4	1	2	2	0	0	2										
Gene Alley, R (1, 6)									3	0	0	0	0	0	2										
Nelson Briles, R (1, 1) Vic Davallillo, L (7, PH) Bruce Kison, R (7, 1) Dave Giusti, R (8, 1)									2	0	0	0	0	1	0										
<b>Inning Stats</b>	R: 0 E: 0 K: 2 S: 8	H: 1 LOB: 1 BB: 0 P: 8	R: 0 E: 0 K: 0 S: 3	H: 0 LOB: 0 BB: 0 P: 3	R: 0 E: 0 K: 1 S: 6	H: 1 LOB: 1 BB: 0 P: 6	R: 0 E: 0 K: 1 S: 6	H: 1 LOB: 1 BB: 0 P: 6	R: 1 E: 0 K: 0 S: 4	H: 1 LOB: 0 BB: 0 P: 4	R: 0 E: 0 K: 0 S: 3	H: 0 LOB: 1 BB: 1 P: 7	R: 1 E: 0 K: 0 S: 4	H: 2 LOB: 2 BB: 1 P: 9	R: 1 E: 0 K: 0 S: 4	H: 1 LOB: 2 BB: 2 P: 12	R: 0 E: 1 K: 0 S: 3	H: 0 LOB: 0 BB: 0 P: 3	1B: 4 2B: 3 3B: 0 HR: 1	SF: 0 SAC: 1 DP: 1 HBP: 1	WP: 1 PB: 0 SB: 0 CS: 1	PA: 38			
<b>PITCHER</b>	IP	WLS	BF	H	R	ER	SO	BB	IBB	HBP	BLK	WP	HR	S	P	ERA	WHIP								
Gary Nolan, R ERA: 1.5	6.0		23	4	1	1	4	1	0	0	0	1	1	30	34	1.50	0.833								
Pedro Borbon, R ERA: 3.95	0.1		3	1	1	1	0	0	0	1	0	0	0	2	3	27.00	3.000								
Clay Carroll, R ERA: 5.4	1.2	L	9	2	1	1	0	1	2	0	0	0	0	6	18	5.40	1.800								
Jim McGlothlin, R ERA:	1.0		3	0	0	0	0	0	0	0	0	0	0	3	3	0.00	0.000								

Pittsburgh Pirates @ Cincinnati Reds  
Riverfront Stadium, Cincinnati, OH  
Mon Oct 09 1972, 3:33 AM EDT  
Att: 52,420 - Unknown

AB 32  
R 3  
H 7  
RBI 3  
BB 4  
SO 4  
LOB 16



Batter	1	2	3	4	5	6	7	8	9	AB	R	H	RBI	BB	SO	LOB	BOTTOM								
Pete Rose, S OBP: 0.462, SLG: 0.692										4	0	3	0	0	0	1									
Joe Morgan, L OBP: 0.385, SLG: 0.833										4	1	1	1	0	1	3									
Bobby Tolan, L OBP: 0.308, SLG: 0.385										4	0	1	1	0	1	2									
Johnny Bench, R OBP: 0.250, SLG: 0.455										4	0	1	0	0	1	1									
Tony Perez, R OBP: 0.250, SLG: 0.333 Dave Concepcion, R (9, PR)										4	0	1	0	0	1	1									
Denis Menke, R OBP: 0.333, SLG: 0.111										3	0	0	0	1	0	1									
Cesar Geronimo, L OBP: 0.083, SLG: 0.083										4	0	0	0	0	0	3									
Darrel Chaney, S OBP: 0.111, SLG: 0.111										3	1	1	0	0	0	0									
Gary Nolan, R Pedro Borbon, R Clay Carroll, R Joe Hague, L (8, PH) Jim McGlothlin, R										2	0	0	0	0	1	1									
<b>Inning Stats</b>	R: 0 E: 0 K: 1 S: 6	H: 1 LOB: 0 BB: 0 P: 6	R: 0 E: 0 K: 1 S: 5	H: 0 LOB: 0 BB: 0 P: 5	R: 2 E: 0 K: 0 S: 5	H: 3 LOB: 1 BB: 0 P: 5	R: 0 E: 0 K: 0 S: 3	H: 1 LOB: 1 BB: 1 P: 7	R: 0 E: 0 K: 1 S: 6	H: 1 LOB: 1 BB: 0 P: 6	R: 0 E: 0 K: 0 S: 3	H: 0 LOB: 0 BB: 0 P: 3	R: 0 E: 0 K: 0 S: 3	H: 0 LOB: 0 BB: 0 P: 3	R: 0 E: 0 K: 2 S: 8	H: 1 LOB: 1 BB: 0 P: 8	R: 0 E: 0 K: 1 S: 6	H: 1 LOB: 1 BB: 0 P: 6	1B: 5 2B: 3 3B: 1 HR: 0	SF: 0 SAC: 0 DP: 1 HBP: 0	WP: 0 PB: 0 SB: 1 CS: 0	PA: 34			
<b>PITCHER</b>	IP	WLS	BF	H	R	ER	SO	BB	IBB	HBP	BLK	WP	HR	S	P	ERA	WHIP								
Nelson Briles, R ERA: 3.0	6.0		23	6	2	2	3	1	0	0	0	0	0	7	7	0.00	0.750								
Bruce Kison, R ERA:	1.1	W	5	1	0	0	1	0	0	0	0	0	0	7	7	0.00	0.750								
Dave Giusti, R ERA:	1.2	S	6	1	0	0	2	0	0	0	0	0	0	10	10	0.00	0.600								

Pittsburgh Pirates @ Cincinnati Reds  
Riverfront Stadium, Cincinnati, OH  
Mon Oct 09 1972, 3:33 AM EDT  
Att: 52,420 - Unknown

AB 33  
R 2  
H 8  
RBI 2  
BB 1  
SO 6  
LOB 13





Batter	1	2	3	4	5	6	7	8	9	AB	R	H	RBI	BB	SO	LOB	TOP		
Rennie Stennett, R OBP: 0.333, SLG: 0.294 (1, 7)	G3		F8			4-3			F9	4	0	0	0	0	0	1			
Al Oliver, L OBP: 0.294, SLG: 0.706 (1, 8)	F8			6-3		F7			4-3	4	0	0	0	0	0	0			
Roberto Clemente, R OBP: 0.313, SLG: 0.590 (1, 9)	K			FC4-6 1B					6-3	4	1	2	1	0	1	0			
Willie Stargell, L OBP: 0.214, SLG: 0.167 (1, 3)		P6		FC4-6 1-2					6-3	3	0	0	0	0	0	1			
Manny Sanguillen, R OBP: 0.250, SLG: 0.583 (1, 2)		F8		F4					4-3	3	0	0	0	0	0	1			
Dave Cash, R OBP: 0.133, SLG: 0.133 (1, 4)		6-3				F8			5-3	3	0	0	0	0	0	0			
Richie Hebner, L OBP: 0.214, SLG: 0.083 (1, 5)			F9			K			F6	3	0	0	0	0	1	0			
Gene Alley, R (1, 6)			6-3			K			K	3	0	0	0	0	2	0			
Dock Ellis, S Bill Mazerowski, R Bob Johnson, L Luke Walker, L Gene Clines, R Bob Miller, R (1, 1) (6, Ph) (6, 1) (7, 1) (8, Ph) (8, 1)			E6			K			L6-3	1	0	0	0	0	0	0			
<b>Inning Stats</b>	R: 0 E: 0 K: 1 S: 5	H: 0 LOB: 0 BB: 0 P: 5	R: 0 E: 0 K: 0 S: 3	H: 0 LOB: 0 BB: 0 P: 3	R: 0 E: 1 K: 0 S: 4	H: 0 LOB: 1 BB: 0 P: 4	R: 0 E: 0 K: 2 S: 4	H: 1 LOB: 1 BB: 0 P: 4	R: 0 E: 0 K: 1 S: 7	H: 0 LOB: 0 BB: 0 P: 7	R: 1 E: 0 K: 0 S: 4	H: 1 LOB: 0 BB: 0 P: 4	R: 0 E: 0 K: 1 S: 5	H: 0 LOB: 0 BB: 0 P: 5	R: 0 E: 0 K: 0 S: 3	H: 0 LOB: 0 BB: 0 P: 3	1B: 1 2B: 0 3B: 0 HR: 1	SF: 0 SAC: 0 DP: 0 HBP: 0	WP: 0 PA: 30 PB: 0 SB: 0 CS: 0
<b>PITCHER</b> Ross Grimsley, L ERA: 1.0 (1, 1)	IP: 9.0 WLS: W BF: 30 H: 2 R: 1 ER: 1 SO: 5 BB: 0 IBB: 0 HBP: 0 BLK: 0 WP: 0 HR: 1 S: 40 P: 40 ERA: 1.00 WHIP: 0.222															<b>PITCHER</b> IP: 9.0 WLS: W BF: 30 H: 2 R: 1 ER: 1 SO: 5 BB: 0 IBB: 0 HBP: 0 BLK: 0 WP: 0 HR: 1 S: 40 P: 40 ERA: 1.00 WHIP: 0.222			

Pittsburgh Pirates @ Cincinnati Reds  
Riverfront Stadium, Cincinnati, OH  
Tue Oct 10 1972, 3:33 AM EDT  
Att: 39,447 - Unknown

AB 30  
R 1  
H 2  
RBI 1  
BB 0  
SO 5  
LOB 3



Batter	1	2	3	4	5	6	7	8	9	AB	R	H	RBI	BB	SO	LOB	BOTTOM		
Pete Rose, S OBP: 0.500, SLG: 0.647 (1, 7)	FC6-5 SH5-3 1B			F5				F7		4	0	2	1	1	0	2			
Joe Morgan, L OBP: 0.375, SLG: 0.733 (1, 4)	SH5-3 1-2		K		F5			3B 1B		3	1	1	0	0	1	1			
Bobby Tolan, L OBP: 0.294, SLG: 0.471 (1, 8)	FC6-5 1B 2-3		5-3		F8			1H SF8 3B		4	2	1	1	0	0	2			
Johnny Bench, R OBP: 0.313, SLG: 0.500 (1, 2)	E S 1B			S E 1B	F9			SF8		3	1	2	1	0	0	0			
Tony Perez, R OBP: 0.188, SLG: 0.250 (1, 3)	P3 1-3 3H			F8		K		5-3		4	0	0	0	0	1	2			
Denis Menke, R OBP: 0.375, SLG: 0.308 (1, 5)		K		K		4-3 1B 2B		1B		4	1	2	0	0	2	1			
Cesar Geronimo, L OBP: 0.083, SLG: 0.083 (1, 9)		F8		E6 1B		4-3		4-3		4	1	0	0	0	2				
Darrel Chaney, S OBP: 0.231, SLG: 0.167 (1, 6)		L7		2B 1B		1B S 1B IBB		F7		3	1	1	1	1	0	0			
Ross Grimsley, L OBP: 0.500, SLG: 0.750 (1, 1)				5-3		1B 1B		K		4	0	2	1	0	1	0			
<b>Inning Stats</b>	R: 1 E: 0 K: 0 S: 5	H: 2 LOB: 1 BB: 0 P: 5	R: 0 E: 0 K: 1 S: 5	H: 0 LOB: 0 BB: 0 P: 5	R: 0 E: 0 K: 1 S: 9	H: 0 LOB: 1 BB: 1 P: 9	R: 2 E: 1 K: 1 S: 9	H: 3 LOB: 2 BB: 0 P: 9	R: 0 E: 0 K: 1 S: 3	H: 0 LOB: 0 BB: 0 P: 3	R: 2 E: 0 K: 0 S: 6	H: 3 LOB: 2 BB: 1 P: 6	R: 0 E: 0 K: 1 S: 5	H: 0 LOB: 0 BB: 0 P: 5	R: 0 E: 0 K: 0 S: 3	H: 0 LOB: 0 BB: 0 P: 3	1B: 8 2B: 2 3B: 1 HR: 0	SF: 1 SAC: 1 DP: 0 HBP: 0	WP: 0 PA: 37 PB: 0 SB: 3 CS: 0
<b>PITCHER</b> Dock Ellis, S ERA: 3.0 (1, 1)	IP: 5.0 WLS: L BF: 22 H: 5 R: 3 ER: 2 SO: 3 BB: 1 IBB: 0 HBP: 0 BLK: 0 WP: 0 HR: 0 S: 27 P: 31 ERA: 0.00 WHIP: 1.200															<b>PITCHER</b> IP: 5.0 WLS: L BF: 22 H: 5 R: 3 ER: 2 SO: 3 BB: 1 IBB: 0 HBP: 0 BLK: 0 WP: 0 HR: 0 S: 27 P: 31 ERA: 0.00 WHIP: 1.200			
Bob Johnson, R ERA: 3.0 (6, 1)	1.0 6 3 2 2 1 0 1 0 0 0 0 0 7 11 18.00 3.000															1.0 6 3 2 2 0 0 0 0 0 0 0 6 6 18.00 3.000			
Bob Miller, R ERA: 18.0 (8, 1)	1.0 3 0 0 0 0 1 0 0 0 0 0 0 5 5 0.00 0.000															1.0 3 0 0 0 0 1 0 0 0 0 0 5 5 0.00 0.000			

Pittsburgh Pirates @ Cincinnati Reds  
Riverfront Stadium, Cincinnati, OH  
Tue Oct 10 1972, 3:33 AM EDT  
Att: 39,447 - Unknown

AB 33  
R 7  
H 11  
RBI 5  
BB 2  
SO 5  
LOB 10





Batter	1	2	3	4	5	6	7	8	9	AB	R	H	RBI	BB	SO	LOB	TOP										
<b>Rennie Stennett, R</b> OBP: 0.318, SLG: 0.286 (1, 7)	F9	5-3			3-1			SH2-4 1B		4	0	1	0	0	0	1											
<b>Al Oliver, L</b> OBP: 0.250, SLG: 0.600 (1, 8)	K		5-3		F7			SH2-4		3	0	0	0	0	1	0											
<b>Roberto Clemente, R</b> OBP: 0.350, SLG: 0.471 (1, 9)	1B		F8		K			IBB		3	0	1	0	1	1	0											
<b>Willie Stargell, L</b> OBP: 0.167, SLG: 0.125 <b>Bob Robertson, R</b> (8, 3)	P3		P4		K			K		4	0	0	0	0	2	3											
<b>Manny Sanguillen, R</b> OBP: 0.313, SLG: 0.563 (1, 2)		2B E 1B		1B 1B		F7		4-3		4	2	2	0	0	0	2											
<b>Richie Hebner, L</b> OBP: 0.276, SLG: 0.250 (1, 5)	E6 1B 2B			1B 1B		4-3			F5	4	1	2	0	0	0	0											
<b>Dave Cash, R</b> OBP: 0.211, SLG: 0.211 (1, 4)	WP 1B			G4-6-3 1B			F7		5-3	4	0	2	2	0	0	0											
<b>Gene Alley, R</b> (1, 6)	F8			F9			K		5-3	4	0	0	0	0	1	3											
<b>Steve Blass, R</b> (1, 1)	K			G4-6-3			K			3	0	0	0	0	2	3											
<b>Ramon Hernandez, S</b> (8, 1)				1-2						0	0	0	0	0	0	0											
<b>Dave Giusti, R</b> (9, 1)				1-2						0	0	0	0	0	0	0											
<b>Bob Moose, R</b> (9, 1)				1-2						0	0	0	0	0	0	0											
<b>Inning Stats</b>	R: 0 E: 0 K: 1 S: 6	H: 1 LOB: 1 BB: 0 P: 6	R: 2 E: 1 K: 1 S: 8	H: 3 LOB: 1 BB: 0 P: 8	R: 0 E: 0 K: 0 S: 3	H: 0 LOB: 0 BB: 0 P: 3	R: 1 E: 0 K: 0 S: 5	H: 3 LOB: 1 BB: 0 P: 5	R: 0 E: 0 K: 1 S: 5	H: 0 LOB: 0 BB: 0 P: 5	R: 0 E: 0 K: 2 S: 7	H: 0 LOB: 0 BB: 0 P: 7	R: 0 E: 0 K: 1 S: 6	H: 1 LOB: 2 BB: 1 P: 10	R: 0 E: 0 K: 0 S: 3	H: 0 LOB: 0 BB: 0 P: 3	1B: 7 2B: 1 3B: 0 HR: 0	SF: 0 SAC: 1 DP: 1 HBP: 0	WP: 1 PB: 0 SB: 0 CS: 0	PA: 35							
<b>PITCHER</b>	IP	WLS	BF	H	R	ER	SO	BB	IBB	HBP	BLK	WP	HR	S	P	ERA	WHIP										
<b>Don Gullett, L</b> ERA: 8.0 (1, 1)	3.0		15	6	3	3	2	0	0	0	0	1	0	19	19	9.00	2.000										
<b>Pedro Borbon, R</b> ERA: 2.09 (4, 1)	2.0		6	1	0	0	1	0	0	0	0	0	0	8	8	0.00	0.500										
<b>Tom Hall, L</b> ERA: 1.23 (6, 1)	3.0		11	1	0	0	4	0	1	0	0	0	0	18	22	0.00	0.333										
<b>Clay Carroll, R</b> ERA: 3.38 (9, 1)	1.0	W	3	0	0	0	0	0	0	0	0	0	0	3	3	0.00	0.000										

Pittsburgh Pirates @ Cincinnati Reds  
Riverfront Stadium, Cincinnati, OH  
Wed Oct 11 1972, 3:33 AM EDT  
Att: 41,887 - Unknown

AB 33  
R 3  
H 8  
RBI 2  
BB 1  
SO 7  
LOB 12



Batter	1	2	3	4	5	6	7	8	9	AB	R	H	RBI	BB	SO	LOB	BOTTOM										
<b>Pete Rose, S</b> OBP: 0.476, SLG: 0.650 (1, 7)	4-3		4-3 2H 2B		K			SH5-4		3	0	1	1	0	1	0											
<b>Joe Morgan, L</b> OBP: 0.300, SLG: 0.579 (1, 4)	F8		4-3		F9			4-3		4	0	0	0	0	0	3											
<b>Bobby Tolan, L</b> OBP: 0.238, SLG: 0.381 (1, 8)	4-3		1-3		4-3			K		4	0	0	0	0	1	3											
<b>Johnny Bench, R</b> OBP: 0.350, SLG: 0.667 (1, 2)	P3		5-3		5-3			1B		4	1	2	1	0	0	0											
<b>Tony Perez, R</b> OBP: 0.200, SLG: 0.250 <b>George Foster, R</b> (9, PR)	K		K		F9			F9 1B WP 1B		4	0	1	0	0	2	1											
<b>Denis Menke, R</b> OBP: 0.400, SLG: 0.313 (1, 5)	BB		6-3		F7			1B		3	0	1	0	1	0	0											
<b>Cesar Geronimo, L</b> OBP: 0.100, SLG: 0.250 (1, 9)	G3		HR		G3			F9		4	1	1	1	0	0	3											
<b>Darrel Chaney, S</b> OBP: 0.235, SLG: 0.188 (1, 6)			SH1-4 2B 1B		K			P6		4	1	1	0	0	1	2											
<b>Don Gullett, R</b> OBP: 0.260, SLG: 0.500 <b>Pedro Borbon, R</b> (4, 1)			SH1-4		G3			WP		0	0	0	0	0	0	0											
<b>Ted Uhllander, L</b> OBP: 0.200, SLG: 0.500 (5, PR)										0	0	0	0	0	0	0											
<b>Tom Hall, L</b> (8, 1)										0	0	0	0	0	0	0											
<b>Joe Hague, L</b> (8, PR)										0	0	0	0	0	0	0											
<b>Dave Concepcion, R</b> (8, PR)										0	0	0	0	0	0	0											
<b>Clay Carroll, R</b> (9, 1)										0	0	0	0	0	0	0											
<b>Hal McRae, R</b> (9, PR)										1	0	0	0	0	0	1											
<b>Inning Stats</b>	R: 0 E: 0 K: 0 S: 3	H: 0 LOB: 0 BB: 0 P: 3	R: 0 E: 0 K: 1 S: 5	H: 0 LOB: 1 BB: 1 P: 9	R: 1 E: 0 K: 0 S: 5	H: 2 LOB: 1 BB: 0 P: 5	R: 0 E: 0 K: 1 S: 5	H: 0 LOB: 0 BB: 0 P: 5	R: 1 E: 0 K: 2 S: 8	H: 1 LOB: 0 BB: 0 P: 8	R: 0 E: 0 K: 0 S: 4	H: 1 LOB: 1 BB: 0 P: 4	R: 0 E: 0 K: 0 S: 3	H: 0 LOB: 0 BB: 0 P: 3	R: 0 E: 0 K: 1 S: 5	H: 0 LOB: 2 BB: 1 P: 9	R: 2 E: 0 K: 0 S: 5	H: 3 LOB: 1 BB: 0 P: 5	1B: 4 2B: 1 3B: 0 HR: 2	SF: 0 SAC: 2 DP: 0 HBP: 0	WP: 1 PB: 0 SB: 0 CS: 0	PA: 36					
<b>PITCHER</b>	IP	WLS	BF	H	R	ER	SO	BB	IBB	HBP	BLK	WP	HR	S	P	ERA	WHIP										
<b>Steve Blass, R</b> ERA: 1.72 (1, 1)	7.1		28	4	2	2	4	2	0	0	0	0	1	34	42	2.46	0.818										
<b>Ramon Hernandez, L</b> ERA: 2.7 (8, 1)	0.2		2	0	0	0	1	0	0	0	0	0	0	4	4	0.00	0.000										
<b>Dave Giusti, R</b> ERA: 6.75 (9, 1)	0.0	L	3	3	2	2	0	0	0	0	0	0	1	3	3	∞	∞										
<b>Bob Moose, R</b> ERA: 54.0 (9, 1)	0.2		3	0	0	0	0	0	0	0	0	1	0	2	2	0.00	0.000										

Pittsburgh Pirates @ Cincinnati Reds  
Riverfront Stadium, Cincinnati, OH  
Wed Oct 11 1972, 3:33 AM EDT  
Att: 41,887 - Unknown

AB 32  
R 4  
H 7  
RBI 3  
BB 2  
SO 5  
LOB 13



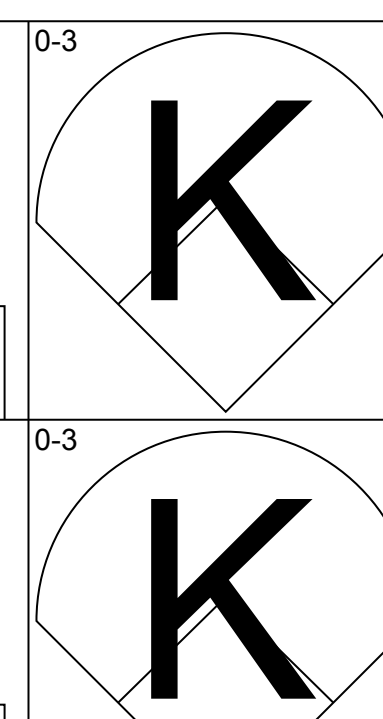
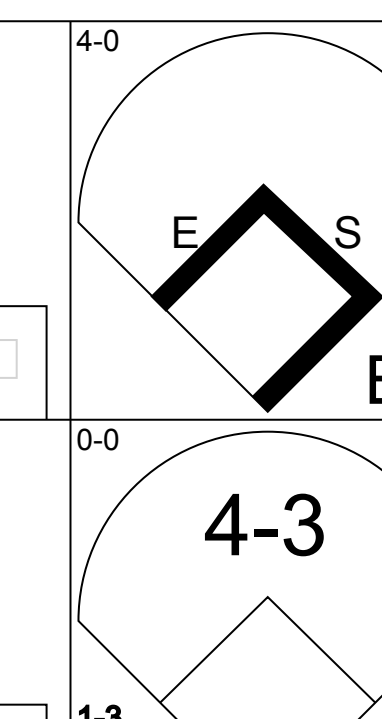
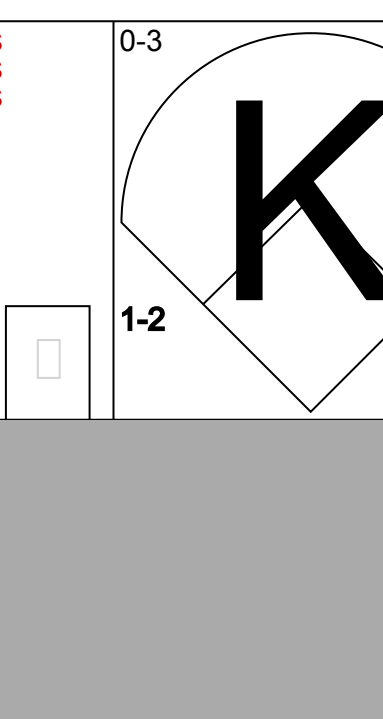
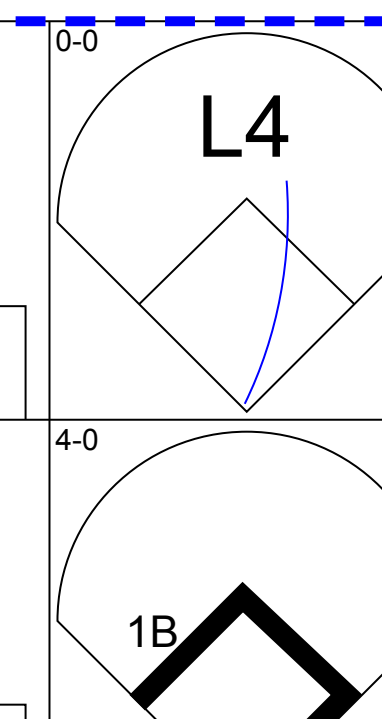
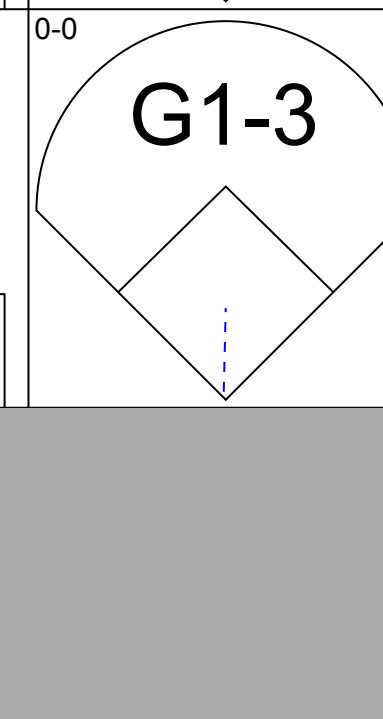

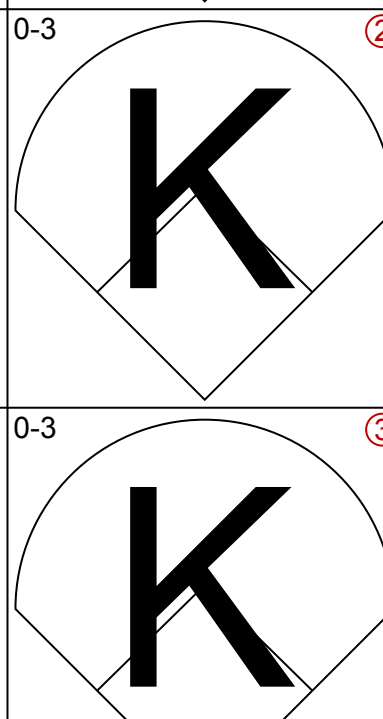
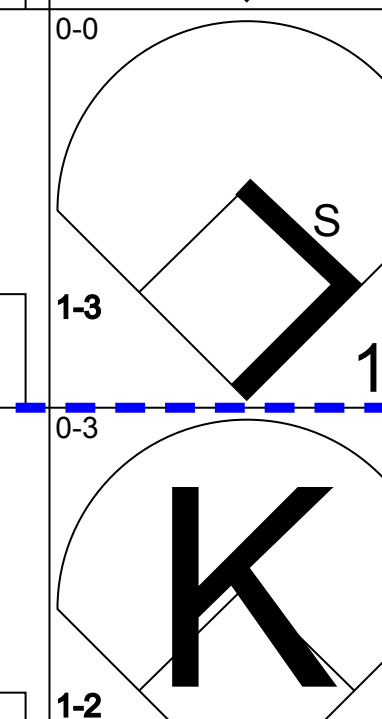

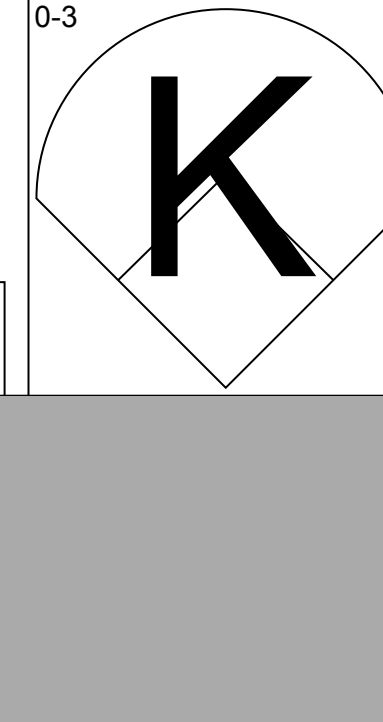

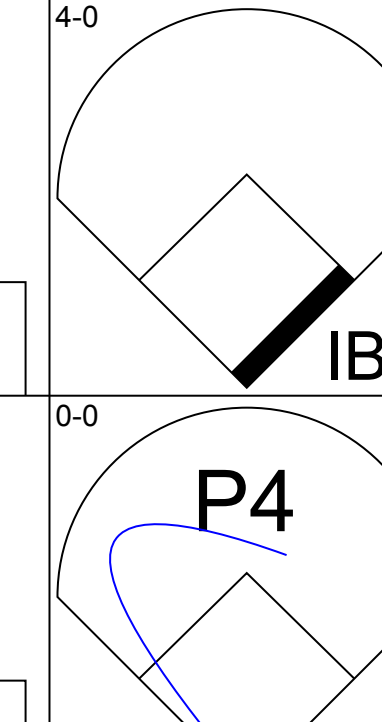
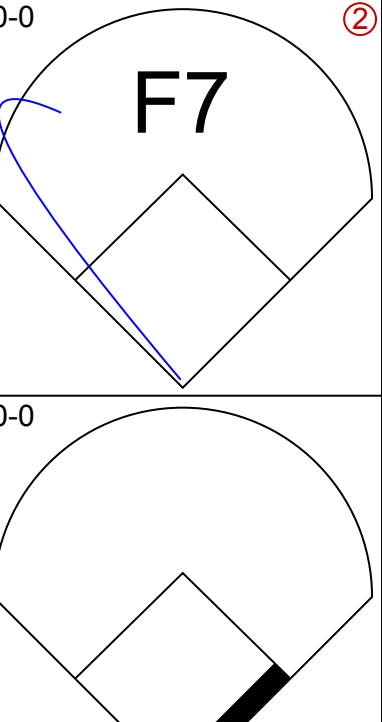
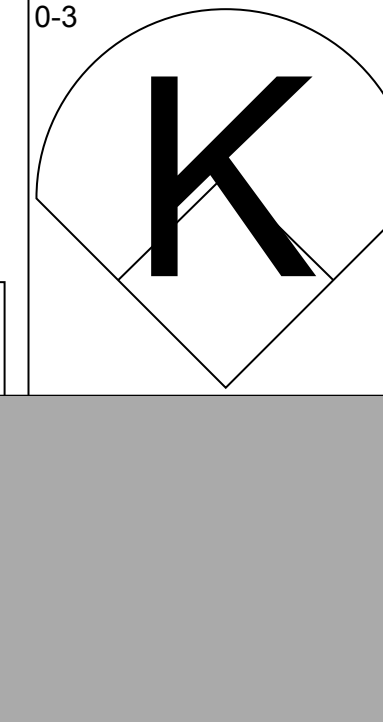

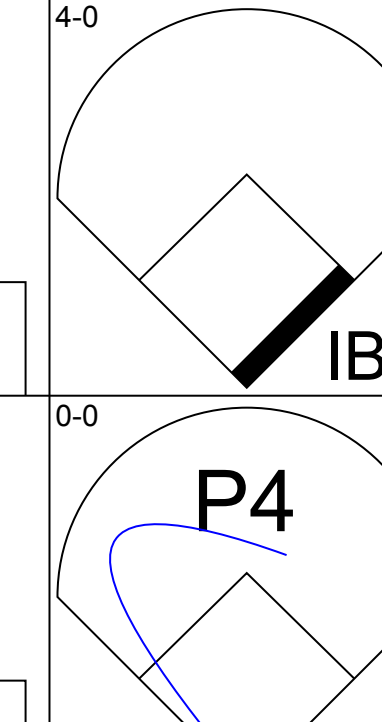


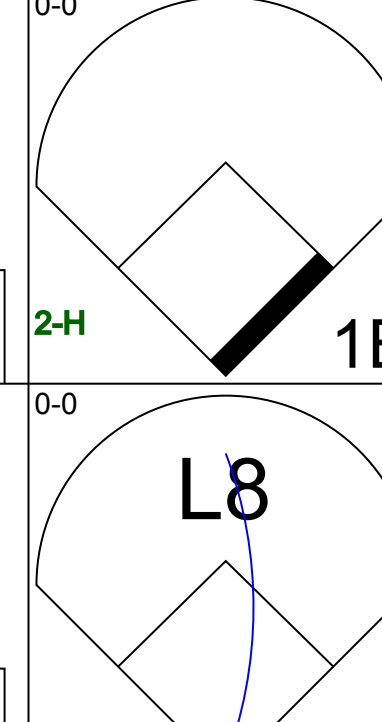


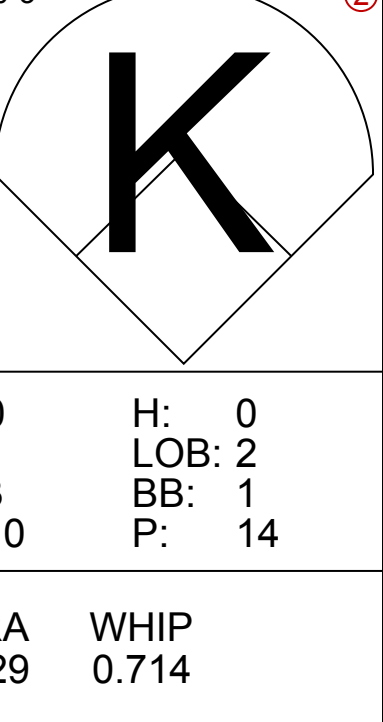
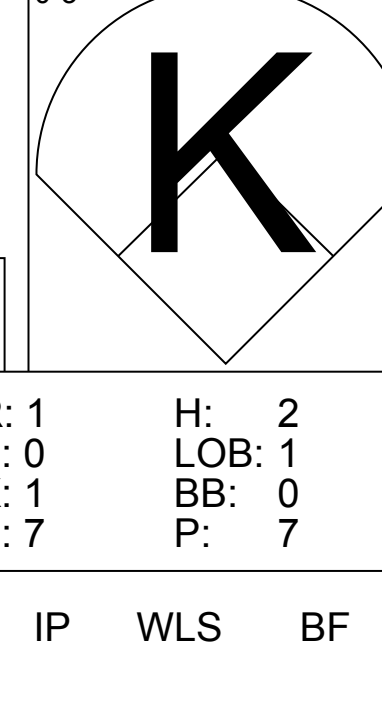
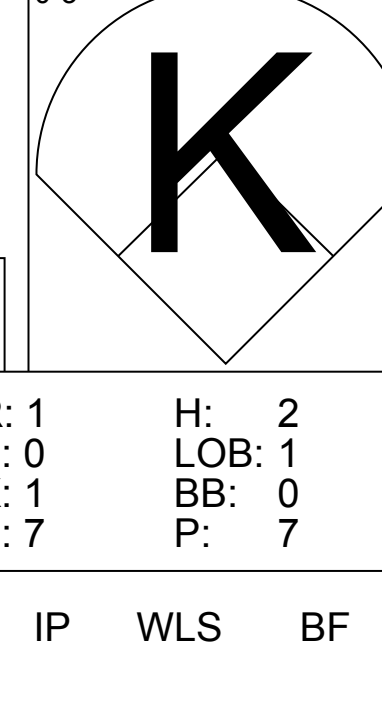
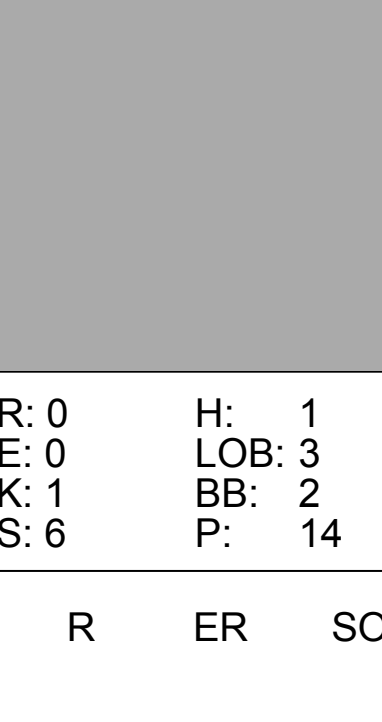
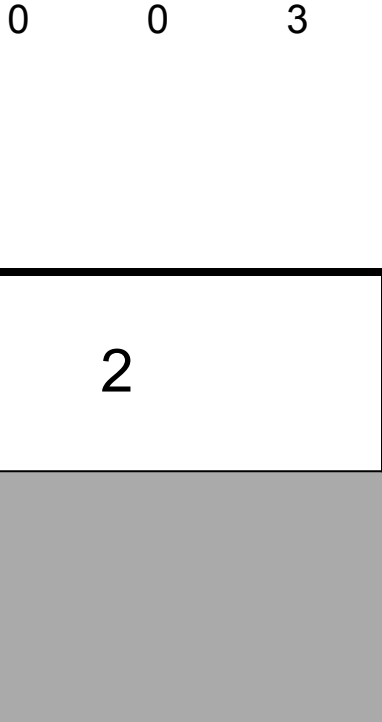
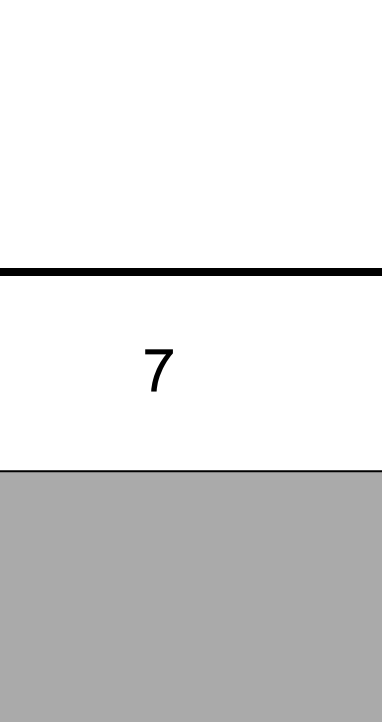
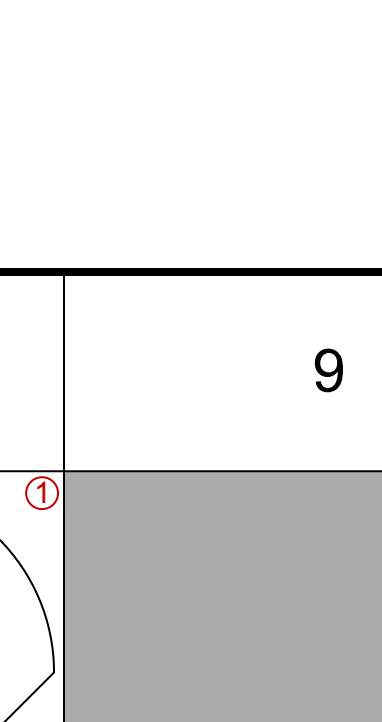
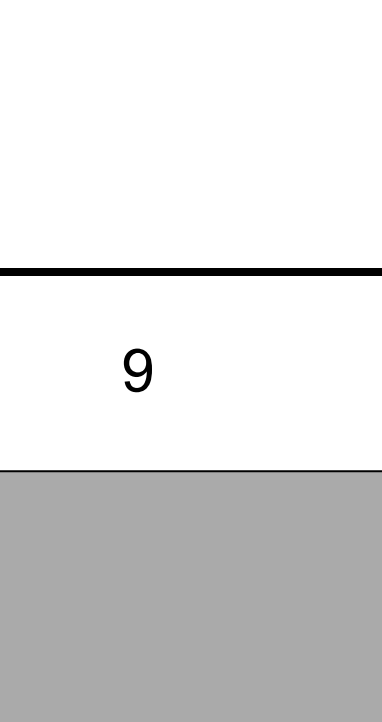













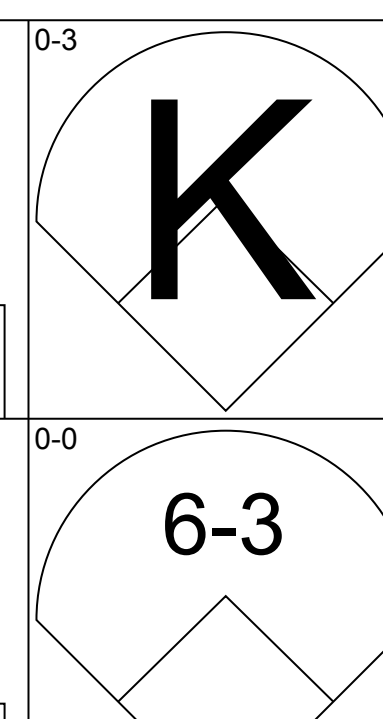
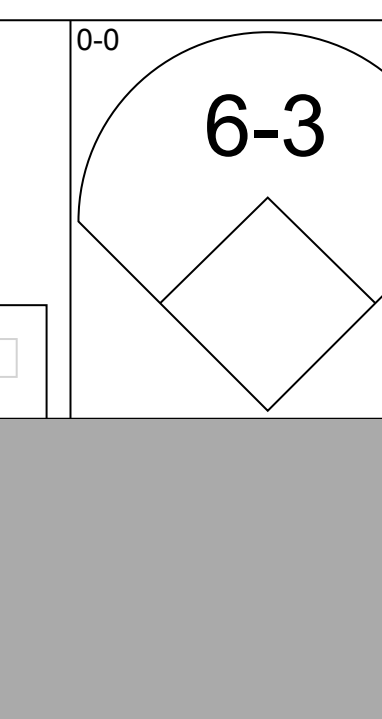
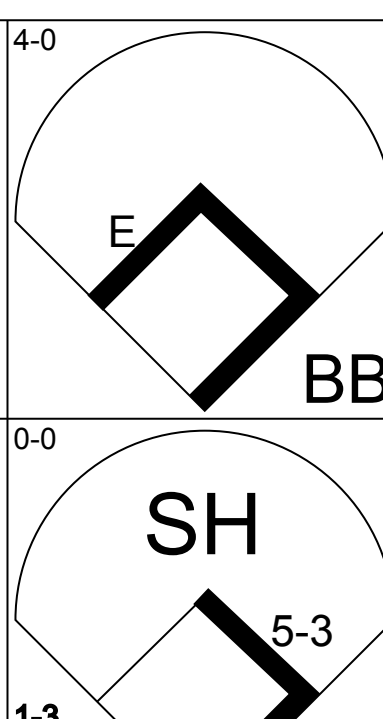
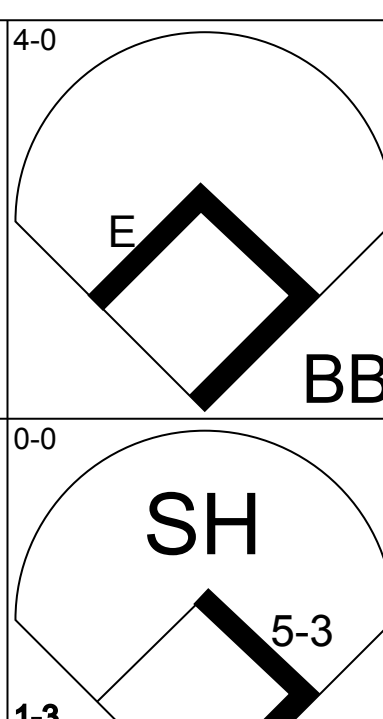
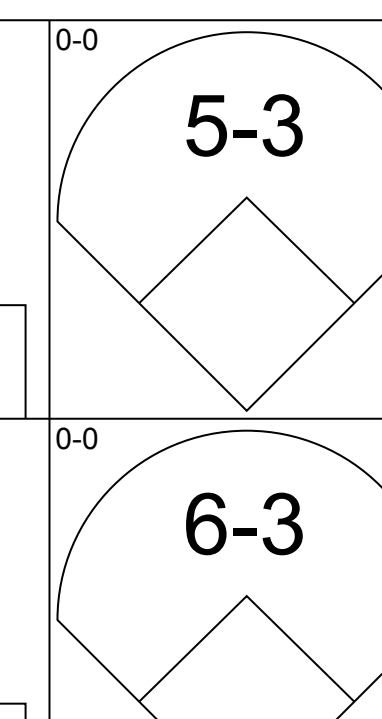
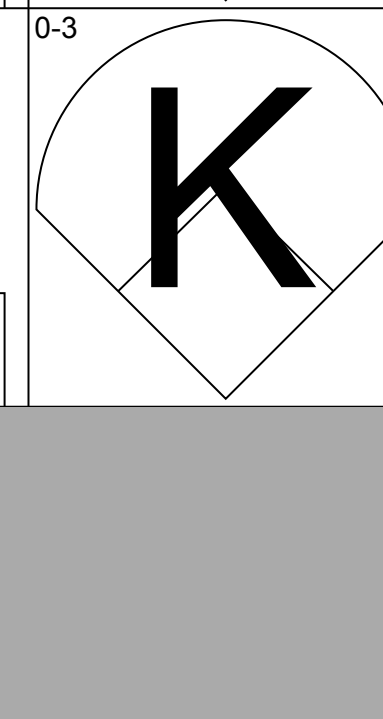
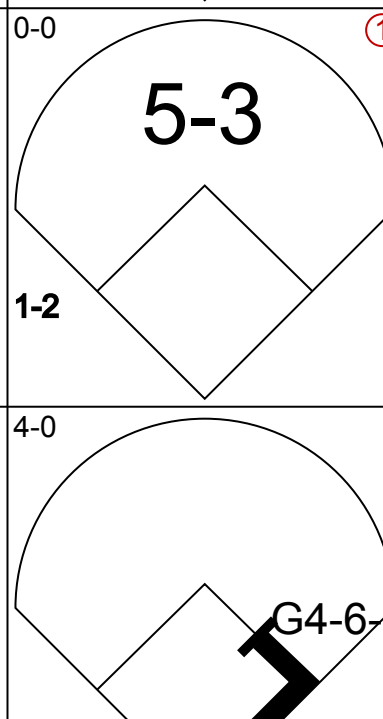
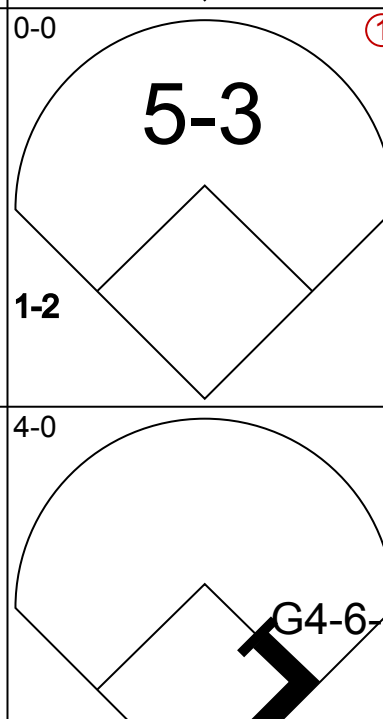
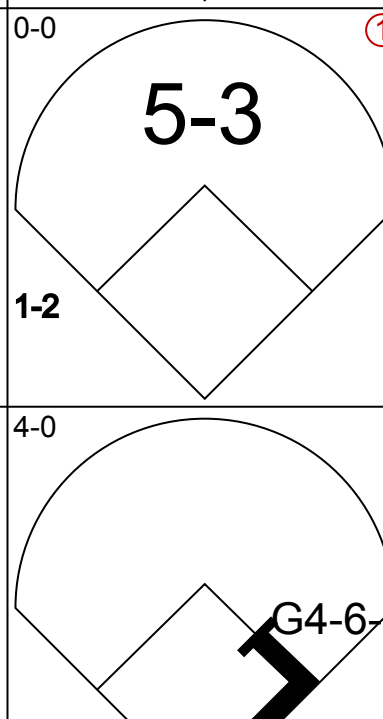
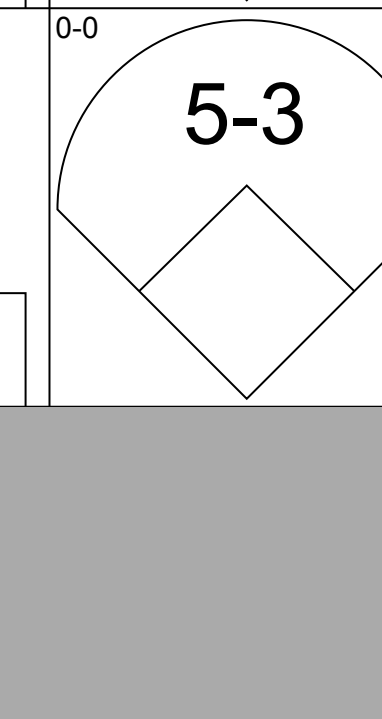
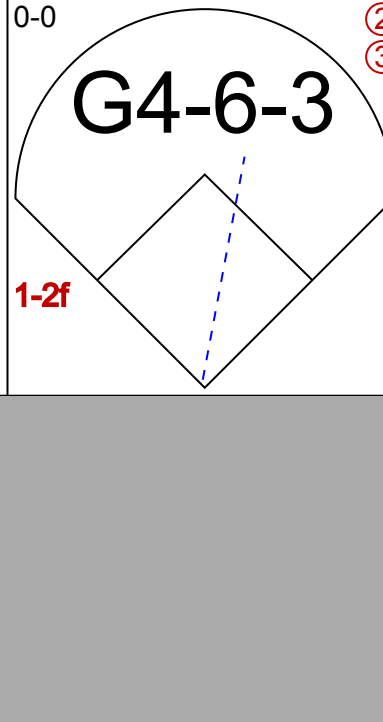

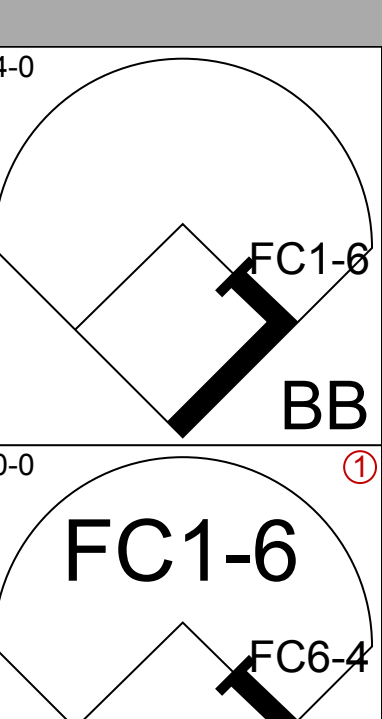
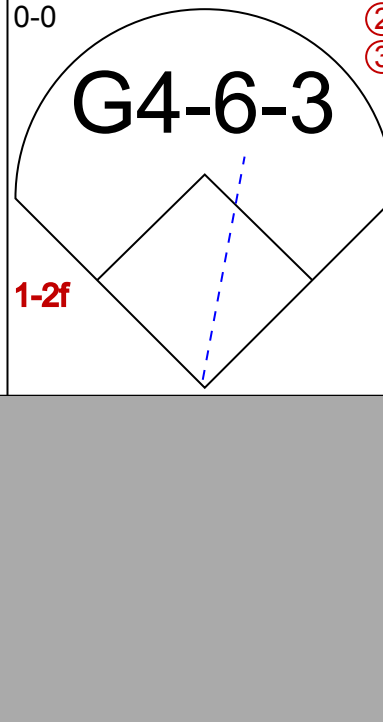
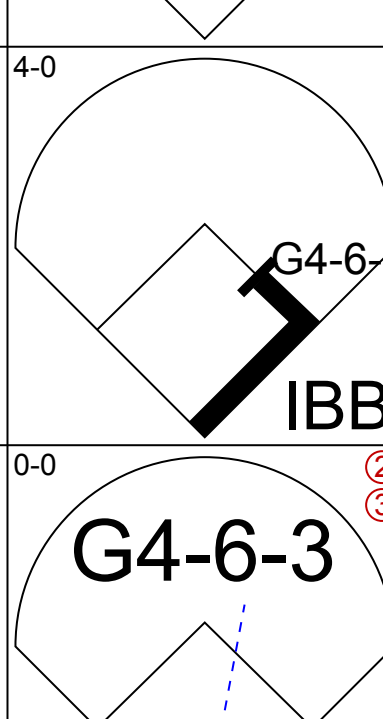

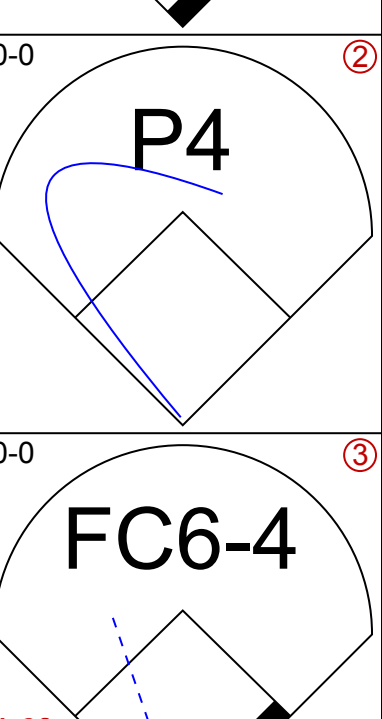





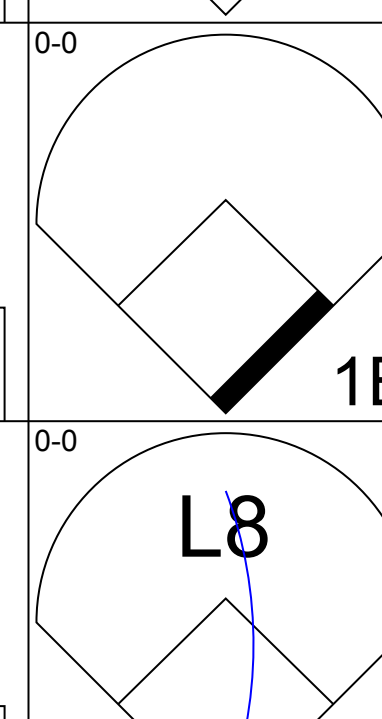

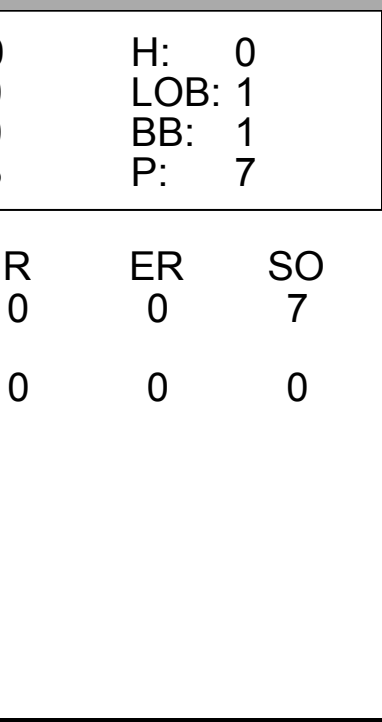

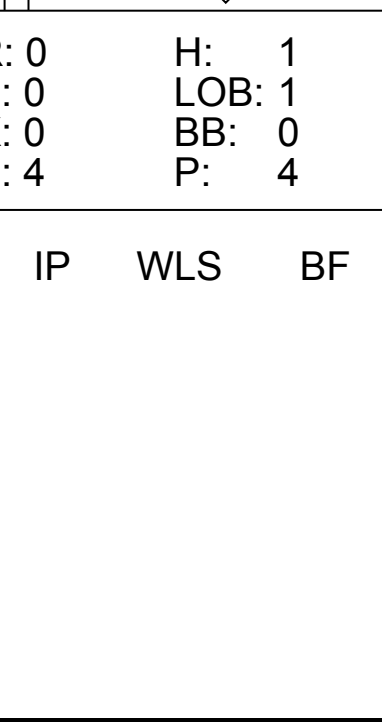





Batter	1	2	3	4	5	6	7	8	9	AB	R	H	RBI	BB	SO	LOB	TOP					
<b>Pete Rose, S</b> OBP: 0.382, SLG: 0.452 (1, 7)										3	0	0	0	1	2	2	<b>Cincinnati Reds @ Oakland Athletics</b> Oakland-Alameda County Coliseum, Oakland, CA Wed Oct 18 1972, 7:05 PM PDT Att: 49,410 - Unknown					
<b>Joe Morgan, L</b> OBP: 0.250, SLG: 0.379 (1, 4)										3	0	0	0	1	1	1						
<b>Bobby Tolan, L</b> OBP: 0.212, SLG: 0.303 (1, 8)										4	0	1	0	0	1	0						
<b>Johnny Bench, R</b> OBP: 0.375, SLG: 0.571 (1, 2)										4	0	0	0	0	3	2						
<b>Tony Perez, R</b> OBP: 0.344, SLG: 0.333 (1, 3)										3	1	1	0	1	1	0						
<b>Denis Menke, R</b> OBP: 0.355, SLG: 0.240 (1, 5)										2	0	1	0	1	0	3						
<b>Cesar Geronimo, L</b> OBP: 0.097, SLG: 0.194 (1, 9)										4	0	1	1	0	1	2						
<b>Darrel Chaney, S</b> OBP: 0.208, SLG: 0.136 (1, 6)										4	0	0	0	0	2	3						
<b>Jack Billingham, R</b> Clay Carroll, R (9, 1)										4	0	0	0	0	3	3						
<b>Inning Stats</b>	R: 0 E: 0 K: 2 S: 7	H: 0 LOB: 0 BB: 0 P: 7	R: 0 E: 0 K: 0 S: 4	H: 1 LOB: 1 BB: 0 P: 4	R: 0 E: 0 K: 1 S: 5	H: 0 LOB: 1 BB: 1 P: 9	R: 0 E: 0 K: 2 S: 7	H: 0 LOB: 0 BB: 0 P: 7	R: 0 E: 1 K: 3 S: 10	H: 0 LOB: 2 BB: 1 P: 14	R: 0 E: 0 K: 1 S: 7	H: 2 LOB: 1 BB: 0 P: 7	R: 0 E: 0 K: 1 S: 6	H: 1 LOB: 3 BB: 2 P: 14	R: 0 E: 0 K: 2 S: 7	H: 0 LOB: 0 BB: 0 P: 7		1B: 4 2B: 0 3B: 0 HR: 0	SF: 0 SAC: 1 DP: 0 HBP: 0	WP: 0 PB: 0 SB: 3 CS: 0	PA: 36	
<b>PITCHER</b>	IP	WLS	BF	H	R	ER	SO	BB	IBB	HBP	BLK	WP	HR	S	P	ERA	WHIP					
<b>Blue Moon Odom, R</b> ERA: 0.43	(1, 1)	7.0	L	27	3	1	1	11	2	0	0	0	0	0	47	55	1.29	0.714				
<b>Vida Blue, L</b>	(8, 1)	0.1		3	1	0	0	0	1	0	0	0	0	2	6	0.00	6.000					
<b>Rollie Fingers, R</b> ERA: 1.0	(8, 1)	1.2		6	0	0	0	3	0	1	0	0	0	11	15	0.00	0.000					

AB	31
R	1
H	4
RBI	1
BB	4
SO	14
LOB	16



Batter	1	2	3	4	5	6	7	8	9	AB	R	H	RBI	BB	SO	LOB	BOTTOM					
<b>Bert Campaneris, R</b> OBP: 0.429, SLG: 0.333 (1, 6)										3	0	0	0	1	1	0	<b>Cincinnati Reds @ Oakland Athletics</b> Oakland-Alameda County Coliseum, Oakland, CA Wed Oct 18 1972, 7:05 PM PDT Att: 49,410 - Unknown					
<b>Matty Alou, L</b> OBP: 0.333, SLG: 0.419 (1, 9)										3	0	0	0	0	0	0						
<b>Joe Rudi, R</b> OBP: 0.294, SLG: 0.387 (1, 7)										4	0	1	0	0	1	2						
<b>Mike Epstein, L</b> OBP: 0.375, SLG: 0.261 (1, 3)										2	0	0	0	2	0	1						
<b>Sal Bando, R</b> OBP: 0.156, SLG: 0.156 (1, 5)										4	0	0	0	0	1	5						
<b>George Hendrick, R</b> OBP: 0.167, SLG: 0.118 (1, 8)										4	0	0	0	0	1	1						
<b>Gene Tenace, R</b> OBP: 0.200, SLG: 0.333 (1, 2)										3	0	0	0	0	1	1						
<b>Dick Green, R</b> OBP: 0.250, SLG: 0.313 (7, PH)										2	0	1	0	0	0	0						
<b>Gonzalo Marquez, L</b> OBP: 0.600, SLG: 0.600 (7, PR)										1	0	1	0	0	0	0						
<b>Allan Lewis, S</b> (7, PR)										0	0	0	0	0	0	0						
<b>Ted Kubiak, S</b> OBP: 0.500, SLG: 0.500 (8, 4)										0	0	0	0	0	0	0						
<b>Blue Moon Odom, R</b> OBP: 0.167, SLG: 0.333 (7, PH)										2	0	0	0	0	2	1						
<b>Mike Hegan, L</b> (7, PH)										1	0	0	0	0	0	1						
<b>Vida Blue, S</b> (8, 1)										0	0	0	0	0	0	0						
<b>Rollie Fingers, R</b> (8, 1)										0	0	0	0	0	0	0						
<b>Inning Stats</b>	R: 0 E: 0 K: 2 S: 7	H: 0 LOB: 0 BB: 0 P: 7	R: 0 E: 0 K: 0 S: 3	H: 0 LOB: 1 BB: 1 P: 7	R: 0 E: 0 K: 1 S: 5	H: 0 LOB: 0 BB: 0 P: 5	R: 0 E: 0 K: 1 S: 6	H: 1 LOB: 1 BB: 0 P: 6	R: 0 E: 0 K: 3 S: 10	H: 1 LOB: 1 BB: 0 P: 10	R: 0 E: 1 K: 0 S: 3	H: 0 LOB: 2 BB: 2 P: 11	R: 0 E: 0 K: 0 S: 4	H: 1 LOB: 1 BB: 0 P: 4	R: 0 E: 0 K: 0 S: 3	H: 0 LOB: 0 BB: 0 P: 3	R: 0 E: 0 K: 0 S: 3	H: 0 LOB: 0 BB: 0 P: 3	1B: 3 2B: 0 3B: 0 HR: 0	SF: 0 SAC: 1 DP: 1 HBP: 0	WP: 0 PB: 0 SB: 0 CS: 0	PA: 33
<b>PITCHER</b>	IP	WLS	BF	H	R	ER	SO	BB	IBB	HBP	BLK	WP	HR	S	P	ERA	WHIP					
<b>Jack Billingham, R</b> ERA: 1.42	(1, 1)	8.0	W	30	3	0	0	0	2	1	0	0	0	41	53	0.00	0.625					
<b>Clay Carroll, R</b> ERA: 1.59	(9, 1)	1.0	S	3	0	0	0	0	0	0	0	0	0	3	3	0.00	0.000					

AB	29
R	0
H	3
RBI	0
BB	3
SO	7
LOB	12





Batter	1	2	3	4	5	6	7	8	9	AB	R	H	RBI	BB	SO	LOB	TOP																	
<b>Pete Rose, S</b> OBP: 0.342, SLG: 0.400 (1, 7)	4-3		B2-3		F9			1-4-3		4	0	0	0	0	0	1	<b>Cincinnati Reds @ Oakland Athletics</b> Oakland-Alameda County Coliseum, Oakland, CA Thu Oct 19 1972, 7:05 PM PDT Att: 49,410 - Unknown <a href="http://livebaseballscorecards.com">livebaseballscorecards.com</a>																	
<b>Joe Morgan, L</b> OBP: 0.250, SLG: 0.344 (1, 4)	F7		4-3			4-3		2B BB		3	1	0	0	1	0	0																		
<b>Bobby Tolan, L</b> OBP: 0.216, SLG: 0.324 (1, 8)	E1 1B		5-3			6-3		2B		4	0	1	2	0	0	0																		
<b>Johnny Bench, R</b> OBP: 0.389, SLG: 0.563 (1, 2)	S 1B			FC6-4 1B		L9		F8		4	0	2	0	0	0	1																		
<b>Tony Perez, R</b> OBP: 0.361, SLG: 0.353 (1, 3)	K 1-2			F8			G1-4-3 1B			4	0	2	0	0	1	3																		
<b>Hal McRae, R</b> OBP: 0.500, SLG: 0.500 (1, 9)		FC5-4 1B		FC6-4 1-2			P6		K 1-2	4	0	1	0	0	1	3																		
<b>Cesar Geronimo, L</b> OBP: 0.097, SLG: 0.194 (9, 9)										0	0	0	0	0	0	0																		
<b>Denis Menke, R</b> OBP: 0.314, SLG: 0.207 (1, 5)		FC5-4 1-2		L5			G1-4-3 1-2		F7	4	0	0	0	0	0	3																		
<b>Dave Concepcion, R</b> OBP: 0.375, SLG: 0.286 (1, 6)		FC5-4 1-2				6-3		1-4-3 2B SH5-3 1B		3	1	1	0	0	0	1																		
<b>Don Gullett, R</b> OBP: 0.250, SLG: 0.250 (1, 1)							F8			2	0	0	0	0	0	1																		
<b>Julian Javier, R</b> (8, PH)										0	0	0	0	0	0	0																		
<b>Pedro Borbon, R</b> (8, 1)										0	0	0	0	0	0	0																		
<b>Clay Carroll, R</b> (9, 1)										0	0	0	0	0	0	0																		
<b>Inning Stats</b>	R: 0 E: 1 K: 1 S: 7	H: 1 LOB: 2 BB: 0 P: 7	R: 0 E: 0 K: 0 S: 4	H: 1 LOB: 1 BB: 0 P: 4	R: 0 E: 0 K: 0 S: 3	H: 0 LOB: 0 BB: 0 P: 3	R: 0 E: 0 K: 0 S: 4	H: 1 LOB: 1 BB: 0 P: 4	R: 0 E: 0 K: 0 S: 3	H: 0 LOB: 0 BB: 0 P: 3	R: 0 E: 0 K: 0 S: 3	H: 1 LOB: 0 BB: 0 P: 3	R: 0 E: 0 K: 0 S: 5	H: 2 LOB: 1 BB: 1 P: 9	R: 0 E: 0 K: 1 S: 5	H: 1 LOB: 0 BB: 0 P: 5	1B: 6 2B: 1 3B: 0 HR: 0	SF: 0 SAC: 1 DP: 1 HBP: 0	WP: 0 PB: 0 SB: 1 CS: 0	PA: 34														
<b>PITCHER</b>	IP WLS BF H R ER SO BB IBB HBP BLK WP HR S P ERA WHIP																																	
<b>Ken Holtzman, L</b> ERA: 2.7 (1, 1)	7.2	28	5	1	1	1	1	0	0	0	0	0	0	0	30	30	1.17	0.652																
<b>Vida Blue, L</b> ERA: 1.08 (8, 1)	0.1	4	2	1	1	0	0	1	0	0	0	0	0	0	3	7	27.00	9.000																
<b>Rollie Fingers, R</b> ERA: 0.9 (9, 1)	1.0	W	2	0	0	0	1	0	0	0	0	0	0	0	4	4	0.00	0.000																

AB	32
R	2
H	7
RBI	2
BB	1
SO	2
LOB	13



Batter	1	2	3	4	5	6	7	8	9	AB	R	H	RBI	BB	SO	LOB	BOTTOM																	
<b>Bert Campaneris, R</b> OBP: 0.360, SLG: 0.273 (1, 6)	1-3			5-3		F7		6-3		4	0	0	0	0	0	0	<b>Cincinnati Reds @ Oakland Athletics</b> Oakland-Alameda County Coliseum, Oakland, CA Thu Oct 19 1972, 7:05 PM PDT Att: 49,410 - Unknown <a href="http://livebaseballscorecards.com">livebaseballscorecards.com</a>																	
<b>Matty Alou, L</b> OBP: 0.324, SLG: 0.382 (1, 9)	F7			E BB		5-3		4-3		3	0	0	0	1	0	0																		
<b>Joe Rudi, R</b> OBP: 0.316, SLG: 0.400 (1, 7)	P6			K 1-2			1B 1B			4	0	2	0	0	1	1																		
<b>Sal Bando, R</b> OBP: 0.222, SLG: 0.200 (1, 5)		G6-3 1B			4-0		1B 1B		6-3	3	0	2	0	1	0	1																		
<b>Mike Epstein, L</b> OBP: 0.343, SLG: 0.231 (1, 3)		P4			0-0					3	0	0	0	0	0	5																		
<b>Mike Hegan, L</b> (7, 3)				6-3						1	0	0	0	0	0	0																		
<b>George Hendrick, R</b> OBP: 0.143, SLG: 0.100 (1, 8)										3	0	0	0	0	1	1																		
<b>Gonzalo Marquez, L</b> OBP: 0.667, SLG: 0.667 (9, PH)		G6-3								1	0	1	0	0	0	0																		
<b>Allan Lewis, S</b> (9, PR)										0	1	0	0	0	0	0																		
<b>Gene Tenace, R</b> OBP: 0.235, SLG: 0.452 (1, 2)				5-3						4	2	2	1	0	1	0																		
<b>Dick Green, R</b> OBP: 0.263, SLG: 0.368 (1, 4)										3	0	1	0	0	1	0																		
<b>Don Mincher, L</b> OBP: 0.500, SLG: 0.500 (9, PH)				K		F9				1	0	1	1	0	0	0																		
<b>Blue Moon Odom, R</b> OBP: 0.167, SLG: 0.333 (9, PR)										0	0	0	0	0	0	0																		
<b>Ken Holtzman, R</b> (1, 1)										3	0	0	0	0	0	1																		
<b>Vida Blue, S</b> (8, 1)										0	0	0	0	0	0	0																		
<b>Rollie Fingers, R</b> (9, 1)										0	0	0	0	0	0	0																		
<b>Angel Mangual, R</b> OBP: 0.250, SLG: 0.250 (9, PH)										1	0	1	1	0	0	0																		
<b>Inning Stats</b>	R: 0 E: 0 K: 0 S: 3	H: 0 LOB: 0 BB: 0 P: 3	R: 0 E: 0 K: 0 S: 3	H: 1 LOB: 0 BB: 0 P: 3	R: 0 E: 0 K: 1 S: 5	H: 0 LOB: 0 BB: 0 P: 5	R: 0 E: 1 K: 1 S: 5	H: 0 LOB: 2 BB: 2 P: 13	R: 1 E: 0 K: 0 S: 4	H: 1 LOB: 0 BB: 0 P: 4	R: 0 E: 0 K: 0 S: 5	H: 2 LOB: 2 BB: 0 P: 5	R: 0 E: 0 K: 2 S: 8	H: 1 LOB: 1 BB: 0 P: 8	R: 0 E: 0 K: 0 S: 4	H: 1 LOB: 1 BB: 0 P: 4	R: 2 E: 0 K: 0 S: 5	H: 4 LOB: 2 BB: 0 P: 5	1B: 8 2B: 1 3B: 0 HR: 1	SF: 0 SAC: 0 DP: 1 HBP: 0	WP: 0 PB: 0 SB: 0 CS: 0	PA: 36												
<b>PITCHER</b>	IP WLS BF H R ER SO BB IBB HBP BLK WP HR S P ERA WHIP																																	
<b>Don Gullett, L</b> ERA: 5.06 (1, 1)	7.0	27	5	1	1	4	0	1	0	0	0	0	0	0	33	41	1.29	0.857																
<b>Pedro Borbon, R</b> ERA: 2.09 (8, 1)	1.1	6	2	1	1	0	0	0	0	0	0	0	0	6	6	6.75	1.500																	
<b>Clay Carroll, R</b> ERA: 3.18 (9, 1)	0.0	L	3	3	1	1	0	0	0	0	0	0	0	3	3	∞	∞																	

AB	34
R	3
H	10
RBI	3
BB	2
SO	4
LOB	9





Batter	1	2	3	4	5	6	7	8	9	AB	R	H	RBI	BB	SO	LOB	TOP										
<b>Pete Rose, S</b> OBP: 0.372, SLG: 0.500 (1, 7)										5	1	3	2	0	0	0	<b>Cincinnati Reds @ Oakland Athletics</b> Oakland-Alameda County Coliseum, Oakland, CA Fri Oct 20 1972, 3:33 AM PDT Att: 49,410 - Unknown										
<b>Joe Morgan, L</b> OBP: 0.268, SLG: 0.314 (1, 4)										3	2	0	0	2	0	3											
<b>Bobby Tolan, L</b> OBP: 0.244, SLG: 0.341 (1, 8)										4	0	2	2	0	0	1											
<b>Johnny Bench, R</b> OBP: 0.350, SLG: 0.500 (1, 2)										4	0	0	0	0	2	3											
<b>Tony Perez, R</b> OBP: 0.350, SLG: 0.368 (1, 3)										4	0	1	0	0	1	1											
<b>Denis Menke, R</b> OBP: 0.316, SLG: 0.313 (1, 5)										3	1	1	1	0	2	1											
<b>Cesar Geronimo, L</b> OBP: 0.114, SLG: 0.200 (1, 9)										4	1	1	0	0	1	1											
<b>Darrel Chaney, S</b> OBP: 0.231, SLG: 0.130 <b>Joe Hague, L</b> (7, PH)										1	0	0	0	1	0	0											
<b>Clay Carroll, R</b> (7, 1)										1	0	0	0	0	0	0											
<b>Ross Grimsley, L</b> OBP: 0.400, SLG: 0.600 <b>Jack Billingham, R</b> (9, 1)										0	0	0	0	0	0	2											
<b>Jim McGlothlin, R</b> (4, 1) <b>Pedro Borbon, R</b> (5, PH) <b>Ted Uhlenger, L</b> OBP: 0.400, SLG: 0.600 <b>Tom Hall, L</b> (5, 1) <b>Dave Concepcion, R</b> OBP: 0.300, SLG: 0.222 (7, 6)										1	0	0	0	0	0	0											
<b>Inning Stats</b>	R: 1 E: 0 K: 1 S: 6	H: 1 LOB: 0 BB: 0 P: 6	R: 0 E: 0 K: 0 S: 4	H: 1 LOB: 2 BB: 1 P: 8	R: 0 E: 0 K: 0 S: 4	H: 1 LOB: 0 BB: 0 P: 4	R: 1 E: 0 K: 1 S: 6	H: 1 LOB: 0 BB: 0 P: 6	R: 1 E: 0 K: 1 S: 5	H: 0 LOB: 0 BB: 0 P: 5	R: 0 E: 0 K: 0 S: 3	H: 0 LOB: 0 BB: 0 P: 3	R: 1 E: 1 K: 2 S: 8	H: 1 LOB: 1 BB: 1 P: 12	R: 1 E: 1 K: 0 S: 5	H: 2 LOB: 1 BB: 0 P: 5	1B: 5 2B: 2 3B: 0 HR: 2	SF: 0 SAC: 2 DP: 1 HBP: 0	WP: 1 PA: 38 PB: 0 SB: 3 CS: 0								
<b>PITCHER</b>	IP	WLS	BF	H	R	ER	SO	BB	IBB	HBP	BLK	WP	HR	S	P	ERA	WHIP										
<b>Catfish Hunter, R</b> ERA: 1.88 (1, 1)	4.2		21	5	3	3	2	1	1	0	0	0	2	23	31	5.79	1.286										
<b>Rollie Fingers, R</b> ERA: 1.95 (5, 1)	3.2	L	16	3	2	2	4	1	0	0	0	1	0	23	27	4.91	1.091										
<b>Dave Hamilton, L</b> ERA: (9, 1)	0.2		1	0	0	0	0	0	0	0	0	0	0	1	1	0.00	0.000										

AB	33
R	5
H	8
RBI	5
BB	3
SO	6
LOB	13



Batter	1	2	3	4	5	6	7	8	9	AB	R	H	RBI	BB	SO	LOB	BOTTOM										
<b>Bert Campaneris, R</b> OBP: 0.300, SLG: 0.222 (1, 6)										5	0	0	0	0	2	3	<b>Cincinnati Reds @ Oakland Athletics</b> Oakland-Alameda County Coliseum, Oakland, CA Fri Oct 20 1972, 3:33 AM PDT Att: 49,410 - Unknown										
<b>Matty Alou, L</b> OBP: 0.293, SLG: 0.342 (1, 9)										4	0	0	0	0	0	0											
<b>Joe Rudi, R</b> OBP: 0.310, SLG: 0.368 (1, 7)										3	0	0	0	0	2	0											
<b>Mike Epstein, L</b> OBP: 0.342, SLG: 0.214 <b>Mike Hegan, L</b> OBP: 0.200, SLG: 0.200 (7, 3)										2	1	0	0	1	0	1											
<b>Sal Bando, R</b> OBP: 0.250, SLG: 0.211 (1, 5)										3	1	1	0	1	0	1											
<b>George Hendrick, R</b> OBP: 0.174, SLG: 0.136 <b>Don Mincher, L</b> OBP: 0.500, SLG: 0.500 <b>Angel Mangual, R</b> OBP: 0.200, SLG: 0.200 (9, 8)										2	1	1	0	0	0	0											
<b>Gene Tenace, R</b> OBP: 0.289, SLG: 0.545 <b>Blue Moon Odom, R</b> OBP: 0.167, SLG: 0.333 (9, PR)										2	1	1	3	2	0	0											
<b>Dick Green, R</b> OBP: 0.250, SLG: 0.350 <b>Gonzalo Marquez, L</b> OBP: 0.714, SLG: 0.714 <b>Allan Lewis, S</b> (4, FR)										1	0	0	0	0	0	0											
<b>Ted Kubiak, S</b> OBP: 0.500, SLG: 0.500 (5, 4)										2	0	1	0	0	0	1											
<b>Catfish Hunter, R</b> OBP: 0.250, SLG: 0.182 <b>Rollie Fingers, R</b> (5, 1) <b>Dave Hamilton, L</b> (9, 1) <b>Dave Duncan, R</b> OBP: 0.500, SLG: 0.333 (9, PH)										2	0	0	0	0	1	2											
<b>Inning Stats</b>	R: 0 E: 0 K: 1 S: 5	H: 2 LOB: 0 BB: 1 P: 11	R: 3 E: 0 K: 1 S: 7	H: 2 LOB: 1 BB: 1 P: 11	R: 0 E: 0 K: 1 S: 5	H: 0 LOB: 1 BB: 2 P: 6	R: 1 E: 0 K: 0 S: 3	H: 1 LOB: 0 BB: 0 P: 11	R: 0 E: 0 K: 1 S: 5	H: 0 LOB: 0 BB: 0 P: 5	R: 0 E: 0 K: 0 S: 3	H: 1 LOB: 1 BB: 0 P: 6	R: 0 E: 0 K: 0 S: 5	H: 2 LOB: 2 BB: 0 P: 5	R: 0 E: 0 K: 0 S: 3	H: 1 LOB: 1 BB: 1 P: 7	1B: 6 2B: 1 3B: 0 HR: 1	SF: 0 SAC: 2 DP: 1 HBP: 1	WP: 0 PA: 37 PB: 0 SB: 0 CS: 0								
<b>PITCHER</b>	IP	WLS	BF	H	R	ER	SO	BB	IBB	HBP	BLK	WP	HR	S	P	ERA	WHIP										
<b>Jim McGlothlin, R</b> ERA: 9.0 <b>Pedro Borbon, R</b> ERA: 1.99 <b>Tom Hall, L</b> ERA: 0.79 <b>Clay Carroll, R</b> ERA: 2.45 <b>Ross Grimsley, L</b> ERA: 1.84 (1, 1)	3.0		14	2	4	4	3	2	0	0	0	0	0	3	7	0.00	1.000										
<b>Jack Billingham, R</b> ERA: 1.35 (9, 1)	0.2		2	1	0	0	0	0	0	0	0	0	0	2	6	0.00	1.500										





Batter	1	2	3	4	5	6	7	8	9	AB	R	H	RBI	BB	SO	LOB	TOP					
<b>Bert Campaneris, R</b> OBP: 0.265, SLG: 0.194 (1,6)	5-3		G1-3		P4			6-3		4	0	0	0	0	0	2						
<b>Matty Alou, L</b> OBP: 0.267, SLG: 0.310 (1,9)	4-3				F9		P4	6-3		4	0	0	0	0	0	0						
<b>Joe Rudi, R</b> OBP: 0.304, SLG: 0.357 (1,7)	F9				F7		G3 1B	L8		4	0	1	0	0	0	0						
<b>Mike Epstein, L</b> OBP: 0.310, SLG: 0.188 (1,3)		K			K		G3		G3	4	0	0	0	0	2	1						
<b>Sal Bando, R</b> OBP: 0.273, SLG: 0.238 (1,5)		5-3 1B				2B 1B		F2	F3	4	1	2	0	0	0	1						
<b>Angel Mangual, R</b> OBP: 0.333, SLG: 0.333 (1,8)	5-3				L7			FC1-6 1B	FC5 1B	4	0	2	0	0	0	2						
<b>Gene Tenace, R</b> OBP: 0.286, SLG: 0.514 (1,2)					F7			F8	F8	4	0	1	0	0	0	3						
<b>Dick Green, R</b> OBP: 0.273, SLG: 0.409 (1,4)			6-3					FC1-6		2	0	1	1	0	0	0						
<b>Gonzalo Marquez, L</b> OBP: 0.025, SLG: 0.025 (7, PH)										1	0	0	0	0	0	1						
<b>Ted Kubiak, S</b> OBP: 0.429, SLG: 0.429 (7,4)						1-H 2B		1-2 K	FC5	1	0	0	0	0	0	2						
<b>Vida Blue, S</b> (1,1)										1	0	0	0	1	1	0						
<b>Bob Locker, S</b> (6,1)										0	0	0	0	0	0	0						
<b>Don Mincher, L</b> OBP: 0.500, SLG: 0.500 (7, PH)										0	0	0	0	0	0	0						
<b>Dave Duncan, R</b> OBP: 0.333, SLG: 0.222 (7, PH)										1	0	0	0	0	1	1						
<b>Dave Hamilton, L</b> (7,1)										0	0	0	0	0	0	0						
<b>Joe Horlen, R</b> (7,1)										0	0	0	0	0	0	0						
<b>Inning Stats</b>	R: 0 E: 0 K: 0 S: 3	H: 0 LOB: 0 BB: 0 P: 3	R: 0 E: 0 K: 1 S: 6	H: 1 LOB: 1 BB: 0 P: 6	R: 0 E: 0 K: 1 S: 5	H: 0 LOB: 0 BB: 0 P: 5	R: 0 E: 0 K: 1 S: 5	H: 0 LOB: 0 BB: 0 P: 5	R: 1 E: 0 K: 0 S: 5	H: 2 LOB: 2 BB: 1 P: 9	R: 0 E: 0 K: 0 S: 4	H: 1 LOB: 1 BB: 0 P: 4	R: 0 E: 0 K: 1 S: 6	H: 1 LOB: 0 BB: 0 P: 6	R: 0 E: 0 K: 0 S: 3	H: 0 LOB: 0 BB: 0 P: 3	R: 0 E: 0 K: 0 S: 5	H: 2 LOB: 2 BB: 0 P: 5	1B: 6 2B: 1 3B: 0 HR: 0	SF: 0 SAC: 0 DP: 0 HBP: 0	WP: 0 PB: 0 SB: 0 CS: 0	PA: 35
<b>PITCHER</b>	IP	WLS	BF	H	R	ER	SO	BB	IBB	HBP	BLK	WP	HR	S	P	ERA	WHIP					
<b>Gary Nolan, R</b> ERA: 2.7 (1,1)	4.2		17	3	1	1	3	0	0	0	0	0	0	23	23	1.93	0.643					
<b>Ross Grimsley, L</b> ERA: 1.72 (5,1)	1.0	W	5	1	0	0	0	1	0	0	0	0	0	4	8	0.00	2.000					
<b>Pedro Borbon, R</b> ERA: 1.69 (6,1)	1.0		4	1	0	0	0	0	0	0	0	0	0	4	4	0.00	1.000					
<b>Tom Hall, L</b> ERA: 0.66 (7,1)	2.1	S	9	2	0	0	1	0	0	0	0	0	0	11	11	0.00	0.857					

Oakland Athletics @ Cincinnati Reds  
Riverfront Stadium, Cincinnati, OH  
Sat Oct 21 1972, 3:33 AM EDT  
Att: 52,737 - Unknown

AB	34
R	1
H	7
RBI	1
BB	1
SO	4
LOB	13



Batter	1	2	3	4	5	6	7	8	9	AB	R	H	RBI	BB	SO	LOB	BOTTOM				
<b>Pete Rose, S</b> OBP: 0.375, SLG: 0.465 (1,7)	6-3		CS BB			P4	1B 1B	K		3	1	0	0	2	1	1					
<b>Joe Morgan, L</b> OBP: 0.283, SLG: 0.350 (1,4)	E8 2B		CS	F2		4-3	1B 1B	3-1		5	1	2	1	0	0	1					
<b>Bobby Tolan, L</b> OBP: 0.267, SLG: 0.356 (1,8)	P6			K			S 1B	WP S 1B		4	2	2	2	0	1	1					
<b>Johnny Bench, R</b> OBP: 0.386, SLG: 0.579 (1,2)	L7			HR		1B	1B	WP 1B		2	2	1	1	2	0	1					
<b>Tony Perez, R</b> OBP: 0.364, SLG: 0.366 (1,3)		F9		5-3		FC6-4 1B	1B	BB		3	0	1	1	1	0	0					
<b>Hal McRae, R</b> OBP: 0.444, SLG: 0.556 (1,9)		F8				FC6-4 1B	1B	BB		3	1	1	0	0	0	2					
<b>Cesar Geronimo, L</b> OBP: 0.139, SLG: 0.222 (7,9)					1-6-3 SF8 2B	1-2 K	1-2 2-H 3-H 1B			1	0	1	2	0	0	0					
<b>Denis Menke, R</b> OBP: 0.286, SLG: 0.278 (1,5)		L8			1-6-3		F2			4	0	0	0	0	0	3					
<b>Dave Concepcion, R</b> OBP: 0.357, SLG: 0.500 (1,6)			K			SF8	S 1B			3	1	2	1	0	1	0					
<b>Gary Nolan, R</b> (1,1)										1	0	0	0	0	1	0					
<b>Ross Grimsley, L</b> OBP: 0.333, SLG: 0.500 (5,1)										1	0	0	0	0	1	0					
<b>Pedro Borbon, R</b> (6,1)										0	0	0	0	0	0	0					
<b>Tom Hall, L</b> (7,1)										2	0	0	0	0	1	2					
<b>Inning Stats</b>	R: 0 E: 1 K: 0 S: 4	H: 1 LOB: 1 BB: 0 P: 4	R: 0 E: 0 K: 0 S: 3	H: 0 LOB: 0 BB: 0 P: 3	R: 0 E: 0 K: 2 S: 6	H: 0 LOB: 1 BB: 1 P: 10	R: 1 E: 0 K: 1 S: 6	H: 1 LOB: 0 BB: 0 P: 6	R: 1 E: 0 K: 1 S: 6	H: 1 LOB: 0 BB: 0 P: 6	R: 1 E: 0 K: 0 S: 5	H: 2 LOB: 2 BB: 1 P: 9	R: 5 E: 0 K: 1 S: 9	H: 4 LOB: 3 BB: 3 P: 21	R: 0 E: 0 K: 1 S: 6	H: 1 LOB: 1 BB: 0 P: 6	1B: 6 2B: 2 3B: 1 HR: 1	SF: 1 SAC: 0 DP: 0 HBP: 0	WP: 1 PB: 0 SB: 3 CS: 1	PA: 39	
<b>PITCHER</b>	IP	WLS	BF	H	R	ER	SO	BB	IBB	HBP	BLK	WP	HR	S	P	ERA	WHIP				
<b>Vida Blue, L</b> ERA: 2.57 (1,1)	5.2	L	21	4	3	3	4	1	0	0	0	0	0	28	32	4.76	0.882				
<b>Bob Locker, R</b> ERA: 11.57 (6,1)	0.1		3	1	0	0	0	0	1	0	0	0	0	2	6	0.00	3.000				
<b>Dave Hamilton, L</b> ERA: 27.0 (7,1)	0.2		6	3	4	4	1	0	1	0	0	0	0	7	11	54.00	4.500				
<b>Joe Horlen, R</b> ERA: 13.5 (7,1)	1.1		8	2	1	1	1	1	1	0	0	1	0	8	16	6.75	2.250				

Oakland Athletics @ Cincinnati Reds  
Riverfront Stadium, Cincinnati, OH  
Sat Oct 21 1972, 3:33 AM EDT  
Att: 52,737 - Unknown

AB	32
R	8
H	10
RBI	8
BB	5
SO	6
LOB	11





