

Cincinnati Reds - 1973

Batter	1	2	3	4	5	6	7	8	9	AB	R	H	RBI	BB	SO	LOB	TOP								
Bobby Bonds, R OBP: 0.200, SLG: 0.400 (1, 9)										5	1	1	1	0	0	2	San Francisco Giants @ Cincinnati Reds Riverfront Stadium, Cincinnati, OH Thu Apr 05 1973, 3:33 AM EST Att: 51,579 - Unknown livebaseballscorecards.com								
Tito Fuentes, S OBP: 0.400, SLG: 0.400 (1, 4)										5	0	2	1	0	0	3									
Chris Speier, R OBP: 0.250, SLG: 0.250 (1, 6)										4	0	1	2	0	0	2									
Willie McCovey, L OBP: 0.500, SLG: 0.333 (1, 3)										3	0	1	0	1	0	1									
Garry Maddox, R OBP: 0.250, SLG: 0.250 (1, 8)										4	0	1	0	0	2	2									
Al Gallacher, R OBP: 0.250, SLG: 0.250 (1, 5)										4	0	1	0	0	0	0									
Gary Matthews, R (1, 7)										4	0	0	0	0	1	2									
Dave Rader, L OBP: 0.500, SLG: 0.667 (1, 2)										3	2	1	0	1	0	0									
Juan Marichal, R OBP: 0.667, SLG: 0.500 (1, 1)										2	1	1	0	1	1	0									
Inning Stats	R: 0 E: 0 K: 1 S: 6	H: 1 LOB: 2 BB: 1 P: 10	R: 0 E: 0 K: 1 S: 5	H: 0 LOB: 0 BB: 0 P: 5	R: 0 E: 0 K: 1 S: 5	H: 0 LOB: 0 BB: 0 P: 5	R: 0 E: 0 K: 0 S: 5	H: 2 LOB: 2 BB: 0 P: 5	R: 1 E: 0 K: 0 S: 5	H: 2 LOB: 1 BB: 0 P: 5	R: 0 E: 0 K: 0 S: 3	H: 1 LOB: 0 BB: 0 P: 3	R: 3 E: 0 K: 0 S: 5	H: 2 LOB: 1 BB: 2 P: 13	R: 0 E: 0 K: 1 S: 5	H: 0 LOB: 0 BB: 0 P: 5		R: 0 E: 0 K: 0 S: 4	H: 1 LOB: 1 BB: 0 P: 4	1B: 7 2B: 2 3B: 0 HR: 0	SF: 0 SAC: 1 DP: 0 HBP: 0	WP: 0 PB: 1 SB: 0 CS: 0	PA: 38		
PITCHER	IP	WLS	BF	H	R	ER	SO	BB	IBB	HBP	BLK	WP	HR	S	P	ERA	WHIP								
Don Gullett, L ERA: 5.14 (1, 1)	7.0	L	31	8	4	4	3	2	1	0	0	0	0	34	46	5.14	1.429								
Pedro Borbon, R ERA: (8, 1)	2.0		7	1	0	0	1	0	0	0	0	0	0	9	9	0.00	0.500								

Batter	1	2	3	4	5	6	7	8	9	AB	R	H	RBI	BB	SO	LOB	BOTTOM								
Pete Rose, S OBP: 0.500, SLG: 0.500 (1, 7)										4	0	2	0	0	0	1	San Francisco Giants @ Cincinnati Reds Riverfront Stadium, Cincinnati, OH Thu Apr 05 1973, 3:33 AM EST Att: 51,579 - Unknown livebaseballscorecards.com								
Joe Morgan, L OBP: 0.250, SLG: 0.250 (1, 4)										4	0	1	0	0	0	1									
Bobby Tolan, L OBP: 0.250, SLG: 0.250 (1, 9)										4	0	1	0	0	0	2									
Johnny Bench, R (1, 2)										3	0	0	0	1	0	2									
Tony Perez, R OBP: 0.250, SLG: 0.500 (1, 3)										4	0	1	0	0	0	2									
Cesar Geronimo, L OBP: 0.250, SLG: 0.500 (1, 8)										4	1	1	0	0	1	1									
Darrel Chaney, S Gene Locklear, L (9, PH)										3	0	0	0	0	0	2									
Denis Menke, R OBP: 0.667, SLG: 0.500 (1, 5)										2	0	1	0	1	0	0									
Don Gullett, R Larry Stahl, L (7, PH) Pedro Borbon, R (8, 1)										1	0	0	1	0	0	2									
Inning Stats	R: 0 E: 0 K: 0 S: 4	H: 2 LOB: 1 BB: 1 P: 8	R: 1 E: 0 K: 0 S: 5	H: 2 LOB: 1 BB: 0 P: 5	R: 0 E: 0 K: 0 S: 3	H: 0 LOB: 0 BB: 0 P: 3	R: 0 E: 0 K: 0 S: 4	H: 1 LOB: 2 BB: 1 P: 8	R: 0 E: 0 K: 0 S: 4	H: 2 LOB: 1 BB: 0 P: 4	R: 0 E: 0 K: 1 S: 5	H: 0 LOB: 0 BB: 0 P: 5	R: 0 E: 0 K: 0 S: 3	H: 0 LOB: 0 BB: 0 P: 3	R: 0 E: 0 K: 1 S: 5	H: 0 LOB: 0 BB: 0 P: 5		R: 0 E: 0 K: 1 S: 5	H: 0 LOB: 0 BB: 0 P: 5	1B: 5 2B: 2 3B: 0 HR: 0	SF: 1 SAC: 0 DP: 1 HBP: 0	WP: 0 PB: 0 SB: 1 CS: 0	PA: 34		
PITCHER	IP	WLS	BF	H	R	ER	SO	BB	IBB	HBP	BLK	WP	HR	S	P	ERA	WHIP								
Juan Marichal, R ERA: 1.0 (1, 1)	9.0	W	34	7	1	1	2	1	1	0	0	0	0	36	44	1.00	0.889								

Batter	1	2	3	4	5	6	7	8	9	AB	R	H	RBI	BB	SO	LOB	TOP			
Bobby Bonds, R OBP: 0.267, SLG: 0.600 (1, 9)										4	0	0	0	0	1	1	San Francisco Giants @ Cincinnati Reds Riverfront Stadium, Cincinnati, OH Sun Apr 08 1973, 3:33 AM EST Att: 20,026 - Unknown			
Tito Fuentes, S OBP: 0.400, SLG: 0.467 (1, 4)										4	0	3	0	0	0	1				
Chris Speier, R OBP: 0.214, SLG: 0.231 (1, 6)										4	0	1	0	0	0	3				
Willie McCovey, L OBP: 0.385, SLG: 0.500 (1, 3)										4	0	0	0	0	1	3				
Garry Maddox, R OBP: 0.385, SLG: 0.385 (1, 8)										4	1	2	0	0	0	2				
Al Gallacher, R OBP: 0.333, SLG: 0.250 Gary Thomasson, L (9, PR)										4	0	1	1	0	0	1				
Gary Matthews, R OBP: 0.125, SLG: 0.375 (1, 7)										4	0	1	0	0	0	1				
Dave Rader, L OBP: 0.333, SLG: 0.300 Dave Kingman, R (9, PH)										3	0	0	0	0	0	1				
Tom Bradley, R Randy Moffitt, R Jim Ray Hart, R Jim Barr, R										2	0	0	0	0	0	0				
Inning Stats	R: 0 E: 0 K: 1 S: 6	H: 1 LOB: 1 BB: 0 P: 6	R: 0 E: 0 K: 0 S: 4	H: 1 LOB: 1 BB: 0 P: 4	R: 0 E: 0 K: 0 S: 4	H: 1 LOB: 1 BB: 0 P: 4	R: 0 E: 0 K: 0 S: 3	H: 0 LOB: 0 BB: 0 P: 3	R: 0 E: 0 K: 0 S: 7	H: 2 LOB: 2 BB: 0 P: 7	R: 0 E: 0 K: 0 S: 3	H: 0 LOB: 0 BB: 0 P: 3	R: 0 E: 0 K: 0 S: 3	H: 0 LOB: 1 BB: 1 P: 7	R: 1 E: 1 K: 0 S: 5	H: 3 LOB: 2 BB: 0 P: 5		1B: 6 2B: 2 3B: 1 HR: 0	SF: 0 SAC: 0 DP: 1 HBP: 0	WP: 0 PB: 0 SB: 0 CS: 0
PITCHER	IP WLS BF H R ER SO BB IBB HBP BLK WP HR S P ERA WHIP																			
Ross Grimsley, L ERA: 1.04	(1, 1)	8.2 W 34 8 1 1 2 1 0 0 0 0 0 0 0 0 0 0 1.04 1.038																		
Pedro Borbon, R ERA:	(9, 1)	0.1 S 1 1 0 0 0 0 0 0 0 0 0 0 0 0 1 1 0.00 3.000																		

Batter	1	2	3	4	5	6	7	8	9	AB	R	H	RBI	BB	SO	LOB	BOTTOM			
Pete Rose, S OBP: 0.385, SLG: 0.385 (1, 7)										4	0	1	0	0	0	0	San Francisco Giants @ Cincinnati Reds Riverfront Stadium, Cincinnati, OH Sun Apr 08 1973, 3:33 AM EST Att: 20,026 - Unknown			
Joe Morgan, L OBP: 0.385, SLG: 0.455 (1, 4)										3	1	0	1	0	0	0				
Bobby Tolan, L OBP: 0.385, SLG: 0.583 (1, 9)										3	1	2	0	1	0	1				
Johnny Bench, R OBP: 0.462, SLG: 0.222 (1, 2)										2	0	1	0	2	1	0				
Tony Perez, R OBP: 0.250, SLG: 0.300 (1, 3)										2	0	1	1	1	0	0				
Cesar Geronimo, L OBP: 0.231, SLG: 0.308 (1, 8)										4	0	2	1	0	0	4				
Darrel Chaney, S OBP: 0.100, SLG: 0.100 (1, 6)										4	0	1	0	0	0	2				
Denis Menke, R OBP: 0.333, SLG: 0.250 (1, 5)										4	0	1	0	0	1	1				
Ross Grimsley, L Pedro Borbon, R										4	1	0	0	0	1	2				
Inning Stats	R: 2 E: 1 K: 0 S: 5	H: 1 LOB: 2 BB: 2 P: 13	R: 1 E: 0 K: 0 S: 5	H: 2 LOB: 1 BB: 0 P: 5	R: 0 E: 0 K: 1 S: 5	H: 0 LOB: 0 BB: 0 P: 5	R: 0 E: 0 K: 1 S: 5	H: 0 LOB: 0 BB: 0 P: 5	R: 0 E: 0 K: 0 S: 3	H: 2 LOB: 3 BB: 1 P: 9	R: 0 E: 0 K: 0 S: 4	H: 2 LOB: 2 BB: 1 P: 8	R: 0 E: 0 K: 1 S: 6	H: 2 LOB: 1 BB: 0 P: 6	R: 0 E: 0 K: 1 S: 5	H: 2 LOB: 1 BB: 0 P: 6		1B: 9 2B: 0 3B: 0 HR: 0	SF: 2 SAC: 0 DP: 1 HBP: 0	WP: 1 PB: 0 SB: 2 CS: 0
PITCHER	IP WLS BF H R ER SO BB IBB HBP BLK WP HR S P ERA WHIP																			
Tom Bradley, R ERA: 1.35	(1, 1)	6.2 L 31 6 3 1 2 2 4 0 0 0 0 0 0 0 0 0 1.35 1.500																		
Randy Moffitt, R ERA:	(7, 1)	0.1 1 1 0 0 0 0 0 0 0 0 0 0 0 1 1 0.00 3.000																		
Jim Barr, R ERA:	(8, 1)	1.0 4 2 0 0 0 1 0 0 0 0 0 0 0 6 6 0.00 2.000																		

Batter	1	2	3	4	5	6	7	8	9	AB	R	H	RBI	BB	SO	LOB	TOP										
Pete Rose, S OBP: 0.353, SLG: 0.412 (1,7)	G3	F8							SH 1B	4	2	1	0	0	0	1	Cincinnati Reds @ Atlanta Braves Atlanta Stadium, Atlanta, GA Mon Apr 09 1973, 6:05 PM EST Att: 3,920 - Unknown										
Joe Morgan, L OBP: 0.333, SLG: 0.375 (1,4)	4-3		3-1						F9	5	1	1	2	0	0	2											
Bobby Tolan, L OBP: 0.389, SLG: 0.529 (1,9)	1B BB 1B		3-1						S 1B	5	1	2	1	0	0	1											
Johnny Bench, R OBP: 0.556, SLG: 0.545 (1,2)	1B 1-2 BB		K						E 1B SF7 IBB	2	2	1	2	3	1	0											
Tony Perez, R OBP: 0.412, SLG: 0.429 (1,3)	1-2 2-3 1B								E8	4	0	3	2	1	0	1											
Cesar Geronimo, L OBP: 0.167, SLG: 0.235 (1,8)	4-3								SF7 1B	4	0	0	1	0	1	5											
Dave Concepcion, R (1,6)									K	3	0	0	0	2	1	3											
Denis Menke, R OBP: 0.231, SLG: 0.167 (1,5)	F8		1-3						G5-4-3 1-2	4	0	0	0	0	1	3											
Roger Nelson, R Jim McGlothlin, R Tom Hall, L Phil Gagliano, R Gene Locklear, L Clay Carroll, R Pedro Borbon, R	SH2-4 1-2								SH 1B	2	1	1	0	0	0	0											
Inning Stats	R: 0 E: 0 K: 0 S: 5	H: 2 LOB: 3 BB: 1 P: 9	R: 0 E: 0 K: 0 S: 3	H: 0 LOB: 1 BB: 1 P: 7	R: 0 E: 0 K: 1 S: 5	H: 0 LOB: 0 BB: 0 P: 5	R: 0 E: 0 K: 1 S: 5	H: 0 LOB: 1 BB: 1 P: 9	R: 4 E: 0 K: 0 S: 8	H: 5 LOB: 1 BB: 0 P: 8	R: 0 E: 0 K: 1 S: 5	H: 0 LOB: 0 BB: 0 P: 5	R: 0 E: 0 K: 0 S: 3	H: 0 LOB: 1 BB: 1 P: 7	R: 0 E: 0 K: 0 S: 2	H: 0 LOB: 0 BB: 1 P: 6		R: 0 E: 0 K: 0 S: 9	H: 0 LOB: 0 BB: 1 P: 13	R: 4 E: 1 K: 1 S: 9	H: 3 LOB: 1 BB: 1 P: 13	1B: 8 2B: 1 3B: 0 HR: 1	SF: 1 SAC: 2 DP: 1 HBP: 0	WP: 0 PB: 0 SB: 3 CS: 0	PA: 43		
PITCHER	IP	WLS	BF	H	R	ER	SO	BB	IBB	HBP	BLK	WP	HR	S	P	ERA	WHIP										
Carl Morton, R ERA: 8.31 (1,1)	4.1		23	7	4	4	2	3	0	0	0	0	1	24	36	8.31	2.308										
Phil Niekro, R ERA: (5,1)	2.2		9	0	0	0	1	1	0	0	0	0	0	10	14	0.00	0.375										
Tom House, L ERA: (8,1)	1.0		3	0	0	0	0	1	0	0	0	0	0	2	6	0.00	1.000										
Joe Hoerner, L ERA: 20.25 (9,1)	0.1	L	4	2	3	3	0	0	0	0	0	0	0	4	4	81.00	6.000										
Cecil Upshaw, R ERA: 5.4 (9,1)	0.2		4	1	1	0	1	0	1	0	0	0	0	5	9	0.00	1.500										
Batter	1	2	3	4	5	6	7	8	9	AB	R	H	RBI	BB	SO	LOB	BOTTOM										
Ralph Garr, L OBP: 0.190, SLG: 0.190 (1,7)	6-3								4-3	6	0	1	0	0	0	7	Cincinnati Reds @ Atlanta Braves Atlanta Stadium, Atlanta, GA Mon Apr 09 1973, 6:05 PM EST Att: 3,920 - Unknown										
Rod Gilbreath, R OBP: 0.300, SLG: 0.333 (1,5)	E3 CS								E 1B	4	2	2	0	1	0	0											
Darrell Evans, L OBP: 0.300, SLG: 0.526 (1,3)	1-2 BB								F9	4	0	1	1	1	0	3											
Dusty Baker Jr., R OBP: 0.350, SLG: 0.444 (1,8)	F9								E5 1B	4	2	0	0	1	0	3											
Mike Lum, L OBP: 0.273, SLG: 0.545 (1,9)	F3								E 1B	5	1	1	2	0	0	1											
Davey Johnson, R OBP: 0.316, SLG: 0.313 (1,4)	6-3								E6 1B	4	0	0	0	1	0	1											
Johnny Oates, L OBP: 0.400, SLG: 0.400 (1,2)	F7								BB 1B	5	1	2	1	0	0	3											
Marty Perez, R OBP: 0.412, SLG: 0.571 (1,6)									BB	4	1	2	3	1	0	1											
Carl Morton, R Phil Niekro, R Tommy Jackson, L Tom House, L Hank Aaron, R Larry Stahl, R Joe Hoerner, R Cecil Upshaw, R Pedro Borbon, R									BB	1	0	0	0	0	0	0											
Inning Stats	R: 0 E: 1 K: 0 S: 3	H: 0 LOB: 0 BB: 1 P: 7	R: 0 E: 0 K: 0 S: 3	H: 0 LOB: 0 BB: 0 P: 3	R: 0 E: 0 K: 1 S: 6	H: 1 LOB: 2 BB: 1 P: 10	R: 3 E: 0 K: 0 S: 4	H: 1 LOB: 1 BB: 3 P: 16	R: 0 E: 0 K: 0 S: 3	H: 0 LOB: 0 BB: 0 P: 3	R: 0 E: 0 K: 0 S: 4	H: 1 LOB: 1 BB: 0 P: 4	R: 1 E: 0 K: 0 S: 5	H: 2 LOB: 1 BB: 0 P: 5	R: 0 E: 1 K: 0 S: 5	H: 1 LOB: 3 BB: 1 P: 9		R: 3 E: 2 K: 1 S: 10	H: 3 LOB: 3 BB: 1 P: 14	1B: 6 2B: 2 3B: 0 HR: 1	SF: 0 SAC: 0 DP: 0 HBP: 0	WP: 0 PB: 0 SB: 0 CS: 1	PA: 46				
PITCHER	IP	WLS	BF	H	R	ER	SO	BB	IBB	HBP	BLK	WP	HR	S	P	ERA	WHIP										
Roger Nelson, R ERA: 5.14 (1,1)	7.0		31	5	4	4	1	5	0	0	0	0	0	4	4	5.14	1.429										
Jim McGlothlin, R ERA: (8,1)	0.2		4	1	0	0	0	0	0	0	0	0	0	4	4	0.00	1.500										
Tom Hall, L ERA: 7.71 (8,1)	0.1	W	2	0	0	0	0	0	1	0	0	0	0	1	5	0.00	0.000										
Clay Carroll, R ERA: 20.25 (9,1)	0.1		6	3	3	1	0	0	0	0	0	0	0	6	6	27.00	9.000										
Pedro Borbon, R ERA: (9,1)	0.2	S	3	0	0	0	1	1	0	0	0	0	0	4	8	0.00	1.500										



Batter	1	2	3	4	5	6	7	8	9	AB	R	H	RBI	BB	SO	LOB	TOP					
Pete Rose, S OBP: 0.409, SLG: 0.455 (1, 7)										5	1	3	0	0	1	2	Cincinnati Reds @ Los Angeles Dodgers Dodger Stadium, Los Angeles, CA Wed Apr 11 1973, 6:05 PM PST Att: 24,755 - Unknown livebaseballscorecards.com					
Joe Morgan, L OBP: 0.318, SLG: 0.450 (1, 4)										4	1	1	1	0	0	3						
Bobby Tolan, L OBP: 0.364, SLG: 0.500 (1, 9)										3	0	1	1	0	0	1						
Johnny Bench, R OBP: 0.500, SLG: 0.429 (1, 2)										3	0	0	0	1	0	1						
Tony Perez, R OBP: 0.381, SLG: 0.556 (1, 3)										4	1	1	1	0	1	1						
Cesar Geronimo, L OBP: 0.182, SLG: 0.381 (1, 8)										4	1	1	1	0	2	1						
Darrel Chaney, S OBP: 0.071, SLG: 0.071 (1, 6)										4	0	0	0	0	0	0						
Denis Menke, R OBP: 0.235, SLG: 0.188 (1, 5)										4	0	1	0	0	1	0						
Don Gullett, R Pedro Borbon, R Tom Hall, L (9, 1)										3	0	0	0	1	2	2						
Inning Stats	R: 2 E: 0 K: 1 S: 7	H: 2 LOB: 1 BB: 1 P: 11	R: 0 E: 0 K: 0 S: 5	H: 0 LOB: 0 BB: 0 P: 5	R: 0 E: 0 K: 0 S: 3	H: 0 LOB: 0 BB: 0 P: 3	R: 2 E: 0 K: 1 S: 7	H: 2 LOB: 0 BB: 0 P: 7	R: 0 E: 0 K: 1 S: 6	H: 1 LOB: 1 BB: 0 P: 6	R: 0 E: 0 K: 0 S: 5	H: 0 LOB: 0 BB: 0 P: 5	R: 0 E: 0 K: 0 S: 4	H: 1 LOB: 2 BB: 1 P: 8	R: 0 E: 0 K: 0 S: 3	H: 1 LOB: 0 BB: 0 P: 3	R: 0 E: 1 K: 2 S: 9	H: 1 LOB: 2 BB: 0 P: 9	1B: 5 2B: 0 3B: 1 HR: 2	SF: 1 SAC: 0 DP: 0 HBP: 0	WP: 0 PB: 0 SB: 0 CS: 1	PA: 37
PITCHER	IP WLS BF H R ER SO BB IBB HBP BLK WP HR S P ERA WHIP																					
Don Sutton, R ERA: 5.14 (1, 1)	7.0 L 29 6 4 4 5 2 0 0 0 0 0 2 37 45 5.14 1.143																					
Pete Richert, L ERA: (8, 1)	2.0 8 2 0 0 2 0 0 0 0 0 0 0 12 12 0.00 1.000																					

Batter	1	2	3	4	5	6	7	8	9	AB	R	H	RBI	BB	SO	LOB	BOTTOM			
Lee Lacy, R OBP: 0.276, SLG: 0.250 (1, 4)										4	0	1	0	0	1	0	Cincinnati Reds @ Los Angeles Dodgers Dodger Stadium, Los Angeles, CA Wed Apr 11 1973, 6:05 PM PST Att: 24,755 - Unknown livebaseballscorecards.com			
Bill Buckner, L OBP: 0.269, SLG: 0.292 (1, 3)										4	0	2	0	0	0	2				
Willie Davis, L OBP: 0.222, SLG: 0.240 (1, 8)										4	1	0	0	0	0	4				
Joe Ferguson, R OBP: 0.346, SLG: 0.636 (1, 2)										4	0	1	1	0	1	2				
Steve Garvey, R OBP: 0.333, SLG: 0.417 (1, 7)										4	0	0	0	0	0	1				
Tom Paciorek, R OBP: 0.333, SLG: 0.200 (1, 9)										4	0	1	0	0	1	2				
Ron Cey, R OBP: 0.167, SLG: 0.167 (1, 5)										3	0	0	0	0	0	1				
Von Joshua, L OBP: 0.545, SLG: 0.500 (9, PH)										1	0	0	0	0	0	1				
Bill Russell, R OBP: 0.391, SLG: 0.409 (1, 6)										4	0	2	0	0	0	0				
Don Sutton, R Steve Yeager, R Pete Richert, L Willie Crawford, L Ken McMullen, R										2	0	0	0	0	1	1				
Inning Stats	R: 0 E: 1 K: 1 S: 6	H: 0 LOB: 1 BB: 0 P: 6	R: 0 E: 0 K: 0 S: 3	H: 0 LOB: 0 BB: 0 P: 3	R: 0 E: 0 K: 0 S: 5	H: 2 LOB: 2 BB: 0 P: 5	R: 0 E: 0 K: 1 S: 6	H: 1 LOB: 1 BB: 0 P: 6	R: 0 E: 0 K: 1 S: 5	H: 0 LOB: 0 BB: 0 P: 5	R: 1 E: 0 K: 0 S: 5	H: 2 LOB: 1 BB: 0 P: 5	R: 0 E: 0 K: 0 S: 4	H: 0 LOB: 0 BB: 0 P: 4	R: 0 E: 1 K: 1 S: 7	H: 1 LOB: 2 BB: 0 P: 7	1B: 6 2B: 1 3B: 0 HR: 0	SF: 0 SAC: 0 DP: 0 HBP: 0	WP: 0 PB: 0 SB: 0 CS: 0	PA: 36
PITCHER	IP WLS BF H R ER SO BB IBB HBP BLK WP HR S P ERA WHIP																			
Don Gullett, L ERA: 2.93 (1, 1)	8.1 W 33 6 1 1 5 0 0 0 0 0 0 0 43 43 1.08 0.720																			
Pedro Borbon, R ERA: (9, 1)	0.1 2 1 0 0 0 0 0 0 0 0 0 0 2 2 0.00 3.000																			
Tom Hall, L ERA: 6.75 (9, 1)	0.1 S 1 0 0 0 0 0 0 0 0 0 0 0 1 1 0.00 0.000																			

Batter	1	2	3	4	5	6	7	8	9	AB	R	H	RBI	BB	SO	LOB	TOP								
Pete Rose, S OBP: 0.444, SLG: 0.500 (1, 7)	0-0 4-3 1B		4-0 2B 1B BB		0-0 1B 2B		0-0 4-3		0-0 3-1 1B	4	3	2	0	1	0	0	Cincinnati Reds @ Los Angeles Dodgers Dodger Stadium, Los Angeles, CA Thu Apr 12 1973, 6:05 PM PST Att: 14,056 - Unknown livebaseballscorecards.com								
Joe Morgan, L OBP: 0.333, SLG: 0.480 (1, 4)	0-0 F9		0-0 1B 1-3 G5-4-3 2B		0-0 2H 1B		0-0 F8		0-3 K	5	1	2	1	0	1	1									
Bobby Tolan, L OBP: 0.407, SLG: 0.560 (1, 9)	0-0 1B		0-0 1B G5-4-3		0-0 4-3		0-0 E		0-0 3-1	5	1	3	1	0	0	1									
Johnny Bench, R OBP: 0.444, SLG: 0.368 (1, 2)	0-3 K		0-0 G5-4-3 1B		0-3 K		0-0 E6 1B		0-0 1B 1B	5	0	1	1	0	2	2									
Tony Perez, R OBP: 0.423, SLG: 0.565 (1, 3)		0-3 K	0-0 P4				0-0 1B 1B		0-0 1-2 1B	5	0	3	0	0	1	0									
Cesar Geronimo, L OBP: 0.185, SLG: 0.346 (1, 8)		0-0 F8		0-0 4-3		0-0 1-2 1B		0-3 K		0-3 K	5	0	1	0	0	2		4							
Darrel Chaney, S OBP: 0.111, SLG: 0.059 (1, 6)		4-0 BB BB		0-3 K				0-0 6-3		3	0	0	0	1	2	2									
Denis Menke, R OBP: 0.286, SLG: 0.167 (1, 5)		4-0 1-2 BB		1-0 HBP			0-0 F9		0-3 K	2	0	0	0	1	1	2									
Jack Billingham, R (1, 1)		0-0 G3		0-0 4-3			0-3 K		0-3 K	4	0	0	0	0	2	5									
Inning Stats	R: 0 E: 0 K: 1 S: 6	H: 1 LOB: 1 BB: 0 P: 6	R: 0 E: 0 K: 1 S: 5	H: 0 LOB: 2 BB: 2 P: 13	R: 2 E: 0 K: 0 S: 4	H: 2 LOB: 0 BB: 1 P: 8	R: 0 E: 0 K: 1 S: 5	H: 0 LOB: 1 BB: 0 P: 6	R: 1 E: 0 K: 2 S: 6	H: 2 LOB: 2 BB: 0 P: 6	R: 0 E: 0 K: 2 S: 9	H: 2 LOB: 2 BB: 0 P: 9	R: 1 E: 1 K: 1 S: 8	H: 2 LOB: 2 BB: 0 P: 8	R: 0 E: 0 K: 2 S: 7	H: 0 LOB: 0 BB: 0 P: 7	R: 1 E: 0 K: 2 S: 10	H: 3 LOB: 2 BB: 0 P: 10	1B: 9 2B: 3 3B: 0 HR: 0	SF: 0 SAC: 0 DP: 1 HBP: 1	WP: 0 PB: 0 SB: 1 CS: 0	PA: 42			
PITCHER	IP	WLS	BF	H	R	ER	SO	BB	IBB	HBP	BLK	WP	HR	S	P	ERA	WHIP								
Andy Messersmith, R ERA: 2.3 (1, 1)	8.2	L	41	12	5	4	10	3	0	1	0	0	0	57	70	4.15	1.731								
Doug Rau, L ERA: (9, 1)	0.1		1	0	0	0	1	0	0	0	0	0	0	3	3	0.00	0.000								

Batter	1	2	3	4	5	6	7	8	9	AB	R	H	RBI	BB	SO	LOB	BOTTOM								
Lee Lacy, R OBP: 0.294, SLG: 0.250 (1, 4)	0-0 4-3 1B	0-0 P4			0-3 K		4-0 G4-6-3 BB		0-0 FC4 FC4-6	4	1	1	0	1	1	2	Cincinnati Reds @ Los Angeles Dodgers Dodger Stadium, Los Angeles, CA Thu Apr 12 1973, 6:05 PM PST Att: 14,056 - Unknown livebaseballscorecards.com								
Bill Buckner, L OBP: 0.258, SLG: 0.276 (1, 3)	0-0 4-3 1-2	0-0 1-3 1B			0-0 5-3		0-0 G4-6-3 1-2		0-0 FC4-6 1-2	5	0	1	0	0	0	3									
Willie Davis, L OBP: 0.290, SLG: 0.321 (1, 8)	4-0 1B BB	0-0 4-3			0-0 1B		0-0 2B			3	0	2	0	1	0	2									
Willie Crawford, L OBP: 0.280, SLG: 0.143 (1, 9)	0-0 BB 1-3 2H 1B		0-0 4-3		0-3 K		0-0 F7			4	0	1	1	0	1	2									
Joe Ferguson, R OBP: 0.367, SLG: 0.583 (1, 2)	4-0 1-2 BB		0-0 4-3		4-0 G1-6-3 1B BB		0-0 6-3			2	1	0	0	2	0	0									
Von Joshua, L OBP: 0.467, SLG: 0.429 (1, 7)	0-0 F3		0-0 E3 CS		0-0 1B		0-0 P4			4	0	1	0	0	0	3									
Ron Cey, R OBP: 0.100, SLG: 0.100 (1, 5)	0-0 6-3		0-0 CS 1-2	0-3 K		0-0 G1-6-3 1-2 2-3		0-0 F8		4	0	0	0	0	1	5									
Bill Russell, R OBP: 0.370, SLG: 0.385 (1, 6)		0-0 6-3		0-0 6-3		0-0 1B		0-0 F3		4	0	1	1	0	0	0									
Andy Messersmith, R OBP: 0.200, SLG: 0.200 (1, 1)		0-0 1B		0-0 F7		0-0 4-3		0-0 FC4 1B		3	0	1	0	0	0	1									
Doug Rau, L (9, 1)										0	0	0	0	0	0	0									
Steve Garvey, R OBP: 0.385, SLG: 0.462 (9, PH)										1	0	1	0	0	0	0									
Inning Stats	R: 1 E: 0 K: 0 S: 5	H: 2 LOB: 3 BB: 2 P: 13	R: 0 E: 0 K: 0 S: 5	H: 2 LOB: 2 BB: 0 P: 5	R: 0 E: 1 K: 0 S: 3	H: 0 LOB: 0 BB: 0 P: 3	R: 0 E: 0 K: 1 S: 5	H: 0 LOB: 0 BB: 0 P: 5	R: 0 E: 0 K: 2 S: 8	H: 1 LOB: 1 BB: 0 P: 8	R: 1 E: 0 K: 0 S: 4	H: 2 LOB: 1 BB: 1 P: 8	R: 0 E: 0 K: 0 S: 3	H: 1 LOB: 1 BB: 1 P: 7	R: 0 E: 0 K: 0 S: 3	H: 0 LOB: 0 BB: 0 P: 3	R: 0 E: 0 K: 0 S: 4	H: 1 LOB: 1 BB: 0 P: 4	1B: 8 2B: 1 3B: 0 HR: 0	SF: 0 SAC: 0 DP: 2 HBP: 0	WP: 0 PB: 0 SB: 0 CS: 1	PA: 39			
PITCHER	IP	WLS	BF	H	R	ER	SO	BB	IBB	HBP	BLK	WP	HR	S	P	ERA	WHIP								
Jack Billingham, R ERA: 3.0 (1, 1)	9.0	W	38	9	2	2	3	4	0	0	0	0	0	40	56	2.00	1.444								



Batter	1	2	3	4	5	6	7	8	9	AB	R	H	RBI	BB	SO	LOB	TOP																
Pete Rose, S OBP: 0.469, SLG: 0.500 (1, 7)	6-3		BB 1B			6-3	1B		G6-3 BB	4	0	2	0	1	0	0	Cincinnati Reds @ San Francisco Giants Candlestick Park, San Francisco, CA Fri Apr 13 1973, 9:05 PM EST Att: 7,353 - Unknown																
Joe Morgan, L OBP: 0.344, SLG: 0.448 (1, 4)	4-3		BB 1B			G3 S 1B	F6		G6-3 1-2	4	0	1	0	1	0	2																	
Bobby Tolan, L OBP: 0.355, SLG: 0.483 (1, 9)	5-3		F4			G3			F9	4	0	0	0	0	0	4																	
Johnny Bench, R OBP: 0.452, SLG: 0.333 (1, 2)		F8		5-3		BB			HR BB	2	1	0	0	2	0	0																	
Tony Perez, R OBP: 0.400, SLG: 0.630 (1, 3)	1-3			1-3		F8			HR	4	1	1	2	0	0	2																	
Phil Gagliano, R OBP: 0.333, SLG: 0.333 (1, 5)				5-3					FC1-4 1B	4	0	1	0	0	0	0																	
Denis Menke, R OBP: 0.286, SLG: 0.167 (8, 5)	6-3								FC1-4 1B	0	0	0	0	0	0	0																	
Dave Concepcion, R OBP: 0.455, SLG: 0.556 (1, 6) (7, 8)			FC6-4 1B			HR 3B			FC1-4 1B	4	1	3	0	0	0	1																	
Cesar Geronimo, L OBP: 0.172, SLG: 0.321 (1, 8)			FC6-4			G3			P4	2	0	0	0	0	0	1																	
Richie Scheinblum, S OBP: 0.500, SLG: 2.000 (7, PH)			FC1-6 1B							1	1	1	2	0	0	0																	
Darrel Chaney, S OBP: 0.105, SLG: 0.056 (7, 6)			FC1-6 1B							1	0	0	0	0	0	1																	
Ross Grimsley, L (1, 1)			FC1-6 BB 1B			K				3	0	0	0	0	2	1																	
Tom Hall, L (8, 1)									6-3	0	0	0	0	0	0	0																	
Pedro Borbon, R (8, 1)										0	0	0	0	0	0	0																	
Larry Stahl, L (8, PH)										1	0	0	0	0	0	0																	
Inning Stats	R: 0 E: 0 K: 0 S: 3	H: 0 LOB: 0 BB: 0 P: 3	R: 0 E: 0 K: 0 S: 3	H: 0 LOB: 0 BB: 0 P: 3	R: 0 E: 0 K: 0 S: 5	H: 2 LOB: 3 BB: 1 P: 9	R: 0 E: 0 K: 0 S: 3	H: 0 LOB: 0 BB: 0 P: 3	R: 0 E: 0 K: 1 S: 5	H: 1 LOB: 0 BB: 0 P: 5	R: 0 E: 0 K: 0 S: 4	H: 1 LOB: 2 BB: 1 P: 8	R: 2 E: 0 K: 1 S: 8	H: 3 LOB: 1 BB: 0 P: 8	R: 2 E: 0 K: 0 S: 5	H: 2 LOB: 1 BB: 1 P: 9	R: 0 E: 0 K: 0 S: 2	H: 0 LOB: 0 BB: 1 P: 6	1B: 6 2B: 0 3B: 1 HR: 2	SF: 0 SAC: 0 DP: 1 HBP: 0	WP: 0 PB: 0 SB: 1 CS: 0	PA: 38											
PITCHER	IP WLS BF H R ER SO BB IBB HBP BLK WP HR S P ERA WHIP																																
Ron Bryant, L ERA: 2.2 (1, 1)	7.1	32	8	4	4	2	3	0	0	0	0	0	2	33	45	4.91	1.500																
Elias Sosa, R ERA: (8, 1)	1.0	W	5	1	0	0	0	1	0	0	0	0	0	4	8	0.00	2.000																
Sam McDowell, L ERA: (9, 1)	0.2	S	1	0	0	0	0	0	0	0	0	0	0	1	1	0.00	0.000																



Batter	1	2	3	4	5	6	7	8	9	AB	R	H	RBI	BB	SO	LOB	BOTTOM																
Bobby Bonds, R OBP: 0.361, SLG: 0.571 (1, 9)	F7		F7			F7			5-3	4	0	0	0	0	0	0	Cincinnati Reds @ San Francisco Giants Candlestick Park, San Francisco, CA Fri Apr 13 1973, 9:05 PM EST Att: 7,353 - Unknown																
Tito Fuentes, S OBP: 0.297, SLG: 0.351 (1, 4)				F6		F7			F8	4	0	1	0	0	0	0																	
Chris Speier, R OBP: 0.389, SLG: 0.483 (1, 6)					HR				1B BB	3	2	2	1	1	0	1																	
Dave Kingman, R OBP: 0.222, SLG: 0.222 (1, 3)	F5			K		F4			1B 1B 1B	4	1	1	0	0	1	2																	
Ed Goodson, L OBP: 0.350, SLG: 0.700 (7, PH)										3	0	1	0	0	0	0																	
Al Gallagher, R OBP: 0.300, SLG: 0.222 (8, 5)										0	1	0	0	0	0	0																	
Willie McCovey, L OBP: 0.345, SLG: 0.565 (8, PH)										1	0	1	1	0	0	0																	
Damaso Blanco, R (8, PH)										0	1	0	0	0	0	0																	
Gary Maddox, R OBP: 0.500, SLG: 0.548 (1, 8)										2	0	2	1	1	0	0																	
Gary Matthews, R OBP: 0.333, SLG: 0.471 (1, 7)										4	0	3	1	0	0	1																	
Dave Rader, L OBP: 0.241, SLG: 0.240 (1, 2)										2	0	0	0	0	0	1																	
Jim Ray Hart, R (7, PH)										0	0	0	1	0	0	0																	
Mike Sadek, R (8, 2)										1	0	0	0	0	0	3																	
Ron Bryant, S (1, 1)										3	0	0	0	0	1	2																	
Elias Sosa, R (8, 1)										0	0	0	0	0	0	0																	
Sam McDowell, L (9, 1)										0	0	0	0	0	0	0																	
Inning Stats	R: 0 E: 0 K: 0 S: 4	H: 1 LOB: 1 BB: 0 P: 4	R: 0 E: 0 K: 0 S: 3	H: 1 LOB: 0 BB: 0 P: 3	R: 0 E: 0 K: 0 S: 3	H: 0 LOB: 0 BB: 0 P: 3	R: 1 E: 0 K: 1 S: 6	H: 1 LOB: 0 BB: 0 P: 6	R: 0 E: 0 K: 1 S: 5	H: 1 LOB: 1 BB: 1 P: 9	R: 0 E: 0 K: 0 S: 4	H: 1 LOB: 1 BB: 0 P: 4	R: 1 E: 0 K: 0 S: 5	H: 2 LOB: 1 BB: 0 P: 5	R: 3 E: 1 K: 0 S: 7	H: 4 LOB: 3 BB: 1 P: 11	1B: 9 2B: 1 3B: 0 HR: 1	SF: 1 SAC: 1 DP: 1 HBP: 0	WP: 0 PB: 0 SB: 0 CS: 1	PA: 35													
PITCHER	IP WLS BF H R ER SO BB IBB HBP BLK WP HR S P ERA WHIP																																
Ross Grimsley, L ERA: 2.76 (1, 1)	7.2	31	8	4	4	2	2	0	0	0	0	0	0	33	41	4.70	1.304																
Tom Hall, L ERA: 10.13 (8, 1)	0.0	L	3	3	1	1	0	0	0	0	0	0	3	3	∞	∞																	
Pedro Borbon, R ERA: (8, 1)	0.1		1	0	0	0	0	0	0	0	0	0	1	1	0.00	0.000																	



Batter	1	2	3	4	5	6	7	8	9	AB	R	H	RBI	BB	SO	LOB	TOP			
Pete Rose, S OBP: 0.459, SLG: 0.486 (1, 7)										5	0	2	1	0	1	1	Cincinnati Reds @ San Francisco Giants Candlestick Park, San Francisco, CA Sat Apr 14 1973, 6:33 AM EST Att: 21,247 - Unknown			
Joe Morgan, L OBP: 0.324, SLG: 0.394 (1, 4)										4	0	0	0	1	0	4				
Bobby Tolan, L OBP: 0.361, SLG: 0.455 (1, 9)										4	0	1	0	0	0	2				
Johnny Bench, R OBP: 0.457, SLG: 0.458 (1, 2)										3	2	1	1	1	0	4				
Tony Perez, R OBP: 0.382, SLG: 0.581 (1, 3)										4	0	1	0	0	1	3				
Cesar Geronimo, L OBP: 0.152, SLG: 0.281 (1, 8)										4	0	0	0	0	0	5				
Darrel Chaney, S OBP: 0.087, SLG: 0.045 (1, 6)										4	0	0	1	0	0	1				
Denis Menke, R OBP: 0.360, SLG: 0.250 (1, 5)										2	1	1	0	2	0	0				
Roger Nelson, R OBP: 0.167, SLG: 0.167 Clay Carroll, R (9, 1)										4	0	0	0	0	0	4				
Inning Stats	R: 0 E: 0 K: 1 S: 6	H: 1 LOB: 1 BB: 0 P: 6	R: 0 E: 0 K: 0 S: 3	H: 0 LOB: 1 BB: 1 P: 7	R: 1 E: 0 K: 0 S: 4	H: 1 LOB: 0 BB: 0 P: 4	R: 1 E: 1 K: 0 S: 6	H: 2 LOB: 2 BB: 0 P: 6	R: 1 E: 0 K: 0 S: 4	H: 1 LOB: 2 BB: 2 P: 12	R: 0 E: 1 K: 1 S: 6	H: 0 LOB: 3 BB: 1 P: 11	R: 0 E: 0 K: 0 S: 3	H: 0 LOB: 0 BB: 0 P: 3	R: 0 E: 0 K: 0 S: 3	H: 1 LOB: 0 BB: 0 P: 3	1B: 4 2B: 1 3B: 0 HR: 1	SF: 0 SAC: 0 DP: 1 HBP: 1	WP: 0 PB: 0 SB: 1 CS: 0	PA: 39
PITCHER	IP WLS BF H R ER SO BB IBB HBP BLK WP HR S P ERA WHIP																			
Jim Barr, R ERA: 2.45 Randy Moffitt, R ERA:	(1, 1) 6.0 L 27 5 3 3 1 2 1 0 0 0 0 1 26 38 4.50 1.167																			
(7, 1) 3.0 12 1 0 0 1 1 0 1 0 0 0 0 12 17 0.00 0.667																				

AB	34
R	3
H	6
RBI	3
BB	4
SO	2
LOB	24



Batter	1	2	3	4	5	6	7	8	9	AB	R	H	RBI	BB	SO	LOB	BOTTOM			
Bobby Bonds, R OBP: 0.325, SLG: 0.513 (1, 9)										4	0	0	0	0	1	0	Cincinnati Reds @ San Francisco Giants Candlestick Park, San Francisco, CA Sat Apr 14 1973, 6:33 AM EST Att: 21,247 - Unknown			
Tito Fuentes, S OBP: 0.317, SLG: 0.366 (1, 4)										4	0	2	0	0	0	0				
Chris Speier, R OBP: 0.375, SLG: 0.455 (1, 6)										4	0	1	0	0	1	1				
Willie McCovey, L OBP: 0.485, SLG: 0.792 Gary Matthews, R OBP: 0.333, SLG: 0.471 (9, PR)										2	0	0	0	2	1	0				
Ed Goodson, L OBP: 0.333, SLG: 0.625 (1, 5)										0	0	0	0	0	0	0				
Gary Maddox, R OBP: 0.486, SLG: 0.529 (1, 8)										3	0	1	0	0	0	1				
Gary Thomasson, L OBP: 0.235, SLG: 0.375 (1, 7)										3	0	2	0	0	0	1				
Dave Rader, L OBP: 0.219, SLG: 0.214 (1, 2)										3	0	0	0	0	0	2				
Jim Barr, R (1, 1) Jim Howarth, L (6, PH) Randy Moffitt, R (7, 1) Dave Kingman, R OBP: 0.200, SLG: 0.200 (9, PH)										1	0	0	0	0	0	0				
Inning Stats	R: 0 E: 0 K: 2 S: 7	H: 0 LOB: 0 BB: 0 P: 7	R: 0 E: 0 K: 1 S: 6	H: 1 LOB: 1 BB: 0 P: 6	R: 0 E: 0 K: 0 S: 3	H: 0 LOB: 0 BB: 0 P: 3	R: 0 E: 0 K: 0 S: 3	H: 1 LOB: 1 BB: 1 P: 7	R: 0 E: 0 K: 0 S: 3	H: 2 LOB: 0 BB: 0 P: 3	R: 0 E: 0 K: 0 S: 3	H: 0 LOB: 0 BB: 0 P: 3	R: 0 E: 0 K: 0 S: 3	H: 1 LOB: 0 BB: 0 P: 3	R: 0 E: 0 K: 0 S: 5	H: 2 LOB: 3 BB: 1 P: 9	1B: 7 2B: 0 3B: 0 HR: 0	SF: 0 SAC: 0 DP: 3 HBP: 0	WP: 1 PB: 0 SB: 0 CS: 0	PA: 32
PITCHER	IP WLS BF H R ER SO BB IBB HBP BLK WP HR S P ERA WHIP																			
Roger Nelson, R ERA: 2.3 Clay Carroll, R ERA: 16.2	(1, 1) 8.2 W 30 7 0 0 3 0 0 0 0 0 0 0 35 39 0.00 0.808																			
(9, 1) 0.1 S 2 0 0 0 0 1 0 0 0 0 0 0 1 5 0.00 3.000																				



Batter	1	2	3	4	5	6	7	8	9	AB	R	H	RBI	BB	SO	LOB	TOP										
Pete Rose, S OBP: 0.429, SLG: 0.436 Bob Barton, R (1, 7)	0-0 3-1	0-3 K		0-0 4-3	0-0 1-3				4-0 BB	4	0	0	0	1	1	5	Cincinnati Reds @ San Francisco Giants Candlestick Park, San Francisco, CA Sun Apr 15 1973, 6:33 AM EST Unknown										
Joe Morgan, L OBP: 0.333, SLG: 0.432 Phil Gagliano, R OBP: 0.286, SLG: 0.286 (1, 4) (8, 5)	0-0 S 1B		0-0 4-3	0-0 S 2B		0-0 G3	0-0 SF9	0-0 F8	4	0	2	2	0	0	0	0											
Bobby Tolan, L OBP: 0.390, SLG: 0.432 Richie Scheinblum, S OBP: 0.667, SLG: 2.000 (1, 9) (9, PH) (9, 9)	0-3 K 1-2		0-0 G4-3 1B	4-0 S BB		0-0 4-3	0-0 F9	4-0 FC5-4 BB	4	0	1	0	1	1	4	0											
Johnny Bench, R OBP: 0.410, SLG: 0.393 Gene Locklear, L (1, 2) (7, 7)	0-0 F9 2-3		0-0 G4-3 1-2	0-3 K 1-2 2-3		0-0 F9		4-0 BB 2B	4	0	0	0	0	1	4	1											
Tony Perez, R OBP: 0.395, SLG: 0.559 Joe Hague, L OBP: 0.667, SLG: 0.500 (1, 3) (7, 3)		0-0 F3		0-0 1B 2B	0-3 K		1-0 1B HBP	4-0 2B 6-3	3	2	1	0	0	1	0	1											
Cesar Geronimo, L OBP: 0.263, SLG: 0.405 (1, 8)		0-0 S E 1B		0-0 1-2 2B 1B	0-0 1B WP E 1B		0-0 1-2 2B 1B	0-0 1-3 2-H 2B	5	4	5	1	0	0	0	0											
Dave Concepcion, R OBP: 0.438, SLG: 0.571 (1, 6)		0-0 E3 SH1-4 1-2		0-0 1-1H 2-H 2B	0-3 K		0-0 2B SF9 1B	0-0 6-3	5	2	2	4	0	1	3												
Denis Menke, R OBP: 0.414, SLG: 0.348 Darrel Chaney, S OBP: 0.063, SLG: 0.043 (1, 5) (7, PR) (7, 5) (8, 4)		0-0 E6 SH1-4 1-2 2-H		0-0 2B SH1-4 1B	4-0 E BB		0-0 SF9 1-3 2-H 2B	0-3 K	3	1	2	2	1	0	1	1											
Don Gullett, R OBP: 0.222, SLG: 0.143 (1, 1)		0-0 SH1-4 1-2 2-3		0-0 SH1-4 1-2	0-0 E4 1B		0-3 K	0-0 L3	3	0	1	0	0	1	3												
Inning Stats	R: 0 E: 0 K: 1 S: 6	H: 1 LOB: 1 BB: 0 P: 6	R: 1 E: 2 K: 1 S: 8	H: 1 LOB: 2 BB: 0 P: 8	R: 0 E: 0 K: 0 S: 3	H: 1 LOB: 0 BB: 0 P: 3	R: 4 E: 0 K: 1 S: 10	H: 5 LOB: 2 BB: 1 P: 14	R: 1 E: 1 K: 2 S: 9	H: 2 LOB: 2 BB: 1 P: 13	R: 0 E: 0 K: 0 S: 3	H: 0 LOB: 0 BB: 0 P: 3	R: 3 E: 0 K: 1 S: 8	H: 3 LOB: 3 BB: 1 P: 13	R: 2 E: 0 K: 1 S: 6	H: 1 LOB: 1 BB: 2 P: 14		R: 0 E: 0 K: 0 S: 3	H: 0 LOB: 2 BB: 2 P: 11	1B: 10 2B: 4 3B: 0 HR: 0	SF: 1 SAC: 2 DP: 1 HBP: 1	WP: 1 PB: 0 SB: 5 CS: 0	PA: 50				
PITCHER	IP WLS BF	H R ER SO	BB IBB HBP BLK	WP HR S P	ERA WHIP	PITCHER	IP WLS BF	H R ER SO	BB IBB HBP BLK	WP HR S P	ERA WHIP																
Juan Marichal, R ERA: 3.57 (1, 1)	3.2 L 20	8 5 4 3	0 0 0 0	0 0 12 24	9.82 2.182	Sam McDowell, L ERA: (4, 1)	1.1 8 2 0	1 0 0 0	1 0 6 20	0.00 3.000	Don Carrithers, R ERA: 27.0 (6, 1)	1.0 7 3 3	0 0 0 0	0 0 1 0	0 0 6 7	27.00 3.000	Elias Sosa, R ERA: (7, 1)	1.0 4 0 0	0 0 0 1	0 0 5 9	0.00 1.000	Dave Kingman, R ERA: 9.0 (8, 1)	2.0 11 1 2	2 2 1 1	4 0 0 0	0 0 9 25	9.00 2.500

AB	39
R	11
H	14
RBI	9
BB	7
SO	7
LOB	26



Batter	1	2	3	4	5	6	7	8	9	AB	R	H	RBI	BB	SO	LOB	BOTTOM									
Bobby Bonds, R OBP: 0.295, SLG: 0.465 Jim Howarth, L (1, 9) (9, 9)	0-0 5-3	0-0 F6			0-0 5-3			0-0 P4		4	0	0	0	0	0	2	Cincinnati Reds @ San Francisco Giants Candlestick Park, San Francisco, CA Sun Apr 15 1973, 6:33 AM EST Unknown									
Tito Fuentes, S OBP: 0.333, SLG: 0.378 (1, 4)	0-0 BB 1B		0-0 6-3		0-0 1B		0-0 5-3		4	0	2	0	0	0	0	0										
Chris Speier, R OBP: 0.341, SLG: 0.405 Mike Phillips, L (1, 6) (9, 6)	0-0 F9		0-0 F8		0-0 F7		0-0 F8		4	0	0	0	0	0	2	0										
Willie McCovey, L OBP: 0.459, SLG: 0.704 (1, 3)	4-0 1-2 BB		0-0 F7		0-3 K		0-0 P5		3	0	0	0	1	1	0	0										
Ed Goodson, L OBP: 0.286, SLG: 0.536 (1, 5)	0-0 F8		0-3 K		0-0 F7		0-0 6-3		4	0	0	0	0	1	2	0										
Gary Maddox, R OBP: 0.462, SLG: 0.553 (1, 8)		0-0 1-3		0-3 K		0-0 F4		0-0 3B	4	0	1	0	0	1	0	0										
Gary Matthews, R OBP: 0.364, SLG: 0.450 (1, 7)		0-0 BB 1B		4-0 BB		0-0 F8		0-3 K	3	0	1	0	1	1	1	1										
Dave Rader, L OBP: 0.200, SLG: 0.194 (1, 2)		0-3 K		0-0 F3		0-3 K			3	0	0	0	0	2	2	0										
Juan Marichal, R OBP: 0.633, SLG: 1.000 Sam McDowell, L (1, 1) (4, 1) (5, PH) (6, 1) (7, 1) (7, PH) (8, 1)		4-0 1-2 BB		0-0 4-3		0-0 5-3			0	0	0	0	0	0	0	0										
Inning Stats	R: 0 E: 0 K: 0 S: 4	H: 1 LOB: 2 BB: 1 P: 8	R: 0 E: 0 K: 1 S: 6	H: 1 LOB: 2 BB: 1 P: 10	R: 0 E: 0 K: 0 S: 3	H: 0 LOB: 0 BB: 0 P: 3	R: 0 E: 0 K: 2 S: 7	H: 0 LOB: 1 BB: 1 P: 11	R: 0 E: 0 K: 0 S: 4	H: 1 LOB: 1 BB: 0 P: 4	R: 0 E: 0 K: 1 S: 5	H: 0 LOB: 0 BB: 0 P: 5	R: 0 E: 0 K: 1 S: 5	H: 0 LOB: 0 BB: 0 P: 5	R: 0 E: 0 K: 0 S: 3	H: 0 LOB: 1 BB: 0 P: 3		R: 0 E: 0 K: 1 S: 6	H: 1 LOB: 1 BB: 0 P: 6	1B: 3 2B: 0 3B: 1 HR: 0	SF: 0 SAC: 0 DP: 0 HBP: 0	WP: 0 PB: 0 SB: 0 CS: 0	PA: 34			
PITCHER	IP WLS BF	H R ER SO	BB IBB HBP BLK	WP HR S P	ERA WHIP	PITCHER	IP WLS BF	H R ER SO	BB IBB HBP BLK	WP HR S P	ERA WHIP															
Don Gullett, L ERA: 1.85 (1, 1)	9.0 W 34	4 0 0 6	3 0 0 0	0 0 43 55	0.00 0.778	Juan Marichal, R ERA: 3.57 (1, 1)	3.2 L 20	8 5 4 3	0 0 12 24	9.82 2.182	Sam McDowell, L ERA: (4, 1)	1.1 8 2 0	1 0 0 0	1 0 6 20	0.00 3.000	Don Carrithers, R ERA: 27.0 (6, 1)	1.0 7 3 3	0 0 0 0	0 0 1 0	0 0 6 7	27.00 3.000	Elias Sosa, R ERA: (7, 1)	1.0 4 0 0	0 0 0 1	0 0 5 9	0.00 1.000

AB	31
R	0
H	4
RBI	0
BB	3
SO	6
LOB	9



Batter	1	2	3	4	5	6	7	8	9	AB	R	H	RBI	BB	SO	LOB	TOP
Pete Rose, S OBP: 0.383, SLG: 0.386 (1, 7)	0-0 6-3			0-0 6-3	0-0 6-3	0-0 G3		0-0 4-6-3		5	0	0	0	0	0	3	
Joe Morgan, L OBP: 0.383, SLG: 0.610 (1, 4)	0-0 6-3			0-0 HR	4-0 BB		0-0 1B	0-0 HR		4	3	3	2	1	0	0	
Bobby Tolan, L OBP: 0.348, SLG: 0.390 (1, 9)	0-0 1-3			4-0 1B	0-0 BB	1-2 F9	0-0 F9	0-0 F8		4	1	0	0	1	0	2	
Johnny Bench, R OBP: 0.432, SLG: 0.406 (8, 2)		0-0 G4-6-3 1B		0-0 1B	0-3 K		4-0 1B	0-0 4-3		4	1	2	1	1	1	1	
Tony Perez, R OBP: 0.419, SLG: 0.590 (1, 3)	0-0 L6			0-0 1B	0-0 1B		0-0 F9	0-0 2B		5	1	3	1	0	0	1	
Cesar Geronimo, L OBP: 0.256, SLG: 0.405 (1, 8)	0-0 G4-6-3			0-3 K	0-0 2B		0-0 G6-4-3	0-0 4-3		5	0	1	0	0	1	6	
Dave Concepcion, R OBP: 0.500, SLG: 0.611 (1, 6)			0-0 1-3	0-0 1B	0-0 1B		0-0 1B	0-0 PB		4	1	3	1	0	0	0	
Bill Plummer, R OBP: 0.333, SLG: 0.200 (1, 2)			0-0 F3	0-0 1B	4-0 1B		0-0 5-3			3	0	1	1	1	0	1	
Darrel Chaney, S OBP: 0.083, SLG: 0.043 (8, 5)			0-0 F3	1-2 2H	0-0 1B		0-0 1B	1-2 2H		0	0	0	0	0	0	0	
Jim McGlothlin, R (6, PH)			0-0 F8	0-0 P6			0-0 P4			2	0	0	0	0	0	2	
Larry Stahl, L OBP: 0.500, SLG: 0.333 (6, PH)			0-0 F8	0-0 P6			1-3 2H			1	0	1	1	0	0	0	
Pedro Borbon, R (6, 1)										1	0	0	0	0	0	1	
Clay Carroll, R (9, 1)										0	0	0	0	0	0	0	
Inning Stats	R: 0 E: 0 K: 0 S: 3	H: 0 LOB: 0 BB: 0 P: 3	R: 0 E: 0 K: 0 S: 3	H: 1 LOB: 0 BB: 0 P: 3	R: 0 E: 0 K: 1 S: 10	H: 0 LOB: 0 BB: 0 P: 14	R: 0 E: 0 K: 1 S: 5	H: 0 LOB: 1 BB: 1 P: 9	R: 1 E: 0 K: 0 S: 4	H: 2 LOB: 1 BB: 1 P: 8	R: 0 E: 0 K: 0 S: 4	H: 1 LOB: 1 BB: 0 P: 4	R: 1 E: 0 K: 0 S: 5	H: 2 LOB: 1 BB: 0 P: 5	1B: 10 2B: 2 3B: 0 HR: 2	SF: 0 SAC: 0 DP: 2 HBP: 0	WP: 0 PA: 42 PB: 1 CS: 3
PITCHER	IP	WLS	BF	H	R	ER	SO	BB	IBB	HBP	BLK	WP	HR	S	P	ERA	WHIP
Jim Willoughby, R ERA: 6.27	4.0	L	18	6	4	4	1	1	0	0	0	0	1	19	23	9.00	1.750
Randy Moffitt, R ERA: 2.0	2.1		14	5	2	2	1	2	1	0	0	0	0	13	25	7.71	3.000
Elias Sosa, R ERA: 1.5	2.2		10	3	1	1	0	0	0	0	0	0	1	10	10	3.38	1.125

Cincinnati Reds @ San Francisco Giants
Candlestick Park, San Francisco, CA
Sun Apr 15 1973, 6:38 AM EST
Att: 27,651 - Unknown

AB	38
R	7
H	14
RBI	7
BB	4
SO	2
LOB	17



Batter	1	2	3	4	5	6	7	8	9	AB	R	H	RBI	BB	SO	LOB	BOTTOM				
Bobby Bonds, R OBP: 0.327, SLG: 0.500 (1, 9)	0-0 3B	4-0 G4-6-3 BB		4-0 SH5-3 1B	0-0 BB		0-3 K		0-0 E6	3	2	1	0	2	1	1					
Tito Fuentes, S OBP: 0.347, SLG: 0.429 (1, 4)	0-0 1B	0-0 G4-6-3		0-0 SH5-3	0-0 1-3		0-0 F2		0-0 FC6-4 1B	4	1	2	1	0	0	3					
Chris Speier, R OBP: 0.327, SLG: 0.381 (1, 6)	0-3 K		0-0 F7	0-0 E	0-0 1B		0-0 1-3		0-0 FC6-4	5	0	1	1	0	1	4					
Ed Goodson, L OBP: 0.281, SLG: 0.500 (8, PR)	0-0 FC5-4 1B		0-3 K	0-0 F9	0-0 F9		0-0 E3		0-0 F7	4	0	1	1	0	1	1					
Damaso Blanco, R (9, PR)	0-0 FC5-4		0-0 F6	0-3 K	0-0 K		0-0 F7		0-0 F4	4	0	0	0	0	1	3					
Dave Kingman, R OBP: 0.133, SLG: 0.133 (1, 3)	0-0 FC5-4		0-0 F6	0-0 K	0-0 K		0-0 F7		0-0 F4	4	0	0	0	0	0	2					
Gary Maddox, R OBP: 0.419, SLG: 0.500 (1, 8)	0-0 F8		0-0 F2	0-0 F2	0-0 F9		0-0 F9		0-0 F4	4	0	0	0	0	0	2					
Gary Thomasson, L OBP: 0.286, SLG: 0.500 (1, 7)		0-0 BB	0-0 F7	0-0 F7	0-0 F7		0-0 F7		0-0 F7	4	0	2	0	0	0	0					
Dave Rader, L OBP: 0.211, SLG: 0.206 (7, 1)	0-0 6-3		0-0 6-3	0-0 6-3	0-0 F8		0-0 F8		4-0 1B	3	0	1	0	0	0	1					
Elias Sosa, R (9, PH)			1-2 1B	0-0 1B	0-0 1B		0-0 F8		0-0 BB	0	0	0	0	0	0	0					
Jim Ray Hart, R (9, PR)									0-0 BB	0	0	0	0	0	0	0					
Mike Phillips, L (9, PR)									0-0 F8	0	0	0	0	0	0	0					
Jim Willoughby, R OBP: 0.333, SLG: 0.800 (4, PH)			4-0 BB	0-0 F7	0-0 F7		0-0 4-3		0-0 F8	0	0	0	0	1	0	0					
Jim Howarth, L (4, PH)									0-0 F8	0	0	0	0	0	0	0					
Randy Moffitt, R (5, 1)									0-0 F8	0	0	0	0	0	0	0					
Mike Sadek, R (7, 2)									0-0 F8	1	0	0	0	0	0	0					
Willie McCovey, L OBP: 0.447, SLG: 0.679 (9, PH)									0-0 F8	1	0	0	0	0	0	1					
Inning Stats	R: 2 E: 0 K: 1 S: 8	H: 3 LOB: 1 BB: 0 P: 8	R: 0 E: 0 K: 0 S: 3	H: 1 LOB: 2 BB: 2 P: 11	R: 0 E: 0 K: 1 S: 5	H: 0 LOB: 0 BB: 0 P: 5	R: 0 E: 0 K: 0 S: 4	H: 1 LOB: 1 BB: 0 P: 4	R: 1 E: 0 K: 1 S: 6	H: 1 LOB: 1 BB: 1 P: 10	R: 0 E: 0 K: 0 S: 3	H: 1 LOB: 0 BB: 0 P: 3	R: 0 E: 0 K: 1 S: 5	H: 0 LOB: 0 BB: 0 P: 5	R: 0 E: 1 K: 0 S: 4	H: 0 LOB: 1 BB: 0 P: 4	R: 0 E: 1 K: 0 S: 5	H: 1 LOB: 3 BB: 1 P: 9	1B: 5 2B: 0 3B: 3 HR: 0	SF: 0 SAC: 1 DP: 1 HBP: 0	WP: 0 PA: 39 PB: 0 SB: 2 CS: 0
PITCHER	IP	WLS	BF	H	R	ER	SO	BB	IBB	HBP	BLK	WP	HR	S	P	ERA	WHIP				
Jim McGlothlin, R ERA: 4.76	5.0	W	23	6	3	3	3	3	0	0	0	0	0	26	38	5.40	1.800				
Pedro Borbon, R ERA	3.2		15	2	0	0	1	1	0	0	0	0	0	16	20	0.00	0.818				
Clay Carroll, R ERA: 13.5	0.1	S	1	0	0	0	0	0	0	0	0	0	0	1	1	0.00	0.000				

Cincinnati Reds @ San Francisco Giants
Candlestick Park, San Francisco, CA
Sun Apr 15 1973, 6:38 AM EST
Att: 27,651 - Unknown

AB	34
R	3
H	8
RBI	3
BB	4
SO	4
LOB	17



Batter	1	2	3	4	5	6	7	8	9	AB	R	H	RBI	BB	SO	LOB	TOP										
Pete Rose, S OBP: 0.385, SLG: 0.388 (1, 7)										5	0	2	0	0	0	0	Cincinnati Reds @ San Diego Padres San Diego Stadium, San Diego, CA Mon Apr 16 1973, 9:05 PM EST Att: 9,189 - Unknown										
Joe Morgan, L OBP: 0.404, SLG: 0.600 (1, 4)										4	1	2	1	1	0	1											
Bobby Tolan, L OBP: 0.333, SLG: 0.370 (1, 9)										5	0	1	0	0	0	3											
Johnny Bench, R OBP: 0.449, SLG: 0.486 (1, 2)										3	1	1	1	2	1	1											
Tony Perez, R OBP: 0.417, SLG: 0.636 (1, 3)										5	1	2	2	0	0	3											
Cesar Geronimo, L OBP: 0.255, SLG: 0.378 (1, 8)										3	1	0	0	1	0	5											
Phil Gagliano, R OBP: 0.364, SLG: 0.300 (1, 5)										3	1	1	0	1	0	0											
Dave Concepcion, R OBP: 0.542, SLG: 0.773 (1, 6)										4	2	3	3	0	1	0											
Jack Billingham, R Clay Carroll, R (9, 1)										4	0	0	0	0	2	1											
Inning Stats	R: 0 E: 0 K: 0 S: 5	H: 2 LOB: 3 BB: 1 P: 9	R: 1 E: 0 K: 0 S: 5	H: 3 LOB: 1 BB: 0 P: 5	R: 4 E: 0 K: 2 S: 10	H: 3 LOB: 0 BB: 1 P: 14	R: 1 E: 0 K: 0 S: 4	H: 1 LOB: 2 BB: 2 P: 12	R: 0 E: 0 K: 0 S: 3	H: 0 LOB: 0 BB: 0 P: 7	R: 0 E: 0 K: 0 S: 3	H: 0 LOB: 0 BB: 0 P: 3	R: 1 E: 0 K: 0 S: 4	H: 2 LOB: 2 BB: 1 P: 8	R: 0 E: 1 K: 0 S: 3	H: 0 LOB: 0 BB: 0 P: 3	R: 0 E: 0 K: 0 S: 3	H: 1 LOB: 0 BB: 0 P: 3	1B: 9 2B: 0 3B: 0 HR: 3	SF: 0 SAC: 0 DP: 1 HBP: 0	WP: 0 PB: 0 SB: 0 CS: 2	PA: 42					
PITCHER	IP	WLS	BF	H	R	ER	SO	BB	IBB	HBP	BLK	WP	HR	S	P	ERA	WHIP										
Clay Kirby, R ERA: 6.59 (1, 1)	2.2	L	17	8	5	5	1	1	1	0	0	0	2	17	25	16.88	3.375										
Vicente Romo, R ERA: 3.5 (3, 1)	0.2		3	0	1	1	1	1	0	0	0	0	0	4	8	13.50	1.500										
Bob Miller, R ERA: 1.23 (4, 1)	2.2		10	1	0	0	2	1	0	0	0	0	0	13	17	0.00	0.750										
Rich Troedson, L ERA: 4.32 (7, 1)	2.0		8	2	1	1	0	1	0	0	0	0	1	7	11	4.50	1.500										
Gary Ross, R ERA: 1.54 (9, 1)	1.0		3	1	0	0	0	0	0	0	0	0	0	3	3	0.00	1.000										


AB	36
R	7
H	12
RBI	7
BB	5
SO	4
LOB	14




Batter	1	2	3	4	5	6	7	8	9	AB	R	H	RBI	BB	SO	LOB	BOTTOM										
Enzo Hernandez, R OBP: 0.250, SLG: 0.175 (1, 6)										3	1	0	1	1	0	1	Cincinnati Reds @ San Diego Padres San Diego Stadium, San Diego, CA Mon Apr 16 1973, 9:05 PM EST Att: 9,189 - Unknown										
Dave Roberts, R OBP: 0.190, SLG: 0.105 (9, FH)										4	1	2	0	1	0	1											
Derrel Thomas, S OBP: 0.345, SLG: 0.269 (1, 4)										5	2	1	1	0	1	2											
Leron Lee, L OBP: 0.340, SLG: 0.286 (1, 7)										4	1	3	3	1	0	0											
Nate Colbert, R OBP: 0.429, SLG: 0.436 (1, 3)										4	1	3	3	1	0	0											
Dave Marshall, L OBP: 0.579, SLG: 0.714 (1, 9)										5	0	2	1	0	0	3											
Johnny Grubb, L OBP: 0.226, SLG: 0.233 (1, 8)										3	0	0	0	1	0	2											
Dave Hilton, R OBP: 0.289, SLG: 0.293 (1, 5)										4	1	0	0	0	0	2											
Fred Kendall, R OBP: 0.241, SLG: 0.308 (1, 2)										4	0	1	0	0	0	1											
Clay Kirby, R Vicente Romo, R Bob Miller, R Ivan Murrell, R Rich Troedson, L Jerry Morales, R Gary Ross, R (1, 1) (3, 1) (4, 1) (6, PH) (7, 1) (8, PH) (9, 1)										0	0	0	0	0	0	0											
Inning Stats	R: 0 E: 0 K: 0 S: 3	H: 0 LOB: 0 BB: 0 P: 3	R: 0 E: 0 K: 0 S: 3	H: 1 LOB: 0 BB: 0 P: 3	R: 1 E: 2 K: 0 S: 5	H: 0 LOB: 1 BB: 0 P: 5	R: 0 E: 0 K: 1 S: 6	H: 1 LOB: 2 BB: 1 P: 10	R: 3 E: 0 K: 1 S: 9	H: 4 LOB: 2 BB: 1 P: 13	R: 0 E: 0 K: 1 S: 5	H: 0 LOB: 0 BB: 0 P: 5	R: 0 E: 0 K: 0 S: 4	H: 1 LOB: 2 BB: 1 P: 8	R: 0 E: 0 K: 0 S: 4	H: 1 LOB: 1 BB: 0 P: 4	R: 2 E: 0 K: 0 S: 4	H: 1 LOB: 0 BB: 1 P: 8	1B: 5 2B: 3 3B: 0 HR: 1	SF: 0 SAC: 1 DP: 1 HBP: 0	WP: 0 PB: 0 SB: 0 CS: 0	PA: 41					
PITCHER	IP	WLS	BF	H	R	ER	SO	BB	IBB	HBP	BLK	WP	HR	S	P	ERA	WHIP										
Jack Billingham, R ERA: 3.47 (1, 1)	8.1	W	38	8	5	4	3	4	0	0	0	0	1	3	3	13.50	1.500										
Clay Carroll, R ERA: 13.5 (9, 1)	0.2	S	3	1	1	1	0	0	0	0	0	0	1	3	3	13.50	1.500										

AB	36
R	6
H	9
RBI	6
BB	4
SO	3
LOB	13



Batter	1	2	3	4	5	6	7	8	9	AB	R	H	RBI	BB	SO	LOB	TOP										
Pete Rose, S OBP: 0.393, SLG: 0.373 (1, 7)	4-0 CS BB		0-3 K		0-0 L3		4-0 HR BB			2	1	0	0	2	1	0	Cincinnati Reds @ San Diego Padres San Diego Stadium, San Diego, CA Tue Apr 17 1973, 9:05 PM EST Att: 7,976 - Unknown										
Joe Morgan, L OBP: 0.429, SLG: 0.667 (1, 4)	0-3 K		4-0 1B BB			0-0 6-3 SH1-3 1B BB	0-0 HR			3	2	2	2	1	1	1											
Bobby Tolan, L OBP: 0.333, SLG: 0.367 (1, 9)	0-0 G3		0-0 1-3 1B			0-0 SH1-3 1-2	0-0 F2			3	0	1	0	0	0	0											
Johnny Bench, R OBP: 0.415, SLG: 0.436 (1, 2)		0-0 5-3	0-0 F7			0-0 6-3 2-3		0-0 6-3		4	0	0	0	0	0	3											
Tony Perez, R OBP: 0.423, SLG: 0.617 (1, 3)		0-0 1B 1B		0-0 6-3		0-0 1B BB		0-3 K		3	0	1	0	1	1	0											
Dave Concepcion, R OBP: 0.536, SLG: 0.731 (1, 6)		0-0 FC3-6 1B		0-0 5-3		0-0 1-2 1B		0-0 5-3		4	0	2	1	0	0	0											
Phil Gagliano, R OBP: 0.267, SLG: 0.214 (1, 5)		0-0 F8		0-0 1-3		0-0 F3		0-0 4-3		4	0	0	0	0	0	4											
Cesar Geronimo, L OBP: 0.235, SLG: 0.347 (1, 8)		0-0 FC3-6 1-2		0-0 4-3		0-0 3-1		0-0 F2		4	0	0	0	0	0	2											
Ross Grimsley, L (1, 1)			0-3 K		0-3 K		0-0 B5		0-3 K	4	0	0	0	0	3	0											
Inning Stats	R: 0 E: 0 K: 1 S: 4	H: 0 LOB: 0 BB: 1 P: 8	R: 0 E: 0 K: 0 S: 5	H: 2 LOB: 2 BB: 0 P: 5	R: 0 E: 0 K: 2 S: 8	H: 1 LOB: 2 BB: 1 P: 12	R: 0 E: 0 K: 0 S: 3	H: 0 LOB: 0 BB: 0 P: 3	R: 0 E: 0 K: 1 S: 5	H: 0 LOB: 0 BB: 0 P: 5	R: 1 E: 0 K: 0 S: 5	H: 2 LOB: 2 BB: 1 P: 9	R: 2 E: 0 K: 0 S: 4	H: 1 LOB: 0 BB: 1 P: 8	R: 0 E: 0 K: 1 S: 5	H: 0 LOB: 0 BB: 0 P: 5	R: 0 E: 0 K: 1 S: 5	H: 0 LOB: 0 BB: 0 P: 5	1B: 5 2B: 1 3B: 0 HR: 1	SF: 0 SAC: 1 DP: 1 HBP: 0	WP: 0 PB: 0 SB: 0 CS: 1	PA: 36					
PITCHER	IP	WLS	BF	H	R	ER	SO	BB	IBB	HBP	BLK	WP	HR	S	P	ERA	WHIP										
Fred Norman, L ERA: 3.68 (1, 1)	7.0	L	30	6	3	3	4	4	0	0	0	0	1	34	50	3.86	1.429										
Gary Ross, R ERA: 1.32 (8, 1)	2.0		6	0	0	0	2	0	0	0	0	0	0	10	10	0.00	0.000										

Batter	1	2	3	4	5	6	7	8	9	AB	R	H	RBI	BB	SO	LOB	BOTTOM										
Enzo Hernandez, R OBP: 0.250, SLG: 0.182 (1, 6)	0-0 F9		0-0 6-3		0-0 F8			0-0 1B		4	0	1	0	0	0	1	Cincinnati Reds @ San Diego Padres San Diego Stadium, San Diego, CA Tue Apr 17 1973, 9:05 PM EST Att: 7,976 - Unknown										
Derrel Thomas, S OBP: 0.333, SLG: 0.300 (1, 4)	0-0 F9		0-0 2B			0-0 L9		0-0 F9		4	0	1	0	0	0	1											
Leron Lee, L OBP: 0.353, SLG: 0.304 (1, 7)	0-0 FC6-4 1B		0-0 4-3			0-0 WP 1B		0-0 F7		4	0	2	0	0	0	2											
Nate Colbert, R OBP: 0.396, SLG: 0.395 (1, 3)	0-0 FC6-4 1-2			0-0 6-3		0-0 F9 1-2		0-3 K		4	0	0	0	0	1	3											
Cito Gaston, R OBP: 0.306, SLG: 0.486 (1, 9)		0-3 K		0-0 6-3		0-0 F8		0-0 1B 1B		4	0	1	0	0	1	1											
Jerry Morales, R OBP: 0.300, SLG: 0.552 (1, 8)		0-3 K		0-0 5-3			0-0 F8	0-0 FC6-4 1B		4	0	1	0	0	1	0											
Dave Hilton, R OBP: 0.306, SLG: 0.295 (1, 5)		0-0 FC6-4 1B			0-0 F8		4-0 BB	0-3 K		3	0	1	0	1	1	2											
Fred Kendall, R OBP: 0.212, SLG: 0.267 (1, 2)		0-0 FC6-4 1-2			0-0 L7		0-0 F4	0-3 K		4	0	0	0	0	1	4											
Fred Norman, S OBP: 0.286, SLG: 0.167 (1, 1)			0-3 K2-3				0-3 K	0-0 FC6-4 1-2		2	0	1	0	0	1	0											
Dave Roberts, R OBP: 0.182, SLG: 0.100 (7, PH)										1	0	0	0	0	1	1											
Gary Ross, R (8, 1)										0	0	0	0	0	0	0											
Ivan Murrell, R OBP: 0.154, SLG: 0.154 (8, PH)										1	0	0	0	0	0	2											
Inning Stats	R: 0 E: 0 K: 0 S: 4	H: 1 LOB: 1 BB: 0 P: 4	R: 0 E: 0 K: 2 S: 8	H: 1 LOB: 1 BB: 0 P: 8	R: 0 E: 0 K: 1 S: 6	H: 1 LOB: 1 BB: 0 P: 6	R: 0 E: 0 K: 0 S: 3	H: 0 LOB: 0 BB: 0 P: 3	R: 0 E: 0 K: 0 S: 4	H: 1 LOB: 1 BB: 0 P: 4	R: 0 E: 0 K: 0 S: 4	H: 1 LOB: 1 BB: 0 P: 4	R: 0 E: 0 K: 1 S: 5	H: 0 LOB: 1 BB: 1 P: 9	R: 0 E: 0 K: 1 S: 6	H: 1 LOB: 1 BB: 0 P: 6	R: 0 E: 0 K: 2 S: 9	H: 2 LOB: 2 BB: 0 P: 9	1B: 7 2B: 1 3B: 0 HR: 0	SF: 0 SAC: 0 DP: 0 HBP: 0	WP: 1 PB: 0 SB: 0 CS: 0	PA: 36					
PITCHER	IP	WLS	BF	H	R	ER	SO	BB	IBB	HBP	BLK	WP	HR	S	P	ERA	WHIP										
Ross Grimsley, L ERA: 1.78 (1, 1)	9.0	W	36	8	0	0	7	1	0	0	0	1	0	49	53	0.00	1.000										

Batter	1	2	3	4	5	6	7	8	9	AB	R	H	RBI	BB	SO	LOB	TOP								
Pete Rose, S OBP: 0.383, SLG: 0.364 (1, 7)	5-3			FC4-6 1B		F6		G1-6-3		4	0	1	0	0	0	2	Cincinnati Reds @ San Diego Padres San Diego Stadium, San Diego, CA Wed Apr 18 1973, 9:05 PM EST Att: 10,587 - Unknown								
Joe Morgan, L OBP: 0.433, SLG: 0.686 (1, 4)	3-1			F9					1B 3B	3	1	1	0	1	0	1									
Bobby Tolan, L OBP: 0.328, SLG: 0.358 (1, 9)	P1			FC4-6 WP 1-2					BB BB FC5-4 1B	4	1	1	1	0	1	2									
Johnny Bench, R OBP: 0.404, SLG: 0.405 (1, 2)		G5-4-3 BB		1-3					3-H K	3	0	0	0	1	2	2									
Tony Perez, R OBP: 0.411, SLG: 0.580 (1, 3)		G5-4-3 1-2			K				FC5-4 BB	3	0	0	0	1	1	1									
Cesar Geronimo, L OBP: 0.222, SLG: 0.327 (9, PH)									BB	3	0	0	0	0	0	0									
Denis Menke, R OBP: 0.433, SLG: 0.348 (9, PR)									BB	0	0	0	0	1	0	0									
Darrel Chaney, S OBP: 0.093, SLG: 0.043 (9, PR)									FC5-4 BB	0	0	0	0	0	0	0									
Phil Gagliano, R OBP: 0.316, SLG: 0.278 (1, 5)			5-3						FC5-4 1B	4	0	2	1	0	0	2									
Dave Concepcion, R OBP: 0.500, SLG: 0.667 (1, 6)			F2						1-2 2-3 3-H K	4	0	1	0	0	1	3									
Roger Nelson, R OBP: 0.143, SLG: 0.143 (8, PH)										1	0	0	0	0	0	0									
Gene Locklear, L (8, PH)										1	0	0	0	0	0	0									
Ed Sprague, R (8, PH)										0	0	0	0	0	0	0									
Richie Scheinblum, S OBP: 0.500, SLG: 1.333 (8, PH)										1	0	0	0	0	0	2									
Pedro Borbon, R (8, 1)										0	0	0	0	0	0	0									
Inning Stats	R: 0 E: 0 K: 0 S: 3	H: 0 LOB: 0 BB: 0 P: 3	R: 0 E: 0 K: 0 S: 2	H: 0 LOB: 0 BB: 1 P: 6	R: 0 E: 0 K: 0 S: 3	H: 0 LOB: 0 BB: 0 P: 3	R: 0 E: 0 K: 0 S: 4	H: 1 LOB: 1 BB: 0 P: 4	R: 0 E: 0 K: 1 S: 6	H: 1 LOB: 1 BB: 0 P: 6	R: 0 E: 0 K: 1 S: 5	H: 0 LOB: 1 BB: 1 P: 9	R: 0 E: 0 K: 1 S: 5	H: 0 LOB: 0 BB: 0 P: 5	R: 0 E: 0 K: 0 S: 4	H: 2 LOB: 1 BB: 0 P: 4	R: 2 E: 0 K: 2 S: 9	H: 2 LOB: 2 BB: 2 P: 17	1B: 5 2B: 0 3B: 1 HR: 0	SF: 0 SAC: 0 DP: 2 HBP: 0	WP: 1 PB: 0 SB: 0 CS: 0	PA: 35			
PITCHER	IP	WLS	BF	H	R	ER	SO	BB	IBB	HBP	BLK	WP	HR	S	P	ERA	WHIP								
Steve Arlin, R ERA: 4.5 (1, 1)	8.1	W	32	6	2	2	4	3	0	0	0	1	0	37	49	2.16	1.080								
Rich Troedson, L ERA: 4.15 (9, 1)	0.1		2	0	0	0	0	1	0	0	0	0	0	1	5	0.00	3.000								
Bill Greif, R ERA: (9, 1)	0.1	S	1	0	0	0	1	0	0	0	0	0	0	3	3	0.00	0.000								

AB	31
R	2
H	6
RBI	2
BB	4
SO	5
LOB	15



Batter	1	2	3	4	5	6	7	8	9	AB	R	H	RBI	BB	SO	LOB	BOTTOM								
Enzo Hernandez, R OBP: 0.255, SLG: 0.191 (1, 6)	L3		SH1-4	4-3						3	0	1	0	0	0	1	Cincinnati Reds @ San Diego Padres San Diego Stadium, San Diego, CA Wed Apr 18 1973, 9:05 PM EST Att: 10,587 - Unknown								
Derrel Thomas, S OBP: 0.333, SLG: 0.281 (1, 4)	F8		G3			G6-3 BB			SH FC1-6	2	0	0	0	1	0	1									
Leron Lee, L OBP: 0.384, SLG: 0.292 (1, 7)	L9					G6-3 BB			FC1-6 S	2	0	0	0	2	0	2									
Nate Colbert, R OBP: 0.368, SLG: 0.362 (1, 3)		6-3	6-3			G6-3			K	4	0	0	0	0	1	6									
Dave Marshall, L OBP: 0.522, SLG: 0.611 (1, 9)				4-3		F3			4-3	4	0	1	0	0	0	3									
Johnny Grubb, L OBP: 0.257, SLG: 0.265 (1, 8)			FC4-6	6-3					E1 SH1-4 SH5-3	4	1	2	0	0	0	1									
Dave Hilton, R OBP: 0.308, SLG: 0.298 (1, 5)		P6							SH1-4	3	1	1	0	0	0	2									
Fred Kendall, R OBP: 0.250, SLG: 0.364 (1, 2)									SH5-3	3	2	2	2	0	0	1									
Steve Arlin, R OBP: 0.143, SLG: 0.143 (9, 1)			SH						4-3	3	0	1	1	0	1	1									
Rich Troedson, L (9, 1)			SH1-4							0	0	0	0	0	0	0									
Bill Greif, R (9, 1)										0	0	0	0	0	0	0									
Inning Stats	R: 0 E: 0 K: 0 S: 3	H: 0 LOB: 0 BB: 0 P: 3	R: 0 E: 0 K: 0 S: 4	H: 1 LOB: 1 BB: 0 P: 4	R: 1 E: 1 K: 0 S: 5	H: 1 LOB: 2 BB: 1 P: 9	R: 2 E: 0 K: 0 S: 6	H: 3 LOB: 1 BB: 0 P: 6	R: 0 E: 0 K: 1 S: 2	H: 0 LOB: 1 BB: 2 P: 10	R: 0 E: 1 K: 1 S: 6	H: 1 LOB: 1 BB: 0 P: 6	R: 0 E: 1 K: 1 S: 7	H: 1 LOB: 2 BB: 0 P: 7	R: 1 E: 1 K: 0 S: 4	H: 1 LOB: 0 BB: 0 P: 4	1B: 6 2B: 2 3B: 0 HR: 0	SF: 0 SAC: 5 DP: 1 HBP: 0	WP: 0 PB: 0 SB: 1 CS: 0	PA: 36					
PITCHER	IP	WLS	BF	H	R	ER	SO	BB	IBB	HBP	BLK	WP	HR	S	P	ERA	WHIP								
Roger Nelson, R ERA: 2.61 (1, 1)	5.0	L	23	5	3	2	0	3	0	0	0	0	0	20	32	3.60	1.600								
Ed Sprague, R ERA: (6, 1)	2.0		9	2	0	0	2	0	0	0	0	0	0	13	13	0.00	1.000								
Pedro Borbon, R ERA: (8, 1)	1.0		4	1	1	0	0	0	0	0	0	0	0	4	4	0.00	1.000								



Batter	1	2	3	4	5	6	7	8	9	AB	R	H	RBI	BB	SO	LOB	TOP										
Ralph Garr, L OBP: 0.188, SLG: 0.206	0-0 1B HR	0-0 1-3			0-0 1-3		0-0 1-3		0-0 4-3	5	1	1	0	0	0	1											
Johnny Oates, L OBP: 0.340, SLG: 0.327	0-0 1-2 HR		0-0 2B		0-0 F8			4-0 FC1-5 BB	0-0 6-3	4	1	2	0	1	0	1											
Hank Aaron, R OBP: 0.353, SLG: 0.474 Rod Gilbreath, R OBP: 0.328, SLG: 0.340	0-3 K		0-0 6-3		0-0 L8			4-0 FC3-6 FC1-5 BB		3	0	0	0	1	1	3											
Darrell Evans, L OBP: 0.322, SLG: 0.460	0-0 1-2 2-H HR		0-0 P6		0-0 P6			0-0 FC1-5 FC3-6 BB		4	1	1	3	0	0	3											
Mike Lum, L OBP: 0.261, SLG: 0.435	0-0 WP		0-0 K		0-0 1B			0-0 FC3-6		4	1	2	0	0	1	3											
Dusty Baker Jr, R OBP: 0.317, SLG: 0.345	0-0 F8				0-0 6-3			0-0 G6-4-3 1B		4	0	1	1	0	0	3											
Davey Johnson, R OBP: 0.393, SLG: 0.385	0-3 K				0-0 5-3			0-0 G6-4-3 1-2		4	1	0	0	0	1	2											
Marty Perez, R OBP: 0.333, SLG: 0.467		0-0 6-3			0-0 3B			0-0 2-H 3B		4	0	2	1	0	1	0											
Pat Dobson, R Phil Niekro, R	(1, 1) (7, 1)	0-0 5-3			0-0 F9			0-0 1-3	0-0 4-3	3	0	0	0	0	0	1											
Inning Stats	R: 3 E: 0 K: 2 S: 11	H: 4 LOB: 1 BB: 0 P: 11	R: 0 E: 0 K: 0 S: 3	H: 0 LOB: 0 BB: 0 P: 3	R: 0 E: 0 K: 1 S: 6	H: 1 LOB: 1 BB: 0 P: 6	R: 0 E: 0 K: 0 S: 4	H: 1 LOB: 1 BB: 0 P: 4	R: 0 E: 0 K: 0 S: 3	H: 0 LOB: 0 BB: 0 P: 3	R: 1 E: 0 K: 0 S: 4	H: 2 LOB: 0 BB: 0 P: 4	R: 0 E: 0 K: 1 S: 5	H: 0 LOB: 2 BB: 2 P: 11	R: 0 E: 0 K: 0 S: 3	H: 0 LOB: 1 BB: 0 P: 5	R: 1 E: 1 K: 0 S: 5	H: 1 LOB: 1 BB: 0 P: 5	1B: 4 2B: 2 3B: 2 HR: 1	SF: 0 SAC: 0 DP: 1 HBP: 0	WP: 1 PB: 0 SB: 0 CS: 0	PA: 38					
PITCHER	IP	WLS	BF	H	R	ER	SO	BB	IBB	HBP	BLK	WP	HR	S	P	ERA	WHIP										
Jack Billingham, R ERA: 3.81	(1, 1)	5.0	21	6	3	3	3	0	0	0	0	1	1	27	27	5.40	1.200										
Jim McGlothlin, R ERA: 4.7	(6, 1)	2.0	7	2	1	1	1	0	0	0	0	0	0	9	9	4.50	1.000										
Tom Hall, L ERA: 6.75	(8, 1)	1.0	5	0	0	0	0	2	0	0	0	0	0	3	11	0.00	2.000										
Pedro Borbon, R ERA:	(9, 1)	1.0	L	5	1	1	0	0	0	0	0	0	0	5	5	0.00	1.000										

Atlanta Braves @ Cincinnati Reds
Riverfront Stadium, Cincinnati, OH
Sat Apr 21 1973, 3:33 AM EST
Att: 15,171 - Unknown

AB 36
R 5
H 9
RBI 5
BB 2
SO 4
LOB 18



Batter	1	2	3	4	5	6	7	8	9	AB	R	H	RBI	BB	SO	LOB	BOTTOM										
Pete Rose, S OBP: 0.406, SLG: 0.413	0-0 4-3 5-3 1B		0-0 F8		0-0 P4		0-0 FC1-5 SH5-3 1B		4-0 1-2 BB	4	1	2	1	1	0	2											
Joe Morgan, L OBP: 0.441, SLG: 0.636	4-0 5-3 4-3 BB		0-0 1-3		0-0 P6		0-0 SH5-3		0-0 F8	3	0	0	0	1	0	4											
Bobby Tolan, L OBP: 0.303, SLG: 0.328	0-0 4-3		0-0 G3			0-0 2B SF8 1B	0-0 FC1-6-5			4	1	1	0	0	0	3											
Johnny Bench, R OBP: 0.400, SLG: 0.408	0-0 5-3			0-0 CS 1B		0-0 SF8 2B	0-0 2-4	0-3 K		4	0	2	1	0	1	1											
Tony Perez, R OBP: 0.375, SLG: 0.544	0-0 6-3			0-0 F9		0-0 SF8		0-0 F9		3	0	0	1	0	0	2											
Rchie Scheinblum, S OBP: 0.250, SLG: 0.400 Pedro Borbon, R	(1, 9) (9, 1)	0-0 1-3		0-0 6-3		0-0 1-3		0-3 K		4	0	0	0	0	1	1											
Dave Concepcion, R OBP: 0.410, SLG: 0.556		0-0 6-3			0-0 F9		0-0 6-3		0-0 L6	4	0	0	0	0	0	1											
Denis Menke, R OBP: 0.429, SLG: 0.333		0-0 E6			4-0 1B BB		0-0 2B WP 1B		0-0 F7	3	1	1	0	1	0	0											
Jack Billingham, R Larry Stahl, L Jim McGlothlin, R Joe Hague, L Gene Locklear, L Tom Hall, L Cesar Geronimo, L	(1, 1) (5, PH) (6, 1) (7, PH) (7, PH) (8, 1) (8, 1)	0-0 6-3			0-0 1-2 1B		0-0 WP 1B 2B		0-0 PB	1	0	0	0	0	0	0	1										
Inning Stats	R: 1 E: 0 K: 0 S: 4	H: 1 LOB: 1 BB: 1 P: 8	R: 0 E: 1 K: 0 S: 4	H: 0 LOB: 0 BB: 0 P: 4	R: 0 E: 0 K: 0 S: 3	H: 0 LOB: 0 BB: 0 P: 3	R: 0 E: 0 K: 0 S: 3	H: 1 LOB: 0 BB: 0 P: 3	R: 0 E: 0 K: 0 S: 4	H: 1 LOB: 2 BB: 1 P: 8	R: 1 E: 0 K: 0 S: 5	H: 2 LOB: 1 BB: 0 P: 5	R: 2 E: 0 K: 0 S: 5	H: 3 LOB: 2 BB: 0 P: 5	R: 0 E: 0 K: 2 S: 7	H: 0 LOB: 0 BB: 0 P: 7	R: 0 E: 0 K: 0 S: 4	H: 1 LOB: 2 BB: 1 P: 8	1B: 7 2B: 2 3B: 0 HR: 0	SF: 1 SAC: 1 DP: 0 HBP: 0	WP: 1 PB: 1 SB: 0 CS: 1	PA: 38					
PITCHER	IP	WLS	BF	H	R	ER	SO	BB	IBB	HBP	BLK	WP	HR	S	P	ERA	WHIP										
Pat Dobson, R ERA: 7.11	(1, 1)	6.0	26	6	3	3	0	2	0	0	0	0	0	24	32	4.50	1.333										
Phil Niekro, R ERA: 2.06	(7, 1)	3.0	W	13	3	1	1	2	1	0	0	0	0	15	19	3.00	1.333										

Atlanta Braves @ Cincinnati Reds
Riverfront Stadium, Cincinnati, OH
Sat Apr 21 1973, 3:33 AM EST
Att: 15,171 - Unknown

AB 33
R 4
H 9
RBI 3
BB 3
SO 2
LOB 15



Batter	1	2	3	4	5	6	7	8	9	AB	R	H	RBI	BB	SO	LOB	TOP					
Rod Gilbreath, R OBP: 0.317, SLG: 0.328 (1, 5)										5	0	1	0	0	1	3						
Ralph Garr, L OBP: 0.188, SLG: 0.206 (1, 7)										5	0	1	0	0	0	4						
Dusty Baker Jr., R OBP: 0.313, SLG: 0.387 (1, 8)										4	1	1	1	0	0	1						
Davey Johnson, R OBP: 0.385, SLG: 0.393 (1, 4)										4	0	1	0	0	1	1						
Darrell Evans, L OBP: 0.333, SLG: 0.519 (1, 3)										4	1	2	1	0	0	1						
Oscar Brown, R OBP: 0.250, SLG: 0.182 (1, 9)										4	0	0	0	0	0	2						
Johnny Oates, L OBP: 0.351, SLG: 0.396 (1, 2)										4	1	2	1	0	0	0						
Marty Perez, R OBP: 0.327, SLG: 0.469 (1, 6)										4	0	1	0	0	1	1						
Ron Reed, R OBP: 0.250, SLG: 0.250 (1, 1)										2	0	1	0	0	0	0						
Ron Schueler, R (5, 1)										0	0	0	0	0	0	0						
Dick Dietz, R OBP: 0.429, SLG: 0.333 (7, PH)										1	0	1	0	0	0	0						
Roric Harrison, R (7, 1)										0	0	0	0	0	0	0						
Larvell Blanks, R (9, PH)										1	0	0	0	0	0	0						
Inning Stats	R: 0 E: 0 K: 0 S: 4	H: 1 LOB: 1 BB: 0 P: 4	R: 0 E: 0 K: 0 S: 3	H: 0 LOB: 0 BB: 0 P: 3	R: 0 E: 0 K: 0 S: 4	H: 1 LOB: 1 BB: 0 P: 4	R: 0 E: 0 K: 0 S: 4	H: 1 LOB: 1 BB: 0 P: 4	R: 1 E: 0 K: 1 S: 7	H: 2 LOB: 1 BB: 0 P: 7	R: 0 E: 0 K: 1 S: 6	H: 1 LOB: 1 BB: 0 P: 6	R: 0 E: 0 K: 0 S: 5	H: 2 LOB: 2 BB: 0 P: 5	R: 2 E: 0 K: 1 S: 8	H: 3 LOB: 1 BB: 0 P: 8	R: 0 E: 0 K: 0 S: 3	H: 0 LOB: 0 BB: 0 P: 3	1B: 6 2B: 2 3B: 0 HR: 3	SF: 0 SAC: 0 DP: 0 HBP: 0	WP: 0 PB: 0 SB: 0 CS: 0	PA: 38
PITCHER Ross Grimsley, L ERA: 2.1 (1, 1)	IP: 9.0 WLS: W BF: 38 H: 11 R: 3 ER: 3 SO: 3 BB: 0 IBB: 0 HBP: 0 BLK: 0 WP: 0 HR: 3 S: 44 P: 44 ERA: 3.00 WHIP: 1.222															PITCHER	IP: 9.0 WLS: W BF: 38 H: 11 R: 3 ER: 3 SO: 3 BB: 0 IBB: 0 HBP: 0 BLK: 0 WP: 0 HR: 3 S: 44 P: 44 ERA: 3.00 WHIP: 1.222					

Atlanta Braves @ Cincinnati Reds
Riverfront Stadium, Cincinnati, OH
Sun Apr 22 1973, 3:33 AM EST
Att: 11,659 - Unknown

AB 38
R 3
H 11
RBI 3
BB 0
SO 3
LOB 13



Batter	1	2	3	4	5	6	7	8	9	AB	R	H	RBI	BB	SO	LOB	BOTTOM			
Pete Rose, S OBP: 0.397, SLG: 0.418 (1, 7)										4	0	1	1	0	0	1				
Joe Morgan, L OBP: 0.444, SLG: 0.614 (1, 4)										2	0	0	0	2	0	1				
Bobby Tolan, L OBP: 0.314, SLG: 0.354 (1, 8)										4	0	2	0	0	2	2				
Johnny Bench, R OBP: 0.377, SLG: 0.377 (1, 2)										4	0	0	0	0	1	2				
Tony Perez, R OBP: 0.368, SLG: 0.525 (1, 3)										4	1	1	0	0	0	1				
Cesar Geronimo, L OBP: 0.254, SLG: 0.351 (1, 9)										4	2	2	0	0	2	1				
Dave Concepcion, R OBP: 0.419, SLG: 0.650 (1, 6)										4	2	2	4	0	0	0				
Denis Menke, R OBP: 0.436, SLG: 0.333 (1, 5)										3	1	1	1	1	1	1				
Ross Grimsley, L (1, 1)										3	0	0	0	0	1	1				
Inning Stats	R: 0 E: 0 K: 0 S: 3	H: 1 LOB: 1 BB: 1 P: 7	R: 3 E: 0 K: 1 S: 9	H: 3 LOB: 2 BB: 1 P: 13	R: 0 E: 0 K: 1 S: 5	H: 0 LOB: 0 BB: 0 P: 5	R: 1 E: 0 K: 1 S: 6	H: 1 LOB: 1 BB: 1 P: 10	R: 2 E: 0 K: 1 S: 8	H: 3 LOB: 1 BB: 0 P: 8	R: 0 E: 0 K: 0 S: 3	H: 0 LOB: 0 BB: 0 P: 3	R: 0 E: 1 K: 2 S: 8	H: 1 LOB: 2 BB: 0 P: 8	R: 0 E: 0 K: 1 S: 5	H: 0 LOB: 0 BB: 0 P: 5	1B: 5 2B: 3 3B: 0 HR: 1	SF: 0 SAC: 1 DP: 0 HBP: 0	WP: 1 PB: 0 SB: 2 CS: 1	PA: 36
PITCHER Ron Reed, R ERA: 6.23 (1, 1)	IP: 4.2 WLS: L BF: 25 H: 8 R: 6 ER: 6 SO: 4 BB: 3 IBB: 0 HBP: 0 BLK: 0 WP: 1 HR: 1 S: 30 P: 42 ERA: 11.57 WHIP: 2.357															PITCHER	IP: 4.2 WLS: L BF: 25 H: 8 R: 6 ER: 6 SO: 4 BB: 3 IBB: 0 HBP: 0 BLK: 0 WP: 1 HR: 1 S: 30 P: 42 ERA: 11.57 WHIP: 2.357			
Ron Schueler, R ERA: 11.12 (5, 1)	1.1 4 0 0 0 0 0 0 0 0 0 0 4 4 0.00 0.000															PITCHER	1.1 4 0 0 0 0 0 0 0 0 0 0 4 4 0.00 0.000			
Roric Harrison, R ERA: 0.64 (7, 1)	2.0 8 1 0 0 3 0 0 0 0 0 0 13 13 0.00 0.500															PITCHER	2.0 8 1 0 0 3 0 0 0 0 0 0 13 13 0.00 0.500			

Atlanta Braves @ Cincinnati Reds
Riverfront Stadium, Cincinnati, OH
Sun Apr 22 1973, 3:33 AM EST
Att: 11,659 - Unknown

AB 32
R 6
H 9
RBI 6
BB 3
SO 7
LOB 10



Batter	1	2	3	4	5	6	7	8	9	AB	R	H	RBI	BB	SO	LOB	TOP				
Ron Hunt, R OBP: 0.386, SLG: 0.250 (1, 5)										4	0	1	1	0	0	2					
Tim Foli, R OBP: 0.246, SLG: 0.288 (1, 6)										5	1	1	0	0	0	2					
Ron Woods, R OBP: 0.500, SLG: 0.385 (1, 9)										4	1	2	0	0	0	1					
Hal Breedren, R OBP: 0.308, SLG: 0.538 Boots Day, L OBP: 0.587, SLG: 0.800 (9, PH)										3	0	0	0	0	0	2					
Pepe Mangual, R OBP: 0.167, SLG: 0.304 Ron Fairly, L OBP: 0.609, SLG: 0.767 (9, PH)										3	0	0	0	0	2	1					
Jorge Roque, R OBP: 0.239, SLG: 0.302 Mike Jorgensen, L OBP: 0.282, SLG: 0.257 Bob Bailey, R OBP: 0.236, SLG: 0.278 Tom Walker, R (9, 1)										3	0	0	0	0	0	0					
John Boccabella, R OBP: 0.278, SLG: 0.306 (1, 2)										4	1	1	2	0	0	0					
Pepe Frias, R OBP: 0.231, SLG: 0.280 (1, 4)										3	1	1	2	1	0	0					
Mike Torrez, R OBP: 0.273, SLG: 0.273 Ken Singleton, S OBP: 0.327, SLG: 0.244 (9, PH)										2	0	1	0	0	0	0					
Inning Stats	R: 0 E: 0 K: 0 S: 4	H: 1 LOB: 1 BB: 0 P: 4	R: 0 E: 0 K: 1 S: 5	H: 0 LOB: 0 BB: 0 P: 5	R: 0 E: 0 K: 0 S: 3	H: 0 LOB: 0 BB: 0 P: 3	R: 0 E: 0 K: 0 S: 3	H: 0 LOB: 0 BB: 0 P: 3	R: 0 E: 0 K: 2 S: 7	H: 0 LOB: 0 BB: 0 P: 7	R: 0 E: 0 K: 1 S: 6	H: 1 LOB: 1 BB: 0 P: 6	R: 0 E: 0 K: 0 S: 4	H: 1 LOB: 1 BB: 0 P: 4	R: 7 E: 1 K: 0 S: 8	H: 5 LOB: 0 BB: 2 P: 16	1B: 5 2B: 3 3B: 0 HR: 0	SF: 0 SAC: 2 DP: 0 HBP: 0	WP: 0 PB: 0 SB: 0 CS: 0	PA: 38	
PITCHER	IP	WLS	BF	H	R	ER	SO	BB	IBB	HBP	BLK	WP	HR	S	P	ERA	WHIP				
Don Gullett, L ERA: 2.03	8.0		30	5	2	2	4	1	0	0	0	0	0	37	41	2.25	0.750				
Clay Carroll, R ERA: 20.25	0.0	L	2	1	0	0	0	0	1	0	0	0	0	1	5	∞	∞				
Tom Hall, L ERA: 10.8	1.0		6	2	5	5	0	1	0	0	0	0	0	5	9	45.00	3.000				

Montreal Expos @ Cincinnati Reds
Riverfront Stadium, Cincinnati, OH
Tue Apr 24 1973, 6:05 PM EST
Att: 9,539 - Unknown

AB	33
R	7
H	8
RBI	7
BB	3
SO	4
LOB	10



Batter	1	2	3	4	5	6	7	8	9	AB	R	H	RBI	BB	SO	LOB	BOTTOM					
Pete Rose, S OBP: 0.385, SLG: 0.394 (1, 7)										4	1	0	0	1	2	3						
Joe Morgan, L OBP: 0.447, SLG: 0.607 (1, 4)										4	1	2	0	0	1	1						
Larry Stahl, L OBP: 0.556, SLG: 0.333 (1, 9)										2	0	0	0	2	1	1						
Johnny Bench, R OBP: 0.370, SLG: 0.368 (1, 2)										4	0	1	2	0	1	1						
Tony Perez, R OBP: 0.361, SLG: 0.500 (1, 3)										3	0	0	0	1	0	2						
Cesar Geronimo, L OBP: 0.238, SLG: 0.328 (1, 8)										4	0	0	0	0	2	3						
Dave Concepcion, R OBP: 0.447, SLG: 0.659 (1, 6)										4	0	3	0	0	1	0						
Denis Menke, R OBP: 0.395, SLG: 0.294 (1, 5)										4	0	0	0	0	2	3						
Don Gullett, R OBP: 0.400, SLG: 0.200 Clay Carroll, R Tom Hall, L Joe Hague, L OBP: 0.800, SLG: 1.000 (9, PH)										1	0	0	0	2	0	0						
Inning Stats	R: 0 E: 0 K: 2 S: 6	H: 0 LOB: 1 BB: 2 P: 14	R: 0 E: 0 K: 1 S: 6	H: 1 LOB: 0 BB: 0 P: 6	R: 0 E: 0 K: 2 S: 8	H: 1 LOB: 0 BB: 0 P: 8	R: 0 E: 0 K: 0 S: 2	H: 0 LOB: 0 BB: 1 P: 6	R: 0 E: 0 K: 1 S: 5	H: 1 LOB: 1 BB: 1 P: 9	R: 0 E: 0 K: 0 S: 3	H: 0 LOB: 0 BB: 0 P: 3	R: 0 E: 0 K: 2 S: 8	H: 1 LOB: 1 BB: 0 P: 8	R: 2 E: 0 K: 0 S: 5	H: 2 LOB: 2 BB: 2 P: 13	R: 0 E: 0 K: 2 S: 7	H: 0 LOB: 1 BB: 1 P: 11	1B: 6 2B: 1 3B: 0 HR: 0	SF: 0 SAC: 0 DP: 3 HBP: 0	WP: 0 PB: 0 SB: 1 CS: 1	PA: 37
PITCHER	IP	WLS	BF	H	R	ER	SO	BB	IBB	HBP	BLK	WP	HR	S	P	ERA	WHIP					
Mike Torrez, R ERA: 3.0	8.0		33	6	2	2	8	5	1	0	0	0	0	43	67	2.25	1.375					
Tom Walker, R ERA: 2.61	1.0	S	4	0	0	0	2	1	0	0	0	0	0	7	11	0.00	1.000					

Montreal Expos @ Cincinnati Reds
Riverfront Stadium, Cincinnati, OH
Tue Apr 24 1973, 6:05 PM EST
Att: 9,539 - Unknown

AB	30
R	2
H	6
RBI	2
BB	7
SO	10
LOB	14



Batter	1	2	3	4	5	6	7	8	9	AB	R	H	RBI	BB	SO	LOB	TOP								
Larry Bowa, S OBP: 0.352, SLG: 0.354			L5		F8		1-3		1-3	5	1	1	0	0	0	2									
Mike Anderson, R OBP: 0.375, SLG: 0.462			F7		G3			K		3	1	1	0	1	1	0									
Willie Montanez, L OBP: 0.324, SLG: 0.322			4-3		G3			4-3		4	0	1	1	0	0	1									
Bill Robinson, R OBP: 0.381, SLG: 0.600				1B	F8					4	1	2	0	0	0	2									
Greg Luzinski, R OBP: 0.286, SLG: 0.322				2B	F9					4	0	0	0	0	1	3									
Mike Schmidt, R OBP: 0.333, SLG: 0.381				S	G4-3					3	0	1	1	1	1	1									
Bob Boone, R OBP: 0.356, SLG: 0.282				F4	G4-3					4	0	1	0	0	0	2									
Terry Harmon, R OBP: 0.381, SLG: 0.294				1-2	1B					3	0	0	0	1	1	1									
Steve Carlton, L OBP: 0.100, SLG: 0.100				F7	F7					4	0	0	0	0	2	4									
Inning Stats	R: 2 E: 2 K: 1 S: 8	H: 3 LOB: 1 BB: 0 P: 8	R: 0 E: 0 K: 2 S: 7	H: 0 LOB: 0 BB: 0 P: 7	R: 0 E: 0 K: 0 S: 3	H: 0 LOB: 0 BB: 0 P: 3	R: 1 E: 0 K: 0 S: 5	H: 2 LOB: 2 BB: 1 P: 9	R: 0 E: 0 K: 0 S: 3	H: 0 LOB: 1 BB: 1 P: 7	R: 0 E: 0 K: 0 S: 4	H: 0 LOB: 0 BB: 0 P: 8	R: 0 E: 0 K: 0 S: 3	H: 0 LOB: 0 BB: 0 P: 3	R: 0 E: 0 K: 1 S: 6	H: 1 LOB: 1 BB: 0 P: 6	R: 0 E: 1 K: 1 S: 7	H: 1 LOB: 2 BB: 0 P: 7	1B: 6 2B: 1 3B: 0 HR: 0	SF: 0 SAC: 0 DP: 1 HBP: 0	WP: 0 PB: 0 SB: 1 CS: 0	PA: 37			
PITCHER	IP	WLS	BF	H	R	ER	SO	BB	IBB	HBP	BLK	WP	HR	S	P	ERA	WHIP								
Ross Grimsley, L ERA: 2.52	(1, 1)	5.0	L	22	5	3	3	3	1	1	0	0	0	26	34	5.40	1.200								
Clay Carroll, R ERA: 9.53	(6, 1)	3.0		10	1	0	0	2	1	0	0	0	0	13	17	0.00	0.667								
Ed Sprague, R ERA:	(9, 1)	1.0		5	1	0	0	1	0	0	0	0	0	7	7	0.00	1.000								

Philadelphia Phillies @ Cincinnati Reds
Riverfront Stadium, Cincinnati, OH
Fri Apr 27 1973, 6:05 PM EST
Att: 13,690 - Unknown

AB 34
R 3
H 7
RBI 2
BB 3
SO 6
LOB 16



Batter	1	2	3	4	5	6	7	8	9	AB	R	H	RBI	BB	SO	LOB	BOTTOM									
Dave Concepcion, R OBP: 0.411, SLG: 0.577			K			4-3		F8		4	1	1	0	0	2	0										
Joe Morgan, L OBP: 0.435, SLG: 0.629			S			4-3		P4		4	0	1	0	0	0	1										
Bobby Tolan, L OBP: 0.297, SLG: 0.333			F2			4-3		4-3		4	0	0	1	0	0	1										
Johnny Bench, R OBP: 0.354, SLG: 0.328				F3		F8		5-3		3	0	0	0	1	0	0										
Tony Perez, R OBP: 0.388, SLG: 0.493				5-3		FC6-4				3	0	1	0	1	1	1										
Denis Menke, R OBP: 0.380, SLG: 0.282				F8		F8		L6		4	0	0	0	0	0	3										
Richie Scheinblum, S OBP: 0.316, SLG: 0.333						FC6-4				3	0	1	0	0	0	1										
Cesar Geronimo, L OBP: 0.232, SLG: 0.313						4-3				3	0	0	0	0	0	3										
Ross Grimsley, L	(1, 1)					F9				1	0	0	0	0	1	0										
Bob Barton, R	(5, PH)							P4		1	0	0	0	0	0	0										
Clay Carroll, R	(6, 1)									0	0	0	0	0	0	0										
Phil Gagliano, R	(8, PH)									1	0	0	0	0	0	0										
Ed Sprague, R	(9, 1)									0	0	0	0	0	0	0										
Inning Stats	R: 0 E: 0 K: 1 S: 5	H: 0 LOB: 0 BB: 0 P: 5	R: 0 E: 0 K: 1 S: 6	H: 1 LOB: 2 BB: 1 P: 10	R: 0 E: 0 K: 2 S: 8	H: 1 LOB: 1 BB: 0 P: 8	R: 0 E: 0 K: 0 S: 3	H: 0 LOB: 0 BB: 0 P: 3	R: 0 E: 0 K: 0 S: 3	H: 0 LOB: 0 BB: 0 P: 3	R: 1 E: 0 K: 0 S: 4	H: 1 LOB: 0 BB: 0 P: 4	R: 0 E: 0 K: 0 S: 3	H: 0 LOB: 1 BB: 1 P: 7	R: 0 E: 0 K: 0 S: 3	H: 0 LOB: 0 BB: 0 P: 3	R: 0 E: 0 K: 0 S: 4	H: 1 LOB: 1 BB: 0 P: 4	1B: 4 2B: 0 3B: 0 HR: 0	SF: 0 SAC: 0 DP: 0 HBP: 0	WP: 1 PB: 0 SB: 1 CS: 0	PA: 33				
PITCHER	IP	WLS	BF	H	R	ER	SO	BB	IBB	HBP	BLK	WP	HR	S	P	ERA	WHIP									
Steve Carlton, L ERA: 2.47	(1, 1)	9.0	W	33	4	1	1	4	2	0	0	0	1	0	39	47	1.00	0.667								

Philadelphia Phillies @ Cincinnati Reds
Riverfront Stadium, Cincinnati, OH
Fri Apr 27 1973, 6:05 PM EST
Att: 13,690 - Unknown


AB 31
R 1
H 4
RBI 1
BB 2
SO 4
LOB 10




Batter	1	2	3	4	5	6	7	8	9	AB	R	H	RBI	BB	SO	LOB	TOP											
Larry Bowa, S OBP: 0.329, SLG: 0.329	F8			F7		F9		FC2-5 1B	1-3	5	0	0	0	0	0	5	Philadelphia Phillies @ Cincinnati Reds Riverfront Stadium, Cincinnati, OH Sat Apr 28 1973, 6:05 PM EST Att: 14,126 - Unknown											
Mike Anderson, R OBP: 0.421, SLG: 0.625 Del Unser, L OBP: 0.357, SLG: 0.320	4-3							1-2 2-3 1B		3	0	2	0	0	0	0												
Willie Montanez, L OBP: 0.319, SLG: 0.317	F9			F7		F4		1-2 2-3 1B		4	0	1	1	0	0	2												
Bill Robinson, R OBP: 0.348, SLG: 0.545		5-3		F8				5-3	K	4	0	0	0	0	1	3												
Greg Luzinski, R OBP: 0.284, SLG: 0.306		K			F8			K	SH1-4 BB	3	0	0	0	1	2	0												
Mike Schmidt, R OBP: 0.393, SLG: 0.435		K				2B			SH1-4 BB	2	0	1	0	2	1	0												
Bob Boone, R OBP: 0.333, SLG: 0.262				P4		F9		F7	SH1-4	3	0	0	0	0	0	2												
Terry Harmon, R OBP: 0.375, SLG: 0.300 Denny Doyle, L OBP: 0.421, SLG: 0.387				F8		F8			FC2-5 1B	3	0	1	0	0	0	1												
Dick Ruthven, R OBP: 0.341, SLG: 0.343 Bill Wilson, R OBP: 0.286, SLG: 0.333 Tom Hutton, L OBP: 0.286, SLG: 0.333 Mac Scarce, L				F9				K	BB FC2-5 1B	2	0	0	0	0	1	0												
Inning Stats	R: 0 E: 0 K: 0 S: 3	H: 0 LOB: 0 BB: 0 P: 3	R: 0 E: 0 K: 2 S: 7	H: 0 LOB: 0 BB: 0 P: 7	R: 0 E: 0 K: 0 S: 3	H: 0 LOB: 0 BB: 0 P: 3	R: 0 E: 0 K: 0 S: 4	H: 1 LOB: 1 BB: 0 P: 4	R: 0 E: 0 K: 0 S: 4	H: 1 LOB: 1 BB: 0 P: 4	R: 0 E: 0 K: 1 S: 6	H: 0 LOB: 1 BB: 1 P: 6	R: 0 E: 0 K: 1 S: 5	H: 0 LOB: 1 BB: 1 P: 9	R: 1 E: 0 K: 1 S: 7	H: 3 LOB: 2 BB: 1 P: 11		R: 0 E: 0 K: 0 S: 3	H: 0 LOB: 3 BB: 3 P: 15	1B: 3 2B: 3 3B: 0 HR: 0	SF: 0 SAC: 1 DP: 0 HBP: 0	WP: 0 PA: 37 PB: 0 SB: 0 CS: 0						
PITCHER	IP	WLS	BF	H	R	ER	SO	BB	IBB	HBP	BLK	WP	HR	S	P	ERA		WHIP										
Don Gullett, L ERA: 1.9	7.1	L	28	5	1	1	4	1	0	0	0	0	0	35	39	1.23		0.818										
Pedro Borbon, R ERA: 0.54	0.2		3	1	0	0	1	1	0	0	0	0	0	4	8	0.00		3.000										
Tom Hall, L ERA: 10.8	0.0		2	0	0	0	0	2	0	0	0	0	0	0	8	∞	∞											
Jim McGlothlin, R ERA: 4.15	1.0		4	0	0	0	0	0	1	0	0	0	0	3	7	0.00	0.000											

Batter	1	2	3	4	5	6	7	8	9	AB	R	H	RBI	BB	SO	LOB	BOTTOM											
Pete Rose, S OBP: 0.398, SLG: 0.392	WP BB					3-1		F8		3	0	1	0	1	0	1	Philadelphia Phillies @ Cincinnati Reds Riverfront Stadium, Cincinnati, OH Sat Apr 28 1973, 6:05 PM EST Att: 14,126 - Unknown											
Joe Morgan, L OBP: 0.416, SLG: 0.595	P4			P6		K			L4	4	0	0	0	0	1	2												
Bobby Tolan, L OBP: 0.282, SLG: 0.315	K			P6		4-3			4-3	4	0	0	0	0	1	1												
Johnny Bench, R OBP: 0.349, SLG: 0.313	K					5-3			K	3	0	0	0	1	2	1												
Tony Perez, R OBP: 0.373, SLG: 0.472		4-3		F9		K			K	3	0	0	0	0	1	1												
Cesar Geronimo, L OBP: 0.222, SLG: 0.300		F5				K			K	3	0	0	0	0	2	1												
Dave Concepcion, R OBP: 0.390, SLG: 0.545		F9				F7		F8		3	0	0	0	0	0	0												
Denis Menke, R OBP: 0.365, SLG: 0.268 Joe Hagues, L OBP: 0.607, SLG: 0.750 Darrel Chaney, S OBP: 0.083, SLG: 0.043				6-3		K		F8		2	0	0	0	0	1	0												
Don Gullett, R OBP: 0.353, SLG: 0.167 Pedro Borbon, R				K				F9		0	0	0	0	0	0	0												
Larry Stahl, L OBP: 0.636, SLG: 0.500 Tom Hall, L Jim McGlothlin, R				K					1B	1	0	1	0	0	0	0												
Inning Stats	R: 0 E: 0 K: 2 S: 7	H: 0 LOB: 1 BB: 1 P: 11	R: 0 E: 0 K: 0 S: 3	H: 0 LOB: 0 BB: 0 P: 3	R: 0 E: 0 K: 1 S: 6	H: 1 LOB: 1 BB: 0 P: 6	R: 0 E: 0 K: 1 S: 5	H: 0 LOB: 0 BB: 1 P: 9	R: 0 E: 0 K: 1 S: 5	H: 0 LOB: 0 BB: 0 P: 5	R: 0 E: 0 K: 2 S: 7	H: 0 LOB: 0 BB: 0 P: 7	R: 0 E: 0 K: 0 S: 4	H: 1 LOB: 1 BB: 0 P: 4	R: 0 E: 0 K: 1 S: 5	H: 0 LOB: 0 BB: 0 P: 5		1B: 2 2B: 0 3B: 0 HR: 0	SF: 0 SAC: 0 DP: 0 HBP: 0	WP: 1 PA: 31 PB: 0 SB: 0 CS: 0								
PITCHER	IP	WLS	BF	H	R	ER	SO	BB	IBB	HBP	BLK	WP	HR	S	P	ERA		WHIP										
Dick Ruthven, R ERA: 2.76	1.1		24	1	0	0	0	2	0	0	0	0	0	38	46	0.00		0.429										
Bill Wilson, R ERA: 0.96	1.0		4	1	0	0	0	0	0	0	0	0	0	4	4	0.00	1.000											
Mac Scarce, L ERA:	1.0	S	3	0	0	0	1	0	0	0	0	0	0	5	5	0.00	0.000											




Batter	1	2	3	4	5	6	7	8	9	AB	R	H	RBI	BB	SO	LOB	TOP
Larry Bowa, S OBP: 0.338, SLG: 0.338 (1, 6)	0-0 5-3			0-0 4-3		0-0 1B			0-0 G6-3 1B	4	0	2	0	0	0	0	Philadelphia Phillies @ Cincinnati Reds Riverfront Stadium, Cincinnati, OH Sun Apr 29 1973, 3:33 AM EDT Att: 39,191 - Unknown 
Del Unser, L OBP: 0.344, SLG: 0.310 (1, 8)	0-0 1-3			0-0 F7		0-0 F8			0-0 G6-3 1B	4	0	1	0	0	0	1	
Willie Montanez, L OBP: 0.303, SLG: 0.299 (1, 3)	0-0 1-3			0-3 K					0-0 G6-3 1-2 2-3	4	0	0	0	0	1	2	
Bill Robinson, R OBP: 0.340, SLG: 0.521 (1, 9)		0-0 5-3			0-3 K				0-0 6-3	4	0	1	0	0	1	1	
Greg Luzinski, R OBP: 0.271, SLG: 0.292 (1, 7)		0-3 K			0-0 5-3				0-3 1B	3	0	0	0	0	2	1	
Mike Schmidt, R OBP: 0.387, SLG: 0.423 (1, 5)		0-0 L4			0-0 1B				0-3 K	3	0	1	0	0	1	1	
Bob Boone, R OBP: 0.314, SLG: 0.244 (1, 2)			0-0 5-3		0-0 F2				0-3 K	3	0	0	0	0	1	1	
Denny Doyle, L OBP: 0.390, SLG: 0.353 (1, 4)			0-0 1-3			0-0 4-3			0-0 4-3	3	0	0	0	0	0	0	
Larry Christenson, R Wayne Twitchell, R Jose Pagan, R Ken Brett, L Dick Selma, R Mike Anderson, R Barry Lersch, S (1, 1) (2, 1) (6, PH) (6, 1) (6, 1) (6, PH) (6, 1)			0-3 K			0-3 K			0-3 K	0	0	0	0	0	0	0	
Inning Stats	R: 0 E: 0 K: 0 S: 3	H: 0 LOB: 0 BB: 0 P: 3	R: 0 E: 0 K: 1 S: 5	H: 0 LOB: 0 BB: 0 P: 5	R: 0 E: 0 K: 1 S: 5	H: 0 LOB: 0 BB: 0 P: 5	R: 0 E: 0 K: 1 S: 6	H: 1 LOB: 1 BB: 0 P: 6	R: 0 E: 0 K: 2 S: 8	H: 1 LOB: 1 BB: 0 P: 8	R: 0 E: 0 K: 2 S: 7	H: 0 LOB: 0 BB: 0 P: 7	R: 0 E: 0 K: 0 S: 4	H: 2 LOB: 1 BB: 0 P: 4	1B: 5 2B: 0 3B: 0 HR: 0	SF: 0 SAC: 0 DP: 1 HBP: 0	
PITCHER Jack Billingham, R ERA: 2.78 (1, 1)	IP: 9.0 WLS: W BF: 31 H: 5 R: 0 ER: 0 SO: 9 BB: 0 IBB: 0 HBP: 0 BLK: 0 WP: 0 HR: 0 S: 49 P: 49 ERA: 0.00 WHIP: 0.556																

Batter	1	2	3	4	5	6	7	8	9	AB	R	H	RBI	BB	SO	LOB	BOTTOM		
Pete Rose, S OBP: 0.409, SLG: 0.403 Gene Locklear, L (1, 7) (8, 7)	0-0 F7			4-0 2B BB		4-0 PB 1B 2B			0-0 4-3	3	3	1	0	2	0	0	Philadelphia Phillies @ Cincinnati Reds Riverfront Stadium, Cincinnati, OH Sun Apr 29 1973, 3:33 AM EDT Att: 39,191 - Unknown 		
Joe Morgan, L OBP: 0.436, SLG: 0.605 Darrel Chaney, S OBP: 0.083, SLG: 0.043 (1, 4) (8, 4)	0-0 1B	4-0 2B BB		0-0 F5		4-0 1B SF9 BB			4-0 BB	2	2	1	1	3	0	1			
Bobby Tolan, L OBP: 0.301, SLG: 0.359 (1, 8)	0-0 F6	0-0 2B		0-0 2B		0-0 2B SF8 1B			0-3 K	5	1	3	5	0	1	2			
Johnny Bench, R OBP: 0.344, SLG: 0.314 Bill Plummer, R OBP: 0.296, SLG: 0.167 (1, 2) (8, 2)	0-0 2-3 1B	0-0 L6		0-0 P3		0-0 SF9			0-0 F8	3	0	1	1	0	0	2			
Tony Perez, R OBP: 0.375, SLG: 0.474 (1, 3)	0-0 F7			4-0 F9 4-3 BB		0-0 2B			0-3 K	4	0	1	0	1	1	3			
Joe Hague, L OBP: 0.444, SLG: 0.429 Phil Gagliano, R OBP: 0.346, SLG: 0.261 Cesar Geronimo, L OBP: 0.233, SLG: 0.300 (1, 9) (6, PH) (7, 9)		0-3 K		0-0 4-3		0-0 3-1			4-0 IBB BB	3	0	0	0	0	1	1			
Dave Concepcion, R OBP: 0.375, SLG: 0.525 (1, 6)		0-0 BB 1B		0-0 F9		0-0 6-3			0-3 SF8	4	1	1	1	0	1	2			
Denis Menke, R OBP: 0.375, SLG: 0.295 (1, 5)		0-0 F8		4-0 IBB		0-0 2B			0-0 F7	3	0	1	0	1	0	3			
Jack Billingham, R OBP: 0.063, SLG: 0.063 (1, 1)		0-0 BB 2B 1B		0-0 G3		0-3 K			0-0 3-1	4	1	1	0	0	1	3			
Inning Stats	R: 0 E: 0 K: 0 S: 5	H: 2 LOB: 2 BB: 0 P: 5	R: 4 E: 0 K: 1 S: 8	H: 3 LOB: 1 BB: 2 P: 16	R: 0 E: 0 K: 0 S: 3	H: 0 LOB: 2 BB: 2 P: 11	R: 1 E: 0 K: 0 S: 4	H: 1 LOB: 1 BB: 1 P: 8	R: 0 E: 0 K: 1 S: 6	H: 1 LOB: 1 BB: 0 P: 6	R: 3 E: 0 K: 0 S: 6	H: 3 LOB: 2 BB: 2 P: 14	R: 0 E: 0 K: 1 S: 5	H: 0 LOB: 1 BB: 1 P: 9	R: 0 E: 0 K: 2 S: 7	H: 0 LOB: 1 BB: 1 P: 11		1B: 4 2B: 6 3B: 0 HR: 0	SF: 2 SAC: 0 DP: 0 HBP: 0
PITCHER Larry Christenson, R ERA: 5.71 Wayne Twitchell, R ERA: 1.69 Ken Brett, L ERA: 10.57 Dick Selma, R ERA: 7.5 Barry Lersch, R ERA: 1.0 (1, 1) (2, 1) (6, 1) (6, 1) (8, 1)	IP: 1.2 WLS: L BF: 12 H: 5 R: 4 ER: 4 SO: 4 BB: 2 IBB: 0 HBP: 0 BLK: 0 WP: 0 HR: 0 S: 12 P: 20 ERA: 21.60 WHIP: 4.200																		

Batter	1	2	3	4	5	6	7	8	9	AB	R	H	RBI	BB	SO	LOB	TOP								
Pete Rose, S OBP: 0.398, SLG: 0.427 (1, 7)	4-3		K		K		K	HR	G6-4-3	5	1	1	2	0	2	1									
Joe Morgan, L OBP: 0.429, SLG: 0.582 (1, 4)	K		G4-6-3 HBP		K		F8			3	0	0	0	0	2	0									
Bobby Tolan, L OBP: 0.287, SLG: 0.341 (1, 8)	E3		G4-6-3		K			G3		4	0	0	0	0	1	1									
Johnny Bench, R OBP: 0.351, SLG: 0.356 (1, 2)	BB			K		HR		F7		3	1	1	1	1	1	0									
Tony Perez, R OBP: 0.370, SLG: 0.456 (1, 3)	G3			2B BB		K		5-3		3	1	0	0	1	1	2									
Joe Hague, L OBP: 0.333, SLG: 0.300 Cesar Geronimo, L OBP: 0.243, SLG: 0.310 (6, 9)	4-3			K		K			HR 1B	3	0	0	0	0	2	1									
Dave Concepcion, R OBP: 0.382, SLG: 0.587 (1, 6)	K			2B		K			HR	4	1	2	3	0	2	0									
Denis Menke, R OBP: 0.367, SLG: 0.277 (1, 5)	BB			K		1-3			K	3	0	0	0	1	2	1									
Ross Grimsley, L OBP: 0.056, SLG: 0.056 Pedro Borbon, R OBP: 0.500, SLG: 0.500 (7, 1)	F7			K			HR 1B		G6-4-3 1B	3	1	1	0	0	1	1									
Inning Stats	R: 0 E: 2 K: 1 S: 6	H: 0 LOB: 2 BB: 1 P: 10	R: 0 E: 0 K: 1 S: 5	H: 0 LOB: 1 BB: 1 P: 9	R: 0 E: 0 K: 1 S: 4	H: 0 LOB: 0 BB: 0 P: 5	R: 1 E: 0 K: 3 S: 10	H: 1 LOB: 1 BB: 1 P: 14	R: 0 E: 0 K: 3 S: 9	H: 0 LOB: 0 BB: 0 P: 9	R: 1 E: 0 K: 3 S: 10	H: 1 LOB: 0 BB: 0 P: 10	R: 2 E: 0 K: 1 S: 7	H: 2 LOB: 0 BB: 0 P: 7	R: 0 E: 0 K: 0 S: 3	H: 0 LOB: 0 BB: 0 P: 3	R: 2 E: 0 K: 1 S: 7	H: 3 LOB: 0 BB: 0 P: 7	1B: 3 2B: 1 3B: 0 HR: 3	SF: 0 SAC: 0 DP: 2 HBP: 1	WP: 0 PB: 0 SB: 1 CS: 0	PA: 37			
PITCHER	IP	WLS	BF	H	R	ER	SO	BB	IBB	HBP	BLK	WP	HR	S	P	ERA	WHIP								
Tom Seaver, R ERA: 1.71 (1, 1)	7.0	L	29	4	4	4	13	3	0	1	0	0	2	51	64	5.14	1.000								
Ray Sadecki, L ERA: 3.75 (8, 1)	2.0		8	3	2	2	1	0	0	0	0	0	1	10	10	9.00	1.500								

Cincinnati Reds @ New York Mets
Shea Stadium, Flushing, NY
Wed May 02 1973, 7:05 PM EDT
Att: 19,163 - Unknown


AB 33
R 6
H 7
RBI 6
BB 3
SO 14
LOB 7



Batter	1	2	3	4	5	6	7	8	9	AB	R	H	RBI	BB	SO	LOB	BOTTOM								
Ted Martinez, R OBP: 0.368, SLG: 0.314 (1, 7)	G5-4-3 BB			6-3	1B		L9		G3	4	0	1	1	1	0	4									
Felix Milan, R OBP: 0.238, SLG: 0.247 (1, 4)	G5-4-3 1-2f			G3	2B		FC5		4-3	5	0	2	0	0	0	5									
Willie Mays, R OBP: 0.214, SLG: 0.135 (1, 8)	F6			G3 BB	K			6-3		3	0	0	0	1	1	2									
Rusty Staub, L OBP: 0.282, SLG: 0.288 (1, 9)		F2		G3		F9		FC6-4 1B		4	0	1	0	0	0	2									
Jim Beauchamp, R OBP: 0.400, SLG: 0.333 (1, 3)		F7		BB		G6-4-3 1B		K		3	0	1	0	1	1	1									
Jim Fregosi, R OBP: 0.317, SLG: 0.257 (1, 5)		P3		F8		G6-4-3		FC6-4		4	0	0	0	0	0	5									
Jerry Grote, R OBP: 0.258, SLG: 0.333 (1, 2)			F9		F8		FC5 1B		4-3	4	0	1	0	0	0	0									
Bud Harrelson, S OBP: 0.301, SLG: 0.231 (1, 6)			G6-4-3 BB		SH3-4 1B		1-2 1B		G3 E 1B	3	1	3	0	1	0	0									
Tom Seaver, R OBP: 0.154, SLG: 0.083 George Theodore, R (7, PH) OBP: 0.320, SLG: 0.348 Ray Sadecki, L OBP: 0.222, SLG: 0.222 (8, PH)	G6-4-3			G6-4-3	SH3-4		K		E4 G3	1	0	0	0	0	0	1									
Inning Stats	R: 0 E: 0 K: 0 S: 2	H: 0 LOB: 0 BB: 1 P: 6	R: 0 E: 0 K: 0 S: 3	H: 0 LOB: 0 BB: 0 P: 3	R: 0 E: 0 K: 0 S: 2	H: 0 LOB: 0 BB: 1 P: 6	R: 0 E: 0 K: 0 S: 4	H: 1 LOB: 3 BB: 2 P: 12	R: 1 E: 0 K: 1 S: 8	H: 3 LOB: 2 BB: 0 P: 8	R: 0 E: 0 K: 0 S: 3	H: 1 LOB: 0 BB: 0 P: 3	R: 0 E: 0 K: 1 S: 7	H: 2 LOB: 2 BB: 0 P: 7	R: 0 E: 0 K: 1 S: 6	H: 1 LOB: 1 BB: 0 P: 6	R: 0 E: 1 K: 0 S: 5	H: 1 LOB: 2 BB: 0 P: 5	1B: 8 2B: 1 3B: 0 HR: 0	SF: 0 SAC: 1 DP: 3 HBP: 0	WP: 0 PB: 0 SB: 0 CS: 0	PA: 38			
PITCHER	IP	WLS	BF	H	R	ER	SO	BB	IBB	HBP	BLK	WP	HR	S	P	ERA	WHIP								
Ross Grimsley, L ERA: 2.38 (1, 1)	6.0	W	26	7	1	1	1	4	0	0	0	0	0	24	40	1.50	1.833								
Pedro Borbon, R ERA: 0.53 (7, 1)	3.0	S	12	2	0	0	2	0	0	0	0	0	0	16	16	0.00	0.667								

Cincinnati Reds @ New York Mets
Shea Stadium, Flushing, NY
Wed May 02 1973, 7:05 PM EDT
Att: 19,163 - Unknown

AB 33
R 1
H 9
RBI 1
BB 4
SO 3
LOB 23



Batter	1	2	3	4	5	6	7	8	9	AB	R	H	RBI	BB	SO	LOB	TOP			
Pete Rose, S OBP: 0.392, SLG: 0.419 (1, 7)										4	0	1	0	0	1	0	Cincinnati Reds @ New York Mets Shea Stadium, Flushing, NY Thu May 03 1973, 7:05 PM EDT Att: 9,163 - Unknown			
Joe Morgan, L OBP: 0.441, SLG: 0.585 (1, 4)										3	1	2	0	1	0	1				
Johnny Bench, R OBP: 0.357, SLG: 0.364 (1, 2)										4	1	2	0	0	0	1				
Tony Perez, R OBP: 0.365, SLG: 0.458 (1, 3)										4	1	1	1	0	2	2				
Bobby Tolan, L OBP: 0.297, SLG: 0.349 (1, 8)										4	0	2	1	0	1	1				
Dave Concepcion, R OBP: 0.375, SLG: 0.582 (1, 6)										4	0	1	0	0	0	1				
Rchie Scheinblum, S OBP: 0.319, SLG: 0.333 (1, 9)										3	1	1	0	0	1	1				
Cesar Geronimo, L OBP: 0.240, SLG: 0.306 (6, 9)										1	0	0	0	0	0	0				
Denis Menke, R OBP: 0.359, SLG: 0.275 (1, 5)										4	1	1	0	0	3	0				
Jim McGlothlin, R OBP: 0.286, SLG: 0.167 (4, PH)										1	0	0	0	0	1	0				
Bill Plummer, R OBP: 0.286, SLG: 0.167 (4, PH)										0	0	0	0	0	0	0				
Larry Stahl, L OBP: 0.667, SLG: 0.889 (4, PH)										1	1	1	3	0	0	0				
Tom Hall, L OBP: 0.667, SLG: 0.889 (4, 1)										1	0	0	0	0	0	0				
Inning Stats	R: 0 E: 0 K: 0 S: 3	H: 1 LOB: 0 BB: 0 P: 3	R: 0 E: 0 K: 2 S: 8	H: 2 LOB: 1 BB: 0 P: 8	R: 0 E: 0 K: 2 S: 7	H: 0 LOB: 0 BB: 0 P: 7	R: 6 E: 0 K: 0 S: 9	H: 7 LOB: 0 BB: 0 P: 9	R: 0 E: 0 K: 1 S: 4	H: 0 LOB: 0 BB: 0 P: 8	R: 0 E: 0 K: 1 S: 5	H: 0 LOB: 0 BB: 0 P: 5	R: 0 E: 0 K: 2 S: 7	H: 2 LOB: 1 BB: 0 P: 4	R: 0 E: 0 K: 1 S: 5	H: 0 LOB: 0 BB: 0 P: 5	1B: 9 2B: 2 3B: 0 HR: 1	SF: 0 SAC: 0 DP: 2 HBP: 0	WP: 0 PB: 0 SB: 1 CS: 2	PA: 35
PITCHER	IP WLS BF H R ER SO BB IBB HBP BLK WP HR S P ERA WHIP																			
Jon Matlack, L ERA: 4.66 (1, 1)	3.2 L 17 9 5 5 4 0 0 0 0 0 0 0 25 25 12.27 2.455																			
Hank Webb, R ERA: 27.0 (4, 1)	0.1 2 1 1 1 0 0 0 0 0 0 0 0 1 2 2 27.00 3.000																			
Phil Hennigan, R ERA: 1.69 (5, 1)	3.0 9 0 0 0 4 1 0 0 0 0 0 0 16 20 0.00 0.333																			
Tug McGraw, L ERA: 1.35 (8, 1)	2.0 7 2 0 0 1 0 0 0 0 0 0 0 9 9 0.00 1.000																			

AB	34
R	6
H	12
RBI	5
BB	1
SO	9
LOB	7



Batter	1	2	3	4	5	6	7	8	9	AB	R	H	RBI	BB	SO	LOB	BOTTOM			
Ted Martinez, R OBP: 0.357, SLG: 0.308 (1, 8)										4	1	1	0	0	0	2	Cincinnati Reds @ New York Mets Shea Stadium, Flushing, NY Thu May 03 1973, 7:05 PM EDT Att: 9,163 - Unknown			
Felix Milan, R OBP: 0.235, SLG: 0.247 (1, 4)										4	1	1	0	0	0	1				
Wayne Garrett, L OBP: 0.381, SLG: 0.324 (1, 5)										3	1	0	0	1	1	0				
Rusty Staub, L OBP: 0.281, SLG: 0.325 (1, 9)										4	1	1	4	0	2	0				
Ed Kranepool, L OBP: 0.333, SLG: 0.393 (1, 3)										3	0	0	0	0	0	0				
George Theodore, R OBP: 0.308, SLG: 0.333 (9, PH)										1	0	0	0	0	1	0				
Jim Gosger, L OBP: 0.667, SLG: 0.667 (1, 7)										3	0	2	0	0	1	0				
Duffy Dyer, R OBP: 0.196, SLG: 0.119 (9, PH)										1	0	0	0	0	0	0				
Jerry Grote, R OBP: 0.257, SLG: 0.303 (1, 2)										3	1	0	0	1	1	2				
Bud Harrelson, S OBP: 0.303, SLG: 0.250 (1, 6)										3	0	1	1	0	1	0				
Jon Matlack, L ERA: 4.66 (1, 1)										1	0	1	0	0	0	0				
Hank Webb, R ERA: 27.0 (4, 1)										0	0	0	0	0	0	0				
Phil Hennigan, R ERA: 1.69 (5, 1)										1	0	0	0	0	0	1				
Jim Fregosi, R ERA: 3.00 (7, PH)										0	0	0	0	0	0	0				
Tug McGraw, R ERA: 1.35 (8, 1)										1	0	0	0	0	1	0				
Inning Stats	R: 4 E: 0 K: 1 S: 8	H: 4 LOB: 0 BB: 1 P: 12	R: 0 E: 0 K: 1 S: 6	H: 1 LOB: 0 BB: 0 P: 6	R: 0 E: 0 K: 0 S: 3	H: 0 LOB: 0 BB: 0 P: 3	R: 1 E: 0 K: 1 S: 6	H: 1 LOB: 1 BB: 1 P: 10	R: 0 E: 0 K: 1 S: 5	H: 0 LOB: 0 BB: 0 P: 5	R: 0 E: 0 K: 0 S: 3	H: 1 LOB: 0 BB: 0 P: 3	R: 0 E: 0 K: 2 S: 7	H: 0 LOB: 0 BB: 0 P: 7	R: 0 E: 0 K: 1 S: 5	H: 0 LOB: 0 BB: 0 P: 5	1B: 5 2B: 1 3B: 0 HR: 1	SF: 0 SAC: 0 DP: 1 HBP: 0	WP: 0 PB: 0 SB: 0 CS: 1	PA: 34
PITCHER	IP WLS BF H R ER SO BB IBB HBP BLK WP HR S P ERA WHIP																			
Jim McGlothlin, R ERA: 8.17 (1, 1)	3.0 W 14 5 4 4 2 1 0 0 0 0 0 0 17 21 12.00 2.000																			
Tom Hall, L ERA: 5.73 (4, 1)	6.0 W 20 2 1 1 6 1 0 0 0 0 0 0 31 35 1.50 0.500																			

AB	32
R	5
H	7
RBI	5
BB	2
SO	8
LOB	6



Batter	1	2	3	4	5	6	7	8	9	AB	R	H	RBI	BB	SO	LOB	TOP					
Pete Rose, S OBP: 0.382, SLG: 0.400 (1,7)	0-0 1-3	0-0 6-3		4-0 BB			0-0 4-3		0-0 1-3	4	0	0	0	1	0	1						
Joe Morgan, L OBP: 0.430, SLG: 0.558 (1,4)	4-0 WP 1B S BB	0-0 5-3		0-0 F3			0-0 F3		0-0 F8	4	1	0	0	1	0	2						
Johnny Bench, R OBP: 0.369, SLG: 0.370 (1,2)	0-0 1B HR		0-0 4-3		0-0 G4-6-3 1B		4-0 BB		0-0 5-3	4	1	2	1	1	0	0						
Bobby Tolan, L OBP: 0.305, SLG: 0.389 (1,8)	0-0 1B HR		0-0 1B		0-0 G4-6-3 1-2		0-3 K			4	1	2	2	0	1	2						
Tony Perez, R OBP: 0.370, SLG: 0.453 (1,3)	0-0 F8		0-0 1B		1-0 HBP				0-0 F9	3	0	1	0	0	0	0						
Joe Hague, L OBP: 0.333, SLG: 0.308 (1,9)	0-0 1B		0-0 F5		0-0 4-3				4-0 FC6-4 BB	3	0	1	0	0	0	3						
Cesar Geronimo, L OBP: 0.250, SLG: 0.306 (5,9)	0-0 1B									0	0	0	0	1	0	0						
Dave Concepcion, R OBP: 0.355, SLG: 0.549 (1,6)	0-0 F3		0-0 2-3			0-3 K			0-0 FC6-4 S	4	0	0	0	0	1	4						
Denis Menke, R OBP: 0.356, SLG: 0.264 (8, PH) (1,5)		4-0 SH3-4 BB		0-0 F7		0-0 F9			0-0 E5	2	0	0	0	1	0	0						
Larry Stahl, L OBP: 0.015, SLG: 0.800 (8, PH) (8,5)									1-2	1	0	0	0	0	0	1						
Darrel Chaney, S OBP: 0.083, SLG: 0.043 (8,5)									1-2	0	0	0	0	0	0	0						
Jack Billingham, R OBP: 0.056, SLG: 0.056 (1,1)										2	0	0	0	0	1	0						
Pedro Borbon, R OBP: 0.500, SLG: 0.500 (6, PH) (6,1)		SH3-4								0	0	0	0	0	0	0						
Richie Scheinblum, S OBP: 0.334, SLG: 0.316 (8, PH) (8,1)										1	0	0	0	0	0	2						
Clay Carroll, R (8,1)										0	0	0	0	0	0	0						
Inning Stats	R: 3 E: 0 K: 0 S: 6	H: 3 LOB: 1 BB: 1 P: 10	R: 0 E: 0 K: 0 S: 3	H: 0 LOB: 1 BB: 1 P: 7	R: 0 E: 0 K: 0 S: 5	H: 2 LOB: 2 BB: 0 P: 5	R: 0 E: 0 K: 1 S: 5	H: 0 LOB: 1 BB: 1 P: 9	R: 0 E: 0 K: 0 S: 3	H: 1 LOB: 1 BB: 0 P: 4	R: 0 E: 0 K: 1 S: 5	H: 0 LOB: 0 BB: 0 P: 5	R: 0 E: 0 K: 1 S: 5	H: 0 LOB: 1 BB: 1 P: 9	R: 0 E: 1 K: 0 S: 4	H: 0 LOB: 2 BB: 1 P: 8	R: 0 E: 0 K: 0 S: 3	H: 0 LOB: 0 BB: 0 P: 3	1B: 5 2B: 0 3B: 0 HR: 1	SF: 0 SAC: 1 DP: 1 HBP: 1	WP: 1 PB: 0 SB: 2 CS: 0	PA: 39
PITCHER	IP WLS BF H R ER SO BB IBB HBP BLK WP HR S P ERA WHIP																					
Mike Torrez, R ERA: 3.2 (1,1)	6.0 W 27 6 3 3 2 3 0 1 0 1 1 27 40 4.50 1.500																					
Steve Renko, R ERA: 2.91 (7,1)	3.0 S 12 0 0 0 1 2 0 0 0 0 0 0 12 20 0.00 0.667																					

Cincinnati Reds @ Montreal Expos
Jarry Park, Montreal, QB
Fri May 04 1973, 7:05 PM EDT
Att: 10,665 - Unknown

AB	32
R	3
H	6
RBI	3
BB	5
SO	3
LOB	15



Batter	1	2	3	4	5	6	7	8	9	AB	R	H	RBI	BB	SO	LOB	BOTTOM			
Ron Hunt, R OBP: 0.467, SLG: 0.333 (1,4)	0-0 G4-6-3 1B			4-0 G5-4-3 BB		0-0 G3 HBP 1B	0-0 4-3			3	1	2	0	1	0	0				
Tim Foli, R OBP: 0.233, SLG: 0.259 (1,6)	0-0 F7			0-0 G5-4-3 1-2		1-0 G3 HBP 1B		0-0 HR 1B		3	2	1	1	0	0	2				
Mike Jorgensen, L OBP: 0.269, SLG: 0.283 (1,3)	0-0 G4-6-3 1-2			0-3 K		0-0 G3		0-0 F8		4	0	0	1	0	1	4				
Ron Fairly, L OBP: 0.563, SLG: 0.680 (1,7)		0-0 6-3			4-0 1B BB	4-0 1B IBB		0-0 HR		2	1	1	2	2	0	0				
Jorge Roque, R OBP: 0.222, SLG: 0.241 (9,8)								4-0 HR		0	0	0	0	0	0	0				
Ken Singleton, S OBP: 0.398, SLG: 0.449 (1,9)		0-0 CS 1B			0-0 F7	0-3 K		4-0 FC3-6 BB		3	0	1	0	1	1	4				
Ron Woods, R OBP: 0.486, SLG: 0.433 (1,8) (9,7)		0-0 F9 1-2			0-0 G5-4-3 1B	1-2 2H 3H 1B		0-0 FC3-6 1-2		4	0	2	2	0	0	2				
John Boccabella, R OBP: 0.290, SLG: 0.350 (1,2)			0-0 5-3		0-0 G5-4-3 1-2	0-0 F8		0-0 F4		4	0	0	0	0	0	5				
Bob Bailey, R OBP: 0.343, SLG: 0.345 (1,5)										3	1	2	0	0	1	0				
Coco Laboy, R OBP: 0.310, SLG: 0.333 (8,5)										0	0	0	0	0	0	0				
Mike Torrez, R OBP: 0.286, SLG: 0.357 (1,1)										1	0	0	0	0	1	0				
Boots Day, L OBP: 0.417, SLG: 0.400 (6, PH) (6,1)										0	1	0	0	1	0	0				
Steve Renko, R OBP: 0.250, SLG: 0.375 (7,1)										1	0	0	0	0	0	0				
Inning Stats	R: 0 E: 0 K: 0 S: 3	H: 1 LOB: 0 BB: 0 P: 3	R: 0 E: 0 K: 0 S: 3	H: 1 LOB: 0 BB: 0 P: 3	R: 0 E: 0 K: 2 S: 7	H: 0 LOB: 0 BB: 0 P: 7	R: 0 E: 0 K: 1 S: 4	H: 0 LOB: 0 BB: 1 P: 8	R: 0 E: 0 K: 0 S: 3	H: 1 LOB: 1 BB: 1 P: 7	R: 4 E: 0 K: 1 S: 8	H: 3 LOB: 2 BB: 2 P: 17	R: 0 E: 0 K: 0 S: 3	H: 1 LOB: 0 BB: 0 P: 3	R: 2 E: 0 K: 0 S: 5	H: 2 LOB: 1 BB: 1 P: 9	1B: 7 2B: 1 3B: 0 HR: 1	SF: 0 SAC: 0 DP: 3 HBP: 1	WP: 0 PB: 0 SB: 0 CS: 1	PA: 34
PITCHER	IP WLS BF H R ER SO BB IBB HBP BLK WP HR S P ERA WHIP																			
Jack Billingham, R ERA: 3.2 (1,1)	5.1 L 22 5 4 4 3 3 0 0 0 0 0 0 23 40 6.75 1.500																			
Pedro Borbon, R ERA: 0.49 (6,1)	1.2 6 2 0 0 1 0 0 0 0 0 0 0 8 8 0.00 1.200																			
Clay Carroll, R ERA: 10.8 (8,1)	1.0 6 2 2 2 0 1 0 0 0 0 0 1 5 9 18.00 3.000																			

Cincinnati Reds @ Montreal Expos
Jarry Park, Montreal, QB
Fri May 04 1973, 7:05 PM EDT
Att: 10,665 - Unknown

AB	28
R	6
H	9
RBI	6
BB	5
SO	4
LOB	17



Batter	1	2	3	4	5	6	7	8	9	AB	R	H	RBI	BB	SO	LOB	TOP		
Pete Rose, S OBP: 0.375, SLG: 0.378 (1,7)	F7		6-3		4-3		3-1		6-3	5	0	0	0	0	0	1	Cincinnati Reds @ Montreal Expos Jarry Park, Montreal, QB Sun May 06 1973, 3:33 AM EDT Att: 10,258 - Unknown		
Dave Concepcion, R OBP: 0.360, SLG: 0.568 (1,6)	SF9		K			1B	G3		HR	5	3	3	1	0	1	0			
Johnny Bench, R OBP: 0.354, SLG: 0.404 (1,2)	SF9				F9	K	HR		5-3	4	1	1	2	0	1	1			
Tony Perez, R OBP: 0.376, SLG: 0.457 (1,3)					6-3	2B	F7			3	1	1	1	1	0	0			
Bobby Tolan, L OBP: 0.327, SLG: 0.402 (1,8)	G3					1B			F7	4	1	2	0	0	0	1			
Richie Scheinblum, S OBP: 0.333, SLG: 0.391 (1,9)										3	0	1	2	0	0	1			
Cesar Geronimo, L OBP: 0.253, SLG: 0.297 (6,9)					FC5-4					0	0	0	0	0	1	0			
Denis Menke, R OBP: 0.378, SLG: 0.250 (1,5)						SH1-4	BB		F9	2	0	0	0	2	0	1			
Darrel Chaney, S OBP: 0.167, SLG: 0.107 (1,4)			K			SH1-4	BB		6-3	2	0	0	0	1	1	1			
Roger Nelson, R OBP: 0.091, SLG: 0.091 (1,1)					5-3				6-3	4	0	0	0	0	1	3			
Inning Stats	R: 1 E: 0 K: 0 S: 4	H: 1 LOB: 1 BB: 1 P: 8	R: 0 E: 0 K: 1 S: 5	H: 0 LOB: 0 BB: 0 P: 5	R: 0 E: 0 K: 1 S: 5	H: 1 LOB: 1 BB: 0 P: 4	R: 0 E: 0 K: 0 S: 3	H: 0 LOB: 1 BB: 1 P: 7	R: 3 E: 0 K: 2 S: 10	H: 4 LOB: 2 BB: 2 P: 18	R: 1 E: 0 K: 0 S: 4	H: 1 LOB: 0 BB: 0 P: 4	R: 0 E: 0 K: 0 S: 3	H: 0 LOB: 1 BB: 1 P: 7	R: 1 E: 0 K: 0 S: 4	H: 1 LOB: 0 BB: 0 P: 4	1B: 5 2B: 1 3B: 0 HR: 2	SF: 1 SAC: 1 DP: 0 HBP: 0	WP: 0 PA: 39 PB: 0 SB: 3 CS: 0
PITCHER	IP	WLS	BF	H	R	ER	SO	BB	IBB	HBP	BLK	WP	HR	S	P	ERA	WHIP		
Balor Moore, L ERA: 4.57 (1,1)	5.2	L	26	6	4	4	3	4	0	0	0	0	0	28	44	6.35	1.765		
Mike Marshall, R ERA: 5.91 (6,1)	1.1		5	1	1	1	1	0	0	0	0	0	1	7	7	6.75	0.750		
John Strohmayr, R ERA: 1.42 (8,1)	2.0		8	1	1	1	0	1	0	0	0	0	1	7	11	4.50	1.000		

AB	32
R	6
H	8
RBI	6
BB	5
SO	4
LOB	9



Batter	1	2	3	4	5	6	7	8	9	AB	R	H	RBI	BB	SO	LOB	BOTTOM				
Ron Hunt, R OBP: 0.452, SLG: 0.333 (1,4)	F8	F7			4-3		P5			4	0	0	0	0	0	3	Cincinnati Reds @ Montreal Expos Jarry Park, Montreal, QB Sun May 06 1973, 3:33 AM EDT Att: 10,258 - Unknown				
Tim Foli, R OBP: 0.242, SLG: 0.277 (1,6)	P6		P6		F7				6-3	4	0	0	0	0	0	0					
Mike Jorgensen, L OBP: 0.260, SLG: 0.262 (1,3)	E		4-3		F7				K	3	0	0	0	1	1	0					
Ron Fairly, L OBP: 0.560, SLG: 0.667 (1,7)	E8				6-3				6-3	4	0	2	0	0	0	0					
Ken Singleton, S OBP: 0.385, SLG: 0.421 (1,9)	F8				4-3				3-1	4	0	1	0	0	0	2					
Ron Woods, R OBP: 0.477, SLG: 0.564 (1,8)		5-3	K			L1			1B	4	1	1	0	0	1	2					
John Boccabella, R OBP: 0.329, SLG: 0.379 (1,2)					K				E	4	0	3	0	0	1	0					
Bob Bailey, R OBP: 0.302, SLG: 0.297 (1,5)		F4			6-3		G1-4-3		E4	4	0	0	1	0	0	3					
Balor Moore, L OBP: 0.250, SLG: 0.214 (1,1)					1-3				G5-4-3	1	0	0	0	1	0	0					
Mike Marshall, R OBP: 0.250, SLG: 0.250 (6,1)										0	0	0	0	0	0	0					
Boots Day, L OBP: 0.462, SLG: 0.455 (7,PH)										1	0	1	0	0	0	0					
John Strohmayr, R OBP: 0.462, SLG: 0.455 (8,1)										0	0	0	0	0	0	0					
Hal Breedren, R OBP: 0.400, SLG: 0.750 (9,PH)										1	0	0	0	0	0	2					
Inning Stats	R: 0 E: 1 K: 0 S: 4	H: 1 LOB: 2 BB: 1 P: 8	R: 0 E: 0 K: 0 S: 4	H: 1 LOB: 2 BB: 1 P: 8	R: 0 E: 0 K: 1 S: 7	H: 2 LOB: 2 BB: 0 P: 7	R: 0 E: 0 K: 1 S: 5	H: 0 LOB: 0 BB: 0 P: 5	R: 0 E: 0 K: 0 S: 3	H: 0 LOB: 0 BB: 0 P: 3	R: 0 E: 0 K: 0 S: 3	H: 0 LOB: 0 BB: 0 P: 3	R: 0 E: 0 K: 0 S: 4	H: 2 LOB: 1 BB: 0 P: 4	R: 0 E: 0 K: 0 S: 5	H: 0 LOB: 0 BB: 0 P: 5	R: 1 E: 1 K: 0 S: 5	H: 2 LOB: 1 BB: 0 P: 5	1B: 7 2B: 1 3B: 0 HR: 0	SF: 0 SAC: 0 DP: 2 HBP: 0	WP: 0 PA: 36 PB: 0 SB: 0 CS: 0
PITCHER	IP	WLS	BF	H	R	ER	SO	BB	IBB	HBP	BLK	WP	HR	S	P	ERA	WHIP				
Roger Nelson, R ERA: 2.12 (1,1)	9.0	W	36	8	1	1	3	2	0	0	0	0	0	40	48	1.00	1.111				

AB	34
R	1
H	8
RBI	1
BB	2
SO	3
LOB	12




Batter	1	2	3	4	5	6	7	8	9	AB	R	H	RBI	BB	SO	LOB	TOP								
Pete Rose, S OBP: 0.385, SLG: 0.383 (1, 7)										4	2	3	3	0	0	0	Cincinnati Reds @ Philadelphia Phillies Veterans Stadium, Philadelphia, PA Tue May 08 1973, 7:05 PM EDT Att: 6,196 - Unknown								
Dave Concepcion, R OBP: 0.365, SLG: 0.539 (1, 6)										4	1	1	0	0	0	1									
Johnny Bench, R OBP: 0.358, SLG: 0.444 (1, 2)										4	1	3	4	0	0	0									
Bobby Tolan, L OBP: 0.298, SLG: 0.364 (1, 8)										4	0	0	0	0	0	2									
Tony Perez, R OBP: 0.353, SLG: 0.423 (1, 3)										4	0	0	0	0	1	2									
Cesar Geronimo, L OBP: 0.250, SLG: 0.282 (1, 9)										3	0	0	0	0	2	0									
Darrel Chaney, S OBP: 0.194, SLG: 0.121 (1, 4)										4	1	1	0	0	1	1									
Denis Menke, R OBP: 0.400, SLG: 0.279 (1, 5)										3	2	2	0	0	1	0									
Jack Billingham, R OBP: 0.048, SLG: 0.048 (1, 1)										3	0	0	0	0	2	3									
Inning Stats	R: 1 E: 1 K: 0 S: 5	H: 2 LOB: 1 BB: 0 P: 5	R: 0 E: 0 K: 2 S: 7	H: 0 LOB: 0 BB: 0 P: 7	R: 0 E: 0 K: 0 S: 3	H: 0 LOB: 0 BB: 0 P: 3	R: 0 E: 0 K: 0 S: 3	H: 0 LOB: 0 BB: 0 P: 3	R: 2 E: 1 K: 1 S: 7	H: 3 LOB: 1 BB: 0 P: 7	R: 0 E: 0 K: 0 S: 3	H: 1 LOB: 0 BB: 0 P: 3	R: 0 E: 0 K: 0 S: 2	H: 0 LOB: 0 BB: 0 P: 3	R: 4 E: 0 K: 1 S: 8	H: 3 LOB: 0 BB: 0 P: 9	R: 0 E: 0 K: 3 S: 10	H: 1 LOB: 1 BB: 0 P: 10	1B: 8 2B: 1 3B: 0 HR: 1	SF: 0 SAC: 1 DP: 1 HBP: 2	WP: 0 PB: 0 SB: 0 CS: 1	PA: 36			
PITCHER	IP	WLS	BF	H	R	ER	SO	BB	IBB	HBP	BLK	WP	HR	S	P	ERA	WHIP								
Dick Ruthven, R ERA: 2.01 (1, 1)	7.0	L	25	6	3	2	3	0	0	1	0	0	0	30	31	2.57	0.857								
Jim Lonborg, R ERA: 7.31 (8, 1)	2.0		11	4	4	4	4	0	0	1	0	0	1	18	19	18.00	2.000								

AB	33
R	7
H	10
RBI	7
BB	0
SO	7
LOB	9



Batter	1	2	3	4	5	6	7	8	9	AB	R	H	RBI	BB	SO	LOB	BOTTOM								
Cesar Tovar, R OBP: 0.352, SLG: 0.406 (1, 5)										4	0	1	0	0	0	3	Cincinnati Reds @ Philadelphia Phillies Veterans Stadium, Philadelphia, PA Tue May 08 1973, 7:05 PM EDT Att: 6,196 - Unknown								
Larry Bowa, S OBP: 0.280, SLG: 0.282 (1, 6)										4	0	0	0	0	1	1									
Willie Montanez, L OBP: 0.297, SLG: 0.300 (1, 3)										4	0	2	0	0	1	0									
Greg Luzinski, R OBP: 0.269, SLG: 0.276 (1, 7)										4	0	1	0	0	1	1									
Mike Rogodzinski, L OBP: 0.385, SLG: 0.200 (1, 9)										3	0	0	0	1	2	2									
Del Unser, L OBP: 0.280, SLG: 0.261 (1, 8)										4	1	2	0	0	1	1									
Bob Boone, R OBP: 0.295, SLG: 0.243 (1, 2)										4	0	1	0	0	1	1									
Denny Doyle, L OBP: 0.349, SLG: 0.321 (1, 4)										4	0	1	1	0	0	1									
Dick Ruthven, R OBP: 0.111, SLG: 0.111 (1, 1)										2	0	1	0	0	0	0									
Tom Hutton, L OBP: 0.292, SLG: 0.333 (7, PH)										1	0	0	0	0	0	2									
Jim Lonborg, R (8, 1)										0	0	0	0	0	0	0									
Inning Stats	R: 0 E: 0 K: 0 S: 4	H: 1 LOB: 1 BB: 0 P: 4	R: 0 E: 0 K: 1 S: 5	H: 0 LOB: 0 BB: 0 P: 5	R: 0 E: 0 K: 2 S: 7	H: 0 LOB: 1 BB: 1 P: 11	R: 0 E: 0 K: 1 S: 6	H: 1 LOB: 1 BB: 0 P: 6	R: 0 E: 0 K: 2 S: 7	H: 0 LOB: 0 BB: 0 P: 7	R: 1 E: 0 K: 1 S: 8	H: 3 LOB: 2 BB: 0 P: 8	R: 0 E: 0 K: 0 S: 4	H: 2 LOB: 1 BB: 0 P: 4	R: 0 E: 0 K: 0 S: 3	H: 1 LOB: 0 BB: 0 P: 3	1B: 7 2B: 2 3B: 0 HR: 0	SF: 0 SAC: 0 DP: 2 HBP: 0	WP: 0 PB: 0 SB: 0 CS: 0	PA: 35					
PITCHER	IP	WLS	BF	H	R	ER	SO	BB	IBB	HBP	BLK	WP	HR	S	P	ERA	WHIP								
Jack Billingham, R ERA: 2.87 (1, 1)	9.0	W	35	9	1	1	7	1	0	0	0	0	0	48	52	1.00	1.111								

AB	34
R	1
H	9
RBI	1
BB	1
SO	7
LOB	12



Batter	1	2	3	4	5	6	7	8	9	AB	R	H	RBI	BB	SO	LOB	TOP
Pete Rose, S OBP: 0.397, SLG: 0.391 (1, 7)	4-0 BB		0-0 F7		0-0 F7		0-0 4-3			3	0	0	0	1	0	2	
Joe Morgan, L OBP: 0.434, SLG: 0.571 (1, 4)	0-0 F9		0-0			0-0 1B 2B		0-0 P4		4	1	1	0	0	0	1	
Johnny Bench, R OBP: 0.371, SLG: 0.533 (1, 2)	0-0 L7		0-3 K			0-0 FC4 1B		0-0 5-3		4	0	1	1	0	1	1	
Bobby Tolan, L OBP: 0.279, SLG: 0.339 (1, 8)	0-3 K			0-0 L4		0-0 F2		0-0 F7		4	0	0	0	0	1	2	
Joe Hague, L OBP: 0.250, SLG: 0.250 (1, 3)		0-0 G3		0-3 K		0-0 FC4 1-2f			0-0 1-3	4	0	0	0	0	1	1	
Dave Concepcion, R OBP: 0.382, SLG: 0.546 (1, 6)		4-0 S BB		0-0 P4		0-0 5-3			0-3 K	3	0	0	0	1	1	1	
Cesar Geronimo, L OBP: 0.239, SLG: 0.287 (1, 9)		0-0 F8 1-2			0-0 F5		0-3 K		0-0 F3	4	0	0	0	0	1	1	
Denis Menke, R OBP: 0.405, SLG: 0.270 (1, 5)		4-0 BB		4-0 BB		4-0 FC5-4 BB		0-0 F8		1	0	0	0	2	0	0	
Roger Nelson, R OBP: 0.083, SLG: 0.083 (1, 1)		0-3 K		0-0 FC5-4 1-2f		0-0 FC5-4		0-0 1B		1	0	0	0	0	1	2	
Gene Locklear, L OBP: 0.250, SLG: 0.143 (5, PH)										1	0	0	0	0	0	1	
Ed Sprague, R (5, 1)										0	0	0	0	0	0	0	
Darrel Chaney, S OBP: 0.200, SLG: 0.135 (7, PH)										1	0	1	0	0	0	0	
Pedro Borbon, R OBP: 0.250, SLG: 0.250 (7, 1)										0	0	0	0	0	0	0	
Inning Stats	R: 0 E: 0 K: 1 S: 5	H: 0 LOB: 1 BB: 1 P: 9	R: 0 E: 0 K: 1 S: 5	H: 0 LOB: 2 BB: 2 P: 13	R: 0 E: 0 K: 1 S: 5	H: 0 LOB: 0 BB: 0 P: 5	R: 0 E: 0 K: 1 S: 5	H: 0 LOB: 0 BB: 0 P: 5	R: 0 E: 0 K: 1 S: 6	H: 1 LOB: 1 BB: 0 P: 6	R: 0 E: 0 K: 1 S: 3	H: 0 LOB: 0 BB: 0 P: 3	R: 0 E: 0 K: 1 S: 5	H: 0 LOB: 0 BB: 0 P: 5	1B: 2 2B: 1 3B: 0 HR: 0	SF: 0 SAC: 0 DP: 0 HBP: 0	WP: 0 PA: 34 PB: 0 SB: 1 CS: 0
PITCHER Don Wilson, R ERA: 3.34 (1, 1)	IP: 9.0 WLS: W BF: 34 H: 3 R: 1 ER: 1 SO: 6 BB: 4 IBB: 0 HBP: 0 BLK: 0 WP: 0 HR: 0 S: 42 P: 58 ERA: 1.00 WHIP: 0.778															PITCHER IP: WLS: BF: H: R: ER: SO: BB: IBB: HBP: BLK: WP: HR: S: P: ERA: WHIP	

Cincinnati Reds @ Houston Astros
Astrodome, Houston, TX
Fri May 11 1973, 8:05 PM EDT
Att: 31,354 - Unknown

AB	30
R	1
H	3
RBI	1
BB	4
SO	6
LOB	12



Batter	1	2	3	4	5	6	7	8	9	AB	R	H	RBI	BB	SO	LOB	BOTTOM		
Jimmy Wynn, R OBP: 0.333, SLG: 0.516 (1, 9)	0-0 1B	0-0 SF8			0-0 SH2-4 1B 2B		0-0 6-3			3	1	2	1	0	0	0			
Roger Metzger, S OBP: 0.206, SLG: 0.253 (1, 6)	0-0 SH5-3-5-4 1-3f	0-0 1-3			0-0 SH2-4		0-0 1B 3B			2	1	1	0	0	0	2			
Cesar Cedeno, R OBP: 0.387, SLG: 0.581 (1, 8)	0-0 F7		0-0 FC6-5 S 1B		0-0 CS S 1B		0-0 1B 1B			4	0	3	2	0	0	0			
Bob Watson, R OBP: 0.471, SLG: 0.588 (1, 7)		0-0 E5 HR	0-0 FC6-5 FC6-4		0-0 3H 4-0 BB		0-0 1B 1B		0-0 G6-4-3 1B	3	1	1	0	1	0	1			
Lee May, R OBP: 0.228, SLG: 0.344 (1, 3)		0-0 1H HR	0-3 K		0-0 5-3		0-0 G6-4-3 1-2f			4	1	1	2	0	1	4			
Doug Rader, R OBP: 0.341, SLG: 0.409 (1, 5)		0-0 E6 SH5-3 SF8 1B	0-0 FC6-4		0-0 5-3		0-0 2B			4	1	2	0	0	0	1			
Johnny Edwards, L OBP: 0.289, SLG: 0.368 (1, 2)		1-0 SH5-3 HBP		0-0 G3		0-0 4-3		0-0 2B		3	0	0	0	0	0	1			
Tommy Helms, R OBP: 0.289, SLG: 0.276 (1, 4)		0-0 SH5-3		0-0 F8		0-0 1B		0-0 P8		3	0	1	0	0	0	1			
Don Wilson, R OBP: 0.174, SLG: 0.227 (1, 1)		4-0 BB		0-3 K		0-0 F7		0-3 K		3	0	0	0	1	2	2			
Inning Stats	R: 0 E: 0 K: 0 S: 3	H: 1 LOB: 0 BB: 0 P: 3	R: 3 E: 2 K: 0 S: 6	H: 2 LOB: 2 BB: 1 P: 11	R: 0 E: 0 K: 1 S: 6	H: 1 LOB: 1 BB: 0 P: 6	R: 0 E: 0 K: 1 S: 5	H: 0 LOB: 0 BB: 0 P: 5	R: 1 E: 0 K: 0 S: 4	H: 2 LOB: 1 BB: 1 P: 8	R: 0 E: 0 K: 0 S: 4	H: 1 LOB: 1 BB: 0 P: 4	R: 1 E: 0 K: 0 S: 5	H: 3 LOB: 1 BB: 0 P: 5	R: 0 E: 0 K: 1 S: 6	H: 1 LOB: 1 BB: 0 P: 6	1B: 7 2B: 3 3B: 1 HR: 1	SF: 1 SAC: 3 DP: 2 HBP: 1	WP: 0 PA: 36 PB: 0 SB: 2 CS: 1
PITCHER Roger Nelson, R ERA: 2.14 (1, 1)	IP: 4.0 WLS: L BF: 18 H: 4 R: 3 ER: 3 SO: 3 BB: 1 IBB: 0 HBP: 0 BLK: 0 WP: 0 HR: 1 S: 20 P: 25 ERA: 2.25 WHIP: 1.250															PITCHER IP: WLS: BF: H: R: ER: SO: BB: IBB: HBP: BLK: WP: HR: S: P: ERA: WHIP			
Ed Sprague, R ERA: 1.29 (5, 1)	2.0 9 3 1 1 0 1 0 0 0 0 0 8 12 4.50 2.000																		
Pedro Borbon, R ERA: 0.99 (7, 1)	2.0 9 4 1 1 1 0 0 0 0 0 0 11 11 4.50 2.000																		

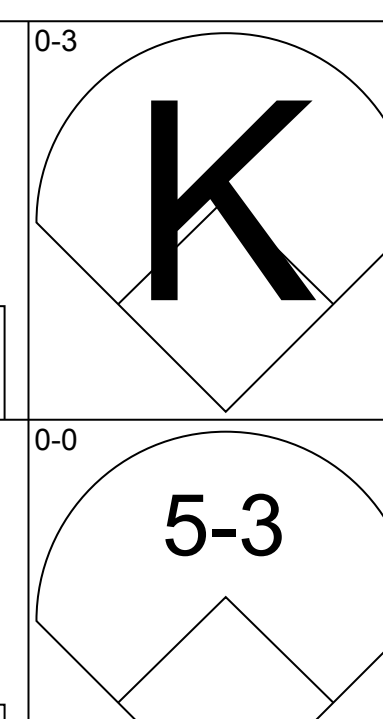
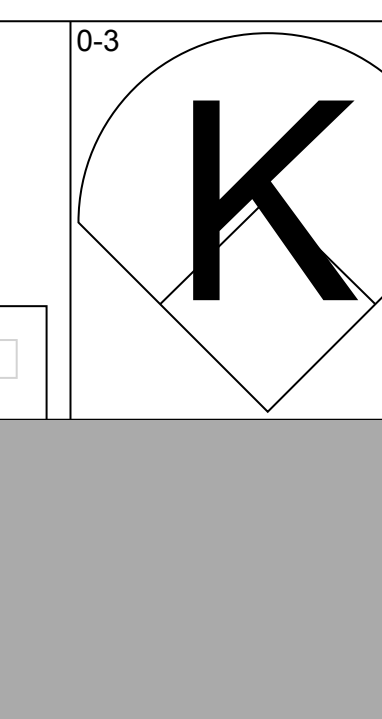
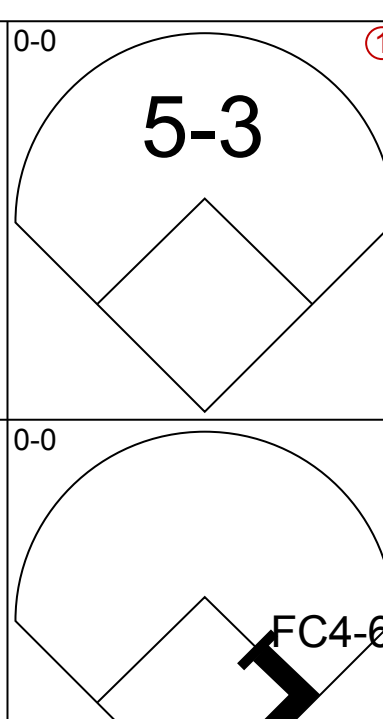

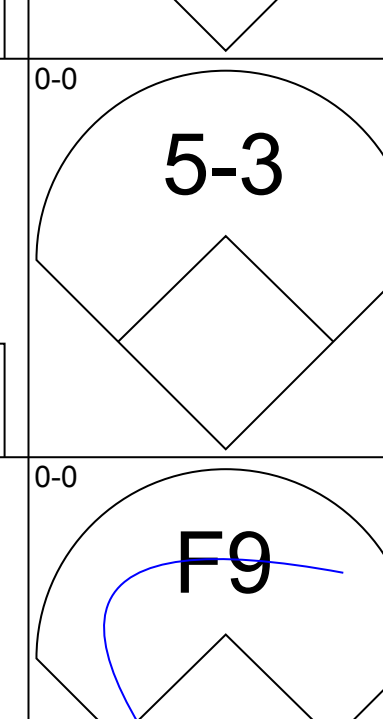
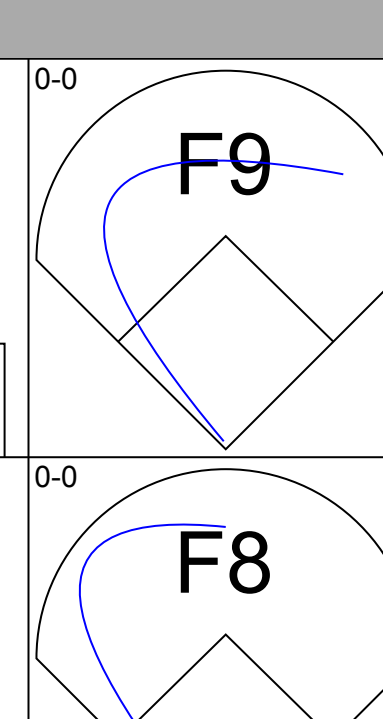
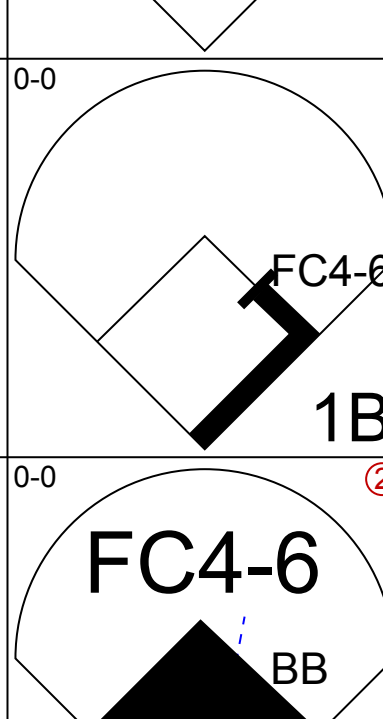
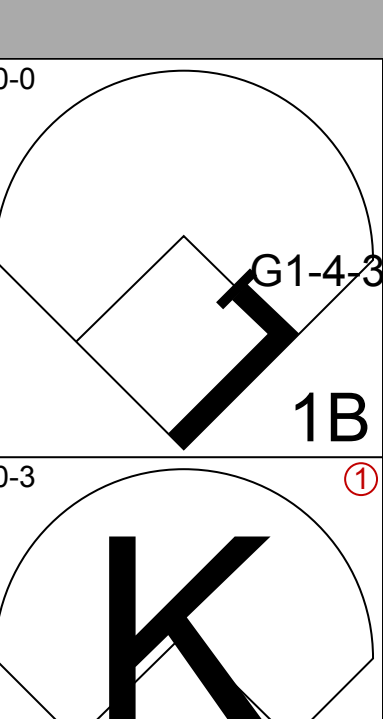
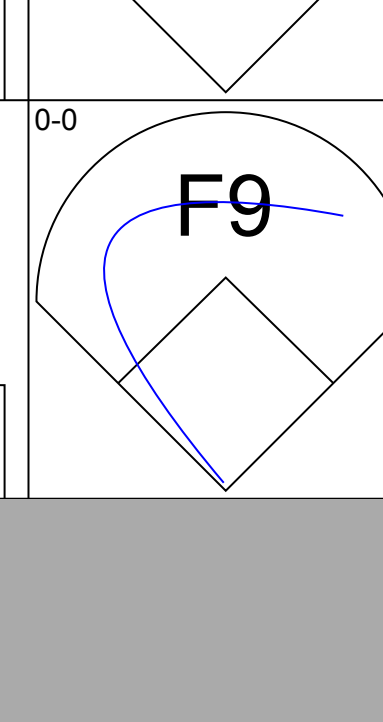
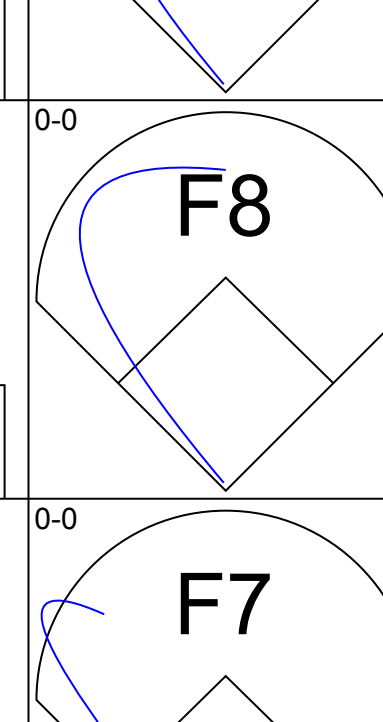
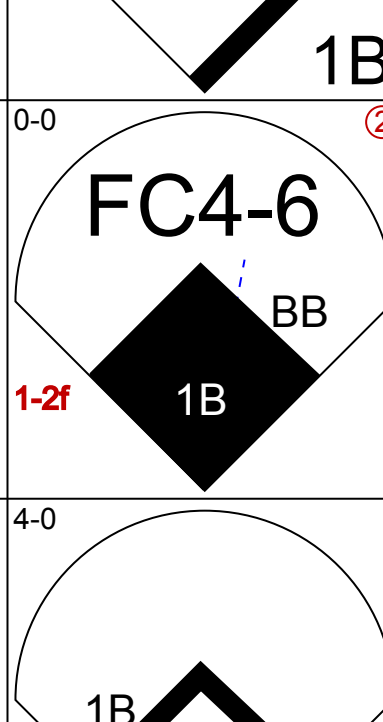

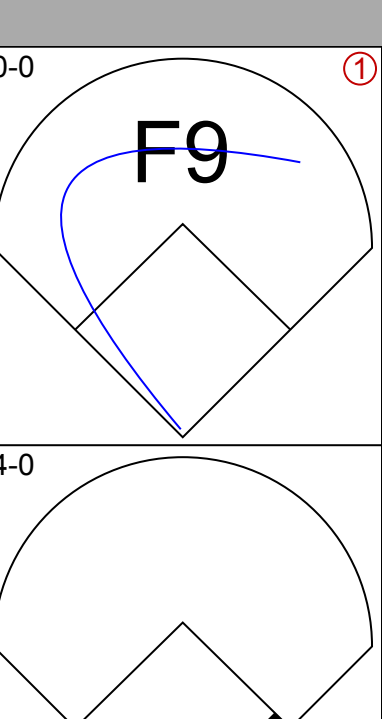
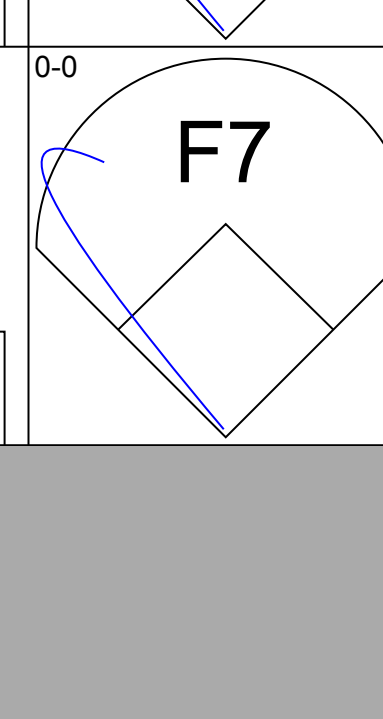
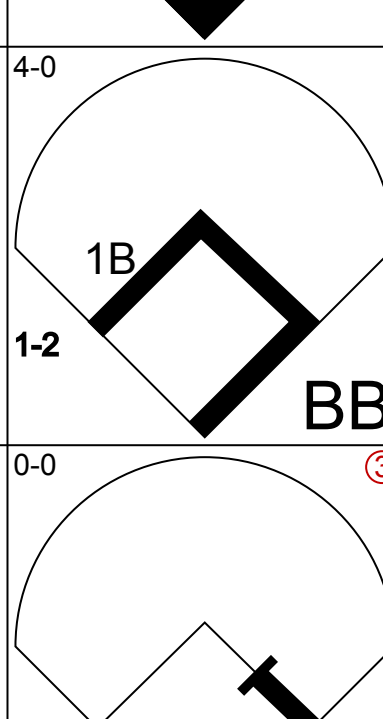
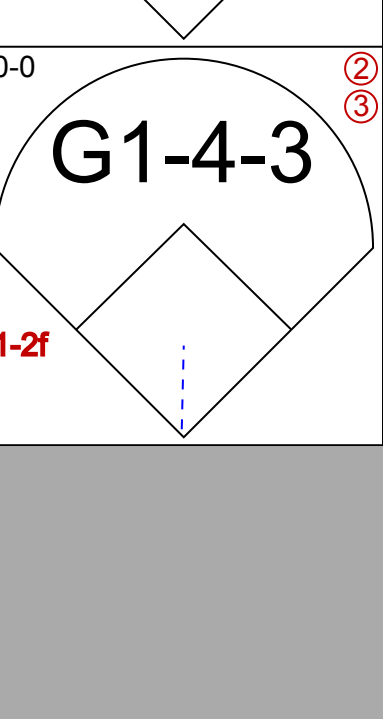
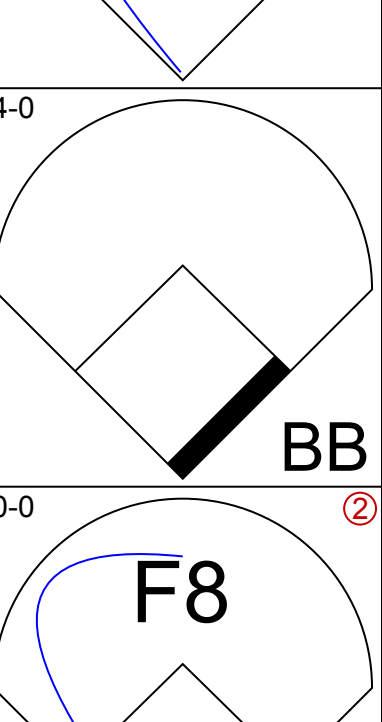
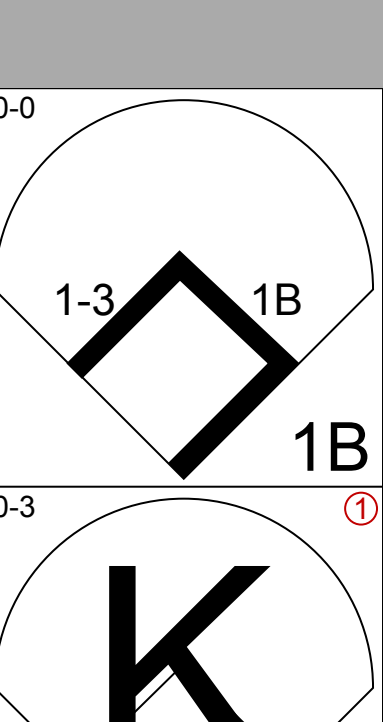
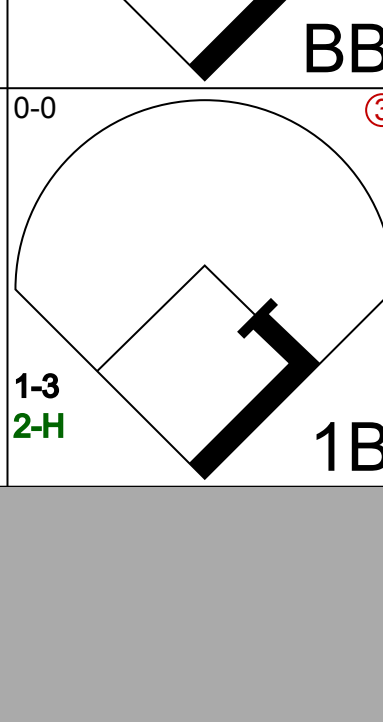
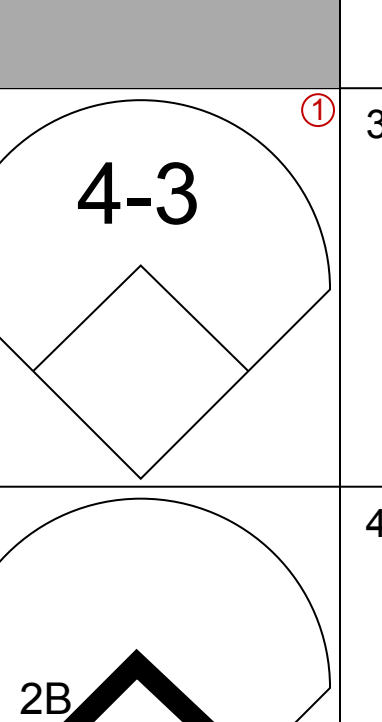
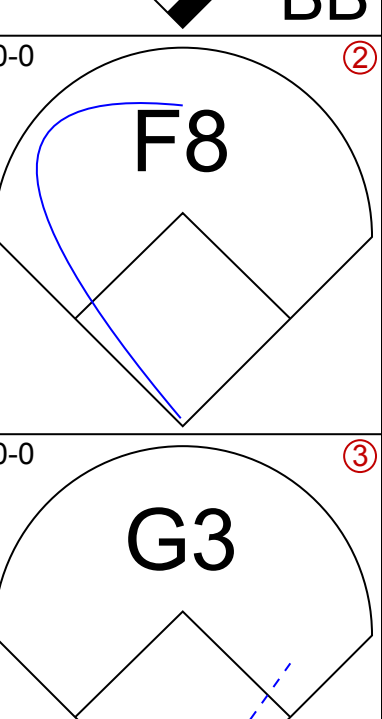
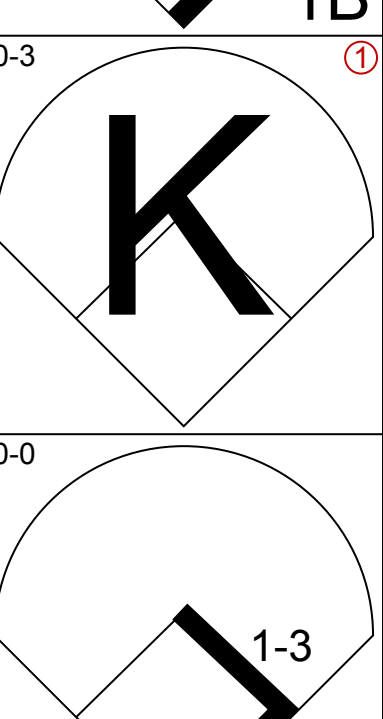
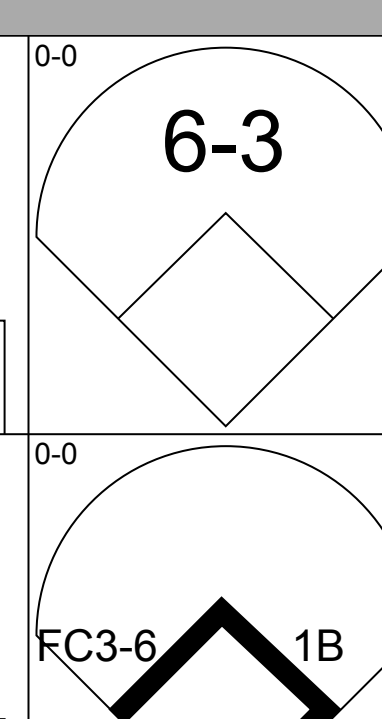
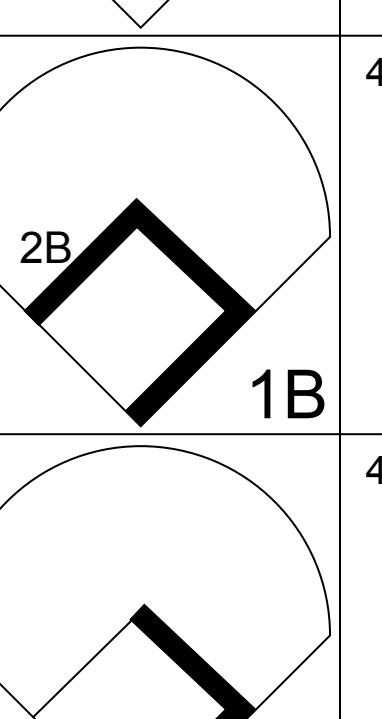
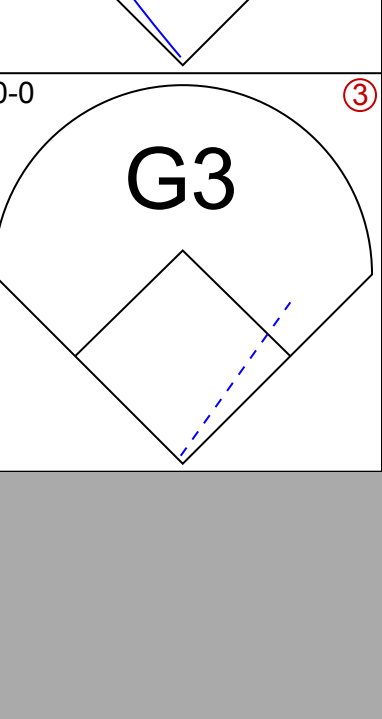
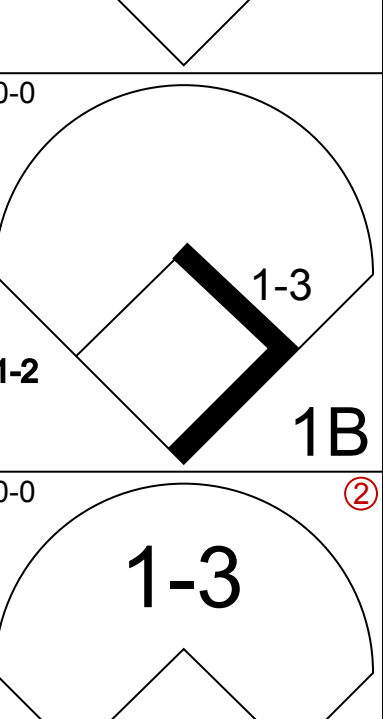
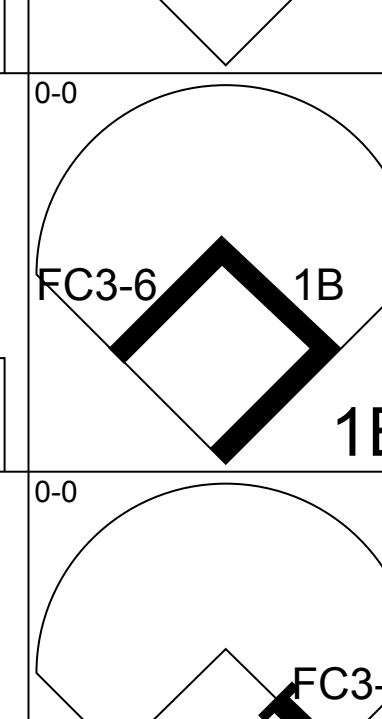
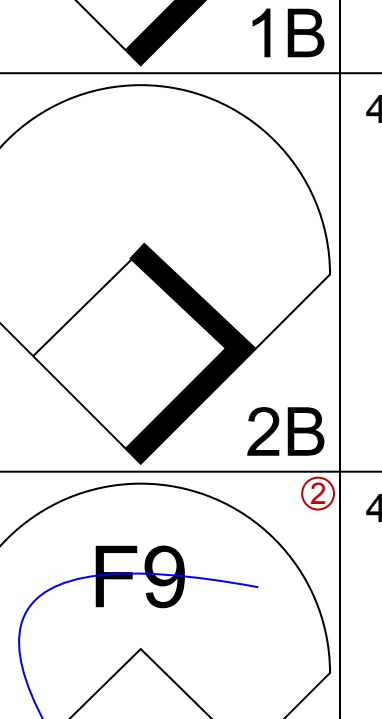
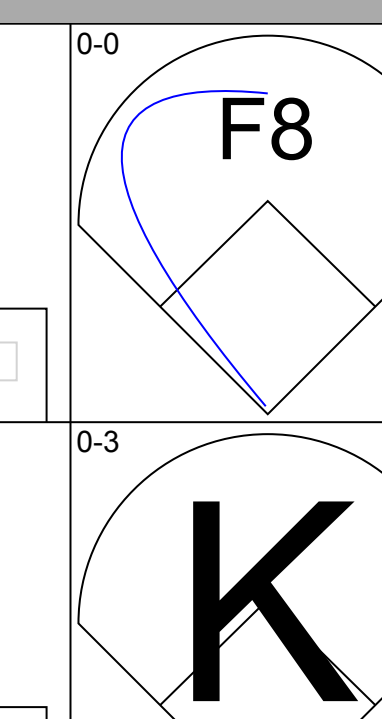
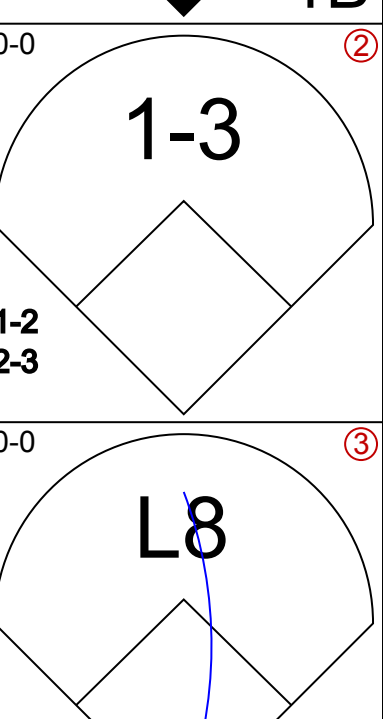
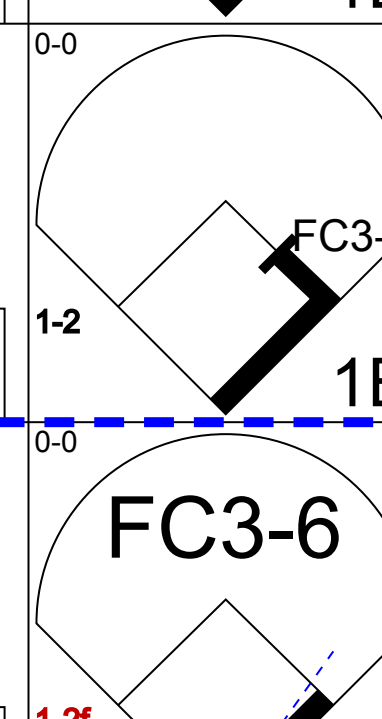
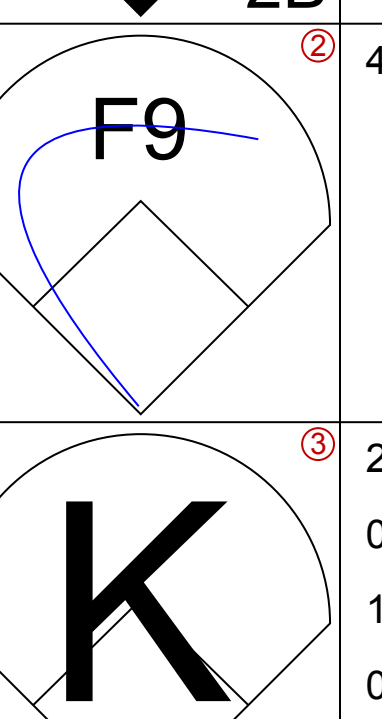
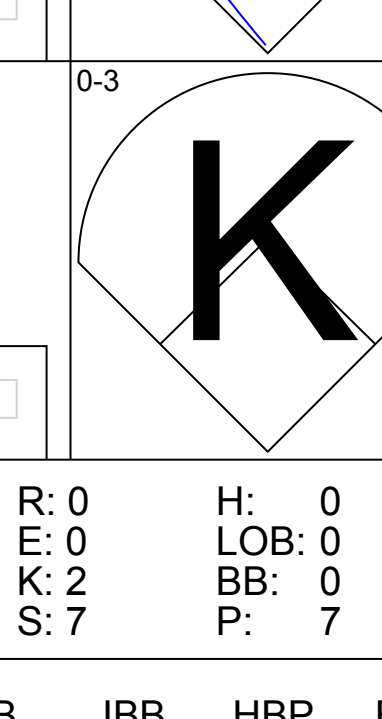
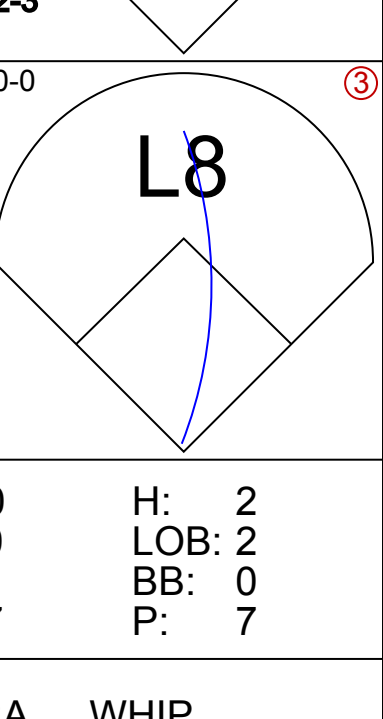
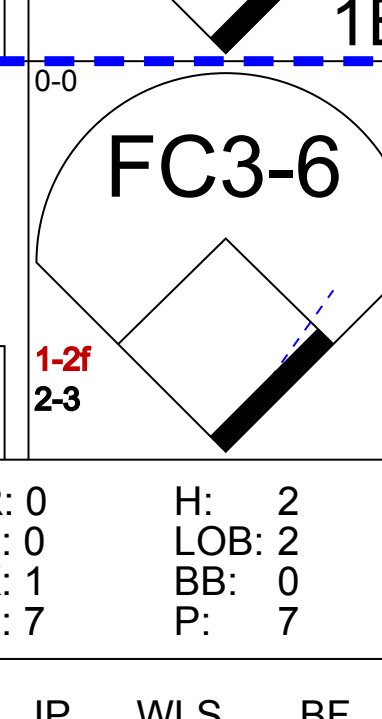
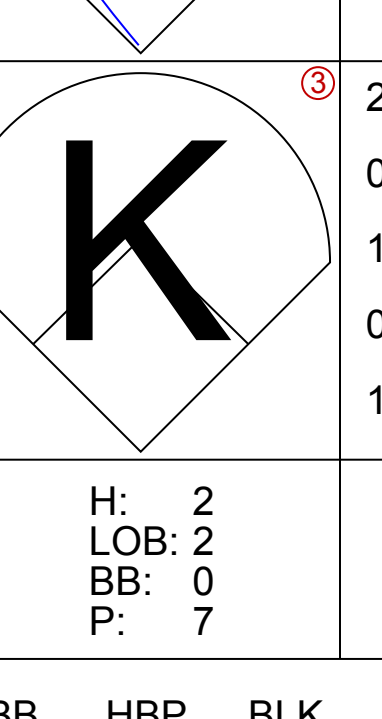
Cincinnati Reds @ Houston Astros
Astrodome, Houston, TX
Fri May 11 1973, 8:05 PM EDT
Att: 31,354 - Unknown

AB	29
R	5
H	11
RBI	5
BB	2
SO	3
LOB	12



Batter	1	2	3	4	5	6	7	8	9	AB	R	H	RBI	BB	SO	LOB	TOP										
Pete Rose, S OBP: 0.393, SLG: 0.382 (1, 7)										4	0	1	0	1	0	1	Cincinnati Reds @ Houston Astros Astrodome, Houston, TX Sun May 13 1973, 4:33 AM EDT Att: 27,905 - Unknown										
Joe Morgan, L OBP: 0.456, SLG: 0.589 (1, 4)										3	1	3	0	1	0	0											
Johnny Bench, R OBP: 0.364, SLG: 0.504 (1, 2)										3	0	0	0	1	0	4											
Bobby Tolan, L OBP: 0.292, SLG: 0.374 (1, 8)										4	1	2	1	0	1	1											
Joe Hague, L OBP: 0.219, SLG: 0.214 (1, 3)										4	0	0	0	0	0	2											
Dave Concepcion, R OBP: 0.357, SLG: 0.520 (8, PH)										3	0	0	0	0	2	0											
Larry Stahl, L OBP: 0.563, SLG: 0.692 (8, 6)										1	0	0	0	0	1	2											
Darrel Chaney, S OBP: 0.190, SLG: 0.128 (8, 6)										0	0	0	0	0	0	0											
Denis Menke, R OBP: 0.424, SLG: 0.269 (1, 5)										3	0	1	0	1	0	2											
Cesar Geronimo, L OBP: 0.224, SLG: 0.250 (1, 9)										4	0	0	0	0	1	2											
Jack Billingham, R OBP: 0.042, SLG: 0.042 (1, 1)										3	0	0	0	0	1	0											
Inning Stats	R: 0 E: 0 K: 1 S: 6	H: 2 LOB: 1 BB: 0 P: 6	R: 0 E: 0 K: 2 S: 8	H: 1 LOB: 1 BB: 0 P: 8	R: 0 E: 0 K: 1 S: 6	H: 1 LOB: 0 BB: 0 P: 6	R: 1 E: 0 K: 1 S: 6	H: 1 LOB: 0 BB: 0 P: 6	R: 0 E: 0 K: 0 S: 3	H: 0 LOB: 1 BB: 1 P: 7	R: 0 E: 0 K: 0 S: 3	H: 0 LOB: 1 BB: 1 P: 7	R: 1 E: 0 K: 1 S: 6	H: 1 LOB: 2 BB: 2 P: 14	R: 0 E: 0 K: 0 S: 3	H: 0 LOB: 0 BB: 0 P: 3	1B: 6 2B: 0 3B: 0 HR: 1	SF: 0 SAC: 1 DP: 0 HBP: 0	WP: 1 PA: 37 PB: 0 SB: 4 CS: 0								
PITCHER	IP	WLS	BF	H	R	ER	SO	BB	IBB	HBP	BLK	WP	HR	S	P	ERA	WHIP										
Ken Forsch, R ERA: 3.54 (1, 1)	7.0	L	28	6	1	1	5	2	0	0	0	0	1	36	44	1.29	1.143										
Jim Crawford, L ERA: 3.95 (8, 1)	0.1		4	1	1	1	0	2	0	0	0	1	0	2	10	27.00	9.000										
Cecil Upshaw, R ERA: 4.09 (8, 1)	1.2		5	0	0	0	1	0	0	0	0	0	0	7	7	0.00	0.000										

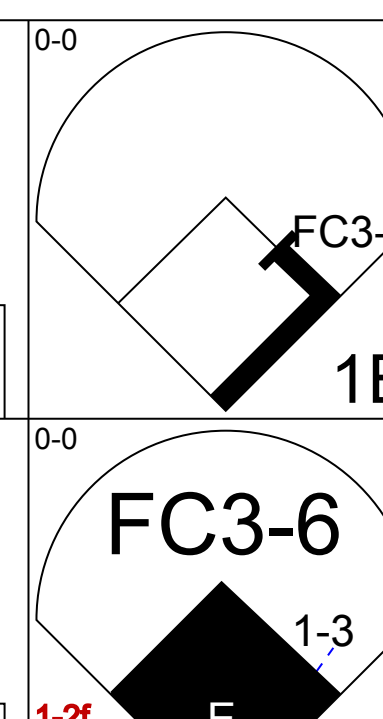
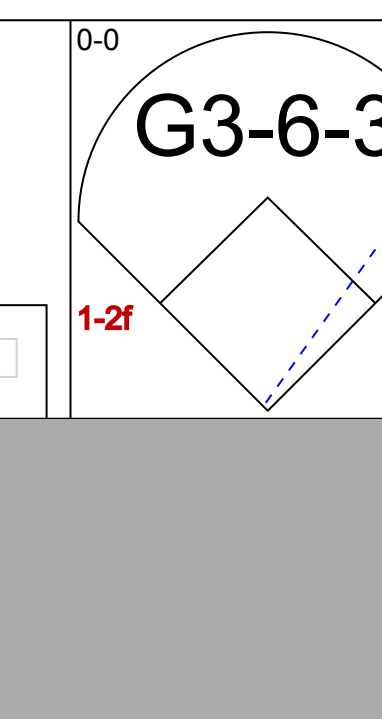
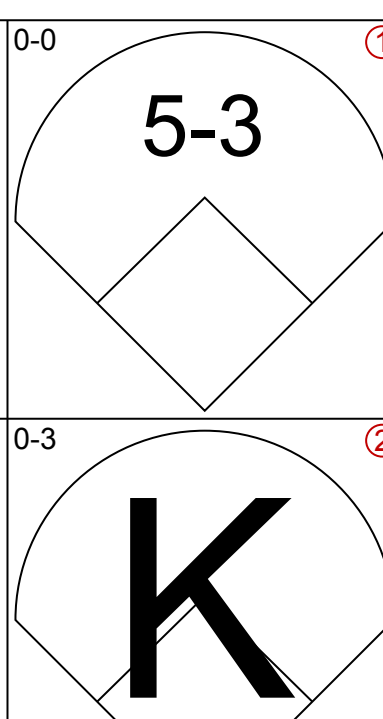
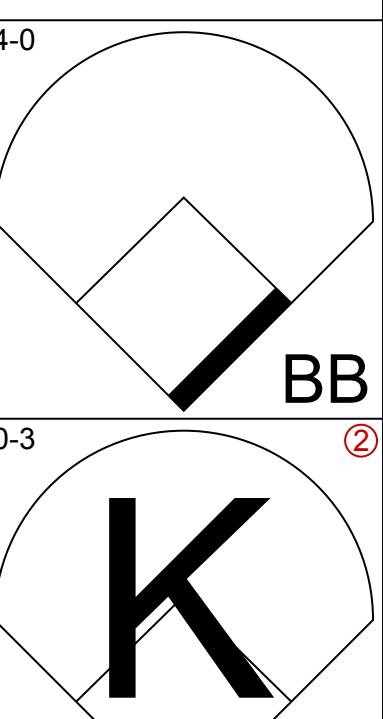
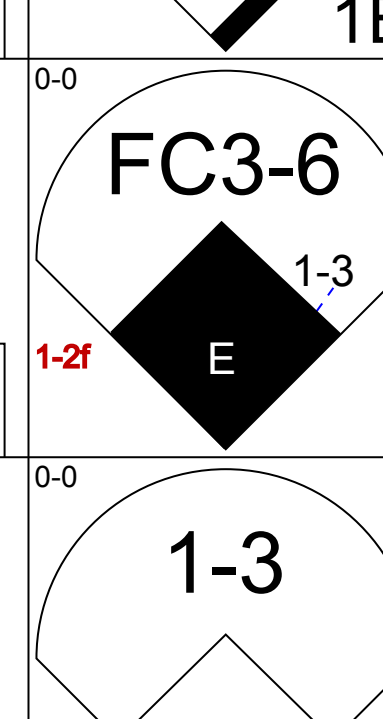
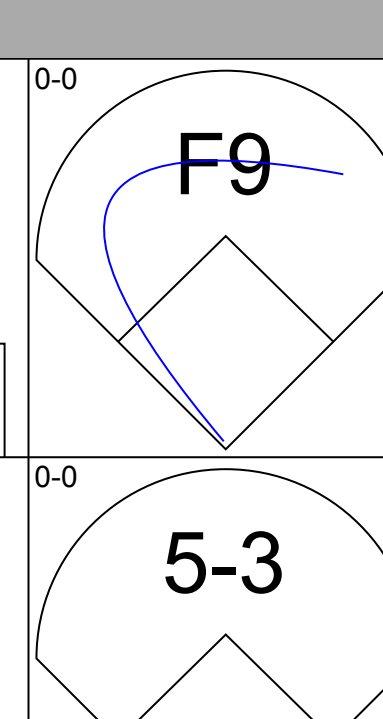
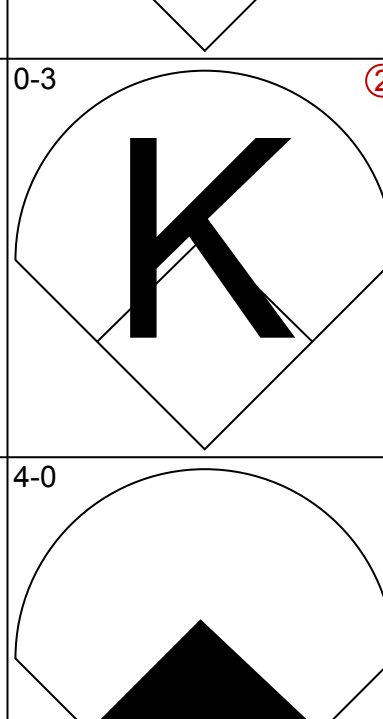
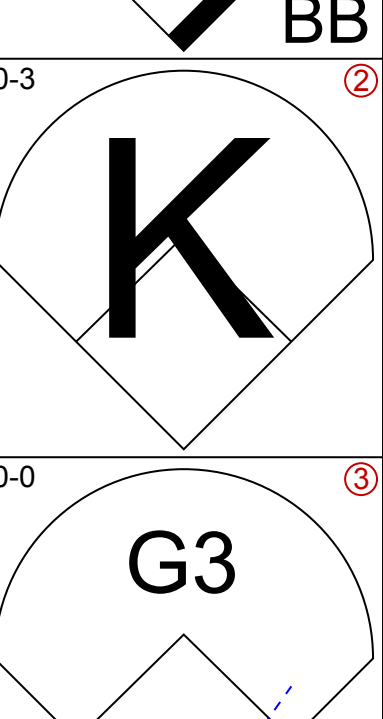
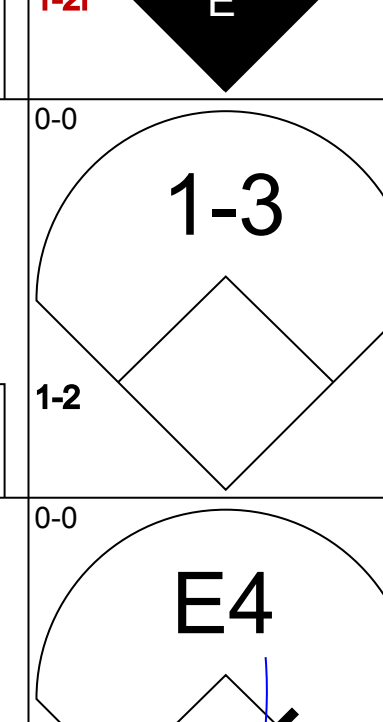
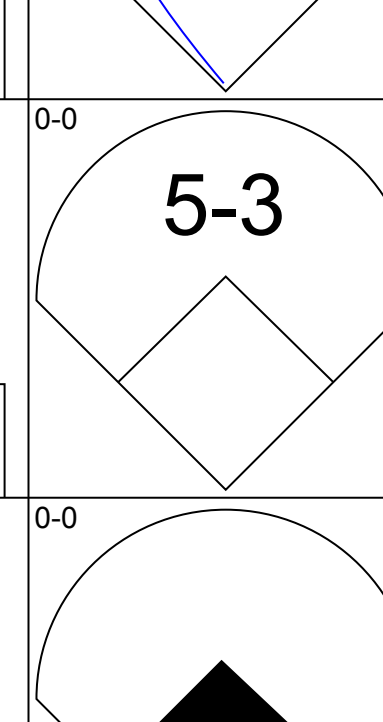
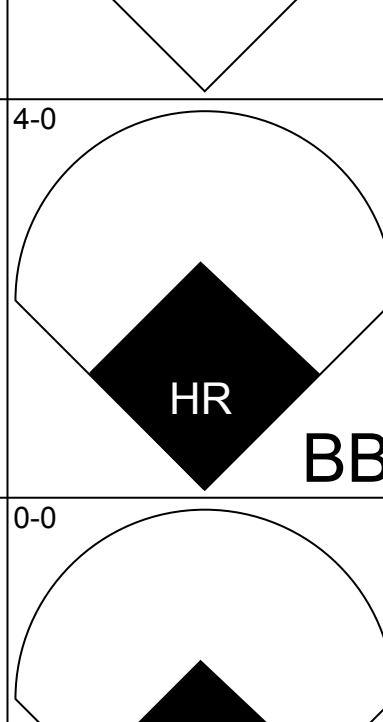
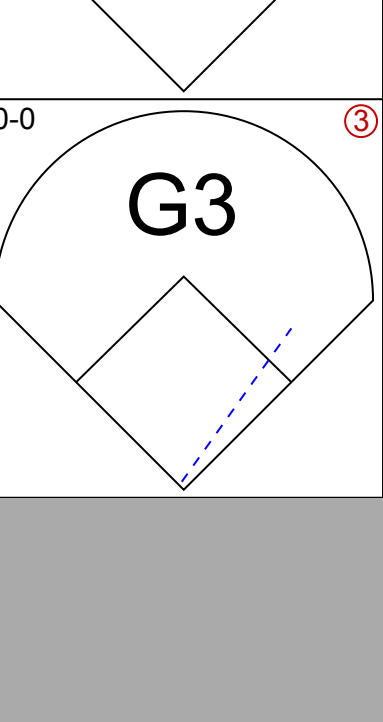
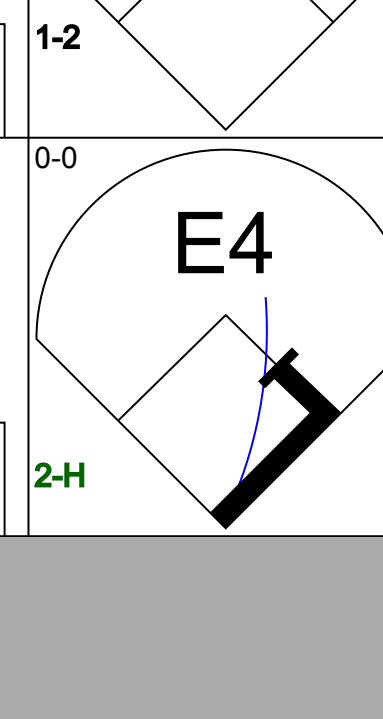
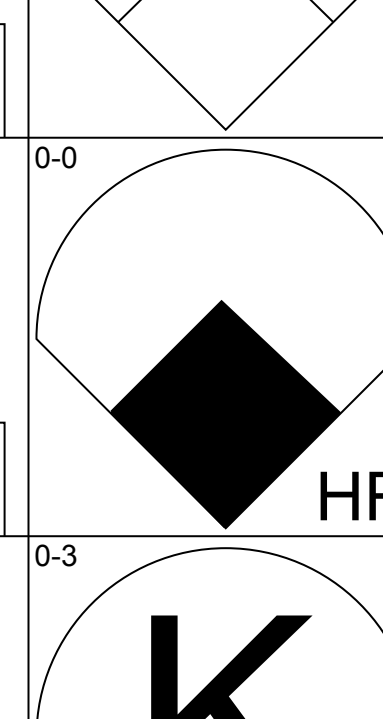
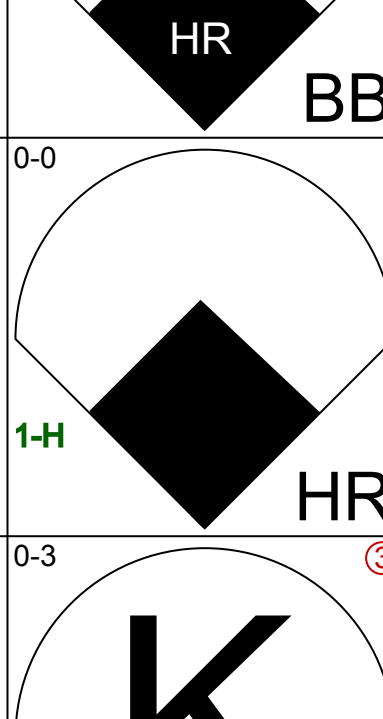
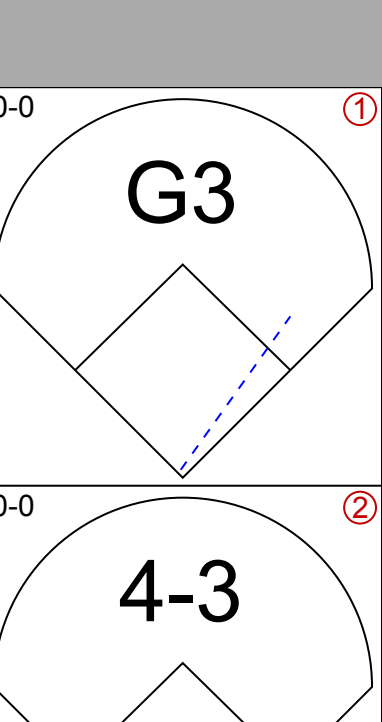
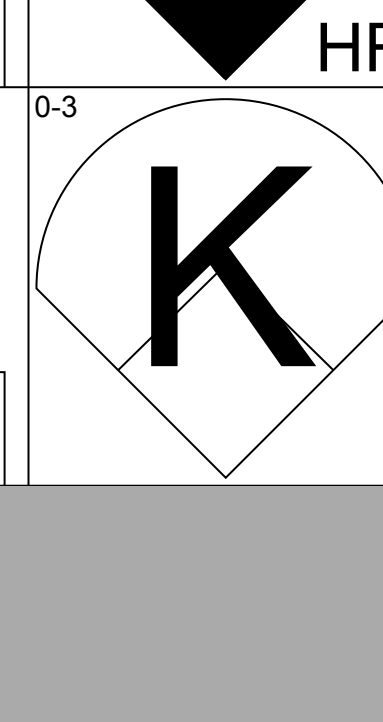
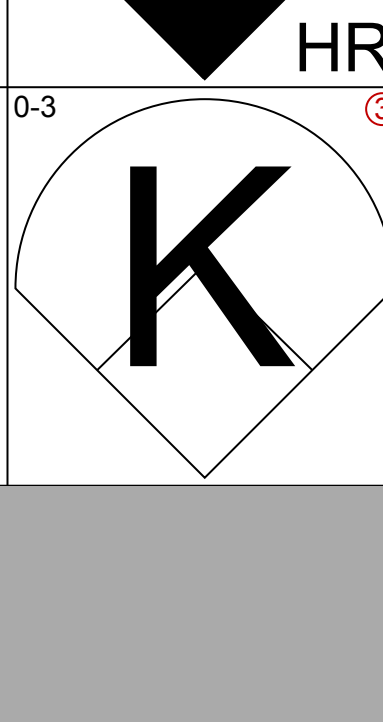
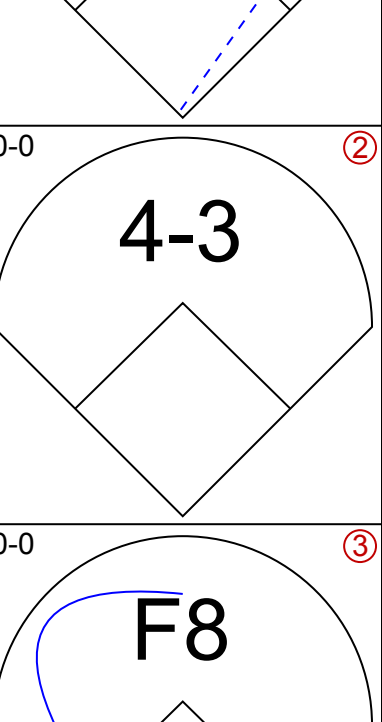
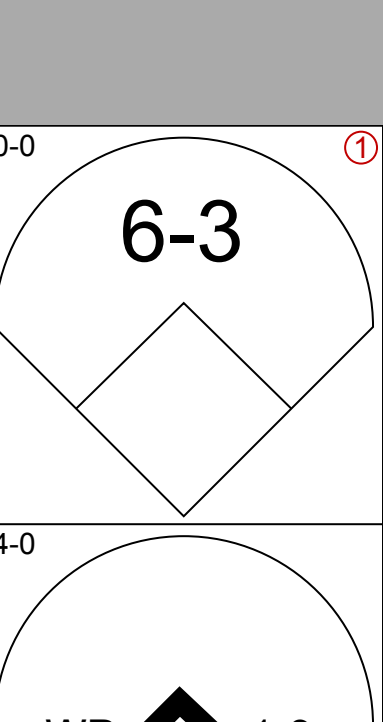
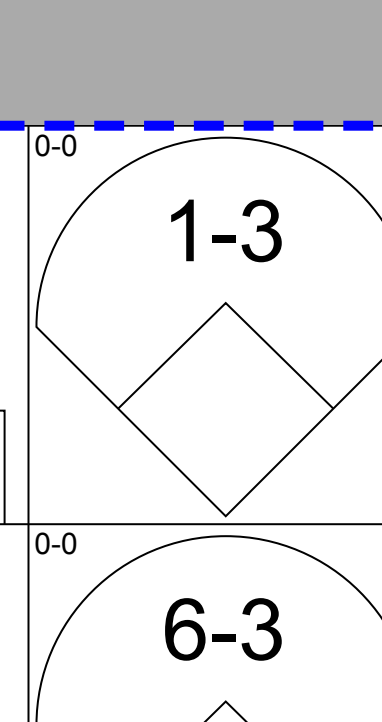
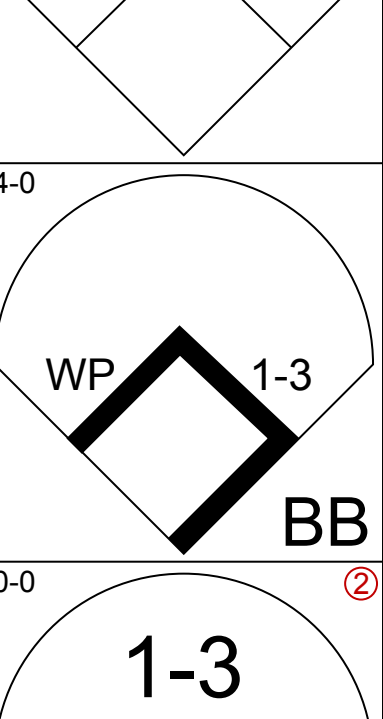
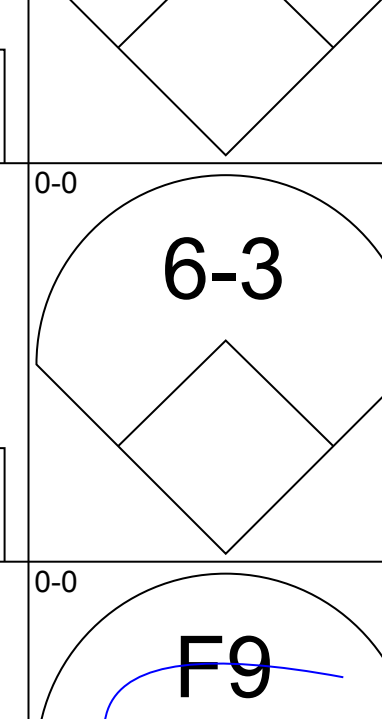
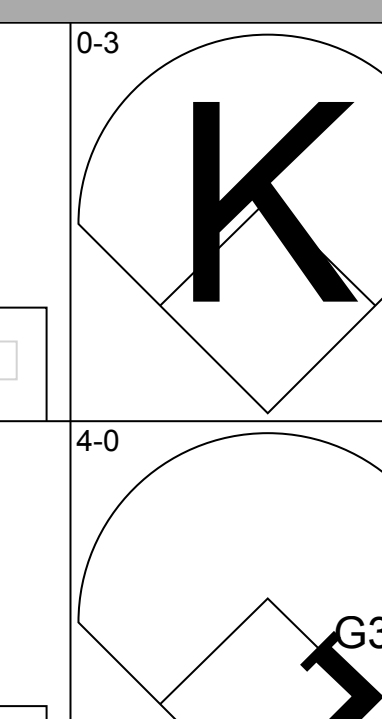
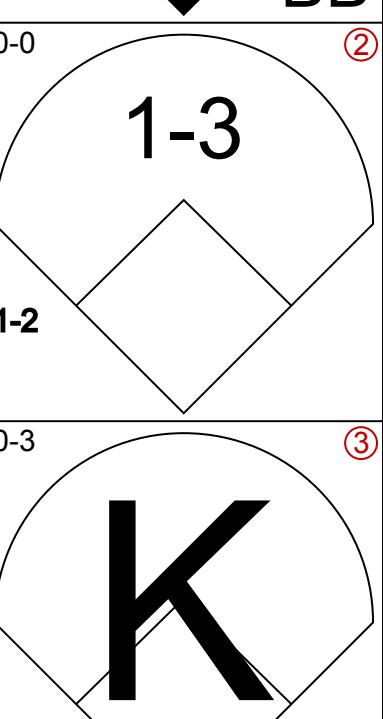
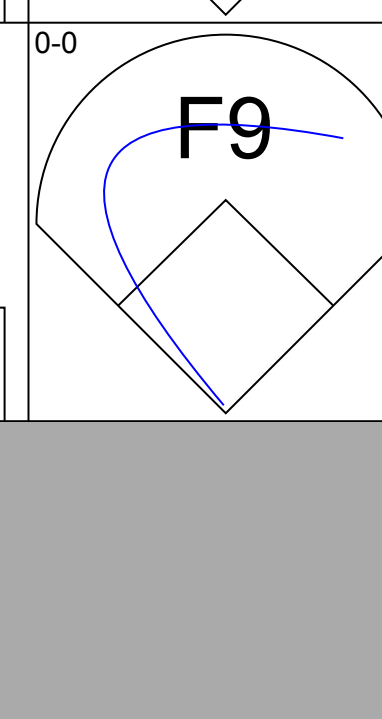
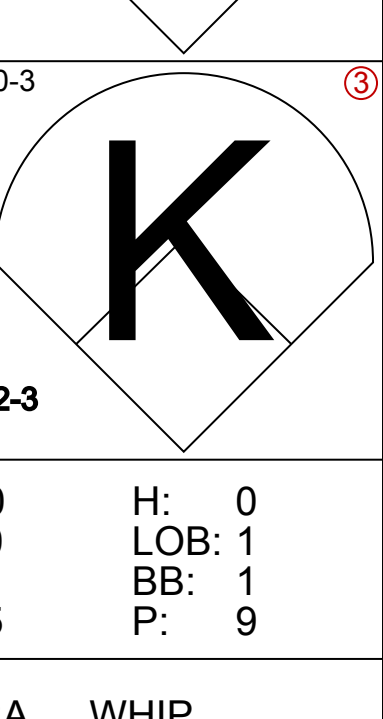
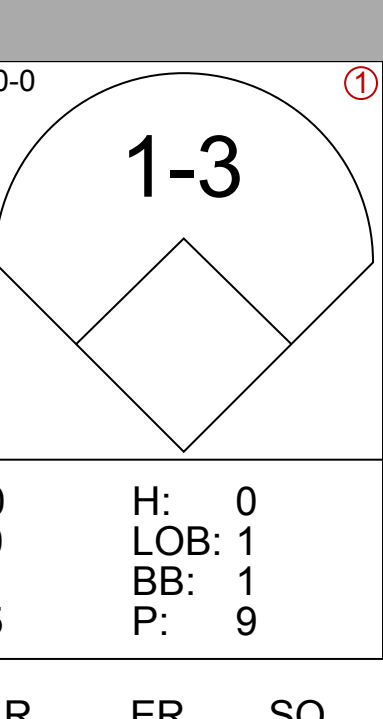
Batter	1	2	3	4	5	6	7	8	9	AB	R	H	RBI	BB	SO	LOB	BOTTOM										
Jimmy Wynn, R OBP: 0.318, SLG: 0.481 (1, 9)										5	0	0	0	0	1	2	Cincinnati Reds @ Houston Astros Astrodome, Houston, TX Sun May 13 1973, 4:33 AM EDT Att: 27,905 - Unknown										
Roger Metzger, S OBP: 0.236, SLG: 0.275 (1, 6)										2	0	1	0	1	0	0											
Cesar Cedeno, R OBP: 0.387, SLG: 0.581 (1, 8)										4	0	0	0	0	0	3											
Bob Watson, R OBP: 0.473, SLG: 0.575 (1, 7)										3	0	0	0	1	0	2											
Lee May, R OBP: 0.250, SLG: 0.347 (8, PR)										2	0	1	0	2	1	0											
Jesus Alou, R OBP: 0.333, SLG: 0.500 (9, 7)										0	0	0	0	0	0	0											
Doug Rader, R OBP: 0.336, SLG: 0.393 (1, 5)										3	0	1	0	0	0	5											
Johnny Edwards, L OBP: 0.276, SLG: 0.363 (1, 2)										3	0	1	0	0	0	1											
Bob Gallagher, L OBP: 0.154, SLG: 0.167 (7, PR)										0	0	0	0	0	0	0											
Jim Crawford, L OBP: 0.250, SLG: 0.500 (8, 1)										0	0	0	0	0	0	0											
Cecil Upshaw, R (8, PH)										1	0	0	0	0	0	0											
Tommie Agee, R OBP: 0.358, SLG: 0.396 (9, PH)										3	0	0	0	1	0	1											
Tommy Helms, R OBP: 0.294, SLG: 0.291 (1, 4)										3	0	0	0	1	0	1											
Ken Forsch, R OBP: 0.091, SLG: 0.048 (1, 1)										2	0	0	0	0	2	0											
Jimmy Stewart, S OBP: 0.222, SLG: 0.125 (7, PH)										1	0	0	0	0	0	1											
Larry Howard, R OBP: 0.214, SLG: 0.205 (8, 2)										1	0	0	0	0	0	1											
Inning Stats	R: 0 E: 1 K: 0 S: 4	H: 0 LOB: 3 BB: 2 P: 12	R: 0 E: 0 K: 1 S: 5	H: 0 LOB: 0 BB: 0 P: 5	R: 0 E: 0 K: 0 S: 2	H: 0 LOB: 0 BB: 0 P: 3	R: 0 E: 0 K: 1 S: 6	H: 1 LOB: 1 BB: 0 P: 6	R: 0 E: 0 K: 2 S: 7	H: 0 LOB: 0 BB: 0 P: 7	R: 0 E: 0 K: 0 S: 3	H: 1 LOB: 2 BB: 1 P: 8	R: 0 E: 0 K: 0 S: 4	H: 1 LOB: 1 BB: 0 P: 4	R: 0 E: 0 K: 0 S: 4	H: 1 LOB: 2 BB: 1 P: 8	R: 0 E: 0 K: 0 S: 3	H: 0 LOB: 1 BB: 1 P: 7	1B: 4 2B: 0 3B: 0 HR: 0	SF: 0 SAC: 0 DP: 1 HBP: 2	WP: 1 PA: 38 PB: 0 SB: 1 CS: 0						
PITCHER	IP	WLS	BF	H	R	ER	SO	BB	IBB	HBP	BLK	WP	HR	S	P	ERA	WHIP										
Jack Billingham, R ERA: 2.49 (1, 1)	9.0	W	37	4	0	0	4	5	0	2	0	1	0	38	60	0.00	1.000										

Batter	1	2	3	4	5	6	7	8	9	AB	R	H	RBI	BB	SO	LOB	TOP					
Davey Lopes, R OBP: 0.440, SLG: 0.386 (1, 4)										4	0	0	0	0	3	2						
Manny Mota, R OBP: 0.420, SLG: 0.444 (1, 7)										4	0	2	0	0	0	0						
Willie Davis, L OBP: 0.331, SLG: 0.500 (1, 8)									4	1	0	0	0	1	2							
Joe Ferguson, R OBP: 0.401, SLG: 0.558 (1, 2)										3	0	0	0	1	0	1						
Ron Cey, R OBP: 0.355, SLG: 0.352 (1, 5)										3	0	2	1	1	0	0						
Tom Paciorek, R OBP: 0.233, SLG: 0.275 (1, 9)										4	0	1	0	0	1	2						
Bill Buckner, L OBP: 0.276, SLG: 0.327 (1, 3)									4	0	3	0	0	0	1							
Bill Russell, R OBP: 0.265, SLG: 0.313 (1, 6)									4	0	1	0	0	0	4							
Claude Osteen, L OBP: 0.158, SLG: 0.059 (7, PH)										2	0	0	0	0	1	2						
Steve Garvey, R OBP: 0.227, SLG: 0.318 (7, PH)										0	0	0	0	0	0	0						
Willie Crawford, L OBP: 0.374, SLG: 0.374 (7, PH)										1	0	0	0	0	2							
Tommy John, R OBP: 0.200, SLG: 0.111 (9, PH)										0	0	0	0	0	0	0						
Lee Lacy, R OBP: 0.295, SLG: 0.208 (9, PH)										1	0	0	0	0	1	2						
Inning Stats	R: 0 E: 0 K: 1 S: 5	H: 0 LOB: 0 BB: 0 P: 5	R: 0 E: 0 K: 0 S: 3	H: 0 LOB: 1 BB: 1 P: 7	R: 0 E: 0 K: 2 S: 7	H: 0 LOB: 0 BB: 0 P: 7	R: 0 E: 0 K: 0 S: 3	H: 0 LOB: 0 BB: 0 P: 3	R: 0 E: 0 K: 1 S: 7	H: 2 LOB: 2 BB: 0 P: 7	R: 1 E: 0 K: 0 S: 4	H: 2 LOB: 2 BB: 1 P: 8	R: 0 E: 0 K: 1 S: 7	H: 2 LOB: 2 BB: 0 P: 7	R: 0 E: 0 K: 1 S: 5	H: 1 LOB: 0 BB: 0 P: 5	R: 0 E: 0 K: 1 S: 7	H: 2 LOB: 2 BB: 0 P: 7	1B: 8 2B: 1 3B: 0 HR: 0	SF: 0 SAC: 0 DP: 1 HBP: 0	WP: 0 PB: 0 SB: 0 CS: 0	PA: 36
PITCHER	IP	WLS	BF	H	R	ER	SO	BB	IBB	HBP	BLK	WP	HR	S	P	ERA	WHIP					
Don Gullett, L ERA: 3.02 (1, 1)	6.1	W	26	6	1	1	4	2	0	0	0	0	0	32	40	1.42	1.263					
Pedro Borbon, R ERA: 0.9 (7, 1)	2.2	S	10	3	0	0	3	0	0	0	0	0	0	16	16	0.00	1.125					

Los Angeles Dodgers @ Cincinnati Reds
Riverfront Stadium, Cincinnati, OH
Tue May 15 1973, 7:05 PM EDT
Att: 11,731 - Unknown

AB	34
R	1
H	9
RBI	1
BB	2
SO	7
LOB	18



Batter	1	2	3	4	5	6	7	8	9	AB	R	H	RBI	BB	SO	LOB	BOTTOM				
Pete Rose, S OBP: 0.396, SLG: 0.381 (1, 7)										3	0	1	0	1	0	1					
Joe Morgan, L OBP: 0.443, SLG: 0.566 (1, 4)										4	1	0	0	0	2	2					
Johnny Bench, R OBP: 0.361, SLG: 0.491 (1, 2)										3	1	0	0	1	0	2					
Tony Perez, R OBP: 0.354, SLG: 0.473 (1, 3)										3	2	2	3	0	0	0					
Bobby Tolan, L OBP: 0.286, SLG: 0.365 (1, 8)										3	0	0	0	0	2	0					
Dave Concepcion, R OBP: 0.348, SLG: 0.505 (1, 6)										3	0	0	0	0	0	0					
Rickey Scheinblum, S OBP: 0.303, SLG: 0.321 (8, 9)										2	0	0	0	1	0	0					
Cesar Geronimo, L OBP: 0.224, SLG: 0.250 (8, 9)										0	0	0	0	0	0	0					
Denis Menke, R OBP: 0.411, SLG: 0.257 (1, 5)										3	0	0	0	0	1	1					
Don Gullett, R OBP: 0.318, SLG: 0.125 (7, 1)										1	0	0	0	1	1	1					
Pedro Borbon, R OBP: 0.200, SLG: 0.200 (7, 1)										1	0	0	0	0	0	0					
Inning Stats	R: 1 E: 1 K: 0 S: 4	H: 1 LOB: 1 BB: 0 P: 4	R: 0 E: 0 K: 0 S: 3	H: 0 LOB: 0 BB: 0 P: 3	R: 0 E: 0 K: 1 S: 4	H: 0 LOB: 0 BB: 1 P: 8	R: 1 E: 0 K: 1 S: 6	H: 1 LOB: 0 BB: 0 P: 6	R: 0 E: 0 K: 2 S: 8	H: 1 LOB: 1 BB: 1 P: 12	R: 0 E: 0 K: 0 S: 3	H: 0 LOB: 0 BB: 0 P: 3	R: 0 E: 0 K: 1 S: 5	H: 0 LOB: 1 BB: 1 P: 9	R: 0 E: 0 K: 1 S: 5	H: 0 LOB: 1 BB: 1 P: 9	1B: 1 2B: 0 3B: 0 HR: 2	SF: 0 SAC: 0 DP: 1 HBP: 0	WP: 1 PB: 0 SB: 0 CS: 0	PA: 30	
PITCHER	IP	WLS	BF	H	R	ER	SO	BB	IBB	HBP	BLK	WP	HR	S	P	ERA	WHIP				
Claude Osteen, L ERA: 3.98 (1, 1)	6.0	L	23	3	4	3	5	3	0	0	0	0	2	30	42	4.50	1.000				
Tommy John, L ERA: 3.0 (7, 1)	2.0		7	0	0	0	1	1	0	0	0	0	0	8	12	0.00	0.500				

Los Angeles Dodgers @ Cincinnati Reds
Riverfront Stadium, Cincinnati, OH
Tue May 15 1973, 7:05 PM EDT
Att: 11,731 - Unknown

AB	26
R	4
H	3
RBI	3
BB	4
SO	6
LOB	7



Batter	1	2	3	4	5	6	7	8	9	10	11	AB	R	H	RBI	BB	SO	LOB	TOP			
Davey Lopes, R OBP: 0.444, SLG: 0.397 (1, 4)												6	1	3	0	0	1	4				
Manny Mota, R OBP: 0.390, SLG: 0.447 (1, 7)												4	0	2	0	1	0	3				
Tom Paciorek, R OBP: 0.250, SLG: 0.293 (9, 7)												1	0	1	0	0	0	0				
Willie Davis, L OBP: 0.319, SLG: 0.480 (1, 8)												6	2	0	1	0	1	5				
Joe Ferguson, R OBP: 0.419, SLG: 0.600 (1, 9)												5	3	4	2	1	0	0				
Ron Cey, R OBP: 0.369, SLG: 0.412 (1, 5)												6	1	4	4	0	0	3				
Bill Buckner, L OBP: 0.278, SLG: 0.318 (1, 3)												4	0	0	0	1	1	4				
Bill Russell, R OBP: 0.261, SLG: 0.307 (1, 6)												6	0	1	0	0	0	3				
Steve Yeager, R OBP: 0.458, SLG: 0.526 (1, 2)												3	1	1	1	1	2	1				
Jim Brewer, L OBP: 0.667, SLG: 0.667 (8, 1)												0	0	0	0	0	0	0				
Steve Garvey, R OBP: 0.222, SLG: 0.311 (10, PH)												1	0	0	0	0	1	0				
Charlie Hough, R (10, 1)												0	0	0	0	0	0	0				
Al Downing, R OBP: 0.071, SLG: 0.071 (5, 1)												1	0	0	0	0	0	0				
George Culver, R (5, 1)												1	0	0	0	0	0	0				
Pete Richert, L (7, 1)												0	0	0	0	0	0	0				
Willie Crawford, L OBP: 0.384, SLG: 0.374 (8, 9)												0	0	0	0	2	0	0				
Inning Stats	R: 3 E: 0 K: 0 S: 5	H: 3 LOB: 0 BB: 1 P: 9	R: 0 E: 0 K: 1 S: 5	H: 0 LOB: 1 BB: 1 P: 9	R: 0 E: 0 K: 0 S: 5	H: 2 LOB: 2 BB: 0 P: 5	R: 1 E: 0 K: 0 S: 5	H: 2 LOB: 2 BB: 1 P: 9	R: 0 E: 0 K: 0 S: 6	H: 1 LOB: 1 BB: 0 P: 6	R: 1 E: 0 K: 0 S: 4	H: 2 LOB: 0 BB: 0 P: 4	R: 0 E: 0 K: 1 S: 6	H: 1 LOB: 2 BB: 1 P: 10	R: 0 E: 0 K: 1 S: 6	H: 0 LOB: 0 BB: 1 P: 8	R: 3 E: 0 K: 1 S: 8	H: 3 LOB: 0 BB: 0 P: 8	1B: 10 2B: 4 3B: 0 HR: 3	SF: 0 SAC: 1 DP: 4 HBP: 1	WP: 1 PB: 0 SB: 2 CS: 0	PA: 52
PITCHER	IP WLS BF H R ER SO BB IBB HBP BLK WP HR S P ERA WHIP	IP WLS BF H R ER SO BB IBB HBP BLK WP HR S P ERA WHIP																				
Ross Grimsley, L ERA: 2.87 (1, 1)	4.0	1.0	4	1	0	0	0	0	0	1	0	3	4	0.00	1.000							
Ed Sprague, R ERA: 1.0 (5, 1)	2.0	8	3	1	1	1	0	0	0	0	0	10	10	4.50	1.500							
Jim McGlothlin, R ERA: 4.98 (6, 1)	2.0	10	2	0	0	2	0	2	0	0	0	12	20	0.00	1.000							
Pedro Borbon, R ERA: 0.84 (8, 1)	2.0	L	9	3	3	3	2	1	0	0	0	2	12	13.50	2.000							
Tom Hall, L ERA: 6.0 (10, 1)																						
Batter	1	2	3	4	5	6	7	8	9	10	11	AB	R	H	RBI	BB	SO	LOB	BOTTOM			
Pete Rose, S OBP: 0.380, SLG: 0.364 (1, 7)												6	0	0	1	0	0	8				
Joe Morgan, L OBP: 0.445, SLG: 0.567 (1, 4)												5	0	2	2	1	1	3				
Johnny Bench, R OBP: 0.353, SLG: 0.475 (1, 2)												6	0	1	1	0	2	6				
Tony Perez, R OBP: 0.338, SLG: 0.449 (1, 3)												6	0	0	0	0	1	5				
Bobby Tolan, L OBP: 0.290, SLG: 0.366 (1, 8)												5	0	2	0	0	0	1				
Dave Concepcion, R OBP: 0.350, SLG: 0.500 (1, 6)												5	1	2	0	0	0	1				
Richie Scheinblum, S OBP: 0.297, SLG: 0.313 (1, 9)												4	1	1	0	0	0	3				
Cesar Geronimo, L OBP: 0.222, SLG: 0.247 (10, 9)												1	0	0	0	0	0	0				
Denis Menke, R OBP: 0.434, SLG: 0.268 (1, 5)												1	2	1	0	3	0	0				
Darrel Chaney, S OBP: 0.209, SLG: 0.128 (9, PR)												0	2	0	0	1	0	0				
Deni Gwynn, L OBP: 0.209, SLG: 0.128 (10, 5)												0	0	0	0	0	0	0				
Al Downing, L ERA: 2.45 (1, 1)	4.1	1.2	7	3	3	3	2	3	3	2	3	6	23	6.23	1.615							
George Culver, R ERA: 2.12 (5, 1)	1.0	3	0	0	0	2	0	0	0	0	0	7	7	0.00	0.000							
Pete Richert, L ERA: 1.29 (7, 1)	2.0	10	4	1	1	0	0	0	0	0	0	10	10	4.50	2.000							
Jim Brewer, L ERA: 2.18 (8, 1)	2.0	W	9	2	1	1	0	1	0	0	0	8	12	4.50	1.500							
Charlie Hough, R ERA: 2.63 (10, 1)																						
PITCHER	IP WLS BF H R ER SO BB IBB HBP BLK WP HR S P ERA WHIP	IP WLS BF H R ER SO BB IBB HBP BLK WP HR S P ERA WHIP																				
Al Downing, L ERA: 2.45 (1, 1)	4.1	1.2	7	3	3	3	2	3	3	2	3	6	23	6.23	1.615							
George Culver, R ERA: 2.12 (5, 1)	1.0	3	0	0	0	2	0	0	0	0	0	7	7	0.00	0.000							
Pete Richert, L ERA: 1.29 (7, 1)	2.0	10	4	1	1	0	0	0	0	0	0	10	10	4.50	2.000							
Jim Brewer, L ERA: 2.18 (8, 1)	2.0	W	9	2	1	1	0	1	0	0	0	8	12	4.50	1.500							
Charlie Hough, R ERA: 2.63 (10, 1)																						
Inning Stats	R: 0 E: 0 K: 0 S: 3	H: 0 LOB: 0 BB: 0 P: 3	R: 0 E: 0 K: 1 S: 5	H: 0 LOB: 0 BB: 0 P: 5	R: 0 E: 0 K: 0 S: 3	H: 0 LOB: 1 BB: 1 P: 7	R: 3 E: 0 K: 0 S: 6	H: 4 LOB: 1 BB: 1 P: 10	R: 0 E: 0 K: 0 S: 4	H: 2 LOB: 1 BB: 0 P: 4	R: 1 E: 1 K: 2 S: 8	H: 1 LOB: 1 BB: 1 P: 12	R: 0 E: 0 K: 0 S: 4	H: 1 LOB: 1 BB: 0 P: 4	R: 1 E: 0 K: 0 S: 6	H: 3 LOB: 2 BB: 0 P: 6	R: 0 E: 0 K: 0 S: 3	H: 0 LOB: 0 BB: 0 P: 3	1B: 12 2B: 1 3B: 0 HR: 0	SF: 0 SAC: 1 DP: 2 HBP: 0	WP: 0 PB: 0 SB: 1 CS: 0	PA: 49

Los Angeles Dodgers @ Cincinnati Reds
Riverfront Stadium, Cincinnati, OH
Wed May 16 1973, 7:05 PM EDT
Att: 10,120 - Unknown

AB 44
R 8
H 16
RBI 8
BB 6
SO 6
LOB 23



Los Angeles Dodgers @ Cincinnati Reds
Riverfront Stadium, Cincinnati, OH
Wed May 16 1973, 7:05 PM EDT
Att: 10,120 - Unknown

AB 43
R 6
H 13
RBI 5
BB 5
SO 4
LOB 27



Batter	1	2	3	4	5	6	7	8	9	AB	R	H	RBI	BB	SO	LOB	TOP										
Davey Lopes, R OBP: 0.442, SLG: 0.397 (1, 4)										5	0	2	2	0	0	2	Los Angeles Dodgers @ Cincinnati Reds Riverfront Stadium, Cincinnati, OH Thu May 17 1973, 3:33 AM EDT Att: 11,433 - Unknown AB 34 R 3 H 9 RBI 3 BB 3 SO 5 LOB 16										
Bill Buckner, L OBP: 0.282, SLG: 0.327 (1, 3)										5	0	2	0	0	0	2											
Manny Mota, R OBP: 0.423, SLG: 0.430 Tom Paciorek, R OBP: 0.250, SLG: 0.293 (9, 7)										3	0	0	0	1	0	2											
Willie Davis, L OBP: 0.311, SLG: 0.467 (1, 8)										4	0	0	0	0	2	3											
Joe Ferguson, R OBP: 0.414, SLG: 0.589 Steve Yeager, R OBP: 0.456, SLG: 0.526 (9, PR) (9, 2)										4	0	1	0	0	2	0											
Willie Crawford, L OBP: 0.388, SLG: 0.378 (1, 9)										4	1	2	0	0	1	0											
Ron Cey, R OBP: 0.376, SLG: 0.414 (1, 5)										2	0	1	0	1	0	1											
Bill Russell, R OBP: 0.268, SLG: 0.307 (1, 6)										3	1	1	0	1	0	2											
Don Sutton, R OBP: 0.154, SLG: 0.120 Steve Garvey, R OBP: 0.217, SLG: 0.304 Jim Brewer, L OBP: 0.667, SLG: 0.667 Pete Richert, L (9, 1) (9, 1)										3	0	0	0	0	0	2											
Inning Stats	R: 0 E: 0 K: 1 S: 6	H: 1 LOB: 1 BB: 0 P: 6	R: 0 E: 0 K: 1 S: 6	H: 1 LOB: 1 BB: 0 P: 6	R: 0 E: 0 K: 0 S: 3	H: 0 LOB: 0 BB: 0 P: 3	R: 0 E: 0 K: 1 S: 5	H: 0 LOB: 0 BB: 0 P: 5	R: 0 E: 0 K: 0 S: 5	H: 1 LOB: 0 BB: 0 P: 3	R: 0 E: 0 K: 1 S: 3	H: 0 LOB: 1 BB: 1 P: 9	R: 0 E: 1 K: 1 S: 6	H: 1 LOB: 2 BB: 1 P: 10	R: 3 E: 0 K: 0 S: 6	H: 3 LOB: 1 BB: 1 P: 10		1B: 8 2B: 2 3B: 0 HR: 0	SF: 0 SAC: 1 DP: 1 HBP: 0	WP: 0 PB: 0 CS: 1 SB: 0	PA: 38						
PITCHER	IP	WLS	BF	H	R	ER	SO	BB	IBB	HBP	BLK	WP	HR	S	P	ERA	WHIP										
Clay Carroll, R ERA: 7.56 (1, 1)	5.0		19	4	0	0	3	0	0	0	0	0	0	25	25	0.00	0.800										
Tom Hall, L ERA: 5.0 (6, 1)	3.0		12	2	0	0	2	1	1	0	0	0	0	14	22	0.00	1.000										
Pedro Borbon, R ERA: 1.64 (9, 1)	1.0	L	7	3	3	3	0	0	1	0	0	0	0	6	10	27.00	3.000										

Batter	1	2	3	4	5	6	7	8	9	AB	R	H	RBI	BB	SO	LOB	BOTTOM										
Pete Rose, S OBP: 0.390, SLG: 0.378 (1, 7)										3	1	2	0	1	0	0	Los Angeles Dodgers @ Cincinnati Reds Riverfront Stadium, Cincinnati, OH Thu May 17 1973, 3:33 AM EDT Att: 11,433 - Unknown AB 32 R 1 H 5 RBI 1 BB 5 SO 6 LOB 21										
Pedro Borbon, R OBP: 0.200, SLG: 0.200 (9, 1)										0	0	0	0	0	0	0											
Bill Plummer, R OBP: 0.200, SLG: 0.143 (9, PH)										1	0	0	0	0	0	2											
Joe Morgan, L OBP: 0.439, SLG: 0.556 (1, 4)										4	0	1	0	0	0	2											
Larry Stahl, L OBP: 0.571, SLG: 0.647 (1, 8) (9, 7)										3	0	1	0	1	2	2											
Johnny Bench, R OBP: 0.351, SLG: 0.468 (1, 2)										4	0	1	1	0	1	4											
Tony Perez, R OBP: 0.336, SLG: 0.438 (1, 3)										3	0	0	0	1	1	4											
Rchie Scheinblum, S OBP: 0.275, SLG: 0.288 (1, 9)										3	0	0	0	0	0	3											
Cesar Geronimo, L OBP: 0.232, SLG: 0.247 (8, 9)										0	0	0	0	0	0	0											
Phil Gagliano, R OBP: 0.351, SLG: 0.226 Don Guillert, R OBP: 0.318, SLG: 0.125 (9, PR) (9, PR)										0	0	0	0	1	0	0											
Denis Menke, R OBP: 0.427, SLG: 0.257 (1, 5)										3	0	0	0	1	0	0											
Darrel Chaney, S OBP: 0.196, SLG: 0.119 Dave Concepcion, R OBP: 0.347, SLG: 0.495 (9, PH) (9, PH)										3	0	0	0	0	0	0											
Clay Carroll, R (1, 1)										1	0	0	0	0	1	0											
Gene Locklear, L OBP: 0.300, SLG: 0.222 Tom Hall, L (6, 1)										1	0	0	0	0	0	0											
Bobby Tolan, L OBP: 0.286, SLG: 0.361 (8, PH) (9, 8)										2	0	0	0	0	1	2											
Inning Stats	R: 0 E: 0 K: 0 S: 4	H: 1 LOB: 3 BB: 2 P: 12	R: 0 E: 0 K: 1 S: 5	H: 0 LOB: 0 BB: 0 P: 5	R: 0 E: 0 K: 3 S: 11	H: 2 LOB: 2 BB: 0 P: 11	R: 0 E: 0 K: 0 S: 3	H: 0 LOB: 0 BB: 0 P: 3	R: 0 E: 0 K: 1 S: 5	H: 0 LOB: 0 BB: 0 P: 5	R: 0 E: 0 K: 0 S: 3	H: 0 LOB: 0 BB: 0 P: 3	R: 1 E: 0 K: 0 S: 5	H: 2 LOB: 2 BB: 1 P: 9	R: 0 E: 0 K: 1 S: 5	H: 0 LOB: 2 BB: 2 P: 13	1B: 4 2B: 1 3B: 0 HR: 0	SF: 0 SAC: 0 DP: 0 HBP: 0	WP: 2 PB: 0 CS: 0	PA: 37							
PITCHER	IP	WLS	BF	H	R	ER	SO	BB	IBB	HBP	BLK	WP	HR	S	P	ERA	WHIP										
Don Sutton, R ERA: 2.38 (1, 1)	8.0	W	32	5	1	1	5	3	0	0	0	2	0	39	51	1.12	1.000										
Jim Brewer, L ERA: 2.18 (9, 1)	0.0		2	0	0	0	0	2	0	0	0	0	0	8	8	0.00	0.000										
Pete Richert, L ERA: 1.13 (9, 1)	1.0	S	3	0	0	0	1	0	0	0	0	0	0	5	5	0.00	0.000										

Batter	1	2	3	4	5	6	7	8	9	AB	R	H	RBI	BB	SO	LOB	TOP			
Enzo Hernandez, R (1,6) OBP: 0.325, SLG: 0.264	F7		P5					L9		4	0	0	0	0	0	2	San Diego Padres @ Cincinnati Reds Riverfront Stadium, Cincinnati, OH Fri May 18 1973, 7:05 PM EDT Att: 28,109 - Unknown			
Johnny Grubb, L (1,8) OBP: 0.406, SLG: 0.468	G4-6-3 1B			4-3				G1		3	0	1	0	1	0	1				
Leron Lee, L (1,7) OBP: 0.381, SLG: 0.383	G4-6-3 1-2			L7				HR		3	1	1	2	1	0	1				
Nate Colbert, R (1,3) OBP: 0.335, SLG: 0.387		F9		K				L8		4	0	0	0	0	1	3				
Cito Gaston, R (1,9) OBP: 0.354, SLG: 0.488 Jerry Morales, R (5,9) OBP: 0.295, SLG: 0.394	E4 1B							K		2	1	1	0	0	0	0				
Fred Kendall, R (1,2) OBP: 0.352, SLG: 0.412	G6-3 2-H 1B							K		4	0	1	1	0	2	2				
Dave Campbell, R (1,4) OBP: 0.295, SLG: 0.287	G6-3 1-2							G5-6-4 1-2		4	0	0	0	0	0	2				
Dave Hilton, R (1,5) OBP: 0.275, SLG: 0.310 Dave Marshall, L (8, PH) OBP: 0.305, SLG: 0.400 Clay Kirby, R (8, 1)			6-3					P6 2B HBP		2	0	0	0	0	0	0				
Bill Greif, R (1,1) OBP: 0.235, SLG: 0.133 Rich Troedson, L (6, 1) Derrel Thomas, S (8, PH) OBP: 0.291, SLG: 0.261			K					WP 5-3 1B 1-H HR 2B		2	0	1	0	0	1	0				
Inning Stats	R: 0 E: 0 K: 0 S: 3	H: 1 LOB: 0 BB: 0 P: 3	R: 1 E: 1 K: 0 S: 4	H: 1 LOB: 0 BB: 0 P: 4	R: 0 E: 0 K: 1 S: 5	H: 0 LOB: 0 BB: 0 P: 5	R: 0 E: 0 K: 1 S: 5	H: 0 LOB: 0 BB: 0 P: 5	R: 0 E: 0 K: 1 S: 5	H: 1 LOB: 3 BB: 2 P: 12	R: 0 E: 0 K: 2 S: 7	H: 0 LOB: 0 BB: 0 P: 7	R: 3 E: 0 K: 0 S: 5	H: 2 LOB: 0 BB: 0 P: 6	R: 0 E: 0 K: 0 S: 3	H: 1 LOB: 0 BB: 0 P: 3		1B: 5 2B: 1 3B: 0 HR: 1	SF: 0 SAC: 0 DP: 4 HBP: 1	WP: 1 PB: 0 SB: 0 CS: 0
PITCHER Jack Billingham, R (1,1) ERA: 2.55	IP: 9.0 WLS: W BF: 34 H: 7 R: 4 ER: 3 SO: 5 BB: 2 IBB: 0 HBP: 1 BLK: 0 WP: 1 HR: 1 S: 41 P: 50 ERA: 3.00 WHIP: 1.000															PITCHER				

Batter	1	2	3	4	5	6	7	8	9	AB	R	H	RBI	BB	SO	LOB	BOTTOM			
Pete Rose, S (1,7) OBP: 0.392, SLG: 0.388	F8					F9				4	1	2	1	0	0	3	San Diego Padres @ Cincinnati Reds Riverfront Stadium, Cincinnati, OH Fri May 18 1973, 7:05 PM EDT Att: 28,109 - Unknown			
Joe Morgan, L (1,4) OBP: 0.441, SLG: 0.589	CS 2B		2-H 2B	1-3		IHR 1B		K		4	1	2	2	0	1	1				
Bobby Tolan, L (1,8) OBP: 0.278, SLG: 0.350	K		F7		1-3			K		4	0	0	0	0	2	2				
Johnny Bench, R (1,2) OBP: 0.354, SLG: 0.485		F9		F7 SF9 2B		2B 1-6-3 2B		6-3		4	2	2	0	0	0	0				
Tony Perez, R (1,3) OBP: 0.333, SLG: 0.440		K		F7		1-6-3 2B		6-3		4	0	1	0	0	1	1				
Richie Scheinblum, S (1,9) OBP: 0.302, SLG: 0.333 Cesar Geronimo, L (6, PR) OBP: 0.220, SLG: 0.245				SF9		1-6-3 IBB		F8		1	0	1	1	1	0	0				
Dave Concepcion, R (1,6) OBP: 0.344, SLG: 0.487		P6		K		1-6-3				4	0	1	1	0	1	3				
Denis Menke, R (1,5) OBP: 0.430, SLG: 0.260				SH4-3 2B 1B		L8		5-3		3	1	1	0	1	0	1				
Jack Billingham, R (1,1) OBP: 0.038, SLG: 0.038			SH4-3 1-2		4-3	K				2	0	0	0	0	1	3				
Inning Stats	R: 0 E: 0 K: 1 S: 5	H: 1 LOB: 0 BB: 0 P: 5	R: 0 E: 0 K: 1 S: 6	H: 1 LOB: 1 BB: 0 P: 6	R: 1 E: 0 K: 0 S: 5	H: 2 LOB: 1 BB: 0 P: 5	R: 1 E: 0 K: 1 S: 6	H: 1 LOB: 0 BB: 0 P: 6	R: 2 E: 0 K: 0 S: 5	H: 2 LOB: 0 BB: 0 P: 5	R: 1 E: 0 K: 1 S: 7	H: 2 LOB: 3 BB: 2 P: 15	R: 0 E: 0 K: 2 S: 7	H: 0 LOB: 0 BB: 0 P: 7	R: 0 E: 0 K: 0 S: 4	H: 1 LOB: 1 BB: 0 P: 4		1B: 3 2B: 6 3B: 0 HR: 1	SF: 1 SAC: 1 DP: 0 HBP: 0	WP: 0 PB: 0 SB: 0 CS: 1
PITCHER Bill Greif, R (1,1) ERA: 2.26 Rich Troedson, L (6, 1) ERA: 4.81 Clay Kirby, R (8, 1) ERA: 7.9	IP: 5.2 WLS: L BF: 27 H: 9 R: 5 ER: 5 SO: 4 BB: 0 IBB: 2 HBP: 0 BLK: 0 WP: 0 HR: 0 S: 33 P: 41 ERA: 7.94 WHIP: 1.588															PITCHER				



Batter	1	2	3	4	5	6	7	8	9	AB	R	H	RBI	BB	SO	LOB	TOP		
Enzo Hernandez, R OBP: 0.322, SLG: 0.264 (1, 6)	0-0 6-3		0-0 F8		0-0 G1-6-3			0-0 2B 1B		4	1	1	0	0	0	1			
Jerry Morales, R OBP: 0.293, SLG: 0.400 (1, 8)	0-0 4-3		0-3 K				0-0 1-3	0-0 1B 2B		4	1	1	0	0	1	0			
Leron Lee, L OBP: 0.371, SLG: 0.371 (1, 7)	0-3 K			0-0 4-3			0-3 K	0-0 F7		4	0	0	0	0	2	2			
Nate Colbert, R OBP: 0.346, SLG: 0.400 (1, 3)		4-0 2B BB		0-0 WP HR 2B			0-0 1-3	0-0 1B		3	1	2	2	1	0	0			
Cito Gaston, R OBP: 0.356, SLG: 0.496 Ivan Murrell, R OBP: 0.111, SLG: 0.111 (5, 9)		0-0 1-3 2B		0-0 F7 2-3			0-0 5-3	0-3 K		2	0	1	0	0	0	1			
Fred Kendall, R OBP: 0.354, SLG: 0.443 (1, 2)		0-0 FC1-5-2 FC5 BB		0-0 HR			4-0 BB			3	1	2	2	1	0	1			
Dave Campbell, R OBP: 0.293, SLG: 0.278 (1, 4)		4-0 1-2 BB		0-0 6-3			0-0 F7	0-3 K		3	0	0	0	1	1	2			
Dave Hilton, R OBP: 0.275, SLG: 0.302 (1, 5)		0-0 FC5			4-0 G1-6-3 BB		0-0 F7	0-3 K		3	0	0	0	1	1	4			
Mike Corkins, R OBP: 0.233, SLG: 0.091 Bob Miller, R OBP: 0.191, SLG: 0.091 Don Mason, L OBP: 0.191, SLG: 0.091 Steve Arlin, R OBP: 0.191, SLG: 0.091 Dave Marshall, L OBP: 0.191, SLG: 0.091 Gary Ross, R OBP: 0.191, SLG: 0.091 Derrel Thomas, S OBP: 0.238, SLG: 0.238 (1, 1) (2, 1) (5, PH) (5, 1) (8, PH) (8, 1) (8, 1)			0-0 6-3		0-0 P6			0-0 F8	0-0 4-3	0	0	0	0	0	0	0			
Inning Stats	R: 0 E: 0 K: 1 S: 5	H: 0 LOB: 0 BB: 0 P: 5	R: 0 E: 0 K: 0 S: 3	H: 1 LOB: 2 BB: 2 P: 11	R: 0 E: 0 K: 1 S: 5	H: 0 LOB: 0 BB: 0 P: 5	R: 2 E: 0 K: 0 S: 5	H: 2 LOB: 0 BB: 1 P: 6	R: 0 E: 0 K: 1 S: 5	H: 0 LOB: 0 BB: 1 P: 5	R: 0 E: 0 K: 0 S: 3	H: 0 LOB: 1 BB: 0 P: 7	R: 2 E: 0 K: 1 S: 8	H: 3 LOB: 1 BB: 0 P: 8	R: 0 E: 0 K: 2 S: 8	H: 1 LOB: 1 BB: 0 P: 8	1B: 3 2B: 3 3B: 0 HR: 1	SF: 0 SAC: 0 DP: 1 HBP: 0	WP: 1 PA: 36 PB: 0 SB: 0 CS: 0
PITCHER	IP WLS BF H R ER SO BB IBB HBP BLK WP HR S P ERA WHIP	7.1 W 29 5 4 4 3 4 0 0 0 1 1 31 47 4.91 1.227	8.1 S 7 2 0 0 3 0 0 0 0 0 0 13 13 0.00 1.200																

San Diego Padres @ Cincinnati Reds
Riverfront Stadium, Cincinnati, OH
Sat May 19 1973, 7:05 PM EDT
Att: 18,839 - Unknown

AB	32
R	4
H	7
RBI	4
BB	4
SO	6
LOB	14



Batter	1	2	3	4	5	6	7	8	9	AB	R	H	RBI	BB	SO	LOB	BOTTOM		
Pete Rose, S OBP: 0.399, SLG: 0.424 Bob Barton, R (8, 2)	0-0 F8	0-0 SF7 3B		0-0 1B 2B	0-3 K		0-0 E 2B			5	3	3	2	0	1	3			
Joe Morgan, L OBP: 0.450, SLG: 0.589 Darrel Chaney, S OBP: 0.213, SLG: 0.140 (6, FR) (7, 4)	4-0 E FC5-4 BB	0-0 SF7		4-0 1B IBB		4-0 HR BB	0-0 E7 1B			0	1	0	1	3	0	0			
Bobby Tolan, L OBP: 0.349, SLG: 0.340 Larry Stahl, L OBP: 0.571, SLG: 0.647 (1, 8) (8, 8)	1-0 FC5-4 HBP	0-0 P4		0-3 K		0-3 K	0-0 F8			4	0	0	0	0	2	5			
Johnny Bench, R OBP: 0.358, SLG: 0.507 Gene Locklear, L OBP: 0.354, SLG: 0.300 (1, 2) (8, 7)	0-0 FC5-4 1B BB		0-0 L7	0-0 1B		0-0 HR	0-0 FC5 BB 1B			4	2	2	5	0	0	1			
Tony Perez, R OBP: 0.349, SLG: 0.437 (1, 3)	4-0 1B BB		0-0 F7		4-0 1B WP BB	4-0 FC3-6 BB	4-0 BB FC5 BB			1	0	0	0	4	0	0			
Richie Scheinblum, S OBP: 0.328, SLG: 0.342 Cesar Geronimo, L OBP: 0.210, SLG: 0.240 (1, 9) (5, FR) (6, 9)	0-0 1-3 2-H 1B		0-0 L4		4-0 1B BB	0-0 FC3-6	0-3 K			2	0	1	1	1	0	0			
Dave Concepcion, R OBP: 0.331, SLG: 0.467 (1, 6)	0-0 L8			0-0 P3	0-0 F8	0-0 F8	0-0 FC5 BB 1-2 2-3f			5	0	0	0	0	0	7			
Denis Menke, R OBP: 0.438, SLG: 0.253 (1, 5)		4-0 3B BB		4-0 PB 2B BB	0-0 F8		4-0 K BB	1-2 2-3 BB		2	2	0	0	3	1	2			
Jim McGlothlin, R OBP: 0.286, SLG: 0.167 Ed Sprague, R (8, 1)		0-3 K		4-0 2B PB 1B BB	0-0 1-2 1B		0-3 K	0-0 FC5		3	1	1	0	1	2	1			
Inning Stats	R: 2 E: 1 K: 0 S: 4	H: 1 LOB: 2 BB: 2 P: 13	R: 2 E: 0 K: 1 S: 6	H: 1 LOB: 1 BB: 1 P: 10	R: 0 E: 0 K: 0 S: 3	H: 0 LOB: 0 BB: 0 P: 3	R: 3 E: 0 K: 1 S: 6	H: 2 LOB: 3 BB: 2 P: 18	R: 0 E: 0 K: 1 S: 6	H: 1 LOB: 1 BB: 2 P: 14	R: 2 E: 0 K: 1 S: 6	H: 1 LOB: 1 BB: 2 P: 14	R: 1 E: 1 K: 2 S: 9	H: 2 LOB: 1 BB: 0 P: 9	R: 0 E: 0 K: 1 S: 6	H: 1 LOB: 3 BB: 2 P: 14	1B: 5 2B: 2 3B: 1 HR: 1	SF: 1 SAC: 0 DP: 0 HBP: 1	WP: 1 PA: 45 PB: 1 SB: 0 CS: 0
PITCHER	IP WLS BF H R ER SO BB IBB HBP BLK WP HR S P ERA WHIP	1.1 L 10 2 3 3 1 2 1 0 0 0 0 11 23 10.12 1.500	2.2 2 3 3 1 2 1 0 0 0 0 0 1 21 37 9.00 2.667	5.9 4 3 3 4 4 0 0 0 1 1 21 37 9.00 2.667	8.1 6 1 0 0 1 2 0 0 0 0 0 6 14 0.00 3.000														

San Diego Padres @ Cincinnati Reds
Riverfront Stadium, Cincinnati, OH
Sat May 19 1973, 7:05 PM EDT
Att: 18,839 - Unknown

AB	31
R	10
H	9
RBI	10
BB	12
SO	7
LOB	25



Batter	1	2	3	4	5	6	7	8	9	AB	R	H	RBI	BB	SO	LOB	TOP					
Enzo Hernandez, R OBP: 0.325, SLG: 0.270	5-3		CS 1B		F8		G4-6-3 1B		1-3	5	0	2	0	0	0	0						
Ivan Murrell, R OBP: 0.136, SLG: 0.182	F8		1-2 2B		K		G4-6-3 1B			4	0	1	0	0	1	2						
Leron Lee, L OBP: 0.374, SLG: 0.375			F7		4-3					4	0	2	1	0	0	1						
Nate Colbert, R OBP: 0.337, SLG: 0.389	G3		K				6-3		5-3	4	0	0	0	0	1	3						
Fred Kendall, R OBP: 0.368, SLG: 0.444			FC5-4 1B				P4		6-3	4	0	2	0	0	0	0						
Jerry Morales, R OBP: 0.314, SLG: 0.443			FC5-4 2B						L6-3 1B	4	0	3	0	0	0	1						
Derrel Thomas, S OBP: 0.287, SLG: 0.268			1-3 2B		K		F8		L6-3 1B	4	0	1	0	0	1	4						
Dave Hilton, R OBP: 0.274, SLG: 0.301			K		F9				K	4	1	1	0	0	2	4						
Fred Norman, S OBP: 0.143, SLG: 0.100	5-3				P3		SH G4-6-3 1B		F7	3	1	0	0	0	0	4						
Inning Stats	R: 0 E: 0 K: 0 S: 4	H: 1 LOB: 1 BB: 0 P: 4	R: 0 E: 0 K: 1 S: 7	H: 2 LOB: 2 BB: 0 P: 7	R: 0 E: 0 K: 1 S: 6	H: 2 LOB: 1 BB: 0 P: 6	R: 0 E: 0 K: 1 S: 7	H: 2 LOB: 2 BB: 0 P: 7	R: 0 E: 0 K: 1 S: 5	H: 0 LOB: 0 BB: 0 P: 5	R: 0 E: 0 K: 0 S: 4	H: 1 LOB: 1 BB: 0 P: 4	R: 2 E: 1 K: 0 S: 6	H: 3 LOB: 1 BB: 0 P: 6	R: 0 E: 0 K: 0 S: 3	H: 1 LOB: 0 BB: 0 P: 3	R: 0 E: 0 K: 1 S: 5	H: 0 LOB: 0 BB: 0 P: 5	1B: 9 2B: 3 3B: 1 HR: 0	SF: 0 SAC: 1 DP: 2 HBP: 0	WP: 0 PB: 0 SB: 0 CS: 1	PA: 37
PITCHER	IP	WLS	BF	H	R	ER	SO	BB	IBB	HBP	BLK	WP	HR	S	P	ERA	WHIP					
Ross Grimsley, L ERA: 2.57	(1, 1)	7.0	L 31	11	2	0	4	0	0	0	0	0	0	39	39	0.00	1.571					
Pedro Borbon, R ERA: 1.54	(8, 1)	2.0	6	1	0	0	1	0	0	0	0	0	0	8	8	0.00	0.500					

San Diego Padres @ Cincinnati Reds
Riverfront Stadium, Cincinnati, OH
Sun May 20 1973, 3:33 AM EDT
Unknown

AB 36
R 2
H 12
RBI 1
BB 0
SO 5
LOB 19



Batter	1	2	3	4	5	6	7	8	9	AB	R	H	RBI	BB	SO	LOB	BOTTOM					
Pete Rose, S OBP: 0.395, SLG: 0.426	4-3		G3 2B		6-3		F8			4	0	1	0	0	0	0						
Joe Morgan, L OBP: 0.444, SLG: 0.578	F8		G3						F8	4	0	1	0	0	0	1						
Bobby Tolan, L OBP: 0.275, SLG: 0.338			2-3 G3		K				G3	4	1	1	0	0	1	2						
Johnny Bench, R OBP: 0.355, SLG: 0.514			P4		F7				F9	4	0	1	1	0	0	2						
Tony Perez, R OBP: 0.347, SLG: 0.426					5-3		P3		L8	3	0	0	0	1	0	0						
Richie Scheinblum, S OBP: 0.327, SLG: 0.341							F8		F7	3	0	1	0	0	0	2						
Cesar Geronimo, L OBP: 0.218, SLG: 0.240	F5									0	0	0	0	0	0	0						
Phil Gagliano, R OBP: 0.342, SLG: 0.219					BB 1B					1	0	0	0	0	0	0						
Dave Concepcion, R OBP: 0.328, SLG: 0.460			G6-4-3 1B		P3		P3		F8	4	0	1	0	0	0	1						
Denis Menke, R OBP: 0.435, SLG: 0.247			G6-4-3				K			2	0	0	0	1	1	1						
Ross Grimsley, L OBP: 0.043, SLG: 0.043										2	0	0	0	0	1	2						
Gene Locklear, L OBP: 0.333, SLG: 0.273			K		G3					1	0	0	0	0	1	0						
Pedro Borbon, R OBP: 0.200, SLG: 0.200							K			0	0	0	0	0	0	0						
Inning Stats	R: 1 E: 0 K: 0 S: 5	H: 2 LOB: 2 BB: 1 P: 9	R: 0 E: 0 K: 1 S: 5	H: 1 LOB: 0 BB: 0 P: 5	R: 0 E: 0 K: 0 S: 4	H: 1 LOB: 1 BB: 0 P: 4	R: 0 E: 0 K: 0 S: 4	H: 1 LOB: 2 BB: 1 P: 8	R: 0 E: 0 K: 0 S: 6	H: 0 LOB: 0 BB: 0 P: 6	R: 0 E: 0 K: 2 S: 7	H: 0 LOB: 0 BB: 0 P: 7	R: 0 E: 0 K: 0 S: 3	H: 0 LOB: 0 BB: 0 P: 3	R: 0 E: 0 K: 0 S: 3	H: 0 LOB: 0 BB: 0 P: 3	R: 0 E: 0 K: 0 S: 3	H: 0 LOB: 0 BB: 0 P: 3	1B: 4 2B: 1 3B: 1 HR: 0	SF: 0 SAC: 0 DP: 1 HBP: 0	WP: 0 PB: 0 SB: 1 CS: 0	PA: 34
PITCHER	IP	WLS	BF	H	R	ER	SO	BB	IBB	HBP	BLK	WP	HR	S	P	ERA	WHIP					
Fred Norman, L ERA: 3.67	(1, 1)	9.0	W 34	6	1	1	4	2	0	0	0	0	0	40	48	1.00	0.889					

San Diego Padres @ Cincinnati Reds
Riverfront Stadium, Cincinnati, OH
Sun May 20 1973, 3:33 AM EDT
Unknown

AB 32
R 1
H 6
RBI 1
BB 2
SO 4
LOB 11



Batter	1	2	3	4	5	6	7	8	9	AB	R	H	RBI	BB	SO	LOB	TOP
Enzo Hernandez, R OBP: 0.331, SLG: 0.277 (1, 6)										4	1	2	1	0	0	0	San Diego Padres @ Cincinnati Reds Riverfront Stadium, Cincinnati, OH Sun May 20 1973, 3:38 AM EDT Att: 29,055 - Unknown
Ivan Murrell, R OBP: 0.192, SLG: 0.231 (1, 9)										4	0	2	0	0	1	1	
Leron Lee, L OBP: 0.364, SLG: 0.364 (1, 7)										4	0	0	0	0	0	3	
Nate Colbert, R OBP: 0.335, SLG: 0.382 (1, 3)										3	0	0	0	1	0	0	
Jerry Morales, R OBP: 0.300, SLG: 0.422 (1, 8)										4	0	0	1	0	1	2	
Derrel Thomas, S OBP: 0.286, SLG: 0.260 (1, 4)										3	0	0	0	1	2	2	
Dave Hilton, R OBP: 0.268, SLG: 0.294 (1, 5)										3	0	0	0	0	1	0	
Fred Kendall, R OBP: 0.372, SLG: 0.449 (9, PH)										1	0	1	0	0	0	0	
Pat Corrales, R OBP: 0.444, SLG: 0.500 (1, 2)										2	1	1	0	1	0	0	
Johnny Grubb, L OBP: 0.405, SLG: 0.464 (9, PH)										1	0	0	0	0	0	2	
Mike Caldwell, R OBP: 0.214, SLG: 0.214 (1, 1)										3	0	0	0	0	0	2	
Inning Stats	R: 1 E: 0 K: 0 S: 5	H: 2 LOB: 2 BB: 1 P: 9	R: 1 E: 0 K: 1 S: 7	H: 2 LOB: 1 BB: 0 P: 7	R: 0 E: 0 K: 0 S: 3	H: 0 LOB: 0 BB: 0 P: 3	R: 0 E: 0 K: 1 S: 5	H: 0 LOB: 0 BB: 0 P: 5	R: 0 E: 0 K: 1 S: 3	H: 0 LOB: 0 BB: 0 P: 3	R: 0 E: 0 K: 0 S: 3	H: 1 LOB: 0 BB: 0 P: 3	R: 0 E: 0 K: 1 S: 6	H: 1 LOB: 2 BB: 1 P: 10	1B: 5 2B: 1 3B: 0 HR: 0	SF: 0 SAC: 0 DP: 1 HBP: 0	WP: 0 PA: 35 PB: 0 SB: 0 CS: 0
PITCHER	IP WLS BF H R ER SO BB IBB HBP BLK WP HR S P ERA WHIP																
Don Gullett, L ERA: 2.9 (1, 1)	8.2 W 33 5 2 2 5 3 0 0 0 0 0 0 40 52 2.08 0.923																
Pedro Borbon, R ERA: 1.54 (9, 1)	0.0 1 1 0 0 0 0 0 0 0 0 0 0 1 1 ∞ ∞																
Tom Hall, L ERA: 4.91 (9, 1)	0.1 S 1 0 0 0 0 0 0 0 0 0 0 0 1 1 0.00 0.000																

AB	32
R	2
H	6
RBI	2
BB	3
SO	5
LOB	12



Batter	1	2	3	4	5	6	7	8	9	AB	R	H	RBI	BB	SO	LOB	BOTTOM
Pete Rose, S OBP: 0.392, SLG: 0.417 (1, 7)										3	0	0	0	1	0	0	San Diego Padres @ Cincinnati Reds Riverfront Stadium, Cincinnati, OH Sun May 20 1973, 3:38 AM EDT Att: 29,055 - Unknown
Joe Morgan, L OBP: 0.439, SLG: 0.567 (1, 4)										4	0	1	0	0	0	0	
Bobby Tolan, L OBP: 0.274, SLG: 0.336 (1, 8)										4	1	1	0	0	0	2	
Johnny Bench, R OBP: 0.355, SLG: 0.518 (1, 9) (9, 2)										3	1	1	0	0	0	0	
Tony Perez, R OBP: 0.353, SLG: 0.462 (1, 3)										3	1	2	2	0	1	0	
Dave Concepcion, R OBP: 0.321, SLG: 0.449 (1, 6)										3	0	0	0	0	2	1	
Denis Menke, R OBP: 0.424, SLG: 0.238 (1, 5)										3	0	0	0	0	0	0	
Bill Plummer, R OBP: 0.167, SLG: 0.118 (1, 2)										3	0	0	0	0	2	0	
Cesar Geronimo, L OBP: 0.216, SLG: 0.240 (9, 9)										0	0	0	0	0	0	0	
Don Gullett, R OBP: 0.280, SLG: 0.105 (1, 1)										3	0	0	0	0	1	0	
Pedro Borbon, R OBP: 0.200, SLG: 0.200 (9, 1)										0	0	0	0	0	0	0	
Tom Hall, L (9, 1)										0	0	0	0	0	0	0	
Inning Stats	R: 0 E: 0 K: 0 S: 3	H: 0 LOB: 0 BB: 0 P: 3	R: 0 E: 0 K: 2 S: 7	H: 0 LOB: 0 BB: 0 P: 7	R: 0 E: 0 K: 2 S: 7	H: 0 LOB: 0 BB: 0 P: 7	R: 2 E: 1 K: 0 S: 6	H: 3 LOB: 1 BB: 0 P: 6	R: 0 E: 0 K: 0 S: 3	H: 0 LOB: 0 BB: 0 P: 3	R: 1 E: 0 K: 1 S: 6	H: 1 LOB: 0 BB: 0 P: 6	R: 0 E: 0 K: 1 S: 6	H: 1 LOB: 2 BB: 1 P: 10	1B: 2 2B: 2 3B: 0 HR: 1	SF: 0 SAC: 0 DP: 0 HBP: 0	WP: 0 PA: 30 PB: 0 SB: 0 CS: 0
PITCHER	IP WLS BF H R ER SO BB IBB HBP BLK WP HR S P ERA WHIP																
Mike Caldwell, L ERA: 3.94 (1, 1)	8.0 L 30 5 3 3 6 1 0 0 0 0 0 0 1 41 45 3.38 0.750																



Batter	1	2	3	4	5	6	7	8	9	AB	R	H	RBI	BB	SO	LOB	TOP
Tommie Agee, R OBP: 0.315, SLG: 0.338 (1, 8)										4	0	0	0	0	1	1	Houston Astros @ Cincinnati Reds Riverfront Stadium, Cincinnati, OH Tue May 22 1973, 7:05 PM EDT Att: 11,741 - Unknown
Roger Metzger, S OBP: 0.260, SLG: 0.328 (1, 6)										4	0	1	0	0	0	0	
Jimmy Wynn, R OBP: 0.321, SLG: 0.494 (1, 9)										4	1	1	0	0	0	1	
Bob Watson, R OBP: 0.459, SLG: 0.520 (1, 7)										3	2	1	1	1	0	0	
Doug Rader, R OBP: 0.326, SLG: 0.378 (1, 5)										4	0	1	0	0	0	1	
Lee May, R OBP: 0.224, SLG: 0.293 (1, 3)										3	0	1	1	0	0	0	
Johnny Edwards, L OBP: 0.275, SLG: 0.355 (9, PR)										4	0	1	1	0	1	1	
Hector Torres, R OBP: 0.138, SLG: 0.074 (9, PH)										3	0	0	0	0	0	1	
Jimmie Stewart, S OBP: 0.231, SLG: 0.167 (9, PH)										1	0	0	0	0	1	2	
Dave Roberts, L OBP: 0.143, SLG: 0.143 (5, 1)										2	0	1	0	0	0	0	
Ken Forsch, R OBP: 0.077, SLG: 0.040 (8, PH)										0	0	0	0	0	0	0	
Bob Gallagher, L OBP: 0.235, SLG: 0.438 (8, 1)										1	1	1	1	0	0	0	
Fred Gladding, L OBP: 0.300, SLG: 0.400 (9, PH)										1	0	0	0	0	1	2	
Inning Stats	R: 0 E: 0 K: 0 S: 3	H: 0 LOB: 0 BB: 0 P: 3	R: 1 E: 0 K: 0 S: 4	H: 1 LOB: 1 BB: 1 P: 8	R: 0 E: 1 K: 1 S: 6	H: 1 LOB: 1 BB: 0 P: 6	R: 0 E: 0 K: 0 S: 3	H: 0 LOB: 0 BB: 0 P: 3	R: 0 E: 0 K: 1 S: 5	H: 0 LOB: 0 BB: 0 P: 5	R: 1 E: 0 K: 0 S: 4	H: 1 LOB: 2 BB: 0 P: 4	R: 2 E: 0 K: 2 S: 11	H: 4 LOB: 2 BB: 0 P: 11	1B: 4 2B: 3 3B: 0 HR: 1	SF: 1 SAC: 0 DP: 0 HBP: 0	WP: 0 PA: 36 PB: 0 SB: 0 CS: 0
PITCHER	IP WLS BF H R ER SO BB IBB HBP BLK WP HR S P ERA WHIP																
Clay Carroll, R ERA: 6.23 (1, 1)	5.0 W 19 3 1 1 1 1 1 0 0 0 0 0 0 20 24 1.80 0.800																
Ed Sprague, R ERA: 2.53 (6, 1)	3.0 S 12 3 3 3 1 0 0 0 0 0 1 14 14 9.00 1.000																
Pedro Borbon, R ERA: 1.5 (9, 1)	1.0 S 5 2 0 0 0 2 0 0 0 0 0 0 9 9 0.00 2.000																

AB	34
R	4
H	8
RBI	4
BB	1
SO	4
LOB	9



Batter	1	2	3	4	5	6	7	8	9	AB	R	H	RBI	BB	SO	LOB	BOTTOM		
Pete Rose, S OBP: 0.398, SLG: 0.423 (1, 7)										5	1	3	1	0	0	1	Houston Astros @ Cincinnati Reds Riverfront Stadium, Cincinnati, OH Tue May 22 1973, 7:05 PM EDT Att: 11,741 - Unknown		
Joe Morgan, L OBP: 0.438, SLG: 0.560 (1, 4)										5	1	2	0	0	1	1			
Bobby Tolan, L OBP: 0.280, SLG: 0.353 (1, 8)										4	1	2	0	0	2	2			
Johnny Bench, R OBP: 0.356, SLG: 0.507 (1, 2)										3	0	0	0	2	0	3			
Tony Perez, R OBP: 0.361, SLG: 0.471 (1, 3)										4	2	2	0	1	0	6			
Dave Concepcion, R OBP: 0.326, SLG: 0.458 (1, 6)										4	0	2	3	0	0	4			
Richie Scheinblum, S OBP: 0.308, SLG: 0.364 (5, PR)										3	0	2	1	0	0	2			
Cesar Geronimo, L OBP: 0.212, SLG: 0.235 (6, 9)										2	0	0	0	0	1	2			
Denis Menke, R OBP: 0.434, SLG: 0.253 (1, 5)										3	1	2	1	1	1	1			
Clay Carroll, R ERA: 3.08 (1, 1)										1	0	0	0	0	0	2			
Gene Locklear, L OBP: 0.308, SLG: 0.250 (5, PH)										1	0	0	0	0	1	1			
Ed Sprague, R ERA: 3.54 (6, 1)										0	0	0	0	0	0	0			
Pedro Borbon, R OBP: 0.200, SLG: 0.200 (9, 1)										0	0	0	0	0	0	0			
Inning Stats	R: 0 E: 0 K: 2 S: 7	H: 0 LOB: 0 BB: 0 P: 7	R: 1 E: 0 K: 0 S: 6	H: 3 LOB: 2 BB: 0 P: 6	R: 2 E: 0 K: 0 S: 6	H: 3 LOB: 2 BB: 1 P: 10	R: 1 E: 0 K: 1 S: 8	H: 3 LOB: 0 BB: 0 P: 8	R: 1 E: 0 K: 2 S: 9	H: 2 LOB: 1 BB: 0 P: 9	R: 0 E: 0 K: 0 S: 5	H: 2 LOB: 3 BB: 1 P: 9	R: 0 E: 0 K: 1 S: 5	H: 0 LOB: 1 BB: 1 P: 9	R: 1 E: 0 K: 0 S: 5	H: 2 LOB: 2 BB: 1 P: 9	1B: 11 2B: 4 3B: 0 HR: 0	SF: 0 SAC: 4 DP: 0 HBP: 0	WP: 0 PA: 43 PB: 0 SB: 0 CS: 0
PITCHER	IP WLS BF H R ER SO BB IBB HBP BLK WP HR S P ERA WHIP																		
Dave Roberts, L ERA: 3.08 (1, 1)	4.0 L 23 10 5 5 3 1 1 0 0 0 0 0 18 26 11.25 2.500																		
Ken Forsch, R ERA: 3.54 (5, 1)	3.0 S 14 3 0 0 3 1 1 0 0 0 0 0 18 26 0.00 1.333																		
Fred Gladding, R ERA: 3.97 (8, 1)	1.0 S 6 2 1 1 1 0 1 0 0 0 0 0 5 9 9.00 3.000																		

AB	35
R	6
H	15
RBI	6
BB	4
SO	6
LOB	25



Batter	1	2	3	4	5	6	7	8	9	AB	R	H	RBI	BB	SO	LOB	TOP
Jimmy Wynn, R (1, 9) <small>OBP: 0.330, SLG: 0.494</small> Jim Ray, R (7, 1) <small>OBP: 0.250, SLG: 0.250</small> Tommie Agee, R (9, PH) <small>OBP: 0.324, SLG: 0.377</small>										2	0	1	0	2	0	0	Houston Astros @ Cincinnati Reds Riverfront Stadium, Cincinnati, OH Wed May 23 1973, 7:05 PM EDT Att: 16,134 - Unknown
Roger Metzger, S (1, 6) <small>OBP: 0.256, SLG: 0.338</small>										5	0	1	1	0	0	6	
Bob Gallagher, L (1, 8) <small>OBP: 0.273, SLG: 0.400</small>										4	0	1	0	1	1	2	
Bob Watson, R (1, 7) <small>OBP: 0.449, SLG: 0.506</small>										4	0	0	0	0	0	5	
Doug Rader, R (1, 5) <small>OBP: 0.324, SLG: 0.381</small>										4	1	1	0	0	0	1	
Lee May, R (1, 3) <small>OBP: 0.224, SLG: 0.292</small> Jim York, R (9, 1)										4	0	1	0	0	1	2	
Johnny Edwards, L (1, 2) <small>OBP: 0.276, SLG: 0.363</small> Skip Jutze, R (8, 2)										3	0	1	1	0	0	1	
Hector Torres, R (1, 4) <small>OBP: 0.152, SLG: 0.067</small>										3	0	0	0	0	0	0	
Don Wilson, R (1, 1) <small>OBP: 0.207, SLG: 0.250</small> Jimmy Stewart, S (7, PH) <small>OBP: 0.214, SLG: 0.154</small> Jesus Alou, R (7, 9) <small>OBP: 0.364, SLG: 0.545</small>										1	0	1	0	0	0	0	
Inning Stats	R: 0 H: 1 E: 0 LOB: 1 K: 0 BB: 0 S: 4 P: 4	R: 0 H: 1 E: 0 LOB: 0 K: 0 BB: 0 S: 3 P: 3	R: 0 H: 1 E: 0 LOB: 3 K: 0 BB: 2 S: 4 P: 12	R: 1 H: 2 E: 0 LOB: 3 K: 0 BB: 1 S: 5 P: 10	R: 0 H: 0 E: 0 LOB: 0 K: 0 BB: 0 S: 3 P: 3	R: 0 H: 0 E: 0 LOB: 0 K: 0 BB: 0 S: 3 P: 3	R: 0 H: 0 E: 0 LOB: 0 K: 0 BB: 0 S: 3 P: 3	R: 0 H: 1 E: 0 LOB: 1 K: 1 BB: 0 S: 6 P: 6	R: 2 H: 3 E: 0 LOB: 1 K: 1 BB: 0 S: 8 P: 8	1B: 4 SF: 0 2B: 3 SAC: 1 3B: 2 DP: 1 HR: 0 HBP: 1	WP: 0 PA: 39 PB: 0 SB: 0 CS: 0						
PITCHER	IP WLS BF H R ER SO BB IBB HBP BLK WP HR S P ERA WHIP											IP WLS BF H R ER SO BB IBB HBP BLK WP HR S P ERA WHIP					
Jack Billingham, R (1, 1) <small>ERA: 2.61</small> Tom Hall, L (9, 1) <small>ERA: 4.92</small>	8.2 38 9 3 3 1 2 1 1 0 0 0 0 3 3 3.12 1.269																

AB 34
R 3
H 9
RBI 3
BB 3
SO 2
LOB 17



Batter	1	2	3	4	5	6	7	8	9	AB	R	H	RBI	BB	SO	LOB	BOTTOM
Pete Rose, S (1, 7) <small>OBP: 0.394, SLG: 0.419</small>										4	0	1	1	0	0	0	Houston Astros @ Cincinnati Reds Riverfront Stadium, Cincinnati, OH Wed May 23 1973, 7:05 PM EDT Att: 16,134 - Unknown
Joe Morgan, L (1, 4) <small>OBP: 0.433, SLG: 0.547</small>										3	1	0	0	1	0	3	
Bobby Tolan, L (1, 8) <small>OBP: 0.274, SLG: 0.346</small>										3	0	0	0	0	0	1	
Johnny Bench, R (1, 2) <small>OBP: 0.354, SLG: 0.500</small>										4	1	1	0	0	0	0	
Tony Perez, R (1, 3) <small>OBP: 0.352, SLG: 0.457</small>										4	0	0	0	0	3	1	
Richie Scheinblum, S (1, 9) <small>OBP: 0.333, SLG: 0.348</small> Cesar Geronimo, L (7, 9) <small>OBP: 0.210, SLG: 0.232</small>										2	0	0	0	0	0	0	
Dave Concepcion, R (1, 6) <small>OBP: 0.338, SLG: 0.463</small>										3	0	2	1	1	0	0	
Denis Menke, R (1, 5) <small>OBP: 0.440, SLG: 0.292</small>										2	2	1	1	1	0	1	
Jack Billingham, R (1, 1) <small>OBP: 0.034, SLG: 0.034</small> Tom Hall, L (9, 1)										3	0	0	0	0	0	3	
Inning Stats	R: 0 H: 0 E: 0 LOB: 0 K: 0 BB: 0 S: 3 P: 3	R: 0 H: 0 E: 0 LOB: 0 K: 1 BB: 0 S: 5 P: 5	R: 1 H: 1 E: 0 LOB: 0 K: 0 BB: 0 S: 4 P: 4	R: 1 H: 0 E: 0 LOB: 0 K: 1 BB: 1 S: 5 P: 9	R: 1 H: 2 E: 1 LOB: 2 K: 0 BB: 1 S: 5 P: 9	R: 0 H: 0 E: 0 LOB: 0 K: 0 BB: 0 S: 3 P: 3	R: 0 H: 0 E: 0 LOB: 1 K: 0 BB: 1 S: 3 P: 7	R: 0 H: 0 E: 1 LOB: 0 K: 0 BB: 0 S: 3 P: 3	R: 1 H: 2 E: 0 LOB: 1 K: 1 BB: 0 S: 6 P: 6	1B: 4 SF: 0 2B: 0 SAC: 2 3B: 0 DP: 1 HR: 1 HBP: 0	WP: 1 PA: 34 PB: 0 SB: 3 CS: 0						
PITCHER	IP WLS BF H R ER SO BB IBB HBP BLK WP HR S P ERA WHIP											IP WLS BF H R ER SO BB IBB HBP BLK WP HR S P ERA WHIP					
Don Wilson, R (1, 1) <small>ERA: 3.06</small> Jim Ray, R (7, 1) <small>ERA: 1.62</small> Jim York, R (9, 1) <small>ERA: 3.08</small>	6.0 23 3 3 2 2 2 0 0 0 0 0 0 6 10 0.00 0.500											0.2 L 4 2 1 1 1 0 0 0 0 0 0 0 6 6 13.50 3.000					

AB 29
R 4
H 5
RBI 3
BB 3
SO 3
LOB 9



Batter	1	2	3	4	5	6	7	8	9	AB	R	H	RBI	BB	SO	LOB	TOP										
Rick Monday, L OBP: 0.421, SLG: 0.565 (1, 8)	1-3		SH1-3		4-3			2B	K	3	1	0	0	1	1	0											
Glenn Beckert, R OBP: 0.386, SLG: 0.364 (1, 4)	F7		SF8					SH1-3-4	F2	2	0	0	1	0	0	0											
Paul Popovich, S OBP: 0.240, SLG: 0.186 (7, 4)										1	0	0	0	0	0	0											
Billy Williams, L OBP: 0.358, SLG: 0.419 (1, 7)			F7					2B		3	1	1	0	1	0	0											
Gene Hiser, L OBP: 0.439, SLG: 0.429 (8, PR) (8, 7)	2B							E	1B	0	1	0	0	1	0	0											
Ron Santo, R OBP: 0.447, SLG: 0.528 (1, 5)				5-3				1B		5	1	3	2	0	0	0											
Jose Cardenal, R OBP: 0.391, SLG: 0.494 (1, 9)	1-3			HR				E	P6	4	2	2	1	1	0	3											
Randy Hundley, R OBP: 0.270, SLG: 0.336 (1, 2)		5-3		P5				L4	E5	4	0	0	0	0	0	3											
Pat Bourque, L OBP: 0.429, SLG: 0.364 (1, 3)		F9		K				K		3	0	0	0	1	2	3											
Don Kessinger, S OBP: 0.346, SLG: 0.263 (1, 6)		3-1						F9		4	0	1	2	0	0	2											
Rick Reuschel, R OBP: 0.190, SLG: 0.190 (1, 1)								G1	6-3	2	1	1	0	0	0	0											
Bob Locker, S OBP: 0.125, SLG: 0.125 (6, 1)			PB	SH1-3						2	0	0	0	0	0	4											
Inning Stats	R: 1 E: 0 K: 0 S: 5	H: 2 LOB: 1 BB: 0 P: 5	R: 0 E: 0 K: 0 S: 3	H: 0 LOB: 0 BB: 0 P: 3	R: 1 E: 0 K: 0 S: 4	H: 1 LOB: 0 BB: 0 P: 4	R: 1 E: 0 K: 1 S: 6	H: 1 LOB: 0 BB: 0 P: 6	R: 0 E: 0 K: 0 S: 3	H: 0 LOB: 0 BB: 0 P: 3	R: 0 E: 0 K: 0 S: 4	H: 1 LOB: 2 BB: 1 P: 8	R: 4 E: 1 K: 1 S: 8	H: 2 LOB: 2 BB: 3 P: 20	R: 0 E: 0 K: 1 S: 6	H: 1 LOB: 2 BB: 1 P: 10	1B: 3 2B: 4 3B: 0 HR: 1	SF: 1 SAC: 2 DP: 0 HBP: 0	WP: 0 PB: 1 SB: 0 CS: 0	PA: 41							
PITCHER	IP	WLS	BF	H	R	ER	SO	BB	IBB	HBP	BLK	WP	HR	S	P	ERA	WHIP										
Don Gullett, L ERA: 2.95 (1, 1)	5.0	L	19	4	3	2	1	0	0	0	0	0	1	21	21	3.60	0.800										
Ed Sprague, R ERA: 2.3 (6, 1)	2.0		8	1	0	0	0	0	1	0	0	0	0	7	11	0.00	0.500										
Tom Hall, L ERA: 4.79 (8, 1)	2.0		14	3	4	1	2	3	1	0	0	0	0	14	30	4.50	3.000										

Chicago Cubs @ Cincinnati Reds
Riverfront Stadium, Cincinnati, OH
Fri May 25 1973, 7:05 PM EDT
Att: 17,843 - Unknown - 65 F

AB	33
R	7
H	8
RBI	6
BB	5
SO	3
LOB	15



Batter	1	2	3	4	5	6	7	8	9	AB	R	H	RBI	BB	SO	LOB	BOTTOM										
Pete Rose, S OBP: 0.402, SLG: 0.420 (1, 7)	FC4-6		4-3		FC4-6		P4-6-3			2	0	1	0	2	0	1											
Joe Morgan, L OBP: 0.422, SLG: 0.530 (1, 4)	FC4-6		4-3		FC4-6			P4-3		4	0	0	1	0	0	5											
Bobby Tolan, L OBP: 0.274, SLG: 0.340 (1, 8)	P6		1-3					G3		3	0	0	0	1	0	3											
Johnny Bench, R OBP: 0.352, SLG: 0.513 (1, 2)	K			F9				K		4	1	1	1	0	2	4											
Tony Perez, R OBP: 0.343, SLG: 0.444 (1, 3)		K		K2-3				L6		4	0	0	0	0	2	0											
Richie Scheinblum, S OBP: 0.310, SLG: 0.320 (1, 9)		4-3		K				G3		4	0	0	0	0	2	0											
Dave Concepcion, R OBP: 0.342, SLG: 0.464 (1, 6)		K						F9		4	1	2	0	0	1	0											
Denis Menke, R OBP: 0.434, SLG: 0.283 (1, 5)				FC1-6				K		3	0	0	0	1	2	2											
Don Gullett, R OBP: 0.289, SLG: 0.100 (1, 1)				FC1-6						1	0	0	0	0	0	1											
Gene Lockyer, L OBP: 0.307, SLG: 0.250 (5, PR) (5, 1)				FC1-6						0	0	0	0	0	1	0											
Ed Sprague, R OBP: 0.307, SLG: 0.250 (5, 1)				FC1-6						0	0	0	0	0	0	0											
Joe Hogue, L OBP: 0.265, SLG: 0.241 (7, PR) (8, 1)				FC1-6						0	0	0	0	0	1	0											
Tom Hall, L OBP: 0.265, SLG: 0.241 (8, 1)				FC1-6						0	0	0	0	0	0	0											
Larry Stahl, L OBP: 0.340, SLG: 0.611 (5, PR) (5, 1)				FC1-6						1	0	0	0	0	0	1											
Inning Stats	R: 0 E: 0 K: 1 S: 5	H: 0 LOB: 1 BB: 1 P: 9	R: 0 E: 0 K: 2 S: 7	H: 0 LOB: 0 BB: 0 P: 7	R: 0 E: 0 K: 2 S: 4	H: 1 LOB: 2 BB: 1 P: 8	R: 0 E: 0 K: 2 S: 7	H: 0 LOB: 0 BB: 0 P: 7	R: 1 E: 0 K: 2 S: 8	H: 1 LOB: 3 BB: 3 P: 20	R: 0 E: 0 K: 0 S: 3	H: 0 LOB: 0 BB: 0 P: 3	R: 0 E: 0 K: 1 S: 4	H: 0 LOB: 0 BB: 1 P: 8	R: 1 E: 0 K: 0 S: 4	H: 1 LOB: 0 BB: 0 P: 4	R: 0 E: 0 K: 1 S: 6	H: 1 LOB: 1 BB: 0 P: 6	1B: 3 2B: 0 3B: 0 HR: 1	SF: 0 SAC: 0 DP: 1 HBP: 0	WP: 0 PB: 0 SB: 3 CS: 0	PA: 36					
PITCHER	IP	WLS	BF	H	R	ER	SO	BB	IBB	HBP	BLK	WP	HR	S	P	ERA	WHIP										
Rick Reuschel, R ERA: 1.69 (1, 1)	5.0		22	2	1	1	7	5	0	0	0	0	0	31	51	1.80	1.400										
Bob Locker, R ERA: 1.02 (6, 1)	4.0	S	14	2	1	1	2	1	0	0	0	0	1	17	21	2.25	0.750										

Chicago Cubs @ Cincinnati Reds
Riverfront Stadium, Cincinnati, OH
Fri May 25 1973, 7:05 PM EDT
Att: 17,843 - Unknown - 65 F

AB	30
R	2
H	4
RBI	2
BB	6
SO	9
LOB	17



Batter	1	2	3	4	5	6	7	8	9	AB	R	H	RBI	BB	SO	LOB	TOP											
Rick Monday, L OBP: 0.423, SLG: 0.560 (1, 8)										3	1	1	0	1	1	1	Chicago Cubs @ Cincinnati Reds Riverfront Stadium, Cincinnati, OH Sat May 26 1973, 3:33 AM EDT Att: 24,402 - Sunny - 80 F											
Don Kessinger, S OBP: 0.352, SLG: 0.286 (1, 6)										3	1	2	1	0	0	0												
Billy Williams, L OBP: 0.361, SLG: 0.418 (1, 7)										3	0	1	1	1	0	2												
Ron Santo, R OBP: 0.437, SLG: 0.514 (1, 5)										4	0	0	0	0	2	5												
Jose Cardenal, R OBP: 0.382, SLG: 0.481 (1, 9)										4	0	0	0	0	0	3												
Jim Hickman, R OBP: 0.333, SLG: 0.203 (1, 3)										4	0	0	0	0	1	0												
Ken Rudolph, R OBP: 0.293, SLG: 0.464 (1, 2)										4	0	1	0	0	1	0												
Paul Popovich, S OBP: 0.241, SLG: 0.191 (1, 4)										4	0	1	0	0	0	1												
Mitt Pappas, R OBP: 0.059, SLG: 0.059 Jack Aker, R (7, 1)										3	0	1	0	0	1	2												
Inning Stats	R: 0 E: 0 K: 0 S: 3	H: 1 LOB: 1 BB: 1 P: 7	R: 0 E: 0 K: 0 S: 4	H: 1 LOB: 1 BB: 0 P: 4	R: 2 E: 0 K: 0 S: 6	H: 3 LOB: 1 BB: 0 P: 6	R: 0 E: 0 K: 0 S: 4	H: 1 LOB: 1 BB: 0 P: 4	R: 0 E: 0 K: 1 S: 6	H: 0 LOB: 2 BB: 1 P: 10	R: 0 E: 0 K: 1 S: 5	H: 0 LOB: 0 BB: 0 P: 5	R: 0 E: 0 K: 1 S: 5	H: 0 LOB: 0 BB: 0 P: 5	R: 0 E: 0 K: 2 S: 7	H: 0 LOB: 0 BB: 0 P: 7	1B: 6 2B: 0 3B: 1 HR: 0	SF: 0 SAC: 1 DP: 1 HBP: 0	WP: 0 PB: 0 SB: 0 CS: 0	PA: 36								
PITCHER	IP	WLS	BF	H	R	ER	SO	BB	IBB	HBP	BLK	WP	HR	S	P	ERA	WHIP											
Ross Grimsley, L ERA: 2.66 Ed Sprague, R ERA: 2.2 Pedro Borbon, R ERA: 1.38 Tom Hall, L ERA: 4.57	(1, 1)	4.1	L	21	7	2	2	0	2	0	0	0	0	0	19	27	4.15	2.077										
	(5, 1)	0.2		2	0	0	0	1	0	0	0	0	0	0	4	4	0.00	0.000										
	(6, 1)	3.0		10	0	0	0	4	0	0	0	0	0	0	18	18	0.00	0.000										
	(9, 1)	1.0		3	0	0	0	2	0	0	0	0	0	7	7	0.00	0.000											

AB	33
R	2
H	7
RBI	2
BB	2
SO	7
LOB	14



Batter	1	2	3	4	5	6	7	8	9	AB	R	H	RBI	BB	SO	LOB	BOTTOM										
Pete Rose, S OBP: 0.399, SLG: 0.416 (1, 7)										4	0	1	0	0	0	2	Chicago Cubs @ Cincinnati Reds Riverfront Stadium, Cincinnati, OH Sat May 26 1973, 3:33 AM EDT Att: 24,402 - Sunny - 80 F										
Joe Morgan, L OBP: 0.412, SLG: 0.515 (1, 4)										4	0	0	0	0	1	2											
Bobby Tolan, L OBP: 0.273, SLG: 0.344 (1, 8)										4	0	1	0	0	0	1											
Johnny Bench, R OBP: 0.344, SLG: 0.500 (1, 2)										4	0	0	0	0	1	1											
Tony Perez, R OBP: 0.347, SLG: 0.446 (1, 3)										4	0	2	0	0	0	0											
Gene Locklear, L OBP: 0.276, SLG: 0.188 (1, 9)										4	0	0	0	0	0	2											
Dave Concepcion, R OBP: 0.342, SLG: 0.461 (1, 6)										3	0	1	0	0	0	0											
Denis Menke, R OBP: 0.435, SLG: 0.280 Larry Stahl, L OBP: 0.522, SLG: 0.579 Darrel Chaney, S OBP: 0.213, SLG: 0.140	(1, 5)	6.0	W	22	3	0	0	2	1	0	0	0	0	0	0	0		0									
	(7, PH)																1										
	(8, 5)																0										
	(1, 1)																1										
	(5, 1)																0										
	(5, PH)																1										
	(8, 1)																0										
	(8, PH)																0										
	(9, 1)																0										
Inning Stats	R: 0 E: 0 K: 0 S: 4	H: 1 LOB: 0 BB: 0 P: 4	R: 0 E: 0 K: 0 S: 3	H: 0 LOB: 0 BB: 0 P: 3	R: 0 E: 0 K: 1 S: 6	H: 1 LOB: 1 BB: 0 P: 6	R: 0 E: 0 K: 1 S: 6	H: 1 LOB: 1 BB: 0 P: 6	R: 0 E: 0 K: 0 S: 3	H: 0 LOB: 0 BB: 1 P: 7	R: 0 E: 0 K: 0 S: 3	H: 0 LOB: 0 BB: 0 P: 3	R: 0 E: 0 K: 1 S: 5	H: 1 LOB: 1 BB: 1 P: 9	R: 0 E: 0 K: 0 S: 3	H: 1 LOB: 0 BB: 0 P: 3	1B: 4 2B: 1 3B: 0 HR: 0	SF: 0 SAC: 0 DP: 2 HBP: 0	WP: 0 PB: 0 SB: 0 CS: 0	PA: 33							
PITCHER	IP	WLS	BF	H	R	ER	SO	BB	IBB	HBP	BLK	WP	HR	S	P	ERA	WHIP										
Mitt Pappas, R ERA: 5.36 Jack Aker, R ERA: 2.54	(1, 1)	6.0	W	22	3	0	0	2	1	0	0	0	0	25	29	0.00	0.667										
	(7, 1)	3.0	S	11	2	0	0	1	1	0	0	0	0	12	16	0.00	1.000										



Batter	1	2	3	4	5	6	7	8	9	AB R H RBI BB SO LOB	TOP								
Rick Monday, L OBP: 0.417, SLG: 0.545 (1, 8)	4-0 1B BB		0-0 G3			0-0 F5	0-0 4-3		0-0 P6	4 0 0 0 1 0 3	Chicago Cubs @ Cincinnati Reds Riverfront Stadium, Cincinnati, OH Sun May 27 1973, 3:33 AM EDT Att: 35,484 - Cloudy - 68 F								
Glenn Beckert, R OBP: 0.361, SLG: 0.358 (1, 4)	0-0 FC5-4 1B		0-0 1-3			0-0 1-3		0-0 5-3	0-0 6-3	5 0 1 0 0 0 2									
Billy Williams, L OBP: 0.359, SLG: 0.414 Gene Hiser, L OBP: 0.438, SLG: 0.429 (6, PR) (8, 7)	0-0 FC5-4 1-2			0-0 1-3		0-0 F7		0-0		4 0 1 0 0 0 1 0 0 0 0 0 0 0									
Ron Santo, R OBP: 0.438, SLG: 0.520 (1, 5)	0-0 F7			0-0 1B			0-0 1B 2B	0-3 K		4 1 2 0 0 1 2									
Jose Cardenal, R OBP: 0.385, SLG: 0.481 (1, 9)		0-0 L8		0-3 K			0-0 2B 1B	0-0 F8 1B 3B		4 2 2 1 0 1 1									
Pat Bourque, L OBP: 0.385, SLG: 0.333 (1, 3)		0-0 F7		0-0 P5			0-0 L8	0-0 3B 1B		4 1 1 0 0 0 2									
Randy Hundley, R OBP: 0.278, SLG: 0.351 (1, 2)		0-0 F8			0-0 G4-3 1B		0-0 1B 2B	0-0 F8		4 1 2 1 0 0 2									
Don Kessinger, S OBP: 0.361, SLG: 0.313 (1, 6)			0-0 G3 SH3-4 1B		0-0 G4-3		0-0 SH1-4 1B	0-0 2B 3B		4 1 3 3 0 0 1									
Fergie Jenkins, R OBP: 0.129, SLG: 0.071 (1, 1)			0-0 SH3-4		0-0 5-3		0-0 SH1-4	0-0 2B		2 0 1 1 0 0 0									
Inning Stats	R: 0 E: 0 K: 0 S: 3	H: 1 LOB: 1 BB: 1 P: 7	R: 0 E: 0 K: 0 S: 3	H: 0 LOB: 0 BB: 0 P: 3	R: 0 E: 0 K: 0 S: 4	H: 1 LOB: 1 BB: 0 P: 4	R: 0 E: 0 K: 1 S: 6	H: 1 LOB: 0 BB: 0 P: 6	R: 0 E: 0 K: 0 S: 3	H: 1 LOB: 0 BB: 0 P: 3	R: 3 E: 0 K: 0 S: 7	H: 4 LOB: 1 BB: 0 P: 7	R: 0 E: 0 K: 1 S: 5	H: 1 LOB: 1 BB: 0 P: 5	R: 3 E: 0 K: 0 S: 7	H: 4 LOB: 1 BB: 0 P: 7	1B: 9 2B: 3 3B: 1 HR: 0	SF: 0 SAC: 2 DP: 1 HBP: 0	WP: 0 PA: 38 PB: 0 SB: 0 CS: 1
PITCHER	IP WLS BF H R ER SO BB IBB HBP BLK WP HR S P ERA WHIP											PITCHER	IP WLS BF H R ER SO BB IBB HBP BLK WP HR S P ERA WHIP						
Jim McGlothlin, R ERA: 4.8 (1, 1)	6.1 L 26 8 3 3 1 1 0 0 0 0 0 0 27 31 4.26 1.421																		
Pedro Borbon, R ERA: 1.99 (7, 1)	2.0 10 5 3 3 1 0 0 0 0 0 0 0 12 12 13.50 2.500																		
Ed Sprague, R ERA: 2.12 (9, 1)	0.2 2 0 0 0 0 0 0 0 0 0 0 0 2 2 0.00 0.000																		

Batter	1	2	3	4	5	6	7	8	9	AB R H RBI BB SO LOB	BOTTOM						
Pete Rose, S OBP: 0.391, SLG: 0.406 (1, 7)	0-3 K			0-0 P3			0-0 F8		0-0 FC6-4	4 0 0 0 0 1 2	Chicago Cubs @ Cincinnati Reds Riverfront Stadium, Cincinnati, OH Sun May 27 1973, 3:33 AM EDT Att: 35,484 - Cloudy - 68 F						
Joe Morgan, L OBP: 0.408, SLG: 0.504 (1, 4)	0-0 6-3			0-0 P5			4-0 FC4-6 BB	0-0 G3		3 0 0 0 1 0 2							
Bobby Tolan, L OBP: 0.289, SLG: 0.337 (1, 8)	0-0 F8			0-0 G3			0-0 FC4-6 CS			3 0 0 0 0 0 1							
Johnny Bench, R OBP: 0.344, SLG: 0.497 (1, 2)		0-0 F9			0-0 G6-3 1B		0-0 CS	0-0 5-3		3 0 1 0 0 0 0							
Tony Perez, R OBP: 0.347, SLG: 0.444 (1, 3)		0-3 K			0-3 K			0-0 G3-6-3 1B		3 0 1 0 0 2 1							
Gene Locklear, L OBP: 0.238, SLG: 0.158 (1, 9)		0-3 K			0-0 G6-3			0-0 G3-6-3		3 0 0 0 0 1 2							
Dave Concepcion, R OBP: 0.342, SLG: 0.465 (1, 6)			0-0 1-3			0-0 6-3		0-0 FC6-4 2B		3 0 1 0 0 0 0							
Denis Menke, R OBP: 0.425, SLG: 0.271 (1, 5)			0-3 K			0-0 L5		0-0 E5 FC6-4		3 0 0 0 0 1 1							
Jim McGlothlin, R OBP: 0.222, SLG: 0.125 Pedro Borbon, R OBP: 0.200, SLG: 0.200 Ed Sprague, R (9, PH) Joe Hague, L OBP: 0.250, SLG: 0.226 (8, PH)			0-0 5-3			0-3 K		0-0 P3		2 0 0 0 0 1 0 0 0 0 0 0 0 0 0 0 0 0 0 0 0 1 0 0 0 0 0 2							
Inning Stats	R: 0 E: 0 K: 1 S: 5	H: 0 LOB: 0 BB: 0 P: 5	R: 0 E: 0 K: 2 S: 7	H: 0 LOB: 0 BB: 0 P: 7	R: 0 E: 0 K: 1 S: 5	H: 0 LOB: 0 BB: 0 P: 5	R: 0 E: 0 K: 0 S: 3	H: 0 LOB: 0 BB: 0 P: 3	R: 0 E: 0 K: 1 S: 2	H: 0 LOB: 0 BB: 1 P: 6	R: 0 E: 0 K: 0 S: 3	H: 1 LOB: 0 BB: 0 P: 3	R: 0 E: 1 K: 0 S: 5	H: 1 LOB: 2 BB: 0 P: 5	1B: 2 2B: 1 3B: 0 HR: 0	SF: 0 SAC: 0 DP: 2 HBP: 0	WP: 0 PA: 30 PB: 0 SB: 0 CS: 1
PITCHER	IP WLS BF H R ER SO BB IBB HBP BLK WP HR S P ERA WHIP											PITCHER	IP WLS BF H R ER SO BB IBB HBP BLK WP HR S P ERA WHIP				
Fergie Jenkins, R ERA: 3.12 (1, 1)	9.0 W 29 3 0 0 6 1 0 0 0 0 0 0 40 44 0.00 0.444																



Batter	1	2	3	4	5	6	7	8	9	AB	R	H	RBI	BB	SO	LOB	TOP										
Gene Hiser, L (1, 8) OBP: 0.400, SLG: 0.385	F7		K		G3		SH1-4		F8	4	0	0	0	0	1	2	Chicago Cubs @ Cincinnati Reds Riverfront Stadium, Cincinnati, OH Mon May 28 1973, 3:33 AM EDT Att: 15,453 - Cloudy - 70 F										
Glenn Beckert, R (1, 4) OBP: 0.357, SLG: 0.353	K		WP 2B 1B		5-3		F9		F5	5	1	1	1	0	1	1											
Billy Williams, L (1, 7) OBP: 0.362, SLG: 0.440	F9		1-H 2-H 2B		HR		K			4	1	2	3	0	1	1											
Ron Santo, R (1, 5) OBP: 0.434, SLG: 0.510		L1-3 BB	5-3		6-3				F5	3	0	0	0	1	0	1											
Jose Cardenal, R (1, 9) OBP: 0.382, SLG: 0.473	L1-3				6-3		BB BB		F5	3	0	0	0	1	0	1											
Pat Bourque, L (1, 3) OBP: 0.455, SLG: 0.611	F7				HR		FC4 BB			3	1	2	1	1	0	0											
Randy Hundley, R (1, 2) OBP: 0.292, SLG: 0.368			FC1-5 1B 1B		G3 2B		F7			3	0	2	0	1	0	1											
Don Kessinger, S (1, 6) OBP: 0.360, SLG: 0.313			FC1-5 1B 1B		G3		FC4		F7	3	1	1	0	0	0	2											
Bob Locker, S (8, 1) OBP: 0.125, SLG: 0.125			1-2 2-3 1B 1B		2-3		1-2 FC4		F7	0	0	0	0	0	0	0											
Burt Hooton, R (1, 1) OBP: 0.269, SLG: 0.208			FC1-5 WP 2B		K		SH1-4 1B		P6-3	2	1	0	0	0	1	3											
Larry Gura, S (6, 1) OBP: 0.266, SLG: 0.167										0	0	0	0	0	0	0											
Paul Popovich, S (6, 6) OBP: 0.250, SLG: 0.204										2	0	1	0	0	0	0											
Jim Hickman, R (8, PH) OBP: 0.329, SLG: 0.200										1	0	0	0	0	0	2											
Inning Stats	R: 0 E: 0 K: 1 S: 5	H: 0 LOB: 0 BB: 0 P: 5	R: 0 E: 0 K: 0 S: 2	H: 0 LOB: 0 BB: 1 P: 6	R: 3 E: 0 K: 1 S: 9	H: 4 LOB: 1 BB: 0 P: 9	R: 1 E: 0 K: 1 S: 7	H: 2 LOB: 1 BB: 0 P: 7	R: 1 E: 0 K: 0 S: 4	H: 1 LOB: 1 BB: 2 P: 10	R: 0 E: 0 K: 1 S: 6	H: 1 LOB: 1 BB: 0 P: 6	R: 0 E: 0 K: 0 S: 4	H: 1 LOB: 2 BB: 1 P: 8	R: 0 E: 0 K: 0 S: 3	H: 0 LOB: 0 BB: 0 P: 3	1B: 4 2B: 4 3B: 0 HR: 2	SF: 0 SAC: 1 DP: 1 HBP: 0	WP: 1 PB: 0 SB: 0 CS: 0	PA: 38							
PITCHER	IP	WLS	BF	H	R	ER	SO	BB	IBB	HBP	BLK	WP	HR	S	P	ERA	WHIP										
Jack Billingham, R (1, 1) ERA: 2.96	5.0		22	7	5	5	3	1	0	0	0	1	2	27	31	9.00	1.600										
Roger Nelson, R (6, 1) ERA: 2.08	1.0		4	0	0	0	0	2	0	0	0	0	0	2	10	0.00	2.000										
Tom Hall, L (7, 1) ERA: 4.01	3.0	W	12	2	0	0	1	0	1	0	0	0	0	13	17	0.00	0.667										

Batter	1	2	3	4	5	6	7	8	9	AB	R	H	RBI	BB	SO	LOB	BOTTOM										
Dave Concepcion, R (1, 6) OBP: 0.331, SLG: 0.450	6-3		F9		F7		F8		FC1-6 1B	5	0	0	0	0	0	3	Chicago Cubs @ Cincinnati Reds Riverfront Stadium, Cincinnati, OH Mon May 28 1973, 3:33 AM EDT Att: 15,453 - Cloudy - 70 F										
Joe Morgan, L (1, 4) OBP: 0.414, SLG: 0.510	1B SF9 BB		P5		F7		2B		1B	4	1	2	1	1	0	1											
Pete Rose, S (1, 7) OBP: 0.388, SLG: 0.402	1-3 1B				4-3		E4		K	4	0	1	0	0	1	1											
Johnny Bench, R (1, 2) OBP: 0.342, SLG: 0.491	SF9				4-0 2B BB		5-3		K	2	1	0	1	1	1	1											
Tony Perez, R (1, 3) OBP: 0.356, SLG: 0.455	K				4-3 1-H 2B 2B		SH1-4 BB		1B	3	1	2	1	1	1	1											
Bobby Tolan, L (1, 8) OBP: 0.270, SLG: 0.337					4-3		SH1-4		F9	3	0	1	0	0	0	2											
Denis Menke, R (1, 5) OBP: 0.420, SLG: 0.263					4-3 2B BB		K		K	3	1	0	0	1	2	3											
Cesar Geronimo, L (1, 9) OBP: 0.227, SLG: 0.262					4-0 1-H 3-H 2B		3-1		FC1-6 2B	4	0	2	2	0	1	1											
Jack Billingham, R (1, 1) OBP: 0.033, SLG: 0.033					K				FC1-6 1B IBB	1	0	0	0	0	1	0											
Gene Locklear, L (5, PH) OBP: 0.273, SLG: 0.200										1	1	1	0	0	0	0											
Roger Nelson, R (6, 1) OBP: 0.083, SLG: 0.083										0	0	0	0	0	0	0											
Tom Hall, L (7, 1)										1	0	0	0	0	1	0											
Darrel Chaney, S (8, PH) OBP: 0.229, SLG: 0.140										0	1	0	0	1	0	0											
Inning Stats	R: 1 E: 0 K: 1 S: 6	H: 1 LOB: 1 BB: 1 P: 10	R: 0 E: 0 K: 1 S: 5	H: 1 LOB: 0 BB: 0 P: 5	R: 0 E: 0 K: 1 S: 5	H: 0 LOB: 0 BB: 0 P: 5	R: 3 E: 0 K: 0 S: 4	H: 2 LOB: 1 BB: 2 P: 12	R: 1 E: 0 K: 0 S: 5	H: 1 LOB: 1 BB: 0 P: 5	R: 0 E: 0 K: 1 S: 5	H: 0 LOB: 1 BB: 1 P: 9	R: 0 E: 0 K: 2 S: 8	H: 1 LOB: 1 BB: 0 P: 8	R: 0 E: 0 K: 2 S: 8	H: 1 LOB: 1 BB: 0 P: 8	R: 1 E: 0 K: 0 S: 3	H: 2 LOB: 2 BB: 1 P: 7	1B: 5 2B: 4 3B: 0 HR: 0	SF: 1 SAC: 1 DP: 0 HBP: 0	WP: 0 PB: 0 SB: 0 CS: 1	PA: 38					
PITCHER	IP	WLS	BF	H	R	ER	SO	BB	IBB	HBP	BLK	WP	HR	S	P	ERA	WHIP										
Burt Hooton, R (1, 1) ERA: 4.57	5.0		23	5	5	4	3	4	0	0	0	0	0	25	41	7.20	1.800										
Larry Gura, L (6, 1) ERA: 3.04	2.0		7	1	0	0	3	0	0	0	0	0	0	13	13	0.00	0.500										
Bob Locker, R (8, 1) ERA: 1.82	1.1	L	8	3	1	1	2	0	1	0	0	0	0	11	15	6.75	2.250										

Batter	1	2	3	4	5	6	7	8	9	AB	R	H	RBI	BB	SO	LOB	TOP					
Dave Concepcion, R (1, 6) OBP: 0.335, SLG: 0.454	0-0 2B		4-0 1B 1B BB		0-0 P6		0-0 F7			3	0	1	0	1	0	0	Cincinnati Reds @ St. Louis Cardinals Busch Stadium, St. Louis, MO Tue May 29 1973, 7:05 PM CDT Att: 13,384 - Unknown					
Joe Morgan, L (1, 4) OBP: 0.421, SLG: 0.510	4-0 BB		0-0 1B 1-2 1B		4-0 CS BB		0-3 K			2	0	1	0	2	1	0						
Pete Rose, S (1, 7) OBP: 0.380, SLG: 0.393	0-0 F6		0-0 F7		0-3 K			0-0 4-3		4	0	0	0	0	1	5						
Johnny Bench, R (1, 2) OBP: 0.340, SLG: 0.485	0-0 F7		0-0 1-2 2-3 1B		0-0 5-3			0-3 K		4	0	1	0	0	1	2						
Tony Perez, R (1, 3) OBP: 0.354, SLG: 0.446	0-3 K		0-3 K		0-3 K			4-0 BB		3	0	0	0	1	3	5						
Bobby Tolan, L (1, 8) OBP: 0.289, SLG: 0.335		0-0 4-1		0-0 4-3		0-0 1B 1B		0-0 1-3		4	0	1	0	0	0	1						
Denis Menke, R (1, 5) OBP: 0.261, SLG: 0.267 Joe Haque, L (9, PH) OBP: 0.243, SLG: 0.219		0-3 K		4-0 BB		0-0 1-3 1B			0-3 K2-3	2	0	1	0	1	1	0						
Cesar Geronimo, L (1, 9) OBP: 0.219, SLG: 0.252		0-0 4-3		0-0 F7		0-3 K			0-3 K	4	0	0	0	0	2	3						
Clay Carroll, R (1, 1) Gene Locklear, L (7, PH) OBP: 0.261, SLG: 0.190 Pedro Borbon, R (7, 1) OBP: 0.200, SLG: 0.200 Larry Stahl, L (9, PH) OBP: 0.500, SLG: 0.550			0-3 K		0-3 K		0-0 5-3		0-0 F9	2	0	0	0	0	2	1						
Inning Stats	R: 0 E: 0 K: 1 S: 6	H: 1 LOB: 2 BB: 1 P: 10	R: 0 E: 0 K: 1 S: 5	H: 0 LOB: 0 BB: 0 P: 5	R: 0 E: 0 K: 2 S: 9	H: 2 LOB: 3 BB: 1 P: 13	R: 0 E: 0 K: 1 S: 5	H: 0 LOB: 1 BB: 1 P: 9	R: 0 E: 0 K: 1 S: 4	H: 0 LOB: 0 BB: 1 P: 8	R: 0 E: 0 K: 2 S: 9	H: 2 LOB: 2 BB: 0 P: 9	R: 0 E: 0 K: 1 S: 5	H: 0 LOB: 0 BB: 0 P: 5	R: 0 E: 0 K: 1 S: 5	H: 0 LOB: 1 BB: 1 P: 9		R: 0 E: 0 K: 2 S: 7	H: 0 LOB: 0 BB: 0 P: 7	1B: 4 2B: 1 3B: 0 HR: 0	SF: 0 SAC: 0 DP: 0 HBP: 0	WP: 0 PB: 0 SB: 0 CS: 1
PITCHER	IP WLS BF H R ER SO BB IBB HBP BLK WP HR S P ERA WHIP	IP WLS BF H R ER SO BB IBB HBP BLK WP HR S P ERA WHIP																				
Scipio Spinks, R (1, 1) ERA: 5.65	6.0 W 26 5 0 0 8	3.0 S 10 0 0 0 4																				
Diego Segui, R (7, 1) ERA: 1.25																						

Batter	1	2	3	4	5	6	7	8	9	AB	R	H	RBI	BB	SO	LOB	BOTTOM	
Lou Brock, L (1, 7) OBP: 0.330, SLG: 0.364	0-3 K		0-0 E 2B			0-0 4-3		0-0 4-3		4	1	1	0	0	1	0	Cincinnati Reds @ St. Louis Cardinals Busch Stadium, St. Louis, MO Tue May 29 1973, 7:05 PM CDT Att: 13,384 - Unknown	
Ted Sizemore, R (1, 4) OBP: 0.397, SLG: 0.374	0-0 5-3		0-0 E4 CS 2H 1B			0-0 F8		0-0 1B		4	0	2	0	0	0	0		
Tim McCarver, L (1, 3) OBP: 0.357, SLG: 0.322	0-0 F7		0-0 CS		0-0 G4-6-3 1B		0-0 CS 1B 1B		0-0 F9	4	1	2	0	0	0	1		
Ted Simmons, S (1, 2) OBP: 0.341, SLG: 0.318		0-0 4-3 2B		0-0 G4-6-3		0-0 F8				3	0	1	0	0	0	2		
Jose Cruz, L (1, 9) OBP: 0.317, SLG: 0.386		0-0 4-3		0-0 F7		4-0 1B 1B				2	0	0	0	1	0	1		
Luis Melendez, R (1, 8) OBP: 0.320, SLG: 0.293		4-0 L6-3 BB			0-0 F9		0-0 F9			2	0	0	0	1	0	2		
Ken Reitz, R (1, 5) OBP: 0.247, SLG: 0.347		0-0 L6-3		0-0 G4-6-3 1B		0-0 G4-6-3 1B		0-0 1-3 2H 1B		3	0	2	1	0	0	2		
Mike Tyson, R (1, 6) OBP: 0.286, SLG: 0.282			0-0 1-3		0-0 G4-6-3		0-0 P6			3	0	0	0	0	0	3		
Scipio Spinks, R (1, 1) OBP: 0.222, SLG: 0.500 Dwain Anderson, R (6, PH) OBP: 0.300, SLG: 0.125 Diego Segui, R (7, 1)			0-0 4-3			0-0 F9		0-3 K		1	0	0	0	0	0	0		
Inning Stats	R: 0 E: 0 K: 1 S: 5	H: 0 LOB: 0 BB: 0 P: 5	R: 0 E: 0 K: 0 S: 3	H: 1 LOB: 1 BB: 1 P: 7	R: 1 E: 1 K: 0 S: 4	H: 2 LOB: 0 BB: 0 P: 4	R: 0 E: 0 K: 0 S: 3	H: 1 LOB: 0 BB: 0 P: 3	R: 0 E: 0 K: 0 S: 3	H: 0 LOB: 0 BB: 0 P: 3	R: 1 E: 0 K: 0 S: 5	H: 2 LOB: 2 BB: 1 P: 9	R: 0 E: 0 K: 1 S: 6	H: 1 LOB: 1 BB: 0 P: 6	1B: 6 2B: 3 3B: 0 HR: 0	SF: 0 SAC: 0 DP: 3 HBP: 0		WP: 0 PB: 0 SB: 0 CS: 1
PITCHER	IP WLS BF H R ER SO BB IBB HBP BLK WP HR S P ERA WHIP	IP WLS BF H R ER SO BB IBB HBP BLK WP HR S P ERA WHIP																
Clay Carroll, R (1, 1) ERA: 4.88	6.0 L 20 3 1 1 1	2.0 10 3 1 1 1																
Pedro Borbon, R (7, 1) ERA: 2.09																		



Batter	1	2	3	4	5	6	7	8	9	AB	R	H	RBI	BB	SO	LOB	TOP								
Dave Concepcion, R OBP: 0.337, SLG: 0.471	F9		1-3						K	5	1	2	1	0	1	0	Cincinnati Reds @ St. Louis Cardinals Busch Stadium, St. Louis, MO Wed May 30 1973, 7:05 PM CDT Att: 11,612 - Unknown								
Joe Morgan, L OBP: 0.415, SLG: 0.500	K		F8						P6	5	0	1	0	0	1	2									
Pete Rose, S OBP: 0.376, SLG: 0.385				4-3					4-3	4	0	0	0	0	0	1									
Johnny Bench, R OBP: 0.343, SLG: 0.482	P4			6-3						3	0	1	0	1	0	1									
Tony Perez, R OBP: 0.368, SLG: 0.475										3	1	3	1	1	0	0									
Bobby Tolan, L OBP: 0.283, SLG: 0.328										4	0	0	0	0	1	5									
Denis Menke, R OBP: 0.420, SLG: 0.262										2	0	0	0	0	0	0									
Larry Stahl, L OBP: 0.480, SLG: 0.524	F7									1	0	0	0	0	1	2									
Darrel Chaney, S OBP: 0.229, SLG: 0.140										0	0	0	0	0	0	0									
Phil Gagliano, R OBP: 0.333, SLG: 0.212										1	0	0	0	0	1	2									
Ed Sprague, R OBP: 0.214, SLG: 0.245										3	0	0	0	0	2	0									
Cesar Geronimo, L OBP: 0.214, SLG: 0.245										0	0	0	0	1	0	0									
Bill Plummer, R OBP: 0.211, SLG: 0.118										0	0	0	0	1	0	0									
Don Gullett, R OBP: 0.286, SLG: 0.136										2	0	1	0	0	1	0									
Gene Locklear, L OBP: 0.250, SLG: 0.182										1	0	0	0	0	0	0									
Tom Hall, L OBP: 0.305, SLG: 0.314										0	0	0	0	0	0	0									
Richie Scheinblum, S OBP: 0.305, SLG: 0.314										1	0	0	0	0	0	3									
Inning Stats	R: 0 E: 0 K: 1 S: 5	H: 0 LOB: 1 BB: 0 P: 6	R: 1 E: 0 K: 1 S: 6	H: 1 LOB: 0 BB: 0 P: 6	R: 0 E: 0 K: 1 S: 5	H: 0 LOB: 0 BB: 0 P: 5	R: 0 E: 0 K: 0 S: 4	H: 1 LOB: 1 BB: 0 P: 4	R: 0 E: 0 K: 0 S: 7	H: 2 LOB: 2 BB: 0 P: 7	R: 0 E: 0 K: 2 S: 8	H: 1 LOB: 2 BB: 1 P: 12	R: 1 E: 0 K: 0 S: 5	H: 2 LOB: 1 BB: 0 P: 5	R: 0 E: 0 K: 1 S: 6	H: 1 LOB: 3 BB: 2 P: 14	R: 0 E: 0 K: 1 S: 5	H: 0 LOB: 0 BB: 0 P: 5	1B: 6 2B: 0 3B: 0 HR: 2	SF: 0 SAC: 0 DP: 0 HBP: 1	WP: 1 PB: 0 SB: 1 CS: 0	PA: 39			
PITCHER	IP	WLS	BF	H	R	ER	SO	BB	IBB	HBP	BLK	WP	HR	S	P	ERA	WHIP								
Alan Foster, R ERA: 1.94	7.0		32	8	2	2	6	2	0	1	0	0	2	41	50	2.57	1.429								
Rich Folkers, L ERA: 0.73	1.0	W	4	0	0	0	1	0	1	0	0	1	0	5	9	0.00	0.000								
Wayne Granger, R ERA: 3.72	1.0	S	3	0	0	0	1	0	0	0	0	0	0	5	5	0.00	0.000								

Batter	1	2	3	4	5	6	7	8	9	AB	R	H	RBI	BB	SO	LOB	BOTTOM								
Lou Brock, L OBP: 0.337, SLG: 0.370	K		K							5	1	3	1	0	2	0	Cincinnati Reds @ St. Louis Cardinals Busch Stadium, St. Louis, MO Wed May 30 1973, 7:05 PM CDT Att: 11,612 - Unknown								
Ted Sizemore, R OBP: 0.373, SLG: 0.379	F3									4	0	2	2	0	0	1									
Joe Torre, R OBP: 0.435, SLG: 0.415										3	0	1	0	2	1	0									
Ted Simmons, S OBP: 0.343, SLG: 0.323										4	1	1	0	1	0	4									
Luis Melendez, R OBP: 0.318, SLG: 0.292										4	0	1	0	0	0	5									
Ken Reitz, R OBP: 0.253, SLG: 0.351										4	0	2	1	0	0	3									
Dwain Anderson, R OBP: 0.300, SLG: 0.125										0	1	0	0	0	0	0									
Ed Crosby, L OBP: 0.231, SLG: 0.257										0	0	0	0	0	0	0									
Jose Cruz, L OBP: 0.323, SLG: 0.427										3	1	2	1	0	0	2									
Mike Tyson, R OBP: 0.277, SLG: 0.273										3	0	0	0	0	2	3									
Bernie Carbo, L OBP: 0.319, SLG: 0.237										1	0	0	0	0	0	2									
Wayne Granger, R OBP: 0.318, SLG: 0.263										0	0	0	0	0	0	0									
Alan Foster, R OBP: 0.250, SLG: 0.250										3	0	0	0	0	0	3									
Rich Folkers, L OBP: 0.366, SLG: 0.322										0	0	0	0	0	0	0									
Tim McCarver, L OBP: 0.366, SLG: 0.322										0	1	0	0	1	0	0									
Mick Kelleher, R OBP: 0.318, SLG: 0.263										0	0	0	0	0	0	0									
Inning Stats	R: 0 E: 0 K: 1 S: 5	H: 0 LOB: 0 BB: 0 P: 5	R: 1 E: 0 K: 1 S: 8	H: 3 LOB: 2 BB: 0 P: 8	R: 0 E: 0 K: 1 S: 7	H: 2 LOB: 3 BB: 1 P: 11	R: 1 E: 0 K: 0 S: 5	H: 2 LOB: 1 BB: 0 P: 5	R: 0 E: 0 K: 1 S: 5	H: 0 LOB: 0 BB: 0 P: 5	R: 0 E: 0 K: 1 S: 6	H: 1 LOB: 1 BB: 0 P: 6	R: 0 E: 0 K: 0 S: 4	H: 1 LOB: 2 BB: 1 P: 8	R: 3 E: 0 K: 0 S: 6	H: 3 LOB: 2 BB: 2 P: 14	R: 0 E: 0 K: 1 S: 5	H: 0 LOB: 0 BB: 0 P: 5	1B: 9 2B: 1 3B: 1 HR: 1	SF: 0 SAC: 2 DP: 0 HBP: 0	WP: 0 PB: 0 SB: 1 CS: 0	PA: 40			
PITCHER	IP	WLS	BF	H	R	ER	SO	BB	IBB	HBP	BLK	WP	HR	S	P	ERA	WHIP								
Don Gullett, L ERA: 2.95	6.0		27	8	2	2	5	1	0	0	0	0	1	36	40	3.00	1.500								
Tom Hall, L ERA: 3.86	1.0		5	1	0	0	0	0	1	0	0	0	0	4	8	0.00	1.000								
Ed Sprague, R ERA: 3.5	1.0	L	8	3	3	3	0	1	1	0	0	0	0	6	14	27.00	4.000								



Batter	1	2	3	4	5	6	7	8	9	AB	R	H	RBI	BB	SO	LOB	TOP		
Pete Rose, S OBP: 0.378, SLG: 0.384 (1, 7)	0-0 6-3			4-0 2B 1B BB		0-0 F7		0-0 G4-6-3 1B		3	1	1	0	1	0	0	Cincinnati Reds @ St. Louis Cardinals Busch Stadium, St. Louis, MO Thu May 31 1973, 7:05 PM CDT Att: 14,192 - Unknown		
Joe Morgan, L OBP: 0.417, SLG: 0.526 (1, 4)	0-0 P6			0-0 1B SF9 2B		0-0 HR		0-0 G4-6-3 1-2		4	2	2	1	0	0	1			
Larry Stahl, L OBP: 0.448, SLG: 0.480 (1, 9)	0-0 F8			0-3 K		0-0 6-3 1B		0-0 1-3		4	0	1	0	0	1	2			
Johnny Bench, R OBP: 0.341, SLG: 0.477 (1, 2)		0-0 4-3		0-0 FC6-4 1B		0-0 6-3		0-0 F8		4	0	1	1	0	0	1			
Tony Perez, R OBP: 0.365, SLG: 0.469 (1, 3)		0-0 4-3		0-0 SF9 1B		4-0 1B		0-3 K		2	0	0	1	1	1	0			
Dave Concepcion, R OBP: 0.341, SLG: 0.469 (1, 6)		4-0 CS BB		0-0 FC6-4 1-2		0-3 IBB K		0-0 1B		3	0	1	0	1	1	3			
Denis Menke, R OBP: 0.408, SLG: 0.252 (1, 5)	0-0 CS 1-2		0-3 K		0-0 P4		0-0 F8		0-0 6-3	4	0	0	0	0	1	1			
Cesar Geronimo, L OBP: 0.208, SLG: 0.239 (1, 8)			0-0 F9		0-3 K		0-0 F9			3	0	0	0	0	1	0			
Ross Grimsley, L OBP: 0.037, SLG: 0.037 (1, 1)			0-0 4-3		0-3 K		0-0 4-3			3	0	0	0	0	1	0			
Inning Stats	R: 0 E: 0 K: 0 S: 3	H: 0 LOB: 0 BB: 0 P: 3	R: 0 E: 0 K: 0 S: 2	H: 0 LOB: 0 BB: 1 P: 6	R: 0 E: 0 K: 1 S: 5	H: 0 LOB: 0 BB: 0 P: 5	R: 2 E: 0 K: 1 S: 7	H: 2 LOB: 1 BB: 1 P: 11	R: 0 E: 0 K: 2 S: 7	H: 0 LOB: 0 BB: 0 P: 7	R: 1 E: 0 K: 0 S: 7	H: 2 LOB: 2 BB: 1 P: 11	R: 0 E: 0 K: 0 S: 3	H: 0 LOB: 0 BB: 0 P: 3	R: 0 E: 0 K: 1 S: 6	H: 1 LOB: 0 BB: 0 P: 6	1B: 4 2B: 1 3B: 0 HR: 1	SF: 1 SAC: 0 DP: 1 HBP: 0	WP: 0 PA: 35 PB: 0 SB: 0 CS: 1
PITCHER Bob Gibson, R ERA: 3.0 (1, 1)	IP: 9.0 WLS: L BF: 34 H: 6 R: 3 ER: 3 SO: 6 BB: 2 IBB: 1 HBP: 0 BLK: 0 WP: 0 HR: 1 S: 43 P: 55 ERA: 3.00 WHIP: 0.889																		

Batter	1	2	3	4	5	6	7	8	9	AB	R	H	RBI	BB	SO	LOB	BOTTOM		
Lou Brock, L OBP: 0.345, SLG: 0.395 (1, 7)	0-0 F9 BLK 1B		0-0 FC3-2		0-0 1-1H HR		0-0 1-3 1B			4	1	3	2	0	0	1	Cincinnati Reds @ St. Louis Cardinals Busch Stadium, St. Louis, MO Thu May 31 1973, 7:05 PM CDT Att: 14,192 - Unknown		
Ted Sizemore, R OBP: 0.358, SLG: 0.364 (1, 4)	0-0 F9 1-2		0-0 3-H F8		0-0 F7		0-0 F8			4	0	0	0	0	0	4			
Joe Torre, R OBP: 0.424, SLG: 0.402 (1, 3)	0-0 F9 2-3			0-0 F8		0-0 F9		0-0 6-3		4	0	0	0	0	0	1			
Ted Simmons, S OBP: 0.341, SLG: 0.316 (1, 2)	0-0 5-3			0-0 3-1		0-0 BB		0-0 6-3		3	0	0	0	1	0	1			
Luis Melendez, R OBP: 0.315, SLG: 0.290 (1, 8)		0-0 F7		0-0 1B		0-0 F9		0-0 G3		4	0	1	0	0	0	1			
Ken Reitz, R OBP: 0.247, SLG: 0.342 (1, 5)		0-0 F9		0-0 F8		0-0 P5		0-0 5-3		4	0	0	0	0	0	2			
Jose Cruz, L OBP: 0.315, SLG: 0.415 (1, 9)		0-0 F8			0-0 G3		0-0 F9		0-0 F8	4	0	0	0	0	0	0			
Mike Tyson, R OBP: 0.296, SLG: 0.304 (1, 6)			0-0 SH2-4 FC3-2 2B		0-0 HR 1B		0-0 FC2-6 1B		0-0 5-3	4	1	3	0	0	0	0			
Bob Gibson, R OBP: 0.172, SLG: 0.080 (1, 1)			0-0 SH2-4		0-0 F4		0-0 FC2-6 1B			2	0	0	0	0	0	2			
Inning Stats	R: 0 E: 0 K: 0 S: 4	H: 1 LOB: 1 BB: 0 P: 4	R: 0 E: 0 K: 0 S: 3	H: 0 LOB: 0 BB: 0 P: 3	R: 0 E: 0 K: 0 S: 4	H: 1 LOB: 1 BB: 0 P: 4	R: 0 E: 0 K: 0 S: 4	H: 1 LOB: 1 BB: 0 P: 4	R: 2 E: 0 K: 0 S: 5	H: 2 LOB: 0 BB: 0 P: 5	R: 0 E: 0 K: 0 S: 3	H: 0 LOB: 2 BB: 0 P: 5	R: 0 E: 0 K: 0 S: 3	H: 0 LOB: 0 BB: 0 P: 3	R: 0 E: 0 K: 0 S: 3	H: 0 LOB: 0 BB: 0 P: 3	1B: 5 2B: 1 3B: 0 HR: 1	SF: 0 SAC: 1 DP: 0 HBP: 0	WP: 0 PA: 35 PB: 0 SB: 0 CS: 0
PITCHER Ross Grimsley, L ERA: 2.59 (1, 1)	IP: 9.0 WLS: W BF: 35 H: 7 R: 2 ER: 2 SO: 0 BB: 1 IBB: 0 HBP: 0 BLK: 1 WP: 0 HR: 1 S: 34 P: 38 ERA: 2.00 WHIP: 0.889																		

Batter	1	2	3	4	5	6	7	8	9	AB	R	H	RBI	BB	SO	LOB	TOP					
Pete Rose, S OBP: 0.383, SLG: 0.402 (1, 7)										4	2	2	0	0	0	3	Cincinnati Reds @ Pittsburgh Pirates Three Rivers Stadium, Pittsburgh, PA Fri Jun 01 1973, 7:05 PM EDT Att: 24,213 - Unknown					
Joe Morgan, L OBP: 0.422, SLG: 0.532 (1, 4)										4	2	2	1	1	0	2						
Larry Stahl, L OBP: 0.500, SLG: 0.481 (1, 9) (7, 8)										2	2	1	0	2	1	2						
Johnny Bench, R OBP: 0.343, SLG: 0.475 (1, 2)										5	0	2	1	0	0	2						
Tony Perez, R OBP: 0.366, SLG: 0.464 (1, 3)										4	0	1	2	1	1	2						
Dave Concepcion, R OBP: 0.331, SLG: 0.455 (1, 6)										5	0	0	0	0	0	4						
Denis Menke, R OBP: 0.400, SLG: 0.245 Richie Scheinblum, S OBP: 0.311, SLG: 0.308 (7, 9) (7, 9)										3	0	0	0	0	0	2						
Cesar Geronimo, L OBP: 0.220, SLG: 0.243 Phil Gagliano, R OBP: 0.225, SLG: 0.206 Darrel Chaney, S OBP: 0.224, SLG: 0.136 (7, 5)										2	0	1	0	1	1	0						
Jim McGlothlin, R Ed Sprague, R Gene Locklear, L Tom Hall, L Joe Hague, L Pedro Borbon, R Bill Plummer, R Don Guillet, R (1, 1) (2, 1) (4, PH) (4, 1) (6, PH) (6, 1) (8, PH) (8, 1) (8, 1)										0	0	0	0	0	0	0						
Inning Stats	R: 3 E: 1 K: 0 S: 6	H: 4 LOB: 1 BB: 0 P: 7	R: 0 E: 0 K: 1 S: 6	H: 1 LOB: 2 BB: 1 P: 10	R: 0 E: 0 K: 1 S: 5	H: 0 LOB: 0 BB: 0 P: 5	R: 0 E: 0 K: 1 S: 6	H: 1 LOB: 2 BB: 0 P: 7	R: 0 E: 0 K: 0 S: 2	H: 0 LOB: 0 BB: 1 P: 6	R: 0 E: 0 K: 0 S: 3	H: 0 LOB: 2 BB: 2 P: 11	R: 2 E: 1 K: 1 S: 7	H: 2 LOB: 2 BB: 2 P: 15	R: 1 E: 0 K: 0 S: 5	H: 2 LOB: 1 BB: 0 P: 5		R: 0 E: 0 K: 0 S: 3	H: 0 LOB: 1 BB: 1 P: 7	1B: 7 2B: 3 3B: 1 HR: 0	SF: 0 SAC: 1 DP: 1 HBP: 2	WP: 1 PB: 0 SB: 0 CS: 1
PITCHER	IP WLS BF H R ER SO BB IBB HBP BLK WP HR S P ERA WHIP																					
Steve Blass, R ERA: 7.81	(1, 1) 6.0 W 31 8 5 5 3 4 1 2 0 0 0 0 30 52 7.50 2.000																					
Bob Johnson, R ERA: 3.19	(7, 1) 0.2 3 0 0 0 0 1 0 0 0 0 0 0 2 6 0.00 1.500																					
Jim Rooker, L ERA: 1.48	(7, 1) 1.1 7 2 1 1 1 1 0 0 0 0 1 0 8 12 6.75 2.250																					
Dave Giusti, R ERA: 1.33	(9, 1) 1.0 S 3 0 0 0 0 0 0 0 0 0 0 0 3 3 0.00 0.000																					

AB	34
R	6
H	10
RBI	4
BB	7
SO	4
LOB	21



Batter	1	2	3	4	5	6	7	8	9	AB	R	H	RBI	BB	SO	LOB	BOTTOM			
Dave Cash, R OBP: 0.396, SLG: 0.451 (1, 4)										4	0	0	0	1	0	0	Cincinnati Reds @ Pittsburgh Pirates Three Rivers Stadium, Pittsburgh, PA Fri Jun 01 1973, 7:05 PM EDT Att: 24,213 - Unknown			
Manny Sanguillen, R OBP: 0.306, SLG: 0.503 (1, 9)										4	3	2	2	0	0	2				
Richie Hebner, L OBP: 0.384, SLG: 0.430 (1, 5)										3	2	2	4	0	0	0				
Willie Stargell, L OBP: 0.381, SLG: 0.660 (1, 7)										2	2	1	2	2	0	0				
Al Oliver, L OBP: 0.310, SLG: 0.494 (1, 8)										4	0	1	0	0	1	1				
Bob Robertson, R OBP: 0.406, SLG: 0.514 (1, 3)										4	0	2	1	0	1	0				
Milt May, L OBP: 0.337, SLG: 0.388 (1, 2)										4	1	1	0	0	1	3				
Jackie Hernandez, R OBP: 0.280, SLG: 0.280 (1, 6)										4	1	1	0	0	1	1				
Steve Blass, R OBP: 0.444, SLG: 0.500 Bob Johnson, L Jim Rooker, R Dave Giusti, R OBP: 0.667, SLG: 0.500 (1, 1) (7, 1) (7, 1) (9, 1)										2	0	0	0	0	1	1				
Inning Stats	R: 0 E: 0 K: 0 S: 3	H: 0 LOB: 0 BB: 0 P: 3	R: 0 E: 0 K: 0 S: 3	H: 0 LOB: 0 BB: 0 P: 3	R: 5 E: 0 K: 0 S: 7	H: 4 LOB: 1 BB: 1 P: 11	R: 0 E: 0 K: 2 S: 7	H: 0 LOB: 0 BB: 0 P: 7	R: 2 E: 0 K: 2 S: 9	H: 2 LOB: 1 BB: 1 P: 13	R: 0 E: 0 K: 1 S: 6	H: 1 LOB: 0 BB: 0 P: 6	R: 2 E: 0 K: 0 S: 6	H: 3 LOB: 2 BB: 1 P: 10	R: 0 E: 0 K: 1 S: 5	H: 0 LOB: 0 BB: 0 P: 5		1B: 5 2B: 1 3B: 1 HR: 3	SF: 1 SAC: 1 DP: 0 HBP: 0	WP: 0 PB: 0 SB: 0 CS: 0
PITCHER	IP WLS BF H R ER SO BB IBB HBP BLK WP HR S P ERA WHIP																			
Jim McGlothlin, R ERA: 4.65	(1, 1) 1.0 3 0 0 0 0 0 0 0 0 0 0 1 10 14 22.50 2.500																			
Ed Sprague, R ERA: 5.4	(2, 1) 2.0 L 11 4 5 5 0 1 0 0 0 0 0 1 10 14 22.50 2.500																			
Tom Hall, L ERA: 4.23	(4, 1) 2.0 9 2 2 2 4 1 0 0 0 0 0 2 16 20 9.00 1.500																			
Pedro Borbon, R ERA: 4.23	(6, 1) 2.0 11 4 2 2 1 1 0 0 0 0 0 0 12 16 9.00 2.500																			
Don Guillet, L ERA: 2.92	(8, 1) 1.0 3 0 0 0 0 1 0 0 0 0 0 0 5 5 0.00 0.000																			



Batter	1	2	3	4	5	6	7	8	9	AB	R	H	RBI	BB	SO	LOB	TOP
Pete Rose, S OBP: 0.388, SLG: 0.407 (1, 7)										5	2	3	0	0	0	1	Cincinnati Reds @ Pittsburgh Pirates Three Rivers Stadium, Pittsburgh, PA Sat Jun 02 1973, 3:33 AM EDT Att: 19,212 - Unknown
Joe Morgan, L OBP: 0.416, SLG: 0.528 (1, 4)										5	0	1	0	0	0	4	
Bobby Tolan, L OBP: 0.257, SLG: 0.320 (1, 9)										4	0	0	1	0	2	5	
Johnny Bench, R OBP: 0.340, SLG: 0.467 (1, 2)										5	0	1	1	0	2	4	
Tony Perez, R OBP: 0.364, SLG: 0.459 (1, 3)										4	0	1	0	0	2	2	
Dave Concepcion, R OBP: 0.330, SLG: 0.450 (1, 6)										4	0	1	0	0	0	2	
Denis Menke, R OBP: 0.401, SLG: 0.250 (6, PH)										2	0	1	0	0	1	1	
Larry Stahl, L OBP: 0.486, SLG: 0.464 (6, 5)										1	0	0	0	0	1	2	
Darrel Chaney, S OBP: 0.220, SLG: 0.133 (6, 5)										1	0	0	0	0	0	0	
Cesar Geronimo, L OBP: 0.220, SLG: 0.237 (1, 8)										3	0	0	0	1	0	4	
Jack Billingham, R OBP: 0.283, SLG: 0.533 (1, 1)										0	0	0	0	0	0	0	
Tom Hall, L OBP: 0.290, SLG: 0.280 (7, PH)										0	0	1	0	0	0	1	
Gene Lockaber, R OBP: 0.306, SLG: 0.217 (7, 1)										0	0	1	0	0	0	0	
Ed Sprague, R OBP: 0.354, SLG: 0.213 (8, PH)										0	0	0	0	0	0	0	
Joe Hague, L OBP: 0.298, SLG: 0.136 (8, 1)										0	0	0	0	0	0	1	
Inning Stats	R: 1 E: 1 K: 2 S: 9	H: 1 LOB: 1 BB: 0 P: 9	R: 0 E: 0 K: 0 S: 4	H: 1 LOB: 1 BB: 0 P: 4	R: 0 E: 0 K: 1 S: 6	H: 1 LOB: 1 BB: 0 P: 6	R: 0 E: 0 K: 1 S: 6	H: 1 LOB: 2 BB: 0 P: 7	R: 2 E: 1 K: 1 S: 7	H: 1 LOB: 1 BB: 0 P: 8	R: 0 E: 0 K: 0 S: 3	H: 0 LOB: 1 BB: 1 P: 7	R: 0 E: 0 K: 1 S: 6	H: 1 LOB: 1 BB: 0 P: 6	1B: 8 2B: 1 3B: 0 HR: 0	SF: 1 SAC: 0 DP: 0 HBP: 1	WP: 0 PA: 40 ERA: 0.00 WHIP: 1.200
PITCHER	IP WLS BF H R ER SO BB IBB HBP BLK WP HR S P ERA WHIP																
Dock Ellis, R ERA: 2.85 (1, 1)	8.1 W 38 9 3 0 7 1 0 0 1 0 0 0 50 55 0.00 1.200																
Ramon Hernandez, L ERA: 4.11 (9, 1)	0.1 S 1 0 0 0 1 0 0 0 0 0 0 0 3 3 0.00 0.000																
Dave Giusti, R ERA: 1.32 (9, 1)	0.1 S 1 0 0 0 0 0 0 0 0 0 0 0 1 1 0.00 0.000																

AB	37
R	3
H	9
RBI	2
BB	1
SO	8
LOB	27



Batter	1	2	3	4	5	6	7	8	9	AB	R	H	RBI	BB	SO	LOB	BOTTOM
Dave Cash, R OBP: 0.399, SLG: 0.452 (1, 4)										4	1	2	0	0	0	2	Cincinnati Reds @ Pittsburgh Pirates Three Rivers Stadium, Pittsburgh, PA Sat Jun 02 1973, 3:33 AM EDT Att: 19,212 - Unknown
Manny Sanguillen, R OBP: 0.355, SLG: 0.497 (1, 9)										4	1	1	0	0	1	1	
Richie Hebner, L OBP: 0.381, SLG: 0.431 (1, 5)										4	1	1	1	0	0	1	
Willie Stargell, L OBP: 0.384, SLG: 0.651 (1, 7)										2	0	0	0	2	1	0	
Al Oliver, L OBP: 0.309, SLG: 0.488 (1, 8)										4	1	1	1	0	1	3	
Bob Robertson, R OBP: 0.402, SLG: 0.503 (1, 3)										3	0	0	1	1	0	1	
Milt May, L OBP: 0.337, SLG: 0.387 (1, 2)										3	0	1	1	0	1	1	
Jackie Hernandez, R OBP: 0.250, SLG: 0.250 (1, 6)										3	0	0	0	0	0	2	
Dock Ellis, S OBP: 0.077, SLG: 0.040 (1, 1)										3	0	0	0	0	0	2	
Ramon Hernandez, S OBP: 0.667, SLG: 0.500 (9, 1)										0	0	0	0	0	0	0	
Dave Giusti, R OBP: 0.667, SLG: 0.500 (9, 1)										0	0	0	0	0	0	0	
Inning Stats	R: 3 E: 0 K: 0 S: 6	H: 3 LOB: 1 BB: 1 P: 10	R: 0 E: 0 K: 0 S: 3	H: 0 LOB: 0 BB: 0 P: 3	R: 0 E: 0 K: 0 S: 3	H: 0 LOB: 0 BB: 0 P: 3	R: 1 E: 0 K: 0 S: 5	H: 2 LOB: 2 BB: 1 P: 9	R: 0 E: 0 K: 1 S: 5	H: 0 LOB: 0 BB: 0 P: 5	R: 0 E: 0 K: 2 S: 7	H: 0 LOB: 0 BB: 0 P: 7	R: 0 E: 0 K: 1 S: 6	H: 0 LOB: 0 BB: 0 P: 7	1B: 5 2B: 1 3B: 0 HR: 0	SF: 0 SAC: 0 DP: 0 HBP: 0	WP: 0 PA: 33 ERA: 0.00 WHIP: 0.750
PITCHER	IP WLS BF H R ER SO BB IBB HBP BLK WP HR S P ERA WHIP																
Jack Billingham, R ERA: 3.23 (1, 1)	5.1 L 20 2 1 1 2 2 0 0 0 0 0 0 22 30 1.69 0.750																
Tom Hall, L ERA: 3.92 (7, 1)	1.0 4 1 0 0 0 0 0 0 0 0 0 4 4 0.00 1.000																
Ed Sprague, R ERA: 5.14 (8, 1)	1.0 3 0 0 0 0 2 0 0 0 0 0 0 7 7 0.00 0.000																

AB	30
R	4
H	6
RBI	4
BB	3
SO	4
LOB	13



Batter	1	2	3	4	5	6	7	8	9	AB	R	H	RBI	BB	SO	LOB	TOP				
Pete Rose, S OBP: 0.386, SLG: 0.409 (1, 7)	5-3		HR 2B		6-3		E9 BB			4	1	1	0	0	0	0	Cincinnati Reds @ Pittsburgh Pirates Three Rivers Stadium, Pittsburgh, PA Sun Jun 03 1973, 3:33 AM EDT Att: 22,450 - Overcast livebaseballscorecards.com				
Joe Morgan, L OBP: 0.413, SLG: 0.518 (1, 4)	P6		G3		4-3		4-0 BB			3	0	0	0	1	0	2					
Johnny Bench, R OBP: 0.342, SLG: 0.462 (1, 2)	FC6-4 BB		HR IBB		K		F9			2	1	0	0	2	1	2					
Tony Perez, R OBP: 0.361, SLG: 0.471 (1, 3)	FC6-4 1-2		HR		4-3		F9			4	1	1	4	0	0	1					
Dave Concepcion, R OBP: 0.328, SLG: 0.442 (1, 6)		G4-6-3 BB	F8		6-3		F7			3	0	0	0	1	0	0					
Bobby Tolan, L OBP: 0.251, SLG: 0.314 (1, 9)	G4-6-3 1-2		F6		F2		K			4	0	0	0	0	1	1					
Denis Menke, R OBP: 0.404, SLG: 0.259 (1, 5)		1B			5-3		F9			4	0	2	0	0	0	0					
Cesar Geronimo, L OBP: 0.221, SLG: 0.231 (1, 8)		K			K		SH1-4 E BB		F9	3	1	0	0	1	2	1					
Clay Carroll, R OBP: 0.143, SLG: 0.143 (1, 1)					1-3		SH1-4		K	3	1	1	0	0	1	0					
Pedro Borbon, R OBP: 0.200, SLG: 0.200 (9, 1)			2B HR 1B				1-2			0	0	0	0	0	0	0					
Inning Stats	R: 0 E: 0 K: 0 S: 3	H: 0 LOB: 1 BB: 1 P: 7	R: 0 E: 0 K: 1 S: 5	H: 1 LOB: 1 BB: 1 P: 9	R: 4 E: 0 K: 0 S: 6	H: 3 LOB: 0 BB: 1 P: 10	R: 0 E: 0 K: 1 S: 5	H: 1 LOB: 0 BB: 0 P: 5	R: 0 E: 0 K: 0 S: 3	H: 0 LOB: 0 BB: 0 P: 3	R: 1 E: 1 K: 0 S: 4	H: 0 LOB: 2 BB: 2 P: 12	R: 0 E: 0 K: 1 S: 5	H: 0 LOB: 0 BB: 0 P: 5	R: 0 E: 0 K: 1 S: 5	H: 0 LOB: 0 BB: 0 P: 5	1B: 3 2B: 1 3B: 0 HR: 1	SF: 0 SAC: 1 DP: 1 HBP: 0	WP: 0 PB: 0 SB: 0 CS: 0	PA: 36	
PITCHER	IP	WLS	BF	H	R	ER	SO	BB	IBB	HBP	BLK	WP	HR	S	P	ERA	WHIP				
Luke Walker, L ERA: 4.38 (1, 1)	5.0	L	21	5	4	4	3	2	1	0	0	0	1	24	36	7.20	1.400				
Jim McKee, R ERA: 8.88 (6, 1)	2.0		9	0	1	0	0	2	0	0	0	0	0	7	15	0.00	1.000				
Ramon Hernandez, L ERA: 3.63 (8, 1)	2.0		6	0	0	0	2	0	0	0	0	0	0	10	10	0.00	0.000				

Batter	1	2	3	4	5	6	7	8	9	AB	R	H	RBI	BB	SO	LOB	BOTTOM				
Dave Cash, R OBP: 0.387, SLG: 0.437 (1, 4)	4-3	1-3			5-3		G3		F4	5	0	0	0	0	0	7	Cincinnati Reds @ Pittsburgh Pirates Three Rivers Stadium, Pittsburgh, PA Sun Jun 03 1973, 3:33 AM EDT Att: 22,450 - Overcast livebaseballscorecards.com				
Manny Sanguillen, R OBP: 0.318, SLG: 0.487 (1, 9)	K		6-3		6-3				6-3	4	0	0	0	0	1	0					
Richie Hebner, L OBP: 0.378, SLG: 0.427 (1, 5)			K				F9		F3	4	0	1	0	0	1	0					
Willie Stargell, L OBP: 0.381, SLG: 0.641 (1, 7)	4-3				K		K		6-3	4	0	1	0	0	1	1					
Al Oliver, L OBP: 0.302, SLG: 0.477 (1, 8)		F9	P6		G3				F8	4	0	0	0	0	0	1					
Bob Robertson, R OBP: 0.410, SLG: 0.510 (1, 3)		2B FC6-2 1B		K			2B 1B		1B 1B	4	1	3	0	0	1	0					
Milt May, L OBP: 0.347, SLG: 0.409 (1, 2)		FC6-2 1-3 2B			G6-3 1B				F8	4	0	3	0	0	0	1					
Jackie Hernandez, R OBP: 0.267, SLG: 0.241 (1, 6)					G6-3		L6-3			1	0	0	0	1	0	1					
Gene Clines, R OBP: 0.295, SLG: 0.333 (7, PH)										1	0	0	0	0	0	2					
Gene Alley, R OBP: 0.251, SLG: 0.358 (8, 6)		FC6-2 IBB			1-2				1B	1	0	1	0	0	0	0					
Luke Walker, L OBP: 0.200, SLG: 0.200 (1, 1)										1	0	0	0	0	0	3					
Vic Dorello, L OBP: 0.179, SLG: 0.237 (5, PH)										1	0	0	0	0	0	0					
Jim McKee, R OBP: 0.296, SLG: 0.296 (8, 1)										0	0	0	0	0	0	0					
Richie Zisk, R OBP: 0.241, SLG: 0.296 (7, PH)										0	0	0	0	0	0	2					
Ramon Hernandez, S OBP: 0.222, SLG: 0.388 (8, 1)										0	0	0	0	0	0	0					
Fernando Gonzalez, R OBP: 0.222, SLG: 0.388 (8, PH)		1-2 2-3 3-H							1B	1	0	1	1	0	0	0					
Inning Stats	R: 0 E: 0 K: 1 S: 6	H: 1 LOB: 3 BB: 1 P: 6	R: 0 E: 0 K: 0 S: 5	H: 2 LOB: 3 BB: 1 P: 9	R: 0 E: 0 K: 1 S: 6	H: 1 LOB: 1 BB: 0 P: 6	R: 0 E: 0 K: 1 S: 5	H: 1 LOB: 0 BB: 0 P: 5	R: 0 E: 0 K: 0 S: 3	H: 0 LOB: 0 BB: 0 P: 3	R: 0 E: 0 K: 0 S: 5	H: 2 LOB: 2 BB: 0 P: 5	R: 0 E: 0 K: 0 S: 3	H: 0 LOB: 0 BB: 0 P: 3	R: 1 E: 0 K: 0 S: 6	H: 3 LOB: 2 BB: 0 P: 6	1B: 8 2B: 2 3B: 0 HR: 0	SF: 0 SAC: 0 DP: 1 HBP: 0	WP: 0 PB: 0 SB: 0 CS: 0	PA: 37	
PITCHER	IP	WLS	BF	H	R	ER	SO	BB	IBB	HBP	BLK	WP	HR	S	P	ERA	WHIP				
Clay Carroll, R ERA: 3.96 (1, 1)	8.2		36	10	1	1	4	0	1	0	0	0	0	43	47	1.04	1.154				
Pedro Borbon, R ERA: 2.39 (9, 1)	0.1	S	1	0	0	0	0	0	0	0	0	0	0	1	1	0.00	0.000				

Batter	1	2	3	4	5	6	7	8	9	AB	R	H	RBI	BB	SO	LOB	TOP					
Wayne Garrett, L (1.5) OBP: 0.344, SLG: 0.348	4-0 WP S BB		0-3 K		0-0 F5		0-0 F9			3	0	0	0	1	1	3						
Felix Milten, R (1.4) OBP: 0.291, SLG: 0.320	0-0 5-3		0-0 FC6-4		0-0 P2			0-0 5-3		4	0	0	0	0	0	3						
Rusty Staub, L (1.9) OBP: 0.374, SLG: 0.412	4-0 G3-6-3 BB			0-0 FC6-4 1B		0-0 F7		0-0 F8		3	0	1	0	1	0	0						
John Milner, L (1.3) OBP: 0.369, SLG: 0.471	0-0 G3-6-3			0-0 FC6-4 FC1-6 BB		0-0 F8		0-0 G3		4	0	0	0	0	0	3						
Ed Kranepool, L (1.7) OBP: 0.325, SLG: 0.364		0-0 G3		4-0 FC1-6 BB		4-0 BB			0-0 4-3	2	0	0	0	2	0	0						
Jim Gosger, L (1.8) OBP: 0.301, SLG: 0.267	0-0 5-3			0-0 FC1-6		0-0 G3			0-0 F8	4	0	0	0	0	0	3						
Duffy Dyer, R (1.2) OBP: 0.203, SLG: 0.155	0-0 F3			0-0 1-3					0-0 G3	4	0	1	0	0	0	2						
Bud Harrelson, S (1.6) OBP: 0.366, SLG: 0.315			4-0 FC2-6 BB		0-0 FC3-5 2B				0-0 FC5-4	1	0	1	0	1	0	0						
Ted Martinez, R (6.6) OBP: 0.292, SLG: 0.212									0-0 FC5-4	1	0	0	0	0	0	1						
Jon Matlack, L (1.1) OBP: 0.368, SLG: 0.200			0-0 FC2-6		0-0 FC3-5				0-3 K	2	0	0	0	0	0	2						
Phil Hennigan, R (6.1) OBP: 0.333, SLG: 0.333										0	0	0	0	0	0	0						
Ken Boswell, L (7. PH) OBP: 0.294, SLG: 0.375										1	0	0	0	0	1	1						
Harry Parker, R (7.1) OBP: 0.154, SLG: 0.154										0	0	0	0	0	0	0						
Inning Stats	R: 0 E: 0 K: 0 S: 2	H: 0 LOB: 1 BB: 2 P: 10	R: 0 E: 0 K: 0 S: 3	H: 0 LOB: 0 BB: 0 P: 3	R: 0 E: 0 K: 1 S: 5	H: 0 LOB: 1 BB: 1 P: 9	R: 0 E: 0 K: 0 S: 4	H: 1 LOB: 2 BB: 1 P: 8	R: 0 E: 0 K: 0 S: 4	H: 1 LOB: 1 BB: 0 P: 4	R: 0 E: 0 K: 1 S: 3	H: 0 LOB: 1 BB: 1 P: 7	R: 0 E: 0 K: 1 S: 6	H: 1 LOB: 0 BB: 0 P: 6	R: 0 E: 0 K: 0 S: 3	H: 0 LOB: 0 BB: 0 P: 3	R: 0 E: 0 K: 0 S: 3	H: 0 LOB: 0 BB: 0 P: 3	1B: 2 2B: 1 3B: 0 HR: 0	SF: 0 SAC: 0 DP: 1 HBP: 0	WP: 1 PB: 0 SB: 1 CS: 0	PA: 34
PITCHER Jack Billingham, R (1.1) ERA: 2.94	IP: 9.0 WLS: W BF: 34 H: 3 R: 0 ER: 0 SO: 2 BB: 5 IBB: 0 HBP: 0 BLK: 0 WP: 1 HR: 0 S: 33 P: 53 ERA: 0.00 WHIP: 0.889																					

New York Mets @ Cincinnati Reds
Riverfront Stadium, Cincinnati, OH
Mon Jun 04 1973, 7:05 PM EDT
Att: 13,145 - Unknown

AB	29
R	0
H	3
RBI	0
BB	5
SO	2
LOB	18





Batter	1	2	3	4	5	6	7	8	9	AB	R	H	RBI	BB	SO	LOB	BOTTOM			
Pete Rose, S (1.7) OBP: 0.379, SLG: 0.401	0-3 K		0-0 F9			0-0 K				4	0	0	0	0	2	3				
Joe Morgan, L (1.4) OBP: 0.415, SLG: 0.512	0-0 F9			0-3 K		4-0 1B BB	4-0 1B BB			2	2	0	0	2	1	0				
Johnny Bench, R (1.9) OBP: 0.341, SLG: 0.455	0-0 P3			4-0 BB BB		0-0 F7	0-0 F9			3	0	0	0	1	0	2				
Tony Perez, R (1.3) OBP: 0.369, SLG: 0.469		4-0 F8 2-3 BB		4-0 BB BB		4-0 1B 1B IBB	0-3 K			1	1	0	0	3	1	1				
Dave Concepcion, R (1.6) OBP: 0.332, SLG: 0.443		0-0 2-3		0-3 K		0-0 1B WP 1B	0-0 E9			4	1	2	1	0	1	3				
Bobby Tolan, L (1.8) OBP: 0.251, SLG: 0.312		0-0 F8		0-0 4-3		0-0 WP S 2B 1B	0-3 K			4	1	1	1	0	1	4				
Denis Menke, R (1.5) OBP: 0.406, SLG: 0.269		0-0 P6			4-0 FC3-6 BB	0-0 BB 1B 2B		0-0 L5		3	0	1	1	1	0	1				
Bill Plummer, R (1.2) OBP: 0.208, SLG: 0.095			0-0 F9		0-0 FC3-6 B1-6-4	0-0 BB IBB		0-0 6-3		3	0	0	0	1	0	1				
Jack Billingham, R (1.1) OBP: 0.059, SLG: 0.030			0-3 K		0-0 B1-6-4	4-0 BB		0-0 G3		3	0	0	0	1	1	1				
Inning Stats	R: 0 E: 0 K: 1 S: 5	H: 0 LOB: 0 BB: 0 P: 5	R: 0 E: 0 K: 0 S: 3	H: 0 LOB: 1 BB: 1 P: 7	R: 0 E: 0 K: 1 S: 5	H: 0 LOB: 0 BB: 0 P: 5	R: 0 E: 0 K: 2 S: 7	H: 0 LOB: 2 BB: 2 P: 15	R: 0 E: 0 K: 0 S: 2	H: 0 LOB: 0 BB: 1 P: 6	R: 4 E: 0 K: 1 S: 8	H: 3 LOB: 3 BB: 4 P: 24	R: 1 E: 1 K: 2 S: 8	H: 1 LOB: 1 BB: 1 P: 12	R: 0 E: 0 K: 0 S: 3	H: 0 LOB: 0 BB: 0 P: 3	1B: 3 2B: 1 3B: 0 HR: 0	SF: 0 SAC: 0 DP: 1 HBP: 0	WP: 1 PB: 0 SB: 2 CS: 0	PA: 36
PITCHER Jon Matlack, L (1.1) ERA: 4.63	IP: 5.2 WLS: L BF: 27 H: 3 R: 4 ER: 4 SO: 5 BB: 6 IBB: 2 HBP: 0 BLK: 0 WP: 1 HR: 0 S: 29 P: 61 ERA: 6.35 WHIP: 1.588																			
Phil Hennigan, R (6.1) ERA: 3.28	0.1 1 0 0 0 0 0 0 0 0 0 0 1 1 0.00 0.000																			
Harry Parker, R (7.1) ERA: 2.97	2.0 8 1 1 0 2 1 0 0 0 0 0 0 0 0.00 1.000																			

New York Mets @ Cincinnati Reds
Riverfront Stadium, Cincinnati, OH
Mon Jun 04 1973, 7:05 PM EDT
Att: 13,145 - Unknown

AB	27
R	5
H	4
RBI	3
BB	9
SO	7
LOB	16



Batter	1	2	3	4	5	6	7	8	9	10	AB	R	H	RBI	BB	SO	LOB	TOP		
Wayne Garrett, L OBP: 0.340, SLG: 0.343 (1.5)	K		FC6-4 1B		F7		P4		1-3		5	0	1	0	0	1	3	New York Mets @ Cincinnati Reds Riverfront Stadium, Cincinnati, OH Tue Jun 05 1973, 7:05 PM EDT Att: 14,654 - Unknown AB 40 R 5 H 9 RBI 5 BB 4 SO 4 LOB 20 		
Felix Millan, R OBP: 0.299, SLG: 0.333 (1.4)	6-3		F8		F9 1B 2B			1B		4-3 3B 1B	5	2	3	0	0	0	1			
Willie Mays, R OBP: 0.208, SLG: 0.119 (1.8)	2B BB		FC6-4 1-2f S		F9 2-3		P2	1B		P3 1-2	4	1	0	0	1	0	4			
Rusty Staub, L OBP: 0.370, SLG: 0.412 (1.9)	2B 1-H		P5 1-2		F9 1-2		F7			4-3	5	0	1	1	0	0	4			
Jim Fregosi, R OBP: 0.312, SLG: 0.227 Jim Gosger, L OBP: 0.301, SLG: 0.267 (1.7) (10.7)	F5			K							4	1	1	1	1	1	2			
John Milner, L OBP: 0.361, SLG: 0.451 (1.3)		E4 WP		K							4	1	0	0	1	2	1			
Duffy Dyer, R OBP: 0.203, SLG: 0.174 (1.2)		F9 1-2		F7							5	0	1	3	0	0	1			
Ted Martinez, R OBP: 0.288, SLG: 0.223 (1.6)		5-3									4	0	1	0	1	0	2			
Jerry Koosman, R OBP: 0.185, SLG: 0.154 Jim Beauchamp, R OBP: 0.379, SLG: 0.292 Tug McGraw, R OBP: 0.167, SLG: 0.167 Phil Hennigan, R OBP: 0.333, SLG: 0.333 (1.1) (9. PH) (9. 1) (10. 1)	1-3										3	0	0	0	0	0	2			
Inning Stats	R: 1 E: 0 K: 1 S: 6	H: 1 LOB: 1 BB: 1 P: 10	R: 0 E: 1 K: 0 S: 4	H: 0 LOB: 1 BB: 0 P: 4	R: 0 E: 0 K: 0 S: 4	H: 1 LOB: 1 BB: 0 P: 4	R: 0 E: 0 K: 2 S: 7	H: 0 LOB: 0 BB: 0 P: 7	R: 0 E: 0 K: 0 S: 5	H: 2 LOB: 1 BB: 0 P: 5	R: 0 E: 0 K: 0 S: 4	H: 1 LOB: 1 BB: 0 P: 4	R: 0 E: 0 K: 1 S: 6	H: 1 LOB: 2 BB: 1 P: 10	R: 3 E: 0 K: 0 S: 5	H: 2 LOB: 1 BB: 2 P: 13	1B: 5 2B: 3 3B: 1 HR: 0		SF: 0 SAC: 0 DP: 0 HBP: 0	WP: 1 PB: 0 SB: 1 CS: 0
PITCHER	IP WLS BF H R ER SO	IP WLS BF H R ER SO	IP WLS BF H R ER SO	IP WLS BF H R ER SO	IP WLS BF H R ER SO	IP WLS BF H R ER SO	IP WLS BF H R ER SO	IP WLS BF H R ER SO	IP WLS BF H R ER SO	IP WLS BF H R ER SO	IP WLS BF H R ER SO	IP WLS BF H R ER SO	IP WLS BF H R ER SO	IP WLS BF H R ER SO	IP WLS BF H R ER SO	IP WLS BF H R ER SO	ERA WHIP	ERA WHIP		
Ross Grimsley, L ERA: 2.59 (1.1)	7.0	0.1	2.2	2.2	2.2	2.2	2.2	2.2	2.2	2.2	2.2	2.2	2.2	2.2	2.2	2.2	2.2	2.57	0.857	
Pedro Borbon, R ERA: 2.36 (8.1)	0.1	2	14	3	3	3	1	2	1	0	0	0	0	0	0	0	0	0.00	3.000	
Don Gullett, L ERA: 3.1 (8.1)	2.2	W	14	3	3	3	1	2	1	0	0	0	0	0	0	0	0	10.12	1.875	

Batter	1	2	3	4	5	6	7	8	9	10	AB	R	H	RBI	BB	SO	LOB	BOTTOM		
Pete Rose, S OBP: 0.384, SLG: 0.406 (1.7)	G6-4-3 1B 2B 1B		4-3		SH2-3 1B		6-3			E9 WP HR 1B	5	2	3	0	0	0	1	New York Mets @ Cincinnati Reds Riverfront Stadium, Cincinnati, OH Tue Jun 05 1973, 7:05 PM EDT Att: 14,654 - Unknown AB 34 R 6 H 10 RBI 5 BB 4 SO 2 LOB 13 		
Joe Morgan, L OBP: 0.426, SLG: 0.518 (1.4)	G6-4-3 1-2 1B		E S BB		SH2-3			L9-3 1B		HR BB	2	1	2	0	2	0	0			
Johnny Bench, R OBP: 0.342, SLG: 0.466 (1.9) (8.2)	G6-4-3 1-2f 2-3		G5-4-3 BB		P3			L9-3 1-2		HR 1-H 2-H	4	1	1	3	1	0	4			
Tony Perez, R OBP: 0.367, SLG: 0.469 (1.3)	1B 2B		G5-4-3 1-2f		5-3			5-3			4	1	1	1	0	0	2			
Dave Concepcion, R OBP: 0.335, SLG: 0.444 (1.6)	2-H 1B				5-3			5-3		P3	4	0	2	1	0	0	0			
Bobby Tolan, L OBP: 0.246, SLG: 0.306 (1.8) (8.9)	1-3		FC4-6 1-2f		FC4-6			G3		F8	4	0	0	0	0	0	2			
Denis Menke, R OBP: 0.396, SLG: 0.260 (1.5)		F2			F8			L5		E5	4	0	0	0	0	0	1			
Bill Plummer, R OBP: 0.222, SLG: 0.125 Cesar Geronimo, L OBP: 0.220, SLG: 0.230 (1.2) (7. PR) (8. 8)	6-3				P3			FC1-6 WP 1B		K	3	0	1	0	0	0	1			
Ross Grimsley, L OBP: 0.204, SLG: 0.034 Phil Gagliardi, R OBP: 0.210, SLG: 0.209 Gene Locklear, L OBP: 0.210, SLG: 0.217 Pedro Borbon, R OBP: 0.200, SLG: 0.200 Don Gullett, R OBP: 0.200, SLG: 0.136 Richie Scheinblum, S OBP: 0.200, SLG: 0.200 (1.1) (7. PH) (7. PR) (8. 1) (8. 1) (10. PH)	4-3				K			FC1-6 1-3		E 1B WP BB	2	0	0	0	0	0	1			
Inning Stats	R: 2 E: 0 K: 0 S: 6	H: 4 LOB: 1 BB: 0 P: 6	R: 0 E: 0 K: 0 S: 3	H: 0 LOB: 0 BB: 0 P: 3	R: 0 E: 0 K: 0 S: 2	H: 0 LOB: 1 BB: 0 P: 10	R: 0 E: 0 K: 0 S: 4	H: 1 LOB: 1 BB: 0 P: 4	R: 0 E: 0 K: 1 S: 6	H: 0 LOB: 0 BB: 0 P: 3	R: 0 E: 0 K: 0 S: 3	H: 1 LOB: 1 BB: 0 P: 4	R: 0 E: 1 K: 1 S: 6	H: 0 LOB: 1 BB: 0 P: 6	R: 4 E: 1 K: 0 S: 2	H: 2 LOB: 0 BB: 2 P: 10	1B: 8 2B: 2 3B: 0 HR: 1		SF: 0 SAC: 1 DP: 3 HBP: 0	WP: 2 PB: 0 SB: 1 CS: 0
PITCHER	IP WLS BF H R ER SO	IP WLS BF H R ER SO	IP WLS BF H R ER SO	IP WLS BF H R ER SO	IP WLS BF H R ER SO	IP WLS BF H R ER SO	IP WLS BF H R ER SO	IP WLS BF H R ER SO	IP WLS BF H R ER SO	IP WLS BF H R ER SO	IP WLS BF H R ER SO	IP WLS BF H R ER SO	IP WLS BF H R ER SO	IP WLS BF H R ER SO	IP WLS BF H R ER SO	IP WLS BF H R ER SO	ERA WHIP	ERA WHIP		
Jerry Koosman, L ERA: 2.73 (1.1)	8.0	1.0	1.0	1.0	1.0	1.0	1.0	1.0	1.0	1.0	1.0	1.0	1.0	1.0	1.0	1.0	1.0	2.25	1.250	
Tug McGraw, L ERA: 4.91 (9.1)	1.0	7	1	1	1	1	1	1	1	1	1	0	0	0	0	0	0	27.00	3.000	
Phil Hennigan, R ERA: 3.65 (10.1)	0.0	L	1	1	1	1	0	0	0	0	0	0	0	0	0	0	0			

Batter	1	2	3	4	5	6	7	8	9	AB	R	H	RBI	BB	SO	LOB	TOP			
Pete Rose, S OBP: 0.384, SLG: 0.403 (1, 7)	4-0 1B 4-3 BB		0-0 G1	0-0 3-1			0-0 FC4-1 1B		0-0 L9	4	1	1	0	1	0	3				
Joe Morgan, L OBP: 0.423, SLG: 0.511 (1, 4)	0-0 4-3 1-3 6-3 1B		0-0 F9		0-0 F9		0-0 P6			4	1	1	0	0	0	1				
Bobby Tolan, L OBP: 0.251, SLG: 0.310 (1, 8)	0-0 4-3		0-0 1B		0-0 HR 1B		0-0 FC4-1 1-2			4	1	2	1	0	0	2				
Johnny Bench, R OBP: 0.336, SLG: 0.456 (1, 2)	0-0 6-3		0-0 4-3		0-0 F8		0-0 CS	0-0 F8		4	0	0	1	0	0	2				
Tony Perez, R OBP: 0.374, SLG: 0.508 (1, 3)	0-0 1B			0-0 HR	0-0 1-H HR			0-0 F9		4	2	3	3	0	0	0				
Larry Stahl, L OBP: 0.436, SLG: 0.406 (1, 9)	0-0 G3			0-3 K	0-0 G3			0-0 4-3		4	0	0	0	0	1	1				
Dave Concepcion, R OBP: 0.328, SLG: 0.435 (1, 6)		0-0 6-3		0-0 F8		0-0 F9			0-3 K2-3	4	0	0	0	0	1	0				
Denis Menke, R OBP: 0.395, SLG: 0.262 (9, PH)		0-0 1-3		0-0 1B		0-0 F3			0-0 FC5-4 1B	3	0	1	0	0	0	0				
Richie Scheinblum, S OBP: 0.333, SLG: 0.321 (9, PR)										1	0	1	0	0	0	0				
Cesar Geronimo, L OBP: 0.220, SLG: 0.230 (9, PR)										0	0	0	0	0	0	0				
Clay Carroll, R OBP: 0.222, SLG: 0.222 (1, 1)		0-0 6-3		0-0 1B		0-3 K			0-0 FC5-4 1-2	2	0	1	0	0	0	0				
Pedro Borbon, R OBP: 0.167, SLG: 0.167 (7, 1)										1	0	0	0	0	1	0				
Tom Hall, L OBP: 0.250, SLG: 0.250 (8, 1)										0	0	0	0	0	0	0				
Ed Sprague, R OBP: 0.296, SLG: 0.208 (9, PH)										1	0	0	0	0	0	1				
Inning Stats	R: 2 E: 0 K: 0 S: 5	H: 2 LOB: 1 BB: 1 P: 9	R: 0 E: 0 K: 0 S: 3	H: 0 LOB: 0 BB: 0 P: 3	R: 0 E: 0 K: 1 S: 4	H: 1 LOB: 1 BB: 0 P: 4	R: 1 E: 0 K: 1 S: 8	H: 3 LOB: 2 BB: 0 P: 8	R: 2 E: 0 K: 0 S: 5	H: 2 LOB: 0 BB: 0 P: 5	R: 0 E: 0 K: 1 S: 3	H: 1 LOB: 0 BB: 0 P: 3	R: 0 E: 0 K: 0 S: 3	H: 0 LOB: 0 BB: 0 P: 3	R: 0 E: 0 K: 1 S: 6	H: 1 LOB: 1 BB: 0 P: 6	1B: 8 2B: 0 3B: 0 HR: 2	SF: 0 SAC: 0 DP: 0 HBP: 0	WP: 0 PB: 0 SB: 1 CS: 1	PA: 38
PITCHER	IP WLS BF H R ER SO BB IBB HBP BLK WP HR S P ERA WHIP																			
Mitt Pappas, R ERA: 5.1 (1, 1)	6.0	28	9	5	5	2	1	0	0	0	0	0	0	2	31	35	7.50	1.667		
Dave LaRoche, L ERA: 7.71 (7, 1)	0.2	2	0	0	0	0	0	0	0	0	0	0	0	2	2	2	0.00	0.000		
Bill Bonham, R ERA: 3.44 (7, 1)	0.1	0	0	0	0	0	0	0	0	0	0	0	0	0	0	0	0.00	0.000		
Jack Aker, R ERA: 2.16 (8, 1)	2.0	W 7	1	0	0	1	0	0	0	0	0	0	0	9	9	0.00	0.500			

Cincinnati Reds @ Chicago Cubs
Wrigley Field, Chicago, IL
Fri Jun 08 1973, 3:33 AM CDT
Att: 17,678 - Sunny - 83 F

AB	36
R	5
H	10
RBI	5
BB	1
SO	3
LOB	10



Batter	1	2	3	4	5	6	7	8	9	AB	R	H	RBI	BB	SO	LOB	BOTTOM			
Rick Monday, L OBP: 0.417, SLG: 0.549 (1, 8)	0-0 4-3		4-0 5-3 BB		0-0 F7		0-0 1-H HR	4-0 1-2 2-3 BB		3	1	1	2	2	0	0				
Glenn Beckert, R OBP: 0.352, SLG: 0.347 (1, 4)	0-0 HR 1B		0-0 5-3 1-2		0-0 2B 1B		0-0 F5	0-0 F2		5	2	2	0	0	0	5				
Billy Williams, L OBP: 0.399, SLG: 0.487 (1, 7)	0-0 P6		4-0 IBB		0-0 4-3 1-H 2B		0-0 2B			3	0	2	1	1	0	1				
Pat Bourque, L OBP: 0.400, SLG: 0.581 (1, 3)	0-0 1-H HR		0-0 1-3		0-0 4-3		0-0 P4			4	1	1	2	0	0	5				
Ron Santo, R OBP: 0.406, SLG: 0.471 (1, 5)	0-3 K			4-0 3B 4-3 BB	0-0 6-3		0-3 K			3	1	0	0	1	2	3				
Jose Cardenal, R OBP: 0.385, SLG: 0.474 (1, 9)		0-0 1B		0-0 4-3 1-2		0-0 F8		0-0 P5		4	0	1	0	0	0	1				
Randy Hundley, R OBP: 0.281, SLG: 0.381 (1, 2)		0-0 6-3		0-0 FC1-2 3B		0-0 F8		0-0 BB 2B		4	0	2	1	0	0	0				
Don Kessinger, S OBP: 0.362, SLG: 0.322 (1, 6)		0-0 1-3		0-0 FC1-2 FC6-4		0-0 6-3		4-0 BB IBB		3	0	0	0	1	0	1				
Mitt Pappas, R OBP: 0.291, SLG: 0.227 (7, 1)			0-3 K		0-0 FC6-4		0-0 HR 1B		0-3 K	2	0	0	0	0	1	1				
Dave LaRoche, L OBP: 1.000, SLG: 1.000 (7, 1)										0	0	0	0	0	0	0				
Bill Bonham, R OBP: 0.222, SLG: 0.222 (7, PH)										0	0	0	0	0	0	0				
Jim Hickman, R OBP: 0.222, SLG: 0.222 (7, PH)										1	0	1	0	0	0	0				
Cleo James, R OBP: 0.175, SLG: 0.148 (8, 1)										0	1	0	0	0	0	0				
Jack Aker, R OBP: 0.175, SLG: 0.148 (8, 1)										1	0	0	0	0	1	2				
Inning Stats	R: 2 E: 0 K: 1 S: 7	H: 2 LOB: 0 BB: 0 P: 7	R: 0 E: 0 K: 0 S: 3	H: 1 LOB: 0 BB: 0 P: 3	R: 0 E: 0 K: 1 S: 5	H: 0 LOB: 2 BB: 2 P: 13	R: 1 E: 0 K: 0 S: 4	H: 1 LOB: 1 BB: 1 P: 8	R: 1 E: 0 K: 0 S: 5	H: 2 LOB: 1 BB: 0 P: 5	R: 0 E: 0 K: 0 S: 3	H: 0 LOB: 0 BB: 0 P: 3	R: 2 E: 0 K: 1 S: 8	H: 3 LOB: 2 BB: 0 P: 8	R: 0 E: 0 K: 1 S: 6	H: 1 LOB: 3 BB: 2 P: 14	1B: 4 2B: 3 3B: 1 HR: 2	SF: 0 SAC: 0 DP: 0 HBP: 0	WP: 0 PB: 0 SB: 0 CS: 0	PA: 38
PITCHER	IP WLS BF H R ER SO BB IBB HBP BLK WP HR S P ERA WHIP																			
Clay Carroll, R ERA: 4.31 (1, 1)	3.1	15	3	3	3	2	2	1	0	0	0	0	0	0	16	28	8.10	1.500		
Pedro Borbon, R ERA: 2.51 (4, 1)	2.2	12	4	2	2	0	0	0	0	0	0	12	12	6.75	1.500					
Tom Hall, L ERA: 3.89 (7, 1)	1.2	L 10	3	1	1	2	1	1	0	0	0	1	12	20	5.40	2.400				
Ed Sprague, R ERA: 5.06 (8, 1)	0.1	1	0	0	0	0	0	0	0	0	0	0	1	1	0.00	0.000				

Cincinnati Reds @ Chicago Cubs
Wrigley Field, Chicago, IL
Fri Jun 08 1973, 3:33 AM CDT
Att: 17,678 - Sunny - 83 F

AB	33
R	6
H	10
RBI	6
BB	5
SO	4
LOB	19



Batter	1	2	3	4	5	6	7	8	9	AB	R	H	RBI	BB	SO	LOB	TOP										
Pete Rose, S OBP: 0.376, SLG: 0.394 (1, 7)	E6 FC4-6	4-3			F7		FC5-4 FC6		6-3	5	0	0	1	0	0	4	Cincinnati Reds @ Chicago Cubs Wrigley Field, Chicago, IL Sat Jun 09 1973, 3:33 AM CDT Att: 32,081 - Sunny - 84 F										
Joe Morgan, L OBP: 0.422, SLG: 0.506 (1, 4)	F9		F8			F 1B 1B	FC6		1B 1B BB	4	2	1	0	1	0	3											
Bobby Tolan, L OBP: 0.250, SLG: 0.307 (1, 9)	FC4-6 BB 1B		P4			K 1-3		K	1B HR 1B	5	1	1	1	0	2	2											
Johnny Bench, R OBP: 0.342, SLG: 0.457 (1, 2)	BB 1B		5-3			1B IBB		F3	HR 1B	4	1	2	1	1	0	0											
Tony Perez, R OBP: 0.379, SLG: 0.524 (1, 3)	1-2 2-3 BB		4-3			L4-3 1B		K	HR	4	1	2	4	1	1	0											
Dan Driessen, L OBP: 0.400, SLG: 0.500 Ross Grimsley, L OBP: 0.034, SLG: 0.034 (1, 5) (9, 1)	K		5-3			L4-3 1B			HR BB 2B	4	1	1	0	1	1	5											
Dave Concepcion, R OBP: 0.325, SLG: 0.429 (1, 6)		E6 CS			5-3		FC5-4 SH2-4 1B		F9 K	5	0	1	0	0	1	2											
Cesar Geronimo, L OBP: 0.230, SLG: 0.256 (1, 8)		1-2 3B			6-3		SH2-4		1B 6-3 1B	3	1	2	0	0	0	0											
Jack Billingham, R OBP: 0.086, SLG: 0.093 Richie Schenck, S OBP: 0.344, SLG: 0.321 Don Guillotti, S OBP: 0.226, SLG: 0.136 Tom Hall, L OBP: 0.250, SLG: 0.250 Pedro Borbon, R OBP: 0.077, SLG: 0.102 Larry Stahl, L OBP: 0.402, SLG: 0.424 Denis Menke, R OBP: 0.056, SLG: 0.262 (1, 1) (7, PH) (7, PH) (7, 1) (7, 1) (9, PH) (9, 5)					K		K		6-3 1B 1B	2	0	0	0	0	2	1											
Inning Stats	R: 0 E: 1 K: 1 S: 7	H: 1 LOB: 3 BB: 1 P: 11	R: 0 E: 1 K: 1 S: 6	H: 1 LOB: 1 BB: 0 P: 6	R: 0 E: 0 K: 0 S: 3	H: 0 LOB: 0 BB: 0 P: 3	R: 0 E: 0 K: 0 S: 3	H: 0 LOB: 0 BB: 0 P: 3	R: 0 E: 0 K: 1 S: 5	H: 0 LOB: 0 BB: 0 P: 5	R: 1 E: 1 K: 1 S: 6	H: 2 LOB: 1 BB: 1 P: 10	R: 0 E: 0 K: 0 S: 4	H: 1 LOB: 2 BB: 2 P: 8	R: 0 E: 0 K: 2 S: 7	H: 0 LOB: 0 BB: 0 P: 7		R: 7 E: 0 K: 1 S: 11	H: 6 LOB: 1 BB: 2 P: 19	1B: 8 2B: 2 3B: 1 HR: 1	SF: 0 SAC: 1 DP: 1 HBP: 0	WP: 0 PB: 0 SB: 0 CS: 1	PA: 43				
PITCHER	IP	WLS	BF	H	R	ER	SO	BB	IBB	HBP	BLK	WP	HR	S	P	ERA	WHIP										
Fergie Jenkins, R ERA: 3.46 (1, 1)	6.0		25	5	1	0	4	1	1	0	0	0	0	31	39	0.00	1.000										
Dave LaRoche, L ERA: 7.24 (7, 1)	2.0		8	0	1	1	2	2	0	0	0	0	0	10	18	4.50	1.000										
Bob Locker, R ERA: 2.27 (9, 1)	0.2	L	4	2	1	1	0	0	0	0	0	0	0	4	4	13.50	3.000										
Larry Gura, L ERA: 4.67 (9, 1)	0.0		2	1	1	1	0	1	0	0	0	0	0	1	5	∞	∞										
Jack Aker, R ERA: 2.67 (9, 1)	0.1		4	3	4	4	1	0	0	0	0	0	1	6	6	108.00	9.000										



Batter	1	2	3	4	5	6	7	8	9	AB	R	H	RBI	BB	SO	LOB	BOTTOM										
Rick Monday, L OBP: 0.413, SLG: 0.536 (1, 8)	F8		F8		F7		SH5-4 1B BB		K	4	1	0	0	1	1	0	Cincinnati Reds @ Chicago Cubs Wrigley Field, Chicago, IL Sat Jun 09 1973, 3:33 AM CDT Att: 32,081 - Sunny - 84 F										
Glenn Beckert, R OBP: 0.350, SLG: 0.342 (1, 4)	F3		BB		P3		SH5-4		6-3	3	0	0	0	1	0	0											
Billy Williams, L OBP: 0.395, SLG: 0.478 (1, 7)	K		4-3		4-3		1B IBB		F7	4	0	0	0	1	1	1											
Jim Hickman, R OBP: 0.333, SLG: 0.200 (1, 3)		1-3			4-3		HR BB		SF8	2	1	0	1	1	0	0											
Ron Santo, R OBP: 0.413, SLG: 0.492 (1, 5)		K			1B FC3-2 1B		HR		1-3 2-H 1B	4	1	3	3	0	1	0											
Jose Cardenal, R OBP: 0.387, SLG: 0.475 (1, 9)		E 1B			FC3-2 1B		4-3		F8	4	0	2	0	0	0	2											
Randy Hundley, R OBP: 0.287, SLG: 0.384 (1, 2)		E5			FC3-2 1B		F9		CS 1B	4	0	2	0	0	0	1											
Don Kessinger, S OBP: 0.355, SLG: 0.316 (1, 6)		4-3			FC3-2		F7		K	4	0	0	0	0	1	6											
Fergie Jenkins, R OBP: 0.154, SLG: 0.086 (1, 1)					F8		SH5-4 BB SF8		5-3	2	0	0	0	0	0	3											
Dave LaRoche, L OBP: 0.667, SLG: 0.500 Bob Locker, S OBP: 0.111, SLG: 0.111 Larry Gura, S OBP: 0.250, SLG: 0.143 Jack Aker, R (7, 1) (9, 1) (9, 1)					5-3					1	1	0	0	1	0	0											
Inning Stats	R: 0 E: 0 K: 1 S: 5	H: 0 LOB: 0 BB: 0 P: 5	R: 0 E: 1 K: 1 S: 7	H: 1 LOB: 2 BB: 0 P: 7	R: 0 E: 0 K: 0 S: 3	H: 0 LOB: 1 BB: 1 P: 7	R: 0 E: 0 K: 0 S: 6	H: 3 LOB: 3 BB: 0 P: 6	R: 0 E: 0 K: 0 S: 3	H: 0 LOB: 0 BB: 0 P: 3	R: 2 E: 0 K: 0 S: 4	H: 1 LOB: 0 BB: 1 P: 8	R: 2 E: 0 K: 0 S: 4	H: 1 LOB: 2 BB: 3 P: 16	R: 0 E: 0 K: 1 S: 5	H: 1 LOB: 0 BB: 0 P: 5	R: 0 E: 0 K: 1 S: 5	H: 0 LOB: 0 BB: 0 P: 5	1B: 6 2B: 1 3B: 0 HR: 1	SF: 1 SAC: 1 DP: 1 HBP: 0	WP: 0 PB: 0 SB: 0 CS: 1	PA: 39					
PITCHER	IP	WLS	BF	H	R	ER	SO	BB	IBB	HBP	BLK	WP	HR	S	P	ERA	WHIP										
Jack Billingham, R ERA: 2.94 (1, 1)	6.0		26	5	2	2	2	2	0	0	0	0	0	1	9	54.00	6.000										
Tom Hall, L ERA: 4.37 (7, 1)	0.1		3	0	2	2	0	2	0	0	0	0	0	1	9	54.00	6.000										
Pedro Borbon, R ERA: 2.52 (7, 1)	1.2	W	7	2	0	0	1	0	1	0	0	0	0	8	12	0.00	1.200										
Ross Grimsley, L ERA: 2.56 (9, 1)	1.0	S	3	0	0	0	1	0	0	0	0	0	0	5	5	0.00	0.000										



Batter	1	2	3	4	5	6	7	8	9	AB	R	H	RBI	BB	SO	LOB	TOP				
Pete Rose, S OBP: 0.385, SLG: 0.405 (1, 7)	4-3		1B	1B			HR	BB		4	2	3	0	0	0	0	Cincinnati Reds @ Chicago Cubs Wrigley Field, Chicago, IL Sun Jun 10 1973, 3:33 AM CDT Att: 34,247 - Sunny - 88 F				
Joe Morgan, L OBP: 0.426, SLG: 0.522 (1, 4)	P6		1B	1B			HR	BB		4	2	2	2	1	0	1					
Bobby Tolan, L OBP: 0.249, SLG: 0.314 (1, 9)	1B		K				B3	FC6-4		5	1	1	0	0	1	4					
Johnny Bench, R OBP: 0.351, SLG: 0.478 (1, 2)	1B		1B	1B			HR			4	2	3	3	1	0	0					
Tony Perez, R OBP: 0.375, SLG: 0.516 (1, 3)	K		1B	1B			K			5	0	1	1	0	2	3					
Dan Driessen, L OBP: 0.400, SLG: 0.444 (1, 5)			1B	1B						5	0	2	1	0	2	1					
Dave Concepcion, R OBP: 0.324, SLG: 0.422 (1, 6)			G6-4-3	1B			P4	L9		3	0	0	0	1	0	3					
Cesar Geronimo, L OBP: 0.223, SLG: 0.248 (1, 8)	G1		G3				F7	3-1		4	0	0	0	0	0	1					
Jim McGlothlin, R Ed Sprague, R Gene Locklear, L Tom Hall, L Larry Stahl, L Pedro Borbon, R	K		K				K	K		1	0	0	0	0	1	1					
Inning Stats	R: 1 E: 0 K: 1 S: 7	H: 2 LOB: 1 BB: 0 P: 7	R: 0 E: 0 K: 1 S: 5	H: 0 LOB: 1 BB: 1 P: 9	R: 3 E: 0 K: 1 S: 9	H: 5 LOB: 1 BB: 0 P: 9	R: 0 E: 0 K: 1 S: 6	H: 1 LOB: 1 BB: 0 P: 6	R: 0 E: 1 K: 1 S: 6	H: 0 LOB: 1 BB: 0 P: 6	R: 0 E: 0 K: 1 S: 9	H: 4 LOB: 1 BB: 0 P: 9	R: 0 E: 0 K: 1 S: 5	H: 0 LOB: 2 BB: 1 P: 10	R: 0 E: 0 K: 1 S: 4	H: 0 LOB: 0 BB: 1 P: 8		1B: 8 2B: 1 3B: 1 HR: 2	SF: 0 SAC: 0 DP: 2 HBP: 1	WP: 0 PB: 0 CS: 0	PA: 42
PITCHER	IP	WLS	BF	H	R	ER	SO	BB	IBB	HBP	BLK	WP	HR	S	P	ERA	WHIP				
Burt Hooton, R ERA: 4.88 (1, 1)	2.1		15	7	4	4	3	1	0	0	0	0	0	20	24	15.43	3.429				
Bill Bonham, R ERA: 3.73 (3, 1)	4.1	W	18	5	3	3	4	0	0	0	0	0	2	26	26	6.23	1.154				
Bob Locker, R ERA: 2.14 (7, 1)	2.1	S	9	0	0	0	2	2	0	1	0	0	0	10	19	0.00	0.857				

Batter	1	2	3	4	5	6	7	8	9	AB	R	H	RBI	BB	SO	LOB	BOTTOM				
Rick Monday, L OBP: 0.419, SLG: 0.571 (1, 8)	HR	HR	FC4-6			K		S		4	2	3	1	1	1	1	Cincinnati Reds @ Chicago Cubs Wrigley Field, Chicago, IL Sun Jun 10 1973, 3:33 AM CDT Att: 34,247 - Sunny - 88 F				
Glenn Beckert, R OBP: 0.348, SLG: 0.345 (1, 4)	5-3	HR	FC4-6			P3				4	1	1	0	0	0	2					
Paul Popovich, S OBP: 0.226, SLG: 0.182 (7, 4)	3-1	SF7	FC4-6			K				0	0	0	0	0	0	0					
Billy Williams, L OBP: 0.392, SLG: 0.478 (1, 7)	HR	3-1				K				4	1	1	0	0	1	1					
Pat Bourque, L OBP: 0.389, SLG: 0.630 (1, 3)	HR	SF7				K				3	1	1	3	0	1	0					
Ron Santo, R OBP: 0.410, SLG: 0.503 (1, 5)	HR	4-3				K				4	1	1	1	0	1	0					
Jose Cardenal, R OBP: 0.389, SLG: 0.480 (1, 9)	1B		F8			P4				4	1	2	0	0	0	0					
Randy Hundley, R OBP: 0.286, SLG: 0.387 (1, 2)	F7		1B			4-3				4	1	1	0	0	0	2					
Don Kessinger, S OBP: 0.358, SLG: 0.321 (1, 6)	F2		1B			SF8				3	0	2	2	0	0	1					
Burt Hooton, R OBP: 0.300, SLG: 0.250 (1, 1)			HR			K				1	1	1	0	0	0	0					
Bill Bonham, R OBP: 0.182, SLG: 0.182 (3, 1)			K			K				2	0	0	0	0	2	1					
Bob Locker, S OBP: 0.100, SLG: 0.100 (7, 1)			HR			K				1	0	0	0	0	1	1					
Inning Stats	R: 4 E: 0 K: 0 S: 8	H: 5 LOB: 1 BB: 0 P: 8	R: 3 E: 0 K: 0 S: 6	H: 3 LOB: 0 BB: 0 P: 6	R: 1 E: 0 K: 1 S: 7	H: 2 LOB: 2 BB: 1 P: 11	R: 0 E: 0 K: 0 S: 3	H: 0 LOB: 0 BB: 0 P: 3	R: 1 E: 0 K: 1 S: 6	H: 1 LOB: 0 BB: 0 P: 6	R: 0 E: 0 K: 2 S: 7	H: 0 LOB: 0 BB: 0 P: 7	R: 0 E: 0 K: 2 S: 7	H: 0 LOB: 0 BB: 0 P: 7	R: 0 E: 0 K: 1 S: 5	H: 1 LOB: 1 BB: 0 P: 5	1B: 4 2B: 4 3B: 0 HR: 4	SF: 2 SAC: 0 DP: 0 HBP: 0	WP: 0 PB: 0 CS: 0	PA: 37	
PITCHER	IP	WLS	BF	H	R	ER	SO	BB	IBB	HBP	BLK	WP	HR	S	P	ERA	WHIP				
Jim McGlothlin, R ERA: 6.47 (1, 1)	1.0	L	11	8	7	7	0	0	0	0	0	0	0	10	14	4.50	1.000				
Ed Sprague, R ERA: 5.01 (2, 1)	2.0		9	2	1	1	1	0	1	0	0	0	0	10	14	4.50	1.000				
Tom Hall, L ERA: 4.15 (4, 1)	4.0		13	1	1	1	5	0	0	0	0	0	0	23	23	2.25	0.250				
Pedro Borbon, R ERA: 2.47 (8, 1)	1.0		4	1	0	0	1	0	0	0	0	0	0	5	5	0.00	1.000				



Batter	1	2	3	4	5	6	7	8	9	AB	R	H	RBI	BB	SO	LOB	TOP								
Lou Brock, L OBP: 0.347, SLG: 0.387 Jim Dwyer, L (7, 7)	4-0 WP 2B BB	0-0 2B 1B 1-2	0-0 HR 3-H			0-0 6-3	0-0 1-3			4	3	2	2	1	0	2									
Ted Sizemore, R OBP: 0.351, SLG: 0.333 Dave Campbell, R (8, PH) OBP: 0.269, SLG: 0.253 (8, 4)	0-0 4-3 1B 1-H	0-0 1B BLK 1-3 2-H	0-0 F7			4-0 G6-3 BB		0-0 F3		3	2	2	2	1	0	0									
Joe Torre, R OBP: 0.421, SLG: 0.399 Tim McCarver, L OBP: 0.376, SLG: 0.391 (4, 3)	0-0 P6	4-0 BLK 1B WP IBB			0-0 5-3	0-0 G6-3 1-2		0-0 4-3		2	1	0	0	1	0	1									
Ted Simmons, S OBP: 0.357, SLG: 0.371 (1, 2)	0-0 4-3 2-3	0-0 WP BLK 1-2 2-3 3-H 4-0 1B			0-3 K			0-0 1-3		5	0	2	1	0	1	1									
Luis Melendez, R OBP: 0.314, SLG: 0.291 (1, 8)	0-0 CS 1B 3-H	0-0 1-3 2-H 3-H 4-0 BB			0-0 F7			0-0 F9		4	1	2	1	1	0	1									
Ken Reitz, R OBP: 0.242, SLG: 0.355 (1, 5)	0-0 CS 1-2	0-0 HR F6			0-0 F8			0-0 F9		5	1	1	1	0	0	3									
Jose Cruz, L OBP: 0.340, SLG: 0.438 (1, 9)		0-0 1B 2B 1B	4-0 F8 HR 5-3 BB			4-0 6-3 BLK WP BB		0-0 HR 1-H		3	4	3	2	2	0	0									
Mike Tyson, R OBP: 0.269, SLG: 0.264 (1, 6)		0-0 F3	0-0 5-3			0-0 6-3		0-0 1B		5	0	1	0	0	0	4									
Bob Gibson, R OBP: 0.200, SLG: 0.129 (1, 1)		0-3 K	0-0 F8 2-3			0-0 1-3		0-0 1B		4	0	1	0	0	1	2									
Inning Stats	R: 2 E: 0 K: 0 S: 4	H: 2 LOB: 0 BB: 1 P: 8	R: 5 E: 0 K: 1 S: 10	H: 5 LOB: 2 BB: 2 P: 18	R: 2 E: 0 K: 0 S: 4	H: 1 LOB: 0 BB: 1 P: 8	R: 0 E: 0 K: 1 S: 5	H: 0 LOB: 0 BB: 0 P: 5	R: 1 E: 0 K: 0 S: 3	H: 0 LOB: 0 BB: 1 P: 7	R: 0 E: 0 K: 0 S: 2	H: 0 LOB: 0 BB: 1 P: 6	R: 2 E: 0 K: 0 S: 7	H: 4 LOB: 2 BB: 0 P: 7	R: 0 E: 0 K: 0 S: 4	H: 1 LOB: 1 BB: 0 P: 4	R: 0 E: 0 K: 0 S: 3	H: 1 LOB: 0 BB: 0 P: 3	1B: 8 2B: 3 3B: 0 HR: 3	SF: 0 SAC: 0 DP: 2 HBP: 0	WP: 3 PB: 0 SB: 0 CS: 1	PA: 45			
PITCHER	IP	WLS	BF	H	R	ER	SO	BB	IBB	HBP	BLK	WP	HR	S	P	ERA	WHIP								
Don Gullett, L ERA: 3.76 (1, 1)	1.2	L	13	7	7	7	1	1	1	0	0	1	1	13	21	37.80	4.800								
Ed Sprague, R ERA: 5.29 (2, 1)	2.1		10	1	2	2	1	2	0	0	1	1	1	10	18	7.71	1.286								
Jim McGlothlin, R ERA: 6.32 (5, 1)	5.0		21	6	3	3	0	2	0	0	1	1	1	19	27	5.40	1.600								

St. Louis Cardinals @ Cincinnati Reds
Riverfront Stadium, Cincinnati, OH
Mon Jun 11 1973, 7:05 PM EDT
Att: 17,197 - Unknown

AB 38
R 12
H 14
RBI 9
BB 6
SO 2
LOB 15

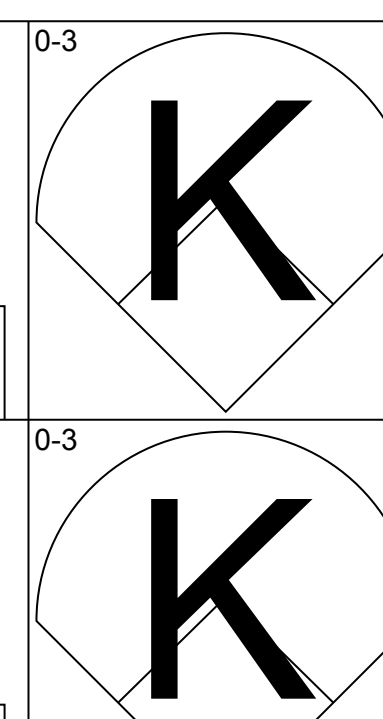
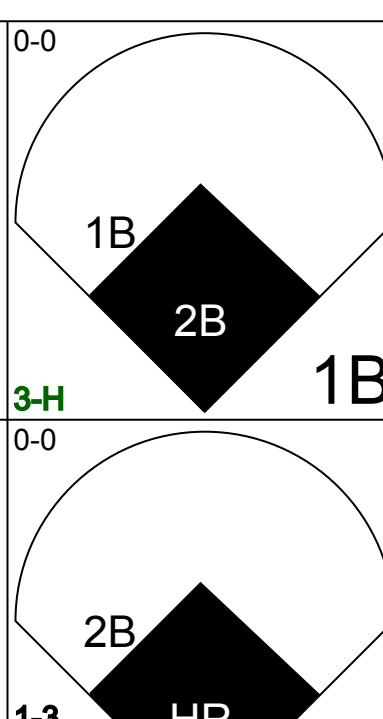
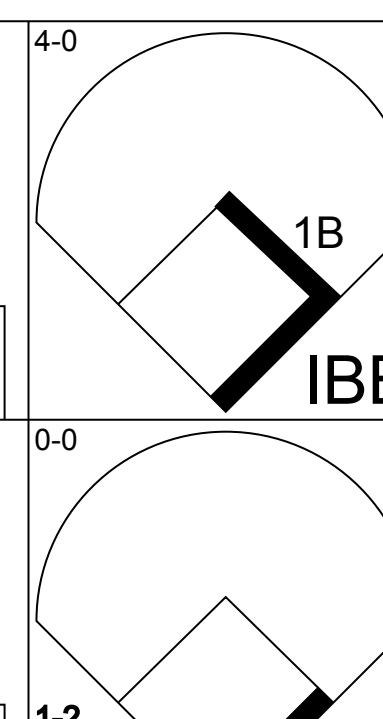
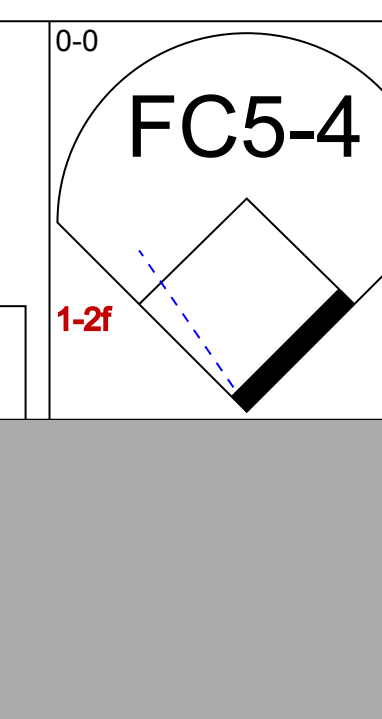
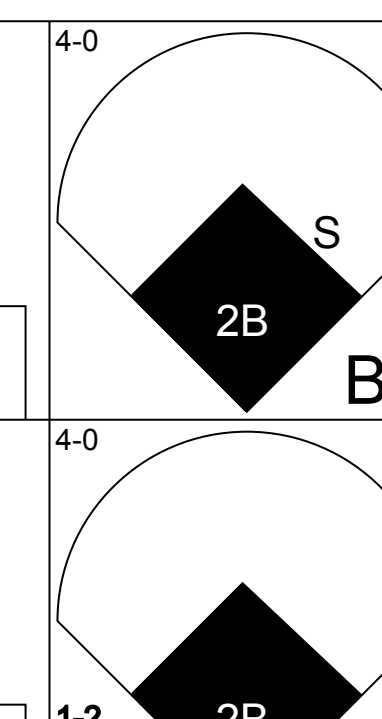
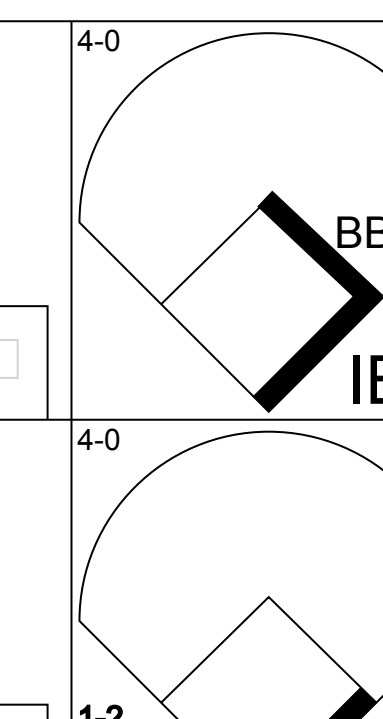
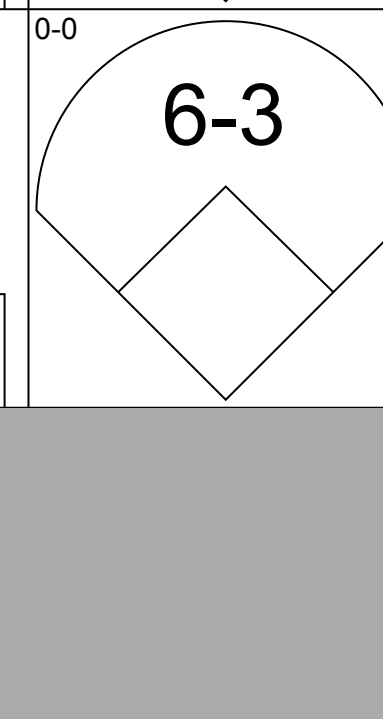
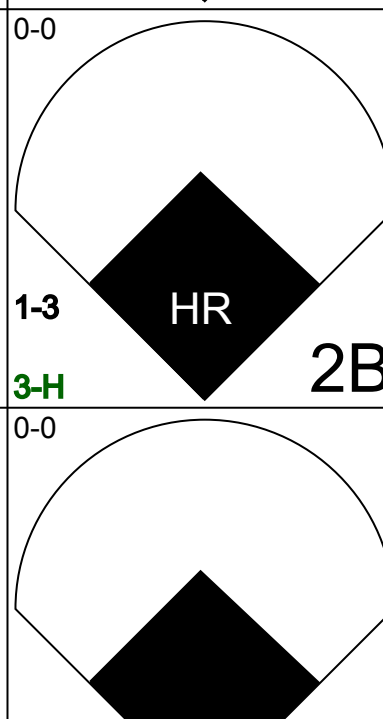

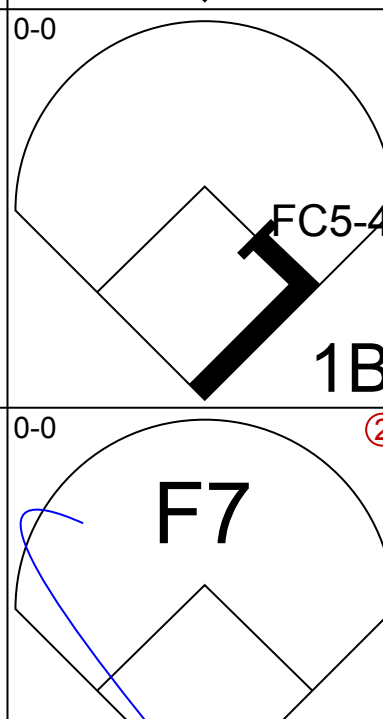
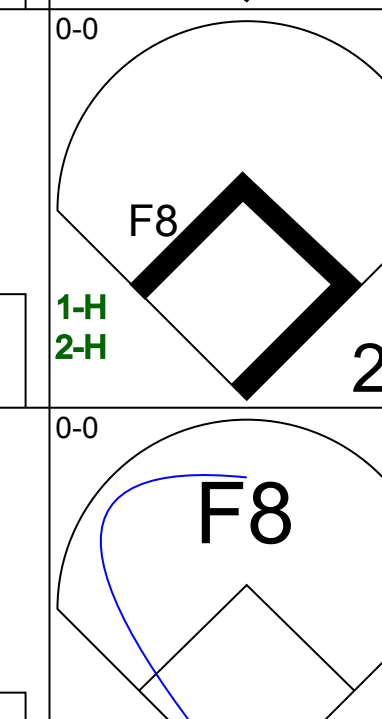
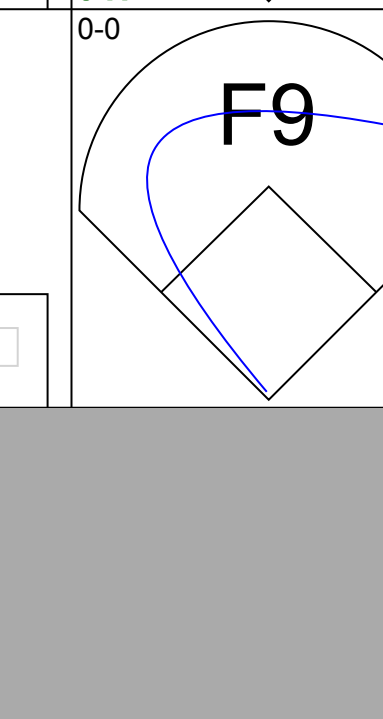

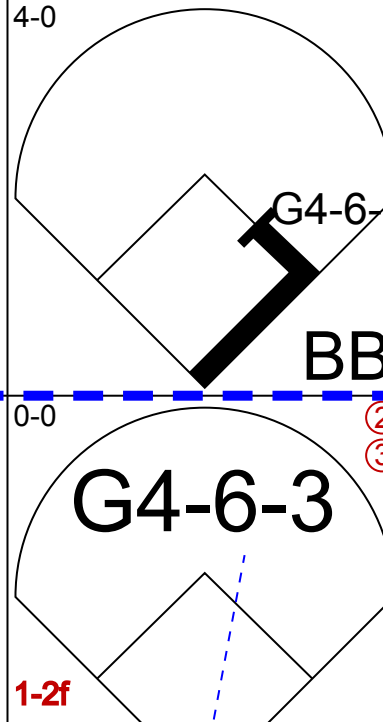
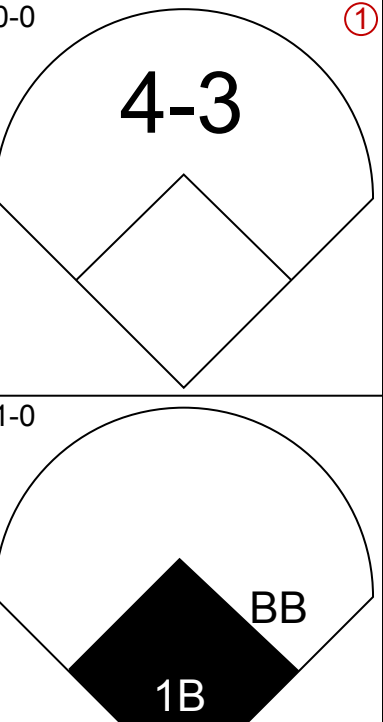
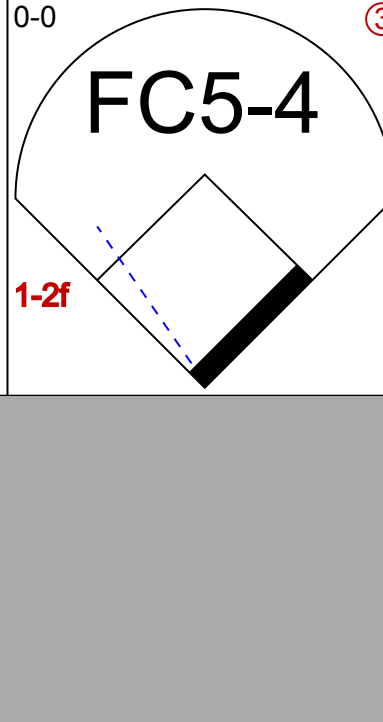
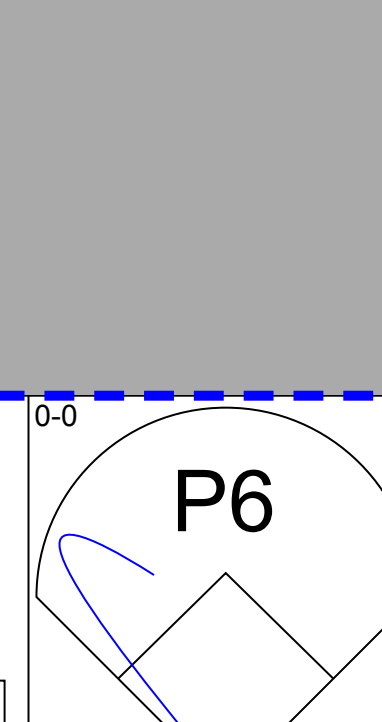
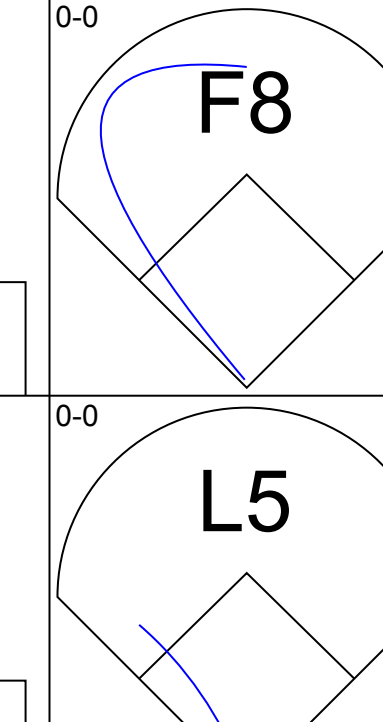
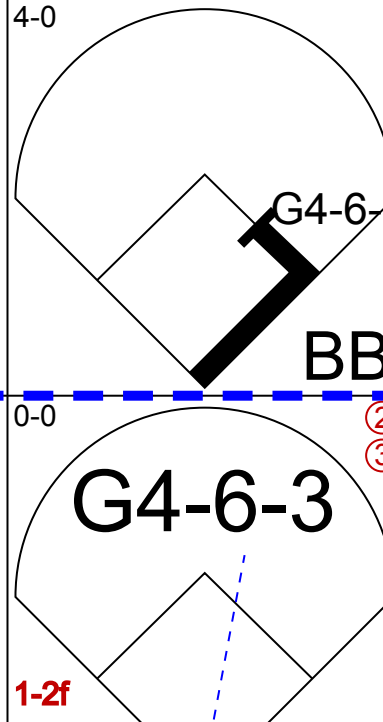
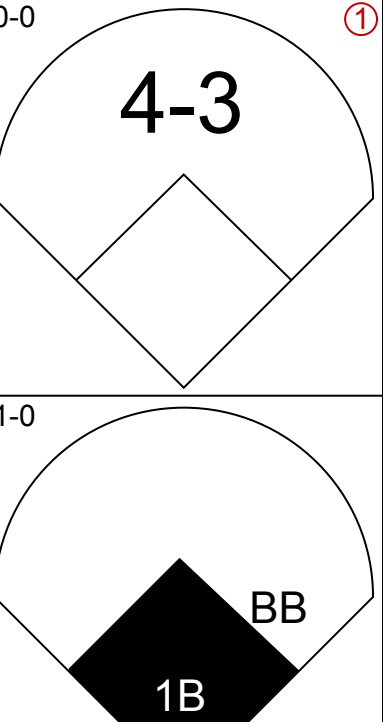
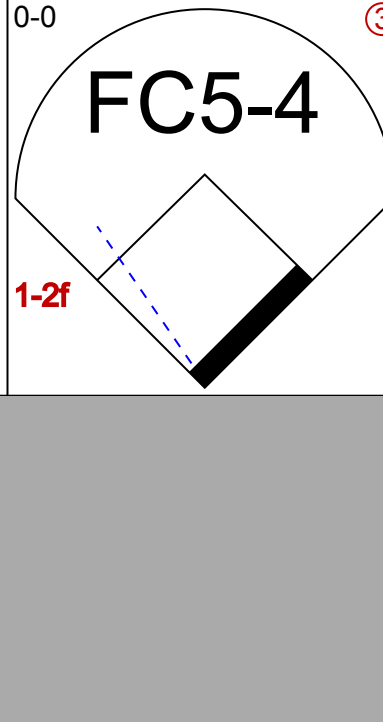
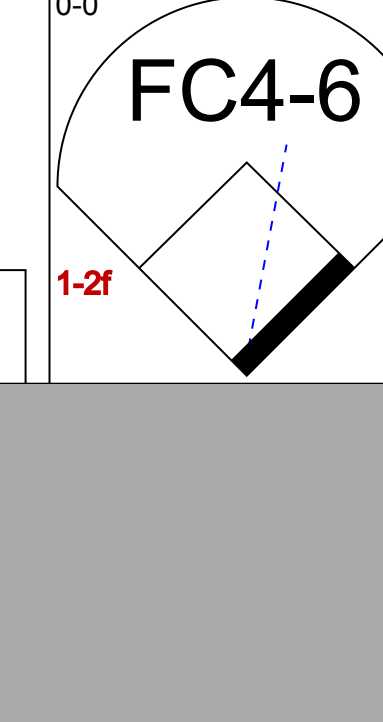
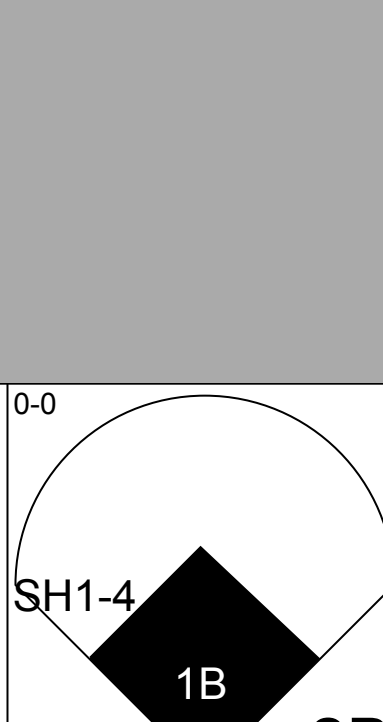
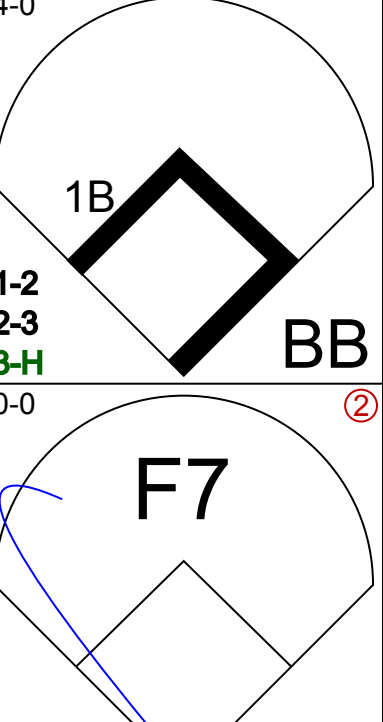

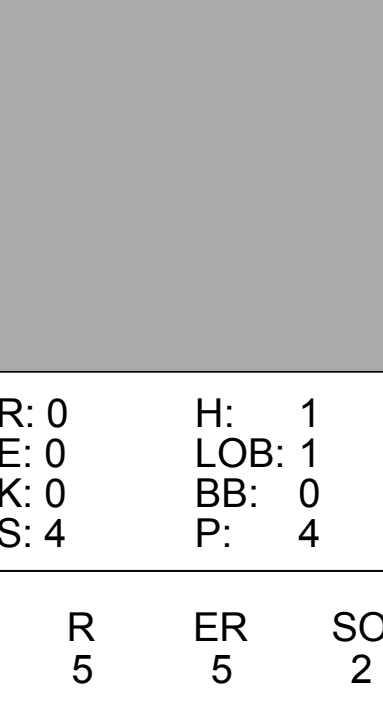
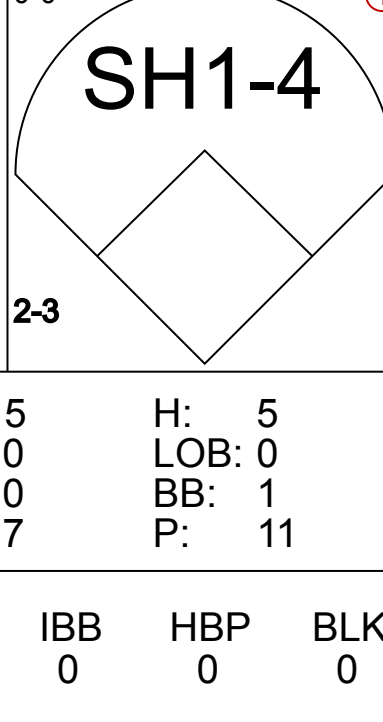
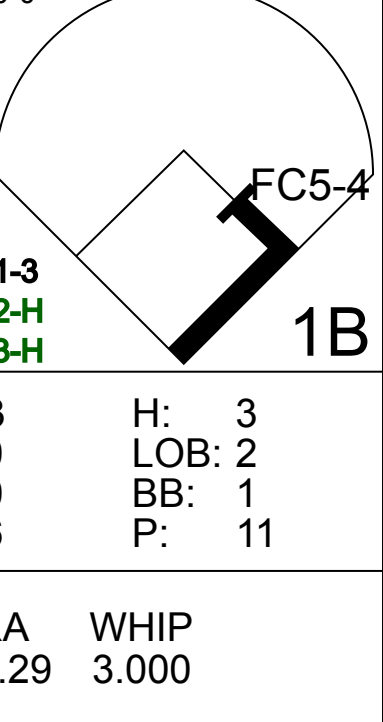
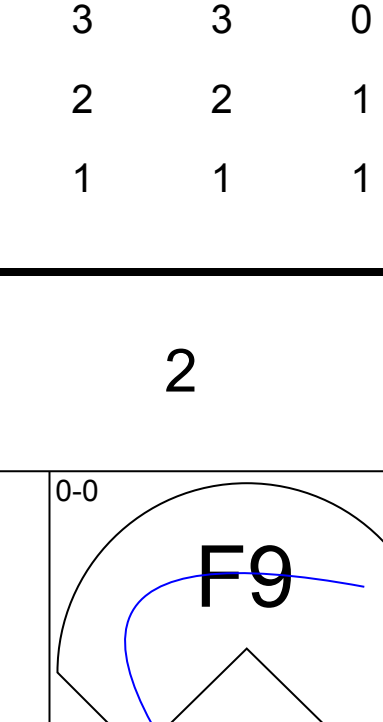
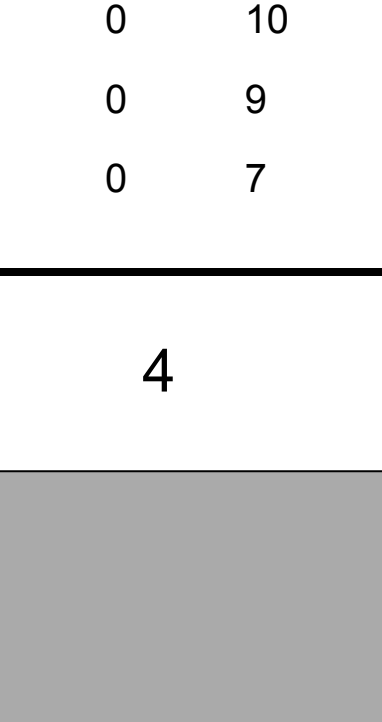
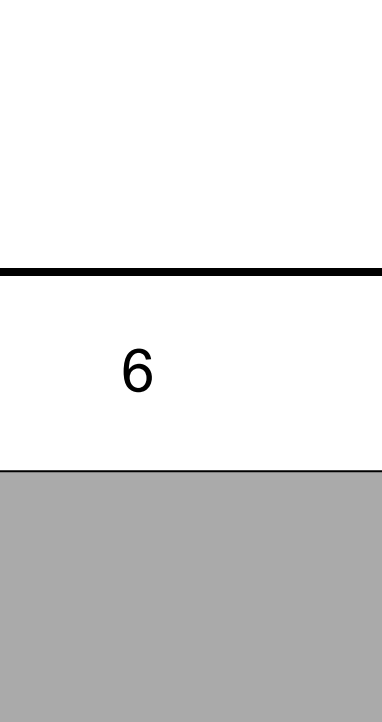
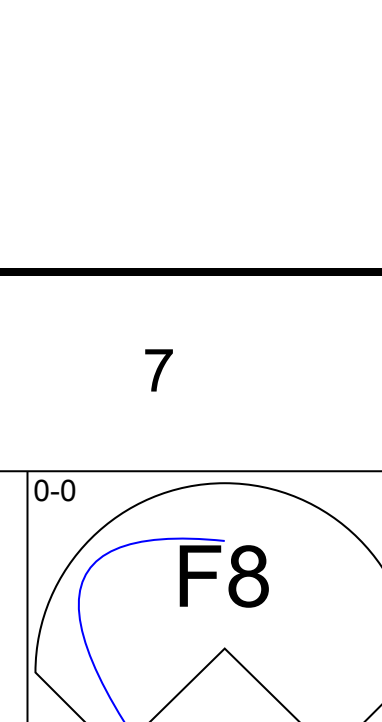
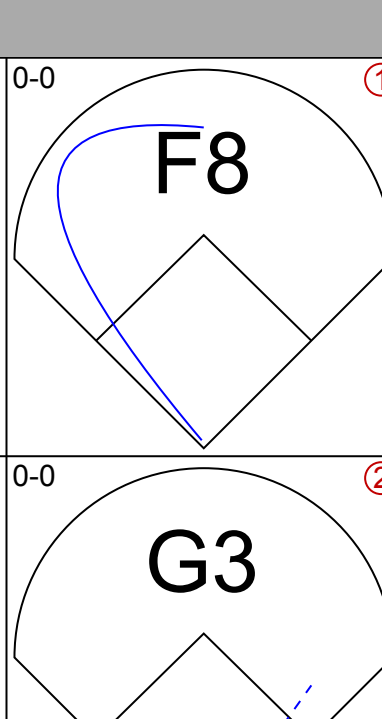


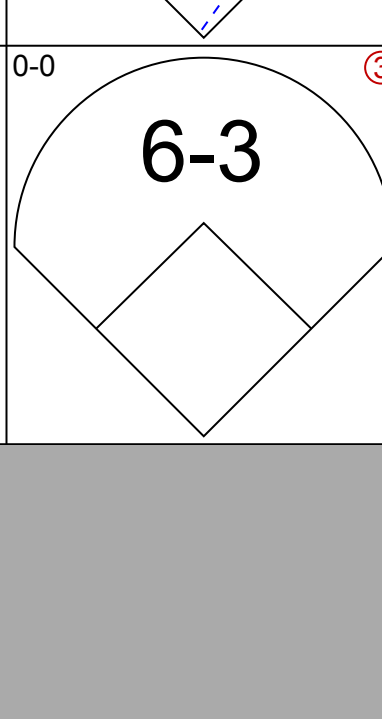
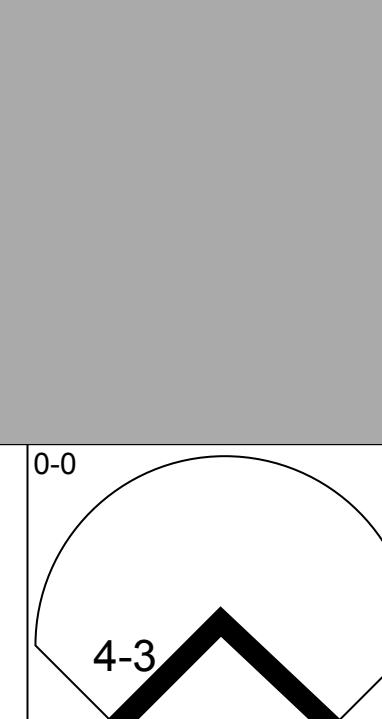

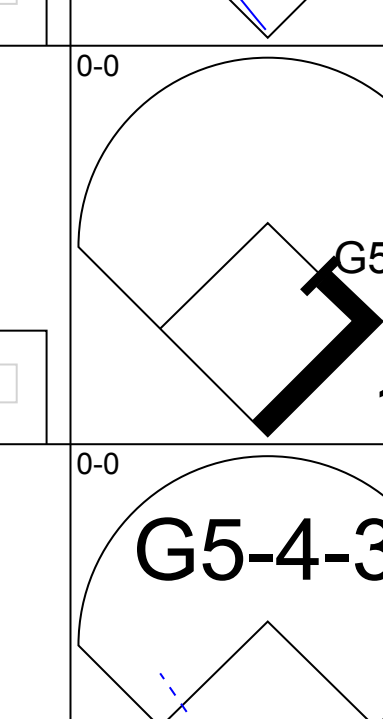



Batter	1	2	3	4	5	6	7	8	9	AB	R	H	RBI	BB	SO	LOB	BOTTOM								
Pete Rose, S OBP: 0.385, SLG: 0.409 (1, 7)	0-0 HR 1B		0-0 4-3			0-0 6-3		0-0 1-3		5	1	2	1	0	0	0									
Joe Morgan, L OBP: 0.421, SLG: 0.529 (1, 4)	0-0 1-H HR		0-0 P6			0-0 F9		0-0 4-3		5	1	1	2	0	0	1									
Bobby Tolan, L OBP: 0.249, SLG: 0.310 (1, 9)	0-0 F8		0-3 K			4-0 BB		0-3 K		3	0	0	0	1	2	0									
Johnny Bench, R OBP: 0.347, SLG: 0.471 Bill Plummer, R OBP: 0.214, SLG: 0.120 (6, 2)	0-0 F9		0-0 5-3			0-0 4-3		0-0 5-3		3	0	0	0	0	0	1									
Tony Perez, R OBP: 0.373, SLG: 0.508 (1, 3)	0-3 K		0-3 K			0-0 5-3		4-0 BB		3	0	0	0	1	2	0									
Dan Driessen, L OBP: 0.429, SLG: 0.500 (1, 5)		0-0 6-3				0-0 WP 4-3 2B		0-3 K		3	1	1	0	1	1	1									
Dave Concepcion, R OBP: 0.322, SLG: 0.415 (1, 6)		0-3 K				0-0 4-3		0-0 E3 2B		3	1	0	1	1	1	0									
Cesar Geronimo, L OBP: 0.231, SLG: 0.250 (1, 8)		0-0 1B				0-3 K		0-0 F8		3	0	1	0	1	1	1									
Don Gullett, R OBP: 0.286, SLG: 0.136 Ed Sprague, R (2, 1)		0-3 K				0-0 FC6-4		0-0 F8		0	0	0	0	0	0	0									
Gene Locklear, L OBP: 0.276, SLG: 0.192 Jim McGlothlin, R OBP: 0.182, SLG: 0.100 Larry Stahl, L OBP: 0.429, SLG: 0.400 (8, PH)		0-3 K				0-0 FC6-4		0-0 F8		1	0	0	0	0	1	1									
Inning Stats	R: 2 E: 0 K: 1 S: 7	H: 2 LOB: 0 BB: 0 P: 7	R: 0 E: 0 K: 2 S: 8	H: 1 LOB: 1 BB: 0 P: 8	R: 0 E: 0 K: 1 S: 5	H: 0 LOB: 0 BB: 0 P: 5	R: 0 E: 0 K: 1 S: 5	H: 0 LOB: 3 BB: 3 P: 17	R: 0 E: 0 K: 0 S: 3	H: 0 LOB: 1 BB: 1 P: 7	R: 1 E: 0 K: 1 S: 6	H: 1 LOB: 0 BB: 0 P: 6	R: 0 E: 0 K: 1 S: 5	H: 0 LOB: 0 BB: 0 P: 5	R: 0 E: 0 K: 2 S: 7	H: 0 LOB: 1 BB: 1 P: 11	R: 1 E: 1 K: 0 S: 5	H: 1 LOB: 1 BB: 0 P: 5	1B: 2 2B: 2 3B: 0 HR: 1	SF: 0 SAC: 0 DP: 0 HBP: 0	WP: 1 PB: 0 SB: 0 CS: 0	PA: 38			
PITCHER	IP	WLS	BF	H	R	ER	SO	BB	IBB	HBP	BLK	WP	HR	S	P	ERA	WHIP								
Bob Gibson, R ERA: 3.0 (1, 1)	9.0	W	38	5	4	3	9	5	0	0	0	1	1	51	71	3.00	1.111								

St. Louis Cardinals @ Cincinnati Reds
Riverfront Stadium, Cincinnati, OH
Mon Jun 11 1973, 7:05 PM EDT
Att: 17,197 - Unknown

AB 33
R 4
H 5
RBI 4
BB 5
SO 9
LOB 9

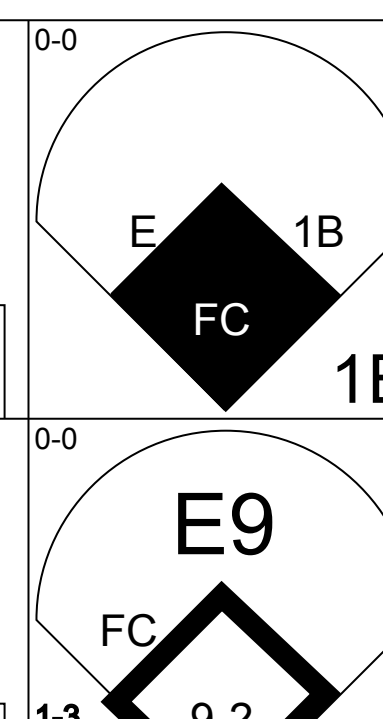
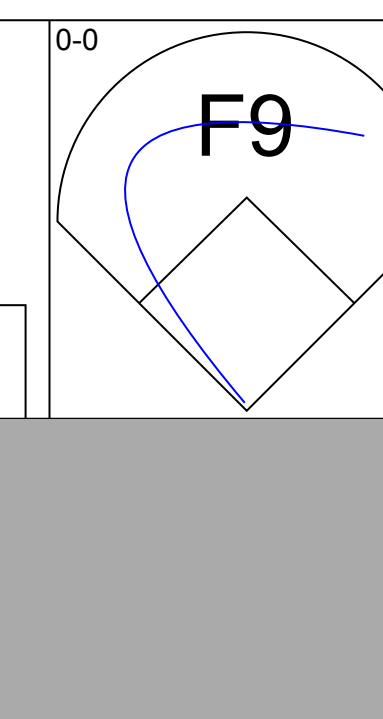
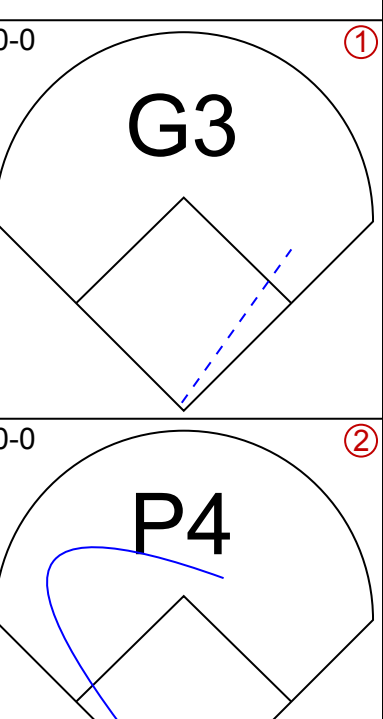
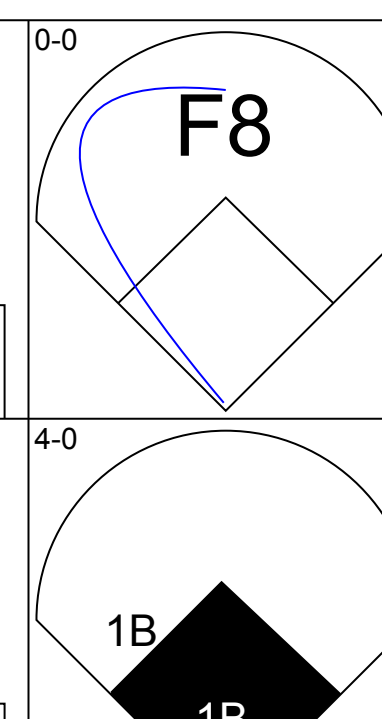
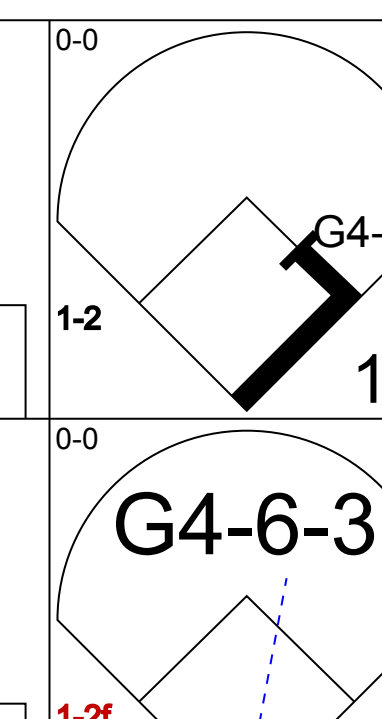
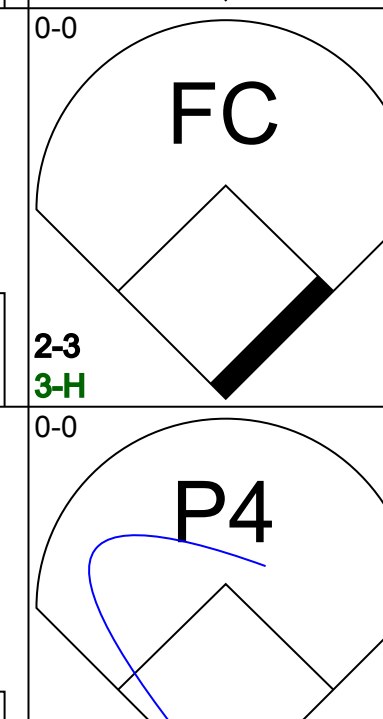
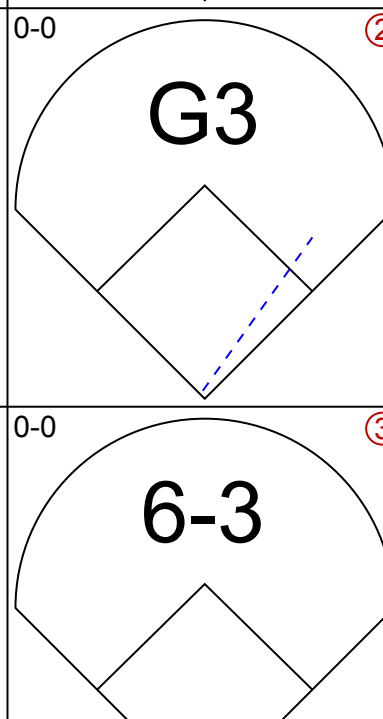
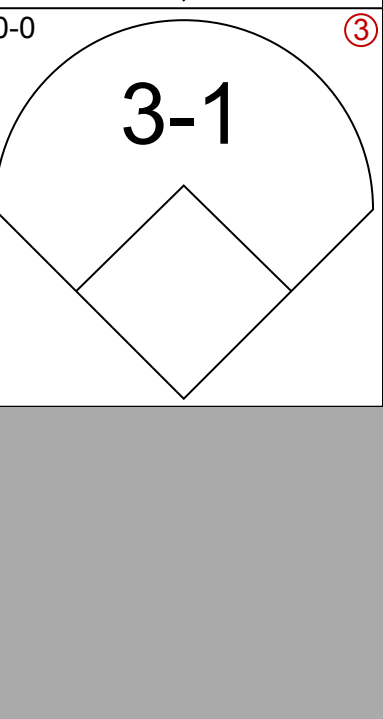
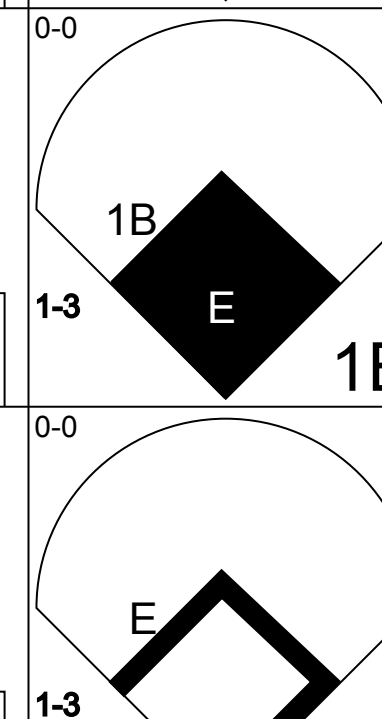

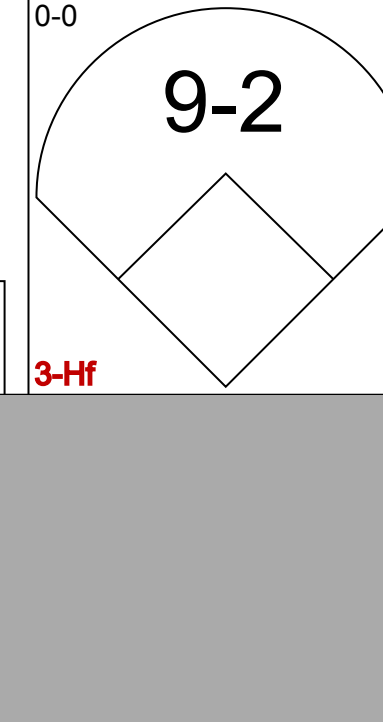


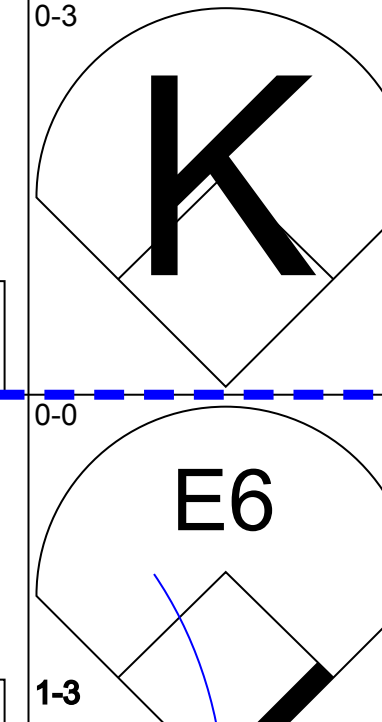
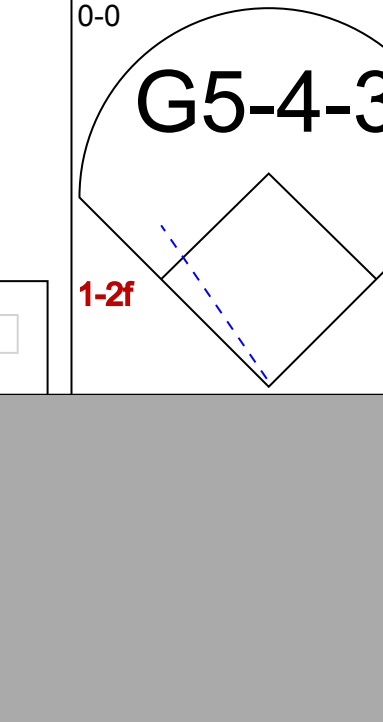


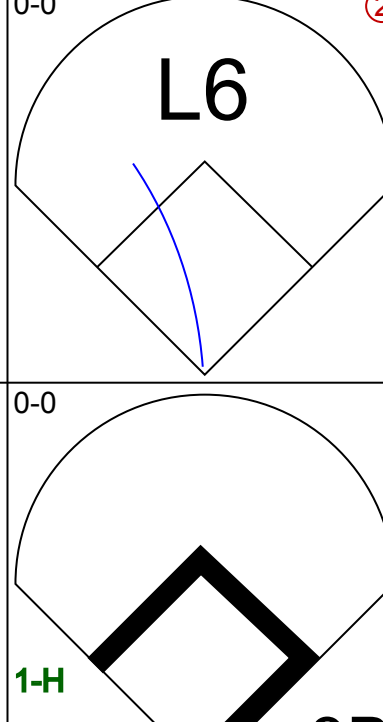
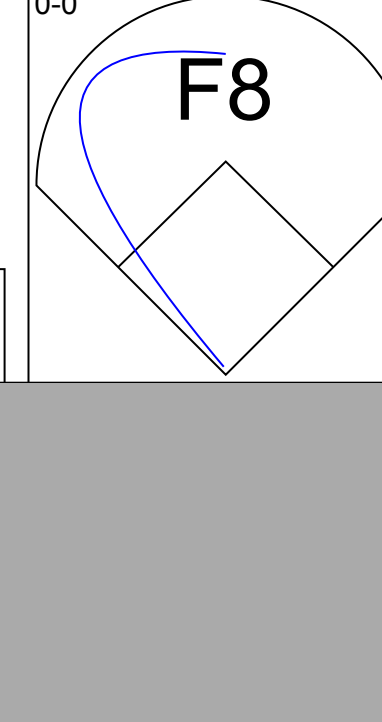


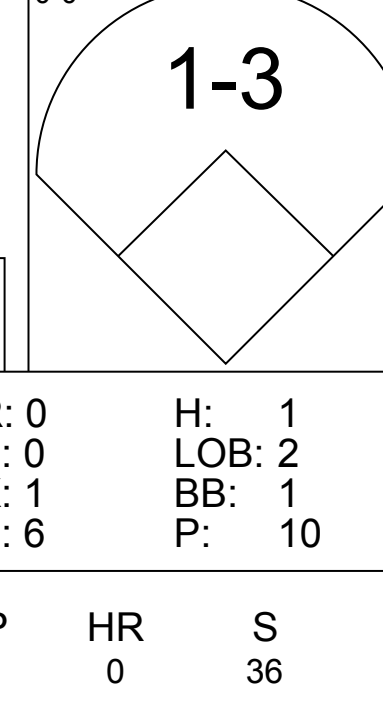
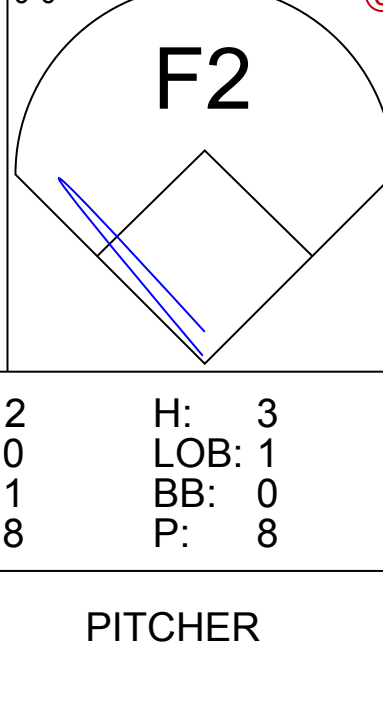
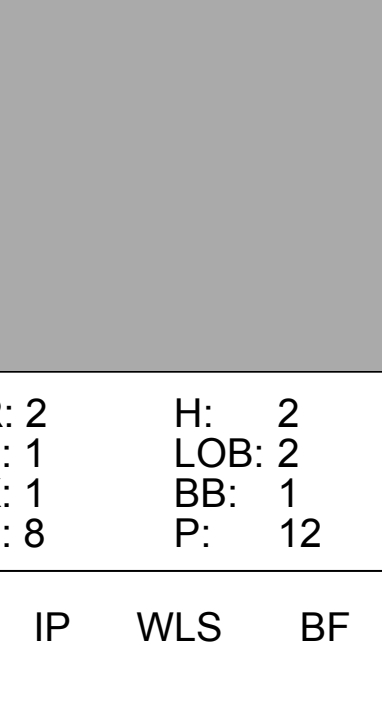
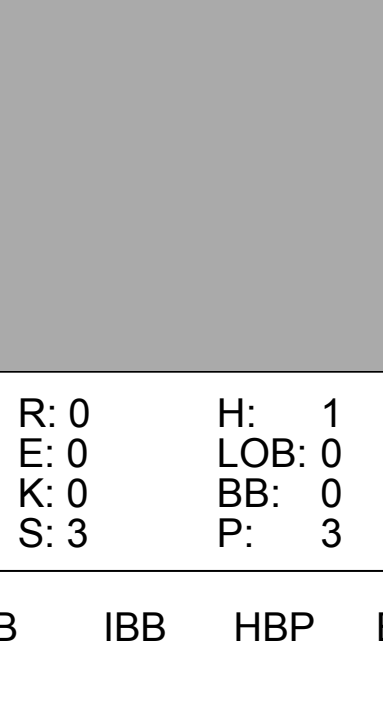
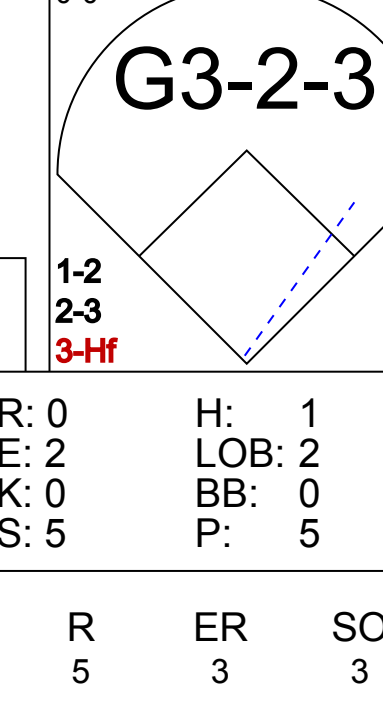
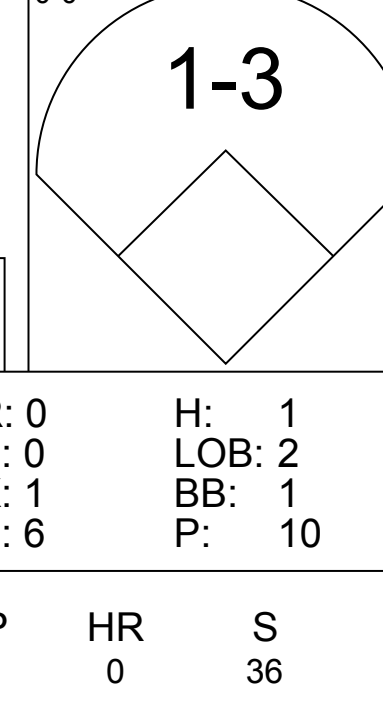
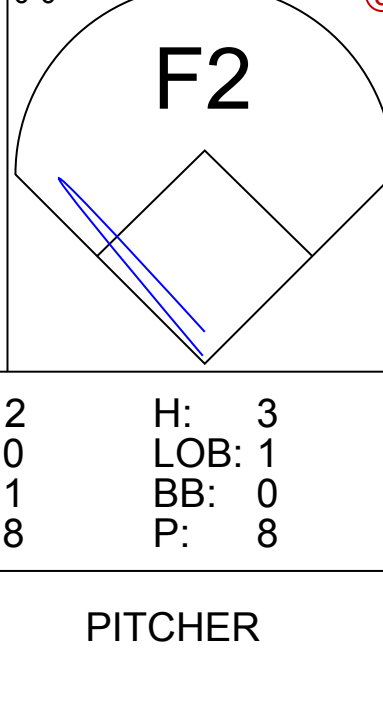
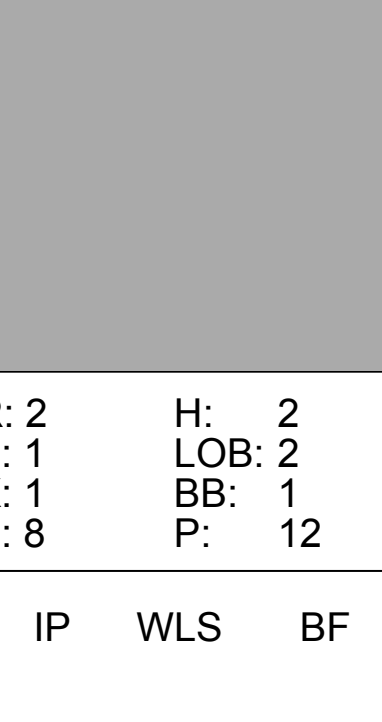






Batter	1	2	3	4	5	6	7	8	9	AB	R	H	RBI	BB	SO	LOB	TOP				
Lou Brock, L OBP: 0.355, SLG: 0.387 (1, 7)										3	2	1	1	3	1	2					
Ted Sizemore, R OBP: 0.363, SLG: 0.338 (1, 4)										4	2	2	1	2	1	0					
Joe Torre, R OBP: 0.428, SLG: 0.420 (1, 3)										6	2	4	3	0	0	3					
Ted Simmons, S OBP: 0.362, SLG: 0.396 (1, 2)										5	2	3	3	0	0	2					
Luis Melendez, R OBP: 0.311, SLG: 0.283 (1, 8)										4	0	0	0	1	0	5					
Ken Reitz, R OBP: 0.246, SLG: 0.352 (1, 5)										4	2	1	0	0	0	2					
Jose Cruz, L OBP: 0.346, SLG: 0.445 (1, 9)										4	0	2	1	1	0	1					
Mike Tyson, R OBP: 0.266, SLG: 0.269 (1, 6)										5	1	1	0	0	0	6					
Reggie Cleveland, R OBP: 0.429, SLG: 0.440 (1, 1)										1	0	1	2	0	0	0					
Rich Folkers, L (7, 1)										0	0	0	0	0	0	0					
Diego Segui, R (7, 1)										2	0	0	0	0	2	2					
Inning Stats	R: 0 E: 0 K: 2 S: 7	H: 0 LOB: 0 BB: 0 P: 7	R: 0 E: 0 K: 0 S: 4	H: 1 LOB: 1 BB: 0 P: 4	R: 5 E: 0 K: 0 S: 7	H: 5 LOB: 0 BB: 1 P: 11	R: 0 E: 0 K: 0 S: 4	H: 2 LOB: 2 BB: 1 P: 8	R: 3 E: 0 K: 0 S: 6	H: 3 LOB: 2 BB: 1 P: 11	R: 0 E: 0 K: 0 S: 4	H: 1 LOB: 1 BB: 0 P: 4	R: 0 E: 0 K: 0 S: 3	H: 0 LOB: 0 BB: 0 P: 3	R: 2 E: 0 K: 1 S: 6	H: 1 LOB: 1 BB: 2 P: 14	R: 1 E: 0 K: 1 S: 7	H: 2 LOB: 3 BB: 2 P: 15	1B: 9 2B: 5 3B: 0 HR: 1	SF: 0 SAC: 2 DP: 1 HBP: 1	WP: 0 PA: 48 PB: 0 SB: 1 CS: 0
PITCHER	IP	WLS	BF	H	R	ER	SO	BB	IBB	HBP	BLK	WP	HR	S	P	ERA	WHIP				
Ross Grimsley, L ERA: 2.99 (1, 1)	2.1	L	14	6	5	5	2	1	0	0	0	0	1	17	21	19.29	3.000				
Pedro Borbon, R ERA: 2.39 (3, 1)	1.2		6	2	0	0	0	0	1	0	0	0	0	5	9	0.00	1.200				
Clay Carroll, R ERA: 4.75 (5, 1)	2.0		12	4	3	3	0	1	0	1	0	0	0	10	15	13.50	2.500				
Ed Sprague, R ERA: 5.53 (7, 1)	2.0		9	1	2	2	1	2	0	0	0	0	0	9	17	9.00	1.500				
Jim McClothlin, R ERA: 6.39 (9, 1)	1.0		7	2	1	1	1	1	1	0	0	0	0	7	15	9.00	3.000				

St. Louis Cardinals @ Cincinnati Reds
Riverfront Stadium, Cincinnati, OH
Tue Jun 12 1973, 7:05 PM EDT
Att: 12,396 - Unknown

AB 38
R 11
H 15
RBI 11
BB 7
SO 4
LOB 23



Batter	1	2	3	4	5	6	7	8	9	AB	R	H	RBI	BB	SO	LOB	BOTTOM				
Pete Rose, S OBP: 0.385, SLG: 0.409 (1, 7)										5	1	2	0	0	0	2					
Joe Morgan, L OBP: 0.421, SLG: 0.524 (1, 4)										4	1	1	0	1	0	2					
Bobby Tolan, L OBP: 0.248, SLG: 0.307 (1, 9)										5	1	1	1	0	0	1					
Johnny Bench, R OBP: 0.352, SLG: 0.474 (1, 2)										5	1	3	1	0	0	2					
Tony Perez, R OBP: 0.369, SLG: 0.505 (1, 3)										5	0	1	0	0	2	6					
Dan Driessen, L OBP: 0.444, SLG: 0.500 (1, 5)										4	1	2	1	0	1	2					
Cesar Geronimo, L OBP: 0.226, SLG: 0.244 (1, 8)										3	0	0	0	0	0	3					
Dave Concepcion, R OBP: 0.321, SLG: 0.413 (7, PH) (8, 8)										1	0	0	0	0	0	2					
Darrel Chaney, S OBP: 0.264, SLG: 0.196 (1, 6)										1	0	1	1	2	0	0					
Ross Grimsley, L OBP: 0.235, SLG: 0.233 (1, 1)										1	0	0	0	0	0	3					
Pedro Borbon, R OBP: 0.197, SLG: 0.167 (3, 1)										0	0	0	0	0	0	0					
Larry Stahl, R OBP: 0.149, SLG: 0.167 (4, PH)										1	0	0	0	0	0	2					
Clay Carroll, R OBP: 0.226, SLG: 0.389 (5, 1)										0	0	0	0	0	0	0					
Phil Gagliano, R OBP: 0.102, SLG: 0.194 (6, PH)										1	0	0	0	0	0	1					
Ed Sprague, R (7, 1)										0	0	0	0	0	0	0					
Richie Scheinburn, S OBP: 0.162, SLG: 0.100 (8, PH)										1	0	0	0	0	0	1					
Jim McClothlin, R (9, 1)										0	0	0	0	0	0	0					
Inning Stats	R: 1 E: 1 K: 0 S: 5	H: 2 LOB: 1 BB: 0 P: 5	R: 0 E: 2 K: 0 S: 5	H: 1 LOB: 2 BB: 0 P: 5	R: 0 E: 0 K: 1 S: 6	H: 0 LOB: 0 BB: 0 P: 3	R: 0 E: 0 K: 1 S: 6	H: 1 LOB: 2 BB: 1 P: 10	R: 0 E: 0 K: 0 S: 3	H: 0 LOB: 0 BB: 0 P: 3	R: 2 E: 0 K: 1 S: 8	H: 3 LOB: 1 BB: 0 P: 8	R: 2 E: 1 K: 1 S: 8	H: 2 LOB: 2 BB: 1 P: 12	R: 0 E: 0 K: 0 S: 3	H: 1 LOB: 1 BB: 1 P: 7	R: 0 E: 0 K: 0 S: 3	H: 1 LOB: 0 BB: 0 P: 3	1B: 9 2B: 2 3B: 1 HR: 0	SF: 0 SAC: 1 DP: 4 HBP: 0	WP: 1 PA: 41 PB: 0 SB: 0 CS: 0
PITCHER	IP	WLS	BF	H	R	ER	SO	BB	IBB	HBP	BLK	WP	HR	S	P	ERA	WHIP				
Reggie Cleveland, R ERA: 3.47 (1, 1)	6.2	W	32	9	5	3	3	2	0	0	0	0	0	36	44	4.05	1.650				
Rich Folkers, L ERA: 0.73 (7, 1)	0.0		1	0	0	0	0	0	0	0	0	0	0	1	1	-	-				
Diego Segui, R ERA: 1.16 (7, 1)	2.1	S	8	2	0	0	0	1	0	0	0	0	0	7	11	0.00	1.286				

St. Louis Cardinals @ Cincinnati Reds
Riverfront Stadium, Cincinnati, OH
Tue Jun 12 1973, 7:05 PM EDT
Att: 12,396 - Unknown

AB 37
R 5
H 11
RBI 4
BB 3
SO 3
LOB 27



Batter	1	2	3	4	5	6	7	8	9	AB	R	H	RBI	BB	SO	LOB	TOP		
Jim Dwyer, L OBP: 0.111, SLG: 0.111 (1, 7)	6-3		BB 1B HBP	1-3		1-3		F5		5	1	1	0	0	0	1			
Ted Sizemore, R OBP: 0.364, SLG: 0.336 (1, 4)	HBP 1B		BB HBP	6-3			5-3		6-3	4	1	1	0	0	0	0			
Joe Torre, R OBP: 0.437, SLG: 0.424 (1, 5)	G4-6-3 HBP		BB 1B HR	P5			FC3-6 1B		2B SF8 1B	3	2	2	1	1	0	0			
Ted Simmons, S OBP: 0.371, SLG: 0.411 (1, 2)	G4-6-3		BB HR				FC3-6 1B			5	1	4	2	0	0	2			
Tim McCarver, L OBP: 0.368, SLG: 0.378 (1, 3)		F7	HR BB			FC4-6 1B			SF8 2B	3	1	0	1	1	0	3			
Jose Cruz, L OBP: 0.336, SLG: 0.433 (1, 9)		4-3	L3			F8			G3	5	0	0	0	0	0	7			
Luis Melendez, R OBP: 0.315, SLG: 0.309 (1, 8)		5-3	HR			K				4	1	2	4	0	1	1			
Mike Tyson, R OBP: 0.266, SLG: 0.263 (1, 6)			F8				6-3		K	3	0	0	0	1	1	1			
Rick Wise, R OBP: 0.300, SLG: 0.314 (1, 1)			E1 BB				5-3		K	4	1	1	0	0	2	2			
Inning Stats	R: 0 E: 0 K: 0 S: 3	H: 1 LOB: 1 BB: 0 P: 4	R: 0 E: 0 K: 0 S: 3	H: 0 LOB: 0 BB: 0 P: 3	R: 7 E: 1 K: 1 S: 9	H: 4 LOB: 1 BB: 3 P: 22	R: 0 E: 0 K: 0 S: 3	H: 0 LOB: 0 BB: 0 P: 3	R: 0 E: 0 K: 1 S: 6	H: 1 LOB: 1 BB: 0 P: 6	R: 0 E: 0 K: 0 S: 5	H: 2 LOB: 2 BB: 0 P: 5	R: 0 E: 0 K: 2 S: 8	H: 1 LOB: 1 BB: 0 P: 8	R: 1 E: 0 K: 0 S: 5	H: 2 LOB: 1 BB: 0 P: 5	1B: 9 2B: 1 3B: 0 HR: 1	SF: 1 SAC: 0 DP: 1 HBP: 2	WP: 0 PA: 42 PB: 0 SB: 0 CS: 0
PITCHER	IP WLS BF H R ER SO BB IBB HBP BLK WP HR S P ERA WHIP	8.0 L 37 9 7 7 4 3 0 2 0 0 1 40 54 7.88 1.500	1.0 5 2 1 1 0 0 0 0 0 0 0 0 5 5 9.00 2.000	PITCHER															

St. Louis Cardinals @ Cincinnati Reds
Riverfront Stadium, Cincinnati, OH
Wed Jun 13 1973, 7:05 PM EDT
Att: 14,586 - Unknown

AB 36
R 8
H 11
RBI 8
BB 3
SO 4
LOB 17



Batter	1	2	3	4	5	6	7	8	9	AB	R	H	RBI	BB	SO	LOB	BOTTOM		
Pete Rose, S OBP: 0.379, SLG: 0.402 (1, 7)	G3		F7			F7			F7	4	0	0	0	0	0	0			
Joe Morgan, L OBP: 0.422, SLG: 0.521 (1, 4)	P6			K			5-3 BB		1B	3	0	1	0	1	1	0			
Bobby Tolan, L OBP: 0.243, SLG: 0.301 (1, 9)	5-3			1-3		P4			F7	4	0	0	0	0	0	2			
Johnny Bench, R OBP: 0.346, SLG: 0.465 (1, 2)		6-3		6-3			5-3		F8	4	0	0	0	0	0	2			
Tony Perez, R OBP: 0.373, SLG: 0.502 (1, 3)		FC6-4 BB			F9		BB			1	0	0	0	2	0	0			
Dan Driessen, L OBP: 0.381, SLG: 0.421 (1, 5)		K		G3		F7				3	0	0	0	0	1	3			
Cesar Geronimo, L OBP: 0.221, SLG: 0.239 (1, 8)		FC6-4		6-3					F7	3	0	0	0	0	0	1			
Darrel Chaney, S OBP: 0.250, SLG: 0.184 (1, 6)			F7			4-3			K	3	0	0	0	0	1	0			
Jack Billingham, R OBP: 0.053, SLG: 0.027 (1, 1)				4-3		L3			K	2	0	0	0	0	0	0			
Larry Stahl, L OBP: 0.409, SLG: 0.378 (8, PH)										1	0	0	0	0	1	0			
Pedro Borbon, R OBP: 0.167, SLG: 0.167 (9, 1)										0	0	0	0	0	0	0			
Inning Stats	R: 0 E: 0 K: 0 S: 3	H: 0 LOB: 0 BB: 1 P: 3	R: 0 E: 0 K: 1 S: 5	H: 0 LOB: 1 BB: 1 P: 9	R: 0 E: 0 K: 0 S: 3	H: 0 LOB: 0 BB: 0 P: 3	R: 0 E: 0 K: 1 S: 5	H: 0 LOB: 0 BB: 0 P: 5	R: 0 E: 0 K: 0 S: 3	H: 0 LOB: 0 BB: 0 P: 3	R: 0 E: 0 K: 0 S: 3	H: 0 LOB: 0 BB: 0 P: 3	R: 0 E: 0 K: 2 S: 7	H: 0 LOB: 0 BB: 0 P: 7	R: 0 E: 0 K: 0 S: 4	H: 1 LOB: 1 BB: 0 P: 4	1B: 1 2B: 0 3B: 0 HR: 0	SF: 0 SAC: 0 DP: 0 HBP: 0	WP: 0 PA: 31 PB: 0 SB: 0 CS: 0
PITCHER	IP WLS BF H R ER SO BB IBB HBP BLK WP HR S P ERA WHIP	9.0 W 31 1 0 0 4 3 0 0 0 0 0 36 48 0.00 0.444	PITCHER																

St. Louis Cardinals @ Cincinnati Reds
Riverfront Stadium, Cincinnati, OH
Wed Jun 13 1973, 7:05 PM EDT
Att: 14,586 - Unknown


AB 28
R 0
H 1
RBI 0
BB 3
SO 4
LOB 8




Batter	1	2	3	4	5	6	7	8	9	AB R H RBI BB SO LOB	TOP												
Gene Clines, R OBP: 0.299, SLG: 0.338 (1, 9)	L6-3		1B		FC4-6 HR		1B		K	5 1 2 1 0 1 2	Pittsburgh Pirates @ Cincinnati Reds Riverfront Stadium, Cincinnati, OH Sat Jun 16 1973, 7:05 PM EDT Att: 39,106 - Unknown												
Rennie Stennett, R OBP: 0.248, SLG: 0.379 (1, 4)	5-3		K		HR		FC6 1B		F9	5 1 1 2 0 1 4													
Al Oliver, L OBP: 0.319, SLG: 0.467 (1, 8)	F7				6-3		F7			4 0 0 0 0 0 2													
Willie Stargell, L OBP: 0.393, SLG: 0.636 (1, 7)		K			1B BB		4-3		HR	3 1 1 1 1 1 0													
Manny Sanguillen, R OBP: 0.309, SLG: 0.485 (1, 2)		4-3			FC6-4 1B		F7		6-3	4 0 1 0 0 0 0													
Bob Robertson, R OBP: 0.386, SLG: 0.450 (1, 3)		5-3			F7		6-3		G6-4-3 BB	3 0 0 0 1 0 2													
Gene Alley, R OBP: 0.297, SLG: 0.358 (1, 5)					FC6-4		4-3 1B		G6-4-3	4 2 2 0 0 0 3													
Jackie Hernandez, R OBP: 0.275, SLG: 0.296 (1, 6)			SH1-3 1B		6-3		4-3		SH1-4 1B	3 0 1 0 0 0 1													
Nelson Briles, R OBP: 0.258, SLG: 0.419 (1, 1)			F8		FC4-6 1B		FC6 1B		SH1-4	3 0 2 1 0 0 1													
Inning Stats	R: 0 E: 0 K: 0 S: 3	H: 0 LOB: 0 BB: 0 P: 3	R: 0 E: 0 K: 1 S: 5	H: 0 LOB: 0 BB: 0 P: 5	R: 1 E: 0 K: 1 S: 7	H: 2 LOB: 1 BB: 0 P: 7	R: 0 E: 0 K: 0 S: 4	H: 1 LOB: 2 BB: 0 P: 8	R: 2 E: 0 K: 0 S: 5	H: 2 LOB: 0 BB: 0 P: 5	R: 0 E: 0 K: 0 S: 3	H: 0 LOB: 0 BB: 0 P: 3	R: 1 E: 0 K: 0 S: 6	H: 3 LOB: 2 BB: 0 P: 6	R: 1 E: 0 K: 0 S: 3	H: 1 LOB: 0 BB: 1 P: 7	R: 0 E: 0 K: 1 S: 6	H: 1 LOB: 1 BB: 0 P: 6	1B: 7 2B: 1 3B: 0 HR: 2	SF: 0 SAC: 2 DP: 1 HBP: 0	WP: 0 PB: 0 SB: 0 CS: 0	PA: 38	
PITCHER	IP WLS BF H R ER SO BB IBB HBP BLK WP HR S P ERA WHIP											PITCHER	IP WLS BF H R ER SO BB IBB HBP BLK WP HR S P ERA WHIP										
Don Gullett, L ERA: 3.8 (1, 1)	6.0 L 24 5 3 3 2 1 0 0 0 0 1 27 31 4.50 1.000																						
Pedro Borbon, R ERA: 2.55 (7, 1)	0.2 5 3 1 1 0 0 0 0 0 0 0 5 5 13.50 4.500																						
Dave Tomlin, L ERA: 3.86 (7, 1)	2.1 9 2 1 1 1 1 0 0 0 0 0 1 10 14 3.86 1.286																						

Batter	1	2	3	4	5	6	7	8	9	AB R H RBI BB SO LOB	BOTTOM												
Pete Rose, S OBP: 0.378, SLG: 0.397 (1, 7)	L8		K						G1-6-3	4 0 0 0 0 1 1	Pittsburgh Pirates @ Cincinnati Reds Riverfront Stadium, Cincinnati, OH Sat Jun 16 1973, 7:05 PM EDT Att: 39,106 - Unknown												
Joe Morgan, L OBP: 0.423, SLG: 0.512 (1, 4)	4-3 1B				F5		F2		1B	4 0 2 0 0 0 0													
Bobby Tolan, L OBP: 0.238, SLG: 0.295 (1, 8)	4-3				G6-4-3 1B		4-3		P5	4 0 1 0 0 0 2													
Johnny Bench, R OBP: 0.345, SLG: 0.457 (1, 9)	L9				G6-4-3		4-3			3 0 0 0 0 0 2													
Tony Perez, R OBP: 0.374, SLG: 0.505 (1, 3)			F8		K		K			3 0 0 0 0 2 0													
Dan Driessen, L OBP: 0.407, SLG: 0.417 (1, 5)			K		1B		6-3			3 0 1 0 0 1 0													
Dave Concepcion, R OBP: 0.311, SLG: 0.401 (1, 6)			6-3		L8		P3			3 0 0 0 0 0 1													
Bill Plummer, R OBP: 0.229, SLG: 0.156 (1, 2)			F7		K		K			3 0 0 0 0 2 1													
Don Gullett, R OBP: 0.276, SLG: 0.130 (1, 1)			L9				F7		G1-6-3 BB	1 0 0 0 0 0 0													
Cesar Geronimo, L OBP: 0.220, SLG: 0.237 (6, PH)										1 0 0 0 0 0 0													
Pedro Borbon, R OBP: 0.167, SLG: 0.167 (7, 1)										0 0 0 0 0 0 0													
Dave Tomlin, L (7, 1)										0 0 0 0 0 0 0													
Phil Gasolino, R OBP: 0.326, SLG: 0.194 (9, PH)										0 0 0 0 1 0 0													
Inning Stats	R: 0 E: 0 K: 0 S: 4	H: 1 LOB: 1 BB: 0 P: 4	R: 0 E: 0 K: 1 S: 5	H: 0 LOB: 0 BB: 0 P: 5	R: 0 E: 0 K: 1 S: 5	H: 0 LOB: 0 BB: 0 P: 5	R: 0 E: 0 K: 0 S: 3	H: 1 LOB: 0 BB: 0 P: 3	R: 0 E: 0 K: 2 S: 8	H: 1 LOB: 1 BB: 0 P: 8	R: 0 E: 0 K: 0 S: 3	H: 0 LOB: 0 BB: 0 P: 3	R: 0 E: 0 K: 1 S: 5	H: 0 LOB: 0 BB: 0 P: 5	R: 0 E: 0 K: 1 S: 5	H: 0 LOB: 0 BB: 0 P: 5	R: 0 E: 0 K: 0 S: 3	H: 1 LOB: 1 BB: 1 P: 7	1B: 4 2B: 0 3B: 0 HR: 0	SF: 0 SAC: 0 DP: 2 HBP: 0	WP: 0 PB: 0 SB: 0 CS: 0	PA: 30	
PITCHER	IP WLS BF H R ER SO BB IBB HBP BLK WP HR S P ERA WHIP											PITCHER	IP WLS BF H R ER SO BB IBB HBP BLK WP HR S P ERA WHIP										
Nelson Briles, R ERA: 3.02 (1, 1)	9.0 W 30 4 0 0 6 1 0 0 0 0 0 41 45 0.00 0.556																						

AB 34
R 5
H 10
RBI 5
BB 2
SO 3
LOB 15



AB 29
R 0
H 4
RBI 0
BB 1
SO 6
LOB 7



Batter	1	2	3	4	5	6	7	8	9	AB	R	H	RBI	BB	SO	LOB	TOP										
Gene Clines, R OBP: 0.296, SLG: 0.324 (1, 9)	L5-3			L6-3		SH3 BB		K		3	0	0	0	1	1	0	Pittsburgh Pirates @ Cincinnati Reds Riverfront Stadium, Cincinnati, OH Sun Jun 17 1973, 3:33 AM EDT Unknown										
Rennie Stennett, R OBP: 0.243, SLG: 0.370 (1, 4)	F8			5-3		SH3			P3	3	0	0	0	0	0	0											
Al Oliver, L OBP: 0.318, SLG: 0.461 (1, 8)	6-3			HBP		4-3			6-3	3	0	0	0	0	0	1											
Willie Stargell, L OBP: 0.386, SLG: 0.623 (1, 7)		4-3		F7		K			F7	4	0	0	0	0	1	2											
Richie Hebner, L OBP: 0.371, SLG: 0.450 (1, 5)		G6-4-3 1B			1B FC6-4			K		3	1	2	0	0	1	0											
Bob Robertson, R OBP: 0.380, SLG: 0.443 (1, 3)		G6-4-3			F9			F8		3	0	0	0	0	0	2											
Milt May, L OBP: 0.345, SLG: 0.396 (1, 2)			K2-3		FC6-4 1B			K		3	0	1	0	0	2	0											
Jackie Hernandez, R OBP: 0.262, SLG: 0.244 (8, PH)			F9		FC6-4			F7		2	0	0	1	0	0	1											
Manny Sanguillen, R OBP: 0.308, SLG: 0.483 (8, 6)					1-2 3-H					1	0	0	0	0	0	0											
Gene Alley, R OBP: 0.297, SLG: 0.358 (8, 6)										0	0	0	0	0	0	0											
Luke Walker, L OBP: 0.143, SLG: 0.143 (1, 1)				1-3						2	0	0	0	0	0	1											
Richie Zisk, R OBP: 0.225, SLG: 0.270 (8, PH)					1-3					1	0	0	0	0	1	0											
Dave Giusti, R OBP: 0.667, SLG: 0.500 (8, 1)								K		0	0	0	0	0	0	0											
Inning Stats	R: 0 E: 0 K: 0 S: 3	H: 0 LOB: 0 BB: 0 P: 3	R: 0 E: 0 K: 0 S: 3	H: 1 LOB: 0 BB: 0 P: 3	R: 0 E: 0 K: 1 S: 5	H: 0 LOB: 0 BB: 0 P: 5	R: 0 E: 0 K: 0 S: 3	H: 0 LOB: 1 BB: 0 P: 4	R: 1 E: 0 K: 0 S: 5	H: 2 LOB: 1 BB: 0 P: 5	R: 0 E: 0 K: 1 S: 5	H: 0 LOB: 1 BB: 1 P: 9	R: 0 E: 0 K: 2 S: 7	H: 0 LOB: 0 BB: 0 P: 7	R: 0 E: 0 K: 2 S: 7	H: 0 LOB: 0 BB: 0 P: 7	R: 0 E: 0 K: 0 S: 3	H: 0 LOB: 0 BB: 0 P: 3	1B: 3 2B: 0 3B: 0 HR: 0	SF: 0 SAC: 1 DP: 1 HBP: 1	WP: 0 PB: 0 SB: 0 CS: 0	PA: 31					
PITCHER	IP	WLS	BF	H	R	ER	SO	BB	IBB	HBP	BLK	WP	HR	S	P	ERA	WHIP										
Jack Billingham, R ERA: 3.22 (1, 1)	5.1	W	20	3	1	1	1	1	0	0	1	0	0	20	25	1.69	0.750										
Tom Hall, L ERA: 3.6 (6, 1)	3.2	S	11	0	0	0	5	0	0	0	0	0	0	21	21	0.00	0.000										

AB	28
R	1
H	3
RBI	1
BB	1
SO	6
LOB	7




Batter	1	2	3	4	5	6	7	8	9	AB	R	H	RBI	BB	SO	LOB	BOTTOM										
Pete Rose, S OBP: 0.372, SLG: 0.390 (1, 7)	6-3		L9	5-3		4-3				4	0	0	0	0	0	3	Pittsburgh Pirates @ Cincinnati Reds Riverfront Stadium, Cincinnati, OH Sun Jun 17 1973, 3:33 AM EDT Unknown										
Joe Morgan, L OBP: 0.420, SLG: 0.505 (1, 4)	L9		4-3		L4 1B BB		P4			3	0	0	0	1	0	0											
Johnny Bench, R OBP: 0.347, SLG: 0.458 (1, 2)	5-3		1B		FC6-4 1B		F7			4	0	2	0	0	0	0											
Tony Perez, R OBP: 0.372, SLG: 0.500 (1, 3)		5-3			L4		P5			4	0	1	0	0	0	2											
Cesar Geronimo, L OBP: 0.220, SLG: 0.237 (8, 8)			1B		2-3					0	0	0	0	0	0	0											
Andy Kosco, R (1, 9)					FC6-4					2	1	0	0	1	0	3											
Denis Menke, R OBP: 0.391, SLG: 0.258 (8, 5)		G4 2B BB		F3		1-2		F8		1	0	0	0	0	0	0											
Bobby Tolan, L OBP: 0.243, SLG: 0.303 (8, 9)		G4			P5					4	1	2	0	0	0	1											
Dave Concepcion, R OBP: 0.314, SLG: 0.498 (1, 6)										4	1	2	1	0	0	2											
Dan Driessen, L OBP: 0.433, SLG: 0.423 (8, 3)										2	0	1	1	1	0	1											
Jack Billingham, R OBP: 0.051, SLG: 0.026 (1, 1)										1	0	0	0	0	0	1											
Tom Hall, L OBP: 0.167, SLG: 0.167 (6, 1)										1	0	0	0	0	1	1											
Inning Stats	R: 0 E: 0 K: 0 S: 3	H: 2 LOB: 0 BB: 1 P: 9	R: 2 E: 0 K: 0 S: 5	H: 2 LOB: 1 BB: 1 P: 9	R: 0 E: 0 K: 0 S: 5	H: 2 LOB: 2 BB: 0 P: 5	R: 0 E: 0 K: 0 S: 4	H: 1 LOB: 2 BB: 1 P: 8	R: 0 E: 0 K: 1 S: 3	H: 1 LOB: 1 BB: 1 P: 7	R: 0 E: 2 K: 2 S: 7	H: 1 LOB: 1 BB: 0 P: 7	R: 0 E: 0 K: 0 S: 3	H: 0 LOB: 0 BB: 0 P: 3	R: 0 E: 0 K: 0 S: 3	H: 1 LOB: 0 BB: 0 P: 3	R: 0 E: 0 K: 0 S: 3	H: 0 LOB: 0 BB: 0 P: 3	1B: 6 2B: 3 3B: 0 HR: 0	SF: 0 SAC: 1 DP: 1 HBP: 0	WP: 0 PB: 0 SB: 1 CS: 1	PA: 34					
PITCHER	IP	WLS	BF	H	R	ER	SO	BB	IBB	HBP	BLK	WP	HR	S	P	ERA	WHIP										
Luke Walker, L ERA: 4.25 (1, 1)	7.0	L	31	7	3	2	1	3	0	0	0	0	0	30	42	2.57	1.429										
Dave Giusti, R ERA: 1.1 (8, 1)	1.0		3	1	0	0	0	0	0	0	0	0	0	3	3	0.00	1.000										




Batter	1	2	3	4	5	6	7	8	9	AB	R	H	RBI	BB	SO	LOB	TOP			
Gene Clines, R OBP: 0.307, SLG: 0.324	4-0 1B G4-3 BB		0-0 L6-3		0-0 L9			0-0 4-3 1B		3	1	1	0	1	0	1	Pittsburgh Pirates @ Cincinnati Reds Riverfront Stadium, Cincinnati, OH Sun Jun 17 1973, 3:38 AM EDT Att: 50,232 - Unknown			
Rennie Stennett, R OBP: 0.243, SLG: 0.367	0-0 1-3 G4-3 1B		0-0 F9			0-0 L6		0-0 4-3		4	0	1	0	0	0	1				
Al Oliver, L OBP: 0.316, SLG: 0.457	0-0 G4-3			0-0 F7		0-0 1B		0-0 4-3		4	0	1	0	0	0	2				
Richie Zisk, R OBP: 0.227, SLG: 0.268	0-0 FC5-4 1B			0-0 5-3		0-0 F7			0-0 F8	4	0	1	0	0	0	1				
Manny Sanguillen, R OBP: 0.307, SLG: 0.480	0-0 FC5-4			0-0 1B		0-0 F5			0-0 5-3	4	0	1	0	0	0	2				
Bob Robertson, R OBP: 0.376, SLG: 0.439		0-0 6-3		0-3 K			0-0 F7		0-0 1B	4	0	1	0	0	1	1				
Richie Hebner, L OBP: 0.369, SLG: 0.446		0-0 P6			0-0 F8		0-0 G6-4-3 1B		0-0 P4	4	0	1	0	0	0	1				
Gene Alley, R OBP: 0.298, SLG: 0.357		0-0 6-3			0-0 1B		0-0 G6-4-3			3	0	1	0	0	0	1				
Tom Dettore, L OBP: 0.222, SLG: 0.333			0-3 K		0-0 F7			0-0 P3		1	0	0	0	0	1	0				
Jim Rooker, R OBP: 0.222, SLG: 0.333										1	0	0	0	0	0	1				
Fernando Gonzalez, R OBP: 0.222, SLG: 0.333										1	0	0	0	0	0	0				
Bob Johnson, L OBP: 0.222, SLG: 0.333										0	0	0	0	0	0	0				
Inning Stats	R: 1 E: 0 K: 0 S: 4	H: 2 LOB: 1 BB: 1 P: 8	R: 0 E: 0 K: 0 S: 3	H: 0 LOB: 0 BB: 0 P: 3	R: 0 E: 0 K: 1 S: 5	H: 0 LOB: 0 BB: 0 P: 5	R: 0 E: 0 K: 1 S: 6	H: 1 LOB: 1 BB: 0 P: 6	R: 0 E: 0 K: 0 S: 4	H: 1 LOB: 1 BB: 0 P: 4	R: 0 E: 0 K: 0 S: 3	H: 1 LOB: 1 BB: 0 P: 3	R: 0 E: 0 K: 0 S: 4	H: 1 LOB: 1 BB: 0 P: 4	R: 0 E: 0 K: 0 S: 4	H: 1 LOB: 1 BB: 0 P: 4	1B: 8 2B: 0 3B: 0 HR: 0	SF: 0 SAC: 0 DP: 2 HBP: 0	WP: 0 PB: 0 SB: 0 CS: 0	PA: 34
PITCHER Ross Grimsley, L ERA: 2.81	IP: 9.0 WLS: W BF: 34 H: 8 R: 1 ER: 1 SO: 2 BB: 1 IBB: 0 HBP: 0 BLK: 0 WP: 0 HR: 0 S: 37 P: 41 ERA: 1.00 WHIP: 1.000																			

Batter	1	2	3	4	5	6	7	8	9	AB	R	H	RBI	BB	SO	LOB	BOTTOM			
Pete Rose, S OBP: 0.369, SLG: 0.386	0-0 F8		0-0 1B 2B	0-0 4-3		0-0 L6		0-0 F8		5	1	1	0	0	0	3	Pittsburgh Pirates @ Cincinnati Reds Riverfront Stadium, Cincinnati, OH Sun Jun 17 1973, 3:38 AM EDT Att: 50,232 - Unknown			
Joe Morgan, L OBP: 0.420, SLG: 0.507	0-0 6-3		0-0 1-3 2B	0-0 4-3			0-0 FC6-4 2B	0-0 L9		5	1	2	0	0	0	2				
Johnny Bench, R OBP: 0.349, SLG: 0.461	4-0 BB 1B BB		0-0 6-3 1H 3H 1B 2B	0-0 F8			0-3 K			3	1	1	2	1	1	1				
Tony Perez, R OBP: 0.375, SLG: 0.498	0-0 BB		0-0 6-3		0-0 L9		4-0 FC6-4 IBB			3	0	1	0	1	0	1				
Denis Menke, R OBP: 0.391, SLG: 0.258	1-2 BB 1B		2-3 E 2B 1B		0-3 K		0-0 FC6-4			0	0	0	0	0	0	0				
Dan Driessen, L OBP: 0.441, SLG: 0.414	4-0 1-2 2-3 BB		0-0 3H 2B 1B		0-0 F5		0-0 5-3			3	1	1	1	1	1	2				
Bobby Tolan, L OBP: 0.243, SLG: 0.302	0-0 4-3		0-0 E9 2B 1B		0-0 F5					4	1	1	0	0	0	5				
Darrel Chaney, S OBP: 0.267, SLG: 0.192		0-0 4-3	4-0 2B IBB		0-3 K		0-0 FC5-6 BB 1B			3	0	1	0	1	1	0				
Bill Plummer, R OBP: 0.282, SLG: 0.206		0-0 P5	0-0 1H 2H 3H 2B		4-0 SH2-4 BB		4-0 FC5-6 BB			2	0	1	2	2	0	0				
Ross Grimsley, L OBP: 0.030, SLG: 0.030		0-3 K	0-3 K		0-0 SH2-4		0-0 FC5-6			3	0	0	0	0	2	3				
Inning Stats	R: 0 E: 0 K: 0 S: 4	H: 1 LOB: 3 BB: 2 P: 12	R: 0 E: 0 K: 1 S: 5	H: 0 LOB: 0 BB: 0 P: 5	R: 5 E: 1 K: 1 S: 10	H: 6 LOB: 1 BB: 1 P: 14	R: 0 E: 0 K: 0 S: 3	H: 0 LOB: 0 BB: 0 P: 3	R: 0 E: 0 K: 1 S: 5	H: 0 LOB: 0 BB: 0 P: 5	R: 0 E: 0 K: 1 S: 5	H: 0 LOB: 0 BB: 0 P: 5	R: 0 E: 0 K: 1 S: 6	H: 1 LOB: 2 BB: 1 P: 10	R: 0 E: 0 K: 0 S: 4	H: 1 LOB: 2 BB: 1 P: 8	1B: 6 2B: 3 3B: 0 HR: 0	SF: 0 SAC: 1 DP: 0 HBP: 0	WP: 0 PB: 0 SB: 1 CS: 0	PA: 38
PITCHER Tom Dettore, R ERA: 9.0	IP: 2.2 WLS: L BF: 17 H: 7 R: 5 ER: 5 SO: 1 BB: 2 IBB: 5 HBP: 0 BLK: 0 WP: 0 HR: 0 S: 16 P: 28 ERA: 16.88 WHIP: 3.375																			
Jim Rooker, L ERA: 3.47	IP: 4.1 WLS: L BF: 16 H: 1 R: 0 ER: 0 SO: 4 BB: 1 IBB: 1 HBP: 0 BLK: 0 WP: 0 HR: 0 S: 22 P: 30 ERA: 0.00 WHIP: 0.462																			
Bob Johnson, R ERA: 4.91	IP: 1.0 WLS: L BF: 5 H: 1 R: 0 ER: 0 SO: 0 BB: 0 IBB: 0 HBP: 0 BLK: 0 WP: 0 HR: 0 S: 4 P: 8 ERA: 0.00 WHIP: 2.000																			

AB 33
 R 1
 H 8
 RBI 0
 BB 1
 SO 2
 LOB 11



AB 31
 R 5
 H 9
 RBI 5
 BB 6
 SO 5
 LOB 17



Batter	1	2	3	4	5	6	7	8	9	AB	R	H	RBI	BB	SO	LOB	TOP										
Pete Rose, S OBP: 0.377, SLG: 0.398 (1, 7)	0-0 3-1		0-0 G6-4-3	0-0 1B		0-0 G6-4-3			0-0 FC2-5 1B	5	1	2	0	0	0	2	Cincinnati Reds @ San Francisco Giants Candlestick Park, San Francisco, CA Wed Jun 20 1973, 6:33 AM EDT Att: 8,255 - Unknown livebaseballscorecards.com										
Joe Morgan, L OBP: 0.426, SLG: 0.507 (1, 4)	0-0 P4		0-0 3-1	0-0 1B			0-0 S		0-0 1B	5	1	3	1	0	0	0											
Dan Driessen, L OBP: 0.408, SLG: 0.526 Denis Menke, R OBP: 0.394, SLG: 0.258 (1, 5)	0-0			0-0 1B			0-0 F7		0-0 FC2-5	5	1	3	1	0	0	2											
Johnny Bench, R OBP: 0.348, SLG: 0.447 (1, 9)	0-0 F8			0-0 1B			0-0 FC6-4 BB		0-0 G3	4	0	0	0	1	0	4											
Tony Perez, R OBP: 0.377, SLG: 0.507 (1, 3)		0-0 L3		0-0 HR		0-0 5-3			0-0 K	4	1	1	2	0	1	2											
Bobby Tolan, L OBP: 0.238, SLG: 0.295 (1, 8)		0-3 K		0-3 K		0-0 F9			0-0 FC6-4	4	0	0	0	0	2	2											
Hal King, L OBP: 1.333, SLG: 1.333 Cesar Geronimo, L OBP: 0.220, SLG: 0.237 (1, 2)		4-0 FC5-4 BB		0-0 HR		0-0 G3			0-0 F7	3	1	1	1	1	0	0											
Dave Concepcion, R OBP: 0.319, SLG: 0.430 (1, 6)		0-0 FC5-4		0-0 1B		0-0 6-3			0-0 6-3	4	1	1	0	0	0	1											
Don Gullett, R OBP: 0.323, SLG: 0.167 Phil Gagliano, R OBP: 0.341, SLG: 0.216 Pedro Borbon, R OBP: 0.167, SLG: 0.167 Dave Tomlin, L (6, 1)		4-0 BB		0-0 3B		0-0 1B			0-0 5-3	1	1	1	1	1	0	0											
Inning Stats	R: 0 E: 0 K: 0 S: 4	H: 1 LOB: 1 BB: 0 P: 4	R: 0 E: 0 K: 1 S: 5	H: 0 LOB: 1 BB: 1 P: 9	R: 0 E: 0 K: 0 S: 2	H: 0 LOB: 0 BB: 1 P: 6	R: 6 E: 0 K: 1 S: 13	H: 8 LOB: 2 BB: 0 P: 13	R: 0 E: 0 K: 0 S: 3	H: 0 LOB: 0 BB: 0 P: 3	R: 0 E: 0 K: 1 S: 6	H: 1 LOB: 0 BB: 1 P: 10	R: 0 E: 0 K: 0 S: 3	H: 0 LOB: 0 BB: 0 P: 3	R: 1 E: 1 K: 0 S: 4	H: 2 LOB: 0 BB: 0 P: 4		1B: 10 2B: 0 3B: 1 HR: 2	SF: 0 SAC: 0 DP: 2 HBP: 0	WP: 0 PB: 0 SB: 2 CS: 0	PA: 40						
PITCHER	IP	WLS	BF	H	R	ER	SO	BB	IBB	HBP	BLK	WP	HR	S	P	ERA	WHIP										
Elias Sosa, R ERA: 3.21 (1, 1)	3.2	L	20	8	6	6	2	2	0	0	0	0	2	22	30	14.73	2.727										
Don Carrithers, R ERA: 6.0 (4, 1)	0.1		2	1	0	0	0	0	0	0	0	0	0	2	2	0.00	3.000										
Charlie Williams, R ERA: 5.23 (5, 1)	2.0		6	1	0	0	0	0	0	0	0	0	0	6	6	0.00	0.500										
Randy Moffitt, R ERA: 2.41 (7, 1)	3.0		12	3	1	0	1	1	0	0	0	0	0	13	17	0.00	1.333										

Batter	1	2	3	4	5	6	7	8	9	AB	R	H	RBI	BB	SO	LOB	BOTTOM										
Bobby Bonds, R OBP: 0.415, SLG: 0.600 (1, 9)	0-0 HR		0-0 1B	0-0 F9			0-0 F8			4	1	2	1	0	0	0	Cincinnati Reds @ San Francisco Giants Candlestick Park, San Francisco, CA Wed Jun 20 1973, 6:33 AM EDT Att: 8,255 - Unknown livebaseballscorecards.com										
Tito Fuentes, S OBP: 0.344, SLG: 0.411 (1, 4)	0-0 6-3		0-0 1B		0-0 HR		0-0 F7			4	1	2	1	0	0	0											
Garry Maddox, R OBP: 0.358, SLG: 0.469 (1, 8)	0-0 P4		0-0 P4		0-0 F7		0-3 K			4	0	0	0	0	1	2											
Willie McCovey, L OBP: 0.419, SLG: 0.523 (1, 3)	0-0 FC6-4 1B		0-0 F5		0-0 L4			0-0 3-1		4	0	1	0	0	0	2											
Gary Matthews, R OBP: 0.388, SLG: 0.432 (1, 7)	0-0 FC6-4			0-0 BB 1B		0-0 F8		0-0 1-3		4	1	1	0	0	0	1											
Chris Speier, R OBP: 0.353, SLG: 0.398 (1, 6)		0-0 F9		4-0 2B 4-3 BB		0-0 3-1 2B		0-0 F3		3	1	1	0	1	0	0											
Dave Kingman, R OBP: 0.259, SLG: 0.446 (1, 5)		0-0 F3		0-0 4-3 2B		0-3 K		0-0 F8		4	1	1	1	0	1	1											
Dave Rader, L OBP: 0.310, SLG: 0.314 (1, 2)		0-0 G1		0-0 4-3		0-0 3-1		0-0 F3		4	0	0	1	0	0	2											
Elias Sosa, R OBP: 0.406, SLG: 0.250 Don Carrithers, R OBP: 0.309, SLG: 0.350 Chris Mattox, R OBP: 0.444, SLG: 0.693 Charlie Williams, R (1, 1)		0-0 6-3		0-0 4-3		0-3 K		0-3 K		1	0	0	0	0	0	0											
Inning Stats	R: 1 E: 0 K: 0 S: 5	H: 2 LOB: 1 BB: 0 P: 5	R: 0 E: 0 K: 0 S: 3	H: 0 LOB: 0 BB: 0 P: 3	R: 0 E: 0 K: 0 S: 5	H: 2 LOB: 0 BB: 1 P: 9	R: 3 E: 0 K: 0 S: 5	H: 2 LOB: 0 BB: 1 P: 9	R: 1 E: 0 K: 0 S: 4	H: 1 LOB: 0 BB: 0 P: 4	R: 0 E: 0 K: 2 S: 8	H: 1 LOB: 1 BB: 0 P: 8	R: 0 E: 0 K: 1 S: 5	H: 0 LOB: 0 BB: 0 P: 5	R: 0 E: 0 K: 0 S: 3	H: 0 LOB: 0 BB: 0 P: 3		R: 0 E: 0 K: 1 S: 5	H: 0 LOB: 0 BB: 0 P: 5	1B: 4 2B: 2 3B: 0 HR: 2	SF: 0 SAC: 0 DP: 0 HBP: 0	WP: 0 PB: 0 SB: 0 CS: 0	PA: 36				
PITCHER	IP	WLS	BF	H	R	ER	SO	BB	IBB	HBP	BLK	WP	HR	S	P	ERA	WHIP										
Don Gullett, L ERA: 4.06 (1, 1)	5.0	W	23	7	5	5	0	1	0	0	0	0	0	22	26	9.00	1.600										
Pedro Borbon, R ERA: 2.92 (6, 1)	0.2		3	1	0	0	1	0	0	0	0	0	0	5	5	0.00	1.500										
Dave Tomlin, L ERA: 1.59 (6, 1)	3.1	S	10	0	0	0	3	0	0	0	0	0	0	16	16	0.00	0.000										

Batter	1	2	3	4	5	6	7	8	9	AB	R	H	RBI	BB	SO	LOB	TOP									
Pete Rose, S OBP: 0.375, SLG: 0.394 (1, 7)										3	0	0	0	1	0	0	Cincinnati Reds @ San Francisco Giants Candlestick Park, San Francisco, CA Thu Jun 21 1973, 6:33 AM EDT Att: 7,904 - Unknown									
Joe Morgan, L OBP: 0.420, SLG: 0.498 (1, 4)										4	0	0	0	0	1	1										
Dan Driessen, L OBP: 0.468, SLG: 0.500 (1, 5)										4	0	1	0	0	0	0										
Johnny Bench, R OBP: 0.346, SLG: 0.441 (1, 9)									3	0	0	0	1	2	1											
Tony Perez, R OBP: 0.383, SLG: 0.513 (1, 3)									3	0	2	0	1	1	0											
Bobby Tolan, L OBP: 0.235, SLG: 0.290 (1, 8)									4	0	0	0	0	1	4											
Hal King, L OBP: 0.429, SLG: 0.800 (1, 2)									2	0	0	0	1	1	3											
Dave Concepcion, R OBP: 0.319, SLG: 0.442 (1, 6)									3	1	1	1	0	1	1											
Jack Billingham, R OBP: 0.050, SLG: 0.026 (1, 1)									1	0	0	0	0	0	0											
Jim McGlothlin, R OBP: 0.167, SLG: 0.091 (6, PH)									1	0	0	0	0	1	0											
Larry Stahl, L OBP: 0.400, SLG: 0.368 (8, 1)									0	0	0	0	0	0	0											
Ed Sprague, R (8, 1)									0	0	0	0	0	0	0											
Inning Stats	R: 0 E: 0 K: 0 S: 3	H: 0 LOB: 0 BB: 0 P: 3	R: 0 E: 0 K: 2 S: 7	H: 0 LOB: 1 BB: 1 P: 11	R: 1 E: 0 K: 1 S: 6	H: 1 LOB: 0 BB: 0 P: 6	R: 0 E: 0 K: 2 S: 7	H: 0 LOB: 0 BB: 0 P: 7	R: 0 E: 0 K: 1 S: 4	H: 0 LOB: 0 BB: 1 P: 8	R: 0 E: 0 K: 1 S: 5	H: 1 LOB: 2 BB: 1 P: 8	R: 0 E: 0 K: 0 S: 4	H: 0 LOB: 1 BB: 0 P: 9	R: 0 E: 0 K: 0 S: 4	H: 2 LOB: 1 BB: 0 P: 4	1B: 2 2B: 1 3B: 0 HR: 1	SF: 0 SAC: 0 DP: 2 HBP: 0	WP: 0 PB: 0 SB: 0 CS: 0	PA: 33						
PITCHER Tom Bradley, R ERA: 3.77 (1, 1)	IP: 9.0 WLS: W BF: 33	H: 4 R: 1 ER: 1 SO: 8	BB: 4 IBB: 0 HBP: 0 BLK: 0	WP: 0 HR: 1 S: 45 P: 61	ERA: 1.00 WHIP: 0.889											ERA: 1.00 WHIP: 0.889										



Batter	1	2	3	4	5	6	7	8	9	AB	R	H	RBI	BB	SO	LOB	BOTTOM									
Bobby Bonds, R OBP: 0.412, SLG: 0.592 (1, 9)										4	1	0	0	1	2	4	Cincinnati Reds @ San Francisco Giants Candlestick Park, San Francisco, CA Thu Jun 21 1973, 6:33 AM EDT Att: 7,904 - Unknown									
Tito Fuentes, S OBP: 0.339, SLG: 0.403 (1, 4)										5	0	0	0	0	2											
Garry Maddox, R OBP: 0.364, SLG: 0.477 (1, 8)										5	2	3	2	0	0											
Willie McCovey, L OBP: 0.424, SLG: 0.520 (1, 3)									1	1	0	0	3	0	1											
Dave Kingman, R OBP: 0.259, SLG: 0.446 (7, 3)									0	0	0	0	0	0	0											
Ed Goodson, L OBP: 0.374, SLG: 0.469 (1, 5)									4	1	3	2	0	0	1											
Gary Matthews, R OBP: 0.385, SLG: 0.429 (1, 7)									4	1	1	2	0	1	4											
Chris Speier, R OBP: 0.351, SLG: 0.490 (1, 6)									4	0	1	1	0	0	2											
Dave Rader, L OBP: 0.314, SLG: 0.311 (1, 2)									2	0	0	0	2	0	0											
Tom Bradley, R OBP: 0.207, SLG: 0.185 (1, 1)									3	1	1	0	1	0	1											
Inning Stats	R: 0 E: 0 K: 1 S: 5	H: 0 LOB: 0 BB: 0 P: 5	R: 0 E: 0 K: 0 S: 2	H: 0 LOB: 1 BB: 1 P: 6	R: 0 E: 0 K: 0 S: 3	H: 0 LOB: 1 BB: 1 P: 7	R: 1 E: 0 K: 1 S: 7	H: 2 LOB: 2 BB: 1 P: 11	R: 6 E: 0 K: 0 S: 8	H: 5 LOB: 3 BB: 4 P: 24	R: 0 E: 0 K: 0 S: 5	H: 2 LOB: 0 BB: 0 P: 5	R: 0 E: 0 K: 0 S: 3	H: 0 LOB: 0 BB: 0 P: 3	R: 0 E: 0 K: 1 S: 5	H: 0 LOB: 0 BB: 0 P: 5	1B: 4 2B: 5 3B: 0 HR: 0	SF: 0 SAC: 0 DP: 1 HBP: 0	WP: 1 PB: 0 SB: 2 CS: 0	PA: 39						
PITCHER Jack Billingham, R ERA: 3.6 (1, 1)	IP: 4.2 WLS: L BF: 25	H: 7 R: 7 ER: 7 SO: 7	BB: 3 IBB: 2 HBP: 0 BLK: 0	WP: 0 HR: 0 S: 24 P: 44	ERA: 13.50 WHIP: 2.143											ERA: 13.50 WHIP: 2.143										
Jim McGlothlin, R ERA: 6.02 (5, 1)	IP: 2.1 WLS: L BF: 11	H: 2 R: 0 ER: 0 SO: 0	BB: 1 IBB: 1 HBP: 0 BLK: 0	WP: 0 HR: 0 S: 9 P: 17	ERA: 0.00 WHIP: 1.286											ERA: 0.00 WHIP: 1.286										
Ed Sprague, R ERA: 5.34 (8, 1)	IP: 1.0 WLS: L BF: 3	H: 0 R: 0 ER: 0 SO: 1	BB: 0 IBB: 0 HBP: 0 BLK: 0	WP: 0 HR: 0 S: 5 P: 5	ERA: 0.00 WHIP: 0.000											ERA: 0.00 WHIP: 0.000										



Batter	1	2	3	4	5	6	7	8	9	10	AB	R	H	RBI	BB	SO	LOB	TOP	
Pete Rose, S OBP: 0.372, SLG: 0.388 (1, 7)	0-0 4-3		0-3 K			0-0 G3			0-0 3-1	4-0 BB	4	0	0	0	1	1	0	Cincinnati Reds @ Los Angeles Dodgers Dodger Stadium, Los Angeles, CA Fri Jun 22 1973, 7:05 PM PDT Att: 37,224 - Unknown	
Joe Morgan, L OBP: 0.416, SLG: 0.491 (1, 4)	0-0 CS, HBP 1B		0-3 K			0-0 P4			0-0 1-3	0-0 F7	5	0	1	0	0	1	2		
Dan Driessen, L OBP: 0.462, SLG: 0.478 (1, 5) (9, 3)	1-0 HBP		0-0 4-3			0-3 K			0-0 HR	0-0 3-1	4	1	1	0	0	1	2		
Johnny Bench, R OBP: 0.348, SLG: 0.455 (1, 2)	0-0 F8		0-0 F7			0-0 1B			0-0 HR	0-0 HR	4	1	2	2	0	0	2		
Tony Perez, R OBP: 0.394, SLG: 0.517 (1, 3)		0-3 K				0-0 2B			0-0 F2	0-0 BB 1B	4	0	2	0	0	1	1		
Don Gullett, R OBP: 0.323, SLG: 0.167 (9, PR)						0-0 1-3			0-0 K	0-0 BB 1B	0	0	0	0	0	0	0		
Denis Menke, R OBP: 0.334, SLG: 0.258 (9, 5)						0-3 K			0-3 K	0-0 BB 1B	0	0	0	0	0	0	0		
Bobby Tolan, L OBP: 0.235, SLG: 0.287 (1, 9) (8, 8)	0-0 P4		0-0 1-3			0-3 K			0-0 K	0-0 BB 1B	3	0	0	0	1	1	2		
Dave Concepcion, R OBP: 0.314, SLG: 0.434 (1, 6)	0-0 P6		0-3 K			0-3 K			0-3 K	0-3 K	4	0	0	0	0	3	3		
Cesar Geronimo, L OBP: 0.217, SLG: 0.234 (1, 8)			0-3 K			0-0 F7			0-0 SH1-4 1B	0-0 SH1-4 1B	2	0	0	0	0	2	1		
Larry Stahl, L OBP: 0.404, SLG: 0.375 (8, PH) (8, 9)			0-3 K			0-0 5-3			0-0 L5	0-0 SH1-4 1B	1	0	0	0	0	0	0		
Ross Grimsley, L OBP: 0.029, SLG: 0.029 (1, 1)			0-3 K			0-0 5-3			0-0 L5	0-0 SH1-4 1B	0	0	0	0	0	0	0		
Phil Gagliano, R OBP: 0.333, SLG: 0.211 (8, PH)			0-3 K			0-0 5-3			0-0 L5	0-0 SH1-4 1B	1	0	0	0	0	0	0		
Clay Carroll, R OBP: 0.222, SLG: 0.222 (8, 1)			0-3 K			0-0 5-3			0-0 L5	0-0 SH1-4 1B	0	0	0	0	0	0	0		
Inning Stats	R: 0 E: 0 K: 0 S: 3	H: 1 LOB: 1 BB: 0 P: 4	R: 0 E: 0 K: 1 S: 5	H: 0 LOB: 0 BB: 0 P: 5	R: 0 E: 0 K: 3 S: 9	H: 0 LOB: 0 BB: 0 P: 9	R: 0 E: 0 K: 1 S: 5	H: 0 LOB: 0 BB: 0 P: 5	R: 0 E: 0 K: 2 S: 8	H: 1 LOB: 1 BB: 0 P: 8	R: 0 E: 0 K: 1 S: 5	H: 0 LOB: 0 BB: 0 P: 5	R: 0 E: 0 K: 0 S: 3	H: 3 LOB: 2 BB: 1 P: 12	R: 0 E: 0 K: 0 S: 4	H: 1 LOB: 2 BB: 1 P: 8	1B: 5 2B: 1 3B: 0 HR: 1	SF: 0 SAC: 1 DP: 0 HBP: 1	WP: 0 PA: 39
PITCHER	IP WLS BF H R ER SO BB IBB HBP BLK WP HR S P ERA WHIP	IP WLS BF H R ER SO BB IBB HBP BLK WP HR S P ERA WHIP	IP WLS BF H R ER SO BB IBB HBP BLK WP HR S P ERA WHIP	IP WLS BF H R ER SO BB IBB HBP BLK WP HR S P ERA WHIP	IP WLS BF H R ER SO BB IBB HBP BLK WP HR S P ERA WHIP	IP WLS BF H R ER SO BB IBB HBP BLK WP HR S P ERA WHIP	IP WLS BF H R ER SO BB IBB HBP BLK WP HR S P ERA WHIP	IP WLS BF H R ER SO BB IBB HBP BLK WP HR S P ERA WHIP	IP WLS BF H R ER SO BB IBB HBP BLK WP HR S P ERA WHIP	IP WLS BF H R ER SO BB IBB HBP BLK WP HR S P ERA WHIP	IP WLS BF H R ER SO BB IBB HBP BLK WP HR S P ERA WHIP	IP WLS BF H R ER SO BB IBB HBP BLK WP HR S P ERA WHIP	IP WLS BF H R ER SO BB IBB HBP BLK WP HR S P ERA WHIP	IP WLS BF H R ER SO BB IBB HBP BLK WP HR S P ERA WHIP	IP WLS BF H R ER SO BB IBB HBP BLK WP HR S P ERA WHIP	IP WLS BF H R ER SO BB IBB HBP BLK WP HR S P ERA WHIP	IP WLS BF H R ER SO BB IBB HBP BLK WP HR S P ERA WHIP	IP WLS BF H R ER SO BB IBB HBP BLK WP HR S P ERA WHIP	
Don Sutton, R ERA: 2.42 (1, 1)	8.2	33	6	2	2	10	1	0	0	0	0	0	0	0	0	0	0	2.08	0.808
Jim Brewer, L ERA: 1.32 (9, 1)	0.2	4	1	0	0	1	1	0	0	0	0	0	0	0	0	0	0	0.00	3.000
Pete Richert, L ERA: 1.54 (10, 1)	0.2	W	2	0	0	0	0	0	0	0	0	0	0	0	0	0	0	0.00	0.000

Cincinnati Reds @ Los Angeles Dodgers
 Dodger Stadium, Los Angeles, CA
 Fri Jun 22 1973, 7:05 PM PDT
 Att: 37,224 - Unknown

AB 35
 R 2
 H 7
 RBI 2
 BB 2
 SO 11
 LOB 13

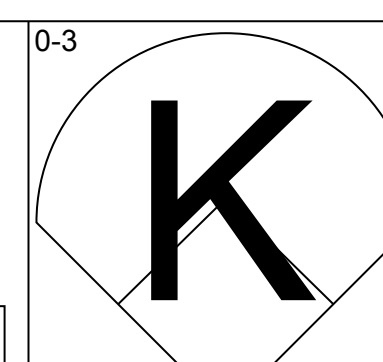
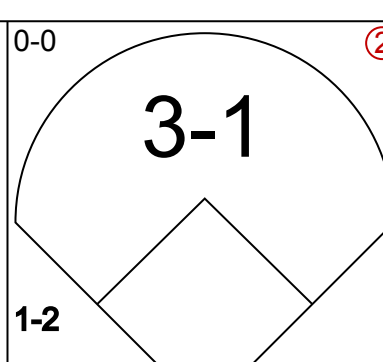
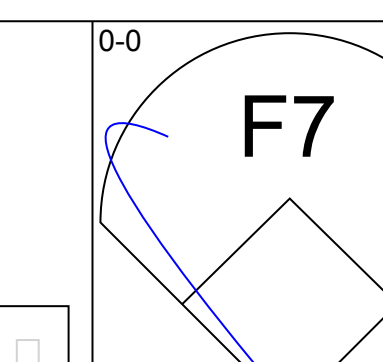
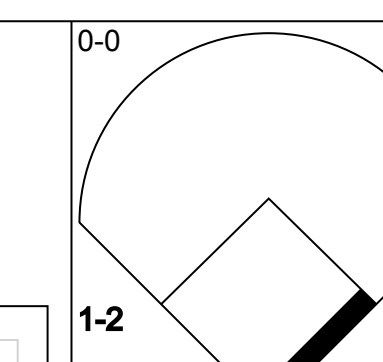
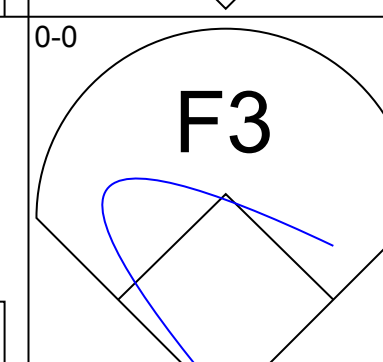
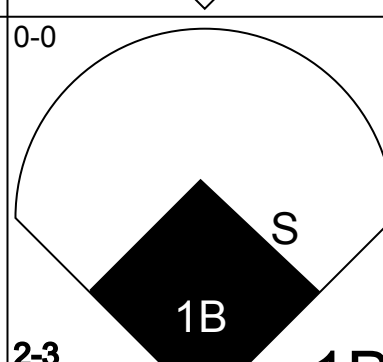

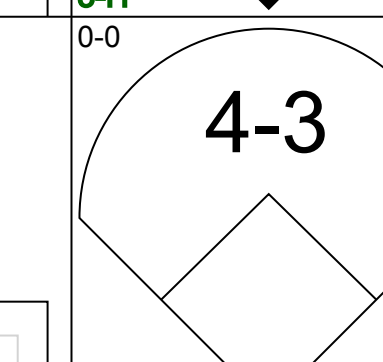
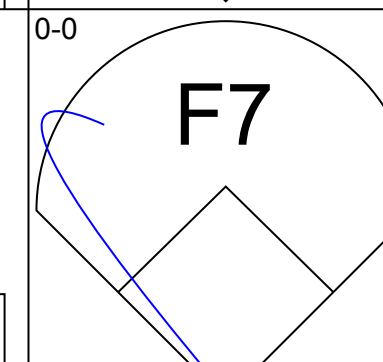
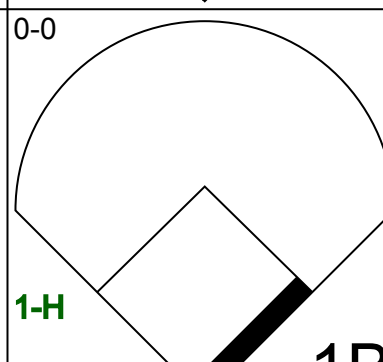


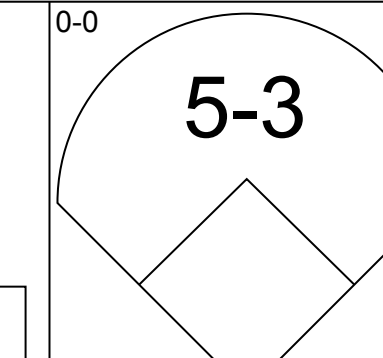
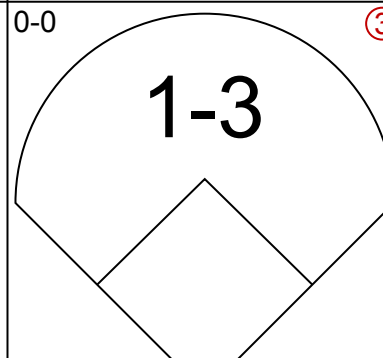


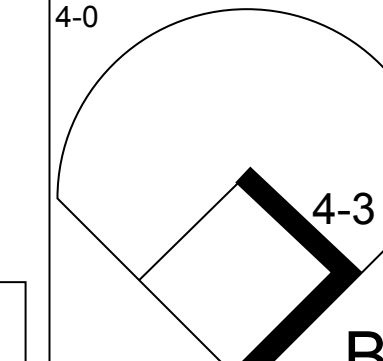


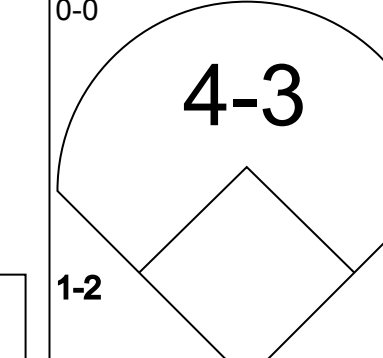

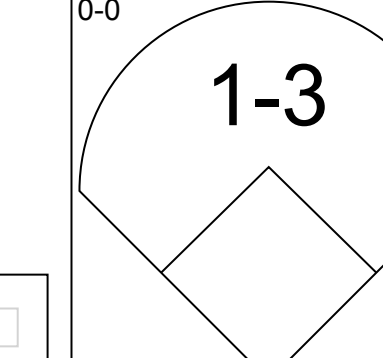
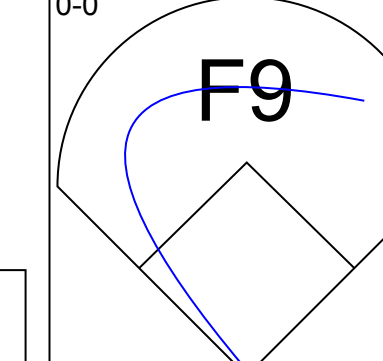

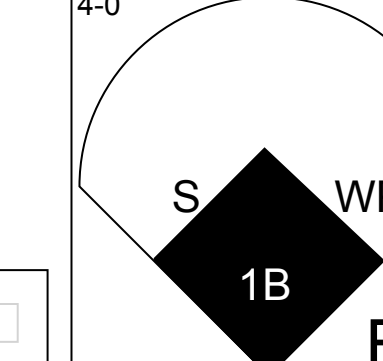
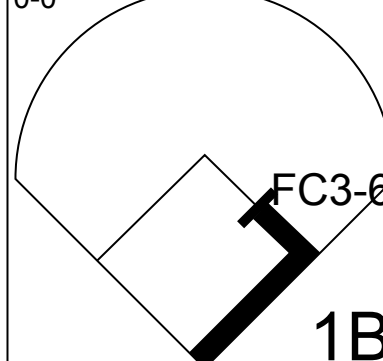
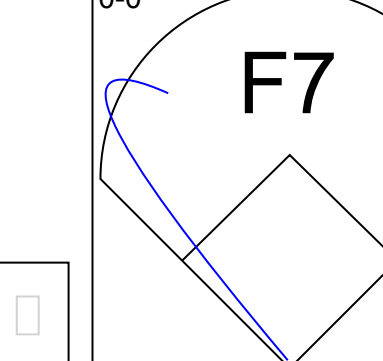
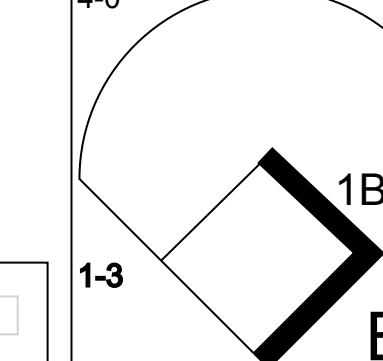
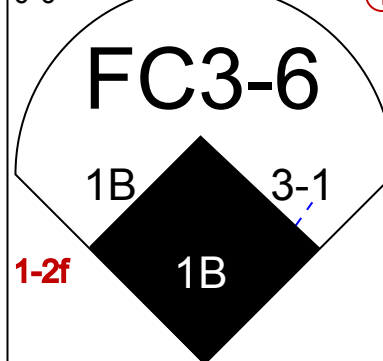
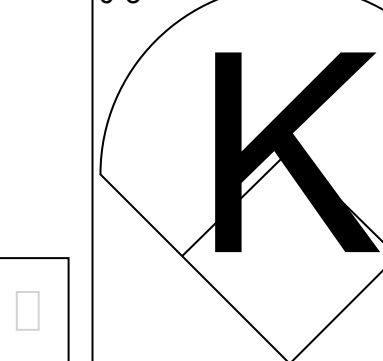
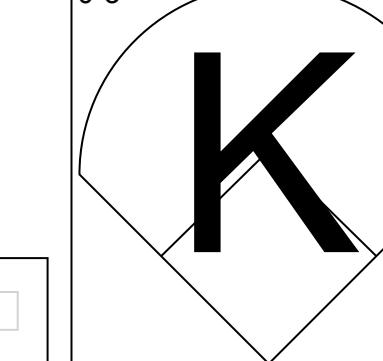


Batter	1	2	3	4	5	6	7	8	9	10	AB	R	H	RBI	BB	SO	LOB	BOTTOM			
Davey Lopes, R OBP: 0.388, SLG: 0.371 (1, 4)	0-0 4-3		0-0 6-3			0-3 K			0-0 G3	0-0 4-3	4	0	0	0	0	1	0	Cincinnati Reds @ Los Angeles Dodgers Dodger Stadium, Los Angeles, CA Fri Jun 22 1973, 7:05 PM PDT Att: 37,224 - Unknown			
Von Joshua, L OBP: 0.311, SLG: 0.305 (10, PH)	0-0 4-3		0-0 P3			0-0 4-3			0-0 4-3	0-0 1B	5	0	1	1	0	0	0				
Bill Buckner, L OBP: 0.285, SLG: 0.324 (1, 3)	0-0 4-3		0-0 P3			0-0 4-3			0-0 4-3	0-0 1B	4	0	1	0	0	0	0				
Willie Davis, L OBP: 0.333, SLG: 0.495 (1, 8)	0-0 4-3		0-0 1B			0-0 F8			0-0 F8	0-0 F8	4	0	1	0	0	0	0				
Ron Cey, R OBP: 0.411, SLG: 0.463 (1, 5)		0-0 1B	0-0 1B			0-0 6-3			0-0 F8	0-0 F8	4	1	2	0	0	0	0				
Manny Mota, R OBP: 0.401, SLG: 0.397 (1, 7)		0-0 1B	0-0 P6			0-0 G3-6-3 1B			0-0 F9	0-0 F9	4	1	2	0	0	0	2				
Willie Crawford, L OBP: 0.418, SLG: 0.459 (1, 9)		0-0 1B				0-0 G3-6-3 1B			0-0 F8	0-0 F8	4	0	3	1	0	0	1				
Bill Russell, R OBP: 0.310, SLG: 0.363 (1, 6)		0-0 1B				0-0 P6			0-0 F3	0-0 F8	4	0	1	0	0	0	2				
Sveve Yeager, R OBP: 0.379, SLG: 0.429 (1, 2)		0-0 SF9-3-5-4-6				0-0 FC5-4			0-0 L5	0-0 SH3-4 1B	3	1	1	1	0	0	1				
Don Sutton, R OBP: 0.156, SLG: 0.098 (1, 1)		0-3 K				0-0 4-3			0-0 F8	0-0 SH3-4 1B	3	0	0	0	0	1	2				
Jim Brewer, L OBP: 0.667, SLG: 0.667 (9, 1)						0-0 4-3			0-0 F8	0-0 SH3-4 1B	0	0	0	0	0	0	0				
Pete Richert, L OBP: 0.250, SLG: 0.250 (10, 1)						0-0 4-3			0-0 F8	0-0 SH3-4 1B	0	0	0	0	0	0	0				
Inning Stats	R: 0 E: 0 K: 0 S: 3	H: 0 LOB: 0 BB: 0 P: 3	R: 2 E: 0 K: 1 S: 8	H: 4 LOB: 1 BB: 0 P: 8	R: 0 E: 0 K: 0 S: 5	H: 2 LOB: 2 BB: 0 P: 5	R: 0 E: 0 K: 0 S: 4	H: 1 LOB: 1 BB: 0 P: 4	R: 0 E: 0 K: 1 S: 5	H: 0 LOB: 0 BB: 0 P: 5	R: 0 E: 0 K: 0 S: 3	H: 1 LOB: 0 BB: 0 P: 3	R: 0 E: 0 K: 0 S: 3	H: 0 LOB: 0 BB: 0 P: 3	R: 0 E: 0 K: 0 S: 4	H: 1 LOB: 1 BB: 0 P: 4	R: 1 E: 0 K: 0 S: 4	H: 2 LOB: 1 BB: 0 P: 4	1B: 11 2B: 1 3B: 0 HR: 0	SF: 1 SAC: 1 DP: 2 HBP: 0	WP: 0 PA: 38
PITCHER	IP WLS BF H R ER SO BB IBB HBP BLK WP HR S P ERA WHIP	IP WLS BF H R ER SO BB IBB HBP BLK WP HR S P ERA WHIP	IP WLS BF H R ER SO BB IBB HBP BLK WP HR S P ERA WHIP	IP WLS BF H R ER SO BB IBB HBP BLK WP HR S P ERA WHIP	IP WLS BF H R ER SO BB IBB HBP BLK WP HR S P ERA WHIP	IP WLS BF H R ER SO BB IBB HBP BLK WP HR S P ERA WHIP	IP WLS BF H R ER SO BB IBB HBP BLK WP HR S P ERA WHIP	IP WLS BF H R ER SO BB IBB HBP BLK WP HR S P ERA WHIP	IP WLS BF H R ER SO BB IBB HBP BLK WP HR S P ERA WHIP	IP WLS BF H R ER SO BB IBB HBP BLK WP HR S P ERA WHIP	IP WLS BF H R ER SO BB IBB HBP BLK WP HR S P ERA WHIP	IP WLS BF H R ER SO BB IBB HBP BLK WP HR S P ERA WHIP	IP WLS BF H R ER SO BB IBB HBP BLK WP HR S P ERA WHIP	IP WLS BF H R ER SO BB IBB HBP BLK WP HR S P ERA WHIP	IP WLS BF H R ER SO BB IBB HBP BLK WP HR S P ERA WHIP	IP WLS BF H R ER SO BB IBB HBP BLK WP HR S P ERA WHIP	IP WLS BF H R ER SO BB IBB HBP BLK WP HR S P ERA WHIP	IP WLS BF H R ER SO BB IBB HBP BLK WP HR S P ERA WHIP			
Ross Grimsley, L ERA: 2.79 (8, 1)	7.0	27	8	2	2	2	0	0	0	0	0	0	0	0	0	0	0	2.57	1.143		
Clay Carroll, R ERA: 4.67 (8, 1)	2.2	L	11	3	1	0	0	0	0	0	0	0	0	0	0	0	0	3.38	1.125		

Cincinnati Reds @ Los Angeles Dodgers
 Dodger Stadium, Los Angeles, CA
 Fri Jun 22 1973, 7:05 PM PDT
 Att: 37,224 - Unknown

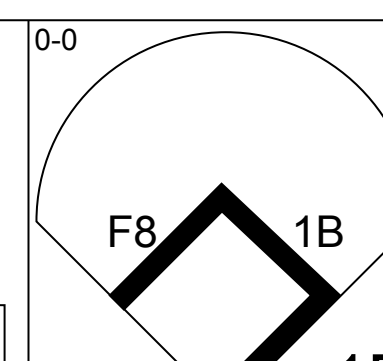
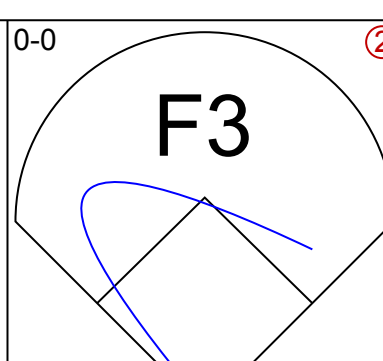


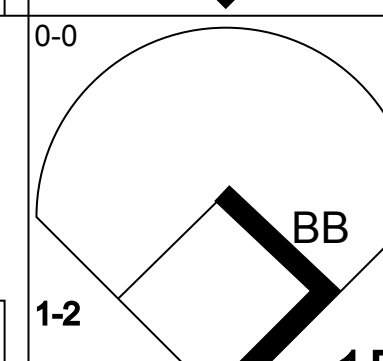
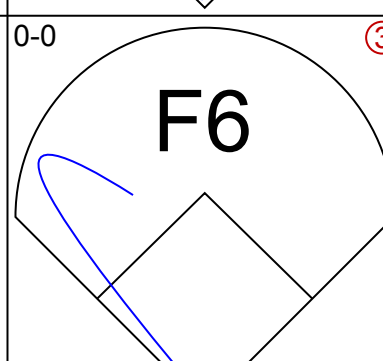

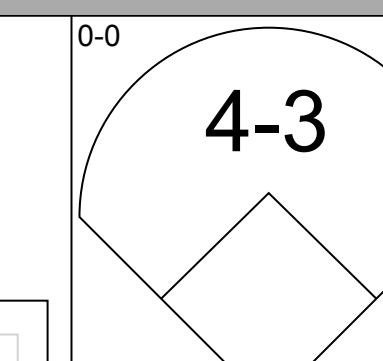
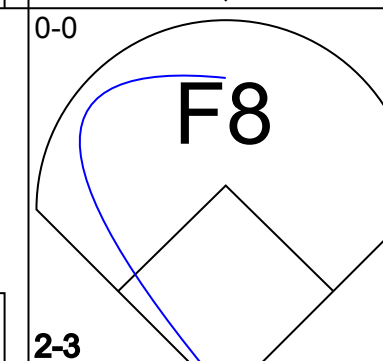

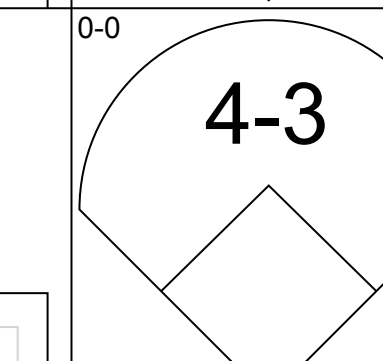
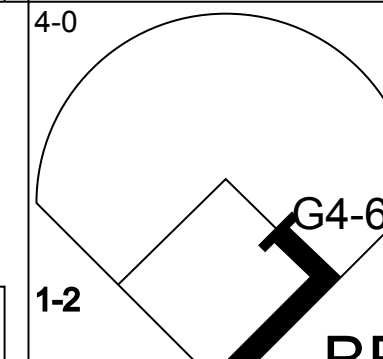

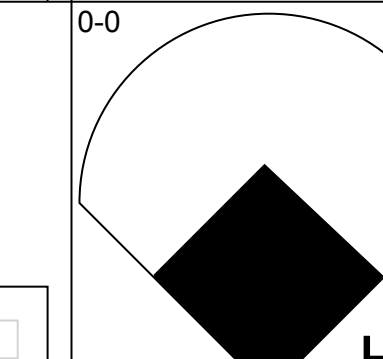
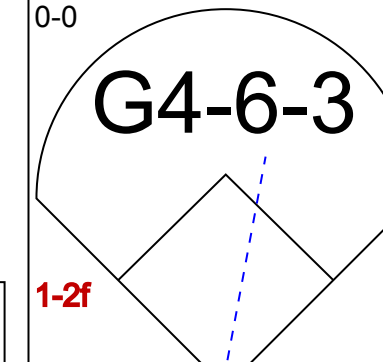
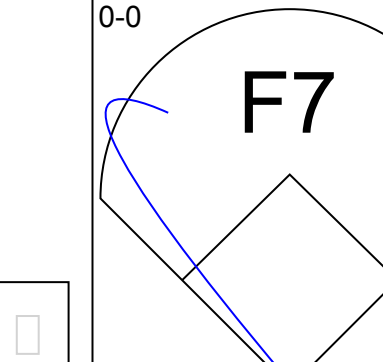
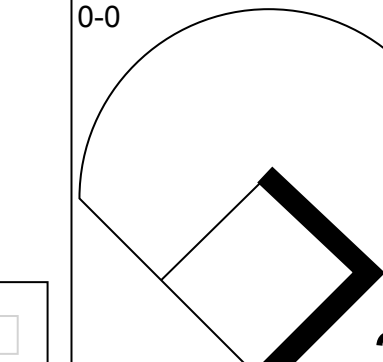
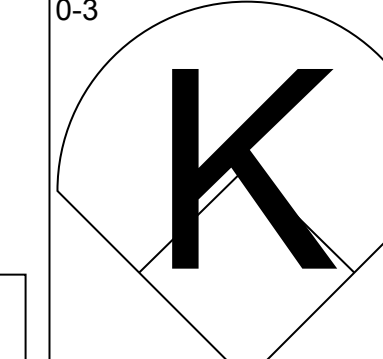
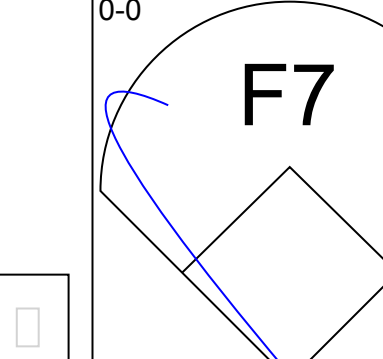
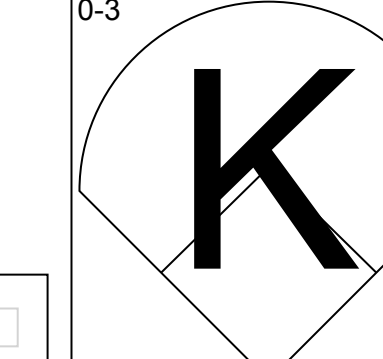
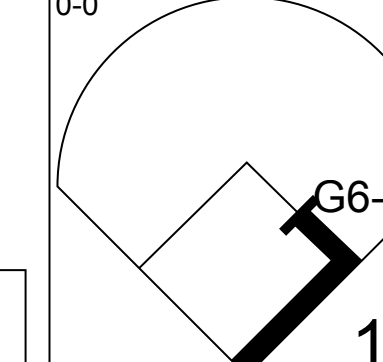
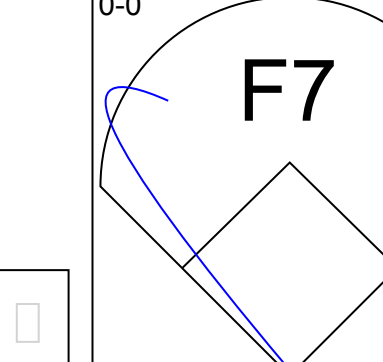

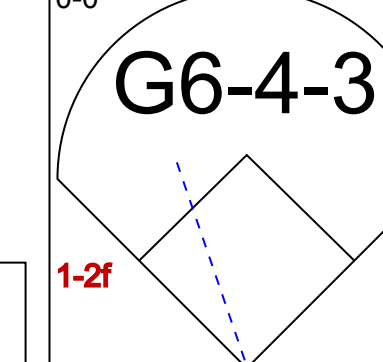


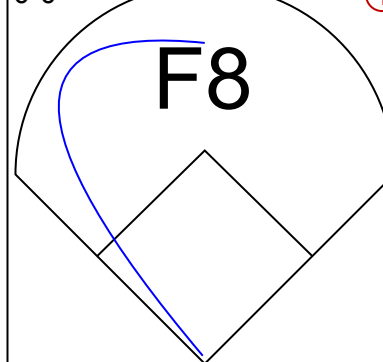


AB 36
 R 3
 H 11
 RBI 3
 BB 0
 SO 2
 LOB 9



Batter	1	2	3	4	5	6	7	8	9	AB	R	H	RBI	BB	SO	LOB	TOP
Pete Rose, S OBP: 0.373, SLG: 0.386 (1, 7)										4	0	1	1	1	1	1	Cincinnati Reds @ Los Angeles Dodgers Dodger Stadium, Los Angeles, CA Sat Jun 23 1973, 7:05 PM PDT Unknown
Joe Morgan, L OBP: 0.416, SLG: 0.502 (1, 4)										5	2	2	1	0	0	4	
Dan Driessen, L OBP: 0.446, SLG: 0.460 (1, 5) (8, 3)										4	0	1	2	0	0	2	
Johnny Bench, R OBP: 0.344, SLG: 0.447 (1, 9)										4	0	0	0	0	0	1	
Tony Perez, R OBP: 0.386, SLG: 0.515 Denis Menke, R OBP: 0.394, SLG: 0.258 (8, 5)										3	0	1	0	1	1	0	
Bobby Tolan, L OBP: 0.231, SLG: 0.282 (1, 8)										4	0	0	0	0	1	2	
Darrel Chaney, S OBP: 0.266, SLG: 0.182 (1, 6)										3	1	0	0	1	0	2	
Bill Plummer, R OBP: 0.313, SLG: 0.200 (1, 2)										2	0	1	0	2	0	0	
Fred Norman, S OBP: 0.129, SLG: 0.100 (1, 1)										4	1	0	0	0	2	4	
Inning Stats	R: 0 E: 0 K: 1 S: 5	H: 0 LOB: 0 BB: 0 P: 5	R: 2 E: 0 K: 0 S: 6	H: 3 LOB: 1 BB: 0 P: 6	R: 0 E: 0 K: 1 S: 5	H: 0 LOB: 0 BB: 0 P: 5	R: 0 E: 1 K: 0 S: 3	H: 1 LOB: 2 BB: 2 P: 11	R: 0 E: 0 K: 1 S: 5	H: 0 LOB: 0 BB: 0 P: 5	R: 1 E: 0 K: 0 S: 4	H: 1 LOB: 0 BB: 0 P: 4	R: 1 E: 0 K: 1 S: 6	H: 1 LOB: 2 BB: 2 P: 14	1B: 5 2B: 0 3B: 0 HR: 1	SF: 0 SAC: 1 DP: 0 HBP: 0	
PITCHER	IP WLS BF H R ER SO BB IBB HBP BLK WP HR S P ERA WHIP																
Andy Messersmith, R ERA: 3.31 George Culver, R ERA: 2.79 (9, 1)	8.0 L 32 5 3 3 4 3 0 0 0 0 1 37 49 3.38 1.000																
PITCHER	IP WLS BF H R ER SO BB IBB HBP BLK WP HR S P ERA WHIP																

AB	33
R	4
H	6
RBI	4
BB	5
SO	5
LOB	16



Batter	1	2	3	4	5	6	7	8	9	AB	R	H	RBI	BB	SO	LOB	BOTTOM		
Davey Lopes, R OBP: 0.395, SLG: 0.368 (1, 4)										4	0	1	0	0	0	2	Cincinnati Reds @ Los Angeles Dodgers Dodger Stadium, Los Angeles, CA Sat Jun 23 1973, 7:05 PM PDT Unknown		
Bill Buckner, L OBP: 0.284, SLG: 0.323 (1, 3)										4	0	1	0	0	0	0			
Willie Davis, L OBP: 0.332, SLG: 0.490 (1, 8)										3	0	0	0	1	0	2			
Ron Cey, R OBP: 0.416, SLG: 0.476 (1, 5)										2	1	1	1	2	0	1			
Manny Mota, R OBP: 0.398, SLG: 0.400 (1, 7)										4	0	1	0	0	0	4			
Willie Crawford, L OBP: 0.412, SLG: 0.451 (1, 9)										4	0	0	0	0	2	2			
Bill Russell, R OBP: 0.313, SLG: 0.370 (1, 6)										3	0	2	0	0	0	0			
Steve Yeager, R OBP: 0.387, SLG: 0.412 Lee Lacy, R OBP: 0.309, SLG: 0.214 Chris Cannizzaro, R (9, 2)										2	0	0	0	0	0	2			
Andy Messersmith, R OBP: 0.229, SLG: 0.250 Steve Garvey, R OBP: 0.254, SLG: 0.362 George Culver, R (9, 1)										2	0	0	0	0	0	1			
Inning Stats	R: 0 E: 0 K: 0 S: 4	H: 2 LOB: 2 BB: 1 P: 8	R: 0 E: 0 K: 1 S: 5	H: 1 LOB: 0 BB: 0 P: 5	R: 0 E: 0 K: 0 S: 3	H: 0 LOB: 0 BB: 0 P: 3	R: 0 E: 0 K: 0 S: 3	H: 0 LOB: 1 BB: 1 P: 7	R: 0 E: 0 K: 0 S: 4	H: 1 LOB: 1 BB: 0 P: 4	R: 0 E: 0 K: 0 S: 2	H: 0 LOB: 0 BB: 1 P: 6	R: 0 E: 0 K: 1 S: 5	H: 1 LOB: 0 BB: 0 P: 5	R: 1 E: 0 K: 1 S: 7	H: 2 LOB: 1 BB: 0 P: 7		1B: 4 2B: 2 3B: 0 HR: 1	SF: 0 SAC: 0 DP: 4 HBP: 0
PITCHER	IP WLS BF H R ER SO BB IBB HBP BLK WP HR S P ERA WHIP																		
Fred Norman, L ERA: 3.21 (1, 1)	9.0 W 33 7 1 1 3 3 0 0 0 0 0 1 36 48 1.00 1.111																		
PITCHER	IP WLS BF H R ER SO BB IBB HBP BLK WP HR S P ERA WHIP																		

AB	30
R	1
H	7
RBI	1
BB	3
SO	3
LOB	14



Batter	1	2	3	4	5	6	7	8	9	AB	R	H	RBI	BB	SO	LOB	TOP
Pete Rose, S OBP: 0.371, SLG: 0.388 (1, 7)	0-0 4-3			0-0 6-3		0-0 1B FC4-6 2B		0-0 L8		4	1	1	0	0	0	0	
Joe Morgan, L OBP: 0.413, SLG: 0.498 (1, 4)	0-0 F8			0-0 4-3		0-0 FC4-6 2-3 1B		0-0 G3		4	0	1	0	0	0	0	
Johnny Bench, R OBP: 0.339, SLG: 0.440 (1, 2)	0-0 6-3			0-0 6-3		0-0 FC4-6 1-2 3-H		0-0 P6		4	0	0	1	0	0	1	
Tony Perez, R OBP: 0.384, SLG: 0.508 (1, 3)		0-0 5-3			4-0 1B BB	0-0 5-3		0-0 5-3		3	0	0	0	1	0	1	
Dave Concepcion, R OBP: 0.310, SLG: 0.429 (1, 6)		0-0 6-3			0-0 L8		0-0 6-3			3	0	0	0	0	0	1	
Andy Kosco, R OBP: 0.333, SLG: 0.200 (1, 9)		0-0 P2			0-0 1-2 1B		0-0 6-3			3	0	1	0	0	0	0	
Bobby Tolan, L OBP: 0.229, SLG: 0.279 (1, 8)			0-0 G3		0-3 K		0-0 1-3			3	0	0	0	0	1	2	
Denis Menke, R OBP: 0.387, SLG: 0.252 (1, 5)			0-0 P4		0-0 F8		0-3 K			3	0	0	0	0	1	2	
Tom Hall, L OBP: 0.125, SLG: 0.125 (1, 1)			0-0 6-3			0-0 4-3		0-3 K		2	0	0	0	0	0	0	
Pedro Borbon, R OBP: 0.167, SLG: 0.167 (6, PH)										0	0	0	0	0	0	0	
Phil Gagliano, R OBP: 0.326, SLG: 0.205 (8, PH)										1	0	0	0	0	1	0	
Jim McGlothlin, R OBP: 0.167, SLG: 0.091 (8, 1)										0	0	0	0	0	0	0	
Inning Stats	R: 0 E: 0 K: 0 S: 3	H: 0 LOB: 0 BB: 0 P: 3	R: 0 E: 0 K: 0 S: 3	H: 0 LOB: 0 BB: 0 P: 3	R: 0 E: 0 K: 0 S: 3	H: 0 LOB: 0 BB: 0 P: 3	R: 0 E: 0 K: 1 S: 6	H: 1 LOB: 2 BB: 1 P: 10	R: 0 E: 0 K: 0 S: 3	H: 0 LOB: 0 BB: 0 P: 3	R: 0 E: 0 K: 2 S: 7	H: 0 LOB: 0 BB: 0 P: 7	R: 0 E: 0 K: 0 S: 3	H: 0 LOB: 0 BB: 0 P: 3	1B: 2 2B: 1 3B: 0 HR: 0	SF: 0 SAC: 0 DP: 0 HBP: 0	WP: 0 PA: 31 PB: 0 SB: 0 CS: 0
PITCHER Tommy John, L ERA: 2.9	IP: 9.0 WLS: W BF: 31 H: 3 R: 1 ER: 1 SO: 3 BB: 1 IBB: 0 HBP: 0 BLK: 0 WP: 0 HR: 0 S: 36 P: 40 ERA: 1.00 WHIP: 0.444																

Cincinnati Reds @ Los Angeles Dodgers
Dodger Stadium, Los Angeles, CA
Sat Jun 23 1973, 7:05 PM PDT
Att: 52,831 - Unknown

AB	30
R	1
H	3
RBI	1
BB	1
SO	3
LOB	7



Batter	1	2	3	4	5	6	7	8	9	AB	R	H	RBI	BB	SO	LOB	BOTTOM		
Davey Lopes, R OBP: 0.397, SLG: 0.368 (1, 4)	0-0 F8			0-0 6-3		4-0 1B HR BB		0-0 S 1B		3	2	1	0	1	0	0			
Manny Mota, R OBP: 0.406, SLG: 0.409 (1, 7)	0-0 G3-6 1B			0-3 K		0-0 1-2 HR 1B		0-0 1-H 1B		4	1	3	1	0	1	0			
Willie Davis, L OBP: 0.331, SLG: 0.486 (1, 8)	0-0 G3-6 1-2			0-0 P4		0-0 F8		0-0 1-3 1B		4	0	1	0	0	0	3			
Ron Cey, R OBP: 0.416, SLG: 0.474 (1, 5)		0-0 F7			4-0 2B SF7 BB	0-0 1-H 2-H HR		0-0 P3		1	1	0	0	1	0	0			
Ken McMullen, R OBP: 0.360, SLG: 0.542 (6, 5)										2	1	1	3	0	0	2			
Steve Garvey, R OBP: 0.270, SLG: 0.387 (1, 3)		0-3 K			0-0 1-3 2B	0-0 F8		0-0 6-3 1B		4	0	2	0	0	1	0			
Tom Paciorek, R OBP: 0.277, SLG: 0.328 (1, 9)		0-3 K			0-3 K	4-0 S BB		0-0 6-3		3	0	0	0	1	2	3			
Bill Russell, R OBP: 0.313, SLG: 0.366 (1, 6)			0-0 F8		4-0 IBB	0-0 F4		0-0 F9		3	0	0	0	1	0	2			
Chris Cannizzaro, R (1, 2)			0-3 K		0-0 SF7		0-0 3-1		0-0 1-3	3	0	0	1	0	1	1			
Tommy John, R OBP: 0.167, SLG: 0.138 (1, 1)			0-0 F7		3-H 0-3 K		0-0 G3			3	0	0	0	0	1	2			
Inning Stats	R: 0 E: 0 K: 0 S: 3	H: 1 LOB: 0 BB: 0 P: 3	R: 0 E: 0 K: 2 S: 7	H: 0 LOB: 0 BB: 0 P: 7	R: 0 E: 0 K: 1 S: 5	H: 0 LOB: 0 BB: 0 P: 5	R: 0 E: 0 K: 1 S: 5	H: 0 LOB: 0 BB: 0 P: 5	R: 1 E: 0 K: 2 S: 8	H: 1 LOB: 2 BB: 2 P: 16	R: 3 E: 0 K: 0 S: 5	H: 2 LOB: 1 BB: 2 P: 13	R: 1 E: 0 K: 0 S: 6	H: 3 LOB: 2 BB: 0 P: 6	R: 0 E: 0 K: 0 S: 4	H: 1 LOB: 1 BB: 0 P: 4	1B: 6 2B: 1 3B: 0 HR: 1	SF: 1 SAC: 0 DP: 1 HBP: 0	WP: 0 PA: 35 PB: 0 SB: 2 CS: 0
PITCHER Tom Hall, L ERA: 4.13	IP: 5.1 WLS: L BF: 22 H: 4 R: 4 ER: 4 SO: 4 BB: 2 IBB: 1 HBP: 0 BLK: 0 WP: 0 HR: 1 S: 31 P: 43 ERA: 6.75 WHIP: 1.125																		
Pedro Borbon, R ERA: 2.7	IP: 1.2 WLS: 9 BF: 3 H: 1 R: 1 ER: 1 SO: 0 BB: 1 IBB: 0 HBP: 0 BLK: 0 WP: 0 HR: 0 S: 8 P: 12 ERA: 5.40 WHIP: 2.400																		
Jim McGlothlin, R ERA: 5.88	IP: 1.0 WLS: 4 BF: 1 H: 0 R: 0 ER: 0 SO: 0 BB: 0 IBB: 0 HBP: 0 BLK: 0 WP: 0 HR: 0 S: 4 P: 4 ERA: 0.00 WHIP: 1.000																		

Cincinnati Reds @ Los Angeles Dodgers
Dodger Stadium, Los Angeles, CA
Sat Jun 23 1973, 7:05 PM PDT
Att: 52,831 - Unknown

AB	30
R	5
H	8
RBI	5
BB	4
SO	6
LOB	13



Batter	1	2	3	4	5	6	7	8	9	AB	R	H	RBI	BB	SO	LOB	TOP			
Pete Rose, S OBP: 0.367, SLG: 0.382 (1, 7)	F9	5-3			6-3		F9			4	0	0	0	0	0	1	Cincinnati Reds @ Los Angeles Dodgers Dodger Stadium, Los Angeles, CA Sun Jun 24 1973, 3:33 AM PDT Att: 36,903 - Unknown			
Joe Morgan, L OBP: 0.415, SLG: 0.496 (1, 4)	F BB 2B		F7		P4			G4-6-3 BB		3	1	1	0	1	0	0				
Johnny Bench, R OBP: 0.338, SLG: 0.435 Cesar Geronimo, L OBP: 0.217, SLG: 0.234 (8, 8)	E 2B		4-3		F3			G4-6-3 1-2		3	1	0	0	1	0	1				
Tony Perez, R OBP: 0.382, SLG: 0.508 (1, 3)	1-H 2-H 2B		F3			K		F8		4	0	1	2	0	1	0				
Dave Concepcion, R OBP: 0.313, SLG: 0.430 (1, 6)	5-3			FC3-6 1B		F8			G1-6-3 1B	4	0	2	0	0	0	1				
Dan Driessen, L OBP: 0.433, SLG: 0.444 (1, 5)	4-3			F8					G1-6-3 1-2	4	0	1	0	0	0	3				
Bobby Tolan, L OBP: 0.225, SLG: 0.275 (8, 9)		P6		FC3-6 1B		F2			F9	4	0	0	0	0	0	2				
Bill Plummer, R OBP: 0.314, SLG: 0.209 (1, 2)		K						5-3		3	0	1	0	0	1	0				
Don Gullett, R OBP: 0.333, SLG: 0.192 Pedro Borbon, R OBP: 0.167, SLG: 0.167 Dave Tomlin, L OBP: 0.319, SLG: 0.200 Phil Gagliano, R OBP: 0.319, SLG: 0.200 Ed Sprague, R OBP: 0.319, SLG: 0.200 (7, 1)					F9			5-3		2	0	1	0	0	0	2				
Inning Stats	R: 2 E: 1 K: 0 S: 5	H: 2 LOB: 1 BB: 1 P: 9	R: 0 E: 0 K: 1 S: 6	H: 1 LOB: 1 BB: 0 P: 6	R: 0 E: 0 K: 0 S: 3	H: 0 LOB: 0 BB: 0 P: 3	R: 0 E: 0 K: 0 S: 5	H: 2 LOB: 2 BB: 0 P: 5	R: 0 E: 0 K: 0 S: 3	H: 0 LOB: 0 BB: 0 P: 3	R: 0 E: 0 K: 0 S: 2	H: 0 LOB: 0 BB: 1 P: 6	R: 0 E: 0 K: 0 S: 3	H: 1 LOB: 0 BB: 0 P: 3	R: 0 E: 0 K: 0 S: 3	H: 1 LOB: 0 BB: 0 P: 3		1B: 6 2B: 1 3B: 0 HR: 0	SF: 0 SAC: 0 DP: 2 HBP: 0	WP: 0 PB: 0 SB: 0 CS: 0
PITCHER Al Downing, L ERA: 2.88 (1, 1)	IP: 9.0 WLS: W BF: 34	H: 7 R: 2 ER: 1 SO: 2	BB: 2 IBB: 0 HBP: 0 BLK: 0	WP: 0 HR: 0 S: 36 P: 44	ERA: 1.00 WHIP: 1.000											ERA: 1.00 WHIP: 1.000				



Batter	1	2	3	4	5	6	7	8	9	AB	R	H	RBI	BB	SO	LOB	BOTTOM			
Davey Lopes, R OBP: 0.389, SLG: 0.367 (1, 4)	P4		F8			CS BB		CS 1B		3	0	1	0	1	0	1	Cincinnati Reds @ Los Angeles Dodgers Dodger Stadium, Los Angeles, CA Sun Jun 24 1973, 3:33 AM PDT Att: 36,903 - Unknown			
Manny Mota, R OBP: 0.408, SLG: 0.412 (1, 7)	K		4-3		CS		1B HBP 1B	1-2 1B		4	1	2	0	0	1	1				
Willie Davis, L OBP: 0.330, SLG: 0.482 (1, 8)	G1			F8		1-2 1B HBP		4-3		3	1	0	0	0	0	1				
Steve Garvey, R OBP: 0.284, SLG: 0.439 (1, 3)		K			HR		1B FC6-4 1B	F7		4	2	2	1	0	1	0				
Ken McMullen, R OBP: 0.379, SLG: 0.643 (1, 5)		HR		F8		FC1-4 1-3 2-H 3-H 1B		F8		4	1	2	3	0	0	0				
Bill Russell, R OBP: 0.315, SLG: 0.371 (1, 6)		F2			1B		FC1-4 FC6-4	BB		4	0	2	0	0	0	2				
Tom Paciorek, R OBP: 0.365, SLG: 0.317 Bill Buckner, L OBP: 0.286, SLG: 0.322 (6, PH) (7, 9)			6-3		6-3		FC6-4 1-2 3-H	BB		2	0	0	0	0	0	1				
Steve Yeager, R OBP: 0.365, SLG: 0.396 Willie Crawford, L OBP: 0.414, SLG: 0.451 Chris Cannizzaro, R OBP: 0.365, SLG: 0.396 (8, PH) (9, 2)			F8 SH3-1-4 BB		L7		F2	1-2 2-3 BB		2	0	0	0	1	0	1				
Al Downing, R OBP: 0.084, SLG: 0.065 (1, 1)			SH3-1-4 1-2		6-3			6-3	1-3	3	0	0	0	0	0	3				
Inning Stats	R: 0 E: 0 K: 1 S: 5	H: 0 LOB: 0 BB: 0 P: 5	R: 1 E: 0 K: 1 S: 6	H: 1 LOB: 0 BB: 0 P: 6	R: 0 E: 0 K: 0 S: 3	H: 0 LOB: 1 BB: 1 P: 7	R: 1 E: 0 K: 0 S: 5	H: 2 LOB: 1 BB: 0 P: 5	R: 0 E: 0 K: 0 S: 2	H: 0 LOB: 0 BB: 1 P: 6	R: 3 E: 0 K: 0 S: 6	H: 3 LOB: 1 BB: 0 P: 7	R: 0 E: 0 K: 0 S: 4	H: 2 LOB: 1 BB: 0 P: 4	R: 0 E: 0 K: 0 S: 4	H: 1 LOB: 3 BB: 2 P: 12		1B: 6 2B: 1 3B: 0 HR: 2	SF: 0 SAC: 1 DP: 0 HBP: 1	WP: 0 PB: 0 SB: 0 CS: 2
PITCHER Don Gullett, L ERA: 4.21 Pedro Borbon, R ERA: 2.94 Dave Tomlin, L ERA: 1.42 Ed Sprague, R ERA: 4.99 (7, 1)	IP: 5.0 WLS: L BF: 21	H: 4 R: 4 ER: 4 SO: 2	BB: 2 IBB: 0 HBP: 1 BLK: 0	WP: 0 HR: 2 S: 22 P: 31	ERA: 7.20 WHIP: 1.200											ERA: 7.20 WHIP: 1.200				



Batter	1	2	3	4	5	6	7	8	9	AB	R	H	RBI	BB	SO	LOB	TOP		
Pete Rose, S OBP: 0.362, SLG: 0.377 (1, 7)	F7		G6-4-3			3-1		F7		4	0	0	0	0	0	1	Cincinnati Reds @ Houston Astros Astrodome, Houston, TX Mon Jun 25 1973, 8:05 PM EDT Att: 25,781 - Unknown		
Joe Morgan, L OBP: 0.409, SLG: 0.488 (1, 4)	4-3		F2			P5		F7		4	0	0	0	0	0	0			
Dan Driessen, L OBP: 0.438, SLG: 0.448 (1, 5)	BB 1B			6-3		6-3		BB 1B		4	0	2	0	0	0	0			
Tony Perez, R OBP: 0.384, SLG: 0.504 (1, 3)	BB 1-2			6-3			F9	BB 1-2		2	0	0	0	2	0	0			
Larry Stahl, L OBP: 0.392, SLG: 0.364 (1, 9)	F8			K			HR 1B	F9		4	1	1	0	0	1	4			
Bobby Tolan, L OBP: 0.229, SLG: 0.289 (1, 8)		G3			FC5-4 1B		HR 1B		K	4	1	2	2	0	1	0			
Dave Concepcion, R OBP: 0.312, SLG: 0.427 (1, 6)		6-3			FC5-4 FC4-6 1-2		5-3			4	0	1	0	0	0	1			
Bill Plummer, R OBP: 0.309, SLG: 0.213 (1, 2)			K		K		FC4-6 1B		K	4	0	1	0	0	3	2			
Jack Billingham, R OBP: 0.048, SLG: 0.024 (1, 1)			E3		FC4-6		FC4-6		5-3	2	0	0	0	0	0	1			
Ed Sprague, R (6, 1)										0	0	0	0	0	0	0			
Cesar Geronimo, L OBP: 0.216, SLG: 0.232 (7, PH)										1	0	0	0	0	0	1			
Dave Tomlin, L (7, 1)										0	0	0	0	0	0	0			
Hal King, L OBP: 0.375, SLG: 0.667 (9, PH)										1	0	0	0	0	0	1			
Inning Stats	R: 0 E: 0 K: 0 S: 4	H: 1 LOB: 2 BB: 1 P: 8	R: 0 E: 0 K: 1 S: 5	H: 0 LOB: 0 BB: 0 P: 5	R: 0 E: 1 K: 0 S: 3	H: 0 LOB: 0 BB: 0 P: 3	R: 0 E: 0 K: 1 S: 5	H: 1 LOB: 1 BB: 0 P: 6	R: 0 E: 0 K: 0 S: 3	H: 0 LOB: 0 BB: 0 P: 3	R: 2 E: 0 K: 0 S: 6	H: 3 LOB: 1 BB: 0 P: 6	R: 0 E: 0 K: 2 S: 4	H: 1 LOB: 2 BB: 1 P: 8	R: 0 E: 0 K: 2 S: 8	H: 1 LOB: 1 BB: 0 P: 8	1B: 6 2B: 0 3B: 0 HR: 1	SF: 0 SAC: 0 DP: 1 HBP: 0	WP: 0 PA: 36 PB: 0 SB: 0 CS: 0
PITCHER Ken Forsch, R ERA: 3.2 (1, 1)	IP: 9.0 WLS: W BF: 36 H: 7 R: 2 ER: 2 SO: 5 BB: 2 IBB: 0 HBP: 0 BLK: 0 WP: 0 HR: 1 S: 44 P: 52 ERA: 2.00 WHIP: 1.000															PITCHER Ken Forsch, R ERA: 3.2 (1, 1)			

Batter	1	2	3	4	5	6	7	8	9	AB	R	H	RBI	BB	SO	LOB	BOTTOM
Jimmy Wynn, R OBP: 0.345, SLG: 0.433 (1, 9)	L4		G5-4-3 1B BB		F7	BB HBP 2B IBB		1B PB 2B BB		2	2	0	0	3	0	1	Cincinnati Reds @ Houston Astros Astrodome, Houston, TX Mon Jun 25 1973, 8:05 PM EDT Att: 25,781 - Unknown
Roger Metzger, S OBP: 0.301, SLG: 0.356 (1, 6)	K		G5-4-3 1B		K	BB HBP 2B		FC5-4 1B		4	1	2	1	0	2	1	
Cesar Cedeno, R OBP: 0.365, SLG: 0.567 (1, 8)	S 1B		G5-4-3			HR BB		FC5-4 BB 2B		4	4	2	2	1	0	4	
Bob Watson, R OBP: 0.426, SLG: 0.461 (1, 7)	1B		F9			BB 1B BB 2B		BB 2B BB		4	3	3	4	1	0	1	
Lee May, R OBP: 0.293, SLG: 0.427 (1, 3)	3-1			4-3		BB 2B		F2		3	0	1	0	0	0	1	
Rafael Batista, L OBP: 0.571, SLG: 0.500 (6, PR) (7, 3)						BB 2B				2	1	1	1	0	0	3	
Doug Rader, R OBP: 0.322, SLG: 0.392 (1, 5)		K		P5		E5 HBP BB				5	1	1	3	0	2	4	
Tommy Helms, R OBP: 0.322, SLG: 0.373 (1, 4)		K		P6		K		1-3 2-H 3-H	HBP BB 2B	5	1	1	2	0	1	1	
Skip Jutze, R OBP: 0.276, SLG: 0.282 (1, 2)			FC6-4 1B		F9	6-3		K		4	0	1	0	0	1	2	
Ken Forsch, R OBP: 0.111, SLG: 0.093 (1, 1)		FC6-4				K		F8		4	0	1	0	0	1	3	
Inning Stats	R: 1 E: 0 K: 1 S: 7	H: 2 LOB: 1 BB: 0 P: 7	R: 0 E: 0 K: 2 S: 8	H: 1 LOB: 1 BB: 0 P: 8	R: 0 E: 0 K: 0 S: 3	H: 0 LOB: 0 BB: 0 P: 3	R: 0 E: 0 K: 0 S: 3	H: 1 LOB: 1 BB: 0 P: 6	R: 9 E: 1 K: 2 S: 14	H: 6 LOB: 2 BB: 2 P: 23	R: 0 E: 0 K: 1 S: 5	H: 0 LOB: 0 BB: 0 P: 5	R: 3 E: 0 K: 0 S: 5	H: 2 LOB: 1 BB: 2 P: 13	1B: 8 2B: 4 3B: 0 HR: 1	SF: 0 SAC: 0 DP: 1 HBP: 1	WP: 0 PA: 43 PB: 1 SB: 1 CS: 0
PITCHER Jack Billingham, R ERA: 3.74 (1, 1)	IP: 5.0 WLS: L BF: 25 H: 9 R: 6 ER: 6 SO: 4 BB: 1 IBB: 0 HBP: 1 BLK: 0 WP: 0 HR: 1 S: 32 P: 36 ERA: 10.80 WHIP: 2.000															PITCHER Ed Sprague, R ERA: 5.97 (6, 1)	
Ed Sprague, R ERA: 5.97 (6, 1)	1.0 8 2 4 2 2 1 1 1 0 0 0 9 18 18.00 3.000															PITCHER Dave Tomlin, L ERA: 4.32 (7, 1)	
Dave Tomlin, L ERA: 4.32 (7, 1)	2.0 10 2 3 3 1 2 0 0 0 0 0 10 18 13.50 2.000																

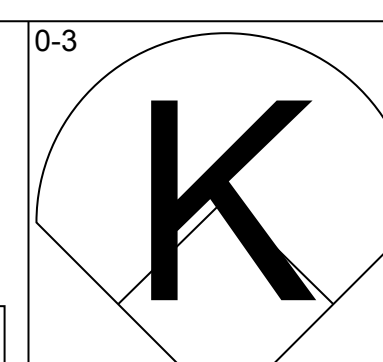
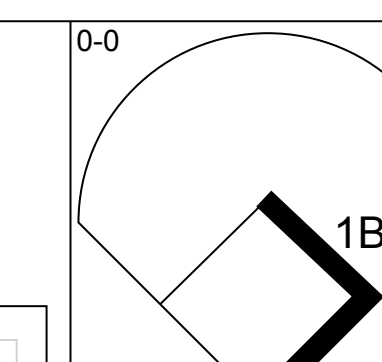
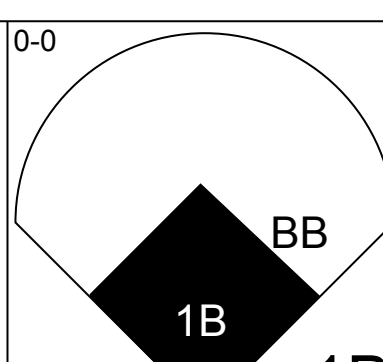
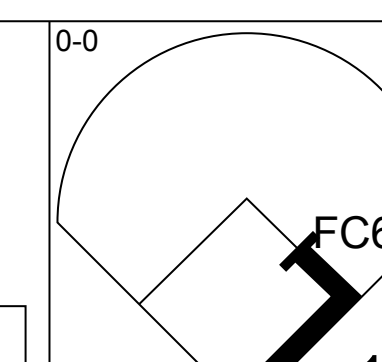
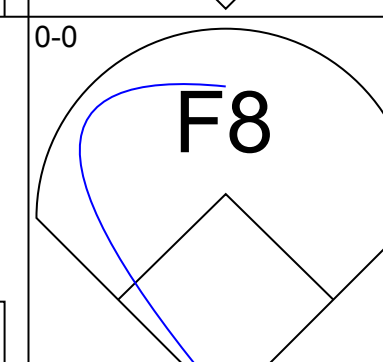
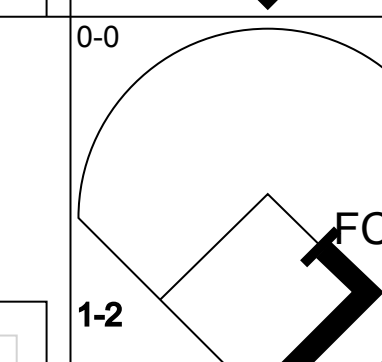
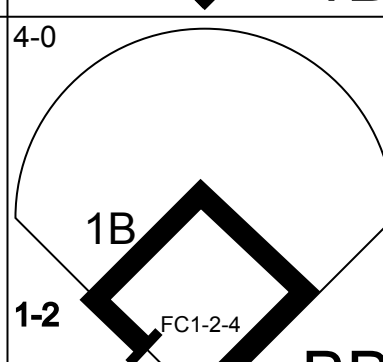
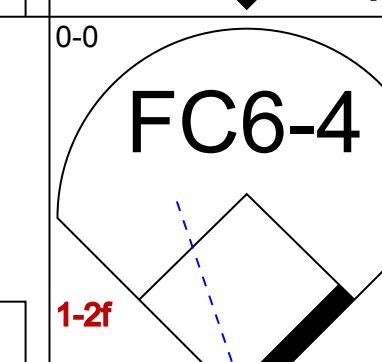
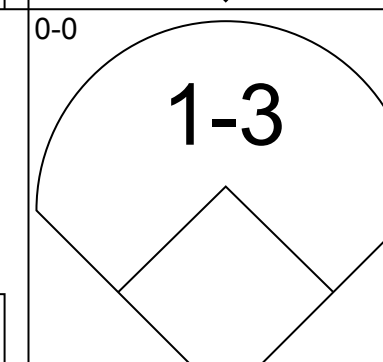
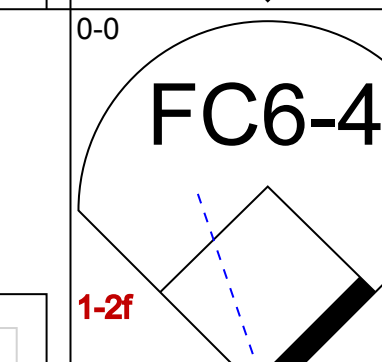
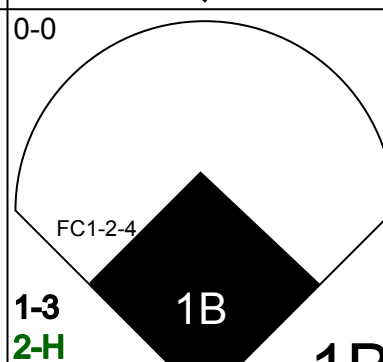
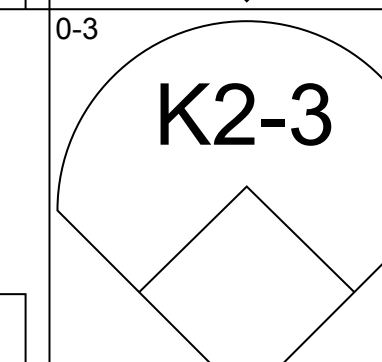
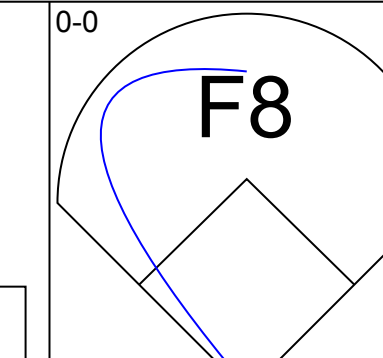
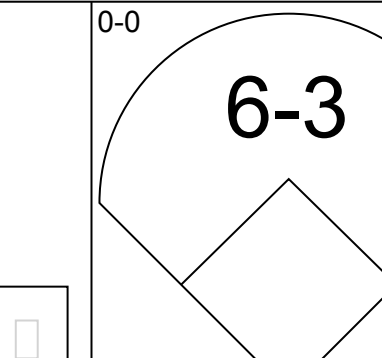
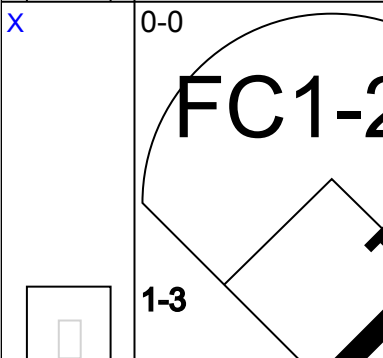



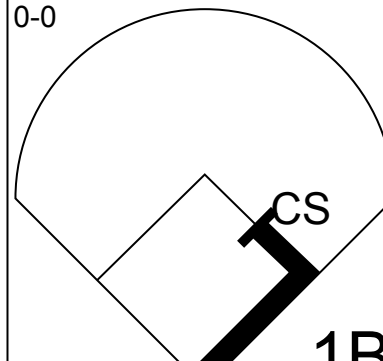



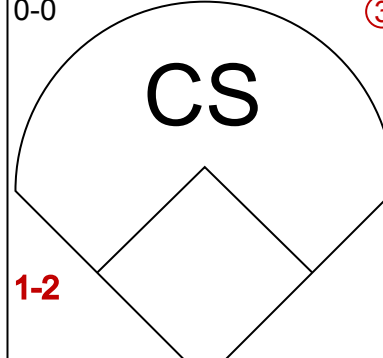
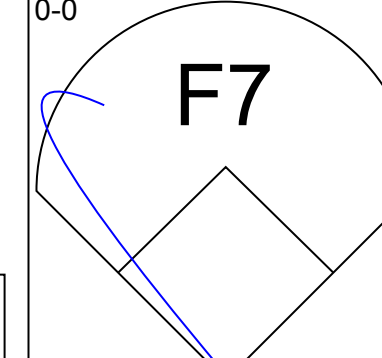


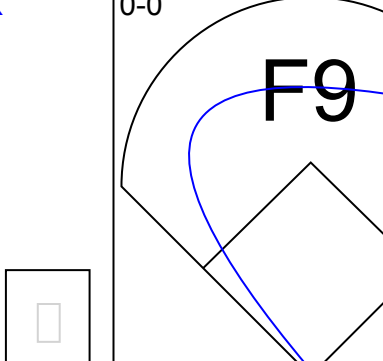
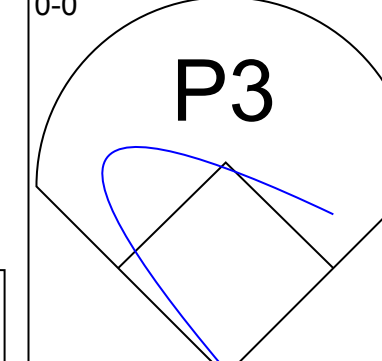
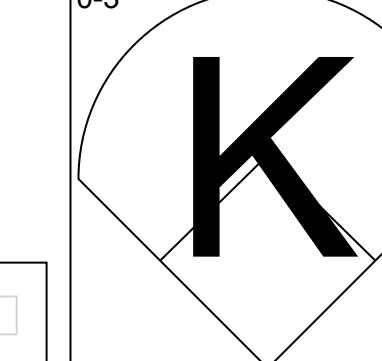
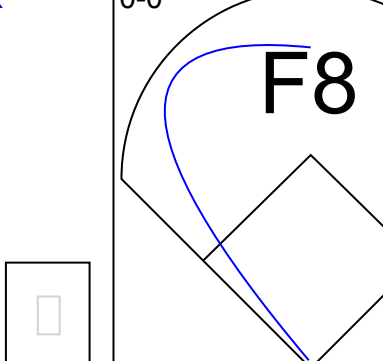
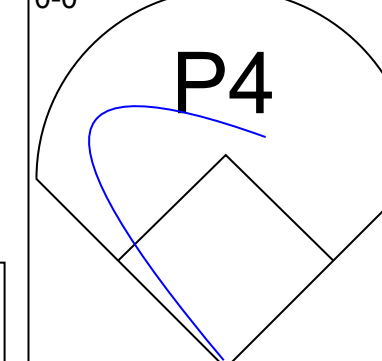
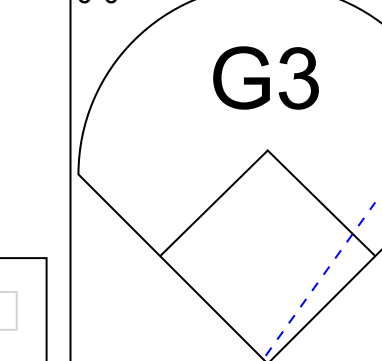
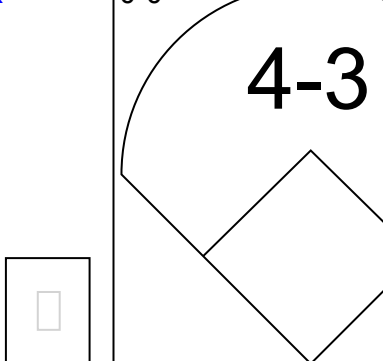
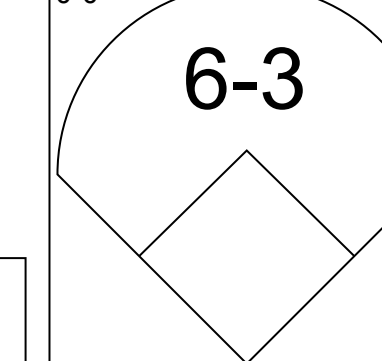
Batter	1	2	3	4	5	6	7	8	9	AB	R	H	RBI	BB	SO	LOB	TOP					
Pete Rose, S OBP: 0.359, SLG: 0.374 (1, 7)	G3		P4		G3		FC6-5		G6-4-3	5	0	1	0	0	0	3	Cincinnati Reds @ Houston Astros Astrodome, Houston, TX Tue Jun 26 1973, 8:05 PM EDT Att: 26,064 - Unknown					
Joe Morgan, L OBP: 0.405, SLG: 0.486 (1, 4)	F2		E9		3-1		F9		F7	5	0	1	2	0	0	2						
Dan Driessen, L OBP: 0.406, SLG: 0.413 (1, 5) (8, 3)	F8		F7		4-3				F8	5	0	0	0	0	0	2						
Tony Perez, R OBP: 0.378, SLG: 0.496 Denis Menke, R OBP: 0.397, SLG: 0.252 (8, 5)		L9	K				P4		K	4	0	0	0	0	2	1						
Bobby Tolan, L OBP: 0.237, SLG: 0.288 (8, 9)					F9					1	1	0	0	3	0	0						
Larry Stahl, L OBP: 0.418, SLG: 0.404 Cesar Geronimo, L OBP: 0.216, SLG: 0.232 (8, 8)										3	1	2	0	1	0	1						
Dave Concepcion, R OBP: 0.311, SLG: 0.428 (1, 6)										0	0	0	0	0	0	0						
Bill Plummer, R OBP: 0.356, SLG: 0.245 (1, 2)										2	1	2	1	2	0	0						
Ross Grimsley, L OBP: 0.028, SLG: 0.028 Clay Carroll, R OBP: 0.200, SLG: 0.200 (6, 1)										1	1	0	0	0	0	2						
Inning Stats	R: 0 E: 0 K: 0 S: 3	H: 0 LOB: 0 BB: 0 P: 3	R: 0 E: 0 K: 0 S: 3	H: 0 LOB: 1 BB: 1 P: 7	R: 2 E: 2 K: 1 S: 7	H: 1 LOB: 1 BB: 1 P: 11	R: 0 E: 0 K: 0 S: 4	H: 1 LOB: 2 BB: 1 P: 8	R: 0 E: 0 K: 0 S: 3	H: 0 LOB: 0 BB: 0 P: 3	R: 0 E: 0 K: 0 S: 3	H: 1 LOB: 1 BB: 1 P: 7	R: 0 E: 0 K: 0 S: 4	H: 1 LOB: 0 BB: 0 P: 4	R: 3 E: 0 K: 1 S: 7	H: 2 LOB: 1 BB: 2 P: 15		R: 0 E: 0 K: 0 S: 3	H: 1 LOB: 0 BB: 0 P: 3	1B: 4 2B: 3 3B: 0 HR: 0	SF: 0 SAC: 2 DP: 1 HBP: 0	WP: 0 PB: 0 SB: 1 CS: 0
PITCHER	IP	WLS	BF	H	R	ER	SO	BB	IBB	HBP	BLK	WP	HR	S	P	ERA	WHIP					
Don Wilson, R ERA: 3.0 (1, 1)	7.2	L	35	6	5	4	2	5	1	0	0	0	0	0	33	57	4.70	1.435				
Jim Ray, R ERA: 2.82 (8, 1)	0.1		1	0	0	0	0	0	0	0	0	0	0	1	1	0.00	0.000					
Jim York, R ERA: 3.76 (9, 1)	1.0		3	1	0	0	0	0	0	0	0	0	0	3	3	0.00	1.000					

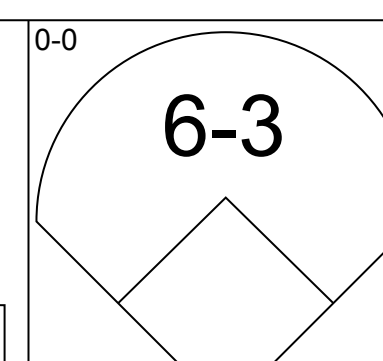
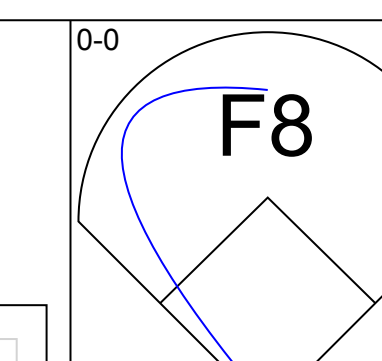
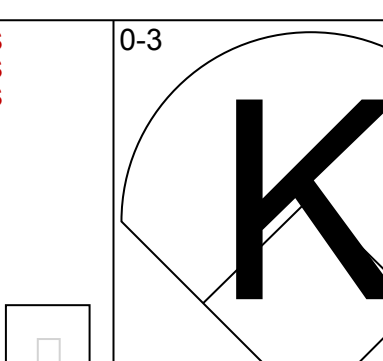
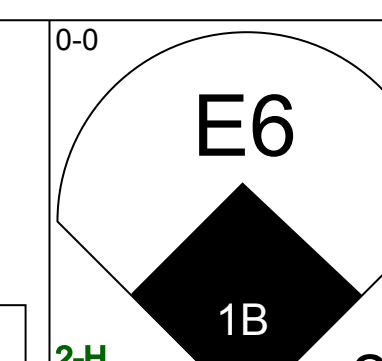
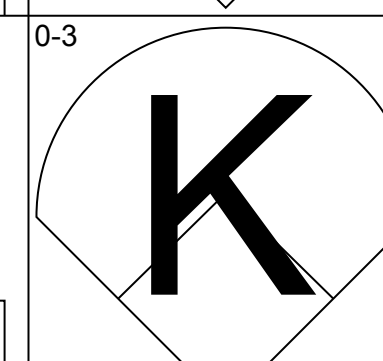
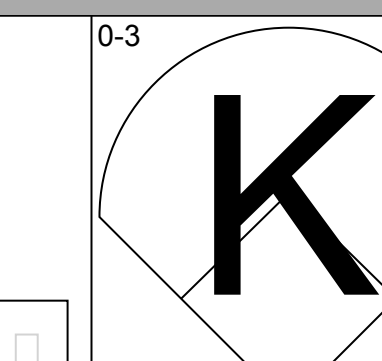
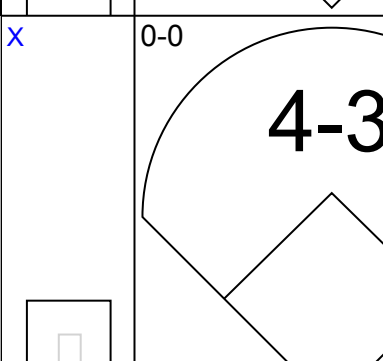
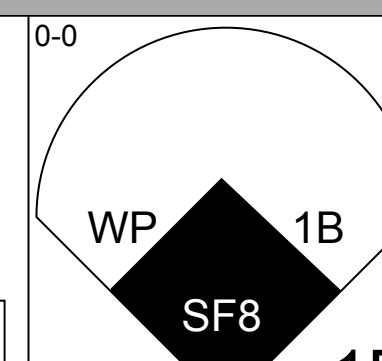
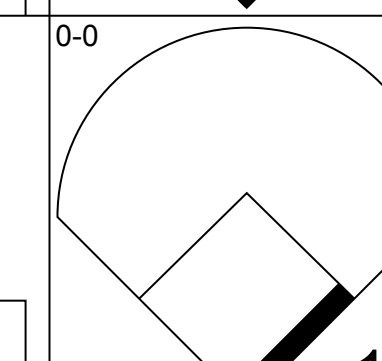
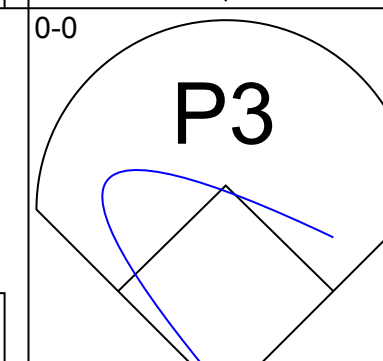
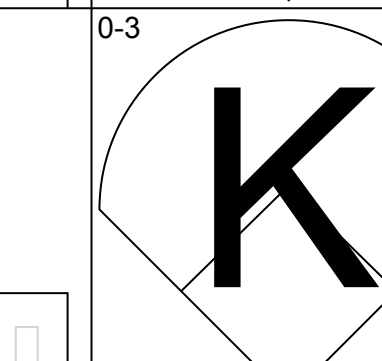
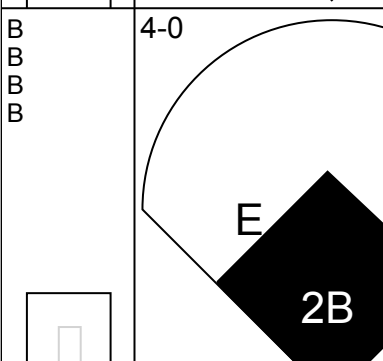
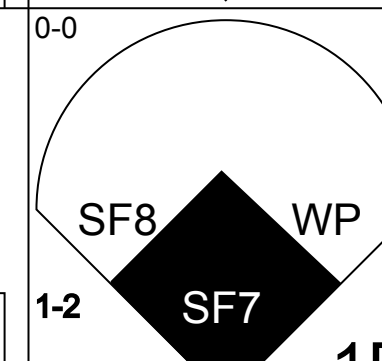
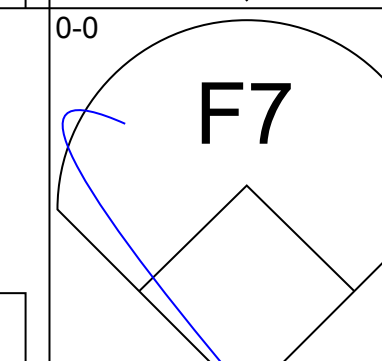
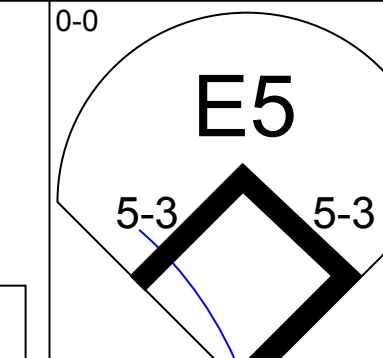
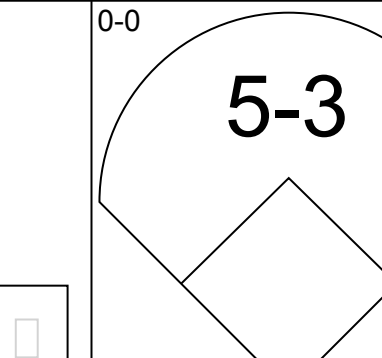
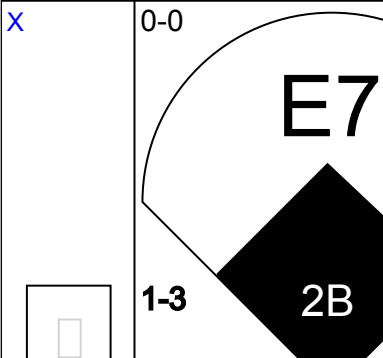
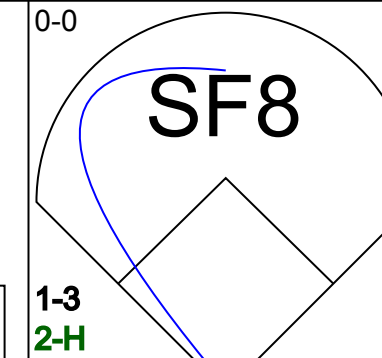
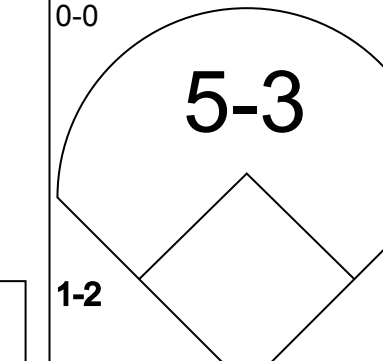
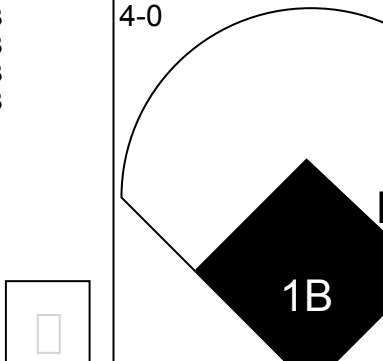
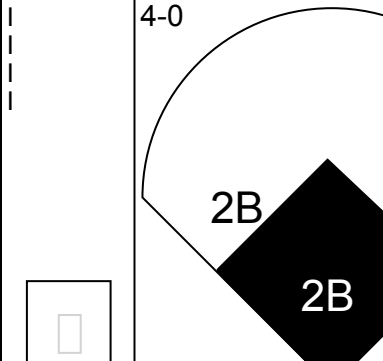
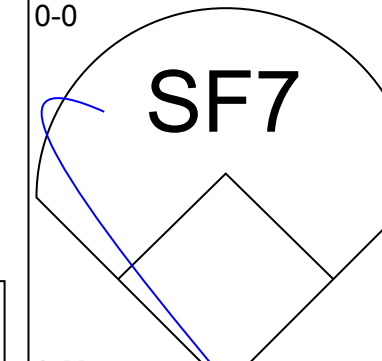
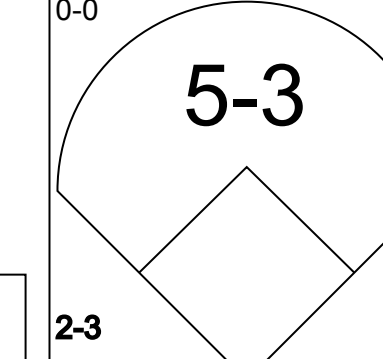
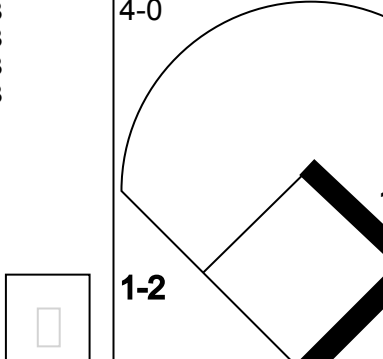
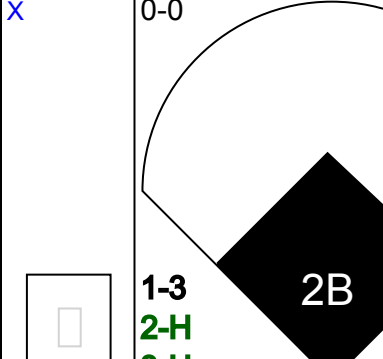
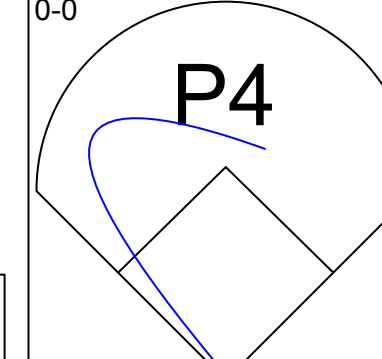
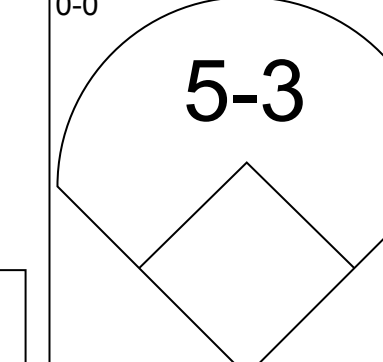
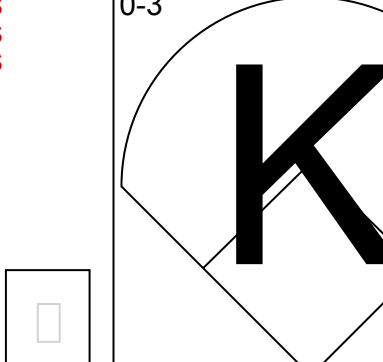
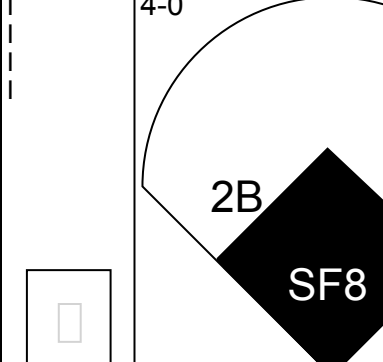
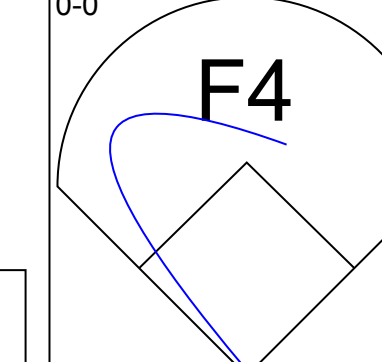
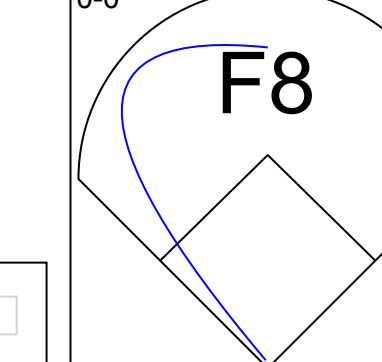
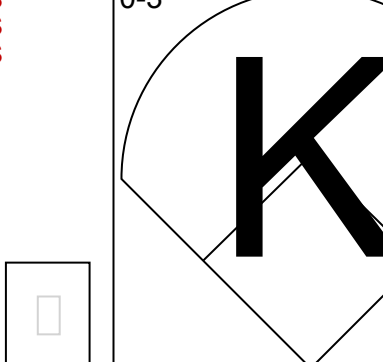
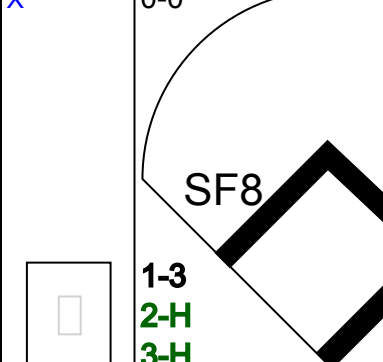
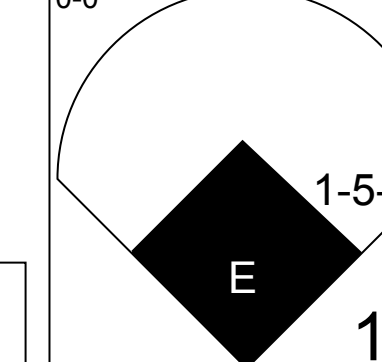
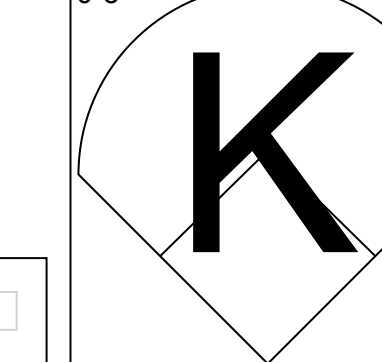
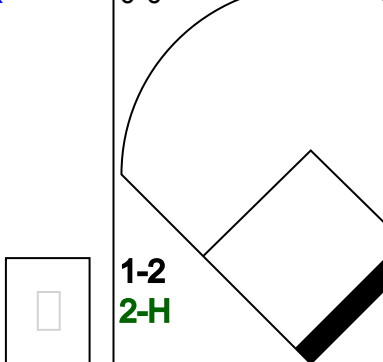
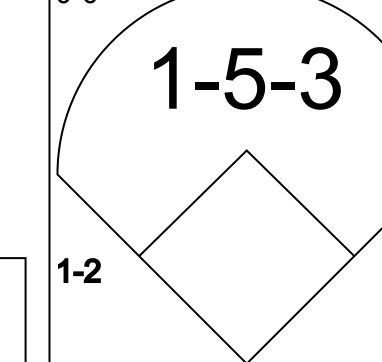
AB	31
R	5
H	7
RBI	5
BB	6
SO	2
LOB	15



Batter	1	2	3	4	5	6	7	8	9	AB	R	H	RBI	BB	SO	LOB	BOTTOM					
Jimmy Wynn, R OBP: 0.346, SLG: 0.431 (1, 9)	FC6-4		S		9-2				6-3	4	0	1	0	1	0	4	Cincinnati Reds @ Houston Astros Astrodome, Houston, TX Tue Jun 26 1973, 8:05 PM EDT Att: 26,064 - Unknown					
Roger Metzger, S OBP: 0.300, SLG: 0.353 (1, 6)	FC6-4		S						4-3	5	0	1	0	0	0	3						
Cesar Cedeno, R OBP: 0.370, SLG: 0.566 (1, 8)	G4-6-3		P4							4	0	2	0	1	0	3						
Bob Watson, R OBP: 0.422, SLG: 0.455 (8, 3)		1-3	K		1-3				5-3	4	0	0	0	1	1	4						
Lee May, R OBP: 0.299, SLG: 0.428 Tommie Agee, R OBP: 0.311, SLG: 0.400 (7, PR) (8, 7)										2	0	1	0	2	1	0						
Doug Rader, R OBP: 0.318, SLG: 0.386 (1, 5)										4	1	0	0	0	1	6						
Tommy Helms, R OBP: 0.328, SLG: 0.384 (1, 4)										3	0	2	1	1	0	0						
Skip Jutze, R OBP: 0.300, SLG: 0.288 (1, 2)										2	0	1	0	1	0	0						
Don Wilson, R OBP: 0.222, SLG: 0.257 Jim Ray, R OBP: 0.250, SLG: 0.250 Jimmy Stewart, S OBP: 0.359, SLG: 0.219 Jim York, R (9, 1)										1	0	0	0	0	0	2						
Inning Stats	R: 0 E: 0 K: 0 S: 2	H: 0 LOB: 0 BB: 1 P: 6	R: 1 E: 1 K: 1 S: 7	H: 1 LOB: 2 BB: 1 P: 11	R: 0 E: 0 K: 1 S: 7	H: 2 LOB: 3 BB: 1 P: 11	R: 0 E: 0 K: 0 S: 3	H: 1 LOB: 1 BB: 1 P: 7	R: 0 E: 0 K: 0 S: 4	H: 0 LOB: 2 BB: 2 P: 11	R: 0 E: 0 K: 0 S: 6	H: 2 LOB: 1 BB: 0 P: 6	R: 0 E: 0 K: 1 S: 5	H: 0 LOB: 0 BB: 0 P: 5	R: 0 E: 0 K: 1 S: 5	H: 0 LOB: 2 BB: 0 P: 5		R: 0 E: 0 K: 0 S: 4	H: 1 LOB: 2 BB: 1 P: 8	1B: 6 2B: 3 3B: 0 HR: 0	SF: 0 SAC: 2 DP: 2 HBP: 1	WP: 0 PB: 0 SB: 2 CS: 1
PITCHER	IP	WLS	BF	H	R	ER	SO	BB	IBB	HBP	BLK	WP	HR	S	P	ERA	WHIP					
Ross Grimsley, L ERA: 2.67 (1, 1)	5.0	W	25	5	1	0	2	4	2	0	0	0	0	23	47	0.00	1.800					
Clay Carroll, R ERA: 4.28 (6, 1)	4.0	S	16	3	0	0	2	1	0	1	0	0	0	18	23	0.00	1.000					



Batter	1	2	3	4	5	6	7	8	9	AB	R	H	RBI	BB	SO	LOB	TOP					
Pete Rose, S OBP: 0.364, SLG: 0.379 (1, 7)										4	1	3	0	0	1	0	Cincinnati Reds @ Houston Astros Astrodome, Houston, TX Wed Jun 27, 1973, 8:05 PM EDT Att: 22,683 - Dome					
Joe Morgan, L OBP: 0.407, SLG: 0.484 (1, 4)										3	0	1	0	1	0	1						
Dan Driessen, L OBP: 0.397, SLG: 0.403 (1, 5)										4	1	1	1	0	1	3						
Tony Perez, R OBP: 0.373, SLG: 0.488 (1, 3)										4	0	0	0	0	0	2						
Dave Concepcion, R OBP: 0.314, SLG: 0.429 (1, 6)										4	0	2	1	0	2	0						
Andy Kosco, R OBP: 0.300, SLG: 0.333 (1, 9)										4	0	1	0	0	0	1						
Bobby Tolan, L OBP: 0.234, SLG: 0.285 (1, 8)										3	0	0	0	0	0	1						
Bill Plummer, R OBP: 0.339, SLG: 0.231 (1, 2)										3	0	0	0	0	1	0						
Fred Norman, S OBP: 0.121, SLG: 0.094 (1, 1)										2	0	0	0	0	0	0						
Pedro Borbon, R OBP: 0.167, SLG: 0.167 (6, 1)										0	0	0	0	0	0	0						
Phil Gagliano, R OBP: 0.313, SLG: 0.195 (6, PH)										1	0	0	0	0	0	0						
Jim McGlothlin, R OBP: 0.167, SLG: 0.091 (8, 1)										0	0	0	0	0	0	0						
Inning Stats	R: 0 E: 0 K: 1 S: 5	H: 0 LOB: 0 BB: 0 P: 5	R: 0 E: 0 K: 1 S: 6	H: 1 LOB: 1 BB: 0 P: 6	R: 0 E: 0 K: 1 S: 7	H: 2 LOB: 2 BB: 0 P: 7	R: 0 E: 0 K: 0 S: 3	H: 1 LOB: 0 BB: 0 P: 3	R: 0 E: 0 K: 0 S: 3	H: 0 LOB: 0 BB: 0 P: 3	R: 2 E: 0 K: 0 S: 4	H: 3 LOB: 0 BB: 1 P: 8	R: 0 E: 0 K: 0 S: 3	H: 0 LOB: 0 BB: 0 P: 3	R: 0 E: 0 K: 1 S: 6	H: 1 LOB: 1 BB: 0 P: 6	R: 0 E: 0 K: 1 S: 5	H: 0 LOB: 0 BB: 0 P: 5	1B: 7 2B: 2 3B: 0 HR: 0	SF: 0 SAC: 0 DP: 2 HBP: 0	WP: 0 PB: 0 SB: 0 CS: 1	PA: 34
PITCHER Jerry Reuss, L ERA: 3.08 (1, 1)	IP: 9.0 WLS: W BF: 33 H: 8 R: 2 ER: 2 SO: 5 BB: 1 IBB: 0 HBP: 0 BLK: 0 WP: 0 HR: 0 S: 42 P: 46 ERA: 2.00 WHIP: 1.000															PITCHER IP: WLS: BF: H: R: ER: SO: BB: IBB: HBP: BLK: WP: HR: S: P: ERA: WHIP						

Batter	1	2	3	4	5	6	7	8	9	AB	R	H	RBI	BB	SO	LOB	BOTTOM					
Tommie Agee, R OBP: 0.306, SLG: 0.400 (1, 9)										5	1	1	1	0	1	3	Cincinnati Reds @ Houston Astros Astrodome, Houston, TX Wed Jun 27, 1973, 8:05 PM EDT Att: 22,683 - Dome					
Roger Metzger, S OBP: 0.301, SLG: 0.354 (1, 6)										5	1	2	1	0	2	0						
Cesar Cedeno, R OBP: 0.371, SLG: 0.561 (1, 8)										4	2	1	0	1	1	1						
Bob Watson, R OBP: 0.420, SLG: 0.453 (1, 7)										3	1	1	1	0	0	0						
Lee May, R OBP: 0.302, SLG: 0.426 (1, 3)										1	2	0	1	2	0	1						
Doug Rader, R OBP: 0.320, SLG: 0.389 (1, 5)										3	1	1	2	1	0	1						
Tommy Helms, R OBP: 0.326, SLG: 0.380 (1, 4)										3	1	0	0	1	1	3						
Skip Jutze, R OBP: 0.310, SLG: 0.312 (1, 2)										4	1	2	2	0	1	2						
Jerry Reuss, L OBP: 0.220, SLG: 0.213 (1, 1)										3	0	1	2	0	1	1						
Inning Stats	R: 0 E: 0 K: 1 S: 5	H: 0 LOB: 0 BB: 0 P: 5	R: 0 E: 0 K: 0 S: 4	H: 0 LOB: 1 BB: 0 P: 4	R: 0 E: 0 K: 1 S: 5	H: 0 LOB: 0 BB: 0 P: 5	R: 0 E: 0 K: 2 S: 7	H: 0 LOB: 0 BB: 0 P: 7	R: 1 E: 0 K: 3 S: 10	H: 1 LOB: 2 BB: 2 P: 18	R: 5 E: 1 K: 0 S: 6	H: 3 LOB: 1 BB: 3 P: 18	R: 2 E: 0 K: 0 S: 5	H: 2 LOB: 0 BB: 0 P: 5	R: 2 E: 1 K: 0 S: 6	H: 3 LOB: 1 BB: 0 P: 6	R: 2 E: 1 K: 0 S: 6	H: 3 LOB: 1 BB: 0 P: 6	1B: 6 2B: 3 3B: 0 HR: 0	SF: 3 SAC: 0 DP: 0 HBP: 0	WP: 1 PB: 0 SB: 0 CS: 0	PA: 39
PITCHER Fred Norman, L ERA: 3.54 (1, 1)	IP: 5.2 WLS: L BF: 27 H: 4 R: 6 ER: 6 SO: 7 BB: 3 IBB: 2 HBP: 0 BLK: 0 WP: 1 HR: 0 S: 36 P: 56 ERA: 9.53 WHIP: 1.235															PITCHER IP: WLS: BF: H: R: ER: SO: BB: IBB: HBP: BLK: WP: HR: S: P: ERA: WHIP						
Pedro Borbon, R ERA: 3.09 (6, 1)	1.1	6	2	2	2	0	0	0	0	0	0	6	6	13.50	1.500							
Jim McGlothlin, R ERA: 5.95 (8, 1)	1.0	6	3	2	1	0	0	0	0	0	0	6	6	9.00	3.000							

Batter	1	2	3	4	5	6	7	8	9	AB	R	H	RBI	BB	SO	LOB	TOP			
Gene Locklear, L OBP: 0.300, SLG: 0.242	F8		F8					4-3		4	0	1	0	0	0	0	San Diego Padres @ Cincinnati Reds Riverfront Stadium, Cincinnati, OH Fri Jun 29 1973, 7:05 PM EDT Att: 15,268 - Unknown			
Jerry Morales, R OBP: 0.324, SLG: 0.387	1-4-3 2B		K					5-3		4	0	1	0	0	1	1				
Dave Roberts, R OBP: 0.270, SLG: 0.345	1-4-3		FC6-4 1B					K		4	0	1	0	0	1	1				
Nate Colbert, R OBP: 0.322, SLG: 0.376									F7	3	0	1	0	0	1	2				
Ivan Murrell, R OBP: 0.196, SLG: 0.314	K		FC6-4							1	0	0	0	0	0	0				
Cito Gaston, R OBP: 0.333, SLG: 0.456										4	0	1	0	0	0	1				
Dwain Anderson, R OBP: 0.233, SLG: 0.132										4	0	0	0	0	2	1				
Rich Morales, R OBP: 0.267, SLG: 0.200										3	0	1	0	0	0	0				
Pat Corrales, R OBP: 0.333, SLG: 0.423										3	0	1	0	0	0	2				
Rich Troedson, L Leron Lee, L (7, PH) Mike Corkins, R OBP: 0.263, SLG: 0.529										2	0	0	0	0	1	2				
Inning Stats	R: 0 E: 0 K: 1 S: 6	H: 1 LOB: 1 BB: 0 P: 6	R: 0 E: 1 K: 0 S: 5	H: 2 LOB: 2 BB: 0 P: 5	R: 0 E: 0 K: 1 S: 6	H: 1 LOB: 0 BB: 0 P: 6	R: 0 E: 0 K: 1 S: 5	H: 0 LOB: 0 BB: 0 P: 5	R: 0 E: 0 K: 1 S: 6	H: 1 LOB: 1 BB: 0 P: 6	R: 0 E: 0 K: 1 S: 6	H: 1 LOB: 0 BB: 0 P: 6	R: 0 E: 0 K: 1 S: 5	H: 0 LOB: 0 BB: 0 P: 3	R: 0 E: 0 K: 0 S: 3	H: 0 LOB: 0 BB: 0 P: 3	1B: 6 2B: 1 3B: 0 HR: 0	SF: 0 SAC: 0 DP: 0 HBP: 0	WP: 0 PB: 0 SB: 1 CS: 1	PA: 33
PITCHER Jack Billingham, R ERA: 3.5	IP: 9.0 WLS: W BF: 33 H: 7 R: 0 ER: 0 SO: 6 BB: 0 IBB: 0 HBP: 0 BLK: 0 WP: 0 HR: 0 S: 45 P: 45 ERA: 0.00 WHIP: 0.778															PITCHER				

Batter	1	2	3	4	5	6	7	8	9	AB	R	H	RBI	BB	SO	LOB	BOTTOM			
Pete Rose, S OBP: 0.370, SLG: 0.395	F8									4	1	2	1	0	0	0	San Diego Padres @ Cincinnati Reds Riverfront Stadium, Cincinnati, OH Fri Jun 29 1973, 7:05 PM EDT Att: 15,268 - Unknown			
Joe Morgan, L OBP: 0.406, SLG: 0.482	4-3 1B		FC5-6 1B							3	1	1	0	0	1	1				
Dan Driessen, L OBP: 0.370, SLG: 0.365	4-3		1-3							3	1	0	0	1	0	2				
Johnny Bench, R OBP: 0.340, SLG: 0.447										4	1	2	3	0	0	0				
Tony Perez, R OBP: 0.370, SLG: 0.477										2	0	0	0	2	0	1				
Denis Menke, R OBP: 0.387, SLG: 0.252										0	0	0	0	0	0	0				
Dave Concepcion, R OBP: 0.313, SLG: 0.425										4	0	2	0	0	0	1				
Bobby Tolan, L OBP: 0.232, SLG: 0.282										4	0	0	0	0	1	5				
Andy Kosco, R OBP: 0.308, SLG: 0.273										1	0	0	0	1	0	2				
Larry Stahl, L OBP: 0.400, SLG: 0.385										2	0	0	0	0	1	0				
Cesar Geronimo, L OBP: 0.216, SLG: 0.232										0	0	0	0	0	0	0				
Jack Billingham, R OBP: 0.044, SLG: 0.023										3	0	0	0	0	1	3				
Inning Stats	R: 0 E: 0 K: 0 S: 3	H: 1 LOB: 1 BB: 0 P: 3	R: 0 E: 0 K: 0 S: 5	H: 2 LOB: 2 BB: 0 P: 5	R: 0 E: 0 K: 1 S: 4	H: 1 LOB: 1 BB: 0 P: 4	R: 0 E: 0 K: 1 S: 6	H: 1 LOB: 3 BB: 2 P: 14	R: 0 E: 0 K: 1 S: 5	H: 0 LOB: 0 BB: 1 P: 9	R: 4 E: 0 K: 0 S: 5	H: 2 LOB: 0 BB: 1 P: 10	R: 0 E: 0 K: 1 S: 5	H: 0 LOB: 0 BB: 0 P: 5	R: 0 E: 0 K: 1 S: 5	H: 0 LOB: 0 BB: 0 P: 5	1B: 5 2B: 0 3B: 0 HR: 2	SF: 0 SAC: 0 DP: 0 HBP: 1	WP: 0 PB: 0 SB: 1 CS: 0	PA: 35
PITCHER Rich Troedson, L ERA: 3.6 Mike Corkins, R ERA: 5.11	IP: 6.0 WLS: L BF: 10 H: 2 R: 4 ER: 1 SO: 1 BB: 1 IBB: 0 HBP: 1 BLK: 0 WP: 0 HR: 1 S: 28 P: 40 ERA: 4.50 WHIP: 1.500															PITCHER				

Batter	1	2	3	4	5	6	7	8	9	AB	R	H	RBI	BB	SO	LOB	TOP			
Davey Lopes, R OBP: 0.391, SLG: 0.392 (1, 4)										4	1	1	1	0	0	0	Los Angeles Dodgers @ Cincinnati Reds Riverfront Stadium, Cincinnati, OH Sun Jul 01 1973, 3:33 AM EDT Unknown livebaseballscorecards.com			
Bill Buckner, L OBP: 0.294, SLG: 0.331 (1, 3)										4	0	0	0	0	0	0				
Willie Davis, L OBP: 0.339, SLG: 0.483 (1, 8)										4	2	4	0	0	0	0				
Ron Cey, R OBP: 0.416, SLG: 0.482 (1, 5)										3	0	2	2	1	0	1				
Manny Mota, R OBP: 0.400, SLG: 0.394 Tom Paciorek, R OBP: 0.269, SLG: 0.311 (1, 7) (9, 7)										4	0	1	0	0	0	2				
Bill Russell, R OBP: 0.326, SLG: 0.375 (1, 6)										4	0	1	0	0	0	0				
Willie Crawford, L OBP: 0.409, SLG: 0.438 (1, 9)										2	0	0	0	1	2	1				
Steve Yeager, R OBP: 0.329, SLG: 0.319 (1, 2)										3	0	0	0	0	0	2				
Don Sutton, R OBP: 0.157, SLG: 0.087 (1, 1)										3	0	0	0	0	1	1				
Inning Stats	R: 1 E: 0 K: 0 S: 5	H: 3 LOB: 2 BB: 0 P: 5	R: 0 E: 0 K: 2 S: 8	H: 1 LOB: 1 BB: 0 P: 8	R: 1 E: 0 K: 1 S: 4	H: 2 LOB: 0 BB: 0 P: 4	R: 0 E: 0 K: 1 S: 5	H: 0 LOB: 0 BB: 0 P: 5	R: 0 E: 0 K: 0 S: 3	H: 1 LOB: 1 BB: 1 P: 7	R: 0 E: 0 K: 0 S: 2	H: 0 LOB: 0 BB: 1 P: 6	R: 0 E: 0 K: 0 S: 3	H: 0 LOB: 0 BB: 0 P: 3	R: 1 E: 0 K: 0 S: 4	H: 2 LOB: 0 BB: 0 P: 4		1B: 5 2B: 4 3B: 0 HR: 1	SF: 0 SAC: 0 DP: 3 HBP: 0	WP: 0 PB: 0 SB: 0 CS: 0
PITCHER Fred Norman, L ERA: 3.5 (1, 1)	IP: 9.0 WLS: W BF: 33 H: 9 R: 3 ER: 3 SO: 3 BB: 2 IBB: 0 HBP: 0 BLK: 0 WP: 0 HR: 1 S: 37 P: 45 ERA: 3.00 WHIP: 1.222															PITCHER IP: WLS: BF: H: R: ER: SO: BB: IBB: HBP: BLK: WP: HR: S: P: ERA: WHIP				

Batter	1	2	3	4	5	6	7	8	9	AB	R	H	RBI	BB	SO	LOB	BOTTOM					
Pete Rose, S OBP: 0.376, SLG: 0.399 (1, 7)										4	0	3	0	0	1	0	Los Angeles Dodgers @ Cincinnati Reds Riverfront Stadium, Cincinnati, OH Sun Jul 01 1973, 3:33 AM EDT Unknown livebaseballscorecards.com					
Joe Morgan, L OBP: 0.406, SLG: 0.489 (1, 4)										3	0	0	0	1	0	2						
Dan Driessen, L OBP: 0.372, SLG: 0.367 (1, 5)										4	1	1	0	0	1	2						
Tony Perez, R OBP: 0.376, SLG: 0.494 (1, 3)										4	1	2	0	0	1	3						
Bobby Tolan, L OBP: 0.234, SLG: 0.290 (1, 8)										4	0	0	0	0	0	3						
Larry Stahl, L OBP: 0.373, SLG: 0.356 (1, 9)										4	0	1	1	0	1	2						
Dave Concepcion, R OBP: 0.307, SLG: 0.414 Johnny Bench, R OBP: 0.342, SLG: 0.443 Darrel Chaney, S OBP: 0.284, SLG: 0.193 (1, 6) (9, PH) (9, PR)										3	0	0	0	0	0	1						
Bill Plummer, R OBP: 0.323, SLG: 0.218 Hal King, L OBP: 0.308, SLG: 0.727 (1, 2) (9, PH)										3	0	0	0	0	2	0						
Fred Norman, S OBP: 0.111, SLG: 0.086 (1, 1)										3	0	0	0	0	1	0						
Inning Stats	R: 0 E: 0 K: 1 S: 5	H: 1 LOB: 1 BB: 1 P: 9	R: 0 E: 0 K: 0 S: 3	H: 0 LOB: 0 BB: 0 P: 3	R: 0 E: 0 K: 1 S: 6	H: 1 LOB: 1 BB: 0 P: 6	R: 1 E: 0 K: 1 S: 7	H: 2 LOB: 1 BB: 0 P: 7	R: 0 E: 0 K: 1 S: 6	H: 1 LOB: 1 BB: 0 P: 6	R: 0 E: 0 K: 0 S: 4	H: 1 LOB: 1 BB: 0 P: 4	R: 0 E: 0 K: 1 S: 5	H: 0 LOB: 0 BB: 0 P: 5	R: 0 E: 0 K: 1 S: 5	H: 0 LOB: 0 BB: 0 P: 5		R: 3 E: 0 K: 1 S: 6	H: 2 LOB: 1 BB: 1 P: 10	1B: 5 2B: 2 3B: 0 HR: 1	SF: 0 SAC: 0 DP: 1 HBP: 0	WP: 0 PB: 0 SB: 2 CS: 0
PITCHER Don Sutton, R ERA: 2.37 (1, 1)	IP: 8.2 WLS: L BF: 35 H: 8 R: 4 ER: 4 SO: 7 BB: 1 IBB: 1 HBP: 0 BLK: 0 WP: 0 HR: 1 S: 47 P: 55 ERA: 4.15 WHIP: 1.038															PITCHER IP: WLS: BF: H: R: ER: SO: BB: IBB: HBP: BLK: WP: HR: S: P: ERA: WHIP						


Batter	1	2	3	4	5	6	7	8	9	AB	R	H	RBI	BB	SO	LOB	TOP		
Davey Lopes, R OBP: 0.379, SLG: 0.378 (1, 4)										4	0	0	0	0	0	0	Los Angeles Dodgers @ Cincinnati Reds Riverfront Stadium, Cincinnati, OH Mon Jul 02 1973, 7:05 PM EDT Att: 16,516 - Unknown		
Bill Buckner, L OBP: 0.301, SLG: 0.344 (1, 3)										4	1	3	1	0	0				
Willie Davis, L OBP: 0.341, SLG: 0.485 (1, 8)										4	0	1	0	0	0	1			
Ron Cey, R OBP: 0.418, SLG: 0.481 (1, 5)										3	1	0	0	1	0	2			
Willie Crawford, L OBP: 0.410, SLG: 0.436 Manny Mota, R OBP: 0.393, SLG: 0.387 (8, PH) (8, 7)										2	0	1	0	1	0	1			
Bill Russell, R OBP: 0.327, SLG: 0.378 (1, 6)										4	0	2	1	0	1	1			
Von Joshua, L OBP: 0.310, SLG: 0.300 (8, 9)										3	0	1	0	0	1	4			
Tom Paciorek, R OBP: 0.268, SLG: 0.308 (9, PH) (9, 9)										1	0	0	0	0	1	0			
Steve Yeager, R OBP: 0.322, SLG: 0.301 (1, 2)										3	0	0	0	1	1	3			
Andy Messersmith, R OBP: 0.208, SLG: 0.226 Charlie Hough, R OBP: 0.222, SLG: 0.222 Pete Richert, L OBP: 0.250, SLG: 0.250 Steve Garvey, R OBP: 0.326, SLG: 0.456 Jim Brewer, L OBP: 0.500, SLG: 0.500 (1, 1) (6, 1) (7, 1) (9, PH) (9, 1)										2	0	0	0	0	0	0			
Inning Stats	R: 0 E: 0 K: 0 S: 3	H: 1 LOB: 0 BB: 0 P: 3	R: 0 E: 1 K: 2 S: 8	H: 0 LOB: 2 BB: 1 P: 12	R: 1 E: 0 K: 0 S: 4	H: 1 LOB: 0 BB: 0 P: 4	R: 1 E: 0 K: 0 S: 4	H: 2 LOB: 1 BB: 0 P: 8	R: 0 E: 0 K: 0 S: 5	H: 0 LOB: 0 BB: 0 P: 3	R: 0 E: 0 K: 1 S: 5	H: 0 LOB: 0 BB: 0 P: 5	R: 0 E: 0 K: 0 S: 4	H: 2 LOB: 1 BB: 0 P: 4	R: 0 E: 0 K: 2 S: 7	H: 0 LOB: 1 BB: 1 P: 11	1B: 6 2B: 1 3B: 0 HR: 1	SF: 0 SAC: 0 DP: 2 HBP: 0	WP: 0 PA: 36 PB: 0 CS: 1
PITCHER	IP WLS BF H R ER SO BB IBB HBP BLK WP HR S P ERA WHIP																		
Jim McGlothlin, R ERA: 5.61 Don Gullett, L ERA: 4.09 (1, 1) (7, 1)	6.0 W 25 6 2 2 2 2 0 0 0 0 1 27 35 3.00 1.333																		


AB	33
R	2
H	8
RBI	2
BB	3
SO	5
LOB	15



Batter	1	2	3	4	5	6	7	8	9	AB	R	H	RBI	BB	SO	LOB	BOTTOM				
Pete Rose, S OBP: 0.372, SLG: 0.394 (1, 7)										4	1	1	0	0	0	0	Los Angeles Dodgers @ Cincinnati Reds Riverfront Stadium, Cincinnati, OH Mon Jul 02 1973, 7:05 PM EDT Att: 16,516 - Unknown				
Joe Morgan, L OBP: 0.400, SLG: 0.483 (1, 4)										4	0	1	1	0	0	0					
Dan Driessen, L OBP: 0.367, SLG: 0.366 Denis Menke, R OBP: 0.387, SLG: 0.248 (1, 5) (9, 5)										3	0	1	1	0	0	0					
Johnny Bench, R OBP: 0.342, SLG: 0.437 Tom Hall, L OBP: 0.100, SLG: 0.100 (1, 2) (9, PR)										4	0	1	0	0	1	2					
Tony Perez, R OBP: 0.381, SLG: 0.511 (1, 3)										4	1	2	2	0	0	0					
Bobby Tolan, L OBP: 0.235, SLG: 0.287 (1, 9) (8, 8)										3	0	0	0	0	0	1					
Dave Concepcion, R OBP: 0.305, SLG: 0.411 (1, 6)										2	0	0	0	1	0	0					
Cesar Geronimo, L OBP: 0.214, SLG: 0.224 Andy Kosco, R OBP: 0.200, SLG: 0.167 (1, 8) (7, PH) (8, 9)										2	0	0	0	0	1	0					
Jim McGlothlin, R OBP: 0.154, SLG: 0.083 Phil Gagliano, R OBP: 0.327, SLG: 0.205 Don Gullett, R OBP: 0.306, SLG: 0.172 (1, 1) (6, PH) (7, 1)										1	0	0	0	0	1	0					
Inning Stats	R: 0 E: 0 K: 0 S: 4	H: 1 LOB: 0 BB: 0 P: 4	R: 0 E: 0 K: 0 S: 3	H: 0 LOB: 0 BB: 0 P: 3	R: 0 E: 0 K: 2 S: 7	H: 0 LOB: 0 BB: 0 P: 7	R: 0 E: 0 K: 1 S: 5	H: 0 LOB: 0 BB: 0 P: 5	R: 0 E: 0 K: 0 S: 3	H: 0 LOB: 0 BB: 0 P: 3	R: 2 E: 0 K: 0 S: 5	H: 2 LOB: 1 BB: 1 P: 9	R: 0 E: 0 K: 1 S: 6	H: 1 LOB: 2 BB: 1 P: 10	R: 0 E: 0 K: 0 S: 3	H: 0 LOB: 0 BB: 0 P: 3		R: 2 E: 0 K: 0 S: 2	H: 2 LOB: 1 BB: 0 P: 2	1B: 4 2B: 1 3B: 0 HR: 1	SF: 1 SAC: 0 DP: 0 HBP: 0
PITCHER	IP WLS BF H R ER SO BB IBB HBP BLK WP HR S P ERA WHIP																				
Andy Messersmith, R ERA: 3.25 Charlie Hough, R ERA: 3.18 Pete Richert, L ERA: 2.22 Jim Brewer, L ERA: 1.73 (1, 1) (6, 1) (7, 1) (9, 1)	5.1 20 3 2 2 3 1 0 0 0 0 0 0 3 3 0.00 1.500																				
	0.2 3 1 0 0 0 0 0 0 0 0 0 0 3 3 0.00 1.500																				
	2.0 7 0 0 0 1 0 1 0 0 0 0 0 8 12 0.00 0.000																				
	0.0 L 2 2 2 2 0 0 0 0 0 0 1 2 2 * *																				



Batter	1	2	3	4	5	6	7	8	9	AB	R	H	RBI	BB	SO	LOB	TOP										
Bobby Bonds, R OBP: 0.406, SLG: 0.596 (1, 9)	0-0 HR		4-0 FC5 HBP BB	0-0 P4		0-3 K		0-3 K		4	1	1	1	1	2	4	San Francisco Giants @ Cincinnati Reds Riverfront Stadium, Cincinnati, OH Tue Jul 03 1973, 7:05 PM EDT Att: 26,269 - Unknown AB 35 R 3 H 9 RBI 3 BB 5 SO 5 LOB 26 										
Tito Fuentes, S OBP: 0.332, SLG: 0.385 (1, 4)	4-0		1-0	0-0 E5		0-0 F7		0-0 5-3	2	0	0	0	1	0	3	2 0 0 0 1 0 3 1 0 0 0 0 0 0											
Dave Kingman, R OBP: 0.248, SLG: 0.429 (9, PH)	G4-6-3 BB		1-2 FC5 HBP	1-2 FC6-4					1	0	0	0	0	0	0												
Garry Maddox, R OBP: 0.361, SLG: 0.469 (1, 8)	0-0 F8		0-0 FC5	0-0 FC6-4			0-0 5-3 2B	0-3 K	5	0	1	0	0	1	6	5 0 1 0 0 1 6 4 0 0 0 1 0 4 0 0 0 0 0 0 0											
Willie McCovey, L OBP: 0.413, SLG: 0.478 (1, 3)	G4-6-3		0-0 F7		0-0 6-3		0-0 P4	4-0 1B BB	5	1	2	0	0	0	1												
Damaso Blanco, R OBP: 0.248, SLG: 0.429 (9, PR)	1-2		0-0 F7		0-0 6-3		0-0 P4	0-0 BB	5	1	2	0	0	0	1	5 1 2 0 0 0 1 5 1 2 0 0 1 3											
Ed Goodson, L OBP: 0.369, SLG: 0.471 (1, 5)		0-0 L9		0-0 2B 1B	0-0 6-3		0-0 5-3	0-0 FC6-4 1B	5	1	2	0	0	1													
Gary Matthews, R OBP: 0.402, SLG: 0.488 (1, 7)	0-3 K		0-0 1B 2B	0-0 1B 2B	0-0 2B		0-0 L3	0-0 FC6-4	5	1	2	0	0	1	3	5 1 2 0 0 1 3 1 0 0 0 1 0 2 2 0 0 0 0 1 1											
Chris Speier, R OBP: 0.359, SLG: 0.409 (1, 6)	4-0 BB		0-0 P1	0-0 3-1			0-3 K		3	0	2	1	1	0	1												
Mike Phillips, L OBP: 0.250, SLG: 0.296 (4, 6)			0-0 BB						3	0	2	1	1	0	1	3 0 2 1 1 0 1 2 0 1 1 0 0 0 0 0 0 0 0 0 0 0 0 0 0 0 0 0 1 0 0 0 0 0 1 0 0 0 0 0 0 0											
Dave Rader, L OBP: 0.331, SLG: 0.356 (1, 2)	0-0 F9		0-0 E 1B	0-0 2-3 3-H 1B	0-0 SH2-4 1B		4-0 BB		2	0	1	1	0	0	0												
Juan Marichal, R OBP: 0.300, SLG: 0.265 (1, 1)			0-0 L4	0-0 E 1B	0-0 SH2-4		0-0 F2		2	0	1	1	0	0	0	2 0 1 1 0 0 0 0 0 0 0 0 0 0 0 0 0 0 0 0 0 1 0 0 0 0 0 1 0 0 0 0 0 0 0											
Don Carrithers, R OBP: 0.444, SLG: 0.444 (4, PR)									0	0	0	0	0	0	0												
Jim Willoughby, R OBP: 0.298, SLG: 0.348 (4, 1)									0	0	0	0	0	0	0	1 0 0 0 0 0 1 0 0 0 0 0 0 0											
Chris Arnold, R OBP: 0.375, SLG: 0.429 (8, PH)									0	0	0	0	0	0	0												
Charlie Williams, R OBP: 0.333, SLG: 0.333 (8, 1)									0	0	0	0	0	0	0	0 0 0 0 0 0 0											
Inning Stats	R: 1 E: 0 K: 0 S: 3	H: 1 LOB: 0 BB: 1 P: 7	R: 0 E: 0 K: 1 S: 5	H: 0 LOB: 1 BB: 1 P: 9	R: 0 E: 0 K: 0 S: 3	H: 0 LOB: 2 BB: 1 P: 8	R: 2 E: 1 K: 0 S: 8	H: 4 LOB: 3 BB: 0 P: 8	R: 0 E: 0 K: 1 S: 4	H: 1 LOB: 1 BB: 0 P: 4	R: 0 E: 0 K: 0 S: 4	H: 1 LOB: 1 BB: 0 P: 4	R: 0 E: 0 K: 2 S: 7	H: 0 LOB: 1 BB: 1 P: 11	R: 0 E: 0 K: 1 S: 6		H: 1 LOB: 2 BB: 1 P: 10	1B: 5 2B: 3 3B: 0 HR: 1	SF: 0 SAC: 1 DP: 1 HBP: 1	WP: 1 PB: 0 SB: 0 CS: 0	PA: 42						
PITCHER	IP	WLS	BF	H	R	ER	SO	BB	IBB	HBP	BLK	WP	HR	S	P	ERA	WHIP										
Jack Billingham, R ERA: 3.54 (1, 1)	6.0	W	30	8	3	3	2	3	0	1	0	1	1	30	43	4.50	1.833										
Dave Tomlin, L ERA: 3.0 (7, 1)	2.2		11	1	0	0	3	2	0	0	0	0	0	15	23	0.00	1.125										
Clay Carroll, R ERA: 4.35 (9, 1)	0.1	S	1	0	0	0	0	0	0	0	0	0	0	1	1	0.00	0.000										

Batter	1	2	3	4	5	6	7	8	9	AB	R	H	RBI	BB	SO	LOB	BOTTOM										
Pete Rose, S OBP: 0.376, SLG: 0.396 (1, 7)	0-0 1B 2B 1B		4-0 2B BB	0-0 S 1B			0-0 F7			3	2	2	1	1	0	0	San Francisco Giants @ Cincinnati Reds Riverfront Stadium, Cincinnati, OH Tue Jul 03 1973, 7:05 PM EDT Att: 26,269 - Unknown AB 33 R 6 H 11 RBI 6 BB 2 SO 4 LOB 15 										
Joe Morgan, L OBP: 0.499, SLG: 0.491 (1, 4)	0-0 2B 1B		0-0 BB	0-0 P4			0-0 CS 1B			4	1	3	1	0	0	1		4 1 3 1 0 0 1 3 0 0 0 1 1 3 0 0 0 0 0 0 0									
Dan Driessen, L OBP: 0.362, SLG: 0.353 (1, 5)			0-3 K		0-0 1-3		4-0 1B		3	0	0	0	1	1	3												
Denis Menke, R OBP: 0.387, SLG: 0.248 (8, 5)	0-0 P4		0-0 2B	1-2 P4			0-0 BB		0	0	0	0	0	0	0	4 0 1 2 0 0 2 4 1 1 1 0 2 2											
Johnny Bench, R OBP: 0.341, SLG: 0.438 (1, 2)	0-0 1B 2B		0-0 L7	0-0 F8			0-0 5-3		4	0	1	2	0	0	2												
Tony Perez, R OBP: 0.380, SLG: 0.518 (1, 3)	0-0 F8		0-3 K	0-3 K			0-0 HR		4	1	1	1	0	2	2	4 1 1 1 0 2 2 4 1 2 1 0 0 1											
Bobby Tolan, L OBP: 0.238, SLG: 0.300 (1, 9)	0-0 F9			0-0 HR		0-0 L3	0-0 FC6-4 1B		4	1	2	1	0	0	1												
Dave Concepcion, R OBP: 0.308, SLG: 0.416 (1, 6)		0-0 F7 2B		0-0 HR		0-0 6-3	0-0 FC6-4 1B		4	1	2	0	0	0	1	4 1 2 0 0 0 1 4 0 0 0 0 0 3											
Cesar Geronimo, L OBP: 0.209, SLG: 0.219 (1, 8)		0-0 F7		4-3 S 1B	0-0 4-3		0-0 E3	0-0 F7	4	0	0	0	0	0	3												
Jack Billingham, R OBP: 0.042, SLG: 0.021 (1, 1)		0-0 1-3		0-0 1-3			0-3 K		3	0	0	0	0	1	2	3 0 0 0 0 1 2 0 0 0 0 0 0 0 0 0 0 0 0 0 0											
Dave Tomlin, L ERA: 4.0 (7, 1)									0	0	0	0	0	0	0												
Clay Carroll, R OBP: 0.200, SLG: 0.200 (9, 1)									0	0	0	0	0	0	0	0 0 0 0 0 0 0											
Inning Stats	R: 2 E: 0 K: 0 S: 6	H: 3 LOB: 1 BB: 0 P: 6	R: 0 E: 0 K: 0 S: 3	H: 1 LOB: 0 BB: 0 P: 3	R: 1 E: 0 K: 2 S: 8	H: 1 LOB: 1 BB: 1 P: 12	R: 2 E: 0 K: 0 S: 6	H: 3 LOB: 1 BB: 0 P: 6	R: 0 E: 0 K: 1 S: 5	H: 0 LOB: 0 BB: 0 P: 5	R: 0 E: 0 K: 1 S: 6	H: 0 LOB: 1 BB: 0 P: 6	R: 0 E: 0 K: 0 S: 3	H: 1 LOB: 1 BB: 1 P: 7	R: 1 E: 0 K: 0 S: 4		H: 2 LOB: 0 BB: 0 P: 4	1B: 6 2B: 3 3B: 0 HR: 2	SF: 0 SAC: 0 DP: 0 HBP: 0	WP: 0 PB: 0 SB: 2 CS: 2	PA: 35						
PITCHER	IP	WLS	BF	H	R	ER	SO	BB	IBB	HBP	BLK	WP	HR	S	P	ERA	WHIP										
Juan Marichal, R ERA: 4.0 (1, 1)	3.0		14	4	3	3	2	1	0	0	0	0	1	20	24	4.50	1.250										
Jim Willoughby, R ERA: 4.8 (4, 1)	4.0	L	17	4	2	2	2	1	0	0	0	0	1	4	4	9.00	2.000										
Charlie Williams, R ERA: 6.86 (8, 1)	1.0		4	2	1	1	0	0	0	0	0	0	1	4	4	9.00	2.000										

Batter	1	2	3	4	5	6	7	8	9	AB	R	H	RBI	BB	SO	LOB	TOP								
Gary Matthews, R (1, 7) OBP: 0.399, SLG: 0.480	0-3 K		0-0 F7		0-3 K		4-0 E 1B IBB	0-0 P4		4	1	0	0	1	2	3									
Mike Phillips, L (1, 4) OBP: 0.226, SLG: 0.267 Chris Arnold, R (7, PH) OBP: 0.400, SLG: 0.455 Tito Fuentes, S (7, 4) OBP: 0.332, SLG: 0.384	0-3 K			0-3 K		0-0 P5	0-0 E8 1B WP 1B 1-H 2-H		0-0 P5	3	0	0	0	0	2	0									
Garry Maddox, R (1, 8) OBP: 0.361, SLG: 0.468	0-0 F7				0-0 1B	0-0 F7	0-0 WP 1B		0-3 K	5	0	2	0	0	1	0									
Bobby Bonds, R (1, 9) OBP: 0.404, SLG: 0.593		0-0 3-1 K2-5-2 2B		0-3 K		0-0 L5	0-0 P3		0-0 F7	5	0	1	0	0	1	3									
Ed Goodson, L (1, 5) OBP: 0.371, SLG: 0.476		0-0 3-1 2-3		0-0 G3			0-0 4-3 3B	0-0 SH3-4 1B		4	2	2	0	0	0	2									
Chris Speier, R (1, 6) OBP: 0.362, SLG: 0.408		4-0 IBB			4-0 E BB		0-0 4-3	0-0 SH3-4		1	1	0	0	2	0	1									
Gary Thomasson, L (1, 3) OBP: 0.344, SLG: 0.384		0-3 K2-5-2 3-3			0-0 F4		0-0 1B 3B	4-0 1B IBB		3	1	1	1	1	1	3									
Dave Rader, L (1, 2) OBP: 0.333, SLG: 0.359			0-0 L4		0-0 F8		0-0 SH1-4 1B	0-0 1-3 2-H 1B		4	1	2	2	0	0	1									
Tom Bradley, R (1, 1) OBP: 0.200, SLG: 0.212 Elias Sosa, R (9, 1) OBP: 0.400, SLG: 0.250			0-0 P3		0-0 E6 1-H 2B		0-0 SH1-4 1-2	0-3 K		3	0	1	1	0	1	2									
Inning Stats	R: 0 E: 0 K: 2 S: 7	H: 0 LOB: 0 BB: 0 P: 7	R: 0 E: 0 K: 1 S: 5	H: 1 LOB: 2 BB: 1 P: 9	R: 0 E: 0 K: 0 S: 3	H: 0 LOB: 0 BB: 0 P: 3	R: 0 E: 0 K: 2 S: 8	H: 1 LOB: 1 BB: 0 P: 8	R: 1 E: 1 K: 1 S: 6	H: 1 LOB: 1 BB: 1 P: 10	R: 0 E: 0 K: 0 S: 3	H: 0 LOB: 0 BB: 0 P: 3	R: 4 E: 1 K: 0 S: 8	H: 5 LOB: 2 BB: 1 P: 12	R: 1 E: 0 K: 1 S: 7	H: 2 LOB: 2 BB: 1 P: 11	R: 0 E: 0 K: 1 S: 5	H: 0 LOB: 0 BB: 0 P: 5	1B: 6 2B: 4 3B: 1 HR: 0	SF: 0 SAC: 2 DP: 1 HBP: 0	WP: 1 PB: 0 SB: 0 CS: 0	PA: 40			
PITCHER	IP	WLS	BF	H	R	ER	SO	BB	IBB	HBP	BLK	WP	HR	S	P	ERA	WHIP								
Tom Hall, L (1, 1) ERA: 3.75	6.0		23	4	2	2	6	1	1	0	0	0	0	33	41	3.00	0.833								
Pedro Borbon, R (7, 1) ERA: 3.14	0.1	L	2	1	0	0	0	0	0	0	0	0	0	2	2	0.00	3.000								
Dave Tomlin, L (7, 1) ERA: 4.38	0.1		3	1	1	1	0	0	1	0	0	0	0	2	6	27.00	3.000								
Clay Carroll, R (7, 1) ERA: 4.42	1.1		9	4	3	3	1	0	1	0	0	1	0	10	14	20.25	3.000								
Ed Sprague, R (9, 1) ERA: 5.89	1.0		3	0	0	0	1	0	0	0	0	0	0	5	5	0.00	0.000								

San Francisco Giants @ Cincinnati Reds
Riverfront Stadium, Cincinnati, OH
Wed Jul 04 1973, 3:33 AM EDT
Att: 21,249 - Unknown

AB	34
R	6
H	10
RBI	5
BB	4
SO	8
LOB	15



Batter	1	2	3	4	5	6	7	8	9	AB	R	H	RBI	BB	SO	LOB	BOTTOM								
Pete Rose, S (1, 7) OBP: 0.380, SLG: 0.396	0-0 4-3		4-0 FC4-6 BB		0-0 2B 1B		0-0 6-3		4-0 1-2 BB	3	1	1	0	2	0	0									
Joe Morgan, L (1, 4) OBP: 0.405, SLG: 0.484	0-3 K		4-0 FC4-6 BB		0-0 P6		0-0 4-3		0-0 G3	4	0	0	0	1	1	3									
Dan Driessen, L (1, 5) OBP: 0.347, SLG: 0.337	0-0 6-3		0-0 FC4-6 1-2 2-3		0-3 K		0-0 4-3			4	0	0	0	0	1	3									
Johnny Bench, R (1, 2) OBP: 0.339, SLG: 0.439		0-3 K	0-0 2-3		0-0 1-H 2B		0-0 6-3			4	0	1	1	0	1	2									
Tony Perez, R (1, 3) OBP: 0.381, SLG: 0.516		0-0 1B 6-3 1B		0-0 5-3	4-0 FC6 BB		0-3 K			3	1	1	0	1	1	0									
Bobby Tolan, L (1, 9) OBP: 0.241, SLG: 0.303		0-0 6-3 1B		0-0 S 1B	0-0 FC6 1-2		0-0 F8			4	0	2	0	0	0	2									
Dave Concepcion, R (1, 6) OBP: 0.303, SLG: 0.410		0-0 6-3 1-2 3-H		0-3 K		0-0 P4			0-3 K	4	0	0	1	0	2	2									
Cesar Geronimo, L (1, 8) OBP: 0.212, SLG: 0.217 Larry Stahl, L (5, 9) OBP: 0.357, SLG: 0.339		0-0 F7		0-0 IBB		0-0 K			0-0 5-3	1	0	0	0	1	0	1									
Tom Hall, L (1, 1) OBP: 0.277, SLG: 0.277 Pedro Borbon, R (7, 1) OBP: 0.167, SLG: 0.167 Dave Tomlin, L (7, 1) OBP: 0.200, SLG: 0.200 Clay Carroll, R (7, 1) OBP: 0.333, SLG: 0.333 Ed Sprague, R (9, 1) OBP: 0.333, SLG: 0.333 Hal King, L (9, PH) OBP: 0.333, SLG: 0.333			0-0 G3		0-0 F7		0-0 4-3		4-0 BB BB	3	0	0	0	0	0	2									
Inning Stats	R: 0 E: 0 K: 1 S: 5	H: 0 LOB: 0 BB: 0 P: 5	R: 1 E: 0 K: 1 S: 7	H: 2 LOB: 1 BB: 0 P: 7	R: 0 E: 0 K: 0 S: 3	H: 0 LOB: 2 BB: 2 P: 11	R: 0 E: 0 K: 1 S: 6	H: 1 LOB: 1 BB: 1 P: 10	R: 1 E: 0 K: 1 S: 7	H: 2 LOB: 2 BB: 1 P: 11	R: 0 E: 0 K: 1 S: 5	H: 0 LOB: 0 BB: 0 P: 5	R: 0 E: 0 K: 1 S: 5	H: 0 LOB: 0 BB: 0 P: 5	R: 0 E: 0 K: 1 S: 5	H: 0 LOB: 2 BB: 2 P: 13	R: 0 E: 0 K: 1 S: 5	H: 0 LOB: 2 BB: 2 P: 13	1B: 4 2B: 1 3B: 0 HR: 0	SF: 0 SAC: 0 DP: 0 HBP: 0	WP: 0 PB: 0 SB: 1 CS: 0	PA: 38			
PITCHER	IP	WLS	BF	H	R	ER	SO	BB	IBB	HBP	BLK	WP	HR	S	P	ERA	WHIP								
Tom Bradley, R (1, 1) ERA: 4.09	8.2	W	37	5	2	2	7	5	1	0	0	0	0	45	69	2.08	1.154								
Elias Sosa, R (9, 1) ERA: 4.29	0.1	S	1	0	0	0	0	0	0	0	0	0	0	1	1	0.00	0.000								

San Francisco Giants @ Cincinnati Reds
Riverfront Stadium, Cincinnati, OH
Wed Jul 04 1973, 3:33 AM EDT
Att: 21,249 - Unknown

AB	32
R	2
H	5
RBI	2
BB	6
SO	7
LOB	15



Batter	1	2	3	4	5	6	7	8	9	AB	R	H	RBI	BB	SO	LOB	TOP								
Bobby Bonds, R OBP: 0.401, SLG: 0.596 (1, 9)	0-3 K		0-0 6-3		0-0 HR	0-0 L7		0-3 K	5	1	2	0	2	0	3										
Tito Fuentes, S OBP: 0.330, SLG: 0.381 (1, 4)	0-0 6-3		0-0 1B		0-0 F9		0-0 F7		0-0 5-3	5	0	1	0	0	0	1									
Garry Maddox, R OBP: 0.360, SLG: 0.465 (1, 8)	0-0 F9		0-0 1B		0-0 F4		0-0 F9			4	0	1	0	0	0	0									
Ed Goodson, L OBP: 0.366, SLG: 0.469 (7, 1)		0-0 4-3	0-0 F8		0-0 F4		0-0 F7			4	0	0	0	0	0	2									
Elias Sosa, R OBP: 0.400, SLG: 0.250 (9, 1)										0	0	0	0	0	0	0									
Don McMahon, R (9, 1)										0	0	0	0	0	0	0									
Gary Matthews, R OBP: 0.400, SLG: 0.480 (1, 7)		0-0 BB 1B		0-0 CS 1B		0-0 P4		0-0 F9		4	0	2	0	0	0	0									
Chris Speier, R OBP: 0.363, SLG: 0.417 (1, 6)		4-0 BB 1B		0-0 F9		0-0 HR		0-0 F8		3	1	1	1	1	0	1									
Gary Thomasson, L OBP: 0.349, SLG: 0.388 (1, 3)		0-0 F8		0-0 1B		0-0 BB 1B		0-0 F8		4	0	2	0	0	0	2									
Dave Rader, L OBP: 0.336, SLG: 0.356 (1, 2)		0-0 3-1		0-0 F8		4-0 BB		4-0 BB		2	0	0	0	2	0	3									
Ron Bryant, S OBP: 0.172, SLG: 0.145 (7, 5)			0-0 6-3		4-0 HR BB	0-3 K		0-0 B1		2	1	0	0	1	1	2									
Mike Phillips, L OBP: 0.219, SLG: 0.258 (7, 5)										1	0	0	0	0	0	1									
Inning Stats	R: 0 E: 0 K: 1 S: 5	H: 0 LOB: 0 BB: 0 P: 5	R: 0 E: 0 K: 0 S: 4	H: 1 LOB: 2 BB: 1 P: 8	R: 0 E: 0 K: 0 S: 5	H: 2 LOB: 2 BB: 0 P: 5	R: 0 E: 0 K: 0 S: 4	H: 2 LOB: 1 BB: 0 P: 4	R: 2 E: 0 K: 0 S: 4	H: 1 LOB: 0 BB: 1 P: 8	R: 1 E: 0 K: 1 S: 7	H: 2 LOB: 2 BB: 1 P: 11	R: 0 E: 0 K: 0 S: 3	H: 0 LOB: 0 BB: 0 P: 3	R: 0 E: 0 K: 0 S: 3	H: 0 LOB: 0 BB: 0 P: 3	R: 0 E: 0 K: 1 S: 5	H: 0 LOB: 1 BB: 1 P: 9	1B: 6 2B: 0 3B: 0 HR: 2	SF: 0 SAC: 0 DP: 0 HBP: 0	WP: 0 PB: 0 SB: 0 CS: 1	PA: 38			
PITCHER	IP	WLS	BF	H	R	ER	SO	BB	IBB	HBP	BLK	WP	HR	S	P	ERA	WHIP								
Ross Grimsley, L ERA: 2.73 (1, 1)	7.0		31	8	3	3	2	3	0	0	0	0	2	32	44	3.86	1.571								
Don Gullett, L ERA: 4.02 (8, 1)	2.0	W	7	0	0	0	1	1	0	0	0	0	0	8	12	0.00	0.500								

San Francisco Giants @ Cincinnati Reds
Riverfront Stadium, Cincinnati, OH
Thu Jul 05 1973, 7:05 PM EDT
Att: 23,024 - Unknown

AB 34
R 3
H 8
RBI 3
BB 4
SO 3
LOB 15

GIANTS

Batter	1	2	3	4	5	6	7	8	9	AB	R	H	RBI	BB	SO	LOB	BOTTOM								
Pete Rose, S OBP: 0.380, SLG: 0.394 (1, 7)	0-0 6-3		0-0 1-6-3			4-0 1B BB	0-0 4-3		0-0 1B	4	1	1	0	1	0	1									
Joe Morgan, L OBP: 0.405, SLG: 0.482 (1, 4)	0-3 K			0-0 L4		0-0 BB 1B	0-0 1B		0-3 K	5	1	2	0	0	2	2									
Dave Concepcion, R OBP: 0.315, SLG: 0.431 (1, 6)	0-0 3B			0-0 2B		0-0 BB 1B	0-0 1B		0-0 1B	5	1	5	2	0	0	0									
Johnny Bench, R OBP: 0.338, SLG: 0.434 (1, 2)	0-0 F9			0-0 5-3		4-0 2B BB	0-0 F6			3	0	0	0	1	0	4									
Tony Perez, R OBP: 0.383, SLG: 0.518 (1, 3)		0-3 K		4-0 IBB		0-0 2B		0-0 F9		3	0	1	2	1	1	0									
Bobby Tolan, L OBP: 0.238, SLG: 0.299 (9, 9)		0-0 1-3		0-3 K		0-0 4-3		0-0 G3		4	0	0	0	0	1	4									
Andy Kosco, R OBP: 0.217, SLG: 0.150 (6, PH)										2	0	0	0	1	2	0									
Hal King, L OBP: 0.313, SLG: 0.615 (9, 8)										1	0	0	0	0	1	0									
Cesar Geronimo, L OBP: 0.212, SLG: 0.217 (9, 8)										0	0	0	0	0	0	0									
Denis Menke, R OBP: 0.380, SLG: 0.243 (9, PH)										3	0	0	0	0	0	3									
Dan Driessen, L OBP: 0.343, SLG: 0.333 (9, PH)										1	0	0	0	0	0	0									
Ross Grimsley, L OBP: 0.025, SLG: 0.025 (7, PH)										2	0	0	0	0	1	0									
Phil Gagliano, R OBP: 0.340, SLG: 0.222 (7, PR)										1	0	1	0	0	0	0									
Darrel Chaney, S OBP: 0.284, SLG: 0.193 (8, 1)										0	0	0	0	0	0	0									
Don Gullett, R OBP: 0.324, SLG: 0.200 (8, 1)										1	1	1	0	0	0	0									
Inning Stats	R: 0 E: 0 K: 1 S: 6	H: 1 LOB: 1 BB: 0 P: 6	R: 0 E: 0 K: 2 S: 7	H: 0 LOB: 0 BB: 0 P: 7	R: 0 E: 0 K: 1 S: 5	H: 0 LOB: 0 BB: 0 P: 5	R: 0 E: 0 K: 1 S: 6	H: 1 LOB: 2 BB: 1 P: 10	R: 0 E: 0 K: 1 S: 5	H: 0 LOB: 0 BB: 0 P: 5	R: 3 E: 0 K: 0 S: 5	H: 3 LOB: 2 BB: 3 P: 17	R: 0 E: 0 K: 0 S: 5	H: 3 LOB: 3 BB: 0 P: 5	R: 0 E: 0 K: 1 S: 5	H: 0 LOB: 0 BB: 0 P: 5	R: 1 E: 0 K: 1 S: 7	H: 3 LOB: 2 BB: 0 P: 7	1B: 8 2B: 2 3B: 1 HR: 0	SF: 0 SAC: 0 DP: 1 HBP: 0	WP: 0 PB: 0 SB: 0 CS: 1	PA: 39			
PITCHER	IP	WLS	BF	H	R	ER	SO	BB	IBB	HBP	BLK	WP	HR	S	P	ERA	WHIP								
Ron Bryant, L ERA: 2.69 (1, 1)	6.2		30	8	3	3	6	2	0	0	0	0	0	9	9	4.05	1.500								
Elias Sosa, R ERA: 4.33 (7, 1)	1.2	L	7	2	1	1	1	0	0	0	0	0	0	9	9	5.40	1.200								
Don McMahon, R ERA: (9, 1)	0.1		2	1	0	0	1	0	0	0	0	0	0	4	4	0.00	3.000								

San Francisco Giants @ Cincinnati Reds
Riverfront Stadium, Cincinnati, OH
Thu Jul 05 1973, 7:05 PM EDT
Att: 23,024 - Unknown

AB 35
R 4
H 11
RBI 4
BB 4
SO 8
LOB 14

REDS

Batter	1	2	3	4	5	6	7	8	9	AB	R	H	RBI	BB	SO	LOB	TOP																			
Pete Rose, S OBP: 0.380, SLG: 0.400 (1, 7)	F8		1-3				F7		SF9 3B	5	1	2	0	0	0	0	Cincinnati Reds @ Philadelphia Phillies Veterans Stadium, Philadelphia, PA Fri Jul 06 1973, 7:05 PM EDT Att: 58,294 - Unknown																			
Joe Morgan, L OBP: 0.405, SLG: 0.481 (1, 4)	BB		P6			G6-4-3 1B			SF9	3	0	1	1	1	0	2																				
Dan Driessen, L OBP: 0.353, SLG: 0.344 Denis Menke, R OBP: 0.376, SLG: 0.239 (6, 5)	F8					G4-6-3 1B			5-3	3	2	2	0	0	0	1																				
Johnny Bench, R OBP: 0.336, SLG: 0.430 Cesar Geronimo, L OBP: 0.212, SLG: 0.217 (9, 8)	1-3					G4-6-3 1B			5-3	5	0	1	0	0	0	2																				
Tony Perez, R OBP: 0.381, SLG: 0.524 (1, 3)		4-3				G4-6-3 1B				4	1	1	1	0	0	3																				
Bobby Tolan, L OBP: 0.248, SLG: 0.316 (1, 8) (9, 9)		HR				1B			HR	3	3	3	2	1	0	0																				
Dave Concepcion, R OBP: 0.314, SLG: 0.432 (1, 6)		K				K			K	4	0	1	2	0	3	2																				
Bill Plummer, R OBP: 0.333, SLG: 0.276 (1, 2)		6-3							HR	3	1	1	2	1	0	0																				
Fred Norman, S OBP: 0.125, SLG: 0.079 (1, 1)			1-3			1B			4-3	3	0	0	0	1	0	2																				
Inning Stats	R: 0 E: 0 K: 0 S: 3	H: 0 LOB: 1 BB: 1 P: 7	R: 1 E: 0 K: 1 S: 6	H: 1 LOB: 0 BB: 0 P: 6	R: 0 E: 0 K: 0 S: 3	H: 0 LOB: 0 BB: 0 P: 3	R: 1 E: 0 K: 1 S: 7	H: 3 LOB: 1 BB: 0 P: 7	R: 0 E: 0 K: 0 S: 3	H: 1 LOB: 1 BB: 1 P: 7	R: 2 E: 0 K: 0 S: 5	H: 2 LOB: 2 BB: 2 P: 13	R: 0 E: 0 K: 0 S: 3	H: 1 LOB: 0 BB: 0 P: 3	R: 3 E: 0 K: 1 S: 8	H: 3 LOB: 0 BB: 0 P: 8		R: 1 E: 0 K: 0 S: 4	H: 1 LOB: 0 BB: 0 P: 4	1B: 7 2B: 1 3B: 1 HR: 3	SF: 1 SAC: 0 DP: 2 HBP: 0	WP: 0 PB: 0 SB: 1 CS: 1	PA: 40													
PITCHER	IP	WLS	BF	H	R	ER	SO	BB	IBB	HBP	BLK	WP	HR	S	P	ERA	WHIP	PITCHER		IP	WLS	BF	H	R	ER	SO	BB	IBB	HBP	BLK	WP	HR	S	P	ERA	WHIP
Dick Ruthven, R ERA: 4.05 (1, 1)	6.0	L	27	7	4	4	2	2	2	0	0	0	1	27	43	6.00	1.500																			
Barry Lersch, R ERA: 4.62 (7, 1)	3.0		13	5	4	4	1	0	0	0	0	0	2	15	15	12.00	1.667																			

AB	35
R	8
H	12
RBI	8
BB	4
SO	3
LOB	13



Batter	1	2	3	4	5	6	7	8	9	AB	R	H	RBI	BB	SO	LOB	BOTTOM																			
Terry Harmon, R OBP: 0.304, SLG: 0.250 (1, 4)	1B SF8 BB		F8			P4			F8	4	1	1	0	1	0	2	Cincinnati Reds @ Philadelphia Phillies Veterans Stadium, Philadelphia, PA Fri Jul 06 1973, 7:05 PM EDT Att: 58,294 - Unknown																			
Tom Hutton, L OBP: 0.372, SLG: 0.430 (1, 3)			E1 FC6-4			SH1-4 1B				3	0	1	0	0	0	0																				
Bill Robinson, R OBP: 0.339, SLG: 0.528 (1, 8)	K		L6			6-3			K	4	0	0	0	0	2	4																				
Greg Luzinski, R OBP: 0.308, SLG: 0.443 (1, 7)	SF8		FC6-4						K	2	0	0	1	1	1	1																				
Mike Anderson, R OBP: 0.313, SLG: 0.453 (1, 9)	K					5-3			F8	4	0	0	0	0	1	3																				
Mike Schmidt, R OBP: 0.347, SLG: 0.426 (1, 5)						K			P4	4	1	1	1	0	1	0																				
Mike Ryan, R OBP: 0.278, SLG: 0.333 (1, 2)									P6	3	0	1	0	1	0	0																				
Larry Bowa, S OBP: 0.246, SLG: 0.239 (1, 6)									K	3	0	0	0	1	1	1																				
Dick Ruthven, R OBP: 0.160, SLG: 0.125 Willie Montanez, L OBP: 0.354, SLG: 0.401 Barry Lersch, S OBP: 0.154, SLG: 0.154 (7, 1)	1-3									2	0	0	0	0	0	2																				
Cesar Tovar, R OBP: 0.335, SLG: 0.381 (9, PH)									F7	1	0	0	0	0	0	0																				
Inning Stats	R: 1 E: 0 K: 2 S: 8	H: 1 LOB: 1 BB: 1 P: 12	R: 1 E: 0 K: 1 S: 6	H: 1 LOB: 0 BB: 0 P: 6	R: 0 E: 0 K: 0 S: 4	H: 0 LOB: 1 BB: 0 P: 4	R: 0 E: 0 K: 1 S: 6	H: 1 LOB: 2 BB: 1 P: 10	R: 0 E: 0 K: 0 S: 4	H: 1 LOB: 2 BB: 1 P: 8	R: 0 E: 0 K: 0 S: 4	H: 1 LOB: 2 BB: 1 P: 8	R: 0 E: 0 K: 2 S: 7	H: 0 LOB: 0 BB: 0 P: 7	R: 0 E: 0 K: 0 S: 3	H: 0 LOB: 0 BB: 0 P: 3	R: 0 E: 0 K: 0 S: 3	H: 0 LOB: 0 BB: 0 P: 3	1B: 3 2B: 1 3B: 0 HR: 1	SF: 1 SAC: 1 DP: 0 HBP: 0	WP: 0 PB: 0 SB: 0 CS: 0	PA: 37														
PITCHER	IP	WLS	BF	H	R	ER	SO	BB	IBB	HBP	BLK	WP	HR	S	P	ERA	WHIP	PITCHER		IP	WLS	BF	H	R	ER	SO	BB	IBB	HBP	BLK	WP	HR	S	P	ERA	WHIP
Fred Norman, L ERA: 3.39 (1, 1)	9.0	W	37	5	2	2	6	2	2	0	0	0	1	45	61	2.00	0.778																			



Batter	1	2	3	4	5	6	7	8	9	AB	R	H	RBI	BB	SO	LOB	TOP		
Pete Rose, S OBP: 0.380, SLG: 0.400 (1, 7)	G3	6-3		1B		6-3		1B		5	0	2	1	0	0	0	Cincinnati Reds @ Philadelphia Phillies Veterans Stadium, Philadelphia, PA Sat Jul 07 1973, 7:05 PM EDT Att: 31,250 - Unknown		
Joe Morgan, L OBP: 0.408, SLG: 0.481 Darrel Chaney, S OBP: 0.284, SLG: 0.193 (1, 4) (8, 4)	2B		G3	K		F8		1B		4	2	2	0	1	1	1			
Dan Driessen, L OBP: 0.358, SLG: 0.361 Denis Menke, R OBP: 0.374, SLG: 0.238 (1, 5) (6, 5)	HR		G3	F8		1B		K		4	1	2	1	0	0	2			
Johnny Bench, R OBP: 0.340, SLG: 0.433 (1, 2)	F7		SF7	1B		BB		BB		3	0	2	1	1	0	1			
Tony Perez, R OBP: 0.384, SLG: 0.533 (1, 3)	HR		HBP	5-3		1B		F7		3	1	1	2	2	0	4			
Bobby Tolan, L OBP: 0.283, SLG: 0.319 (1, 9)	2B		HBP			F8				3	0	1	0	2	1	3			
Dave Concepcion, R OBP: 0.316, SLG: 0.430 (1, 6)	K					6-3		6-3		4	0	1	0	0	1	2			
Cesar Geronimo, L OBP: 0.212, SLG: 0.212 (1, 8)		F7	F7			FC5-4		3-1		4	0	0	0	1	1	4			
Jim McGlothlin, R OBP: 0.176, SLG: 0.250 Dave Tomlin, L (7, 1) Don Gullett, R OBP: 0.324, SLG: 0.200 (9, 1)	5-3			1B		FC5-4		K		4	1	1	0	0	1	2			
Inning Stats	R: 3 E: 0 K: 1 S: 9	H: 4 LOB: 1 BB: 0 P: 9	R: 0 E: 0 K: 0 S: 3	H: 0 LOB: 0 BB: 0 P: 3	R: 1 E: 0 K: 0 S: 3	H: 0 LOB: 3 BB: 0 P: 16	R: 1 E: 0 K: 1 S: 8	H: 3 LOB: 2 BB: 0 P: 8	R: 0 E: 0 K: 0 S: 2	H: 2 LOB: 3 BB: 1 P: 10	R: 0 E: 1 K: 1 S: 5	H: 1 LOB: 1 BB: 0 P: 5	R: 0 E: 0 K: 1 S: 6	H: 2 LOB: 2 BB: 1 P: 10	R: 0 E: 0 K: 2 S: 7	H: 0 LOB: 0 BB: 0 P: 7		1B: 8 2B: 4 3B: 1 HR: 1	SF: 1 SAC: 0 DP: 2 HBP: 1
PITCHER	IP	WLS	BF	H	R	ER	SO	BB	IBB	HBP	BLK	WP	HR	S	P	ERA	WHIP		
Jim Lonborg, R ERA: 5.56 Darrell Brandon, R ERA: 6.04 Mike Wallace, L ERA: 1.59	(1, 1) (6, 1) (8, 1)	5.0 2.0 2.0	L 9 8	27 3 2	7 0 0	5 0 0	2 1 3	5 1 1	0 0 0	1 0 0	0 0 0	0 0 0	1 10 13	25 14 17	46	9.00 0.00 0.00	2.400 2.000 1.500		

AB	35
R	5
H	12
RBI	5
BB	7
SO	6
LOB	20



Batter	1	2	3	4	5	6	7	8	9	AB	R	H	RBI	BB	SO	LOB	BOTTOM		
Bill Robinson, R OBP: 0.347, SLG: 0.546 (1, 9)	P6		F6				1B		HR	4	1	2	2	1	0	1	Cincinnati Reds @ Philadelphia Phillies Veterans Stadium, Philadelphia, PA Sat Jul 07 1973, 7:05 PM EDT Att: 31,250 - Unknown		
Denny Doyle, L OBP: 0.343, SLG: 0.330 Jose Pagan, R OBP: 0.220, SLG: 0.350 (7, PH) (8, 4)	P5		F8		G4-6-3		BB		2H	3	0	0	0	0	0	3			
Del Unser, L OBP: 0.391, SLG: 0.522 (1, 8)	F8			2B	3-1		1B		1B	2	0	2	0	0	0	0			
Greg Luzinski, R OBP: 0.310, SLG: 0.445 (1, 7)		6-3		4-3		6-3		F9		5	1	2	0	0	0	0			
Tom Hutton, L OBP: 0.369, SLG: 0.422 Terry Harmon, R OBP: 0.300, SLG: 0.247 (9, PH)	3-1			4-3		G3			F9	3	0	0	1	1	0	1			
Mike Schmidt, R OBP: 0.348, SLG: 0.424 (1, 5)	E3			K			BB		K	3	0	1	0	1	2	1			
Bob Boone, R OBP: 0.296, SLG: 0.321 (1, 2)	6-3					F7		F8		4	0	1	0	0	0	3			
Larry Bowa, S OBP: 0.246, SLG: 0.237 (1, 6)			G3	P6			F9		HR	3	1	0	0	1	0	1			
Jim Lonborg, R ERA: 5.28 Cesar Tovar, R OBP: 0.341, SLG: 0.331 Darrell Brandon, R (8, 1) Mike Rogodzinski, L OBP: 0.346, SLG: 0.376 Mike Wallace, L (8, 1) Mike Anderson, R OBP: 0.331, SLG: 0.449 (9, PH)					G4-6-3		F8		3-1	1	0	1	0	0	0	0			
Inning Stats	R: 0 E: 0 K: 0 S: 3	H: 0 LOB: 0 BB: 0 P: 3	R: 0 E: 1 K: 0 S: 4	H: 1 LOB: 1 BB: 0 P: 4	R: 0 E: 0 K: 0 S: 4	H: 1 LOB: 1 BB: 0 P: 4	R: 2 E: 0 K: 1 S: 8	H: 3 LOB: 1 BB: 0 P: 8	R: 0 E: 0 K: 0 S: 3	H: 0 LOB: 2 BB: 1 P: 7	R: 0 E: 0 K: 0 S: 4	H: 1 LOB: 1 BB: 1 P: 8	R: 0 E: 0 K: 1 S: 5	H: 0 LOB: 1 BB: 1 P: 9	R: 2 E: 0 K: 1 S: 8	H: 3 LOB: 2 BB: 1 P: 12		1B: 7 2B: 2 3B: 0 HR: 1	SF: 0 SAC: 0 DP: 1 HBP: 0
PITCHER	IP	WLS	BF	H	R	ER	SO	BB	IBB	HBP	BLK	WP	HR	S	P	ERA	WHIP		
Jim McGlothlin, R ERA: 5.28 Dave Tomlin, L ERA: 5.14 Don Gullett, L ERA: 4.0	(1, 1) (7, 1) (9, 1)	6.2 1.2 0.2	W 9 S	28 2 4	6 2 2	2 2 0	2 1 1	3 2 0	0 0 0	0 0 0	0 1 0	0 1 6	27 9 6	39 17 6	3	10.80 0.00	2.400 3.000		



Batter	1	2	3	4	5	6	7	8	9	AB	R	H	RBI	BB	SO	LOB	TOP					
Pete Rose, S OBP: 0.386, SLG: 0.401 (1, 7)	4-0 1B BB		4-0 E 1B BB		0-0 WP 1B		4-0 G4-6-3 BB		0-0 G4-6-3 1-2	2	1	1	0	3	0	1	Cincinnati Reds @ Philadelphia Phillies Veterans Stadium, Philadelphia, PA Sun Jul 08 1973, 3:33 AM EDT Att: 36,165 - Unknown livebaseballscorecards.com					
Joe Morgan, L OBP: 0.406, SLG: 0.478 (1, 4)	0-0 P4		0-0 E 1B 1B		0-0 F9 1-2		0-0 G4-6-3 1-2			4	1	1	0	0	0	4						
Dan Driessen, L OBP: 0.358, SLG: 0.360 Denis Menke, R OBP: 0.378, SLG: 0.238 (5, 5)	0-0 G4-3 1B		0-0 FC4 1B 1-2 2-3		0-0 4-3			4-0 1B BB		3	0	1	0	0	0	3						
Johnny Bench, R OBP: 0.342, SLG: 0.433 (1, 2)	0-0 G4-3 1-2		0-0 1B 1-3 2-H 3-H			0-0 F9		0-0 1B		4	0	2	2	0	0	2						
Tony Perez, R OBP: 0.383, SLG: 0.529 (1, 3)		0-3 K	0-0 F8			0-0 F7		0-0 FC6-4 1B		4	0	1	1	0	1	1						
Bobby Tolan, L OBP: 0.250, SLG: 0.315 (7, 9)		0-0 P6		0-3 K		0-0 F2		0-0 P4		4	0	0	0	0	1	1						
Dave Concepcion, R OBP: 0.318, SLG: 0.431 (1, 6)		0-0 1B		0-3 K			0-0 3B 1B	4-0 FC6-4 1-2		4	1	2	0	0	1	1						
Larry Stahl, L OBP: 0.356, SLG: 0.369 Cesar Geronimo, L OBP: 0.216, SLG: 0.212 (7, PR)	0-0 F7		0-0 5-3				0-0 1-H 3B	4-0 CS BB		3	0	1	1	0	0	1						
Jack Billingham, R OBP: 0.058, SLG: 0.020 (1, 1)			0-3 K		0-0 6-3		0-0 1-4-3	4-0 G4-6-3 BB		3	0	0	0	1	1	1						
Inning Stats	R: 0 E: 0 K: 0 S: 3	H: 1 LOB: 1 BB: 0 P: 7	R: 0 E: 0 K: 1 S: 6	H: 1 LOB: 1 BB: 0 P: 6	R: 2 E: 1 K: 1 S: 7	H: 2 LOB: 1 BB: 1 P: 11	R: 0 E: 0 K: 2 S: 7	H: 0 LOB: 0 BB: 0 P: 7	R: 0 E: 0 K: 0 S: 4	H: 1 LOB: 1 BB: 0 P: 4	R: 0 E: 0 K: 0 S: 3	H: 0 LOB: 0 BB: 0 P: 3	R: 1 E: 0 K: 0 S: 4	H: 2 LOB: 1 BB: 1 P: 8	R: 1 E: 0 K: 0 S: 4	H: 2 LOB: 1 BB: 1 P: 8		R: 0 E: 0 K: 0 S: 1	H: 0 LOB: 0 BB: 2 P: 9	1B: 8 2B: 0 3B: 1 HR: 0	SF: 0 SAC: 0 DP: 3 HBP: 0	WP: 1 PB: 0 SB: 0 CS: 1
PITCHER	IP	WLS	BF	H	R	ER	SO	BB	IBB	HBP	BLK	WP	HR	S	P	ERA	WHIP					
Wayne Twitchell, R ERA: 2.07 (1, 1)	7.1	L	32	9	4	3	4	4	0	0	0	1	0	36	52	3.68	1.773					
Mac Scarce, L ERA: 2.45 (8, 1)	0.2		2	0	0	0	0	0	0	0	0	0	0	2	2	0.00	0.000					
Bill Wilson, R ERA: 4.46 (9, 1)	1.0		3	0	0	0	0	2	0	0	0	0	0	1	9	0.00	2.000					

Batter	1	2	3	4	5	6	7	8	9	AB	R	H	RBI	BB	SO	LOB	BOTTOM					
Bill Robinson, R OBP: 0.351, SLG: 0.545 (1, 9)	0-0 CS 1B		0-3 K		0-0 5-3			0-0 1-2 1B		4	0	2	0	0	1	1	Cincinnati Reds @ Philadelphia Phillies Veterans Stadium, Philadelphia, PA Sun Jul 08 1973, 3:33 AM EDT Att: 36,165 - Unknown livebaseballscorecards.com					
Denny Doyle, L OBP: 0.337, SLG: 0.323 (1, 4)	0-0 4-3 1-2		0-0 G3			0-0 6-3		0-0 F7		4	0	0	0	0	0	3						
Willie Montanez, L OBP: 0.349, SLG: 0.395 Bill Wilson, R (9, 1)	0-0 6-3		0-0 1-3			0-0 4-3		0-0 G3		4	0	0	0	0	0	2						
Greg Luzinski, R OBP: 0.309, SLG: 0.441 (1, 7)		4-0 CS BB		0-0 1-4-3		0-3 K		0-0 1-3		3	0	0	0	1	1	0						
Del Unser, L OBP: 0.392, SLG: 0.519 (1, 8)		0-0 BB BB 1-2 1B		0-0 4-3		4-0 G5-4-3 BB		0-0 3-1		3	0	1	0	1	0	0						
Mike Schmidt, R OBP: 0.346, SLG: 0.420 Mike Rogodzinski, L OBP: 0.339, SLG: 0.362 Jose Pagan, R OBP: 0.214, SLG: 0.341 (8, 5)		0-3 K		0-3 K		0-3 K		0-0 4-3		2	0	0	0	0	2	1						
Bob Boone, R OBP: 0.296, SLG: 0.319 (1, 2)		4-0 BB 1-2 BB			0-0 F8		0-0 G5-4-3 1-2			2	0	0	0	1	0	1						
Larry Bowa, S OBP: 0.247, SLG: 0.235 (1, 6)		4-0 BB 1-2 2-3 BB			0-0 4-3			0-0 F8		2	0	0	0	1	0	0						
Wayne Twitchell, R OBP: 0.103, SLG: 0.154 Mac Scarce, L (8, 1)		0-0 G3			0-0 2B			4-0 1B BB		2	0	1	0	0	0	3						
Tom Hutton, L OBP: 0.373, SLG: 0.422 (8, PH)										0	0	0	0	1	0	0						
Inning Stats	R: 0 E: 0 K: 0 S: 3	H: 1 LOB: 0 BB: 0 P: 3	R: 0 E: 0 K: 1 S: 5	H: 1 LOB: 3 BB: 3 P: 17	R: 0 E: 0 K: 1 S: 5	H: 0 LOB: 0 BB: 0 P: 5	R: 0 E: 0 K: 1 S: 5	H: 0 LOB: 0 BB: 0 P: 5	R: 0 E: 0 K: 1 S: 4	H: 1 LOB: 1 BB: 0 P: 4	R: 0 E: 0 K: 1 S: 5	H: 0 LOB: 0 BB: 0 P: 5	R: 0 E: 0 K: 1 S: 4	H: 0 LOB: 2 BB: 1 P: 8	R: 0 E: 0 K: 0 S: 4	H: 1 LOB: 2 BB: 1 P: 8	R: 0 E: 0 K: 0 S: 3	H: 0 LOB: 0 BB: 0 P: 3	1B: 3 2B: 1 3B: 0 HR: 0	SF: 0 SAC: 0 DP: 1 HBP: 0	WP: 0 PB: 0 SB: 0 CS: 2	PA: 33
PITCHER	IP	WLS	BF	H	R	ER	SO	BB	IBB	HBP	BLK	WP	HR	S	P	ERA	WHIP					
Jack Billingham, R ERA: 3.33 (1, 1)	9.0	W	33	4	0	0	5	5	0	0	0	0	0	38	58	0.00	1.000					

Batter	1	2	3	4	5	6	7	8	9	AB	R	H	RBI	BB	SO	LOB	TOP											
Pete Rose, S OBP: 0.393, SLG: 0.398 (1, 7)	F7		F7			F7			G6-4-3	4	1	0	0	1	0	2	Cincinnati Reds @ Montreal Expos Jarry Park, Montreal, QB Wed Jul 11 1973, 7:05 PM EDT Att: 20,037 - Unknown											
Joe Morgan, L OBP: 0.418, SLG: 0.490 (1, 4)	BB		BB			F9			1B	3	0	1	0	2	0	1												
Dan Driessen, L OBP: 0.373, SLG: 0.370 Denis Menke, R OBP: 0.371, SLG: 0.230 (5, 5)	BB		BB			K			F8	2	0	1	0	1	1	1												
Johnny Bench, R OBP: 0.344, SLG: 0.454 (8, 2)	F7		G6-4-3							4	0	1	0	0	0	4												
Tony Perez, R OBP: 0.386, SLG: 0.521 (1, 3)	BB					E3			F9	2	1	0	0	2	0	1												
Bobby Tolan, L OBP: 0.254, SLG: 0.319 (1, 8)	K					F8			HR	4	1	1	1	0	1	6												
Darrel Chaney, S OBP: 0.319, SLG: 0.190 Larry Stahl, L OBP: 0.333, SLG: 0.333 (8, PH) (8, 9)			4-3			FC6-4			K	3	0	1	0	0	0	2												
Bill Plummer, R OBP: 0.319, SLG: 0.262 Hal King, L OBP: 0.333, SLG: 0.800 Dave Tomlin, L (8, 1)			5-3			FC4-6			K	3	0	0	1	0	1	2												
Fred Norman, S OBP: 0.116, SLG: 0.073 Ed Sprague, R (7, 1)			1-3			K				3	0	0	0	0	2	2												
Dave Concepcion, R OBP: 0.318, SLG: 0.427 (8, 6)						K			G6-4-3	1	0	1	0	0	0	0												
Inning Stats	R: 0 E: 0 K: 1 S: 5	H: 0 LOB: 3 BB: 3 P: 17	R: 0 E: 0 K: 0 S: 3	H: 0 LOB: 0 BB: 0 P: 3	R: 0 E: 0 K: 0 S: 3	H: 1 LOB: 1 BB: 1 P: 7	R: 1 E: 1 K: 1 S: 6	H: 0 LOB: 1 BB: 1 P: 10	R: 1 E: 1 K: 1 S: 7	H: 1 LOB: 2 BB: 1 P: 11	R: 0 E: 0 K: 0 S: 3	H: 0 LOB: 0 BB: 0 P: 3	R: 1 E: 0 K: 2 S: 8	H: 1 LOB: 1 BB: 0 P: 8	R: 0 E: 0 K: 0 S: 4	H: 2 LOB: 1 BB: 0 P: 4	1B: 5 2B: 0 3B: 0 HR: 1	SF: 0 SAC: 0 DP: 2 HBP: 0	WP: 0 PB: 0 SB: 3 CS: 0	PA: 39								
PITCHER	IP	WLS	BF	H	R	ER	SO	BB	IBB	HBP	BLK	WP	HR	S	P	ERA	WHIP											
Steve Renko, R ERA: 2.68 Mike Marshall, R ERA: 3.19	(1, 1)	8.0	W	35	4	3	1	7	6	0	0	0	0	0	43	67	1.12	1.250										
PITCHER	IP	WLS	BF	H	R	ER	SO	BB	IBB	HBP	BLK	WP	HR	S	P	ERA	WHIP											
Steve Renko, R ERA: 2.68 Mike Marshall, R ERA: 3.19	(9, 1)	1.0	S	4	2	0	0	0	0	0	0	0	0	4	4	0.00	2.000											


AB	33
R	3
H	6
RBI	2
BB	6
SO	7
LOB	22




Batter	1	2	3	4	5	6	7	8	9	AB	R	H	RBI	BB	SO	LOB	BOTTOM											
Ron Hunt, R OBP: 0.422, SLG: 0.344 (1, 4)	SH1-4		F9			L7			G3	4	0	1	0	0	0	1	Cincinnati Reds @ Montreal Expos Jarry Park, Montreal, QB Wed Jul 11 1973, 7:05 PM EDT Att: 20,037 - Unknown											
Clyde Mashore, R OBP: 0.337, SLG: 0.431 Ron Fairly, L OBP: 0.464, SLG: 0.483 (7, PH) (8, 7)	BB					PO			5-3	2	0	2	0	1	0	0												
Ron Woods, R OBP: 0.354, SLG: 0.337 (1, 8)	SH1-4		P3			PO			1B	2	0	0	0	1	0	1												
Hal Breeden, R OBP: 0.396, SLG: 0.513 Mike Jorgensen, L OBP: 0.336, SLG: 0.333 (8, 3)			F8			3B			FC6-4	2	1	1	1	2	0	1												
Bob Bailey, R OBP: 0.395, SLG: 0.575 (1, 5)	K					SF7			FC6-4	4	1	2	1	0	1	5												
Ken Singleton, S OBP: 0.410, SLG: 0.462 (1, 9)	K					SF7			SH2-3	3	0	1	1	0	1	4												
John Boccabella, R OBP: 0.297, SLG: 0.325 (1, 2)			6-3			L8			SH2-3	3	0	0	0	0	0	1												
Pepe Frias, R OBP: 0.237, SLG: 0.280 (1, 6)	F3					2B			F9	4	1	1	0	0	0	2												
Steve Renko, R OBP: 0.347, SLG: 0.341 Mike Marshall, R OBP: 0.250, SLG: 0.200 (9, 1)	6-3					G3			6-3	4	1	1	1	0	0	1												
Inning Stats	R: 0 E: 0 K: 2 S: 8	H: 1 LOB: 3 BB: 2 P: 16	R: 0 E: 0 K: 0 S: 3	H: 0 LOB: 0 BB: 0 P: 3	R: 0 E: 0 K: 0 S: 4	H: 1 LOB: 1 BB: 0 P: 4	R: 0 E: 0 K: 0 S: 4	H: 1 LOB: 0 BB: 0 P: 4	R: 2 E: 0 K: 0 S: 4	H: 1 LOB: 0 BB: 1 P: 8	R: 2 E: 0 K: 0 S: 6	H: 3 LOB: 2 BB: 1 P: 10	R: 0 E: 0 K: 0 S: 4	H: 1 LOB: 1 BB: 0 P: 4	1B: 5 2B: 2 3B: 2 HR: 0	SF: 1 SAC: 2 DP: 0 HBP: 0		WP: 0 PB: 0 SB: 1 CS: 0	PA: 37									
PITCHER	IP	WLS	BF	H	R	ER	SO	BB	IBB	HBP	BLK	WP	HR	S	P	ERA	WHIP											
Fred Norman, L ERA: 3.49 Ed Sprague, R ERA: 5.66 Dave Tomlin, L ERA: 4.8	(1, 1)	6.2	L	31	8	4	4	2	3	1	0	0	0	0	31	47	5.40	1.650										
PITCHER	IP	WLS	BF	H	R	ER	SO	BB	IBB	HBP	BLK	WP	HR	S	P	ERA	WHIP											
Fred Norman, L ERA: 3.49 Ed Sprague, R ERA: 5.66 Dave Tomlin, L ERA: 4.8	(7, 1)	0.1		1	0	0	0	0	0	0	0	0	0	1	1	0.00	0.000											
PITCHER	IP	WLS	BF	H	R	ER	SO	BB	IBB	HBP	BLK	WP	HR	S	P	ERA	WHIP											
Fred Norman, L ERA: 3.49 Ed Sprague, R ERA: 5.66 Dave Tomlin, L ERA: 4.8	(8, 1)	1.0		4	1	0	0	0	0	0	0	0	0	4	4	0.00	1.000											

AB	29
R	4
H	9
RBI	4
BB	4
SO	2
LOB	17



Batter	1	2	3	4	5	6	7	8	9	AB	R	H	RBI	BB	SO	LOB	TOP			
Wayne Garrett, L (1, 5) OBP: 0.333, SLG: 0.352	0-3 K			0-0 2B 1B		0-0 4-3		0-3 K	0-3 K	4	1	1	0	0	2	0	New York Mets @ Cincinnati Reds Riverfront Stadium, Cincinnati, OH Fri Jul 13 1973, 3:33 AM EDT Unknown 			
Felix Milten, R (1, 4) OBP: 0.315, SLG: 0.345	0-0 5-3			0-0 F7		0-0 6-3		0-0 6-3	0-0 6-3	4	0	0	0	0	0	1				
Cleon Jones, R (1, 8) OBP: 0.295, SLG: 0.364	0-3 K			0-0 3-1 1H 2B		0-0 4-3		0-0 4-3	0-0 F9	4	0	1	1	0	1	0				
Rusty Staub, L (1, 9) OBP: 0.354, SLG: 0.406		0-0 4-3		0-0 3-1 2-3				0-0 1-3		3	0	0	0	0	0	1				
John Milner, L (1, 3) OBP: 0.308, SLG: 0.402		0-0 F7		0-0 F7				0-0 4-3		3	0	0	0	0	0	1				
Ed Kranepool, L (1, 7) OBP: 0.314, SLG: 0.337		0-0 4-3			0-3 K			0-0 4-3		3	0	0	0	0	1	0				
Ron Hodges, L (1, 2) OBP: 0.316, SLG: 0.342			0-0 F7		0-0 F8			0-0 F5		3	0	0	0	0	0	0				
Bud Harrelson, S (1, 6) OBP: 0.357, SLG: 0.304			0-0 G1		4-0 FC6-4 BB			0-0 1-3		2	0	0	0	1	0	0				
Tom Seaver, R (1, 1) OBP: 0.220, SLG: 0.217			0-0 G3		0-0 FC6-4 1-2			0-0 4-3		2	0	0	0	0	0	1				
Ken Boswell, L (8, PH) OBP: 0.257, SLG: 0.343										1	0	0	0	0	0	0				
Tug McGraw, R (8, 1) OBP: 0.143, SLG: 0.143										0	0	0	0	0	0	0				
Inning Stats	R: 0 E: 0 K: 2 S: 7	H: 0 LOB: 0 BB: 0 P: 7	R: 0 E: 0 K: 0 S: 3	H: 0 LOB: 0 BB: 0 P: 3	R: 0 E: 0 K: 0 S: 3	H: 0 LOB: 0 BB: 0 P: 3	R: 1 E: 0 K: 0 S: 5	H: 2 LOB: 1 BB: 0 P: 5	R: 0 E: 0 K: 1 S: 5	H: 0 LOB: 1 BB: 1 P: 9	R: 0 E: 0 K: 0 S: 3	H: 0 LOB: 0 BB: 0 P: 3	R: 0 E: 0 K: 0 S: 3	H: 0 LOB: 0 BB: 0 P: 3	R: 0 E: 0 K: 1 S: 5	H: 0 LOB: 0 BB: 0 P: 5	1B: 1 2B: 1 3B: 0 HR: 0	SF: 0 SAC: 0 DP: 0 HBP: 0	WP: 0 PB: 0 CS: 0	PA: 30
PITCHER Jack Billingham, R (1, 1) ERA: 3.2	IP: 9.0 WLS: W BF: 30 H: 2 R: 1 ER: 1 SO: 4 BB: 1 IBB: 0 HBP: 0 BLK: 0 WP: 0 HR: 0 S: 37 P: 41 ERA: 1.00 WHIP: 0.333																			

Batter	1	2	3	4	5	6	7	8	9	AB	R	H	RBI	BB	SO	LOB	BOTTOM			
Pete Rose, S (1, 7) OBP: 0.394, SLG: 0.399	0-0 G6-3 1B		0-0 2H 1B		0-0 1-3			0-0 F8		4	0	2	1	0	0	0	New York Mets @ Cincinnati Reds Riverfront Stadium, Cincinnati, OH Fri Jul 13 1973, 3:33 AM EDT Unknown 			
Joe Morgan, L (1, 4) OBP: 0.417, SLG: 0.497	0-0 P4		0-0 HR			0-3 K		0-0 F7		4	1	1	1	0	1	1				
Dan Driessen, L (1, 5) OBP: 0.321, SLG: 0.360	0-0 G6-3 1-2		0-0 3-1			0-3 K				3	0	0	0	0	1	1				
Denis Menke, R (9, 5) OBP: 0.371, SLG: 0.230						0-0 K				0	0	0	0	0	0	0				
Johnny Bench, R (1, 2) OBP: 0.344, SLG: 0.453		0-3 K		0-0 P6		0-0 FC6-4 1B				3	0	1	0	0	1	0				
Tony Perez, R (1, 3) OBP: 0.386, SLG: 0.526		0-0 3B		0-0 E5		0-0 FC6-4 1-2				3	0	1	0	0	0	1				
Bobby Tolan, L (1, 8) OBP: 0.251, SLG: 0.316		0-0 6-3		0-0 L9			0-0 P4			3	0	0	0	0	0	2				
Larry Stahl, L (1, 9) OBP: 0.215, SLG: 0.210		0-0 F7		0-0 F9			0-3 K			3	0	0	0	0	1	2				
Cesar Geronimo, L (8, 8) OBP: 0.215, SLG: 0.210										0	0	0	0	0	0	0				
Darrel Chaney, S (1, 6) OBP: 0.286, SLG: 0.212			0-0 1B 2B		0-3 K		0-3 K			3	1	1	0	0	2	0				
Jack Billingham, R (1, 1) OBP: 0.055, SLG: 0.019			0-0 1-3		0-0 4-3			0-0 1-3		3	0	0	0	0	0	1				
Inning Stats	R: 0 E: 0 K: 0 S: 3	H: 1 LOB: 0 BB: 0 P: 3	R: 0 E: 0 K: 1 S: 6	H: 1 LOB: 0 BB: 0 P: 6	R: 2 E: 0 K: 0 S: 5	H: 3 LOB: 0 BB: 0 P: 5	R: 0 E: 1 K: 0 S: 4	H: 0 LOB: 1 BB: 0 P: 4	R: 0 E: 0 K: 1 S: 5	H: 0 LOB: 0 BB: 0 P: 5	R: 0 E: 0 K: 2 S: 8	H: 1 LOB: 1 BB: 0 P: 8	R: 0 E: 0 K: 2 S: 7	H: 0 LOB: 0 BB: 0 P: 7	R: 0 E: 0 K: 0 S: 3	H: 0 LOB: 0 BB: 0 P: 3	1B: 3 2B: 1 3B: 1 HR: 1	SF: 0 SAC: 0 DP: 1 HBP: 0	WP: 0 PB: 0 CS: 0	PA: 29
PITCHER Tom Seaver, R (1, 1) ERA: 2.08	IP: 7.0 WLS: L BF: 26 H: 6 R: 2 ER: 2 SO: 6 BB: 0 IBB: 0 HBP: 0 BLK: 0 WP: 0 HR: 1 S: 38 P: 38 ERA: 2.57 WHIP: 0.857																			
Tug McGraw, L (8, 1) ERA: 5.85	IP: 1.0 WLS: L BF: 3 H: 0 R: 0 ER: 0 SO: 0 BB: 0 IBB: 0 HBP: 0 BLK: 0 WP: 0 HR: 0 S: 3 P: 3 ERA: 0.00 WHIP: 0.000																			

Batter	1	2	3	4	5	6	7	8	9	AB	R	H	RBI	BB	SO	LOB	TOP			
Wayne Garrett, L (1,5) OBP: 0.334, SLG: 0.357										5	1	2	2	0	1	0	New York Mets @ Cincinnati Reds Riverfront Stadium, Cincinnati, OH Fri Jul 13, 1973, 7:05 PM EDT Att: 40,283 - Unknown			
Felix Milten, R (1,4) OBP: 0.317, SLG: 0.349										5	1	2	1	0	0	1				
Cleon Jones, R (1,8) (8,7) OBP: 0.310, SLG: 0.402										4	2	2	1	1	0	1				
Rusty Staub, L (1,9) OBP: 0.351, SLG: 0.406										5	1	1	1	0	1	3				
John Milner, L (1,3) OBP: 0.306, SLG: 0.404										4	0	1	1	0	1	3				
Ed Kranepool, L (1,7) OBP: 0.316, SLG: 0.339 Don Hahn, R (8,PH) OBP: 0.279, SLG: 0.350										2	0	1	1	0	0	0				
Jerry Grote, R (1,2) OBP: 0.250, SLG: 0.250										4	0	1	0	0	1	2				
Bud Harrelson, S (1,6) OBP: 0.360, SLG: 0.305										3	1	1	0	1	0	2				
Ray Sadecki, L (1,1) OBP: 0.154, SLG: 0.231 Harry Parker, R (7,1) OBP: 0.118, SLG: 0.118										3	0	0	0	0	1	4				
										0	0	0	0	0	0	0				
Inning Stats	R: 4 E: 1 K: 0 S: 9	H: 5 LOB: 2 BB: 0 P: 9	R: 1 E: 0 K: 0 S: 4	H: 1 LOB: 0 BB: 0 P: 4	R: 0 E: 0 K: 1 S: 6	H: 1 LOB: 2 BB: 1 P: 10	R: 0 E: 0 K: 0 S: 4	H: 0 LOB: 0 BB: 0 P: 3	R: 0 E: 0 K: 1 S: 5	H: 0 LOB: 0 BB: 0 P: 5	R: 0 E: 0 K: 1 S: 5	H: 0 LOB: 0 BB: 0 P: 5	R: 2 E: 0 K: 1 S: 8	H: 3 LOB: 1 BB: 0 P: 8	R: 0 E: 0 K: 1 S: 6	H: 1 LOB: 1 BB: 0 P: 6	1B: 7 2B: 4 3B: 0 HR: 1	SF: 1 SAC: 2 DP: 0 HBP: 0	WP: 0 PB: 0 SB: 0 CS: 0	PA: 42
PITCHER	IP WLS BF H R ER SO BB IBB HBP BLK WP HR S P ERA WHIP																			
Jim McGlothlin, R (1,1) ERA: 5.71	0.1 L 7 5 4 3 0 0 0 0 0 0 0 0 7 7 81.00 15.000																			
Dave Tomlin, L (1,1) ERA: 4.12	4.2 19 3 1 1 1 1 0 2 0 0 0 0 1 19 27 1.93 0.643																			
Ed Sprague, R (6,1) ERA: 5.35	2.0 6 0 0 0 2 0 0 0 0 0 0 0 10 10 0.00 0.000																			
Don Gullett, L (8,1) ERA: 4.02	2.0 10 4 2 2 2 0 0 0 0 0 0 0 14 14 9.00 2.000																			

Batter	1	2	3	4	5	6	7	8	9	AB	R	H	RBI	BB	SO	LOB	BOTTOM			
Pete Rose, S (1,7) OBP: 0.397, SLG: 0.404										5	1	3	1	0	0	0	New York Mets @ Cincinnati Reds Riverfront Stadium, Cincinnati, OH Fri Jul 13, 1973, 7:05 PM EDT Att: 40,283 - Unknown			
Joe Morgan, L (1,4) OBP: 0.416, SLG: 0.494										4	1	1	1	1	0	4				
Dave Concepcion, R (1,6) OBP: 0.320, SLG: 0.431										2	0	1	2	1	0	1				
Tony Perez, R (1,3) OBP: 0.383, SLG: 0.521										5	0	1	1	0	0	4				
Andy Kosco, R (1,9) OBP: 0.286, SLG: 0.174 Larry Stahl, L (8,PH) OBP: 0.318, SLG: 0.316										3	0	1	0	0	2	2				
Bobby Tolan, L (1,8) OBP: 0.249, SLG: 0.312										4	0	0	0	0	0	2				
Denis Menke, R (1,5) OBP: 0.369, SLG: 0.225										3	0	0	0	1	0	2				
Bill Plummer, R (1,2) OBP: 0.320, SLG: 0.281 Hal King, L (8,PH) OBP: 0.316, SLG: 0.750										3	1	1	0	0	0	1				
Jim McGlothlin, R (1,1) OBP: 0.176, SLG: 0.250 Dave Tomlin, L (1,1) OBP: 0.345, SLG: 0.217 Phil Gagliano, R (5,PH) OBP: 0.217 Ed Sprague, R (8,1) OBP: 0.321, SLG: 0.357 Dan Driessen, L (7,PH) OBP: 0.324, SLG: 0.200 Don Gullett, R (8,1) OBP: 0.324, SLG: 0.224										0	0	0	0	0	0	0				
										1	0	0	0	0	0	0				
Inning Stats	R: 1 E: 0 K: 1 S: 6	H: 1 LOB: 1 BB: 1 P: 10	R: 0 E: 0 K: 0 S: 3	H: 0 LOB: 0 BB: 0 P: 3	R: 0 E: 0 K: 1 S: 6	H: 1 LOB: 1 BB: 0 P: 6	R: 0 E: 0 K: 1 S: 6	H: 1 LOB: 0 BB: 0 P: 6	R: 2 E: 0 K: 0 S: 4	H: 2 LOB: 1 BB: 1 P: 9	R: 0 E: 0 K: 0 S: 4	H: 1 LOB: 2 BB: 1 P: 8	R: 0 E: 0 K: 1 S: 5	H: 0 LOB: 1 BB: 1 P: 9	R: 2 E: 0 K: 0 S: 5	H: 2 LOB: 0 BB: 0 P: 5	1B: 6 2B: 3 3B: 0 HR: 0	SF: 2 SAC: 0 DP: 0 HBP: 0	WP: 0 PB: 0 SB: 0 CS: 0	PA: 40
PITCHER	IP WLS BF H R ER SO BB IBB HBP BLK WP HR S P ERA WHIP																			
Ray Sadecki, L (1,1) ERA: 3.18	6.2 W 30 7 3 3 3 3 3 0 0 0 0 0 33 45 4.05 1.500																			
Harry Parker, R (7,1) ERA: 3.79	2.1 S 10 2 2 2 1 1 0 0 0 0 0 0 11 15 7.71 1.286																			

Batter	1	2	3	4	5	6	7	8	9	AB R H RBI BB SO LOB	TOP															
Wayne Garrett, L (1, 5) OBP: 0.332, SLG: 0.354	F7		K		F8		5-3		1B BB	5 1 1 0 0 1 2	New York Mets @ Cincinnati Reds Riverfront Stadium, Cincinnati, OH Sat Jul 14 1973, 7:05 PM EDT Att: 36,166 - Unknown															
Felix Millan, R (1, 4) OBP: 0.324, SLG: 0.363	1B		2B 1B		WP BB		F7		3H BB	4 2 3 3 1 1 0																
Willie Mays, R (1, 8) OBP: 0.283, SLG: 0.328	K		2B		WP		K		1H HR	6 0 1 1 0 3 4																
Cleon Jones, R (1, 7) OBP: 0.317, SLG: 0.417	K		6-3		1-2 2H		5-3		1H HR	4 0 2 0 0 1 2																
Jim Beauchamp, R (1, 3) OBP: 0.356, SLG: 0.342 John Milner, L (8, 3) OBP: 0.306, SLG: 0.404		K			P4		1B			4 0 1 0 0 1 1 0 0 0 0 0 0 0																
Don Hahn, R (1, 9) OBP: 0.277, SLG: 0.333	F2				F7		BB		2B	3 0 0 0 1 0 1																
Jerry Grote, R (1, 2) OBP: 0.284 Ted Martinez, R (9, PR) OBP: 0.270, SLG: 0.254 Buzz Capra, R (9, 1)	F9				5-3		BB		BB	3 0 1 0 1 0 0 0 1 0 0 0 0 0 0 0 0 0 0 0 0																
Bud Harrelson, S (1, 6) OBP: 0.358, SLG: 0.304			SH1-4 1B		1-4-3		1-2 2-3		PB 3B	4 1 1 0 0 1 4																
George Stone, L (1, 1) OBP: 0.391, SLG: 0.391 Duffy Dyer, R (9, PH) OBP: 0.247, SLG: 0.238			SH1-4		WP 1B		K		6-3	2 0 1 0 0 0 0 0 0 0 0 1 0 0																
Inning Stats	R: 0 E: 0 K: 2 S: 8	H: 1 LOB: 1 BB: 0 P: 8	R: 0 E: 0 K: 1 S: 5	H: 0 LOB: 0 BB: 0 P: 5	R: 2 E: 0 K: 1 S: 8	H: 3 LOB: 1 BB: 0 P: 8	R: 0 E: 0 K: 0 S: 3	H: 0 LOB: 0 BB: 0 P: 3	R: 0 E: 0 K: 0 S: 3	H: 1 LOB: 1 BB: 1 P: 7		R: 0 E: 0 K: 1 S: 6	H: 2 LOB: 3 BB: 2 P: 14	R: 0 E: 0 K: 1 S: 5	H: 0 LOB: 0 BB: 0 P: 5	R: 0 E: 0 K: 1 S: 6	H: 1 LOB: 1 BB: 0 P: 6	R: 3 E: 0 K: 1 S: 7	H: 3 LOB: 1 BB: 1 P: 11	1B: 7 2B: 2 3B: 1 HR: 1	SF: 0 SAC: 1 DP: 0 HBP: 0	WP: 1 PB: 1 SB: 0 CS: 0	PA: 40			
PITCHER	IP WLS BF H R ER SO BB IBB HBP BLK WP HR S P ERA WHIP											IP WLS BF H R ER SO BB IBB HBP BLK WP HR S P ERA WHIP														
Tom Hall, L (1, 1) ERA: 4.16	4.0	16	4	2	2	4	0	0	0	0	0	24	24	4.50	1.000											
Ed Sprague, R (5, 1) ERA: 5.12	1.2	10	3	0	0	0	3	0	0	0	1	0	6	18	0.00	3.600										
Clay Carroll, R (6, 1) ERA: 4.4	0.1	1	0	0	0	1	0	0	0	0	0	0	3	3	0.00	0.000										
Pedro Borbon, R (7, 1) ERA: 3.0	2.0	7	1	0	0	2	0	0	0	0	0	11	11	0.00	0.500											
Don Guillitt, L (9, 1) ERA: 4.2	1.0	L 6	3	3	3	1	1	0	0	0	0	1	7	11	27.00	4.000										

Batter	1	2	3	4	5	6	7	8	9	AB R H RBI BB SO LOB	BOTTOM														
Pete Rose, S (1, 7) OBP: 0.394, SLG: 0.400	6-3		F8		BB		F9		F9	4 0 0 0 1 0 0	New York Mets @ Cincinnati Reds Riverfront Stadium, Cincinnati, OH Sat Jul 14 1973, 7:05 PM EDT Att: 36,166 - Unknown														
Joe Morgan, L (1, 4) OBP: 0.419, SLG: 0.497	E BB		1B		1-3		2B		F7	4 0 2 0 1 0 1															
Dave Concepcion, R (1, 6) OBP: 0.318, SLG: 0.427	E5		S 1B		K		K		P6	5 0 1 0 0 2 2															
Johnny Bench, R (1, 2) OBP: 0.341, SLG: 0.447	K		K		F9		6-3			4 0 0 0 0 2 5															
Tony Perez, R (1, 3) OBP: 0.384, SLG: 0.519 Darrel Chaney, S (8, PR) OBP: 0.295, SLG: 0.224	F9		BB		P4				1B SH2-4 SF8 1B	3 0 1 0 1 0 2 0 1 0 0 0 0 0															
Bobby Tolan, L (1, 8) OBP: 0.249, SLG: 0.312		6-3	3-1				6-4-3		SH2-4	3 0 1 0 0 0 3															
Andy Kosco, R (1, 9) OBP: 0.313, SLG: 0.333 Cesar Geronimo, L (8, PR) OBP: 0.215, SLG: 0.210		6-3			HR		K		1B	4 1 2 1 0 1 1 0 0 0 0 0 0 0															
Denise Menke, R (1, 5) OBP: 0.366, SLG: 0.222					F3		6-4-3		SF8	2 0 0 1 1 0 1															
Tom Hall, L (1, 1) Larry Stahl, L (4, PH) Ed Sprague, R (5, 1) Clay Carroll, R (6, 1) Phil Gagliano, R (6, PH) Pedro Borbon, R (7, 1) Dan Brieseman, L (8, PH) Don Guillitt, L (9, 1)		4-3			K		K		P4	1 0 0 0 0 0 0 1 1 0 0 0 0 0 1 0 0 0 0 0 0 0 0 0 0 0 0 0 0 0 0 0 1 0 0 0 0 0 1 1 0 0 0 0 0 0 0 0 1 0 0 0 0 0 0 1 0 0 0 0 0 0 0 0															
Inning Stats	R: 0 E: 1 K: 1 S: 6	H: 0 LOB: 2 BB: 1 P: 10	R: 0 E: 0 K: 0 S: 3	H: 0 LOB: 1 BB: 1 P: 7	R: 0 E: 0 K: 1 S: 7	H: 2 LOB: 3 BB: 1 P: 11	R: 1 E: 0 K: 1 S: 6	H: 1 LOB: 1 BB: 1 P: 10	R: 0 E: 0 K: 2 S: 5	H: 1 LOB: 1 BB: 0 P: 8		R: 0 E: 0 K: 1 S: 6	H: 1 LOB: 1 BB: 0 P: 6	R: 1 E: 0 K: 0 S: 5	H: 2 LOB: 1 BB: 0 P: 5	R: 0 E: 0 K: 0 S: 3	H: 0 LOB: 0 BB: 0 P: 3	1B: 5 2B: 1 3B: 0 HR: 1	SF: 1 SAC: 1 DP: 0 HBP: 0	WP: 0 PB: 0 SB: 1 CS: 0	PA: 39				
PITCHER	IP WLS BF H R ER SO BB IBB HBP BLK WP HR S P ERA WHIP											IP WLS BF H R ER SO BB IBB HBP BLK WP HR S P ERA WHIP													
George Stone, L (1, 1) ERA: 2.74	8.0	36	7	2	2	7	4	0	0	0	0	46	62	2.25	1.375										
Buzz Capra, R (9, 1) ERA: 4.7	1.0	S 3	0	0	0	0	0	0	0	0	0	3	3	0.00	0.000										



Batter	1	2	3	4	5	6	7	8	9	AB	R	H	RBI	BB	SO	LOB	TOP				
Wayne Garrett, L (1,5) OBP: 0.331, SLG: 0.353										4	0	1	0	0	0	0					
Felix Milan, R (1,4) OBP: 0.323, SLG: 0.361										4	0	1	0	0	0	0					
Willie Mays, R (1,8) OBP: 0.282, SLG: 0.348										4	1	1	1	0	0	0					
Cleon Jones, R (1,7) OBP: 0.308, SLG: 0.404										3	0	0	0	0	0	0					
Jim Beauchamp, R (1,3) OBP: 0.354, SLG: 0.341										3	0	1	0	0	0	0					
Don Hahn, R (1,9) OBP: 0.285, SLG: 0.318										3	0	0	0	0	0	1					
Jerry Grote, R (1,2) OBP: 0.253, SLG: 0.271										3	0	0	0	0	0	1					
Bud Harrelson, S (1,6) OBP: 0.352, SLG: 0.298										3	0	0	0	0	0	0					
Jon Matlack, L (1,1) OBP: 0.231, SLG: 0.091										2	0	0	0	0	2	0					
Duffy Dyer, R (8, PH) OBP: 0.246, SLG: 0.236										1	0	0	0	0	0	0					
Jim McAndrew, R (8, 1) OBP: 0.400, SLG: 0.214										0	0	0	0	0	0	0					
Inning Stats	R: 0 E: 0 K: 0 S: 3	H: 0 LOB: 0 BB: 0 P: 3	R: 0 E: 0 K: 0 S: 3	H: 0 LOB: 0 BB: 0 P: 3	R: 0 E: 0 K: 1 S: 5	H: 0 LOB: 0 BB: 0 P: 5	R: 0 E: 0 K: 0 S: 3	H: 0 LOB: 0 BB: 0 P: 3	R: 0 E: 0 K: 0 S: 4	H: 1 LOB: 1 BB: 0 P: 4	R: 0 E: 0 K: 1 S: 6	H: 2 LOB: 2 BB: 0 P: 6	R: 1 E: 0 K: 0 S: 4	H: 1 LOB: 0 BB: 0 P: 4	R: 0 E: 0 K: 0 S: 3	H: 0 LOB: 0 BB: 0 P: 3	R: 0 E: 0 K: 0 S: 3	H: 0 LOB: 0 BB: 0 P: 3	1B: 3 2B: 0 3B: 0 HR: 1	SF: 0 SAC: 0 DP: 0 HBP: 0	WP: 0 PA: 30 PB: 0 SB: 0 CS: 0
PITCHER Ross Grimsley, L (1,1) ERA: 2.61	IP: 9.0 WLS: W BF: 30 H: 4 R: 1 ER: 1 SO: 2 BB: 0 IBB: 0 HBP: 0 BLK: 0 WP: 0 HR: 1 S: 34 P: 34 ERA: 1.00 WHIP: 0.444															PITCHER					

New York Mets @ Cincinnati Reds
Riverfront Stadium, Cincinnati, OH
Sun Jul 15 1973, 3:33 AM EDT
Att: 35,121 - Unknown

AB 30
R 1
H 4
RBI 1
BB 0
SO 2
LOB 2

Batter	1	2	3	4	5	6	7	8	9	AB	R	H	RBI	BB	SO	LOB	BOTTOM		
Pete Rose, S (1,7) OBP: 0.390, SLG: 0.396										4	0	0	0	0	0	0			
Joe Morgan, L (1,4) OBP: 0.422, SLG: 0.497										2	1	1	0	2	0	0			
Dave Concepcion, R (1,6) OBP: 0.323, SLG: 0.432										3	2	2	0	1	0	1			
Johnny Bench, R (1,3) OBP: 0.340, SLG: 0.445										4	0	1	1	0	1	4			
Andy Kosco, R (1,9) OBP: 0.324, SLG: 0.321										1	0	0	0	1	1	0			
Larry Stahl, L (8, PH) OBP: 0.322, SLG: 0.321										1	0	1	1	0	0	0			
Cesar Geronimo, L (8, 8) OBP: 0.215, SLG: 0.210										0	0	0	0	0	0	0			
Bobby Tolan, L (1,8) OBP: 0.249, SLG: 0.313										3	0	1	1	0	0	3			
Denis Menke, R (1,5) OBP: 0.359, SLG: 0.217										4	0	0	0	0	1	6			
Bill Plummer, R (1,2) OBP: 0.308, SLG: 0.269										3	0	0	0	0	0	0			
Ross Grimsley, L (1,1) OBP: 0.043, SLG: 0.043										3	0	0	0	0	1	0			
Inning Stats	R: 0 E: 0 K: 0 S: 3	H: 0 LOB: 1 BB: 1 P: 7	R: 0 E: 0 K: 1 S: 5	H: 0 LOB: 0 BB: 0 P: 5	R: 0 E: 0 K: 1 S: 7	H: 0 LOB: 0 BB: 0 P: 3	R: 2 E: 0 K: 1 S: 7	H: 2 LOB: 1 BB: 1 P: 11	R: 0 E: 0 K: 0 S: 5	H: 0 LOB: 0 BB: 0 P: 5	R: 0 E: 0 K: 0 S: 5	H: 2 LOB: 3 BB: 1 P: 9	R: 0 E: 0 K: 0 S: 3	H: 0 LOB: 0 BB: 0 P: 3	R: 1 E: 0 K: 1 S: 7	H: 2 LOB: 2 BB: 1 P: 11	1B: 5 2B: 1 3B: 0 HR: 0	SF: 1 SAC: 1 DP: 0 HBP: 0	WP: 0 PA: 34 PB: 1 SB: 2 CS: 0
PITCHER Jon Matlack, L (1,1) ERA: 3.32	IP: 7.0 WLS: L BF: 28 H: 4 R: 2 ER: 2 SO: 3 BB: 2 IBB: 1 HBP: 0 BLK: 0 WP: 0 HR: 0 S: 31 P: 43 ERA: 2.57 WHIP: 0.857															PITCHER			
Jim McAndrew, R (8, 1) ERA: 5.65	IP: 1.0 WLS: L BF: 6 H: 2 R: 1 ER: 1 SO: 1 BB: 0 IBB: 0 HBP: 0 BLK: 0 WP: 0 HR: 0 S: 7 P: 11 ERA: 9.00 WHIP: 3.000															PITCHER			

New York Mets @ Cincinnati Reds
Riverfront Stadium, Cincinnati, OH
Sun Jul 15 1973, 3:33 AM EDT
Att: 35,121 - Unknown

AB 28
R 3
H 6
RBI 3
BB 4
SO 4
LOB 14

Batter	1	2	3	4	5	6	7	8	9	AB	R	H	RBI	BB	SO	LOB	TOP					
Bill Robinson, R OBP: 0.396, SLG: 0.551 (1, 8)	0-0 4-3		0-0 F7			4-0 WP SH1-4 BB	0-0 P4			3	0	0	0	1	0	1						
Terry Harmon, R OBP: 0.290, SLG: 0.231 (1, 4)	0-0 F7			0-0 FC4-6 1B		0-0 SH1-4		0-0 F7		3	0	1	0	0	0	0						
Willie Montanez, L OBP: 0.353, SLG: 0.412 (1, 3)	0-0 4-3			0-0 FC4-6 G6-4-3 1-2		0-0 L9		0-0 F9		4	0	0	0	0	0	2						
Greg Luzinski, R OBP: 0.320, SLG: 0.476 (1, 7)		0-3 K		0-0 G6-4-3 1-2		4-0 WP IBB		0-3 K		3	0	0	0	1	2	1						
Mike Anderson, R OBP: 0.326, SLG: 0.450 (1, 9)		0-3 K			0-0 WP 1B	4-0 1B		0-0 2B 1B		3	0	2	0	1	1	0						
Mike Schmidt, R OBP: 0.333, SLG: 0.388 (1, 5)		4-0 BB			0-3 K	0-0 F8		0-0 2B		3	0	1	0	1	1	4						
Bob Boone, R OBP: 0.297, SLG: 0.320 (1, 2)		0-3 K			0-0 F8		0-0 F3		0-0 P6	4	0	0	0	0	1	4						
Larry Bowa, S OBP: 0.249, SLG: 0.241 (9, PH)			0-0 6-3		0-0 WP 1B		0-0 1-3 2B		0-3 K	3	0	2	0	0	0	0						
Del Unser, L OBP: 0.390, SLG: 0.520 (9, PH)					1-2 1B					1	0	0	0	0	1	2						
Ken Brett, L OBP: 0.289, SLG: 0.667 (1, 1)			0-3 K		0-0 1-3		0-0 1-3		0-0 6-3	3	0	0	0	0	1	3						
Tom Hutton, L OBP: 0.370, SLG: 0.415 (9, PH)					1-2 2-3					1	0	0	0	0	0	2						
Inning Stats	R: 0 E: 0 K: 0 S: 3	H: 0 LOB: 0 BB: 0 P: 3	R: 0 E: 0 K: 3 S: 9	H: 0 LOB: 1 BB: 1 P: 13	R: 0 E: 0 K: 1 S: 5	H: 0 LOB: 0 BB: 0 P: 5	R: 0 E: 0 K: 0 S: 3	H: 1 LOB: 2 BB: 0 P: 3	R: 0 E: 0 K: 1 S: 7	H: 2 LOB: 2 BB: 0 P: 7	R: 0 E: 0 K: 0 S: 3	H: 0 LOB: 3 BB: 3 P: 15	R: 0 E: 0 K: 0 S: 4	H: 1 LOB: 1 BB: 0 P: 4	R: 0 E: 0 K: 1 S: 5	H: 0 LOB: 0 BB: 0 P: 5	R: 0 E: 0 K: 1 S: 7	H: 2 LOB: 2 BB: 0 P: 7	1B: 4 2B: 2 3B: 0 HR: 0	SF: 0 SAC: 1 DP: 1 HBP: 0	WP: 2 PB: 0 CS: 0	PA: 36
PITCHER Fred Norman, L ERA: 3.27 (1, 1)	IP: 9.0 WLS: W BF: 36 H: 6 R: 0 ER: 0 SO: 7 BB: 3 IBB: 1 HBP: 0 BLK: 0 WP: 2 HR: 0 S: 46 P: 62 ERA: 0.00 WHIP: 1.000															PITCHER						

Philadelphia Phillies @ Cincinnati Reds
Riverfront Stadium, Cincinnati, OH
Mon Jul 16 1973, 7:05 PM EDT
Att: 16,457 - Unknown

AB	31
R	0
H	6
RBI	0
BB	4
SO	7
LOB	19



Batter	1	2	3	4	5	6	7	8	9	AB	R	H	RBI	BB	SO	LOB	BOTTOM	
Pete Rose, S OBP: 0.394, SLG: 0.402 (1, 7)	0-0 FC4-6 1B		0-0 1-3			0-0 1-3 3-H 2B		0-0 1B FC5-2 1B		4	0	3	1	0	0	0		
Joe Morgan, L OBP: 0.418, SLG: 0.491 (1, 4)	0-0 FC4-6 FC5-4 1-2			0-0 F9		0-0 4-3		0-3 K		4	0	0	0	0	1	4		
Dave Concepcion, R OBP: 0.325, SLG: 0.431 (1, 6)	0-0 F9			0-3 K		4-0 IBB		0-0 FC5-2 IBB 1-3 1B		3	0	1	0	1	1	1		
Johnny Bench, R OBP: 0.339, SLG: 0.441 (8, 2)	0-0 FC5-4 1-2			0-0 6-3		0-0 F6		4-0 FC5-2 IBB 1-2 IBB		3	0	0	0	1	0	4		
Tony Perez, R OBP: 0.380, SLG: 0.512 (1, 3)		0-0 F9			0-0 F8	0-3 K		0-0 FC5-2 FC3-6		4	0	0	0	0	1	6		
Bobby Tolan, L OBP: 0.247, SLG: 0.309 (8, 9)		0-3 K			0-0 G3		0-0 F9	0-0 FC3-6 1-2		4	0	0	0	0	1	3		
Denis Menke, R OBP: 0.359, SLG: 0.214 (1, 5)		0-0 F3			0-0 F8		4-0 FC6-4 BB			2	0	0	0	1	0	0		
Bill Plummer, R OBP: 0.309, SLG: 0.286 Cesar Geronimo, L OBP: 0.215, SLG: 0.210 (7, PR) (8, 8)			0-0 F8			0-0 E 2B 2B	0-0 FC6-4 1-2			3	1	1	0	0	0	1		
Fred Norman, S OBP: 0.109, SLG: 0.068 (1, 1)			0-3 K			0-0 E5 2B 2-3	0-0 L1			3	0	0	0	0	1	2		
Inning Stats	R: 0 E: 0 K: 0 S: 4	H: 1 LOB: 1 BB: 0 P: 4	R: 0 E: 0 K: 1 S: 5	H: 0 LOB: 0 BB: 0 P: 5	R: 0 E: 0 K: 1 S: 5	H: 0 LOB: 0 BB: 0 P: 5	R: 0 E: 0 K: 1 S: 5	H: 0 LOB: 0 BB: 0 P: 5	R: 1 E: 1 K: 1 S: 8	H: 2 LOB: 3 BB: 1 P: 12	R: 0 E: 0 K: 0 S: 3	H: 0 LOB: 1 BB: 1 P: 7	R: 0 E: 0 K: 1 S: 7	H: 2 LOB: 3 BB: 1 P: 11	1B: 3 2B: 2 3B: 0 HR: 0	SF: 0 SAC: 0 DP: 0 HBP: 0	WP: 0 PB: 0 CS: 0	PA: 33
PITCHER Ken Brett, L ERA: 2.69 (1, 1)	IP: 8.0 WLS: L BF: 33 H: 5 R: 1 ER: 0 SO: 5 BB: 1 IBB: 2 HBP: 0 BLK: 0 WP: 0 HR: 0 S: 40 P: 52 ERA: 0.00 WHIP: 0.750															PITCHER		

Philadelphia Phillies @ Cincinnati Reds
Riverfront Stadium, Cincinnati, OH
Mon Jul 16 1973, 7:05 PM EDT
Att: 16,457 - Unknown

AB	30
R	1
H	5
RBI	1
BB	3
SO	5
LOB	21



Batter	1	2	3	4	5	6	7	8	9	AB	R	H	RBI	BB	SO	LOB	TOP					
Bill Robinson, R OBP: 0.352, SLG: 0.542 (1, 5)	0-0 5-3		0-0 5-3		0-0 1B		0-3 K		0-0 1-3	5	0	1	0	0	1	1	Philadelphia Phillies @ Cincinnati Reds Riverfront Stadium, Cincinnati, OH Tue Jul 17 1973, 7:05 PM EDT Att: 19,549 - Unknown livebaseballscorecards.com					
Denny Doyle, L OBP: 0.328, SLG: 0.330 (1, 4)	0-0 G6-4-3 1B		0-0 F7		0-0 P6		0-0 1-3			4	0	1	0	0	0	1						
Willie Montanez, L OBP: 0.335, SLG: 0.413 Mike Schmidt, R OBP: 0.333, SLG: 0.388 (1, 9) (7, 5)	0-0 G6-4-3 1-2			0-0 FC4-6 1B		0-0 2B 1B		0-0 4-3		4	0	2	0	0	0	1						
Greg Luzinski, R OBP: 0.325, SLG: 0.480 (1, 7)		4-0 FC4-6 BB		0-0 FC4-6 1B		0-0 1-H 2B		0-3 K		3	1	2	0	1	1	0						
Tom Hutton, L OBP: 0.368, SLG: 0.407 (1, 3)		0-0 FC4-6 WP 1-2		0-0 B1		4-0 2B FC4-6 BB		0-3 K		3	1	0	0	1	1	3						
Del Unser, L OBP: 0.388, SLG: 0.519 (1, 8)		0-0 F7 1-2		0-0 FC4-6 1-2 2-3		0-0 FC4-6 1-3 2-H 2B		0-0 4-3		4	0	1	1	0	0	3						
Bob Boone, R OBP: 0.300, SLG: 0.318 (1, 2)		4-0 BB		0-0 5-3		4-0 FC4-6 IBB		0-0 6-3		2	0	0	0	2	0	2						
Larry Bowa, S OBP: 0.247, SLG: 0.239 (1, 6)		0-0 P5			0-0 P6	0-0 FC4-6 1-2 2-3 3-H		0-0 P3		4	0	0	1	0	0	4						
Jim Lonborg, R OBP: 0.235, SLG: 0.226 (1, 1)			0-3 K		0-3 K	0-3 K		0-0 1B		4	0	1	0	0	3	2						
Inning Stats	R: 0 E: 0 K: 0 S: 3	H: 1 LOB: 0 BB: 0 P: 3	R: 0 E: 0 K: 0 S: 3	H: 0 LOB: 2 BB: 2 P: 11	R: 0 E: 0 K: 1 S: 5	H: 0 LOB: 0 BB: 0 P: 5	R: 0 E: 0 K: 0 S: 5	H: 2 LOB: 2 BB: 0 P: 5	R: 0 E: 0 K: 1 S: 6	H: 1 LOB: 1 BB: 0 P: 6	R: 2 E: 0 K: 1 S: 7	H: 3 LOB: 2 BB: 2 P: 15	R: 0 E: 0 K: 1 S: 5	H: 0 LOB: 0 BB: 0 P: 5	R: 0 E: 0 K: 2 S: 7	H: 0 LOB: 0 BB: 0 P: 7		R: 0 E: 0 K: 0 S: 4	H: 1 LOB: 1 BB: 0 P: 4	1B: 6 2B: 2 3B: 0 HR: 0	SF: 0 SAC: 0 DP: 1 HBP: 0	WP: 1 PB: 0 SB: 0 CS: 0
PITCHER	IP WLS BF H R ER SO BB IBB HBP BLK WP HR S P ERA WHIP	7.0 L 30 7 2 2 4 3 1 0 0 1 0 34 50 2.57 1.429	2.0 7 1 0 0 2 0 0 0 0 0 0 0 11 11 0.00 0.500	PITCHER										IP WLS BF H R ER SO BB IBB HBP BLK WP HR S P ERA WHIP								
Jack Billingham, R ERA: 3.18 Don Gullett, L ERA: 4.14																						

Batter	1	2	3	4	5	6	7	8	9	AB	R	H	RBI	BB	SO	LOB	BOTTOM					
Pete Rose, S OBP: 0.396, SLG: 0.405 (1, 7)	0-0 CS 1B		0-0 BB 1B	0-0 F8			0-0 6-3		0-0 1B BB 1B	5	0	3	0	0	0	2	Philadelphia Phillies @ Cincinnati Reds Riverfront Stadium, Cincinnati, OH Tue Jul 17 1973, 7:05 PM EDT Att: 19,549 - Unknown livebaseballscorecards.com					
Joe Morgan, L OBP: 0.415, SLG: 0.485 (1, 4)	0-3 K 1-2		0-0 F7		0-0 F9		0-3 K		4-0 1B BB BB BB BB	4	0	0	0	1	2	3						
Dan Driessen, L OBP: 0.352, SLG: 0.347 (1, 5)	0-0 3-1		0-0 BB 1B		0-0 F9		0-0 G3		0-0 F7	5	0	1	0	0	0	3						
Johnny Bench, R OBP: 0.343, SLG: 0.443 Darrel Chaney, S OBP: 0.295, SLG: 0.224 Bill Plummer, R OBP: 0.309, SLG: 0.286 Phil Gagliano, R OBP: 0.351, SLG: 0.229 (1, 2) (8, PR) (9, PR) (9, PH)		0-0 P4	4-0 1-2 2-3 BB		0-0 1B		0-0 SH5-4 1B		0-0 1-2 2-3 1B	3	0	2	0	1	0	0						
Tony Perez, R OBP: 0.381, SLG: 0.509 (1, 3)		4-0 E BB	0-3 K		0-3 K		0-0 SH5-4 1B		0-0 4-3	4	0	1	0	1	2	7						
Bobby Tolan, L OBP: 0.245, SLG: 0.306 (1, 9)		0-0 E4 1-2		0-0 4-3		0-0 4-3		0-0 SH5-4		3	0	0	0	0	0	1						
Dave Concepcion, R OBP: 0.324, SLG: 0.427 (1, 6)		0-0 F9		0-0 6-3		0-0 F7		4-0 G6-4-3 IBB		3	0	0	0	1	0	2						
Cesar Geronimo, L OBP: 0.216, SLG: 0.230 (1, 8)		0-0 L5		0-0 HR		0-3 K		0-0 G6-4-3 1-2		4	1	1	1	0	1	5						
Jack Billingham, R OBP: 0.070, SLG: 0.019 Larry Stahl, L OBP: 0.330, SLG: 0.354 Don Gullett, R OBP: 0.324, SLG: 0.200 Hal King, L OBP: 0.300, SLG: 0.706 (1, 1) (7, PH) (8, 1) (9, PH)			0-0 4-3	4-0 BB			0-0 3B		0-0 F7	1	0	0	0	1	0	0						
Inning Stats	R: 0 E: 0 K: 1 S: 5	H: 1 LOB: 0 BB: 0 P: 5	R: 0 E: 1 K: 0 S: 4	H: 0 LOB: 2 BB: 1 P: 8	R: 0 E: 0 K: 1 S: 7	H: 2 LOB: 3 BB: 1 P: 11	R: 1 E: 0 K: 0 S: 4	H: 1 LOB: 1 BB: 1 P: 8	R: 0 E: 0 K: 1 S: 6	H: 1 LOB: 1 BB: 0 P: 6	R: 0 E: 0 K: 1 S: 5	H: 0 LOB: 0 BB: 0 P: 5	R: 0 E: 0 K: 1 S: 6	H: 1 LOB: 1 BB: 0 P: 6	R: 0 E: 0 K: 0 S: 4	H: 2 LOB: 3 BB: 1 P: 8		R: 0 E: 0 K: 0 S: 5	H: 2 LOB: 3 BB: 1 P: 9	1B: 8 2B: 1 3B: 1 HR: 1	SF: 0 SAC: 1 DP: 2 HBP: 0	WP: 0 PB: 0 SB: 0 CS: 1
PITCHER	IP WLS BF H R ER SO BB IBB HBP BLK WP HR S P ERA WHIP	9.0 W 41 10 1 1 5 4 1 0 0 0 1 46 66 1.00 1.556	PITCHER										IP WLS BF H R ER SO BB IBB HBP BLK WP HR S P ERA WHIP									
Jim Lonborg, R ERA: 5.3																						

Batter	1	2	3	4	5	6	7	8	9	AB	R	H	RBI	BB	SO	LOB	TOP			
Bill Robinson, R OBP: 0.353, SLG: 0.553 (1, 9)										5	1	2	1	0	0	2	Philadelphia Phillies @ Cincinnati Reds Riverfront Stadium, Cincinnati, OH Wed Jul 18 1973, 7:05 PM EDT Att: 17,429 - Unknown			
Terry Harmon, R OBP: 0.286, SLG: 0.232 (1, 4)										4	0	1	0	0	2	1				
Willie Montanez, L OBP: 0.351, SLG: 0.408 Dave Wallace, R Darrell Brandon, R (8, 1)										4	0	0	0	0	0	2				
Greg Luzinski, R OBP: 0.324, SLG: 0.478 (1, 7)										4	1	1	0	0	1	1				
Del Unser, L OBP: 0.386, SLG: 0.513 (1, 8)										3	0	0	0	1	2	1				
Mike Schmidt, R OBP: 0.332, SLG: 0.390 (1, 5)										4	1	1	0	0	2	1				
Bob Boone, R OBP: 0.303, SLG: 0.328 (1, 2)										4	0	2	1	0	0	1				
Larry Bowa, S OBP: 0.247, SLG: 0.237 Tom Hutton, L OBP: 0.371, SLG: 0.417 (9, PH)										2	0	0	0	1	1	1				
Steve Carlton, L OBP: 0.172, SLG: 0.230 Jose Pagan, R OBP: 0.217, SLG: 0.333 (8, PH)										2	0	0	0	0	2	2				
Inning Stats	R: 0 E: 0 K: 1 S: 6	H: 1 LOB: 1 BB: 0 P: 6	R: 0 E: 0 K: 3 S: 10	H: 1 LOB: 2 BB: 1 P: 14	R: 1 E: 0 K: 1 S: 6	H: 1 LOB: 0 BB: 0 P: 6	R: 0 E: 0 K: 0 S: 2	H: 0 LOB: 0 BB: 1 P: 6	R: 0 E: 0 K: 1 S: 5	H: 0 LOB: 0 BB: 0 P: 7	R: 0 E: 0 K: 1 S: 6	H: 1 LOB: 1 BB: 0 P: 6	R: 0 E: 0 K: 0 S: 4	H: 1 LOB: 1 BB: 0 P: 4	R: 2 E: 0 K: 1 S: 9	H: 4 LOB: 2 BB: 0 P: 9		1B: 4 2B: 4 3B: 0 HR: 1	SF: 0 SAC: 0 DP: 1 HBP: 0	WP: 0 PB: 0 SB: 0 CS: 0
PITCHER	IP WLS BF H R ER SO BB IBB HBP BLK WP HR S P ERA WHIP																			
Tom Hall, L ERA: 4.06	(1, 1)	8.1 W 33 7 3 3 10 1 1 0 0 0 1 51 59 3.24 0.960																		
Clay Carroll, R ERA: 4.34	(9, 1)	0.2 S 4 2 0 0 0 0 0 0 0 0 0 0 4 4 0.00 3.000																		

Batter	1	2	3	4	5	6	7	8	9	AB	R	H	RBI	BB	SO	LOB	BOTTOM			
Pete Rose, S OBP: 0.397, SLG: 0.414 (1, 7)										4	1	2	0	0	0	0	Philadelphia Phillies @ Cincinnati Reds Riverfront Stadium, Cincinnati, OH Wed Jul 18 1973, 7:05 PM EDT Att: 17,429 - Unknown			
Joe Morgan, L OBP: 0.416, SLG: 0.486 Darrel Chaney, S OBP: 0.295, SLG: 0.224 (9, 4)										3	2	1	1	1	1	1				
Dave Concepcion, R OBP: 0.326, SLG: 0.435 (1, 6)										4	1	2	2	0	0	1				
Johnny Bench, R OBP: 0.345, SLG: 0.442 (1, 2)										3	1	1	0	1	0	1				
Tony Perez, R OBP: 0.377, SLG: 0.503 (1, 3)										4	1	0	0	0	2	4				
Andy Kosco, R OBP: 0.342, SLG: 0.469 (1, 9)										4	1	2	4	0	2	0				
Denis Menke, R OBP: 0.357, SLG: 0.210 (1, 5)										3	0	0	0	1	1	2				
Cesar Geronimo, L OBP: 0.217, SLG: 0.226 (1, 8)										3	0	0	0	1	3	1				
Tom Hall, L OBP: 0.050, SLG: 0.050 Clay Carroll, R OBP: 0.182, SLG: 0.182 (9, 1)										4	0	0	0	0	4	3				
Inning Stats	R: 0 E: 0 K: 0 S: 3	H: 0 LOB: 0 BB: 0 P: 3	R: 0 E: 0 K: 1 S: 5	H: 0 LOB: 0 BB: 0 P: 5	R: 0 E: 0 K: 2 S: 7	H: 0 LOB: 0 BB: 0 P: 7	R: 0 E: 0 K: 1 S: 6	H: 1 LOB: 1 BB: 0 P: 6	R: 0 E: 0 K: 3 S: 9	H: 0 LOB: 1 BB: 1 P: 13	R: 5 E: 1 K: 2 S: 11	H: 4 LOB: 0 BB: 1 P: 15	R: 0 E: 0 K: 2 S: 7	H: 0 LOB: 0 BB: 0 P: 7	R: 2 E: 0 K: 2 S: 10	H: 3 LOB: 3 BB: 2 P: 18		1B: 1 2B: 5 3B: 1 HR: 1	SF: 0 SAC: 0 DP: 0 HBP: 0	WP: 0 PB: 0 SB: 0 CS: 0
PITCHER	IP WLS BF H R ER SO BB IBB HBP BLK WP HR S P ERA WHIP																			
Steve Carlton, L ERA: 4.16	(1, 1)	7.0 L 28 5 5 5 11 1 1 0 0 0 0 0 6 10 6.43 0.857																		
Dave Wallace, R ERA: 54.0	(8, 1)	0.1 5 3 2 2 1 1 0 0 0 0 0 0 6 10 54.00 12.000																		
Darrell Brandon, R ERA: 5.67	(8, 1)	0.2 3 0 0 0 0 1 0 1 0 0 0 0 0 4 8 0.00 0.000																		

Batter	1	2	3	4	5	6	7	8	9	AB	R	H	RBI	BB	SO	LOB	TOP											
Ron Hunt, R OBP: 0.413, SLG: 0.336 (1, 4)	F8		F9		FC6-4			K		4	0	0	0	0	1	4	Montreal Expos @ Cincinnati Reds Riverfront Stadium, Cincinnati, OH Fri Jul 20 1973, 7:05 PM EDT Att: 34,058 - Unknown											
Ron Woods, R OBP: 0.350, SLG: 0.337 (1, 8)	4-3				K		F8	BB 1B		4	0	1	0	0	1	0												
Hal Breedon, R OBP: 0.386, SLG: 0.545 (1, 3)	F8				FC6-4 1B		5-3	BB 1B		3	0	1	0	1	0	0												
Bob Bailey, R OBP: 0.385, SLG: 0.549 (1, 5)		6-3			F8		6-3	K		4	0	0	0	0	1	4												
Ken Singleton, S OBP: 0.404, SLG: 0.464 (1, 9)		6-3			FC6-4		6-3		G5-3 BB	3	0	0	0	1	0	1												
Clyde Mashore, R OBP: 0.323, SLG: 0.378 Mike Marshall, R OBP: 0.316, SLG: 0.235 (7, 1)	K				F7		P6	G5-3 BB		3	0	0	0	0	1	0												
John Boccabella, R OBP: 0.295, SLG: 0.330 Mike Jorgensen, L OBP: 0.353, SLG: 0.351 (9, PH)			SH1-3 1B		F8		1-3	G5-3	1-2 2-3	3	0	1	0	0	0	0												
Pepe Frias, R OBP: 0.246, SLG: 0.274 Ron Fairly, L OBP: 0.453, SLG: 0.455 (9, PH)	SH1-3				1B			K	F9	2	0	1	0	0	1	0												
Mike Torrez, R OBP: 0.238, SLG: 0.262 Jim Lytle, L OBP: 0.400, SLG: 1.000 Jim Cox, R (8, 4)	6-3				FC6-4 1B			BB 1B BB		2	0	1	0	0	0	1												
Inning Stats	R: 0 E: 0 K: 0 S: 3	H: 0 LOB: 0 BB: 0 P: 3	R: 0 E: 0 K: 1 S: 5	H: 0 LOB: 0 BB: 0 P: 5	R: 0 E: 0 K: 0 S: 4	H: 1 LOB: 1 BB: 0 P: 4	R: 0 E: 0 K: 1 S: 6	H: 1 LOB: 1 BB: 0 P: 6	R: 0 E: 0 K: 0 S: 5	H: 2 LOB: 2 BB: 0 P: 5	R: 0 E: 0 K: 0 S: 3	H: 0 LOB: 0 BB: 0 P: 3	R: 0 E: 0 K: 0 S: 3	H: 0 LOB: 0 BB: 0 P: 3	R: 0 E: 0 K: 3 S: 10	H: 1 LOB: 3 BB: 2 P: 18		R: 0 E: 0 K: 0 S: 2	H: 0 LOB: 1 BB: 2 P: 10	1B: 5 2B: 0 3B: 0 HR: 0	SF: 0 SAC: 1 DP: 1 HBP: 0	WP: 0 PB: 0 CS: 0	PA: 35					
PITCHER	IP	WLS	BF	H	R	ER	SO	BB	IBB	HBP	BLK	WP	HR	S	P	ERA		WHIP										
Fred Norman, L ERA: 3.09 Pedro Borbon, R ERA: 2.91	(1, 1)	8.0	W	33	5	0	0	5	4	0	0	0	0	39	55	0.00		1.125										

Batter	1	2	3	4	5	6	7	8	9	AB	R	H	RBI	BB	SO	LOB	BOTTOM											
Pete Rose, S OBP: 0.398, SLG: 0.411 (1, 7)	E4 WP BB G6-4-3		F7					6-3		4	2	1	0	1	0	1	Montreal Expos @ Cincinnati Reds Riverfront Stadium, Cincinnati, OH Fri Jul 20 1973, 7:05 PM EDT Att: 34,058 - Unknown											
Joe Morgan, L OBP: 0.415, SLG: 0.483 (1, 4)	G6-4-3 WP BB		F9		P5		F8			3	0	0	0	1	0	2												
Dan Driessen, L OBP: 0.360, SLG: 0.360 (1, 3)	G6-4-3 1-2 2-3 BB		4-3			F7	WP 1B			3	1	1	0	1	0	0												
Johnny Bench, R OBP: 0.340, SLG: 0.434 (1, 2)	G6-4-3 1-2 2-3 3-H				5-3		E5 E 1B	F8	1-2 2-3	4	1	1	0	0	0	4												
Bobby Tolan, L OBP: 0.250, SLG: 0.307 (1, 9)	1-3				F7		FC3-2 BB	1B 1B	2-H 3-H	3	0	1	2	1	0	1												
Dave Concepcion, R OBP: 0.325, SLG: 0.430 (1, 6)		L4			S 1B		E6 FC3-2 S	1B	1-3	4	0	2	0	0	0	1												
Denis Menke, R OBP: 0.358, SLG: 0.217 (1, 5)		F8			4-3		FC3-2 BB			3	0	1	0	1	0	1												
Cesar Geronimo, L OBP: 0.219, SLG: 0.224 (1, 8)					L4		FC3-2	L9		4	0	1	0	0	0	4												
Fred Norman, S OBP: 0.100, SLG: 0.063 Pedro Borbon, R OBP: 0.167, SLG: 0.167 (1, 1)		L5			1-3		F5	F7		4	0	0	0	0	0	5												
Inning Stats	R: 1 E: 1 K: 0 S: 3	H: 0 LOB: 1 BB: 2 P: 11	R: 0 E: 0 K: 0 S: 4	H: 1 LOB: 1 BB: 0 P: 4	R: 0 E: 0 K: 0 S: 3	H: 0 LOB: 0 BB: 0 P: 3	R: 0 E: 0 K: 0 S: 4	H: 1 LOB: 1 BB: 0 P: 4	R: 0 E: 0 K: 0 S: 3	H: 0 LOB: 1 BB: 1 P: 7	R: 1 E: 2 K: 0 S: 5	H: 1 LOB: 3 BB: 2 P: 13	R: 2 E: 0 K: 0 S: 6	H: 4 LOB: 2 BB: 0 P: 6	R: 0 E: 0 K: 0 S: 4	H: 1 LOB: 1 BB: 0 P: 4		1B: 7 2B: 1 3B: 0 HR: 0	SF: 0 SAC: 0 DP: 1 HBP: 0	WP: 2 PB: 0 CS: 0	PA: 37							
PITCHER	IP	WLS	BF	H	R	ER	SO	BB	IBB	HBP	BLK	WP	HR	S	P	ERA		WHIP										
Mike Torrez, R ERA: 4.58 Mike Marshall, R ERA: 2.86	(1, 1)	6.2	L	31	5	4	2	0	0	0	0	0	0	26	46	0.00		2.250										

Batter	1	2	3	4	5	6	7	8	9	AB	R	H	RBI	BB	SO	LOB	TOP										
Larry Lintz, S OBP: 0.250, SLG: 0.250 Hal Breeden, R OBP: 0.383, SLG: 0.541	P4		FC3-6 1B		K		G4-6-3 1B		K	4	1	1	0	0	1	1	Montreal Expos @ Cincinnati Reds Riverfront Stadium, Cincinnati, OH Sat Jul 21 1973, 7:05 PM EDT Att: 30,069 - Unknown										
Mike Jorgensen, L OBP: 0.351, SLG: 0.349	F9		1B		F8		B2			4	0	1	0	0	0	1											
Ron Fairly, L OBP: 0.457, SLG: 0.457	HR		1B		3B		G4-6-3 1-2			3	2	2	1	1	0	1											
Ken Singleton, S OBP: 0.407, SLG: 0.481	HR		1B		3B				F9	3	1	2	3	1	0	0											
Boots Day, L OBP: 0.381, SLG: 0.435 Ron Woods, R OBP: 0.355, SLG: 0.332	F2		F3		K				L6	1	0	0	0	0	0	0											
Bob Bailey, R OBP: 0.383, SLG: 0.543 Mike Marshall, R OBP: 0.316, SLG: 0.235		6-3	P6						BB	3	0	0	0	1	0	3											
Bob Stinson, S OBP: 0.258, SLG: 0.414		P6			5-3				F7	4	0	0	0	0	0	1											
Jim Cox, R OBP: 0.333, SLG: 0.400 Jim Lytle, L OBP: 0.333, SLG: 0.800	F2				K				F7	3	0	1	0	0	1	0											
Steve Renko, R OBP: 0.339, SLG: 0.320 Ron Hunt, R OBP: 0.412, SLG: 0.335			FC3-6 BB		K				F3	1	0	0	0	0	0	0											
Inning Stats	R: 2 E: 0 K: 0 S: 4	H: 1 LOB: 0 BB: 1 P: 8	R: 0 E: 0 K: 0 S: 3	H: 0 LOB: 0 BB: 0 P: 3	R: 1 E: 0 K: 0 S: 5	H: 2 LOB: 2 BB: 2 P: 13	R: 0 E: 0 K: 2 S: 7	H: 0 LOB: 0 BB: 0 P: 7	R: 1 E: 0 K: 2 S: 9	H: 2 LOB: 1 BB: 0 P: 9	R: 0 E: 0 K: 0 S: 4	H: 1 LOB: 0 BB: 0 P: 4	R: 0 E: 0 K: 0 S: 3	H: 0 LOB: 0 BB: 0 P: 3	R: 0 E: 0 K: 1 S: 5	H: 0 LOB: 1 BB: 0 P: 7		R: 0 E: 0 K: 1 S: 5	H: 0 LOB: 0 BB: 0 P: 5	1B: 4 2B: 1 3B: 1 HR: 1	SF: 0 SAC: 0 DP: 1 HBP: 0	WP: 0 PB: 0 CS: 0	PA: 37				
PITCHER	IP	WLS	BF	H	R	ER	SO	BB	IBB	HBP	BLK	WP	HR	S	P	ERA	WHIP										
Roger Nelson, R ERA: 2.68	2.1		13	3	3	3	0	3	0	0	0	0	1	10	22	11.57	2.571										
Don Gullett, L ERA: 4.03	5.2	W	21	4	1	1	4	1	0	0	0	0	0	28	32	1.59	0.882										
Clay Carroll, R ERA: 4.27	1.0	S	3	0	0	0	1	0	0	0	0	0	0	5	5	0.00	0.000										

Batter	1	2	3	4	5	6	7	8	9	AB	R	H	RBI	BB	SO	LOB	BOTTOM										
Pete Rose, S OBP: 0.399, SLG: 0.415	G3-6 1B		5-3			K		1-H 2B		4	1	2	1	0	1	0	Montreal Expos @ Cincinnati Reds Riverfront Stadium, Cincinnati, OH Sat Jul 21 1973, 7:05 PM EDT Att: 30,069 - Unknown										
Joe Morgan, L OBP: 0.414, SLG: 0.479	G3-6 1-2		F8			P6		2B		3	1	0	0	1	0	1											
Dan Driessen, L OBP: 0.357, SLG: 0.364	P3		6-3			1-3		WP 1-H 2-H 2B		4	0	1	2	0	0	0											
Johnny Bench, R OBP: 0.339, SLG: 0.432		3-1 WP 1B			K			2-3 K		4	1	1	0	0	3	2											
Bobby Tolan, L OBP: 0.248, SLG: 0.304		3-1 1-3			3-1			F8		3	0	0	0	0	0	1											
Dave Concepcion, R OBP: 0.322, SLG: 0.426		P5			6-3			K		3	0	0	0	0	1	1											
Denis Menke, R OBP: 0.359, SLG: 0.216 Larry Stahl, L OBP: 0.316, SLG: 0.350 Clay Carroll, R OBP: 0.182, SLG: 0.182		4-0 WP HR BB			5-3			P4		1	1	0	0	1	0	0											
Cesar Geronimo, L OBP: 0.221, SLG: 0.243		1-H 3-H HR			3-1			K2-3		3	1	1	2	0	1	0											
Roger Nelson, R OBP: 0.077, SLG: 0.077 Don Gullett, R OBP: 0.316, SLG: 0.194 Hal King, L OBP: 0.292, SLG: 0.600 Darrel Chaney, S OBP: 0.295, SLG: 0.224		3-3 K			1-3			2B BB		1	0	0	0	0	1	0											
Inning Stats	R: 0 E: 0 K: 0 S: 3	H: 1 LOB: 0 BB: 0 P: 3	R: 3 E: 0 K: 1 S: 7	H: 2 LOB: 0 BB: 1 P: 11	R: 0 E: 0 K: 0 S: 3	H: 0 LOB: 0 BB: 0 P: 3	R: 0 E: 0 K: 1 S: 5	H: 0 LOB: 0 BB: 0 P: 5	R: 0 E: 0 K: 0 S: 3	H: 0 LOB: 0 BB: 0 P: 3	R: 0 E: 0 K: 1 S: 5	H: 0 LOB: 0 BB: 0 P: 5	R: 0 E: 0 K: 2 S: 7	H: 0 LOB: 0 BB: 0 P: 7	R: 3 E: 0 K: 2 S: 9	H: 2 LOB: 2 BB: 2 P: 17		1B: 2 2B: 2 3B: 0 HR: 1	SF: 0 SAC: 0 DP: 1 HBP: 0	WP: 3 PB: 0 CS: 0	PA: 31						
PITCHER	IP	WLS	BF	H	R	ER	SO	BB	IBB	HBP	BLK	WP	HR	S	P	ERA	WHIP										
Steve Renko, R ERA: 3.07	7.2	L	30	5	6	6	6	2	1	0	0	1	0	39	51	7.04	0.913										
Mike Marshall, R ERA: 2.85	0.1		1	0	0	0	1	0	0	0	0	1	0	3	3	0.00	0.000										

AB	33
R	4
H	7
RBI	4
BB	4
SO	5
LOB	12



AB	28
R	6
H	5
RBI	5
BB	3
SO	7
LOB	5



Batter	1	2	3	4	5	6	7	8	9	AB	R	H	RBI	BB	SO	LOB	TOP
Ron Hunt, R OBP: 0.408, SLG: 0.331 (1, 4)	1-3	6-3			5-3		L6-4			4	0	0	0	0	0	5	Montreal Expos @ Cincinnati Reds Riverfront Stadium, Cincinnati, OH Sun Jul 22 1973, 3:33 AM EDT Att: 22,107 - Unknown
Mike Jorgensen, L OBP: 0.350, SLG: 0.347 (1, 3)	PB 4-3 1B		L6		G3			F5		4	0	1	0	0	0	0	
Ron Fairly, L OBP: 0.457, SLG: 0.458 (1, 7)	4-3 1-2		1-3 1B		G6-4-3 1B			G3		4	0	2	0	0	0	1	
Ken Singleton, S OBP: 0.405, SLG: 0.477 (1, 9)	2-3 BB		1-3		F8			F7		3	0	0	0	1	0	2	
Boots Day, L OBP: 0.373, SLG: 0.426 Tom Walker, R (6, 1)	P6		F7		G6-4-3				K	3	0	0	0	0	0	4	
Bill Stoneman, R OBP: 0.263, SLG: 0.071 Hal Breeden, R (9, PH) OBP: 0.381, SLG: 0.537 (8, 1)					1-2					0	0	0	0	0	0	0	
Bob Bailey, R OBP: 0.379, SLG: 0.536 (1, 5)		L5		K				5-3		4	0	0	0	0	1	0	
Bob Stinson, S OBP: 0.314, SLG: 0.452 (1, 2)			6-3		1B 1B BB				FC6-4 BB	2	0	1	0	2	0	0	
Larry Lintz, S OBP: 0.375, SLG: 0.286 (1, 6)			F9		L6-4 1B				FC6-4	3	0	1	0	1	0	1	
Ernie McAnally, R OBP: 0.209, SLG: 0.209 Pat Jarvis, R (4, 1)			F9		4-3					1	0	0	0	0	0	2	
Ron Woods, R OBP: 0.354, SLG: 0.330 Craig Caskey, S (5, 1)										0	0	0	0	0	0	0	
Jim Lytle, L OBP: 0.429, SLG: 0.833 (6, 8)							1-2 2-3 1B			1	0	1	0	0	0	0	
Inning Stats	R: 0 E: 0 K: 0 S: 4	H: 1 LOB: 2 BB: 1 P: 8	R: 0 E: 0 K: 0 S: 4	H: 1 LOB: 1 BB: 0 P: 8	R: 0 E: 0 K: 1 S: 5	H: 0 LOB: 0 BB: 0 P: 5	R: 0 E: 0 K: 0 S: 3	H: 1 LOB: 0 BB: 0 P: 3	R: 0 E: 0 K: 0 S: 4	H: 2 LOB: 2 BB: 1 P: 8	R: 0 E: 0 K: 1 S: 5	H: 0 LOB: 1 BB: 1 P: 9	1B: 5 2B: 2 3B: 0 HR: 0	SF: 0 SAC: 0 DP: 2 HBP: 0	WP: 0 PB: 1 CS: 0	PA: 35	
PITCHER Jack Billingham, R ERA: 3.02 (1, 1)	IP: 9.0 WLS: W BF: 35 H: 6 R: 0 ER: 0 SO: 2 BB: 4 IBB: 0 HBP: 0 BLK: 0 WP: 0 HR: 0 S: 35 P: 51 ERA: 0.00 WHIP: 1.111																

Batter	1	2	3	4	5	6	7	8	9	AB	R	H	RBI	BB	SO	LOB	BOTTOM			
Pete Rose, S OBP: 0.397, SLG: 0.412 (1, 7)	F8		1-3	1B 1B	F9		F8			5	0	1	1	0	0	3	Montreal Expos @ Cincinnati Reds Riverfront Stadium, Cincinnati, OH Sun Jul 22 1973, 3:33 AM EDT Att: 22,107 - Unknown			
Darrel Chaney, S OBP: 0.301, SLG: 0.236 (8, 6)	1B PB 1B		K	K				F9		5	0	2	0	0	2	2				
Dan Driessen, L OBP: 0.359, SLG: 0.366 (1, 3)	1-3 1B		F7	1-2 2-3 1B		L3 1B		F8		5	0	2	0	0	0	1				
Johnny Bench, R OBP: 0.340, SLG: 0.440 (1, 2)	P6			HR K				F3		5	1	2	1	0	1	5				
Bobby Tolan, L OBP: 0.245, SLG: 0.301 (1, 9)	L6			P4 K	E6 CS					4	0	0	0	0	0	3				
Dave Concepcion, R OBP: 0.327, SLG: 0.433 Joe Morgan, L (7, PR) OBP: 0.414, SLG: 0.479 (8, 4)			K	1B 1B	1-2 HR			6-3 1B		4	2	3	0	0	1	0				
Denis Menke, R OBP: 0.362, SLG: 0.235 (1, 5)		F9		1B SH BB	2B HR			6-3		3	2	1	2	1	0	1				
Cesar Geronimo, L OBP: 0.237, SLG: 0.273 (1, 8)				SH 1B 1B						3	1	3	1	1	0	0				
Jack Billingham, R OBP: 0.067, SLG: 0.018 (1, 1)				SH 1B	4-3			K		3	0	0	0	0	2	4				
Inning Stats	R: 0 E: 0 K: 0 S: 5	H: 2 LOB: 0 BB: 0 P: 5	R: 0 E: 0 K: 2 S: 8	H: 1 LOB: 0 BB: 0 P: 8	R: 0 E: 0 K: 1 S: 5	H: 0 LOB: 0 BB: 0 P: 5	R: 4 E: 1 K: 2 S: 13	H: 5 LOB: 3 BB: 1 P: 17	R: 2 E: 1 K: 0 S: 6	H: 3 LOB: 1 BB: 0 P: 6	R: 0 E: 0 K: 0 S: 4	H: 2 LOB: 1 BB: 0 P: 4	R: 0 E: 0 K: 1 S: 6	H: 1 LOB: 2 BB: 1 P: 10	R: 0 E: 0 K: 0 S: 3	H: 0 LOB: 0 BB: 0 P: 3		1B: 9 2B: 3 3B: 1 HR: 2	SF: 0 SAC: 1 DP: 1 HBP: 0	WP: 0 PB: 1 CS: 1
PITCHER Ernie McAnally, R ERA: 3.81 Pat Jarvis, R ERA: 2.55 Craig Caskey, L ERA: 3.18 Tom Walker, R ERA: 3.28 Bill Stoneman, R ERA: 7.54 (1, 1)	IP: 3.2 WLS: L BF: 21 H: 8 R: 4 ER: 4 SO: 4 BB: 1 IBB: 0 HBP: 0 BLK: 0 WP: 0 HR: 1 S: 28 P: 32 ERA: 9.82 WHIP: 2.455																			

Batter	1	2	3	4	5	6	7	8	9	AB	R	H	RBI	BB	SO	LOB	TOP								
Ralph Garr, L (1, 9) OBP: 0.303, SLG: 0.389	0-0 CS 1B	0-0 F8		4-0 BB			0-0 6-3		0-0 SH 1B	4	1	2	0	1	0	1									
Marty Perez, R (1, 6) OBP: 0.312, SLG: 0.327	0-0 E 1B	0-0 F9		0-0 F7			4-0 G3-6-3 BB		0-0 SH 1B SF8	3	2	1	0	1	0	2									
Darrell Evans, L (1, 5) OBP: 0.390, SLG: 0.573	0-0 E9 1-H 2B		0-0 2B		0-0 F2		0-0 G3-6-3 1-2		0-0 SF8 1B	5	0	3	2	0	0	1									
Hank Aaron, R (1, 7) OBP: 0.370, SLG: 0.591	4-0 BB		0-0 P5		0-0 G6-4-3 1B			4-0 S 1B BB	0-3 K	2	1	1	0	2	0	1									
Sonny Jackson, L (8, 7) OBP: 0.291, SLG: 0.264										0	0	0	0	0	0	0									
Dick Dietz, R (9, PH) OBP: 0.457, SLG: 0.352										1	0	0	0	0	1	2									
Frank Tepedino, L (9, 3) OBP: 0.348, SLG: 0.410										0	0	0	0	0	0	0									
Dusty Baker Jr., R (1, 8) OBP: 0.357, SLG: 0.418	0-0 F9		0-0 F8		0-0 G6-4-3 1-2			0-0 F7	0-0 SF8	4	0	0	1	0	0	5									
Davey Johnson, R (1, 4) OBP: 0.348, SLG: 0.499	0-0 L3		4-0 IBB		0-0 HR			4-0 1B BB	4-0 FC6 IBB	2	1	1	1	3	0	2									
Mike Lum, L (1, 3) OBP: 0.358, SLG: 0.447		0-0 4-3	0-3 K		0-0 P6			0-0 FC6-4 1B	0-0 FC6	5	0	1	1	0	1	4									
Paul Casanova, R (1, 2) OBP: 0.234, SLG: 0.351		0-0 HR		0-0 4-3		0-0 3-1		0-0 F3		4	1	1	1	0	0	2									
Phil Niekro, R (1, 1) OBP: 0.143, SLG: 0.204		0-0 E5		0-0 6-3		0-0 F7		0-0 FC6-4		4	0	0	0	0	0	2									
Inning Stats	R: 1 E: 1 K: 0 S: 5	H: 3 LOB: 2 BB: 1 P: 9	R: 1 E: 1 K: 0 S: 5	H: 1 LOB: 1 BB: 0 P: 5	R: 0 E: 0 K: 1 S: 6	H: 1 LOB: 2 BB: 1 P: 10	R: 0 E: 0 K: 0 S: 3	H: 0 LOB: 1 BB: 1 P: 7	R: 0 E: 0 K: 0 S: 3	H: 1 LOB: 0 BB: 0 P: 3	R: 1 E: 0 K: 0 S: 4	H: 1 LOB: 0 BB: 0 P: 4	R: 0 E: 0 K: 0 S: 2	H: 0 LOB: 0 BB: 1 P: 6	R: 1 E: 0 K: 0 S: 4	H: 1 LOB: 2 BB: 2 P: 12	R: 2 E: 0 K: 1 S: 8	H: 2 LOB: 2 BB: 1 P: 12	1B: 6 2B: 2 3B: 0 HR: 2	SF: 1 SAC: 1 DP: 2 HBP: 0	WP: 0 PB: 0 SB: 1 CS: 1	PA: 43			
PITCHER	IP	WLS	BF	H	R	ER	SO	BB	IBB	HBP	BLK	WP	HR	S	P	ERA	WHIP								
Ross Grimsley, L (1, 1) ERA: 2.7	7.1	L	34	8	4	4	1	5	1	0	0	0	2	30	54	4.91	1.773								
Pedro Borbon, R (8, 1) ERA: 2.99	0.2		2	0	0	0	0	0	0	0	0	0	0	2	2	0.00	0.000								
Don Gullett, L (9, 1) ERA: 4.13	1.0		7	2	2	2	1	0	1	0	0	0	0	8	12	18.00	2.000								

Atlanta Braves @ Cincinnati Reds
Riverfront Stadium, Cincinnati, OH
Thu Jul 26 1973, 7:05 PM EDT
Att: 47,051 - Unknown

AB 34
R 6
H 10
RBI 6
BB 7
SO 2
LOB 22



Batter	1	2	3	4	5	6	7	8	9	AB	R	H	RBI	BB	SO	LOB	BOTTOM								
Pete Rose, S (1, 7) OBP: 0.402, SLG: 0.425	0-0 S 2B 1B		0-0 E S 1B		0-0 2-H 1B		0-0 1-3 1B		0-0 HR	5	2	5	2	0	0	0									
Joe Morgan, L (1, 4) OBP: 0.410, SLG: 0.475	0-0 L6 1-2		0-3 K		0-0 4-3		0-0 P4 1-2		0-0 F8	5	0	0	0	0	1	5									
Dan Driessen, L (1, 5) OBP: 0.359, SLG: 0.390	0-0 3B 2B		0-0 F8		0-0 F7		4-0 FC5-4 BB			3	1	1	1	1	0	2									
Johnny Bench, R (1, 2) OBP: 0.336, SLG: 0.431	0-0 P5		0-0 5-3		0-0 5-3		0-0 FC5-4 1-2			4	0	0	0	0	0	5									
Tony Perez, R (1, 3) OBP: 0.380, SLG: 0.510	0-0 3B		0-0 F8		0-0 F8		0-0 E S 1B		0-3 K	4	0	2	1	0	1	0									
Bobby Tolan, L (1, 9) OBP: 0.243, SLG: 0.297	0-0 F9		0-0 1-3		0-0 1-3		0-0 G3		0-0 4-3	4	0	0	0	0	0	2									
Cesar Geronimo, L (1, 8) OBP: 0.234, SLG: 0.288		0-0 F8		0-0 F8		0-0 6-3		0-0 PO 1B		4	0	1	0	0	0	1									
Darrel Chaney, S (1, 6) OBP: 0.300, SLG: 0.244		0-0 6-3		0-0 1B 2B		0-0 F8		0-0 PO	0-0 3-1	4	1	1	0	0	0	0									
Ross Grimsley, L (1, 1) OBP: 0.078, SLG: 0.078		0-0 4-3		0-3 K		0-0 1B				3	0	1	0	0	1	1									
Pedro Borbon, R (8, 1) OBP: 0.167, SLG: 0.167										0	0	0	0	0	0	0									
Don Gullett, R (9, 1) OBP: 0.316, SLG: 0.194										0	0	0	0	0	0	0									
Larry Stahl, L (9, PH) OBP: 0.322, SLG: 0.346										1	0	0	0	0	0	0									
Inning Stats	R: 2 E: 0 K: 0 S: 6	H: 3 LOB: 1 BB: 0 P: 6	R: 0 E: 0 K: 0 S: 3	H: 0 LOB: 0 BB: 0 P: 3	R: 0 E: 0 K: 1 S: 6	H: 1 LOB: 1 BB: 0 P: 6	R: 0 E: 0 K: 0 S: 3	H: 0 LOB: 0 BB: 0 P: 3	R: 1 E: 0 K: 1 S: 7	H: 2 LOB: 1 BB: 0 P: 7	R: 0 E: 0 K: 0 S: 4	H: 1 LOB: 1 BB: 0 P: 4	R: 0 E: 0 K: 0 S: 5	H: 2 LOB: 3 BB: 1 P: 9	R: 0 E: 0 K: 1 S: 5	H: 1 LOB: 0 BB: 0 P: 5	R: 1 E: 0 K: 0 S: 4	H: 1 LOB: 0 BB: 0 P: 4	1B: 7 2B: 2 3B: 1 HR: 1	SF: 0 SAC: 0 DP: 0 HBP: 0	WP: 0 PB: 0 SB: 4 CS: 0	PA: 39			
PITCHER	IP	WLS	BF	H	R	ER	SO	BB	IBB	HBP	BLK	WP	HR	S	P	ERA	WHIP								
Phil Niekro, R (1, 1) ERA: 3.55	9.0	W	38	11	4	4	3	1	0	0	0	0	1	43	47	4.00	1.333								

Atlanta Braves @ Cincinnati Reds
Riverfront Stadium, Cincinnati, OH
Thu Jul 26 1973, 7:05 PM EDT
Att: 47,051 - Unknown

AB 37
R 4
H 11
RBI 4
BB 1
SO 3
LOB 16



Batter	1	2	3	4	5	6	7	8	9	AB	R	H	RBI	BB	SO	LOB	TOP		
Sonny Jackson, L OBP: 0.284, SLG: 0.257 (1, 6)	F8		4-3		4-3		6-3			4	0	0	0	0	0	0	Atlanta Braves @ Cincinnati Reds Riverfront Stadium, Cincinnati, OH Fri Jul 27 1973, 3:33 AM EDT Att: 23,298 - Unknown		
Mike Lum, L OBP: 0.354, SLG: 0.442 (1, 7)	4-3		6-3		3-1			G1		4	0	0	0	0	0	0			
Darrell Evans, L OBP: 0.391, SLG: 0.570 (1, 5)	CS		FC6-4		P6			P5		2	0	0	0	2	0	0			
Dusty Baker Jr., R OBP: 0.354, SLG: 0.413 (1, 8)	CS	F8	FC6-4		5-3			6-3		4	0	0	0	0	0	1			
Ralph Garr, L OBP: 0.307, SLG: 0.396 (1, 9)										4	2	3	0	0	0	0			
Davey Johnson, R OBP: 0.348, SLG: 0.497 (1, 4)																			
Danny Frisella, L OBP: 0.500, SLG: 0.500 (7, 1)																			
Jim Panther, R (8, 1)																			
Hank Aaron, R OBP: 0.368, SLG: 0.589 (9, FH)																			
Frank Tepedino, L OBP: 0.357, SLG: 0.415 (1, 3)																			
Paul Casanova, R OBP: 0.235, SLG: 0.346 (1, 2)																			
Carl Morton, R OBP: 0.217, SLG: 0.316 (1, 1)																			
Max Leon, R (5, 1)																			
Jimmy Freeman, L OBP: 0.182, SLG: 0.182 (5, 1)																			
Chuck Goggin, S OBP: 0.322, SLG: 0.339 (7, FH)																			
Chuck Goggin, S OBP: 0.322, SLG: 0.339 (7, 4)																			
Inning Stats	R: 0 E: 0 K: 0 S: 2	H: 0 LOB: 0 BB: 1 P: 6	R: 1 E: 0 K: 1 S: 8	H: 2 LOB: 2 BB: 0 P: 8	R: 0 E: 0 K: 0 S: 3	H: 0 LOB: 1 BB: 1 P: 7	R: 0 E: 0 K: 0 S: 5	H: 2 LOB: 2 BB: 0 P: 5	R: 0 E: 0 K: 0 S: 4	H: 1 LOB: 1 BB: 0 P: 4	R: 0 E: 0 K: 0 S: 3	H: 0 LOB: 0 BB: 0 P: 3	R: 0 E: 0 K: 0 S: 3	H: 0 LOB: 0 BB: 0 P: 3	R: 1 E: 0 K: 0 S: 5	H: 2 LOB: 1 BB: 0 P: 5	1B: 5 2B: 2 3B: 0 HR: 0	SF: 0 SAC: 0 DP: 0 HBP: 0	WP: 0 PA: 37 PB: 0 SB: 0 CS: 1
PITCHER Jack Billingham, R ERA: 2.97 (1, 1)	IP: 9.0 WLS: W BF: 36 H: 7 R: 2 ER: 2 SO: 1 BB: 2 IBB: 0 HBP: 0 BLK: 0 WP: 0 HR: 0 S: 36 P: 44 ERA: 2.00 WHIP: 1.000															PITCHER			

Batter	1	2	3	4	5	6	7	8	9	AB	R	H	RBI	BB	SO	LOB	BOTTOM		
Pete Rose, S OBP: 0.404, SLG: 0.432 (1, 7)	BB		F7			G3		SF7		5	3	3	0	0	0	0	Atlanta Braves @ Cincinnati Reds Riverfront Stadium, Cincinnati, OH Fri Jul 27 1973, 3:33 AM EDT Att: 23,298 - Unknown		
Joe Morgan, L OBP: 0.415, SLG: 0.475 (1, 4)	HR				BB					0	4	0	0	4	0	0			
Larry Stahl, L OBP: 0.319, SLG: 0.346 (8, 9)	HR		G3		BB	BB		SF7		0	0	0	1	0	0	0			
Dan Driessen, L OBP: 0.361, SLG: 0.386 (1, 5)	F7		G3		BB	BB		F8		4	2	1	0	1	0	3			
Johnny Bench, R OBP: 0.342, SLG: 0.452 (1, 2)					BB	BB				2	2	2	6	2	0	0			
Hal King, L OBP: 0.320, SLG: 0.619 (8, 2)	HR		HR		BB	BB		2B		1	1	1	0	0	0	0			
Tony Perez, R OBP: 0.381, SLG: 0.510 (1, 3)	F8				4-3					4	0	2	3	0	0	2			
Denis Menke, R OBP: 0.363, SLG: 0.244 (8, 5)	F8				4-3					1	0	1	1	0	0	0			
Bobby Tolan, L OBP: 0.241, SLG: 0.294 (1, 9)	G3				BB	BB		2B		3	0	0	1	0	0	3			
Phil Gagliano, R OBP: 0.345, SLG: 0.224 (8, 4)	G3		F3		SF9	FC3-6		G3		1	0	0	0	0	0	1			
Cesar Geronimo, L OBP: 0.234, SLG: 0.263 (1, 8)										3	0	0	0	1	0	0			
Darrel Chaney, S OBP: 0.287, SLG: 0.232 (1, 6)										4	0	0	0	0	1	2			
Jack Billingham, R OBP: 0.063, SLG: 0.016 (1, 1)										4	0	0	0	0	0	0			
Inning Stats	R: 3 E: 0 K: 0 S: 5	H: 2 LOB: 0 BB: 1 P: 9	R: 0 E: 0 K: 1 S: 5	H: 0 LOB: 0 BB: 0 P: 5	R: 2 E: 0 K: 0 S: 5	H: 2 LOB: 1 BB: 1 P: 9	R: 0 E: 0 K: 0 S: 3	H: 0 LOB: 0 BB: 0 P: 3	R: 3 E: 0 K: 0 S: 4	H: 1 LOB: 2 BB: 4 P: 20	R: 2 E: 0 K: 0 S: 5	H: 2 LOB: 2 BB: 2 P: 13	R: 0 E: 0 K: 0 S: 3	H: 0 LOB: 0 BB: 0 P: 3	R: 2 E: 0 K: 0 S: 6	H: 3 LOB: 1 BB: 0 P: 6		1B: 6 2B: 1 3B: 1 HR: 2	SF: 2 SAC: 0 DP: 0 HBP: 0
PITCHER Carl Morton, R ERA: 3.67 (1, 1)	IP: 4.0 WLS: L BF: 21 H: 5 R: 8 ER: 8 SO: 1 BB: 4 IBB: 0 HBP: 0 BLK: 0 WP: 0 HR: 2 S: 19 P: 35 ERA: 18.00 WHIP: 2.250															PITCHER			
Max Leon, R ERA: 2.94 (5, 1)	0.1	2	0	0	0	0	1	0	0	0	0	1	5	0.00	3.000				
Jimmy Freeman, L ERA: 7.15 (5, 1)	1.2	10	2	2	2	0	3	0	0	0	0	7	19	10.80	3.000				
Danny Frisella, R ERA: 4.29 (7, 1)	1.0	3	0	0	0	0	0	0	0	0	0	3	3	0.00	0.000				
Jim Panther, R ERA: 6.14 (8, 1)	1.0	6	3	2	2	0	0	0	0	0	0	6	6	18.00	3.000				

Batter	1	2	3	4	5	6	7	8	9	10	AB	R	H	RBI	BB	SO	LOB	TOP					
Pete Rose, S OBP: 0.402, SLG: 0.429 (1, 7)											5	0	1	0	0	0	1	Cincinnati Reds @ San Diego Padres San Diego Stadium, San Diego, CA Sat Jul 28 1973, 10:05 PM EDT Att: 8,860 - Unknown					
Joe Morgan, L OBP: 0.410, SLG: 0.469 (1, 4)											5	0	0	0	0	1	3						
Dan Driessen, L OBP: 0.362, SLG: 0.383 (1, 5)												4	0	1	0	0	1		2				
Johnny Bench, R OBP: 0.343, SLG: 0.451 (1, 2)											5	1	2	0	0	2	3						
Tony Perez, R OBP: 0.387, SLG: 0.529 (1, 3)											5	1	4	1	0	1	2						
Andy Kosco, R OBP: 0.372, SLG: 0.457 Cesar Geronimo, L OBP: 0.234, SLG: 0.263 (10, 8)											3	0	1	1	2	1	0						
Bobby Tolan, L OBP: 0.238, SLG: 0.291 (10, 9)											4	0	0	0	0	0	5						
Darrel Chaney, S Phi Castillo, R Pedro Borbon, R Larry Stahl, L Clay Carroll, R Don Gullett, R (1, 6)											2	0	0	0	0	0	0						
Tom Hall, L OBP: 0.045, SLG: 0.045 Denis Menke, R OBP: 0.268, SLG: 0.244 Ed Crosby, L OBP: 0.205, SLG: 0.225 (7, PH)											2	0	0	0	0	1	0						
Inning Stats	R: 0 E: 1 K: 2 S: 8	H: 1 LOB: 2 BB: 0 P: 9	R: 0 E: 0 K: 1 S: 5	H: 0 LOB: 0 BB: 0 P: 5	R: 0 E: 0 K: 0 S: 3	H: 2 LOB: 2 BB: 1 P: 8	R: 0 E: 0 K: 1 S: 5	H: 0 LOB: 0 BB: 0 P: 5	R: 0 E: 0 K: 0 S: 5	H: 2 LOB: 3 BB: 1 P: 9	R: 0 E: 1 K: 2 S: 8	H: 0 LOB: 2 BB: 1 P: 12	R: 0 E: 0 K: 1 S: 5	H: 3 LOB: 2 BB: 0 P: 8	R: 0 E: 0 K: 1 S: 5	H: 0 LOB: 0 BB: 0 P: 5	R: 1 E: 0 K: 1 S: 6		H: 1 LOB: 1 BB: 0 P: 6	1B: 6 2B: 2 3B: 0 HR: 1	SF: 0 SAC: 1 DP: 0 HBP: 1	WP: 1 PB: 0 SB: 0 CS: 0	PA: 43
PITCHER	IP 9.0	WLS 39	BF 8	H 1	R 1	ER 1	SO 8	BB 1	IBB 2	HBP 1	BLK 0	WP 1	HR 0	S 51	P 64	ERA 1.00	WHIP 1.000						
Randy Jones, L ERA: 3.0 Vicente Romo, R ERA: 4.07 (10, 1)	1.0	L	4	1	1	1	1	0	0	0	0	0	0	1	6	6	9.00	1.000					


AB	38
R	2
H	9
RBI	2
BB	3
SO	9
LOB	20




Batter	1	2	3	4	5	6	7	8	9	10	AB	R	H	RBI	BB	SO	LOB	BOTTOM					
Enzo Hernandez, R OBP: 0.293, SLG: 0.258 (1, 6)												5	1	1	0	0	2	Cincinnati Reds @ San Diego Padres San Diego Stadium, San Diego, CA Sat Jul 28 1973, 10:05 PM EDT Att: 8,860 - Unknown					
Ivan Murrell, R OBP: 0.189, SLG: 0.281 (8, 7)												4	0	0	0	1	0						
Dave Roberts, R OBP: 0.302, SLG: 0.431 (10, 4)												4	0	1	1	1	0						
Nate Colbert, R OBP: 0.331, SLG: 0.410 (1, 3)												4	0	0	0	1	2						
Cito Gaston, R OBP: 0.296, SLG: 0.407 Dwain Anderson, R OBP: 0.220, SLG: 0.135 (9, PR)												4	0	2	0	0	2						
Fred Kendall, R OBP: 0.302, SLG: 0.349 (1, 2)												3	0	2	0	0	1						
Dave Winfield, R OBP: 0.362, SLG: 0.392 Johnny Grubb, L OBP: 0.377, SLG: 0.432 (7, PH)												2	0	0	0	0	3						
Rich Morales, R OBP: 0.261, SLG: 0.206 Gene Locklear, L OBP: 0.295, SLG: 0.266 (10, 7)												3	0	1	0	0	1						
Randy Jones, R OBP: 0.222, SLG: 0.176 Pat Corrales, R OBP: 0.276, SLG: 0.315 Vicente Romo, R OBP: 0.300, SLG: 0.222 (10, 1)												1	0	0	0	0	2						
Inning Stats	R: 0 E: 0 K: 0 S: 3	H: 0 LOB: 0 BB: 0 P: 3	R: 0 E: 0 K: 0 S: 3	H: 0 LOB: 1 BB: 1 P: 7	R: 0 E: 0 K: 2 S: 7	H: 0 LOB: 0 BB: 0 P: 7	R: 0 E: 0 K: 1 S: 5	H: 2 LOB: 2 BB: 0 P: 7	R: 0 E: 0 K: 1 S: 7	H: 2 LOB: 2 BB: 0 P: 7	R: 0 E: 0 K: 2 S: 7	H: 0 LOB: 0 BB: 0 P: 7	R: 0 E: 0 K: 1 S: 6	H: 1 LOB: 2 BB: 1 P: 10	R: 0 E: 0 K: 1 S: 5	H: 0 LOB: 1 BB: 1 P: 9	1B: 5 2B: 2 3B: 0 HR: 0		SF: 0 SAC: 2 DP: 0 HBP: 0	WP: 0 PB: 0 SB: 0 CS: 0	PA: 40		
PITCHER	IP 6.0	WLS 23	BF 4	H 1	R 1	ER 1	SO 4	BB 1	IBB 0	HBP 0	BLK 0	WP 0	HR 0	S 30	P 34	ERA 1.50	WHIP 0.833						
Tom Hall, L ERA: 3.87 Pedro Borbon, R ERA: 2.84 Clay Carroll, R ERA: 4.13 Don Gullett, L ERA: 4.08 (7, 1)	1.0	5	2	0	0	1	0	0	0	0	0	0	0	0	7	7	0.00	2.000					
Rich Morales, R ERA: 4.13 Don Gullett, L ERA: 4.08 (8, 1)	1.1	6	1	0	0	2	0	1	0	0	0	0	0	0	9	13	0.00	0.750					
Rich Morales, R ERA: 4.13 Don Gullett, L ERA: 4.08 (9, 1)	1.2	W	6	0	0	0	2	1	0	0	0	0	0	0	9	13	0.00	0.600					

AB	35
R	1
H	7
RBI	1
BB	3
SO	9
LOB	21



Batter	1	2	3	4	5	6	7	8	9	AB	R	H	RBI	BB	SO	LOB	TOP					
Pete Rose, S OBP: 0.401, SLG: 0.428 (1, 7)	0-0 5-3		0-0 1B 1B		0-0 6-3		0-0 4-3			4	0	1	0	0	0	1	Cincinnati Reds @ San Diego Padres San Diego Stadium, San Diego, CA Sun Jul 29 1973, 6:33 AM EDT Unknown 					
Joe Morgan, L OBP: 0.409, SLG: 0.466 (1, 4)	0-0 5-3		0-0 1B		0-3 K			0-0 1-3		4	0	1	0	0	1	0						
Dan Driessen, L OBP: 0.359, SLG: 0.379 (1, 5)	0-0 3-1		0-0 1-2 2-3 1B		0-0 6-3			0-0 4-3		4	0	1	0	0	0	0						
Johnny Bench, R OBP: 0.344, SLG: 0.454 (1, 2)		0-0 F8 SF7 2B	0-0 F5		0-0 1B			0-0 L6		4	1	2	0	0	0	3						
Tony Perez, R OBP: 0.383, SLG: 0.523 (1, 3)		0-0 F8 2-3		0-0 1-3		0-0 F9		0-0 F9		4	0	0	0	0	0	2						
Andy Kosco, R OBP: 0.362, SLG: 0.447 (1, 9)		0-0 SF7 3-H		0-0 1-3		0-0 4-3		0-0 1B		3	0	1	1	0	0	1						
Bobby Tolan, L OBP: 0.241, SLG: 0.293 (1, 8)		0-0 1-3		0-0 1B		0-3 K		0-0 1B		4	0	2	0	0	1	0						
Darrel Chaney, S OBP: 0.280, SLG: 0.227 (1, 6)			0-0 F9	0-0 P4		0-0 PB 1B		0-0 G5-4-3 1-2		4	0	1	0	0	0	3						
Gary Nolan, R (1, 1)			0-0 4-3		0-0 F8		0-3 K			1	0	0	0	0	0	0						
Phil Gagliano, R OBP: 0.333, SLG: 0.216 (5, PH)										1	0	0	0	0	0	0						
Jim McGlothlin, R OBP: 0.176, SLG: 0.250 (5, 1)										0	0	0	0	0	0	0						
Denis Menke, R OBP: 0.364, SLG: 0.243 (7, PH)										1	0	0	0	0	1	1						
Pedro Borbon, R OBP: 0.167, SLG: 0.167 (7, 1)										0	0	0	0	0	0	0						
Inning Stats	R: 0 E: 0 K: 0 S: 3	H: 0 LOB: 0 BB: 0 P: 3	R: 1 E: 0 K: 0 S: 4	H: 1 LOB: 0 BB: 0 P: 4	R: 0 E: 0 K: 0 S: 6	H: 3 LOB: 3 BB: 0 P: 6	R: 0 E: 0 K: 0 S: 4	H: 1 LOB: 1 BB: 0 P: 4	R: 0 E: 0 K: 1 S: 5	H: 0 LOB: 0 BB: 0 P: 5	R: 0 E: 0 K: 0 S: 4	H: 1 LOB: 1 BB: 0 P: 4	R: 0 E: 0 K: 2 S: 8	H: 1 LOB: 1 BB: 0 P: 8	R: 0 E: 0 K: 0 S: 3	H: 0 LOB: 0 BB: 0 P: 3		R: 0 E: 0 K: 0 S: 4	H: 2 LOB: 1 BB: 0 P: 4	1B: 8 2B: 1 3B: 0 HR: 0	SF: 1 SAC: 0 DP: 1 HBP: 0	WP: 0 PB: 1 SB: 0 CS: 0
PITCHER Rich Troedson, L ERA: 3.76 (1, 1)	IP: 9.0 WLS: W BF: 35 H: 9 R: 1 ER: 1 SO: 3 BB: 0 IBB: 0 HBP: 0 BLK: 0 WP: 0 HR: 0 S: 41 P: 41 ERA: 1.00 WHIP: 1.000															PITCHER						

Batter	1	2	3	4	5	6	7	8	9	AB	R	H	RBI	BB	SO	LOB	BOTTOM				
Enzo Hernandez, R OBP: 0.288, SLG: 0.253 (1, 6)	0-0 F3	0-0 F3		0-0 F8		0-0 5-3				4	0	0	0	0	0	1	Cincinnati Reds @ San Diego Padres San Diego Stadium, San Diego, CA Sun Jul 29 1973, 6:33 AM EDT Unknown 				
Johnny Grubb, L OBP: 0.382, SLG: 0.435 (1, 8)	4-0 BB 1B BB	0-0 F9			0-0 FC6-4 1B		0-0 FC6-4 1B			3	1	2	0	1	0	0					
Leron Lee, L OBP: 0.317, SLG: 0.326 (1, 9)	4-0 1-2 1B BB		0-0 F5		0-0 FC6-4 4-3 1-2 HR 1B		0-0 FC6-4 G4-6-3 1-2			3	2	0	0	1	0	2					
Nate Colbert, R OBP: 0.335, SLG: 0.421 (1, 3)	4-0 1B SF8 BB		0-0 HR		0-0 HR 1B		0-0 G4-6-3 1-2			3	3	2	1	1	0	1					
Gene Locklear, L OBP: 0.294, SLG: 0.265 (1, 7)	0-0 1B		0-0 6-3		0-0 4-3		0-3 K			4	0	1	2	0	1	2					
Ivan Murrell, R OBP: 0.169, SLG: 0.281 (9, 9)	1-3 2-H 3-H 1B		0-0 1-3		0-0 HR		0-0 4-3			0	0	0	0	0	0	0					
Dave Roberts, R OBP: 0.305, SLG: 0.442 (1, 5)	4-0 IBB		0-0 1-3		0-0 HR		0-0 4-3			3	1	1	3	1	0	0					
Fred Kendall, R OBP: 0.302, SLG: 0.352 (1, 2)	0-0 SF8 3-H		0-0 4-3 2B		0-0 G3		0-0 5-3			3	0	1	1	0	0	0					
Rich Morales, R OBP: 0.256, SLG: 0.201 (1, 4)	0-0 F8		0-0 4-3		0-0 6-3					3	0	0	0	0	0	3					
Rich Troedson, L OBP: 0.190, SLG: 0.150 (1, 1)		0-3 K		0-3 K		0-0 5-3				3	0	0	0	0	2	1					
Inning Stats	R: 3 E: 0 K: 0 S: 4	H: 1 LOB: 2 BB: 4 P: 20	R: 0 E: 0 K: 1 S: 5	H: 0 LOB: 0 BB: 0 P: 5	R: 1 E: 0 K: 0 S: 4	H: 1 LOB: 0 BB: 0 P: 4	R: 0 E: 0 K: 1 S: 6	H: 1 LOB: 1 BB: 0 P: 6	R: 3 E: 0 K: 0 S: 3	H: 3 LOB: 0 BB: 0 P: 6	R: 0 E: 0 K: 0 S: 3	H: 0 LOB: 0 BB: 0 P: 3	R: 0 E: 0 K: 1 S: 5	H: 0 LOB: 0 BB: 0 P: 5	R: 0 E: 0 K: 0 S: 3	H: 0 LOB: 0 BB: 0 P: 5		1B: 4 2B: 1 3B: 0 HR: 2	SF: 1 SAC: 0 DP: 1 HBP: 0	WP: 0 PB: 0 SB: 0 CS: 0	PA: 34
PITCHER Gary Nolan, R ERA: 9.0 (1, 1)	IP: 4.0 WLS: L BF: 19 H: 3 R: 4 ER: 4 SO: 2 BB: 3 IBB: 0 HBP: 0 BLK: 0 WP: 0 HR: 1 S: 19 P: 35 ERA: 9.00 WHIP: 1.500															PITCHER					
Jim McGlothlin, R ERA: 5.97 (5, 1)	2.0 9 3 3 3 0 0 0 0 0 0 1 9 9 13.50 1.500															PITCHER					
Pedro Borbon, R ERA: 2.76 (7, 1)	2.0 6 1 0 0 1 0 0 0 0 0 0 8 8 0.00 0.500															PITCHER					

Batter	1	2	3	4	5	6	7	8	9	AB	R	H	RBI	BB	SO	LOB	TOP			
Pete Rose, S OBP: 0.404, SLG: 0.430	4-0 1B BB	0-0 2B					0-0 HR 1B	0-0 SF 1B		4	3	3	0	1	0	0	Cincinnati Reds @ Atlanta Braves Atlanta Stadium, Atlanta, GA Tue Jul 31 1973, 7:05 PM EDT Unknown livebaseballscores.com			
Joe Morgan, L OBP: 0.410, SLG: 0.479	0-0 S 1B	0-0 F2					0-0 G1 2B	0-0 P4		5	2	3	2	0	0	4				
Dan Driessen, L OBP: 0.358, SLG: 0.377	0-0 FC6-4 1B						0-0 F8	0-0 1B		5	0	2	3	0	0	1				
Johnny Bench, R OBP: 0.340, SLG: 0.446	0-0 FC6-4 G6-4-3						0-0 HR BB	0-0 SF		3	1	0	1	1	0	2				
Tony Perez, R OBP: 0.383, SLG: 0.528	0-0 G6-4-3						0-0 HR	0-0 3-H		4	1	1	2	0	0	1				
Darrel Chaney, S OBP: 0.277, SLG: 0.225	0-0 G6-4-3						0-0 HR			1	0	0	0	0	0	1				
Bobby Tolan, L OBP: 0.245, SLG: 0.296		0-0 S 1B					0-0 F9	0-0 4-3		4	1	2	0	1	0	0				
Cesar Geronimo, L OBP: 0.241, SLG: 0.262		0-3 K2-3					0-0 F8	0-0 3-1		4	0	1	0	1	1	1				
Ed Crosby, L OBP: 0.235, SLG: 0.205		0-0 5-3					0-0 F8	0-3 K		1	0	0	0	2	0	1				
Denis Menke, R OBP: 0.359, SLG: 0.246		0-0 5-3					0-0 G6-4-3			2	0	0	0	0	1	2				
Fred Norman, S OBP: 0.109, SLG: 0.075		0-0 2B 1B					0-0 F9	0-0 1B		2	0	1	1	0	1	1				
Hal King, L OBP: 0.308, SLG: 0.591							0-0 K	0-0 1B		1	0	0	0	0	0	2				
Pedro Borbon, R OBP: 0.286, SLG: 0.286							0-0 K	0-0 1B		1	1	1	0	0	0	0				
Clay Carroll, R OBP: 0.182, SLG: 0.182							0-0 K	0-0 1B		0	0	0	0	0	0	0				
Inning Stats	R: 2 E: 0 K: 0 S: 4	H: 2 LOB: 0 BB: 1 P: 8	R: 1 E: 0 K: 1 S: 8	H: 3 LOB: 2 BB: 0 P: 8	R: 0 E: 0 K: 0 S: 3	H: 0 LOB: 0 BB: 0 P: 3	R: 0 E: 0 K: 1 S: 5	H: 0 LOB: 1 BB: 1 P: 9	R: 0 E: 0 K: 0 S: 3	H: 1 LOB: 2 BB: 2 P: 11	R: 4 E: 0 K: 0 S: 6	H: 4 LOB: 1 BB: 2 P: 14	R: 2 E: 0 K: 0 S: 6	H: 3 LOB: 1 BB: 0 P: 6	R: 0 E: 0 K: 1 S: 5	H: 0 LOB: 0 BB: 0 P: 5	1B: 10 2B: 2 3B: 0 HR: 2	SF: 1 SAC: 0 DP: 2 HBP: 0	WP: 0 PB: 0 SB: 2 CS: 0	PA: 44
PITCHER	IP WLS BF H R ER SO BB IBB HBP BLK WP HR S P ERA WHIP																			
Carl Morton, R ERA: 3.91	(1, 1) 6.1 L 33 11 7 7 2 4 1 0 0 0 0 2 32 52 9.95 2.368																			
Tom House, L ERA: 5.4	(7, 1) 1.2 8 3 2 2 0 1 0 0 0 0 0 7 11 10.80 2.400																			
Jim Panther, R ERA: 5.93	(9, 1) 1.0 3 0 0 0 1 0 0 0 0 0 0 5 5 0.00 0.000																			

Batter	1	2	3	4	5	6	7	8	9	AB	R	H	RBI	BB	SO	LOB	BOTTOM	
Ralph Garr, L OBP: 0.306, SLG: 0.395	0-0 6-3	0-0 6-3		0-0 3-1		0-0 L4-5 3B		0-0 G6-3		5	0	1	0	0	0	3	Cincinnati Reds @ Atlanta Braves Atlanta Stadium, Atlanta, GA Tue Jul 31 1973, 7:05 PM EDT Unknown livebaseballscores.com	
Marty Perez, R OBP: 0.312, SLG: 0.327	0-0 1B		0-0 PB 1B	0-3 K2-3		0-0 L4-5 3-H		0-0 4-3		5	1	2	0	0	1	2		
Darrell Evans, L OBP: 0.400, SLG: 0.581	0-0 1B		0-0 P4	0-0 FC6-4 BB		0-0 L4-5 3-H		0-0 4-3		4	0	2	0	1	0	1		
Hank Aaron, R OBP: 0.368, SLG: 0.584	0-0 F7		0-0 1B BB	0-0 FC6-4		0-0 L4-5 3-H		0-0 P4		4	1	1	1	1	0	4		
Dusty Baker Jr., R OBP: 0.355, SLG: 0.408	0-0 F3		0-0 HBP 1B	0-0 FC6-4		0-0 L4-5 3-H		0-0 HR		5	0	2	1	0	1	3		
Davey Johnson, R OBP: 0.346, SLG: 0.491		0-3 K	1-0 HBP 1B	0-0 P6		0-0 L4-5 3-H		0-0 1B		4	0	1	0	0	1	1		
Dick Dietz, R OBP: 0.476, SLG: 0.377		0-0 2B 2B	0-0 F3	0-0 BLK BB		0-0 L4-5 3-H		0-0 K		4	2	2	0	1	1	5		
Paul Casanova, R OBP: 0.263, SLG: 0.383		0-0 F3	0-0 1-3	0-0 5-3		0-0 L4-5 3-H		0-0 FC4		5	0	1	0	0	0	7		
Carl Morton, R OBP: 0.238, SLG: 0.400		0-0 2B		0-0 HR		0-0 L4-5 3-H		0-0 1B		3	1	2	2	0	0	0		
Tom House, L OBP: 0.167, SLG: 0.333						0-0 F9		0-0 G6-3		0	0	0	0	0	0	0		
Frank Tepedino, L OBP: 0.364, SLG: 0.451								0-0 G6-3		1	0	1	0	0	0	0		
Jim Panther, R ERA: 4.1								0-0 1B		0	0	0	0	0	0	0		
Inning Stats	R: 0 E: 0 K: 0 S: 5	H: 2 LOB: 1 BB: 0 P: 5	R: 1 E: 0 K: 1 S: 7	H: 2 LOB: 1 BB: 0 P: 7	R: 1 E: 0 K: 0 S: 6	H: 2 LOB: 3 BB: 1 P: 10	R: 0 E: 0 K: 0 S: 3	H: 1 LOB: 0 BB: 0 P: 3	R: 0 E: 0 K: 1 S: 6	H: 1 LOB: 1 BB: 0 P: 6	R: 1 E: 0 K: 0 S: 5	H: 3 LOB: 2 BB: 0 P: 5	R: 1 E: 0 K: 1 S: 8	H: 3 LOB: 2 BB: 0 P: 8	1B: 10 2B: 3 3B: 1 HR: 2	SF: 0 SAC: 0 DP: 2 HBP: 1		WP: 0 PB: 1 SB: 0 CS: 0
PITCHER	IP WLS BF H R ER SO BB IBB HBP BLK WP HR S P ERA WHIP																	
Fred Norman, L ERA: 3.17	(1, 1) 5.0 W 26 7 3 3 2 3 0 0 0 0 0 1 26 39 5.40 2.000																	
Pedro Borbon, R ERA: 2.99	(6, 1) 3.1 W 16 8 2 2 1 0 0 0 0 0 0 1 18 18 5.40 2.400																	
Clay Carroll, R ERA: 4.1	(9, 1) 0.2 S 2 0 0 0 1 0 0 0 0 0 0 4 4 0.00 0.000																	

Batter	1	2	3	4	5	6	7	8	9	AB	R	H	RBI	BB	SO	LOB	TOP								
Pete Rose, S OBP: 0.407, SLG: 0.432	0-0 E4	0-0 1B		0-3 K		0-0 HR		4-0 FC3-6 BB	0-0 HR	5	2	3	1	1	1	2	Cincinnati Reds @ Atlanta Braves Atlanta Stadium, Atlanta, GA Tue Jul 31 1973, 7:05 PM EDT Att: 25,506 - Unknown								
Joe Morgan, L OBP: 0.415, SLG: 0.503	4-0 BB	0-0 1B		0-0 SF9 1-3 2-H		0-0 HR		0-0 FC3-6 S	0-0 HR	5	2	4	5	1	0	1									
Johnny Bench, R OBP: 0.335, SLG: 0.440	0-0 F7	0-0 P6		0-0 SF9 2-3 3-H		0-0 P6		0-3 K	0-0 E5	5	0	0	1	0	1	4									
Tony Perez, R OBP: 0.382, SLG: 0.522	0-0 F8		4-0 BB		0-3 K			0-0 1-3	0-0 F9	4	0	0	0	1	1	3									
Andy Kosco, R OBP: 0.365, SLG: 0.442		0-0 BB HR		0-3 K		0-0 HR			4-0 BB E	3	1	1	0	0	1	3									
Bobby Tolán, L OBP: 0.249, SLG: 0.305			0-0 F3						BB BB	1	2	1	1	1	0	0									
Denis Menke, R OBP: 0.360, SLG: 0.242		4-0 HR BB		0-0 F7		0-3 K			4-0 E 4-3 BB	3	2	0	0	2	2	1									
Bill Plummer, R OBP: 0.303, SLG: 0.312		0-0 HR		0-0 F9		4-0 BB			0-0 E3 4-3 1-3 2-H	3	1	1	3	1	0	1									
Dan Driessen, L OBP: 0.356, SLG: 0.375		1-H 2-H HR		0-0 F9					0-0 1-3 2-H 1B	1	1	0	0	0	0	1									
Darrel Chaney, S OBP: 0.274, SLG: 0.215		0-3 K		4-0 1B 2B BB		0-0 F8			0-0 4-3	4	1	0	1	1	1	2									
Ross Grimsley, L OBP: 0.299, SLG: 0.333		0-0 6-3		0-0 2B SF9 1B		0-3 K			0-0 4-3	1	0	0	0	0	0	0									
Inning Stats	R: 0 E: 1 K: 0 S: 3	H: 0 LOB: 1 BB: 1 P: 7	R: 3 E: 0 K: 1 S: 9	H: 4 LOB: 2 BB: 1 P: 13	R: 0 E: 0 K: 0 S: 3	H: 0 LOB: 1 BB: 1 P: 7	R: 2 E: 0 K: 2 S: 9	H: 2 LOB: 2 BB: 1 P: 14	R: 0 E: 0 K: 2 S: 7	H: 0 LOB: 1 BB: 1 P: 11	R: 3 E: 0 K: 2 S: 10	H: 3 LOB: 0 BB: 0 P: 10	R: 0 E: 0 K: 0 S: 3	H: 0 LOB: 0 BB: 0 P: 3	R: 0 E: 0 K: 1 S: 5	H: 0 LOB: 1 BB: 1 P: 9	R: 5 E: 2 K: 0 S: 7	H: 2 LOB: 1 BB: 2 P: 15	1B: 6 2B: 1 3B: 0 HR: 4	SF: 1 2B: 1 SAC: 0 DP: 0 HBP: 1	WP: 0 PB: 0 SB: 2 CS: 0	PA: 49			
PITCHER	IP	WLS	BF	H	R	ER	SO	BB	IBB	HBP	BLK	WP	HR	S	P	ERA	WHIP								
Jimmy Freeman, L ERA: 7.71	(1, 1)	3.1	20	6	5	5	2	4	0	0	0	0	1	20	36	13.50	3.000								
Max Leon, R ERA: 6.55	(4, 1)	3.2	17	3	3	3	5	2	0	1	0	0	2	24	33	7.36	1.364								
Danny Frisella, R ERA: 4.08	(8, 1)	2.0	12	2	5	1	1	2	0	0	0	0	1	12	20	4.50	2.000								

AB	39
R	13
H	11
RBI	12
BB	8
SO	8
LOB	20



Batter	1	2	3	4	5	6	7	8	9	AB	R	H	RBI	BB	SO	LOB	BOTTOM								
Ralph Garr, L OBP: 0.308, SLG: 0.400	0-0 BB 2B	4-0 3B BB	0-0 6-3		0-0 4-3		0-0 P5		0-0 2B	5	2	2	0	1	0	1	Cincinnati Reds @ Atlanta Braves Atlanta Stadium, Atlanta, GA Tue Jul 31 1973, 7:05 PM EDT Att: 25,506 - Unknown								
Marty Perez, R OBP: 0.312, SLG: 0.333	0-3 K	0-0 SF 3B		0-0 E4 HR	0-0 F7			0-0 2B 1B	0-0 F8	6	3	2	2	0	1	3									
Darrell Evans, L OBP: 0.404, SLG: 0.592	0-0 F9	4-0 SF WP BB		0-0 HR	4-0 BB			0-0 1B 2B		3	2	2	2	2	0	1									
Dusty Baker Jr., R OBP: 0.355, SLG: 0.408	4-0 BB 2B	0-0 SF WP P3		0-0 2B SF8 1B	0-0 4-3			0-0 4-3		3	2	1	1	1	0	3									
Davey Johnson, R OBP: 0.352, SLG: 0.495	4-0 2B BLK	4-0 P3 IBB		0-0 SF8 2B			0-0 F7	0-0 G6-4-3 1B		3	1	2	1	2	0	0									
Dick Dietz, R OBP: 0.476, SLG: 0.392	0-0 BLK	0-0 P3		0-3 K			0-3 K	0-0 G6-4-3		2	0	1	2	0	0	2									
Frank Tepedino, L OBP: 0.350, SLG: 0.432	1-3 2-H 3-H 2B	1-2 P3		0-0 K			0-0 K	0-0 G6-4-3		3	0	0	0	0	2	4									
Mike Lum, L OBP: 0.346, SLG: 0.425	0-3 K		0-0 P6		4-0 IBB		0-0 4-3		0-0 F9	4	0	0	0	1	1	1									
Freddie Velazquez, R OBP: 0.400, SLG: 0.333		0-0 BB 3B		0-0 SF8			0-0 F9		0-0 2B 1B	1	1	1	0	1	0	0									
Hank Aaron, R OBP: 0.367, SLG: 0.584			0-0 FC5-6 BB		2-3 3-H					0	0	0	1	0	0	0									
Paul Casanova, R OBP: 0.297, SLG: 0.385										2	0	1	0	0	0	0									
Jimmy Freeman, L OBP: 0.154, SLG: 0.154		0-0 B5		0-0 FC5-6 WP	0-0 G3			0-0 5-3		2	0	0	0	0	0	2									
Max Leon, R										2	0	0	0	0	0	2									
Danny Frisella, L OBP: 0.500, SLG: 0.500										0	0	0	0	0	0	0									
Sonny Jackson, L OBP: 0.296, SLG: 0.257										1	0	0	0	0	0	1									
Inning Stats	R: 3 E: 0 K: 2 S: 9	H: 2 LOB: 2 BB: 2 P: 17	R: 4 E: 1 K: 0 S: 5	H: 2 LOB: 3 BB: 3 P: 17	R: 0 E: 0 K: 0 S: 3	H: 0 LOB: 1 BB: 1 P: 7	R: 3 E: 1 K: 1 S: 9	H: 3 LOB: 2 BB: 1 P: 13	R: 0 E: 0 K: 0 S: 3	H: 0 LOB: 0 BB: 0 P: 3	R: 0 E: 0 K: 0 S: 5	H: 0 LOB: 1 BB: 0 P: 5	R: 1 E: 0 K: 0 S: 5	H: 3 LOB: 1 BB: 0 P: 5	R: 0 E: 0 K: 0 S: 5	H: 2 LOB: 2 BB: 0 P: 5	1B: 5 2B: 5 3B: 1 HR: 1	SF: 2 2B: 5 SAC: 0 DP: 1 HBP: 0	WP: 2 PB: 0 SB: 0 CS: 0	PA: 47					
PITCHER	IP	WLS	BF	H	R	ER	SO	BB	IBB	HBP	BLK	WP	HR	S	P	ERA	WHIP								
Ross Grimsley, L ERA: 2.99	(1, 1)	3.0	19	4	7	6	2	5	0	0	0	0	1	17	41	18.00	3.000								
Jim McGlothlin, R ERA: 6.12	(4, 1)	0.0	4	3	3	1	0	0	0	0	0	0	1	4	4	∞	∞								
Don Gullett, L ERA: 4.05	(4, 1)	1.0	4	0	0	0	1	0	1	0	0	0	0	5	9	0.00	0.000								
Pedro Borbon, R ERA: 2.81	(5, 1)	2.0	7	0	0	0	1	1	0	0	0	0	0	8	12	0.00	0.500								
Clay Carroll, R ERA: 4.11	(7, 1)	2.0	W	8	3	1	1	0	0	0	0	0	0	8	8	4.50	1.500								
Roger Nelson, R ERA: 2.22	(9, 1)	0.2	S	2	1	0	0	0	0	0	0	0	0	2	2	0.00	3.000								
Tom Hall, L ERA: 3.99	(9, 1)	0.1	S	2	1	0	0	0	0	0	0	0	0	2	2	0.00	3.000								



Batter	1	2	3	4	5	6	7	8	9	AB	R	H	RBI	BB	SO	LOB	TOP								
Pete Rose, S OBP: 0.407, SLG: 0.430 (1, 7)	4-0 CS BB		0-0 E4 2H		0-3 K 1-3		0-0 HR 1B	0-0 F9		4	1	1	0	1	1	2	Cincinnati Reds @ Atlanta Braves Atlanta Stadium, Atlanta, GA Wed Aug 01 1973, 7:05 PM EDT Att: 9,051 - Unknown								
Joe Morgan, L OBP: 0.413, SLG: 0.497 (1, 4)	4-0 CS BB 1-2		0-0 F7				0-0 F9	0-0 F9	0-0 F9	4	0	0	0	1	0	3									
Dan Driessen, L OBP: 0.352, SLG: 0.370 (1, 5)	0-0 4-3 1-2			0-0			0-0 F9	0-0 F7	0-0 G5-4-3 1B	5	0	1	0	0	0	2									
Tony Perez, R OBP: 0.384, SLG: 0.531 (1, 3)		0-3 K		0-0 FC5-4 1B			0-0 BB BB 1B	0-0 HR 1H	0-0 F8	5	2	3	2	0	1	1									
Johnny Bench, R OBP: 0.336, SLG: 0.438 (1, 2)		0-3 K		0-0 FC5-4 1-2			4-0 BB BB BB 1-2	0-0 1B 1B	0-0 G5-4-3 1-2	4	2	1	0	1	1	2									
Bobby Tolan, L OBP: 0.251, SLG: 0.305 (1, 9)		0-0 F8		0-0 4-3			4-0 BB BB 1-2 2-3	0-0 1B 1-2		3	0	1	0	1	0	1									
Cesar Geronimo, L OBP: 0.244, SLG: 0.262 (1, 8)			0-0 F7		0-0 F8		4-0 BB 1-2 2-3 3-H	0-0 1B 1-3 2-H		3	0	1	2	1	0	0									
Darrel Chaney, S OBP: 0.294, SLG: 0.232 (8, PH)			0-0		0-0 E S 1B		4-0 BB 1-2 2-3 3-H	0-0 BB 1-2	0-0 2B	2	1	2	1	1	0	0									
Phil Gagliano, R OBP: 0.355, SLG: 0.264 (8, PH)			SH1-4 E 1B				0-0 E S 1B	0-0 1B		1	0	1	0	0	0	0									
Ed Crosby, L OBP: 0.231, SLG: 0.200 (8, 6)					0-0 SH1-4		0-0 F3	0-3 K	0-0 5-3	0	0	0	0	0	0	0									
Jack Billingham, R OBP: 0.061, SLG: 0.016 (1, 1)										2	0	0	0	0	1	4									
Tom Hall, L OBP: 0.045, SLG: 0.045 (7, 1)										0	0	0	0	0	0	0									
Andy Kosco, R OBP: 0.358, SLG: 0.432 (8, PH)										1	0	0	0	0	0	1									
Jim McGlothlin, R OBP: 0.176, SLG: 0.250 (8, 1)										0	0	0	0	0	0	0									
Inning Stats	R: 0 E: 0 K: 0 S: 1	H: 0 LOB: 0 BB: 2 P: 9	R: 0 E: 0 K: 2 S: 7	H: 0 LOB: 0 BB: 0 P: 7	R: 1 E: 1 K: 0 S: 5	H: 1 LOB: 1 BB: 0 P: 5	R: 0 E: 0 K: 0 S: 4	H: 1 LOB: 1 BB: 0 P: 4	R: 0 E: 0 K: 1 S: 6	H: 1 LOB: 1 BB: 0 P: 6	R: 2 E: 0 K: 1 S: 6	H: 1 LOB: 3 BB: 4 P: 22	R: 3 E: 0 K: 0 S: 7	H: 5 LOB: 2 BB: 0 P: 7	R: 0 E: 0 K: 0 S: 4	H: 1 LOB: 0 BB: 0 P: 4	R: 0 E: 0 K: 0 S: 3	H: 1 LOB: 0 BB: 0 P: 3	1B: 9 2B: 1 3B: 0 HR: 1	SF: 0 SAC: 1 DP: 1 HBP: 0	WP: 0 PB: 0 SB: 1 CS: 2	PA: 41			
PITCHER	IP	WLS	BF	H	R	ER	SO	BB	IBB	HBP	BLK	WP	HR	S	P	ERA	WHIP								
Phil Niekro, R ERA: 3.63 (1, 1)	5.2		26	4	3	2	3	6	0	0	0	0	0	26	50	3.18	1.765								
Adrian Devine, R ERA: 8.14 (6, 1)	1.1		8	5	3	3	1	0	0	0	0	0	1	10	10	20.25	3.750								
Tom House, L ERA: 5.16 (8, 1)	2.0	W	7	2	0	0	0	0	0	0	0	0	0	7	7	0.00	1.000								

AB	34
R	6
H	11
RBI	5
BB	6
SO	4
LOB	16



Batter	1	2	3	4	5	6	7	8	9	AB	R	H	RBI	BB	SO	LOB	BOTTOM									
Ralph Garr, L OBP: 0.309, SLG: 0.400 (1, 9)	4-0 1B FC4-6 BB		0-0 6-3		0-0 6-3		0-0 4-3	0-0 HR 2B		4	2	1	2	1	0	2	Cincinnati Reds @ Atlanta Braves Atlanta Stadium, Atlanta, GA Wed Aug 01 1973, 7:05 PM EDT Att: 9,051 - Unknown									
Mike Lum, L OBP: 0.349, SLG: 0.437 (1, 7)	0-0 FC4-6 1B		0-0 F8			0-0 G3	0-0 1B 2H	0-0 HR		5	1	3	3	0	0	0										
Darrell Evans, L OBP: 0.404, SLG: 0.600 (1, 5)	0-0 FC4-6 CS 1-2 3-H			0-0 F5		0-0 HR	0-0 P4 2H	0-0 2B		5	1	2	2	0	0	2										
Dusty Baker Jr., R OBP: 0.351, SLG: 0.403 (1, 8)	0-0 5-3 1-2			0-3 K		0-0 F8	0-0 P4	0-0 P4		5	0	0	0	0	1	3										
Davey Johnson, R OBP: 0.352, SLG: 0.509 (1, 4)		0-0 HR		0-0 6-3		0-3 K		0-0 HR 4-3		5	2	2	2	0	1	1										
Frank Tepedino, L OBP: 0.357, SLG: 0.436 (1, 3)		0-0 2-3			0-0 1B 6-3 1B		0-0 E 1B 1B	0-0 E4 1B 1B		4	3	2	0	0	0	0										
Marty Perez, R OBP: 0.317, SLG: 0.338 (1, 6)		0-0 F9			0-0 1B 1-3		0-0 E6 1B 1B	0-0 1B 1B		4	2	3	0	0	0	0										
Paul Casanova, R OBP: 0.276, SLG: 0.390 (1, 2)		0-0 6-3			0-0 6-3		0-0 1B 4-3 1B	0-0 1B 1-2 1B		4	1	2	3	0	0	1										
Phil Niekro, R OBP: 0.132, SLG: 0.189 (1, 1)			0-0 6-3		0-0 K 3-H		0-0 K 3-H	0-0 1B 1B		2	0	0	0	0	1	1										
Adrian Devine, R OBP: 0.333, SLG: 0.333 (6, 1)					0-0 K		0-0 K	0-0 1B 1-3 2B 1B		0	0	0	0	0	0	0										
Sonny Jackson, L OBP: 0.300, SLG: 0.262 (7, PH)								0-0 1B 1-3 2H		1	1	1	1	0	0	0										
Tom House, L OBP: 0.286, SLG: 0.429 (8, 1)								0-0 1B 1-3 2H		1	1	1	1	0	0	0										
Inning Stats	R: 1 E: 0 K: 0 S: 3	H: 1 LOB: 1 BB: 1 P: 7	R: 1 E: 0 K: 0 S: 4	H: 1 LOB: 0 BB: 0 P: 4	R: 0 E: 0 K: 0 S: 3	H: 0 LOB: 0 BB: 0 P: 3	R: 0 E: 0 K: 1 S: 5	H: 0 LOB: 0 BB: 0 P: 5	R: 1 E: 0 K: 1 S: 7	H: 2 LOB: 1 BB: 0 P: 7	R: 1 E: 0 K: 1 S: 6	H: 1 LOB: 0 BB: 0 P: 6	R: 4 E: 1 K: 0 S: 8	H: 5 LOB: 1 BB: 0 P: 8	R: 6 E: 1 K: 0 S: 10	H: 7 LOB: 1 BB: 0 P: 10	1B: 11 2B: 2 3B: 0 HR: 4	SF: 0 SAC: 0 DP: 0 HBP: 0	WP: 0 PB: 0 SB: 0 CS: 1	PA: 41						
PITCHER	IP	WLS	BF	H	R	ER	SO	BB	IBB	HBP	BLK	WP	HR	S	P	ERA	WHIP									
Jack Billingham, R ERA: 3.24 (1, 1)	6.1	L	29	10	8	8	3	1	0	0	0	0	0	2	34	38	11.37	1.737								
Tom Hall, L ERA: 3.51 (7, 1)	0.2		2	0	0	0	0	0	0	0	0	0	0	2	2	0.00	0.000									
Jim McGlothlin, R ERA: 6.75 (8, 1)	1.0		10	7	6	5	0	0	0	0	0	0	2	10	10	45.00	7.000									



Batter	1	2	3	4	5	6	7	8	9	AB	R	H	RBI	BB	SO	LOB	TOP								
Pete Rose, S OBP: 0.408, SLG: 0.432 (1, 7)	0-0 5-3		0-0 F7	0-0 BB		0-0 6-3		0-0 1B		5	2	2	2	1	0	0	Cincinnati Reds @ Atlanta Braves Atlanta Stadium, Atlanta, GA Thu Aug 02 1973, 7:05 PM EDT Att: 9,407 - Unknown								
Larry Stahl, L OBP: 0.312, SLG: 0.337 (8, 7)				BB				1B		0	0	0	0	0	0	0									
Joe Morgan, L OBP: 0.418, SLG: 0.501 (1, 4)	4-0 1B		4-0 1B	BB		0-0 1B		0-0 1B		1	2	1	1	3	0	0									
Ed Crosby, L OBP: 0.259, SLG: 0.234 (5, 6)	BB		SF	BB		SF7		1B		2	1	2	0	0	0	0									
Dan Driessen, L OBP: 0.357, SLG: 0.374 (1, 5)	1-2 1B		HR	1B		E4		F8		6	2	3	1	0	1	4									
Tony Perez, R OBP: 0.386, SLG: 0.531 (1, 3)	0-3 K		SF	E5		SF7		FC5-4		2	2	1	1	1	1	1									
Denis Menke, R OBP: 0.357, SLG: 0.240 (5, 5)				1B		2B		1-2		1	0	0	1	0	0	2									
Johnny Bench, R OBP: 0.339, SLG: 0.446 (1, 2)				1B		BB		HR		4	2	2	2	1	1	2									
Andy Kosco, R OBP: 0.370, SLG: 0.511 (7, 9)	BB		HR	1B		1B		1-2		1	1	1	1	0	0	0									
Bobby Tolan, L OBP: 0.254, SLG: 0.309 (1, 9)				1B		BB		HR		2	2	1	2	1	0	1									
Bill Plummer, R OBP: 0.297, SLG: 0.304 (5, 2)	F7		S	BB		3-1		WP		2	0	0	0	0	0	0									
Cesar Geronimo, L OBP: 0.247, SLG: 0.264 (1, 8)	F7		S	1B		1B		1B		6	1	2	0	0	1	2									
Darrel Chaney, S OBP: 0.304, SLG: 0.232 (1, 6)	4-0 1-2		F8	1B		2B		WP		4	1	1	1	2	1	1									
Don Gullett, R OBP: 0.295, SLG: 0.189 (1, 1)	0-3 K		3-H	1B		1B		BB		6	1	1	1	0	2	4									
Inning Stats	R: 0 E: 0 K: 1 S: 5	H: 1 LOB: 1 BB: 1 P: 9	R: 0 E: 0 K: 1 S: 6	H: 1 LOB: 2 BB: 1 P: 10	R: 4 E: 0 K: 0 S: 6	H: 3 LOB: 1 BB: 2 P: 14	R: 9 E: 1 K: 1 S: 12	H: 7 LOB: 1 BB: 3 P: 24	R: 2 E: 0 K: 2 S: 8	H: 1 LOB: 1 BB: 2 P: 16	R: 1 E: 1 K: 0 S: 5	H: 1 LOB: 0 BB: 0 P: 5	R: 0 E: 0 K: 2 S: 7	H: 0 LOB: 0 BB: 0 P: 7	R: 0 E: 0 K: 0 S: 5	H: 2 LOB: 2 BB: 0 P: 5	R: 1 E: 1 K: 0 S: 5	H: 1 LOB: 1 BB: 0 P: 5	1B: 12 2B: 3 3B: 0 HR: 2	SF: 3 SAC: 0 DP: 0 HBP: 0	WP: 2 PB: 0 SB: 2 CS: 0	PA: 54			
PITCHER	IP	WLS	BF	H	R	ER	SO	BB	IBB	HBP	BLK	WP	HR	S	P	ERA	WHIP								
Roric Harrison, R ERA: 3.27 (1, 1)	3.1	L	21	6	7	7	2	6	0	0	0	0	1	19	43	18.90	3.600								
Jim Panther, R ERA: 7.53 (4, 1)	0.1		8	6	6	6	0	1	0	0	0	0	0	7	11	162.00	21.000								
Danny Frisella, R ERA: 4.39 (4, 1)	1.1		7	1	2	2	3	2	0	0	0	0	2	0	11	13.50	2.250								
Tom House, L ERA: 4.94 (6, 1)	2.0		8	1	1	0	2	0	0	0	0	0	0	12	12	0.00	0.500								
Adrian Devine, R ERA: 7.53 (8, 1)	2.0		10	3	1	1	0	0	0	0	0	0	1	10	10	4.50	1.500								

AB	42
R	17
H	17
RBI	13
BB	9
SO	7
LOB	17



Batter	1	2	3	4	5	6	7	8	9	AB	R	H	RBI	BB	SO	LOB	BOTTOM								
Ralph Garr, L OBP: 0.307, SLG: 0.397 (1, 9)	0-3 K		0-0 F5			0-3 K		0-0 P6		4	0	0	0	0	2	1	Cincinnati Reds @ Atlanta Braves Atlanta Stadium, Atlanta, GA Thu Aug 02 1973, 7:05 PM EDT Att: 9,407 - Unknown								
Marty Perez, R OBP: 0.316, SLG: 0.335 (1, 6)	0-3 K		0-0 F9			0-0 F7		1B		3	1	0	0	1	1	1									
Darrell Evans, L OBP: 0.402, SLG: 0.596 (1, 5)	0-0 4-3					0-0 F3		1B		4	0	1	0	0	1	0									
Hank Aaron, R OBP: 0.368, SLG: 0.581 (1, 7)								1B		1	0	0	0	1	1	0									
Sonny Jackson, L OBP: 0.297, SLG: 0.260 (5, 7)								SF8		1	0	0	1	0	0	0									
Dusty Baker Jr., R OBP: 0.353, SLG: 0.406 (1, 8)								4-3		4	0	2	0	0	0	1									
Davey Johnson, R OBP: 0.353, SLG: 0.508 (1, 4)								2B		1	0	0	0	1	0	2									
Chuck Goggin, S OBP: 0.311, SLG: 0.328 (6, 4)								BB		2	0	0	0	0	0	1									
Dick Dietz, R OBP: 0.472, SLG: 0.427 (1, 3)								G6-4-3		3	1	1	1	0	1	2									
Paul Casanova, R OBP: 0.271, SLG: 0.382 (1, 2)								HR		2	0	0	0	0	0	0									
Tom House, L OBP: 0.286, SLG: 0.429 (6, 1)								K		0	0	0	0	0	0	0									
Adrian Devine, R OBP: 0.250, SLG: 0.250 (8, 1)								K		1	0	0	0	0	1	0									
Roric Harrison, R OBP: 0.085, SLG: 0.194 (1, 1)										1	0	0	0	0	0	1									
Jim Panther, R OBP: 0.500, SLG: 0.500 (4, 1)										0	0	0	0	0	0	0									
Danny Frisella, L OBP: 0.500, SLG: 0.500 (4, 1)										0	0	0	0	0	0	0									
Freddie Velazquez, R OBP: 0.333, SLG: 0.273 (5, PH)										2	0	0	0	0	0	0									
Inning Stats	R: 0 E: 0 K: 2 S: 7	H: 0 LOB: 0 BB: 0 P: 7	R: 0 E: 0 K: 1 S: 5	H: 1 LOB: 1 BB: 1 P: 9	R: 0 E: 1 K: 0 S: 4	H: 0 LOB: 1 BB: 0 P: 4	R: 0 E: 0 K: 1 S: 5	H: 1 LOB: 1 BB: 1 P: 9	R: 0 E: 0 K: 1 S: 5	H: 0 LOB: 0 BB: 0 P: 5	R: 0 E: 0 K: 1 S: 5	H: 0 LOB: 0 BB: 0 P: 5	R: 0 E: 0 K: 0 S: 3	H: 0 LOB: 0 BB: 0 P: 3	R: 1 E: 0 K: 1 S: 6	H: 1 LOB: 0 BB: 0 P: 6	R: 1 E: 1 K: 0 S: 4	H: 1 LOB: 1 BB: 1 P: 8	1B: 2 2B: 1 3B: 0 HR: 1	SF: 1 SAC: 0 DP: 2 HBP: 0	WP: 0 PB: 0 SB: 0 CS: 0	PA: 33			
PITCHER	IP	WLS	BF	H	R	ER	SO	BB	IBB	HBP	BLK	WP	HR	S	P	ERA	WHIP								
Don Gullett, L ERA: 3.92 (1, 1)	9.0	W	33	4	2	2	7	3	0	0	0	0	1	44	56	2.00	0.778								



Batter	1	2	3	4	5	6	7	8	9	10	AB	R	H	RBI	BB	SO	LOB	TOP
Tommie Agee, R OBP: 0.302, SLG: 0.418 (1, 9)	P6		F8			F8		FC6-4 SH1 BB		E6 1B SF9	4	1	0	0	1	0	0	Houston Astros @ Cincinnati Reds Riverfront Stadium, Cincinnati, OH Fri Aug 03 1973, 7:05 PM EDT Unknown
Roger Metzger, S OBP: 0.308, SLG: 0.349 (1, 6)	4-3			E3		FC5-4 1B		SH1			4	0	2	0	0	0	0	
Cesar Cedeno, R OBP: 0.375, SLG: 0.526 (1, 8)	FC6-4 BB			F2		FC5-4		FC6-4		SF9	2	0	0	1	2	0	2	
Bob Watson, R OBP: 0.403, SLG: 0.450 (1, 7)	FC6-4			F8		P4		FC6-4		5-3	5	0	0	0	0	0	6	
Doug Rader, R OBP: 0.321, SLG: 0.426 (1, 5)		F3		6-3				F8		P4	4	0	0	0	0	0	3	
Les May, R OBP: 0.306, SLG: 0.448 (1, 3)		1B				4-3		FC6-4 BB		K	3	0	1	0	1	1	0	
Johnny Edwards, L OBP: 0.293, SLG: 0.377 (1, 2)		F8				F6		FC6-4 BB		6-3	3	0	0	0	1	0	0	
Tommy Helms, R OBP: 0.319, SLG: 0.364 (1, 4)			F8					FC6-4		1-3	4	0	1	0	0	0	2	
Don Wilson, R OBP: 0.207, SLG: 0.246 (1, 1)			K			F7		F8		F3	4	0	0	0	0	1	3	
Inning Stats	R: 0 E: 0 K: 0 S: 3	H: 0 LOB: 1 BB: 1 P: 7	R: 0 E: 0 K: 0 S: 3	H: 1 LOB: 0 BB: 0 P: 3	R: 0 E: 0 K: 1 S: 5	H: 0 LOB: 0 BB: 0 P: 5	R: 0 E: 1 K: 0 S: 4	H: 0 LOB: 1 BB: 0 P: 4	R: 0 E: 0 K: 0 S: 4	H: 0 LOB: 2 BB: 2 P: 11	R: 0 E: 0 K: 1 S: 5	H: 0 LOB: 0 BB: 0 P: 5	R: 1 E: 1 K: 0 S: 5	H: 1 LOB: 1 BB: 0 P: 5	1B: 4 2B: 0 3B: 0 HR: 0	SF: 1 SAC: 1 DP: 0 HBP: 0	WP: 0 PB: 0 SB: 2 CS: 0	
PITCHER	IP WLS BF H R ER SO BB IBB HBP BLK WP HR S P ERA WHIP																	
Gary Nolan, R ERA: 3.48 (1, 1)	6.1	WLS: 25	H: 3	R: 0	ER: 0	SO: 1	BB: 3	IBB: 0	HBP: 0	BLK: 0	WP: 0	HR: 0	S: 24	P: 36	ERA: 0.00	WHIP: 0.947		
Pedro Borbon, R ERA: 2.75 (7, 1)	1.2	WLS: 7	H: 0	R: 0	ER: 0	SO: 0	BB: 1	IBB: 1	HBP: 0	BLK: 0	WP: 0	HR: 0	S: 5	P: 13	ERA: 0.00	WHIP: 0.600		
Clay Carroll, R ERA: 3.99 (9, 1)	2.0	L: 8	H: 1	R: 1	ER: 0	SO: 1	BB: 0	IBB: 0	HBP: 0	BLK: 0	WP: 0	HR: 0	S: 10	P: 10	ERA: 0.00	WHIP: 0.500		

Houston Astros @ Cincinnati Reds
Riverfront Stadium, Cincinnati, OH
Fri Aug 03 1973, 7:05 PM EDT
Unknown

AB 33
R 1
H 4
RBI 1
BB 5
SO 2
LOB 16



Batter	1	2	3	4	5	6	7	8	9	10	AB	R	H	RBI	BB	SO	LOB	BOTTOM				
Pete Rose, S OBP: 0.407, SLG: 0.430 (1, 7)	1-3		L6-3			L4		E5			4	0	1	0	0	0	1	Houston Astros @ Cincinnati Reds Riverfront Stadium, Cincinnati, OH Fri Aug 03 1973, 7:05 PM EDT Unknown				
Joe Morgan, L OBP: 0.414, SLG: 0.496 (1, 4)	F9		K			P6		F9			4	0	0	0	0	1	2					
Dan Driessen, L OBP: 0.360, SLG: 0.377 (1, 5)	F9					L8					4	0	2	0	0	0	0					
Tony Perez, R OBP: 0.362, SLG: 0.525 (1, 3)		F3		K				1-3		G4-6-3	4	0	0	0	0	1	2					
Johnny Bench, R OBP: 0.339, SLG: 0.444 (1, 2)		HBP		K				F2		F9	4	0	1	0	0	1	1					
Bobby Tolan, L OBP: 0.254, SLG: 0.307 (1, 9)		1B		K				F7		K	3	0	0	0	0	2	1					
Cesar Geronimo, L OBP: 0.242, SLG: 0.259 (1, 8)		K				F3		K		L3	4	0	0	0	0	2	2					
Darrel Chaney, S OBP: 0.297, SLG: 0.225 Andy Kosco, R OBP: 0.364, SLG: 0.500 (10, PH)		4-3				K		P5		F9	3	0	0	0	0	1	2					
Gary Nolan, R OBP: 0.286, SLG: 0.286 (7, 1)						K					1	0	0	0	1	1	0					
Larry Stahl, L OBP: 0.319, SLG: 0.337 (8, PH) Clay Carroll, R OBP: 0.182, SLG: 0.182 (9, 1)			L6-3			K		E		BB	0	0	0	0	0	0	0					
Inning Stats	R: 0 E: 0 K: 0 S: 3	H: 0 LOB: 0 BB: 0 P: 3	R: 0 E: 0 K: 1 S: 6	H: 1 LOB: 2 BB: 0 P: 7	R: 0 E: 0 K: 1 S: 4	H: 0 LOB: 0 BB: 1 P: 8	R: 0 E: 0 K: 3 S: 10	H: 1 LOB: 1 BB: 0 P: 10	R: 0 E: 0 K: 2 S: 7	H: 0 LOB: 0 BB: 0 P: 7	R: 0 E: 0 K: 0 S: 3	H: 0 LOB: 0 BB: 0 P: 3	R: 0 E: 1 K: 1 S: 6	H: 1 LOB: 2 BB: 1 P: 10	R: 0 E: 0 K: 0 S: 3	H: 1 LOB: 0 BB: 0 P: 3	R: 0 E: 0 K: 1 S: 5	H: 0 LOB: 0 BB: 0 P: 5	1B: 4 2B: 1 3B: 0 HR: 0	SF: 0 SAC: 0 DP: 2 HBP: 1	WP: 0 PB: 0 SB: 1 CS: 0	PA: 35
PITCHER	IP WLS BF H R ER SO BB IBB HBP BLK WP HR S P ERA WHIP																					
Don Wilson, R ERA: 3.1 (1, 1)	10.0	WLS: 35	H: 4	R: 0	ER: 0	SO: 9	BB: 2	IBB: 0	HBP: 1	BLK: 0	WP: 0	HR: 0	S: 50	P: 59	ERA: 0.00	WHIP: 0.600						

Houston Astros @ Cincinnati Reds
Riverfront Stadium, Cincinnati, OH
Fri Aug 03 1973, 7:05 PM EDT
Unknown

AB 32
R 0
H 4
RBI 0
BB 2
SO 9
LOB 11



Batter	1	2	3	4	5	6	7	8	9	AB	R	H	RBI	BB	SO	LOB	TOP										
Tommie Agee, R OBP: 0.305, SLG: 0.415	4-0 1B 2B BB	0-0 6-3		0-0 2-3 1B		0-0 B3	0-0 5-3			4	1	1	0	1	0	5											
Roger Metzger, S OBP: 0.307, SLG: 0.347	0-0 F7	0-0 P4		0-0 5-3		0-0 1-2 1B			0-0 4-1	5	0	1	0	0	0	4											
Cesar Cedeno, R OBP: 0.378, SLG: 0.530	0-0 2B HR 1B		0-0 6-3 SF9	2B		0-0 F3	0-0 F8		0-0 G6-4-3 1B	5	2	3	0	0	0	2											
Bob Watson, R OBP: 0.400, SLG: 0.450	0-0 HR 2B		0-0 6-3			0-0 6-3	0-0 5-3		0-0 G6-4-3 1B	5	1	1	1	0	0	4											
Doug Rader, R OBP: 0.321, SLG: 0.433	0-0 HR		0-0 SF9			0-0 F9			0-0 6-3	3	1	1	4	0	0	0											
Lee May, R OBP: 0.303, SLG: 0.443	0-0 P4		0-0 L7			0-0 1-4-3			0-0 5-3	4	0	0	0	0	0	0											
Tommy Helms, R OBP: 0.319, SLG: 0.363	0-0 P4					0-0 F7			0-0 1B 1B	4	0	1	0	0	0	0											
Skip Jutze, R OBP: 0.280, SLG: 0.257			0-0 SH1-4 1B			0-0 6-3			0-0 1B 1B	4	0	2	0	0	0	0											
Ken Forsch, R OBP: 0.102, SLG: 0.088 Tom Griffin, R OBP: 0.222, SLG: 0.250 Jim Crawford, L OBP: 0.248, SLG: 0.333 Cecil Upshaw, R OBP: 0.248, SLG: 0.333 Juan Pizarro, L OBP: 0.292, SLG: 0.190 Jimmy Stewart, S OBP: 0.292, SLG: 0.190 Larry Dierker, R OBP: 0.292, SLG: 0.190			0-0 SH1-4			0-0 1B 2B			0-0 F8 1B HBP	0	0	0	0	0	0	0											
Inning Stats	R: 4 E: 0 K: 0 S: 6	H: 3 LOB: 0 BB: 1 P: 10	R: 0 E: 0 K: 0 S: 4	H: 1 LOB: 1 BB: 0 P: 4	R: 1 E: 0 K: 0 S: 4	H: 1 LOB: 0 BB: 0 P: 4	R: 0 E: 0 K: 0 S: 5	H: 2 LOB: 0 BB: 0 P: 5	R: 0 E: 0 K: 0 S: 3	H: 0 LOB: 0 BB: 0 P: 3	R: 0 E: 0 K: 0 S: 4	H: 1 LOB: 2 BB: 0 P: 5	R: 0 E: 0 K: 0 S: 6	H: 3 LOB: 3 BB: 0 P: 6	R: 0 E: 0 K: 0 S: 3	H: 1 LOB: 0 BB: 0 P: 3	1B: 8 2B: 3 3B: 0 HR: 1	SF: 1 SAC: 1 DP: 1 HBP: 1	WP: 0 PB: 0 SB: 0 CS: 0	PA: 40							
PITCHER	IP	WLS	BF	H	R	ER	SO	BB	IBB	HBP	BLK	WP	HR	S	P	ERA	WHIP										
Roger Nelson, R ERA: 2.96	(1, 1)	4.0	20	7	5	5	0	1	0	0	0	0	1	19	23	11.25	2.000										
Pedro Borbon, R ERA: 2.51	(5, 1)	4.0	W	17	4	0	0	0	0	1	0	0	0	16	17	0.00	1.000										
Clay Carroll, R ERA: 3.93	(9, 1)	1.0	S	3	1	0	0	0	0	0	0	0	0	3	3	0.00	1.000										

Houston Astros @ Cincinnati Reds
Riverfront Stadium, Cincinnati, OH
Fri Aug 03 1973, 7:05 PM EDT
Att: 52,285 - Unknown

AB	36
R	5
H	12
RBI	5
BB	1
SO	0
LOB	15



Batter	1	2	3	4	5	6	7	8	9	AB	R	H	RBI	BB	SO	LOB	BOTTOM										
Pete Rose, S OBP: 0.409, SLG: 0.435	0-0 3B 1B	0-0 F9		0-0 F7		0-0 1B	0-0 4-3 E 2B			5	2	3	3	0	0	2											
Joe Morgan, L OBP: 0.414, SLG: 0.503	0-3 K		0-0 HR	0-0 FC1-6 1B		0-0 4-3	0-0 4-3			5	1	2	1	0	1	3											
Dan Driessen, L OBP: 0.366, SLG: 0.411 Cesar Geronimo, L OBP: 0.242, SLG: 0.259	0-0 1B 3B		0-0 HR	0-0 FC1-6		0-0 1B	0-0 E3			5	3	3	2	0	0	2											
Tony Perez, R OBP: 0.382, SLG: 0.523 Denis Menke, R OBP: 0.357, SLG: 0.240	0-0 1B		0-0 1B BB	0-0 F8		0-0 F8	0-0 1-3			4	0	1	1	1	0	4											
Johnny Bench, R OBP: 0.338, SLG: 0.446	0-0 F3		0-0 1B			0-0 6-3	0-0 6-3			5	1	2	0	0	0	1											
Bobby Tolan, L OBP: 0.255, SLG: 0.308	0-0 F8		0-3 K	0-3 K		0-3 K	0-0 E9 1B 1B			5	1	2	1	0	2	3											
Ed Crosby, L OBP: 0.254, SLG: 0.231		0-3 K	0-3 K			0-0 4-3	0-0 1B 2B 1B			5	1	1	1	0	2	3											
Bill Plummer, R OBP: 0.302, SLG: 0.301		0-0 1B	0-0 5-3			0-3 K	0-0 F2			4	1	1	0	1	1	3											
Roger Nelson, R OBP: 0.118, SLG: 0.118 Larry Stahl, L OBP: 0.326, SLG: 0.337 Pedro Borbon, R OBP: 0.333, SLG: 0.333 Clay Carroll, R OBP: 0.182, SLG: 0.182		0-3 K	0-0 FC1-6 1B BB			0-3 K	0-0 1B 2B BB			1	0	0	0	0	1	1											
Inning Stats	R: 2 E: 0 K: 1 S: 8	H: 3 LOB: 1 BB: 0 P: 8	R: 0 E: 0 K: 2 S: 8	H: 1 LOB: 1 BB: 0 P: 8	R: 2 E: 0 K: 2 S: 10	H: 3 LOB: 2 BB: 1 P: 14	R: 0 E: 0 K: 0 S: 4	H: 1 LOB: 0 BB: 1 P: 8	R: 0 E: 0 K: 1 S: 5	H: 0 LOB: 0 BB: 0 P: 5	R: 0 E: 0 K: 2 S: 8	H: 1 LOB: 1 BB: 0 P: 8	R: 7 E: 2 K: 0 S: 10	H: 6 LOB: 1 BB: 1 P: 14	R: 0 E: 0 K: 0 S: 4	H: 1 LOB: 1 BB: 0 P: 4	1B: 11 2B: 2 3B: 1 HR: 2	SF: 0 SAC: 0 DP: 0 HBP: 0	WP: 0 PB: 0 SB: 1 CS: 0	PA: 44							
PITCHER	IP	WLS	BF	H	R	ER	SO	BB	IBB	HBP	BLK	WP	HR	S	P	ERA	WHIP										
Ken Forsch, R ERA: 3.9	(1, 1)	2.0	L	13	6	4	3	1	0	0	0	0	0	28	32	4.15	1.385										
Tom Griffin, R ERA: 5.69	(3, 1)	4.1	L	19	5	2	2	5	1	0	0	0	0	2	2	∞	∞										
Jim Crawford, L ERA: 4.63	(7, 1)	0.0		2	2	1	1	0	0	0	0	0	0	2	2	∞	∞										
Cecil Upshaw, R ERA: 5.73	(7, 1)	0.0		3	2	3	3	0	1	0	0	0	0	2	6	∞	∞										
Juan Pizarro, L ERA: 5.14	(7, 1)	0.2		3	0	1	0	0	0	0	0	0	0	3	3	0.00	0.000										

Houston Astros @ Cincinnati Reds
Riverfront Stadium, Cincinnati, OH
Fri Aug 03 1973, 7:05 PM EDT
Att: 52,285 - Unknown

AB	41
R	11
H	16
RBI	9
BB	3
SO	8
LOB	22



Batter	1	2	3	4	5	6	7	8	9	10	11	AB	R	H	RBI	BB	SO	LOB	TOP								
Tommie Agee, R OBP: 0.301, SLG: 0.407 Cecil Upshaw, R (1.1, 1)	0-0 BB FC5-4 1B		0-0 P4			0-3 K		0-3 K		0-3 K		0-3 K	6	1	1	0	0	4	4								
Roger Metzger, S OBP: 0.307, SLG: 0.345 (1.6)	0-0 FC5-4 1B		0-0 F8			4-0 WP BB		0-0 5-3		0-0 F8		0-0 3-1	5	0	1	0	1	0	2								
Cesar Cedeno, R OBP: 0.378, SLG: 0.535 (1.8)	4-0 FC5-4 BB		0-0 F2			0-0 6-3		0-0 HR		0-0 L6		0-0 L6	4	1	1	1	1	0	1								
Bob Watson, R OBP: 0.400, SLG: 0.448 (1.7)	0-3 K		0-3 K			4-0 BB 1B		0-3 K		0-0 FC6-4 1B		0-0 FC6-4 1B	4	1	1	0	1	3	3								
Doug Rader, R OBP: 0.321, SLG: 0.434 (1.5)	0-0 FC5-4		0-0 HR			4-0 1B 1B		0-0 L7		0-0 F7		0-0 F7	4	2	1	1	1	0	3								
Les May, R OBP: 0.304, SLG: 0.450 (1.3)	0-0 F8		0-0 HR			0-0 1B		0-3 K		0-0 FC6-4		0-0 FC6-4	5	1	2	3	0	1	3								
Tommy Helms, R OBP: 0.322, SLG: 0.366 (1.4)			0-0 F8			0-0 6-3		0-0 1B		0-0 G5-4-3 1B		0-0 SH1-4 1B	5	0	3	1	0	0	0								
Skip Jutze, R OBP: 0.275, SLG: 0.251 (1.2)			0-0 5-3			0-0 G1		0-0 L6		0-0 G5-4-3		0-0 SH1-4	4	0	0	0	0	0	3								
Dave Roberts, L OBP: 0.302, SLG: 0.106 Jim Ray, R OBP: 0.200, SLG: 0.200 Juan Pizarro, L OBP: 0.100, SLG: 0.088 Ken Forsch, R OBP: 0.100, SLG: 0.088 Larry Dierker, R OBP: 0.100, SLG: 0.088 Jim Crawford, L OBP: 0.100, SLG: 0.088 Jimmy Wynn, R OBP: 0.100, SLG: 0.088 (11.1)			0-3 K			0-3 K		0-3 K		0-3 K		4-0 IBB	3	0	0	0	0	3	2								
Inning Stats	R: 1 E: 0 K: 1 S: 7	H: 2 LOB: 2 BB: 1 P: 11	R: 0 E: 0 K: 1 S: 5	H: 0 LOB: 0 BB: 0 P: 5	R: 0 E: 0 K: 0 S: 3	H: 0 LOB: 0 BB: 0 P: 3	R: 2 E: 0 K: 1 S: 7	H: 2 LOB: 0 BB: 0 P: 7	R: 0 E: 0 K: 2 S: 9	H: 1 LOB: 1 BB: 0 P: 11	R: 1 E: 0 K: 1 S: 6	H: 1 LOB: 0 BB: 0 P: 6	R: 0 E: 0 K: 1 S: 5	H: 1 LOB: 0 BB: 0 P: 5	R: 0 E: 0 K: 0 S: 7	H: 0 LOB: 0 BB: 0 P: 7	R: 0 E: 0 K: 2 S: 4	H: 1 LOB: 1 BB: 0 P: 4	R: 0 E: 0 K: 1 S: 6	H: 1 LOB: 2 BB: 1 P: 10	1B: 7 2B: 1 3B: 0 HR: 2	SF: 0 SAC: 1 DP: 1 HBP: 0	WP: 2 PB: 0 SB: 0 CS: 0	PA: 47			
PITCHER	IP 7.0	WLS 6	BF 32	H 7	R 6	ER 6	SO 8	BB 4	IBB 0	HBP 0	BLK 0	WP 0	HR 0	S 44	P 60	ERA 7.71	WHIP 1.571										
Fred Norman, L ERA: 3.36 Tom Hall, L ERA: 3.74 Pedro Borbon, R ERA: 2.55	(1.1)	(8.1)	(10.1)	(1.1)	(8.1)	(10.1)	(1.1)	(8.1)	(10.1)	(1.1)	(8.1)	(10.1)	(1.1)	(8.1)	(10.1)	(1.1)	(8.1)	(10.1)	(1.1)	(8.1)	(10.1)	(1.1)	(8.1)	(10.1)	(1.1)	(8.1)	(10.1)

Houston Astros @ Cincinnati Reds
Riverfront Stadium, Cincinnati, OH
Sat Aug 04 1973, 3:33 AM EDT
Att: 32,215 - Unknown

livebaseballscorecards.com

AB 41
R 6
H 10
RBI 6
BB 5
SO 12
LOB 21



Batter	1	2	3	4	5	6	7	8	9	10	11	AB	R	H	RBI	BB	SO	LOB	BOTTOM								
Pete Rose, S OBP: 0.409, SLG: 0.433 (1.7)	0-0 E 1B	0-0 4-3 1B		0-0 F7		0-0 6-3		0-0 F7	1-0 BB HBP		0-0 E6 1B	6	1	2	0	0	0	3									
Joe Morgan, L OBP: 0.416, SLG: 0.501 (1.4)	0-0 E3 1B	0-0 4-3 1B		0-0 F9		4-0 1B BB		0-0 SF9 1B	1-2 BB HBP		0-0 1B	5	1	2	2	2	0	2									
Dan Driessen, L OBP: 0.375, SLG: 0.419 Pedro Borbon, R OBP: 0.333, SLG: 0.333 (1.5)	0-0 3B 1B	0-0 F9		0-0 1B 1B		0-0 1B		0-0 1B	1-2 2-3 3-4		0-0 5-3	6	1	4	1	0	0	4									
Tony Perez, R OBP: 0.379, SLG: 0.520 (1.3)	0-0 SF8	0-0 F3		0-0 1B		0-0 P4		0-0 SF9			0-0 6-3	4	0	1	2	0	0	3									
Johnny Bench, R OBP: 0.341, SLG: 0.452 (1.9)	0-0 2B 3B		0-0 S 1B	0-0 FC6-4 1B		0-0 L7		0-0 K		0-3 K		6	1	3	1	0	2	4									
Andy Kosco, R OBP: 0.344, SLG: 0.481 (1.8)	0-0 6-3 2B		0-3 K	0-0 FC6-4		0-0 F5		0-0 F9		0-0 F8		6	0	1	1	0	1	4									
Bill Plummer, R OBP: 0.300, SLG: 0.291 Tom Hall, L OBP: 0.045, SLG: 0.045 Bobby Tolan, L OBP: 0.255, SLG: 0.307 Denis Menke, R OBP: 0.300, SLG: 0.240 (1.2)	4-0 6-3 BB		0-3 K		0-0 5-3		0-0 F8		0-0 P6		4-0 E BB 1B	3	0	0	0	1	1	1									
Darrel Chaney, S OBP: 0.295, SLG: 0.219 Larry Stahl, L OBP: 0.333, SLG: 0.337 Ed Crosby, L OBP: 0.267, SLG: 0.231 (1.6)	0-0 6-3		4-0 IBB		0-0 5-3		0-0 F8		4-0 1B BB		4-0 1B E BB	3	0	0	0	1	0	2									
Fred Norman, S OBP: 0.103, SLG: 0.071 Cesar Geronimo, L OBP: 0.248, SLG: 0.264 (1.1)	0-0 6-3		0-0 6-3		0-3 K		0-0 SF9 1B		0-0 BB HBP 1B		0-0 F7	3	0	0	0	0	1	4									
Inning Stats	R: 4 E: 1 K: 0 S: 8	H: 4 LOB: 2 BB: 1 P: 12	R: 0 E: 0 K: 0 S: 4	H: 1 LOB: 1 BB: 0 P: 4	R: 0 E: 0 K: 2 S: 8	H: 1 LOB: 1 BB: 1 P: 12	R: 0 E: 0 K: 0 S: 6	H: 3 LOB: 3 BB: 0 P: 6	R: 0 E: 0 K: 1 S: 5	H: 1 LOB: 2 BB: 0 P: 8	R: 0 E: 0 K: 0 S: 3	H: 0 LOB: 0 BB: 0 P: 3	R: 1 E: 0 K: 1 S: 8	H: 3 LOB: 2 BB: 0 P: 8	R: 0 E: 0 K: 0 S: 4	H: 1 LOB: 1 BB: 2 P: 13	R: 0 E: 0 K: 1 S: 5	H: 0 LOB: 0 BB: 0 P: 5	R: 1 E: 1 K: 0 S: 3	H: 1 LOB: 3 BB: 2 P: 11	1B: 13 2B: 1 3B: 1 HR: 0	SF: 2 SAC: 0 DP: 0 HBP: 1	WP: 0 PB: 0 SB: 1 CS: 0	PA: 56			
PITCHER	IP 5.1	WLS 8	BF 30	H 10	R 4	ER 3	SO 3	BB 2	IBB 1	HBP 0	BLK 0	WP 0	HR 0	S 33	P 45	ERA 5.06	WHIP 2.250										
Dave Roberts, L ERA: 2.93 Jim Ray, R ERA: 4.41 Juan Pizarro, L ERA: 5.14 Ken Forsch, R ERA: 3.92 Larry Dierker, R ERA: 3.63	(1.1)	(6.1)	(8.1)	(1.1)	(8.1)	(10.1)	(1.1)	(8.1)	(10.1)	(1.1)	(8.1)	(10.1)	(1.1)	(8.1)	(10.1)	(1.1)	(8.1)	(10.1)	(1.1)	(8.1)	(10.1)	(1.1)	(8.1)	(10.1)	(1.1)	(8.1)	(10.1)

Houston Astros @ Cincinnati Reds
Riverfront Stadium, Cincinnati, OH
Sat Aug 04 1973, 3:33 AM EDT
Att: 32,215 - Unknown

livebaseballscorecards.com

AB 46
R 7
H 15
RBI 7
BB 7
SO 5
LOB 29



Batter	1	2	3	4	5	6	7	8	9	AB	R	H	RBI	BB	SO	LOB	TOP			
Jimmy Wynn, R OBP: 0.329, SLG: 0.398	K		F7		HR		5-3			4	1	1	1	0	1	0				
Roger Metzger, S OBP: 0.307, SLG: 0.344	6-3		F9		1B		P6			4	0	1	0	0	0	0				
Cesar Cedeno, R OBP: 0.382, SLG: 0.540	2B		FC4-6 1B		1-3 1B			K		4	0	3	0	0	1	0				
Bob Watson, R OBP: 0.397, SLG: 0.444	5-3		FC4-6 1-2		1-3			F8		4	0	0	0	0	0	4				
Doug Rader, R OBP: 0.319, SLG: 0.430		F8		F7	F9			1-3		4	0	0	0	0	0	2				
Lee May, R OBP: 0.304, SLG: 0.448	6-3			1B		6-3			5-3	4	0	1	0	0	0	0				
Tommy Helms, R OBP: 0.323, SLG: 0.370				1B		L7			F7	4	0	2	0	0	0	0				
Skip Jutze, R OBP: 0.274, SLG: 0.247			G6-4-3 1-2			6-3			P6	3	0	0	0	1	0	2				
J.R. Richard, R OBP: 0.063, SLG: 0.063					L7					2	0	0	0	0	1	2				
Larry Dierker, R (5, 1)	K									0	0	0	0	0	0	0				
Tommie Agee, R OBP: 0.300, SLG: 0.405										1	0	0	0	0	1	0				
Jim Crawford, L OBP: 0.308, SLG: 0.333										0	0	0	0	0	0	0				
Inning Stats	R: 0 E: 0 K: 1 S: 6	H: 1 LOB: 1 BB: 0 P: 6	R: 0 E: 0 K: 1 S: 6	H: 1 LOB: 2 BB: 1 P: 10	R: 0 E: 0 K: 0 S: 4	H: 1 LOB: 1 BB: 0 P: 4	R: 0 E: 0 K: 0 S: 4	H: 2 LOB: 1 BB: 0 P: 4	R: 1 E: 0 K: 0 S: 6	H: 3 LOB: 2 BB: 0 P: 6	R: 0 E: 0 K: 0 S: 3	H: 0 LOB: 0 BB: 0 P: 3	R: 0 E: 0 K: 1 S: 5	H: 0 LOB: 0 BB: 0 P: 5	R: 0 E: 0 K: 0 S: 3	H: 0 LOB: 0 BB: 0 P: 3	1B: 5 2B: 2 3B: 0 HR: 1	SF: 0 SAC: 0 DP: 1 HBP: 0	WP: 0 PB: 0 SB: 0 CS: 0	PA: 35
PITCHER Ross Grimsley, L ERA: 2.88	IP: 9.0 WLS: W BF: 35 H: 8 R: 1 ER: 1 SO: 4 BB: 0 IBB: 1 HBP: 0 BLK: 0 WP: 0 HR: 1 S: 42 P: 46 ERA: 1.00 WHIP: 0.889																			

Houston Astros @ Cincinnati Reds
Riverfront Stadium, Cincinnati, OH
Sun Aug 05 1973, 3:33 AM EDT
Att: 44,194 - Unknown

AB 34
R 1
H 8
RBI 1
BB 1
SO 4
LOB 10



Batter	1	2	3	4	5	6	7	8	9	AB	R	H	RBI	BB	SO	LOB	BOTTOM												
Pete Rose, S OBP: 0.409, SLG: 0.433	K	S 1B		F7		FC3-6 1B		F8		5	1	2	1	0	1	1													
Joe Morgan, L OBP: 0.416, SLG: 0.499	S BB			F7		FC3-6 WP 1B		K		4	0	1	2	1	1	2													
Dan Driessen, L OBP: 0.377, SLG: 0.432	6-3									4	1	2	0	0	0	2													
Tony Perez, R OBP: 0.378, SLG: 0.519	6-3									4	1	1	1	0	1	3													
Denis Menke, R OBP: 0.360, SLG: 0.240	6-3									0	0	0	0	0	0	0													
Johnny Bench, R OBP: 0.344, SLG: 0.455										2	2	1	1	2	0	2													
Bill Plummer, R OBP: 0.300, SLG: 0.291										0	0	0	0	0	0	0													
Bobby Tolan, L OBP: 0.257, SLG: 0.307										3	1	1	1	1	0	1													
Cesar Geronimo, L OBP: 0.244, SLG: 0.259										4	1	0	0	0	1	3													
Darrel Chaney, S OBP: 0.302, SLG: 0.239										4	0	2	0	0	2	2													
Ross Grimsley, L OBP: 0.071, SLG: 0.071										4	0	0	0	0	3	5													
Inning Stats	R: 0 E: 0 K: 1 S: 5	H: 0 LOB: 1 BB: 1 P: 9	R: 4 E: 1 K: 2 S: 10	H: 2 LOB: 1 BB: 2 P: 18	R: 0 E: 0 K: 0 S: 3	H: 0 LOB: 1 BB: 1 P: 7	R: 0 E: 0 K: 1 S: 6	H: 1 LOB: 1 BB: 0 P: 6	R: 3 E: 0 K: 0 S: 7	H: 5 LOB: 1 BB: 0 P: 7	R: 0 E: 0 K: 1 S: 7	H: 2 LOB: 2 BB: 0 P: 7	R: 0 E: 0 K: 2 S: 7	H: 0 LOB: 0 BB: 0 P: 7	R: 0 E: 0 K: 2 S: 7	H: 0 LOB: 0 BB: 0 P: 7	1B: 6 2B: 3 3B: 1 HR: 0	SF: 0 SAC: 0 DP: 1 HBP: 0	WP: 1 PB: 0 SB: 2 CS: 0	PA: 38									
PITCHER J.R. Richard, R ERA: 2.64	IP: 4.0 WLS: L BF: 24 H: 7 R: 3 ER: 3 SO: 4 BB: 4 IBB: 0 HBP: 0 BLK: 0 WP: 1 HR: 0 S: 28 P: 44 ERA: 6.75 WHIP: 2.750																												
Larry Dierker, R ERA: 3.29	2.0	8	3	0	0	1	0	0	0	0	0	10	10	0.00	1.500														
Jim Crawford, L ERA: 4.38	2.0	6	0	0	0	4	0	0	0	0	0	14	14	0.00	0.000														

Houston Astros @ Cincinnati Reds
Riverfront Stadium, Cincinnati, OH
Sun Aug 05 1973, 3:33 AM EDT
Att: 44,194 - Unknown

AB 34
R 7
H 10
RBI 6
BB 4
SO 9
LOB 21



Batter	1	2	3	4	5	6	7	8	9	AB	R	H	RBI	BB	SO	LOB	TOP					
Jimmy Wynn, R (1, 9) OBP: 0.333, SLG: 0.401	5-3			1B E G6-4-3 BB		1B S 1B		1B S 1B		3	3	2	1	1	0	0	Houston Astros @ Cincinnati Reds Riverfront Stadium, Cincinnati, OH Mon Aug 06 1973, 7:05 PM EDT Att: 29,069 - Unknown					
Roger Metzger, S (1, 6) OBP: 0.305, SLG: 0.346	1-3			E5 G6-4-3 1B		1B S 3-2-5 1B		1B S 6-4-3 1B		4	1	2	1	0	0	1						
Cesar Cedeno, R (1, 8) OBP: 0.386, SLG: 0.543	L9			G6-4-3 1-2 2-3 1B		1-3 1B		1-3 6-4-3 1B		4	0	3	1	0	0	0						
Bob Watson, R (1, 7) OBP: 0.394, SLG: 0.440	5-3			G6-4-3 1-2 2-3 3-H 1B		3-2-5 3-H		6-4-3 3-H 1B		4	0	0	1	0	0	5						
Tommie Agee, R (8, 7) OBP: 0.305, SLG: 0.405										0	0	0	0	0	0	0						
Doug Rader, R (1, 5) OBP: 0.316, SLG: 0.425	1-3			4-3				6-3	F7	4	0	0	0	0	0	2						
Lee May, R (1, 3) OBP: 0.301, SLG: 0.444	5-3				4-3			5-3		4	0	0	0	0	0	0						
Johnny Edwards, L (1, 2) OBP: 0.287, SLG: 0.369				F8	4-3			4-3	F2	4	0	0	0	0	0	0						
Tommy Helms, R (1, 4) OBP: 0.325, SLG: 0.370				6-3	6-3			SH5-4 1B 1B	BB	3	1	1	0	1	0	0						
Jerry Reuss, L (1, 1) OBP: 0.183, SLG: 0.191	5-3							SH5-4 1-2	4-3	3	0	0	0	0	1	1						
Inning Stats	R: 0 E: 0 K: 0 S: 3	H: 0 LOB: 0 BB: 0 P: 3	R: 0 E: 0 K: 0 S: 3	H: 0 LOB: 0 BB: 0 P: 3	R: 0 E: 0 K: 0 S: 3	H: 0 LOB: 0 BB: 0 P: 3	R: 1 E: 1 K: 0 S: 4	H: 1 LOB: 1 BB: 1 P: 8	R: 0 E: 0 K: 0 S: 3	H: 0 LOB: 0 BB: 0 P: 3	R: 1 E: 0 K: 1 S: 7	H: 3 LOB: 1 BB: 0 P: 7	R: 0 E: 0 K: 0 S: 3	H: 0 LOB: 0 BB: 0 P: 3	R: 3 E: 0 K: 0 S: 7	H: 4 LOB: 1 BB: 0 P: 7	R: 0 E: 0 K: 0 S: 3	H: 0 LOB: 1 BB: 1 P: 7	1B: 8 2B: 1 3B: 0 HR: 0	SF: 0 SAC: 1 DP: 2 HBP: 0	WP: 0 PB: 0 SB: 2 CS: 0	PA: 36
PITCHER Jack Billingham, R (1, 1) ERA: 3.28	IP: 9.0 WLS: L BF: 36 H: 8 R: 5 ER: 4 SO: 1 BB: 2 IBB: 0 HBP: 0 BLK: 0 WP: 0 HR: 0 S: 36 P: 44 ERA: 4.00 WHIP: 1.111															PITCHER	IP: 9.0 WLS: W BF: 39 H: 9 R: 4 ER: 4 SO: 8 BB: 3 IBB: 1 HBP: 0 BLK: 0 WP: 0 HR: 0 S: 51 P: 67 ERA: 4.00 WHIP: 1.333					


AB 33
R 5
H 8
RBI 4
BB 2
SO 1
LOB 9




Batter	1	2	3	4	5	6	7	8	9	AB	R	H	RBI	BB	SO	LOB	BOTTOM					
Pete Rose, S (1, 7) OBP: 0.407, SLG: 0.433	4-3		4-3		K			F8	1B 2B	5	1	1	0	0	1	0	Houston Astros @ Cincinnati Reds Riverfront Stadium, Cincinnati, OH Mon Aug 06 1973, 7:05 PM EDT Att: 29,069 - Unknown					
Joe Morgan, L (1, 4) OBP: 0.416, SLG: 0.496	F9			4-3		1B S BB		F4	2H 1B	4	0	1	1	1	0	0						
Dan Driessen, L (1, 5) OBP: 0.378, SLG: 0.436	F7			1B SF8 2B		BB 1H 1B		F9	1-2 F9	5	1	2	0	0	0	1						
Tony Perez, R (1, 3) OBP: 0.379, SLG: 0.519	F9			2-3 2B 1B		F3		1B 1B		4	2	2	0	0	0	1						
Johnny Bench, R (1, 9) OBP: 0.348, SLG: 0.456				SF8 1-2 3-H BB		BB IBB		1B 1B		1	0	1	1	2	0	0						
Andy Kosco, R (1, 8) OBP: 0.369, SLG: 0.509	P3			2H 2B		1-2 2-3 BB		1-2 2-H 1B		3	0	2	2	1	0	1						
Bill Plummer, R (1, 2) OBP: 0.288, SLG: 0.278	5-3			F9		K		5-3		4	0	0	0	0	1	7						
Darrel Chaney, S (1, 6) OBP: 0.295, SLG: 0.232										3	0	0	0	0	2	0						
Phil Gagliano, R (9, PH) OBP: 0.345, SLG: 0.259				K				K		1	0	0	0	0	1	0						
Jack Billingham, R (1, 1) OBP: 0.058, SLG: 0.015										3	0	0	0	0	2	0						
Denis Menke, R (9, PH) OBP: 0.358, SLG: 0.239	1-4-3							K		1	0	0	0	0	1	0						
Inning Stats	R: 0 E: 0 K: 0 S: 3	H: 0 LOB: 0 BB: 0 P: 3	R: 0 E: 0 K: 0 S: 3	H: 0 LOB: 1 BB: 1 P: 7	R: 0 E: 0 K: 1 S: 5	H: 0 LOB: 0 BB: 0 P: 5	R: 2 E: 0 K: 0 S: 6	H: 3 LOB: 1 BB: 0 P: 6	R: 0 E: 0 K: 2 S: 7	H: 0 LOB: 0 BB: 0 P: 7	R: 0 E: 0 K: 1 S: 5	H: 1 LOB: 3 BB: 3 P: 17	R: 0 E: 0 K: 2 S: 7	H: 0 LOB: 0 BB: 0 P: 7	R: 1 E: 0 K: 0 S: 6	H: 3 LOB: 2 BB: 0 P: 6	R: 1 E: 0 K: 2 S: 9	H: 2 LOB: 1 BB: 0 P: 9	1B: 6 2B: 3 3B: 0 HR: 0	SF: 1 SAC: 0 DP: 0 HBP: 0	WP: 0 PB: 0 SB: 2 CS: 0	PA: 39
PITCHER Jerry Reuss, L (1, 1) ERA: 3.38	IP: 9.0 WLS: W BF: 39 H: 9 R: 4 ER: 4 SO: 8 BB: 3 IBB: 1 HBP: 0 BLK: 0 WP: 0 HR: 0 S: 51 P: 67 ERA: 4.00 WHIP: 1.333															PITCHER						

AB 34
R 4
H 9
RBI 4
BB 4
SO 8
LOB 10




Batter	1	2	3	4	5	6	7	8	9	AB	R	H	RBI	BB	SO	LOB	TOP			
Don Kessinger, S (1, 6) OBP: 0.335, SLG: 0.306 Bob Locker, S (8, 1) OBP: 0.091, SLG: 0.091	F8			G3 SH2-4 1B		F9		F8		4	0	1	0	0	0	0	<p>Chicago Cubs @ Cincinnati Reds</p> <p>Riverfront Stadium, Cincinnati, OH</p> <p>Tue Aug 07 1973, 7:05 PM EDT</p> <p>Att: 33,452 - Unknown - 85 F</p> <p>livebaseballscorecards.com</p> <p>AB 27 R 0 H 2 RBI 0 BB 2 SO 7 LOB 6</p> 			
Paul Popovich, S (1, 4) OBP: 0.250, SLG: 0.250	P7			SH2-4 1-2		K			P5	3	0	0	0	0	1	0				
Billy Williams, L (1, 7) OBP: 0.360, SLG: 0.424	4-3			G3		F7			P6	4	0	0	0	0	0	1				
Jose Cardenal, R (1, 9) OBP: 0.389, SLG: 0.479		6-3							F8	3	0	1	0	1	0	0				
Carmen Fanzone, R (1, 5) OBP: 0.301, SLG: 0.402		K							SH1-4 1-2	2	0	0	0	0	2	2				
Andre Thornton, R (1, 3) OBP: 0.296, SLG: 0.143		6-3								3	0	0	0	0	2	1				
Ken Rudolph, R (1, 2) OBP: 0.195, SLG: 0.277				L7						3	0	0	0	0	1	1				
Gene Hiser, L (1, 8) OBP: 0.294, SLG: 0.278 Glenn Beckert, R (8, PH) OBP: 0.311, SLG: 0.290				F8					4-3	1	0	0	0	1	0	0				
Rick Reuschel, R (1, 1) OBP: 0.136, SLG: 0.123 Jim Hickman, R (8, PH) OBP: 0.366, SLG: 0.323 Rick Monday, L (8, 8) OBP: 0.383, SLG: 0.501				K					L7	2	0	0	0	0	1	1				
										1	0	0	0	0	0	0				
										0	0	0	0	0	0	0				
Inning Stats	R: 0 E: 0 K: 0 S: 3	H: 0 LOB: 0 BB: 0 P: 3	R: 0 E: 0 K: 1 S: 5	H: 0 LOB: 0 BB: 0 P: 5	R: 0 E: 0 K: 1 S: 5	H: 0 LOB: 0 BB: 0 P: 5	R: 0 E: 0 K: 1 S: 6	H: 1 LOB: 2 BB: 1 P: 10	R: 0 E: 0 K: 1 S: 5	H: 0 LOB: 1 BB: 0 P: 11	R: 0 E: 0 K: 1 S: 6	H: 1 LOB: 1 BB: 0 P: 6	R: 0 E: 0 K: 0 S: 3	H: 0 LOB: 0 BB: 0 P: 3	R: 0 E: 0 K: 0 S: 3	H: 0 LOB: 0 BB: 0 P: 3	1B: 2 2B: 0 3B: 0 HR: 0	SF: 0 SAC: 2 DP: 0 HBP: 0	WP: 0 PB: 0 SB: 0 CS: 0	PA: 31
PITCHER Don Gullett, L (1, 1) ERA: 3.69	IP: 9.0 WLS: W BF: 31 H: 2 R: 0 ER: 0 SO: 7 BB: 2 IBB: 0 HBP: 0 BLK: 0 WP: 0 HR: 0 S: 43 P: 51 ERA: 0.00 WHIP: 0.444															PITCHER				

Batter	1	2	3	4	5	6	7	8	9	AB	R	H	RBI	BB	SO	LOB	BOTTOM			
Pete Rose, S (1, 7) OBP: 0.408, SLG: 0.433	FC6-4 1B		K			P4-3				4	0	2	0	0	1	0	<p>Chicago Cubs @ Cincinnati Reds</p> <p>Riverfront Stadium, Cincinnati, OH</p> <p>Tue Aug 07 1973, 7:05 PM EDT</p> <p>Att: 33,452 - Unknown - 85 F</p> <p>livebaseballscorecards.com</p> <p>AB 29 R 1 H 9 RBI 1 BB 1 SO 8 LOB 14</p> 			
Joe Morgan, L (1, 4) OBP: 0.415, SLG: 0.501	F7							F7		4	1	1	1	0	0	2				
Dan Driessen, L (1, 5) OBP: 0.380, SLG: 0.437	FC6-4 1-2							HR		4	0	2	0	0	1	2				
Tony Perez, R (1, 3) OBP: 0.379, SLG: 0.518 Denis Menke, R (8, 5) OBP: 0.356, SLG: 0.239	P4-3									3	0	1	0	0	1	2				
										0	0	0	0	0	0	0				
Johnny Bench, R (1, 2) OBP: 0.347, SLG: 0.455		K								3	0	1	0	0	1	2				
Bobby Tolan, L (1, 9) OBP: 0.257, SLG: 0.306										2	0	0	0	1	0	3				
Cesar Geronimo, L (1, 8) OBP: 0.249, SLG: 0.270										3	0	2	0	0	1	0				
Darrel Chaney, S (1, 6) OBP: 0.288, SLG: 0.226										3	0	0	0	0	1	3				
Don Gullett, R (1, 1) OBP: 0.277, SLG: 0.175										3	0	0	0	0	2	0				
Inning Stats	R: 0 E: 0 K: 0 S: 4	H: 1 LOB: 1 BB: 0 P: 4	R: 0 E: 0 K: 1 S: 4	H: 1 LOB: 0 BB: 1 P: 8	R: 0 E: 0 K: 2 S: 7	H: 0 LOB: 0 BB: 0 P: 7	R: 0 E: 0 K: 1 S: 5	H: 1 LOB: 0 BB: 0 P: 5	R: 0 E: 0 K: 1 S: 5	H: 1 LOB: 0 BB: 0 P: 5	R: 1 E: 0 K: 0 S: 7	H: 4 LOB: 3 BB: 0 P: 7	R: 0 E: 0 K: 2 S: 8	H: 1 LOB: 1 BB: 0 P: 8	R: 0 E: 0 K: 2 S: 8	H: 1 LOB: 1 BB: 0 P: 8	1B: 7 2B: 1 3B: 0 HR: 1	SF: 0 SAC: 0 DP: 1 HBP: 0	WP: 0 PB: 0 SB: 1 CS: 2	PA: 31
PITCHER Rick Reuschel, R (1, 1) ERA: 2.36 Bob Locker, R (8, 1) ERA: 2.07	IP: 7.0 WLS: L BF: 26 H: 8 R: 1 ER: 1 SO: 6 BB: 1 IBB: 0 HBP: 0 BLK: 0 WP: 0 HR: 1 S: 37 P: 41 ERA: 1.29 WHIP: 1.286															PITCHER				

Batter	1	2	3	4	5	6	7	8	9	AB	R	H	RBI	BB	SO	LOB	TOP											
Rick Monday, L OBP: 0.384, SLG: 0.499	4-0 BB		0-0 F2		0-0 1-4-3 G3 1B		0-3 K		0-0 F7	4	0	1	0	1	1	1	Chicago Cubs @ Cincinnati Reds Riverfront Stadium, Cincinnati, OH Wed Aug 08 1973, 7:05 PM EDT Att: 33,173 - Unknown											
Don Kessinger, S OBP: 0.336, SLG: 0.302	0-0 F9		0-0 5-3		0-0 G3		0-0 F8		0-3 K	5	0	0	0	0	1	3												
Billy Williams, L OBP: 0.356, SLG: 0.418	0-0 F8		0-0 G3		0-0 1-4-3		0-0 4-3		0-0 F7	5	0	0	0	0	0	3												
Jim Hickman, R OBP: 0.388, SLG: 0.323	0-3 K			0-0 F5		4-0 BB		0-0 HR 1B		3	1	1	0	1	1	1												
Jose Cardenal, R OBP: 0.390, SLG: 0.478		4-0 K2-3-2 BB		0-0 S F8 1B		0-0 F9		0-0 F7		3	1	1	0	1	0	3												
Ron Santo, R OBP: 0.373, SLG: 0.442		0-3 K2-3-2		0-0 F8		0-0 P6		0-0 HR		4	1	1	2	0	1	2												
Paul Popovich, S OBP: 0.263, SLG: 0.259		0-0 1B		4-0 1B BB		0-0 P8		0-0 1B		3	0	2	0	1	0	0												
Ken Rudolph, R OBP: 0.206, SLG: 0.287		0-0 1B		0-0 1B		0-0 F6		0-0 F7		3	0	2	1	0	0	0												
Pat Bourque, L OBP: 0.290, SLG: 0.409		0-0 1B		1-3 3-H 1B		0-0 F6		0-0 F7		1	0	0	0	0	0	1												
Randy Hundley, R OBP: 0.273, SLG: 0.360		1-2 1B		0-3 K				0-0 F8		0	0	0	0	0	0	0												
Fergie Jenkins, R OBP: 0.148, SLG: 0.129		0-3 K								2	0	0	0	0	0	2												
Gene Brockert, R OBP: 0.171, SLG: 0.150										1	0	1	0	0	0	0												
Larry Garber, S OBP: 0.171, SLG: 0.292										0	0	0	0	0	0	0												
Dave LaRoche, R OBP: 0.171, SLG: 0.300										0	0	0	0	0	0	0												
Gene Hager, L OBP: 0.171, SLG: 0.275										1	0	0	0	0	0	1												
Bob Locker, S OBP: 0.191, SLG: 0.191										0	0	0	0	0	0	0												
Inning Stats	R: 0 E: 0 K: 1 S: 5	H: 0 LOB: 1 BB: 1 P: 9	R: 0 E: 0 K: 2 S: 8	H: 2 LOB: 2 BB: 1 P: 12	R: 0 E: 0 K: 0 S: 3	H: 0 LOB: 0 BB: 0 P: 3	R: 1 E: 0 K: 1 S: 7	H: 2 LOB: 2 BB: 1 P: 11	R: 0 E: 0 K: 0 S: 4	H: 1 LOB: 2 BB: 1 P: 8	R: 0 E: 0 K: 0 S: 3	H: 0 LOB: 0 BB: 0 P: 3	R: 0 E: 0 K: 1 S: 6	H: 1 LOB: 1 BB: 0 P: 6	R: 2 E: 0 K: 0 S: 6	H: 3 LOB: 1 BB: 0 P: 6	R: 0 E: 0 K: 1 S: 5	H: 0 LOB: 0 BB: 0 P: 5	1B: 8 2B: 1 3B: 0 HR: 1	SF: 0 SAC: 0 DP: 1 HBP: 0	WP: 0 PB: 0 SB: 1 CS: 0	PA: 39						
PITCHER	IP	WLS	BF	H	R	ER	SO	BB	IBB	HBP	BLK	WP	HR	S	P	ERA	WHIP											
Fred Norman, L ERA: 3.38	(1, 1)	7.1	W	33	8	3	3	5	4	0	0	0	0	1	39	55	3.68	1.636										
Pedro Borbon, R ERA: 2.53	(8, 1)	0.2		3	1	0	0	0	0	0	0	0	0	0	3	3	0.00	1.500										
Tom Hall, L ERA: 3.69	(9, 1)	1.0	S	3	0	0	0	1	0	0	0	0	0	5	5	0.00	0.000											

Batter	1	2	3	4	5	6	7	8	9	AB	R	H	RBI	BB	SO	LOB	BOTTOM											
Pete Rose, S OBP: 0.410, SLG: 0.435	0-0 P4-3		0-0 CS		0-0 1B 1B		0-0 1B		4-0 IBB	3	1	2	0	1	0	0	Chicago Cubs @ Cincinnati Reds Riverfront Stadium, Cincinnati, OH Wed Aug 08 1973, 7:05 PM EDT Att: 33,173 - Unknown											
Joe Morgan, L OBP: 0.413, SLG: 0.499	0-0 P3			0-0 1B 3B 1B		0-3 K		0-0 1-3		4	1	1	0	0	1	3												
Dan Driessen, L OBP: 0.382, SLG: 0.438	0-0 F9			0-0 1B 3B		0-0 F7		0-0 FC1-6 1B		4	1	2	1	0	0	1												
Tony Perez, R OBP: 0.381, SLG: 0.524		0-0 F9		0-0 1B 3B 3B		0-0 P4-6-3 1B		0-0 FC1-6		3	1	2	2	0	0	0												
Denis Menke, R OBP: 0.357, SLG: 0.238		0-0 F9		1-H 2-H 3B 3B		0-0 P4-6-3 1B		0-0 1-2 1B		1	0	0	0	0	0	1												
Johnny Bench, R OBP: 0.345, SLG: 0.451		0-0 P4		0-0 F7		0-0 P4		0-3 K		4	0	0	0	0	1	3												
Bobby Tolan, L OBP: 0.257, SLG: 0.310		0-0 F7		0-0 3B		0-0 P4-6-3		0-3 K		4	0	1	1	0	1	2												
Cesar Geronimo, L OBP: 0.250, SLG: 0.287			0-0 3-1		0-0 K		4-0 CS BB			2	0	0	0	1	1	1												
Ed Crosby, L OBP: 0.286, SLG: 0.241			0-0 CS 1B		0-0 F8		4-0 SH1-4 BB			2	0	1	0	1	0	1												
Fred Norman, S OBP: 0.100, SLG: 0.069			0-3 K				0-0 SH1-4 BB			2	0	0	0	0	2	1												
Pedro Borbon, R OBP: 0.333, SLG: 0.333			0-0 K				0-0 SH1-4			0	0	0	0	0	0	0												
Tom Hall, L OBP: 0.045, SLG: 0.045			0-0 K				0-0 SH1-4			0	0	0	0	0	0	0												
Inning Stats	R: 0 E: 0 K: 0 S: 3	H: 0 LOB: 0 BB: 0 P: 3	R: 0 E: 0 K: 0 S: 3	H: 0 LOB: 0 BB: 0 P: 3	R: 0 E: 0 K: 1 S: 5	H: 1 LOB: 0 BB: 0 P: 5	R: 4 E: 0 K: 1 S: 10	H: 5 LOB: 1 BB: 0 P: 10	R: 0 E: 0 K: 2 S: 8	H: 1 LOB: 1 BB: 0 P: 8	R: 0 E: 0 K: 0 S: 3	H: 1 LOB: 0 BB: 0 P: 3	R: 0 E: 0 K: 0 S: 2	H: 0 LOB: 2 BB: 3 P: 14	R: 0 E: 0 K: 2 S: 8	H: 1 LOB: 1 BB: 0 P: 8	1B: 7 2B: 0 3B: 2 HR: 0	SF: 0 SAC: 1 DP: 1 HBP: 0	WP: 0 PB: 0 SB: 0 CS: 2	PA: 34								
PITCHER	IP	WLS	BF	H	R	ER	SO	BB	IBB	HBP	BLK	WP	HR	S	P	ERA	WHIP											
Fergie Jenkins, R ERA: 3.79	(1, 1)	6.0	L	24	8	4	4	4	0	0	0	0	0	2	32	32	6.00	1.333										
Dave LaRoche, L ERA: 4.92	(7, 1)	1.0		5	0	0	0	0	2	1	0	0	0	2	14	0.00	2.000											
Bob Locker, R ERA: 2.04	(8, 1)	1.0		4	1	0	0	2	0	0	0	0	0	8	8	0.00	1.000											

AB 35
R 3
H 9
RBI 3
BB 4
SO 6
LOB 19



AB 29
R 4
H 9
RBI 4
BB 3
SO 6
LOB 13



Batter	1	2	3	4	5	6	7	8	9	AB	R	H	RBI	BB	SO	LOB	TOP										
Pete Rose, S OBP: 0.410, SLG: 0.434 (1, 7)	4-3		2B 1B		P6	G3				5	0	2	1	0	0	0	Cincinnati Reds @ St. Louis Cardinals Busch Stadium, St. Louis, MO Fri Aug 10 1973, 7:05 PM CDT Att: 29,938 - Unknown										
Joe Morgan, L OBP: 0.413, SLG: 0.500 (1, 4)	4-3		1-3 2B		S 1B	K	K			5	1	2	0	0	2	1											
Dan Driessen, L OBP: 0.378, SLG: 0.430 Denis Menke, R OBP: 0.357, SLG: 0.238 (7, 5)	K		F7		1B 1B	K	6-3			4	1	0	0	1	2	3											
Tony Perez, R OBP: 0.381, SLG: 0.523 (1, 3)		1B 1B	6-3		E 1B	F9			F8	5	1	2	1	0	0	3											
Johnny Bench, R OBP: 0.345, SLG: 0.449 (1, 2)	F9			K	SF9 1B				6-3	4	2	1	1	1	1	1											
Bobby Tolan, L OBP: 0.259, SLG: 0.311 (1, 9)		1B		1B	E6 1B				L9	5	1	2	0	0	0	3											
Cesar Geronimo, L OBP: 0.250, SLG: 0.268 (1, 8)	F7			1B	SF9				F7	3	0	1	1	0	0	2											
Darrel Chaney, S OBP: 0.292, SLG: 0.227 (1, 6)	4-3			K	2-3 3-H				F7	4	1	1	1	1	1	4											
Ross Grimsley, L OBP: 0.068, SLG: 0.068 Larry Stahl, L OBP: 0.333, SLG: 0.337 (7, PH) Phil Gaigliano, R OBP: 0.359, SLG: 0.273 (7, PH) Pedro Borbon, R OBP: 0.300, SLG: 0.300 (7, 1)			K	4-3	K				F8	3	0	0	0	0	2	4											
Inning Stats	R: 0 E: 0 K: 1 S: 5	H: 0 LOB: 0 BB: 0 P: 5	R: 0 E: 0 K: 0 S: 5	H: 2 LOB: 2 BB: 0 P: 5	R: 0 E: 0 K: 1 S: 7	H: 2 LOB: 2 BB: 0 P: 7	R: 0 E: 0 K: 2 S: 9	H: 2 LOB: 2 BB: 0 P: 9	R: 4 E: 1 K: 1 S: 10	H: 4 LOB: 2 BB: 1 P: 14	R: 0 E: 0 K: 2 S: 8	H: 0 LOB: 1 BB: 0 P: 8	R: 4 E: 2 K: 1 S: 8	H: 2 LOB: 1 BB: 2 P: 16	R: 0 E: 0 K: 0 S: 3	H: 0 LOB: 0 BB: 0 P: 3		R: 0 E: 0 K: 0 S: 3	H: 0 LOB: 0 BB: 0 P: 3	1B: 11 2B: 1 3B: 0 HR: 0	SF: 1 SAC: 1 DP: 0 HBP: 0	WP: 1 PB: 0 SB: 1 CS: 0	PA: 45				
PITCHER	IP	WLS	BF	H	R	ER	SO	BB	IBB	HBP	BLK	WP	HR	S	P	ERA	WHIP										
Rick Wise, R ERA: 3.03 (1, 1)	6.1	L	35	10	7	4	7	2	1	0	0	1	0	46	58	5.68	1.895										
Al Hrabosky, L ERA: 2.35 (7, 1)	0.2		4	2	1	0	1	0	0	0	0	0	0	6	6	0.00	3.000										
Ed Sprague, R ERA: 4.74 (8, 1)	2.0		6	0	0	0	0	0	0	0	0	0	0	6	6	0.00	0.000										

Batter	1	2	3	4	5	6	7	8	9	AB	R	H	RBI	BB	SO	LOB	BOTTOM										
Lou Brock, L OBP: 0.397, SLG: 0.384 (1, 7)	K		1-4-3		1B 3B		FC4-6		F9	5	1	1	0	0	1	1	Cincinnati Reds @ St. Louis Cardinals Busch Stadium, St. Louis, MO Fri Aug 10 1973, 7:05 PM CDT Att: 29,938 - Unknown										
Ted Sizemore, R OBP: 0.371, SLG: 0.324 (1, 4)	F9		F7		G3 1B		FC4-6			4	0	2	1	0	0	1											
Luis Melendez, R OBP: 0.309, SLG: 0.313 (1, 8)	F9				G3		FC6-4			4	0	1	0	0	0	3											
Ted Simmons, S OBP: 0.353, SLG: 0.412 (1, 2)	P6		K		2-4-3-1-5-6-2				F9 SF7	4	1	1	0	0	1	3											
Joe Torre, R OBP: 0.384, SLG: 0.416 (1, 3)		2B BB			F9				F9	3	1	1	0	1	0	1											
Ken Reitz, R OBP: 0.264, SLG: 0.352 (1, 5)		1B G6-4-3			F8		F5		SF7	3	1	1	2	0	0	1											
Bernie Carbo, L OBP: 0.390, SLG: 0.405 (1, 9)		G6-4-3 1B			FC5 1B		F9		P5	3	0	1	0	1	0	1											
Mike Tyson, R OBP: 0.281, SLG: 0.293 (1, 6)		G6-4-3			1B		F7		P6	4	0	1	0	0	0	2											
Rick Wise, R OBP: 0.235, SLG: 0.339 (1, 1) Al Hrabosky, R OBP: 0.321, SLG: 0.401 (7, PH) Ed Sprague, R OBP: 0.319, SLG: 0.366 (8, PH)		K			FC5		FC4-6		K	2	0	0	0	0	0	0		0									
Inning Stats	R: 0 E: 0 K: 1 S: 6	H: 1 LOB: 1 BB: 0 P: 6	R: 2 E: 0 K: 1 S: 6	H: 2 LOB: 0 BB: 1 P: 10	R: 0 E: 0 K: 1 S: 6	H: 1 LOB: 1 BB: 0 P: 6	R: 0 E: 0 K: 0 S: 4	H: 1 LOB: 2 BB: 1 P: 8	R: 1 E: 0 K: 0 S: 4	H: 2 LOB: 0 BB: 0 P: 4	R: 0 E: 0 K: 0 S: 4	H: 1 LOB: 1 BB: 0 P: 4	R: 0 E: 0 K: 0 S: 4	H: 1 LOB: 1 BB: 0 P: 4	R: 1 E: 0 K: 0 S: 4	H: 1 LOB: 0 BB: 0 P: 4		R: 0 E: 0 K: 1 S: 5	H: 0 LOB: 0 BB: 0 P: 5	1B: 6 2B: 4 3B: 1 HR: 0	SF: 1 SAC: 0 DP: 2 HBP: 0	WP: 0 PB: 0 SB: 0 CS: 0	PA: 37				
PITCHER	IP	WLS	BF	H	R	ER	SO	BB	IBB	HBP	BLK	WP	HR	S	P	ERA	WHIP										
Ross Grimsley, L ERA: 2.94 (1, 1)	6.0	W	26	8	3	3	3	2	0	0	0	0	0	30	38	4.50	1.667										
Pedro Borbon, R ERA: 2.55 (7, 1)	3.0	S	11	2	1	1	1	0	0	0	0	0	0	13	13	3.00	0.667										

Batter	1	2	3	4	5	6	7	8	9	10	AB	R	H	RBI	BB	SO	LOB	TOP	
Pete Rose, S OBP: 0.412, SLG: 0.438 (1, 7)											5	1	3	1	0	1	0	Cincinnati Reds @ St. Louis Cardinals Busch Stadium, St. Louis, MO Sat Aug 11 1973, 7:05 PM CDT Att: 46,473 - Unknown	
Joe Morgan, L OBP: 0.413, SLG: 0.498 (1, 4)											4	0	1	0	1	1	1		
Dan Driessen, L OBP: 0.372, SLG: 0.422 Denis Merike, R OBP: 0.359, SLG: 0.247 (1, 5) (8, 5)											4	0	0	1	0	0	3		
Tony Perez, R OBP: 0.361, SLG: 0.521 (1, 3)											5	1	2	1	0	1	3		
Johnny Bench, R OBP: 0.344, SLG: 0.451 (1, 2)										5	1	1	1	0	2	3			
Bobby Tolan, L OBP: 0.258, SLG: 0.311 (1, 9)											4	1	1	1	0	0	0		
Cesar Geronimo, L OBP: 0.257, SLG: 0.280 (1, 8)											5	1	3	0	0	0	0		
Ed Crosby, L OBP: 0.279, SLG: 0.254 (1, 6)											5	1	1	2	0	0	2		
Jack Billingham, R OBP: 0.055, SLG: 0.014 Tom Hall, L OBP: 0.045, SLG: 0.045 (1, 1) (9, 1)											4	0	0	0	0	2	2		
Inning Stats	R: 1 E: 0 K: 0 S: 5	H: 2 LOB: 1 BB: 0 P: 5	R: 0 E: 0 K: 0 S: 4	H: 1 LOB: 1 BB: 0 P: 4	R: 0 E: 1 K: 1 S: 7	H: 1 LOB: 2 BB: 0 P: 7	R: 0 E: 0 K: 0 S: 3	H: 0 LOB: 0 BB: 0 P: 3	R: 0 E: 0 K: 1 S: 5	H: 0 LOB: 0 BB: 0 P: 5	R: 0 E: 0 K: 0 S: 3	H: 1 LOB: 0 BB: 0 P: 3	R: 0 E: 0 K: 2 S: 7	H: 0 LOB: 0 BB: 0 P: 7	R: 3 E: 0 K: 0 S: 6	H: 3 LOB: 0 BB: 0 P: 6	1B: 8 2B: 4 3B: 1 HR: 0		SF: 1 SAC: 0 DP: 1 HBP: 0
PITCHER	IP WLS BF H R ER SO BB IBB HBP BLK WP HR S P ERA WHIP	IP WLS BF H R ER SO BB IBB HBP BLK WP HR S P ERA WHIP	IP WLS BF H R ER SO BB IBB HBP BLK WP HR S P ERA WHIP	IP WLS BF H R ER SO BB IBB HBP BLK WP HR S P ERA WHIP	IP WLS BF H R ER SO BB IBB HBP BLK WP HR S P ERA WHIP	IP WLS BF H R ER SO BB IBB HBP BLK WP HR S P ERA WHIP	IP WLS BF H R ER SO BB IBB HBP BLK WP HR S P ERA WHIP	IP WLS BF H R ER SO BB IBB HBP BLK WP HR S P ERA WHIP	IP WLS BF H R ER SO BB IBB HBP BLK WP HR S P ERA WHIP	IP WLS BF H R ER SO BB IBB HBP BLK WP HR S P ERA WHIP	IP WLS BF H R ER SO BB IBB HBP BLK WP HR S P ERA WHIP	IP WLS BF H R ER SO BB IBB HBP BLK WP HR S P ERA WHIP	IP WLS BF H R ER SO BB IBB HBP BLK WP HR S P ERA WHIP	IP WLS BF H R ER SO BB IBB HBP BLK WP HR S P ERA WHIP	IP WLS BF H R ER SO BB IBB HBP BLK WP HR S P ERA WHIP	IP WLS BF H R ER SO BB IBB HBP BLK WP HR S P ERA WHIP	IP WLS BF H R ER SO BB IBB HBP BLK WP HR S P ERA WHIP	IP WLS BF H R ER SO BB IBB HBP BLK WP HR S P ERA WHIP	
Reggie Cleveland, R ERA: 3.23 (1, 1)	7.0	32	9	4	5	1	0	0	0	0	0	0	0	0	10	10	0.00	0.500	
Rich Folkers, L ERA: 3.21 (8, 1)	2.0	6	1	0	2	0	0	0	0	0	0	0	0	0	3	3	∞	∞	
Orlando Pena, R ERA: 3.51 (10, 1)	0.0	L	3	3	3	0	0	0	0	0	0	0	0	0	3	3	∞	∞	
Al Hrabosky, L ERA: 2.31 (10, 1)	1.0	3	0	0	0	0	0	0	0	0	0	0	0	3	3	0.00	0.000		

Batter	1	2	3	4	5	6	7	8	9	10	AB	R	H	RBI	BB	SO	LOB	BOTTOM		
Lou Brock, L OBP: 0.361, SLG: 0.394 (1, 7)											4	2	3	3	1	0	0	Cincinnati Reds @ St. Louis Cardinals Busch Stadium, St. Louis, MO Sat Aug 11 1973, 7:05 PM CDT Att: 46,473 - Unknown		
Ted Sizemore, R OBP: 0.366, SLG: 0.319 (1, 4)											5	0	0	0	0	1	2			
Tim McCarver, L OBP: 0.321, SLG: 0.364 (1, 3)											4	0	1	0	1	0	0			
Ted Simmons, S OBP: 0.354, SLG: 0.419 (1, 2)											5	1	2	1	0	0	2			
Joe Torre, R OBP: 0.364, SLG: 0.416 (1, 5)											5	0	2	0	0	0	0			
Jose Cruz, L OBP: 0.322, SLG: 0.399 (1, 8)											4	0	1	0	1	0	2			
Bernie Carbo, L OBP: 0.388, SLG: 0.407 (1, 9)											4	1	1	0	0	0	3			
Mike Tyson, R OBP: 0.278, SLG: 0.290 (1, 6)											4	0	0	0	0	3	4			
Reggie Cleveland, R ERA: 3.23 (7, 9)	8.2	36	9	3	5	3	0	0	0	0	2	0	0	0	0	0	0		Cincinnati Reds @ St. Louis Cardinals Busch Stadium, St. Louis, MO Sat Aug 11 1973, 7:05 PM CDT Att: 46,473 - Unknown	
Hector Cruz, R ERA: 3.27 (8, 1)	1.1	W	6	2	2	0	0	0	0	0	2	0	0	0	0	0	0			
Rich Folkers, L ERA: 3.21 (8, 1)	2.0	6	1	0	2	0	0	0	0	0	0	0	0	0	0	0	0			
Luis Meléndez, R ERA: 3.51 (10, 1)	0.0	L	3	3	3	0	0	0	0	0	0	0	0	0	0	0	0			
Orlando Pena, R ERA: 3.51 (10, 1)	0.0	L	3	3	3	0	0	0	0	0	0	0	0	0	0	0	0			
Al Hrabosky, R ERA: 2.31 (10, 1)	1.0	3	0	0	0	0	0	0	0	0	0	0	0	0	0	0	0			
Inning Stats	R: 0 E: 0 K: 0 S: 3	H: 1 LOB: 1 BB: 1 P: 7	R: 0 E: 1 K: 1 S: 6	H: 1 LOB: 2 BB: 1 P: 10	R: 1 E: 1 K: 1 S: 8	H: 3 LOB: 2 BB: 0 P: 8	R: 0 E: 0 K: 1 S: 5	H: 0 LOB: 0 BB: 0 P: 5	R: 0 E: 0 K: 0 S: 3	H: 0 LOB: 0 BB: 0 P: 5	R: 0 E: 0 K: 0 S: 3	H: 0 LOB: 0 BB: 0 P: 3	R: 0 E: 0 K: 0 S: 6	H: 3 LOB: 0 BB: 0 P: 6	R: 3 E: 0 K: 0 S: 6	H: 3 LOB: 0 BB: 0 P: 6	1B: 8 2B: 1 3B: 0 HR: 2	SF: 0 SAC: 0 DP: 0 HBP: 0		WP: 0 PA: 42
PITCHER	IP WLS BF H R ER SO BB IBB HBP BLK WP HR S P ERA WHIP	IP WLS BF H R ER SO BB IBB HBP BLK WP HR S P ERA WHIP	IP WLS BF H R ER SO BB IBB HBP BLK WP HR S P ERA WHIP	IP WLS BF H R ER SO BB IBB HBP BLK WP HR S P ERA WHIP	IP WLS BF H R ER SO BB IBB HBP BLK WP HR S P ERA WHIP	IP WLS BF H R ER SO BB IBB HBP BLK WP HR S P ERA WHIP	IP WLS BF H R ER SO BB IBB HBP BLK WP HR S P ERA WHIP	IP WLS BF H R ER SO BB IBB HBP BLK WP HR S P ERA WHIP	IP WLS BF H R ER SO BB IBB HBP BLK WP HR S P ERA WHIP	IP WLS BF H R ER SO BB IBB HBP BLK WP HR S P ERA WHIP	IP WLS BF H R ER SO BB IBB HBP BLK WP HR S P ERA WHIP	IP WLS BF H R ER SO BB IBB HBP BLK WP HR S P ERA WHIP	IP WLS BF H R ER SO BB IBB HBP BLK WP HR S P ERA WHIP	IP WLS BF H R ER SO BB IBB HBP BLK WP HR S P ERA WHIP	IP WLS BF H R ER SO BB IBB HBP BLK WP HR S P ERA WHIP	IP WLS BF H R ER SO BB IBB HBP BLK WP HR S P ERA WHIP	IP WLS BF H R ER SO BB IBB HBP BLK WP HR S P ERA WHIP	IP WLS BF H R ER SO BB IBB HBP BLK WP HR S P ERA WHIP		
Jack Billingham, R ERA: 3.27 (1, 1)	8.2	36	9	3	5	3	0	0	0	0	2	0	0	0	0	0	0			
Tom Hall, L ERA: 3.84 (9, 1)	1.1	W	6	2	2	0	0	0	0	0	2	0	0	0	0	0	0			

Batter	1	2	3	4	5	6	7	8	9	AB	R	H	RBI	BB	SO	LOB	TOP										
Pete Rose, S OBP: 0.412, SLG: 0.442 (1, 7)	SH3-1 2B	1B 2B	G1-6-3			4-3		K		5	1	2	2	0	1	3	Cincinnati Reds @ St. Louis Cardinals Busch Stadium, St. Louis, MO Sun Aug 12 1973, 3:33 AM CDT Att: 34,889 - Unknown										
Joe Morgan, L OBP: 0.414, SLG: 0.495 (1, 4)	SH3-1 2-3	1B FC5-2 BB		F S 1B BB		F7		K		2	1	0	0	2	1	0											
Dan Driessen, L OBP: 0.372, SLG: 0.419 (1, 5) (7, 3)	P4	FC5-2 1B		L4		F7		1B FC5-4 BB		4	2	1	2	1	0	2											
Tony Perez, R OBP: 0.384, SLG: 0.522 (1, 3) Denis Menke, R OBP: 0.362, SLG: 0.251 (7, 5)		FC5-2 1B		G5-4-3 1B		6-3 1B		FC5-4 1B		3	0	2	1	1	0	2											
Johnny Bench, R OBP: 0.342, SLG: 0.448 (1, 2)	K			G5-4-3 1B		6-3		FC5-4 WP 1B		5	0	1	2	0	1	5											
Bobby Tolan, L OBP: 0.238, SLG: 0.312 (1, 9)								K		5	1	1	0	0	1	4											
Cesar Geronimo, L OBP: 0.257, SLG: 0.276 (1, 8)								K		3	1	0	0	1	2	0											
Ed Crosby, L OBP: 0.292, SLG: 0.246 (1, 6)								F7		2	1	0	0	1	1	0											
Don Gullett, R OBP: 0.280, SLG: 0.186 (1, 1)								WP 1B		3	0	1	0	0	1	3											
Inning Stats	R: 0 E: 0 K: 1 S: 6	H: 1 LOB: 2 BB: 1 P: 10	R: 5 E: 0 K: 1 S: 9	H: 4 LOB: 2 BB: 3 P: 21	R: 0 E: 1 K: 1 S: 5	H: 0 LOB: 1 BB: 0 P: 6	R: 1 E: 0 K: 0 S: 3	H: 1 LOB: 0 BB: 1 P: 7	R: 0 E: 0 K: 1 S: 5	H: 0 LOB: 0 BB: 0 P: 5	R: 0 E: 0 K: 0 S: 3	H: 0 LOB: 1 BB: 0 P: 3	R: 0 E: 0 K: 2 S: 8	H: 1 LOB: 1 BB: 0 P: 8	R: 1 E: 0 K: 2 S: 8	H: 1 LOB: 1 BB: 1 P: 12	1B: 6 2B: 3 3B: 0 HR: 0	SF: 0 SAC: 2 DP: 2 HBP: 1	WP: 2 PB: 0 SB: 1 CS: 0	PA: 42							
PITCHER	IP	WLS	BF	H	R	ER	SO	BB	IBB	HBP	BLK	WP	HR	S	P	ERA	WHIP										
Tom Murphy, R ERA: 3.94 (1, 1)	1.1	L	11	3	5	5	2	4	0	0	0	0	0	11	27	33.75	5.250										
Al Hrabosky, L ERA: 2.21 (2, 1)	1.2		8	2	0	0	1	0	0	1	0	0	0	9	10	0.00	1.200										
Ed Sprague, R ERA: 4.73 (4, 1)	2.0		7	1	1	1	1	1	0	0	0	0	0	8	12	4.50	1.000										
Orlando Pena, R ERA: 3.42 (6, 1)	2.0		7	1	0	0	0	0	0	0	0	0	0	7	7	0.00	0.500										
Diego Segui, R ERA: 3.14 (8, 1)	2.0		9	2	1	1	4	1	0	0	0	2	0	16	20	4.50	1.500										
Batter	1	2	3	4	5	6	7	8	9	AB	R	H	RBI	BB	SO	LOB	BOTTOM										
Lou Brock, L OBP: 0.360, SLG: 0.399 (1, 7)	HR		F5			K		K		4	1	1	1	0	2	1	Cincinnati Reds @ St. Louis Cardinals Busch Stadium, St. Louis, MO Sun Aug 12 1973, 3:33 AM CDT Att: 34,889 - Unknown										
Ted Sizemore, R OBP: 0.383, SLG: 0.316 (1, 4) Diego Segui, R (8, 1)	5-3		5-3			L5		P4		4	0	0	0	0	0	0											
Luis Melendez, R OBP: 0.314, SLG: 0.316 (1, 8)	P4					G1-4-3 1B		F9		3	1	1	0	1	0	0											
Ted Simmons, S OBP: 0.353, SLG: 0.417 (1, 2)	P6					G1-4-3		P3		4	0	1	0	0	0	1											
Joe Torre, R OBP: 0.385, SLG: 0.415 (1, 3)						HBP		F8		3	0	1	1	0	1	0											
Ken Reitz, R OBP: 0.263, SLG: 0.351 (1, 5)						P6		P6		4	0	1	0	0	0	1											
Bernie Carbo, L OBP: 0.386, SLG: 0.401 (1, 9)						F9		F7		3	0	0	0	1	0	3											
Mick Kelleher, R OBP: 0.256, SLG: 0.229 (1, 6) Tim McCarver, L OBP: 0.319, SLG: 0.362 (6, PH) Mike Tyson, R OBP: 0.277, SLG: 0.289 (7, 6)						K		F7		2	0	1	0	0	1	1											
Tom Murphy, R OBP: 0.327, SLG: 0.238 (1, 1) Al Hrabosky, R (2, 1) Hector Cruz, R (3, PH) Ed Sprague, R (4, 1) Dave Campbell, R OBP: 0.229, SLG: 0.212 (5, PH) Orlando Pena, R (6, 1) Tom Heinzelman, R (7, PH) (8, 4)						F7		F7		0	0	0	0	0	0	0											
Inning Stats	R: 1 E: 0 K: 0 S: 4	H: 1 LOB: 0 BB: 0 P: 4	R: 0 E: 0 K: 2 S: 7	H: 0 LOB: 1 BB: 1 P: 11	R: 0 E: 0 K: 0 S: 3	H: 0 LOB: 0 BB: 0 P: 3	R: 0 E: 0 K: 0 S: 3	H: 1 LOB: 1 BB: 0 P: 4	R: 0 E: 0 K: 0 S: 6	H: 3 LOB: 3 BB: 1 P: 10	R: 0 E: 0 K: 1 S: 5	H: 0 LOB: 0 BB: 0 P: 5	R: 0 E: 0 K: 0 S: 3	H: 0 LOB: 0 BB: 0 P: 3	R: 0 E: 0 K: 0 S: 3	H: 0 LOB: 0 BB: 0 P: 3	1B: 5 2B: 0 3B: 0 HR: 1	SF: 0 SAC: 0 DP: 1 HBP: 1	WP: 1 PB: 0 SB: 0 CS: 0	PA: 35							
PITCHER	IP	WLS	BF	H	R	ER	SO	BB	IBB	HBP	BLK	WP	HR	S	P	ERA	WHIP										
Don Gullett, L ERA: 3.59 (1, 1)	9.0	W	35	6	2	2	4	2	0	1	0	1	1	40	49	2.00	0.889										

AB	33
R	7
H	9
RBI	7
BB	6
SO	8
LOB	19



AB	32
R	2
H	6
RBI	2
BB	2
SO	4
LOB	11



Batter	1	2	3	4	5	6	7	8	9	AB	R	H	RBI	BB	SO	LOB	TOP								
Pete Rose, S OBP: 0.411, SLG: 0.440 (1, 7)	0-0 4-3		0-0 L4			0-0 F7		0-0 1B		4	0	1	0	0	0	0	Cincinnati Reds @ Pittsburgh Pirates Three Rivers Stadium, Pittsburgh, PA Mon Aug 13 1973, 7:05 PM EDT Att: 15,396 - Unknown								
Joe Morgan, L OBP: 0.413, SLG: 0.493 (1, 4)	0-0 1B		0-0 G3			0-0 L8		0-0 G3		4	1	1	0	0	0	1									
Dan Driessen, L OBP: 0.370, SLG: 0.420 (1, 5)	0-0 F5			0-0 F7		0-0 3-1			0-0 1B	4	1	1	0	0	0	1									
Tony Perez, R OBP: 0.385, SLG: 0.522 (1, 3)	0-0 1B			0-3 K			0-0 4-3		0-0 2B	4	0	2	2	0	1	0									
Don Gullett, R OBP: 0.290, SLG: 0.186 (9, PR)	0-0 1B							0-0 1B	0-0 6-3	0	0	0	0	0	0	0									
Johnny Bench, R OBP: 0.339, SLG: 0.443 (1, 2)	0-0 F2			0-0 F9			0-0 6-3		0-0 6-3	4	0	0	0	0	0	2									
Bobby Tolan, L OBP: 0.238, SLG: 0.311 (1, 9)		0-0 P5			0-0 F7		0-0 1B		0-3 K	4	0	1	0	0	1	2									
Cesar Geronimo, L OBP: 0.254, SLG: 0.273 (1, 8)		0-0 G3			0-0 L5		0-3 K		4-0 BB	3	0	0	0	0	1	1									
Phil Gagliano, R OBP: 0.369, SLG: 0.273 (9, PH)										0	0	0	0	1	0	0									
Darrel Chaney, S OBP: 0.295, SLG: 0.231 (1, 6)								0-0 P4	0-3 K	2	0	1	0	0	0	0									
Larry Stahl, L OBP: 0.330, SLG: 0.333 (8, PH)										1	0	0	0	0	0	0									
Ed Crosby, L OBP: 0.292, SLG: 0.246 (8, 6)										0	0	0	0	0	0	0									
Andy Kosco, R OBP: 0.364, SLG: 0.500 (9, PH)										1	0	0	0	0	1	2									
Fred Norman, S OBP: 0.097, SLG: 0.067 (1, 1)										2	0	0	0	0	0	1									
Hal King, L OBP: 0.296, SLG: 0.565 (8, PH)				0-0 1-3						1	0	0	0	0	0	0									
Pedro Borbon, R OBP: 0.300, SLG: 0.300 (8, 1)					0-0 FC6					0	0	0	0	0	0	0									
Inning Stats	R: 1 E: 0 K: 0 S: 5	H: 2 LOB: 1 BB: 0 P: 5	R: 0 E: 0 K: 0 S: 3	H: 0 LOB: 0 BB: 0 P: 3	R: 0 E: 0 K: 0 S: 3	H: 0 LOB: 0 BB: 0 P: 3	R: 0 E: 0 K: 1 S: 5	H: 0 LOB: 0 BB: 0 P: 5	R: 0 E: 0 K: 0 S: 4	H: 1 LOB: 1 BB: 0 P: 4	R: 0 E: 0 K: 0 S: 3	H: 0 LOB: 0 BB: 0 P: 3	R: 0 E: 0 K: 1 S: 6	H: 1 LOB: 1 BB: 0 P: 6	R: 0 E: 0 K: 0 S: 4	H: 1 LOB: 1 BB: 0 P: 4	R: 1 E: 0 K: 2 S: 9	H: 2 LOB: 2 BB: 1 P: 13	1B: 6 2B: 1 3B: 0 HR: 0	SF: 0 SAC: 0 DP: 0 HBP: 0	WP: 0 PB: 0 SB: 1 CS: 0	PA: 35			
PITCHER	IP	WLS	BF	H	R	ER	SO	BB	IBB	HBP	BLK	WP	HR	S	P	ERA	WHIP								
Nelson Briles, R ERA: 2.81 (1, 1)	8.1	W	32	7	2	2	2	0	0	0	0	0	0	36	36	2.16	0.840								
Ramon Hernandez, L ERA: 1.93 (9, 1)	0.1		1	0	0	0	1	0	0	0	0	0	0	3	3	0.00	0.000								
Dave Giusti, R ERA: 1.77 (9, 1)	0.1	S	2	0	0	0	1	1	0	0	0	0	0	3	7	0.00	3.000								

AB	34
R	2
H	7
RBI	2
BB	1
SO	4
LOB	10



Batter	1	2	3	4	5	6	7	8	9	AB	R	H	RBI	BB	SO	LOB	BOTTOM								
Gene Clines, R OBP: 0.324, SLG: 0.354 (1, 8)	0-0 L5-3		0-0 L6-3		0-0 L1		0-0 L8			4	0	0	0	0	0	1	Cincinnati Reds @ Pittsburgh Pirates Three Rivers Stadium, Pittsburgh, PA Mon Aug 13 1973, 7:05 PM EDT Att: 15,396 - Unknown								
Dave Cash, R OBP: 0.324, SLG: 0.340 (1, 5)	0-0 F9			0-0 6-3	0-0 F8		0-0 F7			4	0	0	0	0	0	1									
Al Oliver, L OBP: 0.295, SLG: 0.444 (1, 3)	0-0 F9			0-0 L6	0-0 E5		0-0 G3			4	0	0	0	0	0	1									
Willie Stargell, L OBP: 0.384, SLG: 0.671 (1, 7)		0-0 HR		0-0 1B	0-3 K			0-0 1B	0-0 2B	4	2	3	1	0	1	2									
Richie Zisk, R OBP: 0.406, SLG: 0.591 (1, 9)		0-0 4-3		4-0 1B	0-3 K			0-0 1B	0-0 1B	3	1	1	0	1	1	0									
Manny Sanguillen, R OBP: 0.255, SLG: 0.429 (1, 2)		0-0 5-3		0-0 1B	0-0 1B		0-0 P4		0-0 1B	4	0	2	1	0	0	0									
Rennie Stennett, R OBP: 0.269, SLG: 0.370 (1, 4)		0-0 6-3		0-0 1B	1-2 1B			4-0 1B		3	0	2	1	1	0	0									
Dal Maxvill, R OBP: 0.281, SLG: 0.254 (1, 6)			0-0 L6-3	0-0 F9		4-0 IBB		0-0 G5-2-3		3	0	1	0	1	0	5									
Dave Giusti, R OBP: 0.500, SLG: 0.429 (9, 1)										0	0	0	0	0	0	0									
Nelson Briles, R OBP: 0.254, SLG: 0.309 (1, 1)			0-3 K		0-3 K		0-3 K			3	0	0	0	0	3	3									
Ramon Hernandez, S OBP: 0.281, SLG: 0.309 (9, 1)										0	0	0	0	0	0	0									
Jackie Hernandez, R OBP: 0.260, SLG: 0.271 (9, 6)										0	0	0	0	0	0	0									
Inning Stats	R: 0 E: 0 K: 0 S: 3	H: 0 LOB: 0 BB: 0 P: 3	R: 1 E: 0 K: 0 S: 4	H: 1 LOB: 0 BB: 0 P: 4	R: 0 E: 0 K: 1 S: 5	H: 1 LOB: 0 BB: 0 P: 5	R: 2 E: 0 K: 0 S: 6	H: 3 LOB: 2 BB: 1 P: 10	R: 0 E: 0 K: 2 S: 9	H: 0 LOB: 2 BB: 0 P: 9	R: 0 E: 0 K: 2 S: 8	H: 1 LOB: 2 BB: 1 P: 12	R: 0 E: 0 K: 0 S: 3	H: 0 LOB: 0 BB: 0 P: 3	R: 0 E: 0 K: 0 S: 4	H: 3 LOB: 2 BB: 1 P: 8	R: 1 E: 0 K: 2 S: 9	H: 3 LOB: 2 BB: 1 P: 13	1B: 6 2B: 2 3B: 0 HR: 1	SF: 0 SAC: 0 DP: 2 HBP: 0	WP: 0 PB: 0 SB: 2 CS: 0	PA: 35			
PITCHER	IP	WLS	BF	H	R	ER	SO	BB	IBB	HBP	BLK	WP	HR	S	P	ERA	WHIP								
Fred Norman, L ERA: 3.39 (1, 1)	7.0	L	30	6	3	3	3	1	0	0	0	0	0	38	46	3.86	1.000								
Pedro Borbon, R ERA: 2.52 (8, 1)	1.0		5	3	0	0	0	0	1	0	0	0	0	4	8	0.00	3.000								



Batter	1	2	3	4	5	6	7	8	9	AB	R	H	RBI	BB	SO	LOB	TOP		
Pete Rose, S OBP: 0.412, SLG: 0.441 (1, 7)										4	1	2	1	1	0	1	Cincinnati Reds @ Pittsburgh Pirates Three Rivers Stadium, Pittsburgh, PA Tue Aug 14 1973, 7:05 PM EDT Att: 17,841 - Unknown		
Joe Morgan, L OBP: 0.369, SLG: 0.491 (1, 4)										4	1	1	0	1	1	1			
Dan Driessen, L OBP: 0.368, SLG: 0.417 Denis Menke, R OBP: 0.360, SLG: 0.250 (8, 5)										4	0	1	1	0	1	0			
Tony Perez, R OBP: 0.386, SLG: 0.529 (1, 3)										4	1	2	2	0	1	0			
Johnny Bench, R OBP: 0.343, SLG: 0.449 Cesar Geronimo, L OBP: 0.254, SLG: 0.273 (9, PR)										4	0	3	0	0	1	0			
Andy Kosco, R OBP: 0.357, SLG: 0.483 (9, 9)										4	1	1	1	0	1	3			
Bill Plummer, R OBP: 0.290, SLG: 0.272 (1, 2)										2	0	0	0	1	0	1			
Darrel Chaney, S OBP: 0.287, SLG: 0.224 (1, 6)										4	0	0	0	0	2	3			
Ross Grimsley, L OBP: 0.265, SLG: 0.095 Clay Carroll, R OBP: 0.182, SLG: 0.182 Phil Castellano, R OBP: 0.235, SLG: 0.298 Don Sullivan, R OBP: 0.220, SLG: 0.198 Pedro Borbon, R OBP: 0.202, SLG: 0.300 Tom Hall, L OBP: 0.245, SLG: 0.245 (9, 1)										3	0	0	0	0	3	1			
Inning Stats	R: 2 E: 0 K: 0 S: 6	H: 5 LOB: 1 BB: 0 P: 6	R: 0 E: 0 K: 2 S: 7	H: 0 LOB: 1 BB: 1 P: 11	R: 0 E: 0 K: 1 S: 5	H: 0 LOB: 0 BB: 0 P: 5	R: 0 E: 0 K: 2 S: 7	H: 0 LOB: 0 BB: 0 P: 7	R: 0 E: 0 K: 3 S: 9	H: 0 LOB: 1 BB: 1 P: 13	R: 1 E: 0 K: 0 S: 5	H: 2 LOB: 1 BB: 0 P: 5	R: 0 E: 0 K: 1 S: 5	H: 0 LOB: 0 BB: 0 P: 5	R: 0 E: 1 K: 1 S: 7	H: 4 LOB: 3 BB: 1 P: 11		1B: 9 2B: 1 3B: 0 HR: 1	SF: 0 SAC: 1 DP: 1 HBP: 0
PITCHER	IP	WLS	BF	H	R	ER	SO	BB	IBB	HBP	BLK	WP	HR	S	P	ERA	WHIP		
Jim Rooker, L ERA: 3.32	7.0		28	7	3	3	9	2	0	0	0	0	1	44	52	3.86	1.286		
Ramon Hernandez, L ERA: 2.17	1.2	L	10	4	2	2	1	1	0	0	0	0	0	11	15	10.80	3.000		
Dave Giusti, R ERA: 1.76	0.1		1	0	0	0	0	0	0	0	0	0	0	1	1	0.00	0.000		

AB	35
R	5
H	11
RBI	5
BB	3
SO	10
LOB	13



Batter	1	2	3	4	5	6	7	8	9	AB	R	H	RBI	BB	SO	LOB	BOTTOM		
Gene Clines, R OBP: 0.321, SLG: 0.347 (1, 8)										4	0	0	0	1	0	5	Cincinnati Reds @ Pittsburgh Pirates Three Rivers Stadium, Pittsburgh, PA Tue Aug 14 1973, 7:05 PM EDT Att: 17,841 - Unknown		
Dave Cash, R OBP: 0.320, SLG: 0.336 Milt May, L OBP: 0.361, SLG: 0.387 (9, PH)										4	0	0	0	0	3	3			
Al Oliver, L OBP: 0.295, SLG: 0.443 (1, 3)										4	0	1	0	0	0	0			
Willie Stargell, L OBP: 0.381, SLG: 0.664 (1, 7)										4	0	0	0	0	0	1			
Richie Zisk, R OBP: 0.408, SLG: 0.595 (1, 9)										4	1	2	0	0	0	0			
Manny Sanguillen, R OBP: 0.297, SLG: 0.430 (1, 2)										4	1	2	1	0	0	1			
Rennie Stennett, R OBP: 0.272, SLG: 0.370 (1, 4)										3	2	1	0	1	0	1			
Dal Maxvill, R OBP: 0.297, SLG: 0.288 (1, 6)										3	0	3	0	0	0	0			
Jim Rooker, R OBP: 0.180, SLG: 0.160 Bob Rickerson, R OBP: 0.238, SLG: 0.402 Richie Peterson, R OBP: 0.335, SLG: 0.468 Ramon Hernandez, S OBP: 0.250, SLG: 0.420 Dave Giusti, R OBP: 0.302, SLG: 0.296 Gene Alley, R OBP: 0.302, SLG: 0.296 (9, PH)										2	0	0	0	0	1	3			
Inning Stats	R: 0 E: 0 K: 0 S: 3	H: 1 LOB: 1 BB: 1 P: 7	R: 1 E: 0 K: 1 S: 8	H: 3 LOB: 2 BB: 0 P: 8	R: 0 E: 0 K: 0 S: 3	H: 0 LOB: 0 BB: 0 P: 3	R: 0 E: 0 K: 0 S: 3	H: 0 LOB: 0 BB: 0 P: 3	R: 0 E: 0 K: 0 S: 3	H: 0 LOB: 1 BB: 0 P: 3	R: 2 E: 0 K: 0 S: 5	H: 2 LOB: 1 BB: 1 P: 9	R: 0 E: 0 K: 0 S: 4	H: 1 LOB: 1 BB: 0 P: 4	R: 1 E: 1 K: 1 S: 7	H: 2 LOB: 1 BB: 0 P: 7		1B: 8 2B: 1 3B: 1 HR: 0	SF: 0 SAC: 1 DP: 1 HBP: 0
PITCHER	IP	WLS	BF	H	R	ER	SO	BB	IBB	HBP	BLK	WP	HR	S	P	ERA	WHIP		
Ross Grimsley, L ERA: 2.98	6.1		26	6	3	3	1	2	0	0	0	0	0	26	34	4.26	1.263		
Clay Carroll, R ERA: 3.94	1.2	W	7	2	0	0	0	0	0	0	0	0	0	7	7	0.00	1.200		
Pedro Borbon, R ERA: 2.5	0.2		4	2	1	0	1	0	0	0	0	0	0	6	6	0.00	3.000		
Tom Hall, L ERA: 3.83	0.1	S	1	0	0	0	0	0	0	0	0	0	0	1	1	0.00	0.000		

AB	35
R	4
H	10
RBI	2
BB	2
SO	2
LOB	16



Batter	1	2	3	4	5	6	7	8	9	AB	R	H	RBI	BB	SO	LOB	TOP		
Pete Rose, S OBP: 0.411, SLG: 0.439 (1, 7)										4	0	1	0	0	0	1	Cincinnati Reds @ Pittsburgh Pirates Three Rivers Stadium, Pittsburgh, PA Wed Aug 15 1973, 7:05 PM EDT Att: 20,903 - Unknown		
Joe Morgan, L OBP: 0.413, SLG: 0.491 (1, 4)										4	1	2	0	0	0	1			
Dan Driessen, L OBP: 0.366, SLG: 0.412 (1, 5) (9, 3)										3	0	0	0	1	0	2			
Tony Perez, R OBP: 0.387, SLG: 0.529 (1, 3)										4	0	2	1	0	0	1			
Don Guillot, R OBP: 0.260, SLG: 0.186 (9, PR)										0	0	0	0	0	0	0			
Denis Menke, R OBP: 0.360, SLG: 0.250 (9, 5)										0	0	0	0	0	0	0			
Johnny Bench, R OBP: 0.340, SLG: 0.444 (1, 2)										4	0	0	0	0	0	3			
Bobby Tolan, L OBP: 0.255, SLG: 0.308 (1, 9)										4	0	0	0	0	1	3			
Cesar Geronimo, L OBP: 0.254, SLG: 0.272 (1, 8)										4	0	1	0	0	2	2			
Ed Crosby, L OBP: 0.293, SLG: 0.238 (1, 6)										2	0	0	0	1	1	1			
Darrel Chaney, S OBP: 0.297, SLG: 0.224 (8, PR) (8, 6)										0	0	0	0	0	0	0			
Jack Billingham, R OBP: 0.053, SLG: 0.014 (1, 1)										3	0	0	0	0	0	1			
Inning Stats	R: 0 E: 0 K: 0 S: 4	H: 1 LOB: 1 BB: 0 P: 4	R: 0 E: 0 K: 1 S: 5	H: 0 LOB: 0 BB: 0 P: 5	R: 0 E: 0 K: 1 S: 5	H: 0 LOB: 0 BB: 0 P: 5	R: 0 E: 0 K: 0 S: 3	H: 0 LOB: 0 BB: 0 P: 3	R: 0 E: 0 K: 0 S: 4	H: 1 LOB: 1 BB: 0 P: 4	R: 0 E: 0 K: 0 S: 3	H: 1 LOB: 0 BB: 0 P: 3	R: 0 E: 0 K: 0 S: 3	H: 0 LOB: 1 BB: 1 P: 7	R: 1 E: 0 K: 2 S: 9	H: 2 LOB: 2 BB: 1 P: 13	1B: 6 2B: 0 3B: 0 HR: 0	SF: 0 SAC: 0 DP: 1 HBP: 0	WP: 0 PA: 34 PB: 0 SB: 2 CS: 0
PITCHER	IP WLS BF H R ER SO BB IBB HBP BLK WP HR S P ERA WHIP																		
Dock Ellis, R ERA: 2.78 (1, 1)	8.0 L 31 6 1 1 2 1 1 0 0 0 0 0 33 41 1.12 0.875																		
Dave Giusti, R ERA: 1.73 (9, 1)	1.0 3 0 0 0 2 0 0 0 0 0 0 0 7 7 0.00 0.000																		

AB	32
R	1
H	6
RBI	1
BB	2
SO	4
LOB	15



Batter	1	2	3	4	5	6	7	8	9	AB	R	H	RBI	BB	SO	LOB	BOTTOM
Gene Clines, R OBP: 0.319, SLG: 0.345 (1, 8)										4	0	1	0	0	0	2	Cincinnati Reds @ Pittsburgh Pirates Three Rivers Stadium, Pittsburgh, PA Wed Aug 15 1973, 7:05 PM EDT Att: 20,903 - Unknown
Rennie Stennett, R OBP: 0.269, SLG: 0.366 (1, 4)										4	0	0	0	0	1	3	
Al Oliver, L OBP: 0.294, SLG: 0.440 (1, 3)										3	0	0	0	1	0	0	
Willie Stargell, L OBP: 0.382, SLG: 0.664 (1, 7)										3	0	1	0	1	1	1	
Richie Zisk, R OBP: 0.404, SLG: 0.587 (1, 9)										4	0	1	0	0	0	2	
Richie Hebner, L OBP: 0.353, SLG: 0.458 (1, 5)										3	0	1	0	1	0	2	
Gene Alley, R OBP: 0.302, SLG: 0.296 (9, PR)										0	0	0	0	0	0	0	
Manny Sanguillen, R OBP: 0.299, SLG: 0.429 (1, 2)										3	0	1	0	1	0	3	
Dal Maxvill, R OBP: 0.291, SLG: 0.281 (1, 6)										3	0	0	0	0	0	1	
Milt May, L OBP: 0.360, SLG: 0.386 (9, PH)										1	0	0	0	0	0	1	
Dock Ellis, S OBP: 0.131, SLG: 0.117 (1, 1)										3	0	1	0	0	1	0	
Dave Giusti, R OBP: 0.500, SLG: 0.429 (9, 1)										0	0	0	0	0	0	0	
Inning Stats	R: 0 E: 0 K: 1 S: 5	H: 0 LOB: 0 BB: 0 P: 5	R: 0 E: 0 K: 1 S: 5	H: 0 LOB: 0 BB: 0 P: 5	R: 0 E: 0 K: 0 S: 4	H: 1 LOB: 2 BB: 1 P: 8	R: 0 E: 0 K: 0 S: 4	H: 1 LOB: 2 BB: 1 P: 8	R: 0 E: 0 K: 0 S: 3	H: 0 LOB: 0 BB: 0 P: 3	R: 0 E: 0 K: 0 S: 3	H: 0 LOB: 1 BB: 1 P: 7	R: 0 E: 0 K: 0 S: 3	H: 1 LOB: 1 BB: 0 P: 3	1B: 5 2B: 1 3B: 0 HR: 0	SF: 0 SAC: 0 DP: 1 HBP: 0	WP: 1 PA: 35 PB: 0 SB: 0 CS: 0
PITCHER	IP WLS BF H R ER SO BB IBB HBP BLK WP HR S P ERA WHIP																
Jack Billingham, R ERA: 3.14 (1, 1)	9.0 W 35 6 0 0 3 2 2 0 0 1 0 0 37 53 0.00 0.889																



Batter	1	2	3	4	5	6	7	8	9	10	AB	R	H	RBI	BB	SO	LOB	TOP	
Pete Rose, S OBP: 0.407, SLG: 0.435 (1, 7)	6-3		K			F8			L4	F8	5	0	0	0	0	1	0		
Joe Morgan, L OBP: 0.412, SLG: 0.487 (1, 4)	K			1-3			BB		4-3		3	0	0	0	1	1	0		
Dan Driessen, L OBP: 0.364, SLG: 0.409 (1, 5)	6-3			K			F7		1B	1B	4	1	1	0	0	1	1		
Tony Perez, R OBP: 0.368, SLG: 0.528 (1, 3)				K					L5	1B	4	0	2	0	0	1	1		
Johnny Bench, R OBP: 0.339, SLG: 0.443 (10, 2)		G5-4-3				5-3			1-3	1B	4	0	1	1	0	0	2		
Andy Kosco, R OBP: 0.356, SLG: 0.476 (9, PH)						1-3				1B	3	0	1	0	0	0	0		
Bobby Tolan, L OBP: 0.255, SLG: 0.308 (9, 8)									5-3	P4	1	0	0	0	0	0	2		
Bill Plummer, R OBP: 0.282, SLG: 0.263 (10, PH)		1B				P6			K		3	0	0	0	0	2	1	AB 35	
Hal King, L OBP: 0.321, SLG: 0.708 (10, 9)	K									HR	0	0	0	0	0	0	0	R 2	
Larry Stahl, L OBP: 0.330, SLG: 0.333 (8, 6)				K							2	0	0	0	0	1	0	H 6	
Darrel Chaney, S OBP: 0.283, SLG: 0.220 (8, PH)						6-3					0	0	0	0	1	0	0	RBI 2	
Phil Gaetano, R OBP: 0.368, SLG: 0.286 (8, PR)											0	0	0	0	0	0	0	BB 2	
Cesar Geronimo, L OBP: 0.254, SLG: 0.272 (8, 8)											1	0	0	0	0	1	0	SO 9	
Ed Crosby, L OBP: 0.289, SLG: 0.234 (8, 6)											1	0	0	0	0	1	0	LOB 8	
Don Gullett, R OBP: 0.269, SLG: 0.178 (8, PH)											2	0	0	0	0	0	0		
Denis Menke, R OBP: 0.359, SLG: 0.249 (8, 1)											1	0	0	0	0	1	1		
Pedro Borbon, R OBP: 0.273, SLG: 0.273 (8, 1)											1	0	0	0	0	0	0		
Inning Stats	R: 0 E: 0 K: 1 S: 5	H: 0 LOB: 0 BB: 0 P: 5	R: 0 E: 0 K: 1 S: 6	H: 2 LOB: 1 BB: 0 P: 6	R: 0 E: 0 K: 2 S: 7	H: 0 LOB: 0 BB: 0 P: 7	R: 0 E: 0 K: 0 S: 3	H: 0 LOB: 0 BB: 0 P: 3	R: 0 E: 0 K: 0 S: 3	H: 0 LOB: 1 BB: 1 P: 7	R: 0 E: 0 K: 2 S: 7	H: 0 LOB: 1 BB: 1 P: 11	R: 1 E: 0 K: 0 S: 6	H: 3 LOB: 2 BB: 0 P: 6	R: 1 E: 0 K: 1 S: 6	H: 1 LOB: 0 BB: 0 P: 6	1B: 5 2B: 0 3B: 0 HR: 1	SF: 0 SAC: 0 DP: 1 HBP: 0	WP: 0 PA: 37
PITCHER	IP 8.2	WLS 32	BF 5	H 1	R 1	ER 1	SO 8	BB 2	IBB 0	HBP 0	BLK 0	WP 0	HR 0	S 46	P 54	ERA 1.04	WHIP 0.808		
George Stone, L ERA: 2.83																			
Harry Parker, R ERA: 3.59																			

Cincinnati Reds @ New York Mets
Shea Stadium, Flushing, NY
Fri Aug 17 1973, 7:05 PM EDT
Att: 36,803 - Unknown

AB	35
R	2
H	6
RBI	2
BB	2
SO	9
LOB	8



Batter	1	2	3	4	5	6	7	8	9	10	AB	R	H	RBI	BB	SO	LOB	BOTTOM			
Wayne Garrett, L OBP: 0.332, SLG: 0.353 (1, 5)	K		4-3			F8			F8		4	0	0	0	0	1	2				
Felix Millan, R OBP: 0.316, SLG: 0.344 (1, 4)	6-3					F9			3-1		4	0	1	0	0	0	0				
Willie Mays, R OBP: 0.291, SLG: 0.366 (9, 3)	F9								K		4	1	1	1	0	1	1				
Ed Kranepool, L OBP: 0.304, SLG: 0.323 (1, 3)											0	0	0	0	0	0	0				
Cleon Jones, R OBP: 0.326, SLG: 0.391 (1, 9)											3	0	2	0	1	1	1				
John Milner, L OBP: 0.327, SLG: 0.472 (1, 7)											4	0	1	0	0	0	3				
Jerry Grote, R OBP: 0.252, SLG: 0.291 (1, 2)											4	0	0	0	0	0	5				
Don Hahn, R OBP: 0.304, SLG: 0.331 (1, 8)											4	0	0	0	0	0	0				
Ted Martinez, R OBP: 0.289, SLG: 0.278 (10, PH)											3	0	2	0	0	0	0				
Ken Boswell, L OBP: 0.262, SLG: 0.302 (10, PH)											1	0	0	0	0	0	0				
George Stone, L OBP: 0.324, SLG: 0.324 (9, 1)											2	0	0	0	0	1	1				
Harry Parker, R OBP: 0.150, SLG: 0.150 (10, PH)											0	0	0	0	0	0	0				
Jim Beauchamp, R OBP: 0.355, SLG: 0.340 (10, PH)											1	0	0	0	0	1	0				
Inning Stats	R: 0 E: 0 K: 1 S: 5	H: 1 LOB: 0 BB: 0 P: 5	R: 0 E: 0 K: 0 S: 3	H: 1 LOB: 0 BB: 0 P: 3	R: 0 E: 0 K: 0 S: 4	H: 1 LOB: 1 BB: 0 P: 4	R: 1 E: 0 K: 0 S: 4	H: 1 LOB: 1 BB: 1 P: 8	R: 0 E: 0 K: 1 S: 6	H: 1 LOB: 1 BB: 0 P: 6	R: 0 E: 0 K: 1 S: 7	H: 2 LOB: 2 BB: 0 P: 7	R: 0 E: 0 K: 0 S: 3	H: 0 LOB: 0 BB: 0 P: 3	R: 0 E: 0 K: 1 S: 5	H: 1 LOB: 0 BB: 0 P: 3	R: 0 E: 0 K: 1 S: 5	H: 0 LOB: 0 BB: 0 P: 5	1B: 5 2B: 2 3B: 0 HR: 1	SF: 0 SAC: 1 DP: 2 HBP: 0	WP: 0 PA: 36
PITCHER	IP 7.0	WLS 27	BF 6	H 1	R 1	ER 1	SO 3	BB 1	IBB 0	HBP 0	BLK 0	WP 0	HR 1	S 32	P 36	ERA 1.29	WHIP 1.000				
Don Gullett, L ERA: 3.5																					
Pedro Borbon, R ERA: 2.42																					

Cincinnati Reds @ New York Mets
Shea Stadium, Flushing, NY
Fri Aug 17 1973, 7:05 PM EDT
Att: 36,803 - Unknown

AB	34
R	1
H	7
RBI	1
BB	1
SO	5
LOB	13



Batter	1	2	3	4	5	6	7	8	9	AB	R	H	RBI	BB	SO	LOB	TOP			
Pete Rose, S OBP: 0.407, SLG: 0.434 (1, 7)	L4		G6-3 1B		6-3		FC5-2 1B		1-3	5	0	2	0	0	0	2	Cincinnati Reds @ New York Mets Shea Stadium, Flushing, NY Sat Aug 18 1973, 3:33 AM EDT Att: 26,365 - Unknown			
Joe Morgan, L OBP: 0.413, SLG: 0.488 (1, 4)			G6-3				FC5-2 1B		4-3	3	0	1	0	1	0	4				
Jim McGlothlin, R OBP: 0.176, SLG: 0.250 (9, PH)	WP						FC6-4			0	0	0	0	0	0	0				
Larry Stahl, L OBP: 0.327, SLG: 0.329 (9, PH)										1	0	0	1	0	0	1				
Dan Driessen, L OBP: 0.357, SLG: 0.400 (1, 5)	K				F8		FC6-4		4-3	5	0	0	0	0	2	6				
Tony Perez, R OBP: 0.389, SLG: 0.530 (1, 3)	F9									4	0	2	0	0	1	1				
Johnny Bench, R OBP: 0.342, SLG: 0.444 (1, 9)										3	0	2	0	1	0	0				
Andy Kosco, R OBP: 0.351, SLG: 0.455 (1, 8)										3	0	0	0	1	1	3				
Bill Plummer, R OBP: 0.281, SLG: 0.263 (1, 2)										4	0	1	0	0	0	6				
Darrel Chaney, S OBP: 0.281, SLG: 0.219 (4, PH)										1	0	0	0	0	1	1				
Denis Menke, R OBP: 0.359, SLG: 0.246 (4, 6)										2	1	0	0	1	0	4				
Fred Norman, S OBP: 0.095, SLG: 0.066 (3, 1)										1	0	0	0	0	1	0				
Roger Nelson, R OBP: 0.116, SLG: 0.118 (4, PH)										0	0	0	0	0	0	0				
Dave Tomlin, L OBP: 0.397, SLG: 0.298 (7, PH)										1	0	0	0	0	1	0				
Phil Gagliano, R OBP: 0.397, SLG: 0.298 (7, PH)										1	0	1	0	0	0	0				
Ed Crosby, L OBP: 0.295, SLG: 0.246 (7, 6)										1	0	1	0	0	0	0				
Inning Stats	R: 0 E: 0 K: 1 S: 6	H: 1 LOB: 1 BB: 0 P: 6	R: 0 E: 0 K: 1 S: 6	H: 1 LOB: 1 BB: 0 P: 6	R: 0 E: 0 K: 1 S: 5	H: 1 LOB: 0 BB: 0 P: 5	R: 0 E: 0 K: 0 S: 5	H: 2 LOB: 3 BB: 1 P: 9	R: 0 E: 0 K: 2 S: 7	H: 0 LOB: 0 BB: 0 P: 7	R: 0 E: 0 K: 0 S: 6	H: 3 LOB: 3 BB: 0 P: 6	R: 0 E: 0 K: 0 S: 3	H: 1 LOB: 1 BB: 1 P: 7	R: 1 E: 0 K: 0 S: 4	H: 1 LOB: 1 BB: 1 P: 8	1B: 8 2B: 2 3B: 0 HR: 0	SF: 0 SAC: 0 DP: 2 HBP: 0	WP: 1 PB: 0 SB: 0 CS: 0	PA: 39
PITCHER Jon Matlack, L ERA: 3.18 (1, 1)	IP: 9.0 WLS: W BF: 39 H: 10 R: 1 ER: 1 SO: 7 BB: 4 IBB: 0 HBP: 0 BLK: 0 WP: 1 HR: 0 S: 49 P: 65 ERA: 1.00 WHIP: 1.556															PITCHER				

Batter	1	2	3	4	5	6	7	8	9	AB	R	H	RBI	BB	SO	LOB	BOTTOM			
Bud Harrelson, S OBP: 0.347, SLG: 0.304 (1, 6)	4-3	F7		BB HBP HR 1B	6-3	4-3		K		6	1	1	0	0	1	4	Cincinnati Reds @ New York Mets Shea Stadium, Flushing, NY Sat Aug 18 1973, 3:33 AM EDT Att: 26,365 - Unknown			
Felix Milten, R OBP: 0.317, SLG: 0.345 (1, 4)	1-3		WP PB 2B	BB HR HBP	P4		6-3	4-3		5	2	1	1	0	0	2				
Willie Mays, R OBP: 0.304, SLG: 0.370 (1, 3)										1	1	1	1	3	0	0				
Ed Kraneppol, L OBP: 0.303, SLG: 0.321 (6, 3)										1	0	0	0	0	0	0				
Cleon Jones, R OBP: 0.324, SLG: 0.384 (1, 9)	P3									4	0	0	0	1	0	6				
John Milner, L OBP: 0.333, SLG: 0.489 (1, 7)										5	3	4	4	0	0	1				
Jerry Grote, R OBP: 0.289, SLG: 0.307 (1, 2)										5	1	4	1	0	0	2				
Don Hahn, R OBP: 0.301, SLG: 0.347 (1, 8)										5	2	1	3	0	1	5				
Ted Martinez, R OBP: 0.295, SLG: 0.285 (1, 5)										5	1	3	0	0	0	1				
Jon Matlack, L OBP: 0.241, SLG: 0.102 (1, 1)										3	1	1	1	1	2	2				
Inning Stats	R: 0 E: 0 K: 0 S: 3	H: 0 LOB: 1 BB: 1 P: 7	R: 3 E: 0 K: 1 S: 8	H: 3 LOB: 0 BB: 0 P: 8	R: 1 E: 0 K: 0 S: 5	H: 2 LOB: 2 BB: 1 P: 9	R: 6 E: 0 K: 1 S: 11	H: 5 LOB: 2 BB: 1 P: 16	R: 0 E: 0 K: 0 S: 4	H: 1 LOB: 1 BB: 0 P: 4	R: 1 E: 0 K: 1 S: 7	H: 2 LOB: 2 BB: 1 P: 11	R: 0 E: 0 K: 0 S: 3	H: 0 LOB: 1 BB: 1 P: 7	R: 1 E: 0 K: 1 S: 8	H: 3 LOB: 3 BB: 0 P: 8	1B: 12 2B: 2 3B: 0 HR: 2	SF: 0 SAC: 1 DP: 0 HBP: 1	WP: 1 PB: 1 SB: 0 CS: 0	PA: 47
PITCHER Fred Norman, L ERA: 3.54 (1, 1)	IP: 2.1 WLS: L BF: 14 H: 5 R: 4 ER: 4 SO: 1 BB: 2 IBB: 0 HBP: 0 BLK: 0 WP: 1 HR: 1 S: 14 P: 22 ERA: 15.43 WHIP: 3.000															PITCHER				
Roger Nelson, R ERA: 3.81 (3, 1)	1.0	8	2	5	5	0	1	0	1	0	0	0	6	11	45.00	3.000				
Dave Tomlin, L ERA: 4.43 (4, 1)	2.2	15	6	2	2	2	1	0	0	0	0	1	18	22	6.75	2.625				
Jim McGlothlin, R ERA: 6.88 (7, 1)	2.0	10	3	1	1	1	1	0	0	0	0	0	11	15	4.50	2.000				



Batter	1	2	3	4	5	6	7	8	9	AB	R	H	RBI	BB	SO	LOB	TOP					
Pete Rose, S OBP: 0.406, SLG: 0.433 (1, 7)										4	0	1	0	0	1	1	Cincinnati Reds @ New York Mets Shea Stadium, Flushing, NY Sun Aug 19 1973, 3:33 AM EDT Att: 33,598 - Unknown					
Joe Morgan, L OBP: 0.409, SLG: 0.484 (1, 4)										4	1	0	0	0	1	3						
Dan Driessen, L OBP: 0.352, SLG: 0.393 (1, 5)										4	0	0	0	0	1	2						
Tony Perez, R OBP: 0.390, SLG: 0.535 (1, 3)										4	0	2	1	0	0	0						
Johnny Bench, R OBP: 0.342, SLG: 0.442 (1, 2)										4	0	1	0	0	1	2						
Andy Kosco, R OBP: 0.358, SLG: 0.449 (1, 9)										3	0	1	0	1	0	0						
Cesar Geronimo, L OBP: 0.251, SLG: 0.289 (1, 8)										3	0	0	0	0	0	4						
Phil Gagliano, R OBP: 0.391, SLG: 0.293 (9, PH)										1	0	0	0	0	0	0						
Darrel Chaney, S OBP: 0.282, SLG: 0.215 (1, 6)										2	0	0	0	1	1	2						
Denis Menke, R OBP: 0.357, SLG: 0.245 (9, PH)										1	0	0	0	0	1	0						
Ross Grimsley, L OBP: 0.077, SLG: 0.077 (1, 1)										3	0	1	0	0	1	3						
Inning Stats	R: 0 E: 0 K: 2 S: 7	H: 0 LOB: 0 BB: 0 P: 7	R: 0 E: 0 K: 2 S: 8	H: 1 LOB: 2 BB: 1 P: 12	R: 0 E: 0 K: 1 S: 6	H: 1 LOB: 1 BB: 0 P: 6	R: 0 E: 0 K: 0 S: 5	H: 2 LOB: 3 BB: 1 P: 9	R: 1 E: 1 K: 0 S: 5	H: 1 LOB: 1 BB: 0 P: 5	R: 0 E: 0 K: 0 S: 3	H: 0 LOB: 0 BB: 0 P: 3	R: 0 E: 0 K: 1 S: 5	H: 1 LOB: 0 BB: 0 P: 5	R: 0 E: 0 K: 0 S: 3	H: 0 LOB: 0 BB: 0 P: 5	R: 0 E: 0 K: 1 S: 5	H: 0 LOB: 0 BB: 0 P: 5	1B: 4 2B: 2 3B: 0 HR: 0	SF: 0 SAC: 0 DP: 1 HBP: 0	WP: 0 PB: 0 SB: 1 CS: 0	PA: 35
PITCHER Jerry Koosman, L ERA: 3.31 (1, 1)	IP: 9.0 WLS: W BF: 35 H: 6 R: 1 ER: 0 SO: 7 BB: 2 IBB: 0 HBP: 0 BLK: 0 WP: 0 HR: 0 S: 47 P: 55 ERA: 0.00 WHIP: 0.889																					

AB	33
R	1
H	6
RBI	1
BB	2
SO	7
LOB	17



Batter	1	2	3	4	5	6	7	8	9	AB	R	H	RBI	BB	SO	LOB	BOTTOM			
Bud Harrelson, S OBP: 0.350, SLG: 0.316 (1, 6)										4	1	2	1	0	0	1	Cincinnati Reds @ New York Mets Shea Stadium, Flushing, NY Sun Aug 19 1973, 3:33 AM EDT Att: 33,598 - Unknown			
Felix Milten, R OBP: 0.314, SLG: 0.342 (1, 4)										4	0	0	0	0	0	3				
Willie Mays, R OBP: 0.300, SLG: 0.366 (1, 3)										2	0	0	1	0	0	0				
Cleon Jones, R OBP: 0.320, SLG: 0.378 (1, 9)										3	0	0	0	0	0	0				
John Milner, L OBP: 0.331, SLG: 0.485 (1, 7)										3	0	0	0	0	0	0				
Jerry Grote, R OBP: 0.284, SLG: 0.301 (1, 2)										3	0	0	0	0	1	0				
Don Hahn, R OBP: 0.307, SLG: 0.349 (1, 8)										2	1	1	0	1	0	0				
Ted Martinez, R OBP: 0.296, SLG: 0.286 (1, 5)										3	0	1	0	0	0	2				
Jerry Koosman, R OBP: 0.136, SLG: 0.138 (1, 1)										2	0	0	0	0	0	2				
Inning Stats	R: 1 E: 0 K: 0 S: 4	H: 1 LOB: 0 BB: 0 P: 4	R: 0 E: 0 K: 0 S: 3	H: 0 LOB: 0 BB: 0 P: 3	R: 0 E: 0 K: 0 S: 4	H: 1 LOB: 1 BB: 0 P: 4	R: 0 E: 0 K: 0 S: 3	H: 0 LOB: 0 BB: 0 P: 3	R: 0 E: 0 K: 0 S: 3	H: 0 LOB: 0 BB: 0 P: 3	R: 0 E: 0 K: 1 S: 5	H: 0 LOB: 0 BB: 0 P: 5	R: 0 E: 0 K: 0 S: 5	H: 2 LOB: 1 BB: 0 P: 5	R: 1 E: 0 K: 0 S: 5	H: 2 LOB: 1 BB: 0 P: 5		1B: 2 2B: 2 3B: 0 HR: 0	SF: 1 SAC: 1 DP: 0 HBP: 0	WP: 0 PB: 1 SB: 0 CS: 0
PITCHER Ross Grimsley, L ERA: 2.95 (1, 1)	IP: 8.0 WLS: L BF: 29 H: 4 R: 2 ER: 2 SO: 1 BB: 1 IBB: 0 HBP: 0 BLK: 0 WP: 0 HR: 0 S: 30 P: 34 ERA: 2.25 WHIP: 0.625																			

AB	26
R	2
H	4
RBI	2
BB	1
SO	1
LOB	8



Batter	1	2	3	4	5	6	7	8	9	10	11	12	13	14	15	16	AB	R	H	RBI	BB	SO	LOB	TOP			
Pete Rose, S OBP: 0.408, SLG: 0.436 (1, 7)	E6 1B		1-3					1-3			FC3-6 1B		1B SH			K	8	1	4	0	0	1	1				
Joe Morgan, L OBP: 0.408, SLG: 0.488 (1, 4)	F3							F8			FC3-6 G4-6-3		CS SH 1B		CS 1B	F8	7	1	2	1	0	0	3				
Dan Driessen, L OBP: 0.345, SLG: 0.385 (1, 5)	F7							F8			G4-6-3		SH				5	0	0	0	0	0	2				
Denis Menke, R OBP: 0.360, SLG: 0.249 (11, 5)			6-3										CS				1	1	1	1	0	0	0				
Tony Perez, R OBP: 0.388, SLG: 0.531 (1, 3)													SH			1B	7	1	2	0	0	4	2				
Johnny Bench, R OBP: 0.343, SLG: 0.441 (1, 2)	1B															1B	6	1	2	1	1	1	2				
Larry Stahl, L OBP: 0.324, SLG: 0.352 (1, 9)																1B	6	2	1	1	1	3	2				
Cesar Geronimo, L OBP: 0.252, SLG: 0.289 (1, 8)			HR													1B	6	2	1	1	1	3	2				
Darrel Chaney, S OBP: 0.275, SLG: 0.209 (1, 6)			F5													3B	7	1	2	2	0	2	0				
Andy Kosco, R OBP: 0.354, SLG: 0.443 (12, PH)																1B	4	0	0	0	0	2	0				
Ed Crosby, L OBP: 0.304, SLG: 0.284 (12, 6)																3B	1	0	0	0	0	2	0				
Jack Billingham, R OBP: 0.303, SLG: 0.373 (1, 1)																3B	3	0	0	0	0	1	0				
Phil Gosselin, R OBP: 0.270, SLG: 0.275 (13, PH)																3B	1	0	0	0	0	0	0				
Phil Gosselin, R OBP: 0.270, SLG: 0.275 (13, PH)																3B	1	0	0	0	0	0	0				
Phil Gosselin, R OBP: 0.270, SLG: 0.275 (13, PH)																3B	1	0	0	0	0	0	0				
Phil Gosselin, R OBP: 0.270, SLG: 0.275 (13, PH)																3B	2	0	0	0	0	0	1				
Inning Stats	R: 0 E: 1 K: 0 S: 5	H: 1 LOB: 2 BB: 0 P: 5	R: 1 E: 0 K: 1 S: 6	H: 1 LOB: 0 BB: 0 P: 6	R: 1 E: 0 K: 1 S: 6	H: 0 LOB: 0 BB: 0 P: 5	R: 0 E: 0 K: 1 S: 5	H: 0 LOB: 0 BB: 0 P: 9	R: 0 E: 0 K: 0 S: 3	H: 0 LOB: 0 BB: 0 P: 9	R: 0 E: 0 K: 3 S: 9	H: 0 LOB: 0 BB: 0 P: 3	R: 0 E: 0 K: 2 S: 9	H: 2 LOB: 2 BB: 0 P: 9	R: 1 E: 1 K: 1 S: 7	H: 2 LOB: 1 BB: 0 P: 7	R: 0 E: 0 K: 1 S: 5	H: 0 LOB: 0 BB: 0 P: 5	R: 5 E: 0 K: 1 S: 10	H: 5 LOB: 1 BB: 1 P: 14	1B: 11 2B: 1 3B: 1 HR: 2	SF: 0 SAC: 1 DP: 1 HBP: 0	WP: 0 PB: 0 SB: 0 CS: 3	PA: 65			
PITCHER	IP 12.0	WLS 44	BF 7	H 7	R 2	ER 5	SO 12	BB 1	IBB 0	HBP 0	BLK 0	WP 0	HR 0	S 67	P 71	ERA 1.50	WHIP 0.667										
Tom Seaver, R ERA: 1.78 (1, 1)																											
Tug McGraw, L ERA: 3.45 (13, 1)																											
Harry Parker, R ERA: 3.68 (16, 1)																											

Cincinnati Reds @ New York Mets
Shea Stadium, Flushing, NY
Mon Aug 20 1973, 3:33 AM EDT
Att. 29,384 - Unknown

AB	61
R	8
H	15
RBI	8
BB	2
SO	15
LOB	15



Batter	1	2	3	4	5	6	7	8	9	10	11	12	13	14	15	16	AB	R	H	RBI	BB	SO	LOB	BOTTOM				
Bud Harrison, S OBP: 0.348, SLG: 0.309 (1, 6)	6-3		4-3														5	0	0	0	1	1	1					
Wayne Garrett, L OBP: 0.333, SLG: 0.355 (15, PH)																	1	0	1	0	0	0	0					
Felix Milan, R OBP: 0.318, SLG: 0.345 (1, 4)	6-3																4	2	2	1	2	0	0					
Rusty Staub, L OBP: 0.354, SLG: 0.416 (1, 9)																	6	0	4	0	1	1	3					
John Milner, L OBP: 0.327, SLG: 0.478 (1, 3)																	5	0	0	1	1	0	4					
Cleon Jones, R OBP: 0.315, SLG: 0.373 (1, 7)																	6	0	1	1	0	0	2					
Ron Hodges, L OBP: 0.269, SLG: 0.266 (1, 2)																	3	0	1	0	0	1	0					
Jim Boutchamps, R OBP: 0.349, SLG: 0.333 (9, PH)																	1	0	0	0	0	1	1					
Jerry Grote, R OBP: 0.262, SLG: 0.299 (10, 2)																	1	0	0	0	0	0	0					
Ken Boswell, L OBP: 0.360, SLG: 0.289 (13, PH)																	1	0	0	0	0	2	2					
Duffy Dyer, R OBP: 0.244, SLG: 0.236 (14, 2)																	1	0	0	0	0	0	0					
Don Hahn, R OBP: 0.297, SLG: 0.335 (1, 8)																	6	0	0	0	0	3	2					
Ted Martinez, R OBP: 0.297, SLG: 0.287 (1, 6)																	6	0	2	0	0	1	0					
Tom Seaver, R OBP: 0.331, SLG: 0.274 (1, 1)																	4	1	1	0	0	2	1					
Ed Kranepool, L OBP: 0.302, SLG: 0.320 (12, PH)																	1	0	0	0	0	1	1					
Tug McGraw, R OBP: 0.071, SLG: 0.071 (13, 1)																	1	0	0	0	0	0	0					
Harry Parker, R OBP: 0.150, SLG: 0.150 (16, 1)																	0	0	0	0	0	0	0					
Inning Stats	R: 0 E: 0 K: 0 S: 4	H: 1 LOB: 1 BB: 0 P: 4	R: 0 E: 0 K: 2 S: 7	H: 0 LOB: 0 BB: 0 P: 7	R: 0 E: 0 K: 1 S: 5	H: 1 LOB: 1 BB: 0 P: 4	R: 0 E: 0 K: 1 S: 4	H: 0 LOB: 0 BB: 0 P: 5	R: 2 E: 0 K: 0 S: 6	H: 3 LOB: 1 BB: 0 P: 6	R: 0 E: 0 K: 1 S: 6	H: 2 LOB: 1 BB: 0 P: 6	R: 0 E: 0 K: 2 S: 6	H: 0 LOB: 1 BB: 1 P: 10	R: 0 E: 0 K: 0 S: 4	H: 1 LOB: 2 BB: 1 P: 10	R: 0 E: 0 K: 1 S: 3	H: 1 LOB: 0 BB: 0 P: 3	R: 0 E: 0 K: 0 S: 3	H: 0 LOB: 0 BB: 0 P: 5	R: 0 E: 0 K: 0 S: 3	H: 1 LOB: 1 BB: 1 P: 7	R: 0 E: 1 K: 0 S: 3	H: 0 LOB: 0 BB: 0 P: 3	1B: 8 2B: 5 3B: 0 HR: 0	SF: 2 SAC: 4 DP: 4 HBP: 0	WP: 0 PB: 0 SB: 0 CS: 1	PA: 61
PITCHER	IP 7.1	WLS 29	BF 7	H 7	R 2	ER 2	SO 6	BB 1	IBB 0	HBP 0	BLK 0	WP 0	HR 0	S 40	P 44	ERA 2.46	WHIP 1.091											
Jack Billingham, R ERA: 3.11 (1, 1)																												
Tom Hall, L ERA: 3.76 (8, 1)																												
Pedro Borbon, R ERA: 2.34 (10, 1)																												
Clay Carroll, R ERA: 3.75 (13, 1)																												

Cincinnati Reds @ New York Mets
Shea Stadium, Flushing, NY
Mon Aug 20 1973, 3:33 AM EDT
Att. 29,384 - Unknown

AB	52
R	3
H	12
RBI	3
BB	5
SO	9
LOB	17



Batter	1	2	3	4	5	6	7	8	9	AB	R	H	RBI	BB	SO	LOB	TOP					
Pete Rose, S OBP: 0.408, SLG: 0.436 (1, 7)										5	1	2	0	0	0	1	Cincinnati Reds @ Chicago Cubs Wrigley Field, Chicago, IL Tue Aug 21 1973, 3:33 AM CDT Att: 25,454 - Sunny - 70 F					
Joe Morgan, L OBP: 0.410, SLG: 0.497 (1, 4)										4	2	3	2	0	0	1						
Dan Driessen, L OBP: 0.351, SLG: 0.393 (1, 5)										3	1	2	1	1	0	0						
Tony Perez, R OBP: 0.385, SLG: 0.526 (1, 3)										4	0	0	0	0	2	4						
Johnny Bench, R OBP: 0.344, SLG: 0.442 (1, 2)										4	0	2	1	0	1	1						
Bobby Tolan, L OBP: 0.253, SLG: 0.305 (1, 9)										4	0	0	0	0	1	2						
Cesar Geronimo, L OBP: 0.252, SLG: 0.269 (1, 8)										4	0	1	0	0	0	0						
Darrel Chaney, S OBP: 0.269, SLG: 0.204 (9, PH)										3	0	0	0	0	0	1						
Larry Stahl, L OBP: 0.321, SLG: 0.348 (9, PH)										1	0	0	0	0	0	0						
Don Gullett, R OBP: 0.259, SLG: 0.170 (7, PH)										2	0	0	0	0	0	0						
Ed Crosby, L OBP: 0.300, SLG: 0.279 (7, PH)										1	0	0	0	0	0	0						
Dave Tomlin, L OBP: 0.273, SLG: 0.273 (9, PH)										0	0	0	0	0	0	0						
Pedro Borbon, R OBP: 0.273, SLG: 0.273 (9, PH)										0	0	0	0	0	0	0						
Hai King, L OBP: 0.300, SLG: 0.654 (9, PH)										1	0	0	0	0	1	0						
Inning Stats	R: 2 E: 0 K: 2 S: 10	H: 3 LOB: 1 BB: 0 P: 10	R: 0 E: 1 K: 0 S: 4	H: 0 LOB: 1 BB: 0 P: 4	R: 0 E: 0 K: 2 S: 7	H: 1 LOB: 0 BB: 1 P: 11	R: 0 E: 0 K: 0 S: 3	H: 0 LOB: 0 BB: 0 P: 3	R: 0 E: 0 K: 0 S: 5	H: 2 LOB: 2 BB: 0 P: 5	R: 0 E: 0 K: 0 S: 4	H: 1 LOB: 1 BB: 0 P: 4	R: 2 E: 0 K: 0 S: 5	H: 2 LOB: 0 BB: 0 P: 5	R: 0 E: 0 K: 0 S: 3	H: 1 LOB: 0 BB: 0 P: 3	R: 0 E: 0 K: 1 S: 5	H: 0 LOB: 0 BB: 0 P: 5	1B: 8 2B: 1 3B: 0 HR: 1	SF: 0 SAC: 0 DP: 1 HBP: 0	WP: 0 PB: 0 SB: 1 CS: 1	PA: 37
PITCHER Fergie Jenkins, R ERA: 3.93 (1, 1)	IP: 9.0 WLS: W BF: 37 H: 10 R: 4 ER: 4 SO: 5 BB: 1 IBB: 0 HBP: 0 BLK: 0 WP: 0 HR: 1 S: 46 P: 50 ERA: 4.00 WHIP: 1.222															PITCHER Fergie Jenkins, R ERA: 3.93 (1, 1)	IP: 9.0 WLS: W BF: 37 H: 10 R: 4 ER: 4 SO: 5 BB: 1 IBB: 0 HBP: 0 BLK: 0 WP: 0 HR: 1 S: 46 P: 50 ERA: 4.00 WHIP: 1.222					

Batter	1	2	3	4	5	6	7	8	9	AB	R	H	RBI	BB	SO	LOB	BOTTOM				
Don Kessinger, S OBP: 0.336, SLG: 0.307 (1, 6)										5	2	3	0	0	0	0	Cincinnati Reds @ Chicago Cubs Wrigley Field, Chicago, IL Tue Aug 21 1973, 3:33 AM CDT Att: 25,454 - Sunny - 70 F				
Rick Monday, L OBP: 0.376, SLG: 0.477 (1, 8)										4	1	1	0	1	1	3					
Billy Williams, L OBP: 0.365, SLG: 0.436 (1, 3)										3	1	1	2	1	0	1					
Rico Carty, R OBP: 0.314, SLG: 0.304 (7, PR)										4	1	3	2	0	0	1					
Gene Hiser, L OBP: 0.275, SLG: 0.258 (8, 7)										0	0	0	0	0	0	0					
Ron Santo, R OBP: 0.365, SLG: 0.438 (1, 5)										4	0	0	0	0	0	4					
Jose Cardenal, R OBP: 0.376, SLG: 0.452 (1, 9)										3	1	1	1	1	0	0					
Paul Popovich, S OBP: 0.265, SLG: 0.259 (1, 4)										3	0	2	0	0	0	1					
Ken Rudolph, R OBP: 0.215, SLG: 0.279 (1, 2)										4	0	0	0	0	0	4					
Fergie Jenkins, R OBP: 0.153, SLG: 0.134 (1, 1)										4	0	1	1	0	3	1					
Inning Stats	R: 0 E: 0 K: 0 S: 3	H: 0 LOB: 0 BB: 0 P: 3	R: 1 E: 1 K: 0 S: 5	H: 2 LOB: 1 BB: 0 P: 5	R: 2 E: 0 K: 1 S: 8	H: 3 LOB: 1 BB: 0 P: 8	R: 0 E: 0 K: 1 S: 6	H: 1 LOB: 0 BB: 0 P: 6	R: 1 E: 0 K: 0 S: 4	H: 2 LOB: 0 BB: 0 P: 4	R: 0 E: 0 K: 0 S: 4	H: 1 LOB: 1 BB: 0 P: 4	R: 1 E: 0 K: 1 S: 6	H: 1 LOB: 2 BB: 2 P: 14	R: 1 E: 0 K: 1 S: 7	H: 2 LOB: 2 BB: 1 P: 11		1B: 10 2B: 2 3B: 0 HR: 0	SF: 0 SAC: 1 DP: 1 HBP: 0	WP: 0 PB: 0 SB: 0 CS: 0	PA: 38
PITCHER Don Gullett, L ERA: 3.53 (1, 1)	IP: 6.0 WLS: L BF: 26 H: 9 R: 4 ER: 3 SO: 2 BB: 0 IBB: 0 HBP: 0 BLK: 0 WP: 0 HR: 0 S: 30 P: 30 ERA: 4.50 WHIP: 1.500															PITCHER Don Gullett, L ERA: 3.53 (1, 1)		IP: 6.0 WLS: L BF: 26 H: 9 R: 4 ER: 3 SO: 2 BB: 0 IBB: 0 HBP: 0 BLK: 0 WP: 0 HR: 0 S: 30 P: 30 ERA: 4.50 WHIP: 1.500			
Dave Tomlin, L ERA: 4.2 (7, 1)	0.2 L 4 0 1 1 1 2 0 0 0 0 0 0 4 12 13.50 3.000															Dave Tomlin, L ERA: 4.2 (7, 1)		0.2 L 4 0 1 1 1 2 0 0 0 0 0 0 4 12 13.50 3.000			
Pedro Borbon, R ERA: 2.4 (7, 1)	1.1 8 3 1 1 1 1 1 0 0 0 0 0 0 9 13 6.75 3.000															Pedro Borbon, R ERA: 2.4 (7, 1)	1.1 8 3 1 1 1 1 1 0 0 0 0 0 0 9 13 6.75 3.000				

AB 36
R 4
H 10
RBI 4
BB 1
SO 5
LOB 10

AB 34
R 6
H 12
RBI 6
BB 3
SO 4
LOB 15


Batter	1	2	3	4	5	6	7	8	9	AB	R	H	RBI	BB	SO	LOB	TOP					
Pete Rose, S OBP: 0.406, SLG: 0.433 (1, 7)	F7		FC6-4				FC6-4		1-3	5	1	1	0	0	0	2	Cincinnati Reds @ Chicago Cubs Wrigley Field, Chicago, IL Wed Aug 22 1973, 3:33 AM CDT Att: 24,502 - Unknown - 76 F					
Joe Morgan, L OBP: 0.412, SLG: 0.500 (1, 4)	P4-3			1B	F9		1B		F8	5	1	3	0	0	0	1						
Dan Driessen, L OBP: 0.356, SLG: 0.409 (1, 5)	P4-3			G5-3					P4-3	5	1	3	2	0	0	1						
Tony Perez, R OBP: 0.384, SLG: 0.523 (1, 3)	CS	F8		G5-3			P3		F8	4	1	1	1	0	0	2						
Johnny Bench, R OBP: 0.345, SLG: 0.449 (1, 2)		F8		G5-3						4	1	2	1	0	0	2						
Bobby Tolan, L OBP: 0.253, SLG: 0.306 (1, 9)		F2					F8		P1	4	0	1	1	0	0	1						
Cesar Geronimo, L OBP: 0.249, SLG: 0.266 (8, PH)										3	0	0	0	0	0	2						
Andy Kosco, R OBP: 0.349, SLG: 0.437 (8, PH)			P4-3	F7			3-1		P6	1	0	0	0	0	0	0						
Darrel Chaney, S OBP: 0.264, SLG: 0.200 (8, PH)			6-3				3-1			3	0	0	0	0	0	0						
Denis Menke, R OBP: 0.362, SLG: 0.249 (8, 6)									P4-3	0	0	0	0	0	1	0						
Fred Norman, S OBP: 0.108, SLG: 0.079 (7, PH)										2	0	1	0	0	0	0						
Ed Crosby, L OBP: 0.209, SLG: 0.290 (7, PH)										1	0	1	0	0	0	0						
Clay Carroll, L OBP: 0.154, SLG: 0.154 (7, PH)										0	0	0	0	0	0	0						
Phil Esposito, C OBP: 0.295, SLG: 0.398 (8, PH)										0	0	0	0	0	0	0						
Hal King, L OBP: 0.030, SLG: 0.030 (8, PH)										1	0	0	0	0	1	1						
Tom Hall, L OBP: 0.040, SLG: 0.040 (8, PH)										0	0	0	0	0	0	0						
Inning Stats	R: 0 E: 0 K: 0 S: 3	H: 1 LOB: 0 BB: 0 P: 3	R: 0 E: 0 K: 0 S: 3	H: 0 LOB: 0 BB: 0 P: 3	R: 0 E: 0 K: 0 S: 4	H: 1 LOB: 1 BB: 0 P: 4	R: 2 E: 1 K: 0 S: 6	H: 4 LOB: 1 BB: 0 P: 6	R: 0 E: 0 K: 0 S: 4	H: 1 LOB: 1 BB: 0 P: 4	R: 1 E: 0 K: 0 S: 5	H: 2 LOB: 1 BB: 0 P: 5	R: 1 E: 0 K: 0 S: 6	H: 3 LOB: 2 BB: 0 P: 6	R: 1 E: 0 K: 1 S: 6	H: 1 LOB: 1 BB: 1 P: 10	R: 0 E: 0 K: 0 S: 3	H: 0 LOB: 0 BB: 0 P: 3	1B: 9 2B: 2 3B: 0 HR: 2	SF: 0 SAC: 0 DP: 1 HBP: 0	WP: 0 PB: 0 SB: 1 CS: 1	PA: 40
PITCHER	IP	WLS	BF	H	R	ER	SO	BB	IBB	HBP	BLK	WP	HR	S	P	ERA	WHIP					
Mitt Pappas, R ERA: 4.46 (1, 1)	6.2	W	29	11	4	4	0	0	0	0	0	0	1	29	29	5.40	1.650					
Dave LaRoche, L ERA: 6.09 (7, 1)	1.0		6	2	1	1	0	1	0	0	0	0	1	5	9	9.00	3.000					
Bob Locker, R ERA: 2.77 (8, 1)	1.1	S	4	0	0	0	1	0	0	0	0	0	0	6	6	0.00	0.000					


AB	38
R	5
H	13
RBI	5
BB	1
SO	1
LOB	12



Batter	1	2	3	4	5	6	7	8	9	AB	R	H	RBI	BB	SO	LOB	BOTTOM				
Don Kessinger, S OBP: 0.336, SLG: 0.305 (1, 6)	6-3			1B	5-3		SH2-3			2	1	0	0	1	0	0	Cincinnati Reds @ Chicago Cubs Wrigley Field, Chicago, IL Wed Aug 22 1973, 3:33 AM CDT Att: 24,502 - Unknown - 76 F				
Rick Monday, L OBP: 0.377, SLG: 0.476 (1, 8)	G4-6-3			1B	K		5-3			3	1	1	0	1	1	1					
Billy Williams, L OBP: 0.366, SLG: 0.437 (1, 3)	G4-6-3			G5-3			1-3		FC1-6	4	0	2	0	0	0	1					
Rico Carty, R OBP: 0.314, SLG: 0.302 (6, PR)				E6					FC1-6	2	1	0	1	1	1	1					
Gene Hiser, L OBP: 0.275, SLG: 0.255 (7, 7)				HR	G5-3		FC6-4		1B	1	1	0	0	0	0	1					
Ron Santo, R OBP: 0.366, SLG: 0.437 (1, 5)				G5-3			FC6-4			3	0	1	0	1	0	2					
Jose Cardenal, R OBP: 0.375, SLG: 0.448 (1, 9)							BB		1B	3	1	0	1	1	1	3					
Paul Popovich, S OBP: 0.265, SLG: 0.276 (1, 4)				K					P6-3	4	1	1	3	0	1	3					
Ken Rudolph, R OBP: 0.215, SLG: 0.279 (1, 2)				HR						0	0	0	0	0	0	0					
Randy Hundley, R OBP: 0.254, SLG: 0.345 (2, 2)					6-3					3	0	0	0	0	1	0					
Mitt Pappas, R OBP: 0.093, SLG: 0.122 (1, 1)										2	0	0	0	0	1	0					
Dave LaRoche, L OBP: 0.750, SLG: 0.667 (7, 1)				P6						1	0	1	0	0	0	0					
Bob Locker, S OBP: 0.083, SLG: 0.083 (8, 1)									SH2-3	0	0	0	0	0	0	0					
Inning Stats	R: 0 E: 0 K: 0 S: 2	H: 0 LOB: 0 BB: 1 P: 6	R: 0 E: 0 K: 1 S: 5	H: 0 LOB: 0 BB: 0 P: 5	R: 0 E: 0 K: 2 S: 7	H: 0 LOB: 0 BB: 0 P: 7	R: 5 E: 1 K: 0 S: 6	H: 3 LOB: 0 BB: 2 P: 14	R: 0 E: 0 K: 2 S: 7	H: 0 LOB: 0 BB: 0 P: 7	R: 1 E: 1 K: 0 S: 3	H: 0 LOB: 1 BB: 2 P: 11	R: 0 E: 0 K: 0 S: 4	H: 1 LOB: 1 BB: 0 P: 4	R: 0 E: 0 K: 1 S: 7	H: 2 LOB: 2 BB: 0 P: 7	1B: 5 2B: 0 3B: 0 HR: 1	SF: 0 SAC: 1 DP: 2 HBP: 0	WP: 0 PB: 0 SB: 0 CS: 0	PA: 34	
PITCHER	IP	WLS	BF	H	R	ER	SO	BB	IBB	HBP	BLK	WP	HR	S	P	ERA	WHIP				
Fred Norman, L ERA: 3.48 (1, 1)	6.0	L	25	3	6	1	5	4	1	0	0	0	0	4	4	1.50	1.167				
Clay Carroll, R ERA: 3.7 (7, 1)	1.0		4	1	0	0	0	0	0	0	0	0	0	4	4	0.00	1.000				
Tom Hall, L ERA: 3.71 (8, 1)	1.0		5	2	0	0	1	0	0	0	0	0	0	7	7	0.00	2.000				



Batter	1	2	3	4	5	6	7	8	9	10	AB	R	H	RBI	BB	SO	LOB	TOP		
Pete Rose, S OBP: 0.402, SLG: 0.429 (1, 7)	F7		P4-3			5-3		FC3-6 WP 1-2f 2-3		E3	5	0	0	0	0	0	2	Cincinnati Reds @ Chicago Cubs Wrigley Field, Chicago, IL Thu Aug 23 1973, 3:33 AM CDT Att: 17,090 - Overcast - 66 F livebaseballscorecards.com AB 35 R 3 H 6 RBI 1 BB 3 SO 10 LOB 14 		
Joe Morgan, L OBP: 0.414, SLG: 0.498 (1, 4)	1B BB		CS BB			BB BB		G3 1-2 3-H		F7	2	0	0	0	3	0	2			
Dan Driessen, L OBP: 0.354, SLG: 0.406 (1, 5) (9, 3)	K		P4-3			6-3				FC6-4 1B	4	0	1	0	0	1	3			
Tony Perez, R OBP: 0.353, SLG: 0.521 (1, 3)						6-3				FC6-4 S 1-2f	4	0	1	0	0	1	1			
Don Gullett, R OBP: 0.259, SLG: 0.170 (9, PR)											0	0	0	0	0	0	0			
Denis Menke, R OBP: 0.362, SLG: 0.249 (9, 5)	1B										0	0	0	0	0	0	0			
Johnny Bench, R OBP: 0.343, SLG: 0.445 (1, 2)	F7										4	0	0	0	0	2	3			
Andy Kosco, R OBP: 0.345, SLG: 0.467 (1, 9)											4	1	1	1	0	2	2			
Cesar Geronimo, L OBP: 0.246, SLG: 0.262 (1, 8)											4	0	0	0	0	2	0			
Ed Crosby, L OBP: 0.301, SLG: 0.282 (1, 6)											2	0	0	0	0	1	0			
Hal King, L OBP: 0.313, SLG: 0.643 (8, PH)											1	0	1	0	0	0	0			
Darrel Chaney, S OBP: 0.289, SLG: 0.213 (8, 6)											1	2	1	0	0	0	0			
Ross Grimsley, L OBP: 0.275, SLG: 0.075 (8, PH)											2	0	0	0	0	0	1			
Bobby Fisher, L OBP: 0.344, SLG: 0.398 (8, 1)											1	0	1	0	0	0	0			
Pedro Borbon, R OBP: 0.310, SLG: 0.279 (10, PH)											0	0	0	0	0	0	0			
Larry Stahl, L OBP: 0.344, SLG: 0.344 (10, 1)											1	0	0	0	0	0	1			
Clay Carroll, R OBP: 0.144, SLG: 0.154 (10, 1)											0	0	0	0	0	0	0			
Tom Hall, L OBP: 0.345, SLG: 0.045 (10, 1)											0	0	0	0	0	0	0			
Inning Stats	R: 0 E: 0 K: 1 S: 6	H: 1 LOB: 2 BB: 1 P: 10	R: 1 E: 0 K: 3 S: 10	H: 1 LOB: 0 BB: 0 P: 10	R: 0 E: 0 K: 2 S: 7	H: 0 LOB: 0 BB: 1 P: 7	R: 0 E: 0 K: 0 S: 2	H: 0 LOB: 0 BB: 1 P: 6	R: 0 E: 0 K: 0 S: 7	H: 0 LOB: 0 BB: 0 P: 7	R: 1 E: 0 K: 1 S: 7	H: 2 LOB: 2 BB: 0 P: 7	R: 0 E: 0 K: 1 S: 6	H: 1 LOB: 2 BB: 0 P: 6	R: 1 E: 1 K: 0 S: 5	H: 1 LOB: 1 BB: 0 P: 5	1B: 4 2B: 1 3B: 0 HR: 1	SF: 0 SAC: 0 DP: 0 HBP: 0	WP: 1 PB: 0 SB: 1 CS: 1	PA: 38
PITCHER	IP WLS BF H R ER SO ERA WHIP	IP WLS BF H R ER SO ERA WHIP	IP WLS BF H R ER SO ERA WHIP	IP WLS BF H R ER SO ERA WHIP	IP WLS BF H R ER SO ERA WHIP	IP WLS BF H R ER SO ERA WHIP	IP WLS BF H R ER SO ERA WHIP	IP WLS BF H R ER SO ERA WHIP	IP WLS BF H R ER SO ERA WHIP	IP WLS BF H R ER SO ERA WHIP	IP WLS BF H R ER SO ERA WHIP	IP WLS BF H R ER SO ERA WHIP	IP WLS BF H R ER SO ERA WHIP	IP WLS BF H R ER SO ERA WHIP	IP WLS BF H R ER SO ERA WHIP	IP WLS BF H R ER SO ERA WHIP	IP WLS BF H R ER SO ERA WHIP	IP WLS BF H R ER SO ERA WHIP	IP WLS BF H R ER SO ERA WHIP	IP WLS BF H R ER SO ERA WHIP
Bill Bonham, R ERA: 3.31 (1, 1)	7.1	W	27	4	2	2	9	3	0	0	0	0	0	0	0	0	0	2.46	0.955	
Bob Locker, R ERA: 2.68 (8, 1)	2.2	W	11	2	1	0	1	0	0	0	0	0	0	0	0	0	0	0.00	0.750	


Batter	1	2	3	4	5	6	7	8	9	10	AB	R	H	RBI	BB	SO	LOB	BOTTOM			
Don Kessinger, S OBP: 0.335, SLG: 0.304 (1, 6)	5-3		L9			F7		G6-4-3 1-2f		1B 1-2 2-H	5	0	1	1	0	0	1	Cincinnati Reds @ Chicago Cubs Wrigley Field, Chicago, IL Thu Aug 23 1973, 3:33 AM CDT Att: 17,090 - Overcast - 66 F livebaseballscorecards.com AB 30 R 4 H 8 RBI 4 BB 4 SO 5 LOB 7 			
Rick Monday, L OBP: 0.378, SLG: 0.473 (1, 8)	BB BB		L1			4-3				G4-6-3 BB	2	0	0	0	2	0	0				
Billy Williams, L OBP: 0.365, SLG: 0.434 (1, 3)	G4-6-3 BB					3-1				G4-6-3 1-2f	3	0	0	0	1	1	1				
Rico Carty, R OBP: 0.310, SLG: 0.289 (1, 7)	G4-6-3 1-2f					K				5-3	4	0	0	0	0	1	2				
Ron Santo, R OBP: 0.268, SLG: 0.448 (1, 5)						K					4	1	2	1	0	1	0				
Matt Alexander, S (10, PR)										E1 SH1-4 1B	0	1	0	0	0	0	0				
Jose Cardenal, R OBP: 0.377, SLG: 0.451 (1, 9)						SH3 SH1-3 2B				SH1-4	2	1	1	0	1	0	0				
Paul Popovich, S OBP: 0.266, SLG: 0.277 (1, 4)						SH3					3	0	1	1	0	0	2				
Randy Hundley, R OBP: 0.268, SLG: 0.348 (1, 2)						SH1-3				1B 1B	3	1	2	1	0	0	0				
Bill Bonham, R OBP: 0.059, SLG: 0.059 (1, 1)										G6-4-3 1B	2	0	0	0	0	1	0				
Bob Locker, S OBP: 0.077, SLG: 0.077 (8, 1)										1B 1B	1	0	0	0	0	1	1				
Pat Bourque, L OBP: 0.303, SLG: 0.412 (10, PH)						1-3				1B 1B	0	0	0	0	0	0	0				
Jim Hickman, R OBP: 0.390, SLG: 0.320 (10, PH)						K				1-2 2-H 1B	1	0	1	0	0	0	0				
Inning Stats	R: 0 E: 0 K: 0 S: 2	H: 0 LOB: 1 BB: 2 P: 10	R: 1 E: 0 K: 0 S: 4	H: 1 LOB: 0 BB: 0 P: 4	R: 0 E: 0 K: 0 S: 3	H: 0 LOB: 0 BB: 1 P: 3	R: 0 E: 0 K: 2 S: 7	H: 0 LOB: 0 BB: 0 P: 7	R: 1 E: 0 K: 1 S: 6	H: 1 LOB: 1 BB: 1 P: 7	R: 0 E: 0 K: 1 S: 5	H: 1 LOB: 0 BB: 0 P: 5	R: 0 E: 0 K: 0 S: 2	H: 0 LOB: 0 BB: 1 P: 6	R: 2 E: 1 K: 0 S: 6	H: 4 LOB: 2 BB: 0 P: 6	1B: 5 2B: 2 3B: 0 HR: 1		SF: 0 SAC: 3 DP: 4 HBP: 0	WP: 0 PB: 0 SB: 0 CS: 0	PA: 37
PITCHER	IP WLS BF H R ER SO ERA WHIP	IP WLS BF H R ER SO ERA WHIP	IP WLS BF H R ER SO ERA WHIP	IP WLS BF H R ER SO ERA WHIP	IP WLS BF H R ER SO ERA WHIP	IP WLS BF H R ER SO ERA WHIP	IP WLS BF H R ER SO ERA WHIP	IP WLS BF H R ER SO ERA WHIP	IP WLS BF H R ER SO ERA WHIP	IP WLS BF H R ER SO ERA WHIP	IP WLS BF H R ER SO ERA WHIP	IP WLS BF H R ER SO ERA WHIP	IP WLS BF H R ER SO ERA WHIP	IP WLS BF H R ER SO ERA WHIP	IP WLS BF H R ER SO ERA WHIP	IP WLS BF H R ER SO ERA WHIP	IP WLS BF H R ER SO ERA WHIP		IP WLS BF H R ER SO ERA WHIP	IP WLS BF H R ER SO ERA WHIP	IP WLS BF H R ER SO ERA WHIP
Ross Grimsley, L ERA: 2.94 (1, 1)	7.0	L	25	3	2	2	4	1	0	0	0	0	0	0	0	0	0	2.57	0.714		
Pedro Borbon, R ERA: 2.36 (8, 1)	2.0	L	6	1	0	0	1	1	0	0	0	0	0	0	0	0	0	0.00	1.000		
Clay Carroll, R ERA: 3.69 (10, 1)	0.1	L	4	2	2	0	0	0	0	0	0	0	0	0	0	0	0	0.00	6.000		
Tom Hall, L ERA: 3.7 (10, 1)	0.1	L	2	2	0	0	0	0	0	0	0	0	0	0	0	0	0	0.00	6.000		

Batter	1	2	3	4	5	6	7	8	9	10	11	AB	R	H	RBI	BB	SO	LOB	TOP								
Lou Brock, L OBP: 0.363, SLG: 0.391 (1, 7)	E5 FC6-4 1B	FC3-6 1B		K				K			K	5	1	1	0	1	3	2									
Ted Sizemore, R OBP: 0.362, SLG: 0.318 (10, 5)	FC6-4 BB	FC3-6 1B			E6 6-3 HR	6-3			E5 FC3-6		1-3	5	1	1	1	1	0	1									
Jose Cruz, L OBP: 0.320, SLG: 0.409 (1, 8)	FC6-4 FC3-2 1B	FC3-6			6-3			F5	FC3-6		HR	6	1	1	1	0	0	6									
Ted Simmons, S OBP: 0.350, SLG: 0.415 (1, 2)	FC3-2 1B	1-3						K	P4		4-3	6	1	2	3	0	1	3									
Joe Torre, R OBP: 0.393, SLG: 0.421 (5, 3)	FC FC3-2 1B				6-3			K	P6			5	0	1	0	0	1	3									
Tim McCarver, L OBP: 0.328, SLG: 0.363 Ken Reitz, R OBP: 0.255, SLG: 0.338 Hector Cruz, R OBP: 0.400, SLG: 0.357 (10, 4)	FC3-2 1B				4-3			1-3			SH1-3 1B	3	0	0	0	0	0	4									
Bernie Carbo, L OBP: 0.391, SLG: 0.407 (1, 9)	4-3				F9			SH3 1B			SH1-3	3	0	1	0	1	0	3									
Mike Tyson, R OBP: 0.277, SLG: 0.294 Luis Melendez, R OBP: 0.317, SLG: 0.315 Diego Segui, R (10, 1)					6-3						P6	4	0	1	0	0	0	2									
Alan Foster, R OBP: 0.368, SLG: 0.333 Mick Kelleher, R OBP: 0.256, SLG: 0.229 (10, 6)					P3			SH3 1B			4-3	2	1	0	0	1	1	0									
Inning Stats	R: 1 E: 1 K: 0 S: 6	H: 1 LOB: 3 BB: 1 P: 10	R: 1 E: 0 K: 0 S: 5	H: 2 LOB: 2 BB: 1 P: 9	R: 0 E: 0 K: 0 S: 3	H: 0 LOB: 0 BB: 0 P: 3	R: 0 E: 0 K: 1 S: 5	H: 0 LOB: 0 BB: 0 P: 5	R: 2 E: 1 K: 0 S: 7	H: 3 LOB: 2 BB: 0 P: 7	R: 0 E: 0 K: 2 S: 7	H: 0 LOB: 0 BB: 0 P: 7	R: 0 E: 0 K: 1 S: 6	H: 1 LOB: 2 BB: 1 P: 10	R: 0 E: 1 K: 0 S: 4	H: 0 LOB: 1 BB: 0 P: 4	R: 0 E: 0 K: 0 S: 4	H: 1 LOB: 0 BB: 0 P: 4	R: 1 E: 0 K: 1 S: 6	H: 1 LOB: 0 BB: 0 P: 6	1B: 7 2B: 0 3B: 0 HR: 2	SF: 0 SAC: 2 DP: 0 HBP: 0	WP: 0 PB: 0 SB: 1 CS: 0	PA: 49			
PITCHER	IP ERA WHIP	WLS 2.0	BF 6	H 6	R 4	ER 2	SO 1	BB 1	IBB 0	HBP 0	BLK 0	WP 0	HR 0	S 26	P 34	ERA 3.60	WHIP 1.600										
Jack Billingham, R ERA: 3.12 Pedro Borbon, R ERA: 2.31 Tom Hall, L ERA: 3.62 Clay Carroll, R ERA: 3.71	(1, 1) (6, 1) (8, 1) (10, 1)	2.0 2.0 2.0 2.0	6 9 8	0 1 2	0 0 1 1	0 0 1 1	3 1 1 1	0 0 0 0	0 0 0 0	0 0 0 0	0 0 0 0	0 0 0 0	0 0 0 0	1 10 10	15 14 10	0.00 0.00 4.50	1.000 1.000										

St. Louis Cardinals @ Cincinnati Reds
Riverfront Stadium, Cincinnati, OH
Fri Aug 24 1973, 7:05 PM EDT
Att: 40,574 - Unknown

livebaseballscorecards.com

AB 43
R 5
H 9
RBI 5
BB 4
SO 6
LOB 26




Batter	1	2	3	4	5	6	7	8	9	10	11	AB	R	H	RBI	BB	SO	LOB	BOTTOM								
Pete Rose, S OBP: 0.405, SLG: 0.438 (1, 7)	HR											6	1	4	1	0	0	0									
Joe Morgan, L OBP: 0.409, SLG: 0.491 (1, 4)	4-3											6	0	0	0	0	1	3									
Dan Driessen, L OBP: 0.355, SLG: 0.404 (1, 5)	K											4	0	1	0	1	1	1									
Tony Perez, R OBP: 0.387, SLG: 0.522 (1, 3)	FC6-4 BB											3	0	2	0	2	1	0									
Johnny Bench, R OBP: 0.343, SLG: 0.443 (1, 2)	FC6-4											4	1	1	0	1	0	4									
Larry Stahl, L OBP: 0.321, SLG: 0.347 (1, 8)												5	1	2	0	0	1	4									
Andy Kosco, R OBP: 0.337, SLG: 0.488 (1, 9)												5	1	1	1	0	3	4									
Ed Crosby, L OBP: 0.291, SLG: 0.270 Bobby Tolan, L OBP: 0.254, SLG: 0.307 Darrel Chaney, S OBP: 0.267, SLG: 0.211 (1, 6) (9, PH) (10, 6)												3	0	0	0	0	1	1									
Jack Billingham, R OBP: 0.405, SLG: 0.513 Pedro Borbon, R OBP: 0.354, SLG: 0.381 Tom Hall, L OBP: 0.373, SLG: 0.273 Clay Carroll, R OBP: 0.360, SLG: 0.283 Hal King, L OBP: 0.160, SLG: 0.142 Clay Carroll, R OBP: 0.154, SLG: 0.154 Denis Menke OBP: 0.163, SLG: 0.247 (1, 1) (5, PH) (8, 1) (7, PH) (8, 1) (9, PH) (10, 1) (11, PH)												1	0	0	0	0	0	0									
Inning Stats	R: 1 E: 0 K: 1 S: 6	H: 1 LOB: 1 BB: 1 P: 10	R: 0 E: 0 K: 1 S: 5	H: 0 LOB: 0 BB: 0 P: 5	R: 0 E: 0 K: 0 S: 4	H: 1 LOB: 1 BB: 0 P: 4	R: 0 E: 0 K: 0 S: 4	H: 2 LOB: 1 BB: 0 P: 4	R: 0 E: 0 K: 0 S: 10	H: 0 LOB: 0 BB: 0 P: 10	R: 2 E: 1 K: 2 S: 10	H: 2 LOB: 1 BB: 0 P: 10	R: 0 E: 0 K: 0 S: 3	H: 0 LOB: 0 BB: 0 P: 3	R: 0 E: 0 K: 0 S: 4	H: 2 LOB: 1 BB: 0 P: 4	R: 1 E: 0 K: 0 S: 5	H: 2 LOB: 1 BB: 0 P: 5	R: 0 E: 0 K: 2 S: 7	H: 0 LOB: 3 BB: 3 P: 19	R: 0 E: 0 K: 0 S: 3	H: 0 LOB: 0 BB: 0 P: 3	1B: 9 2B: 0 3B: 0 HR: 2	SF: 0 SAC: 0 DP: 1 HBP: 0	WP: 1 PB: 0 SB: 1 CS: 0	PA: 47	
PITCHER	IP ERA WHIP	WLS 2.0	BF 9	H 11	R 4	ER 2	SO 7	BB 1	IBB 0	HBP 0	BLK 0	WP 0	HR 2	S 51	P 55	ERA 2.00	WHIP 1.333										
Alan Foster, R ERA: 2.95 Diego Segui, R ERA: 2.71	(1, 1) (10, 1)	2.0 2.0	9 9	0 0	0 0	0 2	2 1	2 2	0 0	0 0	0 0	0 1	0 0	10 10	22	0.00 0.500											

St. Louis Cardinals @ Cincinnati Reds
Riverfront Stadium, Cincinnati, OH
Fri Aug 24 1973, 7:05 PM EDT
Att: 40,574 - Unknown

livebaseballscorecards.com

AB 43
R 4
H 11
RBI 2
BB 4
SO 9
LOB 20



Batter	1	2	3	4	5	6	7	8	9	AB	R	H	RBI	BB	SO	LOB	TOP										
Lou Brock, L OBP: 0.362, SLG: 0.388 (1, 7)	0-0 4-3		4-0 BB	0-0 4-3			0-0 4-3			3	0	0	0	1	0	2											
Ted Sizemore, R OBP: 0.361, SLG: 0.320 (1, 4)	0-0 2B		0-0 G5-4-3		0-0 5-3		0-3 K			4	1	1	0	0	1	1											
Tommie Agee, R OBP: 0.301, SLG: 0.408 (1, 8)	0-0 2B			0-0 FC6-4	0-0 4-3		0-3 K			4	1	3	1	0	1	0											
Ted Simmons, S OBP: 0.349, SLG: 0.414 (1, 2)	0-0 4-3			0-0 FC6-4	0-0 4-3		0-0 5-3			4	0	1	0	0	0	2											
Joe Torre, R OBP: 0.392, SLG: 0.420 (1, 3)	0-3 K			0-0 FC6-4	0-0 P4		0-0 1B			4	1	1	0	0	1	4											
Ken Reitz, R OBP: 0.255, SLG: 0.336 (1, 5)		0-0 6-3		0-0 1B	0-0 5-3		0-0 F8			4	1	1	1	0	0	1											
Bernie Carbo, L OBP: 0.385, SLG: 0.400 (1, 9)	0-0 4-3			0-0 F7	0-0 G3		0-0 F8			4	0	0	0	0	0	2											
Mike Tyson, R OBP: 0.277, SLG: 0.294 (1, 6)	0-0 6-3			0-0 2B	0-0 6-3		0-3 K			4	0	1	1	0	1	0											
Rick Wise, R OBP: 0.342, SLG: 0.382 (3, PH)			0-0 6-3	0-0 2B			0-3 K			0	0	0	0	0	0	0											
Hector Cruz, R OBP: 0.227, SLG: 0.238 (3, PH)				0-0 1B						1	0	0	0	0	0	0											
Tom Murphy, R OBP: 0.192, SLG: 0.321 (4, PH)				0-0 2B						1	0	1	1	0	0	0											
Luis Melendez, S OBP: 0.192, SLG: 0.321 (4, PH)				1-3 2H						0	0	0	0	0	0	0											
Al Hrabosky, R OBP: 0.075, SLG: 0.033 (7, PH)				1-3 2H						1	0	0	0	0	1	0											
Tom Heintzelman, R OBP: 0.075, SLG: 0.033 (7, PH)				1-3 3H						1	0	0	0	0	0	0											
Orlando Pena, R OBP: 0.208, SLG: 0.361 (9, PH)										1	0	0	0	0	0	0											
Inning Stats	R: 1 E: 0 K: 1 S: 7	H: 2 LOB: 1 BB: 0 P: 7	R: 0 E: 0 K: 0 S: 3	H: 0 LOB: 0 BB: 0 P: 3	R: 0 E: 0 K: 0 S: 2	H: 0 LOB: 0 BB: 1 P: 6	R: 3 E: 0 K: 0 S: 8	H: 5 LOB: 2 BB: 0 P: 8	R: 0 E: 0 K: 0 S: 4	H: 1 LOB: 1 BB: 0 P: 4	R: 0 E: 0 K: 0 S: 3	H: 0 LOB: 0 BB: 0 P: 3	R: 0 E: 0 K: 1 S: 6	H: 1 LOB: 1 BB: 0 P: 6	R: 0 E: 0 K: 2 S: 7	H: 0 LOB: 0 BB: 0 P: 7	R: 0 E: 0 K: 1 S: 6	H: 0 LOB: 0 BB: 0 P: 7	R: 0 E: 0 K: 2 S: 7	H: 0 LOB: 0 BB: 0 P: 7	1B: 5 2B: 4 3B: 0 HR: 0	SF: 0 SAC: 0 DP: 1 HBP: 0	WP: 0 PB: 0 SB: 0 CS: 0	PA: 36			
PITCHER	IP 9.0	WLS W	BF 36	H 9	R 4	ER 4	SO 6	BB 1	IBB 0	HBP 0	BLK 0	WP 0	HR 0	S 47	P 51	ERA 4.00	WHIP 1.111										

St. Louis Cardinals @ Cincinnati Reds
Riverfront Stadium, Cincinnati, OH
Sat Aug 25 1973, 7:05 PM EDT
Att: 50,072 - Unknown

AB 35
R 4
H 9
RBI 4
BB 1
SO 6
LOB 12



Batter	1	2	3	4	5	6	7	8	9	AB	R	H	RBI	BB	SO	LOB	BOTTOM										
Pete Rose, S OBP: 0.406, SLG: 0.438 (1, 7)	0-0 1B	0-0 BB		0-0 F9		0-0 4-3				4	2	2	0	0	0	0											
Joe Morgan, L OBP: 0.410, SLG: 0.490 (1, 4)	0-0 1B	4-0 BB		0-3 K			0-3 K			3	2	1	0	1	2	0											
Dan Driessen, L OBP: 0.357, SLG: 0.409 (8, 3)	0-0 1B	0-0 2B		0-0 F7			0-0 6-3			4	0	2	5	0	0	0											
Tony Perez, R OBP: 0.386, SLG: 0.520 (1, 3)	0-0 FC5-4	0-3 K			0-0 5-3		0-0 1B			4	0	1	0	0	1	2											
Denis Menke, R OBP: 0.361, SLG: 0.247 (8, 5)	0-0 G3									0	0	0	0	0	0	0											
Johnny Bench, R OBP: 0.343, SLG: 0.440 (1, 2)	0-0 G3		4-0 BB	0-0 2B	0-3 K		0-3 K			3	1	0	0	1	2	2											
Ken Griffey, L OBP: 0.500, SLG: 0.750 (1, 9)	0-0 4-3			0-0 2B	0-0 1B			0-0 2-3		4	0	2	0	0	0	1											
Cesar Geronimo, L OBP: 0.241, SLG: 0.258 (1, 8)		0-3 K	0-0 SF8	0-3 K	0-3 K			0-3 K		3	0	0	1	0	3	1											
Darrel Chaney, S OBP: 0.261, SLG: 0.205 (1, 6)		0-0 4-3		0-0 F7		0-0 F8		0-0 F8		4	0	0	0	0	0	1											
Don Gullett, R OBP: 0.263, SLG: 0.180 (1, 1)		0-0 BB	0-3 K		0-3 K					3	1	1	0	0	2	1											
Inning Stats	R: 2 E: 0 K: 0 S: 6	H: 3 LOB: 1 BB: 0 P: 6	R: 3 E: 0 K: 2 S: 10	H: 3 LOB: 1 BB: 1 P: 14	R: 1 E: 0 K: 1 S: 6	H: 1 LOB: 1 BB: 1 P: 10	R: 0 E: 0 K: 1 S: 5	H: 0 LOB: 0 BB: 0 P: 5	R: 0 E: 0 K: 1 S: 5	H: 0 LOB: 0 BB: 0 P: 5	R: 0 E: 0 K: 2 S: 8	H: 1 LOB: 1 BB: 0 P: 8	R: 0 E: 0 K: 1 S: 5	H: 0 LOB: 0 BB: 0 P: 5	R: 0 E: 0 K: 2 S: 8	H: 1 LOB: 1 BB: 0 P: 8	R: 0 E: 0 K: 1 S: 5	H: 0 LOB: 0 BB: 0 P: 5	R: 0 E: 0 K: 2 S: 8	H: 0 LOB: 0 BB: 0 P: 8	1B: 7 2B: 2 3B: 0 HR: 0	SF: 1 SAC: 0 DP: 0 HBP: 0	WP: 0 PB: 0 SB: 1 CS: 0	PA: 35			
PITCHER	IP 2.0	WLS L	BF 13	H 5	R 5	ER 5	SO 2	BB 1	IBB 0	HBP 0	BLK 0	WP 0	HR 0	S 16	P 20	ERA 22.50	WHIP 3.500										
Rick Wise, R ERA: 3.3 (1, 1)																											
Tom Murphy, R ERA: 4.01 (3, 1)	1.0	5	1	1	1	1	1	1	0	0	0	0	0	6	10	9.00	2.000										
Al Hrabosky, L ERA: 1.99 (4, 1)	3.0	10	1	0	0	4	0	0	0	0	0	0	0	18	18	0.00	0.333										
Orlando Pena, R ERA: 3.32 (7, 1)	2.0	7	1	0	0	3	0	0	0	0	0	0	0	13	13	0.00	0.500										

St. Louis Cardinals @ Cincinnati Reds
Riverfront Stadium, Cincinnati, OH
Sat Aug 25 1973, 7:05 PM EDT
Att: 50,072 - Unknown

AB 32
R 6
H 9
RBI 6
BB 2
SO 10
LOB 8



Batter	1	2	3	4	5	6	7	8	9	AB	R	H	RBI	BB	SO	LOB	TOP					
Lou Brock, L (1, 7) OBP: 0.363, SLG: 0.388	0-0 SH3-1 1B		4-0 BB		0-3 K		0-0 L8			3	0	1	0	1	1	1						
Ted Sizemore, R (1, 4) OBP: 0.361, SLG: 0.320	0-0 SH3-1		0-0 P6		0-0 1B			0-0 F8		3	0	1	0	0	0	2						
Tommie Agee, R (1, 8) OBP: 0.296, SLG: 0.401	0-0 6-3		0-3 K		0-3 K			0-0 E6 1B		4	0	0	0	0	2	5						
Ted Simmons, S (1, 2) OBP: 0.350, SLG: 0.421	0-0 4-3			0-0 HR		0-3 K		0-0 G6-4-3 1B		4	1	2	1	0	1	1						
Joe Torre, R (1, 3) OBP: 0.389, SLG: 0.416		0-0 6-3		0-0 P4		0-0 E5 FC1-4		0-0 G6-4-3 1B		4	0	0	0	0	0	2						
Ken Reitz, R (1, 5) OBP: 0.293, SLG: 0.333		0-0 F7		0-3 K2-3		0-0 FC1-4			0-0 F7	3	0	0	0	0	1	1						
Tim McCarver, L (9, PH) OBP: 0.325, SLG: 0.360						1-2				1	0	0	0	0	0	0						
Bernie Carbo, L (1, 9) OBP: 0.390, SLG: 0.393		0-3 K		0-0 4-3		0-0 F9			0-0 4-3	4	0	0	0	0	1	1						
Mike Tyson, R (1, 6) OBP: 0.278, SLG: 0.294			0-0 BB		0-0 P5		0-0 4-3		4-0 BB	3	0	1	0	0	0	0						
Bake McBride, L (9, PH) OBP: 0.400, SLG: 0.333			0-0 1B						0-0 BB	0	0	0	0	1	0	0						
Reggie Cleveland, R (1, 1) OBP: 0.306, SLG: 0.328			0-0 F8						0-3 K	3	0	1	0	0	0	1						
John Andrews, L (7, 1)										0	0	0	0	0	0	0						
Jose Cruz, L (9, PH) OBP: 0.319, SLG: 0.407										1	0	0	0	0	1	1						
Inning Stats	R: 0 E: 0 K: 0 S: 4	H: 1 LOB: 1 BB: 0 P: 4	R: 0 E: 0 K: 1 S: 5	H: 0 LOB: 0 BB: 0 P: 5	R: 0 E: 0 K: 1 S: 6	H: 1 LOB: 2 BB: 1 P: 10	R: 1 E: 0 K: 1 S: 6	H: 1 LOB: 0 BB: 0 P: 6	R: 0 E: 0 K: 2 S: 9	H: 2 LOB: 2 BB: 0 P: 9	R: 0 E: 1 K: 1 S: 6	H: 0 LOB: 1 BB: 0 P: 6	R: 0 E: 0 K: 0 S: 3	H: 0 LOB: 0 BB: 0 P: 3	R: 0 E: 1 K: 0 S: 4	H: 1 LOB: 1 BB: 1 P: 4	R: 0 E: 0 K: 1 S: 5	H: 0 LOB: 1 BB: 1 P: 9	1B: 5 2B: 0 3B: 0 HR: 1	SF: 0 SAC: 1 DP: 1 HBP: 0	WP: 0 PB: 0 SB: 1 CS: 0	PA: 36
PITCHER	IP WLS BF H R ER SO BB IBB HBP BLK WP HR S P ERA WHIP																					
Fred Norman, L (1, 1) ERA: 3.4	7.1 W 31 6 1 1 6 1 0 0 0 0 1 42 46 1.23 0.955																					
Pedro Borbon, R (8, 1) ERA: 2.27	1.2 S 5 0 0 0 1 1 0 0 0 0 0 6 10 0.00 0.600																					

St. Louis Cardinals @ Cincinnati Reds
Riverfront Stadium, Cincinnati, OH
Sun Aug 26 1973, 3:33 AM EDT
Att: 48,450 - Unknown

AB 33
R 1
H 6
RBI 1
BB 2
SO 7
LOB 15



Batter	1	2	3	4	5	6	7	8	9	AB	R	H	RBI	BB	SO	LOB	BOTTOM			
Pete Rose, S (1, 7) OBP: 0.407, SLG: 0.438	0-0 FC4-6 1B		0-0 3-1		0-0 1B		4-0 HR BB	0-0 3-1		4	1	2	0	1	0	1				
Joe Morgan, L (1, 4) OBP: 0.412, SLG: 0.496	0-0 F7		4-0 E S BB		0-0 F8		0-0 HR	4-0 BB		3	1	1	2	2	0	2				
Dan Driessen, L (1, 5) OBP: 0.351, SLG: 0.401	0-0 FC4-6 1B		0-0 F5		0-0 P5		0-0 F8	0-0 F8		5	0	0	0	0	0	5				
Tony Perez, R (1, 3) OBP: 0.387, SLG: 0.518	0-0 1B		0-0 F8			4-0 1B BB	0-3 K			3	1	1	0	1	1	1				
Denis Menke, R (8, 5) OBP: 0.361, SLG: 0.247	0-0 1B					0-0 E BB				0	0	0	0	0	0	0				
Johnny Bench, R (1, 2) OBP: 0.342, SLG: 0.439	0-0 5-3			0-0 P5		0-0 F8	0-0 WP 1B			4	0	1	0	0	0	3				
Ken Griffey, L (1, 9) OBP: 0.500, SLG: 0.625		0-0 5-3		0-0 F9		0-0 F8	0-0 WP 1B			4	1	2	0	0	0	0				
Cesar Geronimo, L (1, 8) OBP: 0.241, SLG: 0.261		0-0 F9		0-0 2B		0-0 F9	1-2 E 1B	0-3 K		4	0	1	0	0	1	4				
Darrel Chaney, S (1, 6) OBP: 0.263, SLG: 0.209								0-0 F9		2	0	1	0	0	0	1				
Hai King, L (6, PH) OBP: 0.294, SLG: 0.600								0-0 F9		1	0	0	0	0	0	0				
Ed Crosby, L (6, PR) OBP: 0.287, SLG: 0.267								0-0 1B		1	0	0	0	0	0	0				
Fred Norman, S (1, 1) OBP: 0.103, SLG: 0.076		0-3 K								3	0	0	0	0	1	2				
Pedro Borbon, R (8, 1) OBP: 0.333, SLG: 0.333						0-0 P6	0-0 G3			1	0	1	0	0	0	0				
Inning Stats	R: 0 E: 0 K: 0 S: 5	H: 2 LOB: 2 BB: 0 P: 5	R: 0 E: 0 K: 1 S: 6	H: 1 LOB: 1 BB: 0 P: 6	R: 0 E: 0 K: 0 S: 3	H: 0 LOB: 1 BB: 1 P: 7	R: 0 E: 0 K: 0 S: 4	H: 1 LOB: 1 BB: 0 P: 4	R: 0 E: 0 K: 0 S: 4	H: 1 LOB: 1 BB: 0 P: 4	R: 2 E: 1 K: 0 S: 5	H: 1 LOB: 1 BB: 1 P: 9	R: 2 E: 0 K: 2 S: 10	H: 3 LOB: 2 BB: 1 P: 14	R: 0 E: 0 K: 0 S: 4	H: 1 LOB: 2 BB: 1 P: 8	1B: 8 2B: 1 3B: 0 HR: 1	SF: 0 SAC: 0 DP: 0 HBP: 0	WP: 1 PB: 0 SB: 1 CS: 0	PA: 39
PITCHER	IP WLS BF H R ER SO BB IBB HBP BLK WP HR S P ERA WHIP																			
Reggie Cleveland, R (1, 1) ERA: 3.17	6.2 L 33 9 4 2 2 2 3 0 0 0 0 1 34 46 2.70 1.800																			
John Andrews, L (7, 1) ERA: 5.25	1.1 6 1 0 0 1 1 0 0 0 0 1 7 11 0.00 1.500																			

St. Louis Cardinals @ Cincinnati Reds
Riverfront Stadium, Cincinnati, OH
Sun Aug 26 1973, 3:33 AM EDT
Att: 48,450 - Unknown

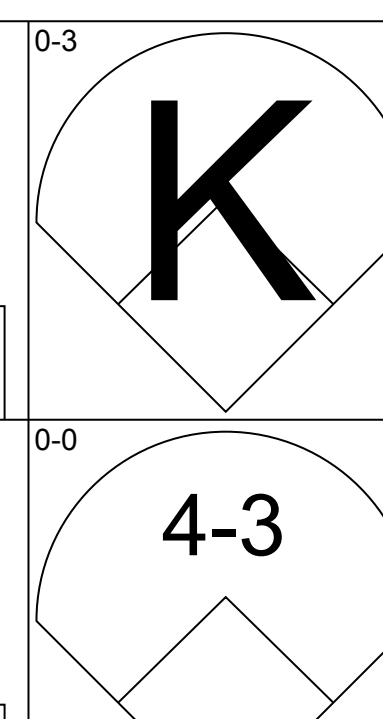
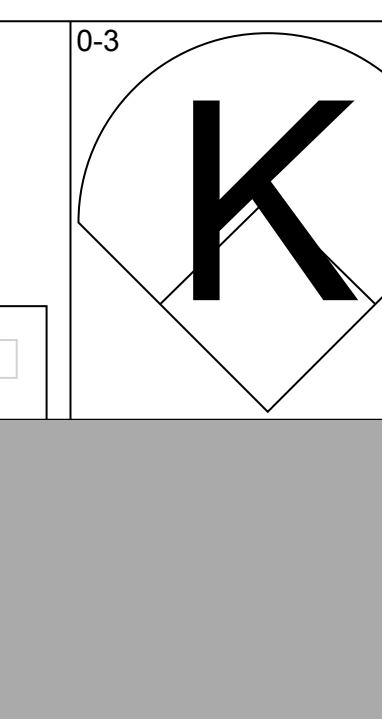
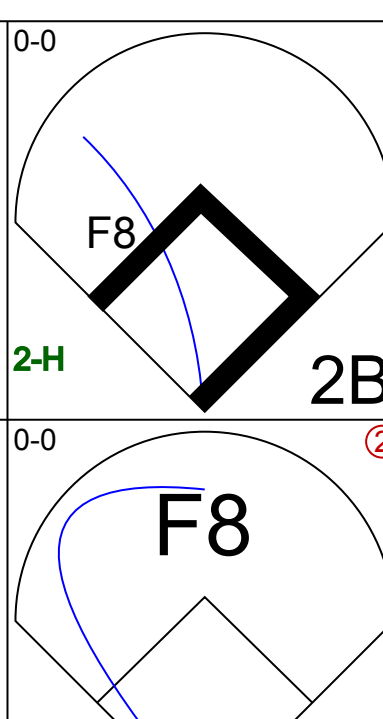
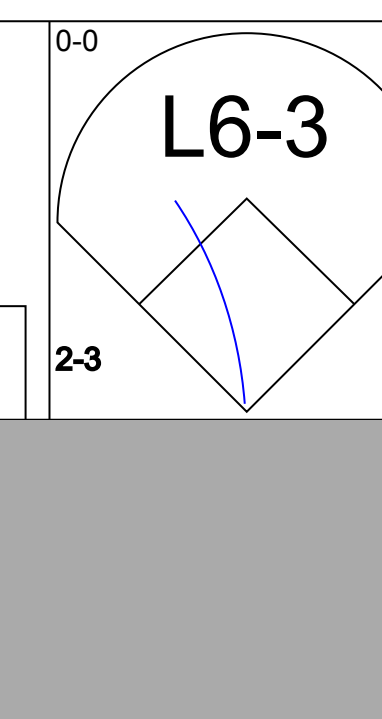
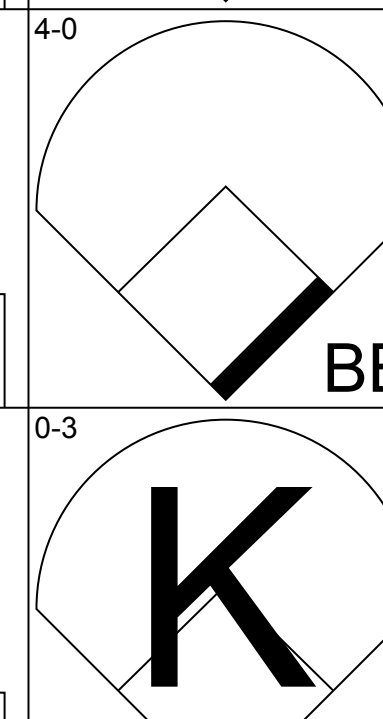
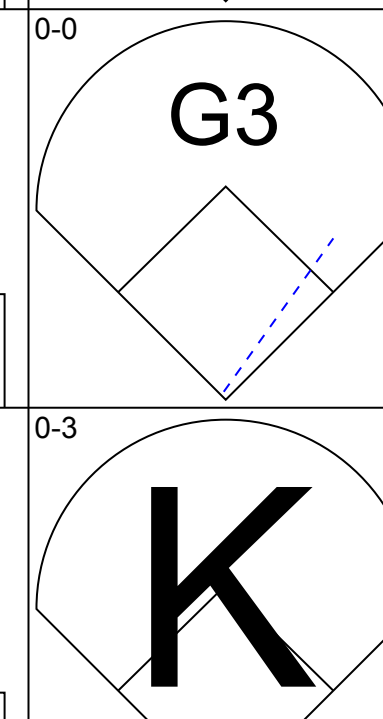
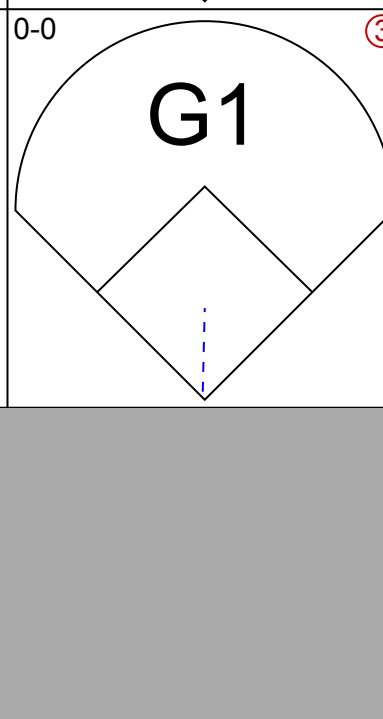
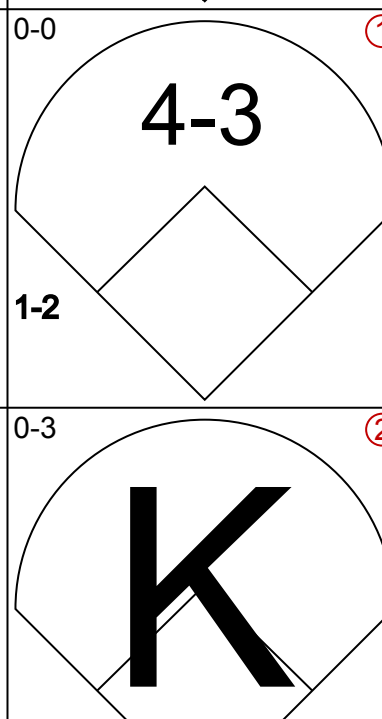



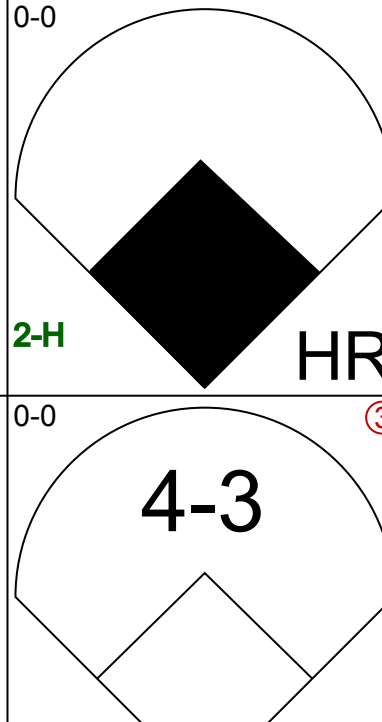




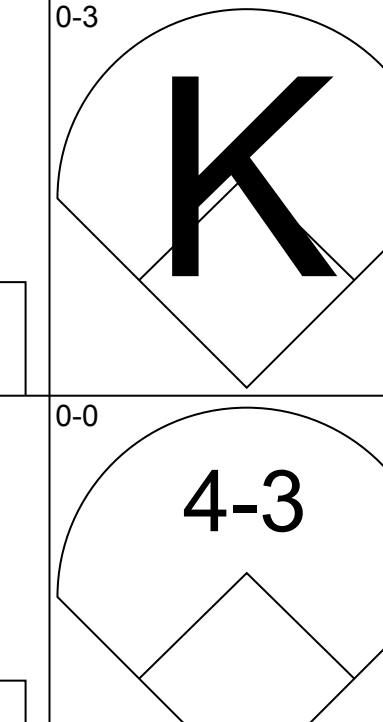
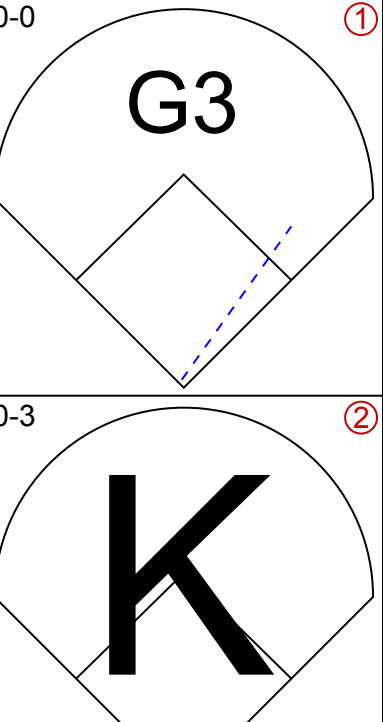
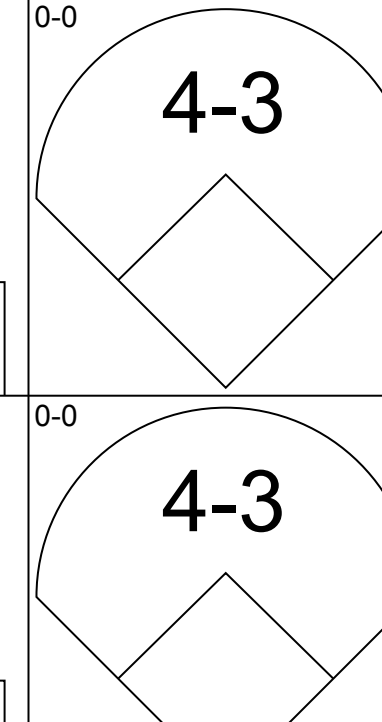
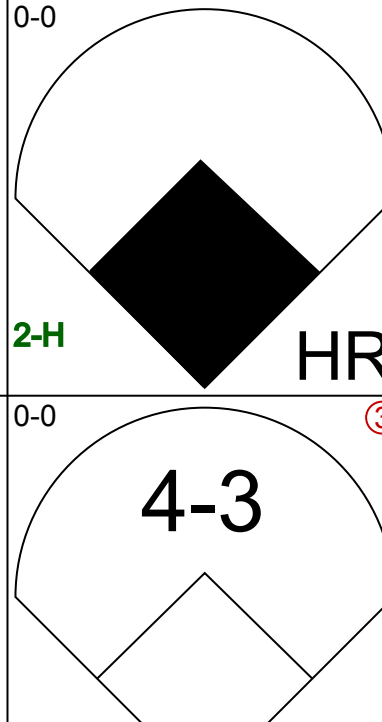

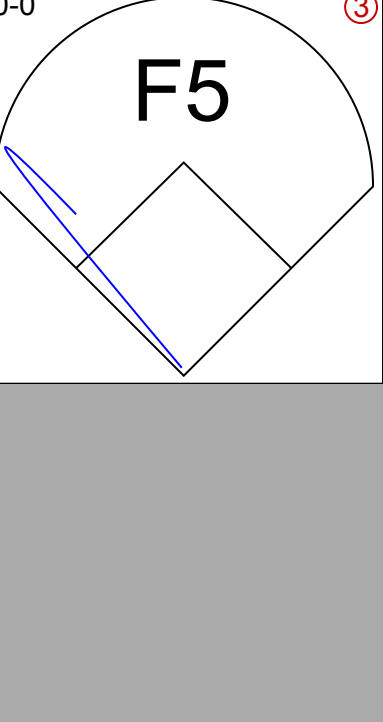



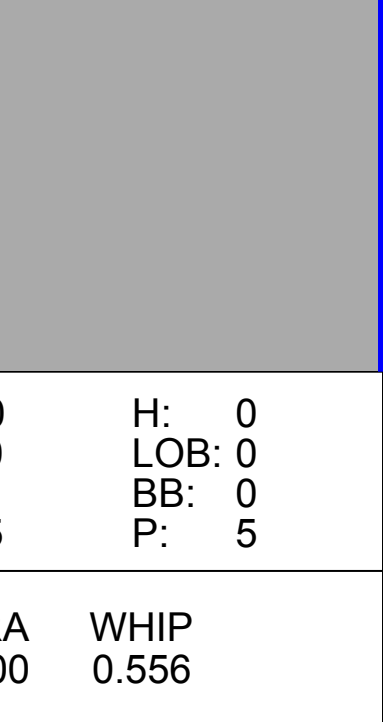
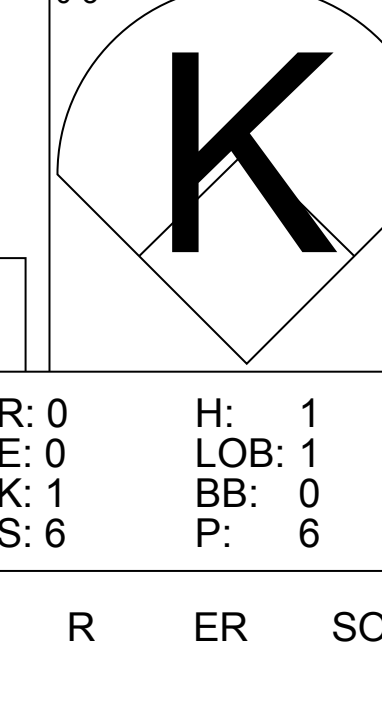
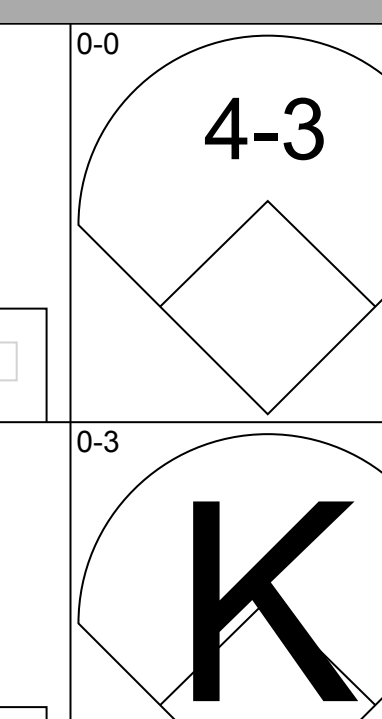
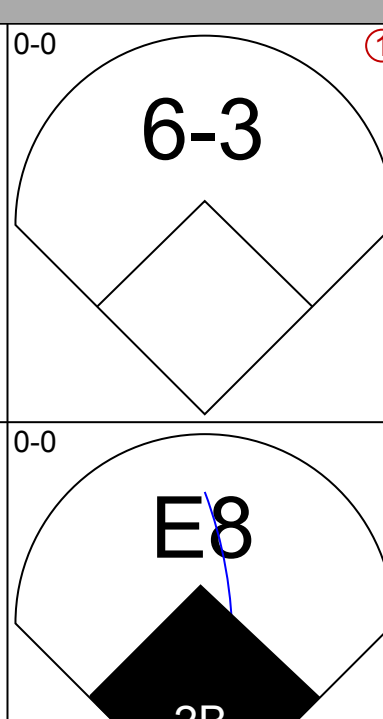
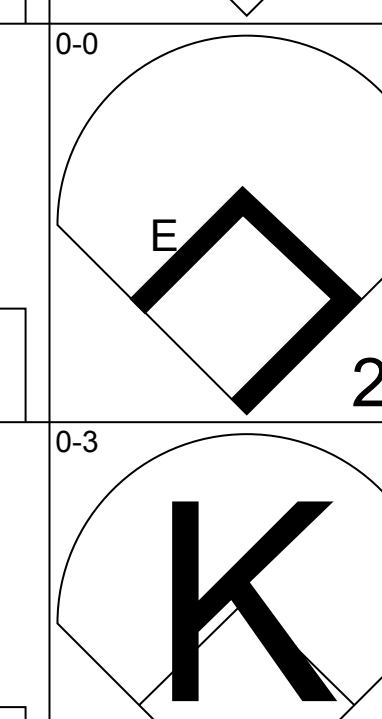
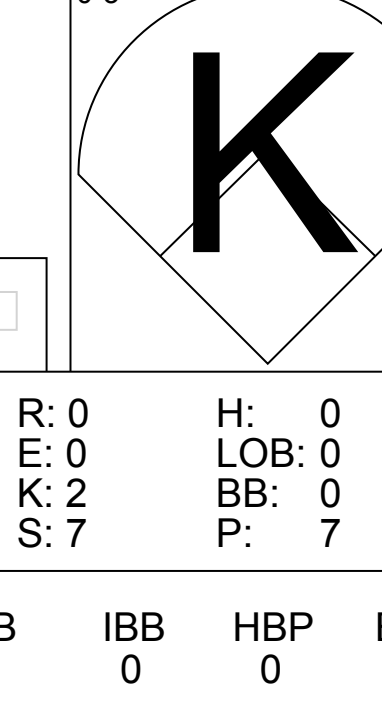
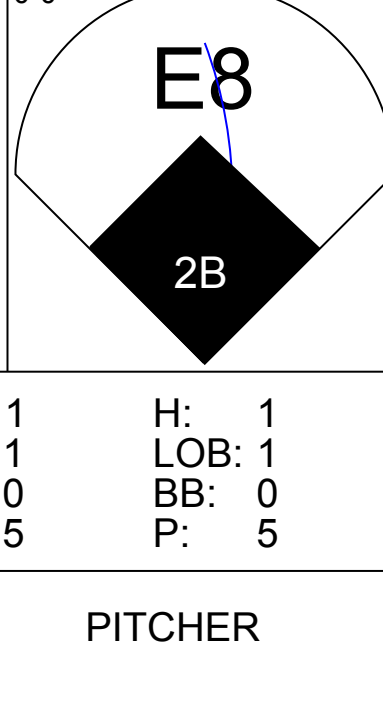
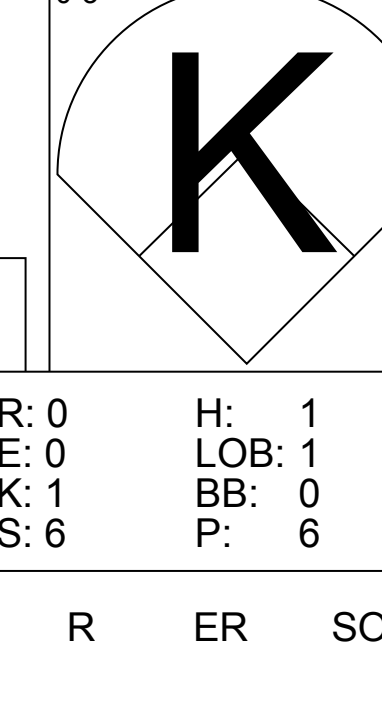
AB 35
R 4
H 10
RBI 2
BB 4
SO 3
LOB 19



Batter	1	2	3	4	5	6	7	8	9	AB	R	H	RBI	BB	SO	LOB	TOP											
Gene Clines, R OBP: 0.319, SLG: 0.338 (1, 8)	L2-3		G4-6-3 BB			L6-3	L7			4	0	0	0	1	0	6	Pittsburgh Pirates @ Cincinnati Reds Riverfront Stadium, Cincinnati, OH Tue Aug 28 1973, 7:05 PM EDT Att: 31,729 - Unknown livebaseballscorecards.com											
Dave Cash, R OBP: 0.327, SLG: 0.340 (1, 5)	BB		G4-6-3 1-2			HR 2B	CS 1B	F7		4	1	2	0	1	0	1												
Al Oliver, L OBP: 0.305, SLG: 0.465 (1, 3)	L8		L8			HR 2-H	BB BB 1B	K		5	2	2	2	0	1	1												
Willie Stargell, L OBP: 0.373, SLG: 0.640 Dave Parker, L OBP: 0.250, SLG: 0.369 (1, 7) (9, 7)	K			K		F5	BB BB 1B	F5		4	1	0	0	1	2	1												
Richie Zisk, R OBP: 0.387, SLG: 0.560 (1, 9)		F7		L8		1B 2B	BB BB 1B	K		4	2	1	0	1	1	0												
Manny Sanguillen, R OBP: 0.294, SLG: 0.418 (1, 2)		4-3 1B 2B		F7		1B 1B IBB	1B BB	6-3		3	2	1	1	2	0	0												
Rennie Stennett, R OBP: 0.289, SLG: 0.360 (1, 4)		4-3 2-3			F4	BB 1B	BB 1B	F8		5	0	2	3	0	0	1												
Dal Maxvill, R OBP: 0.289, SLG: 0.263 (1, 6)		FC4-6 1B			F4	1-2 2-H 1B	BB 1B			3	0	2	2	1	0	0												
Bob Moose, R OBP: 0.179, SLG: 0.135 Bob Johnson, L (6, 1)	FC4-6 1-2				F3	1-2 2-3 BB		K		2	0	0	0	1	0	1												
										1	0	0	0	0	1	3												
Inning Stats	R: 0 E: 0 K: 1 S: 5	H: 0 LOB: 1 BB: 1 P: 9	R: 1 E: 0 K: 0 S: 5	H: 2 LOB: 1 BB: 0 P: 5	R: 0 E: 0 K: 1 S: 2	H: 0 LOB: 0 BB: 1 P: 6	R: 0 E: 0 K: 1 S: 5	H: 0 LOB: 0 BB: 0 P: 5	R: 0 E: 0 K: 0 S: 3	H: 0 LOB: 0 BB: 0 P: 3	R: 4 E: 0 K: 0 S: 8	H: 5 LOB: 3 BB: 2 P: 16	R: 3 E: 0 K: 1 S: 7	H: 3 LOB: 3 BB: 4 P: 23	R: 0 E: 0 K: 1 S: 5	H: 0 LOB: 0 BB: 0 P: 5	R: 0 E: 0 K: 1 S: 5	H: 0 LOB: 0 BB: 0 P: 5	1B: 6 2B: 3 3B: 0 HR: 1	SF: 0 SAC: 0 DP: 1 HBP: 0	WP: 0 PB: 0 SB: 0 CS: 1	PA: 43						
PITCHER	IP	WLS	BF	H	R	ER	SO	BB	IBB	HBP	BLK	WP	HR	S	P	ERA	WHIP											
Ross Grimsley, L ERA: 3.08 Pedro Borbon, R ERA: 2.29 Clay Carroll, R ERA: 4.04 Dave Tomlin, L ERA: 4.38 Tom Hall, L ERA: 3.58	(1, 1)	5.2	L	26	7	5	5	2	2	1	0	0	0	1	27	39	7.94	1.588										
	(6, 1)	0.1		2	0	0	0	0	1	0	0	0	0	0	1	5	0.00	3.000										
	(7, 1)	0.1		5	2	3	3	0	3	0	0	0	0	2	14	81.00	15.000											
	(7, 1)	1.2		7	1	0	0	2	1	0	0	0	0	10	14	0.00	1.200											
	(9, 1)	1.0		3	0	0	0	1	0	0	0	0	0	5	5	0.00	0.000											

Batter	1	2	3	4	5	6	7	8	9	AB	R	H	RBI	BB	SO	LOB	BOTTOM											
Pete Rose, S OBP: 0.409, SLG: 0.438 (1, 7)	4-3		2B BB			L8				3	1	1	0	2	0	2	Pittsburgh Pirates @ Cincinnati Reds Riverfront Stadium, Cincinnati, OH Tue Aug 28 1973, 7:05 PM EDT Att: 31,729 - Unknown livebaseballscorecards.com											
Joe Morgan, L OBP: 0.412, SLG: 0.498 Denis Menke, R OBP: 0.359, SLG: 0.246 (1, 4) (8, 4)	L8		1-3			1B 1-2	K	K		4	0	2	0	0	1	0												
Dan Driessen, L OBP: 0.348, SLG: 0.398 (1, 5)	L8		L7			1-3 2-H 1B	F7			5	0	1	1	0	0	2												
Tony Perez, R OBP: 0.387, SLG: 0.516 (1, 3)	K					G6-4-3 1B	FC6-4 BB	6-3		4	0	1	0	1	2	0												
Johnny Bench, R OBP: 0.344, SLG: 0.438 (1, 2)						G6-4-3 1-2	FC6-4 1-2	1B 1B BB		3	1	1	0	2	0	3												
Ken Griffey, L OBP: 0.482, SLG: 0.538 (1, 9)	K					4-3 1B		FC6-4 1B		5	1	2	0	0	1	2												
Cesar Geronimo, L OBP: 0.248, SLG: 0.289 (1, 8)	F7					1B 1-H	1B	1B		4	0	3	1	0	0	1												
Darrel Chaney, S OBP: 0.295, SLG: 0.327 Larry Stahl, L OBP: 0.270, SLG: 0.343 Clay Carroll, R OBP: 0.154, SLG: 0.154 Dave Tomlin, L OBP: 0.613, SLG: 0.613 Hal King, L OBP: 0.345, SLG: 0.445 (1, 6) (6, PH) (7, 1) (7, 1) (8, PH) (8, 1)			1-3			F7		F4		2	0	0	0	0	0	1												
Ross Grimsley, L OBP: 0.072, SLG: 0.072 Pedro Borbon, R OBP: 0.333, SLG: 0.333 Ed Crosby, L OBP: 0.292, SLG: 0.273 (1, 1) (6, 1) (6, PH) (7, 6)			F7			5-3		9-2		2	0	0	0	0	0	0												
										2	0	1	0	0	0	3												
Inning Stats	R: 0 E: 0 K: 0 S: 3	H: 0 LOB: 0 BB: 0 P: 3	R: 0 E: 0 K: 2 S: 7	H: 0 LOB: 1 BB: 1 P: 11	R: 0 E: 0 K: 0 S: 4	H: 1 LOB: 2 BB: 1 P: 8	R: 1 E: 0 K: 0 S: 5	H: 3 LOB: 1 BB: 0 P: 5	R: 1 E: 0 K: 0 S: 5	H: 3 LOB: 2 BB: 1 P: 9	R: 0 E: 0 K: 0 S: 5	H: 2 LOB: 2 BB: 0 P: 5	R: 0 E: 0 K: 2 S: 7	H: 0 LOB: 0 BB: 0 P: 7	R: 1 E: 0 K: 1 S: 7	H: 3 LOB: 3 BB: 2 P: 15	R: 0 E: 0 K: 0 S: 4	H: 1 LOB: 1 BB: 0 P: 4	1B: 12 2B: 2 3B: 0 HR: 0	SF: 0 SAC: 0 DP: 2 HBP: 0	WP: 0 PB: 0 SB: 1 CS: 0	PA: 42						
PITCHER	IP	WLS	BF	H	R	ER	SO	BB	IBB	HBP	BLK	WP	HR	S	P	ERA	WHIP											
Bob Moose, R ERA: 3.7 Bob Johnson, R ERA: 3.93	(1, 1)	5.2	W	27	4	2	2	2	3	0	0	0	0	0	28	40	2.70	1.800										
	(6, 1)	3.1	S	15	4	1	1	3	2	0	0	0	0	19	27	2.70	1.800											

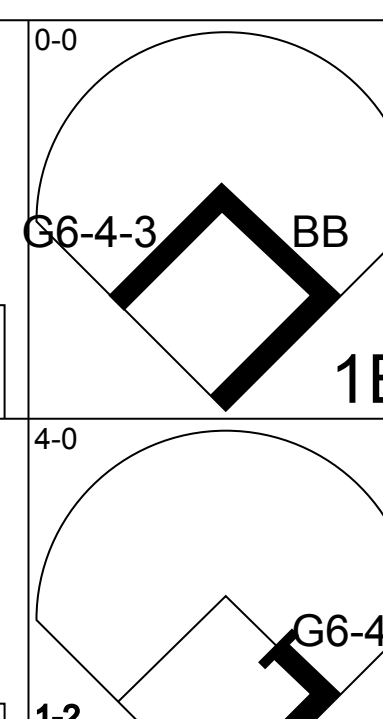
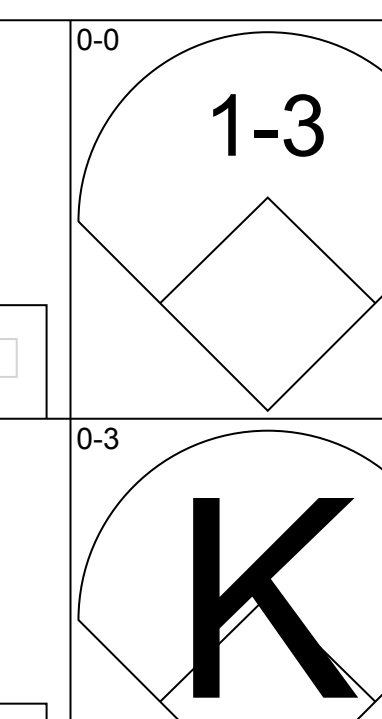
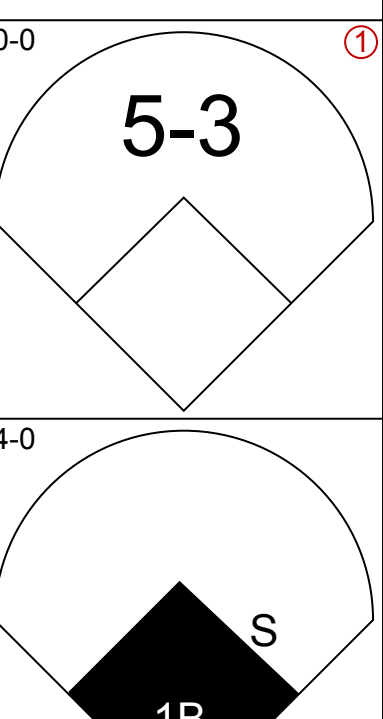
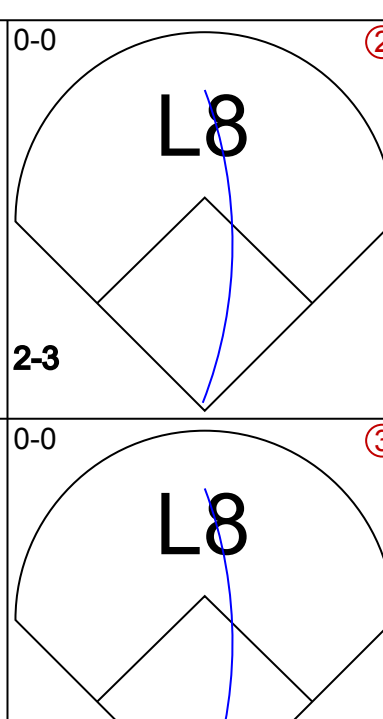
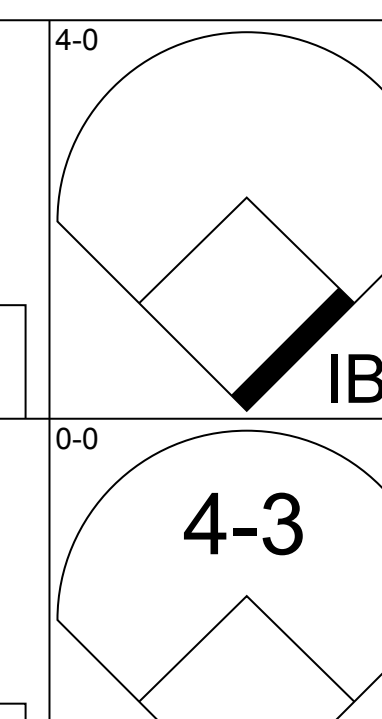
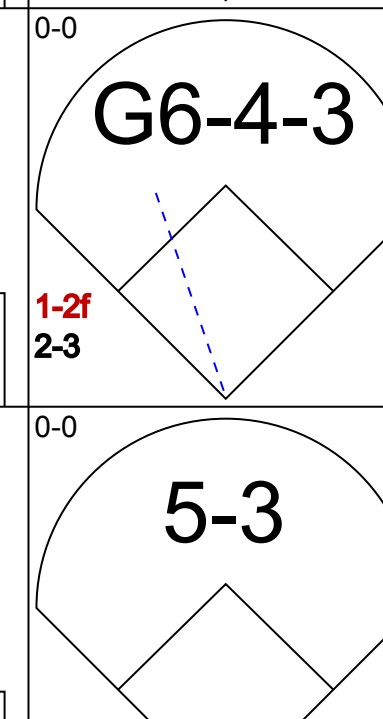

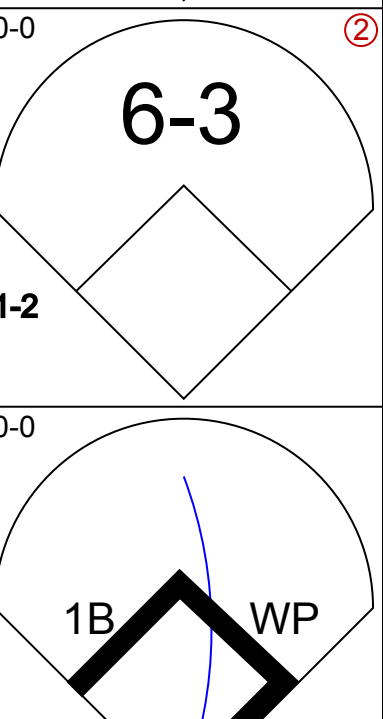



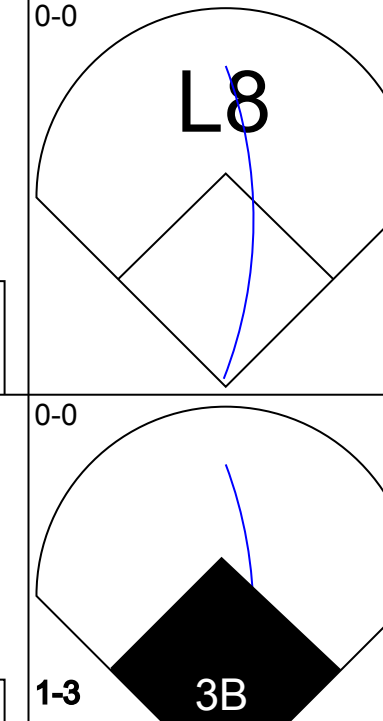
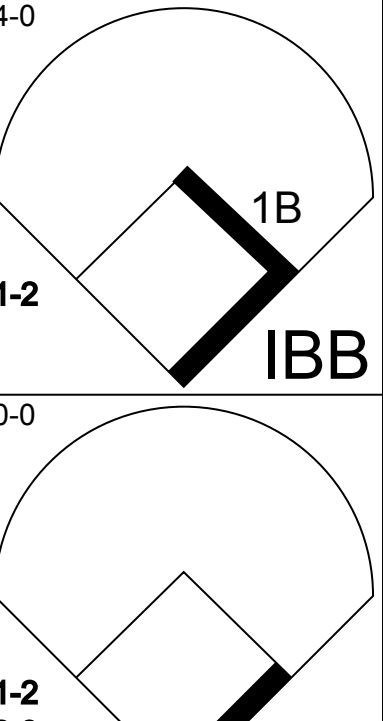
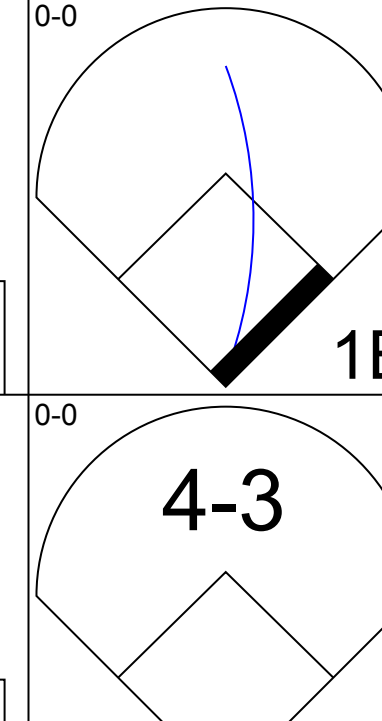

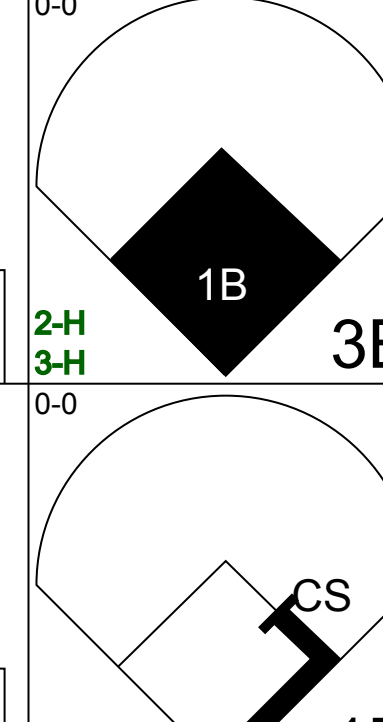
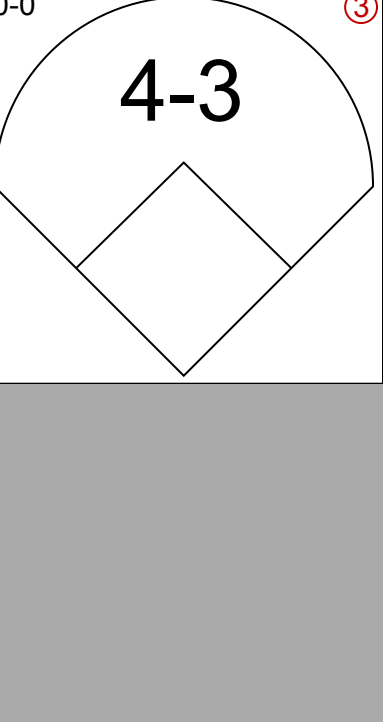


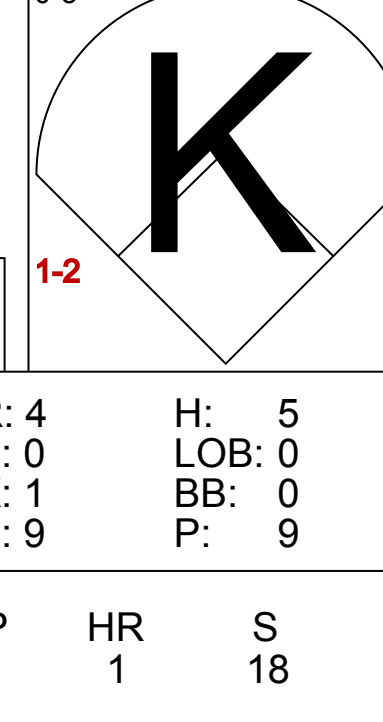
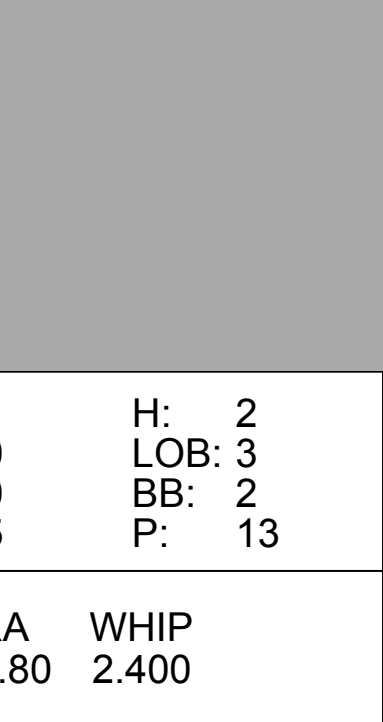
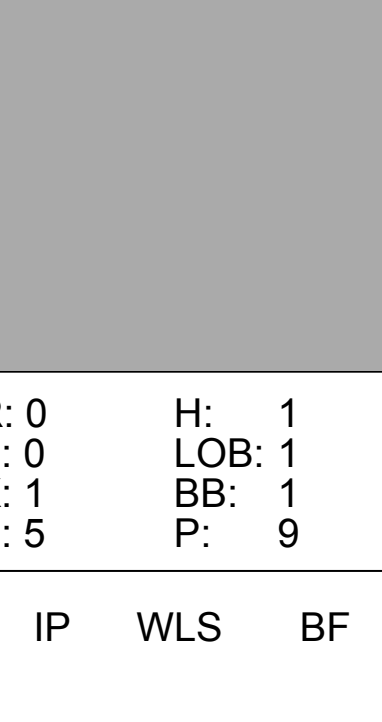
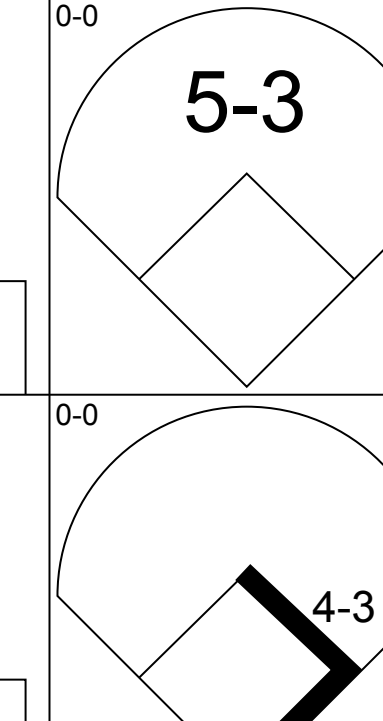
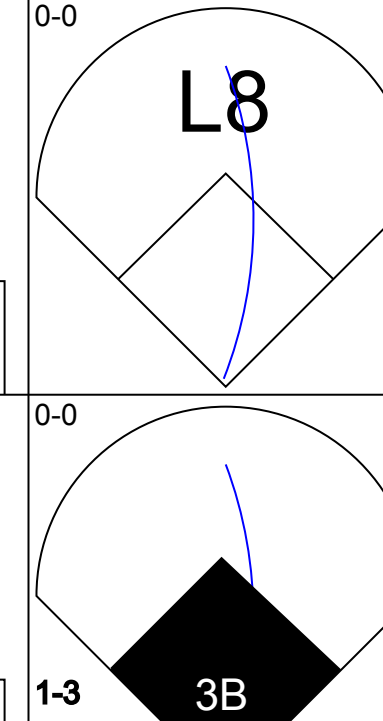
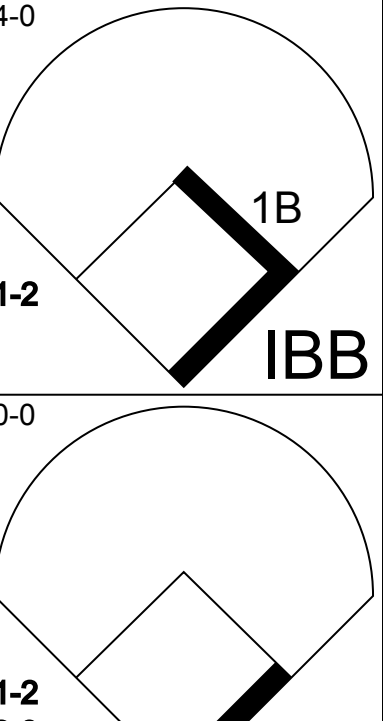


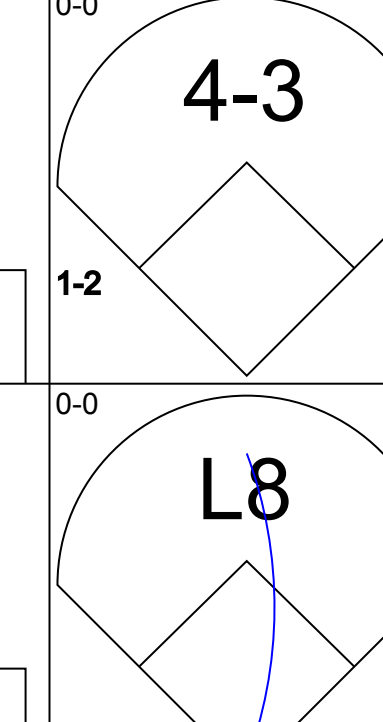
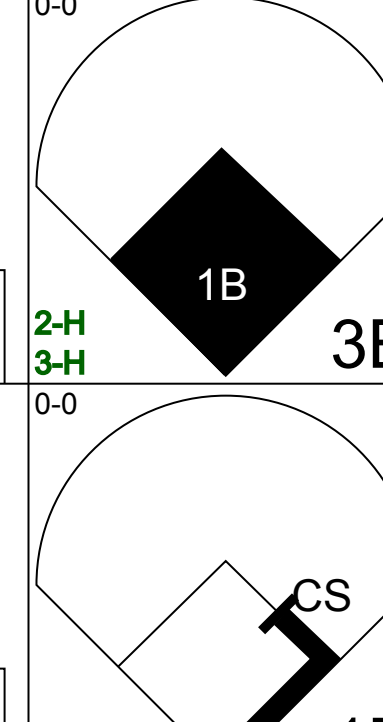


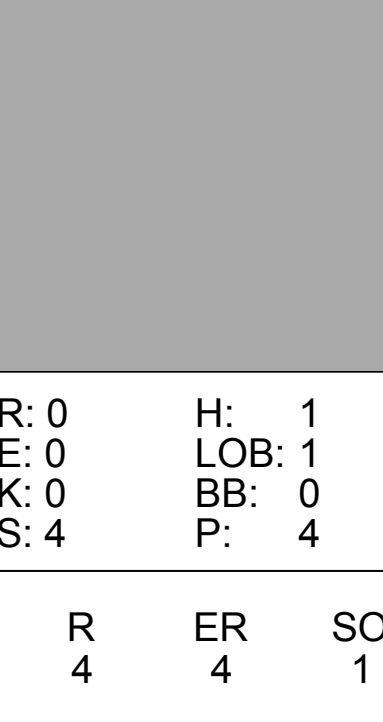
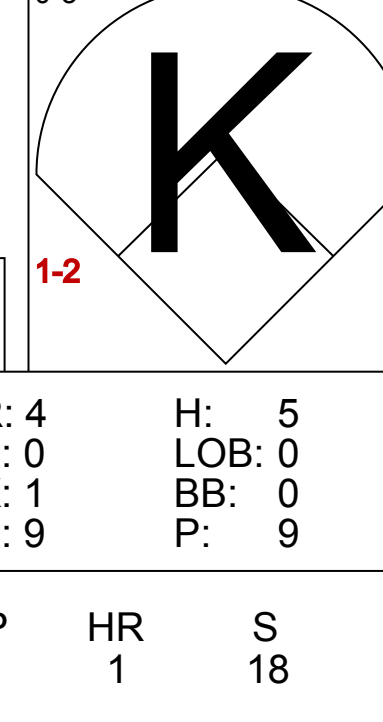
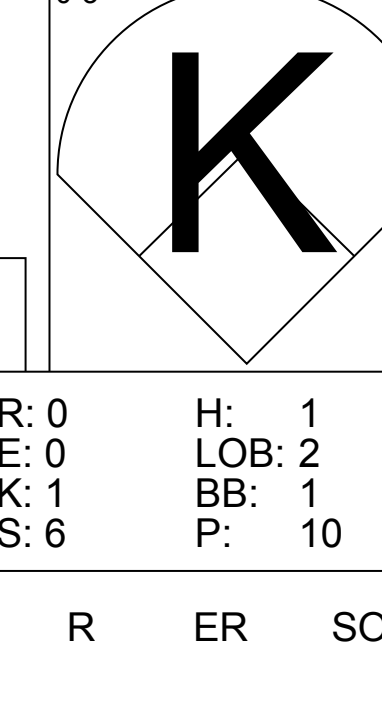
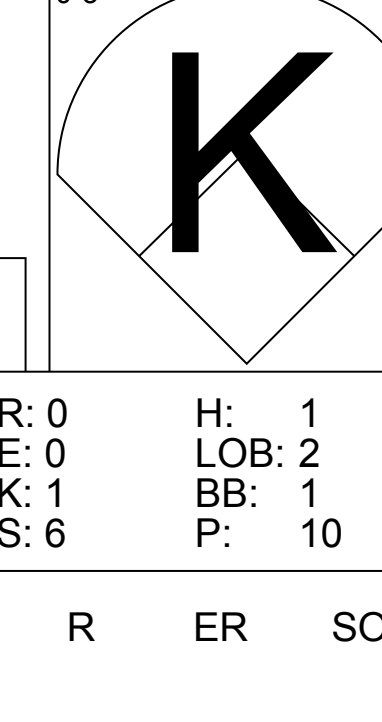









Batter	1	2	3	4	5	6	7	8	9	AB	R	H	RBI	BB	SO	LOB	TOP		
Gene Clines, R OBP: 0.318, SLG: 0.340 (1, 8)										4	0	1	1	0	2	1			
Dave Parker, L OBP: 0.250, SLG: 0.362 (1, 9)										4	1	1	0	0	1	1			
Al Oliver, L OBP: 0.304, SLG: 0.463 (1, 3)										3	0	0	0	1	0	2			
Richie Zisk, R OBP: 0.380, SLG: 0.550 (1, 7)										4	0	0	0	0	3	2			
Richie Hebner, L OBP: 0.350, SLG: 0.469 (1, 5)										4	1	1	2	0	1	0			
Milt May, L OBP: 0.355, SLG: 0.380 (1, 2)									4	0	0	0	0	1	0				
Rennie Stennett, R OBP: 0.267, SLG: 0.358 (1, 4) (8, 6)										3	0	0	0	0	1	0			
Dal Maxvill, R OBP: 0.286, SLG: 0.259 (8, PH)										2	0	0	0	0	0	0			
Dave Cash, R OBP: 0.329, SLG: 0.345 (8, 4)										1	0	1	0	0	0	0			
Nelson Briles, R OBP: 0.262, SLG: 0.311 (4, 1)										1	0	0	0	0	1	0			
Gene Clines, R OBP: 0.318, SLG: 0.340 (1, 8)										0	0	0	0	0	0	0			
John Lamb, R OBP: 0.227, SLG: 0.290 (8, 1)										0	0	0	0	0	0	0			
Bob Robertson, R OBP: 0.323, SLG: 0.388 (8, PH)										1	0	0	0	0	1	1			
Ramon Hernandez, S OBP: 0.252, SLG: 0.279 (1, 8)										0	0	0	0	0	0	0			
Inning Stats	R: 0 E: 0 K: 2 S: 7	H: 0 LOB: 1 BB: 1 P: 11	R: 0 E: 0 K: 2 S: 7	H: 0 LOB: 0 BB: 0 P: 7	R: 0 E: 0 K: 2 S: 7	H: 0 LOB: 0 BB: 0 P: 7	R: 0 E: 0 K: 1 S: 5	H: 0 LOB: 0 BB: 0 P: 5	R: 1 E: 1 K: 0 S: 5	H: 1 LOB: 1 BB: 0 P: 5	R: 0 E: 0 K: 0 S: 3	H: 0 LOB: 0 BB: 0 P: 3	R: 0 E: 0 K: 1 S: 6	H: 1 LOB: 1 BB: 0 P: 6	R: 2 E: 0 K: 1 S: 7	H: 2 LOB: 0 BB: 0 P: 7	1B: 1 2B: 2 3B: 0 HR: 1	SF: 0 SAC: 0 DP: 0 HBP: 0	WP: 0 PA: 33 PB: 0 SB: 0 CS: 0
PITCHER Jack Billingham, R ERA: 3.08 (1, 1)	IP: 9.0 WLS: W BF: 33 H: 4 R: 3 ER: 2 SO: 11 BB: 1 IBB: 0 HBP: 0 BLK: 0 WP: 0 HR: 1 S: 54 P: 58 ERA: 2.00 WHIP: 0.556																		

Pittsburgh Pirates @ Cincinnati Reds
Riverfront Stadium, Cincinnati, OH
Wed Aug 29 1973, 7:05 PM EDT
Att: 30,032 - Unknown

AB 32
R 3
H 4
RBI 3
BB 1
SO 11
LOB 7



Batter	1	2	3	4	5	6	7	8	9	AB	R	H	RBI	BB	SO	LOB	BOTTOM		
Pete Rose, S OBP: 0.409, SLG: 0.436 (1, 7)										4	0	1	0	1	0	1			
Joe Morgan, L OBP: 0.412, SLG: 0.495 (1, 4)										3	1	0	0	2	1	3			
Dan Driessen, L OBP: 0.350, SLG: 0.408 (1, 5) (8, 3)										3	1	1	1	1	0	3			
Tony Perez, R OBP: 0.388, SLG: 0.516 (1, 3)										4	1	2	1	0	1	2			
Denis Menke, R OBP: 0.359, SLG: 0.246 (8, 5)										0	0	0	0	0	0	0			
Johnny Bench, R OBP: 0.345, SLG: 0.437 (1, 2)										3	0	1	0	1	0	1			
Ken Griffey, L OBP: 0.528, SLG: 0.647 (1, 9)										4	1	3	0	0	0	1			
Cesar Geronimo, L OBP: 0.252, SLG: 0.279 (1, 8)										4	1	2	2	0	0	4			
Darrel Chaney, S OBP: 0.267, SLG: 0.211 (1, 6)										2	0	1	1	1	0	1			
Jack Billingham, R OBP: 0.048, SLG: 0.013 (1, 1)										3	0	0	0	0	2	2			
Inning Stats	R: 0 E: 0 K: 0 S: 3	H: 1 LOB: 1 BB: 1 P: 7	R: 0 E: 0 K: 0 S: 4	H: 1 LOB: 0 BB: 0 P: 4	R: 0 E: 0 K: 1 S: 5	H: 0 LOB: 0 BB: 0 P: 5	R: 4 E: 0 K: 1 S: 9	H: 5 LOB: 0 BB: 0 P: 9	R: 1 E: 0 K: 0 S: 5	H: 2 LOB: 3 BB: 2 P: 13	R: 0 E: 0 K: 1 S: 5	H: 1 LOB: 1 BB: 1 P: 9	R: 0 E: 0 K: 1 S: 6	H: 1 LOB: 2 BB: 1 P: 10	R: 0 E: 0 K: 1 S: 6	H: 1 LOB: 2 BB: 1 P: 10	1B: 8 2B: 2 3B: 1 HR: 1	SF: 0 SAC: 2 DP: 2 HBP: 0	WP: 1 PA: 38 PB: 0 SB: 1 CS: 2
PITCHER Nelson Briles, R ERA: 2.81 (1, 1)	IP: 3.1 WLS: L BF: 17 H: 7 R: 4 ER: 4 SO: 1 BB: 1 IBB: 0 HBP: 0 BLK: 0 WP: 1 HR: 1 S: 18 P: 22 ERA: 10.80 WHIP: 2.400																		
Luke Walker, L ERA: 4.39 (4, 1)	IP: 1.2 WLS: L BF: 8 H: 2 R: 1 ER: 1 SO: 1 BB: 1 IBB: 0 HBP: 0 BLK: 0 WP: 0 HR: 0 S: 8 P: 16 ERA: 5.40 WHIP: 1.800																		
John Lamb, R ERA: 5.4 (6, 1)	IP: 2.0 WLS: L BF: 8 H: 1 R: 0 ER: 0 SO: 1 BB: 0 IBB: 0 HBP: 0 BLK: 0 WP: 0 HR: 0 S: 8 P: 16 ERA: 0.00 WHIP: 1.500																		
Ramon Hernandez, L ERA: 2.38 (8, 1)	IP: 1.0 WLS: L BF: 5 H: 1 R: 0 ER: 0 SO: 1 BB: 0 IBB: 0 HBP: 0 BLK: 0 WP: 0 HR: 0 S: 6 P: 10 ERA: 0.00 WHIP: 1.000																		

Pittsburgh Pirates @ Cincinnati Reds
Riverfront Stadium, Cincinnati, OH
Wed Aug 29 1973, 7:05 PM EDT
Att: 30,032 - Unknown

AB 30
R 5
H 11
RBI 5
BB 6
SO 4
LOB 18



Batter	1	2	3	4	5	6	7	8	9	AB	R	H	RBI	BB	SO	LOB	TOP				
Pete Rose, S OBP: 0.410, SLG: 0.437 Ed Armbrister, R (7, FR) (7, 7)	0-0 1B BB 1B	0-0 6-3	0-0 4-3		0-0 2H 1B		4-0 WP BB		0-3 K	4	1	2	1	1	0	2					
Joe Morgan, L OBP: 0.410, SLG: 0.491 Ed Crosby, L OBP: 0.289, SLG: 0.269	4-0 1B BB	0-3 K		0-0 F8	0-0 P4		0-0 F8		0-0 G3	4	1	0	0	1	1	2					
Dan Driessen, L OBP: 0.358, SLG: 0.413 (8, 3)	0-0 1B SF8 1B		0-0 HR 1B	0-0 4-3		4-0 2B BB		0-0 G6-4-3 1B		4	3	3	0	1	0	0					
Tony Perez, R OBP: 0.390, SLG: 0.525 Clay Carroll, R OBP: 0.154, SLG: 0.154	0-0 BB 1B		0-0 HR	0-3 K		0-0 F7 2B		0-0 G6-4-3 1-2		5	1	3	5	0	1	1					
Johnny Bench, R OBP: 0.346, SLG: 0.438 Bill Plummer, R OBP: 0.287, SLG: 0.270	0-0 SF8		0-0 3-1 1B		4-0 2B BB		0-0 F7			2	2	1	1	1	0	1					
Ken Griffey, L OBP: 0.500, SLG: 0.550	3-0 1-2 BB		0-0 3-1		4-0 2B SF7 BB		0-0 F8		0-0 1-3	3	1	0	0	2	0	3					
Cesar Geronimo, L OBP: 0.254, SLG: 0.283	0-0 P6		0-0 F7		0-0 1-3 2H 2B		0-0 3-1		4-0 1B BB	4	1	1	1	1	0	4					
Darrel Chaney, S OBP: 0.266, SLG: 0.266	0-0 6-3		4-0 1B BB		0-0 SF7		0-0 F6		0-0 F7	3	0	0	1	1	0	3					
Don Gullett, R OBP: 0.262, SLG: 0.185 Denis Menke, R OBP: 0.362, SLG: 0.250		0-0 5-3		0-0 1-3 2H 1B		0-3 K		0-0 4-3		0-0 1-2 1B	4	0	1	1	0	1					
Inning Stats	R: 3 E: 0 K: 0 S: 6	H: 3 LOB: 2 BB: 2 P: 14	R: 0 E: 0 K: 1 S: 5	H: 0 LOB: 0 BB: 0 P: 5	R: 3 E: 0 K: 0 S: 7	H: 4 LOB: 2 BB: 1 P: 11	R: 0 E: 0 K: 1 S: 5	H: 0 LOB: 0 BB: 0 P: 5	R: 3 E: 0 K: 1 S: 7	H: 2 LOB: 1 BB: 2 P: 15	R: 1 E: 0 K: 0 S: 4	H: 1 LOB: 1 BB: 1 P: 8	R: 0 E: 0 K: 0 S: 3	H: 0 LOB: 2 BB: 1 P: 7	R: 0 E: 0 K: 0 S: 4	H: 2 LOB: 1 BB: 0 P: 4	R: 0 E: 0 K: 1 S: 6	H: 1 LOB: 2 BB: 1 P: 10	1B: 10 2B: 2 3B: 0 HR: 1	SF: 2 SAC: 0 DP: 1 HBP: 0	WP: 1 PA: 47 PB: 0 SB: 0 CS: 0
PITCHER	IP WLS BF H R ER SO BB IBB HBP BLK WP HR S P ERA WHIP	IP WLS BF H R ER SO BB IBB HBP BLK WP HR S P ERA WHIP																			
Bill Greif, R ERA: 3.27	(1, 1) 0.1 L 6 3 3 3 0 2 0 0 0 0 0 4 12 81.00 15.000																				
Mike Corkins, R ERA: 4.77	(1, 1) 3.2 19 5 6 6 2 3 0 0 0 0 1 20 32 14.73 2.182																				
Frank Snook, R ERA: 3.38	(5, 1) 4.0 17 4 1 1 1 2 0 0 0 0 1 0 17 25 2.25 1.500																				
Gary Ross, R ERA: 5.32	(9, 1) 1.0 5 1 0 0 1 1 0 0 0 0 0 6 10 0.00 2.000																				

Cincinnati Reds @ San Diego Padres
San Diego Stadium, San Diego, CA
Fri Aug 31 1973, 10:05 PM EDT
Att: 9,518 - Unknown

AB 37
R 10
H 13
RBI 10
BB 8
SO 4
LOB 21



Batter	1	2	3	4	5	6	7	8	9	AB	R	H	RBI	BB	SO	LOB	BOTTOM				
Jerry Morales, R OBP: 0.336, SLG: 0.428	0-0 F8		0-0 P4			4-0 BB BB		0-3 K	0-3 K	4	0	0	0	1	2	3					
Derrel Thomas, S OBP: 0.303, SLG: 0.258	0-0 5-3			0-0 F7		4-0 1-2 BB		0-0 1B		3	0	1	0	1	0	0					
Dave Roberts, R OBP: 0.309, SLG: 0.456	0-0 F9			0-0 G6-4-3 1B		0-3 K		0-3 K		4	0	1	0	0	2	3					
Nate Colbert, R OBP: 0.331, SLG: 0.423		0-3 K		0-0 G6-4-3 1-2		0-0 E4 HR		0-3 K		4	1	0	0	0	2	1					
Cito Gaston, R OBP: 0.298, SLG: 0.421		0-3 K			0-3 K		0-0 1H HR		0-0 1B BB FC6-4	4	2	2	2	0	2	0					
Fred Kendall, R OBP: 0.309, SLG: 0.391 Pat Corrales, R OBP: 0.278, SLG: 0.277		0-0 L7			0-0 P4		0-0 G5-4-3 1B		4-0 FC6-4 1B 1-2 1B BB	2	0	0	0	0	0	0					
Dave Winfield, R OBP: 0.333, SLG: 0.416			0-0 F7		0-0 F7		0-0 G5-4-3 1-2		0-0 FC6-4 1B 1-2 2-3 1B	4	0	1	0	0	0	1					
Rich Morales, R OBP: 0.237, SLG: 0.190 Dwain Anderson, R OBP: 0.223, SLG: 0.129			0-3 K			0-0 F3	0-0 F9		0-0 FC6-4 1B 1-2 2-3 3-H	1	0	0	0	0	1	0					
Bill Greif, R ERA: 5.176, SLG: 0.102 Mike Corkins, R ERA: 4.77, SLG: 0.276, SLG: 0.593 Frank Snook, R ERA: 3.38, SLG: 0.304 Leron Lee, L OBP: 0.304, SLG: 0.304 Gary Ross, R ERA: 5.32, SLG: 0.431	(1, 1) (1, 1) (5, 1) (8, PH) (9, 1) (9, PH)				0-0 2B				0-0 1-3	0	0	0	0	0	0	0					
Inning Stats	R: 0 E: 0 K: 0 S: 3	H: 0 LOB: 0 BB: 0 P: 3	R: 0 E: 0 K: 2 S: 7	H: 0 LOB: 0 BB: 0 P: 7	R: 0 E: 0 K: 1 S: 6	H: 1 LOB: 1 BB: 0 P: 6	R: 0 E: 0 K: 0 S: 3	H: 1 LOB: 0 BB: 0 P: 3	R: 0 E: 0 K: 1 S: 5	H: 0 LOB: 0 BB: 0 P: 5	R: 0 E: 0 K: 2 S: 7	H: 0 LOB: 2 BB: 2 P: 15	R: 2 E: 1 K: 0 S: 5	H: 2 LOB: 0 BB: 0 P: 5	R: 0 E: 0 K: 2 S: 8	H: 1 LOB: 1 BB: 0 P: 8	R: 2 E: 0 K: 2 S: 10	H: 3 LOB: 2 BB: 1 P: 14	1B: 6 2B: 1 3B: 0 HR: 1	SF: 0 SAC: 0 DP: 2 HBP: 0	WP: 0 PA: 37 PB: 0 SB: 0 CS: 0
PITCHER	IP WLS BF H R ER SO BB IBB HBP BLK WP HR S P ERA WHIP	IP WLS BF H R ER SO BB IBB HBP BLK WP HR S P ERA WHIP																			
Don Gullett, L ERA: 3.47	(1, 1) 7.0 W 26 4 2 2 4 2 0 0 0 0 1 36 44 1.29 0.857																				
Clay Carroll, R ERA: 4.16	(8, 1) 2.0 S 11 4 2 2 4 1 0 0 0 0 0 18 22 9.00 2.500																				

Cincinnati Reds @ San Diego Padres
San Diego Stadium, San Diego, CA
Fri Aug 31 1973, 10:05 PM EDT
Att: 9,518 - Unknown

AB 34
R 4
H 8
RBI 4
BB 3
SO 10
LOB 10



Batter	1	2	3	4	5	6	7	8	9	AB	R	H	RBI	BB	SO	LOB	TOP		
Pete Rose, S OBP: 0.411, SLG: 0.436 (1, 7)										3	0	1	0	1	0	0	Cincinnati Reds @ San Diego Padres San Diego Stadium, San Diego, CA Sat Sep 01 1973, 10:05 PM EDT Att: 6,948 - Unknown		
Joe Morgan, L OBP: 0.406, SLG: 0.486 (1, 4)										4	0	0	0	0	0	4			
Dan Driessen, L OBP: 0.353, SLG: 0.407 (1, 5)										4	0	0	0	0	0	1			
Tony Perez, R OBP: 0.391, SLG: 0.527 (1, 3)										4	1	2	0	0	0	0			
Denis Menke, R OBP: 0.362, SLG: 0.250 (9, 5)										4	1	1	2	0	0	1			
Johnny Bench, R OBP: 0.346, SLG: 0.442 (1, 2)										4	1	1	1	0	1	1			
Andy Kosco, R OBP: 0.333, SLG: 0.512 (1, 9)										4	0	1	0	0	0	0			
Cesar Geronimo, L OBP: 0.254, SLG: 0.283 (9, 8)										2	0	0	0	0	0	0			
Ed Arbrister, R OBP: 0.200, SLG: 0.200 (1, 8)										2	0	0	0	0	1	1			
Darrel Chaney, S OBP: 0.263, SLG: 0.204 (1, 6)										0	0	0	0	0	0	0			
Fred Norman, S OBP: 0.100, SLG: 0.074 (1, 1)										0	0	0	0	0	0	0			
Pedro Borbon, R OBP: 0.333, SLG: 0.333 (7, 1)										1	0	0	0	0	0	0			
George Foster, R (8, PH)										0	0	0	0	0	0	0			
Clay Carroll, R OBP: 0.154, SLG: 0.154 (8, 1)										0	0	0	0	0	0	0			
Tom Hall, L OBP: 0.045, SLG: 0.045 (9, 1)										0	0	0	0	0	0	0			
Inning Stats	R: 0 E: 0 K: 0 S: 3	H: 1 LOB: 0 BB: 0 P: 3	R: 1 E: 0 K: 0 S: 4	H: 1 LOB: 0 BB: 0 P: 4	R: 0 E: 1 K: 0 S: 4	H: 0 LOB: 1 BB: 0 P: 4	R: 0 E: 0 K: 1 S: 6	H: 1 LOB: 2 BB: 1 P: 10	R: 0 E: 0 K: 1 S: 5	H: 0 LOB: 0 BB: 0 P: 5	R: 0 E: 0 K: 0 S: 3	H: 0 LOB: 0 BB: 0 P: 3	R: 0 E: 0 K: 0 S: 3	H: 0 LOB: 0 BB: 0 P: 3	R: 2 E: 0 K: 0 S: 5	H: 2 LOB: 0 BB: 0 P: 5	1B: 3 2B: 1 3B: 0 HR: 2	SF: 0 SAC: 1 DP: 1 HBP: 0	WP: 0 PA: 34 PB: 0 SB: 0 CS: 0
PITCHER Randy Jones, L ERA: 3.03 (1, 1)	IP: 9.0 WLS: L BF: 34 H: 6 R: 3 ER: 3 SO: 2 BB: 0 IBB: 1 HBP: 0 BLK: 0 WP: 0 HR: 2 S: 37 P: 41 ERA: 3.00 WHIP: 0.667															PITCHER			

Batter	1	2	3	4	5	6	7	8	9	AB	R	H	RBI	BB	SO	LOB	BOTTOM		
Jerry Morales, R OBP: 0.338, SLG: 0.432 (1, 8)										4	0	2	0	0	0	0	Cincinnati Reds @ San Diego Padres San Diego Stadium, San Diego, CA Sat Sep 01 1973, 10:05 PM EDT Att: 6,948 - Unknown		
Derrel Thomas, S OBP: 0.300, SLG: 0.255 (1, 6)										3	0	0	0	0	1	1			
Dave Roberts, R OBP: 0.306, SLG: 0.451 (1, 5)										4	0	0	0	0	2	2			
Nate Colbert, R OBP: 0.335, SLG: 0.432 (1, 3)										3	1	2	1	1	0	0			
Cito Gaston, R OBP: 0.298, SLG: 0.419 (1, 9)										4	1	1	0	0	1	4			
Fred Kendall, R OBP: 0.308, SLG: 0.390 (1, 2)										4	0	1	0	0	0	0			
Dwain Anderson, R OBP: 0.223, SLG: 0.129 (9, FR)										0	0	0	0	0	0	0			
Dave Winfield, R OBP: 0.327, SLG: 0.408 (1, 7)										2	0	0	0	0	0	0			
Johnny Grubb, L OBP: 0.365, SLG: 0.435 (7, PH)										2	0	1	1	0	0	1			
Dave Hilton, R OBP: 0.267, SLG: 0.291 (1, 4)										4	0	0	0	0	1	3			
Randy Jones, R OBP: 0.176, SLG: 0.152 (1, 1)										3	0	0	0	0	2	2			
Ivan Murrell, R OBP: 0.194, SLG: 0.341 (9, PH)										1	0	0	0	0	0	1			
Inning Stats	R: 0 E: 0 K: 1 S: 5	H: 0 LOB: 0 BB: 0 P: 5	R: 0 E: 0 K: 1 S: 5	H: 0 LOB: 0 BB: 0 P: 5	R: 0 E: 0 K: 1 S: 7	H: 2 LOB: 0 BB: 0 P: 7	R: 0 E: 0 K: 0 S: 3	H: 0 LOB: 0 BB: 0 P: 3	R: 0 E: 0 K: 2 S: 7	H: 0 LOB: 0 BB: 0 P: 7	R: 2 E: 0 K: 1 S: 9	H: 4 LOB: 2 BB: 0 P: 9	R: 0 E: 0 K: 0 S: 4	H: 1 LOB: 2 BB: 1 P: 8	R: 0 E: 1 K: 0 S: 4	H: 0 LOB: 1 BB: 0 P: 4	1B: 4 2B: 2 3B: 0 HR: 1	SF: 0 SAC: 1 DP: 0 HBP: 0	WP: 0 PA: 36 PB: 0 SB: 0 CS: 0
PITCHER Fred Norman, L ERA: 3.38 (1, 1)	IP: 6.1 WLS: L BF: 24 H: 5 R: 2 ER: 2 SO: 6 BB: 0 IBB: 0 HBP: 0 BLK: 0 WP: 0 HR: 1 S: 36 P: 36 ERA: 2.84 WHIP: 0.789															PITCHER			
Pedro Borbon, R ERA: 2.25 (7, 1)	0.2	3	1	0	0	1	0	0	0	0	0	5	5	0.00	1.500				
Clay Carroll, R ERA: 4.11 (8, 1)	1.0	W	6	1	0	0	0	1	0	0	0	5	9	0.00	1.000				
Tom Hall, L ERA: 3.54 (9, 1)	1.0	S	3	0	0	0	0	0	0	0	0	3	3	0.00	0.000				



Batter	1	2	3	4	5	6	7	8	9	AB	R	H	RBI	BB	SO	LOB	TOP					
Pete Rose, S OBP: 0.409, SLG: 0.436 (1, 7)	0-0 4-3		0-0 E6		0-0 F9		0-0 1B		0-0 5-3	5	0	1	1	0	0	1	Cincinnati Reds @ Houston Astros Astrodome, Houston, TX Mon Sep 03 1973, 8:05 PM EDT Att: 10,319 - Unknown					
Joe Morgan, L OBP: 0.404, SLG: 0.479 (1, 4)	0-0 1-3		0-3 K		0-0 4-3		0-3 K		0-3 K	5	0	0	0	0	3	4						
Dan Driessen, L OBP: 0.354, SLG: 0.403 (1, 5)	0-0 G3		0-0 E1				0-0 L9		0-0 G3	5	0	1	0	0	0	2						
Tony Perez, R OBP: 0.389, SLG: 0.522 (1, 3)		0-0 F9	0-0 G4-3				0-0 F9		0-0 F7	5	0	0	0	0	0	4						
Johnny Bench, R OBP: 0.347, SLG: 0.442 (1, 2)		0-0 G3		4-0 FC6-4 BB			0-0 6-3		0-0 1B 2B	3	1	1	0	1	0	0						
Andy Kosco, R OBP: 0.340, SLG: 0.540 (1, 9)		0-0 HR		0-0 FC6-4 4-3			0-3 K		4-0 1B BB	3	2	1	1	1	1	1						
Ed Arbrister, R OBP: 0.258, SLG: 0.201 (1, 8)		0-0 2B		0-0 4-3			0-3 K		0-0 1B 1B	4	0	2	0	0	1	1						
Cesar Geronimo, L OBP: 0.253, SLG: 0.285 (8, 8)		0-0 2B		0-0 1-2			0-0 K		1-2 2-3 1B	0	0	0	0	0	0	0						
Darrel Chaney, S OBP: 0.256, SLG: 0.201 (7, PH)		0-0 5-3		0-0 1-3			4-0 BB 1B		0-0 S 1B	2	0	0	0	0	0	2						
Ken Griffey, L OBP: 0.289, SLG: 0.269 (8, PH)		0-0 5-3		0-0 1-3			0-3 BB 1B		1-3 2-H 3-H 1B	1	0	1	2	0	0	0						
Ed Crosby, L OBP: 0.289, SLG: 0.269 (8, 6)							4-0 BB 1B		0-3 K	2	0	1	0	0	1	0						
Jack Billingham, R OBP: 0.059, SLG: 0.024 (7, PH)							1-2 BB		1-2 K	1	0	0	0	0	1	2						
Phil Gagliano, R OBP: 0.309, SLG: 0.283 (7, PH)							0-0 K			0	0	0	0	1	0	0						
Pedro Borbon, R OBP: 0.308, SLG: 0.308 (7, 1)			0-0 E 1B		0-3 K		1-2 BB		1-2 K	1	0	0	0	0	1	2						
Inning Stats	R: 0 E: 0 K: 0 S: 3	H: 0 LOB: 0 BB: 0 P: 3	R: 1 E: 0 K: 0 S: 5	H: 2 LOB: 1 BB: 0 P: 5	R: 0 E: 2 K: 1 S: 7	H: 1 LOB: 2 BB: 0 P: 7	R: 0 E: 0 K: 0 S: 3	H: 0 LOB: 1 BB: 1 P: 7	R: 0 E: 0 K: 0 S: 5	H: 0 LOB: 0 BB: 0 P: 5	R: 0 E: 0 K: 0 S: 3	H: 0 LOB: 0 BB: 0 P: 3	R: 1 E: 0 K: 3 S: 10	H: 1 LOB: 2 BB: 2 P: 18	R: 2 E: 0 K: 1 S: 8	H: 3 LOB: 2 BB: 1 P: 12	R: 0 E: 0 K: 1 S: 6	H: 1 LOB: 1 BB: 0 P: 6	1B: 5 2B: 2 3B: 0 HR: 1	SF: 0 SAC: 0 DP: 1 HBP: 0	WP: 0 PB: 0 SB: 1 CS: 0	PA: 40
PITCHER	IP WLS BF	H R ER	SO BB IBB HBP BLK	WP HR S P	ERA WHIP	PITCHER										IP WLS BF	H R ER	SO BB IBB HBP BLK	WP HR S P	ERA WHIP		
Juan Pizarro, L ERA: 5.68 (1, 1)	7.2 L 34	6 4 4	5 4 0	0 1 40	56 4.70 1.304	Juan Pizarro, L ERA: 5.68 (1, 1)										7.2 L 34	6 4 4	5 4 0	0 1 40	56 4.70 1.304		
Ken Forsch, R ERA: 3.92 (8, 1)	0.1 2 1	0 0 0	1 0 0	4 4 6	0.00 3.000	Ken Forsch, R ERA: 3.92 (8, 1)										0.1 2 1	0 0 0	1 0 0	4 4 6	0.00 3.000		
Jim Crawford, L ERA: 4.32 (9, 1)	1.0 4 1	0 0 0	1 0 0	6 6 6	0.00 1.000	Jim Crawford, L ERA: 4.32 (9, 1)										1.0 4 1	0 0 0	1 0 0	6 6 6	0.00 1.000		

AB	36
R	4
H	8
RBI	4
BB	4
SO	7
LOB	17



Batter	1	2	3	4	5	6	7	8	9	AB	R	H	RBI	BB	SO	LOB	BOTTOM					
Bob Gallagher, L OBP: 0.287, SLG: 0.348 (1, 9)	0-0 4-3		0-0 4-3	0-0 3-1		0-0 3-1		0-3 K		5	0	0	0	0	1	3	Cincinnati Reds @ Houston Astros Astrodome, Houston, TX Mon Sep 03 1973, 8:05 PM EDT Att: 10,319 - Unknown					
Hector Torres, R OBP: 0.180, SLG: 0.089 (1, 6)	4-0 BB 1B		0-3 K		0-0 4-3	0-0 5-3		0-3 K		3	0	0	0	1	1	0						
Jimmy Wynn, R OBP: 0.340, SLG: 0.384 (8, PH)										1	0	0	0	0	1	1						
Jim Crawford, L OBP: 0.306, SLG: 0.333 (9, 1)										0	0	0	0	0	0	0						
Cesar Cedeno, R OBP: 0.373, SLG: 0.509 (1, 8)	0-3 K		0-0 WP 2B		0-3 K		0-0 4-3		0-0 G5-4-3 1B	5	0	2	0	0	2	1						
Bob Watson, R OBP: 0.402, SLG: 0.448 (1, 7)	4-0 1B BB		4-0 FC6-4 BB		0-0 E 1B		0-0 1B 1B		0-0 G5-4-3 1B	3	1	2	0	2	0	1						
Doug Rader, R OBP: 0.316, SLG: 0.427 (1, 5)	0-0 1-2 2-H 1B		0-0 FC6-4		0-0 E5 2B		0-0 1B 1B		0-0 1B 1B	5	1	3	0	0	0	2						
Lee May, R OBP: 0.308, SLG: 0.480 (1, 3)		0-0 F9		0-3 K	0-0 2B 2B		0-0 P6		0-0 1B 1B	5	1	2	1	0	1	2						
Johnny Edwards, L OBP: 0.297, SLG: 0.359 (1, 2)		0-0 G3		0-0 BB 1B	4-0 2B IBB		0-0 F8		0-0 F8	4	0	1	0	1	0	4						
Tommy Helms, R OBP: 0.325, SLG: 0.369 (1, 4)		0-0 1B		0-0 F8	0-0 2B		0-0 SH1-4 1B			4	0	3	1	0	0	1						
Juan Pizarro, L OBP: 0.095, SLG: 0.082 (8, 1)		0-0 G3		4-0 BB		0-0 F7		0-0 SH1-4		2	0	0	0	1	0	1						
Ken Forsch, R OBP: 0.286, SLG: 0.194 (6, PH)										0	0	0	0	0	0	0						
Ray Busse, R OBP: 0.181, SLG: 0.308 (9, 6)										0	0	0	0	0	0	0						
Inning Stats	R: 0 E: 0 K: 1 S: 5	H: 1 LOB: 2 BB: 2 P: 13	R: 0 E: 0 K: 0 S: 4	H: 1 LOB: 0 BB: 0 P: 4	R: 0 E: 0 K: 1 S: 6	H: 1 LOB: 2 BB: 1 P: 10	R: 0 E: 0 K: 1 S: 6	H: 1 LOB: 2 BB: 1 P: 10	R: 3 E: 1 K: 1 S: 8	H: 3 LOB: 2 BB: 1 P: 12	R: 0 E: 0 K: 0 S: 3	H: 0 LOB: 0 BB: 0 P: 3	R: 0 E: 0 K: 0 S: 5	H: 2 LOB: 2 BB: 0 P: 5	R: 0 E: 0 K: 2 S: 8	H: 1 LOB: 1 BB: 0 P: 8	R: 0 E: 0 K: 0 S: 5	H: 3 LOB: 2 BB: 0 P: 5	1B: 10 2B: 3 3B: 0 HR: 0	SF: 0 SAC: 1 DP: 1 HBP: 0	WP: 1 PB: 0 SB: 0 CS: 0	PA: 43
PITCHER	IP WLS BF	H R ER	SO BB IBB HBP BLK	WP HR S P	ERA WHIP	PITCHER										IP WLS BF	H R ER	SO BB IBB HBP BLK	WP HR S P	ERA WHIP		
Jack Billingham, R ERA: 3.01 (1, 1)	6.0 W 29	7 3 0	4 0 0	0 0 18	18 0.00 2.000	Jack Billingham, R ERA: 3.01 (1, 1)										6.0 W 29	7 3 0	4 0 0	0 0 18	18 0.00 2.000		
Pedro Borbon, R ERA: 2.19 (7, 1)	3.0 W 14	6 0 0	2 0 0	0 0 18	18 0.00 2.000	Pedro Borbon, R ERA: 2.19 (7, 1)										3.0 W 14	6 0 0	2 0 0	0 0 18	18 0.00 2.000		



Batter	1	2	3	4	5	6	7	8	9	10	11	AB R H RBI BB SO LOB	TOP															
Pete Rose, S OBP: 0.411, SLG: 0.437 (1, 7)	5-3		WP BB		6-3			6-3		F8	E 2B	5 1 1 1 1 0 0	Cincinnati Reds @ Houston Astros Astrodome, Houston, TX Wed Sep 05 1973, 8:05 PM EDT Att. 7,197 - Unknown															
Joe Morgan, L OBP: 0.401, SLG: 0.473 (1, 4)	4-3		F9		F9			P4		F9	E5 1B	6 0 1 2 0 0 1																
Tony Perez, R OBP: 0.386, SLG: 0.520 (1, 3)	5-3											4 0 0 0 1 1 1																
Larry Stahl, L OBP: 0.322, SLG: 0.340 (11, 9)			K									1 1 0 0 0 0 2																
George Foster, R (11, 9)												0 0 0 0 0 0 0																
Johnny Bench, R OBP: 0.348, SLG: 0.447 (11, 2)		F9			4-3			F9				5 1 2 0 0 0 0																
Bill Plummer, R OBP: 0.297, SLG: 0.270 (11, 2)									SH2-4 1B			0 0 0 0 0 0 0																
Andy Kosco, R OBP: 0.359, SLG: 0.539 (9, 8)								F8		SH2-4 1-2		2 1 1 0 1 0 0																
Cesar Geronimo, L OBP: 0.254, SLG: 0.285 (9, 8)		3B 1B			1B BB						SF8 1B	1 1 1 0 0 0 0																
Ed Armbrister, R OBP: 0.333, SLG: 0.786 (9, 9)					F8					F7		4 2 2 2 0 0 2																
Dan Driessen, L OBP: 0.383, SLG: 0.398 (11, 3)											2B 1B	1 1 1 1 0 0 0																
Denis Menke, R OBP: 0.372, SLG: 0.271 (1, 5)			SF7 3B									1 0 0 2 2 0 0																
Darrel Chaney, S OBP: 0.263, SLG: 0.208 (9, PH)												3 0 1 0 0 0 0																
Phil Scaglione, R OBP: 0.392, SLG: 0.290 (9, 6)												1 0 0 0 0 0 2																
Ed Crosby, L OBP: 0.286, SLG: 0.266 (9, 6)												1 0 0 0 0 1 2																
Fred Norman, S OBP: 0.096, SLG: 0.070 (8, 1)												3 0 0 0 0 1 0																
Pedro Borbon, R OBP: 0.308, SLG: 0.308 (10, PH)												0 0 0 0 0 0 0																
Ken Griffey, L OBP: 0.559, SLG: 0.645 (10, 1)												1 0 0 0 0 1 0																
Clay Carroll, R OBP: 0.214, SLG: 0.214 (10, 1)												1 1 1 1 0 0 0																
Inning Stats	R: 0 E: 0 K: 0 S: 3	H: 0 LOB: 0 BB: 0 P: 3	R: 2 E: 0 K: 0 S: 5	H: 2 LOB: 0 BB: 0 P: 5	R: 0 E: 0 K: 2 S: 7	H: 0 LOB: 1 BB: 1 P: 11	R: 0 E: 0 K: 0 S: 3	H: 1 LOB: 2 BB: 2 P: 11	R: 0 E: 0 K: 0 S: 3	H: 0 LOB: 0 BB: 0 P: 3	R: 1 E: 0 K: 0 S: 4	H: 1 LOB: 0 BB: 0 P: 4	R: 0 E: 0 K: 0 S: 3	H: 0 LOB: 0 BB: 0 P: 3	R: 0 E: 0 K: 1 S: 5	H: 0 LOB: 0 BB: 0 P: 5	R: 6 E: 1 K: 1 S: 11	H: 6 LOB: 2 BB: 1 P: 15	1B: 8 2B: 1 3B: 1 HR: 1	SF: 2 SAC: 1 DP: 0 HBP: 0	WP: 1 PB: 0 SB: 0 CS: 0	PA: 48						
PITCHER	IP WLS BF H R ER SO BB IBB HBP BLK WP HR S P ERA WHIP																											
Jerry Reuss, L ERA: 3.38 (8, 1)	2.0	8	1	0	0	0	0	1	0	0	0	0	0	7	11	0.00	0.500											
Mike Cosgrove, L ERA: 1.93 (10, 1)	1.2	L	11	5	6	6	2	1	0	0	0	0	0	14	18	32.40	3.600											
Ken Forsch, R ERA: 4.16 (11, 1)	0.1		2	1	0	0	0	0	0	0	0	0	0	2	2	0.00	3.000											

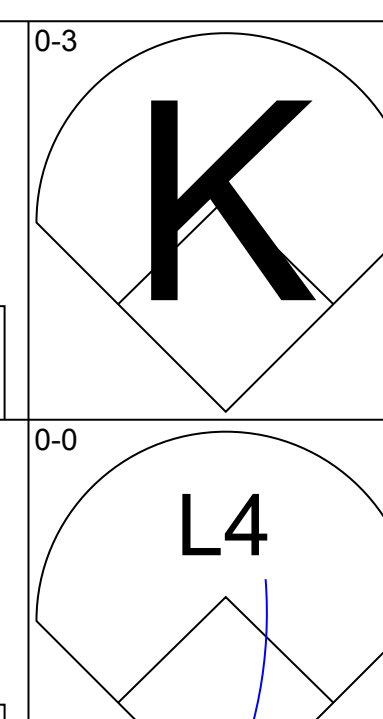
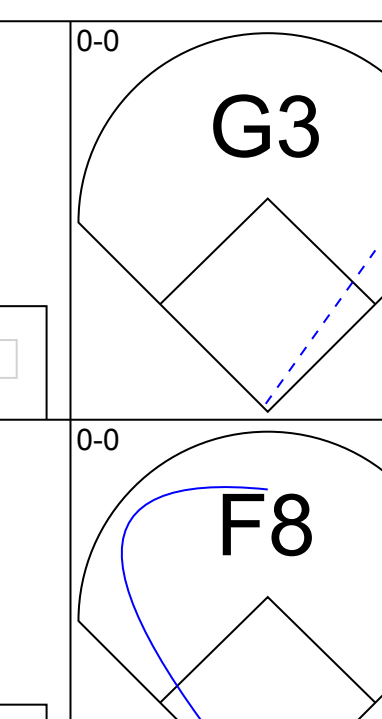
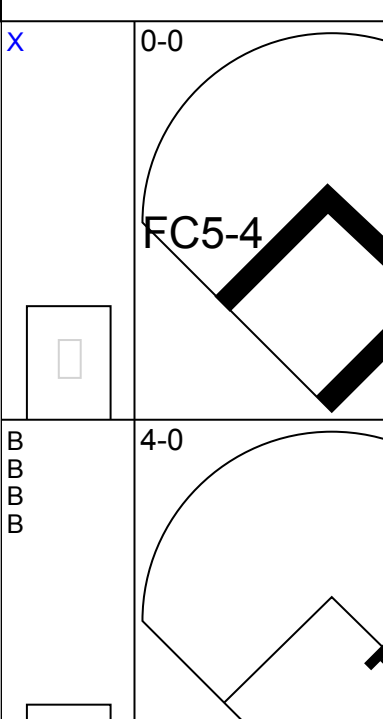
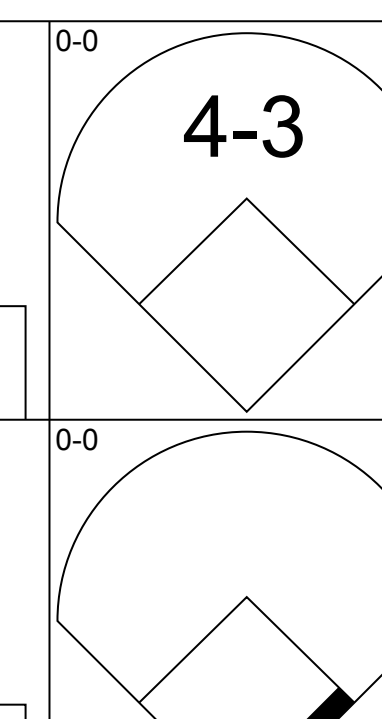
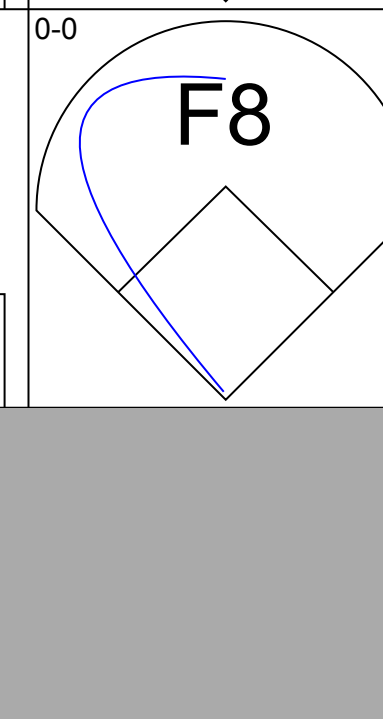

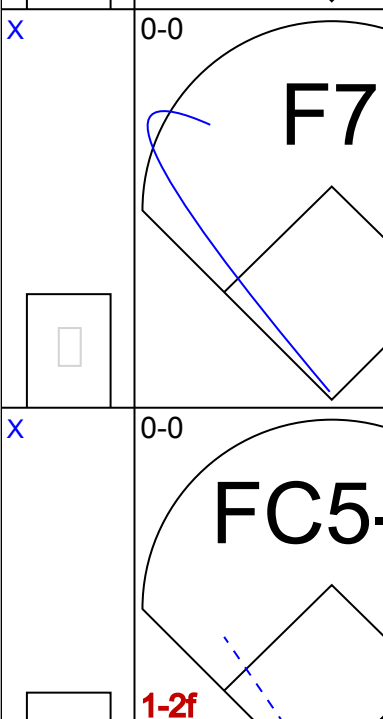
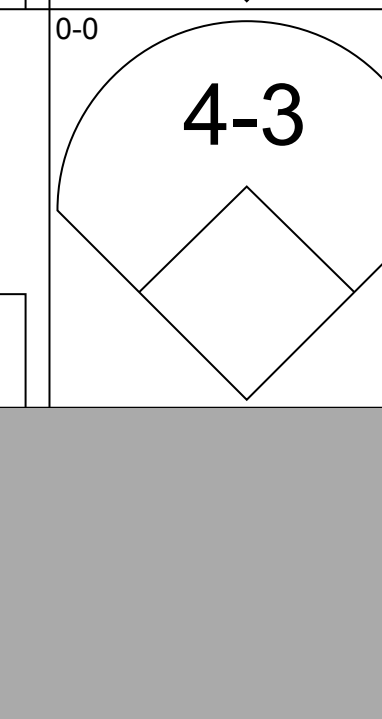





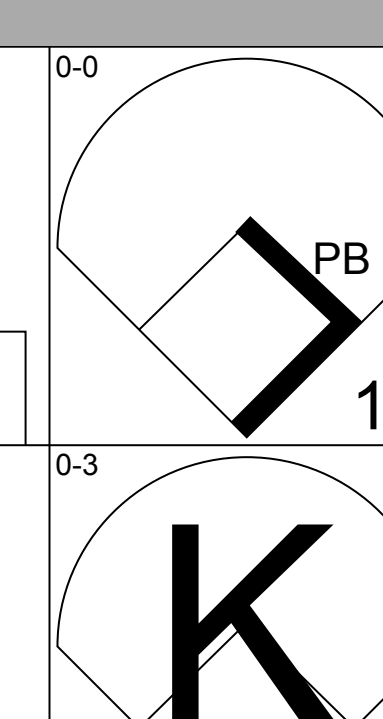
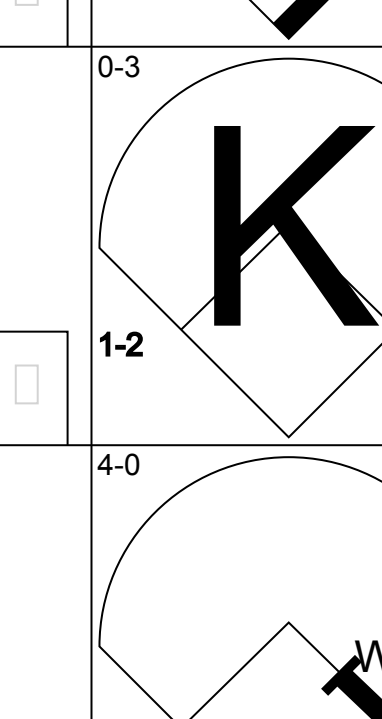
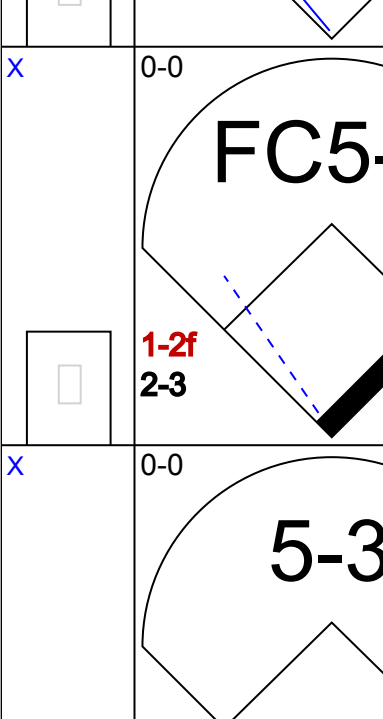
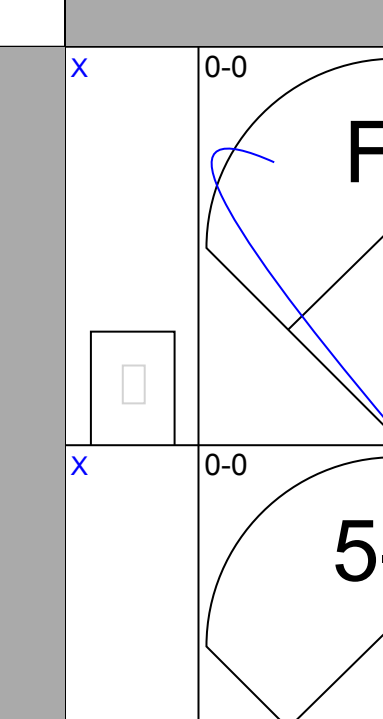
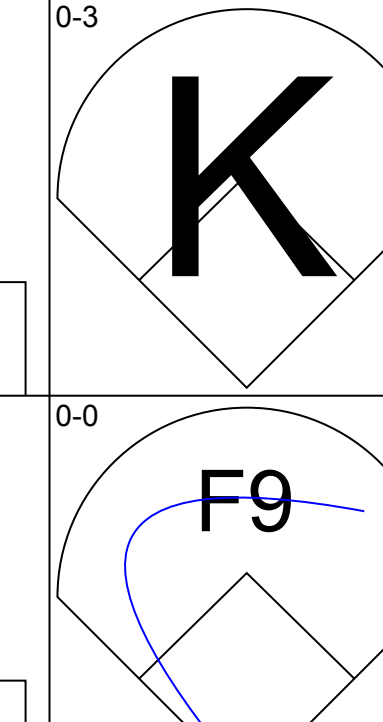
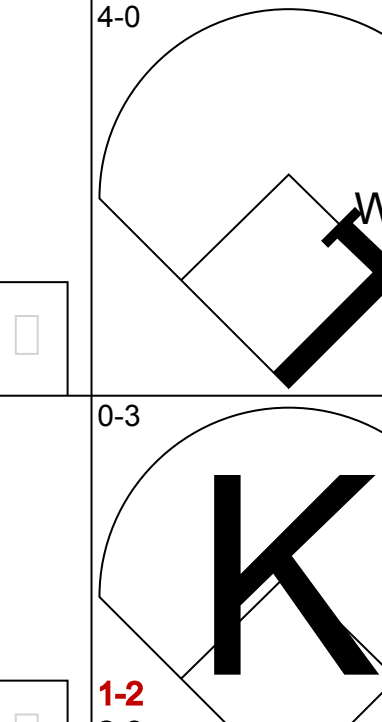
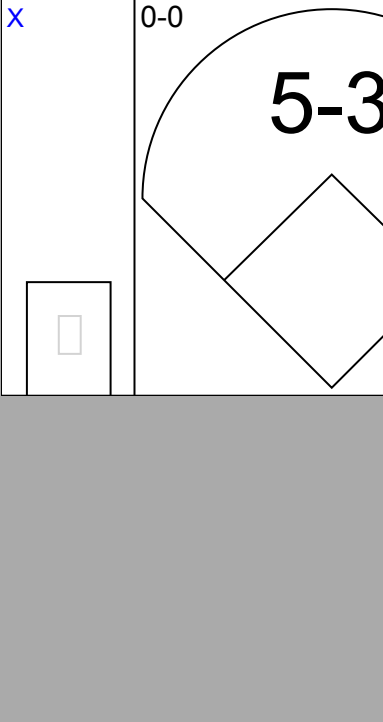
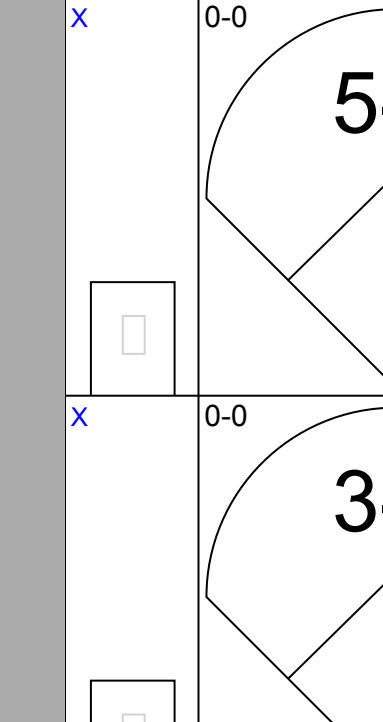
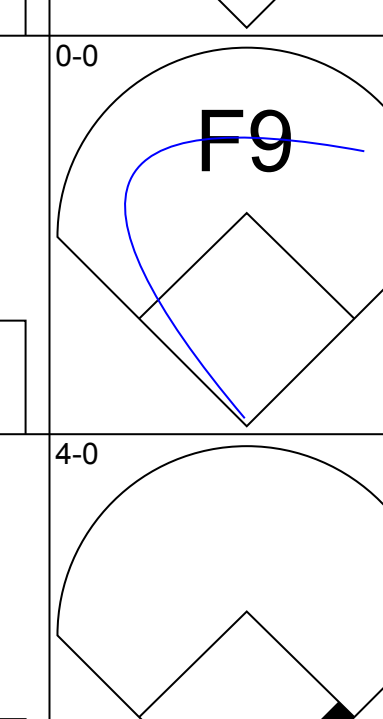
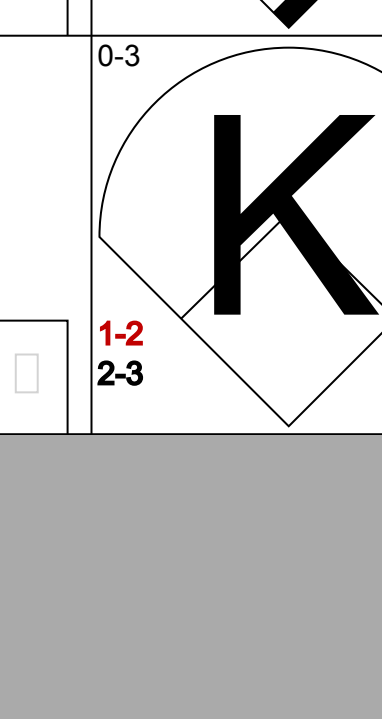
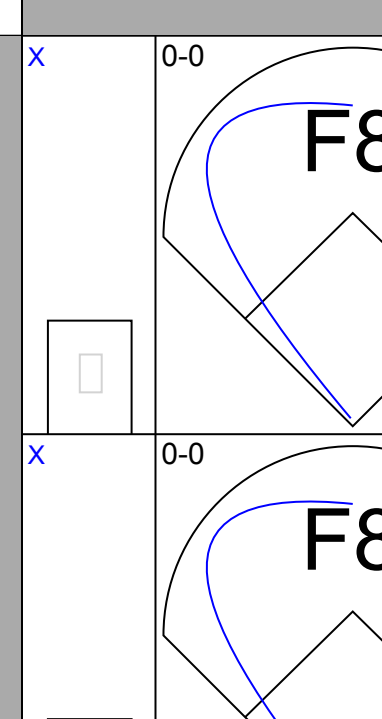
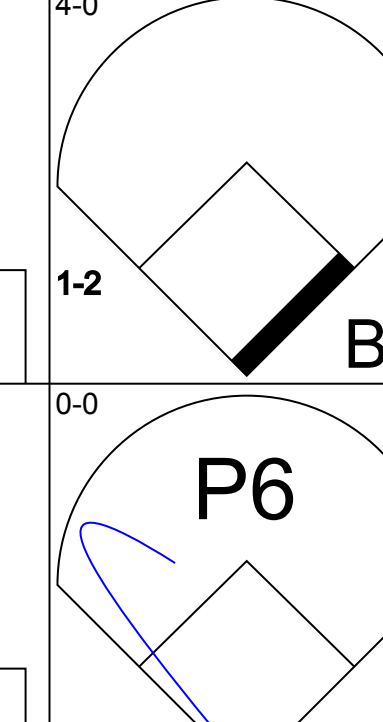
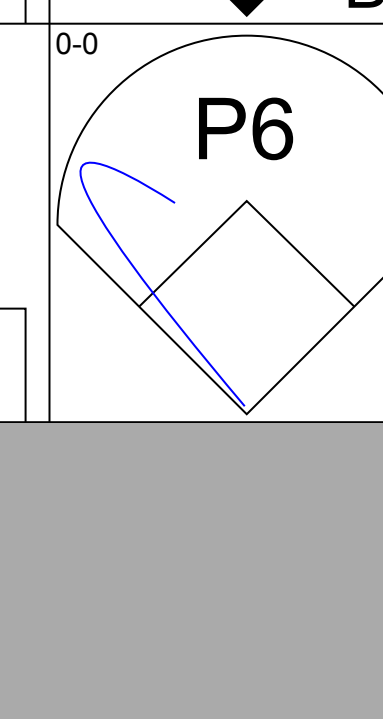
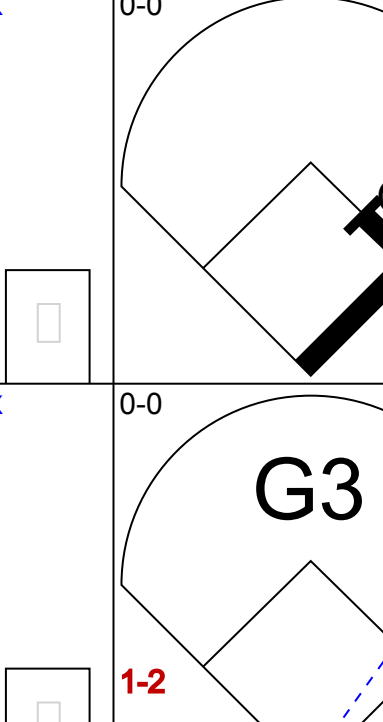
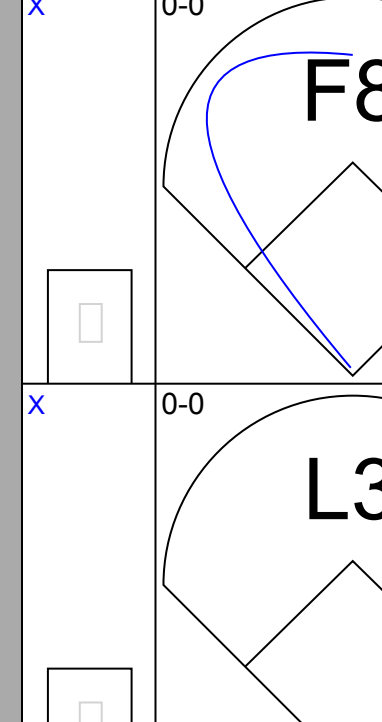
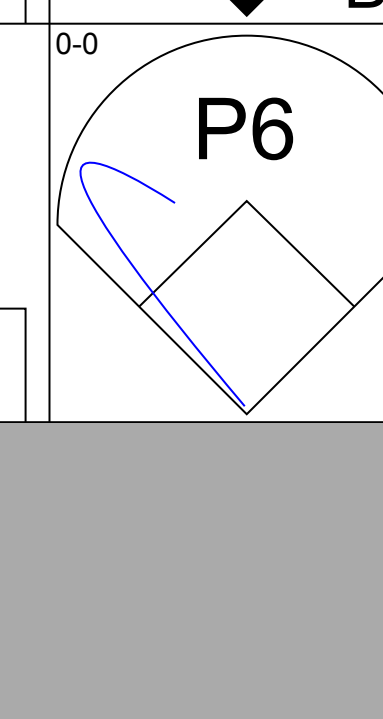
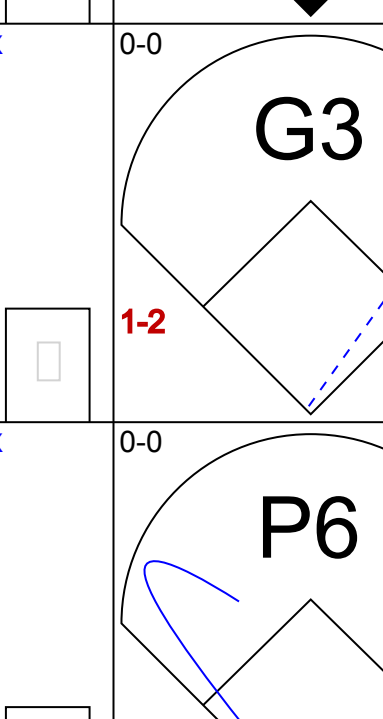
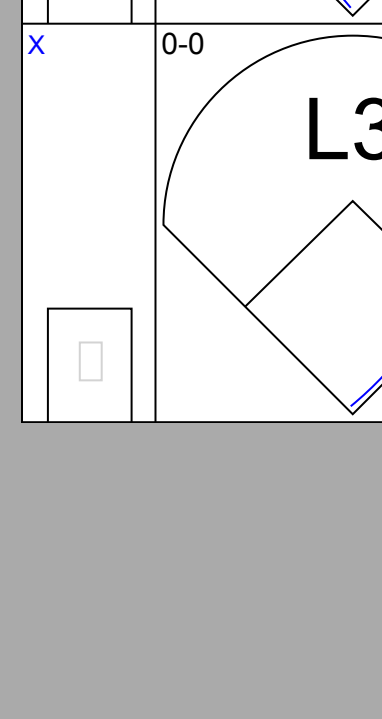
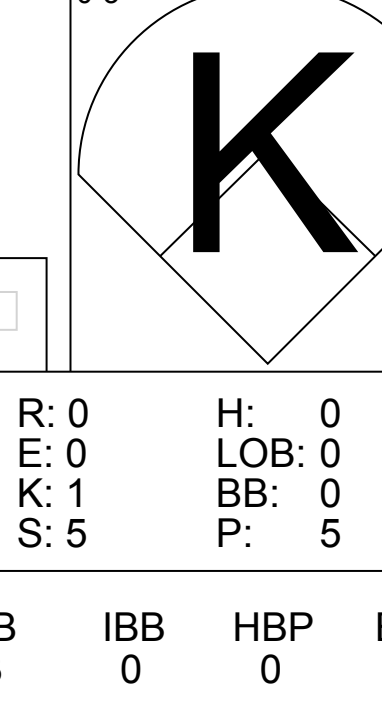
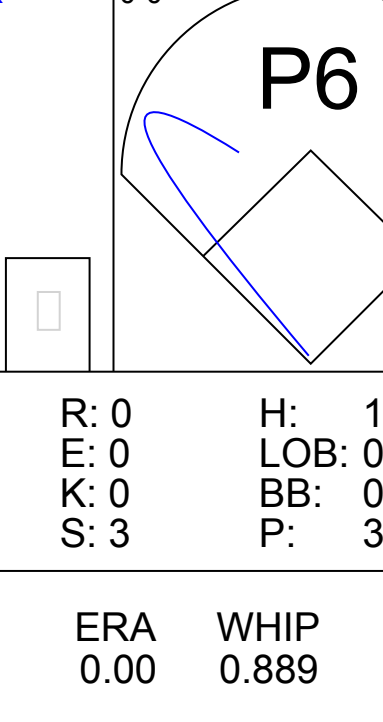
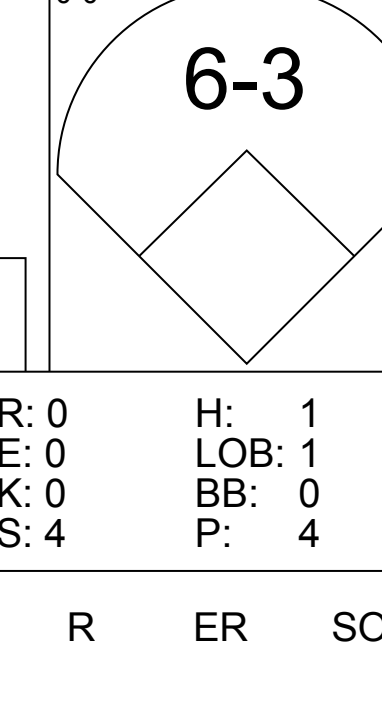
Batter	1	2	3	4	5	6	7	8	9	10	11	AB R H RBI BB SO LOB	BOTTOM														
Jimmy Wynn, R OBP: 0.341, SLG: 0.380 (1, 9)	F7					K						3 1 1 1 2 1 0	Cincinnati Reds @ Houston Astros Astrodome, Houston, TX Wed Sep 05 1973, 8:05 PM EDT Att. 7,197 - Unknown														
Hector Torres, R OBP: 0.193, SLG: 0.118 (9, PH)												2 0 0 0 1 0 1															
Greg Gross, L (10, 1)												1 0 0 0 0 0 2															
Ken Forsch, R OBP: 0.082, SLG: 0.082 (11, 1)												0 0 0 0 0 0 0															
Cecil Upshaw, R OBP: 0.280, SLG: 0.339 (11, 1)												0 0 0 0 0 0 0															
Cesar Cedeno, R OBP: 0.371, SLG: 0.511 (1, 8)												5 0 1 1 0 1 1															
Bob Watson, R OBP: 0.405, SLG: 0.454 (8, PR)												3 0 0 0 1 1 2															
Roger Metzger, S OBP: 0.308, SLG: 0.329 (9, 7)												0 0 0 0 0 0 0															
Bob Gallagher, L OBP: 0.280, SLG: 0.339 (9, 7)												1 0 0 0 0 0 0															
Doug Rader, R OBP: 0.312, SLG: 0.421 (1, 5)												5 0 0 0 0 1 3															
Lee May, R OBP: 0.306, SLG: 0.473 (1, 3)												5 1 1 0 0 1 3															
Tommy Helms, R OBP: 0.324, SLG: 0.369 (1, 4)												5 0 2 0 0 1 0															
Skip Jutze, R OBP: 0.272, SLG: 0.244 (11, PH)												2 1 1 1 0 0 0															
Mike Easler, L (11, PH)												1 0 0 0 0 0 0															
Jerry Reuss, L OBP: 0.166, SLG: 0.153 (7, PH)												2 0 0 0 0 2 1															
Gary Sutherland, R OBP: 0.500, SLG: 1.000 (8, 1)												1 0 0 0 0 0 1															
Mike Cosgrove, L (8, 1)												0 0 0 0 0 0 0															
Jimmy Stewart, S OBP: 0.292, SLG: 0.190 (9, PH)												1 0 0 0 0 0 1															
Ray Bussie, R OBP: 0.191, SLG: 0.308 (10, 6)												0 0 0 0 0 0 0															
Inning Stats	R: 0 E: 0 K: 1 S: 5	H: 0 LOB: 0 BB: 0 P: 5	R: 0 E: 0 K: 0 S: 3	H: 0 LOB: 0 BB: 0 P: 3	R: 1 E: 0 K: 1 S: 7	H: 1 LOB: 1 BB: 0 P: 7	R: 0 E: 1 K: 2 S: 8	H: 0 LOB: 1 BB: 0 P: 8	R: 0 E: 0 K: 1 S: 5	H: 0 LOB: 0 BB: 0 P: 5	R: 1 E: 0 K: 0 S: 5	H: 2 LOB: 1 BB: 1 P: 5	R: 1 E: 0 K: 0 S: 4	H: 1 LOB: 2 BB: 2 P: 12	R: 0 E: 0 K: 0 S: 3	H: 0 LOB: 0 BB: 0 P: 3	R: 0 E: 0 K: 2 S: 7	H: 0 LOB: 0 BB: 0 P: 7	1B: 5 2B: 1 3B: 0 HR: 0	SF: 1 SAC: 2 DP: 0 HBP: 0	WP: 1 PB: 0 SB: 1 CS: 0	PA: 44					
PITCHER	IP WLS BF H R ER SO BB IBB HBP BLK WP HR S P ERA WHIP																										
Fred Norman, L ERA: 3.38 (8, 1)	1.2	7	1	0	0	0	0	1	0	0	0	0	6	10	0.00	0.600											
Clay Carroll, R ERA: 4.1 (10, 1)	2.0	W	6	0	0	0	2	0	0	0	0	0	10	10	0.00	0.000											

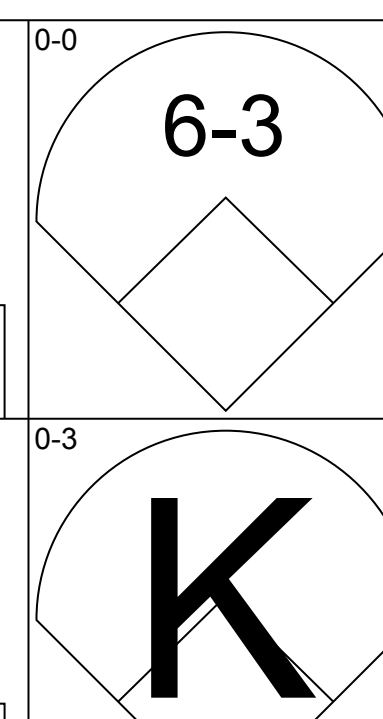
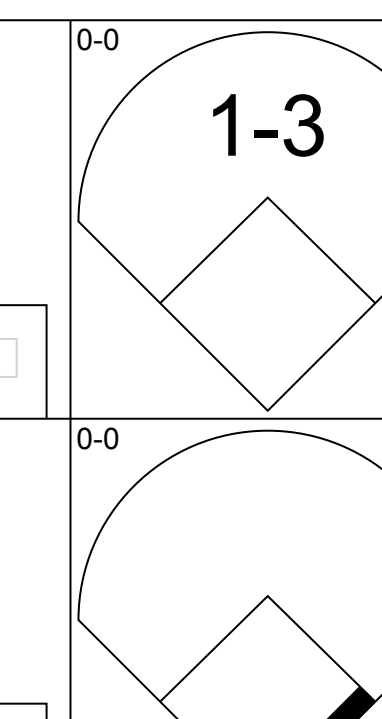
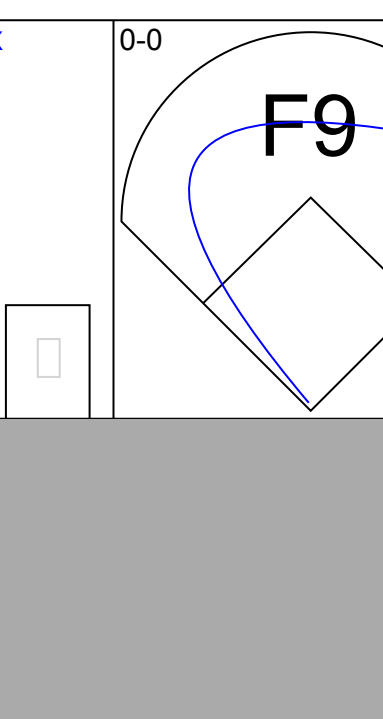
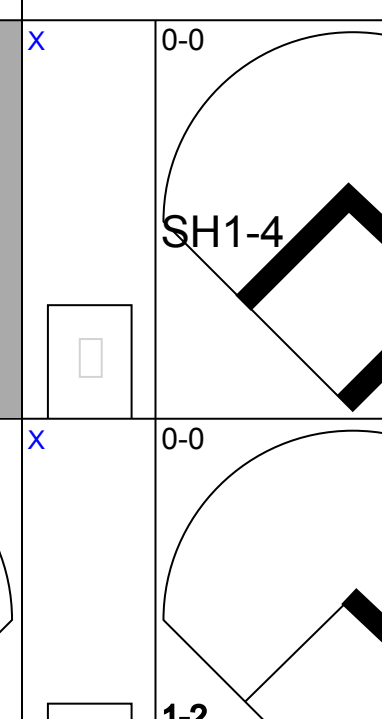
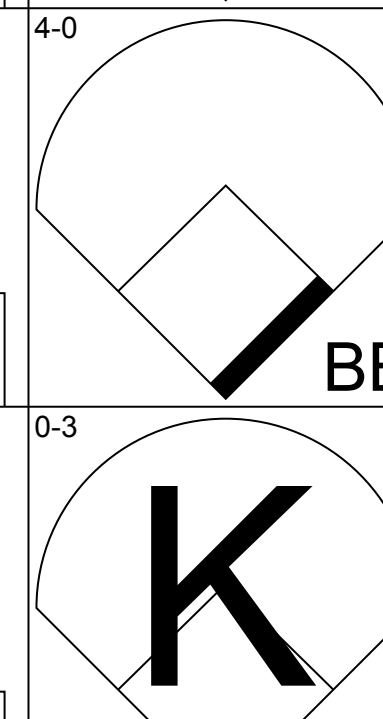
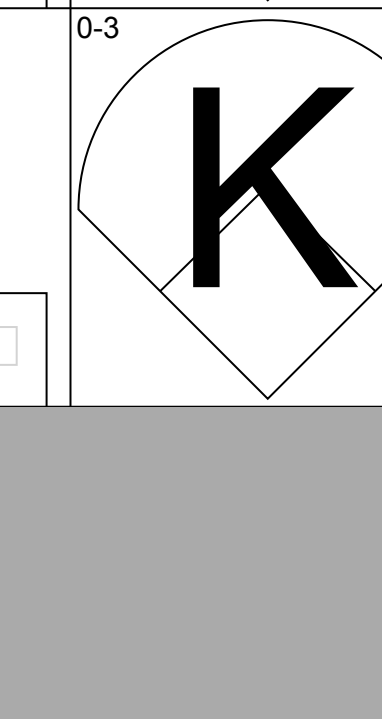
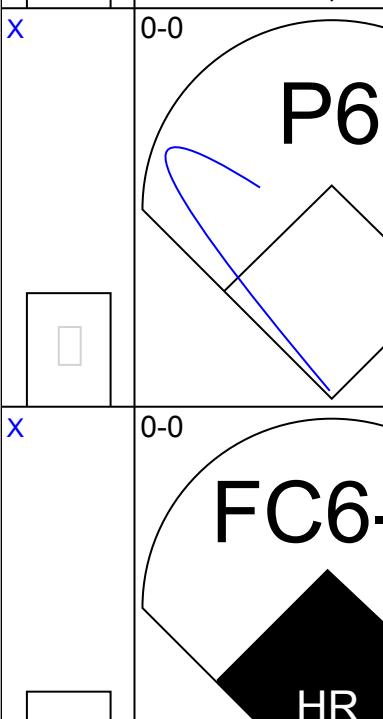
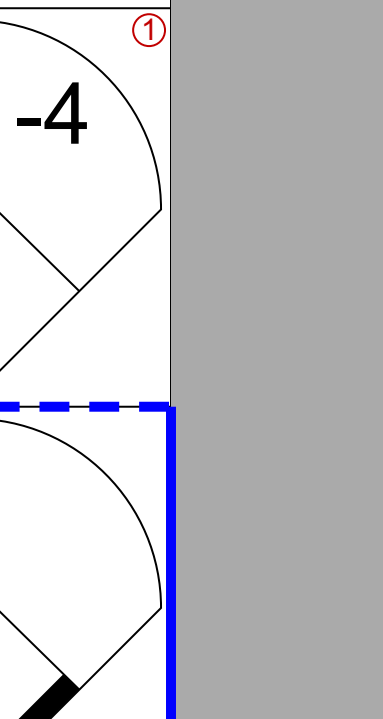

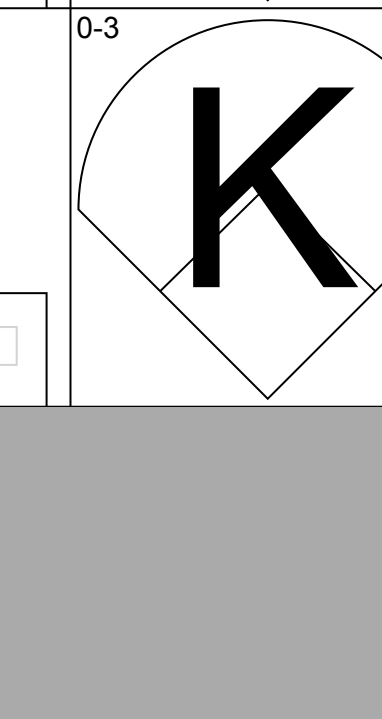
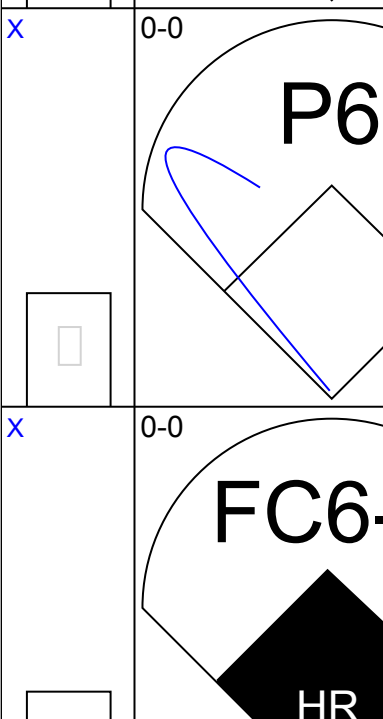
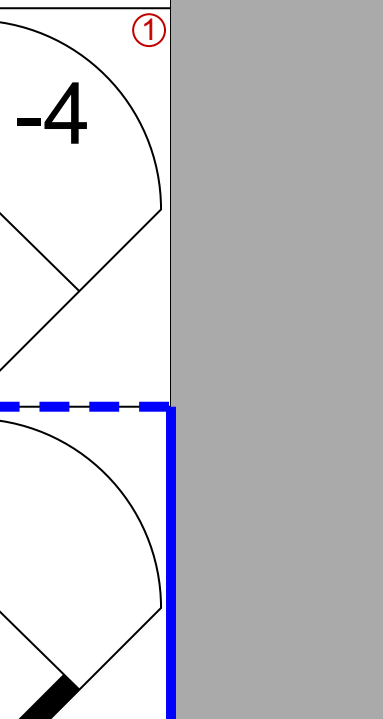
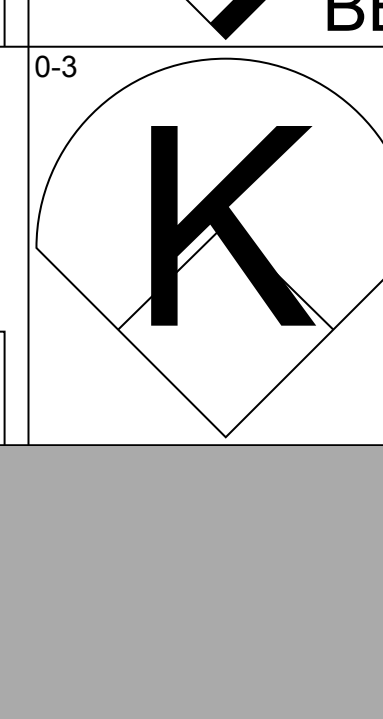
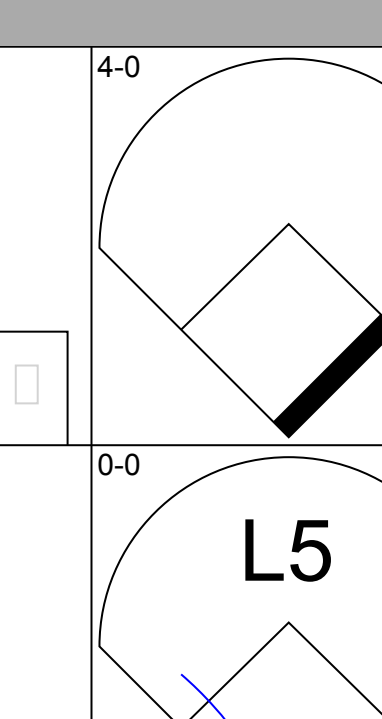
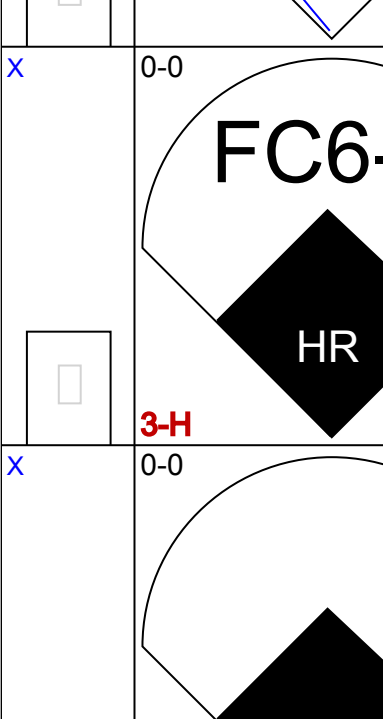
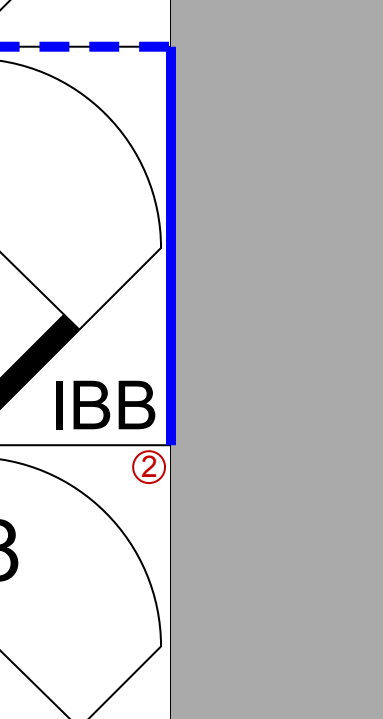

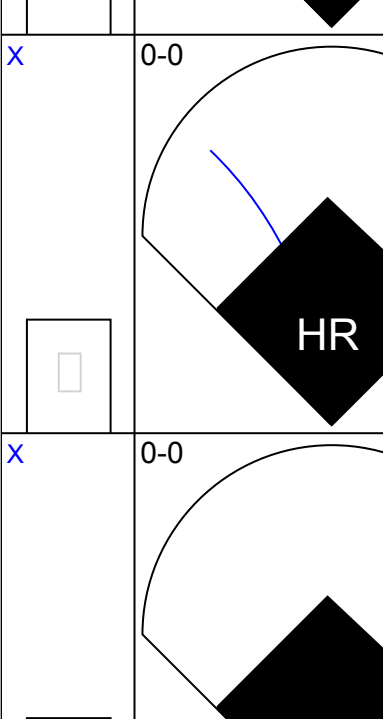
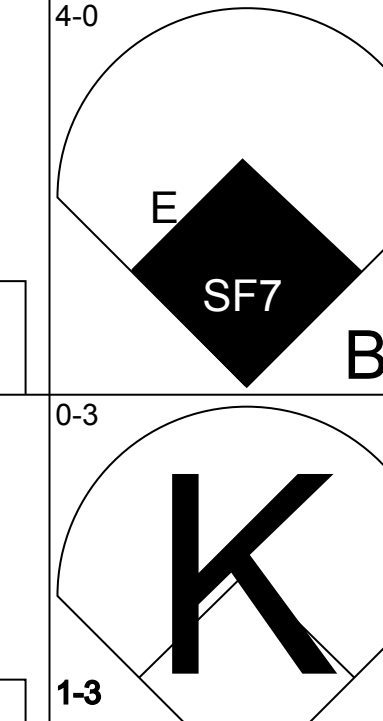
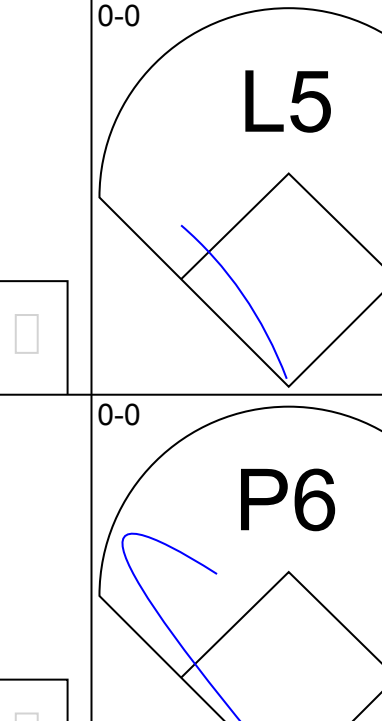
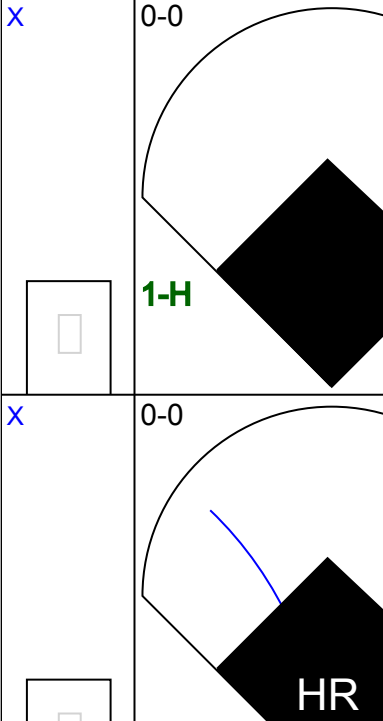
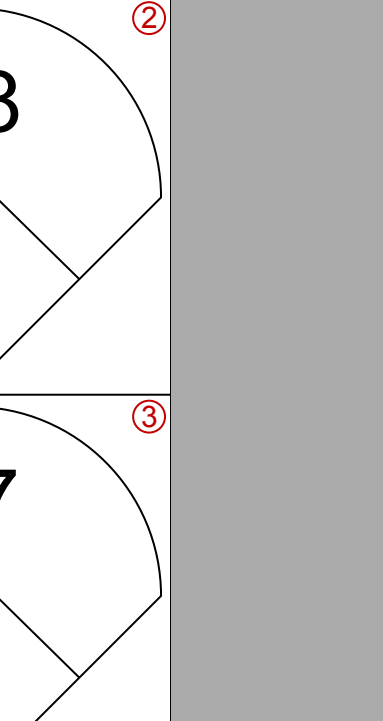
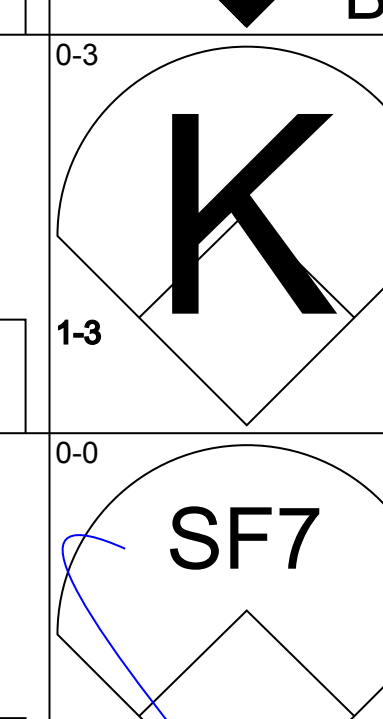
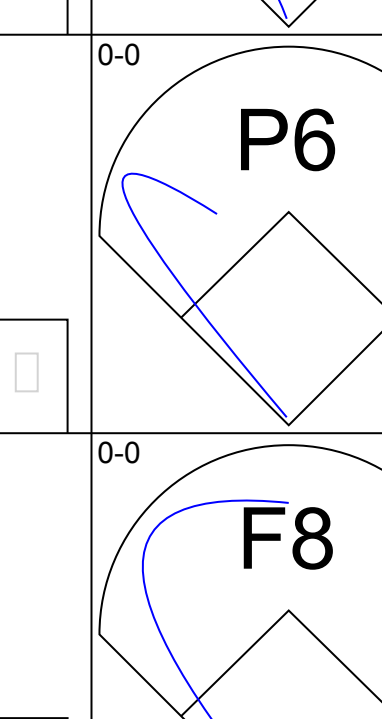
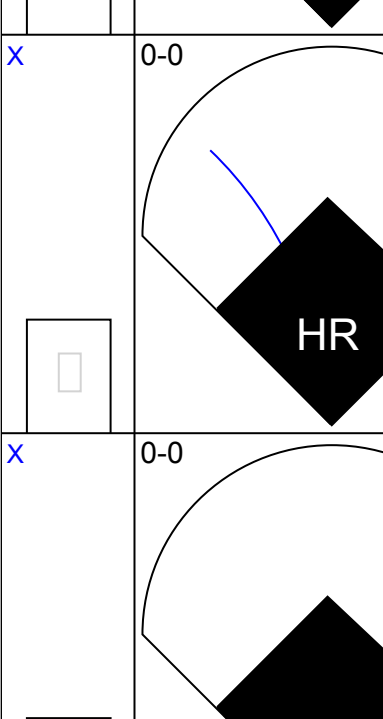
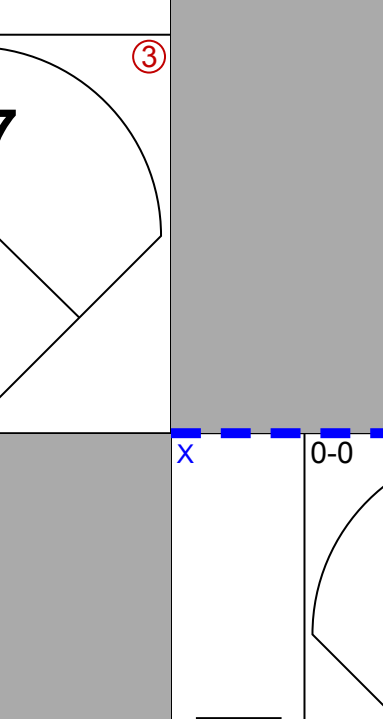
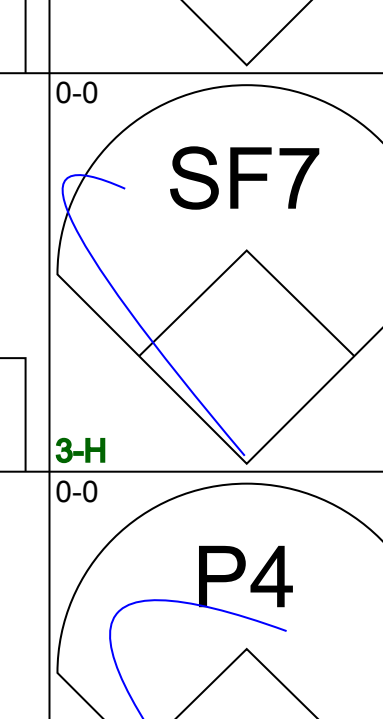
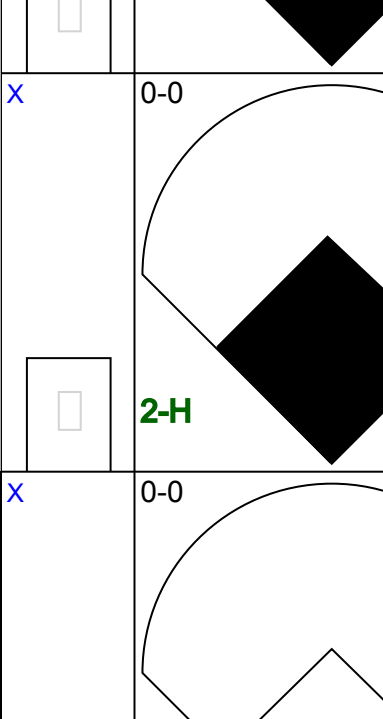
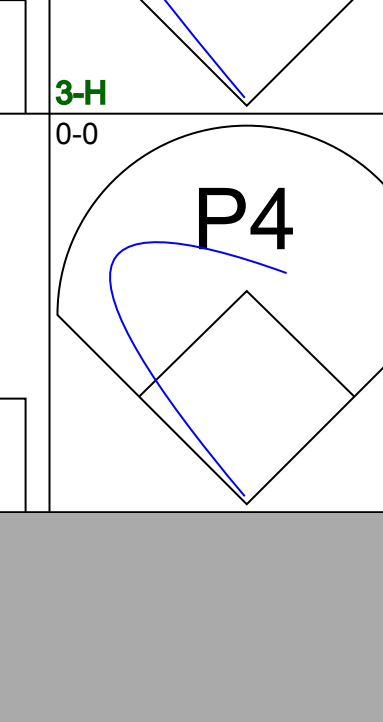

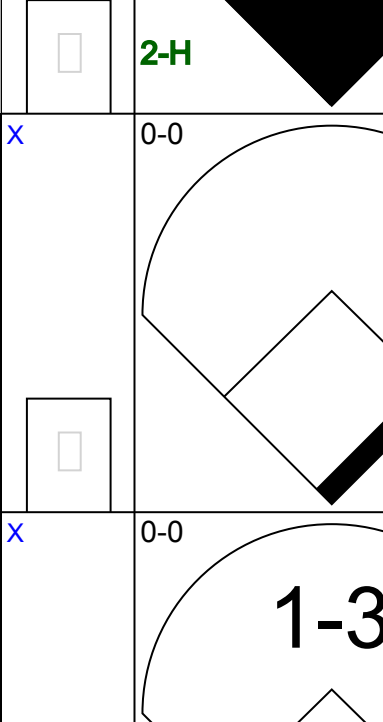
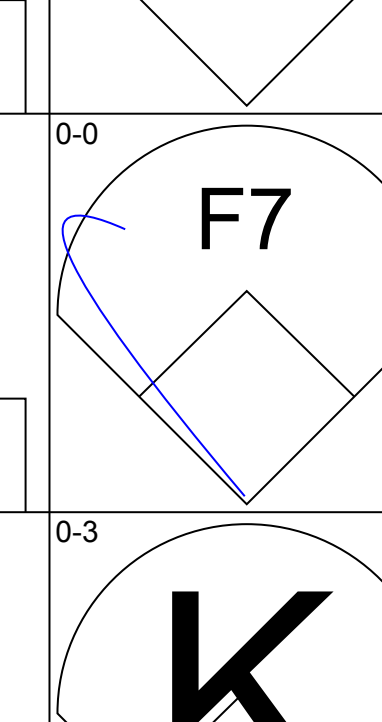

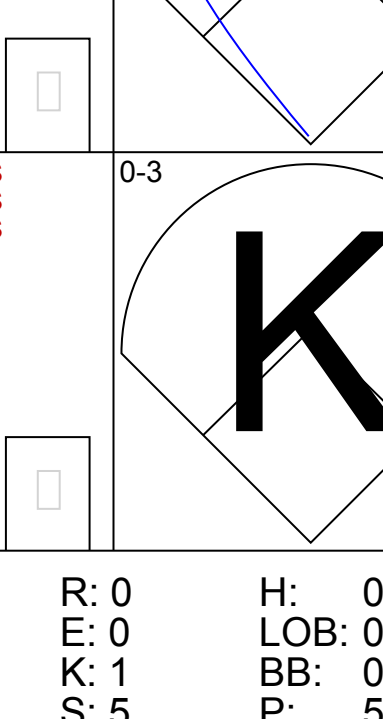
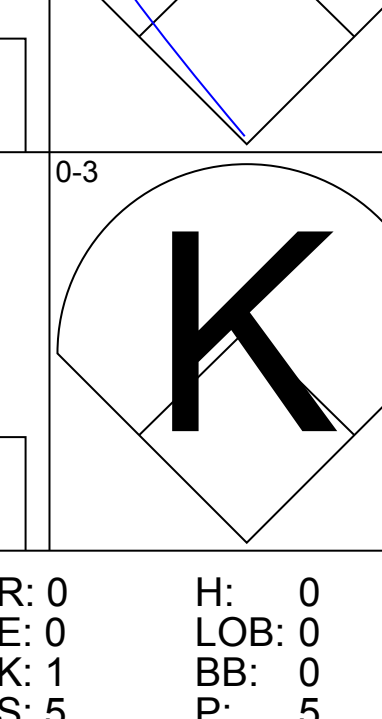
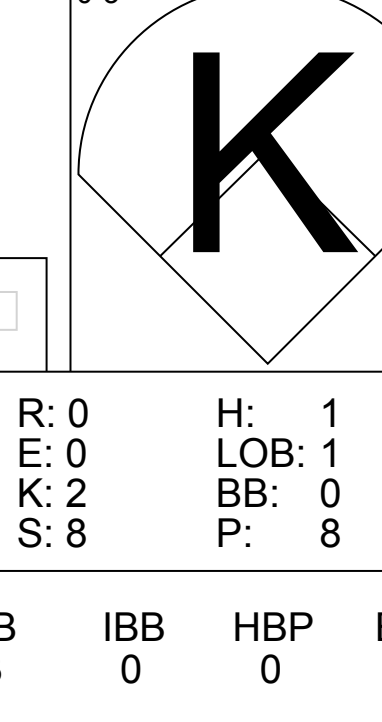
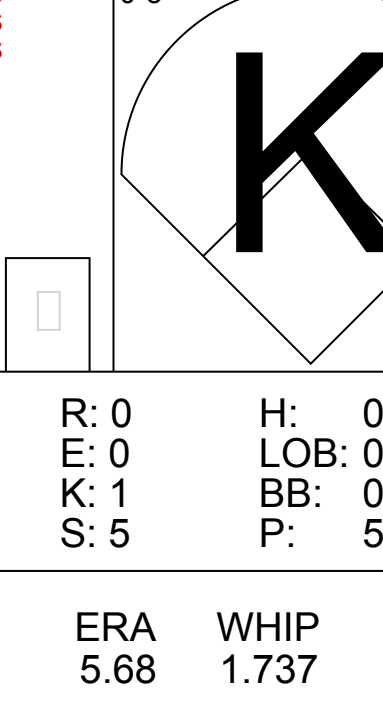
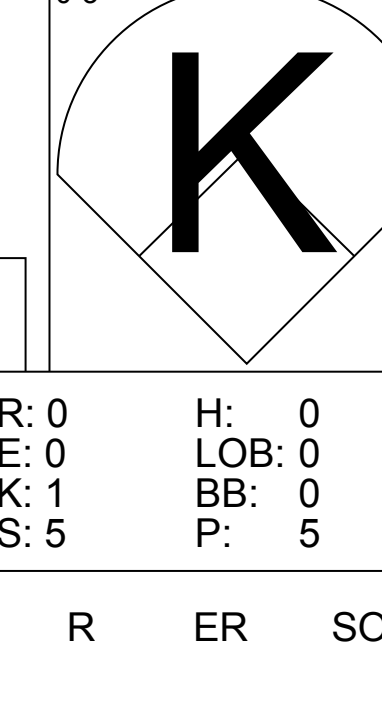
AB 40
R 9
H 11
RBI 9
BB 5
SO 4
LOB 10




AB 37
R 3
H 6
RBI 3
BB 4
SO 8
LOB 15



Batter	1	2	3	4	5	6	7	8	9	AB	R	H	RBI	BB	SO	LOB	TOP					
Pete Rose, S OBP: 0.410, SLG: 0.437 (1, 7)										4	0	1	0	0	1	0	Cincinnati Reds @ Atlanta Braves Atlanta Stadium, Atlanta, GA Fri Sep 07 1973, 7:05 PM EDT Att: 10,884 - Unknown					
Joe Morgan, L OBP: 0.402, SLG: 0.472 (1, 4)										3	0	1	0	1	0	0						
Tom Hall, L OBP: 0.045, SLG: 0.045 (8, 1)										0	0	0	0	0	0	0						
Dan Driessen, L OBP: 0.352, SLG: 0.396 (1, 5)										4	0	1	0	0	0	3						
Tony Perez, R OBP: 0.385, SLG: 0.518 (1, 3)										4	0	1	0	0	1	3						
Johnny Bench, R OBP: 0.348, SLG: 0.444 (1, 2)										3	0	0	0	1	1	3						
Ken Griffey, L OBP: 0.500, SLG: 0.571 (1, 9)										4	0	0	0	0	1	3						
Cesar Geronimo, L OBP: 0.258, SLG: 0.287 (1, 8)										2	0	1	0	1	0	0						
Darrel Chaney, S OBP: 0.259, SLG: 0.205 (1, 6)										3	0	0	0	0	0	3						
Ross Grimsley, L OBP: 0.067, SLG: 0.067 (1, 1)										2	0	0	0	0	1	0						
Dick Baney, R OBP: 0.500, SLG: 0.500 (7, 1)										0	0	0	0	0	0	0						
Bobby Tolan, L OBP: 0.253, SLG: 0.306 (8, PH)										1	0	0	0	0	0	0						
Ed Crosby, L OBP: 0.286, SLG: 0.266 (8, 4)										0	0	0	0	0	0	0						
Inning Stats	R: 0 E: 0 K: 1 S: 5	H: 0 LOB: 0 BB: 0 P: 5	R: 0 E: 0 K: 1 S: 6	H: 1 LOB: 2 BB: 1 P: 10	R: 0 E: 0 K: 1 S: 5	H: 0 LOB: 0 BB: 0 P: 5	R: 0 E: 0 K: 2 S: 7	H: 1 LOB: 1 BB: 1 P: 11	R: 0 E: 0 K: 0 S: 3	H: 1 LOB: 0 BB: 0 P: 3	R: 0 E: 0 K: 0 S: 4	H: 1 LOB: 2 BB: 1 P: 8	R: 0 E: 0 K: 0 S: 3	H: 0 LOB: 0 BB: 0 P: 3	R: 0 E: 0 K: 0 S: 4	H: 1 LOB: 1 BB: 0 P: 4	R: 0 E: 0 K: 0 S: 3	H: 0 LOB: 0 BB: 0 P: 3	1B: 4 2B: 1 3B: 0 HR: 0	SF: 0 SAC: 0 DP: 0 HBP: 0	WP: 1 PB: 1 CS: 1	PA: 33
PITCHER Ron Schueler, R ERA: 3.77 (1, 1)	IP: 9.0 WLS: W BF: 33 H: 5 R: 0 ER: 0 SO: 5 BB: 3 IBB: 0 HBP: 0 BLK: 0 WP: 1 HR: 0 S: 40 P: 52 ERA: 0.00 WHIP: 0.889															PITCHER						

Batter	1	2	3	4	5	6	7	8	9	AB	R	H	RBI	BB	SO	LOB	BOTTOM												
Ralph Garr, L OBP: 0.328, SLG: 0.426 (1, 9)										4	0	1	0	0	0	0	Cincinnati Reds @ Atlanta Braves Atlanta Stadium, Atlanta, GA Fri Sep 07 1973, 7:05 PM EDT Att: 10,884 - Unknown												
Mike Lum, L OBP: 0.354, SLG: 0.462 (1, 3)										4	0	3	0	0	1	0													
Darrell Evans, L OBP: 0.408, SLG: 0.566 (1, 5)										2	0	0	0	1	1	2													
Hank Aaron, R OBP: 0.390, SLG: 0.620 (1, 7)										2	1	0	0	2	1	2													
Chuck Goggin, S OBP: 0.341, SLG: 0.368 (7, PR)										0	0	0	0	0	0	0													
Dusty Baker Jr., R OBP: 0.363, SLG: 0.446 (1, 8)										3	2	1	2	1	0	4													
Davey Johnson, R OBP: 0.386, SLG: 0.547 (1, 4)										3	1	1	0	0	1	2													
Frank Tepedino, L OBP: 0.360, SLG: 0.423 (7, PH)										1	0	0	0	0	0	3													
Marty Perez, R OBP: 0.314, SLG: 0.341 (1, 6)										3	1	1	3	0	0	1													
Paul Casanova, R OBP: 0.265, SLG: 0.374 (1, 2)										4	0	1	0	0	0	0													
Ron Schueler, R OBP: 0.167, SLG: 0.151 (1, 1)										4	0	0	0	0	3	1													
Inning Stats	R: 0 E: 0 K: 2 S: 7	H: 0 LOB: 1 BB: 1 P: 11	R: 1 E: 1 K: 1 S: 5	H: 0 LOB: 0 BB: 1 P: 9	R: 0 E: 0 K: 2 S: 8	H: 1 LOB: 1 BB: 0 P: 8	R: 0 E: 0 K: 0 S: 3	H: 0 LOB: 1 BB: 1 P: 7	R: 0 E: 0 K: 1 S: 5	H: 0 LOB: 0 BB: 0 P: 5	R: 4 E: 0 K: 0 S: 8	H: 5 LOB: 1 BB: 0 P: 8	R: 0 E: 0 K: 0 S: 5	H: 2 LOB: 3 BB: 1 P: 9	R: 0 E: 0 K: 1 S: 5	H: 0 LOB: 0 BB: 0 P: 5	1B: 4 2B: 1 3B: 1 HR: 2	SF: 1 SAC: 1 DP: 0 HBP: 0	WP: 0 PB: 0 SB: 0 CS: 0	PA: 36									
PITCHER Ross Grimsley, L ERA: 3.07 (1, 1)	IP: 6.1 WLS: L BF: 30 H: 8 R: 5 ER: 4 SO: 6 BB: 3 IBB: 0 HBP: 0 BLK: 0 WP: 0 HR: 2 S: 39 P: 51 ERA: 5.68 WHIP: 1.737															PITCHER													
Dick Baney, R ERA: 3.38 (7, 1)	0.2	3	0	0	0	0	0	1	0	0	0	2	6	0.00	0.000														
Tom Hall, L ERA: 3.51 (8, 1)	1.0	3	0	0	0	1	0	0	0	0	0	5	5	0.00	0.000														

AB 30
R 0
H 5
RBI 0
BB 3
SO 5
LOB 15




AB 30
R 5
H 8
RBI 5
BB 4
SO 7
LOB 15



Batter	1	2	3	4	5	6	7	8	9	AB	R	H	RBI	BB	SO	LOB	TOP								
Pete Rose, S OBP: 0.409, SLG: 0.435 (1, 7)	0-0 6-3		0-3 K					0-0 FC6-5 HR		3	1	0	0	1	1	2									
Joe Morgan, L OBP: 0.401, SLG: 0.476 (1, 4)	0-0 4-3			0-0 5-3				0-0 F9		4	1	1	2	0	0	1									
Dan Driessen, L OBP: 0.350, SLG: 0.394 (1, 5)	0-0 F5			0-0 F7				0-0 FC4-6 1-2		4	0	1	0	0	0	1									
Tony Perez, R OBP: 0.382, SLG: 0.514 (1, 3)		0-0 6-3		0-0 4-3				0-0 F9		4	0	0	0	0	1	2									
Johnny Bench, R OBP: 0.347, SLG: 0.442 (1, 2)		0-0 6-3			4-0 FC3-6 1B BB			0-0 6-3		3	0	0	0	1	0	0									
Ken Griffey, L OBP: 0.452, SLG: 0.513 (1, 9)		0-0 5-3			0-0 F9			0-0 F8		4	0	0	0	0	0	1									
Cesar Geronimo, L OBP: 0.261, SLG: 0.290 (1, 8)			0-0 E3 L4-3		0-0 FC3-6 1-2 1B			0-0 G3		4	0	2	0	0	0	0									
Darrel Chaney, S OBP: 0.256, SLG: 0.202 (1, 6)			0-0 L4-3		0-0 FC3-6			0-0 CS		2	0	0	0	0	0	3									
Bobby Tolán, L OBP: 0.254, SLG: 0.310 (8, PH)			0-0 L4-3		0-0 FC3-6 1-2 2-3			0-0 CS		1	0	1	0	0	0	0									
Denis Menke, R OBP: 0.372, SLG: 0.271 (8, 6)			0-0 L4-3		0-0 FC3-6			0-0 CS		0	0	0	0	0	0	0									
Jack Billingham, R OBP: 0.069, SLG: 0.048 (1, 1)			0-0 2B		0-0 4-3			0-3 K		2	0	1	0	0	0	2									
Hal King, L OBP: 0.297, SLG: 0.576 (8, PH)					0-0 4-3					1	0	0	0	0	1	1									
Tom Hall, L OBP: 0.045, SLG: 0.045 (8, 1)					0-0 4-3					0	0	0	0	0	0	0									
Inning Stats	R: 0 E: 0 K: 0 S: 3	H: 0 LOB: 0 BB: 0 P: 3	R: 0 E: 0 K: 0 S: 3	H: 0 LOB: 0 BB: 0 P: 3	R: 0 E: 1 K: 1 S: 6	H: 1 LOB: 1 BB: 0 P: 6	R: 0 E: 0 K: 0 S: 3	H: 0 LOB: 0 BB: 0 P: 3	R: 0 E: 0 K: 0 S: 4	H: 1 LOB: 2 BB: 1 P: 8	R: 0 E: 0 K: 0 S: 5	H: 0 LOB: 0 BB: 0 P: 3	R: 0 E: 0 K: 0 S: 3	R: 2 E: 0 K: 1 S: 8	H: 3 LOB: 1 BB: 0 P: 8	R: 0 E: 0 K: 0 S: 3	H: 1 LOB: 0 BB: 0 P: 3	1B: 3 2B: 3 3B: 0 HR: 1	SF: 0 SAC: 0 DP: 1 HBP: 0	WP: 0 PB: 0 SB: 0 CS: 1	PA: 35				
PITCHER	IP	WLS	BF	H	R	ER	SO	BB	IBB	HBP	BLK	WP	HR	S	P	ERA	WHIP								
Carl Morton, R ERA: 3.72 (1, 1)	8.0		31	5	2	2	3	2	0	0	0	0	1	35	43	2.25	0.875								
Joe Niekro, R ERA: 5.29 (9, 1)	1.0	W	3	1	0	0	0	0	0	0	0	0	0	3	3	0.00	1.000								

Cincinnati Reds @ Atlanta Braves
Atlanta Stadium, Atlanta, GA
Sat Sep 08 1973, 3:33 AM EDT
Att: 16,381 - Unknown


AB 32
R 2
H 6
RBI 2
BB 2
SO 3
LOB 13



Batter	1	2	3	4	5	6	7	8	9	AB	R	H	RBI	BB	SO	LOB	BOTTOM								
Ralph Garr, L OBP: 0.328, SLG: 0.425 (1, 9)	0-0 F5		0-0 6-3					0-0 FC2-5 1B		4	0	1	0	0	0	1									
Mike Lum, L OBP: 0.353, SLG: 0.460 (1, 3)	0-0 2-3			0-0 4-3				0-0 FC2-5 1-2 1B		4	0	1	0	0	0	1									
Darrell Evans, L OBP: 0.406, SLG: 0.562 (1, 5)	0-0 3-1			0-0 F7				0-0 FC2-5 1-2 2-3		4	0	0	0	0	0	2									
Hank Aaron, R OBP: 0.389, SLG: 0.626 (1, 7)			0-3 K		0-0 F7			0-3 K		3	1	1	1	0	1	0									
Sonny Jackson, L OBP: 0.289, SLG: 0.260 (8, 7)			0-0 K		0-0 F7			0-0 K		0	0	0	0	0	0	0									
Chuck Goggin, S OBP: 0.337, SLG: 0.364 (8, PH)			0-0 K		0-0 F7			0-0 K		1	0	0	0	0	1	2									
Dusty Baker Jr., R OBP: 0.362, SLG: 0.450 (1, 8)			0-3 K		0-3 K			0-0 P4		4	1	1	1	0	2	2									
Davey Johnson, R OBP: 0.388, SLG: 0.556 (1, 4)			0-0 2B		0-0 P4			0-0 HR		3	1	2	1	1	0	0									
Marty Perez, R OBP: 0.312, SLG: 0.339 (1, 6)			0-0 5-3		0-0 4-3			0-3 K		3	0	0	0	0	1	2									
Paul Casanova, R OBP: 0.271, SLG: 0.378 (1, 2)			0-0 6-3					0-0 SH2-4 1B		3	0	2	0	0	0	0									
Carl Morton, R OBP: 0.214, SLG: 0.316 (1, 1)			0-0 4-3					0-0 SH2-4 1-2 1B		2	0	0	0	0	0	2									
Joe Niekro, R OBP: 0.333, SLG: 0.333 (9, 1)			0-0 4-3					0-0 F8		0	0	0	0	0	0	0									
Inning Stats	R: 0 E: 0 K: 0 S: 3	H: 0 LOB: 0 BB: 0 P: 3	R: 0 E: 0 K: 2 S: 8	H: 1 LOB: 1 BB: 0 P: 8	R: 0 E: 0 K: 0 S: 3	H: 0 LOB: 0 BB: 0 P: 3	R: 0 E: 0 K: 0 S: 3	H: 0 LOB: 0 BB: 0 P: 3	R: 0 E: 0 K: 1 S: 5	H: 0 LOB: 0 BB: 0 P: 5	R: 0 E: 0 K: 0 S: 4	H: 1 LOB: 1 BB: 0 P: 4	R: 2 E: 0 K: 1 S: 8	H: 3 LOB: 2 BB: 1 P: 12	R: 0 E: 0 K: 1 S: 7	H: 2 LOB: 2 BB: 0 P: 7	R: 1 E: 0 K: 0 S: 1	H: 1 LOB: 0 BB: 0 P: 1	1B: 4 2B: 1 3B: 0 HR: 3	SF: 0 SAC: 1 DP: 0 HBP: 0	WP: 0 PB: 0 SB: 0 CS: 0	PA: 33			
PITCHER	IP	WLS	BF	H	R	ER	SO	BB	IBB	HBP	BLK	WP	HR	S	P	ERA	WHIP								
Jack Billingham, R ERA: 3.0 (1, 1)	7.0		27	5	2	2	4	1	0	0	0	0	2	34	38	2.57	0.857								
Tom Hall, L ERA: 3.56 (8, 1)	1.0	L	6	3	1	1	1	0	0	0	0	0	1	8	8	9.00	3.000								

Cincinnati Reds @ Atlanta Braves
Atlanta Stadium, Atlanta, GA
Sat Sep 08 1973, 3:33 AM EDT
Att: 16,381 - Unknown

AB 31
R 3
H 8
RBI 3
BB 1
SO 5
LOB 12



Batter	1	2	3	4	5	6	7	8	9	AB	R	H	RBI	BB	SO	LOB	TOP										
Pete Rose, S OBP: 0.411, SLG: 0.440 Cesar Geronimo, L OBP: 0.261, SLG: 0.290	0-0 6-3		4-0 HR	0-0 2B 1B	0-0	0-0 1B 2B	0-0 2B		0-0 F7	5	2	3	1	1	0	0											
Joe Morgan, L OBP: 0.404, SLG: 0.486 Ed Crosby, L OBP: 0.283, SLG: 0.263	0-0 E4 F9		0-0 HR	0-0 2B	0-0	0-0 1B 1B	4-0 2B		0-0 P5	4	2	3	3	1	0	0											
Bobby Tolan, L OBP: 0.353, SLG: 0.308 Ed Ambrister, R OBP: 0.333, SLG: 0.765	0-0 F9 2-3		0-0 5-3	0-0 P6	0-0	0-3 K	0-0 L5		0-0 BB 1B	3	0	0	0	0	0	3											
Tony Perez, R OBP: 0.384, SLG: 0.516 Larry Stahl, L OBP: 0.326, SLG: 0.340	0-3 K		0-0 1B	0-0 2B	0-3 K	4-0 1B		0-0 BB HR 1B	4-0 BB 1B	4	2	2	0	1	2	1											
Dan Driessen, L OBP: 0.350, SLG: 0.394 Denis Menke, R OBP: 0.379, SLG: 0.275		0-0 4-3	0-3 K	0-0	0-0 HR 1B	0-0 1-2 2H 1B		4-0 HR BB	4-0 1B BB	3	1	1	0	0	1	1											
Ken Griffey, L OBP: 0.488, SLG: 0.643 George Foster, R OBP: 0.500, SLG: 1.250		0-0 1B	0-0 2B	0-0 2H 1B	0-0 HR	0-3 K		0-0 BB	0-0 BB	3	2	3	3	0	0	0											
Darrel Chaney, S OBP: 0.264, SLG: 0.208		0-0 FC5-4 1B	0-3 K	0-0	0-0 6-3		0-0 SH1-4 2B 1B	0-3 K	0-0 1-2 BB	5	1	2	1	1	2	1											
Bill Plummer, R OBP: 0.273, SLG: 0.255		0-0 FC5-4 1-2		0-3 K	0-0 5-3		0-0 F8	0-3 K	0-3 K	6	0	0	0	0	3	5											
Fred Norman, S OBP: 0.095, SLG: 0.069 Dick Baney, R OBP: 0.200, SLG: 0.200 Pedro Borbon, R OBP: 0.308, SLG: 0.308	0-0 4-3		0-0 F8	0-0	0-3 K	0-3 K	0-0 SH1-4	0-0 4-3		1	0	0	0	0	0	1											
Inning Stats	R: 0 E: 1 K: 1 S: 6	H: 0 LOB: 1 BB: 0 P: 6	R: 1 E: 1 K: 0 S: 5	H: 2 LOB: 1 BB: 0 P: 5	R: 3 E: 0 K: 2 S: 10	H: 3 LOB: 1 BB: 1 P: 14	R: 0 E: 0 K: 1 S: 7	H: 2 LOB: 2 BB: 0 P: 7	R: 2 E: 0 K: 3 S: 12	H: 3 LOB: 2 BB: 1 P: 16	R: 1 E: 0 K: 0 S: 5	H: 2 LOB: 2 BB: 1 P: 9	R: 3 E: 0 K: 2 S: 9	H: 2 LOB: 0 BB: 1 P: 13	R: 2 E: 0 K: 1 S: 7	H: 2 LOB: 3 BB: 3 P: 19	1B: 9 2B: 6 3B: 0 HR: 3	SF: 0 SAC: 1 DP: 0 HBP: 0	WP: 0 PB: 0 SB: 0 CS: 0	PA: 53							
PITCHER	IP	WLS	BF	H	R	ER	SO	BB	IBB	HBP	BLK	WP	HR	S	P	ERA	WHIP										
Roric Harrison, R ERA: 3.87	5.1	L	29	11	8	8	6	1	0	0	0	0	2	40	44	13.50	2.250										
Tom House, L ERA: 4.64	0.2		4	1	0	0	2	0	1	0	0	0	0	7	11	0.00	1.500										
Al Closter, L ERA: 18.0	2.0		12	4	4	4	2	2	0	0	0	0	1	14	22	18.00	3.000										
Gary Neibauer, R ERA: 6.27	0.2		7	2	2	2	0	3	0	0	0	0	0	4	16	27.00	7.500										
Joe Niekro, R ERA: 5.19	0.1		1	0	0	0	1	0	0	0	0	0	0	3	3	0.00	0.000										

Cincinnati Reds @ Atlanta Braves
Atlanta Stadium, Atlanta, GA
Sun Sep 09 1973, 3:33 AM EDT
Unknown

AB 45
R 14
H 18
RBI 14
BB 7
SO 11
LOB 17



Batter	1	2	3	4	5	6	7	8	9	AB	R	H	RBI	BB	SO	LOB	BOTTOM										
Ralph Garr, L OBP: 0.326, SLG: 0.423	0-0 F8	0-0 F7		0-0 5-3			0-0 1B	0-0 F3	0-0 FC6-4	6	0	1	0	0	0	6											
Mike Lum, L OBP: 0.352, SLG: 0.464	0-0 F7		0-3 K		0-0 4-3		0-0 F9		0-0 HR	5	1	1	1	0	1	1											
Darrell Evans, L OBP: 0.409, SLG: 0.564	0-0 2B		0-0 BB 1B		0-0 1B		0-3 K		0-0 1B 1B	5	2	4	0	0	1	1											
Hank Aaron, R OBP: 0.392, SLG: 0.629	0-0 HR		0-0 BB 1B		0-3 K		0-0 1B		0-0 P6	5	1	3	1	0	1	2											
Dusty Baker Jr., R OBP: 0.364, SLG: 0.457	0-0 HR		0-3 K		0-0 1B		0-0 F2		0-0 1B BB 1B	5	2	3	2	0	1	4											
Davey Johnson, R OBP: 0.367, SLG: 0.552 Dick Dietz, R OBP: 0.463, SLG: 0.392	0-0 F9		4-0 BB		0-0 F8		0-0 1B		0-0 F7	3	0	0	0	1	0	2											
Marty Perez, R OBP: 0.311, SLG: 0.337		0-0 6-3	0-0 5-3		0-3 K		0-0 6-3		0-0 1B 1B	5	0	1	1	0	1	3											
Paul Casanova, R OBP: 0.270, SLG: 0.372 Gary Neibauer, R OBP: 0.333, SLG: 1.333 Joe Niekro, R OBP: 0.333, SLG: 0.333 Frank Tepedino, L OBP: 0.365, SLG: 0.427		0-3 K		0-0 5-3		0-0 P6		1-0 BB	0-0 FC6-4	3	0	0	0	0	1	0											
Roric Harrison, R ERA: 0.085, SLG: 0.217 Tom House, L OBP: 0.200, SLG: 0.200 Johnny Sneed, L OBP: 0.296, SLG: 0.395 Al Closter, L ERA: 18.0 Chuck Goggin, S OBP: 0.341, SLG: 0.339		4-0 BB		0-0 P4		0-0 4-3		4-0 BB	0-3 K	1	0	0	0	1	0	0											
Inning Stats	R: 3 E: 0 K: 0 S: 6	H: 3 LOB: 0 BB: 0 P: 6	R: 0 E: 0 K: 1 S: 5	H: 0 LOB: 1 BB: 1 P: 9	R: 0 E: 0 K: 2 S: 9	H: 2 LOB: 3 BB: 1 P: 13	R: 0 E: 0 K: 0 S: 3	H: 0 LOB: 0 BB: 0 P: 3	R: 0 E: 0 K: 1 S: 5	H: 0 LOB: 2 BB: 0 P: 5	R: 0 E: 0 K: 1 S: 7	H: 2 LOB: 2 BB: 0 P: 7	R: 0 E: 0 K: 0 S: 3	H: 0 LOB: 2 BB: 1 P: 8	R: 3 E: 0 K: 1 S: 10	H: 5 LOB: 3 BB: 1 P: 14	1B: 11 2B: 1 3B: 0 HR: 2	SF: 0 SAC: 0 DP: 0 HBP: 1	WP: 0 PB: 0 SB: 0 CS: 0	PA: 46							
PITCHER	IP	WLS	BF	H	R	ER	SO	BB	IBB	HBP	BLK	WP	HR	S	P	ERA	WHIP										
Fred Norman, L ERA: 3.47	2.2		15	5	3	3	3	2	0	0	0	0	1	19	27	10.12	2.625										
Dick Baney, R ERA: 4.09	5.2	W	27	7	3	3	3	2	0	1	0	0	1	30	39	4.76	1.588										
Pedro Borbon, R ERA: 2.12	0.2	S	4	2	0	0	1	0	0	0	0	0	0	6	6	0.00	3.000										

Cincinnati Reds @ Atlanta Braves
Atlanta Stadium, Atlanta, GA
Sun Sep 09 1973, 3:33 AM EDT
Unknown

AB 41
R 6
H 14
RBI 6
BB 4
SO 7
LOB 22



Batter	1	2	3	4	5	6	7	8	9	AB	R	H	RBI	BB	SO	LOB	TOP								
Pete Rose, S OBP: 0.413, SLG: 0.441 (1, 7)	0-0 4-3		0-0 1B		0-0 SH1-4 1B	0-0 2H 1B		0-0 FC6-4		5	1	3	1	0	0	1	Cincinnati Reds @ Atlanta Braves Atlanta Stadium, Atlanta, GA Sun Sep 09 1973, 3:38 AM EDT Att: 22,304 - Unknown								
Joe Morgan, L OBP: 0.405, SLG: 0.491 (1, 4)	4-0 BB		0-3 K		4-0 SH1-4 1B BB	0-0 F8		0-0 HR	3	2	1	1	2	1	3										
Dan Driessen, L OBP: 0.346, SLG: 0.389 (7, 3)	0-0 F8		0-0 F7		0-0 SH1-4	0-0 4-3		0-0 F8	4	0	0	0	0	0	4										
Tony Perez, R OBP: 0.385, SLG: 0.515 (1, 3)	0-0 5-3			0-0 HR	4-0 1B		0-0 5-3		0-0 1B	3	1	1	0	1	0	1									
Denis Menke, R OBP: 0.391, SLG: 0.279 (7, 5)				0-0 1B	0-0 IBB		0-0 6-3		0-0 K	5	1	2	4	0	1	1									
Johnny Bench, R OBP: 0.347, SLG: 0.447 (1, 2)		0-0 F7		0-0 HR	0-0 1B		0-0 4-3		0-0 F8	4	1	1	0	0	1	2									
Ken Griffey, L OBP: 0.489, SLG: 0.609 (9, PH)	0-0 F7		0-0 K		0-0 K		0-0 4-3		0-0 F8	1	0	0	0	0	0	1									
Ed Armbuster, R OBP: 0.316, SLG: 0.722 (9, 9)			0-3 K		0-0 SH1-4 1B					4	0	1	0	0	2	3									
George Foster, R OBP: 0.375, SLG: 0.875 (1, 8)			0-3 K		0-0 F5			0-0 SH1-3 FC5-2 2B	2	1	0	1	0	2	3										
Darrel Chaney, S OBP: 0.261, SLG: 0.206 (1, 6)			0-3 K		0-0 SH1-4		0-3 K		0-0 SH1-3	2	1	0	1	0	2	0									
Don Gullett, R OBP: 0.266, SLG: 0.193 (1, 1)			0-0 1B		0-0 F7		0-0 SH1-4		0-0 FC5-2	3	0	1	0	0	0	1									
Inning Stats	R: 0 E: 0 K: 0 S: 3	H: 0 LOB: 1 BB: 1 P: 7	R: 0 E: 0 K: 1 S: 5	H: 0 LOB: 0 BB: 0 P: 5	R: 0 E: 0 K: 2 S: 9	H: 2 LOB: 2 BB: 0 P: 9	R: 3 E: 1 K: 1 S: 8	H: 3 LOB: 0 BB: 0 P: 8	R: 2 E: 0 K: 1 S: 7	H: 2 LOB: 2 BB: 2 P: 15	R: 1 E: 0 K: 0 S: 7	H: 1 LOB: 1 BB: 0 P: 7	R: 0 E: 0 K: 0 S: 3	H: 0 LOB: 0 BB: 0 P: 3	R: 0 E: 0 K: 0 S: 4	H: 1 LOB: 1 BB: 0 P: 4	R: 1 E: 0 K: 1 S: 7	H: 2 LOB: 1 BB: 0 P: 7	1B: 8 2B: 1 3B: 0 HR: 2	SF: 0 SAC: 4 DP: 0 HBP: 0	WP: 0 PB: 1 CS: 0	PA: 42			
PITCHER	IP	WLS	BF	H	R	ER	SO	BB	IBB	HBP	BLK	WP	HR	S	P	ERA	WHIP								
Phil Niekro, R ERA: 3.38 (1, 1)	7.0	L	33	8	6	4	6	2	1	0	0	0	1	42	54	5.14	1.429								
Tom House, L ERA: 4.64 (8, 1)	2.0		9	3	1	1	1	0	0	0	0	0	1	11	11	4.50	1.500								

AB	35
R	7
H	11
RBI	7
BB	3
SO	7
LOB	17



Batter	1	2	3	4	5	6	7	8	9	AB	R	H	RBI	BB	SO	LOB	BOTTOM								
Chuck Goggin, S OBP: 0.337, SLG: 0.354 (1, 9)	0-3 K		0-0 F9		0-0 1B		0-0 F7			4	0	1	0	0	1	2	Cincinnati Reds @ Atlanta Braves Atlanta Stadium, Atlanta, GA Sun Sep 09 1973, 3:38 AM EDT Att: 22,304 - Unknown								
Mike Lum, L OBP: 0.349, SLG: 0.460 (1, 7)	0-3 K		0-3 K		0-0 4-3			0-0 F5	4	0	0	0	0	2	2										
Darrell Evans, L OBP: 0.410, SLG: 0.563 (1, 5)	0-0 F8			0-0 1B	0-0 1B	4-0 E BB		0-0 F2	3	0	1	0	1	0	0										
Dusty Baker Jr., R OBP: 0.362, SLG: 0.453 (1, 8)		0-0 F8		0-3 K	0-0 E6	1-2 G6-4-3		0-0 6-3	4	0	0	0	0	1	2										
Davey Johnson, R OBP: 0.367, SLG: 0.549 (1, 4)		4-0 BB		0-0 L5	0-0 L1			0-0 F8	3	0	0	0	1	0	3										
Dick Dietz, R OBP: 0.457, SLG: 0.387 (1, 3)		0-0 F9		0-0 1B	0-0 G6-4-3	1-2		0-3 K	4	0	1	0	0	1	3										
Marty Perez, R OBP: 0.308, SLG: 0.334 (1, 6)		0-0 G1		0-3 K		0-0 F3		0-0 F8	4	0	0	0	0	1	3										
Paul Casanova, R OBP: 0.271, SLG: 0.368 (1, 2)			0-0 F5		0-0 3-1		4-0 BB			2	0	0	0	1	0	0									
Phil Niekro, R OBP: 0.141, SLG: 0.221 (1, 1)			0-0 2B		0-0 F5		0-3 K			2	0	1	0	0	0	0									
Freddie Velazquez, R OBP: 0.330, SLG: 0.366 (7, PH)										1	0	0	0	0	1	1									
Tom House, L OBP: 0.200, SLG: 0.300 (8, 1)										0	0	0	0	0	0	0									
Inning Stats	R: 0 E: 0 K: 2 S: 7	H: 0 LOB: 0 BB: 0 P: 7	R: 0 E: 0 K: 0 S: 3	H: 0 LOB: 1 BB: 1 P: 7	R: 0 E: 0 K: 1 S: 6	H: 1 LOB: 1 BB: 0 P: 6	R: 0 E: 0 K: 2 S: 9	H: 2 LOB: 2 BB: 0 P: 9	R: 0 E: 0 K: 0 S: 4	H: 1 LOB: 1 BB: 0 P: 4	R: 0 E: 0 K: 0 S: 3	H: 0 LOB: 1 BB: 1 P: 7	R: 0 E: 0 K: 0 S: 5	H: 0 LOB: 0 BB: 0 P: 9	R: 0 E: 0 K: 1 S: 3	H: 0 LOB: 0 BB: 0 P: 3	R: 0 E: 0 K: 1 S: 5	H: 0 LOB: 0 BB: 0 P: 5	1B: 3 2B: 1 3B: 0 HR: 0	SF: 0 SAC: 0 DP: 1 HBP: 0	WP: 0 PB: 0 CS: 0	PA: 34			
PITCHER	IP	WLS	BF	H	R	ER	SO	BB	IBB	HBP	BLK	WP	HR	S	P	ERA	WHIP								
Don Gullett, L ERA: 3.38 (1, 1)	9.0	W	34	4	0	0	7	3	0	0	0	0	0	45	57	0.00	0.778								



Batter	1	2	3	4	5	6	7	8	9	AB	R	H	RBI	BB	SO	LOB	TOP			
Davey Lopes, R (1,4) OBP: 0.345, SLG: 0.335 Von Joshua, L (9, PH) OBP: 0.276, SLG: 0.291	0-0 G6-4-3 1B	4-0 BB			0-0 P5		0-0 F4		0-0 L4	3	0	1	0	1	0	0				
Manny Mota, R (1,7) OBP: 0.379, SLG: 0.377	0-0 G6-4-3 1B	0-0 F8			0-0 2B		0-0 1B		0-0 F9	5	1	3	0	0	0	3				
Tom Paciorek, R (1,8) OBP: 0.297, SLG: 0.333	0-0 G6-4-3 1-2 2-3				0-0 5-3		0-0 1B			4	1	2	2	0	0	3				
Joe Ferguson, R (1,9) OBP: 0.371, SLG: 0.471	0-0 6-3				0-0 5-3		0-0 FC6-4 BB		0-0 1B	3	0	1	0	1	0	1				
Steve Garvey, R (1,3) OBP: 0.313, SLG: 0.398 Bill Buckner, L (7, PH) OBP: 0.296, SLG: 0.345		0-0 F6			0-0 F8		0-0 FC6-4 1-2		0-0 L6	3	0	0	0	0	0	2				
Ron Cey, R (1,5) OBP: 0.339, SLG: 0.378		4-0 1B 2B			0-0 P3		0-0 P4		0-0 F8	3	1	0	0	1	0	0				
Steve Yeager, R (1,2)		0-0 2B 1B			0-0 1-3		0-0 F8		0-0 6-3	4	0	1	0	0	0	0				
Bill Russell, R (1,6) OBP: 0.294, SLG: 0.332		0-3 K			0-0 F9		0-0 F7		0-0 5-3	4	0	0	0	0	1	2				
Don Sutton, R (1,1) OBP: 0.199, SLG: 0.118 Orlando Alvarez, R (7, PH) OBP: 0.333, SLG: 0.667 Doug Rau, L (7,1) OBP: 0.100, SLG: 0.100 Jim Brewer, L (7,1) OBP: 0.400, SLG: 0.400 Jim Falfrey, L (9, PH) OBP: 0.250, SLG: 0.250		0-0 1-3 2-H			0-0 4-3		0-0 1-3		0-0 F9	2	0	1	1	0	0	0				
Inning Stats	R: 0 E: 0 K: 0 S: 4	H: 2 LOB: 1 BB: 0 P: 4	R: 1 E: 0 K: 1 S: 7	H: 2 LOB: 3 BB: 2 P: 15	R: 1 E: 0 K: 0 S: 4	H: 1 LOB: 0 BB: 0 P: 4	R: 0 E: 0 K: 0 S: 3	H: 0 LOB: 0 BB: 0 P: 3	R: 0 E: 0 K: 0 S: 4	H: 1 LOB: 2 BB: 1 P: 8	R: 1 E: 0 K: 0 S: 6	H: 3 LOB: 2 BB: 0 P: 6	R: 0 E: 0 K: 0 S: 3	H: 0 LOB: 0 BB: 0 P: 3	R: 0 E: 0 K: 0 S: 3	H: 0 LOB: 0 BB: 0 P: 3	1B: 5 2B: 3 3B: 0 HR: 1	SF: 0 SAC: 0 DP: 1 HBP: 0	WP: 0 PA: 38 PB: 0 SB: 0 CS: 0	
PITCHER	IP WLS BF H R ER SO BB IBB HBP BLK WP HR S P ERA WHIP																			
Ross Grimsley, L (1,1) ERA: 3.1	6.2	30	8	3	3	1	3	0	0	0	0	0	0	0	1	29	41	4.05	1.650	
Pedro Borbon, R (7,1) ERA: 2.12	0.0	1	1	0	0	0	0	0	0	0	0	0	0	0	1	1		∞	∞	
Tom Hall, L (7,1) ERA: 3.55	0.1	1	0	0	0	0	0	0	0	0	0	0	0	0	1	1	0.00	0.000		
Clay Carroll, R (8,1) ERA: 4.06	1.0	W	3	0	0	0	0	0	0	0	0	0	0	0	3	3	0.00	0.000		
Dick Baney, R (9,1) ERA: 3.75	1.0	S	3	0	0	0	0	0	0	0	0	0	0	0	3	3	0.00	0.000		
Batter	1	2	3	4	5	6	7	8	9	AB	R	H	RBI	BB	SO	LOB	BOTTOM			
Pete Rose, S (1,7) OBP: 0.410, SLG: 0.438	0-0 F7		0-0 F2		0-0 3-1		0-0 FC5-4 1-2 2-3			4	0	0	0	0	0	2				
Joe Morgan, L (1,4) OBP: 0.494, SLG: 0.488	0-0 F5		0-0 F2		4-0 F2 BB		0-0 1-3			3	0	0	0	1	0	2				
Dan Driessen, L (1,5) OBP: 0.348, SLG: 0.393	0-0 1B		0-0 F9		0-0 F2 1-2			0-0 BB 2B		4	1	2	0	0	0	1				
Tony Perez, R (1,3) OBP: 0.384, SLG: 0.515	0-3 K			0-0 WP HR 2B		0-3 K		0-0 F3		4	1	1	0	0	2	2				
Johnny Bench, R (1,2) OBP: 0.352, SLG: 0.449		0-0 BB 1B		4-0 HR BB		0-0 FC4-6 1B		4-0 BB IBB		2	2	2	0	2	0	0				
Ken Griffey, L (1,9) OBP: 0.482, SLG: 0.653 Phil Gagliano, R (8, PH) OBP: 0.400, SLG: 0.290 George Foster, R (8, PR) OBP: 0.375, SLG: 0.875		0-0 F7		0-0 HR		0-0 FC4-6 1-2		4-0 2B SF BB		3	1	1	3	0	0	2				
Cesar Geronimo, L (1,8) OBP: 0.285, SLG: 0.291 Ed Ambrister, R (8, PH) OBP: 0.350, SLG: 0.789		4-0 1-2 BB		0-0 F5		0-0 CS		0-0 FC5-4 1B		2	0	1	0	1	0	0				
Darrel Chaney, S (1,6) OBP: 0.257, SLG: 0.202 Denis Menke, R (8, PH) OBP: 0.390, SLG: 0.279		0-0 F9		0-0 F8		0-3 K		0-0 SF		3	0	0	0	0	1	3				
Ross Grimsley, L (1,1) ERA: 3.1 Pedro Borbon, R (7,1) ERA: 2.12 Tom Hall, L (7,1) ERA: 3.55 Clay Carroll, R (8,1) ERA: 4.06 Dick Baney, R (9,1) ERA: 3.75		0-3 K		0-3 K		0-0 FC5-4 1B		0-0 G1-4-6-3		2	0	0	0	0	0	2				
Inning Stats	R: 0 E: 0 K: 1 S: 6	H: 1 LOB: 1 BB: 0 P: 6	R: 0 E: 0 K: 1 S: 6	H: 1 LOB: 2 BB: 1 P: 10	R: 0 E: 0 K: 0 S: 3	H: 0 LOB: 0 BB: 0 P: 3	R: 3 E: 0 K: 1 S: 7	H: 2 LOB: 1 BB: 1 P: 11	R: 0 E: 0 K: 0 S: 2	H: 0 LOB: 0 BB: 1 P: 6	R: 0 E: 0 K: 1 S: 5	H: 1 LOB: 0 BB: 0 P: 5	R: 0 E: 0 K: 1 S: 7	H: 2 LOB: 2 BB: 0 P: 7	R: 3 E: 1 K: 0 S: 5	H: 2 LOB: 2 BB: 2 P: 13	1B: 5 2B: 3 3B: 0 HR: 1	SF: 1 SAC: 0 DP: 1 HBP: 0	WP: 1 PA: 37 PB: 0 SB: 0 CS: 1	
PITCHER	IP WLS BF H R ER SO BB IBB HBP BLK WP HR S P ERA WHIP																			
Don Sutton, R (1,1) ERA: 2.31	6.0	24	5	3	3	4	3	0	0	0	0	0	0	0	1	29	41	4.50	1.333	
Doug Rau, L (7,1) ERA: 4.23	0.1	3	2	0	0	1	0	0	0	0	0	0	0	0	5	5	0.00	6.000		
Jim Brewer, L (7,1) ERA: 3.13	1.2	L	9	2	3	3	1	1	0	0	0	0	0	0	7	15	16.20	1.800		

Los Angeles Dodgers @ Cincinnati Reds
Riverfront Stadium, Cincinnati, OH
Tue Sep 11 1973, 7:05 PM EDT
Att: 46,415 - Unknown


AB 35
R 3
H 9
RBI 3
BB 3
SO 1
LOB 13




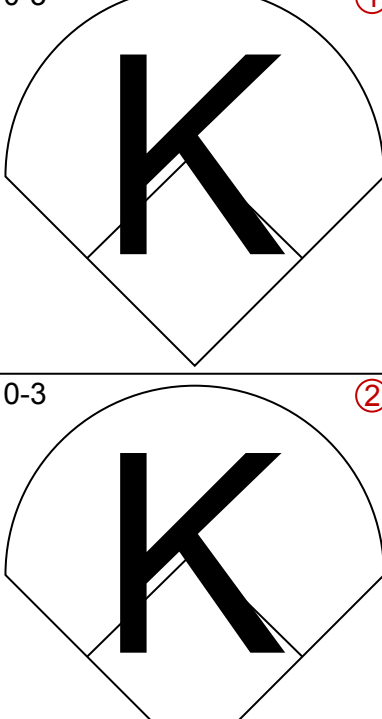
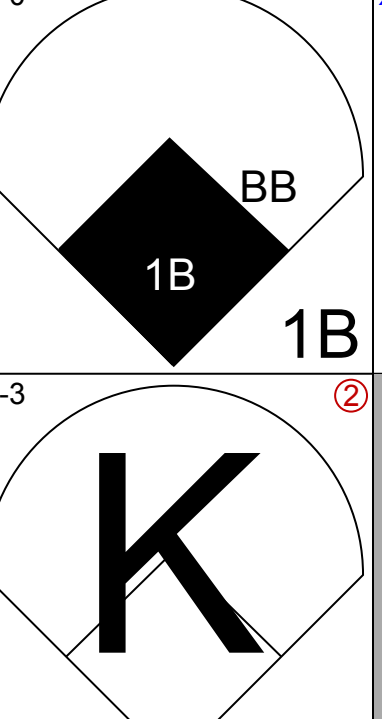
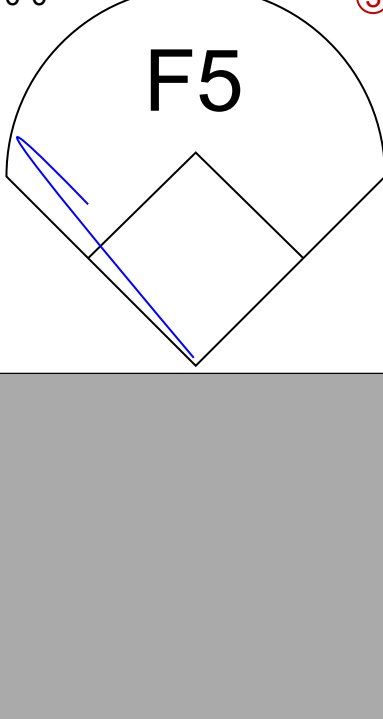
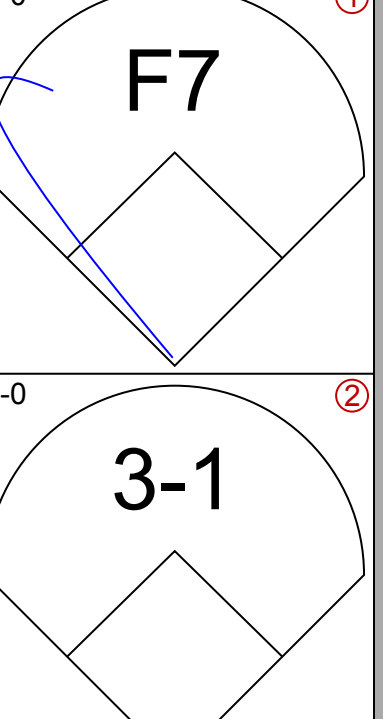
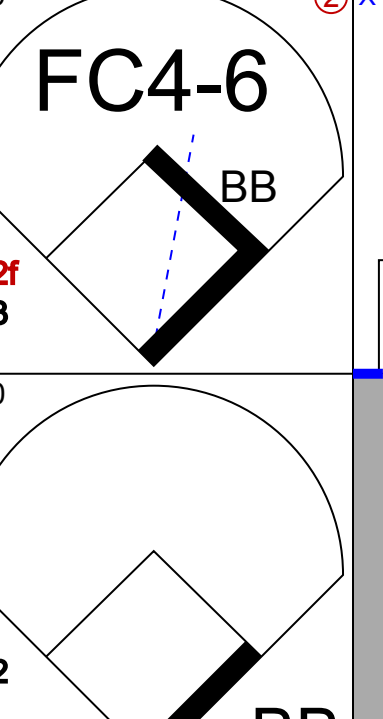
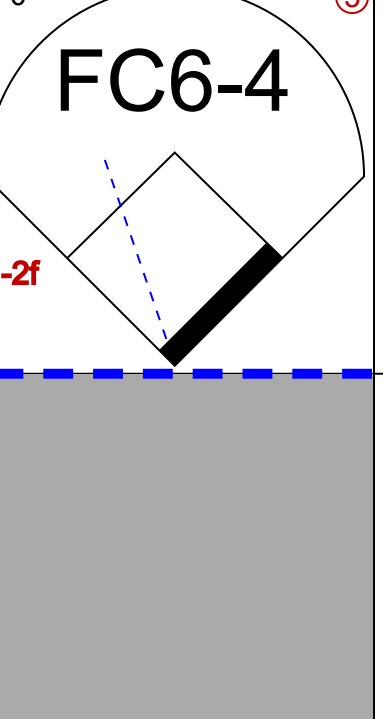
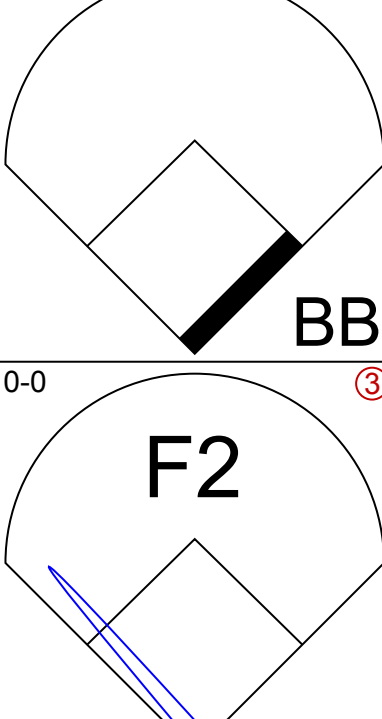
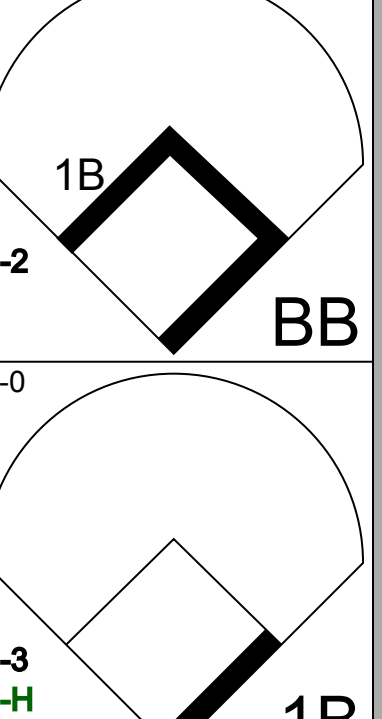
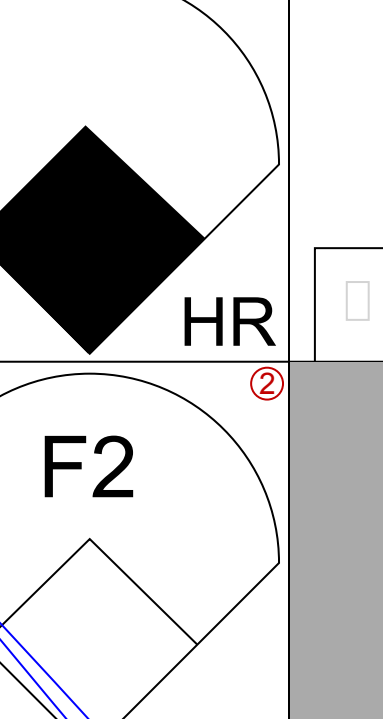
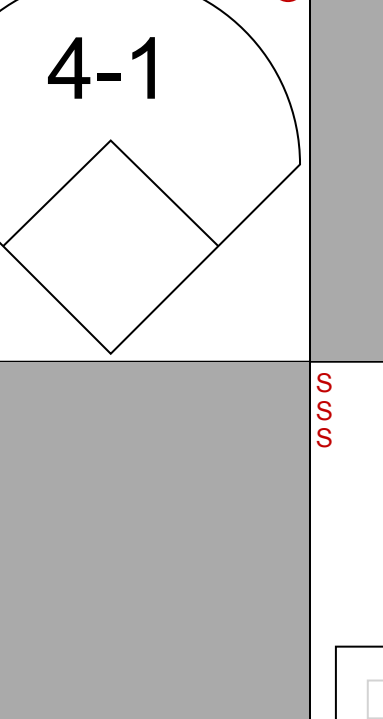
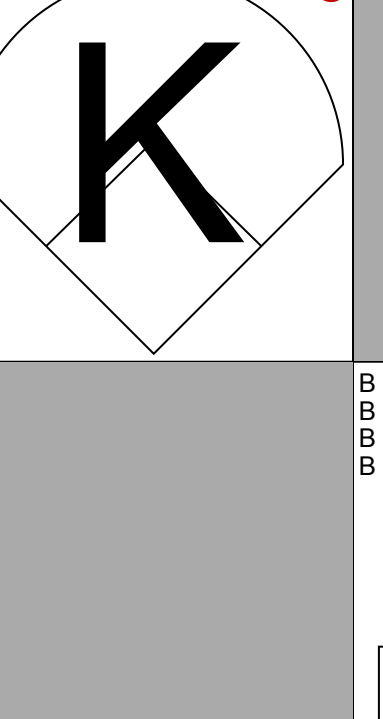

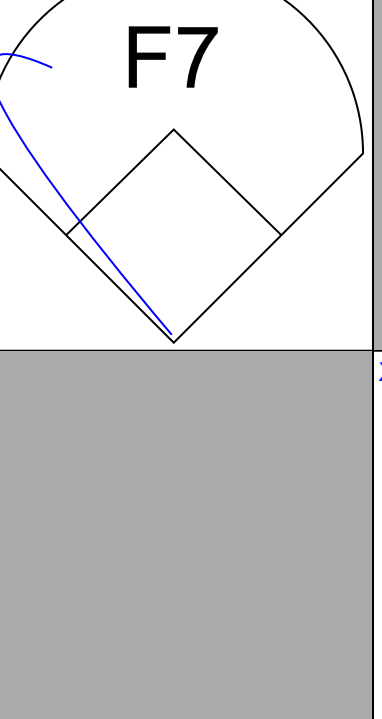
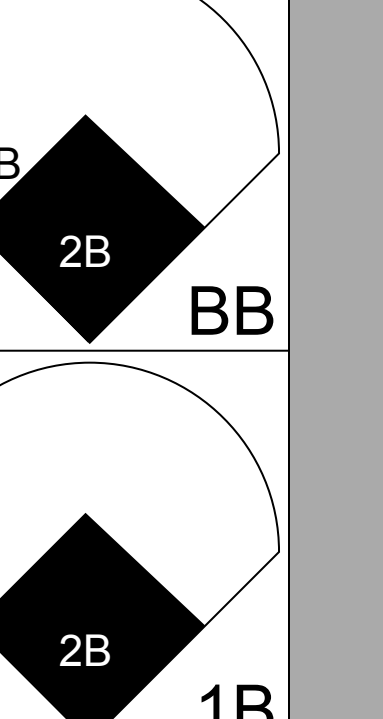
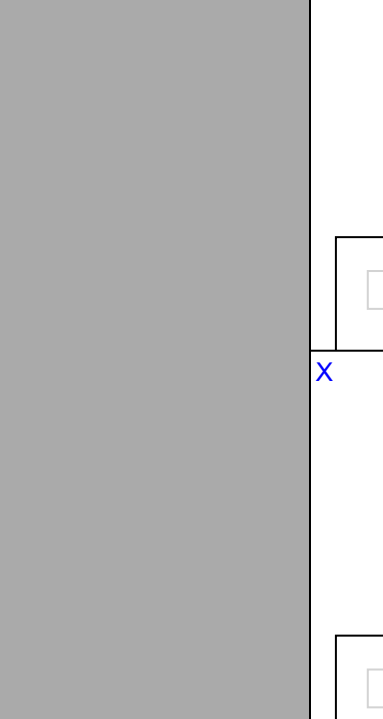
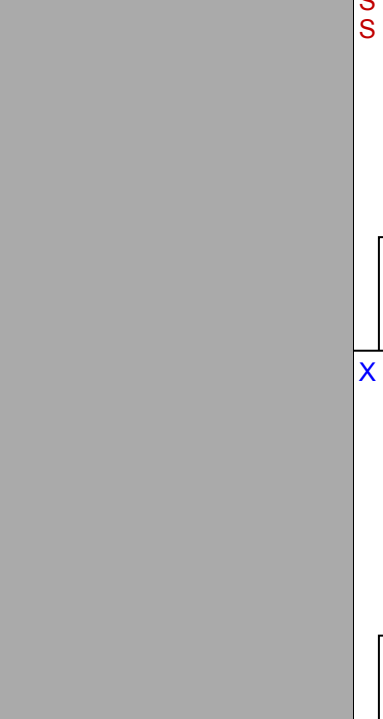


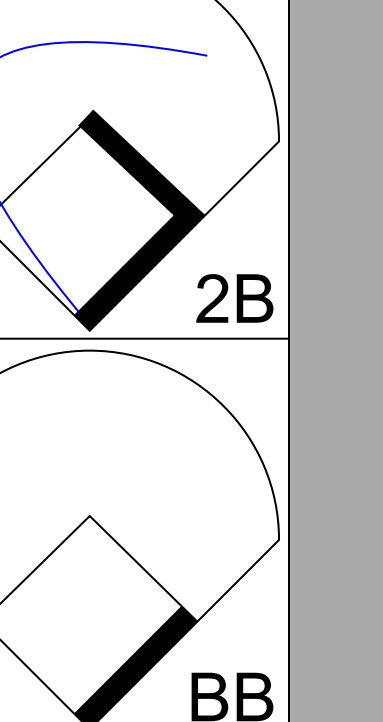
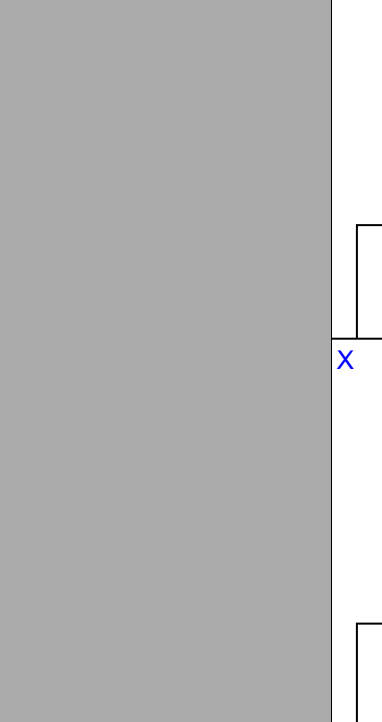
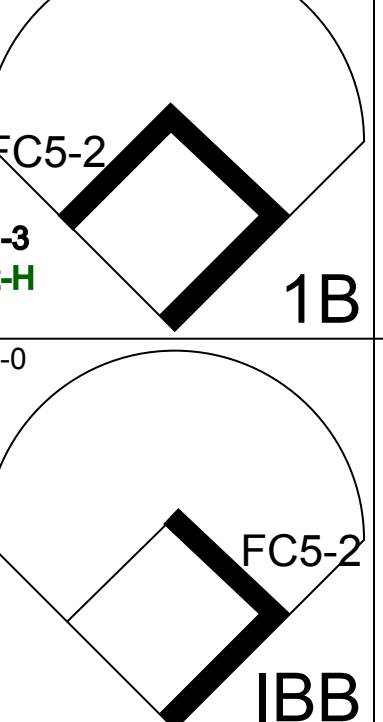

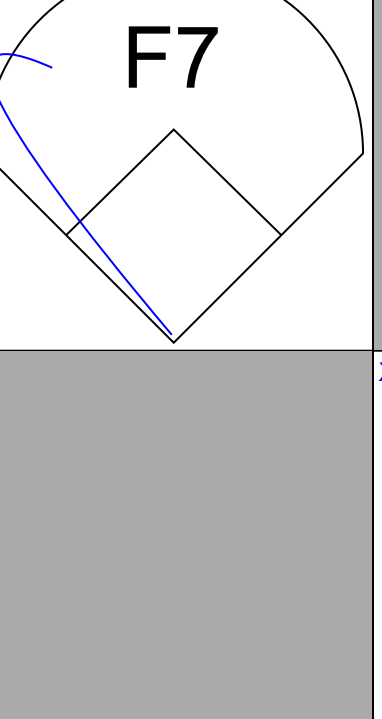
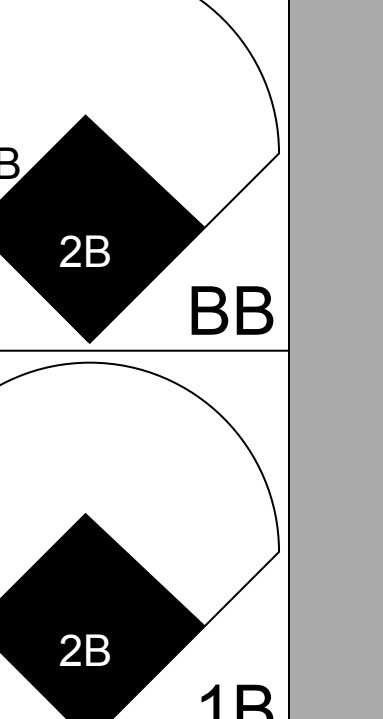
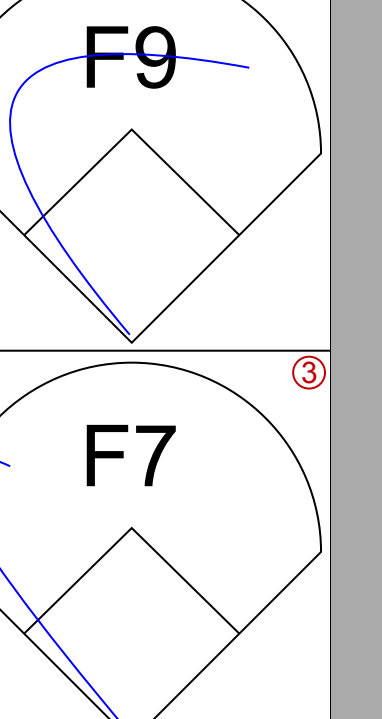
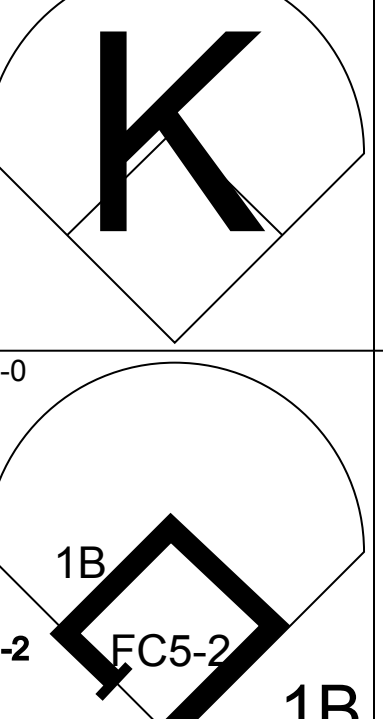

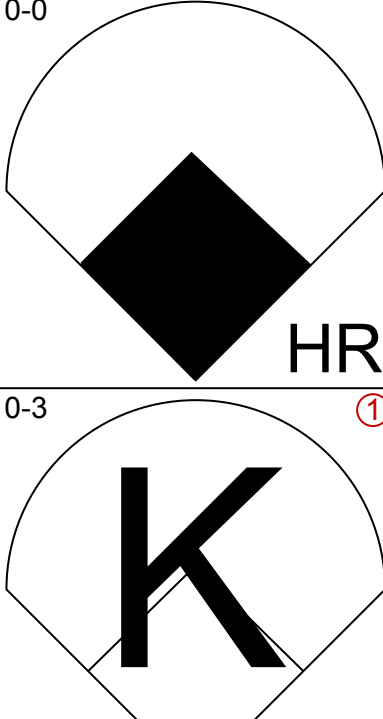
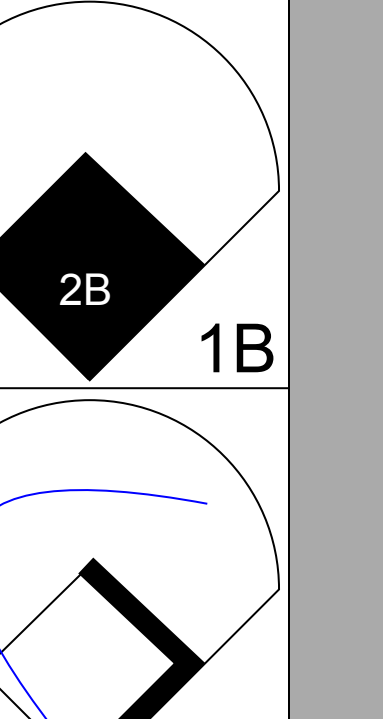
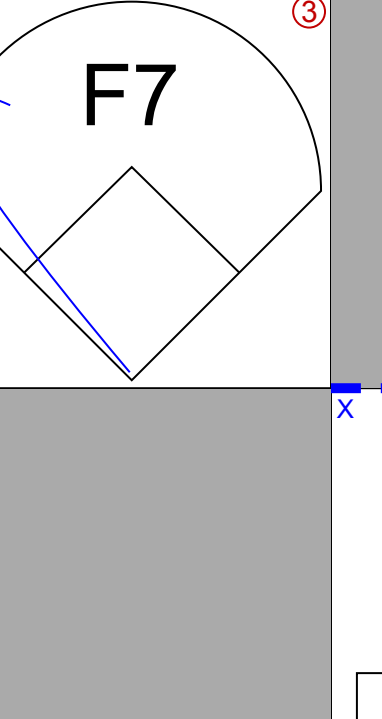
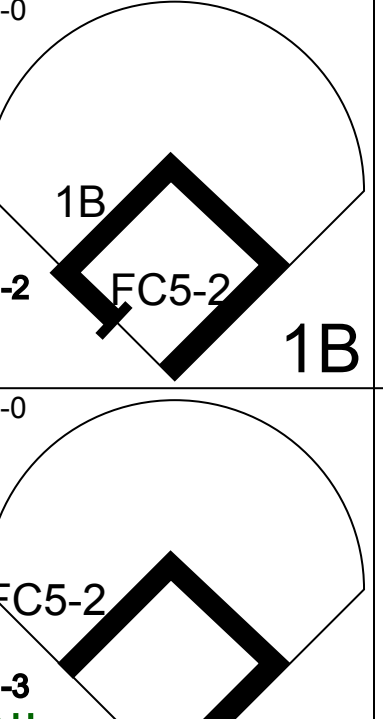
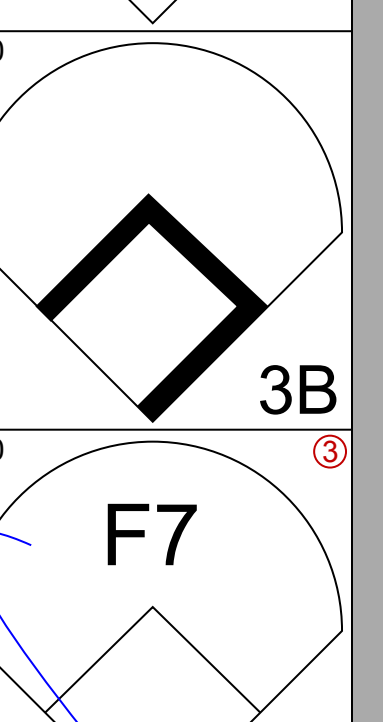
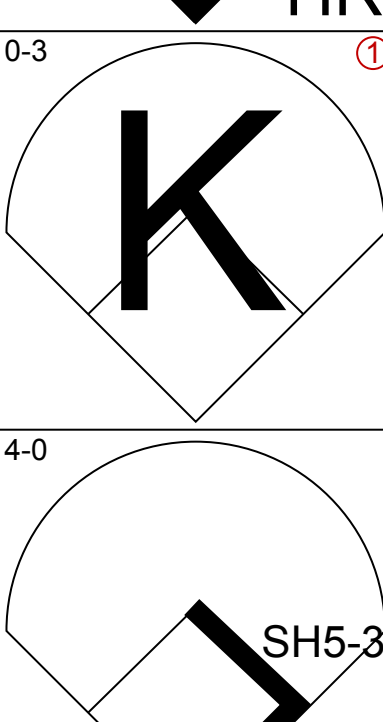
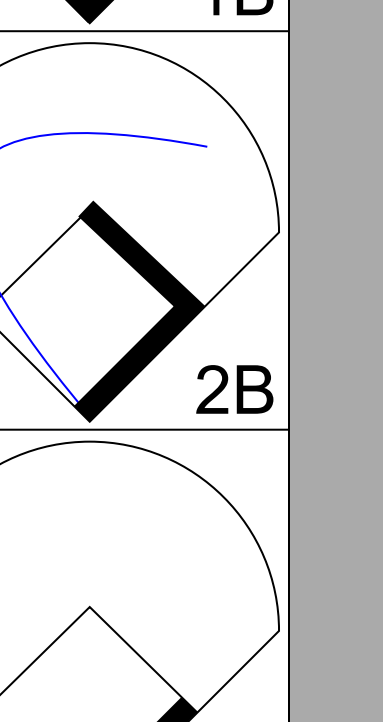
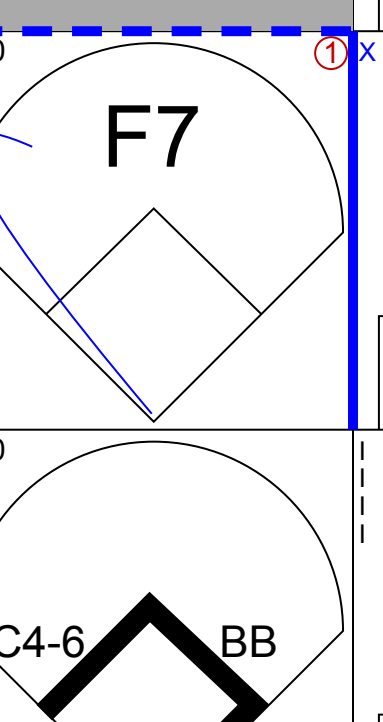
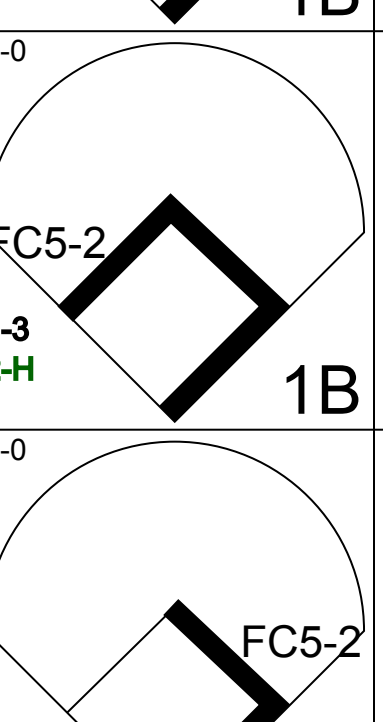
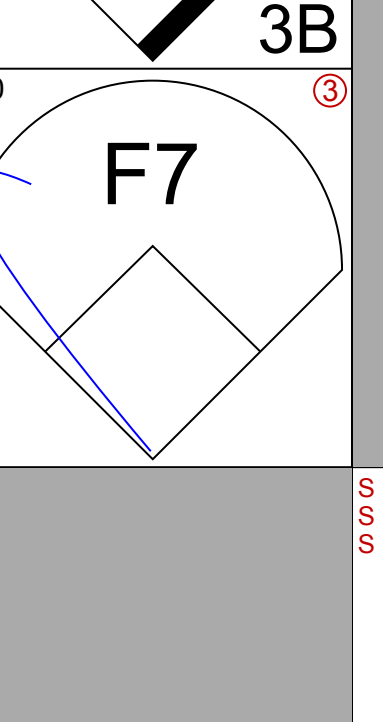
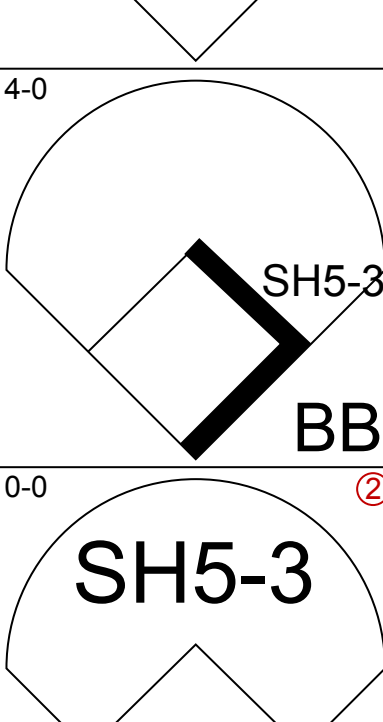
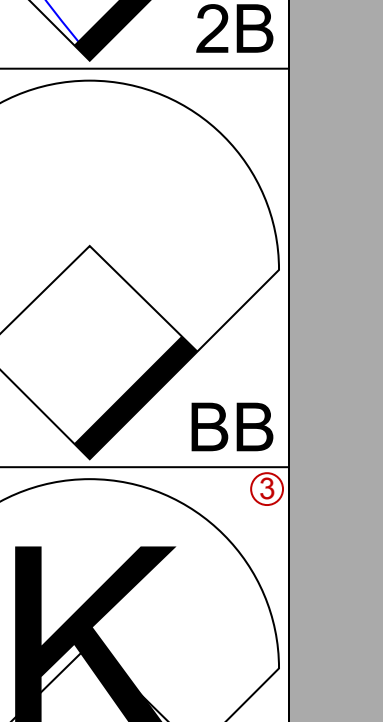
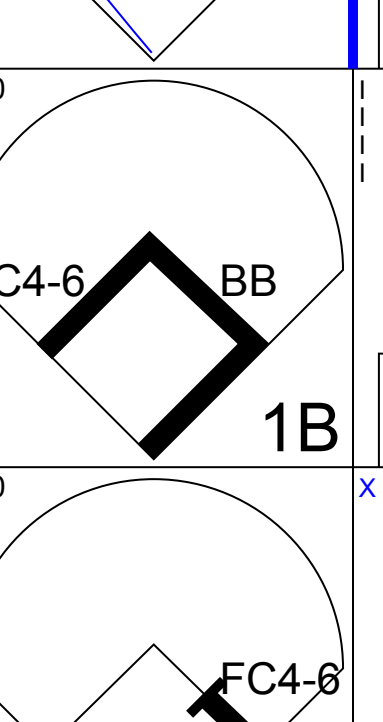
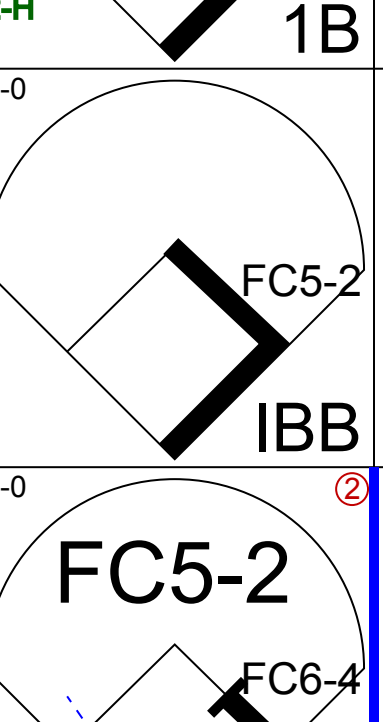
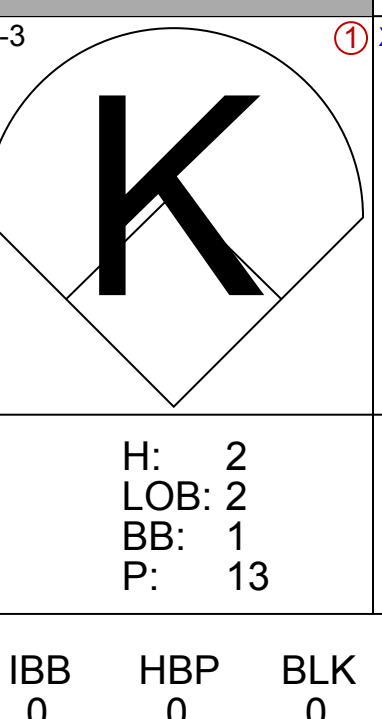
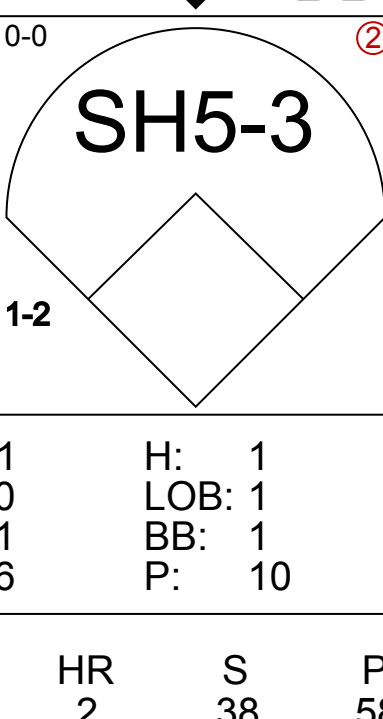
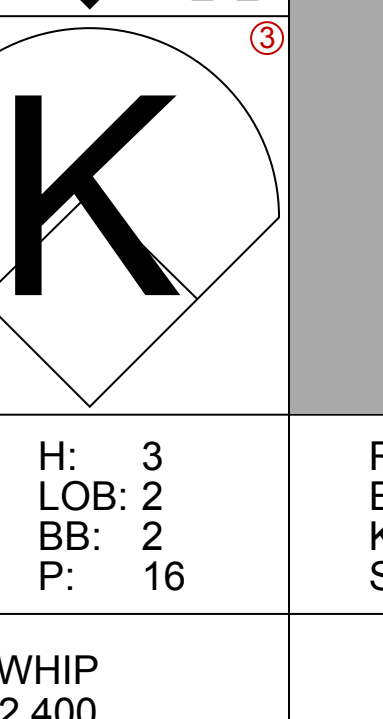
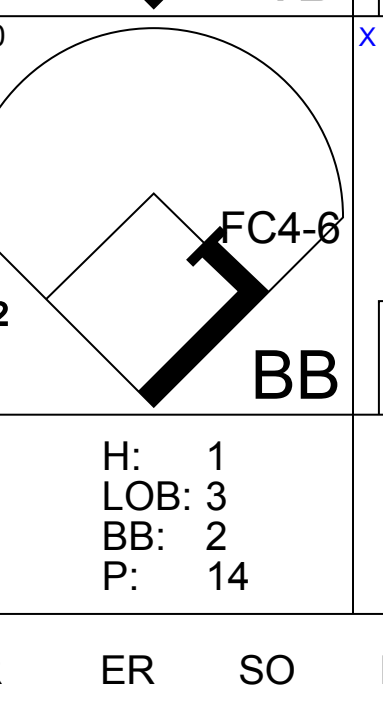
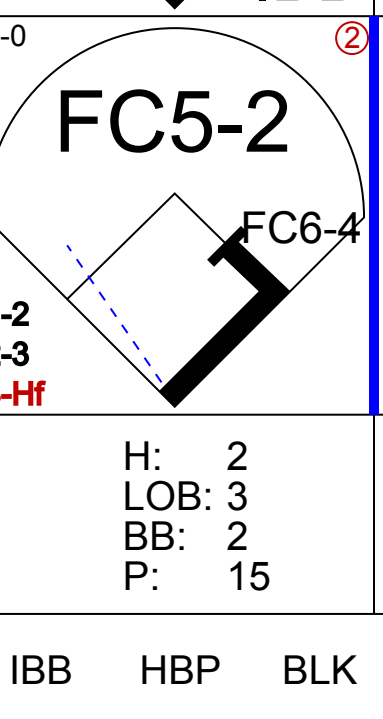
Los Angeles Dodgers @ Cincinnati Reds
Riverfront Stadium, Cincinnati, OH
Tue Sep 11 1973, 7:05 PM EDT
Att: 46,415 - Unknown

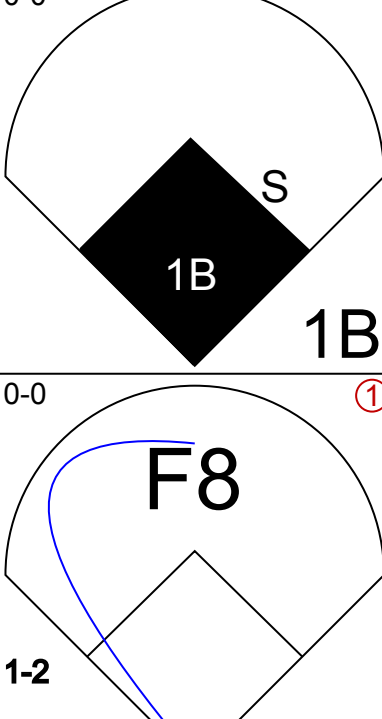
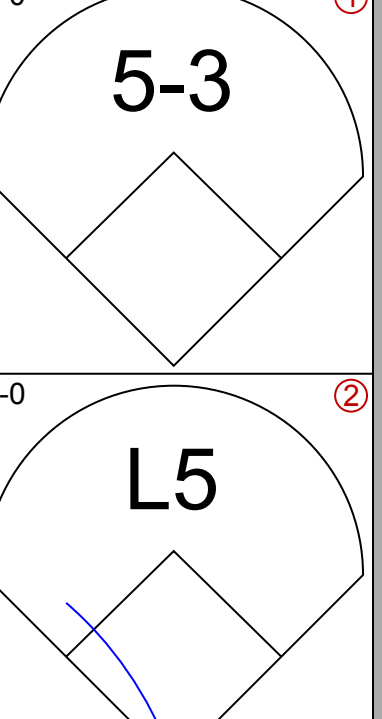
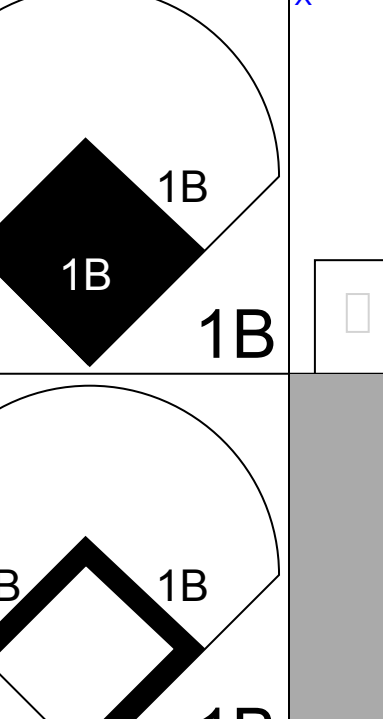
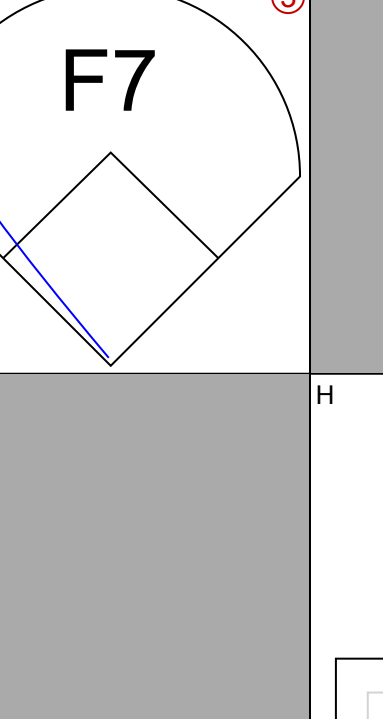
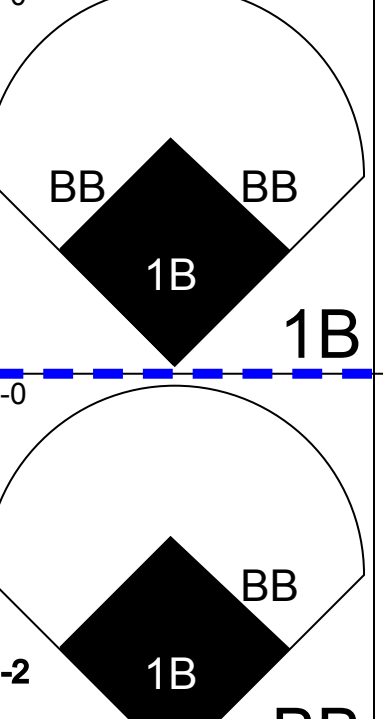
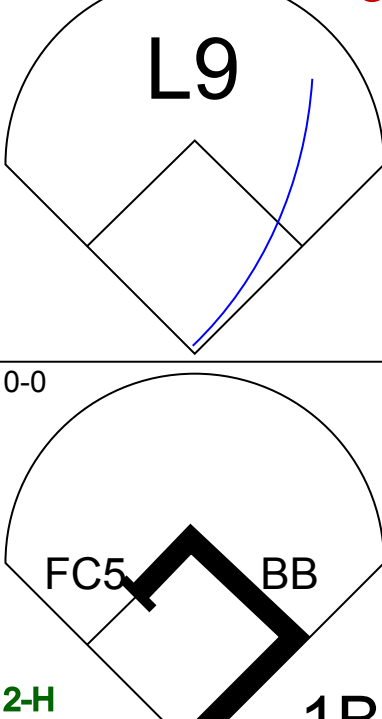
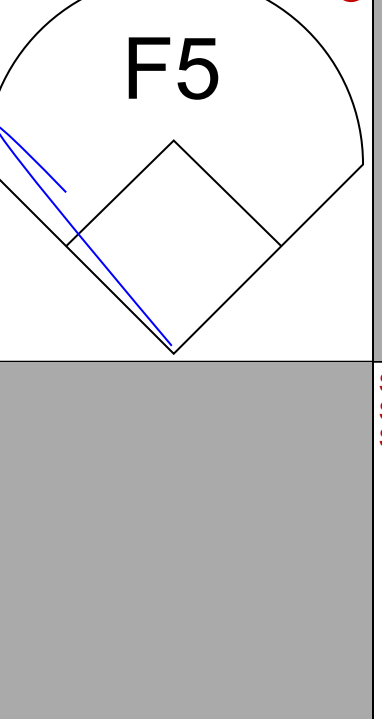
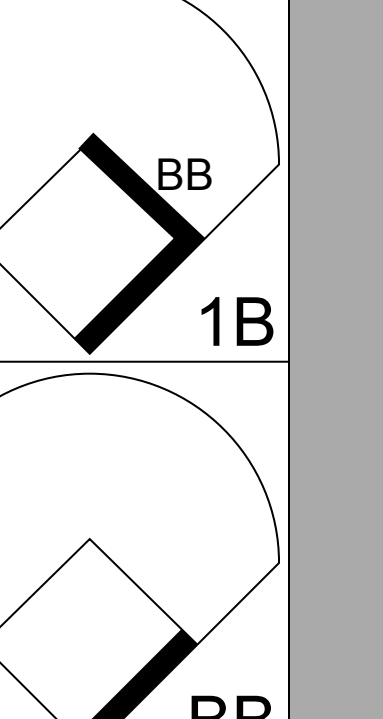
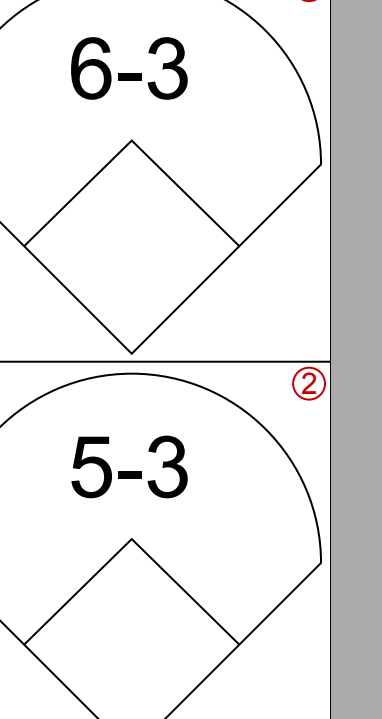
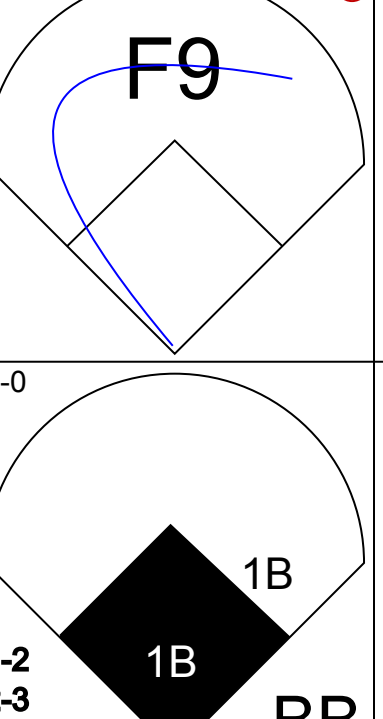
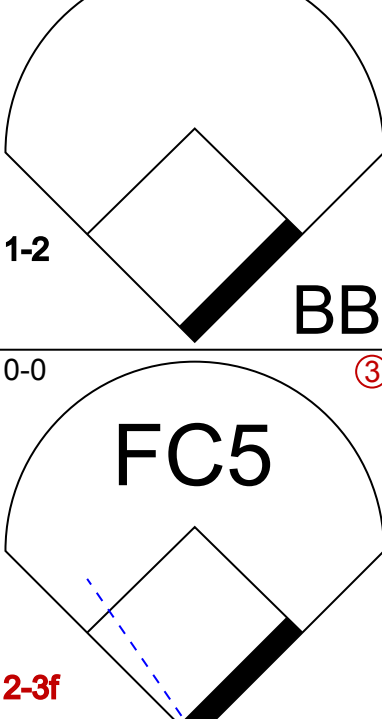

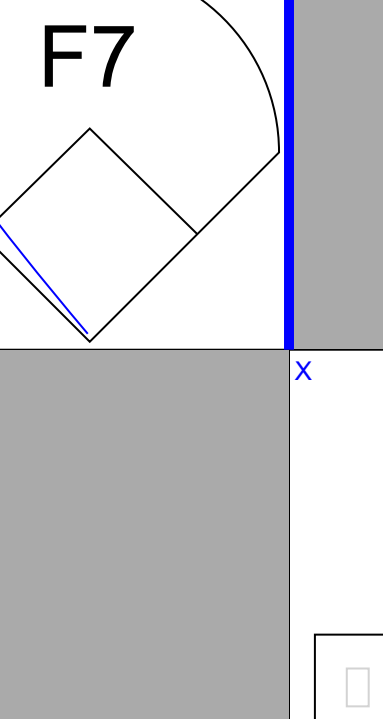
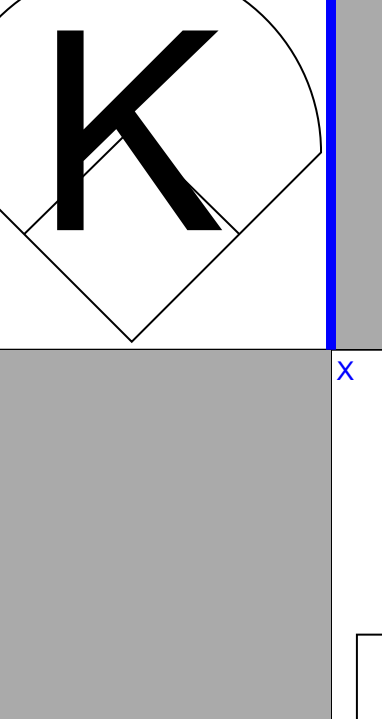
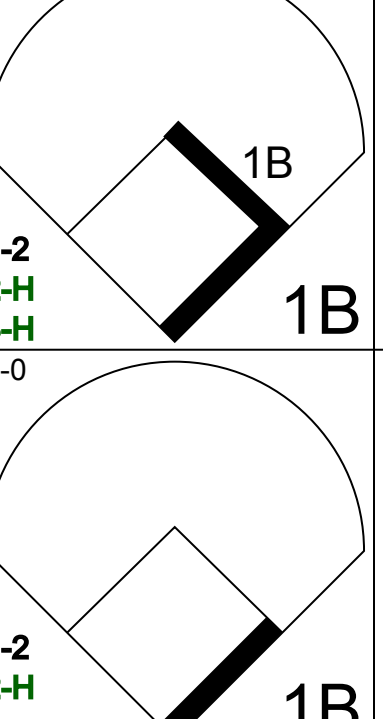
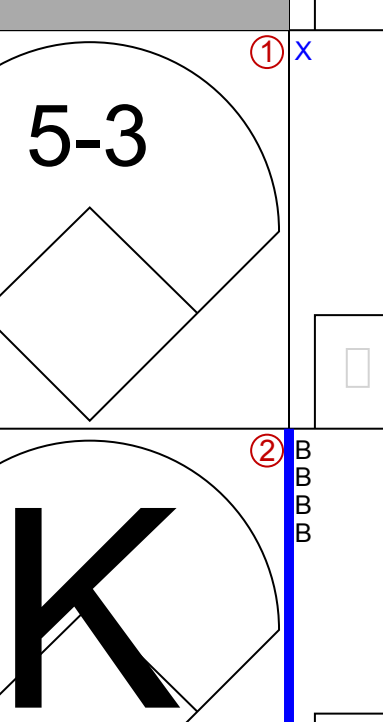
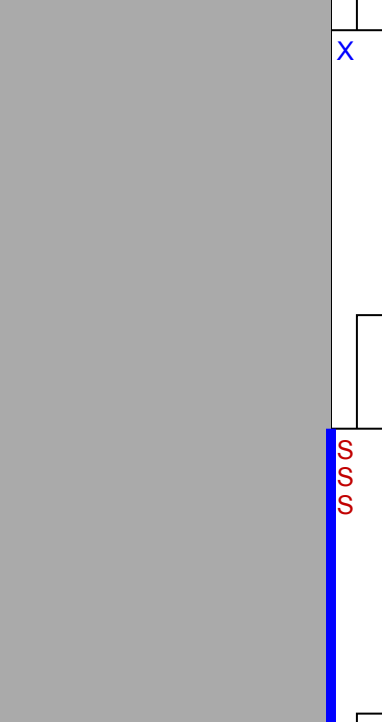


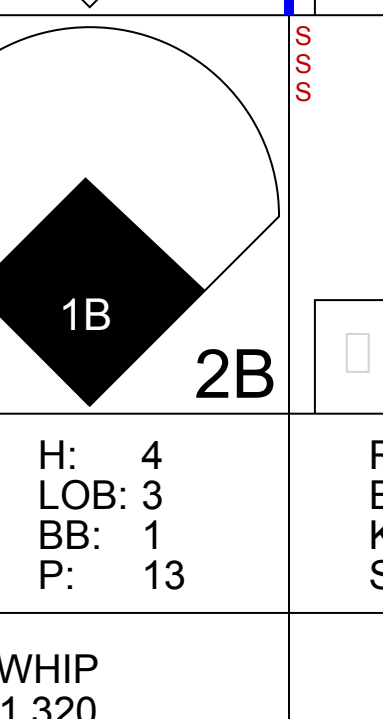

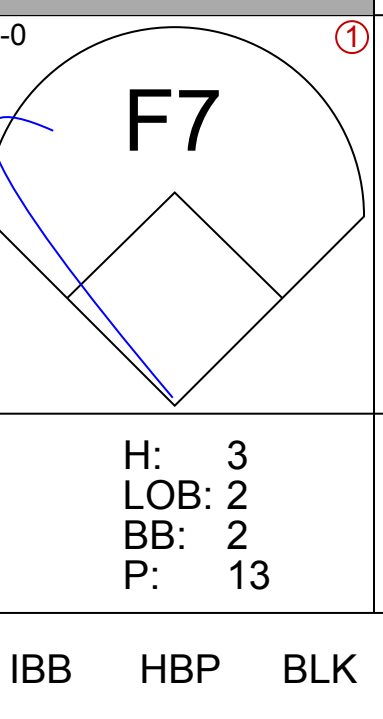





AB 30
R 6
H 9
RBI 6
BB 5
SO 5
LOB 16



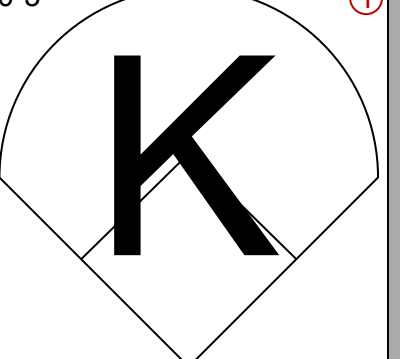
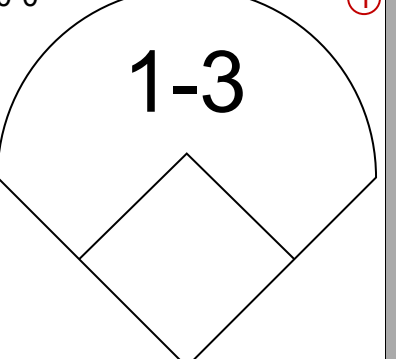
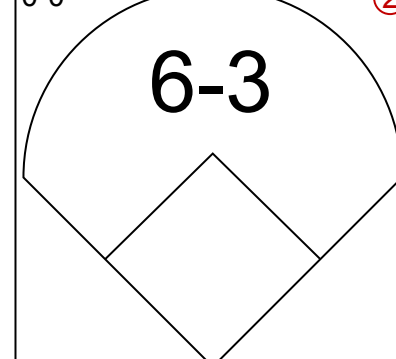
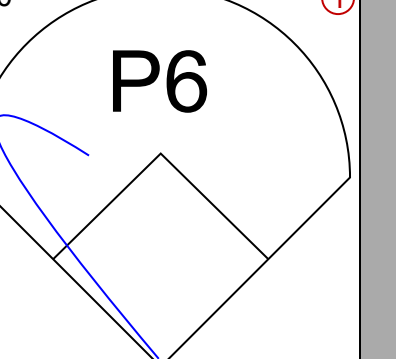
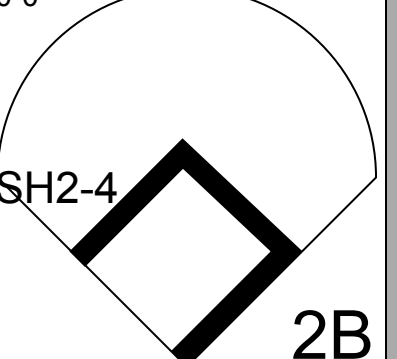
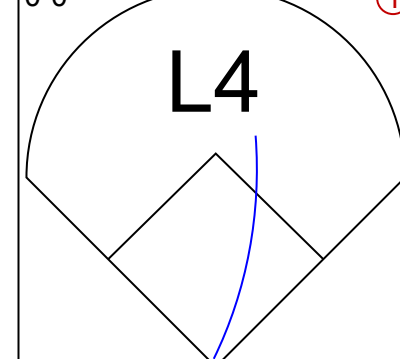
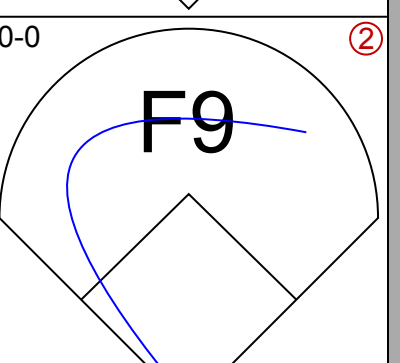
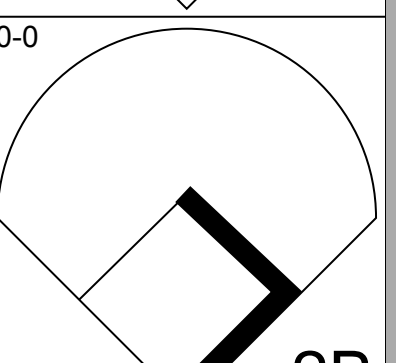
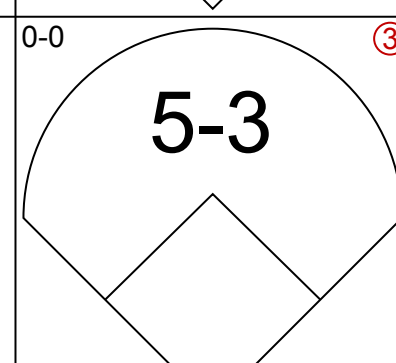
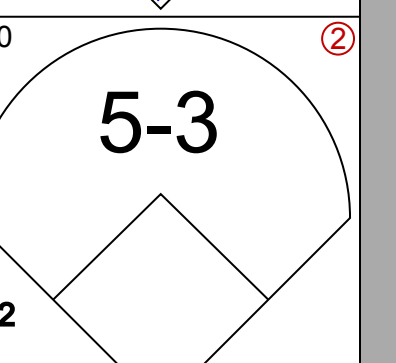
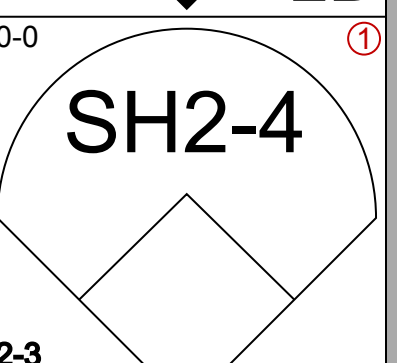
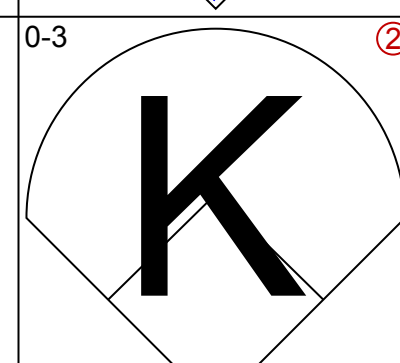
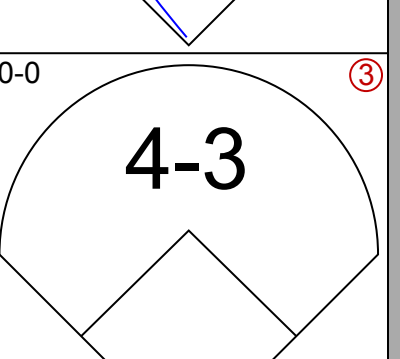
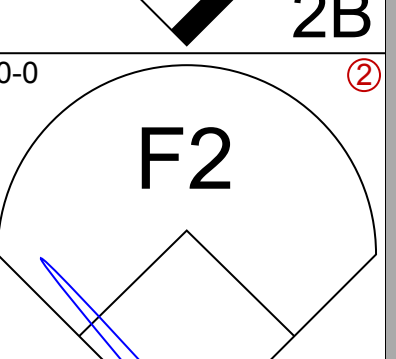
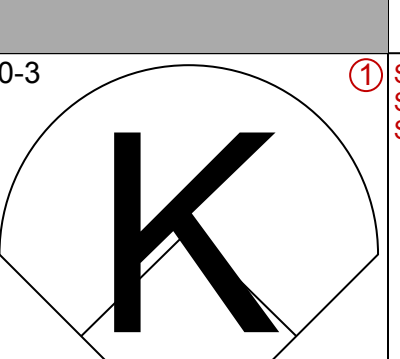
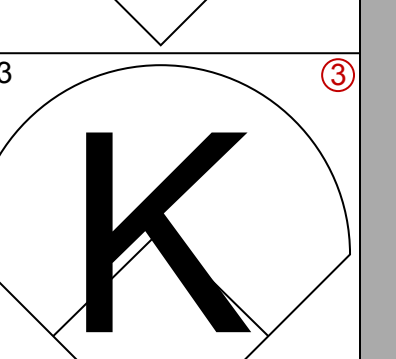
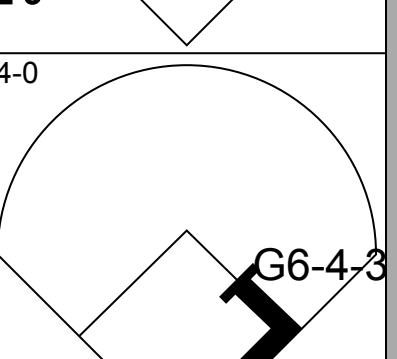
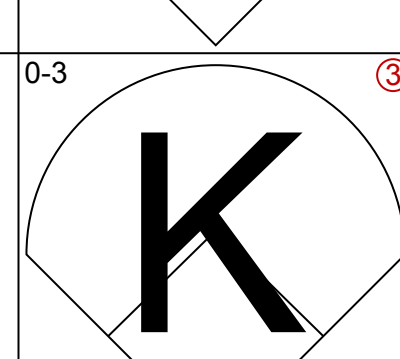
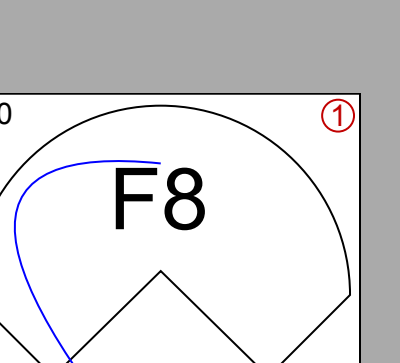
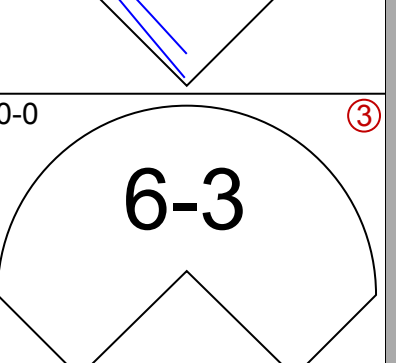
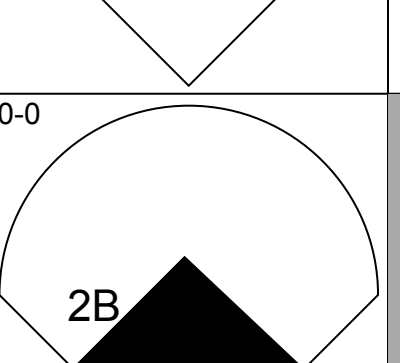
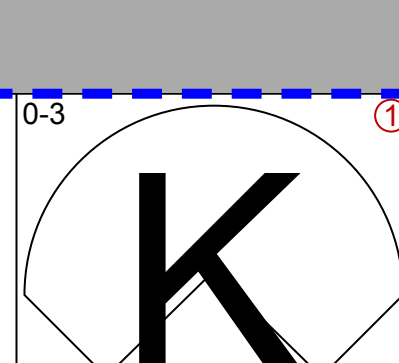
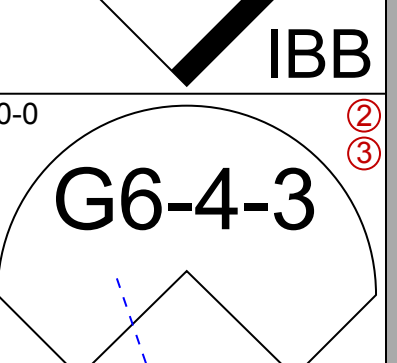
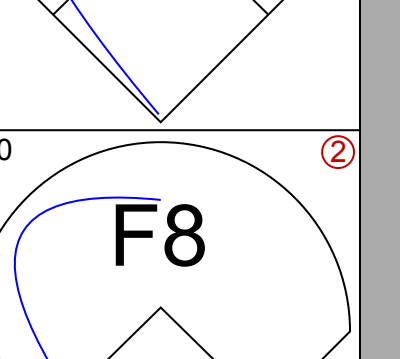

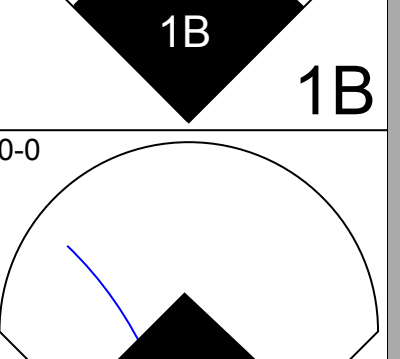
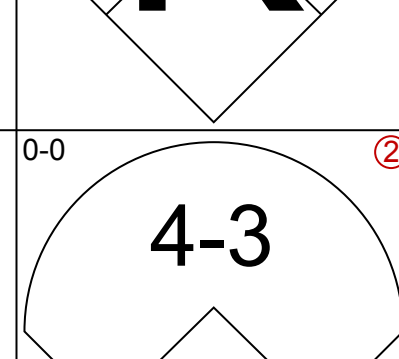
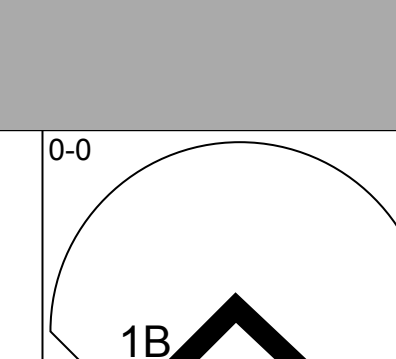
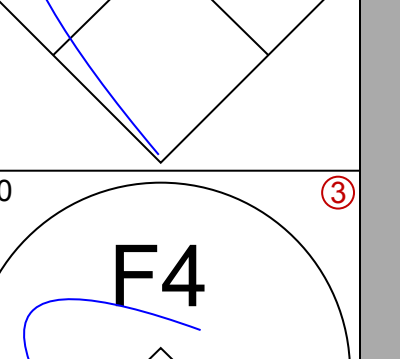
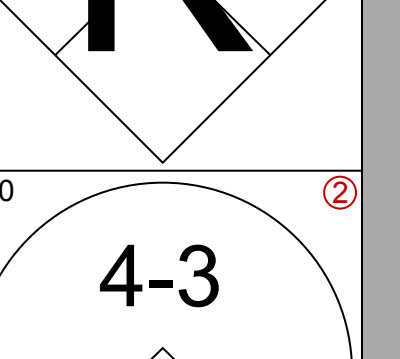
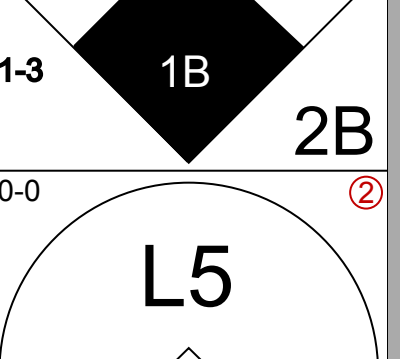
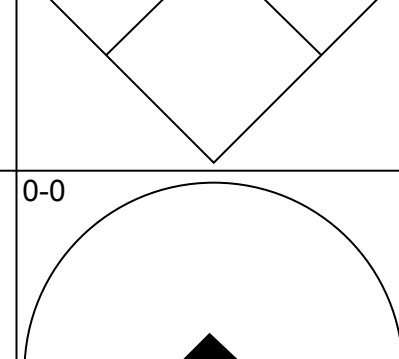
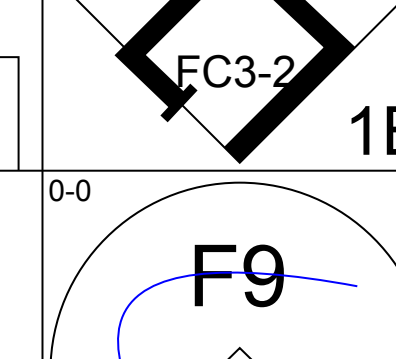
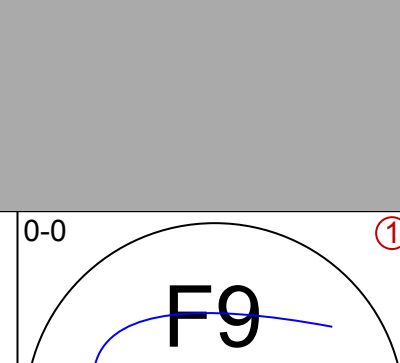
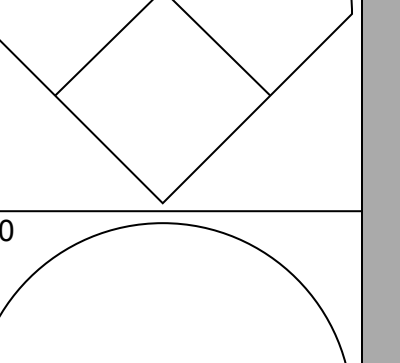
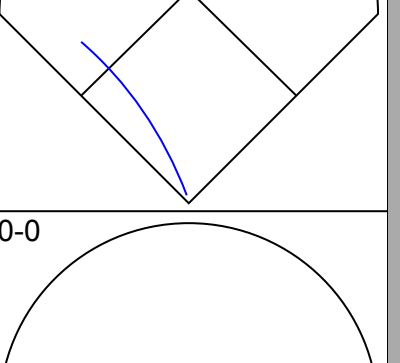
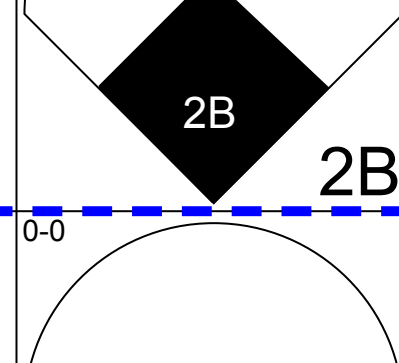
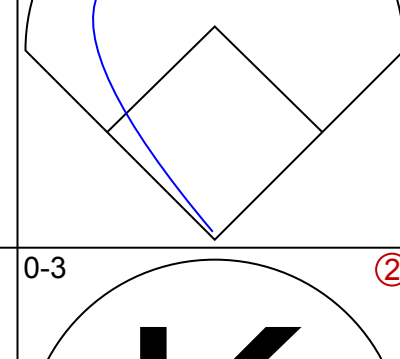
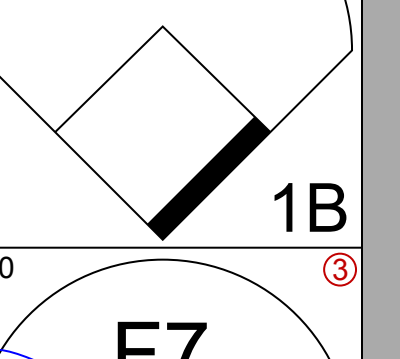
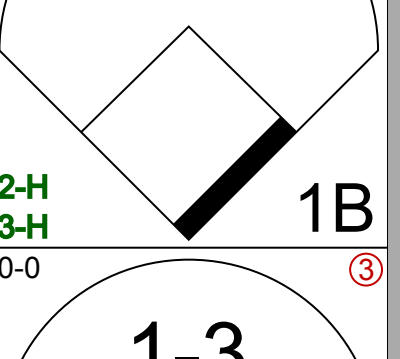
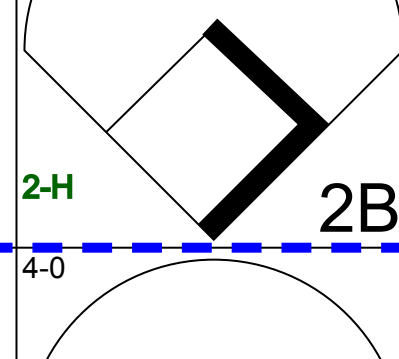
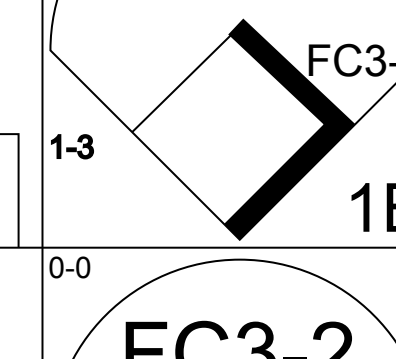
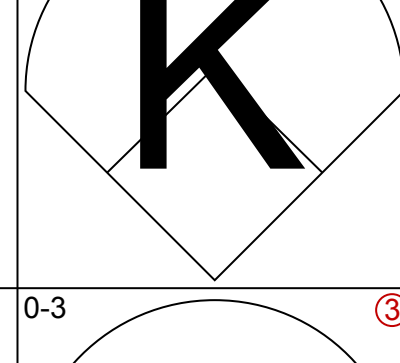
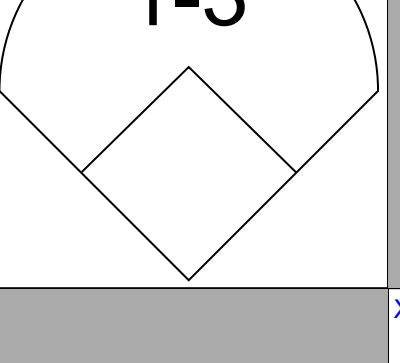
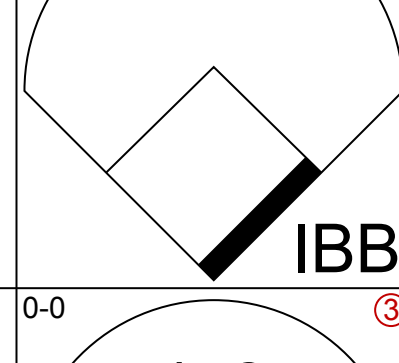
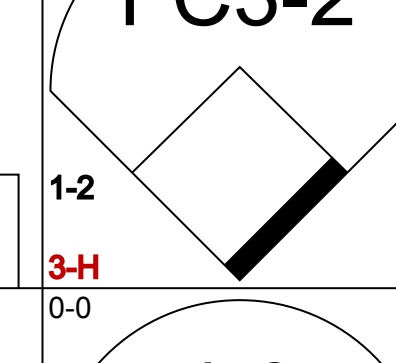
Batter	1	2	3	4	5	6	7	8	9	AB	R	H	RBI	BB	SO	LOB	TOP					
Davey Lopes, R OBP: 0.346, SLG: 0.342	0-0 6-3		0-0 HR			0-0 F2		0-0 FC4-6 1B		4	1	2	2	0	0	0	Los Angeles Dodgers @ Cincinnati Reds Riverfront Stadium, Cincinnati, OH Wed Sep 12 1973, 7:05 PM EDT Att: 39,038 - Unknown AB 33 R 3 H 8 RBI 3 BB 1 SO 5 LOB 10 					
Bill Buckner, L OBP: 0.296, SLG: 0.344	0-0 G3		0-0 3-1			0-0 1B		0-0 FC4-6		4	0	1	1	0	0	1						
Willie Davis, L OBP: 0.319, SLG: 0.450	0-3 K			0-0 6-3		0-0 G3		0-0 F7		4	0	0	0	0	1	2						
Joe Ferguson, R OBP: 0.371, SLG: 0.472		0-3 K		0-0 6-3			0-0 1B 2B	0-3 K		4	0	1	0	0	2	1						
Willie Crawford, L OBP: 0.389, SLG: 0.448		0-0 G6-4-3 1B		0-0 4-3			0-0 5-3 BB 1B	0-3 K		4	0	2	0	0	1	0						
Ron Cey, R OBP: 0.338, SLG: 0.376		0-0 G6-4-3 1-2			0-0 F5		4-0 1-2 BB 5-3	0-0 F9		3	0	0	0	1	0	1						
Von Joshua, L OBP: 0.275, SLG: 0.290			0-0 F7		0-3 K		0-0 5-3 1-2 2-3	0-0 1B		4	0	1	0	0	1	2						
Bill Russell, R OBP: 0.292, SLG: 0.330			0-0 L6		0-0 5-3		0-0 1-3	0-0 F9		4	0	0	0	0	0	3						
Claude Osteen, L ERA: 3.23 Greg Shanahan, R ERA: 3.07 Jim Fairey, L ERA: 3.07 Charlie Hough, R ERA: 3.07 Tom Paciorek, R ERA: 3.07 Geoff Zahn, L ERA: 1.42			1-0 HR HBP		0-0 4-3			0-0 1B FC4-6 1B		0	0	0	0	0	0	0						
Inning Stats	R: 0 E: 0 K: 1 S: 5	H: 0 LOB: 0 BB: 0 P: 5	R: 0 E: 0 K: 1 S: 5	H: 1 LOB: 0 BB: 0 P: 5	R: 2 E: 0 K: 0 S: 4	H: 1 LOB: 0 BB: 0 P: 5	R: 0 E: 0 K: 0 S: 3	H: 0 LOB: 0 BB: 0 P: 3	R: 0 E: 0 K: 1 S: 5	H: 0 LOB: 0 BB: 0 P: 5	R: 0 E: 0 K: 0 S: 4	H: 1 LOB: 1 BB: 0 P: 4	R: 0 E: 0 K: 0 S: 4	H: 2 LOB: 2 BB: 1 P: 8	R: 1 E: 0 K: 1 S: 7	H: 2 LOB: 1 BB: 0 P: 7	R: 0 E: 0 K: 1 S: 6	H: 1 LOB: 1 BB: 0 P: 6	1B: 6 2B: 1 3B: 0 HR: 1	SF: 0 SAC: 0 DP: 1 HBP: 1	WP: 0 PB: 0 SB: 0 CS: 0	PA: 35
PITCHER Jack Billingham, R ERA: 3.0	IP: 9.0 WLS: W BF: 35 H: 8 R: 3 ER: 3 SO: 5 BB: 1 IBB: 0 HBP: 1 BLK: 0 WP: 0 HR: 1 S: 43 P: 48 ERA: 3.00 WHIP: 1.000															PITCHER						

Batter	1	2	3	4	5	6	7	8	9	AB	R	H	RBI	BB	SO	LOB	BOTTOM			
Pete Rose, S OBP: 0.412, SLG: 0.438	0-0 1-3	4-0 BB 1B BB		0-0 FC4-6 1B		4-0 BB BB		0-0 1-3		3	0	1	0	2	0	0	Los Angeles Dodgers @ Cincinnati Reds Riverfront Stadium, Cincinnati, OH Wed Sep 12 1973, 7:05 PM EDT Att: 39,038 - Unknown AB 27 R 7 H 7 RBI 7 BB 8 SO 6 LOB 12 			
Joe Morgan, L OBP: 0.405, SLG: 0.488	0-0 4-3	0-0 1-2 2-3 1B		0-0 FC4-6 1-2		4-0 1-2 2-3 3-H BB		0-0 G5-4-3 BB		3	0	1	1	1	0	1				
Tony Perez, R OBP: 0.383, SLG: 0.512	0-3 K	4-0 1-2 2-3 3-H BB		0-0 6-3		0-0 G5-4-3 1-2		0-0 G5-4-3		3	0	0	1	1	1	4				
Johnny Bench, R OBP: 0.351, SLG: 0.447		0-0 P4 K		0-0 5-3		4-0 SH5-3 1B BB		0-0 SH5-3 1-3		3	1	0	0	1	1	3				
Ed Armbuster, R OBP: 0.348, SLG: 0.714		0-0 BB K		0-0 F8		0-0 SH5-3		0-0 1-3		2	1	0	0	1	1	3				
George Foster, R OBP: 0.417, SLG: 0.727		4-0 1B 2B BB	0-0 F7	0-0 4-3		0-0 G5-4-3 1B		0-0 G5-4-3		3	1	1	1	1	0	0				
Denis Menke, R OBP: 0.382, SLG: 0.279		0-0 1-2 2-H 1B	0-3 K		4-0 1B BB BB	4-0 1B BB BB		0-0 G5-4-3		3	2	1	1	1	1	1				
Darrel Chaney, S OBP: 0.262, SLG: 0.209		0-0 1-2 2-3 1B	0-3 K		0-0 1-3	0-0 BB SH1-4 1B		0-0 G3		4	1	2	0	0	1	0				
Jack Billingham, R OBP: 0.078, SLG: 0.069		0-0 1-1 H 2-H 2-H 2B		0-0 1-3		0-0 SH1-4 1B		0-3 K		3	1	1	3	0	1	0				
Inning Stats	R: 0 E: 0 K: 1 S: 5	H: 0 LOB: 0 BB: 0 P: 5	R: 5 E: 0 K: 2 S: 11	H: 4 LOB: 3 BB: 4 P: 27	R: 0 E: 0 K: 2 S: 7	H: 0 LOB: 0 BB: 0 P: 7	R: 0 E: 0 K: 0 S: 4	H: 1 LOB: 1 BB: 0 P: 4	R: 0 E: 0 K: 0 S: 3	H: 0 LOB: 0 BB: 0 P: 3	R: 1 E: 0 K: 0 S: 3	H: 1 LOB: 2 BB: 3 P: 15	R: 1 E: 0 K: 0 S: 3	H: 1 LOB: 0 BB: 1 P: 7	R: 0 E: 0 K: 1 S: 5	H: 0 LOB: 0 BB: 0 P: 5	1B: 6 2B: 1 3B: 0 HR: 0	SF: 0 SAC: 2 DP: 2 HBP: 0	WP: 0 PB: 1 SB: 0 CS: 0	PA: 37
PITCHER Claude Osteen, L ERA: 3.23 Greg Shanahan, R ERA: 3.07 Charlie Hough, R ERA: 3.07 Geoff Zahn, L ERA: 1.42	IP: 11.1 WLS: L BF: 13 H: 1 R: 0 ER: 0 SO: 4 BB: 1 IBB: 0 HBP: 0 BLK: 0 WP: 0 HR: 0 S: 20 P: 24 ERA: 0.00 WHIP: 0.545															PITCHER				

Batter	1	2	3	4	5	6	7	8	9	AB	R	H	RBI	BB	SO	LOB	TOP								
Ralph Garr, L OBP: 0.327, SLG: 0.421 (1, 9)										6	1	1	0	0	1	6	<p>Atlanta Braves @ Cincinnati Reds</p> <p>Riverfront Stadium, Cincinnati, OH</p> <p>Fri Sep 14 1973, 7:05 PM EDT</p> <p>Att: 33,128 - Unknown</p>								
Chuck Goggin, S OBP: 0.323, SLG: 0.337 Sonny Jackson, L OBP: 0.288, SLG: 0.256 (6, PH) (6, 6)										3	0	0	0	0	2	1									
Darrell Evans, L OBP: 0.412, SLG: 0.574 (1, 5)										3	1	1	1	2	1	3									
Hank Aaron, R OBP: 0.397, SLG: 0.634 Paul Casanova, R OBP: 0.270, SLG: 0.358 (1, 7) (9, 2)										4	1	1	1	1	1	1									
Dusty Baker Jr., R OBP: 0.358, SLG: 0.445 (1, 8)										4	1	0	0	1	2	3									
Davey Johnson, R OBP: 0.376, SLG: 0.562 (1, 4)										5	2	3	1	0	1	0									
Dick Dietz, R OBP: 0.458, SLG: 0.414 Frank Tepedino, L OBP: 0.351, SLG: 0.403 (9, PH) (9, 3)										4	0	2	2	0	1	0									
Mike Lum, L OBP: 0.354, SLG: 0.461 (1, 3) (9, 7)										2	0	1	0	3	0	1									
Roric Harrison, R OBP: 0.098, SLG: 0.204 Tom House, L OBP: 0.200, SLG: 0.300 Joe Niekro, R OBP: 0.333, SLG: 0.333 (1, 1) (9, 1) (9, 1)										3	0	0	0	1	2	5									
Inning Stats	R: 0 E: 0 K: 2 S: 7	H: 0 LOB: 1 BB: 1 P: 11	R: 0 E: 0 K: 2 S: 8	H: 1 LOB: 1 BB: 0 P: 8	R: 1 E: 0 K: 2 S: 9	H: 2 LOB: 2 BB: 1 P: 13	R: 1 E: 0 K: 1 S: 6	H: 1 LOB: 1 BB: 1 P: 10	R: 3 E: 0 K: 1 S: 8	H: 3 LOB: 2 BB: 2 P: 16	R: 0 E: 0 K: 0 S: 3	H: 0 LOB: 0 BB: 0 P: 3	R: 0 E: 0 K: 1 S: 5	H: 0 LOB: 0 BB: 0 P: 5	R: 0 E: 0 K: 1 S: 6	H: 1 LOB: 3 BB: 2 P: 14		R: 1 E: 0 K: 1 S: 7	H: 2 LOB: 3 BB: 2 P: 15	1B: 6 2B: 1 3B: 1 HR: 2	SF: 0 SAC: 1 DP: 0 HBP: 0	WP: 0 PB: 0 SB: 0 CS: 0	PA: 46		
PITCHER	IP	WLS	BF	H	R	ER	SO	BB	IBB	HBP	BLK	WP	HR	S	P	ERA	WHIP								
Don Gullett, L ERA: 3.52 (1, 1)	5.0		27	7	5	5	8	5	0	0	0	0	2	38	58	9.00	2.400								
Dick Baney, R ERA: 3.51 (6, 1)	2.0		6	0	0	0	1	0	0	0	0	0	0	8	8	0.00	0.000								
Tom Hall, L ERA: 3.61 (8, 1)	1.0		7	1	1	1	1	3	0	0	0	0	0	6	18	9.00	4.000								
Pedro Borbon, R ERA: 2.1 (9, 1)	1.0	W	6	2	0	0	1	0	1	0	0	0	0	7	11	0.00	2.000								

Batter	1	2	3	4	5	6	7	8	9	AB	R	H	RBI	BB	SO	LOB	BOTTOM								
Pete Rose, S OBP: 0.413, SLG: 0.439 (1, 7)										5	3	3	1	0	0	2	<p>Atlanta Braves @ Cincinnati Reds</p> <p>Riverfront Stadium, Cincinnati, OH</p> <p>Fri Sep 14 1973, 7:05 PM EDT</p> <p>Att: 33,128 - Unknown</p>								
Joe Morgan, L OBP: 0.407, SLG: 0.487 (1, 4)										3	2	1	0	1	0	1									
Dan Driessen, L OBP: 0.347, SLG: 0.391 (1, 3) (9, 5)										4	0	1	1	0	0	2									
George Foster, R OBP: 0.385, SLG: 0.667 (9, PH)										1	0	0	0	0	0	2									
Johnny Bench, R OBP: 0.353, SLG: 0.446 (1, 2)										3	1	1	2	2	1	0									
Ken Griffey, L OBP: 0.446, SLG: 0.627 Dick Barry, R OBP: 0.200, SLG: 0.200 Andy Kotzko, R OBP: 0.352, SLG: 0.538 Tom Hall, L OBP: 0.300, SLG: 0.300 Pedro Borbon, R OBP: 0.300, SLG: 0.300 Phil Gasparino, R OBP: 0.400, SLG: 0.300 (1, 9) (8, 1) (7, PH) (8, 1) (9, 1) (9, PH) (9, PH)										2	0	0	0	0	1	0									
Bobby Tolan, L OBP: 0.254, SLG: 0.308 (1, 8)										5	0	2	1	0	0	2									
Denis Menke, R OBP: 0.376, SLG: 0.274 (1, 5) (9, 6)										4	0	0	0	0	0	1									
Darrel Chaney, S OBP: 0.300, SLG: 0.300 Hal King, L OBP: 0.376, SLG: 0.576 Ed Crosby, L OBP: 0.303, SLG: 0.203 Tony Perez, R OBP: 0.300, SLG: 0.511 (1, 6) (9, PH) (9, PH) (7, 6) (8, PH) (8, 3)										2	0	0	0	0	1	0									
Don Gullett, R OBP: 0.262, SLG: 0.190 Larry Stahl, L OBP: 0.328, SLG: 0.350 (1, 1) (5, PH) (6, 9)										1	0	0	0	0	0	0									
Inning Stats	R: 1 E: 0 K: 0 S: 5	H: 2 LOB: 2 BB: 1 P: 9	R: 0 E: 0 K: 0 S: 3	H: 0 LOB: 0 BB: 0 P: 3	R: 0 E: 0 K: 1 S: 5	H: 0 LOB: 0 BB: 0 P: 5	R: 2 E: 0 K: 1 S: 9	H: 4 LOB: 3 BB: 1 P: 13	R: 0 E: 0 K: 1 S: 6	H: 1 LOB: 2 BB: 1 P: 10	R: 1 E: 0 K: 1 S: 5	H: 0 LOB: 0 BB: 0 P: 6	R: 0 E: 0 K: 1 S: 5	H: 0 LOB: 0 BB: 0 P: 5	R: 3 E: 0 K: 0 S: 5	H: 3 LOB: 2 BB: 2 P: 13	1B: 9 2B: 1 3B: 0 HR: 0	SF: 0 SAC: 0 DP: 0 HBP: 1	WP: 0 PB: 0 SB: 3 CS: 0	PA: 42					
PITCHER	IP	WLS	BF	H	R	ER	SO	BB	IBB	HBP	BLK	WP	HR	S	P	ERA	WHIP								
Roric Harrison, R ERA: 3.95 (1, 1)	8.1		37	8	5	5	5	3	0	1	0	0	0	43	56	5.40	1.320								
Tom House, L ERA: 4.7 (9, 1)	0.0		1	0	0	0	0	1	0	0	0	0	0	4											
Joe Niekro, R ERA: 5.21 (9, 1)	0.1	L	4	2	2	2	0	1	0	0	0	0	0	3	7	54.00	9.000								



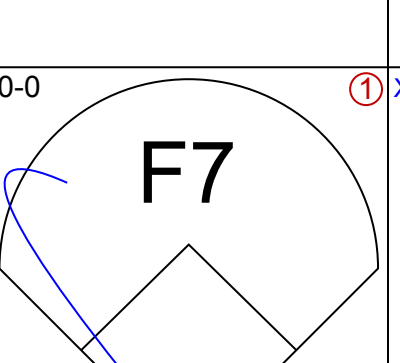
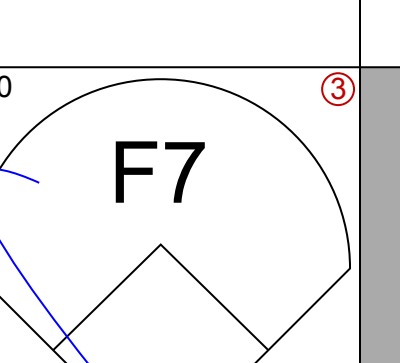
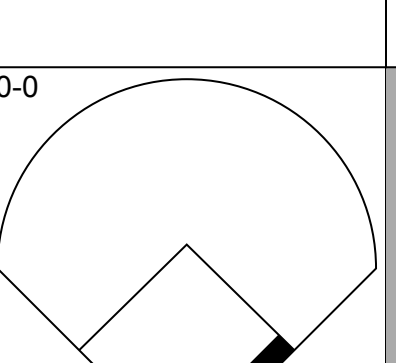
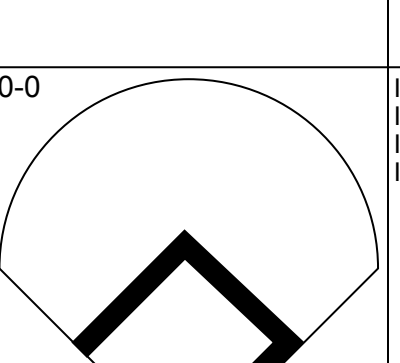
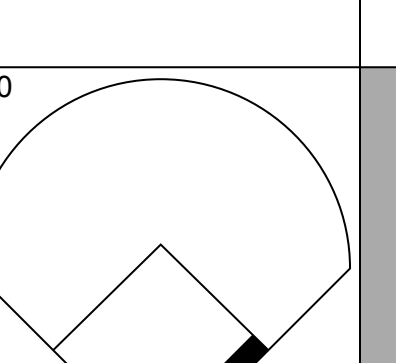
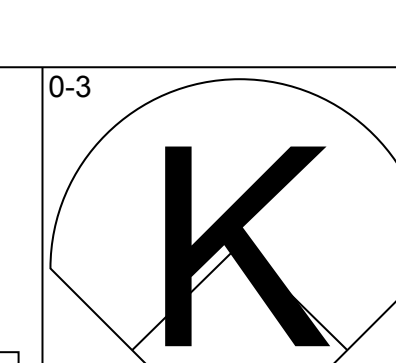
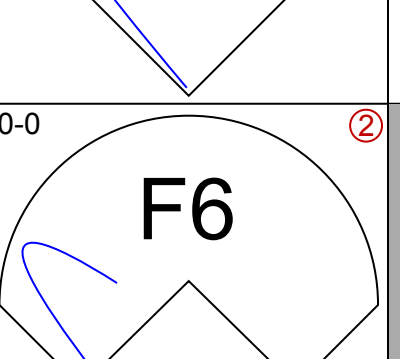
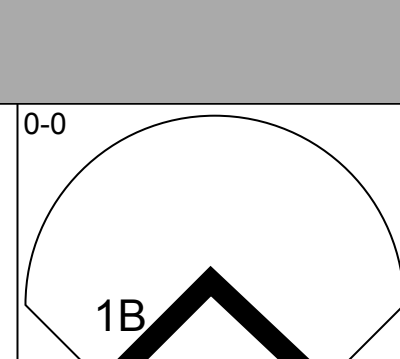
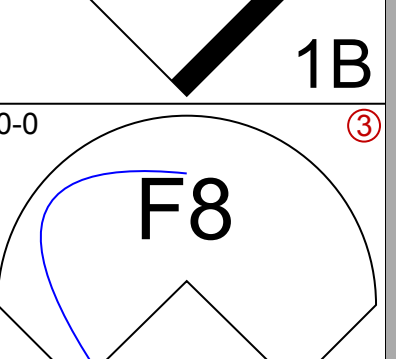

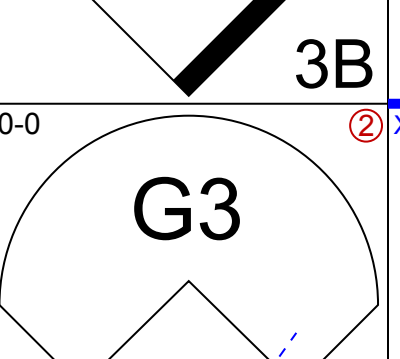
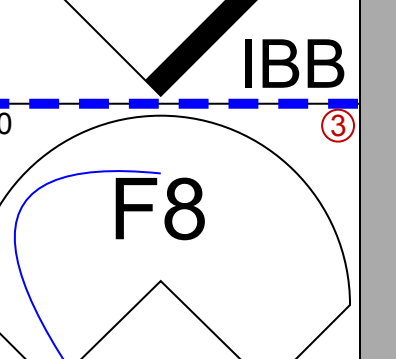
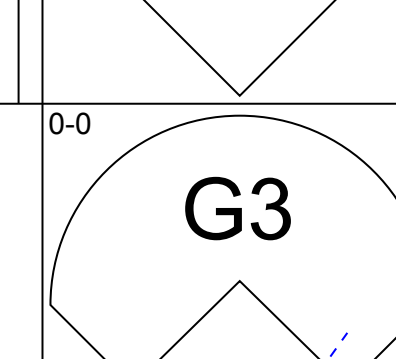
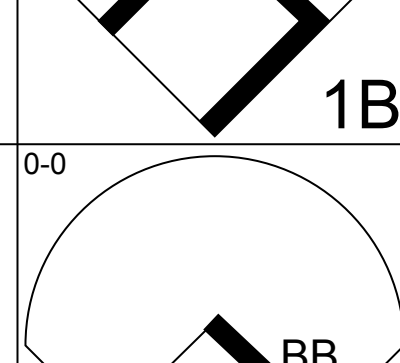
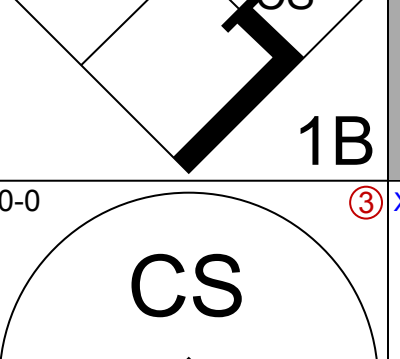
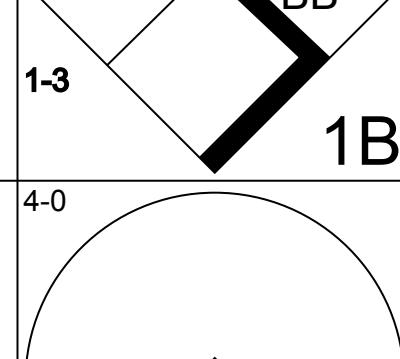
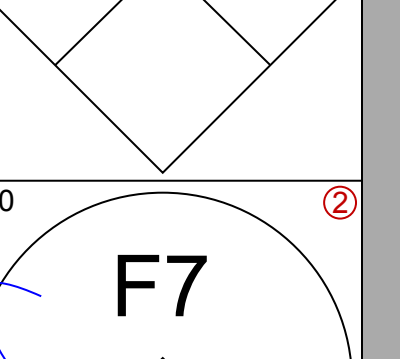
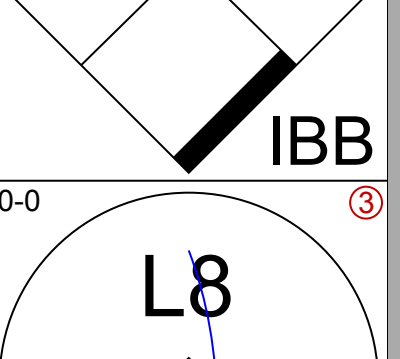
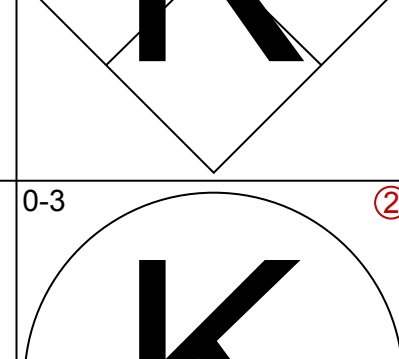

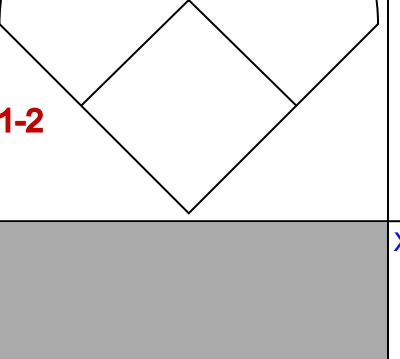
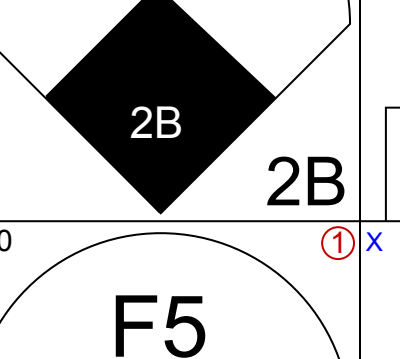

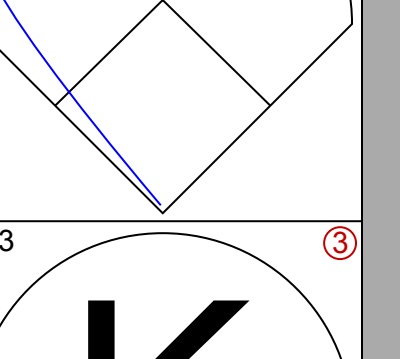
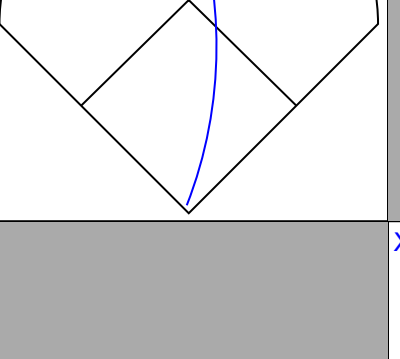
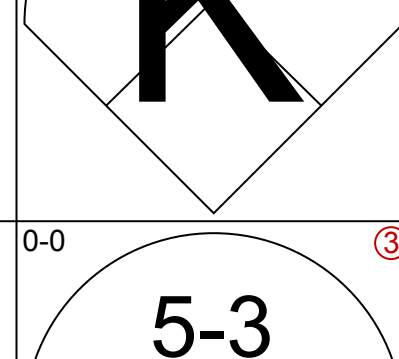

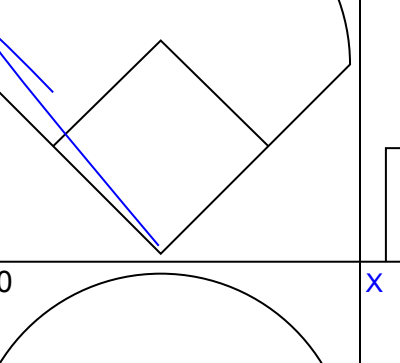



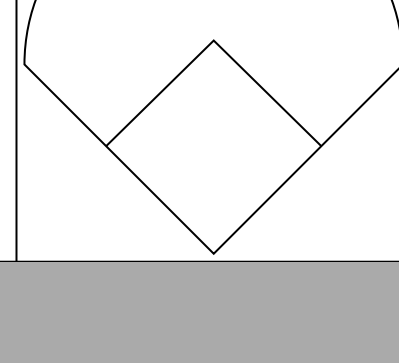
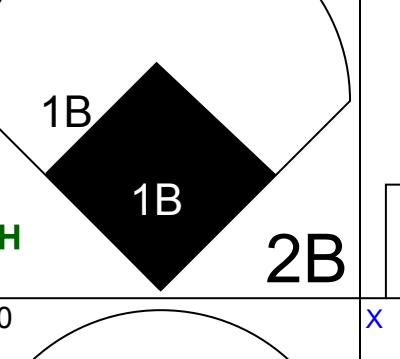

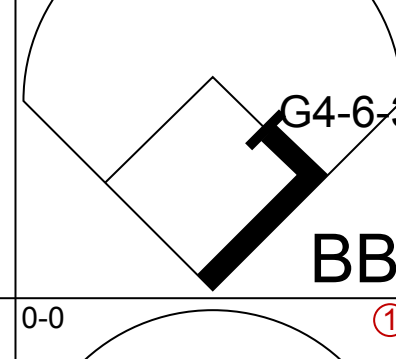

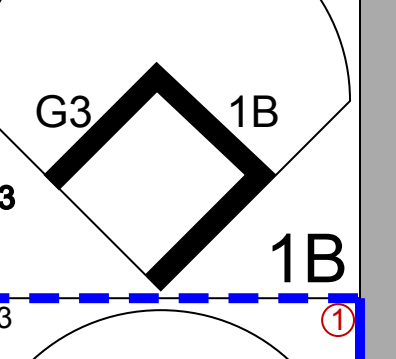
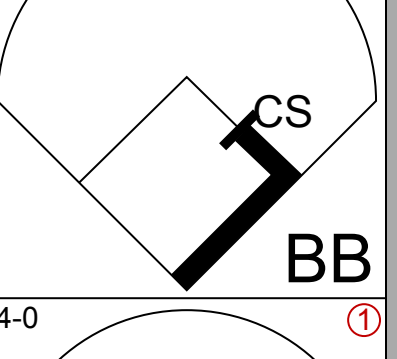

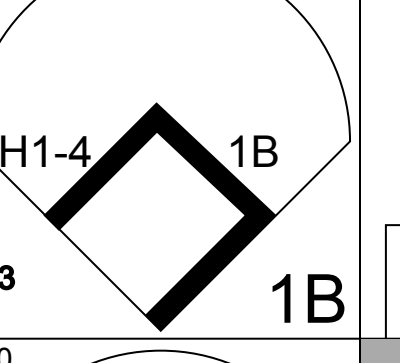

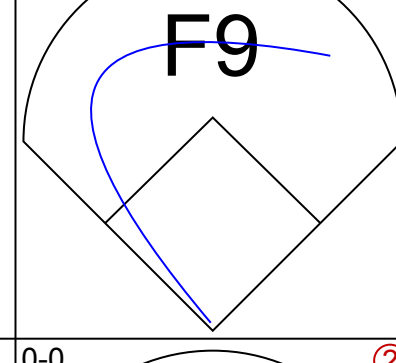


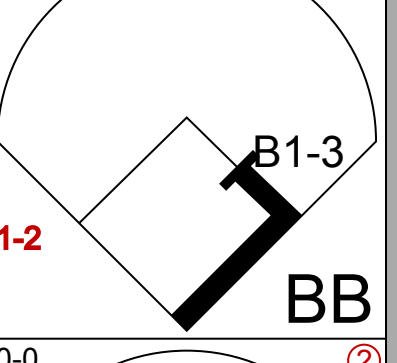
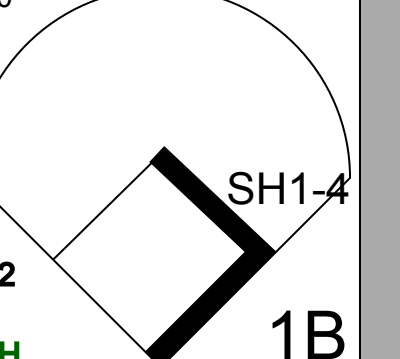
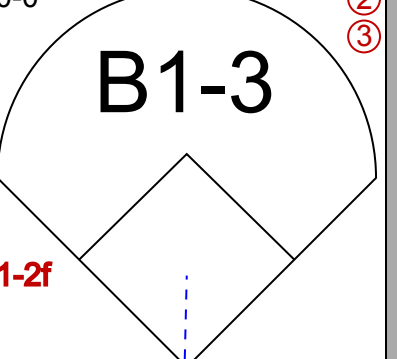
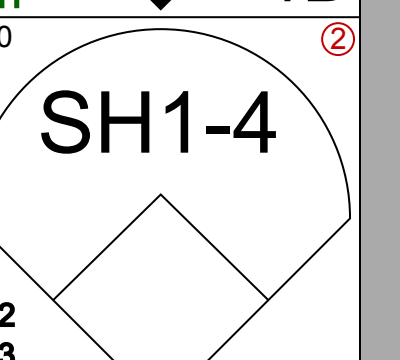
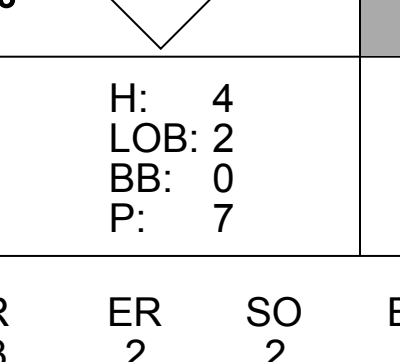
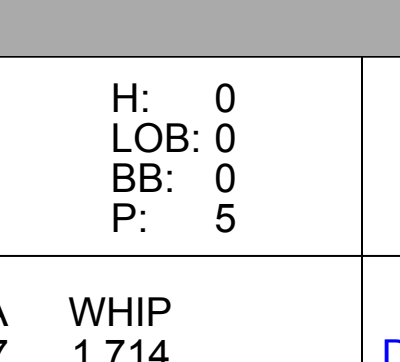
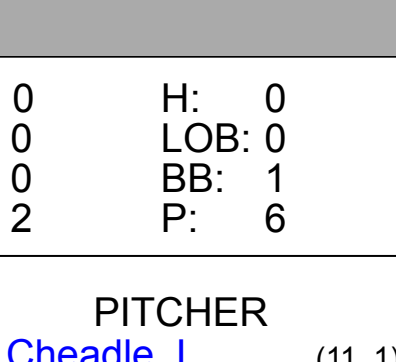
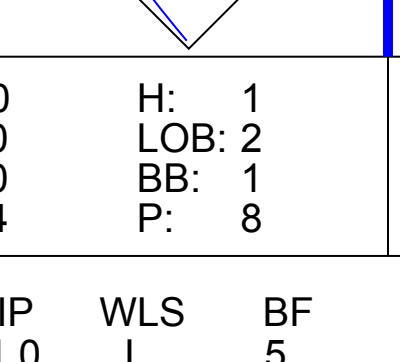
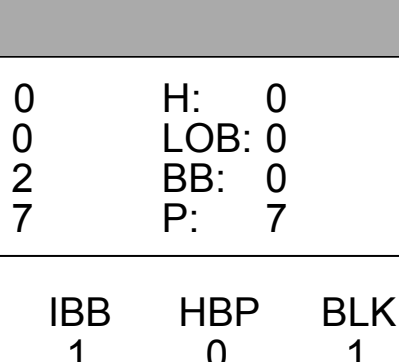
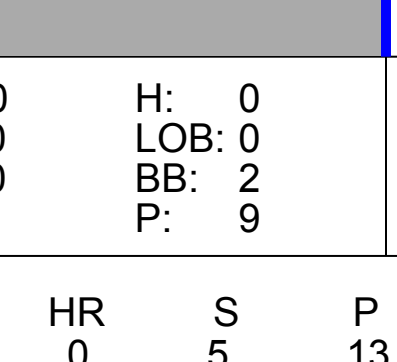

Batter	1	2	3	4	5	6	7	8	9	10	11	12	AB	R	H	RBI	BB	SO	LOB	TOP	
Ralph Garr, L OBP: 0.324, SLG: 0.418 (1.9)													6	0	1	0	0	1	1		
Leo Foster, R OBP: 0.167, SLG: 0.333 (1.6)													5	0	1	0	0	1	1		
Darrell Evans, L OBP: 0.411, SLG: 0.568 (1.5)													5	0	0	0	1	3	2		
Dusty Baker Jr., R OBP: 0.397, SLG: 0.441 (1.8)														5	1	1	0	0	1	3	
Davey Johnson, R OBP: 0.373, SLG: 0.558 (1.4)														5	1	2	0	0	1	0	
Dick Dietz, R OBP: 0.453, SLG: 0.405 (1.3)														3	0	0	0	0	0	2	
Hank Aaron, R OBP: 0.399, SLG: 0.631 (9. PH)														1	0	1	0	0	0	0	
Chuck Goggin, S OBP: 0.247, SLG: 0.248 (9. PH)														0	1	0	0	0	0	0	
Freddie Velazquez, R OBP: 0.333, SLG: 0.350 (9.2)														1	0	0	0	0	0	1	
Mike Lum, L OBP: 0.358, SLG: 0.486 (1.7)														5	0	4	3	0	0	0	
Paul Casanova, R OBP: 0.266, SLG: 0.351 (9. PH)															3	0	0	0	0	1	2
Frank Tepedino, L OBP: 0.353, SLG: 0.400 (9.3)														1	0	0	0	1	0	2	
Inning Stats	R: 0 E: 0 K: 1 S: 5	H: 0 LOB: 0 BB: 0 P: 5	R: 0 E: 0 K: 0 S: 3	H: 0 LOB: 0 BB: 3	R: 0 E: 0 K: 2 S: 7	H: 0 LOB: 0 BB: 0 P: 7	R: 0 E: 0 K: 0 S: 4	H: 1 LOB: 1 BB: 0 P: 4	R: 0 E: 0 K: 1 S: 6	H: 1 LOB: 1 BB: 0 P: 6	R: 0 E: 0 K: 0 S: 3	H: 1 LOB: 1 BB: 0 P: 6	R: 0 E: 0 K: 2 S: 7	H: 0 LOB: 0 BB: 0 P: 7	R: 0 E: 0 K: 2 S: 7	H: 0 LOB: 0 BB: 0 P: 7	1B: 6 2B: 5 3B: 0 HR: 0	SF: 0 SAC: 1 DP: 1 HBP: 0	WP: 0 PB: 0 SB: 0 CS: 0	PA: 48	
PITCHER	IP	WLS	BF	H	R	ER	SO	BB	IBB	HBP	BLK	WP	HR	S	P	ERA	WHIP				
Ross Grimsley, L ERA: 3.07 (1.1)	8.0		30	6	2	2	6					0	0	42	42	2.25	0.750				
Dick Baney, R ERA: 3.68 (9.1)	0.2		3	1	1	1	1	0	0	0	0	0	0	5	5	13.50	1.500				
Tom Hall, L ERA: 3.56 (9.1)	0.0		1	1	0	0	0	0	0	0	0	0	0	1	1	∞	∞				
Clay Carroll, R ERA: 3.92 (9.1)	2.1		11	3	0	0	0	0	2	0	0	0	0	9	17	0.00	1.286				
Dave Tomlin, L ERA: 4.21 (12.1)	1.0	W	3	0	0	0	2	0	0	0	0	0	0	7	7	0.00	0.000				

Atlanta Braves @ Cincinnati Reds
Riverfront Stadium, Cincinnati, OH
Sun Sep 16 1973, 3:33 AM EDT
Att. 50,381 - Unknown

livebaseballscorecards.com

AB 45
R 3
H 11
RBI 3
BB 2
SO 9
LOB 18




Batter	1	2	3	4	5	6	7	8	9	10	11	12	AB	R	H	RBI	BB	SO	LOB	BOTTOM						
Pete Rose, S OBP: 0.415, SLG: 0.442 (1.7)													5	0	2	0	1	1	2							
Joe Morgan, L OBP: 0.403, SLG: 0.479 (1.4)													6	0	1	0	0	0	5							
Dan Driessen, L OBP: 0.353, SLG: 0.393 (1.5)														3	0	2	0	1	0	0						
Denis Menke, R OBP: 0.376, SLG: 0.271 (9.5)													1	1	0	0	1	1	0							
Tony Perez, R OBP: 0.382, SLG: 0.513 (1.3)													4	1	1	0	2	1	2							
Johnny Bench, R OBP: 0.350, SLG: 0.440 (1.2)													6	1	0	0	0	1	6							
Ken Griffey, L OBP: 0.462, SLG: 0.661 (1.9)													4	1	2	1	2	1	5							
Bobby Tolan, L OBP: 0.252, SLG: 0.305 (1.8)													3	0	1	0	0	0	4							
Phil Gagliano, R OBP: 0.403, SLG: 0.297 (9. PH)													1	0	0	0	0	1	2							
Ed Crosby, L OBP: 0.260, SLG: 0.263 (9.6)													0	0	0	0	1	0	0							
Larry Stahl, L OBP: 0.333, SLG: 0.356 (12. PH)													1	0	1	1	0	0	0							
Darrel Chaney, S OBP: 0.269, SLG: 0.224 (1.6)													3	0	1	1	0	1	1							
Ed Armbrister, R OBP: 0.348, SLG: 0.714 (9. PH)													0	0	0	0	0	0	0							
Cesar Geronimo, L OBP: 0.265, SLG: 0.292 (9.8)													2	0	1	1	0	0	1							
Ross Grimsley, L ERA: 3.78 (1.1)	7.0		33	10	3	2	2	2	1	0	0	0	0	0	0	2.57	1.714									
Dick Baney, R ERA: 4.68 (8.1)	0.1		3	1	0	0	0	0	1	0	0	0	0	0	3	0.00	0.000									
Gary Neibauer, R ERA: 5.1 (8.1)	0.1		3	1	0	0	0	0	1	0	0	0	0	2	6	0.00	3.000									
Al Closter, L ERA: 15.43 (8.1)	0.1		1	0	0	0	0	0	0	0	0	0	0	1	1	0.00	0.000									
Joe Niekro, R ERA: 4.71 (9.1)	2.0		6	0	0	0	2	2	0	0	0	0	0	8	16	0.00	1.000									
PITCHER	IP	WLS	BF	H	R	ER	SO	BB	IBB	HBP	BLK	WP	HR	S	P	ERA	WHIP									
Ron Schueler, R ERA: 3.78 (1.1)	7.0		33	10	3	2	2	2	1	0	0	0	0	0	0	2.57	1.714									
Tom House, L ERA: 4.68 (8.1)	0.1		3	1	0	0	0	0	1	0	0	0	0	3	3	0.00	0.000									
Gary Neibauer, R ERA: 5.1 (8.1)	0.1		3	1	0	0	0	0	1	0	0	0	0	2	6	0.00	3.000									
Al Closter, L ERA: 15.43 (8.1)	0.1		1	0	0	0	0	0	0	0	0	0	0	1	1	0.00	0.000									
Joe Niekro, R ERA: 4.71 (9.1)	2.0		6	0	0	0	2	2	0	0	0	0	0	8	16	0.00	1.000									
PITCHER	IP	WLS	BF	H	R	ER	SO	BB	IBB	HBP	BLK	WP	HR	S	P	ERA	WHIP									
Dave Cheadle, L ERA: 9.0 (11.1)	1.0	L	5	0	1	1	1	1	1	0	0	0	0	5	5	9.00	1.000									
Adrian Devine, R ERA: 6.82 (12.1)	0.2		3	1	0	0	1	0	0	0	0	0	0	5	5	0.00	1.500									
Inning Stats	R: 0 E: 0 K: 0 S: 3	H: 1 LOB: 0 BB: 0 P: 3	R: 2 E: 0 K: 0 S: 7	H: 4 LOB: 2 BB: 0 P: 7	R: 0 E: 0 K: 0 S: 7	H: 2 LOB: 3 BB: 1 P: 9	R: 0 E: 0 K: 1 S: 6	H: 1 LOB: 1 BB: 0 P: 6	R: 0 E: 0 K: 1 S: 6	H: 0 LOB: 0 BB: 1 P: 6	R: 0 E: 0 K: 0 S: 2	H: 1 LOB: 2 BB: 1 P: 8	R: 1 E: 1 K: 1 S: 8	H: 2 LOB: 3 BB: 1 P: 10	R: 0 E: 0 K: 2 S: 7	H: 0 LOB: 0 BB: 0 P: 7	R: 0 E: 0 K: 1 S: 1	H: 0 LOB: 0 BB: 2 P: 9	R: 0 E: 0 K: 1 S: 5	H: 0 LOB: 0 BB: 0 P: 5	R: 1 E: 0 K: 1 S: 5	H: 1 LOB: 2 BB: 13	1B: 9 2B: 3 3B: 1 HR: 0	SF: 0 SAC: 1 DP: 2 HBP: 0	WP: 0 PB: 0 SB: 0 CS: 2	PA: 53

Atlanta Braves @ Cincinnati Reds
Riverfront Stadium, Cincinnati, OH
Sun Sep 16 1973, 3:33 AM EDT
Att. 50,381 - Unknown

livebaseballscorecards.com

AB 43
R 4
H 12
RBI 4
BB 8
SO 7
LOB 30



Batter	1	2	3	4	5	6	7	8	9	AB	R	H	RBI	BB	SO	LOB	TOP										
Jimmy Wynn, R OBP: 0.349, SLG: 0.403 (1, 9)	0-3 K		0-0 F9		0-0 5-3		0-0 2B			4	0	1	1	0	1	1	Houston Astros @ Cincinnati Reds Riverfront Stadium, Cincinnati, OH Mon Sep 17 1973, 7:05 PM EDT Att: 17,585 - Unknown										
Gary Sutherland, R OBP: 0.214, SLG: 0.288 (1, 4)	0-0 1-3			0-0 5-3	0-3 K		0-0 5-3			4	0	0	0	0	1	2											
Cesar Cedeno, R OBP: 0.372, SLG: 0.528 (1, 8)	0-0 HR			0-3 K		0-0 F9		0-0 6-3		4	1	1	1	0	1	0											
Bob Watson, R OBP: 0.405, SLG: 0.452 (1, 7)	0-0 L6			0-0 HR		0-0 1B		0-0 L4		4	1	2	1	0	0	0											
Doug Rader, R OBP: 0.309, SLG: 0.410 Dave Campbell, R OBP: 0.226, SLG: 0.205 (6, 5)		0-3 K2-3		0-0 5-3		0-3 K		0-0 F2		3	0	0	0	0	2	1											
Lee May, R OBP: 0.310, SLG: 0.477 (1, 3)		0-3 K			0-0 1B	0-0 5-3			0-0 6-3	4	1	1	0	0	1	1											
Skip Jutze, R OBP: 0.277, SLG: 0.252 (1, 2)		0-3 K			0-0 1B	0-0 1B	0-0 SH3-4		0-3 K	4	2	2	0	0	2	0											
Roger Metzger, S OBP: 0.305, SLG: 0.325 (1, 6)			0-0 4-3		0-0 5-3	0-0 SH1-4		0-0 SH3-4	0-0 6-3	3	0	1	1	0	0	0											
Dave Roberts, L OBP: 0.128, SLG: 0.154 (1, 1)			0-0 4-3		0-0 SH1-4		0-3 K			2	0	0	0	0	1	1											
Inning Stats	R: 1 E: 0 K: 1 S: 6	H: 1 LOB: 0 BB: 0 P: 6	R: 0 E: 0 K: 3 S: 9	H: 0 LOB: 0 BB: 0 P: 9	R: 0 E: 0 K: 0 S: 3	H: 0 LOB: 0 BB: 0 P: 3	R: 1 E: 0 K: 1 S: 6	H: 1 LOB: 1 BB: 0 P: 6	R: 2 E: 1 K: 1 S: 8	H: 3 LOB: 1 BB: 0 P: 8	R: 0 E: 0 K: 1 S: 6	H: 1 LOB: 1 BB: 0 P: 6	R: 1 E: 0 K: 1 S: 7	H: 2 LOB: 1 BB: 0 P: 7	R: 0 E: 0 K: 0 S: 3	H: 0 LOB: 0 BB: 0 P: 3		R: 0 E: 0 K: 1 S: 5	H: 0 LOB: 0 BB: 0 P: 5	1B: 5 2B: 1 3B: 0 HR: 2	SF: 0 SAC: 2 DP: 0 HBP: 0	WP: 0 PB: 0 SB: 0 CS: 0	PA: 35				
PITCHER	IP	WLS	BF	H	R	ER	SO	BB	IBB	HBP	BLK	WP	HR	S	P	ERA	WHIP										
Jack Billingham, R ERA: 3.05 (1, 1)	7.0	L	29	8	5	4	8	0	0	0	0	0	2	45	45	5.14	1.143										
Dick Baney, R ERA: 3.24 (8, 1)	2.0		6	0	0	0	1	0	0	0	0	0	0	8	8	0.00	0.000										

AB	33
R	5
H	8
RBI	4
BB	0
SO	9
LOB	6



Batter	1	2	3	4	5	6	7	8	9	AB	R	H	RBI	BB	SO	LOB	BOTTOM										
Pete Rose, S OBP: 0.415, SLG: 0.444 (1, 7)	0-0 2B	0-0 6-3		0-0 1B			0-3 K		0-0 FC4-6	5	0	2	1	0	1	4	Houston Astros @ Cincinnati Reds Riverfront Stadium, Cincinnati, OH Mon Sep 17 1973, 7:05 PM EDT Att: 17,585 - Unknown										
Joe Morgan, L OBP: 0.401, SLG: 0.476 (1, 4)	0-3 K		4-0 E	0-0 F7		0-0 F8		0-0 5-3		4	0	0	0	1	1	5											
Tony Perez, R OBP: 0.381, SLG: 0.510 (1, 3)	4-0 BB		0-0 5-3		0-3 K		0-0 P4			3	0	0	0	1	1	2											
Johnny Bench, R OBP: 0.347, SLG: 0.437 (1, 2)	0-0 F8		0-0 F7		0-3 K		0-0 F8		0-0 P6	4	0	0	0	0	1	3											
George Foster, R OBP: 0.294, SLG: 0.500 (1, 8)	0-3 K		0-0 E5		0-0 1-3		0-0 P6		0-3 K	4	0	0	0	0	1	3											
Ed Ambrister, R OBP: 0.333, SLG: 0.640 (1, 9)		0-0 2B	0-0 F8		0-0 6-3		0-3 K			4	1	1	0	0	1	2											
Denis Menke, R OBP: 0.374, SLG: 0.268 (1, 5)	0-3 K		4-0 SH1-4	0-0 1B		0-0 F9		0-3 K		3	1	0	0	1	2	1											
Darrel Chaney, S OBP: 0.267, SLG: 0.222 Dan Driessen, L OBP: 0.355, SLG: 0.395 (9, PH)	0-0 P6		0-0 SH1-4		0-3 K		0-0 FC4-6		0-0 1B	2	0	0	0	0	1	1											
Jack Billingham, R OBP: 0.087, SLG: 0.090 Phil Gagliano, R OBP: 0.410, SLG: 0.323 Dick Baney, R OBP: 0.200, SLG: 0.200 Andy Kosco, R OBP: 0.355, SLG: 0.538 (9, PH)	0-0 2B		0-0 1-3		0-0 1B		0-0 FC4-6		0-0 1B	2	0	1	1	0	0	1											
Inning Stats	R: 0 E: 0 K: 2 S: 8	H: 1 LOB: 2 BB: 1 P: 12	R: 1 E: 0 K: 1 S: 7	H: 2 LOB: 1 BB: 0 P: 7	R: 0 E: 1 K: 0 S: 4	H: 0 LOB: 2 BB: 1 P: 8	R: 1 E: 0 K: 0 S: 4	H: 1 LOB: 1 BB: 1 P: 8	R: 0 E: 0 K: 2 S: 7	H: 0 LOB: 0 BB: 0 P: 7	R: 0 E: 0 K: 1 S: 5	H: 0 LOB: 0 BB: 0 P: 5	R: 0 E: 0 K: 1 S: 6	H: 1 LOB: 1 BB: 0 P: 6	R: 0 E: 0 K: 1 S: 5	H: 0 LOB: 0 BB: 0 P: 5		R: 0 E: 0 K: 1 S: 7	H: 2 LOB: 2 BB: 0 P: 7	1B: 4 2B: 3 3B: 0 HR: 0	SF: 0 SAC: 1 DP: 0 HBP: 0	WP: 0 PB: 0 SB: 0 CS: 0	PA: 38				
PITCHER	IP	WLS	BF	H	R	ER	SO	BB	IBB	HBP	BLK	WP	HR	S	P	ERA	WHIP										
Dave Roberts, L ERA: 2.89 (1, 1)	9.0	W	38	7	2	2	9	3	0	0	0	0	0	53	65	2.00	1.111										



Batter	1	2	3	4	5	6	7	8	9	AB	R	H	RBI	BB	SO	LOB	TOP		
Roger Metzger, S OBP: 0.303, SLG: 0.323 (1, 6)	0-0 1-3		0-0 G3			0-0 F8		0-0 G3		4	0	0	0	0	0	0			
Dave Campbell, R OBP: 0.219, SLG: 0.198 (1, 5)	0-0 F7			0-0 F5		0-3 K		0-0 F8		4	0	0	0	0	1	0			
Cesar Cedeno, R OBP: 0.371, SLG: 0.528 (1, 8)	0-0 5-3			0-3 K		0-0 K		0-3 K		4	0	1	0	0	2	0			
Cliff Johnson, R OBP: 0.300, SLG: 0.333 (1, 3)		0-3 K		0-3 K		0-0 6-3		0-3 K		4	0	0	0	0	3	1			
Jimmy Wynn, R OBP: 0.347, SLG: 0.400 (1, 9)		0-3 K			0-3 K		0-0 F8			3	0	0	0	0	2	0			
Tommy Helms, R OBP: 0.327, SLG: 0.372 (1, 4)		0-0 1B			0-0 1B		0-0 5-3			3	0	2	0	0	0	0			
Greg Gross, L OBP: 0.214, SLG: 0.308 (1, 7)	0-0 1-3			0-3 K		0-0 1-3				3	0	0	0	0	1	2			
Skip Jutze, R OBP: 0.278, SLG: 0.253 (1, 2)			0-0 F9		0-0 1B		0-0 6-3			3	0	1	0	0	0	0			
Jerry Reuss, L OBP: 0.158, SLG: 0.144 (1, 1)			0-0 6-3		0-3 K		0-3 K			3	0	0	0	0	2	2			
Inning Stats	R: 0 E: 0 K: 0 S: 3	H: 0 LOB: 0 BB: 0 P: 3	R: 0 E: 0 K: 2 S: 8	H: 1 LOB: 1 BB: 0 P: 8	R: 0 E: 0 K: 0 S: 3	H: 0 LOB: 0 BB: 0 P: 3	R: 0 E: 0 K: 2 S: 7	H: 0 LOB: 0 BB: 0 P: 7	R: 0 E: 0 K: 3 S: 11	H: 2 LOB: 2 BB: 0 P: 11	R: 0 E: 0 K: 0 S: 3	H: 0 LOB: 0 BB: 0 P: 3	R: 0 E: 0 K: 1 S: 5	H: 0 LOB: 0 BB: 0 P: 5	R: 0 E: 0 K: 2 S: 7	H: 0 LOB: 0 BB: 0 P: 7	1B: 3 2B: 1 3B: 0 HR: 0	SF: 0 SAC: 0 DP: 0 HBP: 0	WP: 0 PA: 31 PB: 0 SB: 0 CS: 0
PITCHER Don Gullett, L ERA: 3.37 (1, 1)	IP: 9.0 WLS: W BF: 31 H: 4 R: 0 ER: 0 SO: 11 BB: 0 IBB: 0 HBP: 0 BLK: 0 WP: 0 HR: 0 S: 53 P: 53 ERA: 0.00 WHIP: 0.444															PITCHER Don Gullett, L ERA: 3.37 (1, 1)	IP: 9.0 WLS: W BF: 31 H: 4 R: 0 ER: 0 SO: 11 BB: 0 IBB: 0 HBP: 0 BLK: 0 WP: 0 HR: 0 S: 53 P: 53 ERA: 0.00 WHIP: 0.444		

Houston Astros @ Cincinnati Reds
Riverfront Stadium, Cincinnati, OH
Tue Sep 18 1973, 3:33 AM EDT
Att: 15,305 - Unknown

AB	31
R	0
H	4
RBI	0
BB	0
SO	11
LOB	5



Batter	1	2	3	4	5	6	7	8	9	AB	R	H	RBI	BB	SO	LOB	BOTTOM		
Pete Rose, S OBP: 0.413, SLG: 0.441 (1, 7)	0-0 5-3		0-0 F8		0-0 6-3			0-0 5-3		4	0	0	0	0	0	0			
Joe Morgan, L OBP: 0.403, SLG: 0.477 (1, 4)	0-0 PB 1B		4-0 S BB		0-0 1B S		0-0 K			3	0	2	0	1	1	0			
Tony Perez, R OBP: 0.382, SLG: 0.509 (1, 3)	0-3 K		0-0 6-3		0-0 1B		0-0 K			3	0	1	0	1	1	2			
Ken Griffey, L OBP: 0.482, SLG: 0.661 (6, PR)										0	1	0	0	0	0	0			
Dan Driessen, L OBP: 0.355, SLG: 0.395 (9, 3)	1-2 K		1-2 K		0-0 1B		0-0 K			0	0	0	0	0	0	0			
Johnny Bench, R OBP: 0.348, SLG: 0.437 (1, 2)	0-0 6-3			0-0 PB 1B		0-0 P5		0-0 K		3	0	1	0	1	0	3			
Andy Kosco, R OBP: 0.391, SLG: 0.526 (1, 9)		0-3 K		0-3 K		0-0 G5-4-3		0-0 K		4	0	1	1	0	2	3			
Cesar Geronimo, L OBP: 0.285, SLG: 0.292 (9, 8)				1-3 K		1-2 K		1-2 1B		0	0	0	0	0	0	0			
George Foster, R OBP: 0.238, SLG: 0.400 (1, 8)		0-0 E4		0-0 F7		0-0 4-3		0-0 P4		4	0	0	0	0	0	3			
Denis Menke, R OBP: 0.374, SLG: 0.265 (1, 5)		0-0 F8		0-0 4-3		0-0 BB		0-0 K		2	0	0	0	1	0	2			
Darrel Chaney, S OBP: 0.263, SLG: 0.219 (1, 6)		0-0 F8			0-0 P6		0-3 K			3	0	0	0	0	1	2			
Don Gullett, R OBP: 0.250, SLG: 0.180 (1, 1)			0-3 K		0-3 K		0-0 6-3			3	0	0	0	0	2	1			
Inning Stats	R: 0 E: 0 K: 1 S: 6	H: 1 LOB: 1 BB: 0 P: 6	R: 0 E: 2 K: 1 S: 6	H: 0 LOB: 1 BB: 0 P: 6	R: 0 E: 0 K: 1 S: 5	H: 0 LOB: 1 BB: 1 P: 9	R: 0 E: 0 K: 1 S: 6	H: 1 LOB: 1 BB: 0 P: 6	R: 0 E: 0 K: 0 S: 4	H: 2 LOB: 1 BB: 0 P: 4	R: 0 E: 0 K: 1 S: 5	H: 0 LOB: 1 BB: 1 P: 9	R: 0 E: 0 K: 1 S: 6	H: 1 LOB: 2 BB: 2 P: 14	R: 1 E: 0 K: 1 S: 6	H: 1 LOB: 2 BB: 2 P: 14	1B: 5 2B: 0 3B: 0 HR: 0	SF: 0 SAC: 0 DP: 1 HBP: 0	WP: 0 PA: 33 PB: 3 SB: 2 CS: 0
PITCHER Jerry Reuss, L ERA: 3.52 (1, 1)	IP: 8.0 WLS: L BF: 33 H: 5 R: 1 ER: 1 SO: 7 BB: 4 IBB: 0 HBP: 0 BLK: 0 WP: 0 HR: 0 S: 43 P: 59 ERA: 1.12 WHIP: 1.125															PITCHER Jerry Reuss, L ERA: 3.52 (1, 1)	IP: 8.0 WLS: L BF: 33 H: 5 R: 1 ER: 1 SO: 7 BB: 4 IBB: 0 HBP: 0 BLK: 0 WP: 0 HR: 0 S: 43 P: 59 ERA: 1.12 WHIP: 1.125		

Houston Astros @ Cincinnati Reds
Riverfront Stadium, Cincinnati, OH
Tue Sep 18 1973, 3:33 AM EDT
Att: 15,305 - Unknown

AB	29
R	1
H	5
RBI	1
BB	4
SO	7
LOB	16



Batter	1	2	3	4	5	6	7	8	9	AB R H RBI BB SO LOB	TOP										
Pete Rose, S OBP: 0.411, SLG: 0.439 (1, 7)	0-0 1B		0-0 4-3	0-0 6-3		0-0 4-3		0-0 3-1	5 0 1 0 0 0 3	Cincinnati Reds @ San Francisco Giants Candlestick Park, San Francisco, CA Wed Sep 19 1973, 10:05 PM EDT Att: 6,556 - Unknown											
Joe Morgan, L OBP: 0.402, SLG: 0.480 (1, 4)	0-0 F8			0-0 HR	0-0 4-3	0-0 4-3	0-0 4-3	0-0 F7	5 1 1 1 0 0 1												
Dan Driessen, L OBP: 0.353, SLG: 0.392 (1, 5) (7, 3)	0-0 F7			0-0 FC4-6 1B 2B	0-0 1-3		0-3 K	0-0 1-3	5 1 1 0 0 1 1												
Tony Perez, R OBP: 0.383, SLG: 0.508 (1, 3) Denis Menke, R OBP: 0.374, SLG: 0.265 (7, 5)	0-3 K			0-0 FC4-6 1B	4-0 BB		0-0 F6		3 0 1 0 1 1 1 0 0 0 0 0 0 0												
Johnny Bench, R OBP: 0.348, SLG: 0.436 (1, 2) Hal King, L OBP: 0.310, SLG: 0.528 (4, PH) (4, 2)		0-0 6-3		0-3 K	0-0 3-1			4-0 BB BB	1 0 0 0 0 0 0 2 0 0 0 1 1 3												
Ken Griffey, L OBP: 0.435, SLG: 0.619 (1, 9)	0-0 4-3			0-0 FC4-6 2B		0-0 F7		0-3 K	4 1 0 0 0 1 3												
Cesar Geronimo, L OBP: 0.268, SLG: 0.298 (1, 8)	0-3 K			0-0 1B 2B		0-0 F7		0-0 F7	4 2 2 2 0 1 1												
Darrel Chaney, S OBP: 0.272, SLG: 0.222 (1, 6)			0-3 K	4-0 1B IBB		0-0 E9 1B		4-0 BB	2 0 1 0 2 1 0												
Fred Norman, S OBP: 0.100, SLG: 0.077 (1, 1)	0-0 F8		0-0 F8	1-2 1B		0-0 F8		0-0 F5	4 0 1 1 0 0 3												
Inning Stats	R: 0 E: 0 K: 1 S: 6	H: 1 LOB: 1 BB: 0 P: 6	R: 0 E: 0 K: 1 S: 5	H: 0 LOB: 0 BB: 0 P: 5	R: 0 E: 0 K: 1 S: 5	H: 0 LOB: 0 BB: 0 P: 5	R: 4 E: 0 K: 1 S: 10	H: 5 LOB: 2 BB: 1 P: 14	R: 0 E: 0 K: 0 S: 3		H: 0 LOB: 1 BB: 1 P: 7	R: 0 E: 0 K: 0 S: 5	H: 2 LOB: 1 BB: 0 P: 5	R: 0 E: 0 K: 1 S: 5	H: 0 LOB: 0 BB: 0 P: 5	R: 0 E: 0 K: 1 S: 5	H: 0 LOB: 2 BB: 2 P: 13	R: 0 E: 0 K: 0 S: 3	H: 0 LOB: 0 BB: 0 P: 3	1B: 6 2B: 1 3B: 0 HR: 1	SF: 0 SAC: 0 DP: 0 HBP: 0
PITCHER	IP WLS BF H R ER SO BB IBB HBP BLK WP HR S P ERA WHIP											PITCHER	IP WLS BF H R ER SO BB IBB HBP BLK WP HR S P ERA WHIP								
Tom Bradley, R ERA: 3.83 (1, 1)	3.2 L 18 6 4 4 4 0 0 0 0 0 0 1 25 29 9.82 1.636																				
Don Carrithers, R ERA: 4.56 (4, 1)	4.1 18 2 1 0 2 3 0 0 0 0 0 0 19 31 0.00 1.154																				
Jim Willoughby, R ERA: 5.03 (9, 1)	1.0 3 0 0 0 0 0 0 0 0 0 0 0 3 3 0.00 0.000																				

Batter	1	2	3	4	5	6	7	8	9	AB R H RBI BB SO LOB	BOTTOM										
Bobby Bonds, R OBP: 0.376, SLG: 0.544 (1, 9)	0-3 K		4-0 FC4-6 BB		0-0 F8			0-0 5-3	3 0 0 0 1 1 0	Cincinnati Reds @ San Francisco Giants Candlestick Park, San Francisco, CA Wed Sep 19 1973, 10:05 PM EDT Att: 6,556 - Unknown											
Tito Fuentes, S OBP: 0.325, SLG: 0.355 (1, 4)	4-0 BB		0-0 FC4-6 1-2			0-0 6-3		0-0 BB	3 0 1 0 1 0 1												
Garry Maddox, R OBP: 0.337, SLG: 0.434 (1, 8)	0-0 F8		0-3 K			0-0 6-3		0-3 K	4 0 0 0 0 2 3												
Willie McCovey, L OBP: 0.422, SLG: 0.542 (1, 3)	0-3 K		0-0 F7			4-0 FC1-6-4 BB		0-0 4-3	3 0 0 0 1 1 2												
Gary Matthews, R OBP: 0.369, SLG: 0.445 (1, 7)		0-0 F9 WP SF9 1B		0-3 K		0-0 FC1-6-4 1-2		0-0 F3	4 1 1 0 0 1 1												
Chris Speier, R OBP: 0.333, SLG: 0.355 (1, 6)	0-0 F9		0-3 K			0-0 F5		0-3 K	4 0 0 0 0 2 1												
Dave Kingman, R OBP: 0.300, SLG: 0.526 (1, 5)	4-0 BB		0-0 F4			4-0 BB 8-3 BB			1 0 0 0 2 0 0												
Mike Sadek, R OBP: 0.259, SLG: 0.125 (1, 2)	0-0 SF9				0-0 F4		0-0 8-3		2 0 0 1 0 0 1												
Tom Bradley, R OBP: 0.237, SLG: 0.233 (1, 1) Don Carrithers, R OBP: 0.297, SLG: 0.267 (4, 1) Chris Arnold, R OBP: 0.389, SLG: 0.413 (6, PH) Jim Willoughby, R OBP: 0.214, SLG: 0.308 (9, 1)	0-0 F8	3-H			0-0 F8			0-0 F7	1 0 0 0 0 0 1 1 0 0 0 0 0 0 1 0 0 0 0 0 0 0 0 0 0 0 0 0												
Inning Stats	R: 0 E: 0 K: 2 S: 7	H: 0 LOB: 1 BB: 1 P: 11	R: 1 E: 0 K: 0 S: 4	H: 1 LOB: 1 BB: 1 P: 8	R: 0 E: 1 K: 1 S: 5	H: 0 LOB: 1 BB: 1 P: 9	R: 0 E: 0 K: 2 S: 7	H: 0 LOB: 0 BB: 0 P: 7	R: 0 E: 0 K: 0 S: 3		H: 0 LOB: 0 BB: 0 P: 3	R: 0 E: 0 K: 0 S: 3	H: 0 LOB: 1 BB: 1 P: 7	R: 0 E: 0 K: 0 S: 2	H: 0 LOB: 0 BB: 0 P: 6	R: 0 E: 0 K: 1 S: 6	H: 1 LOB: 1 BB: 0 P: 6	R: 0 E: 0 K: 1 S: 5	H: 0 LOB: 0 BB: 0 P: 5	1B: 2 2B: 1 3B: 0 HR: 0	SF: 1 SAC: 0 DP: 1 HBP: 0
PITCHER	IP WLS BF H R ER SO BB IBB HBP BLK WP HR S P ERA WHIP											PITCHER	IP WLS BF H R ER SO BB IBB HBP BLK WP HR S P ERA WHIP								
Fred Norman, L ERA: 3.35 (1, 1)	9.0 W 33 2 1 1 7 5 0 0 0 0 1 0 42 62 1.00 0.778																				

Batter	1	2	3	4	5	6	7	8	9	AB	R	H	RBI	BB	SO	LOB	TOP											
Pete Rose, S OBP: 0.410, SLG: 0.440 (1, 7)	0-0 E 3B	0-0 6-3					0-0 F8		0-0 6-3	5	1	1	0	0	0	0	Cincinnati Reds @ San Francisco Giants Candlestick Park, San Francisco, CA Thu Sep 20 1973, 6:33 AM EDT Att: 4,076 - Unknown livebaseballscorecards.com											
Joe Morgan, L OBP: 0.405, SLG: 0.481 (1, 4)	1-0 F 6-3 HBP		0-0 F S SF8 1B			0-0 G3		0-0 S 1B	4-0 1B BB	3	2	2	0	1	0	0												
Tony Perez, R OBP: 0.393, SLG: 0.506 Ed Ambrister, R OBP: 0.333, SLG: 0.640 (9, PR)	0-0 6-3		0-0 F9			0-0 4-3		4-0 BB	0-0 1-3 1B	4	0	1	1	1	0	1												
Andy Kosco, R OBP: 0.342, SLG: 0.515 Ken Griffey, L OBP: 0.423, SLG: 0.600 (7, PH)	0-0 6-3		0-0 SF8			0-0 F8		0-0 F8	0-0 1-3 1B	2	0	0	1	0	0	0												
George Foster, R OBP: 0.360, SLG: 0.727 (1, 8)	4-0 1B BB		0-0 HR			0-0 HR		4-0 BB		2	2	2	2	2	0	0												
Denis Menke, R OBP: 0.373, SLG: 0.266 Dan Driessen, L OBP: 0.352, SLG: 0.391 (8, PH)	0-0 1-2 1B		0-0 F4			0-0 F7		0-3 K		3	0	1	0	0	0	0												
Bill Plummer, R OBP: 0.272, SLG: 0.248 Bobby Tolan, L OBP: 0.252, SLG: 0.305 Clay Carroll, R OBP: 0.214, SLG: 0.214 (8, PH)	0-0 F4		0-0 F8			4-0 BB		0-3 K		2	0	0	0	1	0	2												
Darrel Chaney, S OBP: 0.376, SLG: 0.320 Phil Gasparino, R OBP: 0.218, SLG: 0.218 Roger Nelson, R OBP: 0.118, SLG: 0.118 Pedro Borbon, R OBP: 0.208, SLG: 0.308 Hal King, S OBP: 0.302, SLG: 0.514 (8, PH)		0-0 F4		0-0 4-3		0-0 6-3		0-0 F5		2	0	0	0	0	0	0												
Ross Grimsley, L OBP: 0.063, SLG: 0.063 Dick Baney, R OBP: 0.167, SLG: 0.167 Ed Crosby, L OBP: 0.287, SLG: 0.259 Larry Stahl, L OBP: 0.331, SLG: 0.352 (8, PH)		0-3 K		0-0 1-3		0-0 1-3		0-0 4-3		1	0	0	0	0	1	0												
Inning Stats	R: 2 E: 1 K: 0 S: 5	H: 2 LOB: 2 BB: 1 P: 10	R: 0 E: 0 K: 1 S: 5	H: 0 LOB: 0 BB: 0 P: 5	R: 2 E: 0 K: 0 S: 5	H: 2 LOB: 0 BB: 0 P: 5	R: 0 E: 0 K: 0 S: 3	H: 0 LOB: 0 BB: 0 P: 3	R: 0 E: 0 K: 0 S: 4	H: 1 LOB: 2 BB: 1 P: 8	R: 0 E: 0 K: 0 S: 4	H: 1 LOB: 1 BB: 1 P: 8	R: 0 E: 0 K: 2 S: 7	H: 0 LOB: 1 BB: 1 P: 11	R: 0 E: 0 K: 0 S: 4	H: 1 LOB: 2 BB: 1 P: 8		1B: 4 2B: 0 3B: 1 HR: 2	SF: 1 SAC: 0 DP: 0 HBP: 1	WP: 0 PB: 0 SB: 2 CS: 0	PA: 40							
PITCHER	IP	WLS	BF	H	R	ER	SO	BB	IBB	HBP	BLK	WP	HR	S	P	ERA	WHIP											
Ron Bryant, L ERA: 3.41	(1, 1)	6.2	W	30	6	5	5	1	3	0	1	0	0	2	28	41	6.75	1.350										
Randy Moffitt, R ERA: 2.46	(7, 1)	0.1		1	0	0	0	0	0	0	0	0	0	0	1	1	0.00	0.000										
Elias Sosa, R ERA: 3.08	(8, 1)	2.0	S	9	1	0	0	2	2	0	0	0	0	0	11	19	0.00	1.500										

Batter	1	2	3	4	5	6	7	8	9	AB	R	H	RBI	BB	SO	LOB	BOTTOM										
Bobby Bonds, R OBP: 0.376, SLG: 0.543 (1, 9)	0-0 BLK 1B		0-0 1B K				0-0 F4		0-0 F8	5	2	2	0	0	1	6	Cincinnati Reds @ San Francisco Giants Candlestick Park, San Francisco, CA Thu Sep 20 1973, 6:33 AM EDT Att: 4,076 - Unknown livebaseballscorecards.com										
Tito Fuentes, S OBP: 0.326, SLG: 0.354 (1, 4)	4-0 SH5-3 1B 8-2 BB		0-0 1B 1B 3B 1B	0-3 K		0-3 K		0-0 6-3		4	1	1	0	1	2	0											
Garry Maddox, R OBP: 0.339, SLG: 0.438 (1, 8)	0-0 SH5-3 1B		0-0 1B 3B 1B			0-0 F7		0-0 F9		5	1	3	2	0	0	0											
Gary Matthews, R OBP: 0.370, SLG: 0.444 (1, 7)	0-0 SH5-3		0-0 3B 1B	4-0 G5-4-3 BB		0-0 1-3		0-3 K		3	1	1	0	1	1	0											
Chris Speier, R OBP: 0.332, SLG: 0.358 (1, 6)	0-0 8-2		0-0 1B 3B	0-0 G5-4-3				0-3 K		4	1	1	3	0	1	4											
Dave Kingman, R OBP: 0.303, SLG: 0.524 (1, 5)	0-0 K	0-3 K	0-0 6-3 4-3 1B			0-3 K		4-0 BB BB		3	1	1	1	1	2	0											
Steve Ontiveros, S OBP: 0.060, SLG: 0.500 Gary Thomasson, L OBP: 0.356, SLG: 0.423 (9, 3)		4-0 BB	0-0 4-3			0-0 F4		4-0 BB		2	0	0	0	2	0	1											
Mike Sadek, R OBP: 0.262, SLG: 0.137 Dave Rader, L OBP: 0.323, SLG: 0.333 (7, PH)		0-0 F8	0-0 6-3			0-0 1B		4-0 BB		3	0	1	0	0	0	2											
Ron Bryant, S OBP: 0.240, SLG: 0.176 Randy Moffitt, R OBP: 0.093, SLG: 0.063 Willie McCovey, L OBP: 0.421, SLG: 0.540 Elias Sosa, R OBP: 0.200, SLG: 0.077 (8, 1)		0-3 K	0-0 1B			0-0 1B		0-0 F4		3	0	2	1	0	1	1											
Inning Stats	R: 1 E: 0 K: 0 S: 4	H: 2 LOB: 1 BB: 1 P: 8	R: 0 E: 0 K: 2 S: 7	H: 0 LOB: 1 BB: 1 P: 11	R: 6 E: 0 K: 1 S: 12	H: 7 LOB: 1 BB: 0 P: 12	R: 0 E: 0 K: 1 S: 5	H: 1 LOB: 1 BB: 1 P: 9	R: 0 E: 0 K: 1 S: 7	H: 2 LOB: 2 BB: 0 P: 7	R: 0 E: 0 K: 1 S: 5	H: 0 LOB: 0 BB: 3 P: 17	R: 0 E: 0 K: 1 S: 5	H: 0 LOB: 0 BB: 0 P: 5	R: 0 E: 0 K: 1 S: 5	H: 0 LOB: 0 BB: 0 P: 5		1B: 10 2B: 2 3B: 1 HR: 0	SF: 0 SAC: 1 DP: 2 HBP: 0	WP: 0 PB: 0 SB: 0 CS: 0	PA: 40						
PITCHER	IP	WLS	BF	H	R	ER	SO	BB	IBB	HBP	BLK	WP	HR	S	P	ERA	WHIP										
Ross Grimsley, L ERA: 3.2	(1, 1)	2.0		12	5	4	4	2	2	0	0	1	0	14	22	18.00	3.500										
Dick Baney, R ERA: 4.12	(3, 1)	3.0	L	16	7	3	3	3	1	0	0	0	0	21	25	9.00	2.667										
Roger Nelson, R ERA: 3.71	(6, 1)	1.1		6	0	0	0	2	2	0	0	0	0	8	16	0.00	1.500										
Pedro Borbon, R ERA: 2.07	(7, 1)	0.2		3	0	0	0	0	1	0	0	0	0	2	6	0.00	1.500										
Clay Carroll, R ERA: 3.87	(8, 1)	1.0		3	0	0	0	1	0	0	0	0	0	5	5	0.00	0.000										

Batter	1	2	3	4	5	6	7	8	9	10	AB	R	H	RBI	BB	SO	LOB	TOP				
Pete Rose, S OBP: 0.407, SLG: 0.437 (1, 7)	F9		G6-4-3		F9			6-3		K	5	0	0	0	0	1	3	Cincinnati Reds @ Los Angeles Dodgers Dodger Stadium, Los Angeles, CA Fri Sep 21 1973, 7:05 PM PDT Att: 46,308 - Unknown AB 40 R 4 H 15 RBI 4 BB 0 SO 3 LOB 16				
Joe Morgan, L OBP: 0.403, SLG: 0.478 (1, 4)	6-3		F2		P6			F8		HR	5	1	1	0	0	0	1					
Tony Perez, R OBP: 0.368, SLG: 0.518 Dan Driessen, L OBP: 0.352, SLG: 0.391 (1, 3) (10, 3)											5	1	5	3	0	0	0					
Andy Kosco, R OBP: 0.345, SLG: 0.510 Clay Carroll, R OBP: 0.214, SLG: 0.214 Ross Grimsley, L OBP: 0.063, SLG: 0.063 Pedro Borbon, R OBP: 0.308, SLG: 0.308 (1, 9) (10, 1) (10, 1)											0	0	0	0	0	0	0					
George Foster, R OBP: 0.433, SLG: 0.889 (1, 8) (10, 9)											5	1	4	1	0	0	1					
Denis Menke, R OBP: 0.368, SLG: 0.281 (1, 5)											4	0	0	0	0	0	4					
Bill Plummer, R OBP: 0.264, SLG: 0.239 (1, 2)											4	0	0	0	0	1	3					
Darrel Chaney, S OBP: 0.272, SLG: 0.222 Bobby Tolan, L OBP: 0.251, SLG: 0.304 Ed Crosby, L OBP: 0.284, SLG: 0.256 (1, 6) (7, PH) (7, 6)											2	0	1	0	0	1	1					
Jack Billingham, R OBP: 0.097, SLG: 0.100 Ed Armbrister, R OBP: 0.017, SLG: 0.015 Tom Hall, L OBP: 0.000, SLG: 0.000 Phil Spaldano, R OBP: 0.133, SLG: 0.328 Cesar Geronimo, L OBP: 0.006, SLG: 0.288 (1, 1) (7, PH) (7, 1) (10, PH) (10, PH) (10, 8)											1	0	1	0	0	0	0					
Inning Stats	R: 0 E: 0 K: 0 S: 4	H: 1 LOB: 1 BB: 0 P: 4	R: 0 E: 0 K: 1 S: 6	H: 1 LOB: 1 BB: 0 P: 6	R: 0 E: 0 K: 0 S: 3	H: 1 LOB: 0 BB: 0 P: 3	R: 0 E: 0 K: 0 S: 5	H: 3 LOB: 2 BB: 0 P: 5	R: 0 E: 0 K: 0 S: 4	H: 2 LOB: 1 BB: 0 P: 4	R: 0 E: 0 K: 0 S: 3	H: 0 LOB: 0 BB: 0 P: 3	R: 0 E: 0 K: 0 S: 4	H: 1 LOB: 1 BB: 0 P: 4	R: 1 E: 0 K: 1 S: 6	H: 1 LOB: 0 BB: 0 P: 6	R: 3 E: 0 K: 1 S: 8		H: 4 LOB: 1 BB: 0 P: 8	1B: 11 2B: 2 3B: 0 HR: 2	SF: 0 SAC: 1 DP: 2 HBP: 0	WP: 0 PA: 42
PITCHER	IP 9.0	WLS L	BF 36	H 12	R 2	ER 2	SO 2	BB 0	IBB 0	HBP 0	BLK 0	WP 0	HR 1	S 40	P 40	ERA 2.00	WHIP 1.333					
Claude Osteen, L ERA: 3.31 Charlie Hough, R ERA: 2.81 (1, 1) (10, 1)	1.0	5	3	2	2	1	0	0	0	0	0	0	1	7	7	18.00	3.000					

Batter	1	2	3	4	5	6	7	8	9	10	AB	R	H	RBI	BB	SO	LOB	BOTTOM				
Davey Lopes, R OBP: 0.349, SLG: 0.349 (1, 4)	6-3				P3			6-3			3	0	1	0	2	0	0	Cincinnati Reds @ Los Angeles Dodgers Dodger Stadium, Los Angeles, CA Fri Sep 21 1973, 7:05 PM PDT Att: 46,308 - Unknown AB 34 R 1 H 7 RBI 1 BB 6 SO 6 LOB 22				
Bill Buckner, L OBP: 0.295, SLG: 0.348 Steve Garvey, R OBP: 0.321, SLG: 0.404 (1, 3) (10, PH)	F5							3-1			4	0	1	0	0	1	4					
Willie Davis, L OBP: 0.320, SLG: 0.446 (1, 8)	6-3										5	0	0	0	0	1	4					
Joe Ferguson, R OBP: 0.363, SLG: 0.453 (1, 2)	6-3										5	0	0	0	0	0	3					
Willie Crawford, L OBP: 0.404, SLG: 0.466 (1, 9)											2	1	1	0	2	1	0					
Ron Cay, R OBP: 0.340, SLG: 0.381 (1, 5)											3	0	1	0	1	0	0					
Von Joshua, L OBP: 0.284, SLG: 0.306 Tom Paclerek, R OBP: 0.278, SLG: 0.329 (1, 7) (9, 7)											3	0	2	1	0	1	2					
Bill Russell, R OBP: 0.304, SLG: 0.341 (1, 6)											3	0	0	0	1	2	4					
Claude Osteen, L OBP: 0.175, SLG: 0.167 Charlie Hough, R OBP: 0.154, SLG: 0.154 Jim Fairley, L OBP: 0.375, SLG: 0.286 (1, 1) (10, 1) (10, PH)											3	0	0	0	0	0	3					
Inning Stats	R: 0 E: 0 K: 0 S: 4	H: 1 LOB: 3 BB: 3 P: 18	R: 0 E: 0 K: 1 S: 6	H: 0 LOB: 0 BB: 1 P: 8	R: 0 E: 0 K: 0 S: 3	H: 1 LOB: 1 BB: 1 P: 7	R: 0 E: 0 K: 0 S: 3	H: 2 LOB: 2 BB: 0 P: 9	R: 0 E: 0 K: 0 S: 3	H: 0 LOB: 0 BB: 0 P: 3	R: 0 E: 0 K: 1 S: 5	H: 0 LOB: 0 BB: 0 P: 5	R: 0 E: 0 K: 0 S: 5	H: 0 LOB: 0 BB: 0 P: 5	R: 0 E: 0 K: 0 S: 4	H: 1 LOB: 2 BB: 1 P: 8	1B: 5 2B: 2 3B: 0 HR: 0		SF: 0 SAC: 0 DP: 1 HBP: 0	WP: 0 PA: 41		
PITCHER	IP 6.0	WLS W	BF 9	H 0	R 1	ER 1	SO 4	BB 5	IBB 0	HBP 0	BLK 0	WP 0	HR 0	S 29	P 49	ERA 1.50	WHIP 1.833					
Jack Billingham, R ERA: 3.02 Tom Hall, L ERA: 3.45 Clay Carroll, R ERA: 3.87 Ross Grimsley, L ERA: 3.19 Pedro Borbon, R ERA: 2.00 (1, 1) (7, 1) (10, 1) (10, 1) (10, 1)	0.0	2	1	0	0	0	1	0	0	0	0	0	0	1	5	=	=					

Batter	1	2	3	4	5	6	7	8	9	AB	R	H	RBI	BB	SO	LOB	TOP								
Pete Rose, S OBP: 0.407, SLG: 0.444 (1, 7)	E9 G6-3		1-3		F9			1B 1B 2B		4	1	1	0	0	0	2	Cincinnati Reds @ Los Angeles Dodgers Dodger Stadium, Los Angeles, CA Sun Sep 23 1973, 3:33 AM PDT Att: 50,007 - Unknown livebaseballscorecards.com								
Joe Morgan, L OBP: 0.406, SLG: 0.487 (1, 4)	G6-3 1-2			HR		G5-4-3 1B		2-3 1B 1B		4	2	3	1	0	0	1									
Tony Perez, R OBP: 0.389, SLG: 0.518 (1, 3)	6-3					G5-4-3 1-2		1-H 3-H 1B		4	0	2	2	0	0	1									
Johnny Bench, R OBP: 0.345, SLG: 0.433 (1, 2)		6-3		K		6-3		F8		4	0	0	0	0	1	2									
George Foster, R OBP: 0.382, SLG: 0.774 (1, 8)		K		K			6-3	4-3		4	0	0	0	0	2	2									
Clay Carroll, R OBP: 0.214, SLG: 0.214 (8, 1)		K		K						0	0	0	0	0	0	0									
Ed Ambrister, R OBP: 0.281, SLG: 0.533 (1, 9)		5-3		F8			E6 G1-6-3		K	4	0	0	0	0	1	1									
Denis Menke, R OBP: 0.367, SLG: 0.261 (1, 5)			4-3 1B		1-3		G1-6-3 1-2		5-3	4	0	1	0	0	0	1									
Darrel Chaney, S OBP: 0.272, SLG: 0.217 (1, 6)			4-3		E3			K	K	2	0	0	0	0	0	1									
Phil Gagliano, R OBP: 0.407, SLG: 0.324 (8, PH)			4-3		E3 4-3			K	K	1	0	0	0	0	1	0									
Ed Crosby, L OBP: 0.284, SLG: 0.256 (8, PH)			1-2							0	0	0	0	0	0	0									
Dan Driessen, L OBP: 0.351, SLG: 0.389 (8, PH)										1	0	0	0	0	1	0									
Fred Norman, S OBP: 0.099, SLG: 0.076 (1, 1)			6-3		4-3					1	0	0	0	0	0	1									
Larry Stahl, L OBP: 0.328, SLG: 0.349 (5, PH)			6-3		4-3					1	0	0	0	0	0	1									
Roger Nelson, R OBP: 0.118, SLG: 0.118 (5, 1)										0	0	0	0	0	0	0									
Andy Kosco, R OBP: 0.350, SLG: 0.543 (8, PH)					1-2			HR		1	1	1	1	0	0	0									
Inning Stats	R: 0 E: 1 K: 0 S: 3	H: 0 LOB: 0 BB: 0 P: 3	R: 0 E: 0 K: 1 S: 5	H: 0 LOB: 0 BB: 0 P: 5	R: 0 E: 0 K: 0 S: 4	H: 1 LOB: 1 BB: 0 P: 4	R: 1 E: 0 K: 2 S: 9	H: 2 LOB: 1 BB: 0 P: 9	R: 0 E: 1 K: 0 S: 4	H: 0 LOB: 1 BB: 0 P: 4	R: 0 E: 0 K: 0 S: 3	H: 0 LOB: 0 BB: 0 P: 3	R: 0 E: 1 K: 0 S: 3	H: 0 LOB: 0 BB: 0 P: 3	R: 3 E: 0 K: 1 S: 9	H: 4 LOB: 1 BB: 0 P: 9	R: 0 E: 0 K: 2 S: 7	H: 0 LOB: 0 BB: 0 P: 7	1B: 4 2B: 2 3B: 0 HR: 2	SF: 0 SAC: 0 DP: 3 HBP: 0	WP: 0 PB: 0 SB: 1 CS: 0	PA: 35			
PITCHER	IP	WLS	BF	H	R	ER	SO	BB	IBB	HBP	BLK	WP	HR	S	P	ERA	WHIP								
Tommy John, L ERA: 3.14 (1, 1)	7.1	W	29	7	4	4	4	0	0	0	0	0	2	37	37	4.91	0.955								
Jim Brewer, L ERA: 3.01 (8, 1)	1.2	S	6	1	0	0	2	0	0	0	0	0	0	10	10	0.00	0.600								

Batter	1	2	3	4	5	6	7	8	9	AB	R	H	RBI	BB	SO	LOB	BOTTOM								
Bill Russell, R OBP: 0.302, SLG: 0.338 (1, 6)	F8	SF8		P6			6-3			3	0	0	1	0	0	1	Cincinnati Reds @ Los Angeles Dodgers Dodger Stadium, Los Angeles, CA Sun Sep 23 1973, 3:33 AM PDT Att: 50,007 - Unknown livebaseballscorecards.com								
Tom Paciorek, R OBP: 0.291, SLG: 0.356 (1, 8)	HR	K		HR			P4			4	2	2	2	0	1	1									
Steve Garvey, R OBP: 0.321, SLG: 0.429 (1, 3)	HR		K	6-3			F8			4	1	1	2	0	1	0									
Joe Ferguson, R OBP: 0.367, SLG: 0.469 (1, 9)	5-3		1B		K			F7		3	0	0	0	1	1	0									
Von Joshua, L OBP: 0.292, SLG: 0.303 (9, 7)			BB							0	0	0	0	0	0	0									
Ron Cey, R OBP: 0.338, SLG: 0.378 (1, 5)	K		BB	BB			F8	6-3		4	0	1	0	0	1	0									
Willie Crawford, L OBP: 0.401, SLG: 0.461 (1, 7)		P3	BB	BB	P5			F7		3	0	0	0	1	0	0									
Steve Yeager, R OBP: 0.346, SLG: 0.336 (1, 2)		E	G5-4-3			K				3	1	1	0	0	1	3									
Lee Lacy, R OBP: 0.287, SLG: 0.211 (1, 4)		E9 1B SF8 1B		F7			F8			3	1	1	0	0	0	0									
Tommy John, R OBP: 0.250, SLG: 0.222 (1, 1)										2	1	1	1	1	0	0									
Jim Brewer, L OBP: 0.400, SLG: 0.400 (8, 1)				HR	BB		P4			0	0	0	0	0	0	0									
Inning Stats	R: 2 E: 0 K: 1 S: 7	H: 2 LOB: 0 BB: 0 P: 7	R: 2 E: 1 K: 1 S: 8	H: 3 LOB: 1 BB: 0 P: 8	R: 0 E: 0 K: 1 S: 5	H: 1 LOB: 2 BB: 2 P: 13	R: 2 E: 0 K: 0 S: 4	H: 1 LOB: 0 BB: 1 P: 8	R: 0 E: 0 K: 1 S: 5	H: 0 LOB: 0 BB: 0 P: 5	R: 0 E: 0 K: 1 S: 3	H: 0 LOB: 0 BB: 0 P: 3	R: 0 E: 0 K: 0 S: 3	H: 0 LOB: 0 BB: 0 P: 3	R: 0 E: 0 K: 0 S: 3	H: 0 LOB: 0 BB: 0 P: 3	1B: 4 2B: 1 3B: 0 HR: 2	SF: 1 SAC: 0 DP: 1 HBP: 0	WP: 0 PB: 0 SB: 0 CS: 0	PA: 33					
PITCHER	IP	WLS	BF	H	R	ER	SO	BB	IBB	HBP	BLK	WP	HR	S	P	ERA	WHIP								
Fred Norman, L ERA: 3.49 (1, 1)	4.0	L	21	7	6	5	3	3	0	0	0	0	0	13	13	0.00	0.000								
Roger Nelson, R ERA: 3.5 (5, 1)	3.0		9	0	0	0	2	0	0	0	0	0	0	3	3	0.00	0.000								
Clay Carroll, R ERA: 3.81 (8, 1)	1.0		3	0	0	0	0	0	0	0	0	0	0	3	3	0.00	0.000								


Batter	1	2	3	4	5	6	7	8	9	AB	R	H	RBI	BB	SO	LOB	TOP										
Rich Morales, R OBP: 0.251, SLG: 0.198 Dave Winfield, R OBP: 0.333, SLG: 0.388 Dwain Anderson, R OBP: 0.227, SLG: 0.128	L8		1-3			FC4-6 FC3-6		L6		3	0	0	0	0	0	2	San Diego Padres @ Cincinnati Reds Riverfront Stadium, Cincinnati, OH Mon Sep 24 1973, 7:05 PM EDT Att: 16,395 - Unknown										
Gene Locklear, L OBP: 0.327, SLG: 0.337	CS BB			G3		FC3-6		K		3	0	0	0	1	1	3											
Dave Roberts, R OBP: 0.307, SLG: 0.463	F2			F9		L6				4	0	1	0	0	0	2											
Nate Colbert, R OBP: 0.344, SLG: 0.445		6-3		F3						4	0	1	0	0	0	3											
Cito Gaston, R OBP: 0.289, SLG: 0.414	G4-6-3 1B									4	0	3	0	0	0	0											
Fred Kendall, R OBP: 0.322, SLG: 0.402	G4-6-3 1-2				F2		G5-3			4	0	0	0	0	0	4											
Ivan Murrell, R OBP: 0.222, SLG: 0.401			K		F7		K			4	1	1	1	0	2	2											
Dave Hilton, R OBP: 0.258, SLG: 0.269				SH5-4 1B	L4			1B BB HBP	6-3	3	0	1	0	0	0	1											
Rich Troedson, L OBP: 0.195, SLG: 0.175 Gary Ross, R (7, 1)				SH5-4		FC4-6 1B				1	0	1	0	0	0	0											
Leron Lee, L OBP: 0.306, SLG: 0.294 Mike Corkins, R OBP: 0.250, SLG: 0.533								1B BB		0	0	0	0	0	0	0											
Inning Stats	R: 0 E: 0 K: 0 S: 2	H: 0 LOB: 0 BB: 1 P: 6	R: 0 E: 0 K: 0 S: 3	H: 1 LOB: 0 BB: 0 P: 3	R: 0 E: 0 K: 1 S: 6	H: 1 LOB: 1 BB: 0 P: 6	R: 0 E: 0 K: 0 S: 3	H: 0 LOB: 0 BB: 0 P: 3	R: 0 E: 0 K: 0 S: 4	H: 1 LOB: 1 BB: 0 P: 4	R: 0 E: 0 K: 1 S: 6	H: 2 LOB: 1 BB: 0 P: 6	R: 0 E: 0 K: 1 S: 6	H: 1 LOB: 3 BB: 1 P: 11	R: 1 E: 0 K: 0 S: 4	H: 1 LOB: 0 BB: 0 P: 4	1B: 6 2B: 1 3B: 0 HR: 1	SF: 0 SAC: 1 DP: 2 HBP: 1	WP: 0 PB: 0 SB: 0 CS: 1	PA: 35							
PITCHER	IP	WLS	BF	H	R	ER	SO	BB	IBB	HBP	BLK	WP	HR	S	P	ERA	WHIP										
Dick Baney, R ERA: 3.04	(1, 1)	7.0	W	26	6	0	0	2	1	0	1	0	0	28	33	0.00	1.000										
Tom Hall, L ERA: 3.42	(8, 1)	0.2		3	0	0	0	1	1	0	0	0	0	4	8	0.00	1.500										
Pedro Borbon, R ERA: 2.2	(8, 1)	1.1	S	6	2	1	1	0	0	0	0	0	1	6	6	6.75	1.500										

Batter	1	2	3	4	5	6	7	8	9	AB	R	H	RBI	BB	SO	LOB	BOTTOM											
Pete Rose, S OBP: 0.406, SLG: 0.443	1-3		K		F8		BB 1B			4	0	1	0	0	1	1	San Diego Padres @ Cincinnati Reds Riverfront Stadium, Cincinnati, OH Mon Sep 24 1973, 7:05 PM EDT Att: 16,395 - Unknown											
Dan Driessen, L OBP: 0.349, SLG: 0.387	F6		G3-6 1-2		1-3		BB 1B			4	0	1	0	0	0	1												
Tony Perez, R OBP: 0.391, SLG: 0.524	2B 1B				HR		6-3 1-2 2-3 BB			3	1	2	1	1	0	0												
Johnny Bench, R OBP: 0.345, SLG: 0.433				F3		5-3	F6			4	0	1	0	0	0	3												
Andy Kosco, R OBP: 0.355, SLG: 0.578 Cesar Geronimo, L OBP: 0.045, SLG: 0.299	1-3					HR		4-3		4	1	2	1	0	0	2												
George Foster, R OBP: 0.368, SLG: 0.706		F8		5-3		BB		K		3	0	0	0	1	1	1												
Denis Menke, R OBP: 0.368, SLG: 0.262		K				F3				3	0	1	0	1	1	1												
Darrel Chaney, S OBP: 0.267, SLG: 0.213		K			G3		F7	G3		4	0	0	0	0	1	3												
Dick Baney, R OBP: 0.222, SLG: 0.222 Tom Hall, L OBP: 0.045, SLG: 0.045 Pedro Borbon, R OBP: 0.333, SLG: 0.333					F7		6-3			3	0	1	0	0	0	0												
Inning Stats	R: 0 E: 0 K: 0 S: 5	H: 2 LOB: 2 BB: 0 P: 5	R: 0 E: 0 K: 2 S: 7	H: 0 LOB: 0 BB: 0 P: 7	R: 0 E: 0 K: 1 S: 5	H: 1 LOB: 0 BB: 0 P: 5	R: 1 E: 0 K: 0 S: 5	H: 2 LOB: 2 BB: 1 P: 9	R: 0 E: 0 K: 0 S: 3	H: 0 LOB: 0 BB: 0 P: 3	R: 1 E: 0 K: 0 S: 4	H: 1 LOB: 1 BB: 1 P: 8	R: 0 E: 0 K: 0 S: 5	H: 2 LOB: 3 BB: 1 P: 9	R: 0 E: 0 K: 1 S: 6	H: 1 LOB: 1 BB: 0 P: 6		1B: 5 2B: 2 3B: 0 HR: 2	SF: 0 SAC: 0 DP: 1 HBP: 0	WP: 0 PB: 0 SB: 0 CS: 0	PA: 35							
PITCHER	IP	WLS	BF	H	R	ER	SO	BB	IBB	HBP	BLK	WP	HR	S	P	ERA	WHIP											
Rich Troedson, L ERA: 4.25	(1, 1)	6.2	L	29	8	2	2	3	1	1	0	0	0	2	33	41	2.70	1.350										
Gary Ross, R ERA: 5.29	(7, 1)	0.1		2	0	0	0	0	1	0	0	0	0	1	5	0.00	3.000											
Mike Corkins, R ERA: 4.53	(8, 1)	1.0		4	1	0	0	1	0	0	0	0	0	6	6	0.00	1.000											



Batter	1	2	3	4	5	6	7	8	9	AB	R	H	RBI	BB	SO	LOB	TOP			
Rich Morales, R (1, 6) OBP: 0.251, SLG: 0.199	0-0 6-3		0-0 6-3			0-0 L8		0-0 FC6-4 1B		4	0	1	0	0	0	0	San Diego Padres @ Cincinnati Reds Riverfront Stadium, Cincinnati, OH Tue Sep 25 1973, 7:05 PM EDT Att: 12,724 - Unknown			
Gene Locklear, L (1, 7) OBP: 0.320, SLG: 0.330	0-0 6-3		0-0 6-3			0-0 L8		0-0 FC6-4 1-2		4	0	0	0	0	0	1				
Dave Roberts, R (1, 5) OBP: 0.304, SLG: 0.459	0-3 K			0-0 1-3		0-3 K		0-0 F5		4	0	0	0	0	2	0				
Nate Colbert, R (1, 3) OBP: 0.345, SLG: 0.451		0-0 5-3 3B 1B		0-3 K		0-0 HR		0-3 K		4	2	2	1	0	2	0				
Cito Gaston, R (1, 9) OBP: 0.286, SLG: 0.411		0-0 5-3 1-2		0-0 6-3		0-0 6-3		0-0 F8		4	0	0	0	0	0	1				
Fred Kendall, R (1, 2) OBP: 0.324, SLG: 0.402		0-3 K			4-0 1-3 BB		0-0 L5-3 1B			2	0	1	0	1	1	1				
Ivan Murrell, R (1, 8) OBP: 0.223, SLG: 0.410		0-0 2-H 3B			0-3 K		0-0 L5-3 1-2			3	0	1	1	0	1	2				
Dave Hilton, R (1, 4) OBP: 0.255, SLG: 0.265		0-0 1-3			0-0 1-3		0-0 6-3			3	0	0	0	0	0	2				
Bill Greif, R (1, 1) OBP: 0.167, SLG: 0.098			0-0 4-3			0-0 6-3		0-0 6-3		2	0	0	0	0	0	1				
Leron Lee, L (8, PH) OBP: 0.305, SLG: 0.293										1	0	0	0	0	0	0				
Mike Caldwell, R (8, 1) OBP: 0.167, SLG: 0.143										0	0	0	0	0	0	0				
Inning Stats	R: 0 E: 0 K: 1 S: 5	H: 0 LOB: 0 BB: 0 P: 5	R: 1 E: 0 K: 1 S: 7	H: 2 LOB: 1 BB: 0 P: 7	R: 0 E: 0 K: 0 S: 3	H: 0 LOB: 0 BB: 0 P: 3	R: 0 E: 0 K: 1 S: 5	H: 0 LOB: 0 BB: 0 P: 5	R: 0 E: 0 K: 1 S: 5	H: 0 LOB: 1 BB: 0 P: 9	R: 1 E: 0 K: 0 S: 4	H: 2 LOB: 2 BB: 0 P: 4	R: 0 E: 0 K: 0 S: 4	H: 1 LOB: 1 BB: 0 P: 4	R: 0 E: 0 K: 1 S: 5	H: 0 LOB: 0 BB: 0 P: 5	1B: 3 2B: 1 3B: 1 HR: 1	SF: 0 SAC: 0 DP: 1 HBP: 0	WP: 0 PB: 0 SB: 0 CS: 0	PA: 32
PITCHER Jack Billingham, R (1, 1) ERA: 2.99	IP: 9.0 WLS: W BF: 32	H: 5 R: 2 ER: 2 SO: 6	BB: 1 IBB: 0 HBP: 0 BLK: 0	WP: 0 HR: 1 S: 43 P: 47	ERA: 2.00 WHIP: 0.667															

AB	31
R	2
H	5
RBI	2
BB	1
SO	6
LOB	8



Batter	1	2	3	4	5	6	7	8	9	AB	R	H	RBI	BB	SO	LOB	BOTTOM			
Pete Rose, S (1, 7) OBP: 0.406, SLG: 0.443	0-0 2-3 1B		0-0 G3		0-0 F5		0-0 1B			4	0	2	0	0	0	2	San Diego Padres @ Cincinnati Reds Riverfront Stadium, Cincinnati, OH Tue Sep 25 1973, 7:05 PM EDT Att: 12,724 - Unknown			
Ken Griffey, L (1, 9) OBP: 0.438, SLG: 0.608	0-0 L9		0-3 K			0-0 2B 1B	0-0 1-2 1B			4	1	2	0	0	1	2				
Dan Driessen, L (1, 5) OBP: 0.348, SLG: 0.389	0-0 2-3 1-2			0-0 F7		0-0 1-H 2B 2B	0-0 F7			4	1	1	1	0	0	3				
Hal King, L (1, 2) OBP: 0.298, SLG: 0.488	0-0 L8			0-0 1B		0-0 G3	0-0 F7			4	0	1	0	0	0	4				
Larry Stahl, L (1, 3) OBP: 0.320, SLG: 0.339		0-0 L8		0-3 K		0-3 K		0-0 4-3		3	0	0	0	0	2	2				
Ed Armbrister, R (8, PH) OBP: 0.273, SLG: 0.516										1	0	0	0	0	0	0				
Darrel Chaney, S (9, 6) OBP: 0.267, SLG: 0.213										0	0	0	0	0	0	0				
Cesar Geronimo, L (1, 8) OBP: 0.267, SLG: 0.302		0-0 F8		0-0 4-3		0-0 2B 2B		0-0 4-3		4	1	1	1	0	0	1				
Denis Menke, R (1, 4) OBP: 0.370, SLG: 0.270		0-3 K			0-3 K	0-0 2B 2B		0-0 1B		4	0	2	1	0	2	0				
Ed Crosby, L (1, 6) OBP: 0.293, SLG: 0.267			0-0 WP SH3-4 1B		0-0 SH3-4 1B	0-3 K 2B		0-0 4-3		4	0	2	0	0	1	2				
Jack Billingham, R (1, 1) OBP: 0.096, SLG: 0.099			0-0 SH3-4 1-2		0-0 SH3-4 1-2		0-3 K			1	0	0	0	0	1	0				
Inning Stats	R: 0 E: 0 K: 0 S: 4	H: 1 LOB: 1 BB: 0 P: 4	R: 0 E: 0 K: 1 S: 5	H: 0 LOB: 0 BB: 0 P: 5	R: 0 E: 0 K: 1 S: 6	H: 1 LOB: 1 BB: 0 P: 6	R: 0 E: 0 K: 1 S: 6	H: 1 LOB: 1 BB: 0 P: 6	R: 3 E: 0 K: 2 S: 11	H: 4 LOB: 1 BB: 0 P: 11	R: 0 E: 0 K: 1 S: 7	H: 2 LOB: 2 BB: 0 P: 7	R: 0 E: 0 K: 0 S: 4	H: 1 LOB: 1 BB: 0 P: 4	R: 0 E: 0 K: 0 S: 4	H: 1 LOB: 1 BB: 0 P: 4	1B: 8 2B: 3 3B: 0 HR: 0	SF: 0 SAC: 2 DP: 0 HBP: 0	WP: 2 PB: 0 SB: 0 CS: 0	PA: 35
PITCHER Bill Greif, R (1, 1) ERA: 3.21	IP: 7.0 WLS: L BF: 31	H: 10 R: 3 ER: 3 SO: 7	BB: 0 IBB: 0 HBP: 0 BLK: 0	WP: 2 HR: 0 S: 45 P: 45	ERA: 3.86 WHIP: 1.429															
Mike Caldwell, L (8, 1) ERA: 3.6	IP: 1.0 WLS: L BF: 4	H: 1 R: 0 ER: 0 SO: 0	BB: 0 IBB: 0 HBP: 0 BLK: 0	WP: 0 HR: 0 S: 4 P: 4	ERA: 0.00 WHIP: 1.000															



Batter	1	2	3	4	5	6	7	8	9	AB	R	H	RBI	BB	SO	LOB	TOP																				
Rich Morales, R OBP: 0.247, SLG: 0.196 (1, 6)	F4		6-3			5-3		F8		4	0	0	0	0	0	0	San Diego Padres @ Cincinnati Reds Riverfront Stadium, Cincinnati, OH Wed Sep 26 1973, 7:05 PM EDT Att: 12,239 - Unknown																				
Dave Winfield, R OBP: 0.324, SLG: 0.376 (1, 7)	5-3		1-3			F8		5-3		4	0	0	0	0	0																						
Dave Roberts, R OBP: 0.308, SLG: 0.468 (1, 5)	HR			5-3		HR		1B		4	2	3	1	0	0																						
Nate Colbert, R OBP: 0.344, SLG: 0.456 (1, 3)	HR			F8		K		L8		4	1	1	2	0	1																						
Cito Gaston, R OBP: 0.286, SLG: 0.416 (1, 9)	F8			F8				F9	HR	4	1	1	1	0	0																						
Fred Kendall, R OBP: 0.321, SLG: 0.399 (1, 2)		F7			6-3			F7	L6	4	0	0	0	0	0																						
Ivan Murrell, R OBP: 0.224, SLG: 0.407 (1, 8)		5-3			L8			1B	K	4	0	1	0	0	1																						
Dave Hilton, R OBP: 0.263, SLG: 0.291 (1, 4)		K			HR			1B	2B	4	1	3	1	0	1																						
Randy Jones, R OBP: 0.174, SLG: 0.156 (1, 1)			K		6-3			L9	L4	4	0	0	0	0	1	3																					
Inning Stats	R: 2 E: 0 K: 0 S: 5	H: 2 LOB: 0 BB: 0 P: 5	R: 0 E: 0 K: 1 S: 5	H: 0 LOB: 0 BB: 0 P: 5	R: 0 E: 0 K: 1 S: 5	H: 0 LOB: 0 BB: 0 P: 5	R: 0 E: 0 K: 0 S: 3	H: 0 LOB: 0 BB: 0 P: 3	R: 1 E: 0 K: 0 S: 4	H: 1 LOB: 0 BB: 0 P: 4	R: 1 E: 0 K: 1 S: 6	H: 1 LOB: 2 BB: 0 P: 6	R: 0 E: 0 K: 0 S: 5	H: 1 LOB: 1 BB: 0 P: 4	R: 1 E: 0 K: 1 S: 7	H: 2 LOB: 1 BB: 0 P: 7	1B: 4 2B: 1 3B: 0 HR: 4	SF: 0 SAC: 0 DP: 0 HBP: 0	WP: 0 PB: 0 SB: 1 CS: 0	PA: 36																	
PITCHER	IP	WLS	BF	H	R	ER	SO	BB	IBB	HBP	BLK	WP	HR	S	P	ERA	WHIP	PITCHER		IP	WLS	BF	H	R	ER	SO	BB	IBB	HBP	BLK	WP	HR	S	P	ERA	WHIP	
Ross Grimsley, L ERA: 3.23 (1, 1)	8.0	L	31	7	4	4	3	0	0	0	0	0	3	37	37	4.50	0.875			8.0	W	32	4	1	1	4	1	0	0	0	0	0	0	0	0	1.00	0.556
Dave Tomlin, L ERA: 4.39 (9, 1)	1.0		5	2	1	1	1	0	0	0	0	0	1	7	7	9.00	2.000			1.0		5	2	1	1	1	0	0	0	0	0	0	0	0	0	0	0

Batter	1	2	3	4	5	6	7	8	9	AB	R	H	RBI	BB	SO	LOB	BOTTOM																				
Ed Armbrister, R OBP: 0.243, SLG: 0.457 (1, 7)	K		5-3		1-3			K		4	0	0	0	0	2	0	San Diego Padres @ Cincinnati Reds Riverfront Stadium, Cincinnati, OH Wed Sep 26 1973, 7:05 PM EDT Att: 12,239 - Unknown																				
Cesar Geronimo, L OBP: 0.287, SLG: 0.301 (1, 8)	L8		1B			L7		4-3		4	0	1	0	0	0																						
Dan Driessen, L OBP: 0.347, SLG: 0.387 (1, 5)	G3		1B			G3		F6		4	0	1	0	0	0																						
Andy Kosco, R OBP: 0.352, SLG: 0.575 (1, 3)		6-3	F9			5-3		F7		4	1	1	0	0	2																						
George Foster, R OBP: 0.357, SLG: 0.684 (1, 9)		6-3		6-3			2B	5-3		4	0	1	0	0	1																						
Denis Menke, R OBP: 0.367, SLG: 0.267 (1, 4)		6-3		1-3		5-3				3	0	0	1	0	1																						
Bill Plummer, R OBP: 0.270, SLG: 0.229 (1, 2)		BB		K		6-3				2	0	0	0	1	1																						
Ed Crosby, L OBP: 0.287, SLG: 0.261 (1, 6)					K			F9		2	0	0	0	0	1																						
Johnny Bench, R OBP: 0.344, SLG: 0.432 (7, PH)										1	0	0	0	0	1																						
Darrel Chaney, S OBP: 0.267, SLG: 0.213 (8, 6)										0	0	0	0	0	0																						
Ross Grimsley, L OBP: 0.061, SLG: 0.061 (1, 1)								5-3		2	0	0	0	0	0																						
Phil Gagliano, R OBP: 0.402, SLG: 0.319 (8, PH)										1	0	0	0	0	0																						
Dave Tomlin, L (9, 1)										0	0	0	0	0	0																						
Inning Stats	R: 0 E: 0 K: 1 S: 5	H: 0 LOB: 0 BB: 0 P: 5	R: 1 E: 0 K: 0 S: 4	H: 1 LOB: 1 BB: 1 P: 8	R: 0 E: 0 K: 0 S: 5	H: 2 LOB: 2 BB: 0 P: 5	R: 0 E: 0 K: 1 S: 5	H: 0 LOB: 0 BB: 0 P: 5	R: 0 E: 0 K: 1 S: 3	H: 0 LOB: 0 BB: 0 P: 3	R: 0 E: 0 K: 0 S: 4	H: 1 LOB: 1 BB: 0 P: 4	R: 0 E: 0 K: 1 S: 5	H: 0 LOB: 0 BB: 0 P: 5	R: 0 E: 0 K: 0 S: 3	H: 0 LOB: 0 BB: 0 P: 3	1B: 2 2B: 2 3B: 0 HR: 0	SF: 0 SAC: 0 DP: 0 HBP: 0	WP: 0 PB: 0 SB: 0 CS: 0	PA: 32																	
PITCHER	IP	WLS	BF	H	R	ER	SO	BB	IBB	HBP	BLK	WP	HR	S	P	ERA	WHIP	PITCHER		IP	WLS	BF	H	R	ER	SO	BB	IBB	HBP	BLK	WP	HR	S	P	ERA	WHIP	
Randy Jones, L ERA: 3.15 (1, 1)	9.0	W	32	4	1	1	4	1	0	0	0	0	0	39	43	1.00	0.556			9.0	W	32	4	1	1	4	1	0	0	0	0	0	0	0	0	0	0



Batter	1	2	3	4	5	6	7	8	9	10	11	12	13	14	AB	R	H	RBI	BB	SO	LOB	TOP		
Bobby Bonds, R OBP: 0.371, SLG: 0.529 (1, 9)	F7		K		F4			F7		G6-4-3 BB		6-3		FC5-2 1B	6	0	0	0	1	1	5			
Tim Lincecum, R OBP: 0.225, SLG: 0.327 (1, 4)	F6							SF7		G6-4-3 SAFE 1-1 BB					1	0	0	0	0	0	0			
Eric Chavez, R OBP: 0.277, SLG: 0.359 (8, 1)															0	0	0	0	1	0	0			
Elias Sosa, R OBP: 0.277, SLG: 0.359 (8, 1)															0	0	0	0	1	0	0			
Randy Moffitt, R OBP: 0.225, SLG: 0.327 (10, 1)															1	0	0	0	0	0	0			
Don Minick, R OBP: 0.225, SLG: 0.327 (10, 1)															1	0	0	0	0	0	0			
Jim Willoughby, R OBP: 0.225, SLG: 0.327 (14, 1)															0	0	0	0	0	0	0			
Gary Maddox, R OBP: 0.347, SLG: 0.446 (1, 8)	L7							E6							6	0	3	0	0	0	1			
Dave Kingman, R OBP: 0.265, SLG: 0.485 (1, 5)															6	0	0	0	0	0	2	4		
Chris Speier, R OBP: 0.333, SLG: 0.356 (1, 6)	5-3														5	0	1	0	1	0	1			
Chris Arnold, R OBP: 0.377, SLG: 0.385 (1, 2)															2	0	0	0	1	2	0			
Mike Phillips, L OBP: 0.280, SLG: 0.380 (8, 4)															2	1	2	0	0	0	0			
Steve Ontiveros, S OBP: 0.333, SLG: 0.345 (1, 3)															5	0	1	0	1	1	4			
Gary Thomasson, L OBP: 0.344, SLG: 0.410 (1, 7)															6	1	2	0	0	1	3			
Tom Bradley, R OBP: 0.225, SLG: 0.221 (8, PH)															2	0	0	0	0	1	1			
Dave Rader, L OBP: 0.326, SLG: 0.341 (8, 2)															3	3	3	2	1	0	0			
Inning Stats	R: 0 E: 0 K: 0 S: 6	H: 0 LOB: 0 BB: 0 P: 9	R: 0 E: 0 K: 1 S: 7	H: 0 LOB: 0 BB: 0 P: 10	R: 0 E: 0 K: 2 S: 10	H: 1 LOB: 1 BB: 0 P: 12	R: 0 E: 0 K: 1 S: 8	H: 0 LOB: 0 BB: 0 P: 10	R: 0 E: 0 K: 1 S: 8	H: 1 LOB: 1 BB: 0 P: 12	R: 0 E: 0 K: 1 S: 9	H: 1 LOB: 1 BB: 0 P: 12	R: 0 E: 0 K: 0 S: 5	H: 3 LOB: 2 BB: 0 P: 12	R: 1 E: 0 K: 1 S: 11	H: 1 LOB: 0 BB: 0 P: 19	R: 0 E: 0 K: 0 S: 9	H: 0 LOB: 0 BB: 0 P: 12	R: 2 E: 0 K: 1 S: 11	H: 3 LOB: 2 BB: 1 P: 19	1B: 11 2B: 2 3B: 1 HR: 1	SF: 1 SAC: 1 DP: 2 HBP: 0	WP: 0 PB: 0 SB: 0 CS: 1	PA: 56


PITCHER	IP	WLS	BF	H	R	ER	SO	BB	IBB	HBP	BLK	WP	HR	S	P	ERA	WHIP
Don Gullett, L ERA: 3.51	7.2		29	5	2	1	6	2	0	0	0	0	0	71	104	1.17	0.913
Pedro Borbon, R ERA: 2.19	0.1		2	1	0	0	1	0	0	0	0	0	0	5	11	0.00	3.000
Clay Carroll, R ERA: 3.69	3.0		12	4	0	0	0	2	0	0	0	0	0	21	38	0.00	2.000
Tom Hall, L ERA: 3.47	1.0		4	1	1	1	1	0	0	0	0	0	1	11	19	9.00	1.000
Dick Baney, R ERA: 2.93	1.0		3	0	0	0	0	0	0	0	0	0	0	9	12	0.00	0.000

Batter	1	2	3	4	5	6	7	8	9	10	11	12	13	14	AB	R	H	RBI	BB	SO	LOB	BOTTOM
Pete Rose, S OBP: 0.403, SLG: 0.439 (1, 7)	F8		4-3		F9			F7			E1 2B		1-3		6	0	0	0	0	0	1	
Joe Morgan, L OBP: 0.407, SLG: 0.494 (1, 4)	3-1		F7					F3							6	1	3	1	0	0	1	
Dan Driessen, L OBP: 0.347, SLG: 0.384 (1, 5)	L4														5	0	1	0	1	0	0	
Tony Perez, R OBP: 0.390, SLG: 0.521 (1, 3)															5	0	1	0	1	2	3	
Johnny Bench, R OBP: 0.343, SLG: 0.428 (1, 2)															5	1	0	0	1	1	6	
Ken Griffey, L OBP: 0.419, SLG: 0.575 (1, 9)															6	0	1	1	0	1	1	
Cesar Geronimo, L OBP: 0.268, SLG: 0.311 (1, 8)															6	1	2	1	0	3	2	
Darrel Chaney, S OBP: 0.292, SLG: 0.208 (14, PH)															5	0	0	0	0	0	0	
George Foster, R OBP: 0.349, SLG: 0.667 (1, 4)															1	0	0	0	0	0	1	
Don Gullett, L ERA: 3.51	7.0		26	2	2	2	4	3	0	0	0	0	0	71	104	1.17	0.913					
Elias Sosa, R ERA: 3.27	2.0		6	0	0	0	1	0	0	0	0	0	0	12	20	0.00	0.000					
Randy Moffitt, R ERA: 2.42	3.0		13	2	1	1	4	0	1	0	0	0	0	29	44	3.00	0.667					
Don Minick, R ERA: 1.48	1.1		7	4	0	0	0	0	0	0	0	0	0	16	29	0.00	3.000					
Jim Willoughby, R ERA: 4.79	0.2		1	0	0	0	0	0	0	0	0	0	0	1	1	0.00	0.000					

PITCHER	IP	WLS	BF	H	R	ER	SO	BB	IBB	HBP	BLK	WP	HR	S	P	ERA	WHIP
Tom Bradley, R ERA: 3.9	7.0		26	2	2	2	4	3	0	0	0	0	0	71	104	1.17	0.913
Elias Sosa, R ERA: 3.27	2.0		6	0	0	0	1	0	0	0	0	0	0	12	20	0.00	0.000
Randy Moffitt, R ERA: 2.42	3.0		13	2	1	1	4	0	1	0	0	0	0	29	44	3.00	0.667
Don Minick, R ERA: 1.48	1.1		7	4	0	0	0	0	0	0	0	0	0	16	29	0.00	3.000
Jim Willoughby, R ERA: 4.79	0.2		1	0	0	0	0	0	0	0	0	0	0	1	1	0.00	0.000

San Francisco Giants @ Cincinnati Reds
Riverfront Stadium, Cincinnati, OH
Fri Sep 28 1973, 7:05 PM EDT
Att: 28,112 - Unknown

AB	49
R	5
H	14
RBI	4
BB	5
SO	9
LOB	21



San Francisco Giants @ Cincinnati Reds
Riverfront Stadium, Cincinnati, OH
Fri Sep 28 1973, 7:05 PM EDT
Att: 28,112 - Unknown

AB	49
R	3
H	8
RBI	3
BB	4
SO	9
LOB	15



Batter	1	2	3	4	5	6	7	8	9	AB	R	H	RBI	BB	SO	LOB	TOP					
Bobby Bonds, R OBP: 0.370, SLG: 0.527	1-3 K		0-3 K			1-2 1B 1B	3-2 F8		0-0 F4	5	1	1	0	0	2	1						
Mike Phillips, L OBP: 0.286, SLG: 0.375	1-0 F8			3-3 K		0-2 1B 2B		1-3 K		4	1	1	0	0	2	0						
Steve Ontiveros, S OBP: 0.324, SLG: 0.333	2-3 K			3-2 6-3		1-2 2B 3-1		3-3 K		4	1	1	1	0	2	0						
Garry Maddox, R OBP: 0.351, SLG: 0.460		1-0 HR		0-0 HR		1-0 3-1		1-0 HBP		3	2	3	3	0	0	0						
Jim Howarth, L OBP: 0.296, SLG: 0.233						1-3 3-H 4-2				0	0	0	0	0	0	0						
Dave Kingman, R OBP: 0.295, SLG: 0.480		1-3 K		1-3 K		3-1 BB		2-3 K		3	0	0	0	1	3	1						
Gary Thomasson, L OBP: 0.343, SLG: 0.411		1-3 K			1-0 F7	3-1			0-1 2B	4	0	1	1	0	1	2						
Bruce Miller, R OBP: 0.217, SLG: 0.143					0-0 F8				2-2 2B	3	0	0	0	0	1	2						
Jim Willoughby, R OBP: 0.200, SLG: 0.286						4-3			1B 2B	0	0	0	0	0	0	0						
Chris Speier, R OBP: 0.334, SLG: 0.359										1	1	1	0	0	0	0						
Mike Sadek, R OBP: 0.282, SLG: 0.212			2-1 F7						1-1 F9	2	0	0	0	0	0	0						
Dave Rader, L OBP: 0.327, SLG: 0.340					3-2 F7					1	0	0	0	0	0	1						
Jim Barr, R OBP: 0.188, SLG: 0.182			1-3 K			0-0 5-3			2-0 1B	0	0	0	0	0	0	0						
John D'Acquisto, R OBP: 0.250, SLG: 0.250										1	0	0	0	0	1	0						
Don Carrithers, R OBP: 0.250, SLG: 0.250										1	0	0	0	0	0	1						
Chris Arnold, R OBP: 0.381, SLG: 0.389									2-H 1B	2	0	1	1	0	0	1						
Inning Stats	R: 0 E: 0 K: 2 S: 9	H: 0 LOB: 0 BB: 0 P: 13	R: 1 E: 0 K: 3 S: 10	H: 1 LOB: 0 BB: 0 P: 14	R: 0 E: 0 K: 2 S: 8	H: 0 LOB: 0 BB: 0 P: 11	R: 1 E: 0 K: 2 S: 11	H: 1 LOB: 0 BB: 0 P: 18	R: 0 E: 0 K: 0 S: 5	H: 0 LOB: 0 BB: 0 P: 9	R: 3 E: 0 K: 0 S: 16	H: 4 LOB: 2 BB: 1 P: 23	R: 0 E: 0 K: 0 S: 7	H: 0 LOB: 0 BB: 0 P: 13	R: 0 E: 0 K: 3 S: 9	H: 0 LOB: 1 BB: 0 P: 16	R: 1 E: 0 K: 0 S: 9	H: 3 LOB: 1 BB: 0 P: 14	1B: 4 2B: 3 3B: 0 HR: 2	SF: 0 SAC: 0 DP: 1 HBP: 2	WP: 0 PB: 0 SB: 0 CS: 0	PA: 37
PITCHER	IP	WLS	BF	H	R	ER	SO	BB	IBB	HBP	BLK	WP	HR	S	P	ERA	WHIP					
Fred Norman, L ERA: 3.6	5.1	W	22	6	5	5	9	0	0	0	0	0	2	54	79	8.44	1.125					
Roger Nelson, R ERA: 3.46	0.2		3	0	0	0	0	1	0	0	0	0	0	5	9	0.00	1.500					
Dick Baney, R ERA: 2.93	3.0	S	12	3	1	1	3	0	0	2	0	0	0	25	43	3.00	1.000					

San Francisco Giants @ Cincinnati Reds
Riverfront Stadium, Cincinnati, OH
Sat Sep 29 1973, 3:33 AM EDT
Att: 31,107 - Unknown

AB 34
R 6
H 9
RBI 6
BB 1
SO 12
LOB 8



Batter	1	2	3	4	5	6	7	8	9	AB	R	H	RBI	BB	SO	LOB	BOTTOM					
Pete Rose, S OBP: 0.402, SLG: 0.436	4-0 1B 1B		2-3 K			3-2 3-1		1-1 F5		4	1	0	0	1	1	5						
Bill Plummer, R OBP: 0.268, SLG: 0.227		2-0 F7			2-3 K					1	0	0	0	0	0	3						
Joe Morgan, L OBP: 0.408, SLG: 0.497	1-2 1B	0-0	2-2 F9			2-3 K		1-2 4-3		3	2	2	0	0	0	1						
Ed Crosby, L OBP: 0.282, SLG: 0.256	1-2 1B	1-3 2B	1-2 2-H 3-H							2	0	0	0	0	1	0						
Dan Driessen, L OBP: 0.348, SLG: 0.387	0-1 1B	0-1 PB FC4-6	4-3			2-2 E4 1B	2-3 K			5	3	2	3	0	1	1						
Johnny Bench, R OBP: 0.345, SLG: 0.429	3-2 1B	4-1 FC4-6		4-2 E PB BB		2-3 K	3-2 F9			2	1	1	1	2	1	1						
Ed Ambrister, R OBP: 0.237, SLG: 0.444	1-2 3-H	2-3 BB								1	0	0	0	0	0	0						
Ken Griffey, L OBP: 0.418, SLG: 0.565	0-1 1B	2-2 FC4-6		0-0 E9 PB BB		2-1 WP 1B		2-0 G3		5	1	2	1	0	0	2						
Cesar Ceronimo, L OBP: 0.267, SLG: 0.311	3-2 SF9	2-3 K		0-1 F5		0-1 WP 2B		3-3 K		4	1	1	2	0	2	3						
Denis Menke, R OBP: 0.370, SLG: 0.272	1-0 F2		4-2 2B WP BB	3-2 F6		3-1 2B 2B		4-1 WP BB BB		3	2	1	2	2	0	3						
Darrel Chaney, S OBP: 0.269, SLG: 0.222	1-1 5-3		2-2 WP 2B	3-2 F9		0-0 2B		4-1 WP BB		4	1	2	1	1	0	3						
Fred Norman, S OBP: 0.119, SLG: 0.075		4-2 2B 2B BB				0-0 F4		4-1 HBP		1	1	0	0	2	0	0						
Roger Nelson, R OBP: 0.111, SLG: 0.111										1	0	0	0	0	0	1						
Dick Baney, R OBP: 0.300, SLG: 0.222										0	0	0	0	0	0	0						
Inning Stats	R: 3 E: 0 K: 0 S: 16	H: 4 LOB: 2 BB: 1 P: 29	R: 3 E: 0 K: 1 S: 13	H: 2 LOB: 1 BB: 2 P: 27	R: 2 E: 0 K: 1 S: 17	H: 1 LOB: 1 BB: 2 P: 31	R: 1 E: 1 K: 0 S: 13	H: 0 LOB: 1 BB: 1 P: 22	R: 0 E: 0 K: 1 S: 8	H: 0 LOB: 0 BB: 0 P: 12	R: 4 E: 1 K: 1 S: 18	H: 4 LOB: 1 BB: 0 P: 30	R: 0 E: 0 K: 1 S: 10	H: 0 LOB: 0 BB: 0 P: 16	R: 0 E: 0 K: 1 S: 9	H: 0 LOB: 3 BB: 2 P: 27	1B: 6 2B: 5 3B: 0 HR: 0	SF: 1 SAC: 0 DP: 0 HBP: 1	WP: 4 PB: 2 SB: 0 CS: 0	PA: 46		
PITCHER	IP	WLS	BF	H	R	ER	SO	BB	IBB	HBP	BLK	WP	HR	S	P	ERA	WHIP					
Jim Barr, R ERA: 3.81	1.1	L	11	5	5	5	0	2	0	0	0	1	0	20	39	6.75	2.250					
John D'Acquisto, R ERA: 3.59	2.2		15	2	4	2	2	4	0	0	0	1	0	39	70	6.75	2.250					
Don Carrithers, R ERA: 4.81	1.1		8	3	4	3	2	0	0	0	0	1	0	21	34	20.25	2.250					
Jim Willoughby, R ERA: 4.68	2.2		12	1	0	0	2	2	0	1	0	1	0	24	51	0.00	1.125					

San Francisco Giants @ Cincinnati Reds
Riverfront Stadium, Cincinnati, OH
Sat Sep 29 1973, 3:33 AM EDT
Att: 31,107 - Unknown

AB 36
R 13
H 11
RBI 10
BB 8
SO 6
LOB 23



Batter	1	2	3	4	5	6	7	8	9	AB	R	H	RBI	BB	SO	LOB	TOP				
Bobby Bonds, R OBP: 0.370, SLG: 0.530 (1, 9)										5	1	2	3	0	2	0	San Francisco Giants @ Cincinnati Reds Riverfront Stadium, Cincinnati, OH Sun Sep 30 1973, 3:33 AM EDT Att: 50,776 - Unknown livebaseballscorecards.com				
Tito Fuentes, S OBP: 0.328, SLG: 0.358 (1, 4)										4	1	1	0	1	1	0					
Gary Maddox, R OBP: 0.350, SLG: 0.460 Jim Howarth, L OBP: 0.258, SLG: 0.233 (1, 8) (9, 8)										5	0	1	0	0	0	5					
Willie McCovey, L OBP: 0.420, SLG: 0.546 (1, 3)										4	0	1	1	0	0	2					
Gary Thomasson, L OBP: 0.345, SLG: 0.413 (1, 7)										4	0	2	0	0	1	2					
Chris Speier, R OBP: 0.332, SLG: 0.356 (1, 6)										4	0	0	0	0	0	3					
Dave Kingman, R OBP: 0.300, SLG: 0.479 (1, 5)										1	1	0	0	3	1	0					
Dave Rader, L OBP: 0.326, SLG: 0.338 (1, 2)										3	1	0	0	1	0	3					
Ron Bryant, S OBP: 0.240, SLG: 0.179 Elias Sosa, R OBP: 0.188, SLG: 0.071 (1, 1) (7, 1)										3	0	1	0	0	1	0					
Inning Stats	R: 1 E: 0 K: 1 S: 10	H: 2 LOB: 1 BB: 0 P: 15	R: 0 E: 0 K: 1 S: 6	H: 0 LOB: 0 BB: 0 P: 9	R: 1 E: 1 K: 1 S: 16	H: 1 LOB: 1 BB: 0 P: 24	R: 2 E: 0 K: 0 S: 18	H: 3 LOB: 3 BB: 3 P: 34	R: 0 E: 1 K: 1 S: 11	H: 0 LOB: 0 BB: 0 P: 23	R: 0 E: 0 K: 1 S: 8	H: 1 LOB: 1 BB: 0 P: 12	R: 0 E: 0 K: 0 S: 6	H: 0 LOB: 0 BB: 1 P: 12	R: 0 E: 0 K: 1 S: 6	H: 0 LOB: 0 BB: 0 P: 6		1B: 5 2B: 2 3B: 0 HR: 1	SF: 0 SAC: 0 DP: 2 HBP: 0	WP: 0 PB: 0 SB: 1 CS: 1	PA: 39
PITCHER	IP	WLS	BF	H	R	ER	SO	BB	IBB	HBP	BLK	WP	HR	S	P	ERA	WHIP				
Jack Billingham, R ERA: 3.04 Pedro Borbon, R ERA: 2.16 (1, 1) (8, 1)	7.0	L	33	8	4	4	5	4	0	0	0	0	1	76	125	5.14	1.714				

Batter	1	2	3	4	5	6	7	8	9	AB	R	H	RBI	BB	SO	LOB	BOTTOM				
Pete Rose, S OBP: 0.401, SLG: 0.437 (1, 7)										4	1	1	0	0	0	0	San Francisco Giants @ Cincinnati Reds Riverfront Stadium, Cincinnati, OH Sun Sep 30 1973, 3:33 AM EDT Att: 50,776 - Unknown livebaseballscorecards.com				
Joe Morgan, L OBP: 0.406, SLG: 0.493 (1, 4)										4	0	0	0	0	1	1					
Dan Driessen, L OBP: 0.348, SLG: 0.385 Denis Menke, R OBP: 0.368, SLG: 0.270 (1, 5) (7, PH) (8, 5)										2	0	0	0	0	1	0					
Tony Perez, R OBP: 0.393, SLG: 0.527 (1, 3)										2	1	1	1	2	1	0					
Johnny Bench, R OBP: 0.345, SLG: 0.429 (1, 2)										4	1	1	0	0	1	2					
Andy Kosco, R OBP: 0.346, SLG: 0.568 (1, 9)										4	0	1	1	0	1	1					
Cesar Geronimo, L OBP: 0.267, SLG: 0.220 George Foster, R OBP: 0.349, SLG: 0.667 Ken Griffey, L OBP: 0.424, SLG: 0.570 Ed Crosby, L OBP: 0.282, SLG: 0.256 Larry Stahl, L OBP: 0.315, SLG: 0.333 (1, 8) (7, PH) (8, 8)										2	0	0	0	0	0	1					
Darrel Chaney, S OBP: 0.267, SLG: 0.220 George Foster, R OBP: 0.349, SLG: 0.667 Ken Griffey, L OBP: 0.424, SLG: 0.570 Ed Crosby, L OBP: 0.282, SLG: 0.256 Larry Stahl, L OBP: 0.315, SLG: 0.333 (1, 6) (7, PH) (7, PH) (8, 6) (9, PH)										0	0	0	0	0	0	0					
Jack Billingham, R OBP: 0.094, SLG: 0.097 Hal King, L OBP: 0.286, SLG: 0.465 Pedro Borbon, R OBP: 0.333, SLG: 0.333 (1, 1) (7, PH) (8, 1)										2	0	0	0	0	1	0					
Inning Stats	R: 0 E: 0 K: 1 S: 9	H: 0 LOB: 0 BB: 0 P: 10	R: 0 E: 0 K: 2 S: 8	H: 0 LOB: 0 BB: 0 P: 12	R: 0 E: 0 K: 2 S: 8	H: 0 LOB: 0 BB: 0 P: 13	R: 0 E: 0 K: 1 S: 8	H: 0 LOB: 0 BB: 0 P: 12	R: 0 E: 0 K: 0 S: 5	H: 0 LOB: 0 BB: 0 P: 8	R: 2 E: 0 K: 1 S: 15	H: 4 LOB: 3 BB: 1 P: 26	R: 1 E: 0 K: 0 S: 7	H: 1 LOB: 1 BB: 1 P: 14	R: 0 E: 0 K: 0 S: 5	H: 0 LOB: 0 BB: 0 P: 8		1B: 1 2B: 3 3B: 0 HR: 1	SF: 0 SAC: 0 DP: 0 HBP: 0	WP: 0 PB: 0 SB: 0 CS: 0	PA: 35
PITCHER	IP	WLS	BF	H	R	ER	SO	BB	IBB	HBP	BLK	WP	HR	S	P	ERA	WHIP				
Ron Bryant, L ERA: 3.53 Elias Sosa, R ERA: 3.29 (1, 1) (7, 1)	6.2	W	25	3	2	2	7	2	0	0	0	0	0	18	93	2.70	0.750				

Batter	1	2	3	4	5	6	7	8	9	AB	R	H	RBI	BB	SO	LOB	TOP			
Wayne Garrett, L (1, 5) OBP: 0.250, SLG: 0.250										4	0	1	0	0	0	1				
Felix Millan, R (1, 4)										3	0	0	0	0	0	0				
Rusty Staub, L (1, 9) BB										2	0	0	0	2	0	0				
John Milner, L (1, 3) OBP: 0.500, SLG: 0.333										3	0	1	0	1	1	1				
Cleon Jones, R (1, 7)										4	0	0	0	0	1	5				
Jerry Grote, R (1, 2)										4	0	0	0	0	1	1				
Don Hahn, R (1, 8)										3	0	0	0	0	2	0				
Bud Harrelson, S (1, 6)										2	1	0	0	1	0	0				
Tom Seaver, R (1, 1) OBP: 0.333, SLG: 0.667										3	0	1	1	0	1	0				
Inning Stats	R: 0 E: 0 K: 0 S: 4	H: 2 LOB: 2 BB: 1 P: 8	R: 1 E: 0 K: 1 S: 6	H: 1 LOB: 1 BB: 1 P: 10	R: 0 E: 0 K: 1 S: 5	H: 0 LOB: 0 BB: 1 P: 9	R: 0 E: 0 K: 0 S: 3	H: 0 LOB: 0 BB: 0 P: 3	R: 0 E: 0 K: 1 S: 5	H: 0 LOB: 0 BB: 0 P: 5	R: 0 E: 0 K: 2 S: 7	H: 0 LOB: 0 BB: 0 P: 7	R: 0 E: 0 K: 0 S: 3	H: 0 LOB: 0 BB: 1 P: 3	R: 0 E: 0 K: 0 S: 3	H: 0 LOB: 1 BB: 1 P: 7	1B: 2 2B: 1 3B: 0 HR: 0	SF: 0 SAC: 1 DP: 1 HBP: 0	WP: 0 PB: 0 SB: 0 CS: 0	PA: 33
PITCHER	IP	WLS	BF	H	R	ER	SO	BB	IBB	HBP	BLK	WP	HR	S	P	ERA	WHIP			
Jack Billingham, R (1, 1) ERA: 1.13	8.0		29	3	1	1	6	3	0	0	0	0	0	38	50	1.12	0.750			
Tom Hall, L (9, 1) ERA	0.0		1	0	0	0	0	1	0	0	0	0	0	0	4	∞	∞			
Pedro Borbon, R (9, 1) ERA	1.0	W	3	0	0	0	0	0	0	0	0	0	0	3	3	0.00	0.000			

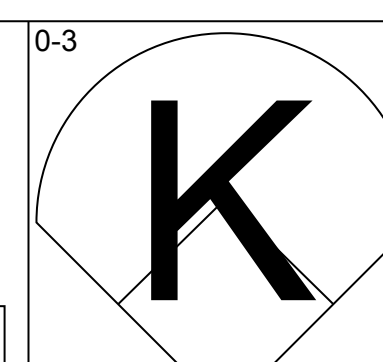
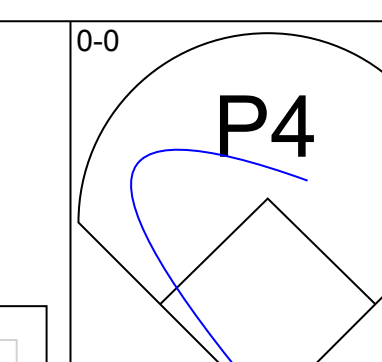
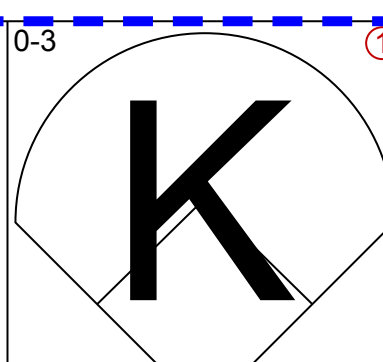
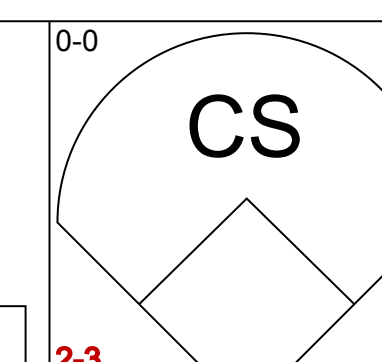
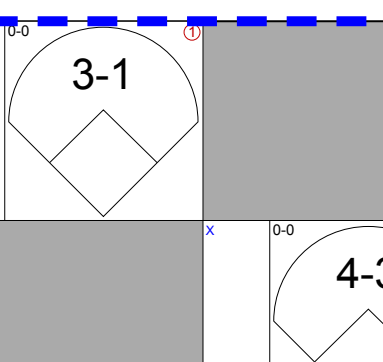

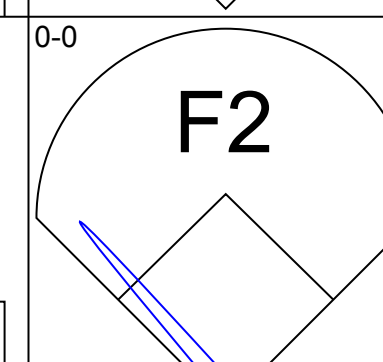
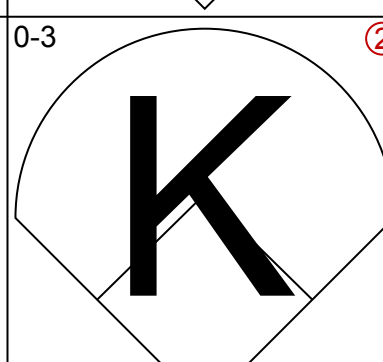
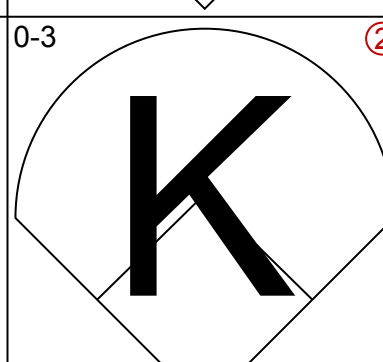
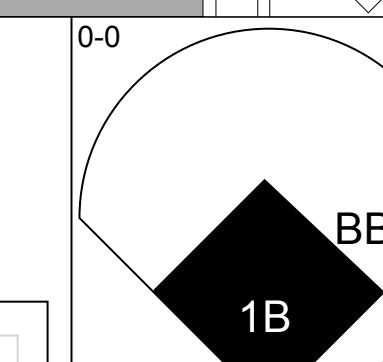
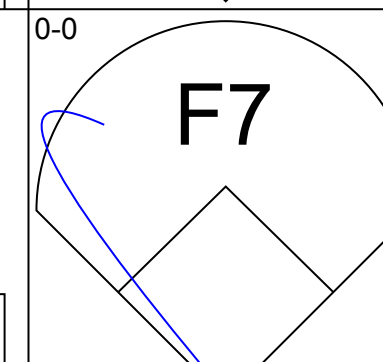
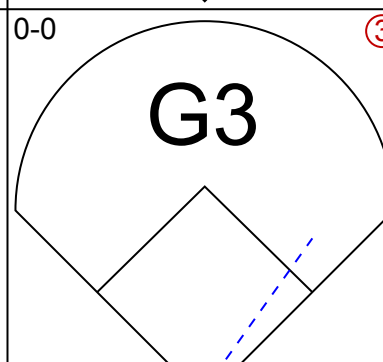
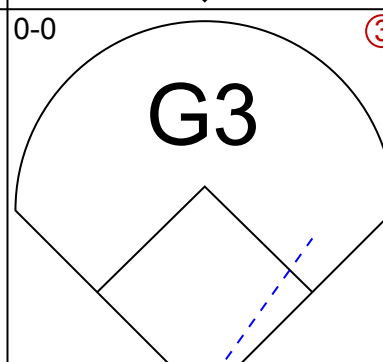
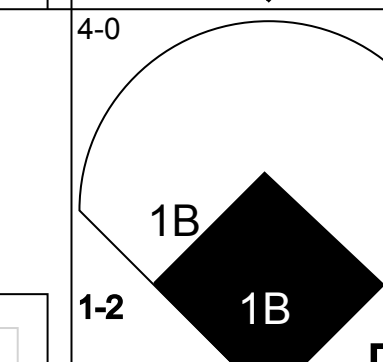
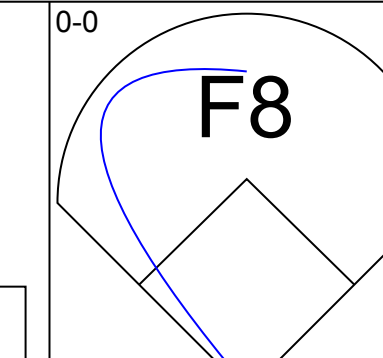


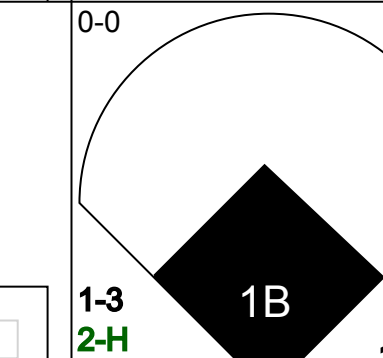



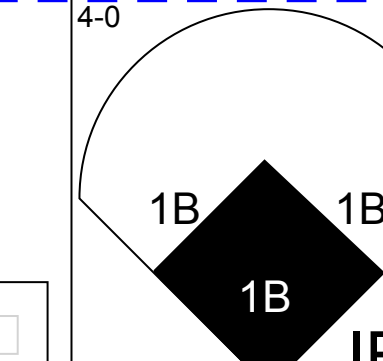

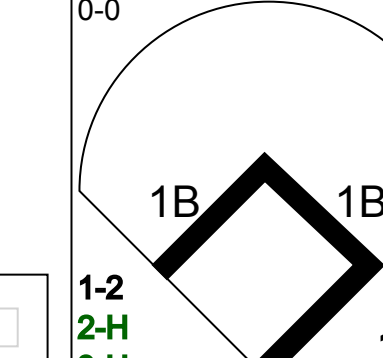
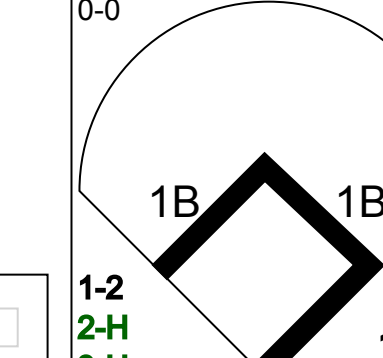
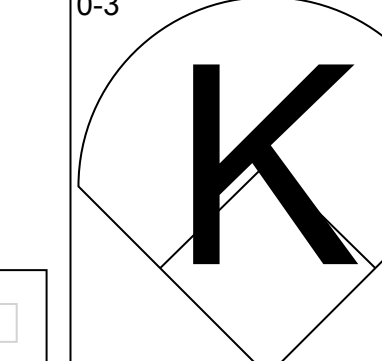
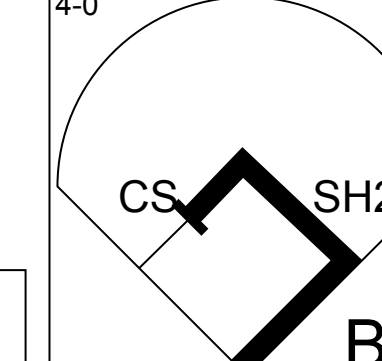
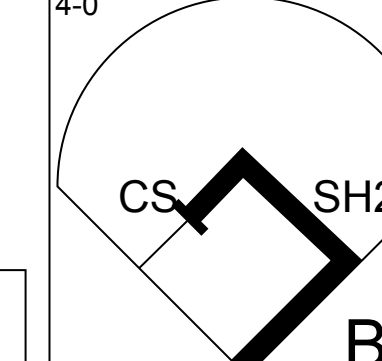
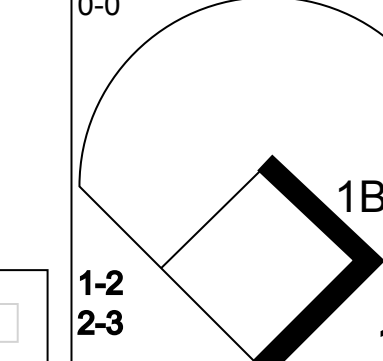
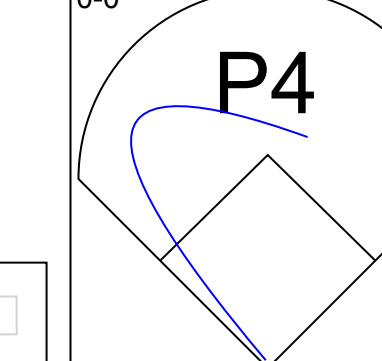
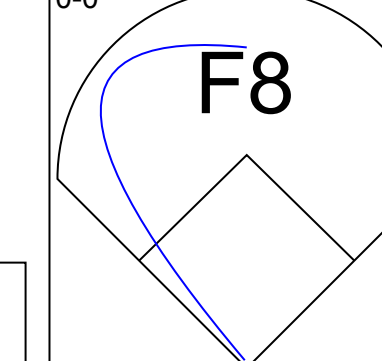
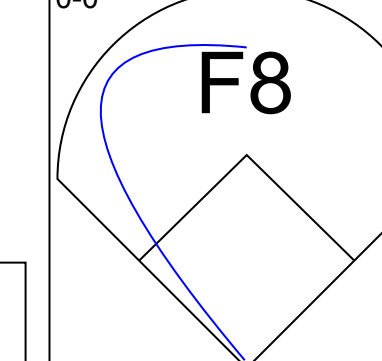
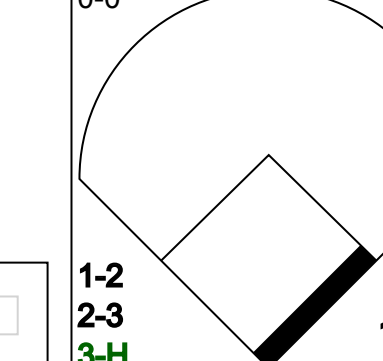
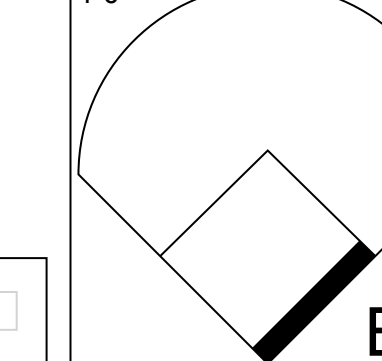
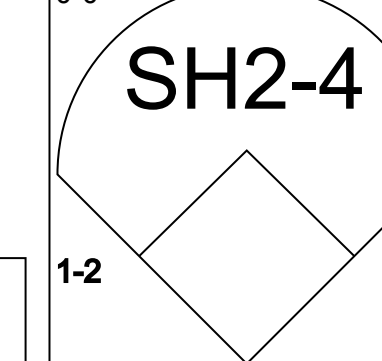
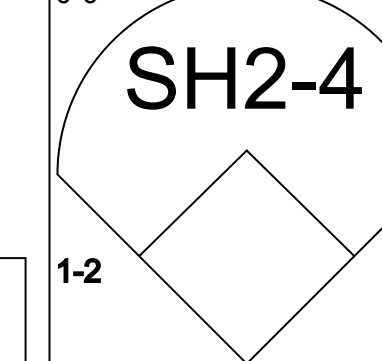
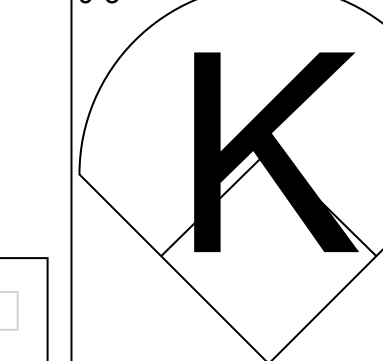
New York Mets @ Cincinnati Reds
Riverfront Stadium, Cincinnati, OH
Sat Oct 06 1973, 3:33 AM EDT
Att: 53,431 - Unknown

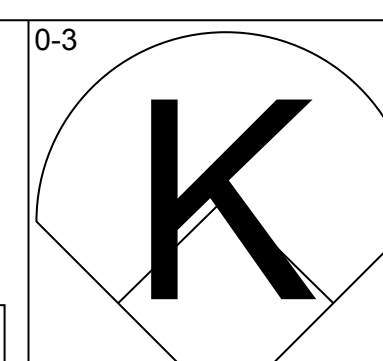
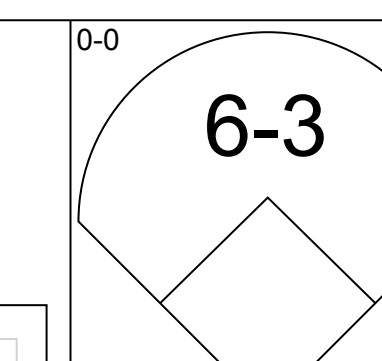
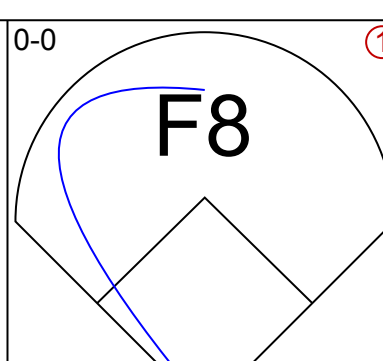
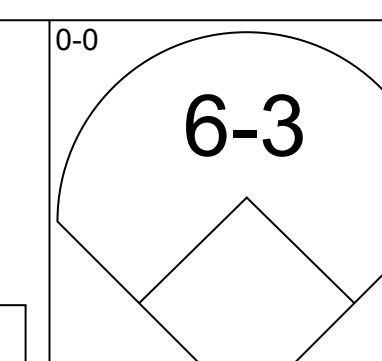

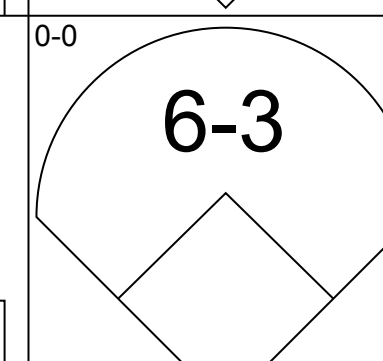
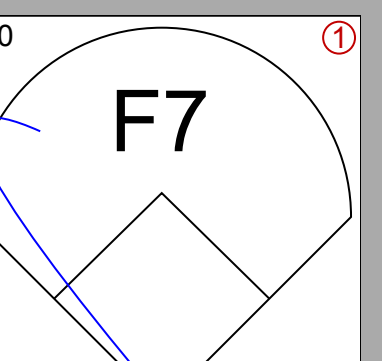
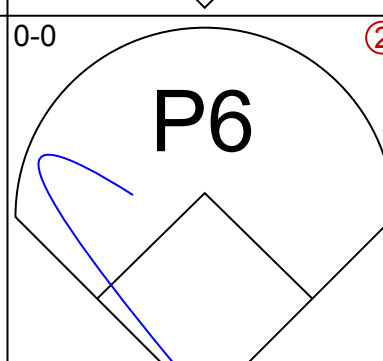
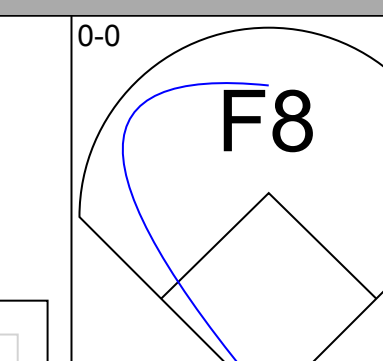
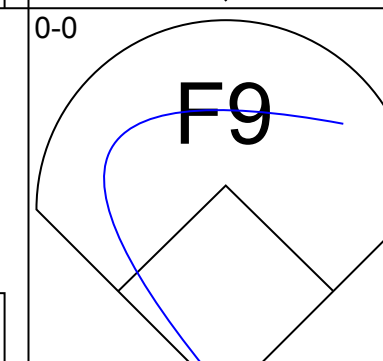
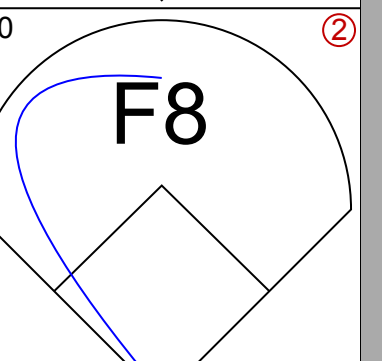
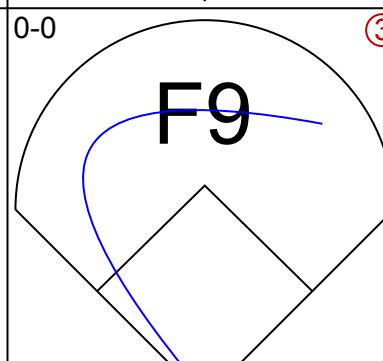
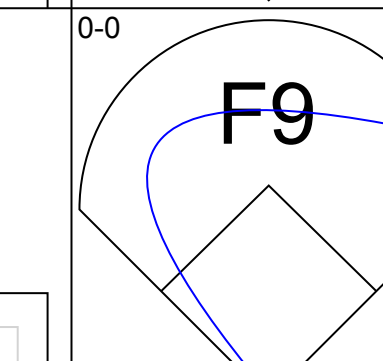
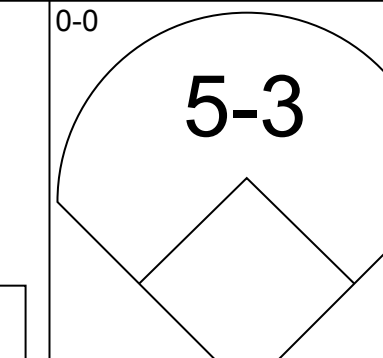
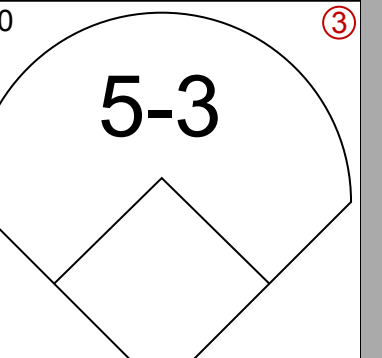

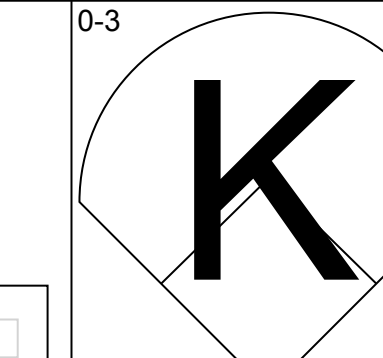
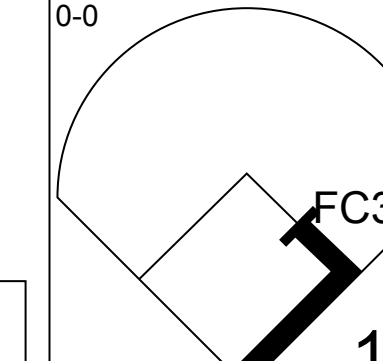



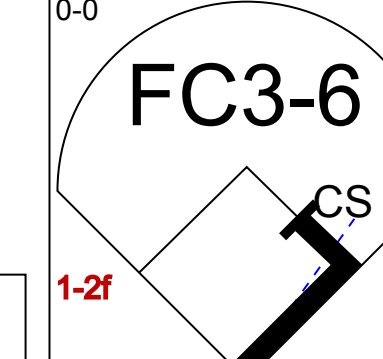




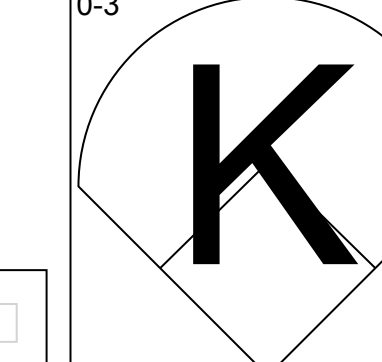
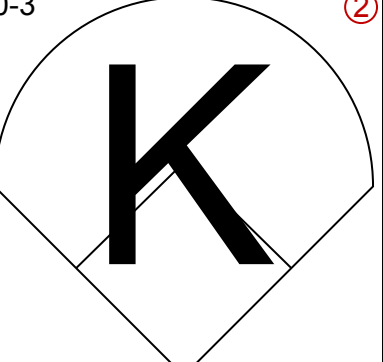
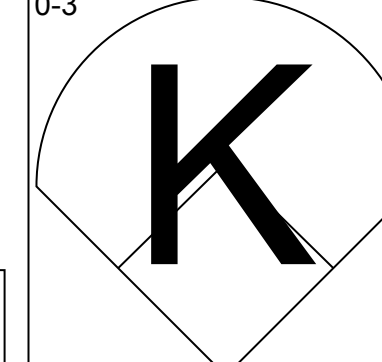
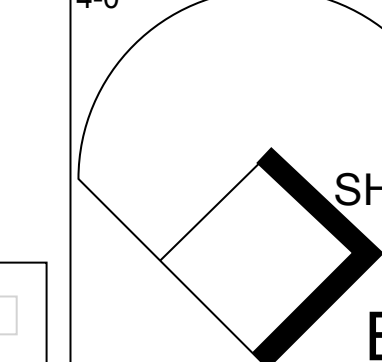
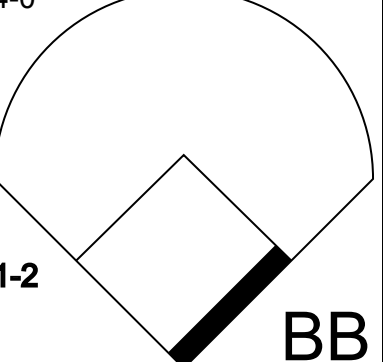

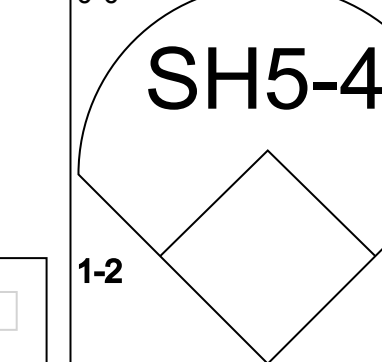
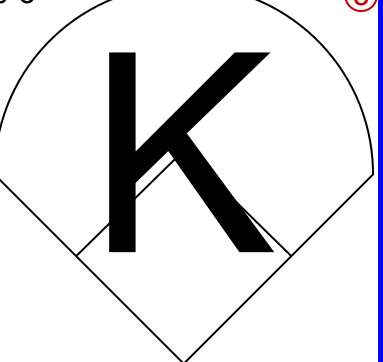
AB 28
R 1
H 3
RBI 1
BB 4
SO 6
LOB 8

Batter	1	2	3	4	5	6	7	8	9	AB	R	H	RBI	BB	SO	LOB	BOTTOM			
Pete Rose, S (1, 7) OBP: 0.250, SLG: 1.000										4	1	1	1	0	1	1				
Joe Morgan, L (1, 4)										4	0	0	0	0	1	0				
Dan Driessen, L (1, 5) OBP: 0.250, SLG: 0.500										4	0	1	0	0	1	0				
Tony Perez, R (1, 3)										4	0	0	0	0	1	1				
Johnny Bench, R (1, 2) OBP: 0.750, SLG: 1.750										4	1	3	1	0	1	1				
Ken Griffey, L (1, 9)										2	0	0	0	0	1	2				
Cesar Geronimo, L (1, 8) OBP: 0.333, SLG: 0.333										3	0	1	0	0	2	3				
Darrel Chaney, S (1, 6)										2	0	0	0	0	2	3				
Larry Stahl, L (7, PH)										1	0	0	0	0	1	1				
Ed Crosby, L (8, 6)										0	0	0	0	0	0	0				
Jack Billingham, R (1, 1)										1	0	0	0	0	1	0				
Hal King, L (8, PH)										1	0	0	0	0	1	0				
Tom Hall, L (9, 1)										0	0	0	0	0	0	0				
Pedro Borbon, R (9, 1)										0	0	0	0	0	0	0				
Inning Stats	R: 0 E: 0 K: 0 S: 3	H: 0 LOB: 0 BB: 0 P: 3	R: 0 E: 0 K: 2 S: 8	H: 1 LOB: 2 BB: 0 P: 9	R: 0 E: 0 K: 1 S: 5	H: 0 LOB: 0 BB: 0 P: 5	R: 0 E: 0 K: 2 S: 8	H: 1 LOB: 1 BB: 0 P: 8	R: 0 E: 0 K: 2 S: 8	H: 0 LOB: 0 BB: 0 P: 7	R: 0 E: 0 K: 2 S: 8	H: 1 LOB: 1 BB: 0 P: 8	R: 1 E: 0 K: 2 S: 8	H: 1 LOB: 0 BB: 0 P: 8	R: 1 E: 0 K: 0 S: 2	H: 1 LOB: 0 BB: 0 P: 2	1B: 2 2B: 2 3B: 0 HR: 2	SF: 0 SAC: 1 DP: 0 HBP: 1	WP: 0 PB: 0 SB: 0 CS: 0	PA: 32
PITCHER	IP	WLS	BF	H	R	ER	SO	BB	IBB	HBP	BLK	WP	HR	S	P	ERA	WHIP			
Tom Seaver, R (1, 1) ERA: 2.16	8.1	L	32	6	2	2	13	0	0	1	0	0	2	57	58	2.16	0.720			

New York Mets @ Cincinnati Reds
Riverfront Stadium, Cincinnati, OH
Sat Oct 06 1973, 3:33 AM EDT
Att: 53,431 - Unknown

AB 30
R 2
H 6
RBI 2
BB 0
SO 13
LOB 12

Batter	1	2	3	4	5	6	7	8	9	AB	R	H	RBI	BB	SO	LOB	TOP					
Wayne Garrett, L (1, 5) OBP: 0.111, SLG: 0.111										5	0	0	0	0	2	4	<p>New York Mets @ Cincinnati Reds Riverfront Stadium, Cincinnati, OH Sun Oct 07 1973, 3:33 AM EDT Att: 54,041 - Unknown</p> <p>AB 31 R 5 H 7 RBI 5 BB 5 SO 6 LOB 11</p> 					
Felix Milan, R (1, 4) OBP: 0.143, SLG: 0.143										4	1	1	0	0	1	0						
Rusty Staub, L (1, 9) OBP: 0.500, SLG: 0.800										3	2	1	1	1	0	0						
Cleon Jones, R (1, 7) OBP: 0.250, SLG: 0.143										3	1	1	1	1	0	0						
John Milner, L (1, 3) OBP: 0.375, SLG: 0.167										3	1	0	0	1	0	1						
Jerry Grote, R (1, 2) OBP: 0.125, SLG: 0.125										4	0	1	2	0	0	0						
Don Hahn, R (1, 8) OBP: 0.429, SLG: 0.333										3	0	2	0	1	1	0						
Bud Harrelson, S (1, 6) OBP: 0.286, SLG: 0.167										4	0	1	1	0	0	2						
Jon Matlack, L (1, 1)										2	0	0	0	1	2	4						
Inning Stats	R: 0 E: 0 K: 1 S: 5	H: 0 LOB: 0 BB: 0 P: 5	R: 0 E: 0 K: 0 S: 3	H: 0 LOB: 0 BB: 0 P: 3	R: 0 E: 0 K: 1 S: 5	H: 0 LOB: 1 BB: 1 P: 9	R: 1 E: 0 K: 0 S: 3	H: 1 LOB: 0 BB: 1 P: 7	R: 0 E: 0 K: 1 S: 6	H: 1 LOB: 1 BB: 0 P: 6	R: 0 E: 0 K: 0 S: 7	H: 0 LOB: 0 BB: 0 P: 7	R: 0 E: 0 K: 0 S: 3	H: 0 LOB: 0 BB: 0 P: 3	R: 0 E: 0 K: 0 S: 2	H: 0 LOB: 0 BB: 1 P: 6	R: 4 E: 0 K: 1 S: 10	H: 5 LOB: 3 BB: 2 P: 18	1B: 6 2B: 0 3B: 0 HR: 1	SF: 0 SAC: 1 DP: 1 HBP: 0	WP: 0 PB: 0 SB: 0 CS: 1	PA: 38
PITCHER	IP WLS BF H R ER SO BB IBB HBP BLK WP HR S P ERA WHIP																					
Don Gullett, L (1, 1) ERA: 1.8	5.0 L 18 2 1 1 3 2 0 0 0 0 0 1 22 30 1.80 0.800																					
Clay Carroll, R (6, 1) ERA:	3.0 9 0 0 0 2 1 0 0 0 0 0 0 12 16 0.00 0.333																					
Tom Hall, L (9, 1) ERA: 81.0	0.1 4 2 3 3 0 1 0 0 0 0 0 0 3 7 81.00 9.000																					
Pedro Borbon, R (9, 1) ERA: 5.4	0.2 6 3 1 1 1 0 1 0 0 0 0 0 7 11 13.50 4.500																					

Batter	1	2	3	4	5	6	7	8	9	AB	R	H	RBI	BB	SO	LOB	BOTTOM					
Pete Rose, S (1, 7) OBP: 0.125, SLG: 0.500										4	0	0	0	0	1	1	<p>New York Mets @ Cincinnati Reds Riverfront Stadium, Cincinnati, OH Sun Oct 07 1973, 3:33 AM EDT Att: 54,041 - Unknown</p> <p>AB 27 R 0 H 2 RBI 0 BB 3 SO 9 LOB 8</p> 					
Joe Morgan, L (1, 4)										4	0	0	0	0	0	0						
Tony Perez, R (1, 3)										4	0	0	0	0	0	0						
Johnny Bench, R (1, 2) OBP: 0.375, SLG: 0.875										4	0	0	0	0	1	0						
Andy Kosco, R (1, 9) OBP: 1.000, SLG: 1.000										2	0	2	0	1	0	0						
Dan Driessen, L (1, 5) OBP: 0.143, SLG: 0.286										3	0	0	0	0	1	3						
Cesar Geronimo, L (1, 8) OBP: 0.167, SLG: 0.167										3	0	0	0	0	3	2						
Darrel Chaney, S (1, 6)										0	0	0	0	2	0	0						
Ed Armbrister, R (8, PH)										1	0	0	0	0	1	0						
Tom Hall, L (9, 1)										0	0	0	0	0	0	0						
Pedro Borbon, R (9, 1)										0	0	0	0	0	0	0						
Don Gullett, R (1, 1)										0	0	0	0	0	0	0						
Phil Gagliano, R (5, PH)										1	0	0	0	0	1	2						
Clay Carroll, R (6, 1)										0	0	0	0	0	0	0						
Denis Menke, R (8, PH)										1	0	0	0	0	1	0						
Inning Stats	R: 0 E: 0 K: 1 S: 5	H: 0 LOB: 0 BB: 0 P: 5	R: 0 E: 0 K: 0 S: 3	H: 1 LOB: 0 BB: 0 P: 3	R: 0 E: 0 K: 1 S: 5	H: 0 LOB: 1 BB: 1 P: 9	R: 0 E: 0 K: 0 S: 3	H: 0 LOB: 0 BB: 0 P: 3	R: 0 E: 0 K: 3 S: 9	H: 0 LOB: 2 BB: 2 P: 17	R: 0 E: 0 K: 0 S: 3	H: 0 LOB: 0 BB: 0 P: 3	R: 0 E: 0 K: 1 S: 6	H: 1 LOB: 1 BB: 0 P: 6	R: 0 E: 0 K: 2 S: 7	H: 0 LOB: 0 BB: 0 P: 7	R: 0 E: 0 K: 1 S: 5	H: 0 LOB: 0 BB: 0 P: 5	1B: 2 2B: 0 3B: 0 HR: 0	SF: 0 SAC: 1 DP: 0 HBP: 0	WP: 0 PB: 0 SB: 0 CS: 1	PA: 32
PITCHER	IP WLS BF H R ER SO BB IBB HBP BLK WP HR S P ERA WHIP																					
Jon Matlack, L (1, 1) ERA:	9.0 W 31 2 0 0 9 3 0 0 0 0 0 0 46 58 0.00 0.556																					


Batter	1	2	3	4	5	6	7	8	9	AB	R	H	RBI	BB	SO	LOB	TOP					
Pete Rose, S OBP: 0.250, SLG: 0.500 (1,7)										4	0	2	0	0	0	1	Cincinnati Reds @ New York Mets Shea Stadium, Flushing, NY Mon Oct 08 1973, 3:33 AM EDT Att: 53,967 - Unknown					
Joe Morgan, L OBP: 0.083, SLG: 0.083 (1,4)										4	0	1	1	0	1	1						
Tony Perez, R (1,3)										4	0	0	0	0	1	2						
Johnny Bench, R OBP: 0.333, SLG: 0.750 (1,2)										4	0	1	0	0	1	2						
Andy Kosco, R OBP: 0.429, SLG: 0.333 (1,9)										4	0	0	0	0	1	1						
Ed Arbrister, R OBP: 0.200, SLG: 0.200 (1,8)										4	0	1	0	0	3	1						
Denis Menke, R OBP: 0.200, SLG: 0.800 (1,5)										4	1	1	1	0	1	1						
Darrel Chaney, S Phil Gagliano, R (9, PH)										3	0	0	0	0	0	1						
Ross Grimsley, L Tom Hall, L Larry Stahl, L Dave Tomlin, L Roger Nelson, R Hal King, L Pedro Borbon, R										0	0	0	0	0	0	0						
Inning Stats	R: 0 E: 0 K: 1 S: 5	H: 0 LOB: 0 BB: 0 P: 5	R: 0 E: 0 K: 2 S: 7	H: 0 LOB: 0 BB: 0 P: 7	R: 2 E: 0 K: 0 S: 7	H: 4 LOB: 2 BB: 0 P: 7	R: 0 E: 0 K: 2 S: 8	H: 1 LOB: 1 BB: 0 P: 8	R: 0 E: 0 K: 1 S: 5	H: 1 LOB: 1 BB: 0 P: 5	R: 0 E: 1 K: 0 S: 6	H: 0 LOB: 1 BB: 0 P: 6	R: 0 E: 0 K: 1 S: 4	H: 1 LOB: 1 BB: 0 P: 4	R: 0 E: 0 K: 1 S: 6	H: 1 LOB: 1 BB: 0 P: 6		R: 0 E: 0 K: 1 S: 5	H: 0 LOB: 0 BB: 0 P: 5	1B: 6 2B: 1 3B: 0 HR: 1	SF: 0 SAC: 0 DP: 1 HBP: 0	WP: 0 PB: 0 SB: 0 CS: 0
PITCHER Jerry Koosman, L ERA: 2.0 (1,1)	IP: 9.0 WLS: W BF: 35 H: 8 R: 2 ER: 2 SO: 9 BB: 0 IBB: 0 HBP: 0 BLK: 0 WP: 0 HR: 1 S: 53 P: 53 ERA: 2.00 WHIP: 0.889																					

Batter	1	2	3	4	5	6	7	8	9	AB	R	H	RBI	BB	SO	LOB	BOTTOM			
Wayne Garrett, L OBP: 0.071, SLG: 0.077 (1,5)										4	0	0	1	0	3	1	Cincinnati Reds @ New York Mets Shea Stadium, Flushing, NY Mon Oct 08 1973, 3:33 AM EDT Att: 53,967 - Unknown			
Felix Milten, R OBP: 0.333, SLG: 0.200 (1,4)										3	2	1	1	2	0	0				
Rusty Staub, L OBP: 0.462, SLG: 1.200 (1,9)										5	2	2	4	0	0	2				
Cleon Jones, R OBP: 0.417, SLG: 0.400 (1,7)										3	1	2	0	1	0	0				
John Milner, L OBP: 0.333, SLG: 0.200 (1,3)										4	0	1	1	0	2	2				
Jerry Grote, R OBP: 0.250, SLG: 0.182 (1,2)										3	2	1	0	1	0	1				
Don Hahn, R OBP: 0.455, SLG: 0.400 (1,8)										4	1	2	0	0	0	1				
Bud Harrelson, S OBP: 0.182, SLG: 0.100 (1,6)										4	0	0	0	0	1	5				
Jerry Koosman, R OBP: 0.500, SLG: 0.500 (1,1)										4	1	2	1	0	0	0				
Inning Stats	R: 1 E: 0 K: 2 S: 9	H: 2 LOB: 1 BB: 0 P: 9	R: 5 E: 0 K: 1 S: 9	H: 4 LOB: 2 BB: 2 P: 17	R: 1 E: 0 K: 1 S: 7	H: 2 LOB: 1 BB: 0 P: 7	R: 2 E: 0 K: 0 S: 6	H: 3 LOB: 2 BB: 1 P: 10	R: 0 E: 0 K: 0 S: 3	H: 0 LOB: 0 BB: 1 P: 3	R: 0 E: 0 K: 1 S: 5	H: 0 LOB: 0 BB: 0 P: 5	R: 0 E: 0 K: 1 S: 5	H: 0 LOB: 0 BB: 0 P: 5	R: 0 E: 0 K: 1 S: 5	H: 0 LOB: 0 BB: 0 P: 5		1B: 8 2B: 1 3B: 0 HR: 2	SF: 1 SAC: 0 DP: 0 HBP: 0	WP: 0 PB: 0 SB: 0 CS: 0
PITCHER Ross Grimsley, L ERA: 27.0 (1,1) Tom Hall, L ERA: 54.0 (2,1) Dave Tomlin, L ERA: 16.2 (3,1) Roger Nelson, R ERA: (4,1) Pedro Borbon, R ERA: 2.45 (7,1)	IP: 1.2 WLS: L BF: 11 H: 5 R: 5 ER: 5 SO: 2 BB: 1 IBB: 0 HBP: 0 BLK: 0 WP: 0 HR: 1 S: 14 P: 18 ERA: 27.00 WHIP: 6.000																			

Batter	1	2	3	4	5	6	7	8	9	10	11	12	AB	R	H	RBI	BB	SO	LOB			
Pete Rose, S OBP: 0.369, SLG: 0.706 (1.7)	1-3					F9			BB SH 1B	BB IBB		HR	5	1	3	1	1	0	0			
Joe Morgan, L OBP: 0.118, SLG: 0.063 (1.4)	4-3					F7	3-1		SH BB			F7	4	0	0	0	1	0	1			
Tony Perez, R OBP: 0.056, SLG: 0.222 (1.3)	F7					G4-6-3			P6	F9		P4	6	1	1	1	0	0	6			
Johnny Bench, R OBP: 0.353, SLG: 0.625 (1.2)		2-3					P4					5-3	4	0	1	0	1	0	0			
Andy Kosco, R OBP: 0.417, SLG: 0.300 (1.9)	K					G6-4-3						1B 1B	4	0	1	0	1	2	4			
Denis Menke, R OBP: 0.300, SLG: 0.556 (10.6)	6-3						P4					1B	4	0	1	0	1	0	4			
Cesar Geronimo, L OBP: 0.091, SLG: 0.091 (1.8)			K			F7			G1			F9	5	0	0	0	0	2	3			
Darrel Chaney, S (1.6)			1-3									F9	2	0	0	0	0	1	0			
Ed Armbrister, R OBP: 0.167, SLG: 0.167 (8. PH)						K			K			F9	1	0	0	0	0	1	0			
Ed Crosby, L OBP: 1.000, SLG: 1.000 (8.6)												BB WP 1B	1	0	1	0	0	0	0			
Dan Driessen, L OBP: 0.125, SLG: 0.250 (10. PR)												F7	1	0	0	0	0	0	2			
Fred Norman, S (1.1)												F7	1	0	0	0	0	0	1			
Larry Stani, L OBP: 0.150, SLG: 0.300 (8. PH)													1	0	0	0	0	0	0			
Don Gullett, R (8.1)													1	0	0	0	0	0	0			
Phil Gagliano, R (10. PH)													1	0	0	0	0	0	1			
Clay Carroll, R (10.1)													1	0	0	0	0	0	0			
Ken Griffey, L (12. PH)													1	0	0	0	0	0	0			
Pedro Borbon, R (12.1)													0	0	0	0	0	0	0			
Inning Stats	R: 0 E: 0 K: 0 S: 3	H: 0 LOB: 0 BB: 0 P: 3	R: 0 E: 0 K: 1 S: 5	H: 0 LOB: 0 BB: 0 P: 5	R: 0 E: 0 K: 2 S: 7	H: 0 LOB: 0 BB: 0 P: 7	R: 0 E: 0 K: 0 S: 3	H: 1 LOB: 0 BB: 0 P: 3	R: 0 E: 0 K: 0 S: 3	H: 1 LOB: 1 BB: 1 P: 8	R: 0 E: 0 K: 1 S: 5	H: 0 LOB: 0 BB: 0 P: 5	R: 0 E: 0 K: 0 S: 3	H: 1 LOB: 3 BB: 11	R: 0 E: 0 K: 0 S: 7	H: 2 LOB: 2 BB: 0 P: 7	R: 1 E: 0 K: 0 S: 4	H: 1 LOB: 0 BB: 0 P: 4	1B: 6 2B: 0 3B: 0 HR: 2	SF: 0 SAC: 1 DP: 2 HBP: 0	WP: 1 PB: 0 SB: 0 CS: 0	PA: 48
PITCHER	IP	WLS	BF	H	R	ER	SO	BB	IBB	HBP	BLK	WP	HR	S	P	ERA	WHIP					
George Stone, L ERA: 1.35	(1.1)	6.2	23	3	1	1	4	2	0	0	0	0	0	1	29	37	1.35	0.750				
Tug McGraw, L ERA:	(7.1)	4.1	21	4	0	0	3	2	1	0	0	1	0	24	36	0.00	1.385					
Harry Parker, R ERA: 9.0	(12.1)	1.0	L	4	1	1	1	0	0	0	0	0	1	4	4	9.00	1.000					

Cincinnati Reds @ New York Mets
Shea Stadium, Flushing, NY
Tue Oct 09 1973, 7:05 PM EDT
Alt. 50,786 - Unknown

AB	42
R	2
H	8
RBI	2
BB	5
SO	7
LOB	21



Batter	1	2	3	4	5	6	7	8	9	10	11	12	AB	R	H	RBI	BB	SO	LOB					
Wayne Garrett, L OBP: 0.053, SLG: 0.056 (1.5)	F9					F7				G3		4-3	5	0	0	0	0	0	2					
Felix Millan, R OBP: 0.353, SLG: 0.267 (1.4)	4-3					P4						F9	5	0	2	1	0	0	0					
Rusty Staub, L OBP: 0.333, SLG: 0.800 (1.9)	P4					K						F7	5	0	0	0	0	2	3					
Cleon Jones, R OBP: 0.294, SLG: 0.267 (1.7)		K				6-3				P4		F9	5	0	0	0	0	1	1					
John Milner, L OBP: 0.294, SLG: 0.143 (1.3)		F9					3-1					4-3	4	0	0	0	1	0	1					
Jerry Crots, R OBP: 0.250, SLG: 0.200 (1.2)												4-3	4	0	1	0	0	1	1					
Don Hahn, R OBP: 0.400, SLG: 0.308 (1.8)												6-3	3	1	0	0	1	0	1					
Bud Harrelson, S OBP: 0.133, SLG: 0.071 (1.6)												6-3	4	0	0	0	0	0	1					
George Stone, L (1.1)												4-3	1	0	0	0	1	1	0					
Tug McGraw, R (7.1)													1	0	0	0	0	1	0					
Ken Boswell, L (11. PH)													1	0	0	0	0	0	0					
Harry Parker, R (12.1)													0	0	0	0	0	0	0					
Inning Stats	R: 0 E: 0 K: 0 S: 3	H: 0 LOB: 0 BB: 0 P: 3	R: 0 E: 0 K: 2 S: 7	H: 0 LOB: 0 BB: 0 P: 5	R: 1 E: 0 K: 0 S: 4	H: 1 LOB: 2 BB: 2 P: 12	R: 0 E: 0 K: 0 S: 2	H: 0 LOB: 0 BB: 0 P: 6	R: 0 E: 0 K: 0 S: 5	H: 0 LOB: 0 BB: 0 P: 5	R: 0 E: 0 K: 1 S: 4	H: 1 LOB: 1 BB: 0 P: 4	R: 0 E: 0 K: 0 S: 5	H: 0 LOB: 0 BB: 0 P: 5	R: 0 E: 0 K: 0 S: 6	H: 1 LOB: 1 BB: 0 P: 6	R: 0 E: 0 K: 0 S: 3	H: 0 LOB: 0 BB: 0 P: 3	R: 0 E: 0 K: 0 S: 3	H: 0 LOB: 0 BB: 0 P: 3	1B: 3 2B: 0 3B: 0 HR: 0	SF: 0 SAC: 0 DP: 1 HBP: 0	WP: 0 PB: 0 SB: 0 CS: 0	PA: 41
PITCHER	IP	WLS	BF	H	R	ER	SO	BB	IBB	HBP	BLK	WP	HR	S	P	ERA	WHIP							
Fred Norman, L ERA: 1.8	(1.1)	5.0	18	1	1	1	3	3	0	0	0	0	0	0	21	33	1.80	0.800						
Don Gullett, L ERA: 1.0	(6.1)	4.0	14	2	0	0	3	0	0	0	0	0	0	20	20	0.00	0.500							
Clay Carroll, R ERA:	(10.1)	2.0	W	6	0	0	0	0	0	0	0	0	0	6	6	0.00	0.000							
Pedro Borbon, R ERA: 1.93	(12.1)	1.0	S	3	0	0	0	0	0	0	0	0	0	3	3	0.00	0.000							

Cincinnati Reds @ New York Mets
Shea Stadium, Flushing, NY
Tue Oct 09 1973, 7:05 PM EDT
Alt. 50,786 - Unknown

AB	38
R	1
H	3
RBI	1
BB	3
SO	6
LOB	10

