

Cincinnati Reds - 1974



Batter	1	2	3	4	5	6	7	8	9	10	11	AB	R	H	RBI	BB	SO	LOB	TOP								
Ralph Garr, L (1, 9) BBB (7, 7)	4-0 HR BB		x 0-0 6-3		x 0-0 6-3	x 0-0 4-3			x 0-0 F8			4	1	0	0	1	0	0									
Mike Lum, L (1, 3) OBP: 0.600, SLG: 0.600 (10, 8)	0-0 HR 1B		x 0-3 K		x 0-0 BB E 1B		x 0-0 2-3		x 0-0 F8	x 0-0 SH1-4 1B		5	2	3	0	0	1	0									
Darrell Evans, L (1, 5) OBP: 0.250, SLG: 0.250	0-0 F7		x 0-0 1B		x 0-3 K		x 0-0 F8		x 0-0 SH1-4	x 0-0 SH1-4 1-2		4	0	1	0	0	1	3									
Hank Aaron, R (1, 7) OBP: 0.500, SLG: 1.333 Rowland Office, L (7, 8) Ivan Murrell, R (10, PH) Frank Tepedino, L (10, PH) (10, 3)	0-0 HR		x 0-0 5-3		x 4-0 BB BB BB BB E BB		x 0-0 F8		x 4-0 IBB			3	2	1	3	1	0	1									
Dusty Baker Jr., R (1, 8) OBP: 0.200, SLG: 0.200 (7, 9)	0-0 1-3			x 0-0 SH PB G6-4-3 1B	x 0-0 E5 BB		x 0-0 6-3		x 0-0 F8			5	1	1	0	0	0	2									
Davey Johnson, R (1, 4)	0-0 6-3			x 4-0 BB BB BB BB G6-4-3 SH 1-2 BB	x 4-0 BB BB BB BB 1-2 BB		x 0-0 6-3		x 0-0 5-3			3	0	0	0	2	0	2									
Johnny Oates, L (1, 2)		x 0-0 G1		x 0-0 SH G6-4-3	x 0-0 L1		x 0-3 K		x 0-0 F2			4	0	0	0	0	1	2									
Craig Robinson, R (1, 6)		x 0-0 F9		x 0-0 G6-4-3		x 0-0 F8		x 0-0 4-3		x 0-3 K		5	0	0	0	0	1	2									
Carl Morton, R (1, 1) Phil Niekro, R (8, 1) Tom House, L (9, 1) Jack Aker, R (9, 1) Norm Miller, L (11, PH) Buzz Capra, R (11, 1)		x 0-3 K		x 0-0 6-3		x 0-3 K		x 0-0 4-3		x 0-0 4-3		3	0	0	0	0	2	1									
<b>Inning Stats</b>	R: 3 E: 0 K: 0 S: 5	H: 2 LOB: 0 BB: 1 P: 9	R: 0 E: 0 K: 1 S: 5	H: 0 LOB: 0 BB: 0 P: 5	R: 0 E: 0 K: 1 S: 6	H: 1 LOB: 1 BB: 0 P: 6	R: 1 E: 0 K: 0 S: 4	H: 1 LOB: 1 BB: 1 P: 8	R: 2 E: 1 K: 1 S: 7	H: 1 LOB: 2 BB: 2 P: 15	R: 0 E: 0 K: 1 S: 5	H: 0 LOB: 0 BB: 0 P: 5	R: 0 E: 0 K: 0 S: 3	H: 0 LOB: 0 BB: 0 P: 3	R: 0 E: 0 K: 1 S: 5	H: 0 LOB: 0 BB: 0 P: 5	R: 0 E: 0 K: 0 S: 3	H: 0 LOB: 0 BB: 0 P: 3	R: 0 E: 0 K: 0 S: 4	H: 1 LOB: 2 BB: 1 P: 8	R: 0 E: 0 K: 1 S: 5	H: 0 LOB: 0 BB: 0 P: 5	1B: 5 2B: 0 3B: 0 HR: 1	SF: 0 SAC: 2 DP: 1 HBP: 0	WP: 0 PB: 1 SB: 0 CS: 0	PA: 45	
<b>PITCHER</b>	IP	WLS	BF	H	R	ER	SO	BB	IBB	HBP	BLK	WP	HR	S	P	ERA	WHIP										
Jack Billingham, R ERA: 7.2	(1, 1) 5.0		25	5	6	4	3	4	0	0	0	0	1	27	43	7.20	1.800										
Roger Nelson, R ERA:	(6, 1) 2.0		6	0	0	0	1	0	0	0	0	0	0	8	8	0.00	0.000										
Pedro Borbon, R ERA:	(8, 1) 2.0		6	0	0	0	1	0	0	0	0	0	0	8	8	0.00	0.000										
Tom Hall, L ERA:	(10, 1) 0.1		2	1	0	0	0	0	0	0	0	0	0	2	2	0.00	3.000										
Clay Carroll, R ERA:	(10, 1) 1.2	W	6	0	0	0	1	0	1	0	0	0	0	7	11	0.00	0.000										

Atlanta Braves @ Cincinnati Reds  
Riverfront Stadium, Cincinnati, OH  
Thu Apr 04 1974, 3:33 AM EDT  
Att. 52,154 - Unknown

AB	38
R	6
H	6
RBI	3
BB	5
SO	6
LOB	13



Batter	1	2	3	4	5	6	7	8	9	10	11	AB R H RBI BB SO LOB	BOTTOM																	
<b>Pete Rose, S</b> OBP: 0.667, SLG: 1.000 (1, 7)	0-0 1B 4-3 1B		0-0 F7			0-0 4-3		4-0 1B HR BB	0-0 BB 2B		0-0 WP 2B	5 3 3 1 1 0 0	<b>Atlanta Braves @ Cincinnati Reds</b> Riverfront Stadium, Cincinnati, OH Thu Apr 04 1974, 3:33 AM EDT Att. 52,154 - Unknown																	
<b>Joe Morgan, L</b> OBP: 0.667, SLG: 0.500 (1, 4)	0-0 4-3 1-3 1B		0-3 K			0-0 2B 1B		0-0 P4	4-0 BB IBB		4-0 IBB	4 0 2 0 2 1 1																		
<b>Dan Driessen, L</b> OBP: 0.500, SLG: 0.750 (1, 5) <b>Phil Gagliano, R</b> (9, PH) <b>Tom Hall, L</b> (10, 1) <b>Clay Carroll, R</b> (10, 1) <b>Cesar Geronimo, L</b> (11, PH)	0-0 5-3				0-3 K			0-0 1-3 HR 1B	4-0 BB IBB		0-0 WP	4 1 2 0 0 1 2 0 0 0 0 1 0 0 0 0 0 0 0 0 0 0 0 0 0 0 0 0 1 0 0 0 0 0 1																		
<b>Tony Perez, R</b> OBP: 0.400, SLG: 1.000 (1, 3)	0-0 4-3				0-0 G5-4-3 1B			0-3 K	0-0 F2			5 1 2 4 0 1 6																		
<b>Johnny Bench, R</b> (1, 2)	0-0 6-3				0-0 G5-4-3			0-0 K				5 0 0 0 0 2 4																		
<b>Ken Griffey, L</b> (1, 9)			0-3 K					0-0 F7	0-3 K2-3			4 0 0 0 1 3 0																		
<b>Merv Rettenmund, R</b> OBP: 0.200, SLG: 0.200 (1, 8)			0-0 G4-6-3 1B					0-3 K				5 0 1 0 0 2 1																		
<b>Dave Concepcion, R</b> OBP: 0.400, SLG: 1.200 (1, 6)			0-0 G4-6-3					0-0 HR	0-0 2B			5 1 2 1 0 1 1																		
<b>Jack Billingham, R</b> (1, 1) <b>Andy Kosco, R</b> (5, PH) <b>Roger Nelson, R</b> (6, 1) <b>Terry Crowley, L</b> (7, PH) <b>Pedro Borbon, R</b> (8, 1) <b>George Foster, R</b> OBP: 1.000, SLG: 1.000 (9, PH) <b>Darrel Chaney, S</b> (10, 5)			0-3 K					0-0 4-3			0-0 F9	1 0 0 0 0 0 1 0 1 0 0 0 0 0 0 0 0 0 0 0 0 0 0 0 1 0 0 0 0 0 0 1 0 0 0 0 0 0 0 0 1 1 1 0 0 0 0 0 1 0 0 0 0 0 0 0																		
<b>Inning Stats</b>	R: 1 E: 0 K: 0 S: 5	H: 2 LOB: 1 BB: 0 P: 5	R: 0 E: 0 K: 1 S: 5	H: 1 LOB: 0 BB: 0 P: 5	R: 0 E: 0 K: 2 S: 7	H: 0 LOB: 0 BB: 0 P: 7	R: 0 E: 0 K: 1 S: 5	H: 1 LOB: 0 BB: 0 P: 5	R: 1 E: 0 K: 0 S: 3	H: 1 LOB: 0 BB: 1 P: 7	R: 0 E: 0 K: 1 S: 7	H: 2 LOB: 2 BB: 0 P: 7		R: 0 E: 0 K: 1 S: 6	H: 1 LOB: 1 BB: 0 P: 6	R: 3 E: 0 K: 2 S: 9	H: 2 LOB: 0 BB: 1 P: 13	R: 1 E: 0 K: 0 S: 5	H: 2 LOB: 3 BB: 2 P: 13	R: 0 E: 0 K: 3 S: 9	H: 0 LOB: 0 BB: 0 P: 9	R: 1 E: 0 K: 1 S: 5	H: 1 LOB: 1 BB: 1 P: 9	1B: 7 2B: 4 3B: 0 HR: 2	SF: 0 SAC: 0 DP: 3 HBP: 0	WP: 2 PB: 0 SB: 1 CS: 0	PA: 48			
<b>PITCHER</b>	IP WLS BF H R ER SO BB IBB HBP BLK WP HR S P ERA WHIP														<b>PITCHER</b>	IP WLS BF H R ER SO BB IBB HBP BLK WP HR S P ERA WHIP														
<b>Carl Morton, R</b> ERA: 3.86 (1, 1)	7.0	28	8	3	3	6	2	0	0	0	0	0	1	38	46	3.86	1.429													
<b>Phil Niekro, R</b> ERA: 16.2 (8, 1)	1.2	10	4	3	3	2	0	1	0	0	0	0	1	13	17	16.20	2.400													
<b>Tom House, L</b> ERA: (9, 1)	0.0	1	0	0	0	0	1	0	0	0	0	0	0	4	∞	∞														
<b>Jack Aker, R</b> ERA: (9, 1)	1.1	4	0	0	0	3	0	0	0	0	0	0	0	10	10	0.00	0.000													
<b>Buzz Capra, R</b> ERA: 13.5 (11, 1)	0.2	L 5	1	1	1	1	0	1	0	0	1	0	5	9	13.50	1.500														

livebaseballscores.com

AB 43  
R 7  
H 13  
RBI 6  
BB 5  
SO 12  
LOB 17





Batter	1	2	3	4	5	6	7	8	9	AB R H RBI BB SO LOB	TOP				
Ralph Garr, L (1, 7) X	0-0 6-3		0-0 F7	0-3 K		0-0 6-3			0-0 1-3	5 0 0 0 0 1 0	<p><b>Atlanta Braves @ Cincinnati Reds</b> Riverfront Stadium, Cincinnati, OH</p> <p>Sat Apr 06 1974, 3:33 AM EDT Att. 17,703 - Unknown</p> <p>livebaseballscorecards.com</p>				
Craig Robinson, R (1, 6) B B B B Rowland Office, L (9, PH) B B	4-0 BB BB		0-0 E1 2B		0-0 6-3	0-0 5-3			0-0 6-3	3 1 0 0 1 0 0 1 0 0 0 0 0 0					
Darrell Evans, L (1, 5) B B B B OBP: 0.444, SLG: 0.429	4-0 1-2 BB		0-0 2B 2B		4-0 1-3 1B BB			0-0 F7	0-0 L4	3 2 1 1 2 0 0					
Davey Johnson, R (1, 4) X OBP: 0.556, SLG: 0.400	0-0 F7		0-0 2B 1B		4-0 1-2 1B BB			4-0 FC6-4 BB		2 2 1 1 2 0 2					
Dusty Baker Jr., R (1, 8) X OBP: 0.222, SLG: 0.222 (7, 9)	0-0 F8		0-0 1B 1B		0-0 1-3			0-0 F7		4 0 1 1 0 0 5					
Ivan Murrell, R (1, 9) X OBP: 0.667, SLG: 0.500 Frank Tepedino, L (7, PH) (7, 3)		0-0 L8	0-0 1B		4-0 1B IBB			0-0 FC6-4 1-2f		2 0 1 0 1 0 0 1 0 0 0 0 0 1					
Mike Lum, L (1, 3) X OBP: 0.444, SLG: 0.444 (7, 8)		0-0 F8	0-3 K		0-0 1B			0-0 E1 G1-6-3		4 0 1 2 0 1 2					
Vic Correll, R (1, 2) X Johnny Oates, L (8, PH) (8, 2)		0-0 F9		0-0 F8	0-3 K			0-0 G1-6-3 1-2f		3 0 0 0 0 1 2 1 0 0 0 0 0 1					
Roric Harrison, R (1, 1) X Danny Frisella, L (7, 1) Norm Miller, L (8, PH) Jamie Easterly, L (8, 1)			0-0 1-3	0-3 K		0-0 6-3		0-0 4-3		3 0 0 0 0 1 0 0 0 0 0 0 0 0 1 0 0 0 0 0 0 0 0 0 0 0 0 0					
<b>Inning Stats</b>	R: 0 H: 0 E: 0 LOB: 2 K: 0 BB: 2 S: 3 P: 11	R: 0 H: 0 E: 0 LOB: 0 K: 0 BB: 0 S: 3 P: 3	R: 3 H: 4 E: 1 LOB: 2 K: 1 BB: 0 S: 10 P: 10	R: 0 H: 0 E: 0 LOB: 0 K: 2 BB: 0 S: 7 P: 7	R: 2 H: 1 E: 0 LOB: 2 K: 1 BB: 3 S: 6 P: 18	R: 0 H: 0 E: 0 LOB: 0 K: 0 BB: 0 S: 3 P: 3	R: 0 H: 0 E: 0 LOB: 1 K: 0 BB: 1 S: 3 P: 7	R: 0 H: 0 E: 1 LOB: 0 K: 0 BB: 0 S: 3 P: 3	R: 0 H: 0 E: 0 LOB: 0 K: 0 BB: 0 S: 3 P: 3	1B: 3 SF: 0 2B: 2 SAC: 0 3B: 0 DP: 1 HR: 0 HBP: 0		WP: 0 PA: 39 PB: 0 SB: 0 CS: 0			
<b>PITCHER</b>	IP WLS BF H R ER SO BB IBB HBP BLK WP HR S P ERA WHIP											<b>PITCHER</b>	IP WLS BF H R ER SO BB IBB HBP BLK WP HR S P ERA WHIP		
Don Gullett, L (1, 1) ERA: 3.86	4.2		5 5 2 3 4 1 0 0 0 0 0 0 26 46 3.86 1.929												
Clay Carroll, R (5, 1) ERA:	1.1		4 0 0 0 1 0 0 0 0 0 0 0 6 6 0.00 0.000												
Pedro Borbon, R (7, 1) ERA:	3.0 W		10 0 0 0 0 0 1 0 0 0 0 0 9 13 0.00 0.333												

Batter	1	2	3	4	5	6	7	8	9	AB	R	H	RBI	BB	SO	LOB
<b>Pete Rose, S</b> (1, 7) OBP: 0.455, SLG: 0.600	0-0 1-3		0-0 F8	0-0 F7		0-0 BB 1B		0-0 1-3		5	0	1	0	0	0	2
<b>Joe Morgan, L</b> (1, 4) OBP: 0.545, SLG: 0.286	4-0 S 1B BB		0-0 P6		0-0 F7	4-0 1-2 BB		0-0 4-3		3	1	0	0	2	0	0
<b>Dan Driessen, L</b> (1, 5) <b>Darrel Chaney, S</b> (9, 5)	4-0 1B 1-2 BB		0-0 F8		0-0 L3	0-3 K		0-0 F7		4	0	0	0	1	1	2
<b>Tony Perez, R</b> (1, 3) OBP: 0.556, SLG: 1.250	0-0 1B 1-2 2-H			0-0 F8	1-0 BB 3B HBP		0-0 HR			3	2	2	2	0	0	0
<b>Johnny Bench, R</b> (1, 2) OBP: 0.222, SLG: 0.500	0-0 G6-4-3 1-2f			0-0 F9	4-0 1-2 BB 3B		0-0 HR			3	2	1	1	1	0	2
<b>Ken Griffey, L</b> (1, 9) <b>Cesar Geronimo, L</b> (8, 8)		0-3 K		4-0 2B BB	0-0 1-H 2-H 3B		0-3 K			3	1	1	2	1	2	0
<b>Merv Rettenmund, R</b> (1, 8) OBP: 0.333, SLG: 0.444		0-0 G3		0-0 1-H 2B	0-0 5-3		0-0 S 1B			4	1	2	1	0	0	1
<b>Dave Concepcion, R</b> (1, 6) OBP: 0.444, SLG: 1.000		4-0 S BB		0-0 2-H 1B 2B		0-0 P3	0-3 K			3	0	1	1	1	1	1
<b>Don Gullett, R</b> (1, 1) OBP: 0.500, SLG: 0.500 <b>Clay Carroll, R</b> (5, 1) <b>Andy Kosco, R</b> (6, PH) <b>Pedro Borbon, R</b> (7, 1)		0-0 6-3		0-0 2-3 1B		0-0 6-3	0-0 3-1			2	0	1	0	0	0	1

Inning Stats	R: 1	H: 1	E: 0	K: 0	S: 3	R: 0	H: 0	E: 0	K: 1	S: 5	R: 0	H: 0	E: 0	K: 0	S: 3	R: 2	H: 3	E: 0	K: 0	S: 6	R: 2	H: 1	E: 0	K: 0	S: 4	R: 0	H: 1	E: 0	K: 1	S: 6	R: 2	H: 3	E: 0	K: 2	S: 10	R: 0	H: 0	E: 0	K: 0	S: 3
	LOB: 1	BB: 2	P: 11	LOB: 1	BB: 1	P: 9	LOB: 0	BB: 0	P: 3	LOB: 2	BB: 1	P: 10	LOB: 1	BB: 1	P: 9	LOB: 2	BB: 1	P: 10	LOB: 1	BB: 0	P: 3	LOB: 0	BB: 0	P: 3	LOB: 0	BB: 0	P: 3	LOB: 0	BB: 0	P: 3	LOB: 0	BB: 0	P: 3	LOB: 0	BB: 0	P: 3	LOB: 0	BB: 0	P: 3	

PITCHER	IP	WLS	BF	H	R	ER	SO	BB	IBB	HBP	BLK	WP	HR	S	P	ERA	WHIP
<b>Roric Harrison, R</b> (1, 1) ERA: 10.5	6.0	L	32	8	7	7	2	6	0	1	0	0	2	29	54	10.50	2.333
<b>Danny Frisella, R</b> (7, 1) ERA:	1.0		4	1	0	0	2	0	0	0	0	0	0	8	8	0.00	1.000
<b>Jamie Easterly, L</b> (8, 1) ERA:	1.0		3	0	0	0	0	0	0	0	0	0	0	3	3	0.00	0.000

**BOTTOM**

**Atlanta Braves @ Cincinnati Reds**  
Riverfront Stadium, Cincinnati, OH

Sat Apr 06 1974, 3:33 AM EDT  
Att. 17,703 - Unknown

AB	32
R	7
H	9
RBI	7
BB	6
SO	4
LOB	10



WP	PA	ERA	WHIP
0	39		









Batter	1	2	3	4	5	6	7	8	9	AB R H RBI BB SO LOB	TOP											
<b>Pete Rose, S</b> (1, 7) OBP: 0.429, SLG: 0.600	0-0 BB 1B		0-0 5-3 1-2		0-0 4-3		0-0 1B 2B		0-0 FC6-4 BB 1-2f	5 1 2 0 0 0 4	<b>Cincinnati Reds @ San Francisco Giants</b> Candlestick Park, San Francisco, CA Mon Apr 08 1974, 6:33 AM EDT Att. 4,729 - Unknown <a href="http://livebaseballscorecards.com">livebaseballscorecards.com</a>											
<b>Joe Morgan, L</b> (1, 4) OBP: 0.500, SLG: 0.357	0-0 F4		0-0 CS 1B 2-3		0-0 F9	BB BB BB	4-0 1B BB	0-0 SF9 3-H	3 0 1 1 1 0 1													
<b>Dan Driessen, L</b> (1, 5) OBP: 0.389, SLG: 0.333	4-0 1-2 BB		0-3 K 1-2		0-0 F8		0-0 1-2 2-H 1B	4-0 BB 1-2 BB	3 0 1 1 2 1 2													
<b>Tony Perez, R</b> (1, 3) OBP: 0.444, SLG: 0.769	0-3 K			0-0 6-3		4-0 BB E BB	0-3 K	4-0 1-2 2-3 BB	3 0 0 0 2 2 4													
<b>Johnny Bench, R</b> (1, 2) OBP: 0.333, SLG: 0.400	0-0 F7			0-0 6-3		0-0 E1 1-2		4-0 BB G3-6-1	4 0 0 0 1 0 6													
<b>Ken Griffey, L</b> (1, 9) OBP: 0.231, SLG: 0.273		0-0 F8		0-0 F7		0-3 K		0-0 G3-6-1 1-2f	3 0 0 0 0 1 2													
<b>Clay Carroll, R</b> (6, 1)									0 0 0 0 0 0 0													
<b>Terry Crowley, L</b> (8, PH)									1 0 0 0 0 0 1													
<b>Pedro Borbon, R</b> (8, 1)									0 0 0 0 0 0 0													
<b>Merv Rettenmund, R</b> (1, 8) OBP: 0.385, SLG: 0.692		0-3 K			0-0 SH3-4 1B			0-0 6-3	4 1 2 1 0 1 0													
<b>Dave Concepcion, R</b> (1, 6) OBP: 0.353, SLG: 0.688		0-0 5-3			0-0 F8		0-0 6-3	0-0 E SF9 2B	4 1 1 0 0 0 1													
<b>Roger Nelson, R</b> (1, 1)			4-0 BB 1B 5-3 BB		0-0 SH3-4 1-2		0-0 F9	0-0 E5 FC6-4 2-3	0 0 0 0 1 0 0													
<b>George Foster, R</b> (6, 9) OBP: 0.286, SLG: 0.429									2 0 0 0 0 0 1													
<b>Inning Stats</b>	R: 0 E: 0 K: 1 S: 6	H: 1 LOB: 2 BB: 1 P: 10	R: 0 E: 0 K: 1 S: 5	H: 0 LOB: 0 BB: 0 P: 5	R: 0 E: 0 K: 1 S: 5	H: 1 LOB: 1 BB: 1 P: 9	R: 0 E: 0 K: 0 S: 3	H: 0 LOB: 0 BB: 0 P: 3	R: 0 E: 0 K: 0 S: 4	H: 1 LOB: 1 BB: 0 P: 4	R: 0 E: 1 K: 1 S: 6	H: 0 LOB: 2 BB: 1 P: 10	R: 2 E: 0 K: 1 S: 8	H: 3 LOB: 2 BB: 1 P: 12	R: 0 E: 0 K: 0 S: 2	H: 0 LOB: 0 BB: 1 P: 6	R: 1 E: 1 K: 0 S: 5	H: 1 LOB: 3 BB: 2 P: 13	1B: 4 2B: 2 3B: 0 HR: 1	SF: 1 SAC: 1 DP: 1 HBP: 0	WP: 0 PB: 0 SB: 0 CS: 1	PA: 41
<b>PITCHER</b>	IP WLS BF H R ER SO BB IBB HBP BLK WP HR S P ERA WHIP																					
<b>John D'Acquisto, R</b> (1, 1) ERA: 2.7	6.2 W 30 6 2 2 4 4 0 0 0 0 0 1 34 50 2.70 1.500																					
<b>Elias Sosa, R</b> (7, 1) ERA:	2.0 9 1 1 0 1 2 0 0 0 0 0 0 9 17 0.00 1.500																					
<b>Randy Moffitt, R</b> (9, 1) ERA:	0.1 S 2 0 0 0 0 1 0 0 0 0 0 0 1 5 0.00 3.000																					



Batter	1	2	3	4	5	6	7	8	9	AB R H RBI BB SO LOB
<b>Bobby Bonds, R</b> OBP: 0.176, SLG: 0.188 (1, 9) BBB	4-0 BLK 1B BB		0-0 1-3		0-0 F9		0-0 P4			3 1 0 0 1 0 1
<b>Chris Speier, R</b> OBP: 0.471, SLG: 0.462 (1, 6) X	0-0 5-3 1-2		0-0 6-3		4-0 HR BB		0-0 1B			3 1 1 0 1 0 1
<b>Garry Maddox, R</b> OBP: 0.353, SLG: 0.706 (1, 8) X	0-0 S 2-H 1B		0-0 F7		0-0 HR 1-H 2-H		0-0 4-3			4 1 2 4 0 0 1
<b>Gary Matthews, R</b> OBP: 0.313, SLG: 0.357 (1, 7) SSS	0-3 K			0-0 F9	4-0 BB		0-0 F3			3 0 0 0 1 1 1
<b>Steve Ontiveros, S</b> OBP: 0.375, SLG: 0.462 (1, 3) X	0-0 5-3 1-2			0-0 WP 1B	0-0 G3		0-0 4-3			4 0 1 0 0 0 2
<b>Dave Kingman, R</b> OBP: 0.438, SLG: 0.667 (1, 5) SSS		0-0 FC3-6 1B		0-3 K 1-3		0-3 K	0-0 F7			4 0 1 0 0 2 1
<b>Mike Phillips, L</b> OBP: 0.300, SLG: 0.333 (1, 4) X		0-0 FC3-6 1-2f		0-0 F6		0-0 4-3				3 0 0 0 0 0 2
<b>Ken Rudolph, R</b> OBP: 0.286, SLG: 0.091 (1, 2) X		0-0 F8			0-0 5-3	0-0 F9				3 0 0 0 0 0 1
<b>John D'Acquisto, R</b> OBP: 0.500, SLG: 0.500 (1, 1) <b>Elias Sosa, R</b> (7, 1) <b>Randy Moffitt, R</b> (9, 1)		0-0 4-3			0-0 HR BB 1B		0-0 5-3			2 1 1 0 0 0 1 1 0 0 0 0 0 0 0 0 0 0 0 0 0

Inning Stats	R: 1	H: 1	E: 0	K: 1	S: 6	LOB: 1	BB: 1	P: 10	R: 0	H: 1	E: 0	K: 0	S: 4	LOB: 1	BB: 0	P: 4	R: 0	H: 0	E: 0	K: 0	S: 3	LOB: 0	BB: 0	P: 3	R: 0	H: 1	E: 0	K: 1	S: 6	LOB: 1	BB: 0	P: 6	R: 3	H: 2	E: 0	K: 0	S: 5	LOB: 1	BB: 2	P: 13	R: 0	H: 0	E: 0	K: 1	S: 5	LOB: 0	BB: 0	P: 5	R: 0	H: 1	E: 0	K: 0	S: 4	LOB: 1	BB: 0	P: 4	R: 0	H: 0	E: 0	K: 0	S: 3	LOB: 0	BB: 0	P: 3
--------------	------	------	------	------	------	--------	-------	-------	------	------	------	------	------	--------	-------	------	------	------	------	------	------	--------	-------	------	------	------	------	------	------	--------	-------	------	------	------	------	------	------	--------	-------	-------	------	------	------	------	------	--------	-------	------	------	------	------	------	------	--------	-------	------	------	------	------	------	------	--------	-------	------

PITCHER	IP	WLS	BF	H	R	ER	SO	BB	IBB	HBP	BLK	WP	HR	S	P	ERA	WHIP
<b>Roger Nelson, R</b> ERA: 5.14 (1, 1)	5.0	L	23	5	4	4	2	3	0	0	1	1	1	24	36	7.20	1.600
<b>Clay Carroll, R</b> ERA: (6, 1)	2.0		7	1	0	0	1	0	0	0	0	0	0	9	9	0.00	0.500
<b>Pedro Borbon, R</b> ERA: (8, 1)	1.0		3	0	0	0	0	0	0	0	0	0	0	3	3	0.00	0.000

**BOTTOM**

**Cincinnati Reds @ San Francisco Giants**  
Candlestick Park, San Francisco, CA

Mon Apr 08 1974, 6:33 AM EDT  
Att. 4,729 - Unknown

livebaseballscorecards.com

<b>AB</b>	<b>30</b>
<b>R</b>	<b>4</b>
<b>H</b>	<b>6</b>
<b>RBI</b>	<b>4</b>
<b>BB</b>	<b>3</b>
<b>SO</b>	<b>3</b>
<b>LOB</b>	<b>11</b>

**GIANTS**

1B: 5	SF: 0	WP: 2	PA: 33
2B: 0	SAC: 0	PB: 0	
3B: 0	DP: 0	SB: 1	
HR: 1	HBP: 0	CS: 0	



Batter	1	2	3	4	5	6	7	8	9	AB R H RBI BB SO LOB	TOP											
<b>Pete Rose, S</b> OBP: 0.444, SLG: 0.577 (1, 7) X	0-0 P6		0-0 FC4-6 1B	0-0 1-2 1B		0-3 K		0-0 1B 1B	0-0 F8	6 0 3 0 0 1 2	<b>Cincinnati Reds @ San Francisco Giants</b> Candlestick Park, San Francisco, CA Tue Apr 09 1974, 10:05 PM EDT Att. 8,426 - Unknown											
<b>Joe Morgan, L</b> OBP: 0.480, SLG: 0.333 (1, 4) B B B	4-0 4-3 HR BB		0-0 FC4-6 2B	0-3 K		0-0 1B 1B		0-0 F9		4 2 1 1 1 1 4												
<b>Dan Driessen, L</b> OBP: 0.435, SLG: 0.450 (1, 5) (8, 3) X	0-0 4-3 1-2		0-0 BB 1-H 2B		0-3 K			0-0 1B G5-4-3		5 0 3 1 0 1 1												
<b>Tony Perez, R</b> OBP: 0.435, SLG: 0.824 <b>Darrel Chaney, S</b> (1, 3) (8, 5) X	0-0 2-H HR		4-0 BB BB		0-0 F8		0-0 P6	0-0 G5-4-3		4 1 1 2 1 0 4 0 0 0 0 0 0 0												
<b>Johnny Bench, R</b> OBP: 0.391, SLG: 0.389 (1, 2) X	0-0 P6		4-0 1-2 2-3 BB		4-0 1B BB		0-3 K	0-0 SH1-4 SF8 1B		3 1 1 0 2 1 0												
<b>Merv Rettenmund, R</b> OBP: 0.444, SLG: 0.667 (1, 9)		0-3 K	0-0 6-3		0-0 1-2 1B		0-0 1-3 1B 1B	0-0 SF8 SH1-4 1B		5 1 3 0 0 1 3												
<b>Dave Concepcion, R</b> OBP: 0.333, SLG: 0.600 (1, 6)		0-3 K		0-3 K		0-0 F8		0-0 SH1-4		4 0 1 0 0 2 2												
<b>Cesar Geronimo, L</b> OBP: 0.111, SLG: 0.375 (1, 8) X		0-0 F9		0-0 P4		0-0 1B 3B		0-0 SF8		4 1 1 1 0 0 2												
<b>Jack Billingham, R</b> <b>Terry Crowley, L</b> (7, PH) <b>Pedro Borbon, R</b> OBP: 0.500, SLG: 0.500 (7, 1) X			0-0 6-3	0-0 E5 1B		0-3 K	0-0 F7	0-0 3-H 1B		3 0 0 0 0 1 1 1 0 0 0 0 0 2 1 0 1 1 0 0 0												
<b>Inning Stats</b>	R: 2 E: 0 K: 0 S: 4	H: 1 LOB: 0 BB: 1 P: 8	R: 0 E: 0 K: 2 S: 7	H: 0 LOB: 0 BB: 0 P: 7	R: 1 E: 0 K: 2 S: 9	H: 2 LOB: 3 BB: 2 P: 13	R: 0 E: 1 K: 2 S: 9	H: 1 LOB: 2 BB: 0 P: 9	R: 0 E: 0 K: 1 S: 6	H: 1 LOB: 2 BB: 1 P: 10	R: 1 E: 0 K: 2 S: 10	H: 3 LOB: 2 BB: 0 P: 10	R: 0 E: 0 K: 1 S: 7	H: 2 LOB: 2 BB: 0 P: 7	R: 0 E: 0 K: 0 S: 4	H: 2 LOB: 1 BB: 0 P: 4	R: 2 E: 0 K: 0 S: 6	H: 3 LOB: 1 BB: 0 P: 6	1B: 12 2B: 1 3B: 1 HR: 1	SF: 1 SAC: 1 DP: 1 HBP: 0	WP: 0 PB: 0 SB: 0 CS: 0	PA: 46
<b>PITCHER</b>	IP WLS BF H R ER SO BB IBB HBP BLK WP HR S P ERA WHIP																					
<b>Tom Bradley, R</b> ERA: 3.07 (1, 1)	6.1 L 33 9 4 4 8 4 0 0 0 0 0 1 45 61 5.68 2.053																					
<b>Charlie Williams, R</b> ERA: (7, 1)	0.2 3 1 0 0 0 0 0 0 0 0 0 0 3 3 0.00 1.500																					
<b>Elias Sosa, R</b> ERA: 4.5 (8, 1)	2.0 10 5 2 2 0 0 0 0 0 0 0 0 10 10 9.00 2.500																					

livebaseballscorecards.com

<b>AB</b>	40
<b>R</b>	6
<b>H</b>	15
<b>RBI</b>	6
<b>BB</b>	4
<b>SO</b>	8
<b>LOB</b>	21



Batter	1	2	3	4	5	6	7	8	9	AB	R	H	RBI	BB	SO	LOB
<b>Bobby Bonds, R</b> OBP: 0.286, SLG: 0.300 (1, 9) X	0-0 S 2B 1B	0-0 2-3			0-0 CS 1B			0-0 SH3-4 1B		4	1	3	0	0	0	1
<b>Chris Speier, R</b> OBP: 0.400, SLG: 0.375 (1, 6) X	0-0 F9		0-0 4-3		0-0 5-3 1-2			0-0 SH3-4 1-2		3	0	0	0	0	0	2
<b>Garry Maddox, R</b> OBP: 0.381, SLG: 0.714 (1, 8) X	0-0 1-H 1B 2B		0-3 K			0-0 CS 1B		0-0 L4		4	1	2	1	0	1	1
<b>Gary Matthews, R</b> OBP: 0.350, SLG: 0.389 (1, 7) X	0-0 G4-6-3 2-H 1B		0-0 1B			0-0 F9 1-2		0-0 F9		4	0	2	1	0	0	2
<b>Steve Ontiveros, S</b> OBP: 0.300, SLG: 0.353 (1, 3) X	0-0 G4-6-3 1-2f		0-0 F8			0-0 F7			0-0 4-3	4	0	0	0	0	0	2
<b>Dave Kingman, R</b> OBP: 0.400, SLG: 0.556 (1, 5) BB		4-0 1B FC6-4 BB		0-3 K			0-0 F8		0-0 F8	3	1	0	0	1	1	0
<b>Mike Phillips, L</b> OBP: 0.357, SLG: 0.385 (1, 4) X		0-0 FC6-4 1-3 1B		0-0 G6-4-3 1B			0-0 F7		0-0 F8	4	0	2	0	0	0	0
<b>Ken Rudolph, R</b> OBP: 0.294, SLG: 0.143 <b>Jim Willoughby, R</b> OBP: 0.500, SLG: 1.000 (7, PR) <b>Dave Rader, L</b> (8, 2)		0-0 FC6-4 1-2f 3-H BLK		0-0 G6-4-3 1-2f			0-0 1B			3	0	1	1	0	0	2
<b>Tom Bradley, R</b> (1, 1) <b>Charlie Williams, R</b> (7, 1) <b>Ed Goodson, L</b> (7, PH) <b>Elias Sosa, R</b> (8, 1)		0-3 K 1-2		0-3 K			0-0 P5			0	0	0	0	0	0	0

Inning Stats	R: 2	H: 3	E: 0	K: 0	S: 5	LOB: 0	BB: 0	P: 5	R: 1	H: 1	E: 0	K: 1	S: 6	LOB: 1	BB: 1	P: 10	R: 0	H: 1	E: 0	K: 1	S: 5	LOB: 0	BB: 0	P: 5	R: 0	H: 1	E: 0	K: 1	S: 5	LOB: 0	BB: 0	P: 5	R: 0	H: 1	E: 0	K: 0	S: 3	LOB: 0	BB: 0	P: 3	R: 0	H: 1	E: 0	K: 0	S: 4	LOB: 1	BB: 0	P: 4	R: 0	H: 1	E: 0	K: 0	S: 4	LOB: 1	BB: 0	P: 4	R: 0	H: 0	E: 0	K: 0	S: 3	LOB: 0	BB: 0	P: 3	1B: 9	2B: 1	3B: 0	HR: 0	SF: 0	SAC: 1	DP: 2	HBP: 0	WP: 0	PB: 0	SB: 1	CS: 2	PA: 34
<b>PITCHER</b>	IP	WLS	BF	H	R	ER	SO	BB	IBB	HBP	BLK	WP	HR	S	P	ERA	WHIP																			IP	WLS	BF	H	R	ER	SO	BB	IBB	HBP	BLK	WP	HR	S	P	ERA	WHIP																									
<b>Jack Billingham, R</b> ERA: 5.73 <b>Pedro Borbon, R</b> ERA:	(1, 1)	6.0	W	23	8	3	3	4	1	0	0	1	0	0	0	4.50	1.500																			(7, 1)	3.0	S	11	2	0	0	0	0	0	0	0	0	0	0	0	0.00	0.667																								

**BOTTOM**

**Cincinnati Reds @ San Francisco Giants**  
Candlestick Park, San Francisco, CA  
Tue Apr 09 1974, 10:05 PM EDT  
Att. 8,426 - Unknown

livebaseballscorecards.com

<b>AB</b>	<b>32</b>
<b>R</b>	<b>3</b>
<b>H</b>	<b>10</b>
<b>RBI</b>	<b>3</b>
<b>BB</b>	<b>1</b>
<b>SO</b>	<b>4</b>
<b>LOB</b>	<b>12</b>





Batter	1	2	3	4	5	6	7	8	9	AB R H RBI BB SO LOB	TOP											
<b>Pete Rose, S</b> (1, 7) OBP: 0.452, SLG: 0.536	4-0 E G6-4-3 BB	0-3 K			4-0 BB 1-2 BB		0-0 FC6-4 1-2f			2 1 0 0 2 1 3	<b>Cincinnati Reds @ San Francisco Giants</b> Candlestick Park, San Francisco, CA Wed Apr 10 1974, 6:33 AM EDT Att. 8,456 - Unknown											
<b>Joe Morgan, L</b> (1, 4) OBP: 0.414, SLG: 0.273	0-0 E3 G6-4-3 1-2		0-0 B1-3		0-0 L4 2-3		0-0 G3			4 0 0 0 0 0 3												
<b>Johnny Bench, R</b> (1, 2) OBP: 0.370, SLG: 0.333	0-0 E5 G6-4-3 1-2 2-3		0-0 6-3		0-0 5-3		4-0 1B SF7 BB			3 1 0 0 1 0 2												
<b>Tony Perez, R</b> (1, 3) OBP: 0.407, SLG: 0.714	0-0 G6-4-3 1-2f 2-3 3-H		0-0 F8		0-0 F9		0-0 WP 1B			4 0 1 0 0 0 2												
<b>Merv Rettenmund, R</b> (1, 9) OBP: 0.364, SLG: 0.571	0-3 K			0-0 F7		0-3 K		0-0 SF7 3-H		3 0 0 1 0 2 1												
<b>Dave Concepcion, R</b> (1, 6) OBP: 0.280, SLG: 0.500		0-0 E5 1B FC4-6		0-0 F8		0-0 1-6-3		0-3 K 1-2		4 1 0 0 0 1 1												
<b>George Foster, R</b> (1, 8) OBP: 0.300, SLG: 0.400				0-3 K		0-0 6-3		0-3 K		3 0 1 0 0 1 0												
<b>Ken Griffey, L</b> (9, PH) OBP: 0.214, SLG: 0.250										1 0 0 0 0 1 0												
<b>Dan Driessen, L</b> (1, 5) OBP: 0.444, SLG: 0.458		0-0 FC4-6 FC1-6 1-2f 3-H			0-0 L4 BB 1B		0-0 1B 1B		0-0 4-3	4 0 2 1 0 0 1												
<b>Don Gullett, R</b> (1, 1) OBP: 0.250, SLG: 0.250		0-0 FC1-6			0-0 P5		0-0 FC6-4 1B		0-0 6-3	2 0 0 0 0 0 2												
<b>Phil Gagliano, R</b> (7, PH) OBP: 1.000, SLG: 1.000										1 0 1 0 0 0 0												
<b>Clay Carroll, R</b> (7, 1)										0 0 0 0 0 0 0												
<b>Terry Crowley, L</b> (9, PH)										1 0 0 0 0 0 0												
<b>Inning Stats</b>	R: 1 E: 2 K: 1 S: 6	H: 0 LOB: 1 BB: 1 P: 10	R: 1 E: 1 K: 1 S: 7	H: 1 LOB: 1 BB: 0 P: 7	R: 0 E: 0 K: 0 S: 3	H: 0 LOB: 0 BB: 0 P: 3	R: 0 E: 0 K: 1 S: 5	H: 0 LOB: 0 BB: 0 P: 5	R: 0 E: 0 K: 0 S: 3	H: 1 LOB: 1 BB: 1 P: 7	R: 0 E: 0 K: 1 S: 5	H: 0 LOB: 0 BB: 0 P: 5	R: 0 E: 0 K: 0 S: 5	H: 2 LOB: 2 BB: 0 P: 5	R: 1 E: 0 K: 1 S: 6	H: 1 LOB: 1 BB: 1 P: 10	R: 0 E: 0 K: 1 S: 5	H: 0 LOB: 0 BB: 0 P: 5	1B: 5 2B: 1 3B: 0 HR: 0	SF: 1 SAC: 0 DP: 2 HBP: 0	WP: 1 PB: 0 SB: 0 CS: 0	PA: 36
<b>PITCHER</b>	IP WLS BF H R ER SO BB IBB HBP BLK WP HR S P ERA WHIP												IP WLS BF H R ER SO BB IBB HBP BLK WP HR S P ERA WHIP									
<b>Mike Caldwell, L</b> (1, 1) ERA: 1.35	7.0 W 28 4 2 0 4 2 0 0 0 0 0 0 34 42 0.00 0.857																					
<b>Randy Moffitt, R</b> (8, 1) ERA: 1.59	2.0 8 1 1 1 2 1 0 0 0 1 0 11 15 4.50 1.000																					

livebaseballscorecards.com

<b>AB</b>	32
<b>R</b>	3
<b>H</b>	5
<b>RBI</b>	2
<b>BB</b>	3
<b>SO</b>	6
<b>LOB</b>	15









Batter	1	2	3	4	5	6	7	8	9	AB	R	H	RBI	BB	SO	LOB
Ralph Garr, L (1, 9) OBP: 0.229, SLG: 0.242	0-0 L4-3 1B		0-0 4-3			0-0 6-3	0-0 1B			4	0	2	0	0	0	1
Mike Lum, L (1, 3) OBP: 0.188, SLG: 0.281	0-0 L4-3 1-2			0-0 3-1		0-0 1B WP 1B	0-0 F7			4	1	1	0	0	0	2
Darrell Evans, L (1, 5) OBP: 0.364, SLG: 0.370	0-0 F8			0-0 F9		0-0 BB WP 1-3 1B		0-0 F3		4	0	1	0	0	0	0
Hank Aaron, R (1, 7) OBP: 0.273, SLG: 0.632		0-0 F7		0-0 F7		0-3 K		0-3 K		3	0	0	0	0	1	1
Rowland Office, L (8, 8) OBP: 0.143, SLG: 0.143						1-2 3-H K				1	0	0	0	0	1	0
Dusty Baker Jr., R (1, 8) OBP: 0.448, SLG: 0.480		0-3 K			0-0 1B SF8 1B	4-0 BB BB		0-0 2B		3	1	2	0	1	1	0
Davey Johnson, R (1, 4) OBP: 0.452, SLG: 0.409		0-0 5-3			0-0 1B	4-0 1-2 2-3 BB		0-3 K		2	0	1	0	1	0	0
Leo Foster, R (8, 4)										1	0	0	0	0	1	1
Johnny Oates, L (1, 2) OBP: 0.273, SLG: 0.300			0-3 K		0-0 SF8	0-0 4-3			0-0 G6-4-3 1B	3	0	1	1	0	1	3
Craig Robinson, R (1, 6) OBP: 0.250, SLG: 0.125			0-0 WP E 1B		0-0 F7		0-0 4-3		0-0 G6-4-3 1-2f	4	0	1	0	0	0	2
Ron Reed, R (1, 1)			0-0 5-3		0-3 K		0-0 4-3		0-3 K	2	0	0	0	0	1	2
Tom House, L (6, 1)										0	0	0	0	0	0	0
Jack Aker, R (7, 1)										0	0	0	0	0	0	0
Vic Correll, R (7, PH)										1	0	0	0	0	0	0
Jamie Easterly, L (8, 1)										0	0	0	0	0	0	0
Danny Frisella, L (9, 1)										0	0	0	0	0	0	0
Norm Miller, L (9, PH)			1-3							1	0	0	0	0	1	0

Inning Stats	R: 0	H: 1	E: 0	K: 0	S: 3	LOB: 0	BB: 0	P: 3	R: 0	H: 0	E: 0	K: 1	S: 5	LOB: 0	BB: 0	P: 5	R: 0	H: 1	E: 1	K: 1	S: 6	LOB: 1	BB: 0	P: 6	R: 0	H: 0	E: 0	K: 0	S: 3	LOB: 0	BB: 0	P: 3	R: 1	H: 2	E: 0	K: 1	S: 7	LOB: 1	BB: 0	P: 7	R: 1	H: 2	E: 0	K: 1	S: 7	LOB: 3	BB: 2	P: 15	R: 0	H: 1	E: 0	K: 0	S: 4	LOB: 1	BB: 0	P: 4	R: 0	H: 1	E: 0	K: 2	S: 8	LOB: 1	BB: 0	P: 8	R: 0	H: 1	E: 0	K: 1	S: 5	LOB: 0	BB: 0	P: 5	1B: 8	SF: 1	2B: 2	3B: 0	HR: 0
--------------	------	------	------	------	------	--------	-------	------	------	------	------	------	------	--------	-------	------	------	------	------	------	------	--------	-------	------	------	------	------	------	------	--------	-------	------	------	------	------	------	------	--------	-------	------	------	------	------	------	------	--------	-------	-------	------	------	------	------	------	--------	-------	------	------	------	------	------	------	--------	-------	------	------	------	------	------	------	--------	-------	------	-------	-------	-------	-------	-------

PITCHER	IP	WLS	BF	H	R	ER	SO	BB	IBB	HBP	BLK	WP	HR	S	P	ERA	WHIP
Clay Kirby, R (1, 1) ERA: 5.91	5.2	W	23	6	2	2	4	1	0	0	0	2	0	30	34	3.18	1.235
Roger Nelson, R (6, 1) ERA: 3.48	3.1	S	13	3	0	0	3	1	0	0	0	0	0	18	22	0.00	1.200

**BOTTOM**

**Cincinnati Reds @ Atlanta Braves**  
Atlanta Stadium, Atlanta, GA

Fri Apr 12 1974, 7:05 PM EDT  
Att: 8,112 - Unknown

AB	33
R	2
H	9
RBI	1
BB	2
SO	7
LOB	12

livebaseballscorecards.com



WP	PA
2	36



Batter	1	2	3	4	5	6	7	8	9	AB R H RBI BB SO LOB	TOP																
<b>Pete Rose, S</b> (1, 7) OBP: 0.439, SLG: 0.526	0-0 1-3		0-0 6-3		0-0 L7		0-0 1B		0-0 4-3	5 0 1 0 0 0 2	<b>Cincinnati Reds @ Atlanta Braves</b> Atlanta Stadium, Atlanta, GA Sat Apr 13 1974, 7:05 PM EDT Att. 11,238 - Unknown  <a href="http://livebaseballscorecards.com">livebaseballscorecards.com</a>																
<b>Joe Morgan, L</b> (1, 4) OBP: 0.462, SLG: 0.310	0-0 CS 1B		4-0 BB		0-0 E6 1-2 2-3		0-0 F9		4-0 S BB	3 0 1 0 2 0 3																	
<b>Dan Driessen, L</b> (1, 5) OBP: 0.342, SLG: 0.324	0-0 6-3 1-2		0-0 1-3		0-0 1-3			0-3 S S K	0-3 S S K	5 0 0 0 0 2 6																	
<b>Tony Perez, R</b> (1, 3) OBP: 0.417, SLG: 0.655		0-0 BB FC5-2 1B		0-0 6-3		0-0 F3		0-0 F9		4 0 1 0 0 0 0																	
<b>Johnny Bench, R</b> (1, 2) OBP: 0.405, SLG: 0.429		0-0 FC5-2 BB 1-2 1B		0-0 6-3		0-0 L5		4-0 BB HR BB		3 1 1 0 1 0 0																	
<b>Merv Rettenmund, R</b> (1, 8) OBP: 0.438, SLG: 0.630		4-0 BB BB BB BB 1-2 2-3 BB FC5-2		0-0 6-3		0-0 1B		4-0 BB HR BB		2 1 1 0 2 0 0																	
<b>Dave Concepcion, R</b> (1, 6) OBP: 0.353, SLG: 0.667		0-0 FC5-2 1-2 2-3 3-H			0-0 F7		0-3 S S K	0-0 1-H 2-H HR		4 1 1 3 0 1 4																	
<b>Ken Griffey, L</b> (1, 9) OBP: 0.227, SLG: 0.250		0-0 F5			0-0 E 1B 1B		0-0 L9	0-0 F9		4 0 1 0 0 0 2																	
<b>Jack Billingham, R</b> (1, 1) <b>Tom Hall, L</b> (3, 1) <b>Andy Kosco, R</b> (5, PH) <b>Pat Osburn, L</b> (5, 1) <b>Terry Crowley, L</b> (7, PH) <b>Mike McQueen, L</b> (7, 1) <b>Cesar Geronimo, L</b> (9, PH)			0-0 4-3		0-0 E 1B		0-0 F9		0-0 P3	1 0 0 0 0 0 0 0 0 0 0 0 0 0 1 0 0 1 0 0 0 0 0 0 0 0 0 0 1 0 0 0 0 0 0 0 0 0 0 0 0 0 1 0 0 0 0 0 0																	
<b>Inning Stats</b>	R: 0 E: 0 K: 0 S: 3	H: 1 LOB: 0 BB: 0 P: 3	R: 0 E: 0 K: 0 S: 4	H: 2 LOB: 2 BB: 1 P: 8	R: 0 E: 0 K: 0 S: 3	H: 0 LOB: 1 BB: 1 P: 7	R: 0 E: 0 K: 0 S: 3	H: 0 LOB: 0 BB: 0 P: 3	R: 0 E: 1 K: 0 S: 6	H: 2 LOB: 3 BB: 0 P: 6	R: 0 E: 0 K: 1 S: 6	H: 1 LOB: 1 BB: 0 P: 6	R: 0 E: 0 K: 0 S: 4	H: 1 LOB: 1 BB: 0 P: 4	R: 3 E: 0 K: 1 S: 6	H: 1 LOB: 0 BB: 2 P: 14	R: 0 E: 0 K: 1 S: 5	H: 0 LOB: 1 BB: 1 P: 9	1B: 7 2B: 0 3B: 0 HR: 1	SF: 0 SAC: 0 DP: 1 HBP: 0	WP: 0 PB: 0 SB: 1 CS: 1	PA: 39					
<b>PITCHER</b> <b>Carl Morton, R</b> (1, 1) ERA: 4.98 <b>Jack Aker, R</b> (9, 1) ERA: 6.75	IP 8.0	WLS W	BF 35	H 8	R 3	ER 3	SO 2	BB 4	IBB 0	HBP 0	BLK 0	WP 0	HR 1	S 35	P 51	ERA 3.38	WHIP 1.500										



Batter	1	2	3	4	5	6	7	8	9	AB	R	H	RBI	BB	SO	LOB
Ralph Garr, L OBP: 0.275, SLG: 0.368 (1, 7)	0-0 L9	0-0 4-3 2B	0-0 F7		0-0 3B		0-0 FC4-6 1B			5	0	3	4	0	0	0
Rowland Office, L OBP: 0.167, SLG: 0.250 (1, 8)	0-0 2B	0-0 4-3 2B		0-0 4-3	0-0 G3		0-0 FC4-6 1B			5	0	1	0	0	0	4
Darrell Evans, L OBP: 0.342, SLG: 0.323 (1, 5)	4-0 BB	0-0 G3		0-3 K		0-0 3-1		0-0 G3		4	0	0	0	1	1	1
Dusty Baker Jr., R OBP: 0.441, SLG: 0.467 (1, 9)	0-3 K		0-0 1B HR 1B	0-3 K		0-0 FC5-4 1B		0-0 F9		5	1	2	0	0	2	2
Mike Lum, L OBP: 0.216, SLG: 0.378 (1, 3)	0-0 G3		0-0 1B HR 1B		0-0 HR		0-0 F9		0-3 K	5	2	2	1	0	1	3
Davey Johnson, R OBP: 0.500, SLG: 0.565 Leo Foster, R (6, 4)		4-0 1B BB	0-0 1B HR	0-0 4-3 1B BB	0-0 FC5-4		0-0 FC5-4			1	3	1	3	2	0	0
Johnny Oates, L OBP: 0.308, SLG: 0.304 (1, 2)		0-0 SH1-4 1B 2B 1B	0-0 G3	0-0 F8		0-0 FC6-4 BB				3	1	1	0	1	0	1
Marty Perez, R OBP: 0.571, SLG: 1.000 (1, 6)		0-0 SH1-4 2B 1B	0-0 HR	0-0 4-3 1B		0-0 F7				4	3	3	2	0	0	1
Carl Morton, R Jack Aker, R (9, 1)		0-0 SH1-4	0-0 L5	0-0 4-3		0-0 FC6-4 1B				3	0	0	0	0	0	3

Inning Stats	R: 0	H: 1	E: 0	K: 1	S: 6	LOB: 2	BB: 1	P: 10	R: 3	H: 3	E: 0	K: 0	S: 6	LOB: 1	BB: 1	P: 10	R: 4	H: 4	E: 0	K: 0	S: 7	LOB: 0	BB: 0	P: 7	R: 0	H: 0	E: 0	K: 2	S: 7	LOB: 0	BB: 0	P: 7	R: 3	H: 3	E: 0	K: 0	S: 6	LOB: 1	BB: 1	P: 10	R: 0	H: 1	E: 0	K: 0	S: 4	LOB: 1	BB: 0	P: 4	R: 0	H: 1	E: 0	K: 0	S: 4	LOB: 2	BB: 1	P: 8	R: 0	H: 0	E: 0	K: 1	S: 5	LOB: 0	BB: 0	P: 5
--------------	------	------	------	------	------	--------	-------	-------	------	------	------	------	------	--------	-------	-------	------	------	------	------	------	--------	-------	------	------	------	------	------	------	--------	-------	------	------	------	------	------	------	--------	-------	-------	------	------	------	------	------	--------	-------	------	------	------	------	------	------	--------	-------	------	------	------	------	------	------	--------	-------	------

PITCHER	IP	WLS	BF	H	R	ER	SO	BB	IBB	HBP	BLK	WP	HR	S	P	ERA	WHIP
Jack Billingham, R ERA: 9.0 (1, 1)	2.0	L	15	7	6	6	1	2	0	0	0	0	1	15	23	27.00	4.500
Tom Hall, L ERA: 2.08 (3, 1)	2.0		7	1	1	1	2	0	0	0	0	0	1	11	11	4.50	0.500
Pat Osburn, L ERA: 13.5 (5, 1)	2.0		11	4	3	3	0	1	0	0	0	0	1	10	14	13.50	2.500
Mike McQueen, L ERA: (7, 1)	2.0		8	1	0	0	1	1	0	0	0	0	0	9	13	0.00	1.000

**BOTTOM**

**Cincinnati Reds @ Atlanta Braves**  
Atlanta Stadium, Atlanta, GA

Sat Apr 13 1974, 7:05 PM EDT  
Att. 11,238 - Unknown

AB	36
R	10
H	13
RBI	10
BB	4
SO	4
LOB	16

livebaseballscorecards.com

WP: 0 PA: 41  
PB: 0  
SB: 0  
CS: 0





Batter	1	2	3	4	5	6	7	8	9	10	11	AB	R	H	RBI	BB	SO	LOB	TOP						
Davey Lopes, R OBP: 0.412, SLG: 0.296 (1, 4)	0-3 K ①		x 0-0 5-3 ③			BBB 4-0 S 1B BB		0-3 K ②		x 0-0 L8 ①	x 0-0 F7 ③	5	0	0	0	1	2	2							
Bill Buckner, L OBP: 0.317, SLG: 0.297 (1, 7)	0-0 F8 ②			x 0-0 L8 ①		x 0-0 S 1B BB		x 0-0 L7 ③		x 0-0 F7 ②		5	0	1	0	0	0	0							
Jimmy Wynn, R OBP: 0.392, SLG: 0.800 (1, 8)	0-0 F7 ③			x 0-0 6-3 ②		BBB 4-0 1-2 2-3 BB				x 0-0 HR ③		4	1	1	1	1	1	0							
Ron Cey, R OBP: 0.447, SLG: 0.450 Rick Auerbach, R OBP: 1.000, SLG: 1.000 (9, PR) (9, 5)		x 0-0 1B ①		0-3 K ③		0-3 K ②				x 0-0 1B 5-3 1B	x 0-0 1B SH3-4 1B	4	0	2	0	0	2	3							
Willie Crawford, L OBP: 0.375, SLG: 0.265 (1, 9)		x 0-0 F7 ①			x 0-0 F9 ①	x 0-0 F7 ③				x 0-0 FC6-4 1B	x 0-0 SH3-4 ①	4	0	1	0	0	0	4							
Joe Ferguson, R OBP: 0.370, SLG: 0.171 (1, 2)		0-3 K ②		x 0-0 F8 ②		x 0-0 6-3 ①				x 0-0 FC6-4 ①		4	1	0	0	1	1	3							
Steve Garvey, R OBP: 0.349, SLG: 0.575 (1, 3)		0-3 K ③		0-3 K ③		x 0-0 F8 ②				x 0-0 5-3 ②		5	0	1	1	0	2	2							
Bill Russell, R OBP: 0.391, SLG: 0.359 (1, 6)			x 0-0 F4 ①			x 0-0 6-3 ①	x 0-0 F7 ③			x 0-0 FC6-4 IBB		4	0	1	2	1	0	0							
Andy Messersmith, R OBP: 0.429, SLG: 0.857 Von Joshua, L OBP: 0.143, SLG: 0.308 Mike Marshall, R Manny Mota, R OBP: 0.455, SLG: 0.375 Jim Brewer, L (8, PH) (8, 1) (9, PH) (9, 1)			x 0-0 P2 ②			x 0-0 HR		0-3 K ①		x 0-0 FC6-4 ③		2	1	1	1	0	0	0							
<b>Inning Stats</b>	R: 0 E: 0 K: 1 S: 5	H: 0 LOB: 0 BB: 0 P: 5	R: 0 E: 0 K: 2 S: 8	H: 1 LOB: 1 BB: 0 P: 8	R: 0 E: 0 K: 0 S: 3	H: 0 LOB: 0 BB: 0 P: 3	R: 0 E: 0 K: 1 S: 5	H: 0 LOB: 0 BB: 0 P: 5	R: 0 E: 0 K: 1 S: 5	H: 0 LOB: 0 BB: 0 P: 5	R: 0 E: 0 K: 0 S: 3	H: 0 LOB: 0 BB: 0 P: 3	R: 0 E: 0 K: 2 S: 7	H: 0 LOB: 0 BB: 0 P: 7	R: 2 E: 0 K: 0 S: 6	H: 3 LOB: 2 BB: 1 P: 10	R: 0 E: 0 K: 1 S: 5	H: 0 LOB: 0 BB: 0 P: 5	R: 2 E: 0 K: 1 S: 8	H: 3 LOB: 2 BB: 1 P: 12	1B: 6 2B: 1 3B: 0 HR: 2	SF: 0 SAC: 1 DP: 0 HBP: 0	WP: 0 PB: 0 SB: 2 CS: 0	PA: 46	
<b>PITCHER</b>	IP	WLS	BF	H	R	ER	SO	BB	IBB	HBP	BLK	WP	HR	S	P	ERA	WHIP								
Clay Kirby, R ERA: 4.08 (1, 1)	7.0		26	3	1	1	6	2	0	0	0	0	1	36	44	1.29	0.714								
Pedro Borbon, R ERA: 1.5 (8, 1)	3.0		13	3	2	2	3	0	1	0	0	0	1	18	22	6.00	1.000								
Fred Norman, L ERA: 6.0 (11, 1)	1.0	L	7	3	2	2	1	0	1	0	0	0	0	8	12	18.00	3.000								

Los Angeles Dodgers @ Cincinnati Reds  
Riverfront Stadium, Cincinnati, OH  
Tue Apr 16 1974, 7:05 PM EDT  
Att. 12,625 - Unknown

AB	41
R	5
H	9
RBI	5
BB	4
SO	10
LOB	18



Batter	1	2	3	4	5	6	7	8	9	10	11	AB R H RBI BB SO LOB	BOTTOM						
<b>Pete Rose, S</b> (1, 7) OBP: 0.435, SLG: 0.500	0-0 L5		4-0 1B BB		0-0 G4-6-3 1B		0-0 1-3			0-0 F9		4 1 1 0 1 0 0	<b>Los Angeles Dodgers @ Cincinnati Reds</b> Riverfront Stadium, Cincinnati, OH Tue Apr 16 1974, 7:05 PM EDT Att. 12,625 - Unknown						
<b>Joe Morgan, L</b> (1, 4) OBP: 0.455, SLG: 0.324	0-0 F7		0-0 1B 1B		0-0 G4-6-3 1-2f 1B		0-0 BLK 1B			0-0 F2		5 0 2 0 0 0 1							
<b>Dan Driessen, L</b> (1, 5) OBP: 0.333, SLG: 0.316 <b>Pedro Borbon, R</b> (8, 1) OBP: 0.500, SLG: 0.500 <b>George Foster, R</b> (10, PH) OBP: 0.417, SLG: 0.455 <b>Fred Norman, S</b> (11, 1)	0-0 F3		0-0 1B		0-0 F8		0-0 P5			4-0 BB		4 0 1 2 0 0 1 0 0 0 0 0 0 0 0 0 0 0 1 0 0 0 0 0 0 0 0 0							
<b>Tony Perez, R</b> (1, 3) OBP: 0.390, SLG: 0.576		0-0 F8	0-0 F9		4-0 1B BB		0-3 K			0-3 K		4 0 0 0 1 2 3							
<b>Johnny Bench, R</b> (1, 2) OBP: 0.381, SLG: 0.394		0-0 F5	0-0 F9		0-0 1B		0-0 6-3			0-3 K		5 0 1 0 0 1 2							
<b>Merv Rettenmund, R</b> (1, 8) OBP: 0.405, SLG: 0.548 (7, 9)		4-0 2B BB	0-0 F6		0-0 F9		0-0 4-3			0-0 5-3		4 1 0 0 1 0 4							
<b>Dave Concepcion, R</b> (1, 6) OBP: 0.333, SLG: 0.632		0-0 1-H 2B		0-3 K		0-0 F9				0-0 F6		5 0 1 1 0 1 2							
<b>Ken Griffey, L</b> (1, 9) OBP: 0.200, SLG: 0.217 <b>Cesar Geronimo, L</b> (7, 8) OBP: 0.167, SLG: 0.364		0-3 K		0-0 F3		0-0 6-3				0-0 F4		3 0 0 0 0 1 3 1 0 0 0 0 0 0							
<b>Clay Kirby, R</b> (1, 1) <b>Andy Kosco, R</b> (7, PH) OBP: 0.333, SLG: 0.200 <b>Darrel Chaney, S</b> (8, 5)			4-0 1B BB 1B BB		0-0 F6		0-0 F2			0-0 F8		1 1 0 0 1 0 0 1 0 0 0 0 0 0 1 0 0 0 0 0 0							
<b>Inning Stats</b>	R: 0 H: 0 E: 0 K: 0 S: 3	H: 0 LOB: 0 BB: 0 P: 3	R: 1 H: 1 E: 0 K: 1 S: 6	H: 1 LOB: 1 BB: 1 P: 10	R: 2 H: 2 E: 0 K: 0 S: 5	H: 2 LOB: 2 BB: 2 P: 13	R: 0 H: 0 E: 0 K: 1 S: 5	H: 0 LOB: 0 BB: 0 P: 5	R: 0 H: 1 E: 0 K: 0 S: 3	H: 1 LOB: 0 BB: 0 P: 3	R: 0 H: 1 E: 0 K: 1 S: 4	H: 0 LOB: 0 BB: 0 P: 5		R: 0 H: 0 E: 0 K: 1 S: 5	H: 0 LOB: 1 BB: 1 P: 9	R: 0 H: 0 E: 0 K: 1 S: 5	H: 0 LOB: 0 BB: 0 P: 5	1B: 5 SF: 0 2B: 1 SAC: 0 3B: 0 DP: 1 HR: 0 HBP: 0	WP: 0 PA: 43 PB: 0 SB: 0 CS: 0
<b>PITCHER</b>	IP WLS BF H R ER SO BB IBB HBP BLK WP HR S P ERA WHIP																		
<b>Andy Messersmith, R</b> (1, 1) ERA: 2.49	7.0 30 6 3 3 2 4 0 0 1 0 0 30 46 3.86 1.429																		
<b>Mike Marshall, R</b> (8, 1) ERA: 2.79	1.0 3 0 0 0 1 0 0 0 0 0 0 5 5 0.00 0.000																		
<b>Jim Brewer, L</b> (9, 1) ERA:	3.0 W 10 0 0 0 2 1 0 0 0 0 0 0 13 17 0.00 0.333																		

AB	38
R	3
H	6
RBI	3
BB	5
SO	5
LOB	16





Los Angeles Dodgers @ Cincinnati Reds  
Riverfront Stadium, Cincinnati, OH

Wed Apr 17 1974, 7:05 PM EDT  
Att: 12,497 - Unknown

AB	40
R	14
H	17
RBI	14
BB	6
SO	3
LOB	10



WP	1	PA	46
PB	0		
SB	1		
CS	0		

Batter	1	2	3	4	5	6	7	8	9	AB	R	H	RBI	BB	SO	LOB									
Davey Lopes, R (1, 4) OBP: 0.425, SLG: 0.344	0-0 F7		4-0 1B BB		0-0 F8		0-0 HR 1B	0-0 2B 2B	0-0 5-3	5	3	2	2	1	0	0									
Bill Buckner, L (1, 7) OBP: 0.370, SLG: 0.366	0-0 F8		0-0 1B 1B		0-0 F8 S	0-0 1B	4-0 HR BB	0-0 2B 2B		4	1	3	1	1	0	0									
Jimmy Wynn, R (1, 8) OBP: 0.375, SLG: 0.800	0-3 K		0-0 F3		0-0 F8	0-0 1B	0-0 HR	0-0 F8		5	1	1	3	0	1	5									
Mike Marshall, R (8, 1)										0	0	0	0	0	0	0									
Ron Cey, R (1, 5) OBP: 0.462, SLG: 0.455		0-0 L1	0-0 1B		0-0 BB 1B		0-0 F4		4-0 1B BB	4	1	2	2	1	0	0									
Willie Crawford, L (1, 9) OBP: 0.422, SLG: 0.342		0-0 2B		0-0 G6-4-3 1B		4-0 BB		0-0 L3	0-0 1B HR 1B	4	1	3	0	1	0	0									
Joe Ferguson, R (1, 2) OBP: 0.373, SLG: 0.179		0-0 P6		0-0 G6-4-3 1-2f		0-0 6-3		4-0 1B BB	0-0 HR 1B	4	1	1	1	1	0	4									
Steve Garvey, R (1, 3) OBP: 0.375, SLG: 0.711		0-0 6-3		0-0 F4			0-0 HR	0-0 1B WP 1B	0-0 HR	5	3	3	4	0	0	1									
Bill Russell, R (1, 6) OBP: 0.373, SLG: 0.341			0-3 K		0-0 F6		0-0 F7	0-0 1B 2B 1B	0-0 F8	5	1	1	0	0	1	0									
Rick Auerbach, R (9, 6) OBP: 1.000, SLG: 1.000										0	0	0	0	0	0	0									
Doug Rau, L (1, 1) Manny Mota, R (8, PH) Tom Paciorek, R (8, 8) OBP: 0.357, SLG: 0.500			4-0 1B BB 1B BB		0-0 F6		0-0 4-3	0-0 2B 1B	0-3 K	2	1	0	0	1	0	0									
										1	1	1	1	0	0	0									
										1	0	0	0	0	1	0									
Inning Stats	R: 0 E: 0 K: 1 S: 5	H: 0 LOB: 0 BB: 0 P: 5	R: 0 E: 0 K: 0 S: 4	H: 1 LOB: 1 BB: 0 P: 4	R: 2 E: 0 K: 1 S: 6	H: 2 LOB: 2 BB: 2 P: 14	R: 0 E: 0 K: 0 S: 3	H: 1 LOB: 0 BB: 0 P: 3	R: 0 E: 0 K: 0 S: 3	H: 0 LOB: 0 BB: 0 P: 3	R: 0 E: 0 K: 0 S: 4	H: 2 LOB: 2 BB: 1 P: 8	R: 4 E: 1 K: 0 S: 6	H: 3 LOB: 0 BB: 1 P: 10	R: 4 E: 0 K: 0 S: 7	H: 5 LOB: 1 BB: 1 P: 11	R: 4 E: 0 K: 1 S: 8	H: 3 LOB: 0 BB: 1 P: 12	1B: 11 2B: 3 3B: 0 HR: 3	SF: 0 SAC: 0 DP: 1 HBP: 0	WP: 1 PB: 0 SB: 1 CS: 0	PA: 46			
PITCHER	IP	WLS	BF	H	R	ER	SO	BB	IBB	HBP	BLK	WP	HR	S	P	ERA	WHIP								
Roger Nelson, R (1, 1) ERA: 5.19	7.0	L	31	9	6	6	2	4	0	0	0	0	2	31	47	7.71	1.857								
Clay Carroll, R (8, 1) ERA: 5.87	0.2		7	5	4	4	0	1	0	0	0	1	0	6	10	54.00	9.000								
Mike McQueen, L (8, 1) ERA:	0.1		1	0	0	0	0	0	0	0	0	0	0	1	1	0.00	0.000								
Pat Osburn, L (9, 1) ERA: 21.0	1.0		7	3	4	4	1	1	0	0	0	0	1	8	12	36.00	4.000								

livebaseballscores.com





Batter	1	2	3	4	5	6	7	8	9	AB R H RBI BB SO LOB	TOP											
Derrel Thomas, S (1, 4) OBP: 0.431, SLG: 0.438	0-0 F7	0-0 4-3			0-0 5-3 1B			0-0 6-3	0-0 1B 1-2 2-3	5 0 2 0 0 0 2												
Bobby Tolan, L (1, 9) OBP: 0.281, SLG: 0.296	0-0 G3		0-0 F8		0-0 5-3			0-0 F8	0-0 1B 1-3 2-H 3-H	5 0 1 2 0 0 1												
Dave Winfield, R (1, 7) OBP: 0.318, SLG: 0.455	0-0 E1 BB		0-0 G4-6-3 1B		0-3 K			0-0 6-3	0-0 4-3	5 0 1 0 0 1 3												
Willie McCovey, L (1, 3) OBP: 0.395, SLG: 0.324	4-0 1-2 BB		0-0 G4-6-3 1-2f		0-3 K			0-3 K	0-3 K	3 0 0 0 1 2 1												
Johnny Grubb, L (1, 8) OBP: 0.396, SLG: 0.348	0-0 6-3			0-0 F8		0-0 G4-6-3 1B		0-0 K	0-0 1B 2B	4 1 2 0 0 0 2												
Dave Roberts, R (1, 5) OBP: 0.222, SLG: 0.152		0-0 5-3		0-0 6-3		0-0 G4-6-3 1-2f		0-0 K	0-0 1B 2B	4 1 1 1 0 0 1												
Fred Kendall, R (1, 2) OBP: 0.340, SLG: 0.392		0-0 SH1-4 E 1B		0-0 2B			0-0 6-3	4-0 1B 1B 1B BB	4-0 1B 1B BB	3 1 2 0 1 0 0												
Enzo Hernandez, R (1, 6) OBP: 0.132, SLG: 0.189		0-0 FC6		0-0 1-3			0-0 F8	0-0 1B 1B BB	0-0 1B 1B	2 0 0 0 0 0 2												
Matty Alou, L (7, PH) OBP: 0.250, SLG: 0.267		0-0 SH1-4						0-0 1B 1B	0-0 1B 1B	1 0 0 0 0 0 0												
Rich Morales, R (7, 6)		1-2 K						0-3 K	1-2 2-H K	0 0 0 0 0 0 0												
Nate Colbert, R (9, PH) OBP: 0.158, SLG: 0.088		0-0 SH1-4			0-3 K			0-3 K	0-3 K	1 1 1 1 0 0 0												
Randy Jones, R (1, 1)										1 0 0 0 0 1 0												
Cito Gaston, R (7, PH) OBP: 0.286, SLG: 0.308										1 0 0 0 0 0 0												
Vicente Romo, R (7, 1)										0 0 0 0 0 0 0												
Ralph Garcia, R (8, 1)										0 0 0 0 0 0 0												
Bernie Williams, R (9, PH) OBP: 0.333, SLG: 0.333										1 0 0 0 0 1 2												
<b>Inning Stats</b>	R: 0 E: 1 K: 0 S: 4	H: 0 LOB: 2 BB: 1 P: 8	R: 0 E: 1 K: 0 S: 5	H: 1 LOB: 2 BB: 0 P: 5	R: 0 E: 0 K: 0 S: 3	H: 1 LOB: 0 BB: 0 P: 3	R: 0 E: 0 K: 0 S: 4	H: 1 LOB: 1 BB: 0 P: 4	R: 0 E: 0 K: 2 S: 8	H: 1 LOB: 1 BB: 0 P: 8	R: 0 E: 0 K: 1 S: 5	H: 1 LOB: 0 BB: 0 P: 5	R: 0 E: 0 K: 0 S: 3	H: 0 LOB: 0 BB: 0 P: 3	R: 0 E: 0 K: 0 S: 3	H: 0 LOB: 0 BB: 0 P: 3	R: 4 E: 0 K: 2 S: 12	H: 5 LOB: 2 BB: 1 P: 16	1B: 8 2B: 2 3B: 0 HR: 0	SF: 0 SAC: 1 DP: 2 HBP: 0	WP: 0 PB: 0 SB: 0 CS: 0	PA: 39
<b>PITCHER</b>	IP WLS BF H R ER SO BB IBB HBP BLK WP HR S P ERA WHIP																					
Jack Billingham, R (1, 1) ERA: 7.17	8.1 W 35 8 4 4 4 2 0 0 0 0 0 0 41 49 4.32 1.200																					
Pedro Borbon, R (9, 1) ERA: 1.42	0.2 4 2 0 0 1 0 0 0 0 0 0 0 6 6 0.00 3.000																					

San Diego Padres @ Cincinnati Reds  
Riverfront Stadium, Cincinnati, OH  
Fri Apr 19 1974, 7:05 PM EDT  
Att. 33,069 - Unknown

AB	36
R	4
H	10
RBI	4
BB	2
SO	5
LOB	14







Batter	1	2	3	4	5	6	7	8	9	AB R H RBI BB SO LOB	TOP														
<b>Bernie Williams, R</b> (1, 8) OBP: 0.200, SLG: 0.200	0-0 E6 1B		0-3 K			0-0 F4		0-0 F8		4 0 0 0 0 1 1															
<b>Derrel Thomas, S</b> (1, 4) OBP: 0.400, SLG: 0.404	0-3 K		0-0 F8			0-3 K		0-0 F9		4 0 0 0 0 2 2															
<b>Dave Winfield, R</b> (1, 7) OBP: 0.385, SLG: 0.500	0-0 1-2 1B			0-0 FC5-4 1B		0-0 1B		0-0 F3		4 0 3 0 0 0 1															
<b>Nate Colbert, R</b> (1, 3) OBP: 0.143, SLG: 0.079	0-3 K			0-0 FC5-4 1-2f		0-3 K			0-0 5-3	4 0 0 0 0 2 4															
<b>Cito Gaston, R</b> (1, 9) OBP: 0.222, SLG: 0.235	0-0 1-3			0-0 F4			0-0 E6		0-0 E1 2B	4 0 0 0 0 0 3															
<b>Dave Roberts, R</b> (1, 5) OBP: 0.205, SLG: 0.139		0-0 5-3		0-3 K			0-0 F8		0-0 2B	3 0 0 0 0 1 2															
<b>Rich Troedson, L</b> (7, 1)										0 0 0 0 0 0 0															
<b>Willie McCovey, L</b> (9, PH) OBP: 0.409, SLG: 0.371									1-3 2B	1 0 1 0 0 0 0															
<b>Rich Morales, R</b> (9, PR)										0 0 0 0 0 0 0															
<b>Fred Kendall, R</b> (1, 2) OBP: 0.316, SLG: 0.364		0-3 K			0-0 F2		0-0 F3		0-0 L4	4 0 0 0 0 1 3															
<b>Enzo Hernandez, R</b> (1, 6) OBP: 0.122, SLG: 0.175		0-0 4-3			0-0 6-3		0-0 F3		0-0 6-3	3 0 0 0 0 0 1															
<b>Matty Alou, L</b> (9, PH) OBP: 0.242, SLG: 0.258										1 0 0 0 0 0 2															
<b>Steve Arlin, R</b> (1, 1)			0-0 F7			0-0 6-3			4-0 BB	0 0 0 0 0 0 0															
<b>Mike Corkins, R</b> (2, 1)										2 0 0 0 0 0 0															
<b>Dave Hilton, R</b> (7, 5)										0 0 0 0 1 0 0															
<b>Inning Stats</b>	R: 0 E: 1 K: 2 S: 9	H: 1 LOB: 2 BB: 0 P: 9	R: 0 E: 0 K: 1 S: 5	H: 0 LOB: 0 BB: 0 P: 5	R: 0 E: 0 K: 1 S: 5	H: 0 LOB: 0 BB: 0 P: 5	R: 0 E: 0 K: 1 S: 6	H: 1 LOB: 1 BB: 0 P: 6	R: 0 E: 0 K: 0 S: 3	H: 0 LOB: 0 BB: 0 P: 3	R: 0 E: 0 K: 2 S: 8	H: 1 LOB: 1 BB: 0 P: 8	R: 0 E: 1 K: 0 S: 4	H: 0 LOB: 1 BB: 0 P: 4	R: 0 E: 0 K: 0 S: 3	H: 0 LOB: 1 BB: 1 P: 7	R: 0 E: 1 K: 0 S: 5	H: 1 LOB: 2 BB: 0 P: 5	1B: 3 2B: 1 3B: 0 HR: 0	SF: 0 SAC: 0 DP: 0 HBP: 0	WP: 0 PB: 0 SB: 0 CS: 0	PA: 35			
<b>PITCHER</b>	IP	WLS	BF	H	R	ER	SO	BB	IBB	HBP	BLK	WP	HR	S	P	ERA	WHIP								
<b>Don Gullett, L</b> (1, 1) ERA: 2.41	8.0	W	30	3	0	0	7	1	0	0	0	0	0	43	47	0.00	0.500								
<b>Clay Carroll, R</b> (9, 1) ERA: 5.19	1.0		5	1	0	0	0	0	0	0	0	0	0	5	5	0.00	1.000								

**San Diego Padres @ Cincinnati Reds**  
Riverfront Stadium, Cincinnati, OH

<b>AB</b>	34
<b>R</b>	0
<b>H</b>	4
<b>RBI</b>	0
<b>BB</b>	1
<b>SO</b>	7
<b>LOB</b>	19



Sat Apr 20 1974, 3:33 AM EDT  
Att: 12,471 - Unknown

WP: 0	PA: 35
PB: 0	
SB: 0	
CS: 0	

Batter	1	2	3	4	5	6	7	8	9
<b>Pete Rose, S</b> (1, 7) OBP: 0.467, SLG: 0.537	0-0 2B	0-0 2B		0-0 G3		0-0 1B		0-0 HR	
<b>Joe Morgan, L</b> (1, 4) OBP: 0.448, SLG: 0.444 <b>Clay Carroll, R</b> (9, 1)	0-0 1B	0-0 FC6-5 2B		0-3 K		0-0 F5		0-0 HR	
<b>Dan Driessen, L</b> (1, 5) OBP: 0.352, SLG: 0.380 <b>Andy Kosco, R</b> (8, PH) OBP: 0.286, SLG: 0.167	0-0 WP G6-4-3 1B	0-0 FC6-5		0-3 K		0-0 HR		0-3 K	
<b>Tony Perez, R</b> (1, 3) OBP: 0.396, SLG: 0.682 <b>Bill Plummer, R</b> (8, 2)	0-0 G6-4-3 1B	0-0 F7		0-3 K		0-0 HR		0-0 BB	
<b>Johnny Bench, R</b> (1, 2) OBP: 0.389, SLG: 0.415	4-0 G6-4-3 BB			0-0 HR		4-0 G6-4-3 BB		0-0 F9	
<b>Merv Rettenmund, R</b> (1, 9) OBP: 0.347, SLG: 0.429	0-0 G6-4-3			0-0 1B		0-0 G6-4-3		0-0 P4	
<b>Dave Concepcion, R</b> (1, 6) OBP: 0.288, SLG: 0.529	0-0 5-3			0-0 P4		0-3 K		0-0 F7	
<b>Cesar Geronimo, L</b> (1, 8) OBP: 0.176, SLG: 0.313		0-0 SH2 2B 1B		0-0 P6		0-3 K		0-0 P6	
<b>Don Gullett, R</b> (1, 1) OBP: 0.333, SLG: 0.333 <b>Phil Gagliano, R</b> (8, PH) OBP: 1.000, SLG: 1.000 <b>Darrel Chaney, S</b> (9, 4)		0-0 SH2		0-0 5-3		0-0 1B		4-0 HR BB	

AB	R	H	RBI	BB	SO	LOB
5	3	4	1	0	0	0
5	2	3	5	0	1	2
0	0	0	0	0	0	0
4	2	2	1	0	1	1
1	0	0	0	0	1	0
4	1	2	2	0	1	1
0	0	0	0	1	0	0
3	1	1	1	2	0	1
4	0	1	0	0	0	3
4	0	0	0	0	1	2
4	1	1	0	0	1	1
2	0	1	0	0	0	1
0	1	0	0	1	0	0
0	0	0	0	0	0	0

AB	R	H	RBI	BB	SO	LOB
36	11	15	10	4	6	12


Inning	1	2	3	4	5	6	7	8	9
<b>R</b>	3	2	1	0	0	0	2	3	
<b>H</b>	4	3	2	0	0	2	2	2	
<b>E</b>	0	0	0	0	0	0	0	0	
<b>K</b>	0	0	0	2	1	2	0	1	
<b>S</b>	6	6	5	7	4	9	5	7	
<b>LOB</b>	1	1	1	0	0	2	0	1	
<b>BB</b>	1	0	0	0	1	0	0	2	
<b>P</b>	10	6	5	7	8	9	5	15	

PITCHER	IP	WLS	BF	H	R	ER	SO	BB	IBB	HBP	BLK	WP	HR	S	P	ERA	WHIP
<b>Steve Arlin, R</b> (1, 1) ERA: 8.27	1.1	L	11	7	5	5	0	1	0	0	0	1	0	10	14	33.75	6.000
<b>Mike Corkins, R</b> (2, 1) ERA: 2.75	4.2		18	4	1	1	5	1	0	0	0	0	1	27	31	1.93	1.071
<b>Rich Troedson, L</b> (7, 1) ERA: 8.18	2.0		12	4	5	5	1	2	0	0	0	0	2	12	20	22.50	3.000

PITCHER	IP	WLS	BF	H	R	ER	SO	BB	IBB	HBP	BLK	WP	HR	S	P	ERA	WHIP

**San Diego Padres @ Cincinnati Reds**  
Riverfront Stadium, Cincinnati, OH  
Sat Apr 20 1974, 3:33 AM EDT  
Att. 12,471 - Unknown

livebaseballscorecards.com





Batter	1	2	3	4	5	6	7	8	9	AB R H RBI BB SO LOB	TOP											
Derrel Thomas, S (1, 4) OBP: 0.383, SLG: 0.375	0-0 L3		4-0 G3 BB		0-3 K		0-3 K		0-0 F8	4 0 0 0 1 2 1												
Enzo Hernandez, R (1, 6) OBP: 0.156, SLG: 0.227	0-0 S 2B		0-0 G3		0-0 BB 1B			0-3 K FC5-4		4 0 2 1 0 1 2												
Nate Colbert, R (1, 7) OBP: 0.152, SLG: 0.073	0-3 K		0-0 P8		4-0 BB			0-0 FC5-4 FC5 BB 1-2f		3 0 0 0 1 1 4												
Willie McCovey, L (1, 3) OBP: 0.396, SLG: 0.342	0-0 F8		0-3 K		0-0 3-1			4-0 FC5 BB 1-2		3 0 0 0 1 1 5												
Dave Winfield, R (1, 8) OBP: 0.333, SLG: 0.433		0-3 K		0-0 1-3		0-0 F7		0-0 FC5 FC6-4 1-2 2-3f		4 0 0 0 0 1 2												
Cito Gaston, R (1, 9) OBP: 0.182, SLG: 0.190		0-0 6-3		0-3 K		0-0 F3		0-0 FC6-4 1-2f		4 0 0 0 0 1 2												
Fred Kendall, R (1, 2) OBP: 0.311, SLG: 0.373		0-0 5-3		0-0 2B		0-0 F8			0-3 K	4 0 1 0 0 1 0												
Dave Hilton, R (1, 5)			4-0 BB G3 BB	0-0 F8			0-0 6-3		0-0 6-3	3 1 0 0 1 0 1												
Jim McAndrew, R (1, 1) OBP: 0.200, SLG: 0.200			4-0 BB BB		0-3 K		0-3 K		0-0 1B	0 0 0 0 0 0 0												
Ralph Garcia, R (1, 1) OBP: 0.290, SLG: 0.296										0 0 0 0 0 0 0												
Bobby Tolan, L (3, PH) OBP: 0.182, SLG: 0.182										0 0 0 0 0 1 0 0												
Gary Ross, R (3, 1)										1 0 0 0 0 0 1 0												
Bernie Williams, R (7, PH) OBP: 0.182, SLG: 0.182										1 0 0 0 0 0 1 0												
Rich Fredson, L (7, 1)										0 0 0 0 0 0 0 0												
Matty Alou, L (9, PH) OBP: 0.265, SLG: 0.281										1 0 1 0 0 0 0 0												
<b>Inning Stats</b>	R: 0 E: 0 K: 1 S: 6	H: 1 LOB: 1 BB: 0 P: 6	R: 0 E: 0 K: 1 S: 5	H: 0 LOB: 0 BB: 0 P: 5	R: 1 E: 0 K: 1 S: 5	H: 0 LOB: 2 BB: 3 P: 17	R: 0 E: 0 K: 1 S: 6	H: 1 LOB: 1 BB: 0 P: 6	R: 0 E: 0 K: 2 S: 8	H: 1 LOB: 2 BB: 1 P: 12	R: 0 E: 0 K: 0 S: 3	H: 0 LOB: 0 BB: 0 P: 3	R: 0 E: 0 K: 2 S: 7	H: 0 LOB: 0 BB: 0 P: 7	R: 0 E: 0 K: 1 S: 6	H: 0 LOB: 2 BB: 1 P: 10	R: 0 E: 0 K: 1 S: 6	H: 1 LOB: 1 BB: 0 P: 6	1B: 2 2B: 2 3B: 0 HR: 0	SF: 0 SAC: 0 DP: 0 HBP: 0	WP: 1 PB: 0 SB: 1 CS: 0	PA: 37
<b>PITCHER</b>	IP WLS BF H R ER SO BB IBB HBP BLK WP HR S P ERA WHIP																					
Fred Norman, L (1, 1) ERA: 2.45	8.0 W 33 3 1 1 9 5 0 0 0 1 0 46 66 1.12 1.000																					
Tom Hall, L (9, 1) ERA: 1.69	1.0 4 1 0 0 1 0 0 0 0 0 0 6 6 0.00 1.000																					

San Diego Padres @ Cincinnati Reds  
Riverfront Stadium, Cincinnati, OH  
Sun Apr 21 1974, 3:33 AM EDT  
Unknown

livebaseballscorecards.com

AB	32
R	1
H	4
RBI	1
BB	5
SO	10
LOB	17



Batter	1	2	3	4	5	6	7	8	9
<b>Pete Rose, S</b> OBP: 0.462, SLG: 0.517 (1, 7)	F8 E4 1B			4-3		4-3		4-0 BB	
<b>Joe Morgan, L</b> OBP: 0.435, SLG: 0.449 <b>Darrel Chaney, S</b> (7, 4)	WP 2B 2B G3			P5		F8		0-3 K	
<b>Dan Driessen, L</b> OBP: 0.351, SLG: 0.365 <b>Bill Plummer, R</b> (6, 2)	4-0 2B 2-3 BB BB	0-0 F8		0-3 K		0-0 L8			
<b>Tony Perez, R</b> OBP: 0.421, SLG: 0.792 <b>Terry Crowley, L</b> OBP: 0.143, SLG: 0.286 (8, 3)	0-0 BB 1-3 HR 2B 3-H	0-3 K			0-0 1B 2B		0-0 HR		
<b>Johnny Bench, R</b> OBP: 0.397, SLG: 0.409 (6, 5)	4-0 HR BB BB	0-3 K			0-0 4-3 2B 1B 2-H		0-0 F7		
<b>Ken Griffey, L</b> OBP: 0.250, SLG: 0.240 <b>George Foster, R</b> OBP: 0.429, SLG: 0.556 (7, 8)	4-0 HR BB 1-2 2-3 3-H		0-0 4-3 1B		0-0 4-3		0-3 K		
<b>Dave Concepcion, R</b> OBP: 0.286, SLG: 0.564 (1, 6)	0-0 HR 1-H 2-H 3-H		0-0 4-3 1-2		0-3 K		0-0 1-3		
<b>Cesar Geronimo, L</b> OBP: 0.250, SLG: 0.421 <b>Andy Kosco, R</b> OBP: 0.250, SLG: 0.143 (7, 9)	0-0 SH2-3 E 1B		0-3 K		0-0 2B 3-H		0-0 F2		
<b>Fred Norman, S</b> <b>Phil Gagliano, R</b> OBP: 0.800, SLG: 0.500 <b>Tom Hall, L</b> (8, PH) (9, 1)	0-0 SH2-3 1-2		0-3 K		0-0 5-3		0-0 1-3		

Inning Stats	R: 7 E: 1 K: 0 S: 8	H: 5 LOB: 1 BB: 3 P: 20	R: 0 E: 0 K: 2 S: 7	H: 0 LOB: 0 BB: 0 P: 7	R: 0 E: 0 K: 2 S: 8	H: 1 LOB: 1 BB: 0 P: 8	R: 0 E: 0 K: 1 S: 5	H: 0 LOB: 0 BB: 0 P: 5	R: 2 E: 0 K: 1 S: 8	H: 3 LOB: 1 BB: 0 P: 8	R: 0 E: 0 K: 0 S: 3	H: 0 LOB: 0 BB: 0 P: 3	R: 1 E: 0 K: 1 S: 6	H: 1 LOB: 0 BB: 0 P: 6	R: 0 E: 0 K: 1 S: 5	H: 0 LOB: 1 BB: 1 P: 9
--------------	------------------------------	----------------------------------	------------------------------	---------------------------------	------------------------------	---------------------------------	------------------------------	---------------------------------	------------------------------	---------------------------------	------------------------------	---------------------------------	------------------------------	---------------------------------	------------------------------	---------------------------------

PITCHER	IP	WLS	BF	H	R	ER	SO	BB	IBB	HBP	BLK	WP	HR	S	P	ERA	WHIP
<b>Jim McAndrew, R</b> ERA: 4.76 (1, 1)	0.1	L	2	1	1	1	0	0	0	0	0	0	0	2	2	27.00	3.000
<b>Ralph Garcia, R</b> ERA: 6.1 (1, 1)	1.2		12	4	6	5	2	3	0	0	0	1	1	13	25	27.00	4.200
<b>Gary Ross, R</b> ERA: 5.0 (3, 1)	4.0		16	4	2	2	4	0	0	0	0	0	0	24	24	4.50	1.000
<b>Rich Troedson, L</b> ERA: 7.62 (7, 1)	2.0		8	1	1	1	2	1	0	0	0	0	1	11	15	4.50	1.000

**BOTTOM**

AB	R	H	RBI	BB	SO	LOB
4	0	1	0	1	0	0
4	1	1	0	0	0	1
1	0	0	0	0	1	1
2	1	0	0	1	1	0
1	0	0	0	0	0	0
4	3	3	2	0	1	0
0	0	0	0	0	0	0
3	2	1	1	1	1	0
2	1	1	1	1	0	1
1	0	0	0	0	1	0
4	1	1	4	0	1	2
3	1	2	1	0	1	1
1	0	0	0	0	0	0
2	0	0	0	0	1	2
1	0	0	0	0	0	0
0	0	0	0	0	0	0

<b>AB</b>	<b>33</b>
<b>R</b>	<b>10</b>
<b>H</b>	<b>10</b>
<b>RBI</b>	<b>9</b>
<b>BB</b>	<b>4</b>
<b>SO</b>	<b>8</b>
<b>LOB</b>	<b>8</b>



WP	PA
1	38

**San Diego Padres @ Cincinnati Reds**  
Riverfront Stadium, Cincinnati, OH  
Sun Apr 21 1974, 3:33 AM EDT  
Unknown

livebaseballscorecards.com



Batter	1	2	3	4	5	6	7	8	9	AB R H RBI BB SO LOB	TOP											
Derrel Thomas, S (1, 4) OBP: 0.369, SLG: 0.361	0-0 F7		0-0 1B	0-0 L4		0-0 L3			0-0 6-3	5 1 1 0 0 0 4												
Enzo Hernandez, R (1, 6) OBP: 0.180, SLG: 0.213	0-3 K		0-0 5-3		0-0 6-3			4-0 BLK 1B BB	4-0 FC4-6 BB	3 1 0 0 2 1 1												
Bobby Tolan, L (1, 9) OBP: 0.302, SLG: 0.293	0-0 G3		0-0 E 1B		0-3 K			4-0 G1-6-3 1B PB BB	0-0 FC4-6 1-2f	4 2 1 1 1 1 1												
Nate Colbert, R (1, 3) OBP: 0.176, SLG: 0.089		4-0 S 3B BB	0-3 K		0-3 K			0-0 G1-6-3 1B	0-0 5-3	4 1 1 1 1 2 1												
Johnny Grubb, L (1, 8) OBP: 0.404, SLG: 0.420		0-0 1-H 3B		0-0 F8 1B 2B		0-3 K		0-0 G1-6-3		4 1 2 1 0 1 2												
Dave Winfield, R (1, 7) OBP: 0.324, SLG: 0.412		0-0 F2		0-0 F8		0-0 1B 1B		0-3 K		4 1 1 0 0 1 2												
Dave Hilton, R (1, 5) OBP: 0.167, SLG: 0.048		0-0 6-3		4-0 SH5-4 1B BB		0-0 FC1-6 1B 1B		0-0 4-3		3 0 1 0 1 0 1												
Bob Barton, R (1, 2) OBP: 0.500, SLG: 0.500		0-0 F8		0-0 SH5-4 1B		0-0 FC1-6 1B		0-0 6-3		4 0 2 2 0 0 1												
Bill Greif, R (1, 1) OBP: 0.200, SLG: 0.111			0-3 K	0-0 SH5-4		0-0 FC1-6		0-0 4-1		3 0 0 0 0 1 2												
<b>Inning Stats</b>	R: 0 E: 0 K: 1 S: 5	H: 0 LOB: 0 BB: 0 P: 5	R: 1 E: 0 K: 0 S: 4	H: 1 LOB: 1 BB: 1 P: 8	R: 2 E: 1 K: 2 S: 9	H: 2 LOB: 0 BB: 0 P: 9	R: 1 E: 0 K: 0 S: 5	H: 2 LOB: 2 BB: 1 P: 9	R: 0 E: 0 K: 2 S: 7	H: 0 LOB: 0 BB: 0 P: 7	R: 1 E: 0 K: 1 S: 8	H: 3 LOB: 2 BB: 0 P: 8	R: 2 E: 0 K: 1 S: 5	H: 1 LOB: 0 BB: 2 P: 13	R: 0 E: 0 K: 0 S: 3	H: 0 LOB: 0 BB: 0 P: 3	R: 0 E: 0 K: 0 S: 3	H: 0 LOB: 1 BB: 1 P: 7	1B: 7 2B: 1 3B: 1 HR: 0	SF: 0 SAC: 1 DP: 1 HBP: 0	WP: 0 PB: 1 SB: 1 CS: 0	PA: 40
<b>PITCHER</b>	IP WLS BF H R ER SO BB IBB HBP BLK WP HR S P ERA WHIP																					
Clay Kirby, R (1, 1) ERA: 4.56	6.0 L 28 8 5 4 6 2 0 0 0 0 0 0 38 46 6.00 1.667																					
Pedro Borbon, R (7, 1) ERA: 1.84	2.0 8 1 2 1 1 2 0 0 0 1 0 0 8 16 4.50 1.500																					
Tom Hall, L (9, 1) ERA: 1.42	1.0 4 0 0 0 0 0 1 0 0 0 0 0 3 7 0.00 1.000																					

**San Diego Padres @ Cincinnati Reds**  
Riverfront Stadium, Cincinnati, OH  
Sun Apr 21 1974, 3:38 AM EDT  
Att: 25,727 - Unknown

AB	34
R	7
H	9
RBI	5
BB	5
SO	7
LOB	15



Batter	1	2	3	4	5	6	7	8	9	AB	R	H	RBI	BB	SO	LOB
<b>Pete Rose, S</b> (1, 7) OBP: 0.464, SLG: 0.500	4-0 CS BB		4-0 BB HBP 1B BB		4-0 4-3		0-0 G4-6-3 1-2f			2	1	0	0	2	0	1
<b>Joe Morgan, L</b> (1, 4) OBP: 0.439, SLG: 0.431	4-0 S BB 1-2		1-0 BB HBP 1B		0-0 P5			0-0 F8		2	1	0	0	1	0	0
<b>Dan Driessen, L</b> (1, 5) OBP: 0.361, SLG: 0.364	0-0 F8 1-2		4-0 1B BB 1-2 2-3		0-0 3-1			0-0 1B 1B		3	0	1	0	1	0	1
<b>Tony Perez, R</b> (1, 3) OBP: 0.410, SLG: 0.750	0-3 K		0-0 1-3 2-H 3-H 1B		0-0 6-3			0-0 P8		4	0	1	2	0	1	2
<b>Merv Rettenmund, R</b> (1, 9) OBP: 0.327, SLG: 0.400		0-0 4-3			0-0 F9			0-0 1B		3	0	0	0	0	1	2
<b>Pedro Borbon, R</b> (7, 1) OBP: 0.500, SLG: 0.500										0	0	0	0	0	0	0
<b>Terry Crowley, L</b> (8, PH) OBP: 0.250, SLG: 0.375										1	0	1	0	0	0	0
<b>Tom Hall, L</b> (9, 1)										0	0	0	0	0	0	0
<b>Dave Concepcion, R</b> (1, 6) OBP: 0.300, SLG: 0.552		4-0 CS BB			0-0 6-3			0-0 FC5-4 1B		3	0	1	0	1	0	2
<b>Cesar Geronimo, L</b> (1, 8) OBP: 0.250, SLG: 0.364		0-0 G3 1-2			4-0 BB			0-0 FC5-4 1-2f		3	0	0	0	1	0	2
<b>Bill Plummer, R</b> (1, 2)					0-0 F7			0-3 K		3	0	0	0	0	1	1
<b>Phil Gagliano, R</b> (9, PH) OBP: 0.667, SLG: 0.333					0-0 F9			0-0 6-3		1	0	0	0	0	0	0
<b>Clay Kirby, R</b> (1, 1)					0-3 K			0-0 G3		2	0	0	0	0	1	1
<b>Ken Griffey, L</b> (7, 9) OBP: 0.267, SLG: 0.259					0-0 F6			0-0 G4-6-3 1B		2	0	1	0	0	0	0

Inning Stats	R: 0	H: 0	E: 0	K: 1	S: 4	R: 0	H: 0	E: 0	K: 0	S: 2	R: 2	H: 1	E: 0	K: 2	S: 8	R: 0	H: 0	E: 0	K: 0	S: 3	R: 0	H: 0	E: 0	K: 0	S: 3	R: 0	H: 1	E: 0	K: 0	S: 4	R: 0	H: 1	E: 0	K: 1	S: 5	R: 0	H: 2	E: 0	K: 0	S: 5	R: 0	H: 0	E: 0	K: 0	S: 3	1B: 5	2B: 0	3B: 0	HR: 0	SF: 0	SAC: 0	DP: 1	HBP: 1	WP: 0	PA: 36
<b>PITCHER</b> <b>Bill Greif, R</b> (1, 1) ERA: 6.59	IP	WLS	BF	H	R	ER	SO	BB	IBB	HBP	BLK	WP	HR	S	P	ERA	WHIP																																						

**BOTTOM**

**San Diego Padres @ Cincinnati Reds**  
Riverfront Stadium, Cincinnati, OH  
Sun Apr 21 1974, 3:38 AM EDT  
Att. 25,727 - Unknown

[livebaseballscorecards.com](http://livebaseballscorecards.com)

<b>AB</b>	<b>29</b>
<b>R</b>	<b>2</b>
<b>H</b>	<b>5</b>
<b>RBI</b>	<b>2</b>
<b>BB</b>	<b>6</b>
<b>SO</b>	<b>4</b>
<b>LOB</b>	<b>12</b>





Batter	1	2	3	4	5	6	7	8	9	AB R H RBI BB SO LOB	TOP
Don Kessinger, S (1, 6) OBP: 0.333, SLG: 0.148	0-0 4-3			4-0 1-3 BB 4-3 BB		0-0 F7		4-0 FC6 BB		2 1 0 0 2 0 0	
Rick Monday, L (1, 8) OBP: 0.483, SLG: 0.511	0-0 1-3			4-0 4-3 1-3 1-2 BB		0-0 1-3		0-0 FC6 1-2f		3 0 0 0 1 0 1	
Bill Madlock, R (1, 5) OBP: 0.392, SLG: 0.489	0-0 F7			0-0 1-3 1-2 2-3		0-0 1B		0-0 3-1		4 0 1 0 0 0 2	
Billy Williams, L (1, 3) OBP: 0.423, SLG: 0.537		0-0 4-3		0-0 4-3 2-3 3-H		0-3 K		4-0 3-1 1B 1B BB		3 1 0 1 1 1 2	
Jose Cardenal, R (1, 9) OBP: 0.353, SLG: 0.444		0-0 F7		4-0 S BB		0-0 6-3		0-0 3-1 1B 1B		3 1 1 0 1 0 0	
Jerry Morales, R (1, 7) OBP: 0.327, SLG: 0.340		0-0 6-3		0-0 4-3 1-2		0-0 6-3		0-0 3-1		4 0 0 0 0 0 4	
George Mitterwald, R (1, 2) OBP: 0.400, SLG: 0.629 Matt Alexander, S (9, PR)			0-0 F7		0-0 6-3		0-3 K	0-0 WP 1B		4 0 1 2 0 1 0 0 0 0 0 0 0 0	AB 30 R 3 H 3 RBI 3 BB 5 SO 4 LOB 10
Vic Harris, S (1, 4) OBP: 0.228, SLG: 0.184 Adrian Garrett, L (9, PH)			0-0 F5		0-0 F8		0-0 6-3	0-0 G3		3 0 0 0 0 0 0 1 0 0 0 0 0 1	
Ken Frailing, L (1, 1) OBP: 0.286, SLG: 0.286 Ray Burris, R (8, PH) Chris Ward, L (8, PH) Horacio Pina, R (8, 1) Jim Kremmel, L (8, 1) Herb Hutson, R (8, 1)			0-3 K		0-3 K2-3		0-0 4-3			2 0 0 0 0 0 2 0 0 0 0 0 0 0 0 0 1 0	
Inning Stats	R: 0 H: 0 E: 0 LOB: 0 K: 0 BB: 0 S: 3 P: 3	R: 0 H: 0 E: 0 LOB: 0 K: 0 BB: 0 S: 3 P: 3	R: 0 H: 0 E: 0 LOB: 0 K: 1 BB: 0 S: 5 P: 5	R: 1 H: 0 E: 0 LOB: 2 K: 0 BB: 3 S: 3 P: 15	R: 0 H: 0 E: 0 LOB: 0 K: 1 BB: 0 S: 5 P: 5	R: 0 H: 1 E: 0 LOB: 1 K: 1 BB: 0 S: 6 P: 6	R: 0 H: 0 E: 0 LOB: 0 K: 1 BB: 0 S: 5 P: 5	R: 0 H: 0 E: 0 LOB: 1 K: 0 BB: 1 S: 3 P: 7	R: 2 H: 2 E: 0 LOB: 2 K: 0 BB: 1 S: 5 P: 9	1B: 3 SF: 0 2B: 0 SAC: 0 3B: 0 DP: 0 HR: 0 HBP: 0	WP: 1 PA: 35 PB: 0 SB: 2 CS: 0
PITCHER Roger Nelson, R (1, 1) ERA: 4.24 Pedro Borbon, R (7, 1) ERA: 2.55	IP WLS BF H R ER SO BB IBB HBP BLK WP HR S P ERA WHIP	6.0 W 22 1 1 1 3 3 0 0 0 0 0 0 25 37 1.50 0.667	3.0 S 13 2 2 2 1 2 0 0 0 1 0 13 21 6.00 1.333								

Chicago Cubs @ Cincinnati Reds  
Riverfront Stadium, Cincinnati, OH

Tue Apr 23 1974, 7:05 PM EDT  
Att: 9,663 - Unknown - 45 F

livebaseballscorecards.com



Batter	1	2	3	4	5	6	7	8	9	AB	R	H	RBI	BB	SO	LOB
Pete Rose, S OBP: 0.446, SLG: 0.469 (1, 7)	0-0 5-3	0-3 K		0-0 6-3		0-0 6-3		4-0 1B BB		4	1	0	0	1	1	4
Joe Morgan, L OBP: 0.451, SLG: 0.426 (1, 4)	0-0 5-3 HR 1B		0-0 F9		4-0 9-5 BB		0-0 P6	4-0 1B BB		3	1	1	0	2	0	0
Dave Concepcion, R OBP: 0.323, SLG: 0.548 (1, 6)	0-0 5-3 1-2		0-0 E 1B		0-0 9-5 1-3f		4-0 5-3 BB	0-0 1-3 2-H 3-H 1B		4	0	2	2	1	0	2
Tony Perez, R OBP: 0.409, SLG: 0.772 Darrel Chaney, S (9, 5)	0-0 2-H HR		0-0 E8 1-3 1B		0-0 P5		0-0 5-3 1-2	0-0 5-3		5	1	2	2	0	0	3
Johnny Bench, R OBP: 0.419, SLG: 0.413 (1, 2)	0-0 F7		4-0 IBB			0-0 E BB SF7 1B	4-0 IBB			2	1	1	0	2	0	0
George Foster, R OBP: 0.400, SLG: 0.476 (1, 8) (9, 9)		4-0 E S FC1-2 BB	0-3 K		0-3 K	0-3 K	0-0 F8			3	0	0	0	1	2	6
Merv Rettenmund, R OBP: 0.339, SLG: 0.383 Cesar Geronimo, L (9, 8)		4-0 E S FC1-2 BB 1-3	0-0 F7			4-0 E BB		0-0 P4		2	0	0	0	2	0	3
Dan Driessen, L OBP: 0.354, SLG: 0.356 (1, 5) (9, 3)		0-3 K		0-0 1-3		0-0 E4 1-2 2-3		0-0 BB S 1B		4	1	1	0	0	1	4
Roger Nelson, R OBP: 0.429, SLG: 0.333 Phil Gagliano, R (6, PH) Terry Crowley, L (6, PH) Pedro Borbon, R (7, 1)		0-0 FC1-2 1-2 3-H		0-0 F3		0-0 SF7 3-H		0-0 F2		2	0	0	0	0	0	2

Inning Stats	R: 2	H: 2	E: 0	LOB: 0	K: 5	S: 5	R: 0	H: 0	E: 0	LOB: 2	K: 2	S: 7	R: 0	H: 2	E: 1	LOB: 3	K: 1	S: 7	R: 0	H: 0	E: 0	LOB: 0	K: 0	S: 3	R: 0	H: 0	E: 0	LOB: 0	K: 0	S: 2	R: 1	H: 1	E: 1	LOB: 2	K: 1	S: 7	R: 0	H: 0	E: 0	LOB: 2	K: 0	S: 3	R: 2	H: 2	E: 0	LOB: 2	K: 0	S: 5
--------------	------	------	------	--------	------	------	------	------	------	--------	------	------	------	------	------	--------	------	------	------	------	------	--------	------	------	------	------	------	--------	------	------	------	------	------	--------	------	------	------	------	------	--------	------	------	------	------	------	--------	------	------

PITCHER	IP	WLS	BF	H	R	ER	SO	BB	IBB	HBP	BLK	WP	HR	S	P	ERA	WHIP
Ken Frailing, L ERA: 1.29 (1, 1)	5.1	L	26	5	3	2	4	4	4	0	0	0	1	29	49	3.38	1.688
Ray Burris, R ERA: 0.79 (6, 1)	1.2		7	0	0	0	0	1	1	0	0	0	0	5	13	0.00	0.600
Horacio Pina, R ERA: 5.68 (8, 1)	0.2		4	1	2	2	0	1	0	0	0	0	0	3	7	27.00	3.000
Jim Krummel, L ERA: 2.25 (8, 1)	0.0		1	0	0	0	0	1	0	0	0	0	0	0	4	∞	∞
Herb Hutson, R ERA: 7.71 (8, 1)	0.1		2	1	0	0	0	0	0	0	0	0	0	2	2	0.00	3.000

**BOTTOM**

**Chicago Cubs @ Cincinnati Reds**  
Riverfront Stadium, Cincinnati, OH

Tue Apr 23 1974, 7:05 PM EDT  
Att. 9,663 - Unknown - 45 F

AB	30
R	5
H	7
RBI	5
BB	9
SO	4
LOB	25



WP	PA	1B	SF	PB	SAC	SB	CS
0	40	6	1	0	0	3	0





Batter	1	2	3	4	5	6	7	8	9	AB R H RBI BB SO LOB
Pete Rose, S (1, 7) OBP: 0.443, SLG: 0.471	0-0 2B		0-0 F8		0-3 K		4-0 BB		0-0 P6	4 0 1 0 1 1 2
Joe Morgan, L (1, 4) OBP: 0.447, SLG: 0.414	0-3 K		0-3 K		4-0 BB		0-0 G3		0-0 BB 1B	4 0 1 0 1 2 2
Dan Driessen, L (1, 5) George Foster, R (9, 9) OBP: 0.362, SLG: 0.355 OBP: 0.423, SLG: 0.476	0-3 K		0-0 1B		0-0 4-3		4-0 BB		4-0 BB 1B	3 0 1 0 1 1 2 0 0 0 1 1 0 0
Tony Perez, R (1, 3) OBP: 0.400, SLG: 0.738	0-3 K		0-0 1B		0-0 6-3		0-0 F7		0-0 F8	4 0 1 0 0 1 2
Johnny Bench, R (1, 2) OBP: 0.394, SLG: 0.380		0-0 6-3	0-0 F7		0-0 E1 FC4-6		0-0 F8		0-0 F8	4 0 0 0 0 0 3
Ken Griffey, L (1, 9) Darrel Chaney, S (9, 5) OBP: 0.235, SLG: 0.226		0-0 E2		0-0 G3		0-0 FC4-6		0-0 6-3		4 0 0 0 0 0 2 0 0 0 0 0 0 0
Dave Concepcion, R (1, 6) OBP: 0.319, SLG: 0.545		0-3 K		0-3 K		0-0 6-3		0-0 FC1-5 2B		4 0 1 0 0 2 2
Cesar Geronimo, L (1, 8) OBP: 0.286, SLG: 0.333		4-0 IBB		0-0 F7		0-0 6-3		4-0 1B FC1-5 BB IBB		2 1 0 0 2 0 0
Jack Billingham, R (1, 1) Terry Crowley, L (9, PH) OBP: 0.200, SLG: 0.333		0-0 L3		0-3 K		0-3 K		0-0 FC1-5 BB 1B		3 0 0 0 0 2 2 1 0 0 0 0 0 2

Inning Stats	R: 0 E: 0 K: 3 S: 10	H: 1 LOB: 1 BB: 0 P: 10	R: 0 E: 1 K: 1 S: 6	H: 0 LOB: 2 BB: 1 P: 10	R: 0 E: 0 K: 1 S: 7	H: 2 LOB: 2 BB: 0 P: 7	R: 0 E: 0 K: 1 S: 5	H: 0 LOB: 0 BB: 0 P: 5	R: 0 E: 0 K: 2 S: 7	H: 0 LOB: 1 BB: 1 P: 11	R: 0 E: 1 K: 0 S: 4	H: 0 LOB: 1 BB: 0 P: 4	R: 0 E: 0 K: 1 S: 5	H: 0 LOB: 1 BB: 1 P: 9	R: 0 E: 0 K: 0 S: 3	H: 0 LOB: 1 BB: 1 P: 7	R: 1 E: 0 K: 0 S: 4	H: 2 LOB: 3 BB: 2 P: 12	1B: 3 2B: 2 3B: 0 HR: 0	SF: 0 SAC: 0 DP: 0 HBP: 0
PITCHER Bill Bonham, R (1, 1) ERA: 3.24	IP: 8.2 WLS: L BF: 39 H: 5 R: 1 ER: 1 SO: 9 BB: 4 IBB: 2 HBP: 0 BLK: 0 WP: 0 HR: 0 S: 51 P: 75 ERA: 1.04 WHIP: 1.038	IP: 8.2 WLS: L BF: 39 H: 5 R: 1 ER: 1 SO: 9 BB: 4 IBB: 2 HBP: 0 BLK: 0 WP: 0 HR: 0 S: 51 P: 75 ERA: 1.04 WHIP: 1.038	IP: 8.2 WLS: L BF: 39 H: 5 R: 1 ER: 1 SO: 9 BB: 4 IBB: 2 HBP: 0 BLK: 0 WP: 0 HR: 0 S: 51 P: 75 ERA: 1.04 WHIP: 1.038	IP: 8.2 WLS: L BF: 39 H: 5 R: 1 ER: 1 SO: 9 BB: 4 IBB: 2 HBP: 0 BLK: 0 WP: 0 HR: 0 S: 51 P: 75 ERA: 1.04 WHIP: 1.038	IP: 8.2 WLS: L BF: 39 H: 5 R: 1 ER: 1 SO: 9 BB: 4 IBB: 2 HBP: 0 BLK: 0 WP: 0 HR: 0 S: 51 P: 75 ERA: 1.04 WHIP: 1.038	IP: 8.2 WLS: L BF: 39 H: 5 R: 1 ER: 1 SO: 9 BB: 4 IBB: 2 HBP: 0 BLK: 0 WP: 0 HR: 0 S: 51 P: 75 ERA: 1.04 WHIP: 1.038	IP: 8.2 WLS: L BF: 39 H: 5 R: 1 ER: 1 SO: 9 BB: 4 IBB: 2 HBP: 0 BLK: 0 WP: 0 HR: 0 S: 51 P: 75 ERA: 1.04 WHIP: 1.038	IP: 8.2 WLS: L BF: 39 H: 5 R: 1 ER: 1 SO: 9 BB: 4 IBB: 2 HBP: 0 BLK: 0 WP: 0 HR: 0 S: 51 P: 75 ERA: 1.04 WHIP: 1.038	IP: 8.2 WLS: L BF: 39 H: 5 R: 1 ER: 1 SO: 9 BB: 4 IBB: 2 HBP: 0 BLK: 0 WP: 0 HR: 0 S: 51 P: 75 ERA: 1.04 WHIP: 1.038	IP: 8.2 WLS: L BF: 39 H: 5 R: 1 ER: 1 SO: 9 BB: 4 IBB: 2 HBP: 0 BLK: 0 WP: 0 HR: 0 S: 51 P: 75 ERA: 1.04 WHIP: 1.038	IP: 8.2 WLS: L BF: 39 H: 5 R: 1 ER: 1 SO: 9 BB: 4 IBB: 2 HBP: 0 BLK: 0 WP: 0 HR: 0 S: 51 P: 75 ERA: 1.04 WHIP: 1.038	IP: 8.2 WLS: L BF: 39 H: 5 R: 1 ER: 1 SO: 9 BB: 4 IBB: 2 HBP: 0 BLK: 0 WP: 0 HR: 0 S: 51 P: 75 ERA: 1.04 WHIP: 1.038	IP: 8.2 WLS: L BF: 39 H: 5 R: 1 ER: 1 SO: 9 BB: 4 IBB: 2 HBP: 0 BLK: 0 WP: 0 HR: 0 S: 51 P: 75 ERA: 1.04 WHIP: 1.038	IP: 8.2 WLS: L BF: 39 H: 5 R: 1 ER: 1 SO: 9 BB: 4 IBB: 2 HBP: 0 BLK: 0 WP: 0 HR: 0 S: 51 P: 75 ERA: 1.04 WHIP: 1.038	IP: 8.2 WLS: L BF: 39 H: 5 R: 1 ER: 1 SO: 9 BB: 4 IBB: 2 HBP: 0 BLK: 0 WP: 0 HR: 0 S: 51 P: 75 ERA: 1.04 WHIP: 1.038	IP: 8.2 WLS: L BF: 39 H: 5 R: 1 ER: 1 SO: 9 BB: 4 IBB: 2 HBP: 0 BLK: 0 WP: 0 HR: 0 S: 51 P: 75 ERA: 1.04 WHIP: 1.038	IP: 8.2 WLS: L BF: 39 H: 5 R: 1 ER: 1 SO: 9 BB: 4 IBB: 2 HBP: 0 BLK: 0 WP: 0 HR: 0 S: 51 P: 75 ERA: 1.04 WHIP: 1.038	IP: 8.2 WLS: L BF: 39 H: 5 R: 1 ER: 1 SO: 9 BB: 4 IBB: 2 HBP: 0 BLK: 0 WP: 0 HR: 0 S: 51 P: 75 ERA: 1.04 WHIP: 1.038	WP: 0 PB: 0 SB: 2 CS: 0	PA: 39

**Chicago Cubs @ Cincinnati Reds**  
Riverfront Stadium, Cincinnati, OH  
Wed Apr 24 1974, 3:33 AM EDT  
Att. 11,529 - Sunny - 50 F

AB	33
R	1
H	5
RBI	1
BB	6
SO	9
LOB	19



WP	HR	S	P	ERA	WHIP
0	0	51	75	1.04	1.038



Batter	1	2	3	4	5	6	7	8	9	AB R H RBI BB SO LOB	TOP											
<b>Pete Rose, S</b> (1, 7) OBP: 0.417, SLG: 0.438	0-0 6-3	0-3 K			0-0 F9	0-0 L7			0-0 6-3	5 0 0 0 0 1 2												
<b>Joe Morgan, L</b> (1, 4) OBP: 0.444, SLG: 0.413	0-0 E6		0-0 F8		0-0 E S 2B 1B		0-0 4-3		0-0 1B	5 1 2 0 0 0 0												
<b>Dave Concepcion, R</b> (1, 6) OBP: 0.311, SLG: 0.535	0-0 6-3		0-0 6-3		0-0 1-H 2B		0-0 5-3		0-0 6-3	5 0 1 1 0 0 2												
<b>Tony Perez, R</b> (1, 3) OBP: 0.419, SLG: 0.734	0-3 K2-3		0-0 1B		4-0 BB		0-0 1B			3 0 2 0 1 1 1												
<b>Johnny Bench, R</b> (1, 2) OBP: 0.371, SLG: 0.352		0-0 L7	0-0 F9		0-0 F5		0-0 5-3			4 0 0 0 0 0 4												
<b>George Foster, R</b> (1, 8) OBP: 0.433, SLG: 0.500		0-0 6-3		4-0 BB	0-0 G6-4-3 BB	0-0 BB G4-3 2B		0-3 K		3 1 1 0 1 1 0												
<b>Merv Rettenmund, R</b> (1, 9) OBP: 0.350, SLG: 0.367		4-0 2B BB		0-0 F3		1-0 G4-3 BB HBP		0-0 4-3		2 1 0 0 1 0 1												
<b>Andy Kosco, R</b> (1, 5) <b>Darrel Chaney, S</b> (8, 5)		0-0 2B 1-H 2B		0-0 G6-4-3		4-0 G4-3 BB 1-2 2-3		0-0 F3		3 1 1 1 1 0 1 0 0 0 0 0 0 0												
<b>Don Gullett, R</b> (1, 1) <b>Dan Driessen, L</b> (6, PH) <b>Clay Carroll, R</b> (6, 1) <b>Tom Hall, L</b> (7, 1) <b>Pedro Borbon, R</b> (7, 1) OBP: 0.250, SLG: 0.250		0-0 2B 2-H 2B		0-3 K	0-0 G4-3				0-0 P6	2 0 1 1 0 1 0 1 0 0 0 0 0 2 0 0 0 0 0 0 0 0 0 0 0 0 0 0 1 0 0 0 0 0 0												
<b>Inning Stats</b>	R: 0 E: 1 K: 1 S: 6	H: 0 LOB: 1 BB: 0 P: 6	R: 2 E: 0 K: 1 S: 7	H: 2 LOB: 1 BB: 1 P: 11	R: 0 E: 0 K: 0 S: 4	H: 1 LOB: 1 BB: 0 P: 4	R: 0 E: 0 K: 0 S: 2	H: 0 LOB: 0 BB: 1 P: 6	R: 1 E: 0 K: 1 S: 7	H: 2 LOB: 2 BB: 1 P: 11	R: 1 E: 0 K: 0 S: 3	H: 1 LOB: 1 BB: 1 P: 8	R: 0 E: 0 K: 0 S: 4	H: 1 LOB: 1 BB: 0 P: 4	R: 0 E: 0 K: 1 S: 5	H: 0 LOB: 0 BB: 0 P: 5	R: 0 E: 0 K: 0 S: 4	H: 1 LOB: 1 BB: 0 P: 4	1B: 4 2B: 4 3B: 0 HR: 0	SF: 0 SAC: 0 DP: 2 HBP: 1	WP: 0 PB: 0 SB: 2 CS: 0	PA: 39
<b>PITCHER</b>	IP WLS BF H R ER SO BB IBB HBP BLK WP HR S P ERA WHIP																					
<b>John Curtis, L</b> (1, 1) ERA: 5.88	5.0 L 26 6 4 4 3 4 0 1 0 0 0 0 27 44 7.20 2.000																					
<b>Orlando Pena, R</b> (6, 1) ERA: 2.57	1.0 2 0 0 0 0 0 0 0 0 0 0 0 2 2 0.00 0.000																					
<b>Al Hrabosky, L</b> (7, 1) ERA: 6.75	1.0 4 1 0 0 0 0 0 0 0 0 0 0 4 4 0.00 1.000																					
<b>Mike Garman, R</b> (8, 1) ERA: 1.54	2.0 7 1 0 0 1 0 0 0 0 0 0 0 9 9 0.00 0.500																					

**Cincinnati Reds @ St. Louis Cardinals**  
**Busch Stadium, St. Louis, MO**  
 Fri Apr 26 1974, 7:05 PM CDT  
 Att. 28,608 - Unknown

[livebaseballscorecards.com](http://livebaseballscorecards.com)

<b>AB</b>	<b>34</b>
<b>R</b>	<b>4</b>
<b>H</b>	<b>8</b>
<b>RBI</b>	<b>3</b>
<b>BB</b>	<b>4</b>
<b>SO</b>	<b>4</b>
<b>LOB</b>	<b>13</b>



Batter	1	2	3	4	5	6	7	8	9	AB	R	H	RBI	BB	SO	LOB
Lou Brock, L OBP: 0.356, SLG: 0.369 (1, 7)	0-0 FC6-4 1B	0-0 1-3		0-0 F7		0-0 1B S 1-3 1B		0-3 K		5	0	2	0	0	1	2
Ted Sizemore, R OBP: 0.402, SLG: 0.368 (1, 4)	0-0 FC6-4 BB 1B 1-2f		4-0 1-3 E BB		0-0 5-3	0-0 SF7 1-2 3-H		0-0 6-3		3	1	0	1	1	0	1
Reggie Smith, S OBP: 0.420, SLG: 0.623 (1, 9)	0-0 BB 1-2 1B		0-0 F8		0-0 HR	0-0 FC6-4 2-3 1B		0-3 K		5	1	3	1	0	1	1
Ted Simmons, S OBP: 0.338, SLG: 0.457 (1, 2)	4-0 1-2 2-3 BB		0-0 1-3		0-0 F8	0-0 FC6-4 1-2f		0-0 1-3		4	0	0	0	1	0	3
Joe Torre, R OBP: 0.304, SLG: 0.317 (1, 3)	0-0 P9		0-0 E8 2-H 1B		4-0 1B BB		0-3 K		4	0	1	1	1	1	1	3
Ken Reitz, R OBP: 0.416, SLG: 0.521 (1, 5)	0-0 P6		0-0 F3		0-0 1-2 1B		0-0 1B 1B		0-0 6-3	5	0	2	0	0	0	4
Luis Melendez, R OBP: 0.400, SLG: 0.565 (1, 8)		0-0 3B		0-0 G3 1B		0-0 F9		0-0 FC6-4 1-2 1B		3	0	2	0	0	0	2
Bake McBride, L OBP: 0.361, SLG: 0.463 (7, PH)										1	0	1	0	0	0	0
Mike Tyson, R OBP: 0.277, SLG: 0.288 (1, 6)		0-0 F6		0-0 G3 1-2		0-0 4-3		0-3 K		4	0	0	0	0	1	4
John Curtis, L OBP: 0.250, SLG: 0.111 (1, 1)		0-3 K		0-0 6-3		4-0 1B SF7 BB		0-0 FC6-4 1-2f		2	0	0	0	0	1	2
Orlando Pena, R OBP: 1.000, SLG: 1.000 (6, 1)										0	0	0	0	0	0	0
Jose Cruz, L OBP: 0.250, SLG: 0.154 (6, PH)										0	1	0	0	1	0	0
Al Hrabosky, R OBP: 0.289, SLG: 0.471 (7, 1)										0	0	0	0	0	0	0
Jim Hickman, R OBP: 0.289, SLG: 0.471 (7, PH)										1	0	0	0	0	0	2
Mike Garman, R OBP: 0.289, SLG: 0.471 (8, 1)										0	0	0	0	0	0	0

Inning Stats	R: 0	H: 2	E: 0	K: 5	S: 5	LOB: 3	BB: 1	P: 9	R: 0	H: 1	E: 0	K: 1	S: 6	LOB: 1	BB: 0	P: 6	R: 1	H: 1	E: 1	K: 0	S: 4	LOB: 1	BB: 1	P: 8	R: 0	H: 1	E: 0	K: 0	S: 4	LOB: 1	BB: 0	P: 4	R: 1	H: 2	E: 0	K: 0	S: 5	LOB: 2	BB: 1	P: 9	R: 0	H: 2	E: 0	K: 2	S: 9	LOB: 2	BB: 0	P: 9	R: 0	H: 0	E: 0	K: 2	S: 7	LOB: 0	BB: 0	P: 7	R: 0	H: 0	E: 0	K: 0	S: 3	LOB: 0	BB: 0	P: 3	1B: 9	2B: 0	3B: 1	HR: 1	SF: 1	SAC: 0	DP: 0	HBP: 0	WP: 0	PB: 0	SB: 1	CS: 0	PA: 42
--------------	------	------	------	------	------	--------	-------	------	------	------	------	------	------	--------	-------	------	------	------	------	------	------	--------	-------	------	------	------	------	------	------	--------	-------	------	------	------	------	------	------	--------	-------	------	------	------	------	------	------	--------	-------	------	------	------	------	------	------	--------	-------	------	------	------	------	------	------	--------	-------	------	-------	-------	-------	-------	-------	--------	-------	--------	-------	-------	-------	-------	--------

PITCHER	IP	WLS	BF	H	R	ER	SO	BB	IBB	HBP	BLK	WP	HR	S	P	ERA	WHIP
Don Gullett, L ERA: 2.66 (1, 1)	5.0		25	7	2	2	1	3	0	0	0	0	1	24	36	3.60	2.000
Clay Carroll, R ERA: 5.4 (6, 1)	1.1		8	3	1	1	1	1	0	0	0	0	0	9	13	6.75	3.000
Tom Hall, L ERA: 1.35 (7, 1)	0.1		2	1	0	0	1	0	0	0	0	0	0	4	4	0.00	3.000
Pedro Borbon, R ERA: 2.25 (7, 1)	2.1	S	7	0	0	0	2	0	0	0	0	0	0	11	11	0.00	0.000

**BOTTOM**

**Cincinnati Reds @ St. Louis Cardinals**  
 Busch Stadium, St. Louis, MO  
 Fri Apr 26 1974, 7:05 PM CDT  
 Att. 28,608 - Unknown

livebaseballscores.com

<b>AB</b>	<b>37</b>
<b>R</b>	<b>3</b>
<b>H</b>	<b>11</b>
<b>RBI</b>	<b>3</b>
<b>BB</b>	<b>4</b>
<b>SO</b>	<b>5</b>
<b>LOB</b>	<b>24</b>





Batter	1	2	3	4	5	6	7	8	9	10	AB R H RBI BB SO LOB	TOP													
<b>Pete Rose, S</b> (1, 7) OBP: 0.416, SLG: 0.429	0-0 5-3		0-0 E6 FC4-6		0-0 6-3		4-0 1B BB		0-0 FC4-6 1B		4 0 1 0 1 0 0	<b>Cincinnati Reds @ St. Louis Cardinals</b> Busch Stadium, St. Louis, MO Sat Apr 27 1974, 7:05 PM CDT Att. 17,417 - Unknown													
<b>Joe Morgan, L</b> (1, 4) OBP: 0.442, SLG: 0.441	0-0 F9		0-0 F5			0-0 SF7 3B	0-0 1B		0-0 FC4-6 1B		5 1 2 0 0 0 3														
<b>Dan Driessen, L</b> (1, 5) OBP: 0.338, SLG: 0.328	0-0 F7		0-0 FC4-6			0-0 F5	0-0 F9		0-0 1B		4 0 0 0 0 0 5														
<b>Andy Kosco, R</b> (9, PH) OBP: 0.385, SLG: 0.364			1-2f						1-2 3-H		1 0 1 1 0 0 0														
<b>Pedro Borbon, R</b> (9, 1) OBP: 0.250, SLG: 0.250									1-2 3-H		0 0 0 0 0 0 0														
<b>Tony Perez, R</b> (1, 3) OBP: 0.430, SLG: 0.721		0-0 P6		0-0 1B		4-0 SF7 IBB		0-0 2B 1B	0-0 F7		4 0 2 0 1 0 2														
<b>Johnny Bench, R</b> (1, 2) OBP: 0.387, SLG: 0.414		0-0 1B		0-0 FC3-6 1B		0-0 SF7		0-0 1-3 2B	0-0 F8		4 0 3 1 0 0 2														
<b>Ken Griffey, L</b> (1, 9) OBP: 0.243, SLG: 0.235		0-0 2B		0-0 FC3-6 E		0-0 F8		0-3 K	0-0 F9		3 0 1 0 0 0 2														
<b>George Foster, R</b> (8, PH) OBP: 0.406, SLG: 0.462		2-3 1B		1-2f							2 0 0 0 0 1 2														
<b>Dave Concepcion, R</b> (1, 6) OBP: 0.316, SLG: 0.520		0-0 G6-4-3		0-0 B1-3				0-0 SH2-3 1B	4-0 G6-4-3 IBB	0-0 5-3	4 0 1 0 1 0 3														
<b>Cesar Geronimo, L</b> (1, 8) OBP: 0.333, SLG: 0.462			0-0 E		0-0 B3-6-4 1B			0-0 SH2-3	0-0 G6-4-3	0-0 S	2 1 2 0 0 0 0														
<b>Merv Rettenmund, R</b> (8, PH) OBP: 0.355, SLG: 0.373					0-0 B3-6-4			1-3	1-2f	0-0 S	2 0 1 0 0 0 3														
<b>Fred Norman, S</b> (1, 1) OBP: 0.192, SLG: 0.300			0-3 K		0-0 B3-6-4			0-0 F9		0-3 K	2 0 0 0 0 1 2														
<b>Terry Crowley, L</b> (7, PH) OBP: 0.192, SLG: 0.300					1-2f					1-2	1 0 0 0 0 0 1														
<b>Clay Carroll, R</b> (7, 1) OBP: 0.192, SLG: 0.300											0 0 0 0 0 0 0														
<b>Phil Gagliano, R</b> (9, PH) OBP: 0.192, SLG: 0.300											1 0 1 0 0 0 0														
<b>Darrel Chaney, S</b> (9, PR) OBP: 0.192, SLG: 0.300											1 1 0 0 0 1 1														
<b>Darrel Chaney, S</b> (9, 5) OBP: 0.192, SLG: 0.300																									
<b>Inning Stats</b>	R: 0 E: 0 K: 0 S: 3	H: 0 LOB: 0 BB: 0 P: 3	R: 0 E: 0 K: 0 S: 4	H: 2 LOB: 1 BB: 0 P: 4	R: 1 E: 1 K: 1 S: 7	H: 1 LOB: 1 BB: 0 P: 7	R: 0 E: 1 K: 0 S: 4	H: 2 LOB: 1 BB: 0 P: 4	R: 0 E: 0 K: 0 S: 3	H: 1 LOB: 0 BB: 0 P: 3	R: 1 E: 0 K: 0 S: 4	H: 1 LOB: 1 BB: 1 P: 8	R: 0 E: 0 K: 0 S: 5	H: 2 LOB: 3 BB: 1 P: 9	R: 0 E: 0 K: 1 S: 6	H: 2 LOB: 2 BB: 1 P: 10	R: 1 E: 0 K: 0 S: 6	H: 3 LOB: 2 BB: 0 P: 6	R: 0 E: 0 K: 1 S: 6	H: 1 LOB: 1 BB: 0 P: 6	1B: 11 2B: 2 3B: 2 HR: 0	SF: 1 SAC: 1 DP: 3 HBP: 0	WP: 0 PB: 0 SB: 2 CS: 0	PA: 45	
<b>PITCHER</b>	IP WLS BF H R ER SO BB IBB HBP BLK WP HR S P ERA WHIP																								
<b>Alan Foster, R</b> (1, 1) ERA: 2.61	7.0																								
<b>Rich Folkers, L</b> (8, 1) ERA: 1.86	1.1	W	6	2	1	1	1	0	1	0	0	0	0	0	0	0	7	11	6.75	1.500					
<b>Orlando Pena, R</b> (9, 1) ERA: 2.08	1.2		7	2	0	0	1	0	0	0	0	0	0	0	0	0	9	9	0.00	1.200					

livebaseballscores.com



BOTTOM

Cincinnati Reds @ St. Louis Cardinals  
Busch Stadium, St. Louis, MO

Sat Apr 27 1974, 7:05 PM CDT  
Att: 17,417 - Unknown

livebaseballscorecards.com

AB	38
R	4
H	12
RBI	4
BB	2
SO	8
LOB	20



Batter	1	2	3	4	5	6	7	8	9	10	AB	R	H	RBI	BB	SO	LOB
Lou Brock, L OBP: 0.347, SLG: 0.352 (1, 7)	4-3		4-3		K		IBB		K		4	0	0	0	1	2	1
Ted Sizemore, R OBP: 0.391, SLG: 0.370 (1, 4)	B3		F7			SH3 1B 2B	F9		G3		5	1	1	0	0	0	2
Reggie Smith, S OBP: 0.413, SLG: 0.605 (1, 9)	5-3		K			SH3 2-3		1B 2B 1B	4-3		4	1	1	0	0	1	0
Ted Simmons, S OBP: 0.354, SLG: 0.467 (1, 2)		WP 1B 1B			F8			2B 1-3 1B		F7	5	1	3	1	0	0	0
Joe Torre, R OBP: 0.297, SLG: 0.308 (1, 3)		1B 1-2 1B			6-3		3-H F9		K		5	0	1	0	0	1	3
Bake McBride, L OBP: 0.348, SLG: 0.441 (1, 8)		K 2-3			4-3		F7		F5		5	1	1	0	0	1	5
Ken Reitz, R OBP: 0.439, SLG: 0.566 (1, 5)		K				SH3-4 1B		SH3-4 1B 1-3 3-H 2B		1-H 2B	5	0	4	2	0	1	2
Mike Tyson, R OBP: 0.290, SLG: 0.290 (1, 6)		1-2 3-H 1B			K		K	FC4-6 IBB			3	0	1	1	1	2	2
Alan Foster, R OBP: 0.400, SLG: 0.333 (1, 1)					SH3-4		SH3-4	FC4-6			1	0	0	0	0	0	2
Rich Folkers, L (8, 1)											1	0	0	0	0	0	3
Orlando Pena, R OBP: 1.000, SLG: 1.000 (9, 1)					1-2		1-2				0	0	0	0	0	0	0

Inning Stats	R: 0	H: 0	E: 0	K: 0	S: 3	R: 1	H: 3	E: 0	K: 2	S: 10	R: 0	H: 0	E: 0	K: 1	S: 5	R: 0	H: 0	E: 0	K: 0	S: 3	R: 0	H: 1	E: 0	K: 2	S: 8	R: 1	H: 2	E: 0	K: 0	S: 5	R: 0	H: 1	E: 0	K: 1	S: 6	R: 1	H: 3	E: 0	K: 1	S: 8	R: 0	H: 0	E: 0	K: 1	S: 5	R: 1	H: 2	E: 0	K: 0	S: 4	1B: 9	2B: 3	3B: 0	HR: 0	SF: 0	SAC: 3	DP: 0	HBP: 0	WP: 1	PA: 43
--------------	------	------	------	------	------	------	------	------	------	-------	------	------	------	------	------	------	------	------	------	------	------	------	------	------	------	------	------	------	------	------	------	------	------	------	------	------	------	------	------	------	------	------	------	------	------	------	------	------	------	------	-------	-------	-------	-------	-------	--------	-------	--------	-------	--------

PITCHER	IP	WLS	BF	H	R	ER	SO	BB	IBB	HBP	BLK	WP	HR	S	P	ERA	WHIP
Fred Norman, L ERA: 2.65 (1, 1)	6.0		24	6	2	2	5	0	0	0	0	1	0	34	34	3.00	1.000
Clay Carroll, R ERA: 5.25 (7, 1)	2.0		12	4	1	1	2	0	2	0	0	0	0	14	22	4.50	2.000
Pedro Borbon, R ERA: 2.49 (9, 1)	1.2	L	7	2	1	1	1	0	0	0	0	0	0	9	9	5.40	1.200



Batter	1	2	3	4	5	6	7	8	9	AB R H RBI BB SO LOB	TOP												
<b>Pete Rose, S</b> OBP: 0.436, SLG: 0.457 (1, 7) X	0-0 2B	0-0 1B		0-0 1B			0-0 L1-3 1-2		1-0 1B HBP	4 1 3 0 0 0 1													
<b>Joe Morgan, L</b> OBP: 0.451, SLG: 0.444 (1, 4) B B B	4-0 2B FC5-3-1-5-3	0-0 F8		0-0 6-3			0-0 1B 2B	0-0 1B	0-0 1B	4 1 2 0 1 0 2													
<b>Dan Driessen, L</b> OBP: 0.342, SLG: 0.347 (1, 5) X	0-0 2B FC5-3-1-5-3-1 1-3 2-H		0-0 F9		0-0 4-3		0-0 2B 1B	0-0 F8	0-0 F8	5 0 2 1 0 0 2													
<b>Tony Perez, R</b> OBP: 0.417, SLG: 0.699 (1, 3) X	0-0 F3		0-3 K		0-0 F9		0-0 2B	0-3 K	0-3 K	5 0 1 1 0 2 4													
<b>Johnny Bench, R</b> OBP: 0.380, SLG: 0.393 (1, 2) X	0-0 FC5-3-1-5-3-1 2-3 3-H		4-0 1B BB		0-3 K		0-0 F9			3 0 0 0 1 1 4													
<b>Ken Griffey, L</b> OBP: 0.268, SLG: 0.243 (1, 9)	4-0 IBB		0-0 1B		0-0 4-3			0-0 3-1		3 0 1 0 1 0 0													
<b>Dave Concepcion, R</b> OBP: 0.313, SLG: 0.506 (1, 6) X	0-0 4-3		0-0 L5		0-0 4-3		0-0 1B G4-3-6	0-0 L4		4 0 1 0 0 0 5													
<b>Cesar Geronimo, L</b> OBP: 0.294, SLG: 0.400 (1, 8)		0-3 K		0-0 P6		0-0 G4-3-6 1-2f		0-0 4-1		4 0 0 0 0 1 1													
<b>Clay Kirby, R</b> <b>Mike McQueen, L</b> <b>Pat Osburn, L</b> <b>Terry Crowley, L</b> <b>Tom Hall, L</b> <b>Andy Kosco, R</b> (1, 1) (2, 1) (3, 1) (7, PH) (7, 1) (8, PH)		0-0 6-3		0-3 K			0-0 E6 L1-3		0-0 F3	1 0 0 0 0 0 0 0 0 0 0 0 0 0 1 0 0 0 0 1 0 1 0 0 0 0 0 0 0 0 0 0 0 0 0 1 0 0 0 0 0 0													
<b>Inning Stats</b>	R: 1 E: 0 K: 0 S: 5	H: 2 LOB: 3 BB: 2 P: 13	R: 0 E: 0 K: 1 S: 6	H: 1 LOB: 1 BB: 0 P: 6	R: 0 E: 0 K: 1 S: 6	H: 1 LOB: 2 BB: 1 P: 10	R: 0 E: 0 K: 1 S: 6	H: 1 LOB: 1 BB: 0 P: 6	R: 0 E: 0 K: 1 S: 5	H: 0 LOB: 0 BB: 0 P: 5	R: 0 E: 0 K: 0 S: 3	H: 1 LOB: 0 BB: 0 P: 3	R: 1 E: 1 K: 0 S: 6	H: 3 LOB: 2 BB: 0 P: 6	R: 0 E: 0 K: 0 S: 3	H: 0 LOB: 0 BB: 0 P: 3	R: 0 E: 0 K: 1 S: 6	H: 1 LOB: 2 BB: 0 P: 7	1B: 7 2B: 4 3B: 0 HR: 0	SF: 0 SAC: 0 DP: 2 HBP: 1	WP: 0 PB: 0 SB: 0 CS: 0	PA: 40	
<b>PITCHER</b> <b>Bob Gibson, R</b> ERA: 5.63 (1, 1)	IP 9.0	WLS W	BF 40	H 10	R 2	ER 2	SO 5	BB 2	IBB 1	HBP 1	BLK 0	WP 0	HR 0	S 46	P 59	ERA 2.00	WHIP 1.333						<b>PITCHER</b> IP WLS BF H R ER SO BB IBB HBP BLK WP HR S P ERA WHIP

**Cincinnati Reds @ St. Louis Cardinals**  
**Busch Stadium, St. Louis, MO**  
 Sun Apr 28 1974, 3:33 AM CDT  
 Att: 21,146 - Unknown

[livebaseballscorecards.com](http://livebaseballscorecards.com)

<b>AB</b>	36
<b>R</b>	2
<b>H</b>	10
<b>RBI</b>	2
<b>BB</b>	3
<b>SO</b>	5
<b>LOB</b>	19



Batter	1	2	3	4	5	6	7	8	9
Lou Brock, L (1, 7) OBP: 0.350, SLG: 0.341 Jose Cruz, L (8, 7) OBP: 0.250, SLG: 0.154	0-3 K	0-0 4-3	4-0 2B 1B BB		0-0 1-3		4-0 BB		
Ted Sizemore, R (1, 4) OBP: 0.412, SLG: 0.412	0-0 1B 2B	0-0 1B 1B	0-0 1B 2B			4-0 F8 1B BB	0-0 F8		
Reggie Smith, S (1, 9) OBP: 0.423, SLG: 0.605	0-0 1B 1B	0-0 1B 1B	0-0 1B			0-0 F9		0-0 F7	
Ted Simmons, S (1, 2) OBP: 0.356, SLG: 0.463	0-0 L9	0-0 1B 2B 1B	0-0 F8			0-0 1-2 1B		0-0 F7	
Bake McBride, L (1, 8) OBP: 0.338, SLG: 0.422	0-0 PB S 1B	0-0 P4		0-0 4-3		0-0 F8		0-0 F9	
Ken Reitz, R (1, 5) OBP: 0.442, SLG: 0.563	0-0 1B E 1B	0-0 1-2 2B 1B		0-0 F7		0-3 K			
Joe Torre, R (1, 3) OBP: 0.308, SLG: 0.333	0-0 1-2 1B	0-0 1-1 2B		0-0 F7			0-3 K		
Mike Tyson, R (1, 6) OBP: 0.288, SLG: 0.288	0-0 E5		0-3 K			0-0 F9		0-0 WP 1B	
Bob Gibson, R (1, 1) OBP: 0.250, SLG: 0.333	0-3 K		0-0 2B 2B			0-0 F2		0-0 F9	

Inning Stats	R: 4 E: 1 K: 2 S: 13	H: 5 LOB: 2 BB: 0 P: 13	R: 3 E: 0 K: 0 S: 7	H: 5 LOB: 2 BB: 0 P: 7	R: 2 E: 0 K: 1 S: 7	H: 3 LOB: 1 BB: 1 P: 11	R: 0 E: 0 K: 0 S: 3	H: 0 LOB: 0 BB: 0 P: 3	R: 0 E: 1 K: 1 S: 6	H: 1 LOB: 2 BB: 1 P: 10	R: 0 E: 0 K: 1 S: 6	H: 1 LOB: 2 BB: 1 P: 10	R: 0 E: 0 K: 0 S: 3	H: 0 LOB: 0 BB: 0 P: 3
1B: 11 2B: 4 3B: 0 HR: 0	SF: 0 SAC: 0 DP: 0 HBP: 0	WP: 1 PB: 1 SB: 1 CS: 0	PA: 41	ERA: 40.50 WHIP: 6.000	ERA: 13.50 WHIP: 4.500	ERA: 0.00 WHIP: 0.600	ERA: 0.00 WHIP: 1.000							

PITCHER	IP	WLS	BF	H	R	ER	SO	BB	IBB	HBP	BLK	WP	HR	S	P	ERA	WHIP
Clay Kirby, R (1, 1) ERA: 6.48	1.1	L	13	8	7	6	2	0	0	0	0	0	0	17	17	40.50	6.000
Mike McQueen, L (2, 1) ERA: 4.91	1.1		8	5	2	2	1	1	0	0	0	0	0	9	13	13.50	4.500
Pat Osburn, L (3, 1) ERA: 9.95	3.1		12	1	0	0	1	1	0	0	0	0	0	13	17	0.00	0.600
Tom Hall, L (7, 1) ERA: 1.04	2.0		8	1	0	0	1	1	0	0	0	1	0	9	13	0.00	1.000

BOTTOM

Cincinnati Reds @ St. Louis Cardinals  
 Busch Stadium, St. Louis, MO  
 Sun Apr 28 1974, 3:33 AM CDT  
 Att. 21,146 - Unknown

AB	38
R	9
H	15
RBI	8
BB	3
SO	5
LOB	15



1B: 11	SF: 0	WP: 1	PA: 41
2B: 4	SAC: 0	PB: 1	
3B: 0	DP: 0	SB: 1	
HR: 0	HBP: 0	CS: 0	

PITCHER	IP	WLS	BF	H	R	ER	SO	BB	IBB	HBP	BLK	WP	HR	S	P	ERA	WHIP
Clay Kirby, R (1, 1) ERA: 6.48	1.1	L	13	8	7	6	2	0	0	0	0	0	0	17	17	40.50	6.000
Mike McQueen, L (2, 1) ERA: 4.91	1.1		8	5	2	2	1	1	0	0	0	0	0	9	13	13.50	4.500
Pat Osburn, L (3, 1) ERA: 9.95	3.1		12	1	0	0	1	1	0	0	0	0	0	13	17	0.00	0.600
Tom Hall, L (7, 1) ERA: 1.04	2.0		8	1	0	0	1	1	0	0	0	1	0	9	13	0.00	1.000



Batter	1	2	3	4	5	6	7	8	9	AB R H RBI BB SO LOB	TOP																									
<b>Pete Rose, S</b> (1, 7) OBP: 0.440, SLG: 0.440	1-0 HBP BB HBP	4-0 E BB		4-0 BB BB BB BB	0-0 4-3			0-0 F9	0-0 4-3	3 1 0 0 2 0 5																										
<b>Joe Morgan, L</b> (1, 4) OBP: 0.458, SLG: 0.453	1-0 BB HBP HBP	0-0 E4 S		0-3 K		4-0 1-3 S BB		0-0 2B		3 0 1 0 1 1 3																										
<b>Dan Driessen, L</b> (1, 5) OBP: 0.349, SLG: 0.360 <b>Andy Kosco, R</b> (8, PH) OBP: 0.333, SLG: 0.308 <b>Darrel Chaney, S</b> (8, 5)	1-0 BB HBP	0-0 6-3			0-0 1B BB 2B	0-0 1-3		0-0 L8		3 1 1 0 0 0 3 1 0 0 0 0 0 1 0 0 0 0 0 0 0																										
<b>Tony Perez, R</b> (1, 3) OBP: 0.416, SLG: 0.671	4-0 1-2 2-3 3-H BB		0-3 K		4-0 1B BB 1B BB	0-3 K		0-0 F7		3 1 0 1 2 2 2																										
<b>Johnny Bench, R</b> (1, 2) OBP: 0.369, SLG: 0.379	0-0 P5		0-0 F5		0-0 BB 1B SF9 1B	0-0 1-3			0-3 K	5 1 1 0 0 1 4																										
<b>Ken Griffey, L</b> (1, 9) OBP: 0.273, SLG: 0.250 <b>George Foster, R</b> (7, PH) OBP: 0.412, SLG: 0.444	0-0 G5-2-3 3-H		0-3 K		0-0 1-2 2-3 3-H BB 1B		0-3 K		4-0 2B BB	3 0 1 1 0 1 3 1 0 0 0 1 1 0																										
<b>Dave Concepcion, R</b> (1, 6) OBP: 0.307, SLG: 0.500		0-3 K		0-0 F2	0-0 L8		0-0 L5		0-0 1-3 2B	5 0 1 0 0 1 3																										
<b>Cesar Geronimo, L</b> (1, 8) OBP: 0.333, SLG: 0.394		0-3 K		0-3 K	4-0 1-2 2-3 3-H BB		0-0 1B		4-0 IBB	3 0 1 1 2 2 0																										
<b>Don Gullett, R</b> (1, 1) OBP: 0.500, SLG: 0.500 <b>Terry Crowley, L</b> (5, PH) OBP: 0.154, SLG: 0.273 <b>Clay Carroll, R</b> (5, 1) <b>Tom Hall, L</b> (8, 1) <b>Pedro Borbon, R</b> (8, 1) OBP: 0.200, SLG: 0.200		4-0 E BB BB		4-0 BB BB	0-0 SF9		0-0 F9		0-3 K	0 1 0 0 2 0 0 0 0 0 1 0 0 0 1 0 0 0 0 0 1 0 0 0 0 0 0 0 1 0 0 0 0 1 3																										
<b>Inning Stats</b>	R: 1 E: 0 K: 0 S: 2	H: 0 LOB: 2 BB: 1 P: 9	R: 1 E: 1 K: 2 S: 8	H: 0 LOB: 2 BB: 2 P: 16	R: 0 E: 0 K: 2 S: 7	H: 0 LOB: 0 BB: 0 P: 7	R: 0 E: 0 K: 2 S: 7	H: 0 LOB: 2 BB: 2 P: 15	R: 3 E: 0 K: 0 S: 6	H: 3 LOB: 2 BB: 2 P: 14	R: 0 E: 0 K: 1 S: 5	H: 0 LOB: 1 BB: 1 P: 9	R: 0 E: 0 K: 1 S: 6	H: 1 LOB: 1 BB: 0 P: 6	R: 0 E: 0 K: 0 S: 4	H: 1 LOB: 1 BB: 0 P: 4	R: 0 E: 0 K: 2 S: 8	H: 1 LOB: 3 BB: 2 P: 16	1B: 3 2B: 3 3B: 0 HR: 0	SF: 1 SAC: 0 DP: 1 HBP: 3	WP: 0 PB: 0 SB: 2 CS: 0	PA: 46														
<b>PITCHER</b>	IP WLS BF H R ER SO BB IBB HBP BLK WP HR S P ERA WHIP																																			
<b>Dock Ellis, R</b> (1, 1) ERA: 4.91	0.0		4	0	1	1	0	1	0	3	0	0	0	0	7	∞	∞																			
<b>John Morlan, R</b> (1, 1) ERA: 3.07	4.0	L	20	3	4	3	6	5	0	0	0	0	0	27	47	6.75	2.000																			
<b>Jim Sadowski, R</b> (5, 1) ERA: 3.38	2.0		8	0	0	0	1	2	0	0	0	0	0	8	16	0.00	1.000																			
<b>Ramon Hernandez, L</b> (7, 1) ERA: 2.77	2.0		8	2	0	0	1	0	0	0	0	0	0	10	10	0.00	1.000																			
<b>Dave Giusti, R</b> (9, 1) ERA: 5.68	1.0		6	1	0	0	2	1	1	0	0	0	0	8	16	0.00	2.000																			

Cincinnati Reds @ Pittsburgh Pirates  
 Three Rivers Stadium, Pittsburgh, PA  
 Wed May 01 1974, 7:05 PM EDT  
 Att. 8,195 - Unknown

livebaseballscorecards.com

AB	32
R	5
H	6
RBI	4
BB	10
SO	10
LOB	28



Batter	1	2	3	4	5	6	7	8	9	AB R H RBI BB SO LOB
Rennie Stennett, R OBP: 0.309, SLG: 0.411	0-0 1-4-3		0-0 F9		0-0 5-3		0-0 F7		0-0 1B 1B	5 0 1 0 0 0 0
Gene Clines, R OBP: 0.214, SLG: 0.296	0-3 K		0-0 E3 2B 1B		0-0 L5		0-0 L6-3		0-0 1-2 1B G6-3	5 1 2 0 0 1 0
Al Oliver, L OBP: 0.333, SLG: 0.517	0-0 E 2B		0-0 1-3		0-0 G3		0-0 F8		0-0 1-2f G6-3	5 1 1 0 0 0 3
Willie Stargell, L OBP: 0.357, SLG: 0.486	0-0 E8 1B 2-H		0-0 2B 2-H		4-0 1B BB BB		0-3 K			3 1 2 2 1 1 0
Richie Zisk, R OBP: 0.375, SLG: 0.418	0-0 1B 2-H		0-0 6-3		4-0 1B BB 1-2		0-0 1B 1B			3 0 2 1 1 0 1
Manny Sanguillen, R OBP: 0.265, SLG: 0.469	0-0		0-0		0-0 6-3		0-0 F8		0-0 1-2 1B	4 0 1 0 0 0 3
Richie Hebner, L OBP: 0.430, SLG: 0.684			0-0 G4-3-6 1B		0-0 3-1		0-0 F7		0-0 F3	4 0 1 0 0 0 4
Frank Taveras, R OBP: 0.455, SLG: 0.439 Ed Kirkpatrick, L OBP: 0.536, SLG: 0.474 Mario Mendoza, R			0-0 G4-3-6		0-0		0-0 1-2 2-3 1B		0-0 P4	2 0 1 0 0 0 1 1 0 1 0 0 0 0 0 0 0 0 0 0 0
Bob Robertson, R OBP: 0.172, SLG: 0.250 Dave Giusti, R OBP: 0.250, SLG: 0.250			0-0 1-2f		0-0 1B		0-0 P4			1 0 0 0 0 0 2 0 0 0 0 0 0 0
Dock Ellis, S John Morlan, R Jim Sadowski, R Dave Parker, L OBP: 0.348, SLG: 0.424 Ramon Hernandez, S Paul Popovich, S OBP: 0.300, SLG: 0.222			0-0 6-3		0-3 K				0-0 P8	0 0 0 0 0 0 0 2 0 0 0 0 0 1 1 0 0 0 0 0 0 0 1 0 0 0 0 0 0 3 0 0 0 0 0 0 0 0 1 0 0 0 0 0 0 0

Inning Stats	R: 2	H: 3	E: 1	LOB: 1	K: 1	BB: 0	S: 8	P: 8	R: 0	H: 1	E: 0	LOB: 0	K: 0	BB: 0	S: 3	P: 3	R: 1	H: 2	E: 1	LOB: 1	K: 0	BB: 0	S: 5	P: 5	R: 0	H: 1	E: 0	LOB: 1	K: 1	BB: 0	S: 6	P: 6	R: 0	H: 0	E: 1	LOB: 0	K: 0	BB: 0	S: 3	P: 3	R: 0	H: 1	E: 0	LOB: 3	K: 0	BB: 2	S: 4	P: 12	R: 0	H: 0	E: 0	LOB: 0	K: 0	BB: 0	S: 3	P: 3	R: 0	H: 2	E: 0	LOB: 2	K: 1	BB: 0	S: 7	P: 7	R: 0	H: 2	E: 0	LOB: 1	K: 0	BB: 0	S: 4	P: 4	1B: 10	SF: 0	2B: 2	SAC: 0	3B: 0	DP: 2	HR: 0	HBP: 0
--------------	------	------	------	--------	------	-------	------	------	------	------	------	--------	------	-------	------	------	------	------	------	--------	------	-------	------	------	------	------	------	--------	------	-------	------	------	------	------	------	--------	------	-------	------	------	------	------	------	--------	------	-------	------	-------	------	------	------	--------	------	-------	------	------	------	------	------	--------	------	-------	------	------	------	------	------	--------	------	-------	------	------	--------	-------	-------	--------	-------	-------	-------	--------

PITCHER	IP	WLS	BF	H	R	ER	SO	BB	IBB	HBP	BLK	WP	HR	S	P	ERA	WHIP
Don Gullett, L ERA: 2.93	(1, 1)	4.0	18	7	3	2	2	0	0	0	0	0	0	22	22	4.50	1.750
Clay Carroll, R ERA: 4.11	(5, 1)	3.1	15	3	0	0	1	2	0	0	0	0	0	15	23	0.00	1.500
Tom Hall, L ERA: 1.0	(8, 1)	0.1	1	0	0	0	0	0	0	0	0	0	0	1	1	0.00	0.000
Pedro Borbon, R ERA: 2.35	(8, 1)	1.1	5	2	0	0	0	0	0	0	0	0	0	5	5	0.00	1.500

**BOTTOM**

**Cincinnati Reds @ Pittsburgh Pirates**  
 Three Rivers Stadium, Pittsburgh, PA  
 Wed May 01 1974, 7:05 PM EDT  
 Att. 8,195 - Unknown

AB	37
R	3
H	12
RBI	3
BB	2
SO	3
LOB	18



PITCHER	IP	WLS	BF	H	R	ER	SO	BB	IBB	HBP	BLK	WP	HR	S	P	ERA	WHIP
Don Gullett, L ERA: 2.93	(1, 1)	4.0	18	7	3	2	2	0	0	0	0	0	0	22	22	4.50	1.750
Clay Carroll, R ERA: 4.11	(5, 1)	3.1	15	3	0	0	1	2	0	0	0	0	0	15	23	0.00	1.500
Tom Hall, L ERA: 1.0	(8, 1)	0.1	1	0	0	0	0	0	0	0	0	0	0	1	1	0.00	0.000
Pedro Borbon, R ERA: 2.35	(8, 1)	1.1	5	2	0	0	0	0	0	0	0	0	0	5	5	0.00	1.500









Batter	1	2	3	4	5	6	7	8	9	10	11	AB R H RBI BB SO LOB	TOP													
<b>Pete Rose, S</b> OBP: 0.432, SLG: 0.457 (1, 7)	0-0 4-3		0-0 FC3-6 1B	0-0 F8			0-0 2B 1B	4-0 1-2 2-3 BB			0-0 F8	5 0 2 0 1 0 1	<b>Cincinnati Reds @ Chicago Cubs</b> Wrigley Field, Chicago, IL Sat May 04 1974, 3:33 AM CDT Att. 17,924 - Unknown													
<b>Joe Morgan, L</b> OBP: 0.458, SLG: 0.477 (1, 4)	0-0 S 1B		0-0 FC3-6 1B		0-3 K		0-0 1-3 2B	0-3 K			0-0 CS 1B	6 1 3 0 0 2 4														
<b>Johnny Bench, R</b> OBP: 0.362, SLG: 0.342 (1, 2)	0-0 F9		4-0 1B BB		0-0 F7		0-0 B2-3				0-0 1B BB	4 0 0 0 2 0 4														
<b>Tony Perez, R</b> OBP: 0.429, SLG: 0.655 (1, 3)	0-0 6-3		0-0 1-2 2-H 1B		0-0 1B		4-0 IBB				0-3 K	4 0 2 1 1 1 2														
<b>George Foster, R</b> OBP: 0.419, SLG: 0.514 (1, 8) (9, 9)		0-0 F8	0-0 F7		0-0 F9		0-0 4-3				0-0 1-3 1B	5 0 1 0 0 0 6														
<b>Dave Concepcion, R</b> OBP: 0.299, SLG: 0.495 (1, 6)		0-0 2B		0-0 F7		0-0 F8		0-0 F8			0-0 6-3	5 0 1 0 0 0 1														
<b>Merv Rettenmund, R</b> OBP: 0.379, SLG: 0.389 <b>Cesar Geronimo, L</b> OBP: 0.357, SLG: 0.472 (1, 9) (9, 8)		0-0 F8		0-0 5-3 1B		4-0 CS BB		0-0 FC1-5 S 1B			0-0 G3	3 1 2 0 1 0 1 1 0 0 0 0 0 0														
<b>Andy Kosco, R</b> OBP: 0.316, SLG: 0.250 <b>Darrel Chaney, S</b> (8, PR) (8, 5)		0-3 K		0-0 5-3		0-0 F8		4-0 BB FC1-5 BB			4-0 CS BB	3 0 0 0 1 1 3 0 0 0 0 1 0 0														
<b>Roger Nelson, R</b> OBP: 0.364, SLG: 0.300 <b>Terry Crowley, L</b> OBP: 0.200, SLG: 0.308 <b>Fred Norman, S</b> (10, PH) (10, 1)			0-3 K	0-0 2-H 1B		0-3 K		0-0 FC1-5 BB			0-0 G3	4 0 1 1 0 2 2 1 0 0 0 0 0 1 0 0 0 0 0 0 0														
<b>Inning Stats</b>	R: 0 E: 0 K: 4 S: 4	H: 1 LOB: 1 BB: 0 P: 4	R: 0 E: 0 K: 1 S: 6	H: 1 LOB: 1 BB: 0 P: 6	R: 1 E: 0 K: 1 S: 7	H: 2 LOB: 2 BB: 1 P: 11	R: 1 E: 0 K: 0 S: 5	H: 2 LOB: 1 BB: 0 P: 5	R: 0 E: 0 K: 1 S: 6	H: 1 LOB: 1 BB: 0 P: 6	R: 0 E: 0 K: 0 S: 2	H: 0 LOB: 0 BB: 1 P: 6		R: 0 E: 0 K: 1 S: 7	H: 2 LOB: 3 BB: 1 P: 11	R: 0 E: 0 K: 1 S: 6	H: 1 LOB: 3 BB: 2 P: 14	R: 0 E: 0 K: 1 S: 5	H: 1 LOB: 1 BB: 1 P: 9	R: 0 E: 0 K: 0 S: 2	H: 0 LOB: 0 BB: 1 P: 6	R: 0 E: 0 K: 0 S: 3	H: 1 LOB: 0 BB: 0 P: 3	1B: 10 2B: 2 3B: 0 HR: 0	SF: 0 SAC: 0 DP: 0 HBP: 0	WP: 0 PA: 48 PB: 0 SB: 3 CS: 3
<b>PITCHER</b>	IP	WLS	BF	H	R	ER	SO	BB	IBB	HBP	BLK	WP		HR	S	P	ERA	WHIP								
<b>Ken Frailing, L</b> ERA: 1.89 (1, 1)	6.0		26	7	2	2	3	2	0	0	0	0	0	30	38	3.00	1.500									
<b>Horacio Pina, R</b> ERA: 3.6 (7, 1)	1.2		11	3	0	0	1	2	1	0	0	0	0	10	22	0.00	3.000									
<b>Jim Krummel, L</b> ERA: 9.0 (8, 1)	0.1		1	0	0	0	1	0	0	0	0	0	0	3	3	0.00	0.000									
<b>Jim Todd, R</b> ERA: 5.4 (9, 1)	1.0		4	1	0	0	1	1	0	0	0	0	0	5	9	0.00	2.000									
<b>Rick Reuschel, R</b> ERA: 6.0 (10, 1)	2.0	W	6	1	0	0	0	1	0	0	0	0	0	5	9	0.00	1.000									

AB	41
R	2
H	12
RBI	2
BB	7
SO	6
LOB	25



livebaseballscorecards.com

Batter	1	2	3	4	5	6	7	8	9	10	11	AB R H RBI BB SO LOB	BOTTOM	
Vic Harris, S OBP: 0.250, SLG: 0.187 (1, 4)	0-0 4-3			0-0 6-3		0-3 K		0-0 F8		0-0 5-3		5 0 0 0 0 1 2	<p>Cincinnati Reds @ Chicago Cubs</p> <p>Wrigley Field, Chicago, IL</p> <p>Sat May 04 1974, 3:33 AM CDT</p> <p>Att. 17,924 - Unknown</p>	
Rick Monday, L OBP: 0.374, SLG: 0.448 (1, 8)	0-0 F8			0-3 K		0-0 F8			0-0 6-3		0-0 4-3	5 0 0 0 0 1 3		
Bill Madlock, R OBP: 0.372, SLG: 0.468 Carmen Fanzone, R OBP: 0.167, SLG: 0.167 (1, 5) (2, 5)	0-0 5-3			0-3 K			0-3 K		0-0 E5 1B		0-0 6-3	1 0 0 0 0 0 0 4 1 0 0 0 2 0		
Billy Williams, L OBP: 0.400, SLG: 0.554 (1, 3)		0-0 4-3			0-0 F7		0-0 F9 1B		0-0 3B 1B		0-0 HR	5 2 3 2 0 0 0		
Jose Cardenal, R OBP: 0.345, SLG: 0.430 Jim Krimmel, L (8, 1) Jim Todd, L (9, 1) Andre Thornton, R (9, PH) Rick Reuschel, R OBP: 0.250, SLG: 0.333 (10, 1) Jerry Morales, R OBP: 0.337, SLG: 0.390 (1, 7) (8, 9)		0-0 F7			0-0 1-3		0-0 F9 1B		0-0 F7			3 0 1 0 0 0 0 0 0 0 0 0 0 0 0 0 0 0 0 0 0 1 0 0 0 0 0 1 0 0 0 0 0 0 0		
George Mitterwald, R OBP: 0.328, SLG: 0.450 (1, 2)		0-0 CS	0-0 6-3			0-0 F8	0-0 5-3		0-0 5-3			4 0 0 0 0 0 3		
Don Kessinger, S OBP: 0.348, SLG: 0.241 (1, 6)			0-0 4-3			4-0 1B BB		0-0 F8		0-0 L8		3 0 0 0 1 0 0		
Ken Frailing, L OBP: 0.273, SLG: 0.273 Chris Ward, L OBP: 0.400, SLG: 0.250 Matt Alexander, S (6, PR) Horacio Pina, R (7, 1) Adrian Garrett, L (8, 7)			0-0 F7			0-0 1B	0-0 4-3			0-3 K		1 0 0 0 0 0 0 1 0 1 0 0 0 0 0 0 0 0 0 0 0 0 0 0 0 0 0 0 2 0 0 0 0 1 0		
<b>Inning Stats</b>	R: 0 H: 0 E: 0 LOB: 0 K: 0 BB: 0 S: 3 P: 3	R: 0 H: 0 E: 0 LOB: 0 K: 0 BB: 1 S: 2 P: 6	R: 0 H: 0 E: 0 LOB: 0 K: 0 BB: 0 S: 3 P: 3	R: 0 H: 0 E: 0 LOB: 0 K: 2 BB: 0 S: 7 P: 7	R: 0 H: 0 E: 0 LOB: 0 K: 0 BB: 0 S: 3 P: 3	R: 0 H: 1 E: 0 LOB: 3 K: 1 BB: 1 S: 6 P: 10	R: 0 H: 2 E: 0 LOB: 2 K: 1 BB: 0 S: 7 P: 7	R: 0 H: 0 E: 0 LOB: 0 K: 0 BB: 0 S: 3 P: 3	R: 2 H: 2 E: 1 LOB: 1 K: 0 BB: 0 S: 6 P: 6	R: 0 H: 0 E: 0 LOB: 0 K: 1 BB: 0 S: 5 P: 5	R: 1 H: 1 E: 0 LOB: 0 K: 0 BB: 0 S: 3 P: 3	1B: 4 SF: 0 2B: 0 SAC: 0 3B: 1 DP: 0 HR: 1 HBP: 0		WP: 0 PA: 41 PB: 0 SB: 1 CS: 1
<b>PITCHER</b>	IP WLS BF H R ER SO BB IBB HBP BLK WP HR S P ERA WHIP													
Roger Nelson, R ERA: 3.06 (1, 1)	9.0	34	5	2	0	4	2	0	0	0	0	0		0.00
Fred Norman, L ERA: 2.84 (10, 1)	1.2	L 6	1	1	1	1	0	0	0	0	0	1	5.40	0.600

livebaseballscorecards.com

AB	38
R	3
H	6
RBI	3
BB	2
SO	5
LOB	11





Batter	1	2	3	4	5	6	7	8	9	AB R H RBI BB SO LOB	TOP											
<b>Pete Rose, S</b> (1, 7) OBP: 0.422, SLG: 0.444	0-3 K		0-0 G3		0-0 G3			0-0 E5 G3 1B	0-0 F9	5 1 1 0 0 1 2												
<b>Joe Morgan, L</b> (1, 4) OBP: 0.455, SLG: 0.505	0-0 F7			0-0 HR		0-0 L7		0-0 G3	0-0 E	5 1 2 1 0 0 1												
<b>Johnny Bench, R</b> (1, 2) OBP: 0.374, SLG: 0.397	0-0 1B			0-3 K		0-0 HR		0-0 E WP 1B	0-0 E4	5 2 3 2 0 1 1												
<b>Tony Perez, R</b> (1, 3) OBP: 0.417, SLG: 0.629	0-3 K			0-0 6-3		0-0 P6		0-0 E9 1B	0-0 6-3	5 0 1 1 0 1 3												
<b>Dan Driessen, L</b> (1, 5) OBP: 0.333, SLG: 0.333		0-0 3-1		4-0 FC6 BB		0-3 K		4-0 BB		2 0 0 0 1 1 0												
<b>Phil Gagliano, R</b> (8, PH) OBP: 0.667, SLG: 0.400										0 0 0 0 1 0 0												
<b>Darrel Chaney, S</b> (8, PR)										0 0 0 0 0 0 0												
<b>Andy Kosco, R</b> (8, 5) OBP: 0.316, SLG: 0.250										0 0 0 0 0 0 0												
<b>George Foster, R</b> (1, 8) OBP: 0.404, SLG: 0.487		0-0 F9		0-0 FC6 1-2f			0-0 FC4-6 1B			4 0 1 0 0 1 3												
<b>Ken Griffey, L</b> (1, 9) OBP: 0.235, SLG: 0.213					0-0 F8		0-0 FC4-6 1-2f			4 0 0 0 0 0 3												
<b>Cesar Geronimo, L</b> (8, 8) OBP: 0.357, SLG: 0.472								0-0 1-3		0 0 0 0 0 0 0												
<b>Dave Concepcion, R</b> (1, 6) OBP: 0.297, SLG: 0.485			0-3 K		0-0 SH1-4 1B		0-0 F8		0-0 F8	4 0 1 0 0 1 1												
<b>Jack Billingham, R</b> (1, 1)					0-0 SH1-4		0-0 B2-3		0-0 E 1B	2 0 0 0 0 0 1												
<b>Pedro Borbon, R</b> (8, 1) OBP: 0.333, SLG: 0.333			0-0 1-3							1 1 1 0 0 0 0												
<b>Inning Stats</b>	R: 0 E: 0 K: 2 S: 8	H: 1 LOB: 1 BB: 0 P: 8	R: 0 E: 0 K: 0 S: 3	H: 0 LOB: 0 BB: 0 P: 3	R: 0 E: 0 K: 1 S: 5	H: 0 LOB: 0 BB: 0 P: 5	R: 1 E: 0 K: 1 S: 6	H: 1 LOB: 1 BB: 1 P: 10	R: 0 E: 0 K: 0 S: 4	H: 1 LOB: 1 BB: 0 P: 4	R: 1 E: 0 K: 1 S: 6	H: 1 LOB: 0 BB: 0 P: 6	R: 0 E: 0 K: 0 S: 4	H: 1 LOB: 1 BB: 0 P: 4	R: 2 E: 2 K: 1 S: 8	H: 3 LOB: 2 BB: 1 P: 12	R: 1 E: 1 K: 0 S: 6	H: 2 LOB: 2 BB: 0 P: 6	1B: 8 2B: 0 3B: 0 HR: 2	SF: 0 SAC: 1 DP: 0 HBP: 0	WP: 1 PB: 0 SB: 0 CS: 0	PA: 40
<b>PITCHER</b>	IP WLS BF H R ER SO BB IBB HBP BLK WP HR S P ERA WHIP																					
<b>Bill Bonham, R</b> (1, 1) ERA: 4.45	7.0 L 27 5 2 2 5 1 0 0 0 0 0 2 36 40 2.57 0.857																					
<b>Ray Burris, R</b> (8, 1) ERA: 5.06	0.1 4 3 2 1 0 0 0 0 0 0 1 0 4 4 27.00 9.000																					
<b>Jim Kremmel, L</b> (8, 1) ERA: 7.94	1.1 7 2 1 0 1 1 0 0 0 0 0 0 8 12 0.00 2.250																					
<b>Herb Hutson, R</b> (9, 1) ERA: 6.0	0.1 2 0 0 0 0 0 0 0 0 0 0 0 2 2 0.00 0.000																					

Cincinnati Reds @ Chicago Cubs  
Wrigley Field, Chicago, IL  
Sun May 05 1974, 3:33 AM CDT  
Att. 18,183 - Overcast - 53 F

livebaseballscorecards.com

AB 37  
R 5  
H 10  
RBI 4  
BB 2  
SO 6  
LOB 15



Batter	1	2	3	4	5	6	7	8	9	AB R H RBI BB SO LOB
Vic Harris, S OBP: 0.247, SLG: 0.188 (1, 4)	0-0 G4-6-3 1B		0-0 FC6-4 1-2f		0-0 3-1			0-3 K	0-0 F8	5 0 1 0 0 1 1
Rick Monday, L OBP: 0.385, SLG: 0.444 (1, 8)	0-3 K			4-0 G6-4-3 BB		4-0 BB		0-0 E BB 1B	0-0 F9	3 1 1 0 2 1 1
Jerry Morales, R OBP: 0.323, SLG: 0.370 (1, 9)	0-0 G4-6-3 1-2f			0-0 G6-4-3 1-2f		0-0 F3		0-3 K		4 0 0 0 0 1 4
Billy Williams, L OBP: 0.404, SLG: 0.545 (1, 3)		0-0 3-1		0-0 2B 1B		0-3 K		4-0 E 1B BB		3 1 1 0 1 1 1
Chris Ward, L OBP: 0.421, SLG: 0.375 (1, 7)		0-0 CS 1B		0-0 1-3 2B		0-0 1-3		0-0 E4 1B 1B		4 0 2 0 0 0 3
Carmen Fanzone, R OBP: 0.300, SLG: 0.222 (1, 5)		0-0 4-3 1-2		4-0 BB			0-0 5-3	0-0 1B 1B		3 0 1 2 1 0 1
George Mitterwald, R OBP: 0.324, SLG: 0.438 (1, 2)			0-0 F8	0-0 F7			0-0 P4	0-0 1-2 2-H 3-H 1B		4 0 1 0 0 0 3
Don Kessinger, S OBP: 0.342, SLG: 0.276 (1, 6)			0-0 1-3		0-0 F9		0-0 3B	0-0 F7		4 0 1 0 0 0 3
Bill Bonham, R Adrian Garrett, L Ray Burris, R Jim Krummel, L Herb Hutson, R Matt Alexander, S (1, 1) (7, PH) (8, 1) (8, 1) (9, 1) (9, PH)			0-0 FC6-4 1B		0-0 F8		0-0 4-3		0-0 F8	2 0 1 0 0 0 0 1 0 0 0 0 0 1 0 1 0 0 0 0 0 0

Inning Stats	R: 0 E: 0 K: 1 S: 5	H: 1 LOB: 0 BB: 0 P: 5	R: 0 E: 0 K: 0 S: 3	H: 1 LOB: 0 BB: 0 P: 3	R: 0 E: 0 K: 0 S: 4	H: 1 LOB: 1 BB: 0 P: 4	R: 0 E: 0 K: 0 S: 4	H: 2 LOB: 3 BB: 2 P: 12	R: 0 E: 0 K: 0 S: 3	H: 0 LOB: 0 BB: 0 P: 3	R: 0 E: 0 K: 1 S: 5	H: 0 LOB: 1 BB: 1 P: 9	R: 0 E: 0 K: 0 S: 4	H: 1 LOB: 1 BB: 0 P: 4	R: 2 E: 1 K: 2 S: 11	H: 3 LOB: 3 BB: 1 P: 15	R: 0 E: 0 K: 0 S: 3	H: 0 LOB: 0 BB: 0 P: 3	1B: 7 2B: 1 3B: 1 HR: 0	SF: 0 SAC: 0 DP: 2 HBP: 0	WP: 0 PB: 0 SB: 0 CS: 1	PA: 38	
PITCHER	IP	WLS	BF	H	R	ER	SO	BB	IBB	HBP	BLK	WP	HR	S	P	ERA	WHIP					ERA	WHIP
Jack Billingham, R ERA: 4.03 (1, 1)	7.2	W	33	8	2	0	4	4	0	0	0	0	0	37	53	0.00	1.565						
Pedro Borbon, R ERA: 2.08 (8, 1)	1.1	S	5	1	0	0	0	0	0	0	0	0	0	5	5	0.00	0.750						

BOTTOM

Cincinnati Reds @ Chicago Cubs  
Wrigley Field, Chicago, IL  
Sun May 05 1974, 3:33 AM CDT  
Att. 18,183 - Overcast - 53 F

livebaseballscores.com

AB	34
R	2
H	9
RBI	2
BB	4
SO	4
LOB	18







Batter	1	2	3	4	5	6	7	8	9	AB R H RBI BB SO LOB
<b>Pete Rose, S</b> (1, 7) OBP: 0.417, SLG: 0.437	0-3 K		0-0 BB 1B		0-3 K		0-0 F7			4 0 1 0 0 2 0
<b>Joe Morgan, L</b> (1, 4) OBP: 0.448, SLG: 0.489	0-0 4-3		4-0 1-2 BB		0-3 K			0-3 K		3 0 0 0 1 2 0
<b>Johnny Bench, R</b> (1, 2) OBP: 0.369, SLG: 0.390	0-0 E7 1B		0-0 F2		0-3 K			0-0 5-3		4 0 1 0 0 1 2
<b>Tony Perez, R</b> (1, 3) OBP: 0.411, SLG: 0.613	0-0 P6		0-0 F8		0-0 1B			0-3 K		4 0 1 0 0 1 3
<b>Dan Driessen, L</b> (1, 5) OBP: 0.319, SLG: 0.318		0-0 6-3		0-0 F8		0-0 F7			0-0 F8	4 0 0 0 0 0 1
<b>George Foster, R</b> (1, 8) OBP: 0.412, SLG: 0.476		0-0 PB 1B		0-0 E4		0-0 F7			4-0 BB	3 0 1 0 1 0 1
<b>Ken Griffey, L</b> (1, 9) OBP: 0.218, SLG: 0.196		0-0 F8 1-2		0-3 K		0-0 4-3			0-0 F7	4 0 0 0 0 1 4
<b>Dave Concepcion, R</b> (1, 6) OBP: 0.295, SLG: 0.470		0-0 P5		4-0 BB			0-0 6-3		0-0 5-3	3 0 0 0 1 0 2
<b>Fred Norman, S</b> (1, 1)			0-3 K	0-0 G3			0-3 K			3 0 0 0 0 2 2

<b>Inning Stats</b>	R: 0 E: 1 K: 1 S: 6	H: 1 LOB: 1 BB: 0 P: 6	R: 0 E: 0 K: 0 S: 4	H: 1 LOB: 1 BB: 0 P: 4	R: 0 E: 0 K: 1 S: 6	H: 1 LOB: 2 BB: 1 P: 10	R: 0 E: 1 K: 1 S: 6	H: 0 LOB: 2 BB: 1 P: 10	R: 0 E: 0 K: 3 S: 9	H: 0 LOB: 0 BB: 0 P: 9	R: 0 E: 0 K: 0 S: 4	H: 1 LOB: 1 BB: 0 P: 4	R: 0 E: 0 K: 1 S: 5	H: 0 LOB: 0 BB: 0 P: 5	R: 0 E: 0 K: 2 S: 7	H: 0 LOB: 0 BB: 0 P: 7	R: 0 E: 0 K: 0 S: 3	H: 0 LOB: 1 BB: 1 P: 7	1B: 4 2B: 0 3B: 0 HR: 0	SF: 0 SAC: 0 DP: 0 HBP: 0	WP: 0 PB: 1 SB: 0 CS: 0	PA: 35																	
<b>PITCHER</b> <b>Lynn McGlothen, R</b> (1, 1) ERA: 3.63	IP 9.0	WLS W	BF 35	H 4	R 0	ER 0	SO 9	BB 3	IBB 0	HBP 0	BLK 0	WP 0	HR 0	S 50	P 62	ERA 0.00	WHIP 0.778					<b>PITCHER</b>	IP 9.0	WLS W	BF 35	H 4	R 0	ER 0	SO 9	BB 3	IBB 0	HBP 0	BLK 0	WP 0	HR 0	S 50	P 62	ERA 0.00	WHIP 0.778


**BOTTOM**

**St. Louis Cardinals @ Cincinnati Reds**  
Riverfront Stadium, Cincinnati, OH

Tue May 07 1974, 7:05 PM EDT  
Att. 10,455 - Unknown

livebaseballscorecards.com

<b>AB</b>	<b>32</b>
<b>R</b>	<b>0</b>
<b>H</b>	<b>4</b>
<b>RBI</b>	<b>0</b>
<b>BB</b>	<b>3</b>
<b>SO</b>	<b>9</b>
<b>LOB</b>	<b>15</b>





Batter	1	2	3	4	5	6	7	8	9	AB R H RBI BB SO LOB	TOP
Lou Brock, L (1, 7) x OBP: 0.392, SLG: 0.437	0-0 4-3 ①		0-0 F7 ③			0-0 4-3 2B ②		0-0 2B 1B		4 2 2 0 0 0 0	
Mike Tyson, R (1, 4) s OBP: 0.253, SLG: 0.241	0-3 K ②			0-3 K ①		0-0 4-3 ②		0-3 K ①		4 0 0 0 0 3 2	
Reggie Smith, S (1, 9) x OBP: 0.421, SLG: 0.616	0-0 5-3 ③			4-0 BB		0-0 2-3		0-0 1-H 2B		3 0 2 2 1 0 0	
Ted Simmons, S (1, 2) x OBP: 0.319, SLG: 0.402		0-0 G2 ①		0-3 K ②		0-0 3-H 2B ③		4-0 G6-4-3 IBB		3 0 0 0 1 1 2	
Joe Torre, R (1, 3) x OBP: 0.305, SLG: 0.351		0-0 6-3 ②		0-0 L5 ③			0-0 FC1-6-5 2B ①	0-0 G6-4-3 ② ③		4 0 1 0 0 0 3	
Ken Reitz, R (1, 5) x OBP: 0.386, SLG: 0.481		0-0 1B		0-0 F8 ①			0-0 FC1-6-5 BB ①	0-0 F9 ①		4 0 1 0 0 0 1	
Bake McBride, L (1, 8) s OBP: 0.347, SLG: 0.398		0-3 K ③		0-3 K ②			4-0 2-3	0-0 F8 ②		3 0 0 0 1 2 1	
Luis Alvarado, R (1, 6) x OBP: 0.083, SLG: 0.083			0-0 4-3 ①		0-3 K ③		0-0 1-2 BB	0-0 F8 ③		4 0 0 0 0 1 2	
John Curtis, L (1, 1) s OBP: 0.133, SLG: 0.071			0-3 K ②			0-3 K ① x	0-0 F9 ③	0-0 F9 ③		3 0 0 0 0 2 2	
<b>Inning Stats</b>	R: 0 H: 0 E: 0 LOB: 0 K: 1 BB: 0 S: 5 P: 5	R: 0 H: 1 E: 0 LOB: 1 K: 1 BB: 0 S: 6 P: 6	R: 0 H: 0 E: 0 LOB: 0 K: 1 BB: 0 S: 5 P: 5	R: 0 H: 0 E: 0 LOB: 1 K: 2 BB: 1 S: 7 P: 11	R: 0 H: 0 E: 0 LOB: 0 K: 2 BB: 0 S: 7 P: 7	R: 1 H: 2 E: 0 LOB: 1 K: 1 BB: 0 S: 7 P: 7	R: 0 H: 1 E: 0 LOB: 2 K: 0 BB: 1 S: 4 P: 8	R: 1 H: 2 E: 0 LOB: 1 K: 1 BB: 1 S: 6 P: 10	R: 0 H: 0 E: 0 LOB: 0 K: 0 BB: 0 S: 3 P: 3	1B: 2 SF: 0 2B: 4 SAC: 0 3B: 0 DP: 1 HR: 0 HBP: 0	WP: 0 PA: 35 PB: 0 SB: 0 CS: 0
<b>PITCHER</b>	IP WLS BF H R ER SO BB IBB HBP BLK WP HR S P ERA WHIP										
Don Gullett, L (1, 1) ERA: 3.34	7.1 L 31 6 2 2 9 2 1 0 0 0 0 0 46 58 2.46 1.091										
Pedro Borbon, R (8, 1) ERA: 1.95	1.2 4 0 0 0 0 0 0 0 0 0 0 0 4 4 0.00 0.000										

St. Louis Cardinals @ Cincinnati Reds  
Riverfront Stadium, Cincinnati, OH  
Wed May 08 1974, 7:05 PM EDT  
Att. 9,864 - Unknown

livebaseballscorecards.com

AB	32
R	2
H	6
RBI	2
BB	3
SO	9
LOB	13



Batter	1	2	3	4	5	6	7	8	9	AB R H RBI BB SO LOB
<b>Pete Rose, S</b> OBP: 0.411, SLG: 0.425 (1, 7) BBB	4-0 4-3 BB		X 0-0 4-3 2-3			X 0-0 1-3			X 0-0 6-3	3 0 0 0 1 0 1
<b>Joe Morgan, L</b> OBP: 0.433, SLG: 0.469 (1, 4) X	0-0 F8		X 0-0 F8			X 0-0 G3			X 0-0 F7	4 0 0 0 0 0 2
<b>Johnny Bench, R</b> OBP: 0.377, SLG: 0.400 (1, 2) X	0-0 4-3 1-2			X 0-0 G6-4-3 1B			X 0-0 CS 1B			3 0 2 0 0 0 1
<b>Tony Perez, R</b> OBP: 0.400, SLG: 0.594 (1, 3) X	0-0 4-3		X 0-0 G6-4-3 1-2f			X 0-0 L9				3 0 0 0 0 0 3
<b>George Foster, R</b> OBP: 0.389, SLG: 0.444 (1, 8)		X 0-0 6-3		X 0-0 4-1			X 0-3 K 1-2			3 0 0 0 0 1 1
<b>Dave Concepcion, R</b> OBP: 0.287, SLG: 0.456 (1, 6)		X 0-0 L4			X 0-0 5-3			X 0-0 F2		3 0 0 0 0 0 0
<b>Merv Rettenmund, R</b> OBP: 0.362, SLG: 0.368 (1, 9)		X 0-0 P4			X 0-3 K			X 0-0 6-3		3 0 0 0 0 1 0
<b>Andy Kosco, R</b> OBP: 0.318, SLG: 0.316 (1, 5)			X 0-0 4-3 2B		X 0-0 1-3			X 0-0 6-3		3 0 1 0 0 0 0
<b>Don Gullett, R</b> OBP: 0.417, SLG: 0.400 (1, 1) <b>Pedro Borbon, R</b> OBP: 0.333, SLG: 0.333 (8, 1) <b>Phil Gagliano, R</b> OBP: 0.600, SLG: 0.333 (9, PH)			X 0-3 K			X 0-0 1-3			X 0-3 K	2 0 0 0 0 1 1 0 0 0 0 0 0 0 1 0 0 0 0 1 0

<b>Inning Stats</b>	R: 0 E: 0 K: 0 S: 3	H: 0 LOB: 1 BB: 1 P: 7	R: 0 E: 0 K: 0 S: 3	H: 0 LOB: 0 BB: 0 P: 3	R: 0 E: 0 K: 1 S: 6	H: 1 LOB: 1 BB: 0 P: 6	R: 0 E: 0 K: 0 S: 3	H: 1 LOB: 0 BB: 0 P: 3	R: 0 E: 0 K: 1 S: 5	H: 0 LOB: 0 BB: 0 P: 5	R: 0 E: 0 K: 0 S: 3	H: 0 LOB: 0 BB: 0 P: 3	R: 0 E: 0 K: 0 S: 3	H: 0 LOB: 0 BB: 0 P: 3	R: 0 E: 0 K: 1 S: 5	H: 0 LOB: 0 BB: 0 P: 5	1B: 2 2B: 2 3B: 0 HR: 0	SF: 0 SAC: 0 DP: 2 HBP: 0	WP: 0 PB: 0 SB: 0 CS: 1	PA: 29								
<b>PITCHER</b> <b>John Curtis, L</b> ERA: 4.5 (1, 1)	IP 9.0	WLS W	BF 29	H 3	R 0	ER 0	SO 4	BB 1	IBB 0	HBP 0	BLK 0	WP 0	HR 0	S 36	P 40	ERA 0.00	WHIP 0.444											
											<b>PITCHER</b>	IP	WLS	BF	H	R	ER	SO	BB	IBB	HBP	BLK	WP	HR	S	P	ERA	WHIP

**BOTTOM**

**St. Louis Cardinals @ Cincinnati Reds**  
Riverfront Stadium, Cincinnati, OH  
Wed May 08 1974, 7:05 PM EDT  
Att. 9,864 - Unknown

[livebaseballscorecards.com](http://livebaseballscorecards.com)

<b>AB</b>	<b>28</b>
<b>R</b>	<b>0</b>
<b>H</b>	<b>3</b>
<b>RBI</b>	<b>0</b>
<b>BB</b>	<b>1</b>
<b>SO</b>	<b>4</b>
<b>LOB</b>	<b>9</b>







Batter	1	2	3	4	5	6	7	8	9	AB	R	H	RBI	BB	SO	LOB
<b>Pete Rose, S</b> (1, 7) OBP: 0.414, SLG: 0.417	0-3 K		4-0 BB		4-0 BB		0-0 FC4-6 BB			2	0	0	0	2	1	1
<b>Joe Morgan, L</b> (1, 4) OBP: 0.435, SLG: 0.460	0-0 P3		0-0 6-3		4-0 BB		4-0 BB			2	0	0	0	2	0	1
<b>Johnny Bench, R</b> (1, 2) OBP: 0.362, SLG: 0.398	0-0 F7				0-0 BB		4-0 BB			3	0	1	0	1	0	3
<b>Tony Perez, R</b> (1, 3) OBP: 0.395, SLG: 0.576					0-0 FC5-4 1B		0-0 F9			3	1	0	0	1	0	4
<b>Dan Driessen, L</b> (1, 5) <b>Darrel Chaney, S</b> (9, 5)					0-0 HR					3	1	3	2	1	0	0
<b>George Foster, R</b> (1, 8) (7, 9)					0-0 HR					0	0	0	0	0	0	0
<b>Ken Griffey, L</b> (1, 9) <b>Cesar Geronimo, L</b> (7, 8)					0-0 6-3		0-0 F7			3	0	0	0	0	0	3
<b>Dave Concepcion, R</b> (1, 6) OBP: 0.297, SLG: 0.472					0-0 4-3		0-0 G3			3	0	0	0	0	0	3
<b>Jack Billingham, R</b> (1, 1)					0-0 F7		0-0 BB			3	0	2	0	0	0	0
					0-3 K		0-3 K			3	0	0	0	0	2	2

Inning Stats		R: 0	H: 0	R: 0	H: 1	R: 0	H: 0	R: 2	H: 2	R: 0	H: 1	R: 0	H: 1	R: 0	H: 0	R: 0	H: 0			
E: 0		LOB: 0		E: 0		LOB: 1		E: 0		LOB: 0		E: 0		LOB: 2		E: 0		LOB: 3		
K: 1		BB: 0		K: 0		BB: 1		K: 0		BB: 0		K: 1		BB: 2		K: 0		BB: 2		
S: 5		P: 5		S: 3		P: 7		S: 5		P: 5		S: 5		P: 13		S: 4		P: 4		
PITCHER		IP	WLS	BF	H	R	ER	SO	BB	IBB	HBP	BLK	WP	HR	S	P	ERA	WHIP		
<b>Larry Dierker, R</b> (1, 1) ERA: 2.17		6.2	L	30	6	2	2	3	6	0	0	0	0	1	30	54	2.70	1.800		
<b>Ken Forsch, R</b> (7, 1) ERA: 1.26		0.1		1	0	0	0	0	0	0	0	0	0	0	1	1	0.00	0.000		
<b>Jerry Johnson, R</b> (8, 1) ERA: 3.52		1.0		3	0	0	0	0	1	0	0	0	0	0	2	6	0.00	1.000		

BOTTOM

**Houston Astros @ Cincinnati Reds**  
Riverfront Stadium, Cincinnati, OH  
Fri May 10 1974, 7:05 PM EDT  
Att. 31,463 - Unknown

livebaseballscorecards.com

<b>AB</b>	<b>26</b>
<b>R</b>	<b>2</b>
<b>H</b>	<b>6</b>
<b>RBI</b>	<b>2</b>
<b>BB</b>	<b>7</b>
<b>SO</b>	<b>3</b>
<b>LOB</b>	<b>18</b>



1B: 4	SF: 0	WP: 0	PA: 34
2B: 2	SAC: 1	PB: 0	
3B: 0	DP: 3	SB: 1	
HR: 1	HBP: 0	CS: 0	









Batter	1	2	3	4	5	6	7	8	9	AB R H RBI BB SO LOB	TOP								
Mick Kelleher, R (1, 6) OBP: 0.167, SLG: 0.125 Cliff Johnson, R (8, PH) OBP: 0.389, SLG: 0.467 (8, 2)	0-0 6-3		0-0 5-3			0-0 FC6-4 1B		4-0 1B BB		3 0 1 0 0 0 1 0 0 0 0 1 0 0									
Tommy Helms, R (1, 4) OBP: 0.333, SLG: 0.424	0-0 P3			0-0 F8		0-0 F9		0-0 1-3 1B		4 0 1 0 0 0 1									
Cesar Cedeno, R (1, 8) OBP: 0.363, SLG: 0.457	0-0 F3			0-3 K		0-3 K			0-0 B1	4 0 0 0 0 2 1									
Bob Watson, R (1, 7) OBP: 0.414, SLG: 0.446		0-3 K		0-0 1B		0-0 FC6-4 1-2f			0-3 K	4 0 1 0 0 2 1									
Lee May, R (1, 3) OBP: 0.341, SLG: 0.504		0-0 6-3		0-0 F7			0-0 P3		0-3 K	4 0 0 0 0 1 1									
Doug Rader, R (1, 5) OBP: 0.344, SLG: 0.393		0-3 K			0-3 K		0-3 K			3 0 0 0 0 3 0									
Ollie Brown, R (1, 9) OBP: 0.244, SLG: 0.372			0-0 FC6-4 1B		0-0 6-3		0-3 K			3 0 1 0 0 1 0									
Milt May, L (1, 2) OBP: 0.348, SLG: 0.342 Larry Milbourne, S (8, PR) OBP: 0.429, SLG: 0.412 (8, 6)			0-0 F7		0-0 2B			4-0 G4-3 BB		2 0 1 0 1 0 1 0 0 0 0 0 0 0									
Claude Osteen, L (1, 1) OBP: 0.111, SLG: 0.111 Greg Gross, L (8, PH) OBP: 0.458, SLG: 0.441 Jerry Johnson, R (8, 1)			0-0 FC6-4 1-2f		0-0 1-3			0-0 G4-3 1-2f		2 0 0 0 0 0 2 1 0 0 0 0 0 1 0 0 0 0 0 0 0									
<b>Inning Stats</b>	R: 0 E: 0 K: 0 S: 3	H: 0 LOB: 0 BB: 0 P: 3	R: 0 E: 0 K: 2 S: 7	H: 0 LOB: 0 BB: 0 P: 7	R: 0 E: 0 K: 0 S: 4	H: 1 LOB: 1 BB: 0 P: 4	R: 0 E: 0 K: 1 S: 6	H: 1 LOB: 1 BB: 0 P: 6	R: 0 E: 0 K: 1 S: 6	H: 1 LOB: 1 BB: 0 P: 6	R: 0 E: 0 K: 2 S: 7	H: 0 LOB: 0 BB: 0 P: 7	R: 0 E: 0 K: 2 S: 7	H: 0 LOB: 0 BB: 0 P: 7	1B: 4 2B: 1 3B: 0 HR: 0	SF: 0 SAC: 0 DP: 1 HBP: 0	WP: 0 PB: 0 SB: 0 CS: 0	PA: 32	
<b>PITCHER</b> Fred Norman, L (1, 1) ERA: 1.46	IP 9.0	WLS W	BF 32	H 5	R 0	ER 0	SO 9	BB 2	IBB 0	HBP 0	BLK 0	WP 0	HR 0	S 48	P 56	ERA 0.00	WHIP 0.778		
<b>PITCHER</b>	IP	WLS	BF	H	R	ER	SO	BB	IBB	HBP	BLK	WP	HR	S	P	ERA	WHIP		

Houston Astros @ Cincinnati Reds  
Riverfront Stadium, Cincinnati, OH  
Sun May 12 1974, 3:33 AM EDT  
Unknown

livebaseballscorecards.com

AB	30
R	0
H	5
RBI	0
BB	2
SO	9
LOB	9



Batter	1	2	3	4	5	6	7	8	9	AB	R	H	RBI	BB	SO	LOB
<b>Pete Rose, S</b> OBP: 0.404, SLG: 0.395 (1, 7) X	0-0 L6		4-0 FC3-6 BB		0-0 F9		0-0 5-3			3	0	0	0	1	0	1
<b>Joe Morgan, L</b> OBP: 0.424, SLG: 0.434 (1, 4) B B B B	4-0 WP BLK BB		0-0 FC3-6 FC6-4		0-3 K		0-0 F9			3	0	0	0	1	1	3
<b>Johnny Bench, R</b> OBP: 0.390, SLG: 0.442 (1, 5) B B B B	4-0 G6-4-3 BB		0-0 FC6-4				0-0 F8		0-0 HR	3	1	1	1	1	0	2
<b>Tony Perez, R</b> OBP: 0.385, SLG: 0.547 (1, 3) X	0-0 G6-4-3			0-0 HR 1B			0-0 6-3		4-0 1B S SF7-3 BB	3	1	1	0	1	0	2
<b>Dan Driessen, L</b> OBP: 0.343, SLG: 0.363 (8, PR) (9, 3) X	1-2f									0	1	0	0	0	0	0
<b>George Foster, R</b> OBP: 0.354, SLG: 0.393 (1, 8) (8, 9) X		0-0 5-3		0-0 P4				0-0 1B	0-3 K	4	0	1	0	0	1	2
<b>Dave Concepcion, R</b> OBP: 0.305, SLG: 0.491 (1, 6) X		0-0 6-3		0-0 HR				0-0 F8	0-0 SF7-3 1B	4	1	2	2	0	0	1
<b>Merv Rettenmund, R</b> OBP: 0.361, SLG: 0.417 (1, 9) X		0-0 5-3		0-0 F9					0-0 HR	3	1	1	1	0	0	0
<b>Cesar Geronimo, L</b> OBP: 0.341, SLG: 0.459 (8, 8) X									0-0 SF7-3	0	0	0	1	0	0	0
<b>Bill Plummer, R</b> OBP: 0.333, SLG: 0.375 (1, 2) X			0-0 FC3-6 BB 1B		0-0 6-3				0-0 2B	3	0	2	0	0	0	0
<b>Fred Norman, S</b> (1, 1) S S S S			0-3 K				0-0 1-3		0-0 B3	3	0	0	0	0	1	2

Inning Stats	R: 0	H: 0	E: 0	K: 0	S: 2	LOB: 1	BB: 2	P: 10	R: 0	H: 0	E: 0	K: 0	S: 3	LOB: 0	BB: 0	P: 3	R: 0	H: 1	E: 0	K: 1	S: 6	LOB: 2	BB: 1	P: 10	R: 2	H: 2	E: 0	K: 0	S: 5	LOB: 0	BB: 0	P: 5	R: 0	H: 0	E: 0	K: 1	S: 5	LOB: 0	BB: 0	P: 5	R: 0	H: 1	E: 0	K: 0	S: 4	LOB: 1	BB: 0	P: 4	R: 1	H: 2	E: 0	K: 0	S: 5	LOB: 1	BB: 0	P: 5	R: 2	H: 2	E: 0	K: 1	S: 6	LOB: 1	BB: 1	P: 10
<b>PITCHER</b>	IP	WLS	BF	H	R	ER	SO	BB	IBB	HBP	BLK	WP	HR	S	P	ERA	WHIP																																															
<b>Claude Osteen, L</b> ERA: 3.31 (1, 1)	7.0	L	29	6	3	3	2	3	0	0	1	1	2	30	42	3.86	1.286																																															
<b>Jerry Johnson, R</b> ERA: 4.41 (8, 1)	1.0		5	2	2	2	1	1	0	0	0	0	1	6	10	18.00	3.000																																															


**BOTTOM**

**Houston Astros @ Cincinnati Reds**  
Riverfront Stadium, Cincinnati, OH

Sun May 12 1974, 3:33 AM EDT  
Unknown

AB	29
R	5
H	8
RBI	5
BB	4
SO	3
LOB	13

livebaseballscorecards.com



1B: 4	SF: 1	WP: 1	PA: 34
2B: 2	SAC: 0	PB: 0	
3B: 0	DP: 2	SB: 1	
HR: 3	HBP: 0	CS: 0	



Batter	1	2	3	4	5	6	7	8	9	AB R H RBI BB SO LOB	TOP
Mick Kelleher, R (1, 6) OBP: 0.178, SLG: 0.119 Mike Easler, L (9, PH)	0-0 4-3		0-3 K			4-0 BB			0-0 F7	2 0 0 0 1 1 0 1 0 0 0 0 0 0	
Greg Gross, L (1, 9) OBP: 0.450, SLG: 0.427	0-0 5-3			0-0 F8		0-3 K			4-0 HR BB	3 1 0 0 1 1 1	
Cesar Cedeno, R (1, 8) OBP: 0.360, SLG: 0.474	0-0 F9			0-0 6-3			0-3 K		0-0 HR 1-H	4 1 1 2 0 1 0	
Bob Watson, R (1, 7) OBP: 0.415, SLG: 0.447 Bob Gallagher, L (5, 9)		0-0 1B		0-0 F9			0-0 F8		0-3 K	2 0 1 0 0 0 0 2 0 0 0 0 1 0	
Lee May, R (1, 3) OBP: 0.333, SLG: 0.492		0-3 K			0-0 F7		0-3 K			3 0 0 0 0 2 1	
Doug Rader, R (1, 5) OBP: 0.336, SLG: 0.383		0-3 K			0-3 K			0-0 6-3		3 0 0 0 0 2 1	
Johnny Edwards, L (1, 2) OBP: 0.255, SLG: 0.362		0-0 4-3			0-0 F9			0-0 F8		3 0 0 0 0 0 1	
Tommy Helms, R (1, 4) OBP: 0.324, SLG: 0.412			0-3 K			0-0 P4		0-0 P4		3 0 0 0 0 1 0	
Don Wilson, R (1, 1) OBP: 0.143, SLG: 0.143 Milt May, L (9, PH) OBP: 0.344, SLG: 0.338			0-3 K			0-0 L5		0-0 F5		2 0 0 0 0 1 0 1 0 0 0 0 0 0	
<b>Inning Stats</b>	R: 0 E: 0 K: 0 S: 3 H: 0 LOB: 0 BB: 0 P: 3	R: 0 E: 0 K: 2 S: 8 H: 1 LOB: 1 BB: 0 P: 8	R: 0 E: 0 K: 3 S: 9 H: 0 LOB: 0 BB: 0 P: 9	R: 0 E: 0 K: 0 S: 3 H: 0 LOB: 0 BB: 0 P: 3	R: 0 E: 0 K: 1 S: 5 H: 0 LOB: 0 BB: 0 P: 5	R: 0 E: 0 K: 1 S: 5 H: 0 LOB: 1 BB: 1 P: 9	R: 0 E: 0 K: 2 S: 7 H: 0 LOB: 0 BB: 0 P: 7	R: 0 E: 0 K: 0 S: 3 H: 0 LOB: 0 BB: 0 P: 3	R: 2 E: 0 K: 1 S: 6 H: 1 LOB: 0 BB: 1 P: 10	1B: 1 2B: 0 3B: 0 HR: 1 SF: 0 SAC: 0 DP: 0 HBP: 0	WP: 0 PB: 0 SB: 0 CS: 0 PA: 31
<b>PITCHER</b> Clay Kirby, R (1, 1) ERA: 5.08	IP: 9.0 WLS: W BF: 31 H: 2 R: 2 ER: 2 SO: 10 BB: 2 IBB: 0 HBP: 0 BLK: 0 WP: 0 HR: 1 S: 49 P: 57 ERA: 2.00 WHIP: 0.444										

Houston Astros @ Cincinnati Reds  
Riverfront Stadium, Cincinnati, OH  
Sun May 12 1974, 7:05 PM EDT  
Att. 33,392 - Unknown

livebaseballscorecards.com

AB	29
R	2
H	2
RBI	2
BB	2
SO	10
LOB	4







**San Francisco Giants @ Cincinnati Reds**  
 Riverfront Stadium, Cincinnati, OH  
 Mon May 13 1974, 7:05 PM EDT  
 Att. 12,586 - Unknown

livebaseballscorecards.com

AB	30
R	1
H	6
RBI	1
BB	3
SO	6
LOB	13



WP	1	PA	33
PB	0		
SB	0		
CS	1		

AB	R	H	RBI	BB	SO	LOB
3	0	0	0	1	2	1
4	0	1	0	0	0	2
3	0	2	0	1	0	1
4	0	1	0	0	0	3
4	1	1	1	0	1	2
4	0	0	0	0	2	2
3	0	0	0	0	0	1
3	0	1	0	0	0	0
1	0	0	0	1	1	0
0	0	0	0	0	0	0
1	0	0	0	0	0	1
0	0	0	0	0	0	0
0	0	0	0	0	0	0

Batter	1	2	3	4	5	6	7	8	9												
<b>Bobby Bonds, R</b> (1, 9) OBP: 0.318, SLG: 0.425	0-3 K		0-3 K			0-0 5-3		4-0 BB													
<b>Tito Fuentes, S</b> (1, 4) OBP: 0.281, SLG: 0.267	0-0 6-3			0-0 P2		0-0 1B		0-0 G6-4-3													
<b>Garry Maddox, R</b> (1, 8) OBP: 0.351, SLG: 0.438	4-0 FC5-4 BB			0-0 1B		0-0 1-3		0-0 1B													
<b>Steve Ontiveros, S</b> (1, 5) OBP: 0.396, SLG: 0.387	0-0 FC5-4			0-0 G5-6-3		0-0 1B		0-0 F7													
<b>Gary Matthews, R</b> (1, 7) OBP: 0.322, SLG: 0.373		0-3 K			0-0 HR		0-0 F9	0-0 F2													
<b>Dave Kingman, R</b> (1, 3) OBP: 0.333, SLG: 0.500		0-3 K			0-0 5-3		0-3 K	0-0 F8													
<b>Chris Speier, R</b> (1, 6) OBP: 0.279, SLG: 0.274			0-0 F9		0-0 F7		0-0 FC6-4														
<b>Ken Rudolph, R</b> (1, 2) OBP: 0.329, SLG: 0.242			0-0 5-3		0-0 F7			0-0 1B													
<b>John D'Acquisto, R</b> (1, 1) OBP: 0.273, SLG: 0.222			4-0 CS			0-3 K		0-0 F7													
<b>Jim Willoughby, R</b> (6, 1) OBP: 0.100, SLG: 0.200																					
<b>Chris Arnold, R</b> (8, PH) OBP: 0.333, SLG: 0.381																					
<b>Elias Sosa, R</b> (8, 1)																					
<b>Randy Moffitt, R</b> (8, 1) OBP: 0.500, SLG: 0.500																					
<b>Inning Stats</b>	R: 0 E: 0 K: 1 S: 5	H: 0 LOB: 1 BB: 1 P: 9	R: 0 E: 0 K: 2 S: 7	H: 0 LOB: 0 BB: 0 P: 7	R: 0 E: 0 K: 1 S: 4	H: 0 LOB: 1 BB: 1 P: 8	R: 0 E: 0 K: 0 S: 3	H: 1 LOB: 0 BB: 0 P: 3	R: 1 E: 0 K: 0 S: 4	H: 1 LOB: 0 BB: 0 P: 4	R: 0 E: 0 K: 1 S: 6	H: 1 LOB: 1 BB: 0 P: 6	R: 0 E: 0 K: 1 S: 6	H: 1 LOB: 1 BB: 0 P: 6	R: 0 E: 0 K: 0 S: 3	H: 1 LOB: 1 BB: 1 P: 7	R: 0 E: 0 K: 0 S: 4	H: 1 LOB: 1 BB: 0 P: 4	1B: 5 2B: 1 3B: 0 HR: 1	SF: 0 SAC: 0 DP: 3 HBP: 0	WP: 1 PB: 0 SB: 0 CS: 1
<b>PITCHER</b>	IP	WLS	BF	H	R	ER	SO	BB	IBB	HBP	BLK	WP	HR	S	P	ERA	WHIP				
<b>Don Gullett, L</b> (1, 1) ERA: 2.98	7.1	W	28	5	1	1	6	3	0	0	0	1	1	37	49	1.23	1.091				
<b>Pedro Borbon, R</b> (8, 1) ERA: 1.84	1.2	S	5	1	0	0	0	0	0	0	0	0	0	5	5	0.00	0.600				

Batter	1	2	3	4	5	6	7	8	9	AB	R	H	RBI	BB	SO	LOB
<b>Pete Rose, S</b> (1, 7) OBP: 0.407, SLG: 0.418	4-0 E BB		x 0-0 F8		x 0-0 F7		x 0-0 1B 2B	x 0-0 FC4-6 1-2f		4	1	1	1	1	0	4
<b>Joe Morgan, L</b> (1, 4) OBP: 0.429, SLG: 0.432	0-0 F8		x 0-0 PO 1B		x 0-0 F2		x 0-0 S 1B 2-H			4	0	2	1	0	0	2
<b>Johnny Bench, R</b> (1, 2) OBP: 0.397, SLG: 0.471	0-0 L5		x 0-0 PO 1-2	x 0-0 HR		x 0-0 1B 1B	x 4-0 S IBB			3	1	2	1	1	0	1
<b>Tony Perez, R</b> (1, 3) OBP: 0.377, SLG: 0.544	0-0 E7			x 0-0 4-3 3B		x 0-0 L9-2-3 1B	x 0-0 5-3			4	1	2	0	0	0	3
<b>Darrel Chaney, S</b> (9, 5)	1-3									0	0	0	0	0	0	0
<b>Dan Driessen, L</b> (1, 5) OBP: 0.336, SLG: 0.347	0-3 K			x 0-0 6-3		x 0-0 L9-2-3 1-2	x 0-0 BB FC4-2 1B			4	0	1	0	0	1	5
<b>Merv Rettenmund, R</b> (1, 9) OBP: 0.363, SLG: 0.448		x 0-0 F8		x 0-0 4-3		x 0-0 1-6-3	x 4-0 BB BB BB FC4-2 BB			3	0	0	1	1	0	1
<b>Dave Concepcion, R</b> (1, 6) OBP: 0.302, SLG: 0.471		x 0-0 6-3		x 0-0 F9 3-H			x 4-0 BB BB BB FC4-2 BB			3	0	0	0	1	0	0
<b>Cesar Geronimo, L</b> (1, 8) OBP: 0.365, SLG: 0.489		x 0-0 F7			x 0-0 F8		x 0-0 SH1-4 2B 1B	x 0-0 FC4-2 FC4-6		4	1	1	0	0	0	3
<b>Don Gullett, R</b> (1, 1) OBP: 0.429, SLG: 0.364			x 0-3 K				x 0-0 SH1-4 1-2	x 0-3 K		1	0	0	0	1	1	0
<b>Pedro Borbon, R</b> (8, 1) OBP: 0.286, SLG: 0.286										1	0	0	0	0	1	3

Inning Stats	R: 0	H: 0	R: 0	H: 0	R: 0	H: 1	R: 2	H: 2	R: 0	H: 0	R: 0	H: 2	R: 2	H: 3	R: 0	H: 1
	E: 1	LOB: 2	E: 0	LOB: 0	E: 0	LOB: 0	E: 0	LOB: 0	E: 0	LOB: 1	E: 0	LOB: 1	E: 0	LOB: 2	E: 0	LOB: 3
	K: 1	BB: 1	K: 0	BB: 0	K: 0	BB: 0	K: 0	BB: 0	K: 0	BB: 1	K: 0	BB: 0	K: 0	BB: 1	K: 1	BB: 2
	S: 6	P: 10	S: 3	P: 3	S: 5	P: 5	S: 5	P: 5	S: 3	P: 7	S: 4	P: 4	S: 6	P: 10	S: 6	P: 14


PITCHER	IP	WLS	BF	H	R	ER	SO	BB	IBB	HBP	BLK	WP	HR	S	P	ERA	WHIP
<b>John D'Acquisto, R</b> (1, 1) ERA: 4.86	5.0	L	22	5	2	2	2	2	2	0	0	0	1	24	32	3.60	1.400
<b>Jim Willoughby, R</b> (6, 1) ERA: 4.63	2.0		9	3	2	2	0	0	1	0	0	0	0	8	12	9.00	1.500
<b>Elias Sosa, R</b> (8, 1) ERA: 2.49	0.0		3	1	0	0	0	2	0	0	0	0	0	1	9	∞	∞
<b>Randy Moffitt, R</b> (8, 1) ERA: 2.13	1.0		3	0	0	0	1	0	0	0	0	0	0	5	5	0.00	0.000

**BOTTOM**

**San Francisco Giants @ Cincinnati Reds**  
Riverfront Stadium, Cincinnati, OH

Mon May 13 1974, 7:05 PM EDT  
Att. 12,586 - Unknown

AB	31
R	4
H	9
RBI	4
BB	5
SO	3
LOB	22



WP	PA	ERA	WHIP
0	38	0	0



Batter	1	2	3	4	5	6	7	8	9	AB R H RBI BB SO LOB	TOP											
Gary Thomasson, L (1, 9) OBP: 0.386, SLG: 0.333	0-0 4-3 3B		0-0 WP 2B S 1B		0-0 1B		4-0 E BB		0-0 F7	4 2 3 0 1 0 1												
Tito Fuentes, S (1, 4) OBP: 0.243, SLG: 0.229	0-0 4-3		0-3 K 1-3		0-0 6-3		0-0 E4 G6-4-3		0-0 F9	5 0 0 2 0 1 4												
Garry Maddox, R (1, 8) OBP: 0.354, SLG: 0.467	0-0 5-3		0-0 3-H 2B			0-0 HR	0-0 G6-4-3 1-2f			4 1 2 2 0 0 2												
Steve Ontiveros, S (1, 5) OBP: 0.385, SLG: 0.374	0-0 E6		0-0 4-3			0-0 6-3		0-3 K		4 0 0 0 0 1 1												
Gary Matthews, R (1, 7) OBP: 0.320, SLG: 0.385	0-0 5-3			0-0 6-3		0-0 5-3		0-0 3B		4 0 1 0 0 0 1												
Ed Goodson, L (1, 3) OBP: 0.250, SLG: 0.273		0-3 K		0-0 4-3		0-0 1B		0-3 K		3 0 1 0 0 1 0												
Dave Kingman, R (6, PR) OBP: 0.331, SLG: 0.495										1 0 0 0 0 1 1												
Mike Phillips, L (1, 6) OBP: 0.282, SLG: 0.302		0-0 G3		0-0 6-3		0-0 4-3		0-0 1-3		4 0 0 0 0 0 2												
Dave Rader, L (1, 2) OBP: 0.342, SLG: 0.457		0-0 4-3			0-0 F7		0-0 E 3B		0-0 1-3	4 1 1 0 0 0 0												
Mike Caldwell, R (1, 1) OBP: 0.208, SLG: 0.136			0-0 4-3		0-0 1-3		0-0 P9		0-0 1B	4 0 1 0 0 0 1												
<b>Inning Stats</b>	R: 1 E: 1 K: 0 S: 5	H: 1 LOB: 1 BB: 0 P: 5	R: 0 E: 0 K: 1 S: 5	H: 0 LOB: 0 BB: 0 P: 5	R: 1 E: 0 K: 1 S: 7	H: 2 LOB: 1 BB: 0 P: 7	R: 0 E: 0 K: 0 S: 3	H: 0 LOB: 0 BB: 0 P: 3	R: 0 E: 0 K: 0 S: 4	H: 1 LOB: 1 BB: 0 P: 4	R: 1 E: 0 K: 0 S: 5	H: 2 LOB: 1 BB: 0 P: 5	R: 1 E: 1 K: 0 S: 4	H: 1 LOB: 1 BB: 1 P: 8	R: 0 E: 0 K: 2 S: 8	H: 1 LOB: 1 BB: 0 P: 8	R: 0 E: 0 K: 0 S: 4	H: 1 LOB: 1 BB: 0 P: 4	1B: 4 2B: 1 3B: 3 HR: 1	SF: 0 SAC: 0 DP: 1 HBP: 0	WP: 1 PB: 0 SB: 1 CS: 0	PA: 38
<b>PITCHER</b>	IP WLS BF H R ER SO BB IBB HBP BLK WP HR S P ERA WHIP																					
Jack Billingham, R (1, 1) ERA: 3.6	8.0 L 34 8 4 4 4 1 0 0 0 1 1 41 45 4.50 1.125																					
Clay Carroll, R (9, 1) ERA: 3.32	1.0 4 1 0 0 0 0 0 0 0 0 0 0 4 4 0.00 1.000																					

**San Francisco Giants @ Cincinnati Reds**  
Riverfront Stadium, Cincinnati, OH  
Tue May 14 1974, 7:05 PM EDT  
Att. 16,331 - Unknown

AB	37
R	4
H	9
RBI	4
BB	1
SO	4
LOB	13



Batter	1	2	3	4	5	6	7	8	9	AB R H RBI BB SO LOB
<b>Pete Rose, S</b> (1, 7) OBP: 0.403, SLG: 0.421	0-0 F9		0-0 1B 2B		0-3 K			0-0 G1-6-3		4 0 1 0 0 1 1
<b>Joe Morgan, L</b> (1, 4) OBP: 0.424, SLG: 0.426	0-0 L6		0-0 2-3 1B			0-0 F9			0-0 F8	4 0 1 0 0 0 0
<b>Johnny Bench, R</b> (1, 5) OBP: 0.392, SLG: 0.457	0-0 1-3		4-0 1-2 BB			0-0 6-3			0-0 5-3	3 0 0 0 1 0 0
<b>Tony Perez, R</b> (1, 3) OBP: 0.366, SLG: 0.525		0-0 F8	0-0 5-3			0-0 L5			0-0 5-3	4 0 0 0 0 0 3
<b>George Foster, R</b> (1, 8) OBP: 0.353, SLG: 0.390		0-0 3-1		0-0 E5 L5-3			0-0 G5-4-3 1B			3 0 1 0 0 0 0
<b>Dave Concepcion, R</b> (1, 6) OBP: 0.302, SLG: 0.467		0-0 FC6-4 1B		0-0 L5-3 1-2		0-0 G5-4-3		0-0 1-2f		3 0 1 0 0 0 2
<b>Merv Rettenmund, R</b> (1, 9) OBP: 0.349, SLG: 0.429		0-0 FC6-4 1-2f		0-0 1-3		0-0 5-3				3 0 0 0 0 0 1
<b>Bill Plummer, R</b> (1, 2) OBP: 0.250, SLG: 0.273			0-0 F7		0-0 6-3			0-0 6-3		3 0 0 0 0 0 0
<b>Jack Billingham, R</b> (1, 1) <b>Andy Kosco, R</b> (8, PH) <b>Clay Carroll, R</b> (9, 1)			0-3 K		0-0 6-3			0-0 G1-6-3 1B		2 0 0 0 0 1 0 1 0 1 0 0 0 0 0 0 0 0 0 0 0

Inning Stats	R: 0 E: 0 K: 0 S: 3	H: 0 LOB: 0 BB: 0 P: 3	R: 0 E: 0 K: 0 S: 4	H: 1 LOB: 1 BB: 0 P: 4	R: 0 E: 0 K: 1 S: 7	H: 2 LOB: 3 BB: 1 P: 11	R: 0 E: 1 K: 0 S: 3	H: 0 LOB: 0 BB: 0 P: 3	R: 0 E: 0 K: 1 S: 5	H: 0 LOB: 0 BB: 0 P: 5	R: 0 E: 0 K: 0 S: 3	H: 0 LOB: 0 BB: 0 P: 3	R: 0 E: 0 K: 0 S: 3	H: 1 LOB: 0 BB: 0 P: 3	R: 0 E: 0 K: 0 S: 3	H: 0 LOB: 0 BB: 0 P: 3	1B: 4 2B: 2 3B: 0 HR: 0	SF: 0 SAC: 0 DP: 3 HBP: 0	WP: 0 PB: 0 SB: 1 CS: 0	PA: 31
--------------	------------------------------	---------------------------------	------------------------------	---------------------------------	------------------------------	----------------------------------	------------------------------	---------------------------------	------------------------------	---------------------------------	------------------------------	---------------------------------	------------------------------	---------------------------------	------------------------------	---------------------------------	----------------------------------	------------------------------------	----------------------------------	--------

PITCHER	IP	WLS	BF	H	R	ER	SO	BB	IBB	HBP	BLK	WP	HR	S	P	ERA	WHIP
<b>Mike Caldwell, L</b> (1, 1) ERA: 1.65	9.0	W	31	5	0	0	2	1	0	0	0	0	0	34	38	0.00	0.667


**BOTTOM**

**San Francisco Giants @ Cincinnati Reds**  
Riverfront Stadium, Cincinnati, OH

Tue May 14 1974, 7:05 PM EDT  
Att. 16,331 - Unknown

livebaseballscorecards.com

<b>AB</b>	<b>30</b>
<b>R</b>	<b>0</b>
<b>H</b>	<b>5</b>
<b>RBI</b>	<b>0</b>
<b>BB</b>	<b>1</b>
<b>SO</b>	<b>2</b>
<b>LOB</b>	<b>7</b>











Batter	1	2	3	4	5	6	7	8	9	AB R H RBI BB SO LOB	TOP														
<b>Pete Rose, S</b> OBP: 0.399, SLG: 0.425 (1, 7) X	0-0 BB 1B	0-3 K		0-0 E 1B		0-0 F8		0-0 F8		5 2 2 0 0 1 1															
<b>Joe Morgan, L</b> OBP: 0.425, SLG: 0.431 (1, 4) B B B	4-0 S 1B E BB	0-0 1B 1B		0-0 E3 4-3 1-H 2-H		0-0 2B		0-0 F4		4 1 2 0 1 0 1															
<b>Johnny Bench, R</b> OBP: 0.403, SLG: 0.500 (1, 5) X	0-0 1B E 1B 1-2 2-H	0-0 1B		0-0 4-3 2-3		4-0 BB			0-3 K	4 0 2 1 1 1 1															
<b>Tony Perez, R</b> OBP: 0.360, SLG: 0.520 <b>Dan Driessen, L</b> OBP: 0.333, SLG: 0.343 (1, 3) X (9, PR) (9, 3)	0-0 P5 2-3	0-0 F8		0-0 F9		0-3 K			0-0 2B	5 0 1 0 0 1 7 0 0 0 0 0 0 0															
<b>George Foster, R</b> OBP: 0.329, SLG: 0.359 (1, 8) S S S (7, 9)	0-3 K		0-0 5-3		0-0 F8		0-3 K		0-3 K	5 0 0 0 0 3 3															
<b>Dave Concepcion, R</b> OBP: 0.290, SLG: 0.438 (1, 6) X	0-0 E6 1B 1-2 3-H		0-0 1-3		4-0 S BB		0-0 F7		0-0 6-3	4 0 0 0 1 0 2															
<b>Merv Rettenmund, R</b> OBP: 0.341, SLG: 0.410 <b>Cesar Geronimo, L</b> OBP: 0.382, SLG: 0.511 (1, 9) X (7, 8)	0-0 1B 1-2 2-3		0-0 5-3		0-0 L8 1-2		0-0 F8			4 0 1 0 0 0 1 0 0 0 0 0 0 0															
<b>Bill Plummer, R</b> OBP: 0.250, SLG: 0.267 (1, 2) X	0-0 F8			0-0 5-3		0-0 6-3			0-0 1B	4 0 1 0 0 0 4															
<b>Fred Norman, S</b> OBP: 0.071, SLG: 0.071 <b>Clay Carroll, R</b> (9, 1)		0-3 K		0-0 E 1B 1B		0-0 6-3			0-3 K	4 1 1 0 0 2 1 0 0 0 0 0 0 0															
<b>Inning Stats</b>	R: 2 E: 1 K: 1 S: 9	H: 3 LOB: 3 BB: 1 P: 13	R: 0 E: 0 K: 2 S: 9	H: 2 LOB: 2 BB: 0 P: 9	R: 0 E: 0 K: 0 S: 3	H: 0 LOB: 0 BB: 0 P: 3	R: 2 E: 1 K: 0 S: 6	H: 2 LOB: 1 BB: 0 P: 6	R: 0 E: 0 K: 0 S: 3	H: 0 LOB: 1 BB: 1 P: 7	R: 0 E: 0 K: 1 S: 6	H: 1 LOB: 2 BB: 1 P: 10	R: 0 E: 0 K: 1 S: 5	H: 0 LOB: 0 BB: 0 P: 5	R: 0 E: 0 K: 1 S: 6	H: 1 LOB: 1 BB: 0 P: 6	R: 0 E: 0 K: 2 S: 8	H: 1 LOB: 1 BB: 0 P: 8	1B: 8 2B: 2 3B: 0 HR: 0	SF: 0 SAC: 0 DP: 0 HBP: 0	WP: 0 PB: 0 SB: 2 CS: 0	PA: 42			
<b>PITCHER</b> <b>Claude Osteen, L</b> ERA: 3.08 <b>Jerry Johnson, R</b> ERA: 3.74	IP 7.0 2.0	WLS L	BF 34 8	H 8 2	R 4 0	ER 1 0	SO 5 3	BB 3 0	IBB 0 0	HBP 0 0	BLK 0 0	WP 0 0	HR 0 0	S 41 14	P 53 14	ERA 1.29 0.00	WHIP 1.571 1.000								

Cincinnati Reds @ Houston Astros  
Astrodome, Houston, TX  
Fri May 17 1974, 8:05 PM EDT  
Att. 16,652 - Dome

livebaseballscorecards.com

AB	39
R	4
H	10
RBI	1
BB	3
SO	8
LOB	21



BOTTOM

Cincinnati Reds @ Houston Astros  
Astrodome, Houston, TX  
Fri May 17 1974, 8:05 PM EDT  
Att. 16,652 - Dome

livebaseballscorecards.com

AB	35
R	2
H	9
RBI	2
BB	1
SO	5
LOB	18



WP:	0	PA:	36
PB:	0		
SB:	0		
CS:	0		

AB R H RBI BB SO LOB

4	0	1	0	0	2	1
4	0	0	0	0	0	2
3	0	0	0	1	1	2
4	0	1	0	0	0	2
4	0	2	0	0	0	1
4	2	2	1	0	1	3
4	0	1	0	0	1	3
3	0	0	0	0	0	2
1	0	1	1	0	0	0
2	0	1	0	0	0	0
1	0	0	0	0	0	0
0	0	0	0	0	0	0
1	0	0	0	0	0	2

1B:	6	SF:	0
2B:	2	SAC:	0
3B:	0	DP:	1
HR:	1	HBP:	0

Batter	1	2	3	4	5	6	7	8	9
Roger Metzger, S (1, 6) OBP: 0.380, SLG: 0.404	0-0 1-3		0-3 K		0-3 K			0-0 FC6-4 1B	
Tommy Helms, R (1, 4) OBP: 0.302, SLG: 0.374	0-0 F7		0-0 F8			0-0 6-3		0-0 F9	
Cesar Cedeno, R (1, 8) OBP: 0.345, SLG: 0.484	0-3 K		0-0 P5			4-0 5-3 BB		0-0 F6	
Bob Watson, R (1, 7) OBP: 0.408, SLG: 0.432		0-0 1B 1B		0-0 F8		0-0 5-3 1-2		0-0 FC6-4 1-2f	
Lee May, R (1, 3) OBP: 0.329, SLG: 0.463		0-0 1-2 1B		0-0 1B		0-0 6-3		0-0 F8	
Doug Rader, R (1, 5) OBP: 0.344, SLG: 0.424		0-0 L7		0-3 K			0-0 HR	0-0 1B 2B	
Ollie Brown, R (1, 9) OBP: 0.246, SLG: 0.389		0-0 F9		0-0 P3			0-3 K	0-0 1B 1B	
Milt May, L (1, 2) OBP: 0.314, SLG: 0.304 Cliff Johnson, R (9, PH) OBP: 0.440, SLG: 0.636		0-0 L8			0-0 F8		0-0 F7	0-0 1-2 2-H 1B G4-3	
Claude Osteen, L (1, 1) OBP: 0.150, SLG: 0.200 Greg Gross, L (7, PH) OBP: 0.435, SLG: 0.402 Jerry Johnson, R (8, 1) Mike Easler, L (9, PH) OBP: 0.143, SLG: 0.143			0-0 2B			0-0 6-3	0-0 F7	0-0 1-2f G4-3	

Inning Stats	R: 0	H: 0	E: 0	K: 1	S: 5	R: 0	H: 2	E: 0	K: 0	S: 5	R: 0	H: 1	E: 0	K: 1	S: 6	R: 0	H: 1	E: 0	K: 1	S: 6	R: 0	H: 0	E: 0	K: 1	S: 5	R: 0	H: 0	E: 0	K: 0	S: 7	R: 1	H: 1	E: 0	K: 1	S: 6	R: 0	H: 1	E: 0	K: 0	S: 4	R: 1	H: 3	E: 0	K: 0	S: 5	1B: 6	2B: 2	3B: 0	HR: 1	SF: 0	SAC: 0	DP: 1	HBP: 0	WP: 0	PB: 0	SB: 0	CS: 0	PA: 36
--------------	------	------	------	------	------	------	------	------	------	------	------	------	------	------	------	------	------	------	------	------	------	------	------	------	------	------	------	------	------	------	------	------	------	------	------	------	------	------	------	------	------	------	------	------	------	-------	-------	-------	-------	-------	--------	-------	--------	-------	-------	-------	-------	--------

PITCHER	IP	WLS	BF	H	R	ER	SO	BB	IBB	HBP	BLK	WP	HR	S	P	ERA	WHIP
Fred Norman, L (1, 1) ERA: 1.59	8.1	W	34	8	2	2	5	1	0	0	0	0	1	43	47	2.16	1.080
Clay Carroll, R (9, 1) ERA: 3.2	0.2	S	2	1	0	0	0	0	0	0	0	0	0	2	2	0.00	1.500



Batter	1	2	3	4	5	6	7	8	9	AB R H RBI BB SO LOB	TOP																
<b>Pete Rose, S</b> (1, 7) OBP: 0.399, SLG: 0.424	0-0 3-1 1B	0-0 1B		0-0 4-3			0-0 BB HR 1B		0-0 L5	5 1 2 0 0 0 2																	
<b>Joe Morgan, L</b> (1, 4) OBP: 0.430, SLG: 0.437	0-0 E 2B	0-0 L8			0-0 F6		4-0 BB HR BB		4-0 CS BB	3 2 1 0 2 0 1																	
<b>Johnny Bench, R</b> (1, 2) OBP: 0.403, SLG: 0.530	0-0 2-H HR 2B		0-0 6-3		0-3 K		0-0 1-H 2-H HR		0-0 P4	5 2 2 4 0 1 1																	
<b>Tony Perez, R</b> (1, 3) OBP: 0.350, SLG: 0.504	0-3 K		0-0 F7		0-0 4-3		0-0 6-3			4 0 0 0 0 1 1																	
<b>Dan Driessen, L</b> (1, 5) <b>Darrel Chaney, S</b> (9, 5)	4-0 HR BB		0-0 CS 1B			0-0 2B		0-0 F7		3 1 2 0 1 0 0 0 0 0 0 0 0 0																	
<b>Merv Rettenmund, R</b> (1, 9) OBP: 0.337, SLG: 0.439	0-0 1-H 2-H HR		0-0 CS 1-2	0-0 F8	0-0 F8	0-0 F8	0-3 K			4 1 1 3 0 1 1																	
<b>Dave Concepcion, R</b> (1, 6) OBP: 0.289, SLG: 0.433	0-0 F8			0-0 1B 1B		0-0 F4		0-0 4-3		4 0 1 0 0 0 1																	
<b>Cesar Geronimo, L</b> (1, 8) OBP: 0.407, SLG: 0.520		0-0 B2-6-3 1B		0-0 1-3 1B		4-0 BB		0-0 F7		3 0 2 0 1 0 0																	
<b>Clay Kirby, R</b> (1, 1) OBP: 0.125, SLG: 0.067 <b>Terry Crowley, L</b> (6, PH) OBP: 0.150, SLG: 0.222 <b>Pedro Borbon, R</b> (6, 1) OBP: 0.250, SLG: 0.250		0-0 B2-6-3 1-2f		0-3 K		0-0 G3		0-0 5-3		2 0 0 0 0 1 3 1 0 0 0 0 0 2 1 0 0 0 0 0 0																	
<b>Inning Stats</b>	R: 4 E: 1 K: 1 S: 8	H: 3 LOB: 0 BB: 1 P: 12	R: 0 E: 0 K: 0 S: 4	H: 2 LOB: 1 BB: 0 P: 4	R: 0 E: 0 K: 0 S: 3	H: 1 LOB: 0 BB: 0 P: 3	R: 0 E: 0 K: 1 S: 7	H: 2 LOB: 2 BB: 0 P: 7	R: 0 E: 0 K: 1 S: 5	H: 0 LOB: 0 BB: 0 P: 5	R: 0 E: 0 K: 0 S: 4	H: 1 LOB: 2 BB: 1 P: 8	R: 3 E: 0 K: 1 S: 7	H: 2 LOB: 0 BB: 1 P: 11	R: 0 E: 0 K: 0 S: 3	H: 0 LOB: 0 BB: 0 P: 3	R: 0 E: 0 K: 0 S: 2	H: 0 LOB: 0 BB: 1 P: 6	1B: 6 2B: 3 3B: 0 HR: 2	SF: 0 SAC: 0 DP: 1 HBP: 0	WP: 0 PB: 0 SB: 0 CS: 2	PA: 40					
<b>PITCHER</b>	IP WLS BF H R ER SO BB IBB HBP BLK WP HR S P ERA WHIP																										
<b>Don Wilson, R</b> (1, 1) ERA: 6.1	6.0	L	27	9	4	4	3	2	0	0	0	0	1	31	39	6.00	1.833										
<b>Fred Scherman, L</b> (7, 1) ERA: 3.98	0.0	L	2	1	2	2	0	1	0	0	0	0	0	1	5	∞	∞										
<b>Ken Forsch, R</b> (7, 1) ERA: 3.0	1.0		4	1	1	1	1	0	0	0	0	0	1	6	6	9.00	1.000										
<b>Doug Konieczny, R</b> (8, 1) ERA: 6.6	2.0		6	0	0	0	0	1	0	0	0	0	0	5	9	0.00	0.500										

Cincinnati Reds @ Houston Astros  
Astrodome, Houston, TX  
Sat May 18 1974, 8:05 PM EDT  
Att. 19,390 - Dome

livebaseballscorecards.com

AB	35
R	7
H	11
RBI	7
BB	4
SO	4
LOB	12



Batter	1	2	3	4	5	6	7	8	9	AB R H RBI BB SO LOB
Greg Cross, L OBP: 0.434, SLG: 0.411 (1, 9) (7, 7)	0-0 F7		0-0 F8		0-0 1B		0-0 2B		0-0 4-3	5 1 2 1 0 0 0
Roger Metzger, S OBP: 0.362, SLG: 0.383 (1, 6)	0-0 F3		0-0 G3		0-3 K		0-0 6-3		0-0 6-3	5 0 0 0 0 1 2
Cesar Cedeno, R OBP: 0.354, SLG: 0.516 (1, 8)	0-3 K			0-0 HR		0-0 SF7 1B	0-0 1B 2B			4 2 3 2 0 1 0
Bob Watson, R OBP: 0.406, SLG: 0.425 Bob Gallagher, L OBP: 0.256, SLG: 0.225 (1, 7) (6, PR) (7, 9)		0-0 F8		0-0 F6		4-0 1-3 BB	0-0 1B			2 0 0 0 1 0 0 1 0 1 0 0 0 0
Lee May, R OBP: 0.327, SLG: 0.457 Larry Milbourne, S OBP: 0.409, SLG: 0.389 Denis Menke, R OBP: 0.227, SLG: 0.167 (1, 3) (8, PR) (9, 3)		0-0 5-3		0-3 K		0-0 FC 1-2		0-0 G5-4-3 1B		4 0 1 0 0 1 2 0 0 0 0 0 0 0 0 0 0 0 0 0 0
Milt May, L OBP: 0.311, SLG: 0.305 (1, 2)		0-0 F8		0-0 G3		0-0 SF7		0-0 G5-4-3 1B		3 0 1 1 0 0 0
Doug Rader, R OBP: 0.348, SLG: 0.422 (1, 5)			0-0 HR 1B		4-0 1B BB	0-3 K		0-0 G5-4-3 1-2 2-3		3 2 1 0 1 1 4
Tommy Helms, R OBP: 0.300, SLG: 0.394 (1, 4)			0-0 HR		0-0 F6 1-2	0-0 5-3		0-0 L8		4 1 1 2 0 0 5
Don Wilson, R OBP: 0.111, SLG: 0.111 Fred Scherman, L Ken Forsch, R Mike Easler, L OBP: 0.125, SLG: 0.125 Doug Konieczny, R Cliff Johnson, R OBP: 0.423, SLG: 0.609 (1, 1) (7, 1) (7, 1) (7, PH) (8, 1) (9, PH)			0-0 F7		0-3 K		0-0 6-3		0-0 5-3	2 0 0 0 0 0 1 1 0 0 0 0 0 0 0 0 0 0 0 0 0 0 0 0 1 0 0 0 0 0 0 0 0 0 0 0 0 0 0 0 1 0 0 0 0 0 0 0

**BOTTOM**

**Cincinnati Reds @ Houston Astros**  
Astrodome, Houston, TX  
Sat May 18 1974, 8:05 PM EDT  
Att. 19,390 - Dome

[livebaseballscorecards.com](http://livebaseballscorecards.com)

<b>AB</b>	<b>35</b>
<b>R</b>	<b>6</b>
<b>H</b>	<b>10</b>
<b>RBI</b>	<b>6</b>
<b>BB</b>	<b>2</b>
<b>SO</b>	<b>5</b>
<b>LOB</b>	<b>14</b>



Inning Stats	R: 0	H: 0	E: 0	K: 1	S: 5	LOB: 0	BB: 0	P: 5	R: 0	H: 0	E: 0	K: 0	S: 3	LOB: 0	BB: 0	P: 3	R: 2	H: 2	E: 0	K: 0	S: 5	LOB: 0	BB: 0	P: 5	R: 1	H: 1	E: 0	K: 1	S: 6	LOB: 0	BB: 0	P: 6	R: 1	H: 1	E: 0	K: 2	S: 8	LOB: 1	BB: 1	P: 12	R: 1	H: 1	E: 1	K: 1	S: 7	LOB: 2	BB: 1	P: 11	R: 1	H: 3	E: 0	K: 0	S: 5	LOB: 2	BB: 0	P: 5	R: 0	H: 2	E: 0	K: 0	S: 4	LOB: 2	BB: 0	P: 4	R: 0	H: 0	E: 0	K: 0	S: 3	LOB: 0	BB: 0	P: 3	1B: 6	SF: 1	2B: 2	SAC: 0	3B: 0	DP: 1	HR: 2	HBP: 0	WP: 0	PA: 38
--------------	------	------	------	------	------	--------	-------	------	------	------	------	------	------	--------	-------	------	------	------	------	------	------	--------	-------	------	------	------	------	------	------	--------	-------	------	------	------	------	------	------	--------	-------	-------	------	------	------	------	------	--------	-------	-------	------	------	------	------	------	--------	-------	------	------	------	------	------	------	--------	-------	------	------	------	------	------	------	--------	-------	------	-------	-------	-------	--------	-------	-------	-------	--------	-------	--------

PITCHER	IP	WLS	BF	H	R	ER	SO	BB	IBB	HBP	BLK	WP	HR	S	P	ERA	WHIP
Clay Kirby, R ERA: 5.32 (1, 1)	5.0		20	4	4	4	4	1	0	0	0	0	2	27	31	7.20	1.000
Pedro Borbon, R ERA: 1.87 (6, 1)	4.0	W	18	6	2	1	1	1	0	0	0	0	0	19	23	2.25	1.750



Batter	1	2	3	4	5	6	7	8	9	AB R H RBI BB SO LOB	TOP											
<b>Pete Rose, S</b> OBP: 0.387, SLG: 0.410 (1, 7) X	0-0 F8	0-0 F8		X 0-0 F9		X 0-0 F8		0-3 K		5 0 0 0 0 1 2												
<b>Joe Morgan, L</b> OBP: 0.442, SLG: 0.433 (1, 4) B B B	4-0 2B BB	4-0 BB			X 0-0 F8	4-0 FC6 BB		4-0 BB		1 1 0 0 4 0 0												
<b>Johnny Bench, R</b> OBP: 0.403, SLG: 0.529 (1, 5) X (6, 2)	0-0 1B PB 2B	0-0 F3			B B B 4-0 CS BB	X 0-0 FC6		0-3 K		4 1 1 1 1 1 5												
<b>Tony Perez, R</b> OBP: 0.361, SLG: 0.542 <b>Darrel Chaney, S</b> (7, PR) (7, 5) X	0-0 1B PB 1B		X 0-0 HR		S S S 0-3 K		X 0-0 2B		S S S 0-3 K	4 2 3 1 0 1 1 1 1 0 0 0 1 0												
<b>Merv Rettenmund, R</b> OBP: 0.347, SLG: 0.434 <b>Cesar Geronimo, L</b> OBP: 0.393, SLG: 0.500 (1, 9) B B B (6, 8)	4-0 1B BB		X 0-0 6-3		H 1-0 1B HBP	X 0-0 6-3		X 0-0 F7		1 1 0 0 1 0 0 2 0 0 0 0 0 1												
<b>Dave Concepcion, R</b> OBP: 0.279, SLG: 0.417 (1, 6) S S S	0-3 K		X 0-0 5-3		X 0-0 1-3	X 0-0 L6		X 0-0 F8		5 0 0 0 0 1 4												
<b>George Foster, R</b> OBP: 0.351, SLG: 0.388 (1, 8) X (6, 9)	0-0 1B		X 0-0 6-3		B B B 4-0 1B BB	X 0-0 2B				3 1 2 2 1 0 0												
<b>Bill Plummer, R</b> OBP: 0.222, SLG: 0.235 <b>Dan Driessen, L</b> OBP: 0.350, SLG: 0.364 (1, 2) X (6, PH) (6, 5) (7, 3)	0-0 F9			X 0-0 F9		X 0-0 BB 1B	X 0-0 P6			2 0 0 0 0 0 2 2 0 1 1 0 0 1												
<b>Don Gullett, R</b> OBP: 0.389, SLG: 0.333 (1, 1) X		0-3 K		X 0-0 F7		X 0-0 BB 1B		X 0-0 F9		4 0 1 1 0 1 0												
<b>Inning Stats</b>	R: 3 E: 0 K: 1 S: 8	H: 3 LOB: 2 BB: 2 P: 16	R: 0 E: 0 K: 1 S: 5	H: 0 LOB: 1 BB: 1 P: 9	R: 1 E: 0 K: 0 S: 4	H: 1 LOB: 0 BB: 0 P: 4	R: 0 E: 0 K: 0 S: 3	H: 0 LOB: 0 BB: 0 P: 3	R: 0 E: 0 K: 1 S: 4	H: 0 LOB: 0 BB: 1 P: 8	R: 2 E: 0 K: 0 S: 5	H: 2 LOB: 3 BB: 2 P: 14	R: 1 E: 0 K: 0 S: 5	H: 2 LOB: 1 BB: 0 P: 5	R: 0 E: 0 K: 2 S: 7	H: 0 LOB: 1 BB: 1 P: 11	R: 0 E: 0 K: 1 S: 5	H: 0 LOB: 0 BB: 0 P: 5	1B: 4 2B: 3 3B: 0 HR: 1	SF: 0 SAC: 0 DP: 0 HBP: 1	WP: 0 PB: 1 SB: 0 CS: 1	PA: 42
<b>PITCHER</b>	IP WLS BF H R ER SO BB IBB HBP BLK WP HR S P ERA WHIP																					
<b>Dave Roberts, L</b> ERA: 3.69 (1, 1)	5.0 L 22 4 4 4 3 4 0 0 0 0 0 1 24 40 7.20 1.600																					
<b>Mike Nagy, R</b> ERA: 8.53 (6, 1)	0.2 7 2 2 2 0 2 0 1 0 0 0 0 4 13 27.00 6.000																					
<b>Jerry Johnson, R</b> ERA: 3.75 (6, 1)	2.1 10 2 1 1 2 1 0 0 0 0 0 0 13 17 3.86 1.286																					
<b>Fred Scherman, L</b> ERA: 3.8 (9, 1)	1.0 3 0 0 0 0 1 0 0 0 0 0 0 5 5 0.00 0.000																					

**Cincinnati Reds @ Houston Astros**  
Astrodome, Houston, TX  
Sun May 19 1974, 4:33 AM EDT  
Att. 15,508 - Dome

AB	34
R	7
H	8
RBI	6
BB	7
SO	6
LOB	16



[livebaseballscorecards.com](http://livebaseballscorecards.com)

Batter	1	2	3	4	5	6	7	8	9	AB R H RBI BB SO LOB
Roger Metzger, S (1, 6) OBP: 0.358, SLG: 0.378	0-0 1B		0-0 2-3		0-0 F9			0-0 6-3		4 0 1 0 0 0 1
Ollie Brown, R (1, 9) OBP: 0.230, SLG: 0.362	0-0 P6		0-3 K			0-0 6-3		0-0 F7		4 0 0 0 0 1 1
Cesar Cedeno, R (1, 8) OBP: 0.346, SLG: 0.503	0-3 K			0-0 5-3		0-0 6-3		0-0 F3		4 0 0 0 0 1 1
Bob Watson, R (1, 7) OBP: 0.403, SLG: 0.420	0-3 K			0-3 K		0-0 1-3		0-0 1B		4 0 1 0 0 2 1
Lee May, R (1, 3) OBP: 0.325, SLG: 0.471		0-0 6-3		0-0 HR		0-3 K		0-0 F8		4 1 1 1 0 1 1
Cliff Johnson, R (1, 2) OBP: 0.367, SLG: 0.519		0-3 K		0-3 K		0-3 K		0-0 F7		4 0 0 0 0 3 1
Doug Rader, R (1, 5) OBP: 0.354, SLG: 0.423		4-0 BB			0-3 K		0-0 1B			2 0 1 0 1 1 0
Tommy Helms, R (1, 4) OBP: 0.301, SLG: 0.392		0-0 F3			0-0 1B		0-0 F9			3 0 1 0 0 0 2
Dave Roberts, L (1, 1) OBP: 0.185, SLG: 0.360 Denis Menke, R (5, PH) OBP: 0.217, SLG: 0.158 Mike Nagy, R (6, 1) Jerry Johnson, R (6, 1) Mike Easler, L (8, PH) Fred Scherman, L (9, 1)			0-0 4-3		0-0 P6			0-3 K		1 0 0 0 0 0 0 1 0 0 0 0 0 1 0 0 0 0 0 0 0 0 0 0 0 0 0 0 1 0 0 0 0 1 0 0 0 0 0 0 0 0

Inning Stats	R: 0 E: 0 K: 2 S: 8	H: 1 LOB: 1 BB: 0 P: 8	R: 0 E: 0 K: 1 S: 5	H: 0 LOB: 1 BB: 1 P: 9	R: 0 E: 0 K: 1 S: 5	H: 0 LOB: 0 BB: 0 P: 5	R: 1 E: 0 K: 2 S: 8	H: 1 LOB: 0 BB: 0 P: 8	R: 0 E: 0 K: 1 S: 6	H: 1 LOB: 1 BB: 0 P: 6	R: 0 E: 0 K: 0 S: 3	H: 0 LOB: 0 BB: 0 P: 3	R: 0 E: 0 K: 2 S: 8	H: 1 LOB: 1 BB: 0 P: 8	R: 0 E: 0 K: 1 S: 5	H: 0 LOB: 0 BB: 0 P: 5	R: 0 E: 0 K: 0 S: 4	H: 1 LOB: 1 BB: 0 P: 4	1B: 4 2B: 0 3B: 0 HR: 1	SF: 0 SAC: 0 DP: 0 HBP: 0	WP: 0 PB: 0 SB: 0 CS: 0	PA: 33
PITCHER Don Gullett, L (1, 1) ERA: 2.63	IP 9.0 WLS W BF 33 H 5 R 1 ER 1 SO 10 BB 1 IBB 0 HBP 0 BLK 0 WP 0 HR 1 S 52 P 56 ERA 1.00 WHIP 0.667																					

BOTTOM

Cincinnati Reds @ Houston Astros  
Astrodome, Houston, TX  
Sun May 19 1974, 4:33 AM EDT  
Att. 15,508 - Dome

livebaseballscorecards.com

AB	32
R	1
H	5
RBI	1
BB	1
SO	10
LOB	9





Batter	1	2	3	4	5	6	7	8	9	AB R H RBI BB SO LOB	TOP											
<b>Pete Rose, S</b> (1, 7) OBP: 0.378, SLG: 0.399	0-0 5-3		0-0 L4			0-0 L8		0-0 F9		4 0 0 0 0 0 2												
<b>Joe Morgan, L</b> (1, 4) OBP: 0.449, SLG: 0.462	4-0 BB CS BB			0-0 F8		0-0 HR		0-0 BLK 1B		3 1 2 3 1 0 0												
<b>Johnny Bench, R</b> (1, 5) OBP: 0.399, SLG: 0.520	0-0 1-2 1B			0-0 5-3		0-0 6-3		0-3 K		4 0 1 0 0 1 1												
<b>Tony Perez, R</b> (1, 3) OBP: 0.351, SLG: 0.526	0-3 K			0-0 4-3		0-0 1-3			0-0 6-3	4 0 0 0 0 1 1												
<b>Dave Concepcion, R</b> (1, 6) OBP: 0.278, SLG: 0.413		0-0 6-3			0-0 1B		0-0 F8		0-0 6-3	4 0 1 0 0 0 0												
<b>Merv Rettenmund, R</b> (1, 9) OBP: 0.343, SLG: 0.425		0-3 K			0-0 F9		0-0 L3 1B		0-0 G3	4 0 1 0 0 1 1												
<b>George Foster, R</b> (1, 8) OBP: 0.338, SLG: 0.371		0-3 K			0-3 K		0-0 L3			3 0 0 0 0 2 2												
<b>Bill Plummer, R</b> (1, 2) OBP: 0.238, SLG: 0.300			0-0 4-3		0-0 4-3			0-0 1B 2B		3 1 1 0 0 0 1												
<b>Jack Billingham, R</b> (1, 1)			0-3 K			0-0 L8 HR 2B		0-0 6-3		1 0 0 0 0 1 0												
<b>Dan Driessen, L</b> (6, PH) OBP: 0.355, SLG: 0.380										1 1 1 0 0 0 0												
<b>Clay Carroll, R</b> (6, 1)										0 0 0 0 0 0 0												
<b>Phil Gagliano, R</b> (8, PH) OBP: 0.545, SLG: 0.286										1 0 0 0 0 0 1												
<b>Tom Hall, L</b> (8, 1)										0 0 0 0 0 0 0												
<b>Inning Stats</b>	R: 0 E: 0 K: 1 S: 5	H: 1 LOB: 1 BB: 1 P: 9	R: 0 E: 0 K: 2 S: 7	H: 0 LOB: 0 BB: 0 P: 7	R: 0 E: 0 K: 1 S: 5	H: 0 LOB: 0 BB: 0 P: 5	R: 0 E: 0 K: 0 S: 3	H: 0 LOB: 0 BB: 0 P: 3	R: 0 E: 0 K: 1 S: 6	H: 1 LOB: 1 BB: 0 P: 6	R: 2 E: 0 K: 0 S: 5	H: 2 LOB: 0 BB: 0 P: 5	R: 0 E: 0 K: 0 S: 3	H: 1 LOB: 0 BB: 0 P: 3	R: 1 E: 0 K: 1 S: 7	H: 2 LOB: 1 BB: 0 P: 7	R: 0 E: 0 K: 0 S: 3	H: 0 LOB: 0 BB: 0 P: 3	1B: 4 2B: 3 3B: 0 HR: 1	SF: 0 SAC: 0 DP: 1 HBP: 0	WP: 0 PB: 0 SB: 0 CS: 1	PA: 33
<b>PITCHER</b>	IP WLS BF H R ER SO BB IBB HBP BLK WP HR S P ERA WHIP																					
<b>Tommy John, L</b> (1, 1) ERA: 2.62	7.2 W 29 7 3 3 5 1 0 0 0 0 1 38 42 3.52 1.043																					
<b>Mike Marshall, R</b> (8, 1) ERA: 2.08	1.1 S 4 0 0 0 1 0 0 0 0 1 0 0 6 6 0.00 0.000																					

**Cincinnati Reds @ Los Angeles Dodgers**  
**Dodger Stadium, Los Angeles, CA**  
 Mon May 20 1974, 7:05 PM PDT  
 Att. 37,339 - Unknown

<b>AB</b>	<b>32</b>
<b>R</b>	<b>3</b>
<b>H</b>	<b>7</b>
<b>RBI</b>	<b>3</b>
<b>BB</b>	<b>1</b>
<b>SO</b>	<b>6</b>
<b>LOB</b>	<b>9</b>



Batter	1	2	3	4	5	6	7	8	9
Lee Lacy, R (1, 4) OBP: 0.345, SLG: 0.393 Davey Lopes, R (9, 4) OBP: 0.316, SLG: 0.237	0-0 HR 2B	0-0 6-3		0-0 6-3		0-0 1B			
Bill Buckner, L (1, 7) OBP: 0.378, SLG: 0.407 Tom Paciorek, R (9, 7) OBP: 0.268, SLG: 0.396	1-0 HR HBP	0-0 B2-3			0-0 4-3	0-0 4-3			
Jimmy Wynn, R (1, 8) OBP: 0.453, SLG: 0.733	0-0 HR 1-H 2-H		0-3 K		0-0 HR		4-0 CS BB		
Steve Garvey, R (1, 3) OBP: 0.329, SLG: 0.527	0-0 5-3		0-0 1-5-3 1B		0-0 2B 1B		0-3 K 1-2		
Willie Crawford, L (1, 9) OBP: 0.395, SLG: 0.433	4-0 BB		0-0 1-5-3 1-2		0-0 2B		0-0 F7		
Ron Cey, R (1, 5) OBP: 0.371, SLG: 0.374	0-0 F8		0-0 F9		0-3 K		0-0 1-3		
Bill Russell, R (1, 6) OBP: 0.350, SLG: 0.445	0-0 F5			0-0 F7	0-0 6-3		0-0 P6		
Steve Yeager, R (1, 2) OBP: 0.433, SLG: 0.557		0-0 SH3-4 1B		4-0 SH1-4 BB		0-0 F8	0-3 K		
Tommy John, R (1, 1) OBP: 0.174, SLG: 0.261 Mike Marshall, R (8, 1)		0-0 SH3-4 1-2		0-0 SH1-4 1-2		0-3 K			

Inning Stats	R: 3	H: 2	E: 0	K: 0	S: 5	LOB: 1	BB: 1	P: 10	R: 0	H: 1	E: 0	K: 0	S: 4	LOB: 1	BB: 0	P: 4	R: 0	H: 0	E: 0	K: 1	S: 3	LOB: 1	BB: 1	P: 7	R: 2	H: 3	E: 0	K: 1	S: 8	LOB: 1	BB: 0	P: 8	R: 0	H: 1	E: 0	K: 1	S: 6	LOB: 1	BB: 0	P: 6	R: 0	H: 0	E: 0	K: 1	S: 4	LOB: 0	BB: 1	P: 8	R: 0	H: 0	E: 0	K: 1	S: 5	LOB: 0	BB: 0	P: 5
--------------	------	------	------	------	------	--------	-------	-------	------	------	------	------	------	--------	-------	------	------	------	------	------	------	--------	-------	------	------	------	------	------	------	--------	-------	------	------	------	------	------	------	--------	-------	------	------	------	------	------	------	--------	-------	------	------	------	------	------	------	--------	-------	------

PITCHER	IP	WLS	BF	H	R	ER	SO	BB	IBB	HBP	BLK	WP	HR	S	P	ERA	WHIP
Jack Billingham, R (1, 1) ERA: 4.05	5.0	L	25	7	5	5	2	2	0	1	0	0	2	26	35	9.00	1.800
Clay Carroll, R (6, 1) ERA: 2.91	2.0		7	1	0	0	2	1	0	0	0	0	0	10	14	0.00	1.000
Tom Hall, L (8, 1) ERA: 0.9	1.0		3	0	0	0	1	0	0	0	0	0	0	5	5	0.00	0.000

**BOTTOM**

**Cincinnati Reds @ Los Angeles Dodgers**  
 Dodger Stadium, Los Angeles, CA  
 Mon May 20 1974, 7:05 PM PDT  
 Att. 37,339 - Unknown

AB	R	H	RBI	BB	SO	LOB
4	1	2	0	0	0	2
0	0	0	0	0	0	0
3	1	0	0	0	0	2
0	0	0	0	0	0	0
3	2	2	4	1	1	0
4	1	2	0	0	1	1
3	0	1	1	1	0	1
4	0	0	0	0	1	3
4	0	0	0	0	0	2
3	0	1	0	1	1	0
1	0	0	0	0	1	0
0	0	0	0	0	0	0

AB	29
R	5
H	8
RBI	5
BB	3
SO	5
LOB	11

WP: 0 PA: 35  
 PB: 0  
 SB: 0  
 CS: 1





Batter	1	2	3	4	5	6	7	8	9	AB R H RBI BB SO LOB	TOP																									
<b>Pete Rose, S</b> (1, 7) OBP: 0.369, SLG: 0.388	0-0 1-3		0-0 5-3		0-0 6-3			0-0 6-3		4 0 0 0 0 0 0																										
<b>Joe Morgan, L</b> (1, 4) OBP: 0.456, SLG: 0.493	0-0 FC5-4 1B		0-3 K			0-0 HR		0-0 1B		4 2 3 1 0 1 0																										
<b>Johnny Bench, R</b> (1, 2) OBP: 0.401, SLG: 0.519	0-0 FC5-4 1B		0-0 E5			0-0 G3		0-0 FC6-4 1B		4 0 2 0 0 0 0																										
<b>Tony Perez, R</b> (1, 3) OBP: 0.342, SLG: 0.511	0-0 FC5-4 1B		0-0 F9			0-3 K		0-0 FC6-4		4 0 0 0 0 1 5																										
<b>Dave Concepcion, R</b> (1, 6) OBP: 0.284, SLG: 0.415	0-0 1-2 1B			0-0 5-3		0-0 6-3		0-0 CS 1B		4 0 2 1 0 0 0																										
<b>Merv Rettenmund, R</b> (1, 9) OBP: 0.330, SLG: 0.407	0-0 F8			0-0 4-3		0-0 5-3		0-3 K		4 0 0 0 0 1 3																										
<b>George Foster, R</b> (1, 8) OBP: 0.325, SLG: 0.356		0-3 K		0-0 5-3		0-0 F7		0-0 3-1		3 0 0 0 0 1 0																										
<b>Cesar Geronimo, L</b> (9, PH) OBP: 0.387, SLG: 0.491										1 0 0 0 0 0 0																										
<b>Andy Kosco, R</b> (1, 5) OBP: 0.296, SLG: 0.292		0-3 K			0-0 F9		0-3 K			3 0 0 0 0 2 0																										
<b>Roger Nelson, R</b> (1, 1) OBP: 0.235, SLG: 0.188			0-0 6-3			0-0 6-3		0-0 F9		2 0 0 0 0 0 0																										
<b>Dan Driessen, L</b> (8, PH) OBP: 0.352, SLG: 0.376										1 0 0 0 0 0 0																										
<b>Pedro Borbon, R</b> (8, 1) OBP: 0.250, SLG: 0.250										0 0 0 0 0 0 0																										
<b>Inning Stats</b>	R: 1 E: 0 K: 0 S: 6	H: 3 LOB: 2 BB: 0 P: 6	R: 0 E: 0 K: 2 S: 7	H: 0 LOB: 0 BB: 0 P: 7	R: 0 E: 1 K: 1 S: 6	H: 0 LOB: 1 BB: 0 P: 6	R: 0 E: 0 K: 0 S: 3	H: 0 LOB: 0 BB: 0 P: 3	R: 0 E: 0 K: 1 S: 5	H: 0 LOB: 0 BB: 0 P: 5	R: 1 E: 0 K: 1 S: 6	H: 1 LOB: 0 BB: 0 P: 6	R: 0 E: 0 K: 1 S: 5	H: 0 LOB: 0 BB: 0 P: 5	R: 0 E: 0 K: 1 S: 5	H: 2 LOB: 2 BB: 0 P: 5	R: 0 E: 0 K: 1 S: 5	H: 1 LOB: 0 BB: 0 P: 5	1B: 6 2B: 0 3B: 0 HR: 1	SF: 0 SAC: 0 DP: 0 HBP: 0	WP: 0 PB: 0 SB: 0 CS: 1	PA: 34														
<b>PITCHER</b>	IP WLS BF H R ER SO BB IBB HBP BLK WP HR S P ERA WHIP																																			
<b>Doug Rau, L</b> (1, 1) ERA: 2.44	7.0		26	4	2	2	5	0	0	0	0	0	1	36	36	2.57	0.571																			
<b>Mike Marshall, R</b> (8, 1) ERA: 1.99	2.0	W	8	3	0	0	1	0	0	0	0	0	0	10	10	0.00	1.500																			

Cincinnati Reds @ Los Angeles Dodgers  
Dodger Stadium, Los Angeles, CA  
Tue May 21 1974, 7:05 PM PDT  
Att: 28,767 - Unknown

AB	34
R	2
H	7
RBI	2
BB	0
SO	6
LOB	8



Batter	1	2	3	4	5	6	7	8	9	AB	R	H	RBI	BB	SO	LOB
Lee Lacy, R (1, 4) OBP: 0.313, SLG: 0.355 Von Joshua, L (7, PH) OBP: 0.222, SLG: 0.313 Mike Marshall, R (8, 1)	0-0 F8		0-0 F2		0-0 6-3		0-3 K			3	0	0	0	0	0	0
Bill Buckner, L (1, 7) OBP: 0.369, SLG: 0.396	0-0 4-3		0-0 F8		0-0 6-3			0-0 4-3		4	0	0	0	0	0	0
Jimmy Wynn, R (1, 8) OBP: 0.443, SLG: 0.711	0-0 6-3		0-3 K			0-3 K		0-3 K		4	0	0	0	0	3	0
Steve Garvey, R (1, 3) OBP: 0.333, SLG: 0.527		0-0 BB BB E 1B		0-0 F8 BB 1B		0-0 L8		0-0 1-3		4	1	2	0	0	0	0
Willie Crawford, L (1, 9) OBP: 0.404, SLG: 0.434		4-0 BB BB BB BB E BB G6-4-3 BB		4-0 BB BB BB BB 1-2 BB		0-0 F9			0-0 HBP SH1-4 SF8 1B	2	2	1	0	2	0	0
Ron Cey, R (1, 5) OBP: 0.376, SLG: 0.376		4-0 BB BB BB BB G6-4-3 E BB 1-2 2-3		0-0 F8 2-3			0-0 SH2-3 1B		0-0 SH1-4 1-2	2	0	1	0	1	0	2
Bill Russell, R (1, 6) OBP: 0.349, SLG: 0.439		0-0 E3 G6-4-3 1-2 2-3 3-H		0-3 K			0-0 SH2-3 1-2		4-0 HBP IBB	2	0	0	1	1	1	4
Steve Yeager, R (1, 2) OBP: 0.423, SLG: 0.531		0-0 G6-4-3 1-2f 2-3 3-H		0-0 6-3			0-0 F2		1-0 HBP	3	0	0	0	0	0	5
Doug Rau, L (1, 1) OBP: 0.176, SLG: 0.067 Manny Mota, R (7, PH) OBP: 0.444, SLG: 0.421 Davey Lopes, R (7, PR) OBP: 0.316, SLG: 0.237 (8, 4) Joe Ferguson, R (9, PH) OBP: 0.364, SLG: 0.357		0-3 K					0-0 4-3		0-0 SF8 3-H	2	0	0	0	0	1	1

Inning Stats	R: 0	H: 0	E: 0	K: 0	S: 3	R: 2	H: 1	E: 1	K: 1	S: 6	R: 0	H: 0	E: 0	K: 1	S: 5	R: 0	H: 1	E: 0	K: 1	S: 6	R: 0	H: 0	E: 0	K: 0	S: 3	R: 0	H: 0	E: 0	K: 1	S: 5	R: 0	H: 1	E: 0	K: 1	S: 6	R: 0	H: 0	E: 0	K: 0	S: 5	R: 0	H: 0	E: 0	K: 1	S: 5	R: 1	H: 1	E: 0	K: 0	S: 3	1B: 4	2B: 0	3B: 0	HR: 0	SF: 1	SAC: 2	DP: 1	HBP: 1	WP: 0	PB: 0	SB: 0	CS: 0	PA: 36
--------------	------	------	------	------	------	------	------	------	------	------	------	------	------	------	------	------	------	------	------	------	------	------	------	------	------	------	------	------	------	------	------	------	------	------	------	------	------	------	------	------	------	------	------	------	------	------	------	------	------	------	-------	-------	-------	-------	-------	--------	-------	--------	-------	-------	-------	-------	--------

PITCHER	IP	WLS	BF	H	R	ER	SO	BB	IBB	HBP	BLK	WP	HR	S	P	ERA	WHIP
Roger Nelson, R (1, 1) ERA: 3.11	7.0		28	3	2	1	5	3	1	0	0	0	0	34	50	1.29	0.857
Pedro Borbon, R (8, 1) ERA: 2.04	1.2	L	8	1	1	1	1	0	1	1	0	0	0	8	13	5.40	0.600

**BOTTOM**

**Cincinnati Reds @ Los Angeles Dodgers**  
**Dodger Stadium, Los Angeles, CA**  
 Tue May 21 1974, 7:05 PM PDT  
 Att. 28,767 - Unknown

<b>AB</b>	<b>27</b>
<b>R</b>	<b>3</b>
<b>H</b>	<b>4</b>
<b>RBI</b>	<b>2</b>
<b>BB</b>	<b>5</b>
<b>SO</b>	<b>6</b>
<b>LOB</b>	<b>14</b>



PITCHER	IP	WLS	BF	H	R	ER	SO	BB	IBB	HBP	BLK	WP	HR	S	P	ERA	WHIP
---------	----	-----	----	---	---	----	----	----	-----	-----	-----	----	----	---	---	-----	------



Batter	1	2	3	4	5	6	7	8	9	AB R H RBI BB SO LOB	TOP																						
<b>Pete Rose, S</b> (1, 7) OBP: 0.359, SLG: 0.376	0-0 6-3	0-0 6-3		0-0 5-3		0-0 4-3			0-0 L4	5 0 0 0 0 0 2																							
<b>Joe Morgan, L</b> (1, 4) OBP: 0.472, SLG: 0.504	0-0 BB S 1B		4-0 1B BB	4-0 1B BB		0-0 G6-4-3 1B			0-0 1B 1B	3 1 3 1 2 0 0																							
<b>Johnny Bench, R</b> (1, 5) OBP: 0.414, SLG: 0.526	4-0 BB 1-2 BB		0-0 1B 1B	0-0 1-2 1B		0-0 G6-4-3 1-2f			0-0 1-2 1B	4 1 3 0 1 0 1																							
<b>Tony Perez, R</b> (1, 3) OBP: 0.338, SLG: 0.500	0-0 F9		0-0 1-3 2-H 1B 1B	0-3 K					0-0 P3	5 0 1 1 0 2 6																							
<b>Dave Concepcion, R</b> (1, 6) OBP: 0.289, SLG: 0.413 <b>Dan Driessen, L</b> (9, PH) OBP: 0.350, SLG: 0.373	4-0 1-2 2-3 BB		0-3 K		0-0 FC6-4 1B				0-3 K	3 0 1 0 1 1 2 1 0 0 0 0 1 2																							
<b>Merv Rettenmund, R</b> (1, 9) OBP: 0.327, SLG: 0.400	0-3 K		0-0 1-2 3-H 1B		0-0 FC6-4 1-2f				0-3 K	4 0 1 1 0 2 4																							
<b>George Foster, R</b> (1, 8) OBP: 0.322, SLG: 0.351		0-0 SH2-3 1B	0-3 K		0-3 K				0-0 5-3	4 0 1 0 0 2 3																							
<b>Bill Plummer, R</b> (1, 2) OBP: 0.208, SLG: 0.261 <b>Terry Crowley, L</b> (8, PH) OBP: 0.143, SLG: 0.211 <b>Pedro Borbon, R</b> (8, 1) OBP: 0.250, SLG: 0.250		0-3 K	0-0 F8		0-0 F9				0-3 K	3 0 0 0 0 1 4 1 0 0 0 0 1 0 0 0 0 0 0 0 0																							
<b>Fred Norman, S</b> (1, 1) OBP: 0.071, SLG: 0.071 <b>Clay Carroll, R</b> (2, 1) Tom Hall, L (3, 1) <b>Phil Gagliano, R</b> (8, PH) OBP: 0.583, SLG: 0.288 <b>Pat Osburn, L</b> (6, 1) <b>Mike McQueen, L</b> (7, 1) <b>Hal King, L</b> (8, PH) (8, 2)		0-0 SH2-3		0-0 P4		4-0 1B BB			0-0 L9	0 0 0 0 0 0 0 0 0 0 0 0 0 0 1 0 0 0 0 0 0 0 1 0 0 0 1 0 0 0 0 0 0 0 0 0 0 0 0 0 0 0 0 0 0 1 0 0 0 0 0 0 0																							
<b>Inning Stats</b>	R: 0 E: 0 K: 1 S: 6	H: 1 LOB: 3 BB: 2 P: 14	R: 0 E: 0 K: 1 S: 6	H: 1 LOB: 1 BB: 0 P: 6	R: 2 E: 0 K: 2 S: 10	H: 3 LOB: 2 BB: 1 P: 14	R: 0 E: 0 K: 1 S: 6	H: 1 LOB: 2 BB: 1 P: 10	R: 0 E: 0 K: 1 S: 6	H: 1 LOB: 1 BB: 0 P: 6	R: 1 E: 0 K: 0 S: 3	H: 1 LOB: 0 BB: 1 P: 7	R: 0 E: 0 K: 2 S: 7	H: 0 LOB: 0 BB: 0 P: 7	R: 0 E: 0 K: 1 S: 5	H: 0 LOB: 0 BB: 0 P: 5	R: 0 E: 0 K: 1 S: 7	H: 2 LOB: 2 BB: 0 P: 7	1B: 10 2B: 0 3B: 0 HR: 0	SF: 0 SAC: 1 DP: 1 HBP: 0	WP: 0 PB: 0 SB: 1 CS: 0	PA: 41											
<b>PITCHER</b> <b>Al Downing, L</b> (1, 1) ERA: 4.5 <b>Mike Marshall, R</b> (6, 1) ERA: 1.84	IP 5.1	WLS W	BF 29	H 8	R 3	ER 3	SO 6	BB 5	IBB 0	HBP 0	BLK 0	WP 0	HR 0	S 36	P 56	ERA 5.06	WHIP 2.438																
											<b>PITCHER</b>	IP	WLS	BF	H	R	ER	SO	BB	IBB	HBP	BLK	WP	HR	S	P	ERA	WHIP					

Cincinnati Reds @ Los Angeles Dodgers  
 Dodger Stadium, Los Angeles, CA  
 Wed May 22 1974, 7:05 PM PDT  
 Att: 32,187 - Unknown

AB	35
R	3
H	10
RBI	3
BB	5
SO	10
LOB	24







Batter	1	2	3	4	5	6	7	8	9	10	11	12	13	AB R H RBI BB SO LOB	TOP																		
<b>Pete Rose, S</b> OBP: 0.356, SLG: 0.378 (1, 7)	0-0 3-1	0-0 BB BB 1B		0-0 6-3	0-0 F7			0-3 K		0-0 2B		0-3 K		7 0 2 0 0 2 1	<b>Cincinnati Reds @ San Diego Padres</b> San Diego Stadium, San Diego, CA Thu May 23 1974, 10:05 PM EDT Att: 8,167 - Unknown																		
<b>Joe Morgan, L</b> OBP: 0.459, SLG: 0.483 (1, 4)	0-0 G3	4-0 FC5 BB 1-2 BB		0-0 F3	0-0 F9			0-0 P3		0-0 F9		0-0 G3		6 0 0 0 1 0 2																			
<b>Johnny Bench, R</b> OBP: 0.426, SLG: 0.526 (1, 2)	0-0 1B 3B 1B	4-0 1-2 2-3 BB		4-0 1B BB BB				0-0 1B 1B		0-0 P5		4-0 BLK 1B BB		4 2 2 0 3 0 1																			
<b>Tony Perez, R</b> OBP: 0.347, SLG: 0.500 (1, 3)	0-0 3B 1B	0-0 FC5 2-3f		4-0 1B BB				0-0 FC3-6 1-2f		0-0 FC4 1B		0-0 1H 1B		6 1 3 1 1 0 5																			
<b>Dan Driessen, L</b> OBP: 0.362, SLG: 0.402 (1, 5)	0-0 1H 2-H 3B			0-0 1B 1B	0-0 FC4-6 1B			0-0 G3 1-2		0-0 FC4 1-2f		0-0 CS SH1-4 1B		7 0 4 2 0 1 4																			
<b>Terry Crowley, L</b> OBP: 0.200, SLG: 0.227 <b>George Foster, R</b> OBP: 0.326, SLG: 0.354 (1, 9) (6, 9)	1-0 HBP			0-0 1B 1B	0-0 FC4-6 1-2f			0-3 K		0-0 P4		0-0 SH1-4 1-2		3 0 1 0 0 1 4 2 0 1 0 0 0 0																			
<b>Cesar Geronimo, L</b> OBP: 0.391, SLG: 0.475 (1, 8)	0-0 F7			0-0 G6-3 1B	0-0 3-1 E 1B			0-0 1-3		0-0 P4		4-0 CS IBB		6 1 2 0 1 0 3																			
<b>Darrel Chaney, S</b> OBP: 0.182, SLG: 0.100 <b>Dave Concepcion, R</b> OBP: 0.292, SLG: 0.411 (1, 6) (11, PH) (11, 6)		0-0 F8		0-3 K	0-0 3-1			0-3 K		0-0 1B		4-0 1-2 2-3 IBB		5 0 1 0 0 2 4 1 0 0 0 1 0 1																			
<b>Clay Kirby, R</b> OBP: 0.150, SLG: 0.105 <b>Pedro Borbon, R</b> OBP: 0.250, SLG: 0.250 <b>Hal King, L</b> (8, PH) <b>Tom Hall, L</b> (8, 1) <b>Phil Gagliano, R</b> OBP: 0.038, SLG: 0.250 <b>Mike McClure, L</b> (11, 1) <b>Fred Norman, S</b> OBP: 0.133, SLG: 0.133 (12, 1)		0-0 6-3		0-0 G6-3	0-0 E6 2-H 1B			0-0 4-3		0-0 L4		0-0 P5		4 0 1 1 0 0 3 0 0 0 0 0 0 0 1 0 0 0 0 0 1 0 0 0 0 0 0 0 1 0 0 0 0 0 2 0 0 0 0 0 0 0 1 0 1 0 0 0 0																			
<b>Inning Stats</b>	R: 2 E: 0 K: 0 S: 6	H: 3 LOB: 2 BB: 0 P: 7	R: 0 E: 0 K: 0 S: 4	H: 1 LOB: 3 BB: 2 P: 12	R: 0 E: 0 K: 1 S: 7	H: 3 LOB: 2 BB: 0 P: 7	R: 0 E: 0 K: 0 S: 4	H: 1 LOB: 3 BB: 2 P: 12	R: 1 E: 1 K: 0 S: 5	H: 2 LOB: 1 BB: 0 P: 5	R: 0 E: 1 K: 1 S: 6	H: 0 LOB: 1 BB: 0 P: 6	R: 0 E: 0 K: 1 S: 5	H: 0 LOB: 0 BB: 0 P: 5		R: 0 E: 0 K: 1 S: 7	H: 2 LOB: 2 BB: 0 P: 7	R: 0 E: 0 K: 0 S: 4	H: 1 LOB: 1 BB: 0 P: 4	R: 0 E: 0 K: 0 S: 4	H: 1 LOB: 1 BB: 0 P: 4	R: 0 E: 0 K: 2 S: 3	H: 1 LOB: 2 BB: 2 P: 11	R: 1 E: 0 K: 2 S: 8	H: 1 LOB: 1 BB: 1 P: 12	R: 0 E: 0 K: 0 S: 4	H: 2 LOB: 0 BB: 0 P: 4	R: 1 E: 0 K: 2 S: 8	H: 1 LOB: 2 BB: 0 P: 4	1B: 16 2B: 1 3B: 1 HR: 0	SF: 0 SAC: 1 DP: 1 HBP: 1	WP: 0 PB: 0 SB: 0 CS: 2	PA: 63
<b>PITCHER</b>														<b>PITCHER</b> <b>Dan Spillner, R</b> (13, 1) ERA: 21.6																			
<b>Steve Arlin, R</b> ERA: 6.12 (1, 1)	IP: 1.2 WLS: 0 BF: 12 H: 4 R: 2 ER: 2 SO: 0 BB: 2 IBB: 0 HBP: 0 BLK: 0 WP: 0 HR: 0 S: 9 P: 18 ERA: 10.80 WHIP: 3.600																																
<b>Larry Hardy, R</b> ERA: 3.14 (2, 1)	3.1 WLS: 1 BF: 17 H: 6 R: 1 ER: 1 SO: 1 BB: 0 IBB: 0 HBP: 0 BLK: 0 WP: 0 HR: 0 S: 17 P: 25 ERA: 2.70 WHIP: 2.400																																
<b>Jim McAndrew, R</b> ERA: 4.42 (6, 1)	2.0 WLS: 0 BF: 7 H: 0 R: 0 ER: 0 SO: 2 BB: 0 IBB: 0 HBP: 0 BLK: 0 WP: 0 HR: 0 S: 11 P: 11 ERA: 0.00 WHIP: 0.000																																
<b>Mike Corkins, R</b> ERA: 4.76 (8, 1)	2.0 WLS: 0 BF: 9 H: 3 R: 0 ER: 0 SO: 1 BB: 0 IBB: 0 HBP: 0 BLK: 0 WP: 0 HR: 0 S: 11 P: 11 ERA: 0.00 WHIP: 1.500																																
<b>Dave Freisleben, R</b> ERA: 4.17 (10, 1)	3.0 WLS: 0 BF: 14 H: 3 R: 1 ER: 1 SO: 2 BB: 1 IBB: 2 HBP: 0 BLK: 1 WP: 0 HR: 0 S: 15 P: 27 ERA: 3.00 WHIP: 1.333																																

livebaseballscorecards.com

AB	54
R	4
H	18
RBI	4
BB	7
SO	6
LOB	31









Batter	1	2	3	4	5	6	7	8	9	AB R H RBI BB SO LOB	TOP											
<b>Pete Rose, S</b> (1, 7) OBP: 0.347, SLG: 0.369	0-0 L7	0-0 SF7		0-0 L6			0-0 P6	0-0 F7		4 0 0 1 0 0 3												
<b>Joe Morgan, L</b> (1, 4) OBP: 0.463, SLG: 0.497	4-0 F2 BB	0-0 1B			0-3 K		0-3 K		0-0 SF7 3B	4 1 2 0 1 2 0												
<b>Johnny Bench, R</b> (1, 2) OBP: 0.414, SLG: 0.507	0-0 F2	0-3 K			0-3 K		0-0 6-3		0-0 5-3	5 0 0 0 0 2 4												
<b>Tony Perez, R</b> (1, 3) OBP: 0.351, SLG: 0.510 <b>Dave Concepcion, R</b> (8, PR) OBP: 0.290, SLG: 0.411	0-0 4-3		0-0 F9		1-0 HBP			0-0 1B 3B	0-0 SF7	3 0 1 0 0 0 1 0 1 0 1 0 0 0												
<b>Dan Driessen, L</b> (1, 5) OBP: 0.370, SLG: 0.421		4-0 1B WP BB	0-0 3B		0-0 L8			0-0 FC6-4 1B 2B 1B	0-0 6-3	4 2 2 1 1 0 1												
<b>Terry Crowley, L</b> (1, 9) OBP: 0.241, SLG: 0.269 <b>George Foster, R</b> (8, PR) OBP: 0.326, SLG: 0.354		0-0 WP BB 1B	0-0 P9			0-0 F7		0-0 FC6-4 1B		4 1 2 0 0 0 1 0 0 0 0 0 0 0												
<b>Cesar Geronimo, L</b> (1, 8) OBP: 0.384, SLG: 0.452		4-0 1B WP SF7 BB	0-3 K		0-0 6-3		0-0 6-3	0-0 FC6-4 2B		3 1 0 0 1 1 4												
<b>Darrel Chaney, S</b> (1, 6) OBP: 0.267, SLG: 0.286		0-0 L5		0-0 P7		0-0 1B		0-0 1B 2B		4 0 2 1 0 0 2												
<b>Don Gullett, R</b> (1, 1) OBP: 0.364, SLG: 0.316 <b>Pedro Borbon, R</b> (9, 1) OBP: 0.250, SLG: 0.250		0-0 1B 1B		0-0 6-3		0-3 K		0-3 K		4 0 1 1 0 2 4 0 0 0 0 0 0 0												
<b>Inning Stats</b>	R: 0 E: 0 K: 0 S: 3	H: 0 LOB: 1 BB: 1 P: 7	R: 3 E: 0 K: 1 S: 8	H: 3 LOB: 2 BB: 2 P: 16	R: 0 E: 0 K: 1 S: 6	H: 1 LOB: 1 BB: 0 P: 6	R: 0 E: 0 K: 0 S: 3	H: 0 LOB: 0 BB: 0 P: 3	R: 0 E: 0 K: 2 S: 7	H: 0 LOB: 1 BB: 0 P: 8	R: 0 E: 0 K: 1 S: 6	H: 1 LOB: 1 BB: 0 P: 6	R: 0 E: 0 K: 1 S: 5	H: 0 LOB: 0 BB: 0 P: 5	R: 2 E: 0 K: 1 S: 9	H: 4 LOB: 3 BB: 0 P: 9	R: 1 E: 0 K: 0 S: 4	H: 1 LOB: 0 BB: 0 P: 4	1B: 6 2B: 1 3B: 3 HR: 0	SF: 2 SAC: 0 DP: 0 HBP: 1	WP: 1 PB: 0 SB: 0 CS: 0	PA: 41
<b>PITCHER</b>	IP WLS BF H R ER SO BB IBB HBP BLK WP HR S P ERA WHIP																					
<b>Bill Greif, R</b> (1, 1) ERA: 5.69	7.0 L 33 8 5 5 6 3 0 1 0 1 0 0 41 54 6.43 1.571																					
<b>Vicente Romo, R</b> (8, 1) ERA: 2.45	2.0 8 2 1 1 1 0 0 0 0 0 0 0 10 10 4.50 1.000																					

Cincinnati Reds @ San Diego Padres  
San Diego Stadium, San Diego, CA  
Fri May 24 1974, 10:05 PM EDT  
Att. 15,987 - Unknown

livebaseballscorecards.com

AB	35
R	6
H	10
RBI	5
BB	3
SO	7
LOB	20



Batter	1	2	3	4	5	6	7	8	9	AB	R	H	RBI	BB	SO	LOB
Derrel Thomas, S OBP: 0.343, SLG: 0.388 (1, 4)	0-0 FC6-4 2B 1B	0-0 F9			0-0 F8			0-0 P4	0-0 G3-6-3 1-2f	5	1	1	0	0	0	4
Enzo Hernandez, R OBP: 0.259, SLG: 0.272 Glenn Beckert, R OBP: 0.444, SLG: 0.394 Rich Morales, R OBP: 0.429, SLG: 0.368 (1, 6) (8, PH) (8, PR) (9, 6)	0-3 K		0-0 F8		0-0 F8			4-0 1B BB		3	0	0	0	0	1	1
Willie McCovey, L OBP: 0.403, SLG: 0.418 Rod Gaspar, S (1, 3) (8, PR) (9, 7)	0-0 E 2B		4-0 BB			0-0 4-3		0-0 1-2 1B		3	1	2	0	1	0	0
Nate Colbert, R OBP: 0.313, SLG: 0.394 (1, 7) (9, 3)	4-0 FC6-4 IBB		0-3 K			0-3 K		0-0 F9		3	0	0	0	1	2	3
Cito Gaston, R OBP: 0.264, SLG: 0.305 (1, 9)	0-0 FC6-4 1-2f 2-H 3-H		0-0 F9			0-0 1-3			0-0 1B SF7 1B	4	1	1	1	0	0	2
Johnny Grubb, L OBP: 0.383, SLG: 0.399 (1, 8)	0-0 4-3			0-3 K			0-0 L7		0-0 1B 1B 1B	4	0	1	0	0	1	1
Dave Roberts, R OBP: 0.280, SLG: 0.254 (1, 5)		0-0 1B		0-0 6-3			0-3 K		0-0 1B 1B	4	0	2	0	0	1	0
Bob Barton, R OBP: 0.313, SLG: 0.250 (1, 2)		0-0 F8		0-0 F8			0-0 P8		0-0 SF7	3	0	0	0	0	0	1
Bill Greif, R OBP: 0.227, SLG: 0.056 Vicente Romo, R (8, 1) Fred Kendall, R OBP: 0.299, SLG: 0.342 Matty Alou, L OBP: 0.258, SLG: 0.258 (8, 2) (9, PH)		0-0 B1			0-0 F8			0-0 5-3	0-0 G3-6-3 1B	2	0	0	0	0	0	1


Inning Stats	R: 2	H: 2	E: 1	K: 1	S: 7	LOB: 1	BB: 1	P: 11	R: 0	H: 1	E: 0	K: 0	S: 4	LOB: 1	BB: 0	P: 4	R: 0	H: 0	E: 0	K: 1	S: 5	LOB: 1	BB: 1	P: 9	R: 0	H: 0	E: 0	K: 1	S: 5	LOB: 0	BB: 0	P: 5	R: 0	H: 0	E: 0	K: 0	S: 3	LOB: 0	BB: 0	P: 3	R: 0	H: 0	E: 0	K: 1	S: 5	LOB: 0	BB: 0	P: 5	R: 0	H: 1	E: 0	K: 0	S: 4	LOB: 2	BB: 1	P: 8	R: 1	H: 4	E: 0	K: 0	S: 6	LOB: 2	BB: 0	P: 6	1B: 7	SF: 1	2B: 1	3B: 0	HR: 0	SAC: 0	DP: 1	HBP: 0	WP: 0	PB: 0	SB: 0	CS: 0	PA: 37
PITCHER	IP	WLS	BF	H	R	ER	SO	BB	IBB	HBP	BLK	WP	HR	S	P	ERA	WHIP																																																												
Don Gullett, L ERA: 2.58 (1, 1)	8.0	W	33	6	3	2	5	2	1	0	0	0	0	40	52	2.25	1.000																																																												
Pedro Borbon, R ERA: 1.86 (9, 1)	1.0		4	2	0	0	0	0	0	0	0	0	0	4	4	0.00	2.000																																																												

**San Diego Padres**  
San Diego Stadium, San Diego, CA

Fri May 24 1974, 10:05 PM EDT  
Att. 15,987 - Unknown

**Cincinnati Reds @ San Diego Padres**

AB	33
R	3
H	8
RBI	2
BB	3
SO	5
LOB	13





Batter	1	2	3	4	5	6	7	8	9	AB	R	H	RBI	BB	SO	LOB	TOP
<b>Pete Rose, S</b> (1, 7) OBP: 0.357, SLG: 0.365	4-0 FC4-6 BB FC5-4-2 BB		4-0 WP BB 6-3 BB	4-0 1B SF8 BB	0-0 5-3		4-0 2B BB BB	0-0 3-1		2	3	0	0	4	0	1	
<b>Joe Morgan, L</b> (1, 4) OBP: 0.474, SLG: 0.503 <b>Darrel Chaney, S</b> (6, 4) OBP: 0.353, SLG: 0.400	4-0 FC4-6 BB 1-2 BB		4-0 6-3 WP 6-3 BB	0-0 WP 2B 1B	0-0 HR 1B		0-0 BB 1B 2B	4-0 BB		2	3	2	0	2	0	0	
<b>Johnny Bench, R</b> (1, 2) OBP: 0.419, SLG: 0.524 <b>Andy Kosco, R</b> (7, 5) OBP: 0.286, SLG: 0.280	0-0 FC4-6 1-2f 2-3		0-0 6-3	4-0 WP 2B IBB	0-0 HR		4-0 BB 1B IBB	0-3 K		3	3	1	3	2	0	3	
<b>Tony Perez, R</b> (1, 3) OBP: 0.341, SLG: 0.497 <b>Bill Plummer, R</b> (7, 2) OBP: 0.200, SLG: 0.250	0-0 FC5-4-2 1-2 3-H		0-0 6-3	0-0 SF8	0-0 L9		0-0 F3			4	0	0	2	0	0	5	
<b>Dan Driessen, L</b> (1, 5) OBP: 0.376, SLG: 0.416		0-0 F7	0-0 IBB 1B 1B	4-0 2B IBB		0-0 F8	4-0 1B BB 1-2 2-3 3-H	0-0 F9		4	1	1	1	2	0	0	
<b>Terry Crowley, L</b> (1, 9) OBP: 0.281, SLG: 0.345 <b>George Foster, R</b> (4, PR) OBP: 0.337, SLG: 0.378		0-0 E3 1B	0-0 IBB 1B	0-0 1-H 2-H 3-H 2B		0-0 6-3 2B	0-0 1-3 2-H 3-H 1B	0-0 1-4-3		3	1	2	3	0	0	0	
<b>Dave Concepcion, R</b> (1, 6) OBP: 0.299, SLG: 0.409		0-0 E 1B 1-2 CS 1B	4-0 1-2 2-3 IBB	4-0 BB		0-0 6-3 2-3	0-0 F3			3	0	1	0	2	0	3	
<b>Cesar Geronimo, L</b> (1, 8) OBP: 0.372, SLG: 0.433		0-0 E9 1B 1-3 2-H 1B	0-3 K	0-0 F8		0-0 4-3		0-0 P5		5	0	1	1	0	1	6	
<b>Jack Billingham, R</b> (1, 1) OBP: 0.045, SLG: 0.045 <b>Mike McQueen, L</b> (7, 1) OBP: 1.000, SLG: 1.000		0-0 1-H 3-H 1B		0-0 L8	0-0 4-3		0-3 K	0-0 3-1 1B		4	0	1	0	0	1	0	
<b>Inning Stats</b>	R: 0 H: 0 E: 0 LOB: 1 K: 0 BB: 2 S: 2 P: 10	R: 1 H: 3 E: 2 LOB: 2 K: 0 BB: 0 S: 5 P: 5	R: 2 H: 2 E: 0 LOB: 3 K: 1 BB: 3 S: 7 P: 19	R: 4 H: 2 E: 0 LOB: 2 K: 0 BB: 4 S: 5 P: 21	R: 2 H: 2 E: 0 LOB: 0 K: 0 BB: 0 S: 5 P: 5	R: 0 H: 1 E: 0 LOB: 1 K: 0 BB: 0 S: 4 P: 4	R: 3 H: 2 E: 0 LOB: 2 K: 1 BB: 3 S: 7 P: 19	R: 0 H: 1 E: 0 LOB: 2 K: 1 BB: 1 S: 6 P: 10	R: 0 H: 0 E: 0 LOB: 0 K: 0 BB: 0 S: 3 P: 3	1B: 9 SF: 1 2B: 4 SAC: 0 3B: 0 DP: 1 HR: 1 HBP: 0	WP: 2 PA: 51 PB: 0 SB: 0 CS: 2						
<b>PITCHER</b>	IP WLS BF H R ER SO BB IBB HBP BLK WP HR S P ERA WHIP																
<b>Steve Arlin, R</b> (1, 1) ERA: 6.15	2.2 L 15 5 3 2 0 4 0 0 0 1 0 11 27 6.75 3.375																
<b>Dave Tomlin, L</b> (3, 1) ERA: 5.68	0.2 6 1 3 3 1 1 2 0 0 0 0 5 17 40.50 3.000																
<b>Jim McAndrew, R</b> (4, 1) ERA: 4.93	1.2 10 3 3 3 0 1 1 0 0 1 1 8 16 16.20 2.400																
<b>Larry Hardy, R</b> (6, 1) ERA: 3.82	2.0 12 3 3 3 1 2 1 0 0 0 0 11 23 13.50 2.500																
<b>Vicente Romo, R</b> (8, 1) ERA: 2.31	2.0 8 1 0 0 1 1 0 0 0 0 0 9 13 0.00 1.000																

**Cincinnati Reds @ San Diego Padres**  
San Diego Stadium, San Diego, CA  
Sat May 25 1974, 10:05 PM EDT  
Att: 44,504 - Unknown

livebaseballscorecards.com

<b>AB</b>	37
<b>R</b>	12
<b>H</b>	13
<b>RBI</b>	12
<b>BB</b>	13
<b>SO</b>	3
<b>LOB</b>	20



Batter	1	2	3	4	5	6	7	8	9	AB	R	H	RBI	BB	SO	LOB
<b>Bobby Tolan, L</b> (1, 9) OBP: 0.338, SLG: 0.333	0-0 1B BLK G6-3 1B		0-0 B2-3			0-0 3-1	0-0 WP 1B		0-0 F9	5	1	2	2	0	0	2
<b>Enzo Hernandez, R</b> (1, 6) OBP: 0.270, SLG: 0.274	0-0 G6-3 1B		0-0 5-3			4-0 BB	4-0 BB			2	0	1	0	2	0	1
<b>Matty Alou, L</b> (1, 7) OBP: 0.246, SLG: 0.246	0-0 G6-3				0-0 F7	0-0 F9	0-0 P3			3	0	0	0	0	0	2
<b>Cito Gaston, R</b> (7, PH) OBP: 0.261, SLG: 0.301	1-2f 3-H									1	0	0	0	0	0	2
<b>Willie McCovey, L</b> (1, 3) OBP: 0.394, SLG: 0.407	0-0 G3			0-0 G3		0-0 4-3		4-0 FC5-4 BB		3	0	0	0	0	0	1
<b>Rod Gaspar, S</b> (8, 3)										0	0	0	0	1	0	0
<b>Johnny Grubb, L</b> (1, 8) OBP: 0.373, SLG: 0.388		0-0 4-3		0-0 F5			0-0 G3	0-0 L6		4	0	0	0	0	0	1
<b>Derrel Thomas, S</b> (1, 4) OBP: 0.341, SLG: 0.386		0-0 5-3			0-3 K		0-0 L8	0-0 FC5-4 FC6-4		1	0	0	0	0	0	0
<b>Rich Morales, R</b> (3, 4) OBP: 0.375, SLG: 0.318								1-2f		3	0	0	0	0	1	1
<b>Dave Roberts, R</b> (1, 5) OBP: 0.279, SLG: 0.248		0-3 K			0-3 K		4-0 E 1B BB	0-0 FC6-4		3	1	0	0	1	2	1
<b>Bob Barton, R</b> (1, 2) OBP: 0.361, SLG: 0.290			0-0 FC2-6 1B		0-0 FC6-4 1B		0-0 E5 1B BB		4-0 G6-4-3 BB	3	1	2	0	1	0	1
<b>Randy Jones, R</b> (9, PR) OBP: 0.238, SLG: 0.250										0	0	0	0	0	0	0
<b>Steve Arlin, R</b> (1, 1) OBP: 0.133, SLG: 0.200			0-0 FC2-6		0-0 FC6-4		4-0 1B BB		0-0 G6-4-3	0	0	0	0	0	0	0
<b>Dave Tomlin, L</b> (3, 1)										1	0	0	0	0	0	1
<b>Jim McAndrew, R</b> (4, 1) OBP: 0.143, SLG: 0.143										0	0	0	0	0	0	0
<b>Glenn Beckert, R</b> (5, PH) OBP: 0.452, SLG: 0.382										1	0	0	0	0	0	1
<b>Larry Hardy, R</b> (6, 1)										0	0	0	0	0	0	0
<b>Nate Colbert, R</b> (7, PH) OBP: 0.317, SLG: 0.394										0	1	0	0	1	0	0
<b>Vicente Romo, R</b> (8, 1)										0	0	0	0	0	0	0
<b>Dave Winfield, R</b> (9, PH) OBP: 0.319, SLG: 0.456									1-2f	1	0	0	0	0	0	1

Inning Stats	R: 1	H: 2	E: 0	K: 0	S: 4	H: 0	LOB: 0	BB: 0	P: 4	R: 0	H: 0	E: 0	K: 1	S: 5	R: 0	H: 1	E: 0	K: 0	S: 4	R: 0	H: 0	E: 0	K: 0	S: 3	R: 0	H: 1	E: 0	K: 2	S: 8	R: 0	H: 0	E: 0	K: 0	S: 3	R: 3	H: 1	E: 1	K: 0	S: 5	R: 0	H: 0	E: 0	K: 0	S: 3	R: 0	H: 0	E: 0	K: 0	S: 2	1B: 5	SF: 0	2B: 0	3B: 0	HR: 0	SF: 0	SAC: 0	DP: 2	HBP: 0	WP: 1	PA: 37
<b>PITCHER</b>	IP	WLS	BF	H	R	ER	SO	BB	IBB	HBP	BLK	WP	HR	S	P	ERA	WHIP																																											
<b>Jack Billingham, R</b> (1, 1) ERA: 3.78	6.2	W	29	5	4	1	3	4	0	0	1	1	0	31	47	1.35	1.350																																											
<b>Mike McQueen, L</b> (7, 1) ERA: 2.08	2.1		8	0	0	0	0	2	0	0	0	0	0	6	14	0.00	0.857																																											

**BOTTOM**

**Cincinnati Reds @ San Diego Padres**  
**San Diego Stadium, San Diego, CA**  
 Sat May 25 1974, 10:05 PM EDT  
 Att. 44,504 - Unknown

livebaseballscorecards.com

<b>AB</b>	<b>31</b>
<b>R</b>	<b>4</b>
<b>H</b>	<b>5</b>
<b>RBI</b>	<b>2</b>
<b>BB</b>	<b>6</b>
<b>SO</b>	<b>3</b>
<b>LOB</b>	<b>15</b>





Batter	1	2	3	4	5	6	7	8	9	AB R H RBI BB SO LOB	TOP	
<b>Pete Rose, S</b> (1, 7) OBP: 0.363, SLG: 0.368	0-0 L7		0-0 1B		4-0 FC6-4 BB		0-0 2B SF7 1B	0-3 K		4 1 2 1 1 1 1		
<b>Joe Morgan, L</b> (1, 4) OBP: 0.477, SLG: 0.507	4-0 S BB		0-0 F2		0-3 K		0-0 1-3 2B	4-0 BB		3 0 1 0 2 1 1		
<b>Johnny Bench, R</b> (1, 2) OBP: 0.408, SLG: 0.507	0-0 5-3 1-2			0-0 5-3	0-0 F7		0-3 K	0-3 K		5 0 0 0 0 2 5		
<b>Tony Perez, R</b> (1, 3) OBP: 0.344, SLG: 0.491 <b>Darrel Chaney, S</b> (7, 5) OBP: 0.333, SLG: 0.375	0-0 L7			4-0 1B SF8 BB	0-0 FC6-4 1-2f		4-0 IBB	0-0 F7		2 1 0 0 2 0 2 1 0 0 0 0 0 1		
<b>Dan Driessen, L</b> (1, 5) OBP: 0.370, SLG: 0.411		0-0 4-3		0-0 1-3 1B S 1B	0-0 1-3 1B		0-0 1-3 SF7	0-0 4-3		4 1 1 1 0 0 1		
<b>Terry Crowley, L</b> (1, 9) OBP: 0.257, SLG: 0.323 <b>George Foster, R</b> (6, 9) OBP: 0.333, SLG: 0.373		0-3 K		0-0 1-2 3-H SF8	0-0 1-2 3-H P3		0-3 3-H K			2 0 0 1 0 1 0 1 0 0 0 0 1 2		
<b>Dave Concepcion, R</b> (1, 6) OBP: 0.304, SLG: 0.411		0-0 F8		0-0 2-H S 1B	0-0 E6 S		0-0 E7 WP 1B			4 0 2 1 0 0 0		
<b>Cesar Geronimo, L</b> (1, 8) OBP: 0.390, SLG: 0.435			0-0 1B E 1B	4-0 1-2 IBB	4-0 1-2 IBB		0-3 K			2 1 1 0 2 1 1		
<b>Roger Nelson, R</b> (1, 1) OBP: 0.190, SLG: 0.150			0-3 1-2 K	0-0 F8	0-0 F2		0-0 F2	0-0 P5		4 0 0 0 0 1 6		
<b>Inning Stats</b>	R: 0 E: 0 K: 0 S: 3 H: 0 LOB: 1 BB: 1 P: 7	R: 0 E: 0 K: 1 S: 5 H: 0 LOB: 0 BB: 0 P: 5	R: 1 E: 1 K: 1 S: 6 H: 2 LOB: 0 BB: 0 P: 6	R: 2 E: 0 K: 0 S: 5 H: 2 LOB: 2 BB: 2 P: 13	R: 0 E: 0 K: 1 S: 5 H: 0 LOB: 1 BB: 1 P: 9	R: 0 E: 1 K: 0 S: 4 H: 0 LOB: 2 BB: 1 P: 8	R: 1 E: 0 K: 2 S: 9 H: 2 LOB: 2 BB: 1 P: 13	R: 0 E: 1 K: 2 S: 8 H: 1 LOB: 1 BB: 0 P: 8	R: 0 E: 0 K: 1 S: 5 H: 0 LOB: 1 BB: 1 P: 9	1B: 6 2B: 1 3B: 0 HR: 0 SF: 2 SAC: 0 DP: 0 HBP: 0	WP: 1 PB: 0 SB: 4 CS: 0 PA: 41	
<b>PITCHER</b> <b>Dave Freisleben, R</b> (1, 1) ERA: 4.01 <b>Dave Tomlin, L</b> (7, 1) ERA: 5.17	IP 6.0 WLS L BF 27 H 4 R 3 ER 2 SO 3 BB 3 IBB 2 HBP 0 BLK 0 WP 0 HR 0 S 28 P 48 ERA 3.00 WHIP 1.167	IP 3.0 WLS L BF 14 H 3 R 1 ER 1 SO 5 BB 1 IBB 1 HBP 0 BLK 0 WP 1 HR 0 S 22 P 30 ERA 3.00 WHIP 1.333										

Cincinnati Reds @ San Diego Padres  
San Diego Stadium, San Diego, CA  
Sun May 26 1974, 6:33 AM EDT  
Att. 13,501 - Unknown

livebaseballscorecards.com

AB	32
R	4
H	7
RBI	4
BB	7
SO	8
LOB	20







Batter	1	2	3	4	5	6	7	8	9	AB R H RBI BB SO LOB	TOP								
<b>Bud Harrelson, S</b> (1, 6) OBP: 0.417, SLG: 0.328	4-0 FC6-4 BB		x 0-0 F8		x 0-0 1-H HR			x 0-0 F4		3 1 1 2 1 0 1									
<b>Felix Millan, R</b> (1, 4) OBP: 0.358, SLG: 0.335	x 0-0 F9		x 0-0 5-3		x 0-0 F9			x 0-0 P4		4 0 0 0 0 0 2									
<b>Rusty Staub, L</b> (1, 9) OBP: 0.361, SLG: 0.462	x 0-0 F7			x 0-0 6-3		x 0-0 F7		x 0-0 2B		4 0 1 0 0 0 1									
<b>Cleon Jones, R</b> (1, 7) OBP: 0.333, SLG: 0.380	x 0-0 FC6-4 1-2f			x 0-3 K		x 0-0 4-3		x 0-0 5-3		4 0 0 0 0 1 2									
<b>John Milner, L</b> (1, 3) OBP: 0.328, SLG: 0.399		0-3 K		x 0-0 FC5-4 1B		x 0-0 F8			x 0-0 1-3	4 0 1 0 0 1 0									
<b>Jerry Grote, R</b> (1, 2) OBP: 0.331, SLG: 0.415		x 0-0 F7		x 0-0 FC5-4 1-2f			x 0-0 FC5-4 1B		x 0-0 F8	4 0 1 0 0 0 1									
<b>Ted Martinez, R</b> (1, 5) OBP: 0.279, SLG: 0.375		0-3 K			x 0-0 P6		x 0-0 FC5-4 1-2f		x 0-3 K	4 0 0 0 0 2 1									
<b>Don Hahn, R</b> (1, 8) OBP: 0.400, SLG: 0.547			4-0 FC6-4 BB		4-0 HR BB		0-3 K			1 1 0 0 2 1 1									
<b>Tom Seaver, R</b> (1, 1) OBP: 0.231, SLG: 0.091			x 0-0 FC6-4		0-3 K		0-3 K			2 0 0 0 0 1 2									
<b>George Theodore, R</b> (7, PH) OBP: 0.263, SLG: 0.263			1-2f							1 0 0 0 0 1 1									
<b>Bob Apodaca, R</b> (7, 1)										0 0 0 0 0 0 0									
<b>Inning Stats</b>	R: 0 E: 0 K: 0 S: 3	H: 0 LOB: 1 BB: 1 P: 7	R: 0 E: 0 K: 2 S: 7	H: 0 LOB: 0 BB: 0 P: 7	R: 0 E: 0 K: 1 S: 6	H: 1 LOB: 1 BB: 0 P: 6	R: 2 E: 0 K: 1 S: 6	H: 1 LOB: 0 BB: 1 P: 10	R: 0 E: 0 K: 2 S: 8	H: 1 LOB: 1 BB: 0 P: 8	R: 0 E: 0 K: 1 S: 4	H: 1 LOB: 1 BB: 0 P: 4	R: 0 E: 0 K: 1 S: 5	H: 0 LOB: 0 BB: 0 P: 5	1B: 2 2B: 1 3B: 0 HR: 1	SF: 0 SAC: 0 DP: 0 HBP: 0	WP: 0 PB: 0 SB: 0 CS: 0	PA: 34	
<b>PITCHER</b> <b>Fred Norman, L</b> (1, 1) ERA: 2.53	IP 9.0	WLS W	BF 34	H 4	R 2	ER 2	SO 7	BB 3	IBB 0	HBP 0	BLK 0	WP 0	HR 1	S 45	P 57	ERA 2.00	WHIP 0.778		
<b>PITCHER</b>	IP	WLS	BF	H	R	ER	SO	BB	IBB	HBP	BLK	WP	HR	S	P	ERA	WHIP		

**New York Mets @ Cincinnati Reds**  
Riverfront Stadium, Cincinnati, OH  
Mon May 27 1974, 7:05 PM EDT  
Att: 20,057 - Unknown

livebaseballscorecards.com

<b>AB</b>	31
<b>R</b>	2
<b>H</b>	4
<b>RBI</b>	2
<b>BB</b>	3
<b>SO</b>	7
<b>LOB</b>	12









Batter	1	2	3	4	5	6	7	8	9
<b>Pete Rose, S</b> (1, 7) OBP: 0.363, SLG: 0.374 <b>Cesar Geronimo, L</b> (8, 8) OBP: 0.384, SLG: 0.425	0-0 F9		0-0 P4	0-0 2B		0-0 F3		0-0 F7	
<b>Joe Morgan, L</b> (1, 4) OBP: 0.473, SLG: 0.503	4-0 1B BB		0-0 F9	0-0 L7		0-0 F8			
<b>Johnny Bench, R</b> (1, 2) OBP: 0.411, SLG: 0.526	0-3 K		0-0 HR		0-0 P4	0-0 F6			
<b>Tony Perez, R</b> (1, 3) OBP: 0.346, SLG: 0.488 <b>Darrel Chaney, S</b> (8, 5) OBP: 0.333, SLG: 0.375	0-0 1B		0-0 2B		4-0 1B BB		0-0 P4		
<b>Dave Concepcion, R</b> (1, 6) OBP: 0.303, SLG: 0.406	0-0 5-3		0-0 F8		0-0 1B 2B 1B		0-3 K		
<b>Merv Rettenmund, R</b> (1, 9) OBP: 0.333, SLG: 0.434		0-3 K		0-0 HR	0-0 2B 1B		0-0 F8		
<b>George Foster, R</b> (1, 8) OBP: 0.327, SLG: 0.356		0-0 6-3		0-0 L4	0-0 F8		1-0 SH1-4 HBP		
<b>Dan Driessen, L</b> (1, 5) OBP: 0.370, SLG: 0.412		0-0 G3		0-0 E5 SH2-4 2B	0-0 2B		0-0 F8		
<b>Clay Kirby, R</b> (1, 1) OBP: 0.182, SLG: 0.100 <b>Clay Carroll, R</b> (9, 1)			4-0 HR BB	0-0 SH2-4	0-0 1-3		0-0 SH1-4		

Inning Stats	R: 1 E: 0 K: 1 S: 6	H: 1 LOB: 1 BB: 1 P: 10	R: 0 E: 0 K: 1 S: 5	H: 0 LOB: 0 BB: 0 P: 5	R: 2 E: 0 K: 0 S: 5	H: 2 LOB: 1 BB: 1 P: 9	R: 2 E: 1 K: 0 S: 6	H: 2 LOB: 1 BB: 0 P: 6	R: 2 E: 0 K: 0 S: 6	H: 3 LOB: 2 BB: 1 P: 10	R: 0 E: 0 K: 1 S: 3	H: 0 LOB: 0 BB: 0 P: 3	R: 0 E: 0 K: 1 S: 5	H: 0 LOB: 0 BB: 0 P: 5	R: 0 E: 0 K: 0 S: 3	H: 0 LOB: 1 BB: 0 P: 4
1B: 3 2B: 3 3B: 0 HR: 2	SF: 0 SAC: 2 DP: 0 HBP: 1	WP: 0 PA: 37														

PITCHER	IP	WLS	BF	H	R	ER	SO	BB	IBB	HBP	BLK	WP	HR	S	P	ERA	WHIP
<b>George Stone, L</b> (1, 1) ERA: 4.99	4.2		26	8	7	6	2	3	0	0	0	0	2	27	39	11.57	2.357
<b>Bob Miller, R</b> (5, 1) ERA: 3.38	0.1		1	0	0	0	0	0	0	0	0	0	1	1	0.00	0.000	
<b>Ray Sadecki, L</b> (6, 1) ERA: 6.38	2.0		6	0	0	0	1	0	0	0	0	0	0	8	8	0.00	0.000
<b>Bob Apodaca, R</b> (8, 1) ERA: 6.35	1.0		4	0	0	0	0	0	0	1	0	0	0	3	4	0.00	0.000

**BOTTOM**

AB	R	H	RBI	BB	SO	LOB
4	0	1	1	0	0	1
1	0	0	0	0	0	1
3	1	0	0	1	0	2
4	1	1	2	0	1	1
3	1	2	1	1	0	0
0	0	0	0	0	0	0
4	1	1	0	0	1	2
4	1	2	2	0	1	0
3	0	0	0	0	0	2
4	1	1	1	0	0	1
1	1	0	0	1	0	2
0	0	0	0	0	0	0

**New York Mets @ Cincinnati Reds**  
**Riverfront Stadium, Cincinnati, OH**  
 Tue May 28 1974, 7:05 PM EDT  
 Att. 14,017 - Unknown

livebaseballscores.com

<b>AB</b>	<b>31</b>
<b>R</b>	<b>7</b>
<b>H</b>	<b>8</b>
<b>RBI</b>	<b>7</b>
<b>BB</b>	<b>3</b>
<b>SO</b>	<b>3</b>
<b>LOB</b>	<b>12</b>











Batter	1	2	3	4	5	6	7	8	9	AB R H RBI BB SO LOB	TOP																
Rennie Stennett, R (1, 4) OBP: 0.335, SLG: 0.398	0-3 K	0-0 5-3		0-0 F8		0-0 L9		0-0 F7		5 0 0 0 0 1 4																	
Richie Hebner, L (1, 5) OBP: 0.356, SLG: 0.503	0-0 L8		0-0 4-3	0-0 1B		0-0 1B		0-0 4-3		5 0 2 1 0 0 1																	
Al Oliver, L (1, 8) OBP: 0.287, SLG: 0.462	0-0 1-4-3		0-0 F7	0-0 5-3		0-0 F7			0-0 F5	5 0 0 0 0 0 3																	
Willie Stargell, L (1, 7) OBP: 0.372, SLG: 0.490		0-0 HR 2B	4-0 BB BB		0-0 1-6-3		0-3 K		0-0 3-1	4 1 1 0 1 1 0																	
Richie Zisk, R (1, 9) OBP: 0.406, SLG: 0.472		0-0 5-3	4-0 BB BB	1-2 BB		0-0 P4		0-0 E5 1B	0-0 P4	4 0 0 0 1 0 1																	
Bob Robertson, R (1, 3) OBP: 0.266, SLG: 0.559		0-0 HR	0-0 F7		0-0 HR		0-3 K			4 2 2 3 0 1 3																	
Manny Sanguillen, R (1, 2) OBP: 0.288, SLG: 0.366		0-0 L6		0-0 FC1-5 1B	0-0 1B	0-0 1B	0-0 1B	0-0 1B		4 0 3 0 0 0 0																	
Frank Taveras, R (1, 6) OBP: 0.327, SLG: 0.316		0-0 2B 1B		0-0 FC1-5 1B	0-0 1B	0-0 F8		0-3 K		4 2 2 0 0 1 1																	
Jim Rooker, R (1, 1) OBP: 0.385, SLG: 0.440 Ramon Hernandez, S (7, 1) Dave Glusti, R (7, 1) Kent Tekulve, R (7, 1) Gene Clines, R (8, PH) John Morian, R (8, 1)	0-0 2B		0-0 FC1-5 1B	0-0 1B		0-3 K		0-3 K	4-0 WP BB	3 0 1 1 0 1 2 0 1 0 0 0 0 0 0 0 0																	
<b>Inning Stats</b>	R: 0 E: 0 K: 1 S: 5	H: 0 LOB: 0 BB: 0 P: 5	R: 3 E: 0 K: 0 S: 7	H: 4 LOB: 1 BB: 0 P: 7	R: 0 E: 0 K: 0 S: 3	H: 0 LOB: 2 BB: 2 P: 11	R: 1 E: 0 K: 0 S: 6	H: 3 LOB: 2 BB: 0 P: 6	R: 1 E: 0 K: 0 S: 5	H: 2 LOB: 1 BB: 0 P: 5	R: 0 E: 0 K: 1 S: 6	H: 1 LOB: 1 BB: 0 P: 6	R: 0 E: 1 K: 2 S: 8	H: 1 LOB: 2 BB: 0 P: 8	R: 0 E: 0 K: 1 S: 5	H: 0 LOB: 1 BB: 1 P: 9	R: 0 E: 0 K: 0 S: 3	H: 0 LOB: 0 BB: 0 P: 3	1B: 7 2B: 2 3B: 0 HR: 2	SF: 0 SAC: 0 DP: 0 HBP: 0	WP: 1 PB: 0 SB: 0 CS: 0	PA: 41					
<b>PITCHER</b>	IP WLS BF H R ER SO BB IBB HBP BLK WP HR S P ERA WHIP																										
Jack Billingham, R (1, 1) ERA: 4.06	2.0		10	4	3	3	1	0	0	0	0	0	1	12	12	13.50	2.000										
Tom Hall, L (3, 1) ERA: 1.1	2.0		11	3	1	1	0	2	0	0	0	0	0	9	17	4.50	2.500										
Pedro Borbon, R (5, 1) ERA: 1.85	3.0	W	13	4	1	1	3	0	0	0	0	0	1	19	19	3.00	1.333										
Mike McQueen, L (8, 1) ERA: 1.69	2.0		7	0	0	0	1	1	0	0	0	1	0	8	12	0.00	0.500										

Pittsburgh Pirates @ Cincinnati Reds  
Riverfront Stadium, Cincinnati, OH

Fri May 31 1974, 7:05 PM EDT  
Att: 40,205 - Unknown

livebaseballscorecards.com

AB	38
R	5
H	11
RBI	5
BB	3
SO	5
LOB	15







Batter	1	2	3	4	5	6	7	8	9	AB R H RBI BB SO LOB	TOP											
Rennie Stennett, R (1, 4) OBP: 0.340, SLG: 0.400	0-0 BB BB FC4 1B	4-0 BB BB FC1-5 2B	0-0 F7		0-0 BB 1B	0-0 SF8		0-0 1-4-3		4 3 2 1 1 0 1												
Richie Hebner, L (1, 5) OBP: 0.361, SLG: 0.517	0-3 K	0-0 FC1-5 2B		0-0 2B 1B	4-0 1B 2B	0-0 3-H HR		0-0 4-3		5 3 2 2 1 1 3												
Al Oliver, L (1, 8) OBP: 0.294, SLG: 0.466	4-0 FC4 BB 1-2 BB	0-3 K		0-0 WP 1-H HR 2B	0-0 2B 1-3 2-H 1B	0-0 F8		0-0 3-1		5 2 2 2 1 1 2												
Willie Stargell, L (1, 7) OBP: 0.382, SLG: 0.507	4-0 BB BB 1-2 2-3 1B	0-0		0-0 P6	0-0 1-3 3-H 2B		0-0 F8		0-0 1B 1B	5 1 3 2 1 0 1												
Richie Zisk, R (1, 9) OBP: 0.409, SLG: 0.496	0-0 FC4 1B BB 1-2 2-3 3-H FC5-2-5	0-0 6-3		0-0 HR	0-0 6-3		0-0 1B		0-0 FC5-4 1B	6 1 3 3 0 0 6												
Bob Robertson, R (1, 3) OBP: 0.286, SLG: 0.587	4-0 FC5-2-5 1-2 2-3 3-H 1B BB		0-3 K	4-0 G5-4-3 BB		0-0 HR		0-0 F8		4 1 1 2 2 1 3												
Manny Sanguillen, R (1, 2) OBP: 0.288, SLG: 0.377	0-0 1-2 2-3 3-H 1B		0-0 3B 2B	0-0 G5-4-3 1-2f		4-0 2B SF8 BB		0-0 F7		4 2 2 1 1 0 2												
Frank Taveras, R (1, 6) OBP: 0.321, SLG: 0.330	0-0 FC5-2-5 2-3 3-H		0-0 2-H 3B		0-0 L5	0-0 F8		0-0 1-3		5 0 1 1 0 0 4												
Ken Brett, L (1, 1) OBP: 0.448, SLG: 0.821		0-0 FC1-5 BB 1B	0-0 G3		0-0 F8	0-0 1-3 HR 2B		0-0 G3		5 1 2 0 0 0 1												
<b>Inning Stats</b>	R: 3 E: 1 K: 1 S: 7	H: 2 LOB: 1 BB: 3 P: 19	R: 1 E: 0 K: 1 S: 7	H: 2 LOB: 2 BB: 1 P: 11	R: 1 E: 0 K: 1 S: 7	H: 2 LOB: 1 BB: 0 P: 7	R: 3 E: 0 K: 0 S: 5	H: 3 LOB: 0 BB: 1 P: 9	R: 2 E: 0 K: 0 S: 6	H: 3 LOB: 2 BB: 1 P: 10	R: 4 E: 0 K: 0 S: 6	H: 3 LOB: 0 BB: 1 P: 10	R: 0 E: 0 K: 0 S: 4	H: 1 LOB: 1 BB: 0 P: 4	R: 0 E: 0 K: 0 S: 3	H: 0 LOB: 0 BB: 0 P: 3	R: 0 E: 0 K: 0 S: 5	H: 2 LOB: 2 BB: 0 P: 5	1B: 9 2B: 5 3B: 1 HR: 3	SF: 1 SAC: 0 DP: 2 HBP: 0	WP: 1 PB: 0 SB: 0 CS: 0	PA: 51
<b>PITCHER</b>	IP WLS BF H R ER SO BB IBB HBP BLK WP HR S P ERA WHIP																				<b>PITCHER</b>	IP WLS BF H R ER SO BB IBB HBP BLK WP HR S P ERA WHIP
Roger Nelson, R (1, 1) ERA: 3.18	1.0 L 10 3 4 3 1 4 0 0 0 0 0 0 8 24 27.00 7.000																					
Pat Osburn, L (2, 1) ERA: 8.0	1.1 5 1 0 0 2 0 0 0 0 0 0 0 9 9 0.00 0.750																					
Tom Hall, L (3, 1) ERA: 3.79	2.2 17 8 6 6 0 2 0 0 0 1 1 15 23 20.25 3.750																					
Mike McQueen, L (6, 1) ERA: 4.26	2.0 11 4 4 4 0 1 0 0 0 0 2 10 14 18.00 2.500																					
Clay Carroll, R (8, 1) ERA: 2.42	2.0 8 2 0 0 0 0 0 0 0 0 0 8 8 0.00 1.000																					

**Pittsburgh Pirates @ Cincinnati Reds**  
Riverfront Stadium, Cincinnati, OH  
Sat Jun 01 1974, 3:33 AM EDT  
Att: 36,999 - Unknown

AB	43
R	14
H	18
RBI	14
BB	7
SO	3
LOB	23







Batter	1	2	3	4	5	6	7	8	9	AB R H RBI BB SO LOB
--------	---	---	---	---	---	---	---	---	---	----------------------

Rennie Stennett, R (1, 4) OBP: 0.333, SLG: 0.392	0-0 6-3		0-0 FC5-4		0-0 P4			0-0 FC1-6 1B		4 1 0 0 0 0 4
Manny Sanguillen, R (1, 2) OBP: 0.297, SLG: 0.373	0-0 6-3		0-0 6-3			0-0 F8		0-0 1B		4 0 1 0 0 0 2
Al Oliver, L (1, 8) OBP: 0.298, SLG: 0.464	0-0 4-3			4-0 BB		0-0 F8		0-0 1B		3 0 1 1 1 0 0
Willie Stargell, L (1, 7) OBP: 0.379, SLG: 0.500		0-3 K		0-3 K		0-0 FC6-4 1B		0-0 F7		4 0 1 0 0 2 3
Richie Zisk, R (1, 9) OBP: 0.399, SLG: 0.481		0-3 K		0-3 K		0-0 FC6-4		0-3 K		4 0 0 0 0 3 4
Bob Robertson, R (1, 3) OBP: 0.270, SLG: 0.552		0-3 K		0-0 6-3			0-0 F9		0-3 K	4 0 0 0 0 2 1
Kurt Bevacqua, R (1, 5) OBP: 0.111, SLG: 0.167			0-0 FC5-4 2B		0-0 6-3		0-0 F9		0-0 1B	4 0 2 0 0 0 0
Frank Taveras, R (1, 6) OBP: 0.319, SLG: 0.320			4-0 FC5-4 BB		0-3 K		0-3 K		0-3 K	3 0 0 0 1 3 1
Bruce Kison, R (1, 1) Larry Demery, R (3, 1) Paul Popovich, S (5, PH) Dave Giusti, R (5, 1) Ed Kirkpatrick, L (8, PH) Ramon Hernandez, S (8, 1) Gene Clines, R (9, PH)		0-3 K		4-0 BB				0-0 E6 FC1-6	0-3 K	1 0 0 0 0 0 1 2 0 0 0 0 0 0 0 0 0 0 0 0 0 1 0 0 0 0 0 0 0 0 0 0 1 0 0 0 0 0 0 0 0 0 0 0 0 0 0 0 1 0 0 0 0 0 1 1

Pittsburgh Pirates @ Cincinnati Reds  
Riverfront Stadium, Cincinnati, OH  
Sun Jun 02 1974, 3:33 AM EDT  
Att. 38,354 - Unknown

livebaseballscorecards.com

AB	33
R	1
H	5
RBI	1
BB	3
SO	12
LOB	18



Inning Stats	R: 0	H: 0	R: 0	H: 0	R: 0	H: 1	R: 0	H: 0	R: 0	H: 1	R: 0	H: 0	R: 1	H: 2	R: 0	H: 1	1B: 4	SF: 0	WP: 0	PA: 36
	E: 0	LOB: 0	E: 0	LOB: 0	E: 0	LOB: 2	E: 0	LOB: 1	E: 0	LOB: 1	E: 0	LOB: 0	E: 1	LOB: 2	E: 0	LOB: 1	2B: 1	SAC: 0	PB: 0	
	K: 0	BB: 0	K: 3	BB: 0	K: 1	BB: 1	K: 2	BB: 1	K: 1	BB: 0	K: 1	BB: 1	K: 1	BB: 0	K: 3	BB: 0	3B: 0	DP: 0	SB: 0	
	S: 3	P: 3	S: 9	P: 9	S: 6	P: 10	S: 7	P: 11	S: 5	P: 9	S: 4	P: 4	S: 5	P: 5	S: 8	P: 8	HR: 0	HBP: 0	CS: 0	

PITCHER	IP	WLS	BF	H	R	ER	SO	BB	IBB	HBP	BLK	WP	HR	S	P	ERA	WHIP
Fred Norman, L (1, 1) ERA: 2.26	6.2	W	25	2	0	0	7	3	0	0	0	0	0	36	48	0.00	0.750
Pedro Borbon, R (7, 1) ERA: 1.76	2.1		11	3	1	0	5	0	0	0	0	0	0	21	21	0.00	1.286

PITCHER	IP	WLS	BF	H	R	ER	SO	BB	IBB	HBP	BLK	WP	HR	S	P	ERA	WHIP
---------	----	-----	----	---	---	----	----	----	-----	-----	-----	----	----	---	---	-----	------

Batter	1	2	3	4	5	6	7	8	9	AB	R	H	RBI	BB	SO	LOB
<b>Pete Rose, S</b> OBP: 0.374, SLG: 0.378 (1, 7) X	0-0 CS 1B	4-0 1-2 BB		0-3 K		0-0 F7				3	0	1	0	1	1	1
<b>Joe Morgan, L</b> OBP: 0.464, SLG: 0.477 (1, 4) S S S	0-3 K	0-0 F9		0-3 K			0-0 F7			4	0	0	0	0	2	4
<b>Dan Driessen, L</b> OBP: 0.341, SLG: 0.371 (1, 5) X (8, 3)	0-0 F8		0-0 F9	0-3 K			0-0 1-3			4	0	0	0	0	1	0
<b>Tony Perez, R</b> OBP: 0.361, SLG: 0.517 <b>Darrel Chaney, S</b> OBP: 0.300, SLG: 0.333 (1, 3) X (8, 5)		0-0 1B PB WP 1B	0-0 HR		0-3 K		0-0 6-3			4	2	2	1	0	1	0
<b>Terry Crowley, L</b> OBP: 0.244, SLG: 0.306 <b>George Foster, R</b> OBP: 0.318, SLG: 0.357 (1, 9) S S S (8, 9)		0-3 K	0-0 3B 1B		0-0 4-3		0-0 F8			3	1	1	0	0	1	1
<b>Cesar Geronimo, L</b> OBP: 0.391, SLG: 0.449 (1, 8) X		0-0 WP 1B 1B	0-0 1B 3B		0-0 3-1		0-0 5-3			4	2	2	1	0	0	0
<b>Dave Concepcion, R</b> OBP: 0.325, SLG: 0.413 (1, 6) B B B		4-0 1B 1-2 BB	0-0 1B			0-0 SH1-4 1B		0-0 1B 1B		3	0	3	1	1	0	0
<b>Bill Plummer, R</b> OBP: 0.226, SLG: 0.267 (1, 2) S S S		0-3 K	0-3 K			0-0 F3		0-0 FC6-4 1B		4	0	1	0	0	2	4
<b>Fred Norman, S</b> OBP: 0.150, SLG: 0.150 <b>Pedro Borbon, R</b> OBP: 0.222, SLG: 0.222 (1, 1) X (7, 1)		0-0 BB 1B	0-0 F5			0-0 SH1-4		0-0 FC6-4		2	0	1	1	0	0	1

Inning Stats	R: 0	H: 1	E: 0	K: 1	S: 5	L: 0	BB: 0	P: 5	R: 2	H: 3	E: 0	K: 2	S: 10	L: 3	LOB: 3	BB: 2	P: 18	R: 3	H: 4	E: 0	K: 1	S: 9	L: 1	LOB: 1	BB: 0	P: 9	R: 0	H: 0	E: 0	K: 3	S: 9	L: 0	LOB: 0	BB: 0	P: 9	R: 0	H: 1	E: 0	K: 0	S: 4	L: 1	LOB: 1	BB: 0	P: 4	R: 0	H: 0	E: 0	K: 0	S: 3	L: 0	LOB: 0	BB: 0	P: 3	R: 0	H: 2	E: 0	K: 0	S: 5	L: 2	LOB: 2	BB: 0	P: 5
--------------	------	------	------	------	------	------	-------	------	------	------	------	------	-------	------	--------	-------	-------	------	------	------	------	------	------	--------	-------	------	------	------	------	------	------	------	--------	-------	------	------	------	------	------	------	------	--------	-------	------	------	------	------	------	------	------	--------	-------	------	------	------	------	------	------	------	--------	-------	------


PITCHER	IP	WLS	BF	H	R	ER	SO	BB	IBB	HBP	BLK	WP	HR	S	P	ERA	WHIP
<b>Bruce Kison, R</b> ERA: 3.96 (1, 1)	2.1	L	15	7	5	5	3	2	0	0	0	1	1	19	27	19.29	3.857
<b>Larry Demery, R</b> ERA: (3, 1)	1.2		6	1	0	0	4	0	0	0	0	0	0	14	14	0.00	0.600
<b>Dave Giusti, R</b> ERA: 4.28 (5, 1)	3.0		10	1	0	0	1	0	0	0	0	0	0	12	12	0.00	0.333
<b>Ramon Hernandez, L</b> ERA: 2.7 (8, 1)	1.0		5	2	0	0	0	0	0	0	0	0	0	5	5	0.00	2.000

**BOTTOM**

**Pittsburgh Pirates @ Cincinnati Reds**  
Riverfront Stadium, Cincinnati, OH

Sun Jun 02 1974, 3:33 AM EDT  
Att. 38,354 - Unknown

AB	33
R	5
H	11
RBI	4
BB	2
SO	8
LOB	13



1B:	9	SF:	0	WP:	1	PA:	36
2B:	0	SAC:	1	PB:	1		
3B:	1	DP:	0	SB:	0		
HR:	1	HBP:	0	CS:	1		

PITCHER	IP	WLS	BF	H	R	ER	SO	BB	IBB	HBP	BLK	WP	HR	S	P	ERA	WHIP
---------	----	-----	----	---	---	----	----	----	-----	-----	-----	----	----	---	---	-----	------



Batter	1	2	3	4	5	6	7	8	9	AB R H RBI BB SO LOB	TOP		
<b>Pete Rose, S</b> (1, 7) OBP: 0.374, SLG: 0.375	0-0 FC5-4 1B	0-0 FC6 1-2f		0-0 F9	4-0 IBB		0-0 4-3			4 0 1 0 1 0 3			
<b>Joe Morgan, L</b> (1, 4) OBP: 0.458, SLG: 0.469	0-0 F7		0-3 K	0-0 1B 1-2	0-3 K			0-0 4-3		5 0 1 0 0 2 4			
<b>Johnny Bench, R</b> (1, 2) OBP: 0.390, SLG: 0.497	0-0 FC5-4 1-2f		0-3 K	0-0 1B 1-2 2-H		0-0 F8		0-0 F9		5 0 1 1 0 1 1			
<b>Tony Perez, R</b> (1, 3) OBP: 0.367, SLG: 0.519	0-0 5-3		0-0 2B 1B	0-0 1-3		0-0 5-3 1B		0-0 FC6-4 1B		5 2 3 0 0 0 3			
<b>Dave Concepcion, R</b> (1, 6) OBP: 0.322, SLG: 0.413		0-0 5-3	0-0 2B 1-H		0-0 F9	0-0 5-3		0-0 FC6-4 1-2f		5 0 1 1 0 0 2			
<b>Merv Rettenmund, R</b> (1, 9) OBP: 0.349, SLG: 0.438		0-0 4-3	4-0 BB		0-0 1B 2B	0-0 FC6-4 1B		0-0 4-3		3 1 2 1 1 0 0			
<b>Cesar Geronimo, L</b> (8, 8) OBP: 0.387, SLG: 0.443			2-3 BB			2-H 1B				1 0 0 0 0 0 0			
<b>George Foster, R</b> (1, 8) OBP: 0.322, SLG: 0.369		0-0 1B 2B	0-0 6-3		0-0 WP 1B 2-H	0-0 FC6-4 1-2f		0-0 F7		5 1 2 1 0 0 3			
<b>Andy Kosco, R</b> (1, 5) OBP: 0.314, SLG: 0.267		0-0 BB 1B 2-H		4-0 1B BB	4-0 WP IBB 1-2		0-0 6-3		0-0 F7	2 1 1 1 2 0 0			
<b>Darrel Chaney, S</b> (7, 5) OBP: 0.286, SLG: 0.316										1 0 0 0 0 0 0			
<b>Clay Kirby, R</b> (1, 1) OBP: 0.192, SLG: 0.087		4-0 FC6 BB 1-2		0-3 K	0-0 5-3		0-0 F9			3 0 0 0 1 1 3			
<b>Inning Stats</b>	R: 0 E: 0 K: 0 S: 4 H: 1 LOB: 1 BB: 0 P: 4	R: 1 E: 0 K: 2 S: 5 H: 2 LOB: 2 BB: 1 P: 9	R: 1 E: 0 K: 2 S: 9 H: 2 LOB: 2 BB: 1 P: 13	R: 1 E: 0 K: 1 S: 7 H: 2 LOB: 2 BB: 1 P: 11	R: 1 E: 0 K: 1 S: 7 H: 2 LOB: 3 BB: 2 P: 15	R: 1 E: 0 K: 0 S: 5 H: 2 LOB: 1 BB: 0 P: 5	R: 0 E: 0 K: 0 S: 3 H: 0 LOB: 0 BB: 0 P: 3	R: 0 E: 0 K: 0 S: 4 H: 1 LOB: 1 BB: 0 P: 4	R: 0 E: 0 K: 0 S: 3 H: 0 LOB: 0 BB: 0 P: 3	1B: 9 2B: 3 3B: 0 HR: 0 SF: 0 SAC: 0 DP: 0 HBP: 0	WP: 2 PB: 0 SB: 1 CS: 0 PA: 44		
<b>PITCHER</b>	IP WLS BF H R ER SO BB IBB HBP BLK WP HR S P ERA WHIP											<b>PITCHER</b>	IP WLS BF H R ER SO BB IBB HBP BLK WP HR S P ERA WHIP
<b>Jon Matlack, L</b> (1, 1) ERA: 2.51	7.0 L 37 11 5 5 4 3 2 0 0 2 0 40 60 6.43 2.000												
<b>Bob Miller, R</b> (8, 1) ERA: 3.74	2.0 7 1 0 0 0 0 0 0 0 0 0 7 7 0.00 0.500												

Cincinnati Reds @ New York Mets  
 Shea Stadium, Flushing, NY  
 Mon Jun 03 1974, 7:05 PM EDT  
 Att. 23,065 - Unknown

livebaseballscorecards.com

<b>AB</b>	39
<b>R</b>	5
<b>H</b>	12
<b>RBI</b>	5
<b>BB</b>	5
<b>SO</b>	4
<b>LOB</b>	19



BOTTOM

Cincinnati Reds @ New York Mets  
Shea Stadium, Flushing, NY  
Mon Jun 03 1974, 7:05 PM EDT  
Att. 23,065 - Unknown

livebaseballscorecards.com

AB 33  
R 2  
H 7  
RBI 2  
BB 4  
SO 0  
LOB 14



WP: 0 PA: 38  
PB: 0  
SB: 0  
CS: 0

AB R H RBI BB SO LOB

4 0 1 0 1 0 1

5 0 1 0 0 0 4

4 0 0 0 0 0 2

4 0 0 0 0 0 1

3 1 1 0 1 0 0

3 1 1 0 1 0 1

4 0 1 1 0 0 2

4 0 1 0 0 0 3

1 0 1 1 0 0 0

1 0 0 0 0 0 0

0 0 0 0 0 0 0

0 0 0 0 1 0 0

1B: 7 SF: 0  
2B: 0 SAC: 1  
3B: 0 DP: 0  
HR: 0 HBP: 0

Batter	1	2	3	4	5	6	7	8	9
Wayne Garrett, L (1, 5) OBP: 0.236, SLG: 0.310	0-0 F7		4-0 BB		0-0 FC4-6 1B		0-0 F7		0-0 F8
Felix Millan, R (1, 4) OBP: 0.338, SLG: 0.318	0-0 F8		0-0 F7		0-0 FC4-6 1-2f 1B		0-0 1B		0-0 L1
Cleon Jones, R (1, 7) OBP: 0.322, SLG: 0.374	0-0 6-3			0-0 F7	0-0 F8		0-0 F7		
Rusty Staub, L (1, 9) OBP: 0.370, SLG: 0.452		0-0 5-3		0-0 F7	0-0 F8			0-0 F5	
John Milner, L (1, 3) OBP: 0.324, SLG: 0.404		0-0 G3		4-0 1B BB		0-0 1B		0-0 P6	
Dave Schneck, L (1, 8) OBP: 0.309, SLG: 0.406		0-0 4-3		0-0 E 1B 1B		0-0 F3		4-0 BB	
Jerry Grote, R (1, 2) OBP: 0.321, SLG: 0.388			0-0 P5	0-0 E 1B 1B		0-0 F9		0-0 5-3	
Ted Martinez, R (1, 6) OBP: 0.232, SLG: 0.302			0-0 SH1-4 1B	0-0 E5 1B		0-0 5-3		0-0 P5	
Jon Mattack, L (1, 1) OBP: 0.182, SLG: 0.143			0-0 SH1-4				0-0 F9		4-0 BB
Ken Boswell, L (7, PH) OBP: 0.356, SLG: 0.326									
Bob Miller, R (8, 1) OBP: 0.333, SLG: 0.667									
Ed Kranepool, L (9, PH) OBP: 0.444, SLG: 0.391			1-2	1-2 2-H 3-H					

Inning Stats	R: 0	H: 0	E: 0	K: 0	S: 3	R: 0	H: 0	E: 0	K: 0	S: 3	R: 0	H: 1	E: 1	K: 0	S: 4	R: 2	H: 3	E: 1	K: 0	S: 6	R: 0	H: 1	E: 0	K: 0	S: 4	R: 0	H: 1	E: 0	K: 0	S: 4	R: 0	H: 0	E: 0	K: 0	S: 3	R: 0	H: 0	E: 0	K: 0	S: 3
	LOB: 0	BB: 0	P: 3	LOB: 0	BB: 0	P: 3	LOB: 2	BB: 1	P: 8	LOB: 2	BB: 1	LOB: 1	BB: 0	P: 4	LOB: 1	BB: 0	LOB: 1	BB: 0	P: 4	LOB: 1	BB: 0	LOB: 1	BB: 0	LOB: 1	BB: 0	P: 4	LOB: 1	BB: 0	LOB: 1	BB: 0	LOB: 1	BB: 1	P: 7	LOB: 1	BB: 1	P: 7	LOB: 1	BB: 1	P: 7	

PITCHER	IP	WLS	BF	H	R	ER	SO	BB	IBB	HBP	BLK	WP	HR	S	P	ERA	WHIP
Clay Kirby, R (1, 1) ERA: 3.95	9.0	W	38	7	2	1	0	4	0	0	0	0	0	34	50	1.00	1.222





BOTTOM

Cincinnati Reds @ New York Mets  
Shea Stadium, Flushing, NY  
Tue Jun 04 1974, 7:05 PM EDT  
Att. 23,333 - Unknown

livebaseballscorecards.com

AB 36  
R 3  
H 9  
RBI 3  
BB 3  
SO 4  
LOB 15



AB R H RBI BB SO LOB

4 1 1 1 1 0 1

5 0 1 0 0 0 2

5 0 1 0 0 0 2

5 0 1 0 0 2 3

4 0 2 1 0 0 0

4 0 1 0 0 0 2

3 1 1 1 1 1 3

2 0 0 0 1 0 2

1 0 0 0 0 0 0

0 0 0 0 0 0 0

2 1 1 0 0 1 0

0 0 0 0 0 0 0

1 0 0 0 0 0 0

1B: 6 SF: 0  
2B: 2 SAC: 1  
3B: 0 DP: 2  
HR: 1 HBP: 0

WP: 0 PA: 40  
PB: 0  
SB: 0  
CS: 0

Batter	1	2	3	4	5	6	7	8	9	10
Don Hahn, R OBP: 0.392, SLG: 0.545 (1, 8)	4-0 BB G4-6-3		0-0 1B 2B 2-H	0-0 P6			0-0 5-3		0-0 5-3	
Felix Millan, R OBP: 0.335, SLG: 0.315 (1, 4)	0-0 F8		0-0 1-3	0-0 1B 2-H			0-0 E5		0-0 6-3	
Rusty Staub, L OBP: 0.367, SLG: 0.445 (1, 9)	0-0 G4-6-3 1-2f		0-0 1B 1B 2-3				0-0 L4		0-0 F8	
Cleon Jones, R OBP: 0.319, SLG: 0.370 (1, 7)		0-0 1B 1B G4-6-3	0-0 P3				0-3 K		0-3 K	
John Milner, L OBP: 0.327, SLG: 0.406 (1, 3)		0-0 1B 1B G4-6-3 1-2	0-0 1B 1B 1-2				0-0 P4		0-0 4-3	
Jerry Grote, R OBP: 0.319, SLG: 0.384 (1, 2)		0-0 1B 1B G4-6-3 1-2f 2-3	0-0 1B 1B 1-2 2-3				0-0 P4		0-0 6-3	
Wayne Garrett, L OBP: 0.242, SLG: 0.329 (1, 5)		4-0 BB	0-3 K				0-0 HR		0-0 F7	
Ted Martinez, R OBP: 0.237, SLG: 0.291 (1, 6)	0-0 5-3			4-0 SH2-4 1B BB			0-0 F9		0-0 F9	
Ken Boswell, L OBP: 0.348, SLG: 0.318 (9, PH)										
Bud Harrelson, S OBP: 0.412, SLG: 0.329 (10, 6)										
Jerry Koosman, R OBP: 0.161, SLG: 0.167 (1, 1)			0-0	0-0 SH2-4			0-3 K		0-0 3-1	
Harry Parker, R (7, 1)										
Ray Sadecki, L (8, 1)			2B 2B	1-2 SH2-4						

Inning Stats	R: 0	H: 0	E: 0	K: 0	S: 2	R: 0	H: 2	E: 0	K: 0	S: 4	R: 2	H: 5	E: 0	K: 1	S: 10	R: 0	H: 1	E: 0	K: 0	S: 3	R: 0	H: 0	E: 0	K: 1	S: 5	R: 1	H: 1	E: 0	K: 1	S: 6	R: 0	H: 0	E: 1	K: 1	S: 6	R: 0	H: 0	E: 0	K: 0	S: 3	R: 0	H: 0	E: 0	K: 0	S: 3	R: 0	H: 0	E: 0	K: 0	S: 3	R: 0	H: 0	E: 0	K: 0	S: 3
--------------	------	------	------	------	------	------	------	------	------	------	------	------	------	------	-------	------	------	------	------	------	------	------	------	------	------	------	------	------	------	------	------	------	------	------	------	------	------	------	------	------	------	------	------	------	------	------	------	------	------	------	------	------	------	------	------

PITCHER	IP	WLS	BF	H	R	ER	SO	BB	IBB	HBP	BLK	WP	HR	S	P	ERA	WHIP
Don Gullett, L ERA: 2.74 (1, 1)	6.0		27	9	3	3	3	3	0	0	0	0	1	30	42	4.50	2.000
Clay Carroll, R ERA: 2.33 (7, 1)	1.0		4	0	0	0	1	0	0	0	0	0	0	6	6	0.00	0.000
Pedro Borbon, R ERA: 1.65 (8, 1)	3.0	W	9	0	0	0	0	0	0	0	0	0	0	9	9	0.00	0.000

PITCHER	IP	WLS	BF	H	R	ER	SO	BB	IBB	HBP	BLK	WP	HR	S	P	ERA	WHIP
---------	----	-----	----	---	---	----	----	----	-----	-----	-----	----	----	---	---	-----	------



Batter	1	2	3	4	5	6	7	8	9	AB R H RBI BB SO LOB	TOP														
<b>Pete Rose, S</b> (1, 7) OBP: 0.378, SLG: 0.395	0-0 4-3		0-0 2B 1B		0-0 1B 3B		0-0 2B		0-0 F8	5 2 3 1 0 0 2															
<b>Dave Concepcion, R</b> (1, 6) OBP: 0.319, SLG: 0.406	0-0 6-3		0-0 F9		0-0 K BLK 1B		0-3 K		0-0 F8	5 0 1 1 0 1 4															
<b>Johnny Bench, R</b> (1, 5) OBP: 0.388, SLG: 0.492	4-0 BB		0-0 1-H 2B		0-3 K 1-3		0-0 6-3			3 0 1 1 1 1 2															
<b>Dan Driessen, L</b> (1, 3) OBP: 0.335, SLG: 0.363	0-0 1-3		0-0 F8		0-0 F8			0-3 K		4 0 0 0 0 1 2															
<b>Terry Crowley, L</b> (1, 9) OBP: 0.244, SLG: 0.300 <b>George Foster, R</b> (8, PH) OBP: 0.339, SLG: 0.393		0-3 K	0-0 4-3		0-0 1B			0-0 1B		3 0 1 0 0 1 1 1 0 1 0 0 0 0															
<b>Cesar Geronimo, L</b> (1, 8) OBP: 0.384, SLG: 0.459		0-0 4-3		0-3 K		0-3 K		0-0 F2		4 0 0 0 0 2 2															
<b>Hal King, L</b> (1, 2)		4-0 BB BB		0-0 6-3		0-3 K		0-0 L9		3 0 0 0 1 1 2															
<b>Darrel Chaney, S</b> (1, 4) OBP: 0.280, SLG: 0.273 <b>Phil Gagliano, R</b> (9, PH) OBP: 0.588, SLG: 0.222 <b>Joe Morgan, L</b> (9, PR) OBP: 0.451, SLG: 0.464		4-0 BB BB		0-3 K		0-0 F9			4-0 F8 S BB	2 0 0 0 1 1 1 0 0 0 0 1 0 0 0 0 0 0 0 0 0															
<b>Roger Nelson, R</b> (1, 1) OBP: 0.208, SLG: 0.136 <b>Pedro Borbon, R</b> (7, 1) OBP: 0.300, SLG: 0.300 <b>Tony Perez, R</b> (9, PH) OBP: 0.367, SLG: 0.513		0-0 4-3		4-0 3B BB		0-3 K			0-3 K	2 1 0 0 1 1 2 0 0 0 0 0 0 0 1 0 0 0 0 1 1															
<b>Inning Stats</b>	R: 0 E: 0 K: 0 S: 3	H: 0 LOB: 1 BB: 1 P: 7	R: 0 E: 0 K: 1 S: 5	H: 0 LOB: 2 BB: 2 P: 13	R: 1 E: 0 K: 0 S: 5	H: 2 LOB: 1 BB: 0 P: 5	R: 0 E: 0 K: 2 S: 7	H: 0 LOB: 0 BB: 0 P: 7	R: 2 E: 0 K: 1 S: 6	H: 2 LOB: 0 BB: 1 P: 10	R: 0 E: 0 K: 2 S: 8	H: 1 LOB: 1 BB: 0 P: 8	R: 0 E: 0 K: 2 S: 8	H: 1 LOB: 1 BB: 0 P: 8	R: 0 E: 0 K: 1 S: 6	H: 1 LOB: 1 BB: 0 P: 6	R: 0 E: 0 K: 1 S: 5	H: 0 LOB: 2 BB: 1 P: 9	1B: 4 2B: 2 3B: 1 HR: 0	SF: 0 SAC: 0 DP: 0 HBP: 0	WP: 0 PB: 0 SB: 1 CS: 0	PA: 38			
<b>PITCHER</b>	IP	WLS	BF	H	R	ER	SO	BB	IBB	HBP	BLK	WP	HR	S	P	ERA	WHIP								
<b>Tom Seaver, R</b> (1, 1) ERA: 3.62	7.0		30	6	3	3	8	4	0	0	1	0	0	42	58	3.86	1.429								
<b>Ray Sadecki, L</b> (8, 1) ERA: 6.35	2.0	W	8	1	0	0	2	1	0	0	0	0	0	11	15	0.00	1.000								

Cincinnati Reds @ New York Mets  
Shea Stadium, Flushing, NY  
Thu Jun 06 1974, 3:33 AM EDT  
Att: 19,502 - Unknown

livebaseballscorecards.com

AB	33
R	3
H	7
RBI	3
BB	5
SO	10
LOB	19



**BOTTOM**

**Cincinnati Reds @ New York Mets**  
 Shea Stadium, Flushing, NY  
 Thu Jun 06 1974, 3:33 AM EDT  
 Att. 19,502 - Unknown

[livebaseballscorecards.com](http://livebaseballscorecards.com)

<b>AB</b>	<b>33</b>
<b>R</b>	<b>4</b>
<b>H</b>	<b>10</b>
<b>RBI</b>	<b>3</b>
<b>BB</b>	<b>2</b>
<b>SO</b>	<b>3</b>
<b>LOB</b>	<b>14</b>



WP: 0	PA: 35
PB: 0	SB: 0
CS: 0	

AB	R	H	RBI	BB	SO	LOB	
3	1	1	0	1	0	0	
4	0	1	0	0	0	1	
3	0	1	2	1	1	1	
0	0	0	0	0	0	0	
4	0	0	0	0	0	4	
4	2	2	1	0	0	2	
4	0	2	0	0	1	0	
4	0	1	0	0	0	1	
4	0	1	0	0	1	3	
2	0	0	0	0	0	2	
1	0	1	0	0	0	0	
0	1	0	0	0	0	0	
0	0	0	0	0	0	0	
1B: 9	SF: 0	2B: 0	SAC: 0	3B: 0	DP: 3	HR: 1	HBP: 0

Batter	1	2	3	4	5	6	7	8	9
<b>Bud Harrelson, S</b> (1, 6) OBP: 0.414, SLG: 0.329	4-0 BB G3		0-0 4-3		0-0 4-3		0-0 1B 1B		
<b>Felix Millan, R</b> (1, 4) OBP: 0.333, SLG: 0.313	0-0 1-2 G3		0-0 F8		0-0 6-3		0-0 1B 1B		
<b>Cleon Jones, R</b> (1, 7) OBP: 0.322, SLG: 0.369 <b>Don Hahn, R</b> (9, 8) OBP: 0.392, SLG: 0.545	0-0 F8		4-0 E BB		0-3 K		0-0 1B 1-2 2-3 3-H		
<b>Rusty Staub, L</b> (1, 9) OBP: 0.360, SLG: 0.436	0-0 F8		0-0 E6 1-3		0-0 4-3		0-0 3-1		
<b>John Milner, L</b> (1, 3) OBP: 0.330, SLG: 0.423		0-0 1B G4-6-3 1B	0-0 F8		0-0 3-1			0-0 HR	
<b>Dave Schneck, L</b> (1, 8) OBP: 0.315, SLG: 0.409 (9, 7)		0-0 1-3 G4-6-3 1B		0-0 G6-4-3 1B		0-3 K		0-0 P6	
<b>Wayne Garrett, L</b> (1, 5) OBP: 0.242, SLG: 0.327		0-0 1-2f 3-H G4-6-3		0-0 1-2 G6-4-3 1B			0-0 4-3	0-0 E4 G5-4-3	
<b>Jerry Grote, R</b> (1, 2) OBP: 0.317, SLG: 0.380		0-0 1B		0-0 1-2f 2-3 G6-4-3			0-3 K	0-0 G5-4-3	
<b>Tom Seaver, R</b> (1, 1) OBP: 0.200, SLG: 0.077 <b>Ed Kranepool, L</b> (7, PH) OBP: 0.464, SLG: 0.417 <b>Ted Martinez, R</b> (7, PR) OBP: 0.237, SLG: 0.291 <b>Ray Sadecki, L</b> (8, 1)		0-0 5-3		0-0 F4			0-0 1B 1B 1B		

Inning Stats	R: 0	H: 0	E: 0	K: 0	S: 3	R: 1	H: 3	E: 0	K: 0	S: 5	R: 0	H: 0	E: 1	K: 0	S: 4	R: 0	H: 2	E: 0	K: 0	S: 4	R: 0	H: 0	E: 0	K: 1	S: 5	R: 0	H: 0	E: 0	K: 1	S: 5	R: 2	H: 4	E: 0	K: 1	S: 9	R: 1	H: 1	E: 1	K: 0	S: 4
	LOB: 1	BB: 1	P: 7	LOB: 1	BB: 0	P: 5	LOB: 2	BB: 1	P: 8	LOB: 1	BB: 0	P: 4	LOB: 0	BB: 0	P: 5	LOB: 0	BB: 0	P: 5	LOB: 2	BB: 0	P: 9	LOB: 0	BB: 0	P: 4	LOB: 0	BB: 0	P: 4	LOB: 0	BB: 0	P: 4	LOB: 0	BB: 0	P: 4	LOB: 0	BB: 0	P: 4	LOB: 0	BB: 0	P: 4	

PITCHER	IP	WLS	BF	H	R	ER	SO	BB	IBB	HBP	BLK	WP	HR	S	P	ERA	WHIP
<b>Roger Nelson, R</b> (1, 1) ERA: 3.27	6.2		30	9	3	3	3	2	0	0	0	0	0	34	42	4.05	1.650
<b>Pedro Borbon, R</b> (7, 1) ERA: 1.79	1.1	L	5	1	1	1	0	0	0	0	0	0	1	5	5	6.75	0.750



Batter	1	2	3	4	5	6	7	8	9	AB R H RBI BB SO LOB	TOP														
<b>Pete Rose, S</b> (1, 7) OBP: 0.378, SLG: 0.390	0-3 K			0-3 K		0-0 4-3	4-0 1B E BB		4-0 FC4-6 IBB	3 1 0 0 2 2 0															
<b>Joe Morgan, L</b> (1, 4) OBP: 0.450, SLG: 0.460	0-0 F6			0-3 K		4-0 FC5-4 BB	0-0 1-3 2-H 1B		0-0 FC4-6 S 2B	4 1 1 1 1 1 2															
<b>Johnny Bench, R</b> (1, 2) OBP: 0.393, SLG: 0.500	0-0 F7			0-0 BB 1B		0-0 FC5-4 HR	0-0 1-2 FC6-4 1B		0-0 2B	5 2 3 2 0 0 1															
<b>Tony Perez, R</b> (1, 3) OBP: 0.373, SLG: 0.534		0-3 K		4-0 1-2 BB		0-0 1-H HR	0-0 FC6-4 1-2f		0-0 2B	4 1 2 3 1 1 2															
<b>Dan Driessen, L</b> (1, 5) OBP: 0.333, SLG: 0.360		0-0 G3		0-0 F7		0-0 1B		0-0 F7	0-0 5-3	4 0 1 0 0 0 2															
<b>Darrel Chaney, S</b> (8, 5) OBP: 0.269, SLG: 0.261										1 0 0 0 0 0 1															
<b>Terry Crowley, L</b> (1, 9) OBP: 0.245, SLG: 0.279		0-3 K			0-0 F8	0-0 F9		4-0 G5-4-3 BB		3 0 0 0 1 1 1															
<b>George Foster, R</b> (8, PR) OBP: 0.339, SLG: 0.393										0 0 0 0 0 0 0															
<b>Dave Concepcion, R</b> (1, 6) OBP: 0.318, SLG: 0.403			0-0 F8		0-0 FC6-4 1B		0-0 G3	0-0 G5-4-3		4 0 1 0 0 0 1															
<b>Cesar Geronimo, L</b> (1, 8) OBP: 0.379, SLG: 0.449			0-0 F5		0-0 F8		0-0 F8		0-0 E6 FC4-6 2B 1B	4 1 1 0 0 0 1															
<b>Dick Baney, R</b> (1, 1) OBP: 0.500, SLG: 0.500			0-0 4-3		0-0 FC6-4		0-0 BB 1B		0-0 B1-4	2 0 0 0 0 0 1															
<b>Pedro Borbon, R</b> (8, 1) OBP: 0.273, SLG: 0.273					1-2f					1 1 1 0 0 0 0															
<b>Inning Stats</b>	R: 0 E: 0 K: 1 S: 5	H: 0 LOB: 0 BB: 0 P: 5	R: 0 E: 0 K: 2 S: 7	H: 0 LOB: 0 BB: 0 P: 7	R: 0 E: 0 K: 0 S: 3	H: 0 LOB: 0 BB: 0 P: 3	R: 0 E: 0 K: 2 S: 8	H: 1 LOB: 2 BB: 1 P: 12	R: 0 E: 0 K: 0 S: 4	H: 1 LOB: 1 BB: 0 P: 4	R: 2 E: 0 K: 0 S: 5	H: 2 LOB: 1 BB: 1 P: 9	R: 2 E: 1 K: 0 S: 6	H: 3 LOB: 2 BB: 1 P: 10	R: 0 E: 0 K: 0 S: 2	H: 0 LOB: 1 BB: 1 P: 6	R: 3 E: 1 K: 0 S: 6	H: 3 LOB: 1 BB: 1 P: 10	1B: 7 2B: 2 3B: 0 HR: 1	SF: 0 SAC: 0 DP: 1 HBP: 0	WP: 0 PB: 0 SB: 1 CS: 0	PA: 41			
<b>PITCHER</b>	IP	WLS	BF	H	R	ER	SO	BB	IBB	HBP	BLK	WP	HR	S	P	ERA	WHIP								
<b>Dick Ruthven, R</b> (1, 1) ERA: 3.19	6.2		29	6	4	4	5	3	0	0	0	0	1	36	48	5.40	1.350								
<b>Wayne Twitchell, R</b> (7, 1) ERA: 5.79	1.1		5	1	0	0	0	1	0	0	0	0	0	4	8	0.00	1.500								
<b>Mac Scarce, L</b> (9, 1) ERA: 4.66	0.2	L	4	1	2	2	0	0	1	0	0	0	0	3	7	27.00	1.500								
<b>Frank Linzy, R</b> (9, 1) ERA: 2.41	0.1		3	2	1	1	0	0	0	0	0	0	0	3	3	27.00	6.000								

**Cincinnati Reds @ Philadelphia Phillies**  
**Veterans Stadium, Philadelphia, PA**  
 Fri Jun 07 1974, 7:05 PM EDT  
 Att. 22,408 - Unknown

<b>AB</b>	36
<b>R</b>	7
<b>H</b>	10
<b>RBI</b>	6
<b>BB</b>	5
<b>SO</b>	5
<b>LOB</b>	13



BOTTOM

Cincinnati Reds @ Philadelphia Phillies  
Veterans Stadium, Philadelphia, PA

livebaseballscorecards.com

AB	36
R	4
H	13
RBI	3
BB	4
SO	2
LOB	22



WP:	1	PA:	41
PB:	1	SB:	1
CS:	0		

Fri Jun 07 1974, 7:05 PM EDT  
Att. 22,408 - Unknown

AB R H RBI BB SO LOB

5	1	3	1	0	0	1
3	0	0	0	1	0	3
5	0	2	1	0	0	2
4	0	0	0	1	1	4
5	1	2	0	0	0	0
4	1	2	1	0	0	3
4	1	2	0	0	0	3
3	0	1	0	1	0	3
0	0	0	0	0	0	0
0	0	0	0	0	0	0
3	0	1	0	0	1	3
0	0	0	0	0	0	0
0	0	0	0	1	0	0
0	0	0	0	0	0	0
0	0	0	0	0	0	0

Batter	1	2	3	4	5	6	7	8	9
Dave Cash, R (1, 4) OBP: 0.368, SLG: 0.410	0-0 SH5-3 1B		0-0 6-3		0-0 6-3		0-0 G6-4-3 1B	0-0 1B	
Larry Bowa, S (1, 6) OBP: 0.294, SLG: 0.347	0-0 SH5-3		0-0 F8		4-0 BB		0-0 G6-4-3 1-2f	0-0 P4	
Mike Schmidt, R (1, 5) OBP: 0.398, SLG: 0.539	0-0 G4-3 1B		0-0 6-3		0-0 F8		0-0 WP 2B		0-0 F9
Bill Robinson, R (1, 7) OBP: 0.284, SLG: 0.336	0-0 G4-3 1-2f			4-0 BB	0-0 F8		0-3 K2-3 2-3		0-0 6-3
Del Unser, L (1, 8) OBP: 0.384, SLG: 0.430		0-0 L5		0-0 E6 1B		0-0 6-3		0-0 1B PB 1B	0-0 4-3
Willie Montanez, L (1, 3) OBP: 0.284, SLG: 0.371		0-0 2B		0-0 F8		0-0 HR		0-0 F8	
Mike Anderson, R (1, 9) OBP: 0.314, SLG: 0.366		0-0 6-3		0-0 L6		0-0 1B		0-0 PB 1B 1B	
Bob Boone, R (1, 2) OBP: 0.305, SLG: 0.329		4-0		0-0 F7		0-0 F8		0-0 PB 1B	
Billy Grabarkewitz, R (8, PR) OBP: 0.273, SLG: 0.444								1-2 2-3 1B	
Larry Cox, R (9, 2)									
Dick Ruthven, R (1, 1) OBP: 0.130, SLG: 0.130		0-0 G3			0-0 6-3 1B			1-2 2-3 3-H IBB	
Wayne Twitchell, R (7, 1)									
Tom Hutton, L (8, PH) OBP: 0.258, SLG: 0.364									
Mac Scarce, L (9, 1)									
Frank Linzy, R (9, 1)									

Inning Stats	R: 1 E: 0 K: 0 S: 4	H: 2 LOB: 0 BB: 0 P: 4	R: 0 E: 0 K: 0 S: 4	H: 1 LOB: 2 BB: 1 P: 8	R: 0 E: 0 K: 0 S: 3	H: 0 LOB: 0 BB: 0 P: 3	R: 0 E: 1 K: 0 S: 4	H: 1 LOB: 2 BB: 1 P: 8	R: 0 E: 0 K: 0 S: 4	H: 1 LOB: 2 BB: 1 P: 8	R: 1 E: 0 K: 1 S: 7	H: 2 LOB: 1 BB: 0 P: 7	R: 0 E: 0 K: 1 S: 6	H: 2 LOB: 1 BB: 0 P: 6	R: 2 E: 0 K: 0 S: 6	H: 4 LOB: 2 BB: 1 P: 10	R: 0 E: 0 K: 0 S: 3	H: 0 LOB: 0 BB: 0 P: 3	1B: 10 2B: 2 3B: 0 HR: 1	SF: 0 SAC: 1 DP: 2 HBP: 0	WP: 1 PB: 1 SB: 1 CS: 0	PA: 41
--------------	------------------------------	---------------------------------	------------------------------	---------------------------------	------------------------------	---------------------------------	------------------------------	---------------------------------	------------------------------	---------------------------------	------------------------------	---------------------------------	------------------------------	---------------------------------	------------------------------	----------------------------------	------------------------------	---------------------------------	-----------------------------------	------------------------------------	----------------------------------	--------

PITCHER	IP	WLS	BF	H	R	ER	SO	BB	IBB	HBP	BLK	WP	HR	S	P	ERA	WHIP	
Dick Baney, R (1, 1) ERA: 3.38	5.1		25	7	2	2	0	2	0	0	0	0	1	0	14	14	9.00	2.500
Clay Carroll, R (6, 1) ERA: 2.79	2.0		10	5	2	2	2	0	0	0	0	1	0	14	14	9.00	2.500	
Pedro Borbon, R (8, 1) ERA: 1.73	1.2	W	6	1	0	0	0	0	1	0	0	0	0	5	9	0.00	0.600	





Batter	1	2	3	4	5	6	7	8	9	AB	R	H	RBI	BB	SO	LOB
<b>Dave Cash, R</b> OBP: 0.368, SLG: 0.412 (1, 4)	4-0 BB		0-0 F8		0-0 FC6-5	0-0 6-3			0-0 1-H	4	1	1	1	1	0	2
<b>Larry Bowa, S</b> OBP: 0.294, SLG: 0.345 (1, 6)	0-0 F7		0-0 F7		0-0 1B					4	1	1	0	0	0	2
<b>Mike Schmidt, R</b> OBP: 0.405, SLG: 0.555 (1, 5)	0-0 F8			4-0 1B	4-0 1B					2	2	1	1	2	0	1
<b>Bill Robinson, R</b> OBP: 0.292, SLG: 0.359 (1, 7)	0-0 F3			0-0 SH1-4	0-0 2B					3	1	2	1	0	0	1
<b>Del Unser, L</b> OBP: 0.381, SLG: 0.432 (1, 8)		0-3 K		0-0 4-3	0-0 2B					4	0	1	1	0	1	2
<b>Willie Montanez, L</b> OBP: 0.290, SLG: 0.370 (1, 3)		0-0 4-3		0-0 1B	4-0 1BB					3	0	1	1	1	1	0
<b>Mike Anderson, R</b> OBP: 0.313, SLG: 0.364 (1, 9)		0-3 K		0-0 1B	0-0 P5					4	0	1	0	0	1	2
<b>Bob Boone, R</b> OBP: 0.310, SLG: 0.325 (1, 2)			4-0 SH2-4	0-0 F8		0-0 1-3				2	0	0	0	2	0	2
<b>Steve Carlton, L</b> OBP: 0.175, SLG: 0.231 (1, 1)			0-0 SH2-4		0-0 FC6-5					2	0	1	0	0	0	0
<b>Tom Hutton, L</b> OBP: 0.265, SLG: 0.371 (9, PH)			1-2 SH2-4		0-0 2B				0-0 2B	1	1	1	0	0	0	0

Inning Stats	R: 0	H: 0	E: 0	K: 0	S: 3	R: 0	H: 0	E: 0	K: 2	S: 7	R: 0	H: 0	E: 0	K: 0	S: 3	R: 1	H: 2	E: 0	K: 0	S: 5	R: 3	H: 4	E: 1	K: 0	S: 6	R: 0	H: 0	E: 0	K: 0	S: 3	R: 1	H: 2	E: 0	K: 0	S: 4	R: 0	H: 0	E: 0	K: 1	S: 4	R: 1	H: 2	E: 0	K: 0	S: 2	R: 0	H: 0	E: 0	K: 0	S: 2	R: 1	H: 2	E: 0	K: 0	S: 2	1B: 5	2B: 3	3B: 1	SF: 0	SAC: 2	DP: 0	HBP: 0	WP: 0	PA: 38
--------------	------	------	------	------	------	------	------	------	------	------	------	------	------	------	------	------	------	------	------	------	------	------	------	------	------	------	------	------	------	------	------	------	------	------	------	------	------	------	------	------	------	------	------	------	------	------	------	------	------	------	------	------	------	------	------	-------	-------	-------	-------	--------	-------	--------	-------	--------

PITCHER	IP	WLS	BF	H	R	ER	SO	BB	IBB	HBP	BLK	WP	HR	S	P	ERA	WHIP
<b>Clay Kirby, R</b> ERA: 4.12 (1, 1)	6.0		28	6	4	4	2	4	1	0	0	0	0	27	47	6.00	1.667
<b>Tom Hall, L</b> ERA: 3.86 (7, 1)	2.0		7	2	1	1	1	1	0	0	0	0	1	8	12	4.50	1.500
<b>Clay Carroll, R</b> ERA: 3.1 (9, 1)	0.0	L	2	2	1	1	0	0	0	0	0	0	0	2	2	∞	∞

**BOTTOM**

**Cincinnati Reds @ Philadelphia Phillies**  
**Veterans Stadium, Philadelphia, PA**  
 Sat Jun 08 1974, 7:05 PM EDT  
 Att. 34,256 - Unknown

livebaseballscorecards.com

<b>AB</b>	<b>29</b>
<b>R</b>	<b>6</b>
<b>H</b>	<b>10</b>
<b>RBI</b>	<b>5</b>
<b>BB</b>	<b>6</b>
<b>SO</b>	<b>3</b>
<b>LOB</b>	<b>12</b>





Batter	1	2	3	4	5	6	7	8	9	AB R H RBI BB SO LOB	TOP																									
<b>Pete Rose, S</b> (1, 7) OBP: 0.378, SLG: 0.383	0-0 4-3	0-0 G3			0-0 F8		HR BB		0-0 HR	5 2 2 0 1 0 1																										
<b>Joe Morgan, L</b> (1, 4) OBP: 0.456, SLG: 0.482	4-0 1B S BB	0-0 F7			0-0 F3		P4		0-0 HR	5 1 2 2 1 0 2																										
<b>Johnny Bench, R</b> (1, 2) OBP: 0.393, SLG: 0.523	4-0 1B 1-2 BB				0-0 3-1		HR		0-0 E SH 1B	5 2 2 2 1 0 3																										
<b>Tony Perez, R</b> (1, 3) OBP: 0.368, SLG: 0.520	0-0 F8				0-0 F8		4-0 HR 1B		0-0 SH 1B	3 2 1 0 1 0 2																										
<b>Pedro Borbon, R</b> (7, 1) OBP: 0.250, SLG: 0.250							2B BB		1B 1B	1 0 0 0 0 1 0																										
<b>Dan Driessen, L</b> (1, 5) OBP: 0.349, SLG: 0.380	0-0 1-2 2-3 1B				0-0 CS 1B		4-0 1-2 1B 2B		0-0 FC8-4 1B 1B	5 1 4 2 1 0 1																										
<b>Terry Crowley, L</b> (1, 9) OBP: 0.250, SLG: 0.348	0-3 K				0-0 F8		4-0 HR 1B		0-0 FC8-4 1B	3 1 1 2 0 1 3																										
<b>George Foster, R</b> (7, PH) OBP: 0.336, SLG: 0.389					0-0 CS		1B BB		0-3 K	2 2 0 0 1 1 3																										
<b>Dave Concepcion, R</b> (1, 6) OBP: 0.317, SLG: 0.392					0-0 F7		4-0 E BB		0-3 K	4 1 1 0 2 2 4																										
<b>Cesar Geronimo, L</b> (1, 8) OBP: 0.404, SLG: 0.473					0-0 F9		4-0 1B 1B		0-0 1B	4 1 3 2 1 0 0																										
<b>Don Gullett, R</b> (1, 1) OBP: 0.357, SLG: 0.320					0-0 L3		0-3 K		0-0 F8	2 0 0 0 0 1 2																										
<b>Hal King, L</b> (7, PH) OBP: 0.250, SLG: 0.143							1B 1B			1 0 1 2 0 0 0																										
<b>Darrel Chaney, S</b> (7, PR) OBP: 0.250, SLG: 0.240							1B 1B			2 1 0 0 0 0 5																										
<b>Inning Stats</b>	R: 0 E: 0 K: 1 S: 6	H: 1 LOB: 3 BB: 2 P: 14	R: 1 E: 0 K: 0 S: 5	H: 2 LOB: 1 BB: 0 P: 5	R: 0 E: 0 K: 0 S: 3	H: 1 LOB: 0 BB: 0 P: 3	R: 0 E: 0 K: 0 S: 3	H: 0 LOB: 0 BB: 0 P: 3	R: 2 E: 1 K: 1 S: 7	H: 2 LOB: 2 BB: 2 P: 15	R: 7 E: 1 K: 1 S: 11	H: 6 LOB: 3 BB: 3 P: 23	R: 1 E: 1 K: 1 S: 5	H: 0 LOB: 2 BB: 2 P: 14	R: 3 E: 1 K: 2 S: 13	H: 5 LOB: 3 BB: 0 P: 13	1B: 12 2B: 2 3B: 0 HR: 3	SF: 0 SAC: 2 DP: 0 HBP: 1	WP: 3 PB: 0 SB: 1 CS: 1	PA: 55																
<b>PITCHER</b>	IP WLS BF H R ER SO BB IBB HBP BLK WP HR S P ERA WHIP																																			
<b>Ron Schuele, R</b> (1, 1) ERA: 3.57	6.0		27	6	3	3	2	3	1	0	0	1	1	27	43	4.50	1.500																			
<b>Wayne Twitchell, R</b> (7, 1) ERA: 10.8	0.1	L	4	1	3	3	0	2	0	0	0	0	1	2	10	81.00	9.000																			
<b>Mac Scarce, L</b> (7, 1) ERA: 4.97	0.0		1	1	0	0	0	0	0	0	0	0	1	1	∞	∞																				
<b>Eddie Watt, R</b> (7, 1) ERA: 5.03	0.1		5	3	3	3	1	1	0	0	0	0	0	6	10	81.00	12.000																			
<b>George Culver, R</b> (7, 1) ERA: 6.65	1.1		8	1	2	1	1	2	0	1	0	2	0	7	16	6.75	2.250																			
<b>PITCHER</b>	IP WLS BF H R ER SO BB IBB HBP BLK WP HR S P ERA WHIP																																			
<b>Ed Farmer, R</b> (9, 1) ERA: 6.3	1.0		9	5	3	3	2	0	0	0	0	0	1	13	13	27.00	5.000																			

Cincinnati Reds @ Philadelphia Phillies  
Veterans Stadium, Philadelphia, PA  
Sun Jun 09 1974, 3:33 AM EDT  
Att. 33,163 - Unknown

AB	42
R	14
H	17
RBI	12
BB	9
SO	6
LOB	26







Batter	1	2	3	4	5	6	7	8	9	AB R H RBI BB SO LOB	TOP											
<b>Pete Rose, S</b> (1, 7) OBP: 0.380, SLG: 0.382	0-0 F7		0-0 1B		0-0 4-3			4-0 FC5-4 BB		3 0 1 0 1 0 1	<b>Cincinnati Reds @ Montreal Expos</b> Jarry Park, Montreal, QB Mon Jun 10 1974, 7:05 PM EDT Att. 14,192 - Unknown											
<b>Joe Morgan, L</b> (1, 4) OBP: 0.448, SLG: 0.472	0-0 5-3		0-0 F4		0-0 1-3			0-0 F9		4 0 0 0 0 0 3												
<b>Johnny Bench, R</b> (1, 2) OBP: 0.395, SLG: 0.528	0-0 FC4-6 1B		0-0 F4					0-0 FC5-4 1-2f		4 0 2 0 0 0 2												
<b>Tony Perez, R</b> (1, 3) OBP: 0.371, SLG: 0.520	0-0 FC4-6 1-2f			0-0 G4-6-3 1B		0-0 L6 2-H 1B			0-0 6-3	4 0 2 0 0 0 1												
<b>Dan Driessen, L</b> (1, 5) OBP: 0.344, SLG: 0.373		0-0 4-3		0-0 G4-6-3 1-2f		0-0 L6 2-3				3 0 0 0 0 0 2												
<b>Terry Crowley, L</b> (1, 9) OBP: 0.236, SLG: 0.327		0-0 E4		0-0 4-3			0-0 F7			3 0 0 0 0 0 0												
<b>Cesar Geronimo, L</b> (1, 8) OBP: 0.402, SLG: 0.500		0-0 F7			0-0 HR		0-0 4-3			3 1 1 1 0 0 1												
<b>Dave Concepcion, R</b> (1, 6) OBP: 0.321, SLG: 0.396		0-3 K			0-0 E2 FC1-6 1B		0-0 1B			3 0 2 0 0 1 1												
<b>Jack Billingham, R</b> (1, 1) OBP: 0.042, SLG: 0.042 <b>Merv Rettenmund, R</b> (8, PH) OBP: 0.343, SLG: 0.415 <b>Tom Hall, L</b> (8, 1)			0-0 F9		0-0 FC1-6 4-3 2-3			0-0 F8		2 0 0 0 0 0 1 1 0 0 0 0 0 0 0 0 0 0 0 0 0												
<b>Inning Stats</b>	R: 0 E: 0 K: 0 S: 4	H: 1 LOB: 1 BB: 0 P: 4	R: 0 E: 1 K: 1 S: 6	H: 0 LOB: 1 BB: 0 P: 6	R: 0 E: 0 K: 0 S: 4	H: 1 LOB: 1 BB: 0 P: 4	R: 0 E: 0 K: 0 S: 3	H: 1 LOB: 0 BB: 0 P: 3	R: 1 E: 1 K: 0 S: 5	H: 2 LOB: 1 BB: 0 P: 5	R: 0 E: 0 K: 0 S: 3	H: 2 LOB: 0 BB: 0 P: 3	R: 0 E: 0 K: 0 S: 3	H: 1 LOB: 1 BB: 0 P: 3	R: 0 E: 0 K: 0 S: 3	H: 0 LOB: 1 BB: 1 P: 7	R: 0 E: 0 K: 0 S: 1	H: 0 LOB: 0 BB: 0 P: 1	1B: 6 2B: 2 3B: 0 HR: 1	SF: 0 SAC: 0 DP: 2 HBP: 0	WP: 0 PB: 0 SB: 0 CS: 0	PA: 31
<b>PITCHER</b>	IP WLS BF H R ER SO BB IBB HBP BLK WP HR S P ERA WHIP																					
<b>Steve Renko, R</b> (1, 1) ERA: 4.46 <b>Chuck Taylor, R</b> (8, 1) ERA: 2.11	7.2 W 29 8 1 1 1 1 1 0 0 0 0 1 30 34 1.17 1.174																					
	0.2 S 2 0 0 0 0 0 0 0 0 0 0 0 0 2 2 0.00 0.000																					

livebaseballscorecards.com

<b>AB</b>	30
<b>R</b>	1
<b>H</b>	8
<b>RBI</b>	1
<b>BB</b>	1
<b>SO</b>	1
<b>LOB</b>	12



Batter	1	2	3	4	5	6	7	8	9	AB	R	H	RBI	BB	SO	LOB	
Ron Hunt, R OBP: 0.366, SLG: 0.230 Pepe Frias, R OBP: 0.125, SLG: 0.188	0-0 SH1-4 1B		0-0 SH3-4 1-2		0-0 4-3		4-0 FC6-4 BB			2	0	1	0	1	0	0	
Tim Foli, R OBP: 0.295, SLG: 0.298	0-0 SH1-4 1-2		0-0 FC 1B			0-0 6-3	0-0 FC6-4 1-2f			3	0	1	0	0	0	2	
Willie Davis, L OBP: 0.344, SLG: 0.411	0-0 G6-4-3 1B		0-0 FC 1-2 3-H			0-0 F9		0-0 F5		4	0	1	1	0	0	1	
Ken Singleton, S OBP: 0.415, SLG: 0.369	0-0 G6-4-3 1-2f		0-3 K			0-0 E4		0-0 F8		4	0	0	0	0	1	3	
Ron Fairly, L OBP: 0.385, SLG: 0.434 Hal Breeden, R OBP: 0.355, SLG: 0.359 Mike Jorgensen, L OBP: 0.450, SLG: 0.344		0-0 L6-3 1B		0-0 6-3		0-0 G3		0-0 F5		3	0	1	0	0	0	1	
Bob Bailey, R OBP: 0.406, SLG: 0.402 Ron Woods, R OBP: 0.300, SLG: 0.167		0-0 L6-3 1-2		0-0 5-3			0-0 3B 2B			3	1	1	0	0	0	1	
Jim Cox, R OBP: 0.267, SLG: 0.264		0-0 1-4-3		0-0 6-3			0-3 K			3	0	0	0	0	1	1	
Barry Foote, R OBP: 0.286, SLG: 0.362			0-0 HR		0-0 1-4-3		0-0 F7			3	1	1	1	0	0	1	
Steve Renko, R OBP: 0.267, SLG: 0.286 Chuck Taylor, R OBP: 0.200, SLG: 0.400			4-0 1B FC SH3-4 BB		0-0 1-3		0-0 3B			2	1	1	1	1	0	0	
										0	0	0	0	0	0	0	
<b>Inning Stats</b>	R: 0 H: 2 E: 0 LOB: 1 K: 0 BB: 0 S: 4 P: 4	R: 0 H: 1 E: 0 LOB: 0 K: 0 BB: 0 S: 3 P: 3	R: 2 H: 2 E: 0 LOB: 1 K: 1 BB: 1 S: 7 P: 11	R: 0 H: 0 E: 0 LOB: 0 K: 0 BB: 0 S: 3 P: 3	R: 0 H: 0 E: 0 LOB: 0 K: 0 BB: 0 S: 3 P: 3	R: 0 H: 0 E: 1 LOB: 1 K: 0 BB: 0 S: 4 P: 4	R: 1 H: 2 E: 0 LOB: 2 K: 1 BB: 1 S: 7 P: 11	R: 0 H: 0 E: 0 LOB: 0 K: 0 BB: 0 S: 3 P: 3		1B: 4 SF: 1 2B: 2 SAC: 2 3B: 1 DP: 2 HR: 1 HBP: 0	WP: 0 PA: 32 PB: 0 SB: 0 CS: 0						
<b>PITCHER</b>	IP WLS BF H R ER SO BB IBB HBP BLK WP HR S P ERA WHIP																
Jack Billingham, R ERA: 4.04 Tom Hall, L ERA: 3.68	(1, 1) 7.0 L 29 7 3 3 2 2 0 0 0 0 0 1 31 39 3.86 1.286	(8, 1) 1.0 3 0 0 0 0 0 0 0 0 0 0 3 3 0.00 0.000															

**BOTTOM**

**Cincinnati Reds @ Montreal Expos**  
**Jarry Park, Montreal, QB**  
 Mon Jun 10 1974, 7:05 PM EDT  
 Att. 14,192 - Unknown

[livebaseballscorecards.com](http://livebaseballscorecards.com)

<b>AB</b>	<b>28</b>
<b>R</b>	<b>3</b>
<b>H</b>	<b>7</b>
<b>RBI</b>	<b>3</b>
<b>BB</b>	<b>2</b>
<b>SO</b>	<b>2</b>
<b>LOB</b>	<b>10</b>





Batter	1	2	3	4	5	6	7	8	9	AB R H RBI BB SO LOB
<b>Pete Rose, S</b> (1, 7) OBP: 0.380, SLG: 0.380	0-0 6-3		4-0 2B BB	0-0 1B		0-0 4-3		0-0 F7		4 1 1 0 1 0 0
<b>Joe Morgan, L</b> (1, 4) OBP: 0.451, SLG: 0.475	0-0 F6		4-0 2B BB	4-0 1B		0-0 2B		0-3 K		3 0 1 0 2 1 0
<b>Johnny Bench, R</b> (1, 2) OBP: 0.395, SLG: 0.529	0-3 K		0-0 2B	0-0 5-3		0-0 6-3			0-0 1B 3-1 1B	5 1 2 2 0 1 4
<b>Tony Perez, R</b> (1, 3) OBP: 0.376, SLG: 0.519		0-3 K2-3	0-3 K		4-0 FC4-6 BB		0-0 3B 1B		0-0 3-1 1B	4 1 2 0 1 2 2
<b>Dan Driessen, L</b> (1, 5) OBP: 0.340, SLG: 0.379		0-0 6-3	0-3 K		0-0 FC4-6		0-0 3B		0-0 3-1	5 1 1 2 0 1 4
<b>Terry Crowley, L</b> (1, 9) OBP: 0.254, SLG: 0.346		0-0 2B		0-0 F8	4-0 FC4-6 BB		0-0 L6		0-3 K	3 0 1 0 1 0 1
<b>George Foster, R</b> (7, 9) OBP: 0.333, SLG: 0.386					1-2 BB					1 0 0 0 0 1 1
<b>Cesar Geronimo, L</b> (1, 8) OBP: 0.393, SLG: 0.480		0-0 4-3		4-0 B1-3 BB	0-0 FC4-6		0-0 F7		0-3 K	4 1 0 0 1 1 4
<b>Dave Concepcion, R</b> (1, 6) OBP: 0.316, SLG: 0.389			0-0 5-3	0-0 B1-3	0-3 K		0-0 5-3			4 0 0 0 0 1 3
<b>Roger Nelson, R</b> (1, 1) OBP: 0.259, SLG: 0.200			0-0 BB BB 2B 1B	0-0 BB 1B		0-3 K		0-3 K		3 1 2 1 0 1 0
<b>Tom Hall, L</b> (7, 1)										0 0 0 0 0 0 0
<b>Pedro Borbon, R</b> (7, 1)										0 0 0 0 0 0 0
<b>Merv Rettenmund, R</b> (8, PH)										1 0 0 0 0 1 0
<b>Dick Baney, R</b> (8, 1)										0 0 0 0 0 0 0
<b>Mike McQueen, L</b> (8, 1)										0 0 0 0 0 0 0

**Cincinnati Reds @ Montreal Expos**  
**Jarry Park, Montreal, QB**  
 Tue Jun 11 1974, 7:05 PM EDT  
 Att. 12,450 - Unknown

AB	37
R	6
H	10
RBI	5
BB	6
SO	10
LOB	19



Inning Stats	R: 0	H: 0	E: 0	K: 1	S: 5	P: 5	R: 0	H: 1	E: 0	K: 1	S: 6	P: 6	R: 2	H: 2	E: 0	K: 2	S: 9	P: 17	R: 1	H: 2	E: 0	K: 0	S: 5	P: 13	R: 1	H: 0	E: 2	K: 1	S: 5	P: 13	R: 0	H: 1	E: 0	K: 1	S: 6	P: 6	R: 1	H: 2	E: 0	K: 0	S: 5	P: 5	R: 0	H: 0	E: 0	K: 2	S: 7	P: 7	R: 1	H: 2	E: 0	K: 2	S: 9	P: 9	1B: 6	SF: 0	2B: 3	SAC: 0	3B: 1	DP: 0	HR: 0	HBP: 0	WP: 0	PA: 43
--------------	------	------	------	------	------	------	------	------	------	------	------	------	------	------	------	------	------	-------	------	------	------	------	------	-------	------	------	------	------	------	-------	------	------	------	------	------	------	------	------	------	------	------	------	------	------	------	------	------	------	------	------	------	------	------	------	-------	-------	-------	--------	-------	-------	-------	--------	-------	--------

PITCHER	IP	WLS	BF	H	R	ER	SO	BB	IBB	HBP	BLK	WP	HR	S	P	ERA	WHIP
<b>Dennis Blair, R</b> (1, 1) ERA: 4.57	3.2		20	5	3	3	4	4	0	0	0	0	0	24	40	7.36	2.455
<b>John Montague, R</b> (4, 1) ERA: 1.78	1.1		6	0	1	0	1	2	0	0	0	0	0	6	14	0.00	1.500
<b>Tom Walker, R</b> (6, 1) ERA: 3.1	2.0	W	9	3	1	1	1	0	0	0	0	0	0	11	11	4.50	1.500
<b>Chuck Taylor, R</b> (8, 1) ERA: 2.23	2.0		8	2	1	1	4	0	0	0	0	0	0	16	16	4.50	1.000

PITCHER	IP	WLS	BF	H	R	ER	SO	BB	IBB	HBP	BLK	WP	HR	S	P	ERA	WHIP
---------	----	-----	----	---	---	----	----	----	-----	-----	-----	----	----	---	---	-----	------





Batter	1	2	3	4	5	6	7	8	9	AB R H RBI BB SO LOB	TOP
<b>Pete Rose, S</b> (1, 7) OBP: 0.377, SLG: 0.376	0-0 6-3			0-3 K	0-0 F7		0-0 2-3 1B		0-0 6-3	5 0 1 0 0 1 3	<b>Cincinnati Reds @ Montreal Expos</b> Jarry Park, Montreal, QB Wed Jun 12 1974, 7:05 PM EDT Att: 11,531 - Unknown
<b>Joe Morgan, L</b> (1, 4) OBP: 0.452, SLG: 0.473	4-0 CS BB			0-0 4-3 S 1B	0-3 K		0-0 F6		0-0 6-3	3 0 1 0 1 1 4	
<b>Johnny Bench, R</b> (1, 2) OBP: 0.393, SLG: 0.529	0-0 5-3 1-2			0-0 4-3 1-3		0-0 1B SF7 2B		0-0 6-3		4 1 1 0 0 0 2	
<b>Tony Perez, R</b> (1, 3) OBP: 0.373, SLG: 0.514 <b>George Foster, R</b> (8, 9) OBP: 0.333, SLG: 0.386		0-0 F8		0-0 P3		0-0 2-3 CS 1B		0-0 6-3		4 0 1 0 0 0 1 0 0 0 0 0 0 0	
<b>Dan Driessen, L</b> (1, 5) OBP: 0.343, SLG: 0.381 (8, 3)		0-0 F8			0-0 2B 1B 1B	0-0 SF7		4-0 BB BB BB		2 1 1 1 1 0 0	
<b>Terry Crowley, L</b> (1, 9) OBP: 0.254, SLG: 0.357 <b>Darrel Chaney, S</b> (8, 5) OBP: 0.250, SLG: 0.240		0-0 1-3			0-0 1B 1B 2B	0-0 3-H K		0-0 BB F7		4 1 1 0 0 1 2 0 0 0 0 0 0 0	
<b>Cesar Geronimo, L</b> (1, 8) OBP: 0.397, SLG: 0.481			0-0 G5-4-3 1B		0-0 2B 1B 1B		0-3 K		0-0 5-3	4 0 2 1 0 1 0	
<b>Dave Concepcion, R</b> (1, 6) OBP: 0.323, SLG: 0.400			0-0 G5-4-3 1-2f		0-0 1-2 1B 3-H		0-0 1B SH2-4 1B		0-0 2B	4 0 3 1 0 0 1	
<b>Clay Kirby, R</b> (1, 1) OBP: 0.194, SLG: 0.107 <b>Clay Carroll, R</b> (9, 1) OBP: 0.500, SLG: 0.500			0-3 K		0-3 K		0-0 SH2-4		0-3 K	3 0 0 0 0 3 3 0 0 0 0 0 0 0	
<b>Inning Stats</b>	R: 0 E: 0 K: 0 S: 2 H: 0 LOB: 0 BB: 1 P: 6	R: 0 E: 0 K: 0 S: 3 H: 0 LOB: 0 BB: 0 P: 3	R: 0 E: 0 K: 1 S: 5 H: 1 LOB: 0 BB: 0 P: 5	R: 0 E: 0 K: 1 S: 6 H: 1 LOB: 1 BB: 0 P: 6	R: 2 E: 0 K: 2 S: 11 H: 4 LOB: 2 BB: 0 P: 11	R: 1 E: 0 K: 1 S: 6 H: 2 LOB: 1 BB: 0 P: 6	R: 0 E: 0 K: 1 S: 7 H: 2 LOB: 2 BB: 0 P: 7	R: 0 E: 0 K: 0 S: 3 H: 0 LOB: 1 BB: 1 P: 7	R: 0 E: 0 K: 1 S: 6 H: 1 LOB: 1 BB: 0 P: 6	1B: 8 2B: 4 3B: 0 HR: 0 SF: 1 SAC: 1 DP: 2 HBP: 0	
<b>PITCHER</b> <b>Steve Rogers, R</b> (1, 1) ERA: 4.87 <b>John Montague, R</b> (8, 1) ERA: 1.65	IP WLS BF H R ER SO BB IBB HBP BLK WP HR S P ERA WHIP	7.0 L 29 10 3 3 6 1 0 0 0 0 0 0 40 44 3.86 1.571	2.0 8 1 0 0 1 1 0 0 0 0 0 0 9 13 0.00 1.000	<b>PITCHER</b> IP WLS BF H R ER SO BB IBB HBP BLK WP HR S P ERA WHIP							

<b>AB</b>	33
<b>R</b>	3
<b>H</b>	11
<b>RBI</b>	3
<b>BB</b>	2
<b>SO</b>	7
<b>LOB</b>	16







Batter	1	2	3	4	5	6	7	8	9	AB R H RBI BB SO LOB	TOP
Dave Cash, R OBP: 0.379, SLG: 0.420 (1, 4) X	0-0 6-3 ①		0-0 5-3 ①		0-0 4-3 ②		0-0 F8 ②			4 0 0 0 0 0 1	
Larry Bowa, S OBP: 0.292, SLG: 0.333 (1, 6) S S S	0-3 K ②		0-0 F2 ②		0-0 HR 1B ②		0-0 F7 ③			4 1 1 0 0 1 1	
Mike Schmidt, R OBP: 0.417, SLG: 0.602 (1, 5) S S S	0-3 K ③		0-0 HR ③		0-0 HR ③			0-0 P3 ①		4 2 2 3 0 1 0	
Bill Robinson, R OBP: 0.302, SLG: 0.368 (1, 8) (8, 9)		0-0 F7 ① S S S	0-3 K ③		0-3 K ③			0-3 K ②		4 0 0 0 0 3 0	
Mike Anderson, R OBP: 0.325, SLG: 0.385 Jesus Hernaiz, R (8, 1) (1, 9)				B B B B 4-0 BB ①		0-3 K ①		0-0 F7 ③		3 1 1 0 1 1 0 0 0 0 0 0 0 0	
Billy Grabarkewitz, R OBP: 0.227, SLG: 0.300 (1, 7)		0-0 P4 ②		0-0 F2 ①		0-0 6-3 ②			0-0 6-3 ①	4 0 0 0 0 0 2	
Willie Montanez, L OBP: 0.289, SLG: 0.361 (1, 3)					0-0 F7 ②		0-0 1-3 ③		0-0 F7 ②	4 0 1 0 0 0 1	
Bob Boone, R OBP: 0.298, SLG: 0.306 (1, 2)		0-0 1B ①		0-0 F8 ③			0-0 1-3 ①		0-0 F8 ③	4 0 1 1 0 0 1	
Ron Schueler, R OBP: 0.138, SLG: 0.138 Terry Harmon, R (5, PH) Ed Farmer, R OBP: 0.111, SLG: 0.111 Tony Taylor, R OBP: 0.292, SLG: 0.227 Mac Scarce, L (7, 1) Del Unser, L OBP: 0.388, SLG: 0.439 (8, 8)		0-0 F3 ③			0-3 K ①		0-0 1B ①			1 0 0 0 0 0 2 1 0 0 0 0 1 0 0 0 0 0 0 0 0 1 0 1 0 0 0 0 0 0 0 0 0 0 0 0 0 0 0 0 0 0	
<b>Inning Stats</b>	R: 0 E: 0 K: 2 S: 7 H: 0 LOB: 0 BB: 0 P: 7	R: 1 E: 0 K: 0 S: 6 H: 3 LOB: 2 BB: 0 P: 6	R: 1 E: 0 K: 1 S: 6 H: 1 LOB: 0 BB: 0 P: 6	R: 0 E: 0 K: 0 S: 3 H: 0 LOB: 1 BB: 1 P: 7	R: 2 E: 0 K: 2 S: 9 H: 2 LOB: 0 BB: 0 P: 9	R: 0 E: 0 K: 1 S: 5 H: 0 LOB: 0 BB: 0 P: 5	R: 0 E: 0 K: 0 S: 4 H: 1 LOB: 1 BB: 0 P: 4	R: 0 E: 0 K: 1 S: 5 H: 0 LOB: 0 BB: 0 P: 5	R: 0 E: 0 K: 0 S: 3 H: 0 LOB: 0 BB: 0 P: 3	1B: 4 2B: 1 3B: 0 HR: 2 SF: 0 SAC: 0 DP: 0 HBP: 0	WP: 0 PB: 0 SB: 0 CS: 0 PA: 35
<b>PITCHER</b> Don Gullett, L ERA: 3.09 (1, 1)	IP 9.0 WLS W BF 35 H 7 R 4 ER 4 SO 7 BB 1 IBB 0 HBP 0 BLK 0 WP 0 HR 2 S 48 P 52 ERA 4.00 WHIP 0.889	<b>PITCHER</b> IP WLS BF H R ER SO BB IBB HBP BLK WP HR S P ERA WHIP									

Philadelphia Phillies @ Cincinnati Reds  
Riverfront Stadium, Cincinnati, OH  
Fri Jun 14 1974, 7:05 PM EDT  
Att: 25,238 - Unknown

livebaseballscorecards.com

AB	34
R	4
H	7
RBI	4
BB	1
SO	7
LOB	8







Batter	1	2	3	4	5	6	7	8	9	AB R H RBI BB SO LOB	TOP		
Dave Cash, R OBP: 0.380, SLG: 0.424 (1, 4) X	0-0 F7		0-0 SF9 2B	0-0 1B		0-0 FC6-4 1-2f			0-0 P6	5 1 2 1 0 0 2			
Larry Bowa, S OBP: 0.290, SLG: 0.331 (1, 6) X	0-0 1B BB E 1B		0-0 4-3 2-3	0-3 K			0-0 F7		0-0 P6	5 1 1 0 0 1 3			
Mike Schmidt, R OBP: 0.419, SLG: 0.601 (1, 5) B B B	4-0 E 1-2 1B BB		0-0 SF9		0-0 L3 1B		0-0 E5 G3			2 1 1 1 1 0 0			
Willie Montanez, L OBP: 0.288, SLG: 0.358 (1, 3) X	0-0 E4 1-3 2-H 1B		0-0 6-3		0-0 L3 1-2		0-0 G3			4 0 1 0 0 0 2			
Del Unser, L OBP: 0.390, SLG: 0.440 (1, 8) X	0-0 1-3 3-H 1B			0-0 FC6-4 1B		0-0 P4		0-0 F9		4 0 2 1 0 0 1			
Bill Robinson, R OBP: 0.294, SLG: 0.359 (1, 7) X	0-0 F7			0-0 FC6-4 1-2f 2B		0-0 F7		0-0 6-3		4 1 0 0 0 0 2			
Mike Anderson, R OBP: 0.328, SLG: 0.387 (1, 9) X		0-0 G6-4-3 1B		0-0 F9		0-0 F7		0-0 G5-4-3 1B		4 0 2 0 0 0 1			
Bob Boone, R OBP: 0.302, SLG: 0.302 (1, 2) X		0-0 G6-4-3 1-2f		4-0 2B 1-2 1B IBB		4-0 1B BB		0-0 G5-4-3 1-2f		2 1 0 0 2 0 2			
Jim Lonborg, R OBP: 0.095, SLG: 0.100 (1, 1) X		0-0 F9		0-0 1B 1-3 2-H 2B		0-0 FC6-4 1B		0-3 K		4 0 2 1 0 1 0			
<b>Inning Stats</b>	R: 2 E: 1 K: 0 S: 5 H: 3 LOB: 1 BB: 1 P: 9	R: 0 E: 0 K: 0 S: 3 H: 1 LOB: 0 BB: 0 P: 3	R: 1 E: 0 K: 0 S: 4 H: 1 LOB: 0 BB: 0 P: 4	R: 2 E: 0 K: 1 S: 8 H: 3 LOB: 2 BB: 1 P: 12	R: 0 E: 0 K: 0 S: 3 H: 1 LOB: 0 BB: 0 P: 3	R: 0 E: 0 K: 0 S: 4 H: 1 LOB: 2 BB: 1 P: 8	R: 0 E: 1 K: 0 S: 4 H: 0 LOB: 1 BB: 0 P: 4	R: 0 E: 0 K: 0 S: 3 H: 1 LOB: 0 BB: 0 P: 3	R: 0 E: 0 K: 1 S: 5 H: 0 LOB: 0 BB: 0 P: 5	1B: 9 2B: 3 3B: 0 HR: 0 SF: 1 SAC: 0 DP: 3 HBP: 0	WP: 0 PB: 0 SB: 1 CS: 0 PA: 38		
<b>PITCHER</b>	IP WLS BF H R ER SO BB IBB HBP BLK WP HR S P ERA WHIP											<b>PITCHER</b>	IP WLS BF H R ER SO BB IBB HBP BLK WP HR S P ERA WHIP
Jack Billingham, R ERA: 4.35 (1, 1)	5.0 L 23 9 5 5 1 1 1 0 0 0 0 0 23 31 9.00 2.000												
Mike McQueen, L ERA: 5.4 (6, 1)	2.0 9 1 0 0 0 1 0 0 0 0 0 0 8 12 0.00 1.000												
Dick Baney, R ERA: 9.0 (8, 1)	1.0 3 1 0 0 0 0 0 0 0 0 0 0 3 3 0.00 1.000												
Tom Hall, L ERA: 4.3 (9, 1)	1.0 3 0 0 0 0 1 0 0 0 0 0 0 5 5 0.00 0.000												

Philadelphia Phillies @ Cincinnati Reds  
Riverfront Stadium, Cincinnati, OH  
Sat Jun 15 1974, 7:05 PM EDT  
Att. 35,732 - Unknown

livebaseballscorecards.com

AB 34  
R 5  
H 11  
RBI 4  
BB 3  
SO 2  
LOB 13



Batter	1	2	3	4	5	6	7	8	9	AB R H RBI BB SO LOB
<b>Pete Rose, S</b> OBP: 0.375, SLG: 0.376 (1, 7) X	0-0 F7 X	0-0 3-1 X			0-0 4-3 X			0-0 G3 X		4 0 0 0 0 0 2
<b>Joe Morgan, L</b> OBP: 0.448, SLG: 0.469 (1, 4) B B B	4-0 1B BB X		0-0 F8 X			0-0 F7 X		0-3 K S S S		3 0 0 0 1 1 0
<b>Johnny Bench, R</b> OBP: 0.395, SLG: 0.539 (1, 2) X	0-0 1-2 1B X		0-0 6-3 X			0-0 HR X		0-0 F7 X		4 1 2 1 0 0 0
<b>Tony Perez, R</b> OBP: 0.368, SLG: 0.502 (1, 3) X	0-0 F9 X		0-0 F8 X			0-0 4-3 X		0-0 P6 X		4 0 0 0 0 0 2
<b>Dan Driessen, L</b> OBP: 0.337, SLG: 0.383 (1, 5) X	0-0 F8 X			0-0 F8 X		0-0 4-3 X		0-0 1B 3B X		4 1 1 0 0 0 2
<b>Terry Crowley, L</b> OBP: 0.286, SLG: 0.371 (1, 9) X		0-0 G3 X		0-0 4-3 X		0-3 K S S S		0-0 1B X		4 0 1 1 0 1 0
<b>Cesar Geronimo, L</b> OBP: 0.388, SLG: 0.464 (1, 8) X		0-0 SH5-4 BB 1B X		0-3 K S S S		0-0 4-3 X		0-0 F2 X		4 0 1 0 0 1 1
<b>Dave Concepcion, R</b> OBP: 0.328, SLG: 0.400 (1, 6) B B B		4-0 SH5-4 BB X		0-0 6-3 X		0-3 K S S S				2 0 0 0 1 1 0
<b>Jack Billingham, R</b> OBP: 0.042, SLG: 0.042 (5, PH)		0-0 SH5-4 X		0-3 K S S S				0-0 L6 X		0 0 0 0 0 0 0
<b>Phil Gagliano, R</b> OBP: 0.526, SLG: 0.182 (6, 1)										1 0 0 0 0 0 1 0
<b>Mike McQueen, L</b> OBP: 1.000, SLG: 1.000 (8, 1)										0 0 0 0 0 0 0 0
<b>Dick Baney, R</b> (8, 1)										0 0 0 0 0 0 0 0
<b>Andy Kosco, R</b> OBP: 0.324, SLG: 0.281 (9, 1)		1-2 2-3 X								1 0 0 0 0 0 0 0
<b>Tom Hall, L</b> (9, 1)										0 0 0 0 0 0 0 0

**BOTTOM**

**Philadelphia Phillies @ Cincinnati Reds**  
Riverfront Stadium, Cincinnati, OH  
Sat Jun 15 1974, 7:05 PM EDT  
Att. 35,732 - Unknown

AB	31
R	2
H	5
RBI	2
BB	2
SO	5
LOB	7



Inning Stats	R: 0	H: 1	E: 0	LOB: 2	K: 0	BB: 1	S: 4	P: 8	R: 0	H: 1	E: 0	LOB: 2	K: 0	BB: 1	S: 4	P: 8	R: 0	H: 0	E: 0	LOB: 0	K: 0	BB: 0	S: 3	P: 3	R: 0	H: 0	E: 0	LOB: 0	K: 1	BB: 0	S: 5	P: 5	R: 0	H: 0	E: 0	LOB: 0	K: 1	BB: 0	S: 5	P: 5	R: 1	H: 1	E: 0	LOB: 0	K: 0	BB: 0	S: 4	P: 4	R: 0	H: 0	E: 0	LOB: 0	K: 2	BB: 0	S: 7	P: 7	R: 0	H: 0	E: 0	LOB: 0	K: 1	BB: 0	S: 5	P: 5	R: 1	H: 2	E: 0	LOB: 1	K: 0	BB: 0	S: 5	P: 5	1B: 3	SF: 0	2B: 0	SAC: 1	3B: 1	DP: 0	HR: 1	HBP: 0	WP: 0	PA: 34
<b>PITCHER</b> <b>Jim Lonborg, R</b> ERA: 2.26 (1, 1)	IP	WLS	BF	H	R	ER	SO	BB	IBB	HBP	BLK	WP	HR	S	P	ERA	WHIP																																																																	
	9.0	W	34	5	2	2	5	2	0	0	0	0	1	42	50	2.00	0.778																																																																	
																			<b>PITCHER</b>	IP	WLS	BF	H	R	ER	SO	BB	IBB	HBP	BLK	WP	HR	S	P	ERA	WHIP																																														





Batter	1	2	3	4	5	6	7	8	9
<b>Pete Rose, S</b> (1, 7) OBP: 0.369, SLG: 0.368	0-0 5-3		0-0 F7		0-0 5-3	0-3 K		0-0 6-3	
<b>Joe Morgan, L</b> (1, 4) OBP: 0.451, SLG: 0.491	0-0 HR		0-0 F9		0-0 3-1		0-0 WP SF9 2B	0-0 1B	
<b>Johnny Bench, R</b> (1, 2) OBP: 0.395, SLG: 0.534	0-0 F9		0-0 1B		0-0 6-3		4-0 SF9 1B BB 2-3	0-0 P6	
<b>Tony Perez, R</b> (1, 3) OBP: 0.366, SLG: 0.496	0-3 K		0-0 L6		0-0 5-3		4-0 1B BB 1-2		
<b>Dan Driessen, L</b> (1, 5) OBP: 0.341, SLG: 0.389		0-0		0-0 1-3		4-0 2B 1B BB	0-0 SF9		
<b>Andy Kosco, R</b> (7, PH) OBP: 0.316, SLG: 0.281					4-0	0-0	0-0 F9		
<b>Darrel Chaney, S</b> (8, 5) OBP: 0.250, SLG: 0.240		6-3 2B			4-3 1B BB	1-3 1B 2B			
<b>Terry Crowley, L</b> (1, 9) OBP: 0.301, SLG: 0.391		0-0 1-3					0-0 F9		
<b>George Foster, R</b> (6, PR) OBP: 0.336, SLG: 0.383					4-3 1B				
<b>Cesar Geronimo, L</b> (1, 8) OBP: 0.398, SLG: 0.470		0-0 6-3			4-0	4-0	0-0		
<b>Dave Concepcion, R</b> (1, 6) OBP: 0.331, SLG: 0.399					4-3 1B		1-2 3-H 1B		
<b>Clay Carroll, R</b> (1, 1) OBP: 0.200, SLG: 0.200		0-3 IBB			4-3		0-3 K		
<b>Phil Gagliano, R</b> (8, PH) OBP: 0.500, SLG: 0.167					1-2 2-3 1B				
<b>Pedro Borbon, R</b> (9, 1) OBP: 0.250, SLG: 0.250					0-0 F7	0-3 K		0-3 K	

Inning Stats		R: 1	H: 1	E: 0	LOB: 0	K: 1	S: 6	R: 0	H: 1	E: 0	LOB: 2	K: 1	S: 6	R: 0	H: 1	E: 0	LOB: 1	K: 0	S: 4	R: 0	H: 1	E: 0	LOB: 2	K: 0	S: 4	R: 0	H: 0	E: 0	LOB: 0	K: 0	S: 3	R: 2	H: 2	E: 0	LOB: 2	K: 2	S: 9	R: 2	H: 2	E: 0	LOB: 2	K: 1	S: 7	R: 0	H: 1	E: 0	LOB: 1	K: 1	S: 6
<b>PITCHER</b>	<b>IP</b>	<b>WLS</b>	<b>BF</b>	<b>H</b>	<b>R</b>	<b>ER</b>	<b>SO</b>	<b>BB</b>	<b>IBB</b>	<b>HBP</b>	<b>BLK</b>	<b>WP</b>	<b>HR</b>	<b>S</b>	<b>P</b>	<b>ERA</b>	<b>WHIP</b>																																
<b>Dick Ruthven, R</b> (1, 1) ERA: 3.89	6.0	L	28	6	3	3	4	2	2	0	0	0	0	1	0	1	9	∞	∞																														
<b>Jesus Hernaiz, R</b> (7, 1) ERA: 18.0	0.0		3	1	2	2	0	2	0	0	0	1	0	1	9	∞	∞																																
<b>Mac Scarce, L</b> (7, 1) ERA: 4.5	2.0		8	2	0	0	2	0	0	0	0	0	0	12	12	0.00	1.000																																

**BOTTOM**

**Philadelphia Phillies @ Cincinnati Reds**  
Riverfront Stadium, Cincinnati, OH

Sun Jun 16 1974, 3:33 AM EDT  
Att. 30,006 - Unknown

AB	R	H	RBI	BB	SO	LOB
5	0	0	0	0	1	2
5	2	3	1	0	0	0
4	1	1	0	1	0	1
3	0	0	0	1	1	1
2	1	1	0	1	0	0
0	0	0	1	0	0	0
0	0	0	0	0	0	0
2	0	1	0	1	0	1
1	1	0	0	0	0	2
3	0	2	1	1	0	1
3	0	1	2	1	1	4
3	0	0	0	0	2	6
1	0	0	0	0	1	0
0	0	0	0	0	0	0

AB	32
<b>R</b>	<b>5</b>
<b>H</b>	<b>9</b>
<b>RBI</b>	<b>5</b>
<b>BB</b>	<b>6</b>
<b>SO</b>	<b>6</b>
<b>LOB</b>	<b>18</b>

1B	SF	WP	PA
5	1	1	39
3	0	0	
0	0	0	
1	0	0	





Batter	1	2	3	4	5	6	7	8	9	AB R H RBI BB SO LOB	TOP									
Ron Hunt, R (1, 5) OBP: 0.377, SLG: 0.253	0-3 K	0-0 FC6-4 1B			0-0 F9			0-0 F9	0-0 F7	5 0 1 0 0 1 2										
Tim Foli, R (1, 6) OBP: 0.308, SLG: 0.308	0-0 FC3-6 1B	0-0 FC6-4			0-0 5-3			0-0 F9	0-0 F2	5 0 1 0 0 0 4										
Willie Davis, L (1, 8) OBP: 0.343, SLG: 0.448	0-0 FC3-6		0-0 P6		0-0 F8			4-0 BB		3 0 0 0 0 0 1										
Terry Enyart, R (5, 1)	1-2f							BB		0 0 0 0 0 0 0										
Mike Jorgensen, L (6, 3)								BB		0 0 0 0 1 0 0										
Bob Bailey, R (1, 7) OBP: 0.396, SLG: 0.389	0-3 K		0-0 FC6-4 1B		0-0 G5-4-3 1B			4-0 FC6-4 BB		3 0 2 0 1 1 1										
Ken Singleton, S (1, 9) OBP: 0.420, SLG: 0.371		0-0 2B 1B	0-0 FC6-4		0-0 G5-4-3			0-0 FC6-4		4 1 1 0 0 0 4										
Hal Breeden, R (1, 3) OBP: 0.338, SLG: 0.338		0-0 F8	0-0 P5		0-0 5-3				0-0 FC6-4 1B	3 0 0 0 0 0 2										
Donald DeMola, R (6, 1)										0 0 0 0 0 0 0										
Pepe Frias, R (9, PH) OBP: 0.167, SLG: 0.222										1 0 1 0 0 0 0										
Jim Cox, R (1, 4) OBP: 0.281, SLG: 0.280		0-0 2B 2B		4-0 G6-4-3 BB			0-3 K	0-0 FC6-4 1B		3 2 1 0 1 1 1										
Barry Foote, R (1, 2) OBP: 0.308, SLG: 0.418		0-0 1B 2B		0-3 K			0-0 F7	0-0 1B 1B		4 0 2 2 0 1 1										
Steve Rogers, R (1, 1) OBP: 0.205, SLG: 0.139		0-0 F9		0-0 G6-4-3			0-0 6-3	0-0 1B		2 0 0 0 0 0 2										
Chuck Taylor, R (4, 1) OBP: 0.533, SLG: 0.500										0 0 0 0 0 0 0										
Ron Woods, R (5, 8) OBP: 0.324, SLG: 0.185										2 0 1 1 0 0 0										
<b>Inning Stats</b>	R: 0 E: 0 K: 2 S: 8	H: 1 LOB: 1 BB: 0 P: 8	R: 2 E: 0 K: 0 S: 7	H: 4 LOB: 2 BB: 0 P: 7	R: 0 E: 0 K: 0 S: 4	H: 1 LOB: 1 BB: 0 P: 4	R: 0 E: 0 K: 1 S: 4	H: 0 LOB: 0 BB: 1 P: 8	R: 0 E: 0 K: 0 S: 3	H: 1 LOB: 0 BB: 0 P: 3	R: 0 E: 0 K: 1 S: 5	H: 0 LOB: 0 BB: 0 P: 5	R: 0 E: 0 K: 0 S: 3	H: 0 LOB: 2 BB: 2 P: 11	R: 1 E: 0 K: 0 S: 6	H: 3 LOB: 2 BB: 0 P: 6	1B: 8 2B: 2 3B: 0 HR: 0	SF: 0 SAC: 0 DP: 2 HBP: 0	WP: 0 PB: 0 SB: 0 CS: 0	PA: 38
<b>PITCHER</b> Fred Norman, L (1, 1) ERA: 2.35	IP: 9.0 WLS: W BF: 38 H: 10 R: 3 ER: 3 SO: 4 BB: 3 IBB: 0 HBP: 0 BLK: 0 WP: 0 HR: 0 S: 43 P: 55 ERA: 3.00 WHIP: 1.444																			

**Montreal Expos @ Cincinnati Reds**  
Riverfront Stadium, Cincinnati, OH  
Mon Jun 17 1974, 7:05 PM EDT  
Att: 18,001 - Unknown

AB	35
R	3
H	10
RBI	3
BB	3
SO	4
LOB	18



WP: 0	PA: 38
PB: 0	
SB: 0	
CS: 0	





Batter	1	2	3	4	5	6	7	8	9	AB R H RBI BB SO LOB	TOP	
Mike Jorgensen, L (1, 7) OBP: 0.466, SLG: 0.400	4-0 SH1-4 1B BB		4-0 SH FC4-6-2-5 BB	0-0 F9			0-0 F9		0-0 L6	3 1 0 0 2 0 3		
Larry Lintz, S (1, 6) OBP: 0.340, SLG: 0.329	0-0 SH1-4 1-2		0-0 SH FC4-6-2-5			0-0 F7		0-0 1B	0-0 4-3	3 0 1 0 0 0 0		
Willie Davis, L (1, 8) OBP: 0.342, SLG: 0.445	0-3 K		0-0 P6				0-0 F8			4 0 1 0 0 1 4		
Ken Singleton, S (1, 9) OBP: 0.418, SLG: 0.368	0-0 1B		0-0 FC4-6-2-5 1-2 2-H			0-3 K		0-3 K		4 0 1 1 0 2 4		
Ron Fairly, L (1, 3) OBP: 0.389, SLG: 0.465	0-0 P4			0-0 3-1		0-0 6-3		0-0 F7		4 0 0 0 0 0 2		
Bob Stinson, S (1, 2) OBP: 0.462, SLG: 0.450		4-0 BB		0-0 F8		4-0 FC6-4 BB		0-0 F5		2 0 0 0 2 0 0		
Bob Bailey, R (1, 5) OBP: 0.394, SLG: 0.386		0-3 K		0-0 1B BB		0-0 F7		0-0 6-3		4 0 1 0 0 1 2		
Pepe Frias, R (9, 5) OBP: 0.167, SLG: 0.222										0 0 0 0 0 0 0	AB 31 R 2 H 6 RBI 2 BB 5 SO 5 LOB 19	
Jim Cox, R (1, 4) OBP: 0.285, SLG: 0.297		0-0 F2		4-0 1B BB		0-0 FC6-4 1-2f		0-0 HR		3 1 1 1 1 0 2		
Ernie McAnally, R (1, 1) OBP: 0.148, SLG: 0.115		0-3 K		0-0 1B		0-0 F3		0-0 F7		4 0 1 0 0 1 2		
<b>Inning Stats</b>	R: 1 H: 1 E: 0 LOB: 1 K: 1 BB: 1 S: 6 P: 10	R: 0 H: 0 E: 0 LOB: 1 K: 2 BB: 1 S: 7 P: 11	R: 0 H: 0 E: 1 LOB: 1 K: 0 BB: 1 S: 3 P: 7	R: 0 H: 2 E: 0 LOB: 3 K: 0 BB: 1 S: 5 P: 9	R: 0 H: 1 E: 0 LOB: 1 K: 1 BB: 0 S: 6 P: 6	R: 0 H: 0 E: 0 LOB: 1 K: 0 BB: 1 S: 3 P: 7	R: 0 H: 1 E: 0 LOB: 1 K: 1 BB: 0 S: 6 P: 6	R: 0 H: 0 E: 0 LOB: 0 K: 0 BB: 0 S: 3 P: 3	R: 1 H: 1 E: 0 LOB: 0 K: 0 BB: 0 S: 4 P: 4	1B: 5 SF: 0 2B: 1 SAC: 2 3B: 0 DP: 1 HR: 1 HBP: 0	WP: 0 PA: 38 PB: 0 SB: 0 CS: 0	
<b>PITCHER</b> Clay Kirby, R (1, 1) ERA: 3.65	IP WLS BF H R ER SO BB IBB HBP BLK WP HR S P ERA WHIP	9.0 L 38 6 2 2 5 5 0 0 0 0 0 1 43 63 2.00 1.222										

**Montreal Expos @ Cincinnati Reds**  
Riverfront Stadium, Cincinnati, OH  
Tue Jun 18 1974, 7:05 PM EDT  
Att. 21,656 - Unknown

livebaseballscorecards.com







Batter	1	2	3	4	5	6	7	8	9	AB R H RBI BB SO LOB	TOP		
Ron Hunt, R OBP: 0.373, SLG: 0.251 (1, 5) X	0-0 5-3	0-0 5-3		1-2 2-3 3-H 1B			X 0-0 F7		X 0-0 6-3	5 0 1 1 0 0 1			
Tim Foli, R OBP: 0.313, SLG: 0.311 (1, 6) X	0-0 E S 2B 1B		B B B B 4-0 F9 SH2-4 BB	X 0-0 SF8			X 0-0 6-3			2 1 1 1 1 0 0			
Ron Woods, R OBP: 0.297, SLG: 0.167 (1, 8) S S S	0-3 K 1-3		X 0-0 SH2-4	X 0-0 1-3			S S S 0-3 K			3 0 0 0 0 2 3			
Hal Breeden, R OBP: 0.337, SLG: 0.352 Mike Jorgensen, L OBP: 0.458, SLG: 0.391 (1, 3) X (7, 3)	0-0 1B 2B		X 0-0 F9				X 0-0 5-3	X 0-0 6-3		3 1 1 1 0 0 1 1 0 0 0 0 0 0			
Bob Bailey, R OBP: 0.391, SLG: 0.380 Boots Day, L OBP: 0.325, SLG: 0.278 (1, 7) B B B B (8, 7)	4-0 1B BB		X 0-0 F7				X 0-0 F8	X 0-0 F8		3 0 0 0 1 0 1 0 0 0 0 0 0 0			
Ken Singleton, S OBP: 0.419, SLG: 0.371 (1, 9) X	0-0 1-2 2-H 1B		X 0-0 SH 1B 1B 1B				X 0-0 F9	X 0-0 F7		4 1 2 1 0 0 0			
Jim Cox, R OBP: 0.284, SLG: 0.296 (1, 4) X	0-0 P4		X 0-0 P2				X 0-0 F8			4 0 1 0 0 0 3			
Barry Foote, R OBP: 0.306, SLG: 0.413 (1, 2) X		X 0-0 P6	X 0-0 1B SH 1-2 SF8 1B				X 0-0 6-3	X 0-0 5-3		4 1 1 0 0 0 1			
Mike Torrez, R OBP: 0.100, SLG: 0.069 John Montague, R (7, 1)		X 0-0 1B	X 0-0 SH SF8 1B				X 0-0 L4	S S S 0-3 K		2 0 1 0 0 0 0 1 0 0 0 0 1 1			
<b>Inning Stats</b>	R: 2 H: 3 E: 0 LOB: 2 K: 1 BB: 1 S: 8 P: 12	R: 0 H: 1 E: 0 LOB: 0 K: 0 BB: 0 S: 3 P: 3	R: 0 H: 0 E: 0 LOB: 1 K: 0 BB: 1 S: 3 P: 7	R: 2 H: 3 E: 0 LOB: 2 K: 0 BB: 0 S: 7 P: 7	R: 0 H: 0 E: 0 LOB: 0 K: 0 BB: 0 S: 3 P: 3	R: 0 H: 0 E: 0 LOB: 0 K: 0 BB: 0 S: 3 P: 3	R: 0 H: 0 E: 0 LOB: 0 K: 1 BB: 0 S: 5 P: 5	R: 0 H: 0 E: 0 LOB: 0 K: 0 BB: 0 S: 3 P: 3	R: 0 H: 1 E: 0 LOB: 1 K: 1 BB: 0 S: 6 P: 6	1B: 7 SF: 1 2B: 1 SAC: 2 3B: 0 DP: 0 HR: 0 HBP: 0	WP: 0 PA: 37 PB: 0 SB: 1 CS: 0		
<b>PITCHER</b>	IP WLS BF H R ER SO BB IBB HBP BLK WP HR S P ERA WHIP											<b>PITCHER</b>	IP WLS BF H R ER SO BB IBB HBP BLK WP HR S P ERA WHIP
Don Gullett, L ERA: 3.24 (1, 1)	7.0 L 30 7 4 4 2 2 0 0 0 0 0 0 32 40 5.14 1.286												
Pedro Borbon, R ERA: 2.31 (8, 1)	2.0 7 1 0 0 1 0 0 0 0 0 0 0 9 9 0.00 0.500												

**Montreal Expos @ Cincinnati Reds**  
Riverfront Stadium, Cincinnati, OH  
Wed Jun 19 1974, 3:33 AM EDT  
Att. 22,344 - Unknown

livebaseballscorecards.com

**AB 32**  
**R 4**  
**H 8**  
**RBI 4**  
**BB 2**  
**SO 3**  
**LOB 11**







Batter	1	2	3	4	5	6	7	8	9	AB R H RBI BB SO LOB	TOP										
Ralph Garr, L OBP: 0.401, SLG: 0.533 (1, 9) (7, 7)	0-0 F7		0-0 F7			0-0 4-3		0-0 2B		4 0 1 0 0 0 0											
Darrell Evans, L OBP: 0.384, SLG: 0.388 (1, 5)	0-0 FC6-4 1B			0-0 4-3		0-0 G3		0-0 F5		4 0 1 0 0 0 0											
Dusty Baker Jr., R OBP: 0.346, SLG: 0.384 (1, 8) (7, 9)	0-0 FC6-4 1-2f			0-0 4-3			0-0 F9	0-0 L6		4 0 0 0 0 0 1											
Hank Aaron, R OBP: 0.339, SLG: 0.533 Rowland Office, L OBP: 0.289, SLG: 0.429 (1, 7) (7, 8)	0-0 F8			0-0 G3			0-0 1B 4-3 2B		0-0 3-1	3 1 1 0 0 0 1 1 0 0 0 0 0 0											
Mike Lum, L OBP: 0.288, SLG: 0.407 (1, 3)		0-0 F7			0-0 3-1		4-0 4-3 1B IBB		0-0 1B	3 0 1 0 1 0 0											
Davey Johnson, R OBP: 0.366, SLG: 0.424 (1, 4)		0-0 F8			4-0 BB		0-0 1-2 2-3 1B		0-3 K	3 0 1 0 1 1 1											
Paul Casanova, R OBP: 0.183, SLG: 0.140 Frank Tepedino, L OBP: 0.261, SLG: 0.256 Johnny Oates, L OBP: 0.300, SLG: 0.294 (1, 2) (7, PH) (7, 2)		0-0 F9			0-0 F9		0-0 4-3		0-0 4-3	2 0 0 0 0 0 1 1 0 0 1 0 0 2 1 0 0 0 0 0 1	AB 31 R 1 H 5 RBI 1 BB 3 SO 3 LOB 11										
Craig Robinson, R OBP: 0.262, SLG: 0.233 (1, 6)			0-3 K		0-0 P4		4-0 IBB			2 0 0 0 1 1 1											
Carl Morton, R OBP: 0.087, SLG: 0.067 Tom House, L OBP: 0.333, SLG: 0.333 (1, 1) (9, 1)			0-3 K			0-0 6-3	0-0 6-3			3 0 0 0 0 1 3 0 0 0 0 0 0 0											
<b>Inning Stats</b>	R: 0 E: 0 K: 0 S: 4	H: 1 LOB: 1 BB: 0 P: 4	R: 0 E: 0 K: 0 S: 3	H: 0 LOB: 0 BB: 0 P: 3	R: 0 E: 0 K: 2 S: 7	H: 0 LOB: 0 BB: 0 P: 7	R: 0 E: 0 K: 0 S: 3	H: 0 LOB: 0 BB: 0 P: 3	R: 0 E: 0 K: 0 S: 3	H: 0 LOB: 1 BB: 1 P: 3	R: 1 E: 0 K: 0 S: 5	H: 2 LOB: 3 BB: 2 P: 13	R: 0 E: 0 K: 0 S: 3	H: 1 LOB: 0 BB: 0 P: 3	R: 0 E: 0 K: 1 S: 6	H: 1 LOB: 1 BB: 0 P: 6	1B: 3 2B: 2 3B: 0 HR: 0	SF: 0 SAC: 0 DP: 0 HBP: 0	WP: 0 PB: 0 SB: 0 CS: 0	PA: 34	
<b>PITCHER</b> Jack Billingham, R ERA: 4.01 (1, 1)	IP 9.0 WLS L BF 34 H 5 R 1 ER 1 SO 3 BB 1 IBB 2 HBP 0 BLK 0 WP 0 HR 0 S 37 P 49 ERA 1.00 WHIP 0.667																				<b>PITCHER</b> IP WLS BF H R ER SO BB IBB HBP BLK WP HR S P ERA WHIP

Atlanta Braves @ Cincinnati Reds  
Riverfront Stadium, Cincinnati, OH  
Fri Jun 21 1974, 7:05 PM EDT  
Att: 31,128 - Unknown

livebaseballscorecards.com



BOTTOM

Atlanta Braves @ Cincinnati Reds  
Riverfront Stadium, Cincinnati, OH

Fri Jun 21 1974, 7:05 PM EDT  
Att. 31,128 - Unknown

livebaseballscorecards.com

AB	33
R	0
H	9
RBI	0
BB	4
SO	4
LOB	21



WP:	0	PA:	39
PB:	0		
SB:	0		
CS:	1		

AB R H RBI BB SO LOB

5	0	2	0	0	0	1
3	0	0	0	2	0	1
5	0	0	0	0	0	6
4	0	1	0	0	0	3
4	0	4	0	0	0	0
3	0	0	0	0	1	4
3	0	0	0	1	0	3
2	0	1	0	1	1	2
1	0	0	0	0	0	0
2	0	0	0	0	0	0
1	0	1	0	0	0	0
0	0	0	0	0	0	0

Batter	1	2	3	4	5	6	7	8	9
<b>Pete Rose, S</b> OBP: 0.372, SLG: 0.377 (1, 7) X	0-0 F7 ①		0-0 BB 1B ①		0-0 6-3 ②		0-0 P6 ②		0-0 BB 1B ①
<b>Joe Morgan, L</b> OBP: 0.450, SLG: 0.474 (1, 4) X	0-0 F9 ②		4-0 BB ③		0-0 F6 ③		0-0 G3 ③		4-0 BB ③
<b>Johnny Bench, R</b> OBP: 0.385, SLG: 0.511 (1, 2) X	0-0 F8 ③		0-0 F2 ②		0-0 5-3 ①		0-0 5-3 ①		0-0 F7 ③
<b>Tony Perez, R</b> OBP: 0.356, SLG: 0.479 (1, 3) X		0-0 5-3 ①	0-0 F8 ③		0-0 1B 1B ①		0-0 F8 ②		
<b>Cesar Geronimo, L</b> OBP: 0.423, SLG: 0.515 (1, 8) X		0-0 FC1-5 2B ②		0-0 SH1-3 CS 2B ①		0-0 1B ①		0-0 2B ③	
<b>Dave Concepcion, R</b> OBP: 0.323, SLG: 0.387 (1, 6) X		0-0 FC1-5 2-3 ②		0-0 SH1-3 2-3 ①		0-3 K ②		0-0 L6 ③	
<b>Merv Rettenmund, R</b> OBP: 0.338, SLG: 0.402 (1, 9) X		0-0 F9 ③		4-0 IBB ①		0-0 F9 ③			0-0 4-3 ①
<b>Darrel Chaney, S</b> OBP: 0.286, SLG: 0.258 (1, 5) X			0-0 BB 1B ①		0-3 K ②		4-0 SH1-4 BB ①		0-0 6-3 ②
<b>Terry Crowley, L</b> OBP: 0.298, SLG: 0.378 (9, PH) X					0-3 K ①				0-0 BB 1B ①
<b>Jack Billingham, R</b> OBP: 0.038, SLG: 0.038 (1, 1) X			0-3 K ①		0-3 K ①		0-0 SH1-4 ①		0-0 BB 1B ①
<b>Dan Driessen, L</b> OBP: 0.350, SLG: 0.396 (9, PH) X									
<b>George Foster, R</b> OBP: 0.331, SLG: 0.376 (9, PR) X									

Inning Stats	R: 0	H: 0	R: 0	H: 1	R: 0	H: 2	R: 0	H: 0	R: 0	H: 2	R: 0	H: 0	R: 0	H: 1	R: 0	H: 2	R: 0	H: 1	R: 0	H: 2	R: 0	H: 2	1B: 6	SF: 0	
E: 0	LOB: 0	E: 0	LOB: 1	E: 0	LOB: 3	E: 0	LOB: 2	E: 0	LOB: 2	E: 0	LOB: 2	E: 0	LOB: 1	E: 0	LOB: 1	E: 0	LOB: 3	E: 0	LOB: 3	E: 0	LOB: 3	E: 0	LOB: 3	2B: 4	SAC: 2
K: 0	BB: 0	K: 0	BB: 0	K: 1	BB: 1	K: 1	BB: 1	K: 1	BB: 0	K: 0	BB: 1	K: 0	BB: 1	K: 0	BB: 0	K: 0	BB: 1	K: 0	BB: 1	K: 0	BB: 1	K: 0	BB: 1	3B: 0	DP: 1
S: 3	P: 3	S: 4	P: 4	S: 7	P: 11	S: 5	P: 9	S: 5	P: 5	S: 7	P: 7	S: 3	P: 7	S: 4	P: 4	S: 5	P: 9	S: 5	P: 9	S: 5	P: 9	S: 5	P: 9	HR: 0	HBP: 0

PITCHER	IP	WLS	BF	H	R	ER	SO	BB	IBB	HBP	BLK	WP	HR	S	P	ERA	WHIP
<b>Carl Morton, R</b> ERA: 2.84 (1, 1)	8.2	W	37	9	0	0	4	2	1	0	0	0	0	42	54	0.00	1.269
<b>Tom House, L</b> ERA: 1.62 (9, 1)	0.1	S	2	0	0	0	0	1	0	0	0	0	0	1	5	0.00	3.000



Batter	1	2	3	4	5	6	7	8	9	AB R H RBI BB SO LOB	TOP	
Ralph Garr, L (1, 9) OBP: 0.403, SLG: 0.535 Ivan Murrell, R (1, 8) OBP: 0.273, SLG: 0.349	0-0 FC3-6 1B		0-3 K		0-3 K			0-0 L5		1 0 1 0 0 0 0 3 0 0 0 0 2 0		
Darrell Evans, L (1, 5) OBP: 0.385, SLG: 0.404	0-0 FC3-6 1B		0-0 HR			0-0 P6		0-0 FC5-4 1B		4 2 2 1 0 0 1		
Dusty Baker Jr., R (1, 8) OBP: 0.345, SLG: 0.379	4-0 1B BB		0-3 K			0-3 K		0-0 FC5-4		3 0 0 0 1 2 1		
Hank Aaron, R (1, 7) OBP: 0.343, SLG: 0.538	0-0 1B		0-0 P4			0-0 2B		0-3 K		4 0 2 1 0 1 1		
Davey Johnson, R (1, 3) OBP: 0.360, SLG: 0.416	0-3 K			0-0 5-3		0-0 F8		0-3 K		4 0 0 0 0 2 3		
Marty Perez, R (1, 4) OBP: 0.374, SLG: 0.414	0-0 F8			0-0 5-3			0-0 FC5-4 1B		0-0 F9	4 0 1 0 0 0 2		
Johnny Oates, L (1, 2) OBP: 0.299, SLG: 0.293		0-0 F8		0-0 F9			0-0 FC5-4		0-0 1B	4 0 1 0 0 0 1		
Craig Robinson, R (1, 6) OBP: 0.259, SLG: 0.230 Mike Lum, L (9, PH) OBP: 0.287, SLG: 0.404		0-0 6-3			0-0 L3		0-3 K		0-0 F8	3 0 0 0 0 1 1 1 0 0 0 0 0 1	AB 34 R 2 H 7 RBI 2 BB 1 SO 8 LOB 12	
Phil Niekro, R (1, 1) OBP: 0.255, SLG: 0.277		0-0 F7			0-0 F7		0-0 F8			3 0 0 0 0 0 1		
<b>Inning Stats</b>	R: 1 H: 2 E: 0 LOB: 2 K: 1 BB: 1 S: 7 P: 11	R: 0 H: 0 E: 0 LOB: 0 K: 0 BB: 0 S: 3 P: 3	R: 1 H: 1 E: 0 LOB: 0 K: 2 BB: 0 S: 8 P: 8	R: 0 H: 0 E: 0 LOB: 0 K: 0 BB: 0 S: 3 P: 3	R: 0 H: 0 E: 0 LOB: 0 K: 1 BB: 0 S: 5 P: 5	R: 0 H: 1 E: 0 LOB: 1 K: 1 BB: 0 S: 6 P: 6	R: 0 H: 1 E: 0 LOB: 1 K: 1 BB: 0 S: 6 P: 6	R: 0 H: 1 E: 0 LOB: 1 K: 1 BB: 0 S: 6 P: 6	R: 0 H: 1 E: 0 LOB: 1 K: 1 BB: 0 S: 6 P: 6	1B: 5 SF: 0 2B: 1 SAC: 0 3B: 0 DP: 0 HR: 1 HBP: 0	WP: 0 PA: 35 PB: 0 SB: 0 CS: 0	
<b>PITCHER</b> Fred Norman, L (1, 1) ERA: 2.31	IP WLS BF H R ER SO BB IBB HBP BLK WP HR S P ERA WHIP	9.0 W 35 7 2 2 8 1 0 0 0 0 1 50 54 2.00 0.889										

Atlanta Braves @ Cincinnati Reds  
Riverfront Stadium, Cincinnati, OH  
Sat Jun 22 1974, 3:33 AM EDT  
Att. 38,081 - Unknown

livebaseballscorecards.com



Batter	1	2	3	4	5	6	7	8	9	AB	R	H	RBI	BB	SO	LOB
<b>Pete Rose, S</b> OBP: 0.374, SLG: 0.377 (1, 7) X	0-0 4-3		0-0 1B SF8 1B		4-0 BB BB		0-0 6-3			3	1	1	0	1	0	0
<b>Cesar Geronimo, L</b> OBP: 0.425, SLG: 0.515 (1, 8) X	0-0 HR 1B		0-0 1-3 BB 1B		0-0 F8		0-3 K			4	1	2	0	0	1	1
<b>Joe Morgan, L</b> OBP: 0.451, SLG: 0.487 (1, 4) X	0-0 1-H HR		0-0 3-H SF8		4-0 1-2 BB		0-0 F8			2	1	1	3	1	0	0
<b>Johnny Bench, R</b> OBP: 0.387, SLG: 0.506 (1, 2) B B B	4-0 G5-4-3 BB		4-0 1-2 BB		0-0 F9		0-0 1-3			2	0	0	0	2	0	2
<b>Tony Perez, R</b> OBP: 0.352, SLG: 0.473 (1, 3) X	0-0 G5-4-3 1-2f		0-0 L5		0-3 K		0-0 F9			3	0	0	0	0	1	3
<b>Dave Concepcion, R</b> OBP: 0.319, SLG: 0.382 (1, 6) X		0-0 5-3		0-3 K		0-0 F9				3	0	0	0	0	1	0
<b>Merv Rettenmund, R</b> OBP: 0.331, SLG: 0.392 (1, 9) S S S		0-3 K		0-3 K		0-0 5-3				3	0	0	0	0	2	0
<b>Darrel Chaney, S</b> OBP: 0.263, SLG: 0.235 (1, 5) X		0-0 G1		0-0 F8			0-0 G3			3	0	0	0	0	0	0
<b>Fred Norman, S</b> OBP: 0.115, SLG: 0.115 (1, 1) S S S			0-3 K		0-3 K		0-0 P5			3	0	0	0	0	2	0

<b>Inning Stats</b>	R: 2 E: 0 K: 0 S: 4	H: 2 LOB: 0 BB: 1 P: 8	R: 0 E: 0 K: 1 S: 5	H: 0 LOB: 0 BB: 0 P: 5	R: 1 E: 0 K: 1 S: 7	H: 2 LOB: 2 BB: 1 P: 11	R: 0 E: 0 K: 2 S: 7	H: 0 LOB: 0 BB: 0 P: 7	R: 0 E: 0 K: 1 S: 5	H: 0 LOB: 2 BB: 2 P: 13	R: 0 E: 0 K: 1 S: 5	H: 0 LOB: 0 BB: 0 P: 5	R: 0 E: 0 K: 0 S: 3	H: 0 LOB: 0 BB: 0 P: 3	R: 0 E: 0 K: 1 S: 5	H: 0 LOB: 0 BB: 0 P: 5	1B: 3 2B: 0 3B: 0 HR: 1	SF: 1 SAC: 0 DP: 1 HBP: 0	
<b>PITCHER</b> <b>Phil Niekro, R</b> ERA: 2.79 (1, 1)	IP 8.0	WLS L	BF 31	H 4	R 3	ER 3	SO 7	BB 4	IBB 0	HBP 0	BLK 0	WP 0	HR 1	S 41	P 57	ERA 3.38	WHIP 1.000	WP: 0 PB: 0 SB: 0 CS: 0	PA: 31 ERA WHIP

**BOTTOM**

**Atlanta Braves @ Cincinnati Reds**  
Riverfront Stadium, Cincinnati, OH

Sat Jun 22 1974, 3:33 AM EDT  
Att. 38,081 - Unknown

livebaseballscorecards.com

<b>AB</b>	<b>26</b>
<b>R</b>	<b>3</b>
<b>H</b>	<b>4</b>
<b>RBI</b>	<b>3</b>
<b>BB</b>	<b>4</b>
<b>SO</b>	<b>7</b>
<b>LOB</b>	<b>6</b>





Batter	1	2	3	4	5	6	7	8	9	AB R H RBI BB SO LOB	TOP
Rowland Office, L (1, 8) OBP: 0.287, SLG: 0.421	0-0 PB BB FC5-2 1B	0-0 P6			0-0 G3		0-0 G3			4 0 1 0 0 0 2	<p>Atlanta Braves @ Cincinnati Reds</p> <p>Riverfront Stadium, Cincinnati, OH</p> <p>Sun Jun 23 1974, 3:33 AM EDT</p> <p>Unknown</p>
Darrell Evans, L (1, 5) OBP: 0.384, SLG: 0.398	4-0 BB BB FC5-2 1-2 BB		0-0 F8		0-0 F9		0-0 4-3			3 0 0 0 1 0 1	
Dusty Baker Jr., R (1, 9) OBP: 0.340, SLG: 0.372	0-0 FC5-2 BB 1-2 2-H		0-0 F7		0-0 F2			0-0 5-3		4 0 0 0 0 0 2	
Hank Aaron, R (1, 7) OBP: 0.335, SLG: 0.525	0-0 F7		0-0 6-3		0-0 6-3			0-0 F7		4 0 0 0 0 0 2	
Mike Lum, L (1, 3) OBP: 0.286, SLG: 0.396	4-0 BB BB 1-2 2-3 BB			0-0 F6		0-0 F8		0-0 4-3		3 0 0 0 1 0 0	
Davey Johnson, R (1, 4) OBP: 0.354, SLG: 0.408	0-3 K			0-0 5-3		0-0 F9			0-3 K	4 0 0 0 0 2 3	
Johnny Oates, L (1, 2) OBP: 0.303, SLG: 0.304		0-0 F9		0-0 2B		0-0 2B 1B			0-0 6-3	4 1 2 0 0 0 0	
Craig Robinson, R (1, 6) OBP: 0.255, SLG: 0.226		0-0 5-3		0-3 K		0-3 K			0-0 1B	3 0 0 0 0 0 2 2	
Ralph Garr, L (9, PH) OBP: 0.405, SLG: 0.537										1 0 1 0 0 0 0	
Leo Foster, R (9, PR) OBP: 0.263, SLG: 0.389										0 0 0 0 0 0 0	
Roric Harrison, R (1, 1) OBP: 0.235, SLG: 0.469		0-0 1B			0-0 HR		0-0 G3 2B		0-0 P4	2 1 2 1 0 0 0	
Frank Tepedino, L (7, PH) OBP: 0.270, SLG: 0.277										1 0 1 1 0 0 0	
Max Leon, R (7, 1)										0 0 0 0 0 0 0	
Ivan Murrell, R (9, PH) OBP: 0.269, SLG: 0.344										1 0 0 0 0 0 1	
<b>Inning Stats</b>	R: 0 H: 1 E: 0 LOB: 3 K: 1 BB: 2 S: 6 P: 14	R: 0 H: 1 E: 0 LOB: 1 K: 0 BB: 0 S: 4 P: 4	R: 0 H: 0 E: 0 LOB: 0 K: 0 BB: 0 S: 3 P: 3	R: 0 H: 1 E: 0 LOB: 1 K: 1 BB: 0 S: 6 P: 6	R: 1 H: 1 E: 0 LOB: 0 K: 0 BB: 0 S: 4 P: 4	R: 0 H: 0 E: 0 LOB: 0 K: 0 BB: 0 S: 3 P: 3	R: 1 H: 2 E: 0 LOB: 1 K: 1 BB: 0 S: 7 P: 7	R: 0 H: 0 E: 0 LOB: 0 K: 0 BB: 0 S: 3 P: 3	R: 0 H: 1 E: 0 LOB: 1 K: 1 BB: 0 S: 6 P: 6	1B: 4 SF: 0 2B: 2 SAC: 0 3B: 0 DP: 0 HR: 1 HBP: 0	WP: 0 PA: 36 PB: 1 SB: 0 CS: 0
<b>PITCHER</b> Roger Nelson, R (1, 1) ERA: 3.38	IP WLS BF H R ER SO BB IBB HBP BLK WP HR S P ERA WHIP										
Clay Carroll, R (8, 1) ERA: 2.25	2.0 7 1 0 0 1 0 0 0 0 0 0 0 9 9 0.00 0.500										

livebaseballscorecards.com

AB	34
R	2
H	7
RBI	2
BB	2
SO	4
LOB	13







Batter	1	2	3	4	5	6	7	8	9	10	11	12	AB	R	H	RBI	BB	SO	LOB	TOP										
Rowland Office, L (1, 8) OBP: 0.292, SLG: 0.430	0-0 2B		0-0 G4-6-3 1-2f 3-H			0-0 G4-6-3 1-2f			0-0 F9		0-0 1B		5	0	2	0	0	0	2	<p><b>Atlanta Braves @ Cincinnati Reds</b> Riverfront Stadium, Cincinnati, OH</p> <p>Sun Jun 23 1974, 3:38 AM EDT Att. 52,147 - Unknown</p>										
Marty Perez, R (1, 4) OBP: 0.367, SLG: 0.400	0-3 K		0-3 K			0-0 4-3			4-0 BB		0-3 K		4	0	0	0	1	3	2											
Darrell Evans, L (1, 5) OBP: 0.380, SLG: 0.391	1-0 G6-3 HBP			0-3 K			0-0 E3		0-0 P4		0-0 G3		4	0	0	0	0	1	1											
Mike Lum, L (1, 7) OBP: 0.277, SLG: 0.384	0-0 G6-3 1-2f			0-3 K			0-0 F9		0-0 F7		0-3 K		5	0	0	0	0	2	4											
Frank Tepedino, L (1, 3) OBP: 0.277, SLG: 0.295		0-0 G3-6 1B		0-0 F7			0-3 K		0-0 L4		0-0 2B		5	0	2	0	0	1	1											
Dusty Baker Jr., R (1, 9) OBP: 0.333, SLG: 0.364		0-0 F8			0-0 F8		0-0 P6		0-3 K		0-0 4-3		5	0	0	0	0	1	3											
Johnny Oates, L (1, 2) OBP: 0.297, SLG: 0.297		0-0 G3-6 1-2f		0-0 F9			0-0 F8		0-0 G3				4	0	0	0	0	0	1											
Craig Robinson, R (1, 6) OBP: 0.258, SLG: 0.229			0-0 E SH G4-6-3 1B		0-3 K			0-0 6-3		0-0 5-3			2	1	1	0	0	1	0											
Ralph Garr, L (6, PH) OBP: 0.403, SLG: 0.535													1	0	0	0	0	0	0											
Leo Foster, R (6, 6) OBP: 0.250, SLG: 0.368													1	0	0	0	0	0	0											
Lew Krausse, R (1, 1) OBP: 0.250, SLG: 0.250			0-0 SH G4-6-3			0-0 G4-6-3 1B		0-0 F8		0-0 1-3			0	0	0	0	0	0	0											
Norm Miller, L (6, PH) OBP: 0.333, SLG: 0.391													1	0	1	0	0	0	0											
Tom House, L (6, 1) OBP: 0.265, SLG: 0.338													1	0	0	0	0	0	0											
Ivan Murrell, R (11, PH) OBP: 0.265, SLG: 0.338													1	0	0	0	0	0	0											
Joe Niekro, R (11, 1)													0	0	0	0	0	0	0											
<b>Inning Stats</b>	R: 0 E: 0 K: 1 S: 5	H: 1 LOB: 1 BB: 0 P: 6	R: 0 E: 0 K: 0 S: 3	H: 1 LOB: 0 BB: 0 P: 3	R: 1 E: 1 K: 1 S: 6	H: 1 LOB: 0 BB: 0 P: 6	R: 0 E: 0 K: 2 S: 7	H: 0 LOB: 0 BB: 0 P: 7	R: 0 E: 0 K: 1 S: 5	H: 0 LOB: 0 BB: 0 P: 5	R: 0 E: 0 K: 0 S: 3	H: 0 LOB: 0 BB: 0 P: 3	R: 0 E: 0 K: 0 S: 3	H: 0 LOB: 1 BB: 0 P: 6	R: 0 E: 0 K: 1 S: 6	H: 0 LOB: 0 BB: 0 P: 3	R: 0 E: 0 K: 0 S: 3	H: 0 LOB: 0 BB: 0 P: 7	R: 0 E: 0 K: 1 S: 5	H: 0 LOB: 0 BB: 0 P: 5	R: 0 E: 0 K: 1 S: 6	H: 1 LOB: 1 BB: 0 P: 6	R: 0 E: 0 K: 1 S: 6	H: 1 LOB: 1 BB: 0 P: 6	R: 0 E: 0 K: 1 S: 6	H: 1 LOB: 1 BB: 0 P: 6	1B: 4 2B: 2 3B: 0 HR: 0	SF: 0 SAC: 1 DP: 4 HBP: 1	WP: 0 PB: 0 SB: 0 CS: 0	PA: 42
<b>PITCHER</b>	IP WLS BF H R ER SO BB IBB HBP BLK WP HR S P ERA WHIP	IP WLS BF H R ER SO BB IBB HBP BLK WP HR S P ERA WHIP																												
Clay Kirby, R (1, 1) ERA: 3.29	10.0	34	4	1	0	7	1	0	0	0	0	0	0	0	0	0	0	0	0.00	0.500										
Pedro Borbon, R (11, 1) ERA: 2.24	2.0	8	2	0	0	2	0	0	0	0	0	0	0	0	0	0	0	0	0.00	1.000										

AB	39
R	1
H	6
RBI	0
BB	1
SO	9
LOB	14



Batter	1	2	3	4	5	6	7	8	9	10	11	12
<b>Pete Rose, S</b> OBP: 0.382, SLG: 0.382 (1, 7) X	0-0 L4		0-0 SH5-3 1B		0-0 F9			4-0 BB IBB		0-0 1-3		
<b>Cesar Geronimo, L</b> OBP: 0.415, SLG: 0.514 <b>George Foster, R</b> OBP: 0.326, SLG: 0.370 (8, PH) (9, 8)	0-0 6-3		0-0 SH5-3 1-2			0-0 G3		0-0 F9		0-0 P6		
<b>Joe Morgan, L</b> OBP: 0.454, SLG: 0.498 (1, 4) B B B B	4-0 BB		0-0 F7			0-0 G3		4-0 1-2 2-3 BB		0-3 K		
<b>Johnny Bench, R</b> OBP: 0.375, SLG: 0.488 (1, 5) (9, 2) (11, 5)	0-0 F2		0-0 F2			0-0 F9		0-3 K		0-0 F2		
<b>Tony Perez, R</b> OBP: 0.351, SLG: 0.482 (1, 3)		0-0 2B		0-0 1-3			0-0 G3		0-3 K			0-0 HR
<b>Terry Crowley, L</b> OBP: 0.302, SLG: 0.395 <b>Merv Rettenmund, R</b> OBP: 0.338, SLG: 0.400 (7, PH) (8, 9)		0-0 2B		0-0 4-3			0-0 6-3		0-0 4-3			
<b>Dave Concepcion, R</b> OBP: 0.310, SLG: 0.369 (1, 6)		0-0 5-3		0-0 6-3			0-0 5-3		0-0 F2			
<b>Bill Plummer, R</b> OBP: 0.234, SLG: 0.391 <b>Darrel Chaney, S</b> OBP: 0.263, SLG: 0.235 (8, PR) (9, 5)		0-0 5-3			0-0 F9			0-0 BB SH1-4 1B		0-0 F7		
<b>Phil Gagliano, R</b> OBP: 0.476, SLG: 0.154 <b>Hal King, L</b> OBP: 0.300, SLG: 0.125 (10, PH) (11, 2)								0-0 SH1-4		0-3 K		
<b>Clay Kirby, R</b> OBP: 0.194, SLG: 0.094 <b>Andy Kosco, R</b> OBP: 0.308, SLG: 0.273 <b>Pedro Borbon, R</b> OBP: 0.250, SLG: 0.250 (11, 1)		0-3 K			0-3 K			1-2				

AB	R	H	RBI	BB	SO	LOB
4	0	1	0	1	0	0
2	0	0	0	0	0	0
2	0	0	0	0	0	2
3	0	0	0	2	1	1
5	0	0	0	0	1	5
5	2	2	1	0	1	0
2	0	1	1	0	0	0
2	0	0	0	0	0	0
4	0	0	0	0	0	1
3	0	1	0	0	0	1
0	0	0	0	0	0	0
1	0	0	0	0	0	0
0	0	0	0	0	0	0
2	0	0	0	0	2	1
1	0	0	0	0	1	0
0	0	0	0	0	0	0

AB	R	H	RBI	BB	SO	LOB
36	2	5	2	3	6	11

Inning Stats	R: 0	H: 0	E: 0	LOB: 1	K: 0	BB: 1	S: 3	R: 1	H: 2	E: 0	LOB: 1	K: 1	BB: 0	S: 7	R: 0	H: 1	E: 0	LOB: 1	K: 0	BB: 0	S: 4	R: 0	H: 0	E: 0	LOB: 0	K: 0	BB: 0	S: 3	R: 0	H: 0	E: 0	LOB: 0	K: 1	BB: 0	S: 5	R: 0	H: 0	E: 0	LOB: 0	K: 0	BB: 0	S: 3	R: 0	H: 0	E: 0	LOB: 0	K: 0	BB: 0	S: 3	R: 0	H: 1	E: 0	LOB: 3	K: 1	BB: 2	S: 6	R: 0	H: 0	E: 0	LOB: 0	K: 1	BB: 0	S: 5	R: 0	H: 0	E: 0	LOB: 0	K: 1	BB: 0	S: 5	R: 0	H: 0	E: 0	LOB: 0	K: 1	BB: 0	S: 5	R: 1	H: 1	E: 0	LOB: 0	K: 0	BB: 0	S: 1	R: 1	H: 1	E: 0	LOB: 0	K: 0	BB: 0	S: 1
<b>PITCHER</b>	IP	WLS	BF	H	R	ER	SO	BB	IBB	HBP	BLK	WP	HR	S	P	ERA	WHIP																																																																										
<b>Lew Krausse, R</b> ERA: 3.45 (1, 1)	5.0		19	3	1	1	2	1	0	0	0	0	0	22	26	1.80	0.800																																																																										
<b>Tom House, L</b> ERA: 1.41 (6, 1)	5.0		18	1	0	0	3	1	1	0	0	0	0	22	30	0.00	0.400																																																																										
<b>Joe Niekro, R</b> ERA: 2.7 (11, 1)	1.0	L	4	1	1	1	1	0	0	0	0	0	1	6	6	9.00	1.000																																																																										

**Atlanta Braves @ Cincinnati Reds**  
Riverfront Stadium, Cincinnati, OH

Sun Jun 23 1974, 3:38 AM EDT  
Att: 52,147 - Unknown

[livebaseballscorecards.com](http://livebaseballscorecards.com)



WP: 0 PA: 41  
PB: 0  
SB: 0  
CS: 0



Batter	1	2	3	4	5	6	7	8	9	AB R H RBI BB SO LOB	TOP									
<b>Pete Rose, S</b> (1, 7) OBP: 0.380, SLG: 0.378	0-0 F7		1-0 HBP		0-0 5-3		0-0 4-3			3 0 0 0 0 0 3										
<b>Cesar Geronimo, L</b> (1, 8) OBP: 0.405, SLG: 0.500	0-3 K		0-0 4-3		0-3 K			0-0 F8		4 0 0 0 0 2 3										
<b>Joe Morgan, L</b> (1, 4) OBP: 0.451, SLG: 0.492	0-0 G3			4-0 E BB		0-0 4-3		0-0 3-1		3 0 0 0 1 0 0										
<b>Johnny Bench, R</b> (1, 5) (7, 2) OBP: 0.369, SLG: 0.480		0-0 L5		0-0 L7		0-0 5-3		0-0 1-3		4 0 0 0 0 0 1										
<b>Tony Perez, R</b> (1, 3) OBP: 0.346, SLG: 0.475		0-3 K		0-0 5-3		0-3 K			0-0 F7	4 0 0 0 0 2 1										
<b>Dave Concepcion, R</b> (1, 6) OBP: 0.305, SLG: 0.364		0-0 4-3		0-3 K			0-0 L4		0-3 K	4 0 0 0 0 2 1										
<b>Merv Rettenmund, R</b> (1, 9) OBP: 0.342, SLG: 0.410			0-0 F6		0-0 1B 2B		0-0 1B 4-3 1B		0-0 6-3	4 1 2 0 0 0 0										
<b>Bill Plummer, R</b> (1, 2) <b>Dan Driessen, L</b> (7, PH) OBP: 0.348, SLG: 0.394			0-0 HBP 1B		0-3 K		0-0 4-3			2 0 1 0 0 1 1 1 0 0 0 0 0 1										
<b>Don Gullett, R</b> (1, 1) <b>Hal King, L</b> (5, PH) <b>Pedro Borbon, R</b> (5, 1) <b>Terry Crowley, L</b> (7, PH) <b>Tom Hall, L</b> (7, 1)			0-3 K		0-0 2-H 1B		0-0 2-3 1B			1 0 0 0 0 1 1 1 0 1 1 0 0 0 0 0 0 0 0 0 0 1 0 1 0 0 0 0 0 0 0 0 0 0 0										
<b>Inning Stats</b>	R: 0 E: 0 K: 1 S: 5	H: 0 LOB: 0 BB: 0 P: 5	R: 0 E: 0 K: 1 S: 5	H: 0 LOB: 0 BB: 0 P: 5	R: 0 E: 0 K: 1 S: 6	H: 1 LOB: 2 BB: 0 P: 7	R: 0 E: 1 K: 1 S: 5	H: 0 LOB: 1 BB: 1 P: 9	R: 0 E: 0 K: 1 S: 5	H: 0 LOB: 0 BB: 0 P: 5	R: 0 E: 0 K: 0 S: 5	H: 2 LOB: 2 BB: 0 P: 5	R: 0 E: 0 K: 0 S: 3	H: 0 LOB: 0 BB: 0 P: 3	R: 0 E: 0 K: 1 S: 5	H: 0 LOB: 0 BB: 0 P: 5	1B: 4 2B: 1 3B: 0 HR: 0	SF: 0 SAC: 0 DP: 0 HBP: 1	WP: 0 PB: 0 SB: 0 CS: 0	PA: 34
<b>PITCHER</b> <b>Tom Griffin, R</b> (1, 1) ERA: 3.51	IP: 9.0 WLS: W BF: 34 H: 5 R: 1 ER: 1 SO: 8 BB: 1 IBB: 0 HBP: 1 BLK: 0 WP: 0 HR: 0 S: 48 P: 53 ERA: 1.00 WHIP: 0.667																			

**Cincinnati Reds @ Houston Astros**  
Astrodome, Houston, TX  
Mon Jun 24 1974, 8:05 PM EDT  
Att. 16,428 - Dome

[livebaseballscorecards.com](http://livebaseballscorecards.com)

<b>AB</b>	32
<b>R</b>	1
<b>H</b>	5
<b>RBI</b>	1
<b>BB</b>	1
<b>SO</b>	8
<b>LOB</b>	12



Batter	1	2	3	4	5	6	7	8	9
<b>Greg Gross, L</b> OBP: 0.448, SLG: 0.430 (1, 9) (8, 7)	0-0 4-3	0-0 F8		0-3 K			0-0 SH1-4		
<b>Roger Metzger, S</b> OBP: 0.308, SLG: 0.315 (1, 6)	0-0 6-3	0-0 1B			0-3 K		0-0 6-3		
<b>Cesar Cedeno, R</b> OBP: 0.350, SLG: 0.516 (1, 8)	0-0 CS 2B	0-3 K			4-0 1B BB		0-0 HR		
<b>Bob Watson, R</b> OBP: 0.401, SLG: 0.435 <b>Bob Gallagher, L</b> OBP: 0.273, SLG: 0.235 (1, 7) (8, 9)	4-0 BB		0-0 1B		0-0 1B		0-3 K		
<b>Lee May, R</b> OBP: 0.299, SLG: 0.445 (1, 3)	0-0 CS 2-3	0-0 HR 2B	0-0 F4		0-0 5-3		0-0 G5-4-3 1B		
<b>Cliff Johnson, R</b> OBP: 0.422, SLG: 0.531 (1, 2)		4-0 HR BB	0-0 F8		0-0 F4		0-0 G5-4-3 1-2f		
<b>Doug Rader, R</b> OBP: 0.337, SLG: 0.401 (1, 5)		0-0 HR 1-H 2-H	0-0 F6		0-0 F9		0-0 F8		
<b>Tommy Helms, R</b> OBP: 0.318, SLG: 0.382 (1, 4)		0-0 SH1-4 1B		0-0 F7		0-0 F8			
<b>Tom Griffin, R</b> OBP: 0.313, SLG: 0.452 (1, 1)		0-0 SH1-4 1-2		0-3 K			0-0 SH1-4 HR 1B		

Inning Stats	R: 0	H: 1	E: 0	K: 0	S: 3	L: 1	LOB: 1	BB: 1	P: 7	R: 4	H: 4	E: 0	K: 1	S: 9	L: 4	LOB: 1	BB: 1	P: 13	R: 0	H: 1	E: 0	K: 0	S: 4	R: 0	H: 0	E: 0	K: 2	S: 7	R: 0	H: 1	E: 0	K: 1	S: 5	R: 0	H: 0	E: 0	K: 0	S: 3	R: 2	H: 2	E: 0	K: 1	S: 7	R: 0	H: 1	E: 0	K: 0	S: 3
--------------	------	------	------	------	------	------	--------	-------	------	------	------	------	------	------	------	--------	-------	-------	------	------	------	------	------	------	------	------	------	------	------	------	------	------	------	------	------	------	------	------	------	------	------	------	------	------	------	------	------	------

PITCHER	IP	WLS	BF	H	R	ER	SO	BB	IBB	HBP	BLK	WP	HR	S	P	ERA	WHIP
<b>Don Gullett, L</b> ERA: 3.48 (1, 1)	4.0	L	19	6	4	4	3	2	0	0	0	0	1	23	31	9.00	2.000
<b>Pedro Borbon, R</b> ERA: 2.17 (5, 1)	2.0		7	1	0	0	1	1	0	0	0	0	0	8	12	0.00	1.000
<b>Tom Hall, L</b> ERA: 4.68 (7, 1)	2.0		8	3	2	2	1	0	0	0	0	0	1	10	10	9.00	1.500

**BOTTOM**

**Cincinnati Reds @ Houston Astros**  
Astrodome, Houston, TX

Mon Jun 24 1974, 8:05 PM EDT  
Att. 16,428 - Dome

AB	R	H	RBI	BB	SO	LOB
3	0	0	0	0	1	1
4	0	1	1	0	1	1
3	1	2	2	1	1	1
3	0	2	0	1	1	0
0	0	0	0	0	0	0
4	1	2	0	0	0	2
3	1	0	0	1	0	2
4	1	1	3	0	0	1
3	1	1	0	0	0	0
2	1	1	0	0	1	0

<b>AB</b>	<b>29</b>
<b>R</b>	<b>6</b>
<b>H</b>	<b>10</b>
<b>RBI</b>	<b>6</b>
<b>BB</b>	<b>3</b>
<b>SO</b>	<b>5</b>
<b>LOB</b>	<b>8</b>



1B: 6	SF: 0	WP: 0	PA: 35
2B: 2	SAC: 2	PB: 0	
3B: 0	DP: 1	SB: 0	
HR: 2	HBP: 0	CS: 1	

livebaseballscorecards.com



Batter	1	2	3	4	5	6	7	8	9	AB R H RBI BB SO LOB	TOP									
<b>Pete Rose, S</b> (1, 7) OBP: 0.376, SLG: 0.372	0-0 4-3		0-0 4-3			0-0 G3		0-0 6-3		4 0 0 0 0 0 0										
<b>Cesar Geronimo, L</b> (1, 8) OBP: 0.401, SLG: 0.514	0-3 K			0-0 P3			0-0 HR	0-0 F8		4 1 1 1 0 1 0										
<b>Joe Morgan, L</b> (1, 4) OBP: 0.455, SLG: 0.492	0-0 S 1B			4-0 CS BB			4-0 S 2B BB	0-0 F9		2 1 1 0 2 0 0										
<b>Johnny Bench, R</b> (1, 2) OBP: 0.368, SLG: 0.480	0-3 K 1-2		0-3 K 1-2				0-0 1B 1B 2B	0-0 F8		4 1 1 1 0 2 2										
<b>Tony Perez, R</b> (1, 3) OBP: 0.346, SLG: 0.473		0-0 2-3			0-0 F8		0-0 1B 1B 1B		0-3 K	3 0 1 0 0 0 0										
<b>Darrel Chaney, S</b> (7, PR) OBP: 0.256, SLG: 0.229										1 0 0 0 0 1 0										
<b>Dan Driessen, L</b> (1, 5) OBP: 0.351, SLG: 0.393		0-0 F8			4-0 CS BB		0-0 1B 1B		0-0 F7	3 0 1 1 1 0 0										
<b>Merv Rettenmund, R</b> (1, 9) OBP: 0.335, SLG: 0.401		0-3 K			0-3 K 1-2		0-0 P1			3 0 0 0 0 2 3										
<b>Dave Concepcion, R</b> (1, 6) OBP: 0.305, SLG: 0.363			0-0 F8				0-0 5-3	0-0 G4-6-3 1B		3 0 1 0 0 0 0										
<b>Jack Billingham, R</b> (1, 1) OBP: 0.034, SLG: 0.034			0-3 K				0-3 K	0-0 G4-6-3		3 0 0 0 0 2 3										
<b>Clay Carroll, R</b> (9, 1) OBP: 0.167, SLG: 0.167								1-2 G4-6-3		0 0 0 0 0 0 0										
<b>Inning Stats</b>	R: 0 E: 0 K: 2 S: 8	H: 1 LOB: 1 BB: 0 P: 8	R: 0 E: 0 K: 1 S: 5	H: 0 LOB: 0 BB: 0 P: 5	R: 0 E: 0 K: 1 S: 5	H: 0 LOB: 0 BB: 0 P: 5	R: 0 E: 0 K: 1 S: 4	H: 0 LOB: 0 BB: 1 P: 8	R: 0 E: 0 K: 1 S: 4	H: 0 LOB: 1 BB: 1 P: 8	R: 3 E: 0 K: 0 S: 7	H: 5 LOB: 3 BB: 1 P: 11	R: 0 E: 0 K: 0 S: 3	H: 0 LOB: 0 BB: 0 P: 3	R: 0 E: 0 K: 1 S: 5	H: 0 LOB: 0 BB: 0 P: 5	1B: 4 2B: 2 3B: 0 HR: 1	SF: 0 SAC: 0 DP: 2 HBP: 0	WP: 0 PB: 0 SB: 2 CS: 2	PA: 33
<b>PITCHER</b>	IP WLS BF H R ER SO BB IBB HBP BLK WP HR S P ERA WHIP																			
<b>Larry Dierker, R</b> (1, 1) ERA: 2.01	6.0 L 24 5 3 3 7 3 0 0 0 0 0 1 35 47 4.50 1.333																			
<b>Ken Forsch, R</b> (7, 1) ERA: 3.58	2.0 6 1 0 0 0 0 0 0 0 0 0 0 6 6 0.00 0.500																			
<b>Mike Cosgrove, L</b> (9, 1) ERA: 0.31	1.0 3 0 0 0 0 1 0 0 0 0 0 0 5 5 0.00 0.000																			

Cincinnati Reds @ Houston Astros  
Astrodome, Houston, TX  
Tue Jun 25 1974, 8:05 PM EDT  
Att. 21,449 - Dome

AB	30
R	3
H	6
RBI	3
BB	3
SO	8
LOB	8



WP	0	PA	33
PB	0		
SB	2		
CS	2		

livebaseballscorecards.com





Batter	1	2	3	4	5	6	7	8	9	AB R H RBI BB SO LOB	TOP									
<b>Pete Rose, S</b> (1, 7) OBP: 0.381, SLG: 0.372	0-0 1B 1B		4-0 FC5-4 BB		4-0 BB BB		0-0 F7		4-0 1B BB BB	3 1 1 0 3 0 3										
<b>Cesar Geronimo, L</b> (1, 8) OBP: 0.395, SLG: 0.503	0-3 K		0-0 FC5-4 1-2f		0-3 K		0-0 F7		0-0 2B 1B	5 1 1 0 0 2 5										
<b>Joe Morgan, L</b> (1, 4) OBP: 0.457, SLG: 0.498	0-0 1-3 1B			0-0 F2		0-0 F5		0-0 1-3 1B	0-0 1B 2B	5 1 3 2 0 0 0										
<b>Johnny Bench, R</b> (1, 2) OBP: 0.365, SLG: 0.473	0-0 G3			0-0 6-3		0-0 6-3		0-0 F7	4-0 1B 1B IBB	4 1 0 0 1 0 3										
<b>Tony Perez, R</b> (1, 3) OBP: 0.345, SLG: 0.467		0-0 5-3		0-3 K		4-0 E 1B BB		0-0 F9	0-0 WP 1B BB 1B	3 0 0 0 1 1 0 1 1 1 1 0 0 0										
<b>Darrel Chaney, S</b> (8, 5) OBP: 0.275, SLG: 0.250									1-2 2-H											
<b>Dan Driessen, L</b> (1, 5) OBP: 0.352, SLG: 0.408		0-0 F9			0-0 4-3	0-0 E1 1B		0-0 HR	0-3 K	5 1 2 1 0 1 2										
<b>Merv Rettenmund, R</b> (1, 9) OBP: 0.344, SLG: 0.404		0-0 5-3			0-0 1B 3-1 1B	0-0 5-3		4-0 G5-4-3 BB	0-0 BB WP 1B	4 2 2 1 1 0 2										
<b>Dave Concepcion, R</b> (1, 6) OBP: 0.311, SLG: 0.377			0-0 6-3		0-0 3-1 1B		0-0 HR	0-0 G5-4-3 1-2f	4-0 WP BB IBB	4 1 2 1 1 0 1										
<b>Fred Norman, S</b> (1, 1) OBP: 0.129, SLG: 0.100			0-0 F7		0-0 3-1		0-3 K 1B		0-0 K BB	4 0 0 2 1 2 1										
<b>Inning Stats</b>	R: 0 E: 0 K: 1 S: 6	H: 2 LOB: 1 BB: 0 P: 6	R: 0 E: 0 K: 0 S: 3	H: 0 LOB: 0 BB: 0 P: 3	R: 0 E: 0 K: 0 S: 3	H: 0 LOB: 1 BB: 1 P: 7	R: 0 E: 0 K: 1 S: 5	H: 0 LOB: 0 BB: 0 P: 5	R: 1 E: 1 K: 0 S: 4	H: 1 LOB: 2 BB: 1 P: 8	R: 1 E: 0 K: 1 S: 8	H: 2 LOB: 2 BB: 0 P: 8	R: 1 E: 0 K: 0 S: 3	H: 1 LOB: 0 BB: 1 P: 7	R: 6 E: 0 K: 2 S: 11	H: 4 LOB: 2 BB: 4 P: 27	1B: 9 2B: 1 3B: 0 HR: 2	SF: 0 SAC: 0 DP: 1 HBP: 0	WP: 2 PB: 1 SB: 0 CS: 0	PA: 46
<b>PITCHER</b>	IP WLS BF H R ER SO BB IBB HBP BLK WP HR S P ERA WHIP																			
<b>Don Wilson, R</b> (1, 1) ERA: 4.44	7.1 L 34 8 3 3 4 4 0 0 0 0 0 2 38 54 3.68 1.636																			
<b>Ken Forsch, R</b> (8, 1) ERA: 3.51	0.2 1 0 0 0 0 0 0 0 0 0 0 0 1 1 0.00 0.000																			
<b>Mike Cosgrove, L</b> (9, 1) ERA: 1.82	0.1 6 3 5 5 1 1 1 0 0 0 0 0 6 14 135.00 12.000																			
<b>Fred Scherman, L</b> (9, 1) ERA: 3.82	0.2 5 1 1 1 1 1 1 1 0 0 2 0 5 13 13.50 3.000																			

Cincinnati Reds @ Houston Astros  
Astrodome, Houston, TX  
Wed Jun 26 1974, 8:05 PM EDT  
Att. 17,647 - Dome

livebaseballscorecards.com

AB	38
R	9
H	12
RBI	8
BB	8
SO	6
LOB	17



Batter	1	2	3	4	5	6	7	8	9	AB	R	H	RBI	BB	SO	LOB
Greg Cross, L (1, 9) OBP: 0.442, SLG: 0.425	4-0 CS BB		0-0 6-3			0-3 K		0-0 2B		3	0	1	0	1	1	0
Roger Metzger, S (1, 6) OBP: 0.302, SLG: 0.308	0-3 K 1-2			0-0 F9		0-0 4-3		0-0 F6		4	0	0	0	0	1	2
Cesar Cedeno, R (1, 8) OBP: 0.348, SLG: 0.519	0-0 F9			0-0 6-3		0-0 S 1B		0-0 F8		4	0	1	0	0	0	0
Bob Watson, R (1, 7) OBP: 0.407, SLG: 0.455		0-0 F7		0-0 HR		0-0 4-3		0-0 G6-4-3 1B		4	1	2	1	0	0	1
Lee May, R (1, 3) OBP: 0.294, SLG: 0.439		0-0 2B		0-0 F8			0-0 F8		0-0 G6-4-3 1-2f	4	0	1	0	0	0	1
Cliff Johnson, R (1, 2) OBP: 0.407, SLG: 0.507		0-0 5-3			0-0 F7		0-3 K			3	0	0	0	0	1	1
Doug Rader, R (1, 5) OBP: 0.333, SLG: 0.395		0-3 K			0-3 K		0-0 F8			3	0	0	0	0	2	1
Tommy Helms, R (1, 4) OBP: 0.315, SLG: 0.376			0-0 E5 L5-3		0-0 FC6-4 1B		0-0 F4			3	0	1	0	0	0	0
Don Wilson, R (1, 1) OBP: 0.150, SLG: 0.211			0-0 L5-3		0-0 FC6-4		0-0 5-3			2	0	0	0	0	0	2
Ken Forsch, R (8, 1)										0	0	0	0	0	0	0
Denis Menke, R (8, PH) OBP: 0.182, SLG: 0.107										1	0	0	0	0	0	0
Mike Cosgrove, L (9, 1)										0	0	0	0	0	0	0
Fred Scherman, L (9, 1)										0	0	0	0	0	0	0

Inning Stats	R: 0	H: 0	R: 0	H: 1	R: 0	H: 0	R: 1	H: 1	R: 0	H: 1	R: 0	H: 0	R: 0	H: 1	R: 0	H: 1	R: 0	H: 1	1B: 3	SF: 0	WP: 0	PA: 32
	E: 0	LOB: 0	E: 0	LOB: 1	E: 1	LOB: 0	E: 0	LOB: 0	E: 0	LOB: 1	E: 0	LOB: 0	E: 0	LOB: 1	E: 0	LOB: 0	E: 0	LOB: 0	2B: 3	SAC: 0	PB: 0	
	K: 1	BB: 1	K: 1	BB: 0	K: 0	BB: 0	K: 0	BB: 0	K: 1	BB: 0	K: 1	BB: 0	K: 0	BB: 0	K: 0	BB: 0	K: 0	BB: 0	3B: 0	DP: 2	SB: 1	
	S: 4	P: 8	S: 6	P: 6	S: 3	P: 3	S: 4	P: 4	S: 6	P: 6	S: 5	P: 5	S: 4	P: 4	S: 3	P: 3	S: 3	P: 3	HR: 1	HBP: 0	CS: 1	

PITCHER	IP	WLS	BF	H	R	ER	SO	BB	IBB	HBP	BLK	WP	HR	S	P	ERA	WHIP	PITCHER	IP	WLS	BF	H	R	ER	SO	BB	IBB	HBP	BLK	WP	HR	S	P	ERA	WHIP	
Fred Norman, L (1, 1) ERA: 2.18	9.0	W	32	6	1	1	5	1	0	0	0	0	1	41	45	1.00	0.778																			

**BOTTOM**

**Cincinnati Reds @ Houston Astros**  
Astrodome, Houston, TX

Wed Jun 26 1974, 8:05 PM EDT  
Att. 17,647 - Dome

<b>AB</b>	<b>31</b>
<b>R</b>	<b>1</b>
<b>H</b>	<b>6</b>
<b>RBI</b>	<b>1</b>
<b>BB</b>	<b>1</b>
<b>SO</b>	<b>5</b>
<b>LOB</b>	<b>8</b>

[livebaseballscorecards.com](http://livebaseballscorecards.com)



Batter	1	2	3	4	5	6	7	8	9	AB R H RBI BB SO LOB	TOP											
<b>Pete Rose, S</b> (1, 7) OBP: 0.381, SLG: 0.370	0-0 F7		0-0 F5	4-0 BB		0-0 2-H 1B			0-0 6-3	4 0 1 1 1 0 0												
<b>Cesar Geronimo, L</b> (1, 8) OBP: 0.390, SLG: 0.494	0-0 1B 2B 1B		0-3 K	0-0 P6		0-3 K			0-3 K	5 1 1 0 0 3 2												
<b>Joe Morgan, L</b> (1, 4) OBP: 0.458, SLG: 0.502	0-3 K		0-0 2B		0-0 FC4-6 1B				0-0 F8	4 0 2 0 0 1 1												
<b>Johnny Bench, R</b> (1, 2) OBP: 0.364, SLG: 0.470	0-0 1-3 2B 1B		0-0 F7		0-0 F6				0-0 F3	4 1 1 0 0 0 2												
<b>Tony Perez, R</b> (1, 3) OBP: 0.347, SLG: 0.470	0-0 1-H 3-H 2B			4-0 FC3-6 HR BB		0-0 F2			0-0 F8	3 1 1 2 1 0 1												
<b>Darrel Chaney, S</b> (7, 5) OBP: 0.275, SLG: 0.250										0 0 0 0 0 0 0												
<b>Dan Driessen, L</b> (1, 5) OBP: 0.350, SLG: 0.402	0-0 F9			4-0 1-2 FC3-6 BB		0-0 1-2f FC4-6			0-3 K	3 0 0 0 1 1 2												
<b>Merv Rettenmund, R</b> (1, 9) OBP: 0.335, SLG: 0.393		0-0 5-3		0-0 1-2f 2-3 HR		0-0 F7			0-0 F3	4 1 0 0 0 0 2												
<b>Dave Concepcion, R</b> (1, 6) OBP: 0.313, SLG: 0.388		0-0 F2		0-0 1-H 3-H HR		4-0 SH2-4 1B BB			0-3 K	3 2 1 3 1 1 0												
<b>Clay Kirby, R</b> (1, 1) OBP: 0.179, SLG: 0.086									0-0 L5	3 0 0 0 0 2 0												
<b>Pedro Borbon, R</b> (9, 1) OBP: 0.250, SLG: 0.250			0-3 K	0-3 K		0-0 SH2-4				0 0 0 0 0 0 0												
<b>Inning Stats</b>	R: 2 E: 0 K: 1 S: 8	H: 3 LOB: 1 BB: 0 P: 8	R: 0 E: 0 K: 1 S: 5	H: 0 LOB: 0 BB: 0 P: 5	R: 0 E: 0 K: 1 S: 6	H: 1 LOB: 1 BB: 0 P: 6	R: 3 E: 0 K: 1 S: 6	H: 1 LOB: 1 BB: 3 P: 18	R: 0 E: 0 K: 0 S: 4	H: 1 LOB: 1 BB: 0 P: 4	R: 1 E: 0 K: 1 S: 6	H: 1 LOB: 1 BB: 1 P: 10	R: 0 E: 0 K: 0 S: 3	H: 0 LOB: 0 BB: 0 P: 3	R: 0 E: 0 K: 2 S: 7	H: 0 LOB: 0 BB: 0 P: 7	R: 0 E: 0 K: 1 S: 5	H: 0 LOB: 0 BB: 0 P: 5	1B: 4 2B: 2 3B: 0 HR: 1	SF: 0 SAC: 1 DP: 0 HBP: 0	WP: 0 PB: 0 SB: 0 CS: 0	PA: 38
<b>PITCHER</b>	IP WLS BF H R ER SO BB IBB HBP BLK WP HR S P ERA WHIP																					
<b>Phil Niekro, R</b> (1, 1) ERA: 3.04	7.0 L 32 7 6 6 5 4 0 0 0 0 0 1 38 54 7.71 1.571																					
<b>Danny Frisella, R</b> (8, 1) ERA: 5.32	2.0 6 0 0 0 3 0 0 0 0 0 0 0 12 12 0.00 0.000																					

Cincinnati Reds @ Atlanta Braves  
Atlanta Stadium, Atlanta, GA  
Thu Jun 27 1974, 7:05 PM EDT  
Att. 14,384 - Unknown

livebaseballscorecards.com

AB	33
R	6
H	7
RBI	6
BB	4
SO	8
LOB	10



BOTTOM

Cincinnati Reds @ Atlanta Braves  
Atlanta Stadium, Atlanta, GA  
Thu Jun 27 1974, 7:05 PM EDT  
Att. 14,384 - Unknown

AB 33  
R 3  
H 7  
RBI 3  
BB 3  
SO 6  
LOB 13



WP: 1 PA: 36  
PB: 0  
SB: 0  
CS: 0

AB R H RBI BB SO LOB

4 0 2 0 0 0 1

4 1 1 0 0 0 3

3 1 1 0 1 0 0

4 1 1 2 0 0 2

3 0 0 0 1 1 0

4 0 2 1 0 0 0

3 0 0 0 1 1 2

3 0 0 0 0 1 2

1 0 0 0 0 0 2

2 0 0 0 0 1 0

1 0 0 0 0 1 0

0 0 0 0 0 0 0

1 0 0 0 0 1 1

1B: 6 SF: 0  
2B: 1 SAC: 0  
3B: 0 DP: 2  
HR: 0 HBP: 0

Batter	1	2	3	4	5	6	7	8	9
Ralph Garr, L (1, 7) OBP: 0.403, SLG: 0.527	0-0 F5	0-0 F8		0-0 1B			0-0 G4-3 1B		
Rowland Office, L (1, 8) OBP: 0.276, SLG: 0.393	0-0 2B 1B	0-0 F7		0-0 F9			0-0 G4-3 1-2f		
Darrell Evans, L (1, 5) OBP: 0.380, SLG: 0.394	0-0 1B 2B	4-0 1-2 BB			0-0 G3			0-0 G3	
Mike Lum, L (1, 3) OBP: 0.270, SLG: 0.368	0-0 1B BB	0-0 F9			0-0 4-3			0-0 4-3	
Dusty Baker Jr., R (1, 9) OBP: 0.327, SLG: 0.354	4-0 1B BB		0-0 G3		0-3 K			0-0 F8	
Davey Johnson, R (1, 4) OBP: 0.355, SLG: 0.403	0-0 1B		0-0 F5			0-0 5-3		0-0 G4-6-3 1B BB	
Johnny Oates, L (1, 2) OBP: 0.293, SLG: 0.289	0-3 K		0-0 4-3			0-0 6-3		4-0 1-2 BB G4-6-3	
Craig Robinson, R (1, 6) OBP: 0.260, SLG: 0.242 Frank Tepedino, L (9, PH) OBP: 0.283, SLG: 0.293	0-0 F8			0-3 K		0-0 F7		0-0 G4-6-3 1-2f 2-3	
Phil Niekro, R (1, 1) OBP: 0.245, SLG: 0.265 Leo Foster, R (7, PH) OBP: 0.238, SLG: 0.350 Danny Frisella, L (8, 1) Marty Perez, R (9, PH) OBP: 0.368, SLG: 0.408		0-3 K BB		0-0 F7			0-3 K		0-3 K

Inning Stats	R: 3	H: 4	E: 0	LOB: 2	K: 1	BB: 1	S: 9	P: 13	R: 0	H: 0	E: 0	LOB: 2	K: 1	BB: 1	S: 6	P: 10	R: 0	H: 0	E: 0	LOB: 0	K: 0	BB: 0	S: 3	P: 3	R: 0	H: 0	E: 0	LOB: 0	K: 1	BB: 0	S: 5	P: 5	R: 0	H: 0	E: 0	LOB: 0	K: 0	BB: 0	S: 3	P: 3	R: 0	H: 1	E: 0	LOB: 0	K: 1	BB: 0	S: 5	P: 5	R: 0	H: 0	E: 0	LOB: 0	K: 1	BB: 0	S: 5	P: 5	R: 0	H: 0	E: 0	LOB: 0	K: 1	BB: 0	S: 5	P: 3	R: 0	H: 1	E: 0	LOB: 1	K: 1	BB: 1	S: 3	P: 9	1B: 6	SF: 0	2B: 1	SAC: 0	3B: 0	DP: 2	HR: 0	HBP: 0	WP: 1	PA: 36
--------------	------	------	------	--------	------	-------	------	-------	------	------	------	--------	------	-------	------	-------	------	------	------	--------	------	-------	------	------	------	------	------	--------	------	-------	------	------	------	------	------	--------	------	-------	------	------	------	------	------	--------	------	-------	------	------	------	------	------	--------	------	-------	------	------	------	------	------	--------	------	-------	------	------	------	------	------	--------	------	-------	------	------	-------	-------	-------	--------	-------	-------	-------	--------	-------	--------

PITCHER	IP	WLS	BF	H	R	ER	SO	BB	IBB	HBP	BLK	WP	HR	S	P	ERA	WHIP
Clay Kirby, R (1, 1) ERA: 3.29	8.0	W	33	7	3	3	5	2	0	0	0	1	0	41	49	3.38	1.125
Pedro Borbon, R (9, 1) ERA: 2.13	1.0	S	3	0	0	0	1	1	0	0	0	0	0	4	8	0.00	1.000



Batter	1	2	3	4	5	6	7	8	9	AB R H RBI BB SO LOB	TOP											
<b>Pete Rose, S</b> (1, 7) OBP: 0.384, SLG: 0.372	0-0 4-3	4-0 G3 1B 1-2 2-3 3-H 1B BB		0-0 G4-6-3 1B		0-0 BB 1B	0-0 FC6-4 1-2f			4 1 2 1 1 0 2												
<b>Cesar Geronimo, L</b> (1, 8) OBP: 0.390, SLG: 0.491	0-0 BB BB G1-2-3 1B	0-0 G3 1B 1-2 2-3 3-H 1B		0-0 G4-6-3 1-2f		0-3 K		0-3 K		5 1 2 1 0 2 2												
<b>Joe Morgan, L</b> (1, 4) OBP: 0.457, SLG: 0.496	4-0 BB 1-2 BB	0-0 G3		0-0 G3		4-0 1-2 BB		0-0 4-3		3 0 0 1 2 0 2												
<b>Johnny Bench, R</b> (1, 2) OBP: 0.364, SLG: 0.466	4-0 1-2 2-3 BB	0-0 2-H 3-H 1B			0-0 5-3	0-0 F7		0-0 4-3		4 0 1 2 1 0 2												
<b>Tony Perez, R</b> (1, 3) OBP: 0.348, SLG: 0.480	0-0 G1-2-3 3-Hf	0-0 F7			0-0 HR	0-0 F8		0-0 BB 1B		5 1 2 1 0 0 6 0 0 0 0 0 0 0												
<b>Darrel Chaney, S</b> (9, 5) OBP: 0.275, SLG: 0.250																						
<b>Dan Driessen, L</b> (1, 5) OBP: 0.356, SLG: 0.404		0-0 HBP BB BB 1B	4-0 4-3 BB		0-0 FC5 WP 1B		0-0 4-3		0-0 F5	4 1 2 0 1 0 1												
<b>Merv Rettenmund, R</b> (1, 9) OBP: 0.343, SLG: 0.388		4-0 BB HBP 1B BB	0-0 4-3	1-2 BB	4-0 1-2 BB		0-0 6-3		4-0 1-2 G6-4-3 BB	2 1 0 0 3 0 1	<b>AB 35</b>											
<b>Dave Concepcion, R</b> (1, 6) OBP: 0.315, SLG: 0.386		1-0 1B BB G3 HBP	0-0 F7	1-2 BB	0-0 F6		0-0 1B 1B		0-0 G6-4-3 1-2f	4 1 1 0 0 0 5	<b>R 6</b>											
<b>Clay Carroll, R</b> (1, 1) OBP: 0.200, SLG: 0.200		0-3 K	0-0 6-3	1-2 BB	0-0 FC5		0-0 FC6-4 1B			4 0 1 0 0 1 6 0 0 0 0 0 0 0	<b>H 11</b>											
<b>Pedro Borbon, R</b> (7, 1) OBP: 0.250, SLG: 0.250											<b>RBI 6</b>											
<b>Inning Stats</b>	R: 0 E: 0 K: 0 S: 3	H: 1 LOB: 2 BB: 2 P: 11	R: 5 E: 0 K: 1 S: 8	H: 3 LOB: 1 BB: 2 P: 17	R: 0 E: 0 K: 0 S: 3	H: 0 LOB: 1 BB: 1 P: 7	R: 0 E: 0 K: 0 S: 3	H: 1 LOB: 0 BB: 0 P: 3	R: 1 E: 0 K: 0 S: 5	H: 2 LOB: 2 BB: 1 P: 9	R: 0 E: 0 K: 1 S: 6	H: 1 LOB: 2 BB: 1 P: 10	R: 0 E: 0 K: 0 S: 5	H: 2 LOB: 2 BB: 0 P: 5	R: 0 E: 0 K: 1 S: 5	H: 0 LOB: 0 BB: 0 P: 5	R: 0 E: 0 K: 0 S: 3	H: 1 LOB: 1 BB: 1 P: 7	1B: 10 2B: 0 3B: 0 HR: 1	SF: 0 SAC: 0 DP: 3 HBP: 1	WP: 1 PB: 0 SB: 0 CS: 0	PA: 44
<b>PITCHER</b>	IP WLS BF H R ER SO BB IBB HBP BLK WP HR S P ERA WHIP																				<b>PITCHER</b>	IP WLS BF H R ER SO BB IBB HBP BLK WP HR S P ERA WHIP
<b>Roric Harrison, R</b> (1, 1) ERA: 4.49	1.1 L 11 3 5 5 1 4 0 1 0 0 0 8 25 33.75 5.250																					
<b>Max Leon, R</b> (2, 1) ERA: 1.65	3.2 16 4 1 1 0 2 0 0 0 1 1 14 22 2.46 1.636																					
<b>Lew Krausse, R</b> (6, 1) ERA: 3.06	2.0 10 3 0 0 1 1 0 0 0 0 0 11 15 0.00 2.000																					
<b>Joe Niekro, R</b> (8, 1) ERA: 1.42	2.0 7 1 0 0 1 1 0 0 0 0 0 8 12 0.00 1.000																					

Cincinnati Reds @ Atlanta Braves  
 Atlanta Stadium, Atlanta, GA  
 Fri Jun 28 1974, 7:05 PM EDT  
 Unknown

livebaseballscorecards.com



Batter	1	2	3	4	5	6	7	8	9	AB	R	H	RBI	BB	SO	LOB
Ralph Garr, L (1, 7) OBP: 0.402, SLG: 0.528	0-0 1-3		0-0 6-3			0-0 1-4-3		0-0 1B 1B 1B	0-0 2B	5	1	2	0	0	0	0
Rowland Office, L (1, 8) OBP: 0.281, SLG: 0.388	0-0 F9		0-0 1B			4-0 HR BB		0-0 F7	0-0 F8	4	1	1	0	1	0	2
Darrell Evans, L (1, 5) OBP: 0.380, SLG: 0.406	0-0 F9		0-0 G3			0-0 HR		0-0 1B 1B	0-0 G3	5	2	2	2	0	0	2
Mike Lum, L (1, 3) OBP: 0.275, SLG: 0.371		0-0 6-3		0-0 F6		0-0 G6-3 1B		0-0 1B 1B		4	0	2	0	0	0	0
Dusty Baker Jr., R (1, 9) OBP: 0.326, SLG: 0.352		0-0 F7		0-0 E5 7-6-3		0-0 G6-3 1-2f		0-0 1B		4	0	1	2	0	0	1
Davey Johnson, R (1, 4) OBP: 0.361, SLG: 0.404		4-0 2B BB		0-0 7-6-3 1-2f			0-0 1B 1B	4-0 FC6 IBB		2	1	1	0	2	0	1
Johnny Oates, L (1, 2) OBP: 0.301, SLG: 0.304		0-0 1-H 2B			0-0 G6-4-3 1B		0-0 1B 1B	0-0 F5		4	0	3	1	0	0	3
Craig Robinson, R (1, 6) OBP: 0.258, SLG: 0.240		0-0 F4			0-0 G6-4-3 1-2f		0-0 F8	0-0 FC6		2	0	0	0	0	0	2
Frank Tepedino, L (7, PH) OBP: 0.280, SLG: 0.290										1	0	0	0	0	0	2
Marty Perez, R (8, 6) OBP: 0.366, SLG: 0.405										1	0	0	0	0	0	3
Roric Harrison, R (1, 1) OBP: 0.238, SLG: 0.489			0-0 1-3		0-0 6-3		0-0 G6-4-3 1-2f		0-0 F7	0	0	0	0	0	0	0
Max Leon, R (2, 1)										1	0	0	0	0	0	0
Leo Foster, R (5, PH) OBP: 0.227, SLG: 0.333										1	0	0	0	0	0	0
Lew Krausse, R (6, 1)										0	0	0	0	0	0	0
Ivan Murrell, R (7, PH) OBP: 0.274, SLG: 0.333										1	0	0	0	0	0	2
Joe Niekro, R (8, 1)										0	0	0	0	0	0	0
Vic Correll, R (9, PH) OBP: 0.125, SLG: 0.167										1	0	0	0	0	0	0

Inning Stats	R: 0	H: 0	E: 0	K: 0	S: 3	H: 0	LOB: 0	BB: 0	P: 3	R: 1	H: 1	E: 0	K: 0	S: 4	H: 1	LOB: 1	BB: 1	P: 8	R: 0	H: 1	E: 0	K: 0	S: 4	H: 0	LOB: 0	BB: 0	P: 4	R: 0	H: 1	E: 0	K: 0	S: 3	R: 2	H: 2	E: 0	K: 0	S: 4	H: 2	LOB: 1	BB: 0	P: 4	R: 2	H: 4	E: 0	K: 0	S: 7	H: 4	LOB: 3	BB: 1	P: 11	R: 0	H: 1	E: 0	K: 0	S: 4	H: 1	LOB: 1	BB: 0	P: 4	1B: 9	SF: 0	2B: 3	SAC: 0	3B: 0	DP: 4	HR: 1	HBP: 0	WP: 0	PA: 39
--------------	------	------	------	------	------	------	--------	-------	------	------	------	------	------	------	------	--------	-------	------	------	------	------	------	------	------	--------	-------	------	------	------	------	------	------	------	------	------	------	------	------	--------	-------	------	------	------	------	------	------	------	--------	-------	-------	------	------	------	------	------	------	--------	-------	------	-------	-------	-------	--------	-------	-------	-------	--------	-------	--------

PITCHER	IP	WLS	BF	H	R	ER	SO	BB	IBB	HBP	BLK	WP	HR	S	P	ERA	WHIP
Clay Carroll, R (1, 1) ERA: 2.49	6.0	W	24	6	3	3	0	2	2	0	0	0	1	22	30	4.50	1.333
Pedro Borbon, R (7, 1) ERA: 2.31	3.0	S	15	6	2	2	0	0	1	0	0	0	0	14	18	6.00	2.000

**BOTTOM**

**Cincinnati Reds @ Atlanta Braves**  
Atlanta Stadium, Atlanta, GA

Fri Jun 28 1974, 7:05 PM EDT  
Unknown

AB	36
R	5
H	12
RBI	5
BB	3
SO	0
LOB	18

livebaseballscores.com





Batter	1	2	3	4	5	6	7	8	9	10	AB R H RBI BB SO LOB	TOP														
<b>Pete Rose, S</b> OBP: 0.386, SLG: 0.372 (1, 7) X	0-0 3-1		4-0 BB BB		0-0 1-2 G5-4-3 1B			0-0 F6			3 0 1 0 1 0 0	<b>Cincinnati Reds @ Atlanta Braves</b> Atlanta Stadium, Atlanta, GA Fri Jun 28 1974, 7:05 PM EDT Att. 33,728 - Unknown														
<b>Cesar Geronimo, L</b> OBP: 0.387, SLG: 0.482 (1, 8) X	0-0 F2		4-0 FC4-6 BB		0-0 1-2f G5-4-3			0-0 3-4-1			3 0 0 0 1 0 2															
<b>Joe Morgan, L</b> OBP: 0.458, SLG: 0.494 (1, 4) X	0-0 S 1B		0-3 K			4-0 CS BB		0-0 F8			3 0 1 0 1 1 3															
<b>Tony Perez, R</b> OBP: 0.343, SLG: 0.473 (1, 3) S	0-3 K		0-0 FC4-6			0-0 1-2 F8		0-0 F3			4 0 0 0 0 1 5															
<b>Dan Driessen, L</b> OBP: 0.350, SLG: 0.396 (1, 5) X		0-0 1-3		0-0 4-3		0-3 K		0-0 1-3			4 0 0 0 0 1 0															
<b>Terry Crowley, L</b> OBP: 0.297, SLG: 0.383 (1, 9) S		0-3 K		0-0 4-3			0-0 F9		0-0 F8		4 0 0 0 0 1 0															
<b>Dave Concepcion, R</b> OBP: 0.311, SLG: 0.380 (1, 6) S		0-3 K		0-3 K			0-0 5-3		0-0 F8		4 0 0 0 0 2 0															
<b>Bill Plummer, R</b> OBP: 0.245, SLG: 0.385 (1, 2) X			0-0 BB SH1-4 1B		0-0 5-3		0-0 F7		0-0 F8		4 0 1 0 0 0 0															
<b>Don Gullett, R</b> OBP: 0.297, SLG: 0.250 (1, 1) X			0-0 SH1-4		4-0 1B BB			0-3 K			1 0 0 0 1 1 0															
<b>Inning Stats</b>	R: 0 E: 0 K: 1 S: 6	H: 1 LOB: 1 BB: 0 P: 6	R: 0 E: 0 K: 2 S: 7	H: 0 LOB: 0 BB: 0 P: 7	R: 0 E: 0 K: 1 S: 6	H: 1 LOB: 3 BB: 2 P: 14	R: 0 E: 0 K: 1 S: 5	H: 0 LOB: 0 BB: 0 P: 5	R: 0 E: 0 K: 1 S: 3	H: 0 LOB: 0 BB: 1 P: 7	R: 0 E: 0 K: 1 S: 4		H: 0 LOB: 0 BB: 1 P: 8	R: 0 E: 0 K: 0 S: 3	H: 0 LOB: 0 BB: 0 P: 3	R: 0 E: 0 K: 1 S: 5	H: 0 LOB: 0 BB: 0 P: 5	R: 0 E: 0 K: 0 S: 3	H: 0 LOB: 0 BB: 0 P: 3	R: 0 E: 0 K: 0 S: 3	H: 0 LOB: 0 BB: 0 P: 3	R: 0 E: 0 K: 0 S: 3	H: 0 LOB: 0 BB: 0 P: 3	1B: 3 2B: 0 3B: 0 HR: 0	SF: 0 SAC: 1 DP: 1 HBP: 0	WP: 0 PB: 0 SB: 1 CS: 1
<b>PITCHER</b> <b>Buzz Capra, R</b> ERA: 1.32 (1, 1)	IP 10.0	WLS W	BF 35	H 3	R 0	ER 0	SO 7	BB 4	IBB 0	HBP 0	BLK 0	WP 0	HR 0	S 45	P 61	ERA 0.00	WHIP 0.700									

livebaseballscorecards.com

AB	30
R	0
H	3
RBI	0
BB	4
SO	7
LOB	10



Batter	1	2	3	4	5	6	7	8	9	10	AB R H RBI BB SO LOB
Ralph Garr, L (1, 9) OBP: 0.398, SLG: 0.521	0-3 K	0-0 F8		0-0 1-3			0-0 SH3-4		0-0 G3		4 0 0 0 0 1 5
Marty Perez, R (1, 4) OBP: 0.353, SLG: 0.389	0-0 F9		0-0 F5		0-0 F8		0-0 F7		0-0 F8		5 0 0 0 0 0 1
Dusty Baker Jr., R (1, 8) OBP: 0.328, SLG: 0.365	0-0 BB 1B		0-0 F4		0-0 F8		0-0 F2		0-0 HR		5 1 2 1 0 0 1
Hank Aaron, R (1, 7) OBP: 0.335, SLG: 0.512	4-0 1-2 BB		0-0 6-3		0-0 F2			0-0 G3 SH3-4 1B			3 0 1 0 1 0 0
Davey Johnson, R (1, 3) OBP: 0.365, SLG: 0.404	0-3 K			0-0 1B FC5-2 1B		4-0 BB		0-0 SH3-4			2 0 1 0 1 1 2
Darrell Evans, L (1, 5) OBP: 0.379, SLG: 0.403		0-3 K		0-0 FC5-2 1-3 FC3-2 1B		0-0 F7		0-0 G3			4 0 1 0 0 1 2
Paul Casanova, R (1, 2) OBP: 0.194, SLG: 0.156		0-0 FC3-6 1B		0-0 FC5-2 1B FC3-2		0-3 K		0-0 F7			4 0 1 0 0 1 4
Craig Robinson, R (1, 6) OBP: 0.254, SLG: 0.236		0-0 FC3-6 1B 1-2f		0-0 FC3-2 1B 1-2		0-3 K			0-3 K		4 0 0 0 0 2 4
Buzz Capra, R (1, 1) OBP: 0.294, SLG: 0.200		0-0 1-2 1B		0-0 1-2 2-3 1B		4-0 SH3-4 BB			0-0 3-1		3 0 2 0 1 0 0

Inning Stats	R: 0	H: 1	E: 0	K: 2	S: 8	P: 12	R: 0	H: 2	E: 0	K: 1	S: 7	P: 7	R: 0	H: 0	E: 0	K: 0	S: 3	R: 0	H: 3	E: 0	K: 0	S: 6	P: 6	R: 0	H: 0	E: 0	K: 2	S: 7	R: 0	H: 0	E: 0	K: 0	S: 3	R: 0	H: 1	E: 0	K: 0	S: 4	R: 0	H: 0	E: 0	K: 1	S: 5	P: 5	R: 1	H: 1	E: 0	K: 0	S: 2	P: 2	1B: 7	SF: 0	2B: 0	SAC: 2	3B: 0	DP: 0	HR: 1	HBP: 0	WP: 0	PA: 39
--------------	------	------	------	------	------	-------	------	------	------	------	------	------	------	------	------	------	------	------	------	------	------	------	------	------	------	------	------	------	------	------	------	------	------	------	------	------	------	------	------	------	------	------	------	------	------	------	------	------	------	------	-------	-------	-------	--------	-------	-------	-------	--------	-------	--------


PITCHER	IP	WLS	BF	H	R	ER	SO	BB	IBB	HBP	BLK	WP	HR	S	P	ERA	WHIP
Don Gullett, L (1, 1) ERA: 3.26	9.1	L	39	8	1	1	6	3	0	0	0	0	1	48	60	0.96	1.179

**BOTTOM**

**Cincinnati Reds @ Atlanta Braves**  
 Atlanta Stadium, Atlanta, GA  
 Fri Jun 28 1974, 7:05 PM EDT  
 Att: 33,728 - Unknown

livebaseballscorecards.com

<b>AB</b>	34
<b>R</b>	1
<b>H</b>	8
<b>RBI</b>	1
<b>BB</b>	3
<b>SO</b>	6
<b>LOB</b>	19





Batter	1	2	3	4	5	6	7	8	9	AB R H RBI BB SO LOB	TOP									
<b>Pete Rose, S</b> (1, 7) OBP: 0.386, SLG: 0.370	0-0 F9		4-0 FC6-4 BB		0-0 6-3		0-0 G3 1B 1B		0-0 F9	4 1 1 0 1 0 0										
<b>Cesar Geronimo, L</b> (1, 8) OBP: 0.377, SLG: 0.468	0-0 F6		0-0 FC6-4 1-2f 2-3		0-0 G3		0-0 G3 1-2		0-3 K	5 0 0 0 0 1 3										
<b>Joe Morgan, L</b> (1, 4) OBP: 0.461, SLG: 0.498	0-0 S 1B		0-0 F9		0-0 1B		0-0 FC6-4 1B 2-H			4 0 3 1 0 0 2										
<b>Johnny Bench, R</b> (1, 2) OBP: 0.363, SLG: 0.474	0-0 F8 1-2			0-0 HR		0-0 F8		0-0 FC6-4 1-2f		4 1 1 1 0 0 3										
<b>Tony Perez, R</b> (1, 3) OBP: 0.342, SLG: 0.467		0-0 6-3		0-0 E6 G3		0-0 F9		4-0 FC2-6 BB		3 0 0 0 1 0 0										
<b>Darrel Chaney, S</b> (8, PR) OBP: 0.275, SLG: 0.250										0 0 0 0 0 0 0										
<b>Dan Driessen, L</b> (1, 5) OBP: 0.344, SLG: 0.389		0-0 F7		0-0 G3 1-2		0-0 4-3		0-0 FC2-6 FC6-4 1-2f		4 0 0 0 0 0 2										
<b>Merv Rettenmund, R</b> (1, 9) OBP: 0.341, SLG: 0.384		0-0 4-3		0-3 K		0-0 1B		0-0 F8		4 0 1 0 0 1 2										
<b>Dave Concepcion, R</b> (1, 6) OBP: 0.313, SLG: 0.380			0-0 FC6-4 S 1B	4-0 IBB		0-0 P6		0-0 FC6-4 1-2f		3 0 1 0 1 0 2										
<b>Jack Billingham, R</b> (1, 1) OBP: 0.030, SLG: 0.030			0-3 K 1-2	0-0 4-3		0-0 5-3		0-3 K		4 0 0 0 0 2 3										
<b>Inning Stats</b>	R: 0 E: 0 K: 0 S: 4	H: 1 LOB: 1 BB: 0 P: 4	R: 0 E: 0 K: 0 S: 3	H: 0 LOB: 0 BB: 0 P: 3	R: 0 E: 0 K: 1 S: 6	H: 1 LOB: 2 BB: 1 P: 10	R: 1 E: 1 K: 1 S: 7	H: 1 LOB: 2 BB: 1 P: 11	R: 0 E: 0 K: 0 S: 4	H: 1 LOB: 1 BB: 0 P: 4	R: 1 E: 0 K: 0 S: 5	H: 2 LOB: 1 BB: 0 P: 5	R: 0 E: 0 K: 0 S: 3	H: 0 LOB: 1 BB: 1 P: 7	R: 0 E: 0 K: 2 S: 7	H: 0 LOB: 0 BB: 0 P: 7	1B: 6 2B: 0 3B: 0 HR: 1	SF: 0 SAC: 0 DP: 0 HBP: 0	WP: 0 PB: 0 SB: 2 CS: 0	PA: 38
<b>PITCHER</b>	IP WLS BF H R ER SO BB IBB HBP BLK WP HR S P ERA WHIP																			
<b>Ron Reed, R</b> (1, 1) ERA: 3.27	7.0 L 31 7 2 2 2 1 1 0 0 0 1 33 41 2.57 1.143																			
<b>Tom House, L</b> (8, 1) ERA: 1.76	2.0 7 0 0 0 2 1 0 0 0 0 0 10 14 0.00 0.500																			

Cincinnati Reds @ Atlanta Braves  
Atlanta Stadium, Atlanta, GA  
Sat Jun 29 1974, 7:05 PM EDT  
Att: 41,427 - Unknown

livebaseballscorecards.com

AB	35
R	2
H	7
RBI	2
BB	3
SO	4
LOB	17







Batter	1	2	3	4	5	6	7	8	9	AB R H RBI BB SO LOB	TOP
<b>Pete Rose, S</b> OBP: 0.383, SLG: 0.367 (1, 7) X	0-0 2B 1B	0-3 K		0-0 F6		0-0 F8		0-0 F7		5 1 1 0 0 1 1	
<b>Dan Driessen, L</b> OBP: 0.349, SLG: 0.398 (1, 3) X	0-0 1B SF9 1-H	0-0 BB 1B		0-0 BB 1B		0-0 6-3		0-0 4-3		5 1 3 1 0 0 0	
<b>Joe Morgan, L</b> OBP: 0.460, SLG: 0.494 (1, 4) X	0-0 SF9 WP 2-3 1B	4-0 1-2 BB		0-0 F9		0-0 F5		0-0 G3		4 1 1 0 1 0 1	
<b>Johnny Bench, R</b> OBP: 0.360, SLG: 0.467 (1, 5) X	0-0 6-3 1-2	0-0 F7		4-0 1-2 BB		0-3 K		0-0 5-3		4 0 0 0 1 1 4	
<b>Terry Crowley, L</b> OBP: 0.305, SLG: 0.373 (1, 9) B B B	4-0 WP SF9 BB		4-0 IBB 5-3 BB	0-0 5-3		0-0 L4				2 0 0 0 2 0 2	
<b>Merv Rettenmund, R</b> OBP: 0.333, SLG: 0.377 (1, 8) X	0-0 SF9 1-2 2-3 3-H		0-0 5-3 1-2		0-0 F2		0-0 1-3			3 0 0 1 0 0 1	
<b>Darrel Chaney, S</b> OBP: 0.295, SLG: 0.237 (1, 6) X	4-0 2-3 3-H IBB		4-0 2-3 IBB		0-0 G3		0-0 F8			2 0 0 0 2 0 0	
<b>Bill Plummer, R</b> OBP: 0.263, SLG: 0.393 (1, 2) X	0-0 F3		0-3 K		0-0 FC6-4 1B		0-0 1B			4 0 2 0 0 1 4	
<b>Fred Norman, S</b> OBP: 0.118, SLG: 0.091 (1, 1)		0-3 K	0-3 K		0-0 FC6-4 1-2f		0-0 F5			3 0 0 0 0 2 3	
<b>Tom Hall, L</b> (5, 1)										0 0 0 0 0 0 0	
<b>Hal King, L</b> OBP: 0.333, SLG: 0.200 (8, PH)										1 0 0 0 0 0 1	
<b>Dick Baney, R</b> (8, 1)										0 0 0 0 0 0 0	
<b>Inning Stats</b>	R: 3 E: 0 K: 0 S: 6 H: 3 LOB: 2 BB: 2 P: 14	R: 0 E: 0 K: 2 S: 8 H: 1 LOB: 2 BB: 1 P: 12	R: 0 E: 0 K: 2 S: 7 H: 0 LOB: 2 BB: 2 P: 15	R: 0 E: 0 K: 2 S: 4 H: 1 LOB: 2 BB: 1 P: 8	R: 0 E: 0 K: 0 S: 4 H: 1 LOB: 1 BB: 0 P: 4	R: 0 E: 0 K: 0 S: 3 H: 0 LOB: 0 BB: 0 P: 3	R: 0 E: 0 K: 1 S: 5 H: 0 LOB: 0 BB: 0 P: 5	R: 0 E: 0 K: 0 S: 4 H: 1 LOB: 1 BB: 0 P: 4	R: 0 E: 0 K: 0 S: 3 H: 0 LOB: 0 BB: 0 P: 3	1B: 6 2B: 1 3B: 0 HR: 0 SF: 1 SAC: 0 DP: 0 HBP: 0	WP: 1 PB: 0 SB: 0 CS: 0 PA: 40
<b>PITCHER</b> <b>Carl Morton, R</b> ERA: 2.89 (1, 1)	IP: 9.0 WLS: W BF: 40 H: 7 R: 3 ER: 3 SO: 5 BB: 4 IBB: 2 HBP: 0 BLK: 0 WP: 1 HR: 0 S: 44 P: 68 ERA: 3.00 WHIP: 1.222										

Cincinnati Reds @ Atlanta Braves  
 Atlanta Stadium, Atlanta, GA  
 Sun Jun 30 1974, 3:33 AM EDT  
 Att. 25,546 - Unknown

livebaseballscorecards.com

AB 33  
 R 3  
 H 7  
 RBI 2  
 BB 6  
 SO 5  
 LOB 17










Batter	1	2	3	4	5	6	7	8	9	AB	R	H	RBI	BB	SO	LOB
<b>Pete Rose, S</b> (1, 7) OBP: 0.379, SLG: 0.362	0-0 F7		0-0 F9		0-0 P6		0-0 F8			4	0	0	0	0	0	0
<b>Ken Griffey, L</b> (1, 9) OBP: 0.227, SLG: 0.197	0-0 HR 1B		0-0 4-3		0-0 F8			0-3 K		4	1	1	0	0	1	0
<b>Joe Morgan, L</b> (1, 4) OBP: 0.464, SLG: 0.515	0-0 1-H HR		4-0 BB		0-0 F2			0-0 3B		3	1	2	2	1	0	0
<b>Johnny Bench, R</b> (1, 2) OBP: 0.359, SLG: 0.464	0-0 F7		0-0 5-3		0-0 FC5-4 1B			0-0 6-3		4	0	1	0	0	0	2
<b>Tony Perez, R</b> (1, 3) OBP: 0.338, SLG: 0.461	0-0 5-3			0-0 6-3		0-0 F9		0-0 F7		4	0	0	0	0	0	2
<b>Dan Driessen, L</b> (1, 5) OBP: 0.348, SLG: 0.396		0-0 3-1		0-0 1B 1B		0-3 K		0-0 G3		4	0	1	0	0	1	1
<b>Dave Concepcion, R</b> (1, 6) OBP: 0.316, SLG: 0.381		0-0 F3		0-0 FC6 1-2 1B		0-0 FC5-4 1-2f		0-0 L3-6 1B 1B		4	0	2	0	0	0	1
<b>Cesar Geronimo, L</b> (1, 8) OBP: 0.379, SLG: 0.466		4-0 BB		0-3 K			0-0 G3		0-0 1-2 1B	3	0	1	0	1	1	2
<b>Clay Kirby, R</b> (1, 1) OBP: 0.171, SLG: 0.081		0-0 F3		0-0 FC6 1-2f			0-3 K		0-0 L3-6 2-3	2	0	0	0	0	0	3
<b>Hal King, L</b> (7, PH) OBP: 0.308, SLG: 0.182										1	0	0	0	0	1	0
<b>Pedro Borbon, R</b> (8, 1) OBP: 0.250, SLG: 0.250										0	0	0	0	0	0	0
<b>Terry Crowley, L</b> (9, PH) OBP: 0.302, SLG: 0.369										1	0	0	0	0	0	2

Inning Stats	R: 2	H: 2	E: 0	K: 0	S: 5	R: 0	H: 0	E: 0	K: 0	S: 3	R: 0	H: 0	E: 0	K: 0	S: 3	R: 0	H: 2	E: 0	K: 1	S: 7	R: 0	H: 0	E: 0	K: 0	S: 3	R: 0	H: 1	E: 0	K: 1	S: 6	R: 0	H: 0	E: 0	K: 1	S: 5	R: 0	H: 1	E: 0	K: 1	S: 6	R: 0	H: 2	E: 0	K: 0	S: 4	1B: 6	SF: 0	2B: 1	SAC: 0	3B: 1	DP: 1	HR: 1	HBP: 0	WP: 0	PA: 36
<b>Don Sutton, R</b> (1, 1) ERA: 3.97	IP	WLS	BF	H	R	ER	SO	BB	IBB	HBP	BLK	WP	HR	S	P	ERA	WHIP																																						
<b>Mike Marshall, R</b> (6, 1) ERA: 2.15	4.0	W	15	4	0	0	3	0	0	0	0	0	0	21	21	0.00	1.000																																						

**Los Angeles Dodgers @ Cincinnati Reds**  
Riverfront Stadium, Cincinnati, OH  
Tue Jul 02 1974, 7:05 PM EDT  
Att. 33,210 - Unknown

livebaseballscorecards.com

AB	34
R	2
H	8
RBI	2
BB	2
SO	4
LOB	13





Batter	1	2	3	4	5	6	7	8	9	AB R H RBI BB SO LOB	TOP		
Davey Lopes, R OBP: 0.344, SLG: 0.292 (1, 4)	0-0 4-3 1B 2B		0-0 SH2-4		0-0 FC6-4		0-0 P3			3 1 1 0 0 0 1			
Bill Buckner, L OBP: 0.368, SLG: 0.425 (1, 7)	0-0 4-3		0-0 4-3		0-0 F7		0-0 P4			4 0 0 0 0 0 3			
Jimmy Wynn, R OBP: 0.411, SLG: 0.582 (1, 8)	0-0 2-3 CS 1B		0-3 K		0-0 F7			0-0 5-3		4 0 1 1 0 1 2			
Steve Garvey, R OBP: 0.351, SLG: 0.516 (1, 3)	0-3 K 1-2			0-0 1B SF8 1B		0-0 6-3		0-0 G3		4 1 1 0 0 1 1			
Willie Crawford, L OBP: 0.377, SLG: 0.401 (1, 9)		0-0 F7		0-0 1-3 1B		0-0 HR 2B		0-0 1B		4 1 3 0 0 0 0			
Ron Cey, R OBP: 0.386, SLG: 0.433 (1, 5)		0-0 L8		0-0 P9		0-0 HR 2-H		0-0 F9		4 1 1 2 0 0 3			
Joe Ferguson, R OBP: 0.387, SLG: 0.442 (1, 2)		4-0 BB		0-0 SF8 3-H		0-0 6-3		0-3 K		2 0 0 1 1 1 0			
Bill Russell, R OBP: 0.323, SLG: 0.385 (1, 6)		0-0 F8		0-0 6-3		0-0 F9		0-0 6-3		4 0 0 0 0 0 2			
Tommy John, R OBP: 0.128, SLG: 0.152 (1, 1)			4-0 WP SH2-4 BB		0-0 FC6-4 1B		0-0 P4		0-0 F7	3 0 1 0 1 0 0			
Mike Marshall, R (9, 1)										0 0 0 0 0 0 0			
<b>Inning Stats</b>	R: 1 E: 0 K: 1 S: 6 H: 2 LOB: 1 BB: 0 P: 6	R: 0 E: 0 K: 0 S: 3 H: 0 LOB: 1 BB: 1 P: 7	R: 0 E: 0 K: 1 S: 5 H: 0 LOB: 1 BB: 1 P: 9	R: 1 E: 0 K: 0 S: 5 H: 2 LOB: 1 BB: 0 P: 5	R: 0 E: 0 K: 0 S: 4 H: 1 LOB: 1 BB: 0 P: 4	R: 2 E: 0 K: 0 S: 5 H: 2 LOB: 0 BB: 0 P: 5	R: 0 E: 0 K: 0 S: 3 H: 0 LOB: 0 BB: 0 P: 3	R: 0 E: 0 K: 1 S: 5 H: 1 LOB: 1 BB: 0 P: 4	R: 0 E: 0 K: 1 S: 5 H: 0 LOB: 0 BB: 0 P: 5	1B: 5 2B: 3 3B: 0 HR: 1 SF: 1 SAC: 1 DP: 1 HBP: 0	WP: 1 PB: 0 SB: 1 CS: 1 PA: 36		
<b>PITCHER</b>	IP WLS BF H R ER SO BB IBB HBP BLK WP HR S P ERA WHIP											<b>PITCHER</b>	IP WLS BF H R ER SO BB IBB HBP BLK WP HR S P ERA WHIP
Clay Carroll, R ERA: 2.89 (1, 1)	6.0 L 26 7 4 4 2 2 0 0 0 0 1 1 28 36 6.00 1.500												
Will McEnaney, L ERA: (7, 1)	2.0 7 1 0 0 0 0 0 0 0 0 0 0 7 7 0.00 0.500												
Dick Baney, R ERA: 7.0 (9, 1)	1.0 3 0 0 0 0 1 0 0 0 0 0 0 5 5 0.00 0.000												

Los Angeles Dodgers @ Cincinnati Reds  
Riverfront Stadium, Cincinnati, OH  
Wed Jul 03 1974, 3:33 AM EDT  
Unknown

livebaseballscorecards.com

AB	32
R	4
H	8
RBI	4
BB	2
SO	3
LOB	12




Batter	1	2	3	4	5	6	7	8	9	AB	R	H	RBI	BB	SO	LOB
<b>Pete Rose, S</b> (1, 7) OBP: 0.380, SLG: 0.364	0-0 L8			0-0 FC5-4 1B		0-0 4-3		0-0	0-0 E 1B	4	0	2	0	0	0	0
<b>Dave Concepcion, R</b> (1, 6) OBP: 0.311, SLG: 0.376	0-0 L6			0-0 FC5-4 1-2f		0-0 F8		0-0	0-3 K	4	0	0	0	0	1	2
<b>Joe Morgan, L</b> (1, 4) OBP: 0.458, SLG: 0.507	0-3 K			0-0 F8 1-2		0-0	0-0 4-3		0-0 E4 FC6-4 1-2	4	0	0	0	0	1	2
<b>Johnny Bench, R</b> (1, 2) OBP: 0.355, SLG: 0.458		0-3 K		0-0 6-3		0-0	0-0 5-3		0-3 K	4	0	0	0	0	2	3
<b>Tony Perez, R</b> (1, 3) OBP: 0.343, SLG: 0.475		0-0 G1-6-3 1B		0-0	0-0 1-3 1B		0-0	0-0	0-0 FC6-4 1-2f	4	1	3	1	0	0	2
<b>Merv Rettenmund, R</b> (1, 9) OBP: 0.328, SLG: 0.369		0-0 G1-6-3 1-2f		0-0	0-0 1-3 1-2		0-0	0-0 P9		3	0	0	0	0	0	2
<b>George Foster, R</b> (1, 8) OBP: 0.319, SLG: 0.361			0-0 P5		0-3 K		0-0	0-0 F9		3	0	0	0	0	1	1
<b>Dan Driessen, L</b> (1, 5) OBP: 0.345, SLG: 0.392			0-0 1-3		0-0 4-3		0-0	0-0 4-3		2	0	0	0	0	0	1
<b>Phil Gagliano, R</b> (8, PH) OBP: 0.455, SLG: 0.143										1	0	0	0	0	0	0
<b>Darrel Chaney, S</b> (9, 5) OBP: 0.295, SLG: 0.237										0	0	0	0	0	0	0
<b>Clay Carroll, R</b> (1, 1) OBP: 0.182, SLG: 0.182			0-3 K							1	0	0	0	0	1	0
<b>Ken Griffey, L</b> (6, PH) OBP: 0.224, SLG: 0.194										1	0	0	0	0	0	0
<b>Will McEnaney, L</b> (7, 1)										0	0	0	0	0	0	0
<b>Andy Kosco, R</b> (8, PH) OBP: 0.300, SLG: 0.265										1	0	0	0	0	0	0
<b>Dick Baney, R</b> (9, 1)										0	0	0	0	0	0	0

Inning Stats	R: 0	H: 0	E: 0	K: 1	S: 5	H: 1	LOB: 0	BB: 0	P: 5	R: 0	H: 1	E: 0	K: 1	S: 5	H: 0	LOB: 0	BB: 0	P: 5	R: 0	H: 1	E: 0	K: 0	S: 4	R: 0	H: 1	E: 0	K: 1	S: 6	H: 0	LOB: 0	BB: 0	P: 6	R: 1	H: 1	E: 0	K: 0	S: 4	R: 0	H: 0	E: 0	K: 0	S: 3	R: 0	H: 0	E: 1	K: 2	S: 9	H: 1	LOB: 2	BB: 0	P: 9	1B: 4	2B: 0	3B: 0	HR: 1	SF: 0	SAC: 0	DP: 1	HBP: 0	WP: 0	PA: 32
--------------	------	------	------	------	------	------	--------	-------	------	------	------	------	------	------	------	--------	-------	------	------	------	------	------	------	------	------	------	------	------	------	--------	-------	------	------	------	------	------	------	------	------	------	------	------	------	------	------	------	------	------	--------	-------	------	-------	-------	-------	-------	-------	--------	-------	--------	-------	--------

PITCHER	IP	WLS	BF	H	R	ER	SO	BB	IBB	HBP	BLK	WP	HR	S	P	ERA	WHIP
<b>Tommy John, L</b> (1, 1) ERA: 2.48	8.1	W	30	5	1	1	5	0	0	0	0	0	0	40	40	1.08	0.600
<b>Mike Marshall, R</b> (9, 1) ERA: 2.13	0.2	S	2	0	0	0	1	0	0	0	0	0	0	4	4	0.00	0.000

**Los Angeles Dodgers @ Cincinnati Reds**  
Riverfront Stadium, Cincinnati, OH  
Wed Jul 03 1974, 3:33 AM EDT  
Unknown

<b>AB</b>	<b>32</b>
<b>R</b>	<b>1</b>
<b>H</b>	<b>5</b>
<b>RBI</b>	<b>1</b>
<b>BB</b>	<b>0</b>
<b>SO</b>	<b>6</b>
<b>LOB</b>	<b>13</b>





Batter	1	2	3	4	5	6	7	8	9	AB R H RBI BB SO LOB	TOP											
Davey Lopes, R (1, 4) OBP: 0.343, SLG: 0.288	0-0 6-3		0-0 F7		4-0 1B IBB			0-0 4-3		3 0 0 0 1 0 0												
Bill Buckner, L (1, 7) OBP: 0.366, SLG: 0.423	0-0 F8		0-0 F7		0-0 1B 1-2 2-H			0-0 4-3		4 0 1 0 0 0 0												
Jimmy Wynn, R (1, 8) OBP: 0.409, SLG: 0.576	4-0 BB		0-0 F5		0-3 K			0-3 K		3 0 0 0 1 2 0												
Steve Garvey, R (1, 3) OBP: 0.350, SLG: 0.512	0-0 F9			0-3 K		0-0 F8			0-0 G6-4-3 1B	4 0 1 0 0 1 1												
Ron Cey, R (1, 5) OBP: 0.365, SLG: 0.434		0-0 F9 2B		0-3 K		0-0 6-3			0-0 G6-4-3 1-2f	4 0 1 0 0 1 1												
Tom Paciorek, R (1, 9) OBP: 0.290, SLG: 0.377		0-0 5-3		0-3 K			4-0 BB		0-0 4-3	3 0 0 0 1 1 1												
Steve Yeager, R (1, 2) OBP: 0.399, SLG: 0.453		4-0 BB			0-3 K		0-3 K			2 0 0 0 1 2 1												
Bill Russell, R (1, 6) OBP: 0.324, SLG: 0.389		0-0 F9 2-3			0-0 1B 2B		0-0 F8			2 0 1 0 0 0 2												
Rick Auerbach, R (5, 6) OBP: 0.407, SLG: 0.408										1 0 0 0 0 0 1												
Doug Rau, L (1, 1) OBP: 0.231, SLG: 0.189		0-0 F9			0-3 K		0-0 F7			2 0 0 0 0 1 3												
Charlie Hough, R (5, 1)										0 0 0 0 0 0 0												
Ken McMullen, R (7, PH) OBP: 0.345, SLG: 0.536										1 0 0 0 0 0 1												
Jim Brewer, L (7, 1)										0 0 0 0 0 0 0												
<b>Inning Stats</b>	R: 0 E: 0 K: 0 S: 3	H: 0 LOB: 1 BB: 1 P: 7	R: 0 E: 0 K: 0 S: 4	H: 1 LOB: 2 BB: 1 P: 8	R: 0 E: 0 K: 0 S: 3	H: 0 LOB: 0 BB: 0 P: 3	R: 0 E: 0 K: 3 S: 9	H: 0 LOB: 0 BB: 0 P: 9	R: 0 E: 0 K: 2 S: 8	H: 2 LOB: 2 BB: 1 P: 12	R: 0 E: 0 K: 1 S: 5	H: 0 LOB: 0 BB: 0 P: 5	R: 0 E: 0 K: 1 S: 5	H: 0 LOB: 1 BB: 1 P: 9	R: 0 E: 0 K: 1 S: 5	H: 0 LOB: 0 BB: 0 P: 5	R: 0 E: 0 K: 0 S: 3	H: 1 LOB: 0 BB: 0 P: 3	1B: 2 2B: 2 3B: 0 HR: 0	SF: 0 SAC: 0 DP: 1 HBP: 0	WP: 0 PB: 0 SB: 0 CS: 0	PA: 33
<b>PITCHER</b> Don Gullett, L (1, 1) ERA: 3.01	IP: 9.0 WLS: W BF: 33 H: 4 R: 0 ER: 0 SO: 8 BB: 3 IBB: 1 HBP: 0 BLK: 0 WP: 0 HR: 0 S: 45 P: 61 ERA: 0.00 WHIP: 0.778																					

**Los Angeles Dodgers @ Cincinnati Reds**  
 Riverfront Stadium, Cincinnati, OH  
 Wed Jul 03 1974, 7:05 PM EDT  
 Att: 51,909 - Unknown

AB	29
R	0
H	4
RBI	0
BB	4
SO	8
LOB	11



WP: 0	PA: 33
PB: 0	
SB: 0	
CS: 0	

Batter	1	2	3	4	5	6	7	8	9
<b>Pete Rose, S</b> (1, 7) OBP: 0.381, SLG: 0.374	0-0 FC6-4 1B		0-3 K		0-0 HR	0-0 6-3		0-0 1-3	
<b>Dave Concepcion, R</b> (1, 6) OBP: 0.316, SLG: 0.380	0-0 FC6-4 BLK 1-2f		0-0 1B		0-0 1B SF8	0-0 HR 1B		0-0 F7	
<b>Joe Morgan, L</b> (1, 4) OBP: 0.462, SLG: 0.520	4-0 1-2 BB		0-0 F8		0-0 1B S	0-0 HR 2-H 3-H			
<b>Tony Perez, R</b> (1, 3) OBP: 0.339, SLG: 0.470	0-0 F8		0-0 P4		0-0 SF8	0-0 6-3			
<b>Dan Driessen, L</b> (7, 3) OBP: 0.345, SLG: 0.392					1-2 3-H				
<b>Johnny Bench, R</b> (1, 5) OBP: 0.356, SLG: 0.455	0-0 G3			4-0 1B BB	4-0 1B FC6-4 BB	0-0 F5			
<b>George Foster, R</b> (1, 8) OBP: 0.321, SLG: 0.363		0-0 4-3 1B		0-3 K	0-3 K		0-0 F7		
<b>Cesar Geronimo, L</b> (5, PH) OBP: 0.376, SLG: 0.460				0-0 1B	0-0 FC6-4		0-0 F7		
<b>Ken Griffey, L</b> (1, 9) OBP: 0.225, SLG: 0.197		0-0 4-3		0-0 1B	0-0 FC6-4		0-0 F7		
<b>Bill Plummer, R</b> (1, 2) OBP: 0.262, SLG: 0.373		0-0 F8		0-3 K		4-0 6-3 SH 1B BB	0-0 F7		
<b>Don Gullett, R</b> (1, 1) OBP: 0.275, SLG: 0.229		0-0 1-3		0-3 K		0-0 SH 6-3 1B	0-0 F9		

Inning Stats	R: 0	H: 1	E: 0	LOB: 2	K: 0	BB: 1	S: 4	P: 8
	R: 0	H: 1	E: 0	LOB: 1	K: 0	BB: 0	S: 4	P: 4
	R: 0	H: 1	E: 0	LOB: 1	K: 1	BB: 0	S: 6	P: 6
	R: 0	H: 1	E: 0	LOB: 2	K: 3	BB: 1	S: 10	P: 14
	R: 2	H: 3	E: 0	LOB: 2	K: 1	BB: 1	S: 8	P: 12
	R: 4	H: 2	E: 0	LOB: 0	K: 0	BB: 0	S: 6	P: 10
	R: 0	H: 0	E: 0	LOB: 0	K: 0	BB: 0	S: 3	P: 3
	R: 0	H: 0	E: 0	LOB: 0	K: 0	BB: 0	S: 3	P: 3

PITCHER	IP	WLS	BF	H	R	ER	SO	BB	IBB	HBP	BLK	WP	HR	S	P	ERA	WHIP
<b>Doug Rau, L</b> (1, 1) ERA: 3.17	4.0	L	21	7	2	2	4	2	0	0	1	0	1	27	35	4.50	2.250
<b>Charlie Hough, R</b> (5, 1) ERA: 2.82	2.0		11	2	4	4	1	2	0	0	0	0	1	11	19	18.00	2.000
<b>Jim Brewer, L</b> (7, 1) ERA: 1.61	2.0		6	0	0	0	0	0	0	0	0	0	0	6	6	0.00	0.000

**BOTTOM**

**Los Angeles Dodgers @ Cincinnati Reds**  
 Riverfront Stadium, Cincinnati, OH  
 Wed Jul 03 1974, 7:05 PM EDT  
 Att. 51,909 - Unknown

AB	R	H	RBI	BB	SO	LOB
5	1	2	1	0	1	2
5	2	3	2	0	0	1
3	1	2	2	1	0	1
3	0	0	1	0	0	3
0	0	0	0	0	0	0
2	0	0	0	2	0	2
2	0	1	0	0	1	1
2	0	0	0	0	1	2
4	0	1	0	0	0	3
3	1	0	0	1	1	3
3	1	0	0	0	1	3

<b>AB</b>	<b>32</b>
<b>R</b>	<b>6</b>
<b>H</b>	<b>9</b>
<b>RBI</b>	<b>6</b>
<b>BB</b>	<b>4</b>
<b>SO</b>	<b>5</b>
<b>LOB</b>	<b>21</b>

WP: 0 PA: 38  
 PB: 0  
 SB: 2  
 CS: 0








Batter	1	2	3	4	5	6	7	8	9	AB	R	H	RBI	BB	SO	LOB
<b>Pete Rose, S</b> (1, 7) OBP: 0.378, SLG: 0.372	0-0 6-3		0-0 4-3		0-0 G3			0-0 1B 1B	0-3 K	5	1	1	0	0	1	3
<b>Ken Griffey, L</b> (1, 9) OBP: 0.211, SLG: 0.183	0-3 K		0-0 4-3			0-3 K		0-0 F5	0-3 K	5	0	0	0	0	3	3
<b>Joe Morgan, L</b> (1, 4) OBP: 0.456, SLG: 0.513	0-3 K		0-0 F9			0-0 F8		0-0 F7		4	0	0	0	0	1	1
<b>Tony Perez, R</b> (1, 3) OBP: 0.337, SLG: 0.467 <b>Darrel Chaney, S</b> (8, PR) OBP: 0.295, SLG: 0.237 (9, 5)		0-0 L7		0-0 L7		0-0 1-3		0-0 1B 1B		4	0	1	0	0	0	0
<b>Johnny Bench, R</b> (1, 2) OBP: 0.361, SLG: 0.459		0-0 BB BB 1B		0-0 5-3			0-0 WP 1B 1B	0-0 1-2 3-H 1B		4	1	3	1	0	0	0
<b>Dan Driessen, L</b> (1, 5) OBP: 0.344, SLG: 0.387 (9, 3)		4-0 BB BB 1-2 BB BB		0-3 K			0-0 F5 1-2	0-0 G3		3	0	0	0	1	1	3
<b>Dave Concepcion, R</b> (1, 6) OBP: 0.318, SLG: 0.381		0-3 K			0-0 4-3 BLK CS 1B		0-0 5-3		0-0 SH1-3 1B	4	0	2	0	0	1	3
<b>Cesar Geronimo, L</b> (1, 8) OBP: 0.380, SLG: 0.461		4-0 BB BB 1-2 2-3 BB		0-0 4-3		0-0 4-3		0-0 2-H 1B	0-0 SH1-3	2	0	1	1	1	0	1
<b>Jack Billingham, R</b> (1, 1) OBP: 0.057, SLG: 0.057 <b>Terry Crowley, L</b> (7, PH) OBP: 0.299, SLG: 0.365 <b>Pedro Borbon, R</b> (8, 1) OBP: 0.250, SLG: 0.250 <b>Phil Gagliano, R</b> (9, PH) OBP: 0.478, SLG: 0.143 <b>George Foster, R</b> (9, PR) OBP: 0.321, SLG: 0.363		0-0 4-3			0-0 3-H 1B		0-0 G3		4-0 BB BB BB BB BB	2	0	1	0	0	0	3

Inning Stats	R: 0	H: 0	E: 0	K: 2	S: 7	H: 0	LOB: 0	BB: 0	P: 7	R: 0	H: 1	E: 0	K: 1	S: 6	H: 0	LOB: 3	BB: 2	P: 14	R: 0	H: 0	E: 0	K: 0	S: 3	H: 0	LOB: 0	BB: 0	P: 3	R: 0	H: 0	E: 0	K: 1	S: 5	H: 0	LOB: 0	BB: 0	P: 5	R: 0	H: 2	E: 0	K: 0	S: 4	H: 0	LOB: 1	BB: 0	P: 4	R: 0	H: 0	E: 0	K: 1	S: 5	H: 0	LOB: 0	BB: 0	P: 5	R: 1	H: 2	E: 0	K: 0	S: 5	H: 3	LOB: 2	BB: 0	P: 6	R: 0	H: 1	E: 0	K: 2	S: 8	H: 1	LOB: 2	BB: 1	P: 12	1B: 9	SF: 0	2B: 0	SAC: 1	3B: 0	DP: 0	HR: 0	HBP: 0	WP: 1	PA: 38
--------------	------	------	------	------	------	------	--------	-------	------	------	------	------	------	------	------	--------	-------	-------	------	------	------	------	------	------	--------	-------	------	------	------	------	------	------	------	--------	-------	------	------	------	------	------	------	------	--------	-------	------	------	------	------	------	------	------	--------	-------	------	------	------	------	------	------	------	--------	-------	------	------	------	------	------	------	------	--------	-------	-------	-------	-------	-------	--------	-------	-------	-------	--------	-------	--------

PITCHER	IP	WLS	BF	H	R	ER	SO	BB	IBB	HBP	BLK	WP	HR	S	P	ERA	WHIP
<b>Andy Messersmith, R</b> (1, 1) ERA: 2.13	7.0		27	5	1	1	5	2	0	0	1	1	0	35	43	1.29	1.000
<b>Mike Marshall, R</b> (8, 1) ERA: 2.18	2.0	W	11	4	1	1	2	1	0	0	0	0	0	14	18	4.50	2.500

**Los Angeles Dodgers @ Cincinnati Reds**  
Riverfront Stadium, Cincinnati, OH  
Thu Jul 04 1974, 3:33 AM EDT  
Att. 30,170 - Unknown

<b>AB</b>	<b>34</b>
<b>R</b>	<b>2</b>
<b>H</b>	<b>9</b>
<b>RBI</b>	<b>2</b>
<b>BB</b>	<b>3</b>
<b>SO</b>	<b>7</b>
<b>LOB</b>	<b>18</b>







**BOTTOM**

**St. Louis Cardinals @ Cincinnati Reds**  
 Riverfront Stadium, Cincinnati, OH  
 Fri Jul 05 1974, 7:05 PM EDT  
 Att. 26,066 - Unknown

<b>AB</b>	<b>30</b>
<b>R</b>	<b>2</b>
<b>H</b>	<b>4</b>
<b>RBI</b>	<b>2</b>
<b>BB</b>	<b>5</b>
<b>SO</b>	<b>5</b>
<b>LOB</b>	<b>15</b>



<b>WP</b>	<b>1</b>	<b>PA</b>	<b>37</b>
<b>PB</b>	<b>0</b>		
<b>SB</b>	<b>0</b>		
<b>CS</b>	<b>0</b>		

AB R H RBI BB SO LOB

4 1 2 0 1 1 1  
 3 0 0 0 0 1 4  
 0 1 0 0 1 0 0

3 0 0 0 1 0 2

3 0 0 0 1 0 1

3 0 0 1 1 0 2  
 0 0 0 0 0 0 0

4 0 1 1 0 0 2  
 0 0 0 0 0 0 0

3 0 0 0 0 0 2

4 0 0 0 0 2 1

2 0 1 0 0 0 0  
 0 0 0 0 0 0 0  
 0 0 0 0 0 0 0  
 1 0 0 0 0 1 0

1B: 4 SF: 0  
 2B: 0 2B: 0 SAC: 1  
 3B: 0 DP: 0  
 HR: 0 HBP: 1

Batter	1	2	3	4	5	6	7	8	9
<b>Pete Rose, S</b> (1, 7) OBP: 0.381, SLG: 0.373	0-0 BB BB 6-3 1B	4-0 IBB			0-0 1-3 1B		0-0 FC6 1-2f		0-3 K
<b>Ken Griffey, L</b> (1, 9) OBP: 0.203, SLG: 0.176	0-3 K	0-0 F8			0-0 1-3 1-2			4-0 WP 1B BB	
<b>Merv Rettenmund, R</b> (8, PH) OBP: 0.332, SLG: 0.369									
<b>Joe Morgan, L</b> (1, 4) OBP: 0.454, SLG: 0.507	4-0 6-3 BB 1-2 BB		0-0 F9		0-0 L1			0-0 P4	
<b>Tony Perez, R</b> (1, 3) OBP: 0.336, SLG: 0.463	4-0 6-3 1-2 2-3 BB		0-0 F9		0-0 F7			0-0 F8	
<b>Johnny Bench, R</b> (1, 2) OBP: 0.360, SLG: 0.454	0-0 6-3		0-0 F9		0-0 F7			4-0 1B BB	
<b>Darrel Chaney, S</b> (8, PR) OBP: 0.295, SLG: 0.237	1-2 2-3 3-H		0-0 6-3		0-0 F7			1-2 2-H 1B	
<b>Dan Driessen, L</b> (1, 5) OBP: 0.342, SLG: 0.385	0-0 F8			0-0 3-1		0-0 F8		0-0 1B	
<b>Bill Plummer, R</b> (9, 2) OBP: 0.262, SLG: 0.373									
<b>Dave Concepcion, R</b> (1, 6) OBP: 0.318, SLG: 0.378		H 1-0 SH1-4 HBP		0-0 F8		0-0 F8		0-0 5-3	
<b>Cesar Geronimo, L</b> (1, 8) OBP: 0.373, SLG: 0.451		X 0-0 P6		X 0-0 3-1		S 0-3 K		S 0-3 K	
<b>Fred Norman, S</b> (1, 1) OBP: 0.139, SLG: 0.114		X 0-0 SH1-4		X 0-0 4-3		X 0-0 FC6 1B		S 0-3 K	
<b>Clay Carroll, R</b> (8, 1) OBP: 0.182, SLG: 0.182									
<b>Will McEnaney, L</b> (8, 1)									
<b>Terry Crowley, L</b> (9, PH) OBP: 0.296, SLG: 0.360									

Inning Stats	R: 1	H: 1	E: 0	K: 1	S: 6	H: 1	LOB: 2	BB: 2	P: 14	R: 0	H: 0	E: 0	K: 0	S: 3	R: 0	H: 0	E: 0	K: 0	S: 3	R: 0	H: 0	E: 0	K: 0	S: 3	R: 0	H: 1	E: 0	K: 0	S: 4	R: 0	H: 0	E: 0	K: 0	S: 3	R: 0	H: 1	E: 0	K: 1	S: 6	R: 1	H: 1	E: 0	K: 0	S: 4	R: 0	H: 0	E: 0	K: 3	S: 9	R: 0	H: 0	E: 0	K: 3	S: 9	1B: 4	2B: 0	3B: 0	HR: 0	SF: 0	SAC: 1	DP: 0	HBP: 1	WP: 1	PB: 0	SB: 0	CS: 0	PA: 37
--------------	------	------	------	------	------	------	--------	-------	-------	------	------	------	------	------	------	------	------	------	------	------	------	------	------	------	------	------	------	------	------	------	------	------	------	------	------	------	------	------	------	------	------	------	------	------	------	------	------	------	------	------	------	------	------	------	-------	-------	-------	-------	-------	--------	-------	--------	-------	-------	-------	-------	--------

PITCHER	IP	WLS	BF	H	R	ER	SO	BB	IBB	HBP	BLK	WP	HR	S	P	ERA	WHIP
<b>Alan Foster, R</b> (1, 1) ERA: 3.68	6.0		24	2	1	1	1	2	1	1	0	0	0	22	35	1.50	0.667
<b>Rich Folkers, L</b> (7, 1) ERA: 2.72	1.0	W	4	1	0	0	1	0	0	0	0	0	0	6	6	0.00	1.000
<b>Al Hrabosky, L</b> (8, 1) ERA: 4.02	0.1		2	0	1	1	0	1	0	0	0	0	0	1	5	27.00	3.000
<b>Mike Garman, R</b> (8, 1) ERA: 3.12	1.2	S	7	1	0	0	3	1	0	0	0	1	0	12	16	0.00	1.200

ERA WHIP



St. Louis Cardinals @ Cincinnati Reds  
 Riverfront Stadium, Cincinnati, OH

Sat Jul 06 1974, 3:33 AM EDT  
 Att. 33,989 - Unknown

livebaseballscorecards.com

AB	34
R	3
H	7
RBI	1
BB	2
SO	6
LOB	12



AB R H RBI BB SO LOB

TOP

Batter	1	2	3	4	5	6	7	8	9
Lou Brock, L (1, 7) OBP: 0.363, SLG: 0.416	0-3 K		0-0 F8			0-0 1-3	0-3 K		
Tom Heintzelman, R (1, 4) OBP: 0.318, SLG: 0.339	0-3 K			0-0 L6		0-0 F8	0-3 K		
Reggie Smith, S (1, 9) OBP: 0.402, SLG: 0.597	0-0 3B			0-0 F7		4-0 BB		0-0 CS 2B	
Ted Simmons, S (1, 3) OBP: 0.316, SLG: 0.456	0-0 4-3			0-0 BB 1B		0-0 F3		0-3 K	
Bake McBride, L (1, 8) OBP: 0.356, SLG: 0.399		0-0 F8		4-0 BB 1-2 BB		0-0 E 1B E 1B		0-3 K	
Tim McCarver, L (1, 2) OBP: 0.368, SLG: 0.288		0-0 F8		0-0 L9		0-0 E6 F8 E 1B 1B		0-0 6-3	
Ken Reitz, R (1, 5) OBP: 0.316, SLG: 0.379		0-0 5-3			0-0 6-3	0-0 FC 1B WP		0-0 L3	
Mike Tyson, R (1, 6) OBP: 0.244, SLG: 0.244			0-0 F7		0-0 P8	0-0 F8		0-0 1B	
Jim Dwyer, L (7, PH) OBP: 0.414, SLG: 0.481						2-3 F8		0-0 1B	
Jack Heidemann, R (7, 6) OBP: 0.263, SLG: 0.222						0-0 WP 1B		0-0 F8	
Bob Gibson, R (1, 1) OBP: 0.174, SLG: 0.200			0-0 5-3		0-0 5-3				

4	0	0	0	0	2	2
4	0	0	0	0	2	1
3	0	2	0	1	0	0
4	0	1	0	0	1	3
3	1	1	0	1	1	0
4	1	1	0	0	0	2
4	1	0	0	0	0	1
2	0	0	0	0	0	0
1	0	0	0	0	0	2
1	0	1	0	0	0	0
4	0	1	1	0	0	1

Inning Stats	R: 0	H: 1	R: 0	H: 0	R: 0	H: 0	R: 0	H: 1	R: 0	H: 0	R: 0	H: 0	R: 3	H: 3	R: 0	H: 1	R: 0	H: 1	1B: 5	SF: 0	WP: 1	PA: 36
	E: 0	LOB: 1	E: 0	LOB: 0	E: 0	LOB: 0	E: 0	LOB: 2	E: 0	LOB: 0	E: 0	LOB: 0	E: 2	LOB: 1	E: 0	LOB: 0	E: 0	LOB: 1	2B: 1	SAC: 0	PB: 0	
	K: 2	BB: 0	K: 0	BB: 0	K: 0	BB: 0	K: 0	BB: 1	K: 0	BB: 0	K: 0	BB: 0	K: 2	BB: 0	K: 2	BB: 0	K: 0	BB: 0	3B: 1	DP: 0	SB: 0	
	S: 8	P: 8	S: 3	P: 3	S: 3	P: 3	S: 4	P: 8	S: 3	P: 3	S: 3	P: 3	S: 11	P: 11	S: 7	P: 7	S: 4	P: 4	HR: 0	HBP: 0	CS: 1	

PITCHER	IP	WLS	BF	H	R	ER	SO	BB	IBB	HBP	BLK	WP	HR	S	P	ERA	WHIP
Clay Kirby, R (1, 1) ERA: 3.15	6.1	L	27	5	3	1	2	2	0	0	0	0	0	29	37	1.42	1.105
Tom Hall, L (7, 1) ERA: 4.03	1.2		5	1	0	0	4	0	0	0	0	1	0	13	13	0.00	0.600
Dick Baney, R (9, 1) ERA: 6.3	1.0		4	1	0	0	0	0	0	0	0	0	0	4	4	0.00	1.000

PITCHER	IP	WLS	BF	H	R	ER	SO	BB	IBB	HBP	BLK	WP	HR	S	P	ERA	WHIP
---------	----	-----	----	---	---	----	----	----	-----	-----	-----	----	----	---	---	-----	------

Batter	1	2	3	4	5	6	7	8	9	AB	R	H	RBI	BB	SO	LOB
<b>Pete Rose, S</b> (1, 7) OBP: 0.385, SLG: 0.374	4-0 FC4-6 BB		0-0 4-3			0-0 1B		4-0 BB		2	0	1	0	2	0	0
<b>Ken Griffey, L</b> (1, 9) OBP: 0.205, SLG: 0.192	0-0 FC4-6 1-2f		0-0 2B			0-0 L9		0-0 4-3		4	0	1	0	0	0	3
<b>Joe Morgan, L</b> (1, 4) OBP: 0.449, SLG: 0.500	0-0 F8 1-2		0-0 4-3			0-0 F9			0-0 3-1	4	0	0	0	0	0	3
<b>Tony Perez, R</b> (1, 3) OBP: 0.332, SLG: 0.456	0-3 K			0-3 K		0-0 F8			0-0 F8	4	0	0	0	0	2	2
<b>Johnny Bench, R</b> (1, 2) OBP: 0.358, SLG: 0.461		0-0 HR		0-0 P4			0-0 F7		0-0 F8	4	1	1	1	0	0	0
<b>Dan Driessen, L</b> (1, 5) OBP: 0.338, SLG: 0.380		0-0 4-3		0-0 F7		0-3 K				3	0	0	0	0	1	0
<b>Dave Concepcion, R</b> (1, 6) OBP: 0.315, SLG: 0.374		0-0 F7			0-0 F9		0-0 F7			3	0	0	0	0	0	0
<b>Cesar Geronimo, L</b> (1, 8) OBP: 0.367, SLG: 0.443		0-3 K		0-3 K				0-0 F7		3	0	0	0	0	2	0
<b>Clay Kirby, R</b> (1, 1) OBP: 0.163, SLG: 0.077			0-0 6-3		0-0 4-3			0-3 K		2	0	0	0	0	0	0
<b>Tom Hall, L</b> (7, 1)										0	0	0	0	0	0	0
<b>Terry Crowley, L</b> (8, PH) OBP: 0.293, SLG: 0.356										1	0	0	0	0	1	0
<b>Dick Baney, R</b> (9, 1)										0	0	0	0	0	0	0

Inning Stats	R: 0	H: 0	E: 0	K: 1	S: 5	R: 1	H: 1	E: 0	K: 1	S: 6	R: 0	H: 1	E: 0	K: 0	S: 4	R: 0	H: 0	E: 0	K: 1	S: 5	R: 0	H: 0	E: 0	K: 1	S: 5	R: 0	H: 1	E: 0	K: 0	S: 4	R: 0	H: 0	E: 0	K: 1	S: 5	R: 0	H: 0	E: 0	K: 1	S: 5	R: 0	H: 0	E: 0	K: 1	S: 5	R: 0	H: 0	E: 0	K: 1	S: 5	R: 0	H: 0	E: 0	K: 0	S: 3																	
<b>Bob Gibson, R</b> (1, 1) ERA: 4.24	IP	WLS	BF	H	R	ER	SO	BB	IBB	HBP	BLK	WP	HR	S	P	ERA	WHIP																																																							
																												9.0	W	32	3	1	1	6	2	0	0	0	0	1	42	50	1.00	0.556																												

**BOTTOM**

**St. Louis Cardinals @ Cincinnati Reds**  
Riverfront Stadium, Cincinnati, OH

Sat Jul 06 1974, 3:33 AM EDT  
Att. 33,989 - Unknown

livebaseballscorecards.com

<b>AB</b>	<b>30</b>
<b>R</b>	<b>1</b>
<b>H</b>	<b>3</b>
<b>RBI</b>	<b>1</b>
<b>BB</b>	<b>2</b>
<b>SO</b>	<b>6</b>
<b>LOB</b>	<b>8</b>



WP: 0	PA: 32
PB: 0	SB: 1
CS: 0	





Batter	1	2	3	4	5	6	7	8	9
<b>Pete Rose, S</b> (1, 7) OBP: 0.386, SLG: 0.373	0-0 F7		0-0 FC6-4 1B		0-0 P6		4-0 S 1-2 IBB		
<b>Ken Griffey, L</b> (1, 9) OBP: 0.198, SLG: 0.185 <b>Merv Rettenmund, R</b> (7, PH) OBP: 0.335, SLG: 0.369 <b>Will McEnaney, L</b> (8, 1)	0-0 6-3		0-0 FC6-4 CS 1-2f		0-0 4-3		4-0 S 1-2 2-3 BB		
<b>Joe Morgan, L</b> (1, 4) OBP: 0.444, SLG: 0.493	0-0 G3		0-0 G3 1-2		0-0 F8		0-3 K		
<b>Tony Perez, R</b> (1, 3) OBP: 0.328, SLG: 0.450		0-0 6-3		0-0 6-3		0-0 6-3		0-0 6-3	
<b>Johnny Bench, R</b> (1, 2) OBP: 0.357, SLG: 0.458		0-3 K		0-3 K		0-0 6-3		0-0 CS 1B	
<b>Dan Driessen, L</b> (1, 5) OBP: 0.342, SLG: 0.381 <b>George Foster, R</b> (8, 9) OBP: 0.319, SLG: 0.360		4-0 S 2B BB		0-0 1B		0-0 F9	0-0 F7 1-2		
<b>Cesar Geronimo, L</b> (1, 8) OBP: 0.371, SLG: 0.468		0-0 1-H 2B		0-0 6-3		0-0 HR			
<b>Darrel Chaney, S</b> (1, 6) OBP: 0.319, SLG: 0.231		4-0 BB		4-0 SH5-4 BB		0-0 F9			
<b>Tom Carroll, L</b> (1, 1) <b>Phil Gagliano, R</b> (7, PH) OBP: 0.500, SLG: 0.143 <b>Dave Concepcion, R</b> (7, PR) OBP: 0.315, SLG: 0.374		0-0 F8		0-0 SH5-4		4-0 S S BB			

Inning Stats	R: 0	H: 0	E: 0	K: 0	S: 3	R: 1	H: 1	E: 0	K: 1	S: 6	R: 0	H: 1	E: 0	K: 0	S: 3	R: 0	H: 0	E: 0	K: 0	S: 3	R: 1	H: 1	E: 0	K: 1	S: 6	R: 0	H: 0	E: 0	K: 0	S: 3	R: 0	H: 1	E: 0	K: 0	S: 3	R: 1	H: 1	E: 0	K: 1	S: 6	R: 0	H: 1	E: 0	K: 0	S: 3										
	0	0	0	0	3	1	1	0	1	6	0	1	0	0	3	0	0	0	0	3	0	0	0	0	3	1	1	0	1	6	0	0	0	0	3	0	0	0	0	3	1	1	0	1	6	0	0	0	0	3	1	1	0	1	6


PITCHER	IP	WLS	BF	H	R	ER	SO	BB	IBB	HBP	BLK	WP	HR	S	P	ERA	WHIP
<b>Bob Forsch, R</b> (1, 1) ERA: 2.7	6.2	L	28	4	2	2	2	4	1	0	0	0	1	27	47	2.70	1.200
<b>Rich Folkers, L</b> (7, 1) ERA: 2.63	1.1		5	1	0	0	1	1	0	0	0	0	0	6	10	0.00	1.500

**BOTTOM**

**St. Louis Cardinals @ Cincinnati Reds**  
Riverfront Stadium, Cincinnati, OH

Sun Jul 07 1974, 3:33 AM EDT  
Unknown

AB	26
R	2
H	5
RBI	2
BB	6
SO	3
LOB	11



1B	2B	3B	HR	SF	SAC	DP	HBP	WP	PA	ERA	WHIP
3	1	0	1	0	1	0	0	0	33		



Batter	1	2	3	4	5	6	7	8	9	AB R H RBI BB SO LOB	TOP											
<b>Bake McBride, L</b> (1, 8) <small>OBP: 0.356, SLG: 0.400</small> <b>Orlando Pena, R</b> (7, 1) <small>OBP: 0.500, SLG: 0.500</small> <b>Jim Hickman, R</b> (9, PH) <small>OBP: 0.361, SLG: 0.389</small>	0-0 1B		0-0 4-3		0-0 P4		0-0 2B		0-3 K	4 0 2 1 0 0 0 0 0 0 0 0 0 0 1 0 0 0 0 1 2												
<b>Tom Heintzelman, R</b> (1, 4) <small>OBP: 0.342, SLG: 0.359</small>	0-3 1-2 K		0-0 2B			4-0 2B FC5 BB	0-0 5-3			3 1 1 0 1 1 2												
<b>Reggie Smith, S</b> (1, 9) <small>OBP: 0.398, SLG: 0.584</small>	0-0 5-3		0-3 K			0-0 F7		0-0 F8		4 0 0 0 0 1 3												
<b>Joe Torre, R</b> (1, 3) <small>OBP: 0.372, SLG: 0.410</small>	0-3 K		0-3 K			0-0 FC5 1-3 2B		0-0 L5		4 0 1 0 0 2 2												
<b>Ted Simmons, S</b> (1, 2) <small>OBP: 0.315, SLG: 0.460</small>		0-0 1B 1B		0-0 5-3		0-0 FC5 2-3 3-H		0-0 P4		4 0 1 1 0 0 1												
<b>Luis Melendez, R</b> (1, 7) <small>OBP: 0.304, SLG: 0.337</small>		0-0 F7		0-0 F7		0-0 P6		0-0 FC3-6 2B		4 0 1 0 0 0 2												
<b>Ken Reitz, R</b> (1, 5) <small>OBP: 0.315, SLG: 0.376</small>		0-0 1-2 1B		0-0 6-3			0-0 F8		0-0 FC3-6 1B	4 0 2 0 0 0 0												
<b>Mike Tyson, R</b> (1, 6) <small>OBP: 0.247, SLG: 0.239</small> <b>Jim Dwyer, L</b> (7, 8) <small>OBP: 0.400, SLG: 0.464</small>		0-0 F8			0-0 P6		0-0 6-3		0-0 FC3-6 1-2 2-3	3 0 0 0 0 0 2 1 0 0 0 0 0 2												
<b>Mike Thompson, R</b> (1, 1) <b>Rich Folkers, L</b> (2, 1) <b>Jose Cruz, L</b> (5, PH) <small>OBP: 0.333, SLG: 0.417</small> <b>Al Hrabosky, R</b> (5, 1) <small>OBP: 0.333, SLG: 0.333</small> <b>Jack Heidemann, R</b> (7, PH) <small>OBP: 0.286, SLG: 0.211</small> (7, 8)		0-3 K			0-0 F7		4-0 2B BB		0-0 L6	1 0 0 0 0 0 1 2 0 0 0 0 0 0 0 0 1 0 0 0 0 0 0 0 0 0 0 0 0 0 0 0 1 1 0 0 0 1 0 2												
<b>Inning Stats</b>	R: 0 E: 0 K: 2 S: 8	H: 1 LOB: 1 BB: 0 P: 8	R: 0 E: 0 K: 1 S: 7	H: 2 LOB: 2 BB: 0 P: 7	R: 0 E: 0 K: 2 S: 8	H: 1 LOB: 1 BB: 0 P: 8	R: 0 E: 0 K: 0 S: 3	H: 0 LOB: 0 BB: 0 P: 3	R: 0 E: 0 K: 0 S: 3	H: 0 LOB: 0 BB: 0 P: 3	R: 1 E: 0 K: 0 S: 4	H: 1 LOB: 1 BB: 1 P: 8	R: 1 E: 0 K: 0 S: 4	H: 1 LOB: 1 BB: 1 P: 8	R: 0 E: 0 K: 0 S: 3	H: 0 LOB: 0 BB: 0 P: 3	R: 0 E: 0 K: 1 S: 7	H: 2 LOB: 2 BB: 0 P: 7	1B: 4 2B: 4 3B: 0 HR: 0	SF: 0 SAC: 0 DP: 0 HBP: 0	WP: 0 PB: 0 SB: 1 CS: 0	PA: 37
<b>PITCHER</b> <b>Don Gullett, L</b> (1, 1) <small>ERA: 2.94</small>	IP: 9.0 WLS: W BF: 37 H: 8 R: 2 ER: 2 SO: 6 BB: 2 IBB: 0 HBP: 0 BLK: 0 WP: 0 HR: 0 S: 47 P: 55 ERA: 2.00 WHIP: 1.111																				<b>PITCHER</b> IP: WLS: BF: H: R: ER: SO: BB: IBB: HBP: BLK: WP: HR: S: P: ERA: WHIP	

St. Louis Cardinals @ Cincinnati Reds  
 Riverfront Stadium, Cincinnati, OH  
 Sun Jul 07 1974, 3:38 AM EDT  
 Att: 46,016 - Unknown

livebaseballscorecards.com

AB	35
R	2
H	8
RBI	2
BB	2
SO	6
LOB	20



Batter	1	2	3	4	5	6	7	8	9
<b>Pete Rose, S</b> OBP: 0.389, SLG: 0.371 (1, 7)	4-0 HBP BB	4-0 E BB		x 0-0 F9		x 0-0 E5 1-2 2-3		BBB 4-0 BB 1B BB	
<b>Ken Griffey, L</b> OBP: 0.202, SLG: 0.181 (1, 9)	1-0 G4-6-3 HBP	0-0 F8			x 0-0 F7	0-3 K		BBB 4-0 FC5-4 1B 1-2 1B BB	
<b>Merv Rettenmund, R</b> OBP: 0.337, SLG: 0.367 (6, PH) (7, 9)									
<b>Johnny Bench, R</b> OBP: 0.352, SLG: 0.451 (1, 5)	0-3 K	0-0 E8 1-H			x 0-0 F8	0-0 P4		SSS 0-3 K	
<b>Dan Driessen, L</b> OBP: 0.339, SLG: 0.378 (1, 3)	0-0 G4-6-3 1-2f	0-3 K			x 0-0 F8		x 0-0 E4 FC5-4	x 0-0 FC5-4 1-2 2-H 1B	
<b>Dave Concepcion, R</b> OBP: 0.316, SLG: 0.372 (1, 6)		4-0 WP S HR BB	x 0-0 F2			x 0-0 E BB 1B	x 0-0 FC5-4 1B 1-2f 2-3	x 0-0 FC5-4 1B 1-2f 2-3	
<b>Cesar Geronimo, L</b> OBP: 0.381, SLG: 0.471 (1, 8)		4-0 WP HR BB	x 0-0 G3			BBB 4-0 E BB 1-2	x 0-0 1B 1-2 1B	x 0-0 1B 1-2 3-H 1B	
<b>Bill Plummer, R</b> OBP: 0.288, SLG: 0.381 (1, 2)		4-0 HR BB	x 0-0 F9			SSS 0-3 K 1-H 2-H	x 0-0 1B 1-2 2-H 1B	x 0-0 1B 1-2 2-H 1B	
<b>Darrel Chaney, S</b> OBP: 0.327, SLG: 0.302 (1, 4)		0-0 HR		SSS 0-3 K		BBB 4-0 E 1B BB	SSS 0-3 K	x 0-0 4-3	
<b>Don Gullett, R</b> OBP: 0.273, SLG: 0.231 (1, 1)		0-0 5-3		x 0-0 6-3		x 0-0 E 1B 1-2	x 0-0 5-3		

Inning Stats	R: 0 E: 0 K: 1 S: 4	H: 0 LOB: 1 BB: 1 P: 9	R: 5 E: 1 K: 1 S: 7	H: 1 LOB: 1 BB: 4 P: 23	R: 0 E: 0 K: 0 S: 3	H: 0 LOB: 0 BB: 0 P: 3	R: 0 E: 0 K: 1 S: 5	H: 0 LOB: 0 BB: 0 P: 5	R: 0 E: 0 K: 0 S: 3	H: 0 LOB: 0 BB: 0 P: 3	R: 2 E: 3 K: 2 S: 10	H: 2 LOB: 3 BB: 2 P: 18	R: 1 E: 1 K: 1 S: 8	H: 2 LOB: 2 BB: 0 P: 8	R: 3 E: 0 K: 1 S: 8	H: 3 LOB: 2 BB: 2 P: 16
--------------	------------------------------	---------------------------------	------------------------------	----------------------------------	------------------------------	---------------------------------	------------------------------	---------------------------------	------------------------------	---------------------------------	-------------------------------	----------------------------------	------------------------------	---------------------------------	------------------------------	----------------------------------

PITCHER	IP	WLS	BF	H	R	ER	SO	BB	IBB	HBP	BLK	WP	HR	S	P	ERA	WHIP
<b>Mike Thompson, R</b> ERA: 5.63 (1, 1)	1.0	L	7	0	3	3	1	4	0	0	0	1	0	4	21	27.00	4.000
<b>Rich Folkers, L</b> ERA: 2.66 (2, 1)	3.0		12	1	2	1	2	1	0	0	0	0	1	15	19	3.00	0.667
<b>Al Hrabosky, L</b> ERA: 4.32 (5, 1)	2.0		11	2	2	2	2	2	0	0	0	0	0	13	21	9.00	2.000
<b>Orlando Pena, R</b> ERA: 2.37 (7, 1)	2.0		14	5	4	3	2	2	0	0	0	0	0	16	24	13.50	3.500

**BOTTOM**

AB	R	H	RBI	BB	SO	LOB
2	2	0	0	3	0	2
2	0	0	0	0	0	1
1	1	0	0	1	1	3
5	0	0	0	0	2	7
5	0	1	1	0	1	3
4	4	1	0	1	0	3
3	2	2	1	2	0	0
4	1	2	2	1	1	0
4	1	1	4	1	2	4
4	0	1	0	0	0	2

**St. Louis Cardinals @ Cincinnati Reds**  
Riverfront Stadium, Cincinnati, OH

Sun Jul 07 1974, 3:38 AM EDT  
Att. 46,016 - Unknown

AB	34
R	11
H	8
RBI	8
BB	9
SO	7
LOB	25

livebaseballscorecards.com

**REDS**

WP	PA
1	44



Batter	1	2	3	4	5	6	7	8	9	AB R H RBI BB SO LOB	TOP		
<b>Pete Rose, S</b> OBP: 0.384, SLG: 0.366 (1, 7) X	0-0 4-3	0-0 F7			0-0 1-3		0-0 4-3		0-0 F7	5 0 0 0 0 0 1			
<b>Dan Driessen, L</b> OBP: 0.340, SLG: 0.390 (1, 5) X (8, 3)	0-0 F7		0-0 HR		0-3 K		0-0 BB BB 1B		0-0 F7	5 1 2 1 0 1 0			
<b>Joe Morgan, L</b> OBP: 0.444, SLG: 0.500 (1, 4) X	0-0 HR		0-0 F7		0-0 F2		4-0 BB 1-2 BB		0-3 K	4 1 1 1 1 1 0			
<b>Johnny Bench, R</b> OBP: 0.357, SLG: 0.463 (1, 2) S S S	0-3 K		0-0 HR		0-0 1B HR		4-0 BB BB 1-2 2-3 FC6-4 BB			3 2 2 1 1 1 0			
<b>Tony Perez, R</b> OBP: 0.327, SLG: 0.458 (1, 3) X <b>Darrel Chaney, S</b> OBP: 0.327, SLG: 0.302 (8, 5)		0-0 HR	0-3 K		0-0 F9		0-3 K			4 1 1 1 0 2 4 0 0 0 0 0 0 0			
<b>Dave Concepcion, R</b> OBP: 0.312, SLG: 0.367 (1, 6) X		0-0 6-3	0-0 1-3		0-3 K		0-0 FC6-4			4 0 0 0 0 1 4			
<b>Cesar Geronimo, L</b> OBP: 0.384, SLG: 0.487 (1, 8) X		0-0 HR		0-3 K		0-0 1-2 HR 1B		0-0 P6		4 2 2 1 0 1 0			
<b>Ken Griffey, L</b> OBP: 0.200, SLG: 0.179 (1, 9) X <b>George Foster, R</b> OBP: 0.319, SLG: 0.383 (4, PH) (4, 9)		0-0 F7		0-0 6-3		0-0 1-H 2-H HR		0-0 5-3		1 0 0 0 0 0 0 3 1 1 3 0 0 0			
<b>Jack Billingham, R</b> OBP: 0.079, SLG: 0.054 (1, 1) X <b>Pedro Borbon, R</b> OBP: 0.231, SLG: 0.231 (6, 1) X		4-0 BB		0-0 2-3		0-3 K		0-3 K		2 0 0 0 1 1 0 1 0 0 0 0 1 0			
<b>Inning Stats</b>	R: 1 E: 0 K: 1 S: 6 H: 1 LOB: 0 BB: 0 P: 6	R: 2 E: 0 K: 0 S: 5 H: 2 LOB: 1 BB: 1 P: 9	R: 2 E: 0 K: 1 S: 7 H: 2 LOB: 0 BB: 0 P: 7	R: 0 E: 0 K: 1 S: 5 H: 0 LOB: 0 BB: 0 P: 5	R: 0 E: 0 K: 1 S: 5 H: 0 LOB: 0 BB: 0 P: 5	R: 3 E: 0 K: 2 S: 10 H: 3 LOB: 0 BB: 0 P: 10	R: 0 E: 0 K: 1 S: 6 H: 1 LOB: 3 BB: 2 P: 14	R: 0 E: 0 K: 1 S: 5 H: 0 LOB: 0 BB: 0 P: 5	R: 0 E: 0 K: 1 S: 5 H: 0 LOB: 0 BB: 0 P: 5	1B: 3 2B: 0 3B: 0 HR: 6 SF: 0 SAC: 0 DP: 0 HBP: 0	WP: 0 PA: 39 PB: 0 SB: 0 CS: 0		
<b>PITCHER</b>	IP WLS BF H R ER SO BB IBB HBP BLK WP HR S P ERA WHIP											<b>PITCHER</b>	IP WLS BF H R ER SO BB IBB HBP BLK WP HR S P ERA WHIP
<b>Steve Stone, R</b> ERA: 5.02 (1, 1)	2.1 L 13 5 5 5 1 1 0 0 0 0 0 5 14 18 19.29 2.571											<b>Burt Hooton, R</b> ERA: 4.43 (8, 1)	2.0 6 0 0 0 2 0 0 0 0 0 0 0 10 10 0.00 0.000
<b>Jim Todd, R</b> ERA: 4.11 (3, 1)	0.2 2 0 0 0 1 0 0 0 0 0 0 0 4 4 0.00 0.000												
<b>Ken Frailing, L</b> ERA: 4.57 (4, 1)	2.0 6 0 0 0 2 0 0 0 0 0 0 0 10 10 0.00 0.000												
<b>Horacio Pina, R</b> ERA: 3.07 (6, 1)	1.1 10 4 3 3 2 2 0 0 0 0 0 1 12 20 20.25 4.500												
<b>Ray Burris, R</b> ERA: 4.84 (7, 1)	0.2 2 0 0 0 1 0 0 0 0 0 0 0 4 4 0.00 0.000												

**Cincinnati Reds @ Chicago Cubs**  
 Wrigley Field, Chicago, IL  
 Tue Jul 09 1974, 3:33 AM CDT  
 Att. 19,015 - Cloudy - 96 F

[livebaseballscorecards.com](http://livebaseballscorecards.com)

<b>AB</b>	<b>36</b>
<b>R</b>	<b>8</b>
<b>H</b>	<b>9</b>
<b>RBI</b>	<b>8</b>
<b>BB</b>	<b>3</b>
<b>SO</b>	<b>9</b>
<b>LOB</b>	<b>9</b>







Batter	1	2	3	4	5	6	7	8	9	AB R H RBI BB SO LOB	TOP		
<b>Pete Rose, S</b> (1, 7) OBP: 0.384, SLG: 0.366	0-0 F7		0-0 F8		0-0 FC6-4 BB		0-0 BB 2B 1B		0-0 BLK 1B	5 1 2 0 0 0 1			
<b>Dan Driessen, L</b> (1, 5) OBP: 0.341, SLG: 0.388	4-0 WP 1B BB		0-0 1B		0-0 F7		0-3 K		0-0 6-3	4 0 1 0 1 1 4			
<b>Joe Morgan, L</b> (1, 4) OBP: 0.443, SLG: 0.495	0-3 K		0-0 G3		4-0 BB 1-2 BB		4-0 BB 1-2 2-3 BB		0-0 P3	3 1 0 0 2 1 3			
<b>Johnny Bench, R</b> (1, 2) OBP: 0.357, SLG: 0.465	0-0 WP 1-2 1B			0-0 4-3	0-0 F8		0-0 BB 1-H 2-H 3-H 2B		0-0 F7	5 0 2 3 0 0 3			
<b>Tony Perez, R</b> (1, 3) OBP: 0.327, SLG: 0.455	0-0 4-3 1-2 2-3			0-0 1B 1B		0-0 6-3	0-0 F7			4 0 1 0 0 0 3			
<b>Dave Concepcion, R</b> (1, 6) OBP: 0.314, SLG: 0.369		0-0 FC6-4 1B		0-0 1-2 1B		0-0 F7		0-0 F2		4 0 2 0 0 0 0			
<b>Cesar Geronimo, L</b> (1, 8) OBP: 0.381, SLG: 0.482		0-0 FC6-4 8-3 1-2f		0-3 K		0-0 6-3		0-0 1B		4 0 1 0 0 1 3			
<b>Ken Griffey, L</b> (1, 9) OBP: 0.191, SLG: 0.170		0-0 8-3 1-2f		0-0 G3			0-3 K	0-0 F8		4 0 0 0 0 1 4			
<b>Fred Norman, S</b> (1, 1) OBP: 0.135, SLG: 0.111 <b>Phil Gagliano, R</b> (5, PH) OBP: 0.520, SLG: 0.143 <b>Dick Baney, R</b> (5, 1) <b>Merv Rettenmund, R</b> (7, PH) OBP: 0.340, SLG: 0.367 <b>Tom Hall, L</b> (7, 1) <b>Terry Crowley, L</b> (8, PH) OBP: 0.290, SLG: 0.352 <b>Will McEnaney, L</b> (8, 1)			0-0 1-3		4-0 FC6-4 BB		4-0 BB BB 2B BB		0-0 6-3	1 0 0 0 0 0 0 0 0 0 0 0 1 0 0 0 0 0 0 0 0 0 0 0 1 0 0 0 1 0 0 0 0 0 0 0 0 0 0 1 0 0 0 0 0 0 1 0 0 0 0 0 0 0 0			
<b>Inning Stats</b>	R: 0 E: 0 K: 1 S: 6 H: 1 LOB: 2 BB: 1 P: 10	R: 0 E: 0 K: 0 S: 3 H: 1 LOB: 0 BB: 0 P: 3	R: 0 E: 0 K: 0 S: 4 H: 1 LOB: 1 BB: 0 P: 4	R: 0 E: 0 K: 1 S: 7 H: 2 LOB: 2 BB: 0 P: 7	R: 0 E: 0 K: 0 S: 3 H: 0 LOB: 2 BB: 2 P: 11	R: 0 E: 0 K: 0 S: 3 H: 0 LOB: 0 BB: 0 P: 3	R: 3 E: 0 K: 2 S: 9 H: 2 LOB: 1 BB: 2 P: 17	R: 0 E: 0 K: 0 S: 4 H: 1 LOB: 1 BB: 0 P: 4	R: 0 E: 0 K: 0 S: 4 H: 1 LOB: 1 BB: 0 P: 4	1B: 8 2B: 2 3B: 0 HR: 0 SF: 0 SAC: 0 DP: 1 HBP: 0	WP: 1 PB: 0 SB: 0 CS: 0 PA: 40		
<b>PITCHER</b>	IP WLS BF H R ER SO BB IBB HBP BLK WP HR S P ERA WHIP											<b>PITCHER</b>	IP WLS BF H R ER SO BB IBB HBP BLK WP HR S P ERA WHIP
<b>Bill Bonham, R</b> (1, 1) ERA: 4.35	6.2 W 31 7 3 3 4 5 0 0 0 1 0 34 54 4.05 1.800												
<b>Oscar Zamora, R</b> (7, 1) ERA: 1.71	2.1 S 9 2 0 0 0 0 0 0 0 0 0 0 9 9 0.00 0.857												

**Cincinnati Reds @ Chicago Cubs**  
**Wrigley Field, Chicago, IL**  
 Wed Jul 10 1974, 3:33 AM CDT  
 Att. 16,450 - Unknown - 70 F

[livebaseballscorecards.com](http://livebaseballscorecards.com)

<b>AB</b>	<b>35</b>
<b>R</b>	<b>3</b>
<b>H</b>	<b>9</b>
<b>RBI</b>	<b>3</b>
<b>BB</b>	<b>5</b>
<b>SO</b>	<b>4</b>
<b>LOB</b>	<b>22</b>









Batter	1	2	3	4	5	6	7	8	9	10	AB	R	H	RBI	BB	SO	LOB
<b>Don Kessinger, S</b> OBP: 0.341, SLG: 0.316 (1, 6)	0-0 1B SF7 1B	0-0 F8			0-0 F7		0-0 L6			0-0 4-3	5	1	1	0	0	0	0
<b>Rick Monday, L</b> OBP: 0.386, SLG: 0.481 (1, 8)	0-0 1B 1B	0-0 S 1B			0-3 K			0-0 HR		0-3 K	5	2	3	1	0	2	0
<b>Jerry Morales, R</b> OBP: 0.312, SLG: 0.412 (1, 9)	0-0 SF7	0-3 K			0-3 K			0-0 F7		0-0 F8	4	0	0	1	0	2	1
<b>Billy Williams, L</b> OBP: 0.389, SLG: 0.469 (1, 7)	0-0 E 1B 1B		0-3 K			0-0 4-3		0-0 G3			4	0	1	0	0	1	0
<b>Andre Thornton, R</b> OBP: 0.374, SLG: 0.489 (1, 3)	0-0 FC5 E 1B		4-0 BB			0-0 4-3		0-0 1B			3	0	2	1	1	0	0
<b>Bill Madlock, R</b> OBP: 0.360, SLG: 0.451 (1, 5)	0-0 F2		0-0 G5-4-3			0-0 E S 1B		0-0 5-3			4	0	1	0	0	0	4
<b>Billy Grabarkewitz, R</b> OBP: 0.256, SLG: 0.216 (1, 4)	0-0 E6			0-0 6-3		0-3 K			0-0 F9		4	0	0	0	0	1	3
<b>Steve Swisher, R</b> OBP: 0.319, SLG: 0.296 (1, 2)	0-0 FC5			0-0 P6			0-0 F3		0-3 K		4	0	0	0	0	1	3
<b>Dave LaRoche, L</b> OBP: 0.182, SLG: 0.273 (1, 1)		0-0 6-3		0-0 4-3			0-0 P4		0-0 F5		1	0	0	0	0	0	0
<b>Jim Todd, L</b> (4, 1)											1	0	0	0	0	0	0
<b>Chris Ward, L</b> OBP: 0.348, SLG: 0.373 (7, PH)											1	0	0	0	0	0	0
<b>Burt Hooton, R</b> OBP: 0.088, SLG: 0.091 (8, 1)											1	0	0	0	0	0	0

Inning Stats	R: 2	H: 4	E: 1	K: 0	S: 8	H: 4	LOB: 3	BB: 0	P: 8	R: 0	H: 1	E: 0	K: 1	S: 6	H: 0	LOB: 1	BB: 0	P: 6	R: 0	H: 0	E: 0	K: 1	S: 4	H: 0	LOB: 0	BB: 1	P: 8	R: 0	H: 0	E: 0	K: 2	S: 7	H: 0	LOB: 0	BB: 0	P: 7	R: 0	H: 1	E: 0	K: 1	S: 6	H: 0	LOB: 1	BB: 0	P: 6	R: 0	H: 0	E: 0	K: 0	S: 3	H: 0	LOB: 0	BB: 0	P: 3	R: 0	H: 0	E: 0	K: 0	S: 3	H: 0	LOB: 0	BB: 0	P: 3	R: 0	H: 0	E: 0	K: 0	S: 3	H: 0	LOB: 0	BB: 0	P: 3	R: 1	H: 2	E: 0	K: 0	S: 5	H: 1	LOB: 1	BB: 0	P: 5	R: 0	H: 0	E: 0	K: 1	S: 5	H: 0	LOB: 0	BB: 0	P: 5	R: 0	H: 0	E: 0	K: 1	S: 5	H: 0	LOB: 0	BB: 0	P: 5	R: 0	H: 0	E: 0	K: 1	S: 5	H: 0	LOB: 0	BB: 0	P: 5	R: 0	H: 0	E: 0	K: 1	S: 5	H: 0	LOB: 0	BB: 0	P: 5	1B: 7	SF: 1	2B: 0	3B: 0	HR: 1	SAC: 0	DP: 1	HBP: 0	WP: 0	PA: 39
--------------	------	------	------	------	------	------	--------	-------	------	------	------	------	------	------	------	--------	-------	------	------	------	------	------	------	------	--------	-------	------	------	------	------	------	------	------	--------	-------	------	------	------	------	------	------	------	--------	-------	------	------	------	------	------	------	------	--------	-------	------	------	------	------	------	------	------	--------	-------	------	------	------	------	------	------	------	--------	-------	------	------	------	------	------	------	------	--------	-------	------	------	------	------	------	------	------	--------	-------	------	------	------	------	------	------	------	--------	-------	------	------	------	------	------	------	------	--------	-------	------	------	------	------	------	------	------	--------	-------	------	-------	-------	-------	-------	-------	--------	-------	--------	-------	--------


PITCHER	IP	WLS	BF	H	R	ER	SO	BB	IBB	HBP	BLK	WP	HR	S	P	ERA	WHIP
<b>Clay Kirby, R</b> ERA: 3.17 (1, 1)	8.0		33	8	3	3	5	1	0	0	0	0	1	42	46	3.38	1.125
<b>Pedro Borbon, R</b> ERA: 2.5 (9, 1)	2.0	W	6	0	0	0	2	0	0	0	0	0	0	10	10	0.00	0.000

PITCHER	IP	WLS	BF	H	R	ER	SO	BB	IBB	HBP	BLK	WP	HR	S	P	ERA	WHIP

**BOTTOM**

**Cincinnati Reds @ Chicago Cubs**  
Wrigley Field, Chicago, IL  
Thu Jul 11 1974, 3:33 AM CDT  
Att. 17,200 - Unknown - 70 F

<b>AB</b>	<b>37</b>
<b>R</b>	<b>3</b>
<b>H</b>	<b>8</b>
<b>RBI</b>	<b>3</b>
<b>BB</b>	<b>1</b>
<b>SO</b>	<b>7</b>
<b>LOB</b>	<b>11</b>





Batter	1	2	3	4	5	6	7	8	9	AB R H RBI BB SO LOB	TOP											
<b>Pete Rose, S</b> (1, 7) X OBP: 0.387, SLG: 0.366 <b>Cesar Geronimo, L</b> (8, 8) OBP: 0.382, SLG: 0.488	0-0 4-3	4-0 IBB		X 0-0 1B		X 0-0 G6-4-3 1B		X 0-0 L7		4 0 2 1 1 0 1 0 0 0 0 0 0 0												
<b>Merv Rettenmund, R</b> (1, 9) X OBP: 0.342, SLG: 0.373	0-0 1B FC5-4 1B	0-0 1B		X 0-0 1B		X 0-0 G6-4-3		X 0-0 5-3		5 1 2 2 0 0 3												
<b>Johnny Bench, R</b> (1, 5) X OBP: 0.356, SLG: 0.463	0-0 1B FC5-4 1B	0-0 F5			X 0-0 HR 2B	X 0-0 F9		X 0-0 L5		5 1 2 0 0 0 3												
<b>Tony Perez, R</b> (1, 3) X OBP: 0.322, SLG: 0.445 <b>Dan Driessen, L</b> (7, 3) OBP: 0.343, SLG: 0.386	0-0 1B FC5-4 CS 1-2f 3-H		X 0-0 F9		X 0-0 5-3		X 0-0 F8		X 0-0 F8	4 0 0 1 0 0 2 1 0 0 0 0 0 0												
<b>Dave Concepcion, R</b> (1, 6) X OBP: 0.322, SLG: 0.371 <b>Phil Gagliano, R</b> (7, PH) OBP: 0.500, SLG: 0.133	0-0 1B		X 0-0 F8		H 1-0 HR HBP		X 0-0 P4			2 1 1 0 0 0 0 1 0 0 0 0 0 0												
<b>George Foster, R</b> (1, 8) X OBP: 0.320, SLG: 0.409	0-0 CS	0-0 SH5-3 1B 2B	X 0-0 L7		X 0-0 HR 1-H 2-H		X 0-0 6-3			4 2 2 3 0 0 0												
<b>Bill Plummer, R</b> (1, 2) X OBP: 0.260, SLG: 0.343		0-3 K		X 0-0 6-3	X 0-0 6-3			X 0-3 K		4 0 0 0 0 2 1												
<b>Darrel Chaney, S</b> (1, 4) X OBP: 0.357, SLG: 0.333		4-0 SH5-3 1B BB		X 0-0 4-3 1B 2B	X 0-0 6-3			4-0 BB		2 2 1 0 2 0 0												
<b>Don Gullett, R</b> (1, 1) X OBP: 0.277, SLG: 0.238		0-0 SH5-3		X 0-0 4-3		X 0-0 G6-4-3 1B 1B		0-3 K		3 0 1 0 0 1 2												
<b>Inning Stats</b>	R: 1 E: 0 K: 0 S: 5	H: 3 LOB: 1 BB: 0 P: 5	R: 2 E: 0 K: 1 S: 7	H: 2 LOB: 2 BB: 2 P: 15	R: 0 E: 0 K: 0 S: 3	H: 0 LOB: 0 BB: 0 P: 3	R: 1 E: 0 K: 0 S: 5	H: 2 LOB: 1 BB: 0 P: 5	R: 3 E: 0 K: 0 S: 5	H: 2 LOB: 0 BB: 0 P: 6	R: 0 E: 0 K: 0 S: 4	H: 2 LOB: 1 BB: 0 P: 4	R: 0 E: 0 K: 0 S: 3	H: 0 LOB: 0 BB: 0 P: 3	R: 0 E: 0 K: 2 S: 7	H: 0 LOB: 1 BB: 1 P: 11	R: 0 E: 0 K: 0 S: 3	H: 0 LOB: 0 BB: 0 P: 3	1B: 7 2B: 3 3B: 0 HR: 1	SF: 0 SAC: 1 DP: 1 HBP: 1	WP: 0 PB: 0 SB: 0 CS: 1	PA: 41
<b>PITCHER</b>	IP WLS BF H R ER SO BB IBB HBP BLK WP HR S P ERA WHIP																					
<b>Jim Rooker, L</b> (1, 1) ERA: 3.16	5.0 L 26 9 7 7 1 1 1 1 1 0 0 1 25 34 12.60 2.000																					
<b>Daryl Patterson, R</b> (6, 1) ERA: 4.5	2.0 7 2 0 0 0 0 0 0 0 0 0 0 7 7 0.00 1.000																					
<b>John Morlan, R</b> (8, 1) ERA: 2.75	2.0 7 0 0 0 2 1 0 0 0 0 0 0 10 14 0.00 0.500																					

Cincinnati Reds @ Pittsburgh Pirates  
Three Rivers Stadium, Pittsburgh, PA

AB 35  
R 7  
H 11  
RBI 7  
BB 3  
SO 3  
LOB 12



Fri Jul 12 1974, 7:05 PM EDT  
Unknown

livebaseballscorecards.com





Batter	1	2	3	4	5	6	7	8	9	AB R H RBI BB SO LOB	TOP																												
<b>Cesar Geronimo, L</b> (1, 8) OBP: 0.378, SLG: 0.481	0-3 K		0-3 K	0-0 4-3			0-0 4-3		0-0 1B	5 0 1 0 0 2 1	<b>Cincinnati Reds @ Pittsburgh Pirates</b> Three Rivers Stadium, Pittsburgh, PA Fri Jul 12 1974, 7:05 PM EDT Att. 30,507 - Unknown <a href="http://livebaseballscorecards.com">livebaseballscorecards.com</a>																												
<b>Pete Rose, S</b> (1, 7) OBP: 0.385, SLG: 0.364	0-0 1B		0-0 4-3			0-0 4-3	0-0 F7	0-0 F9	5 0 1 0 0 0 1																														
<b>Joe Morgan, L</b> (1, 4) OBP: 0.439, SLG: 0.487	0-0 F8		0-0 F8			0-0 F8	0-0 1B	0-0 4-3	5 0 1 0 0 0 2																														
<b>Johnny Bench, R</b> (1, 2) OBP: 0.360, SLG: 0.468 (7, 5)	0-0 F5			4-0 PB 1B BB	0-0 E	0-0 E	0-0 1B		3 2 2 0 1 0 1																														
<b>Dan Driessen, L</b> (1, 5) OBP: 0.342, SLG: 0.385 <b>Andy Kosco, R</b> (7, PH) OBP: 0.293, SLG: 0.257 <b>Bill Plummer, R</b> (7, 2) OBP: 0.260, SLG: 0.343		0-0 P4		0-0 E 1B	0-0 E S	0-0 E S	0-3 K		3 1 1 1 0 0 0 1 0 0 0 0 1 2 0 0 0 0 0 0 0																														
<b>Terry Crowley, L</b> (1, 3) OBP: 0.295, SLG: 0.366		0-0 S 1B		0-0 E 2B	0-0 F7		0-0 5-3		4 1 2 1 0 0 1																														
<b>Ken Griffey, L</b> (1, 9) OBP: 0.194, SLG: 0.165 <b>George Foster, R</b> (8, PH) OBP: 0.325, SLG: 0.413 (8, 9)		0-0 F8		0-0 L4		4-0 CS BB	0-0 G4-6-3 1B		2 0 0 0 1 0 1 1 0 1 0 0 0 0																														
<b>Darrel Chaney, S</b> (1, 6) OBP: 0.350, SLG: 0.313		4-0 IBB		0-0 F8		0-0 P4	0-0 G4-6-3		3 0 0 0 1 0 2																														
<b>Tom Carroll, L</b> (1, 1) OBP: 0.200, SLG: 0.200 <b>Clay Carroll, R</b> (9, 1) OBP: 0.182, SLG: 0.182		0-3 K		0-0 1B		0-0 6-3		0-0 G3	4 0 1 0 0 1 2 0 0 0 0 0 0 0																														
<b>Inning Stats</b>	R: 0 E: 0 K: 1 S: 6	H: 1 LOB: 1 BB: 0 P: 6	R: 0 E: 0 K: 1 S: 6	H: 1 LOB: 2 BB: 1 P: 10	R: 0 E: 0 K: 1 S: 5	H: 0 LOB: 0 BB: 0 P: 5	R: 3 E: 1 K: 0 S: 6	H: 3 LOB: 1 BB: 1 P: 10	R: 1 E: 1 K: 0 S: 5	H: 1 LOB: 1 BB: 0 P: 5		R: 0 E: 0 K: 0 S: 2	H: 0 LOB: 0 BB: 1 P: 6	R: 0 E: 0 K: 1 S: 7	H: 2 LOB: 2 BB: 0 P: 7	R: 0 E: 0 K: 0 S: 3	H: 1 LOB: 0 BB: 0 P: 3	R: 0 E: 0 K: 0 S: 4	H: 1 LOB: 1 BB: 0 P: 4	1B: 8 2B: 2 3B: 0 HR: 0	SF: 0 SAC: 0 DP: 1 HBP: 0	WP: 0 PB: 1 SB: 2 CS: 1	PA: 39																
<b>PITCHER</b> <b>Larry Demery, R</b> (1, 1) ERA: 5.96 <b>Ramon Hernandez, L</b> (7, 1) ERA: 2.45	IP 6.0	WLS L	BF 27	H 6	R 4	ER 3	SO 3	BB 2	IBB 1	HBP 0	BLK 0	WP 0	HR 0	S 30	P 42	ERA 4.50	WHIP 1.333						<b>PITCHER</b> IP 3.0	WLS L	BF 12	H 4	R 0	ER 0	SO 1	BB 0	IBB 0	HBP 0	BLK 0	WP 0	HR 0	S 14	P 14	ERA 0.00	WHIP 1.333







Batter	1	2	3	4	5	6	7	8	9	AB R H RBI BB SO LOB	TOP											
Merv Rettenmund, R (1, 9) OBP: 0.340, SLG: 0.371 Cesar Geronimo, L (6, 8) OBP: 0.377, SLG: 0.478	0-0 4-3	0-0 4-3			0-0 5-3	0-0 1B	0-0 F8			4 0 1 1 0 0 1 1 0 0 0 0 0 2												
Pete Rose, S (1, 7) OBP: 0.387, SLG: 0.366	0-0 1B HR 1B		0-0 6-3		0-0 1B BB 1B	4-0 IBB		0-3 K		4 2 2 0 1 1 0												
Joe Morgan, L (1, 4) OBP: 0.441, SLG: 0.485	0-0 1-3 HR 1B		4-0 G3 1B BB		4-0 1B SF7 BB	0-3 K		0-3 K		3 3 1 0 2 2 2												
Johnny Bench, R (1, 5) OBP: 0.363, SLG: 0.482	0-0 1-H 3-H HR		0-0 G3		0-0 1-3 2-H 1B		0-0 1B 2B	0-0 6-3		5 2 3 4 0 0 1												
Tony Perez, R (1, 3) OBP: 0.327, SLG: 0.450 Dan Driessen, L (7, PR) OBP: 0.341, SLG: 0.384	0-0 G5-4-3 1B		0-0 2-H 1B		0-0 SF7		0-0 G6-4-3 1B 1B	0-3 K		3 0 3 3 0 0 0 1 1 0 0 0 1 0												
George Foster, R (1, 8) OBP: 0.327, SLG: 0.413	0-0 G5-4-3 1-2f		0-0 F9		0-3 K		0-0 1-2 G6-4-3 1B	0-0 1B		5 0 2 0 0 1 3												
Bill Plummer, R (1, 2) OBP: 0.244, SLG: 0.320		0-0 L7		0-0 6-3		0-0 F9	0-0 G6-4-3	0-0 F8		5 0 0 0 0 0 3												
Darrel Chaney, S (1, 6) OBP: 0.369, SLG: 0.314		0-0 WP 1B		0-0 F7		4-0 SH1-4 1B BB	4-0 1B IBB	0-0 G3		3 1 1 0 2 0 1												
Tom Hall, L (1, 1) Pedro Borbon, R (6, 1) OBP: 0.286, SLG: 0.286		0-3 K		0-0 1-3		0-0 SH1-4	0-0 1-2 3-H 1B			2 0 0 0 0 1 1 1 0 1 1 0 0 0												
<b>Inning Stats</b>	R: 3 E: 0 K: 0 S: 6	H: 4 LOB: 0 BB: 0 P: 6	R: 0 E: 0 K: 1 S: 6	H: 1 LOB: 1 BB: 0 P: 6	R: 1 E: 0 K: 0 S: 4	H: 1 LOB: 1 BB: 1 P: 8	R: 0 E: 0 K: 0 S: 3	H: 0 LOB: 0 BB: 0 P: 3	R: 2 E: 0 K: 1 S: 7	H: 2 LOB: 1 BB: 1 P: 11	R: 1 E: 0 K: 1 S: 6	H: 1 LOB: 2 BB: 2 P: 14	R: 2 E: 0 K: 0 S: 6	H: 4 LOB: 2 BB: 1 P: 10	R: 0 E: 0 K: 2 S: 7	H: 0 LOB: 0 BB: 0 P: 7	R: 0 E: 0 K: 1 S: 6	H: 1 LOB: 1 BB: 0 P: 6	1B: 12 2B: 1 3B: 0 HR: 1	SF: 1 SAC: 1 DP: 2 HBP: 0	WP: 1 PB: 0 SB: 0 CS: 0	PA: 44
<b>PITCHER</b>	IP WLS BF H R ER SO BB IBB HBP BLK WP HR S P ERA WHIP															<b>PITCHER</b>	IP WLS BF H R ER SO BB IBB HBP BLK WP HR S P ERA WHIP					
Jerry Reuss, L (1, 1) ERA: 3.88	6.0 L 30 9 7 7 3 3 1 0 0 1 1 32 48 10.50 2.000																					
Daryl Patterson, R (7, 1) ERA: 5.91	0.2 6 4 2 2 0 0 0 1 0 0 0 0 5 9 27.00 6.000																					
John Morlan, R (7, 1) ERA: 2.59	2.1 8 1 0 0 0 3 0 0 0 0 0 0 14 14 0.00 0.429																					

Cincinnati Reds @ Pittsburgh Pirates  
 Three Rivers Stadium, Pittsburgh, PA  
 Sat Jul 13 1974, 3:33 AM EDT  
 Att. 15,386 - Unknown

AB	37
R	9
H	14
RBI	9
BB	5
SO	6
LOB	14



livebaseballscorecards.com

Batter	1	2	3	4	5	6	7	8	9	AB	R	H	RBI	BB	SO	LOB
Rennie Stennett, R (1, 4) OBP: 0.330, SLG: 0.387	0-0 L6-3 1B		0-0 1B 1B	0-0 4-3			0-3 K		0-0 FC3-6 1-2f	5	0	2	1	0	1	2
Gene Clines, R (1, 7) OBP: 0.321, SLG: 0.272	0-0 L6-3 1-2		0-0 FC6-4 1B 1-2 2-H			0-0 G3-6-3 1B	0-3 K		0-0 L6-4-3 1-2	5	0	2	1	0	1	2
Al Oliver, L (1, 8) OBP: 0.317, SLG: 0.463	0-0 1-3		0-0 P3			0-0 G3-6-3 1-2f	0-0 3B			4	0	1	0	0	0	3
Richie Zisk, R (1, 9) OBP: 0.389, SLG: 0.496		0-0 F3	0-0 FC6-4 1-2f			0-0 1B	0-3 K			4	0	1	0	0	1	3
Bob Robertson, R (1, 3) OBP: 0.295, SLG: 0.477		0-3 K		4-0 BB 3B BB		0-0 F8		0-0 6-3		3	1	0	0	1	1	1
Manny Sanguillen, R (1, 2) OBP: 0.302, SLG: 0.371		0-0 F9		0-0 F7		0-0 F3		0-0 E3 1B		4	0	0	0	0	0	1
Richie Hebner, L (1, 5) OBP: 0.357, SLG: 0.470			0-0 1B 1B 2B	4-0 BB 3B BB		4-0 FC6 BB		0-0 G4-6-3 1B		2	2	2	0	2	0	0
Mario Mendoza, R (1, 6) OBP: 0.294, SLG: 0.291			0-0 F8	0-0 3B 1-H 2-H		0-0 F9		0-0 G4-6-3 1-2f		4	0	1	2	0	0	4
Jerry Reuss, L (1, 1) OBP: 0.333, SLG: 0.262			0-0 1B 1B	0-3 K		0-0 FC6			0-0 FC3-6 1B	2	1	1	0	0	1	1
Paul Popovich, S (6, PH) OBP: 0.268, SLG: 0.255										1	0	0	0	0	0	1
Daryl Patterson, L (7, 1)										0	0	0	0	0	0	0
John Morlan, R (7, 1)										0	0	0	0	0	0	0
Ed Kirkpatrick, L (9, PH) OBP: 0.319, SLG: 0.280			2-3 1B 1B			1-2f				1	0	1	0	0	0	0

Inning Stats	R: 0	H: 1	E: 0	LOB: 0	K: 0	S: 3	P: 3	R: 0	H: 0	E: 0	LOB: 0	K: 1	S: 5	R: 2	H: 4	E: 0	LOB: 2	K: 0	S: 7	R: 2	H: 1	E: 0	LOB: 1	K: 1	S: 6	R: 0	H: 2	E: 0	LOB: 1	K: 0	S: 4	R: 0	H: 0	E: 0	LOB: 1	K: 3	S: 10	R: 0	H: 1	E: 1	LOB: 1	K: 0	S: 4	R: 0	H: 1	E: 0	LOB: 0	K: 0	S: 3	R: 0	H: 1	E: 0	LOB: 0	K: 0	S: 3	1B: 8	SF: 0	3B: 2	HR: 0	SAC: 0	DP: 4	HBP: 0	WP: 0	PA: 38
--------------	------	------	------	--------	------	------	------	------	------	------	--------	------	------	------	------	------	--------	------	------	------	------	------	--------	------	------	------	------	------	--------	------	------	------	------	------	--------	------	-------	------	------	------	--------	------	------	------	------	------	--------	------	------	------	------	------	--------	------	------	-------	-------	-------	-------	--------	-------	--------	-------	--------

PITCHER	IP	WLS	BF	H	R	ER	SO	BB	IBB	HBP	BLK	WP	HR	S	P	ERA	WHIP
Tom Hall, L (1, 1) ERA: 4.33	5.1	W	25	8	4	4	2	3	0	0	0	0	0	26	38	6.75	2.062
Pedro Borbon, R (6, 1) ERA: 2.38	3.2	S	13	3	0	0	3	0	0	0	0	0	0	19	19	0.00	0.818

BOTTOM

Cincinnati Reds @ Pittsburgh Pirates  
 Three Rivers Stadium, Pittsburgh, PA  
 Sat Jul 13 1974, 3:33 AM EDT  
 Att. 15,386 - Unknown

livebaseballscorecards.com

AB	35
R	4
H	11
RBI	4
BB	3
SO	5
LOB	18





Batter	1	2	3	4	5	6	7	8	9	AB R H RBI BB SO LOB	TOP
Merv Rettenmund, R (1, 9) OBP: 0.333, SLG: 0.362 Cesar Geronimo, L (8, 8) OBP: 0.377, SLG: 0.478	0-0 F9		0-3 K		0-0 L5			0-0 1-3		4 0 0 0 0 1 0 0 0 0 0 0 0 0	
Pete Rose, S (1, 7) OBP: 0.388, SLG: 0.365	0-0 1B HR 1B		4-0 CS BB		0-0 F9			0-0 6-3		3 1 1 0 1 0 0	
Johnny Bench, R (1, 5) OBP: 0.364, SLG: 0.482	0-0 1-3 HR 1B		0-0 L6 1-2		0-0 L7			0-0 1B		4 1 2 0 0 0 1	
Tony Perez, R (1, 3) OBP: 0.329, SLG: 0.463 Dan Driessen, L (8, 3) OBP: 0.341, SLG: 0.384	0-0 1-H 3-H HR			0-0 3-1 2B		0-0 5-3		0-0 5-3		4 1 2 3 0 0 1 0 0 0 0 0 0 0	
Dave Concepcion, R (1, 6) OBP: 0.318, SLG: 0.367	0-0 P6			0-0 F3			0-0 F8		0-0 5-3	4 0 0 0 0 0 1	
George Foster, R (1, 8) OBP: 0.319, SLG: 0.401 (8, 9)	0-3 K			0-0 3-1 2-3			0-0 6-3		0-3 K	4 0 0 0 0 2 1	
Bill Plummer, R (1, 2) OBP: 0.256, SLG: 0.342		0-0 6-3		0-0 F9			0-0 2B		0-0 1B	4 0 2 0 0 0 1	
Darrel Chaney, S (1, 4) OBP: 0.377, SLG: 0.315		0-3 K		0-0 B1-4 1B			4-0 FC6-4 IBB		0-3 K	3 0 1 0 1 2 1	
Fred Norman, S (1, 1) OBP: 0.125, SLG: 0.103 Clay Carroll, R (7, 1) OBP: 0.182, SLG: 0.182		0-0 F9		0-0 B1-4 1-2f			0-0 FC6-4 1-2f			3 0 0 0 0 0 3 0 0 0 0 0 0 0	
<b>Inning Stats</b>	R: 3 H: 3 E: 0 LOB: 0 K: 1 BB: 0 S: 8 P: 8	R: 0 H: 0 E: 0 LOB: 0 K: 1 BB: 0 S: 5 P: 5	R: 0 H: 0 E: 0 LOB: 0 K: 1 BB: 1 S: 4 P: 8	R: 0 H: 1 E: 0 LOB: 1 K: 0 BB: 0 S: 4 P: 4	R: 0 H: 1 E: 0 LOB: 0 K: 0 BB: 0 S: 3 P: 3	R: 0 H: 0 E: 0 LOB: 0 K: 0 BB: 0 S: 3 P: 3	R: 0 H: 1 E: 0 LOB: 2 K: 0 BB: 1 S: 4 P: 8	R: 0 H: 1 E: 0 LOB: 1 K: 2 BB: 0 S: 8 P: 4	R: 0 H: 1 E: 0 LOB: 1 K: 2 BB: 0 S: 8 P: 8	1B: 5 SF: 0 2B: 3 SAC: 0 3B: 0 DP: 1 HR: 1 HBP: 0	WP: 0 PA: 35 PB: 0 SB: 0 CS: 1
<b>PITCHER</b> Ken Brett, L (1, 1) ERA: 2.76	IP WLS BF H R ER SO BB IBB HBP BLK WP HR S P ERA WHIP										
	9.0 L 35 8 3 3 5 1 1 0 0 0 1 43 51 3.00 1.000										

Cincinnati Reds @ Pittsburgh Pirates  
 Three Rivers Stadium, Pittsburgh, PA  
 Sun Jul 14 1974, 3:33 AM EDT  
 Unknown

livebaseballscorecards.com

AB	33
R	3
H	8
RBI	3
BB	2
SO	5
LOB	9



Batter	1	2	3	4	5	6	7	8	9	AB	R	H	RBI	BB	SO	LOB
Rennie Stennett, R OBP: 0.329, SLG: 0.385 (1, 4)	0-0 1B 1B		0-0 6-3		0-0 L5		0-0 P7			4	0	1	0	0	0	3
Gene Clines, R OBP: 0.320, SLG: 0.271 (1, 7)	0-0 1-2 1B		0-0 L6-3			0-3 K		0-0 L3		4	0	1	0	0	1	0
Al Oliver, L OBP: 0.316, SLG: 0.460 (1, 8)	0-0 F2			0-0 G3		0-0 G3		0-0 1B 1B		4	0	1	0	0	0	2
Richie Zisk, R OBP: 0.390, SLG: 0.507 (1, 9)	0-3 K			0-0 HR		0-0 6-3		0-0 1-2 1B L4-3		4	1	2	1	0	1	2
Bob Robertson, R OBP: 0.286, SLG: 0.461 (1, 3)	0-0 1-3			0-0 F2			0-0 F7	0-0 1-2 L4-3		4	0	0	0	0	0	4
Manny Sanguillen, R OBP: 0.301, SLG: 0.369 (1, 2)		0-0 F9		0-0 6-3			0-0 1B 1B		0-0 1-3	4	1	1	0	0	0	0
Richie Hebner, L OBP: 0.359, SLG: 0.470 (1, 5)		0-0 4-3			0-0 FC4-6 1B		0-0 1-2 1B 1B		0-0 F8	4	0	2	0	0	0	0
Frank Taveras, R OBP: 0.297, SLG: 0.291 (1, 6)		0-3 K2-3			0-0 FC4-6 E S 1-2f		0-0 P4		0-0 L8	3	0	0	0	0	1	3
Ed Kirkpatrick, L OBP: 0.316, SLG: 0.277 (9, PH)										1	0	0	0	0	0	0
Ken Brett, L OBP: 0.369, SLG: 0.525 (1, 1)			0-0 F8		0-3 K		0-0 1-2 2-H 1B			3	0	1	1	0	1	1


Inning Stats		R: 0	H: 2	E: 0	K: 1	S: 7	R: 0	H: 0	E: 0	K: 1	S: 5	R: 0	H: 0	E: 0	K: 0	S: 3	R: 1	H: 1	E: 0	K: 0	S: 4	R: 0	H: 1	E: 0	K: 1	S: 6	R: 0	H: 0	E: 0	K: 1	S: 5	R: 1	H: 3	E: 0	K: 0	S: 6	R: 0	H: 2	E: 0	K: 0	S: 4	R: 0	H: 0	E: 0	K: 0	S: 3	1B: 8	SF: 0	2B: 1	SAC: 0	3B: 0	DP: 1	HR: 1	HBP: 0	WP: 0	PA: 35
PITCHER	IP	WLS	BF	H	R	ER	SO	BB	IBB	HBP	BLK	WP	HR	S	P	ERA	WHIP																																							
Fred Norman, L ERA: 2.71 (1, 1)	6.2	W	27	7	2	2	4	0	0	0	0	0	1	35	35	2.70	1.050																																							
Clay Carroll, R ERA: 2.7 (7, 1)	2.1	S	8	2	0	0	0	0	0	0	0	0	0	8	8	0.00	0.857																																							

**BOTTOM**

**Cincinnati Reds @ Pittsburgh Pirates**  
 Three Rivers Stadium, Pittsburgh, PA  
 Sun Jul 14 1974, 3:33 AM EDT  
 Unknown

livebaseballscorecards.com

AB	35
R	2
H	9
RBI	2
BB	0
SO	4
LOB	15





Batter	1	2	3	4	5	6	7	8	9	AB R H RBI BB SO LOB	TOP
<b>Cesar Geronimo, L</b> (1, 8) OBP: 0.374, SLG: 0.474	0-0 BB S 1B		0-0 L7		0-0 F5		0-0 F8			4 0 1 0 0 0 1	
<b>Pete Rose, S</b> (1, 7) OBP: 0.387, SLG: 0.362	4-0 BB 1-2 BB		0-0 F9		0-3 K		0-0 L8			3 0 0 0 1 1 1	
<b>Joe Morgan, L</b> (1, 4) OBP: 0.439, SLG: 0.481	4-0 BB 1-2 2-3 BB		0-0 F9			0-0 F9		0-0 L9		3 0 0 0 1 0 0	
<b>Johnny Bench, R</b> (1, 5) OBP: 0.361, SLG: 0.476 (7, 2)	0-0 P9			0-0 5-3		0-0 L7		0-0 6-3		4 0 0 0 0 0 3	
<b>Tony Perez, R</b> (1, 3) OBP: 0.331, SLG: 0.460	0-3 K			4-0 E 1B 6-3 BB		4-0 1B BB		0-0 6-3		2 1 0 0 2 1 3	
<b>Dan Driessen, L</b> (1, 9) OBP: 0.343, SLG: 0.386 (7, 5)	0-0 F9			0-0 6-3 E 1-2 1B		0-0 1-3 1B		0-0 L7		4 0 2 0 0 0 3	
<b>Dave Concepcion, R</b> (1, 6) OBP: 0.314, SLG: 0.362		0-0 6-3		0-0 6-3		0-0 F3		0-0 6-3		4 0 0 1 0 0 3	
<b>Bill Plummer, R</b> (1, 2) OBP: 0.250, SLG: 0.333 <b>Ken Griffey, L</b> (7, PH) OBP: 0.200, SLG: 0.172 (7, 9)		0-0 F8		0-0 6-3			0-0 1B	0-0 L7		2 0 0 0 0 0 1 2 0 1 0 0 0 0	
<b>Jack Billingham, R</b> (1, 1) OBP: 0.075, SLG: 0.051 <b>Terry Crowley, L</b> (7, PH) OBP: 0.292, SLG: 0.362 <b>Will McEnaney, L</b> (7, 1) <b>Pedro Borbon, R</b> (8, 1) OBP: 0.286, SLG: 0.286		0-3 K		0-0 4-3		0-0 P8				2 0 0 0 0 1 0 1 0 0 0 0 0 1 0 0 0 0 0 0 0 0 0 0 0 0 0 0	
<b>Inning Stats</b>	R: 0 H: 1 E: 0 LOB: 3 K: 1 BB: 2 S: 6 P: 14	R: 0 H: 0 E: 0 LOB: 0 K: 1 BB: 0 S: 5 P: 5	R: 0 H: 0 E: 0 LOB: 0 K: 0 BB: 0 S: 3 P: 3	R: 1 H: 1 E: 1 LOB: 1 K: 0 BB: 1 S: 4 P: 8	R: 0 H: 0 E: 0 LOB: 0 K: 1 BB: 0 S: 5 P: 5	R: 0 H: 1 E: 0 LOB: 2 K: 0 BB: 1 S: 4 P: 8	R: 0 H: 1 E: 0 LOB: 1 K: 0 BB: 0 S: 4 P: 4	R: 0 H: 0 E: 0 LOB: 0 K: 0 BB: 0 S: 3 P: 3	R: 0 H: 0 E: 0 LOB: 0 K: 0 BB: 0 S: 3 P: 3	1B: 4 SF: 0 2B: 0 SAC: 0 3B: 0 DP: 0 HR: 0 HBP: 0	WP: 0 PA: 35 PB: 0 SB: 1 CS: 0
<b>PITCHER</b> <b>Bruce Kison, R</b> (1, 1) ERA: 2.92 <b>Dave Giusti, R</b> (7, 1) ERA: 3.43	IP WLS BF H R ER SO BB IBB HBP BLK WP HR S P ERA WHIP	6.0 W 26 4 1 0 3 4 0 0 0 0 0 0 28 44 0.00 1.333	3.0 S 9 0 0 0 0 0 0 0 0 0 0 0 9 9 0.00 0.000	<b>PITCHER</b> IP WLS BF H R ER SO BB IBB HBP BLK WP HR S P ERA WHIP							

Cincinnati Reds @ Pittsburgh Pirates  
 Three Rivers Stadium, Pittsburgh, PA  
 Sun Jul 14 1974, 3:38 AM EDT  
 Att: 27,151 - Unknown

livebaseballscorecards.com

AB 31  
 R 1  
 H 4  
 RBI 1  
 BB 4  
 SO 3  
 LOB 16



Batter	1	2	3	4	5	6	7	8	9	AB	R	H	RBI	BB	SO	LOB
Gene Clines, R OBP: 0.319, SLG: 0.271 (1, 7)	0-0 E8 G3 SF8 1B		0-0 L6-3	0-0 F3		0-0 L8				4	1	1	0	0	0	3
Richie Hebner, L OBP: 0.358, SLG: 0.467 (1, 5)	0-0 G3 2-3		0-0 F5	0-0 1B 1-2 2-H			0-0 P5			4	0	1	1	0	0	1
Al Oliver, L OBP: 0.315, SLG: 0.462 (1, 8)	0-0 SF8 3-H		0-0 2B S	0-0 F7			0-0 F8			3	0	1	1	0	0	2
Ed Kirkpatrick, L OBP: 0.319, SLG: 0.275 (1, 9)	0-3 K2-3		4-0 IBB BB		0-0 1B		0-3 K			1	0	0	0	1	1	0
Dave Augustine, R OBP: 0.176, SLG: 0.176 (5, 9)			2-3							2	0	1	0	0	1	0
Bob Robertson, R OBP: 0.292, SLG: 0.458 (1, 3)		0-0 6-3	4-0 BB 1-2		0-0 1B G6-4-3		0-0 L5			3	0	1	0	1	0	0
Rennie Stennett, R OBP: 0.331, SLG: 0.385 (1, 4)		4-0 BB 1B	0-0 F7		0-0 1B G6-4-3 1-2f		0-0 1B			3	0	1	0	1	0	4
Frank Taveras, R OBP: 0.303, SLG: 0.292 (1, 6)		0-0 1B 1-2		0-0 4-3		4-0 BB SH5-4		0-0 F9		3	0	1	0	1	0	1
Chuck Brinkman, R OBP: 0.222, SLG: 0.176 (1, 2)	0-0 P4		0-0 1B	0-0 1B HBP		0-0 F7		0-0 L8		3	1	1	0	0	0	3
Manny Sanguillen, R OBP: 0.300, SLG: 0.368 (7, 2)				1-0 1B HBP		0-0 SH5-4				1	0	0	0	0	0	1
Bruce Kison, R OBP: 0.188, SLG: 0.071 (1, 1)	0-3 K			1-2 1B HBP						0	0	0	0	0	1	2
Dave Giusti, R OBP: 0.125, SLG: 0.125 (7, 1)										0	0	0	0	0	0	0

Inning Stats		R: 1	H: 1	E: 1	K: 1	S: 6	R: 0	H: 1	E: 0	K: 1	S: 6	R: 0	H: 1	E: 0	K: 0	S: 4	R: 1	H: 2	E: 0	K: 0	S: 5	R: 0	H: 2	E: 0	K: 0	S: 3	R: 0	H: 0	E: 0	K: 1	S: 5	R: 0	H: 1	E: 0	K: 0	S: 4
PITCHER		IP	WLS	BF	H	R	ER	SO	BB	IBB	HBP	BLK	WP	HR	S	P	ERA	WHIP																		
Jack Billingham, R ERA: 3.52 (1, 1)	6.0	L	28	7	2	1	2	2	3	1	1	0	0	0	27	44	1.50	1.667																		
Will McEnaney, L ERA: 7.04 (7, 1)	1.0		3	0	0	0	1	0	0	0	0	0	0	0	5	5	0.00	0.000																		
Pedro Borbon, R ERA: 2.35 (8, 1)	1.0		4	1	0	0	0	0	0	0	0	0	0	0	4	4	0.00	1.000																		

**BOTTOM**

**Cincinnati Reds @ Pittsburgh Pirates**  
 Three Rivers Stadium, Pittsburgh, PA

Sun Jul 14 1974, 3:38 AM EDT  
 Att. 27,151 - Unknown

livebaseballscorecards.com

AB	28
R	2
H	8
RBI	2
BB	4
SO	3
LOB	17



WP: 0	PA: 35
PB: 0	
SB: 1	
CS: 0	



Batter	1	2	3	4	5	6	7	8	9	AB R H RBI BB SO LOB	TOP		
<b>Cesar Geronimo, L</b> (1, 8) OBP: 0.371, SLG: 0.468	0-3 K		0-3 K		0-0 1-3		0-0 6-3		0-0 2-H 1B	5 0 1 1 0 2 1			
<b>Pete Rose, S</b> (1, 7) OBP: 0.388, SLG: 0.364	0-0 1B		0-0 FC6 1B		0-0 F8		0-0 F8			4 0 2 0 0 0 0			
<b>Joe Morgan, L</b> (1, 4) OBP: 0.440, SLG: 0.491	0-0 G6-4-3 1B		0-0 FC6 S 1-2f 2-3		0-0 F8		0-0 HR			4 1 2 1 0 0 2			
<b>Johnny Bench, R</b> (1, 2) OBP: 0.357, SLG: 0.471	0-0 G6-4-3 1-2f		0-0 F7 1-2		0-0 P3		0-0 5-3			4 0 0 0 0 0 4			
<b>Tony Perez, R</b> (1, 3) OBP: 0.330, SLG: 0.458		0-0 6-3		0-0 F9		0-0 BB E 1B		0-0 P3		4 0 1 0 0 0 0			
<b>George Foster, R</b> (8, 9) OBP: 0.319, SLG: 0.401										0 0 0 0 0 0 0			
<b>Dan Driessen, L</b> (1, 5) OBP: 0.339, SLG: 0.380		0-0 1-6-3		0-0 F7		0-0 E1 BB		0-0 F8		4 0 0 0 0 0 1			
<b>Dave Concepcion, R</b> (1, 6) OBP: 0.322, SLG: 0.366		4-0 BB 2B		0-0 1B		4-0 BB 1-2 2-3				2 2 2 0 2 0 0			
<b>Ken Griffey, L</b> (1, 9) OBP: 0.204, SLG: 0.188		0-0 BB 2B		0-0 P6		0-0 4-3				3 0 1 1 0 0 4			
<b>Darrel Chaney, S</b> (6, 5) OBP: 0.377, SLG: 0.315										0 0 0 0 0 0 0			
<b>Clay Kirby, R</b> (1, 1) OBP: 0.180, SLG: 0.089			4-0 FC6 1B BB		0-0 F7		0-0 F7		0-3 K	3 0 0 0 1 1 1			
<b>Inning Stats</b>	R: 0 E: 0 K: 1 S: 6 H: 2 LOB: 1 BB: 0 P: 6	R: 1 E: 0 K: 0 S: 3 H: 1 LOB: 1 BB: 1 P: 7	R: 0 E: 0 K: 1 S: 6 H: 1 LOB: 2 BB: 1 P: 10	R: 0 E: 0 K: 0 S: 4 H: 1 LOB: 1 BB: 0 P: 4	R: 0 E: 0 K: 0 S: 3 H: 0 LOB: 0 BB: 0 P: 3	R: 0 E: 1 K: 0 S: 5 H: 1 LOB: 3 BB: 1 P: 9	R: 0 E: 0 K: 0 S: 3 H: 0 LOB: 0 BB: 0 P: 3	R: 1 E: 0 K: 0 S: 4 H: 1 LOB: 0 BB: 0 P: 4	R: 1 E: 0 K: 1 S: 6 H: 2 LOB: 1 BB: 0 P: 6	1B: 7 2B: 1 3B: 0 HR: 1 SF: 0 SAC: 1 DP: 1 HBP: 0	WP: 0 PB: 0 SB: 1 CS: 0 PA: 37		
<b>PITCHER</b>	IP WLS BF H R ER SO BB IBB HBP BLK WP HR S P ERA WHIP											<b>PITCHER</b>	IP WLS BF H R ER SO BB IBB HBP BLK WP HR S P ERA WHIP
<b>Alan Foster, R</b> (1, 1) ERA: 3.53	8.0 L 33 7 2 2 2 3 0 0 0 0 0 1 34 46 2.25 1.250												
<b>Mike Garman, R</b> (9, 1) ERA: 3.35	1.0 4 2 1 1 1 0 0 0 0 0 0 6 6 9.00 2.000												

**Cincinnati Reds @ St. Louis Cardinals**  
 Busch Stadium, St. Louis, MO  
 Mon Jul 15 1974, 7:05 PM CDT  
 Att: 21,316 - Unknown

livebaseballscorecards.com

**AB 33**  
**R 3**  
**H 9**  
**RBI 3**  
**BB 3**  
**SO 3**  
**LOB 13**



Batter	1	2	3	4	5	6	7	8	9	AB	R	H	RBI	BB	SO	LOB
Lou Brock, L (1, 7) OBP: 0.370, SLG: 0.410	0-3 K		0-0 CS 1B		0-0 2B			0-0 F7		4	0	2	0	0	1	1
Jack Heidemann, R (1, 6) OBP: 0.333, SLG: 0.311	0-0 1B 1B		0-3 K 1-2		0-0 6-3			0-3 K		4	0	1	0	0	2	3
Bake McBride, L (1, 8) OBP: 0.355, SLG: 0.399	0-3 K		0-0 F9			0-0 G4-6-3 1B		0-0 1B		4	0	2	0	0	1	1
Reggie Smith, S (1, 9) OBP: 0.387, SLG: 0.554	0-0 1-3 1B			4-0 1B BB		0-0 F9		0-0 F8		3	0	1	0	1	0	3
Ted Simmons, S (1, 2) OBP: 0.317, SLG: 0.451	0-0 F9			0-0 F5		0-0 G4-6-3			0-0 4-3	4	0	0	0	0	0	4
Joe Torre, R (1, 3) OBP: 0.371, SLG: 0.404		0-0 2B		0-0 1-2 1B			0-0 6-3		0-3 K	4	0	2	0	0	1	0
Ken Reitz, R (1, 5) OBP: 0.309, SLG: 0.364		0-0 F8		0-0 G6-4-3 1-2f			0-0 5-3		0-0 6-3	4	0	0	0	0	0	3
Mike Tyson, R (1, 4) OBP: 0.237, SLG: 0.229		0-3 K			0-3 K		0-0 F8			2	0	0	0	0	2	1
Jose Cruz, L (7, PH) OBP: 0.323, SLG: 0.400										1	0	0	0	0	0	0
Tom Heintzelman, R (8, 4) OBP: 0.329, SLG: 0.343										0	0	0	0	0	0	0
Alan Foster, R (1, 1) OBP: 0.235, SLG: 0.212		0-0 1-3			0-0 P5				0-0 1B 1B	2	0	0	0	0	0	1
Jim Dwyer, L (8, PH) OBP: 0.405, SLG: 0.500										1	0	1	0	0	0	0
Mike Garman, R (9, 1) OBP: 0.250, SLG: 0.250										0	0	0	0	0	0	0

Inning Stats	R: 0	H: 2	E: 0	K: 2	S: 9	R: 0	H: 1	E: 0	K: 1	S: 6	R: 0	H: 1	E: 0	K: 1	S: 5	R: 0	H: 1	E: 0	K: 0	S: 3	R: 0	H: 1	E: 0	K: 1	S: 6	R: 0	H: 1	E: 0	K: 0	S: 3	R: 0	H: 2	E: 0	K: 1	S: 7	R: 0	H: 0	E: 0	K: 1	S: 5
	LOB: 2	BB: 0	P: 9	LOB: 1	BB: 0	P: 6	LOB: 0	BB: 0	P: 5	LOB: 1	BB: 1	P: 7	LOB: 0	BB: 0	P: 6	LOB: 0	BB: 0	P: 3	LOB: 0	BB: 0	P: 3	LOB: 2	BB: 0	P: 7	LOB: 0	BB: 0	P: 5	LOB: 0	BB: 0	P: 5	1B: 7	SF: 0	2B: 2	SAC: 0	3B: 0	DP: 2	HR: 0	HBP: 0		

PITCHER	IP	WLS	BF	H	R	ER	SO	BB	IBB	HBP	BLK	WP	HR	S	P	ERA	WHIP
Clay Kirby, R (1, 1) ERA: 2.96	9.0	W	34	9	0	0	7	1	0	0	0	0	0	47	51	0.00	1.111

**BOTTOM**

**Cincinnati Reds @ St. Louis Cardinals**  
 Busch Stadium, St. Louis, MO  
 Mon Jul 15 1974, 7:05 PM CDT  
 Att. 21,316 - Unknown

AB	33
R	0
H	9
RBI	0
BB	1
SO	7
LOB	17



WP: 0	PA: 34
PB: 0	
SB: 0	
CS: 1	

livebaseballscores.com



Batter	1	2	3	4	5	6	7	8	9	AB R H RBI BB SO LOB	TOP																
<b>Cesar Geronimo, L</b> OBP: 0.374, SLG: 0.468 (1, 8)										6 1 3 1 0 2 3																	
<b>Pete Rose, S</b> OBP: 0.386, SLG: 0.364 <b>Darrel Chaney, S</b> OBP: 0.371, SLG: 0.309 (1, 7) (7, 4)										5 2 1 0 0 0 2 1 0 0 0 0 1 0																	
<b>Joe Morgan, L</b> OBP: 0.441, SLG: 0.494 <b>George Foster, R</b> OBP: 0.321, SLG: 0.403 (1, 4) (7, PH) (7, 7)										4 2 2 2 0 1 1 2 0 1 0 0 0 1																	
<b>Johnny Bench, R</b> OBP: 0.359, SLG: 0.473 (1, 5)										5 2 2 0 1 0 2																	
<b>Tony Perez, R</b> OBP: 0.334, SLG: 0.461 <b>Merv Rettenmund, R</b> OBP: 0.330, SLG: 0.358 (1, 3) (5, 9)										4 2 3 3 0 0 0 2 0 0 0 0 2 2																	
<b>Dan Driessen, L</b> OBP: 0.340, SLG: 0.378 (1, 9) (5, 3)										4 1 1 0 1 0 3																	
<b>Dave Concepcion, R</b> OBP: 0.323, SLG: 0.365 (1, 6)										4 1 1 1 1 0 5																	
<b>Bill Plummer, R</b> OBP: 0.258, SLG: 0.341 (1, 2)										4 0 2 1 0 0 2																	
<b>Don Gullett, R</b> OBP: 0.314, SLG: 0.304 <b>Pedro Borbon, R</b> OBP: 0.267, SLG: 0.267 (1, 1) (7, 1)										4 1 3 3 0 1 2 1 0 0 0 0 1 2																	
<b>Inning Stats</b>	R: 7 E: 1 K: 0 S: 9	H: 6 LOB: 1 BB: 2 P: 17	R: 3 E: 1 K: 1 S: 10	H: 4 LOB: 2 BB: 0 P: 10	R: 0 E: 1 K: 0 S: 3	H: 0 LOB: 0 BB: 0 P: 3	R: 0 E: 0 K: 1 S: 7	H: 2 LOB: 2 BB: 0 P: 7	R: 2 E: 1 K: 1 S: 9	H: 3 LOB: 2 BB: 0 P: 9	R: 0 E: 0 K: 0 S: 3	H: 1 LOB: 0 BB: 0 P: 3	R: 0 E: 1 K: 0 S: 3	H: 0 LOB: 0 BB: 0 P: 3	R: 0 E: 0 K: 2 S: 9	H: 2 LOB: 2 BB: 0 P: 9	R: 0 E: 0 K: 3 S: 10	H: 1 LOB: 2 BB: 1 P: 14	1B: 15 2B: 4 3B: 0 HR: 0	SF: 1 SAC: 0 DP: 3 HBP: 0	WP: 1 PB: 0 SB: 0 CS: 0	PA: 50					
<b>PITCHER</b>	IP	WLS	BF	H	R	ER	SO	BB	IBB	HBP	BLK	WP	HR	S	P	ERA	WHIP										
<b>Bob Forsch, R</b> ERA: 4.96 (1, 1)	0.2	L	9	5	7	7	0	2	0	0	0	1	0	7	15	94.50	10.500										
<b>John Curtis, L</b> ERA: 4.8 (1, 1)	4.1		25	10	5	3	3	0	0	0	0	0	0	31	31	6.23	2.308										
<b>Rich Folkers, L</b> ERA: 2.89 (6, 1)	2.0		6	1	0	0	0	0	0	0	0	0	0	6	6	0.00	0.500										
<b>Al Hrabosky, L</b> ERA: 4.91 (8, 1)	1.0		5	2	0	0	2	0	0	0	0	0	0	9	9	0.00	2.000										
<b>Orlando Pena, R</b> ERA: 2.29 (9, 1)	1.0		5	1	0	0	3	1	0	0	0	0	0	10	14	0.00	2.000										

**Cincinnati Reds @ St. Louis Cardinals**  
**Busch Stadium, St. Louis, MO**  
 Tue Jul 16 1974, 7:05 PM CDT  
 Att. 18,588 - Unknown

[livebaseballscorecards.com](http://livebaseballscorecards.com)

**AB 46**  
**R 12**  
**H 19**  
**RBI 11**  
**BB 3**  
**SO 8**  
**LOB 25**




Batter	1	2	3	4	5	6	7	8	9	AB	R	H	RBI	BB	SO	LOB
Lou Brock, L (1, 7) Al Hrabosky, R (8, 1) Tim McCarver, L (8, PH) Orlando Pena, R (9, 1)	0-0 4-3		0-0 FC1-4			0-0 WP 1B	4-0 1B BB	0-0 F8		3	2	1	0	1	0	1
Jack Heidemann, R (1, 6)	0-0 4-3			0-0 6-3		4-0 1B BB	4-0 1B BB		0-3 K	3	2	0	0	2	1	0
Bake McBride, L (1, 8)	0-0 F7			0-0 3-1		0-0 F8 1B	0-0 SF7		0-0 4-3	4	0	1	2	0	0	0
Reggie Smith, S (1, 9) Jose Cruz, L (7, 9)		0-0 6-3		0-0 F7		0-0 1B	0-0 1B WP 1B		0-0 F8	3	0	1	1	0	0	0
Joe Torre, R (1, 5) Jerry Davanon, R (6, 5)		4-0 BB			0-3 K	0-3 K	0-0 WP 1B			1	0	0	0	1	1	0
Ted Simmons, S (1, 3)		0-0 G4-6-3		0-0 3-1		0-0 F8	0-0 P5			4	0	0	0	0	0	4
Marc Hill, R (1, 2)			0-0 6-3		0-0 1B 1B	0-3 K		0-0 6-3 SF8 2B		4	1	2	0	0	1	2
Tom Heintzelman, R (1, 4)			0-0 F8		0-0 1B		0-0 P6	0-0 6-3		4	0	1	0	0	0	1
Bob Forsch, R (1, 1) John Curtis, L (1, 1) Luis Melendez, R (5, PH) Rich Folkers, L (8, 1) Ken Rietz, R (7, PH) Jim Dwyer, L (8, 7)			4-0 FC1-4 BB		0-0 F8		0-0 E4 SF7	0-0 SF8		0	0	0	0	0	0	0

Inning Stats	R: 0	H: 0	E: 0	K: 0	S: 3	LOB: 0	BB: 0	P: 3	R: 0	H: 0	E: 0	K: 0	S: 2	LOB: 0	BB: 1	P: 6	R: 0	H: 0	E: 0	K: 0	S: 3	LOB: 1	BB: 1	P: 7	R: 0	H: 0	E: 0	K: 0	S: 3	LOB: 0	BB: 0	P: 3	R: 0	H: 2	E: 0	K: 1	S: 7	LOB: 2	BB: 0	P: 7	R: 2	H: 3	E: 0	K: 2	S: 10	LOB: 2	BB: 1	P: 14	R: 4	H: 2	E: 1	K: 0	S: 6	LOB: 1	BB: 2	P: 14	R: 1	H: 1	E: 0	K: 0	S: 4	LOB: 0	BB: 0	P: 4	R: 0	H: 0	E: 0	K: 1	S: 5	LOB: 0	BB: 0	P: 5	1B: 7	SF: 2	2B: 1	SAC: 0	3B: 0	DP: 1	HR: 0	HBP: 0	WP: 2	PA: 40
PITCHER	IP	WLS	BF	H	R	ER	SO	BB	IBB	HBP	BLK	WP	HR	S	P	ERA	WHIP																																																																	
Don Gullett, L (1, 1) Pedro Borbon, R (7, 1)	6.2	W	31	6	6	2	3	5	0	0	0	1	0	32	52	2.70	1.650																																																																	
	2.1		9	2	1	1	1	0	0	0	0	1	0	11	11	3.86	0.857																																																																	

**BOTTOM**

**Cincinnati Reds @ St. Louis Cardinals**  
 Busch Stadium, St. Louis, MO  
 Tue Jul 16 1974, 7:05 PM CDT  
 Att. 18,588 - Unknown

<b>AB</b>	<b>33</b>
<b>R</b>	<b>7</b>
<b>H</b>	<b>8</b>
<b>RBI</b>	<b>6</b>
<b>BB</b>	<b>5</b>
<b>SO</b>	<b>4</b>
<b>LOB</b>	<b>12</b>





Batter	1	2	3	4	5	6	7	8	9	10	11	12	AB R H RBI BB SO LOB	TOP															
<b>Cesar Geronimo, L</b> OBP: 0.368, SLG: 0.459 (1, 8)	0-0 4-3	0-3 K		0-3 K			0-0 4-3 1B		0-0 4-3		0-3 K	0-0 6-3	7 0 1 0 0 3 4																
<b>Pete Rose, S</b> OBP: 0.385, SLG: 0.362 (1, 7)	0-0 4-3		0-0 FC4-6 1B		0-0 4-3		0-0 4-3		0-0 4-3		4-0 1B BB		5 0 1 0 1 0 1																
<b>Joe Morgan, L</b> OBP: 0.441, SLG: 0.492 (1, 4)	0-0 S 1B 1B		0-0 F8		0-0 F8		4-0 IBB		0-3 K		0-0 1-3 1B		5 1 2 0 1 1 1																
<b>Johnny Bench, R</b> OBP: 0.519, SLG: 0.468 (1, 2)	0-0 PO E 1B 1-H		0-0 F9		0-0 6-3		0-3 K		0-0 P8		0-0 F7		6 0 1 1 0 1 5																
<b>Tony Perez, R</b> OBP: 0.332, SLG: 0.459 (1, 3)	0-0 PO 1-3	0-0 P9	0-0 FC4-6 1-2f		0-0 6-3		0-0 F9		0-0 PB 2B		0-0 5-3		6 0 1 0 0 0 3																
<b>Dan Driessen, L</b> OBP: 0.340, SLG: 0.381 <b>Phil Gagliano, R</b> OBP: 0.519, SLG: 0.133 <b>Darrel Chaney, S</b> OBP: 0.375, SLG: 0.304 (8, PH) (8, PR) (8, 5)		0-0 E3 1B FC4-6		0-0 4-3 2B 2B		0-0 F8	4-0 FC1-6 BB		0-3 K		4-0 1B BB		3 2 1 0 0 0 0 0 0 0 0 1 0 0 1 1 0 0 1 1 1																
<b>Dave Concepcion, R</b> OBP: 0.329, SLG: 0.368 (1, 6)		0-0 FC4-6 1B 1-3		0-0 4-3 2B 2-3		0-0 BB 1B 1B	0-0 F3		4-0 PB IBB		0-0 2B 1B		5 2 3 0 1 0 2																
<b>Ken Griffey, L</b> OBP: 0.217, SLG: 0.204 <b>George Foster, R</b> OBP: 0.321, SLG: 0.408 (8, PH) (8, 9)		0-0 FC4-6 1B 1-2f 3-H		0-0 2B 3-H		4-0 1B BB 1-2	0-0 FC1-6 1-2f		0-3 K 1-2 2-3		0-0 1-H 2-H 2B		2 0 1 2 1 0 1 3 0 1 2 0 1 3																
<b>Tom Carroll, L</b> <b>Terry Crowley, R</b> <b>Tom Hall, L</b> <b>Andy Kosco, R</b> <b>Clayton Kershaw, R</b> <b>Merv Rettenmund, R</b> <b>Will McEnaney, L</b> <b>Don Gullett, R</b> <b>Pedro Borbon, R</b> OBP: 0.200, SLG: 0.200 (8, 11) (8, 11) (8, 11) (8, 11) (8, 11) (8, 11) (8, 11) (8, 11) (8, 11)		0-0 1-2 1B		0-3 K 2		0-0 1-3 2-H 1B	0-0 F2		0-0 K		0-3 K 1	0-0 P4	2 0 1 0 0 1 1 0																
<b>Inning Stats</b>	R: 1 E: 1 K: 0 S: 4	H: 2 LOB: 0 BB: 0 P: 4	R: 1 E: 1 K: 1 S: 8	H: 2 LOB: 2 BB: 0 P: 8	R: 0 E: 0 K: 0 S: 4	H: 1 LOB: 1 BB: 0 P: 4	R: 1 E: 0 K: 2 S: 9	H: 2 LOB: 1 BB: 0 P: 9	R: 0 E: 0 K: 0 S: 3	H: 0 LOB: 0 BB: 0 P: 3	R: 1 E: 0 K: 0 S: 4	H: 2 LOB: 2 BB: 1 P: 8	R: 0 E: 0 K: 1 S: 6	H: 1 LOB: 2 BB: 1 P: 10	R: 0 E: 0 K: 0 S: 3	H: 0 LOB: 1 BB: 1 P: 7	R: 0 E: 0 K: 1 S: 5	H: 0 LOB: 0 BB: 0 P: 5	R: 0 E: 0 K: 2 S: 8	H: 1 LOB: 2 BB: 1 P: 12	R: 0 E: 0 K: 2 S: 8	H: 1 LOB: 2 BB: 1 P: 12	R: 0 E: 0 K: 0 S: 5	H: 1 LOB: 1 BB: 1 P: 9	1B: 10 2B: 4 3B: 0 HR: 0	SF: 0 SAC: 0 DP: 0 HBP: 0	WP: 0 PB: 1 SB: 1 CS: 0	PA: 56	
<b>PITCHER</b>	IP WLS BF H R ER SO BB IBB HBP BLK WP HR S P ERA WHIP																												
<b>Bob Gibson, R</b> ERA: 4.3	(1, 1) 7.0 0 32 10 4 3 4 1 1 0 0 0 0 0 0 3.86 1.571																												
<b>Al Hrabosky, L</b> ERA: 4.86	(8, 1) 0.1 2 0 0 0 0 1 0 0 0 0 0 0 1 5 0.00 3.000																												
<b>Mike Garman, R</b> ERA: 3.17	(8, 1) 2.2 10 1 0 0 3 0 1 0 0 0 0 0 15 19 0.00 0.375																												
<b>Rich Folkers, L</b> ERA: 3.19	(11, 1) 1.1 L 8 2 2 2 2 2 0 0 0 0 0 0 10 18 13.50 3.000																												
<b>Orlando Pena, R</b> ERA: 2.25	(12, 1) 0.2 3 1 0 0 0 0 0 0 0 0 0 0 3 3 0.00 1.500																												

**Cincinnati Reds @ St. Louis Cardinals**  
 Busch Stadium, St. Louis, MO  
 Wed Jul 17 1974, 7:05 PM CDT  
 Att. 28,743 - Unknown

AB	49
R	6
H	14
RBI	6
BB	6
SO	9
LOB	24









Batter	1	2	3	4	5	6	7	8	9	AB	R	H	RBI	BB	SO	LOB
Cesar Geronimo, L (1, 8) OBP: 0.372, SLG: 0.459	0-3 K		0-0 F7		0-0 2B 1B		4-0 BB BB		0-0 CS 1B	4	0	2	0	1	1	0
Pete Rose, S (1, 7) OBP: 0.388, SLG: 0.368	0-0 SH1-3 1B		0-0 6-3		0-0 1-3 2B		0-3 K		0-0 2B 1B	5	1	3	0	0	1	2
Joe Morgan, L (1, 4) OBP: 0.440, SLG: 0.488	0-0 SH1-3 1-2		0-0 G3		0-0 P4		4-0 BB BB		0-0 L9	3	0	0	0	1	0	3
Johnny Bench, R (1, 2) OBP: 0.359, SLG: 0.472	0-0 WP 1B			0-0 1B G6-3		0-0 F8		0-0 F8	0-0 1-3 2B	5	1	3	1	0	0	5
Tony Perez, R (1, 3) OBP: 0.333, SLG: 0.459	0-0 6-3			0-0 G6-3 1B		0-0 6-3		0-0 1-3 1B	0-0 P6	4	0	2	0	0	0	1
Darrel Chaney, S (8, PR) OBP: 0.375, SLG: 0.304										0	0	0	0	0	0	0
George Foster, R (9, PH) OBP: 0.320, SLG: 0.405	1-2									1	0	0	0	0	0	2
Dan Driessen, L (1, 5) OBP: 0.335, SLG: 0.376		0-3 K		0-0 G6-3 1-2f		0-0 4-3		0-0 F9		4	0	0	0	0	1	2
Dave Concepcion, R (1, 6) OBP: 0.331, SLG: 0.370		0-0 E6		0-0 3-H		0-0 5-3		0-0 1-3 1B		4	0	2	0	0	0	0
Ken Griffey, L (1, 9) OBP: 0.209, SLG: 0.196		0-0 F7		0-0 1B		0-0 4-3		0-3 K 1-2 2-3		4	0	0	0	0	1	4
Fred Norman, S (1, 1) OBP: 0.143, SLG: 0.100		0-0 F7			4-0 BB BB		4-0 BB BB		0-0 4-3	1	0	0	0	1	0	1
Phil Gagliano, R (7, PH) OBP: 0.536, SLG: 0.133										0	0	0	0	1	0	0
Don Guillet, R (7, PR) OBP: 0.308, SLG: 0.298										0	0	0	0	0	0	0
Dick Baney, R (8, 1) OBP: 0.299, SLG: 0.365										0	0	0	0	0	0	0
Terry Crowley, L (8, PH) OBP: 0.299, SLG: 0.365										1	0	0	0	0	0	3
Clay Carroll, R (9, 1) OBP: 0.182, SLG: 0.182										0	0	0	0	0	0	0

Inning Stats	R: 1	H: 2	E: 0	K: 1	S: 7	R: 0	H: 0	E: 1	K: 1	S: 6	R: 0	H: 0	E: 0	K: 0	S: 3	R: 1	H: 3	E: 0	K: 0	S: 5	R: 0	H: 2	E: 0	K: 0	S: 4	R: 0	H: 0	E: 0	K: 0	S: 3	R: 0	H: 0	E: 1	K: 2	S: 7	R: 0	H: 2	E: 0	K: 0	S: 5	R: 0	H: 3	E: 0	K: 0	S: 5	1B: 10	SF: 0	2B: 2	SAC: 1	3B: 0	DP: 1	HR: 0	HBP: 0	WP: 1	PA: 41
PITCHER	IP	WLS	BF	H	R	ER	SO	BB	IBB	HBP	BLK	WP	HR	S	P	ERA	WHIP																																						
Bill Bonham, R (1, 1) ERA: 4.18	6.1	W	28	7	2	2	3	3	0	0	0	1	0	31	43	2.84	1.579																																						
Oscar Zamora, R (7, 1) ERA: 1.57	2.2	S	13	5	0	0	1	1	0	0	0	0	0	14	18	0.00	2.250																																						

BOTTOM

Chicago Cubs @ Cincinnati Reds  
Riverfront Stadium, Cincinnati, OH  
Thu Jul 18 1974, 7:05 PM EDT  
Att: 28,459 - Unknown - 80 F

livebaseballscorecards.com

AB	36
R	2
H	12
RBI	1
BB	4
SO	4
LOB	23







Batter	1	2	3	4	5	6	7	8	9	AB	R	H	RBI	BB	SO	LOB
Merv Rettenmund, R OBP: 0.330, SLG: 0.354 Cesar Geronimo, L OBP: 0.369, SLG: 0.455 (1, 9) (5, PH) (6, 8)	0-0 6-3		4-0 BB		0-0 1-3		0-0 F8			1	0	0	0	1	0	0
Pete Rose, S OBP: 0.384, SLG: 0.364 (1, 7)	0-0 1-3		0-3 K		0-0 L7		0-0 L3			4	0	0	0	0	1	2
Joe Morgan, L OBP: 0.438, SLG: 0.483 (1, 4)	0-0 F8			4-0 1B S 1B BB	0-0 F2			0-0 B3		3	1	0	0	1	0	0
Johnny Bench, R OBP: 0.358, SLG: 0.470 (1, 5)		0-0 F8		0-0 1B 1B		0-0 5-3		0-0 F8		4	1	1	0	0	0	0
Tony Perez, R OBP: 0.332, SLG: 0.460 Dan Driessen, L OBP: 0.335, SLG: 0.376 (1, 3) (9, 3)		0-0 1B 9-2 2B		0-3 K		0-3 K		0-0 4-3		4	0	1	0	0	2	2
Dave Concepcion, R OBP: 0.333, SLG: 0.371 (1, 6)		0-0 2-3 1B		4-0 S 1B SF9 IBB		0-0 6-3				2	1	1	0	1	0	0
George Foster, R OBP: 0.326, SLG: 0.406 (1, 8) (6, 9)		0-0 9-2		0-0 1-2 2-H 3-H 1B			4-0 WP 2B BB			2	1	1	2	1	0	2
Bill Plummer, R OBP: 0.261, SLG: 0.356 (1, 2)			0-0 F3		0-0 SF9		0-0 FC1-5-6 1-H 2B			2	0	1	2	0	0	0
Jack Billingham, R OBP: 0.071, SLG: 0.049 Pedro Borbon, R OBP: 0.250, SLG: 0.250 (1, 1) (6, 1)			0-3 K		0-3 K		0-0 FC1-5-6 2-3 2B			2	0	0	0	0	2	1
										1	0	0	0	0	0	1

Inning Stats	R: 0	H: 0	E: 0	K: 0	S: 3	LOB: 0	BB: 0	P: 3	R: 0	H: 2	E: 0	K: 0	S: 4	LOB: 1	BB: 0	P: 4	R: 0	H: 0	E: 0	K: 2	S: 7	LOB: 1	BB: 1	P: 11	R: 3	H: 2	E: 0	K: 2	S: 9	LOB: 1	BB: 2	P: 17	R: 0	H: 0	E: 0	K: 1	S: 5	LOB: 0	BB: 0	P: 5	R: 1	H: 1	E: 0	K: 0	S: 4	LOB: 1	BB: 1	P: 8	R: 0	H: 0	E: 0	K: 0	S: 3	LOB: 0	BB: 0	P: 3
--------------	------	------	------	------	------	--------	-------	------	------	------	------	------	------	--------	-------	------	------	------	------	------	------	--------	-------	-------	------	------	------	------	------	--------	-------	-------	------	------	------	------	------	--------	-------	------	------	------	------	------	------	--------	-------	------	------	------	------	------	------	--------	-------	------

PITCHER	IP	WLS	BF	H	R	ER	SO	BB	IBB	HBP	BLK	WP	HR	S	P	ERA	WHIP
Dave LaRoche, L ERA: 3.6 (1, 1)	3.1	L	16	4	3	3	3	2	1	0	0	0	0	19	31	8.10	1.800
Steve Stone, R ERA: 4.62 (4, 1)	2.2		8	0	0	0	2	0	0	0	0	0	0	12	12	0.00	0.000
Jim Todd, R ERA: 3.96 (7, 1)	0.0		2	1	1	1	0	1	0	0	0	1	0	1	5	∞	∞
Ken Frailing, L ERA: 4.26 (7, 1)	1.1		4	0	0	0	0	0	0	0	0	0	0	4	4	0.00	0.000
Horacio Pina, R ERA: 3.38 (8, 1)	0.2		2	0	0	0	0	0	0	0	0	0	0	2	2	0.00	0.000


**BOTTOM**

**Chicago Cubs @ Cincinnati Reds**  
Riverfront Stadium, Cincinnati, OH

Fri Jul 19 1974, 7:05 PM EDT  
Att: 42,430 - Unknown - 80 F

AB	27
R	4
H	5
RBI	4
BB	4
SO	5
LOB	9

livebaseballscorecards.com



WP: 2	PA: 32
PB: 0	
SB: 2	
CS: 0	





BOTTOM

Chicago Cubs @ Cincinnati Reds  
Riverfront Stadium, Cincinnati, OH  
Sat Jul 20 1974, 7:05 PM EDT  
Att: 45,017 - Unknown - 78 F

livebaseballscorecards.com

AB 35  
R 6  
H 10  
RBI 6  
BB 3  
SO 7  
LOB 14



WP: 1 PA: 39  
PB: 1  
SB: 1  
CS: 0

AB R H RBI BB SO LOB

5 1 2 2 0 1 1

4 1 1 1 1 0 1

4 1 1 0 1 0 2

3 0 1 1 1 1 1

4 0 0 1 0 2 3

3 0 1 1 0 0 1

1 0 0 0 0 1 0

4 0 1 0 0 0 1

4 2 2 0 0 0 2

2 0 0 0 0 2 2  
0 0 0 0 0 0 0  
0 0 0 0 0 0 0  
0 0 0 0 0 0 0  
0 0 0 0 0 0 0  
0 0 0 0 0 0 0  
1 1 1 0 0 0 0

1B: 7 SF: 0  
2B: 3 SAC: 1  
3B: 0 DP: 1  
HR: 0 HBP: 0

Batter	1	2	3	4	5	6	7	8	9
Cesar Geronimo, L (1, 8) OBP: 0.370, SLG: 0.458	0-0 6-3 BB BB BB 1B		0-0 6-3 BB BB BB 1B	0-0 6-3			0-3 K 0.0/0.0		0-0 PB 2B 2-H 3-H
Pete Rose, S (1, 7) OBP: 0.384, SLG: 0.363	0-0 6-3		4-0 6-3 BB BB BB 1-2 FC3-6 BB	0-0 1B 2-H			0-0 5-3		0-0 F8 2-3
Joe Morgan, L (1, 4) OBP: 0.437, SLG: 0.484	0-0 2B		4-0 6-3 BB BB BB 1-2 FC3-6 BB 1-2 2-3 FC4-6 BB	0-0 G3			0-0 F7		0-0 L6
Johnny Bench, R (1, 2) OBP: 0.360, SLG: 0.469	0-3 K		4-0 6-3 BB BB BB 1-2 FC3-6 BB 1-2 2-3 3-H				0-0 F8		0-0 G4-6-3 1B
Tony Perez, R (1, 3) OBP: 0.329, SLG: 0.455		0-3 K	0-0 FC3-6 FC4-6 1-2f 2-3 3-H				0-3 K		0-0 G4-6-3 1-2f
Dan Driessen, L (1, 5) OBP: 0.335, SLG: 0.375		0-0 FC4-6 1B	0-0 FC4-6 WP S 1-2f 3-H				0-0 F8		0-3 K
Darrel Chaney, S (8, 5) OBP: 0.370, SLG: 0.298		0-0 FC4-6 1B	0-0 5-3						0-0 6-3
Dave Concepcion, R (1, 6) OBP: 0.332, SLG: 0.369		0-0 FC4-6 1B	0-0 5-3				0-0 B1		0-0 6-3
Ken Griffey, L (1, 9) OBP: 0.219, SLG: 0.208		0-0 FC4-6 1-2f 2-3	0-0 SH1-4 1B 1B				0-0 L5		0-0 2B 2B 1B
Clay Kirby, R (1, 1) OBP: 0.173, SLG: 0.085		0-3 K	0-0 SH1-4 1-2				0-3 K		0-0 2B 2B
Clay Carroll, R (8, 1) OBP: 0.182, SLG: 0.182									
Will McEnaney, L (8, 1) OBP: 0.182, SLG: 0.182									
Pedro Borbon, R (8, 1) OBP: 0.250, SLG: 0.250									
Tom Hall, L (9, 1) OBP: 0.250, SLG: 0.250									
Terry Crowley, L (9, PH) OBP: 0.303, SLG: 0.381									

Inning Stats	R: 0	H: 1	E: 0	LOB: 1	K: 1	P: 6	R: 0	H: 2	E: 0	LOB: 2	K: 2	P: 9	R: 3	H: 1	E: 0	LOB: 1	K: 0	P: 16	R: 1	H: 2	E: 0	LOB: 1	K: 0	P: 5	R: 0	H: 0	E: 0	LOB: 0	K: 1	P: 5	R: 0	H: 0	E: 0	LOB: 0	K: 1	P: 5	R: 0	H: 1	E: 0	LOB: 0	K: 1	P: 5	R: 2	H: 3	E: 0	LOB: 1	K: 0	P: 6	1B: 7	SF: 0	2B: 3	SAC: 1	3B: 0	DP: 1	HR: 0	HBP: 0	WP: 1	PA: 39
--------------	------	------	------	--------	------	------	------	------	------	--------	------	------	------	------	------	--------	------	-------	------	------	------	--------	------	------	------	------	------	--------	------	------	------	------	------	--------	------	------	------	------	------	--------	------	------	------	------	------	--------	------	------	-------	-------	-------	--------	-------	-------	-------	--------	-------	--------

PITCHER	IP	WLS	BF	H	R	ER	SO	BB	IBB	HBP	BLK	WP	HR	S	P	ERA	WHIP
Rick Reuschel, R (1, 1) ERA: 4.42	3.2		20	6	4	4	3	3	0	0	0	1	0	23	35	9.82	2.455
Ken Frailing, L (4, 1) ERA: 4.24	0.1		1	0	0	0	0	0	0	0	0	0	0	1	1	0.00	0.000
Horacio Pina, R (5, 1) ERA: 3.23	2.0		6	0	0	0	2	0	0	0	0	0	0	10	10	0.00	0.000
Oscar Zamora, R (7, 1) ERA: 1.93	3.0	W	12	4	2	2	2	0	0	0	0	0	0	16	16	6.00	1.333



Chicago Cubs @ Cincinnati Reds  
Riverfront Stadium, Cincinnati, OH

Sun Jul 21 1974, 3:33 AM EDT  
Att. 34,031 - Sunny - 83 F

livebaseballscorecards.com

AB	31
R	2
H	6
RBI	2
BB	2
SO	8
LOB	10



WP:	0	PA:	33
PB:	0		
SB:	0		
CS:	0		

Batter	1	2	3	4	5	6	7	8	9	AB	R	H	RBI	BB	SO	LOB
Don Kessinger, S (1, 6) X OBP: 0.348, SLG: 0.327	0-0 1-3 1B		0-0 1-3		0-3 K			0-3 K		4	1	1	0	0	2	1
Rick Monday, L (1, 8) X OBP: 0.381, SLG: 0.471	0-0 1-3 1-2		0-3 K			0-3 K		0-0 F8		4	0	0	0	0	2	1
Jerry Morales, R (1, 7) X OBP: 0.298, SLG: 0.385	0-0 G6-4-3 2-H 1B			0-0 P4		0-0 6-3			0-0 F8	4	0	1	1	0	0	0
Jose Cardenal, R (1, 9) X OBP: 0.358, SLG: 0.447	0-0 G6-4-3 1-2f			0-0 L4		0-0 6-3			0-0 F7	4	0	0	0	0	0	1
Andre Thornton, R (1, 3) OBP: 0.386, SLG: 0.496		4-0 BB		4-0 FC6-4 BB			0-0 6-3		0-0 2B	2	0	1	0	2	0	0
Bill Madlock, R (1, 5) OBP: 0.351, SLG: 0.421		0-0 F9		0-0 FC6-4 1-2f			0-0 1B 2B		0-0 F8	4	1	1	0	0	0	3
Billy Grabarkewitz, R (1, 4) OBP: 0.321, SLG: 0.271		0-3 K			0-0 P4		0-0 G4-3 2-H 1B			3	0	1	1	0	1	1
George Mitterwald, R (1, 2) OBP: 0.303, SLG: 0.359		0-3 K			0-0 2B		0-0 G4-3 1-2f			3	0	1	0	0	1	2
Burt Hooton, R (1, 1) OBP: 0.083, SLG: 0.086			0-3 K		0-3 K			0-0 P4		2	0	0	0	0	2	1
Bill Bonham, R (6, 1) OBP: 0.152, SLG: 0.156										0	0	0	0	0	0	0
Ken Fraling, L (6, 1) OBP: 0.353, SLG: 0.308										0	0	0	0	0	0	0
Carmen Fanzone, R (8, PH) OBP: 0.250, SLG: 0.258										1	0	0	0	0	0	0
Dave LaRoche, L (8, 1) OBP: 0.250, SLG: 0.375										0	0	0	0	0	0	0
Ray Burris, R (8, 1) OBP: 0.250, SLG: 0.100										0	0	0	0	0	0	0

Batter	1	2	3	4	5	6	7	8	9												
<b>Inning Stats</b>	R: 1 E: 0 K: 0 S: 4	H: 2 LOB: 0 BB: 0 P: 4	R: 0 E: 0 K: 2 S: 7	H: 0 LOB: 1 BB: 1 P: 11	R: 0 E: 0 K: 2 S: 7	H: 0 LOB: 0 BB: 0 P: 7	R: 0 E: 0 K: 0 S: 3	H: 0 LOB: 1 BB: 1 P: 7	R: 0 E: 0 K: 2 S: 8	H: 1 LOB: 1 BB: 0 P: 8	R: 0 E: 0 K: 1 S: 5	H: 0 LOB: 0 BB: 0 P: 5	R: 1 E: 0 K: 0 S: 4	H: 2 LOB: 0 BB: 0 P: 4	R: 0 E: 0 K: 1 S: 5	H: 0 LOB: 0 BB: 0 P: 5	R: 0 E: 0 K: 0 S: 4	H: 1 LOB: 1 BB: 0 P: 4	1B: 3 2B: 3 3B: 0 HR: 0	SF: 0 SAC: 0 DP: 2 HBP: 0	WP: 0 PA: 33

PITCHER	IP	WLS	BF	H	R	ER	SO	BB	IBB	HBP	BLK	WP	HR	S	P	ERA	WHIP
Don Gullett, L (1, 1) ERA: 2.69	9.0	W	33	6	2	2	8	2	0	0	0	0	0	47	55	2.00	0.889

Batter	1	2	3	4	5	6	7	8	9
Cesar Geronimo, L (1, 8) OBP: 0.364, SLG: 0.451	0-0 F9		0-0 4-3			0-3 K		0-3 K	
Pete Rose, S (1, 7) OBP: 0.383, SLG: 0.360	0-0 4-3			0-0 6-3		0-0 1-3		4-0 BB E BB	
Joe Morgan, L (1, 4) OBP: 0.438, SLG: 0.491	0-0 4-3			0-0 P3				4-0 E BB	
Johnny Bench, R (1, 2) OBP: 0.361, SLG: 0.470		0-3 K		0-0 6-3		4-0 2B BB		0-0 E6 SF7 2B	
Tony Perez, R (1, 3) OBP: 0.332, SLG: 0.459		0-0 WP 1B			0-3 K	0-0 2B		0-0 SF7	
Darrel Chaney, S (8, 5) OBP: 0.365, SLG: 0.298									
Dan Driessen, L (1, 5) OBP: 0.334, SLG: 0.374		0-0 1B			0-0 P6	0-0 L6		0-0 3-1	
Dave Concepcion, R (1, 6) OBP: 0.332, SLG: 0.372		0-0 9-3			0-0 IHR 2B			0-0 5-3	
Ken Griffey, L (1, 9) OBP: 0.224, SLG: 0.241			0-0 4-3		0-0 IHR		0-0 5-3		
George Foster, R (7, PH) OBP: 0.324, SLG: 0.404					0-0 P4		0-0 4-3		
Don Gullett, R (1, 1) OBP: 0.291, SLG: 0.280			0-0 4-3						

Inning Stats	R: 0 E: 0 K: 0 S: 3	H: 0 LOB: 0 BB: 0 P: 3	R: 1 E: 0 K: 1 S: 6	H: 2 LOB: 0 BB: 0 P: 6	R: 0 E: 0 K: 0 S: 3	H: 0 LOB: 0 BB: 0 P: 3	R: 0 E: 0 K: 0 S: 3	H: 0 LOB: 0 BB: 0 P: 3	R: 2 E: 0 K: 1 S: 7	H: 2 LOB: 0 BB: 0 P: 7	R: 2 E: 0 K: 1 S: 7	H: 2 LOB: 1 BB: 1 P: 11	R: 0 E: 0 K: 0 S: 3	H: 0 LOB: 0 BB: 0 P: 3	R: 3 E: 1 K: 1 S: 6	H: 1 LOB: 0 BB: 2 P: 14
--------------	------------------------------	---------------------------------	------------------------------	---------------------------------	------------------------------	---------------------------------	------------------------------	---------------------------------	------------------------------	---------------------------------	------------------------------	----------------------------------	------------------------------	---------------------------------	------------------------------	----------------------------------

PITCHER	IP	WLS	BF	H	R	ER	SO	BB	IBB	HBP	BLK	WP	HR	S	P	ERA	WHIP
Burt Hooton, R (1, 1) ERA: 4.61	5.2	L	22	5	5	5	3	1	0	0	0	1	1	27	31	7.94	1.059
Bill Bonham, R (6, 1) ERA: 4.18	0.0		1	1	0	0	0	0	0	0	0	0	0	1	1	∞	∞
Ken Frailing, L (6, 1) ERA: 4.18	1.1		4	0	0	0	0	0	0	0	0	0	0	4	4	0.00	0.000
Dave LaRoche, L (8, 1) ERA: 3.93	0.1		3	0	2	2	1	2	0	0	0	0	0	3	11	54.00	6.000
Ray Burris, R (8, 1) ERA: 5.43	0.2		3	1	1	0	0	0	0	0	0	0	0	3	3	0.00	1.500

**BOTTOM**

**Chicago Cubs @ Cincinnati Reds**  
Riverfront Stadium, Cincinnati, OH

Sun Jul 21 1974, 3:33 AM EDT  
Att. 34,031 - Sunny - 83 F

AB	R	H	RBI	BB	SO	LOB
4	0	0	0	0	2	0
3	1	0	0	1	0	0
3	2	1	1	1	0	0
3	2	1	2	1	1	0
3	1	2	1	0	1	0
0	0	0	1	0	0	0
4	0	1	1	0	0	1
3	1	1	0	0	0	1
2	1	1	2	0	0	0
1	0	0	0	0	0	0
3	0	0	0	0	0	0

livebaseballscorecards.com

AB	29
R	8
H	7
RBI	8
BB	3
SO	4
LOB	2



1B:	2	SF:	1	WP:	1	PA:	33
2B:	4	SAC:	0	PB:	0		
3B:	0	DP:	1	SB:	0		
HR:	2	HBP:	0	CS:	0		



Batter	1	2	3	4	5	6	7	8	9	AB R H RBI BB SO LOB	TOP																											
Mike Phillips, L (1, 5) OBP: 0.273, SLG: 0.267	0-0 F6	0-0 P5		0-0 4-3	0-0 4-3	0-3 K		0-3 K		6 0 0 1 0 2 3																												
Chris Speier, R (1, 6) OBP: 0.325, SLG: 0.339	0-3 K	0-0 FC4-6 1B		0-0 L9	4-0 1B BB E BB		0-0 1B S 1B	0-0 5-3		5 2 2 0 1 1 0																												
Garry Maddox, R (1, 8) OBP: 0.341, SLG: 0.440 Dave Kingman, R (9, 3) OBP: 0.294, SLG: 0.395	4-0 BB WP 1B BB	0-0 FC4-6 1-2f		0-0 1B	4-0 1-2 2-3 E BB		0-0 1-1 H S 1B 1B 1B		0-0 6-3	4 3 2 1 2 0 1 0 0 0 0 0 0 0																												
Bobby Bonds, R (1, 9) OBP: 0.370, SLG: 0.460	4-0 1-2 BB 1B BB	0-0 1-4-3		0-0 F8	0-0 E1 1-1 H 2-1 H 3-1 H		0-0 1-2 1B 1B		0-0 HR	5 2 3 2 1 0 2																												
Gary Matthews, R (1, 7) OBP: 0.362, SLG: 0.440	4-0 1-2 2-3 1B BB BB		0-0 1B 3B		0-0 1B 2B 5-3		0-0 P4		0-0 4-3	5 3 2 0 1 0 3																												
Ed Goodson, L (1, 3) OBP: 0.383, SLG: 0.438 Elias Sosa, R (5, 1) OBP: 0.091, SLG: 0.091 Randy Moffitt, R (8, 1) OBP: 0.429, SLG: 0.538	0-0 BB 1B 1B		0-0 5-3		0-0 1B 1B	0-3 K	0-3 K		0-0 P6	3 1 2 3 0 0 1 2 0 0 0 0 2 2 1 0 0 0 0 0 0																												
Tito Fuentes, S (1, 4) OBP: 0.251, SLG: 0.251	0-0 1-2 BB 1B		0-0 3-1 H 1B		0-0 1-2 4-3 1B	0-0 6-3	0-0 1-2 3-1 H 1B			5 1 4 3 0 0 0																												
Dave Rader, L (1, 2) OBP: 0.355, SLG: 0.342	4-0 1-2 2-3 BB		0-0 F2		0-0 P5	0-0 WP BB 1B	0-3 K			4 0 1 0 1 1 5																												
Mike Caldwell, R (1, 1) OBP: 0.184, SLG: 0.139 Tom Bradley, R (2, 1) OBP: 0.154, SLG: 0.111 Ron Bryant, S (3, 1) OBP: 0.050, SLG: 0.050 Gary Thomasson, L (5, PH) OBP: 0.325, SLG: 0.299	0-0 L4		0-0 F2		0-0 BB 4-3 1B	4-0 1-2 BB		0-3 K		1 0 0 0 0 0 3 1 0 0 0 0 0 1 0 0 0 0 0 0 0 2 1 1 1 1 1 0																												
<b>Inning Stats</b>	R: 3 E: 0 K: 1 S: 7	H: 2 LOB: 3 BB: 4 P: 23	R: 0 E: 0 K: 0 S: 4	H: 1 LOB: 1 BB: 0 P: 4	R: 1 E: 0 K: 0 S: 5	H: 2 LOB: 1 BB: 0 P: 5	R: 0 E: 0 K: 0 S: 4	H: 1 LOB: 1 BB: 0 P: 4	R: 6 E: 1 K: 0 S: 8	H: 5 LOB: 1 BB: 2 P: 16	R: 0 E: 0 K: 2 S: 8	H: 1 LOB: 2 BB: 1 P: 12	R: 2 E: 0 K: 2 S: 11	H: 4 LOB: 2 BB: 0 P: 11	R: 0 E: 0 K: 2 S: 7	H: 0 LOB: 0 BB: 0 P: 7	R: 1 E: 0 K: 0 S: 4	H: 1 LOB: 0 BB: 0 P: 4	1B: 14 2B: 1 3B: 1 HR: 1	SF: 0 SAC: 0 DP: 0 HBP: 0	WP: 2 PB: 0 SB: 2 CS: 0	PA: 51																
<b>PITCHER</b>	IP WLS BF H R ER SO BB IBB HBP BLK WP HR S P ERA WHIP											<b>PITCHER</b>	IP WLS BF H R ER SO BB IBB HBP BLK WP HR S P ERA WHIP																									
Clay Kirby, R (1, 1) ERA: 3.17	0.2	8	2	3	3	1	4	0	0	0	0	1	0	6	22	40.50	9.000																					
Dick Baney, R (1, 1) ERA: 5.65	1.1	5	1	0	0	0	0	0	0	0	0	0	0	5	5	0.00	0.750																					
Pedro Borbon, R (3, 1) ERA: 3.07	2.1	13	6	4	4	0	0	0	0	0	0	0	0	13	13	15.43	2.571																					
Will McEnaney, L (5, 1) ERA: 5.79	0.1	4	1	0	0	0	2	0	0	0	0	0	0	2	10	0.00	9.000																					
Clay Carroll, R (5, 1) ERA: 2.95	0.1	2	1	3	0	0	0	0	0	0	0	0	0	2	2	0.00	3.000																					
											Tom Hall, L (6, 1) ERA: 4.31	2.0	12	5	2	2	4	1	0	0	0	0	1	0	19	23	9.00	3.000										
											Jack Billingham, R (8, 1) ERA: 3.47	2.0	W 7	1	1	1	2	0	0	0	0	0	0	1	11	11	4.50	0.500										

**San Francisco Giants @ Cincinnati Reds**  
 Riverfront Stadium, Cincinnati, OH  
 Thu Jul 25 1974, 7:05 PM EDT  
 Unknown

livebaseballscorecards.com

<b>AB</b>	44
<b>R</b>	13
<b>H</b>	17
<b>RBI</b>	11
<b>BB</b>	7
<b>SO</b>	7
<b>LOB</b>	21



BOTTOM

San Francisco Giants @ Cincinnati Reds  
Riverfront Stadium, Cincinnati, OH

livebaseballscorecards.com

AB	46
R	14
H	18
RBI	14
BB	4
SO	5
LOB	25



WP	1	PA	50
PB	0		
SB	3		
CS	0		

Thu Jul 25 1974, 7:05 PM EDT  
Unknown

AB R H RBI BB SO LOB

4	2	0	0	2	2	2
5	1	4	1	1	0	0
6	1	2	3	0	0	4
6	3	3	3	0	0	4
6	3	2	2	0	1	3
5	2	4	3	0	0	2
4	0	0	1	1	1	6
4	1	2	1	0	0	1
1	0	0	0	0	1	0
0	0	0	0	0	0	0
0	0	0	0	0	0	0
1	0	0	0	0	0	1
0	0	0	0	0	0	0
1	0	0	0	0	0	0
0	0	0	0	0	0	0
1	1	1	0	0	0	0

Batter	1	2	3	4	5	6	7	8	9
Merv Rettenmund, R (1, 9) OBP: 0.330, SLG: 0.346	0-0 6-3	4-0 1B 1B BB	0-0 L7		0-3 K		0-3 K		4-0 1B 1-2 3-1 BB
Pete Rose, S (1, 7) OBP: 0.389, SLG: 0.366	0-0 G3	0-0 1B 1-2 2-3 1B		0-0 E 1B 1B	4-0 1-2 BB			0-0 FC3-8 1B	0-0 3-1 1-3 2-H 1B
Joe Morgan, L (1, 4) OBP: 0.436, SLG: 0.488	0-0 4-3	0-0 1-2 2-H 3-H 1B		0-0 1-2 E 1B	0-0 1-3			0-0 FC3-6 1-2f WP HR	0-0 3-1 2-3 3-H
Johnny Bench, R (1, 5) OBP: 0.363, SLG: 0.479		E 2B 1B P4		0-0 F9		0-0 F8		0-0 1-H HR	0-0 HR 1B
Tony Perez, R (1, 3) OBP: 0.332, SLG: 0.465		0-0 E6 2B 1-2 6-3	0-0 HR 1B	0-3 K		0-0 4-3		0-0 L9	0-0 3-H HR
Dave Concepcion, R (1, 6) OBP: 0.339, SLG: 0.389		0-0 S 1-3 2-H 2B	0-0 1-H HR	0-0 1-2 2-3	0-0 E5	0-0 1B		0-0 S 1B	
George Foster, R (1, 8) OBP: 0.320, SLG: 0.394		0-0 6-3	4-0 5-3 S BB	0-0 F3		0-3 K		0-0 5-3	
Bill Plummer, R (1, 2) OBP: 0.271, SLG: 0.374		0-0 1B 1B 2B 2-H	0-0 5-3		0-0 BB 1B		0-0 F8		0-3 K
Cesar Geronimo, L (9, PH) OBP: 0.363, SLG: 0.449		0-0 6-3	0-0 4-3		0-0 L5		0-0 5-3		0-0 BB 1B
Clay Kirby, R Dick Barney, R Ferry Crowley, L Pedro Martinez, R Will McEwen, L Clay Carroll, R Phil Gagliano, R Tom Hall, L Ken Griffey, L Jack Stillingham, R Dan Driessens, L									

Inning Stats	R: 0	H: 0	LOB: 0	BB: 0	P: 3	R: 5	H: 5	LOB: 2	BB: 1	P: 13	R: 2	H: 2	LOB: 1	BB: 1	P: 9	R: 0	H: 2	LOB: 3	BB: 0	P: 8	R: 0	H: 1	LOB: 2	BB: 1	P: 10	R: 0	H: 1	LOB: 1	BB: 0	P: 6	R: 0	H: 0	LOB: 0	BB: 0	P: 5	R: 2	H: 3	LOB: 1	BB: 0	P: 6	R: 5	H: 4	LOB: 0	BB: 1	P: 12	1B: 13	SF: 0	2B: 2	SAC: 0	3B: 0	DP: 0	HR: 3	HBP: 0	WP: 1	PA: 50
--------------	------	------	--------	-------	------	------	------	--------	-------	-------	------	------	--------	-------	------	------	------	--------	-------	------	------	------	--------	-------	-------	------	------	--------	-------	------	------	------	--------	-------	------	------	------	--------	-------	------	------	------	--------	-------	-------	--------	-------	-------	--------	-------	-------	-------	--------	-------	--------

PITCHER	IP	WLS	BF	H	R	ER	SO	BB	IBB	HBP	BLK	WP	HR	S	P	ERA	WHIP
Mike Caldwell, L (1, 1) ERA: 3.24	1.1		8	3	4	3	0	0	0	0	0	0	0	8	8	20.25	2.250
Tom Bradley, R (2, 1) ERA: 5.09	0.2		7	4	3	2	0	1	0	0	0	0	1	6	10	27.00	7.500
Ron Bryant, L (3, 1) ERA: 6.78	2.0		10	2	0	0	1	1	0	0	0	0	0	11	15	0.00	1.500
Elias Sosa, R (5, 1) ERA: 2.53	3.1		15	4	2	2	3	1	0	0	0	1	1	20	24	5.40	1.500
Randy Moffitt, R (8, 1) ERA: 3.22	1.1	L	10	5	5	5	1	1	0	0	0	0	1	11	15	33.75	4.500





Batter	1	2	3	4	5	6	7	8	9	AB	R	H	RBI	BB	SO	LOB
Cesar Geronimo, L (1, 8) OBP: 0.369, SLG: 0.462	0-0 G3 S 2B 1B	0-3 K			0-0 E6 1B	0-0 2-H 3B				4	2	3	1	0	1	0
Pete Rose, S (1, 7) OBP: 0.388, SLG: 0.365	0-0 G3 1-3		0-0 F7		0-0 E 2-H 1B	0-3 K				4	0	1	1	0	1	2
Joe Morgan, L (1, 4) OBP: 0.437, SLG: 0.490	0-0 3-H 2B		0-0 P3		4-0 E IBB		0-0 4-3			3	0	1	1	1	0	0
Johnny Bench, R (1, 2) OBP: 0.359, SLG: 0.474	0-3 K		0-0 F7		0-0 E5 1-2 2-3		0-3 K			4	0	0	0	0	2	3
Tony Perez, R (1, 3) OBP: 0.331, SLG: 0.462	4-0 BB			0-3 K	0-0 F9		0-0 6-3			3	0	0	0	1	1	3
Darrel Chaney, S (8, 5) OBP: 0.365, SLG: 0.298										0	0	0	0	0	0	0
Dan Driessen, L (1, 5) OBP: 0.335, SLG: 0.374	0-0 G3		0-3 K		0-0 2B 1B		0-3 K			4	1	1	0	0	2	2
Dave Concepcion, R (1, 6) OBP: 0.338, SLG: 0.390		0-0 5-3		0-3 K	0-0 3B 2B		0-0 5-3			4	1	1	1	0	1	0
Ken Griffey, L (1, 9) OBP: 0.227, SLG: 0.270		0-0 HR			0-0 F8	0-0 F7		0-0 F9		2	1	1	1	0	0	0
Merv Rettenmund, R (6, PH) OBP: 0.327, SLG: 0.342										2	0	0	0	0	0	1
Fred Norman, S (1, 1) OBP: 0.133, SLG: 0.093		0-0 G3			0-0 4-3	0-0 5-3				3	0	0	0	0	0	1

Inning Stats	R: 1	H: 2	E: 0	K: 1	S: 7	H: 2	LOB: 2	BB: 1	P: 11	R: 1	H: 1	E: 0	K: 1	S: 6	H: 0	LOB: 0	BB: 0	P: 6	R: 0	H: 0	E: 0	K: 0	S: 3	H: 0	LOB: 0	BB: 0	P: 3	R: 0	H: 0	E: 0	K: 3	S: 9	H: 2	LOB: 3	BB: 1	P: 10	R: 2	H: 3	E: 0	K: 1	S: 8	H: 0	LOB: 1	BB: 0	P: 8	R: 0	H: 0	E: 0	K: 1	S: 5	H: 0	LOB: 0	BB: 0	P: 5	R: 0	H: 0	E: 0	K: 1	S: 5	H: 0	LOB: 0	BB: 0	P: 5
PITCHER	IP	WLS	BF	H	R	ER	SO	BB	IBB	HBP	BLK	WP	HR	S	P	ERA	WHIP																																														
Ed Halicki, R (1, 1) ERA: 4.56	5.0	L	25	7	5	4	5	1	1	0	0	0	1	33	41	7.20	1.600																																														
Ron Bryant, L (6, 1) ERA: 6.69	1.0		4	1	0	0	1	0	0	0	0	0	0	6	6	0.00	1.000																																														
Steve Barber, L (7, 1) ERA: 3.27	2.0		6	0	0	0	2	0	0	0	0	0	0	10	10	0.00	0.000																																														


**BOTTOM**

**San Francisco Giants @ Cincinnati Reds**  
Riverfront Stadium, Cincinnati, OH

Thu Jul 25 1974, 7:05 PM EDT  
Att. 40,025 - Unknown

livebaseballscorecards.com

AB	33
R	5
H	8
RBI	5
BB	2
SO	8
LOB	12



1B:	4	SF:	0	WP:	0	PA:	35
2B:	2	SAC:	0	PB:	0		
3B:	1	DP:	0	SB:	1		
HR:	1	HBP:	0	CS:	0		



**San Francisco Giants @ Cincinnati Reds**  
 Riverfront Stadium, Cincinnati, OH

Fri Jul 26 1974, 7:05 PM EDT  
 Att: 30,094 - Unknown

AB	31
R	5
H	5
RBI	5
BB	7
SO	4
LOB	16



AB R H RBI BB SO LOB

3	1	0	0	2	1	1
4	0	0	0	0	0	2
4	1	1	0	1	0	1
3	0	1	2	1	0	2
3	1	0	0	1	0	1
3	1	1	1	1	0	1
4	0	0	0	0	1	4
3	0	1	2	1	0	1
3	1	1	0	0	1	3
1	0	0	0	0	1	0

Batter	1	2	3	4	5	6	7	8	9
<b>Bobby Bonds, R</b> (1, 9) OBP: 0.370, SLG: 0.453	4-0 BB S		4-0 SH5-4 1B BB	0-0 F2		0-3 K			0-0 F8
<b>Chris Speier, R</b> (1, 6) OBP: 0.324, SLG: 0.333	0-0 F9		0-0 SH5-4	0-0 6-3		0-0 5-3			0-0 6-3
<b>Garry Maddox, R</b> (1, 8) OBP: 0.341, SLG: 0.436	0-0 P4		4-0 BB 1B IBB	0-0 1B			0-0 4-3		0-0 5-3
<b>Steve Ontiveros, S</b> (1, 3) OBP: 0.374, SLG: 0.346	0-0 F4		0-0 1B BB FC6-2 1B	0-0 5-3			4-0 6-3 BB		
<b>Gary Matthews, R</b> (1, 7) OBP: 0.362, SLG: 0.440		0-0 6-3	4-0 FC6-2 1B BB		0-0 6-3		0-0 6-3		
<b>Chris Arnold, R</b> (1, 4) OBP: 0.344, SLG: 0.398		4-0 BB	0-0 1B BB FC6-2 1B		0-0 L4		0-0 F9		
<b>Bruce Miller, R</b> (1, 5) OBP: 0.324, SLG: 0.306		0-0 F9	0-0 FC6-2 1B BB		0-0 P4			0-3 K	
<b>Ken Rudolph, R</b> (1, 2) OBP: 0.308, SLG: 0.223		0-0 P4	0-0 FC6-4 1B			4-0 BB		0-0 4-3	
<b>Jim Barr, R</b> (1, 1) OBP: 0.293, SLG: 0.316			0-0 SH5-4 1B			0-3 K		0-3 K	
<b>Elias Sosa, R</b> (6, 1) OBP: 0.083, SLG: 0.083			0-0 FC6-4						

Inning Stats	R: 0	H: 0	E: 0	K: 0	S: 3	P: 7	R: 0	H: 0	E: 0	K: 0	S: 3	P: 7	R: 5	H: 4	E: 0	K: 0	S: 7	R: 0	H: 1	E: 0	K: 0	S: 4	P: 4	R: 0	H: 0	E: 0	K: 0	S: 3	P: 3	R: 0	H: 0	E: 0	K: 2	S: 7	P: 11	R: 0	H: 0	E: 0	K: 0	S: 3	P: 7	R: 0	H: 0	E: 0	K: 0	S: 7	P: 7	R: 0	H: 0	E: 0	K: 0	S: 3	P: 3	1B: 5	2B: 0	3B: 0	HR: 0	SF: 0	SAC: 1	DP: 0	HBP: 0	WP: 0	PA: 39	PB: 0	SB: 1	CS: 0
--------------	------	------	------	------	------	------	------	------	------	------	------	------	------	------	------	------	------	------	------	------	------	------	------	------	------	------	------	------	------	------	------	------	------	------	-------	------	------	------	------	------	------	------	------	------	------	------	------	------	------	------	------	------	------	-------	-------	-------	-------	-------	--------	-------	--------	-------	--------	-------	-------	-------

PITCHER	IP	WLS	BF	H	R	ER	SO	BB	IBB	HBP	BLK	WP	HR	S	P	ERA	WHIP
<b>Don Gullett, L</b> (1, 1) ERA: 2.94	2.2	L	17	4	5	5	0	4	1	0	0	0	0	12	32	16.88	3.000
<b>Dick Baney, R</b> (3, 1) ERA: 4.58	3.1		12	1	0	0	2	1	0	0	0	0	0	15	19	0.00	0.600
<b>Clay Carroll, R</b> (7, 1) ERA: 2.86	2.0		7	0	0	0	2	1	0	0	0	0	0	10	14	0.00	0.500
<b>Pedro Borbon, R</b> (9, 1) ERA: 3.03	1.0		3	0	0	0	0	0	0	0	0	0	0	3	3	0.00	0.000

Batter	1	2	3	4	5	6	7	8	9	AB	R	H	RBI	BB	SO	LOB
Cesar Geronimo, L (1, 8) OBP: 0.362, SLG: 0.453	0-0 6-3	0-0 6-3		0-0 5-3		0-3 K			0-0 F5	5	0	0	0	0	1	4
Pete Rose, S (1, 7) OBP: 0.386, SLG: 0.365	0-0 4-3		0-0 SF8	0-0 4-3			0-0 4-3		0-0 5-3	5	1	1	0	0	0	1
Joe Morgan, L (1, 4) OBP: 0.434, SLG: 0.484	0-0 5-3		0-0 E6		0-0 F2		4-0 BB		0-0 P6	4	0	0	0	1	0	1
Johnny Bench, R (1, 2) OBP: 0.358, SLG: 0.475		0-0 6-3	0-0 SF8		0-0 HR		0-0 F4			3	1	1	1	0	0	1
Tony Perez, R (1, 3) OBP: 0.333, SLG: 0.470		0-0 2B	0-0 F9		0-0 HR		0-0 1-3			4	2	2	2	0	0	2
Dan Driessen, L (1, 5) OBP: 0.337, SLG: 0.377		0-0 1B	4-0 BB		0-0 6-3			0-0 G3		3	0	1	0	1	0	0
Dave Concepcion, R (1, 6) OBP: 0.337, SLG: 0.389		0-0 BB	0-0 L7		0-0 L8			0-0 5-3		4	0	1	1	0	0	2
Ken Griffey, L (1, 9) OBP: 0.244, SLG: 0.281		4-0 BB		0-0 SH1-4		0-3 K		0-0 1B		3	0	2	0	1	1	0
Don Gullett, R (1, 1) Dick Barney, R (3, 1) Andy Kosco, R (6, PH) Clay Carroll, R (7, 1) Terry Crowley, L (8, PH) Pedro Borbon, R (9, 1)		0-0 F9		0-0 SH1-4		0-0 5-3		0-0 4-3		1	0	0	0	0	0	3

Inning Stats	R: 0	H: 0	E: 0	K: 0	S: 3	LOB: 0	BB: 0	P: 3	R: 1	H: 3	E: 0	K: 0	S: 6	LOB: 3	BB: 1	P: 10	R: 1	H: 1	E: 1	K: 0	S: 5	LOB: 2	BB: 1	P: 9	R: 0	H: 1	E: 0	K: 0	S: 4	LOB: 1	BB: 0	P: 4	R: 2	H: 2	E: 0	K: 0	S: 5	LOB: 0	BB: 0	P: 5	R: 0	H: 0	E: 0	K: 2	S: 7	LOB: 0	BB: 0	P: 7	R: 0	H: 0	E: 0	K: 0	S: 3	LOB: 1	BB: 1	P: 7	R: 0	H: 1	E: 0	K: 0	S: 4	LOB: 1	BB: 0	P: 4	R: 0	H: 0	E: 0	K: 0	S: 3	LOB: 0	BB: 0	P: 3
1B: 4	SF: 1	2B: 3	SAC: 1	3B: 0	DP: 0	HR: 1	HBP: 0	WP: 0	PA: 39	1B: 4	SF: 1	2B: 3	SAC: 1	3B: 0	DP: 0	HR: 1	HBP: 0	WP: 0	PA: 39	1B: 4	SF: 1	2B: 3	SAC: 1	3B: 0	DP: 0	HR: 1	HBP: 0	WP: 0	PA: 39																																											
PITCHER	IP	WLS	BF	H	R	ER	SO	BB	IBB	HBP	BLK	WP	HR	S	P	ERA	WHIP	PITCHER	IP	WLS	BF	H	R	ER	SO	BB	IBB	HBP	BLK	WP	HR	S	P	ERA	WHIP																																					
Jim Barr, R (1, 1) ERA: 2.64	5.0	W	25	7	4	4	0	2	0	0	0	0	1	23	31	7.20	1.800	Elias Sosa, R (6, 1) ERA: 2.39	4.0	S	14	1	0	0	2	1	0	0	0	0	17	21	0.00	0.500																																						


**BOTTOM**

**San Francisco Giants @ Cincinnati Reds**  
Riverfront Stadium, Cincinnati, OH

Fri Jul 26 1974, 7:05 PM EDT  
Att. 30,094 - Unknown

livebaseballscorecards.com

AB	34
R	4
H	8
RBI	4
BB	3
SO	2
LOB	15





Batter	1	2	3	4	5	6	7	8	9	AB R H RBI BB SO LOB	TOP	
Enzo Hernandez, R (1, 6) OBP: 0.274, SLG: 0.279	0-0 F8		0-0 E 1B		0-0 6-3			0-0 G2		4 0 1 0 0 0 0		
Rich Morales, R (1, 4) OBP: 0.309, SLG: 0.250 Glenn Beckert, R (8, PH) OBP: 0.383, SLG: 0.326 Rusty Gerhardt, S (8, 1)	0-0 P4		0-0 E5 1-2		0-0 L4			0-0 4-3		3 0 0 0 0 0 1 1 0 0 0 0 0 0 0 0 0 0 0 0 0		
Gene Locklear, L (1, 7) OBP: 0.500, SLG: 0.333	0-0 6-3		0-0 6-3			4-0 L4-3 BB			0-0 FC4-6 BB 1B	3 0 1 0 1 0 2		
Willie McCovey, L (1, 3) OBP: 0.427, SLG: 0.483		0-3 K		4-0 1B 2B BB		0-0 L4-3 1-2			4-0 FC4-6 BB	2 1 0 0 2 1 1		
Johnny Grubb, L (1, 8) OBP: 0.379, SLG: 0.416		0-0 F8		0-0 2B 1-2 9-2 1B		0-3 K			0-0 FC4-6 WP 1-2f 2-3	4 0 1 0 0 1 2		
Cito Gaston, R (1, 9) OBP: 0.293, SLG: 0.388		4-0 BB		0-0 1-3 2-H 2B			0-0 F8		0-3 K	3 0 1 1 1 1 2		
Fred Kendall, R (1, 2) OBP: 0.327, SLG: 0.368		0-0 F8		0-0 P6			0-0 P4		0-0 5-3 1-2	4 0 0 0 0 0 5		
Dave Hilton, R (1, 5) OBP: 0.175, SLG: 0.083			0-0 6-3	0-0 9-2 3-Hf			0-3 K			3 0 0 0 0 1 2		
Dave Freisleben, R (1, 1) OBP: 0.286, SLG: 0.243 Horace Clarke, S (8, PH) OBP: 0.280, SLG: 0.224 (8, 4)			0-3 K		0-0 4-3			0-0 4-3		2 0 0 0 0 1 0 1 0 0 0 0 0 0		
<b>Inning Stats</b>	R: 0 E: 0 K: 0 S: 3 H: 0 LOB: 0 BB: 0 P: 3	R: 0 E: 0 K: 1 S: 5 H: 0 LOB: 1 BB: 1 P: 9	R: 0 E: 1 K: 1 S: 7 H: 1 LOB: 2 BB: 0 P: 7	R: 1 E: 0 K: 0 S: 4 H: 2 LOB: 1 BB: 1 P: 8	R: 0 E: 0 K: 0 S: 3 H: 0 LOB: 0 BB: 0 P: 3	R: 0 E: 0 K: 1 S: 4 H: 0 LOB: 0 BB: 1 P: 8	R: 0 E: 0 K: 1 S: 5 H: 0 LOB: 0 BB: 0 P: 5	R: 0 E: 0 K: 0 S: 3 H: 0 LOB: 0 BB: 0 P: 3	R: 0 E: 0 K: 1 S: 6 H: 1 LOB: 2 BB: 1 P: 10	1B: 3 2B: 3 3B: 0 HR: 0 SF: 0 SAC: 0 DP: 2 HBP: 0	WP: 1 PB: 0 SB: 0 CS: 0 PA: 34	
<b>PITCHER</b>	IP WLS BF H R ER SO BB IBB HBP BLK WP HR S P ERA WHIP											
Tom Carroll, R (1, 1) ERA: 1.93	8.0 W 31 4 1 1 4 4 0 0 0 0 0 0 35 51 1.12 1.000											
Will McEnaney, L (9, 1) ERA: 5.23	1.0 3 0 0 0 1 0 0 0 0 1 0 5 5 0.00 0.000											

**San Diego Padres @ Cincinnati Reds**  
 Riverfront Stadium, Cincinnati, OH  
 Sat Jul 27 1974, 7:05 PM EDT  
 Att: 42,350 - Unknown

livebaseballscorecards.com

AB	30
R	1
H	4
RBI	1
BB	4
SO	5
LOB	15



Batter	1	2	3	4	5	6	7	8	9
<b>Cesar Geronimo, L</b> (1, 8) OBP: 0.370, SLG: 0.461	0-0 E BB 1B	0-0 3-1		4-0 WP BB		0-0 1-2 1B		0-0 1-3 2B	
<b>Pete Rose, S</b> (1, 7) OBP: 0.386, SLG: 0.362	4-0 1-2 1B BB	4-0		0-0 F8 1-2 2-3		0-0 4-3		0-0 6-3	
<b>Joe Morgan, L</b> (1, 4) OBP: 0.430, SLG: 0.479	0-0 E4 1-2 2-3 1B E	0-3 K		0-0 G3			0-0 L3		
<b>Johnny Bench, R</b> (1, 2) OBP: 0.355, SLG: 0.470	0-0 F2		0-0 F8		0-3 K		0-0 6-3		
<b>Tony Perez, R</b> (1, 3) OBP: 0.332, SLG: 0.468	0-0 E5 1B		0-0 F9		0-0 5-3		0-0 6-3		
<b>Darrel Chaney, S</b> (8, 5) OBP: 0.365, SLG: 0.298	1-H 2-H 3-H 1B								
<b>Dan Driessen, L</b> (1, 5) OBP: 0.342, SLG: 0.385	0-0 3-H 1B		0-0 2B		0-0 G3			0-0 2B 1B	
<b>Dave Concepcion, R</b> (1, 6) OBP: 0.336, SLG: 0.390	0-0 F2 1B		0-0 5-3		0-3 K2-3		0-0 B1-3 1-H FC6-2-5 2B		
<b>Ken Griffey, L</b> (1, 9) OBP: 0.252, SLG: 0.291	0-3 K			0-0 WP 2B		4-0 FC3-6 BB		0-0 B1-3 2-3	
<b>Tom Carroll, L</b> (1, 1) OBP: 0.182, SLG: 0.182		0-3 K		0-3 K		0-0 FC3-6 1B		0-0 FC6-2-5 2B 3-H	
<b>Will McEnaney, L</b> (9, 1)									

Inning Stats	R: 4	H: 3	LOB: 1	K: 1	S: 9	P: 13	R: 0	H: 0	LOB: 1	K: 2	S: 7	R: 0	H: 1	LOB: 1	K: 0	S: 4	R: 0	H: 0	LOB: 0	K: 1	S: 5	R: 0	H: 1	LOB: 2	K: 1	S: 6	R: 0	H: 0	LOB: 0	K: 0	S: 3	R: 1	H: 3	LOB: 2	K: 0	S: 6
--------------	------	------	--------	------	------	-------	------	------	--------	------	------	------	------	--------	------	------	------	------	--------	------	------	------	------	--------	------	------	------	------	--------	------	------	------	------	--------	------	------

PITCHER	IP	WLS	BF	H	R	ER	SO	BB	IBB	HBP	BLK	WP	HR	S	P	ERA	WHIP
<b>Dave Freisleben, R</b> (1, 1) ERA: 3.55	7.0	L	32	6	4	3	6	4	0	0	0	1	0	40	56	3.86	1.429
<b>Rusty Gerhardt, L</b> (8, 1) ERA: 9.0	1.0		6	3	1	1	0	0	0	0	0	0	0	6	6	9.00	3.000

**BOTTOM**

**San Diego Padres @ Cincinnati Reds**  
Riverfront Stadium, Cincinnati, OH

Sat Jul 27 1974, 7:05 PM EDT  
Att. 42,350 - Unknown

AB	34
R	5
H	9
RBI	4
BB	4
SO	6
LOB	21



PITCHER	IP	WLS	BF	H	R	ER	SO	BB	IBB	HBP	BLK	WP	HR	S	P	ERA	WHIP
---------	----	-----	----	---	---	----	----	----	-----	-----	-----	----	----	---	---	-----	------





BOTTOM

San Diego Padres @ Cincinnati Reds  
Riverfront Stadium, Cincinnati, OH

livebaseballscorecards.com

AB 39  
R 14  
H 13  
RBI 10  
BB 10  
SO 5  
LOB 36



WP: 2 PA: 51  
PB: 0  
SB: 1  
CS: 1

Sun Jul 28 1974, 3:33 AM EDT  
Att. 30,975 - Unknown

AB R H RBI BB SO LOB

5 0 2 2 1 0 3  
0 0 0 0 0 0 0

3 1 0 1 1 0 3  
0 0 0 0 0 0 0  
1 0 0 0 0 0 3

3 2 1 1 1 0 4  
2 0 0 0 0 1 5

5 2 4 2 1 0 0

3 2 2 1 1 0 0  
2 0 0 0 0 0 3

1 0 0 0 1 0 0  
0 0 0 1 1 0 0  
1 2 1 1 1 0 0

3 0 0 0 1 2 8  
1 0 0 0 0 1 1

4 4 2 0 1 0 1

3 0 0 0 0 1 4  
2 1 1 1 0 0 1

1B: 10 SF: 1  
2B: 2 SAC: 0  
3B: 0 DP: 1  
HR: 1 HBP: 0

Main game log table with columns for batter, pitcher, and various statistics. Includes diamond diagrams for each play.

Inning Stats table with columns for R, H, E, K, S, LOB, BB, P.

Pitcher stats table with columns for IP, WLS, BF, H, R, ER, SO, BB, IBB, HBP, BLK, WP, HR, S, P, ERA, WHIP.



Batter	1	2	3	4	5	6	7	8	9	AB R H RBI BB SO LOB	TOP	
Enzo Hernandez, R (1, 6) OBP: 0.276, SLG: 0.281	0-0 F7	0-0 1B			0-0 CS 1B		0-0 6-3			4 0 2 1 0 0 0		
Dave Hilton, R (1, 4) OBP: 0.208, SLG: 0.136	0-0 F8		0-0 F8		0-0 1B			0-0 L9		4 0 1 0 0 0 0		
Johnny Grubb, L (1, 8) OBP: 0.376, SLG: 0.422	0-0 HR		0-0 F7		0-0 G4-6-3 1B			0-3 K		4 1 2 1 0 1 0		
Willie McCovey, L (1, 3) Dave Winfield, R (8, PR) OBP: 0.318, SLG: 0.470	0-3 K		0-0 6-3		0-0 G4-6-3 1B			4-0 BB		3 0 0 0 1 1 2 0 0 0 0 0 0 0		
Cito Gaston, R (1, 9) OBP: 0.291, SLG: 0.383		0-0 SH1-3 1B		0-0 6-3		0-0 6-3		0-3 K		4 1 1 0 0 1 1		
Nate Colbert, R (1, 7) OBP: 0.323, SLG: 0.349		0-0 SH1-3		0-0 HR		0-0 L7		0-0 F7		3 1 1 1 0 0 0		
Dave Roberts, R (1, 5) OBP: 0.256, SLG: 0.263		0-0 BB 1B		0-0 6-3		0-0 5-3		0-0 1-6-3		4 0 1 0 0 0 0		
Bob Barton, R (1, 2) OBP: 0.340, SLG: 0.253		0-3 K		4-0 BB			0-0 F9		0-0 1B	3 0 1 0 1 1 2		
Bill Greif, R (1, 1) OBP: 0.250, SLG: 0.057		4-0 1B		0-0 4-3			0-0 4-3		0-0 P4	3 0 0 0 1 0 2		
<b>Inning Stats</b>	R: 1 E: 0 K: 1 S: 6 H: 1 LOB: 0 BB: 0 P: 6	R: 1 E: 1 K: 1 S: 7 H: 3 LOB: 2 BB: 1 P: 11	R: 0 E: 0 K: 0 S: 3 H: 0 LOB: 0 BB: 0 P: 3	R: 1 E: 0 K: 0 S: 4 H: 1 LOB: 1 BB: 1 P: 8	R: 0 E: 0 K: 0 S: 4 H: 3 LOB: 1 BB: 0 P: 4	R: 0 E: 0 K: 0 S: 3 H: 0 LOB: 0 BB: 0 P: 3	R: 0 E: 0 K: 0 S: 3 H: 0 LOB: 0 BB: 0 P: 3	R: 0 E: 0 K: 2 S: 7 H: 0 LOB: 1 BB: 1 P: 11	R: 0 E: 0 K: 0 S: 4 H: 1 LOB: 1 BB: 0 P: 4	1B: 7 2B: 0 3B: 0 HR: 2 SF: 0 SAC: 1 DP: 1 HBP: 0	WP: 0 PB: 0 SB: 0 CS: 1 PA: 36	
<b>PITCHER</b>	IP WLS BF H R ER SO BB IBB HBP BLK WP HR S P ERA WHIP											
Clay Kirby, R (1, 1) ERA: 3.26	4.1 L 21 8 3 3 2 2 0 0 0 0 0 2 23 31 6.23 2.308											
Will McEnaney, L (5, 1) ERA: 4.91	0.2 1 0 0 0 0 0 0 0 0 0 0 0 1 1 0.00 0.000											
Pedro Borbon, R (6, 1) ERA: 2.97	2.0 6 0 0 0 0 0 0 0 0 0 0 0 6 6 0.00 0.000											
Tom Hall, L (8, 1) ERA: 4.01	2.0 8 1 0 0 0 2 1 0 0 0 0 0 0 11 15 0.00 1.000											

**San Diego Padres @ Cincinnati Reds**  
 Riverfront Stadium, Cincinnati, OH  
 Mon Jul 29 1974, 7:05 PM EDT  
 Att. 20,082 - Unknown

[livebaseballscorecards.com](http://livebaseballscorecards.com)

<b>AB</b>	32
<b>R</b>	3
<b>H</b>	9
<b>RBI</b>	3
<b>BB</b>	3
<b>SO</b>	4
<b>LOB</b>	7



Batter	1	2	3	4	5	6	7	8	9	AB R H RBI BB SO LOB
<b>Cesar Geronimo, L</b> (1, 8) OBP: 0.376, SLG: 0.463	0-0 CS 1B		0-0 1B		0-0 G4-6-3 1-2f		0-0 1B		0-0 P4	5 0 3 0 0 0 2
<b>Pete Rose, S</b> (1, 7) OBP: 0.385, SLG: 0.360	1-0 G3-6-3 HBP		0-0 F7			0-0 1B 1B	0-0 F8			3 1 1 0 0 0 2
<b>Joe Morgan, L</b> (1, 4) OBP: 0.427, SLG: 0.481	0-0 G3-6-3 1-2f		0-0 F8			0-0 F9	0-0 F8			4 0 0 0 0 0 4
<b>Johnny Bench, R</b> (1, 2) OBP: 0.361, SLG: 0.472		0-0 5-3		0-3 K		0-0 1B 1-2 1B		0-0 4-3		4 1 1 0 0 1 0
<b>Tony Perez, R</b> (1, 3) OBP: 0.335, SLG: 0.470		0-0 E4 1B		0-3 K		0-3 K		0-3 K		4 0 1 0 0 3 2
<b>Dan Driessen, L</b> (1, 5) OBP: 0.348, SLG: 0.387		4-0 BB		0-0 1B		0-0 1B 1-2 2-H		0-0 F7		3 0 2 1 1 0 0
<b>Dave Concepcion, R</b> (1, 6) OBP: 0.334, SLG: 0.385		0-3 K		0-3 K		0-0 S 1B				4 0 1 1 0 2 3
<b>Ken Griffey, L</b> (1, 9) OBP: 0.272, SLG: 0.306		0-0 L8			4-0 G4-6-3 BB	0-0 F8				3 0 1 0 1 0 4
<b>Clay Kirby, R</b> (1, 1) OBP: 0.170, SLG: 0.083 <b>Will McEnaney, L</b> (5, 1) <b>Phil Gagliano, R</b> (5, PH) OBP: 0.484, SLG: 0.111 <b>Pedro Borbon, R</b> (6, 1) OBP: 0.235, SLG: 0.235 <b>George Foster, R</b> (7, PH) OBP: 0.315, SLG: 0.387 <b>Tom Hall, L</b> (8, 1) <b>Terry Crowley, L</b> (9, PH) OBP: 0.288, SLG: 0.373			0-0 P3		0-0 F9		0-3 K		0-0 F5	1 0 0 0 0 0 0 0 0 0 0 0 0 0 1 0 0 0 0 0 1 0 0 0 0 0 0 0 1 0 0 0 0 0 1 0 0 0 0 0 0 0 1 0 0 0 0 0 1

Inning Stats	R: 0 E: 0 K: 0 S: 2	H: 1 LOB: 0 BB: 0 P: 3	R: 0 E: 1 K: 1 S: 6	H: 1 LOB: 2 BB: 1 P: 10	R: 0 E: 0 K: 0 S: 4	H: 1 LOB: 1 BB: 0 P: 4	R: 0 E: 0 K: 3 S: 10	H: 1 LOB: 1 BB: 0 P: 10	R: 0 E: 0 K: 0 S: 2	H: 0 LOB: 0 BB: 1 P: 6	R: 2 E: 0 K: 1 S: 9	H: 4 LOB: 2 BB: 0 P: 9	R: 0 E: 0 K: 1 S: 6	H: 1 LOB: 1 BB: 0 P: 6	R: 0 E: 0 K: 1 S: 5	H: 0 LOB: 0 BB: 0 P: 5	R: 0 E: 0 K: 0 S: 4	H: 1 LOB: 1 BB: 0 P: 4	1B: 9 2B: 1 3B: 0 HR: 0	SF: 0 SAC: 0 DP: 2 HBP: 1	WP: 0 PB: 0 SB: 1 CS: 1	PA: 37 ERA WHIP
<b>PITCHER</b> <b>Bill Greif, R</b> (1, 1) ERA: 4.7	IP 9.0 WLS W BF 37 H 10 R 2 ER 2 SO 7 BB 2 IBB 0 HBP 1 BLK 0 WP 0 HR 0 S 48 P 57 ERA 2.00 WHIP 1.333																					

**BOTTOM**

**San Diego Padres @ Cincinnati Reds**  
Riverfront Stadium, Cincinnati, OH  
Mon Jul 29 1974, 7:05 PM EDT  
Att. 20,082 - Unknown

livebaseballscorecards.com

<b>AB</b>	<b>34</b>
<b>R</b>	<b>2</b>
<b>H</b>	<b>10</b>
<b>RBI</b>	<b>2</b>
<b>BB</b>	<b>2</b>
<b>SO</b>	<b>7</b>
<b>LOB</b>	<b>19</b>





Batter	1	2	3	4	5	6	7	8	9	AB R H RBI BB SO LOB	TOP											
Greg Gross, L (1, 9) OBP: 0.408, SLG: 0.374	0-0 CS 1B		4-0 2B 2B BB	0-0 1-2 1B		0-0 L6	0-0 F7			4 1 2 0 1 0 1												
Roger Metzger, S (1, 6) OBP: 0.309, SLG: 0.317	0-0 1-2 1B		0-0 1-3 2B 2B	0-0 F7		0-0 F8		0-3 K		5 1 2 0 0 1 2												
Cesar Cedeno, R (1, 8) OBP: 0.368, SLG: 0.542	0-0 F7		4-0 2B IBB		4-0 2B S BB	0-0 HR		0-0 F7		3 2 1 1 2 0 1												
Lee May, R (1, 3) OBP: 0.297, SLG: 0.457	0-0 F9		0-0 1-3 2-H 3-H 2B		0-0 1-H 1B 2B	0-0 F9		0-0 F8		5 1 2 3 0 0 1												
Bob Watson, R (1, 7) OBP: 0.371, SLG: 0.403		0-0 F9	0-0 P6		0-0 2-H 1B		0-0 F8		0-0 F7	4 0 1 1 0 0 2												
Wilbur Howard, S (7, 7) OBP: 0.286, SLG: 0.308										1 0 0 0 0 0 0												
Cliff Johnson, R (1, 2) OBP: 0.385, SLG: 0.480		0-0 HR	0-0 P4		4-0 FC6-4 BB		0-0 2B 1B		1-0 1B HBP	3 2 2 1 1 0 2												
Doug Rader, R (1, 5) OBP: 0.336, SLG: 0.434		0-0 F9		0-0 F2		0-3 K		0-0 1-H E 2B		5 1 2 1 0 1 2												
Tommy Helms, R (1, 4) OBP: 0.327, SLG: 0.381		0-0 F8		0-0 P4		0-0 P8		0-0 F8		5 0 0 0 0 0 5												
Don Wilson, R (1, 1) OBP: 0.216, SLG: 0.257			0-3 K		0-0 E6 1B		0-0 FC6-4		0-0 E8	5 0 1 1 0 1 4												
Ken Forsch, R (9, 1)					1-2f			2-H 1B	4-3	0 0 0 0 0 0 0												
<b>Inning Stats</b>	R: 0 E: 0 K: 0 S: 4	H: 2 LOB: 1 BB: 0 P: 4	R: 1 E: 0 K: 0 S: 4	H: 1 LOB: 0 BB: 0 P: 4	R: 2 E: 0 K: 1 S: 7	H: 2 LOB: 2 BB: 2 P: 15	R: 0 E: 1 K: 0 S: 5	H: 1 LOB: 2 BB: 0 P: 5	R: 2 E: 0 K: 1 S: 7	H: 2 LOB: 2 BB: 2 P: 15	R: 1 E: 0 K: 0 S: 4	H: 1 LOB: 0 BB: 0 P: 4	R: 2 E: 1 K: 0 S: 6	H: 3 LOB: 1 BB: 0 P: 6	R: 0 E: 0 K: 1 S: 5	H: 0 LOB: 0 BB: 0 P: 5	R: 0 E: 0 K: 0 S: 4	H: 1 LOB: 2 BB: 0 P: 5	1B: 7 2B: 4 3B: 0 HR: 2	SF: 0 SAC: 0 DP: 0 HBP: 1	WP: 0 PB: 0 SB: 1 CS: 1	PA: 45
<b>PITCHER</b>	IP WLS BF H R ER SO BB IBB HBP BLK WP HR S P ERA WHIP																					
Fred Norman, L (1, 1) ERA: 2.84	4.0 L 22 7 5 5 1 2 1 0 0 0 0 1 21 33 11.25 2.250																					
Dick Baney, R (5, 1) ERA: 4.76	3.0 15 5 3 3 1 1 0 0 0 0 0 1 16 20 9.00 2.000																					
Pedro Borbon, R (8, 1) ERA: 2.91	2.0 8 1 0 0 1 0 0 0 1 0 0 0 9 10 0.00 0.500																					

Houston Astros @ Cincinnati Reds  
Riverfront Stadium, Cincinnati, OH  
Tue Jul 30 1974, 7:05 PM EDT  
Att. 27,057 - Unknown

livebaseballscorecards.com

AB	40
R	8
H	13
RBI	8
BB	4
SO	3
LOB	20



Batter	1	2	3	4	5	6	7	8	9	AB	R	H	RBI	BB	SO	LOB
Cesar Geronimo, L (1, 8) OBP: 0.371, SLG: 0.456	0-3 K		0-3 K			0-3 K	0-0 F7			4	0	0	0	0	3	2
Pete Rose, S (1, 7) OBP: 0.384, SLG: 0.357	0-0 6-3		0-0 F8			4-0 FC6-4 BB		0-0 P4		3	0	0	0	1	0	0
Joe Morgan, L (1, 4) OBP: 0.426, SLG: 0.481	0-0 HR 2B			0-0 P5		0-0 F2		0-0 F2		4	1	1	0	0	0	1
Johnny Bench, R (1, 2) OBP: 0.362, SLG: 0.479	0-0 HR			4-0 BB		0-0 FC6-4		0-3 K		3	1	1	2	1	1	1
Tony Perez, R (1, 3) OBP: 0.336, SLG: 0.478	0-3 K			0-3 K			0-0 HR		0-0 2B 4-3 1B	4	2	2	1	0	2	1
Dan Driessen, L (1, 5) OBP: 0.347, SLG: 0.388		0-0 F7		0-3 K			0-0 L7		0-0 4-3 1-3 2B	4	0	1	0	0	1	1
Dave Concepcion, R (1, 6) OBP: 0.331, SLG: 0.381		0-0 6-3			0-3 K		0-0 F8		0-0 4-3	4	0	0	1	0	1	1
Ken Griffey, L (1, 9) OBP: 0.279, SLG: 0.302		0-0 4-3			0-0 F8		4-0 BB BB		4-0 G6-4-3 BB	2	0	0	0	2	0	0
Fred Norman, S (1, 1) OBP: 0.130, SLG: 0.091			0-0 F6		0-3 K		4-0 BB		0-0 G6-4-3	1	0	0	0	0	0	0
Dick Baney, R (5, 1)										1	0	0	0	0	1	0
Andy Kosco, R (7, PH) OBP: 0.311, SLG: 0.243										0	0	0	0	1	0	0
Pedro Borbon, R (8, 1) OBP: 0.235, SLG: 0.235										0	0	0	0	0	0	0
Terry Crowley, L (9, PH) OBP: 0.296, SLG: 0.369							1-2 BB		1-2	1	0	0	0	0	0	2

Inning Stats	R: 2	H: 2	E: 0	K: 2	S: 9	LOB: 0	BB: 0	P: 9	R: 0	H: 0	E: 0	K: 0	S: 3	LOB: 0	BB: 0	P: 3	R: 0	H: 0	E: 0	K: 1	S: 5	LOB: 0	BB: 0	P: 5	R: 0	H: 0	E: 0	K: 2	S: 7	LOB: 1	BB: 1	P: 11	R: 0	H: 0	E: 0	K: 2	S: 7	LOB: 0	BB: 0	P: 7	R: 0	H: 0	E: 0	K: 1	S: 5	LOB: 1	BB: 1	P: 9	R: 1	H: 1	E: 0	K: 0	S: 4	LOB: 2	BB: 2	P: 12	R: 0	H: 0	E: 0	K: 1	S: 5	LOB: 0	BB: 0	P: 5	R: 1	H: 2	E: 0	K: 0	S: 4	LOB: 1	BB: 1	P: 8	1B: 1	SF: 0	2B: 2	SAC: 0	3B: 0	DP: 1	HR: 2	HBP: 0	WP: 0	PA: 36
PITCHER	IP	WLS	BF	H	R	ER	SO	BB	IBB	HBP	BLK	WP	HR	S	P	ERA	WHIP																																																																	
Don Wilson, R (1, 1) ERA: 3.95	8.0	W	33	5	4	4	9	4	0	0	0	0	0	47	63	4.50	1.125																																																																	
Ken Forsch, R (9, 1) ERA: 3.19	1.0		3	0	0	0	0	1	0	0	0	0	0	2	6	0.00	1.000																																																																	

BOTTOM

Houston Astros @ Cincinnati Reds  
Riverfront Stadium, Cincinnati, OH  
Tue Jul 30 1974, 7:05 PM EDT  
Att. 27,057 - Unknown

livebaseballscorecards.com

AB	31
R	4
H	5
RBI	4
BB	5
SO	9
LOB	9





Batter	1	2	3	4	5	6	7	8	9	AB R H RBI BB SO LOB	TOP									
Greg Gross, L (1, 9) OBP: 0.404, SLG: 0.369	0-0 6-3			0-0 F7		0-3 K			0-0 3-1	4 0 0 0 0 1 0										
Roger Metzger, S (1, 6) OBP: 0.311, SLG: 0.319	0-3 K			0-0 FC6-4 1B			0-0 BB 1B		0-0 6-3	4 0 2 0 0 1 0										
Cesar Cedeno, R (1, 8) OBP: 0.369, SLG: 0.540	0-0 1-3			0-0 P6			4-0 BB 1-2 BB		4-0 BB	2 0 0 0 2 0 1										
Lee May, R (1, 3) OBP: 0.294, SLG: 0.452		0-0 5-3		0-0 FC6-4 1-2f			0-0 F7		0-0 F8	4 0 0 0 0 0 4										
Bob Watson, R (1, 7) OBP: 0.369, SLG: 0.400		0-0 F7			0-3 K		0-0 F2			3 0 0 0 0 1 2										
Cliff Johnson, R (1, 2) OBP: 0.376, SLG: 0.465		0-0 F8			0-0 P3		0-3 K			3 0 0 0 0 1 2										
Doug Rader, R (1, 5) OBP: 0.333, SLG: 0.431			0-0 F9		0-3 K			0-3 K		3 0 0 0 0 2 0										
Tommy Helms, R (1, 4) OBP: 0.324, SLG: 0.378			0-0 E5 CS			0-0 F7		0-3 K		3 0 0 0 0 1 0										
Tom Griffin, R (1, 1) OBP: 0.348, SLG: 0.535			0-0 F9			0-3 K		0-0 4-3		1 0 0 0 0 0 1										
Dave Campbell, R (6, PH) OBP: 0.136, SLG: 0.143										1 0 0 0 0 1 0										
J.R. Richard, R (6, 1)										0 0 0 0 0 0 0										
Ray Busse, R (8, PH) OBP: 0.200, SLG: 0.200										1 0 0 0 0 0 0										
Mike Cosgrove, L (8, 1)										0 0 0 0 0 0 0										
<b>Inning Stats</b>	R: 0 E: 0 K: 1 S: 5	H: 0 LOB: 0 BB: 0 P: 5	R: 0 E: 0 K: 0 S: 3	H: 0 LOB: 0 BB: 0 P: 3	R: 0 E: 1 K: 0 S: 3	H: 0 LOB: 0 BB: 0 P: 3	R: 0 E: 0 K: 0 S: 4	H: 1 LOB: 1 BB: 0 P: 4	R: 0 E: 0 K: 2 S: 7	H: 0 LOB: 0 BB: 0 P: 7	R: 0 E: 0 K: 1 S: 6	H: 1 LOB: 2 BB: 1 P: 10	R: 0 E: 0 K: 2 S: 7	H: 0 LOB: 0 BB: 0 P: 7	R: 0 E: 0 K: 0 S: 3	H: 0 LOB: 1 BB: 1 P: 7	1B: 2 2B: 0 3B: 0 HR: 0	SF: 0 SAC: 0 DP: 0 HBP: 0	WP: 0 PB: 0 SB: 0 CS: 1	PA: 31
<b>PITCHER</b> Don Gullett, L (1, 1) ERA: 2.78	IP: 9.0 WLS: W BF: 31 H: 2 R: 0 ER: 0 SO: 8 BB: 2 IBB: 0 HBP: 0 BLK: 0 WP: 0 HR: 0 S: 45 P: 53 ERA: 0.00 WHIP: 0.444																			

Houston Astros @ Cincinnati Reds  
Riverfront Stadium, Cincinnati, OH  
Wed Jul 31 1974, 7:05 PM EDT  
Att: 26,253 - Unknown

livebaseballscorecards.com

AB 29  
R 0  
H 2  
RBI 0  
BB 2  
SO 8  
LOB 10



Batter	1	2	3	4	5	6	7	8	9	AB	R	H	RBI	BB	SO	LOB
<b>Cesar Geronimo, L</b> (1, 8) OBP: 0.376, SLG: 0.462	0-0 F8		0-0 FC E 2B	0-0 BB 1-2 1B		4-0 BBB 1B BB				3	1	2	0	1	0	0
<b>Pete Rose, S</b> (1, 7) OBP: 0.385, SLG: 0.357	0-0 F7		0-0 FC E 2-3	4-0 BB 1-2 2-3 BB		0-0 1-2 1B 1B				3	0	1	0	1	0	1
<b>Joe Morgan, L</b> (1, 4) OBP: 0.424, SLG: 0.478	0-3 K		0-0 FC1-6-5-4 1B S SF8 1-2 3-H	0-0 G3		0-0 1-2 2-H 1B				4	1	1	0	0	1	4
<b>Johnny Bench, R</b> (1, 2) OBP: 0.363, SLG: 0.479		0-0 1B 1B 1B	0-0 1-3 1B		0-0 1-3 1		0-0 5-3 1			4	1	2	0	0	0	0
<b>Tony Perez, R</b> (1, 3) OBP: 0.336, SLG: 0.477		0-0 1B SF7 1B 1-3	0-0 SF8		0-0 2-3 2		0-0 P4 2			3	1	1	1	0	0	0
<b>Darrel Chaney, S</b> (8, 5) OBP: 0.382, SLG: 0.328			0-3 K		0-0 E3		0-0 4-3 3			0	0	0	0	0	0	0
<b>Dan Driessen, L</b> (1, 5) OBP: 0.346, SLG: 0.387		0-0 1-3 3-H 1B			0-0 5-3 1		0-0 F2 3			4	0	1	1	0	1	1
<b>Dave Concepcion, R</b> (1, 6) OBP: 0.328, SLG: 0.378		0-0 SF7 3-H 1			0-0 4-3 2		0-0 K 1			3	0	0	1	0	0	1
<b>Ken Griffey, L</b> (1, 9) OBP: 0.271, SLG: 0.292		0-0 1-3 1-2 2			0-0 6-3 2		0-3 K 1			4	0	0	0	0	1	1
<b>Don Gullett, R</b> (1, 1) OBP: 0.283, SLG: 0.259		0-3 K			4-0 BB 1B BB		0-0 6-3 2			3	0	0	0	1	2	1

Inning Stats	R: 0	H: 0	E: 0	K: 1	S: 5	R: 2	H: 3	E: 0	K: 1	S: 8	R: 2	H: 2	E: 1	K: 1	S: 8	R: 0	H: 1	E: 0	K: 0	S: 4	R: 0	H: 0	E: 1	K: 0	S: 4	R: 0	H: 2	E: 0	K: 1	S: 6	R: 0	H: 0	E: 0	K: 0	S: 3	R: 0	H: 0	E: 0	K: 1	S: 5	R: 0	H: 0	E: 0	K: 1	S: 5	
	0	0	0	1	5	2	3	0	1	8	0	2	1	1	8	0	1	0	0	4	0	0	0	1	0	0	0	2	0	2	0	1	6	0	0	0	3	0	0	0	5	0	0	0	1	5

PITCHER	IP	WLS	BF	H	R	ER	SO	BB	IBB	HBP	BLK	WP	HR	S	P	ERA	WHIP
<b>Tom Griffin, R</b> (1, 1) ERA: 3.23	5.0	L	25	6	4	2	3	2	0	0	0	0	0	29	37	3.60	1.600
<b>J.R. Richard, R</b> (6, 1) ERA: 3.97	2.0		8	2	0	0	1	1	0	0	0	0	0	9	13	0.00	1.500
<b>Mike Cosgrove, L</b> (8, 1) ERA: 2.5	1.0		3	0	0	0	1	0	0	0	0	0	0	5	5	0.00	0.000

**BOTTOM**

**Houston Astros @ Cincinnati Reds**  
Riverfront Stadium, Cincinnati, OH


Wed Jul 31 1974, 7:05 PM EDT  
Att. 26,253 - Unknown

AB	31
R	4
H	8
RBI	3
BB	3
SO	5
LOB	9



WP	PA	1B	SF	PB	SAC	SB	DP	CS	HR	HBP
0	36	7	2	0	0	1	0	0	0	0



Batter	1	2	3	4	5	6	7	8	9	AB R H RBI BB SO LOB	TOP																		
<b>Cesar Geronimo, L</b> (1, 8) OBP: 0.377, SLG: 0.459	0-0 E4 1-3 S 1B	0-0 4-3			0-0 FC4-6 FC 2B 1B		0-3 K		4-0 4-3 SH2-3 HR BB	4 3 1 0 1 1 0	<b>Cincinnati Reds @ San Francisco Giants</b> Candlestick Park, San Francisco, CA Thu Aug 01 1974, 10:05 PM EDT Att. 3,818 - Unknown  livebaseballscorecards.com  <b>AB 36</b> <b>R 9</b> <b>H 9</b> <b>RBI 9</b> <b>BB 4</b> <b>SO 5</b> <b>LOB 14</b>  																		
<b>Pete Rose, S</b> (1, 7) OBP: 0.384, SLG: 0.354	0-0 F7 1-2		0-0 4-3		0-0 FC FC4-6 1-2		4-0 HR BB	0-0 SH2-3 1-2	3 1 0 0 1 0 2																				
<b>Joe Morgan, L</b> (1, 4) OBP: 0.426, SLG: 0.487	4-0 1-3 1B BB		0-0 1B		0-0 FC4-6 S 2B 1-2f 2-3		0-0 HR	0-0 4-3 2-3	4 3 2 2 1 0 3																				
<b>Johnny Bench, R</b> (1, 2) OBP: 0.363, SLG: 0.488	0-0 1-3 1-2 2-3		0-0 F9		0-0 1-H 3-H 2B		0-0 5-3	0-0 HR 3-H	5 1 2 4 0 0 3																				
<b>Tony Perez, R</b> (1, 3) OBP: 0.336, SLG: 0.482 <b>Darrel Chaney, S</b> (9, 5) OBP: 0.382, SLG: 0.328	4-0 1B BB		0-0 6-3		0-0 F8			0-0 HR 3-H	4 1 1 1 1 0 2 0 0 0 0 0 0 0																				
<b>Dan Driessen, L</b> (1, 5) OBP: 0.345, SLG: 0.385	0-0 1-2 2-H 3-H 1B		0-0 G3		0-3 K		0-0 L5		4 0 1 2 0 1 0																				
<b>Dave Concepcion, R</b> (1, 6) OBP: 0.329, SLG: 0.380	0-0 L7		0-3 K		0-0 1B		0-0 S 1B		4 0 2 0 0 1 2																				
<b>Ken Griffey, L</b> (1, 9) OBP: 0.264, SLG: 0.284		0-0 F7		0-0 F9		0-0 1-3		0-0 F7	4 0 0 0 0 0 1																				
<b>Tom Carroll, L</b> (1, 1) OBP: 0.154, SLG: 0.154 <b>Pedro Borbon, R</b> (6, 1) OBP: 0.235, SLG: 0.235 <b>Phil Gagliano, R</b> (7, PH) OBP: 0.450, SLG: 0.105 <b>Tom Hall, L</b> (7, 1) <b>Terry Crowley, L</b> (8, PH) OBP: 0.293, SLG: 0.365 <b>Clay Carroll, R</b> (8, 1) OBP: 0.182, SLG: 0.182		0-0 1-3		0-3 K		0-0 F7		0-3 K 1-2	2 0 0 0 0 0 1 0 0 0 0 0 0 0 0 0 1 0 0 0 0 0 0 0 0 0 0 0 0 0 0 0 1 0 0 0 0 0 1 1 0 0 0 0 0 0 0 0																				
<b>Inning Stats</b>	R: 2 E: 1 K: 0 S: 5	H: 1 LOB: 2 BB: 2 P: 13	R: 0 E: 0 K: 0 S: 3	H: 0 LOB: 0 BB: 0 P: 3	R: 0 E: 0 K: 1 S: 4	H: 1 LOB: 1 BB: 0 P: 4	R: 0 E: 0 K: 1 S: 5	H: 0 LOB: 0 BB: 0 P: 5	R: 2 E: 0 K: 1 S: 8	H: 2 LOB: 1 BB: 0 P: 8	R: 0 E: 0 K: 1 S: 5	H: 1 LOB: 0 BB: 0 P: 5	R: 2 E: 0 K: 1 S: 6	H: 1 LOB: 0 BB: 1 P: 10	R: 1 E: 0 K: 1 S: 7	H: 2 LOB: 1 BB: 0 P: 7	R: 2 E: 0 K: 0 S: 4	H: 1 LOB: 0 BB: 1 P: 8	1B: 5 2B: 1 3B: 0 HR: 3	SF: 0 SAC: 1 DP: 0 HBP: 0	WP: 0 PB: 0 SB: 3 CS: 0	PA: 41							
<b>PITCHER</b>	IP WLS BF H R ER SO BB IBB HBP BLK WP HR S P ERA WHIP																												
<b>Charlie Williams, R</b> (1, 1) ERA: 2.75	6.0		26	5	4	2	3	2	0	0	0	0	0	0	30	38	3.00	1.167											
<b>Elias Sosa, R</b> (7, 1) ERA: 2.59	2.0		10	3	3	3	2	1	0	0	0	0	2	13	17	13.50	2.000												
<b>Ron Bryant, L</b> (9, 1) ERA: 6.38	1.0	L	5	1	2	2	0	1	0	0	0	0	1	4	8	18.00	2.000												

BOTTOM

Cincinnati Reds @ San Francisco Giants  
Candlestick Park, San Francisco, CA  
Thu Aug 01 1974, 10:05 PM EDT  
Att. 3,818 - Unknown

livebaseballscorecards.com

AB 39  
R 7  
H 11  
RBI 7  
BB 0  
SO 6  
LOB 13



WP: 1 PA: 40  
PB: 0  
SB: 0  
CS: 0

AB R H RBI BB SO LOB

5 1 2 4 0 1 0

5 0 0 0 0 2 1

5 1 2 0 0 0 0

5 1 1 2 0 2 2

4 0 1 0 0 0 0

4 1 3 0 0 0 1

3 2 1 0 0 0 2

2 0 1 1 0 0 0

2 0 0 0 0 0 3

2 0 0 0 0 1 1

1 1 0 0 0 0 2

0 0 0 0 0 0 0

1 0 0 0 0 0 1

0 0 0 0 0 0 0

1B: 9 SF: 0

2B: 0 SAC: 1

3B: 0 DP: 0

HR: 2 HBP: 0

WP: 1 PA: 40

PB: 0

SB: 0

CS: 0

1B: 9 SF: 0

2B: 0 SAC: 1

3B: 0 DP: 0

HR: 2 HBP: 0

WP: 1 PA: 40

PB: 0

SB: 0

CS: 0

1B: 9 SF: 0

2B: 0 SAC: 1

3B: 0 DP: 0

HR: 2 HBP: 0

WP: 1 PA: 40

PB: 0

SB: 0

CS: 0

1B: 9 SF: 0

2B: 0 SAC: 1

3B: 0 DP: 0

HR: 2 HBP: 0

WP: 1 PA: 40

PB: 0

SB: 0

CS: 0

1B: 9 SF: 0

2B: 0 SAC: 1

3B: 0 DP: 0

HR: 2 HBP: 0

WP: 1 PA: 40

PB: 0

SB: 0

CS: 0

1B: 9 SF: 0

2B: 0 SAC: 1

3B: 0 DP: 0

HR: 2 HBP: 0

WP: 1 PA: 40

PB: 0

SB: 0

CS: 0

1B: 9 SF: 0

2B: 0 SAC: 1

3B: 0 DP: 0

HR: 2 HBP: 0

WP: 1 PA: 40

PB: 0

SB: 0

CS: 0

1B: 9 SF: 0

2B: 0 SAC: 1

3B: 0 DP: 0

HR: 2 HBP: 0

WP: 1 PA: 40

PB: 0

SB: 0

CS: 0

1B: 9 SF: 0

2B: 0 SAC: 1

3B: 0 DP: 0

HR: 2 HBP: 0

WP: 1 PA: 40

PB: 0

SB: 0

CS: 0

1B: 9 SF: 0

2B: 0 SAC: 1

3B: 0 DP: 0

HR: 2 HBP: 0

WP: 1 PA: 40

PB: 0

SB: 0

CS: 0

1B: 9 SF: 0

2B: 0 SAC: 1

3B: 0 DP: 0

HR: 2 HBP: 0

WP: 1 PA: 40

PB: 0

SB: 0

CS: 0

1B: 9 SF: 0

2B: 0 SAC: 1

3B: 0 DP: 0

HR: 2 HBP: 0

WP: 1 PA: 40

PB: 0

SB: 0

CS: 0

1B: 9 SF: 0

2B: 0 SAC: 1

3B: 0 DP: 0

HR: 2 HBP: 0

WP: 1 PA: 40

PB: 0

SB: 0

CS: 0

1B: 9 SF: 0

2B: 0 SAC: 1

3B: 0 DP: 0

HR: 2 HBP: 0

WP: 1 PA: 40

PB: 0

SB: 0

CS: 0

1B: 9 SF: 0

2B: 0 SAC: 1

3B: 0 DP: 0

HR: 2 HBP: 0

WP: 1 PA: 40

PB: 0

SB: 0

CS: 0

1B: 9 SF: 0

2B: 0 SAC: 1

3B: 0 DP: 0

HR: 2 HBP: 0

WP: 1 PA: 40

PB: 0

SB: 0

CS: 0

1B: 9 SF: 0

2B: 0 SAC: 1

3B: 0 DP: 0

HR: 2 HBP: 0

WP: 1 PA: 40

PB: 0

SB: 0

CS: 0

1B: 9 SF: 0

2B: 0 SAC: 1

3B: 0 DP: 0

HR: 2 HBP: 0

WP: 1 PA: 40

PB: 0

SB: 0

CS: 0

1B: 9 SF: 0

2B: 0 SAC: 1

3B: 0 DP: 0

HR: 2 HBP: 0

WP: 1 PA: 40

PB: 0

SB: 0

CS: 0

1B: 9 SF: 0

2B: 0 SAC: 1

3B: 0 DP: 0

HR: 2 HBP: 0

WP: 1 PA: 40

PB: 0

SB: 0

CS: 0

1B: 9 SF: 0

2B: 0 SAC: 1

3B: 0 DP: 0

HR: 2 HBP: 0

WP: 1 PA: 40

PB: 0

SB: 0

CS: 0

1B: 9 SF: 0

2B: 0 SAC: 1

3B: 0 DP: 0

HR: 2 HBP: 0

WP: 1 PA: 40

PB: 0

SB: 0

CS: 0

1B: 9 SF: 0

2B: 0 SAC: 1

3B: 0 DP: 0

HR: 2 HBP: 0

WP: 1 PA: 40

PB: 0

SB: 0

CS: 0

1B: 9 SF: 0

2B: 0 SAC: 1

3B: 0 DP: 0

HR: 2 HBP: 0

WP: 1 PA: 40

PB: 0

SB: 0

CS: 0

1B: 9 SF: 0

2B: 0 SAC: 1

3B: 0 DP: 0

HR: 2 HBP: 0

WP: 1 PA: 40

PB: 0

SB: 0

CS: 0

1B: 9 SF: 0

2B: 0 SAC: 1

3B: 0 DP: 0

HR: 2 HBP: 0

WP: 1 PA: 40

PB: 0

SB: 0

CS: 0

1B: 9 SF: 0

2B: 0 SAC: 1

3B: 0 DP: 0

HR: 2 HBP: 0

WP: 1 PA: 40

PB: 0

SB: 0

CS: 0

1B: 9 SF: 0

2B: 0 SAC: 1

3B: 0 DP: 0

HR: 2 HBP: 0

WP: 1 PA: 40

PB: 0

SB: 0

CS: 0

1B: 9 SF: 0

2B: 0 SAC: 1

3B: 0 DP: 0

HR: 2 HBP: 0

WP: 1 PA: 40

PB: 0

SB: 0

CS: 0

1B: 9 SF: 0

2B: 0 SAC: 1

3B: 0 DP: 0

HR: 2 HBP: 0

WP: 1 PA: 40

PB: 0

SB: 0

CS: 0

1B: 9 SF: 0

2B: 0 SAC: 1

3B: 0 DP: 0

HR: 2 HBP: 0

WP: 1 PA: 40

PB: 0

SB: 0

CS: 0

1B: 9 SF: 0

2B: 0 SAC: 1

3B: 0 DP: 0

HR: 2 HBP: 0

WP: 1 PA: 40

PB: 0

SB: 0

CS: 0

1B: 9 SF: 0

2B: 0 SAC: 1

3B: 0 DP: 0

HR: 2 HBP: 0

WP: 1 PA: 40

PB: 0

SB: 0



Batter	1	2	3	4	5	6	7	8	9	AB R H RBI BB SO LOB	TOP																
<b>Cesar Geronimo, L</b> (1, 8) OBP: 0.376, SLG: 0.474	0-0 P6		0-0 E 3B	0-0 HR	0-3 K		0-0 P4		0-0 F7	6 2 2 1 0 1 1																	
<b>Pete Rose, S</b> (1, 7) OBP: 0.386, SLG: 0.358	0-0 5-3		0-0 E1 WP FC4 1B	4-0 FC3-6 BB	0-0 1-3		0-0 2B			4 1 2 2 1 0 0																	
<b>Joe Morgan, L</b> (1, 4) OBP: 0.424, SLG: 0.481	0-3 K		0-0 FC4 WP 2-H	0-0 FC3-6 E 1B 1-2f	4-0 FC6-4 BB		0-0 F9			4 2 0 1 1 1 2																	
<b>Johnny Bench, R</b> (1, 2) OBP: 0.360, SLG: 0.482 (8, 5)		0-0 F9	0-0 F7	0-0 E4 BB 1B 1-2	0-0 FC6-4			0-0 6-3		5 1 0 0 0 0 2																	
<b>Tony Perez, R</b> (1, 3) OBP: 0.337, SLG: 0.481		0-0 BB 1B 1B	0-0 F7	0-0 BB 2B 1B 1-2 2-H		0-0 F8		0-0 4-3		5 1 2 1 0 0 0																	
<b>Dan Driessen, L</b> (1, 5) OBP: 0.348, SLG: 0.387		0-0 BB 1B	4-0 E 1B BB	0-0 F8		0-0 F7		0-0 1B		1 1 1 0 1 0 0																	
<b>Dave Concepcion, R</b> (4, PH) OBP: 0.329, SLG: 0.379 (4, 6)		1-2 1B								3 0 1 0 0 0 2																	
<b>Bill Plummer, R</b> (8, 2) OBP: 0.265, SLG: 0.366										0 0 0 0 0 0 0																	
<b>Ken Griffey, L</b> (1, 9) OBP: 0.275, SLG: 0.285		4-0 1-2 2-3 BB	0-0 1-H 1B	4-0 2B BB 1-2 2-3		0-3 K		0-0 5-3		3 0 1 1 2 1 1																	
<b>Darrel Chaney, S</b> (1, 6) OBP: 0.383, SLG: 0.339 (4, 5) (8, 6)		0-3 K	4-0 IBB	0-0 2B			0-0 E3 SH1-4 2B		0-0 1-3	4 1 1 2 1 1 3																	
<b>Jack Billingham, R</b> (1, 1) OBP: 0.063, SLG: 0.043		0-0 L3	0-0 F7	0-0 6-3			0-0 SH1-4		0-0 4-3	3 0 0 0 0 0 7																	
<b>Clay Carroll, R</b> (8, 1) OBP: 0.167, SLG: 0.167										1 0 0 0 0 0 0																	
<b>Inning Stats</b>	R: 0 E: 0 K: 1 S: 5	H: 0 LOB: 0 BB: 0 P: 5	R: 0 E: 0 K: 1 S: 7	H: 2 LOB: 3 BB: 1 P: 11	R: 4 E: 2 K: 0 S: 7	H: 3 LOB: 2 BB: 2 P: 15	R: 4 E: 1 K: 0 S: 7	H: 3 LOB: 2 BB: 2 P: 15	R: 0 E: 0 K: 1 S: 5	H: 0 LOB: 1 BB: 1 P: 9	R: 0 E: 0 K: 1 S: 5	H: 0 LOB: 0 BB: 0 P: 5	R: 1 E: 1 K: 0 S: 5	H: 1 LOB: 1 BB: 0 P: 5	R: 0 E: 0 K: 0 S: 4	H: 1 LOB: 1 BB: 0 P: 4	R: 0 E: 0 K: 0 S: 3	H: 0 LOB: 0 BB: 0 P: 3	1B: 6 2B: 2 3B: 1 HR: 1	SF: 0 SAC: 1 DP: 0 HBP: 0	WP: 2 PB: 0 SB: 1 CS: 0	PA: 46					
<b>PITCHER</b>	IP	WLS	BF	H	R	ER	SO	BB	IBB	HBP	BLK	WP	HR	S	P	ERA	WHIP										
<b>Ed Halicki, R</b> (1, 1) ERA: 4.54	3.0	L	20	6	6	4	2	3	1	0	0	2	1	20	36	12.00	3.000										
<b>Ron Bryant, L</b> (4, 1) ERA: 6.3	1.0		7	2	2	0	0	1	0	0	0	0	0	6	10	0.00	3.000										
<b>Randy Moffitt, R</b> (5, 1) ERA: 3.76	2.0		7	0	0	0	2	1	0	0	0	0	0	10	14	0.00	0.500										
<b>Tom Bradley, R</b> (7, 1) ERA: 5.01	2.0		9	2	1	0	0	0	0	0	0	0	0	9	9	0.00	1.000										
<b>John Morris, L</b> (9, 1) ERA:	1.0		3	0	0	0	0	0	0	0	0	0	0	3	3	0.00	0.000										

**Cincinnati Reds @ San Francisco Giants**  
 Candlestick Park, San Francisco, CA  
 Fri Aug 02 1974, 10:05 PM EDT  
 Att. 6,737 - Unknown

<b>AB</b>	39
<b>R</b>	9
<b>H</b>	10
<b>RBI</b>	8
<b>BB</b>	6
<b>SO</b>	4
<b>LOB</b>	18



livebaseballscorecards.com

Batter	1	2	3	4	5	6	7	8	9	AB R H RBI BB SO LOB
<b>Bobby Bonds, R</b> OBP: 0.368, SLG: 0.456 (1, 9)	4-0 BB 4-3		0-0 6-3		0-0 6-3		0-0 G6-4-3		0-0 6-3	4 0 0 0 1 0 2
<b>Mike Phillips, L</b> OBP: 0.271, SLG: 0.262 (1, 4)	0-0 F7		0-0 4-3		0-0 4-3		0-0 4-3		0-0 G1-6-3 1B	5 0 1 0 0 0 2
<b>Gary Thomasson, L</b> OBP: 0.329, SLG: 0.296 (1, 8)	0-0 4-3		0-0 1B				0-0 F7		0-0 G1-6-3	4 1 1 0 1 0 2
<b>Ed Coodson, L</b> OBP: 0.356, SLG: 0.433 (1, 3)	0-0 G3		0-0 L7				0-0 BB 1B 4-3 1B			3 1 1 0 0 0 2
<b>Tom Bradley, R</b> OBP: 0.154, SLG: 0.111 (7, 1)										0 0 0 0 0 0 0
<b>Chris Arnold, R</b> OBP: 0.309, SLG: 0.353 (8, PH) (9, 5)										1 1 1 0 0 0 0
<b>Gary Matthews, R</b> OBP: 0.364, SLG: 0.436 (1, 7)		0-0 1B SF7 2B		0-0 5-3		0-0 4-3 BB 1B		0-0 1B 2B		4 1 3 1 0 0 0
<b>Chris Speier, R</b> OBP: 0.333, SLG: 0.342 (1, 6)		0-0 F5		0-0 6-3		4-0 BB BB BB		0-0 1B		3 0 1 1 1 0 1
<b>Bruce Miller, R</b> OBP: 0.346, SLG: 0.324 (1, 5)		0-0 1B		0-0 5-3		0-0 4-3		0-0 1B		2 0 1 0 0 0 0
<b>Randy Moffitt, R</b> OBP: 0.429, SLG: 0.538 (5, 1)		0-0 1B								0 0 0 0 0 0 0
<b>Dave Kingman, R</b> OBP: 0.290, SLG: 0.397 (6, PH) (7, 3)		2-3 1B								2 0 0 1 0 1 4
<b>Dave Rader, L</b> OBP: 0.364, SLG: 0.353 (1, 2)		0-0 SF7				4-0 BB BB BB		0-0 F8		2 0 0 1 1 0 4
<b>Ed Halicki, R</b> OBP: 0.308, SLG: 0.308 (1, 1)		0-0 1-3				0-0 G3 BB		0-0 F8		1 0 0 0 0 0 1
<b>Ron Bryant, S</b> OBP: 0.050, SLG: 0.050 (4, 1)										0 0 0 0 0 0 0
<b>Steve Ontiveros, S</b> OBP: 0.370, SLG: 0.337 (5, 5)										2 0 0 0 1 0 3
<b>John Morris, R</b> (9, 1)										0 0 0 0 0 0 0

Inning Stats	R: 0	H: 0	E: 0	K: 0	S: 3	R: 1	H: 2	E: 0	K: 0	S: 5	R: 0	H: 1	E: 0	K: 0	S: 4	R: 0	H: 0	E: 0	K: 0	S: 3	R: 0	H: 0	E: 0	K: 0	S: 3	R: 1	H: 2	E: 0	K: 0	S: 5	R: 0	H: 0	E: 0	K: 0	S: 2	R: 2	H: 3	E: 0	K: 1	S: 8	R: 0	H: 1	E: 0	K: 0	S: 3	1B: 7	SF: 1	2B: 2	SAC: 0	3B: 0	DP: 2	HR: 0	HBP: 0	WP: 0	PA: 39
--------------	------	------	------	------	------	------	------	------	------	------	------	------	------	------	------	------	------	------	------	------	------	------	------	------	------	------	------	------	------	------	------	------	------	------	------	------	------	------	------	------	------	------	------	------	------	-------	-------	-------	--------	-------	-------	-------	--------	-------	--------


PITCHER	IP	WLS	BF	H	R	ER	SO	BB	IBB	HBP	BLK	WP	HR	S	P	ERA	WHIP
<b>Jack Billingham, R</b> ERA: 3.47 (1, 1)	7.0	W	32	7	4	4	0	5	0	0	0	0	0	27	47	5.14	1.714
<b>Clay Carroll, R</b> ERA: 2.69 (8, 1)	2.0		7	2	0	0	1	0	0	0	0	0	0	9	9	0.00	1.000

**BOTTOM**

**Cincinnati Reds @ San Francisco Giants**  
Candlestick Park, San Francisco, CA

Fri Aug 02 1974, 10:05 PM EDT  
Att. 6,737 - Unknown

<b>AB</b>	<b>33</b>
<b>R</b>	<b>4</b>
<b>H</b>	<b>9</b>
<b>RBI</b>	<b>4</b>
<b>BB</b>	<b>5</b>
<b>SO</b>	<b>1</b>
<b>LOB</b>	<b>21</b>





Batter	1	2	3	4	5	6	7	8	9	AB R H RBI BB SO LOB	TOP	
Merv Rettenmund, R (1, 9) OBP: 0.320, SLG: 0.333 Cesar Geronimo, L (7, 8) OBP: 0.378, SLG: 0.474	0-0 5-3		0-0 5-3		0-0 6-3		0-0 4-3		4-0 3B BB	4 0 0 1 0 0 1 0 1 0 0 1 0 0		
Pete Rose, S (1, 7) OBP: 0.386, SLG: 0.365	0-0 1-3		0-0 E5		0-0 2B 2B		0-0 E4 1B E	0-0 3B 1-H	5 2 2 1 0 0 1			
Joe Morgan, L (1, 4) OBP: 0.423, SLG: 0.483 Darrel Chaney, S (9, 4) OBP: 0.383, SLG: 0.339	0-3 K		0-0 G3		0-0 2B 2B		0-0 2B 1B SF8	0-0 P6	5 2 2 1 0 1 3 0 0 0 0 0 0 0			
Johnny Bench, R (1, 5) OBP: 0.358, SLG: 0.481		0-3 K		0-0 F7		0-0 6-3		0-0 1B 2B	0-3 K	5 1 1 0 0 2 2		
Tony Perez, R (1, 3) OBP: 0.341, SLG: 0.487		0-0 1-3		0-0 2B		0-0 2B		4-0 1B BB		3 0 2 1 1 0 0		
Dave Concepcion, R (1, 6) OBP: 0.326, SLG: 0.376		0-0 6-3		0-0 1-3		0-0 F8		0-0 SF8		3 0 0 1 0 0 2		
George Foster, R (1, 8) OBP: 0.319, SLG: 0.395			0-0 1B 5-3 2B	0-0 F3		0-0 P6		0-0 1B G6-4-3		4 1 2 1 0 0 2		
Bill Plummer, R (1, 2) OBP: 0.265, SLG: 0.361			0-0 E SH1-3 1B		0-0 1-3		0-0 5-3	0-0 G6-4-3		4 0 1 0 0 0 2		
Fred Norman, S (1, 1) OBP: 0.128, SLG: 0.089 Dick Baney, R (5, 1)			0-0 SH1-3		0-3 K		0-0 5-3		0-0 6-3	1 0 0 0 0 1 0 2 0 0 0 0 0 0		
<b>Inning Stats</b>	R: 0 H: 0 E: 0 LOB: 0 K: 1 BB: 0 S: 5 P: 5	R: 0 H: 0 E: 0 LOB: 0 K: 1 BB: 0 S: 5 P: 5	R: 1 H: 2 E: 1 LOB: 2 K: 0 BB: 0 S: 6 P: 6	R: 0 H: 1 E: 0 LOB: 1 K: 0 BB: 0 S: 4 P: 4	R: 0 H: 0 E: 0 LOB: 0 K: 1 BB: 0 S: 5 P: 5	R: 2 H: 3 E: 0 LOB: 1 K: 0 BB: 0 S: 6 P: 6	R: 0 H: 0 E: 0 LOB: 0 K: 0 BB: 0 S: 3 P: 3	R: 3 H: 3 E: 2 LOB: 1 K: 0 BB: 1 S: 6 P: 10	R: 1 H: 1 E: 0 LOB: 1 K: 1 BB: 1 S: 6 P: 10	1B: 3 SF: 1 2B: 6 SAC: 1 3B: 1 DP: 1 HR: 0 HBP: 0	WP: 0 PA: 40 PB: 0 SB: 0 CS: 0	
<b>PITCHER</b>	IP WLS BF H R ER SO BB IBB HBP BLK WP HR S P ERA WHIP											
Randy Jones, L (1, 1) ERA: 4.17	7.0 L 30 7 5 5 3 0 0 0 0 0 0 0 36 36 6.43 1.000											
Larry Hardy, R (8, 1) ERA: 4.84	0.0 2 1 0 0 0 1 0 0 0 0 0 0 1 5 ∞ ∞											
Vicente Romo, R (8, 1) ERA: 4.76	2.0 8 2 2 1 1 1 0 0 0 0 0 0 9 13 4.50 1.500											

Cincinnati Reds @ San Diego Padres  
San Diego Stadium, San Diego, CA  
Sun Aug 04 1974, 6:33 AM EDT  
Unknown

livebaseballscorecards.com

AB	36
R	7
H	10
RBI	6
BB	2
SO	4
LOB	13



Batter	1	2	3	4	5	6	7	8	9	AB	R	H	RBI	BB	SO	LOB
Enzo Hernandez, R OBP: 0.275, SLG: 0.275 (1, 6)	4-0 6-3 1B SF9 BB		0-0 1B S E 1B	0-0 L5		0-0 F9			0-0 F3	4	2	1	0	1	0	4
Glenn Beckert, R OBP: 0.406, SLG: 0.345 (1, 4)	0-0 6-3 1-2 1B		0-0 1-3 1B E 1B		0-0 FC5-4 1B		0-0 6-3		0-0 FC4-6 1B 1-2f	5	0	3	0	0	0	1
Gene Locklear, L OBP: 0.500, SLG: 0.455 (1, 7)	0-0 6-3 1-2 2-3		0-0 1-H 3-H E5 1B		0-0 1-2f FC5-4 BB		0-0 5-3		0-0 1-2 1B	5	0	2	0	0	0	3
Dave Winfield, R OBP: 0.320, SLG: 0.467 (1, 8)	0-0 SF9 3-H		0-0 F8		4-0 1-2 FC6-4 BB		0-0 S 1B		0-0 F8	3	0	1	1	1	0	3
Cito Gaston, R OBP: 0.272, SLG: 0.354 (1, 9)	0-3 K		0-0 F8		0-0 P4		0-3 K			4	0	0	0	0	2	5
Nate Colbert, R OBP: 0.325, SLG: 0.353 (1, 3)		0-3 K		0-3 K		0-0 1-2f FC6-4		0-0 F7		4	0	0	0	0	2	2
Fred Kendall, R OBP: 0.323, SLG: 0.366 (1, 2)		0-0 F4		0-0 1B 1B		0-0 1-3		0-0 5-3		4	0	1	0	0	0	0
Dave Hilton, R OBP: 0.246, SLG: 0.196 (1, 5)		0-0 2B		0-0 1-2 1B		4-0 SH5-4 BB		0-0 G3		3	0	2	0	1	0	0
Randy Jones, R OBP: 0.157, SLG: 0.160 (8, 1)		0-3 K		0-0 F2		0-0 SH5-4			0-0 FC4-6 1B	2	0	0	0	0	1	3
Larry Hardy, R (8, 1)										0	0	0	0	0	0	0
Vicente Romo, R (8, 1)										0	0	0	0	0	0	0
Horace Clarke, S OBP: 0.281, SLG: 0.227 (9, PH)										1	0	1	0	0	0	0

Inning Stats	R: 1	H: 1	E: 0	LOB: 1	K: 1	S: 6	R: 0	H: 1	E: 0	LOB: 1	K: 2	S: 8	R: 1	H: 3	E: 1	LOB: 1	K: 0	S: 5	R: 0	H: 2	E: 0	LOB: 2	K: 1	S: 7	R: 0	H: 1	E: 0	LOB: 2	K: 0	S: 4	R: 0	H: 0	E: 0	LOB: 1	K: 0	S: 3	R: 0	H: 1	E: 0	LOB: 1	K: 1	S: 6	R: 0	H: 0	E: 0	LOB: 0	K: 0	S: 3	R: 0	H: 2	E: 0	LOB: 2	K: 0	S: 5	1B: 10	SF: 1	2B: 1	SAC: 1	3B: 0	DP: 0	HR: 0	HBP: 0	WP: 0	PA: 40
--------------	------	------	------	--------	------	------	------	------	------	--------	------	------	------	------	------	--------	------	------	------	------	------	--------	------	------	------	------	------	--------	------	------	------	------	------	--------	------	------	------	------	------	--------	------	------	------	------	------	--------	------	------	------	------	------	--------	------	------	--------	-------	-------	--------	-------	-------	-------	--------	-------	--------

PITCHER	IP	WLS	BF	H	R	ER	SO	BB	IBB	HBP	BLK	WP	HR	S	P	ERA	WHIP
Fred Norman, L ERA: 2.88 (1, 1)	4.1		22	8	2	2	4	2	0	0	0	0	0	28	36	4.15	2.308
Dick Baney, R ERA: 3.95 (5, 1)	4.2	W	18	3	0	0	1	1	0	0	0	0	0	19	23	0.00	0.857

**BOTTOM**

**Cincinnati Reds @ San Diego Padres**  
**San Diego Stadium, San Diego, CA**  
 Sun Aug 04 1974, 6:33 AM EDT  
 Unknown

livebaseballscorecards.com

<b>AB</b>	<b>35</b>
<b>R</b>	<b>2</b>
<b>H</b>	<b>11</b>
<b>RBI</b>	<b>1</b>
<b>BB</b>	<b>3</b>
<b>SO</b>	<b>5</b>
<b>LOB</b>	<b>21</b>





Batter	1	2	3	4	5	6	7	8	9	10	11	12	13	14	AB R H RBI BB SO LOB	TOP														
Cesar Geronimo, L (1, 8) OBP: 0.374, SLG: 0.467	0-0 3-1 1B		0-3 K			0-0 F2		0-0 F7			0-0 3-1	0-0 F7			6 0 1 0 0 1 3															
Pete Rose, S (1, 7) OBP: 0.387, SLG: 0.368	0-0 L7		0-0 F8			0-0 1B			4-0 BB		0-0 2B		0-0 4-3		5 0 2 0 1 0 1															
Joe Morgan, L (1, 4) OBP: 0.420, SLG: 0.477	0-0 3-1			0-0 F9		0-0 F8			0-0 P4		4-0 IBB		0-0 P4		5 0 0 0 1 0 3															
Johnny Bench, R (1, 2) OBP: 0.356, SLG: 0.477	0-0 F9			0-0 F6			0-3 K		0-0 6-3		0-3 K		0-0 P1		3 0 0 0 0 1 1															
Bill Plummer, R (7, 2) OBP: 0.257, SLG: 0.350									1-2						3 0 0 0 0 1 3															
Tony Perez, R (1, 3) OBP: 0.336, SLG: 0.480		0-0 5-3		0-0 F9			0-0 6-3		0-3 K		0-0 F9			0-3 K	6 0 0 0 0 2 3															
Dan Driessen, L (1, 5) OBP: 0.345, SLG: 0.382		0-3 K			0-0 F7		0-0 4-3			0-0 4-3		0-0 L4		0-3 K	4 0 0 0 0 1 0															
Darrel Chaney, S (10, 5) OBP: 0.373, SLG: 0.328															2 0 0 0 0 1 0															
Dave Concepcion, R (1, 6) OBP: 0.326, SLG: 0.376		0-0 1B			0-3 K			0-0 G1-5-4 1B		0-0 F5		0-0 F8		0-0 F8	6 0 2 0 0 1 0															
Ken Griffey, L (1, 9) OBP: 0.285, SLG: 0.310		0-0 F7			0-0 L8			0-0 G1-5-4 1B		0-0 3B		0-0 BB 1B			5 0 3 0 0 0 1															
Clay Kirby, R (1, 1) OBP: 0.161, SLG: 0.078			0-0 L7					0-0 G1-5-4 1B		0-0 G3		4-0 BB			3 0 0 0 0 1 2															
Terry Crowley, L (10, PH) OBP: 0.291, SLG: 0.362								1-2 2-3f							1 0 0 0 0 0 1															
Clay Carroll, R (10, 1) OBP: 0.167, SLG: 0.167															0 0 0 0 0 0 0															
Phil Gagliano, R (12, PH) OBP: 0.485, SLG: 0.105															0 0 0 0 1 0 0															
Pedro Borbon, R (12, 1) OBP: 0.235, SLG: 0.235															0 0 0 0 0 0 0															
<b>Inning Stats</b>	R: 0 E: 0 K: 0 S: 4	H: 1 LOB: 1 BB: 0 P: 4	R: 0 E: 0 K: 1 S: 6	H: 1 LOB: 1 BB: 0 P: 6	R: 0 E: 0 K: 1 S: 5	H: 0 LOB: 0 BB: 0 P: 5	R: 0 E: 0 K: 0 S: 3	H: 0 LOB: 0 BB: 0 P: 3	R: 0 E: 0 K: 1 S: 5	H: 0 LOB: 0 BB: 0 P: 5	R: 0 E: 0 K: 1 S: 6	H: 1 LOB: 1 BB: 0 P: 6	R: 0 E: 0 K: 1 S: 5	H: 0 LOB: 1 BB: 1 P: 9	R: 0 E: 0 K: 0 S: 4	H: 1 LOB: 1 BB: 0 P: 4	R: 0 E: 0 K: 1 S: 6	H: 1 LOB: 2 BB: 1 P: 10	R: 0 E: 0 K: 0 S: 4	H: 1 LOB: 2 BB: 1 P: 8	R: 0 E: 0 K: 0 S: 3	H: 0 LOB: 0 BB: 0 P: 3	R: 0 E: 0 K: 2 S: 7	H: 0 LOB: 0 BB: 0 P: 7	1B: 6 2B: 1 3B: 1 HR: 0	SF: 0 SAC: 0 DP: 1 HBP: 0	WP: 0 PB: 0 SB: 1 CS: 0	PA: 52		
<b>PITCHER</b>	IP WLS BF H R ER SO BB IBB HBP BLK WP HR S P ERA WHIP																													
Dave Freisleben, R (1, 1) ERA: 3.48	13.0	49	8	0	0	0	7	2	1	0	0	0	0	0	0	0	0	0	0	0	0	0	0	0	0	0	0	0	0.00	0.769
Rusty Gerhardt, L (14, 1) ERA: 9.0	1.0	3	0	0	0	0	2	0	0	0	0	0	0	0	0	0	0	0	0	0	0	0	0	0	0	0	0	0	0.00	0.000

Cincinnati Reds @ San Diego Padres  
San Diego Stadium, San Diego, CA  
Sun Aug 04 1974, 6:38 AM EDT  
Att. 19,883 - Unknown

livebaseballscorecards.com

AB	49
R	0
H	8
RBI	0
BB	3
SO	9
LOB	18



Batter	1	2	3	4	5	6	7	8	9	10	11	12	13	14	AB	R	H	RBI	BB	SO	LOB	
Enzo Hernandez, R (1, 6) OBP: 0.275, SLG: 0.274	4-0 S BB		X 0-0 F3 1-2			X 0-0 F9		X 0-0 FC6-4 1-2f			X 0-3 K		X 0-0 FC3-6 1B		5	0	1	0	1	1	2	
Dave Hilton, R (1, 4) OBP: 0.234, SLG: 0.186	0-0 4-3		X 0-0 6-3			X 0-3 K		X 0-0 F5 1-2			X 0-0 4-3		X 0-0 FC3-6		3	0	0	0	0	1	2	
Glenn Beckert, R (8, PH) OBP: 0.400, SLG: 0.339															1	0	0	0	0	0	1	
Rich Morales, R (9, 4) OBP: 0.288, SLG: 0.231															1	0	0	0	0	0	0	
Horace Clarke, S (13, PH) OBP: 0.279, SLG: 0.225	1-3														1	0	0	0	0	0	2	
Gene Locklear, L (1, 7) OBP: 0.444, SLG: 0.412	0-0 F7			X 0-0 CS 1B		X 0-0 5-3			X 0-0 F8		X 0-0 FC4 1B		X 0-0 L6		6	0	2	0	0	0	3	
Willie McCovey, L (1, 3) OBP: 0.424, SLG: 0.480	0-0 4-3			X 0-3 K 1-2		X 0-0 4-3			X 0-0 1B		X 0-0 FC4 1-2f			X 0-0 6-3 SF9 2B	4	0	1	0	0	1	2	
Johnny Grubb, L (9, PR) OBP: 0.364, SLG: 0.405															0	0	0	0	0	0	0	
Nate Colbert, R (10, 3) OBP: 0.326, SLG: 0.358															2	1	1	0	0	0	1	
Dave Winfield, R (1, 8) OBP: 0.317, SLG: 0.459		X 0-0 F7		X 0-3 K		X 0-0 F8			X 0-0 F8			X 0-0 5-3		X 4-0 6-3 IBB	5	0	0	0	1	2	1	
Cito Gaston, R (1, 9) OBP: 0.269, SLG: 0.346		X 0-0 5-3				X 0-0 F2		X 4-0 BB		X 0-0 4-3		X 0-0 4-3		X 0-0 6-3 1-2 2-3	5	0	0	0	1	0	3	
Dave Roberts, R (1, 5) OBP: 0.256, SLG: 0.265		X 0-0 F2				X 0-0 2B		X 0-0 F7			X 0-0 F9		X 0-0 5-3		X 4-0 IBB	5	0	1	0	1	0	1
Chris Cannizzaro, R (1, 2) OBP: 0.200, SLG: 0.200			X 0-0 6-3			X 0-3 K		X 0-0 L8		X 0-0 L8		X 0-0 FC3-6 SH3 1B		X 0-0 SF9 3-H	5	0	1	0	0	1	1	
Lowell Palmer, R (13, PR) OBP: 0.119, SLG: 0.235															0	0	0	0	0	0	0	
Fred Kendall, R (14, 2) OBP: 0.322, SLG: 0.366															0	0	0	1	0	0	0	
Dave Freisleben, R (1, 1) OBP: 0.304, SLG: 0.250			X 0-0 WP 1B			X 0-0 4-3		X 4-0 FC6-4 BB		X 0-0 F9		X 0-0 SH3			3	0	1	0	1	0	1	
Rusty Gerhardt, S (14, 1) OBP: 0.304, SLG: 0.250															0	0	0	0	0	0	0	

Inning Stats	R: 0	H: 0	E: 0	LOB: 1	K: 0	S: 3	P: 7	R: 0	H: 0	E: 0	LOB: 0	K: 0	S: 3	P: 3	R: 0	H: 1	E: 0	LOB: 1	K: 1	S: 4	P: 4	R: 0	H: 1	E: 0	LOB: 0	K: 2	S: 7	P: 7	R: 0	H: 1	E: 0	LOB: 1	K: 1	S: 6	P: 6	R: 0	H: 0	E: 0	LOB: 0	K: 1	S: 5	P: 5	R: 0	H: 0	E: 0	LOB: 1	K: 0	S: 3	P: 7	R: 0	H: 1	E: 0	LOB: 1	K: 0	S: 4	P: 4	R: 0	H: 0	E: 0	LOB: 0	K: 0	S: 3	P: 3	R: 0	H: 1	E: 0	LOB: 1	K: 1	S: 6	P: 6	R: 0	H: 0	E: 0	LOB: 0	K: 0	S: 3	P: 3	R: 0	H: 0	E: 0	LOB: 2	K: 0	S: 5	P: 5	R: 1	H: 1	E: 0	LOB: 2	K: 0	S: 3	P: 11	1B: 6	SF: 1	2B: 3	SAC: 1	3B: 0	DP: 1	HR: 0	HBP: 0	WP: 1	PA: 53
PITCHER	IP	WLS	BF	H	R	ER	SO	BB	IBB	HBP	BLK	WP	HR	S	P	ERA	WHIP																																																																																				
Clay Kirby, R (1, 1) ERA: 3.07	9.0		33	4	0	0	5	3	0	0	0	0	0	0	52	0.00	0.778																																																																																				
Clay Carroll, R (10, 1) ERA: 2.61	2.0		7	1	0	0	1	0	0	0	0	0	0	9	9	0.00	0.500																																																																																				
Pedro Borbon, R (12, 1) ERA: 3.0	2.2	L	13	3	1	1	0	0	2	0	0	0	0	11	19	3.38	1.125																																																																																				

**BOTTOM**

**Cincinnati Reds @ San Diego Padres**  
San Diego Stadium, San Diego, CA

Sun Aug 04 1974, 6:38 AM EDT  
Att: 19,883 - Unknown

livebaseballscorecards.com

AB	46
R	1
H	8
RBI	1
BB	5
SO	6
LOB	20





Batter	1	2	3	4	5	6	7	8	9	AB R H RBI BB SO LOB	TOP											
<b>Pete Rose, S</b> (1, 7) OBP: 0.386, SLG: 0.367	0-0 F8		0-0 G4-3			0-0 FC6-4		0-0 B1-3 1B		4 1 1 0 0 0 3	<b>Cincinnati Reds @ Los Angeles Dodgers</b> <b>Dodger Stadium, Los Angeles, CA</b> Mon Aug 05 1974, 7:05 PM PDT Att: 45,577 - Unknown <a href="http://livebaseballscorecards.com">livebaseballscorecards.com</a>											
<b>Joe Morgan, L</b> (1, 4) OBP: 0.419, SLG: 0.474	0-3 K			0-0 S 1B		0-0 G3-6-3-6		0-0 B1-3		4 0 1 0 0 0 1 2												
<b>Johnny Bench, R</b> (1, 5) OBP: 0.355, SLG: 0.475	0-0 F4			0-0 F8 1-2			0-0 F4	0-0 1B 1B		4 0 1 1 0 0 0 1												
<b>Tony Perez, R</b> (1, 3) OBP: 0.338, SLG: 0.480		0-0 F9		0-3 K			0-0 HR 1B	0-0 1-2 1B		4 1 2 0 0 0 1 1												
<b>Dave Concepcion, R</b> (1, 6) OBP: 0.323, SLG: 0.372		0-0 F3		0-0 5-3			0-0 F4	0-3 K		4 0 0 0 0 0 1 4												
<b>George Foster, R</b> (1, 9) <b>Terry Crowley, L</b> (9, PH) OBP: 0.288, SLG: 0.358		0-0 F5			0-0 F8		0-0 HR	0-3 K	3 1 1 2 0 0 0 1 0 0 0 0 0 1 0													
<b>Bill Plummer, R</b> (1, 2) <b>Ken Griffey, L</b> (9, PH) OBP: 0.289, SLG: 0.315			0-0 E6 FC6-4		0-3 K		0-0 1B	0-0 FC5-4 1B	3 0 1 0 0 0 1 0 1 0 1 0 0 0 0 0													
<b>Cesar Geronimo, L</b> (1, 8)			0-0 FC6-4 1B		0-3 K		0-0 F2	0-3 K	4 0 0 0 0 0 2 3													
<b>Don Gullett, R</b> (1, 1) <b>Phil Gagliano, R</b> (8, PH) <b>Clay Carroll, R</b> (8, 1) <b>Dan Driessen, L</b> (9, PH) OBP: 0.344, SLG: 0.381			0-0 G4-3 1B			4-0 FC6-4 BB		0-0 F8	0-0 FC5-4	1 0 1 0 1 0 0 0 1 0 0 0 0 0 0 0 0 0 0 0 0 0 0 0 1 0 0 0 0 0 0 1												
<b>Inning Stats</b>	R: 0 E: 0 K: 1 S: 5	H: 0 LOB: 0 BB: 0 P: 5	R: 0 E: 0 K: 0 S: 3	H: 0 LOB: 0 BB: 0 P: 3	R: 0 E: 1 K: 0 S: 4	H: 1 LOB: 1 BB: 0 P: 4	R: 0 E: 0 K: 1 S: 6	H: 1 LOB: 1 BB: 0 P: 6	R: 0 E: 0 K: 2 S: 7	H: 0 LOB: 0 BB: 0 P: 7	R: 0 E: 0 K: 0 S: 2	H: 0 LOB: 0 BB: 1 P: 6	R: 2 E: 0 K: 0 S: 6	H: 3 LOB: 1 BB: 0 P: 6	R: 1 E: 0 K: 1 S: 8	H: 3 LOB: 2 BB: 0 P: 8	R: 0 E: 0 K: 2 S: 8	H: 1 LOB: 1 BB: 0 P: 8	1B: 8 2B: 0 3B: 0 HR: 1	SF: 0 SAC: 0 DP: 2 HBP: 0	WP: 0 PB: 0 SB: 1 CS: 0	PA: 36
<b>PITCHER</b>	IP WLS BF H R ER SO BB IBB HBP BLK WP HR S P ERA WHIP																					
<b>Doug Rau, L</b> (1, 1) ERA: 2.82	7.0 W 26 5 2 2 4 1 0 0 0 0 0 1 33 37 2.57 0.857																					
<b>Mike Marshall, R</b> (8, 1) ERA: 2.19	2.0 10 4 1 1 3 0 0 0 0 0 0 0 16 16 4.50 2.000																					



Batter	1	2	3	4	5	6	7	8	9
Davey Lopes, R OBP: 0.359, SLG: 0.347 (1, 4)	0-0 5-3		0-0 5-3			1-0 5-3 HBP	0-0 F9		
Bill Russell, R OBP: 0.333, SLG: 0.365 (1, 6)	0-0 E4 HR		0-0 F9			0-0 F9	0-0 L8		
Jimmy Wynn, R OBP: 0.399, SLG: 0.554 (1, 8)	0-0 1-H HR		0-3 K			0-0 5-3 1-2		0-3 K	
Steve Garvey, R OBP: 0.348, SLG: 0.493 (1, 3)	0-0 F2			0-3 K		0-0 6-3		0-0 6-3	
Ron Cey, R OBP: 0.354, SLG: 0.409 (1, 5)	0-0 F4			0-3 K			0-0 1B HR 1B	0-0 FC6-4 1B	
Rick Auerbach, R OBP: 0.406, SLG: 0.397 (7, PR) (8, 5)									
Joe Ferguson, R OBP: 0.375, SLG: 0.424 (1, 9)		0-0 E5		0-3 K			4-0 1-2 HR BB	0-0 FC6-4 1-2f	
Tom Paciorek, R OBP: 0.283, SLG: 0.376 (1, 7)		0-3 K			0-0 6-3		0-0 1-2 2-3 HR 1B		
Steve Yeager, R OBP: 0.372, SLG: 0.450 (1, 2)		0-0 F9			0-3 K		0-0 1-H 2-H 3-H HR		
Doug Rau, L OBP: 0.212, SLG: 0.146 (1, 1)		0-0 F8			0-0 4-3		0-0 F4		
Ken McMullen, R OBP: 0.293, SLG: 0.410 (7, PH)									
Mike Marshall, R OBP: 0.130, SLG: 0.130 (8, 1)									

Inning Stats		R: 2	H: 1	E: 1	K: 0	S: 5	R: 0	H: 0	E: 1	K: 1	S: 6	R: 0	H: 0	E: 0	K: 1	S: 5	R: 0	H: 0	E: 0	K: 3	S: 9	R: 0	H: 0	E: 0	K: 1	S: 5	R: 0	H: 0	E: 0	K: 0	S: 3	R: 4	H: 3	E: 0	K: 0	S: 6	R: 0	H: 1	E: 0	K: 1	S: 6
PITCHER		IP	WLS	BF	H	R	ER	SO	BB	IBB	HBP	BLK	WP	HR	S	P	ERA	WHIP	PITCHER		IP	WLS	BF	H	R	ER	SO	BB	IBB	HBP	BLK	WP	HR	S	P	ERA	WHIP				
Don Gullett, L ERA: 2.93 (1, 1)	7.0	L	29	4	6	5	6	6	1	0	1	0	0	2	39	44	6.43	0.714	Clay Carroll, R ERA: 2.57 (8, 1)		1.0		4	1	0	0	1	0	0	0	0	0	0	6	6	0.00	1.000				

**BOTTOM**

**Cincinnati Reds @ Los Angeles Dodgers**  
 Dodger Stadium, Los Angeles, CA  
 Mon Aug 05 1974, 7:05 PM PDT  
 Att. 45,577 - Unknown

AB	R	H	RBI	BB	SO	LOB
3	0	0	0	0	0	1
4	1	0	0	0	0	2
4	1	1	2	0	2	1
4	0	0	0	0	1	1
3	0	1	0	0	1	0
1	1	1	0	0	0	0
3	1	0	0	1	1	1
3	1	1	0	0	1	1
3	1	1	4	0	1	1
2	0	0	0	0	0	1
1	0	0	0	0	0	1
0	0	0	0	0	0	0

AB	31
R	6
H	5
RBI	6
BB	1
SO	7
LOB	10

WP: 0 PA: 33  
 PB: 0  
 SB: 0  
 CS: 0



1B: 3	SF: 0	WP: 0	PA: 33
2B: 0	SAC: 0	PB: 0	
3B: 0	DP: 0	SB: 0	
HR: 2	HBP: 1	CS: 0	



Batter	1	2	3	4	5	6	7	8	9	10	AB R H RBI BB SO LOB	TOP												
<b>Pete Rose, S</b> (1, 7) OBP: 0.385, SLG: 0.365	0-0 F7		0-0 1-3		0-0 3-1		0-0 F8			0-0 HR 1B	5 1 1 0 0 0 3	<b>Cincinnati Reds @ Los Angeles Dodgers</b> Dodger Stadium, Los Angeles, CA Tue Aug 06 1974, 7:05 PM PDT Att. 53,472 - Unknown <a href="http://livebaseballscorecards.com">livebaseballscorecards.com</a>												
<b>Joe Morgan, L</b> (1, 4) OBP: 0.419, SLG: 0.479	0-0 F8			0-0 S 2B		0-0 HR 2B		0-0 F9		0-0 F8 1B	5 1 2 0 0 0 1													
<b>Johnny Bench, R</b> (1, 2) OBP: 0.353, SLG: 0.479	0-0 F8			0-0 6-3 2-3		0-0 5-3		0-0 5-3		0-0 1-H HR	5 1 1 2 0 0 2													
<b>Tony Perez, R</b> (1, 3) OBP: 0.339, SLG: 0.487		0-0 P4		0-3 K		0-0 HR 2B		4-0 2B BB		4-0 S 1B BB	3 2 1 2 1 1 1 0 1 0 0 1 0 0													
<b>Darrel Chaney, S</b> (8, 5) OBP: 0.381, SLG: 0.328																								
<b>Dan Driessen, L</b> (1, 5) OBP: 0.344, SLG: 0.382		0-0 4-3		4-0 BB		0-0 P6		0-0 1-H 2B		0-0 F7 1-2	4 0 1 1 1 0 1													
<b>Cesar Geronimo, L</b> (1, 8) OBP: 0.367, SLG: 0.457		0-0 F7		0-3 K		0-0 6-3		0-0 4-3		0-0 2-H PO 1B	5 0 1 1 0 1 3													
<b>Dave Concepcion, R</b> (1, 6) OBP: 0.323, SLG: 0.371			0-0 2-3 S 1B		0-0 6-3		0-0 L6		0-0 B5-3	0-0 PO 1-2	4 0 1 0 0 0 0													
<b>Ken Griffey, L</b> (1, 9) OBP: 0.288, SLG: 0.308			0-0 2-3 1-3		4-0 SH3-4 BB		0-0 4-3		0-3 K		3 0 0 0 1 1 1													
<b>Tom Carroll, L</b> (1, 1) OBP: 0.200, SLG: 0.200			0-3 K		0-0 SH3-4		0-0 1B		0-3 K		2 0 1 0 0 1 1 0 1 0 0 0 0 1 0 0 0 0 0 0 0 0													
<b>Will McEnaney, L</b> (8, 1) OBP: 0.167, SLG: 0.167																								
<b>Clay Carroll, R</b> (8, 1) OBP: 0.167, SLG: 0.167																								
<b>Tom Hall, L</b> (8, 1) OBP: 0.167, SLG: 0.167																								
<b>George Foster, R</b> (9, PH) OBP: 0.317, SLG: 0.409																								
<b>Pedro Borbon, R</b> (9, 1) OBP: 0.235, SLG: 0.235																								
<b>Inning Stats</b>	R: 0 E: 0 K: 0 S: 3	H: 0 LOB: 0 BB: 0 P: 3	R: 0 E: 0 K: 0 S: 3	H: 0 LOB: 0 BB: 0 P: 3	R: 0 E: 0 K: 1 S: 6	H: 1 LOB: 1 BB: 0 P: 6	R: 0 E: 0 K: 2 S: 8	H: 1 LOB: 2 BB: 1 P: 12	R: 0 E: 0 K: 0 S: 3	H: 0 LOB: 1 BB: 1 P: 7	R: 2 E: 0 K: 0 S: 5	H: 2 LOB: 0 BB: 0 P: 5	R: 0 E: 0 K: 0 S: 4	H: 1 LOB: 1 BB: 0 P: 4	R: 1 E: 0 K: 0 S: 4	H: 1 LOB: 1 BB: 1 P: 8	R: 0 E: 0 K: 2 S: 7	H: 0 LOB: 0 BB: 0 P: 7	R: 3 E: 0 K: 0 S: 5	H: 3 LOB: 0 BB: 1 P: 9	1B: 4 2B: 3 3B: 0 HR: 2	SF: 0 SAC: 1 DP: 0 HBP: 0	WP: 0 PB: 0 SB: 3 CS: 0	PA: 43
<b>PITCHER</b>	IP WLS BF H R ER SO BB IBB HBP BLK WP HR S P ERA WHIP																							
<b>Don Sutton, R</b> (1, 1) ERA: 3.83	9.0	L	6	3	3	5	3	0	0	0	0	0	0	0	0	1	5	9	27.00	4.000				
<b>Mike Marshall, R</b> (10, 1) ERA: 2.37	1.0	L	6	3	3	0	1	0	0	0	0	0	0	0	0	1	5	9	27.00	4.000				



BOTTOM

Cincinnati Reds @ Los Angeles Dodgers  
Dodger Stadium, Los Angeles, CA  
Tue Aug 06 1974, 7:05 PM PDT  
Att: 53,472 - Unknown

livebaseballscorecards.com

AB 35  
R 3  
H 6  
RBI 3  
BB 3  
SO 2  
LOB 11



WP: 0 PA: 39  
PB: 0  
SB: 0  
CS: 0

AB R H RBI BB SO LOB

5	1	1	0	0	0	3
3	0	0	0	0	0	2
0	0	0	0	0	0	0
1	0	0	0	0	0	0
4	1	2	2	1	1	1
3	0	0	0	1	0	2
3	0	0	0	0	0	1
1	0	0	0	0	0	2
4	0	0	0	0	0	0
3	1	0	0	1	1	0
0	0	0	0	0	0	0
4	0	1	0	0	0	0
3	0	1	1	0	0	0
1	0	1	0	0	0	0

Batter	1	2	3	4	5	6	7	8	9	10
Davey Lopes, R (1, 4) OBP: 0.357, SLG: 0.344	0-0 1-3		0-0 F8		0-0 F8			0-0 SH2-4 E 1B		0-0 G6-4-3
Bill Buckner, L (1, 7) OBP: 0.354, SLG: 0.397	0-0 F9			0-0 F9	0-0 B1-3			0-0 SH2-4 1-2		0-0 E6
Manny Mota, R (8, PH) OBP: 0.380, SLG: 0.366										
Tom Paciorek, R (9, 7) OBP: 0.281, SLG: 0.373										
Jimmy Wynn, R (1, 8) OBP: 0.401, SLG: 0.562	4-0 BB			0-3 K		0-0 HR		0-0 E3 L6 1B		0-0 P2
Steve Garvey, R (1, 3) OBP: 0.348, SLG: 0.490	0-0 F4			4-0 BB		0-0 5-3		0-0 FC		
Willie Crawford, L (1, 9) OBP: 0.382, SLG: 0.439		0-0 6-3		0-0 F8		0-0 F8		0-0 L6		
Joe Ferguson, R (8, PH) OBP: 0.374, SLG: 0.423										
Ken McMullen, R (1, 5) OBP: 0.267, SLG: 0.372		0-0 6-3			0-0 F7	0-0 F9			0-0 F3	
Steve Yeager, R (1, 2) OBP: 0.370, SLG: 0.443										
Mike Marshall, R (10, 1) OBP: 0.130, SLG: 0.130		0-0 F9			4-0 1B 1B BB		0-3 K		0-0 4-3	
Bill Russell, R (1, 6) OBP: 0.333, SLG: 0.364			0-0 6-3		0-0 1B 1B		0-0 4-3		0-0 L8	
Don Sutton, R (1, 1) OBP: 0.222, SLG: 0.226										
Von Joshua, L (10, 9) OBP: 0.288, SLG: 0.355			0-0 6-3		0-0 1B 1B		0-0 F7			0-0 G6-4-3 1B

Inning Stats	R: 0	H: 0	E: 0	K: 0	S: 3	R: 0	H: 0	E: 0	K: 0	S: 3	R: 0	H: 0	E: 0	K: 1	S: 5	R: 1	H: 2	E: 0	K: 0	S: 5	R: 1	H: 1	E: 0	K: 0	S: 4	R: 0	H: 0	E: 0	K: 1	S: 5	R: 1	H: 2	E: 1	K: 0	S: 5	R: 0	H: 0	E: 0	K: 0	S: 3	R: 0	H: 1	E: 1	K: 0	S: 4	1B: 5	SF: 0	2B: 1	3B: 0	HR: 1	WP: 0	PA: 39				
	0	0	0	0	3	0	0	0	0	3	0	0	0	1	5	1	2	0	0	5	1	1	0	4	0	0	0	0	5	0	0	0	0	3	0	2	1	0	5	0	0	0	0	3	0	1	1	0	4	5	0	1	0	1	0	39

PITCHER	IP	WLS	BF	H	R	ER	SO	BB	IBB	HBP	BLK	WP	HR	S	P	ERA	WHIP
Tom Carroll, R (1, 1) ERA: 2.43	7.0		28	4	3	3	2	3	0	0	0	0	1	29	41	3.86	1.000
Will McEnaney, L (8, 1) ERA: 4.76	0.1		1	0	0	0	0	0	0	0	0	0	0	1	1	0.00	0.000
Clay Carroll, R (8, 1) ERA: 2.57	0.0		2	1	0	0	0	0	0	0	0	0	0	2	2	∞	∞
Tom Hall, L (8, 1) ERA: 3.86	0.2		1	0	0	0	0	0	0	0	0	0	0	1	1	0.00	0.000
Pedro Borbon, R (9, 1) ERA: 2.94	2.0	W	7	1	0	0	0	0	0	0	0	0	0	7	7	0.00	0.500



Batter	1	2	3	4	5	6	7	8	9	AB R H RBI BB SO LOB	TOP									
<b>Pete Rose, S</b> (1, 7) OBP: 0.382, SLG: 0.362	0-0 4-3		0-0 4-3		0-3 K			0-3 K		4 0 0 0 0 2 0	<b>Cincinnati Reds @ Los Angeles Dodgers</b> <b>Dodger Stadium, Los Angeles, CA</b> Wed Aug 07 1974, 7:05 PM PDT Att: 54,038 - Unknown <a href="http://livebaseballscorecards.com">livebaseballscorecards.com</a>									
<b>Joe Morgan, L</b> (1, 4) OBP: 0.417, SLG: 0.476	0-0 G3		0-0 E9 HR 1B		0-0 L9			0-0 4-3		4 1 1 0 0 0 0										
<b>Johnny Bench, R</b> (1, 2) OBP: 0.356, SLG: 0.486	4-0 FC6-4 BB		0-0 HR		0-0 F8			4-0 BB		2 1 1 2 2 0 0										
<b>Tony Perez, R</b> (1, 3) OBP: 0.336, SLG: 0.482	0-0 FC6-4 1-2f		0-0 5-3		0-0 3-1			0-0 L4		4 0 0 0 0 0 2										
<b>Dan Driessen, L</b> (1, 5) OBP: 0.344, SLG: 0.382		0-0 4-3 BB 1B	0-0 G3		0-3 K			0-3 K		3 0 1 0 0 1 0										
<b>Darrel Chaney, S</b> (6, 5) OBP: 0.376, SLG: 0.323										1 0 0 0 0 1 0										
<b>Cesar Geronimo, L</b> (1, 8) OBP: 0.368, SLG: 0.459		4-0 1-2 BB		0-0 F8				0-3 K		3 0 1 0 1 1 0										
<b>Dave Concepcion, R</b> (1, 6) OBP: 0.320, SLG: 0.367		0-3 K		0-0 F9				0-0 F3		4 0 0 0 0 1 3										
<b>Ken Griffey, L</b> (1, 9) OBP: 0.283, SLG: 0.302		0-0 4-3		0-3 K				0-0 4-3		3 0 0 0 0 1 3										
<b>Jack Billingham, R</b> (1, 1) OBP: 0.059, SLG: 0.040		0-0 F7		0-0 6-3				0-0 6-3		3 0 0 0 0 0 3										
<b>Inning Stats</b>	R: 0 E: 0 K: 0 S: 3	H: 0 LOB: 1 BB: 1 P: 7	R: 0 E: 0 K: 1 S: 6	H: 1 LOB: 2 BB: 1 P: 10	R: 2 E: 1 K: 0 S: 5	H: 2 LOB: 0 BB: 0 P: 5	R: 0 E: 0 K: 1 S: 5	H: 0 LOB: 0 BB: 0 P: 5	R: 0 E: 0 K: 1 S: 5	H: 0 LOB: 0 BB: 0 P: 5	R: 0 E: 0 K: 0 S: 4	H: 1 LOB: 1 BB: 0 P: 4	R: 0 E: 0 K: 1 S: 5	H: 0 LOB: 1 BB: 1 P: 9	R: 0 E: 0 K: 2 S: 7	H: 0 LOB: 0 BB: 0 P: 7	1B: 2 2B: 1 3B: 0 HR: 1	SF: 0 SAC: 0 DP: 0 HBP: 0	WP: 0 PB: 0 SB: 0 CS: 0	PA: 34
<b>PITCHER</b>	IP WLS BF H R ER SO BB IBB HBP BLK WP HR S P ERA WHIP																			
<b>Andy Messersmith, R</b> (1, 1) ERA: 2.18	8.0 L 31 4 2 2 5 3 0 0 0 0 1 38 50 2.25 0.875																			
<b>Charlie Hough, R</b> (9, 1) ERA: 3.38	1.0 3 0 0 0 2 0 0 0 0 0 0 7 7 0.00 0.000																			



Batter	1	2	3	4	5	6	7	8	9	AB R H RBI BB SO LOB
Davey Lopes, R (1, 4) OBP: 0.356, SLG: 0.343	0-3 K ①		0-3 K ③			0-0 G1-6-3 1B		0-0 5-3 ③		4 0 1 0 0 2 2
Bill Buckner, L (1, 7) OBP: 0.353, SLG: 0.396	0-0 4-3 ②			0-0 5-3 ①		0-0 G1-6-3 ③			0-0 FC5-4 1B	4 0 1 0 0 0 1
Jimmy Wynn, R (1, 8) OBP: 0.397, SLG: 0.556	0-0 5-3 ③			0-0 F2 ②		0-0 5-3 ③			0-0 FC5-4 1B ①	4 0 0 0 0 0 1
Steve Garvey, R (1, 3) OBP: 0.349, SLG: 0.490		0-3 K ①		0-0 1B			0-0 1-3 ①		0-0 4-3 1B ①	4 0 2 0 0 1 0
Willie Crawford, L (1, 9) OBP: 0.378, SLG: 0.434		0-3 K ②		0-3 K ③			0-3 K ②		0-0 4-3 ②	4 0 0 0 0 3 3
Ken McMullen, R (1, 5) OBP: 0.265, SLG: 0.362		0-0 5-3 ③			0-0 1B		0-0 F7 ③		0-3 K ③	4 0 1 0 0 1 2
Steve Yeager, R (1, 2) OBP: 0.385, SLG: 0.436			0-3 K ①		0-3 K ①			0-0 6-3 ①		3 0 0 0 0 2 1
Bill Russell, R (1, 6) OBP: 0.333, SLG: 0.364			0-0 6-3 1B ②		0-3 K ②			0-0 5-3 ②		3 0 1 0 0 1 1
Andy Messersmith, R (1, 1) OBP: 0.297, SLG: 0.323			0-0 6-3 ②		0-0 F4 ③			1-0 HBP		2 0 0 0 0 0 2
Von Joshua, L (8, PH) OBP: 0.296, SLG: 0.355			1-2							0 0 0 0 0 0 0
Charlie Hough, R (9, 1)										0 0 0 0 0 0 0

Inning Stats	R: 0	H: 0	E: 0	LOB: 0	K: 1	BB: 0	S: 5	P: 5	R: 0	H: 0	E: 0	LOB: 0	K: 2	BB: 0	S: 7	P: 7	R: 0	H: 1	E: 0	LOB: 1	K: 2	BB: 0	S: 8	P: 8	R: 0	H: 1	E: 0	LOB: 1	K: 2	BB: 0	S: 8	P: 8	R: 0	H: 1	E: 0	LOB: 0	K: 0	BB: 0	S: 3	P: 3	R: 0	H: 0	E: 0	LOB: 0	K: 1	BB: 0	S: 5	P: 5	R: 0	H: 0	E: 0	LOB: 1	K: 0	BB: 0	S: 3	P: 4	R: 0	H: 2	E: 0	LOB: 2	K: 1	BB: 0	S: 7	P: 7	1B: 6	SF: 0	2B: 0	SAC: 0	3B: 0	DP: 1	HR: 0	HBP: 1	WP: 0	PA: 33
PITCHER Jack Billingham, R (1, 1) ERA: 3.27	IP	WLS	BF	H	R	ER	SO	BB	IBB	HBP	BLK	WP	HR	S	P	ERA	WHIP	IP	WLS	BF	H	R	ER	SO	BB	IBB	HBP	BLK	WP	HR	S	P	ERA	WHIP	IP	WLS	BF	H	R	ER	SO	BB	IBB	HBP	BLK	WP	HR	S	P	ERA	WHIP																							

**BOTTOM**

**Cincinnati Reds @ Los Angeles Dodgers**  
 Dodger Stadium, Los Angeles, CA

Wed Aug 07 1974, 7:05 PM PDT  
 Att. 54,038 - Unknown

livebaseballscorecards.com

AB	32
R	0
H	6
RBI	0
BB	0
SO	10
LOB	13





Batter	1	2	3	4	5	6	7	8	9	AB R H RBI BB SO LOB	TOP									
<b>Pete Rose, S</b> (1, 7) OBP: 0.381, SLG: 0.359	4-0 G6-3 BB			x 0-0 F7		x 0-0 F7		0-3 K		3 0 0 0 1 1 2										
<b>Joe Morgan, L</b> (1, 4) OBP: 0.416, SLG: 0.475	x 0-0 G6-3		x 0-0	x 0-0 G5-4-3 1B			4-0 FC6-4 BB	x 0-0 F7	1 0 0 0 0 0 1	1 0 1 0 1 0 0	1 0 0 0 0 0 0									
<b>Darrel Chaney, S</b> (3, 4) OBP: 0.391, SLG: 0.333	1-2f																			
<b>Phil Gagliano, R</b> (9, PH) OBP: 0.457, SLG: 0.095																				
<b>Johnny Bench, R</b> (1, 2) OBP: 0.356, SLG: 0.491	x 0-0 F8		x 0-0 G5-4-3	x 0-0 G5-4-3			x 0-0 FC6-4	x 0-0 HR	4 1 1 1 0 0 2											
<b>Tony Perez, R</b> (1, 3) OBP: 0.333, SLG: 0.477		x 0-0 F9			x 0-0 F4		x 0-0 F7	x 0-0 5-3	4 0 0 0 0 0 1											
<b>Dan Driessen, L</b> (1, 5) OBP: 0.344, SLG: 0.381		x 0-0 F9			x 0-0 BLK 1B		0-3 K	0-3 K	3 0 1 0 0 1 1	1 0 0 0 0 1 0										
<b>Junior Kennedy, R</b> (9, PH)																				
<b>Cesar Geronimo, L</b> (1, 8) OBP: 0.368, SLG: 0.456		0-3 K			x 0-0 F2			4-0 1B BB	2 0 0 0 1 1 1											
<b>Dave Concepcion, R</b> (1, 6) OBP: 0.320, SLG: 0.367			0-3 K		x 0-3 K			0-0 1B	3 0 1 0 0 2 1											
<b>Ken Griffey, L</b> (1, 9) OBP: 0.280, SLG: 0.298			x 0-0 3-1			x 0-0 F7		x 0-0 F9	2 0 0 0 0 0 0	1 0 0 0 0 0 2										
<b>Merv Rettenmund, R</b> (8, PH) OBP: 0.318, SLG: 0.332																				
<b>Fred Norman, S</b> (1, 1) OBP: 0.122, SLG: 0.085			x 0-0 4-3			x 0-0 6-3		x 0-0 F9	2 0 0 0 0 0 0	1 0 0 0 0 0 2	0 0 0 0 0 0 0									
<b>George Foster, R</b> (8, PH) OBP: 0.316, SLG: 0.407																				
<b>Tom Hall, L</b> (8, 1)																				
<b>Inning Stats</b>	R: 0 E: 0 K: 0 S: 2	H: 0 LOB: 0 BB: 1 P: 6	R: 0 E: 0 K: 1 S: 5	H: 0 LOB: 0 BB: 0 P: 5	R: 0 E: 0 K: 1 S: 5	H: 0 LOB: 0 BB: 0 P: 5	R: 0 E: 0 K: 1 S: 3	H: 1 LOB: 0 BB: 0 P: 3	R: 0 E: 0 K: 1 S: 6	H: 1 LOB: 1 BB: 0 P: 6	R: 0 E: 0 K: 1 S: 5	H: 0 LOB: 1 BB: 1 P: 9	R: 0 E: 0 K: 1 S: 6	H: 1 LOB: 2 BB: 1 P: 10	R: 1 E: 0 K: 1 S: 6	H: 1 LOB: 0 BB: 0 P: 6	1B: 3 2B: 0 3B: 0 HR: 1	SF: 0 SAC: 0 DP: 2 HBP: 0	WP: 0 PB: 0 SB: 0 CS: 0	PA: 32
<b>PITCHER</b>	IP WLS BF H R ER SO BB IBB HBP BLK WP HR S P ERA WHIP																			
<b>Bob Apodaca, R</b> (1, 1) ERA: 4.33	7.0 W 24 2 0 0 4 3 0 0 0 1 0 0 29 41 0.00 0.714																			
<b>Tug McGraw, L</b> (8, 1) ERA: 4.88	2.0 8 2 1 1 2 0 0 0 0 0 1 12 12 4.50 1.000																			

Cincinnati Reds @ New York Mets  
Shea Stadium, Flushing, NY  
Fri Aug 09 1974, 7:05 PM EDT  
Att: 27,391 - Unknown

livebaseballscorecards.com

AB	29
R	1
H	4
RBI	1
BB	3
SO	6
LOB	13



Batter	1	2	3	4	5	6	7	8	9
Wayne Garrett, L (1, 5) OBP: 0.314, SLG: 0.325	0-0 4-3		4-0 SH1-3 BB	0-3 K		0-0 L1-3		4-0 BB 1-2	
Felix Millan, R (1, 4) OBP: 0.309, SLG: 0.288	0-0 FC6-4 1B		0-0 SH1-3		0-0 5-3		0-0 L7	0-0 L6	
Rusty Staub, L (1, 9) OBP: 0.350, SLG: 0.421	0-3 K		0-0 F8		0-0 4-3		4-0 FC5-4 BB	0-0 4-3	
Cleon Jones, R (1, 7) OBP: 0.345, SLG: 0.421 Jim Gosger, L (8, 7)	0-0 FC6-4 1-2f		4-0 IBB		0-0 2B		0-0 FC5-4 1B 1-2f HR		
John Milner, L (1, 3) OBP: 0.321, SLG: 0.418		0-0 4-3	0-0 F9		0-3 K		0-0 1-3 HR 1B		
Don Hahn, R (1, 8) OBP: 0.391, SLG: 0.421		4-0 1-3 1B BB		0-0 2B 1B		0-0 E5 FC5-4	0-0 1-H 3-H HR		
Duffy Dyer, R (1, 2) OBP: 0.255, SLG: 0.125		0-0 1-3 1B		0-0 F7		0-0 FC5-4 BB 1-2f E	0-0 5-3		
Bud Harrelson, S (1, 6) OBP: 0.398, SLG: 0.289		0-0 1-3		0-3 K		0-0 E6 BB 1-2		0-0 FC2-6 1B	
Bob Apodaca, R (1, 1) OBP: 0.200, SLG: 0.176 Tug McGraw, L (8, 1) OBP: 0.143, SLG: 0.286		0-3 K		0-0 1-H 2B		4-0 L1-3 BB 1-2 2-3		0-0 FC2-6 BB 1-2f	

Inning Stats	R: 0	H: 1	E: 0	LOB: 1	K: 1	S: 6	R: 0	H: 1	E: 0	LOB: 2	K: 1	S: 6	R: 0	H: 0	E: 0	LOB: 2	K: 0	S: 3	R: 1	H: 2	E: 0	LOB: 1	K: 2	S: 9	R: 0	H: 1	E: 0	LOB: 1	K: 1	S: 6	R: 0	H: 0	E: 2	LOB: 2	K: 0	S: 4	R: 3	H: 2	E: 0	LOB: 0	K: 0	S: 5	R: 0	H: 1	E: 0	LOB: 2	K: 0	S: 4
	6	0	6	10	11	9	6	8	9	6	8	9	9	9	8	9	8	9	8	8	9	8	9	8	9	8	8	9	8	9	8	9	8	9	8	9	8	9	8	9	8	9	8	9	8	9	8	9

PITCHER	IP	WLS	BF	H	R	ER	SO	BB	IBB	HBP	BLK	WP	HR	S	P	ERA	WHIP
Fred Norman, L (1, 1) ERA: 2.99	7.0	L	34	7	4	4	5	4	1	0	0	0	1	39	59	5.14	1.571
Tom Hall, L (8, 1) ERA: 3.77	1.0		5	1	0	0	0	1	0	0	0	0	0	4	8	0.00	2.000

PITCHER	IP	WLS	BF	H	R	ER	SO	BB	IBB	HBP	BLK	WP	HR	S	P	ERA	WHIP

AB R H RBI BB SO LOB

3	0	0	0	2	1	4
4	0	1	0	0	0	2
4	0	0	0	1	1	4
3	1	1	0	1	0	2
0	0	0	0	0	0	0
4	1	1	0	0	1	3
3	2	2	3	1	0	0
4	0	1	0	0	0	2
4	0	1	0	0	1	4
2	0	1	1	1	1	2
1	0	0	0	0	0	1

1B: 5	SF: 0	WP: 0	PA: 39
2B: 3	SAC: 1	PB: 0	
3B: 0	DP: 1	SB: 0	
HR: 1	HBP: 0	CS: 0	

**Cincinnati Reds @ New York Mets**  
 Shea Stadium, Flushing, NY  
 Fri Aug 09 1974, 7:05 PM EDT  
 Att. 27,391 - Unknown

livebaseballscorecards.com

AB	32
R	4
H	8
RBI	4
BB	6
SO	5
LOB	24





Cincinnati Reds @ New York Mets  
 Shea Stadium, Flushing, NY  
 Sat Aug 10 1974, 3:33 AM EDT  
 Att: 40,359 - Unknown

livebaseballscorecards.com

AB	37
R	5
H	10
RBI	5
BB	4
SO	9
LOB	19



WP:	0	PA:	41
PB:	1		
SB:	7		
CS:	0		

Batter	1	2	3	4	5	6	7	8	9	AB	R	H	RBI	BB	SO	LOB
<b>Pete Rose, S</b> (1, 7) OBP: 0.379, SLG: 0.358	0-0 6-3	0-0 1-3			0-0 G1-6-3		0-0 G6-3	0-0 1B		5	0	1	2	0	0	3
<b>Joe Morgan, L</b> (1, 4) OBP: 0.420, SLG: 0.480	0-0 PB S 1B		0-0 F4 2B		4-0 BB		0-0 S 1B	0-3 K		4	1	3	0	1	1	2
<b>Johnny Bench, R</b> (1, 2) OBP: 0.354, SLG: 0.486	0-3 K S 1-3		0-0 F4 2-3		0-0 6-3		4-0 1B 1-2 IBB		0-0 F2	4	0	0	0	1	1	3
<b>Tony Perez, R</b> (1, 3) OBP: 0.333, SLG: 0.475	0-3 K S 1-2		0-3 K S			0-3 K S	0-0 1B S		0-0 5-3	4	0	1	1	0	3	3
<b>Will McEnaney, L</b> (7, 1) <b>Clay Carroll, R</b> (7, 1) OBP: 0.154, SLG: 0.154	0-3 K S		0-3 K S				0-0 1B S			0	0	0	0	0	0	0
<b>Dan Driessen, L</b> (1, 5) OBP: 0.341, SLG: 0.378	0-3 K S		0-3 K S			0-0 6-3		0-0 F7	0-3 K S	3	0	0	0	0	2	3
<b>Darrel Chaney, S</b> (6, 5) <b>Junior Kennedy, R</b> (8, PH) (8, 5)	0-3 K S		0-3 K S							0	0	0	0	0	0	0
<b>Cesar Geronimo, L</b> (1, 8) OBP: 0.367, SLG: 0.453		0-0 F9		0-0 F7		0-0 S 1B		0-0 E4 1B		4	1	1	0	0	0	0
<b>Dave Concepcion, R</b> (1, 6) OBP: 0.321, SLG: 0.368		0-0 S 6-3 1B		0-0 F4		0-0 P6 1-2		0-0 E8 1B 1B		4	2	2	0	0	0	1
<b>Ken Griffey, L</b> (1, 9) OBP: 0.287, SLG: 0.307		4-0 S 1B		0-0 F8			0-0 1B 2B	4-0 1B IBB		2	1	1	0	1	0	0
<b>Phil Gagliano, R</b> (8, PH) OBP: 0.472, SLG: 0.095 (8, 3)		1-2 S BB		0-0 F8						0	0	0	0	1	0	0
<b>Don Gullett, R</b> (1, 1) OBP: 0.297, SLG: 0.263		0-0 6-3			0-0 E6 G1-6-3		0-0 G6-3 1B	0-3 K S		2	0	0	1	0	0	1
<b>Pedro Borbon, R</b> (6, 1) OBP: 0.235, SLG: 0.235										0	0	0	0	0	0	0
<b>Terry Crowley, L</b> (7, PH) OBP: 0.294, SLG: 0.364										1	0	1	1	0	0	0
<b>Merv Rettenmund, R</b> (8, PH) OBP: 0.317, SLG: 0.330 (8, 9)		1-2 2-H								1	0	0	0	0	1	3

Inning Stats	R: 0	H: 1	E: 0	K: 3	S: 11	P: 11	R: 1	H: 1	E: 0	K: 0	S: 4	P: 8	R: 0	H: 1	E: 0	K: 2	S: 8	P: 8	R: 0	H: 0	E: 0	K: 0	S: 3	P: 3	R: 0	H: 0	E: 1	K: 0	S: 3	P: 7	R: 0	H: 1	E: 0	K: 1	S: 6	P: 6	R: 2	H: 4	E: 0	K: 0	S: 5	P: 9	R: 2	H: 2	E: 2	K: 2	S: 10	P: 14	R: 0	H: 0	E: 0	K: 1	S: 5	P: 5	1B: 8	2B: 2	3B: 0	HR: 0	SF: 0	SAC: 0	DP: 2	HBP: 0	WP: 0	PA: 41
--------------	------	------	------	------	-------	-------	------	------	------	------	------	------	------	------	------	------	------	------	------	------	------	------	------	------	------	------	------	------	------	------	------	------	------	------	------	------	------	------	------	------	------	------	------	------	------	------	-------	-------	------	------	------	------	------	------	-------	-------	-------	-------	-------	--------	-------	--------	-------	--------

PITCHER	IP	WLS	BF	H	R	ER	SO	BB	IBB	HBP	BLK	WP	HR	S	P	ERA	WHIP
<b>Tom Seaver, R</b> (1, 1) ERA: 3.55	7.0		31	8	3	3	6	2	1	0	0	0	0	40	52	3.86	1.429
<b>Ray Sadecki, L</b> (8, 1) ERA: 4.5	0.1	L	4	1	2	0	0	0	1	0	0	0	0	3	7	0.00	3.000
<b>Bob Miller, R</b> (8, 1) ERA: 3.56	0.2		3	1	0	0	2	0	0	0	0	0	0	7	7	0.00	1.500
<b>Jack Aker, R</b> (9, 1) ERA: 3.54	1.0		3	0	0	0	1	0	0	0	0	0	0	5	5	0.00	0.000

PITCHER	IP	WLS	BF	H	R	ER	SO	BB	IBB	HBP	BLK	WP	HR	S	P	ERA	WHIP
---------	----	-----	----	---	---	----	----	----	-----	-----	-----	----	----	---	---	-----	------

BOTTOM

Cincinnati Reds @ New York Mets  
Shea Stadium, Flushing, NY  
Sat Aug 10 1974, 3:33 AM EDT  
Att. 40,359 - Unknown

livebaseballscorecards.com

AB	36
R	3
H	9
RBI	3
BB	4
SO	6
LOB	20



WP:	0	PA:	40
PB:	0		
SB:	0		
CS:	0		

AB R H RBI BB SO LOB

3	2	1	0	2	0	0
5	0	1	0	0	0	2
4	1	2	1	1	0	2
5	0	1	1	0	3	4
4	0	3	0	0	0	2
4	0	0	1	0	0	4
2	0	0	0	1	1	1
1	0	0	0	0	0	0
3	0	0	0	0	1	4
1	0	1	0	0	0	0
0	0	0	0	0	0	0
0	0	0	0	0	0	0
1	0	0	0	0	0	1
0	0	0	0	0	0	0
1B:	9	SF:	0			
2B:	0	SAC:	0			
3B:	0	DP:	1			
HR:	0	HBP:	0			

Batter	1	2	3	4	5	6	7	8	9
Wayne Garrett, L (1, 5) OBP: 0.318, SLG: 0.325	0-0 F8		0-0 F5			4-0 1B BB	4-0 1B BB		0-0 G4-6-3 1B
Felix Millan, R (1, 4) OBP: 0.307, SLG: 0.286	0-0 F9		0-0 4-3			0-0 F8	0-0 FC5 1B		0-0 FC G4-6-3
Rusty Staub, L (1, 9) OBP: 0.352, SLG: 0.422	4-0 BB			0-0 G3		0-0 1B 1B 4-3	0-0 1B		0-0 G4-6-3 1-2f 2-3
Cleon Jones, R (1, 7) OBP: 0.344, SLG: 0.418	0-3 K			0-3 K		0-0 4-3 1B	0-0 K		0-0 1-3
John Milner, L (1, 3) OBP: 0.325, SLG: 0.422		0-0 1B		0-0 1B		0-0 1-2 2-3	0-0 FC5		
Don Hahn, R (1, 8) OBP: 0.384, SLG: 0.413		0-0 F4		0-0 F9		0-0 4-3		0-0 6-3	
Duffy Dyer, R (1, 2) OBP: 0.260, SLG: 0.119		0-3 K			0-0 6-3			0-0 F5	
Ron Hodges, L (8, PH) (9, 2) OBP: 0.347, SLG: 0.422		0-3 K			0-0 6-3			0-0 IBB	
Bud Harrelson, S (1, 6) OBP: 0.394, SLG: 0.285		0-3 K			0-0 F8		0-0 4-3		0-0 1B
Ed Kranepool, L (8, PH) (9, 6) OBP: 0.416, SLG: 0.491		0-3 K			0-0 F8		0-0 4-3		0-0 1B
Ted Martinez, R (9, 6) OBP: 0.239, SLG: 0.297					0-0 F7			0-0 1-3	
Tom Seaver, R (1, 1) OBP: 0.176, SLG: 0.097			0-3 K						
George Theodore, R (7, PH) OBP: 0.254, SLG: 0.241									
Ray Sadockki, L (8, 1) OBP: 0.100, SLG: 0.100									
Bob Miller, R (8, 1) OBP: 0.111, SLG: 0.222									
Ken Boswell, L (8, PH) (9, 1) OBP: 0.291, SLG: 0.325									
Jack Aker, R (9, 1) OBP: 0.333, SLG: 0.667									

Inning Stats	R: 0	H: 0	E: 0	K: 1	S: 5	LOB: 1	BB: 1	P: 9	R: 0	H: 1	E: 0	K: 2	S: 8	LOB: 1	BB: 0	P: 8	R: 0	H: 0	E: 0	K: 1	S: 5	LOB: 0	BB: 0	P: 5	R: 0	H: 1	E: 0	K: 1	S: 6	LOB: 1	BB: 0	P: 6	R: 0	H: 0	E: 0	K: 0	S: 3	LOB: 0	BB: 0	P: 3	R: 2	H: 3	E: 0	K: 0	S: 6	LOB: 3	BB: 2	P: 14	R: 1	H: 2	E: 0	K: 1	S: 7	LOB: 2	BB: 1	P: 11	R: 0	H: 1	E: 0	K: 0	S: 4	LOB: 1	BB: 0	P: 4	R: 0	H: 1	E: 1	K: 0	S: 4	LOB: 1	BB: 0	P: 4	1B: 9	SF: 0	2B: 0	SAC: 0	3B: 0	DP: 1	HR: 0	HBP: 0	WP: 0	PA: 40
--------------	------	------	------	------	------	--------	-------	------	------	------	------	------	------	--------	-------	------	------	------	------	------	------	--------	-------	------	------	------	------	------	------	--------	-------	------	------	------	------	------	------	--------	-------	------	------	------	------	------	------	--------	-------	-------	------	------	------	------	------	--------	-------	-------	------	------	------	------	------	--------	-------	------	------	------	------	------	------	--------	-------	------	-------	-------	-------	--------	-------	-------	-------	--------	-------	--------

PITCHER	IP	WLS	BF	H	R	ER	SO	BB	IBB	HBP	BLK	WP	HR	S	P	ERA	WHIP
Don Gullett, L (1, 1) ERA: 2.94	5.1		23	5	2	2	5	2	0	0	0	0	0	31	39	3.38	1.312
Pedro Borbon, R (6, 1) ERA: 2.92	0.2		3	0	0	0	0	0	1	0	0	0	0	2	6	0.00	0.000
Will McEnaney, L (7, 1) ERA: 5.4	0.1		4	2	1	1	0	1	0	0	0	0	0	3	7	27.00	9.000
Clay Carroll, R (7, 1) ERA: 2.48	2.2	W	10	2	0	0	1	0	0	0	0	0	0	12	12	0.00	0.750



Batter	1	2	3	4	5	6	7	8	9	AB	R	H	RBI	BB	SO	LOB	TOP										
<b>Pete Rose, S</b> (1, 7) OBP: 0.379, SLG: 0.357	0-0 1B 2B 1B	0-0 4-3		0-0 FC6-4 1-2f		4-0 HR BB	0-0 6-3			4	2	1	0	1	0	2											
<b>Joe Morgan, L</b> (1, 4) OBP: 0.423, SLG: 0.482 <b>Darrel Chaney, S</b> (6, 5) OBP: 0.386, SLG: 0.328	0-0 2B 1B 1B	0-0			0-0 E1 2B	4-0 HR BB	0-0 6-3			3	3	2	0	1	0	0											
<b>Johnny Bench, R</b> (1, 2) OBP: 0.356, SLG: 0.499	0-0 1B 2B	0-3 K			0-0 FC6-4 1B 2B	0-0 HR		0-3 K		5	3	3	5	0	2	1											
<b>Tony Perez, R</b> (1, 3) OBP: 0.332, SLG: 0.472 <b>Bill Plummer, R</b> (6, 2) OBP: 0.257, SLG: 0.346	0-3 K		0-0 F8		4-0 FC6-4 BB	0-0 P4		0-0 F8		3	0	0	0	1	1	2											
<b>Dave Concepcion, R</b> (1, 6) OBP: 0.322, SLG: 0.369	4-0 1B 4-3 IBB		0-3 K		0-0 FC6-4 1B 2B	0-0 1B 2B		0-0 L5		4	2	1	0	1	1	2											
<b>George Foster, R</b> (1, 9) OBP: 0.328, SLG: 0.424	0-0 4-3 1B		0-0 6-3		0-0 1B	0-0 1B			0-0 FC5-4 2B	5	0	4	4	0	0	0											
<b>Cesar Geronimo, L</b> (1, 8) OBP: 0.364, SLG: 0.447	0-0 4-3 1-2 3-H		0-3 K	0-3 K	0-3 K	0-0 5-3		4-0 FC5-4 BB		4	0	0	1	1	2	4	<b>AB 39</b>										
<b>Junior Kennedy, R</b> (1, 5) OBP: 0.364, SLG: 0.447	0-0 6-3		0-0 4-3	0-0 4-3	0-0 6-3		0-0 F8	0-0 FC5-4 G1-6-3		5	0	0	0	0	0	5	<b>R 10</b>										
<b>Tom Carroll, L</b> (1, 1) OBP: 0.263, SLG: 0.222 <b>Tom Hall, L</b> (7, 1)		0-3 K		4-0 FC6-4 BB		0-3 K	0-0 6-3 1B	0-0 G1-6-3		3	0	1	0	1	2	0	<b>H 12</b>										
<b>Inning Stats</b>	R: 4 E: 0 K: 1 S: 9	H: 4 LOB: 1 BB: 1 P: 13	R: 0 E: 0 K: 2 S: 8	H: 1 LOB: 1 BB: 0 P: 8	R: 0 E: 0 K: 1 S: 5	H: 0 LOB: 0 BB: 0 P: 5	R: 0 E: 0 K: 1 S: 5	H: 0 LOB: 1 BB: 1 P: 9	R: 2 E: 1 K: 1 S: 8	H: 2 LOB: 2 BB: 1 P: 12	R: 4 E: 0 K: 1 S: 8	H: 3 LOB: 1 BB: 2 P: 16	R: 0 E: 0 K: 0 S: 4	H: 1 LOB: 1 BB: 0 P: 4	R: 0 E: 0 K: 1 S: 5	H: 0 LOB: 0 BB: 0 P: 5	R: 0 E: 0 K: 0 S: 3	H: 1 LOB: 1 BB: 1 P: 7	1B: 7 2B: 4 3B: 0 HR: 1	SF: 0 SAC: 0 DP: 1 HBP: 0	WP: 0 PB: 0 SB: 0 CS: 0	PA: 45					
<b>PITCHER</b>	IP	WLS	BF	H	R	ER	SO	BB	IBB	HBP	BLK	WP	HR	S	P	ERA	WHIP										
<b>Jerry Koosman, L</b> (1, 1) ERA: 3.46	5.0	L	26	7	6	5	6	2	1	0	0	0	0	35	47	9.00	1.800										
<b>Jack Aker, R</b> (6, 1) ERA: 4.22	0.2		6	2	4	4	1	2	0	0	0	0	1	6	14	54.00	6.000										
<b>Jerry Cram, R</b> (6, 1) ERA:	1.1		6	2	0	0	0	0	0	0	0	0	0	6	6	0.00	1.500										
<b>Ray Sadecki, L</b> (8, 1) ERA: 4.34	2.0		7	1	0	0	1	1	0	0	0	0	0	8	12	0.00	1.000										

Cincinnati Reds @ New York Mets  
 Shea Stadium, Flushing, NY  
 Sun Aug 11 1974, 3:33 AM EDT  
 Att: 40,588 - Unknown

livebaseballscorecards.com



Batter	1	2	3	4	5	6	7	8	9	AB	R	H	RBI	BB	SO	LOB
<b>Bud Harrelson, S</b> (1, 6) OBP: 0.394, SLG: 0.284	0-0 F7	0-0 1B		0-0 4-3		0-0 F8		4-0 BB		4	0	1	0	1	0	3
<b>Felix Millan, R</b> (1, 4) OBP: 0.308, SLG: 0.291	0-0 BLK 2B	0-0 F3			0-0 5-3		0-0 BB 1B G3 1B	0-0 6-3		5	1	2	0	0	0	4
<b>John Milner, L</b> (1, 3) OBP: 0.326, SLG: 0.420	4-0 BLK BB		0-0 F9		0-0 F9		0-0 G3 BB 1B		0-3 K	4	1	1	0	1	1	0
<b>Rusty Staub, L</b> (1, 9) OBP: 0.350, SLG: 0.419	0-0 F9		0-0 F2		0-0 F7		4-0 G3 G3 BB		0-0 F8	3	0	0	0	0	0	2
<b>Jerry Cram, R</b> (6, 1)							1-2 2-3 BB			0	0	0	0	0	0	0
<b>Ken Boswell, L</b> (7, PH) OBP: 0.295, SLG: 0.325							1-2 2-3 BB			0	0	0	0	1	0	0
<b>Ray Sadecki, L</b> (8, 1) OBP: 0.100, SLG: 0.100										0	0	0	0	0	0	0
<b>Ted Martinez, R</b> (9, PH) OBP: 0.238, SLG: 0.296										1	0	0	0	0	0	0
<b>Ed Kranepool, L</b> (1, 7) OBP: 0.408, SLG: 0.504	0-0 3-1		0-0 F5			0-0 HR	0-0 G3		0-0 F8	5	1	1	2	0	0	4
<b>Wayne Garrett, L</b> (1, 5) OBP: 0.315, SLG: 0.321		0-3 K		0-0 E6 FC5-4		0-0 G3	0-0 G3			4	0	0	1	0	1	1
<b>Jerry Grote, R</b> (1, 2) OBP: 0.340, SLG: 0.344		4-0 1B BB BB		0-0 FC5-4 1B WP		0-0 E6 1B	0-0 6-3			2	1	0	0	1	0	1
<b>Duffy Dyer, R</b> (7, 2) OBP: 0.255, SLG: 0.116				1-2f						1	0	0	0	0	0	1
<b>Don Hahn, R</b> (1, 8) OBP: 0.386, SLG: 0.414		0-0 F4		0-0 WP 1B		0-0 1B	0-3 K			4	0	2	1	0	1	1
<b>Jerry Koosman, R</b> (1, 1) OBP: 0.185, SLG: 0.161		4-0 1B BB BB		0-0 F2		0-0 F9	0-0 6-3			1	0	0	0	1	0	2
<b>Jack Aker, R</b> (6, 1) OBP: 0.333, SLG: 0.667				1-2 2-3 BB						0	0	0	0	0	0	0
<b>Jim Gosger, L</b> (6, 9)										1	0	0	0	0	0	1
<b>George Theodore, R</b> (8, PH) OBP: 0.250, SLG: 0.236				1-2 2-3 BB						1	0	0	0	0	0	0

Inning Stats	R: 0	H: 1	E: 0	LOB: 2	K: 0	BB: 1	S: 4	P: 8	R: 0	H: 1	E: 0	LOB: 3	K: 1	BB: 2	S: 6	P: 14	R: 0	H: 0	E: 0	LOB: 0	K: 0	BB: 0	S: 3	P: 3	R: 0	H: 1	E: 1	LOB: 2	K: 0	BB: 0	S: 5	P: 5	R: 0	H: 0	E: 0	LOB: 0	K: 0	BB: 0	S: 3	P: 3	R: 2	H: 2	E: 1	LOB: 1	K: 0	BB: 0	S: 6	P: 6	R: 2	H: 2	E: 0	LOB: 1	K: 0	BB: 1	S: 5	P: 9	R: 0	H: 0	E: 0	LOB: 1	K: 1	BB: 1	S: 5	P: 9	R: 0	H: 0	E: 0	LOB: 0	K: 1	BB: 0	S: 5	P: 5	1B: 5	SF: 0	2B: 1	SAC: 0	3B: 0	DP: 0	HR: 1	HBP: 0	WP: 1	PA: 41
<b>PITCHER</b>	IP	WLS	BF	H	R	ER	SO	BB	IBB	HBP	BLK	WP	HR	S	P	ERA	WHIP																																																																	
<b>Tom Carroll, R</b> (1, 1) ERA: 2.7	6.0	W	30	7	4	3	1	3	0	0	1	1	1	29	41	4.50	1.667																																																																	
<b>Tom Hall, L</b> (7, 1) ERA: 3.54	3.0	S	11	0	0	0	2	2	0	0	0	0	0	13	21	0.00	0.667																																																																	

**BOTTOM**

**Cincinnati Reds @ New York Mets**  
 Shea Stadium, Flushing, NY  
 Sun Aug 11 1974, 3:33 AM EDT  
 Att. 40,588 - Unknown

[livebaseballscorecards.com](http://livebaseballscorecards.com)

<b>AB</b>	<b>36</b>
<b>R</b>	<b>4</b>
<b>H</b>	<b>7</b>
<b>RBI</b>	<b>4</b>
<b>BB</b>	<b>5</b>
<b>SO</b>	<b>3</b>
<b>LOB</b>	<b>20</b>





Batter	1	2	3	4	5	6	7	8	9	AB R H RBI BB SO LOB	TOP		
Rennie Stennett, R (1, 4) OBP: 0.301, SLG: 0.358	4-0 1B BB		0-0 6-3	0-0 P4			0-0 4-3	0-0 1B		4 1 1 0 1 0 0			
Richie Hebner, L (1, 5) OBP: 0.359, SLG: 0.466	0-1 1B CS		0-3 K			0-0 P4	0-0 1B 2B	0-0 SF8		3 1 1 1 0 1 0			
Al Oliver, L (1, 8) OBP: 0.341, SLG: 0.469	0-0 1B CS		0-0 HR 1B			0-0 FC4-2 3B	0-0 2B 1B	0-3 K		5 1 4 1 0 1 2			
Willie Stargell, L (1, 7) OBP: 0.404, SLG: 0.579	0-0 1-2 F9		0-0 1-H HR			0-0 FC4-2	0-3 K		4-0 BB	4 1 1 2 1 1 5			
Richie Zisk, R (1, 9) OBP: 0.380, SLG: 0.480	0-0 4-3		0-3 K			0-0 F8	0-0 1-3 2-H 2B		0-3 K	5 0 1 1 0 2 3			
Manny Sanguillen, R (1, 2) OBP: 0.314, SLG: 0.385		0-0 L1-6 E 1B		0-0 HR 1B		0-0 L6	0-0 6-3		0-0 F7	5 1 2 0 0 0 3			
Ed Kirkpatrick, L (1, 3) OBP: 0.362, SLG: 0.313		0-0 F8		0-0 1-H HR		4-0 FC5-4 BB		4-0 1B SF8 BB	0-0 F9	3 2 1 2 2 0 2			
Frank Taveras, R (1, 6) OBP: 0.308, SLG: 0.284		0-0 E1		0-3 K		0-0 F7		0-0 SF8 SH1-4 1B		4 0 1 0 0 1 2			
Jerry Reuss, L (1, 1) OBP: 0.277, SLG: 0.220		0-0 L1-6		0-0 6-3		0-0 FC5-4		0-0 SH1-4		2 0 0 0 0 0 2			
Bob Robertson, R (6, PH) OBP: 0.316, SLG: 0.461										1 0 0 0 0 0 1			
John Morlan, R (6, 1)										0 0 0 0 0 0 0			
Dave Giusti, R (7, 1) OBP: 0.125, SLG: 0.125		2-3				1-2f				0 0 0 0 0 0 0			
<b>Inning Stats</b>	R: 1 H: 1 E: 1 LOB: 1 K: 0 BB: 1 S: 4 P: 8	R: 0 H: 1 E: 1 LOB: 1 K: 0 BB: 0 S: 4 P: 4	R: 2 H: 2 E: 0 LOB: 0 K: 2 BB: 0 S: 9 P: 9	R: 2 H: 2 E: 0 LOB: 0 K: 1 BB: 0 S: 7 P: 7	R: 0 H: 1 E: 0 LOB: 1 K: 0 BB: 0 S: 4 P: 4	R: 0 H: 0 E: 0 LOB: 1 K: 0 BB: 1 S: 3 P: 7	R: 1 H: 3 E: 0 LOB: 2 K: 1 BB: 0 S: 8 P: 8	R: 1 H: 2 E: 0 LOB: 2 K: 1 BB: 1 S: 7 P: 11	R: 0 H: 0 E: 0 LOB: 1 K: 1 BB: 1 S: 5 P: 9	1B: 8 SF: 1 2B: 2 SAC: 1 3B: 1 DP: 1 HR: 2 HBP: 0	WP: 0 PA: 43 PB: 0 SB: 0 CS: 2		
<b>PITCHER</b>	IP WLS BF H R ER SO BB IBB HBP BLK WP HR S P ERA WHIP											<b>PITCHER</b>	IP WLS BF H R ER SO BB IBB HBP BLK WP HR S P ERA WHIP
Clay Kirby, R (1, 1) ERA: 3.22	4.0 L 19 6 5 4 3 1 0 0 0 0 2 24 28 9.00 1.750												
Will McEnaney, L (5, 1) ERA: 4.61	2.0 8 1 0 0 0 1 0 0 0 0 0 7 11 0.00 1.000												
Clay Carroll, R (7, 1) ERA: 2.65	2.0 12 5 2 2 2 1 0 0 0 0 0 15 19 9.00 3.000												
Tom Hall, L (9, 1) ERA: 3.47	1.0 4 0 0 0 0 1 1 0 0 0 0 5 9 0.00 1.000												

Pittsburgh Pirates @ Cincinnati Reds  
Riverfront Stadium, Cincinnati, OH  
Mon Aug 12 1974, 7:05 PM EDT  
Att: 30,327 - Unknown


livebaseballscorecards.com

AB 36  
R 7  
H 12  
RBI 7  
BB 4  
SO 6  
LOB 20







Batter	1	2	3	4	5	6	7	8	9	AB R H RBI BB SO LOB	TOP											
Rennie Stennett, R (1, 4) OBP: 0.304, SLG: 0.361	0-0 1B 2B 1B	0-0 F9		0-0 SH1-4		0-0 1B SF7	0-0 E 1B		0-0 G3	5 3 3 0 0 0 0												
Richie Hebner, L (1, 5) OBP: 0.365, SLG: 0.470	0-0 1B 2B 1B	0-0 F8		4-0 1B IBB		0-0 1B 1B	0-0 E8 1B		0-0 HR 1B	5 3 4 1 1 0 0												
Al Oliver, L (1, 8) OBP: 0.343, SLG: 0.477	0-0 2B 6-3 1B		0-0 F8	0-0 L4-3 1B		0-0 SF7	0-0 F5		0-0 HR	5 2 3 5 0 0 1												
Willie Stargell, L (1, 7) OBP: 0.406, SLG: 0.579 Gene Clines, R (8, PR) OBP: 0.310, SLG: 0.254	0-3 K		0-0 FC6-4 1B	0-0 L4-3 1B		0-0 1B 1B		0-0 FC5-4 1B	0-0 L4	5 0 3 0 0 1 5 1 0 0 0 0 0 0												
Richie Zisk, R (1, 9) OBP: 0.384, SLG: 0.486	0-0 HR 2B		0-0 FC6-4 1B		0-0 FC3-6 1B	0-0 1B 1B		0-0 FC5-4 1B	0-0 F5	6 2 4 3 0 0 1												
Manny Sanguillen, R (1, 2) OBP: 0.310, SLG: 0.380	0-0 6-3		0-0 FC6-4		0-0 F9	0-0 F7		0-0 L5		5 0 0 1 0 0 7												
Ed Kirkpatrick, L (1, 3) OBP: 0.368, SLG: 0.335	0-0 HR		0-0 P4		0-0 FC3-6 FC5-4		0-0 1B 6-3 1B	4-0 1B BB		4 2 2 2 1 0 3	AB 45 R 14 H 21 RBI 13 BB 2 SO 1 LOB 22											
Frank Taveras, R (1, 6) OBP: 0.310, SLG: 0.287	0-0 F8			0-0 SH1-4 1B		0-0 FC5-4		0-0 6-3	0-0 1B	5 1 2 1 0 0 2												
Larry Demery, R (1, 1) OBP: 0.125, SLG: 0.174		0-0 1-3		0-0 SH 1B		0-0 L5	0-0 F8	0-0 F7		4 1 0 0 0 0 3												
<b>Inning Stats</b>	R: 5 E: 0 K: 1 S: 10	H: 5 LOB: 0 BB: 0 P: 10	R: 0 E: 0 K: 0 S: 3	H: 0 LOB: 0 BB: 0 P: 3	R: 0 E: 0 K: 0 S: 5	H: 2 LOB: 2 BB: 0 P: 5	R: 2 E: 1 K: 0 S: 5	H: 2 LOB: 1 BB: 1 P: 9	R: 0 E: 0 K: 0 S: 4	H: 1 LOB: 1 BB: 0 P: 4	R: 2 E: 0 K: 0 S: 7	H: 4 LOB: 2 BB: 0 P: 7	R: 2 E: 1 K: 0 S: 6	H: 3 LOB: 1 BB: 0 P: 6	R: 1 E: 0 K: 0 S: 5	H: 2 LOB: 2 BB: 1 P: 9	R: 2 E: 0 K: 0 S: 5	H: 2 LOB: 0 BB: 0 P: 5	1B: 18 2B: 2 3B: 0 HR: 2	SF: 1 SAC: 2 DP: 1 HBP: 0	WP: 0 PB: 0 SB: 0 CS: 0	PA: 50
<b>PITCHER</b>	IP WLS BF H R ER SO BB IBB HBP BLK WP HR S P ERA WHIP																					
Jack Billingham, R (1, 1) ERA: 3.54	0.2 L 7 5 5 5 1 0 0 0 0 0 0 1 9 9 67.50 7.500																					
Pedro Borbon, R (1, 1) ERA: 2.89	4.1 19 5 2 1 0 0 0 1 0 0 0 0 18 22 2.08 1.154																					
Dick Baney, R (6, 1) ERA: 4.75	3.0 19 9 5 4 0 1 0 0 0 0 0 0 18 22 12.00 3.333																					
Will McEnaney, L (9, 1) ERA: 5.52	1.0 5 2 2 2 0 0 0 0 0 0 0 0 1 5 5 18.00 2.000																					

Pittsburgh Pirates @ Cincinnati Reds  
Riverfront Stadium, Cincinnati, OH  
Tue Aug 13 1974, 7:05 PM EDT  
Att: 32,280 - Unknown

livebaseballscorecards.com

Batter	1	2	3	4	5	6	7	8	9	AB	R	H	RBI	BB	SO	LOB
Pete Rose, S (1, 7) OBP: 0.377, SLG: 0.355 Darrel Chaney, S (9, 4) OBP: 0.386, SLG: 0.328	0-0 F7		4-0 1B 1-2 BB		0-0 4-3			0-0 2B		3	0	1	0	1	0	0
Joe Morgan, L (1, 4) OBP: 0.425, SLG: 0.486 Bill Plummer, R (9, 2) OBP: 0.261, SLG: 0.358	4-0 WP BB		0-0 1B 1-2 2-3			0-0 P4		0-0 P6		3	0	1	0	1	0	1
Johnny Bench, R (1, 2) OBP: 0.360, SLG: 0.500 Will McEnaney, L (9, 1)	0-0 L5		0-0 G4-6-3 1B 1-2 2-3 3-H			4-0 G4-6-3 BB		0-0 L7		3	0	1	1	1	0	2
Tony Perez, R (1, 3) OBP: 0.331, SLG: 0.468	0-0 F3		0-0 G4-6-3 1-2f			0-0 G4-6-3 1-2f			0-0 L7	4	0	0	0	0	0	5
Dan Driessen, L (1, 5) OBP: 0.344, SLG: 0.389		0-0 G4-6-3 1B		0-0 3-1			0-0 FC6-4 1B		0-0 HR	4	1	3	1	0	0	0
Cesar Geronimo, L (1, 8) OBP: 0.356, SLG: 0.436		0-0 G4-6-3 1-2f		0-3 K			0-0 FC6-4 G6-4-3 1-2f		0-0 L7	4	0	0	0	0	1	2
Dave Concepcion, R (1, 6) OBP: 0.321, SLG: 0.368		0-0 6-3		0-0 P4			0-0 G6-4-3 1-2f		0-0 FC5-4 1B	4	0	1	0	0	0	1
George Foster, R (1, 9) OBP: 0.335, SLG: 0.449			0-0 FC3-6 1B		0-0 5-3			0-0 HR	0-0 FC5-4 1-2f	4	1	2	1	0	0	1
Jack Billingham, R (1, 1) OBP: 0.089, SLG: 0.040 Pedro Borbon, R (1, 1) OBP: 0.222, SLG: 0.222 Ken Griffey, L (5, PH) OBP: 0.263, SLG: 0.303 Dick Baney, R (6, 1) Terry Crowley, L (8, PH) OBP: 0.269, SLG: 0.358 (9, 7)			0-0 FC3-6 1B BB 1B		0-3 K			0-0 F5		0	0	0	0	0	0	0

Inning Stats	R: 0	H: 0	E: 0	K: 0	S: 3	R: 0	H: 1	E: 0	K: 0	S: 3	R: 0	H: 3	E: 0	K: 0	S: 5	R: 0	H: 0	E: 0	K: 1	S: 5	R: 0	H: 0	E: 0	K: 1	S: 5	R: 0	H: 1	E: 0	K: 0	S: 3	R: 1	H: 2	E: 0	K: 0	S: 5	R: 1	H: 2	E: 0	K: 0	S: 5	1B: 6	SF: 0	2B: 1	SAC: 0	3B: 0	DP: 4	HR: 2	HBP: 0	WP: 1	PA: 35
--------------	------	------	------	------	------	------	------	------	------	------	------	------	------	------	------	------	------	------	------	------	------	------	------	------	------	------	------	------	------	------	------	------	------	------	------	------	------	------	------	------	-------	-------	-------	--------	-------	-------	-------	--------	-------	--------


PITCHER	IP	WLS	BF	H	R	ER	SO	BB	IBB	HBP	BLK	WP	HR	S	P	ERA	WHIP	PITCHER	IP	WLS	BF	H	R	ER	SO	BB	IBB	HBP	BLK	WP	HR	S	P	ERA	WHIP												
Larry Demery, R (1, 1) ERA: 3.84	9.0	W	35	9	3	3	2	3	0	0	0	1	2	36	48	3.00	1.333																														

**BOTTOM**

**Pittsburgh Pirates @ Cincinnati Reds**  
Riverfront Stadium, Cincinnati, OH

Tue Aug 13 1974, 7:05 PM EDT  
Att. 32,280 - Unknown

AB	32
R	3
H	9
RBI	3
BB	3
SO	2
LOB	13







BOTTOM

Pittsburgh Pirates @ Cincinnati Reds  
Riverfront Stadium, Cincinnati, OH

Wed Aug 14 1974, 7:05 PM EDT  
Att: 30,018 - Unknown

livebaseballscorecards.com



AB R H RBI BB SO LOB

5	0	1	0	0	0	1
3	1	0	0	2	1	2
4	0	2	1	1	0	1
3	0	1	0	1	0	1
0	0	0	0	0	0	0
1	0	0	0	0	0	2
5	1	3	0	0	0	2
3	0	1	0	2	0	1
2	0	0	0	0	1	1
2	0	1	1	0	0	2
2	1	0	0	1	1	2
1	0	0	0	0	0	2
1	0	0	0	0	0	2
1	0	0	0	0	0	0
0	0	0	0	0	0	0
1	0	0	0	0	0	0
0	0	0	0	0	0	0

AB 34  
R 3  
H 9  
RBI 2  
BB 7  
SO 3  
LOB 19

WP: 1 PA: 43  
PB: 0  
SB: 3  
CS: 1

1B: 7 SF: 0  
2B: 2 SAC: 2  
3B: 0 DP: 1  
HR: 0 HBP: 0

Batter	1	2	3	4	5	6	7	8	9	10
Pete Rose, S (1, 7) OBP: 0.375, SLG: 0.353	6-3		6-3		E6		FC1-6 1B		F7	
Joe Morgan, L (1, 4) OBP: 0.425, SLG: 0.482	K		2B BB		G3-6-3		FC1-6 S		S BB	
Johnny Bench, R (1, 2) OBP: 0.362, SLG: 0.502	P3		2B		WP 1B		F9		1-2 IBB	
Tony Perez, R (1, 3) OBP: 0.332, SLG: 0.467		5-3						CS BB	F8	
Ken Griffey, L (8, PR) OBP: 0.283, SLG: 0.303										
Darrel Chaney, S (9, 5) OBP: 0.382, SLG: 0.324										
Dave Concepcion, R (1, 6) OBP: 0.324, SLG: 0.371	F8			SH1-4 BB 1B	F9			BB 1B		E7 2B 1B
George Foster, R (1, 8) OBP: 0.341, SLG: 0.447						F8		BB 1B		6-3
Merv Rettenmund, R (1, 9) OBP: 0.313, SLG: 0.325										
Cesar Geronimo, L (7, 8) OBP: 0.357, SLG: 0.440	FC6-4			SH1-4		K		F8		2B
Junior Kennedy, R (1, 5) OBP: 0.343, SLG: 0.388			6-3 SH5-4 E BB	K		5-3		F7		
Dan Driessen, L (8, PH) OBP: 0.343, SLG: 0.388										
Don Gullett, R (1, 1) OBP: 0.292, SLG: 0.259										
Terry Crowley, L (7, PH) OBP: 0.292, SLG: 0.355			SH5-4		6-3				6-3	
Clay Kirby, R (8, 1) OBP: 0.175, SLG: 0.096										
Will McEneaney, L (8, 1) OBP: 0.175, SLG: 0.096										
Phil Gagliano, R (9, PH) OBP: 0.459, SLG: 0.091										
Clay Carroll, R (10, 1) OBP: 0.154, SLG: 0.154										

Inning Stats	R: 0	H: 0	E: 0	K: 1	S: 5	P: 5	R: 0	H: 1	E: 0	K: 0	S: 4	P: 4	R: 2	H: 1	E: 0	K: 0	S: 4	R: 0	H: 1	E: 0	K: 1	S: 6	P: 10	R: 0	H: 2	E: 0	K: 0	S: 5	R: 0	H: 1	E: 0	K: 0	S: 4	R: 0	H: 1	E: 0	K: 0	S: 3	R: 0	H: 0	E: 0	K: 0	S: 3	R: 0	H: 0	E: 0	K: 0	S: 3	R: 1	H: 2	E: 1	K: 0	S: 3	P: 3	1B: 7	2B: 2	3B: 0	HR: 0	SF: 0	SAC: 2	DP: 1	HBP: 0	WP: 1	PA: 43
--------------	------	------	------	------	------	------	------	------	------	------	------	------	------	------	------	------	------	------	------	------	------	------	-------	------	------	------	------	------	------	------	------	------	------	------	------	------	------	------	------	------	------	------	------	------	------	------	------	------	------	------	------	------	------	------	-------	-------	-------	-------	-------	--------	-------	--------	-------	--------

PITCHER	IP	WLS	BF	H	R	ER	SO	BB	IBB	HBP	BLK	WP	HR	S	P	ERA	WHIP
Jim Rooker, L (1, 1) ERA: 3.14	6.0		26	5	2	2	3	3	0	0	0	1	0	29	41	3.00	1.333
Dave Giusti, R (7, 1) ERA: 3.44	2.0		9	2	0	0	2	0	0	0	0	0	0	7	15	0.00	2.000
Bruce Kison, R (9, 1) ERA: 3.48	1.1	L	7	1	1	0	0	1	1	0	0	0	0	5	13	0.00	1.500
Ramon Hernandez, L (10, 1) ERA: 1.94	0.0		1	1	0	0	0	0	0	0	0	0	0	1	1	∞	∞



Batter	1	2	3	4	5	6	7	8	9	10	11	12	AB	R	H	RBI	BB	SO	LOB	TOP						
<b>Bud Harrelson, S</b> OBP: 0.387, SLG: 0.275 (1, 6)	0-0 6-3		0-0 F9		4-0 BB		0-0 FC3-6		0-3 K			0-0 G3 SH2-4 1B	5	1	1	0	1	1	2							
<b>Felix Millan, R</b> OBP: 0.304, SLG: 0.291 (1, 4)	0-0 F3		4-0 1-2 BB		0-0 G3		0-0 4-3			0-0 F8		0-0 SH2-4	4	0	0	0	1	0	2							
<b>John Milner, L</b> OBP: 0.329, SLG: 0.423 (1, 3)	4-0 BB		0-0 P6			0-0 L3		0-0 1B		4-0 2-3 BB		0-0 G3	4	1	1	0	2	0	3							
<b>Rusty Staub, L</b> OBP: 0.358, SLG: 0.423 (1, 9)	0-0 5-3			4-0 G4-6-3 BB		0-0 BB		0-3 K		0-0 2-3		0-0 1B	5	0	2	1	1	1	3							
<b>Ed Kranepool, L</b> OBP: 0.387, SLG: 0.480 (8, PH)		0-0 F8		0-0 G4-6-3		0-0 F8		0-3 K		0-0 6-3		0-0 F8	3	0	0	0	0	0	2							
<b>Cleon Jones, R</b> OBP: 0.340, SLG: 0.413 (8, 7)				1-2									3	0	0	0	0	1	3							
<b>Ken Boswell, L</b> OBP: 0.304, SLG: 0.321 (8, PH)	0-0 P6			4-0 BB		4-0 1-2 BB		0-0 1B				0-0 4-3 SH1-4 1B	1	0	0	0	2	0	0							
<b>Duffy Dyer, R</b> OBP: 0.264, SLG: 0.133 (8, 5)													1	0	1	1	0	0	0							
<b>Wayne Garrett, L</b> OBP: 0.316, SLG: 0.323 (8, 5)													1	0	1	0	0	0	0							
<b>Jerry Grote, R</b> OBP: 0.338, SLG: 0.352 (1, 2)	0-0 1-3			0-0 6-3		0-0 P3		0-0 F7		0-0 SH1-4		0-0 SH1-4	4	0	0	0	0	0	4							
<b>Don Hahn, R</b> OBP: 0.371, SLG: 0.393 (1, 8)			0-0 BB			0-0 F7		0-0 6-3		0-0 P5		0-0 4-3	5	0	1	0	0	0	1							
<b>Jerry Koosman, R</b> OBP: 0.191, SLG: 0.156 (1, 1)			0-3 K			0-0 P4		4-0 FC3-6 BB		0-0 6-3		0-0 4-3	2	0	0	0	1	1	1							
<b>George Theodore, R</b> OBP: 0.246, SLG: 0.232 (9, PH)													1	0	0	0	0	0	0							
<b>Bob Miller, R</b> OBP: 0.111, SLG: 0.222 (9, 1)													0	0	0	0	0	0	0							
<b>Jim Gosger, L</b> (11, PH)													1	0	0	0	0	0	1							
<b>Tug McGraw, R</b> OBP: 0.143, SLG: 0.286 (11, 1)													0	0	0	0	0	0	0							
<b>Inning Stats</b>	R: 0 E: 0 K: 0 S: 3	H: 0 LOB: 1 BB: 1 P: 7	R: 0 E: 0 K: 0 S: 3	H: 0 LOB: 0 BB: 0 P: 3	R: 0 E: 0 K: 1 S: 6	H: 1 LOB: 2 BB: 1 P: 10	R: 0 E: 0 K: 0 S: 2	H: 0 LOB: 1 BB: 2 P: 10	R: 0 E: 0 K: 0 S: 3	H: 0 LOB: 1 BB: 1 P: 7	R: 0 E: 0 K: 0 S: 3	H: 0 LOB: 1 BB: 1 P: 7	R: 1 E: 0 K: 2 S: 9	H: 2 LOB: 1 BB: 0 P: 9	R: 0 E: 0 K: 1 S: 5	H: 0 LOB: 0 BB: 0 P: 5	R: 0 E: 0 K: 0 S: 3	H: 0 LOB: 1 BB: 1 P: 7	R: 0 E: 0 K: 0 S: 4	H: 1 LOB: 1 BB: 0 P: 4	R: 1 E: 0 K: 0 S: 5	H: 2 LOB: 1 BB: 0 P: 5	1B: 7 2B: 0 3B: 0 HR: 0	SF: 0 SAC: 2 DP: 1 HBP: 0	WP: 0 PB: 0 SB: 1 CS: 0	PA: 50
<b>PITCHER</b>	IP	WLS	BF	H	R	ER	SO	BB	IBB	HBP	BLK	WP	HR	S	P	ERA	WHIP									
<b>Tom Carroll, R</b> ERA: 2.52 (1, 1)	7.0		30	3	1	1	1	7	0	0	0	0	0	25	53	1.29	1.429									
<b>Tom Hall, L</b> ERA: 3.33 (8, 1)	2.0		7	1	0	0	3	0	0	0	0	0	0	13	13	0.00	0.500									
<b>Clay Carroll, R</b> ERA: 2.55 (10, 1)	2.0		8	1	0	0	0	1	0	0	0	0	0	7	11	0.00	1.000									
<b>Will McEnaney, L</b> ERA: 5.4 (12, 1)	1.0	L	5	2	1	1	0	0	0	0	0	0	0	5	5	9.00	2.000									

**New York Mets @ Cincinnati Reds**  
**Riverfront Stadium, Cincinnati, OH**  
 Fri Aug 16 1974, 7:05 PM EDT  
 Att. 36,480 - Unknown

AB	40
R	2
H	7
RBI	2
BB	8
SO	4
LOB	22



livebaseballscorecards.com

Batter	1	2	3	4	5	6	7	8	9	10	11	12	AB	R	H	RBI	BB	SO	LOB
<b>Pete Rose, S</b> OBP: 0.377, SLG: 0.353 (1, 7) X	0-0 5-3 1B		0-0 1B		4-0 BB		0-0 P4		0-0 4-3		4-0 IBB		4	0	1	0	2	0	0
<b>Joe Morgan, L</b> OBP: 0.422, SLG: 0.478 (1, 4) S	0-3 K		0-0 F8		0-3 K		0-3 K			0-0 SH1-3 1B	0-0 P4		6	0	1	0	0	3	5
<b>Johnny Bench, R</b> OBP: 0.364, SLG: 0.504 (1, 5) X (9, 3) (10, 2)	0-0 FC6-4 1B		0-0 P4			0-0 1B 1B		0-0 5-3		0-0 L6		0-0 FC1-5 2B	6	1	3	0	0	0	2
<b>Tony Perez, R</b> OBP: 0.331, SLG: 0.465 <b>Darrel Chaney, S</b> OBP: 0.378, SLG: 0.319 (1, 3) X (8, PR) (9, 5)	0-0 FC6-4 1-2		0-0 F9		0-0 F9		0-0 FC6-4 1B		0-0 SH1-3 1-2		0-0 FC1-5 BB 2-3	4	0	1	0	0	0	2	
<b>Dave Concepcion, R</b> OBP: 0.324, SLG: 0.369 (1, 6) X		0-0 6-3		0-0 L8		0-0 1B S 1B		0-0 FC6-4 1B 1-2		4-0 IBB		0-0 P6	5	0	1	0	1	0	2
<b>George Foster, R</b> OBP: 0.346, SLG: 0.443 (1, 8) B (7, 9)		4-0 L6-4 BB BB		0-0 6-3		0-0 F9 1-2		0-0 1B		0-3 K		4-0 BB 1-2	4	0	1	0	2	1	4
<b>Merv Rettenmund, R</b> OBP: 0.317, SLG: 0.327 <b>Cesar Geronimo, L</b> OBP: 0.354, SLG: 0.436 (1, 9) B (7, 8)		4-0 1-2 BB		0-0 6-3		0-0 1B 2-3 3-H		0-0 G3			0-0 6-3	0-0 1-3	2	0	1	1	1	0	0
<b>Bill Plummer, R</b> OBP: 0.263, SLG: 0.367 <b>Dan Driessen, L</b> OBP: 0.344, SLG: 0.387 (1, 2) X (9, PH) (10, 3)	0-0 L6-4 2-3		0-0 L6-4 2-3		0-0 2B		0-0 F8		0-0 3-1		4-0 5-3 BB		3	0	1	0	0	0	4
<b>Tom Carroll, L</b> OBP: 0.227, SLG: 0.190 <b>Tom Hall, L</b> (1, 1) (8, 1)			0-3 K		0-3 K		0-3 K		0-0 G3		0-0 5-3		3	0	0	0	0	3	1
<b>Terry Crowley, L</b> OBP: 0.288, SLG: 0.351 <b>Clay Carroll, R</b> OBP: 0.154, SLG: 0.154 <b>Phil Caglianone, R</b> OBP: 0.447, SLG: 0.087 <b>Will McEnaney, L</b> (9, PH) (10, 1) (11, PH) (12, 1)													0	0	0	0	0	0	0

Inning Stats	R: 0	H: 1	E: 0	LOB: 1	K: 1	BB: 0	S: 6	P: 6
	R: 0	H: 0	E: 0	LOB: 1	K: 0	BB: 2	S: 2	P: 10
	R: 0	H: 1	E: 0	LOB: 1	K: 1	BB: 0	S: 6	P: 6
	R: 0	H: 0	E: 0	LOB: 0	K: 0	BB: 0	S: 3	P: 3
	R: 0	H: 1	E: 0	LOB: 2	K: 2	BB: 1	S: 8	P: 12
	R: 1	H: 3	E: 0	LOB: 2	K: 0	BB: 0	S: 6	P: 6
	R: 0	H: 0	E: 0	LOB: 0	K: 2	BB: 0	S: 7	P: 7
	R: 0	H: 2	E: 0	LOB: 2	K: 0	BB: 0	S: 5	P: 5
	R: 0	H: 0	E: 0	LOB: 0	K: 0	BB: 0	S: 3	P: 3
	R: 0	H: 1	E: 0	LOB: 2	K: 1	BB: 1	S: 6	P: 10
	R: 0	H: 0	E: 0	LOB: 2	K: 0	BB: 2	S: 3	P: 11
	R: 0	H: 1	E: 0	LOB: 2	K: 0	BB: 1	S: 4	P: 8

1B: 8	SF: 0
2B: 3	SAC: 1
3B: 0	DP: 1
HR: 0	HBP: 0

PITCHER	IP	WLS	BF	H	R	ER	SO	BB	IBB	HBP	BLK	WP	HR	S	P	ERA	WHIP
<b>Jerry Koosman, L</b> ERA: 3.36 (1, 1)	8.0		34	8	1	1	6	3	0	0	0	0	0	43	55	1.12	1.375
<b>Bob Miller, R</b> ERA: 3.45 (9, 1)	2.0		8	1	0	0	1	0	1	0	0	0	0	9	13	0.00	0.500
<b>Tug McGraw, L</b> ERA: 4.5 (11, 1)	2.0	W	10	1	0	0	0	2	1	0	0	0	0	7	19	0.00	1.500

**BOTTOM**

**New York Mets @ Cincinnati Reds**  
Riverfront Stadium, Cincinnati, OH

Fri Aug 16 1974, 7:05 PM EDT  
Att. 36,480 - Unknown

<b>AB</b>	44
<b>R</b>	1
<b>H</b>	10
<b>RBI</b>	1
<b>BB</b>	7
<b>SO</b>	7
<b>LOB</b>	26

WP: 0 PA: 52  
PB: 0  
SB: 1  
CS: 0





Batter	1	2	3	4	5	6	7	8	9	AB R H RBI BB SO LOB	TOP	
<b>Bud Harrelson, S</b> (1, 6) OBP: 0.388, SLG: 0.279	0-0 SH1-4 E2 2B 1B	0-0 G4-6-3 1-2f			0-0 8-3 1B		0-0 G1			4 1 2 0 0 0 2	<b>New York Mets @ Cincinnati Reds</b> Riverfront Stadium, Cincinnati, OH Sat Aug 17 1974, 7:05 PM EDT Att: 47,274 - Unknown	
<b>Felix Millan, R</b> (1, 4) OBP: 0.304, SLG: 0.291	0-0 SH1-4 2-3		0-0 6-3		0-0 8-3 1-2f		0-0 G3-6-3 1B			3 0 1 0 0 0 1		
<b>John Milner, L</b> (1, 3) OBP: 0.330, SLG: 0.425	0-0 3-H 2B		0-3 K		4-0 BB		0-0 G3-6-3 1-2f			3 0 1 1 1 1 1		
<b>Rusty Staub, L</b> (1, 9) OBP: 0.361, SLG: 0.423	4-0 G6-4-3 BB		0-0 1B		0-0 1-3		4-0 BB			2 0 1 0 2 0 1		
<b>Ed Kranepool, L</b> (1, 7) OBP: 0.376, SLG: 0.465	0-0 G6-4-3 1-2f		0-0 4-3		0-0 4-3		0-0 F8			4 0 0 0 0 0 4		
<b>Ken Boswell, L</b> (1, 5) OBP: 0.303, SLG: 0.319		0-0 E FC6-4 1B		0-0 5-3		0-0 4-3		0-0 G3		4 1 1 0 0 0 0		
<b>Jerry Grote, R</b> (1, 2) OBP: 0.334, SLG: 0.348		0-0 E6 FC6-4 BB 1-3		0-0 4-3		0-0 F9		0-0 F7		4 0 0 0 0 0 1		
<b>Don Hahn, R</b> (1, 8) OBP: 0.373, SLG: 0.392		4-0 FC6-4 BB 1-2		0-0 1B		0-0 4-3		0-0 5-3		3 0 1 0 1 0 0		
<b>Harry Parker, R</b> (1, 1) <b>Ray Sadecki, L</b> (5, 1) OBP: 0.100, SLG: 0.100 <b>Jim Gosger, L</b> (7, PH) <b>Jack Aker, R</b> (7, 1) OBP: 0.333, SLG: 0.667		0-0 FC6-4 G4-6-3 1-2f 2-3 3-H		0-3 K		0-0 F2				2 0 0 1 0 1 3 0 0 0 0 0 0 0 1 0 0 0 0 0 0 0 0 0 0 0 0 0		
<b>Inning Stats</b>	R: 1 H: 2 E: 1 LOB: 1 K: 0 BB: 1 S: 4 P: 8	R: 1 H: 1 E: 1 LOB: 1 K: 0 BB: 1 S: 4 P: 8	R: 0 H: 1 E: 0 LOB: 1 K: 1 BB: 0 S: 6 P: 6	R: 0 H: 1 E: 0 LOB: 1 K: 1 BB: 0 S: 6 P: 6	R: 0 H: 1 E: 0 LOB: 1 K: 0 BB: 1 S: 3 P: 7	R: 0 H: 0 E: 0 LOB: 0 K: 0 BB: 0 S: 3 P: 3	R: 0 H: 0 E: 0 LOB: 0 K: 0 BB: 0 S: 3 P: 3	R: 0 H: 1 E: 0 LOB: 1 K: 0 BB: 1 S: 3 P: 7	R: 0 H: 0 E: 0 LOB: 0 K: 0 BB: 0 S: 3 P: 3	1B: 6 SF: 0 2B: 2 SAC: 1 3B: 0 DP: 4 HR: 0 HBP: 0		WP: 0 PA: 35 PB: 0 SB: 0 CS: 0
<b>PITCHER</b> <b>Jack Billingham, R</b> (1, 1) ERA: 3.4	IP WLS BF H R ER SO BB IBB HBP BLK WP HR S P ERA WHIP	9.0 W 35 7 2 1 2 4 0 0 0 0 0 0 35 51 1.00 1.222										

livebaseballscorecards.com

<b>AB</b>	30
<b>R</b>	2
<b>H</b>	7
<b>RBI</b>	2
<b>BB</b>	4
<b>SO</b>	2
<b>LOB</b>	13







**New York Mets @ Cincinnati Reds**  
 Riverfront Stadium, Cincinnati, OH

Sun Aug 18 1974, 3:33 AM EDT  
 Att: 45,025 - Unknown

[livebaseballscorecards.com](http://livebaseballscorecards.com)



WP: 0 PA: 44  
 PB: 0  
 SB: 1  
 CS: 0

AB R H RBI BB SO LOB

5	1	1	0	0	0	4
4	1	1	0	0	0	2
3	1	1	1	2	0	1
5	1	4	3	0	0	0
3	1	0	0	2	2	5
4	0	0	0	0	0	5
1	0	0	1	0	0	2
2	0	0	0	0	0	1
3	0	2	0	0	0	0
2	0	1	0	0	0	1
3	0	0	0	0	0	4
0	0	0	0	0	0	0
0	0	0	0	1	0	0
0	0	0	0	0	0	0

Batter	1	2	3	4	5	6	7	8	9
<b>Bud Harrelson, S</b> (1, 6) OBP: 0.385, SLG: 0.281	0-0 1-3		0-0 SH 1B 2B	0-0 P6		0-0 F8		0-0 F3	
<b>Felix Millan, R</b> (1, 4) OBP: 0.304, SLG: 0.291	0-0 F5		0-0 SH 1B 2-3		0-0 G4-6-3 1B		0-0 5-3	0-0 F8	
<b>Rusty Staub, L</b> (1, 9) OBP: 0.363, SLG: 0.423	0-0 F7		0-0 1B 1-3 3-H		0-0 G4-6-3 1-2f		4-0 1B BB		4-0 HR BB
<b>Cleon Jones, R</b> (1, 7) OBP: 0.345, SLG: 0.425		0-0 4-3	0-0 1-2 3-H 1B		0-0 1B		0-0 1-2 FC6-4 1B		0-0 1-H HR
<b>John Milner, L</b> (1, 3) OBP: 0.331, SLG: 0.421		4-0 S HBP SF8 BB	0-3 K		0-0 P6		0-3 K		4-0 FC6-4 BB
<b>Don Hahn, R</b> (1, 8) OBP: 0.370, SLG: 0.385		1-0 1B 1-2 HBP	0-0 P4		0-0 6-3		0-0 FC6-4 1-2f		0-0 P4
<b>Jerry Grote, R</b> (1, 2) OBP: 0.334, SLG: 0.347		0-0 SF8 2-H	0-0 F8		1-0 FC5-4 1B HBP		0-0 4-3		0-0 FC6-4 1-2f
<b>Ron Hodges, L</b> (6, 2) OBP: 0.337, SLG: 0.407									
<b>Ted Martinez, R</b> (1, 5) OBP: 0.239, SLG: 0.294		0-0 1B		0-0 P3		0-0 FC5-4 1B		0-0 BB 1B	
<b>Wayne Garrett, L</b> (8, PH) OBP: 0.317, SLG: 0.324		1-2 1B		0-0 G1		0-0 FC5-4 1-2f 2-3		4-0 BB	
<b>Jon Matlack, L</b> (1, 1) OBP: 0.159, SLG: 0.088		0-0 F8							
<b>Ed Kranepool, L</b> (8, PH) OBP: 0.376, SLG: 0.465									
<b>Duffy Dyer, R</b> (8, PH) OBP: 0.278, SLG: 0.133									
<b>Bob Miller, R</b> (8, 1) OBP: 0.111, SLG: 0.222									

Inning Stats	R: 0	H: 0	E: 0	K: 0	S: 3	P: 3
	1	1	0	0	4	9
	2	3	1	0	9	9
	0	0	0	0	3	3
	0	2	0	0	4	4
	0	1	0	0	5	5
	0	1	1	1	10	10
	0	1	0	0	8	8
	2	1	0	0	12	12
	0	0	0	0	0	0
	0	0	0	1	0	0
	0	0	0	0	0	0

PITCHER	IP	WLS	BF	H	R	ER	SO	BB	IBB	HBP	BLK	WP	HR	S	P	ERA	WHIP
<b>Fred Norman, L</b> (1, 1) ERA: 3.05	3.0		16	4	3	2	1	1	0	1	0	0	0	16	21	6.00	1.667
<b>Pedro Borbon, R</b> (4, 1) ERA: 2.81	3.0		12	3	0	0	0	0	0	1	0	0	0	11	12	0.00	1.000
<b>Clay Carroll, R</b> (7, 1) ERA: 2.51	1.1	W	7	2	0	0	1	1	0	0	0	0	0	8	12	0.00	2.250
<b>Tom Hall, L</b> (8, 1) ERA: 3.63	0.2		6	1	2	2	0	3	0	0	0	0	1	3	15	27.00	6.000
<b>Dick Baney, R</b> (9, 1) ERA: 4.7	0.1		1	0	0	0	0	0	0	0	0	0	0	1	1	0.00	0.000

PITCHER	IP	WLS	BF	H	R	ER	SO	BB	IBB	HBP	BLK	WP	HR	S	P	ERA	WHIP
<b>Will McEnaney, L</b> (9, 1) ERA: 5.19	0.2		2	0	0	0	0	0	0	0	0	0	0	2	2	0.00	0.000





Batter	1	2	3	4	5	6	7	8	9	AB R H RBI BB SO LOB	TOP
<b>Dave Cash, R</b> (1, 4) <small>OBP: 0.352, SLG: 0.392</small> <b>Larry Christenson, R</b> (7, 1) <b>Del Unser, L</b> (9, PH) <small>OBP: 0.343, SLG: 0.405</small>	0-0 F9		0-0 1B		0-3 K		0-0 6-3		0-0 F7	4 0 1 0 0 1 1 0 0 0 0 0 0 0 1 0 0 0 0 0 0	
<b>Larry Bowa, S</b> (1, 6) <small>OBP: 0.305, SLG: 0.342</small>	0-3 K		0-0 P4		0-0 5-3		0-0 F8		0-0 1B	5 0 1 0 0 1 2	
<b>Mike Schmidt, R</b> (1, 5) <small>OBP: 0.419, SLG: 0.600</small> <b>Jim Essian, R</b> (8, PR) <small>OBP: 0.200, SLG: 0.111</small>	4-0 BB			0-0 HR		4-0 1B BB		0-0 E5 FC6-5	5-3	2 1 1 1 2 0 0 1 0 0 0 0 0 1	
<b>Willie Montanez, L</b> (1, 3) <small>OBP: 0.354, SLG: 0.423</small> <b>Tom Hutton, L</b> (8, PR) <small>OBP: 0.314, SLG: 0.339</small>	0-0 4-3			0-0 1-3		0-0 F8		0-0 FC6-5 1B SF7		4 0 0 0 0 0 3 0 1 0 0 0 0 0	
<b>Bill Robinson, R</b> (1, 8) <small>OBP: 0.279, SLG: 0.346</small>		0-0 F8		0-0 1B 1B		0-3 K		0-0 WP 1B		4 0 2 0 0 1 1	
<b>Ollie Brown, R</b> (1, 7) <small>OBP: 0.276, SLG: 0.422</small>		0-0 5-3		0-0 1-2 1B		0-0 1B		4-0 FC6-4 BB		3 0 2 0 1 0 0	
<b>Bob Boone, R</b> (1, 2) <small>OBP: 0.295, SLG: 0.327</small>		0-0 P2		0-0 P3		0-0 L8		0-0 SF7		3 0 0 1 0 0 4	
<b>Mike Anderson, R</b> (1, 9) <small>OBP: 0.316, SLG: 0.377</small>			0-0 6-3		0-0 F8		0-0 WP 1B	0-0 FC6-4		4 0 1 0 0 0 4	
<b>Wayne Twitchell, R</b> (1, 1) <small>OBP: 0.208, SLG: 0.208</small> <b>Terry Harmon, R</b> (3, PH) <small>OBP: 0.250, SLG: 0.182</small> <b>Tom Underwood, R</b> (3, 1) <b>Jesus Hernalz, R</b> (3, 1) <b>Tony Taylor, R</b> (7, PH) <small>OBP: 0.420, SLG: 0.578</small>			0-0 6-3		0-0 F9		0-0 F9		0-0 P4	0 0 0 0 0 0 0 1 0 0 0 0 0 0 0 0 0 0 0 0 0 1 0 0 0 0 0 0 2 0 0 0 0 0 1	
<b>Inning Stats</b>	R: 0 E: 0 K: 1 S: 5 H: 0 LOB: 1 BB: 1 P: 9	R: 0 E: 0 K: 0 S: 3 H: 0 LOB: 0 BB: 0 P: 3	R: 0 E: 0 K: 0 S: 4 H: 1 LOB: 1 BB: 0 P: 4	R: 1 E: 0 K: 0 S: 6 H: 3 LOB: 2 BB: 0 P: 6	R: 0 E: 0 K: 1 S: 5 H: 0 LOB: 0 BB: 0 P: 5	R: 0 E: 0 K: 1 S: 6 H: 1 LOB: 2 BB: 1 P: 10	R: 0 E: 0 K: 0 S: 4 H: 1 LOB: 1 BB: 0 P: 4	R: 1 E: 1 K: 0 S: 5 H: 1 LOB: 2 BB: 1 P: 9	R: 0 E: 0 K: 0 S: 4 H: 1 LOB: 1 BB: 0 P: 4	1B: 7 2B: 0 3B: 0 HR: 1 SF: 1 SAC: 0 DP: 0 HBP: 0	WP: 2 PB: 0 SB: 0 CS: 0 PA: 39
<b>PITCHER</b> <b>Don Gullett, L</b> (1, 1) <small>ERA: 2.87</small> <b>Dick Baney, R</b> (8, 1) <small>ERA: 4.41</small>	IP: 7.0 WLS: W BF: 29 H: 6 R: 1 ER: 1 SO: 3 BB: 2 IBB: 0 HBP: 0 BLK: 0 WP: 1 HR: 1 S: 33 P: 41 ERA: 1.29 WHIP: 1.143	IP: 2.0 WLS: BF: 10 H: 2 R: 1 ER: 0 SO: 0 BB: 1 IBB: 0 HBP: 0 BLK: 0 WP: 1 HR: 0 S: 9 P: 13 ERA: 0.00 WHIP: 1.500	<b>PITCHER</b> IP WLS BF H R ER SO BB IBB HBP BLK WP HR S P ERA WHIP								

Philadelphia Phillies @ Cincinnati Reds  
Riverfront Stadium, Cincinnati, OH  
Mon Aug 19 1974, 7:05 PM EDT  
Att: 21,806 - Unknown

livebaseballscorecards.com

AB	35
R	2
H	8
RBI	2
BB	3
SO	3
LOB	17



Batter	1	2	3	4	5	6	7	8	9	AB	R	H	RBI	BB	SO	LOB
Pete Rose, S OBP: 0.379, SLG: 0.355 Ken Griffey, L OBP: 0.287, SLG: 0.303	0-0 F8 1B 2B	0-3 K	4-0 HR BB	4-0 G5-4-3 BB		0-0 6-3				3	2	1	0	2	1	2
Joe Morgan, L OBP: 0.419, SLG: 0.489 Junior Kennedy, R	0-0 F8 2-3	0-0 HR 1-H 2-H	0-0 HR 1-H 2-H 3-H	0-0 G5-4-3 1-2f			4-0 BB			3	2	2	7	0	0	1
Johnny Bench, R OBP: 0.362, SLG: 0.501	0-0 2B FC3-2 1B 3-H	0-0 P3	0-0 2B 2B	0-3 K			0-0 F9			5	1	2	1	0	1	1
Tony Perez, R OBP: 0.339, SLG: 0.468 Bill Plummer, R OBP: 0.261, SLG: 0.354	0-0 FC3-2 1B 2B 1-3	0-3 K	4-0 2B BB		0-0 6-3		0-0 F8			2	2	1	0	1	1	0
Dan Driessen, L OBP: 0.342, SLG: 0.386 Darrel Chaney, S OBP: 0.370, SLG: 0.310	0-0 FC3-2 1B 2-3 3-H		0-0 K 1B 2B		0-0 3-1		0-3 K			4	1	1	2	0	1	2
Cesar Geronimo, L OBP: 0.364, SLG: 0.443	0-0 1B 1-2 3-H		0-0 2B 1B 1B		0-0 F9		4-0 G5-4-3 BB			4	1	3	2	1	0	0
Dave Concepcion, R OBP: 0.330, SLG: 0.387	0-0 4-3		0-0 1B 2B BB			0-0 HR		0-0 G5-4-3 1-2f		4	2	2	1	1	0	3
George Foster, R OBP: 0.339, SLG: 0.423		4-0 SH HR BB	4-0 HR 1B IBB			0-0 F8		0-0 F8		3	2	0	0	2	0	2
Don Gullett, R OBP: 0.294, SLG: 0.262 Dick Baney, R		0-0 SH HR	0-0 E9 HR 1B			0-3 K				3	2	1	2	0	1	2
			0-0 F9							0	0	0	0	0	0	0


Inning Stats	R: 2	H: 4	E: 0	LOB: 2	K: 0	BB: 0	S: 7	P: 7	R: 3	H: 1	E: 1	LOB: 0	K: 2	BB: 1	S: 9	P: 13	R: 9	H: 7	E: 1	LOB: 2	K: 1	BB: 4	S: 12	P: 28	R: 0	H: 0	E: 0	LOB: 0	K: 1	BB: 1	S: 4	P: 8	R: 0	H: 0	E: 0	LOB: 0	K: 0	BB: 0	S: 3	P: 3	R: 1	H: 1	E: 0	LOB: 0	K: 1	BB: 0	S: 6	P: 6	R: 0	H: 0	E: 0	LOB: 1	K: 1	BB: 1	S: 5	P: 9	R: 0	H: 0	E: 0	LOB: 0	K: 0	BB: 1	S: 2	P: 6
--------------	------	------	------	--------	------	-------	------	------	------	------	------	--------	------	-------	------	-------	------	------	------	--------	------	-------	-------	-------	------	------	------	--------	------	-------	------	------	------	------	------	--------	------	-------	------	------	------	------	------	--------	------	-------	------	------	------	------	------	--------	------	-------	------	------	------	------	------	--------	------	-------	------	------

PITCHER	IP	WLS	BF	H	R	ER	SO	BB	IBB	HBP	BLK	WP	HR	S	P	ERA	WHIP
Wayne Twitchell, R ERA: 4.44	(1, 1)	2.0	L	13	5	5	4	2	1	0	0	0	1	16	20	18.00	3.000
Tom Underwood, L ERA: 162.0	(3, 1)	0.1		7	4	6	6	1	1	1	0	0	1	7	15	162.00	15.000
Jesus Hernandez, R ERA: 4.66	(3, 1)	3.2		17	4	4	4	2	3	0	0	0	1	18	30	9.82	1.909
Larry Christenson, R ERA:	(7, 1)	2.0		7	0	0	0	1	2	0	0	0	0	7	15	0.00	1.000

**BOTTOM**

**Philadelphia Phillies @ Cincinnati Reds**  
Riverfront Stadium, Cincinnati, OH  
Mon Aug 19 1974, 7:05 PM EDT  
Att. 21,806 - Unknown

AB	35
R	15
H	13
RBI	15
BB	8
SO	6
LOB	16



1B:	5	SF:	0	WP:	0	PA:	44
2B:	5	SAC:	1	PB:	0		
3B:	0	DP:	2	SB:	0		
HR:	3	HBP:	0	CS:	0		



Batter	1	2	3	4	5	6	7	8	9	AB R H RBI BB SO LOB	TOP											
Dave Cash, R (1, 4) OBP: 0.353, SLG: 0.392	0-0 G3 1B		0-0 F8		4-0 BB			0-0 F8		3 0 1 0 1 0 0												
Larry Bowa, S (1, 6) OBP: 0.305, SLG: 0.341	0-0 G3 1-2			0-0 L8	0-0 4-3			0-0 WP 1B		4 0 1 0 0 0 3												
Mike Schmidt, R (1, 5) OBP: 0.417, SLG: 0.596	0-3 K			0-0 E5 1B 1B		0-3 K		0-0 F7 1-2		4 1 1 0 0 2 2												
Willie Montanez, L (1, 3) OBP: 0.353, SLG: 0.421	0-0 F7			0-0 2-H 1B		0-0 F8		0-0 F8		4 0 1 1 0 0 1												
Del Unser, L (1, 8) OBP: 0.342, SLG: 0.401		0-0 G3		0-0 P4		0-3 K		4-0 BB BB		3 0 0 0 1 1 1												
Jay Johnstone, L (1, 7) OBP: 0.415, SLG: 0.585		0-3 K		0-0 F9		0-0 F8		0-0 P6		4 0 0 0 0 1 2												
Mike Anderson, R (1, 9) OBP: 0.316, SLG: 0.377		0-3 K			0-0 WP 1B		0-0 4-3	4-0 1-2 BB		3 0 1 0 0 1 0												
Eddie Watt, R (8, 1)										0 0 0 0 0 0 0												
Tom Hutton, L (9, PH) OBP: 0.317, SLG: 0.339										0 0 0 0 1 0 0												
Bob Boone, R (1, 2) OBP: 0.292, SLG: 0.324			0-0 F7		0-0 F9 1-3		0-0 P2	0-0 P3		4 0 0 0 0 0 3												
Ron Schueler, R (1, 1) OBP: 0.149, SLG: 0.111			0-0 4-3		0-3 K			0-0 G3		2 0 0 0 0 1 1												
Pete Richert, L (6, 1)										0 0 0 0 0 0 0												
Ollie Brown, R (8, PH) OBP: 0.274, SLG: 0.419										1 0 0 0 0 0 0												
<b>Inning Stats</b>	R: 0 E: 0 K: 1 S: 6	H: 1 LOB: 1 BB: 0 P: 6	R: 0 E: 0 K: 2 S: 7	H: 0 LOB: 0 BB: 0 P: 7	R: 0 E: 0 K: 0 S: 3	H: 0 LOB: 0 BB: 0 P: 3	R: 1 E: 1 K: 0 S: 5	H: 2 LOB: 1 BB: 0 P: 5	R: 0 E: 0 K: 1 S: 6	H: 1 LOB: 2 BB: 1 P: 10	R: 0 E: 0 K: 2 S: 7	H: 0 LOB: 0 BB: 0 P: 7	R: 0 E: 0 K: 0 S: 3	H: 0 LOB: 0 BB: 0 P: 3	R: 0 E: 0 K: 0 S: 4	H: 1 LOB: 1 BB: 0 P: 4	R: 0 E: 0 K: 0 S: 3	H: 0 LOB: 2 BB: 2 P: 11	1B: 5 2B: 0 3B: 0 HR: 0	SF: 0 SAC: 0 DP: 0 HBP: 0	WP: 3 PB: 0 SB: 0 CS: 0	PA: 35
<b>PITCHER</b> Clay Kirby, R (1, 1) ERA: 3.03	IP: 9.0 WLS: W BF: 35 H: 5 R: 1 ER: 0 SO: 6 BB: 3 IBB: 0 HBP: 0 BLK: 0 WP: 2 HR: 0 S: 44 P: 56 ERA: 0.00 WHIP: 0.889											<b>PITCHER</b>	IP: 9.0 WLS: W BF: 35 H: 5 R: 1 ER: 0 SO: 6 BB: 3 IBB: 0 HBP: 0 BLK: 0 WP: 2 HR: 0 S: 44 P: 56 ERA: 0.00 WHIP: 0.889									

Philadelphia Phillies @ Cincinnati Reds  
Riverfront Stadium, Cincinnati, OH  
Tue Aug 20 1974, 7:05 PM EDT  
Att: 30,448 - Unknown

livebaseballscorecards.com

AB	32
R	1
H	5
RBI	1
BB	3
SO	6
LOB	13



Batter	1	2	3	4	5	6	7	8	9
<b>Pete Rose, S</b> OBP: 0.380, SLG: 0.356 (1, 7) X	0-0 FC4-6 1B		0-0 BB HR 1B	0-0 6-3		0-0 F9			
<b>Joe Morgan, L</b> OBP: 0.420, SLG: 0.494 (1, 4) SSS	0-3 K		4-0 1-2 HR BB		0-0 HR	0-3 K			
<b>Johnny Bench, R</b> OBP: 0.361, SLG: 0.505 (1, 2) SSS	0-3 K		0-0 1-H 2-H HR		0-0 6-3	0-0 P3			
<b>Tony Perez, R</b> OBP: 0.337, SLG: 0.463 (1, 3) X	0-0 FC4-6 1-2f		0-0 P3		0-3 K		0-0 F8		
<b>Dan Driessen, L</b> OBP: 0.342, SLG: 0.389 (1, 5) X		0-0 1B E 2B	0-3 K		0-0 P4		0-3 K		
<b>Darrel Chaney, S</b> OBP: 0.366, SLG: 0.306 (6, 5) SSS									
<b>Cesar Geronimo, L</b> OBP: 0.366, SLG: 0.444 (1, 8) SSS		0-3 K	0-0 FC5-4 1B			0-0 2B 1B 1B	0-0 F7		
<b>Dave Concepcion, R</b> OBP: 0.333, SLG: 0.392 (1, 6) X		0-0 S 2-3 1B	0-0 FC5-4 1-2f			0-0 1B FC 2B		0-0 G5-4-3 1B	
<b>George Foster, R</b> OBP: 0.338, SLG: 0.420 (1, 9) SSS		0-3 K 1-3 3-H		0-3 K		0-0 F9 FC 1B	0-0 G5-4-3 1-2f		
<b>Clay Kirby, R</b> OBP: 0.164, SLG: 0.089 (1, 1) SSS		0-3 K		0-3 K		0-0 FC 1-2 3-H	0-3 K		

Inning Stats	R: 0	H: 1	E: 0	K: 2	S: 8	L: 1	LOB: 1	BB: 0	P: 8	R: 1	H: 2	E: 0	K: 3	S: 11	L: 2	LOB: 1	BB: 0	P: 11	R: 3	H: 3	E: 0	K: 1	S: 8	L: 0	LOB: 0	BB: 1	P: 12	R: 0	H: 0	E: 0	K: 2	S: 7	L: 1	LOB: 0	BB: 0	P: 7	R: 1	H: 1	E: 0	K: 1	S: 6	L: 3	LOB: 2	BB: 0	P: 9	R: 0	H: 0	E: 0	K: 1	S: 5	L: 0	LOB: 0	BB: 0	P: 5	R: 0	H: 1	E: 0	K: 1	S: 5	L: 0	LOB: 0	BB: 0	P: 5
	1B: 7	2B: 2	3B: 0	HR: 2	SF: 0	SAC: 0	DP: 1	HBP: 0	WP: 0	PA: 36																																																					

PITCHER	IP	WLS	BF	H	R	ER	SO	BB	IBB	HBP	BLK	WP	HR	S	P	ERA	WHIP
<b>Ron Schueler, R</b> ERA: 3.54 (1, 1)	5.0	L	27	10	7	6	9	1	0	0	0	0	2	44	48	10.80	2.200
<b>Pete Richert, L</b> ERA: 2.43 (6, 1)	2.0		6	0	0	0	2	0	0	0	0	0	0	10	10	0.00	0.000
<b>Eddie Watt, R</b> ERA: 3.82 (8, 1)	1.0		3	1	0	0	1	0	0	0	0	0	0	5	5	0.00	1.000


**BOTTOM**

**Philadelphia Phillies @ Cincinnati Reds**  
Riverfront Stadium, Cincinnati, OH

Tue Aug 20 1974, 7:05 PM EDT  
Att. 30,448 - Unknown

livebaseballscorecards.com

<b>AB</b>	<b>35</b>
<b>R</b>	<b>7</b>
<b>H</b>	<b>11</b>
<b>RBI</b>	<b>6</b>
<b>BB</b>	<b>1</b>
<b>SO</b>	<b>12</b>
<b>LOB</b>	<b>15</b>





Batter	1	2	3	4	5	6	7	8	9	AB R H RBI BB SO LOB	TOP											
<b>Dave Cash, R</b> (1, 4) OBP: 0.353, SLG: 0.394	0-0 SH5-3 2B	0-0 1B 1-2 2-H 3-H		0-0 5-3			0-0 1-3	0-0 E6 HR		5 1 2 2 0 0 1												
<b>Larry Bowa, S</b> (1, 6) OBP: 0.306, SLG: 0.342	0-0 SH5-3 2-3	0-0 1B 1-2 2-H		0-0 G3			0-0 1B 2B 1B	0-0 F7		4 1 2 0 0 0 2												
<b>Mike Schmidt, R</b> (1, 5) OBP: 0.419, SLG: 0.610	0-0 P4		0-0 HR			0-0 F8	0-0 2B 1B	0-0 HR		5 3 3 3 0 0 1												
<b>Willie Montanez, L</b> (1, 3) OBP: 0.356, SLG: 0.423	0-0 3-1		4-0 FC6-4 BB			4-0 BB	0-0 1B 2B 1-H 2-H	0-0 F7		3 0 1 2 2 0 1												
<b>Del Unser, L</b> (1, 8) OBP: 0.343, SLG: 0.410		0-3 K	0-0 F9			0-3 K	0-0 2B 1B FC5-2-5	0-0 HR		5 2 2 1 0 2 2												
<b>Jay Johnstone, L</b> (1, 7) OBP: 0.396, SLG: 0.556		0-0 P3	0-0 P6			0-0 P4	0-0 FC5-2-5 2B	0-0 F8		5 1 0 0 0 0 4												
<b>Mike Anderson, R</b> (1, 9) OBP: 0.320, SLG: 0.383		0-0 2B 1B 1B	0-0 FC6-4			0-0 5-3	0-0 2B	0-0 G5-4-3 1B		5 1 3 2 0 0 1												
<b>Bob Boone, R</b> (1, 2) OBP: 0.293, SLG: 0.330		0-0 1B 2B		0-0 SH5-3 2B		0-0 F9	0-0 6-3	0-0 G5-4-3		5 1 2 0 0 0 2												
<b>Jim Lonborg, R</b> (1, 1) OBP: 0.125, SLG: 0.169		4-0 1B 1B BB		0-0 SH5-3		0-0 F8		0-3 K		2 0 0 0 1 1 0												
<b>Inning Stats</b>	R: 0 E: 0 K: 0 S: 4	H: 1 LOB: 1 BB: 0 P: 4	R: 2 E: 0 K: 1 S: 8	H: 4 LOB: 2 BB: 1 P: 12	R: 1 E: 0 K: 0 S: 4	H: 1 LOB: 1 BB: 1 P: 8	R: 0 E: 0 K: 0 S: 4	H: 1 LOB: 1 BB: 0 P: 4	R: 0 E: 0 K: 1 S: 5	H: 0 LOB: 1 BB: 1 P: 9	R: 0 E: 0 K: 0 S: 3	H: 0 LOB: 0 BB: 0 P: 3	R: 4 E: 0 K: 0 S: 8	H: 5 LOB: 1 BB: 0 P: 8	R: 2 E: 1 K: 1 S: 7	H: 1 LOB: 0 BB: 0 P: 7	R: 1 E: 0 K: 0 S: 4	H: 2 LOB: 0 BB: 0 P: 4	1B: 7 2B: 5 3B: 0 HR: 3	SF: 0 SAC: 2 DP: 1 HBP: 0	WP: 0 PB: 0 SB: 0 CS: 0	PA: 44
<b>PITCHER</b>	IP WLS BF H R ER SO BB IBB HBP BLK WP HR S P ERA WHIP																					
<b>Tom Carroll, R</b> (1, 1) ERA: 2.72	6.0 L 27 7 3 3 2 3 0 0 0 0 0 1 28 40 4.50 1.667																					
<b>Pedro Borbon, R</b> (7, 1) ERA: 3.05	0.1 4 3 3 3 0 0 0 0 0 0 0 0 4 4 81.00 9.000																					
<b>Tom Hall, L</b> (7, 1) ERA: 3.69	1.2 9 3 3 1 1 0 0 0 0 0 1 11 11 5.40 1.800																					
<b>Dick Baney, R</b> (9, 1) ERA: 4.54	1.0 4 2 1 1 0 0 0 0 0 0 0 1 4 4 9.00 2.000																					

**Philadelphia Phillies @ Cincinnati Reds**  
 Riverfront Stadium, Cincinnati, OH  
 Wed Aug 21 1974, 7:05 PM EDT  
 Att: 31,887 - Unknown

<b>AB</b>	39
<b>R</b>	10
<b>H</b>	15
<b>RBI</b>	10
<b>BB</b>	3
<b>SO</b>	3
<b>LOB</b>	14



Batter	1	2	3	4	5	6	7	8	9	AB R H RBI BB SO LOB
<b>Pete Rose, S</b> OBP: 0.379, SLG: 0.359 (1, 7) X	0-0 F7 ①		0-0 G3 ③			0-0 4-3 ②		0-0 4-3 3B ②		4 1 1 0 0 0 1
<b>Joe Morgan, L</b> OBP: 0.419, SLG: 0.492 (1, 4) X	0-0 P3 ②			0-0 CS 1B		0-0 1-3 ③		0-0 4-3 ②		4 0 1 1 0 0 1
<b>Johnny Bench, R</b> OBP: 0.360, SLG: 0.503 (1, 2) X	0-0 P6 ③			0-3 K 1-2 ① ②			0-0 1B	0-3 K ③		4 0 1 0 0 2 1
<b>Tony Perez, R</b> OBP: 0.334, SLG: 0.459 (1, 3) X		0-0 F7 ①		0-0 6-3 ③			0-0 F8 ①		0-0 F9 ①	4 0 0 0 0 0 1
<b>Dan Driessen, L</b> OBP: 0.341, SLG: 0.387 (1, 5) S		0-3 K ②			0-3 K ①		0-0 F8 ②		0-0 FC5-4 1B	4 0 1 0 0 2 1
<b>Cesar Geronimo, L</b> OBP: 0.364, SLG: 0.442 (1, 8) X		0-0 FC5-4 1B			0-0 L7 ②		0-0 F8 ③		0-0 P6 ②	4 0 1 0 0 0 2
<b>Dave Concepcion, R</b> OBP: 0.333, SLG: 0.391 (1, 6) X		0-0 FC5-4 1-2f			0-3 K ③			0-0 HR 1B	0-0 FC5-4 1-2f	4 1 1 0 0 1 2
<b>George Foster, R</b> OBP: 0.338, SLG: 0.433 (1, 9) X			0-0 P3 ①			0-0 F8 ①		0-0 HR 1B		3 1 1 2 0 0 0
<b>Tom Carroll, L</b> OBP: 0.217, SLG: 0.182 (1, 1) S			0-3 K ②			0-0 4-3 1B		0-0 3-1 ①		1 0 0 0 0 0 1 0
<b>Ken Griffey, L</b> OBP: 0.291, SLG: 0.308 (6, PH)										1 0 1 0 0 0 0 0
<b>Pedro Borbon, R</b> OBP: 0.211, SLG: 0.211 (7, 1)										0 0 0 0 0 0 0 0
<b>Tom Hall, L</b> OBP: 0.211, SLG: 0.211 (7, 1)										0 0 0 0 0 0 0 0
<b>Terry Crowley, L</b> OBP: 0.262, SLG: 0.348 (8, PH)										1 0 0 0 0 0 0 0
<b>Dick Baney, R</b> OBP: 0.262, SLG: 0.348 (9, 1)										0 0 0 0 0 0 0 0

**BOTTOM**

**Philadelphia Phillies @ Cincinnati Reds**  
Riverfront Stadium, Cincinnati, OH  
Wed Aug 21 1974, 7:05 PM EDT  
Att. 31,887 - Unknown

livebaseballscorecards.com

<b>AB</b>	<b>34</b>
<b>R</b>	<b>3</b>
<b>H</b>	<b>8</b>
<b>RBI</b>	<b>3</b>
<b>BB</b>	<b>0</b>
<b>SO</b>	<b>6</b>
<b>LOB</b>	<b>9</b>



Inning Stats	R: 0	H: 0	E: 0	K: 0	S: 3	LOB: 0	BB: 0	P: 3	R: 0	H: 1	E: 0	K: 1	S: 6	LOB: 1	BB: 0	P: 6	R: 0	H: 0	E: 0	K: 1	S: 5	LOB: 0	BB: 0	P: 5	R: 0	H: 0	E: 0	K: 2	S: 7	LOB: 0	BB: 0	P: 7	R: 0	H: 1	E: 0	K: 0	S: 4	LOB: 1	BB: 0	P: 4	R: 0	H: 1	E: 0	K: 0	S: 4	LOB: 1	BB: 0	P: 4	R: 3	H: 3	E: 0	K: 1	S: 8	LOB: 0	BB: 0	P: 8	R: 0	H: 1	E: 0	K: 0	S: 4	LOB: 1	BB: 0	P: 4	1B: 6	2B: 0	3B: 1	HR: 1	SF: 0	SAC: 0	DP: 0	HBP: 0	WP: 0	PA: 34	PB: 0	SB: 0	CS: 1	ERA	WHIP
<b>PITCHER</b> <b>Jim Lonborg, R</b> ERA: 3.16 (1, 1)	IP	WLS	BF	H	R	ER	SO	BB	IBB	HBP	BLK	WP	HR	S	P	ERA	WHIP	IP	WLS	BF	H	R	ER	SO	BB	IBB	HBP	BLK	WP	HR	S	P	ERA	WHIP	IP	WLS	BF	H	R	ER	SO	BB	IBB	HBP	BLK	WP	HR	S	P	ERA	WHIP																												



Batter	1	2	3	4	5	6	7	8	9	AB R H RBI BB SO LOB	TOP																
<b>Pete Rose, S</b> OBP: 0.378, SLG: 0.358 (1, 7) X	0-0 F7 1B	0-0 G3 1B			0-0 HR 1B	0-1 CI 1B	0-3 K			4 2 1 0 0 1 1																	
<b>Joe Morgan, L</b> OBP: 0.422, SLG: 0.496 (1, 4) X	0-0 1B 2B		4-0 F8 BB		0-0 HR 1B	4-0 E BB		0-3 K		3 3 2 0 2 1 0																	
<b>Johnny Bench, R</b> OBP: 0.361, SLG: 0.508 (1, 2) X	0-0 1B 1B		0-0 F8 1-2		0-0 HR 1-1 2-H	0-3 K		0-0 F9		5 1 2 4 0 1 3																	
<b>Tony Perez, R</b> OBP: 0.337, SLG: 0.463 <b>Darrel Chaney, S</b> OBP: 0.362, SLG: 0.301 (1, 3) S (6, PR) S (6, 5) S	0-3 K		4-0 BB		0-0 E 2B	0-0 E9 1B		0-3 K		3 1 2 1 1 1 1 1 1 0 0 0 1 0																	
<b>Dan Driessen, L</b> OBP: 0.344, SLG: 0.390 (1, 5) X (6, 3) X	0-0 1-2 1B		0-0 F9		0-0 E1 1B	0-0 FC5-4 1B			0-3 K	5 1 3 1 0 1 1																	
<b>Cesar Geronimo, L</b> OBP: 0.362, SLG: 0.438 (1, 8) S S	0-3 K			0-0 4-3	0-0 2-H 1B	0-3 K			0-0 F2	5 1 1 1 0 2 4																	
<b>Dave Concepcion, R</b> OBP: 0.329, SLG: 0.386 (1, 6) X		0-0 6-3		0-0 F8	0-3 K	0-0 FC5-4			0-3 K	5 0 0 0 0 2 3																	
<b>George Foster, R</b> OBP: 0.340, SLG: 0.434 (1, 9) X		0-0 1B		0-0 5-3	0-0 2-H 1B				0-0 F7	4 0 2 1 0 0 0																	
<b>Jack Billingham, R</b> OBP: 0.091, SLG: 0.074 <b>Phil Gagliano, R</b> OBP: 0.415, SLG: 0.077 <b>Tom Hall, L</b> <b>Clay Carroll, R</b> OBP: 0.143, SLG: 0.143 (1, 1) S (5, PH) S (5, 1) S (6, 1) S		0-3 K			0-0 K	0-0 FC6-4			0-3 K	1 0 0 0 0 1 1 2 0 0 0 0 1 1 0 0 0 0 0 0 0 1 0 0 0 0 1 0																	
<b>Inning Stats</b>	R: 1 E: 0 K: 2 S: 10	H: 3 LOB: 2 BB: 0 P: 10	R: 0 E: 0 K: 1 S: 6	H: 1 LOB: 1 BB: 0 P: 6	R: 0 E: 0 K: 0 S: 2	H: 0 LOB: 1 BB: 2 P: 10	R: 0 E: 0 K: 0 S: 3	H: 0 LOB: 0 BB: 0 P: 3	R: 6 E: 1 K: 2 S: 14	H: 7 LOB: 1 BB: 0 P: 14	R: 3 E: 2 K: 2 S: 10	H: 2 LOB: 2 BB: 1 P: 14	R: 0 E: 0 K: 2 S: 7	H: 0 LOB: 0 BB: 0 P: 7	R: 0 E: 0 K: 2 S: 7	H: 0 LOB: 0 BB: 0 P: 7	R: 0 E: 0 K: 2 S: 7	H: 0 LOB: 0 BB: 0 P: 7	1B: 10 2B: 2 3B: 0 HR: 1	SF: 0 SAC: 0 DP: 0 HBP: 0	WP: 0 PB: 0 SB: 1 CS: 0	PA: 43					
<b>PITCHER</b>	IP	WLS	BF	H	R	ER	SO	BB	IBB	HBP	BLK	WP	HR	S	P	ERA	WHIP										
<b>Tom Walker, R</b> ERA: 3.69 (1, 1)	4.1	L	22	8	5	5	4	2	0	0	0	0	1	28	36	10.38	2.308										
<b>John Montague, R</b> ERA: 2.79 (5, 1)	1.2		12	5	5	3	3	1	0	0	0	0	0	17	21	16.20	3.600										
<b>Don Carithers, R</b> ERA: 2.78 (7, 1)	1.0		3	0	0	0	2	0	0	0	0	0	0	7	7	0.00	0.000										
<b>Steve Renko, R</b> ERA: 3.99 (8, 1)	2.0		6	0	0	0	4	0	0	0	0	0	0	14	14	0.00	0.000										

**Cincinnati Reds @ Montreal Expos**  
**Jarry Park, Montreal, QB**  
 Fri Aug 23 1974, 7:05 PM EDT  
 Att: 20,468 - Unknown

livebaseballscorecards.com

<b>AB</b>	<b>39</b>
<b>R</b>	<b>10</b>
<b>H</b>	<b>13</b>
<b>RBI</b>	<b>8</b>
<b>BB</b>	<b>3</b>
<b>SO</b>	<b>13</b>
<b>LOB</b>	<b>15</b>



BOTTOM

Cincinnati Reds @ Montreal Expos  
Jarry Park, Montreal, QB  
Fri Aug 23 1974, 7:05 PM EDT  
Att. 20,468 - Unknown

AB 39  
R 7  
H 14  
RBI 7  
BB 5  
SO 4  
LOB 21



WP: 0 PA: 44  
PB: 0  
SB: 0  
CS: 0

AB R H RBI BB SO LOB

4 0 1 0 1 0 6

5 1 1 0 0 0 1

5 2 3 1 0 0 2

2 0 0 1 0 0 1

3 1 1 0 0 0 1

3 0 1 1 2 0 1

2 0 1 0 0 0 1

3 1 1 0 0 1 2

4 1 1 0 1 1 4

5 1 3 4 0 1 0

2 0 1 0 0 0 2  
0 0 0 0 0 0 0  
1 0 0 0 0 1 0  
0 0 0 0 0 0 0  
0 0 0 0 1 0 0  
0 0 0 0 0 0 0

1	2	3	4	5	6	7	8	9	AB	R	H	RBI	BB	SO	LOB
FC1-6 1B	G6-3 1-2f		L5-3 1-2		BLK 1B BB	FC5 2-3f			4	0	1	0	1	0	6
FC1-6 1B 4-3		1-3		F7	BLK 1B		F7		5	1	1	0	0	0	1
4-3 1-3 E 1B		HR		F9	4-3 1-2 2-3				5	2	3	1	0	0	2
4-3 2-3 3-H		F8		5-3		BB 1B 1B	F8		2	0	0	1	0	0	1
E9 1B 1B		BB		1-3		BB 1B BB	3-1		3	0	1	1	2	0	1
4-3 3-H		1-2 1B		HR 2B			F8		2	0	1	0	0	0	1
		F8 1B		HR BB					3	1	1	0	0	1	2
		FC2-5 1B 1B		F8 BB					4	1	1	0	1	1	4
		FC2-5 1-2 1B		6-3		FC5 BB 1B	K2-3		5	1	3	4	0	1	0
		FC2-5 G6-3 1-2 2-3f 1B		1-5-3 1B		1-2 2-3 BB			2	0	1	0	0	0	2

Batter	1	2	3	4	5	6	7	8	9	AB	R	H	RBI	BB	SO	LOB
Ron Hunt, R OBP: 0.381, SLG: 0.306 (1, 4)	0-0 FC1-6 1B	0-0 G6-3 1-2f		0-0 L5-3 1-2		4-0 BLK 1B BB	0-0 FC5 2-3f			4	0	1	0	1	0	6
Tim Foli, R OBP: 0.278, SLG: 0.271 (1, 6)	0-0 FC1-6 1B 4-3		0-0 1-3		0-0 F7	0-0 BLK 1B		0-0 F7		5	1	1	0	0	0	1
Willie Davis, L OBP: 0.321, SLG: 0.411 (1, 8)	0-0 4-3 1-3 E 1B		0-0 HR		0-0 F9	0-0 4-3 1-2 2-3		0-0 1B		5	2	3	1	0	0	2
Ron Fairly, L OBP: 0.375, SLG: 0.426 (1, 7)	0-0 4-3		0-0 F8		0-0 5-3		0-0 BB 1B	0-0 F8		2	0	0	1	0	0	1
Ron Woods, R OBP: 0.327, SLG: 0.223 (5, PH) (6, 7)	2-3 3-H						BB 1B 1B		3	1	1	0	0	0	1	
Ken Singleton, S OBP: 0.384, SLG: 0.363 (1, 9)	0-0 E9 1B 1B		4-0 1B BB		0-0 1-3		4-0 BB 1B BB	0-0 3-1		3	0	1	1	2	0	1
Mike Jorgensen, L OBP: 0.438, SLG: 0.461 (1, 3)	0-0 4-3		0-0 1-2 1B		0-0 HR 2B		0-3 K		2	0	1	0	0	0	1	
Hal Breiden, R OBP: 0.333, SLG: 0.370 (6, PH) (7, 3)									3	1	1	0	0	1	2	
Bob Bailey, R OBP: 0.396, SLG: 0.427 (1, 5)		0-0 FC2-5 1B 1B		0-0 F8		4-0 HR BB	0-3 K		4	1	1	0	1	1	4	
Barry Foote, R OBP: 0.314, SLG: 0.402 (1, 2)		0-0 FC2-5 1-2 1B		0-0 6-3		0-0 1-1 2-H HR	0-0 FC5 BB 1B	0-3 K2-3	5	1	3	4	0	1	0	
Tom Walker, R OBP: 0.390, SLG: 0.333 (5, 1)		0-0 FC2-5		0-0 1-5-3 1B		0-3 K	4-0 1-2 2-3 BB		2	0	1	0	0	0	2	
John Montague, R OBP: 0.260, SLG: 0.100 (6, PH)									0	0	0	0	0	0	0	
Jose Morales, R OBP: 0.333, SLG: 0.500 (7, 1)									1	0	0	0	0	1	0	
Don Carithers, R OBP: 0.296, SLG: 0.296 (7, PH)									0	0	0	0	0	0	0	
Jim Northrup, L OBP: 0.296, SLG: 0.372 (8, 1)									0	0	0	0	1	0	0	
Steve Renko, R OBP: 0.274, SLG: 0.348 (8, 1)									0	0	0	0	0	0	0	

Inning Stats	R: 2 E: 1 K: 0 S: 6	H: 3 LOB: 1 BB: 0 P: 6	R: 0 E: 0 K: 0 S: 4	H: 2 LOB: 1 BB: 0 P: 4	R: 1 E: 0 K: 0 S: 5	H: 2 LOB: 2 BB: 1 P: 9	R: 0 E: 0 K: 0 S: 3	H: 1 LOB: 0 BB: 0 P: 3	R: 0 E: 0 K: 0 S: 3	H: 0 LOB: 0 BB: 0 P: 3	R: 3 E: 0 K: 1 S: 8	H: 3 LOB: 2 BB: 2 P: 16	R: 1 E: 0 K: 2 S: 9	H: 2 LOB: 3 BB: 2 P: 17	R: 0 E: 0 K: 0 S: 4	H: 1 LOB: 1 BB: 0 P: 4	R: 0 E: 0 K: 1 S: 5	H: 0 LOB: 0 BB: 0 P: 5	1B: 11 2B: 2 3B: 0 HR: 2	SF: 0 SAC: 0 DP: 2 HBP: 0	WP: 0 PB: 0 SB: 0 CS: 0	PA: 44
--------------	------------------------------	---------------------------------	------------------------------	---------------------------------	------------------------------	---------------------------------	------------------------------	---------------------------------	------------------------------	---------------------------------	------------------------------	----------------------------------	------------------------------	----------------------------------	------------------------------	---------------------------------	------------------------------	---------------------------------	-----------------------------------	------------------------------------	----------------------------------	--------

PITCHER	IP	WLS	BF	H	R	ER	SO	BB	IBB	HBP	BLK	WP	HR	S	P	ERA	WHIP
Jack Billingham, R ERA: 3.48 (1, 1)	4.0		19	8	3	3	0	1	0	0	0	0	1	18	22	6.75	2.250
Tom Hall, L ERA: 4.09 (5, 1)	1.1		7	2	3	3	0	1	0	0	0	0	1	6	10	20.25	2.250
Clay Carroll, R ERA: 2.5 (6, 1)	3.2	W	18	4	1	1	4	3	0	0	1	0	0	23	35	2.46	1.909



Batter	1	2	3	4	5	6	7	8	9	AB R H RBI BB SO LOB	TOP											
<b>Pete Rose, S</b> (1, 7) OBP: 0.381, SLG: 0.366	0-0 F8 1B 2B	0-0 1B		0-0 F7			0-0 G1-5-3 1B		0-0 1B 2B	5 2 4 0 0 0 0												
<b>Joe Morgan, L</b> (1, 4) OBP: 0.422, SLG: 0.492	4-0 S 1B BB	0-0 4-3			0-3 K		0-0 G1-5-3 1B		4-0 1B FC4-2 BB	3 1 0 0 2 1 3												
<b>Johnny Bench, R</b> (1, 2) OBP: 0.359, SLG: 0.507	0-0 F8		0-0 FC4-6 1B 2B		0-3 K		0-0 6-3		0-0 F6	5 1 1 0 0 1 5												
<b>Tony Perez, R</b> (1, 3) OBP: 0.340, SLG: 0.463	0-0 F8		4-0 FC4-6 BB		0-3 K			0-0 5-3 1B	0-0 FC4-2 1B	4 2 2 1 1 1 2												
<b>Dan Driessen, L</b> (1, 5) OBP: 0.345, SLG: 0.389 <b>Darrel Chaney, S</b> (5, 5) OBP: 0.361, SLG: 0.303	4-0 1B BB		0-0 FC4-6 1B		0-0 CS 1B			0-0 5-3	0-0 FC4-2 1B	1 0 0 0 1 0 2 3 0 1 0 0 0 3												
<b>Cesar Geronimo, L</b> (1, 8) OBP: 0.368, SLG: 0.442	0-0 1B		0-0 G6-4-3 1B		0-3 K			4-0 FC5-4 IBB	0-0 FC6-4 1B	4 0 3 4 1 1 1												
<b>Dave Concepcion, R</b> (1, 6) OBP: 0.326, SLG: 0.382	0-0 F4		0-0 G6-4-3		0-3 K			0-0 FC5-4	0-0 FC6-4	5 0 0 0 0 1 8												
<b>George Foster, R</b> (1, 9) OBP: 0.343, SLG: 0.433		0-0 F7		0-0 F8		0-0 1B		4-0 IBB		3 0 1 0 1 0 0												
<b>Don Gullett, R</b> (1, 1) OBP: 0.292, SLG: 0.262		0-3 K		0-3 K		0-0 CS		0-0 F4		4 0 1 0 0 2 2												
<b>Inning Stats</b>	R: 2 E: 0 K: 0 S: 5	H: 2 LOB: 2 BB: 2 P: 13	R: 0 E: 0 K: 1 S: 6	H: 1 LOB: 1 BB: 0 P: 6	R: 1 E: 0 K: 0 S: 4	H: 2 LOB: 1 BB: 1 P: 8	R: 0 E: 0 K: 1 S: 5	H: 0 LOB: 0 BB: 0 P: 5	R: 0 E: 0 K: 3 S: 9	H: 0 LOB: 0 BB: 0 P: 9	R: 0 E: 0 K: 2 S: 8	H: 2 LOB: 1 BB: 0 P: 8	R: 0 E: 0 K: 0 S: 4	H: 2 LOB: 1 BB: 0 P: 4	R: 1 E: 1 K: 0 S: 4	H: 1 LOB: 2 BB: 2 P: 12	R: 2 E: 0 K: 0 S: 6	H: 3 LOB: 2 BB: 1 P: 10	1B: 10 2B: 3 3B: 0 HR: 0	SF: 0 SAC: 0 DP: 2 HBP: 0	WP: 0 PB: 0 SB: 1 CS: 1	PA: 44
<b>PITCHER</b>	IP WLS BF H R ER SO BB IBB HBP BLK WP HR S P ERA WHIP																					
<b>Steve Rogers, R</b> (1, 1) ERA: 4.63	8.2 L 42 13 6 5 7 4 2 0 0 0 0 0 50 74 5.19 1.962																					
<b>Chuck Taylor, R</b> (9, 1) ERA: 2.25	0.1 1 0 0 0 0 0 0 0 0 0 0 0 1 1 0.00 0.000																					

Cincinnati Reds @ Montreal Expos  
 Jarry Park, Montreal, QB  
 Sat Aug 24 1974, 3:33 AM EDT  
 Att: 18,466 - Unknown

livebaseballscorecards.com

AB	37
R	6
H	13
RBI	5
BB	6
SO	7
LOB	26







Batter	1	2	3	4	5	6	7	8	9	AB R H RBI BB SO LOB	TOP			
<b>Pete Rose, S</b> (1, 7) OBP: 0.383, SLG: 0.369	0-0 FC4-6 1B		0-0 F7			0-0 L6-4 S 1B		0-0 5-3 1B 1B	0-0 4-3	5 1 3 2 0 0 1	<b>Cincinnati Reds @ Montreal Expos</b> Jarry Park, Montreal, QB Sun Aug 25 1974, 3:33 AM EDT Att: 21,161 - Unknown <a href="http://livebaseballscorecards.com">livebaseballscorecards.com</a>			
<b>Cesar Geronimo, L</b> (1, 8) OBP: 0.369, SLG: 0.441	0-3 K			0-0 4-3		4-0 1-2 BB		0-0 5-3 1B		3 0 1 0 1 1 1				
<b>Johnny Bench, R</b> (1, 2) OBP: 0.357, SLG: 0.503	0-0 FC4-6 1-2f			0-3 K		0-0 F9		0-0 5-3		4 0 0 0 0 1 5				
<b>Tony Perez, R</b> (1, 3) OBP: 0.339, SLG: 0.460	0-0 1-3			0-0 G3		0-0 L6-4 2-3		4-0 IBB		3 0 0 0 1 0 3				
<b>Dan Driessen, L</b> (1, 5) OBP: 0.342, SLG: 0.386 <b>Fred Norman, S</b> (8, 1) OBP: 0.122, SLG: 0.085			0-0 F8		0-0 4-3		0-0 G3	0-0 SF7		3 0 0 1 0 0 0 0 0 0 0 0 0 0				
<b>Dave Concepcion, R</b> (1, 6) OBP: 0.325, SLG: 0.381			0-3 K		0-0 S 1B		0-0 F8	0-3 K		4 0 1 0 0 2 2				
<b>George Foster, R</b> (1, 9) OBP: 0.341, SLG: 0.427			0-0 F8		4-0 1-2 BB		0-0 6-3		0-0 F8	3 0 0 0 1 0 0				
<b>Darrel Chaney, S</b> (1, 4) OBP: 0.354, SLG: 0.295 <b>Ken Griffey, L</b> (8, PH) OBP: 0.295, SLG: 0.312 <b>Junior Kennedy, R</b> (8, 5) OBP: 0.214, SLG: 0.083			0-0 G3		0-0 F8			0-0 E S 1B 1B		2 0 0 0 0 0 2 1 1 1 0 0 0 0 1 0 1 0 0 0 0				
<b>Clay Kirby, R</b> (1, 1) OBP: 0.159, SLG: 0.086 <b>Terry Crowley, L</b> (8, PH) OBP: 0.288, SLG: 0.348 <b>Joe Morgan, L</b> (8, PR) OBP: 0.421, SLG: 0.491			0-3 K		0-3 K			4-0 1-3 S 1B BB	0-3 K	2 0 0 0 0 2 2 0 0 0 0 1 0 0 1 1 0 0 0 1 1				
<b>Inning Stats</b>	R: 0 E: 0 K: 1 S: 6 H: 1 LOB: 1 BB: 0 P: 6	R: 0 E: 0 K: 1 S: 5 H: 0 LOB: 0 BB: 0 P: 5	R: 0 E: 0 K: 1 S: 5 H: 0 LOB: 0 BB: 0 P: 5	R: 0 E: 0 K: 1 S: 5 H: 0 LOB: 0 BB: 0 P: 5	R: 0 E: 0 K: 1 S: 5 H: 0 LOB: 0 BB: 0 P: 5	R: 0 E: 0 K: 1 S: 6 H: 1 LOB: 2 BB: 1 P: 10	R: 0 E: 0 K: 0 S: 3 H: 1 LOB: 1 BB: 1 P: 7	R: 0 E: 0 K: 0 S: 3 H: 0 LOB: 0 BB: 0 P: 3	R: 3 E: 0 K: 1 S: 8 H: 3 LOB: 2 BB: 2 P: 16	R: 0 E: 0 K: 1 S: 6 H: 1 LOB: 1 BB: 0 P: 6	1B: 7 2B: 1 3B: 0 HR: 0 SF: 1 SAC: 0 DP: 1 HBP: 0	WP: 0 PB: 0 SB: 4 CS: 0 PA: 37		
<b>PITCHER</b>	IP WLS BF H R ER SO BB IBB HBP BLK WP HR S P ERA WHIP												<b>PITCHER</b>	IP WLS BF H R ER SO BB IBB HBP BLK WP HR S P ERA WHIP
<b>Dennis Blair, R</b> (1, 1) ERA: 3.07 <b>Chuck Taylor, R</b> (8, 1) ERA: 2.2	7.0 L 28 5 3 3 5 3 0 0 0 0 0 0 35 47 3.86 1.143													







Batter	1	2	3	4	5	6	7	8	9	AB R H RBI BB SO LOB	TOP																	
<b>Pete Rose, S</b> (1, 7) OBP: 0.382, SLG: 0.370	0-0 G3			0-0 F8	0-0 9-4 2B		0-0 F7		0-0 CS	4 0 1 1 0 0 0	<b>Cincinnati Reds @ Philadelphia Phillies</b> <b>Veterans Stadium, Philadelphia, PA</b> Mon Aug 26 1974, 7:05 PM EDT Att: 27,197 - Unknown																	
<b>Cesar Geronimo, L</b> (1, 8) OBP: 0.365, SLG: 0.436	0-3 K			0-0 4-3	0-0 F8			0-0 F8		4 0 0 0 0 1 2																		
<b>Johnny Bench, R</b> (1, 2) OBP: 0.358, SLG: 0.502	0-3 K2-3			0-0 HR 1B	4-0 IBB			0-0 F8		3 1 1 0 1 1 0																		
<b>Tony Perez, R</b> (1, 3) OBP: 0.340, SLG: 0.467		0-0 5-3		0-0 HR 1B	0-0 9-4			0-0 1B		4 1 2 2 0 0 3																		
<b>Dan Driessen, L</b> (1, 5) OBP: 0.338, SLG: 0.382 <b>Junior Kennedy, R</b> (8, 4) OBP: 0.214, SLG: 0.083		0-0 4-3		0-0 F8		0-0 F7		0-0 F7		4 0 0 0 0 0 1 0 0 0 0 0 0 0																		
<b>Ken Griffey, L</b> (1, 9) OBP: 0.298, SLG: 0.314 <b>George Foster, R</b> (6, PH) OBP: 0.339, SLG: 0.423 (6, 9)		0-0 F8			0-0 1B S 2B 1B	0-0 6-3		0-0 6-3		2 1 1 0 0 0 0 2 0 0 0 0 0 0																		
<b>Dave Concepcion, R</b> (1, 6) OBP: 0.327, SLG: 0.386			0-0 F7		0-0 1B S 2B 1B	0-0 5-3		0-0 4-3 3B		4 2 2 0 0 0 0																		
<b>Darrel Chaney, S</b> (1, 4) OBP: 0.350, SLG: 0.305 (8, 5)			0-0 F8		0-0 E 2B 2B		0-0 F7		0-0 4-3	4 1 1 3 0 0 0																		
<b>Tom Carroll, L</b> (1, 1) OBP: 0.208, SLG: 0.174 <b>Pedro Borbon, R</b> (3, 1) OBP: 0.200, SLG: 0.200 <b>Willi McEnaney, L</b> (5, 1) <b>Terry Crowley, L</b> (7, PH) <b>Clay Carroll, R</b> (7, 1) <b>Joe Morgan, L</b> (8, PH) OBP: 0.422, SLG: 0.492		0-3 K			0-0 E1 2B 2B		0-0 G3		0-0 CS 1B	1 0 0 0 0 0 1 0 1 0 0 0 0 0 0 1 0 0 0 0 0 0 0 0 1 0 0 0 0 0 0 0 0 0 0 0 0 0 0 0 1 0 1 0 0 0 0 0																		
<b>Inning Stats</b>	R: 0 E: 0 K: 2 S: 7	H: 0 LOB: 0 BB: 0 P: 7	R: 0 E: 0 K: 0 S: 3	H: 0 LOB: 0 BB: 0 P: 3	R: 0 E: 0 K: 1 S: 5	H: 0 LOB: 0 BB: 0 P: 5	R: 2 E: 0 K: 0 S: 5	H: 2 LOB: 0 BB: 0 P: 5	R: 3 E: 1 K: 0 S: 7	H: 4 LOB: 2 BB: 1 P: 11		R: 0 E: 0 K: 0 S: 3	H: 0 LOB: 0 BB: 0 P: 3	R: 0 E: 0 K: 0 S: 3	H: 0 LOB: 0 BB: 0 P: 3	R: 0 E: 0 K: 0 S: 4	H: 1 LOB: 1 BB: 0 P: 4	R: 1 E: 0 K: 0 S: 4	H: 2 LOB: 0 BB: 0 P: 4	1B: 5 2B: 3 3B: 1 HR: 1	SF: 0 SAC: 0 DP: 1 HBP: 0	WP: 0 PB: 0 SB: 2 CS: 1	PA: 37					
<b>PITCHER</b>	IP WLS BF H R ER SO BB IBB HBP BLK WP HR S P ERA WHIP																											
<b>Jim Lonborg, R</b> (1, 1) ERA: 3.3	4.0		17	5	5	5	3	0	0	0	0	0	0	1	23	23	11.25	1.250										
<b>Eddie Watt, R</b> (5, 1) ERA: 3.72	1.0		5	1	0	0	0	0	1	0	0	0	0	0	4	8	0.00	1.000										
<b>Pete Richert, L</b> (6, 1) ERA: 2.35	1.0		3	0	0	0	0	0	0	0	0	0	0	0	3	3	0.00	0.000										
<b>Ron Schueler, R</b> (7, 1) ERA: 3.46	2.0	W	7	1	0	0	0	0	0	0	0	0	0	0	7	7	0.00	0.500										
<b>Gene Garber, R</b> (9, 1) ERA: 4.63	1.0		4	2	1	1	0	0	0	0	0	0	0	0	4	4	9.00	2.000										

livebaseballscorecards.com

<b>AB</b>	35
<b>R</b>	6
<b>H</b>	9
<b>RBI</b>	6
<b>BB</b>	1
<b>SO</b>	3
<b>LOB</b>	7







Batter	1	2	3	4	5	6	7	8	9	AB R H RBI BB SO LOB	TOP	
<b>Pete Rose, S</b> (1, 7) OBP: 0.381, SLG: 0.369	0-0 G4-6-3 1B		0-0 6-3			0-0 P6		0-0 5-3		4 0 1 0 0 0 1		
<b>Cesar Geronimo, L</b> (1, 8) OBP: 0.367, SLG: 0.436	0-0 G4-6-3 1B		0-3 K			0-0 E 2B 1B		0-0 F7		4 1 2 0 0 1 1		
<b>Dan Driessen, L</b> (1, 5) OBP: 0.337, SLG: 0.380 <b>Junior Kennedy, R</b> (8, 4) OBP: 0.214, SLG: 0.083	0-0 G4-6-3 1-2f 2-3 1B			0-0 FC5-4 1B		0-0 E 2B		0-0 4-3		4 1 1 0 0 0 3 0 0 0 0 0 0 0		
<b>Johnny Bench, R</b> (1, 2) OBP: 0.355, SLG: 0.498	0-0 5-3			0-0 FC5-4 E 1-2f S		0-0 P4			0-3 K	4 0 0 0 0 1 4		
<b>Tony Perez, R</b> (1, 3) OBP: 0.342, SLG: 0.468		0-0 4-3		0-3 K		0-0 1-H 2-H 2B			4-0 CS 1B BB	3 1 1 2 1 1 1		
<b>Dave Concepcion, R</b> (1, 6) OBP: 0.328, SLG: 0.387			0-0 G5-4-3 1B		0-0 F9		0-0 6-3		0-0 FC3-6 1-H 1B	4 0 2 1 0 0 2		
<b>George Foster, R</b> (1, 9) OBP: 0.341, SLG: 0.422		0-0 G5-4-3 1-2f			0-0 F9		0-0 K 1B		4-0 FC3-6 1-2 IBB	3 0 1 0 1 0 1		
<b>Darrel Chaney, S</b> (1, 4) OBP: 0.346, SLG: 0.294 (8, 5)			4-0 WP BB		0-0 L4		0-3 K 1-2		0-0 FC3-6 1-2f 2-3	3 0 0 0 1 1 3		
<b>Jack Billingham, R</b> (1, 1) OBP: 0.085, SLG: 0.069			0-3 K		0-3 K		0-3 K		0-0 G3	4 0 0 0 0 3 3		
<b>Inning Stats</b>	R: 0 E: 0 K: 0 S: 4 H: 2 LOB: 1 BB: 0 P: 4	R: 0 E: 0 K: 0 S: 3 H: 1 LOB: 0 BB: 0 P: 3	R: 0 E: 0 K: 2 S: 7 H: 0 LOB: 1 BB: 1 P: 11	R: 0 E: 0 K: 1 S: 6 H: 1 LOB: 1 BB: 0 P: 6	R: 0 E: 0 K: 1 S: 5 H: 0 LOB: 0 BB: 0 P: 5	R: 2 E: 1 K: 0 S: 6 H: 2 LOB: 1 BB: 0 P: 6	R: 0 E: 0 K: 2 S: 7 H: 1 LOB: 0 BB: 0 P: 7	R: 0 E: 0 K: 0 S: 3 H: 0 LOB: 0 BB: 0 P: 3	R: 1 E: 0 K: 1 S: 6 H: 1 LOB: 2 BB: 2 P: 14	1B: 7 2B: 1 3B: 0 HR: 0 SF: 0 SAC: 0 DP: 2 HBP: 0	WP: 1 PB: 0 SB: 2 CS: 1 PA: 36	
<b>PITCHER</b>	IP WLS BF H R ER SO BB IBB HBP BLK WP HR S P ERA WHIP											
<b>Dick Ruthven, R</b> (1, 1) ERA: 3.77	7.0 L 27 7 2 0 6 1 0 0 0 0 1 0 38 42 0.00 1.143											
<b>Pete Richert, L</b> (8, 1) ERA: 2.27	1.0 3 0 0 0 0 0 0 0 0 0 0 0 3 3 0.00 0.000											
<b>Gene Garber, R</b> (9, 1) ERA: 4.53	1.0 6 1 1 0 1 1 1 0 0 0 0 0 6 14 0.00 2.000											

Cincinnati Reds @ Philadelphia Phillies  
Veterans Stadium, Philadelphia, PA  
Tue Aug 27 1974, 7:05 PM EDT  
Att: 32,106 - Unknown

AB	33
R	3
H	8
RBI	3
BB	3
SO	7
LOB	19



livebaseballscorecards.com





Batter	1	2	3	4	5	6	7	8	9	AB R H RBI BB SO LOB	TOP											
<b>Pete Rose, S</b> (1, 7) OBP: 0.385, SLG: 0.371	0-0 F9		4-0 IBB		0-0 1B		0-0 E8 SF9 1B	4-0 IBB		3 1 2 0 2 0 0												
<b>Dave Concepcion, R</b> (1, 6) OBP: 0.325, SLG: 0.383	0-0 5-3		4-3 1-2 2-3 3-H		0-0 F3		0-0 F8	0-0 L1		5 0 0 1 0 0 6												
<b>Johnny Bench, R</b> (1, 5) OBP: 0.355, SLG: 0.495	0-0 5-3		4-0 BB		0-3 K		4-0 IBB		0-0 5-3	3 0 0 0 2 1 1												
<b>Tony Perez, R</b> (1, 3) OBP: 0.338, SLG: 0.464		0-0 F9	0-3 K			0-0 F3	0-0 SF9		0-0 F8	4 0 0 1 0 1 3												
<b>George Foster, R</b> (1, 8) OBP: 0.342, SLG: 0.425		0-0 F8		0-0 G5-4-3 2B		0-0 BB 1B	0-3 K		0-0 5-3	5 0 2 0 0 1 1												
<b>Merv Rettenmund, R</b> (1, 9) OBP: 0.326, SLG: 0.323		0-0 F8		4-0 BB		4-0 BB BB		0-0 P4		1 0 0 0 2 0 0												
<b>Cesar Geronimo, L</b> (8, PH) OBP: 0.366, SLG: 0.435				4-0 G5-4-3 BB		1-2 BB				1 0 0 0 0 0 0												
<b>Bill Plummer, R</b> (1, 2) OBP: 0.270, SLG: 0.351			4-0 SH3-4 4-3 BB		0-0 G5-4-3		4-0 BB BB		0-0 1-3	1 1 0 0 2 0 2												
<b>Dan Driessen, L</b> (8, PH) OBP: 0.337, SLG: 0.379				0-0 1-2 2-3		1-2 BB				1 0 0 0 0 0 0												
<b>Junior Kennedy, R</b> (8, 4) OBP: 0.214, SLG: 0.083			4-0 SH3-4 4-3 BB		0-3 K		0-3 K		0-0 2B 1B	0 0 0 0 0 0 0												
<b>Darrel Chaney, S</b> (1, 4) OBP: 0.351, SLG: 0.295			4-0 SH3-4 4-3 BB		0-3 K		0-3 K		0-0 2B 1B	3 1 1 0 1 2 3												
<b>Don Gullett, R</b> (1, 1) OBP: 0.311, SLG: 0.284			0-0 SH3-4			0-0 CS 1B		0-0 1B E 1B	0-0 1B H	2 1 2 0 0 0 0												
<b>Pedro Borbon, R</b> (7, 1) OBP: 0.200, SLG: 0.200										0 0 0 0 0 0 0												
<b>Will McEnaney, L</b> (7, 1)										0 0 0 0 0 0 0												
<b>Terry Crowley, L</b> (8, PH) OBP: 0.291, SLG: 0.360			1-2 2-3							1 0 1 1 0 0 0												
<b>Dick Baney, R</b> (8, 1)										0 0 0 0 0 0 0												
<b>Inning Stats</b>	R: 0 E: 0 K: 0 S: 3	H: 0 LOB: 0 BB: 0 P: 3	R: 0 E: 0 K: 0 S: 3	H: 0 LOB: 0 BB: 0 P: 3	R: 1 E: 0 K: 1 S: 5	H: 0 LOB: 3 BB: 4 P: 21	R: 0 E: 0 K: 1 S: 5	H: 1 LOB: 1 BB: 1 P: 9	R: 0 E: 0 K: 1 S: 6	H: 2 LOB: 1 BB: 0 P: 6	R: 0 E: 0 K: 1 S: 5	H: 1 LOB: 2 BB: 2 P: 13	R: 2 E: 1 K: 1 S: 7	H: 2 LOB: 1 BB: 1 P: 11	R: 1 E: 0 K: 0 S: 5	H: 2 LOB: 2 BB: 1 P: 9	R: 0 E: 0 K: 0 S: 3	H: 0 LOB: 0 BB: 0 P: 3	1B: 6 2B: 2 3B: 0 HR: 0	SF: 1 SAC: 1 DP: 1 HBP: 0	WP: 0 PB: 0 SB: 1 CS: 1	PA: 41
<b>PITCHER</b>	IP WLS BF H R ER SO BB IBB HBP BLK WP HR S P ERA WHIP																					
<b>Steve Carlton, L</b> (1, 1) ERA: 3.08	7.0		32	6	3	2	5	6	2	0	0	0	0	0	34	66	2.57	1.714				
<b>Ron Schueler, R</b> (8, 1) ERA: 3.48	2.0	L	9	2	1	1	0	0	1	0	0	0	0	8	12	4.50	1.000					

Cincinnati Reds @ Philadelphia Phillies  
Veterans Stadium, Philadelphia, PA  
Wed Aug 28 1974, 7:05 PM EDT  
Att: 31,535 - Unknown

livebaseballscorecards.com

AB	30
R	4
H	8
RBI	3
BB	9
SO	5
LOB	16



BOTTOM

Cincinnati Reds @ Philadelphia Phillies  
Veterans Stadium, Philadelphia, PA  
Wed Aug 28 1974, 7:05 PM EDT  
Att. 31,535 - Unknown

livebaseballscorecards.com

AB 35  
R 3  
H 9  
RBI 3  
BB 3  
SO 4  
LOB 19



WP: 0 PA: 38  
PB: 0  
SB: 0  
CS: 0

AB R H RBI BB SO LOB

5 0 1 0 0 1 2

5 0 1 0 0 1 2

3 0 0 0 1 0 3

4 0 2 2 0 1 3

0 0 0 0 0 0 0

0 0 0 0 0 0 0

2 0 1 0 1 0 0

1 0 0 0 0 0 2

4 0 0 0 0 0 3

4 1 2 1 0 0 3

4 1 1 0 0 0 1

2 0 1 0 0 1 0

1 1 0 0 1 0 0

1B: 8 SF: 0  
2B: 0 SAC: 0  
3B: 0 DP: 1  
HR: 1 HBP: 0

Batter	1	2	3	4	5	6	7	8	9
Dave Cash, R OBP: 0.350, SLG: 0.386 (1, 4)	0-3 K		0-0 BB 1-2 1B		0-0 F7		0-0 B2		0-0 4-3
Larry Bowa, S OBP: 0.297, SLG: 0.331 (1, 6)	0-0 F9		0-0 F2		0-0 F9		0-0 1-2 2-3 1B 1B		0-3 K
Mike Schmidt, R OBP: 0.409, SLG: 0.584 (1, 5)	0-0 F7		4-0 BB 1-2 2-3 BB			0-0 5-3	0-0 F8		
Greg Luzinski, R OBP: 0.319, SLG: 0.404 Tony Taylor, R OBP: 0.407, SLG: 0.571 (7, PR) Ron Schueler, R OBP: 0.149, SLG: 0.111 (8, 1)		0-3 K	0-0 P4			0-0 1B 1B	0-0 1-2 2-H 3-H 1B		
Bill Robinson, R OBP: 0.282, SLG: 0.342 Del Unser, L OBP: 0.340, SLG: 0.404 (7, PH) (8, 8)		4-0 BB		0-0 5-3		0-0 1-2 1B	0-0 P6		
Mike Anderson, R OBP: 0.315, SLG: 0.370 (1, 9)		0-0 F9		0-0 P3		0-0 F9		0-0 F8	
Bob Boone, R OBP: 0.298, SLG: 0.341 (1, 2)		0-0 6-3		0-0 HR		0-0 P4		0-0 G4-6-3 1B	
Tom Hutton, L OBP: 0.315, SLG: 0.332 (1, 3)			0-0 F9		0-0 4-3		0-0 1B BB 1B 1B	0-0 G4-6-3 1-2f	
Steve Carlton, L OBP: 0.193, SLG: 0.238 Ollie Brown, R OBP: 0.272, SLG: 0.409 (7, PH) (8, 7)			0-0 BB 1B 1B		0-3 K		4-0 BB 1-2 1B BB		0-0 4-3

Inning Stats	R: 0	H: 0	E: 0	K: 1	S: 5	LOB: 0	BB: 0	P: 5	R: 0	H: 0	E: 0	K: 0	S: 5	LOB: 1	BB: 1	P: 9	R: 0	H: 2	E: 0	K: 0	S: 5	LOB: 3	BB: 1	P: 9	R: 1	H: 1	E: 0	K: 0	S: 4	LOB: 0	BB: 0	P: 4	R: 0	H: 0	E: 0	K: 1	S: 5	LOB: 0	BB: 0	P: 5	R: 2	H: 3	E: 0	K: 0	S: 6	LOB: 2	BB: 1	P: 10	R: 0	H: 1	E: 0	K: 0	S: 3	LOB: 0	BB: 0	P: 3	R: 0	H: 0	E: 0	K: 1	S: 5	LOB: 0	BB: 0	P: 5	1B: 8	SF: 0	2B: 0	SAC: 0	3B: 0	DP: 1	HR: 1	HBP: 0
--------------	------	------	------	------	------	--------	-------	------	------	------	------	------	------	--------	-------	------	------	------	------	------	------	--------	-------	------	------	------	------	------	------	--------	-------	------	------	------	------	------	------	--------	-------	------	------	------	------	------	------	--------	-------	-------	------	------	------	------	------	--------	-------	------	------	------	------	------	------	--------	-------	------	-------	-------	-------	--------	-------	-------	-------	--------

PITCHER	IP	WLS	BF	H	R	ER	SO	BB	IBB	HBP	BLK	WP	HR	S	P	ERA	WHIP
Don Gullett, L ERA: 2.96 (1, 1)	6.1		29	7	3	3	3	3	3	0	0	0	1	32	44	4.26	1.579
Pedro Borbon, R ERA: 3.15 (7, 1)	0.1		2	1	0	0	0	0	0	0	0	0	0	2	2	0.00	3.000
Will McEnaney, L ERA: 4.66 (7, 1)	0.1	W	1	0	0	0	0	0	0	0	0	0	0	1	1	0.00	0.000
Dick Baney, R ERA: 4.29 (8, 1)	2.0	S	6	1	0	0	1	0	0	0	0	0	0	8	8	0.00	0.500















Batter	1	2	3	4	5	6	7	8	9	AB R H RBI BB SO LOB	TOP											
Ron Hunt, R (1, 4) OBP: 0.380, SLG: 0.310	0-0 6-3		1-0 1B 1B HBP		0-0 1B SH1	0-0 1B			0-0 P4	4 2 2 0 0 0 0												
Larry Lintz, S (1, 6) OBP: 0.338, SLG: 0.295	0-0 6-3		0-0 F2		0-0 SH1	0-3 K			0-0 G3	4 0 0 0 0 1 2												
Bob Bailey, R (1, 5) OBP: 0.399, SLG: 0.447 Pepe Frias, R (9, PR) OBP: 0.276, SLG: 0.278	0-0 6-3		0-0 1B 1B		4-0 FC1-4 1B BB				0-0 1B 1B	4 0 2 0 1 0 0 0 0 0 0 0 0 0												
Hal Breeden, R (1, 3) OBP: 0.331, SLG: 0.365 Mike Jorgensen, L (9, PH) OBP: 0.437, SLG: 0.461		0-0 P6	0-0 F2		0-0 FC1-4 1B				0-0 1B	4 0 1 1 0 1 2 1 0 1 0 0 0 0												
Ron Woods, R (1, 8) OBP: 0.325, SLG: 0.257		0-0 F8	0-0 1B		0-0 FC1-4 BB				0-3 K	5 0 1 1 0 1 4												
Ken Singleton, S (1, 9) OBP: 0.386, SLG: 0.382		4-0 2B BB	0-0 F9		4-0 1B BB				0-3 K	2 0 0 0 2 1 2												
Pepe Mangual, R (1, 7) OBP: 0.500, SLG: 0.750		0-0 1-3 2B			0-3 K	0-0 F8			0-0 1B	4 0 2 0 0 1 3												
Bob Stinson, S (1, 2) OBP: 0.315, SLG: 0.256		4-0 IBB			0-0 P4				0-3 K	3 0 0 0 1 2 1												
Mike Torrez, R (1, 1) OBP: 0.080, SLG: 0.061		0-3 K			0-3 K				0-3 K	4 0 0 0 0 4 4												
<b>Inning Stats</b>	R: 0 E: 0 K: 0 S: 3	H: 0 LOB: 0 BB: 0 P: 3	R: 0 E: 0 K: 1 S: 6	H: 1 LOB: 3 BB: 2 P: 14	R: 1 E: 0 K: 0 S: 5	H: 2 LOB: 2 BB: 0 P: 6	R: 0 E: 0 K: 2 S: 7	H: 0 LOB: 0 BB: 0 P: 7	R: 1 E: 0 K: 0 S: 5	H: 2 LOB: 3 BB: 2 P: 13	R: 0 E: 0 K: 3 S: 10	H: 1 LOB: 1 BB: 0 P: 10	R: 0 E: 0 K: 1 S: 5	H: 0 LOB: 0 BB: 0 P: 5	R: 0 E: 0 K: 3 S: 10	H: 1 LOB: 1 BB: 0 P: 10	R: 0 E: 0 K: 1 S: 7	H: 2 LOB: 2 BB: 0 P: 7	1B: 8 2B: 1 3B: 0 HR: 0	SF: 0 SAC: 1 DP: 0 HBP: 1	WP: 0 PB: 0 SB: 0 CS: 0	PA: 41
<b>PITCHER</b>	IP WLS BF H R ER SO BB IBB HBP BLK WP HR S P ERA WHIP																					
Don Gullett, L (1, 1) ERA: 2.93	8.0 L 36 7 2 2 10 3 1 1 0 0 0 51 68 2.25 1.250																					
Clay Carroll, R (9, 1) ERA: 2.52	1.0 5 2 0 0 1 0 0 0 0 0 0 7 7 0.00 2.000																					

**Montreal Expos @ Cincinnati Reds**  
Riverfront Stadium, Cincinnati, OH  
Sun Sep 01 1974, 3:33 AM EDT  
Att: 30,037 - Unknown

[livebaseballscorecards.com](http://livebaseballscorecards.com)

<b>AB</b>	35
<b>R</b>	2
<b>H</b>	9
<b>RBI</b>	2
<b>BB</b>	4
<b>SO</b>	11
<b>LOB</b>	18







Batter	1	2	3	4	5	6	7	8	9	AB R H RBI BB SO LOB	TOP												
<b>Pete Rose, S</b> (1, 7) OBP: 0.384, SLG: 0.372	0-0 1B 2B	0-0 6-3			0-0 4-3		0-0 E 2B 1B		0-0 4-3	5 2 2 0 0 0 1													
<b>Joe Morgan, L</b> (1, 4) OBP: 0.425, SLG: 0.502	0-0 P9		0-0 HR		0-0 2B		0-0 E9 1-3 2B 1B			4 1 3 1 0 0 1													
<b>Johnny Bench, R</b> (1, 2) OBP: 0.357, SLG: 0.500	4-0 1B BB		0-0 F7		0-3 K		0-0 2B			3 0 1 1 1 1 1													
<b>Tony Perez, R</b> (1, 3) OBP: 0.337, SLG: 0.460	0-0 1-2 2-H 1B		0-0 F8		0-3 K		0-3 K			4 0 1 1 0 2 1													
<b>Dan Driessen, L</b> (1, 5) OBP: 0.343, SLG: 0.383	0-3 K		0-0 CS 1B		0-0 1B 1B		0-0 F8			4 0 2 0 0 1 2													
<b>Cesar Geronimo, L</b> (1, 8) OBP: 0.365, SLG: 0.431	0-0 F7		0-0 CS 1-2	0-0 4-3	0-0 K		0-0 1B 1B		0-0 F7	4 0 1 0 0 0 2													
<b>Dave Concepcion, R</b> (1, 6) OBP: 0.323, SLG: 0.377		4-0 G3 S BB		0-3 K	0-0 L7		0-0 F2			3 0 0 0 1 1 2													
<b>Ken Griffey, L</b> (1, 9) OBP: 0.293, SLG: 0.305		0-0 G3		0-0 3-1	0-3 K		0-0 6-3		0-0 6-3	4 0 0 0 0 1 3													
<b>Tom Carroll, L</b> (1, 1) OBP: 0.192, SLG: 0.160		0-3 K		0-0 L4			0-0 1-3		0-0 1-3	2 0 0 0 0 1 1													
<b>Phil Gagliano, R</b> (7, PH) OBP: 0.395, SLG: 0.071										1 0 0 0 0 0 0													
<b>Fred Norman, S</b> (7, 1) OBP: 0.122, SLG: 0.085										0 0 0 0 0 0 0													
<b>Terry Crowley, L</b> (9, PH) OBP: 0.287, SLG: 0.353										1 0 0 0 0 0 0													
<b>Inning Stats</b>	R: 1 E: 0 K: 1 S: 7	H: 2 LOB: 2 BB: 1 P: 11	R: 0 E: 0 K: 1 S: 5	H: 0 LOB: 1 BB: 1 P: 9	R: 1 E: 0 K: 0 S: 4	H: 2 LOB: 0 BB: 0 P: 4	R: 0 E: 0 K: 1 S: 5	H: 0 LOB: 0 BB: 0 P: 5	R: 0 E: 0 K: 1 S: 6	H: 1 LOB: 1 BB: 0 P: 6	R: 0 E: 0 K: 2 S: 9	H: 2 LOB: 2 BB: 0 P: 9	R: 1 E: 1 K: 1 S: 7	H: 3 LOB: 1 BB: 0 P: 7	R: 0 E: 0 K: 0 S: 3	H: 0 LOB: 0 BB: 0 P: 3	R: 0 E: 0 K: 0 S: 3	H: 0 LOB: 0 BB: 0 P: 3	1B: 6 2B: 3 3B: 0 HR: 1	SF: 0 SAC: 0 DP: 0 HBP: 0	WP: 0 PB: 0 SB: 1 CS: 1	PA: 38	
<b>PITCHER</b> <b>Larry Dierker, R</b> (1, 1) ERA: 2.8	IP: 6.1 WLS: W BF: 29 H: 9 R: 3 ER: 3 SO: 6 BB: 2 IBB: 0 HBP: 0 BLK: 0 WP: 0 HR: 1 S: 39 P: 47 ERA: 4.26 WHIP: 1.737											<b>PITCHER</b> <b>Ken Forsch, R</b> (7, 1) ERA: 2.83	IP: 2.2 WLS: S BF: 8 H: 1 R: 0 ER: 0 SO: 1 BB: 0 IBB: 0 HBP: 0 BLK: 0 WP: 0 HR: 0 S: 10 P: 10 ERA: 0.00 WHIP: 0.375										

**Cincinnati Reds @ Houston Astros**  
 Astrodome, Houston, TX  
 Mon Sep 02 1974, 8:05 PM EDT  
 Att. 8,750 - Dome

[livebaseballscorecards.com](http://livebaseballscorecards.com)

<b>AB</b>	<b>35</b>
<b>R</b>	<b>3</b>
<b>H</b>	<b>10</b>
<b>RBI</b>	<b>3</b>
<b>BB</b>	<b>2</b>
<b>SO</b>	<b>7</b>
<b>LOB</b>	<b>14</b>



Batter	1	2	3	4	5	6	7	8	9
<b>Greg Cross, L</b> (1, 9) OBP: 0.390, SLG: 0.363	0-0 6-3		0-0 FC FC3-8		0-0 SH1 1B		0-0 1B		
<b>Roger Metzger, S</b> (1, 6) OBP: 0.299, SLG: 0.320	0-0 G6-4-3 1B		0-0 FC3-6 FC6-4		0-0 SH1		0-0 5-3		
<b>Cesar Cedeno, R</b> (1, 8) OBP: 0.344, SLG: 0.484	0-0 G6-4-3 1-2f		0-0 FC6-4 1-2f		0-0 F8			0-0 F8	
<b>Lee May, R</b> (1, 3) OBP: 0.304, SLG: 0.457		0-0 1B		0-0 L9		0-0 F7		0-0 1-3 1B	
<b>Milt May, L</b> (1, 2) OBP: 0.345, SLG: 0.391		0-0 L4		0-0 4-3		0-0 4-3		0-0 1-3	
<b>Doug Rader, R</b> (1, 5) OBP: 0.332, SLG: 0.420		0-0 F7		0-0 6-3		HR		4-0 IBB	
<b>Wilbur Howard, S</b> (1, 7) OBP: 0.303, SLG: 0.313		0-0 F9			0-0 SH1-4 1B 1B	0-0 CS 1B		0-0 P4	
<b>Larry Milbourne, S</b> (1, 4) OBP: 0.354, SLG: 0.356			0-0 WP SH5-4 FC 1B		0-0 1B SH1 1B	0-0 CS 1-2	0-0 F7		
<b>Larry Dierker, R</b> (1, 1) <b>Ken Forsch, R</b> (7, 1)			0-0 SH5-4		0-0 SH1-4		0-0 F9		

Inning Stats	R: 0	H: 1	E: 0	LOB: 0	K: 0	BB: 0	S: 3	P: 3
	R: 0	H: 1	E: 0	LOB: 1	K: 0	BB: 0	S: 4	P: 4
	R: 1	H: 1	E: 0	LOB: 1	K: 0	BB: 0	S: 5	P: 5
	R: 0	H: 0	E: 0	LOB: 0	K: 0	BB: 0	S: 3	P: 3
	R: 2	H: 3	E: 0	LOB: 1	K: 0	BB: 0	S: 6	P: 6
	R: 1	H: 2	E: 0	LOB: 0	K: 0	BB: 0	S: 4	P: 4
	R: 0	H: 1	E: 0	LOB: 1	K: 0	BB: 0	S: 4	P: 4
	R: 0	H: 1	E: 0	LOB: 2	K: 0	BB: 1	S: 4	P: 8

PITCHER	IP	WLS	BF	H	R	ER	SO	BB	IBB	HBP	BLK	WP	HR	S	P	ERA	WHIP
<b>Tom Carroll, R</b> (1, 1) ERA: 3.29	6.0	L	25	8	4	4	0	0	0	0	0	1	1	25	25	6.00	1.333
<b>Fred Norman, L</b> (7, 1) ERA: 2.97	2.0		9	2	0	0	0	0	1	0	0	0	0	8	12	0.00	1.000

**BOTTOM**

**Cincinnati Reds @ Houston Astros**  
Astrodome, Houston, TX

Mon Sep 02 1974, 8:05 PM EDT  
Att: 8,750 - Dome

AB	30
R	4
H	10
RBI	4
BB	1
SO	0
LOB	11

livebaseballscorecards.com



1B	2B	3B	HR	SF	SAC	DP	HBP	WP	HR	S	P	ERA	WHIP
9	0	0	1	0	3	1	0	1	1	8	12	0.00	1.000
0	0	0	0	0	0	0	0	0	0	0	0	0.00	1.000



Batter	1	2	3	4	5	6	7	8	9	AB R H RBI BB SO LOB	TOP														
<b>Pete Rose, S</b> (1, 7) OBP: 0.384, SLG: 0.371	0-0 F3	0-0 G6-4-3			4-0 BB		0-0 L9		0-0 1B SF7 1B	4 1 1 0 1 0 4															
<b>Joe Morgan, L</b> (1, 4) OBP: 0.425, SLG: 0.500	4-0 1B SF9 BB		0-0 F8		0-3 K		0-0 F9		0-0 7-4 SF7 1B	4 1 1 1 1 1 3															
<b>Johnny Bench, R</b> (1, 2) OBP: 0.359, SLG: 0.500	0-0 2B WP 1B		0-0 F7			4-0 1B FC6-4 BB	4-0 1B BB		0-0 SF7	2 2 1 1 2 0 0															
<b>Tony Perez, R</b> (1, 3) OBP: 0.338, SLG: 0.461	0-0 SF9		0-3 K			0-0 FC6-4 1B	0-0 1B		0-0 7-4	4 0 2 3 0 1 1															
<b>Dave Concepcion, R</b> (1, 6) OBP: 0.323, SLG: 0.378	0-0 2B			0-0 1-3		0-0 FC6-4	0-0 F9			4 0 1 1 0 0 3															
<b>George Foster, R</b> (1, 9) OBP: 0.341, SLG: 0.420	0-3 K			0-0 P4		0-0 FC6-4		0-0 F9		4 0 0 0 0 1 2															
<b>Cesar Geronimo, L</b> (1, 8) OBP: 0.362, SLG: 0.427		0-0 1-3		0-0 F9		0-0 4-3		0-0 5-3		4 0 0 0 0 0 1															
<b>Junior Kennedy, R</b> (1, 5) OBP: 0.294, SLG: 0.143					0-0 F7			0-0 4-3		2 1 1 0 1 0 0															
<b>Hal King, L</b> (8, PH) OBP: 0.286, SLG: 0.167										1 0 0 0 0 0 0															
<b>Darrel Chaney, S</b> (8, 5) OBP: 0.342, SLG: 0.281										0 0 0 0 0 0 0															
<b>Clay Kirby, R</b> (1, 1) OBP: 0.167, SLG: 0.083										1 0 0 0 1 1 0															
<b>Merv Rettenmund, R</b> (7, PH) OBP: 0.329, SLG: 0.327										1 1 1 0 0 0 0															
<b>Pedro Borbon, R</b> (7, 1) OBP: 0.200, SLG: 0.200										0 0 0 0 0 0 0															
<b>Terry Crowley, L</b> (9, PH) OBP: 0.292, SLG: 0.353										0 1 0 0 1 0 0															
<b>Clay Carroll, R</b> (9, 1) OBP: 0.143, SLG: 0.143										0 0 0 0 0 0 0															
<b>Inning Stats</b>	R: 2 E: 0 K: 1 S: 7	H: 2 LOB: 1 BB: 1 P: 11	R: 0 E: 0 K: 0 S: 2	H: 0 LOB: 1 BB: 2 P: 10	R: 0 E: 0 K: 1 S: 5	H: 0 LOB: 0 BB: 0 P: 5	R: 0 E: 0 K: 0 S: 3	H: 0 LOB: 0 BB: 0 P: 3	R: 0 E: 0 K: 2 S: 7	H: 0 LOB: 1 BB: 1 P: 11	R: 1 E: 0 K: 0 S: 4	H: 1 LOB: 1 BB: 1 P: 8	R: 2 E: 0 K: 0 S: 6	H: 3 LOB: 2 BB: 1 P: 10	R: 0 E: 0 K: 0 S: 3	H: 0 LOB: 0 BB: 0 P: 3	R: 2 E: 1 K: 0 S: 4	H: 2 LOB: 0 BB: 1 P: 8	1B: 7 2B: 2 3B: 0 HR: 0	SF: 2 SAC: 0 DP: 2 HBP: 0	WP: 1 PB: 0 SB: 0 CS: 0	PA: 40			
<b>PITCHER</b>	IP	WLS	BF	H	R	ER	SO	BB	IBB	HBP	BLK	WP	HR	S	P	ERA	WHIP								
<b>Dave Roberts, L</b> (1, 1) ERA: 3.25	6.2		30	5	5	5	4	6	0	0	0	1	0	32	56	6.75	1.650								
<b>Ken Forsch, R</b> (7, 1) ERA: 3.01	1.1	L	7	2	2	2	0	1	0	0	0	0	0	6	10	13.50	2.250								
<b>Ramon de los Santos, L</b> (9, 1) ERA:	0.0		1	1	0	0	0	0	0	0	0	0	0	1	1	∞	∞								
<b>Jerry Johnson, R</b> (9, 1) ERA: 5.06	1.0		2	0	0	0	0	0	0	0	0	0	0	2	2	0.00	0.000								

Cincinnati Reds @ Houston Astros  
Astrodome, Houston, TX  
Tue Sep 03 1974, 8:05 PM EDT  
Att. 6,894 - Dome

livebaseballscorecards.com

AB	31
R	7
H	8
RBI	6
BB	7
SO	4
LOB	14



Batter	1	2	3	4	5	6	7	8	9	AB	R	H	RBI	BB	SO	LOB
Greg Cross, L OBP: 0.388, SLG: 0.361 (1, 9)	0-0 1B BB SF9 1B	0-0 3-1		0-3 K			0-0 6-3		0-0 G6-4-3 1-2f	5	1	1	0	0	1	1
Roger Metzger, S OBP: 0.301, SLG: 0.318 (1, 6)	4-0 1B BB 1-2 1B BB	4-0 FC6-4 BB			0-0 1-3		0-0 4-3			2	1	0	0	2	0	0
Cesar Cedeno, R OBP: 0.343, SLG: 0.483 (1, 8)	0-0 1B BB 1-2 2-3 1B	0-3 K			0-0 P3		0-0 6-3			4	1	1	0	0	1	1
Lee May, R OBP: 0.305, SLG: 0.465 Dave Campbell, R OBP: 0.130, SLG: 0.136 (1, 3) (8, PR) (9, 3)	0-0 SF9 3-H	0-0 FC6-4 1-2f			0-0 HR			0-0 G4-3 1B		3	1	2	2	0	0	1
Milt May, L OBP: 0.346, SLG: 0.392 (1, 2)	0-0 1B 1-3 2-H 1B		0-0 4-3		0-0 P5			0-0 G4-3 1-2 1B		4	1	2	1	0	0	0
Doug Rader, R OBP: 0.331, SLG: 0.419 (1, 5)	0-0 E 2-H 3-H 1B		0-3 K			0-0 1-3		0-0 G4-3 1-2f 2-3		4	0	1	2	0	1	2
Wilbur Howard, S OBP: 0.297, SLG: 0.306 (1, 7)	0-0 F7		0-0 F9			0-0 4-3 1B		0-0 6-3		4	0	1	0	0	0	3
Larry Milbourne, S OBP: 0.340, SLG: 0.340 (1, 4)	0-0 E1 1-2			0-0 4-3		0-0 4-3			0-0 1-3	4	0	0	0	0	0	2
Dave Roberts, L OBP: 0.191, SLG: 0.333 Ken Forsch, R (7, 1) Ramon de los Santos, L (9, 1) Jerry Johnson, R (9, 1) Cliff Johnson, R OBP: 0.354, SLG: 0.450 (9, PH)	0-3 K			0-3 K		0-3 K			0-0 G6-4-3 1B	3	0	0	0	0	3	3

Inning Stats	R: 4	H: 4	E: 1	K: 1	S: 10	LOB: 2	BB: 1	P: 14	R: 0	H: 0	E: 0	K: 1	S: 5	LOB: 1	BB: 1	P: 9	R: 0	H: 0	E: 0	K: 1	S: 5	LOB: 0	BB: 0	P: 5	R: 1	H: 1	E: 0	K: 0	S: 4	LOB: 0	BB: 0	P: 4	R: 0	H: 1	E: 0	K: 1	S: 6	LOB: 1	BB: 0	P: 6	R: 0	H: 0	E: 0	K: 0	S: 3	LOB: 0	BB: 0	P: 3	R: 0	H: 2	E: 0	K: 0	S: 4	LOB: 2	BB: 0	P: 4	R: 0	H: 1	E: 0	K: 0	S: 3	LOB: 0	BB: 0	P: 3	1B: 8	2B: 0	3B: 0	HR: 1	SF: 1	SAC: 0	DP: 2	HBP: 0	WP: 0	PB: 0	SB: 0	CS: 0	PA: 37
--------------	------	------	------	------	-------	--------	-------	-------	------	------	------	------	------	--------	-------	------	------	------	------	------	------	--------	-------	------	------	------	------	------	------	--------	-------	------	------	------	------	------	------	--------	-------	------	------	------	------	------	------	--------	-------	------	------	------	------	------	------	--------	-------	------	------	------	------	------	------	--------	-------	------	-------	-------	-------	-------	-------	--------	-------	--------	-------	-------	-------	-------	--------

PITCHER	IP	WLS	BF	H	R	ER	SO	BB	IBB	HBP	BLK	WP	HR	S	P	ERA	WHIP
Clay Kirby, R ERA: 3.26 (1, 1)	6.0		27	6	5	5	6	2	0	0	0	0	1	37	45	7.50	1.333
Pedro Borbon, R ERA: 3.12 (7, 1)	2.0	W	7	2	0	0	0	0	0	0	0	0	0	7	7	0.00	1.000
Clay Carroll, R ERA: 2.49 (9, 1)	1.0		3	1	0	0	0	0	0	0	0	0	0	3	3	0.00	1.000

BOTTOM

Cincinnati Reds @ Houston Astros  
Astrodome, Houston, TX  
Tue Sep 03 1974, 8:05 PM EDT  
Att: 6,894 - Dome

livebaseballscorecards.com

AB	34
R	5
H	9
RBI	5
BB	2
SO	6
LOB	13





Batter	1	2	3	4	5	6	7	8	9	AB R H RBI BB SO LOB	TOP									
<b>Pete Rose, S</b> (1, 7) OBP: 0.382, SLG: 0.368	0-0 6-3		0-0 F7		0-0 E6			0-0 4-3		4 0 0 0 0 0 1	<b>Cincinnati Reds @ Houston Astros</b> Astrodome, Houston, TX Wed Sep 04 1974, 8:05 PM EDT Att. 8,024 - Dome									
<b>Joe Morgan, L</b> (1, 4) OBP: 0.425, SLG: 0.498	0-0 F9			4-0 4-3 S BB	0-0 F9			4-0 BB		2 0 0 0 2 0 1										
<b>Johnny Bench, R</b> (1, 2) OBP: 0.358, SLG: 0.497	0-0 P4			0-0 4-3		4-0 G4-6-3 BB		0-0 1-3		3 0 0 0 1 0 2										
<b>Tony Perez, R</b> (1, 3) OBP: 0.337, SLG: 0.459		0-0 F8		0-0 P4		0-0 P3		0-0 FC5-6 1B		4 0 1 0 0 0 2										
<b>Dan Driessen, L</b> (1, 5) OBP: 0.340, SLG: 0.380 <b>Darrel Chaney, S</b> (7, 5) OBP: 0.339, SLG: 0.278		0-0 F8		0-0 6-3		0-0 G4-6-3		0-0 FC5-6 BB		3 0 0 0 0 0 2 1 0 0 0 0 0 1										
<b>Cesar Geronimo, L</b> (1, 8) OBP: 0.363, SLG: 0.424		0-0 F7			4-0 SH5-4 BB E BB		0-0 F7	4-0 G6-4-3 BB		2 1 0 0 2 0 0										
<b>Dave Concepcion, R</b> (1, 6) OBP: 0.320, SLG: 0.375			0-0 F7		0-3 K		0-0 6-3	0-0 G6-4-3		4 0 0 0 0 1 3										
<b>George Foster, R</b> (1, 9) OBP: 0.344, SLG: 0.418			1-0 SH1-4 HBP		4-0 SH5-4 BB E BB		0-3 K			1 1 0 0 1 1 0										
<b>Jack Billingham, R</b> (1, 1) OBP: 0.081, SLG: 0.066			0-0 SH1-4		0-0 SH5-4		0-3 K			1 0 0 0 0 1 0										
<b>Inning Stats</b>	R: 0 E: 0 K: 0 S: 3	H: 0 LOB: 0 BB: 0 P: 3	R: 0 E: 0 K: 0 S: 3	H: 0 LOB: 0 BB: 0 P: 3	R: 0 E: 0 K: 0 S: 3	H: 0 LOB: 1 BB: 1 P: 7	R: 2 E: 1 K: 1 S: 6	H: 0 LOB: 1 BB: 2 P: 14	R: 0 E: 0 K: 0 S: 2	H: 0 LOB: 0 BB: 1 P: 6	R: 0 E: 0 K: 1 S: 5	H: 0 LOB: 0 BB: 0 P: 5	R: 0 E: 0 K: 1 S: 5	H: 0 LOB: 1 BB: 1 P: 9	R: 0 E: 0 K: 0 S: 3	H: 1 LOB: 1 BB: 1 P: 7	1B: 1 2B: 0 3B: 0 HR: 0	SF: 0 SAC: 2 DP: 2 HBP: 1	WP: 0 PB: 0 SB: 1 CS: 0	PA: 34
<b>PITCHER</b>	IP WLS BF H R ER SO BB IBB HBP BLK WP HR S P ERA WHIP																			
<b>Don Wilson, R</b> (1, 1) ERA: 3.35	8.0 L 30 0 2 0 3 5 0 1 0 0 0 0 30 51 0.00 0.625																			
<b>Mike Cosgrove, L</b> (9, 1) ERA: 3.14	1.0 4 1 0 0 0 1 0 0 0 0 0 0 3 7 0.00 2.000																			

livebaseballscorecards.com

<b>AB</b>	25
<b>R</b>	2
<b>H</b>	1
<b>RBI</b>	0
<b>BB</b>	6
<b>SO</b>	3
<b>LOB</b>	12



Batter	1	2	3	4	5	6	7	8	9	AB	R	H	RBI	BB	SO	LOB
Greg Cross, L (1, 9) OBP: 0.387, SLG: 0.360	0-0 4-3			0-0 F7		0-0 3-1		0-0 1B		4	0	1	0	0	0	0
Roger Metzger, S (1, 6) OBP: 0.302, SLG: 0.320	0-0 4-3			0-0 6-3		0-0 FC4 1B		0-0 CS 1B		4	0	2	0	0	0	0
Cesar Cedeno, R (1, 8) OBP: 0.344, SLG: 0.482	0-0 CS 1B			1-0 HBP		0-0 FC4 1-2f		0-3 K 1-2		3	0	1	0	0	1	3
Lee May, R (1, 3) OBP: 0.303, SLG: 0.461	0-0 CS 1-2	0-3 K		0-0 6-3			0-0 F8		0-0 P4	4	0	0	0	0	1	1
Milt May, L (1, 2) OBP: 0.345, SLG: 0.390		0-0 G3			0-0 F8		0-0 1B E 1B		0-0 6-3	4	1	1	0	0	0	0
Doug Rader, R (1, 5) OBP: 0.333, SLG: 0.419		0-0 6-3			0-0 1B		0-0 1B E 1B		0-0 6-3	4	0	2	0	0	0	0
Wilbur Howard, S (1, 7) OBP: 0.282, SLG: 0.289			0-0 5-3		0-0 F8		0-0 E5 G4-6-3			2	0	0	0	0	0	1
Cliff Johnson, R (7, PH) OBP: 0.352, SLG: 0.447					0-0 F8		1-2 2-H			1	0	0	0	0	0	1
Bob Gallagher, L (8, 7) OBP: 0.287, SLG: 0.211					0-0 F7		0-0 G4-6-3 1-2f			0	0	0	0	0	0	0
Larry Milbourne, S (1, 4) OBP: 0.333, SLG: 0.333			0-0 3-1		0-0 F7					2	0	0	0	0	0	1
Bob Watson, R (7, PH) OBP: 0.368, SLG: 0.411										1	0	0	0	0	0	2
Dave Campbell, R (8, 4) OBP: 0.130, SLG: 0.136										0	0	0	0	0	0	0
Don Wilson, R (1, 1) OBP: 0.263, SLG: 0.333			0-0 4-3			0-3 K			0-0 6-3	2	0	0	0	0	1	0
Tommy Helms, R (8, PH) OBP: 0.323, SLG: 0.362										1	0	0	0	0	0	0
Mike Cosgrove, L (9, 1) OBP: 0.167, SLG: 0.063										0	0	0	0	0	0	0

Inning Stats	R: 0	H: 1	E: 0	LOB: 0	K: 0	BB: 0	S: 3	P: 3	R: 0	H: 0	E: 0	LOB: 0	K: 1	BB: 0	S: 5	P: 5	R: 0	H: 0	E: 0	LOB: 0	K: 0	BB: 0	S: 3	P: 3	R: 0	H: 1	E: 0	LOB: 1	K: 0	BB: 0	S: 4	P: 4	R: 0	H: 1	E: 0	LOB: 1	K: 1	BB: 0	S: 6	P: 6	R: 1	H: 2	E: 1	LOB: 1	K: 0	BB: 0	S: 5	P: 5	R: 0	H: 2	E: 0	LOB: 2	K: 1	BB: 0	S: 6	P: 6	R: 0	H: 0	E: 0	LOB: 0	K: 0	BB: 0	S: 3	P: 3	1B: 7	SF: 0	2B: 1	SAC: 0	3B: 0	DP: 2	HR: 0	HBP: 1	WP: 0	PA: 34	ERA	WHIP
PITCHER Jack Billingham, R (1, 1) ERA: 3.12	9.0	WLS	BF	H	R	ER	SO	BB	IBB	HBP	BLK	WP	HR	S	P	ERA	WHIP																																																											

**BOTTOM**

**Cincinnati Reds @ Houston Astros**  
Astrodome, Houston, TX

Wed Sep 04 1974, 8:05 PM EDT  
Att: 8,024 - Dome

AB	32
R	1
H	7
RBI	0
BB	0
SO	3
LOB	9

WP	PA	ERA	WHIP
0	34	0.00	0.778



**Los Angeles Dodgers @ Cincinnati Reds**  
 Riverfront Stadium, Cincinnati, OH

Fri Sep 06 1974, 7:05 PM EDT  
 Att: 51,083 - Unknown

AB	34
R	3
H	8
RBI	3
BB	2
SO	7
LOB	14



WP:	1	PA:	37
PB:	0		
SB:	0		
CS:	0		

Batter	1	2	3	4	5	6	7	8	9	AB R H RBI BB SO LOB
<b>Davey Lopes, R</b> (1, 4) OBP: 0.366, SLG: 0.380	0-0 P4		0-0 F7		4-0 1B BB		0-0 4-3		0-0 1-3	4 0 0 0 1 0 1
<b>Bill Buckner, L</b> (1, 7) OBP: 0.353, SLG: 0.397	0-0 WP HR 2B		0-0 G3		0-0 1B 1-2 2-3		0-0 F3			4 1 2 0 0 0 0
<b>Jimmy Wynn, R</b> (1, 8) OBP: 0.396, SLG: 0.525	4-0 2-3 HR BB		0-0 P4		0-0 F8			0-3 K		3 1 0 0 1 1 3
<b>Steve Garvey, R</b> (1, 3) OBP: 0.354, SLG: 0.491	0-0 1-H 3-H HR			0-0 2B	0-3 K			0-3 K		4 1 2 3 0 2 3
<b>Joe Ferguson, R</b> (1, 9) OBP: 0.366, SLG: 0.417	0-3 K			0-0 1-3		0-0 6-3		0-0 1B		4 0 1 0 0 1 1
<b>Ron Cey, R</b> (1, 5) OBP: 0.361, SLG: 0.409	0-0 6-3			0-3 K		0-0 1B		0-0 F4		4 0 1 0 0 1 2
<b>Bill Russell, R</b> (1, 6) OBP: 0.330, SLG: 0.355		0-0 F8		0-0 4-3		0-0 F9		0-0 5-3		4 0 0 0 0 0 2
<b>Steve Yeager, R</b> (1, 2) OBP: 0.333, SLG: 0.415		0-3 K			0-0 1B SH3 1B	0-3 K2-3		0-0 FC3-6 1B		4 0 2 0 0 2 1
<b>Don Sutton, R</b> (1, 1) OBP: 0.218, SLG: 0.202		0-0 6-3			0-0 SH3		0-0 1-3		0-0 FC3-6	2 0 0 0 0 0 0
<b>Mike Marshall, R</b> (8, 1) OBP: 0.214, SLG: 0.214									1-2	0 0 0 0 0 0 0
<b>Willie Crawford, L</b> (8, 9) OBP: 0.381, SLG: 0.455										1 0 0 0 0 0 1

Inning Stats	R: 3	H: 2	E: 0	LOB: 0	K: 1	BB: 1	S: 7	P: 11	R: 0	H: 0	E: 0	LOB: 0	K: 1	BB: 0	S: 5	P: 5	R: 0	H: 0	E: 0	LOB: 0	K: 0	BB: 0	S: 3	P: 3	R: 0	H: 1	E: 0	LOB: 1	K: 1	BB: 0	S: 6	P: 6	R: 0	H: 2	E: 0	LOB: 3	K: 1	BB: 1	S: 7	P: 11	R: 0	H: 1	E: 0	LOB: 1	K: 1	BB: 0	S: 6	P: 6	R: 0	H: 0	E: 0	LOB: 0	K: 2	BB: 0	S: 3	P: 3	R: 0	H: 1	E: 0	LOB: 1	K: 0	BB: 0	S: 8	P: 8	R: 0	H: 1	E: 0	LOB: 1	K: 0	BB: 0	S: 4	P: 4	R: 0	H: 1	E: 0	LOB: 1	K: 0	BB: 0	S: 4	P: 4	1B: 5	SF: 0	2B: 2	SAC: 1	3B: 0	DP: 0	HR: 1	HBP: 0	WP: 1	PA: 37
--------------	------	------	------	--------	------	-------	------	-------	------	------	------	--------	------	-------	------	------	------	------	------	--------	------	-------	------	------	------	------	------	--------	------	-------	------	------	------	------	------	--------	------	-------	------	-------	------	------	------	--------	------	-------	------	------	------	------	------	--------	------	-------	------	------	------	------	------	--------	------	-------	------	------	------	------	------	--------	------	-------	------	------	------	------	------	--------	------	-------	------	------	-------	-------	-------	--------	-------	-------	-------	--------	-------	--------

PITCHER	IP	WLS	BF	H	R	ER	SO	BB	IBB	HBP	BLK	WP	HR	S	P	ERA	WHIP
<b>Don Gullett, L</b> (1, 1) ERA: 2.96	7.0	L	29	6	3	3	5	2	0	0	0	1	1	37	45	3.86	1.143
<b>Pedro Borbon, R</b> (8, 1) ERA: 3.09	1.0		4	1	0	0	2	0	0	0	0	0	0	8	8	0.00	1.000
<b>Clay Carroll, R</b> (9, 1) ERA: 2.46	1.0		4	1	0	0	0	0	0	0	0	0	0	4	4	0.00	1.000

PITCHER	IP	WLS	BF	H	R	ER	SO	BB	IBB	HBP	BLK	WP	HR	S	P	ERA	WHIP
---------	----	-----	----	---	---	----	----	----	-----	-----	-----	----	----	---	---	-----	------

BOTTOM

Los Angeles Dodgers @ Cincinnati Reds  
Riverfront Stadium, Cincinnati, OH

AB	37
R	1
H	9
RBI	1
BB	5
SO	5
LOB	31



WP:	0	PA:	43
PB:	0	SB:	1
CS:	0		

ERA	1.29	WHIP	1.429
ERA	0.00	WHIP	2.000

AB R H RBI BB SO LOB

5	0	1	0	0	0	5
4	0	0	0	1	0	2
3	0	1	0	1	0	1
5	0	0	0	0	2	6
5	1	3	1	0	0	2
4	0	1	0	1	1	1
5	0	3	0	0	0	4
3	0	0	0	0	1	4
0	0	0	0	1	0	0
0	0	0	0	0	0	0
2	0	0	0	0	0	4
0	0	0	0	1	0	0
0	0	0	0	0	0	0
1	0	0	0	0	1	2

Batter	1	2	3	4	5	6	7	8	9
<b>Pete Rose, S</b> (1, 7) OBP: 0.381, SLG: 0.369	0-0 F7	0-0 L7			0-0 4-3 2B		0-0 F9	0-0 L7	
<b>Joe Morgan, L</b> (1, 4) OBP: 0.423, SLG: 0.494	4-0 BB		0-0 F7		0-0 4-3		0-0 P3		0-0 P5
<b>Johnny Bench, R</b> (1, 2) OBP: 0.360, SLG: 0.496	4-0 BB		0-0 P6		0-0 F5		1-0 HBP		0-0 2B 1B
<b>Tony Perez, R</b> (1, 3) OBP: 0.334, SLG: 0.455	0-3 K		0-0 F8		0-0 6-3		0-0 F3		0-3 K
<b>Dan Driessen, L</b> (1, 5) OBP: 0.343, SLG: 0.393	0-0 F5			0-0 1B 1B			0-0 1-3		0-0 HR 2B
<b>Cesar Geronimo, L</b> (1, 8) OBP: 0.364, SLG: 0.423		0-3 K		0-0 F9			0-0 6-3		0-0 BB 1B BB
<b>Dave Concepcion, R</b> (1, 6) OBP: 0.323, SLG: 0.379		0-0 E 1B		0-0 1-2 1B			0-0 2B		0-0 F3 L3
<b>George Foster, R</b> (1, 9) OBP: 0.341, SLG: 0.413		0-0 E5		0-3 K			0-0 F3		4-0 BB
<b>Terry Crowley, L</b> (8, PH) OBP: 0.298, SLG: 0.353		1-3							
<b>Clay Carroll, R</b> (9, 1) OBP: 0.143, SLG: 0.143									
<b>Don Gullett, R</b> (1, 1) OBP: 0.295, SLG: 0.268		0-0 P4		0-0 6-3			4-0 HBP BB		0-3 K
<b>Merv Rettenmund, R</b> (7, PH) OBP: 0.332, SLG: 0.327									
<b>Pedro Borbon, R</b> (8, 1) OBP: 0.200, SLG: 0.200									
<b>Ken Griffey, L</b> (8, PH) OBP: 0.292, SLG: 0.303									

Inning Stats	R: 0	H: 0	E: 0	K: 1	S: 5	R: 0	H: 1	E: 1	K: 1	S: 7	R: 0	H: 0	E: 0	K: 0	S: 3	R: 0	H: 2	E: 0	K: 1	S: 7	R: 0	H: 1	E: 0	K: 0	S: 4	R: 0	H: 1	E: 0	K: 0	S: 4	R: 0	H: 0	E: 0	K: 0	S: 3	R: 1	H: 2	E: 0	K: 1	S: 7	R: 0	H: 2	E: 0	K: 1	S: 7	1B: 5	2B: 3	3B: 0	HR: 1	SF: 0	SAC: 0	DP: 0	HBP: 1
--------------	------	------	------	------	------	------	------	------	------	------	------	------	------	------	------	------	------	------	------	------	------	------	------	------	------	------	------	------	------	------	------	------	------	------	------	------	------	------	------	------	------	------	------	------	------	-------	-------	-------	-------	-------	--------	-------	--------

PITCHER	IP	WLS	BF	H	R	ER	SO	BB	IBB	HBP	BLK	WP	HR	S	P	ERA	WHIP
<b>Don Sutton, R</b> (1, 1) ERA: 3.55	7.0	W	33	7	1	1	3	3	0	1	0	0	1	35	48	1.29	1.429
<b>Mike Marshall, R</b> (8, 1) ERA: 2.25	2.0	S	10	2	0	0	2	2	0	0	0	0	0	12	20	0.00	2.000

Fri Sep 06 1974, 7:05 PM EDT  
Att. 51,083 - Unknown

livebaseballscorecards.com












Batter	1	2	3	4	5	6	7	8	9	AB	R	H	RBI	BB	SO	LOB
<b>Pete Rose, S</b> OBP: 0.380, SLG: 0.371 (1, 7) X	0-0 E6 G5-4-3		4-0 FC6 BB		0-0 F9			0-0 HR		3	1	1	1	1	0	0
<b>Joe Morgan, L</b> OBP: 0.425, SLG: 0.497 (1, 4) X	0-0 F8		0-0 FC6 1-2f		4-0 FC5-4 BB			4-0 G1-4-3 BB		2	0	0	0	2	0	2
<b>Johnny Bench, R</b> OBP: 0.360, SLG: 0.498 (1, 2) X	0-0 G5-4-3 1-2f			0-0 L5	0-0 FC5-4 1-2f			0-0 F9		4	0	0	0	0	0	3
<b>Tony Perez, R</b> OBP: 0.332, SLG: 0.456 (1, 3) X		0-0 F3		0-0 HR		0-3 K		0-0 G1-4-3 1-2f		4	1	1	1	0	1	1
<b>Dave Concepcion, R</b> OBP: 0.324, SLG: 0.385 (1, 6) X		0-0 1B		0-0 P4		0-0 F8		0-3 K		4	0	1	0	0	1	0
<b>George Foster, R</b> OBP: 0.334, SLG: 0.402 (1, 9) X		0-0 P4 1-2		0-0 F8		0-0 F9		0-3 K		4	0	0	0	0	1	1
<b>Cesar Geronimo, L</b> OBP: 0.364, SLG: 0.422 (1, 8) X		0-0 6-3			0-0 HR 1B		0-0 6-3		0-3 K	4	1	1	0	0	1	1
<b>Dan Driessen, L</b> OBP: 0.348, SLG: 0.404 (1, 5) X			0-0 6-3		0-0 HR		0-0 1-6-3			3	1	1	2	0	0	0
<b>Jack Billingham, R</b> OBP: 0.078, SLG: 0.063 (1, 1) S			0-3 K		0-3 K		0-0 F5			2	0	0	0	0	2	0
<b>Pedro Borbon, R</b> OBP: 0.190, SLG: 0.190 (6, 1) S										0	0	0	0	0	0	0
<b>Ken Griffey, L</b> OBP: 0.289, SLG: 0.299 (7, PH)										1	0	0	0	0	0	0
<b>Dick Baney, R</b> (8, 1)										0	0	0	0	0	0	0
<b>Will McEnaney, L</b> (8, 1)										0	0	0	0	0	0	0

Inning Stats	R: 0	H: 0	E: 1	K: 0	S: 3	H: 0	LOB: 0	BB: 0	P: 3	R: 0	H: 1	E: 0	K: 0	S: 4	H: 0	LOB: 1	BB: 0	P: 4	R: 0	H: 0	E: 0	K: 1	S: 5	H: 0	LOB: 1	BB: 1	P: 9	R: 1	H: 1	E: 0	K: 0	S: 4	H: 0	LOB: 0	BB: 0	P: 4	R: 2	H: 2	E: 0	K: 1	S: 7	H: 0	LOB: 1	BB: 1	P: 11	R: 0	H: 0	E: 0	K: 1	S: 5	H: 0	LOB: 0	BB: 0	P: 5	R: 0	H: 0	E: 0	K: 0	S: 3	H: 0	LOB: 0	BB: 0	P: 3	R: 1	H: 1	E: 0	K: 3	S: 9	H: 0	LOB: 0	BB: 0	P: 9	1B: 2	2B: 0	3B: 0	HR: 3	SF: 0	SAC: 0	DP: 2	HBP: 0	WP: 0	PA: 34
--------------	------	------	------	------	------	------	--------	-------	------	------	------	------	------	------	------	--------	-------	------	------	------	------	------	------	------	--------	-------	------	------	------	------	------	------	------	--------	-------	------	------	------	------	------	------	------	--------	-------	-------	------	------	------	------	------	------	--------	-------	------	------	------	------	------	------	------	--------	-------	------	------	------	------	------	------	------	--------	-------	------	-------	-------	-------	-------	-------	--------	-------	--------	-------	--------

PITCHER	IP	WLS	BF	H	R	ER	SO	BB	IBB	HBP	BLK	WP	HR	S	P	ERA	WHIP
<b>Doug Rau, L</b> ERA: 3.42 (1, 1)	5.0		21	4	3	3	2	2	0	0	0	0	2	23	31	5.40	1.200
<b>Charlie Hough, R</b> ERA: 3.8 (6, 1)	2.0		8	1	1	1	1	1	0	0	0	0	1	9	13	4.50	1.000
<b>Mike Marshall, R</b> ERA: 2.29 (8, 1)	2.0		5	0	0	0	3	0	0	0	0	0	0	11	11	0.00	0.000

**Los Angeles Dodgers @ Cincinnati Reds**  
Riverfront Stadium, Cincinnati, OH  
Sun Sep 08 1974, 3:33 AM EDT  
Att. 51,465 - Unknown

<b>AB</b>	<b>31</b>
<b>R</b>	<b>4</b>
<b>H</b>	<b>5</b>
<b>RBI</b>	<b>4</b>
<b>BB</b>	<b>3</b>
<b>SO</b>	<b>6</b>
<b>LOB</b>	<b>8</b>







Batter	1	2	3	4	5	6	7	8	9	AB	R	H	RBI	BB	SO	LOB
<b>Pete Rose, S</b> OBP: 0.382, SLG: 0.377 (1, 7) X	0-0 G3 WP 2B	0-3 K		0-0 1B 1-3 3-H 2B	0-0 WP 1B			0-0 G3		5	1	3	2	0	1	2
<b>Cesar Geronimo, L</b> OBP: 0.362, SLG: 0.419 (1, 8) X	0-0 G3 2-3	0-0 FC6-4 1-2f		0-0 G6-4-3 1B 2-3 3-H	0-3 K 1-2			0-0 F8		5	0	1	1	0	1	4
<b>Johnny Bench, R</b> OBP: 0.362, SLG: 0.499 (1, 2) X <b>Bill Plummer, R</b> OBP: 0.270, SLG: 0.351 (9, 2)	0-0 WP 1B		0-0 6-3 BLK 1B	0-0 G6-4-3 1-2f		4-0 BB BB				3	0	2	0	1	0	2
<b>Tony Perez, R</b> OBP: 0.333, SLG: 0.461 (1, 3) B B B	4-0 G4-6-3 1-2 3-H BB		0-0 6-3		0-0 HR			0-0 G6-4-3 1-2f		3	1	1	1	1	0	2
<b>Dan Driessen, L</b> OBP: 0.347, SLG: 0.402 (1, 5) X <b>Junior Kennedy, R</b> OBP: 0.284, SLG: 0.143 (9, 4)	0-0 G4-6-3 1-2f		0-0 G3		0-0 HR S 1B			0-0 F8		4	1	1	0	0	0	3
<b>Dave Concepcion, R</b> OBP: 0.325, SLG: 0.392 (1, 6) X		0-0 E S 1B	0-0 G3		0-0 HR 1-H			0-0 F8		4	2	2	2	0	0	1
<b>Ken Griffey, L</b> OBP: 0.293, SLG: 0.296 (1, 9) B B B B		4-0 1B S 1-3 BB		4-0 1B G3 2B BB	0-0 F7			0-3 K		2	1	0	0	2	1	0
<b>Darrel Chaney, S</b> OBP: 0.336, SLG: 0.277 (1, 4) X (9, 5)		0-0 F8		0-0 G3	0-0 SH5-4 1B			0-0 F9		4	1	1	0	0	0	3
<b>Fred Norman, S</b> OBP: 0.157, SLG: 0.122 (1, 1) X <b>Pedro Borbon, R</b> OBP: 0.182, SLG: 0.182 (6, 1)		0-0 FC6-4 1B 2-3 3-H		0-0 2B 1B 2-3	0-0 SH5-4			0-0 1-3		2	1	2	1	0	0	0
										1	0	0	0	0	0	0

Inning Stats	R: 1	H: 2	E: 0	LOB: 1	K: 0	BB: 1	S: 4	P: 8	R: 1	H: 2	E: 0	LOB: 2	K: 1	BB: 1	S: 7	P: 11	R: 0	H: 1	E: 0	LOB: 1	K: 0	BB: 0	S: 4	P: 4	R: 2	H: 3	E: 0	LOB: 1	K: 0	BB: 1	S: 5	P: 9	R: 4	H: 5	E: 0	LOB: 1	K: 1	BB: 0	S: 10	P: 10	R: 0	H: 0	E: 0	LOB: 0	K: 0	BB: 1	S: 2	P: 6	R: 0	H: 0	E: 0	LOB: 0	K: 1	BB: 0	S: 5	P: 5	R: 0	H: 0	E: 0	LOB: 0	K: 0	BB: 0	S: 3	P: 3
--------------	------	------	------	--------	------	-------	------	------	------	------	------	--------	------	-------	------	-------	------	------	------	--------	------	-------	------	------	------	------	------	--------	------	-------	------	------	------	------	------	--------	------	-------	-------	-------	------	------	------	--------	------	-------	------	------	------	------	------	--------	------	-------	------	------	------	------	------	--------	------	-------	------	------


PITCHER	IP	WLS	BF	H	R	ER	SO	BB	IBB	HBP	BLK	WP	HR	S	P	ERA	WHIP
<b>Dave Freisleben, R</b> ERA: 3.57 (1, 1)	3.1	L	19	7	4	4	1	3	0	0	1	1	0	18	30	10.80	3.000
<b>Bill Laxton, L</b> ERA: 3.76 (4, 1)	0.2		5	4	3	3	0	0	0	0	0	0	2	5	5	40.50	6.000
<b>Lowell Palmer, R</b> ERA: 5.7 (5, 1)	2.0		8	2	1	1	1	1	0	0	0	1	0	9	13	4.50	1.500
<b>Rusty Gerhardt, L</b> ERA: 9.0 (7, 1)	1.0		3	0	0	0	1	0	0	0	0	0	0	5	5	0.00	0.000
<b>Vicente Romo, R</b> ERA: 4.56 (8, 1)	1.0		3	0	0	0	0	0	0	0	0	0	0	3	3	0.00	0.000

**BOTTOM**

**San Diego Padres @ Cincinnati Reds**  
Riverfront Stadium, Cincinnati, OH

Mon Sep 09 1974, 7:05 PM EDT  
Att. 11,023 - Unknown

<b>AB</b>	<b>33</b>
<b>R</b>	<b>8</b>
<b>H</b>	<b>13</b>
<b>RBI</b>	<b>7</b>
<b>BB</b>	<b>4</b>
<b>SO</b>	<b>3</b>
<b>LOB</b>	<b>17</b>



WP	HR	S	P	ERA	WHIP
2	0	0	38		



Batter	1	2	3	4	5	6	7	8	9	AB R H RBI BB SO LOB	TOP	
Enzo Hernandez, R (1, 6) OBP: 0.294, SLG: 0.286	0-0 5-3		0-0 F9			0-0 5-3			0-0 1B 2B	4 1 1 0 0 0 1		
Rich Morales, R (1, 4) OBP: 0.294, SLG: 0.300 Mike Ivie, R (9, PH) OBP: 0.176, SLG: 0.067	0-3 K			0-0 5-3		0-0 2B			0-3 K	3 0 1 0 0 1 0 1 0 0 0 0 1 1		
Johnny Grubb, L (1, 8) OBP: 0.362, SLG: 0.419	0-0 F7			0-0 6-3		0-0 4-3			0-0 WP 2-H 1B	4 0 1 1 0 0 1		
Willie McCovey, L (1, 3) OBP: 0.416, SLG: 0.516		0-0 4-3		0-0 P1			0-3 K		0-3 K 1-2	4 0 0 0 0 2 1		
Dave Winfield, R (1, 9) OBP: 0.316, SLG: 0.428		0-0 F5			0-0 F9		0-3 K		0-3 K	4 0 0 0 0 2 1		
Randy Elliott, R (1, 7) OBP: 0.400, SLG: 0.538		0-0 F9				HR		0-0 5-3		3 1 1 1 0 0 0		
Dave Hilton, R (1, 5) OBP: 0.279, SLG: 0.305			0-3 K		0-0 CS 3B			0-0 4-3		3 0 1 0 0 1 0		
Chris Cannizzaro, R (1, 2) OBP: 0.277, SLG: 0.214 Fred Kendall, R (8, PH) OBP: 0.308, SLG: 0.335			0-3 K		0-3 K 3-H			0-3 K		2 0 0 0 0 2 1 1 0 0 0 0 1 0		
Joe McIntosh, S (1, 1) Rusty Gerhardt, S (2, 1) OBP: 0.333, SLG: 0.333 Larry Hardy, R (6, 1) Cito Gaston, R (8, PH) OBP: 0.259, SLG: 0.326 Dave Tomlin, L (8, 1)			0-0 1B				0-3 K		0-0 4-3	0 0 0 0 0 0 0 2 0 1 0 0 1 0 0 0 0 0 0 0 0 1 0 0 0 0 0 0 0 0 0 0 0 0 0		
<b>Inning Stats</b>	R: 0 E: 0 K: 1 S: 5 H: 0 LOB: 0 BB: 0 P: 5	R: 0 E: 0 K: 0 S: 3 H: 0 LOB: 0 BB: 0 P: 3	R: 0 E: 0 K: 2 S: 8 H: 1 LOB: 1 BB: 0 P: 8	R: 0 E: 0 K: 0 S: 3 H: 0 LOB: 0 BB: 0 P: 3	R: 1 E: 0 K: 1 S: 6 H: 2 LOB: 0 BB: 0 P: 6	R: 0 E: 0 K: 1 S: 6 H: 1 LOB: 1 BB: 0 P: 6	R: 0 E: 0 K: 2 S: 7 H: 0 LOB: 0 BB: 0 P: 7	R: 0 E: 0 K: 1 S: 5 H: 0 LOB: 0 BB: 0 P: 5	R: 1 E: 0 K: 3 S: 11 H: 2 LOB: 1 BB: 0 P: 11	1B: 2 SF: 0 2B: 2 SAC: 0 3B: 1 DP: 0 HR: 1 HBP: 0	WP: 1 PA: 32 PB: 0 SB: 0 CS: 1	
<b>PITCHER</b> Don Gullett, L (1, 1) ERA: 2.93	IP WLS BF H R ER SO BB IBB HBP BLK WP HR S P ERA WHIP											<b>PITCHER</b> IP WLS BF H R ER SO BB IBB HBP BLK WP HR S P ERA WHIP
	9.0 W 32 6 2 2 11 0 0 0 0 1 1 54 54 2.00 0.667											

San Diego Padres @ Cincinnati Reds  
Riverfront Stadium, Cincinnati, OH  
Tue Sep 10 1974, 7:05 PM EDT  
Att. 12,181 - Unknown

livebaseballscorecards.com

AB	32
R	2
H	6
RBI	2
BB	0
SO	11
LOB	6



Batter	1	2	3	4	5	6	7	8	9	AB	R	H	RBI	BB	SO	LOB
<b>Pete Rose, S</b> OBP: 0.385, SLG: 0.383 (1, 7)	0-0 F8	0-0 4-3 2B		0-0 FC3-6 1B		0-0 1-3 3-H 2B		4-0 IBB		4	0	3	1	1	0	0
<b>Cesar Geronimo, L</b> OBP: 0.360, SLG: 0.416 (1, 8)	4-0 1B BB	0-0 4-3		0-0 FC3-6 BLK 1-2f		0-0 SF7		0-0 P5		3	1	0	1	1	0	4
<b>Johnny Bench, R</b> OBP: 0.362, SLG: 0.497 (1, 2)	0-0 1B 1-3 1B	0-0 F7		0-0 F2 1-2		0-3 K				4	0	1	0	0	1	3
<b>Tony Perez, R</b> OBP: 0.336, SLG: 0.464 (1, 3)	0-0 1-2 3-H 1B			0-0 F9 2B 2B		4-0 G4-6-3 BB		0-0 6-3		3	1	2	1	1	0	0
<b>Dan Driessen, L</b> OBP: 0.345, SLG: 0.400 (1, 5)	0-0 L9			0-0 6-3		0-0 G4-6-3 1-2f		0-3 K		3	0	0	0	0	0	4
<b>Ray Knight, R</b> (6, 5)										1	0	0	0	0	1	0
<b>Dave Concepcion, R</b> OBP: 0.324, SLG: 0.391 (1, 6)	0-0 FC6-4 1-2 2-3 1B			0-0 F9 2-3		0-0 P4		0-0 4-3		4	0	1	0	0	0	1
<b>Ken Griffey, L</b> OBP: 0.299, SLG: 0.308 (1, 9)	0-0 FC6-4			0-0 2B		0-0 FC6-4 1B 2B 1B		0-0 SH2-4 1B		3	1	2	1	0	0	3
<b>Roger Freed, R</b> OBP: 1.000, SLG: 1.000 (8, PH)										1	0	1	0	0	0	0
<b>Junior Kennedy, R</b> OBP: 0.294, SLG: 0.143 (9, 4)	0-0 1-2f			0-0 2B						0	0	0	0	0	0	0
<b>Darrel Chaney, S</b> OBP: 0.344, SLG: 0.308 (1, 4)		0-0 WP 3B		0-3 K		0-0 FC6-4 1-2 1B		0-0 P4		3	1	2	0	0	1	1
<b>Ed Ambrister, R</b> (8, PH) (9, 9)										1	0	0	0	0	0	1
<b>Don Gullett, R</b> OBP: 0.284, SLG: 0.257 (1, 1)		0-3 K		0-0 6-3		0-0 FC6-4 2B SF7		0-0 SH2-4		3	1	0	0	0	1	2

Inning Stats	R: 1	H: 3	E: 0	K: 0	S: 6	LOB: 3	BB: 1	P: 10	R: 1	H: 2	E: 0	K: 1	S: 7	LOB: 1	BB: 0	P: 7	R: 1	H: 2	E: 0	K: 1	S: 7	LOB: 1	BB: 0	P: 7	R: 0	H: 1	E: 0	K: 0	S: 4	LOB: 1	BB: 0	P: 4	R: 0	H: 0	E: 0	K: 0	S: 2	LOB: 0	BB: 1	P: 6	R: 2	H: 3	E: 0	K: 1	S: 8	LOB: 1	BB: 0	P: 8	R: 0	H: 0	E: 0	K: 1	S: 5	LOB: 0	BB: 0	P: 5	R: 0	H: 1	E: 0	K: 0	S: 4	LOB: 2	BB: 1	P: 8
1B: 7	SF: 1	2B: 4	SAC: 1	3B: 1	DP: 1	HR: 0	HBP: 0	WP: 1	PA: 38	PB: 0	SB: 0	CS: 0																																																				

PITCHER	IP	WLS	BF	H	R	ER	SO	BB	IBB	HBP	BLK	WP	HR	S	P	ERA	WHIP
<b>Joe McIntosh, R</b> ERA: 4.67 (1, 1)	1.1	L	10	5	2	2	1	1	0	0	0	1	0	11	15	13.50	4.500
<b>Rusty Gerhardt, L</b> ERA: 8.51 (2, 1)	4.1		19	6	3	3	1	1	0	0	1	0	0	20	24	6.23	1.615
<b>Larry Hardy, R</b> ERA: 4.66 (6, 1)	1.1		4	0	0	0	2	0	0	0	0	0	0	8	8	0.00	0.000
<b>Dave Tomlin, L</b> ERA: 4.91 (8, 1)	1.0		5	1	0	0	0	0	1	0	0	0	0	4	8	0.00	1.000


**BOTTOM**

**San Diego Padres @ Cincinnati Reds**  
Riverfront Stadium, Cincinnati, OH

Tue Sep 10 1974, 7:05 PM EDT  
Att. 12,181 - Unknown

livebaseballscorecards.com

<b>AB</b>	<b>33</b>
<b>R</b>	<b>5</b>
<b>H</b>	<b>12</b>
<b>RBI</b>	<b>4</b>
<b>BB</b>	<b>3</b>
<b>SO</b>	<b>4</b>
<b>LOB</b>	<b>19</b>







Batter	1	2	3	4	5	6	7	8	9	AB R H RBI BB SO LOB
<b>Pete Rose, S</b> OBP: 0.385, SLG: 0.381 (1, 7) X	0-0 4-3		0-0 1-3		4-0 BB					2 0 0 0 1 0 0
<b>Cesar Geronimo, L</b> OBP: 0.362, SLG: 0.415 (1, 8) BBB	4-0 2B BB		0-0 4-3		4-0 1-2 BB					1 1 0 0 2 0 0
<b>Johnny Bench, R</b> OBP: 0.362, SLG: 0.498 (1, 2) X	0-0 L4 1-H 2B		0-3 K2-3		0-3 K					3 0 1 1 0 2 3
<b>Tony Perez, R</b> OBP: 0.337, SLG: 0.464 (1, 3) BBB	4-0 BB			0-0 F7						1 0 0 0 1 0 0
<b>Dan Driessen, L</b> OBP: 0.344, SLG: 0.398 (1, 5) X	0-0 L4 2-3			0-0 G3						2 0 0 0 0 0 2
<b>Dave Concepcion, R</b> OBP: 0.323, SLG: 0.389 (1, 6) X		0-0 F8		0-0 5-3						2 0 0 0 0 0 0
<b>Ken Griffey, L</b> OBP: 0.306, SLG: 0.312 (1, 9) BBB		4-0 1B BB			0-0 WP S 1B					1 0 1 0 1 0 0
<b>Darrel Chaney, S</b> OBP: 0.346, SLG: 0.311 (1, 4) X		0-0 G6-4-3 1B			0-0 F9					2 0 1 0 0 0 1
<b>Clay Kirby, R</b> OBP: 0.162, SLG: 0.081 (1, 1) X		0-0 G6-4-3 1-2f			0-3 K					2 0 0 0 0 1 3

<b>Inning Stats</b>	R: 1 E: 0 K: 0 S: 3	H: 1 LOB: 1 BB: 2 P: 11	R: 0 E: 0 K: 0 S: 3	H: 1 LOB: 1 BB: 1 P: 7	R: 0 E: 0 K: 1 S: 5	H: 0 LOB: 0 BB: 0 P: 5	R: 0 E: 0 K: 0 S: 3	H: 0 LOB: 0 BB: 0 P: 3	R: 0 E: 0 K: 2 S: 8	H: 1 LOB: 3 BB: 2 P: 16	1B: 2 2B: 2 3B: 0 HR: 0	SF: 0 SAC: 0 DP: 2 HBP: 0	WP: 1 PB: 0 SB: 1 CS: 0	PA: 21
---------------------	------------------------------	----------------------------------	------------------------------	---------------------------------	------------------------------	---------------------------------	------------------------------	---------------------------------	------------------------------	----------------------------------	----------------------------------	------------------------------------	----------------------------------	--------

<b>Phil Niekro, R</b> ERA: 2.66 (1, 1)	IP: 5.0 WLS: 0 BF: 21 H: 3 R: 1 ER: 1 SO: 3 BB: 5 IBB: 0 HBP: 0 BLK: 0 WP: 1 HR: 0 S: 22 P: 42 ERA: 1.80 WHIP: 1.600	<b>PITCHER</b> IP WLS BF H R ER SO BB IBB HBP BLK WP HR S P ERA WHIP
---	--	---

**BOTTOM**

**Atlanta Braves @ Cincinnati Reds**  
Riverfront Stadium, Cincinnati, OH  
Wed Sep 11 1974, 7:05 PM EDT  
Unknown

[livebaseballscorecards.com](http://livebaseballscorecards.com)

<b>AB</b>	<b>16</b>
<b>R</b>	<b>1</b>
<b>H</b>	<b>3</b>
<b>RBI</b>	<b>1</b>
<b>BB</b>	<b>5</b>
<b>SO</b>	<b>3</b>
<b>LOB</b>	<b>9</b>





Batter	1	2	3	4	5	6	7	8	9	AB R H RBI BB SO LOB	TOP																				
<b>Darrell Evans, L</b> (1, 5) <small>OBP: 0.379, SLG: 0.409</small> <b>Craig Robinson, R</b> (4, 6) <small>OBP: 0.261, SLG: 0.246</small> <b>Norm Miller, L</b> (8, PH) <small>OBP: 0.298, SLG: 0.275</small> <b>Tom House, L</b> (8, 1) <small>OBP: 0.375, SLG: 0.375</small>	0-3 K	0-0 HR		0-3 K		0-3 K		0-0 6-3		3 1 1 4 0 2 1 1 0 0 0 0 1 0 1 0 0 0 0 0 2 0 0 0 0 0 0 0																					
<b>Marty Perez, R</b> (1, 4) <small>OBP: 0.319, SLG: 0.353</small>	0-0 2B	0-3 K		0-0 BB		0-0 F8		0-0 6-3	0-0 6-3	5 0 2 1 0 1 0																					
<b>Dusty Baker Jr., R</b> (1, 8) <small>OBP: 0.329, SLG: 0.411</small>	4-0 BB	0-3 K		4-0 FC6-4 BB		0-0 6-3		0-0 2B	0-0 2B	3 0 1 0 2 1 0																					
<b>Hank Aaron, R</b> (1, 7) <small>OBP: 0.334, SLG: 0.474</small>	0-0 F7		0-0 F8	0-0 FC6-4		0-0 F9		0-3 K	0-3 K	5 0 0 0 0 1 5																					
<b>Mike Lum, L</b> (1, 9) <small>OBP: 0.325, SLG: 0.365</small>	0-0 G3		0-0 L3		0-0 P5			0-0 1B BB FC3-6 1B	0-0 4-3	5 1 1 0 0 0 3																					
<b>Davey Johnson, R</b> (1, 3) <small>OBP: 0.358, SLG: 0.397</small>		4-0 1B E HR BB	0-0 1B	0-0 5-3		0-0 5-3		4-0 FC3-6 1B 1-2 BB		2 1 1 0 2 0 0																					
<b>Vic Correll, R</b> (1, 2) <small>OBP: 0.311, SLG: 0.361</small>		0-0 F8	0-0 F8		0-0 F7		0-0 F8		0-0 F8	4 0 0 0 0 0 4																					
<b>Leo Foster, R</b> (1, 6) <small>OBP: 0.279, SLG: 0.274</small>		0-0 FC4 1B HR		0-0 SH1-4 1B		0-3 K		0-0 FC3-6 1B 1-2 2-3	0-0 FC3-6	4 2 2 0 0 1 1																					
<b>Ron Reed, R</b> (1, 1) <small>OBP: 0.132, SLG: 0.115</small> <b>Jack Pierce, L</b> (6, PH) <small>OBP: 0.500, SLG: 0.500</small> <b>Max Leon, R</b> (6, 1) <small>OBP: 0.133, SLG: 0.143</small> <b>Frank Tepedino, L</b> (8, PH) <small>OBP: 0.269, SLG: 0.278</small>		0-0 HR 1B		0-0 SH1-4		0-0 4-3		0-0 FC3-6	0-0 FC3-6	1 1 1 0 0 0 0 1 0 0 0 0 0 0 0 0 0 0 0 0 0 1 0 0 1 0 0 2																					
<b>Inning Stats</b>	R: 0 E: 0 K: 1 S: 6	H: 1 LOB: 2 BB: 1 P: 10	R: 4 E: 1 K: 2 S: 10	H: 2 LOB: 0 BB: 1 P: 14	R: 0 E: 0 K: 0 S: 4	H: 1 LOB: 1 BB: 0 P: 4	R: 1 E: 0 K: 1 S: 7	H: 2 LOB: 2 BB: 1 P: 11	R: 0 E: 0 K: 0 S: 3	H: 0 LOB: 0 BB: 0 P: 3	R: 0 E: 0 K: 2 S: 7	H: 0 LOB: 0 BB: 0 P: 7	R: 0 E: 0 K: 0 S: 3	H: 0 LOB: 0 BB: 0 P: 3	R: 1 E: 0 K: 0 S: 5	H: 2 LOB: 2 BB: 1 P: 9	R: 0 E: 0 K: 1 S: 6	H: 1 LOB: 1 BB: 0 P: 6	1B: 6 2B: 2 3B: 0 HR: 1	SF: 0 SAC: 1 DP: 0 HBP: 0	WP: 0 PB: 0 SB: 0 CS: 0	PA: 41									
<b>PITCHER</b>	IP WLS BF H R ER SO BB IBB HBP BLK WP HR S P ERA WHIP																														
<b>Tom Carroll, R</b> (1, 1) <small>ERA: 3.53</small> <b>Rawly Eastwick, R</b> (3, 1) <small>ERA: 4.5</small> <b>Pedro Borbon, R</b> (5, 1) <small>ERA: 2.91</small> <b>Clay Carroll, R</b> (8, 1) <small>ERA: 2.34</small>	2.0		12	3	4	3	3	2	0	0	0	0	1	16	24	13.50	2.500														
	2.0		10	3	1	1	1	1	0	0	0	0	0	11	15	4.50	2.000														
	3.1	W	13	2	1	1	2	1	0	0	0	0	0	16	20	2.70	0.900														
	1.2	S	6	1	0	0	1	0	0	0	0	0	0	8	8	0.00	0.600														

Atlanta Braves @ Cincinnati Reds  
Riverfront Stadium, Cincinnati, OH  
Thu Sep 12 1974, 3:33 AM EDT  
Unknown

livebaseballscorecards.com

AB	36
R	6
H	9
RBI	6
BB	4
SO	7
LOB	18







Batter	1	2	3	4	5	6	7	8	9	AB R H RBI BB SO LOB	TOP									
Rowland Office, L (1, 8) OBP: 0.283, SLG: 0.338	0-0 F7		0-0 F8		0-0 4-3			0-0 P4		4 0 0 0 0 0 0	<p>Atlanta Braves @ Cincinnati Reds</p> <p>Riverfront Stadium, Cincinnati, OH</p> <p>Thu Sep 12 1974, 3:38 AM EDT</p> <p>Att: 22,628 - Unknown</p>									
Marty Perez, R (1, 4) OBP: 0.318, SLG: 0.352	0-0 G3-6-3 1B		0-0 F7			0-3 K		0-0 4-3		4 0 1 0 0 1 0										
Darrell Evans, L (1, 5) OBP: 0.380, SLG: 0.416	0-0 G3-6-3 1-2f			0-0 3B 1B		0-0 F5		0-0 HR		4 2 2 1 0 0 1										
Dusty Baker Jr., R (1, 9) OBP: 0.330, SLG: 0.411		4-0 FC4-6 BB BB		0-0 F8 1B		0-3 K		0-0 1B		3 0 1 0 1 1 1										
Mike Lum, L (1, 7) OBP: 0.327, SLG: 0.372		4-0 FC4-6 1-2 BB		0-0 3B 1-H		0-3 K		0-3 K		3 0 1 1 1 2 1										
Davey Johnson, R (1, 3) OBP: 0.357, SLG: 0.398		0-0 F8		0-0 5-3		0-0 2B		0-0 P6		4 0 1 0 0 0 3										
Johnny Oates, L (1, 2) OBP: 0.287, SLG: 0.279		0-0 FC4-6 FC6-4 1-2f 2-3		0-3 K		4-0 BB		0-0 L9		3 0 0 0 1 1 3										
Leo Foster, R (1, 6) OBP: 0.269, SLG: 0.263		0-0 FC6-4 1-2f			0-0 2-3		0-3 K		0-0 6-3	4 0 0 0 0 1 4										
Lew Krausse, R (1, 1) OBP: 0.500, SLG: 0.833			0-3 K		0-0 6-3		0-0 F7			1 0 0 0 0 1 0										
Joe Niekro, R (4, 1)										1 0 0 0 0 0 0										
Frank Tepedino, L (7, PH) OBP: 0.267, SLG: 0.276										1 0 0 0 0 0 2										
Mike Beard, L (7, 1)										0 0 0 0 0 0 0										
<b>Inning Stats</b>	R: 0 E: 0 K: 0 S: 3	H: 1 LOB: 0 BB: 0 P: 3	R: 0 E: 0 K: 0 S: 3	H: 0 LOB: 2 BB: 2 P: 11	R: 0 E: 0 K: 1 S: 5	H: 0 LOB: 0 BB: 0 P: 5	R: 1 E: 0 K: 1 S: 7	H: 2 LOB: 1 BB: 0 P: 7	R: 0 E: 0 K: 2 S: 7	H: 0 LOB: 0 BB: 0 P: 7	R: 0 E: 0 K: 2 S: 8	H: 1 LOB: 2 BB: 1 P: 12	R: 1 E: 0 K: 1 S: 7	H: 2 LOB: 1 BB: 0 P: 7	R: 0 E: 0 K: 0 S: 3	H: 0 LOB: 0 BB: 0 P: 3	1B: 3 2B: 1 3B: 1 HR: 1	SF: 0 SAC: 0 DP: 1 HBP: 0	WP: 0 PB: 0 SB: 0 CS: 0	PA: 35
<b>PITCHER</b>	IP WLS BF H R ER SO BB IBB HBP BLK WP HR S P ERA WHIP																			
Pat Darcy, R (1, 1) ERA: 2.35	7.2 W 31 6 2 2 6 3 0 0 0 0 0 1 40 52 2.35 1.174																			
Will McEnaney, L (8, 1) ERA: 4.81	1.1 4 0 0 0 1 0 0 0 0 0 0 0 6 6 0.00 0.000																			

livebaseballscorecards.com

AB	32
R	2
H	6
RBI	2
BB	3
SO	7
LOB	15



Batter	1	2	3	4	5	6	7	8	9	AB	R	H	RBI	BB	SO	LOB
<b>Pete Rose, S</b> (1, 7) OBP: 0.385, SLG: 0.385	0-0 HR 2B	0-0 5-3		4-0 1-2 HR 1B BB		0-3 K				3	2	1	0	1	1	1
<b>Joe Morgan, L</b> (1, 4) OBP: 0.427, SLG: 0.498 <b>Dave Concepcion, R</b> (5, 6) OBP: 0.326, SLG: 0.389	0-0 P4		0-0 1B	0-0 HR 1B			1-0 G5-4-3 HBP			3	1	2	0	0	0	1
<b>Johnny Bench, R</b> (1, 2) OBP: 0.362, SLG: 0.506	0-0 HR		0-0 E5	0-0 HR			0-0 G5-4-3 1-2f			4	2	2	6	0	0	1
<b>Tony Perez, R</b> (1, 3) OBP: 0.336, SLG: 0.466	0-0 1B		0-3 K	0-0 5-3			0-3 K			4	0	1	0	0	2	1
<b>Dan Driessen, L</b> (1, 5) OBP: 0.343, SLG: 0.398 <b>Ray Knight, R</b> (6, 5)	0-3 K		4-0 BB		0-0 4-3			4-0 FC6-4 BB		2	0	0	0	1	1	1
<b>Cesar Geronimo, L</b> (1, 8) OBP: 0.362, SLG: 0.422	0-3 K		0-0 F7		0-3 K			0-0 FC6-4 1-2f		4	0	0	0	0	2	4
<b>Ken Griffey, L</b> (1, 9) OBP: 0.305, SLG: 0.307 <b>George Foster, R</b> (8, PH) OBP: 0.333, SLG: 0.400		0-0 F7		0-0 6-3	0-0 5-3			0-0 F8		3	0	0	0	0	0	0
<b>Darrel Chaney, S</b> (1, 6) OBP: 0.343, SLG: 0.304 <b>Roger Freed, R</b> (8, PH) OBP: 0.500, SLG: 0.500 <b>Junior Kennedy, R</b> (9, 4) OBP: 0.294, SLG: 0.143		4-0 SH1-4 BB		0-0 G3		0-0 F7		0-3 K		2	0	0	0	1	0	0
<b>Pat Darcy, L</b> (1, 1) OBP: 0.500, SLG: 0.500 <b>Will McEnaney, L</b> (8, 1)		0-0 SH1-4		0-0 1B WP HR 1B		0-0 F7				1	0	0	0	0	0	0

Inning Stats	R: 2	H: 3	E: 0	K: 2	S: 10	LOB: 1	BB: 0	P: 10	R: 0	H: 0	E: 0	K: 0	S: 3	LOB: 1	BB: 1	P: 7	R: 0	H: 1	E: 1	K: 1	S: 6	LOB: 2	BB: 1	P: 10	R: 4	H: 3	E: 0	K: 0	S: 6	LOB: 0	BB: 1	P: 10	R: 0	H: 0	E: 0	K: 1	S: 5	LOB: 0	BB: 0	P: 5	R: 0	H: 0	E: 0	K: 1	S: 5	LOB: 0	BB: 0	P: 5	R: 0	H: 0	E: 0	K: 1	S: 4	LOB: 0	BB: 0	P: 5	R: 0	H: 0	E: 0	K: 1	S: 5	LOB: 1	BB: 1	P: 9
--------------	------	------	------	------	-------	--------	-------	-------	------	------	------	------	------	--------	-------	------	------	------	------	------	------	--------	-------	-------	------	------	------	------	------	--------	-------	-------	------	------	------	------	------	--------	-------	------	------	------	------	------	------	--------	-------	------	------	------	------	------	------	--------	-------	------	------	------	------	------	------	--------	-------	------

PITCHER	IP	WLS	BF	H	R	ER	SO	BB	IBB	HBP	BLK	WP	HR	S	P	ERA	WHIP
<b>Lew Krausse, R</b> (1, 1) ERA: 3.93	3.2	L	21	7	6	6	3	3	0	0	0	1	2	24	36	14.73	2.727
<b>Joe Niekro, R</b> (4, 1) ERA: 3.69	2.1		7	0	0	0	2	0	0	0	0	0	0	11	11	0.00	0.000
<b>Mike Beard, L</b> (7, 1) ERA: 5.79	2.0		7	0	0	0	2	1	0	1	0	0	0	9	14	0.00	0.500

**BOTTOM**

**Atlanta Braves @ Cincinnati Reds**  
Riverfront Stadium, Cincinnati, OH

Thu Sep 12 1974, 3:38 AM EDT  
Att. 22,628 - Unknown

AB	29
R	6
H	7
RBI	6
BB	4
SO	7
LOB	11

WP: 1 PA: 35  
PB: 0  
SB: 1  
CS: 0



PITCHER	IP	WLS	BF	H	R	ER	SO	BB	IBB	HBP	BLK	WP	HR	S	P	ERA	WHIP
---------	----	-----	----	---	---	----	----	----	-----	-----	-----	----	----	---	---	-----	------



Batter	1	2	3	4	5	6	7	8	9	AB R H RBI BB SO LOB	TOP							
<b>Pete Rose, S</b> (1, 7) OBP: 0.383, SLG: 0.381	0-0 4-3		0-0 6-3		0-0 4-3		0-3 K		0-0 5-3	5 0 0 1 0 1 1								
<b>Joe Morgan, L</b> (1, 4) OBP: 0.427, SLG: 0.496	4-0 BB BB BB BB G5-4-3 BB		0-0 3-H G3		0-0 G3			4-0 BB BB BB BB E HR BB		2 1 0 0 2 0 0								
<b>Johnny Bench, R</b> (1, 2) OBP: 0.359, SLG: 0.503	0-0 G5-4-3 1-2f			0-0 L7		0-0 F7		0-0 1-2 FC4 HR		4 1 0 0 0 0 2								
<b>Tony Perez, R</b> (1, 3) OBP: 0.335, SLG: 0.470		0-0 HR		0-0 F9		0-0 F2		0-3 SS SS SS K		4 1 1 1 0 1 2								
<b>Dave Concepcion, R</b> (1, 6) OBP: 0.329, SLG: 0.395		0-0 4-3		4-0 SS SS SS SS S 1B BB		4-0 BB BB BB BB BB		0-0 1-H 2-H HR		2 2 1 3 2 0 0								
<b>George Foster, R</b> (1, 9) OBP: 0.332, SLG: 0.395		0-3 SS SS SS SS K		4-0 1-3 1B BB		0-3 SS SS SS SS K		0-0 2 6-3		3 0 0 0 1 2 1								
<b>Cesar Geronimo, L</b> (1, 8) OBP: 0.361, SLG: 0.421		0-0 E4 CS		0-0 1-2 3-H 1B		0-3 SS SS SS SS K		0-0 3 G3		4 0 1 1 0 1 0								
<b>Dan Driessen, L</b> (1, 5) OBP: 0.343, SLG: 0.402		0-0 CS		0-0 1-2 3-H 1B		0-0 SS SS SS SS P6		0-3 SS SS SS SS K		3 1 1 0 0 0 2								
<b>Darrel Chaney, S</b> (7, 5) OBP: 0.341, SLG: 0.301		0-0 1-2 CS		0-0 6-3 3B		0-0 SS SS SS SS 1B				1 0 0 0 0 1 0								
<b>Jack Billingham, R</b> (1, 1) OBP: 0.090, SLG: 0.076		0-0 1-5-3		0-0 1-6-3		0-0 SS SS SS SS K		0-3 SS SS SS SS K		3 0 1 0 0 0 1								
<b>Clay Carroll, R</b> (8, 1) OBP: 0.188, SLG: 0.188				0-0 5-3						1 0 0 0 0 1 0								
<b>Inning Stats</b>	R: 0 E: 0 K: 0 S: 2	H: 0 LOB: 0 BB: 1 P: 6	R: 1 E: 1 K: 1 S: 6	H: 1 LOB: 0 BB: 0 P: 6	R: 1 E: 0 K: 0 S: 4	H: 1 LOB: 2 BB: 2 P: 12	R: 0 E: 0 K: 0 S: 3	H: 0 LOB: 1 BB: 1 P: 9	R: 0 E: 0 K: 2 S: 8	H: 1 LOB: 1 BB: 0 P: 8	R: 3 E: 1 K: 1 S: 7	H: 1 LOB: 0 BB: 1 P: 11	R: 0 E: 0 K: 2 S: 7	H: 0 LOB: 0 BB: 0 P: 7	1B: 2 2B: 0 3B: 1 HR: 2	SF: 0 SAC: 0 DP: 1 HBP: 0	WP: 0 PB: 0 SB: 2 CS: 1	PA: 38
<b>PITCHER</b>	IP WLS BF H R ER SO BB IBB HBP BLK WP HR S P ERA WHIP																	
<b>Doug Rau, L</b> (1, 1) ERA: 3.47	5.0 L 20 3 3 3 1 3 0 0 0 0 1 19 31 5.40 1.200																	
<b>Charlie Hough, R</b> (6, 1) ERA: 3.87	3.0 14 2 3 2 4 2 0 0 0 0 1 20 28 6.00 1.333																	
<b>Jim Brewer, L</b> (9, 1) ERA: 2.73	1.0 3 0 0 0 2 0 0 0 0 0 0 7 7 0.00 0.000																	

Cincinnati Reds @ Los Angeles Dodgers  
 Dodger Stadium, Los Angeles, CA  
 Fri Sep 13 1974, 7:05 PM PDT  
 Att: 52,337 - Unknown

AB	32
R	6
H	5
RBI	6
BB	5
SO	7
LOB	9







Batter	1	2	3	4	5	6	7	8	9	AB R H RBI BB SO LOB	TOP									
<b>Pete Rose, S</b> (1, 7) OBP: 0.380, SLG: 0.379	0-0 E4 2B		0-0 6-3		0-0 4-3		0-0 L4			4 1 0 0 0 0 0										
<b>Joe Morgan, L</b> (1, 4) OBP: 0.429, SLG: 0.505	0-0 G3 1B 2B		1-0 FC5-4 HBP		0-0 F8			0-0 HR		3 2 2 2 0 0 0										
<b>Johnny Bench, R</b> (1, 2) OBP: 0.359, SLG: 0.501	0-0 G3 2-3		0-0 FC5-4 1-2f		0-0 1B			0-0 5-3		4 0 1 0 0 0 2										
<b>Tony Perez, R</b> (1, 3) OBP: 0.336, SLG: 0.476	0-0 G5-4-3 1B 3-H			0-0 HR	0-0 L9			0-0 6-3		4 1 2 2 0 0 1										
<b>Dave Concepcion, R</b> (1, 6) OBP: 0.328, SLG: 0.393	0-0 G5-4-3 1-2f			4-0 K 1B BB		0-3 K		0-0 4-3		3 0 0 0 1 1 1										
<b>George Foster, R</b> (1, 9) OBP: 0.338, SLG: 0.401		0-0 G6-3 1B		0-0 1B 1-2		0-3 K		0-0 SH1-3 1B		4 0 3 0 0 1 0										
<b>Cesar Geronimo, L</b> (1, 8) OBP: 0.359, SLG: 0.418		0-0 F9		0-3 K 2-3		0-0 5-3		0-0 SH1-3 1-2		3 0 0 0 0 1 3										
<b>Dan Driessen, L</b> (1, 5) OBP: 0.343, SLG: 0.401		0-0 G6-3 1-2f		0-0 1-3 1B		0-3 K		0-0 L9		3 0 1 0 0 1 1										
<b>Darrel Chaney, S</b> (7, 5) OBP: 0.338, SLG: 0.298										1 0 0 0 0 0 1										
<b>Don Gullett, R</b> (1, 1) OBP: 0.274, SLG: 0.247			0-0 1-3		0-0 F4		0-0 G3		0-0 6-3	3 0 0 0 0 0 2										
<b>Clay Carroll, R</b> (8, 1) OBP: 0.176, SLG: 0.176										1 0 0 0 0 0 1										
<b>Inning Stats</b>	R: 2 E: 1 K: 0 S: 5	H: 2 LOB: 0 BB: 0 P: 5	R: 0 E: 0 K: 0 S: 3	H: 1 LOB: 0 BB: 0 P: 3	R: 0 E: 0 K: 0 S: 3	H: 0 LOB: 1 BB: 0 P: 4	R: 1 E: 0 K: 1 S: 7	H: 3 LOB: 2 BB: 1 P: 11	R: 0 E: 0 K: 2 S: 7	H: 0 LOB: 0 BB: 0 P: 7	R: 0 E: 0 K: 1 S: 5	H: 0 LOB: 0 BB: 0 P: 5	R: 1 E: 0 K: 0 S: 4	H: 1 LOB: 0 BB: 0 P: 4	R: 0 E: 0 K: 0 S: 4	H: 1 LOB: 1 BB: 0 P: 4	1B: 6 2B: 1 3B: 0 HR: 2	SF: 0 SAC: 1 DP: 2 HBP: 1	WP: 0 PB: 0 SB: 0 CS: 0	PA: 36
<b>PITCHER</b>	IP WLS BF H R ER SO BB IBB HBP BLK WP HR S P ERA WHIP																			
<b>Geoff Zahn, L</b> (1, 1) ERA: 1.96	4.0 L 18 6 3 2 1 1 0 1 0 0 0 1 18 23 4.50 1.750																			
<b>Mike Marshall, R</b> (5, 1) ERA: 2.3	5.0 18 3 1 1 3 0 0 0 0 0 0 1 24 24 1.80 0.600																			

Cincinnati Reds @ Los Angeles Dodgers  
Dodger Stadium, Los Angeles, CA  
Sat Sep 14 1974, 7:05 PM PDT  
Att: 52,970 - Unknown

AB	33
R	4
H	9
RBI	4
BB	1
SO	4
LOB	12



WP: 0	PA: 36
PB: 0	
SB: 0	
CS: 0	





Batter	1	2	3	4	5	6	7	8	9	AB R H RBI BB SO LOB	TOP											
<b>Pete Rose, S</b> (1, 7) OBP: 0.381, SLG: 0.378	0-0 F7		0-0 L3 1B		4-0 BB BB BB BB 1-2 BB		0-0 F7		0-0 F9	4 0 1 0 1 0 1												
<b>Joe Morgan, L</b> (1, 4) OBP: 0.428, SLG: 0.502	0-3 K		0-0 L3		4-0 BB BB BB BB 1-2 2-3 BB		0-0 F8			3 0 0 0 1 1 1												
<b>Johnny Bench, R</b> (1, 2) OBP: 0.357, SLG: 0.497	0-0 6-3				0-0 F2		0-3 K			4 0 0 0 0 2 3												
<b>Tony Perez, R</b> (1, 3) OBP: 0.336, SLG: 0.473					0-0 F7		0-3 K		0-0 F8	3 0 0 0 1 1 0												
<b>Dan Driessen, L</b> (1, 5) OBP: 0.343, SLG: 0.403					0-0 6-3		0-0 1B 2B		0-0 F9	3 0 1 0 0 1 1												
<b>Darrel Chaney, S</b> (6, 5) OBP: 0.336, SLG: 0.296										1 0 0 0 0 0 0												
<b>Cesar Geronimo, L</b> (1, 8) OBP: 0.360, SLG: 0.418									0-0 4-3	4 1 2 0 0 0 1												
<b>Dave Concepcion, R</b> (1, 6) OBP: 0.328, SLG: 0.391									0-0 5-3	2 0 0 0 1 0 1												
<b>Ken Griffey, L</b> (1, 9) OBP: 0.300, SLG: 0.301									0-0 K	4 0 0 0 0 2 6												
<b>Fred Norman, S</b> (1, 1) OBP: 0.167, SLG: 0.135									0-0 2B	3 0 1 1 0 2 3												
<b>Pedro Borbon, R</b> (6, 1) OBP: 0.174, SLG: 0.174										0 0 0 0 0 0 0												
<b>Will McEnaney, L</b> (7, 1)										0 0 0 0 0 0 0												
<b>Terry Crowley, L</b> (9, PH) OBP: 0.301, SLG: 0.364										1 0 1 0 0 0 0												
<b>Inning Stats</b>	R: 0 E: 0 K: 1 S: 5	H: 0 LOB: 0 BB: 0 P: 5	R: 0 E: 1 K: 2 S: 8	H: 0 LOB: 2 BB: 1 P: 12	R: 0 E: 0 K: 1 S: 5	H: 1 LOB: 0 BB: 0 P: 5	R: 0 E: 0 K: 0 S: 3	H: 0 LOB: 0 BB: 0 P: 3	R: 1 E: 0 K: 1 S: 7	H: 2 LOB: 3 BB: 2 P: 15	R: 0 E: 0 K: 2 S: 9	H: 2 LOB: 3 BB: 1 P: 13	R: 0 E: 0 K: 1 S: 5	H: 0 LOB: 0 BB: 0 P: 5	R: 0 E: 0 K: 0 S: 3	H: 0 LOB: 0 BB: 0 P: 3	R: 0 E: 0 K: 1 S: 6	H: 1 LOB: 1 BB: 0 P: 6	1B: 4 2B: 3 3B: 0 HR: 0	SF: 0 SAC: 1 DP: 1 HBP: 0	WP: 0 PB: 0 SB: 2 CS: 0	PA: 37
<b>PITCHER</b> <b>Don Sutton, R</b> (1, 1) ERA: 3.33	IP: 9.0 WLS: W BF: 37 H: 6 R: 1 ER: 1 SO: 9 BB: 4 IBB: 0 HBP: 0 BLK: 0 WP: 0 HR: 0 S: 51 P: 67 ERA: 1.00 WHIP: 1.111											<b>PITCHER</b> IP: WLS: BF: H: R: ER: SO: BB: IBB: HBP: BLK: WP: HR: S: P: ERA: WHIP:										

**Cincinnati Reds @ Los Angeles Dodgers**  
**Dodger Stadium, Los Angeles, CA**  
 Sun Sep 15 1974, 3:33 AM PDT  
 Att: 52,116 - Unknown

<b>AB</b>	<b>32</b>
<b>R</b>	<b>1</b>
<b>H</b>	<b>6</b>
<b>RBI</b>	<b>1</b>
<b>BB</b>	<b>4</b>
<b>SO</b>	<b>9</b>
<b>LOB</b>	<b>17</b>



Batter	1	2	3	4	5	6	7	8	9	AB	R	H	RBI	BB	SO	LOB
Davey Lopes, R OBP: 0.357, SLG: 0.380 (1, 4)	0-0 5-3		0-0 F7			0-0 6-3	0-0 HR			4	1	1	0	0	0	0
Bill Buckner, L OBP: 0.355, SLG: 0.408 (1, 7)	0-0 1B		0-0 P4			1-0 2B HBP	4-0 HR IBB			2	2	1	0	1	0	0
Jimmy Wynn, R OBP: 0.390, SLG: 0.514 (1, 8)	0-0 L6			0-0 P4		4-0 2B FC6-4 BB	0-0 HR			3	2	1	4	1	0	1
Steve Garvey, R OBP: 0.353, SLG: 0.494 (1, 3)	0-0 6-3			4-0 BB		0-0 FC6-4 1-3 2-H	0-0 HR			3	1	2	2	1	0	1
Ron Cey, R OBP: 0.362, SLG: 0.413 (1, 5)		0-0 F3		0-3 K		4-0 FC6-4 IBB	0-0 4-3			3	0	0	0	1	1	1
Joe Ferguson, R OBP: 0.372, SLG: 0.427 (1, 9)		4-0 BB		0-0 F8		0-0 FC6-4 1-2f 2-3 3-H	0-3 K			3	0	0	1	1	1	3
Bill Russell, R OBP: 0.333, SLG: 0.354 (1, 6)		0-0 F8			0-3 K	0-0 F9		0-3 K		4	0	0	0	0	2	3
Steve Yeager, R OBP: 0.332, SLG: 0.406 (1, 2)		0-0 F8			0-3 K		0-0 1B SH1-4 HR 1B	0-0 F7		4	1	1	0	0	1	1
Don Sutton, R OBP: 0.204, SLG: 0.189 (1, 1)			0-3 K		0-0 F7		0-0 SH1-4 1-2	0-3 K		3	0	0	0	0	2	0

Inning Stats	R: 0	H: 1	E: 0	K: 0	S: 4	H: 0	LOB: 1	BB: 0	P: 4	R: 0	H: 0	E: 0	K: 1	S: 3	H: 0	LOB: 0	BB: 0	P: 7	R: 0	H: 0	E: 0	K: 1	S: 5	R: 0	H: 0	E: 0	K: 1	S: 5	R: 0	H: 0	E: 0	K: 1	S: 7	R: 2	H: 1	E: 0	K: 0	S: 4	R: 5	H: 4	E: 0	K: 1	S: 9	R: 0	H: 0	E: 0	K: 2	S: 7	H: 0	LOB: 0	BB: 0	P: 7	1B: 3	SF: 0	2B: 1	SAC: 1	3B: 0	DP: 0	HR: 2	HBP: 1	WP: 0	PA: 36
--------------	------	------	------	------	------	------	--------	-------	------	------	------	------	------	------	------	--------	-------	------	------	------	------	------	------	------	------	------	------	------	------	------	------	------	------	------	------	------	------	------	------	------	------	------	------	------	------	------	------	------	------	--------	-------	------	-------	-------	-------	--------	-------	-------	-------	--------	-------	--------

PITCHER	IP	WLS	BF	H	R	ER	SO	BB	IBB	HBP	BLK	WP	HR	S	P	ERA	WHIP
Fred Norman, L ERA: 3.03 (1, 1)	5.1	L	22	2	2	2	4	3	0	1	0	0	0	26	39	3.38	0.938
Pedro Borbon, R ERA: 3.23 (6, 1)	1.0		9	4	5	5	0	0	2	0	0	0	2	7	15	45.00	4.000
Will McEnaney, L ERA: 4.5 (7, 1)	1.2		5	0	0	0	3	0	0	0	0	0	0	11	11	0.00	0.000

BOTTOM

Cincinnati Reds @ Los Angeles Dodgers  
 Dodger Stadium, Los Angeles, CA  
 Sun Sep 15 1974, 3:33 AM PDT  
 Att. 52,116 - Unknown

livebaseballscorecards.com

AB	29
R	7
H	6
RBI	7
BB	5
SO	7
LOB	10





Batter	1	2	3	4	5	6	7	8	9	AB R H RBI BB SO LOB	TOP															
Pete Rose, S (1, 7) OBP: 0.383, SLG: 0.381 Rawly Eastwick, R (9, 1)	0-0 6-3	4-0 BB	0-0 WP BB 1-2 2-H 1B		0-0 HBP 1-3 G1-2-3 2B		0-0 2B 1B		0-0 6-3	5 1 3 1 1 0 0 0 0 0 0 0 0 0																
Joe Morgan, L (1, 4) OBP: 0.431, SLG: 0.502 Darrel Chaney, S (7, 4) OBP: 0.336, SLG: 0.296 Ed Arbrister, R (9, PH) (9, 7)	0-0 BB BB 1B	4-0 1-2 BB	4-0 1-2 2-3 WP BB		4-0 HBP IBB		0-0 P4		0-0 1-3	2 1 1 0 3 0 1 0 0 0 0 0 0 0 1 0 0 0 0 0 0																
Johnny Bench, R (1, 2) OBP: 0.358, SLG: 0.498 Hal King, L (9, 2)	4-0 1-2 1B BB BB	0-0 F8	0-0 6-3		1-0 1-2 2-3 3-H HBP		0-0 1-H 2B			3 1 1 2 1 0 4 0 0 0 0 0 0 0																
Tony Perez, R (1, 3) OBP: 0.334, SLG: 0.470	0-0 F9		0-0 4-3	0-3 K	0-0 G1-2-3		4-0 G5-4-3 IBB			4 0 0 0 1 1 5																
Dan Driessen, L (1, 5) OBP: 0.347, SLG: 0.414 Ray Knight, R (6, 5)	4-0 1-2 2-3 1B BB BB		0-0 HR	0-0 2B		0-0 F8	0-0 G5-4-3			3 2 2 1 1 0 0 1 0 0 0 0 0 2																
Cesar Geronimo, L (1, 8) OBP: 0.363, SLG: 0.426	0-0 1-2 2-3 3-H 1B		0-0 HR	0-0 F8		1-0 1B HBP		0-0 4-3		4 1 2 2 0 0 1																
Dave Concepcion, R (1, 6) OBP: 0.329, SLG: 0.390	0-0 1-3 2-H 3-H 1B		4-0 1B BB	0-0 L8		0-0 P6		0-3 K		4 1 1 2 1 1 2																
Ken Griffey, L (1, 9) OBP: 0.298, SLG: 0.299 George Foster, R (3, PH) (3, 9)		0-3 K	0-3 K		0-0 2B HBP 1B	0-0 1-3 1B		0-0 F3		1 0 0 0 0 1 0 4 1 2 0 0 1 1																
Clay Kirby, R (1, 1) OBP: 0.167, SLG: 0.091 Roger Freed, R (9, PH) OBP: 0.333, SLG: 0.333 Junior Kennedy, R (9, 4) OBP: 0.294, SLG: 0.143		0-3 K	0-0 BB WP 1B		0-3 K	0-3 K		0-0 5-3		4 1 1 0 0 3 3 1 0 0 0 0 0 0 0 0 0 0 0 0 0																
<b>Inning Stats</b>	R: 3 E: 0 K: 0 S: 5	H: 3 LOB: 2 BB: 2 P: 13	R: 0 E: 0 K: 2 S: 7	H: 0 LOB: 2 BB: 2 P: 15	R: 4 E: 0 K: 1 S: 9	H: 4 LOB: 2 BB: 2 P: 17	R: 0 E: 0 K: 1 S: 6	H: 1 LOB: 1 BB: 0 P: 6	R: 1 E: 0 K: 1 S: 6	H: 2 LOB: 2 BB: 1 P: 11	R: 0 E: 0 K: 1 S: 6	H: 1 LOB: 2 BB: 0 P: 7	R: 1 E: 0 K: 0 S: 4	H: 2 LOB: 1 BB: 1 P: 8	R: 0 E: 0 K: 1 S: 5	H: 0 LOB: 0 BB: 0 P: 5	R: 0 E: 0 K: 0 S: 3	H: 0 LOB: 0 BB: 0 P: 3	1B: 8 2B: 3 3B: 0 HR: 2	SF: 0 SAC: 0 DP: 2 HBP: 2	WP: 1 PB: 0 SB: 0 CS: 0	PA: 47				
<b>PITCHER</b>	IP WLS BF H R ER SO BB IBB HBP BLK WP HR S P ERA WHIP	IP WLS BF H R ER SO BB IBB HBP BLK WP HR S P ERA WHIP	IP WLS BF H R ER SO BB IBB HBP BLK WP HR S P ERA WHIP	IP WLS BF H R ER SO BB IBB HBP BLK WP HR S P ERA WHIP	IP WLS BF H R ER SO BB IBB HBP BLK WP HR S P ERA WHIP	IP WLS BF H R ER SO BB IBB HBP BLK WP HR S P ERA WHIP	IP WLS BF H R ER SO BB IBB HBP BLK WP HR S P ERA WHIP	IP WLS BF H R ER SO BB IBB HBP BLK WP HR S P ERA WHIP	IP WLS BF H R ER SO BB IBB HBP BLK WP HR S P ERA WHIP	IP WLS BF H R ER SO BB IBB HBP BLK WP HR S P ERA WHIP	IP WLS BF H R ER SO BB IBB HBP BLK WP HR S P ERA WHIP	IP WLS BF H R ER SO BB IBB HBP BLK WP HR S P ERA WHIP	IP WLS BF H R ER SO BB IBB HBP BLK WP HR S P ERA WHIP	IP WLS BF H R ER SO BB IBB HBP BLK WP HR S P ERA WHIP	IP WLS BF H R ER SO BB IBB HBP BLK WP HR S P ERA WHIP	IP WLS BF H R ER SO BB IBB HBP BLK WP HR S P ERA WHIP	IP WLS BF H R ER SO BB IBB HBP BLK WP HR S P ERA WHIP	IP WLS BF H R ER SO BB IBB HBP BLK WP HR S P ERA WHIP	IP WLS BF H R ER SO BB IBB HBP BLK WP HR S P ERA WHIP	IP WLS BF H R ER SO BB IBB HBP BLK WP HR S P ERA WHIP	IP WLS BF H R ER SO BB IBB HBP BLK WP HR S P ERA WHIP	IP WLS BF H R ER SO BB IBB HBP BLK WP HR S P ERA WHIP	IP WLS BF H R ER SO BB IBB HBP BLK WP HR S P ERA WHIP	IP WLS BF H R ER SO BB IBB HBP BLK WP HR S P ERA WHIP		
Dan Spillner, R (1, 1) ERA: 4.06	2.1 L	16 5 6 6 2 5 0 0 0 0 0 2 15 35 23.14 4.286	Rusty Gerhardt, L (3, 1) ERA: 8.16	0.2 5 2 1 1 1 1 1 0 0 0 1 0 6 10 13.50 4.500	Lowell Palmer, R (4, 1) ERA: 5.67	2.0 10 3 1 1 2 0 1 1 0 0 0 12 17 4.50 1.500	Bill Laxton, L (6, 1) ERA: 3.59	1.1 9 3 1 1 1 0 1 1 0 0 0 0 0 9 14 6.75 2.250	Larry Hardy, R (7, 1) ERA: 4.75	0.2 1 0 0 0 0 0 0 0 0 0 0 0 1 1 0.00 0.000	Dave Tomlin, L (8, 1) ERA: 4.65	2.0 6 0 0 0 1 0 0 0 0 0 0 8 8 0.00 0.000														

Cincinnati Reds @ San Diego Padres  
San Diego Stadium, San Diego, CA  
Mon Sep 16 1974, 10:05 PM EDT  
Att. 5,467 - Unknown

livebaseballscorecards.com

AB	37
R	9
H	13
RBI	8
BB	8
SO	7
LOB	19







Batter	1	2	3	4	5	6	7	8	9	AB R H RBI BB SO LOB	TOP									
<b>Pete Rose, S</b> (1, 7) OBP: 0.383, SLG: 0.384	4-0 BB BB		0-0 1-3		0-3 K		0-0 2-H 3B		0-0 G3	4 0 1 1 1 1 3										
<b>Joe Morgan, L</b> (1, 4) OBP: 0.432, SLG: 0.500 <b>Darrel Chaney, S</b> (7, PR) OBP: 0.336, SLG: 0.296 (7, 4)	0-0 F8		4-0 BB		0-0 F8		4-0 BB			2 0 0 0 2 0 3 0 0 0 0 0 0 0										
<b>Johnny Bench, R</b> (1, 2) OBP: 0.358, SLG: 0.496	4-0 1-2 BB		0-3 K		0-0 F7		0-3 K			3 0 0 0 1 2 5										
<b>Tony Perez, R</b> (1, 3) OBP: 0.332, SLG: 0.466	0-0 F8		0-0 P6			0-0		0-0 6-3		4 0 0 0 0 0 3										
<b>Dan Driessen, L</b> (1, 5) OBP: 0.346, SLG: 0.411	0-3 K			4-0 G5-4-3 BB		0-0 F8		0-3 K		3 0 0 0 1 2 2										
<b>Cesar Geronimo, L</b> (1, 8) OBP: 0.360, SLG: 0.422				0-0 L4		0-3 K		0-0 P4		4 0 0 0 0 2 1										
<b>Dave Concepcion, R</b> (1, 6) OBP: 0.328, SLG: 0.389				0-0 G5-4-3 1-2f			0-0 F8		0-3 K	4 0 1 0 0 1 1										
<b>Ken Griffey, L</b> (1, 9) OBP: 0.307, SLG: 0.316				4-0 1-3 BB		0-0 1B 1B		0-0 4-3		3 0 2 0 1 0 0										
<b>Jack Billingham, R</b> (1, 1) OBP: 0.088, SLG: 0.075 <b>Pat Darcy, L</b> (3, 1) OBP: 0.500, SLG: 0.500 <b>Merv Rettenmund, R</b> (5, PH) OBP: 0.233, SLG: 0.329 <b>Tom Hall, L</b> (5, 1) <b>Hal King, L</b> (7, PH) OBP: 0.353, SLG: 0.286 <b>Will McEnaney, L</b> (7, 1) <b>Rawly Eastwick, R</b> (8, 1) <b>Terry Crowley, L</b> (9, PH) OBP: 0.290, SLG: 0.361				0-0 1-6-3		0-0 1-3 1B		0-0 3B 2B		1 0 0 0 0 0 0 1 0 0 0 0 0 0 0 0 1 0 0 1 0 0 0 0 0 0 0 0 0 0 0 0 1 1 1 0 1 0 0 0 0 0 0 1										
<b>Inning Stats</b>	R: 0 E: 0 K: 1 S: 5	H: 0 LOB: 2 BB: 2 P: 13	R: 0 E: 0 K: 1 S: 5	H: 1 LOB: 1 BB: 1 P: 9	R: 0 E: 0 K: 1 S: 5	H: 0 LOB: 0 BB: 1 P: 6	R: 0 E: 0 K: 1 S: 7	H: 2 LOB: 2 BB: 0 P: 7	R: 0 E: 0 K: 1 S: 5	H: 0 LOB: 0 BB: 0 P: 5	R: 1 E: 0 K: 1 S: 7	H: 2 LOB: 2 BB: 1 P: 11	R: 0 E: 0 K: 1 S: 5	H: 0 LOB: 0 BB: 0 P: 5	R: 0 E: 0 K: 1 S: 6	H: 1 LOB: 1 BB: 0 P: 6	1B: 3 2B: 1 3B: 2 HR: 0	SF: 0 SAC: 0 DP: 1 HBP: 0	WP: 0 PB: 0 SB: 1 CS: 1	PA: 37
<b>PITCHER</b> <b>Bill Greif, R</b> (1, 1) ERA: 4.54	IP 9.0 WLS W BF 37 H 6 R 1 ER 1 SO 8 BB 6 IBB 0 HBP 0 BLK 0 WP 0 HR 0 S 47 P 71 ERA 1.00 WHIP 1.333											<b>PITCHER</b>	IP WLS BF H R ER SO BB IBB HBP BLK WP HR S P ERA WHIP							

**Cincinnati Reds @ San Diego Padres**  
San Diego Stadium, San Diego, CA  
Tue Sep 17 1974, 10:05 PM EDT  
Att. 6,428 - Unknown

[livebaseballscorecards.com](http://livebaseballscorecards.com)

AB	31
R	1
H	6
RBI	1
BB	6
SO	8
LOB	20



Batter	1	2	3	4	5	6	7	8	9	AB	R	H	RBI	BB	SO	LOB
<b>Bobby Tolan, L</b> OBP: 0.325, SLG: 0.396 (1, 9) X	0-0 4-3	0-0 2-3		0-0 4-3		0-3 K				4	0	0	0	0	1	2
<b>Glenn Beckert, R</b> OBP: 0.312, SLG: 0.267 (1, 4) X <b>Dave Hilton, R</b> OBP: 0.274, SLG: 0.307 (8, 4)	0-0 2B 1B		0-0 2B 1B	0-0 F9			0-0 F9			4	2	2	0	0	0	0
<b>Johnny Grubb, L</b> OBP: 0.366, SLG: 0.422 (1, 8) X	0-0 F7		0-0 1B 2B		0-3 K		0-0 4-3			4	1	1	0	0	1	1
<b>Willie McCovey, L</b> OBP: 0.416, SLG: 0.514 (1, 3) X	0-0 1-H 2B		4-0 1B 1B G4-6-3 IBB		0-0 F3		0-3 K			3	1	1	1	1	1	0
<b>Dave Winfield, R</b> OBP: 0.319, SLG: 0.433 (1, 7) SSS	0-3 K		0-0 G4-6-3 1B 1-2 2-H 3-H		0-0 HR		0-0 P4			4	1	2	3	0	1	1
<b>Derrel Thomas, S</b> OBP: 0.315, SLG: 0.337 (1, 5)		0-0 1B FC5-4 1B	0-0 G4-6-3 1B 1-2 2-3		0-0 F7		4-0 BB BB BB			3	1	2	0	1	0	0
<b>Fred Kendall, R</b> OBP: 0.307, SLG: 0.339 (1, 2) X		0-0 FC5-4 1B	0-0 G4-6-3 1-2f 2-3 3-H		0-0 F8		0-0 P			4	0	1	0	0	0	3
<b>Enzo Hernandez, R</b> OBP: 0.289, SLG: 0.279 (1, 6) X		0-0 FC5-4 SH3-4	0-0 1-4-3 1-2f 2-3 3-H		4-0 SH1-4 BB		0-0 F8			3	0	0	1	1	0	3
<b>Bill Greif, R</b> OBP: 0.210, SLG: 0.058 (1, 1) X		0-0 SH3-4		0-0 4-3		0-0 SH1-4				1	0	0	0	0	0	0

Inning Stats	R: 1	H: 2	E: 0	LOB: 1	K: 1	P: 7	R: 1	H: 2	E: 0	LOB: 1	K: 0	P: 5	R: 3	H: 4	E: 0	LOB: 1	K: 0	P: 10	R: 0	H: 0	E: 0	LOB: 0	K: 0	P: 3	R: 1	H: 1	E: 0	LOB: 0	K: 1	P: 6	R: 0	H: 0	E: 0	LOB: 1	K: 1	P: 9	R: 0	H: 0	E: 0	LOB: 0	K: 1	P: 5	R: 0	H: 0	E: 0	LOB: 1	K: 0	P: 7
	1	2	0	1	1	7	1	2	0	1	0	5	3	4	0	1	0	10	0	0	0	0	0	3	1	1	0	1	0	0	6	0	0	1	9	0	5	0	0	0	0	0	0	0	0	0	7	

PITCHER	IP	WLS	BF	H	R	ER	SO	BB	IBB	HBP	BLK	WP	HR	S	P	ERA	WHIP
<b>Jack Billingham, R</b> ERA: 3.5 (1, 1)	2.0	L	15	8	5	5	1	0	1	0	0	0	0	16	20	22.50	4.000
<b>Pat Darcy, R</b> ERA: 1.86 (3, 1)	2.0		5	0	0	0	0	0	0	0	0	0	0	5	5	0.00	0.000
<b>Tom Hall, L</b> ERA: 4.42 (5, 1)	2.0		8	1	1	1	2	1	0	0	0	0	1	11	15	4.50	1.000
<b>Will McEnaney, L</b> ERA: 4.33 (7, 1)	1.0		3	0	0	0	1	0	0	0	0	0	0	5	5	0.00	0.000
<b>Rawly Eastwick, R</b> ERA: 2.25 (8, 1)	1.0		4	0	0	0	0	1	0	0	0	0	0	3	7	0.00	1.000

**BOTTOM**

**Cincinnati Reds @ San Diego Padres**  
San Diego Stadium, San Diego, CA

Tue Sep 17 1974, 10:05 PM EDT  
Att. 6,428 - Unknown

livebaseballscorecards.com

<b>AB</b>	<b>30</b>
<b>R</b>	<b>6</b>
<b>H</b>	<b>9</b>
<b>RBI</b>	<b>5</b>
<b>BB</b>	<b>3</b>
<b>SO</b>	<b>4</b>
<b>LOB</b>	<b>10</b>



WP	HR	S	P	ERA	WHIP
0	0	0	35	0	0



Batter	1	2	3	4	5	6	7	8	9	AB R H RBI BB SO LOB	TOP		
<b>Pete Rose, S</b> (1, 7) OBP: 0.385, SLG: 0.384	4-0 FC5-4 BB		0-0 FC5-4 1B		0-0 G6-4-3		0-0 SH1-4 1B		4-0 G6-4-3 BB	3 0 1 0 2 0 2			
<b>Merv Rettenmund, R</b> (1, 9) OBP: 0.333, SLG: 0.328 <b>Cesar Geronimo, L</b> (7, 8) OBP: 0.359, SLG: 0.421	0-0 FC5-4 1-3		0-0 1-3 1B		0-0 1-3		0-0 SH1-4		0-0 F9	3 0 1 0 0 0 1 1 0 0 0 0 0 2			
<b>Dave Concepcion, R</b> (1, 6) OBP: 0.327, SLG: 0.388	0-0 1-3		0-0 F3			0-0 1B 2B 1B	0-0 1-3		0-0 G6-4-3	5 1 1 0 0 0 5			
<b>Johnny Bench, R</b> (1, 2) OBP: 0.359, SLG: 0.495	0-3 K			0-0 5-3		0-0 2B 1-2 HR 1B	4-0 IBB			3 1 1 0 1 1 1			
<b>Tony Perez, R</b> (1, 3) OBP: 0.332, SLG: 0.467		0-0 6-3		0-3 K		0-0 1-3 2-H HR 2B	0-0 F9			4 1 1 1 0 1 2			
<b>George Foster, R</b> (1, 8) OBP: 0.342, SLG: 0.407		0-0 1B		0-0 2B		0-0 P2		0-0 6-3		4 0 2 0 0 0 2			
<b>Ray Knight, R</b> (1, 5) <b>Roger Freed, R</b> (6, PH) OBP: 0.500, SLG: 1.250 <b>Junior Kennedy, R</b> (6, 4) OBP: 0.278, SLG: 0.133		0-0 L4		0-0 6-3		0-0 HR		0-0 1-3		2 0 0 0 0 0 2 1 1 1 3 0 0 0 1 0 0 0 0 0 0			
<b>Darrel Chaney, S</b> (1, 4) OBP: 0.336, SLG: 0.291 <b>Phil Gagliano, R</b> (8, PH) OBP: 0.386, SLG: 0.069		0-3 K			4-0 1B G6-4-3 BB	0-0 1-3		0-0 L7		2 1 0 0 1 1 1 1 0 0 0 0 0 0			
<b>Don Gullett, R</b> (1, 1) OBP: 0.287, SLG: 0.263 <b>Clay Carroll, R</b> (7, 1) OBP: 0.176, SLG: 0.176 <b>Joe Morgan, L</b> (9, PH) OBP: 0.433, SLG: 0.501 <b>Ken Griffey, L</b> (9, PR) OBP: 0.307, SLG: 0.316			0-0 FC5-4 1B		0-0 1-3 1B	0-0 6-3			0-0 BB 1B	3 0 2 0 0 0 0 0 0 0 0 0 0 0 1 0 1 0 0 0 0 0 0 0 0 0 0 0			
<b>Inning Stats</b>	R: 0 E: 0 K: 1 S: 5 H: 0 LOB: 1 BB: 1 P: 9	R: 0 E: 0 K: 1 S: 6 H: 1 LOB: 1 BB: 0 P: 6	R: 0 E: 0 K: 0 S: 4 H: 2 LOB: 1 BB: 0 P: 4	R: 0 E: 0 K: 1 S: 6 H: 1 LOB: 1 BB: 0 P: 6	R: 1 E: 0 K: 0 S: 3 H: 1 LOB: 0 BB: 1 P: 7	R: 4 E: 0 K: 0 S: 7 H: 4 LOB: 0 BB: 0 P: 7	R: 0 E: 0 K: 0 S: 4 H: 1 LOB: 2 BB: 1 P: 8	R: 0 E: 0 K: 0 S: 3 H: 0 LOB: 0 BB: 0 P: 3	R: 0 E: 0 K: 0 S: 3 H: 1 LOB: 2 BB: 1 P: 7	1B: 8 2B: 2 3B: 0 HR: 1 SF: 0 SAC: 1 DP: 2 HBP: 0	WP: 0 PB: 0 SB: 0 CS: 0 PA: 39		
<b>PITCHER</b>	IP WLS BF H R ER SO BB IBB HBP BLK WP HR S P ERA WHIP											<b>PITCHER</b>	IP WLS BF H R ER SO BB IBB HBP BLK WP HR S P ERA WHIP
<b>Randy Jones, L</b> (1, 1) ERA: 4.4	7.0 W 32 10 5 5 3 2 1 0 0 0 1 35 47 6.43 1.714												
<b>Dave Tomlin, L</b> (8, 1) ERA: 4.53	1.1 6 1 0 0 0 1 0 0 0 0 0 5 9 0.00 1.500												
<b>Larry Hardy, R</b> (9, 1) ERA: 4.72	0.2 S 1 0 0 0 0 0 0 0 0 0 0 1 1 0.00 0.000												

**Cincinnati Reds @ San Diego Padres**  
San Diego Stadium, San Diego, CA  
Wed Sep 18 1974, 10:05 PM EDT  
Att: 33,237 - Unknown

[livebaseballscorecards.com](http://livebaseballscorecards.com)

<b>AB</b>	<b>34</b>
<b>R</b>	<b>5</b>
<b>H</b>	<b>11</b>
<b>RBI</b>	<b>4</b>
<b>BB</b>	<b>4</b>
<b>SO</b>	<b>3</b>
<b>LOB</b>	<b>18</b>







Batter	1	2	3	4	5	6	7	8	9	AB R H RBI BB SO LOB	TOP												
<b>Pete Rose, S</b> (1, 7) OBP: 0.387, SLG: 0.385	0-0 5-3	4-0 BB 2B BB	4-0 BB		4-0 FC6-4 1B BB		0-0 G3 2B		0-0 F8	3 2 1 1 3 0 0													
<b>Cesar Geronimo, L</b> (1, 8) OBP: 0.363, SLG: 0.421	4-0 FC5 BLK BB	4-0 BB 2B BB	4-0 BB		0-0 FC6-4 1B		0-0 G3		0-0 F9	3 1 1 2 3 0 1													
<b>Johnny Bench, R</b> (1, 2) OBP: 0.359, SLG: 0.497	0-0 FC5 1-3	0-0 BB 2B	0-0 F9		0-0 FC6-4 1-2 2-3		0-0 2B			5 0 2 4 0 0 6													
<b>Tony Perez, R</b> (1, 3) OBP: 0.331, SLG: 0.464	0-0 P4	0-0 F3		0-0 1B	0-0 F9		0-0 F2			5 0 1 0 0 0 5													
<b>Dan Driessen, L</b> (1, 5) OBP: 0.347, SLG: 0.410 <b>Ray Knight, R</b> (6, 5)				0-3 K		0-0 F3		0-0 F7		2 1 0 0 2 1 1 1 0 0 0 0 0 0													
<b>Dave Concepcion, R</b> (1, 6) OBP: 0.326, SLG: 0.386				0-3 K		0-3 K		0-0 F8		5 1 1 0 0 3 3													
<b>Ken Griffey, L</b> (1, 9) OBP: 0.307, SLG: 0.316 <b>Merv Rettenmund, R</b> (6, PH) (6, 9)				0-0 F5		4-0 BB		4-0 BB		3 0 1 0 0 1 3 0 0 0 0 2 0 0													
<b>Darrel Chaney, S</b> (1, 4) OBP: 0.338, SLG: 0.289				0-3 K		0-0 5-3		0-0 G3		4 2 1 0 1 1 3													
<b>Fred Norman, S</b> (1, 1) OBP: 0.172, SLG: 0.143 <b>Terry Crowley, L</b> (9, PH) OBP: 0.296, SLG: 0.358 <b>Pedro Borbon, R</b> (9, 1) OBP: 0.174, SLG: 0.174				0-3 K		0-3 K		0-0 4-3		4 1 1 1 0 3 2 1 0 0 0 0 0 0 0 0 0 0 0 0 0													
<b>Inning Stats</b>	R: 0 E: 0 K: 0 S: 3	H: 0 LOB: 1 BB: 1 P: 7	R: 6 E: 0 K: 2 S: 10	H: 3 LOB: 2 BB: 5 P: 30	R: 0 E: 0 K: 2 S: 8	H: 1 LOB: 3 BB: 2 P: 16	R: 0 E: 0 K: 2 S: 8	H: 1 LOB: 1 BB: 0 P: 8	R: 1 E: 0 K: 1 S: 7	H: 2 LOB: 2 BB: 1 P: 11	R: 0 E: 0 K: 1 S: 5	H: 0 LOB: 1 BB: 1 P: 9	R: 1 E: 0 K: 1 S: 7	H: 2 LOB: 1 BB: 0 P: 7	R: 0 E: 0 K: 0 S: 3	H: 0 LOB: 1 BB: 1 P: 7	R: 0 E: 0 K: 0 S: 3	H: 0 LOB: 0 BB: 0 P: 3	1B: 6 2B: 3 3B: 0 HR: 0	SF: 0 SAC: 0 DP: 0 HBP: 0	WP: 0 PB: 0 SB: 1 CS: 0	PA: 47	
<b>PITCHER</b>	IP	WLS	BF	H	R	ER	SO	BB	IBB	HBP	BLK	WP	HR	S	P	ERA	WHIP						
<b>John D'Acquisto, R</b> (1, 1) ERA: 3.68	1.1	L	12	3	6	6	1	5	0	0	1	0	0	9	29	40.50	6.000						
<b>Ed Halicki, R</b> (2, 1) ERA: 4.09	1.2		9	1	0	0	3	3	0	0	0	0	0	12	24	0.00	2.400						
<b>Gary Lavelle, L</b> (4, 1) ERA: 0.84	1.0		4	1	0	0	2	0	0	0	0	0	0	8	8	0.00	1.000						
<b>Ron Bryant, L</b> (5, 1) ERA: 5.59	2.0		10	2	1	1	2	2	0	0	0	0	0	12	20	4.50	2.000						
<b>Butch Metzger, R</b> (7, 1) ERA: 1.86	2.0		9	2	1	1	1	1	0	0	0	0	0	10	14	4.50	1.500						
<b>PITCHER</b>	IP	WLS	BF	H	R	ER	SO	BB	IBB	HBP	BLK	WP	HR	S	P	ERA	WHIP						
<b>Randy Moffitt, R</b> (9, 1) ERA: 4.5	1.0		3	0	0	0	0	0	0	0	0	0	0	3	3	0.00	0.000						

**Cincinnati Reds @ San Francisco Giants**  
**Candlestick Park, San Francisco, CA**  
 Thu Sep 19 1974, 10:05 PM EDT  
 Att. 2,074 - Unknown

<b>AB</b>	36
<b>R</b>	8
<b>H</b>	9
<b>RBI</b>	8
<b>BB</b>	11
<b>SO</b>	9
<b>LOB</b>	24







Batter	1	2	3	4	5	6	7	8	9	AB R H RBI BB SO LOB	TOP														
<b>Pete Rose, S</b> (1, 7) OBP: 0.385, SLG: 0.382	0-0 6-3		0-0 F9			0-3 K		0-0 6-3		4 0 0 0 0 1 0	<b>Cincinnati Reds @ San Francisco Giants</b> Candlestick Park, San Francisco, CA Fri Sep 20 1974, 10:05 PM EDT Att. 3,924 - Unknown <a href="http://livebaseballscorecards.com">livebaseballscorecards.com</a>														
<b>Dave Concepcion, R</b> (1, 6) OBP: 0.327, SLG: 0.384	4-0 5-3 BB			0-3 K		4-0 BB 2B BB		0-0 F7		2 1 0 0 2 1 0															
<b>Johnny Bench, R</b> (1, 5) OBP: 0.360, SLG: 0.502	0-0 5-3			0-0 HR		4-0 1-2 2B BB		0-0 1-3		3 2 1 1 1 0 1															
<b>Tony Perez, R</b> (1, 3) OBP: 0.332, SLG: 0.466	0-0 6-3			0-0 G5-4-3 1B		0-0 1-H 2-H 2B		0-0 F8		4 0 2 2 0 0 1															
<b>George Foster, R</b> (1, 8) (6, 9) OBP: 0.344, SLG: 0.410		0-0 S CS 2B		0-0 G5-4-3 1-2f		4-0 BB		0-0 F9		3 0 1 0 1 0 1															
<b>Merv Rettenmund, R</b> (1, 9) <b>Cesar Geronimo, L</b> (6, 8) OBP: 0.335, SLG: 0.324 OBP: 0.362, SLG: 0.420		0-0 1-3			0-0 6-3	0-0 F3		0-0 F8		3 0 0 0 0 0 3 1 0 0 0 0 0 0															
<b>Bill Plummer, R</b> (1, 2) OBP: 0.264, SLG: 0.342		0-3 K 2-H			0-0 6-3		0-0 4-3			3 0 0 0 0 1 1															
<b>Darrel Chaney, S</b> (1, 4) OBP: 0.331, SLG: 0.282			0-3 K		0-0 F8		0-0 F8			3 0 0 0 0 1 0															
<b>Clay Kirby, R</b> (1, 1) OBP: 0.160, SLG: 0.087			0-3 K			0-0 1-3	0-3 K			3 0 0 0 0 2 0															
<b>Inning Stats</b>	R: 0 E: 0 K: 0 S: 3	H: 0 LOB: 1 BB: 1 P: 7	R: 0 E: 0 K: 1 S: 5	H: 1 LOB: 0 BB: 0 P: 5	R: 0 E: 0 K: 2 S: 7	H: 0 LOB: 0 BB: 0 P: 7	R: 1 E: 0 K: 1 S: 6	H: 2 LOB: 0 BB: 0 P: 6	R: 0 E: 0 K: 0 S: 3	H: 0 LOB: 0 BB: 0 P: 3	R: 2 E: 0 K: 1 S: 6	H: 1 LOB: 2 BB: 3 P: 18	R: 0 E: 0 K: 1 S: 5	H: 0 LOB: 0 BB: 0 P: 5	R: 0 E: 0 K: 0 S: 3	H: 0 LOB: 0 BB: 0 P: 3	R: 0 E: 0 K: 0 S: 3	H: 0 LOB: 0 BB: 0 P: 3	R: 0 E: 0 K: 0 S: 3	H: 0 LOB: 0 BB: 0 P: 3	1B: 1 2B: 2 3B: 0 HR: 1	SF: 0 SAC: 0 DP: 1 HBP: 0	WP: 0 PB: 0 SB: 1 CS: 1	PA: 33	
<b>PITCHER</b> <b>Mike Caldwell, L</b> (1, 1) ERA: 3.02	IP 9.0	WLS W	BF 33	H 4	R 3	ER 3	SO 6	BB 4	IBB 0	HBP 0	BLK 0	WP 0	HR 1	S 41	P 57	ERA 3.00	WHIP 0.889								



Batter	1	2	3	4	5	6	7	8	9
<b>Bobby Bonds, R</b> OBP: 0.369, SLG: 0.446 (1, 8)	0-3 K	0-0 F7			0-3 K			0-3 K	
<b>Tito Fuentes, S</b> OBP: 0.298, SLG: 0.306 (1, 4)	0-0 6-3		0-0 F7			0-0 4-3		0-0 S 1B	
<b>Gary Thomasson, L</b> OBP: 0.325, SLG: 0.331 (1, 9)	0-0 2B		0-0 4-3			0-3 K		0-0 1-H 1B	
<b>Gary Matthews, R</b> OBP: 0.365, SLG: 0.446 (1, 7)	0-0 6-3		0-0 F8			0-0 F9		0-0 1-2 4-3	
<b>Ed Goodson, L</b> OBP: 0.322, SLG: 0.374 (1, 3)		0-0 6-3		0-0 F7			0-0 2B 4-3 1B	0-0 4-3	
<b>Steve Ontiveros, S</b> OBP: 0.369, SLG: 0.339 (1, 5)		0-0 BB E 1B		0-0 L7			0-0 4-3 SF8 2B		
<b>Chris Speier, R</b> OBP: 0.331, SLG: 0.345 (1, 6)		4-0 SH5-4 E BB 1-2		0-0 F2			0-0 4-3		
<b>Dave Rader, L</b> OBP: 0.346, SLG: 0.359 (1, 2)		0-0 E6 SH5-4 1-2 2-H			0-0 G3		0-0 SF8		
<b>Mike Caldwell, R</b> OBP: 0.177, SLG: 0.150 (1, 1)		0-0 SH5-4 1-2 2-3			0-0 P4		0-0 6-3		

AB	R	H	RBI	BB	SO	LOB
4	0	0	0	0	3	2
4	1	1	0	0	0	0
4	0	2	1	0	1	0
4	0	0	0	0	0	2
4	1	1	0	0	0	1
3	2	2	0	0	0	0
2	0	0	1	1	0	1
2	0	0	1	0	0	1
2	0	0	0	0	0	0

**BOTTOM**

**Cincinnati Reds @ San Francisco Giants**  
Candlestick Park, San Francisco, CA

Fri Sep 20 1974, 10:05 PM EDT  
Att. 3,924 - Unknown

livebaseballscorecards.com

<b>AB</b>	<b>29</b>
<b>R</b>	<b>4</b>
<b>H</b>	<b>6</b>
<b>RBI</b>	<b>3</b>
<b>BB</b>	<b>1</b>
<b>SO</b>	<b>4</b>
<b>LOB</b>	<b>7</b>



Inning Stats	R: 0	H: 1	E: 0	LOB: 1	K: 1	BB: 0	S: 6	P: 6
<b>R: 1</b>	<b>H: 1</b>	<b>E: 1</b>	<b>LOB: 2</b>	<b>K: 0</b>	<b>BB: 1</b>	<b>S: 5</b>	<b>P: 9</b>	
<b>R: 0</b>	<b>H: 0</b>	<b>E: 0</b>	<b>LOB: 0</b>	<b>K: 0</b>	<b>BB: 0</b>	<b>S: 3</b>	<b>P: 3</b>	
<b>R: 0</b>	<b>H: 0</b>	<b>E: 0</b>	<b>LOB: 0</b>	<b>K: 0</b>	<b>BB: 0</b>	<b>S: 3</b>	<b>P: 3</b>	
<b>R: 0</b>	<b>H: 0</b>	<b>E: 0</b>	<b>LOB: 0</b>	<b>K: 1</b>	<b>BB: 0</b>	<b>S: 5</b>	<b>P: 5</b>	
<b>R: 0</b>	<b>H: 0</b>	<b>E: 0</b>	<b>LOB: 0</b>	<b>K: 1</b>	<b>BB: 0</b>	<b>S: 5</b>	<b>P: 5</b>	
<b>R: 2</b>	<b>H: 2</b>	<b>E: 0</b>	<b>LOB: 0</b>	<b>K: 0</b>	<b>BB: 0</b>	<b>S: 5</b>	<b>P: 5</b>	
<b>R: 1</b>	<b>H: 2</b>	<b>E: 0</b>	<b>LOB: 1</b>	<b>K: 1</b>	<b>BB: 0</b>	<b>S: 7</b>	<b>P: 7</b>	

<b>1B: 4</b>	<b>SF: 1</b>	<b>WP: 0</b>	<b>PA: 32</b>
<b>2B: 2</b>	<b>SAC: 1</b>	<b>PB: 0</b>	
<b>3B: 0</b>	<b>DP: 0</b>	<b>SB: 1</b>	
<b>HR: 0</b>	<b>HBP: 0</b>	<b>CS: 0</b>	

PITCHER	IP	WLS	BF	H	R	ER	SO	BB	IBB	HBP	BLK	WP	HR	S	P	ERA	WHIP
<b>Clay Kirby, R</b> ERA: 3.38 (1, 1)	8.0	L	32	6	4	3	4	1	0	0	0	0	0	39	43	3.38	0.875









Batter	1	2	3	4	5	6	7	8	9	AB R H RBI BB SO LOB	TOP																
<b>Pete Rose, S</b> (1, 7) OBP: 0.384, SLG: 0.381	0-0 F7		0-0 F7			0-3 K		0-0 FC6-4 1B		4 0 0 0 0 1 2																	
<b>Cesar Geronimo, L</b> (1, 8) OBP: 0.358, SLG: 0.413	0-0 F8			0-0 G3		0-0 F7		0-0 1B		4 0 1 0 0 0 0																	
<b>Johnny Bench, R</b> (1, 2) OBP: 0.359, SLG: 0.498	0-3 K			0-3 K		0-0 FC6-4 1B		0-3 K		4 0 1 0 0 3 2																	
<b>Tony Perez, R</b> (1, 3) OBP: 0.330, SLG: 0.461		0-0 F7		0-0 6-3		0-0 FC6-4 1-2f		0-3 K		4 0 0 0 0 1 3																	
<b>Dan Driessen, L</b> (1, 5) OBP: 0.343, SLG: 0.404		0-0 P6			0-0 BB 1B		0-0 F8		0-0 F9	4 0 1 0 0 0 0																	
<b>Dave Concepcion, R</b> (1, 6) OBP: 0.326, SLG: 0.381		0-0 F8			4-0 BB 1-2 BB		0-0 F8		0-0 1B	3 0 1 0 1 0 0																	
<b>Ken Griffey, L</b> (1, 9) OBP: 0.317, SLG: 0.333			0-0 1B		4-0 BB 1-2 2-3 BB		0-0 1B		0-3 K	3 0 2 0 1 1 1																	
<b>Darrel Chaney, S</b> (1, 4) OBP: 0.333, SLG: 0.311			0-0 F7		0-3 K		0-0 F9		0-0 F9	4 0 0 0 0 1 6																	
<b>Don Gullett, R</b> (1, 1) OBP: 0.287, SLG: 0.263			0-0 F7		0-0 G5-6-4-3 1-2f			0-0 FC6-4 1B		0 0 0 0 0 0 0																	
<b>Hal King, L</b> (3, PH) OBP: 0.316, SLG: 0.250										1 0 0 0 0 0 1																	
<b>Pat Darcy, L</b> (3, 1) OBP: 0.333, SLG: 0.333										0 0 0 0 0 0 0																	
<b>Joe Morgan, L</b> (5, PH) OBP: 0.431, SLG: 0.500										1 0 0 0 0 0 3																	
<b>Dick Baney, R</b> (5, 1) OBP: 0.333, SLG: 0.333										0 0 0 0 0 0 0																	
<b>Ed Armbrister, R</b> (8, PH) OBP: 0.333, SLG: 0.333										1 0 1 0 0 0 0																	
<b>Tom Carroll, L</b> (8, 1) OBP: 0.192, SLG: 0.160										0 0 0 0 0 0 0																	
<b>Inning Stats</b>	R: 0 E: 0 K: 1 S: 5	H: 0 LOB: 0 BB: 0 P: 5	R: 0 E: 0 K: 0 S: 3	H: 0 LOB: 0 BB: 0 P: 3	R: 0 E: 0 K: 0 S: 4	H: 1 LOB: 1 BB: 0 P: 4	R: 0 E: 0 K: 1 S: 5	H: 0 LOB: 0 BB: 0 P: 5	R: 0 E: 0 K: 1 S: 5	H: 1 LOB: 2 BB: 2 P: 13	R: 0 E: 0 K: 1 S: 6	H: 1 LOB: 1 BB: 0 P: 6	R: 0 E: 0 K: 0 S: 4	H: 1 LOB: 1 BB: 0 P: 4	R: 0 E: 0 K: 2 S: 9	H: 2 LOB: 2 BB: 0 P: 9	R: 0 E: 0 K: 1 S: 6	H: 1 LOB: 1 BB: 0 P: 6	1B: 7 2B: 0 3B: 0 HR: 0	SF: 0 SAC: 0 DP: 1 HBP: 0	WP: 0 PB: 0 SB: 0 CS: 0	PA: 35					
<b>PITCHER</b> <b>John Montefusco, R</b> (1, 1) ERA: 3.68	IP 9.0	WLS W	BF 35	H 7	R 0	ER 0	SO 7	BB 2	IBB 0	HBP 0	BLK 0	WP 0	HR 0	S 47	P 55	ERA 0.00	WHIP 1.000						<b>PITCHER</b> IP WLS BF H R ER SO BB IBB HBP BLK WP HR S P ERA WHIP				

**Cincinnati Reds @ San Francisco Giants**  
Candlestick Park, San Francisco, CA

Sun Sep 22 1974, 6:33 AM EDT  
Att: 16,801 - Unknown

AB	33
R	0
H	7
RBI	0
BB	2
SO	7
LOB	18



Batter	1	2	3	4	5	6	7	8	9
Garry Maddox, R OBP: 0.325, SLG: 0.400 (1, 8)	0-0 5-3 1B	0-0 1B		0-0 1-H 1B		0-3 K		4-0 FC4 BB	
Tito Fuentes, S OBP: 0.298, SLG: 0.302 (1, 4)	0-3 K	0-0 F8		0-0 5-3		0-0 F7		4-0 FC4 BB	
Bobby Bonds, R OBP: 0.368, SLG: 0.440 (1, 9)	4-0 BB		0-0 6-3		4-0 4-3 2B BB	0-0 F8		0-0 FC4 1-2 2-3	
Gary Matthews, R OBP: 0.362, SLG: 0.445 (1, 7)	0-0 F4		0-3 K		0-0 F9		0-0 1B 1B	0-3 K	
Steve Ontiveros, S OBP: 0.373, SLG: 0.351 (1, 5)		0-0 HR 2B	0-0 1B		0-0 4-3		0-0 F8	0-0 6-3	
Dave Kingman, R OBP: 0.304, SLG: 0.442 (1, 3)		0-0 2-H HR	0-0 F7		4-0 2B BB		0-0 F8		
Chris Speier, R OBP: 0.332, SLG: 0.354 Mike Phillips, L OBP: 0.255, SLG: 0.259 (7, PR) (8, 6)		0-0 HR		0-3 K	0-0 2B		0-0 1-2 1B		
Ken Rudolph, R OBP: 0.343, SLG: 0.270 (1, 2)		0-0 5-3		0-0 4-3	4-0 IBB		0-3 K		
John Montefusco, R OBP: 0.357, SLG: 0.769 (1, 1)		0-0 6-3		0-0 WP 1B 1B	0-0 P6			0-0 HR	

Inning Stats	R: 0	H: 0	E: 0	K: 1	S: 5	LOB: 1	BB: 1	P: 9
	R: 3	H: 4	E: 0	K: 0	S: 7	LOB: 1	BB: 0	P: 7
	R: 0	H: 1	E: 0	K: 1	S: 6	LOB: 1	BB: 0	P: 6
	R: 1	H: 2	E: 0	K: 1	S: 7	LOB: 1	BB: 0	P: 7
	R: 1	H: 1	E: 0	K: 0	S: 4	LOB: 3	BB: 3	P: 16
	R: 0	H: 0	E: 0	K: 1	S: 5	LOB: 0	BB: 0	P: 5
	R: 0	H: 2	E: 0	K: 1	S: 7	LOB: 2	BB: 0	P: 7
	R: 1	H: 1	E: 0	K: 1	S: 6	LOB: 2	BB: 2	P: 14

PITCHER														PITCHER																						
IP	WLS	BF	H	R	ER	SO	BB	IBB	HBP	BLK	WP	HR	S	P	ERA	WHIP	IP	WLS	BF	H	R	ER	SO	BB	IBB	HBP	BLK	WP	HR	S	P	ERA	WHIP			
Don Gullett, L ERA: 3.04 (1, 1)	2.0	L	11	4	3	3	1	1	0	0	0	2	12	16	13.50	2.500																				
Pat Darcy, R ERA: 2.51 (3, 1)	2.0		9	3	1	1	2	0	0	0	1	0	13	13	4.50	1.500																				
Dick Baney, R ERA: 4.38 (5, 1)	3.0		15	3	1	1	2	2	1	0	0	0	16	28	3.00	1.667																				
Tom Carroll, R ERA: 3.61 (8, 1)	1.0		6	1	1	1	1	2	0	0	0	1	6	14	9.00	3.000																				

AB R H RBI BB SO LOB

4	0	2	1	1	1	0
4	0	0	0	1	1	2
3	1	0	0	2	0	2
5	0	1	0	0	2	4
5	1	2	0	0	0	4
3	1	1	2	1	0	2
4	1	3	2	0	1	0
0	0	0	0	0	0	0
3	0	0	0	1	1	2
4	2	2	1	0	0	3

1B: 6	SF: 0	WP: 2	PA: 41
2B: 2	SAC: 0	PB: 0	
3B: 0	DP: 0	SB: 0	
HR: 3	HBP: 0	CS: 0	

livebaseballscorecards.com

**AB 35**  
**R 6**  
**H 11**  
**RBI 6**  
**BB 6**  
**SO 6**  
**LOB 19**

livebaseballscorecards.com

**GIANTS**

**GIANTS**

**GIANTS**

**GIANTS**

**Cincinnati Reds @ San Francisco Giants**  
**Candlestick Park, San Francisco, CA**  
**Sun Sep 22 1974, 6:33 AM EDT**  
**Att. 16,801 - Unknown**



Batter	1	2	3	4	5	6	7	8	9	AB R H RBI BB SO LOB	TOP											
Greg Gross, L (1, 9) OBP: 0.390, SLG: 0.367	0-0 CS 1B			0-0 6-3		4-0 1B BB		0-0 F7		3 0 1 0 1 0 0												
Roger Metzger, S (1, 6) OBP: 0.298, SLG: 0.316	0-3 K 1-2			0-0 4-3		0-0 F8		0-0 6-3		4 0 0 0 0 1 2												
Wilbur Howard, S (1, 8) OBP: 0.292, SLG: 0.363	0-0 F9			0-0 6-3		0-0 1-3 1B			0-0 4-3	4 0 1 0 0 0 0												
Bob Watson, R (1, 7) OBP: 0.372, SLG: 0.416		0-0 F9			0-0 HR	0-3 K			0-0 P6	4 1 1 1 0 1 2												
Lee May, R (1, 3) OBP: 0.293, SLG: 0.448		0-3 K			0-0 G4-6-3 1B	0-0 F8			0-0 F7	4 0 1 0 0 1 2												
Milt May, L (1, 2) OBP: 0.355, SLG: 0.408		0-0 G3			0-0 G4-6-3 1-2f					3 0 0 0 0 1 1												
Tommy Helms, R (1, 4) OBP: 0.317, SLG: 0.358			0-0 F3		0-0 1B 1B		0-0 P6			3 0 1 0 0 0 0												
Ray Busse, R (1, 5) OBP: 0.240, SLG: 0.208			0-3 K		0-0 1-2 1B		0-3 K			3 0 1 0 0 2 0												
Tom Griffin, R (1, 1) OBP: 0.319, SLG: 0.455			0-3 K					0-0 F8		2 0 0 0 0 2 2												
Mike Cosgrove, L (5, 1) OBP: 0.150, SLG: 0.056										0 0 0 0 0 0 0												
Jerry Johnson, R (7, 1)										0 0 0 0 0 0 0												
Dave Campbell, R (8, PH) OBP: 0.125, SLG: 0.130										1 0 0 0 0 0 0												
Fred Scherman, L (8, 1)										0 0 0 0 0 0 0												
<b>Inning Stats</b>	R: 0 E: 0 K: 1 S: 5	H: 1 LOB: 0 BB: 0 P: 5	R: 0 E: 0 K: 1 S: 5	H: 0 LOB: 0 BB: 0 P: 5	R: 0 E: 0 K: 2 S: 7	H: 0 LOB: 0 BB: 0 P: 7	R: 0 E: 0 K: 0 S: 3	H: 0 LOB: 0 BB: 0 P: 3	R: 1 E: 0 K: 1 S: 8	H: 4 LOB: 2 BB: 0 P: 8	R: 0 E: 0 K: 1 S: 6	H: 1 LOB: 2 BB: 1 P: 10	R: 0 E: 0 K: 2 S: 7	H: 0 LOB: 0 BB: 0 P: 7	R: 0 E: 0 K: 0 S: 3	H: 0 LOB: 0 BB: 0 P: 3	R: 0 E: 0 K: 0 S: 3	H: 0 LOB: 0 BB: 0 P: 3	1B: 5 2B: 0 3B: 0 HR: 1	SF: 0 SAC: 0 DP: 1 HBP: 0	WP: 0 PB: 0 SB: 0 CS: 1	PA: 32
<b>PITCHER</b> Fred Norman, L (1, 1) ERA: 2.99	IP: 9.0 WLS: W BF: 32 H: 6 R: 1 ER: 1 SO: 8 BB: 1 IBB: 0 HBP: 0 BLK: 0 WP: 0 HR: 1 S: 47 P: 51 ERA: 1.00 WHIP: 0.778											<b>PITCHER</b>	IP: 9.0 WLS: W BF: 32 H: 6 R: 1 ER: 1 SO: 8 BB: 1 IBB: 0 HBP: 0 BLK: 0 WP: 0 HR: 1 S: 47 P: 51 ERA: 1.00 WHIP: 0.778									

Houston Astros @ Cincinnati Reds  
Riverfront Stadium, Cincinnati, OH  
Tue Sep 24 1974, 7:05 PM EDT  
Att: 12,487 - Unknown

livebaseballscorecards.com

AB	31
R	1
H	6
RBI	1
BB	1
SO	8
LOB	9



BOTTOM

Houston Astros @ Cincinnati Reds  
Riverfront Stadium, Cincinnati, OH

Tue Sep 24 1974, 7:05 PM EDT  
Att. 12,487 - Unknown

livebaseballscorecards.com

AB	34
R	5
H	10
RBI	4
BB	4
SO	2
LOB	21



WP:	0	PA:	38
PB:	1	SB:	1
CS:	0		

AB R H RBI BB SO LOB

4 0 0 0 1 0 2  
3 1 0 0 1 0 2  
1 0 0 0 0 0 0

4 2 3 1 0 0 0

3 0 0 0 1 0 4

3 2 2 0 1 0 1  
0 0 0 0 0 0 0

4 0 0 0 0 2 5

4 0 3 2 0 0 1

3 0 2 1 0 0 1  
1 0 0 0 0 0 2

4 0 0 0 0 0 3

1B:	9	SF:	0
2B:	0	SAC:	0
3B:	1	DP:	0
HR:	0	HBP:	0

Batter	1	2	3	4	5	6	7	8	9
Pete Rose, S OBP: 0.383, SLG: 0.378 (1, 7)	0-0 4-3 ①		4-0 1B 1-2 BB	0-0 F7 ③		0-0 F9 ②		0-0 1-3 ②	
Joe Morgan, L OBP: 0.430, SLG: 0.497 Darrel Chaney, S OBP: 0.331, SLG: 0.308 (1, 4) (7, 4)	0-0 4-3 ②		0-0 F8 ②		4-0 3B BB	0-0 F8 ③		0-0 4-3 ③	
Johnny Bench, R OBP: 0.362, SLG: 0.503 (1, 2)	0-0 F8 ③		0-0 FC5-4 1B 1-2 2-3		0-0 PB 3B 1-H		0-0 BB 1B 1B		
Tony Perez, R OBP: 0.330, SLG: 0.459 (1, 3)		4-0 FC5-4 BB	0-0 FC5-4 ③		0-0 F9 ①		0-0 L9 ①		
Dan Driessen, L OBP: 0.346, SLG: 0.405 Ray Knight, R (8, 5)		0-0 FC5-4 1-2f		0-0 1B 1B	0-0 4-3 1B 1B		4-0 1B 1-2 BB		
Cesar Geronimo, L OBP: 0.355, SLG: 0.410 (1, 8)		0-3 K 1-2		0-0 P6 ①	0-0 4-3 ②		0-3 K ②		
Dave Concepcion, R OBP: 0.328, SLG: 0.383 (1, 6)		0-0 F8 ③		0-0 FC1-5 1B 1-2	0-0 2-H 1B		0-0 1-3 2-H 1B		
Ken Griffey, L OBP: 0.322, SLG: 0.338 Ed Armbuster, R OBP: 0.250, SLG: 0.250 (1, 9) (7, PH) (8, 9)			0-0 FC2-6 1B	0-0 FC1-5 1B 1-2 2-H	0-0 4-3 ③		0-0 FC5-4 ③		
Fred Norman, S OBP: 0.161, SLG: 0.133 (1, 1)			0-0 FC2-6 1B 1-2f	0-0 FC1-5 1B 1-2 2-3f		0-0 3-1 ①		0-0 P4 ①	

Inning Stats	R: 0	H: 0	E: 0	K: 0	S: 3	LOB: 0	BB: 0	P: 3	R: 0	H: 0	E: 0	K: 1	S: 5	LOB: 1	BB: 1	P: 9	R: 0	H: 2	E: 0	K: 0	S: 5	LOB: 3	BB: 0	P: 9	R: 1	H: 3	E: 0	K: 0	S: 6	LOB: 2	BB: 0	P: 6	R: 3	H: 3	E: 0	K: 0	S: 6	LOB: 1	BB: 1	P: 10	R: 0	H: 0	E: 0	K: 0	S: 3	LOB: 0	BB: 0	P: 3	R: 1	H: 2	E: 0	K: 1	S: 7	LOB: 2	BB: 1	P: 11	R: 0	H: 0	E: 0	K: 0	S: 3	LOB: 0	BB: 0	P: 3
--------------	------	------	------	------	------	--------	-------	------	------	------	------	------	------	--------	-------	------	------	------	------	------	------	--------	-------	------	------	------	------	------	------	--------	-------	------	------	------	------	------	------	--------	-------	-------	------	------	------	------	------	--------	-------	------	------	------	------	------	------	--------	-------	-------	------	------	------	------	------	--------	-------	------

PITCHER	IP	WLS	BF	H	R	ER	SO	BB	IBB	HBP	BLK	WP	HR	S	P	ERA	WHIP
Tom Griffin, R ERA: 3.4 (1, 1)	4.2	L	25	8	4	4	1	3	0	0	0	0	0	24	36	7.71	2.357
Mike Cosgrove, L ERA: 3.39 (5, 1)	2.0		9	2	1	1	1	1	0	0	0	0	0	10	14	4.50	1.500
Jerry Johnson, R ERA: 5.23 (7, 1)	0.1		1	0	0	0	0	0	0	0	0	0	0	1	1	0.00	0.000
Fred Scherman, L ERA: 4.11 (8, 1)	1.0		3	0	0	0	0	0	0	0	0	0	0	3	3	0.00	0.000

PITCHER	IP	WLS	BF	H	R	ER	SO	BB	IBB	HBP	BLK	WP	HR	S	P	ERA	WHIP
---------	----	-----	----	---	---	----	----	----	-----	-----	-----	----	----	---	---	-----	------



Batter	1	2	3	4	5	6	7	8	9	AB R H RBI BB SO LOB	TOP											
<b>Wilbur Howard, S</b> (1, 8) <small>OBP: 0.290, SLG: 0.358</small> <b>Cliff Johnson, R</b> (9, PH) <small>OBP: 0.342, SLG: 0.395</small>	0-0 G3		0-3 K			0-0 B2-3		0-0 BB 1B	0-0 F8	4 1 1 0 0 1 2 1 0 0 0 0 0 2												
<b>Roger Metzger, S</b> (1, 6) <small>OBP: 0.299, SLG: 0.316</small>	0-0 G4-6-3 1B		0-3 K			0-0 4-3		4-0 BB 1B		3 0 1 0 1 1 2												
<b>Greg Gross, L</b> (1, 9) <small>OBP: 0.389, SLG: 0.366</small>	0-0 G4-6-3 1-2f				0-0 L4	0-0 4-3		0-0 1-2 2-H 1B		4 0 1 1 0 0 1												
<b>Bob Watson, R</b> (1, 7) <small>OBP: 0.371, SLG: 0.414</small>		0-0 6-3			0-0 G3 1B		0-0 G3	0-0 F8		4 0 1 0 0 0 2												
<b>Milt May, L</b> (1, 2) <small>OBP: 0.351, SLG: 0.404</small>		0-0 F9			0-0 G3 1-2		0-3 K	0-3 K		4 0 0 0 0 2 3												
<b>Lee May, R</b> (1, 3) <b>Dave Campbell, R</b> (9, PR) <small>OBP: 0.125, SLG: 0.130</small>		0-0 6-3			0-3 K		0-0 1B 1B		0-0 G3 2-3 1B	4 0 2 0 0 1 1 0 0 0 0 0 0 0												
<b>Tommy Helms, R</b> (1, 4) <small>OBP: 0.317, SLG: 0.358</small> <b>Larry Milbourne, S</b> (7, PR) <small>OBP: 0.336, SLG: 0.325</small> (7, 4)			0-0 F7			0-0 F9		0-0 1-2 1B	0-0 2-3	3 0 1 0 0 0 0 1 0 0 0 0 0 1												
<b>Ray Busse, R</b> (1, 5) <small>OBP: 0.241, SLG: 0.185</small>			4-0 BB 1B			0-0 4-3		0-0 F8	0-0 G3	3 0 0 0 1 0 4												
<b>Larry Dierker, R</b> (1, 1) <small>OBP: 0.200, SLG: 0.232</small> <b>Dave Roberts, L</b> (4, 1) <small>OBP: 0.205, SLG: 0.380</small> <b>Bob Gallagher, L</b> (8, PH) <small>OBP: 0.295, SLG: 0.207</small> <b>Ramon de los Santos, L</b> (8, 1) <b>Cesar Cedeño, R</b> (9, PH) <small>OBP: 0.340, SLG: 0.462</small>			0-0 1B			0-0 1-3		0-3 K	4-0 BB	1 0 1 0 0 0 0 1 0 0 0 0 0 0 1 0 0 0 0 1 0 0 0 0 0 0 0 0 0 0 0 0 1 0 0												
<b>Inning Stats</b>	R: 0 E: 0 K: 0 S: 3	H: 1 LOB: 0 BB: 0 P: 3	R: 0 E: 0 K: 0 S: 3	H: 0 LOB: 0 BB: 0 P: 3	R: 0 E: 0 K: 2 S: 8	H: 1 LOB: 2 BB: 1 P: 12	R: 0 E: 0 K: 1 S: 6	H: 1 LOB: 1 BB: 0 P: 6	R: 0 E: 0 K: 0 S: 3	H: 0 LOB: 0 BB: 0 P: 3	R: 0 E: 0 K: 0 S: 3	H: 0 LOB: 0 BB: 0 P: 3	R: 0 E: 0 K: 1 S: 7	H: 2 LOB: 2 BB: 0 P: 7	R: 1 E: 0 K: 2 S: 9	H: 2 LOB: 2 BB: 1 P: 13	R: 0 E: 0 K: 0 S: 4	H: 1 LOB: 2 BB: 1 P: 8	1B: 8 2B: 0 3B: 0 HR: 0	SF: 0 SAC: 0 DP: 1 HBP: 0	WP: 0 PB: 0 SB: 0 CS: 0	PA: 37
<b>PITCHER</b>	IP WLS BF H R ER SO BB IBB HBP BLK WP HR S P ERA WHIP																					
<b>Clay Kirby, R</b> (1, 1) <small>ERA: 3.31</small> <b>Rawly Eastwick, R</b> (8, 1) <small>ERA: 1.04</small>	7.1 W 30 7 1 1 5 2 0 0 0 0 0 0 0 38 46 1.23 1.227																					

**Houston Astros @ Cincinnati Reds**  
 Riverfront Stadium, Cincinnati, OH  
 Wed Sep 25 1974, 7:05 PM EDT  
 Att: 10,186 - Unknown

[livebaseballscorecards.com](http://livebaseballscorecards.com)

<b>AB</b>	<b>34</b>
<b>R</b>	<b>1</b>
<b>H</b>	<b>8</b>
<b>RBI</b>	<b>1</b>
<b>BB</b>	<b>3</b>
<b>SO</b>	<b>6</b>
<b>LOB</b>	<b>18</b>







Batter	1	2	3	4	5	6	7	8	9	AB R H RBI BB SO LOB	TOP																
Greg Gross, L (1, 9) OBP: 0.390, SLG: 0.368	0-0 2B	0-0 G3		4-0 1B HR BB		4-0 BB			0-0 F7	3 1 1 0 2 0 2																	
Roger Metzger, S (1, 6) OBP: 0.300, SLG: 0.317	0-0 3-1		0-0 1B 1B	0-0 1B HR 1B		0-3 K			0-0 4-3	5 2 2 0 0 1 1																	
Cesar Cedeno, R (1, 8) OBP: 0.340, SLG: 0.466	0-3 K		0-0 F8	0-0 HR			0-0 F7			4 1 1 3 0 1 1																	
Bob Watson, R (1, 7) OBP: 0.370, SLG: 0.413		0-0 1B E 1B	0-3 K	0-0 F8			0-3 K			4 1 1 0 0 2 1																	
Milt May, L (1, 2) OBP: 0.353, SLG: 0.405		0-0 1B E 2B 1B	0-0 1B		0-3 K			0-0 4-3		4 1 2 0 0 1 0																	
Lee May, R (1, 3) OBP: 0.294, SLG: 0.447		0-0 1B E5 2B	0-0 1B FC5-4		0-3 K			0-0 F3		4 0 1 1 0 1 1																	
Tommy Helms, R (1, 4) OBP: 0.316, SLG: 0.359		0-0 2B	0-0 1B FC5-4		0-0 F8			0-0 F7		4 0 1 1 0 0 2																	
Ray Busse, R (1, 5) OBP: 0.242, SLG: 0.226	0-3 K			0-0 1B 2B		0-3 K		0-0 F9		4 0 1 0 0 2 2																	
J.R. Richard, R (1, 1) OBP: 0.158, SLG: 0.316		0-3 K		0-0 B1-4		0-0 B5			0-0 6-3	2 0 0 0 0 0 1 3																	
Mike Cosgrove, L (4, 1) OBP: 0.150, SLG: 0.056										0 0 0 0 0 0 0 0																	
Jim York, R (5, 1)										0 0 0 0 0 0 0 0																	
Ramon de los Santos, L (5, 1)										0 0 0 0 0 0 0 0																	
Bob Gallagher, L (6, PH) OBP: 0.282, SLG: 0.205										1 0 0 0 0 0 0 0																	
Jerry Johnson, R (6, 1)										0 0 0 0 0 0 0 0																	
Wilbur Howard, S (9, PH) OBP: 0.287, SLG: 0.354										1 0 0 0 0 0 0 0																	
<b>Inning Stats</b>	R: 0 E: 0 K: 1 S: 5	H: 1 LOB: 0 BB: 0 P: 5	R: 2 E: 1 K: 2 S: 11	H: 3 LOB: 2 BB: 0 P: 11	R: 1 E: 0 K: 1 S: 8	H: 3 LOB: 2 BB: 0 P: 8	R: 3 E: 0 K: 0 S: 5	H: 3 LOB: 0 BB: 1 P: 9	R: 0 E: 0 K: 2 S: 7	H: 0 LOB: 0 BB: 0 P: 7	R: 0 E: 0 K: 2 S: 7	H: 0 LOB: 1 BB: 1 P: 11	R: 0 E: 0 K: 1 S: 5	H: 0 LOB: 0 BB: 0 P: 5	R: 0 E: 0 K: 0 S: 3	H: 0 LOB: 0 BB: 0 P: 3	R: 0 E: 0 K: 0 S: 3	H: 0 LOB: 0 BB: 0 P: 3	R: 0 E: 0 K: 0 S: 3	H: 0 LOB: 0 BB: 0 P: 3	1B: 6 2B: 3 3B: 0 HR: 1	SF: 0 SAC: 0 DP: 0 HBP: 0	WP: 0 PB: 0 SB: 0 CS: 0	PA: 38			
<b>PITCHER</b>	IP WLS BF H R ER SO BB IBB HBP BLK WP HR S P ERA WHIP																										
Jack Billingham, R (1, 1) ERA: 3.82	3.2		21	10	6	5	4	1	0	0	0	0	1	28	32	12.27	3.000										
Pedro Borbon, R (4, 1) ERA: 3.3	0.1		1	0	0	0	0	0	0	0	0	0	1	1	0.00	0.000											
Tom Hall, L (5, 1) ERA: 4.35	1.0	W	3	0	0	0	2	0	0	0	0	0	7	7	0.00	0.000											
Rawly Eastwick, R (6, 1) ERA: 0.71	4.0	S	13	0	0	0	3	1	0	0	0	0	18	22	0.00	0.250											

Houston Astros @ Cincinnati Reds  
Riverfront Stadium, Cincinnati, OH

Thu Sep 26 1974, 7:05 PM EDT  
Att: 11,784 - Unknown

livebaseballscorecards.com

AB	36
R	6
H	10
RBI	5
BB	2
SO	9
LOB	13









BOTTOM

San Francisco Giants @ Cincinnati Reds  
Riverfront Stadium, Cincinnati, OH

livebaseballscorecards.com

AB	29
R	4
H	7
RBI	3
BB	2
SO	2
LOB	9



WP:	0	PA:	34
PB:	0	CS:	0

Fri Sep 27 1974, 7:05 PM EDT  
Att. 18,967 - Unknown

AB R H RBI BB SO LOB

3	0	0	1	0	0	2
4	0	0	0	0	1	1
4	0	1	0	0	1	0
3	1	1	1	1	0	1
4	0	0	0	0	0	1
0	0	0	0	0	0	0
4	2	3	1	0	0	0
3	1	1	0	0	0	1
1	0	0	0	0	0	1
1	0	1	0	1	0	0
0	0	0	0	0	0	0
0	0	0	0	0	0	0
0	0	0	0	0	0	0
0	0	0	0	0	0	0
1	0	0	0	0	0	2
0	0	0	0	0	0	0

Batter	1	2	3	4	5	6	7	8	9
Pete Rose, S OBP: 0.380, SLG: 0.376 (1, 7)	0-0 1-3 ①		0-0 G3 ②		0-0 SF8 ②		0-0 G6-4-3 ②		
Cesar Geronimo, L OBP: 0.350, SLG: 0.403 (1, 8)	0-0 4-3 ②		0-0 F8 ③		0-0 F7 ③			0-3 K ①	
Johnny Bench, R OBP: 0.361, SLG: 0.500 (1, 2)	0-0 1B ③			0-0 B5-3 ①		0-0 F8 ①		0-3 K ②	
Tony Perez, R OBP: 0.331, SLG: 0.462 (1, 3)	0-0 F9 ③			0-0 HR ②		0-0 6-3 ②		4-0 BB ③	
Dan Driessen, L OBP: 0.348, SLG: 0.403 Ray Knight, R (9, 5)		0-0 4-3 ①		0-0 L4 ②		0-0 4-3 ③		0-0 1-3 ③	
Dave Concepcion, R OBP: 0.333, SLG: 0.391 (1, 6)		0-0 G3 BLK 1B ②		0-0 5-3 ③			0-0 HR ①	0-0 SH 1B	
Ken Griffey, L OBP: 0.336, SLG: 0.373 (1, 9)		0-0 G3 ②			0-0 1-4-3 SF8 2B		0-0 L8 ①	0-0 SH 1B	
Darrel Chaney, S OBP: 0.327, SLG: 0.304 Junior Kennedy, R OBP: 0.364, SLG: 0.176 (3, 4)		0-0 6-3 ③			4-0 SF8 1-4-3 BB		0-0 SH 1B		
Pat Darcy, L OBP: 0.333, SLG: 0.333 Pedro Borbon, R OBP: 0.174, SLG: 0.174 Phil Gagliano, R OBP: 0.378, SLG: 0.067 Tom Carroll, L OBP: 0.192, SLG: 0.160 Terry Crowley, L OBP: 0.229, SLG: 0.369 Tom Hall, L (6, 1)			0-0 6-3 ①		0-0 1-4-3 ①		0-0 SH G6-4-3		

Inning Stats	R: 0 E: 0 K: 0 S: 4	H: 1 LOB: 1 BB: 0 P: 4	R: 0 E: 0 K: 0 S: 4	H: 1 LOB: 1 BB: 0 P: 4	R: 0 E: 0 K: 0 S: 3	H: 0 LOB: 0 BB: 0 P: 3	R: 1 E: 0 K: 0 S: 4	H: 1 LOB: 0 BB: 0 P: 4	R: 1 E: 0 K: 0 S: 4	H: 1 LOB: 1 BB: 1 P: 8	R: 0 E: 0 K: 0 S: 3	H: 0 LOB: 0 BB: 0 P: 3	R: 1 E: 0 K: 0 S: 5	H: 2 LOB: 1 BB: 0 P: 5	R: 0 E: 0 K: 2 S: 7	H: 0 LOB: 1 BB: 1 P: 11	R: 1 E: 1 K: 0 S: 2	H: 1 LOB: 1 BB: 0 P: 2	1B: 4 2B: 1 3B: 0 HR: 2	SF: 1 SAC: 2 DP: 1 HBP: 0	WP: 0 PB: 0 SB: 0 CS: 0	PA: 34
--------------	------------------------------	---------------------------------	------------------------------	---------------------------------	------------------------------	---------------------------------	------------------------------	---------------------------------	------------------------------	---------------------------------	------------------------------	---------------------------------	------------------------------	---------------------------------	------------------------------	----------------------------------	------------------------------	---------------------------------	----------------------------------	------------------------------------	----------------------------------	--------

PITCHER	IP	WLS	BF	H	R	ER	SO	BB	IBB	HBP	BLK	WP	HR	S	P	ERA	WHIP
Jim Barr, R ERA: 2.78 (1, 1)	6.1		27	6	3	3	0	1	0	0	1	0	2	26	30	4.26	1.105
Gary Lavelle, L ERA: 0.66 (7, 1)	1.2	L	7	1	1	0	2	1	0	0	0	0	0	10	14	0.00	1.200



Batter	1	2	3	4	5	6	7	8	9	AB R H RBI BB SO LOB	TOP																
Gary Thomasson, L (1, 9) OBP: 0.324, SLG: 0.326	0-0 G2	0-0 FC4-6		0-0 6-3		0-0 1-3		0-0 F9		5 0 1 1 0 0 2																	
Tito Fuentes, S (1, 4) OBP: 0.298, SLG: 0.300	0-0 BB 1B	0-0 F7		0-0 6-3			0-0 5-3		0-0 F7	5 0 1 0 0 0 3																	
Bobby Bonds, R (1, 8) OBP: 0.366, SLG: 0.440	4-0 1-2 BB		0-3 K	0-0 6-3			0-0 6-3		0-0 6-3	4 0 0 0 1 1 1																	
Gary Matthews, R (1, 7) OBP: 0.367, SLG: 0.445	0-3 K		4-0 HR BB	0-0 G3			0-0 1B 1B		0-0 1B	4 2 2 0 1 1 3																	
Dave Kingman, R (1, 3) OBP: 0.307, SLG: 0.450	0-3 K		0-0 HR		0-0 6-3		0-0 1B 1B		0-0 F9	5 1 2 2 0 1 3																	
Chris Arnold, R (1, 6) OBP: 0.294, SLG: 0.333		0-0 1B FC4-6 1B	0-0 WP SF7 2B		0-0 3-1		0-0 1-3 2-H 1B			4 2 3 1 0 0 0																	
Bruce Miller, R (1, 5) OBP: 0.314, SLG: 0.325		0-0 FC4-6 1B 1B	0-0 SF7		0-0 F9		0-0 6-3			3 0 1 1 0 0 2																	
Ken Rudolph, R (1, 2) OBP: 0.350, SLG: 0.278		0-0 FC4-6 1B	0-0 F8			0-0 6-3		0-0 L7		3 0 1 0 0 0 0																	
Dave Rader, L (8, PH) OBP: 0.344, SLG: 0.354		0-0 K						0-0 1-4-3		1 0 0 0 0 0 0																	
John Montefusco, R (1, 1) OBP: 0.333, SLG: 0.714		0-3 K		0-0 HR		0-3 K				1 0 0 0 0 1 3																	
Ed Hialicki, R (3, 1) OBP: 0.273, SLG: 0.455										1 1 1 1 0 0 0																	
Gary Lavelle, S (5, 1)										1 0 0 0 0 1 0																	
Steve Ontiveros, S (8, PH) OBP: 0.374, SLG: 0.351										1 0 0 0 0 0 0																	
Elias Sosa, R (8, 1) OBP: 0.087, SLG: 0.067										0 0 0 0 0 0 0																	
John Morris, R (8, 1) OBP: 1.000, SLG: 1.000										0 0 0 0 0 0 0																	
Butch Metzger, R (8, 1)										0 0 0 0 0 0 0																	
<b>Inning Stats</b>	R: 0 E: 0 K: 2 S: 8	H: 1 LOB: 2 BB: 1 P: 12	R: 1 E: 0 K: 1 S: 8	H: 3 LOB: 2 BB: 0 P: 8	R: 3 E: 0 K: 1 S: 7	H: 2 LOB: 0 BB: 1 P: 11	R: 1 E: 0 K: 0 S: 5	H: 2 LOB: 1 BB: 0 P: 5	R: 0 E: 0 K: 0 S: 3	H: 0 LOB: 0 BB: 0 P: 3	R: 0 E: 0 K: 1 S: 5	H: 0 LOB: 0 BB: 0 P: 5	R: 1 E: 0 K: 0 S: 6	H: 3 LOB: 2 BB: 0 P: 6	R: 0 E: 0 K: 0 S: 3	H: 0 LOB: 0 BB: 0 P: 3	R: 0 E: 0 K: 0 S: 4	H: 1 LOB: 1 BB: 0 P: 4	1B: 9 2B: 1 3B: 0 HR: 2	SF: 1 SAC: 0 DP: 0 HBP: 0	WP: 1 PB: 0 SB: 0 CS: 0	PA: 41					
<b>PITCHER</b>	IP WLS BF H R ER SO BB IBB HBP BLK WP HR S P ERA WHIP																										
Fred Norman, L (1, 1) ERA: 3.19	3.0		19	8	5	5	4	2	0	0	0	1	2	25	33	15.00	3.333										
Pedro Borbon, R (4, 1) ERA: 3.24	3.2		13	2	1	1	1	0	0	0	0	0	0	15	15	2.46	0.545										
Clay Carroll, R (7, 1) ERA: 2.15	1.1	W	5	1	0	0	0	0	0	0	0	0	0	5	5	0.00	0.750										
Dick Baney, R (9, 1) ERA: 4.28	1.0		4	1	0	0	0	0	0	0	0	0	0	4	4	0.00	1.000										

**San Francisco Giants @ Cincinnati Reds**  
Riverfront Stadium, Cincinnati, OH  
Sat Sep 28 1974, 3:33 AM EDT  
Att: 28,158 - Unknown

AB	38
R	6
H	12
RBI	6
BB	2
SO	5
LOB	17

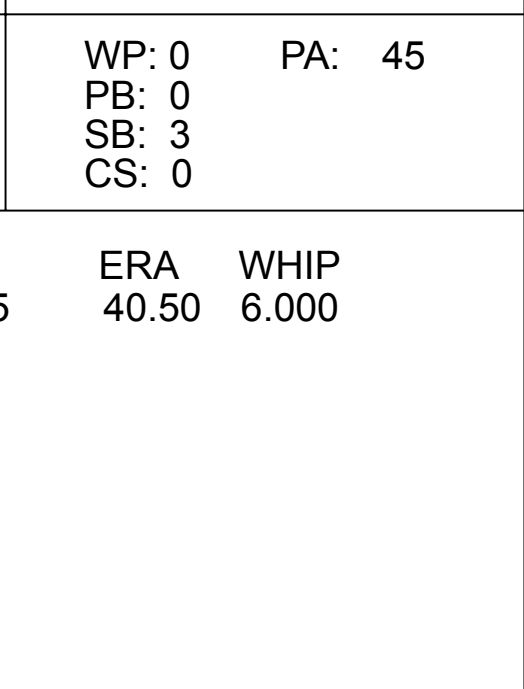


Batter	1	2	3	4	5	6	7	8	9	AB	R	H	RBI	BB	SO	LOB
<b>Pete Rose, S</b> (1, 7) OBP: 0.383, SLG: 0.383	4-0 1B BB	0-0 HR 1B		0-0 2-H 2B		0-0 1-3		0-0 2B 3B		4	3	3	1	1	0	0
<b>Joe Morgan, L</b> (1, 4) OBP: 0.429, SLG: 0.500 <b>Junior Kennedy, R</b> (9, 4) OBP: 0.364, SLG: 0.176	0-0 FC3-6 1-3 1B	0-0 1-H HR		0-0 F7		0-0 F9		0-3 K		5	2	2	2	0	1	2
<b>Johnny Bench, R</b> (1, 2) OBP: 0.364, SLG: 0.506 <b>Bill Plummer, R</b> (9, 2) OBP: 0.264, SLG: 0.342	0-0 FC3-6 1-2 3-H 1B	0-0 HR		0-3 K				4-0 1B HR BB	4-0 2B IBB	3	3	2	2	2	1	1
<b>Tony Perez, R</b> (1, 3) OBP: 0.333, SLG: 0.464	0-0 F7	0-0 F9						0-0 1B HR 1B	0-0 1-3 2B 2B	4	2	2	1	1	0	2
<b>Dan Driessen, L</b> (1, 5) OBP: 0.346, SLG: 0.400 <b>Ed Armbuster, R</b> (7, PH) OBP: 0.333, SLG: 0.200 <b>Ray Knight, R</b> (8, 5) OBP: 0.222, SLG: 0.250	0-0 FC3-6 1-2r 2-3 1B		0-0 F8		0-0 F5		0-3 K	0-0 2-H 3-H 1B 2B		3	0	0	0	0	0	3
<b>Dave Concepcion, R</b> (1, 6) OBP: 0.336, SLG: 0.399	0-0 S 1-3 3-H 1B		0-0 P4		0-0 S 1-3 1B		0-0 1-H 3-H HR	4-0 1B BB		4	1	3	4	1	0	0
<b>Ken Griffey, L</b> (1, 9) OBP: 0.337, SLG: 0.370	0-3 K		0-0 4-3		0-3 K		4-0 BB	0-0 1-2 2-H 1B		4	0	1	1	1	2	4
<b>Cesar Geronimo, L</b> (1, 8) OBP: 0.348, SLG: 0.400		0-0 G3		0-0 S 2B 1B		0-0 F9		0-0 P5	0-3 K	5	1	1	0	0	1	5
<b>Fred Norman, S</b> (1, 1) OBP: 0.159, SLG: 0.131 <b>Pedro Borbon, R</b> (4, 1) OBP: 0.160, SLG: 0.160 <b>Clay Carroll, R</b> (7, 1) OBP: 0.167, SLG: 0.167 <b>Terry Crowley, L</b> (8, PH) OBP: 0.297, SLG: 0.366 <b>Dick Baney, R</b> (9, 1)		0-0 1-3		0-0 B3		0-0 1-3		0-0 F2		1	0	0	0	0	0	0

Inning Stats	R: 2	H: 3	E: 0	K: 1	S: 8	LOB: 2	BB: 1	P: 12	R: 3	H: 3	E: 0	K: 0	S: 6	R: 0	H: 0	E: 0	K: 0	S: 3	R: 1	H: 2	E: 0	K: 1	S: 7	R: 0	H: 1	E: 0	K: 1	S: 6	R: 0	H: 0	E: 0	K: 0	S: 3	R: 3	H: 2	E: 0	K: 2	S: 9	R: 4	H: 4	E: 0	K: 2	S: 11
--------------	------	------	------	------	------	--------	-------	-------	------	------	------	------	------	------	------	------	------	------	------	------	------	------	------	------	------	------	------	------	------	------	------	------	------	------	------	------	------	------	------	------	------	------	-------

PITCHER	IP	WLS	BF	H	R	ER	SO	BB	IBB	HBP	BLK	WP	HR	S	P	ERA	WHIP
<b>John Montefusco, R</b> (1, 1) ERA: 4.66	2.0		13	6	5	5	1	1	0	0	0	0	0	14	18	22.50	3.500
<b>Ed Halicki, R</b> (3, 1) ERA: 4.08	2.1		11	3	1	1	1	0	0	0	0	0	0	12	16	3.86	1.714
<b>Gary Lavelle, L</b> (5, 1) ERA: 2.2	2.2	L	12	2	3	3	3	2	0	0	0	0	1	16	24	10.12	1.500
<b>Elias Sosa, R</b> (8, 1) ERA: 3.24	0.0		1	1	1	1	0	0	0	0	0	0	0	1	1	∞	∞
<b>John Morris, L</b> (8, 1) ERA: 2.79	0.1		1	0	0	0	1	0	0	0	0	0	0	3	3	0.00	0.000

BOTTOM	
<b>San Francisco Giants @ Cincinnati Reds</b>	
Riverfront Stadium, Cincinnati, OH	
Sat Sep 28 1974, 3:33 AM EDT	
Att. 28,158 - Unknown	
AB	39
R	13
H	15
RBI	13
BB	6
SO	7
LOB	23
1B: 8	SF: 0
2B: 3	SAC: 0
3B: 1	DP: 0
HR: 3	HBP: 0
WP: 0	PA: 45
PB: 0	
SB: 3	
CS: 0	





Batter	1	2	3	4	5	6	7	8	9	AB R H RBI BB SO LOB	TOP	
Gary Thomasson, L (1, 9) OBP: 0.328, SLG: 0.328	4-0 FC4-6 BB		0-0 P6		0-0 F7		0-0 1-2 1B		0-0 FC5-4 1B	4 0 2 0 1 0 0	<b>San Francisco Giants @ Cincinnati Reds</b> Riverfront Stadium, Cincinnati, OH Sun Sep 29 1974, 3:33 AM EDT Att: 50,342 - Unknown <a href="http://livebaseballscorecards.com">livebaseballscorecards.com</a>	
Tito Fuentes, S (1, 4) OBP: 0.294, SLG: 0.296	0-0 FC4-6 1-2f		0-3 K		0-0 F7		0-0 F8		0-0 FC5-4 1-2f	5 0 0 0 0 1 4		
Bobby Bonds, R (1, 8) OBP: 0.365, SLG: 0.438	0-3 K		0-0 E5 2B		0-0 1B		0-3 K		0-0 F7	5 1 1 0 0 2 4		
Gary Matthews, R (1, 7) OBP: 0.365, SLG: 0.444	0-0 6-3		0-0 1-H 2B		0-3 K		0-3 K		0-3 K	5 0 1 1 0 3 3		
Dave Kingman, R (1, 3) OBP: 0.304, SLG: 0.444		0-3 K	0-3 K		0-3 K		0-3 K			4 0 0 0 0 4 1		
Chris Arnold, R (1, 5) OBP: 0.298, SLG: 0.333		0-0 1-3 1B		0-0 4-3		0-0 F9		4-0 3B BB		3 2 1 0 1 0 0		
Mike Phillips, L (1, 6) OBP: 0.257, SLG: 0.268		0-0 1-3 1-2		0-0 4-3 1B		0-0 1-3		0-0 1-H 3B		4 0 2 1 0 0 1		
Dave Rader, L (1, 2) OBP: 0.346, SLG: 0.354		0-0 2-H 1B		0-0 4-3 1-2		0-0 G3		4-0 BB		3 0 1 1 1 0 1		
John D'Acquisto, R (1, 1) OBP: 0.210, SLG: 0.169 Steve Ontiveros, S (7, PH) OBP: 0.376, SLG: 0.351 Jim Barr, R (7, PR) OBP: 0.297, SLG: 0.333 John Morris, R (7, 1) OBP: 1.000, SLG: 1.000 Chris Speier, R (8, PH) OBP: 0.330, SLG: 0.354 Ron Bryant, S (8, 1) OBP: 0.156, SLG: 0.129		0-3 K	0-3 K		0-3 K		4-0 1B BB		0-0 F8	2 0 0 0 0 0 2 2 0 0 0 0 0 1 0 0 0 0 0 0 0 0 0 0 0 0 0 0 0 0 0 0 1 0 0 0 0 0 0 2 0 0 0 0 0 0 0 0		
<b>Inning Stats</b>	R: 0 H: 0 E: 1 LOB: 1 K: 1 BB: 1 S: 5 P: 9	R: 1 H: 2 E: 0 LOB: 1 K: 2 BB: 0 S: 9 P: 9	R: 1 H: 1 E: 1 LOB: 1 K: 2 BB: 0 S: 9 P: 9	R: 0 H: 1 E: 0 LOB: 1 K: 1 BB: 0 S: 6 P: 6	R: 0 H: 1 E: 0 LOB: 1 K: 1 BB: 0 S: 6 P: 6	R: 0 H: 0 E: 0 LOB: 0 K: 1 BB: 0 S: 5 P: 5	R: 0 H: 1 E: 0 LOB: 2 K: 1 BB: 1 S: 6 P: 10	R: 1 H: 1 E: 0 LOB: 2 K: 2 BB: 2 S: 8 P: 16	R: 0 H: 1 E: 0 LOB: 1 K: 1 BB: 0 S: 6 P: 6	1B: 6 SF: 0 2B: 1 SAC: 0 3B: 1 DP: 0 HR: 0 HBP: 0	WP: 0 PA: 40 PB: 0 SB: 1 CS: 0	
<b>PITCHER</b>	IP WLS BF H R ER SO BB IBB HBP BLK WP HR S P ERA WHIP											
Clay Kirby, R (1, 1) ERA: 3.28	7.2 W 35 7 3 2 11 4 0 0 0 0 0 0 53 69 2.35 1.435											
Pedro Borbon, R (8, 1) ERA: 3.21	1.1 5 1 0 0 1 0 0 0 0 0 0 0 7 7 0.00 0.750											

**San Francisco Giants @ Cincinnati Reds**  
Riverfront Stadium, Cincinnati, OH  
Sun Sep 29 1974, 3:33 AM EDT  
Att: 50,342 - Unknown

<b>AB</b>	36
<b>R</b>	3
<b>H</b>	8
<b>RBI</b>	3
<b>BB</b>	4
<b>SO</b>	12
<b>LOB</b>	18



Batter	1	2	3	4	5	6	7	8	9
<b>Pete Rose, S</b> (1, 7) OBP: 0.385, SLG: 0.389	0-0 F7		0-0 1B E 2B	0-0 5-3		4-0 WP PB HR BB		0-0 1-H 3B	
<b>Joe Morgan, L</b> (1, 4) OBP: 0.428, SLG: 0.498 <b>Junior Kennedy, R</b> (9, 4) OBP: 0.364, SLG: 0.176	0-0 F8		0-0 F8	0-0 1B		4-0 1-2 HR IBB		0-3 K	
<b>Johnny Bench, R</b> (1, 2) OBP: 0.366, SLG: 0.511	0-0 1B		0-0 WP E 1B	0-0 F9		0-0 1-H 2-H HR		0-0 4-3	
<b>Tony Perez, R</b> (1, 3) OBP: 0.333, SLG: 0.463	0-0 F9		0-0 1-H 3-H 1B		0-0 1B	0-0 F9		4-0 IBB	
<b>Dan Driessen, L</b> (1, 5) <b>Ray Knight, R</b> (8, 5) OBP: 0.200, SLG: 0.222		0-0 2B	0-0 1-3 1B		0-0 P6		0-0 G3	0-0 F9	
<b>Dave Concepcion, R</b> (1, 6) OBP: 0.336, SLG: 0.398		0-3 K	0-0 1-2 3-H 1B		0-0 P4		0-0 E5 FC4-6		0-0 F9
<b>Ken Griffey, L</b> (1, 9) OBP: 0.332, SLG: 0.364		0-3 K	0-0 F8		0-0 F7		0-0 FC4-6 FC6		0-0 F9
<b>Cesar Geronimo, L</b> (1, 8) OBP: 0.347, SLG: 0.398		4-0 IBB	0-0 G3			0-3 K	0-0 FC6		0-0 F9
<b>Clay Kirby, R</b> (1, 1) OBP: 0.163, SLG: 0.095 <b>Pedro Borbon, R</b> (8, 1) OBP: 0.192, SLG: 0.192		0-3 K		0-3 K		0-3 K		0-0 3B 1B	

Inning Stats	R: 0 E: 0 K: 0 S: 4	H: 1 LOB: 1 BB: 0 P: 4	R: 0 E: 0 K: 3 S: 10	H: 1 LOB: 2 BB: 1 P: 14	R: 3 E: 1 K: 0 S: 8	H: 4 LOB: 2 BB: 0 P: 8	R: 0 E: 0 K: 1 S: 6	H: 1 LOB: 1 BB: 0 P: 6	R: 0 E: 0 K: 0 S: 4	H: 1 LOB: 1 BB: 0 P: 4	R: 3 E: 0 K: 2 S: 8	H: 1 LOB: 0 BB: 2 P: 16	R: 0 E: 1 K: 0 S: 4	H: 0 LOB: 1 BB: 0 P: 4	R: 1 E: 0 K: 1 S: 7	H: 2 LOB: 2 BB: 1 P: 11
--------------	------------------------------	---------------------------------	-------------------------------	----------------------------------	------------------------------	---------------------------------	------------------------------	---------------------------------	------------------------------	---------------------------------	------------------------------	----------------------------------	------------------------------	---------------------------------	------------------------------	----------------------------------

PITCHER	IP	WLS	BF	H	R	ER	SO	BB	IBB	HBP	BLK	WP	HR	S	P	ERA	WHIP
<b>John D'Acquisto, R</b> (1, 1) ERA: 3.77	6.0	L	31	9	6	5	6	1	2	0	0	2	1	40	52	7.50	1.667
<b>John Morris, L</b> (7, 1) ERA: 2.66	1.0		4	0	0	0	0	0	0	0	0	0	0	4	4	0.00	0.000
<b>Ron Bryant, L</b> (8, 1) ERA: 5.61	1.0		6	2	1	1	1	0	1	0	0	0	0	7	11	9.00	2.000

**BOTTOM**

AB	R	H	RBI	BB	SO	LOB
4	2	2	1	1	0	0
4	1	1	0	1	1	2
0	0	0	0	0	0	0
5	2	3	3	0	0	2
4	1	1	1	1	0	1
4	0	2	0	0	0	1
1	0	0	0	0	0	2
4	0	1	1	0	1	2
4	0	0	0	0	1	5
3	0	0	0	1	1	3
3	0	0	0	0	3	2
1	1	1	0	0	0	0

**San Francisco Giants @ Cincinnati Reds**  
Riverfront Stadium, Cincinnati, OH

Sun Sep 29 1974, 3:33 AM EDT  
Att. 50,342 - Unknown

livebaseballscorecards.com

AB	37
R	7
H	11
RBI	6
BB	4
SO	7
LOB	20



WP	PA
2	41
PB	1
SB	0
CS	0





Batter	1	2	3	4	5	6	7	8	9	AB	R	H	RBI	BB	SO	LOB
Ralph Garr, L OBP: 0.382, SLG: 0.504 (1, 7)	0-0 1B 2B 1B	0-0 F3		0-0 G3 BB 1B	0-0 FC5-4		0-0 1-3 1B			5	1	3	0	0	0	2
Marty Perez, R OBP: 0.313, SLG: 0.341 (1, 4)	0-0 1-2 2B 1B	0-0 BB 1B 1B		4-0 G3 BB		0-0 1-3	0-0 SF9			3	2	2	1	1	0	0
Darrell Evans, L OBP: 0.379, SLG: 0.418 (1, 5)	0-0 1-H 2-H 3B 2B	4-0 1B BB		0-0 G3		0-3 K	0-3 K			4	1	1	2	1	2	3
Dusty Baker Jr., R OBP: 0.337, SLG: 0.425 (1, 9)	0-3 K	0-0 1-2 2-H 1B		4-0 IBB		0-0 2B		0-0 E6 E 1B		4	1	3	1	1	1	1
Mike Lum, L OBP: 0.313, SLG: 0.355 (1, 3)	0-0 2-H 3B	0-0 P6		0-0 P4		4-0 IBB		0-0 5-3		4	0	1	1	1	0	6
Rowland Office, L OBP: 0.289, SLG: 0.356 (1, 8)	4-0 IBB		0-0 G4-3 1B		0-3 K	0-0 F8		0-0 6-3		4	0	1	0	1	1	3
Vic Correll, R OBP: 0.311, SLG: 0.374 (1, 2)	0-0 P4		0-0 G4-3		0-0 FC2-5 2B		0-0 1B 3B	0-0 E3		5	1	2	0	0	0	3
Craig Robinson, R OBP: 0.278, SLG: 0.266 (1, 6)	0-0 6-3		0-0 5-3		4-0 FC2-5 BB		0-0 1B SF9 1B	0-3 K		4	1	1	1	1	1	3
Buzz Capra, R OBP: 0.253, SLG: 0.164 (1, 1)		0-0 1-3		0-0 F9	0-0 FC2-5 FC5-4		0-3 K			4	0	0	0	0	1	3

Inning Stats	R: 3	H: 4	E: 0	K: 1	S: 9	LOB: 2	BB: 1	P: 13	R: 1	H: 2	E: 0	K: 0	S: 5	LOB: 2	BB: 1	P: 9	R: 0	H: 1	E: 0	K: 0	S: 3	LOB: 0	BB: 0	P: 3	R: 0	H: 1	E: 0	K: 0	S: 4	LOB: 3	BB: 2	P: 12	R: 0	H: 1	E: 0	K: 1	S: 6	LOB: 2	BB: 1	P: 10	R: 0	H: 1	E: 0	K: 1	S: 6	LOB: 2	BB: 1	P: 10	R: 2	H: 3	E: 0	K: 2	S: 10	LOB: 1	BB: 0	P: 10	R: 1	H: 1	E: 2	K: 1	S: 7	LOB: 1	BB: 0	P: 7
--------------	------	------	------	------	------	--------	-------	-------	------	------	------	------	------	--------	-------	------	------	------	------	------	------	--------	-------	------	------	------	------	------	------	--------	-------	-------	------	------	------	------	------	--------	-------	-------	------	------	------	------	------	--------	-------	-------	------	------	------	------	-------	--------	-------	-------	------	------	------	------	------	--------	-------	------

PITCHER																	1B: 9	SF: 1	WP: 0	PA: 44
IP	WLS	BF	H	R	ER	SO	BB	IBB	HBP	BLK	WP	HR	S	P	ERA	WHIP	2B: 3	SAC: 0	PB: 0	
Jack Billingham, R (1, 1)	0.1	L	5	4	3	1	0	0	0	0	0	0	7	7	81.00	12.000	3B: 2 <td>DP: 1 <td>SB: 0</td> </td>	DP: 1 <td>SB: 0</td>	SB: 0	
Pedro Borbon, R (1, 1)	1.2		9	2	1	0	1	1	0	0	0	0	7	15	5.40	1.800	HR: 0 <td>HBP: 0</td> <td>CS: 0</td>	HBP: 0	CS: 0	
Fred Norman, L (3, 1)	3.0		14	3	0	1	2	1	0	0	0	0	13	25	0.00	1.667				
Pat Darcy, R (6, 1)	1.0		5	1	0	1	0	1	0	0	0	0	6	10	0.00	1.000				
Rawly Eastwick, R (7, 1)	2.0		11	4	3	3	0	0	0	0	0	0	17	17	9.00	2.000				

BOTTOM

Cincinnati Reds @ Atlanta Braves  
Atlanta Stadium, Atlanta, GA  
Tue Oct 01 1974, 7:05 PM EDT  
Att. 4,257 - Unknown

livebaseballscores.com

AB	37
R	7
H	14
RBI	6
BB	6
SO	6
LOB	24





Batter	1	2	3	4	5	6	7	8	9	AB R H RBI BB SO LOB	TOP									
<b>Pete Rose, S</b> (1, 7) <small>OBP: 0.385, SLG: 0.388</small> <b>Ed Armbrister, R</b> (6, 7) <small>OBP: 0.375, SLG: 0.286</small>	0-0 4-3		0-0 G3			0-0 FC4-6 1B		0-0 2-3		3 0 1 0 0 0 0 1 0 0 0 0 0 0										
<b>Ken Griffey, L</b> (1, 9) <small>OBP: 0.333, SLG: 0.361</small>	0-0 P6		0-0 G1			0-0 FC4-6 1-2f		0-0 BB 1B		4 0 1 0 0 0 1										
<b>Dave Concepcion, R</b> (1, 6) <small>OBP: 0.335, SLG: 0.397</small>	0-0 E5 1B		0-0 5-3			0-0 F7		0-0 P3		4 0 1 0 0 0 2										
<b>Terry Crowley, L</b> (1, 3) <small>OBP: 0.293, SLG: 0.360</small> <b>Roger Freed, R</b> (6, PH) <small>OBP: 0.429, SLG: 0.833</small> (6, 3)	0-0 P4		0-0 G3			0-0 5-3		4-0 BB BB BB BB 1-2 BB		2 0 0 0 0 0 1 1 0 0 0 1 0 1										
<b>Dan Driessen, L</b> (1, 5) <small>OBP: 0.347, SLG: 0.400</small> <b>Ray Knight, R</b> (6, 5) <small>OBP: 0.250, SLG: 0.273</small>		0-0 G3		0-0 F2		0-0 G5-4-3 1B		0-0 F2		2 0 0 0 0 0 0 2 0 1 0 0 0 2										
<b>George Foster, R</b> (1, 8) <small>OBP: 0.343, SLG: 0.406</small>		4-0 BB BB		0-0 6-3		0-0 G5-4-3 1-2f		0-0 F9		3 0 0 0 1 0 3										
<b>Bill Plummer, R</b> (1, 2) <small>OBP: 0.258, SLG: 0.333</small>		0-3 K		0-3 K		0-0 6-3				3 0 0 0 0 2 1										
<b>Junior Kennedy, R</b> (1, 4) <small>OBP: 0.360, SLG: 0.158</small>		4-0 BB BB BB 1-2 BB		0-3 K				0-0 5-3		2 0 0 0 1 1 0										
<b>Tom Carroll, L</b> (1, 1) <small>OBP: 0.185, SLG: 0.154</small> <b>Joe Morgan, L</b> (5, PH) <small>OBP: 0.427, SLG: 0.494</small> <b>Rawly Eastwick, R</b> (5, 1) <b>Johnny Bench, R</b> (8, PH) <small>OBP: 0.363, SLG: 0.507</small> <b>Dick Baney, R</b> (8, 1)		0-0 4-3		0-0 3-1				0-0 P3		1 0 0 0 0 0 2 1 0 0 0 0 0 0 0 0 0 0 0 0 0 1 0 0 0 0 0 0 0 0 0 0 0 0 0										
<b>Inning Stats</b>	R: 0 E: 1 K: 0 S: 4	H: 1 LOB: 1 BB: 0 P: 4	R: 0 E: 0 K: 1 S: 5	H: 0 LOB: 2 BB: 2 P: 13	R: 0 E: 0 K: 0 S: 3	H: 0 LOB: 0 BB: 0 P: 3	R: 0 E: 0 K: 2 S: 7	H: 0 LOB: 0 BB: 0 P: 7	R: 0 E: 0 K: 0 S: 4	H: 1 LOB: 1 BB: 0 P: 4	R: 0 E: 0 K: 0 S: 3	H: 1 LOB: 0 BB: 0 P: 3	R: 0 E: 0 K: 0 S: 3	H: 0 LOB: 0 BB: 0 P: 3	R: 0 E: 0 K: 0 S: 4	H: 1 LOB: 2 BB: 1 P: 8	1B: 4 2B: 0 3B: 0 HR: 0	SF: 0 SAC: 0 DP: 1 HBP: 0	WP: 0 PB: 0 SB: 0 CS: 0	PA: 33
<b>PITCHER</b> <b>Phil Niekro, R</b> (1, 1) <small>ERA: 2.38</small>	IP: 9.0 WLS: W BF: 33 H: 4 R: 0 ER: 0 SO: 3 BB: 3 IBB: 0 HBP: 0 BLK: 0 WP: 0 HR: 0 S: 36 P: 48 ERA: 0.00 WHIP: 0.778																			

Cincinnati Reds @ Atlanta Braves  
Atlanta Stadium, Atlanta, GA  
Wed Oct 02 1974, 3:33 AM EDT  
Att: 11,081 - Unknown

livebaseballscorecards.com

AB 30  
R 0  
H 4  
RBI 0  
BB 3  
SO 3  
LOB 13



Batter	1	2	3	4	5	6	7	8	9	AB	R	H	RBI	BB	SO	LOB
Ralph Garr, L OBP: 0.383, SLG: 0.503 (1, 9) BB (8, 7)	4-0 E 1B BB	0-0 6-3		0-0 F8		0-0 1B		0-0 1B BB		5	2	2	0	1	0	2
Marty Perez, R OBP: 0.314, SLG: 0.340 (1, 4) X	0-0 E1 1B 2B 1-2	0-0 1B		0-0 6-3		0-3 K		4-0 1B FC4-6 BB		4	2	1	0	1	1	2
Darrell Evans, L OBP: 0.381, SLG: 0.419 (1, 5) X	0-0 2B 1B 1-3 2-H	0-0 P3		4-0 BB			0-0 F8	0-0 FC4-6 1B 1-3 2-H		4	1	2	2	1	0	1
Hank Aaron, R OBP: 0.341, SLG: 0.491 Rowland Office, L OBP: 0.288, SLG: 0.355 (1, 7) (8, 8) X	0-0 P6		4-0 HR BB	0-0 6-3			0-0 HR	0-0 FC4-6 1B 1-2		3	2	1	1	1	0	3
Dusty Baker Jr., R OBP: 0.335, SLG: 0.422 Ivan Murrell, R OBP: 0.273, SLG: 0.316 (1, 8) (8, 9) X	0-0 P4		0-0 F9		0-0 5-3		0-3 K	0-0 1B 1B 1-2		4	0	0	0	0	1	3
Mike Lum, L OBP: 0.319, SLG: 0.366 (1, 3) X	4-0 2B IBB		0-0 HR		0-0 F8		4-0 1B BB	0-0 1B 2B 1B 1-3 2-H		3	3	2	3	2	0	0
Vic Correll, R OBP: 0.317, SLG: 0.381 (1, 2) X	0-0 2B		0-0 L4		0-0 G3		0-0 FC6-4 1B	4-0 1B 2B BB 1-2		4	1	2	3	1	0	0
Craig Robinson, R OBP: 0.280, SLG: 0.265 (1, 6) X	0-0 6-3		4-0 BB		0-0 6-3		0-0 FC6-4	0-0 2B 1B 1-2 2-3 3-H		4	0	1	1	1	0	3
Phil Niekro, R OBP: 0.220, SLG: 0.212 (1, 1) X		0-3 K	0-0 F8		0-0 F7			0-0 5-3		5	0	1	2	0	1	1

Inning Stats	R: 4	H: 2	E: 1	K: 0	S: 6	LOB: 1	BB: 2	P: 14	R: 0	H: 1	E: 0	K: 1	S: 6	LOB: 1	BB: 0	P: 6	R: 2	H: 1	E: 0	K: 0	S: 4	LOB: 1	BB: 2	P: 12	R: 0	H: 0	E: 0	K: 0	S: 3	LOB: 0	BB: 0	P: 3	R: 0	H: 1	E: 0	K: 1	S: 6	LOB: 1	BB: 0	P: 6	R: 1	H: 2	E: 0	K: 1	S: 7	LOB: 2	BB: 1	P: 11	R: 6	H: 6	E: 0	K: 0	S: 9	LOB: 2	BB: 2	P: 17
--------------	------	------	------	------	------	--------	-------	-------	------	------	------	------	------	--------	-------	------	------	------	------	------	------	--------	-------	-------	------	------	------	------	------	--------	-------	------	------	------	------	------	------	--------	-------	------	------	------	------	------	------	--------	-------	-------	------	------	------	------	------	--------	-------	-------

PITCHER	IP	WLS	BF	H	R	ER	SO	BB	IBB	HBP	BLK	WP	HR	S	P	ERA	WHIP
Tom Carroll, R ERA: 3.68 (1, 1)	4.0	L	22	4	6	3	1	4	1	0	0	0	1	19	39	6.75	2.000
Rawly Eastwick, R ERA: 2.04 (5, 1)	3.0		13	3	1	1	2	1	0	0	0	0	1	16	20	3.00	1.333
Dick Baney, R ERA: 5.49 (8, 1)	1.0		11	6	6	6	0	2	0	0	0	0	0	9	17	54.00	8.000

**BOTTOM**

**Cincinnati Reds @ Atlanta Braves**  
Atlanta Stadium, Atlanta, GA

Wed Oct 02 1974, 3:33 AM EDT  
Att. 11,081 - Unknown

AB	38
R	13
H	13
RBI	13
BB	8
SO	3
LOB	16

WP: 0 PA: 46  
PB: 0  
SB: 0  
CS: 0



PITCHER	IP	WLS	BF	H	R	ER	SO	BB	IBB	HBP	BLK	WP	HR	S	P	ERA	WHIP
---------	----	-----	----	---	---	----	----	----	-----	-----	-----	----	----	---	---	-----	------