

# Cincinnati Reds - 1974





Batter	1	2	3	4	5	6	7	8	9	AB	R	H	RBI	BB	SO	LOB	TOP			
Ralph Garr, L (1,7)	0-0 6-3		0-0 F7	0-3 K		0-0 6-3		0-0 1-3	5 0 0 0 0 1 0											
Craig Robinson, R (1,6) Rowland Office, L (9,PH)	4-0 BB		0-0 E1 2B		0-0 6-3	0-0 5-3		0-0 6-3	3 1 0 0 0 1 0 0 1 0 0 0 0 0 0 0											
Darrell Evans, L (1,5) OBP: 0.444, SLG: 0.429	4-0 1-2 BB		0-0 2B		4-0 1-3 BB		0-0 F7	0-0 L4	3 2 1 1 2 0 0 0											
Davey Johnson, R (1,4) OBP: 0.556, SLG: 0.400	0-0 F7		0-0 2B		4-0 1-3 BB		4-0 FC6-4 BB		2 2 1 1 2 0 2											
Dusty Baker Jr., R (1,8) OBP: 0.222, SLG: 0.222 (7,9)	0-0 F8		0-0 1B		0-0 1-3		0-0 F7		4 0 1 1 0 0 5											
Ivan Murrell, R (1,9) Frank Tepedino, L (7,PH)		0-0 L8	0-0 1B		4-0 1B IBB		0-0 FC6-4		2 0 1 0 1 0 0 1 0 0 0 0 0 1											
Mike Lum, L (1,3) OBP: 0.444, SLG: 0.444 (7,8)		0-0 F8	0-3 K		0-0 1-2 2-3 1B		0-0 E1		4 0 1 2 0 1 2											
Vic Correll, R (1,2) Johnny Oates, L (8,PH)		0-0 F9		0-0 F8	0-3 K		0-0 G1-6-3		3 0 0 0 0 1 2 1 0 0 0 0 0 1											
Roric Harrison, R (1,1) Danny Frisella, L (7,1) Norm Miller, L (8,PH) Jamie Easterly, L (8,1)			0-0 1-3	0-3 K		0-0 6-3		0-0 4-3	3 0 0 0 0 1 0 0 0 0 0 0 0 0 1 0 0 0 0 0 0 0 0 0 0 0 0 0											
<b>Inning Stats</b>	R: 0 E: 0 K: 0 S: 3	H: 0 LOB: 2 BB: 2 P: 11	R: 0 E: 0 K: 0 S: 3	H: 0 LOB: 0 BB: 0 P: 3	R: 3 E: 1 K: 1 S: 10	H: 4 LOB: 2 BB: 0 P: 10	R: 0 E: 0 K: 2 S: 7	H: 0 LOB: 0 BB: 0 P: 7	R: 2 E: 0 K: 1 S: 6	H: 1 LOB: 3 BB: 3 P: 18	R: 0 E: 0 K: 0 S: 3	H: 0 LOB: 1 BB: 1 P: 7	R: 0 E: 1 K: 0 S: 3	H: 0 LOB: 0 BB: 0 P: 3	R: 0 E: 0 K: 0 S: 3	H: 0 LOB: 0 BB: 0 P: 3	1B: 3 2B: 2 3B: 0 HR: 0	SF: 0 SAC: 0 DP: 1 HBP: 0	WP: 0 PB: 0 SB: 0 CS: 0	PA: 39
<b>PITCHER</b>	IP WLS BF H R ER SO BB IBB HBP BLK WP HR S P ERA WHIP	IP WLS BF H R ER SO BB IBB HBP BLK WP HR S P ERA WHIP	IP WLS BF H R ER SO BB IBB HBP BLK WP HR S P ERA WHIP	IP WLS BF H R ER SO BB IBB HBP BLK WP HR S P ERA WHIP	IP WLS BF H R ER SO BB IBB HBP BLK WP HR S P ERA WHIP	IP WLS BF H R ER SO BB IBB HBP BLK WP HR S P ERA WHIP	IP WLS BF H R ER SO BB IBB HBP BLK WP HR S P ERA WHIP	IP WLS BF H R ER SO BB IBB HBP BLK WP HR S P ERA WHIP	IP WLS BF H R ER SO BB IBB HBP BLK WP HR S P ERA WHIP	IP WLS BF H R ER SO BB IBB HBP BLK WP HR S P ERA WHIP	IP WLS BF H R ER SO BB IBB HBP BLK WP HR S P ERA WHIP	IP WLS BF H R ER SO BB IBB HBP BLK WP HR S P ERA WHIP	IP WLS BF H R ER SO BB IBB HBP BLK WP HR S P ERA WHIP	IP WLS BF H R ER SO BB IBB HBP BLK WP HR S P ERA WHIP	IP WLS BF H R ER SO BB IBB HBP BLK WP HR S P ERA WHIP	IP WLS BF H R ER SO BB IBB HBP BLK WP HR S P ERA WHIP	IP WLS BF H R ER SO BB IBB HBP BLK WP HR S P ERA WHIP			
Don Gullett, L (1,1) ERA: 3.86	4.2	25	5	5	2	3	4	1	0	0	0	0	0	0	26	46	3.86	1.929		
Clay Carroll, R (5,1) ERA:	1.1	4	0	0	0	1	0	0	0	0	0	0	0	6	6	0.00	0.000			
Pedro Borbon, R (7,1) ERA:	3.0	W	10	0	0	0	1	0	0	0	0	0	0	9	13	0.00	0.333			

Atlanta Braves @ Cincinnati Reds  
Riverfront Stadium, Cincinnati, OH  
Sat Apr 06 1974, 3:33 AM EDT  
Att: 17,703 - Unknown

AB 33  
R 5  
H 5  
RBI 5  
BB 6  
SO 4  
LOB 13



Batter	1	2	3	4	5	6	7	8	9	AB	R	H	RBI	BB	SO	LOB	BOTTOM			
Pete Rose, S (1,7) OBP: 0.455, SLG: 0.600	0-0 1-3		0-0 F8	0-0 F7		0-0 BB 1B		0-0 1-3	5 0 1 0 0 0 2											
Joe Morgan, L (1,4) OBP: 0.545, SLG: 0.286	4-0 S BB		0-0 P6		0-0 F7	4-0 1-2 BB		0-0 4-3	3 1 0 0 2 0 0											
Dan Driessen, L (1,5) Darrel Chaney, S (9,5)	4-0 1-2 BB		0-0 F8		0-0 L3	0-3 K		0-0 F7	4 0 0 0 1 1 2 0 0 0 0 0 0 0											
Tony Perez, R (1,3) OBP: 0.556, SLG: 1.250	0-0 1-2 2H 1B		0-0 F8		1-0 BB HBP		0-0 HR		3 2 2 2 0 0 0											
Johnny Bench, R (1,2) OBP: 0.222, SLG: 0.500	0-0 G6-4-3		0-0 F9		4-0 3B BB		0-0 HR		3 2 1 1 1 0 2											
Ken Griffey, L (1,9) Cesar Geronimo, L (8,8)		0-3 K		4-0 2B BB	0-0 1H 2H 3B		0-3 K		3 1 1 2 1 2 0 0 0 0 0 0 0 0											
Merv Rettenmund, R (1,8) OBP: 0.333, SLG: 0.444 (8,9)		0-0 G3		0-0 2B	0-0 5-3		0-0 S 1B		4 1 2 1 0 0 1											
Dave Concepcion, R (1,6) OBP: 0.444, SLG: 1.000		4-0 S BB		0-0 1B 2B		0-0 P3	0-3 K		3 0 1 1 1 1 1											
Don Gullett, R (1,1) Clay Carroll, R (5,1) Andy Kosco, R (6,PH) Pedro Borbon, R (7,1)		0-0 6-3		0-0 2B		0-0 6-3	0-0 3-1		2 0 1 0 0 0 1 0 0 0 0 0 0 0 1 0 0 0 0 0 0 1 0 0 0 0 0 1											
<b>Inning Stats</b>	R: 1 E: 0 K: 0 S: 3	H: 1 LOB: 1 BB: 2 P: 11	R: 0 E: 0 K: 1 S: 5	H: 0 LOB: 1 BB: 1 P: 9	R: 0 E: 0 K: 0 S: 3	H: 0 LOB: 0 BB: 0 P: 3	R: 2 E: 0 K: 0 S: 6	H: 3 LOB: 2 BB: 1 P: 10	R: 2 E: 0 K: 1 S: 4	H: 1 LOB: 1 BB: 1 P: 9	R: 0 E: 0 K: 1 S: 6	H: 1 LOB: 2 BB: 1 P: 10	R: 2 E: 0 K: 2 S: 10	H: 3 LOB: 1 BB: 0 P: 10	R: 0 E: 0 K: 0 S: 3	H: 0 LOB: 0 BB: 0 P: 3	1B: 4 2B: 2 3B: 1 HR: 2	SF: 0 SAC: 0 DP: 1 HBP: 1	WP: 0 PB: 0 SB: 3 CS: 0	PA: 39
<b>PITCHER</b>	IP WLS BF H R ER SO BB IBB HBP BLK WP HR S P ERA WHIP	IP WLS BF H R ER SO BB IBB HBP BLK WP HR S P ERA WHIP	IP WLS BF H R ER SO BB IBB HBP BLK WP HR S P ERA WHIP	IP WLS BF H R ER SO BB IBB HBP BLK WP HR S P ERA WHIP	IP WLS BF H R ER SO BB IBB HBP BLK WP HR S P ERA WHIP	IP WLS BF H R ER SO BB IBB HBP BLK WP HR S P ERA WHIP	IP WLS BF H R ER SO BB IBB HBP BLK WP HR S P ERA WHIP	IP WLS BF H R ER SO BB IBB HBP BLK WP HR S P ERA WHIP	IP WLS BF H R ER SO BB IBB HBP BLK WP HR S P ERA WHIP	IP WLS BF H R ER SO BB IBB HBP BLK WP HR S P ERA WHIP	IP WLS BF H R ER SO BB IBB HBP BLK WP HR S P ERA WHIP	IP WLS BF H R ER SO BB IBB HBP BLK WP HR S P ERA WHIP	IP WLS BF H R ER SO BB IBB HBP BLK WP HR S P ERA WHIP	IP WLS BF H R ER SO BB IBB HBP BLK WP HR S P ERA WHIP	IP WLS BF H R ER SO BB IBB HBP BLK WP HR S P ERA WHIP	IP WLS BF H R ER SO BB IBB HBP BLK WP HR S P ERA WHIP	IP WLS BF H R ER SO BB IBB HBP BLK WP HR S P ERA WHIP			
Roric Harrison, R (1,1) ERA: 10.5	6.0	L	32	8	7	2	6	0	1	0	0	0	0	29	54	10.50	2.333			
Danny Frisella, R (7,1) ERA:	1.0	4	1	0	0	2	0	0	0	0	0	0	0	8	8	0.00	1.000			
Jamie Easterly, L (8,1) ERA:	1.0	3	0	0	0	0	0	0	0	0	0	0	0	3	3	0.00	0.000			

Atlanta Braves @ Cincinnati Reds  
Riverfront Stadium, Cincinnati, OH  
Sat Apr 06 1974, 3:33 AM EDT  
Att: 17,703 - Unknown

AB 32  
R 7  
H 9  
RBI 7  
BB 6  
SO 4  
LOB 10





Batter	1	2	3	4	5	6	7	8	9	AB	R	H	RBI	BB	SO	LOB	TOP		
Ralph Garr, L (1, 9) (7, 7)	F7		FC6-2 FC4-6		F5		1-3			4	0	0	0	0	0	3			
Mike Lum, L OBP: 0.308, SLG: 0.308 (1, 3)	1-3		FC4-6 HR		F8			K		4	1	0	1	0	1	2			
Darrell Evans, L OBP: 0.462, SLG: 0.727 (1, 5)	4-3		HR					K		4	1	2	3	0	1	0			
Hank Aaron, R OBP: 0.286, SLG: 0.667 Rowland Office, L (7, 8)		K	K		5-3			K		3	0	0	0	0	2	1			
Dusty Baker Jr., R OBP: 0.231, SLG: 0.231 (1, 8) (7, 9)		K		5-3 1B		P4		F8		4	1	1	0	0	1	0			
Davey Johnson, R OBP: 0.385, SLG: 0.222 (1, 4)	F2			K		K		P4		4	0	0	0	0	2	1			
Johnny Oates, L OBP: 0.222, SLG: 0.125 (1, 2)			1B BB FC6-2 1B	5-3		1-3		BB BB BB BB	4-0	3	0	1	0	1	0	1			
Craig Robinson, R OBP: 0.231, SLG: 0.091 (1, 6)			FC6-2 FC4-6 BB	1B 2H 1B		F2		F8		3	1	1	1	1	0	1			
Phil Niekro, R OBP: 0.250, SLG: 0.250 (1, 1)			FC4-6 HR 1B	FC6-2 1-2	FC5-4		K			3	1	1	0	0	1	1			
<b>Inning Stats</b>	R: 0 E: 0 K: 0 S: 3	H: 0 LOB: 0 BB: 0 P: 3	R: 0 E: 0 K: 2 S: 7	H: 0 LOB: 0 BB: 0 P: 7	R: 4 E: 0 K: 1 S: 8	H: 3 LOB: 0 BB: 1 P: 12	R: 1 E: 0 K: 1 S: 7	H: 2 LOB: 1 BB: 0 P: 7	R: 0 E: 0 K: 1 S: 5	H: 0 LOB: 0 BB: 0 P: 5	R: 0 E: 0 K: 1 S: 5	H: 0 LOB: 0 BB: 0 P: 5	R: 0 E: 0 K: 3 S: 9	H: 0 LOB: 0 BB: 0 P: 9	R: 0 E: 0 K: 0 S: 3	H: 0 LOB: 1 BB: 1 P: 7	1B: 5 2B: 0 3B: 0 HR: 1	SF: 0 SAC: 0 DP: 0 HBP: 0	WP: 0 PA: 35 PB: 0 SB: 0 CS: 0
<b>PITCHER</b>	IP	WLS	BF	H	R	ER	SO	BB	IBB	HBP	BLK	WP	HR	S	P	ERA	WHIP		
Clay Kirby, R ERA: 9.0 (1, 1)	5.0	L	22	6	5	5	4	1	0	0	0	0	1	29	33	9.00	1.400		
Fred Norman, L ERA: (6, 1)	2.0		6	0	0	0	2	0	0	0	0	0	0	10	10	0.00	0.000		
Tom Hall, L ERA: (8, 1)	2.0		7	0	0	0	3	1	0	0	0	0	0	12	16	0.00	0.500		

Atlanta Braves @ Cincinnati Reds  
Riverfront Stadium, Cincinnati, OH  
Sun Apr 07 1974, 3:33 AM EDT  
Att: 35,588 - Unknown

AB 33  
R 5  
H 6  
RBI 5  
BB 2  
SO 9  
LOB 10



Batter	1	2	3	4	5	6	7	8	9	AB	R	H	RBI	BB	SO	LOB	BOTTOM				
Pete Rose, S OBP: 0.438, SLG: 0.600 (1, 7)	1B PB 2B		1B		6-3		L6		K	5	1	2	0	0	1	1					
Joe Morgan, L OBP: 0.533, SLG: 0.364 (1, 4)	F8		FC5-4 1B			FC4-6 1B		F8		4	0	2	0	0	0	1					
Dan Driessen, L OBP: 0.308, SLG: 0.333 (1, 5)	PB SF7 1B		F8			FC4-6 1B 2B		F5		4	2	1	0	0	0	3					
Tony Perez, R OBP: 0.462, SLG: 1.000 (1, 3)	SF7		FC5-4			F9		1B BB		2	0	0	1	1	0	3					
Johnny Bench, R OBP: 0.385, SLG: 0.545 (1, 2)	CS BB			F2		2B 1B		1B		3	0	2	0	1	0	0					
George Foster, R OBP: 0.400, SLG: 0.600 (1, 9)	CS	6-3		K		1-3 2H 2B		F7		4	0	1	1	0	1	2					
Dave Concepcion, R OBP: 0.385, SLG: 0.750 (1, 6)		F7		5-3		K				4	0	1	0	0	1	2					
Cesar Geronimo, L (1, 8)	F8				F7		F9		F7	4	0	0	0	0	0	1					
Clay Kirby, R Andy Kosco, R Fred Norman, S Ken Griffey, L Tom Hall, L Terry Crowley, L (1, 1) (5, PH) (6, 1) (7, PH) (8, 1) (9, PH)			K		K		G3		K	1	0	0	0	0	1	0					
<b>Inning Stats</b>	R: 2 E: 0 K: 0 S: 4	H: 2 LOB: 0 BB: 1 P: 8	R: 0 E: 0 K: 0 S: 3	H: 0 LOB: 0 BB: 0 P: 3	R: 0 E: 0 K: 1 S: 7	H: 2 LOB: 2 BB: 0 P: 7	R: 0 E: 0 K: 1 S: 5	H: 0 LOB: 0 BB: 0 P: 5	R: 0 E: 0 K: 1 S: 5	H: 0 LOB: 0 BB: 0 P: 5	R: 1 E: 0 K: 1 S: 8	H: 3 LOB: 2 BB: 0 P: 8	R: 0 E: 0 K: 0 S: 3	H: 0 LOB: 0 BB: 0 P: 3	R: 0 E: 0 K: 0 S: 4	H: 1 LOB: 2 BB: 1 P: 8	R: 0 E: 0 K: 2 S: 8	H: 1 LOB: 1 BB: 0 P: 8	1B: 7 2B: 2 3B: 0 HR: 0	SF: 1 SAC: 0 DP: 0 HBP: 0	WP: 0 PA: 38 PB: 1 SB: 2 CS: 1
<b>PITCHER</b>	IP	WLS	BF	H	R	ER	SO	BB	IBB	HBP	BLK	WP	HR	S	P	ERA	WHIP				
Phil Niekro, R ERA: 4.22 (1, 1)	9.0	W	37	9	3	2	6	2	0	0	0	0	0	47	55	2.00	1.222				

Atlanta Braves @ Cincinnati Reds  
Riverfront Stadium, Cincinnati, OH  
Sun Apr 07 1974, 3:33 AM EDT  
Att: 35,588 - Unknown

AB 34  
R 3  
H 9  
RBI 2  
BB 2  
SO 6  
LOB 14













Batter	1	2	3	4	5	6	7	8	9	AB	R	H	RBI	BB	SO	LOB	TOP										
<b>Pete Rose, S</b> OBP: 0.452, SLG: 0.536 (1, 7)										2	1	0	0	2	1	3	<b>Cincinnati Reds @ San Francisco Giants</b> Candlestick Park, San Francisco, CA Wed Apr 10 1974, 6:33 AM EDT Att: 8,456 - Unknown										
<b>Joe Morgan, L</b> OBP: 0.414, SLG: 0.273 (1, 4)										4	0	0	0	0	0	3											
<b>Johnny Bench, R</b> OBP: 0.370, SLG: 0.333 (1, 2)										3	1	0	0	1	0	2											
<b>Tony Perez, R</b> OBP: 0.407, SLG: 0.714 (1, 3)										4	0	1	0	0	0	2											
<b>Merv Rettenmund, R</b> OBP: 0.364, SLG: 0.571 (1, 9)										3	0	0	1	0	2	1											
<b>Dave Concepcion, R</b> OBP: 0.280, SLG: 0.500 (1, 6)										4	1	0	0	0	1	1											
<b>George Foster, R</b> OBP: 0.300, SLG: 0.400 (9, PH)										3	0	1	0	0	1	0											
<b>Ken Griffey, L</b> OBP: 0.214, SLG: 0.250 (9, PH)										1	0	0	0	0	1	0											
<b>Dan Driessen, L</b> OBP: 0.444, SLG: 0.458 (1, 5)										4	0	2	1	0	0	1											
<b>Don Gullett, R</b> OBP: 0.250, SLG: 0.250 (7, PH)										2	0	0	0	0	0	2											
<b>Phil Gagliano, R</b> OBP: 1.000, SLG: 1.000 (7, PH)										1	0	1	0	0	0	0											
<b>Clay Carroll, R</b> (7, 1)										0	0	0	0	0	0	0											
<b>Terry Crowley, L</b> (9, PH)										1	0	0	0	0	0	0											
<b>Inning Stats</b>	R: 1 E: 2 K: 1 S: 6	H: 0 LOB: 1 BB: 1 P: 10	R: 1 E: 1 K: 1 S: 7	H: 1 LOB: 1 BB: 0 P: 7	R: 0 E: 0 K: 0 S: 3	H: 0 LOB: 0 BB: 0 P: 3	R: 0 E: 0 K: 1 S: 5	H: 0 LOB: 0 BB: 0 P: 5	R: 0 E: 0 K: 0 S: 5	H: 2 LOB: 2 BB: 0 P: 5	R: 1 E: 0 K: 1 S: 6	H: 1 LOB: 1 BB: 1 P: 10	R: 0 E: 0 K: 1 S: 5	H: 0 LOB: 0 BB: 0 P: 5	1B: 5 2B: 1 3B: 0 HR: 0	SF: 1 SAC: 0 DP: 2 HBP: 0	WP: 1 PB: 0 SB: 0 CS: 0	PA: 36									
<b>PITCHER</b>	IP	WLS	BF	H	R	ER	SO	BB	IBB	HBP	BLK	WP	HR	S	P	ERA	WHIP										
<b>Mike Caldwell, L</b> ERA: 1.35 (1, 1)	7.0	W	28	4	2	0	4	2	0	0	0	0	0	34	42	0.00	0.857										
<b>Randy Moffitt, R</b> ERA: 1.59 (8, 1)	2.0		8	1	1	1	2	1	0	0	0	1	0	11	15	4.50	1.000										

AB	32
R	3
H	5
RBI	2
BB	3
SO	6
LOB	15



Batter	1	2	3	4	5	6	7	8	9	AB	R	H	RBI	BB	SO	LOB	BOTTOM										
<b>Bobby Bonds, R</b> OBP: 0.360, SLG: 0.478 (1, 9)										3	2	2	1	1	0	0	<b>Cincinnati Reds @ San Francisco Giants</b> Candlestick Park, San Francisco, CA Wed Apr 10 1974, 6:33 AM EDT Att: 8,456 - Unknown										
<b>Chris Speier, R</b> OBP: 0.391, SLG: 0.333 (1, 6)										2	0	0	0	1	0	1											
<b>Garry Maddox, R</b> OBP: 0.360, SLG: 0.640 (1, 8)										4	1	1	0	0	0	2											
<b>Gary Matthews, R</b> OBP: 0.375, SLG: 0.381 (1, 7)										3	0	1	1	1	0	0											
<b>Steve Ontiveros, S</b> OBP: 0.292, SLG: 0.381 (1, 3)										4	0	1	1	0	0	2											
<b>Dave Kingman, R</b> OBP: 0.458, SLG: 0.700 (1, 5)										2	1	1	1	2	0	2											
<b>Mike Phillips, L</b> OBP: 0.333, SLG: 0.353 (1, 4)										4	0	1	0	0	1	3											
<b>Ken Rudolph, R</b> OBP: 0.238, SLG: 0.111 (1, 2)										4	0	0	0	0	0	3											
<b>Mike Caldwell, R</b> (1, 1)										2	0	0	0	0	0	1											
<b>Gary Thomasson, L</b> (7, PH)										1	0	0	0	0	0	0											
<b>Randy Moffitt, R</b> (8, 1)										0	0	0	0	0	0	0											
<b>Inning Stats</b>	R: 0 E: 0 K: 0 S: 3	H: 0 LOB: 2 BB: 2 P: 11	R: 0 E: 0 K: 0 S: 3	H: 0 LOB: 1 BB: 1 P: 7	R: 2 E: 0 K: 0 S: 7	H: 4 LOB: 2 BB: 0 P: 7	R: 0 E: 0 K: 0 S: 3	H: 0 LOB: 0 BB: 0 P: 3	R: 0 E: 0 K: 0 S: 2	H: 0 LOB: 0 BB: 0 P: 6	R: 1 E: 0 K: 1 S: 6	H: 1 LOB: 0 BB: 0 P: 6	R: 1 E: 0 K: 0 S: 4	H: 1 LOB: 0 BB: 0 P: 4	R: 0 E: 0 K: 0 S: 4	H: 1 LOB: 2 BB: 1 P: 8	1B: 4 2B: 1 3B: 0 HR: 2	SF: 0 SAC: 1 DP: 1 HBP: 0	WP: 0 PB: 0 SB: 0 CS: 0	PA: 35							
<b>PITCHER</b>	IP	WLS	BF	H	R	ER	SO	BB	IBB	HBP	BLK	WP	HR	S	P	ERA	WHIP										
<b>Don Gullett, L</b> ERA: 4.22 (1, 1)	6.0	L	26	5	3	3	3	4	0	0	0	0	1	24	40	4.50	1.500										
<b>Clay Carroll, R</b> ERA: 1.29 (7, 1)	2.0		9	2	1	1	0	1	0	0	0	0	1	8	12	4.50	1.500										

AB	29
R	4
H	7
RBI	4
BB	5
SO	1
LOB	14





Batter	1	2	3	4	5	6	7	8	9	AB	R	H	RBI	BB	SO	LOB	TOP										
<b>Pete Rose, S</b> OBP: 0.472, SLG: 0.576 <b>George Foster, R</b> OBP: 0.364, SLG: 0.455	4-3		2B		1B		FC5-4		BB BLK G1-2-3 1B	5	1	3	0	0	0	1											
<b>Joe Morgan, L</b> OBP: 0.441, SLG: 0.308 <b>Andy Kosco, R</b> <b>Darrel Chaney, S</b>	F9		F8		1B		FC3-6		G1-2-3 BB 1-2 2-3 BB	4	0	2	0	1	0	1											
<b>Dan Driessen, L</b> OBP: 0.394, SLG: 0.379	K		F7		F4		FC3-6 2B HR 1-2 3-H		G1-2-3 BB 1-2 2-3 3-H	5	1	0	2	1	1	5											
<b>Tony Perez, R</b> OBP: 0.438, SLG: 0.720 <b>Bill Plummer, R</b>		1B 5-3 1B		F5		WP 2B BB		L4	G1-2-3	4	2	2	0	1	0	1											
<b>Johnny Bench, R</b> OBP: 0.394, SLG: 0.440	5-3		HR		L7		HR	FC6-4		4	2	1	1	2	0	3											
<b>Mery Rettenmund, R</b> OBP: 0.393, SLG: 0.640	K		4-3		2B		HR		L1	4	3	1	4	2	1	4											
<b>Dave Concepcion, R</b> OBP: 0.367, SLG: 0.621		2-3 1B		5-3		1B 2B	E 2B		1B 1B	5	3	4	2	0	0	0											
<b>Ken Griffey, L</b> OBP: 0.222, SLG: 0.250 <b>Cesar Geronimo, L</b> OBP: 0.200, SLG: 0.444	K				1-3		CS 1B	6-3		4	0	1	1	0	1	3											
<b>Clay Kirby, R</b> <b>Roger Nelson, R</b> OBP: 1.000, SLG: 1.000			K		3-1		K	E6 FC5-4 1B		3	0	0	0	0	2	1											
<b>Inning Stats</b>	R: 0 E: 0 K: 1 S: 5	H: 0 LOB: 0 BB: 0 P: 5	R: 0 E: 0 K: 2 S: 9	H: 2 LOB: 2 BB: 0 P: 9	R: 0 E: 0 K: 1 S: 6	H: 1 LOB: 1 BB: 0 P: 6	R: 1 E: 0 K: 0 S: 4	H: 1 LOB: 0 BB: 0 P: 4	R: 0 E: 0 K: 0 S: 5	H: 2 LOB: 2 BB: 0 P: 5	R: 3 E: 0 K: 1 S: 6	H: 2 LOB: 2 BB: 1 P: 14	R: 6 E: 1 K: 0 S: 9	H: 6 LOB: 1 BB: 1 P: 13	R: 0 E: 0 K: 0 S: 3	H: 0 LOB: 1 BB: 1 P: 7	R: 4 E: 0 K: 0 S: 6	H: 4 LOB: 3 BB: 4 P: 22	1B: 12 2B: 4 3B: 0 HR: 2	SF: 0 SAC: 0 DP: 1 HBP: 0	WP: 1 PB: 0 SB: 0 CS: 1	PA: 51					
<b>PITCHER</b>	IP	WLS	BF	H	R	ER	SO	BB	IBB	HBP	BLK	WP	HR	S	P	ERA	WHIP										
<b>Ron Reed, R</b> ERA: 6.35	5.1	L	26	8	4	4	4	2	0	0	0	1	1	32	40	6.75	1.875										
<b>Tom House, L</b> ERA: 27.0	1.0		5	3	3	3	1	0	0	0	0	0	0	7	7	27.00	3.000										
<b>Jack Aker, R</b> ERA: 9.0	0.2		6	3	3	2	0	0	1	0	0	0	1	5	9	27.00	4.500										
<b>Jamie Easterly, L</b> ERA: 16.88	1.0		10	4	4	4	0	3	0	0	1	0	0	7	19	36.00	7.000										
<b>Danny Frisella, R</b> ERA:	1.0		4	0	0	0	0	1	1	0	0	0	0	2	10	0.00	1.000										

Cincinnati Reds @ Atlanta Braves  
Atlanta Stadium, Atlanta, GA  
Fri Apr 12 1974, 7:05 PM EDT  
Att: 8,112 - Unknown

AB 43  
R 14  
H 18  
RBI 13  
BB 8  
SO 5  
LOB 22



Batter	1	2	3	4	5	6	7	8	9	AB	R	H	RBI	BB	SO	LOB	BOTTOM										
<b>Ralph Garr, L</b> OBP: 0.229, SLG: 0.242	L4-3 1B		4-3			6-3				4	0	2	0	0	0	1											
<b>Mike Lum, L</b> OBP: 0.188, SLG: 0.281	L4-3 1-2			3-1		1B WP 1B		F7		4	1	1	0	0	0	2											
<b>Darrell Evans, L</b> OBP: 0.364, SLG: 0.370	F8			F9		BB WP 1B		F3		4	0	1	0	0	0	0											
<b>Hank Aaron, R</b> OBP: 0.273, SLG: 0.632 <b>Rowland Office, L</b> OBP: 0.143, SLG: 0.143		F7		F7		K		K		3	0	0	0	0	1	1											
<b>Dusty Baker Jr., R</b> OBP: 0.448, SLG: 0.480		K			1B SF8 1B		BB BB		2B	3	1	2	0	1	1	0											
<b>Davey Johnson, R</b> OBP: 0.452, SLG: 0.409 <b>Leo Foster, R</b>		5-3				1B		K		2	0	1	0	1	0	0											
<b>Johnny Oates, L</b> OBP: 0.273, SLG: 0.300			K		SF8	4-3			G6-4-3 1B	3	0	1	1	0	1	3											
<b>Craig Robinson, R</b> OBP: 0.250, SLG: 0.125					WP E 1B			F7	G6-4-3 1-2	4	0	1	0	0	0	2											
<b>Ron Reed, R</b> <b>Tom House, L</b> <b>Jack Aker, R</b> <b>Vic Correll, R</b> <b>Jamie Easterly, L</b> <b>Danny Frisella, L</b> <b>Norm Miller, L</b>		5-3						4-3		2	0	0	0	0	1	2											
<b>Inning Stats</b>	R: 0 E: 0 K: 0 S: 3	H: 1 LOB: 0 BB: 0 P: 3	R: 0 E: 0 K: 1 S: 5	H: 0 LOB: 0 BB: 0 P: 5	R: 0 E: 1 K: 1 S: 6	H: 1 LOB: 1 BB: 0 P: 6	R: 0 E: 0 K: 0 S: 3	H: 0 LOB: 0 BB: 0 P: 3	R: 1 E: 0 K: 1 S: 7	H: 2 LOB: 1 BB: 0 P: 7	R: 1 E: 0 K: 1 S: 7	H: 2 LOB: 3 BB: 2 P: 15	R: 0 E: 0 K: 2 S: 8	H: 1 LOB: 1 BB: 0 P: 8	R: 0 E: 0 K: 1 S: 5	H: 1 LOB: 0 BB: 0 P: 5	1B: 8 2B: 2 3B: 0 HR: 0	SF: 1 SAC: 0 DP: 2 HBP: 0	WP: 2 PB: 0 SB: 0 CS: 0	PA: 36							
<b>PITCHER</b>	IP	WLS	BF	H	R	ER	SO	BB	IBB	HBP	BLK	WP	HR	S	P	ERA	WHIP										
<b>Clay Kirby, R</b> ERA: 5.91	5.2	W	23	6	2	2	4	1	0	0	0	0	0	18	22	0.00	1.205										
<b>Roger Nelson, R</b> ERA: 3.49	3.1	S	13	3	0	0	3	1	0	0	0	0	0	18	22	0.00	1.200										

Cincinnati Reds @ Atlanta Braves  
Atlanta Stadium, Atlanta, GA  
Fri Apr 12 1974, 7:05 PM EDT  
Att: 8,112 - Unknown

AB 33  
R 2  
H 9  
RBI 1  
BB 2  
SO 7  
LOB 12









Batter	1	2	3	4	5	6	7	8	9	10	11	AB	R	H	RBI	BB	SO	LOB	TOP			
Davey Lopes, R OBP: 0.412, SLG: 0.296 (1.4)			5-3							L8	F7	5	0	0	0	1	2	2				
Bill Buckner, L OBP: 0.317, SLG: 0.297 (1.7)	F8			L8				L7		F7		5	0	1	0	0	0	0				
Jimmy Wynn, R OBP: 0.592, SLG: 0.800 (1.8)	F7			6-3								4	1	1	1	1	1	0				
Ron Cey, R OBP: 0.447, SLG: 0.450 Rick Auerbach, R OBP: 1.000, SLG: 1.000 (9. PR) (9.5)												4	0	2	0	0	2	3				
Willie Crawford, L OBP: 0.375, SLG: 0.265 (1.9)	F7					F9		F7		FC6-4		4	0	1	0	0	0	4				
Joe Ferguson, R OBP: 0.317, SLG: 0.171 (1.2)						F8		6-3		FC6-4		4	1	0	0	1	1	3				
Steve Garvey, R OBP: 0.349, SLG: 0.575 (1.3)								F8		5-3		5	0	1	1	0	2	2				
Bill Russell, R OBP: 0.391, SLG: 0.359 (1.6)			F4			6-3		F7		FC6-4		4	0	1	2	1	0	0				
Andy Messersmith, R Von Joshua, L Mike Marshall, R Manny Mota, R Jim Brewer, L (1.1) (8. PH) (8.1) (9. PH) (9.1)			P2							FC6-4		2	1	1	1	0	0	0				
<b>Inning Stats</b>	R: 0 E: 0 K: 1 S: 5	H: 0 LOB: 0 BB: 0 P: 5	R: 0 E: 0 K: 2 S: 8	H: 1 LOB: 1 BB: 0 P: 8	R: 0 E: 0 K: 0 S: 3	H: 0 LOB: 0 BB: 0 P: 3	R: 0 E: 0 K: 1 S: 5	H: 0 LOB: 0 BB: 0 P: 5	R: 0 E: 0 K: 1 S: 5	H: 0 LOB: 0 BB: 0 P: 5	R: 0 E: 0 K: 2 S: 7	H: 0 LOB: 0 BB: 0 P: 7	R: 0 E: 0 K: 0 S: 6	H: 3 LOB: 2 BB: 1 P: 10	R: 0 E: 0 K: 1 S: 5	H: 0 LOB: 0 BB: 0 P: 5	R: 2 E: 0 K: 1 S: 8	H: 3 LOB: 2 BB: 1 P: 12	1B: 6 2B: 1 3B: 0 HR: 2	SF: 0 SAC: 1 DP: 0 HBP: 0	WP: 0 PB: 0 SB: 2 CS: 0	PA: 46
<b>PITCHER</b>	IP 7.0	WLS 26	BF 3	H 3	R 2	ER 2	SO 3	BB 0	IBB 1	HBP 0	BLK 0	WP 0	HR 1	S 36	P 44	ERA 6.00	WHIP 1.000					
Clay Kirby, R ERA: 4.08 Pedro Borbon, R ERA: 1.5 Fred Norman, L ERA: 6.0	(1.1)	(8.1)	(11.1)																			

Los Angeles Dodgers @ Cincinnati Reds  
Riverfront Stadium, Cincinnati, OH  
Tue Apr 16 1974, 7:05 PM EDT  
Att: 12,625 - Unknown

AB 41  
R 5  
H 9  
RBI 5  
BB 4  
SO 10  
LOB 18



Batter	1	2	3	4	5	6	7	8	9	10	11	AB	R	H	RBI	BB	SO	LOB	BOTTOM			
Pete Rose, S OBP: 0.435, SLG: 0.500 (1.7)	L5											4	1	1	0	1	0	0				
Joe Morgan, L OBP: 0.495, SLG: 0.324 (1.4)	F7				G4-6-3					F9		5	0	2	0	0	0	1				
Dan Driessen, L OBP: 0.333, SLG: 0.316 Pedro Borbon, R OBP: 0.500, SLG: 0.500 George Foster, R OBP: 0.417, SLG: 0.455 Fred Norman, S (1.5) (8.1) (10. PH) (11.1)	F3				F8							4	0	1	2	0	0	1				
Tony Perez, R OBP: 0.390, SLG: 0.576 (1.3)		F8	F9									4	0	0	0	1	2	3				
Johnny Bench, R OBP: 0.381, SLG: 0.394 (1.2)		F5	F9					6-3				5	0	1	0	0	1	2				
Merv Rettenmund, R OBP: 0.495, SLG: 0.548 (1.8) (7.9)			F6			F9		4-3				4	1	0	0	1	0	4				
Dave Concepcion, R OBP: 0.333, SLG: 0.632 (1.6)						F9				F4		5	0	1	1	0	1	2				
Ken Griffey, L OBP: 0.200, SLG: 0.217 Cesar Geronimo, L OBP: 0.167, SLG: 0.364 (1.9) (7.8)					F3			6-3		F4		3	0	0	0	0	1	3				
Clay Kirby, R Andy Kosco, R Darrel Chaney, S (1.1) (7. PH) (8.5)					F6			F2		F8		1	1	0	0	1	0	0				
<b>Inning Stats</b>	R: 0 E: 0 K: 0 S: 3	H: 0 LOB: 0 BB: 0 P: 3	R: 1 E: 0 K: 1 S: 6	H: 1 LOB: 1 BB: 1 P: 10	R: 2 E: 0 K: 0 S: 5	H: 2 LOB: 2 BB: 2 P: 13	R: 0 E: 0 K: 1 S: 5	H: 0 LOB: 0 BB: 0 P: 5	R: 0 E: 0 K: 0 S: 4	H: 1 LOB: 1 BB: 0 P: 4	R: 0 E: 0 K: 1 S: 5	H: 0 LOB: 0 BB: 0 P: 5	R: 0 E: 0 K: 0 S: 3	H: 0 LOB: 0 BB: 0 P: 3	R: 0 E: 0 K: 1 S: 5	H: 0 LOB: 1 BB: 1 P: 9	R: 0 E: 0 K: 1 S: 5	H: 0 LOB: 0 BB: 0 P: 5	1B: 5 2B: 1 3B: 0 HR: 0	SF: 0 SAC: 0 DP: 1 HBP: 0	WP: 0 PB: 0 SB: 0 CS: 0	PA: 43
<b>PITCHER</b>	IP 7.0	WLS 30	BF 6	H 6	R 3	ER 3	SO 2	BB 4	IBB 0	HBP 0	BLK 1	WP 0	HR 0	S 30	P 46	ERA 3.86	WHIP 1.429					
Andy Messersmith, R Mike Marshall, R Jim Brewer, L ERA: (1.1) (8.1) (9.1)	(1.1)	(8.1)	(9.1)																			

Los Angeles Dodgers @ Cincinnati Reds  
Riverfront Stadium, Cincinnati, OH  
Tue Apr 16 1974, 7:05 PM EDT  
Att: 12,625 - Unknown

AB 38  
R 3  
H 6  
RBI 3  
BB 5  
SO 5  
LOB 16









Batter	1	2	3	4	5	6	7	8	9	AB	R	H	RBI	BB	SO	LOB	TOP										
<b>Derrel Thomas, S</b> (1,4) OBP: 0.431, SLG: 0.438	F7	4-3						6-3	1B	5	0	2	0	0	0	2	<b>San Diego Padres @ Cincinnati Reds</b> Riverfront Stadium, Cincinnati, OH Fri Apr 19 1974, 7:05 PM EDT Att: 33,069 - Unknown										
<b>Bobby Tolán, L</b> (1,9) OBP: 0.291, SLG: 0.296	G3		F8					F8	1B	5	0	1	2	0	0	1											
<b>Dave Winfield, R</b> (1,7) OBP: 0.318, SLG: 0.455	E1							6-3	4-3	5	0	1	0	0	1	3											
<b>Willie McCovey, L</b> (1,3) OBP: 0.395, SLG: 0.324			G4-6-3						K	3	0	0	0	1	2	1											
<b>Johnny Grubb, L</b> (1,8) OBP: 0.396, SLG: 0.348	6-3								K	4	1	2	0	0	0	2											
<b>Dave Roberts, R</b> (1,5) OBP: 0.222, SLG: 0.152		5-3							1B	4	1	1	1	0	0	1											
<b>Fred Kendall, R</b> (1,2) OBP: 0.340, SLG: 0.392								6-3	1B	3	1	2	0	1	0	0											
<b>Enzo Hernandez, R</b> (1,6) OBP: 0.132, SLG: 0.189									1B	2	0	0	0	0	0	2											
<b>Matty Alou, L</b> (7, PH) OBP: 0.260, SLG: 0.267		FC6						F8	1B	1	0	0	0	0	0	0											
<b>Rich Morales, R</b> (7,6) OBP: 0.158, SLG: 0.088									1B	0	0	0	0	0	0	0											
<b>Nate Colbert, R</b> (9, PH) OBP: 0.158, SLG: 0.088									1B	1	1	1	1	0	0	0											
<b>Randy Jones, R</b> (1,1) OBP: 0.286, SLG: 0.308									1B	1	0	0	0	0	1	0											
<b>Cito Gaston, R</b> (7, PH) OBP: 0.286, SLG: 0.308		SH1-4						6-3	K	1	0	0	0	0	0	0											
<b>Vicente Romo, R</b> (7,1) OBP: 0.286, SLG: 0.308										0	0	0	0	0	0	0											
<b>Ralph Garcia, R</b> (8,1) OBP: 0.286, SLG: 0.308										0	0	0	0	0	0	0											
<b>Bernie Williams, R</b> (9, PH) OBP: 0.286, SLG: 0.308										1	0	0	0	0	1	2											
<b>Inning Stats</b>	R: 0 E: 1 K: 0 S: 4	H: 0 LOB: 2 BB: 1 P: 8	R: 0 E: 1 K: 0 S: 5	H: 1 LOB: 2 BB: 0 P: 5	R: 0 E: 0 K: 0 S: 3	H: 1 LOB: 0 BB: 0 P: 3	R: 0 E: 0 K: 0 S: 4	H: 1 LOB: 1 BB: 0 P: 4	R: 0 E: 0 K: 2 S: 8	H: 1 LOB: 0 BB: 0 P: 8	R: 0 E: 0 K: 1 S: 5	H: 0 LOB: 0 BB: 0 P: 5	R: 0 E: 0 K: 0 S: 3	H: 0 LOB: 0 BB: 0 P: 3	R: 0 E: 0 K: 0 S: 3	H: 0 LOB: 0 BB: 0 P: 3	R: 4 E: 0 K: 12 S: 12	H: 5 LOB: 2 BB: 1 P: 16	1B: 8 2B: 2 3B: 0 HR: 0	SF: 0 SAC: 1 DP: 2 HBP: 0	WP: 0 PA: 39 PB: 0 SB: 0 CS: 0						
<b>PITCHER</b>	IP	WLS	BF	H	R	ER	SO	BB	IBB	HBP	BLK	WP	HR	S	P	ERA	WHIP										
<b>Jack Billingham, R</b> (1,1) ERA: 7.17	8.1	W	35	8	4	4	4	2	0	0	0	0	0	41	49	4.32	1.200										
<b>Pedro Borbon, R</b> (9,1) ERA: 1.42	0.2		4	2	0	0	1	0	0	0	0	0	0	6	6	0.00	3.000										

AB	36
R	4
H	10
RBI	4
BB	2
SO	5
LOB	14



Batter	1	2	3	4	5	6	7	8	9	AB	R	H	RBI	BB	SO	LOB	BOTTOM										
<b>Pete Rose, S</b> (1,7) OBP: 0.436, SLG: 0.469		4-3								4	1	1	0	1	1	2	<b>San Diego Padres @ Cincinnati Reds</b> Riverfront Stadium, Cincinnati, OH Fri Apr 19 1974, 7:05 PM EDT Att: 33,069 - Unknown										
<b>Cesar Geronimo, L</b> (9,8) OBP: 0.154, SLG: 0.333										0	0	0	0	0	0	0											
<b>Joe Morgan, L</b> (1,4) OBP: 0.434, SLG: 0.300		4-1								3	2	1	1	1	0	0											
<b>Dave Concepcion, R</b> (1,6) OBP: 0.313, SLG: 0.574										5	1	2	3	0	0	2											
<b>Tony Perez, R</b> (1,3) OBP: 0.388, SLG: 0.625										4	1	2	2	0	1	2											
<b>Darrel Chaney, S</b> (8,5) OBP: 0.388, SLG: 0.625										0	0	0	0	0	0	0											
<b>Johnny Bench, R</b> (1,2) OBP: 0.367, SLG: 0.342										2	0	0	0	2	0	0											
<b>Mery Rettenmund, R</b> (1,9) OBP: 0.356, SLG: 0.447										3	1	0	1	1	0	4											
<b>George Foster, R</b> (1,8) OBP: 0.450, SLG: 0.588										3	1	1	0	1	1	1											
<b>Dan Driessen, L</b> (1,5) OBP: 0.340, SLG: 0.370										4	1	2	1	0	1	4											
<b>Jack Billingham, R</b> (1,1) OBP: 0.500, SLG: 0.500										2	0	0	0	0	2	2											
<b>Pedro Borbon, R</b> (9,1) OBP: 0.500, SLG: 0.500										0	0	0	0	0	0	0											
<b>Inning Stats</b>	R: 2 E: 0 K: 2 S: 10	H: 3 LOB: 3 BB: 2 P: 18	R: 0 E: 0 K: 1 S: 5	H: 0 LOB: 0 BB: 0 P: 5	R: 0 E: 1 K: 0 S: 3	H: 1 LOB: 1 BB: 1 P: 7	R: 0 E: 0 K: 1 S: 6	H: 1 LOB: 0 BB: 0 P: 6	R: 0 E: 0 K: 0 S: 3	H: 0 LOB: 0 BB: 0 P: 3	R: 0 E: 0 K: 1 S: 5	H: 0 LOB: 0 BB: 0 P: 5	R: 4 E: 0 K: 0 S: 6	H: 3 LOB: 0 BB: 1 P: 10	R: 2 E: 1 K: 1 S: 7	H: 1 LOB: 2 BB: 2 P: 15	1B: 6 2B: 2 3B: 0 HR: 1	SF: 1 SAC: 2 DP: 1 HBP: 0	WP: 0 PA: 39 PB: 0 SB: 0 CS: 0								
<b>PITCHER</b>	IP	WLS	BF	H	R	ER	SO	BB	IBB	HBP	BLK	WP	HR	S	P	ERA	WHIP										
<b>Randy Jones, L</b> (1,1) ERA: 11.48	6.0	L	25	5	2	2	5	1	2	0	0	0	0	32	44	3.00	1.000										
<b>Vicente Romo, R</b> (7,1) ERA: 4.5	1.0		10	4	6	4	0	1	1	0	0	0	1	8	16	36.00	5.000										
<b>Ralph Garcia, R</b> (8,1) ERA: 3.12	1.0		4	0	0	0	1	1	0	0	0	0	0	5	9	0.00	1.000										

AB	30
R	8
H	9
RBI	8
BB	6
SO	6
LOB	17





Batter	1	2	3	4	5	6	7	8	9	AB	R	H	RBI	BB	SO	LOB	TOP					
<b>Bernie Williams, R</b> OBP: 0.200, SLG: 0.200 (1, 8)										4	0	0	0	0	1	1	<b>San Diego Padres @ Cincinnati Reds</b> Riverfront Stadium, Cincinnati, OH Sat Apr 20 1974, 3:33 AM EDT Att: 12,471 - Unknown					
<b>Derrel Thomas, S</b> OBP: 0.400, SLG: 0.404 (1, 4)										4	0	0	0	0	2	2						
<b>Dave Winfield, R</b> OBP: 0.385, SLG: 0.500 (1, 7)										4	0	3	0	0	0	1						
<b>Nate Colbert, R</b> OBP: 0.143, SLG: 0.079 (1, 3)										4	0	0	0	0	2	4						
<b>Cito Gaston, R</b> OBP: 0.222, SLG: 0.235 (1, 9)										4	0	0	0	0	0	3						
<b>Dave Roberts, R</b> OBP: 0.205, SLG: 0.139 (1, 5)										3	0	0	0	0	1	2						
<b>Rich Troedson, L</b> (7, 1)										0	0	0	0	0	0	0						
<b>Willie McCovey, L</b> OBP: 0.409, SLG: 0.371 (9, PH)										1	0	1	0	0	0	0						
<b>Rich Morales, R</b> (9, PR)										0	0	0	0	0	0	0						
<b>Fred Kendall, R</b> OBP: 0.316, SLG: 0.364 (1, 2)										4	0	0	0	0	1	3						
<b>Enzo Hernandez, R</b> OBP: 0.122, SLG: 0.175 (1, 6)										3	0	0	0	0	0	1						
<b>Matty Alou, L</b> OBP: 0.242, SLG: 0.258 (9, PH)										1	0	0	0	0	0	2						
<b>Steve Arlin, R</b> (1, 1)										0	0	0	0	0	0	0						
<b>Mike Corkins, R</b> (2, 1)										2	0	0	0	0	0	0						
<b>Dave Hilton, R</b> (7, 5)										0	0	0	0	1	0	0						
<b>Inning Stats</b>	R: 0 E: 1 K: 2 S: 9	H: 1 LOB: 2 BB: 0 P: 9	R: 0 E: 0 K: 1 S: 5	H: 0 LOB: 0 BB: 0 P: 5	R: 0 E: 0 K: 1 S: 5	H: 0 LOB: 0 BB: 0 P: 5	R: 0 E: 0 K: 1 S: 6	H: 1 LOB: 1 BB: 0 P: 6	R: 0 E: 0 K: 0 S: 3	H: 0 LOB: 0 BB: 0 P: 3	R: 0 E: 0 K: 2 S: 8	H: 1 LOB: 1 BB: 0 P: 8	R: 0 E: 1 K: 0 S: 4	H: 0 LOB: 1 BB: 0 P: 4	R: 0 E: 0 K: 0 S: 3	H: 0 LOB: 2 BB: 1 P: 7	R: 0 E: 1 K: 0 S: 5	H: 1 LOB: 2 BB: 0 P: 5	1B: 3 2B: 1 3B: 0 HR: 0	SF: 0 SAC: 0 DP: 0 HBP: 0	WP: 0 PB: 0 SB: 0 CS: 0	PA: 35
<b>PITCHER</b>	IP	WLS	BF	H	R	ER	SO	BB	IBB	HBP	BLK	WP	HR	S	P	ERA	WHIP					
<b>Don Gullett, L</b> ERA: 2.41 (1, 1)	8.0	W	30	3	0	0	7	1	0	0	0	0	0	43	47	0.00	0.500					
<b>Clay Carroll, R</b> ERA: 5.19 (9, 1)	1.0		5	1	0	0	0	0	0	0	0	0	0	5	5	0.00	1.000					

Batter	1	2	3	4	5	6	7	8	9	AB	R	H	RBI	BB	SO	LOB	BOTTOM					
<b>Pete Rose, S</b> OBP: 0.467, SLG: 0.537 (1, 7)										5	3	4	1	0	0	0	<b>San Diego Padres @ Cincinnati Reds</b> Riverfront Stadium, Cincinnati, OH Sat Apr 20 1974, 3:33 AM EDT Att: 12,471 - Unknown					
<b>Joe Morgan, L</b> OBP: 0.448, SLG: 0.444 (1, 4)										5	2	3	5	0	1	2						
<b>Clay Carroll, R</b> (9, 1)										0	0	0	0	0	0	0						
<b>Dan Driessen, L</b> OBP: 0.352, SLG: 0.380 (1, 5)										4	2	2	1	0	1	1						
<b>Andy Kosco, R</b> OBP: 0.286, SLG: 0.167 (8, PH)										1	0	0	0	0	1	0						
<b>Tony Perez, R</b> OBP: 0.396, SLG: 0.682 (1, 3)										4	1	2	2	0	1	1						
<b>Bill Plummer, R</b> (8, 2)										0	0	0	0	1	0	0						
<b>Johnny Bench, R</b> OBP: 0.389, SLG: 0.415 (1, 2)										3	1	1	1	2	0	1						
<b>Mery Rettenmund, R</b> OBP: 0.347, SLG: 0.429 (1, 9)										4	0	1	0	0	0	3						
<b>Dave Concepcion, R</b> OBP: 0.288, SLG: 0.529 (1, 6)										4	0	0	0	0	1	2						
<b>Cesar Geronimo, L</b> OBP: 0.176, SLG: 0.313 (1, 8)										4	1	1	0	0	1	1						
<b>Don Gullett, R</b> OBP: 0.333, SLG: 0.333 (1, 1)										2	0	1	0	0	0	1						
<b>Phil Gagliano, R</b> OBP: 1.000, SLG: 1.000 (8, PH)										0	1	0	0	1	0	0						
<b>Darrel Chaney, S</b> (9, 4)										0	0	0	0	0	0	0						
<b>Inning Stats</b>	R: 3 E: 0 K: 0 S: 6	H: 4 LOB: 1 BB: 1 P: 10	R: 2 E: 0 K: 0 S: 6	H: 3 LOB: 1 BB: 0 P: 6	R: 1 E: 0 K: 0 S: 5	H: 2 LOB: 1 BB: 0 P: 5	R: 0 E: 0 K: 2 S: 7	H: 0 LOB: 0 BB: 0 P: 7	R: 0 E: 0 K: 1 S: 4	H: 0 LOB: 0 BB: 1 P: 8	R: 0 E: 0 K: 2 S: 9	H: 2 LOB: 2 BB: 0 P: 9	R: 2 E: 0 K: 0 S: 5	H: 2 LOB: 0 BB: 0 P: 5	R: 3 E: 0 K: 1 S: 7	H: 2 LOB: 1 BB: 2 P: 15	R: 0 E: 0 K: 0 S: 5	H: 0 LOB: 1 BB: 2 P: 15	1B: 8 2B: 4 3B: 0 HR: 3	SF: 0 SAC: 1 DP: 2 HBP: 0	WP: 1 PB: 0 SB: 0 CS: 0	PA: 41
<b>PITCHER</b>	IP	WLS	BF	H	R	ER	SO	BB	IBB	HBP	BLK	WP	HR	S	P	ERA	WHIP					
<b>Steve Arlin, R</b> ERA: 8.27 (1, 1)	1.1	L	11	7	5	5	0	1	0	0	0	0	1	27	31	1.93	1.071					
<b>Mike Corkins, R</b> ERA: 2.75 (2, 1)	4.2		18	4	1	1	5	1	0	0	0	0	1	27	31	1.93	1.071					
<b>Rich Troedson, L</b> ERA: 8.18 (7, 1)	2.0		12	4	5	5	1	2	0	0	0	0	2	12	20	22.50	3.000					





Batter	1	2	3	4	5	6	7	8	9	AB	R	H	RBI	BB	SO	LOB	TOP										
<b>Derrel Thomas, S</b> OBP: 0.383, SLG: 0.375 (1, 4)	L3		G3 BB		K		K		F8	4	0	0	0	1	2	1	<b>San Diego Padres @ Cincinnati Reds</b> Riverfront Stadium, Cincinnati, OH Sun Apr 21 1974, 3:33 AM EDT Unknown										
<b>Enzo Hernandez, R</b> OBP: 0.156, SLG: 0.227 (1, 6)	S 2B		G3		BB			K FC5-4		4	0	2	1	0	1	2											
<b>Nate Colbert, R</b> OBP: 0.152, SLG: 0.073 (1, 7)	K 2-3		P8		BB			FC5-4 BB 1-2		3	0	0	0	1	1	4											
<b>Willie McCovey, L</b> OBP: 0.396, SLG: 0.342 (1, 3)	F8		K		3-1			FC5 BB 1-2		3	0	0	0	1	1	5											
<b>Dave Winfield, R</b> OBP: 0.333, SLG: 0.433 (1, 8)		K		1-3		F7		FC5 FC6-4 1-2 2-3		4	0	0	0	0	1	2											
<b>Cito Gaston, R</b> OBP: 0.182, SLG: 0.190 (1, 9)	6-3		K		F3			FC6-4 1-2		4	0	0	0	0	1	2											
<b>Fred Kendall, R</b> OBP: 0.311, SLG: 0.373 (1, 2)	5-3		2B		F8			K		4	0	1	0	0	1	0											
<b>Dave Hilton, R</b> (1, 5)			BB G3 BB		F8		6-3	6-3		3	1	0	0	1	0	1											
<b>Jim McAndrew, R</b> OBP: 0.200, SLG: 0.200 (1, 1)			G3 BB		K			1B		0	0	0	0	0	0	0											
<b>Ralph Garcia, R</b> OBP: 0.249, SLG: 0.296 (3, PH)										0	0	0	0	0	0	0											
<b>Bobby Tolan, L</b> OBP: 0.192, SLG: 0.152 (7, PH)										0	0	0	0	0	0	0											
<b>Gary Ross, R</b> OBP: 0.192, SLG: 0.152 (7, 1)										0	0	0	0	0	0	0											
<b>Bernie Williams, R</b> OBP: 0.192, SLG: 0.152 (7, 1)										0	0	0	0	0	0	0											
<b>Rich Troedson, L</b> OBP: 0.280, SLG: 0.281 (9, PH)										1	0	1	0	0	0	0											
<b>Inning Stats</b>	R: 0 E: 0 K: 1 S: 6	H: 1 LOB: 1 BB: 0 P: 6	R: 0 E: 0 K: 1 S: 5	H: 0 LOB: 0 BB: 0 P: 5	R: 1 E: 0 K: 1 S: 5	H: 0 LOB: 2 BB: 3 P: 17	R: 0 E: 0 K: 1 S: 6	H: 1 LOB: 1 BB: 0 P: 6	R: 0 E: 0 K: 2 S: 8	H: 0 LOB: 0 BB: 1 P: 12	R: 0 E: 0 K: 0 S: 3	H: 0 LOB: 0 BB: 0 P: 3	R: 0 E: 0 K: 1 S: 7	H: 0 LOB: 0 BB: 0 P: 7	R: 0 E: 0 K: 1 S: 6	H: 1 LOB: 2 BB: 1 P: 10	R: 0 E: 0 K: 1 S: 6	H: 1 LOB: 1 BB: 0 P: 6	1B: 2 2B: 2 3B: 0 HR: 0	SF: 0 SAC: 0 DP: 0 HBP: 0	WP: 1 PB: 0 SB: 1 CS: 0	PA: 37					
<b>PITCHER</b>	IP	WLS	BF	H	R	ER	SO	BB	IBB	HBP	BLK	WP	HR	S	P	ERA	WHIP										
<b>Fred Norman, L</b> ERA: 2.45 (1, 1)	8.0	W	33	3	1	1	9	5	0	0	0	1	0	46	66	1.12	1.000										
<b>Tom Hall, L</b> ERA: 1.69 (9, 1)	1.0		4	1	0	0	1	0	0	0	0	0	0	6	6	0.00	1.000										

Batter	1	2	3	4	5	6	7	8	9	AB	R	H	RBI	BB	SO	LOB	BOTTOM										
<b>Pete Rose, S</b> OBP: 0.462, SLG: 0.517 (1, 7)	F8			4-3		4-3		BB BB		4	0	1	0	1	0	0	<b>San Diego Padres @ Cincinnati Reds</b> Riverfront Stadium, Cincinnati, OH Sun Apr 21 1974, 3:33 AM EDT Unknown										
<b>Joe Morgan, L</b> OBP: 0.435, SLG: 0.449 (1, 4)				P5		F8		BB		4	1	1	0	0	0	1											
<b>Darrel Chaney, S</b> (7, 4)			G3					K		1	0	0	0	0	1	1											
<b>Dan Driessen, L</b> OBP: 0.351, SLG: 0.365 (1, 5)						L8				2	1	0	0	1	1	0											
<b>Bill Plummer, R</b> (6, 2)	2B BB 2-3		F8		K					1	0	0	0	0	0	0											
<b>Tony Perez, R</b> OBP: 0.421, SLG: 0.792 (1, 3)										4	3	3	2	0	1	0											
<b>Terry Crowley, L</b> OBP: 0.143, SLG: 0.286 (8, 3)	BB HR 2B		K		1B 2B			HR		0	0	0	0	0	0	0											
<b>Johnny Bench, R</b> OBP: 0.397, SLG: 0.409 (1, 2)	BB HR BB		K		4-3 2B 1B			F7		3	2	1	1	1	1	0											
<b>Ken Griffey, L</b> OBP: 0.250, SLG: 0.240 (1, 9)					4-3			K		2	1	1	1	1	0	1											
<b>George Foster, R</b> OBP: 0.429, SLG: 0.556 (6, 9)	HR BB 1-2 2-3 3-H		4-3 1B		4-3			K		1	0	0	0	0	1	0											
<b>Dave Concepcion, R</b> OBP: 0.286, SLG: 0.564 (1, 6)			4-3		K			1-3		4	1	1	4	0	1	2											
<b>Cesar Geronimo, L</b> OBP: 0.250, SLG: 0.421 (1, 8)										3	1	2	1	0	1	1											
<b>Andy Kosco, R</b> OBP: 0.250, SLG: 0.143 (7, 9)								F2		1	0	0	0	0	0	0											
<b>Fred Norman, S</b> (1, 1)										2	0	0	0	0	1	2											
<b>Phil Gagliano, R</b> (8, PH)	SH2-3							1-3		1	0	0	0	0	0	0											
<b>Tom Hall, L</b> (9, 1)	1-2									0	0	0	0	0	0	0											
<b>Inning Stats</b>	R: 7 E: 1 K: 0 S: 8	H: 5 LOB: 1 BB: 3 P: 20	R: 0 E: 0 K: 2 S: 7	H: 0 LOB: 0 BB: 0 P: 7	R: 0 E: 0 K: 2 S: 8	H: 1 LOB: 1 BB: 0 P: 8	R: 0 E: 0 K: 1 S: 5	H: 0 LOB: 0 BB: 0 P: 5	R: 2 E: 0 K: 1 S: 8	H: 3 LOB: 1 BB: 0 P: 8	R: 0 E: 0 K: 0 S: 3	H: 0 LOB: 0 BB: 0 P: 3	R: 1 E: 0 K: 1 S: 6	H: 1 LOB: 0 BB: 0 P: 6	R: 0 E: 0 K: 1 S: 5	H: 0 LOB: 1 BB: 1 P: 9	R: 0 E: 0 K: 1 S: 5	H: 0 LOB: 1 BB: 1 P: 9	1B: 4 2B: 4 3B: 0 HR: 2	SF: 0 SAC: 1 DP: 0 HBP: 0	WP: 1 PB: 0 SB: 0 CS: 0	PA: 38					
<b>PITCHER</b>	IP	WLS	BF	H	R	ER	SO	BB	IBB	HBP	BLK	WP	HR	S	P	ERA	WHIP										
<b>Jim McAndrew, R</b> ERA: 4.76 (1, 1)	0.1	L	2	1	1	1	0	0	0	0	0	0	0	2	2	27.00	3.000										
<b>Ralph Garcia, R</b> ERA: 6.1 (1, 1)	1.2		12	4	6	5	2	3	0	0	0	1	1	13	25	27.00	4.200										
<b>Gary Ross, R</b> ERA: 5.0 (3, 1)	4.0		16	4	2	2	4	0	0	0	0	0	0	24	24	4.50	1.000										
<b>Rich Troedson, L</b> ERA: 7.62 (7, 1)	2.0		8	1	1	1	2	1	0	0	0	0	1	11	15	4.50	1.000										





Batter	1	2	3	4	5	6	7	8	9	AB	R	H	RBI	BB	SO	LOB	TOP					
<b>Derrel Thomas, S</b> (1,4) OBP: 0.369, SLG: 0.361	F7		5-3 1B	L4		L3			6-3	5	1	1	0	0	0	4						
<b>Enzo Hernandez, R</b> (1,6) OBP: 0.190, SLG: 0.213	K		5-3			6-3		BLK 1B BB	FC4-6 BB	3	1	0	0	2	1	1						
<b>Bobby Tolan, L</b> (1,9) OBP: 0.302, SLG: 0.293	G3		E E 1B			K		G1-6-3 1B PB BB	FC4-6 1-2	4	2	1	1	1	1	1						
<b>Nate Colbert, R</b> (1,3)		S 3B BB	K			K		G1-6-3 1B 1-2 2-H	5-3	4	1	1	1	1	2	1						
<b>Johnny Grubb, L</b> (1,8) OBP: 0.404, SLG: 0.420		1-H 3B		F8 1B 2B		K		G1-6-3 1-2 2-3		4	1	2	1	0	1	2						
<b>Dave Winfield, R</b> (1,7) OBP: 0.324, SLG: 0.412	F2			F8		1B		1B 1B	K	4	1	1	0	0	1	2						
<b>Dave Hilton, R</b> (1,5) OBP: 0.167, SLG: 0.048	6-3			SH5-4 1B BB		1B		FC1-6 1B 1B	4-3	3	0	1	0	1	0	1						
<b>Bob Barton, R</b> (1,2) OBP: 0.500, SLG: 0.500	F8			SH5-4 1B		1B		FC1-6 1B 1-2 2-H	6-3	4	0	2	2	0	0	1						
<b>Bill Greif, R</b> (1,1) OBP: 0.200, SLG: 0.111			K	SH5-4		FC1-6		1-2 2-3	4-1	3	0	0	0	0	1	2						
<b>Inning Stats</b>	R: 0 E: 0 K: 1 S: 5	H: 0 LOB: 0 BB: 0 P: 5	R: 1 E: 0 K: 0 S: 4	H: 1 LOB: 1 BB: 1 P: 8	R: 2 E: 1 K: 2 S: 9	H: 2 LOB: 2 BB: 0 P: 9	R: 1 E: 0 K: 0 S: 5	H: 2 LOB: 2 BB: 1 P: 9	R: 0 E: 0 K: 2 S: 7	H: 0 LOB: 0 BB: 0 P: 7	R: 1 E: 0 K: 1 S: 8	H: 3 LOB: 2 BB: 0 P: 8	R: 2 E: 0 K: 1 S: 5	H: 1 LOB: 0 BB: 2 P: 13	R: 0 E: 0 K: 0 S: 3	H: 0 LOB: 0 BB: 0 P: 3	R: 0 E: 0 K: 0 S: 3	H: 0 LOB: 1 BB: 1 P: 7	1B: 7 2B: 1 3B: 1 HR: 0	SF: 0 SAC: 1 DP: 1 HBP: 0	WP: 0 PB: 1 SB: 1 CS: 0	PA: 40
<b>PITCHER</b>	IP	WLS	BF	H	R	ER	SO	BB	IBB	HBP	BLK	WP	HR	S	P	ERA	WHIP					
<b>Clay Kirby, R</b> (1,1) ERA: 4.56	6.0	L	28	8	5	4	6	2	0	0	0	0	0	38	46	6.00	1.667					
<b>Pedro Borbon, R</b> (7,1) ERA: 1.54	2.0		8	1	2	1	1	2	0	0	1	0	0	8	16	4.50	1.500					
<b>Tom Hall, L</b> (9,1) ERA: 1.42	1.0		4	0	0	0	0	1	0	0	0	0	0	3	7	0.00	1.000					

**San Diego Padres @ Cincinnati Reds**  
Riverfront Stadium, Cincinnati, OH  
Sun Apr 21 1974, 3:38 AM EDT  
Att: 25,727 - Unknown

AB 34  
R 7  
H 9  
RBI 5  
BB 5  
SO 7  
LOB 15




Batter	1	2	3	4	5	6	7	8	9	AB	R	H	RBI	BB	SO	LOB	BOTTOM					
<b>Pete Rose, S</b> (1,7) OBP: 0.464, SLG: 0.500	CS BB		BB HBP 1B BB			4-3			G4-6-3 1-2	2	1	0	0	2	0	1						
<b>Joe Morgan, L</b> (1,4) OBP: 0.439, SLG: 0.431	S BB		BB HBP			P5			F8	2	1	0	0	1	0	0						
<b>Dan Driessen, L</b> (1,5) OBP: 0.361, SLG: 0.364	F8		1B 2-3 BB			3-1			1B 1B	3	0	1	0	1	0	1						
<b>Tony Perez, R</b> (1,3) OBP: 0.410, SLG: 0.750	K		1-3 2-H 3-H 1B			6-3			P8	4	0	1	2	0	1	2						
<b>Merv Rettenmund, R</b> (1,9) OBP: 0.327, SLG: 0.400		4-3				F9			1B	3	0	0	0	0	1	2						
<b>Pedro Borbon, R</b> (7,1) OBP: 0.500, SLG: 0.500										0	0	0	0	0	0	0						
<b>Terry Crowley, L</b> (9, PH) OBP: 0.250, SLG: 0.375										1	0	1	0	0	0	0						
<b>Tom Hall, L</b> (9,1) ERA: 1.42										0	0	0	0	0	0	0						
<b>Dave Concepcion, R</b> (1,6) OBP: 0.300, SLG: 0.552	CS BB					6-3			F8	3	0	1	0	1	0	2						
<b>Cesar Geronimo, L</b> (1,8) OBP: 0.250, SLG: 0.364	G3					FC5-4 1B			L3	3	0	0	0	1	0	2						
<b>Bill Plummer, R</b> (1,2)										3	0	0	0	0	1	1						
<b>Phil Gagliano, R</b> (9, PH) OBP: 0.667, SLG: 0.333			F7		F9				6-3	1	0	0	0	0	0	0						
<b>Clay Kirby, R</b> (1,1)										2	0	0	0	0	1	1						
<b>Ken Griffey, L</b> (7,9) OBP: 0.267, SLG: 0.259			K		F6				G3	2	0	1	0	0	0	0						
<b>Inning Stats</b>	R: 0 E: 0 K: 1 S: 4	H: 0 LOB: 1 BB: 2 P: 12	R: 0 E: 0 K: 0 S: 2	H: 0 LOB: 0 BB: 1 P: 6	R: 2 E: 0 K: 2 S: 8	H: 1 LOB: 2 BB: 2 P: 17	R: 0 E: 0 K: 0 S: 3	H: 0 LOB: 1 BB: 1 P: 7	R: 0 E: 0 K: 0 S: 3	H: 0 LOB: 0 BB: 0 P: 3	R: 0 E: 0 K: 0 S: 4	H: 1 LOB: 1 BB: 0 P: 4	R: 0 E: 0 K: 1 S: 5	H: 1 LOB: 0 BB: 0 P: 5	R: 0 E: 0 K: 0 S: 5	H: 2 LOB: 2 BB: 0 P: 5	R: 0 E: 0 K: 0 S: 3	H: 0 LOB: 0 BB: 0 P: 3	1B: 5 2B: 0 3B: 0 HR: 0	SF: 0 SAC: 0 DP: 1 HBP: 1	WP: 0 PB: 0 SB: 1 CS: 2	PA: 36
<b>PITCHER</b>	IP	WLS	BF	H	R	ER	SO	BB	IBB	HBP	BLK	WP	HR	S	P	ERA	WHIP					
<b>Bill Greif, R</b> (1,1) ERA: 6.59	9.0	W	36	5	2	2	4	6	0	1	0	0	0	37	62	2.00	1.222					


**San Diego Padres @ Cincinnati Reds**  
Riverfront Stadium, Cincinnati, OH  
Sun Apr 21 1974, 3:38 AM EDT  
Att: 25,727 - Unknown

AB 29  
R 2  
H 5  
RBI 2  
BB 6  
SO 4  
LOB 12





Batter	1	2	3	4	5	6	7	8	9	AB	R	H	RBI	BB	SO	LOB	TOP		
Don Kessinger, S (1, 6) OBP: 0.333, SLG: 0.148	4-3			1-3 BB		F7		FC6 BB		2	1	0	0	2	0	0	<b>Chicago Cubs @ Cincinnati Reds</b> Riverfront Stadium, Cincinnati, OH Tue Apr 23 1974, 7:05 PM EDT Att. 9,663 - Unknown - 45 F  <b>AB 30</b> <b>R 3</b> <b>H 3</b> <b>RBI 3</b> <b>BB 5</b> <b>SO 4</b> <b>LOB 10</b> 		
Rick Monday, L (1, 8) OBP: 0.453, SLG: 0.511	1-3			4-3 1-3 BB		1-3		FC6 1-2		3	0	0	0	1	0	1			
Bill Madlock, R (1, 5) OBP: 0.392, SLG: 0.489	F7			1-3 1-2 2-3		1-3		S 1B		4	0	1	0	0	0	2			
Billy Williams, L (1, 3) OBP: 0.423, SLG: 0.537	4-3			4-3 2-3 3-H		4-3		3-1 1B BB		3	1	0	1	1	1	2			
Jose Cardenal, R (1, 9) OBP: 0.353, SLG: 0.444	F7			S BB		6-3		3-1 1B		3	1	1	0	1	0	0			
Jerry Morales, R (1, 7) OBP: 0.327, SLG: 0.340	6-3			4-3 1-2		6-3		3-1		4	0	0	0	0	0	4			
George Mitterwald, R (1, 2) OBP: 0.400, SLG: 0.629 Matt Alexander, S (9, PR)	F7			F7		6-3		K WP 1B		4	0	1	2	0	1	0			
Vic Harris, S (1, 4) OBP: 0.228, SLG: 0.184 Adrian Garrett, L (9, PH)	F5			F5		F8		6-3 G3		3	0	0	0	0	0	0			
Ken Frailing, L (1, 1) OBP: 0.288, SLG: 0.286 Ray Burris, R (6, PH) Chris Ward, L (8, 1) Horacio Pina, R (8, 1) Jim Kremmel, L (8, 1) Herb Hutson, R (8, 1)	K			K		K2-3		4-3		2	0	0	0	0	0	2			
<b>Inning Stats</b>	R: 0 E: 0 K: 0 S: 3	H: 0 LOB: 0 BB: 0 P: 3	R: 0 E: 0 K: 0 S: 3	H: 0 LOB: 0 BB: 0 P: 3	R: 0 E: 0 K: 1 S: 5	H: 0 LOB: 0 BB: 0 P: 5	R: 1 E: 0 K: 0 S: 3	H: 0 LOB: 2 BB: 3 P: 15	R: 0 E: 0 K: 1 S: 6	H: 1 LOB: 1 BB: 0 P: 6	R: 0 E: 0 K: 1 S: 5	H: 0 LOB: 0 BB: 0 P: 5	R: 0 E: 0 K: 0 S: 3	H: 0 LOB: 1 BB: 1 P: 7	R: 2 E: 0 K: 0 S: 5	H: 2 LOB: 2 BB: 1 P: 9		1B: 3 2B: 0 3B: 0 HR: 0	SF: 0 SAC: 0 DP: 0 HBP: 0
<b>PITCHER</b>	IP WLS BF H R ER SO BB IBB HBP BLK WP HR S P ERA WHIP																		
Roger Nelson, R (1, 1) ERA: 4.24	6.0 W 22 1 1 1 3 3 0 0 0 0 0 25 37 1.50 0.667																		
Pedro Borbon, R (7, 1) ERA: 2.55	3.0 S 13 2 2 2 1 2 0 0 0 1 0 13 21 6.00 1.333																		


Batter	1	2	3	4	5	6	7	8	9	AB	R	H	RBI	BB	SO	LOB	BOTTOM		
Pete Rose, S (1, 7) OBP: 0.446, SLG: 0.469	5-3	K		6-3		6-3		BB 1B		4	1	0	0	1	1	4	<b>Chicago Cubs @ Cincinnati Reds</b> Riverfront Stadium, Cincinnati, OH Tue Apr 23 1974, 7:05 PM EDT Att. 9,663 - Unknown - 45 F  <b>AB 30</b> <b>R 5</b> <b>H 7</b> <b>RBI 5</b> <b>BB 9</b> <b>SO 4</b> <b>LOB 25</b> 		
Joe Morgan, L (1, 4) OBP: 0.451, SLG: 0.426	5-3 HR 1B		F9	9-5 S BB		P6		1B BB		3	1	1	0	2	0	0			
Dave Concepcion, R (1, 6) OBP: 0.323, SLG: 0.548	5-3 1-2		E 1B	9-5 1-3		5-3 BB		1-3 2-H 3-H 1B		4	0	2	2	1	0	2			
Tony Perez, R (1, 3) OBP: 0.409, SLG: 0.772 Darrel Chaney, S (9, 5)	2-H HR		E8 1B	P5		5-3		5-3		5	1	2	2	0	0	3			
Johnny Bench, R (1, 2) OBP: 0.419, SLG: 0.413	F7		IBB	E BB SF7 1B		IBB				2	1	1	0	2	0	0			
George Foster, R (1, 8) OBP: 0.400, SLG: 0.476 (9, 9)	E S FC1-2 BB		K	K		F8				3	0	0	0	1	2	6			
Merv Rettenmund, R (1, 9) OBP: 0.369, SLG: 1.383 Cesar Geronimo, L (9, 8) OBP: 0.250, SLG: 0.364	FC1-2 BB		F7	E BB		P4				2	0	0	0	2	0	3			
Dan Driessen, L (1, 5) OBP: 0.354, SLG: 0.356 (9, 3)	K		K	1-3		E4		BB S 1B		4	1	1	0	0	1	4			
Roger Nelson, R (1, 1) OBP: 0.429, SLG: 0.333 Phil Gagliano, R (6, PH) Terry Crowley, L (6, PH) Pedro Borbon, R (7, 1) OBP: 0.333, SLG: 0.333	FC1-2 1-2 3-H		F3	F3		SF7		F2		2	0	0	0	0	0	2			
<b>Inning Stats</b>	R: 2 E: 0 K: 0 S: 5	H: 2 LOB: 0 BB: 0 P: 5	R: 0 E: 0 K: 2 S: 7	H: 0 LOB: 2 BB: 2 P: 15	R: 0 E: 1 K: 1 S: 7	H: 2 LOB: 3 BB: 1 P: 11	R: 0 E: 0 K: 0 S: 3	H: 0 LOB: 0 BB: 0 P: 3	R: 0 E: 0 K: 1 S: 2	H: 1 LOB: 2 BB: 1 P: 6	R: 1 E: 1 K: 1 S: 7	H: 1 LOB: 2 BB: 1 P: 11	R: 0 E: 0 K: 0 S: 3	H: 0 LOB: 2 BB: 2 P: 11	R: 2 E: 0 K: 0 S: 5	H: 2 LOB: 2 BB: 2 P: 13		1B: 6 2B: 1 3B: 0 HR: 1	SF: 1 SAC: 0 DP: 1 HBP: 0
<b>PITCHER</b>	IP WLS BF H R ER SO BB IBB HBP BLK WP HR S P ERA WHIP																		
Ken Frailing, L (1, 1) ERA: 1.29	5.1 L 26 5 3 3 2 4 4 1 1 0 0 0 29 49 0.00 0.600																		
Ray Burris, R (6, 1) ERA: 0.79	1.2 7 0 0 0 0 0 1 1 0 0 0 0 5 13 0.00 0.600																		
Horacio Pina, R (8, 1) ERA: 5.68	0.2 4 1 2 2 0 0 1 0 0 0 0 0 3 7 27.00 3.000																		
Jim Kremmel, L (8, 1) ERA: 2.25	0.0 1 0 0 0 0 0 1 0 0 0 0 0 0 4 ∞ ∞																		
Herb Hutson, R (8, 1) ERA: 7.71	0.1 2 1 0 0 0 0 0 0 0 0 0 0 0 2 2 0.00 3.000																		



Batter	1	2	3	4	5	6	7	8	9	AB	R	H	RBI	BB	SO	LOB	TOP							
Don Kessinger, S (1.6) X	0-0 6-3 1B		0-0 5-3		0-0 6-3		0-0 L6			4	0	1	0	0	0	0								
Rick Monday, L (1.8) X	0-0 6-3 1-2		0-0 1B		0-3 K		0-0 F5			4	0	1	0	0	1	1								
Bill Madlock, R (1.5) X	0-0 6-3 2-3		0-0 1B		4-0 WP 4-3 BB		0-0 4-3			3	0	1	0	1	0	1								
Billy Williams, L (1.3) X	0-0 F5		0-0 3-1		0-0 4-3		0-0 4-3			4	0	0	0	0	0	4								
Jose Cardenal, R (1.9)		0-3 K		0-0 1B		0-3 K		0-0 P4		4	0	1	0	0	2	1								
Jerry Morales, R (1.7)		0-3 K		0-0 1B		4-0 BB		0-0 F9		3	0	1	0	1	1	0								
George Mitterwald, R (1.2)		4-0 BB		0-0 F9		0-3 K		0-0 F2		3	0	0	0	1	1	3								
Vic Harris, S (1.4) X	0-0 F8		0-0 G1		0-0 F8					3	0	0	0	0	0	2								
Bill Bonham, R (1.1) X			0-0 4-3		0-0 P6		0-3 K			3	0	0	0	0	1	0								
<b>Inning Stats</b>	R: 0 E: 0 K: 0 S: 4	H: 1 LOB: 1 BB: 0 P: 4	R: 0 E: 0 K: 2 S: 7	H: 0 LOB: 1 BB: 1 P: 11	R: 0 E: 0 K: 0 S: 5	H: 2 LOB: 2 BB: 0 P: 5	R: 0 E: 0 K: 0 S: 4	H: 2 LOB: 1 BB: 0 P: 4	R: 0 E: 0 K: 1 S: 5	H: 0 LOB: 0 BB: 2 P: 5	R: 0 E: 0 K: 2 S: 7	H: 0 LOB: 2 BB: 2 P: 15	R: 0 E: 0 K: 1 S: 5	H: 0 LOB: 0 BB: 0 P: 5	R: 0 E: 0 K: 0 S: 3	H: 0 LOB: 0 BB: 0 P: 3	R: 0 E: 0 K: 0 S: 3	H: 0 LOB: 0 BB: 0 P: 3	R: 0 E: 0 K: 0 S: 3	H: 0 LOB: 0 BB: 0 P: 3	1B: 5 2B: 0 3B: 0 HR: 0	SF: 0 SAC: 0 DP: 0 HBP: 0	WP: 1 PB: 0 SB: 0 CS: 0	PA: 34
<b>PITCHER</b> Jack Billingham, R (1.1) ERA: 5.04	IP: 9.0 WLS: W BF: 34 H: 5 R: 0 ER: 0 SO: 6 BB: 3 IBB: 0 HBP: 0 BLK: 0 WP: 1 HR: 0 S: 43 P: 55 ERA: 0.00 WHIP: 0.889															<b>PITCHER</b>	IP: 9.0 WLS: W BF: 34 H: 5 R: 0 ER: 0 SO: 6 BB: 3 IBB: 0 HBP: 0 BLK: 0 WP: 1 HR: 0 S: 43 P: 55 ERA: 0.00 WHIP: 0.889							

Chicago Cubs @ Cincinnati Reds  
Riverfront Stadium, Cincinnati, OH  
Wed Apr 24 1974, 3:33 AM EDT  
Att: 11,529 - Sunny - 50 F


AB	31
R	0
H	5
RBI	0
BB	3
SO	6
LOB	12



Batter	1	2	3	4	5	6	7	8	9	AB	R	H	RBI	BB	SO	LOB	BOTTOM					
Pete Rose, S (1.7) X	0-0 2B		0-0 F8		0-3 K		4-0 BB		0-0 P6	4	0	1	0	1	1	2						
Joe Morgan, L (1.4) S	0-3 K		0-3 K		4-0 BB		0-0 G3		0-0 BB	4	0	1	0	1	2	2						
Dan Driessen, L (1.5) S	0-3 K		0-0 1B		0-0 4-3		4-0 BB		4-0 BB	3	0	1	0	1	1	2						
George Foster, R (9.9)	0-3 K		0-0 1B		0-0 4-3		4-0 BB		4-0 BB	0	0	0	1	1	0	0						
Tony Perez, R (1.3) S	0-3 K		0-0 1B		0-0 6-3		0-0 F7			4	0	1	0	0	1	2						
Johnny Bench, R (1.2) X		0-0 6-3		0-0 F7		0-0 E1 FC4-6		0-0 F8		4	0	0	0	0	0	3						
Ken Griffey, L (1.9) S		0-0 E2		0-0 G3		0-0 FC4-6		0-0 6-3		4	0	0	0	0	0	2						
Darrel Chaney, S (9.5)		0-0 E2		0-0 G3		0-0 FC4-6		0-0 6-3		0	0	0	0	0	0	0						
Dave Concepcion, R (1.6) S		0-3 K		0-3 K		0-0 6-3		1-2 FC1-5		4	0	1	0	0	2	2						
Cesar Geronimo, L (1.8) S		4-0 IBB		0-0 F7		0-0 6-3		4-0 1B FC1-5 BB IBB		2	1	0	0	2	0	0						
Jack Billingham, R (1.1) X		0-0 L3		0-0 K		0-3 K		0-0 FC1-5 BB 1B		3	0	0	0	0	2	2						
Terry Crowley, L (9. PH)								1-2 2-3		1	0	0	0	0	0	2						
<b>Inning Stats</b>	R: 0 E: 0 K: 3 S: 10	H: 1 LOB: 1 BB: 0 P: 10	R: 0 E: 1 K: 1 S: 6	H: 0 LOB: 2 BB: 1 P: 10	R: 0 E: 0 K: 1 S: 7	H: 2 LOB: 0 BB: 0 P: 7	R: 0 E: 0 K: 1 S: 5	H: 0 LOB: 0 BB: 0 P: 5	R: 0 E: 0 K: 2 S: 7	H: 0 LOB: 1 BB: 1 P: 11	R: 0 E: 1 K: 0 S: 4	H: 0 LOB: 1 BB: 0 P: 4	R: 0 E: 0 K: 1 S: 5	H: 0 LOB: 1 BB: 1 P: 9	R: 0 E: 0 K: 0 S: 3	H: 0 LOB: 1 BB: 1 P: 7	R: 1 E: 0 K: 0 S: 4	H: 2 LOB: 3 BB: 2 P: 12	1B: 3 2B: 2 3B: 0 HR: 0	SF: 0 SAC: 0 DP: 0 HBP: 0	WP: 0 PB: 0 SB: 2 CS: 0	PA: 39
<b>PITCHER</b> Bill Bonham, R (1.1) ERA: 3.24	IP: 8.2 WLS: L BF: 39 H: 5 R: 1 ER: 1 SO: 9 BB: 4 IBB: 2 HBP: 0 BLK: 0 WP: 0 HR: 0 S: 51 P: 75 ERA: 1.04 WHIP: 1.038															<b>PITCHER</b>	IP: 8.2 WLS: L BF: 39 H: 5 R: 1 ER: 1 SO: 9 BB: 4 IBB: 2 HBP: 0 BLK: 0 WP: 0 HR: 0 S: 51 P: 75 ERA: 1.04 WHIP: 1.038					

Chicago Cubs @ Cincinnati Reds  
Riverfront Stadium, Cincinnati, OH  
Wed Apr 24 1974, 3:33 AM EDT  
Att: 11,529 - Sunny - 50 F

AB	33
R	1
H	5
RBI	1
BB	6
SO	9
LOB	19





Batter	1	2	3	4	5	6	7	8	9	AB	R	H	RBI	BB	SO	LOB	TOP			
<b>Pete Rose, S</b> OBP: 0.417, SLG: 0.438 (1,7)	6-3	K			F9	L7			6-3	5	0	0	0	0	1	2	<b>Cincinnati Reds @ St. Louis Cardinals</b> Busch Stadium, St. Louis, MO Fri Apr 26 1974, 7:05 PM CDT Att: 28,608 - Unknown			
<b>Joe Morgan, L</b> OBP: 0.444, SLG: 0.413 (1,4)	E6		F8		F S 2B 1B		4-3		1B	5	1	2	0	0	0	0				
<b>Dave Concepcion, R</b> OBP: 0.311, SLG: 0.535 (1,6)	6-3		6-3				5-3		6-3	5	0	1	1	0	0	2				
<b>Tony Perez, R</b> OBP: 0.419, SLG: 0.734 (1,3)	K2-3									3	0	2	0	1	1	1				
<b>Johnny Bench, R</b> OBP: 0.371, SLG: 0.352 (1,2)		L7	F9		F5		5-3			4	0	0	0	0	0	4				
<b>George Foster, R</b> OBP: 0.433, SLG: 0.500 (1,8)	6-3			G6-4-3 BB		BB G4-3		K		3	1	1	0	1	1	0				
<b>Merv Rettenmund, R</b> OBP: 0.350, SLG: 0.367 (1,9)		2B BB	F3		G4-3 BB HBP		4-3			2	1	0	0	1	0	1				
<b>Andy Kosco, R</b> OBP: 0.333, SLG: 0.300 (1,5)								F3		3	1	1	1	1	0	1				
<b>Darrel Chaney, S</b> (8,5)		2B	G6-4-3			G4-3 BB				0	0	0	0	0	0	0				
<b>Don Gullett, R</b> OBP: 0.375, SLG: 0.500 (1,1)										2	0	1	1	0	1	0				
<b>Dan Driessen, L</b> OBP: 0.357, SLG: 0.349 (6,PH)					K	G4-3			P6	1	0	0	0	0	0	2				
<b>Clay Carroll, R</b> (6,1)										0	0	0	0	0	0	0				
<b>Tom Hall, L</b> (7,1)										0	0	0	0	0	0	0				
<b>Pedro Borbon, R</b> OBP: 0.250, SLG: 0.250 (7,1)		2B								1	0	0	0	0	0	0				
<b>Inning Stats</b>	R: 0 E: 1 K: 1 S: 6	H: 0 LOB: 1 BB: 0 P: 6	R: 2 E: 0 K: 1 S: 7	H: 2 LOB: 1 BB: 1 P: 11	R: 0 E: 0 K: 0 S: 4	H: 1 LOB: 1 BB: 0 P: 4	R: 0 E: 0 K: 0 S: 2	H: 0 LOB: 0 BB: 1 P: 6	R: 1 E: 0 K: 1 S: 7	H: 2 LOB: 2 BB: 1 P: 11	R: 0 E: 0 K: 0 S: 3	H: 1 LOB: 1 BB: 0 P: 8	R: 0 E: 0 K: 1 S: 5	H: 0 LOB: 0 BB: 0 P: 5	R: 0 E: 0 K: 0 S: 4	H: 1 LOB: 1 BB: 0 P: 4	1B: 4 2B: 4 3B: 0 HR: 0	SF: 0 SAC: 0 DP: 2 HBP: 1	WP: 0 PB: 0 SB: 2 CS: 0	PA: 39
<b>PITCHER</b>	IP WLS BF H R ER SO BB IBB HBP BLK WP HR S P ERA WHIP																			
<b>John Curtis, L</b> ERA: 5.88 (1,1)	5.0 L 26 6 4 4 3 4 0 1 0 0 0 0 27 44 7.20 2.000																			
<b>Orlando Pena, R</b> ERA: 2.57 (6,1)	1.0 2 0 0 0 0 0 0 0 0 0 0 0 2 2 0.00 0.000																			
<b>Al Hrabosky, L</b> ERA: 6.75 (7,1)	1.0 4 1 0 0 0 0 0 0 0 0 0 0 4 4 0.00 1.000																			
<b>Mike Garman, R</b> ERA: 1.54 (8,1)	2.0 7 1 0 0 1 0 0 0 0 0 0 0 9 9 0.00 0.500																			

Batter	1	2	3	4	5	6	7	8	9	AB	R	H	RBI	BB	SO	LOB	BOTTOM			
<b>Lou Brock, L</b> OBP: 0.356, SLG: 0.369 (1,7)	FC6-4 1B	1-3		F7		1B S 1B		K		5	0	2	0	0	1	2	<b>Cincinnati Reds @ St. Louis Cardinals</b> Busch Stadium, St. Louis, MO Fri Apr 26 1974, 7:05 PM CDT Att: 28,608 - Unknown			
<b>Ted Sizemore, R</b> OBP: 0.402, SLG: 0.368 (1,4)	FC6-4 BB 1B 1-2		1-3 E BB		5-3	SF7		6-3		3	1	0	1	1	0	1				
<b>Reggie Smith, S</b> OBP: 0.420, SLG: 0.623 (1,9)			F8			FC6-4 1B		K		5	1	3	1	0	1	1				
<b>Ted Simmons, S</b> OBP: 0.338, SLG: 0.457 (1,2)			1-3		F8	FC6-4		1-3		4	0	0	0	1	0	3				
<b>Joe Torre, R</b> OBP: 0.304, SLG: 0.317 (1,3)	P9		E8					6-3		4	0	1	1	1	1	3				
<b>Ken Reitz, R</b> OBP: 0.416, SLG: 0.521 (1,5)	P6		F3					6-3		5	0	2	0	0	0	4				
<b>Luis Melendez, R</b> OBP: 0.400, SLG: 0.565 (1,8)										3	0	2	0	0	0	2				
<b>Bake McBride, L</b> OBP: 0.361, SLG: 0.463 (7,PH) (8,8)				G3 1B	F9	FC6-4 1B				1	0	1	0	0	0	0				
<b>Mike Tyson, R</b> OBP: 0.277, SLG: 0.288 (1,6)		F6		G3		4-3		K		4	0	0	0	0	1	4				
<b>John Curtis, L</b> ERA: 5.20, SLG: 0.111 (6,1)										2	0	0	0	0	1	2				
<b>Orlando Pena, R</b> ERA: 1.20, SLG: 1.000 (6,PH)										0	0	0	0	0	0	0				
<b>Jose Guillen, R</b> OBP: 0.286, SLG: 0.154 (7,1)										0	1	0	0	1	0	0				
<b>Al Hrabosky, R</b> OBP: 0.380, SLG: 0.471 (7,PH)										0	0	0	0	0	0	0				
<b>Jim Hickman, R</b> OBP: 0.380, SLG: 0.471 (8,1)						1B S BB		FC6-4		0	0	0	0	0	0	0				
<b>Inning Stats</b>	R: 0 E: 0 K: 0 S: 5	H: 2 LOB: 3 BB: 1 P: 9	R: 0 E: 0 K: 1 S: 6	H: 1 LOB: 1 BB: 0 P: 6	R: 1 E: 1 K: 0 S: 4	H: 1 LOB: 1 BB: 1 P: 8	R: 0 E: 0 K: 0 S: 4	H: 1 LOB: 1 BB: 0 P: 4	R: 1 E: 0 K: 0 S: 5	H: 2 LOB: 2 BB: 1 P: 9	R: 0 E: 0 K: 2 S: 9	H: 2 LOB: 2 BB: 0 P: 9	R: 0 E: 0 K: 2 S: 7	H: 0 LOB: 0 BB: 0 P: 7	R: 0 E: 0 K: 0 S: 3	H: 0 LOB: 0 BB: 0 P: 3	1B: 9 2B: 0 3B: 1 HR: 1	SF: 1 SAC: 0 DP: 0 HBP: 0	WP: 0 PB: 0 SB: 1 CS: 0	PA: 42
<b>PITCHER</b>	IP WLS BF H R ER SO BB IBB HBP BLK WP HR S P ERA WHIP																			
<b>Don Gullett, L</b> ERA: 2.66 (6,1)	5.0 W 25 7 3 1 1 1 3 0 0 0 0 0 0 9 13 6.75 3.000																			
<b>Clay Carroll, R</b> ERA: 5.4 (7,1)	0.1 2 1 0 0 1 0 0 0 0 0 0 0 4 4 0.00 3.000																			
<b>Tom Hall, L</b> ERA: 1.35 (7,1)	2.1 S 7 0 0 0 2 0 0 0 0 0 0 0 11 11 0.00 0.000																			
<b>Pedro Borbon, R</b> ERA: 2.25 (7,1)																				



Batter	1	2	3	4	5	6	7	8	9	10	AB	R	H	RBI	BB	SO	LOB	TOP				
<b>Pete Rose, S</b> OBP: 0.416, SLG: 0.429 (1, 7)	5-3		E6 FC4-6		6-3		1B BB		FC4-6 1B		4	0	1	0	1	0	0	<b>Cincinnati Reds @ St. Louis Cardinals</b> Busch Stadium, St. Louis, MO Sat Apr 27 1974, 7:05 PM CDT Att: 17,417 - Unknown				
<b>Joe Morgan, L</b> OBP: 0.442, SLG: 0.441 (1, 4)	F9		F5			SF7 3B	1B		FC4-6 1B		5	1	2	0	0	0	3					
<b>Dan Driessen, L</b> OBP: 0.338, SLG: 0.328 (9, PH) <b>Andy Kosco, R</b> OBP: 0.385, SLG: 0.364 (9, 1) <b>Pedro Borbon, R</b> OBP: 0.250, SLG: 0.250 (9, 1)	F7		FC4-6			F5	F9		1B		4	0	0	0	0	0	5					
<b>Tony Perez, R</b> OBP: 0.430, SLG: 0.721 (1, 3)		P6				1B			F7		4	0	2	0	1	0	2					
<b>Johnny Bench, R</b> OBP: 0.387, SLG: 0.414 (1, 2)		1B 2B				SF7 IBB			F8		4	0	3	1	0	0	2					
<b>Ken Griffey, L</b> OBP: 0.243, SLG: 0.235 (8, PH) <b>George Foster, R</b> OBP: 0.406, SLG: 0.462 (8, 8)		G6-4-3 1B				FC3-6 1B			F8		3	0	1	0	0	0	2					
<b>Dave Concepcion, R</b> OBP: 0.316, SLG: 0.520 (1, 6)		G6-4-3				B1-3			F9		2	0	0	0	0	1	2					
<b>Cesar Geronimo, L</b> OBP: 0.333, SLG: 0.462 (8, PH) <b>Merv Rettenmund, R</b> OBP: 0.355, SLG: 0.373 (8, 9)						E 3B			SH2-3 1B		2	1	2	0	0	0	0					
<b>Fred Norman, S</b> OBP: 0.342, SLG: 0.300 (7, PH) <b>Terry Crowley, L</b> OBP: 0.342, SLG: 0.300 (7, 1) <b>Clay Carroll, R</b> OBP: 0.342, SLG: 0.300 (7, 1) <b>Phil Gagliano, R</b> OBP: 0.342, SLG: 0.300 (7, 1) <b>Darrel Chaney, S</b> OBP: 0.342, SLG: 0.300 (7, 1)						B3-6-4 1B			G6-4-3 IBB		2	0	1	0	0	0	1					
<b>Inning Stats</b>	R: 0 E: 0 K: 0 S: 3	H: 0 LOB: 0 BB: 0 P: 3	R: 0 E: 0 K: 0 S: 4	H: 2 LOB: 1 BB: 0 P: 4	R: 1 E: 1 K: 1 S: 7	H: 1 LOB: 1 BB: 0 P: 7	R: 0 E: 0 K: 0 S: 4	H: 2 LOB: 1 BB: 0 P: 4	R: 0 E: 0 K: 0 S: 3	H: 1 LOB: 0 BB: 0 P: 3	R: 1 E: 0 K: 0 S: 4	H: 1 LOB: 1 BB: 1 P: 8	R: 0 E: 0 K: 1 S: 6	H: 2 LOB: 2 BB: 1 P: 10	R: 0 E: 0 K: 1 S: 6	H: 3 LOB: 2 BB: 0 P: 6	R: 0 E: 0 K: 1 S: 6		H: 1 LOB: 1 BB: 0 P: 6	1B: 11 2B: 2 3B: 2 HR: 0	SF: 1 SAC: 1 DP: 3 HBP: 0	WP: 0 PB: 0 SB: 2 CS: 0
<b>PITCHER</b>	IP 7.0	WLS 32	H 11	R 2	ER 1	SO 1	BB 1	IBB 0	HBP 0	BLK 0	WP 0	HR 0	S 32	P 40	ERA 1.29	WHIP 1.714						
<b>Alan Foster, R</b> ERA: 2.61 (1, 1)	1.1	6	2	1	1	1	0	1	0	0	0	0	7	11	6.75	1.500						
<b>Rich Folkers, L</b> ERA: 1.86 (8, 1)	1.2	7	2	0	0	1	0	0	0	0	0	0	9	9	0.00	1.200						
<b>Orlando Pena, R</b> ERA: 2.68 (9, 1)																						

AB	40
R	3
H	15
RBI	2
BB	3
SO	3
LOB	26



Batter	1	2	3	4	5	6	7	8	9	10	AB	R	H	RBI	BB	SO	LOB	BOTTOM						
<b>Lou Brock, L</b> OBP: 0.347, SLG: 0.352 (1, 7)	4-3		4-3		K				K		4	0	0	0	1	2	1	<b>Cincinnati Reds @ St. Louis Cardinals</b> Busch Stadium, St. Louis, MO Sat Apr 27 1974, 7:05 PM CDT Att: 17,417 - Unknown						
<b>Ted Sizemore, R</b> OBP: 0.391, SLG: 0.370 (1, 4)	B3		F7			SH3 1B 2B	F9		G3		5	1	1	0	0	0	2							
<b>Reggie Smith, S</b> OBP: 0.413, SLG: 0.605 (1, 9)	5-3		K			SH3			4-3		4	1	1	0	0	1	0							
<b>Ted Simmons, S</b> OBP: 0.354, SLG: 0.467 (1, 2)		WP 1B 1B			F8				F7		5	1	3	1	0	0	0							
<b>Joe Torre, R</b> OBP: 0.297, SLG: 0.308 (1, 3)		1B 1B			6-3		F9		4-3		5	0	1	0	0	1	3							
<b>Bake McBride, L</b> OBP: 0.348, SLG: 0.441 (1, 8)		K			4-3		F7		2B 1B		5	1	1	0	0	1	5							
<b>Ken Reitz, R</b> OBP: 0.439, SLG: 0.566 (1, 5)		K							2B 1B		5	0	4	2	0	1	2							
<b>Mike Tyson, R</b> OBP: 0.290, SLG: 0.290 (1, 6)		1B							2B		3	0	1	1	1	2	2							
<b>Alan Foster, R</b> OBP: 0.400, SLG: 0.333 (1, 1) <b>Rich Folkers, L</b> ERA: 5.25 (8, 1) <b>Orlando Pena, R</b> OBP: 1.000, SLG: 1.000 (9, 1)		4-3							2B		1	0	0	0	0	0	2							
<b>Inning Stats</b>	R: 0 E: 0 K: 0 S: 3	H: 3 LOB: 2 BB: 0 P: 10	R: 1 E: 0 K: 2 S: 10	H: 3 LOB: 2 BB: 0 P: 10	R: 0 E: 0 K: 1 S: 5	H: 0 LOB: 0 BB: 0 P: 5	R: 0 E: 0 K: 0 S: 3	H: 0 LOB: 0 BB: 0 P: 3	R: 0 E: 0 K: 2 S: 8	H: 1 LOB: 1 BB: 0 P: 8	R: 1 E: 0 K: 0 S: 5	H: 2 LOB: 1 BB: 0 P: 5	R: 0 E: 0 K: 1 S: 6	H: 1 LOB: 2 BB: 1 P: 10	R: 1 E: 0 K: 1 S: 8	H: 3 LOB: 3 BB: 1 P: 12	R: 0 E: 0 K: 1 S: 5		H: 0 LOB: 0 BB: 0 P: 5	R: 1 E: 0 K: 0 S: 4	H: 2 LOB: 1 BB: 0 P: 4	1B: 9 2B: 3 3B: 0 HR: 0	SF: 0 SAC: 3 DP: 0 HBP: 0	WP: 1 PB: 0 SB: 0 CS: 0
<b>PITCHER</b>	IP 6.0	WLS 24	H 6	R 2	ER 1	SO 5	BB 0	IBB 0	HBP 0	BLK 0	WP 1	HR 0	S 34	P 34	ERA 3.00	WHIP 1.000								
<b>Fred Norman, L</b> ERA: 2.65 (1, 1)	2.0	12	4	1	1	2	0	2	0	0	0	0	14	22	4.50	2.000								
<b>Clay Carroll, R</b> ERA: 5.25 (7, 1)	1.2	7	2	1	1	1	0	0	0	0	0	0	9	9	5.40	1.200								
<b>Pedro Borbon, R</b> ERA: 2.49 (9, 1)																								

AB	38
R	4
H	12
RBI	4
BB	2
SO	8
LOB	20





Batter	1	2	3	4	5	6	7	8	9	AB	R	H	RBI	BB	SO	LOB	TOP		
<b>Pete Rose, S</b> OBP: 0.436, SLG: 0.457 (1, 7)	0-0 2B	0-0 1B		0-0 1B			0-0 L1-3		1-0 1B HBP	4	1	3	0	0	0	1	<b>Cincinnati Reds @ St. Louis Cardinals</b> Busch Stadium, St. Louis, MO Sun Apr 28 1974, 3:33 AM CDT Att: 21,146 - Unknown		
<b>Joe Morgan, L</b> OBP: 0.451, SLG: 0.444 (1, 4)	4-0 2B BB	0-0 F8		0-0 6-3			0-0 1B 2B		0-0 1B	4	1	2	0	1	0	2			
<b>Dan Driessen, L</b> OBP: 0.342, SLG: 0.347 (1, 5)	0-0 2B		0-0 F9		0-0 4-3		0-0 1B		0-0 F8	5	0	2	1	0	0	2			
<b>Tony Perez, R</b> OBP: 0.417, SLG: 0.699 (1, 3)	0-0 F3		0-3 K		0-0 F9		0-0 2B		0-3 K	5	0	1	1	0	2	4			
<b>Johnny Bench, R</b> OBP: 0.380, SLG: 0.393 (1, 2)	0-0 FC5-3-1-5-3-1 2-3 3-H		4-0 1B BB		0-3 K		0-0 F9			3	0	0	0	1	1	4			
<b>Ken Griffey, L</b> OBP: 0.288, SLG: 0.243 (1, 9)	4-0 IBB		0-0 1B		0-0 4-3				0-0 3-1	3	0	1	0	1	0	0			
<b>Dave Concepcion, R</b> OBP: 0.313, SLG: 0.506 (1, 6)	0-0 4-3		0-0 L5		0-0 1B		0-0 1B		0-0 L4	4	0	1	0	0	0	5			
<b>Cesar Geronimo, L</b> OBP: 0.294, SLG: 0.400 (1, 8)		0-3 K		0-0 P6		0-0 G4-3-6		0-0 4-1		4	0	0	0	0	1	1			
<b>Clay Kirby, R</b> (1, 1)		0-0 6-3		0-3 K			0-0 E6		0-0 F3	1	0	0	0	0	0	0			
<b>Mike McQueen, L</b> (2, 1)										0	0	0	0	0	0	0			
<b>Pat Osburn, L</b> (3, 1)										1	0	0	0	0	1	0			
<b>Terry Crowley, L</b> (7, PH)										1	0	0	0	0	0	0			
<b>Tom Hall, L</b> (7, 1)										0	0	0	0	0	0	0			
<b>Andy Kosco, R</b> (8, PH)										1	0	0	0	0	0	0			
<b>Inning Stats</b>	R: 1 E: 0 K: 0 S: 5	H: 2 LOB: 3 BB: 2 P: 13	R: 0 E: 0 K: 1 S: 6	H: 1 LOB: 1 BB: 0 P: 6	R: 0 E: 0 K: 1 S: 6	H: 1 LOB: 2 BB: 1 P: 10	R: 0 E: 0 K: 1 S: 5	H: 0 LOB: 0 BB: 0 P: 5	R: 0 E: 0 K: 0 S: 3	H: 1 LOB: 1 BB: 0 P: 3	R: 1 E: 1 K: 0 S: 6	H: 3 LOB: 2 BB: 0 P: 6	R: 0 E: 0 K: 0 S: 3	H: 0 LOB: 0 BB: 0 P: 3	R: 0 E: 0 K: 1 S: 6	H: 1 LOB: 2 BB: 0 P: 7	1B: 7 2B: 4 3B: 0 HR: 0	SF: 0 SAC: 0 DP: 2 HBP: 1	WP: 0 PA: 40 PB: 0 SB: 0 CS: 0
<b>PITCHER</b> <b>Bob Gibson, R</b> ERA: 5.63 (1, 1)	IP: 9.0 WLS: W BF: 40 H: 10 R: 2 ER: 2 SO: 5 BB: 2 IBB: 1 HBP: 1 BLK: 0 WP: 0 HR: 0 S: 46 P: 59 ERA: 2.00 WHIP: 1.333																		

AB 36  
R 2  
H 10  
RBI 2  
BB 3  
SO 5  
LOB 19



Batter	1	2	3	4	5	6	7	8	9	AB	R	H	RBI	BB	SO	LOB	BOTTOM
<b>Lou Brock, L</b> OBP: 0.350, SLG: 0.341 (1, 7)	0-3 K	0-0 4-3	4-0 2B 1B BB		0-0 1-3		4-0 1B BB			3	1	0	0	2	1	0	<b>Cincinnati Reds @ St. Louis Cardinals</b> Busch Stadium, St. Louis, MO Sun Apr 28 1974, 3:33 AM CDT Att: 21,146 - Unknown
<b>Jose Cruz, L</b> OBP: 0.250, SLG: 0.154 (8, 7)										0	0	0	0	0	0	0	
<b>Ted Sizemore, R</b> OBP: 0.412, SLG: 0.412 (1, 4)	0-0 1B 2B	0-0 1B 1B	0-0 1B 2B			4-0 F8 1B BB	0-0 F8			4	2	3	1	1	0	2	
<b>Reggie Smith, S</b> OBP: 0.423, SLG: 0.605 (1, 9)	0-0 1B 2H	0-0 1B 1B	0-0 1B			0-0 F9			0-0 F7	5	2	3	2	0	0	1	
<b>Ted Simmons, S</b> OBP: 0.356, SLG: 0.463 (1, 2)	0-0 L9	0-0 1B 2B 1B	0-0 F8			0-0 E 1B			0-0 F7	5	1	2	1	0	0	2	
<b>Bake McBride, L</b> OBP: 0.338, SLG: 0.422 (1, 8)	0-0 PB 1B 2H	0-0 P4			0-0 4-3		0-0 F8		0-0 F9	5	1	1	1	0	0	4	
<b>Ken Reitz, R</b> OBP: 0.442, SLG: 0.563 (1, 5)	0-0 1B 1B	0-0 2B 1B			0-0 F7		0-3 K			4	1	2	2	0	1	2	
<b>Joe Torre, R</b> OBP: 0.308, SLG: 0.333 (1, 3)	0-0 E 1B	0-0 1B 2B			0-0 F7		0-3 K			4	0	2	1	0	1	0	
<b>Mike Tyson, R</b> OBP: 0.288, SLG: 0.288 (1, 6)	0-0 E5 1-3 2H		0-3 K		0-0 F9		0-0 WP 1B			4	0	1	0	0	1	1	
<b>Bob Gibson, R</b> OBP: 0.250, SLG: 0.333 (1, 1)	0-3 K		0-0 2B 2B		0-0 F2		0-0 F9		1-2 F9	4	1	1	0	0	1	3	
<b>Inning Stats</b>	R: 4 E: 1 K: 2 S: 13	H: 5 LOB: 2 BB: 0 P: 13	R: 3 E: 0 K: 0 S: 7	H: 5 LOB: 2 BB: 0 P: 7	R: 2 E: 0 K: 1 S: 7	H: 3 LOB: 1 BB: 1 P: 11	R: 0 E: 0 K: 0 S: 3	H: 0 LOB: 0 BB: 0 P: 3	R: 0 E: 0 K: 1 S: 6	H: 1 LOB: 2 BB: 1 P: 10	R: 0 E: 0 K: 1 S: 6	H: 1 LOB: 2 BB: 1 P: 10	R: 0 E: 0 K: 0 S: 3	H: 0 LOB: 0 BB: 0 P: 3	1B: 11 2B: 4 3B: 0 HR: 0	SF: 0 SAC: 0 DP: 0 HBP: 0	WP: 1 PA: 41 PB: 1 SB: 1 CS: 0
<b>PITCHER</b> <b>Clay Kirby, R</b> ERA: 6.48 (1, 1)	IP: 1.1 WLS: L BF: 13 H: 8 R: 5 ER: 2 SO: 2 BB: 0 IBB: 0 HBP: 0 BLK: 0 WP: 0 HR: 0 S: 17 P: 17 ERA: 40.50 WHIP: 6.000																
<b>Mike McQueen, L</b> ERA: 4.91 (2, 1)	IP: 1.1 WLS: L BF: 8 H: 5 R: 2 ER: 2 SO: 1 BB: 1 IBB: 0 HBP: 0 BLK: 0 WP: 0 HR: 0 S: 9 P: 13 ERA: 13.50 WHIP: 4.500																
<b>Pat Osburn, L</b> ERA: 9.95 (3, 1)	IP: 3.1 WLS: L BF: 12 H: 1 R: 0 ER: 0 SO: 1 BB: 1 IBB: 0 HBP: 0 BLK: 0 WP: 0 HR: 0 S: 13 P: 17 ERA: 0.00 WHIP: 0.600																
<b>Tom Hall, L</b> ERA: 1.04 (7, 1)	IP: 2.0 WLS: L BF: 8 H: 1 R: 0 ER: 0 SO: 1 BB: 0 IBB: 0 HBP: 0 BLK: 0 WP: 1 HR: 0 S: 9 P: 13 ERA: 0.00 WHIP: 1.000																

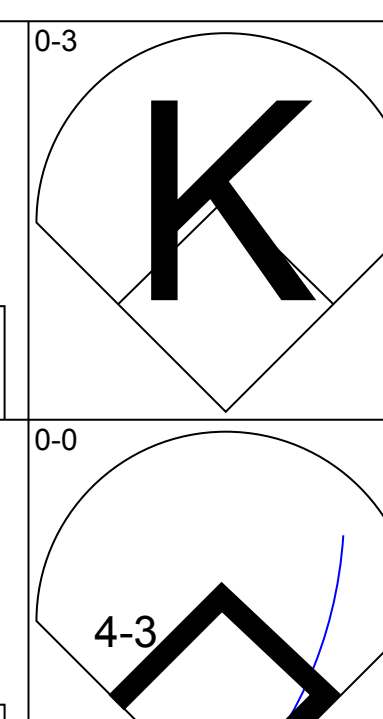
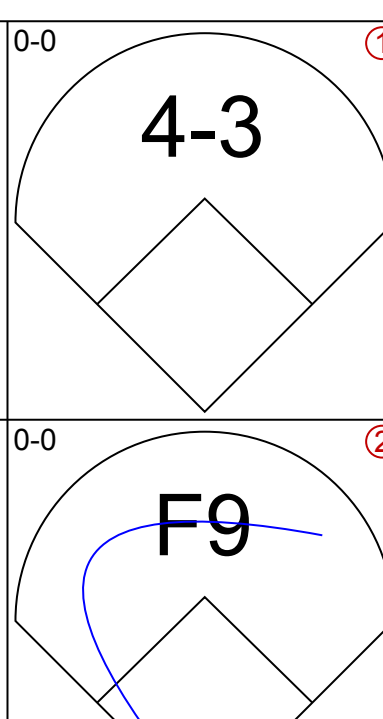
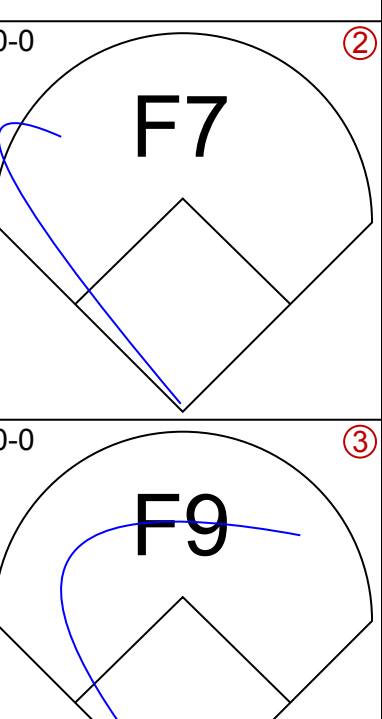
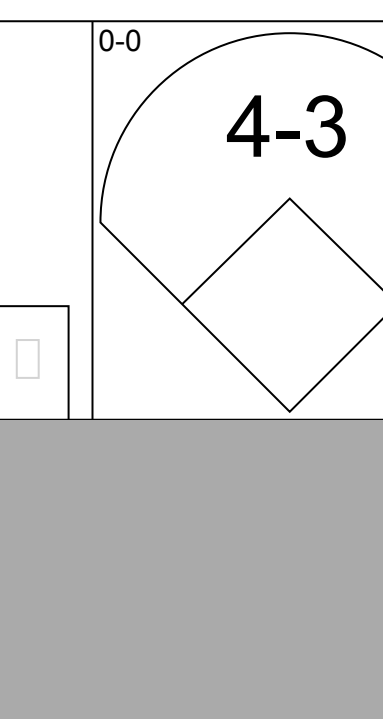
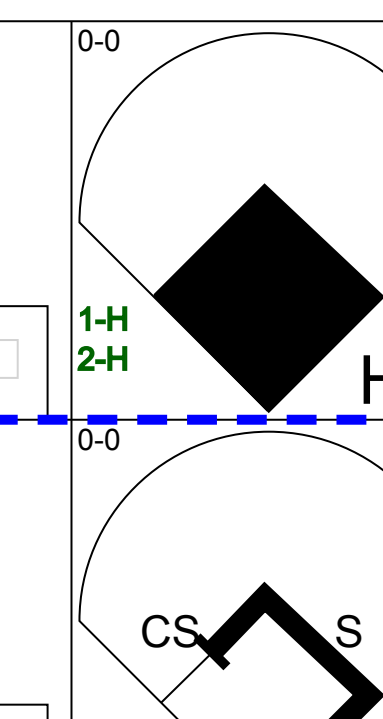
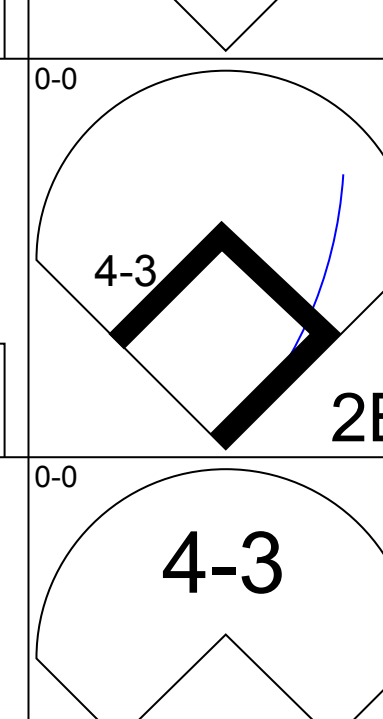
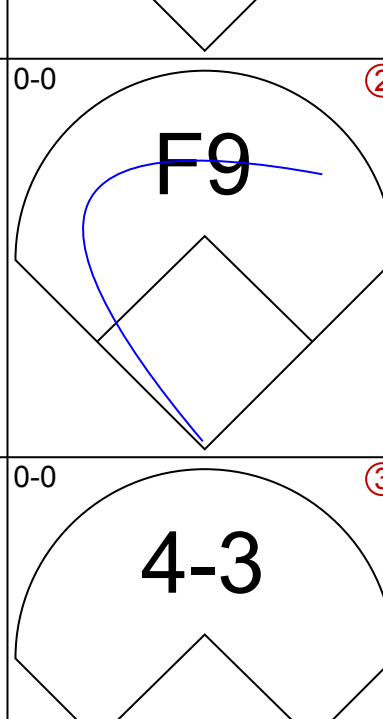
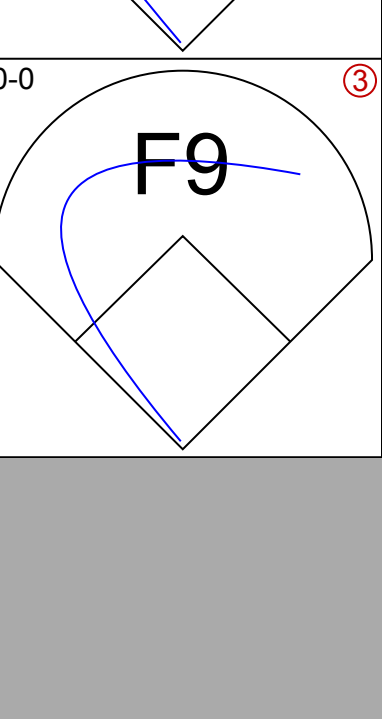

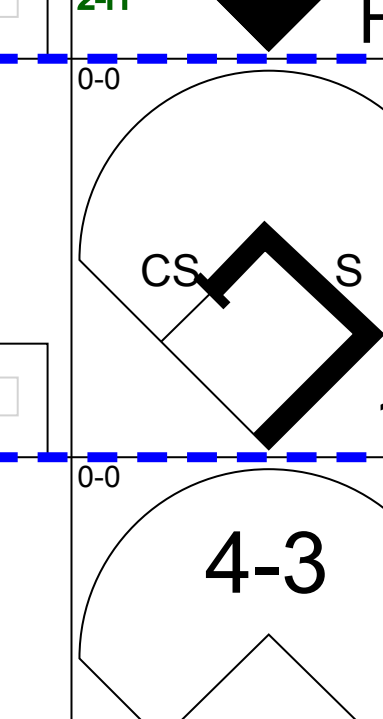
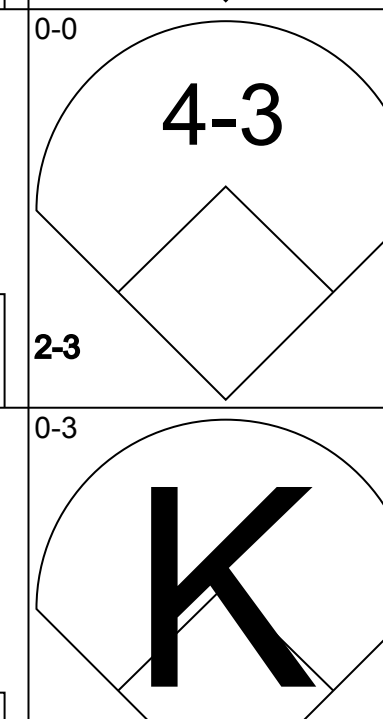
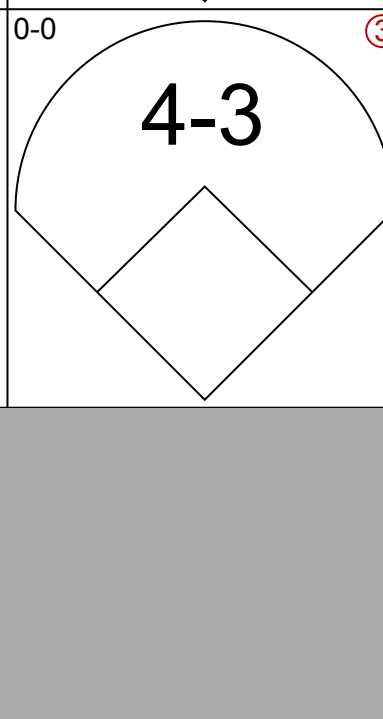


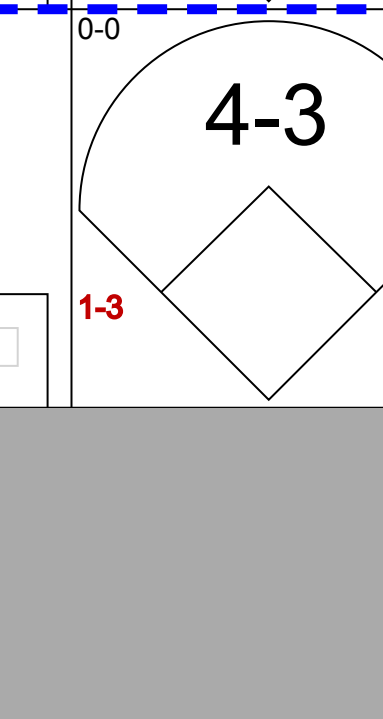
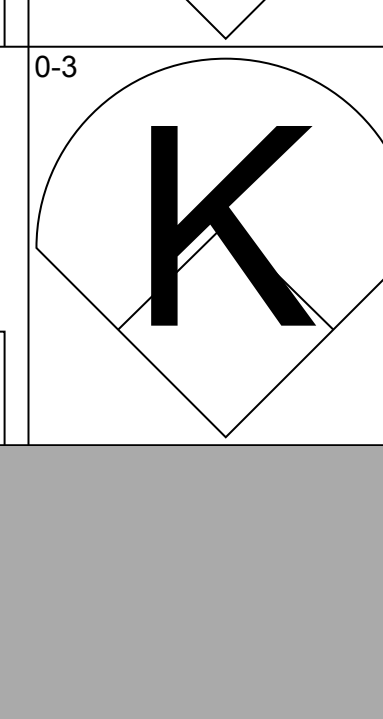




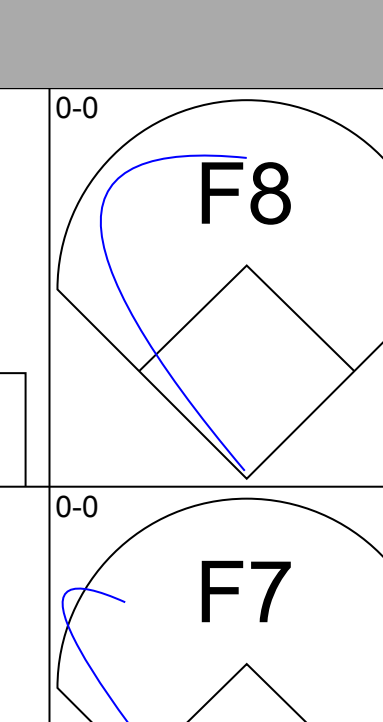
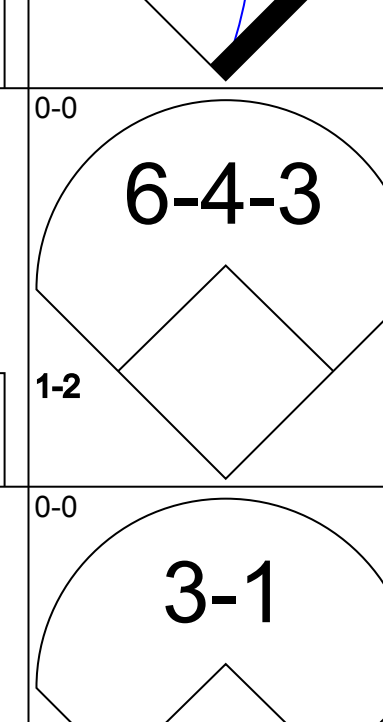
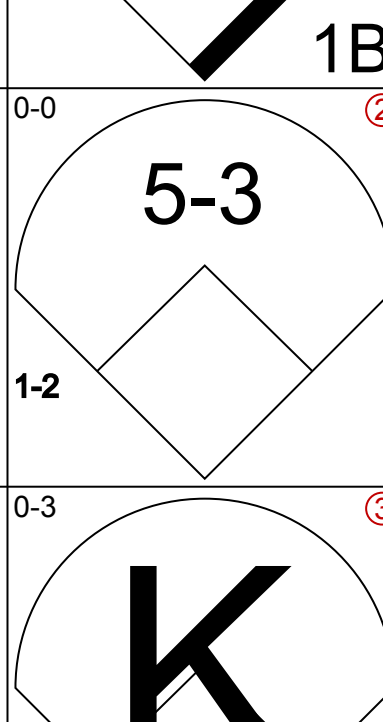
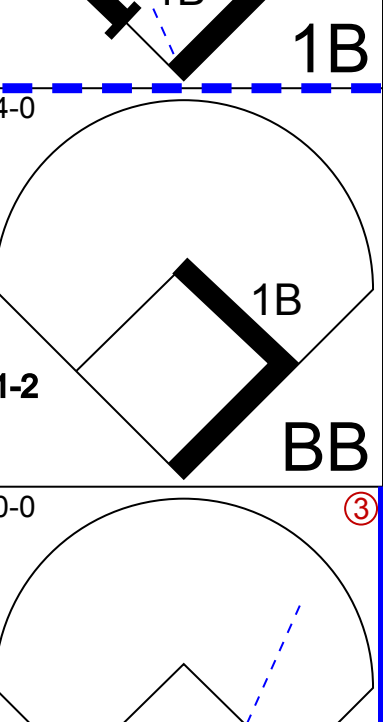
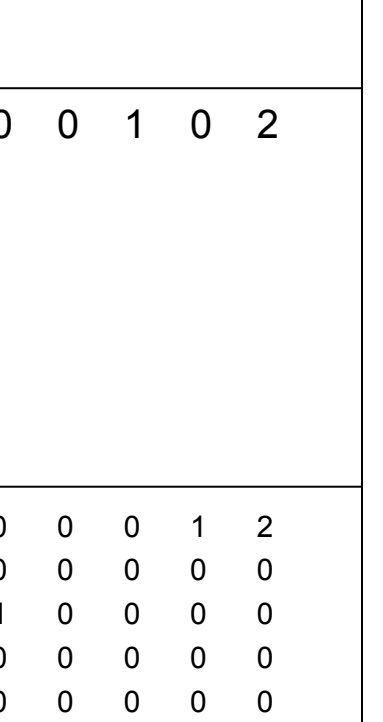
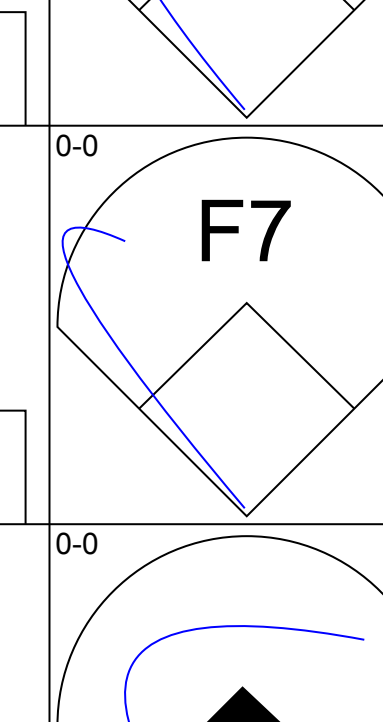
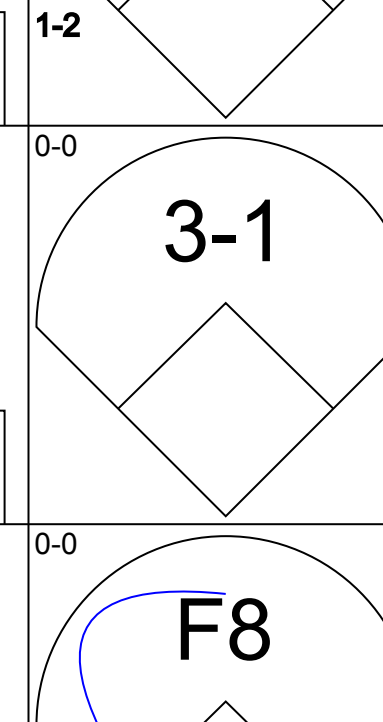
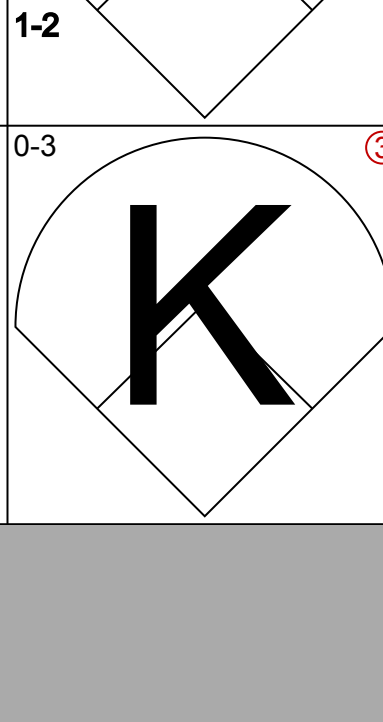
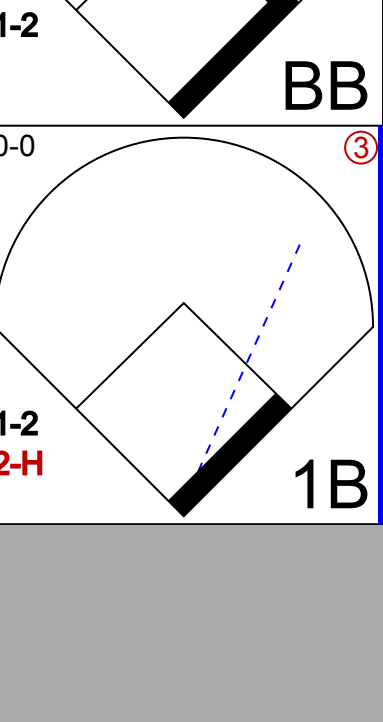

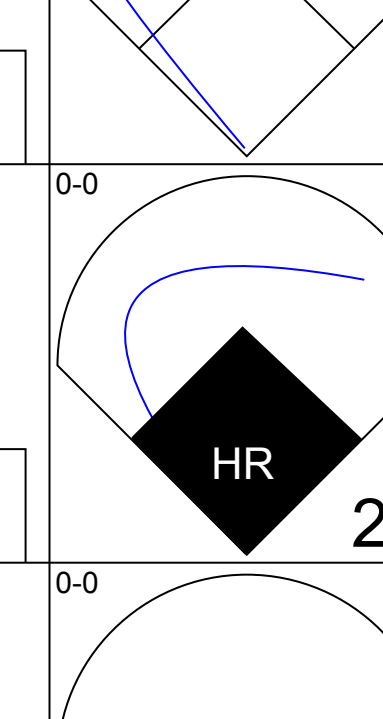
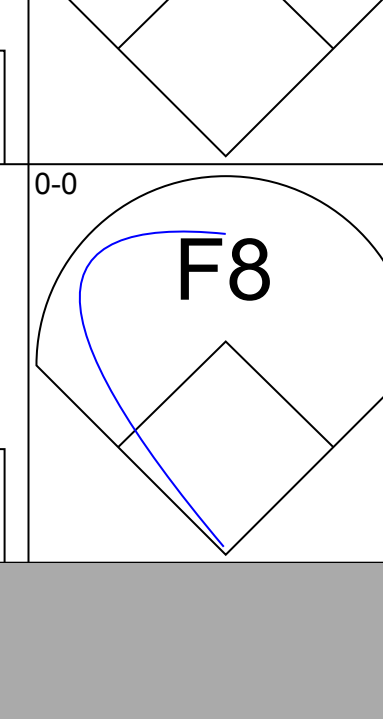


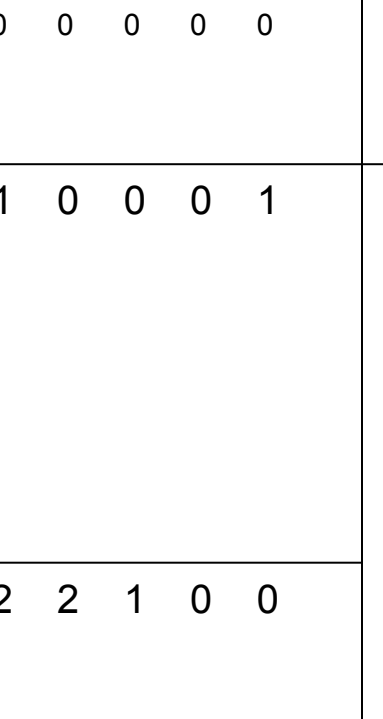
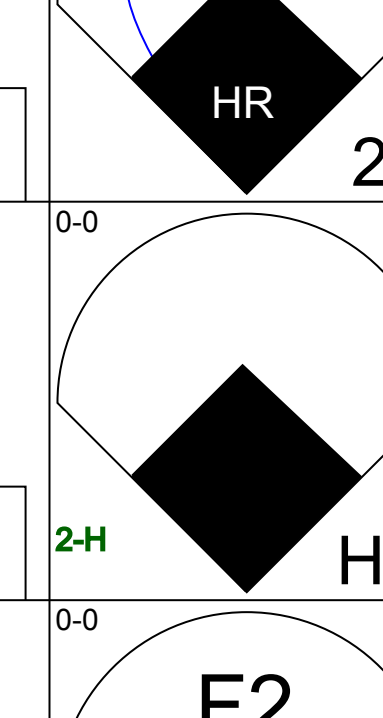



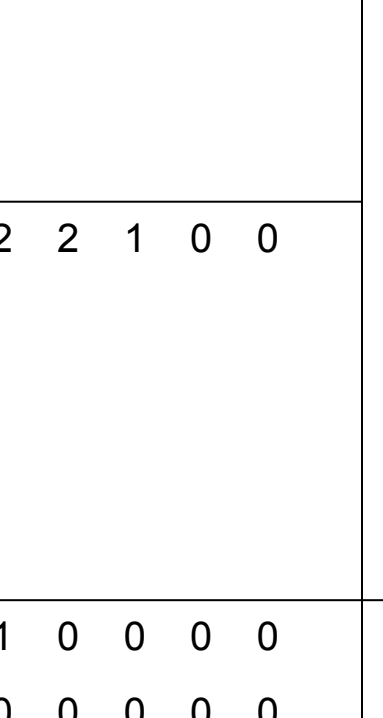
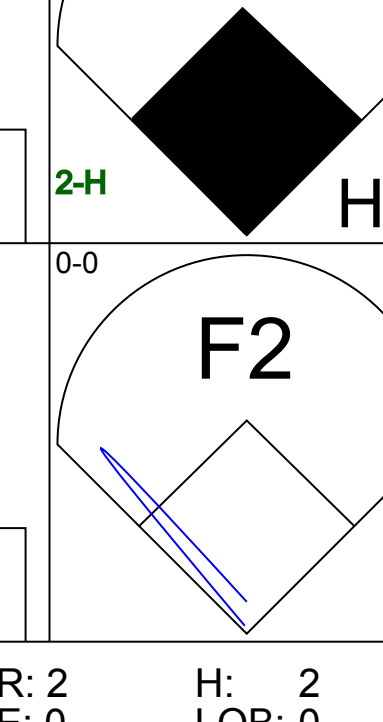



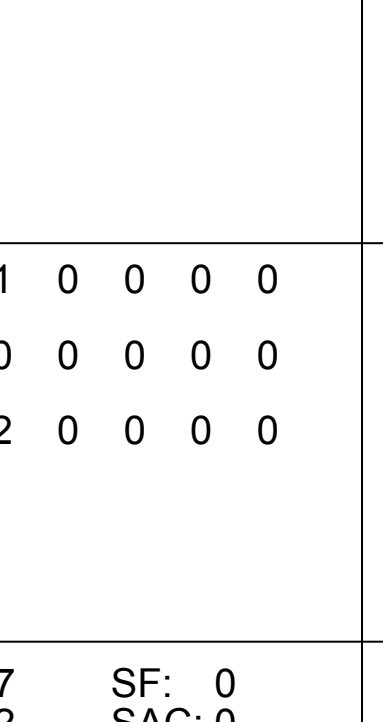
AB 38  
R 9  
H 15  
RBI 8  
BB 3  
SO 5  
LOB 15





Batter	1	2	3	4	5	6	7	8	9	AB	R	H	RBI	BB	SO	LOB	TOP					
<b>Pete Rose, S</b> OBP: 0.440, SLG: 0.440 (1, 7)										3	1	0	0	2	0	5	<b>Cincinnati Reds @ Pittsburgh Pirates</b> Three Rivers Stadium, Pittsburgh, PA Wed May 01 1974, 7:05 PM EDT Att: 8,195 - Unknown					
<b>Joe Morgan, L</b> OBP: 0.456, SLG: 0.453 (1, 4)										3	0	1	0	1	1	3						
<b>Dan Driessen, L</b> OBP: 0.349, SLG: 0.360 <b>Andy Kosco, R</b> OBP: 0.333, SLG: 0.308 <b>Darrel Chaney, S</b> (8, 5)										3	1	1	0	0	0	3						
<b>Tony Perez, R</b> OBP: 0.416, SLG: 0.671 (1, 3)										3	1	0	1	2	2	2						
<b>Johnny Bench, R</b> OBP: 0.369, SLG: 0.379 (1, 2)										5	1	1	0	0	1	4						
<b>Ken Griffey, L</b> OBP: 0.273, SLG: 0.250 <b>George Foster, R</b> OBP: 0.412, SLG: 0.444 (7, 9)										3	0	1	1	0	1	3						
<b>Dave Concepcion, R</b> OBP: 0.307, SLG: 0.500 (1, 6)										5	0	1	0	0	1	3						
<b>Cesar Geronimo, L</b> OBP: 0.333, SLG: 0.394 (1, 8)										3	0	1	1	2	2	0						
<b>Don Gullett, R</b> OBP: 0.500, SLG: 0.500 <b>Terry Crowley, L</b> OBP: 0.154, SLG: 0.273 <b>Clay Carroll, R</b> (5, 1)										0	1	0	0	2	0	0						
<b>Tom Hall, L</b> (8, 1)										0	0	0	0	0	0	0						
<b>Pedro Borbon, R</b> OBP: 0.200, SLG: 0.200 (8, 1)										1	0	0	0	0	1	3						
<b>Inning Stats</b>	R: 1 E: 0 K: 0 S: 2	H: 0 LOB: 2 BB: 1 P: 9	R: 1 E: 1 K: 2 S: 8	H: 0 LOB: 2 BB: 2 P: 16	R: 0 E: 0 K: 2 S: 7	H: 0 LOB: 0 BB: 0 P: 7	R: 0 E: 0 K: 2 S: 7	H: 0 LOB: 2 BB: 2 P: 15	R: 3 E: 0 K: 0 S: 6	H: 3 LOB: 2 BB: 2 P: 14	R: 0 E: 0 K: 1 S: 5	H: 1 LOB: 1 BB: 1 P: 9	R: 0 E: 0 K: 1 S: 6	H: 1 LOB: 1 BB: 0 P: 6	R: 0 E: 0 K: 0 S: 4	H: 1 LOB: 1 BB: 0 P: 4	R: 0 E: 0 K: 2 S: 8	H: 1 LOB: 3 BB: 2 P: 16	1B: 3 2B: 3 3B: 0 HR: 0	SF: 1 SAC: 0 DP: 1 HBP: 3	WP: 0 PB: 0 SB: 2 CS: 0	PA: 46
<b>PITCHER</b>	IP WLS BF H R ER SO BB IBB HBP BLK WP HR S P ERA WHIP																					
<b>Dock Ellis, R</b> ERA: 4.91 (1, 1)	0.0	L	4	0	1	1	0	1	0	0	0	0	0	0	0	0	7	∞	∞			
<b>John Morlan, R</b> ERA: 3.07 (1, 1)	4.0	L	20	3	4	3	6	5	0	0	0	0	0	0	0	27	47	6.75	2.000			
<b>Jim Sadowski, R</b> ERA: 3.38 (5, 1)	2.0		8	0	0	0	1	2	0	0	0	0	0	0	0	8	16	0.00	1.000			
<b>Ramon Hernandez, L</b> ERA: 2.77 (7, 1)	2.0		8	2	0	0	1	0	0	0	0	0	0	0	10	10	0.00	1.000				
<b>Dave Giusti, R</b> ERA: 5.69 (9, 1)	1.0		6	1	0	0	2	1	1	0	0	0	0	0	8	16	0.00	2.000				
<b>Batter</b>	<b>1</b>	<b>2</b>	<b>3</b>	<b>4</b>	<b>5</b>	<b>6</b>	<b>7</b>	<b>8</b>	<b>9</b>	<b>AB</b>	<b>R</b>	<b>H</b>	<b>RBI</b>	<b>BB</b>	<b>SO</b>	<b>LOB</b>	<b>BOTTOM</b>					
<b>Rennie Stennett, R</b> OBP: 0.309, SLG: 0.411 (1, 4)										5	0	1	0	0	0	0	<b>Cincinnati Reds @ Pittsburgh Pirates</b> Three Rivers Stadium, Pittsburgh, PA Wed May 01 1974, 7:05 PM EDT Att: 8,195 - Unknown					
<b>Gene Clines, R</b> OBP: 0.214, SLG: 0.296 (1, 8)										5	1	2	0	0	1	0						
<b>Al Oliver, L</b> OBP: 0.333, SLG: 0.517 (1, 3)										5	1	1	0	0	0	3						
<b>Willie Stargell, L</b> OBP: 0.357, SLG: 0.486 (1, 7)										3	1	2	2	1	1	0						
<b>Richie Zisk, R</b> OBP: 0.375, SLG: 0.418 (1, 9)										3	0	2	1	1	0	1						
<b>Manny Sanguillen, R</b> OBP: 0.265, SLG: 0.469 (1, 2)										4	0	1	0	0	0	3						
<b>Richie Hebner, L</b> OBP: 0.430, SLG: 0.684 (1, 5)										4	0	1	0	0	0	4						
<b>Frank Taveras, R</b> OBP: 0.345, SLG: 0.439 <b>Ed Kirkpatrick, L</b> OBP: 0.199, SLG: 0.274 <b>Mario Mendoza, R</b> (7, 6)										2	0	1	0	0	0	1						
<b>Bob Robertson, R</b> OBP: 0.177, SLG: 0.250 <b>Dave Giusti, R</b> OBP: 0.200, SLG: 0.200 (8, 1)										1	0	0	0	0	0	2						
<b>Dock Ellis, S</b> <b>John Morlan, R</b> <b>Jim Sadowski, R</b> <b>Dave Parker, L</b> OBP: 0.345, SLG: 0.474 <b>Ramon Hernandez, S</b> OBP: 0.300, SLG: 0.222 (9, 6)										0	0	0	0	0	0	0						
<b>Inning Stats</b>	R: 2 E: 1 K: 1 S: 8	H: 3 LOB: 1 BB: 0 P: 8	R: 0 E: 0 K: 0 S: 3	H: 1 LOB: 0 BB: 0 P: 3	R: 1 E: 1 K: 0 S: 5	H: 2 LOB: 1 BB: 0 P: 5	R: 0 E: 0 K: 1 S: 6	H: 1 LOB: 1 BB: 0 P: 6	R: 0 E: 0 K: 0 S: 3	H: 0 LOB: 0 BB: 0 P: 3	R: 0 E: 0 K: 0 S: 4	H: 1 LOB: 3 BB: 2 P: 12	R: 0 E: 0 K: 0 S: 3	H: 0 LOB: 0 BB: 0 P: 3	R: 0 E: 0 K: 1 S: 7	H: 2 LOB: 2 BB: 0 P: 7	R: 0 E: 0 K: 0 S: 4	H: 2 LOB: 1 BB: 0 P: 4	1B: 10 2B: 2 3B: 0 HR: 0	SF: 0 SAC: 0 DP: 2 HBP: 0	WP: 0 PB: 0 SB: 0 CS: 0	PA: 39
<b>PITCHER</b>	IP WLS BF H R ER SO BB IBB HBP BLK WP HR S P ERA WHIP																					
<b>Don Gullett, L</b> ERA: 2.93 (1, 1)	4.0		18	7	3	2	2	2	0	0	0	0	0	0	22	22	4.50	1.750				
<b>Clay Carroll, R</b> ERA: 4.11 (5, 1)	3.1	W	15	3	0	0	1	2	0	0	0	0	0	0	15	23	0.00	1.500				
<b>Tom Hall, L</b> ERA: 1.0 (8, 1)	0.1		1	0	0	0	0	0	0	0	0	0	0	1	1	0.00	0.000					
<b>Pedro Borbon, R</b> ERA: 2.35 (8, 1)	1.1	S	5	2	0	0	0	0	0	0	0	0	0	5	5	0.00	1.500					

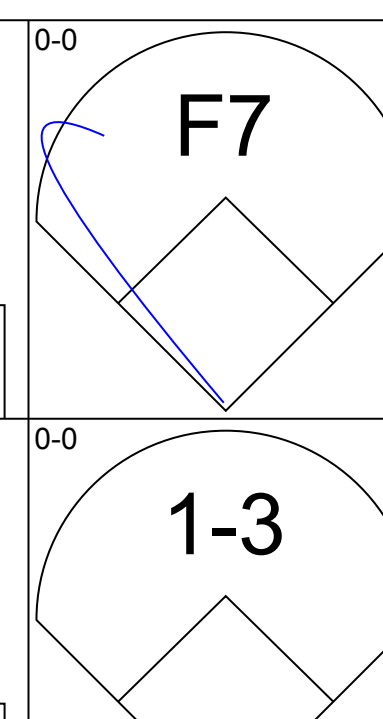
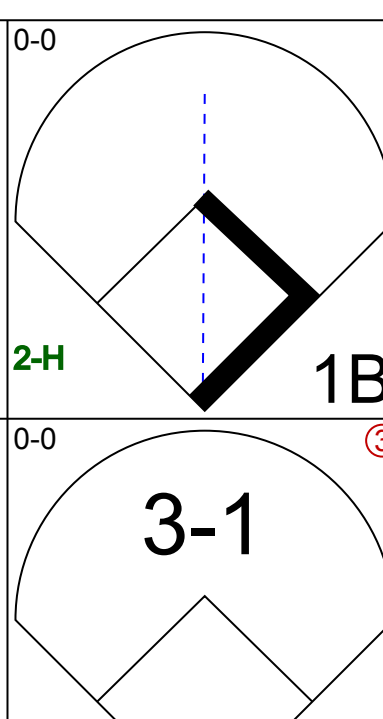
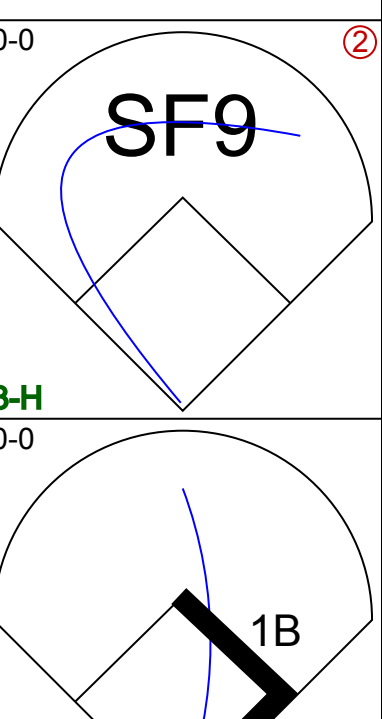
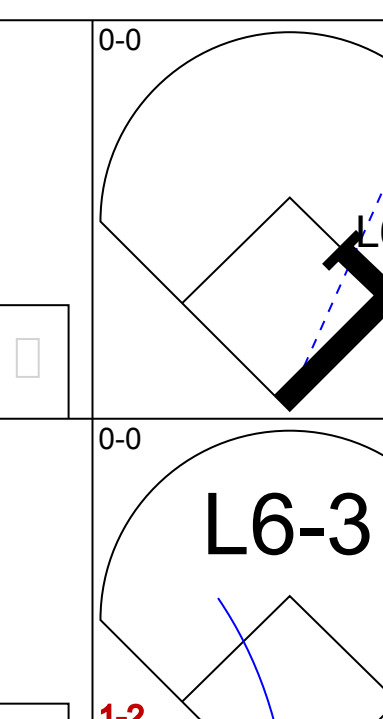
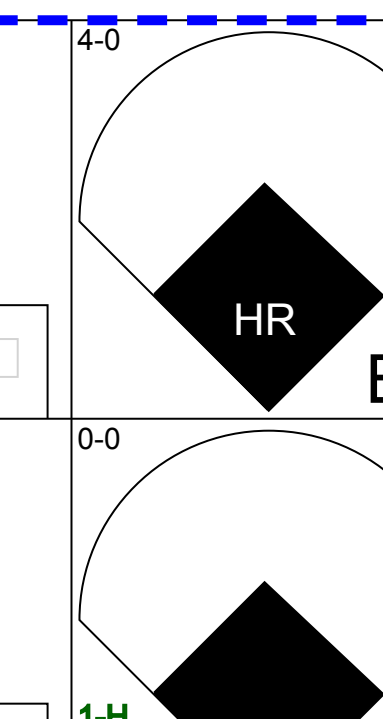
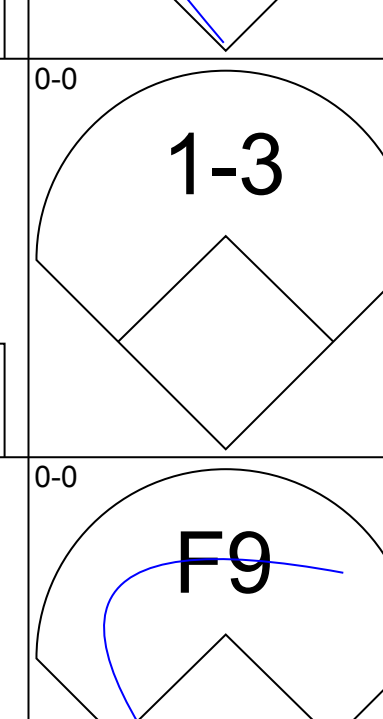
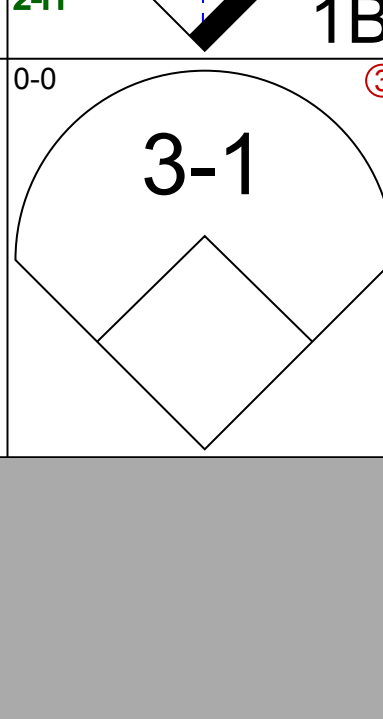
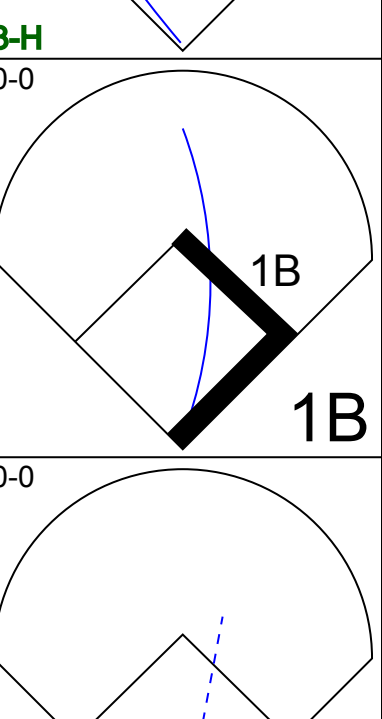
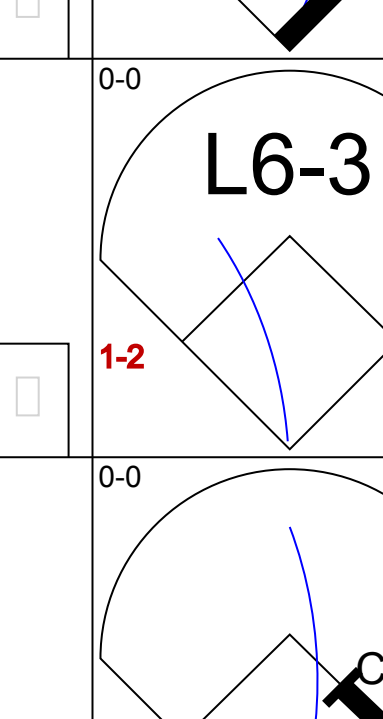
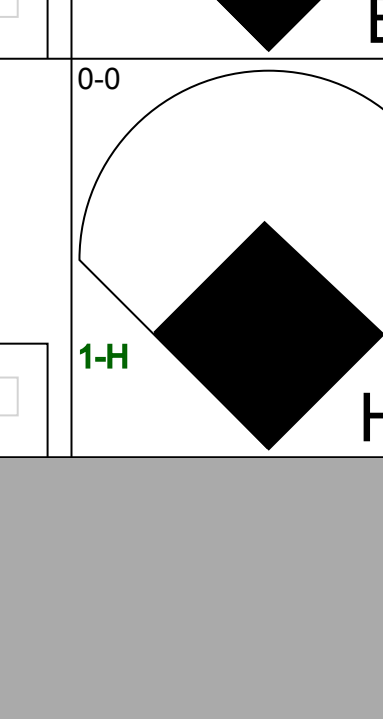
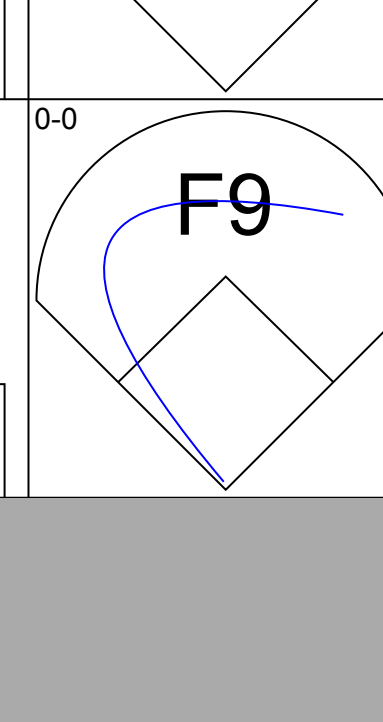

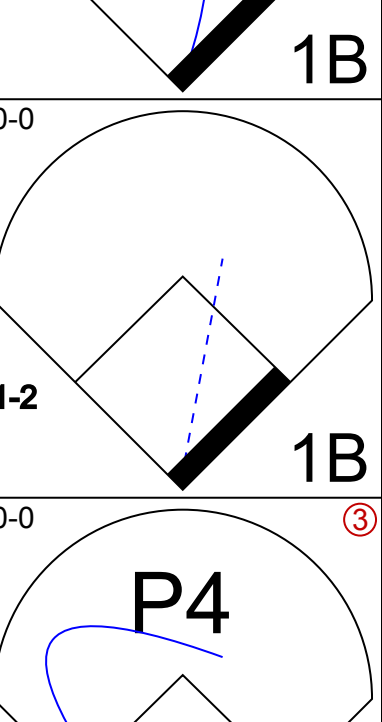
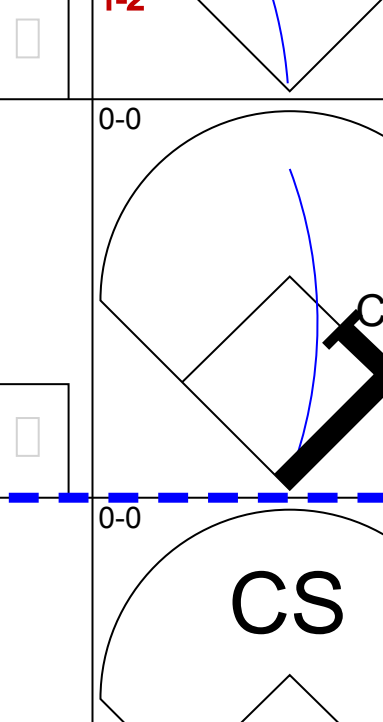

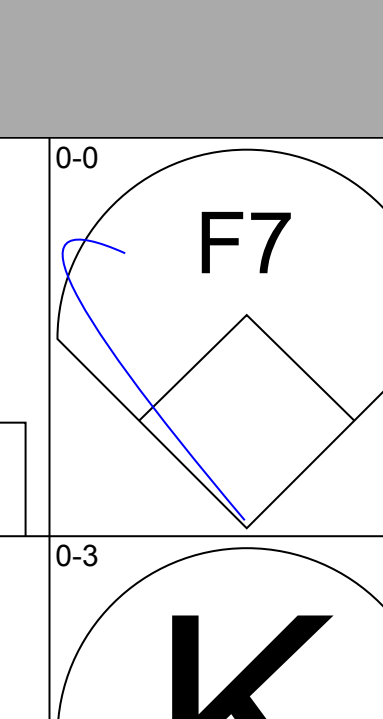
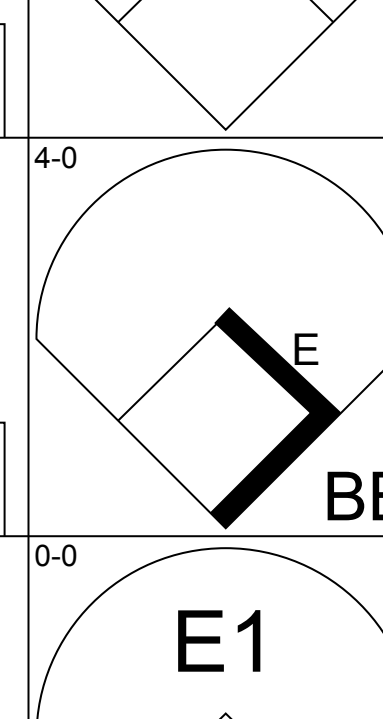
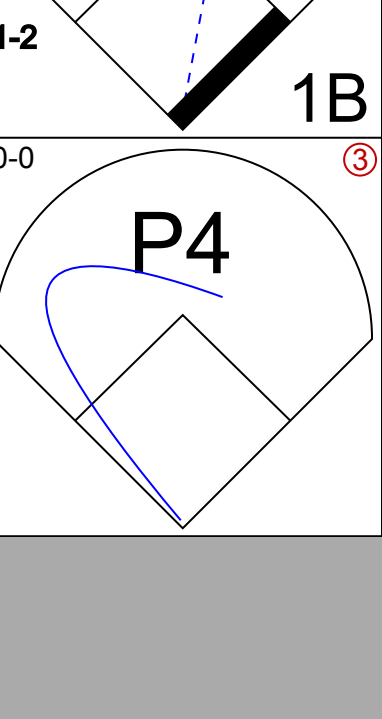
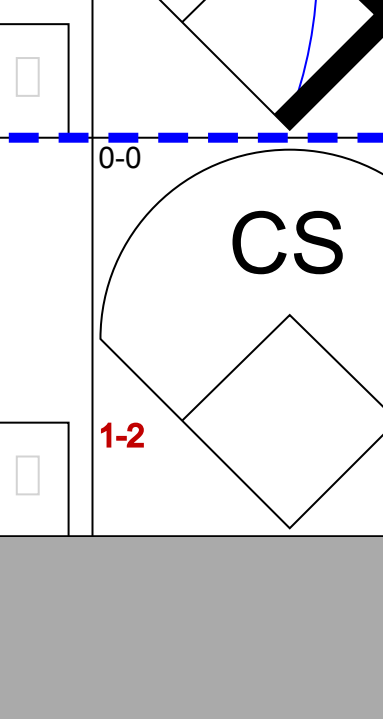

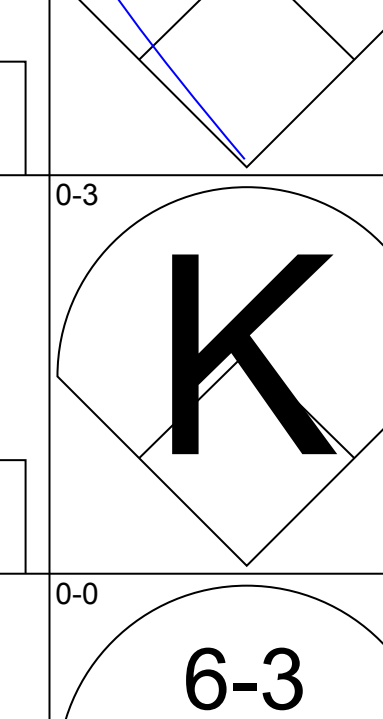
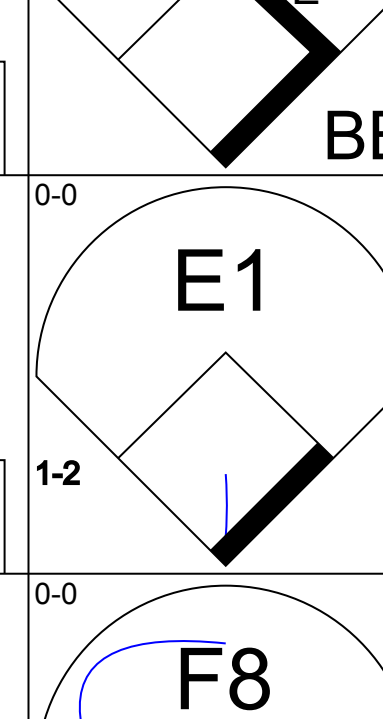
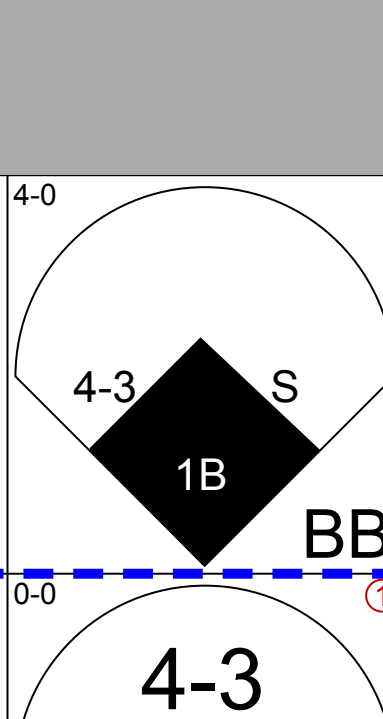
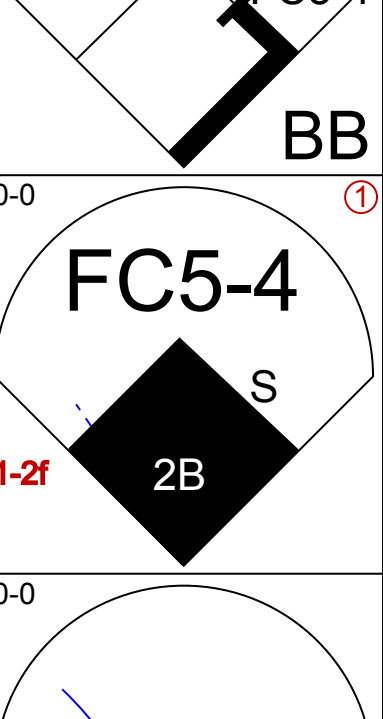

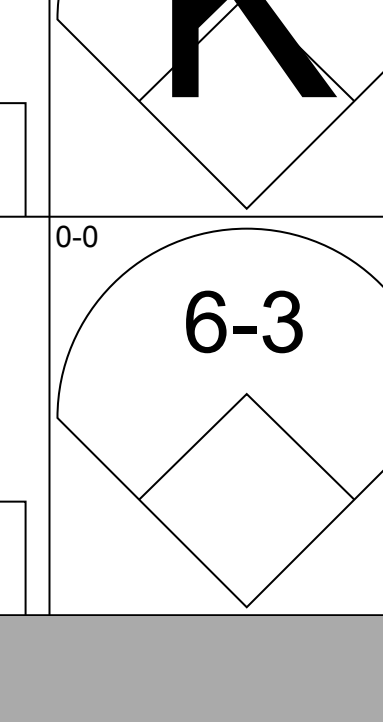
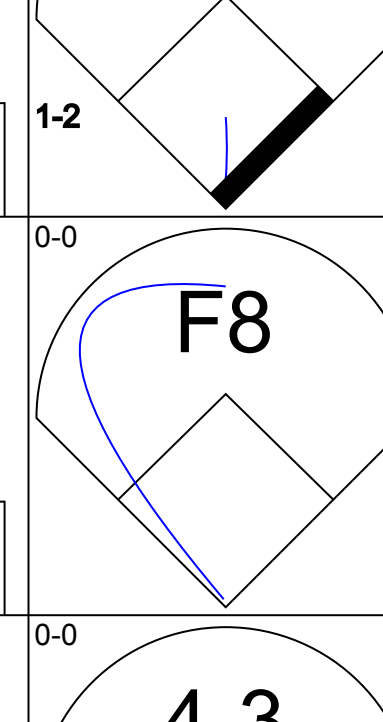
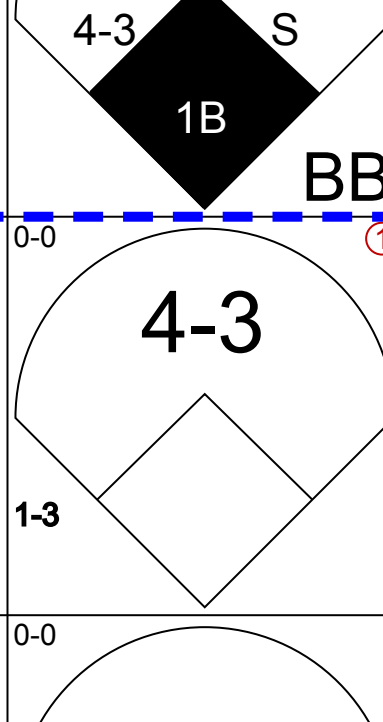
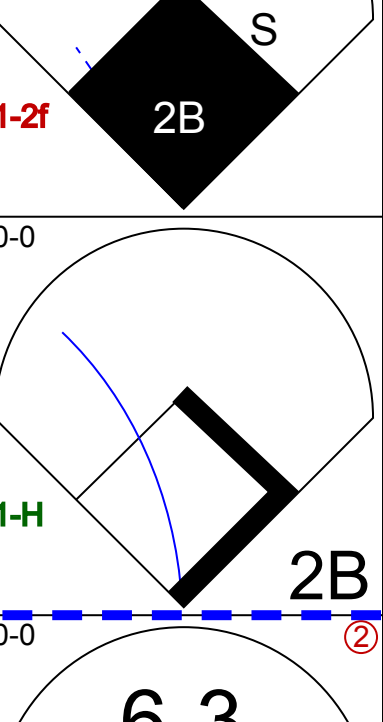
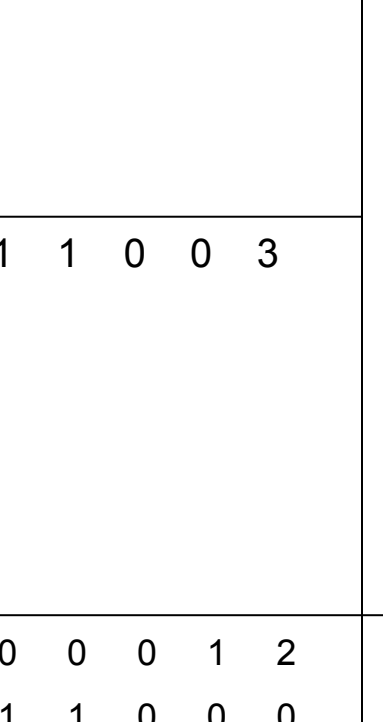
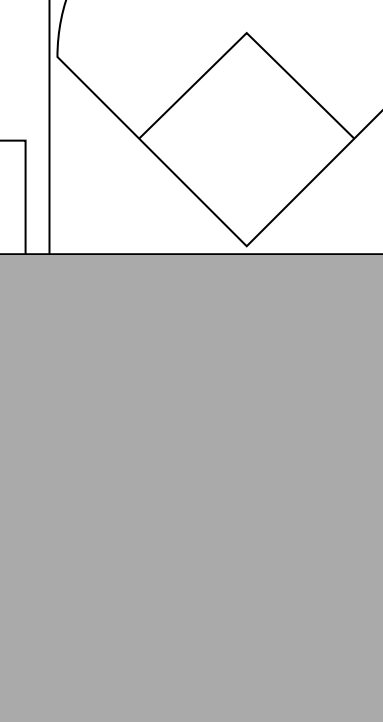
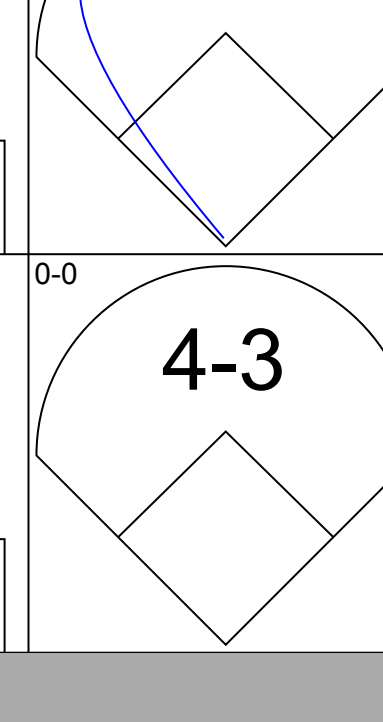
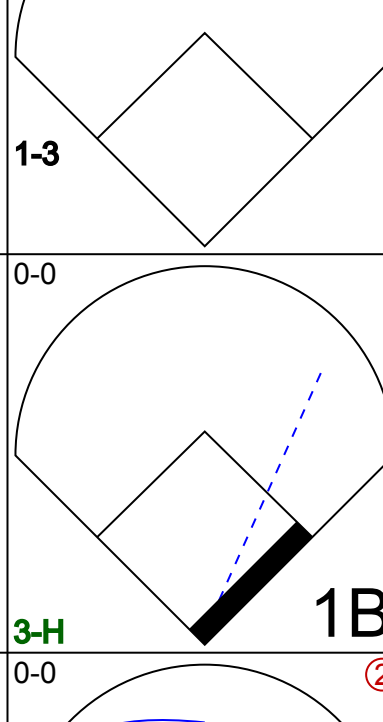
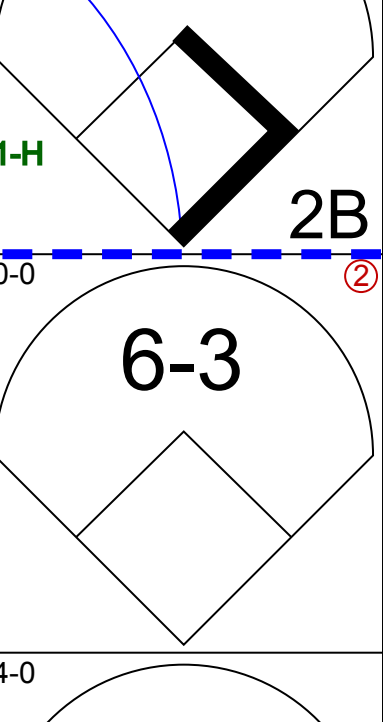
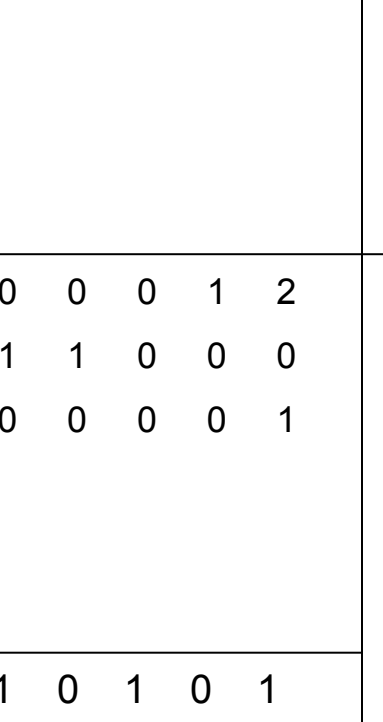

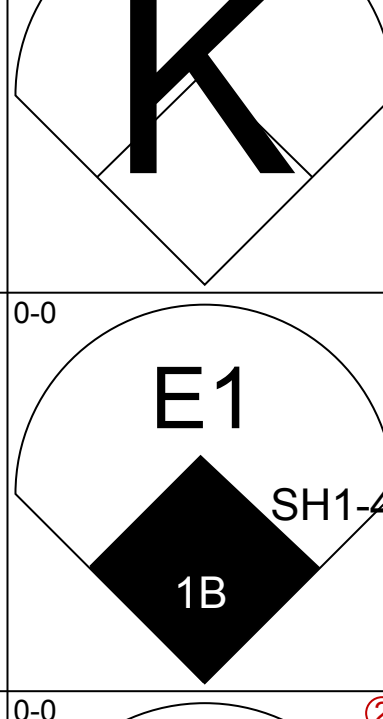
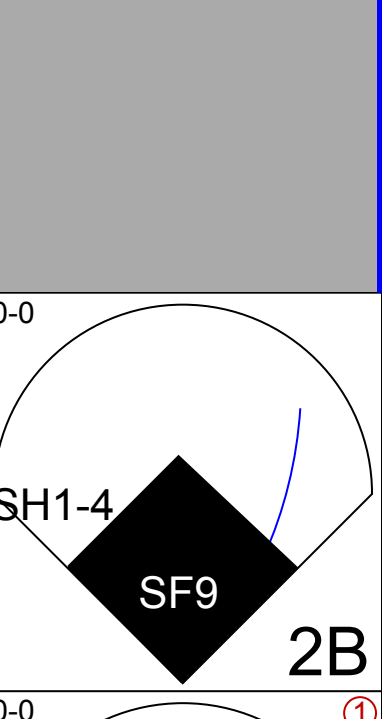




Batter	1	2	3	4	5	6	7	8	9	AB	R	H	RBI	BB	SO	LOB	TOP										
<b>Pete Rose, S</b> OBP: 0.429, SLG: 0.461 (1, 7)										5	1	1	3	0	1	2											
<b>Joe Morgan, L</b> OBP: 0.455, SLG: 0.463 (1, 4)										5	0	2	0	0	0	1											
<b>Dan Driessen, L</b> OBP: 0.333, SLG: 0.342 <b>Phil Gagliano, R</b> OBP: 0.625, SLG: 0.400 <b>Don Gullett, R</b> OBP: 0.500, SLG: 0.500 (1, 5)										4	0	0	0	0	0	1											
<b>Tony Perez, R</b> OBP: 0.419, SLG: 0.663 (1, 3)										4	0	2	0	0	1	1											
<b>Johnny Bench, R</b> OBP: 0.364, SLG: 0.362 (1, 2)										3	0	0	0	1	0	2											
<b>Ken Griffey, L</b> OBP: 0.225, SLG: 0.233 <b>Fred Norman, S</b> OBP: 0.214, SLG: 0.333 <b>Terry Crowley, S</b> OBP: 0.181, SLG: 0.181 <b>Pat Osburn, L</b> OBP: 0.181, SLG: 0.181 <b>Clay Carroll, R</b> OBP: 0.181, SLG: 0.181 <b>Darrel Chaney, S</b> OBP: 0.181, SLG: 0.181 (1, 9)										3	0	0	0	0	1	2											
<b>Dave Concepcion, R</b> OBP: 0.304, SLG: 0.500 (1, 6)										4	1	1	0	0	0	1											
<b>George Foster, R</b> OBP: 0.447, SLG: 0.567 (1, 8)										3	2	2	2	1	0	0											
<b>Clay Kirby, R</b> OBP: 0.182, SLG: 0.100 <b>Pedro Borbon, R</b> OBP: 0.200, SLG: 0.200 <b>Cesar Geronimo, L</b> OBP: 0.366, SLG: 0.486 (1, 1)										2	0	1	0	0	0	0											
<b>Inning Stats</b>	R: 0 E: 0 K: 2 S: 8	H: 1 LOB: 1 BB: 0 P: 8	R: 2 E: 0 K: 0 S: 5	H: 2 LOB: 0 BB: 0 P: 5	R: 0 E: 0 K: 0 S: 3	H: 0 LOB: 0 BB: 0 P: 3	R: 0 E: 1 K: 0 S: 4	H: 0 LOB: 1 BB: 0 P: 4	R: 0 E: 0 K: 1 S: 6	H: 1 LOB: 1 BB: 0 P: 6	R: 0 E: 0 K: 0 S: 4	H: 1 LOB: 0 BB: 0 P: 4	R: 0 E: 0 K: 0 S: 4	H: 2 LOB: 2 BB: 1 P: 8	R: 3 E: 0 K: 0 S: 5	H: 3 LOB: 0 BB: 1 P: 9	1B: 7 2B: 2 3B: 1 HR: 2	SF: 0 SAC: 0 DP: 0 HBP: 0	WP: 0 PA: 39 PB: 0 SB: 1 CS: 2								
<b>PITCHER</b>	IP	WLS	BF	H	R	ER	SO	BB	IBB	HBP	BLK	WP	HR	S	P	ERA	WHIP										
<b>Burt Hooton, R</b> ERA: 6.12 (1, 1)	7.2		31	8	2	2	3	0	0	0	0	0	1	37	12	2.35	1.043										
<b>Ray Burris, R</b> ERA: 4.5 (8, 1)	0.2		6	3	3	3	0	2	0	0	0	0	1	4	12	40.50	7.500										
<b>Jim Kremmel, L</b> ERA: 9.31 (9, 1)	0.0		1	1	0	0	0	0	0	0	0	0	0	1	1	∞	∞										
<b>Horacio Pina, R</b> ERA: 4.05 (9, 1)	0.2	W	1	0	0	0	0	0	0	0	0	0	0	1	1	0.00	0.000										

Cincinnati Reds @ Chicago Cubs  
Wrigley Field, Chicago, IL  
Fri May 03 1974, 3:33 AM CDT  
Att: 4,157 - Sunny - 60 F

AB 37  
R 5  
H 12  
RBI 5  
BB 2  
SO 3  
LOB 11



Batter	1	2	3	4	5	6	7	8	9	AB	R	H	RBI	BB	SO	LOB	BOTTOM										
<b>Vic Harris, S</b> OBP: 0.265, SLG: 0.200 (1, 4)										3	1	2	2	1	0	0											
<b>Rick Monday, L</b> OBP: 0.394, SLG: 0.476 (1, 8)										5	1	2	2	0	0	2											
<b>Bill Madlock, R</b> OBP: 0.376, SLG: 0.474 (1, 5)										4	0	2	0	0	0	0											
<b>Billy Williams, L</b> OBP: 0.388, SLG: 0.507 (1, 3)										2	0	0	0	2	0	2											
<b>Jose Cardenal, R</b> OBP: 0.345, SLG: 0.434 (1, 9)										3	2	0	0	1	1	2											
<b>Jerry Morales, R</b> OBP: 0.325, SLG: 0.365 (1, 7)										4	0	1	1	0	0	3											
<b>George Mitterwald, R</b> OBP: 0.349, SLG: 0.452 <b>Chris Ward, L</b> OBP: 0.357, SLG: 0.182 <b>Tom Lundstedt, S</b> OBP: 0.181, SLG: 0.181 (1, 2)										2	0	0	0	0	1	2											
<b>Don Kessinger, S</b> OBP: 0.354, SLG: 0.255 (1, 6)										3	2	1	0	1	0	1											
<b>Burt Hooton, R</b> ERA: 6.0 (1, 1)	5.0		23	4	3	2	2	2	0	0	0	0	0	0	0	0											
<b>Ray Burris, R</b> ERA: 2.19 (8, 1)	1.2		7	3	0	0	0	0	0	0	0	0	0	7	7	0.00	1.800										
<b>Jim Kremmel, L</b> ERA: 10.8 (9, 1)	0.1		3	1	1	1	0	1	0	0	0	0	0	2	6	27.00	6.000										
<b>Horacio Pina, R</b> ERA: 3.94 (9, 1)	0.2		3	0	0	0	0	0	1	0	0	0	0	2	6	0.00	0.000										
<b>Inning Stats</b>	R: 0 E: 0 K: 0 S: 3	H: 0 LOB: 0 BB: 0 P: 3	R: 0 E: 0 K: 1 S: 5	H: 0 LOB: 0 BB: 0 P: 5	R: 1 E: 1 K: 1 S: 7	H: 1 LOB: 1 BB: 0 P: 7	R: 0 E: 1 K: 0 S: 4	H: 0 LOB: 2 BB: 1 P: 8	R: 1 E: 0 K: 0 S: 4	H: 1 LOB: 1 BB: 1 P: 8	R: 0 E: 0 K: 0 S: 3	H: 2 LOB: 0 BB: 0 P: 3	R: 1 E: 0 K: 0 S: 4	H: 1 LOB: 2 BB: 2 P: 12	R: 2 E: 0 K: 0 S: 1	H: 1 LOB: 0 BB: 1 P: 5	1B: 6 2B: 3 3B: 0 HR: 1	SF: 1 SAC: 2 DP: 1 HBP: 0	WP: 0 PA: 39 PB: 0 SB: 2 CS: 1								
<b>PITCHER</b>	IP	WLS	BF	H	R	ER	SO	BB	IBB	HBP	BLK	WP	HR	S	P	ERA	WHIP										
<b>Clay Kirby, R</b> ERA: 6.0 (1, 1)	5.0		23	4	3	2	2	2	0	0	0	0	0	0	0	0.00	1.200										
<b>Pedro Borbon, R</b> ERA: 2.19 (8, 1)	1.2		7	3	0	0	0	0	0	0	0	0	0	7	7	0.00	1.800										
<b>Fred Norman, L</b> ERA: 2.6 (7, 1)	0.1		0	0	0	0	0	0	0	0	0	0	0	0	0	0.00	0.000										
<b>Pat Osburn, L</b> ERA: 10.8 (8, 1)	0.1		3	1	1	1	0	1	0	0	0	0	0	2	6	27.00	6.000										
<b>Clay Carroll, R</b> ERA: 3.94 (9, 1)	0.2		3	0	0	0	0	0	1	0	0	0	0	2	6	0.00	0.000										

Cincinnati Reds @ Chicago Cubs  
Wrigley Field, Chicago, IL  
Fri May 03 1974, 3:33 AM CDT  
Att: 4,157 - Sunny - 60 F

AB 30  
R 6  
H 9  
RBI 6  
BB 5  
SO 2  
LOB 16





Batter	1	2	3	4	5	6	7	8	9	10	11	AB	R	H	RBI	BB	SO	LOB	TOP			
<b>Pete Rose, S</b> OBP: 0.432, SLG: 0.457 (1, 7)	4-3		F8 FC3-6 1B	F8			2B 1B	BB			F8	5	0	2	0	1	0	1				
<b>Joe Morgan, L</b> OBP: 0.438, SLG: 0.477 (1, 4)	1B		FC3-6 1B		K		2B	K			CS 1B	6	1	3	0	0	2	4				
<b>Johnny Bench, R</b> OBP: 0.362, SLG: 0.342 (1, 2)	F9		1B BB		F7		B2-3				1B BB	4	0	0	0	2	0	4				
<b>Tony Perez, R</b> OBP: 0.429, SLG: 0.655 (1, 3)	6-3		1B		1B		1B				K	4	0	2	1	1	1	2				
<b>George Foster, R</b> OBP: 0.419, SLG: 0.514 (9, 9)			F8 F7		F9		4-3				1B	5	0	1	0	0	0	6				
<b>Dave Concepcion, R</b> OBP: 0.259, SLG: 0.495 (1, 6)			F7		F8						6-3	5	0	1	0	0	0	1				
<b>Merv Rettenmund, R</b> OBP: 0.379, SLG: 0.389 <b>Cesar Geronimo, L</b> OBP: 0.357, SLG: 0.472 (9, 8)	F8		F8		5-3 1B		CS BB				G3	3	1	2	0	1	0	1				
<b>Andy Kosco, R</b> OBP: 0.316, SLG: 0.250 <b>Darrel Chaney, S</b> (8, PR)	K		5-3 1B		F8		BB FC1-5				CS BB	3	0	0	0	1	1	3				
<b>Roger Nelson, R</b> OBP: 0.294, SLG: 0.300 <b>Terry Crowley, L</b> OBP: 0.200, SLG: 0.308 <b>Fred Norman, S</b> (10, 1)			K		2-H 1B		1-2 2-3F				G3	4	0	1	1	0	2	2				
<b>Inning Stats</b>	R: 0 E: 0 K: 0 S: 4	H: 1 LOB: 1 BB: 0 P: 4	R: 0 E: 0 K: 1 S: 6	H: 1 LOB: 1 BB: 0 P: 6	R: 1 E: 0 K: 1 S: 7	H: 2 LOB: 2 BB: 1 P: 11	R: 1 E: 0 K: 0 S: 5	H: 2 LOB: 1 BB: 0 P: 5	R: 0 E: 0 K: 1 S: 2	H: 0 LOB: 0 BB: 1 P: 6	R: 0 E: 0 K: 1 S: 7	H: 2 LOB: 3 BB: 2 P: 14	R: 0 E: 0 K: 1 S: 5	H: 1 LOB: 1 BB: 1 P: 9	R: 0 E: 0 K: 0 S: 2	H: 0 LOB: 0 BB: 1 P: 6	R: 0 E: 0 K: 0 S: 3	H: 1 LOB: 0 BB: 0 P: 3	1B: 10 2B: 2 3B: 0 HR: 0	SF: 0 SAC: 0 DP: 0 HBP: 0	WP: 0 PB: 0 SB: 3 CS: 3	PA: 48
<b>PITCHER</b>	IP 6.0	WLS 26	BF 26	H 7	R 2	ER 0	SO 3	BB 2	IBB 0	HBP 0	BLK 0	WP 0	HR 0	S 30	P 38	ERA 0.00	WHIP 1.500					
<b>Ken Frailing, L</b> ERA: 1.88 <b>Horacio Pina, R</b> ERA: 3.6 <b>Jim Krammel, L</b> ERA: 9.0 <b>Jim Todd, R</b> ERA: 5.4 <b>Rick Reuschel, R</b> ERA: 6.0	(1, 1)	(7, 1)	(8, 1)	(9, 1)	(10, 1)																	

Cincinnati Reds @ Chicago Cubs  
Wrigley Field, Chicago, IL  
Sat May 04 1974, 3:33 AM CDT  
Att: 17,924 - Unknown

AB 41  
R 2  
H 12  
RBI 2  
BB 7  
SO 6  
LOB 25



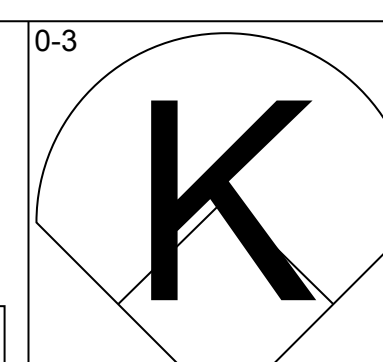
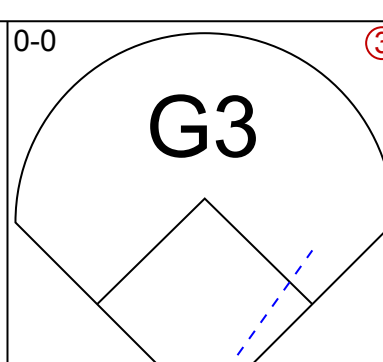
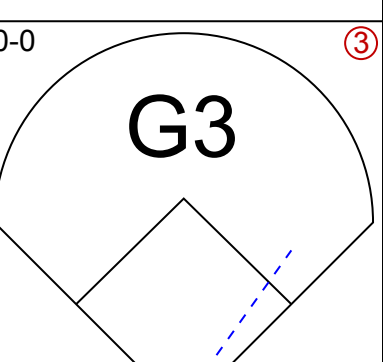
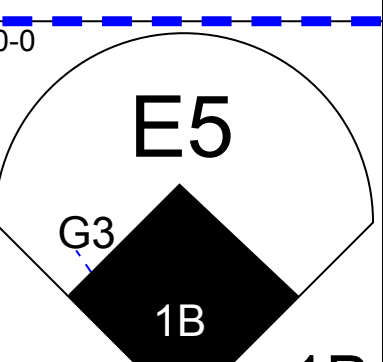
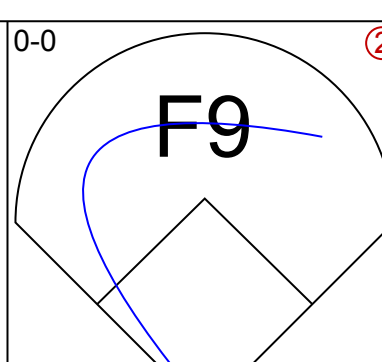
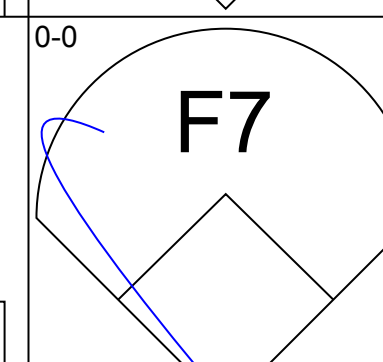
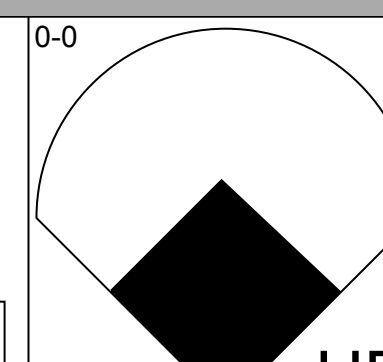
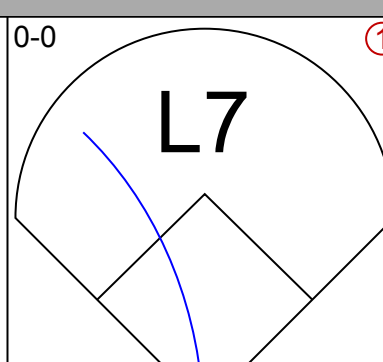
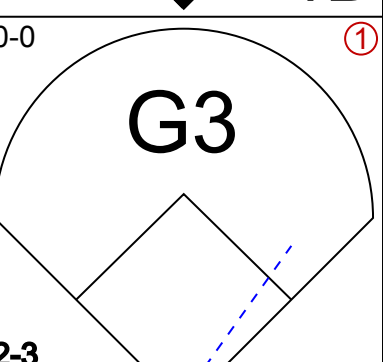
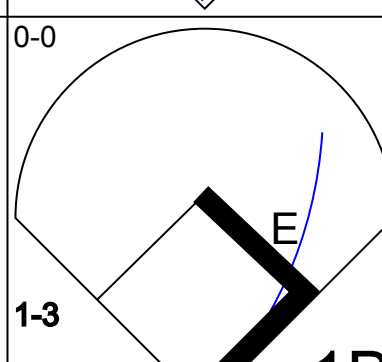
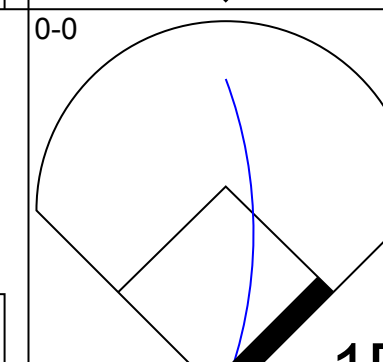
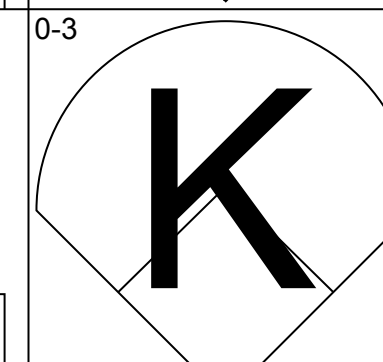
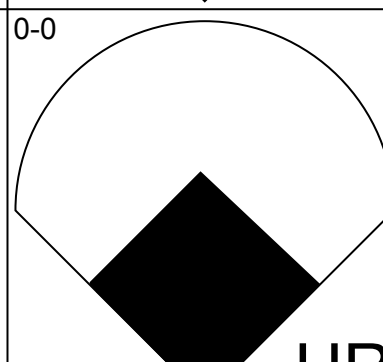
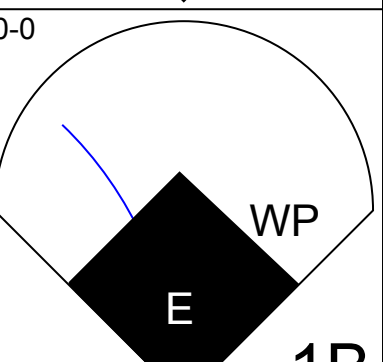
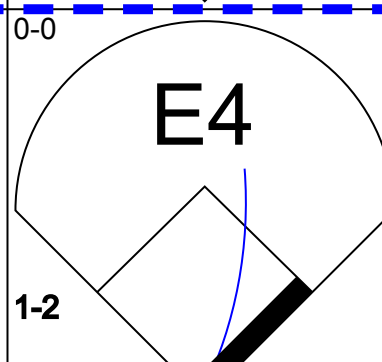
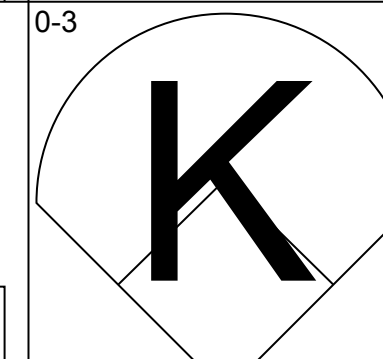
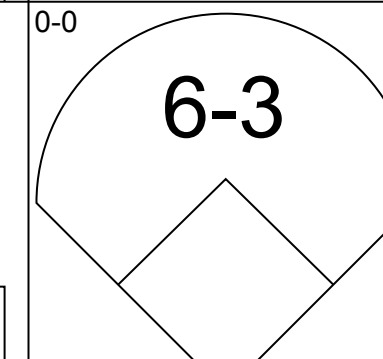
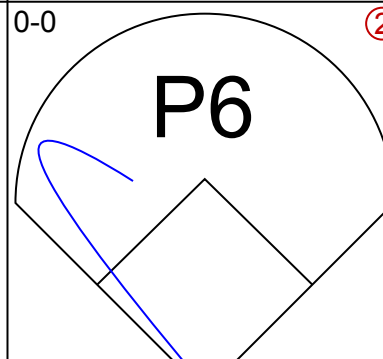
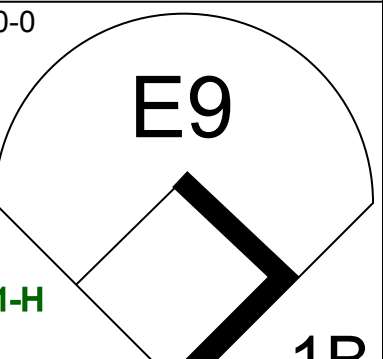
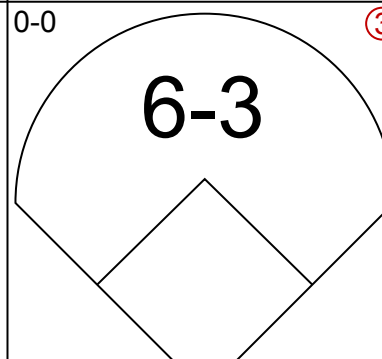
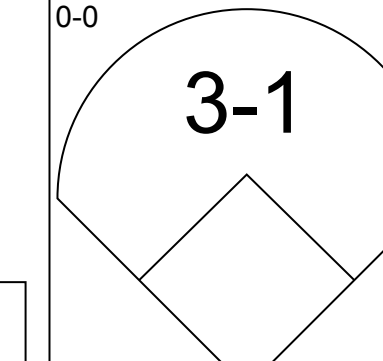
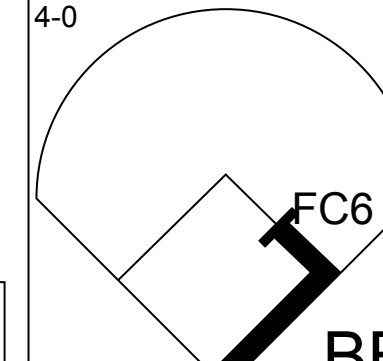
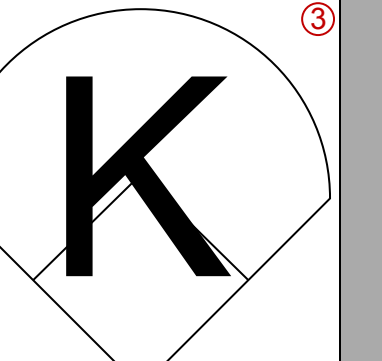
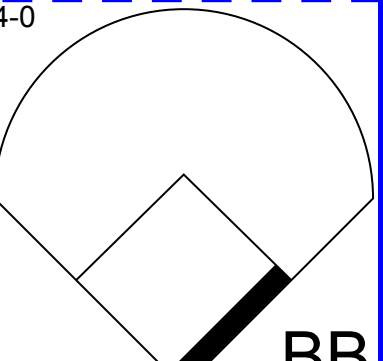
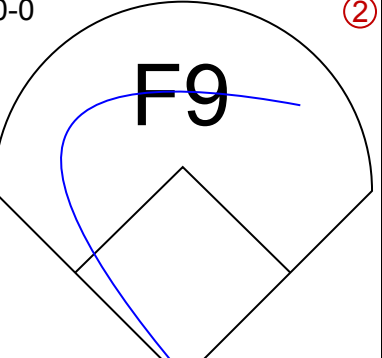
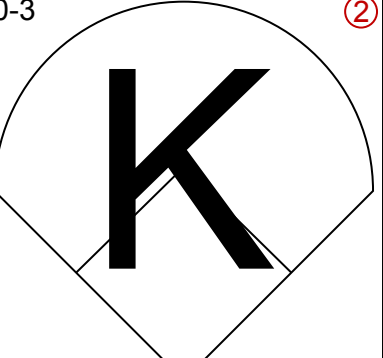
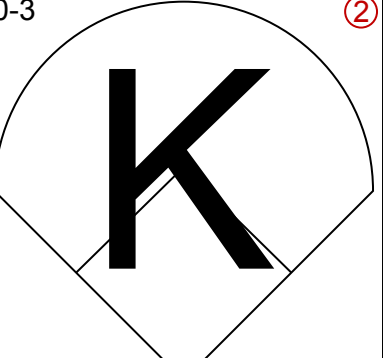
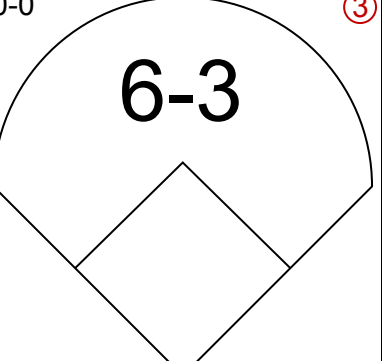
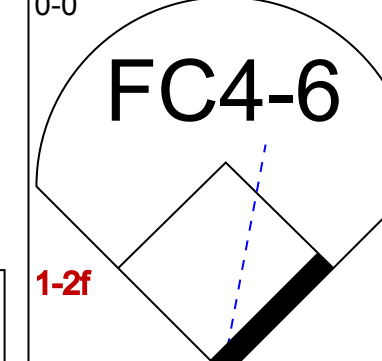
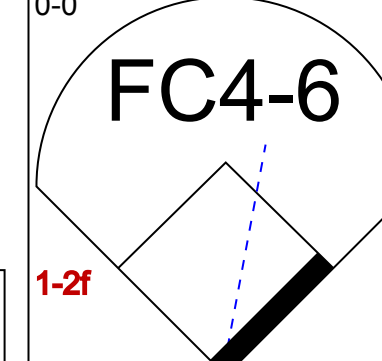
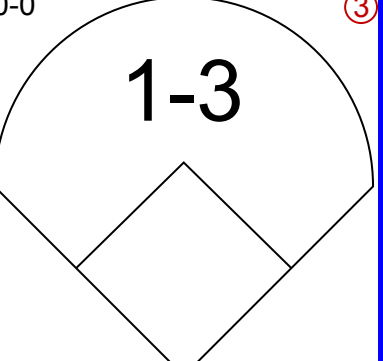
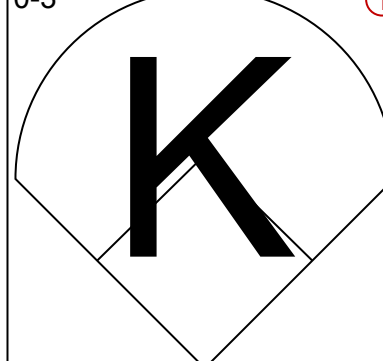
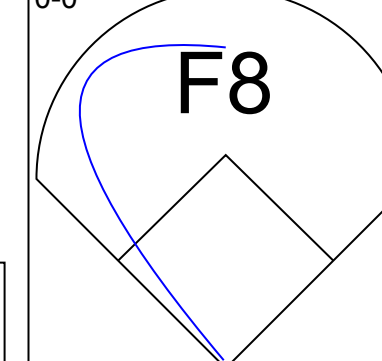
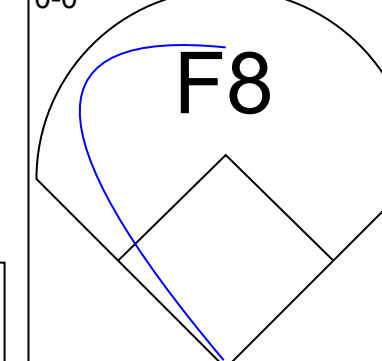
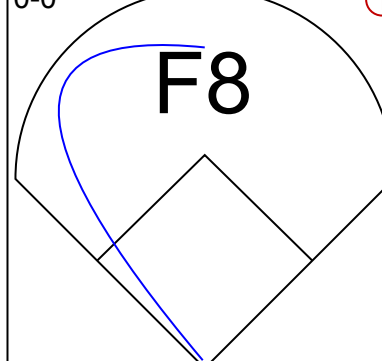
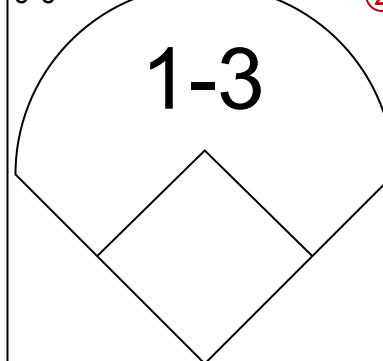
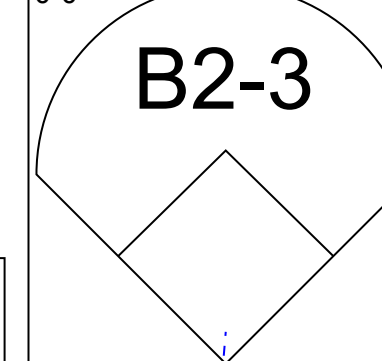
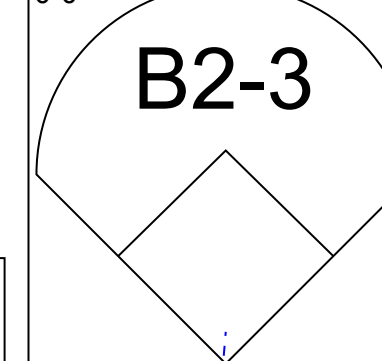
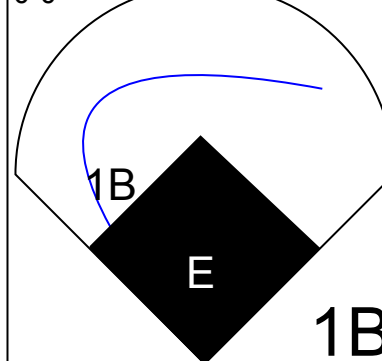
Batter	1	2	3	4	5	6	7	8	9	10	11	AB	R	H	RBI	BB	SO	LOB	BOTTOM					
<b>Vic Harris, S</b> OBP: 0.250, SLG: 0.187 (1, 4)	4-3			6-3		K		F8			5-3	5	0	0	0	0	1	2						
<b>Rick Monday, L</b> OBP: 0.374, SLG: 0.448 (1, 8)	F8			K		F8					4-3	5	0	0	0	0	1	3						
<b>Bill Madlock, R</b> OBP: 0.372, SLG: 0.468 <b>Carmen Fanzone, R</b> OBP: 0.167, SLG: 0.167 (2, 5)	5-3			K				K			E5 1B	1	0	0	0	0	0	0						
<b>Billy Williams, L</b> OBP: 0.400, SLG: 0.554 (1, 3)				4-3		F7		F9 1B			2-H 3B 1B	5	2	3	2	0	0	0						
<b>Jose Cardenal, R</b> OBP: 0.273, SLG: 0.273 <b>Jim Krammel, L</b> OBP: 0.400, SLG: 0.250 <b>Jim Todd, L</b> <b>Andre Thornton, R</b> <b>Rick Reuschel, R</b> OBP: 0.290, SLG: 0.333 <b>Jerry Morales, R</b> OBP: 0.337, SLG: 0.390 (8, 9)				F7		1-3		F9 1B			F7	3	0	1	0	0	0	0						
<b>George Mitterwald, R</b> OBP: 0.328, SLG: 0.450 (1, 2)				CS BB		G3		F9			1-H 3B	3	0	1	1	1	0	2						
<b>Don Kessinger, S</b> OBP: 0.348, SLG: 0.241 (1, 6)				6-3		F8		5-3			5-3	4	0	0	0	0	3							
<b>Ken Frailing, L</b> OBP: 0.273, SLG: 0.273 <b>Chris Ward, L</b> OBP: 0.400, SLG: 0.250 <b>Matt Alexander, S</b> <b>Horacio Pina, R</b> <b>Adrian Garrett, L</b> (8, 7)				4-3		1B BB		F8			L8	3	0	0	0	1	0	0						
<b>Inning Stats</b>	R: 0 E: 0 K: 0 S: 3	H: 0 LOB: 0 BB: 0 P: 3	R: 0 E: 0 K: 0 S: 2	H: 0 LOB: 0 BB: 1 P: 6	R: 0 E: 0 K: 0 S: 3	H: 0 LOB: 0 BB: 0 P: 3	R: 0 E: 0 K: 2 S: 7	H: 0 LOB: 0 BB: 0 P: 7	R: 0 E: 0 K: 1 S: 6	H: 1 LOB: 3 BB: 1 P: 10	R: 0 E: 0 K: 1 S: 7	H: 2 LOB: 2 BB: 0 P: 7	R: 0 E: 0 K: 0 S: 3	H: 0 LOB: 0 BB: 0 P: 3	R: 2 E: 1 K: 0 S: 6	H: 2 LOB: 1 BB: 0 P: 6	R: 0 E: 0 K: 1 S: 5	H: 0 LOB: 0 BB: 1 P: 5	R: 1 E: 0 K: 0 S: 3	H: 1 LOB: 0 BB: 0 P: 3	1B: 4 2B: 0 3B: 1 HR: 1	SF: 0 SAC: 0 DP: 0 HBP: 0	WP: 0 PB: 0 SB: 1 CS: 1	PA: 41
<b>PITCHER</b>	IP 9.0	WLS L	BF 6	H 5	R 2	ER 1	SO 4	BB 2	IBB 0	HBP 0	BLK 0	WP 0	HR 0	S 40	P 48	ERA 0.00	WHIP 0.778							
<b>Roger Nelson, R</b> ERA: 3.06 <b>Fred Norman, L</b> ERA: 2.84	(1, 1)	(6, PH)	(6, PR)	(7, 1)	(8, 7)																			

Cincinnati Reds @ Chicago Cubs  
Wrigley Field, Chicago, IL  
Sat May 04 1974, 3:33 AM CDT  
Att: 17,924 - Unknown

AB 38  
R 3  
H 6  
RBI 3  
BB 2  
SO 5  
LOB 11



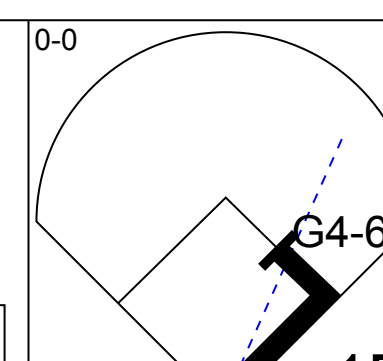
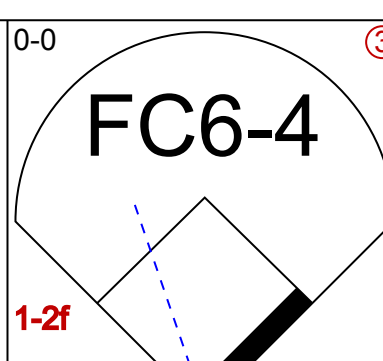
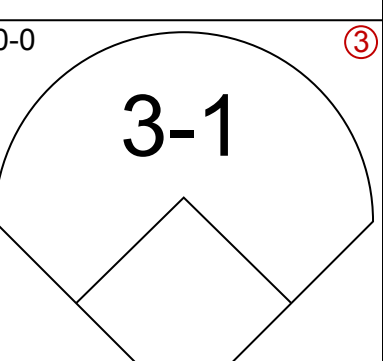
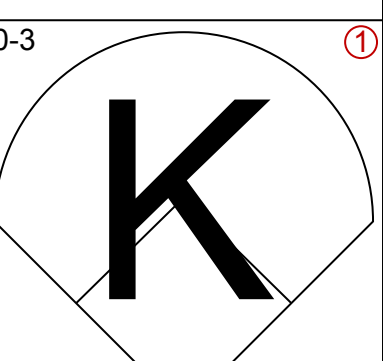
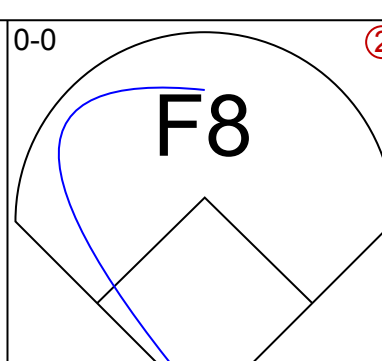
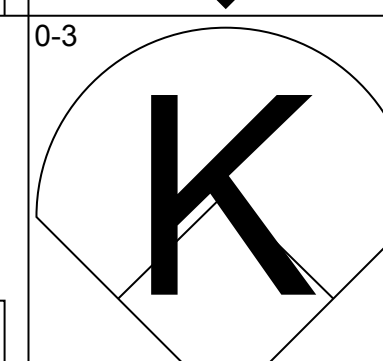
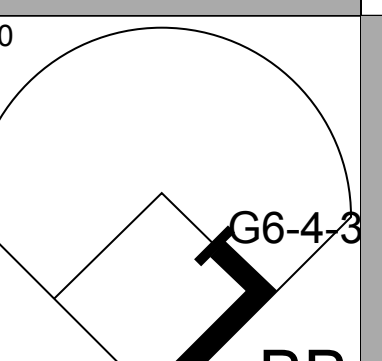
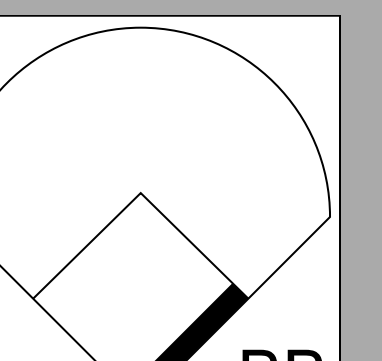
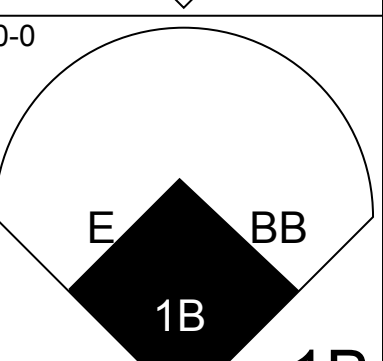
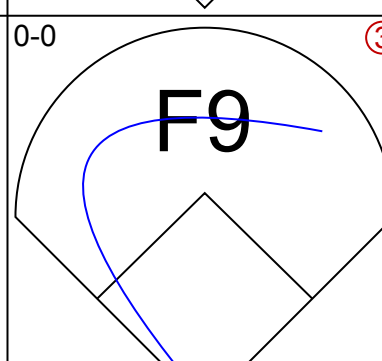
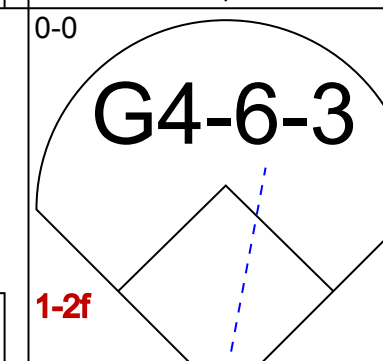
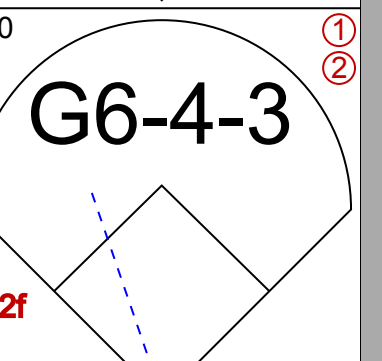
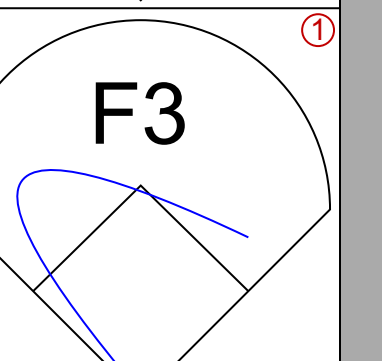
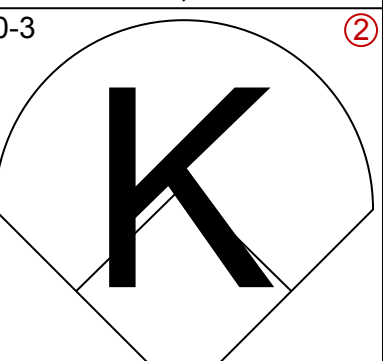
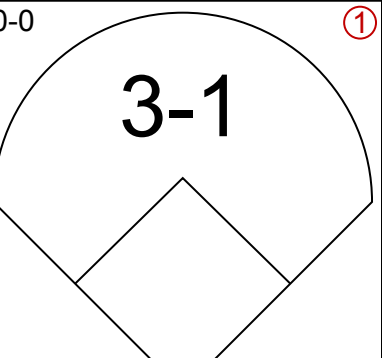
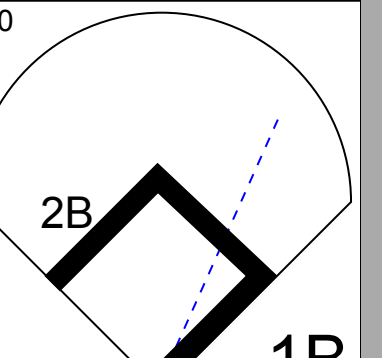
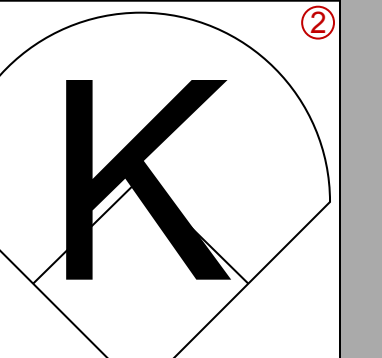
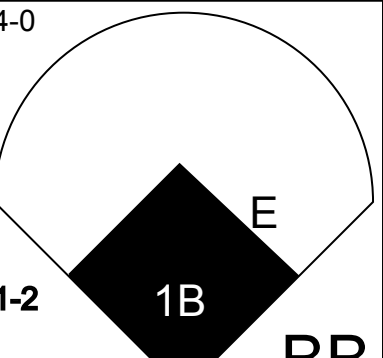
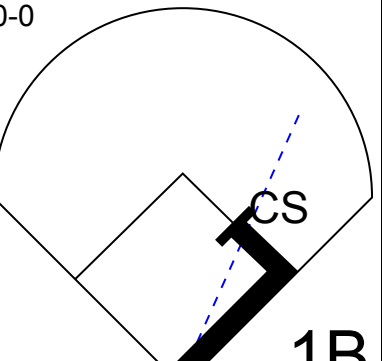
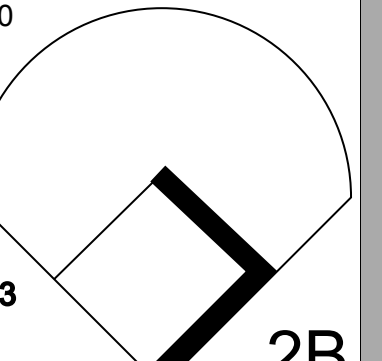
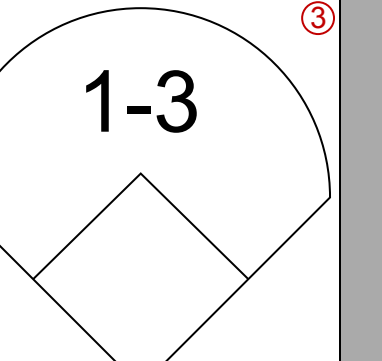
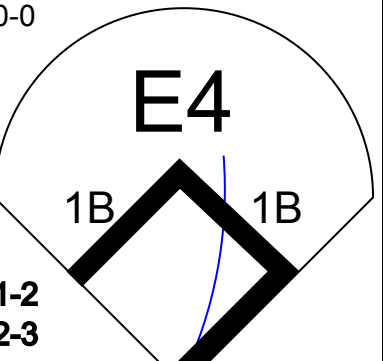
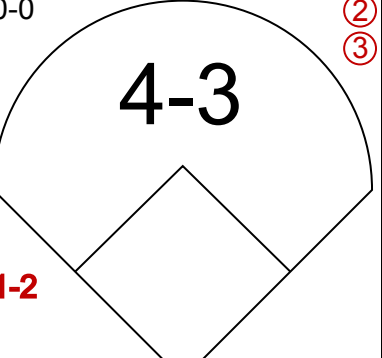
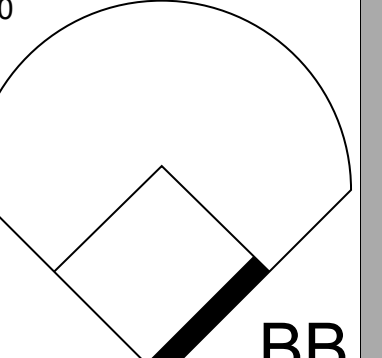
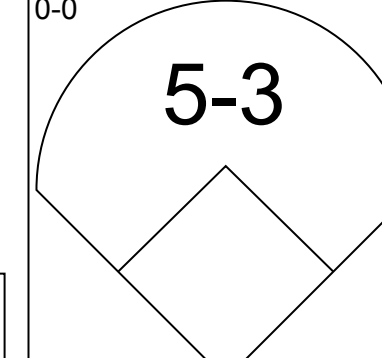
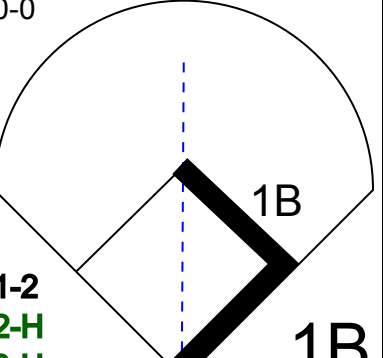
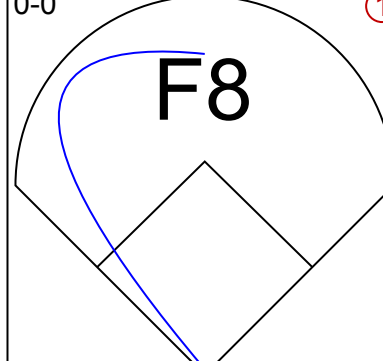
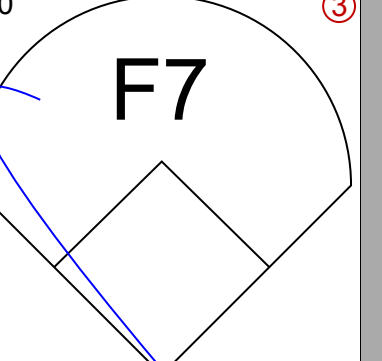
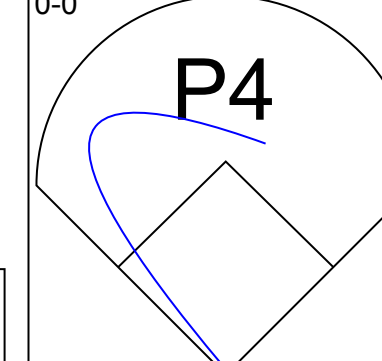
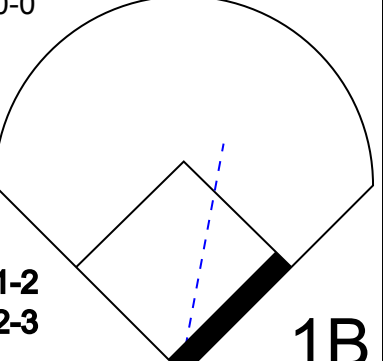
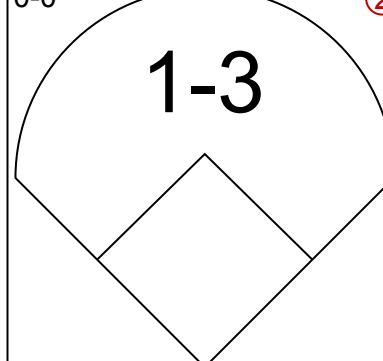
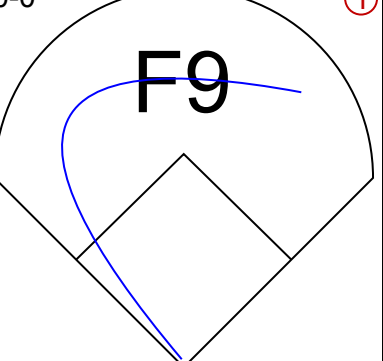
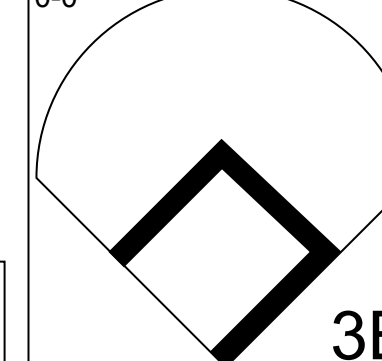
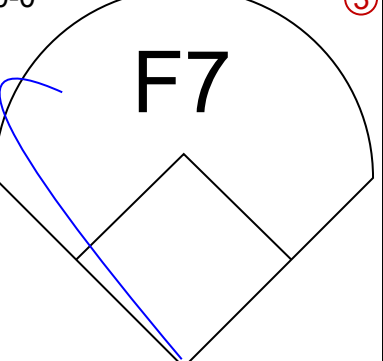


Batter	1	2	3	4	5	6	7	8	9	AB	R	H	RBI	BB	SO	LOB	TOP					
<b>Pete Rose, S</b> OBP: 0.422, SLG: 0.444 (1, 7)										5	1	1	0	0	1	2						
<b>Joe Morgan, L</b> OBP: 0.455, SLG: 0.505 (1, 4)										5	1	2	1	0	0	1						
<b>Johnny Bench, R</b> OBP: 0.374, SLG: 0.397 (1, 2)										5	2	3	2	0	1	1						
<b>Tony Perez, R</b> OBP: 0.417, SLG: 0.629 (1, 3)										5	0	1	1	0	1	3						
<b>Dan Driessen, L</b> OBP: 0.333, SLG: 0.333 (8, PH)										2	0	0	0	1	1	0						
<b>Phil Gagliano, R</b> OBP: 0.667, SLG: 0.400 (8, PR)										0	0	0	0	1	0	0						
<b>Darrel Chaney, S</b> (8, 5)										0	0	0	0	0	0	0						
<b>Andy Kosco, R</b> OBP: 0.316, SLG: 0.250 (8, 5)										0	0	0	0	0	0	0						
<b>George Foster, R</b> OBP: 0.404, SLG: 0.487 (1, 8)										4	0	1	0	0	1	3						
<b>Ken Griffey, L</b> OBP: 0.235, SLG: 0.213 (8, 8)										4	0	0	0	0	0	3						
<b>Cesar Geronimo, L</b> OBP: 0.357, SLG: 0.472 (8, 8)										0	0	0	0	0	0	0						
<b>Dave Concepcion, R</b> OBP: 0.297, SLG: 0.485 (1, 6)										4	0	1	0	0	1	1						
<b>Jack Billingham, R</b> (1, 1)										2	0	0	0	0	0	1						
<b>Pedro Borbon, R</b> OBP: 0.333, SLG: 0.333 (8, 1)										1	1	1	0	0	0	0						
<b>Inning Stats</b>	R: 0 E: 0 K: 2 S: 8	H: 1 LOB: 1 BB: 0 P: 8	R: 0 E: 0 K: 0 S: 3	H: 0 LOB: 0 BB: 0 P: 3	R: 0 E: 0 K: 1 S: 5	H: 0 LOB: 0 BB: 0 P: 5	R: 1 E: 0 K: 1 S: 6	H: 1 LOB: 1 BB: 0 P: 10	R: 0 E: 0 K: 0 S: 4	H: 1 LOB: 1 BB: 0 P: 4	R: 1 E: 0 K: 0 S: 6	H: 1 LOB: 1 BB: 0 P: 6	R: 0 E: 0 K: 0 S: 4	H: 1 LOB: 1 BB: 0 P: 4	R: 2 E: 2 K: 1 S: 8	H: 3 LOB: 2 BB: 1 P: 12	R: 1 E: 1 K: 0 S: 6	H: 2 LOB: 2 BB: 0 P: 6	1B: 8 2B: 0 3B: 0 HR: 2	SF: 0 SAC: 1 DP: 0 HBP: 0	WP: 1 PB: 0 SB: 0 CS: 0	PA: 40
<b>PITCHER</b>	IP	WLS	BF	H	R	ER	SO	BB	IBB	HBP	BLK	WP	HR	S	P	ERA	WHIP					
<b>Bill Bonham, R</b> ERA: 4.45 (1, 1)	7.0	L	27	5	2	2	5	1	0	0	0	0	2	36	40	2.57	0.857					
<b>Ray Burris, R</b> ERA: 5.05 (8, 1)	0.1		4	3	2	1	0	0	0	0	0	1	0	4	4	27.00	9.000					
<b>Jim Krummel, L</b> ERA: 7.94 (8, 1)	1.1		7	2	1	0	1	1	0	0	0	0	0	8	12	0.00	2.250					
<b>Herb Hutson, R</b> ERA: 6.0 (9, 1)	0.1		2	0	0	0	0	0	0	0	0	0	0	2	2	0.00	0.000					

Cincinnati Reds @ Chicago Cubs  
Wrigley Field, Chicago, IL  
Sun May 05 1974, 3:33 AM CDT  
Att: 18,183 - Overcast - 53 F

AB 37  
R 5  
H 10  
RBI 4  
BB 2  
SO 6  
LOB 15



Batter	1	2	3	4	5	6	7	8	9	AB	R	H	RBI	BB	SO	LOB	BOTTOM				
<b>Vic Harris, S</b> OBP: 0.247, SLG: 0.188 (1, 4)										5	0	1	0	0	1	1					
<b>Rick Monday, L</b> OBP: 0.395, SLG: 0.444 (1, 8)										3	1	1	0	2	1	1					
<b>Jerry Morales, R</b> OBP: 0.323, SLG: 0.370 (1, 9)										4	0	0	0	0	1	4					
<b>Billy Williams, L</b> OBP: 0.404, SLG: 0.545 (1, 3)										3	1	1	0	1	1	1					
<b>Chris Ward, L</b> OBP: 0.421, SLG: 0.375 (1, 7)										4	0	2	0	0	0	3					
<b>Carmen Fanzone, R</b> OBP: 0.300, SLG: 0.222 (1, 5)										3	0	1	2	1	0	1					
<b>George Mitterwald, R</b> OBP: 0.324, SLG: 0.438 (1, 2)										4	0	1	0	0	0	3					
<b>Don Kessinger, S</b> OBP: 0.342, SLG: 0.276 (1, 6)										4	0	1	0	0	0	3					
<b>Bill Bonham, R</b> OBP: 0.125, SLG: 0.125 (7, PH)										2	0	1	0	0	0	0					
<b>Adrian Carrillo, L</b> (8, 1)										0	0	0	0	0	0	0					
<b>Ray Burris, R</b> (8, 1)										0	0	0	0	0	0	0					
<b>Jim Krummel, L</b> (8, 1)										0	0	0	0	0	0	0					
<b>Herb Hutson, R</b> (9, 1)										0	0	0	0	0	0	0					
<b>Matt Alexander, S</b> (8, PH)										1	0	0	0	0	0	0					
<b>Inning Stats</b>	R: 0 E: 0 K: 1 S: 5	H: 1 LOB: 0 BB: 0 P: 5	R: 0 E: 0 K: 0 S: 3	H: 1 LOB: 1 BB: 0 P: 3	R: 0 E: 0 K: 0 S: 4	H: 1 LOB: 1 BB: 0 P: 4	R: 0 E: 0 K: 0 S: 4	H: 2 LOB: 2 BB: 2 P: 12	R: 0 E: 0 K: 1 S: 5	H: 0 LOB: 0 BB: 1 P: 9	R: 0 E: 0 K: 0 S: 4	H: 1 LOB: 1 BB: 0 P: 4	R: 2 E: 1 K: 2 S: 11	H: 3 LOB: 3 BB: 1 P: 15	R: 0 E: 0 K: 0 S: 3	H: 0 LOB: 0 BB: 0 P: 3	1B: 7 2B: 1 3B: 1 HR: 0	SF: 0 SAC: 0 DP: 2 HBP: 0	WP: 0 PB: 0 SB: 0 CS: 1	PA: 38	
<b>PITCHER</b>	IP	WLS	BF	H	R	ER	SO	BB	IBB	HBP	BLK	WP	HR	S	P	ERA	WHIP				
<b>Jack Billingham, R</b> ERA: 4.03 (1, 1)	7.2		33	8	2	0	4	4	0	0	0	0	0	37	53	0.00	1.565				
<b>Pedro Borbon, R</b> ERA: 2.05 (8, 1)	1.1	S	5	1	0	0	0	0	0	0	0	0	0	5	5	0.00	0.750				

Cincinnati Reds @ Chicago Cubs  
Wrigley Field, Chicago, IL  
Sun May 05 1974, 3:33 AM CDT  
Att: 18,183 - Overcast - 53 F

AB 34  
R 2  
H 9  
RBI 2  
BB 4  
SO 4  
LOB 18





Batter	1	2	3	4	5	6	7	8	9	AB	R	H	RBI	BB	SO	LOB	TOP			
<b>Lou Brock, L</b> OBP: 0.389, SLG: 0.426 (1, 7)										4	0	2	0	0	1	0	<b>St. Louis Cardinals @ Cincinnati Reds</b> Riverfront Stadium, Cincinnati, OH Tue May 07 1974, 7:05 PM EDT Att: 10,455 - Unknown			
<b>Mike Tyson, R</b> OBP: 0.284, SLG: 0.253 (1, 4)										3	0	0	0	0	3	1				
<b>Jim Hickman, R</b> OBP: 0.364, SLG: 0.600 (8, FH)										1	0	0	0	0	1	1				
<b>Tom Heintzelman, R</b> OBP: 0.364, SLG: 0.600 (8, 4)										0	0	0	0	0	0	0				
<b>Reggie Smith, S</b> OBP: 0.410, SLG: 0.596 (1, 9)										4	1	2	0	0	2	1				
<b>Ted Simmons, S</b> OBP: 0.321, SLG: 0.413 (1, 2)										4	0	1	0	0	0	2				
<b>Joe Torre, R</b> OBP: 0.307, SLG: 0.344 (1, 3)										2	0	0	1	1	1	0				
<b>Ken Reitz, R</b> OBP: 0.391, SLG: 0.490 (1, 5)										4	0	1	0	0	0	0				
<b>Bake McBride, L</b> OBP: 0.351, SLG: 0.412 (1, 8)										3	0	0	0	0	1	2				
<b>Luis Alvarado, R</b> OBP: 0.100, SLG: 0.100 (1, 6)										3	0	0	0	0	2	2				
<b>Lynn McGlothen, L</b> OBP: 0.357, SLG: 0.429 (1, 1)										3	0	0	0	0	2	2				
<b>Inning Stats</b>	R: 0 E: 0 K: 2 S: 8	H: 2 LOB: 2 BB: 0 P: 8	R: 0 E: 0 K: 1 S: 6	H: 1 LOB: 2 BB: 1 P: 10	R: 0 E: 0 K: 2 S: 7	H: 0 LOB: 0 BB: 0 P: 7	R: 0 E: 0 K: 1 S: 5	H: 0 LOB: 0 BB: 0 P: 5	R: 0 E: 0 K: 2 S: 5	H: 0 LOB: 0 BB: 0 P: 5	R: 0 E: 0 K: 1 S: 5	H: 0 LOB: 0 BB: 0 P: 5	R: 0 E: 0 K: 3 S: 10	H: 1 LOB: 1 BB: 0 P: 10	R: 1 E: 1 K: 0 S: 4	H: 1 LOB: 0 BB: 0 P: 4	1B: 6 2B: 0 3B: 0 HR: 0	SF: 1 SAC: 0 DP: 0 HBP: 0	WP: 0 PB: 0 SB: 2 CS: 0	PA: 33
<b>PITCHER</b> <b>Fred Norman, L</b> ERA: 1.93 (1, 1)	IP: 9.0 WLS: L BF: 33	H: 6 R: 1 ER: 0 SO: 13	BB: 1 IBB: 0 HBP: 0 BLK: 0	WP: 0 HR: 0 S: 58 P: 62	ERA: 0.00 WHIP: 0.778											ERA: 0.00 WHIP: 0.778				

Batter	1	2	3	4	5	6	7	8	9	AB	R	H	RBI	BB	SO	LOB	BOTTOM					
<b>Pete Rose, S</b> OBP: 0.417, SLG: 0.437 (1, 7)										4	0	1	0	0	2	0	<b>St. Louis Cardinals @ Cincinnati Reds</b> Riverfront Stadium, Cincinnati, OH Tue May 07 1974, 7:05 PM EDT Att: 10,455 - Unknown					
<b>Joe Morgan, L</b> OBP: 0.448, SLG: 0.489 (1, 4)										3	0	0	0	1	2	0						
<b>Johnny Bench, R</b> OBP: 0.369, SLG: 0.390 (1, 2)										4	0	1	0	0	1	2						
<b>Tony Perez, R</b> OBP: 0.411, SLG: 0.613 (1, 3)										4	0	1	0	0	1	3						
<b>Dan Driessen, L</b> OBP: 0.319, SLG: 0.318 (1, 5)										4	0	0	0	0	0	1						
<b>George Foster, R</b> OBP: 0.412, SLG: 0.476 (1, 8)										3	0	1	0	1	0	1						
<b>Ken Griffey, L</b> OBP: 0.218, SLG: 0.196 (1, 9)										4	0	0	0	0	1	4						
<b>Dave Concepcion, R</b> OBP: 0.295, SLG: 0.470 (1, 6)										3	0	0	0	1	0	2						
<b>Fred Norman, S</b> OBP: 0.357, SLG: 0.429 (1, 1)										3	0	0	0	0	2	2						
<b>Inning Stats</b>	R: 0 E: 1 K: 1 S: 6	H: 1 LOB: 1 BB: 0 P: 6	R: 0 E: 0 K: 0 S: 4	H: 1 LOB: 0 BB: 0 P: 4	R: 0 E: 0 K: 1 S: 6	H: 1 LOB: 2 BB: 1 P: 10	R: 0 E: 1 K: 1 S: 6	H: 0 LOB: 0 BB: 1 P: 10	R: 0 E: 0 K: 3 S: 9	H: 0 LOB: 0 BB: 0 P: 9	R: 0 E: 0 K: 0 S: 4	H: 1 LOB: 1 BB: 0 P: 4	R: 0 E: 0 K: 1 S: 5	H: 0 LOB: 0 BB: 0 P: 5	R: 0 E: 0 K: 2 S: 7	H: 0 LOB: 0 BB: 0 P: 7		R: 0 E: 0 K: 0 S: 3	H: 0 LOB: 1 BB: 1 P: 7	1B: 4 2B: 0 3B: 0 HR: 0	SF: 0 SAC: 0 DP: 0 HBP: 0	WP: 0 PB: 1 SB: 0 CS: 0
<b>PITCHER</b> <b>Lynn McGlothen, R</b> ERA: 3.83 (1, 1)	IP: 9.0 WLS: W BF: 35	H: 4 R: 0 ER: 0 SO: 9	BB: 3 IBB: 0 HBP: 0 BLK: 0	WP: 0 HR: 0 S: 50 P: 62	ERA: 0.00 WHIP: 0.778											ERA: 0.00 WHIP: 0.778						



Batter	1	2	3	4	5	6	7	8	9	AB	R	H	RBI	BB	SO	LOB	TOP								
<b>Lou Brock, L</b> OBP: 0.392, SLG: 0.437 (1, 7)	0-0 4-3		0-0 F7			0-0 4-3 2B		0-0 2B		4	2	2	0	0	0	0	<b>St. Louis Cardinals @ Cincinnati Reds</b> Riverfront Stadium, Cincinnati, OH Wed May 08 1974, 7:05 PM EDT Att: 9,864 - Unknown  <b>AB 32</b> <b>R 2</b> <b>H 6</b> <b>RBI 2</b> <b>BB 3</b> <b>SO 9</b> <b>LOB 13</b>								
<b>Mike Tyson, R</b> OBP: 0.253, SLG: 0.241 (1, 4)	0-3 K			0-3 K		0-0 4-3		0-3 K		4	0	0	0	0	3	2									
<b>Reggie Smith, S</b> OBP: 0.421, SLG: 0.616 (1, 9)	0-0 5-3			4-0 BB		0-0 2B		0-0 1-H 2B		3	0	2	2	1	0	0									
<b>Ted Simmons, S</b> OBP: 0.319, SLG: 0.402 (1, 2)		0-0 G2		0-3 K		0-0 6-3		4-0 G6-4-3 IBB		3	0	0	0	1	1	2									
<b>Joe Torre, R</b> OBP: 0.305, SLG: 0.351 (1, 3)		0-0 6-3		0-0 L5			0-0 FC1-6-5 2B	0-0 G6-4-3		4	0	1	0	0	0	3									
<b>Ken Reitz, R</b> OBP: 0.386, SLG: 0.481 (1, 5)		0-0 1B			0-0 F8		0-0 FC1-6-5 BB		0-0 F9	4	0	1	0	0	0	1									
<b>Bake McBride, L</b> OBP: 0.347, SLG: 0.398 (1, 8)	0-3 K				0-3 K		4-0 1-2 BB		0-0 F8	3	0	0	0	1	2	1									
<b>Luis Alvarado, R</b> OBP: 0.083, SLG: 0.083 (1, 6)			0-0 4-3		0-3 K		0-0 F9		0-0 F8	4	0	0	0	0	1	2									
<b>John Curtis, L</b> OBP: 0.133, SLG: 0.071 (1, 1)			0-3 K			0-3 K		0-0 F9		3	0	0	0	0	2	2									
<b>Inning Stats</b>	R: 0 E: 0 K: 1 S: 5	H: 0 LOB: 0 BB: 0 P: 5	R: 0 E: 0 K: 1 S: 6	H: 1 LOB: 1 BB: 0 P: 6	R: 0 E: 0 K: 1 S: 5	H: 0 LOB: 0 BB: 0 P: 5	R: 0 E: 0 K: 2 S: 7	H: 0 LOB: 1 BB: 1 P: 11	R: 0 E: 0 K: 2 S: 7	H: 0 LOB: 0 BB: 0 P: 7	R: 1 E: 0 K: 1 S: 7	H: 2 LOB: 1 BB: 0 P: 7	R: 0 E: 0 K: 0 S: 4	H: 1 LOB: 2 BB: 1 P: 8	R: 1 E: 0 K: 1 S: 6	H: 2 LOB: 1 BB: 1 P: 10		R: 0 E: 0 K: 0 S: 3	H: 0 LOB: 0 BB: 0 P: 3	1B: 2 2B: 4 3B: 0 HR: 0	SF: 0 SAC: 0 DP: 1 HBP: 0	WP: 0 PB: 0 SB: 0 CS: 0	PA: 35		
<b>PITCHER</b>	IP	WLS	BF	H	R	ER	SO	BB	IBB	HBP	BLK	WP	HR	S	P	ERA	WHIP								
<b>Don Gullett, L</b> ERA: 3.34 (1, 1)	7.1	L	31	6	2	2	9	2	1	0	0	0	0	46	58	2.46	1.091								
<b>Pedro Borbon, R</b> ERA: 1.95 (8, 1)	1.2		4	0	0	0	0	0	0	0	0	0	0	4	4	0.00	0.000								

Batter	1	2	3	4	5	6	7	8	9	AB	R	H	RBI	BB	SO	LOB	BOTTOM								
<b>Pete Rose, S</b> OBP: 0.411, SLG: 0.425 (1, 7)	4-0 4-3 BB		0-0 4-3			0-0 1-3			0-0 6-3	3	0	0	0	1	0	1	<b>St. Louis Cardinals @ Cincinnati Reds</b> Riverfront Stadium, Cincinnati, OH Wed May 08 1974, 7:05 PM EDT Att: 9,864 - Unknown  <b>AB 28</b> <b>R 0</b> <b>H 3</b> <b>RBI 0</b> <b>BB 1</b> <b>SO 4</b> <b>LOB 9</b>								
<b>Joe Morgan, L</b> OBP: 0.433, SLG: 0.469 (1, 4)	0-0 F8		0-0 F8			0-0 G3			0-0 F7	4	0	0	0	0	0	2									
<b>Johnny Bench, R</b> OBP: 0.377, SLG: 0.400 (1, 2)	0-0 4-3			0-0 G6-4-3 1B			0-0 CS 1B			3	0	2	0	0	0	1									
<b>Tony Perez, R</b> OBP: 0.400, SLG: 0.594 (1, 3)	0-0 4-3			0-0 G6-4-3			0-0 L9			3	0	0	0	0	0	3									
<b>George Foster, R</b> OBP: 0.389, SLG: 0.444 (1, 8)		0-0 6-3		0-0 4-1			0-3 K			3	0	0	0	0	1	1									
<b>Dave Concepcion, R</b> OBP: 0.287, SLG: 0.456 (1, 6)		0-0 L4			0-0 5-3			0-0 F2		3	0	0	0	0	0	0									
<b>Merv Rettenmund, R</b> OBP: 0.362, SLG: 0.368 (1, 9)		0-0 P4			0-3 K			0-0 6-3		3	0	0	0	0	1	0									
<b>Andy Kosco, R</b> OBP: 0.318, SLG: 0.316 (1, 5)			0-0 4-3		0-0 1-3			0-0 6-3		3	0	1	0	0	0	0									
<b>Don Gullett, R</b> OBP: 0.417, SLG: 0.400 (1, 1)			0-3 4-3 2B			0-0 1-3			0-3 K	2	0	0	0	0	1	1									
<b>Pedro Borbon, R</b> OBP: 0.333, SLG: 0.333 (8, 1)			0-0 K							0	0	0	0	0	0	0									
<b>Phil Gagliano, R</b> OBP: 0.600, SLG: 0.333 (9, PH)										1	0	0	0	0	1	0									
<b>Inning Stats</b>	R: 0 E: 0 K: 0 S: 3	H: 0 LOB: 1 BB: 1 P: 7	R: 0 E: 0 K: 0 S: 3	H: 0 LOB: 0 BB: 0 P: 3	R: 0 E: 0 K: 1 S: 6	H: 1 LOB: 1 BB: 0 P: 6	R: 0 E: 0 K: 0 S: 3	H: 1 LOB: 0 BB: 0 P: 3	R: 0 E: 0 K: 1 S: 5	H: 0 LOB: 0 BB: 0 P: 5	R: 0 E: 0 K: 0 S: 3	H: 0 LOB: 0 BB: 0 P: 3	R: 0 E: 0 K: 0 S: 3	H: 0 LOB: 0 BB: 0 P: 3	R: 0 E: 0 K: 1 S: 5	H: 0 LOB: 0 BB: 0 P: 5	R: 0 E: 0 K: 0 S: 5	H: 0 LOB: 0 BB: 0 P: 5	1B: 2 2B: 2 3B: 0 HR: 0	SF: 0 SAC: 0 DP: 2 HBP: 0	WP: 0 PB: 0 SB: 0 CS: 1	PA: 29			
<b>PITCHER</b>	IP	WLS	BF	H	R	ER	SO	BB	IBB	HBP	BLK	WP	HR	S	P	ERA	WHIP								
<b>John Curtis, L</b> ERA: 4.5 (1, 1)	9.0	W	29	3	0	0	4	1	0	0	0	0	0	36	40	0.00	0.444								







Batter	1	2	3	4	5	6	7	8	9	AB	R	H	RBI	BB	SO	LOB	TOP											
<b>Mick Kelleher, R</b> OBP: 0.154, SLG: 0.108 (1, 6)	F9	F8		5-3			K		4-3	5	0	0	0	0	1	2												
<b>Greg Gross, L</b> OBP: 0.462, SLG: 0.446 (1, 9) (8, 7)	BB 1B		F9		3-1		1B 1B			4	1	3	0	0	0	0												
<b>Cesar Cedeno, R</b> OBP: 0.373, SLG: 0.472 (1, 8)	1B BB		F9		F6		1B 1B			3	1	1	0	1	0	1												
<b>Bob Watson, R</b> OBP: 0.419, SLG: 0.453 <b>Bob Gallagher, L</b> OBP: 0.233, SLG: 0.214 (1, 7) (8, 9)	F7		5-3		5-3		1B			4	0	1	1	0	0	3												
<b>Lee May, R</b> OBP: 0.351, SLG: 0.521 (1, 3)	1B 1B		K			P5		K		4	0	1	1	0	2	1												
<b>Milt May, L</b> OBP: 0.337, SLG: 0.325 (1, 2)	1-2 3-H 1B			2B SF9 BB		F8		4-3		3	1	1	1	1	0	0												
<b>Doug Rader, R</b> OBP: 0.352, SLG: 0.404 (1, 5)	K			1-3 2B		F9		4-3		4	0	1	0	0	1	2												
<b>Tommy Helms, R</b> OBP: 0.337, SLG: 0.432 <b>Larry Milbourne, S</b> OBP: 0.429, SLG: 0.412 (1, 4) (9, 4)		F4		SF9			1B 1B 1B		5-3	3	1	1	1	0	0	0												
<b>Tom Griffin, R</b> OBP: 0.350, SLG: 0.474 (1, 1)	K			3-H K			F2		K	4	0	0	0	0	3	2												
<b>Inning Stats</b>	R: 2 E: 0 K: 1 S: 8	H: 3 LOB: 2 BB: 1 P: 12	R: 0 E: 0 K: 1 S: 5	H: 0 LOB: 0 BB: 0 P: 5	R: 0 E: 0 K: 1 S: 6	H: 1 LOB: 1 BB: 0 P: 6	R: 1 E: 0 K: 1 S: 6	H: 1 LOB: 1 BB: 0 P: 10	R: 0 E: 0 K: 0 S: 3	H: 0 LOB: 0 BB: 0 P: 3	R: 0 E: 0 K: 0 S: 3	H: 0 LOB: 0 BB: 0 P: 3	R: 1 E: 0 K: 1 S: 8	H: 4 LOB: 2 BB: 0 P: 8	R: 0 E: 0 K: 1 S: 5	H: 0 LOB: 0 BB: 0 P: 5	R: 0 E: 0 K: 1 S: 5	H: 0 LOB: 0 BB: 0 P: 5	1B: 7 2B: 2 3B: 0 HR: 0	SF: 1 SAC: 0 DP: 0 HBP: 0	WP: 0 PA: 37 PB: 0 SB: 0 CS: 0							
<b>PITCHER</b>	IP	WLS	BF	H	R	ER	SO	BB	IBB	HBP	BLK	WP	HR	S	P	ERA	WHIP											
<b>Roger Nelson, R</b> ERA: 3.43 <b>Clay Carroll, R</b> ERA: 3.5	(1, 1)	7.0	L	31	9	4	4	5	2	0	0	0	0	0	39	47	5.14	1.571										
(8, 1)	2.0	6	0	0	0	0	2	0	0	0	0	0	0	10	10	0.00	0.000											

Houston Astros @ Cincinnati Reds  
Riverfront Stadium, Cincinnati, OH  
Sat May 11 1974, 7:05 PM EDT  
Att: 27,754 - Unknown

AB	34
R	4
H	9
RBI	4
BB	2
SO	7
LOB	11



Batter	1	2	3	4	5	6	7	8	9	AB	R	H	RBI	BB	SO	LOB	BOTTOM										
<b>Pete Rose, S</b> OBP: 0.409, SLG: 0.405 (1, 7)	BB 2B BB	6-3			6-3			F8		3	1	0	0	1	0	0											
<b>Joe Morgan, L</b> OBP: 0.430, SLG: 0.447 (1, 4)	BB 2B BB		F9		4-3			F2		3	1	0	0	1	0	0											
<b>Johnny Bench, R</b> OBP: 0.386, SLG: 0.413 (1, 2)	1B 2B		K		K			1B		4	0	2	2	0	2	0											
<b>Tony Perez, R</b> OBP: 0.381, SLG: 0.553 (1, 3)	K		F9		K			K		4	0	0	0	0	3	2											
<b>Dan Driessen, L</b> OBP: 0.343, SLG: 0.363 (1, 5)	1B BB		F8		4-3			F8		3	0	0	0	1	0	0											
<b>George Foster, R</b> OBP: 0.361, SLG: 0.404 (1, 8)	K			BB 1B		K		K		4	0	1	0	0	3	2											
<b>Ken Griffey, L</b> OBP: 0.226, SLG: 0.193 (1, 9)	1-2 2-H 1B			K			BB G5-4-3	K		3	0	1	0	1	2	1											
<b>Dave Concepcion, R</b> OBP: 0.298, SLG: 0.463 (1, 6)		K			BB G5-4-3		BB G5-4-3	K		2	0	0	0	1	1	1											
<b>Roger Nelson, R</b> OBP: 0.308, SLG: 0.250 <b>Andy Kosco, R</b> OBP: 0.304, SLG: 0.300 <b>Clay Carroll, R</b> (7, PH) (8, 1)		3-1		K			F2			2	0	0	0	0	1	2											
<b>Inning Stats</b>	R: 2 E: 0 K: 2 S: 8	H: 2 LOB: 2 BB: 3 P: 20	R: 0 E: 0 K: 1 S: 5	H: 0 LOB: 0 BB: 0 P: 5	R: 0 E: 0 K: 1 S: 5	H: 0 LOB: 0 BB: 0 P: 5	R: 0 E: 0 K: 2 S: 8	H: 1 LOB: 2 BB: 1 P: 12	R: 0 E: 0 K: 1 S: 5	H: 0 LOB: 0 BB: 0 P: 5	R: 0 E: 0 K: 2 S: 7	H: 0 LOB: 0 BB: 0 P: 7	R: 0 E: 0 K: 0 S: 2	H: 0 LOB: 0 BB: 1 P: 6	R: 0 E: 0 K: 1 S: 6	H: 1 LOB: 1 BB: 0 P: 6	R: 0 E: 0 K: 2 S: 7	H: 0 LOB: 0 BB: 0 P: 7	1B: 3 2B: 1 3B: 0 HR: 0	SF: 0 SAC: 0 DP: 1 HBP: 0	WP: 0 PA: 34 PB: 0 SB: 0 CS: 0						
<b>PITCHER</b>	IP	WLS	BF	H	R	ER	SO	BB	IBB	HBP	BLK	WP	HR	S	P	ERA	WHIP										
<b>Tom Griffin, R</b> ERA: 2.21	(1, 1)	9.0	W	34	4	2	2	12	5	0	0	0	0	53	73	2.00	1.000										

Houston Astros @ Cincinnati Reds  
Riverfront Stadium, Cincinnati, OH  
Sat May 11 1974, 7:05 PM EDT  
Att: 27,754 - Unknown

AB	29
R	2
H	4
RBI	2
BB	5
SO	12
LOB	8






Batter	1	2	3	4	5	6	7	8	9	AB	R	H	RBI	BB	SO	LOB	TOP		
Mick Kelleher, R (1, 6) OBP: 0.167, SLG: 0.125 Cliff Johnson, R (8, PH) OBP: 0.389, SLG: 0.467 (8, 2)	0-0 6-3		0-0 5-3			0-0 FC6-4 1B		4-0 1B BB		3	0	1	0	0	0	1			
Tommy Helms, R (1, 4) OBP: 0.333, SLG: 0.424	0-0 P3			0-0 F8		0-0 F9		0-0 1-3 1B		4	0	1	0	0	0	1			
Cesar Cedeno, R (1, 8) OBP: 0.363, SLG: 0.457	0-0 F3			0-3 K		0-3 K			0-0 B1	4	0	0	0	0	2	1			
Bob Watson, R (1, 7) OBP: 0.414, SLG: 0.446		0-3 K		0-0 1B		0-0 FC6-4 1-2			0-3 K	4	0	1	0	0	2	1			
Lee May, R (1, 3) OBP: 0.341, SLG: 0.504	0-0 6-3			0-0 F7			0-0 P3		0-3 K	4	0	0	0	0	1	1			
Doug Ratler, R (1, 5) OBP: 0.344, SLG: 0.393		0-3 K			0-3 K		0-3 K			3	0	0	0	0	3	0			
Ollie Brown, R (1, 9) OBP: 0.244, SLG: 0.372			0-0 FC6-4 1B		0-0 6-3		0-3 K			3	0	1	0	0	1	0			
Mitt May, L (1, 2) OBP: 0.348, SLG: 0.342 Larry Milbourne, S (8, PR) OBP: 0.429, SLG: 0.412 (8, 6)			0-0 F7		0-0 2B			4-0 G4-3 BB		2	0	1	0	1	0	1			
Claude Osteen, L (1, 1) OBP: 0.111, SLG: 0.111 Greg Gross, L (8, PH) OBP: 0.458, SLG: 0.441 Jerry Johnson, R (8, 1)			0-0 FC6-4 1-2		0-0 1-3			0-0 G4-3 1-2		2	0	0	0	0	0	2			
<b>Inning Stats</b>	R: 0 E: 0 K: 0 S: 3	H: 0 LOB: 0 BB: 0 P: 3	R: 0 E: 0 K: 2 S: 7	H: 0 LOB: 0 BB: 0 P: 7	R: 0 E: 0 K: 1 S: 4	H: 1 LOB: 1 BB: 0 P: 4	R: 0 E: 0 K: 1 S: 6	H: 1 LOB: 1 BB: 0 P: 6	R: 0 E: 0 K: 1 S: 6	H: 1 LOB: 1 BB: 0 P: 6	R: 0 E: 0 K: 2 S: 7	H: 0 LOB: 0 BB: 0 P: 7	R: 0 E: 0 K: 0 S: 2	H: 1 LOB: 2 BB: 2 P: 10	R: 0 E: 0 K: 2 S: 7	H: 0 LOB: 0 BB: 0 P: 7	1B: 4 2B: 1 3B: 0 HR: 0	SF: 0 SAC: 0 DP: 1 HBP: 0	WP: 0 PA: 32 PB: 0 SB: 0 CS: 0
<b>PITCHER</b> Fred Norman, L (1, 1) ERA: 1.46	IP: 9.0 WLS: W BF: 32 H: 5 R: 0 ER: 0 SO: 9 BB: 2 IBB: 0 HBP: 0 BLK: 0 WP: 0 HR: 0 S: 48 P: 56 ERA: 0.00 WHIP: 0.778																		

Houston Astros @ Cincinnati Reds  
Riverfront Stadium, Cincinnati, OH  
Sun May 12 1974, 3:33 AM EDT  
Unknown


AB 30  
R 0  
H 5  
RBI 0  
BB 2  
SO 9  
LOB 9



Batter	1	2	3	4	5	6	7	8	9	AB	R	H	RBI	BB	SO	LOB	BOTTOM
Pete Rose, S (1, 7) OBP: 0.404, SLG: 0.395	0-0 L6		4-0 FC3-6 1-2 BB		0-0 F9		0-0 5-3			3	0	0	0	1	0	1	
Joe Morgan, L (1, 4) OBP: 0.424, SLG: 0.434	4-0 WP BLK BB		0-0 FC3-6 FC6-4 1-2 2-3		0-3 K		0-0 F9			3	0	0	0	1	1	3	
Johnny Bench, R (1, 5) OBP: 0.390, SLG: 0.442	4-0 G6-4-3 1-3 BB		0-0 FC6-4 1-2		0-0 F8			0-0 HR		3	1	1	1	1	0	2	
Tony Perez, R (1, 3) OBP: 0.385, SLG: 0.547 Dan Driessen, L (8, PR) OBP: 0.343, SLG: 0.363 (9, 3)	0-0 G6-4-3 1-2			0-0 HR 1B		0-0 6-3		4-0 1B S SF7-3 BB		3	1	1	0	1	0	2	
George Foster, R (1, 8) OBP: 0.354, SLG: 0.393 (8, 9)		0-0 5-3		0-0 P4		0-0 1B		0-3 K		4	0	1	0	0	1	2	
Dave Concepcion, R (1, 6) OBP: 0.305, SLG: 0.491		0-0 6-3		0-0 HR		0-0 F8		0-0 SF7-3 1B		4	1	2	2	0	0	1	
Merv Rettenmund, R (1, 9) OBP: 0.361, SLG: 0.417 Cesar Geronimo, L (8, 8)		0-0 5-3		0-0 F9			0-0 HR	0-0 SF7-3 1-2 3-H		3	1	1	1	0	0	0	
Bill Plummer, R (1, 2) OBP: 0.333, SLG: 0.375			0-0 FC3-6 BB 1B		0-0 6-3					3	0	2	0	0	0	0	
Fred Norman, S (1, 1)			0-3 K		0-0 1-3			0-0 B3		3	0	0	0	0	1	2	
<b>Inning Stats</b>	R: 0 E: 0 K: 0 S: 2	H: 0 LOB: 1 BB: 2 P: 10	R: 0 E: 0 K: 0 S: 3	H: 0 LOB: 0 BB: 0 P: 3	R: 0 E: 0 K: 1 S: 6	H: 1 LOB: 2 BB: 1 P: 10	R: 2 E: 0 K: 0 S: 5	H: 2 LOB: 0 BB: 0 P: 5	R: 0 E: 0 K: 0 S: 4	H: 1 LOB: 1 BB: 0 P: 4	R: 1 E: 0 K: 0 S: 5	H: 2 LOB: 1 BB: 0 P: 5	R: 2 E: 0 K: 1 S: 6	H: 2 LOB: 1 BB: 1 P: 10	1B: 4 2B: 2 3B: 0 HR: 3	SF: 1 SAC: 0 DP: 2 HBP: 0	WP: 1 PA: 34 PB: 0 SB: 1 CS: 0
<b>PITCHER</b> Claude Osteen, L (1, 1) ERA: 3.31 Jerry Johnson, R (8, 1) ERA: 4.41	IP: 7.0 WLS: L BF: 29 H: 6 R: 3 ER: 3 SO: 2 BB: 3 IBB: 0 HBP: 0 BLK: 1 WP: 0 HR: 2 S: 30 P: 42 ERA: 3.86 WHIP: 1.286																

Houston Astros @ Cincinnati Reds  
Riverfront Stadium, Cincinnati, OH  
Sun May 12 1974, 3:33 AM EDT  
Unknown

AB 29  
R 5  
H 8  
RBI 5  
BB 4  
SO 3  
LOB 13





Batter	1	2	3	4	5	6	7	8	9	AB	R	H	RBI	BB	SO	LOB	TOP			
Mick Kelleher, R (1, 6) Mike Easter, L (9, PH)	0-0 4-3		0-3 K			4-0 BB			0-0 F7	2	0	0	0	1	1	0				
Greg Gross, L (1, 9) Bob Gallagher, L (5, 7)	0-0 5-3			0-0 F8		0-3 K			4-0 HR	3	1	0	0	1	1	1				
Cesar Cedeno, R (1, 8)	0-0 F9			0-0 6-3			0-3 K		0-0 HR	4	1	1	2	0	1	0				
Bob Watson, R (1, 7) Bob Gallagher, L (5, 9)		0-0 1B		0-0 F9			0-0 F8		0-3 K	2	0	1	0	0	0	0				
Lee May, R (1, 3)		0-3 K			0-0 F7		0-3 K			3	0	0	0	0	2	1				
Doug Radler, R (1, 5)		0-3 K			0-3 K			0-0 6-3		3	0	0	0	0	2	1				
Johnny Edwards, L (1, 2)		0-0 4-3			0-0 F9			0-0 F8		3	0	0	0	0	0	1				
Tommy Helms, R (1, 4)			0-3 K			0-0 P4			0-0 P4	3	0	0	0	0	1	0				
Don Wilson, R (1, 1) Milt May, L (9, PH)			0-3 K			0-0 L5			0-0 F5	2	0	0	0	0	1	0				
<b>Inning Stats</b>	R: 0 E: 0 K: 0 S: 3	H: 0 LOB: 0 BB: 0 P: 3	R: 0 E: 0 K: 2 S: 8	H: 1 LOB: 1 BB: 0 P: 8	R: 0 E: 0 K: 3 S: 9	H: 0 LOB: 0 BB: 0 P: 9	R: 0 E: 0 K: 0 S: 3	H: 0 LOB: 0 BB: 0 P: 3	R: 0 E: 0 K: 1 S: 5	H: 0 LOB: 1 BB: 1 P: 5	R: 0 E: 0 K: 2 S: 7	H: 0 LOB: 0 BB: 0 P: 7	R: 0 E: 0 K: 0 S: 3	H: 0 LOB: 0 BB: 0 P: 3	R: 2 E: 0 K: 1 S: 6	H: 1 LOB: 0 BB: 1 P: 10	1B: 1 2B: 0 3B: 0 HR: 1	SF: 0 SAC: 0 DP: 0 HBP: 0	WP: 0 PB: 0 SB: 0 CS: 0	PA: 31
<b>PITCHER</b> Clay Kirby, R (1, 1) ERA: 5.08	IP: 9.0 WLS: W BF: 31 H: 2 R: 2 ER: 2 SO: 10 BB: 2 IBB: 0 HBP: 0 BLK: 0 WP: 0 HR: 1 S: 49 P: 57 ERA: 2.00 WHIP: 0.444															<b>PITCHER</b>				

Houston Astros @ Cincinnati Reds  
Riverfront Stadium, Cincinnati, OH  
Sun May 12 1974, 7:05 PM EDT  
Att: 33,392 - Unknown

AB	29
R	2
H	2
RBI	2
BB	2
SO	10
LOB	4



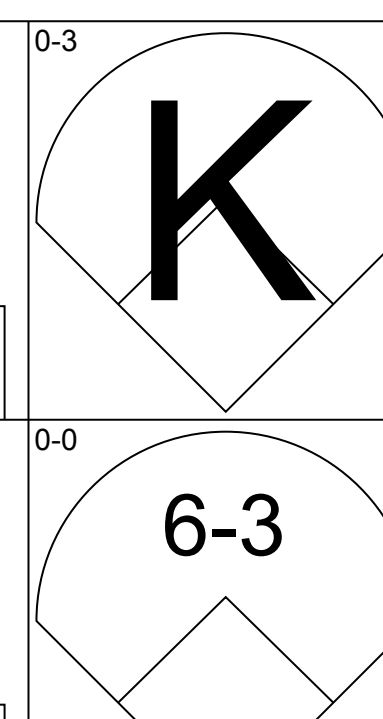
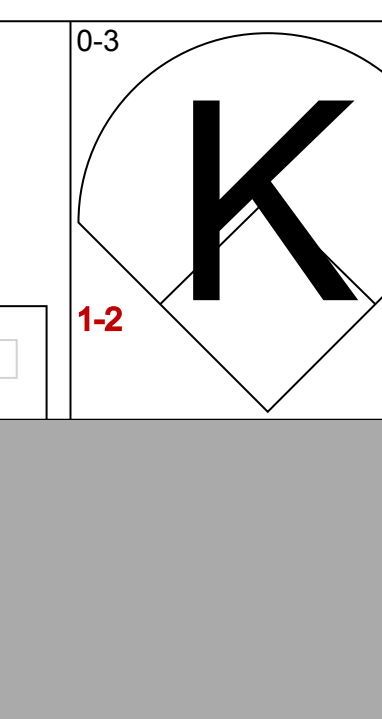
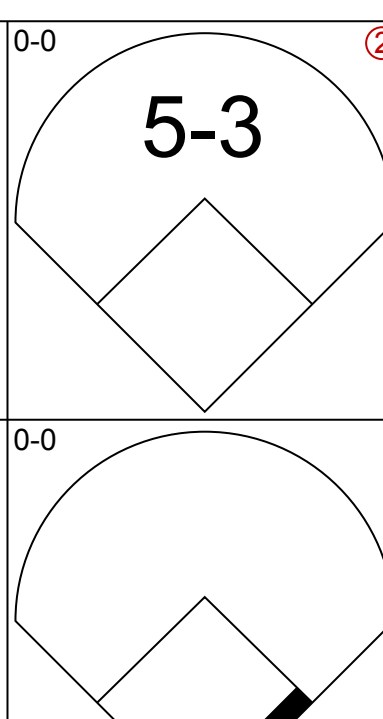
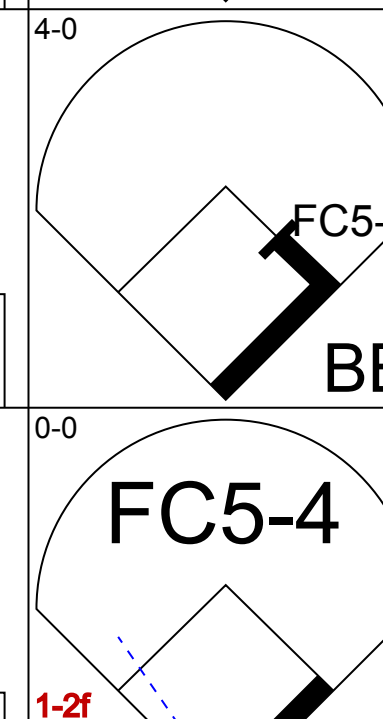
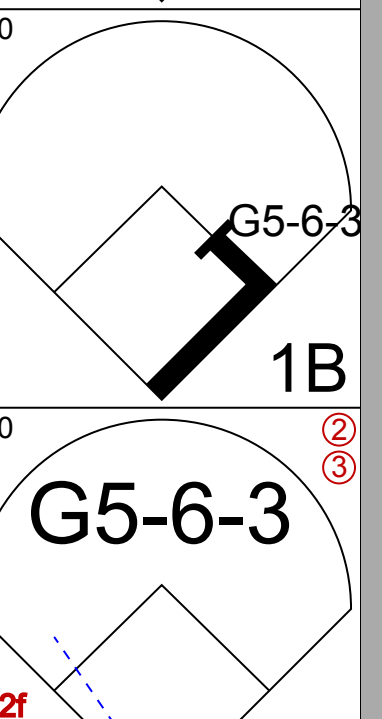






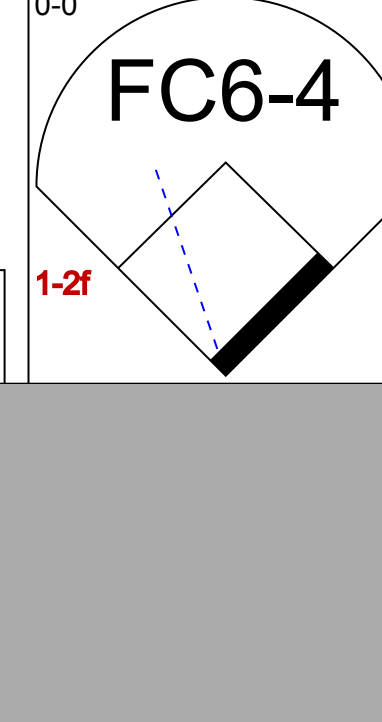
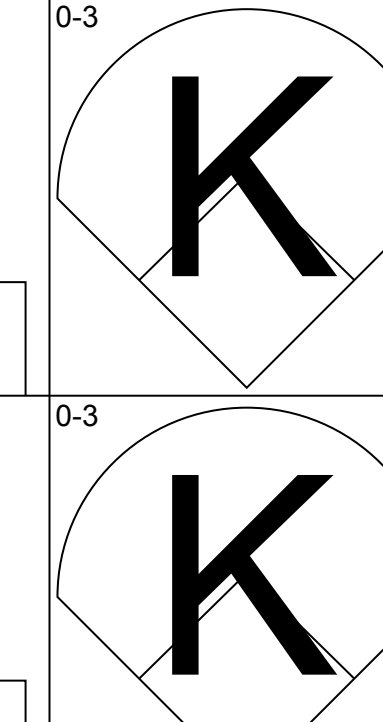
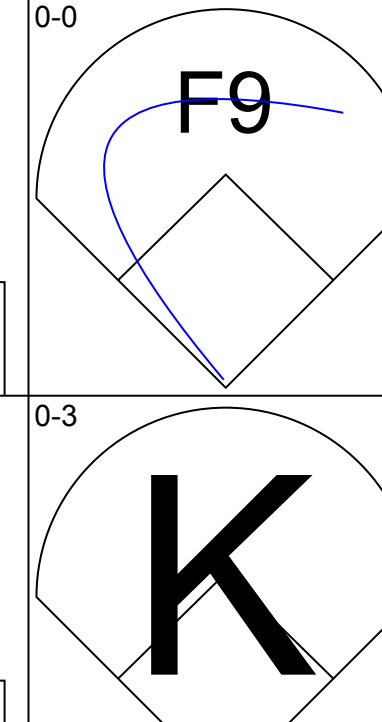
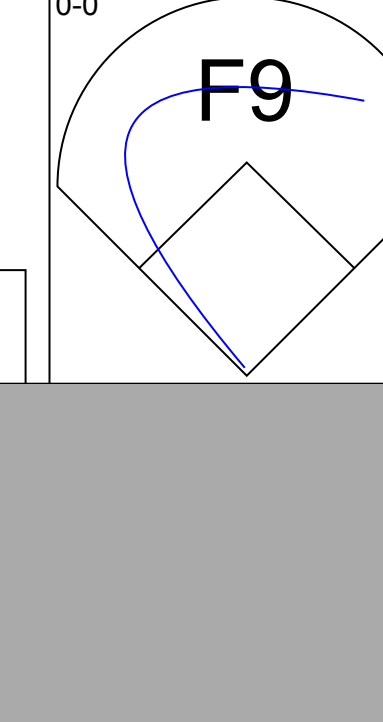
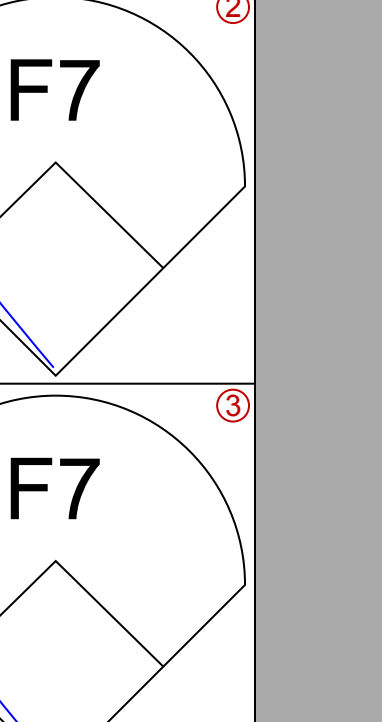
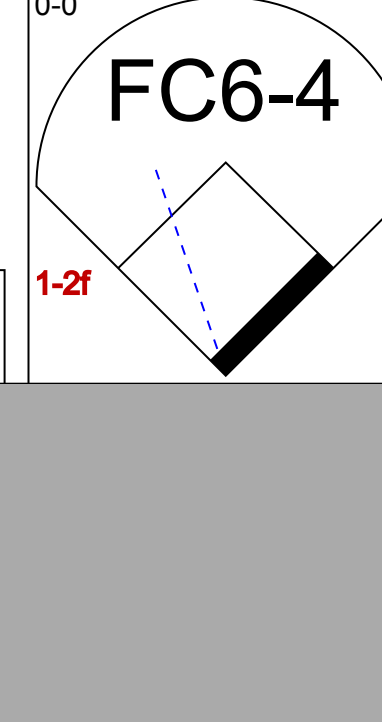
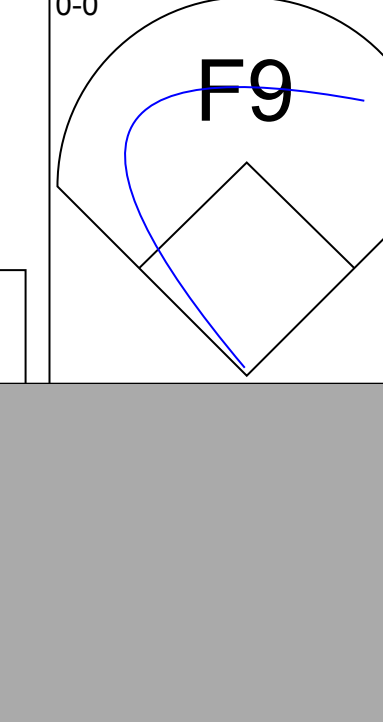
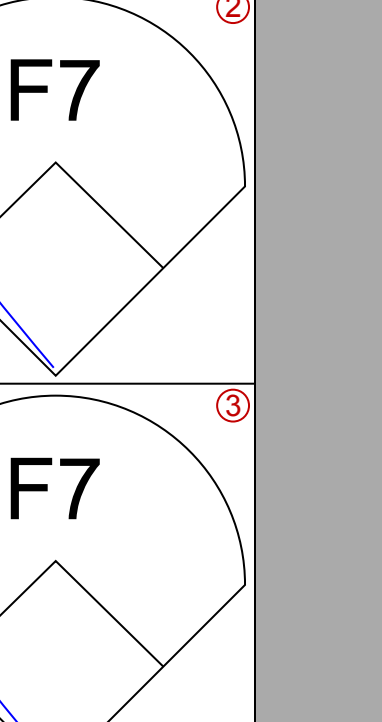
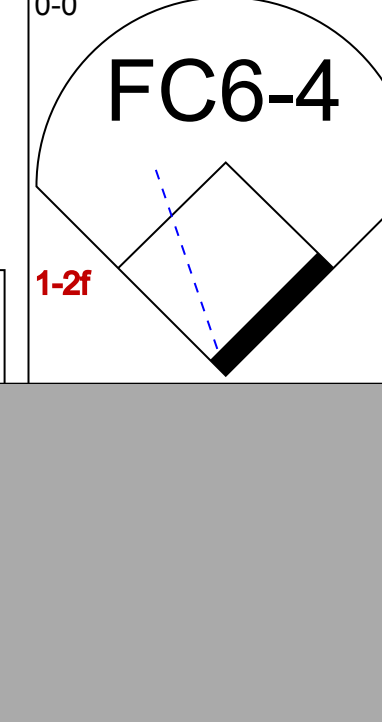
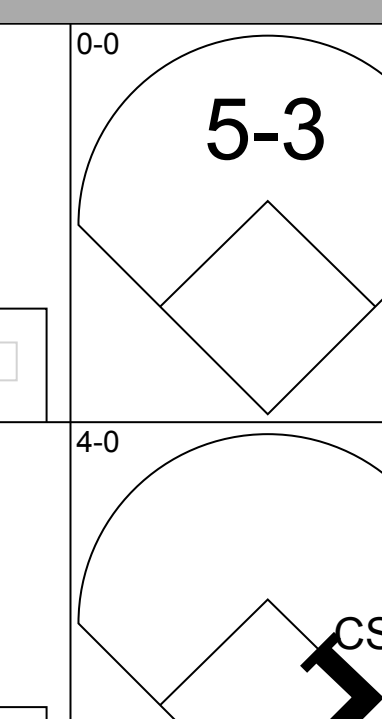
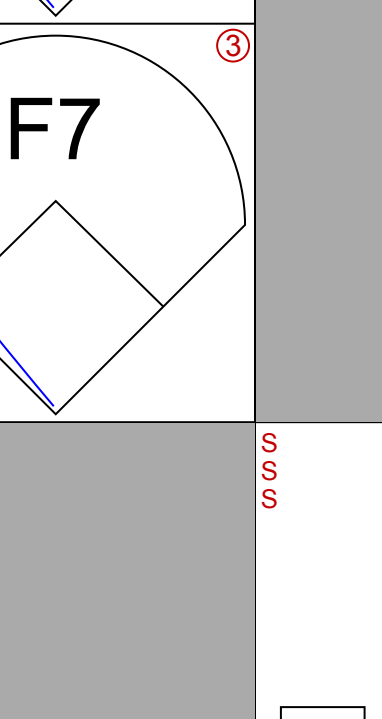
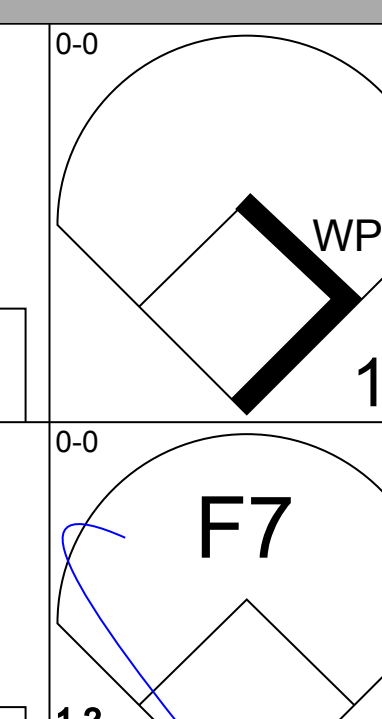
Batter	1	2	3	4	5	6	7	8	9	AB	R	H	RBI	BB	SO	LOB	BOTTOM	
Pete Rose, S (1, 7)	0-0 6-3		0-0 1B		0-0 F6		0-0 SF7			4	1	2	1	0	0	1		
Joe Morgan, L (1, 4)	4-0 S		0-3 K		4-0 1-2		0-0 SF7			1	0	0	1	2	1	1		
Johnny Bench, R (1, 2)	0-3 K		0-3 K		0-3 K		0-0 S			4	0	1	0	0	3	4		
Tony Perez, R (1, 3) Darrel Chaney, S (8, 5)	0-3 K			0-0 F2		0-3 K	0-3 K			4	0	0	0	0	3	2		
Dan Driessen, L (1, 5) (8, 3)		4-0 S		0-3 K		0-3 K		0-0 G3		3	0	0	0	1	2	0		
Mery Rettenmund, R (1, 9) Dave Concepcion, R (1, 6)		0-3 K		0-0 K		0-0 IHR	0-0 E	0-0 F8		4	1	2	1	0	1	1		
Cesar Geronimo, L (1, 8)		0-3 K		0-0 P6		0-3 K		0-0 2B		4	1	1	0	0	2	2		
Clay Kirby, R (1, 1)			0-3 K		0-0 B3		0-0 SH3-4	0-0 SH3-4	0-0 B1	4	1	3	1	0	1	1		
<b>Inning Stats</b>	R: 0 E: 0 K: 2 S: 7	H: 0 LOB: 1 BB: 1 P: 11	R: 0 E: 0 K: 3 S: 9	H: 0 LOB: 1 BB: 1 P: 13	R: 0 E: 0 K: 3 S: 10	H: 1 LOB: 0 BB: 0 P: 10	R: 1 E: 0 K: 1 S: 6	H: 1 LOB: 0 BB: 0 P: 6	R: 0 E: 0 K: 3 S: 10	H: 1 LOB: 2 BB: 1 P: 10	R: 2 E: 0 K: 1 S: 8	H: 3 LOB: 1 BB: 0 P: 8	R: 1 E: 0 K: 0 S: 5	H: 2 LOB: 1 BB: 0 P: 5	1B: 6 2B: 1 3B: 1 HR: 1	SF: 1 SAC: 1 DP: 0 HBP: 0	WP: 0 PB: 0 SB: 4 CS: 0	PA: 36
<b>PITCHER</b> Don Wilson, R (1, 1) ERA: 6.12	IP: 8.0 WLS: L BF: 36 H: 9 R: 4 ER: 4 SO: 14 BB: 3 IBB: 0 HBP: 0 BLK: 0 WP: 0 HR: 0 S: 61 P: 73 ERA: 4.50 WHIP: 1.500															<b>PITCHER</b>		

Houston Astros @ Cincinnati Reds  
Riverfront Stadium, Cincinnati, OH  
Sun May 12 1974, 7:05 PM EDT  
Att: 33,392 - Unknown

AB	31
R	4
H	9
RBI	4
BB	3
SO	14
LOB	14



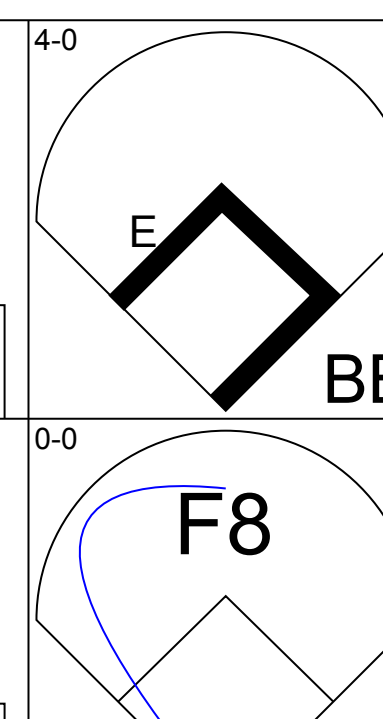
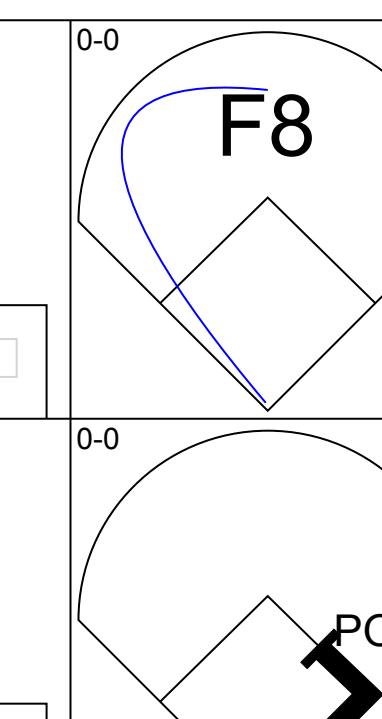
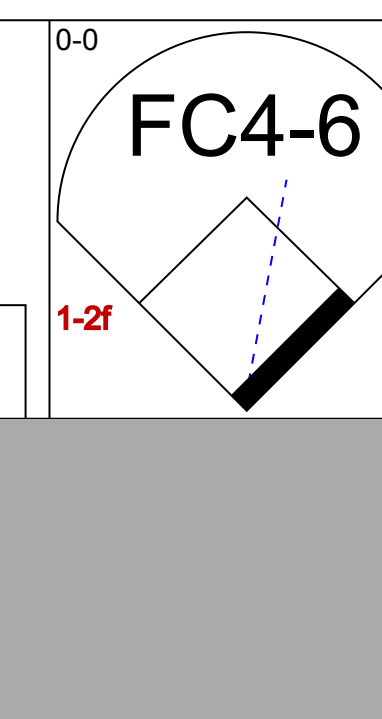
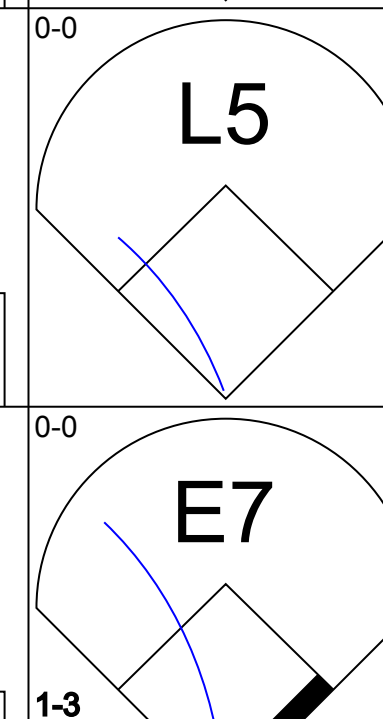
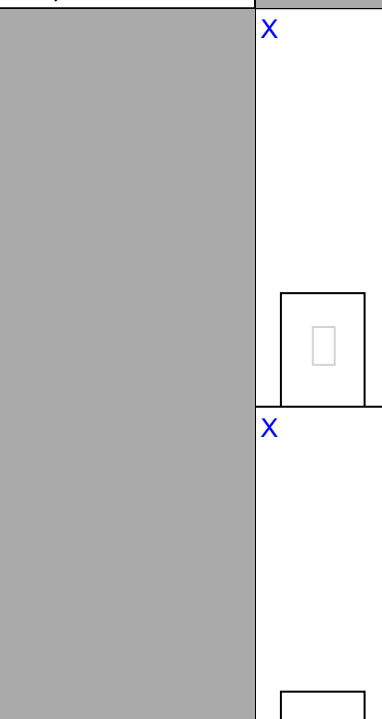
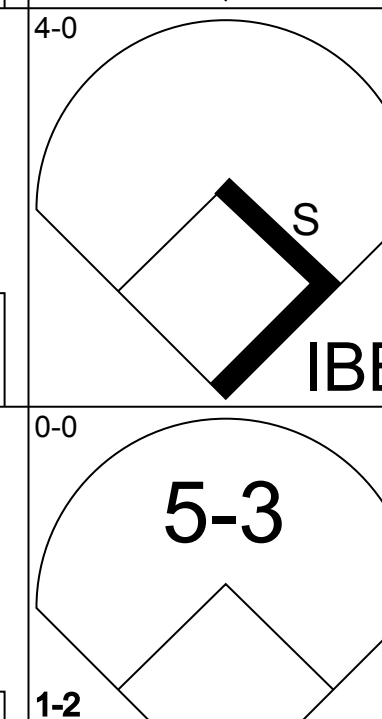
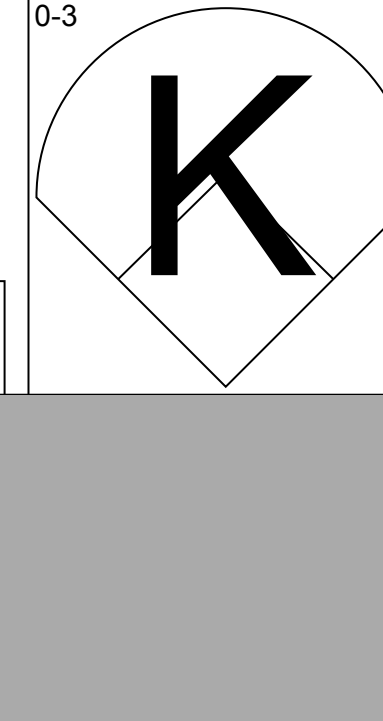



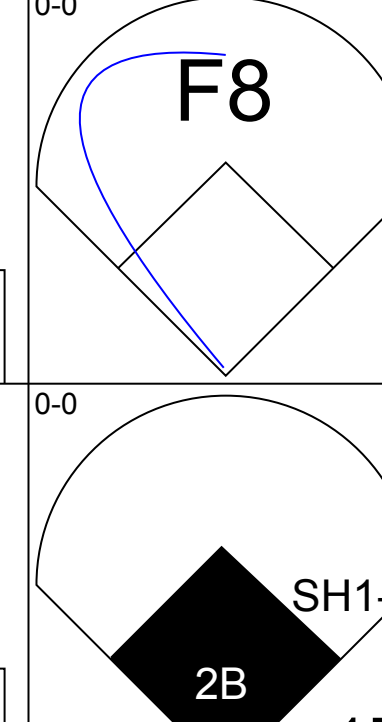

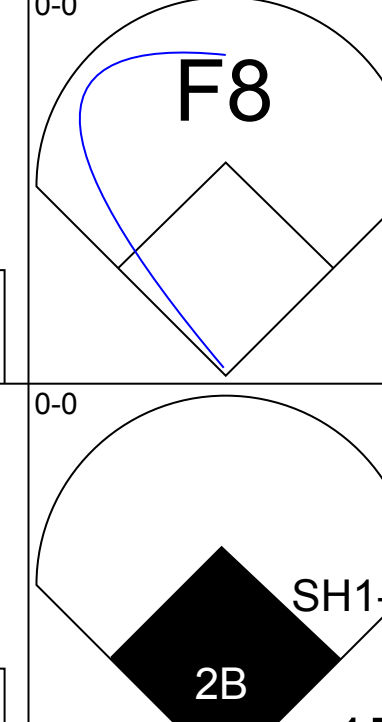

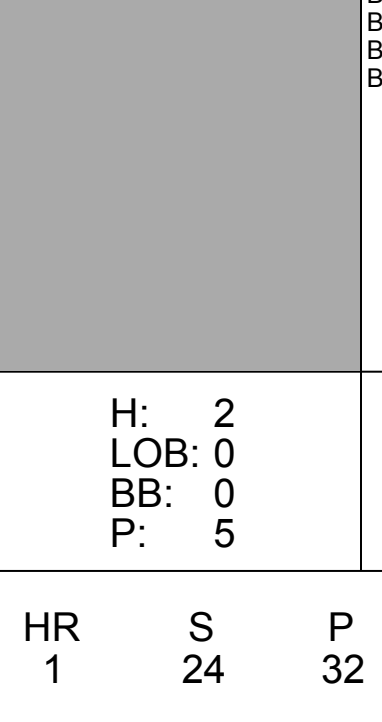

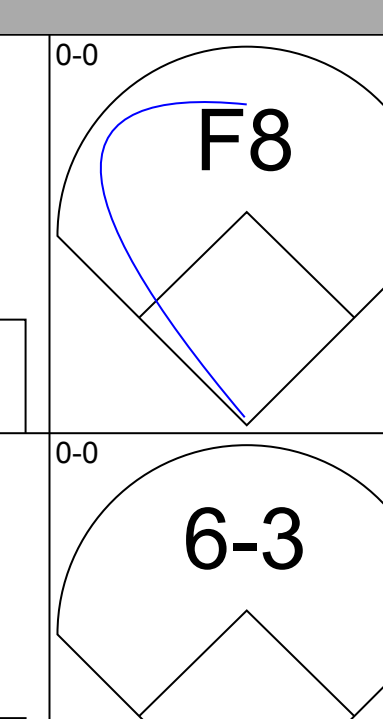
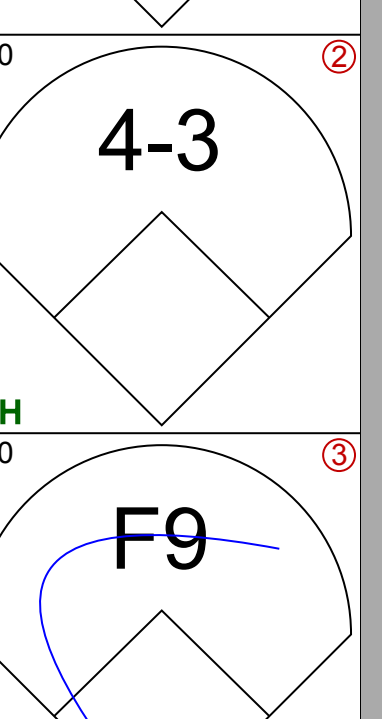
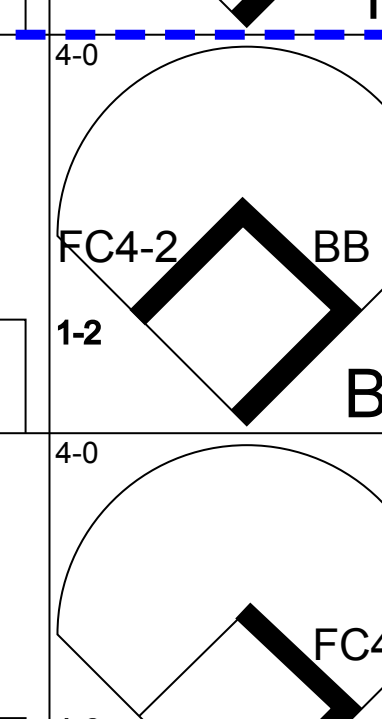
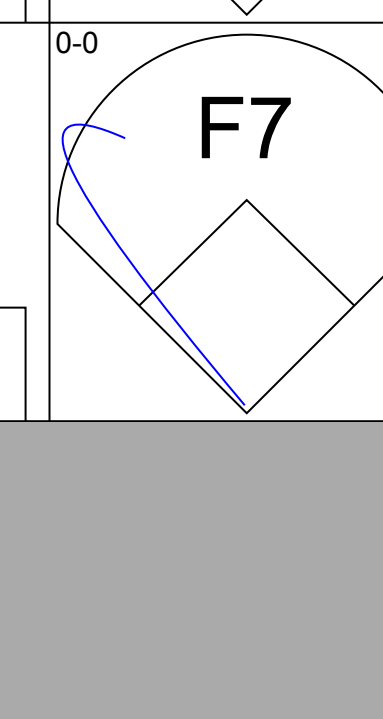

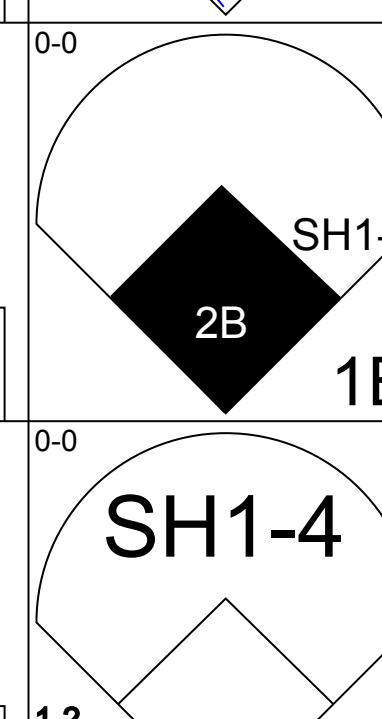
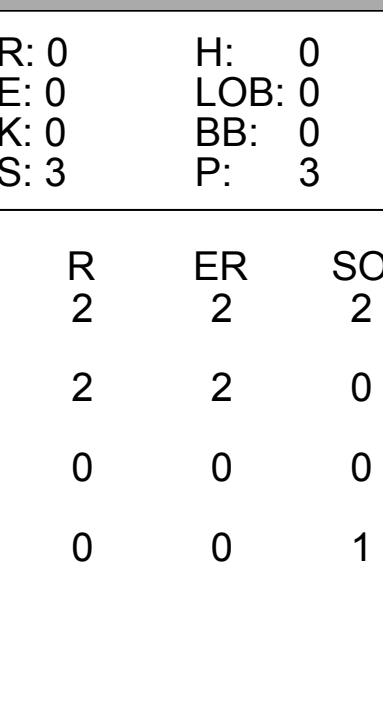
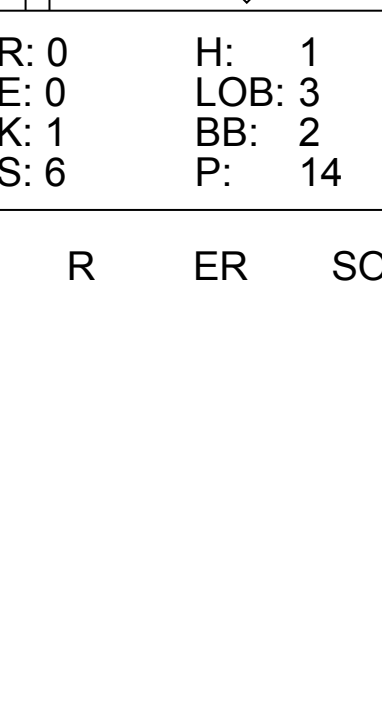
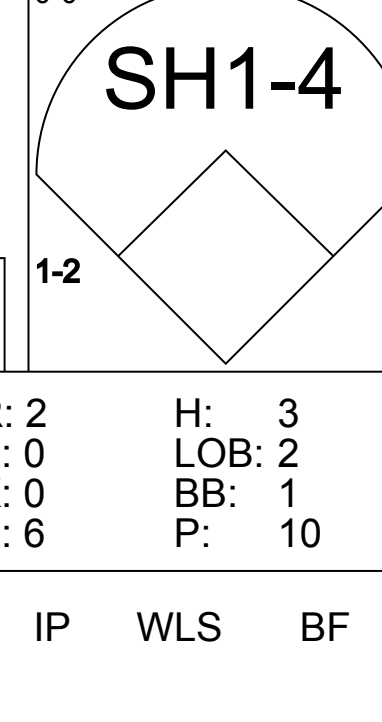
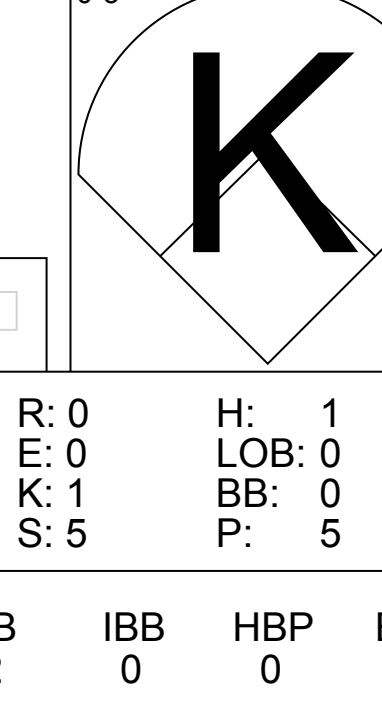
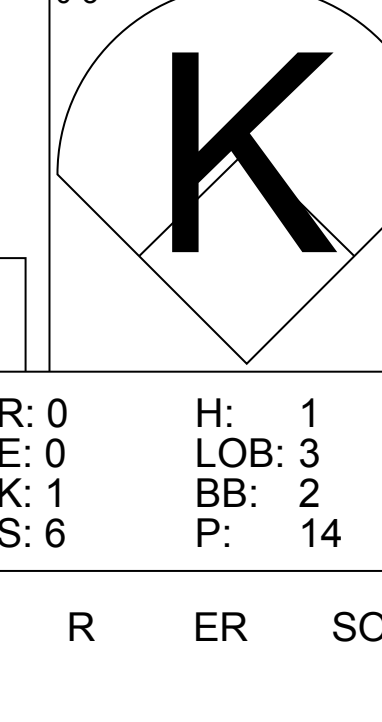


Batter	1	2	3	4	5	6	7	8	9	AB	R	H	RBI	BB	SO	LOB	TOP				
<b>Bobby Bonds, R</b> OBP: 0.318, SLG: 0.425 (1, 9)											3	0	0	0	1	2	1				
<b>Tito Fuentes, S</b> OBP: 0.281, SLG: 0.267 (1, 4)											4	0	1	0	0	0	2				
<b>Garry Maddox, R</b> OBP: 0.351, SLG: 0.438 (1, 8)											3	0	2	0	1	0	1				
<b>Steve Ontiveros, S</b> OBP: 0.396, SLG: 0.387 (1, 5)											4	0	1	0	0	0	3				
<b>Gary Matthews, R</b> OBP: 0.322, SLG: 0.373 (1, 7)											4	1	1	1	0	1	2				
<b>Dave Kingman, R</b> OBP: 0.333, SLG: 0.500 (1, 3)											4	0	0	0	0	2	2				
<b>Chris Speier, R</b> OBP: 0.279, SLG: 0.274 (1, 6)											3	0	0	0	0	0	1				
<b>Ken Rudolph, R</b> OBP: 0.329, SLG: 0.242 (1, 2)											3	0	1	0	0	0	0				
<b>John D'Acquisto, R</b> OBP: 0.273, SLG: 0.222 (1, 1)											1	0	0	0	1	1	0				
<b>Jim Willoughby, R</b> OBP: 0.300, SLG: 0.200 (6, 1)											0	0	0	0	0	0	0				
<b>Chris Arnold, R</b> OBP: 0.333, SLG: 0.381 (6, PH)											1	0	0	0	0	0	1				
<b>Elias Sosa, R</b> (8, 1)											0	0	0	0	0	0	0				
<b>Randy Moffitt, R</b> OBP: 0.500, SLG: 0.500 (8, 1)											0	0	0	0	0	0	0				
<b>Inning Stats</b>	R: 0 E: 0 K: 1 S: 5	H: 0 LOB: 1 BB: 1 P: 9	R: 0 E: 0 K: 2 S: 7	H: 0 LOB: 0 BB: 0 P: 7	R: 0 E: 0 K: 1 S: 4	H: 0 LOB: 1 BB: 1 P: 8	R: 0 E: 0 K: 0 S: 3	H: 1 LOB: 0 BB: 0 P: 3	R: 1 E: 0 K: 0 S: 4	H: 1 LOB: 0 BB: 0 P: 4	R: 0 E: 0 K: 1 S: 6	H: 1 LOB: 1 BB: 0 P: 6	R: 0 E: 0 K: 1 S: 6	H: 1 LOB: 1 BB: 0 P: 6	R: 0 E: 0 K: 0 S: 3	H: 1 LOB: 1 BB: 1 P: 7	R: 0 E: 0 K: 0 S: 4	H: 1 LOB: 1 BB: 0 P: 4	1B: 5 2B: 1 3B: 0 HR: 1	SF: 0 SAC: 0 DP: 3 HBP: 0	WP: 1 PA: 33 PB: 0 SB: 0 CS: 1
<b>PITCHER</b>	IP	WLS	BF	H	R	ER	SO	BB	IBB	HBP	BLK	WP	HR	S	P	ERA	WHIP				
<b>Don Gullett, L</b> ERA: 2.98 (1, 1)	7.1	W	28	5	1	1	6	3	0	0	0	1	1	37	49	1.23	1.091				
<b>Pedro Borbon, R</b> ERA: 1.94 (8, 1)	1.2	S	5	1	0	0	0	0	0	0	0	0	0	5	5	0.00	0.600				

**San Francisco Giants @ Cincinnati Reds**  
Riverfront Stadium, Cincinnati, OH  
Mon May 13 1974, 7:05 PM EDT  
Att: 12,586 - Unknown

**AB 30**  
**R 1**  
**H 6**  
**RBI 1**  
**BB 3**  
**SO 6**  
**LOB 13**



Batter	1	2	3	4	5	6	7	8	9	AB	R	H	RBI	BB	SO	LOB	BOTTOM				
<b>Pete Rose, S</b> OBP: 0.407, SLG: 0.418 (1, 7)											4	1	1	1	1	0	4				
<b>Joe Morgan, L</b> OBP: 0.429, SLG: 0.432 (1, 4)											4	0	2	1	0	0	2				
<b>Johnny Bench, R</b> OBP: 0.397, SLG: 0.471 (1, 2)											3	1	2	1	1	0	1				
<b>Tony Perez, R</b> OBP: 0.377, SLG: 0.544 (1, 3)											4	1	2	0	0	0	3				
<b>Darrel Chaney, S</b> (9, 5)											0	0	0	0	0	0	0				
<b>Dan Driessen, L</b> OBP: 0.336, SLG: 0.347 (1, 5)											4	0	1	0	0	1	5				
<b>Mery Rettenmund, R</b> OBP: 0.383, SLG: 0.448 (1, 9)											3	0	0	1	1	0	1				
<b>Dave Concepcion, R</b> OBP: 0.302, SLG: 0.471 (1, 6)											3	0	0	0	1	0	0				
<b>Cesar Geronimo, L</b> OBP: 0.365, SLG: 0.489 (1, 8)											4	1	1	0	0	0	3				
<b>Don Gullett, R</b> OBP: 0.429, SLG: 0.364 (1, 1)											1	0	0	0	1	1	0				
<b>Pedro Borbon, R</b> OBP: 0.286, SLG: 0.286 (8, 1)											1	0	0	0	0	1	3				
<b>Inning Stats</b>	R: 0 E: 1 K: 1 S: 6	H: 0 LOB: 2 BB: 1 P: 10	R: 0 E: 0 K: 0 S: 3	H: 0 LOB: 0 BB: 0 P: 3	R: 0 E: 0 K: 1 S: 5	H: 1 LOB: 0 BB: 0 P: 5	R: 2 E: 0 K: 0 S: 5	H: 2 LOB: 0 BB: 0 P: 5	R: 0 E: 0 K: 0 S: 3	H: 0 LOB: 1 BB: 1 P: 7	R: 0 E: 0 K: 0 S: 4	H: 2 LOB: 1 BB: 0 P: 4	R: 2 E: 0 K: 0 S: 6	H: 3 LOB: 2 BB: 1 P: 10	R: 0 E: 0 K: 1 S: 6	H: 1 LOB: 3 BB: 2 P: 14	1B: 6 2B: 2 3B: 1 HR: 1	SF: 0 SAC: 1 DP: 1 HBP: 0	WP: 0 PA: 38 PB: 0 SB: 2 CS: 0		
<b>PITCHER</b>	IP	WLS	BF	H	R	ER	SO	BB	IBB	HBP	BLK	WP	HR	S	P	ERA	WHIP				
<b>John D'Acquisto, R</b> ERA: 4.86 (1, 1)	5.0	L	22	5	2	2	2	2	0	0	0	0	0	8	12	9.00	1.500				
<b>Jim Willoughby, R</b> ERA: 4.63 (6, 1)	2.0		9	3	2	2	0	0	1	0	0	0	0	1	9	∞	∞				
<b>Elias Sosa, R</b> ERA: 2.49 (8, 1)	0.0		3	1	0	0	0	2	0	0	0	0	0	1	9	∞	∞				
<b>Randy Moffitt, R</b> ERA: 2.13 (8, 1)	1.0		3	0	0	0	1	0	0	0	0	0	0	5	5	0.00	0.000				

**San Francisco Giants @ Cincinnati Reds**  
Riverfront Stadium, Cincinnati, OH  
Mon May 13 1974, 7:05 PM EDT  
Att: 12,586 - Unknown

**AB 31**  
**R 4**  
**H 9**  
**RBI 4**  
**BB 5**  
**SO 3**  
**LOB 22**





Batter	1	2	3	4	5	6	7	8	9	AB	R	H	RBI	BB	SO	LOB	TOP					
Gary Thomasson, L (1,9) OBP: 0.386, SLG: 0.333										4	2	3	0	1	0	1	<b>San Francisco Giants @ Cincinnati Reds</b> Riverfront Stadium, Cincinnati, OH Tue May 14 1974, 7:05 PM EDT Att: 16,331 - Unknown					
Tito Fuentes, S (1,4) OBP: 0.243, SLG: 0.229										5	0	0	2	0	1	4						
Garry Maddox, R (1,8) OBP: 0.354, SLG: 0.467										4	1	2	2	0	0	2						
Steve Ontiveros, S (1,5) OBP: 0.385, SLG: 0.374										4	0	0	0	0	1	1						
Gary Matthews, R (1,7) OBP: 0.320, SLG: 0.385										4	0	1	0	0	0	1						
Ed Goodson, L (1,3) OBP: 0.290, SLG: 0.273										3	0	1	0	0	1	0						
Dave Kingman, R (6, PR) OBP: 0.331, SLG: 0.495										1	0	0	0	0	1	1						
Mike Phillips, L (1,6) OBP: 0.292, SLG: 0.302										4	0	0	0	0	0	2						
Dave Rader, L (1,2) OBP: 0.342, SLG: 0.457										4	1	1	0	0	0	0						
Mike Caldwell, R (1,1) OBP: 0.208, SLG: 0.136										4	0	1	0	0	0	1						
<b>Inning Stats</b>	R: 1 E: 1 K: 0 S: 5	H: 1 LOB: 1 BB: 0 P: 5	R: 0 E: 0 K: 1 S: 5	H: 0 LOB: 0 BB: 0 P: 5	R: 1 E: 0 K: 1 S: 7	H: 2 LOB: 1 BB: 0 P: 7	R: 0 E: 0 K: 0 S: 3	H: 0 LOB: 0 BB: 0 P: 3	R: 0 E: 0 K: 0 S: 4	H: 1 LOB: 1 BB: 0 P: 4	R: 1 E: 1 K: 0 S: 5	H: 2 LOB: 1 BB: 0 P: 5	R: 1 E: 1 K: 0 S: 4	H: 1 LOB: 1 BB: 1 P: 8	R: 0 E: 0 K: 2 S: 8	H: 1 LOB: 1 BB: 0 P: 8	R: 0 E: 0 K: 0 S: 4	H: 1 LOB: 1 BB: 0 P: 4	1B: 4 2B: 1 3B: 3 HR: 1	SF: 0 SAC: 0 DP: 1 HBP: 0	WP: 1 PB: 0 SB: 1 CS: 0	PA: 38
<b>PITCHER</b>	IP WLS BF H R ER SO BB IBB HBP BLK WP HR S P ERA WHIP																					
Jack Billingham, R (1,1) ERA: 3.6	8.0 L 34 8 4 4 4 1 0 0 0 1 1 41 45 4.50 1.125																					
Clay Carroll, R (9,1) ERA: 3.32	1.0 4 1 0 0 0 0 0 0 0 0 0 0 0 4 4 0.00 1.000																					

AB	37
R	4
H	9
RBI	4
BB	1
SO	4
LOB	13



Batter	1	2	3	4	5	6	7	8	9	AB	R	H	RBI	BB	SO	LOB	BOTTOM			
Pete Rose, S (1,7) OBP: 0.403, SLG: 0.421										4	0	1	0	0	1	1	<b>San Francisco Giants @ Cincinnati Reds</b> Riverfront Stadium, Cincinnati, OH Tue May 14 1974, 7:05 PM EDT Att: 16,331 - Unknown			
Joe Morgan, L (1,4) OBP: 0.424, SLG: 0.426										4	0	1	0	0	0	0				
Johnny Bench, R (1,5) OBP: 0.392, SLG: 0.457										3	0	0	0	1	0	0				
Tony Perez, R (1,3) OBP: 0.366, SLG: 0.525										4	0	0	0	0	0	3				
George Foster, R (1,8) OBP: 0.353, SLG: 0.390										3	0	1	0	0	0	0				
Dave Concepcion, R (1,6) OBP: 0.302, SLG: 0.467										3	0	1	0	0	0	2				
Merv Rettenmund, R (1,9) OBP: 0.349, SLG: 0.429										3	0	0	0	0	0	1				
Bill Plummer, R (1,2) OBP: 0.250, SLG: 0.273										3	0	0	0	0	0	0				
Jack Billingham, R (1,1)										2	0	0	0	0	1	0				
Andy Kosco, R (8, PH) OBP: 0.333, SLG: 0.333										1	0	1	0	0	0	0				
Clay Carroll, R (9,1) ERA: 1.65										0	0	0	0	0	0	0				
<b>Inning Stats</b>	R: 0 E: 0 K: 0 S: 3	H: 0 LOB: 0 BB: 0 P: 3	R: 0 E: 0 K: 0 S: 4	H: 1 LOB: 1 BB: 0 P: 4	R: 0 E: 0 K: 1 S: 7	H: 2 LOB: 3 BB: 1 P: 11	R: 0 E: 1 K: 0 S: 3	H: 0 LOB: 0 BB: 0 P: 3	R: 0 E: 0 K: 0 S: 3	H: 0 LOB: 0 BB: 0 P: 3	R: 0 E: 0 K: 0 S: 3	H: 1 LOB: 0 BB: 0 P: 3	R: 0 E: 0 K: 0 S: 3	H: 0 LOB: 0 BB: 0 P: 3	R: 0 E: 0 K: 0 S: 3	H: 0 LOB: 0 BB: 0 P: 3	1B: 4 2B: 2 3B: 0 HR: 0	SF: 0 SAC: 0 DP: 3 HBP: 0	WP: 0 PB: 0 SB: 1 CS: 0	PA: 31
<b>PITCHER</b>	IP WLS BF H R ER SO BB IBB HBP BLK WP HR S P ERA WHIP																			
Mike Caldwell, L (1,1) ERA: 1.65	9.0 W 31 5 0 0 2 1 0 0 0 0 0 34 38 0.00 0.667																			





Batter	1	2	3	4	5	6	7	8	9	AB	R	H	RBI	BB	SO	LOB	TOP								
Gary Thomasson, L OBP: 0.362, SLG: 0.308 Charlie Williams, R Tito Fuentes, S OBP: 0.237, SLG: 0.222 Jim Willoughby, R OBP: 0.100, SLG: 0.200	0-0 4-3		0-3 K			0-0 E1		0-0 F7		3	0	0	0	0	1	1	<b>San Francisco Giants @ Cincinnati Reds</b> Riverfront Stadium, Cincinnati, OH Wed May 15 1974, 3:33 AM EDT Att: 14,227 - Unknown <a href="http://livebaseballscores.com">livebaseballscores.com</a>								
Mike Phillips, L OBP: 0.283, SLG: 0.292	0-0 F7			0-0 F8		0-0 E3		0-0 F8		3	0	0	0	0	1										
Gary Maddox, R OBP: 0.346, SLG: 0.455	0-0 F8			0-0 F8		0-0 F9		0-0 4-3		4	0	0	0	0	2										
Steve Ontiveros, S OBP: 0.375, SLG: 0.362		0-0 6-3		0-0 4-3		0-3 K		0-0 F8		4	0	0	0	1	2										
Gary Matthews, R OBP: 0.311, SLG: 0.373		0-0 F2			0-0 F8		0-3 K		0-0 F7	4	0	0	0	1	0										
Ed Goodson, L OBP: 0.286, SLG: 0.250 Dave Kingman, R OBP: 0.325, SLG: 0.486		0-0 1-3			4-0 BB		0-0 5-3		0-0 HR	1	0	0	0	1	0	0									
Chris Speier, R OBP: 0.279, SLG: 0.297			0-0 F8		0-0 F9		0-0 F9		4-0 BB	4	1	1	1	0	0	1									
Ken Rudolph, R OBP: 0.321, SLG: 0.235 Dave Rader, L OBP: 0.375, SLG: 0.457			0-0 5-3		0-0 F4			4-0 HR	0-3 K	2	0	0	0	0	1	0									
Damaso Blanco, R								0-0 HR	BB	0	1	0	0	2	0	0									
Tom Bradley, R OBP: 0.136, SLG: 0.100 Bobby Bonds, R OBP: 0.319, SLG: 0.445			4-0 BB			0-0 F7		0-0 HR		0	0	0	0	1	0	0									
<b>Inning Stats</b>	R: 0 E: 0 K: 0 S: 3	H: 0 LOB: 0 BB: 0 P: 3	R: 0 E: 0 K: 0 S: 3	H: 0 LOB: 0 BB: 0 P: 3	R: 0 E: 0 K: 1 S: 5	H: 0 LOB: 1 BB: 1 P: 9	R: 0 E: 0 K: 0 S: 3	H: 0 LOB: 0 BB: 0 P: 3	R: 0 E: 0 K: 0 S: 3	H: 0 LOB: 1 BB: 1 P: 7	R: 0 E: 2 K: 1 S: 7	H: 0 LOB: 2 BB: 0 P: 7	R: 0 E: 0 K: 0 S: 5	H: 0 LOB: 0 BB: 0 P: 5	R: 2 E: 0 K: 0 S: 4	H: 1 LOB: 0 BB: 1 P: 8	R: 1 E: 0 K: 1 S: 6	H: 1 LOB: 1 BB: 1 P: 10	1B: 0 2B: 0 3B: 0 HR: 2	SF: 0 SAC: 0 DP: 0 HBP: 0	WP: 0 PB: 0 SB: 0 CS: 0	PA: 35			
<b>PITCHER</b>	IP	WLS	BF	H	R	ER	SO	BB	IBB	HBP	BLK	WP	HR	S	P	ERA	WHIP								
Roger Nelson, R ERA: 3.38 Pedro Borbon, R ERA: 1.92	(1, 1) (9, 1)	8.2 S	W 2	33 0	2 0	3 0	3 1	3 0	3 0	0 0	0 0	0 0	2 0	36 3	48 7	3.12 0.00	0.577 3.000								

Batter	1	2	3	4	5	6	7	8	9	AB	R	H	RBI	BB	SO	LOB	BOTTOM								
Pete Rose, S OBP: 0.399, SLG: 0.426	0-0 HR		0-0 1B SF9 2B		0-0 F8		0-0 SF7			3	2	1	1	0	0	0	<b>San Francisco Giants @ Cincinnati Reds</b> Riverfront Stadium, Cincinnati, OH Wed May 15 1974, 3:33 AM EDT Att: 14,227 - Unknown <a href="http://livebaseballscores.com">livebaseballscores.com</a>								
Joe Morgan, L OBP: 0.419, SLG: 0.420	0-0 P3		0-0 2-3 1B		0-0 F9		0-0 3-H F9			4	0	1	0	0	2										
Johnny Bench, R OBP: 0.396, SLG: 0.500	0-0 1-H HR		0-0 3-H SF9		0-0 2B		0-0 F8			3	1	2	3	0	1										
Terry Crowley, L OBP: 0.158, SLG: 0.235 Darrel Chaney, S	0-0 6-3		0-0 3-H F4		0-0 F9			0-0 F9		4	0	0	0	0	2	0									
Dan Driessen, L OBP: 0.333, SLG: 0.343	0-0 F8			0-0 L3		0-0 F7		0-0 1B		4	0	1	0	0	0										
Mery Rettenmund, R OBP: 0.345, SLG: 0.419		0-0 F7		0-0 6-3		0-0 G6-4-3 1B		0-0 F3		4	0	1	0	0	1										
Dave Concepcion, R OBP: 0.293, SLG: 0.452		0-0 F6		0-0 E5		0-0 G6-4-3		0-3 K		4	0	0	0	1	2										
Cesar Geronimo, L OBP: 0.382, SLG: 0.511		0-0 F8		4-0 IBB			0-0 SH SF7 2B			2	1	1	0	1	0	0									
Roger Nelson, R ERA: 3.38 Pedro Borbon, R ERA: 1.92	(1, 1) (9, 1)	5.0 L	22 8	4 2	3 1	2 1	0 0	0 0	0 0	0 0	0 0	0 0	8 8	8 6	3.60 0.00	0.800 1.000									
<b>Inning Stats</b>	R: 2 E: 1 K: 0 S: 5	H: 1 LOB: 0 BB: 0 P: 5	R: 0 E: 0 K: 0 S: 3	H: 0 LOB: 0 BB: 0 P: 3	R: 1 E: 0 K: 0 S: 5	H: 2 LOB: 1 BB: 0 P: 5	R: 0 E: 1 K: 0 S: 4	H: 0 LOB: 0 BB: 1 P: 8	R: 0 E: 0 K: 0 S: 4	H: 1 LOB: 1 BB: 0 P: 4	R: 0 E: 0 K: 0 S: 3	H: 1 LOB: 0 BB: 0 P: 3	R: 1 E: 0 K: 0 S: 5	H: 1 LOB: 1 BB: 0 P: 5	R: 0 E: 0 K: 1 S: 6	H: 1 LOB: 1 BB: 0 P: 6		1B: 3 2B: 3 3B: 0 HR: 1	SF: 2 SAC: 1 DP: 1 HBP: 0	WP: 0 PB: 0 SB: 0 CS: 0	PA: 34				
<b>PITCHER</b>	IP	WLS	BF	H	R	ER	SO	BB	IBB	HBP	BLK	WP	HR	S	P	ERA	WHIP								



Batter	1	2	3	4	5	6	7	8	9	AB	R	H	RBI	BB	SO	LOB	TOP					
<b>Pete Rose, S</b> OBP: 0.399, SLG: 0.425 (1, 7)										5	2	2	0	0	1	1	<b>Cincinnati Reds @ Houston Astros</b> Astrodome, Houston, TX Fri May 17 1974, 8:05 PM EDT Att. 16,652 - Dome					
<b>Joe Morgan, L</b> OBP: 0.425, SLG: 0.431 (1, 4)										4	1	2	0	1	0	1						
<b>Johnny Bench, R</b> OBP: 0.403, SLG: 0.500 (1, 5)										4	0	2	1	1	1	1						
<b>Tony Perez, R</b> OBP: 0.360, SLG: 0.520 <b>Dan Driessen, L</b> OBP: 0.333, SLG: 0.343 (9, PR) (9, 3)										5	0	1	0	0	1	7						
<b>George Foster, R</b> OBP: 0.341, SLG: 0.410 OBP: 0.329, SLG: 0.359 (7, 9) (7, 9)										5	0	0	0	0	3	3						
<b>Dave Concepcion, R</b> OBP: 0.290, SLG: 0.438 (1, 6)										4	0	0	0	1	0	2						
<b>Merv Rettenmund, R</b> OBP: 0.341, SLG: 0.410 <b>Cesar Geronimo, L</b> OBP: 0.382, SLG: 0.511 (7, 8)										4	0	1	0	0	0	1						
<b>Bill Plummer, R</b> OBP: 0.250, SLG: 0.267 (1, 2)										4	0	1	0	0	0	4						
<b>Fred Norman, S</b> OBP: 0.071, SLG: 0.071 <b>Clay Carroll, R</b> (9, 1)										4	1	1	0	0	2	1						
<b>Inning Stats</b>	R: 2 E: 1 K: 1 S: 9	H: 3 LOB: 3 BB: 1 P: 13	R: 0 E: 0 K: 2 S: 9	H: 2 LOB: 2 BB: 0 P: 9	R: 0 E: 0 K: 0 S: 3	H: 0 LOB: 0 BB: 0 P: 3	R: 2 E: 1 K: 0 S: 6	H: 2 LOB: 1 BB: 0 P: 6	R: 0 E: 0 K: 0 S: 3	H: 0 LOB: 1 BB: 1 P: 7	R: 0 E: 0 K: 1 S: 6	H: 1 LOB: 2 BB: 1 P: 10	R: 0 E: 0 K: 1 S: 5	H: 0 LOB: 0 BB: 0 P: 5	R: 0 E: 0 K: 1 S: 6	H: 1 LOB: 1 BB: 0 P: 6		R: 0 E: 0 K: 2 S: 8	H: 1 LOB: 1 BB: 0 P: 8	1B: 8 2B: 2 3B: 0 HR: 0	SF: 0 SAC: 0 DP: 0 HBP: 0	WP: 0 PB: 0 SB: 2 CS: 0
<b>PITCHER</b>	IP	WLS	BF	H	R	ER	SO	BB	IBB	HBP	BLK	WP	HR	S	P	ERA	WHIP					
<b>Claude Osteen, L</b> ERA: 3.08 <b>Jerry Johnson, R</b> ERA: 3.74 (1, 1) (8, 1)	7.0	L	34	8	4	1	5	3	0	0	0	0	0	41	53	1.29	1.571					

Batter	1	2	3	4	5	6	7	8	9	AB	R	H	RBI	BB	SO	LOB	BOTTOM				
<b>Roger Metzger, S</b> OBP: 0.380, SLG: 0.404 (1, 6)										4	0	1	0	0	2	1	<b>Cincinnati Reds @ Houston Astros</b> Astrodome, Houston, TX Fri May 17 1974, 8:05 PM EDT Att. 16,652 - Dome				
<b>Tommy Helms, R</b> OBP: 0.302, SLG: 0.374 (1, 4)										4	0	0	0	0	0	2					
<b>Cesar Cedeno, R</b> OBP: 0.345, SLG: 0.484 (1, 8)										3	0	0	0	1	1	2					
<b>Bob Watson, R</b> OBP: 0.408, SLG: 0.432 (1, 7)										4	0	1	0	0	0	2					
<b>Lee May, R</b> OBP: 0.329, SLG: 0.463 (1, 3)										4	0	2	0	0	0	1					
<b>Doug Rader, R</b> OBP: 0.344, SLG: 0.424 (1, 5)										4	2	2	1	0	1	3					
<b>Ollie Brown, R</b> OBP: 0.246, SLG: 0.389 (1, 9)										4	0	1	0	0	1	3					
<b>Mitt May, L</b> OBP: 0.314, SLG: 0.304 <b>Cliff Johnson, R</b> OBP: 0.440, SLG: 0.636 (9, PH) (9, PH)										3	0	0	0	0	0	2					
<b>Claude Osteen, L</b> OBP: 0.150, SLG: 0.200 <b>Greg Gross, L</b> OBP: 0.435, SLG: 0.402 <b>Jerry Johnson, R</b> (8, 1) <b>Mike Easler, L</b> OBP: 0.143, SLG: 0.143 (9, PH)										2	0	1	0	0	0	0					
<b>Inning Stats</b>	R: 0 E: 0 K: 1 S: 5	H: 0 LOB: 0 BB: 0 P: 5	R: 0 E: 0 K: 0 S: 5	H: 2 LOB: 2 BB: 0 P: 5	R: 0 E: 0 K: 1 S: 6	H: 1 LOB: 1 BB: 0 P: 6	R: 0 E: 0 K: 1 S: 6	H: 1 LOB: 0 BB: 0 P: 6	R: 0 E: 0 K: 0 S: 4	H: 1 LOB: 1 BB: 0 P: 4	R: 1 E: 0 K: 0 S: 5	H: 3 LOB: 1 BB: 0 P: 5	1B: 6 2B: 2 3B: 0 HR: 1	SF: 0 SAC: 0 DP: 1 HBP: 0	WP: 0 PB: 0 SB: 0 CS: 0	PA: 36					
<b>PITCHER</b>	IP	WLS	BF	H	R	ER	SO	BB	IBB	HBP	BLK	WP	HR	S	P	ERA	WHIP				
<b>Fred Norman, L</b> ERA: 1.59 <b>Clay Carroll, R</b> ERA: 3.2 (1, 1) (9, 1)	8.1	S	2	1	0	0	0	0	0	0	0	0	0	2	2	0.00	1.500				








Batter	1	2	3	4	5	6	7	8	9	AB	R	H	RBI	BB	SO	LOB	TOP								
<b>Pete Rose, S</b> OBP: 0.397, SLG: 0.410 (1, 7)										5	0	0	0	0	1	2									
<b>Joe Morgan, L</b> OBP: 0.442, SLG: 0.433 (1, 4)										1	1	0	0	4	0	0									
<b>Johnny Bench, R</b> OBP: 0.403, SLG: 0.529 (1, 5)										4	1	1	1	1	1	5									
<b>Tony Perez, R</b> OBP: 0.361, SLG: 0.542 (1, 3)										4	2	3	1	0	1	1									
<b>Darrel Chaney, S</b> (7, PR)										1	1	0	0	0	1	0									
<b>Merv Rettenmund, R</b> OBP: 0.347, SLG: 0.434 (1, 9)										1	1	0	0	1	0	0									
<b>Cesar Geronimo, L</b> OBP: 0.393, SLG: 0.500 (6, 8)										2	0	0	0	0	0	1									
<b>Dave Concepcion, R</b> OBP: 0.279, SLG: 0.417 (1, 6)										5	0	0	0	0	1	4									
<b>George Foster, R</b> OBP: 0.351, SLG: 0.388 (1, 8)										3	1	2	2	1	0	0									
<b>Bill Plummer, R</b> OBP: 0.222, SLG: 0.235 (1, 2)										2	0	0	0	0	0	2									
<b>Dan Driessen, L</b> OBP: 0.350, SLG: 0.364 (6, PH)										2	0	1	1	0	0	1									
<b>Don Gullett, R</b> OBP: 0.389, SLG: 0.333 (1, 1)										4	0	1	1	0	1	0									
<b>Inning Stats</b>	R: 3 E: 0 K: 1 S: 8	H: 3 LOB: 2 BB: 2 P: 16	R: 0 E: 0 K: 1 S: 5	H: 0 LOB: 1 BB: 1 P: 9	R: 1 E: 0 K: 0 S: 4	H: 1 LOB: 0 BB: 0 P: 4	R: 0 E: 0 K: 0 S: 3	H: 0 LOB: 0 BB: 0 P: 3	R: 0 E: 0 K: 1 S: 4	H: 0 LOB: 0 BB: 1 P: 8	R: 0 E: 0 K: 0 S: 5	H: 2 LOB: 3 BB: 2 P: 14	R: 1 E: 0 K: 0 S: 5	H: 2 LOB: 1 BB: 0 P: 5	R: 0 E: 0 K: 1 S: 7	H: 0 LOB: 1 BB: 1 P: 11	R: 0 E: 0 K: 1 S: 5	H: 0 LOB: 0 BB: 0 P: 5	1B: 4 2B: 3 3B: 0 HR: 1	SF: 0 SAC: 0 DP: 0 HBP: 1	WP: 0 PB: 1 SB: 0 CS: 1	PA: 42			
<b>PITCHER</b>	IP	WLS	BF	H	R	ER	SO	BB	IBB	HBP	BLK	WP	HR	S	P	ERA	WHIP								
<b>Dave Roberts, L</b> ERA: 3.69 (1, 1)	5.0	L	22	4	4	4	3	4	0	0	0	0	1	24	40	7.20	1.600								
<b>Mike Nagy, R</b> ERA: 8.53 (6, 1)	0.2		7	2	2	2	0	2	0	1	0	0	0	4	13	27.00	6.000								
<b>Jerry Johnson, R</b> ERA: 3.75 (6, 1)	2.1		10	2	1	1	2	1	0	0	0	0	0	13	17	3.86	1.286								
<b>Fred Scherman, L</b> ERA: 3.8 (9, 1)	1.0		3	0	0	0	1	0	0	0	0	0	0	5	5	0.00	0.000								

Cincinnati Reds @ Houston Astros  
Astrodome, Houston, TX  
Sun May 19, 1974, 4:33 AM EDT  
Att. 15,508 - Dome


AB 34  
R 7  
H 8  
RBI 6  
BB 7  
SO 6  
LOB 16



Batter	1	2	3	4	5	6	7	8	9	AB	R	H	RBI	BB	SO	LOB	BOTTOM								
<b>Roger Metzger, S</b> OBP: 0.358, SLG: 0.378 (1, 6)										4	0	1	0	0	0	1									
<b>Ollie Brown, R</b> OBP: 0.230, SLG: 0.362 (1, 9)										4	0	0	0	0	1	1									
<b>Cesar Cedeno, R</b> OBP: 0.346, SLG: 0.503 (1, 8)										4	0	0	0	0	1	1									
<b>Bob Watson, R</b> OBP: 0.403, SLG: 0.420 (1, 7)										4	0	1	0	0	2	1									
<b>Lee May, R</b> OBP: 0.325, SLG: 0.471 (1, 3)										4	1	1	1	0	1	1									
<b>Cliff Johnson, R</b> OBP: 0.367, SLG: 0.519 (1, 2)										4	0	0	0	0	3	1									
<b>Doug Rader, R</b> OBP: 0.354, SLG: 0.423 (1, 5)										2	0	1	0	1	1	0									
<b>Tommy Helms, R</b> OBP: 0.301, SLG: 0.392 (1, 4)										3	0	1	0	0	0	2									
<b>Dave Roberts, L</b> OBP: 0.185, SLG: 0.360 (1, 1)										1	0	0	0	0	0	0									
<b>Dennis Martinez, R</b> OBP: 0.277, SLG: 0.156 (5, PH)										1	0	0	0	0	0	1									
<b>Mike Nagy, R</b> ERA: 8.53 (6, 1)										0	0	0	0	0	0	0									
<b>Jerry Johnson, R</b> ERA: 3.75 (6, 1)										0	0	0	0	0	0	0									
<b>Mike Easter, L</b> OBP: 0.111, SLG: 0.111 (8, PH)										1	0	0	0	0	1	0									
<b>Fred Scherman, L</b> ERA: 3.8 (9, 1)										0	0	0	0	0	0	0									
<b>Inning Stats</b>	R: 0 E: 0 K: 2 S: 8	H: 1 LOB: 0 BB: 0 P: 8	R: 0 E: 0 K: 1 S: 5	H: 0 LOB: 1 BB: 1 P: 9	R: 0 E: 0 K: 1 S: 5	H: 0 LOB: 0 BB: 0 P: 5	R: 1 E: 0 K: 2 S: 8	H: 1 LOB: 0 BB: 0 P: 8	R: 0 E: 0 K: 0 S: 3	H: 0 LOB: 0 BB: 0 P: 3	R: 0 E: 0 K: 2 S: 8	H: 1 LOB: 1 BB: 0 P: 8	R: 0 E: 0 K: 1 S: 5	H: 0 LOB: 0 BB: 0 P: 5	R: 0 E: 0 K: 0 S: 4	H: 1 LOB: 1 BB: 0 P: 4	R: 0 E: 0 K: 0 S: 4	H: 1 LOB: 0 BB: 0 P: 4	1B: 4 2B: 0 3B: 0 HR: 1	SF: 0 SAC: 0 DP: 0 HBP: 0	WP: 0 PB: 0 SB: 0 CS: 0	PA: 33			
<b>PITCHER</b>	IP	WLS	BF	H	R	ER	SO	BB	IBB	HBP	BLK	WP	HR	S	P	ERA	WHIP								
<b>Don Gullett, L</b> ERA: 2.63 (1, 1)	9.0	W	33	5	1	1	10	1	0	0	0	0	1	52	56	1.00	0.667								

Cincinnati Reds @ Houston Astros  
Astrodome, Houston, TX  
Sun May 19, 1974, 4:33 AM EDT  
Att. 15,508 - Dome

AB 32  
R 1  
H 5  
RBI 1  
BB 1  
SO 10  
LOB 9





Batter	1	2	3	4	5	6	7	8	9	AB	R	H	RBI	BB	SO	LOB	TOP											
<b>Pete Rose, S</b> OBP: 0.378, SLG: 0.399 (1, 7)	0-0 5-3		0-0 L4			0-0 L8		0-0 F9		4	0	0	0	0	0	2	<b>Cincinnati Reds @ Los Angeles Dodgers</b> Dodger Stadium, Los Angeles, CA Mon May 20 1974, 7:05 PM PDT Att: 37,339 - Unknown											
<b>Joe Morgan, L</b> OBP: 0.449, SLG: 0.462 (1, 4)	4-0 BB CS			0-0 F8		0-0 HR		0-0 BLK 2H 1B		3	1	2	3	1	0	0												
<b>Johnny Bench, R</b> OBP: 0.399, SLG: 0.520 (1, 5)	0-0 1B			0-0 5-3		0-0 6-3		0-3 K		4	0	1	0	0	1	1												
<b>Tony Perez, R</b> OBP: 0.351, SLG: 0.526 (1, 3)	0-3 K			0-0 4-3		0-0 1-3			0-0 6-3	4	0	0	0	0	1	1												
<b>Dave Concepcion, R</b> OBP: 0.278, SLG: 0.413 (1, 6)		0-0 6-3			0-0 1B		0-0 F8		0-0 6-3	4	0	1	0	0	0	0												
<b>Mery Rettenmund, R</b> OBP: 0.343, SLG: 0.425 (1, 9)		0-3 K			0-0 F9		0-0 L3 1B		0-0 G3	4	0	1	0	0	1	1												
<b>George Foster, R</b> OBP: 0.338, SLG: 0.371 (1, 8)		0-3 K			0-3 K		0-0 L3 1-2			3	0	0	0	0	2	2												
<b>Bill Plummer, R</b> OBP: 0.238, SLG: 0.300 (1, 2)			0-0 4-3		0-0 4-3			0-0 1B 2B		3	1	1	0	0	0	1												
<b>Jack Billingham, R</b> (1, 1)			0-3 K			0-0 L8 HR 2B		0-0 6-3		1	0	0	0	0	1	0												
<b>Dan Driessen, L</b> OBP: 0.355, SLG: 0.380 (6, PH) <b>Clay Carroll, R</b> (6, 1) <b>Phil Gagliano, R</b> OBP: 0.545, SLG: 0.286 (8, PH) <b>Tom Hall, L</b> (8, 1)										1	1	1	0	0	0	0												
<b>Inning Stats</b>	R: 0 E: 0 K: 1 S: 5	H: 1 LOB: 1 BB: 1 P: 9	R: 0 E: 0 K: 2 S: 7	H: 0 LOB: 0 BB: 0 P: 7	R: 0 E: 0 K: 1 S: 5	H: 0 LOB: 0 BB: 0 P: 5	R: 0 E: 0 K: 0 S: 3	H: 0 LOB: 0 BB: 0 P: 3	R: 0 E: 0 K: 1 S: 6	H: 1 LOB: 1 BB: 0 P: 6	R: 2 E: 0 K: 0 S: 5	H: 2 LOB: 0 BB: 0 P: 5	R: 0 E: 0 K: 0 S: 3	H: 1 LOB: 0 BB: 0 P: 3	R: 1 E: 0 K: 1 S: 7	H: 2 LOB: 1 BB: 0 P: 7	R: 0 E: 0 K: 0 S: 3	H: 0 LOB: 0 BB: 0 P: 3	1B: 4 2B: 3 3B: 0 HR: 1	SF: 0 SAC: 0 DP: 1 HBP: 0	WP: 0 PB: 0 SB: 0 CS: 1	PA: 33						
<b>PITCHER</b>	IP	WLS	BF	H	R	ER	SO	BB	IBB	HBP	BLK	WP	HR	S	P	ERA	WHIP											
<b>Tommy John, L</b> ERA: 2.62 <b>Mike Marshall, R</b> ERA: 2.08	(1, 1)	7.2	W	29	7	3	3	5	1	0	0	0	0	1	38	42	3.52	1.043										
	(8, 1)	1.1	S	4	0	0	0	1	0	0	0	1	0	0	6	6	0.00	0.000										

AB	32
R	3
H	7
RBI	3
BB	1
SO	6
LOB	9



Batter	1	2	3	4	5	6	7	8	9	AB	R	H	RBI	BB	SO	LOB	BOTTOM										
<b>Lee Lacy, R</b> OBP: 0.345, SLG: 0.393 (1, 4) <b>Davey Lopes, R</b> OBP: 0.316, SLG: 0.237 (9, 4)	0-0 HR 2B	0-0 6-3		0-0 6-3		0-0 1B				4	1	2	0	0	0	2	<b>Cincinnati Reds @ Los Angeles Dodgers</b> Dodger Stadium, Los Angeles, CA Mon May 20 1974, 7:05 PM PDT Att: 37,339 - Unknown										
<b>Bill Buckner, L</b> OBP: 0.378, SLG: 0.407 (1, 7) <b>Tom Paciorek, R</b> OBP: 0.268, SLG: 0.396 (9, 7)	1-0 HR HBP	0-0 B2-3		0-0 4-3		0-0 4-3				3	1	0	0	0	2	0											
<b>Jimmy Wynn, R</b> OBP: 0.453, SLG: 0.733 (1, 8)	0-0 1H 2H HR		0-3 K		0-0 HR		4-0 CS BB			3	2	2	4	1	1	0											
<b>Steve Garvey, R</b> OBP: 0.329, SLG: 0.527 (1, 3)	0-0 5-3		0-0 1-5-3 1B		0-0 2B 1B		0-3 K 1-2			4	1	2	0	0	1	1											
<b>Willie Crawford, L</b> OBP: 0.395, SLG: 0.433 (1, 9)	4-0 BB		0-0 1-5-3		0-0 1H 2B		0-0 F7			3	0	1	1	1	0	1											
<b>Ron Cey, R</b> OBP: 0.371, SLG: 0.374 (1, 5)	0-0 F8		0-0 F9		0-3 K		0-0 1-3			4	0	0	0	0	1	3											
<b>Bill Russell, R</b> OBP: 0.350, SLG: 0.445 (1, 6)	0-0 F5		0-0 F7		0-0 6-3		0-0 P6			4	0	0	0	0	2	2											
<b>Steve Yeager, R</b> OBP: 0.433, SLG: 0.557 (1, 2)		0-0 SH3-4 1B		4-0 SH1-4 BB		0-0 F8		0-3 K		3	0	1	0	1	1	0											
<b>Tommy John, R</b> OBP: 0.174, SLG: 0.261 (1, 1) <b>Mike Marshall, R</b> (8, 1)		0-0 SH3-4		0-0 SH1-4		0-3 K				1	0	0	0	0	1	0											
<b>Inning Stats</b>	R: 3 E: 0 K: 0 S: 5	H: 2 LOB: 1 BB: 1 P: 10	R: 0 E: 0 K: 0 S: 4	H: 1 LOB: 1 BB: 0 P: 4	R: 0 E: 0 K: 1 S: 6	H: 1 LOB: 1 BB: 0 P: 6	R: 0 E: 0 K: 0 S: 3	H: 0 LOB: 1 BB: 1 P: 7	R: 2 E: 0 K: 1 S: 8	H: 3 LOB: 1 BB: 0 P: 8	R: 0 E: 0 K: 1 S: 4	H: 0 LOB: 0 BB: 1 P: 8	R: 0 E: 0 K: 1 S: 5	H: 0 LOB: 0 BB: 0 P: 5	R: 0 E: 0 K: 1 S: 5	H: 0 LOB: 0 BB: 0 P: 5		1B: 4 2B: 2 3B: 0 HR: 2	SF: 0 SAC: 2 DP: 0 HBP: 1	WP: 0 PB: 0 SB: 0 CS: 1	PA: 35						
<b>PITCHER</b>	IP	WLS	BF	H	R	ER	SO	BB	IBB	HBP	BLK	WP	HR	S	P	ERA	WHIP										
<b>Jack Billingham, R</b> ERA: 4.05 <b>Clay Carroll, R</b> ERA: 2.91 <b>Tom Hall, L</b> ERA: 0.9	(1, 1)	5.0	L	25	7	5	5	2	2	0	1	0	0	10	14	9.00	1.800										
	(6, 1)	2.0		7	1	0	0	2	1	0	0	0	0	0	14	0.00	1.000										
	(8, 1)	1.0		3	0	0	0	1	0	0	0	0	0	5	5	0.00	0.000										

AB	29
R	5
H	8
RBI	5
BB	3
SO	5
LOB	11

















Batter	1	2	3	4	5	6	7	8	9	AB	R	H	RBI	BB	SO	LOB	TOP		
<b>Pete Rose, S</b> OBP: 0.347, SLG: 0.369 (1, 7)										4	0	0	1	0	0	3	<b>Cincinnati Reds @ San Diego Padres</b> San Diego Stadium, San Diego, CA Fri May 24 1974, 10:05 PM EDT Att: 15,987 - Unknown		
<b>Joe Morgan, L</b> OBP: 0.463, SLG: 0.497 (1, 4)										4	1	2	0	1	2	0			
<b>Johnny Bench, R</b> OBP: 0.414, SLG: 0.507 (1, 2)										5	0	0	0	0	2	4			
<b>Tony Perez, R</b> OBP: 0.351, SLG: 0.510 <b>Dave Concepcion, R</b> OBP: 0.290, SLG: 0.411 (8, 6)										3	0	1	0	0	0	1			
<b>Dan Driessen, L</b> OBP: 0.370, SLG: 0.421 (8, 3)										4	2	2	1	1	0	1			
<b>Terry Crowley, L</b> OBP: 0.241, SLG: 0.269 <b>George Foster, R</b> OBP: 0.326, SLG: 0.354 (8, 9)										4	1	2	0	0	0	1			
<b>Cesar Geronimo, L</b> OBP: 0.384, SLG: 0.452 (1, 8)										3	1	0	0	1	1	4			
<b>Darrel Chaney, S</b> OBP: 0.267, SLG: 0.286 (8, 5)										4	0	2	1	0	0	2			
<b>Don Gullett, R</b> OBP: 0.364, SLG: 0.316 <b>Pedro Borbon, R</b> OBP: 0.250, SLG: 0.250 (9, 1)										4	0	1	1	0	2	4			
										0	0	0	0	0	0	0			
<b>Inning Stats</b>	R: 0 E: 0 K: 0 S: 3	H: 0 LOB: 1 BB: 1 P: 7	R: 3 E: 0 K: 1 S: 8	H: 3 LOB: 2 BB: 2 P: 16	R: 0 E: 0 K: 1 S: 6	H: 1 LOB: 1 BB: 0 P: 6	R: 0 E: 0 K: 0 S: 3	H: 0 LOB: 0 BB: 0 P: 3	R: 0 E: 0 K: 1 S: 7	H: 1 LOB: 1 BB: 0 P: 8	R: 0 E: 0 K: 1 S: 5	H: 0 LOB: 0 BB: 0 P: 5	R: 0 E: 0 K: 1 S: 9	H: 4 LOB: 3 BB: 0 P: 9	R: 1 E: 0 K: 0 S: 4	H: 1 LOB: 0 BB: 0 P: 4	1B: 6 2B: 1 3B: 3 HR: 0	SF: 2 DP: 0 HBP: 1	WP: 1 PA: 41 PB: 0 SB: 0 CS: 0
<b>PITCHER</b>	IP	WLS	BF	H	R	ER	SO	BB	IBB	HBP	BLK	WP	HR	S	P	ERA	WHIP		
<b>Bill Greif, R</b> ERA: 5.69	(1, 1)	7.0	L 33	8	5	5	6	3	0	1	0	1	0	41	54	6.43	1.571		
<b>Vicente Romo, R</b> ERA: 2.45	(8, 1)	2.0	8	2	1	1	1	0	0	0	0	0	0	10	10	4.50	1.000		

AB	35
R	6
H	10
RBI	5
BB	3
SO	7
LOB	20



Batter	1	2	3	4	5	6	7	8	9	AB	R	H	RBI	BB	SO	LOB	BOTTOM		
<b>Derrel Thomas, S</b> OBP: 0.343, SLG: 0.388 (1, 4)										5	1	1	0	0	0	4	<b>Cincinnati Reds @ San Diego Padres</b> San Diego Stadium, San Diego, CA Fri May 24 1974, 10:05 PM EDT Att: 15,987 - Unknown		
<b>Enzo Hernandez, R</b> OBP: 0.259, SLG: 0.272 <b>Glenn Beckert, R</b> OBP: 0.444, SLG: 0.394 <b>Rich Morales, R</b> OBP: 0.429, SLG: 0.368 (8, 6)										3	0	0	0	0	1	1			
<b>Willie McCovey, L</b> OBP: 0.403, SLG: 0.418 <b>Rod Gaspar, S</b> (8, 7)										3	1	2	0	1	0	0			
<b>Nate Colbert, R</b> OBP: 0.313, SLG: 0.394 (9, 3)										3	0	0	0	1	2	3			
<b>Cito Gaston, R</b> OBP: 0.264, SLG: 0.305 (1, 9)										4	1	1	1	0	0	2			
<b>Johnny Grubb, L</b> OBP: 0.383, SLG: 0.399 (1, 8)										4	0	1	0	0	1	1			
<b>Dave Roberts, R</b> OBP: 0.280, SLG: 0.254 (1, 5)										4	0	2	0	0	1	0			
<b>Bob Barton, R</b> OBP: 0.313, SLG: 0.250 (1, 2)										3	0	0	0	0	0	1			
<b>Bill Greif, R</b> OBP: 0.227, SLG: 0.056 <b>Vicente Romo, R</b> (8, 1)										2	0	0	0	0	0	1			
<b>Fred Kendall, R</b> OBP: 0.299, SLG: 0.342 <b>Matty Alou, L</b> OBP: 0.258, SLG: 0.258 (9, PH)										2	0	1	0	0	0	0			
										0	0	0	1	0	0	0			
<b>Inning Stats</b>	R: 2 E: 1 K: 1 S: 7	H: 2 LOB: 1 BB: 1 P: 11	R: 0 E: 0 K: 0 S: 4	H: 1 LOB: 1 BB: 0 P: 4	R: 0 E: 0 K: 1 S: 5	H: 0 LOB: 1 BB: 1 P: 9	R: 0 E: 0 K: 1 S: 5	H: 0 LOB: 0 BB: 0 P: 5	R: 0 E: 0 K: 1 S: 5	H: 0 LOB: 0 BB: 0 P: 5	R: 0 E: 0 K: 1 S: 5	H: 0 LOB: 0 BB: 0 P: 5	R: 0 E: 0 K: 0 S: 4	H: 1 LOB: 2 BB: 1 P: 8	R: 1 E: 0 K: 0 S: 6	H: 4 LOB: 2 BB: 0 P: 6	1B: 7 2B: 1 3B: 0 HR: 0	SF: 1 DP: 1 HBP: 0	WP: 0 PA: 37 PB: 0 SB: 0 CS: 0
<b>PITCHER</b>	IP	WLS	BF	H	R	ER	SO	BB	IBB	HBP	BLK	WP	HR	S	P	ERA	WHIP		
<b>Don Gullett, L</b> ERA: 2.58	(1, 1)	8.0	W 33	6	3	2	5	2	0	0	0	0	0	40	52	2.25	1.000		
<b>Pedro Borbon, R</b> ERA: 1.95	(9, 1)	1.0	4	2	0	0	0	0	0	0	0	0	0	4	4	0.00	2.000		

AB	33
R	3
H	8
RBI	2
BB	3
SO	5
LOB	13





Batter	1	2	3	4	5	6	7	8	9	AB	R	H	RBI	BB	SO	LOB	TOP										
<b>Pete Rose, S</b> OBP: 0.397, SLG: 0.365 (1, 7)	4-0 FC4-6 BB BB		4-0 WP BB BB	4-0 1B SF8 BB	0-0 5-3		4-0 2B BB BB	0-0 3-1		2	3	0	0	4	0	1											
<b>Joe Morgan, L</b> OBP: 0.474, SLG: 0.503 <b>Darrel Chaney, S</b> OBP: 0.353, SLG: 0.400 (1, 4) (6, 4)	4-0 FC4-6 BB BB		6-3 WP BB BB	0-0 WP 2B 1B	0-0 HR 1B		0-0 BB 2B BB	4-0 BB BB		2	3	2	0	2	0	0											
<b>Johnny Bench, R</b> OBP: 0.419, SLG: 0.524 <b>Andy Kosco, R</b> OBP: 0.286, SLG: 0.280 (1, 2) (7, 5)	0-0 FC4-6 BB BB		6-3	4-0 WP 2B IBB	0-0 HR		4-0 BB 1B IBB	0-3 K		3	3	1	3	2	0	3											
<b>Tony Perez, R</b> OBP: 0.341, SLG: 0.497 <b>Bill Plummer, R</b> OBP: 0.200, SLG: 0.250 (1, 3) (7, 2)	0-0 FC5-4-2 BB BB		6-3	0-0 SF8	0-0 L9		0-0 F3			1	4	0	2	0	0	5											
<b>Dan Driessen, L</b> OBP: 0.376, SLG: 0.416 (1, 5) (7, 3)		0-0 F7	0-0 IBB 1B	4-0 2B IBB			0-0 F8	4-0 1B BB		2	4	1	1	1	2	0	0										
<b>Terry Crowley, L</b> OBP: 0.281, SLG: 0.345 <b>George Foster, R</b> OBP: 0.337, SLG: 0.378 (1, 9) (4, PR) (4, 9)		0-0 E3 1B	0-0 IBB 1B	0-0 2B			0-0 6-3 2B	0-0 1-3 2-H 3-H 1B		3	3	1	2	3	0	0	0										
<b>Dave Concepcion, R</b> OBP: 0.299, SLG: 0.409 (1, 6)		0-0 E 1B CS 1B	4-0 1-2 2-3 IBB	4-0 BB BB			0-0 6-3	0-0 F3		3	3	0	1	0	2	0	3										
<b>Cesar Geronimo, L</b> OBP: 0.372, SLG: 0.433 (1, 8)		0-0 E9 1B CS 1B	0-3 K	0-0 F8			0-0 4-3	0-0 P5		1	5	0	1	1	0	1	6										
<b>Jack Billingham, R</b> OBP: 0.045, SLG: 0.045 <b>Mike McQueen, L</b> OBP: 1.000, SLG: 1.000 (1, 1) (7, 1)		0-0 1-3 2-H 3-H 1B		0-0 L8	0-0 4-3		0-3 K	0-0 3-1 1B		4	4	0	1	0	0	1	0										
<b>Inning Stats</b>	R: 0 E: 0 K: 0 S: 2	H: 0 LOB: 1 BB: 2 P: 10	R: 1 E: 2 K: 0 S: 5	H: 3 LOB: 2 BB: 0 P: 5	R: 2 E: 0 K: 1 S: 7	H: 2 LOB: 3 BB: 3 P: 19	R: 4 E: 0 K: 0 S: 5	H: 2 LOB: 2 BB: 4 P: 21	R: 2 E: 0 K: 0 S: 5	H: 2 LOB: 0 BB: 0 P: 5	R: 0 E: 0 K: 0 S: 4	H: 1 LOB: 1 BB: 0 P: 4	R: 3 E: 0 K: 1 S: 7	H: 2 LOB: 2 BB: 3 P: 19	R: 0 E: 0 K: 1 S: 6	H: 1 LOB: 2 BB: 1 P: 10	R: 0 E: 0 K: 0 S: 3	H: 0 LOB: 0 BB: 0 P: 3	1B: 9 2B: 4 3B: 0 HR: 1	SF: 1 SAC: 0 DP: 1 HBP: 0	WP: 2 PB: 0 SB: 0 CS: 2	PA: 51					
<b>PITCHER</b>	IP	WLS	BF	H	R	ER	SO	BB	IBB	HBP	BLK	WP	HR	S	P	ERA	WHIP										
<b>Steve Arlin, R</b> ERA: 6.15 (1, 1)	2.2	L	15	5	3	2	0	4	0	0	0	1	0	11	27	6.75	3.375										
<b>Dave Tomlin, L</b> ERA: 5.99 (3, 1)	0.2		6	1	3	3	1	1	2	0	0	0	0	5	17	40.50	3.000										
<b>Jim McAndrew, R</b> ERA: 4.93 (4, 1)	1.2		10	3	3	3	0	1	1	0	0	1	1	8	16	16.20	2.400										
<b>Larry Hardy, R</b> ERA: 3.82 (6, 1)	2.0		12	3	3	3	1	2	1	0	0	0	0	11	23	13.50	2.500										
<b>Vicente Romo, R</b> ERA: 2.31 (8, 1)	2.0		8	1	0	0	1	1	0	0	0	0	0	9	13	0.00	1.000										
Batter	1	2	3	4	5	6	7	8	9	AB	R	H	RBI	BB	SO	LOB	BOTTOM										
<b>Bobby Tolan, L</b> OBP: 0.338, SLG: 0.333 (1, 9)	0-0 1B BLK G6-3 1B		0-0 B2-3				0-0 3-1		0-0 F9		5	1	2	2	0	2											
<b>Enzo Hernandez, R</b> OBP: 0.270, SLG: 0.274 (1, 6)	0-0 G6-3 1B		0-0 5-3				4-0 BB				2	0	1	0	2	0	1										
<b>Matty Aloy, L</b> OBP: 0.246, SLG: 0.246 <b>Cito Gaston, R</b> OBP: 0.261, SLG: 0.301 (1, 7) (7, PH) (8, 7)	0-0 G6-3		0-0 F7				0-0 F9		0-0 P3		3	0	0	0	0	2											
<b>Willie McCovey, L</b> OBP: 0.394, SLG: 0.407 <b>Rod Gaspar, S</b> (1, 3) (8, 3)	0-0 G3		0-0 G3				0-0 4-3		4-0 FC5-4 BB		3	0	0	0	0	1											
<b>Johnny Grubb, L</b> OBP: 0.373, SLG: 0.388 (1, 8)		0-0 4-3		0-0 F5			0-0 G3		0-0 L6		4	0	0	0	0	1											
<b>Derrel Thomas, S</b> OBP: 0.341, SLG: 0.386 <b>Rich Morales, R</b> OBP: 0.375, SLG: 0.318 (1, 4) (3, 4)		0-0 5-3					0-3 K		0-0 FC5-4		1	0	0	0	0	0											
<b>Dave Roberts, R</b> OBP: 0.279, SLG: 0.248 (1, 5)		0-3 K					0-3 K		4-0 E 1B BB		3	1	0	0	1	2	1										
<b>Bob Barton, R</b> OBP: 0.361, SLG: 0.290 <b>Randy Jones, R</b> OBP: 0.238, SLG: 0.250 (1, 2) (9, PR)			0-0 FC2-6 1B				0-0 FC6-4 1B		0-0 G6-4-3 BB		3	1	2	0	1	0	1										
<b>Steve Arlin, R</b> OBP: 0.131, SLG: 0.200 <b>Dave Tomlin, L</b> ERA: 5.99 <b>Jim McAndrew, R</b> ERA: 4.93 <b>Glenn Beckert, R</b> OBP: 0.143, SLG: 0.143 <b>Larry Hardy, R</b> ERA: 3.82 <b>Nate Colbert, R</b> OBP: 0.107, SLG: 0.107 <b>Vicente Romo, R</b> ERA: 2.31 <b>Dave Winfield, R</b> OBP: 0.316, SLG: 0.456 (1, 1) (3, 1) (4, 1) (5, PH) (6, 1) (7, PH) (8, 1) (9, PH)			0-0 FC2-6 B2-3				0-0 FC6-4		0-0 G6-4-3		0	0	0	0	0	0	0										
<b>Inning Stats</b>	R: 1 E: 0 K: 0 S: 4	H: 2 LOB: 0 BB: 0 P: 4	R: 0 E: 0 K: 1 S: 5	H: 0 LOB: 0 BB: 0 P: 5	R: 0 E: 0 K: 0 S: 4	H: 1 LOB: 1 BB: 0 P: 4	R: 0 E: 0 K: 0 S: 3	H: 0 LOB: 0 BB: 0 P: 3	R: 0 E: 0 K: 2 S: 8	H: 1 LOB: 1 BB: 0 P: 8	R: 0 E: 0 K: 0 S: 3	H: 0 LOB: 1 BB: 1 P: 7	R: 3 E: 1 K: 0 S: 5	H: 1 LOB: 2 BB: 3 P: 17	R: 0 E: 0 K: 0 S: 3	H: 0 LOB: 1 BB: 1 P: 7	R: 0 E: 0 K: 0 S: 2	H: 0 LOB: 1 BB: 1 P: 6	1B: 5 2B: 0 3B: 0 HR: 0	SF: 0 SAC: 0 DP: 2 HBP: 0	WP: 1 PB: 0 SB: 0 CS: 0	PA: 37					
<b>PITCHER</b>	IP	WLS	BF	H	R	ER	SO	BB	IBB	HBP	BLK	WP	HR	S	P	ERA	WHIP										
<b>Jack Billingham, R</b> ERA: 3.78 (1, 1)	6.2	W	29	5	4	1	3	4	0	0	0	1	0	31	47	1.35	1.350										
<b>Mike McQueen, L</b> ERA: 2.09 (7, 1)	2.1		8	0	0	0	0	2	0	0	0	0	0	6	14	0.00	0.857										

Cincinnati Reds @ San Diego Padres  
San Diego Stadium, San Diego, CA  
Sat May 25 1974, 10:05 PM EDT  
Att: 44,504 - Unknown

AB 37  
R 12  
H 13  
RBI 12  
BB 13  
SO 3  
LOB 20



Cincinnati Reds @ San Diego Padres  
San Diego Stadium, San Diego, CA  
Sat May 25 1974, 10:05 PM EDT  
Att: 44,504 - Unknown

AB 31  
R 4  
H 5  
RBI 2  
BB 6  
SO 3  
LOB 15






Batter	1	2	3	4	5	6	7	8	9	AB	R	H	RBI	BB	SO	LOB	TOP					
<b>Pete Rose, S</b> OBP: 0.363, SLG: 0.368 (1, 7)	L7		1B		FC6-4 BB		2B SF7 1B	K		4	1	2	1	1	1	1	<b>Cincinnati Reds @ San Diego Padres</b> San Diego Stadium, San Diego, CA Sun May 26 1974, 6:33 AM EDT Att: 13,501 - Unknown					
<b>Joe Morgan, L</b> OBP: 0.477, SLG: 0.507 (1, 4)	S BB		F2		K		2B		BB	3	0	1	0	2	1	1						
<b>Johnny Bench, R</b> OBP: 0.408, SLG: 0.507 (1, 2)	5-3 1-2			5-3	F7		K		K	5	0	0	0	0	2	5						
<b>Tony Perez, R</b> OBP: 0.344, SLG: 0.491 <b>Darrel Chaney, S</b> OBP: 0.333, SLG: 0.375 (7, 5)	L7			1B SF8 BB	FC6-4 1-2		IBB		F7	2	1	0	0	2	0	2						
<b>Dan Driessen, L</b> OBP: 0.370, SLG: 0.411 (7, 3)		4-3		1-3 S 1B			1-3	SF7	4-3	4	1	1	1	0	0	1						
<b>Terry Crowley, L</b> OBP: 0.257, SLG: 0.323 <b>George Foster, R</b> OBP: 0.333, SLG: 0.373 (6, 9)	K			SF8 1-2 3-H			P3	K		2	0	0	1	0	1	0						
<b>Dave Concepcion, R</b> OBP: 0.304, SLG: 0.411 (1, 6)	F8			S 1B			E6	E7 WP 1B		4	0	2	1	0	0	0						
<b>Cesar Geronimo, L</b> OBP: 0.390, SLG: 0.435 (1, 8)				E 1B	1-2 IBB		1-2 IBB	K	2-3	2	1	1	0	2	1	1						
<b>Roger Nelson, R</b> OBP: 0.190, SLG: 0.150 (1, 1)				K	F8 1-2		F2	P5		4	0	0	0	0	1	6						
<b>Inning Stats</b>	R: 0 E: 0 K: 0 S: 3	H: 0 LOB: 1 BB: 1 P: 7	R: 0 E: 0 K: 1 S: 5	H: 0 LOB: 0 BB: 0 P: 5	R: 1 E: 1 K: 1 S: 6	H: 2 LOB: 0 BB: 0 P: 6	R: 2 E: 0 K: 0 S: 5	H: 2 LOB: 2 BB: 2 P: 13	R: 0 E: 0 K: 1 S: 5	H: 0 LOB: 1 BB: 1 P: 9	R: 0 E: 1 K: 0 S: 4	H: 0 LOB: 2 BB: 1 P: 8	R: 1 E: 0 K: 2 S: 9	H: 2 LOB: 1 BB: 13	R: 0 E: 1 K: 2 S: 8	H: 1 LOB: 1 BB: 0 P: 8		R: 0 E: 0 K: 1 S: 5	H: 0 LOB: 1 BB: 1 P: 9	1B: 6 2B: 1 3B: 0 HR: 0	SF: 2 SAC: 0 DP: 0 HBP: 0	WP: 1 PB: 0 SB: 4 CS: 0
<b>PITCHER</b>	IP	WLS	BF	H	R	ER	SO	BB	IBB	HBP	BLK	WP	HR	S	P	ERA	WHIP					
<b>Dave Freisleben, R</b> ERA: 4.01 (1, 1)	6.0	L	27	4	3	2	3	3	2	0	0	0	0	28	48	3.00	1.167					
<b>Dave Tomlin, L</b> ERA: 5.17 (7, 1)	3.0		14	3	1	1	5	1	1	0	0	1	0	22	30	3.00	1.333					

Batter	1	2	3	4	5	6	7	8	9	AB	R	H	RBI	BB	SO	LOB	BOTTOM				
<b>Bobby Tolan, L</b> OBP: 0.340, SLG: 0.331 (1, 9)	6-3 WP FC5 HBP		2B		F5		3-1		G3	4	1	1	0	0	0	0	<b>Cincinnati Reds @ San Diego Padres</b> San Diego Stadium, San Diego, CA Sun May 26 1974, 6:33 AM EDT Att: 13,501 - Unknown				
<b>Enzo Hernandez, R</b> OBP: 0.275, SLG: 0.286 (1, 6)	6-3 1-3		BB				6-3			4	0	2	1	0	0	1					
<b>Dave Winfield, R</b> OBP: 0.317, SLG: 0.447 (9, 8)	FC5 E S CS		BB		F7		F7			3	0	0	0	1	0	2					
<b>Willie McCovey, L</b> OBP: 0.397, SLG: 0.400 <b>Rod Gaspar, S</b> (9, 3)	3-H 1-H BB				4-3				P6	2	0	0	0	2	0	1					
<b>Johnny Grubb, L</b> OBP: 0.371, SLG: 0.391 (9, 5)					F8				F8	4	0	1	0	0	0	3					
<b>Derrel Thomas, S</b> OBP: 0.344, SLG: 0.389 (1, 4)					F8				F8	4	0	2	0	0	0	1					
<b>Dave Roberts, R</b> OBP: 0.275, SLG: 0.244 <b>Glenn Beckert, R</b> OBP: 0.247, SLG: 0.382 <b>Bill Greif, R</b> OBP: 0.227, SLG: 0.056 <b>Rich Williams, R</b> OBP: 0.275, SLG: 0.318 <b>Matty Albi, L</b> OBP: 0.243, SLG: 0.242 (18, 7)	K				K		FC6-4 BB		1-3	2	0	0	0	0	2	1					
<b>Bob Barton, R</b> OBP: 0.333, SLG: 0.265 <b>Fred Kendall, R</b> OBP: 0.298, SLG: 0.340 (9, PH)					1-4-3		K		6-3	3	0	0	0	0	2	3					
<b>Dave Freisleben, R</b> OBP: 0.214, SLG: 0.167 <b>Nate Colbert, R</b> OBP: 0.315, SLG: 0.391 <b>Dave Tomlin, L</b> (7, 1)	K				4-3		6-3		K	2	0	0	0	0	0	1					
<b>Cito Gaston, R</b> OBP: 0.258, SLG: 0.298 (9, PH)							FC6-4 1-2		K	1	0	0	0	0	0	0					
<b>Inning Stats</b>	R: 0 E: 0 K: 0 S: 2	H: 0 LOB: 1 BB: 1 P: 7	R: 0 E: 0 K: 1 S: 5	H: 0 LOB: 0 BB: 0 P: 5	R: 1 E: 0 K: 0 S: 5	H: 2 LOB: 3 BB: 2 P: 13	R: 0 E: 0 K: 2 S: 8	H: 1 LOB: 1 BB: 0 P: 8	R: 0 E: 0 K: 0 S: 4	H: 1 LOB: 2 BB: 1 P: 10	R: 0 E: 0 K: 0 S: 3	H: 0 LOB: 0 BB: 0 P: 3	R: 0 E: 0 K: 0 S: 4	H: 1 LOB: 1 BB: 0 P: 4	R: 0 E: 0 K: 1 S: 5	H: 0 LOB: 0 BB: 0 P: 5	1B: 4 2B: 2 3B: 0 HR: 0	SF: 0 SAC: 0 DP: 0 HBP: 1	WP: 1 PB: 0 SB: 1 CS: 1	PA: 37	
<b>PITCHER</b>	IP	WLS	BF	H	R	ER	SO	BB	IBB	HBP	BLK	WP	HR	S	P	ERA	WHIP				
<b>Roger Nelson, R</b> ERA: 2.81 (1, 1)	9.0	W	37	6	1	1	5	4	0	1	0	1	0	42	59	1.00	1.111				



Batter	1	2	3	4	5	6	7	8	9	AB	R	H	RBI	BB	SO	LOB	TOP					
<b>Bud Harrelson, S</b> (1, 6) OBP: 0.417, SLG: 0.328										3	1	1	2	1	0	1	<b>New York Mets @ Cincinnati Reds</b> Riverfront Stadium, Cincinnati, OH Mon May 27 1974, 7:05 PM EDT Att: 20,057 - Unknown					
<b>Felix Milten, R</b> (1, 4) OBP: 0.358, SLG: 0.335										4	0	0	0	0	0	2						
<b>Rusty Staub, L</b> (1, 9) OBP: 0.361, SLG: 0.462										4	0	1	0	0	0	1						
<b>Cleon Jones, R</b> (1, 7) OBP: 0.333, SLG: 0.380										4	0	0	0	0	1	2						
<b>John Milner, L</b> (1, 3) OBP: 0.328, SLG: 0.399										4	0	1	0	0	1	0						
<b>Jerry Grote, R</b> (1, 2) OBP: 0.331, SLG: 0.415										4	0	1	0	0	0	1						
<b>Ted Martinez, R</b> (1, 5) OBP: 0.279, SLG: 0.375										4	0	0	0	0	2	1						
<b>Don Hahn, R</b> (1, 8) OBP: 0.400, SLG: 0.547										1	1	0	0	2	1	1						
<b>Tom Seaver, R</b> (1, 1) OBP: 0.231, SLG: 0.091										2	0	0	0	0	1	2						
<b>George Theodore, R</b> (7, PH) OBP: 0.263, SLG: 0.263										1	0	0	0	0	1	1						
<b>Bob Apodaca, R</b> (7, 1)										0	0	0	0	0	0	0						
<b>Inning Stats</b>	R: 0 E: 0 K: 0 S: 3	H: 0 LOB: 1 BB: 1 P: 7	R: 0 E: 0 K: 2 S: 7	H: 0 LOB: 0 BB: 0 P: 7	R: 0 E: 0 K: 0 S: 3	H: 0 LOB: 1 BB: 1 P: 7	R: 0 E: 0 K: 1 S: 6	H: 1 LOB: 1 BB: 0 P: 6	R: 2 E: 0 K: 1 S: 6	H: 1 LOB: 0 BB: 1 P: 10	R: 0 E: 0 K: 0 S: 3	H: 0 LOB: 0 BB: 0 P: 3	R: 0 E: 0 K: 2 S: 8	H: 1 LOB: 1 BB: 0 P: 8	R: 0 E: 0 K: 0 S: 4	H: 1 LOB: 1 BB: 0 P: 4	R: 0 E: 0 K: 1 S: 5	H: 0 LOB: 0 BB: 0 P: 5	1B: 2 2B: 1 3B: 0 HR: 1	SF: 0 SAC: 0 DP: 0 HBP: 0	WP: 0 PB: 0 SB: 0 CS: 0	PA: 34
<b>PITCHER</b> <b>Fred Norman, L</b> (1, 1) ERA: 2.53	IP: 9.0 WLS: W BF: 34 H: 4 R: 2 ER: 2 SO: 7 BB: 3 IBB: 0 HBP: 0 BLK: 0 WP: 0 HR: 1 S: 45 P: 57 ERA: 2.00 WHIP: 0.778															<b>PITCHER</b>						

AB	31
R	2
H	4
RBI	2
BB	3
SO	7
LOB	12



Batter	1	2	3	4	5	6	7	8	9	AB	R	H	RBI	BB	SO	LOB	BOTTOM			
<b>Pete Rose, S</b> (1, 7) OBP: 0.365, SLG: 0.371										4	1	2	0	0	0	0	<b>New York Mets @ Cincinnati Reds</b> Riverfront Stadium, Cincinnati, OH Mon May 27 1974, 7:05 PM EDT Att: 20,057 - Unknown			
<b>Joe Morgan, L</b> (1, 4) OBP: 0.478, SLG: 0.513										4	2	2	0	0	0	2				
<b>Johnny Bench, R</b> (1, 2) OBP: 0.415, SLG: 0.513										2	1	1	1	2	0	2				
<b>Tony Perez, R</b> (1, 3) OBP: 0.337, SLG: 0.479										4	0	0	1	0	1	4				
<b>Darrel Chaney, S</b> (9, 5) OBP: 0.333, SLG: 0.375										0	0	0	0	0	0	0				
<b>Dan Driessen, L</b> (1, 5) OBP: 0.373, SLG: 0.409										3	0	1	0	1	0	0				
<b>Terry Crowley, L</b> (1, 9) OBP: 0.237, SLG: 0.303										2	0	0	1	0	1	1				
<b>George Foster, R</b> (7, 9) OBP: 0.330, SLG: 0.369										1	0	0	0	0	0	0				
<b>Dave Concepcion, R</b> (1, 6) OBP: 0.305, SLG: 0.410										3	0	1	1	0	0	0				
<b>Cesar Geronimo, L</b> (1, 8) OBP: 0.388, SLG: 0.431										3	0	1	0	0	0	2				
<b>Fred Norman, S</b> (1, 1) OBP: 0.111, SLG: 0.111										3	0	0	0	0	1	1				
<b>Inning Stats</b>	R: 3 E: 0 K: 0 S: 6	H: 3 LOB: 2 BB: 2 P: 14	R: 1 E: 0 K: 1 S: 7	H: 2 LOB: 1 BB: 0 P: 7	R: 0 E: 0 K: 0 S: 3	H: 1 LOB: 0 BB: 0 P: 3	R: 0 E: 0 K: 1 S: 5	H: 0 LOB: 0 BB: 0 P: 5	R: 0 E: 0 K: 1 S: 5	H: 0 LOB: 0 BB: 0 P: 5	R: 0 E: 0 K: 0 S: 5	H: 2 LOB: 2 BB: 0 P: 5	R: 0 E: 0 K: 0 S: 3	H: 0 LOB: 0 BB: 0 P: 3	R: 0 E: 0 K: 0 S: 3	H: 0 LOB: 0 BB: 0 P: 3	1B: 6 2B: 2 3B: 0 HR: 0	SF: 1 SAC: 0 DP: 2 HBP: 0	WP: 0 PB: 0 SB: 1 CS: 0	PA: 33
<b>PITCHER</b> <b>Tom Seaver, R</b> (1, 1) ERA: 3.89	IP: 6.0 WLS: L BF: 25 H: 6 R: 4 ER: 4 SO: 3 BB: 2 IBB: 1 HBP: 0 BLK: 0 WP: 0 HR: 0 S: 28 P: 40 ERA: 6.00 WHIP: 1.333															<b>PITCHER</b>				
<b>Bob Apodaca, R</b> (7, 1) ERA: 6.65	IP: 2.0 WLS: 8 BF: 2 H: 2 R: 0 ER: 0 SO: 0 BB: 0 IBB: 0 HBP: 0 BLK: 0 WP: 0 HR: 8 S: 8 P: 8 ERA: 0.00 WHIP: 1.000															<b>PITCHER</b>				

AB	29
R	4
H	8
RBI	4
BB	3
SO	3
LOB	12






Batter	1	2	3	4	5	6	7	8	9	AB	R	H	RBI	BB	SO	LOB	TOP				
<b>Bud Harrelson, S</b> OBP: 0.417, SLG: 0.331 (1, 6)	G3	G3				FC6-4 1B		F5		5	0	2	1	0	0	3					
<b>Felix Milan, R</b> OBP: 0.349, SLG: 0.328 (1, 4)	K		1-3			F8		SF9	P3	4	0	0	1	0	1	1					
<b>Cleon Jones, R</b> OBP: 0.330, SLG: 0.374 (1, 7)	BB 1B		F8			FC6-4 1B		F8	K	5	0	1	0	0	1	3					
<b>Rusty Staub, L</b> OBP: 0.372, SLG: 0.462 (1, 9)	BB 1-2					BB 1B		4-3	BB 1B	2	0	1	0	3	0	0					
<b>John Milner, L</b> OBP: 0.325, SLG: 0.393 (1, 3)	G3		F8			BB 1B		4-3	3-1	5	0	1	0	0	0	5					
<b>Dave Schneck, L</b> OBP: 0.295, SLG: 0.398 (1, 8)		G3						F9	F7	5	0	0	0	0	1	2					
<b>Ken Boswell, L</b> OBP: 0.372, SLG: 0.341 (1, 5)		K				BB 1B		BB 1B	BB 1B	4	1	3	0	0	1	0					
<b>Ron Hodges, L</b> OBP: 0.327, SLG: 0.386 (1, 2)		BB BB	F9			F9		FC1 BB 1B	F9	3	1	0	0	1	0	3					
<b>George Stone, L</b> OBP: 0.199, SLG: 0.150 (5, 1)										1	0	0	0	1	1	1					
<b>Bob Miller, R</b> OBP: 0.330, SLG: 0.687 (5, 1)										0	0	0	0	0	0	0					
<b>Ed Knapick, L</b> OBP: 0.240, SLG: 0.391 (6, 1)										1	0	0	0	0	0	0					
<b>Ray Sadecki, L</b> OBP: 0.250, SLG: 0.319 (6, 1)										0	0	0	0	0	0	0					
<b>Wayne Garrett, L</b> OBP: 0.250, SLG: 0.319 (8, 1)										1	0	0	0	0	1	1					
<b>Bob Apodaca, R</b> OBP: 0.250, SLG: 0.319 (8, 1)										0	0	0	0	0	0	0					
<b>Inning Stats</b>	R: 0 E: 0 K: 1 S: 6	H: 1 LOB: 2 BB: 1 P: 10	R: 0 E: 0 K: 1 S: 5	H: 0 LOB: 2 BB: 2 P: 13	R: 0 E: 0 K: 0 S: 3	H: 0 LOB: 1 BB: 1 P: 7	R: 0 E: 0 K: 1 S: 6	H: 1 LOB: 1 BB: 0 P: 6	R: 0 E: 0 K: 0 S: 5	H: 2 LOB: 2 BB: 0 P: 5	R: 2 E: 1 K: 0 S: 7	H: 3 LOB: 2 BB: 0 P: 7	R: 0 E: 0 K: 0 S: 3	H: 0 LOB: 0 BB: 0 P: 3	R: 0 E: 0 K: 1 S: 6	H: 1 LOB: 1 BB: 0 P: 6	R: 0 E: 0 K: 2 S: 8	H: 1 LOB: 2 BB: 1 P: 12	1B: 9 2B: 0 3B: 0 HR: 0	SF: 1 SAC: 0 DP: 0 HBP: 0	WP: 0 PA: 42 PB: 0 SB: 0 CS: 0
<b>PITCHER</b>	IP	WLS	BF	H	R	ER	SO	BB	IBB	HBP	BLK	WP	HR	S	P	ERA	WHIP				
<b>Clay Kirby, R</b> ERA: 4.4 (1, 1)	8.2	W	41	9	2	0	5	5	0	0	0	0	0	46	66	0.00	1.615				
<b>Clay Carroll, R</b> ERA: 2.74 (9, 1)	0.1		1	0	0	0	1	0	0	0	0	0	0	3	3	0.00	0.000				

**New York Mets @ Cincinnati Reds**  
Riverfront Stadium, Cincinnati, OH  
Tue May 28 1974, 7:05 PM EDT  
Att: 14,017 - Unknown


AB	36
R	2
H	9
RBI	2
BB	5
SO	6
LOB	19



Batter	1	2	3	4	5	6	7	8	9	AB	R	H	RBI	BB	SO	LOB	BOTTOM				
<b>Pete Rose, S</b> OBP: 0.363, SLG: 0.374 (1, 7)	F9		P4			F3		F7		4	0	1	1	0	0	1					
<b>Cesar Geronimo, L</b> OBP: 0.384, SLG: 0.425 (8, 8)				2H	2B					1	0	0	0	0	0	1					
<b>Joe Morgan, L</b> OBP: 0.473, SLG: 0.503 (1, 4)	BB BB	E S 1B BB	F9	L7		F8				3	1	0	0	1	0	2					
<b>Johnny Bench, R</b> OBP: 0.411, SLG: 0.526 (1, 2)	K			HR		P4		F6		4	1	1	2	0	1	1					
<b>Tony Perez, R</b> OBP: 0.346, SLG: 0.488 (1, 3)										3	1	2	1	1	0	0					
<b>Darrel Chaney, S</b> OBP: 0.333, SLG: 0.375 (8, 5)						BB 1B				0	0	0	0	0	0	0					
<b>Dave Concepcion, R</b> OBP: 0.303, SLG: 0.406 (1, 6)	3H					BB 1B				4	1	1	0	0	1	2					
<b>Mery Rettenmund, R</b> OBP: 0.333, SLG: 0.434 (1, 9)										4	1	2	2	0	1	0					
<b>George Foster, R</b> OBP: 0.327, SLG: 0.356 (8, 7)										3	0	0	0	0	0	2					
<b>Dan Driessen, L</b> OBP: 0.370, SLG: 0.412 (8, 3)										4	1	1	1	0	0	1					
<b>Clay Kirby, R</b> OBP: 0.182, SLG: 0.100 (1, 1)										1	1	0	0	1	0	2					
<b>Clay Carroll, R</b> (9, 1)										0	0	0	0	0	0	0					
<b>Inning Stats</b>	R: 1 E: 0 K: 1 S: 6	H: 1 LOB: 1 BB: 1 P: 10	R: 0 E: 0 K: 1 S: 5	H: 0 LOB: 0 BB: 0 P: 5	R: 2 E: 0 K: 0 S: 5	H: 2 LOB: 1 BB: 1 P: 9	R: 2 E: 1 K: 0 S: 6	H: 2 LOB: 1 BB: 0 P: 6	R: 2 E: 0 K: 0 S: 6	H: 3 LOB: 2 BB: 1 P: 10	R: 0 E: 0 K: 0 S: 3	H: 0 LOB: 0 BB: 0 P: 3	R: 0 E: 0 K: 1 S: 5	H: 0 LOB: 0 BB: 0 P: 5	R: 0 E: 0 K: 0 S: 3	H: 0 LOB: 1 BB: 0 P: 4	1B: 3 2B: 3 3B: 0 HR: 2	SF: 0 SAC: 2 DP: 0 HBP: 1	WP: 0 PA: 37 PB: 0 SB: 1 CS: 0		
<b>PITCHER</b>	IP	WLS	BF	H	R	ER	SO	BB	IBB	HBP	BLK	WP	HR	S	P	ERA	WHIP				
<b>George Stone, L</b> ERA: 4.99 (1, 1)	4.2	L	26	8	7	6	2	3	0	0	0	0	0	1	1	0.00	0.000				
<b>Bob Miller, R</b> ERA: 3.38 (5, 1)	0.1		1	0	0	0	0	0	0	0	0	0	0	1	1	0.00	0.000				
<b>Ray Sadecki, L</b> ERA: 6.38 (6, 1)	2.0		6	0	0	0	1	0	0	0	0	0	0	8	8	0.00	0.000				
<b>Bob Apodaca, R</b> ERA: 6.35 (8, 1)	1.0		4	0	0	0	0	0	0	1	0	0	0	3	4	0.00	0.000				

**New York Mets @ Cincinnati Reds**  
Riverfront Stadium, Cincinnati, OH  
Tue May 28 1974, 7:05 PM EDT  
Att: 14,017 - Unknown

AB	31
R	7
H	8
RBI	7
BB	3
SO	3
LOB	12





Batter	1	2	3	4	5	6	7	8	9	10	AB	R	H	RBI	BB	SO	LOB	TOP	
<b>Bud Harrelson, S</b> OBP: 0.410, SLG: 0.333 (1, 6)	6-3		P6			FC5-4				K	5	0	1	0	0	1	1		
<b>Felix Millan, R</b> OBP: 0.342, SLG: 0.320 (1, 4)	F9			4-3		L4		5-3			4	0	0	0	0	0	3		
<b>Rusty Staub, L</b> OBP: 0.369, SLG: 0.454 (1, 9)	F7			F7				F7			3	0	0	0	1	0	0		
<b>Cleon Jones, R</b> OBP: 0.333, SLG: 0.394 (1, 7)				K							4	1	2	1	0	1	3		
<b>John Milner, L</b> OBP: 0.323, SLG: 0.407 (1, 3)											4	1	1	1	0	1	1		
<b>Jerry Grote, R</b> OBP: 0.320, SLG: 0.400 (1, 2)											4	0	0	0	0	0	1		
<b>Ted Martinez, R</b> OBP: 0.255, SLG: 0.341 (1, 5)											4	0	0	0	0	0	1		
<b>Don Hahn, R</b> OBP: 0.391, SLG: 0.526 (1, 8)											4	0	1	0	0	0	0		
<b>Jon Matlack, L</b> OBP: 0.143, SLG: 0.100 (10, PH)											3	0	1	0	0	2	1		
<b>Ken Boswell, L</b> OBP: 0.354, SLG: 0.333 (10, 1)											1	0	0	0	0	0	0		
<b>Harry Parker, R</b> (10, 1)											0	0	0	0	0	0	0		
<b>Inning Stats</b>	R: 0 E: 0 K: 0 S: 3	H: 0 LOB: 0 BB: 0 P: 3	R: 0 E: 0 K: 0 S: 4	H: 1 LOB: 1 BB: 0 P: 4	R: 0 E: 0 K: 1 S: 5	H: 0 LOB: 0 BB: 0 P: 5	R: 0 E: 0 K: 1 S: 5	H: 0 LOB: 0 BB: 0 P: 5	R: 0 E: 0 K: 1 S: 6	H: 1 LOB: 1 BB: 0 P: 6	R: 2 E: 0 K: 0 S: 5	H: 2 LOB: 0 BB: 0 P: 5	R: 0 E: 0 K: 0 S: 5	H: 0 LOB: 0 BB: 0 P: 3	R: 0 E: 0 K: 1 S: 5	H: 0 LOB: 0 BB: 0 P: 5	1B: 3 2B: 1 3B: 0 HR: 2	SF: 0 SAC: 0 DP: 0 HBP: 0	WP: 0 PA: 37 PB: 0 SB: 0 CS: 0
<b>PITCHER</b>	IP	WLS	BF	H	R	ER	SO	BB	IBB	HBP	BLK	WP	HR	S	P	ERA	WHIP		
<b>Don Gullett, L</b> ERA: 2.58 (1, 1)	7.0		25	4	2	2	4	0	0	0	0	0	2	33	33	2.57	0.571		
<b>Pedro Borbon, R</b> ERA: 1.77 (8, 1)	2.0		9	2	0	0	0	0	1	0	0	0	0	8	12	0.00	1.000		
<b>Clay Carroll, R</b> ERA: 2.63 (10, 1)	1.0	W	3	0	0	0	1	0	0	0	0	0	0	5	5	0.00	0.000		

**New York Mets @ Cincinnati Reds**  
Riverfront Stadium, Cincinnati, OH  
Wed May 29 1974, 7:05 PM EDT  
Att. 16,339 - Unknown

AB	36
R	2
H	6
RBI	2
BB	1
SO	5
LOB	11



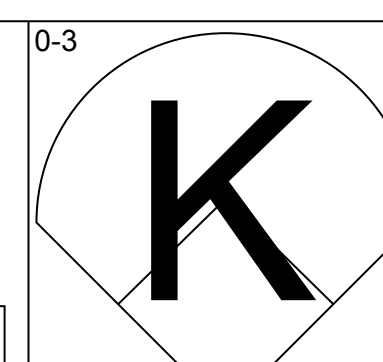
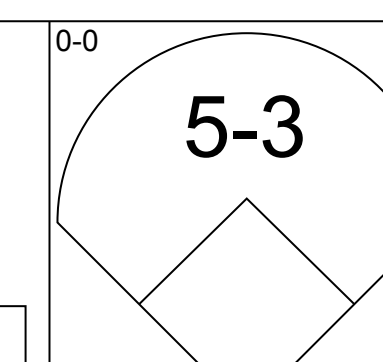
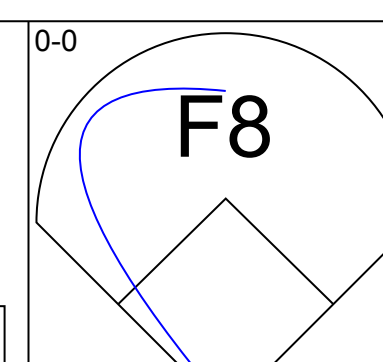
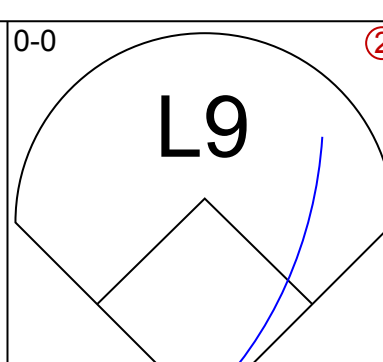
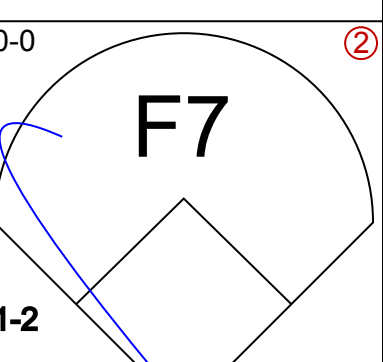
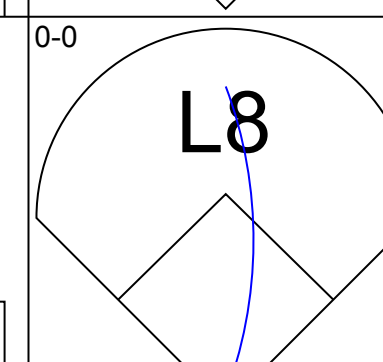
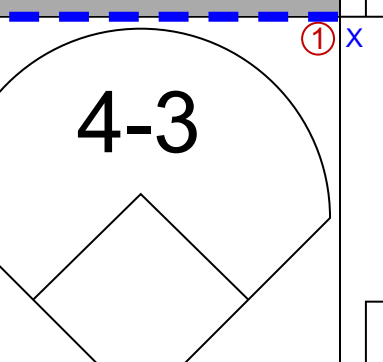
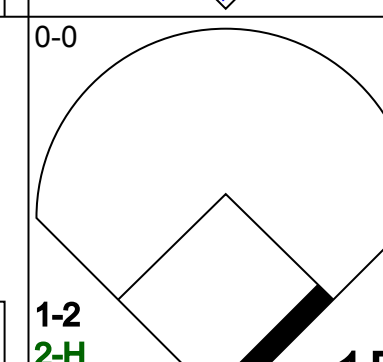
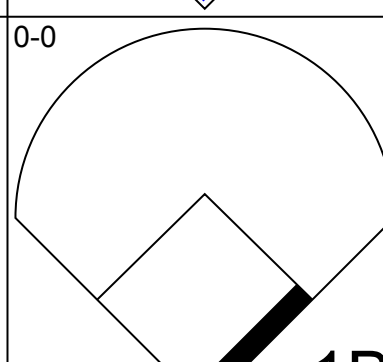
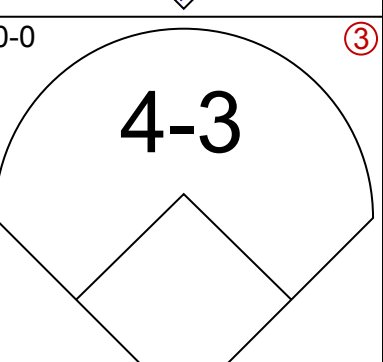
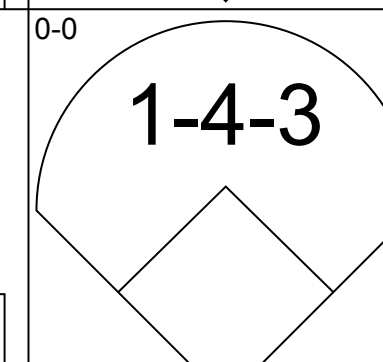
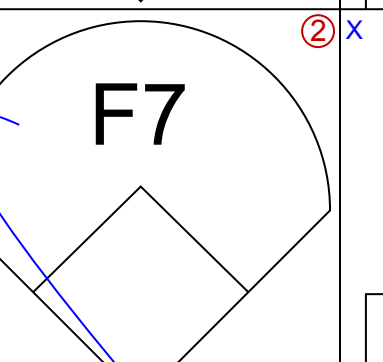
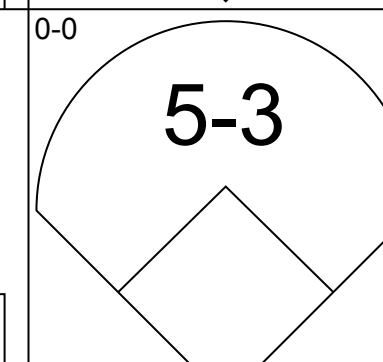
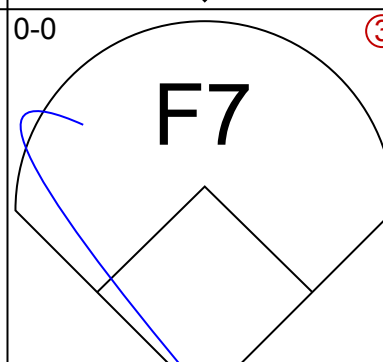
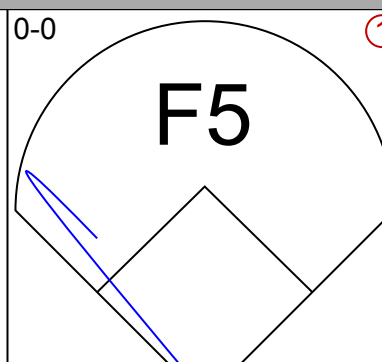
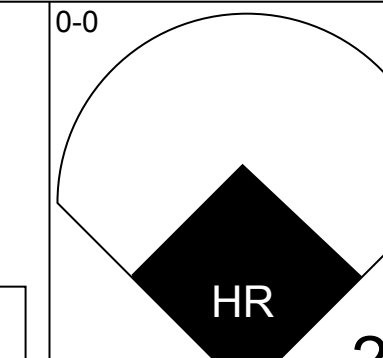
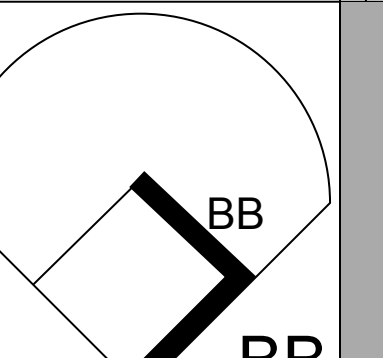
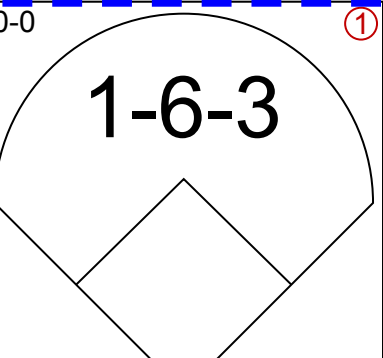
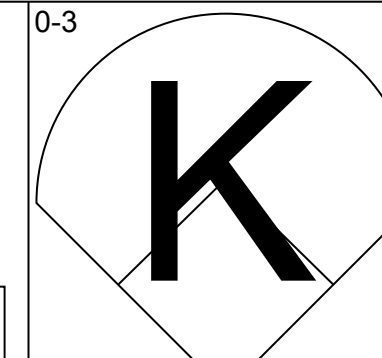
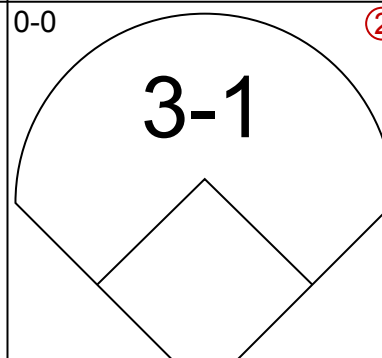
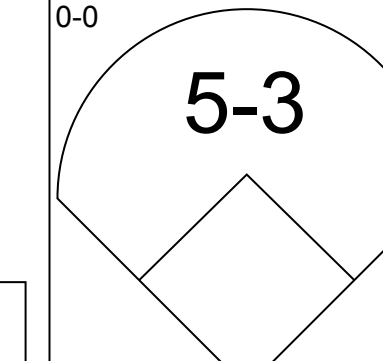
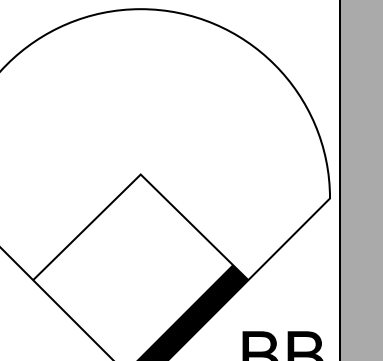
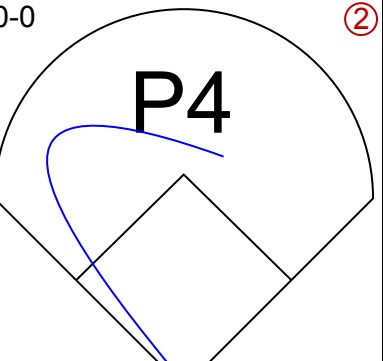
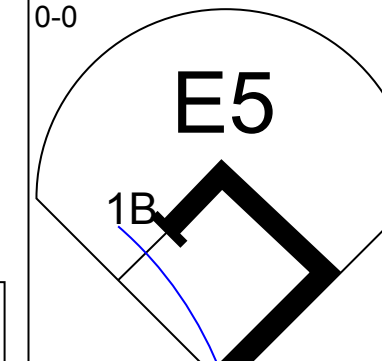
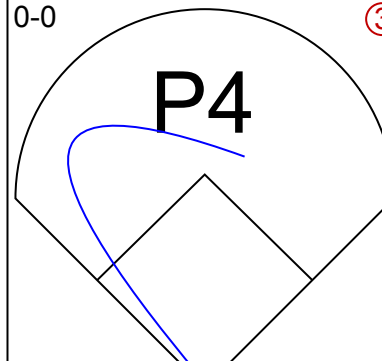
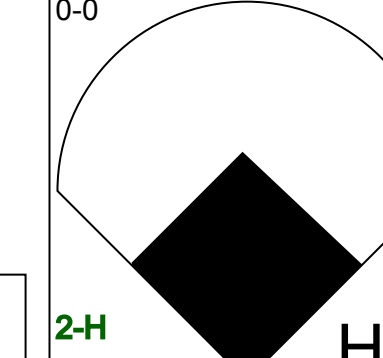
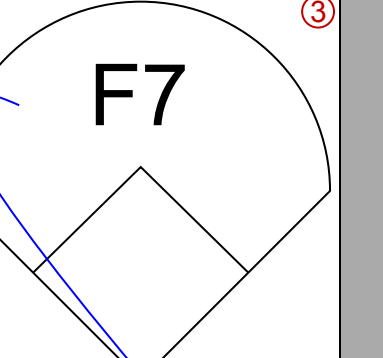
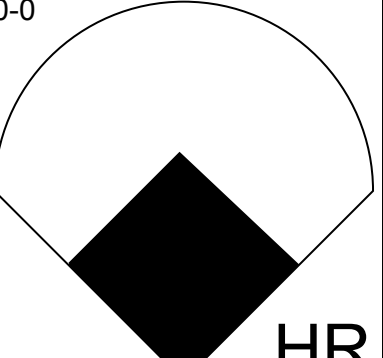
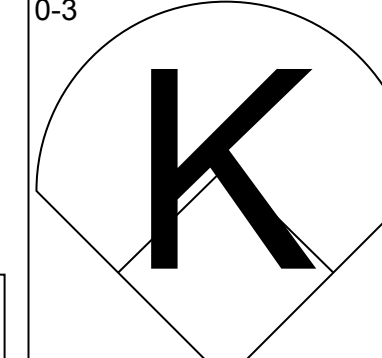
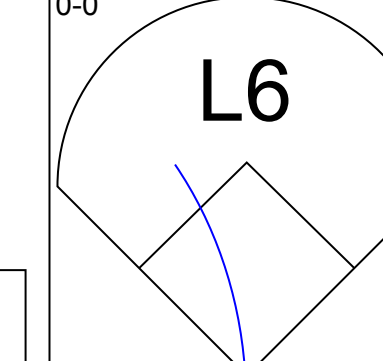
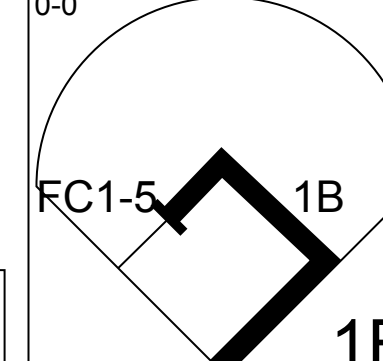
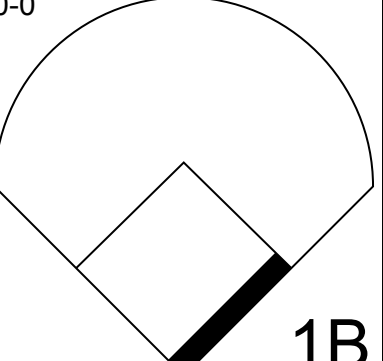
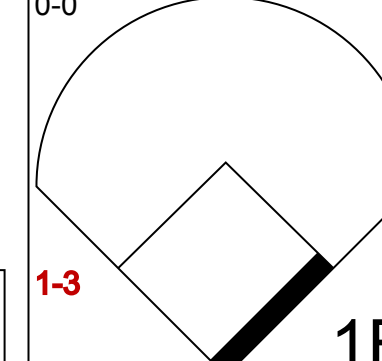
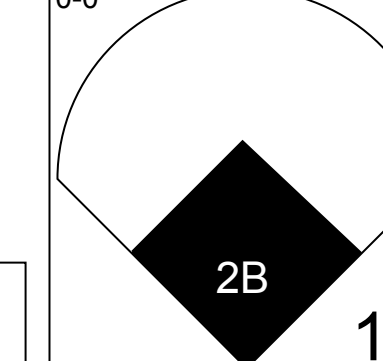
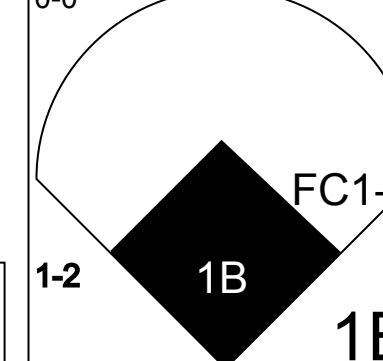
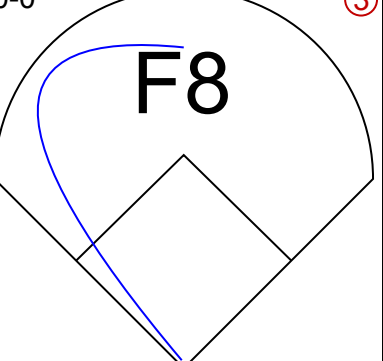
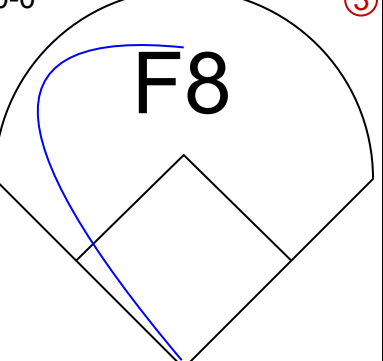
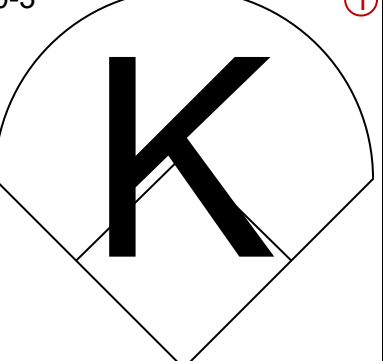
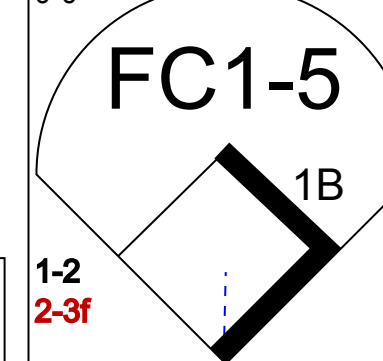

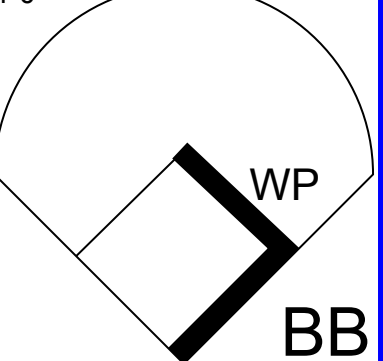
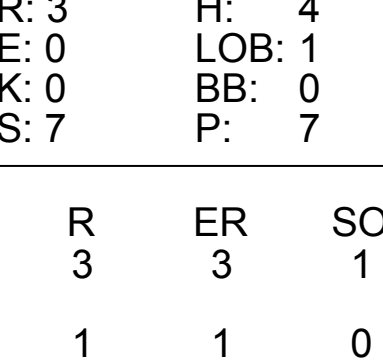
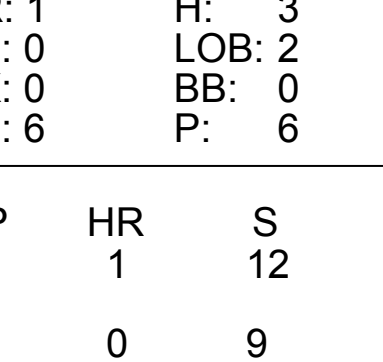
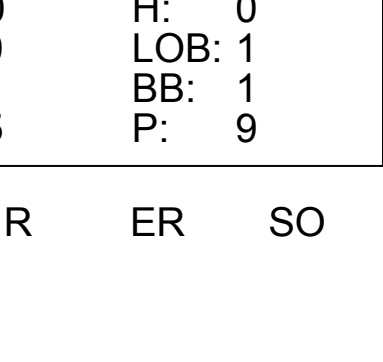
Batter	1	2	3	4	5	6	7	8	9	10	AB	R	H	RBI	BB	SO	LOB	BOTTOM	
<b>Pete Rose, S</b> OBP: 0.369, SLG: 0.382 (1, 7)	6-3										4	0	2	1	1	0	1		
<b>Joe Morgan, L</b> OBP: 0.462, SLG: 0.488 (1, 4)	K										5	0	0	0	0	3	3		
<b>Johnny Bench, R</b> OBP: 0.401, SLG: 0.509 (1, 2)	F8										5	0	0	0	0	1	2		
<b>Tony Perez, R</b> OBP: 0.347, SLG: 0.503 (1, 3)											5	1	2	1	0	0	1		
<b>Dave Concepcion, R</b> OBP: 0.302, SLG: 0.359 (1, 6)											3	1	0	0	1	1	1		
<b>Merv Rettenmund, R</b> OBP: 0.339, SLG: 0.431 (1, 9)											3	0	1	1	1	0	1		
<b>George Foster, R</b> OBP: 0.324, SLG: 0.363 (1, 8)											4	0	1	0	0	0	2		
<b>Dan Driessen, L</b> OBP: 0.361, SLG: 0.400 (1, 5)											4	0	0	0	0	0	2		
<b>Don Gullett, R</b> OBP: 0.279, SLG: 0.333 (7, PH)											2	1	1	0	0	0	0		
<b>Andy Kosco, R</b> OBP: 0.286, SLG: 0.289 (8, 1)											1	0	0	0	0	0	0		
<b>Pedro Borbon, R</b> OBP: 0.311, SLG: 0.280 (8, PH)											0	0	0	0	0	0	0		
<b>Phil Cagalliano, R</b> OBP: 0.251, SLG: 0.250 (8, PH)											0	0	0	0	1	0	0		
<b>Cesar Geronimo, R</b> OBP: 0.266, SLG: 0.425 (8, PH)											0	0	0	0	0	0	0		
<b>Clay Carroll, R</b> (10, 1)											0	0	0	0	0	0	0		
<b>Inning Stats</b>	R: 0 E: 0 K: 1 S: 5	H: 0 LOB: 0 BB: 0 P: 5	R: 1 E: 0 K: 0 S: 5	H: 2 LOB: 1 BB: 0 P: 5	R: 1 E: 0 K: 1 S: 7	H: 2 LOB: 1 BB: 0 P: 7	R: 0 E: 0 K: 1 S: 6	H: 1 LOB: 1 BB: 0 P: 7	R: 0 E: 0 K: 0 S: 3	H: 1 LOB: 1 BB: 0 P: 6	R: 0 E: 0 K: 1 S: 5	H: 0 LOB: 1 BB: 1 P: 9	R: 0 E: 0 K: 0 S: 3	H: 0 LOB: 1 BB: 1 P: 7	R: 1 E: 0 K: 0 S: 3	H: 1 LOB: 0 BB: 0 P: 3	1B: 4 2B: 2 3B: 0 HR: 1	SF: 0 SAC: 0 DP: 0 HBP: 0	WP: 0 PA: 40 PB: 1 SB: 1 CS: 0
<b>PITCHER</b>	IP	WLS	BF	H	R	ER	SO	BB	IBB	HBP	BLK	WP	HR	S	P	ERA	WHIP		
<b>Jon Matlack, L</b> ERA: 2.11 (1, 1)	9.0		37	6	2	2	5	4	0	0	1	0	0	43	59	2.00	1.111		
<b>Harry Parker, R</b> ERA: 2.81 (10, 1)	0.2	L	3	1	1	1	0	0	0	0	0	0	1	3	3	13.50	1.500		

**New York Mets @ Cincinnati Reds**  
Riverfront Stadium, Cincinnati, OH  
Wed May 29 1974, 7:05 PM EDT  
Att. 16,339 - Unknown

AB	36
R	3
H	7
RBI	3
BB	4
SO	5
LOB	13

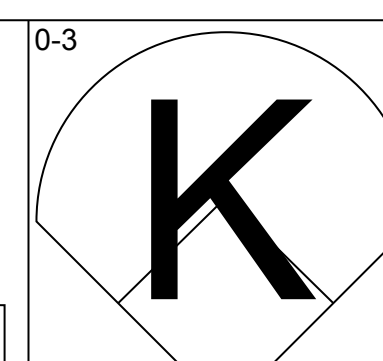
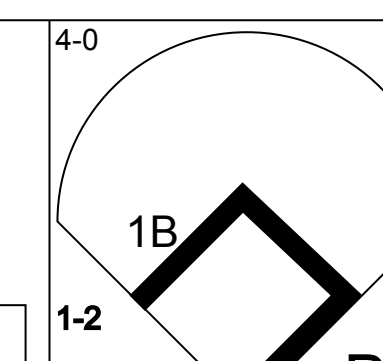
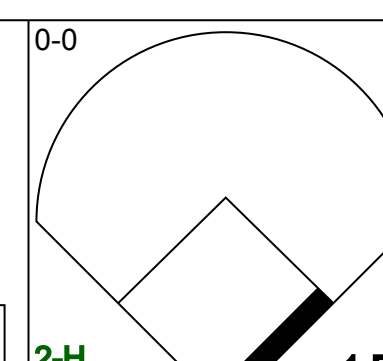
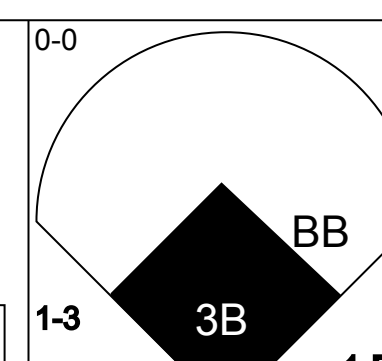
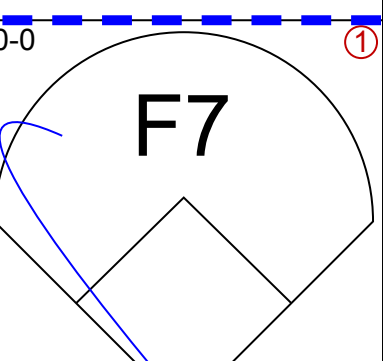
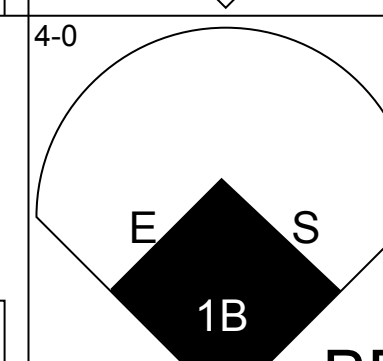
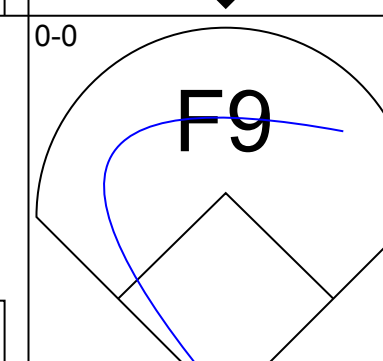
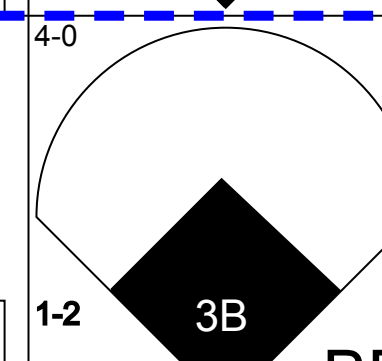
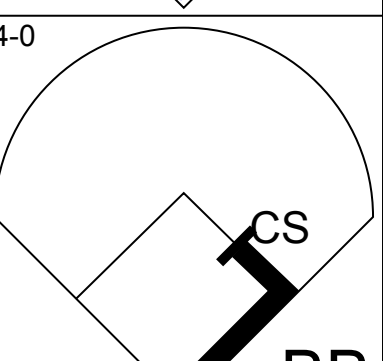
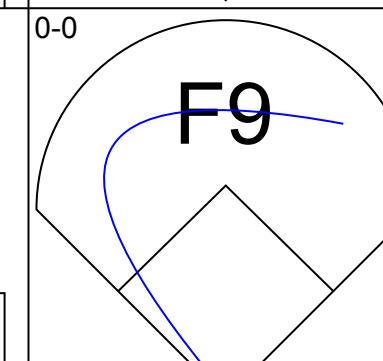
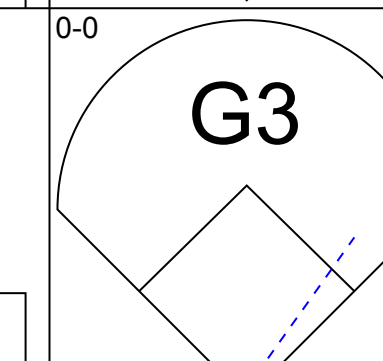
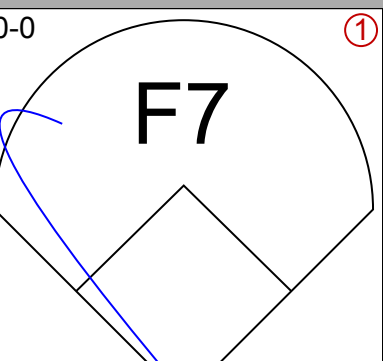
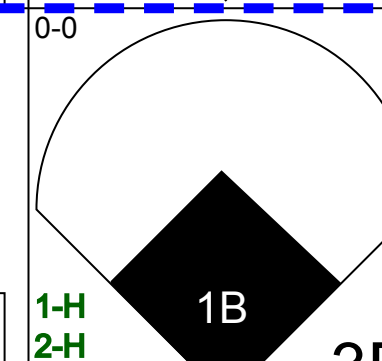
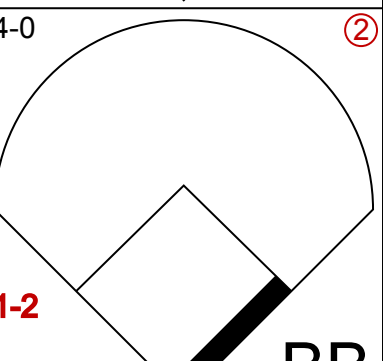

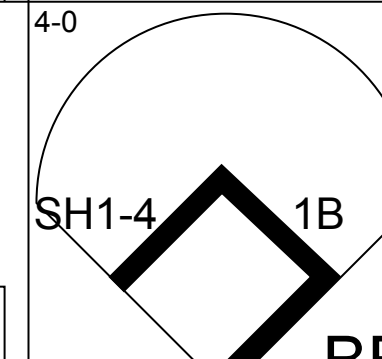
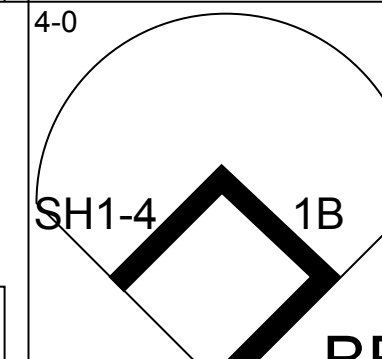
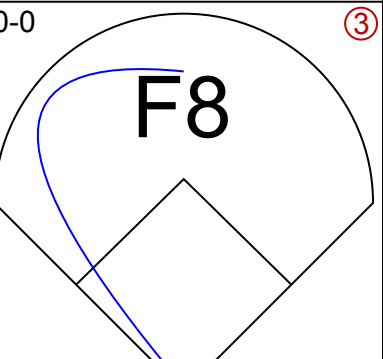

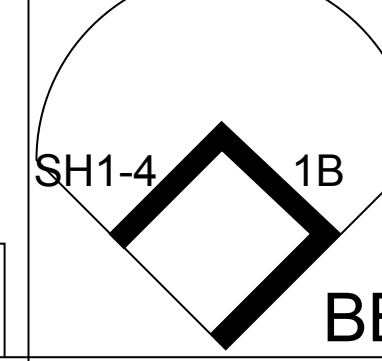
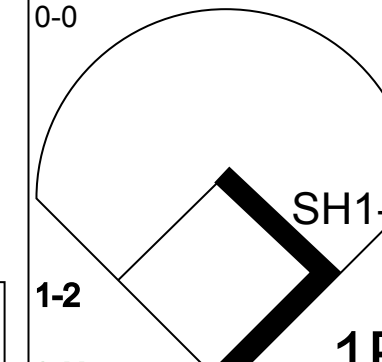


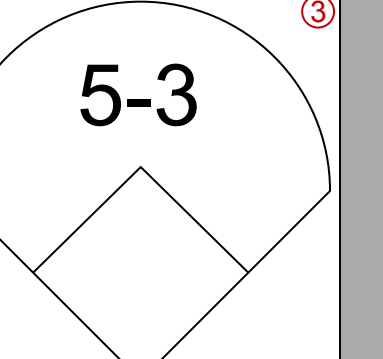
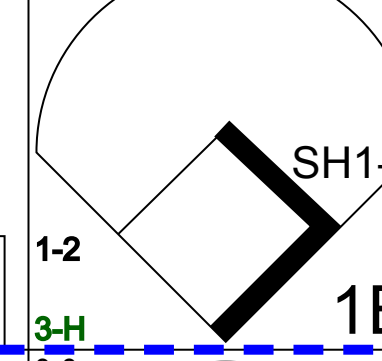


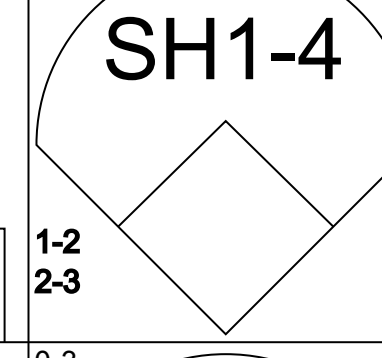
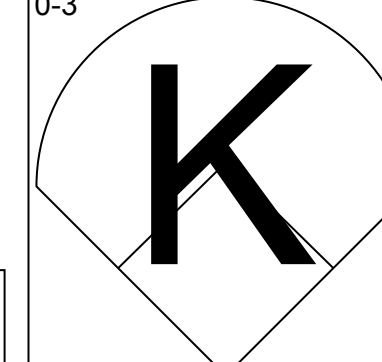

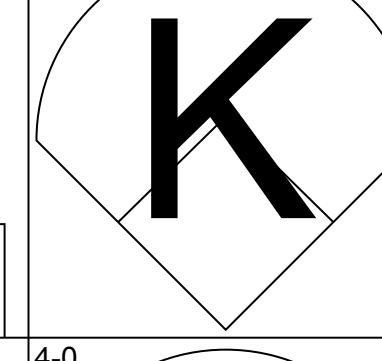
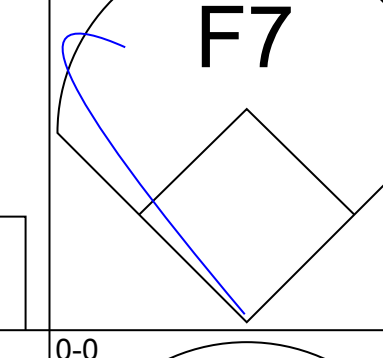
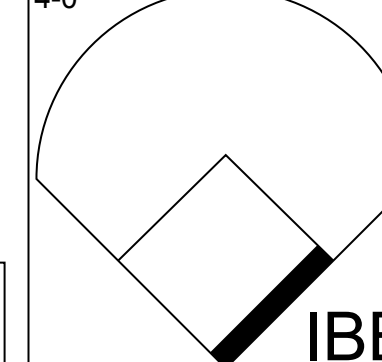

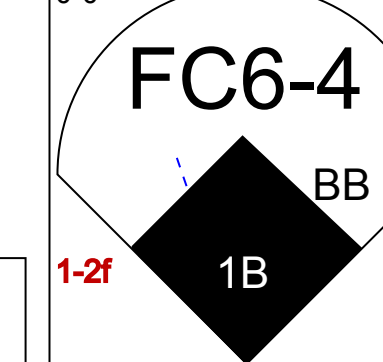
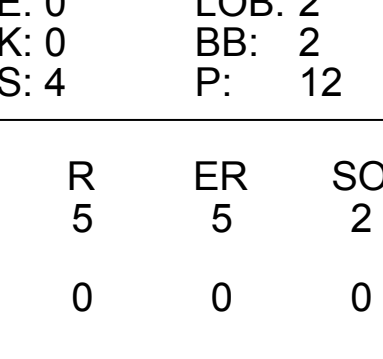







Batter	1	2	3	4	5	6	7	8	9	AB	R	H	RBI	BB	SO	LOB	TOP					
<b>Rennie Stennett, R</b> OBP: 0.335, SLG: 0.398 (1, 4)										5	0	0	0	0	1	4	<b>Pittsburgh Pirates @ Cincinnati Reds</b> Riverfront Stadium, Cincinnati, OH Fri May 31 1974, 7:05 PM EDT Att: 40,205 - Unknown					
<b>Richie Hebner, L</b> OBP: 0.356, SLG: 0.503 (1, 5)										5	0	2	1	0	0	1						
<b>Al Oliver, L</b> OBP: 0.287, SLG: 0.462 (1, 8)										5	0	0	0	0	0	3						
<b>Willie Stargell, L</b> OBP: 0.372, SLG: 0.490 (1, 7)										4	1	1	0	1	1	0						
<b>Richie Zisk, R</b> OBP: 0.406, SLG: 0.472 (1, 9)										4	0	0	0	1	0	1						
<b>Bob Robertson, R</b> OBP: 0.266, SLG: 0.559 (1, 3)										4	2	2	3	0	1	3						
<b>Manny Sanguillen, R</b> OBP: 0.289, SLG: 0.366 (1, 2)										4	0	3	0	0	0	0						
<b>Frank Taveras, R</b> OBP: 0.327, SLG: 0.316 (1, 6)										4	2	2	0	0	1	1						
<b>Jim Rooker, R</b> OBP: 0.385, SLG: 0.445 (7, 1)										3	0	1	1	0	1	2						
<b>John Morlan, R</b> OBP: 0.292, SLG: 0.292 (8, 1)										0	0	0	0	0	0	0						
<b>Inning Stats</b>	R: 0 E: 0 K: 1 S: 5	H: 0 LOB: 0 BB: 0 P: 5	R: 3 E: 0 K: 0 S: 7	H: 4 LOB: 1 BB: 0 P: 7	R: 0 E: 0 K: 0 S: 3	H: 0 LOB: 2 BB: 2 P: 11	R: 1 E: 0 K: 0 S: 6	H: 3 LOB: 2 BB: 0 P: 6	R: 1 E: 0 K: 0 S: 5	H: 2 LOB: 1 BB: 0 P: 5	R: 0 E: 0 K: 1 S: 6	H: 1 LOB: 1 BB: 0 P: 6	R: 0 E: 0 K: 2 S: 8	H: 1 LOB: 2 BB: 0 P: 8	R: 0 E: 0 K: 1 S: 5	H: 0 LOB: 1 BB: 1 P: 9	R: 0 E: 0 K: 0 S: 3	H: 0 LOB: 0 BB: 0 P: 3	1B: 7 2B: 2 3B: 0 HR: 2	SF: 0 SAC: 0 DP: 0 HBP: 0	WP: 1 PB: 0 SB: 0 CS: 0	PA: 41
<b>PITCHER</b>	IP	WLS	BF	H	R	ER	SO	BB	IBB	HBP	BLK	WP	HR	S	P	ERA	WHIP					
<b>Jack Billingham, R</b> ERA: 4.06 (1, 1)	2.0		10	4	3	3	1	0	0	0	0	0	1	12	12	13.50	2.000					
<b>Tom Hall, L</b> ERA: 1.1 (3, 1)	2.0	11	3	1	1	0	2	0	0	0	0	0	0	9	17	4.50	2.500					
<b>Pedro Borbon, R</b> ERA: 1.85 (5, 1)	3.0	W	13	4	1	1	3	0	0	0	0	0	1	19	19	3.00	1.333					
<b>Mike McQueen, L</b> ERA: 1.69 (8, 1)	2.0		7	0	0	0	1	1	0	0	0	1	0	8	12	0.00	0.500					

AB	38
R	5
H	11
RBI	5
BB	3
SO	5
LOB	15



Batter	1	2	3	4	5	6	7	8	9	AB	R	H	RBI	BB	SO	LOB	BOTTOM				
<b>Pete Rose, S</b> OBP: 0.374, SLG: 0.384 (1, 7)										4	1	2	1	1	1	0	<b>Pittsburgh Pirates @ Cincinnati Reds</b> Riverfront Stadium, Cincinnati, OH Fri May 31 1974, 7:05 PM EDT Att: 40,205 - Unknown				
<b>Joe Morgan, L</b> OBP: 0.470, SLG: 0.488 (1, 4)										2	2	1	1	3	0	1					
<b>Johnny Bench, R</b> OBP: 0.401, SLG: 0.515 (1, 2)										4	1	1	3	1	0	3					
<b>Tony Perez, R</b> OBP: 0.355, SLG: 0.500 (1, 3)										1	0	0	0	3	0	0					
<b>Darrel Chaney, S</b> OBP: 0.316, SLG: 0.353 (7, PR) (8, 5)										1	0	0	0	0	0	1					
<b>Dave Concepcion, R</b> OBP: 0.306, SLG: 0.401 (1, 6)										4	0	2	2	0	0	1					
<b>Mery Rettenmund, R</b> OBP: 0.331, SLG: 0.419 (1, 9)										3	0	0	0	0	0	2					
<b>George Foster, R</b> OBP: 0.333, SLG: 0.376 (7, PH)										2	1	1	0	1	0	0					
<b>Mike McQueen, L</b> OBP: 1.000, SLG: 1.000 (8, 1)										1	0	0	0	0	0	0					
<b>Dan Driessen, L</b> OBP: 0.358, SLG: 0.392 (8, 3)										3	0	0	0	1	0	2					
<b>Jack Billingham, R</b> OBP: 0.345, SLG: 0.545 (2, PH)										0	0	0	0	0	0	0					
<b>Phil Gagliano, R</b> OBP: 0.222, SLG: 0.222 (4, PH)										0	0	0	0	0	0	0					
<b>Pedro Borbon, R</b> OBP: 0.250, SLG: 0.250 (7, PH)										1	0	0	0	0	1	1					
<b>Cesar Geronimo, L</b> OBP: 0.306, SLG: 0.419 (8, 8)										1	1	0	0	1	0	3					
<b>Inning Stats</b>	R: 1 E: 0 K: 1 S: 6	H: 1 LOB: 2 BB: 2 P: 14	R: 1 E: 0 K: 0 S: 4	H: 1 LOB: 2 BB: 2 P: 12	R: 0 E: 0 K: 0 S: 3	H: 0 LOB: 0 BB: 0 P: 3	R: 1 E: 0 K: 1 S: 7	H: 2 LOB: 1 BB: 0 P: 7	R: 0 E: 0 K: 0 S: 2	H: 0 LOB: 0 BB: 1 P: 6	R: 0 E: 0 K: 0 S: 3	H: 0 LOB: 0 BB: 0 P: 3	R: 4 E: 0 K: 1 S: 8	H: 3 LOB: 3 BB: 4 P: 24	R: 0 E: 0 K: 0 S: 2	H: 0 LOB: 1 BB: 2 P: 10	1B: 5 2B: 1 3B: 1 HR: 0	SF: 0 SAC: 1 DP: 1 HBP: 0	WP: 0 PB: 0 SB: 1 CS: 1	PA: 40	
<b>PITCHER</b>	IP	WLS	BF	H	R	ER	SO	BB	IBB	HBP	BLK	WP	HR	S	P	ERA	WHIP				
<b>Jim Rooker, L</b> ERA: 2.93 (1, 1)	6.0		28	5	5	5	2	6	0	0	0	0	0	26	50	7.50	1.833				
<b>Ramon Hernandez, L</b> ERA: 2.84 (7, 1)	0.0	1	0	0	0	0	0	1	0	0	0	0	0	4	4	∞	∞				
<b>Dave Giusti, R</b> ERA: 4.7 (7, 1)	0.0	3	2	2	2	0	0	1	0	0	0	0	0	2	6	∞	∞				
<b>Kent Tekulve, R</b> ERA: 3.38 (7, 1)	1.0	4	0	0	0	1	0	0	1	0	0	0	0	5	9	0.00	0.000				
<b>John Morlan, R</b> ERA: 3.15 (8, 1)	1.0	4	0	0	0	0	0	2	0	0	0	0	0	2	10	0.00	2.000				









Batter	1	2	3	4	5	6	7	8	9	AB	R	H	RBI	BB	SO	LOB	TOP				
<b>Rennie Stennett, R</b> OBP: 0.333, SLG: 0.392 (1, 4)	6-3		FC5-4		P4			FC1-6 1B		4	1	0	0	0	0	4	<b>Pittsburgh Pirates @ Cincinnati Reds</b> Riverfront Stadium, Cincinnati, OH Sun Jun 02 1974, 3:33 AM EDT Att: 38,354 - Unknown				
<b>Manny Sanguillen, R</b> OBP: 0.297, SLG: 0.373 (1, 2)	6-3		6-3			F8		1B		4	0	1	0	0	0	2					
<b>Al Oliver, L</b> OBP: 0.298, SLG: 0.464 (1, 8)	4-3					F8		1B		3	0	1	1	1	0	0					
<b>Willie Stargell, L</b> OBP: 0.379, SLG: 0.500 (1, 7)		K				FC6-4 1B		F7		4	0	1	0	0	2	3					
<b>Richie Zisk, R</b> OBP: 0.399, SLG: 0.481 (1, 9)		K				FC6-4 1B		K		4	0	0	0	0	3	4					
<b>Bob Robertson, R</b> OBP: 0.270, SLG: 0.552 (1, 3)		K			6-3					4	0	0	0	0	2	1					
<b>Kurt Bevacqua, R</b> OBP: 0.111, SLG: 0.167 (1, 5)			FC5-4 2B		6-3			F9		4	0	2	0	0	0	0					
<b>Frank Taveras, R</b> OBP: 0.319, SLG: 0.320 (1, 6)			FC5-4 BB		K			K		3	0	0	0	1	3	1					
<b>Bruce Kison, R</b> OBP: 0.226, SLG: 0.214 (1, 1)			K					E6 FC1-6		1	0	0	0	0	1	2					
<b>Larry Demery, R</b> OBP: 0.226, SLG: 0.250 (3, 1)										0	0	0	0	0	0	0					
<b>Paul Popovich, S</b> OBP: 0.226, SLG: 0.250 (5, PH)										0	0	0	0	0	0	0					
<b>Dave Giusti, R</b> OBP: 0.226, SLG: 0.250 (5, 1)										0	0	0	0	0	0	0					
<b>Ed Kirkpatrick, L</b> OBP: 0.226, SLG: 0.250 (8, PH)										0	0	0	0	0	0	0					
<b>Ramon Hernandez, S</b> OBP: 0.226, SLG: 0.250 (8, 1)										0	0	0	0	0	0	0					
<b>Gene Clines, R</b> OBP: 0.226, SLG: 0.250 (9, PH)										1	0	0	0	0	1	1					
<b>Inning Stats</b>	R: 0 E: 0 K: 0 S: 3	H: 0 LOB: 0 BB: 0 P: 3	R: 0 E: 0 K: 3 S: 9	H: 0 LOB: 0 BB: 0 P: 9	R: 0 E: 0 K: 1 S: 6	H: 1 LOB: 2 BB: 1 P: 10	R: 0 E: 0 K: 2 S: 7	H: 0 LOB: 1 BB: 1 P: 11	R: 0 E: 0 K: 1 S: 5	H: 0 LOB: 1 BB: 0 P: 4	R: 0 E: 0 K: 1 S: 5	H: 0 LOB: 0 BB: 0 P: 5	R: 1 E: 1 K: 1 S: 8	H: 2 LOB: 2 BB: 0 P: 8	R: 0 E: 0 K: 3 S: 10	H: 1 LOB: 1 BB: 0 P: 10	1B: 4 2B: 1 3B: 0 HR: 0	SF: 0 SAC: 0 DP: 0 HBP: 0	WP: 0 PB: 0 SB: 0 CS: 0	PA: 36	
<b>PITCHER</b>	IP	WLS	BF	H	R	ER	SO	BB	IBB	HBP	BLK	WP	HR	S	P	ERA	WHIP				
<b>Fred Norman, L</b> ERA: 2.26 (1, 1)	6.2	W	25	2	0	0	7	3	0	0	0	0	0	36	48	0.00	0.750				
<b>Pedro Borbon, R</b> ERA: 1.75 (7, 1)	2.1		11	3	1	0	5	0	0	0	0	0	0	21	21	0.00	1.286				

Batter	1	2	3	4	5	6	7	8	9	AB	R	H	RBI	BB	SO	LOB	BOTTOM				
<b>Pete Rose, S</b> OBP: 0.374, SLG: 0.378 (1, 7)				K		F7				3	0	1	0	1	1	1	<b>Pittsburgh Pirates @ Cincinnati Reds</b> Riverfront Stadium, Cincinnati, OH Sun Jun 02 1974, 3:33 AM EDT Att: 38,354 - Unknown				
<b>Joe Morgan, L</b> OBP: 0.454, SLG: 0.477 (1, 4)				K			F7			4	0	0	0	0	2	4					
<b>Dan Driessen, L</b> OBP: 0.341, SLG: 0.371 (1, 5)								1-3		4	0	0	0	0	1	0					
<b>Tony Perez, R</b> OBP: 0.361, SLG: 0.517 (1, 3)										4	2	2	1	0	1	0					
<b>Darrel Chaney, S</b> OBP: 0.300, SLG: 0.333 (8, 5)										0	0	0	0	0	0	0					
<b>Terry Crowley, L</b> OBP: 0.244, SLG: 0.306 (1, 9)										3	1	1	0	0	1	1					
<b>George Foster, R</b> OBP: 0.318, SLG: 0.357 (8, 9)										1	0	0	0	0	0	0					
<b>Cesar Geronimo, L</b> OBP: 0.391, SLG: 0.449 (1, 8)										4	2	2	1	0	0	0					
<b>Dave Concepcion, R</b> OBP: 0.325, SLG: 0.413 (1, 6)										3	0	3	1	1	0	0					
<b>Bill Plummer, R</b> OBP: 0.226, SLG: 0.267 (1, 2)										4	0	1	0	0	2	4					
<b>Fred Norman, S</b> OBP: 0.150, SLG: 0.150 (1, 1)										2	0	1	1	0	0	1					
<b>Pedro Borbon, R</b> OBP: 0.222, SLG: 0.222 (7, 1)										1	0	0	0	0	0	2					
<b>Inning Stats</b>	R: 0 E: 0 K: 1 S: 5	H: 1 LOB: 0 BB: 0 P: 5	R: 2 E: 0 K: 2 S: 10	H: 3 LOB: 3 BB: 2 P: 18	R: 3 E: 0 K: 1 S: 9	H: 4 LOB: 1 BB: 0 P: 9	R: 0 E: 0 K: 3 S: 9	H: 0 LOB: 0 BB: 0 P: 9	R: 0 E: 0 K: 1 S: 5	H: 0 LOB: 0 BB: 0 P: 5	R: 0 E: 0 K: 0 S: 4	H: 1 LOB: 1 BB: 0 P: 4	R: 0 E: 0 K: 0 S: 3	H: 0 LOB: 0 BB: 0 P: 3	R: 0 E: 0 K: 0 S: 5	H: 2 LOB: 2 BB: 0 P: 5	1B: 9 2B: 0 3B: 1 HR: 1	SF: 0 SAC: 1 DP: 0 HBP: 0	WP: 1 PB: 1 SB: 0 CS: 1	PA: 36	
<b>PITCHER</b>	IP	WLS	BF	H	R	ER	SO	BB	IBB	HBP	BLK	WP	HR	S	P	ERA	WHIP				
<b>Bruce Kison, R</b> ERA: 3.96 (1, 1)	2.1	L	15	7	5	3	4	2	0	0	0	0	0	14	14	0.00	0.600				
<b>Larry Demery, R</b> ERA: 4.28 (3, 1)	1.2		6	1	0	0	4	0	0	0	0	0	0	12	12	0.00	0.333				
<b>Dave Giusti, R</b> ERA: 4.28 (5, 1)	3.0		10	1	0	0	1	0	0	0	0	0	0	5	5	0.00	2.000				
<b>Ramon Hernandez, L</b> ERA: 2.7 (8, 1)	1.0		5	2	0	0	0	0	0	0	0	0	0	5	5	0.00	2.000				




Batter	1	2	3	4	5	6	7	8	9	AB	R	H	RBI	BB	SO	LOB	TOP				
<b>Pete Rose, S</b> OBP: 0.374, SLG: 0.375 (1, 7)										4	0	1	0	1	0	3					
<b>Joe Morgan, L</b> OBP: 0.456, SLG: 0.469 (1, 4)										5	0	1	0	0	2	4					
<b>Johnny Bench, R</b> OBP: 0.390, SLG: 0.497 (1, 2)										5	0	1	1	0	1	1					
<b>Tony Perez, R</b> OBP: 0.367, SLG: 0.519 (1, 3)										5	2	3	0	0	0	3					
<b>Dave Concepcion, R</b> OBP: 0.322, SLG: 0.413 (1, 6)										5	0	1	1	0	0	2					
<b>Mery Rettenmund, R</b> OBP: 0.349, SLG: 0.438 (1, 9)										3	1	2	1	1	0	0					
<b>Cesar Geronimo, L</b> OBP: 0.387, SLG: 0.443 (8, 8)										1	0	0	0	0	0	0					
<b>George Foster, R</b> OBP: 0.322, SLG: 0.369 (8, 9)										5	1	2	1	0	0	3					
<b>Andy Kosco, R</b> OBP: 0.314, SLG: 0.267 (1, 5)										2	1	1	1	2	0	0					
<b>Darrel Chaney, S</b> OBP: 0.296, SLG: 0.316 (7, 5)										1	0	0	0	0	0	0					
<b>Clay Kirby, R</b> OBP: 0.192, SLG: 0.087 (1, 1)										3	0	0	0	1	1	3					
<b>Inning Stats</b>	R: 0 E: 0 K: 0 S: 4	H: 1 LOB: 1 BB: 0 P: 4	R: 1 E: 0 K: 0 S: 5	H: 2 LOB: 2 BB: 1 P: 9	R: 1 E: 0 K: 2 S: 9	H: 2 LOB: 2 BB: 1 P: 13	R: 1 E: 0 K: 1 S: 7	H: 2 LOB: 3 BB: 2 P: 15	R: 1 E: 0 K: 0 S: 5	H: 2 LOB: 1 BB: 0 P: 5	R: 0 E: 0 K: 0 S: 3	H: 0 LOB: 0 BB: 0 P: 3	R: 0 E: 0 K: 0 S: 4	H: 1 LOB: 1 BB: 0 P: 4	R: 0 E: 0 K: 0 S: 3	H: 0 LOB: 0 BB: 0 P: 3	1B: 9 2B: 3 3B: 0 HR: 0	SF: 0 SAC: 0 DP: 0 HBP: 0	WP: 2 PB: 0 SB: 1 CS: 0	PA: 44	
<b>PITCHER</b>	IP	WLS	BF	H	R	ER	SO	BB	IBB	HBP	BLK	WP	HR	S	P	ERA	WHIP				
<b>Jon Matlack, L</b> ERA: 2.51 (1, 1)	7.0	L	37	11	5	5	4	3	2	0	0	2	0	40	60	6.43	2.000				
<b>Bob Miller, R</b> ERA: 3.74 (8, 1)	2.0		7	1	0	0	0	0	0	0	0	0	0	7	7	0.00	0.500				

**Cincinnati Reds @ New York Mets**  
Shea Stadium, Flushing, NY  
Mon Jun 03 1974, 7:05 PM EDT  
Att: 23,065 - Unknown

livebaseballscores.com

AB 39  
R 5  
H 12  
RBI 5  
BB 5  
SO 4  
LOB 19




Batter	1	2	3	4	5	6	7	8	9	AB	R	H	RBI	BB	SO	LOB	BOTTOM				
<b>Wayne Garrett, L</b> OBP: 0.236, SLG: 0.310 (1, 5)										4	0	1	0	1	0	1					
<b>Felix Milan, R</b> OBP: 0.336, SLG: 0.318 (1, 4)										5	0	1	0	0	0	4					
<b>Cleon Jones, R</b> OBP: 0.322, SLG: 0.374 (1, 7)										4	0	0	0	0	0	2					
<b>Rusty Staub, L</b> OBP: 0.370, SLG: 0.452 (1, 9)										4	0	0	0	0	0	1					
<b>John Milner, L</b> OBP: 0.324, SLG: 0.404 (1, 3)										3	1	1	0	1	0	0					
<b>Dave Schneck, L</b> OBP: 0.309, SLG: 0.406 (1, 8)										3	1	1	0	1	0	1					
<b>Jerry Grote, R</b> OBP: 0.321, SLG: 0.388 (1, 2)										4	0	1	1	0	0	2					
<b>Ted Martinez, R</b> OBP: 0.232, SLG: 0.302 (1, 6)										4	0	1	0	0	0	3					
<b>Jon Matlack, L</b> OBP: 0.182, SLG: 0.143 (1, 1)										1	0	1	1	0	0	0					
<b>Ken Boswell, L</b> OBP: 0.356, SLG: 0.326 (7, PH)										1	0	0	0	0	0	0					
<b>Bob Miller, R</b> OBP: 0.333, SLG: 0.667 (8, 1)										0	0	0	0	0	0	0					
<b>Ed Kranepool, L</b> OBP: 0.444, SLG: 0.391 (8, PH)										0	0	0	0	1	0	0					
<b>Inning Stats</b>	R: 0 E: 0 K: 0 S: 3	H: 0 LOB: 0 BB: 0 P: 3	R: 0 E: 0 K: 0 S: 3	H: 0 LOB: 0 BB: 0 P: 3	R: 0 E: 0 K: 0 S: 4	H: 1 LOB: 2 BB: 1 P: 8	R: 2 E: 1 K: 0 S: 6	H: 3 LOB: 2 BB: 1 P: 10	R: 0 E: 0 K: 0 S: 4	H: 1 LOB: 1 BB: 0 P: 4	R: 0 E: 0 K: 0 S: 4	H: 1 LOB: 1 BB: 0 P: 4	R: 0 E: 0 K: 0 S: 3	H: 0 LOB: 1 BB: 1 P: 7	R: 0 E: 0 K: 0 S: 3	H: 0 LOB: 1 BB: 1 P: 7	1B: 7 2B: 0 3B: 0 HR: 0	SF: 0 SAC: 1 DP: 0 HBP: 0	WP: 0 PB: 0 SB: 0 CS: 0	PA: 38	
<b>PITCHER</b>	IP	WLS	BF	H	R	ER	SO	BB	IBB	HBP	BLK	WP	HR	S	P	ERA	WHIP				
<b>Clay Kirby, R</b> ERA: 3.95 (1, 1)	9.0	W	38	7	2	1	0	4	0	0	0	0	0	34	50	1.00	1.222				

**Cincinnati Reds @ New York Mets**  
Shea Stadium, Flushing, NY  
Mon Jun 03 1974, 7:05 PM EDT  
Att: 23,065 - Unknown

livebaseballscores.com

AB 33  
R 2  
H 7  
RBI 2  
BB 4  
SO 0  
LOB 14





Batter	1	2	3	4	5	6	7	8	9	10	AB	R	H	RBI	BB	SO	LOB	TOP								
<b>Pete Rose, S</b> OBP: 0.373, SLG: 0.376 (1, 7)	K		FC4-6 2B					FC6-4 1B		SF9	5	1	2	1	0	1	3	<b>Cincinnati Reds @ New York Mets</b> Shea Stadium, Flushing, NY Tue Jun 04 1974, 7:05 PM EDT Att: 23,333 - Unknown								
<b>Joe Morgan, L</b> OBP: 0.451, SLG: 0.464 (1, 4)	1-3				K		K	K		F9	6	0	1	0	0	3	6									
<b>Johnny Bench, R</b> OBP: 0.386, SLG: 0.489 (1, 5)					5-3		K			K	5	0	1	0	0	3	4									
<b>Tony Perez, R</b> OBP: 0.369, SLG: 0.516 (1, 3)											3	1	1	0	1	0	3									
<b>Darrel Chaney, S</b> OBP: 0.273, SLG: 0.300 (7, 6)	P4				BB SF8 1B					F8	1	0	0	0	0	0	0									
<b>Dave Concepcion, R</b> OBP: 0.322, SLG: 0.412 (1, 6)											3	0	1	0	0	0	0									
<b>Dan Driessen, L</b> OBP: 0.343, SLG: 0.373 (7, 3)										F9	2	0	1	2	0	0	0									
<b>Merv Rettenmund, R</b> OBP: 0.348, SLG: 0.430 (1, 9)											2	0	0	0	1	1	0									
<b>Terry Crowley, L</b> OBP: 0.238, SLG: 0.297 (7, 1)	K										1	0	0	0	0	0	2									
<b>Clay Carroll, R</b> OBP: 0.238, SLG: 0.297 (7, 1)											0	0	0	0	0	0	0									
<b>Pedro Borbon, R</b> OBP: 0.300, SLG: 0.300 (8, 1)										2B 3B 1B	1	1	1	0	0	0	0									
<b>George Foster, R</b> OBP: 0.333, SLG: 0.387 (7, 9)											3	1	2	1	1	0	0									
<b>Bill Plummer, R</b> OBP: 0.222, SLG: 0.257 (1, 2)											5	0	1	0	0	1	6									
<b>Don Gullett, R</b> OBP: 0.385, SLG: 0.348 (1, 1)											2	0	1	0	0	0	1									
<b>Phil Gagliano, R</b> OBP: 0.563, SLG: 0.222 (7, PH)											0	0	0	0	1	0	0									
<b>Cesar Geronimo, L</b> OBP: 0.400, SLG: 0.481 (7, 8)											2	2	2	2	0	0	0									
<b>Inning Stats</b>	R: 0 E: 0 K: 1 S: 6	H: 1 LOB: 1 BB: 0 P: 6	R: 0 E: 0 K: 1 S: 5	H: 0 LOB: 0 BB: 0 P: 5	R: 0 E: 0 K: 1 S: 4	H: 2 LOB: 2 BB: 0 P: 4	R: 1 E: 0 K: 2 S: 5	H: 2 LOB: 2 BB: 1 P: 9	R: 0 E: 0 K: 1 S: 9	H: 2 LOB: 2 BB: 0 P: 9	R: 0 E: 0 K: 2 S: 4	H: 1 LOB: 1 BB: 0 P: 4	R: 2 E: 0 K: 2 S: 9	H: 2 LOB: 2 BB: 2 P: 17	R: 0 E: 0 K: 1 S: 6	H: 1 LOB: 2 BB: 1 P: 10	R: 0 E: 0 K: 1 S: 5	H: 0 LOB: 0 BB: 0 P: 5	R: 3 E: 0 K: 1 S: 8	H: 3 LOB: 0 BB: 0 P: 8	1B: 11 2B: 2 3B: 1 HR: 0	SF: 2 SAC: 0 DP: 0 HBP: 0	WP: 0 PB: 0 SB: 0 CS: 0	PA: 47		
<b>PITCHER</b>	IP WLS BF H R ER SO ERA WHIP	IP WLS BF H R ER SO ERA WHIP	IP WLS BF H R ER SO ERA WHIP	IP WLS BF H R ER SO ERA WHIP	IP WLS BF H R ER SO ERA WHIP	IP WLS BF H R ER SO ERA WHIP	IP WLS BF H R ER SO ERA WHIP	IP WLS BF H R ER SO ERA WHIP	IP WLS BF H R ER SO ERA WHIP	IP WLS BF H R ER SO ERA WHIP	IP WLS BF H R ER SO ERA WHIP	IP WLS BF H R ER SO ERA WHIP	IP WLS BF H R ER SO ERA WHIP	IP WLS BF H R ER SO ERA WHIP	IP WLS BF H R ER SO ERA WHIP	IP WLS BF H R ER SO ERA WHIP	IP WLS BF H R ER SO ERA WHIP	IP WLS BF H R ER SO ERA WHIP	IP WLS BF H R ER SO ERA WHIP	IP WLS BF H R ER SO ERA WHIP	IP WLS BF H R ER SO ERA WHIP	IP WLS BF H R ER SO ERA WHIP	IP WLS BF H R ER SO ERA WHIP	IP WLS BF H R ER SO ERA WHIP	IP WLS BF H R ER SO ERA WHIP	IP WLS BF H R ER SO ERA WHIP
<b>Jerry Koosman, L</b> ERA: 3.26 (1, 1)	6.2	31	9	3	3	6	3	0	0	0	4.05	1.800														
<b>Harry Parker, R</b> ERA: 2.73 (7, 1)	1.0	6	2	0	0	0	1	0	0	0	0.00	3.000														
<b>Ray Sadecki, L</b> ERA: 6.97 (8, 1)	2.1	L	10	3	3	3	3	0	0	0	11.57	1.286														

AB	41
R	6
H	14
RBI	6
BB	4
SO	9
LOB	25



Batter	1	2	3	4	5	6	7	8	9	10	AB	R	H	RBI	BB	SO	LOB	BOTTOM							
<b>Don Hahn, R</b> OBP: 0.392, SLG: 0.545 (1, 8)	G4-6-3 BB		1B 2B	P6			5-3		5-3		4	1	1	1	1	0	1	<b>Cincinnati Reds @ New York Mets</b> Shea Stadium, Flushing, NY Tue Jun 04 1974, 7:05 PM EDT Att: 23,333 - Unknown							
<b>Felix Millan, R</b> OBP: 0.335, SLG: 0.315 (1, 4)	F8		1-3				E5			6-3	5	0	1	0	0	0	2								
<b>Rusty Staub, L</b> OBP: 0.367, SLG: 0.445 (1, 9)	G4-6-3		1B 1B				L4			F8	5	0	1	0	0	0	2								
<b>Cleon Jones, R</b> OBP: 0.319, SLG: 0.370 (1, 7)			P3				K			F9	5	0	1	0	0	2	3								
<b>John Milner, L</b> OBP: 0.327, SLG: 0.406 (1, 3)							P4				4	0	2	1	0	0	0								
<b>Jerry Grote, R</b> OBP: 0.319, SLG: 0.384 (1, 2)											4	0	1	0	0	0	2								
<b>Wayne Garrett, L</b> OBP: 0.242, SLG: 0.329 (1, 5)											3	1	1	1	1	1	3								
<b>Ted Martinez, R</b> OBP: 0.237, SLG: 0.291 (1, 6)											2	0	0	0	1	0	2								
<b>Ken Boswell, L</b> OBP: 0.348, SLG: 0.318 (9, PH)											1	0	0	0	0	0	0								
<b>Bud Harrelson, S</b> OBP: 0.412, SLG: 0.329 (10, 6)											0	0	0	0	0	0	0								
<b>Jerry Koosman, R</b> OBP: 0.161, SLG: 0.167 (1, 1)											2	1	1	0	0	1	0								
<b>Harry Parker, R</b> OBP: 0.238, SLG: 0.297 (7, 1)											0	0	0	0	0	0	0								
<b>Ray Sadecki, L</b> OBP: 0.400, SLG: 0.481 (7, 8)											1	0	0	0	0	0	0								
<b>Inning Stats</b>	R: 0 E: 0 K: 0 S: 2	H: 0 LOB: 0 BB: 1 P: 6	R: 0 E: 0 K: 0 S: 4	H: 2 LOB: 2 BB: 1 P: 8	R: 2 E: 0 K: 1 S: 10	H: 5 LOB: 3 BB: 0 P: 10	R: 0 E: 0 K: 0 S: 3	H: 1 LOB: 2 BB: 1 P: 7	R: 0 E: 0 K: 1 S: 5	H: 0 LOB: 0 BB: 0 P: 5	R: 1 E: 0 K: 1 S: 6	H: 1 LOB: 1 BB: 0 P: 6	R: 0 E: 1 K: 1 S: 6	H: 0 LOB: 1 BB: 0 P: 6	R: 0 E: 0 K: 0 S: 3	H: 0 LOB: 0 BB: 0 P: 3	R: 0 E: 0 K: 0 S: 3	H: 0 LOB: 0 BB: 0 P: 3	R: 0 E: 0 K: 0 S: 3	H: 0 LOB: 0 BB: 0 P: 3	1B: 6 2B: 2 3B: 0 HR: 1	SF: 0 SAC: 1 DP: 2 HBP: 0	WP: 0 PB: 0 SB: 0 CS: 0	PA: 40	
<b>PITCHER</b>	IP WLS BF H R ER SO ERA WHIP	IP WLS BF H R ER SO ERA WHIP	IP WLS BF H R ER SO ERA WHIP	IP WLS BF H R ER SO ERA WHIP	IP WLS BF H R ER SO ERA WHIP	IP WLS BF H R ER SO ERA WHIP	IP WLS BF H R ER SO ERA WHIP	IP WLS BF H R ER SO ERA WHIP	IP WLS BF H R ER SO ERA WHIP	IP WLS BF H R ER SO ERA WHIP	IP WLS BF H R ER SO ERA WHIP	IP WLS BF H R ER SO ERA WHIP	IP WLS BF H R ER SO ERA WHIP	IP WLS BF H R ER SO ERA WHIP	IP WLS BF H R ER SO ERA WHIP	IP WLS BF H R ER SO ERA WHIP	IP WLS BF H R ER SO ERA WHIP	IP WLS BF H R ER SO ERA WHIP	IP WLS BF H R ER SO ERA WHIP	IP WLS BF H R ER SO ERA WHIP	IP WLS BF H R ER SO ERA WHIP	IP WLS BF H R ER SO ERA WHIP	IP WLS BF H R ER SO ERA WHIP	IP WLS BF H R ER SO ERA WHIP	IP WLS BF H R ER SO ERA WHIP
<b>Don Gullett, L</b> ERA: 2.74 (1, 1)	6.0	27	9	3	3	3	3	0	0	0	4.50	2.000													
<b>Clay Carroll, R</b> ERA: 2.33 (7, 1)	1.0	4	0	0	0	1	0	0	0	0	0.00	0.000													
<b>Pedro Borbon, R</b> ERA: 1.65 (8, 1)	3.0	W	9	0	0	0	0	0	0	0	0.00	0.000													

AB	36
R	3
H	9
RBI	3
BB	3
SO	4
LOB	15






Batter	1	2	3	4	5	6	7	8	9	AB	R	H	RBI	BB	SO	LOB	TOP				
<b>Pete Rose, S</b> OBP: 0.378, SLG: 0.395 (1, 7)	0-0 4-3		0-0 2B 1B		0-0 1-H 1B 3B		0-0 2B		0-0 2-3 F8	5	2	3	1	0	0	2					
<b>Dave Concepcion, R</b> OBP: 0.319, SLG: 0.406 (1, 6)	0-0 6-3		0-0 F9		0-0 K BLK 1B		0-3 K		0-0 F8	5	0	1	1	0	1	4					
<b>Johnny Bench, R</b> OBP: 0.388, SLG: 0.492 (1, 5)	4-0 BB		0-0 1-H 2B		0-0 K 1-3		0-0 6-3			3	0	1	1	1	1	2					
<b>Dan Driessen, L</b> OBP: 0.335, SLG: 0.363 (1, 3)	0-0 1-3		0-0 F8		0-0 F8				0-3 K	4	0	0	0	0	1	2					
<b>Terry Crowley, L</b> OBP: 0.244, SLG: 0.300 (8, PH) <b>George Foster, R</b> OBP: 0.339, SLG: 0.393 (8, 9)		0-3 K	0-0 4-3				0-0 1B		0-0 1B	3	0	1	0	0	1	1					
<b>Cesar Geronimo, L</b> OBP: 0.384, SLG: 0.459 (1, 8)	0-0 4-3			0-3 K		0-3 K		0-0 F2		4	0	0	0	0	2	2					
<b>Hal King, L</b> (1, 2)	4-0 BB BB		0-0 6-3		0-3 K		0-0 L9			3	0	0	0	1	1	2					
<b>Darrel Chaney, S</b> OBP: 0.280, SLG: 0.273 (9, PH) <b>Phil Gagliano, R</b> OBP: 0.598, SLG: 0.222 (9, FR) <b>Joe Morgan, L</b> OBP: 0.451, SLG: 0.464 (9, FR)	4-0 1-2 BB		0-3 K		0-0 F9			4-0 F8 S BB		2	0	0	0	1	1	1					
<b>Roger Nelson, R</b> OBP: 0.208, SLG: 0.136 (1, 1) <b>Pedro Borbon, R</b> OBP: 0.300, SLG: 0.300 (7, 1) <b>Tony Perez, R</b> OBP: 0.367, SLG: 0.513 (9, PH)	0-0 4-3			4-0 3B BB		0-3 K		0-3 K		2	1	0	0	1	1	2					
<b>Inning Stats</b>	R: 0 E: 0 K: 0 S: 3	H: 0 LOB: 1 BB: 1 P: 7	R: 0 E: 0 K: 1 S: 5	H: 0 LOB: 2 BB: 2 P: 13	R: 1 E: 0 K: 0 S: 5	H: 2 LOB: 1 BB: 0 P: 5	R: 0 E: 0 K: 2 S: 7	H: 0 LOB: 0 BB: 0 P: 7	R: 2 E: 0 K: 1 S: 6	H: 2 LOB: 0 BB: 1 P: 10	R: 0 E: 0 K: 2 S: 8	H: 1 LOB: 1 BB: 0 P: 8	R: 0 E: 0 K: 1 S: 6	H: 1 LOB: 1 BB: 0 P: 6	R: 0 E: 0 K: 1 S: 5	H: 0 LOB: 2 BB: 1 P: 9	1B: 4 2B: 2 3B: 1 HR: 0	SF: 0 SAC: 0 DP: 0 HBP: 0	WP: 0 PB: 0 SB: 1 CS: 0	PA: 38	
<b>PITCHER</b>	IP	WLS	BF	H	R	ER	SO	BB	IBB	HBP	BLK	WP	HR	S	P	ERA	WHIP				
<b>Tom Seaver, R</b> ERA: 3.62 (1, 1)	7.0		30	6	3	3	8	4	0	0	1	0	0	42	58	3.86	1.429				
<b>Ray Sadecki, L</b> ERA: 6.35 (8, 1)	2.0	W	8	1	0	0	2	1	0	0	0	0	0	11	15	0.00	1.000				

**Cincinnati Reds @ New York Mets**  
Shea Stadium, Flushing, NY  
Thu Jun 06 1974, 3:33 AM EDT  
Att: 19,502 - Unknown


AB 33  
R 3  
H 7  
RBI 3  
BB 5  
SO 10  
LOB 19



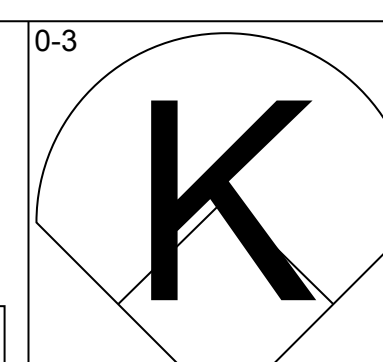
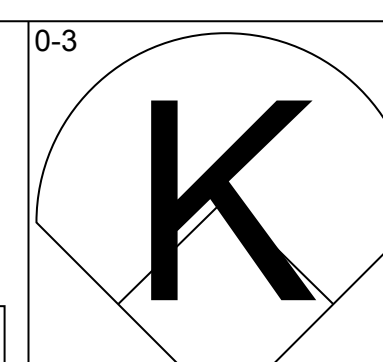
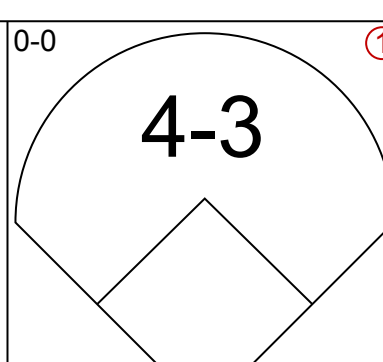
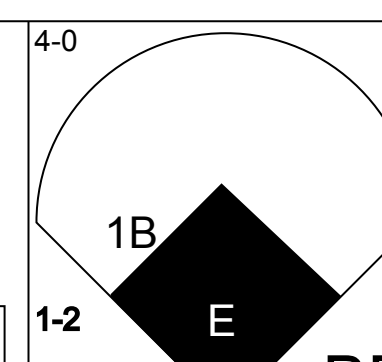
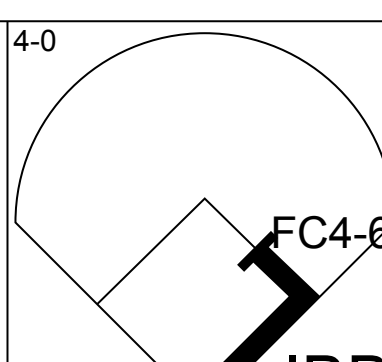
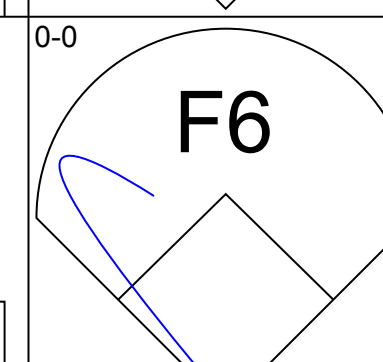
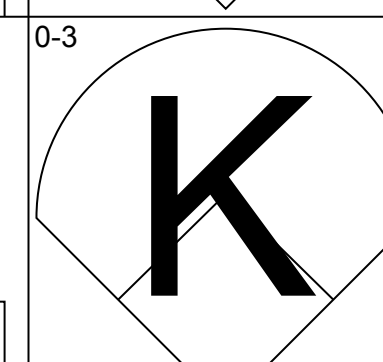
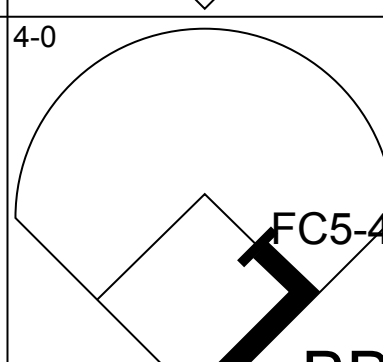
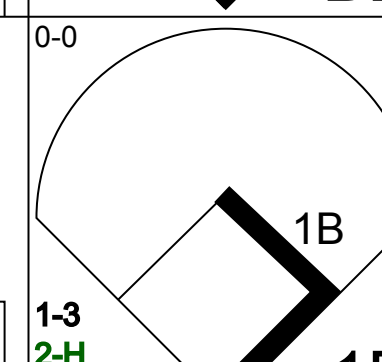
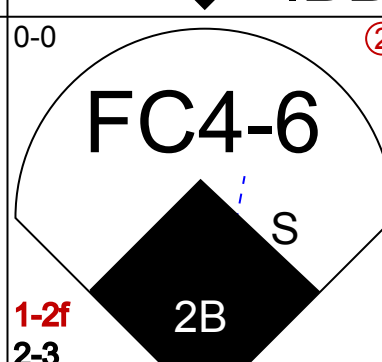
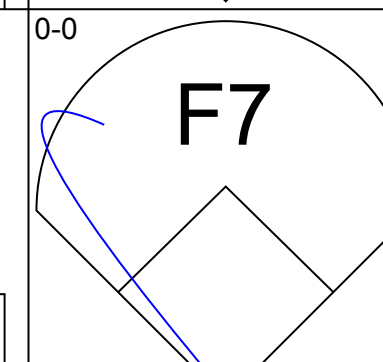
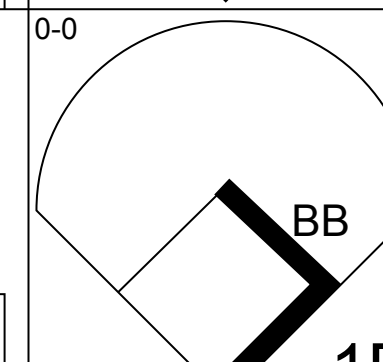
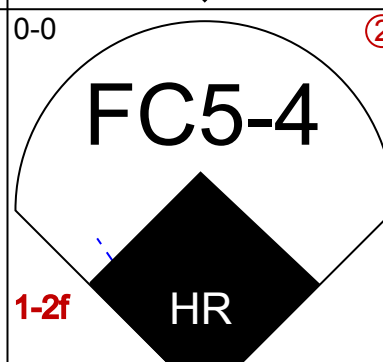
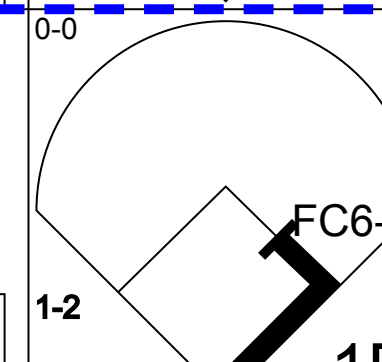
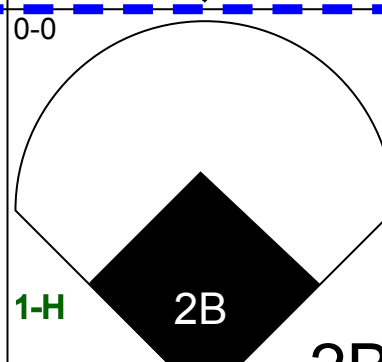
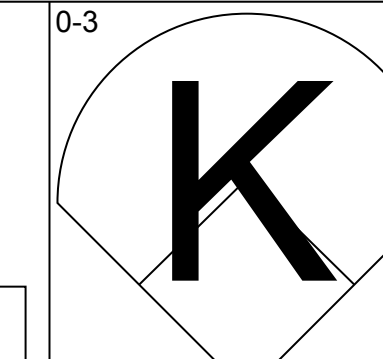
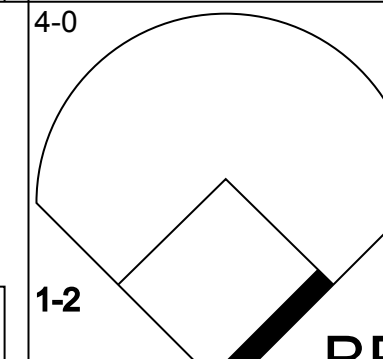
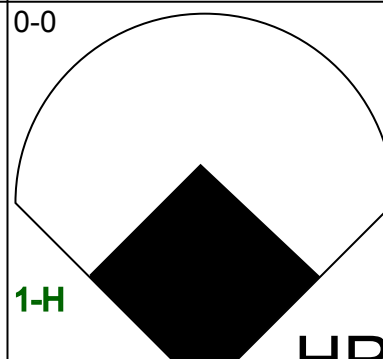
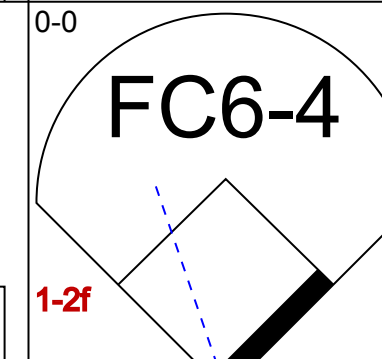
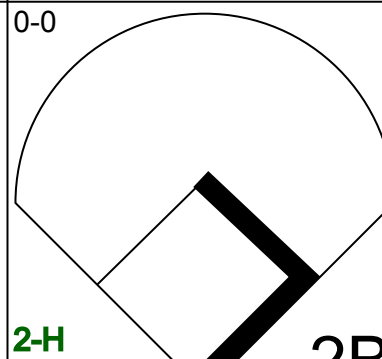
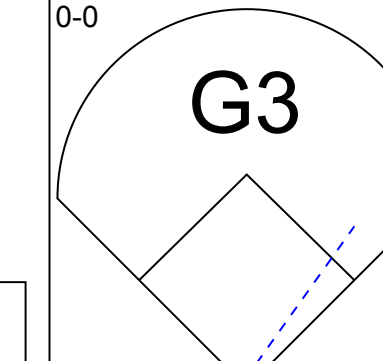
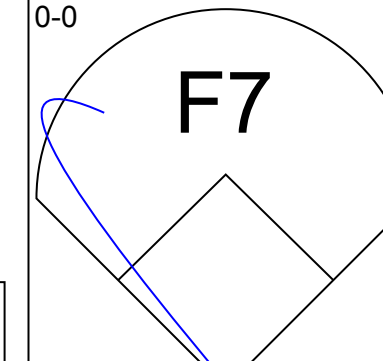
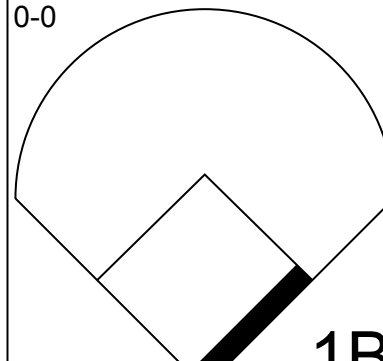
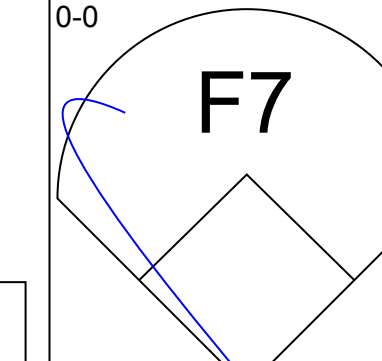
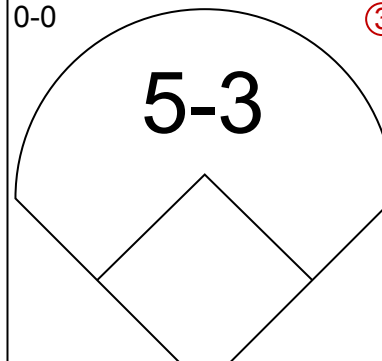
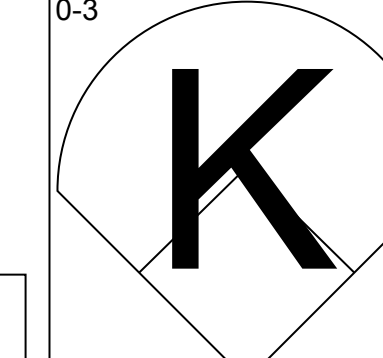
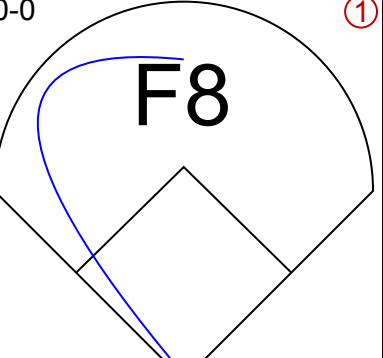
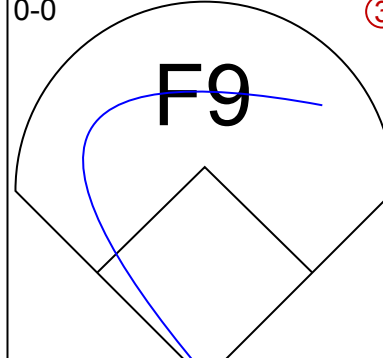
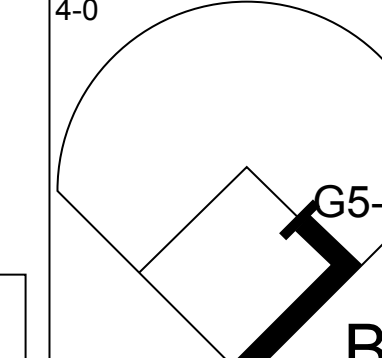
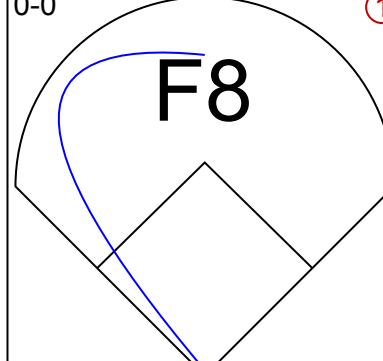
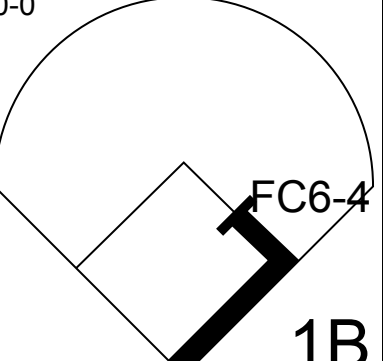
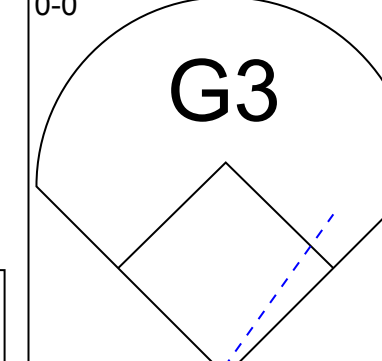
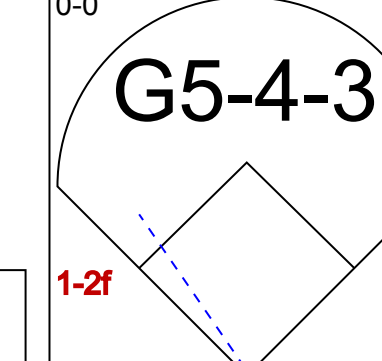
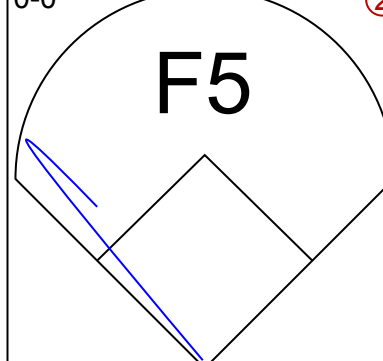
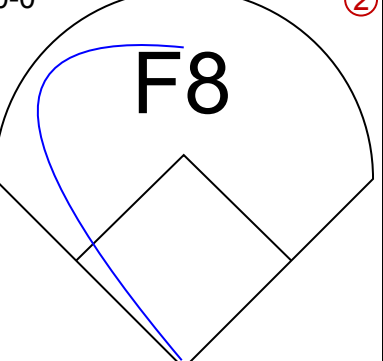
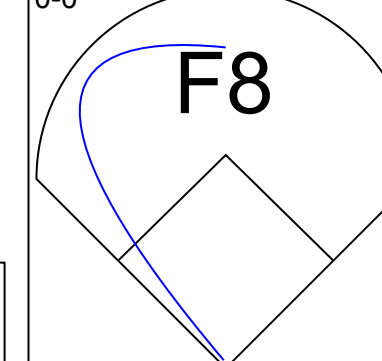
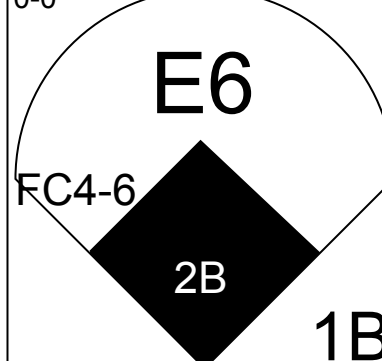
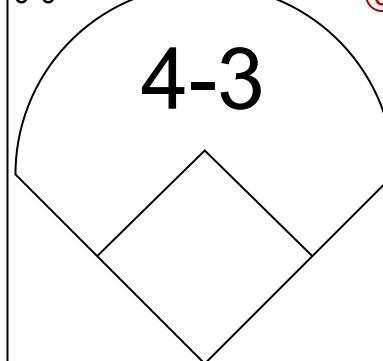
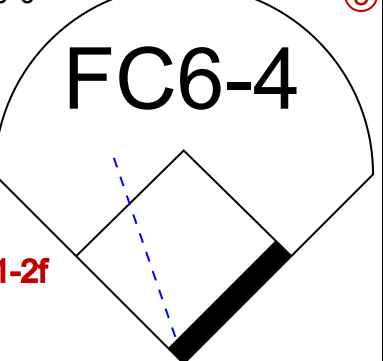
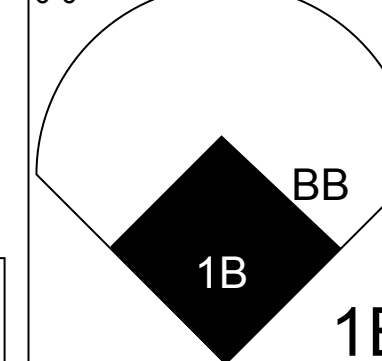
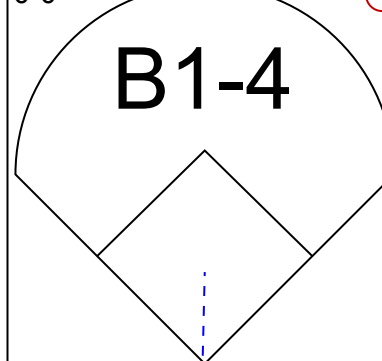
Batter	1	2	3	4	5	6	7	8	9	AB	R	H	RBI	BB	SO	LOB	BOTTOM				
<b>Bud Harrelson, S</b> OBP: 0.414, SLG: 0.329 (1, 6)	4-0 G3 BB		0-0 4-3		0-0 4-3		0-0 1B 1B			3	1	1	0	1	0	0					
<b>Felix Milan, R</b> OBP: 0.333, SLG: 0.313 (1, 4)	0-0 G3 1-2		0-0 F8		0-0 6-3		0-0 1B 1B			4	0	1	0	0	0	1					
<b>Cleon Jones, R</b> OBP: 0.322, SLG: 0.369 (1, 7) <b>Don Hahn, R</b> OBP: 0.392, SLG: 0.545 (9, 8)	0-0 F8		4-0 E BB		0-3 K		0-0 1B 1-2 2-3			3	0	1	2	1	1	1					
<b>Rusty Staub, L</b> OBP: 0.360, SLG: 0.436 (1, 9)	0-0 F8		0-0 E6 1-3		0-0 4-3		0-0 3-1			4	0	0	0	0	0	4					
<b>John Milner, L</b> OBP: 0.330, SLG: 0.423 (1, 3)		0-0 1B G4-6-3 1B	0-0 F8		0-0 3-1		0-0 HR			4	2	2	1	0	0	2					
<b>Dave Schneck, L</b> OBP: 0.315, SLG: 0.409 (9, 7)		0-0 G4-6-3 1B 1-3		0-0 G6-4-3 1B		0-3 K		0-0 P6		4	0	2	0	0	1	0					
<b>Wayne Garrett, L</b> OBP: 0.242, SLG: 0.327 (1, 5)	0-0 G4-6-3 1-2 3-H		0-0 G6-4-3 1B		0-0 G6-4-3 1B 1-2 2-3		0-0 4-3		0-0 E4 G5-4-3	4	0	1	0	0	0	1					
<b>Jerry Grote, R</b> OBP: 0.317, SLG: 0.380 (1, 2)		0-0 G6-4-3 1B		0-0 G6-4-3 1B 1-2 2-3		0-0 K		0-0 G5-4-3		4	0	1	0	0	1	3					
<b>Tom Seaver, R</b> OBP: 0.200, SLG: 0.077 (7, PH) <b>Ed Kranepool, L</b> OBP: 0.464, SLG: 0.417 (7, PR) <b>Ted Martinez, R</b> OBP: 0.237, SLG: 0.291 (8, 1) <b>Ray Sadecki, L</b>	0-0 5-3		0-0 F4		0-0 1B 1B					2	0	0	0	0	0	2					
<b>Inning Stats</b>	R: 0 E: 0 K: 0 S: 3	H: 3 LOB: 1 BB: 0 P: 5	R: 0 E: 1 K: 0 S: 4	H: 0 LOB: 2 BB: 1 P: 8	R: 0 E: 0 K: 0 S: 4	H: 2 LOB: 1 BB: 0 P: 4	R: 0 E: 0 K: 1 S: 5	H: 0 LOB: 0 BB: 0 P: 5	R: 0 E: 0 K: 1 S: 9	H: 4 LOB: 2 BB: 0 P: 9	R: 1 E: 1 K: 0 S: 4	H: 1 LOB: 0 BB: 0 P: 4	1B: 9 2B: 0 3B: 0 HR: 1	SF: 0 SAC: 0 DP: 3 HBP: 0	WP: 0 PB: 0 SB: 0 CS: 0	PA: 35					
<b>PITCHER</b>	IP	WLS	BF	H	R	ER	SO	BB	IBB	HBP	BLK	WP	HR	S	P	ERA	WHIP				
<b>Roger Nelson, R</b> ERA: 3.27 (1, 1)	6.2		30	9	3	3	3	2	0	0	0	0	0	34	42	4.05	1.650				
<b>Pedro Borbon, R</b> ERA: 1.79 (7, 1)	1.1	L	5	1	1	1	0	0	0	0	0	0	1	5	5	6.75	0.750				

**Cincinnati Reds @ New York Mets**  
Shea Stadium, Flushing, NY  
Thu Jun 06 1974, 3:33 AM EDT  
Att: 19,502 - Unknown

AB 33  
R 4  
H 10  
RBI 3  
BB 2  
SO 3  
LOB 14

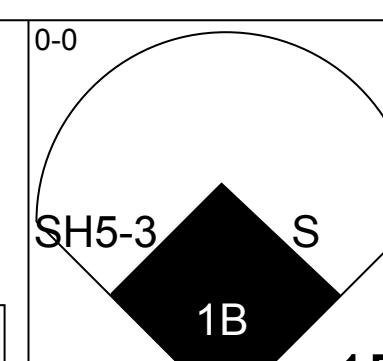
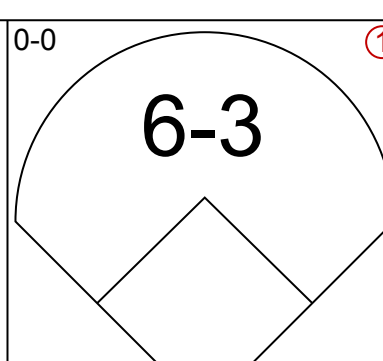
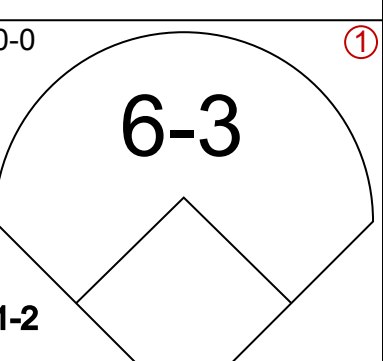
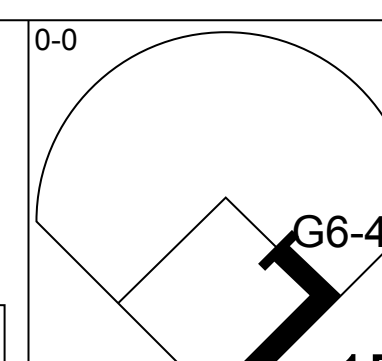
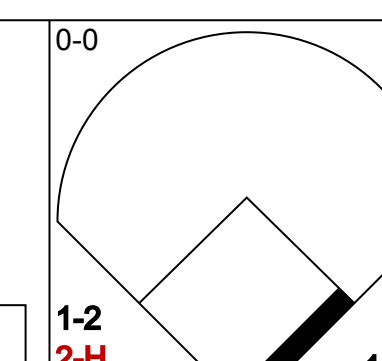
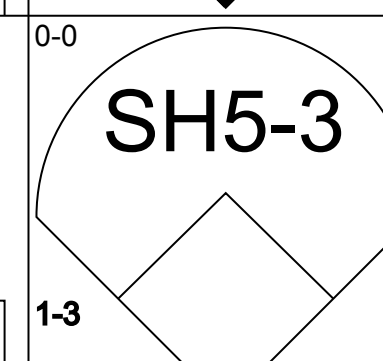
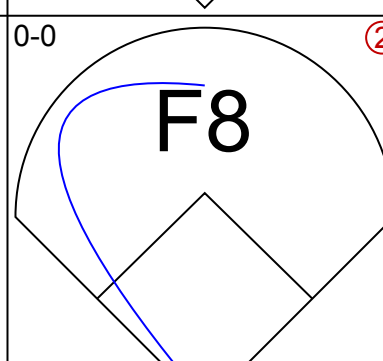
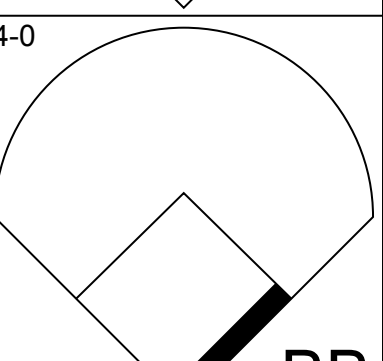
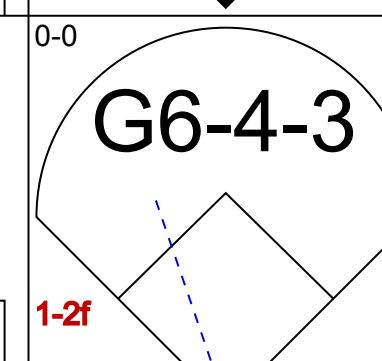
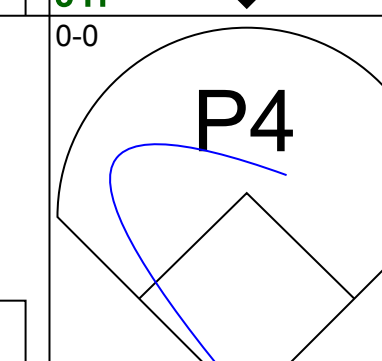
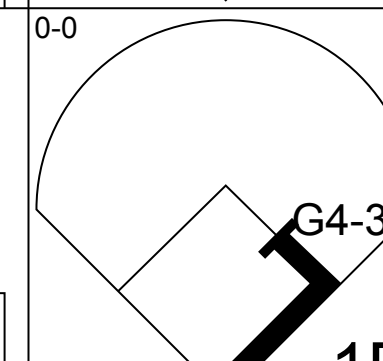
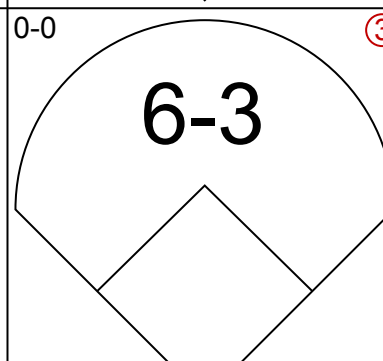
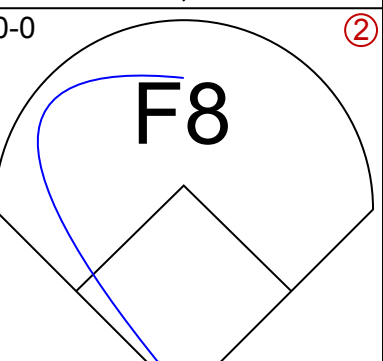
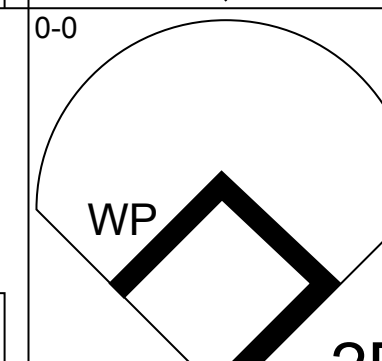
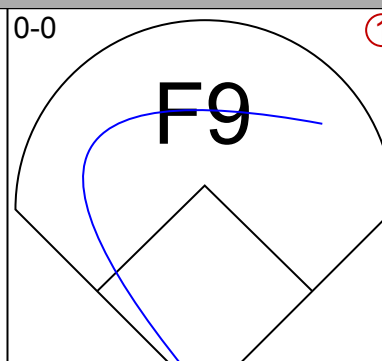
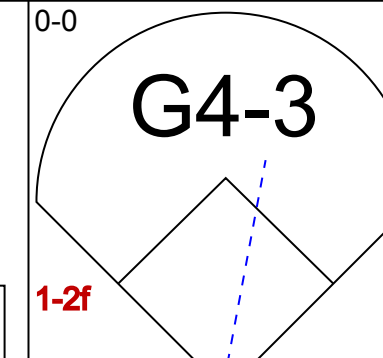
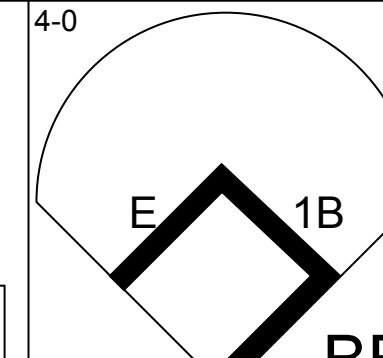
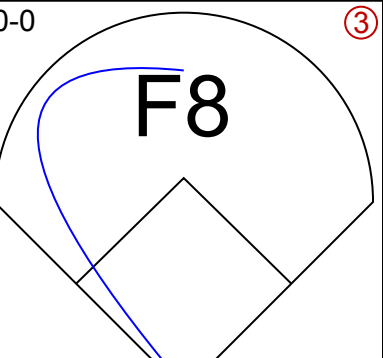
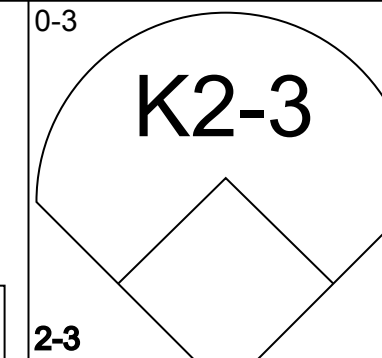
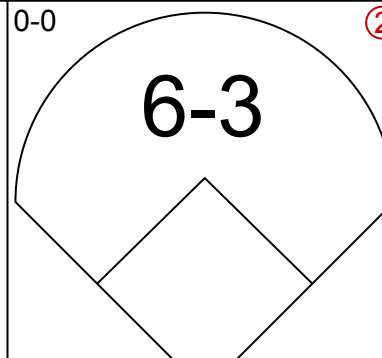
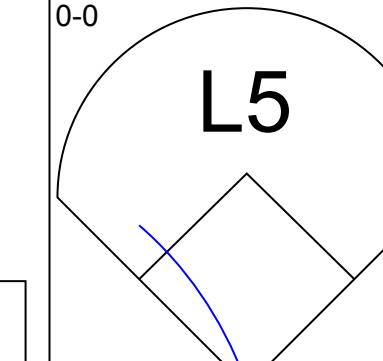
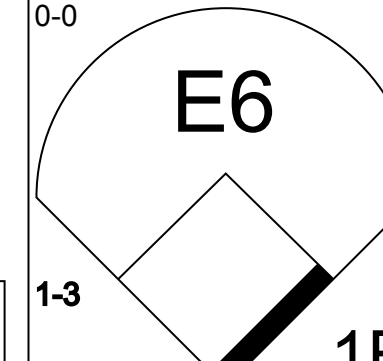
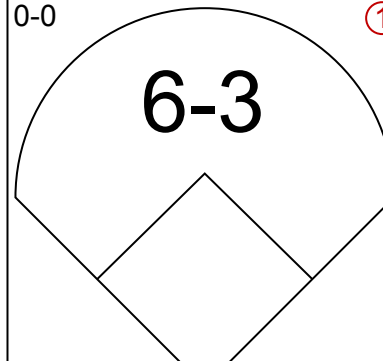
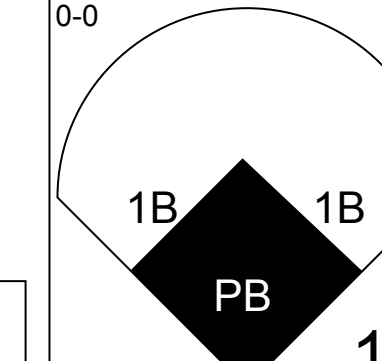
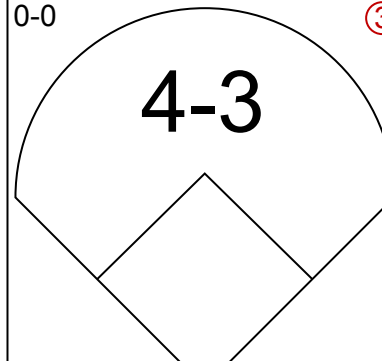

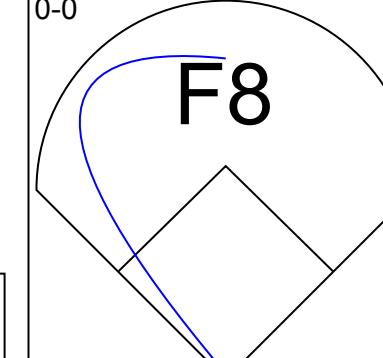
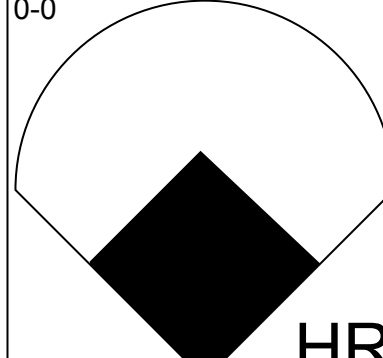
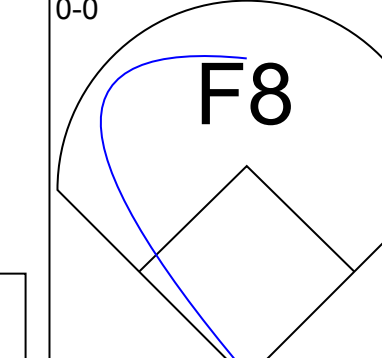
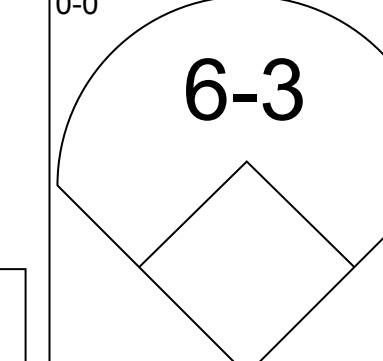
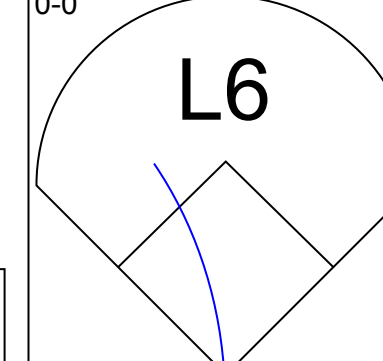
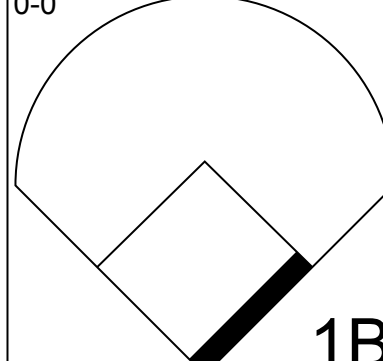
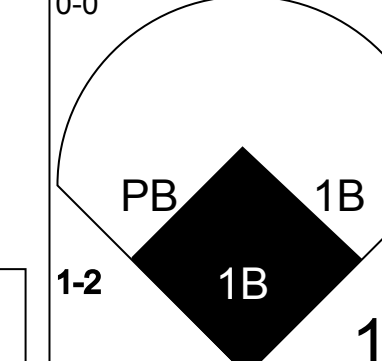
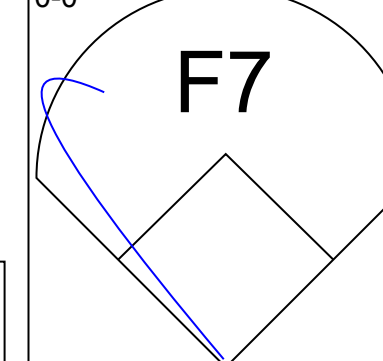
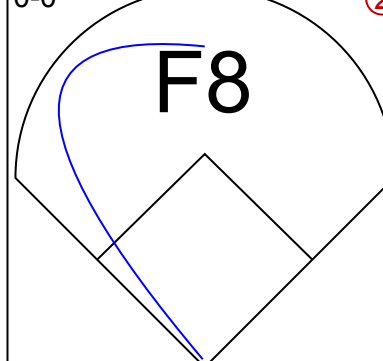
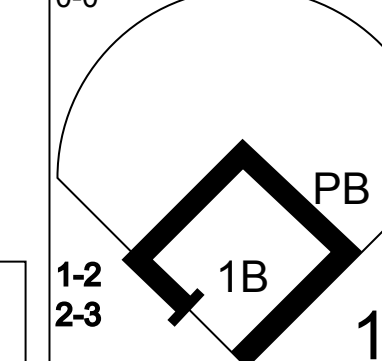
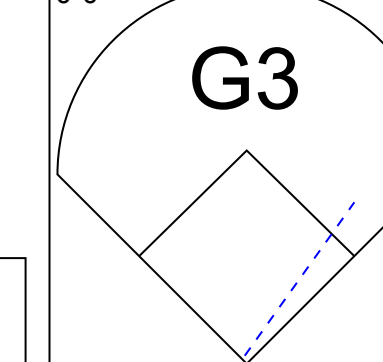
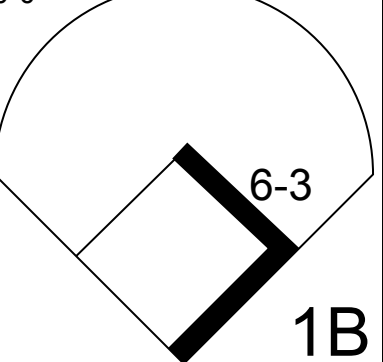
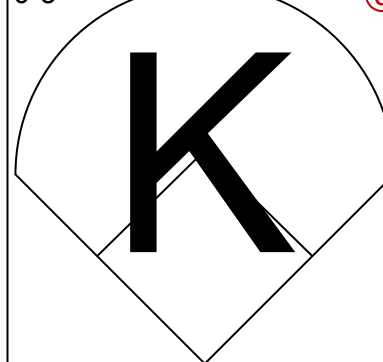
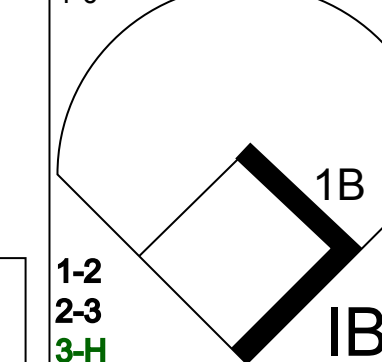
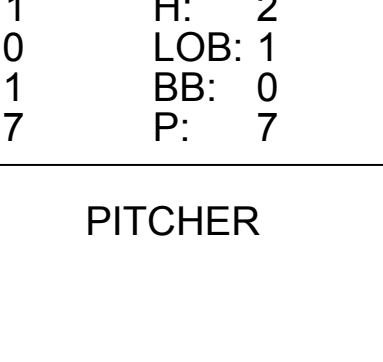
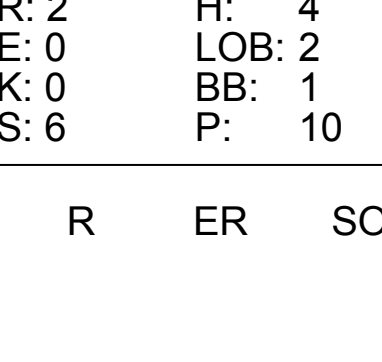




Batter	1	2	3	4	5	6	7	8	9	AB	R	H	RBI	BB	SO	LOB	TOP								
<b>Pete Rose, S</b> OBP: 0.378, SLG: 0.390 (1, 7)										3	1	0	0	2	2	0	<b>Cincinnati Reds @ Philadelphia Phillies</b> Veterans Stadium, Philadelphia, PA Fri Jun 07 1974, 7:05 PM EDT Att: 22,408 - Unknown								
<b>Joe Morgan, L</b> OBP: 0.450, SLG: 0.460 (1, 4)										4	1	1	1	1	1	2									
<b>Johnny Bench, R</b> OBP: 0.393, SLG: 0.500 (1, 2)										5	2	3	2	0	0	1									
<b>Tony Perez, R</b> OBP: 0.373, SLG: 0.534 (1, 3)										4	1	2	3	1	1	2									
<b>Dan Driessen, L</b> OBP: 0.333, SLG: 0.360 <b>Darrel Chaney, S</b> OBP: 0.269, SLG: 0.261 (8, 5)										4	0	1	0	0	0	2									
<b>Terry Crowley, L</b> OBP: 0.245, SLG: 0.279 <b>George Foster, R</b> OBP: 0.339, SLG: 0.393 (8, 9)										3	0	0	0	1	1	0									
<b>Dave Concepcion, R</b> OBP: 0.318, SLG: 0.403 (1, 6)										4	0	1	0	0	0	1									
<b>Cesar Geronimo, L</b> OBP: 0.379, SLG: 0.449 (1, 8)										4	1	1	0	0	0	1									
<b>Dick Baney, R</b> <b>Clay Carroll, R</b> OBP: 0.500, SLG: 0.500 <b>Pedro Borbon, R</b> OBP: 0.273, SLG: 0.273 (8, 1)										2	0	0	0	0	0	1									
<b>Inning Stats</b>	R: 0 E: 0 K: 1 S: 5	H: 0 LOB: 0 BB: 0 P: 5	R: 0 E: 0 K: 2 S: 7	H: 0 LOB: 0 BB: 0 P: 7	R: 0 E: 0 K: 0 S: 3	H: 0 LOB: 0 BB: 0 P: 3	R: 0 E: 0 K: 2 S: 8	H: 1 LOB: 2 BB: 1 P: 12	R: 0 E: 0 K: 0 S: 4	H: 1 LOB: 1 BB: 0 P: 4	R: 2 E: 0 K: 0 S: 5	H: 2 LOB: 1 BB: 1 P: 9	R: 2 E: 1 K: 0 S: 6	H: 3 LOB: 2 BB: 1 P: 10	R: 0 E: 0 K: 0 S: 2	H: 0 LOB: 1 BB: 1 P: 6		R: 3 E: 1 K: 0 S: 6	H: 3 LOB: 1 BB: 1 P: 10	1B: 7 2B: 2 3B: 0 HR: 1	SF: 0 SAC: 0 DP: 1 HBP: 0	WP: 0 PB: 0 SB: 1 CS: 0	PA: 41		
<b>PITCHER</b>	IP	WLS	BF	H	R	ER	SO	BB	IBB	HBP	BLK	WP	HR	S	P	ERA	WHIP								
<b>Dick Ruthven, R</b> ERA: 3.19 <b>Wayne Twitchell, R</b> ERA: 5.79 <b>Mac Scarce, L</b> ERA: 4.66 <b>Frank Linzy, R</b> ERA: 2.41	6.2		29	6	4	4	5	3	0	0	0	0	1	36	48	5.40	1.350								



AB	36
R	7
H	10
RBI	6
BB	5
SO	5
LOB	13

Batter	1	2	3	4	5	6	7	8	9	AB	R	H	RBI	BB	SO	LOB	BOTTOM								
<b>Dave Cash, R</b> OBP: 0.368, SLG: 0.410 (1, 4)										5	1	3	1	0	0	1	<b>Cincinnati Reds @ Philadelphia Phillies</b> Veterans Stadium, Philadelphia, PA Fri Jun 07 1974, 7:05 PM EDT Att: 22,408 - Unknown								
<b>Larry Bowa, S</b> OBP: 0.294, SLG: 0.347 (1, 6)										3	0	0	0	1	0	3									
<b>Mike Schmidt, R</b> OBP: 0.398, SLG: 0.539 (1, 5)										5	0	2	1	0	0	2									
<b>Bill Robinson, R</b> OBP: 0.284, SLG: 0.336 (1, 7)										4	0	0	0	1	1	4									
<b>Del Unser, L</b> OBP: 0.384, SLG: 0.430 (1, 8)										5	1	2	0	0	0	0									
<b>Willie Montanez, L</b> OBP: 0.284, SLG: 0.371 (1, 3)										4	1	2	1	0	0	3									
<b>Mike Anderson, R</b> OBP: 0.314, SLG: 0.366 (1, 9)										4	1	2	0	0	0	3									
<b>Bob Boone, R</b> OBP: 0.305, SLG: 0.329 <b>Billy Grabarkewitz, R</b> OBP: 0.273, SLG: 0.444 <b>Larry Cox, R</b> (9, 2)										3	0	1	0	1	0	3									
<b>Dick Ruthven, R</b> OBP: 0.130, SLG: 0.130 <b>Wayne Twitchell, R</b> (7, 1)										0	0	0	0	0	0	0									
<b>Tom Hutton, L</b> OBP: 0.258, SLG: 0.364 <b>Mac Scarce, L</b> (9, 1) <b>Frank Linzy, R</b> (9, 1)										0	0	0	0	0	0	0									
<b>Inning Stats</b>	R: 1 E: 0 K: 0 S: 4	H: 2 LOB: 0 BB: 0 P: 4	R: 0 E: 0 K: 0 S: 4	H: 1 LOB: 2 BB: 1 P: 8	R: 0 E: 0 K: 0 S: 3	H: 0 LOB: 0 BB: 0 P: 3	R: 0 E: 1 K: 0 S: 4	H: 1 LOB: 2 BB: 1 P: 8	R: 0 E: 0 K: 0 S: 4	H: 1 LOB: 2 BB: 1 P: 8	R: 1 E: 0 K: 1 S: 7	H: 2 LOB: 1 BB: 0 P: 7	R: 0 E: 0 K: 1 S: 6	H: 2 LOB: 1 BB: 0 P: 6	R: 2 E: 0 K: 0 S: 6	H: 4 LOB: 2 BB: 1 P: 10	R: 0 E: 0 K: 0 S: 3	H: 0 LOB: 0 BB: 0 P: 3	1B: 10 2B: 2 3B: 0 HR: 1	SF: 0 SAC: 1 DP: 2 HBP: 0	WP: 1 PB: 1 SB: 1 CS: 0	PA: 41			
<b>PITCHER</b>	IP	WLS	BF	H	R	ER	SO	BB	IBB	HBP	BLK	WP	HR	S	P	ERA	WHIP								
<b>Dick Baney, R</b> ERA: 3.38 <b>Clay Carroll, R</b> ERA: 2.79 <b>Pedro Borbon, R</b> ERA: 1.73	5.1		25	7	2	2	0	2	1	0	0	0	1	0	14	9.00	2.500								
<b>Pedro Borbon, R</b> ERA: 1.73	1.2	W	6	1	0	0	0	0	1	0	0	0	0	0	5	0.00	0.600								



AB	36
R	4
H	13
RBI	3
BB	4
SO	2
LOB	22



Batter	1	2	3	4	5	6	7	8	9	AB	R	H	RBI	BB	SO	LOB	TOP				
<b>Pete Rose, S</b> OBP: 0.375, SLG: 0.382 (1, 7)	F9		FC4 BB		F9		F9		K	4	0	0	0	1	1	1	<b>Cincinnati Reds @ Philadelphia Phillies</b> Veterans Stadium, Philadelphia, PA Sat Jun 08 1974, 7:05 PM EDT Att: 34,256 - Unknown				
<b>Joe Morgan, L</b> OBP: 0.455, SLG: 0.468 (1, 4)			F8					WP HR		3	1	2	0	1	0	2					
<b>Johnny Bench, R</b> OBP: 0.390, SLG: 0.511 (1, 5)	5-3		FC4		5-3			HR		4	1	1	2	0	0	4					
<b>Tony Perez, R</b> OBP: 0.366, SLG: 0.523 (1, 3)	6-3				K			K		4	0	0	0	0	3	1					
<b>Dave Concepcion, R</b> OBP: 0.312, SLG: 0.395 (1, 6)		K			K			F9		4	0	0	0	0	2	0					
<b>Mery Rettenmund, R</b> OBP: 0.346, SLG: 0.419 (1, 9)					K			F9		3	0	0	0	1	1	0					
<b>George Foster, R</b> OBP: 0.336, SLG: 0.396 (1, 8)										4	1	1	0	0	2	1					
<b>Clay Carroll, R</b> OBP: 0.500, SLG: 0.500 (9, 1)	G5-4-3				HR			K		0	0	0	0	0	0	0					
<b>Bill Plummer, R</b> OBP: 0.250, SLG: 0.436 (1, 2)			6-3							4	2	2	3	0	0	0					
<b>Clay Kirby, R</b> OBP: 0.214, SLG: 0.120 (7, PH)										2	0	1	0	0	1	0					
<b>Phil Cavarero, R</b> OBP: 0.206, SLG: 0.200 (7, 1)										1	0	0	0	0	0	0					
<b>Tom Hall, L</b> OBP: 0.333, SLG: 0.200 (9, PH)										0	0	0	0	0	0	0					
<b>Andy Kosco, R</b> OBP: 0.333, SLG: 0.200 (9, PH)										1	0	1	0	0	0	0					
<b>Cesar Geronimo, L</b> OBP: 0.379, SLG: 0.440 (9, 8)			F8 BB		K			F3		0	0	0	0	0	0	0					
<b>Inning Stats</b>	R: 0 E: 0 K: 0 S: 3	H: 0 LOB: 1 BB: 1 P: 7	R: 0 E: 0 K: 1 S: 4	H: 0 LOB: 0 BB: 1 P: 8	R: 0 E: 0 K: 0 S: 4	H: 1 LOB: 2 BB: 1 P: 8	R: 0 E: 0 K: 3 S: 9	H: 0 LOB: 0 BB: 0 P: 9	R: 2 E: 0 K: 1 S: 8	H: 3 LOB: 1 BB: 0 P: 8	R: 0 E: 0 K: 1 S: 5	H: 0 LOB: 0 BB: 0 P: 5	R: 1 E: 0 K: 1 S: 6	H: 1 LOB: 0 BB: 0 P: 6	R: 2 E: 0 K: 1 S: 7	H: 2 LOB: 0 BB: 0 P: 7	R: 0 E: 0 K: 2 S: 8	H: 1 LOB: 1 BB: 0 P: 8	1B: 3 2B: 2 3B: 0 HR: 3	SF: 0 SAC: 0 DP: 1 HBP: 0	WP: 1 PA: 37 PB: 0 SB: 1 CS: 0
<b>PITCHER</b> <b>Steve Carlton, L</b> ERA: 3.01 (1, 1)	IP: 9.0 WLS: W BF: 37 H: 8 R: 5 ER: 5 SO: 10 BB: 3 IBB: 0 HBP: 0 BLK: 0 WP: 1 HR: 3 S: 54 P: 66 ERA: 5.00 WHIP: 1.222															<b>PITCHER</b> IP: WLS: BF: H: R: ER: SO: BB: IBB: HBP: BLK: WP: HR: S: P: ERA: WHIP:					

AB 34  
R 5  
H 8  
RBI 5  
BB 3  
SO 10  
LOB 9



Batter	1	2	3	4	5	6	7	8	9	AB	R	H	RBI	BB	SO	LOB	BOTTOM									
<b>Dave Cash, R</b> OBP: 0.368, SLG: 0.412 (1, 4)			F8		FC6-5 1B S E	6-3				4	1	1	1	1	0	2	<b>Cincinnati Reds @ Philadelphia Phillies</b> Veterans Stadium, Philadelphia, PA Sat Jun 08 1974, 7:05 PM EDT Att: 34,256 - Unknown									
<b>Larry Bowa, S</b> OBP: 0.294, SLG: 0.345 (1, 6)			F7							4	1	1	0	0	0	2										
<b>Mike Schmidt, R</b> OBP: 0.405, SLG: 0.555 (1, 5)			F7							2	2	1	1	2	0	1										
<b>Bill Robinson, R</b> OBP: 0.292, SLG: 0.359 (1, 7)			F3		SH1-4 1B BB			HR		3	1	2	1	0	0	1										
<b>Del Unser, L</b> OBP: 0.381, SLG: 0.432 (1, 8)					SH1-4			CS		4	0	1	1	0	1	2										
<b>Willie Montanez, L</b> OBP: 0.290, SLG: 0.370 (1, 3)					4-3			P6		3	0	1	1	1	1	0										
<b>Mike Anderson, R</b> OBP: 0.313, SLG: 0.364 (1, 9)					1B					4	0	1	0	0	1	2										
<b>Bob Boone, R</b> OBP: 0.310, SLG: 0.325 (1, 2)					1B					2	0	0	0	2	0	2										
<b>Steve Carlton, L</b> OBP: 0.175, SLG: 0.231 (1, 1)					SH2-4 BB			PO		2	0	1	0	0	0	0										
<b>Tom Hutton, L</b> OBP: 0.285, SLG: 0.371 (9, PH)					SH2-4			BB		1	1	1	0	0	0	0										
<b>Inning Stats</b>	R: 0 E: 0 K: 0 S: 3	H: 0 LOB: 1 BB: 1 P: 7	R: 0 E: 0 K: 2 S: 7	H: 0 LOB: 0 BB: 0 P: 7	R: 0 E: 0 K: 0 S: 3	H: 0 LOB: 1 BB: 1 P: 7	R: 1 E: 0 K: 0 S: 5	H: 2 LOB: 2 BB: 1 P: 9	R: 3 E: 1 K: 0 S: 6	H: 4 LOB: 2 BB: 2 P: 14	R: 0 E: 0 K: 0 S: 3	H: 0 LOB: 0 BB: 0 P: 3	R: 1 E: 0 K: 0 S: 4	H: 2 LOB: 0 BB: 0 P: 4	R: 0 E: 0 K: 1 S: 4	H: 0 LOB: 1 BB: 1 P: 8	R: 1 E: 0 K: 0 S: 2	H: 2 LOB: 1 BB: 0 P: 2	1B: 5 2B: 3 3B: 1 HR: 1	SF: 0 SAC: 2 DP: 0 HBP: 0	WP: 0 PA: 38 PB: 0 SB: 2 CS: 1					
<b>PITCHER</b> <b>Clay Kirby, R</b> ERA: 4.12 (1, 1)	IP: 6.0 WLS: L BF: 28 H: 6 R: 4 ER: 4 SO: 4 BB: 4 IBB: 1 HBP: 0 BLK: 0 WP: 0 HR: 0 S: 27 P: 47 ERA: 6.00 WHIP: 1.667															<b>PITCHER</b> IP: WLS: BF: H: R: ER: SO: BB: IBB: HBP: BLK: WP: HR: S: P: ERA: WHIP:										
<b>Tom Hall, L</b> ERA: 3.86 (7, 1)	2.0	7	2	1	1	1	1	0	0	0	1	8	12	4.50	1.500											
<b>Clay Carroll, R</b> ERA: 3.1 (9, 1)	0.0	L	2	2	1	1	0	0	0	0	0	2	2	∞	∞											

AB 29  
R 6  
H 10  
RBI 5  
BB 6  
SO 3  
LOB 12





Batter	1	2	3	4	5	6	7	8	9	AB	R	H	RBI	BB	SO	LOB	TOP																
<b>Pete Rose, S</b> OBP: 0.378, SLG: 0.383 (1, 7)	0-0 4-3	0-0 G3			0-0 F8		0-0 HR		0-0 HR	5	2	2	0	1	0	1	<b>Cincinnati Reds @ Philadelphia Phillies</b> Veterans Stadium, Philadelphia, PA Sun Jun 09 1974, 3:33 AM EDT Att: 33,163 - Unknown																
<b>Joe Morgan, L</b> OBP: 0.456, SLG: 0.482 (1, 4)	4-0 1B S BB	0-0 F7			0-0 F3		P4 BB		0-0 HR	5	1	2	2	1	0	2																	
<b>Johnny Bench, R</b> OBP: 0.393, SLG: 0.523 (1, 2)	4-0 1B 1-2 BB		0-0 5-3		0-0 3-1		HR		0-0 E SH 1B	5	2	2	2	1	0	3																	
<b>Tony Perez, R</b> OBP: 0.368, SLG: 0.520 <b>Pedro Borbon, R</b> OBP: 0.250, SLG: 0.250 (7, 1)	0-0 F8		0-0 F8		0-0 4-3 HR		4-0 2B BB		0-0 SH 1B 1B	3	2	1	0	1	0	2																	
<b>Dan Driessen, L</b> OBP: 0.349, SLG: 0.380 (7, 3)	0-0 1-2 2-3 1B		0-0 CS 1B		0-0 4-3		0-0 1B 2B		4-0 FC8-4 BB	5	1	4	2	1	0	1																	
<b>Terry Crowley, L</b> OBP: 0.250, SLG: 0.348 <b>George Foster, R</b> OBP: 0.336, SLG: 0.389 (7, 9)	0-0 K		0-0 CS		0-0 F8		0-0 HR		0-0 FC8-4 WP	3	1	1	2	0	1	3																	
<b>Dave Concepcion, R</b> OBP: 0.317, SLG: 0.392 (1, 6)		0-0 WP 2B 1B		0-0 F7		4-0 E BB		0-0 K	4-0 WP HBP BB	4	1	1	0	2	2	4																	
<b>Cesar Geronimo, L</b> OBP: 0.404, SLG: 0.473 (1, 8)		0-0 SH1-4 1-H 2B		0-0 F9		4-0 1-2 IBB		0-0 1B 1B	1-0 WP HBP	4	1	3	2	1	0	0																	
<b>Don Gullett, R</b> OBP: 0.357, SLG: 0.320 <b>Hal King, L</b> OBP: 0.250, SLG: 0.143 <b>Darrel Chaney, S</b> OBP: 0.250, SLG: 0.240 (7, 5)		0-0 SH1-4		0-0 L3		0-0 K		0-0 1B E 1B	0-0 P5	2	0	0	0	0	1	2																	
<b>Inning Stats</b>	R: 0 E: 0 K: 1 S: 6	H: 1 LOB: 3 BB: 2 P: 14	R: 1 E: 0 K: 0 S: 5	H: 2 LOB: 1 BB: 0 P: 5	R: 0 E: 0 K: 0 S: 3	H: 1 LOB: 0 BB: 0 P: 3	R: 0 E: 0 K: 0 S: 3	H: 0 LOB: 0 BB: 0 P: 3	R: 0 E: 0 K: 0 S: 3	H: 0 LOB: 0 BB: 0 P: 3	R: 2 E: 1 K: 1 S: 7	H: 2 LOB: 2 BB: 2 P: 15	R: 7 E: 1 K: 1 S: 11	H: 6 LOB: 3 BB: 3 P: 23	R: 1 E: 1 K: 1 S: 5	H: 0 LOB: 2 BB: 2 P: 14		R: 3 E: 1 K: 2 S: 13	H: 5 LOB: 3 BB: 0 P: 13	1B: 12 2B: 2 3B: 0 HR: 3	SF: 0 SAC: 2 DP: 0 HBP: 1	WP: 3 PB: 0 SB: 1 CS: 1	PA: 55										
<b>PITCHER</b>	IP WLS BF H R ER SO BB IBB HBP BLK WP HR S P ERA WHIP	IP WLS BF H R ER SO BB IBB HBP BLK WP HR S P ERA WHIP																															
<b>Ron Schueler, R</b> ERA: 3.57	6.0	27	6	3	3	2	3	1	0	0	0	1	1	27	43	4.50	1.500																
<b>Wayne Twitchell, R</b> ERA: 10.8	0.1	L	4	1	3	3	0	2	0	0	0	0	1	2	10	∞	∞																
<b>Mac Scarce, L</b> ERA: 4.97	0.1		1	1	0	0	0	0	0	0	0	0	0	1	1	∞	∞																
<b>Eddie Watt, R</b> ERA: 5.03	0.1		5	3	3	3	1	1	0	0	0	0	0	6	10	81.00	12.000																
<b>George Culver, R</b> ERA: 6.65	1.1		8	1	2	1	1	2	0	1	0	2	0	7	16	6.75	2.250																



Batter	1	2	3	4	5	6	7	8	9	AB	R	H	RBI	BB	SO	LOB	BOTTOM																	
<b>Dave Cash, R</b> OBP: 0.377, SLG: 0.424 (1, 4)	0-0 4-3		0-0 CS 2B		0-0 CS 1B		0-0 HR		0-0 HR	5	1	4	0	0	0	0	<b>Cincinnati Reds @ Philadelphia Phillies</b> Veterans Stadium, Philadelphia, PA Sun Jun 09 1974, 3:33 AM EDT Att: 33,163 - Unknown																	
<b>Larry Bowa, S</b> OBP: 0.292, SLG: 0.342 (1, 6)	0-0 P6		0-0 F7		0-0 5-3		0-0 HR		0-0 G3	5	1	1	0	0	0	4																		
<b>Mike Schmidt, R</b> OBP: 0.413, SLG: 0.583 (1, 5)	0-0 E5		0-0 1B HR 2B		0-0 2B 5-3 1B		0-0 1-H 2-H HR		0-0 1B	5	3	4	3	0	0	0																		
<b>Bill Robinson, R</b> OBP: 0.303, SLG: 0.375 (5, 7)	0-0 F2		0-0 HR 1B		0-0 5-3 2B		0-0 G6-3 1B		0-0 P5	5	1	3	0	0	0	2																		
<b>Mike Anderson, R</b> OBP: 0.321, SLG: 0.385 (1, 9)	0-0 F7		0-0 1-H 3-H HR		0-0 5-3 IBB		0-0 F8		0-0 1B	4	1	2	3	1	0	1																		
<b>Willie Montanez, L</b> OBP: 0.280, SLG: 0.356 (1, 3)	0-0 5-3		0-0 K		0-0 F8		0-0 G6-3		0-0 F8	5	0	0	0	0	1	6																		
<b>Billy Grabarkewitz, R</b> OBP: 0.231, SLG: 0.364 <b>Del Unser, L</b> OBP: 0.380, SLG: 0.436 (5, 8)	0-0 K		0-0 K		0-0 5-3		0-0 1-2 2-3 3-H 4-0		0-0 1B 2B	2	0	0	0	0	2	0																		
<b>Bob Boone, R</b> OBP: 0.308, SLG: 0.318 (1, 2)	0-0 6-3		0-0 4-3		0-0 IBB		0-0 P4		0-0 4-3	3	0	0	0	1	0	1																		
<b>Ron Schueler, R</b> OBP: 0.143, SLG: 0.143 <b>Tony Taylor, R</b> OBP: 0.287, SLG: 0.390 <b>Wayne Twitchell, R</b> <b>Mac Scarce, L</b> <b>Eddie Watt, R</b> <b>George Culver, R</b> <b>Mike Rogodzinski, L</b> <b>Ed Farmer, R</b> (8, 1)	0-0 K		0-0 K		0-0 P2		0-0 F8		0-0 P6	2	0	0	0	0	1	0																		
<b>Inning Stats</b>	R: 0 E: 1 K: 0 S: 4	H: 0 LOB: 1 BB: 0 P: 4	R: 0 E: 0 K: 1 S: 5	H: 0 LOB: 0 BB: 0 P: 5	R: 0 E: 0 K: 1 S: 6	H: 1 LOB: 1 BB: 0 P: 6	R: 3 E: 0 K: 2 S: 10	H: 3 LOB: 0 BB: 0 P: 10	R: 0 E: 0 K: 0 S: 3	H: 1 LOB: 0 BB: 0 P: 3	R: 1 E: 0 K: 0 S: 5	H: 2 LOB: 3 BB: 2 P: 13	R: 3 E: 0 K: 0 S: 6	H: 4 LOB: 0 BB: 0 P: 6	R: 0 E: 0 K: 0 S: 5	H: 2 LOB: 2 BB: 0 P: 5		R: 0 E: 0 K: 0 S: 5	H: 2 LOB: 2 BB: 0 P: 5	1B: 9 2B: 4 3B: 0 HR: 2	SF: 0 SAC: 0 DP: 1 HBP: 0	WP: 0 PB: 0 SB: 0 CS: 1	PA: 43											
<b>PITCHER</b>	IP WLS BF H R ER SO BB IBB HBP BLK WP HR S P ERA WHIP	IP WLS BF H R ER SO BB IBB HBP BLK WP HR S P ERA WHIP																																
<b>Don Gullett, L</b> ERA: 2.99	6.0	27	7	4	4	4	0	0	2	0	0	0	0	1	33	41	6.00	1.167																
<b>Pedro Borbon, R</b> ERA: 2.13	3.0	16	8	3	3	0	0	0	0	0	0	0	1	16	16	9.00	2.667																	





Batter	1	2	3	4	5	6	7	8	9	AB	R	H	RBI	BB	SO	LOB	TOP									
<b>Pete Rose, S</b> OBP: 0.380, SLG: 0.382 (1,7)	F7		1B		4-3			FC5-4 BB		3	0	1	0	1	0	1	<b>Cincinnati Reds @ Montreal Expos</b> Jarry Park, Montreal, QB Mon Jun 10 1974, 7:05 PM EDT Att: 14,192 - Unknown									
<b>Joe Morgan, L</b> OBP: 0.448, SLG: 0.472 (1,4)	5-3		F4		1-3			F9		4	0	0	0	0	0	3										
<b>Johnny Bench, R</b> OBP: 0.395, SLG: 0.528 (1,2)	FC4-6 1B		F4					FC5-4 1-2		4	0	2	0	0	0	2										
<b>Tony Perez, R</b> OBP: 0.371, SLG: 0.520 (1,3)	FC4-6 1-2				G4-6-3 1B			L6 2H 1B		4	0	2	0	0	0	1										
<b>Dan Driessen, L</b> OBP: 0.344, SLG: 0.373 (1,5)		4-3			G4-6-3 1-2 1B			L6 2-3		3	0	0	0	0	0	2										
<b>Terry Crowley, L</b> OBP: 0.236, SLG: 0.327 (1,9)		E4			4-3			F7		3	0	0	0	0	0	0										
<b>Cesar Geronimo, L</b> OBP: 0.402, SLG: 0.500 (1,8)		F7						4-3		3	1	1	1	0	0	1										
<b>Dave Concepcion, R</b> OBP: 0.321, SLG: 0.396 (1,6)		K						E2 FC1-6 1B		3	0	2	0	0	1	1										
<b>Jack Billingham, R</b> OBP: 0.042, SLG: 0.042 (1,1)					F9			F8		2	0	0	0	0	0	1										
<b>Merv Rettenmund, R</b> OBP: 0.343, SLG: 0.415 (8, PH)					FC1-6 4-3					1	0	0	0	0	0	0										
<b>Tom Hall, L</b> (8, 1)										0	0	0	0	0	0	0										
<b>Inning Stats</b>	R: 0 E: 0 K: 0 S: 4	H: 1 LOB: 1 BB: 0 P: 4	R: 0 E: 1 K: 1 S: 6	H: 0 LOB: 1 BB: 0 P: 6	R: 0 E: 0 K: 0 S: 4	H: 1 LOB: 1 BB: 0 P: 4	R: 0 E: 0 K: 0 S: 3	H: 1 LOB: 0 BB: 0 P: 3	R: 1 E: 1 K: 0 S: 5	H: 2 LOB: 1 BB: 0 P: 5	R: 0 E: 0 K: 0 S: 3	H: 2 LOB: 0 BB: 0 P: 3	R: 0 E: 0 K: 0 S: 3	H: 1 LOB: 1 BB: 0 P: 3	R: 0 E: 0 K: 0 S: 3	H: 0 LOB: 1 BB: 1 P: 7	R: 0 E: 0 K: 0 S: 1	H: 0 LOB: 0 BB: 0 P: 1	1B: 6 2B: 2 3B: 0 HR: 1	SF: 0 SAC: 0 DP: 2 HBP: 0	WP: 0 PB: 0 SB: 0 CS: 0	PA: 31				
<b>PITCHER</b>	IP WLS BF H R ER SO BB IBB HBP BLK WP HR S P ERA WHIP	7.2 W 29 8 1 1 1 1 0 0 0 0 0 1 30 34 1.17 1.174	0.2 S 2 0 0 0 0 0 0 0 0 0 0 0 2 2 0.00 0.000																							

AB	30
R	1
H	8
RBI	1
BB	1
SO	1
LOB	12



Batter	1	2	3	4	5	6	7	8	9	AB	R	H	RBI	BB	SO	LOB	BOTTOM								
<b>Ron Hunt, R</b> OBP: 0.366, SLG: 0.230 (1,5)	1B SH1-4		SH3-4		4-3			FC6-4 BB		2	0	1	0	1	0	0	<b>Cincinnati Reds @ Montreal Expos</b> Jarry Park, Montreal, QB Mon Jun 10 1974, 7:05 PM EDT Att: 14,192 - Unknown								
<b>Pepe Frias, R</b> OBP: 0.125, SLG: 0.188 (8,5)	1B							FC6-4 1-2		3	0	1	0	0	0	2									
<b>Tim Foli, R</b> OBP: 0.295, SLG: 0.298 (1,6)	SH1-4		FC 1B					6-3 1-2		4	0	1	1	0	0	1									
<b>Willie Davis, L</b> OBP: 0.344, SLG: 0.411 (1,8)	G6-4-3 1B		FC 1-2 3H					F9		4	0	1	1	0	0	1									
<b>Ken Singleton, S</b> OBP: 0.415, SLG: 0.369 (1,9)	G6-4-3 1-2		K					E4		4	0	0	0	0	1	3									
<b>Ron Fairly, L</b> OBP: 0.385, SLG: 0.434 (8, PH)			L6-3 1B		6-3			G3		3	0	1	0	0	0	1									
<b>Hal Breeden, R</b> OBP: 0.350, SLG: 0.359 (8, PH)								F5		1	0	0	0	0	0	0									
<b>Mike Jorgensen, L</b> OBP: 0.450, SLG: 0.344 (9, 3)								F5		0	0	0	0	0	0	0									
<b>Bob Bailey, R</b> OBP: 0.406, SLG: 0.402 (1,7)										3	1	1	0	0	0	1									
<b>Ron Woods, R</b> OBP: 0.300, SLG: 0.167 (8,7)								3B 2B		0	0	0	0	0	0	0									
<b>Jim Cox, R</b> OBP: 0.267, SLG: 0.264 (1,4)			1-4-3		6-3			K		3	0	0	0	0	1	1									
<b>Barry Foote, R</b> OBP: 0.286, SLG: 0.362 (1,2)										3	1	1	1	0	0	1									
<b>Steve Renko, R</b> OBP: 0.267, SLG: 0.286 (1,1)										2	1	1	1	1	0	0									
<b>Chuck Taylor, R</b> OBP: 0.200, SLG: 0.400 (8, 1)			1B SH3-4 FC BB							0	0	0	0	0	0	0									
<b>Inning Stats</b>	R: 0 E: 0 K: 0 S: 4	H: 2 LOB: 1 BB: 0 P: 4	R: 0 E: 0 K: 0 S: 3	H: 1 LOB: 0 BB: 0 P: 3	R: 2 E: 0 K: 1 S: 7	H: 2 LOB: 1 BB: 1 P: 11	R: 0 E: 0 K: 0 S: 3	H: 0 LOB: 0 BB: 0 P: 3	R: 0 E: 0 K: 0 S: 4	H: 0 LOB: 0 BB: 0 P: 4	R: 1 E: 1 K: 1 S: 7	H: 2 LOB: 2 BB: 1 P: 11	R: 0 E: 0 K: 0 S: 3	H: 0 LOB: 0 BB: 0 P: 3	R: 0 E: 0 K: 0 S: 3	H: 0 LOB: 0 BB: 0 P: 3	1B: 4 2B: 2 3B: 1 HR: 1	SF: 1 SAC: 2 DP: 2 HBP: 0	WP: 0 PB: 0 SB: 0 CS: 0	PA: 32					
<b>PITCHER</b>	IP WLS BF H R ER SO BB IBB HBP BLK WP HR S P ERA WHIP	7.0 L 29 7 3 3 2 2 0 0 0 0 0 1 31 39 3.86 1.286	1.0 3 0 0 0 0 0 0 0 0 0 0 0 0 3 3 0.00 0.000																						

AB	28
R	3
H	7
RBI	3
BB	2
SO	2
LOB	10





Batter	1	2	3	4	5	6	7	8	9	AB	R	H	RBI	BB	SO	LOB	TOP								
<b>Pete Rose, S</b> OBP: 0.380, SLG: 0.380 (1,7)	6-3		4-0 2B BB	1-2 BB	0-0 BB	4-3		F7		4	1	1	0	1	0	0	<b>Cincinnati Reds @ Montreal Expos</b> Jarry Park, Montreal, QB Tue Jun 11 1974, 7:05 PM EDT Att: 12,450 - Unknown								
<b>Joe Morgan, L</b> OBP: 0.451, SLG: 0.475 (1,4)	F6		4-0 2B BB	1-2 BB	0-0 BB			K		3	0	1	0	2	1	0									
<b>Johnny Bench, R</b> OBP: 0.395, SLG: 0.529 (1,2)	K		0-0 2B	1-3 2-H 3-H	0-0 BB	5-3				5	1	2	2	0	1	4									
<b>Tony Perez, R</b> OBP: 0.376, SLG: 0.519 (1,3)		0-3 K2-3	0-3 K		4-0 FC4-6 BB			3B 1B		4	1	2	0	1	2	2									
<b>Dan Driessen, L</b> OBP: 0.340, SLG: 0.379 (1,5)	6-3		0-3 K		0-0 FC4-6 E			3B		5	1	1	2	0	1	4									
<b>Terry Crowley, L</b> OBP: 0.254, SLG: 0.346 (1,9)					4-0 F8			L6		3	0	1	0	1	0	1									
<b>George Foster, R</b> OBP: 0.333, SLG: 0.386 (7,9)					1-2 FC4-6 BB			K		1	0	0	0	0	1	1									
<b>Cesar Geronimo, L</b> OBP: 0.393, SLG: 0.480 (1,8)	4-3				4-0 B1-3 BB			F7		4	1	0	0	1	1	4									
<b>Dave Concepcion, R</b> OBP: 0.316, SLG: 0.389 (1,6)			0-0 5-3		0-0 B1-3			5-3		4	0	0	0	0	1	3									
<b>Roger Nelson, R</b> OBP: 0.229, SLG: 0.200 (1,1)			0-0 BB		0-0 BB			K		3	1	2	1	0	1	0									
<b>Tom Hall, L</b> OBP: 0.251, SLG: 0.252 (7,1)					0-0 BB			K		0	0	0	0	0	0	0									
<b>Pedro Borbon, R</b> OBP: 0.225, SLG: 0.252 (6,PH)					0-0 BB			K		0	0	0	0	0	0	0									
<b>Merv Rettenmund, R</b> OBP: 0.210, SLG: 0.247 (8,PH)					0-0 BB			K		1	0	0	0	0	1	0									
<b>Dick Baney, R</b> OBP: 0.233, SLG: 0.190 (8,1)					0-0 BB			K		0	0	0	0	0	0	0									
<b>Mike McQueen, L</b> OBP: 0.100, SLG: 0.100 (8,1)					0-0 BB			K		0	0	0	0	0	0	0									
<b>Inning Stats</b>	R: 0 E: 0 K: 1 S: 5	H: 0 LOB: 0 BB: 0 P: 5	R: 0 E: 0 K: 1 S: 6	H: 1 LOB: 1 BB: 0 P: 6	R: 2 E: 0 K: 2 S: 9	H: 2 LOB: 2 BB: 2 P: 17	R: 1 E: 0 K: 0 S: 5	H: 2 LOB: 3 BB: 2 P: 13	R: 1 E: 2 K: 1 S: 5	H: 0 LOB: 1 BB: 2 P: 13	R: 0 E: 0 K: 1 S: 6	H: 1 LOB: 1 BB: 0 P: 6	R: 1 E: 0 K: 0 S: 5	H: 2 LOB: 1 BB: 0 P: 5	R: 0 E: 0 K: 2 S: 7	H: 0 LOB: 0 BB: 0 P: 7	R: 1 E: 0 K: 2 S: 9	H: 2 LOB: 1 BB: 0 P: 9	1B: 6 2B: 3 3B: 1 HR: 0	SF: 0 SAC: 0 DP: 0 HBP: 0	WP: 0 PB: 0 SB: 0 CS: 0	PA: 43			
<b>PITCHER</b>	IP	WLS	BF	H	R	ER	SO	BB	IBB	HBP	BLK	WP	HR	S	P	ERA	WHIP								
<b>Dennis Blair, R</b> ERA: 4.57 (1,1)	3.2		20	5	3	3	4	4	0	0	0	0	0	24	40	7.36	2.455								
<b>John Montague, R</b> ERA: 1.79 (4,1)	1.1		6	0	1	0	1	2	0	0	0	0	0	6	14	0.00	1.500								
<b>Tom Walker, R</b> ERA: 3.1 (6,1)	2.0	W	9	3	1	1	1	0	0	0	0	0	0	11	11	4.50	1.500								
<b>Chuck Taylor, R</b> ERA: 2.23 (8,1)	2.0		8	2	1	1	4	0	0	0	0	0	0	16	16	4.50	1.000								

AB	37
R	6
H	10
RBI	5
BB	6
SO	10
LOB	19



Batter	1	2	3	4	5	6	7	8	9	AB	R	H	RBI	BB	SO	LOB	BOTTOM									
<b>Mike Jorgensen, L</b> OBP: 0.467, SLG: 0.444 (1,7)	HR		6-3			F8	1B	HR		4	3	2	2	1	0	0	<b>Cincinnati Reds @ Montreal Expos</b> Jarry Park, Montreal, QB Tue Jun 11 1974, 7:05 PM EDT Att: 12,450 - Unknown									
<b>Tim Lincecum, R</b> OBP: 0.292, SLG: 0.295 (1,6)	5-3		F8			6-3	HR	F9		5	1	1	2	0	0	3										
<b>Willie Davis, L</b> OBP: 0.346, SLG: 0.441 (1,8)	3-1				G3	G3	HR	HR		5	2	2	7	0	0	0										
<b>Ken Singleton, S</b> OBP: 0.414, SLG: 0.370 (1,9)					G3	G3	F7	HR		5	1	2	0	0	1	0										
<b>Ron Fairly, L</b> OBP: 0.393, SLG: 0.464 (1,3)	4-3				G3		K	HR		4	2	2	2	1	0	1										
<b>Bob Bailey, R</b> OBP: 0.401, SLG: 0.396 (1,5)							FC3-6	HR		5	1	1	0	0	1	2										
<b>Pepe Frias, R</b> OBP: 0.125, SLG: 0.188 (9,5)			G1-6-3 1B		K		1B	F3		0	0	0	0	0	0	0										
<b>Jim Cox, R</b> OBP: 0.277, SLG: 0.273 (1,4)			G1-6-3 1B				BB	1B		2	2	1	0	2	0	1										
<b>Barry Foote, R</b> OBP: 0.292, SLG: 0.367 (1,2)			K				1B	E5		4	2	2	1	0	1	1										
<b>Dennis Blair, R</b> ERA: 3.45 (1,1)			4-3				1B	HR		1	0	0	0	0	0	0										
<b>John Montague, R</b> ERA: 4.5 (4,1)							1B	BB		0	0	0	0	0	0	0										
<b>Boots Day, L</b> ERA: 4.5 (5,PH)							1B	HR		1	0	0	0	0	0	1										
<b>Tom Walker, R</b> ERA: 3.1 (6,1)							1B	HR		0	0	0	0	0	0	0										
<b>Bob Stinson, S</b> OBP: 0.323, SLG: 0.500 (7,PH)							1B	HR		0	0	0	0	0	0	0										
<b>Ron Woods, R</b> OBP: 0.323, SLG: 0.167 (7,PH)							1B	HR		0	1	0	0	1	0	0										
<b>Chuck Taylor, R</b> OBP: 0.323, SLG: 0.500 (8,1)							1B	HR		1	1	1	1	0	0	0										
<b>Inning Stats</b>	R: 1 E: 0 K: 0 S: 5	H: 2 LOB: 1 BB: 0 P: 5	R: 0 E: 0 K: 1 S: 5	H: 1 LOB: 0 BB: 0 P: 5	R: 0 E: 0 K: 0 S: 3	H: 0 LOB: 0 BB: 0 P: 3	R: 0 E: 0 K: 0 S: 3	H: 0 LOB: 0 BB: 0 P: 3	R: 0 E: 0 K: 1 S: 6	H: 1 LOB: 1 BB: 0 P: 6	R: 0 E: 0 K: 0 S: 3	H: 0 LOB: 0 BB: 0 P: 3	R: 7 E: 0 K: 1 S: 10	H: 5 LOB: 2 BB: 2 P: 18	R: 3 E: 1 K: 0 S: 8	H: 5 LOB: 0 BB: 3 P: 20	1B: 9 2B: 1 3B: 0 HR: 4	SF: 0 SAC: 0 DP: 1 HBP: 0	WP: 0 PB: 0 SB: 0 CS: 0	PA: 42						
<b>PITCHER</b>	IP	WLS	BF	H	R	ER	SO	BB	IBB	HBP	BLK	WP	HR	S	P	ERA	WHIP									
<b>Roger Nelson, R</b> ERA: 3.45 (1,1)	6.2		26	6	4	4	2	1	0	0	0	0	0	1	29	33	5.40	1.050								
<b>Tom Hall, L</b> ERA: 4.5 (7,1)	0.0	L	2	1	0	0	0	1	0	0	0	0	0	1	5	∞	∞									
<b>Pedro Borbon, R</b> ERA: 2.44 (7,1)	0.1		3	2	4	4	1	0	0	0	0	0	1	5	5	108.00	6.000									
<b>Dick Baney, R</b> ERA: 10.5 (8,1)	0.2		7	2	5	5	0	3	0	0	0	0	0	4	16	67.50	7.500									
<b>Mike McQueen, L</b> ERA: 6.23 (8,1)	0.1		4	3	3	3	0	0	0	0	0	0	2	4	4	81.00	9.000									

AB	37
R	16
H	14
RBI	15
BB	5
SO	3
LOB	9





Batter	1	2	3	4	5	6	7	8	9	AB	R	H	RBI	BB	SO	LOB	TOP								
<b>Pete Rose, S</b> OBP: 0.377, SLG: 0.376 (1, 7)	0-0 6-3			0-3 K	0-0 F7		0-0 1B		0-0 6-3	5	0	1	0	0	1	3	<b>Cincinnati Reds @ Montreal Expos</b> Jarry Park, Montreal, QB Wed Jun 12 1974, 7:05 PM EDT Att: 11,531 - Unknown								
<b>Joe Morgan, L</b> OBP: 0.452, SLG: 0.473 (1, 4)	4-0 CS BB		4-3 S 1B	0-0 K	0-3 K		0-0 F6			3	0	1	0	1	1	4									
<b>Johnny Bench, R</b> OBP: 0.393, SLG: 0.529 (1, 2)	0-0 5-3		0-0 4-3	0-0 4-3		0-0 1B SF7 2B		0-0 6-3		4	1	1	0	0	0	2									
<b>Tony Perez, R</b> OBP: 0.373, SLG: 0.514 <b>George Foster, R</b> OBP: 0.333, SLG: 0.386 (8, 9)		0-0 F8		0-0 P3		0-0 CS 1B		0-0 6-3		4	0	1	0	0	0	1									
<b>Dan Driessen, L</b> OBP: 0.343, SLG: 0.381 (8, 3)		0-0 F8			0-0 2B 1B		0-0 SF7		4-0 BB	2	1	1	1	1	0	0									
<b>Terry Crowley, L</b> OBP: 0.254, SLG: 0.357 <b>Darrel Chaney, S</b> OBP: 0.250, SLG: 0.240 (8, 5)		0-0 1-3			0-0 1B 2B		0-3 K		0-0 F7	4	1	1	0	0	1	2									
<b>Cesar Geronimo, L</b> OBP: 0.397, SLG: 0.481 (1, 8)			0-0 G5-4-3 1B		0-0 1B		0-3 K		0-0 5-3	4	0	2	1	0	1	0									
<b>Dave Concepcion, R</b> OBP: 0.323, SLG: 0.400 (1, 6)			0-0 G5-4-3 1-2		0-0 1B		0-0 1B SH2-4		0-0 2B	4	0	3	1	0	0	1									
<b>Clay Kirby, R</b> OBP: 0.194, SLG: 0.107 <b>Clay Carroll, R</b> OBP: 0.500, SLG: 0.500 (9, 1)			0-3 K		0-3 K		0-0 SH2-4		0-3 K	3	0	0	0	0	3	3									
<b>Inning Stats</b>	R: 0 E: 0 K: 0 S: 2	H: 0 LOB: 0 BB: 1 P: 6	R: 0 E: 0 K: 0 S: 3	H: 0 LOB: 0 BB: 0 P: 3	R: 0 E: 0 K: 1 S: 5	H: 1 LOB: 0 BB: 0 P: 5	R: 0 E: 0 K: 1 S: 6	H: 1 LOB: 1 BB: 0 P: 6	R: 2 E: 0 K: 2 S: 11	H: 4 LOB: 2 BB: 0 P: 11	R: 1 E: 0 K: 1 S: 6	H: 2 LOB: 1 BB: 0 P: 6	R: 0 E: 0 K: 0 S: 7	H: 2 LOB: 2 BB: 0 P: 7	R: 0 E: 0 K: 0 S: 3	H: 0 LOB: 1 BB: 1 P: 7		R: 0 E: 0 K: 1 S: 6	H: 1 LOB: 1 BB: 0 P: 6	1B: 8 2B: 4 3B: 0 HR: 0	SF: 1 SAC: 1 DP: 2 HBP: 0	WP: 0 PB: 0 SB: 1 CS: 2	PA: 37		
<b>PITCHER</b>	IP	WLS	BF	H	R	ER	SO	BB	IBB	HBP	BLK	WP	HR	S	P	ERA	WHIP								
<b>Steve Rogers, R</b> ERA: 4.87 <b>John Montague, R</b> ERA: 1.65	(1, 1)	7.0	L	29	10	3	3	6	1	0	0	0	0	40	44	3.86	1.571								
<b>John Montague, R</b> ERA: 1.65	(8, 1)	2.0		8	1	0	0	1	1	0	0	0	0	9	13	0.00	1.000								

AB	33
R	3
H	11
RBI	3
BB	2
SO	7
LOB	16



Batter	1	2	3	4	5	6	7	8	9	AB	R	H	RBI	BB	SO	LOB	BOTTOM								
<b>Mike Jorgensen, L</b> OBP: 0.469, SLG: 0.436 (1, 7)	0-0 P3		4-0 BB		0-0 1B		0-0 G4-6-3 1-2			3	0	1	0	1	0	2	<b>Cincinnati Reds @ Montreal Expos</b> Jarry Park, Montreal, QB Wed Jun 12 1974, 7:05 PM EDT Att: 11,531 - Unknown								
<b>Tim Foli, R</b> OBP: 0.291, SLG: 0.293 (1, 6)	0-0 1B		0-0 F9		0-0 5-3			0-0 2-3		4	0	1	0	0	0	2									
<b>Willie Davis, L</b> OBP: 0.348, SLG: 0.442 (1, 8)	0-0 1B		0-0 4-3			0-0 WP 1B		0-0 F3		4	0	2	0	0	0	1									
<b>Ken Singleton, S</b> OBP: 0.416, SLG: 0.370 (1, 9)	0-0 1B			4-0 2B BB		0-3 K		0-0 F7		3	0	1	0	1	1	1									
<b>Ron Fairly, L</b> OBP: 0.388, SLG: 0.456 <b>Larry Lintz, S</b> OBP: 0.333, SLG: 0.338 (9, PR)	0-0 G3			0-0 F9		0-3 K			0-0 FC1-6 1B	4	0	1	0	0	1	4									
<b>Bob Bailey, R</b> OBP: 0.398, SLG: 0.399 (1, 5)		0-0 6-3		0-0 WP 1B 2B		0-0 5-3			0-3 K	4	1	1	0	0	1	2									
<b>Jim Cox, R</b> OBP: 0.277, SLG: 0.272 (1, 4)		0-0 6-3		0-0 CS 1B			0-3 K		0-0 FC1-6	4	0	1	1	0	1	1									
<b>Barry Foote, R</b> OBP: 0.288, SLG: 0.360 <b>Ron Hunt, R</b> OBP: 0.369, SLG: 0.230 <b>John Montague, R</b> (7, PH)		0-0 F7		0-0 CS		0-3 K		4-0 BB		2	0	0	0	0	1	0									
<b>Boots Day, L</b> OBP: 0.342, SLG: 0.294 (9, PH)				0-0 1-2			4-0 BB		0-3 K	0	0	0	0	0	0	0									
<b>Steve Rogers, R</b> OBP: 0.216, SLG: 0.147 <b>Bob Stinson, S</b> OBP: 0.450, SLG: 0.500 (7, PH)		0-0 6-3		0-0 6-3		0-0 2-3		4-0 BB		2	0	0	0	0	0	0									
<b>Inning Stats</b>	R: 0 E: 0 K: 0 S: 5	H: 3 LOB: 2 BB: 0 P: 5	R: 0 E: 0 K: 0 S: 3	H: 0 LOB: 0 BB: 0 P: 3	R: 0 E: 0 K: 0 S: 3	H: 0 LOB: 1 BB: 1 P: 7	R: 1 E: 0 K: 0 S: 3	H: 2 LOB: 0 BB: 1 P: 7	R: 0 E: 0 K: 1 S: 6	H: 1 LOB: 1 BB: 0 P: 6	R: 0 E: 0 K: 2 S: 8	H: 1 LOB: 1 BB: 0 P: 8	R: 0 E: 0 K: 1 S: 4	H: 0 LOB: 2 BB: 2 P: 12	R: 0 E: 0 K: 0 S: 3	H: 0 LOB: 0 BB: 0 P: 3	R: 0 E: 0 K: 2 S: 8	H: 1 LOB: 1 BB: 0 P: 8	1B: 7 2B: 1 3B: 0 HR: 0	SF: 0 SAC: 0 DP: 1 HBP: 0	WP: 2 PB: 0 SB: 0 CS: 1	PA: 36			
<b>PITCHER</b>	IP	WLS	BF	H	R	ER	SO	BB	IBB	HBP	BLK	WP	HR	S	P	ERA	WHIP								
<b>Clay Kirby, R</b> ERA: 3.83 <b>Clay Carroll, R</b> ERA: 3.0	(1, 1)	8.0	W	31	7	1	1	4	4	0	0	0	0	35	51	1.12	1.375								
<b>Clay Carroll, R</b> ERA: 3.0	(9, 1)	1.0		4	1	0	0	2	0	0	0	0	0	8	8	0.00	1.000								

AB	31
R	1
H	8
RBI	1
BB	4
SO	6
LOB	14







Batter	1	2	3	4	5	6	7	8	9	AB	R	H	RBI	BB	SO	LOB	TOP		
Dave Cash, R OBP: 0.379, SLG: 0.420 (1, 4)	6-3		5-3		4-3		F8			4	0	0	0	0	0	1	Philadelphia Phillies @ Cincinnati Reds Riverfront Stadium, Cincinnati, OH Fri Jun 14 1974, 7:05 PM EDT Att: 25,238 - Unknown		
Larry Bowa, S OBP: 0.292, SLG: 0.333 (1, 6)	K		F2		HR		F7			4	1	1	0	0	1	1			
Mike Schmidt, R OBP: 0.417, SLG: 0.602 (1, 5)	K		HR		HR				P3	4	2	3	0	1	0				
Bill Robinson, R OBP: 0.302, SLG: 0.368 (8, 9)		F7	K		K				K	4	0	0	0	0	3	0			
Mike Anderson, R OBP: 0.325, SLG: 0.385 Jesus Henaiz, R (8, 1)	1B					K			F7	3	1	1	0	1	1	0			
Billy Grabarkewitz, R OBP: 0.227, SLG: 0.300 (1, 7)	P4					6-3				4	0	0	0	0	0	2			
Willie Montanez, L OBP: 0.289, SLG: 0.361 (1, 3)							1-3			4	0	1	0	0	0	1			
Bob Boone, R OBP: 0.298, SLG: 0.306 (1, 2)									F8	4	0	1	1	0	0	1			
Ron Schueler, R Terry Harmon, R Ed Farmer, R Tony Taylor, L Mac Scarce, L Del Unser, L (11, 1)	F3									1	0	0	0	0	0	2			
<b>Inning Stats</b>	R: 0 E: 0 K: 2 S: 7	H: 0 LOB: 0 BB: 0 P: 7	R: 1 E: 0 K: 0 S: 6	H: 3 LOB: 2 BB: 0 P: 6	R: 1 E: 0 K: 1 S: 6	H: 1 LOB: 0 BB: 0 P: 6	R: 0 E: 0 K: 0 S: 3	H: 0 LOB: 1 BB: 1 P: 7	R: 2 E: 0 K: 1 S: 9	H: 2 LOB: 0 BB: 0 P: 9	R: 0 E: 0 K: 1 S: 5	H: 1 LOB: 1 BB: 0 P: 4	R: 0 E: 0 K: 1 S: 5	H: 0 LOB: 0 BB: 0 P: 5	R: 0 E: 0 K: 0 S: 3	H: 0 LOB: 0 BB: 0 P: 3		1B: 4 2B: 1 3B: 0 HR: 2	SF: 0 SAC: 0 DP: 0 HBP: 0
<b>PITCHER</b> Don Gullett, L ERA: 3.09 (1, 1)	IP: 9.0 WLS: W BF: 35 H: 7 R: 4 ER: 4 SO: 7 BB: 1 IBB: 0 HBP: 0 BLK: 0 WP: 0 HR: 2 S: 48 P: 52 ERA: 4.00 WHIP: 0.889																		

Batter	1	2	3	4	5	6	7	8	9	AB	R	H	RBI	BB	SO	LOB	BOTTOM
Pete Rose, S OBP: 0.381, SLG: 0.382 (1, 7)	4-3	G3	WP			6-4		F9		4	0	2	2	1	0	1	Philadelphia Phillies @ Cincinnati Reds Riverfront Stadium, Cincinnati, OH Fri Jun 14 1974, 7:05 PM EDT Att: 25,238 - Unknown
Joe Morgan, L OBP: 0.451, SLG: 0.476 (1, 4)	F8							F9		5	1	2	0	0	1	2	
Johnny Bench, R OBP: 0.393, SLG: 0.526 (1, 2)	1B				6-3			E1		5	1	2	1	0	0	3	
Tony Perez, R OBP: 0.374, SLG: 0.512 (1, 3)	1B				6-3			G4-3		5	1	2	0	0	1	3	
Dan Driessen, L Darrel Chaney, S (1, 5)	G3									3	1	0	0	0	1	2	
Terry Crowley, L George Foster, R (7, PH) (8, 9)										2	2	2	1	1	0	0	
Cesar Geronimo, L OBP: 0.392, SLG: 0.472 (1, 8)										4	1	1	1	0	0	3	
Dave Concepcion, R OBP: 0.328, SLG: 0.404 (1, 6)										3	0	2	0	0	0	1	
Don Gullett, R OBP: 0.313, SLG: 0.286 (1, 1)										3	0	0	1	0	0	5	
<b>Inning Stats</b>	R: 0 E: 0 K: 0 S: 5	H: 2 LOB: 2 BB: 0 P: 5	R: 6 E: 1 K: 1 S: 12	H: 6 LOB: 1 BB: 0 P: 12	R: 0 E: 0 K: 0 S: 3	H: 0 LOB: 0 BB: 0 P: 3	R: 0 E: 0 K: 1 S: 5	H: 1 LOB: 1 BB: 1 P: 9	R: 0 E: 1 K: 0 S: 4	H: 1 LOB: 1 BB: 0 P: 4	R: 0 E: 0 K: 0 S: 6	H: 1 LOB: 2 BB: 0 P: 7	R: 0 E: 1 K: 0 S: 4	H: 1 LOB: 1 BB: 0 P: 4	1B: 11 2B: 3 3B: 0 HR: 0	SF: 1 SAC: 2 DP: 2 HBP: 1	
<b>PITCHER</b> Ron Schueler, R Ed Farmer, R Mac Scarce, L Jesus Henaiz, R (1, 1)	IP: 4.0 WLS: L BF: 23 H: 10 R: 7 ER: 4 SO: 1 BB: 0 IBB: 0 HBP: 0 BLK: 0 WP: 0 HR: 0 S: 25 P: 25 ERA: 9.00 WHIP: 2.500																



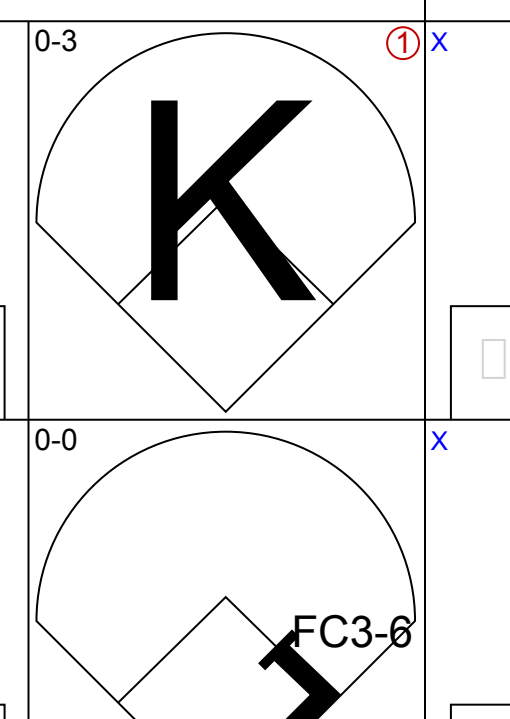
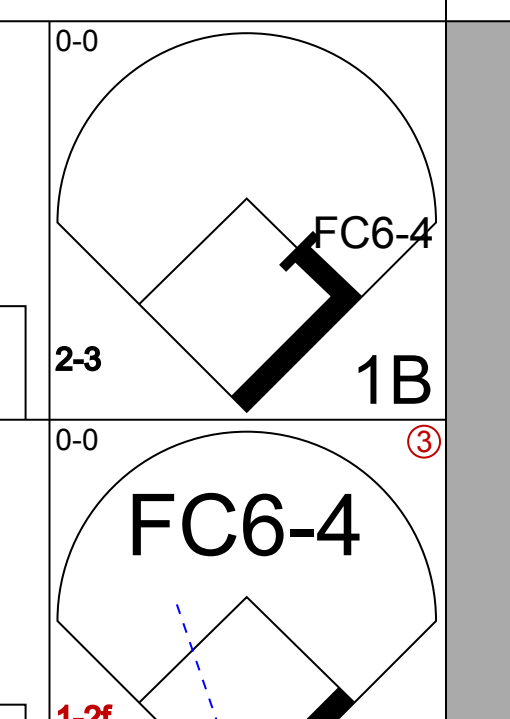
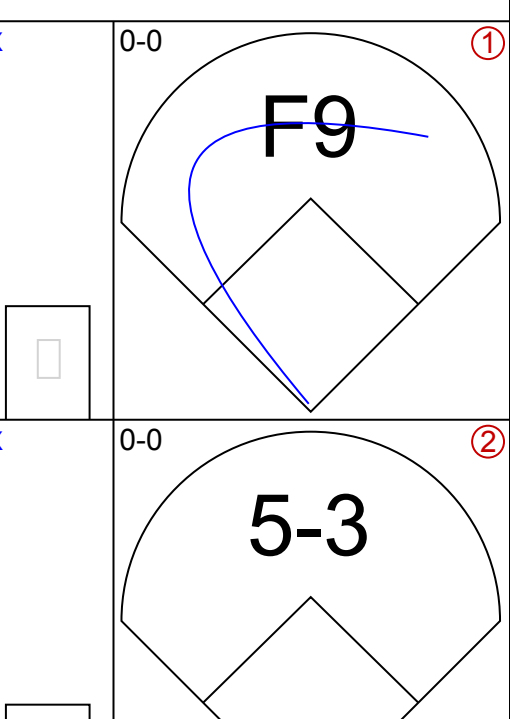
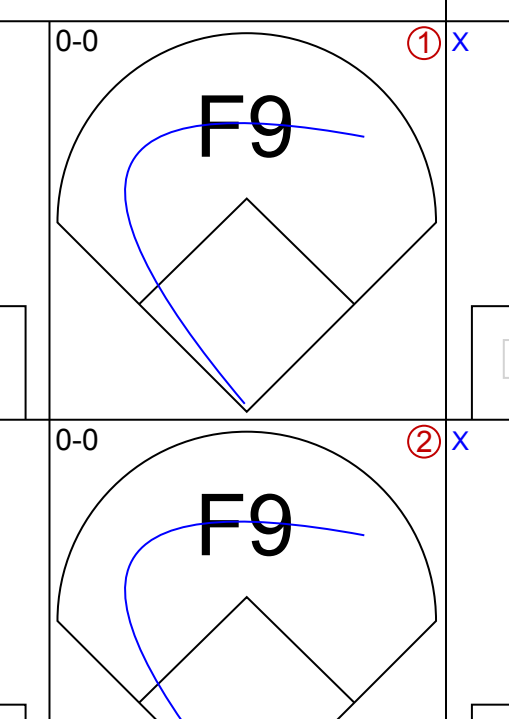
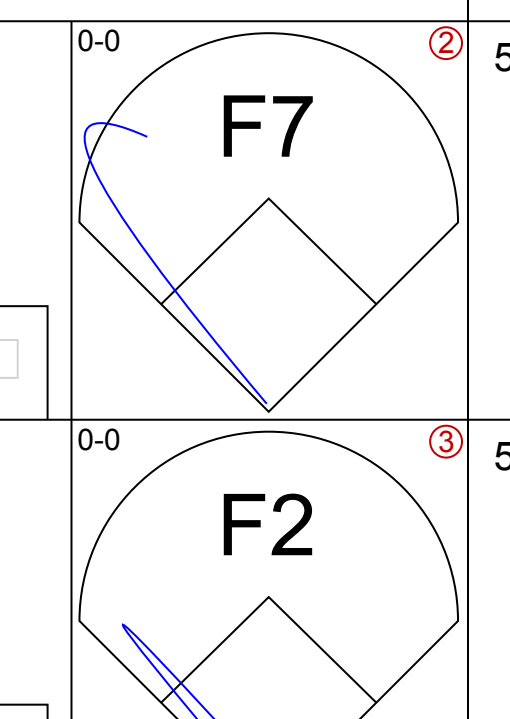
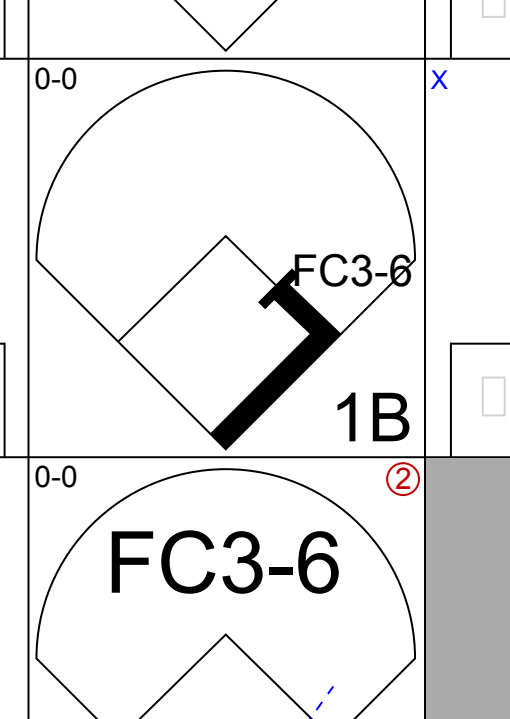
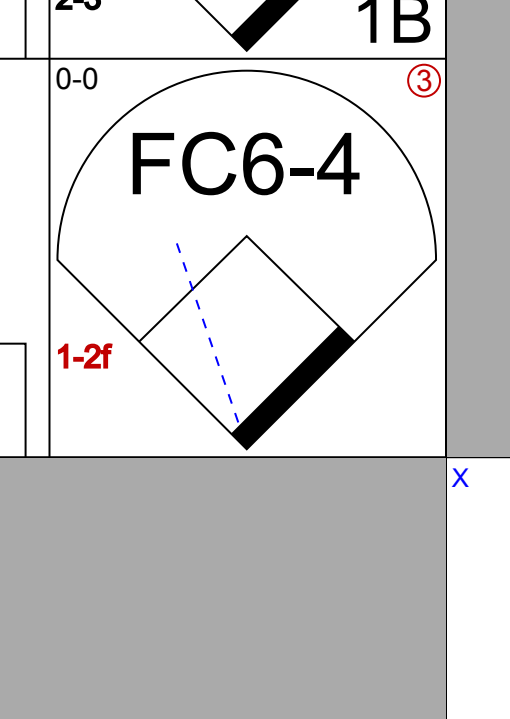
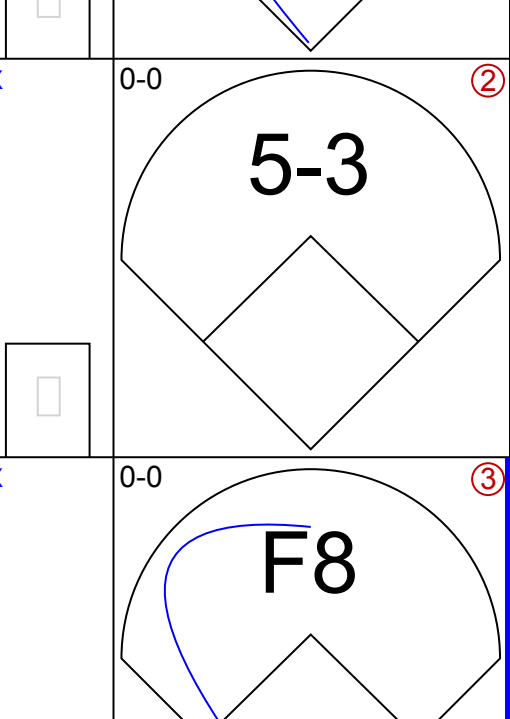
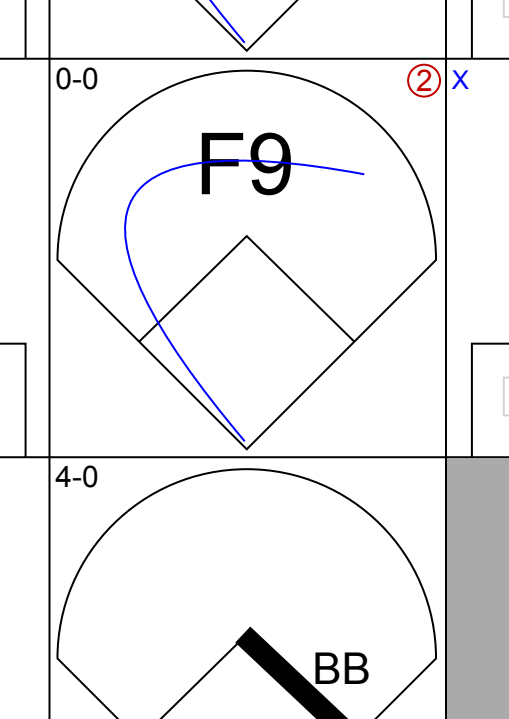
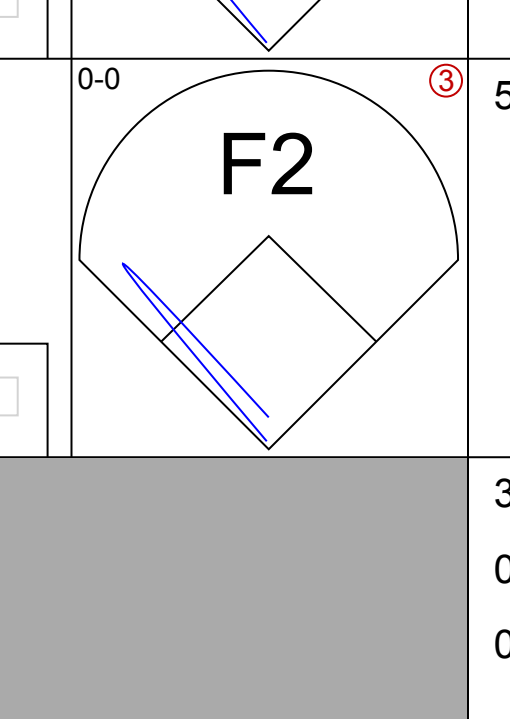
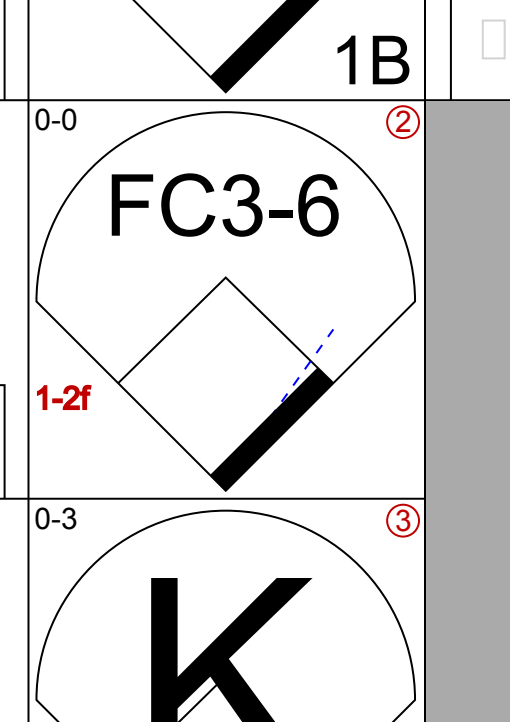
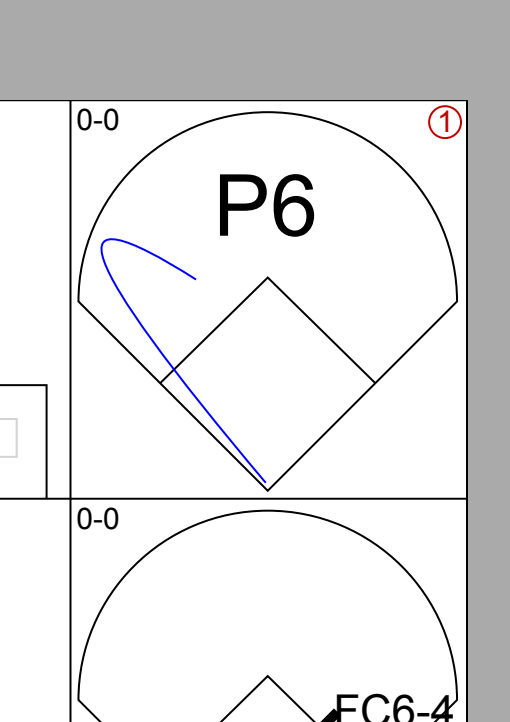
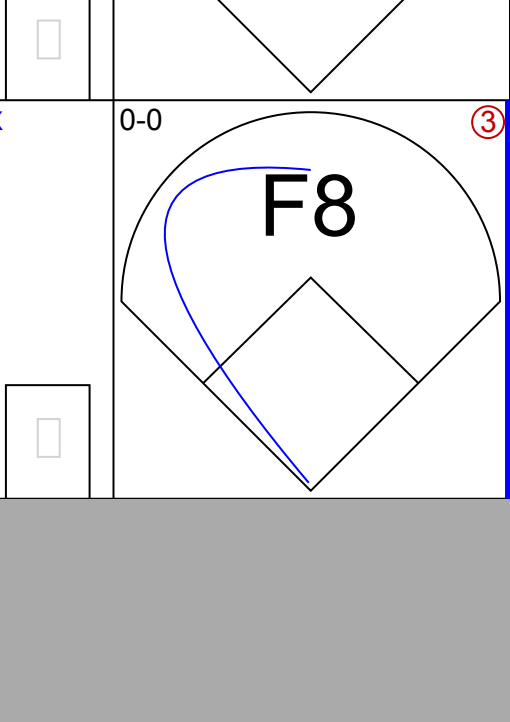
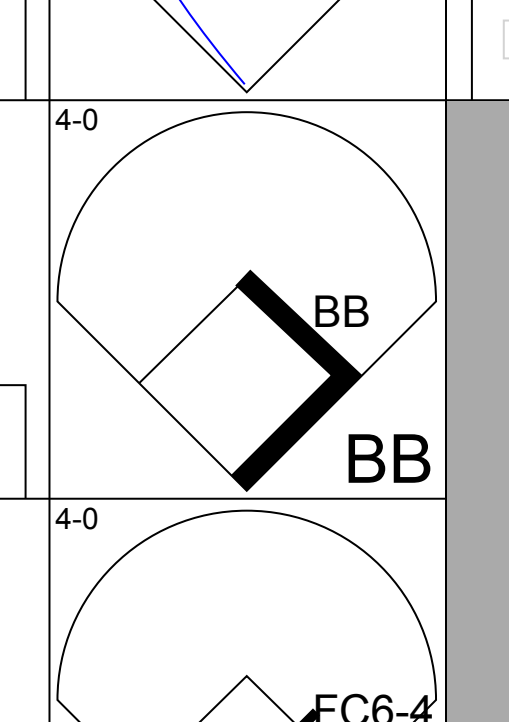
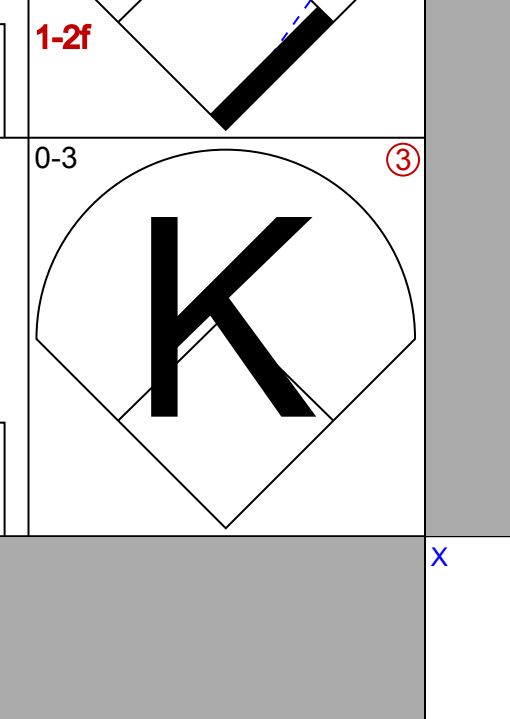
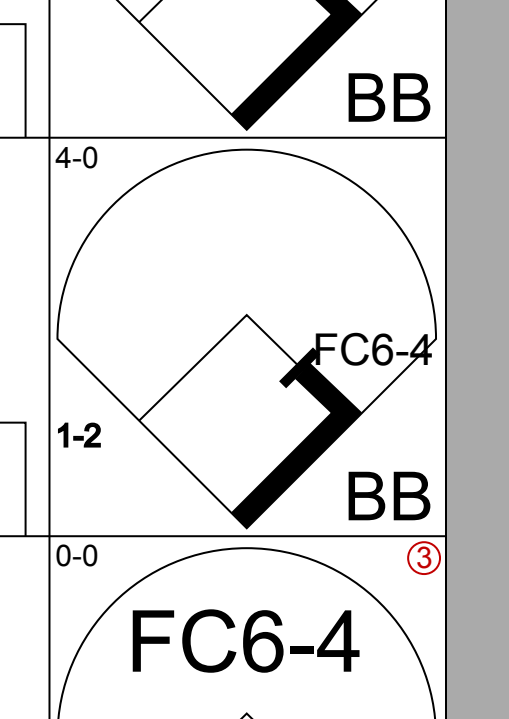
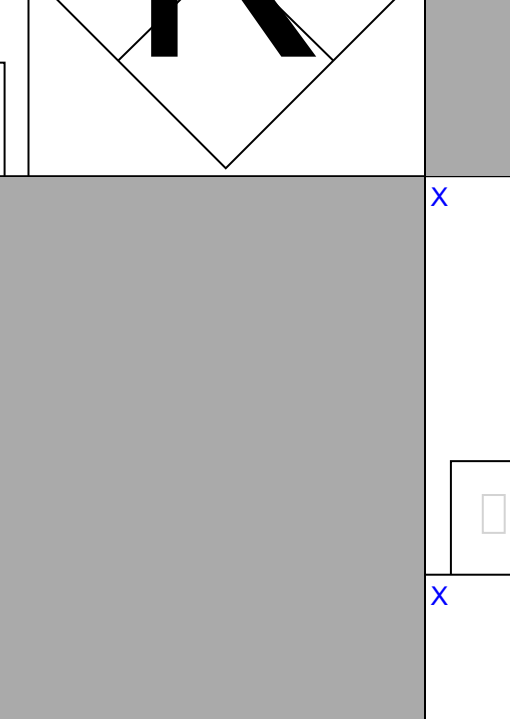
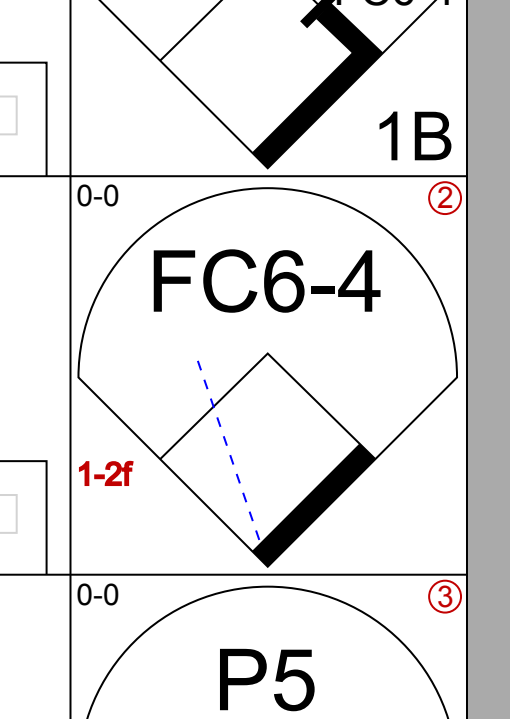

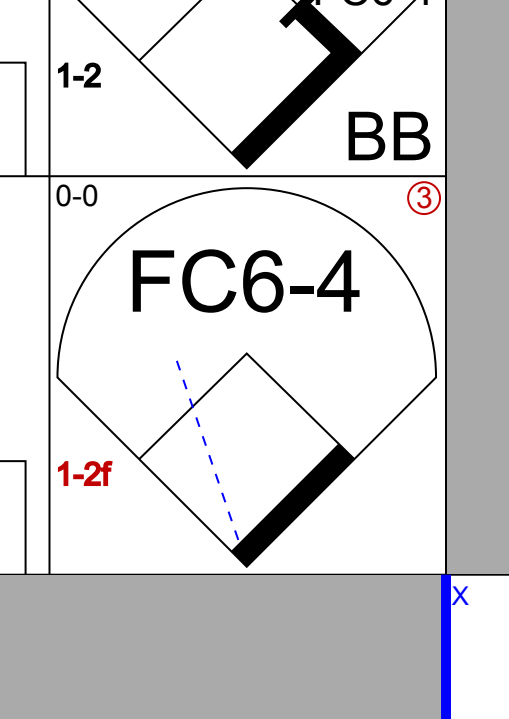
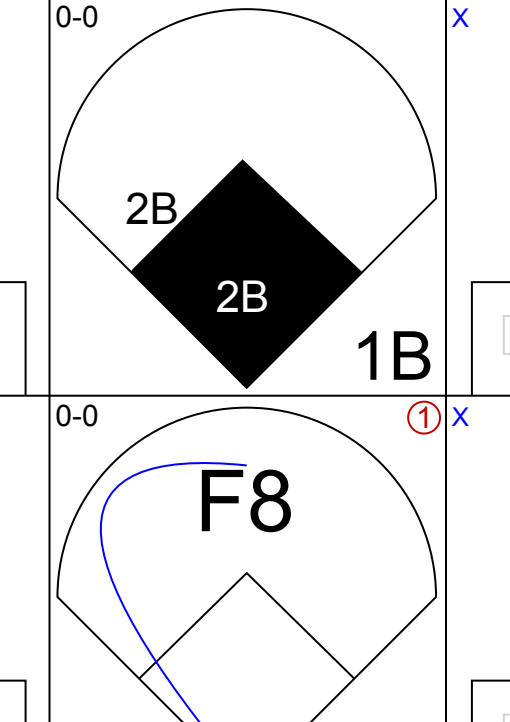
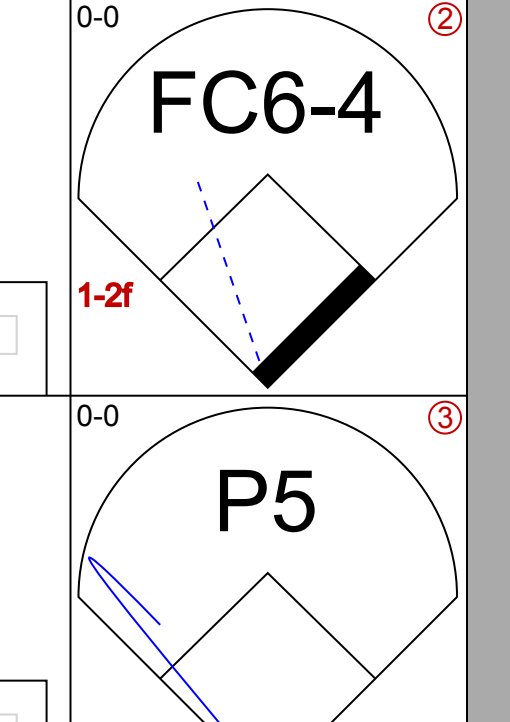

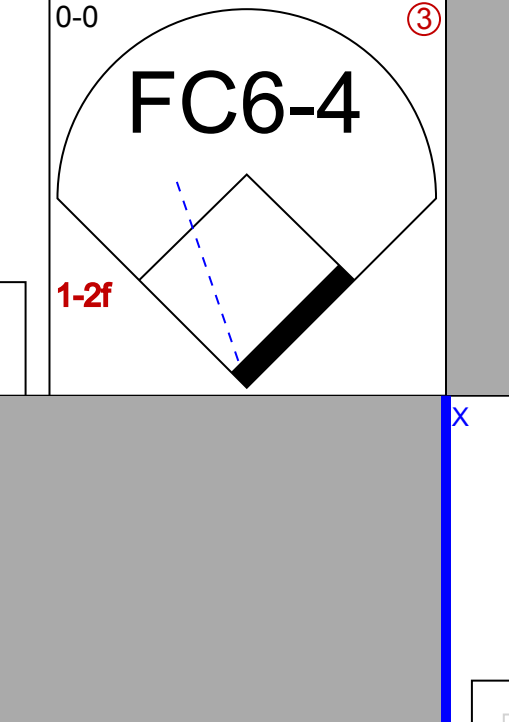
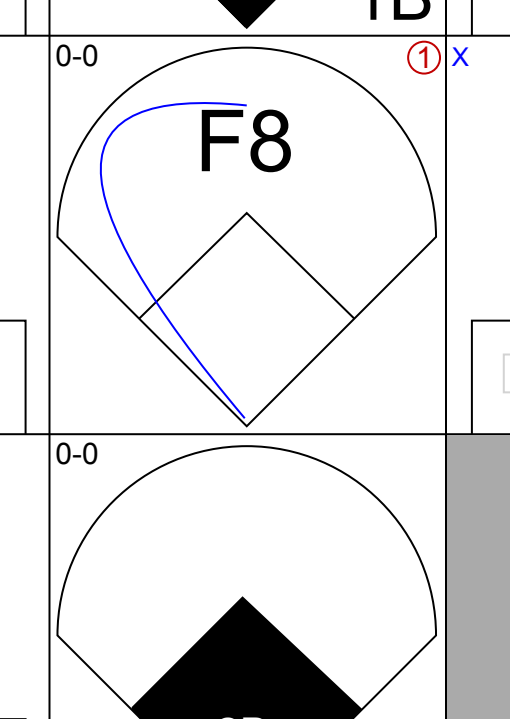
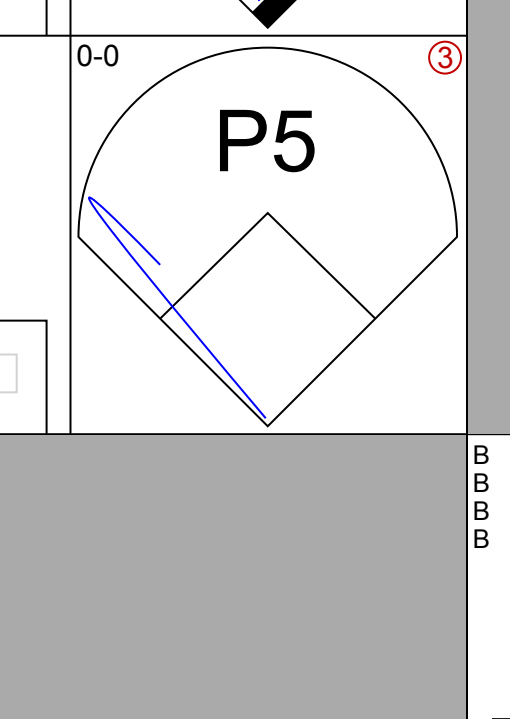

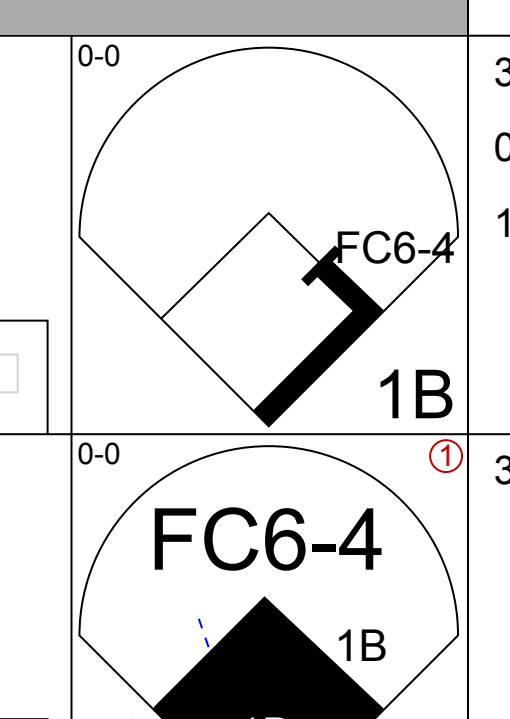
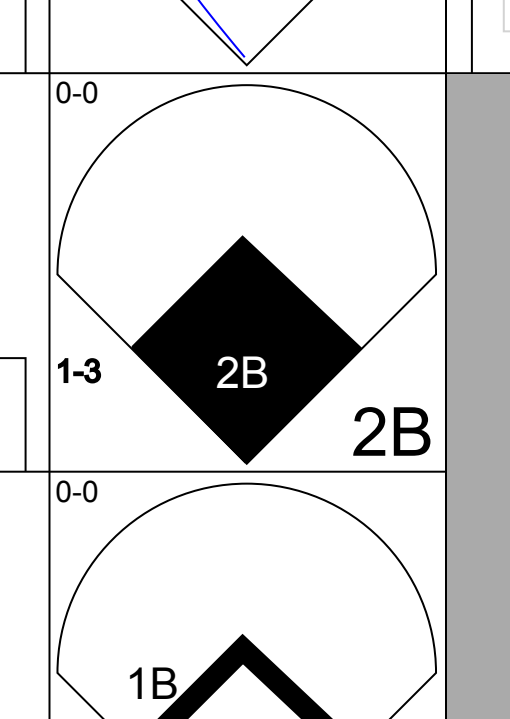
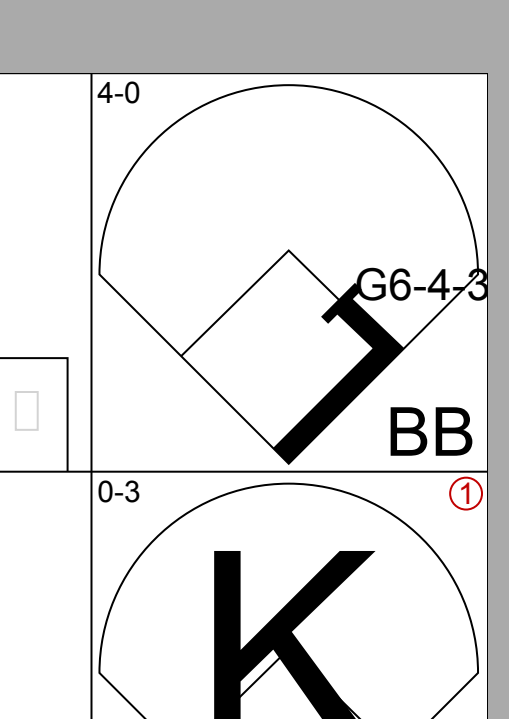
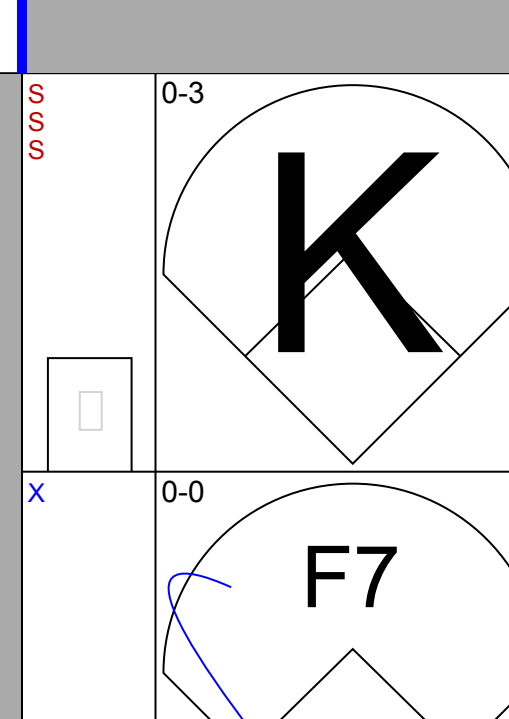
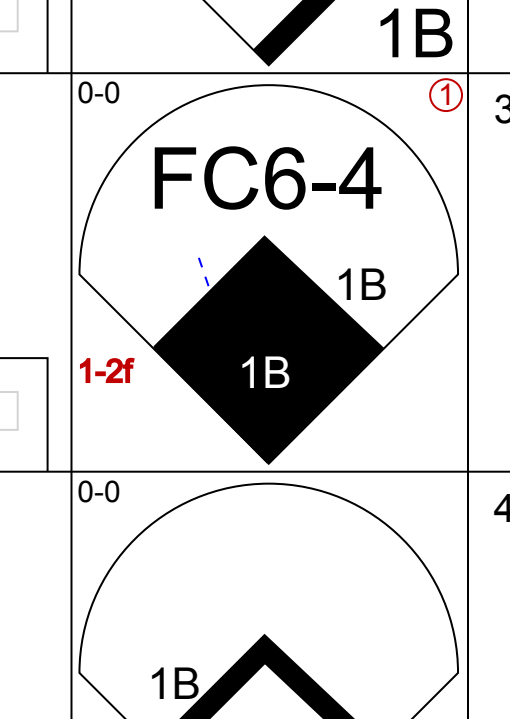
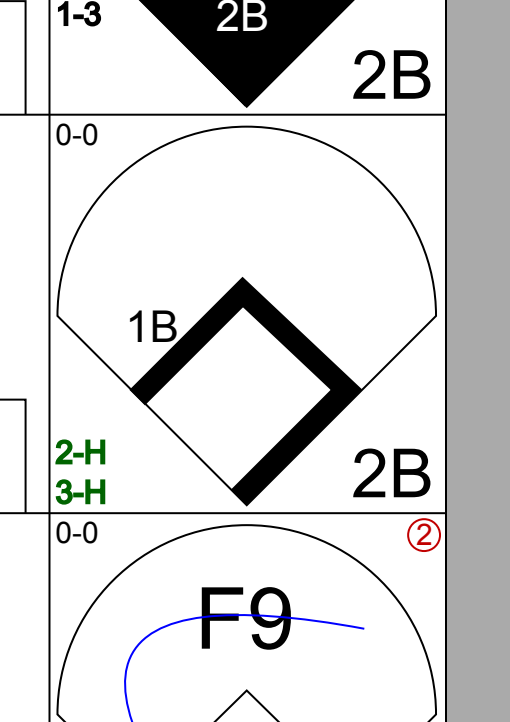
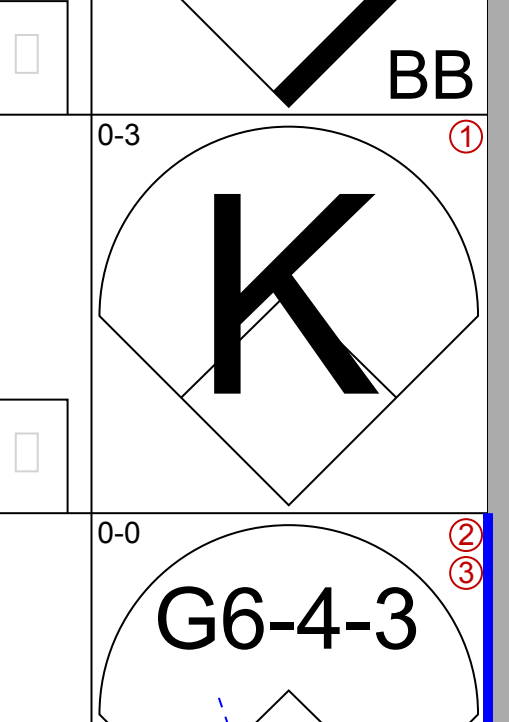
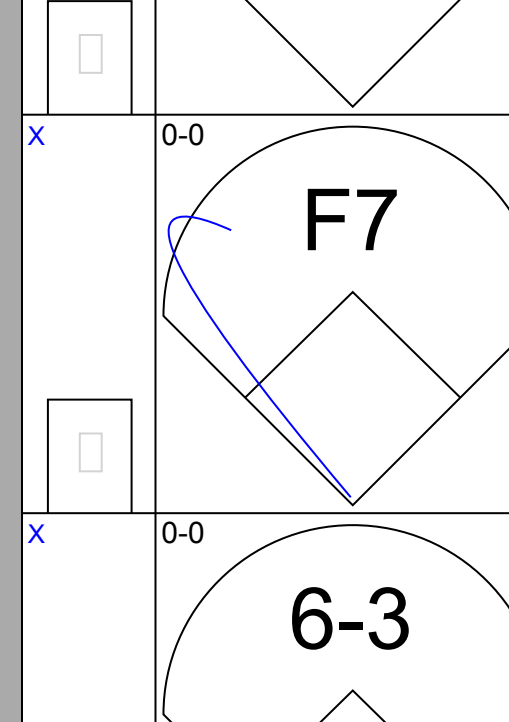
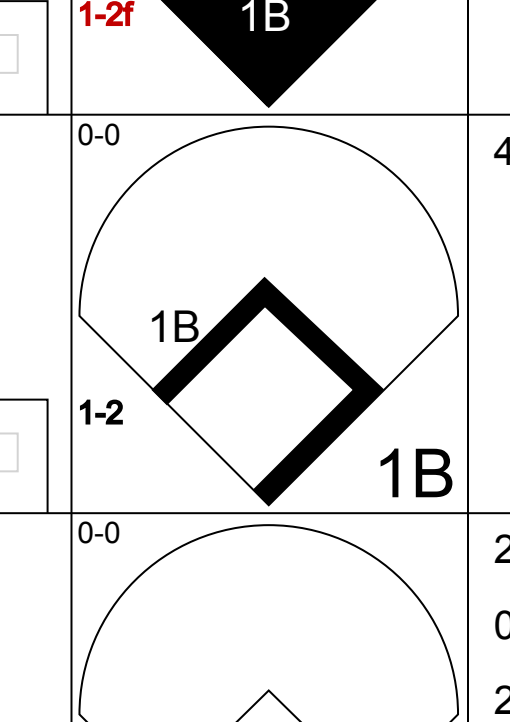
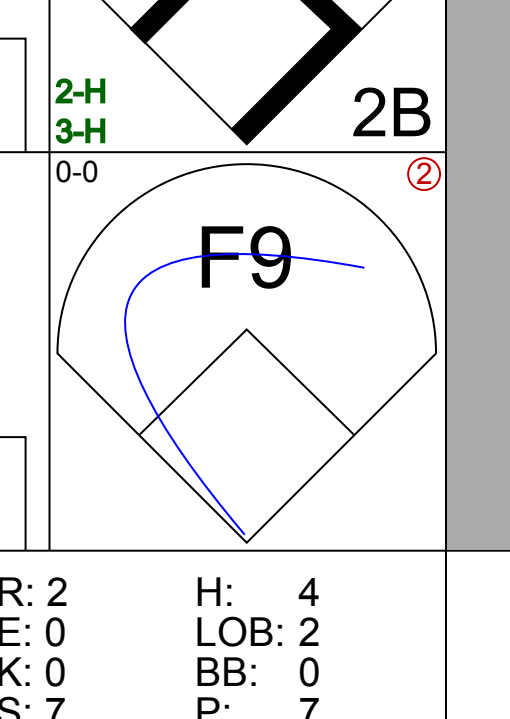
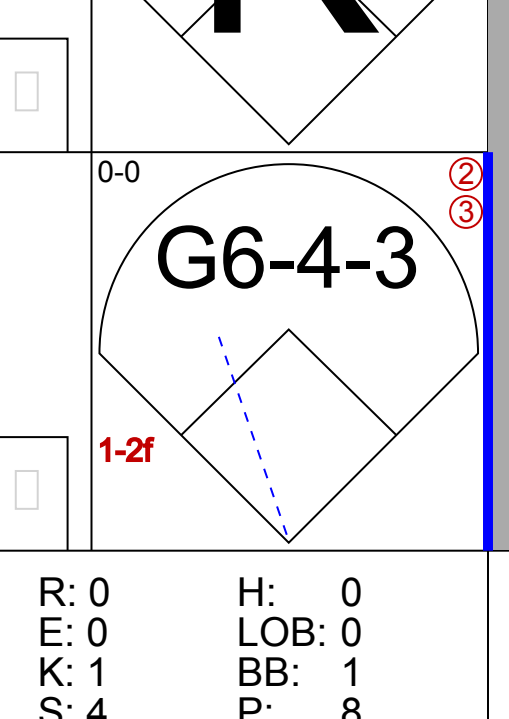
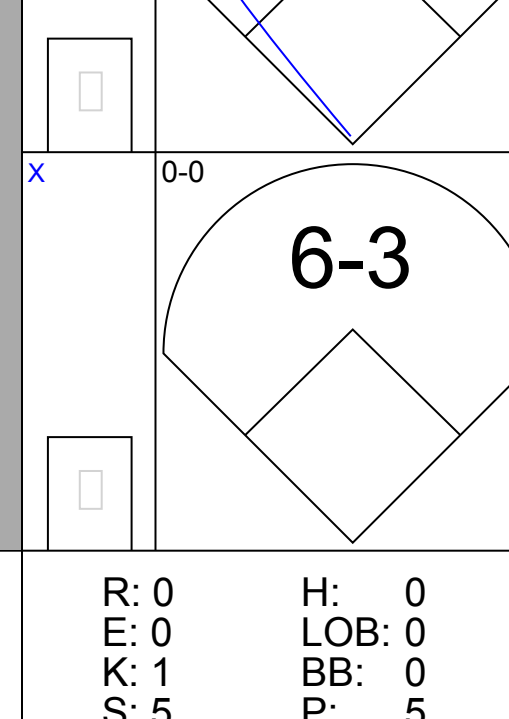
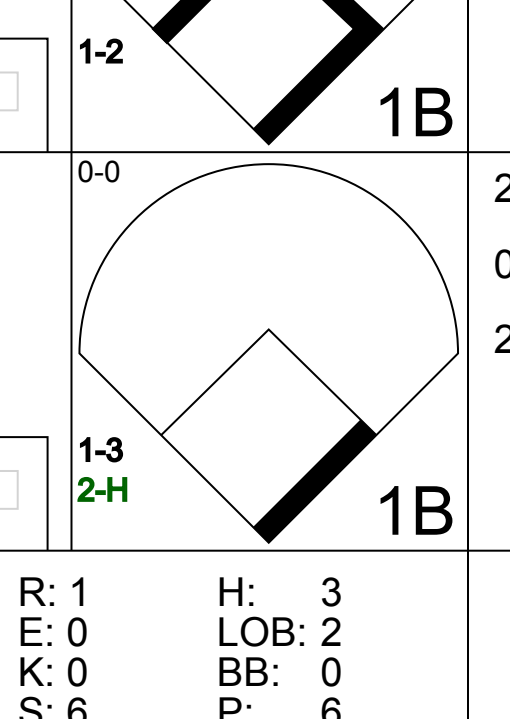
Batter	1	2	3	4	5	6	7	8	9	AB	R	H	RBI	BB	SO	LOB	TOP										
Dave Cash, R OBP: 0.380, SLG: 0.424 (1, 4)	F7		SF9			FC6-4			P6	5	1	2	1	0	0	2	<b>Philadelphia Phillies @ Cincinnati Reds</b> Riverfront Stadium, Cincinnati, OH Sat Jun 15 1974, 7:05 PM EDT Att: 35,732 - Unknown <a href="http://livebaseballscorecards.com">livebaseballscorecards.com</a>										
Larry Bowa, S OBP: 0.294, SLG: 0.331 (1, 6)	1B BB E 1B		4-3						P6	5	1	1	0	0	1	3											
Mike Schmidt, R OBP: 0.419, SLG: 0.601 (1, 5)	E 1B BB		SF9						E5	2	1	1	1	1	0	0											
Willie Montanez, L OBP: 0.288, SLG: 0.358 (1, 3)	E4 1B 1-3 2-H 1B		6-3						G3	4	0	1	0	0	0	2											
Del Unser, L OBP: 0.390, SLG: 0.440 (1, 8)									F9	4	0	2	1	0	0	1											
Bill Robinson, R OBP: 0.294, SLG: 0.359 (1, 7)	F7									4	1	0	0	0	0	2											
Mike Anderson, R OBP: 0.328, SLG: 0.387 (1, 9)										4	0	2	0	0	0	1											
Bob Boone, R OBP: 0.302, SLG: 0.302 (1, 2)	G6-4-3 1-2								G5-4-3	2	1	0	0	2	0	2											
Jim Lonborg, R OBP: 0.095, SLG: 0.100 (1, 1)	F9								K	4	0	2	1	0	1	0											
<b>Inning Stats</b>	R: 2 E: 1 K: 0 S: 5	H: 3 LOB: 1 BB: 1 P: 9	R: 0 E: 0 K: 0 S: 3	H: 1 LOB: 0 BB: 0 P: 3	R: 1 E: 0 K: 0 S: 4	H: 1 LOB: 0 BB: 0 P: 4	R: 2 E: 0 K: 1 S: 8	H: 3 LOB: 2 BB: 1 P: 12	R: 0 E: 0 K: 0 S: 4	H: 1 LOB: 0 BB: 0 P: 8	R: 0 E: 1 K: 0 S: 4	H: 0 LOB: 1 BB: 0 P: 4	R: 0 E: 0 K: 0 S: 3	H: 1 LOB: 0 BB: 0 P: 3	R: 0 E: 0 K: 1 S: 5	H: 0 LOB: 0 BB: 0 P: 5		1B: 9 2B: 3 3B: 0 HR: 0	SF: 1 SAC: 0 DP: 3 HBP: 0	WP: 0 PB: 0 SB: 1 CS: 0	PA: 38						
<b>PITCHER</b>	IP	WLS	BF	H	R	ER	SO	BB	IBB	HBP	BLK	WP	HR	S	P	ERA	WHIP										
Jack Billingham, R ERA: 4.35 (1, 1)	5.0	L	23	9	5	5	1	1	1	0	0	0	0	23	31	9.00	2.000										
Mike McQueen, L ERA: 5.4 (6, 1)	2.0		9	1	0	0	0	1	0	0	0	0	0	8	12	0.00	1.000										
Dick Baney, R ERA: 9.0 (8, 1)	1.0		3	1	0	0	0	0	0	0	0	0	0	3	3	0.00	1.000										
Tom Hall, L ERA: 4.3 (9, 1)	1.0		3	0	0	0	1	0	0	0	0	0	0	5	5	0.00	0.000										

Batter	1	2	3	4	5	6	7	8	9	AB	R	H	RBI	BB	SO	LOB	BOTTOM										
Pete Rose, S OBP: 0.375, SLG: 0.376 (1, 7)	F7	3-1			4-3			G3		4	0	0	0	0	0	2	<b>Philadelphia Phillies @ Cincinnati Reds</b> Riverfront Stadium, Cincinnati, OH Sat Jun 15 1974, 7:05 PM EDT Att: 35,732 - Unknown <a href="http://livebaseballscorecards.com">livebaseballscorecards.com</a>										
Joe Morgan, L OBP: 0.448, SLG: 0.469 (1, 4)	1B BB		F8			F7		K		3	0	0	0	1	1	0											
Johnny Bench, R OBP: 0.395, SLG: 0.539 (1, 2)	1-2 1B		6-3			HR		F7		4	1	2	1	0	0	0											
Tony Perez, R OBP: 0.368, SLG: 0.502 (1, 3)	F9		F8			4-3		P6		4	0	0	0	0	0	2											
Dan Driessen, L OBP: 0.337, SLG: 0.383 (1, 5)	F8					4-3		1B 3B		4	1	1	0	0	0	2											
Terry Crowley, L OBP: 0.286, SLG: 0.371 (1, 9)		G3		4-3		K		1B		4	0	1	1	0	1	0											
Cesar Geronimo, L OBP: 0.388, SLG: 0.464 (1, 8)		SH5-4 BB 1B		K		4-3		F2		4	0	1	0	0	1	1											
Dave Concepcion, R OBP: 0.328, SLG: 0.400 (1, 6)		SH5-4 BB			6-3			K		2	0	0	0	1	1	0											
Jack Billingham, R OBP: 0.342, SLG: 0.542 (5, PH) Phil Castiglione, R OBP: 0.236, SLG: 0.182 (8, 1) Mike McQueen, L OBP: 1.000, SLG: 1.000 (8, 1) Dick Baney, R OBP: 0.324, SLG: 0.291 (9, 1) Andy Kosco, R OBP: 0.291, SLG: 0.291 (9, 1) Tom Hall, L (9, 1)		SH5-4		K		L6				0	0	0	0	0	0	0											
<b>Inning Stats</b>	R: 0 E: 0 K: 0 S: 4	H: 1 LOB: 2 BB: 1 P: 8	R: 0 E: 0 K: 0 S: 4	H: 1 LOB: 2 BB: 1 P: 8	R: 0 E: 0 K: 1 S: 5	H: 0 LOB: 0 BB: 0 P: 5	R: 0 E: 0 K: 1 S: 5	H: 0 LOB: 0 BB: 0 P: 5	R: 1 E: 0 K: 0 S: 4	H: 1 LOB: 0 BB: 0 P: 4	R: 0 E: 0 K: 2 S: 7	H: 0 LOB: 0 BB: 0 P: 7	R: 0 E: 0 K: 1 S: 5	H: 0 LOB: 0 BB: 0 P: 5	R: 1 E: 0 K: 0 S: 5	H: 2 LOB: 1 BB: 0 P: 5		1B: 3 2B: 0 3B: 1 HR: 1	SF: 0 SAC: 1 DP: 0 HBP: 0	WP: 0 PB: 0 SB: 0 CS: 0	PA: 34						
<b>PITCHER</b>	IP	WLS	BF	H	R	ER	SO	BB	IBB	HBP	BLK	WP	HR	S	P	ERA	WHIP										
Jim Lonborg, R ERA: 2.26 (1, 1)	9.0	W	34	5	2	2	5	2	0	0	0	0	1	42	50	2.00	0.778										



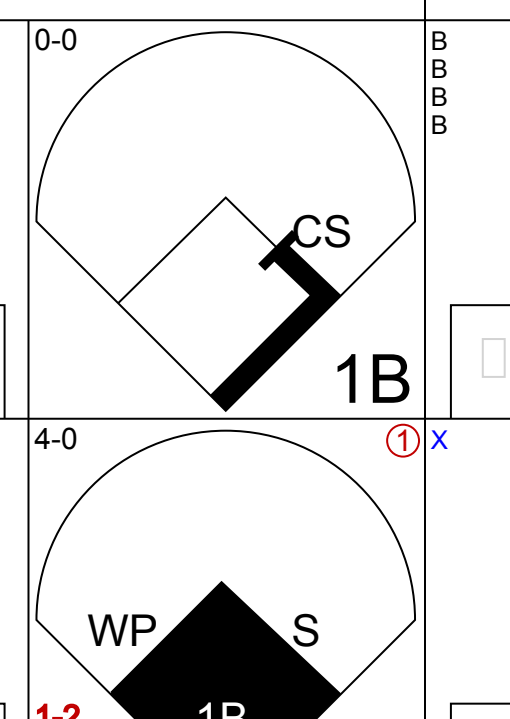
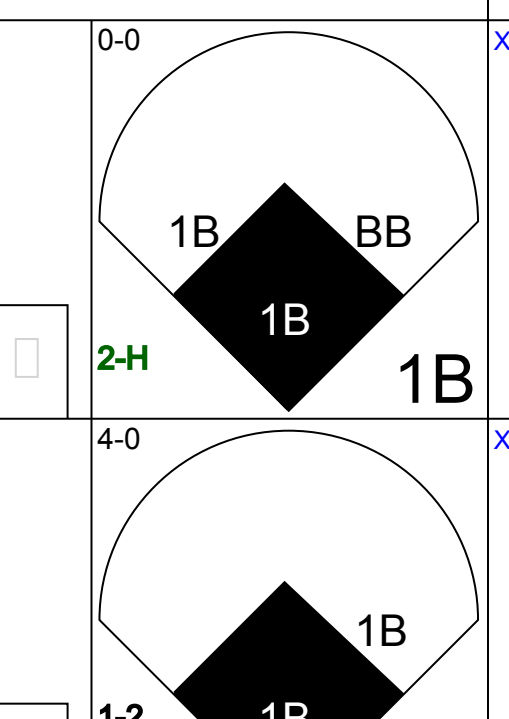
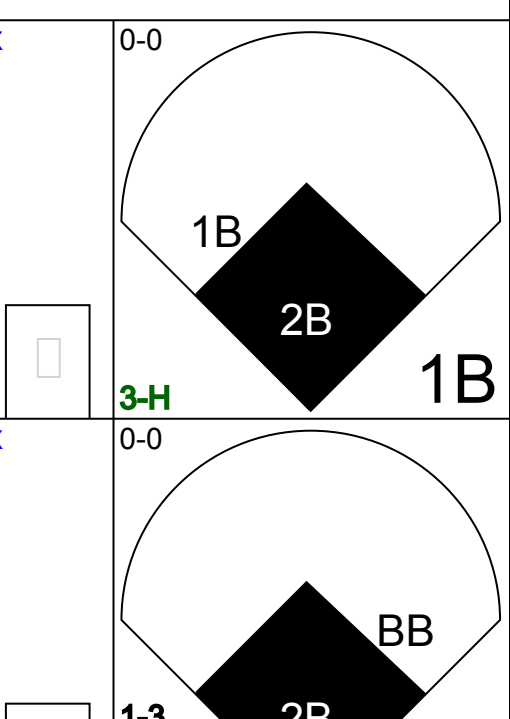
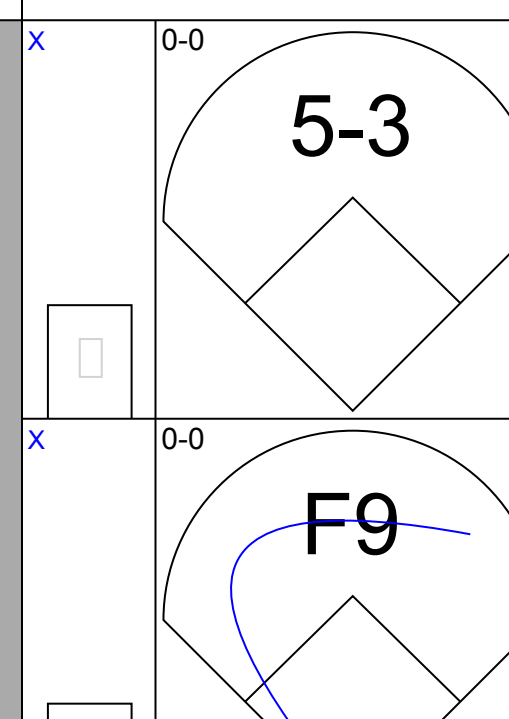
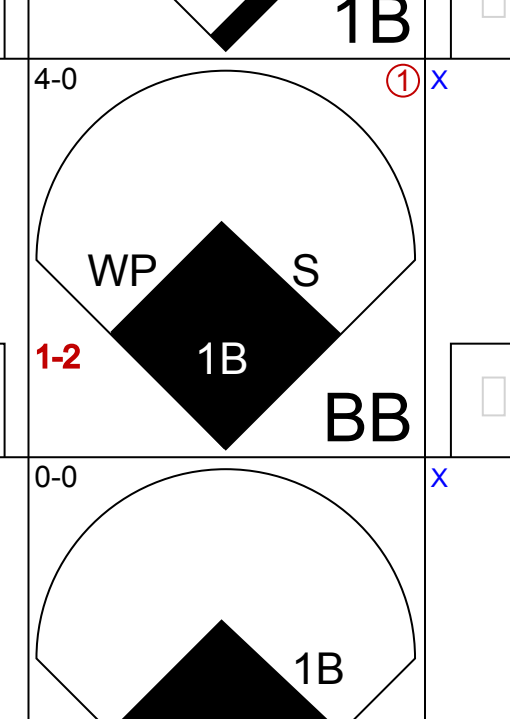
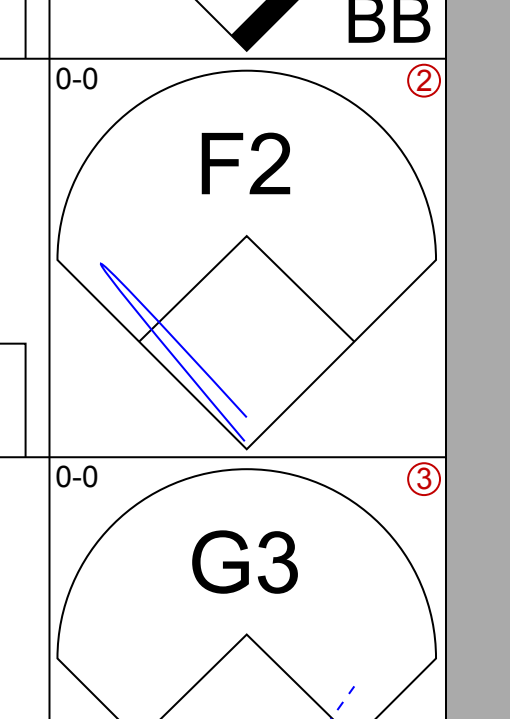
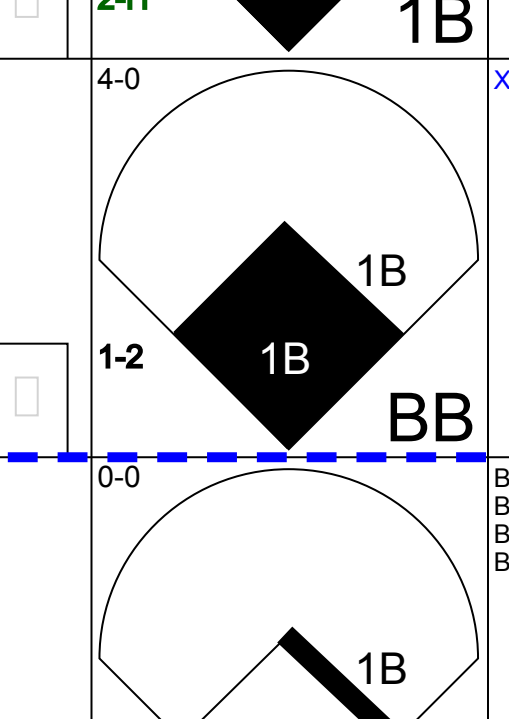
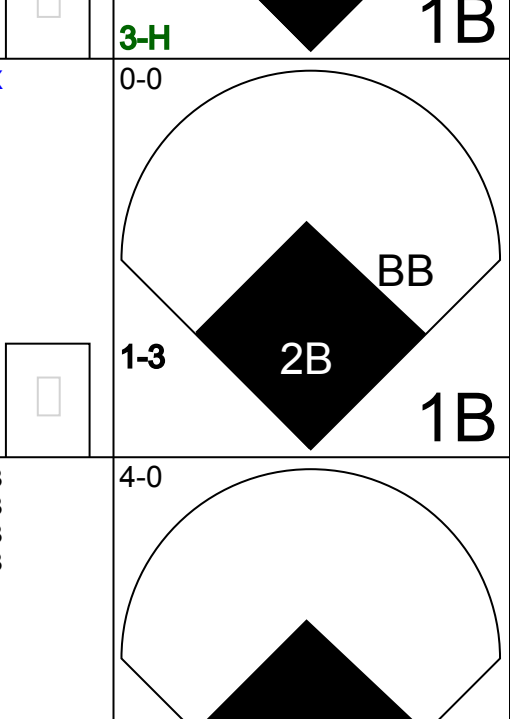
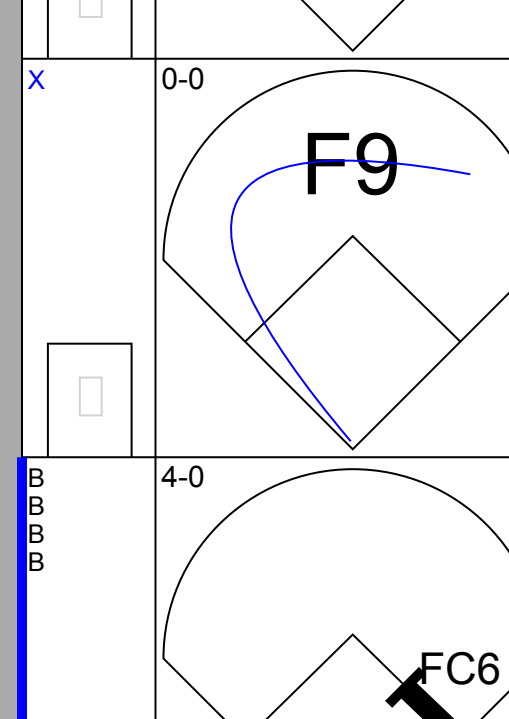
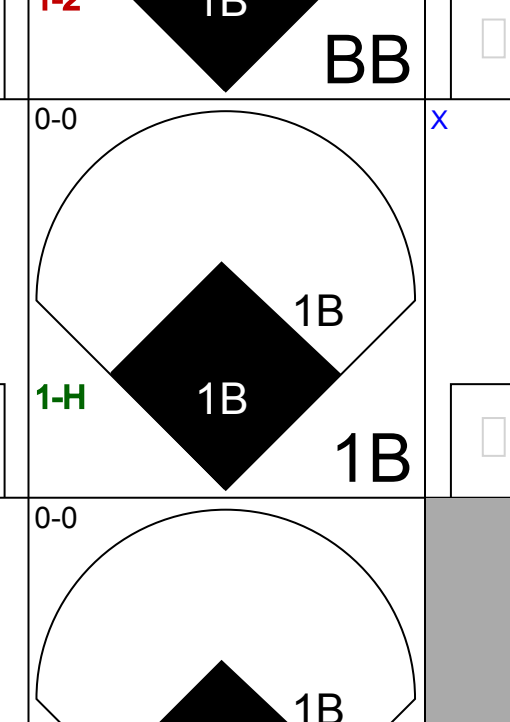
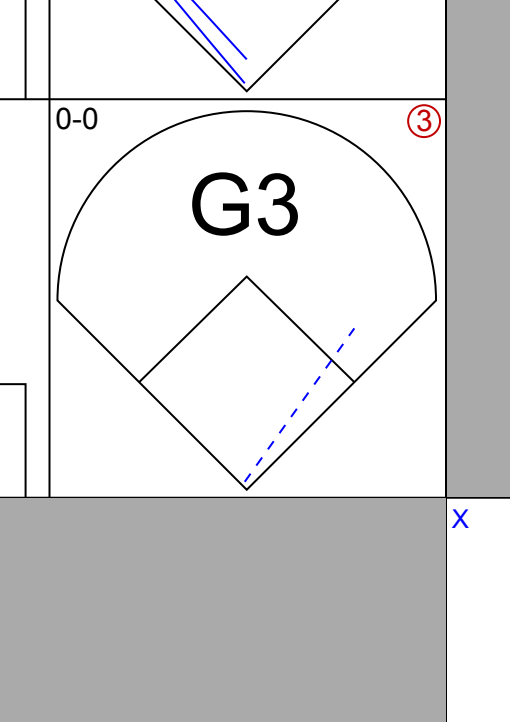
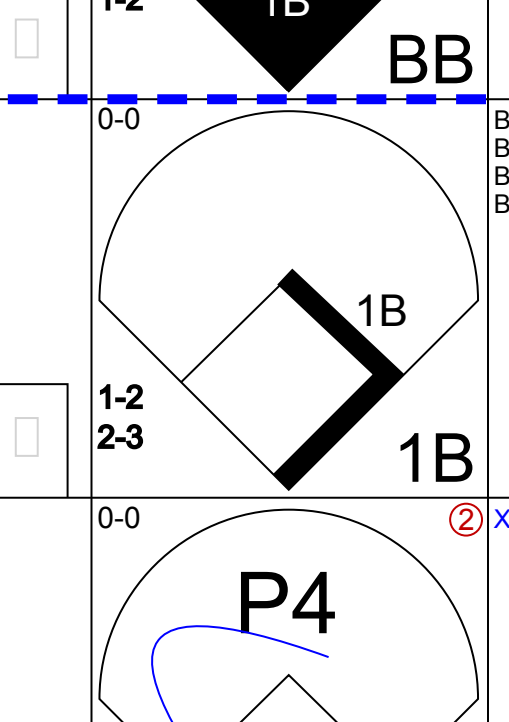
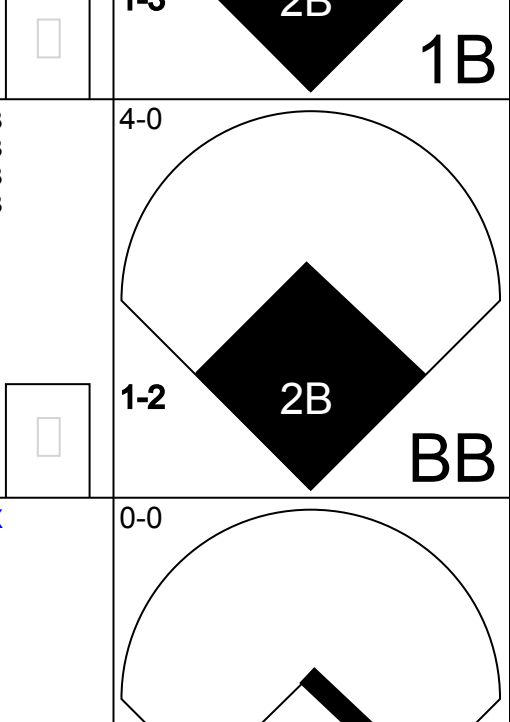
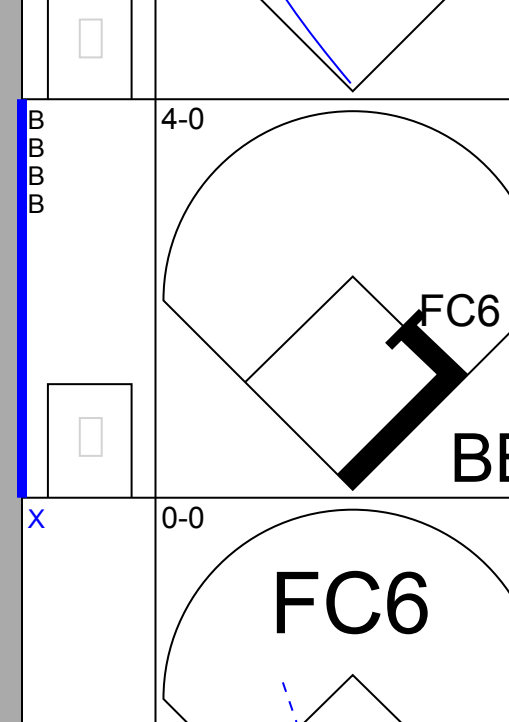
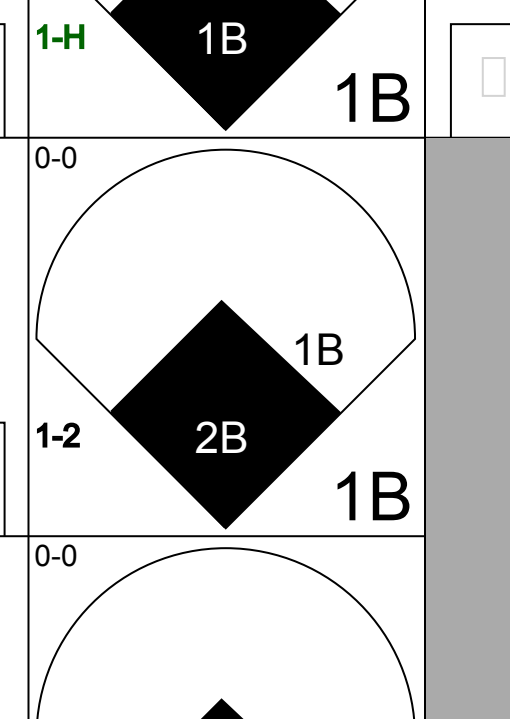
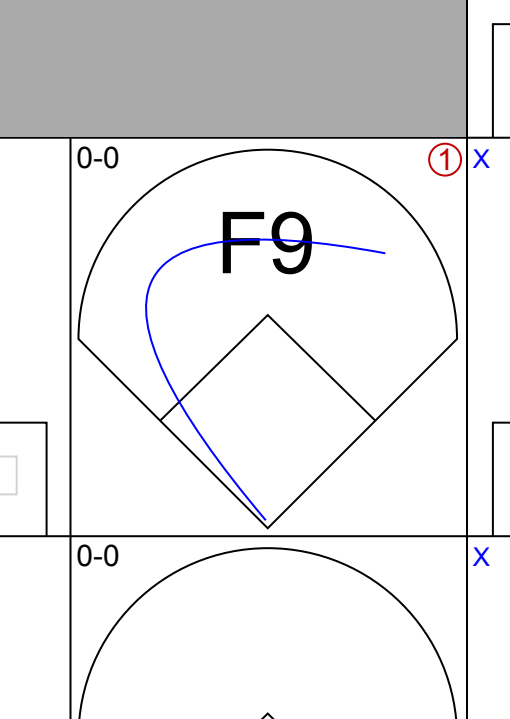
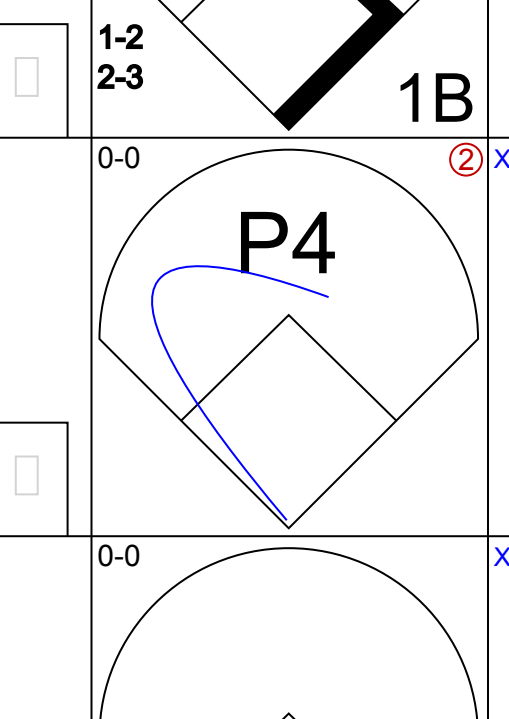
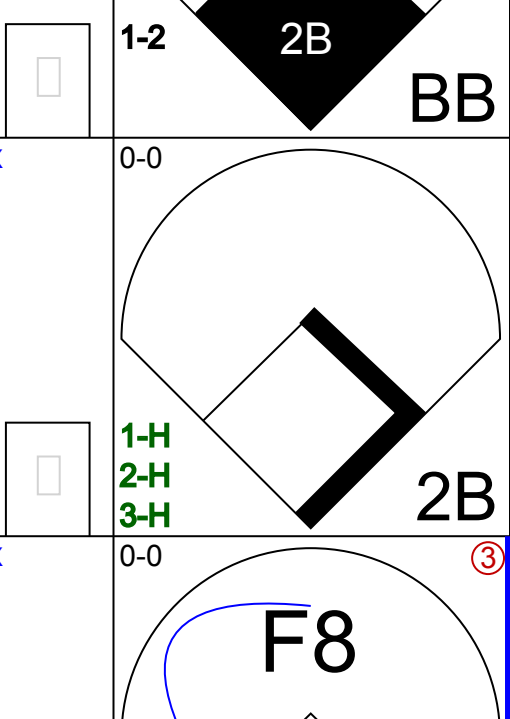
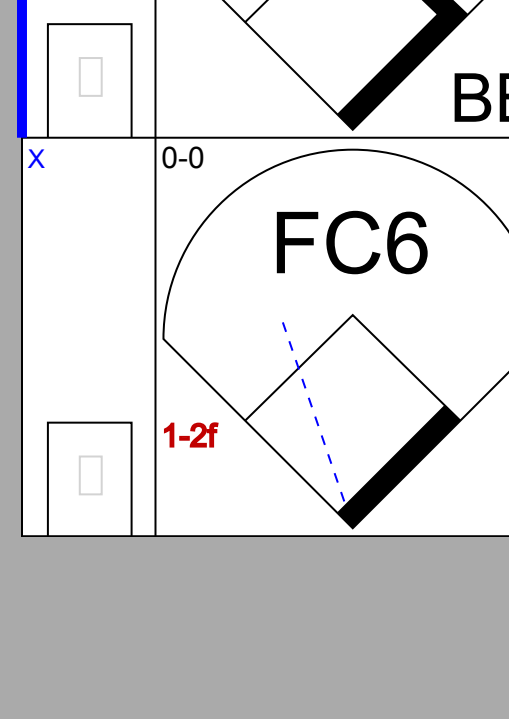
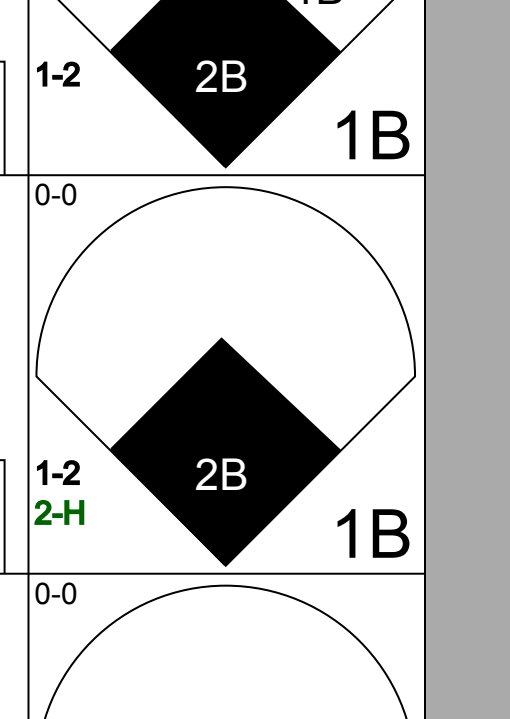
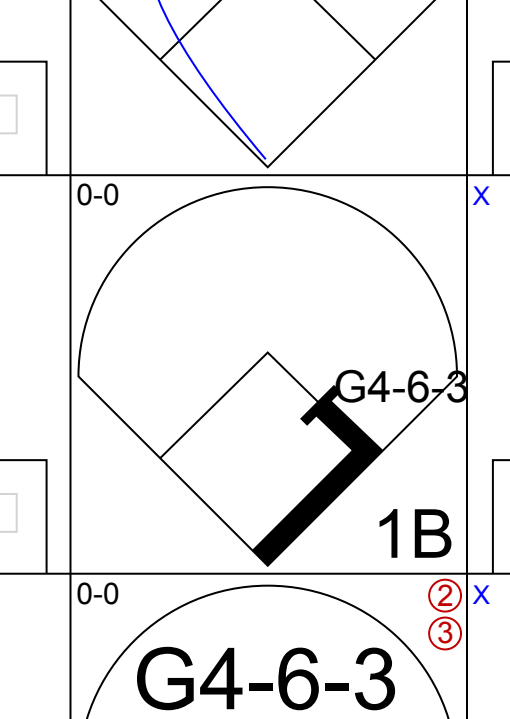
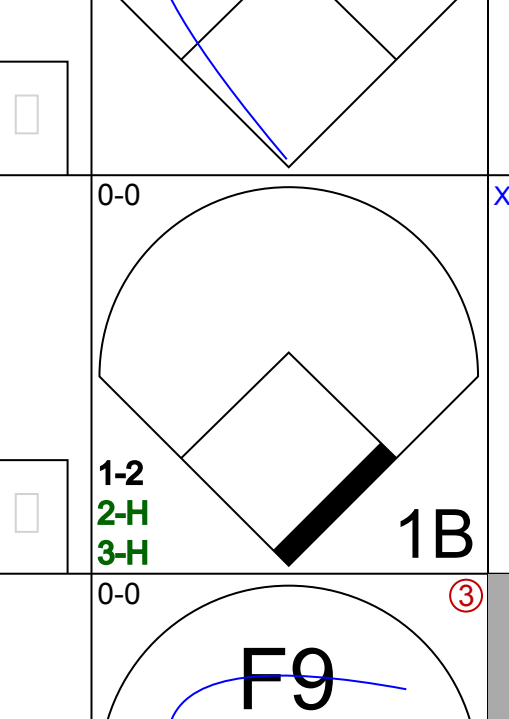
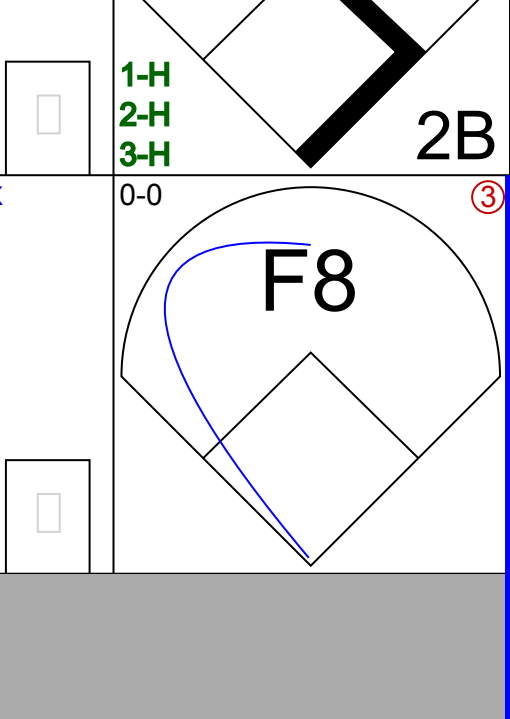
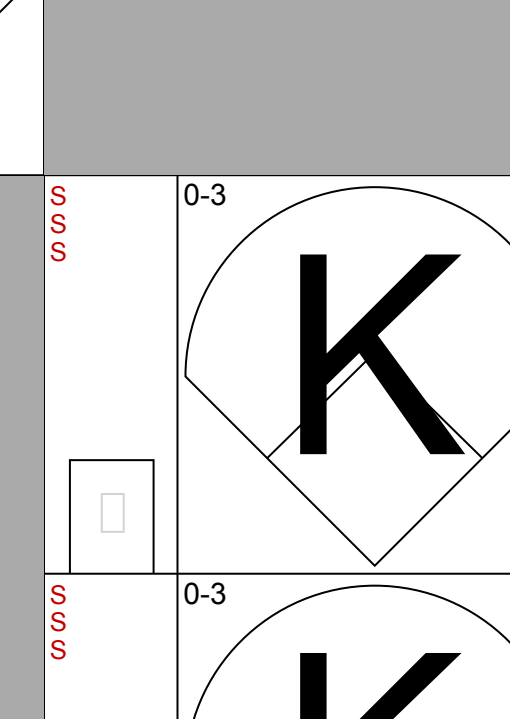
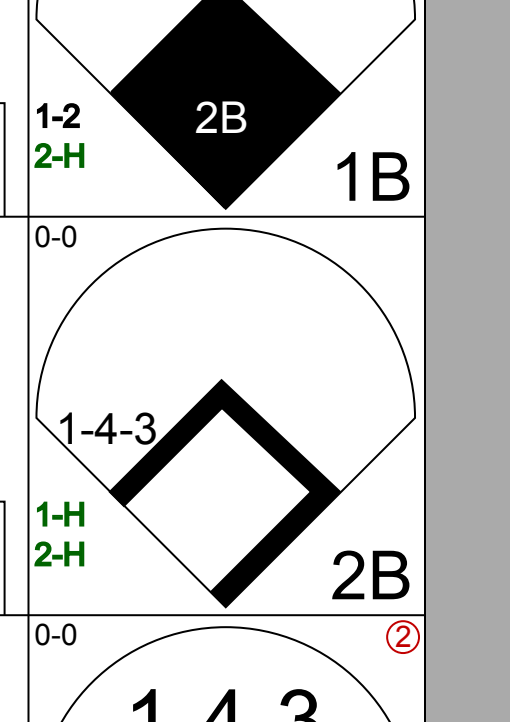
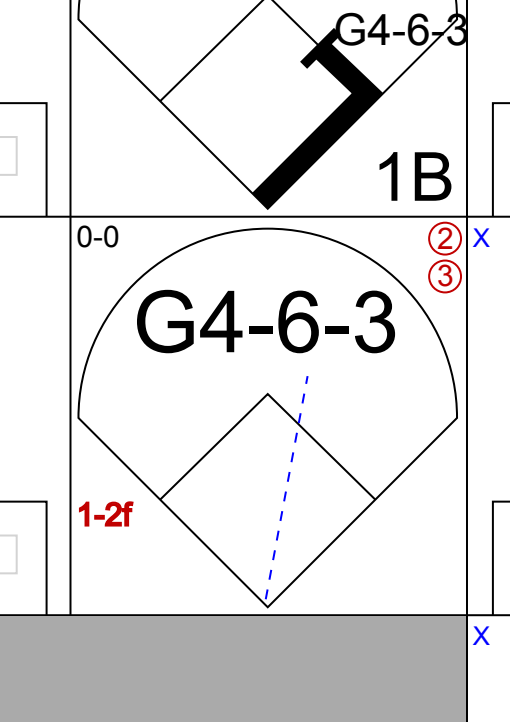
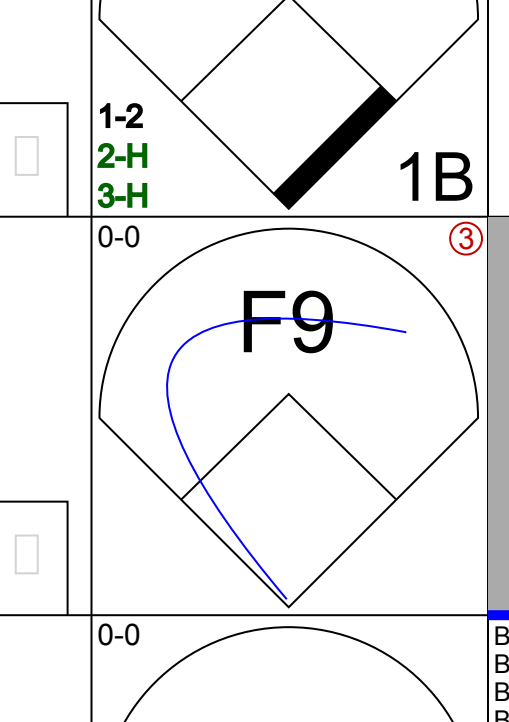
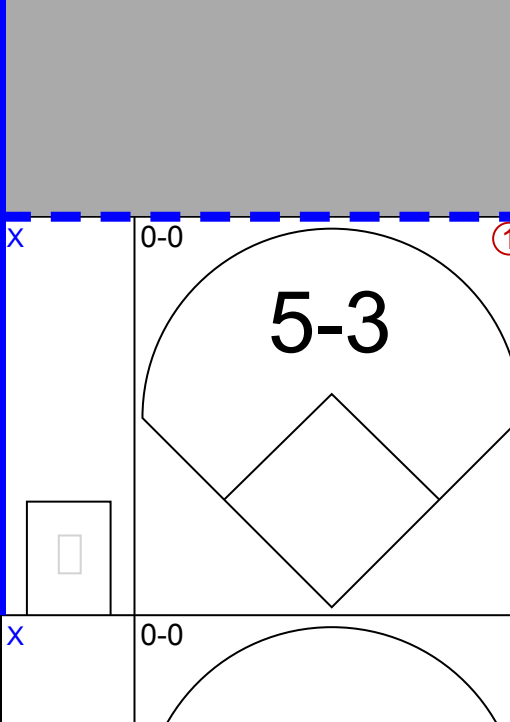
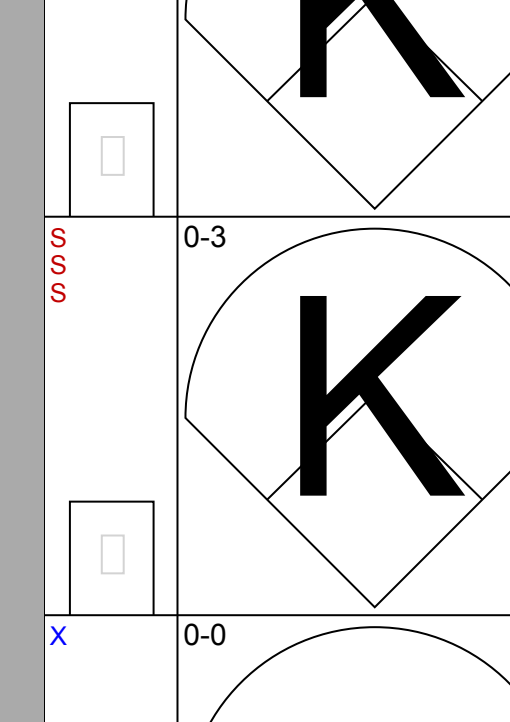
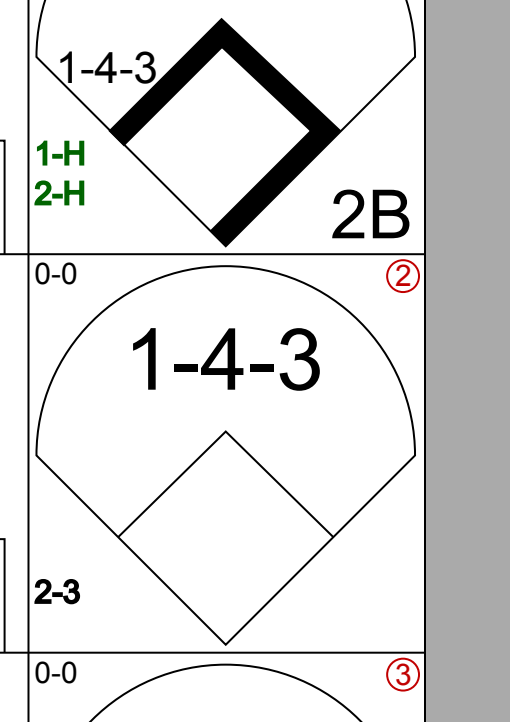
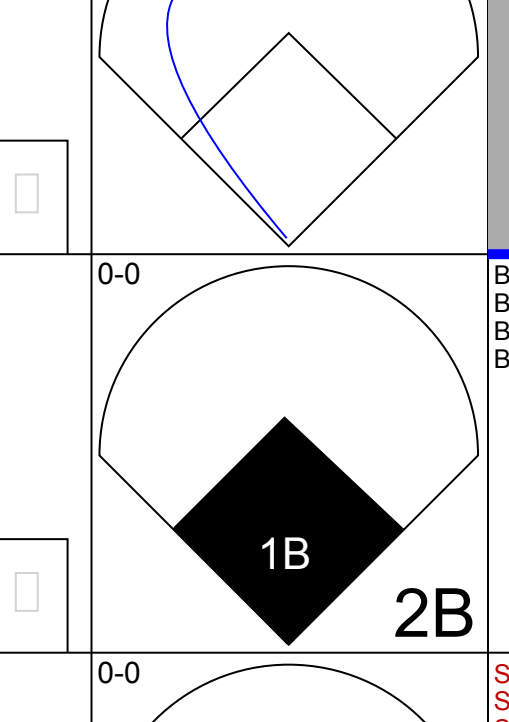
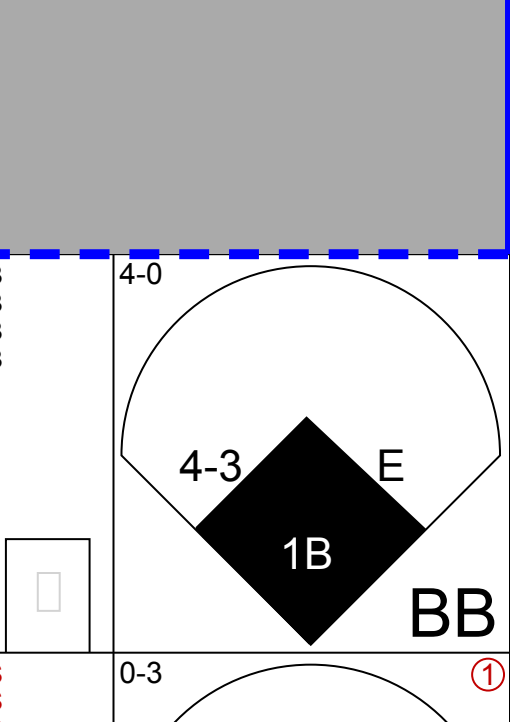
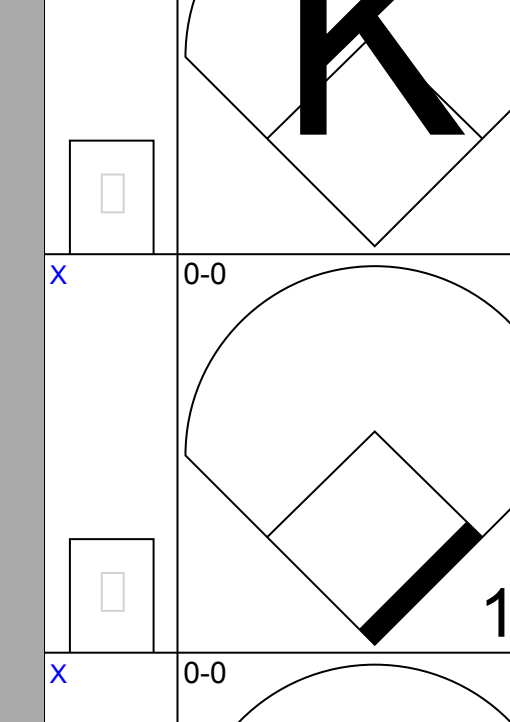
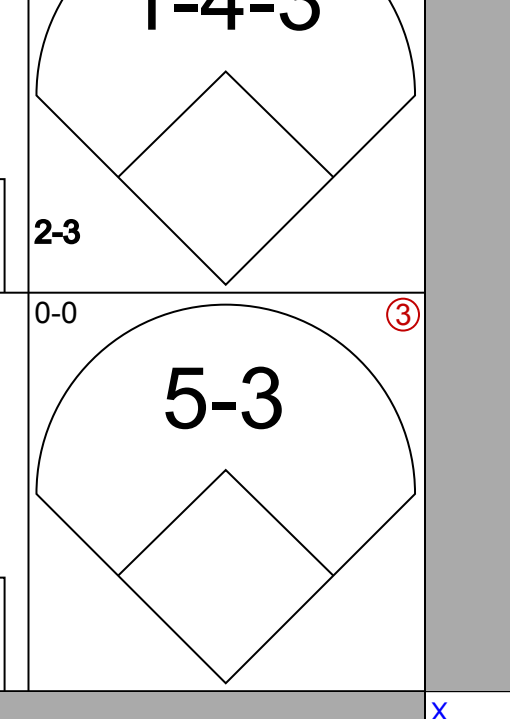
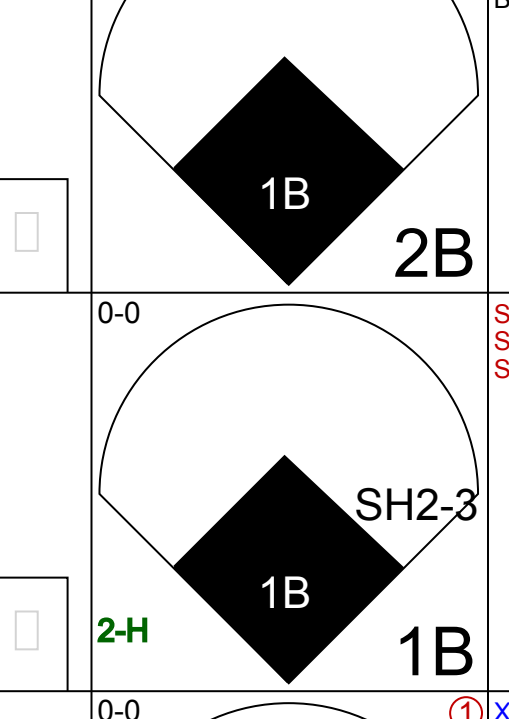
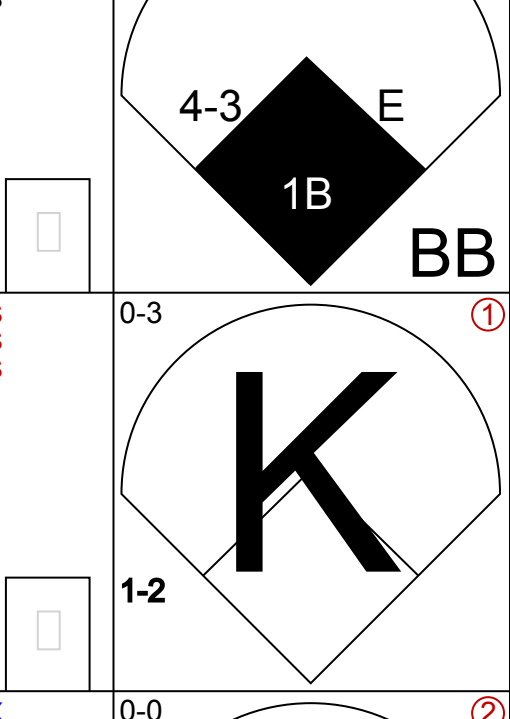
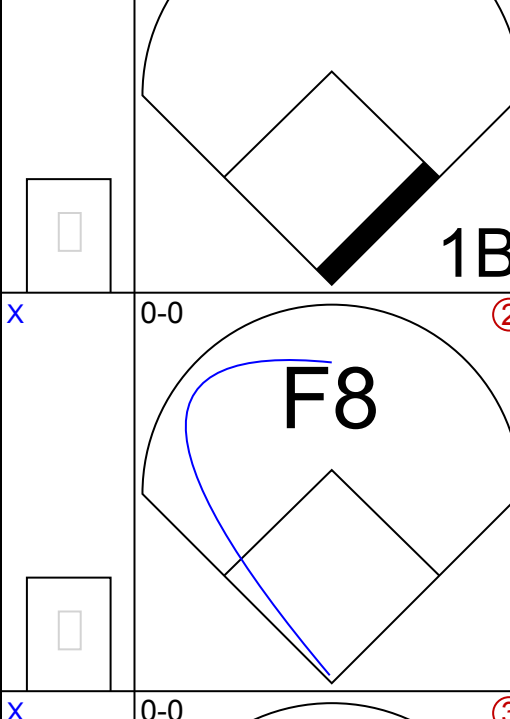
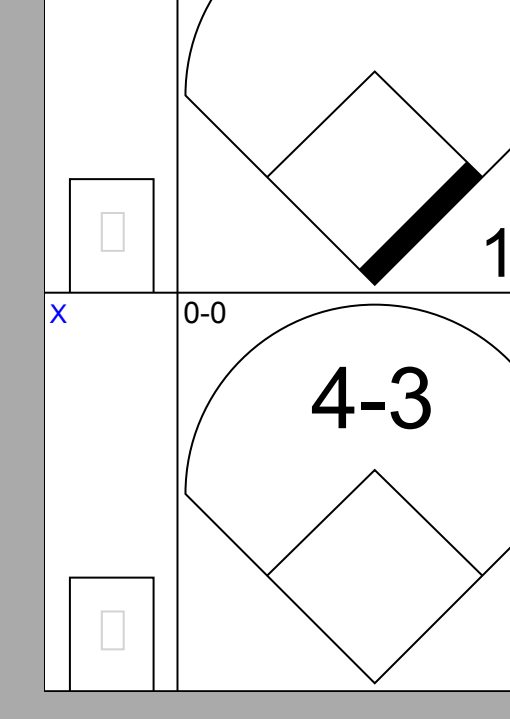
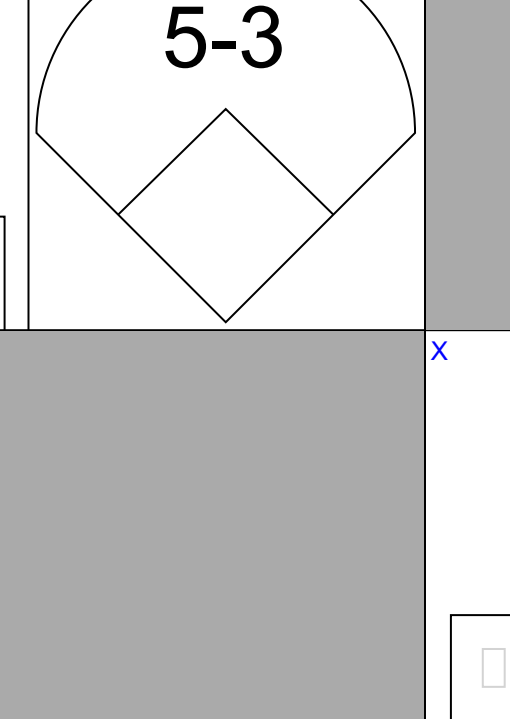
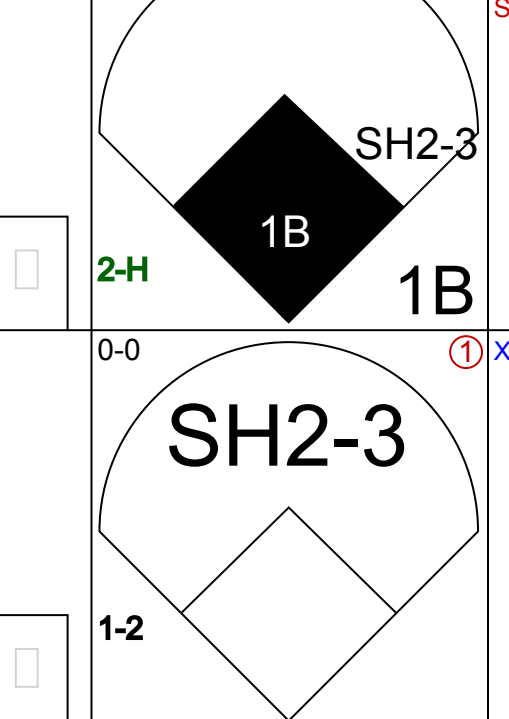
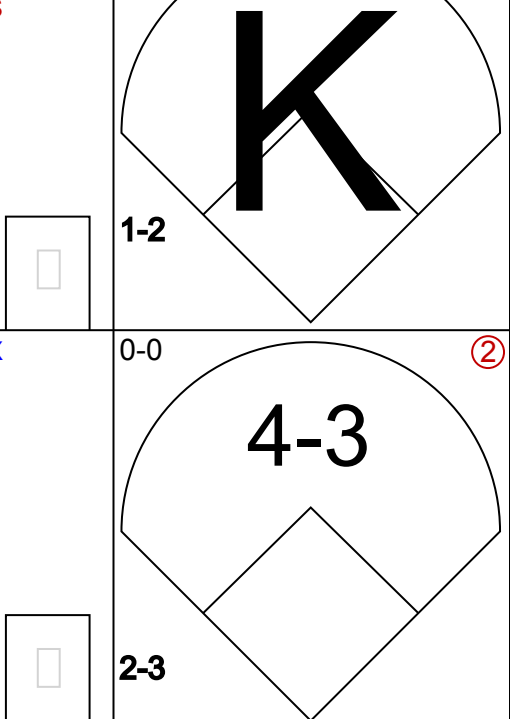
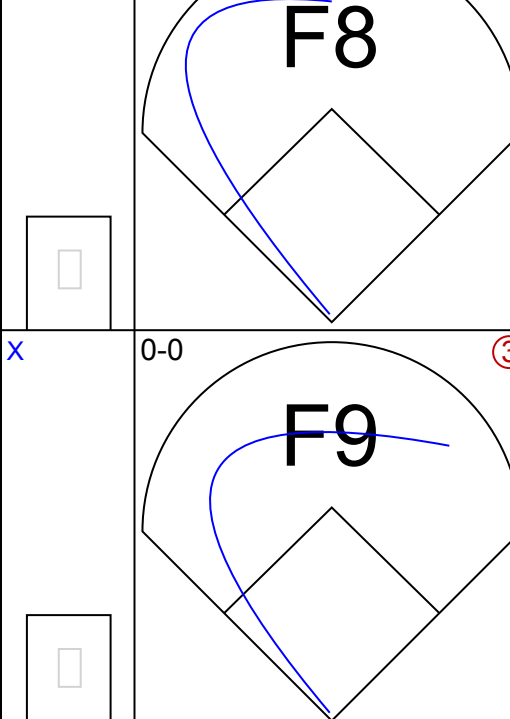




Batter	1	2	3	4	5	6	7	8	9	AB	R	H	RBI	BB	SO	LOB	TOP		
Ron Hunt, R OBP: 0.377, SLG: 0.253 (1, 5)										5	0	1	0	0	1	2	<b>Montreal Expos @ Cincinnati Reds</b> Riverfront Stadium, Cincinnati, OH Mon Jun 17 1974, 7:05 PM EDT Att: 18,001 - Unknown		
Tim Foli, R OBP: 0.308, SLG: 0.308 (1, 6)										5	0	1	0	0	0	4			
Willie Davis, L OBP: 0.343, SLG: 0.448 Terry Enyard, R (5, 1)										3	0	0	0	0	0	1			
Mike Jorgensen, L OBP: 0.472, SLG: 0.429 (6, 3)										0	0	0	0	0	0	0			
Bob Bailey, R OBP: 0.396, SLG: 0.389 (1, 7)										3	0	2	0	1	1				
Ken Singleton, S OBP: 0.420, SLG: 0.371 (1, 9)										4	1	1	0	0	0	4			
Hal Bredien, R OBP: 0.338, SLG: 0.338 Donald DeMola, R (6, 1)										3	0	0	0	0	0	2			
Pepe Frias, R OBP: 0.167, SLG: 0.222 (9, PH)										1	0	1	0	0	0	0			
Jim Cox, R OBP: 0.281, SLG: 0.280 (1, 4)										3	2	1	0	1	1	1			
Barry Foote, R OBP: 0.308, SLG: 0.418 (1, 2)										4	0	2	2	0	1	1			
Steve Rogers, R OBP: 0.205, SLG: 0.139 Chuck Taylor, R OBP: 0.333, SLG: 0.500 Ron Woods, R OBP: 0.324, SLG: 0.185 (1, 1) (4, 1) (5, 8)										2	0	0	0	0	0	2			
<b>Inning Stats</b>	R: 0 E: 0 K: 2 S: 8	H: 1 LOB: 1 BB: 0 P: 8	R: 2 E: 0 K: 0 S: 7	H: 4 LOB: 2 BB: 0 P: 7	R: 0 E: 0 K: 0 S: 4	H: 1 LOB: 1 BB: 0 P: 4	R: 0 E: 0 K: 1 S: 4	H: 0 LOB: 0 BB: 1 P: 8	R: 0 E: 0 K: 0 S: 3	H: 1 LOB: 0 BB: 0 P: 3	R: 0 E: 0 K: 1 S: 5	H: 0 LOB: 0 BB: 0 P: 5	R: 0 E: 0 K: 0 S: 3	H: 0 LOB: 2 BB: 2 P: 11	R: 1 E: 0 K: 0 S: 6	H: 3 LOB: 2 BB: 0 P: 6	1B: 8 2B: 2 3B: 0 HR: 0	SF: 0 SAC: 0 DP: 2 HBP: 0	WP: 0 PA: 38 PB: 0 SB: 0 CS: 0
<b>PITCHER</b> Fred Norman, L ERA: 2.35 (1, 1)	IP: 9.0 WLS: W BF: 38 H: 10 R: 3 ER: 3 SO: 4 BB: 3 IBB: 0 HBP: 0 BLK: 0 WP: 0 HR: 0 S: 43 P: 55 ERA: 3.00 WHIP: 1.444															<b>PITCHER</b>			

AB	35
R	3
H	10
RBI	3
BB	3
SO	4
LOB	18



Batter	1	2	3	4	5	6	7	8	9	AB	R	H	RBI	BB	SO	LOB	BOTTOM
Pete Rose, S OBP: 0.376, SLG: 0.375 (1, 7)										4	2	3	2	1	0	0	<b>Montreal Expos @ Cincinnati Reds</b> Riverfront Stadium, Cincinnati, OH Mon Jun 17 1974, 7:05 PM EDT Att: 18,001 - Unknown
Joe Morgan, L OBP: 0.454, SLG: 0.489 Bill Plummer, R OBP: 0.250, SLG: 0.436 (1, 4) (8, 5)										3	3	1	0	2	0	1	
Johnny Bench, R OBP: 0.400, SLG: 0.536 Hal King, L OBP: 0.333, SLG: 0.143 (1, 2) (7, PH) (8, 2)										3	2	2	1	1	0	1	
Tony Perez, R OBP: 0.367, SLG: 0.498 (1, 3)										5	1	2	3	0	0	4	
Dan Driessen, L OBP: 0.349, SLG: 0.397 Darrel Chaney, S OBP: 0.241, SLG: 0.231 (1, 5) (6, 5) (8, 4)										4	1	3	3	0	0	1	
Terry Crowley, L OBP: 0.303, SLG: 0.403 George Foster, R OBP: 0.331, SLG: 0.376 (1, 9) (6, 9)										3	0	1	2	0	0	3	
Cesar Geronimo, L OBP: 0.413, SLG: 0.487 (1, 8)										4	2	3	0	1	0	1	
Dave Concepcion, R OBP: 0.328, SLG: 0.395 (1, 6)										5	1	1	1	0	1	4	
Fred Norman, S OBP: 0.130, SLG: 0.130 (1, 1)										3	0	0	0	0	0	2	
<b>Inning Stats</b>	R: 4 E: 0 K: 0 S: 7	H: 5 LOB: 1 BB: 1 P: 11	R: 0 E: 0 K: 0 S: 3	H: 0 LOB: 1 BB: 1 P: 7	R: 0 E: 0 K: 0 S: 3	H: 1 LOB: 0 BB: 0 P: 3	R: 4 E: 0 K: 1 S: 8	H: 5 LOB: 2 BB: 1 P: 12	R: 4 E: 1 K: 0 S: 4	H: 3 LOB: 1 BB: 2 P: 16	R: 0 E: 0 K: 0 S: 3	H: 1 LOB: 1 BB: 1 P: 7	R: 0 E: 0 K: 2 S: 8	H: 1 LOB: 1 BB: 0 P: 8	1B: 13 2B: 3 3B: 0 HR: 0	SF: 0 SAC: 1 DP: 1 HBP: 0	
<b>PITCHER</b> Steve Rogers, R ERA: 5.46 Chuck Taylor, R ERA: 2.57 Terry Enyard, L ERA: 9.0 Donald DeMola, R ERA: 3.77 (1, 1) (4, 1) (5, 1) (6, 1)	IP: 3.1 WLS: L BF: 20 H: 9 R: 8 ER: 8 SO: 8 BB: 3 IBB: 0 HBP: 0 BLK: 0 WP: 1 HR: 0 S: 17 P: 29 ERA: 21.60 WHIP: 3.600															<b>PITCHER</b>	





Batter	1	2	3	4	5	6	7	8	9	AB R H RBI BB SO LOB	TOP											
Mike Jorgensen, L (1, 7) OBP: 0.466, SLG: 0.400	4-0 SH1-4 1B BB		4-0 SH FC4-6-2-5 BB	0-0 F9			0-0 F9		0-0 L6	3 1 0 0 2 0 3	<b>Montreal Expos @ Cincinnati Reds</b> Riverfront Stadium, Cincinnati, OH Tue Jun 18 1974, 7:05 PM EDT Att: 21,656 - Unknown											
Larry Lintz, S (1, 6) OBP: 0.340, SLG: 0.329	0-0 SH1-4		0-0 SH FC4-6-2-5		0-0 F7		0-0		0-0 4-3	3 0 1 0 0 0 0												
Willie Davis, L (1, 8) OBP: 0.342, SLG: 0.445	0-3 K		0-0 P6				0-0 F8			4 0 1 0 0 1 4												
Ken Singleton, S (1, 9) OBP: 0.418, SLG: 0.368	0-0 2H 1B		0-0 FC4-6-2-5 1-2 2H		0-3 K		0-3 K			4 0 1 1 0 2 4												
Ron Fairly, L (1, 3) OBP: 0.389, SLG: 0.465	0-0 P4			0-0 3-1	0-0 6-3				0-0 F7	4 0 0 0 0 0 2												
Bob Stinson, S (1, 2) OBP: 0.482, SLG: 0.450		4-0 BB		0-0 F8		4-0 FC6-4 BB		0-0 F5		2 0 0 0 2 0 0												
Bob Bailey, R (1, 5) Pepe Frias, R (9, 5) OBP: 0.394, SLG: 0.386 OBP: 0.167, SLG: 0.222	0-3 K	0-3 K		0-0 1B BB 1B		0-0 F7		0-0 6-3		4 0 1 0 0 1 2 0 0 0 0 0 0 0												
Jim Cox, R (1, 4) OBP: 0.285, SLG: 0.297	0-0 F2		0-0 BB 1-2 BB	4-0 1B BB		0-0 FC6-4 1-2			0-0 HR	3 1 1 1 1 0 2												
Ernie McAnally, R (1, 1) OBP: 0.148, SLG: 0.115	0-3 K		0-0 1B 1-2 2-3		0-0 F3				0-0 F7	4 0 1 0 0 1 2												
<b>Inning Stats</b>	R: 1 E: 0 K: 1 S: 6	H: 1 LOB: 1 BB: 1 P: 10	R: 0 E: 0 K: 2 S: 7	H: 0 LOB: 1 BB: 1 P: 11	R: 0 E: 1 K: 0 S: 3	H: 0 LOB: 1 BB: 1 P: 7	R: 0 E: 0 K: 0 S: 5	H: 2 LOB: 3 BB: 1 P: 9	R: 0 E: 0 K: 1 S: 6	H: 1 LOB: 1 BB: 0 P: 6		R: 0 E: 0 K: 1 S: 6	H: 1 LOB: 1 BB: 0 P: 6	R: 0 E: 0 K: 0 S: 3	H: 0 LOB: 0 BB: 0 P: 3	R: 0 E: 0 K: 0 S: 4	H: 0 LOB: 0 BB: 0 P: 4	R: 1 E: 0 K: 0 S: 4	H: 1 LOB: 0 BB: 0 P: 4	1B: 5 2B: 1 3B: 0 HR: 1	SF: 0 SAC: 2 DP: 1 HBP: 0	WP: 0 PB: 0 CS: 0
<b>PITCHER</b> Clay Kirby, R (1, 1) ERA: 3.65	IP: 9.0 WLS: L BF: 38	H: 6 R: 2 ER: 2 SO: 5	BB: 5 IBB: 0 HBP: 0 BLK: 0	WP: 0 HR: 1 S: 43 P: 63	ERA: 2.00 WHIP: 1.222	<b>PITCHER</b>										IP: 9.0 WLS: L BF: 38	H: 6 R: 2 ER: 2 SO: 5	BB: 5 IBB: 0 HBP: 0 BLK: 0	WP: 0 HR: 1 S: 43 P: 63	ERA: 2.00 WHIP: 1.222		

Batter	1	2	3	4	5	6	7	8	9	AB R H RBI BB SO LOB	BOTTOM											
Pete Rose, S (1, 7) OBP: 0.375, SLG: 0.376	0-0 4-3		0-0 1-H 2B			0-0 F8			0-0 4-3	4 0 1 1 0 0 0	<b>Montreal Expos @ Cincinnati Reds</b> Riverfront Stadium, Cincinnati, OH Tue Jun 18 1974, 7:05 PM EDT Att: 21,656 - Unknown											
Joe Morgan, L (1, 4) OBP: 0.451, SLG: 0.482	0-0 F7		4-0 BB			0-0 G3			0-3 K	3 0 0 0 1 1 0												
Johnny Bench, R (1, 2) OBP: 0.394, SLG: 0.526	0-0 5-3		0-0 5-3			0-0 6-3			0-0 6-3	4 0 0 0 0 0 2												
Tony Perez, R (1, 3) OBP: 0.363, SLG: 0.491		0-3 K		0-0 4-3					0-3 K	3 0 0 0 0 2 0												
Dan Driessen, L (1, 5) OBP: 0.344, SLG: 0.391		0-3 K		0-0 4-3					0-0 1-3	3 0 0 0 0 1 0												
Terry Crowley, L (1, 9) Merv Rettenmund, R (8, 9) OBP: 0.291, SLG: 0.386 OBP: 0.341, SLG: 0.412		0-0 G3		0-0 4-3					0-0 F5	3 0 0 0 0 0 0 0 0 0 0 0 0 0												
Cesar Geronimo, L (1, 8) OBP: 0.404, SLG: 0.475			0-3 K		0-0 4-3				0-0 F8	3 0 0 0 0 1 0												
Dave Concepcion, R (1, 6) OBP: 0.328, SLG: 0.394			0-0 6-3		0-0 K 1B				0-0 F7	3 0 1 0 0 0 0												
Clay Kirby, R (1, 1) OBP: 0.206, SLG: 0.100			4-0 WP 2B BB		0-3 K 1-2				0-3 K	2 1 0 0 1 2 1												
<b>Inning Stats</b>	R: 0 E: 0 K: 0 S: 3	H: 0 LOB: 0 BB: 0 P: 3	R: 0 E: 0 K: 2 S: 7	H: 0 LOB: 0 BB: 0 P: 7	R: 1 E: 0 K: 1 S: 6	H: 1 LOB: 2 BB: 2 P: 14	R: 0 E: 0 K: 0 S: 3	H: 0 LOB: 0 BB: 0 P: 3	R: 0 E: 0 K: 1 S: 5	H: 0 LOB: 0 BB: 0 P: 5		R: 0 E: 0 K: 0 S: 3	H: 0 LOB: 0 BB: 0 P: 3	R: 0 E: 0 K: 1 S: 5	H: 0 LOB: 0 BB: 0 P: 5	R: 0 E: 0 K: 1 S: 5	H: 0 LOB: 0 BB: 0 P: 5	R: 0 E: 0 K: 1 S: 5	H: 0 LOB: 0 BB: 0 P: 5	1B: 1 2B: 1 3B: 0 HR: 0	SF: 0 SAC: 0 DP: 0 HBP: 0	WP: 1 PB: 0 CS: 0
<b>PITCHER</b> Ernie McAnally, R (1, 1) ERA: 3.79	IP: 9.0 WLS: W BF: 30	H: 2 R: 1 ER: 1 SO: 7	BB: 2 IBB: 0 HBP: 0 BLK: 0	WP: 1 HR: 0 S: 42 P: 50	ERA: 1.00 WHIP: 0.444	<b>PITCHER</b>										IP: 9.0 WLS: W BF: 30	H: 2 R: 1 ER: 1 SO: 7	BB: 2 IBB: 0 HBP: 0 BLK: 0	WP: 1 HR: 0 S: 42 P: 50	ERA: 1.00 WHIP: 0.444		



Batter	1	2	3	4	5	6	7	8	9	AB	R	H	RBI	BB	SO	LOB	TOP				
Ron Hunt, R OBP: 0.373, SLG: 0.251 (1, 5)	5-3	5-3					F7		6-3	5	0	1	1	0	0	1					
Tim Foli, R OBP: 0.313, SLG: 0.311 (1, 6)	F S 2B		F9 SH2-4 BB	SF8			6-3			2	1	1	1	1	0	0					
Ron Woods, R OBP: 0.297, SLG: 0.167 (1, 8)	K		SH2-4	1-3			K			3	0	0	0	0	2	3					
Hal Breedren, R OBP: 0.337, SLG: 0.352 Mike Jorgensen, L OBP: 0.436, SLG: 0.391 (7, 3)	1B		F9	5-3			6-3			3	1	1	1	0	0	1					
Bob Bailey, R OBP: 0.391, SLG: 0.380 Boots Day, L OBP: 0.325, SLG: 0.278 (8, 7)	3-H 1B		F7	F8			F8			3	0	0	0	1	0	1					
Ken Singleton, S OBP: 0.419, SLG: 0.371 (1, 9)	1B		SH 1B	F9			F7			4	1	2	1	0	0	0					
Jim Cox, R OBP: 0.284, SLG: 0.296 (1, 4)	P4		P2	F8			F8			4	0	1	0	0	0	3					
Barry Foote, R OBP: 0.306, SLG: 0.413 (1, 2)		P6	1B SH SF8	6-3			6-3			4	1	1	0	0	0	1					
Mike Torrez, R OBP: 0.100, SLG: 0.069 John Montague, R (7, 1)			SH SF8	L4			K			2	0	1	0	0	0	0					
<b>Inning Stats</b>	R: 2 E: 0 K: 1 S: 8	H: 3 LOB: 2 BB: 1 P: 12	R: 0 E: 0 K: 0 S: 3	H: 1 LOB: 0 BB: 0 P: 3	R: 0 E: 0 K: 0 S: 3	H: 0 LOB: 1 BB: 1 P: 7	R: 2 E: 0 K: 0 S: 7	H: 3 LOB: 2 BB: 0 P: 7	R: 0 E: 0 K: 0 S: 3	H: 0 LOB: 0 BB: 0 P: 3	R: 0 E: 0 K: 1 S: 5	H: 0 LOB: 0 BB: 0 P: 5	R: 0 E: 0 K: 0 S: 3	H: 0 LOB: 0 BB: 0 P: 3	R: 0 E: 0 K: 1 S: 6	H: 1 LOB: 1 BB: 0 P: 6	1B: 7 2B: 1 3B: 0 HR: 0	SF: 1 SAC: 2 DP: 0 HBP: 0	WP: 0 PB: 0 SB: 1 CS: 0	PA: 37	
<b>PITCHER</b>	IP	WLS	BF	H	R	ER	SO	BB	IBB	HBP	BLK	WP	HR	S	P	ERA	WHIP				
Don Gullett, L ERA: 3.24 Pedro Borbon, R ERA: 2.31	(1, 1) (8, 1)	7.0 L	30 30	7 7	4 4	4 4	2 2	2 2	0 0	0 0	0 0	0 0	0 0	32 9	40 9	5.14 0.00	1.286 0.500				

**Montreal Expos @ Cincinnati Reds**  
Riverfront Stadium, Cincinnati, OH  
Wed Jun 19 1974, 3:33 AM EDT  
Att: 22,344 - Unknown



AB 32  
R 4  
H 8  
RBI 4  
BB 2  
SO 3  
LOB 11

Batter	1	2	3	4	5	6	7	8	9	AB	R	H	RBI	BB	SO	LOB	BOTTOM					
Pete Rose, S OBP: 0.372, SLG: 0.377 (1, 7)	F7		1B				K		F8	5	1	1	0	0	1	4						
Cesar Geronimo, L OBP: 0.407, SLG: 0.476 Pedro Borbon, R OBP: 0.250, SLG: 0.250 (8, 1)	G3		1B				K			4	1	2	1	0	1	2						
Dan Driessen, L OBP: 0.347, SLG: 0.393 (1, 5)	1B		4-3				4-3		G5-4-3 1B	4	0	2	0	0	0	2						
Johnny Bench, R OBP: 0.392, SLG: 0.522 (1, 2)	K		FC6-4 1B				4-3		G5-4-3 1-2	4	0	1	1	0	1	2						
Tony Perez, R OBP: 0.357, SLG: 0.483 (1, 3)		E4 G1-6-3 1B	FC6-4				F7		K	4	0	0	0	0	1	1						
Terry Crowley, L OBP: 0.301, SLG: 0.384 George Foster, R OBP: 0.331, SLG: 0.376 (9, FR)		G1-6-3 1B					2-3		BB BB	3	0	1	0	1	0	0						
Dave Concepcion, R OBP: 0.327, SLG: 0.391 (8, 8)	G1-6-3		L4				1B		F8	4	0	1	0	0	0	3						
Darrel Chaney, S OBP: 0.250, SLG: 0.241 (8, 6)	F7		F7				1B		L4	3	0	1	0	0	0	1						
Hal King, L OBP: 0.300, SLG: 0.125 (9, PH)							1-2 1B		L4	1	0	0	0	0	0	1						
Don Gullett, R OBP: 0.294, SLG: 0.267 Joe Morgan, L OBP: 0.451, SLG: 0.480 (7, PH)			3-1				K		F9	2	0	0	0	0	1	0						
<b>Inning Stats</b>	R: 0 E: 0 K: 1 S: 6	H: 1 LOB: 0 BB: 0 P: 6	R: 0 E: 1 K: 0 S: 4	H: 1 LOB: 1 BB: 0 P: 4	R: 2 E: 0 K: 0 S: 6	H: 3 LOB: 1 BB: 0 P: 6	R: 0 E: 0 K: 0 S: 3	H: 0 LOB: 0 BB: 0 P: 3	R: 0 E: 0 K: 1 S: 6	H: 1 LOB: 1 BB: 0 P: 6	R: 0 E: 0 K: 0 S: 3	H: 0 LOB: 0 BB: 0 P: 3	R: 0 E: 0 K: 2 S: 9	H: 2 LOB: 2 BB: 0 P: 9	R: 0 E: 0 K: 1 S: 5	H: 1 LOB: 0 BB: 0 P: 5	R: 0 E: 0 K: 0 S: 3	H: 0 LOB: 2 BB: 2 P: 11	1B: 8 2B: 1 3B: 0 HR: 0	SF: 0 SAC: 0 DP: 2 HBP: 0	WP: 0 PB: 0 SB: 0 CS: 0	PA: 37
<b>PITCHER</b>	IP	WLS	BF	H	R	ER	SO	BB	IBB	HBP	BLK	WP	HR	S	P	ERA	WHIP					
Mike Torrez, R ERA: 3.84 John Montague, R ERA: 1.25	(1, 1) (7, 1)	6.0 S	26 11	8 1	2 0	2 0	2 3	2 2	0 0	0 0	0 0	0 0	0 0	30 15	30 23	3.00 0.00	1.333 1.000					

**Montreal Expos @ Cincinnati Reds**  
Riverfront Stadium, Cincinnati, OH  
Wed Jun 19 1974, 3:33 AM EDT  
Att: 22,344 - Unknown



AB 35  
R 2  
H 9  
RBI 2  
BB 2  
SO 5  
LOB 18



Batter	1	2	3	4	5	6	7	8	9	AB	R	H	RBI	BB	SO	LOB	TOP			
Ralph Garr, L OBP: 0.401, SLG: 0.533 (1, 9)	F7		F7			4-3		2B		4	0	1	0	0	0	0	<b>Atlanta Braves @ Cincinnati Reds</b> Riverfront Stadium, Cincinnati, OH Fri Jun 21 1974, 7:05 PM EDT Att: 31,128 - Unknown			
Darrell Evans, L OBP: 0.394, SLG: 0.388 (1, 5)	FC6-4 1B			4-3		G3		F5		4	0	1	0	0	0	0				
Dusty Baker Jr., R OBP: 0.346, SLG: 0.384 (1, 8)	FC6-4 1-2			4-3			F9	L6		4	0	0	0	0	0	1				
Hank Aaron, R OBP: 0.339, SLG: 0.533 Rowland Office, L OBP: 0.299, SLG: 0.429 (1, 7)	F8			G3			1B 4-3 2B		3-1	3	1	1	0	0	0	1				
Mike Lum, L OBP: 0.288, SLG: 0.407 (1, 3)		F7			3-1		4-3 1B IBB			3	0	1	0	1	0	0				
Davey Johnson, R OBP: 0.366, SLG: 0.424 (1, 4)		F8			4-0 BB		1-2 2-3 1B		K	3	0	1	0	1	1	1				
Paul Casanova, R OBP: 0.193, SLG: 0.140 Frank Tepedino, L OBP: 0.261, SLG: 0.256 Johnny Oates, L OBP: 0.300, SLG: 0.294 (1, 2)		F9			F9		4-3 1-2 2-3 3-H 4-0		4-3	2	0	0	0	0	0	1				
Craig Robinson, R OBP: 0.262, SLG: 0.233 (1, 6)			K			P4				2	0	0	0	1	1	1				
Carl Morton, R OBP: 0.087, SLG: 0.067 Tom House, L OBP: 0.333, SLG: 0.333 (1, 1)			K			6-3		6-3		3	0	0	0	0	1	3				
										0	0	0	0	0	0	0				
<b>Inning Stats</b>	R: 0 E: 0 K: 0 S: 4	H: 1 LOB: 1 BB: 0 P: 4	R: 0 E: 0 K: 0 S: 3	H: 0 LOB: 0 BB: 0 P: 3	R: 0 E: 0 K: 2 S: 7	H: 0 LOB: 0 BB: 0 P: 7	R: 0 E: 0 K: 0 S: 3	H: 0 LOB: 1 BB: 1 P: 7	R: 0 E: 0 K: 0 S: 3	H: 0 LOB: 0 BB: 0 P: 3	R: 1 E: 0 K: 0 S: 5	H: 2 LOB: 2 BB: 2 P: 13	R: 0 E: 0 K: 1 S: 6	H: 1 LOB: 1 BB: 0 P: 6	R: 0 E: 0 K: 1 S: 6	H: 1 LOB: 1 BB: 0 P: 6	1B: 3 2B: 2 3B: 0 HR: 0	SF: 0 SAC: 0 DP: 0 HBP: 0	WP: 0 PB: 0 SB: 0 CS: 0	PA: 34
<b>PITCHER</b> Jack Billingham, R ERA: 4.01 (1, 1)	IP: 9.0 WLS: L BF: 34	H: 5 R: 1 ER: 1 SO: 3	BB: 1 IBB: 2 HBP: 0 BLK: 0	WP: 0 HR: 0 S: 37 P: 49	ERA: 1.00 WHIP: 0.667	<b>PITCHER</b>														

AB	31
R	1
H	5
RBI	1
BB	3
SO	3
LOB	11



Batter	1	2	3	4	5	6	7	8	9	AB	R	H	RBI	BB	SO	LOB	BOTTOM			
Pete Rose, S OBP: 0.372, SLG: 0.377 (1, 7)	F7				6-3		P6			5	0	2	0	0	0	1	<b>Atlanta Braves @ Cincinnati Reds</b> Riverfront Stadium, Cincinnati, OH Fri Jun 21 1974, 7:05 PM EDT Att: 31,128 - Unknown			
Joe Morgan, L OBP: 0.450, SLG: 0.474 (1, 4)	F9		1-2 1B		F6		G3		1-2 1B	3	0	0	0	2	0	1				
Johnny Bench, R OBP: 0.385, SLG: 0.511 (1, 2)	F8			F2		5-3		5-3	F7	5	0	0	0	0	0	6				
Tony Perez, R OBP: 0.356, SLG: 0.479 (1, 3)		5-3	F8			1B 1B		F8		4	0	1	0	0	0	3				
Cesar Geronimo, L OBP: 0.423, SLG: 0.515 (1, 8)		FC1-5 2B		SH1-3 CS 2B		1-2 1B			2B	4	0	4	0	0	0	0				
Dave Concepcion, R OBP: 0.323, SLG: 0.387 (1, 6)		FC1-5 2-3		SH1-3 2-3		K		L6		3	0	0	0	0	1	4				
Merv Rettenmund, R OBP: 0.338, SLG: 0.492 (1, 9)		F9				F9			4-3	3	0	0	0	1	0	3				
Darrel Chaney, S OBP: 0.286, SLG: 0.258 Terry Crowley, L OBP: 0.236, SLG: 0.378 (1, 5)			BB 1B		K		SH1-4 BB		6-3	2	0	1	0	1	1	2				
Jack Billingham, R OBP: 0.038, SLG: 0.038 Dan Driessen, L OBP: 0.350, SLG: 0.396 George Foster, R OBP: 0.331, SLG: 0.376 (1, 1)			K				SH1-4		BB 1B	2	0	0	0	0	2	1				
										1	0	1	0	0	0	0				
										0	0	0	0	0	0	0				
<b>Inning Stats</b>	R: 0 E: 0 K: 0 S: 3	H: 0 LOB: 0 BB: 0 P: 3	R: 0 E: 0 K: 0 S: 4	H: 1 LOB: 1 BB: 0 P: 4	R: 0 E: 0 K: 1 S: 7	H: 2 LOB: 3 BB: 1 P: 11	R: 0 E: 0 K: 1 S: 5	H: 1 LOB: 2 BB: 1 P: 9	R: 0 E: 0 K: 1 S: 7	H: 0 LOB: 0 BB: 0 P: 5	R: 0 E: 0 K: 1 S: 3	H: 2 LOB: 2 BB: 0 P: 7	R: 0 E: 0 K: 0 S: 4	H: 1 LOB: 1 BB: 0 P: 4	R: 0 E: 0 K: 0 S: 5	H: 2 LOB: 3 BB: 1 P: 9	1B: 6 2B: 4 3B: 0 HR: 0	SF: 0 SAC: 2 DP: 1 HBP: 0	WP: 0 PB: 0 SB: 0 CS: 1	PA: 39
<b>PITCHER</b> Carl Morton, R ERA: 2.84 Tom House, L ERA: 1.62 (1, 1)	IP: 8.2 WLS: W BF: 37	H: 9 R: 0 ER: 0 SO: 4	BB: 2 IBB: 1 HBP: 0 BLK: 0	WP: 0 HR: 0 S: 42 P: 54	ERA: 0.00 WHIP: 1.269	<b>PITCHER</b>														





Batter	1	2	3	4	5	6	7	8	9	AB	R	H	RBI	BB	SO	LOB	TOP			
Ralph Garr, L OBP: 0.403, SLG: 0.535 Ivan Murrell, R OBP: 0.273, SLG: 0.349	0-0 FC3-6 1B		0-3 K		0-3 K			0-0 L5		1	0	1	0	0	0	0	Atlanta Braves @ Cincinnati Reds Riverfront Stadium, Cincinnati, OH Sat Jun 22 1974, 3:33 AM EDT Att: 38,081 - Unknown			
Darrell Evans, L OBP: 0.395, SLG: 0.404	0-0 FC3-6 1B		0-0 HR			0-0 P6		0-0 FC5-4 1B		4	2	2	1	0	0	1				
Dusty Baker Jr., R OBP: 0.345, SLG: 0.379	4-0 1B 1-2 BB		0-3 K			0-3 K		0-0 FC5-4 1-2		3	0	0	0	1	2	1				
Hank Aaron, R OBP: 0.343, SLG: 0.538	0-0 1-2 2H 1B		0-0 P4			0-0 2B		0-3 K		4	0	2	1	0	1	1				
Davey Johnson, R OBP: 0.360, SLG: 0.416	0-3 K			0-0 5-3		0-0 F8		0-3 K		4	0	0	0	0	2	3				
Marty Perez, R OBP: 0.374, SLG: 0.414	0-0 F8			0-0 5-3			0-0 FC5-4 1B	0-0 F9		4	0	1	0	0	0	2				
Johnny Oates, L OBP: 0.299, SLG: 0.293		0-0 F8		0-0 F9			0-0 FC5-4 1-2	0-0 1B		4	0	1	0	0	0	1				
Craig Robinson, R OBP: 0.259, SLG: 0.230 Mike Lum, L OBP: 0.287, SLG: 0.404	0-0 6-3				0-0 L3		0-3 K	0-0 F8		3	0	0	0	0	1	1				
Phil Niekro, R OBP: 0.255, SLG: 0.277	0-0 F7				0-0 F7		0-0 F8			3	0	0	0	0	0	1				
<b>Inning Stats</b>	R: 1 E: 0 K: 1 S: 7	H: 2 LOB: 2 BB: 1 P: 11	R: 0 E: 0 K: 0 S: 3	H: 0 LOB: 0 BB: 0 P: 3	R: 1 E: 0 K: 2 S: 8	H: 1 LOB: 0 BB: 0 P: 8	R: 0 E: 0 K: 0 S: 3	H: 0 LOB: 0 BB: 0 P: 3	R: 0 E: 0 K: 1 S: 5	H: 0 LOB: 0 BB: 0 P: 5	R: 0 E: 0 K: 1 S: 6	H: 1 LOB: 1 BB: 0 P: 6	R: 0 E: 0 K: 1 S: 6	H: 1 LOB: 1 BB: 0 P: 6	R: 0 E: 0 K: 1 S: 6	H: 1 LOB: 1 BB: 0 P: 6		1B: 5 2B: 1 3B: 0 HR: 1	SF: 0 SAC: 0 DP: 0 HBP: 0	WP: 0 PB: 0 SB: 0 CS: 0
<b>PITCHER</b> Fred Norman, L ERA: 2.31	IP: 9.0 WLS: W BF: 35 H: 7 R: 2 ER: 2 SO: 8 BB: 1 IBB: 0 HBP: 0 BLK: 0 WP: 0 HR: 1 S: 50 P: 54 ERA: 2.00 WHIP: 0.889															<b>PITCHER</b>				

AB	34
R	2
H	7
RBI	2
BB	1
SO	8
LOB	12



Batter	1	2	3	4	5	6	7	8	9	AB	R	H	RBI	BB	SO	LOB	BOTTOM			
Pete Rose, S OBP: 0.374, SLG: 0.377	0-0 4-3		0-0 1B SF8 1B		4-0 BB BB		0-0 6-3			3	1	1	0	1	0	0	Atlanta Braves @ Cincinnati Reds Riverfront Stadium, Cincinnati, OH Sat Jun 22 1974, 3:33 AM EDT Att: 38,081 - Unknown			
Cesar Geronimo, L OBP: 0.425, SLG: 0.515	0-0 HR 1B		0-0 1-3 1B		0-0 F8		0-3 K			4	1	2	0	0	1	1				
Joe Morgan, L OBP: 0.451, SLG: 0.487	0-0 1-H HR		0-0 SF8 3-H		4-0 1-2 BB		0-0 F8			2	1	1	3	1	0	0				
Johnny Bench, R OBP: 0.387, SLG: 0.506	4-0 G5-4-3 BB		4-0 1-2 BB		0-0 F9		0-0 1-3			2	0	0	0	2	0	2				
Tony Perez, R OBP: 0.352, SLG: 0.473	0-0 G5-4-3 1-2		0-0 L5			0-3 K				3	0	0	0	0	1	3				
Dave Concepcion, R OBP: 0.319, SLG: 0.382		0-0 5-3		0-3 K		0-0 F9				3	0	0	0	0	1	0				
Merv Rettenmund, R OBP: 0.331, SLG: 0.392		0-3 K		0-3 K		0-0 5-3				3	0	0	0	0	2	0				
Darrel Chaney, S OBP: 0.263, SLG: 0.235		0-0 G1			0-0 F8		0-0 G3			3	0	0	0	0	0	0				
Fred Norman, S OBP: 0.115, SLG: 0.115			0-3 K		0-3 K		0-0 P5			3	0	0	0	0	2	0				
<b>Inning Stats</b>	R: 2 E: 0 K: 0 S: 4	H: 2 LOB: 0 BB: 1 P: 8	R: 0 E: 0 K: 1 S: 5	H: 0 LOB: 0 BB: 0 P: 5	R: 1 E: 0 K: 1 S: 7	H: 2 LOB: 2 BB: 1 P: 11	R: 0 E: 0 K: 2 S: 7	H: 0 LOB: 0 BB: 0 P: 7	R: 0 E: 0 K: 1 S: 5	H: 0 LOB: 2 BB: 2 P: 13	R: 0 E: 0 K: 1 S: 5	H: 0 LOB: 0 BB: 0 P: 5	R: 0 E: 0 K: 1 S: 3	H: 0 LOB: 0 BB: 0 P: 3	R: 0 E: 0 K: 1 S: 5	H: 0 LOB: 0 BB: 0 P: 5		1B: 3 2B: 0 3B: 0 HR: 1	SF: 1 SAC: 0 DP: 1 HBP: 0	WP: 0 PB: 0 SB: 0 CS: 0
<b>PITCHER</b> Phil Niekro, R ERA: 2.79	IP: 8.0 WLS: L BF: 31 H: 4 R: 3 ER: 3 SO: 7 BB: 4 IBB: 0 HBP: 0 BLK: 0 WP: 0 HR: 1 S: 41 P: 57 ERA: 3.38 WHIP: 1.000															<b>PITCHER</b>				

AB	26
R	3
H	4
RBI	3
BB	4
SO	7
LOB	6





Batter	1	2	3	4	5	6	7	8	9	AB	R	H	RBI	BB	SO	LOB	TOP					
Rowland Office, L OBP: 0.287, SLG: 0.421										4	0	1	0	0	0	2						
Darrell Evans, L OBP: 0.394, SLG: 0.398										3	0	0	0	1	0	1						
Dusty Baker Jr., R OBP: 0.340, SLG: 0.372										4	0	0	0	0	0	2						
Hank Aaron, R OBP: 0.335, SLG: 0.525										4	0	0	0	0	0	2						
Mike Lum, L OBP: 0.286, SLG: 0.396										3	0	0	0	1	0	0						
Davey Johnson, R OBP: 0.354, SLG: 0.408										4	0	0	0	0	2	3						
Johnny Oates, L OBP: 0.303, SLG: 0.304										4	1	2	0	0	0	0						
Craig Robinson, R OBP: 0.255, SLG: 0.226										3	0	0	0	0	2	2						
Ralph Garr, L OBP: 0.405, SLG: 0.537										1	0	1	0	0	0	0						
Leo Foster, R OBP: 0.263, SLG: 0.389										0	0	0	0	0	0	0						
Roric Harrison, R OBP: 0.235, SLG: 0.469										2	1	2	1	0	0	0						
Frank Tepedino, L OBP: 0.270, SLG: 0.277										1	0	1	1	0	0	0						
Max Leon, R OBP: 0.269, SLG: 0.344										0	0	0	0	0	0	0						
Ivan Murrell, R OBP: 0.269, SLG: 0.344										1	0	0	0	0	0	1						
<b>Inning Stats</b>	R: 0 E: 0 K: 1 S: 6	H: 1 LOB: 3 BB: 2 P: 14	R: 0 E: 0 K: 0 S: 4	H: 1 LOB: 1 BB: 0 P: 4	R: 0 E: 0 K: 0 S: 3	H: 0 LOB: 0 BB: 0 P: 3	R: 0 E: 0 K: 1 S: 6	H: 1 LOB: 1 BB: 0 P: 6	R: 1 E: 0 K: 0 S: 4	H: 1 LOB: 0 BB: 0 P: 4	R: 0 E: 0 K: 0 S: 3	H: 0 LOB: 0 BB: 0 P: 3	R: 1 E: 0 K: 1 S: 7	H: 2 LOB: 1 BB: 0 P: 7	R: 0 E: 0 K: 0 S: 3	H: 0 LOB: 0 BB: 0 P: 3	R: 0 E: 0 K: 1 S: 6	H: 1 LOB: 1 BB: 0 P: 6	1B: 4 2B: 2 3B: 0 HR: 1	SF: 0 SAC: 0 DP: 0 HBP: 0	WP: 0 PB: 1 SB: 0 CS: 0	PA: 36
<b>PITCHER</b>	IP WLS BF H R ER SO BB IBB HBP BLK WP HR S P ERA WHIP																					
Roger Nelson, R ERA: 3.38	(1, 1) 7.0 W 29 6 2 2 3 2 0 0 0 0 0 1 33 41 2.57 1.143																					
Clay Carroll, R ERA: 2.25	(8, 1) 2.0 7 1 0 0 1 0 0 0 0 0 0 0 9 9 0.00 0.500																					

Atlanta Braves @ Cincinnati Reds  
Riverfront Stadium, Cincinnati, OH  
Sun Jun 23 1974, 3:33 AM EDT  
Unknown

AB 34  
R 2  
H 7  
RBI 2  
BB 2  
SO 4  
LOB 13



Batter	1	2	3	4	5	6	7	8	9	AB	R	H	RBI	BB	SO	LOB	BOTTOM			
Pete Rose, S OBP: 0.382, SLG: 0.384										3	1	3	0	1	0	0				
Cesar Geronimo, L OBP: 0.420, SLG: 0.522										4	2	1	1	0	1	4				
Joe Morgan, L OBP: 0.455, SLG: 0.504										4	1	3	2	0	1	0				
Johnny Bench, R OBP: 0.381, SLG: 0.498										4	0	0	0	0	2	2				
Tony Perez, R OBP: 0.350, SLG: 0.467										3	0	0	0	1	1	1				
Dan Driessen, L OBP: 0.350, SLG: 0.396										0	0	0	0	0	0	0				
Dave Concepcion, R OBP: 0.314, SLG: 0.376										4	0	0	0	0	0	2				
Merv Rettenmund, R OBP: 0.342, SLG: 0.496										3	0	2	0	1	0	0				
Bill Plummer, R OBP: 0.227, SLG: 0.395										4	0	0	0	0	1	4				
Roger Nelson, R OBP: 0.233, SLG: 0.179										3	0	0	0	0	1	1				
Clay Carroll, R OBP: 0.167, SLG: 0.167										1	0	0	0	0	1	1				
<b>Inning Stats</b>	R: 3 E: 0 K: 1 S: 9	H: 4 LOB: 2 BB: 1 P: 13	R: 1 E: 0 K: 1 S: 7	H: 2 LOB: 1 BB: 0 P: 7	R: 0 E: 0 K: 0 S: 3	H: 0 LOB: 0 BB: 0 P: 3	R: 0 E: 0 K: 0 S: 4	H: 1 LOB: 1 BB: 0 P: 4	R: 0 E: 0 K: 0 S: 4	H: 1 LOB: 1 BB: 0 P: 4	R: 0 E: 0 K: 2 S: 8	H: 1 LOB: 2 BB: 1 P: 12	R: 0 E: 0 K: 3 S: 9	H: 0 LOB: 0 BB: 0 P: 9	R: 0 E: 0 K: 1 S: 5	H: 0 LOB: 1 BB: 1 P: 9	1B: 6 2B: 1 3B: 1 HR: 1	SF: 0 SAC: 0 DP: 0 HBP: 0	WP: 0 PB: 0 SB: 3 CS: 0	PA: 36
<b>PITCHER</b>	IP WLS BF H R ER SO BB IBB HBP BLK WP HR S P ERA WHIP																			
Roric Harrison, R ERA: 4.11	(1, 1) 6.0 L 29 9 4 3 4 1 1 0 0 1 0 1 35 43 4.50 1.667																			
Max Leon, R ERA:	(7, 1) 2.0 7 0 0 0 4 1 0 0 0 0 0 0 14 18 0.00 0.500																			

Atlanta Braves @ Cincinnati Reds  
Riverfront Stadium, Cincinnati, OH  
Sun Jun 23 1974, 3:33 AM EDT  
Unknown

AB 33  
R 4  
H 9  
RBI 3  
BB 3  
SO 8  
LOB 15





Batter	1	2	3	4	5	6	7	8	9	10	11	12	AB	R	H	RBI	BB	SO	LOB			
Rowland Office, L OBP: 0.292, SLG: 0.430													5	0	2	0	0	0	2			
Marty Perez, R OBP: 0.367, SLG: 0.400													4	0	0	0	1	3	2			
Darrell Evans, L OBP: 0.380, SLG: 0.391													4	0	0	0	0	1	1			
Mike Lum, L OBP: 0.277, SLG: 0.384													5	0	0	0	0	2	4			
Frank Tepedino, L OBP: 0.277, SLG: 0.295														5	0	2	0	0	1			
Dusty Baker Jr., R OBP: 0.353, SLG: 0.364														5	0	0	0	0	3			
Johnny Oates, L OBP: 0.297, SLG: 0.297														4	0	0	0	0	1			
Craig Robinson, R OBP: 0.258, SLG: 0.229													2	1	1	0	0	1	0			
Ralph Garr, L OBP: 0.403, SLG: 0.535													1	0	0	0	0	0	0			
Leo Foster, R OBP: 0.250, SLG: 0.368													1	0	0	0	0	0	0			
Lew Krausse, R OBP: 0.333, SLG: 0.391													0	0	0	0	0	0	0			
Norm Miller, L OBP: 0.250, SLG: 0.250													1	0	1	0	0	0	0			
Tom House, L OBP: 0.285, SLG: 0.338													1	0	0	0	0	0	0			
Ivan Murrell, R OBP: 0.250, SLG: 0.338													1	0	0	0	0	0	0			
Joe Niekro, R OBP: 0.250, SLG: 0.250													0	0	0	0	0	0	0			
<b>Inning Stats</b>	R: 0 E: 0 K: 1 S: 5	H: 1 LOB: 1 BB: 0 P: 6	R: 0 E: 0 K: 0 S: 3	H: 1 LOB: 0 BB: 0 P: 3	R: 1 E: 1 K: 1 S: 6	H: 1 LOB: 0 BB: 0 P: 6	R: 0 E: 0 K: 2 S: 7	H: 0 LOB: 0 BB: 0 P: 7	R: 0 E: 0 K: 1 S: 5	H: 0 LOB: 0 BB: 0 P: 5	R: 0 E: 0 K: 0 S: 3	H: 1 LOB: 0 BB: 0 P: 3	R: 0 E: 0 K: 0 S: 5	H: 0 LOB: 1 BB: 1 P: 7	R: 0 E: 0 K: 1 S: 6	H: 1 LOB: 1 BB: 0 P: 6	R: 0 E: 0 K: 1 S: 6	H: 1 LOB: 0 BB: 0 P: 6	1B: 4 2B: 2 3B: 0 HR: 0	SF: 0 SAC: 1 DP: 4 HBP: 1	WP: 0 PB: 0 SB: 0 CS: 0	PA: 42
<b>PITCHER</b>	IP WLS BF H R ER SO BB IBB HBP BLK WP HR S P ERA WHIP	10.0 10.0 34 4 1 0 7 0 0 0 0 0 0 12 12 0.00 1.000																				

**Atlanta Braves @ Cincinnati Reds**  
Riverfront Stadium, Cincinnati, OH  
Sun Jun 23 1974, 3:38 AM EDT  
Alt. 52,147 - Unknown

AB 39  
R 1  
H 6  
RBI 0  
BB 1  
SO 9  
LOB 14

Batter	1	2	3	4	5	6	7	8	9	10	11	12	AB	R	H	RBI	BB	SO	LOB			
Pete Rose, S OBP: 0.382, SLG: 0.382													4	0	1	0	1	0	0			
Cesar Geronimo, L OBP: 0.416, SLG: 0.514													2	0	0	0	0	0	0			
George Foster, R OBP: 0.326, SLG: 0.370													3	0	0	0	2	1	1			
Joe Morgan, L OBP: 0.454, SLG: 0.498													5	0	0	0	0	1	5			
Johnny Bench, R OBP: 0.375, SLG: 0.488													5	0	0	0	0	1	5			
Tony Perez, R OBP: 0.351, SLG: 0.482													5	2	2	1	0	1	0			
Terry Crowley, L OBP: 0.302, SLG: 0.395													2	0	1	1	0	0	0			
Merv Rettenmund, R OBP: 0.338, SLG: 0.400													2	0	0	0	0	0	0			
Dave Concepcion, R OBP: 0.310, SLG: 0.389													4	0	0	0	0	0	1			
Phil Plummer, R OBP: 0.234, SLG: 0.391													3	0	1	0	0	0	1			
Darrel Chaney, S OBP: 0.263, SLG: 0.235													0	0	0	0	0	0	0			
Phil Gagliano, R OBP: 0.478, SLG: 0.154													1	0	0	0	0	0	0			
Hal King, L OBP: 0.300, SLG: 0.125													0	0	0	0	0	0	0			
Clay Kirby, R OBP: 0.194, SLG: 0.094													2	0	0	0	2	1	0			
Andy Kosco, R OBP: 0.308, SLG: 0.273													1	0	0	0	1	1	0			
Pedro Borbon, R OBP: 0.250, SLG: 0.250													0	0	0	0	0	0	0			
<b>Inning Stats</b>	R: 0 E: 0 K: 0 S: 3	H: 0 LOB: 1 BB: 1 P: 7	R: 1 E: 0 K: 1 S: 7	H: 2 LOB: 1 BB: 0 P: 7	R: 0 E: 0 K: 0 S: 4	H: 1 LOB: 1 BB: 0 P: 4	R: 0 E: 0 K: 0 S: 3	H: 0 LOB: 0 BB: 0 P: 3	R: 0 E: 0 K: 1 S: 6	H: 0 LOB: 0 BB: 0 P: 5	R: 0 E: 0 K: 1 S: 5	H: 1 LOB: 3 BB: 2 P: 14	R: 0 E: 0 K: 1 S: 5	H: 0 LOB: 0 BB: 0 P: 5	R: 0 E: 0 K: 1 S: 5	H: 0 LOB: 0 BB: 0 P: 5	R: 0 E: 0 K: 0 S: 5	H: 0 LOB: 0 BB: 0 P: 6	1B: 2 2B: 2 3B: 0 HR: 1	SF: 0 SAC: 2 DP: 0 HBP: 0	WP: 0 PB: 0 SB: 0 CS: 0	PA: 41
<b>PITCHER</b>	IP WLS BF H R ER SO BB IBB HBP BLK WP HR S P ERA WHIP	5.0 5.0 18 1 0 0 3 1 1 0 0 0 1 6 9.00 0.800																				

**Atlanta Braves @ Cincinnati Reds**  
Riverfront Stadium, Cincinnati, OH  
Sun Jun 23 1974, 3:38 AM EDT  
Alt. 52,147 - Unknown

AB 36  
R 2  
H 5  
RBI 2  
BB 3  
SO 6  
LOB 11



Batter	1	2	3	4	5	6	7	8	9	AB	R	H	RBI	BB	SO	LOB	TOP		
<b>Pete Rose, S</b> OBP: 0.380, SLG: 0.378 (1, 7)	F7		HBP		5-3		4-3			3	0	0	0	0	0	3	<b>Cincinnati Reds @ Houston Astros</b> Astrodome, Houston, TX Mon Jun 24 1974, 8:05 PM EDT Att. 16,428 - Dome		
<b>Cesar Geronimo, L</b> OBP: 0.405, SLG: 0.500 (1, 8)	K		4-3		K			F8		4	0	0	0	0	2	3			
<b>Joe Morgan, L</b> OBP: 0.451, SLG: 0.492 (1, 4)	G3			BB	4-3			3-1		3	0	0	0	1	0	0			
<b>Johnny Bench, R</b> OBP: 0.369, SLG: 0.480 (7, 2)		L5		L7		5-3		1-3		4	0	0	0	0	0	1			
<b>Tony Perez, R</b> OBP: 0.346, SLG: 0.475 (1, 3)		K		5-3		K			F7	4	0	0	0	0	2	1			
<b>Dave Concepcion, R</b> OBP: 0.305, SLG: 0.364 (1, 6)		4-3		K				L4	K	4	0	0	0	0	2	1			
<b>Merv Rettenmund, R</b> OBP: 0.342, SLG: 0.410 (1, 9)			F6		1B	2B		6-3		4	1	2	0	0	0	0			
<b>Bill Plummer, R</b> OBP: 0.245, SLG: 0.396 (7, PH)				HBP		K		4-3		2	0	1	0	0	1	1			
<b>Dan Driessen, L</b> OBP: 0.348, SLG: 0.394 (7, 5)				1B				1-2		1	0	0	0	0	0	1			
<b>Don Gullett, R</b> OBP: 0.286, SLG: 0.258 (5, PH)										1	0	0	0	0	1	1			
<b>Hal King, L</b> OBP: 0.364, SLG: 0.222 (5, PH)										1	0	1	1	0	0	0			
<b>Pedro Borbon, R</b> OBP: 0.250, SLG: 0.250 (7, PH)										0	0	0	0	0	0	0			
<b>Terry Crowley, L</b> OBP: 0.310, SLG: 0.403 (7, 1)					2H			2-3		0	0	0	0	0	0	0			
<b>Tom Hall, L</b> (7, 1)										0	0	0	0	0	0	0			
<b>Inning Stats</b>	R: 0 E: 0 K: 1 S: 5	H: 0 LOB: 0 BB: 0 P: 5	R: 0 E: 0 K: 1 S: 5	H: 0 LOB: 0 BB: 0 P: 5	R: 0 E: 0 K: 1 S: 6	H: 1 LOB: 2 BB: 0 P: 7	R: 0 E: 1 K: 1 S: 5	H: 0 LOB: 1 BB: 1 P: 9	R: 1 E: 0 K: 2 S: 9	H: 2 LOB: 1 BB: 0 P: 9	R: 0 E: 0 K: 0 S: 5	H: 0 LOB: 0 BB: 0 P: 5	R: 0 E: 0 K: 0 S: 3	H: 2 LOB: 2 BB: 0 P: 5	R: 0 E: 0 K: 1 S: 5	H: 0 LOB: 0 BB: 0 P: 5	1B: 4 2B: 1 3B: 0 HR: 0	SF: 0 SAC: 0 DP: 0 HBP: 1	WP: 0 PA: 34 PB: 0 SB: 0 CS: 0
<b>PITCHER</b> <b>Tom Griffin, R</b> ERA: 3.51 (1, 1)	IP: 9.0 WLS: W BF: 34 H: 5 R: 1 ER: 1 SO: 8 BB: 1 IBB: 0 HBP: 1 BLK: 0 WP: 0 HR: 0 S: 48 P: 53 ERA: 1.00 WHIP: 0.667															<b>PITCHER</b> <b>Tom Griffin, R</b> ERA: 3.51 (1, 1)	IP: 9.0 WLS: W BF: 34 H: 5 R: 1 ER: 1 SO: 8 BB: 1 IBB: 0 HBP: 1 BLK: 0 WP: 0 HR: 0 S: 48 P: 53 ERA: 1.00 WHIP: 0.667		

AB	32
R	1
H	5
RBI	1
BB	1
SO	8
LOB	12



Batter	1	2	3	4	5	6	7	8	9	AB	R	H	RBI	BB	SO	LOB	BOTTOM			
<b>Greg Gross, L</b> OBP: 0.448, SLG: 0.430 (1, 9)	4-3	F8		K			SH1-4			3	0	0	0	0	1	1	<b>Cincinnati Reds @ Houston Astros</b> Astrodome, Houston, TX Mon Jun 24 1974, 8:05 PM EDT Att. 16,428 - Dome			
<b>Roger Metzger, S</b> OBP: 0.308, SLG: 0.315 (1, 6)	6-3				K		6-3			4	0	1	1	0	1	1				
<b>Cesar Cedeno, R</b> OBP: 0.350, SLG: 0.516 (1, 8)	CS				1B		HR			3	1	2	2	1	1	1				
<b>Bob Watson, R</b> OBP: 0.401, SLG: 0.435 (1, 7)										3	0	2	0	1	1	0				
<b>Bob Gallagher, L</b> OBP: 0.273, SLG: 0.235 (8, 9)										0	0	0	0	0	0	0				
<b>Lee May, R</b> OBP: 0.299, SLG: 0.445 (1, 3)	CS				1B		5-3			4	1	2	0	0	0	2				
<b>Cliff Johnson, R</b> OBP: 0.422, SLG: 0.531 (1, 2)		HR			F8		F4			3	1	0	0	1	0	2				
<b>Doug Rader, R</b> OBP: 0.337, SLG: 0.401 (1, 5)					HR		F9			4	1	1	3	0	0	1				
<b>Tommy Helms, R</b> OBP: 0.318, SLG: 0.382 (1, 4)							F8			3	1	1	0	0	0	0				
<b>Tom Griffin, R</b> OBP: 0.313, SLG: 0.452 (1, 1)		SH1-4			K					2	1	1	0	0	1	0				
<b>Inning Stats</b>	R: 0 E: 0 K: 0 S: 3	H: 1 LOB: 1 BB: 1 P: 7	R: 4 E: 0 K: 1 S: 9	H: 4 LOB: 1 BB: 1 P: 13	R: 0 E: 0 K: 0 S: 4	H: 1 LOB: 1 BB: 0 P: 4	R: 0 E: 0 K: 2 S: 7	H: 0 LOB: 0 BB: 0 P: 7	R: 0 E: 0 K: 1 S: 5	H: 1 LOB: 1 BB: 1 P: 9	R: 0 E: 0 K: 0 S: 3	H: 0 LOB: 0 BB: 0 P: 3	R: 2 E: 0 K: 1 S: 7	H: 2 LOB: 0 BB: 0 P: 7	R: 0 E: 0 K: 0 S: 3	H: 1 LOB: 0 BB: 0 P: 3		1B: 6 2B: 2 3B: 0 HR: 2	SF: 0 SAC: 2 DP: 1 HBP: 0	WP: 0 PA: 35 PB: 0 SB: 0 CS: 1
<b>PITCHER</b> <b>Don Gullett, L</b> ERA: 3.48 (1, 1)	IP: 4.0 WLS: L BF: 19 H: 6 R: 4 ER: 4 SO: 3 BB: 2 IBB: 0 HBP: 0 BLK: 0 WP: 0 HR: 1 S: 23 P: 31 ERA: 9.00 WHIP: 2.000															<b>PITCHER</b> <b>Pedro Borbon, R</b> ERA: 2.17 (5, 1)		IP: 2.0 WLS: 7 BF: 1 H: 0 R: 0 ER: 0 SO: 1 BB: 1 IBB: 0 HBP: 0 BLK: 0 WP: 0 HR: 0 S: 8 P: 12 ERA: 0.00 WHIP: 1.000		
<b>Pedro Borbon, R</b> ERA: 2.17 (5, 1)	IP: 2.0 WLS: 7 BF: 1 H: 0 R: 0 ER: 0 SO: 1 BB: 1 IBB: 0 HBP: 0 BLK: 0 WP: 0 HR: 0 S: 8 P: 12 ERA: 0.00 WHIP: 1.000															<b>PITCHER</b> <b>Tom Hall, L</b> ERA: 4.68 (7, 1)	IP: 2.0 WLS: 8 BF: 3 H: 2 R: 2 ER: 2 SO: 1 BB: 0 IBB: 0 HBP: 0 BLK: 0 WP: 0 HR: 1 S: 10 P: 10 ERA: 9.00 WHIP: 1.500			





Batter	1	2	3	4	5	6	7	8	9	AB	R	H	RBI	BB	SO	LOB	TOP
<b>Pete Rose, S</b> OBP: 0.376, SLG: 0.372 (1, 7)	0-0 4-3		0-0 4-3			0-0 G3		0-0 6-3		4	0	0	0	0	0	0	<b>Cincinnati Reds @ Houston Astros</b> Astrodome, Houston, TX Tue Jun 25 1974, 8:05 PM EDT Att: 21,449 - Dome
<b>Cesar Geronimo, L</b> OBP: 0.401, SLG: 0.514 (1, 8)	0-3 K			0-0 P3			0-0 HR	0-0 F8		4	1	1	1	0	1	0	
<b>Joe Morgan, L</b> OBP: 0.455, SLG: 0.492 (1, 4)	0-0 1B			4-0 CS BB			4-0 2B BB	0-0 F9		2	1	1	0	2	0	0	
<b>Johnny Bench, R</b> OBP: 0.368, SLG: 0.480 (1, 2)	0-3 K			0-3 K			0-0 1B 2B		0-0 F8	4	1	1	1	0	2	2	
<b>Tony Perez, R</b> OBP: 0.346, SLG: 0.473 <b>Darrel Chaney, S</b> OBP: 0.256, SLG: 0.229 (7, PR) (7, 5)		0-0 2-3				0-0 F8		0-0 1B 1B	0-3 K	3	0	1	0	0	0	0	
<b>Dan Driessen, L</b> OBP: 0.351, SLG: 0.393 (7, 3)		0-0 F8				4-0 CS BB		0-0 1B 1B	0-0 F7	1	0	0	0	0	1	0	
<b>Merv Rettenmund, R</b> OBP: 0.335, SLG: 0.401 (1, 9)		0-3 K				0-3 K		0-0 P1		3	0	0	0	0	2	3	
<b>Dave Concepcion, R</b> OBP: 0.305, SLG: 0.363 (1, 6)						0-0 F8		0-0 5-3		3	0	1	0	0	0	0	
<b>Jack Billingham, R</b> OBP: 0.034, SLG: 0.034 <b>Clay Carroll, R</b> OBP: 0.167, SLG: 0.167 (9, 1)						0-3 K		0-0 G4-6-3		3	0	0	0	0	2	3	
						0-0 K		0-0 G4-6-3		0	0	0	0	0	0	0	
<b>Inning Stats</b>	R: 0 E: 0 K: 2 S: 8	H: 1 LOB: 1 BB: 0 P: 8	R: 0 E: 0 K: 1 S: 5	H: 0 LOB: 0 BB: 0 P: 5	R: 0 E: 0 K: 1 S: 5	H: 0 LOB: 0 BB: 1 P: 8	R: 0 E: 0 K: 1 S: 4	H: 0 LOB: 1 BB: 1 P: 8	R: 3 E: 0 K: 0 S: 7	H: 5 LOB: 3 BB: 1 P: 11	R: 0 E: 0 K: 0 S: 3	H: 0 LOB: 0 BB: 0 P: 3	R: 0 E: 0 K: 1 S: 5	H: 0 LOB: 0 BB: 0 P: 5	1B: 4 2B: 2 3B: 0 HR: 1	SF: 0 SAC: 0 DP: 2 HBP: 0	WP: 0 PA: 33 PB: 0 SB: 2 CS: 2
<b>PITCHER</b>	IP WLS BF H R ER SO BB IBB HBP BLK WP HR S P ERA WHIP																
<b>Larry Dierker, R</b> ERA: 2.01 <b>Ken Forsch, R</b> ERA: 3.59 <b>Mike Cosgrove, L</b> ERA: 0.31	(1, 1) (7, 1) (9, 1)	6.0 L 24 5 3 3 7 3 0 0 0 0 1 35 47 4.50 1.333															

AB	30
R	3
H	6
RBI	3
BB	3
SO	8
LOB	8



Batter	1	2	3	4	5	6	7	8	9	AB	R	H	RBI	BB	SO	LOB	BOTTOM	
<b>Greg Gross, L</b> OBP: 0.442, SLG: 0.422 (1, 9)	0-0 P6		0-0 F8			0-0 4-3		0-0 4-3		4	0	0	0	0	0	0	<b>Cincinnati Reds @ Houston Astros</b> Astrodome, Houston, TX Tue Jun 25 1974, 8:05 PM EDT Att: 21,449 - Dome	
<b>Roger Metzger, S</b> OBP: 0.307, SLG: 0.314 (1, 6)	0-0 4-3 1B		0-0 6-3			0-0 F7		0-0 P6		4	0	1	0	0	0	0		
<b>Cesar Cedeno, R</b> OBP: 0.349, SLG: 0.523 (1, 8)	0-0 4-3 1-2			0-3 K		0-0 4-3			0-0 HR	4	1	1	1	0	1	1		
<b>Bob Watson, R</b> OBP: 0.405, SLG: 0.442 (1, 7)	0-3 K			0-0 1B 2B		4-0 BB			0-0 FC5-4 1B	3	1	2	0	1	1	1		
<b>Lee May, R</b> OBP: 0.295, SLG: 0.438 <b>Larry Milbourne, S</b> OBP: 0.417, SLG: 0.400 (9, PR)		0-0 F8		0-0 F7		0-3 K			0-0 FC5-4 G4-6-3	4	0	0	0	0	1	3		
<b>Milt May, L</b> OBP: 0.319, SLG: 0.349 (1, 2)		0-0 1B 1B		0-0 1B		0-0 4-3			0-0 G4-6-3	4	0	2	1	0	0	1		
<b>Doug Rader, R</b> OBP: 0.337, SLG: 0.400 (1, 5)		0-0 G6-4-3 1B		0-3 K		0-0 5-3				3	0	1	0	0	1	1		
<b>Tommy Helms, R</b> OBP: 0.314, SLG: 0.377 (1, 4)		0-0 G6-4-3				0-0 6-3		0-0 6-3		3	0	0	0	0	2	2		
<b>Larry Dierker, R</b> OBP: 0.184, SLG: 0.237 <b>Ken Forsch, R</b> <b>Wilbur Howard, S</b> <b>Mike Cosgrove, L</b> (8, PH) (9, 1)	(1, 1) (7, 1) (8, PH) (9, 1)	8.0 W 31 7 2 2 4 1 0 0 0 0 0 2 38 42 2.25 1.000																
<b>PITCHER</b>	IP WLS BF H R ER SO BB IBB HBP BLK WP HR S P ERA WHIP																	
<b>Larry Dierker, R</b> ERA: 3.87 <b>Clay Carroll, R</b> ERA: 2.2	(1, 1) (9, 1)	1.0 S 2 0 0 0 0 0 0 0 0 0 0 2 2 0.00 0.000																

AB	32
R	2
H	7
RBI	2
BB	1
SO	4
LOB	9





Batter	1	2	3	4	5	6	7	8	9	AB R H RBI BB SO LOB	TOP											
<b>Pete Rose, S</b> (1, 7) OBP: 0.391, SLG: 0.372	0-0 1B		4-0 FC5-4 BB		4-0 BB		0-0 F7		0-0 4-3 BB	3 1 1 0 3 0 3	<b>Cincinnati Reds @ Houston Astros</b> Astrodome, Houston, TX Wed Jun 26 1974, 8:05 PM EDT Att: 17,647 - Dome											
<b>Cesar Geronimo, L</b> (1, 8) OBP: 0.395, SLG: 0.503	0-3 K		0-0 FC5-4 1-2		0-3 K		0-0 F7		0-0 2B 1B	5 1 1 0 0 2 5												
<b>Joe Morgan, L</b> (1, 4) OBP: 0.457, SLG: 0.498	0-0 1B			0-0 F2		0-0 F5		0-0 1B	5 1 3 2 0 0 0													
<b>Johnny Bench, R</b> (1, 2) OBP: 0.365, SLG: 0.473	0-0 G3			0-0 6-3		0-0 6-3		0-0 F7	4 1 0 0 1 0 3													
<b>Tony Perez, R</b> (1, 3) OBP: 0.345, SLG: 0.467 <b>Darrel Chaney, S</b> (8, 5) OBP: 0.275, SLG: 0.250		0-0 5-3		0-3 K		4-0 E 1B BB		0-0 F9	3 0 0 0 1 1 0 1 1 1 1 0 0 0													
<b>Dan Driessen, L</b> (1, 5) OBP: 0.352, SLG: 0.408		0-0 F9			0-0 4-3	0-0 E1 1B		0-0 HR	5 1 2 1 0 1 2													
<b>Merv Rettenmund, R</b> (1, 9) OBP: 0.344, SLG: 0.404		0-0 5-3			0-0 1B 3-1	0-0 5-3		4-0 G5-4-3 BB	4 2 2 1 1 0 2													
<b>Dave Concepcion, R</b> (1, 6) OBP: 0.311, SLG: 0.377			0-0 6-3		0-0 3-1 1B		0-0 HR	4-0 G5-4-3 1-2 2-H WP BB 1B	4 1 2 1 1 0 1													
<b>Fred Norman, S</b> (1, 1) OBP: 0.129, SLG: 0.100			0-0 F7		0-0 3-1		0-3 K 1B	0-0 K 1B	4 0 0 2 1 2 1													
<b>Inning Stats</b>	R: 0 E: 0 K: 1 S: 6	H: 2 LOB: 1 BB: 0 P: 6	R: 0 E: 0 K: 0 S: 3	H: 0 LOB: 0 BB: 0 P: 3	R: 0 E: 0 K: 0 S: 3	H: 0 LOB: 1 BB: 1 P: 7	R: 0 E: 0 K: 1 S: 5	H: 0 LOB: 0 BB: 0 P: 5	R: 1 E: 0 K: 1 S: 7	H: 2 LOB: 2 BB: 1 P: 11		R: 0 E: 0 K: 0 S: 4	H: 1 LOB: 2 BB: 0 P: 8	R: 1 E: 0 K: 1 S: 8	H: 2 LOB: 2 BB: 0 P: 8	R: 1 E: 0 K: 0 S: 3	H: 1 LOB: 0 BB: 1 P: 7	R: 6 E: 0 K: 2 S: 11	H: 4 LOB: 2 BB: 4 P: 27	1B: 9 2B: 3 3B: 0 HR: 2	SF: 0 SAC: 0 DP: 1 HBP: 0	WP: 2 PB: 1 CS: 0
<b>PITCHER</b>	IP WLS BF H R ER SO BB IBB HBP BLK WP HR S P ERA WHIP																					
<b>Don Wilson, R</b> (1, 1) ERA: 4.44	7.1 L 34 8 3 3 4 4 0 0 0 0 0 2 38 54 3.68 1.636																					
<b>Ken Forsch, R</b> (8, 1) ERA: 3.51	0.2 1 0 0 0 0 0 0 0 0 0 0 0 1 1 0.00 0.000																					
<b>Mike Cosgrove, L</b> (9, 1) ERA: 1.82	0.1 6 3 5 5 1 1 1 0 0 0 0 0 6 14 135.00 12.000																					
<b>Fred Scherman, L</b> (9, 1) ERA: 3.82	0.2 5 1 1 1 1 1 1 0 0 2 0 5 13 13.50 3.000																					

AB	38
R	9
H	12
RBI	8
BB	8
SO	6
LOB	17



Batter	1	2	3	4	5	6	7	8	9	AB R H RBI BB SO LOB	BOTTOM									
<b>Greg Gross, L</b> (1, 9) OBP: 0.442, SLG: 0.425	4-0 CS BB		0-0 6-3			0-3 K		0-0 2B		3 0 1 0 1 1 0	<b>Cincinnati Reds @ Houston Astros</b> Astrodome, Houston, TX Wed Jun 26 1974, 8:05 PM EDT Att: 17,647 - Dome									
<b>Roger Metzger, S</b> (1, 6) OBP: 0.302, SLG: 0.308	0-3 K			0-0 F9		0-0 4-3		0-0 F6		4 0 0 0 0 1 2										
<b>Cesar Cedeno, R</b> (1, 8) OBP: 0.348, SLG: 0.519	0-0 F9			0-0 6-3		0-0 S 1B		0-0 F8		4 0 1 0 0 0 0										
<b>Bob Watson, R</b> (1, 7) OBP: 0.407, SLG: 0.455		0-0 F7		0-0 HR		0-0 4-3		0-0 G6-4-3 1B		4 1 2 1 0 0 1										
<b>Lee May, R</b> (1, 3) OBP: 0.294, SLG: 0.439		0-0 2B		0-0 F8			0-0 F8	0-0 G6-4-3 1-2		4 0 1 0 0 0 1										
<b>Cliff Johnson, R</b> (1, 2) OBP: 0.407, SLG: 0.507		0-0 5-3			0-0 F7		0-3 K			3 0 0 0 0 1 1										
<b>Doug Rader, R</b> (1, 5) OBP: 0.333, SLG: 0.395		0-3 K			0-3 K		0-0 F8			3 0 0 0 0 2 1										
<b>Tommy Helms, R</b> (1, 4) OBP: 0.315, SLG: 0.376			0-0 E5 L5-3		0-0 FC6-4 1B		0-0 F4			3 0 1 0 0 0 0										
<b>Don Wilson, R</b> (1, 1) OBP: 0.150, SLG: 0.211 <b>Ken Forsch, R</b> (8, 1) ERA: 3.51			0-0 L5-3		0-0 FC6-4		0-0 5-3			2 0 0 0 0 0 2 0 0 0 0 0 0 0 1 0										
<b>Denis Menke, R</b> (8, PH) OBP: 0.182, SLG: 0.107 <b>Mike Cosgrove, L</b> (9, 1) ERA: 1.82 <b>Fred Scherman, L</b> (9, 1) ERA: 3.82			0-0 1-2		0-0 1-2					1B: 3 2B: 3 3B: 0 HR: 1		SF: 0 SAC: 0 DP: 2 HBP: 0	WP: 0 PB: 0 SB: 1 CS: 1	PA: 32						
<b>PITCHER</b>	IP WLS BF H R ER SO BB IBB HBP BLK WP HR S P ERA WHIP																			
<b>Fred Norman, L</b> (1, 1) ERA: 2.18	9.0 W 32 6 1 1 5 1 0 0 0 0 0 1 41 45 1.00 0.778																			





Batter	1	2	3	4	5	6	7	8	9	AB	R	H	RBI	BB	SO	LOB	TOP								
<b>Pete Rose, S</b> OBP: 0.391, SLG: 0.370 (1, 7)	F7		F5						6-3	4	0	1	1	1	1	0									
<b>Cesar Geronimo, L</b> OBP: 0.390, SLG: 0.494 (1, 8)	1B 2B		K		P6				K	5	1	1	0	0	3	2									
<b>Joe Morgan, L</b> OBP: 0.458, SLG: 0.502 (1, 4)	K									4	0	2	0	0	1	1									
<b>Johnny Bench, R</b> OBP: 0.364, SLG: 0.470 (1, 2)	2B 1B		F7						F6	4	1	1	0	0	0	2									
<b>Tony Perez, R</b> OBP: 0.347, SLG: 0.470 (1, 3)									F3	3	1	1	2	1	0	1									
<b>Darrel Chaney, S</b> OBP: 0.275, SLG: 0.250 (7, 5)	1-H 3-H								F8	0	0	0	0	0	0	0									
<b>Dan Driessen, L</b> OBP: 0.350, SLG: 0.402 (1, 5)	F9									3	0	0	0	1	1	2									
<b>Merv Rettenmund, R</b> OBP: 0.335, SLG: 0.393 (1, 9)			5-3						F3	4	1	0	0	0	0	2									
<b>Dave Concepcion, R</b> OBP: 0.313, SLG: 0.388 (1, 6)	F2								K	3	2	1	3	1	1	0									
<b>Clay Kirby, R</b> OBP: 0.179, SLG: 0.086 (1, 1)										3	0	0	0	0	2	0									
<b>Pedro Borbon, R</b> OBP: 0.250, SLG: 0.250 (9, 1)	K								L5	0	0	0	0	0	0	0									
<b>Inning Stats</b>	R: 2 E: 0 K: 1 S: 8	H: 3 LOB: 1 BB: 0 P: 8	R: 0 E: 0 K: 1 S: 5	H: 0 LOB: 0 BB: 0 P: 5	R: 0 E: 0 K: 1 S: 6	H: 1 LOB: 1 BB: 0 P: 6	R: 3 E: 0 K: 1 S: 6	H: 1 LOB: 1 BB: 3 P: 18	R: 0 E: 0 K: 0 S: 4	H: 1 LOB: 1 BB: 0 P: 4	R: 1 E: 0 K: 1 S: 6	H: 1 LOB: 1 BB: 1 P: 10	R: 0 E: 0 K: 0 S: 3	H: 0 LOB: 0 BB: 0 P: 3	R: 0 E: 0 K: 2 S: 7	H: 0 LOB: 0 BB: 0 P: 7	R: 0 E: 0 K: 1 S: 5	H: 0 LOB: 0 BB: 0 P: 5	1B: 4 2B: 2 3B: 0 HR: 1	SF: 0 SAC: 1 DP: 0 HBP: 0	WP: 0 PB: 0 SB: 0 CS: 0	PA: 38			
<b>PITCHER</b>	IP	WLS	BF	H	R	ER	SO	BB	IBB	HBP	BLK	WP	HR	S	P	ERA	WHIP								
<b>Phil Niekro, R</b> ERA: 3.04 (1, 1)	7.0	L	32	7	6	6	5	4	0	0	0	0	1	38	54	7.71	1.571								
<b>Danny Frisella, R</b> ERA: 5.32 (8, 1)	2.0		6	0	0	0	3	0	0	0	0	0	0	12	12	0.00	0.000								

**Cincinnati Reds @ Atlanta Braves**  
 Atlanta Stadium, Atlanta, GA  
 Thu Jun 27 1974, 7:05 PM EDT  
 Att: 14,384 - Unknown

AB 33  
 R 6  
 H 7  
 RBI 6  
 BB 4  
 SO 8  
 LOB 10



Batter	1	2	3	4	5	6	7	8	9	AB	R	H	RBI	BB	SO	LOB	BOTTOM								
<b>Ralph Garr, L</b> OBP: 0.403, SLG: 0.527 (1, 7)	F5									4	0	2	0	0	0	1									
<b>Rowland Office, L</b> OBP: 0.276, SLG: 0.393 (1, 8)	2B 1B									4	1	1	0	0	0	3									
<b>Darrell Evans, L</b> OBP: 0.380, SLG: 0.394 (1, 5)	1B 2B									3	1	1	0	1	0	0									
<b>Mike Lum, L</b> OBP: 0.270, SLG: 0.368 (1, 3)	1B BB									4	1	1	2	0	0	2									
<b>Dusty Baker Jr., R</b> OBP: 0.327, SLG: 0.354 (1, 9)	1B BB									3	0	0	0	1	1	0									
<b>Davey Johnson, R</b> OBP: 0.355, SLG: 0.403 (1, 4)	1B									4	0	2	1	0	0	0									
<b>Johnny Oates, L</b> OBP: 0.293, SLG: 0.289 (1, 2)	K									3	0	0	0	1	1	2									
<b>Craig Robinson, R</b> OBP: 0.260, SLG: 0.242 (1, 6)										3	0	0	0	0	1	2									
<b>Frank Tepedino, L</b> OBP: 0.293, SLG: 0.293 (9, PH)	F8									1	0	0	0	0	0	2									
<b>Phil Niekro, R</b> OBP: 0.245, SLG: 0.265 (1, 1)										2	0	0	0	0	1	0									
<b>Leo Foster, R</b> OBP: 0.238, SLG: 0.350 (7, PH)										1	0	0	0	0	1	0									
<b>Danny Frisella, L</b> OBP: 0.368, SLG: 0.408 (8, PH)										0	0	0	0	0	0	0									
<b>Marty Perez, R</b> OBP: 0.368, SLG: 0.408 (9, PH)										1	0	0	0	0	1	1									
<b>Inning Stats</b>	R: 3 E: 0 K: 1 S: 9	H: 4 LOB: 2 BB: 1 P: 13	R: 0 E: 0 K: 1 S: 6	H: 0 LOB: 0 BB: 1 P: 10	R: 0 E: 0 K: 0 S: 3	H: 0 LOB: 0 BB: 0 P: 3	R: 0 E: 0 K: 1 S: 6	H: 1 LOB: 1 BB: 0 P: 6	R: 0 E: 0 K: 0 S: 5	H: 0 LOB: 0 BB: 0 P: 5	R: 0 E: 0 K: 0 S: 3	H: 0 LOB: 0 BB: 0 P: 3	R: 0 E: 0 K: 1 S: 5	H: 1 LOB: 1 BB: 0 P: 5	R: 0 E: 0 K: 0 S: 3	H: 0 LOB: 0 BB: 0 P: 3	R: 0 E: 0 K: 1 S: 5	H: 1 LOB: 1 BB: 1 P: 9	1B: 6 2B: 1 3B: 0 HR: 0	SF: 0 SAC: 0 DP: 2 HBP: 0	WP: 1 PB: 0 SB: 0 CS: 0	PA: 36			
<b>PITCHER</b>	IP	WLS	BF	H	R	ER	SO	BB	IBB	HBP	BLK	WP	HR	S	P	ERA	WHIP								
<b>Clay Kirby, R</b> ERA: 3.29 (1, 1)	1.0	S	3	0	0	0	1	1	0	0	0	0	0	4	8	0.00	1.000								
<b>Pedro Borbon, R</b> ERA: 2.13 (9, 1)																									

**Cincinnati Reds @ Atlanta Braves**  
 Atlanta Stadium, Atlanta, GA  
 Thu Jun 27 1974, 7:05 PM EDT  
 Att: 14,384 - Unknown


AB 33  
 R 3  
 H 7  
 RBI 3  
 BB 3  
 SO 6  
 LOB 13










Batter	1	2	3	4	5	6	7	8	9	10	AB	R	H	RBI	BB	SO	LOB	TOP	
<b>Pete Rose, S</b> OBP: 0.386, SLG: 0.372 (1, 7)	0-0 3-1		4-0 BB BB		0-0 G5-4-3 1B			0-0 F6			3	0	1	0	1	0	0	<b>Cincinnati Reds @ Atlanta Braves</b> Atlanta Stadium, Atlanta, GA Fri Jun 28 1974, 7:05 PM EDT Att: 33,728 - Unknown  livebaseballscorecards.com  <b>AB 30</b> <b>R 0</b> <b>H 3</b> <b>RBI 0</b> <b>BB 4</b> <b>SO 7</b> <b>LOB 10</b>  	
<b>Cesar Geronimo, L</b> OBP: 0.387, SLG: 0.482 (1, 8)	0-0 F2		4-0 FC4-6 BB		0-0 G5-4-3 1-2			0-0 3-4-1			3	0	0	0	1	0	2		
<b>Joe Morgan, L</b> OBP: 0.458, SLG: 0.494 (1, 4)	0-0 S 1B		0-3 K					0-0 CS BB		0-0 F8	3	0	1	0	1	1	3		
<b>Tony Perez, R</b> OBP: 0.343, SLG: 0.473 (1, 3)	0-3 K		0-0 FC4-6		0-0 F8			0-0 F3		0-0 F3	4	0	0	0	0	1	5		
<b>Dan Driessen, L</b> OBP: 0.350, SLG: 0.396 (1, 5)		0-0 1-3		0-0 4-3				0-3 K		0-0 1-3	4	0	0	0	0	1	0		
<b>Terry Crowley, L</b> OBP: 0.297, SLG: 0.383 (1, 9)		0-3 K		0-0 4-3				0-0 F9		0-0 F8	4	0	0	0	0	1	0		
<b>Dave Concepcion, R</b> OBP: 0.311, SLG: 0.380 (1, 6)		0-3 K		0-3 K				0-0 5-3		0-0 F8	4	0	0	0	0	2	0		
<b>Bill Plummer, R</b> OBP: 0.245, SLG: 0.385 (1, 2)			0-0 BB SH1-4 1B		0-0 5-3			0-0 F7		0-0 F8	4	0	1	0	0	0	0		
<b>Don Gullett, R</b> OBP: 0.297, SLG: 0.250 (1, 1)			0-0 SH1-4		4-0 1B BB			0-3 K			1	0	0	0	1	1	0		
<b>Inning Stats</b>	R: 0 E: 0 K: 1 S: 6	H: 1 LOB: 1 BB: 0 P: 6	R: 0 E: 0 K: 2 S: 7	H: 0 LOB: 0 BB: 0 P: 7	R: 0 E: 0 K: 1 S: 6	H: 1 LOB: 3 BB: 2 P: 14	R: 0 E: 0 K: 1 S: 5	H: 0 LOB: 0 BB: 0 P: 5	R: 0 E: 0 K: 0 S: 3	H: 0 LOB: 0 BB: 0 P: 3	R: 0 E: 0 K: 1 S: 5	H: 0 LOB: 0 BB: 0 P: 5	R: 0 E: 0 K: 0 S: 3	H: 0 LOB: 0 BB: 0 P: 3	R: 0 E: 0 K: 0 S: 3	H: 0 LOB: 0 BB: 0 P: 3	1B: 3 2B: 0 3B: 0 HR: 0		SF: 0 SAC: 1 DP: 1 HBP: 0
<b>PITCHER</b> <b>Buzz Capra, R</b> ERA: 1.32 (1, 1)	IP 10.0	WLS W	BF 35	H 3	R 0	ER 0	SO 7	BB 4	IBB 0	HBP 0	BLK 0	WP 0	HR 0	S 45	P 61	ERA 0.00	WHIP 0.700		

Batter	1	2	3	4	5	6	7	8	9	10	AB	R	H	RBI	BB	SO	LOB	BOTTOM			
<b>Ralph Garr, L</b> OBP: 0.398, SLG: 0.521 (1, 9)	0-3 K	0-0 F8		0-0 1-3				0-0 SH3-4		0-0 G3	4	0	0	0	0	1	5	<b>Cincinnati Reds @ Atlanta Braves</b> Atlanta Stadium, Atlanta, GA Fri Jun 28 1974, 7:05 PM EDT Att: 33,728 - Unknown  livebaseballscorecards.com  <b>AB 34</b> <b>R 1</b> <b>H 8</b> <b>RBI 1</b> <b>BB 3</b> <b>SO 6</b> <b>LOB 19</b>  			
<b>Marty Perez, R</b> OBP: 0.353, SLG: 0.389 (1, 4)	0-0 F9		0-0 F5		0-0 F8		0-0 F7		0-0 F8	5	0	0	0	0	0	1	1				
<b>Dusty Baker Jr., R</b> OBP: 0.328, SLG: 0.365 (1, 8)	0-0 BB 1B		0-0 F4		0-0 F8		0-0 F2		0-0 HR	5	1	2	1	0	0	1	1				
<b>Hank Aaron, R</b> OBP: 0.335, SLG: 0.512 (1, 7)	4-0 BB 1B		0-0 6-3		0-0 F2			0-0 G3 SH3-4 1B			3	0	1	0	1	0	0				
<b>Davey Johnson, R</b> OBP: 0.395, SLG: 0.404 (1, 3)	0-3 K			0-0 1B FC5-2 1B		4-0 BB		0-0 SH3-4		0-0 SH3-4	2	0	1	0	1	1	2				
<b>Darrell Evans, L</b> OBP: 0.379, SLG: 0.403 (1, 5)		0-3 K		0-0 FC5-2 FC3-2 1B		0-0 F7		0-0 G3		0-0 G3	4	0	1	0	0	1	2				
<b>Paul Casanova, R</b> OBP: 0.194, SLG: 0.156 (1, 2)			0-0 FC3-6 1B		0-0 FC5-2 1B FC3-2		0-3 K		0-0 F7		4	0	1	0	0	1	4				
<b>Craig Robinson, R</b> OBP: 0.254, SLG: 0.236 (1, 6)		0-0 FC3-6 1B		0-0 FC3-2 1B		0-3 K			0-3 K		4	0	0	0	0	2	4				
<b>Buzz Capra, R</b> OBP: 0.294, SLG: 0.200 (1, 1)		0-0 1B		0-0 1B		4-0 SH3-4 BB			0-0 3-1		3	0	2	0	1	0	0				
<b>Inning Stats</b>	R: 0 E: 0 K: 2 S: 8	H: 1 LOB: 2 BB: 1 P: 12	R: 0 E: 0 K: 1 S: 7	H: 2 LOB: 0 BB: 0 P: 7	R: 0 E: 0 K: 0 S: 3	H: 0 LOB: 0 BB: 0 P: 3	R: 0 E: 0 K: 0 S: 6	H: 3 LOB: 3 BB: 0 P: 6	R: 0 E: 0 K: 0 S: 3	H: 0 LOB: 1 BB: 1 P: 11	R: 0 E: 0 K: 0 S: 7	H: 0 LOB: 1 BB: 1 P: 7	R: 0 E: 0 K: 0 S: 4	H: 1 LOB: 1 BB: 0 P: 4	R: 0 E: 0 K: 1 S: 5	H: 0 LOB: 0 BB: 0 P: 5	R: 1 E: 0 K: 0 S: 2		H: 1 LOB: 0 BB: 0 P: 2	1B: 7 2B: 0 3B: 0 HR: 1	SF: 0 SAC: 2 DP: 0 HBP: 0
<b>PITCHER</b> <b>Don Gullett, L</b> ERA: 3.28 (1, 1)	IP 9.1	WLS L	BF 39	H 8	R 1	ER 1	SO 6	BB 3	IBB 0	HBP 0	BLK 0	WP 0	HR 1	S 48	P 60	ERA 0.96	WHIP 1.179				



Batter	1	2	3	4	5	6	7	8	9	AB	R	H	RBI	BB	SO	LOB	TOP					
<b>Pete Rose, S</b> OBP: 0.386, SLG: 0.370 (1, 7)	F9		FC6-4 BB		6-3		G3 1B		F9	4	1	1	0	1	0	0	<b>Cincinnati Reds @ Atlanta Braves</b> Atlanta Stadium, Atlanta, GA Sat Jun 29 1974, 7:05 PM EDT Att: 41,427 - Unknown					
<b>Cesar Geronimo, L</b> OBP: 0.377, SLG: 0.468 (1, 8)	F6		FC6-4 1-2 2-3		G3		G3		K	5	0	0	0	0	1	3						
<b>Joe Morgan, L</b> OBP: 0.461, SLG: 0.498 (1, 4)	1B		F9		1B		FC6-4 1B			4	0	3	1	0	0	2						
<b>Johnny Bench, R</b> OBP: 0.363, SLG: 0.474 (1, 2)	F8			HR	F8		FC6-4			4	1	1	1	0	0	3						
<b>Tony Perez, R</b> OBP: 0.342, SLG: 0.467 <b>Darrel Chaney, S</b> OBP: 0.275, SLG: 0.250 (8, PR) (8, 5)		6-3		E6 G3		F9		FC2-6 BB		3	0	0	0	1	0	0						
<b>Dan Driessen, L</b> OBP: 0.344, SLG: 0.389 (1, 5) (8, 3)	F7			G3		4-3		FC2-6 FC6-4		4	0	0	0	0	0	2						
<b>Merv Rettenmund, R</b> OBP: 0.341, SLG: 0.384 (1, 9)	4-3			K		1B		F8		4	0	1	0	0	1	2						
<b>Dave Concepcion, R</b> OBP: 0.313, SLG: 0.380 (1, 6)			FC6-4 S 1B		IBB		P6	FC6-4		3	0	1	0	1	0	2						
<b>Jack Billingham, R</b> OBP: 0.030, SLG: 0.030 (1, 1)			K	4-3			5-3		K	4	0	0	0	0	2	3						
<b>Inning Stats</b>	R: 0 E: 0 K: 0 S: 4	H: 1 LOB: 1 BB: 0 P: 4	R: 0 E: 0 K: 0 S: 3	H: 0 LOB: 0 BB: 0 P: 3	R: 0 E: 0 K: 1 S: 6	H: 1 LOB: 2 BB: 1 P: 10	R: 1 E: 1 K: 1 S: 7	H: 1 LOB: 2 BB: 1 P: 11	R: 0 E: 0 K: 0 S: 4	H: 1 LOB: 1 BB: 0 P: 4	R: 1 E: 0 K: 0 S: 5	H: 2 LOB: 1 BB: 0 P: 5	R: 0 E: 0 K: 0 S: 3	H: 0 LOB: 1 BB: 1 P: 7	R: 0 E: 0 K: 2 S: 7	H: 0 LOB: 0 BB: 0 P: 7		1B: 6 2B: 0 3B: 0 HR: 1	SF: 0 SAC: 0 DP: 0 HBP: 0	WP: 0 PB: 0 CS: 0	PA: 38	
<b>PITCHER</b>	IP	WLS	BF	H	R	ER	SO	BB	IBB	HBP	BLK	WP	HR	S	P	ERA	WHIP					
<b>Ron Reed, R</b> ERA: 3.27 <b>Tom House, L</b> ERA: 1.76	(1, 1)	7.0	L	31	7	2	2	2	1	1	0	0	0	0	10	14	2.57	1.143				

Batter	1	2	3	4	5	6	7	8	9	AB	R	H	RBI	BB	SO	LOB	BOTTOM				
<b>Ralph Garr, L</b> OBP: 0.396, SLG: 0.516 (1, 9)	1-3		G6-4-3 HBP		F9			K		3	0	0	0	0	1	0	<b>Cincinnati Reds @ Atlanta Braves</b> Atlanta Stadium, Atlanta, GA Sat Jun 29 1974, 7:05 PM EDT Att: 41,427 - Unknown				
<b>Darrell Evans, L</b> OBP: 0.377, SLG: 0.401 (1, 5)	F4		G6-4-3 1-2			FC5-4 1B		4-3		4	0	1	0	0	0	2					
<b>Dusty Baker Jr., R</b> OBP: 0.326, SLG: 0.367 (1, 8)	1-3			1B FC6-4 2B		FC5-4 1B G6-4-3		6-3		4	1	1	0	0	0	1					
<b>Hank Aaron, R</b> OBP: 0.333, SLG: 0.506 (1, 7)		FC4-6 1B		5-3		G6-4-3		F8		4	0	1	0	0	0	2					
<b>Mike Lum, L</b> OBP: 0.275, SLG: 0.369 (1, 3)	FC4-6			FC6-4 1B		G3		F8		4	0	1	0	0	0	1					
<b>Davey Johnson, R</b> OBP: 0.383, SLG: 0.402 (1, 4)	F3			FC6-4		FC3-6 1B		6-3		4	0	1	1	0	0	2					
<b>Johnny Oates, L</b> OBP: 0.297, SLG: 0.299 (1, 2)	1-3			F8		FC3-6 1B				3	0	0	0	0	0	3					
<b>Craig Robinson, R</b> OBP: 0.252, SLG: 0.234 <b>Frank Tepedino, L</b> OBP: 0.279, SLG: 0.298 <b>Leo Foster, R</b> OBP: 0.227, SLG: 0.333 (8, 6)			E6 SH6-3		K		FC6 1B			2	0	0	0	0	1	0					
<b>Ron Reed, R</b> OBP: 0.174, SLG: 0.136 <b>Rowland Office, L</b> OBP: 0.279, SLG: 0.385 <b>Tom House, L</b> OBP: 0.250, SLG: 0.250 (8, 1)		SH6-3		K		FC6				1	0	0	0	0	1	0					
<b>Inning Stats</b>	R: 0 E: 0 K: 0 S: 3	H: 0 LOB: 0 BB: 0 P: 3	R: 0 E: 0 K: 0 S: 4	H: 1 LOB: 1 BB: 0 P: 4	R: 0 E: 1 K: 0 S: 3	H: 0 LOB: 1 BB: 0 P: 4	R: 1 E: 0 K: 0 S: 5	H: 2 LOB: 1 BB: 0 P: 5	R: 0 E: 0 K: 2 S: 7	H: 0 LOB: 0 BB: 0 P: 7	R: 0 E: 0 K: 0 S: 3	H: 1 LOB: 0 BB: 0 P: 3	R: 0 E: 0 K: 1 S: 5	H: 0 LOB: 0 BB: 0 P: 5	R: 0 E: 0 K: 0 S: 3	H: 0 LOB: 0 BB: 0 P: 3		1B: 5 2B: 1 3B: 0 HR: 0	SF: 0 SAC: 1 DP: 2 HBP: 1	WP: 0 PB: 0 CS: 0	PA: 33
<b>PITCHER</b>	IP	WLS	BF	H	R	ER	SO	BB	IBB	HBP	BLK	WP	HR	S	P	ERA	WHIP				
<b>Jack Billingham, R</b> ERA: 3.63	(1, 1)	9.0	W	33	6	1	1	3	0	0	1	0	0	38	39	1.00	0.667				



Batter	1	2	3	4	5	6	7	8	9	AB	R	H	RBI	BB	SO	LOB	TOP			
<b>Pete Rose, S</b> OBP: 0.393, SLG: 0.367 (1, 7)										5	1	1	0	0	1	1	<b>Cincinnati Reds @ Atlanta Braves</b> Atlanta Stadium, Atlanta, GA Sun Jun 30 1974, 3:33 AM EDT Att: 25,546 - Unknown			
<b>Dan Driessen, L</b> OBP: 0.349, SLG: 0.398 (1, 3)										5	1	3	1	0	0	0				
<b>Joe Morgan, L</b> OBP: 0.460, SLG: 0.494 (1, 4)										4	1	1	0	1	0	1				
<b>Johnny Bench, R</b> OBP: 0.360, SLG: 0.467 (1, 5)										4	0	0	0	1	1	4				
<b>Terry Crowley, L</b> OBP: 0.305, SLG: 0.373 (1, 9)										2	0	0	0	2	0	2				
<b>Mery Rettenmund, R</b> OBP: 0.333, SLG: 0.377 (1, 8)										3	0	0	1	0	0	1				
<b>Darrel Chaney, S</b> OBP: 0.295, SLG: 0.237 (1, 6)										2	0	0	0	2	0	0				
<b>Bill Plummer, R</b> OBP: 0.263, SLG: 0.393 (1, 2)										4	0	2	0	0	1	4				
<b>Fred Norman, S</b> OBP: 0.118, SLG: 0.091 Tom Hall, L (5, 1)										3	0	0	0	0	2	3				
<b>Hal King, L</b> OBP: 0.333, SLG: 0.200 Dick Baney, R (8, 1)										0	0	0	0	0	0	0				
<b>Inning Stats</b>	R: 3 E: 0 K: 0 S: 6	H: 3 LOB: 2 BB: 2 P: 14	R: 0 E: 0 K: 2 S: 8	H: 1 LOB: 2 BB: 1 P: 12	R: 0 E: 0 K: 2 S: 7	H: 0 LOB: 2 BB: 1 P: 15	R: 0 E: 0 K: 0 S: 4	H: 1 LOB: 2 BB: 0 P: 8	R: 0 E: 0 K: 0 S: 3	H: 0 LOB: 0 BB: 0 P: 3	R: 0 E: 0 K: 1 S: 5	H: 0 LOB: 0 BB: 0 P: 5	R: 0 E: 0 K: 0 S: 4	H: 1 LOB: 1 BB: 0 P: 4	R: 0 E: 0 K: 0 S: 3	H: 0 LOB: 0 BB: 0 P: 3	1B: 6 2B: 1 3B: 0 HR: 0	SF: 1 SAC: 0 DP: 0 HBP: 0	WP: 1 PB: 0 CS: 0	PA: 40
<b>PITCHER</b> Carl Morton, R ERA: 2.89 (1, 1)	IP: 9.0 WLS: W BF: 40 H: 7 R: 3 ER: 3 SO: 5 BB: 4 IBB: 2 HBP: 0 BLK: 0 WP: 1 HR: 0 S: 44 P: 68 ERA: 3.00 WHIP: 1.222															<b>PITCHER</b>				

AB	33
R	3
H	7
RBI	2
BB	6
SO	5
LOB	17



Batter	1	2	3	4	5	6	7	8	9	AB	R	H	RBI	BB	SO	LOB	BOTTOM			
<b>Ralph Garr, L</b> OBP: 0.396, SLG: 0.513 (7, 7)										4	0	1	2	1	1	1	<b>Cincinnati Reds @ Atlanta Braves</b> Atlanta Stadium, Atlanta, GA Sun Jun 30 1974, 3:33 AM EDT Att: 25,546 - Unknown			
<b>Darrell Evans, L</b> OBP: 0.384, SLG: 0.402 (1, 5)										2	0	1	1	3	0	0				
<b>Dusty Baker Jr., R</b> OBP: 0.324, SLG: 0.364 (7, 9)										5	1	1	0	0	1	6				
<b>Hank Aaron, R</b> OBP: 0.337, SLG: 0.500 Rowland Office, L (6, PR) OBP: 0.295, SLG: 0.398 (7, 8)										2	0	0	0	2	1	2				
<b>Davey Johnson, R</b> OBP: 0.360, SLG: 0.397 (1, 4)										5	0	1	0	0	0	5				
<b>Mike Lum, L</b> OBP: 0.283, SLG: 0.372 (1, 3)										4	2	2	1	1	1	3				
<b>Paul Casanova, R</b> OBP: 0.197, SLG: 0.164 (1, 2)										3	1	1	2	0	1	2				
<b>Craig Robinson, R</b> OBP: 0.252, SLG: 0.234 (1, 6)										4	2	1	0	0	3					
<b>Carl Morton, R</b> OBP: 0.115, SLG: 0.098 (1, 1)										4	0	2	1	0	1	2				
<b>Inning Stats</b>	R: 0 E: 0 K: 1 S: 5	H: 0 LOB: 1 BB: 1 P: 9	R: 0 E: 0 K: 0 S: 4	H: 1 LOB: 0 BB: 0 P: 4	R: 0 E: 0 K: 1 S: 6	H: 1 LOB: 3 BB: 2 P: 14	R: 2 E: 1 K: 1 S: 7	H: 2 LOB: 2 BB: 1 P: 11	R: 4 E: 0 K: 1 S: 10	H: 5 LOB: 3 BB: 2 P: 18	R: 1 E: 0 K: 0 S: 6	H: 1 LOB: 2 BB: 1 P: 10	R: 0 E: 0 K: 1 S: 5	H: 0 LOB: 0 BB: 0 P: 5	R: 0 E: 0 K: 0 S: 4	H: 1 LOB: 1 BB: 0 P: 4		1B: 10 2B: 1 3B: 0 HR: 0	SF: 1 SAC: 0 DP: 0 HBP: 0	WP: 2 PB: 1 CS: 0
<b>PITCHER</b> Fred Norman, L ERA: 2.45 Tom Hall, L ERA: 4.29 Dick Baney, R ERA: 7.88 (5, 1)	IP: 4.2 WLS: L BF: 26 H: 8 R: 6 ER: 4 SO: 4 BB: 4 IBB: 0 HBP: 0 BLK: 0 WP: 1 HR: 0 S: 30 P: 46 ERA: 7.71 WHIP: 2.571															<b>PITCHER</b>				

AB	34
R	7
H	11
RBI	7
BB	7
SO	6
LOB	24





Batter	1	2	3	4	5	6	7	8	9	AB	R	H	RBI	BB	SO	LOB	TOP										
<b>Davey Lopes, R</b> OBP: 0.344, SLG: 0.286 (1, 4)										3	1	1	0	1	0	4	<b>Los Angeles Dodgers @ Cincinnati Reds</b> Riverfront Stadium, Cincinnati, OH Tue Jul 02 1974, 7:05 PM EDT Att: 33,210 - Unknown										
<b>Bill Buckner, L</b> OBP: 0.373, SLG: 0.432 (1, 7)										4	0	0	0	0	0	2											
<b>Jimmy Wynn, R</b> OBP: 0.413, SLG: 0.588 <b>Tom Paciorek, R</b> OBP: 0.292, SLG: 0.387 (9, 8)										4	0	1	0	1	3	1											
<b>Steve Garvey, R</b> OBP: 0.352, SLG: 0.519 (1, 3)										5	0	1	1	0	1	4											
<b>Willie Crawford, L</b> OBP: 0.371, SLG: 0.390 (1, 9)										4	2	2	0	1	1	1											
<b>Ron Cey, R</b> OBP: 0.388, SLG: 0.424 (1, 5)										4	0	3	1	1	0	3											
<b>Joe Ferguson, R</b> OBP: 0.389, SLG: 0.447 (1, 2)										4	0	0	1	0	1	4											
<b>Bill Russell, R</b> OBP: 0.327, SLG: 0.390 (1, 6)										2	0	1	0	2	0	1											
<b>Don Sutton, R</b> OBP: 0.186, SLG: 0.209 <b>Von Joshua, L</b> OBP: 0.262, SLG: 0.282 <b>Mike Marshall, R</b> (6, 1)										2	0	0	0	0	2	4											
<b>Inning Stats</b>	R: 0 E: 0 K: 0 S: 3	H: 1 LOB: 1 BB: 1 P: 7	R: 1 E: 0 K: 1 S: 6	H: 1 LOB: 2 BB: 2 P: 14	R: 0 E: 0 K: 2 S: 7	H: 0 LOB: 0 BB: 0 P: 7	R: 0 E: 0 K: 2 S: 8	H: 1 LOB: 2 BB: 1 P: 12	R: 1 E: 0 K: 1 S: 7	H: 2 LOB: 1 BB: 0 P: 7	R: 0 E: 0 K: 1 S: 5	H: 2 LOB: 2 BB: 0 P: 5	R: 0 E: 0 K: 1 S: 5	H: 0 LOB: 0 BB: 0 P: 5	R: 1 E: 0 K: 1 S: 7	H: 2 LOB: 1 BB: 0 P: 7		R: 0 E: 0 K: 0 S: 3	H: 0 LOB: 3 BB: 2 P: 12	1B: 6 2B: 1 3B: 2 HR: 0	SF: 0 SAC: 1 DP: 1 HBP: 1	WP: 0 PB: 0 SB: 1 CS: 0	PA: 42				
<b>PITCHER</b>	IP	WLS	BF	H	R	ER	SO	BB	IBB	HBP	BLK	WP	HR	S	P	ERA	WHIP										
<b>Clay Kirby, R</b> ERA: 3.25 <b>Pedro Borbon, R</b> ERA: 2.37	(1, 1)	7.0	L	31	7	2	2	7	3	1	0	0	0	41	57	2.57	1.429										
<b>PITCHER</b>	IP	WLS	BF	H	R	ER	SO	BB	IBB	HBP	BLK	WP	HR	S	P	ERA	WHIP										

Batter	1	2	3	4	5	6	7	8	9	AB	R	H	RBI	BB	SO	LOB	BOTTOM										
<b>Pete Rose, S</b> OBP: 0.379, SLG: 0.362 (1, 7)										4	0	0	0	0	0	0	<b>Los Angeles Dodgers @ Cincinnati Reds</b> Riverfront Stadium, Cincinnati, OH Tue Jul 02 1974, 7:05 PM EDT Att: 33,210 - Unknown										
<b>Ken Griffey, L</b> OBP: 0.227, SLG: 0.197 (1, 9)										4	1	1	0	0	1	0											
<b>Joe Morgan, L</b> OBP: 0.464, SLG: 0.515 (1, 4)										3	1	2	2	1	0	0											
<b>Johnny Bench, R</b> OBP: 0.359, SLG: 0.464 (1, 2)										4	0	1	0	0	0	2											
<b>Tony Perez, R</b> OBP: 0.338, SLG: 0.461 (1, 3)										4	0	0	0	0	0	2											
<b>Dan Driessen, L</b> OBP: 0.348, SLG: 0.396 (1, 5)										4	0	1	0	0	1	1											
<b>Dave Concepcion, R</b> OBP: 0.316, SLG: 0.381 (1, 6)										4	0	2	0	0	0	1											
<b>Cesar Geronimo, L</b> OBP: 0.379, SLG: 0.466 (1, 8)										3	0	1	0	1	1	2											
<b>Clay Kirby, R</b> OBP: 0.171, SLG: 0.081 <b>Hal King, L</b> OBP: 0.308, SLG: 0.182 <b>Pedro Borbon, R</b> OBP: 0.250, SLG: 0.250 <b>Terry Crowley, L</b> OBP: 0.302, SLG: 0.369 (9, PH)										2	0	0	0	0	0	3											
<b>Inning Stats</b>	R: 2 E: 0 K: 0 S: 5	H: 2 LOB: 0 BB: 0 P: 5	R: 0 E: 0 K: 0 S: 3	H: 0 LOB: 1 BB: 1 P: 7	R: 0 E: 0 K: 1 S: 7	H: 2 LOB: 2 BB: 0 P: 7	R: 0 E: 0 K: 1 S: 3	H: 0 LOB: 0 BB: 0 P: 3	R: 0 E: 0 K: 1 S: 6	H: 1 LOB: 1 BB: 0 P: 6	R: 0 E: 0 K: 1 S: 5	H: 0 LOB: 0 BB: 0 P: 5	R: 0 E: 0 K: 1 S: 6	H: 1 LOB: 1 BB: 0 P: 6	R: 0 E: 0 K: 0 S: 4	H: 2 LOB: 1 BB: 0 P: 4		1B: 6 2B: 1 3B: 1 HR: 1	SF: 0 SAC: 0 DP: 1 HBP: 0	WP: 0 PB: 0 SB: 0 CS: 0	PA: 36						
<b>PITCHER</b>	IP	WLS	BF	H	R	ER	SO	BB	IBB	HBP	BLK	WP	HR	S	P	ERA	WHIP										
<b>Don Sutton, R</b> ERA: 3.97 <b>Mike Marshall, R</b> ERA: 2.15	(1, 1)	5.0	W	21	4	0	0	3	0	0	0	0	0	21	21	0.00	1.000										
<b>PITCHER</b>	IP	WLS	BF	H	R	ER	SO	BB	IBB	HBP	BLK	WP	HR	S	P	ERA	WHIP										

AB	34
R	3
H	9
RBI	3
BB	6
SO	8
LOB	27









Batter	1	2	3	4	5	6	7	8	9	AB	R	H	RBI	BB	SO	LOB	TOP			
Davey Lopes, R OBP: 0.343, SLG: 0.288 (1, 4)	0-0 6-3		0-0 F7		4-0 1B IBB			0-0 4-3		3	0	0	0	1	0	0	<b>Los Angeles Dodgers @ Cincinnati Reds</b> Riverfront Stadium, Cincinnati, OH Wed Jul 03 1974, 7:05 PM EDT Att: 51,909 - Unknown  <b>AB 29</b> <b>R 0</b> <b>H 4</b> <b>RBI 0</b> <b>BB 4</b> <b>SO 8</b> <b>LOB 11</b>			
Bill Buckner, L OBP: 0.366, SLG: 0.423 (1, 7)	0-0 F8		0-0 F7		0-0 1B 1-2 2-H			0-0 4-3		4	0	1	0	0	0	0				
Jimmy Wynn, R OBP: 0.409, SLG: 0.576 (1, 8)	4-0 BB		0-0 F5			0-3 K		0-3 K		3	0	0	0	1	2	0				
Steve Garvey, R OBP: 0.350, SLG: 0.512 (1, 3)	0-0 F9			0-3 K		0-0 F8			0-0 G6-4-3 1B	4	0	1	0	0	1	1				
Ron Cey, R OBP: 0.365, SLG: 0.434 (1, 5)		0-0 F9 2B		0-3 K		0-0 6-3			0-0 G6-4-3 1B 1-2	4	0	1	0	0	1	1				
Tom Paciorek, R OBP: 0.290, SLG: 0.377 (1, 9)		0-0 5-3		0-3 K			4-0 BB		0-0 4-3	3	0	0	0	1	1	1				
Steve Yeager, R OBP: 0.399, SLG: 0.453 (1, 2)		4-0 BB			0-3 K		0-3 K			2	0	0	0	1	2	1				
Bill Russell, R OBP: 0.324, SLG: 0.389 Rick Auerbach, R OBP: 0.407, SLG: 0.408 (1, 6) (5, 6)	0-0 F9		0-0 F9		0-0 1B 2B		0-0 F8			2	0	1	0	0	0	2				
Doug Rau, L OBP: 0.231, SLG: 0.189 Charlie Hough, R (5, 1) Ken McMullen, R OBP: 0.345, SLG: 0.536 Jim Brewer, L (7, 1) (7, 1)	0-0 F9		0-0 F9		0-3 K		0-0 F7			1	0	0	0	0	0	0				
<b>Inning Stats</b>	R: 0 E: 0 K: 0 S: 3	H: 0 LOB: 1 BB: 1 P: 7	R: 0 E: 0 K: 0 S: 4	H: 1 LOB: 2 BB: 1 P: 8	R: 0 E: 0 K: 0 S: 3	H: 0 LOB: 0 BB: 0 P: 3	R: 0 E: 0 K: 3 S: 9	H: 0 LOB: 0 BB: 0 P: 9	R: 0 E: 0 K: 2 S: 8	H: 2 LOB: 2 BB: 1 P: 12	R: 0 E: 0 K: 1 S: 5	H: 0 LOB: 1 BB: 1 P: 5	R: 0 E: 0 K: 1 S: 5	H: 0 LOB: 0 BB: 0 P: 9	R: 0 E: 0 K: 1 S: 5	H: 1 LOB: 0 BB: 0 P: 3		1B: 2 2B: 2 3B: 0 HR: 0	SF: 0 SAC: 0 DP: 1 HBP: 0	WP: 0 PB: 0 SB: 0 CS: 0
<b>PITCHER</b> Don Gullett, L ERA: 3.01 (1, 1)	IP: 9.0 WLS: W BF: 33 H: 4 R: 0 ER: 0 SO: 8 BB: 3 IBB: 1 HBP: 0 BLK: 0 WP: 0 HR: 0 S: 45 P: 61 ERA: 0.00 WHIP: 0.778															<b>PITCHER</b>				

Batter	1	2	3	4	5	6	7	8	9	AB	R	H	RBI	BB	SO	LOB	BOTTOM			
Pete Rose, S OBP: 0.381, SLG: 0.374 (1, 7)	0-0 FC6-4 1B		0-3 K		0-0 HR	0-0 6-3		0-0 1-3		5	1	2	1	0	1	2	<b>Los Angeles Dodgers @ Cincinnati Reds</b> Riverfront Stadium, Cincinnati, OH Wed Jul 03 1974, 7:05 PM EDT Att: 51,909 - Unknown  <b>AB 32</b> <b>R 6</b> <b>H 9</b> <b>RBI 6</b> <b>BB 4</b> <b>SO 5</b> <b>LOB 21</b>			
Dave Concepcion, R OBP: 0.316, SLG: 0.380 (1, 6)	0-0 FC6-4 BLK 1-2		0-0 1B		0-0 1B SF8	0-0 HR 1B		0-0 F7		5	2	3	2	0	0	1				
Joe Morgan, L OBP: 0.462, SLG: 0.520 (1, 4)	4-0 1-2 BB		0-0 F8		0-0 S 1B	0-0 HR 1B				3	1	2	2	1	0	1				
Tony Perez, R OBP: 0.339, SLG: 0.470 Dan Driessen, L OBP: 0.345, SLG: 0.392 (1, 3) (7, 3)	0-0 F8		0-0 P4		0-0 SF8	0-0 6-3				3	0	0	1	0	0	3				
Johnny Bench, R OBP: 0.356, SLG: 0.455 (1, 5)	0-0 G3			4-0 1B BB	4-0 FC6-4 BB	0-0 F5				2	0	0	0	2	0	2				
George Foster, R OBP: 0.321, SLG: 0.363 Cesar Geronimo, L OBP: 0.376, SLG: 0.460 (1, 8) (5, FH) (6, 8)		0-0 4-3 1B		0-3 K	0-3 K		0-0 F7			2	0	1	0	0	1	1				
Ken Griffey, L OBP: 0.225, SLG: 0.197 (1, 9)	0-0 4-3		0-0 1B		0-0 FC6-4	0-0 F7				4	0	1	0	0	0	3				
Bill Plummer, R OBP: 0.262, SLG: 0.373 (1, 2)	0-0 F8		0-3 K		4-0 6-3 SH 1B BB	0-0 F7				3	1	0	0	1	1	3				
Don Gullett, R OBP: 0.275, SLG: 0.229 (1, 1)	0-0 1-3		0-3 K		0-0 SH 6-3 1B	0-0 F9				3	1	0	0	0	1	3				
<b>Inning Stats</b>	R: 0 E: 0 K: 0 S: 4	H: 1 LOB: 2 BB: 1 P: 8	R: 0 E: 0 K: 0 S: 4	H: 1 LOB: 0 BB: 0 P: 4	R: 0 E: 0 K: 1 S: 6	H: 1 LOB: 0 BB: 0 P: 6	R: 0 E: 0 K: 3 S: 10	H: 1 LOB: 2 BB: 1 P: 14	R: 2 E: 0 K: 1 S: 8	H: 3 LOB: 2 BB: 1 P: 12	R: 4 E: 0 K: 0 S: 6	H: 2 LOB: 0 BB: 1 P: 10	R: 0 E: 0 K: 0 S: 3	H: 0 LOB: 0 BB: 0 P: 3	R: 0 E: 0 K: 0 S: 3	H: 0 LOB: 0 BB: 0 P: 3		1B: 7 2B: 0 3B: 0 HR: 2	SF: 1 SAC: 1 DP: 0 HBP: 0	WP: 0 PB: 0 SB: 2 CS: 0
<b>PITCHER</b> Doug Rau, L ERA: 3.17 Charlie Hough, R ERA: 2.92 Jim Brewer, L ERA: 1.61 (1, 1) (5, 1) (7, 1)	IP: 4.0 WLS: L BF: 21 H: 7 R: 2 ER: 2 SO: 4 BB: 2 IBB: 0 HBP: 0 BLK: 0 WP: 0 HR: 1 S: 11 P: 19 ERA: 4.50 WHIP: 2.250															<b>PITCHER</b>				



Batter	1	2	3	4	5	6	7	8	9	AB	R	H	RBI	BB	SO	LOB	TOP										
Davey Lopes, R OBP: 0.340, SLG: 0.286 (1, 4)										5	0	1	0	0	1	3	<b>Los Angeles Dodgers @ Cincinnati Reds</b> Riverfront Stadium, Cincinnati, OH Thu Jul 04 1974, 3:33 AM EDT Att: 30,170 - Unknown <a href="http://livebaseballscorecards.com">livebaseballscorecards.com</a>										
Bill Buckner, L OBP: 0.361, SLG: 0.416 (1, 7)										4	0	0	0	0	0	2											
Jimmy Wynn, R OBP: 0.410, SLG: 0.573 (1, 8)										3	1	1	0	1	1	0											
Steve Garvey, R OBP: 0.349, SLG: 0.512 (1, 3)										4	1	1	0	0	0	4											
Willie Crawford, L OBP: 0.382, SLG: 0.409 (1, 9)										3	1	2	1	1	0	0											
Ron Cey, R OBP: 0.397, SLG: 0.431 (1, 5)										2	0	0	0	2	1	2											
Steve Yeager, R OBP: 0.391, SLG: 0.446 (9, PH)										2	0	0	1	0	0	0											
Manny Mota, R OBP: 0.428, SLG: 0.424 (9, 2)										1	0	0	0	0	0	2											
Joe Ferguson, R OBP: 0.387, SLG: 0.442 (9, 2)										0	0	0	0	0	0	0											
Bill Russell, R OBP: 0.323, SLG: 0.387 (1, 6)										4	0	1	1	0	0	3											
Andy Messersmith, R OBP: 0.321, SLG: 0.360 (8, 1)										3	0	1	0	0	2	0											
Mike Marshall, R (8, 1)										1	0	0	0	0	0	2											
<b>Inning Stats</b>	R: 0 E: 0 K: 0 S: 3	H: 1 LOB: 1 BB: 1 P: 7	R: 0 E: 1 K: 0 S: 4	H: 0 LOB: 1 BB: 0 P: 4	R: 0 E: 0 K: 2 S: 7	H: 0 LOB: 0 BB: 0 P: 7	R: 1 E: 0 K: 0 S: 5	H: 2 LOB: 2 BB: 1 P: 9	R: 0 E: 0 K: 0 S: 3	H: 1 LOB: 0 BB: 0 P: 3	R: 0 E: 1 K: 1 S: 5	H: 0 LOB: 2 BB: 1 P: 9	R: 0 E: 0 K: 1 S: 5	H: 0 LOB: 0 BB: 0 P: 5	R: 0 E: 0 K: 1 S: 5	H: 0 LOB: 0 BB: 0 P: 5	R: 0 E: 0 K: 1 S: 5	H: 0 LOB: 0 BB: 0 P: 5	R: 2 E: 0 K: 0 S: 6	H: 3 LOB: 2 BB: 1 P: 10	1B: 5 2B: 3 3B: 0 HR: 0	SF: 1 SAC: 0 DP: 3 HBP: 0	WP: 0 PA: 37 PB: 0 CS: 1 SB: 1				
<b>PITCHER</b>	IP	WLS	BF	H	R	ER	SO	BB	IBB	HBP	BLK	WP	HR	S	P	ERA	WHIP										
Jack Billingham, R ERA: 3.48 (1, 1)	7.0		27	4	1	1	4	1	2	0	0	0	0	32	44	1.29	0.714										
Pedro Borbon, R ERA: 2.95 (8, 1)	2.0	L	10	3	2	2	1	0	1	0	0	0	0	11	15	9.00	1.500										

Batter	1	2	3	4	5	6	7	8	9	AB	R	H	RBI	BB	SO	LOB	BOTTOM										
Pete Rose, S OBP: 0.378, SLG: 0.372 (1, 7)										5	1	1	0	0	1	3	<b>Los Angeles Dodgers @ Cincinnati Reds</b> Riverfront Stadium, Cincinnati, OH Thu Jul 04 1974, 3:33 AM EDT Att: 30,170 - Unknown <a href="http://livebaseballscorecards.com">livebaseballscorecards.com</a>										
Ken Griffey, L OBP: 0.211, SLG: 0.183 (1, 9)										5	0	0	0	0	3	3											
Joe Morgan, L OBP: 0.456, SLG: 0.513 (1, 4)										4	0	0	0	0	1	1											
Tony Perez, R OBP: 0.337, SLG: 0.467 (8, PR)										4	0	1	0	0	0	0											
Darrel Chaney, S OBP: 0.299, SLG: 0.237 (9, 5)										0	0	0	0	0	0	0											
Johnny Bench, R OBP: 0.361, SLG: 0.459 (1, 2)										4	1	3	1	0	0	0											
Dan Driessen, L OBP: 0.344, SLG: 0.387 (9, 3)										3	0	0	0	1	1	3											
Dave Concepcion, R OBP: 0.318, SLG: 0.381 (1, 6)										4	0	2	0	0	1	3											
Cesar Geronimo, L OBP: 0.380, SLG: 0.461 (1, 8)										2	0	1	1	1	0	1											
Jack Billingham, R OBP: 0.057, SLG: 0.057 (7, PH)										2	0	1	0	0	0	3											
Terry Crowley, L OBP: 0.299, SLG: 0.365 (8, 1)										1	0	0	0	0	0	1											
Phil Gagliano, R OBP: 0.478, SLG: 0.143 (9, PR)										0	0	0	0	1	0	0											
George Foster, R OBP: 0.321, SLG: 0.363 (9, PR)										0	0	0	0	0	0	0											
<b>Inning Stats</b>	R: 0 E: 0 K: 2 S: 7	H: 0 LOB: 0 BB: 0 P: 7	R: 0 E: 0 K: 1 S: 6	H: 1 LOB: 3 BB: 2 P: 14	R: 0 E: 0 K: 0 S: 3	H: 0 LOB: 0 BB: 0 P: 3	R: 0 E: 0 K: 1 S: 5	H: 0 LOB: 0 BB: 0 P: 5	R: 0 E: 0 K: 0 S: 4	H: 2 LOB: 1 BB: 0 P: 4	R: 0 E: 0 K: 1 S: 5	H: 0 LOB: 0 BB: 0 P: 5	R: 1 E: 0 K: 0 S: 5	H: 2 LOB: 1 BB: 0 P: 5	R: 1 E: 0 K: 0 S: 6	H: 3 LOB: 2 BB: 0 P: 6	R: 0 E: 0 K: 2 S: 8	H: 1 LOB: 2 BB: 1 P: 12	1B: 9 2B: 0 3B: 0 HR: 0	SF: 0 SAC: 1 DP: 0 HBP: 0	WP: 1 PA: 38 PB: 0 CS: 1 SB: 0						
<b>PITCHER</b>	IP	WLS	BF	H	R	ER	SO	BB	IBB	HBP	BLK	WP	HR	S	P	ERA	WHIP										
Andy Messersmith, R ERA: 2.15 (1, 1)	7.0		27	4	1	1	5	2	0	0	1	0	0	35	43	1.29	1.000										
Mike Marshall, R ERA: 2.18 (8, 1)	2.0	W	11	4	1	1	2	1	0	0	0	0	0	14	18	4.50	2.500										



Batter	1	2	3	4	5	6	7	8	9	AB	R	H	RBI	BB	SO	LOB	TOP										
<b>Lou Brock, L</b> OBP: 0.368, SLG: 0.421 (1, 7)										4	0	1	1	1	1	4	<b>St. Louis Cardinals @ Cincinnati Reds</b> Riverfront Stadium, Cincinnati, OH Fri Jul 05 1974, 7:05 PM EDT Att: 26,066 - Unknown										
<b>Tom Heintzleman, R</b> OBP: 0.339, SLG: 0.364 (1, 4)										5	0	0	0	0	2	8											
<b>Reggie Smith, S</b> OBP: 0.397, SLG: 0.584 (1, 9)										5	0	1	0	0	1	2											
<b>Joe Torre, R</b> OBP: 0.374, SLG: 0.409 (1, 3)										4	0	3	0	1	0	0											
<b>Ted Simmons, S</b> OBP: 0.317, SLG: 0.458 (1, 2)										5	1	1	0	0	2	4											
<b>Bake McBride, L</b> OBP: 0.353, SLG: 0.400 (1, 8)										4	1	1	0	1	0	3											
<b>Ken Reitz, R</b> OBP: 0.321, SLG: 0.385 (1, 5)										3	1	2	0	1	0	3											
<b>Mike Tyson, R</b> OBP: 0.241, SLG: 0.246 (7, PH)										2	0	0	0	0	2	3											
<b>Al Hrabosky, L</b> OBP: 0.373, SLG: 0.494 (7, PH)										1	0	0	0	0	1	2											
<b>Jack Heidemann, R</b> OBP: 0.222, SLG: 0.176 (7, 6)										0	0	0	0	1	0	0											
<b>Inning Stats</b>	R: 0 E: 0 K: 1 S: 5	H: 0 LOB: 0 BB: 0 P: 5	R: 0 E: 0 K: 1 S: 5	H: 0 LOB: 0 BB: 0 P: 5	R: 0 E: 0 K: 2 S: 8	H: 1 LOB: 1 BB: 0 P: 8	R: 0 E: 0 K: 1 S: 6	H: 1 LOB: 1 BB: 0 P: 6	R: 0 E: 0 K: 1 S: 6	H: 1 LOB: 3 BB: 2 P: 14	R: 0 E: 0 K: 1 S: 6	H: 1 LOB: 1 BB: 0 P: 6	R: 1 E: 0 K: 2 S: 10	H: 3 LOB: 2 BB: 0 P: 10	R: 2 E: 0 K: 1 S: 8	H: 3 LOB: 3 BB: 2 P: 16	R: 0 E: 0 K: 0 S: 3	H: 1 LOB: 1 BB: 1 P: 7	1B: 8 2B: 3 3B: 0 HR: 0	SF: 0 SAC: 0 DP: 1 HBP: 0	WP: 0 PA: 42 PB: 0 SB: 1 CS: 0						
<b>PITCHER</b>	IP	WLS	BF	H	R	ER	SO	BB	IBB	HBP	BLK	WP	HR	S	P	ERA	WHIP										
<b>Fred Norman, L</b> ERA: 2.55 (1, 1)	7.0	L	32	9	3	3	9	2	0	0	0	0	0	48	56	3.86	1.571										
<b>Clay Carroll, R</b> ERA: 2.97 (8, 1)	0.1		4	1	0	0	0	1	1	0	0	0	0	2	10	0.00	6.000										
<b>Willi McEnaney, L</b> ERA: (8, 1)	1.2		6	1	0	0	1	1	0	0	0	0	0	7	11	0.00	1.200										

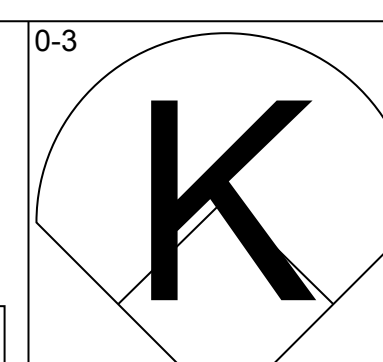
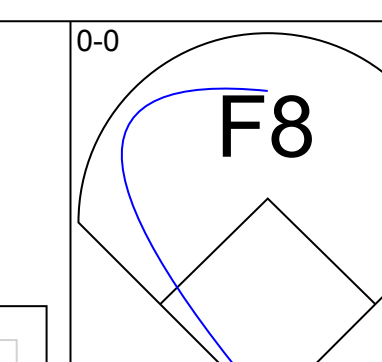
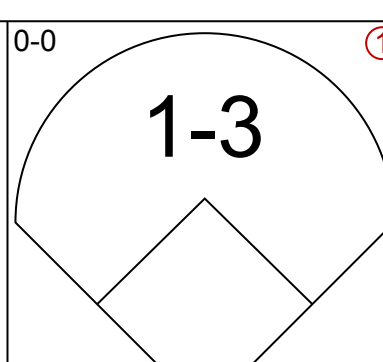
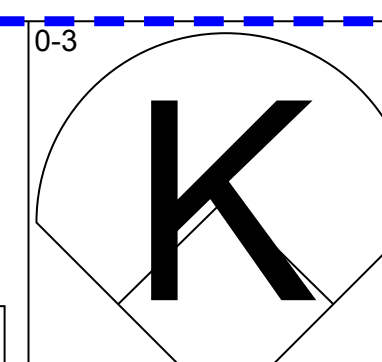
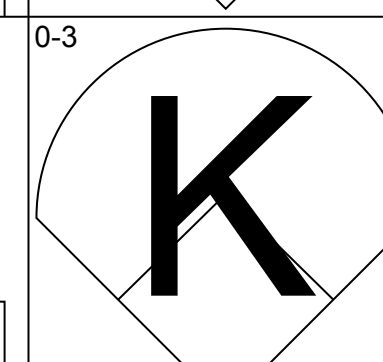
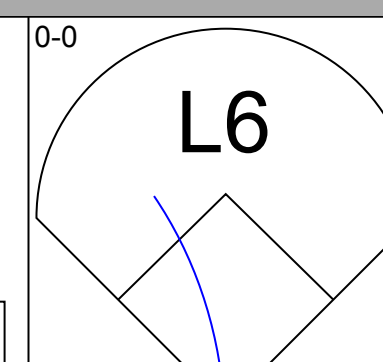
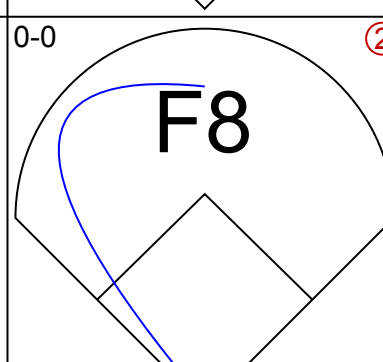
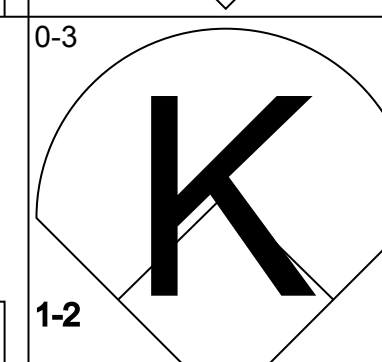
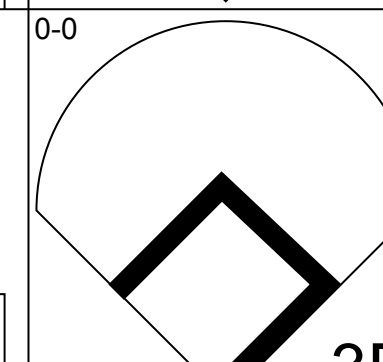
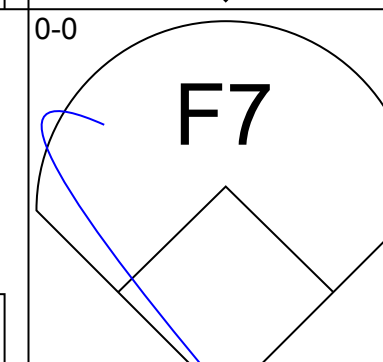
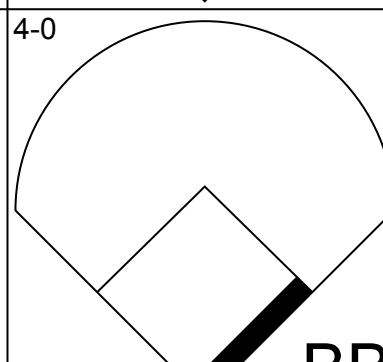
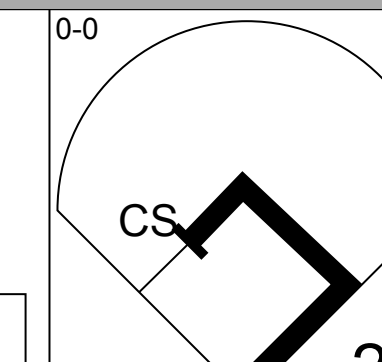
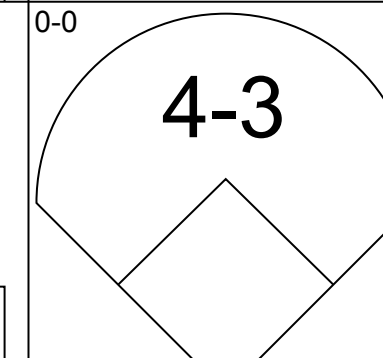
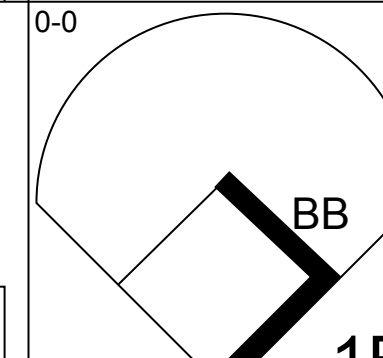
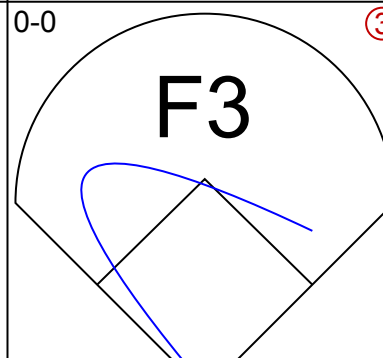
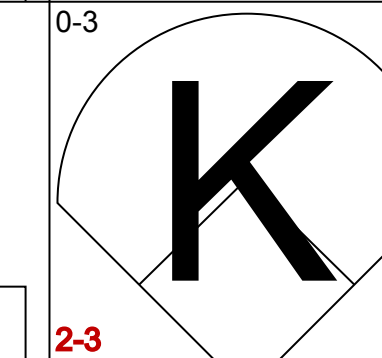
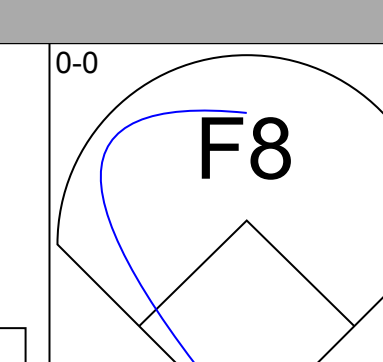
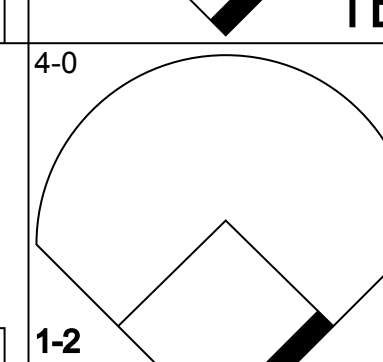
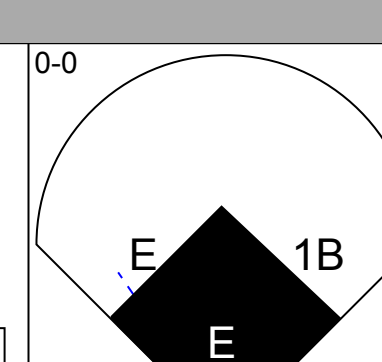
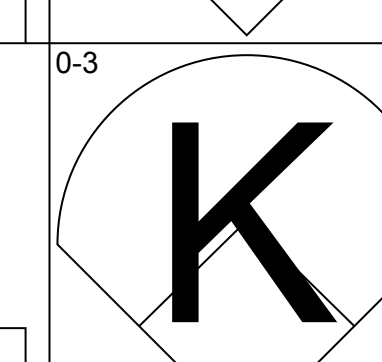
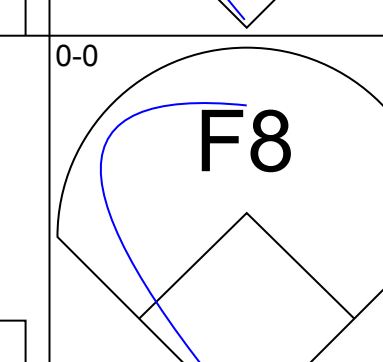
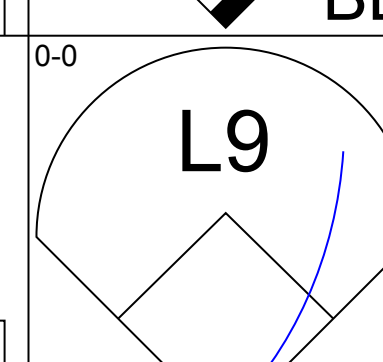
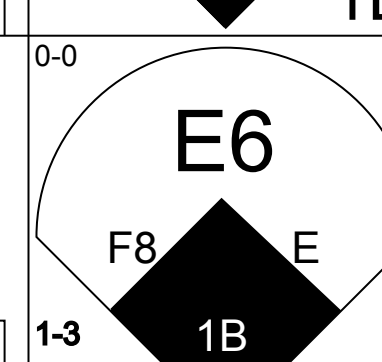
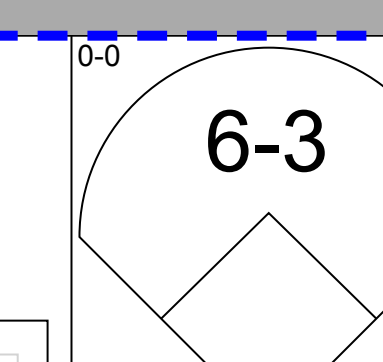
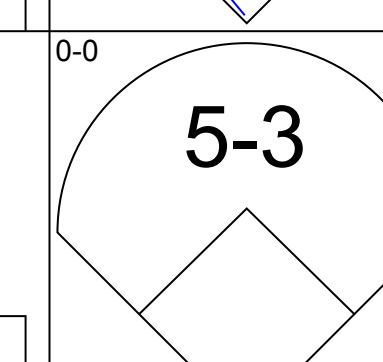
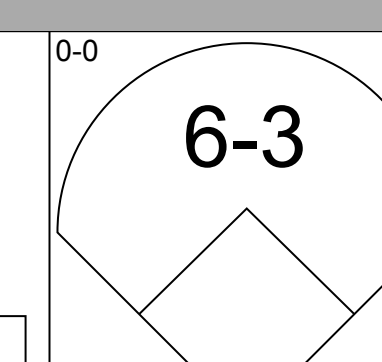
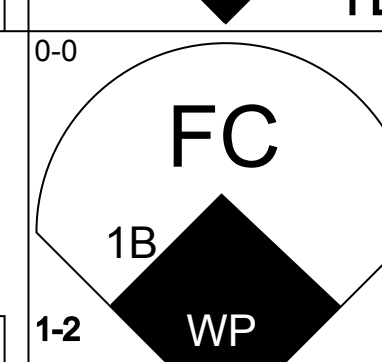
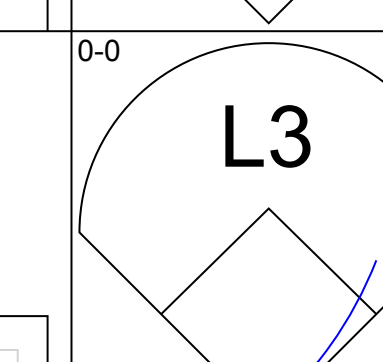
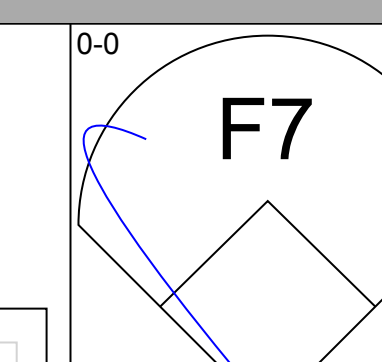
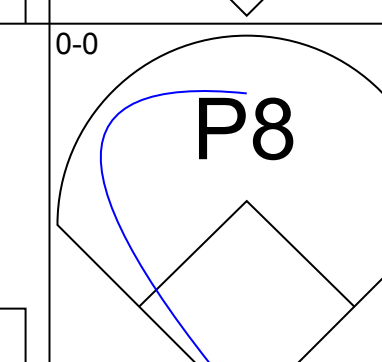
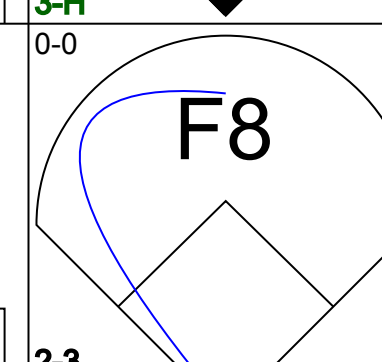
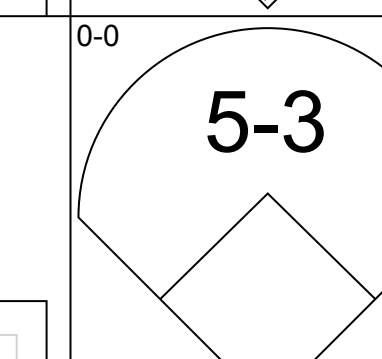
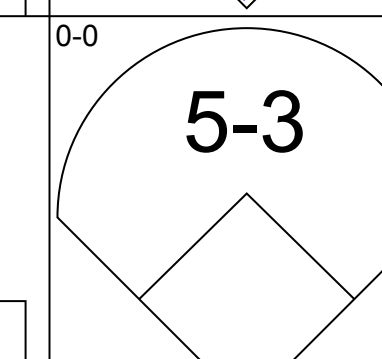
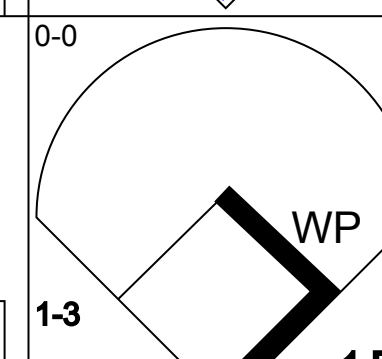
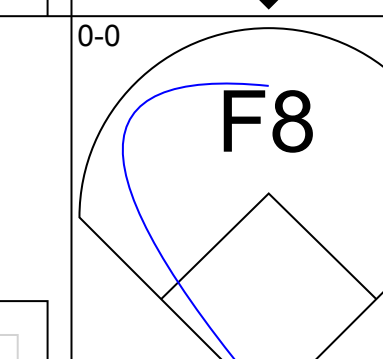
AB	37
R	3
H	11
RBI	3
BB	5
SO	10
LOB	32



Batter	1	2	3	4	5	6	7	8	9	AB	R	H	RBI	BB	SO	LOB	BOTTOM										
<b>Pete Rose, S</b> OBP: 0.381, SLG: 0.373 (1, 7)										4	1	2	0	1	1	1	<b>St. Louis Cardinals @ Cincinnati Reds</b> Riverfront Stadium, Cincinnati, OH Fri Jul 05 1974, 7:05 PM EDT Att: 26,066 - Unknown										
<b>Ken Griffey, L</b> OBP: 0.203, SLG: 0.176 (1, 9)										3	0	0	0	0	1	4											
<b>Merv Rettenmund, R</b> OBP: 0.332, SLG: 0.369 (8, PH)										0	1	0	0	1	0	0											
<b>Joe Morgan, L</b> OBP: 0.454, SLG: 0.507 (1, 4)										3	0	0	0	1	0	2											
<b>Tony Perez, R</b> OBP: 0.336, SLG: 0.463 (1, 3)										3	0	0	0	1	0	1											
<b>Johnny Bench, R</b> OBP: 0.360, SLG: 0.454 (8, PR)										3	0	0	1	1	0	2											
<b>Darrel Chaney, S</b> OBP: 0.295, SLG: 0.237 (9, 5)										0	0	0	0	0	0	0											
<b>Dan Driessen, L</b> OBP: 0.342, SLG: 0.385 (1, 5)										4	0	1	1	0	0	2											
<b>Bill Plummer, R</b> OBP: 0.262, SLG: 0.373 (9, 2)										0	0	0	0	0	0	0											
<b>Dave Concepcion, R</b> OBP: 0.318, SLG: 0.378 (1, 6)										3	0	0	0	0	0	2											
<b>Cesar Geronimo, L</b> OBP: 0.373, SLG: 0.451 (1, 8)										4	0	0	0	0	2	1											
<b>Fred Norman, S</b> OBP: 0.139, SLG: 0.114 (1, 1)										2	0	1	0	0	0	0											
<b>Clay Carroll, R</b> OBP: 0.182, SLG: 0.182 (8, 1)										0	0	0	0	0	0	0											
<b>Willi McEnaney, L</b> OBP: 0.296, SLG: 0.360 (8, PH)										1	0	0	0	1	1	0											
<b>Inning Stats</b>	R: 1 E: 0 K: 1 S: 6	H: 1 LOB: 2 BB: 2 P: 14	R: 0 E: 0 K: 0 S: 3	H: 0 LOB: 2 BB: 1 P: 8	R: 0 E: 0 K: 0 S: 3	H: 0 LOB: 0 BB: 0 P: 3	R: 0 E: 0 K: 0 S: 3	H: 0 LOB: 0 BB: 0 P: 3	R: 0 E: 0 K: 1 S: 6	H: 1 LOB: 1 BB: 0 P: 6	R: 0 E: 0 K: 0 S: 4	H: 0 LOB: 0 BB: 0 P: 3	R: 0 E: 0 K: 1 S: 6	H: 1 LOB: 1 BB: 0 P: 6	R: 1 E: 0 K: 0 S: 4	H: 1 LOB: 2 BB: 2 P: 12	R: 0 E: 0 K: 3 S: 9	H: 0 LOB: 0 BB: 0 P: 9	1B: 4 2B: 0 3B: 0 HR: 0	SF: 0 SAC: 1 DP: 0 HBP: 1	WP: 1 PA: 37 PB: 0 SB: 0 CS: 0						
<b>PITCHER</b>	IP	WLS	BF	H	R	ER	SO	BB	IBB	HBP	BLK	WP	HR	S	P	ERA	WHIP										
<b>Alan Foster, R</b> ERA: 3.88 (1, 1)	6.0		24	2	1	1	1	2	1	1	0	0	0	6	6	0.00	1.000										
<b>Rich Folkers, L</b> ERA: 2.72 (7, 1)	1.0	W	4	1	0	0	1	0	0	0	0	0	0	6	6	0.00	1.000										
<b>Al Hrabosky, L</b> ERA: 4.02 (8, 1)	0.1		2	0	1	1	0	1	0	0	0	0	0	1	5	27.00	3.000										
<b>Mike Garman, R</b> ERA: 3.12 (8, 1)	1.2	S	7	1	0	0	3	1	0	0	0	1	0	12	16	0.00	1.200										



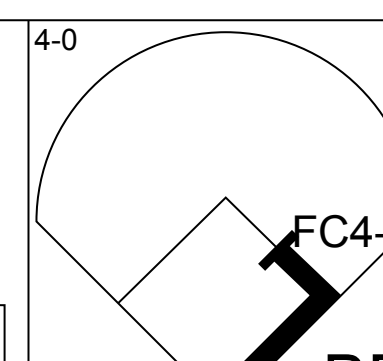
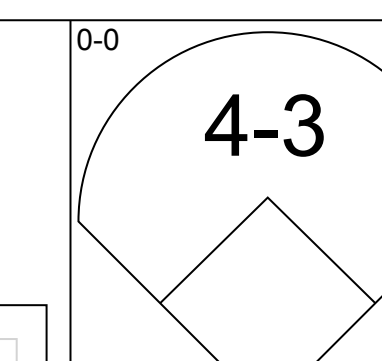
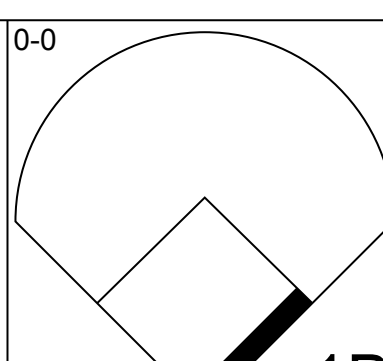
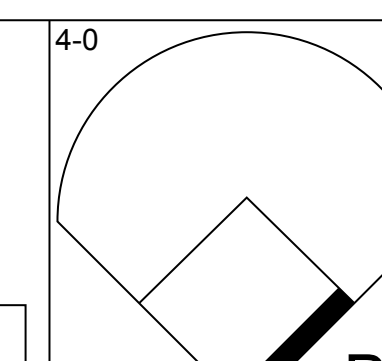
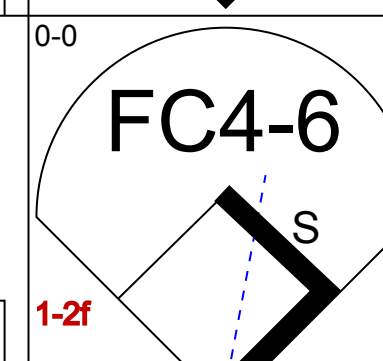
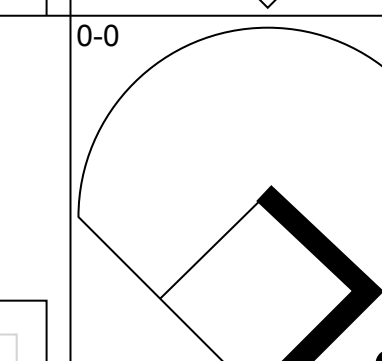
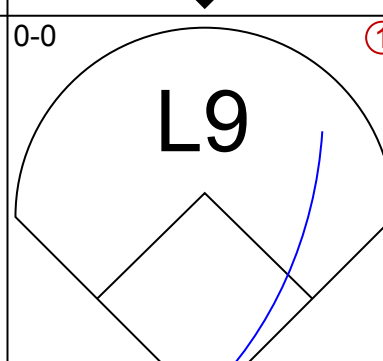
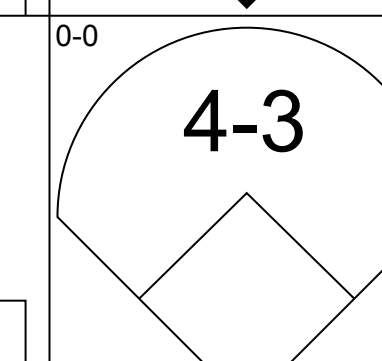
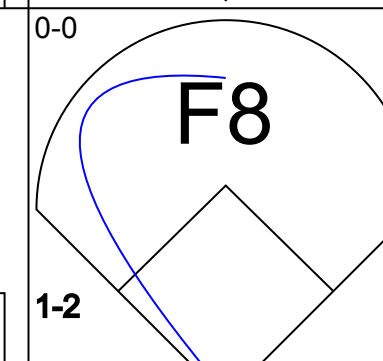
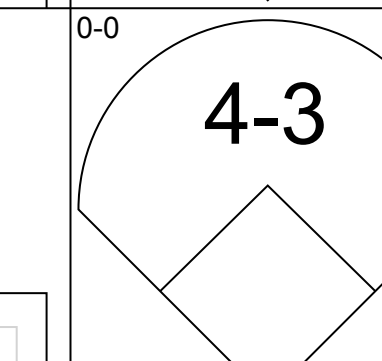
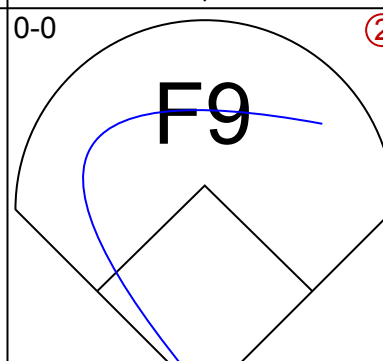
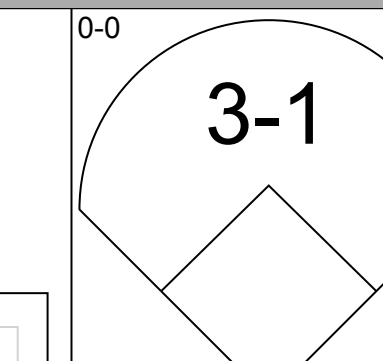
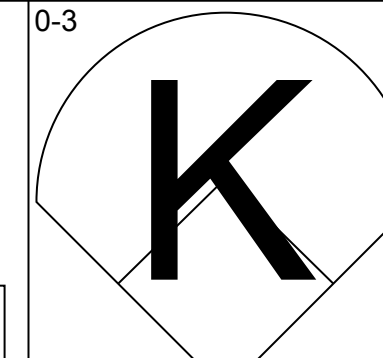
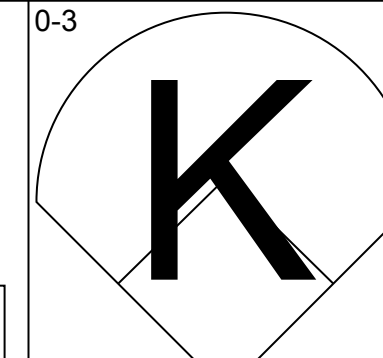
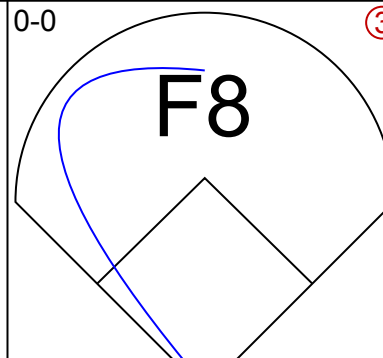
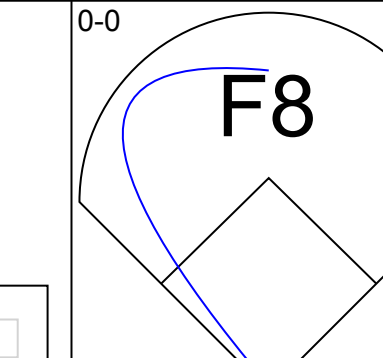
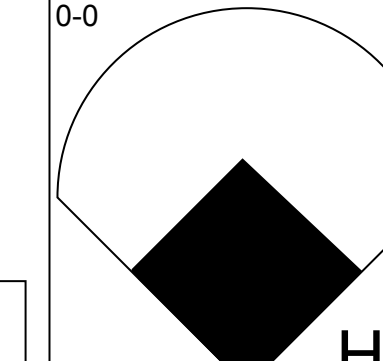
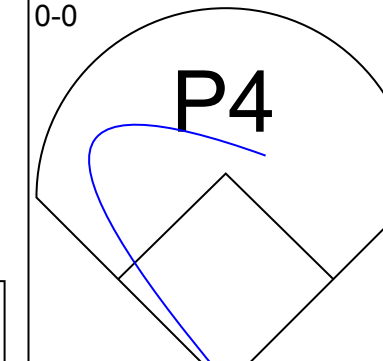
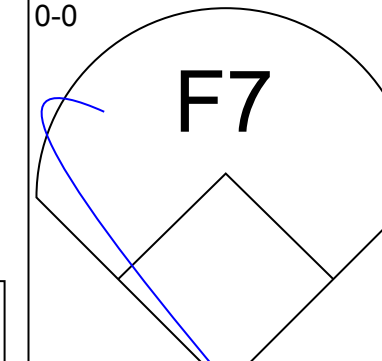
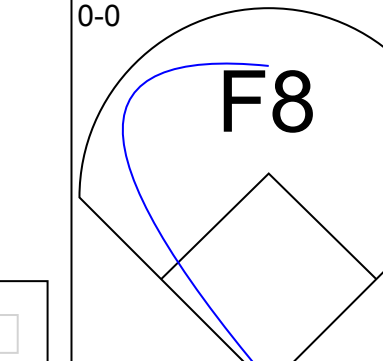
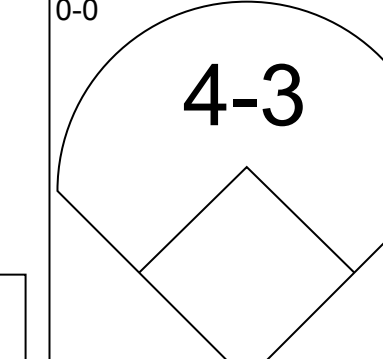
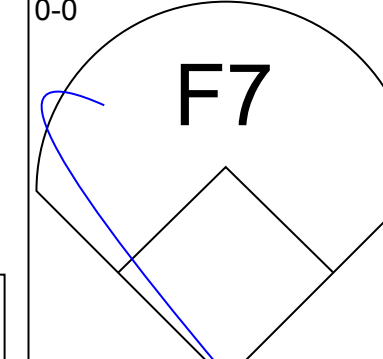
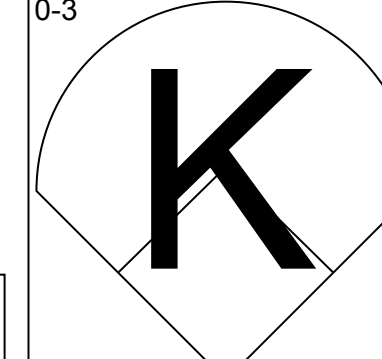
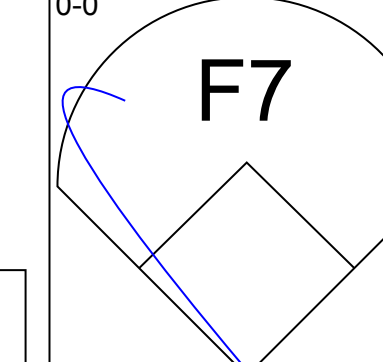
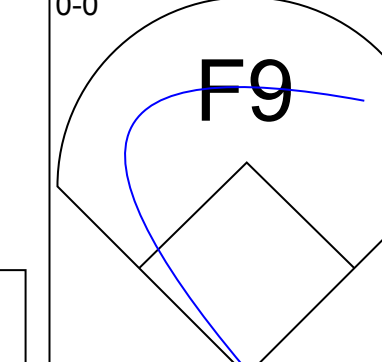
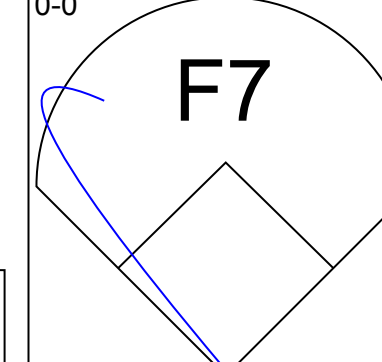
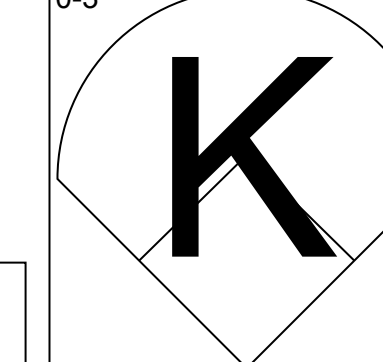
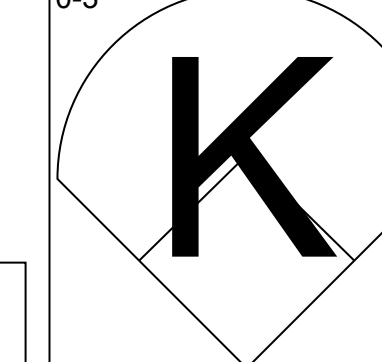
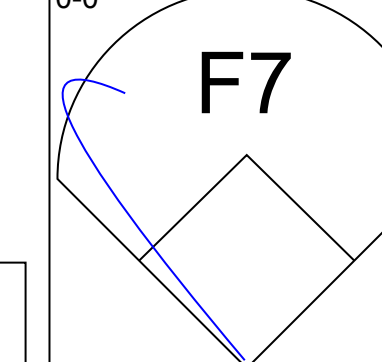
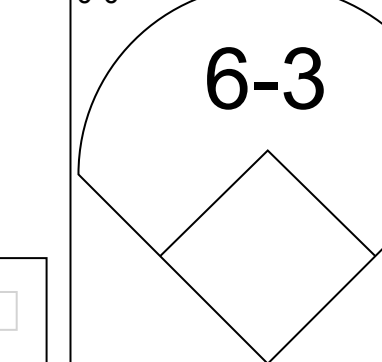


Batter	1	2	3	4	5	6	7	8	9	AB	R	H	RBI	BB	SO	LOB	TOP			
Lou Brock, L OBP: 0.363, SLG: 0.416 (1, 7)										4	0	0	0	0	2	2				
Tom Heintzleman, R OBP: 0.316, SLG: 0.339 (1, 4)										4	0	0	0	0	2	1				
Reggie Smith, S OBP: 0.402, SLG: 0.597 (1, 9)										3	0	2	0	1	0	0				
Ted Simmons, S OBP: 0.316, SLG: 0.456 (1, 3)										4	0	1	0	0	1	3				
Bake McBride, L OBP: 0.356, SLG: 0.399 (1, 8)										3	1	1	0	1	1	0				
Tim McCarver, L OBP: 0.368, SLG: 0.288 (1, 2)										4	1	1	0	0	0	2				
Ken Reitz, R OBP: 0.316, SLG: 0.379 (1, 5)										4	1	0	0	0	0	1				
Mike Tyson, R OBP: 0.244, SLG: 0.244 (1, 6)										2	0	0	0	0	0	0				
Jim Dwyer, L OBP: 0.414, SLG: 0.481 (7, PH)										1	0	0	0	0	2					
Jack Heidemann, R OBP: 0.263, SLG: 0.222 (7, 6)										1	0	1	0	0	0	0				
Bob Gibson, R OBP: 0.174, SLG: 0.200 (1, 1)										4	0	1	1	0	0	1				
<b>Inning Stats</b>	R: 0 E: 0 K: 2 S: 8	H: 1 LOB: 1 BB: 0 P: 8	R: 0 E: 0 K: 0 S: 3	H: 0 LOB: 0 BB: 0 P: 3	R: 0 E: 0 K: 0 S: 3	H: 0 LOB: 0 BB: 0 P: 3	R: 0 E: 0 K: 0 S: 4	H: 1 LOB: 2 BB: 1 P: 8	R: 0 E: 0 K: 0 S: 3	H: 0 LOB: 0 BB: 0 P: 3	R: 3 E: 2 K: 2 S: 11	H: 3 LOB: 1 BB: 0 P: 11	R: 0 E: 0 K: 2 S: 7	H: 1 LOB: 0 BB: 0 P: 7	R: 0 E: 0 K: 0 S: 4	H: 1 LOB: 1 BB: 0 P: 4	1B: 5 2B: 1 3B: 1 HR: 0	SF: 0 SAC: 0 DP: 0 HBP: 0	WP: 1 PB: 0 SB: 0 CS: 1	PA: 36
<b>PITCHER</b>	IP WLS BF H R ER SO BB IBB HBP BLK WP HR S P ERA WHIP																			
Clay Kirby, R ERA: 3.15 (1, 1)	6.1 L 27 5 3 1 2 2 0 0 0 0 0 29 37 1.42 1.105																			
Tom Hall, L ERA: 4.03 (7, 1)	1.2 5 1 0 0 4 0 0 0 0 1 0 13 13 0.00 0.600																			
Dick Baney, R ERA: 6.3 (9, 1)	1.0 4 1 0 0 0 0 0 0 0 0 0 4 4 0.00 1.000																			

St. Louis Cardinals @ Cincinnati Reds  
Riverfront Stadium, Cincinnati, OH  
Sat Jul 06 1974, 3:33 AM EDT  
Att: 33,989 - Unknown

AB 34  
R 3  
H 7  
RBI 1  
BB 2  
SO 6  
LOB 12



Batter	1	2	3	4	5	6	7	8	9	AB	R	H	RBI	BB	SO	LOB	BOTTOM			
Pete Rose, S OBP: 0.385, SLG: 0.374 (1, 7)										2	0	1	0	2	0	0				
Ken Griffey, L OBP: 0.205, SLG: 0.192 (1, 9)										4	0	1	0	0	0	3				
Joe Morgan, L OBP: 0.449, SLG: 0.500 (1, 4)										4	0	0	0	0	0	3				
Tony Perez, R OBP: 0.332, SLG: 0.456 (1, 3)										4	0	0	0	0	2	2				
Johnny Bench, R OBP: 0.358, SLG: 0.461 (1, 2)										4	1	1	1	0	0	0				
Dan Driessen, L OBP: 0.338, SLG: 0.380 (1, 5)										3	0	0	0	0	1	0				
Dave Concepcion, R OBP: 0.315, SLG: 0.374 (1, 6)										3	0	0	0	0	0	0				
Cesar Geronimo, L OBP: 0.367, SLG: 0.443 (1, 8)										3	0	0	0	0	2	0				
Clay Kirby, R OBP: 0.163, SLG: 0.077 (1, 1)										2	0	0	0	0	0	0				
Tom Hall, L ERA: 4.03 (7, 1)										0	0	0	0	0	0	0				
Terry Crowley, L OBP: 0.293, SLG: 0.356 (8, PH)										1	0	0	0	0	1	0				
Dick Baney, R ERA: 6.3 (9, 1)										0	0	0	0	0	0	0				
<b>Inning Stats</b>	R: 0 E: 0 K: 1 S: 5	H: 0 LOB: 1 BB: 1 P: 9	R: 1 E: 0 K: 1 S: 6	H: 1 LOB: 0 BB: 0 P: 6	R: 0 E: 0 K: 0 S: 4	H: 1 LOB: 1 BB: 0 P: 4	R: 0 E: 0 K: 1 S: 5	H: 0 LOB: 0 BB: 0 P: 5	R: 0 E: 0 K: 0 S: 4	H: 1 LOB: 1 BB: 0 P: 4	R: 0 E: 0 K: 1 S: 5	H: 0 LOB: 0 BB: 0 P: 5	R: 0 E: 0 K: 1 S: 5	H: 0 LOB: 1 BB: 1 P: 9	R: 0 E: 0 K: 0 S: 3	H: 0 LOB: 0 BB: 0 P: 3	1B: 1 2B: 1 3B: 0 HR: 1	SF: 0 SAC: 0 DP: 0 HBP: 0	WP: 0 PB: 0 SB: 1 CS: 0	PA: 32
<b>PITCHER</b>	IP WLS BF H R ER SO BB IBB HBP BLK WP HR S P ERA WHIP																			
Bob Gibson, R ERA: 4.24 (1, 1)	9.0 W 32 3 1 1 6 2 0 0 0 0 1 42 50 1.00 0.556																			

St. Louis Cardinals @ Cincinnati Reds  
Riverfront Stadium, Cincinnati, OH  
Sat Jul 06 1974, 3:33 AM EDT  
Att: 33,989 - Unknown

AB 30  
R 1  
H 3  
RBI 1  
BB 2  
SO 6  
LOB 8





Batter	1	2	3	4	5	6	7	8	9	AB	R	H	RBI	BB	SO	LOB	TOP							
Lou Brock, L OBP: 0.359, SLG: 0.410 (1, 7)	F7		K		F7			4-3		4	0	0	0	0	1	0								
Tom Heintzelman, R OBP: 0.333, SLG: 0.344 Jim Hickman, R OBP: 0.367, SLG: 0.396 Jack Heidemann, R OBP: 0.263, SLG: 0.222 (1, 4) (8, PH) (8, 6)	K		BB			1B		4-3		2	0	1	0	1	1	0								
Reggie Smith, S OBP: 0.404, SLG: 0.594 (1, 9)	3-1		BB			P4				3	0	1	0	1	0	1								
Ted Simmons, S OBP: 0.315, SLG: 0.463 (1, 3)		HR	F8			P4		F2		4	1	1	1	0	0	3								
Bake McBride, L OBP: 0.354, SLG: 0.394 (1, 8)		CS	BLK		F9			F8		3	0	0	0	1	0	1								
Tim McCarver, L OBP: 0.361, SLG: 0.273 (1, 2)		CS	BB		P4			6-3		3	0	0	0	1	0	0								
Ken Reitz, R OBP: 0.312, SLG: 0.374 (1, 5)			K		6-3			6-3		4	0	0	0	0	1	2								
Mike Tyson, R OBP: 0.250, SLG: 0.243 (1, 6) (8, 4)			BB		K					1	0	0	0	2	1	0								
Bob Forsch, R Rich Folkers, L (1, 1) (7, 1)			K		F8			K		3	0	0	0	0	2	3								
										0	0	0	0	0	0	0								
<b>Inning Stats</b>	R: 0 E: 0 K: 1 S: 5	H: 0 LOB: 0 BB: 0 P: 5	R: 1 E: 0 K: 2 S: 7	H: 1 LOB: 2 BB: 3 P: 19	R: 0 E: 0 K: 1 S: 4	H: 0 LOB: 1 BB: 2 P: 12	R: 0 E: 0 K: 0 S: 3	H: 0 LOB: 0 BB: 0 P: 3	R: 0 E: 0 K: 1 S: 5	H: 0 LOB: 0 BB: 0 P: 5	R: 0 E: 0 K: 0 S: 4	H: 1 LOB: 1 BB: 1 P: 4	R: 0 E: 0 K: 1 S: 5	H: 0 LOB: 1 BB: 1 P: 9	R: 0 E: 0 K: 0 S: 4	H: 1 LOB: 1 BB: 0 P: 4	R: 0 E: 0 K: 0 S: 3	H: 0 LOB: 0 BB: 0 P: 3	1B: 2 2B: 1 3B: 0 HR: 1	SF: 0 SAC: 0 DP: 1 HBP: 0	WP: 0 PB: 0 SB: 0 CS: 2	PA: 34		
<b>PITCHER</b>	IP	WLS	BF	H	R	ER	SO	BB	IBB	HBP	BLK	WP	HR	S	P	ERA	WHIP							
Tom Carroll, R ERA: 1.29 Will McEnaney, L ERA:	(1, 1) (8, 1)	7.0 S	27 7	2 1	1 0	1 0	6 0	6 0	0 0	0 0	1 0	0 0	1 0	33 7	57 7	1.29 0.00	1.143 0.500							

St. Louis Cardinals @ Cincinnati Reds  
Riverfront Stadium, Cincinnati, OH  
Sun Jul 07 1974, 3:33 AM EDT  
Unknown

AB 28  
R 1  
H 3  
RBI 1  
BB 6  
SO 6  
LOB 10



Batter	1	2	3	4	5	6	7	8	9	AB	R	H	RBI	BB	SO	LOB	BOTTOM							
Pete Rose, S OBP: 0.386, SLG: 0.373 (1, 7)	F7		FC6-4		P6					3	0	1	0	1	0	1								
Ken Griffey, L OBP: 0.188, SLG: 0.185 Merv Rettenmund, R OBP: 0.335, SLG: 0.369 Will McEnaney, L (1, 9) (7, PH) (8, 1)	6-3		FC6-4		4-3		IBB			3	0	0	0	0	0	2								
Joe Morgan, L OBP: 0.444, SLG: 0.493 (1, 4)	G3		G3				BB			4	0	0	0	0	1	4								
Tony Perez, R OBP: 0.328, SLG: 0.450 (1, 3)		6-3			6-3			6-3		4	0	0	0	0	0	0								
Johnny Bench, R OBP: 0.357, SLG: 0.458 (1, 2)		K			K			6-3		4	0	1	0	0	2	0								
Dan Driessen, L OBP: 0.342, SLG: 0.381 George Foster, R OBP: 0.319, SLG: 0.360 (1, 5) (8, 9)		S					CS	F9		2	1	1	0	1	0	0								
Cesar Geronimo, L OBP: 0.371, SLG: 0.468 (1, 8)		2B			1B			F7		1	0	0	0	0	0	1								
Darrel Chaney, S OBP: 0.319, SLG: 0.231 (1, 6) (8, 5)		2B			6-3			HR		3	1	2	2	0	0	1								
Tom Carroll, L Phil Gagliano, R OBP: 0.500, SLG: 0.143 Dave Concepcion, R OBP: 0.315, SLG: 0.374 (1, 1) (7, PH) (7, PR) (8, 6)		1-H			SH5-4			F9		1	0	0	0	0	0	2								
		BB			SH5-4			BB		0	0	0	0	1	0	0								
					1-2			S		0	0	0	0	0	0	0								
<b>Inning Stats</b>	R: 0 E: 0 K: 0 S: 3	H: 0 LOB: 0 BB: 0 P: 3	R: 1 E: 0 K: 1 S: 6	H: 1 LOB: 2 BB: 2 P: 14	R: 0 E: 0 K: 0 S: 3	H: 1 LOB: 0 BB: 0 P: 3	R: 0 E: 0 K: 1 S: 6	H: 1 LOB: 1 BB: 0 P: 6	R: 0 E: 0 K: 0 S: 3	H: 0 LOB: 1 BB: 1 P: 7	R: 0 E: 0 K: 0 S: 3	H: 0 LOB: 0 BB: 0 P: 3	R: 1 E: 0 K: 1 S: 6	H: 1 LOB: 3 BB: 3 P: 18	R: 0 E: 0 K: 0 S: 3	H: 1 LOB: 0 BB: 0 P: 3	1B: 3 2B: 1 3B: 0 HR: 1	SF: 0 SAC: 1 DP: 0 HBP: 0	WP: 0 PB: 0 SB: 4 CS: 2	PA: 33				
<b>PITCHER</b>	IP	WLS	BF	H	R	ER	SO	BB	IBB	HBP	BLK	WP	HR	S	P	ERA	WHIP							
Bob Forsch, R ERA: 2.7 Rich Folkers, L ERA: 2.63	(1, 1) (7, 1)	6.2 L	28 5	4 1	2 0	2 0	2 1	4 1	0 0	0 0	0 0	0 0	1 0	27 6	47 10	2.70 0.00	1.200 1.500							

St. Louis Cardinals @ Cincinnati Reds  
Riverfront Stadium, Cincinnati, OH  
Sun Jul 07 1974, 3:33 AM EDT  
Unknown

AB 26  
R 2  
H 5  
RBI 2  
BB 6  
SO 3  
LOB 11





Batter	1	2	3	4	5	6	7	8	9	AB	R	H	RBI	BB	SO	LOB	TOP				
Bake McBride, L OBP: 0.356, SLG: 0.400	0-0 S 1B		0-0 4-3		0-0 P4		0-0 2B		0-3 K	4	0	2	1	0	0	0	<b>St. Louis Cardinals @ Cincinnati Reds</b> Riverfront Stadium, Cincinnati, OH Sun Jul 07 1974, 3:38 AM EDT Att: 46,016 - Unknown				
Orlando Pena, R OBP: 0.500, SLG: 0.500										0	0	0	0	0	0	0					
Jim Hickman, R OBP: 0.361, SLG: 0.389										1	0	0	0	0	1	2					
Tom Heintzelman, R OBP: 0.342, SLG: 0.359	0-3 K		0-0 2B			4-0 2B FC5 BB				3	1	1	0	1	1	2					
Reggie Smith, S OBP: 0.398, SLG: 0.584	0-0 5-3		0-3 K							4	0	0	0	0	1	3					
Joe Torre, R OBP: 0.372, SLG: 0.410	0-3 K		0-3 K							4	0	1	0	0	2	2					
Ted Simmons, S OBP: 0.315, SLG: 0.460		0-0 1B 1B		0-0 5-3						4	0	1	1	0	0	1					
Luis Melendez, R OBP: 0.304, SLG: 0.337		0-0 F7		0-0 F7						4	0	1	0	0	0	2					
Ken Reitz, R OBP: 0.315, SLG: 0.376		0-0 1B		0-0 6-3						4	0	2	0	0	0	0					
Mike Tyson, R OBP: 0.247, SLG: 0.239		0-0 F8			0-0 P6					3	0	0	0	0	0	2					
Jim Dwyer, L OBP: 0.400, SLG: 0.464							0-0 6-3		0-0 FC3-6	1	0	0	0	0	0	2					
Mike Thompson, R OBP: 0.333, SLG: 0.417		0-3 K			0-0 F7					1	0	0	0	0	1	2					
Rich Folkers, L OBP: 0.333, SLG: 0.417										0	0	0	0	0	0	0					
Jose Cruz, L OBP: 0.333, SLG: 0.417										1	0	0	0	0	0	0					
Al Hrabosky, L OBP: 0.333, SLG: 0.417										0	0	0	0	0	0	0					
Jack Heidemann, R OBP: 0.286, SLG: 0.211										1	1	0	0	1	0	2					
<b>Inning Stats</b>	R: 0 E: 0 K: 2 S: 8	H: 1 LOB: 1 BB: 0 P: 8	R: 0 E: 0 K: 1 S: 7	H: 2 LOB: 2 BB: 0 P: 7	R: 0 E: 0 K: 2 S: 8	H: 1 LOB: 1 BB: 0 P: 8	R: 0 E: 0 K: 0 S: 3	H: 0 LOB: 0 BB: 0 P: 3	R: 0 E: 0 K: 0 S: 3	H: 0 LOB: 0 BB: 0 P: 3	R: 1 E: 0 K: 0 S: 4	H: 1 LOB: 1 BB: 1 P: 8	R: 1 E: 0 K: 0 S: 4	H: 1 LOB: 1 BB: 1 P: 8	R: 0 E: 0 K: 0 S: 3	H: 0 LOB: 0 BB: 0 P: 3	R: 0 E: 0 K: 1 S: 7	H: 2 LOB: 2 BB: 0 P: 7	1B: 4 2B: 4 3B: 0 HR: 0	SF: 0 SAC: 0 DP: 0 HBP: 0	WP: 0 PA: 37 PB: 0 SB: 1 CS: 0
<b>PITCHER</b> Don Gullett, L ERA: 2.94	IP: 9.0 WLS: W BF: 37 H: 8 R: 2 ER: 2 SO: 6 BB: 2 IBB: 0 HBP: 0 BLK: 0 WP: 0 HR: 0 S: 47 P: 55 ERA: 2.00 WHIP: 1.111															<b>PITCHER</b>	IP: 9.0 WLS: W BF: 37 H: 8 R: 2 ER: 2 SO: 6 BB: 2 IBB: 0 HBP: 0 BLK: 0 WP: 0 HR: 0 S: 47 P: 55 ERA: 2.00 WHIP: 1.111				

Batter	1	2	3	4	5	6	7	8	9	AB	R	H	RBI	BB	SO	LOB	BOTTOM		
Pete Rose, S OBP: 0.389, SLG: 0.371	4-0 HBP BB	4-0 E BB		0-0 F9		0-0 E5		4-0 BB 1B BB		2	2	0	0	3	0	2	<b>St. Louis Cardinals @ Cincinnati Reds</b> Riverfront Stadium, Cincinnati, OH Sun Jul 07 1974, 3:38 AM EDT Att: 46,016 - Unknown		
Ken Griffey, L OBP: 0.202, SLG: 0.181	1-0 H	0-0 F8			0-0 F7		0-3 K		4-0 FC5-4 1B BB	2	0	0	0	0	0	1			
Merv Rettenmund, R OBP: 0.337, SLG: 0.367	1-2 G4-6-3 HBP									1	1	0	0	1	1	3			
Johnny Bench, R OBP: 0.352, SLG: 0.451	0-3 K	0-0 E8 1-H			0-0 F8		0-0 P4		0-3 K	5	0	0	0	0	2	7			
Dan Driessen, L OBP: 0.339, SLG: 0.378	0-0 G4-6-3 1-2	0-3 K			0-0 F8				0-0 E4 FC5-4 1B	5	0	1	1	0	1	3			
Dave Concepcion, R OBP: 0.316, SLG: 0.372		4-0 WP HR BB		0-0 F2		0-0 E BB 1B		0-0 FC5-4 1B 1B	0-0 FC5-4 1B 1B	4	4	1	0	1	0	3			
Cesar Geronimo, L OBP: 0.381, SLG: 0.471		4-0 WP HR BB		0-0 G3		4-0 E BB		0-0 1B 1B	0-0 1B 1B	3	2	2	1	2	0	0			
Bill Plummer, R OBP: 0.288, SLG: 0.381		4-0 HR BB		0-0 F9		0-3 K 1-H 2-H		0-0 1B 1B	0-0 1B 1B	4	1	2	2	1	1	0			
Darrel Chaney, S OBP: 0.327, SLG: 0.302		0-0 HR			0-3 K				4-0 E 1B BB	4	1	1	4	1	2	4			
Don Gullett, R OBP: 0.273, SLG: 0.231		0-0 5-3		0-0 6-3		0-0 E 1B		0-0 5-3		4	0	1	0	0	0	2			
<b>Inning Stats</b>	R: 0 E: 0 K: 1 S: 4	H: 0 LOB: 1 BB: 1 P: 9	R: 5 E: 1 K: 1 S: 7	H: 1 LOB: 4 BB: 4 P: 23	R: 0 E: 0 K: 0 S: 3	H: 0 LOB: 0 BB: 0 P: 3	R: 0 E: 0 K: 1 S: 5	H: 0 LOB: 0 BB: 0 P: 5	R: 0 E: 0 K: 0 S: 3	H: 0 LOB: 0 BB: 0 P: 3	R: 2 E: 3 K: 2 S: 10	H: 2 LOB: 3 BB: 2 P: 18	R: 1 E: 1 K: 1 S: 8	H: 2 LOB: 2 BB: 0 P: 8	R: 3 E: 0 K: 1 S: 8	H: 3 LOB: 2 BB: 2 P: 16	1B: 7 2B: 0 3B: 0 HR: 1	SF: 0 SAC: 0 DP: 1 HBP: 1	WP: 1 PA: 44 PB: 0 SB: 1 CS: 0
<b>PITCHER</b> Mike Thompson, R ERA: 5.63	IP: 1.0 WLS: L BF: 7 H: 1 R: 3 ER: 3 SO: 3 BB: 4 IBB: 0 HBP: 0 BLK: 0 WP: 1 HR: 0 S: 4 P: 21 ERA: 27.00 WHIP: 4.000															<b>PITCHER</b> Rich Folkers, L ERA: 2.66	IP: 3.0 WLS: L BF: 12 H: 2 R: 1 ER: 1 SO: 2 BB: 1 IBB: 0 HBP: 0 BLK: 0 WP: 0 HR: 1 S: 15 P: 19 ERA: 3.00 WHIP: 0.667		
Al Hrabosky, L ERA: 4.32	IP: 2.0 WLS: L BF: 11 H: 2 R: 2 ER: 2 SO: 2 BB: 0 IBB: 0 HBP: 0 BLK: 0 WP: 0 HR: 0 S: 13 P: 21 ERA: 9.00 WHIP: 2.000															Orlando Pena, R ERA: 2.37	IP: 2.0 WLS: L BF: 14 H: 5 R: 4 ER: 3 SO: 2 BB: 2 IBB: 0 HBP: 0 BLK: 0 WP: 0 HR: 0 S: 16 P: 24 ERA: 13.50 WHIP: 3.500		







Batter	1	2	3	4	5	6	7	8	9	AB	R	H	RBI	BB	SO	LOB	TOP			
<b>Pete Rose, S</b> OBP: 0.384, SLG: 0.366 (1, 7)										5	1	2	0	0	0	1	<b>Cincinnati Reds @ Chicago Cubs</b> Wrigley Field, Chicago, IL Wed Jul 10 1974, 3:33 AM CDT Att: 16,450 - Unknown - 70 F			
<b>Dan Driessen, L</b> OBP: 0.341, SLG: 0.388 (1, 5)										4	0	1	0	1	1	4				
<b>Joe Morgan, L</b> OBP: 0.443, SLG: 0.495 (1, 4)										3	1	0	0	2	1	3				
<b>Johnny Bench, R</b> OBP: 0.357, SLG: 0.465 (1, 2)										5	0	2	3	0	0	3				
<b>Tony Perez, R</b> OBP: 0.327, SLG: 0.455 (1, 3)										4	0	1	0	0	0	3				
<b>Dave Concepcion, R</b> OBP: 0.314, SLG: 0.369 (1, 6)										4	0	2	0	0	0	0				
<b>Cesar Geronimo, L</b> OBP: 0.381, SLG: 0.482 (1, 8)										4	0	1	0	0	1	3				
<b>Ken Griffey, L</b> OBP: 0.191, SLG: 0.170 (1, 9)										4	0	0	0	0	1	4				
<b>Fred Norman, S</b> OBP: 0.136, SLG: 0.111 (5, PH) <b>Phil Ciofalo, S</b> OBP: 0.520, SLG: 0.143 (5, 1) <b>Dick Barney, R</b> OBP: 0.348, SLG: 0.367 (7, PH) <b>Merv Rettenmund, R</b> OBP: 0.298, SLG: 0.302 (8, PH) <b>Tom Hall, L</b> OBP: 0.298, SLG: 0.302 (8, 1) <b>Terry Crowley, L</b> OBP: 0.298, SLG: 0.302 (8, 1) <b>Will McEnaney, L</b> OBP: 0.298, SLG: 0.302 (8, 1)										1	0	0	0	0	0	0				
<b>Inning Stats</b>	R: 0 E: 0 K: 1 S: 6	H: 1 LOB: 2 BB: 1 P: 10	R: 0 E: 0 K: 0 S: 3	H: 1 LOB: 1 BB: 0 P: 3	R: 0 E: 0 K: 1 S: 4	H: 2 LOB: 2 BB: 0 P: 7	R: 0 E: 0 K: 0 S: 3	H: 0 LOB: 0 BB: 2 P: 11	R: 0 E: 0 K: 0 S: 3	H: 0 LOB: 0 BB: 0 P: 3	R: 3 E: 0 K: 2 S: 9	H: 2 LOB: 1 BB: 2 P: 17	R: 0 E: 0 K: 0 S: 4	H: 1 LOB: 1 BB: 0 P: 4	R: 0 E: 0 K: 0 S: 4	H: 1 LOB: 1 BB: 0 P: 4		1B: 8 2B: 2 3B: 0 HR: 0	SF: 0 SAC: 0 DP: 1 HBP: 0	WP: 1 PB: 0 SB: 0 CS: 0
<b>PITCHER</b>	IP WLS BF H R ER SO BB IBB HBP BLK WP HR S P ERA WHIP																			
<b>Bill Bonham, R</b> ERA: 4.35	6.2 W 31 7 3 3 4 5 0 0 0 1 0 0 34 54 4.05 1.800																			
<b>Oscar Zamora, R</b> ERA: 1.71	7.1 S 9 2 0 0 0 0 0 0 0 1 0 0 9 9 0.00 0.857																			

AB	35
R	3
H	9
RBI	3
BB	5
SO	4
LOB	22



Batter	1	2	3	4	5	6	7	8	9	AB	R	H	RBI	BB	SO	LOB	BOTTOM			
<b>Don Kessinger, S</b> OBP: 0.343, SLG: 0.318 (1, 6)										5	1	1	3	0	1	2	<b>Cincinnati Reds @ Chicago Cubs</b> Wrigley Field, Chicago, IL Wed Jul 10 1974, 3:33 AM CDT Att: 16,450 - Unknown - 70 F			
<b>Rick Monday, L</b> OBP: 0.353, SLG: 0.469 (1, 8)										5	2	3	1	0	2	3				
<b>Jose Cardenal, R</b> OBP: 0.350, SLG: 0.435 (1, 9)										4	1	0	0	1	2	5				
<b>Andre Thornton, R</b> OBP: 0.359, SLG: 0.484 (1, 3)										5	2	2	3	0	0	1				
<b>Jerry Morales, R</b> OBP: 0.316, SLG: 0.418 (1, 7)										5	1	4	1	0	0	0				
<b>Bill Madlock, R</b> OBP: 0.382, SLG: 0.455 (1, 5)										4	0	2	0	0	1	1				
<b>Billy Grabarkewitz, R</b> OBP: 0.282, SLG: 0.242 (1, 4)										3	2	1	0	1	0	4				
<b>Steve Swisher, R</b> OBP: 0.333, SLG: 0.312 (1, 2)										3	2	2	2	1	1	0				
<b>Bill Bonham, R</b> OBP: 0.146, SLG: 0.125 (7, 1) <b>Oscar Zamora, R</b> ERA: 1.71										3	0	0	1	0	0	2				
<b>Inning Stats</b>	R: 0 E: 0 K: 0 S: 3	H: 2 LOB: 3 BB: 2 P: 17	R: 0 E: 0 K: 0 S: 4	H: 2 LOB: 1 BB: 0 P: 4	R: 0 E: 0 K: 1 S: 5	H: 0 LOB: 0 BB: 0 P: 5	R: 1 E: 0 K: 1 S: 8	H: 3 LOB: 2 BB: 0 P: 8	R: 1 E: 0 K: 2 S: 8	H: 1 LOB: 0 BB: 0 P: 8	R: 0 E: 0 K: 1 S: 5	H: 0 LOB: 0 BB: 0 P: 5	R: 6 E: 0 K: 1 S: 11	H: 6 LOB: 1 BB: 1 P: 15	R: 0 E: 0 K: 0 S: 11	H: 0 LOB: 0 BB: 0 P: 15		1B: 10 2B: 3 3B: 1 HR: 2	SF: 0 SAC: 2 DP: 2 HBP: 0	WP: 0 PB: 0 SB: 1 CS: 0
<b>PITCHER</b>	IP WLS BF H R ER SO BB IBB HBP BLK WP HR S P ERA WHIP																			
<b>Fred Norman, L</b> ERA: 2.71	4.0 L 19 5 3 3 3 2 1 0 0 0 0 0 1 21 29 6.75 1.500																			
<b>Dick Barney, R</b> ERA: 6.75	2.0 10 4 2 2 3 0 0 0 0 0 0 1 16 16 9.00 2.000																			
<b>Tom Hall, L</b> ERA: 3.9	1.0 3 0 0 0 1 0 0 0 0 0 0 0 5 5 0.00 0.000																			
<b>Will McEnaney, L</b> ERA: 8.1	1.0 10 6 6 6 1 1 0 0 0 0 0 1 11 15 54.00 7.000																			

AB	37
R	11
H	15
RBI	11
BB	3
SO	7
LOB	18





Batter	1	2	3	4	5	6	7	8	9	10	AB	R	H	RBI	BB	SO	LOB	TOP					
<b>Pete Rose, S</b> OBP: 0.384, SLG: 0.365 (1, 7)											4	1	1	0	1	1	1						
<b>Dave Concepcion, R</b> OBP: 0.319, SLG: 0.371 (1, 6)											4	1	2	0	1	0	2						
<b>Joe Morgan, L</b> OBP: 0.442, SLG: 0.492 (1, 4)											4	0	1	0	1	1	4						
<b>Johnny Bench, R</b> OBP: 0.355, SLG: 0.461 (9, 2)											5	1	1	2	0	0	3						
<b>Tony Perez, R</b> OBP: 0.326, SLG: 0.450 (1, 3)											3	0	0	0	1	0	2						
<b>Dan Driessen, L</b> OBP: 0.344, SLG: 0.388 (8, 3)											5	0	1	1	0	0	4						
<b>George Foster, R</b> OBP: 0.315, SLG: 0.376 (1, 8)																							
<b>Merv Rettenmund, R</b> OBP: 0.340, SLG: 0.373 (1, 9)											3	1	1	0	0	2	2						
<b>Cesar Geronimo, L</b> OBP: 0.362, SLG: 0.488 (8, 8)											2	0	1	0	0	1	2						
<b>Bill Plummer, R</b> OBP: 0.275, SLG: 0.364 (1, 2)											3	0	0	0	0	1	1						
<b>Terry Crowley, L</b> OBP: 0.287, SLG: 0.348 (9, PH)											1	0	0	0	0	0	1						
<b>Darrel Chaney, S</b> OBP: 0.327, SLG: 0.302 (9, 5)											0	0	0	0	0	0	0						
<b>Clay Kirby, R</b> OBP: 0.174, SLG: 0.095 (1, 1)											3	0	1	1	0	0	0						
<b>Ken Griffey, L</b> OBP: 0.189, SLG: 0.169 (9, PH)											1	0	0	0	0	1	1						
<b>Pedro Borbon, R</b> OBP: 0.231, SLG: 0.231 (9, 1)											0	0	0	0	0	0	0						
<b>Inning Stats</b>	R: 2 E: 0 K: 1 S: 7	H: 3 LOB: 2 BB: 2 P: 15	R: 0 E: 0 K: 0 S: 3	H: 0 LOB: 0 BB: 0 P: 6	R: 0 E: 0 K: 0 S: 4	H: 1 LOB: 2 BB: 1 P: 8	R: 1 E: 0 K: 1 S: 7	H: 2 LOB: 2 BB: 1 P: 11	R: 0 E: 0 K: 0 S: 3	H: 0 LOB: 0 BB: 0 P: 3	R: 0 E: 0 K: 1 S: 5	H: 0 LOB: 0 BB: 0 P: 5	R: 0 E: 0 K: 1 S: 5	H: 0 LOB: 0 BB: 0 P: 5	R: 0 E: 0 K: 2 S: 8	H: 1 LOB: 1 BB: 0 P: 8	R: 1 E: 0 K: 1 S: 7	H: 2 LOB: 2 BB: 1 P: 11	1B: 7 2B: 2 3B: 0 HR: 0	SF: 0 SAC: 0 DP: 0 HBP: 0	WP: 1 PB: 0 SB: 0 CS: 1	PA: 43	
<b>PITCHER</b>	IP	WLS	BF	H	R	ER	SO	BB	IBB	HBP	BLK	WP	HR	S	P	ERA	WHIP						
<b>Dave LaRoche, L</b> ERA: 3.27 (1, 1)	3.1		19	6	3	3	2	4	0	0	0	0	0	19	35	8.10	3.000						
<b>Jim Todd, R</b> ERA: 3.81 (4, 1)	3.2		11	0	0	0	2	0	0	0	0	0	0	15	15	0.00	0.000						
<b>Burt Hooton, R</b> ERA: 4.39 (8, 1)	3.0	L	13	3	1	1	3	0	1	0	0	1	0	18	22	3.00	1.000						

Cincinnati Reds @ Chicago Cubs  
Wrigley Field, Chicago, IL  
Thu Jul 11 1974, 3:33 AM CDT  
Att: 17,200 - Unknown - 70 F

AB 38  
R 4  
H 9  
RBI 4  
BB 5  
SO 7  
LOB 23

Batter	1	2	3	4	5	6	7	8	9	10	AB	R	H	RBI	BB	SO	LOB	BOTTOM				
<b>Don Kessinger, S</b> OBP: 0.341, SLG: 0.316 (1, 6)											5	1	1	0	0	0	0					
<b>Rick Monday, L</b> OBP: 0.386, SLG: 0.481 (1, 8)											5	2	3	1	0	2	0					
<b>Jerry Morales, R</b> OBP: 0.312, SLG: 0.412 (1, 9)											4	0	0	1	0	2	1					
<b>Billy Williams, L</b> OBP: 0.389, SLG: 0.469 (1, 7)											4	0	1	0	0	1	0					
<b>Andre Thornton, R</b> OBP: 0.374, SLG: 0.489 (1, 3)											3	0	2	1	1	0	0					
<b>Bill Madlock, R</b> OBP: 0.360, SLG: 0.451 (1, 5)											4	0	1	0	0	0	4					
<b>Billy Grabarkewitz, R</b> OBP: 0.256, SLG: 0.216 (1, 4)										4	0	0	0	0	1	3						
<b>Steve Swisher, R</b> OBP: 0.319, SLG: 0.296 (1, 2)										4	0	0	0	0	1	3						
<b>Dave LaRoche, L</b> OBP: 0.182, SLG: 0.273 (1, 1)										1	0	0	0	0	0	0	0					
<b>Jim Todd, L</b> (4, 1)											1	0	0	0	0	0	0					
<b>Chris Ward, L</b> OBP: 0.348, SLG: 0.373 (7, PH)											1	0	0	0	0	0	0					
<b>Burt Hooton, R</b> OBP: 0.088, SLG: 0.091 (8, 1)											1	0	0	0	0	0	0					
<b>Inning Stats</b>	R: 2 E: 1 K: 0 S: 8	H: 4 LOB: 3 BB: 0 P: 8	R: 0 E: 0 K: 1 S: 6	H: 1 LOB: 1 BB: 0 P: 6	R: 0 E: 0 K: 1 S: 4	H: 0 LOB: 0 BB: 1 P: 8	R: 0 E: 0 K: 0 S: 3	H: 0 LOB: 0 BB: 0 P: 3	R: 0 E: 0 K: 2 S: 7	H: 1 LOB: 1 BB: 0 P: 7	R: 0 E: 0 K: 0 S: 6	H: 0 LOB: 0 BB: 0 P: 6	R: 0 E: 0 K: 1 S: 5	H: 0 LOB: 0 BB: 0 P: 5	R: 1 E: 0 K: 1 S: 5	H: 2 LOB: 1 BB: 0 P: 5	R: 0 E: 0 K: 1 S: 5	H: 0 LOB: 0 BB: 0 P: 5	1B: 7 2B: 0 3B: 0 HR: 1	SF: 1 SAC: 0 DP: 1 HBP: 0	WP: 0 PB: 0 SB: 2 CS: 0	PA: 39
<b>PITCHER</b>	IP	WLS	BF	H	R	ER	SO	BB	IBB	HBP	BLK	WP	HR	S	P	ERA	WHIP					
<b>Clay Kirby, R</b> ERA: 3.17 (1, 1)	8.0		33	8	3	3	5	1	0	0	0	0	1	42	46	3.38	1.125					
<b>Pedro Borbon, R</b> ERA: 2.5 (9, 1)	2.0	W	6	0	0	0	2	0	0	0	0	0	0	10	10	0.00	0.000					

Cincinnati Reds @ Chicago Cubs  
Wrigley Field, Chicago, IL  
Thu Jul 11 1974, 3:33 AM CDT  
Att: 17,200 - Unknown - 70 F

AB 37  
R 3  
H 8  
RBI 3  
BB 1  
SO 7  
LOB 11



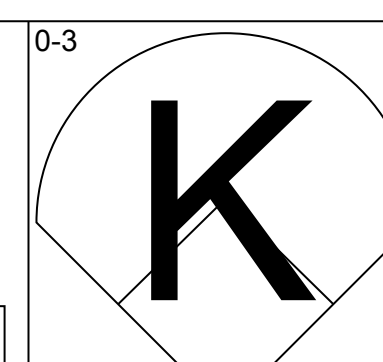
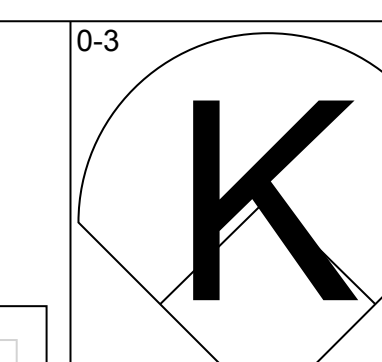
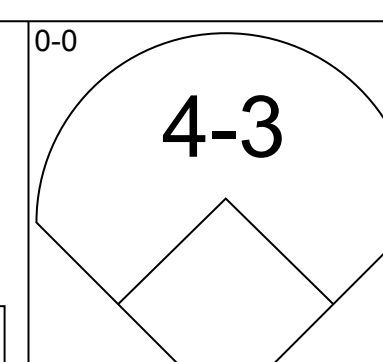
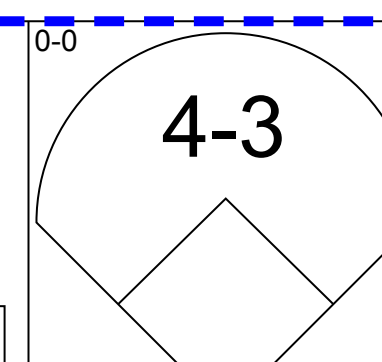
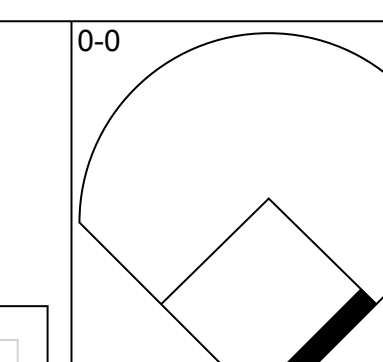
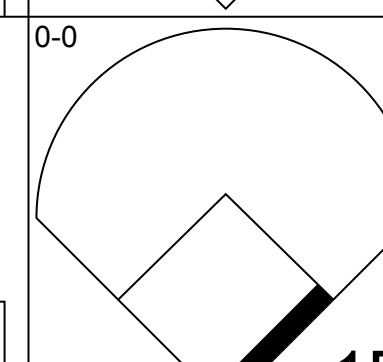
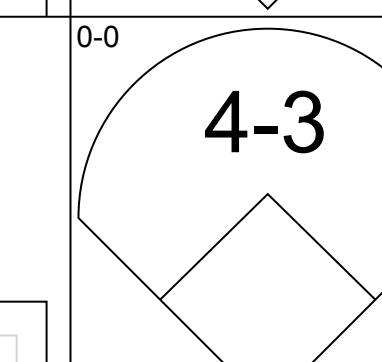
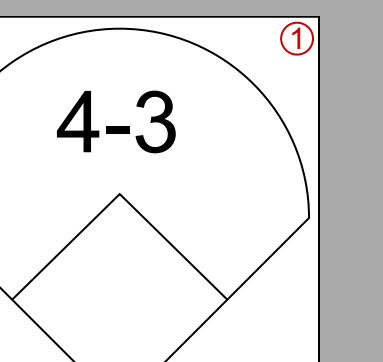
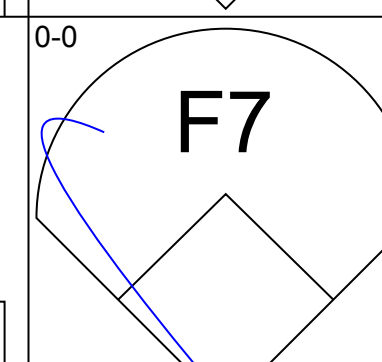
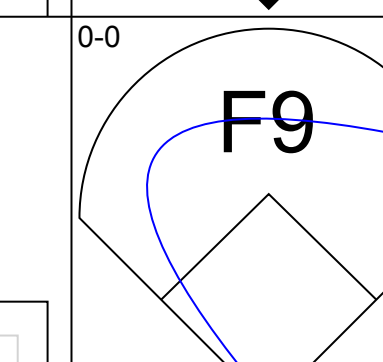
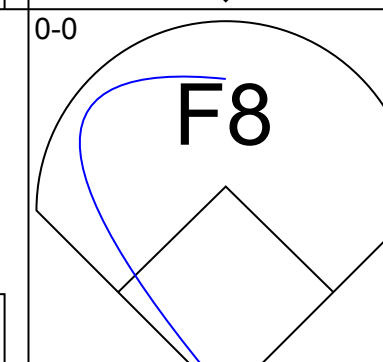
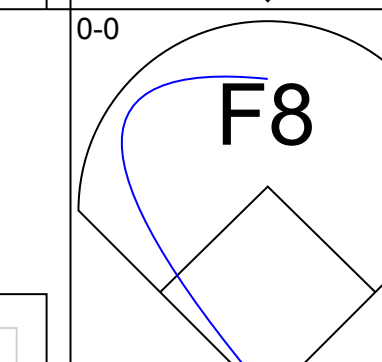
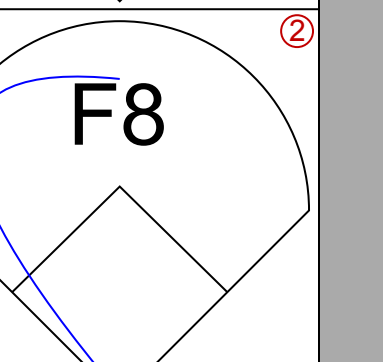
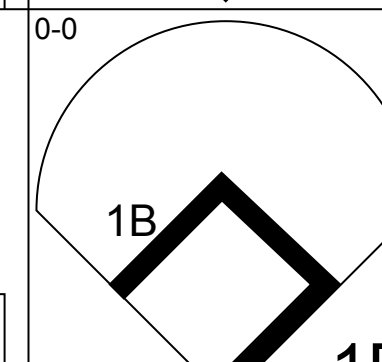
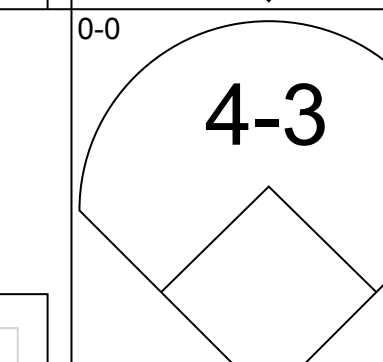
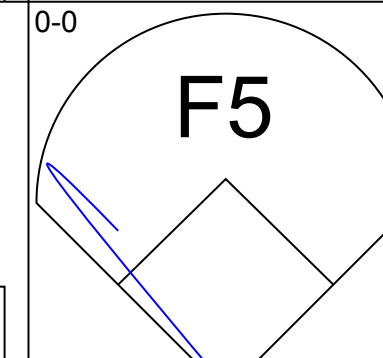
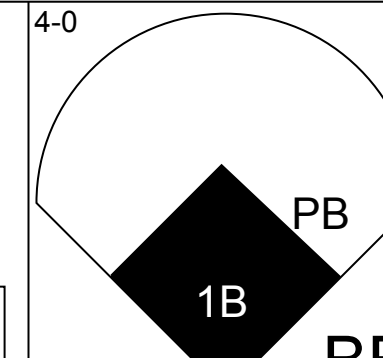
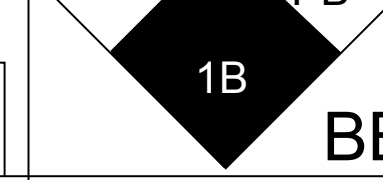
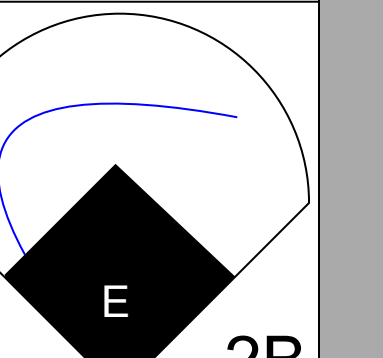

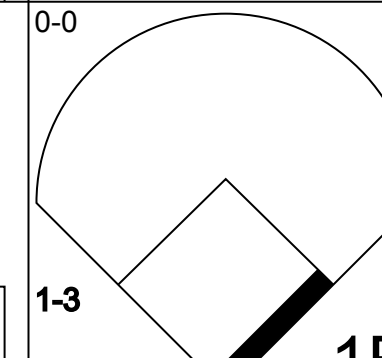

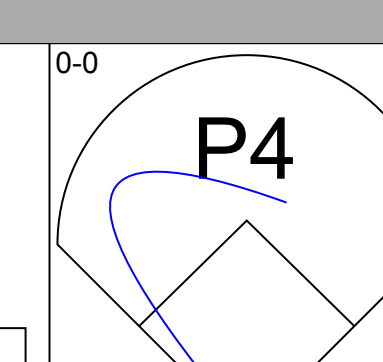
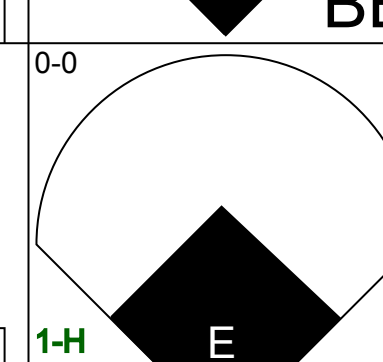

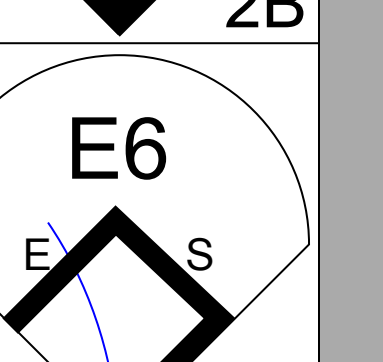
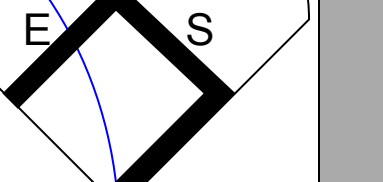
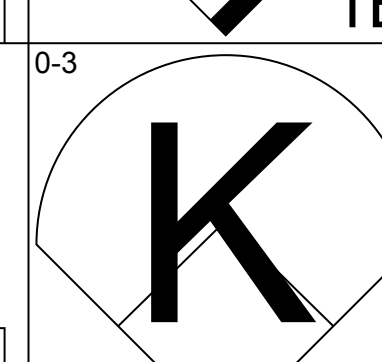
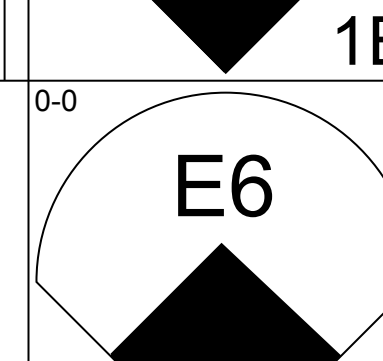

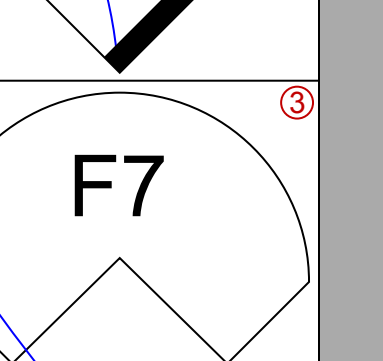
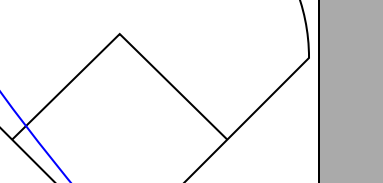
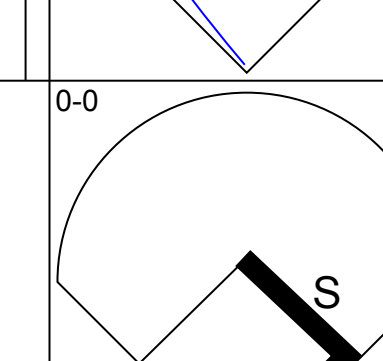
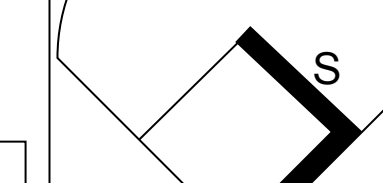
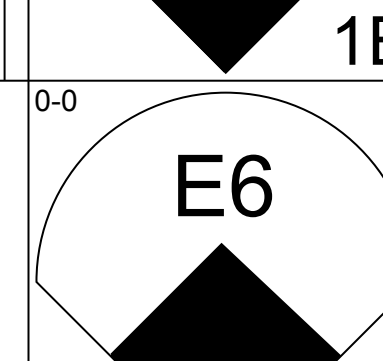


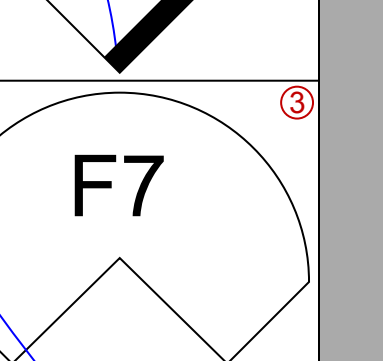
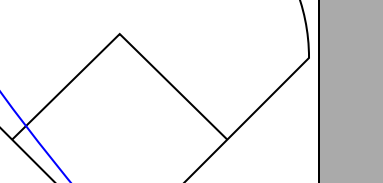
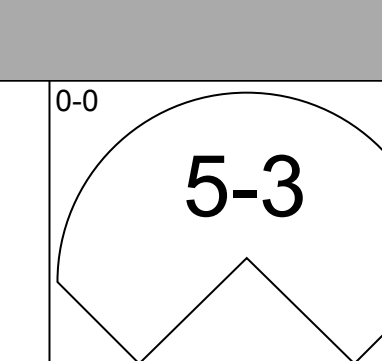
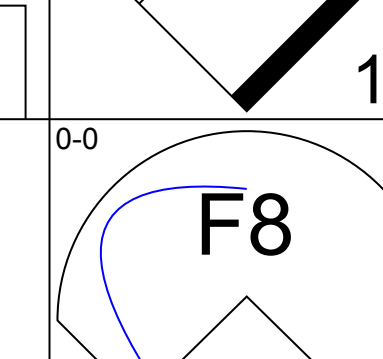
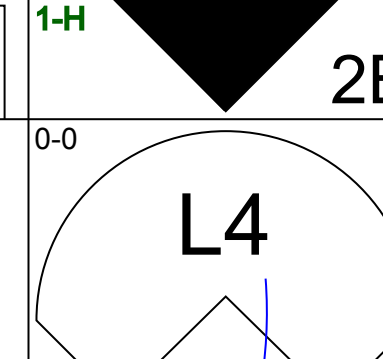
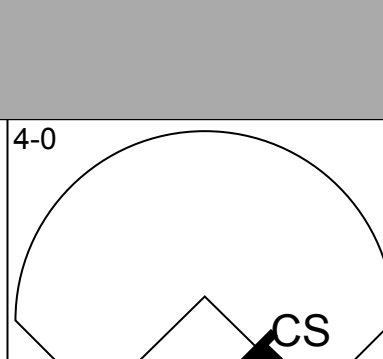

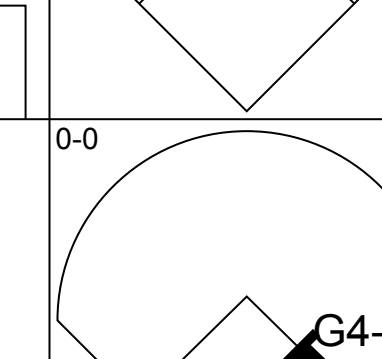
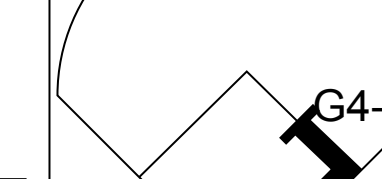
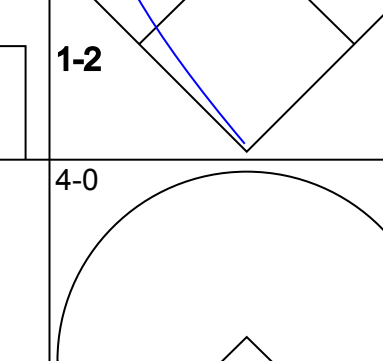
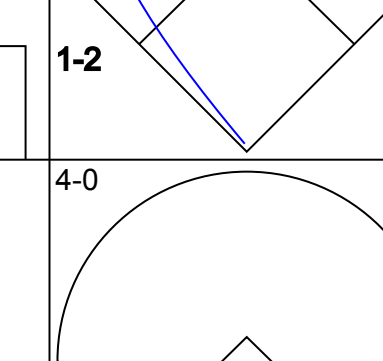
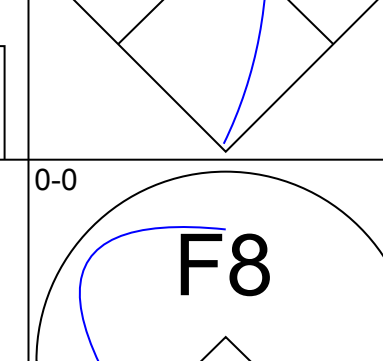
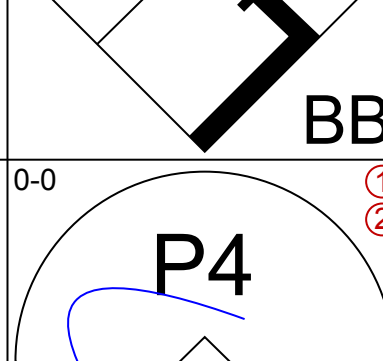
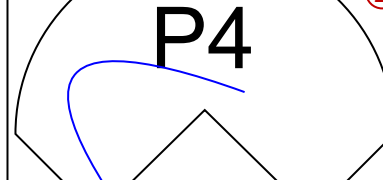
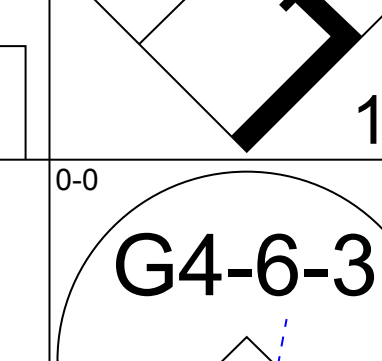
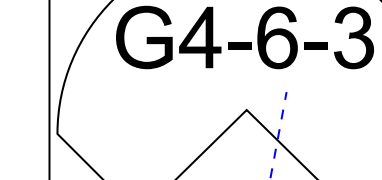
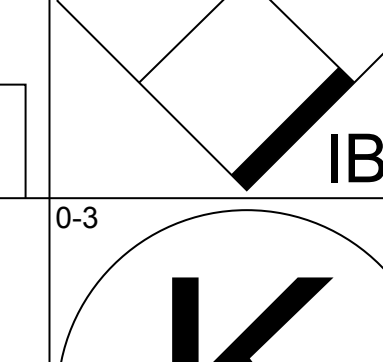
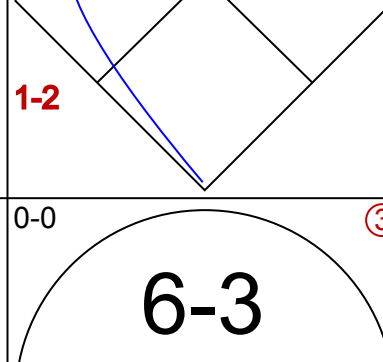
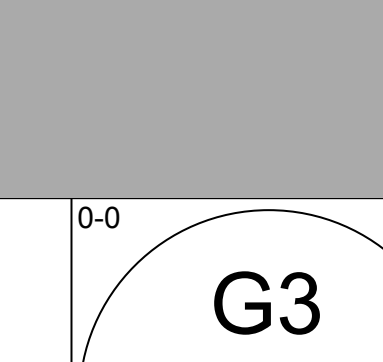
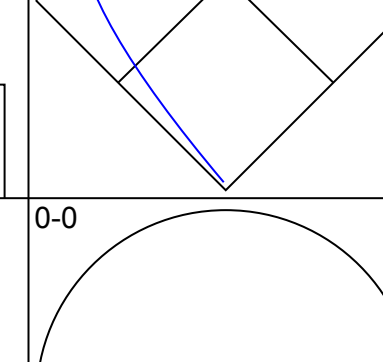
Batter	1	2	3	4	5	6	7	8	9	AB	R	H	RBI	BB	SO	LOB	TOP								
<b>Pete Rose, S</b> (1, 7) OBP: 0.397, SLG: 0.366	0-0 4-3	4-0 1B		0-0 1B	0-0 1B	0-0 1B		0-0 L7		4	0	2	1	1	0	1	<b>Cincinnati Reds @ Pittsburgh Pirates</b> Three Rivers Stadium, Pittsburgh, PA Fri Jul 12 1974, 7:05 PM EDT Unknown								
<b>Cesar Geronimo, L</b> (8, 8) OBP: 0.382, SLG: 0.488		1B IBB		3-H 1B	1-2 1B	G6-4-3 1B				0	0	0	0	0	0	0									
<b>Mery Rettenmund, R</b> (1, 9) OBP: 0.342, SLG: 0.373	0-0 1B	0-0 1B		0-0 1B	0-0 1B	G6-4-3 1B			0-0 5-3	5	1	2	2	0	0	3									
<b>Johnny Bench, R</b> (1, 5) OBP: 0.356, SLG: 0.463	0-0 1B	0-0 F5			0-0 HR				0-0 L5	5	1	2	0	0	0	3									
<b>Tony Perez, R</b> (1, 3) OBP: 0.322, SLG: 0.445	0-0 FC5-4			0-0 F9	0-0 5-3				0-0 F8	4	0	0	1	0	0	2									
<b>Dan Driessen, L</b> (7, 3) OBP: 0.343, SLG: 0.386	1-2 CS									1	0	0	0	0	0	0									
<b>Dave Concepcion, R</b> (1, 6) OBP: 0.322, SLG: 0.371	0-0 1B			0-0 F8	1-0 HR				0-0 P4	2	1	1	0	0	0	0									
<b>Phil Gagliano, R</b> (7, PH) OBP: 0.500, SLG: 0.133	0-0 1B				HR HBP					1	0	0	0	0	0	0									
<b>George Foster, R</b> (1, 8) OBP: 0.320, SLG: 0.409	0-0 CS	0-0 SH5-3 1B		0-0 L7	0-0 HR				0-0 6-3	4	2	2	3	0	0	0									
<b>Bill Plummer, R</b> (1, 2) OBP: 0.260, SLG: 0.343		0-3 K		0-0 6-3	0-0 6-3				0-3 K	4	0	0	0	0	2	1									
<b>Darrel Chaney, S</b> (1, 4) OBP: 0.357, SLG: 0.333		4-0 SH5-3 1B		0-0 4-3 1B	0-0 6-3				4-0 BB	2	2	1	0	2	0	0									
<b>Don Gullett, R</b> (1, 1) OBP: 0.277, SLG: 0.238		0-0 SH5-3		0-0 4-3					0-3 K	3	0	1	0	0	1	2									
<b>Inning Stats</b>	R: 1 E: 0 K: 0 S: 5	H: 3 LOB: 1 BB: 0 P: 5	R: 2 E: 0 K: 1 S: 7	H: 2 LOB: 2 BB: 2 P: 15	R: 0 E: 0 K: 0 S: 3	H: 0 LOB: 0 BB: 0 P: 3	R: 1 E: 0 K: 0 S: 5	H: 2 LOB: 1 BB: 0 P: 5	R: 3 E: 0 K: 0 S: 5	H: 2 LOB: 0 BB: 0 P: 6	R: 0 E: 0 K: 0 S: 4	H: 2 LOB: 1 BB: 0 P: 4	R: 0 E: 0 K: 0 S: 3	H: 0 LOB: 1 BB: 0 P: 3	R: 0 E: 0 K: 2 S: 7	H: 0 LOB: 1 BB: 0 P: 11	R: 0 E: 0 K: 0 S: 3	H: 0 LOB: 0 BB: 0 P: 3	1B: 7 2B: 3 3B: 0 HR: 1	SF: 0 SAC: 1 DP: 1 HBP: 1	WP: 0 PB: 0 SB: 0 CS: 1	PA: 41			
<b>PITCHER</b>	IP	WLS	BF	H	R	ER	SO	BB	IBB	HBP	BLK	WP	HR	S	P	ERA	WHIP								
<b>Jim Rooker, L</b> (1, 1) ERA: 3.16	5.0	L	26	9	7	7	1	1	1	1	0	0	1	25	34	12.60	2.000								
<b>Daryl Patterson, R</b> (6, 1) ERA: 4.5	2.0		7	2	0	0	0	0	0	0	0	0	0	7	7	0.00	1.000								
<b>John Morlan, R</b> (8, 1) ERA: 2.75	2.0		7	0	0	0	2	1	0	0	0	0	0	10	14	0.00	0.500								

Batter	1	2	3	4	5	6	7	8	9	AB	R	H	RBI	BB	SO	LOB	BOTTOM								
<b>Rennie Stennett, R</b> (1, 4) OBP: 0.330, SLG: 0.387	0-0 F8		0-0 P6		4-0 BB			0-0 5-3		3	0	0	0	1	0	0	<b>Cincinnati Reds @ Pittsburgh Pirates</b> Three Rivers Stadium, Pittsburgh, PA Fri Jul 12 1974, 7:05 PM EDT Unknown								
<b>Gene Clines, R</b> (1, 7) OBP: 0.321, SLG: 0.270	4-0 1B	WP BB	0-3 K		0-0 L6-3			0-0 L6-3		3	0	0	0	1	1	1									
<b>Richie Zisk, R</b> (1, 9) OBP: 0.393, SLG: 0.504	0-0 1B		0-0 F9				0-0 P4		0-0 1B	4	0	2	0	0	0	0									
<b>Bob Robertson, R</b> (1, 3) OBP: 0.298, SLG: 0.495	0-3 K			0-3 K			0-0 P6		0-3 K	4	0	0	0	0	3	3									
<b>Manny Sanguillen, R</b> (1, 2) OBP: 0.303, SLG: 0.374	0-0 FC5-4						0-0 G3		0-0 F7	4	0	1	0	0	0	2									
<b>Art Howe, R</b> (1, 5) OBP: 0.400, SLG: 0.400			0-0 6-3		0-3 K				0-0 L6	4	0	1	0	0	1	1									
<b>Dave Augustine, R</b> (1, 8) OBP: 0.133, SLG: 0.133			0-0 6-3		0-0 6-3				0-0 1B	4	0	1	0	0	0	2									
<b>Mario Mendoza, R</b> (1, 6) OBP: 0.302, SLG: 0.283			4-0 BB						0-0 F8	3	0	0	0	1	1	2									
<b>Jim Rooker, R</b> (1, 1) OBP: 0.280, SLG: 0.313			0-3 K		0-3 K					1	0	0	0	0	1	1									
<b>Paul Popovich, S</b> (5, PH) OBP: 0.273, SLG: 0.260										1	0	0	0	0	1	0									
<b>Daryl Patterson, L</b> (6, 1) OBP: 0.313, SLG: 0.271										0	0	0	0	0	0	0									
<b>Ed Kirkpatrick, L</b> (7, PH) OBP: 0.313, SLG: 0.271										1	0	0	0	0	1	1									
<b>John Morlan, R</b> (8, 1) ERA: 2.74										0	0	0	0	0	0	0									
<b>Inning Stats</b>	R: 0 E: 0 K: 1 S: 6	H: 1 LOB: 2 BB: 1 P: 10	R: 0 E: 0 K: 1 S: 5	H: 0 LOB: 1 BB: 1 P: 9	R: 0 E: 0 K: 1 S: 5	H: 0 LOB: 0 BB: 0 P: 5	R: 0 E: 0 K: 2 S: 8	H: 1 LOB: 1 BB: 0 P: 8	R: 0 E: 0 K: 2 S: 7	H: 0 LOB: 1 BB: 1 P: 11	R: 0 E: 0 K: 0 S: 3	H: 0 LOB: 0 BB: 0 P: 3	R: 0 E: 0 K: 1 S: 6	H: 1 LOB: 1 BB: 0 P: 6	R: 0 E: 0 K: 1 S: 6	H: 1 LOB: 1 BB: 0 P: 6	R: 0 E: 0 K: 0 S: 4	H: 1 LOB: 1 BB: 0 P: 4	1B: 4 2B: 1 3B: 0 HR: 0	SF: 0 SAC: 0 DP: 0 HBP: 0	WP: 1 PB: 0 SB: 0 CS: 0	PA: 35			
<b>PITCHER</b>	IP	WLS	BF	H	R	ER	SO	BB	IBB	HBP	BLK	WP	HR	S	P	ERA	WHIP								
<b>Don Gullett, L</b> (1, 1)	9.0	W	35	5	0	0	9	3	0	0	0	1	0	50	62	0.00	0.889								

AB	35
R	7
H	11
RBI	7
BB	3
SO	3
LOB	12

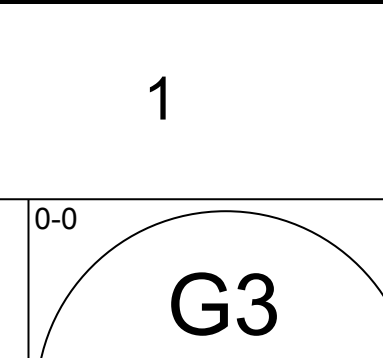
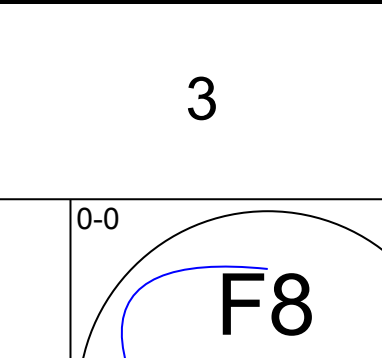
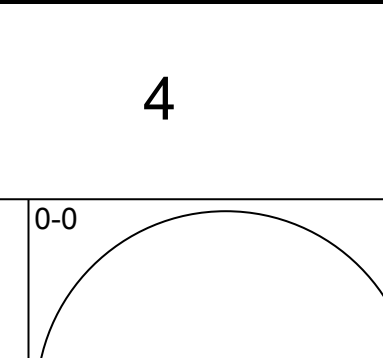
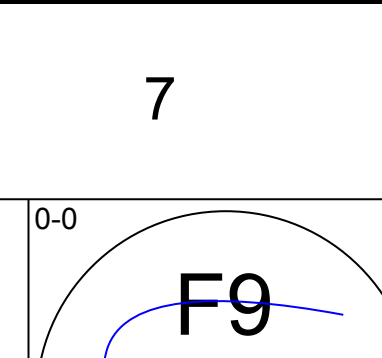
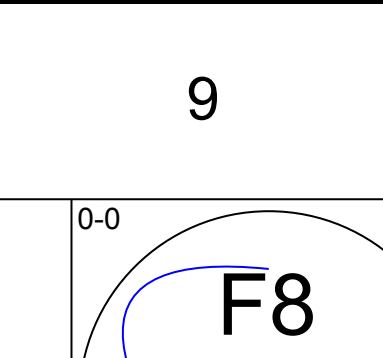
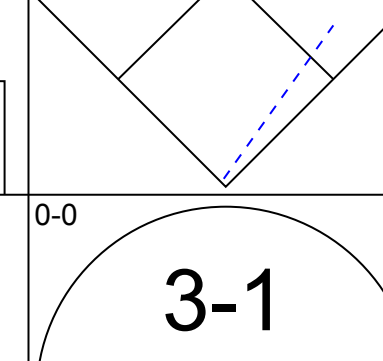
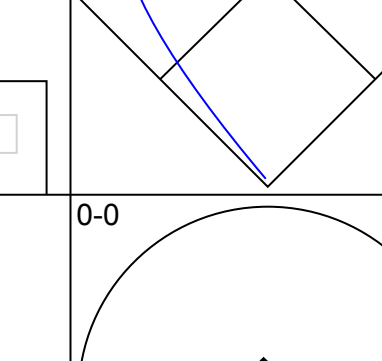
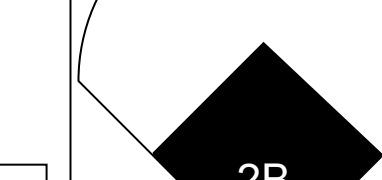
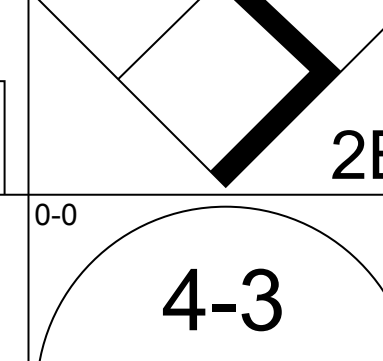
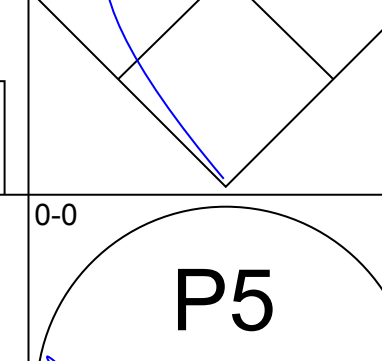
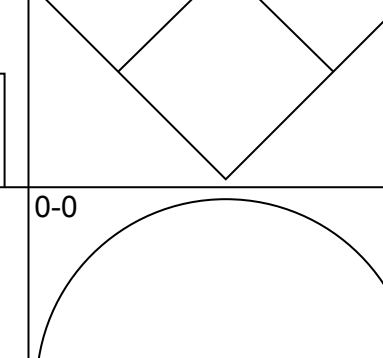
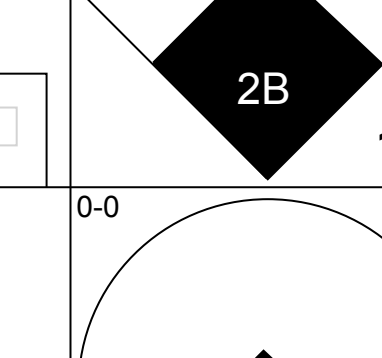


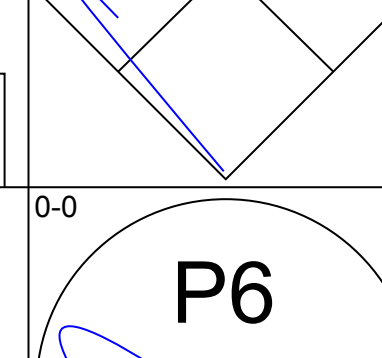

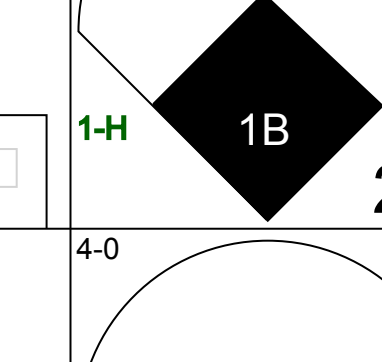


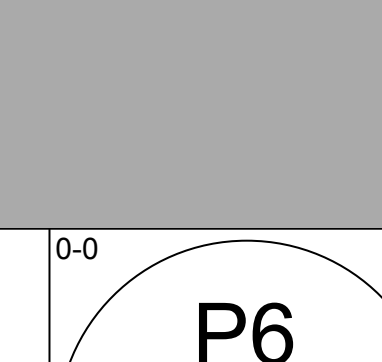
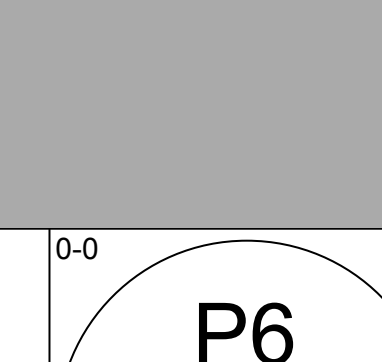


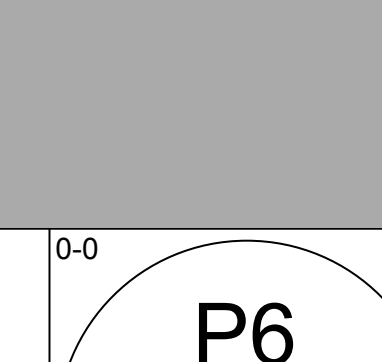
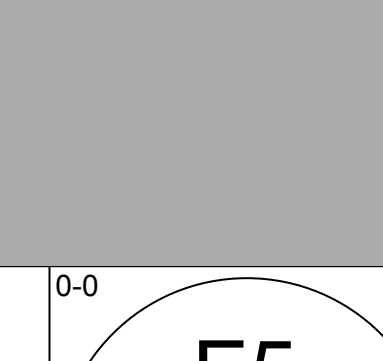
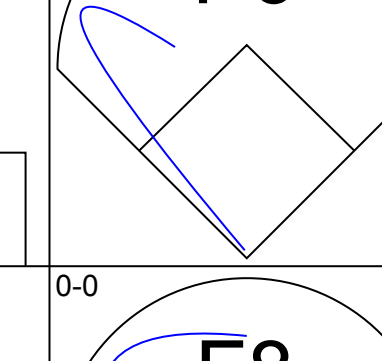
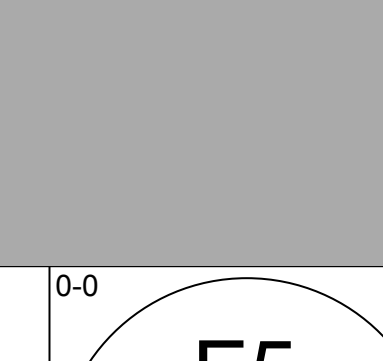
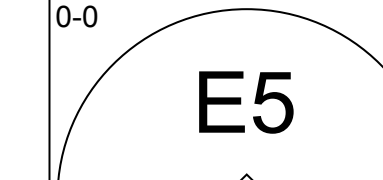
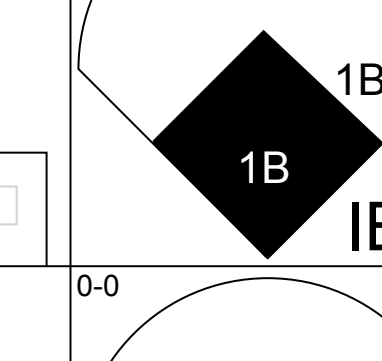

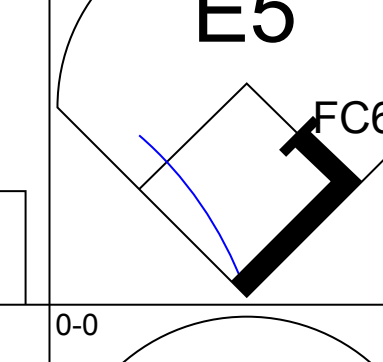

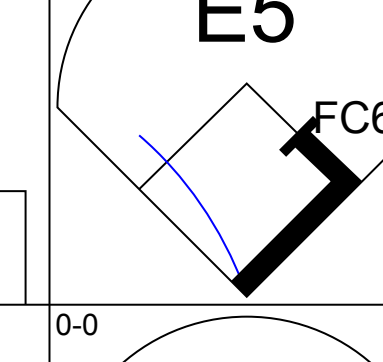

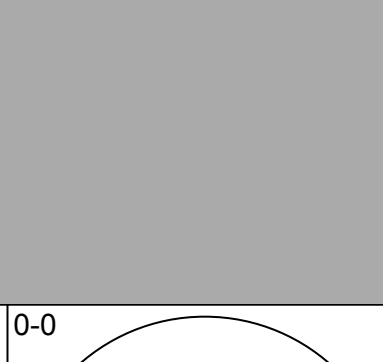
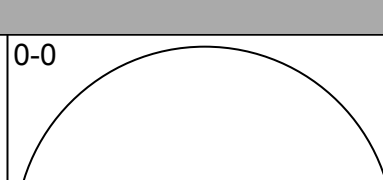
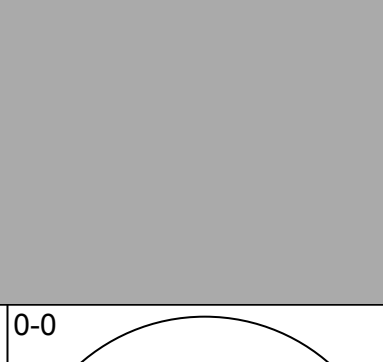
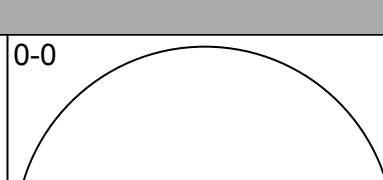
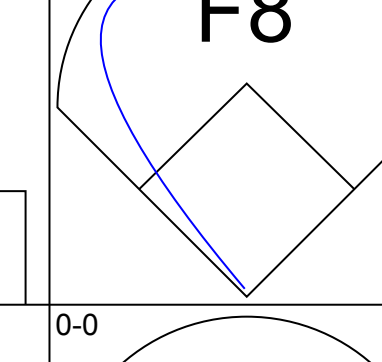
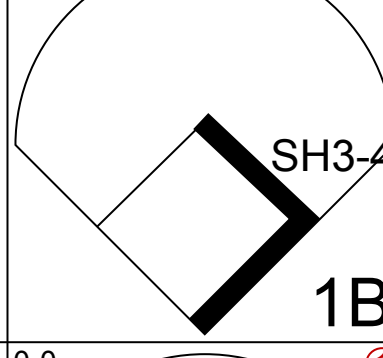

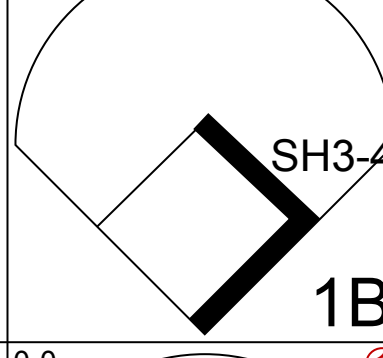


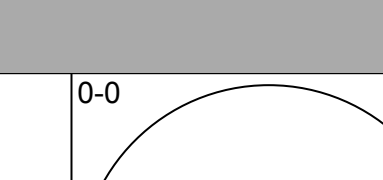
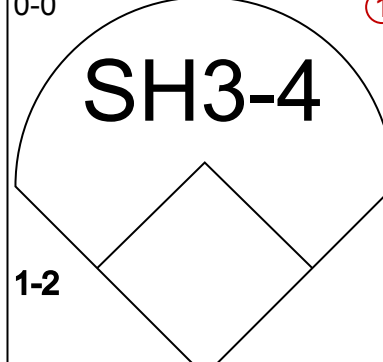
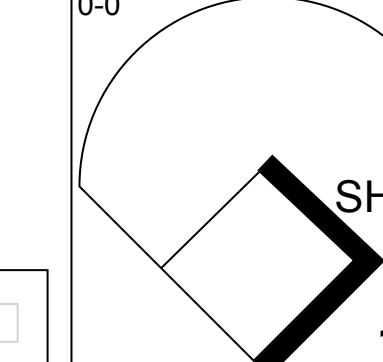
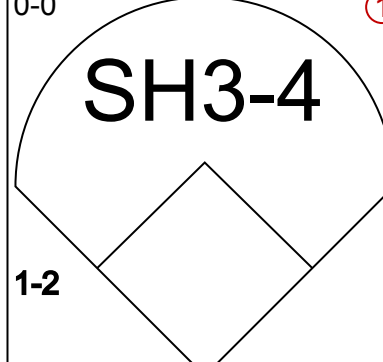
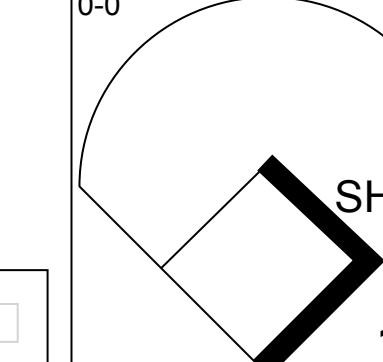
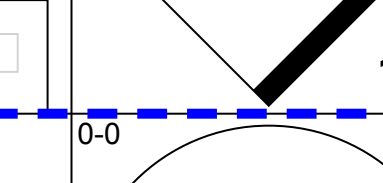
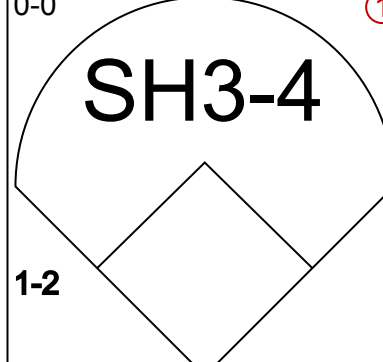
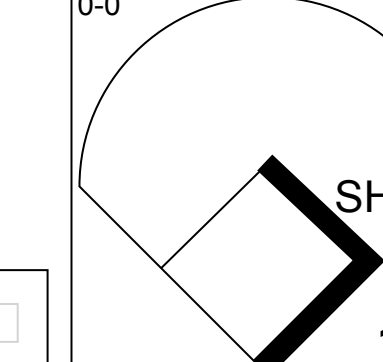
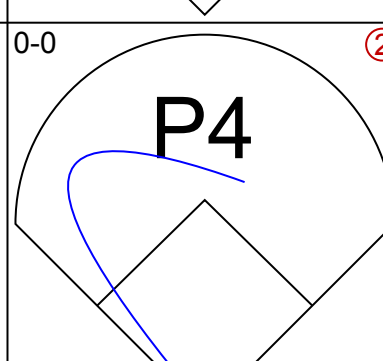
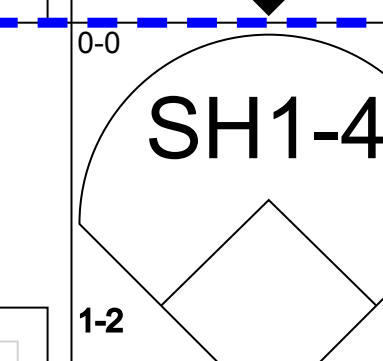




Batter	1	2	3	4	5	6	7	8	9	AB	R	H	RBI	BB	SO	LOB	TOP					
<b>Cesar Geronimo, L</b> (1, 8) OBP: 0.378, SLG: 0.481										5	0	1	0	0	2	1	<b>Cincinnati Reds @ Pittsburgh Pirates</b> Three Rivers Stadium, Pittsburgh, PA Fri Jul 12, 1974, 7:05 PM EDT Att: 30,507 - Unknown					
<b>Pete Rose, S</b> (1, 7) OBP: 0.385, SLG: 0.364										5	0	1	0	0	0	1						
<b>Joe Morgan, L</b> (1, 4) OBP: 0.439, SLG: 0.487										5	0	1	0	0	0	2						
<b>Johnny Bench, R</b> (1, 2) OBP: 0.360, SLG: 0.468				 	 					3	2	2	0	1	0	1						
<b>Dan Driessen, L</b> (1, 5) OBP: 0.342, SLG: 0.385				 	 					3	1	1	1	0	0	0						
<b>Andy Kosco, R</b> (7, PH) OBP: 0.293, SLG: 0.257				 	 					1	0	0	0	0	1	2						
<b>Bill Plummer, R</b> (7, 2) OBP: 0.260, SLG: 0.343										0	0	0	0	0	0	0						
<b>Terry Crowley, L</b> (1, 3) OBP: 0.295, SLG: 0.366	 			  	 					4	1	2	1	0	0	1						
<b>Ken Griffey, L</b> (1, 9) OBP: 0.165, SLG: 0.165						 		 		2	0	0	0	1	0	1						
<b>George Foster, R</b> (8, PH) OBP: 0.325, SLG: 0.413										1	0	1	0	0	0	0						
<b>Darrel Chaney, S</b> (1, 6) OBP: 0.350, SLG: 0.313						 		 		3	0	0	0	1	0	2						
<b>Tom Carroll, L</b> (1, 1) OBP: 0.200, SLG: 0.200										4	0	1	0	0	1	2						
<b>Clay Carroll, R</b> (9, 1) OBP: 0.182, SLG: 0.182										0	0	0	0	0	0	0						
<b>Inning Stats</b>	R: 0 E: 0 K: 1 S: 6	H: 1 LOB: 1 BB: 0 P: 6	R: 0 E: 0 K: 1 S: 6	H: 1 LOB: 2 BB: 1 P: 10	R: 0 E: 0 K: 1 S: 5	H: 0 LOB: 0 BB: 0 P: 5	R: 3 E: 1 K: 0 S: 6	H: 3 LOB: 1 BB: 1 P: 10	R: 1 E: 1 K: 0 S: 5	H: 1 LOB: 1 BB: 0 P: 5	R: 0 E: 0 K: 0 S: 2	H: 0 LOB: 0 BB: 1 P: 6	R: 0 E: 0 K: 1 S: 7	H: 2 LOB: 2 BB: 0 P: 7	R: 0 E: 0 K: 0 S: 3	H: 1 LOB: 0 BB: 0 P: 3	R: 0 E: 0 K: 0 S: 4	H: 1 LOB: 1 BB: 0 P: 4	1B: 8 2B: 2 3B: 0 HR: 0	SF: 0 SAC: 0 DP: 1 HBP: 0	WP: 0 PB: 1 SB: 2 CS: 1	PA: 39
<b>PITCHER</b>	IP	WLS	BF	H	R	ER	SO	BB	IBB	HBP	BLK	WP	HR	S	P	ERA	WHIP					
<b>Larry Demery, R</b> (1, 1) ERA: 5.96	6.0	L	27	6	4	3	3	2	1	0	0	0	0	30	42	4.50	1.333					
<b>Ramon Hernandez, L</b> (7, 1) ERA: 2.45	3.0		12	4	0	0	1	0	0	0	0	0	0	14	14	0.00	1.333					

AB 36  
R 4  
H 10  
RBI 2  
BB 3  
SO 4  
LOB 13



Batter	1	2	3	4	5	6	7	8	9	AB	R	H	RBI	BB	SO	LOB	BOTTOM					
<b>Rennie Stennett, R</b> (1, 4) OBP: 0.329, SLG: 0.387										5	0	1	0	0	0	1	<b>Cincinnati Reds @ Pittsburgh Pirates</b> Three Rivers Stadium, Pittsburgh, PA Fri Jul 12, 1974, 7:05 PM EDT Att: 30,507 - Unknown					
<b>Richie Hebner, L</b> (1, 5) OBP: 0.349, SLG: 0.463			 							4	1	1	0	0	0	1						
<b>Al Oliver, L</b> (1, 8) OBP: 0.318, SLG: 0.459			 							4	1	2	1	0	1	0						
<b>Willie Stargell, L</b> (1, 3) OBP: 0.381, SLG: 0.525				  						2	1	0	0	1	1	1						
<b>Bob Robertson, R</b> (6, 3) OBP: 0.296, SLG: 0.491				  						1	0	0	0	0	0	0						
<b>Richie Zisk, R</b> (1, 7) OBP: 0.391, SLG: 0.500		 	 							4	0	1	1	0	0	0						
<b>Manny Sanguillen, R</b> (1, 2) OBP: 0.306, SLG: 0.376		 	 	 						4	0	2	1	0	0	1						
<b>Ed Kirkpatrick, L</b> (1, 9) OBP: 0.313, SLG: 0.273						 		 		3	0	1	0	0	1	3						
<b>Mario Mendoza, R</b> (1, 6) OBP: 0.295, SLG: 0.276									 	3	0	0	0	0	1	2						
<b>Larry Demery, R</b> (1, 1) ERA: 0.6										2	0	0	0	0	2	0						
<b>Gene Clines, R</b> (6, PH) OBP: 0.320, SLG: 0.269										1	0	0	0	0	0	1						
<b>Ramon Hernandez, S</b> (7, 1) ERA: 2.82										0	0	0	0	0	0	0						
<b>Ken Brett, L</b> (8, PH) OBP: 0.371, SLG: 0.534										1	0	0	0	0	0	1						
<b>Inning Stats</b>	R: 0 E: 0 K: 0 S: 4	H: 1 LOB: 1 BB: 0 P: 4	R: 0 E: 1 K: 1 S: 6	H: 0 LOB: 1 BB: 0 P: 6	R: 3 E: 0 K: 1 S: 9	H: 4 LOB: 2 BB: 1 P: 13	R: 0 E: 0 K: 2 S: 8	H: 1 LOB: 1 BB: 0 P: 8	R: 0 E: 0 K: 0 S: 7	H: 0 LOB: 0 BB: 0 P: 7	R: 0 E: 0 K: 0 S: 4	H: 1 LOB: 1 BB: 0 P: 4	R: 0 E: 0 K: 0 S: 3	H: 0 LOB: 0 BB: 0 P: 3	R: 0 E: 0 K: 0 S: 3	H: 0 LOB: 0 BB: 0 P: 3	R: 0 E: 0 K: 0 S: 4	H: 1 LOB: 1 BB: 0 P: 4	1B: 6 2B: 2 3B: 0 HR: 0	SF: 0 SAC: 2 DP: 0 HBP: 0	WP: 0 PB: 0 SB: 0 CS: 0	PA: 37
<b>PITCHER</b>	IP	WLS	BF	H	R	ER	SO	BB	IBB	HBP	BLK	WP	HR	S	P	ERA	WHIP					
<b>Tom Carroll, R</b> (1, 1) ERA: 0.6	8.0	W	34	8	3	0	6	0	1	0	0	0	0	45	49	0.00	1.000					
<b>Clay Carroll, R</b> (9, 1) ERA: 2.82	1.0	S	3	0	0	0	0	0	0	0	0	0	0	3	3	0.00	0.000					

AB 34  
R 3  
H 8  
RBI 3  
BB 1  
SO 6  
LOB 11









Batter	1	2	3	4	5	6	7	8	9	AB	R	H	RBI	BB	SO	LOB	TOP			
Merv Rettenmund, R OBP: 0.333, SLG: 0.362 Cesar Geronimo, L OBP: 0.377, SLG: 0.478	F9		K		L5			1-3		4	0	0	0	0	1	0	Cincinnati Reds @ Pittsburgh Pirates Three Rivers Stadium, Pittsburgh, PA Sun Jul 14 1974, 3:33 AM EDT Unknown			
Pete Rose, S OBP: 0.386, SLG: 0.365	1B		CS		F9			6-3		3	1	1	0	1	0	0				
Johnny Bench, R OBP: 0.364, SLG: 0.482	1B		BB		L7					4	1	2	0	0	0	1				
Tony Perez, R OBP: 0.329, SLG: 0.463 Dan Driessen, L OBP: 0.341, SLG: 0.384	1B		1-2		5-3			5-3		4	1	2	3	0	0	1				
Dave Concepcion, R OBP: 0.318, SLG: 0.367	HR				3-1					4	1	1	0	0	0	1				
George Foster, R OBP: 0.319, SLG: 0.401	P6				F3			F8		4	0	0	0	0	0	1				
Bill Plummer, R OBP: 0.256, SLG: 0.342	K				3-1			6-3		4	0	0	0	0	2	1				
Darrel Chaney, S OBP: 0.377, SLG: 0.315	K				F9					4	0	2	0	0	0	1				
Fred Norman, S OBP: 0.125, SLG: 0.103 Clay Carroll, R OBP: 0.182, SLG: 0.182	K				B1-4			K		3	0	1	0	1	2	1				
	F9				B1-4			FC6-4		3	0	0	0	0	0	3				
										0	0	0	0	0	0	0				
<b>Inning Stats</b>	R: 3 E: 0 K: 1 S: 8	H: 3 LOB: 0 BB: 0 P: 8	R: 0 E: 0 K: 1 S: 5	H: 0 LOB: 0 BB: 0 P: 5	R: 0 E: 0 K: 1 S: 4	H: 0 LOB: 0 BB: 1 P: 8	R: 0 E: 0 K: 0 S: 4	H: 1 LOB: 1 BB: 0 P: 4	R: 0 E: 0 K: 0 S: 3	H: 0 LOB: 0 BB: 0 P: 3	R: 0 E: 0 K: 0 S: 4	H: 1 LOB: 2 BB: 1 P: 8	R: 0 E: 0 K: 0 S: 4	H: 1 LOB: 1 BB: 0 P: 4	R: 0 E: 0 K: 2 S: 8	H: 1 LOB: 1 BB: 0 P: 8	1B: 5 2B: 3 3B: 0 HR: 1	SF: 0 SAC: 0 DP: 1 HBP: 0	WP: 0 PB: 0 SB: 0 CS: 1	PA: 35
<b>PITCHER</b> Ken Brett, L ERA: 2.76	IP: 9.0 WLS: L BF: 35 H: 8 R: 3 ER: 3 SO: 5 BB: 1 IBB: 1 HBP: 0 BLK: 0 WP: 0 HR: 1 S: 43 P: 51 ERA: 3.00 WHIP: 1.000															<b>PITCHER</b>				

Batter	1	2	3	4	5	6	7	8	9	AB	R	H	RBI	BB	SO	LOB	BOTTOM					
Rennie Stennett, R OBP: 0.329, SLG: 0.385	1B		6-3		L5		P7			4	0	1	0	0	0	3	Cincinnati Reds @ Pittsburgh Pirates Three Rivers Stadium, Pittsburgh, PA Sun Jul 14 1974, 3:33 AM EDT Unknown					
Gene Clines, R OBP: 0.320, SLG: 0.271	1B		L6-3		K			L3		4	0	1	0	0	1	0						
Al Oliver, L OBP: 0.316, SLG: 0.460	F2				G3					4	0	1	0	0	0	2						
Richie Zisk, R OBP: 0.390, SLG: 0.507	K				HR			6-3		4	1	2	1	0	1	2						
Bob Robertson, R OBP: 0.286, SLG: 0.461	1-3				F2			L4-3		4	0	0	0	0	0	4						
Manny Sanguillen, R OBP: 0.301, SLG: 0.369	F9				6-3			1B		4	1	1	0	0	0	0						
Richie Hebner, L OBP: 0.359, SLG: 0.470	4-3				FC4-6			1B		4	0	2	0	0	0	0						
Frank Taveras, R OBP: 0.297, SLG: 0.291 Ed Kirkpatrick, L OBP: 0.316, SLG: 0.277	K2-3				FC4-6			P4		3	0	0	0	0	1	3						
Ken Brett, L OBP: 0.369, SLG: 0.525	F8				K			L8		3	0	1	1	0	1	1						
										3	0	1	1	0	1	1						
<b>Inning Stats</b>	R: 0 E: 0 K: 1 S: 7	H: 2 LOB: 2 BB: 0 P: 7	R: 0 E: 0 K: 1 S: 5	H: 0 LOB: 0 BB: 0 P: 5	R: 0 E: 0 K: 0 S: 3	H: 0 LOB: 0 BB: 0 P: 3	R: 1 E: 0 K: 0 S: 4	H: 1 LOB: 0 BB: 0 P: 4	R: 0 E: 0 K: 1 S: 6	H: 1 LOB: 1 BB: 0 P: 6	R: 0 E: 0 K: 1 S: 5	H: 0 LOB: 0 BB: 0 P: 5	R: 1 E: 0 K: 0 S: 6	H: 3 LOB: 2 BB: 0 P: 6	R: 0 E: 0 K: 0 S: 4	H: 2 LOB: 1 BB: 0 P: 4	R: 0 E: 0 K: 0 S: 3	H: 0 LOB: 0 BB: 0 P: 3	1B: 8 2B: 1 3B: 0 HR: 1	SF: 0 SAC: 0 DP: 1 HBP: 0	WP: 0 PB: 0 SB: 1 CS: 0	PA: 35
<b>PITCHER</b> Fred Norman, L ERA: 2.71 Clay Carroll, R ERA: 2.7	IP: 6.2 WLS: W BF: 27 H: 7 R: 2 ER: 2 SO: 2 BB: 0 IBB: 0 HBP: 0 BLK: 0 WP: 0 HR: 1 S: 35 P: 35 ERA: 2.70 WHIP: 1.050															<b>PITCHER</b>						







Batter	1	2	3	4	5	6	7	8	9	AB	R	H	RBI	BB	SO	LOB	TOP										
<b>Cesar Geronimo, L</b> (1, 8) OBP: 0.371, SLG: 0.468	0-3 K		0-3 K		0-0 1-3		0-0 6-3		0-0 2H 1B	5	0	1	1	0	2	1	<b>Cincinnati Reds @ St. Louis Cardinals</b> Busch Stadium, St. Louis, MO Mon Jul 15 1974, 7:05 PM CDT Att: 21,316 - Unknown										
<b>Pete Rose, S</b> (1, 7) OBP: 0.386, SLG: 0.364	0-0 1B		0-0 1B		0-0 F8		0-0 F8			4	0	2	0	0	0	0											
<b>Joe Morgan, L</b> (1, 4) OBP: 0.440, SLG: 0.491	0-0 1B		0-0 FC6		0-0 F8					4	1	2	1	0	0	2											
<b>Johnny Bench, R</b> (1, 2) OBP: 0.357, SLG: 0.471	0-0 G6-4-3		0-0 F7		0-0 P3					4	0	0	0	0	0	4											
<b>Tony Perez, R</b> (1, 3) OBP: 0.330, SLG: 0.458 <b>George Foster, R</b> (8, 9) OBP: 0.319, SLG: 0.401		0-0 6-3		0-0 F9		0-0 BB E 1B		0-0 P3		4	0	1	0	0	0	0											
<b>Dan Driessen, L</b> (1, 5) OBP: 0.339, SLG: 0.380		0-0 1-6-3		0-0 F7		0-0 E1 BB		0-0 F8		4	0	0	0	0	0	1											
<b>Dave Concepcion, R</b> (1, 6) OBP: 0.322, SLG: 0.366		4-0 2B BB		0-0 1B		4-0 1-2 2-3 BB				2	2	2	0	2	0	0											
<b>Ken Griffey, L</b> (1, 9) OBP: 0.204, SLG: 0.188 <b>Darrel Chaney, S</b> (6, 5) OBP: 0.377, SLG: 0.315		0-0 1-H 2B		0-0 P6		0-0 4-3		0-0 SH3-4 1B		3	0	1	1	0	0	4											
<b>Clay Kirby, R</b> (1, 1) OBP: 0.180, SLG: 0.089			4-0 FC6 1B BB		0-0 F7		0-0 F7		0-3 K	3	0	0	0	1	1	1											
<b>Inning Stats</b>	R: 0 E: 0 K: 1 S: 6	H: 2 LOB: 1 BB: 0 P: 6	R: 1 E: 0 K: 0 S: 3	H: 1 LOB: 1 BB: 1 P: 7	R: 0 E: 0 K: 1 S: 6	H: 1 LOB: 2 BB: 1 P: 10	R: 0 E: 0 K: 0 S: 4	H: 1 LOB: 1 BB: 0 P: 4	R: 0 E: 0 K: 0 S: 3	H: 0 LOB: 0 BB: 0 P: 3	R: 0 E: 1 K: 0 S: 5	H: 1 LOB: 3 BB: 1 P: 9	R: 0 E: 0 K: 0 S: 3	H: 0 LOB: 0 BB: 0 P: 3	R: 1 E: 0 K: 1 S: 4	H: 1 LOB: 1 BB: 0 P: 4		R: 1 E: 0 K: 1 S: 6	H: 2 LOB: 1 BB: 0 P: 6	1B: 7 2B: 1 3B: 0 HR: 1	SF: 0 SAC: 1 DP: 1 HBP: 0	WP: 0 PB: 0 SB: 1 CS: 0	PA: 37				
<b>PITCHER</b>	IP	WLS	BF	H	R	ER	SO	BB	IBB	HBP	BLK	WP	HR	S	P	ERA	WHIP										
<b>Alan Foster, R</b> (1, 1) ERA: 3.53	8.0	L	33	7	2	2	2	3	0	0	0	0	1	34	46	2.25	1.250										
<b>Mike Garman, R</b> (9, 1) ERA: 3.35	1.0		4	2	1	1	1	0	0	0	0	0	0	6	6	9.00	2.000										

Batter	1	2	3	4	5	6	7	8	9	AB	R	H	RBI	BB	SO	LOB	BOTTOM										
<b>Lou Brock, L</b> (1, 7) OBP: 0.370, SLG: 0.410	0-3 K		0-0 CS 1B		0-0 2B			0-0 F7		4	0	2	0	0	1	1	<b>Cincinnati Reds @ St. Louis Cardinals</b> Busch Stadium, St. Louis, MO Mon Jul 15 1974, 7:05 PM CDT Att: 21,316 - Unknown										
<b>Jack Heidemann, R</b> (1, 6) OBP: 0.333, SLG: 0.311	0-0 1B		0-3 K		0-0 6-3			0-3 K		4	0	1	0	0	2	3											
<b>Bake McBride, L</b> (1, 8) OBP: 0.355, SLG: 0.399	0-3 K		0-0 F9		0-0 G4-6-3 1B			0-0 1B		4	0	2	0	0	1	1											
<b>Reggie Smith, S</b> (1, 9) OBP: 0.387, SLG: 0.554	0-0 1B		4-0 1B BB		0-0 F9			0-0 F8		3	0	1	0	1	0	3											
<b>Ted Simmons, S</b> (1, 2) OBP: 0.317, SLG: 0.451	0-0 F9		0-0 F5		0-0 G4-6-3			0-0 4-3		4	0	0	0	0	0	4											
<b>Joe Torre, R</b> (1, 3) OBP: 0.371, SLG: 0.404		0-0 2B		0-0 G6-4-3 1B			0-0 6-3		0-3 K	4	0	2	0	0	1	0											
<b>Ken Reitz, R</b> (1, 5) OBP: 0.309, SLG: 0.364		0-0 F8		0-0 G6-4-3			0-0 5-3		0-0 6-3	4	0	0	0	0	0	3											
<b>Mike Tyson, R</b> (1, 4) OBP: 0.237, SLG: 0.229 <b>Jose Cruz, L</b> (7, PH) OBP: 0.323, SLG: 0.400 <b>Tom Heintzelman, R</b> (8, 4) OBP: 0.329, SLG: 0.343		0-3 K		0-3 K		0-0 F8				2	0	0	0	0	2	1											
<b>Alan Foster, R</b> (1, 1) OBP: 0.235, SLG: 0.212 <b>Jim Dwyer, L</b> (8, PH) OBP: 0.405, SLG: 0.500 <b>Mike Garman, R</b> (9, 1) OBP: 0.250, SLG: 0.250		0-0 1-3		0-0 P5				0-0 1B 1B		2	0	0	0	0	0	1											
<b>Inning Stats</b>	R: 0 E: 0 K: 2 S: 9	H: 2 LOB: 2 BB: 0 P: 9	R: 0 E: 0 K: 1 S: 6	H: 1 LOB: 1 BB: 0 P: 6	R: 0 E: 0 K: 1 S: 5	H: 1 LOB: 0 BB: 0 P: 5	R: 0 E: 0 K: 0 S: 3	H: 1 LOB: 1 BB: 1 P: 7	R: 0 E: 0 K: 0 S: 3	H: 1 LOB: 0 BB: 0 P: 3	R: 0 E: 0 K: 0 S: 3	H: 0 LOB: 0 BB: 0 P: 3	R: 0 E: 0 K: 1 S: 7	H: 2 LOB: 2 BB: 0 P: 7	R: 0 E: 0 K: 1 S: 5	H: 0 LOB: 0 BB: 0 P: 5		1B: 7 2B: 2 3B: 0 HR: 0	SF: 0 SAC: 0 DP: 2 HBP: 0	WP: 0 PB: 0 SB: 0 CS: 1	PA: 34						
<b>PITCHER</b>	IP	WLS	BF	H	R	ER	SO	BB	IBB	HBP	BLK	WP	HR	S	P	ERA	WHIP										
<b>Clay Kirby, R</b> (1, 1) ERA: 2.96	9.0	W	34	9	0	0	7	1	0	0	0	0	0	47	51	0.00	1.111										



Batter	1	2	3	4	5	6	7	8	9	AB	R	H	RBI	BB	SO	LOB	TOP					
<b>Cesar Geronimo, L</b> (1, 8) OBP: 0.374, SLG: 0.468										6	1	3	1	0	2	3	<b>Cincinnati Reds @ St. Louis Cardinals</b> Busch Stadium, St. Louis, MO Tue Jul 16 1974, 7:05 PM CDT Att: 18,588 - Unknown					
<b>Pete Rose, S</b> (1, 7) OBP: 0.386, SLG: 0.364										5	2	1	0	0	0	2						
<b>Darrel Chaney, S</b> (7, 4) OBP: 0.371, SLG: 0.309										1	0	0	0	0	1	0						
<b>Joe Morgan, L</b> (1, 4) OBP: 0.441, SLG: 0.494										4	2	2	2	0	1	1						
<b>George Foster, R</b> (7, 7) OBP: 0.321, SLG: 0.403										2	0	1	0	0	0	1						
<b>Johnny Bench, R</b> (1, 5) OBP: 0.359, SLG: 0.473										5	2	2	0	1	0	2						
<b>Tony Perez, R</b> (1, 3) OBP: 0.334, SLG: 0.461										4	2	3	3	0	0	0						
<b>Merv Rettenmund, R</b> (5, 9) OBP: 0.330, SLG: 0.358										2	0	0	0	0	2	2						
<b>Dan Driessen, L</b> (1, 9) OBP: 0.340, SLG: 0.378										4	1	1	0	1	0	3						
<b>Dave Concepcion, R</b> (1, 6) OBP: 0.323, SLG: 0.365										4	1	1	1	1	0	5						
<b>Bill Plummer, R</b> (1, 2) OBP: 0.258, SLG: 0.341										4	0	2	1	0	0	2						
<b>Don Gullett, R</b> (1, 1) OBP: 0.314, SLG: 0.304										4	1	3	3	0	1	2						
<b>Pedro Borbon, R</b> (7, 1) OBP: 0.267, SLG: 0.267										1	0	0	0	0	1	2						
<b>Inning Stats</b>	R: 7 E: 1 K: 0 S: 9	H: 6 LOB: 1 BB: 2 P: 17	R: 3 E: 1 K: 1 S: 10	H: 4 LOB: 2 BB: 0 P: 10	R: 0 E: 1 K: 0 S: 3	H: 0 LOB: 0 BB: 0 P: 3	R: 0 E: 0 K: 1 S: 7	H: 2 LOB: 2 BB: 0 P: 7	R: 2 E: 1 K: 1 S: 9	H: 3 LOB: 2 BB: 0 P: 9	R: 0 E: 0 K: 0 S: 3	H: 1 LOB: 0 BB: 0 P: 3	R: 0 E: 1 K: 0 S: 3	H: 0 LOB: 0 BB: 0 P: 3	R: 0 E: 0 K: 2 S: 9	H: 2 LOB: 2 BB: 0 P: 9	R: 0 E: 0 K: 3 S: 10	H: 1 LOB: 2 BB: 1 P: 14	1B: 15 2B: 4 3B: 0 HR: 0	SF: 1 SAC: 0 DP: 3 HBP: 0	WP: 1 PB: 0 SB: 0 CS: 0	PA: 50
<b>PITCHER</b>	IP WLS BF H R ER SO BB IBB HBP BLK WP HR S P ERA WHIP																					
<b>Bob Forsch, R</b> (1, 1) ERA: 4.96	0.2 L 9 5 7 7 0 2 0 0 0 0 1 0 7 15 94.50 10.500																					
<b>John Curtis, L</b> (1, 1) ERA: 4.3	4.1 25 10 5 3 3 0 0 0 0 0 0 0 31 6.23 2.308																					
<b>Rich Folkers, L</b> (6, 1) ERA: 2.89	2.0 6 1 0 0 0 0 0 0 0 0 0 6 6 0.00 0.500																					
<b>Al Hrabosky, L</b> (8, 1) ERA: 4.91	1.0 5 2 0 0 2 0 0 0 0 0 0 9 9 0.00 2.000																					
<b>Orlando Pena, R</b> (9, 1) ERA: 2.29	1.0 5 1 0 0 3 1 0 0 0 0 0 10 14 0.00 2.000																					
<b>Batter</b>	<b>1</b>	<b>2</b>	<b>3</b>	<b>4</b>	<b>5</b>	<b>6</b>	<b>7</b>	<b>8</b>	<b>9</b>	<b>AB</b>	<b>R</b>	<b>H</b>	<b>RBI</b>	<b>BB</b>	<b>SO</b>	<b>LOB</b>	<b>BOTTOM</b>					
<b>Lou Brock, L</b> (1, 7) OBP: 0.372, SLG: 0.409										3	2	1	0	1	0	1	<b>Cincinnati Reds @ St. Louis Cardinals</b> Busch Stadium, St. Louis, MO Tue Jul 16 1974, 7:05 PM CDT Att: 18,588 - Unknown					
<b>Al Hrabosky, R</b> (8, 1) OBP: 0.333, SLG: 0.333										0	0	0	0	0	0	0						
<b>Tim McCarver, L</b> (8, PH) OBP: 0.349, SLG: 0.250										1	0	0	0	0	0	0						
<b>Orlando Pena, R</b> (9, 1) OBP: 0.500, SLG: 0.500										0	0	0	0	0	0	0						
<b>Jack Heidemann, R</b> (1, 6) OBP: 0.340, SLG: 0.292										3	2	0	0	2	1	0						
<b>Bake McBride, L</b> (1, 8) OBP: 0.352, SLG: 0.396										4	0	1	2	0	0	0						
<b>Reggie Smith, S</b> (1, 9) OBP: 0.386, SLG: 0.551										3	0	1	1	0	0	0						
<b>Jose Cruz, L</b> (7, 9) OBP: 0.325, SLG: 0.402										2	1	1	1	0	0	0						
<b>Joe Torre, R</b> (1, 5) OBP: 0.372, SLG: 0.403										1	0	0	0	1	1	0						
<b>Jerry Davanon, R</b> (6, 5) OBP: 0.500, SLG: 0.500										2	0	1	1	0	1	2						
<b>Ted Simmons, S</b> (1, 3) OBP: 0.314, SLG: 0.446										4	0	0	0	0	0	4						
<b>Marc Hill, R</b> (1, 2) OBP: 0.500, SLG: 0.750										4	1	2	0	0	1	2						
<b>Tom Heintzelman, R</b> (1, 4) OBP: 0.325, SLG: 0.338										4	0	1	0	0	0	1						
<b>Bob Forsch, R</b> (1, 1) ERA: 5.143, SLG: 0.143										0	0	0	0	0	0	0						
<b>John Curtis, L</b> (1, 1) ERA: 0.171, SLG: 0.094										0	0	0	0	0	0	0						
<b>Luis Hernandez, R</b> (5, PH) OBP: 0.262, SLG: 0.332										1	0	0	0	0	0	0						
<b>Rich Folkers, L</b> (8, 1) ERA: 2.89										0	0	0	0	0	0	0						
<b>Ken Raitz, R</b> (7, PH) OBP: 0.330, SLG: 0.363										0	0	0	0	0	0	0						
<b>Jim Dwyer, L</b> (8, 7) OBP: 0.300, SLG: 0.500										0	0	0	1	0	0	0						
<b>Inning Stats</b>	R: 0 E: 0 K: 0 S: 3	H: 0 LOB: 0 BB: 0 P: 3	R: 0 E: 0 K: 0 S: 2	H: 0 LOB: 0 BB: 1 P: 6	R: 0 E: 0 K: 0 S: 3	H: 0 LOB: 1 BB: 1 P: 7	R: 0 E: 0 K: 0 S: 3	H: 0 LOB: 0 BB: 0 P: 3	R: 0 E: 0 K: 1 S: 7	H: 2 LOB: 2 BB: 0 P: 7	R: 2 E: 0 K: 2 S: 10	H: 3 LOB: 2 BB: 1 P: 14	R: 4 E: 1 K: 0 S: 6	H: 2 LOB: 1 BB: 2 P: 14	R: 1 E: 0 K: 0 S: 4	H: 1 LOB: 0 BB: 0 P: 4	R: 0 E: 0 K: 1 S: 5	H: 0 LOB: 0 BB: 0 P: 5	1B: 7 2B: 1 3B: 0 HR: 0	SF: 2 SAC: 0 DP: 1 HBP: 0	WP: 2 PB: 0 SB: 0 CS: 0	PA: 40
<b>PITCHER</b>	IP WLS BF H R ER SO BB IBB HBP BLK WP HR S P ERA WHIP																					
<b>Don Gullett, L</b> (1, 1) ERA: 2.74	6.2 W 31 6 6 2 3 5 0 0 0 0 1 0 11 11 2.70 1.650																					
<b>Pedro Borbon, R</b> (7, 1) ERA: 2.4	2.1 9 2 1 1 1 0 0 0 0 0 1 0 11 11 3.86 0.857																					



Batter	1	2	3	4	5	6	7	8	9	10	11	12	AB	R	H	RBI	BB	SO	LOB	TOP							
Cesar Geronimo, L OBP: 0.369, SLG: 0.459	4-3	K		K			4-3 1B		4-3		K	6-3	7	0	1	0	0	3	4								
Pete Rose, S OBP: 0.385, SLG: 0.362	4-3				4-3		4-3		4-3		1B BB		5	0	1	0	1	0	1								
Joe Morgan, L OBP: 0.441, SLG: 0.492	S 1B		F8		F8								5	1	2	0	1	1	1								
Johnny Bench, R OBP: 0.356, SLG: 0.468	PO E 1B		F9		6-3						P8 1B	F7	6	0	1	1	0	1	5								
Tony Perez, R OBP: 0.332, SLG: 0.459	PO	P9	FC4-6			6-3	F9			PB 2B		5-3	6	0	1	0	0	0	3								
Dan Driessen, L OBP: 0.340, SLG: 0.381													3	2	1	0	0	0	0								
Phil Gagliano, R OBP: 0.519, SLG: 0.133		E3 1B FC4-6		4-3 2B									0	0	0	0	1	0	0								
Darrel Chaney, S OBP: 0.375, SLG: 0.304													1	1	0	0	1	1	1								
Dave Concepcion, R OBP: 0.329, SLG: 0.368					4-3								5	2	3	0	1	0	2								
Ken Griffey, L OBP: 0.217, SLG: 0.204													2	0	1	2	1	0	1								
George Foster, R OBP: 0.321, SLG: 0.408													3	0	1	2	0	1	3								
Inning Stats	R: 1 E: 1 K: 0 S: 4	H: 2 LOB: 0 BB: 4	R: 1 E: 0 K: 1 S: 8	H: 2 LOB: 2 BB: 8	R: 0 E: 0 K: 0 S: 4	H: 1 LOB: 1 BB: 4	R: 0 E: 0 K: 0 S: 3	H: 0 LOB: 0 BB: 3	R: 1 E: 0 K: 0 S: 4	H: 2 LOB: 2 BB: 8	R: 0 E: 0 K: 1 S: 5	H: 0 LOB: 0 BB: 5	R: 0 E: 0 K: 2 S: 8	H: 1 LOB: 2 BB: 12	R: 0 E: 0 K: 0 S: 8	H: 1 LOB: 1 BB: 12	R: 2 E: 0 K: 0 S: 5	H: 2 LOB: 1 BB: 9	1B: 10 2B: 4 3B: 0 HR: 0	SF: 0 SAC: 0 DP: 0 HBP: 0	WP: 0 PB: 1 SB: 1 CS: 0	PA: 56					
PITCHER	IP	WLS	BF	H	R	ER	SO	BB	IBB	HBP	BLK	WP	HR	S	P	ERA	WHIP										
Bob Gibson, R ERA: 4.3	(1, 1)	7.0	32	10	4	3	4	1	0	0	0	0	0	1	5	0.00	3.000										
Al Hrabosky, L ERA: 4.86	(8, 1)	0.1	2	0	0	0	0	1	0	0	0	0	0	1	5	0.00	3.000										
Mike Garman, R ERA: 3.17	(8, 1)	2.2	10	1	0	0	3	0	1	0	0	0	0	15	19	0.00	0.375										
Rich Folkers, L ERA: 3.19	(11, 1)	1.1	L	8	2	2	2	2	0	0	0	0	0	10	18	13.50	3.000										
Orlando Pena, R ERA: 2.25	(12, 1)	0.2	3	1	0	0	0	0	0	0	0	0	0	3	3	0.00	1.500										

Cincinnati Reds @ St. Louis Cardinals  
 Busch Stadium, St. Louis, MO  
 Wed Jul 17 1974, 7:05 PM CDT  
 Alt. 28,743 - Unknown

AB 49  
 R 6  
 H 14  
 RBI 6  
 BB 6  
 SO 9  
 LOB 24



Batter	1	2	3	4	5	6	7	8	9	10	11	12	AB	R	H	RBI	BB	SO	LOB	BOTTOM								
Lou Brock, L OBP: 0.374, SLG: 0.407	6-3						F7			F7			4	0	1	0	2	0	1									
Jack Heidemann, R OBP: 0.321, SLG: 0.275													3	0	0	0	0	0	2									
Mike Tyson, R OBP: 0.230, SLG: 0.226	5-3	F9		CS	F9		F3			5-3		P4	3	0	0	0	0	0	3									
Bake McBride, L OBP: 0.350, SLG: 0.391	F8				5-3					4-3		4-3	4	0	0	0	1	0	0									
Reggie Smith, S OBP: 0.390, SLG: 0.561													4	2	2	1	1	2	1									
Ted Simmons, S OBP: 0.312, SLG: 0.441													4	1	0	0	1	1	2									
Joe Torre, R OBP: 0.372, SLG: 0.411													4	1	1	3	1	1	0									
Tim McCarver, L OBP: 0.349, SLG: 0.242													2	0	0	0	1	1	1									
Marc Hill, R OBP: 0.333, SLG: 0.500													2	0	0	0	0	0	0									
Tom Heintzelman, R OBP: 0.313, SLG: 0.324													3	0	0	0	0	0	1									
Jose Cruz, L OBP: 0.323, SLG: 0.398													1	0	0	0	0	1	0									
Jerry Davanon, R OBP: 0.333, SLG: 0.333													1	0	0	0	0	0	0									
Inning Stats	R: 0 E: 0 K: 0 S: 3	H: 0 LOB: 0 BB: 0	R: 3 E: 0 K: 0 S: 4	H: 1 LOB: 2 BB: 4	R: 1 E: 0 K: 1 S: 10	H: 1 LOB: 1 BB: 10	R: 0 E: 0 K: 0 S: 3	H: 1 LOB: 0 BB: 3	R: 0 E: 0 K: 0 S: 3	H: 0 LOB: 0 BB: 0	R: 0 E: 0 K: 0 S: 3	H: 1 LOB: 0 BB: 3	R: 0 E: 0 K: 2 S: 7	H: 0 LOB: 0 BB: 0	R: 0 E: 1 K: 0 S: 3	H: 0 LOB: 0 BB: 3	R: 0 E: 0 K: 1 S: 5	H: 0 LOB: 0 BB: 5	R: 0 E: 1 K: 0 S: 5	H: 1 LOB: 3 BB: 9	1B: 3 2B: 0 3B: 0 HR: 2	SF: 0 SAC: 0 DP: 1 HBP: 0	WP: 1 PB: 0 SB: 0 CS: 1	PA: 48				
PITCHER	IP	WLS	BF	H	R	ER	SO	BB	IBB	HBP	BLK	WP	HR	S	P	ERA	WHIP											
Tom Carroll, R ERA: 2.25	(1, 1)	5.0	23	3	4	4	3	5	1	0	0	0	0	2	23	47	7.20	1.600										
Tom Hall, L ERA: 4.1	(8, 1)	2.0	6	0	0	0	0	0	0	0	0	0	0	6	6	0.00	0.000											
Clay Carroll, R ERA: 2.56	(8, 1)	3.0	9	1	0	0	2	0	0	0	0	0	0	13	13	0.00	0.333											
Will McEnaney, L ERA: 6.23	(11, 1)	1.0	W	3	0	0	0	1	0	0	0	0	0	5	5	0.00	0.000											
Pedro Borbon, R ERA: 2.37	(12, 1)	1.0	6	1	0	0	0	0	1	0	0	1	0	5	9	0.00	1.000											

Cincinnati Reds @ St. Louis Cardinals  
 Busch Stadium, St. Louis, MO  
 Wed Jul 17 1974, 7:05 PM CDT  
 Alt. 28,743 - Unknown

AB 40  
 R 4  
 H 5  
 RBI 4  
 BB 7  
 SO 6  
 LOB 12










Batter	1	2	3	4	5	6	7	8	9	AB	R	H	RBI	BB	SO	LOB	TOP		
Don Kessinger, S (1, 6) OBP: 0.344, SLG: 0.321	G3		P6		F9		F8		F7	5	0	0	0	0	0	0			
Rick Monday, L (1, 8) OBP: 0.395, SLG: 0.478	K				F7					4	0	2	0	0	1	0			
Jose Cardenal, R (1, 9) OBP: 0.361, SLG: 0.450	1-3		G3		5-3		K			4	0	0	0	0	1	2			
Billy Williams, L (1, 7) OBP: 0.392, SLG: 0.463		4-3		F7		G6-4-3 BB HBP		FC6-4 1B		3	0	1	0	0	0	0			
Andre Thornton, R (1, 3) OBP: 0.375, SLG: 0.483	5-3			CS 1B		G6-4-3 1-2 BB		K		3	0	1	0	1	1	1			
Bill Madlock, R (1, 5) OBP: 0.348, SLG: 0.420	1B	1B		1B BB		G6-4-3 1-2 2-3		FC6-4 FC5-4		3	1	1	0	1	0	3			
Billy Grabarkewitz, R (1, 4) OBP: 0.299, SLG: 0.299	1B			1B				FC5-4		3	0	2	0	1	0	1			
Horacio Pina, R (8, 1) OBP: 0.200, SLG: 0.200	1-2 1B			1B				FC5-4		0	0	0	0	0	0	0			
Steve Swisher, R (1, 2) OBP: 0.311, SLG: 0.301	4-3			1-2 2H 1B		4-3				3	0	1	1	0	0	4			
Jerry Morales, R (9, PH) OBP: 0.209, SLG: 0.388	4-3					4-3		F8		1	0	0	0	0	0	0			
Dave LaRoche, L (1, 1) OBP: 0.296, SLG: 0.375			G3					F8		2	0	0	0	0	1	2			
Steve Stone, R (4, 1) OBP: 0.115, SLG: 0.115										0	0	0	0	0	0	0			
Jim Yonke, R (7, PH) OBP: 0.320, SLG: 0.292										1	0	0	0	0	0	0			
Jim Todd, L (7, 1) OBP: 0.299, SLG: 0.299										0	0	0	0	0	0	0			
Ken Frailing, L (7, 1) OBP: 0.299, SLG: 0.299										0	0	0	0	0	0	0			
Dave Rosello, R (8, 4) OBP: 0.220, SLG: 0.257										0	0	0	0	0	0	0			
Chris Ward, L (9, PH) OBP: 0.361, SLG: 0.361										1	0	0	0	0	0	0			
<b>Inning Stats</b>	R: 0 E: 0 K: 1 S: 5	H: 0 LOB: 0 BB: 0 P: 5	R: 0 E: 0 K: 0 S: 5	H: 2 LOB: 2 BB: 0 P: 5	R: 0 E: 0 K: 0 S: 4	H: 1 LOB: 1 BB: 0 P: 4	R: 1 E: 0 K: 1 S: 7	H: 3 LOB: 2 BB: 1 P: 11	R: 0 E: 0 K: 0 S: 3	H: 0 LOB: 0 BB: 0 P: 3	R: 0 E: 0 K: 1 S: 6	H: 1 LOB: 1 BB: 0 P: 6	R: 0 E: 0 K: 1 S: 6	H: 1 LOB: 1 BB: 0 P: 6	R: 0 E: 0 K: 0 S: 3	H: 0 LOB: 0 BB: 0 P: 3	1B: 7 2B: 1 3B: 0 HR: 0	SF: 0 SAC: 0 DP: 1 HBP: 1	WP: 0 PA: 37 PB: 0 SB: 0 CS: 1
<b>PITCHER</b>	IP WLS BF H R ER SO BB IBB HBP BLK WP HR S P ERA WHIP																		
Jack Billingham, R (1, 1) ERA: 3.45	5.0 W 23 6 1 1 2 2 0 1 0 0 0 0 24 33 1.80 1.600																		
Pedro Borbon, R (6, 1) ERA: 2.25	4.0 S 14 2 0 0 2 1 0 0 0 0 0 0 17 21 0.00 0.750																		

Chicago Cubs @ Cincinnati Reds  
Riverfront Stadium, Cincinnati, OH  
Fri Jul 19 1974, 7:05 PM EDT  
Att: 42,430 - Unknown - 80 F


AB 33  
R 1  
H 8  
RBI 1  
BB 3  
SO 4  
LOB 13




Batter	1	2	3	4	5	6	7	8	9	AB	R	H	RBI	BB	SO	LOB	BOTTOM		
Merv Rettenmund, R (1, 9) OBP: 0.330, SLG: 0.354	6-3				1-3		F8			1	0	0	0	1	0	0			
Cesar Geronimo, L (5, PH) OBP: 0.369, SLG: 0.455				BB						2	0	0	0	0	0	1			
Pete Rose, S (1, 7) OBP: 0.384, SLG: 0.364	1-3		K		L7		L3			4	0	0	0	0	1	2			
Joe Morgan, L (1, 4) OBP: 0.438, SLG: 0.483	F8			1B S BB	F2			B3		3	1	0	0	1	0	0			
Johnny Bench, R (1, 5) OBP: 0.358, SLG: 0.470		F8		1-3 1B 1B		5-3		F8		4	1	1	0	0	0	0			
Tony Perez, R (1, 3) OBP: 0.332, SLG: 0.460										4	0	1	0	0	2	2			
Dan Driessen, L (9, 3) OBP: 0.335, SLG: 0.376	1B 9-2 2B			K		K		4-3		0	0	0	0	0	0	0			
Dave Concepcion, R (1, 6) OBP: 0.333, SLG: 0.371										2	1	1	0	1	0	0			
George Foster, R (1, 8) OBP: 0.326, SLG: 0.406										2	1	1	2	1	0	2			
Bill Plummer, R (1, 2) OBP: 0.261, SLG: 0.356										2	0	1	2	0	0	0			
Jack Billingham, R (1, 1) OBP: 0.071, SLG: 0.049										2	0	0	0	0	2	1			
Pedro Borbon, R (6, 1) OBP: 0.250, SLG: 0.250										1	0	0	0	0	0	1			
<b>Inning Stats</b>	R: 0 E: 0 K: 0 S: 3	H: 0 LOB: 0 BB: 0 P: 3	R: 0 E: 0 K: 0 S: 4	H: 2 LOB: 1 BB: 0 P: 4	R: 0 E: 0 K: 2 S: 7	H: 0 LOB: 1 BB: 1 P: 11	R: 3 E: 0 K: 2 S: 9	H: 2 LOB: 1 BB: 2 P: 17	R: 0 E: 0 K: 0 S: 3	H: 0 LOB: 0 BB: 0 P: 3	R: 0 E: 0 K: 1 S: 5	H: 0 LOB: 0 BB: 0 P: 5	R: 1 E: 0 K: 0 S: 4	H: 1 LOB: 1 BB: 1 P: 8	R: 0 E: 0 K: 0 S: 3	H: 0 LOB: 0 BB: 0 P: 3	1B: 3 2B: 3 3B: 0 HR: 0	SF: 1 SAC: 0 DP: 1 HBP: 0	WP: 2 PA: 32 PB: 0 SB: 2 CS: 0
<b>PITCHER</b>	IP WLS BF H R ER SO BB IBB HBP BLK WP HR S P ERA WHIP																		
Dave LaRoche, L (1, 1) ERA: 3.6	3.1 L 16 4 3 3 3 2 0 0 0 0 0 0 19 31 8.10 1.800																		
Steve Stone, R (4, 1) ERA: 4.02	2.2 8 0 0 0 2 0 0 0 0 0 0 0 12 12 0.00 0.000																		
Jim Todd, R (7, 1) ERA: 3.96	0.0 2 1 1 1 0 1 0 0 0 0 1 0 1 5 ∞ ∞																		
Ken Frailing, L (7, 1) ERA: 4.26	1.1 4 0 0 0 0 0 0 0 0 0 0 0 4 4 0.00 0.000																		
Horacio Pina, R (8, 1) ERA: 3.38	0.2 2 0 0 0 0 0 0 0 0 0 0 0 2 2 0.00 0.000																		


Chicago Cubs @ Cincinnati Reds  
Riverfront Stadium, Cincinnati, OH  
Fri Jul 19 1974, 7:05 PM EDT  
Att: 42,430 - Unknown - 80 F

AB 27  
R 4  
H 5  
RBI 4  
BB 4  
SO 5  
LOB 9





Batter	1	2	3	4	5	6	7	8	9	AB R H RBI BB SO LOB	TOP									
Don Kessinger, S OBP: 0.349, SLG: 0.328 (1, 6)	4-0 BB 4-3		0-0 F7			0-0 1B 1B	0-0 2B	0-0 1B 1-2 3-H	0-0 6-3	5 1 3 2 1 0 0	<b>Chicago Cubs @ Cincinnati Reds</b> Riverfront Stadium, Cincinnati, OH Sat Jul 20 1974, 7:05 PM EDT Att: 45,017 - Unknown - 78 F  <b>AB 39</b> <b>R 11</b> <b>H 14</b> <b>RBI 11</b> <b>BB 6</b> <b>SO 10</b> <b>LOB 18</b> 									
Billy Grabarkewitz, R Oscar Zamora, R (1, 4) (7, 1)	0-0 F8		0-3 K			0-3 K	0-3 K	0-0 1-3		4 0 0 0 0 3 3 1 0 0 0 0 0 2										
Rick Monday, L (1, 8)	0-0 4-3 1-2			0-0 F8		0-0 1B 1-2		0-0 5-3	0-0 1B 2B	5 1 2 0 0 0 1										
Billy Williams, L OBP: 0.395, SLG: 0.462 (1, 7)	4-0 BB			0-0 F8		0-0 1B 1-3 2-H		4-0 2B 1B BB	0-0 F2	3 1 1 1 2 0 1										
Jose Cardenal, R OBP: 0.362, SLG: 0.453 (1, 9)	0-3 K			0-0 P6		0-3 K		0-0 1B 1-3	0-0 2B 1B	5 2 2 0 0 2 4										
Andre Thornton, R OBP: 0.376, SLG: 0.488 (1, 3)		0-0 P6			0-3 K	0-3 K		0-0 1B 2-3 3-H	0-0 1B 1B 1-H 2-H SF7	5 2 2 3 0 2 2										
Bill Madlock, R OBP: 0.353, SLG: 0.419 (1, 5)	0-0 F7			4-0 BB			0-0 6-3	4-0 1B 1B IBB	0-0 SF7 1B	3 2 1 0 2 0 0										
Steve Swisher, R OBP: 0.311, SLG: 0.295 Chris Ward, L Carmen Fanzone, R (8, PH) (8, PH) (8, 4)	0-3 K			0-3 K		0-3 K	4-0 2B BB	0-3 K	0-0 SF7	2 0 0 0 1 2 1 0 0 0 0 0 0 0 1 0 0 1 0 1 3										
Rick Reuschel, R Ken Frealing, L Jerry Morales, R Horacio Pina, R Matt Alexander, S Dave Rosello, R George Mittenwald, R (1, 1) (4, 1) (5, PH) (5, 1) (7, PH) (7, 4) (8, PH) (8, 2)			0-0 F9		0-0 F8		0-0 2B 1-H	0-0 1B 1-3 2-H	0-0 HR	1 0 0 0 0 0 0 0 0 0 0 0 0 0 1 0 1 1 1 0 0 0 0 0 0 0 0 0 0 0 2 1 2 4 0 0 0										
<b>Inning Stats</b>	R: 0 E: 0 K: 1 S: 5	H: 0 LOB: 2 BB: 2 P: 13	R: 0 E: 0 K: 1 S: 5	H: 0 LOB: 0 BB: 0 P: 5	R: 0 E: 0 K: 0 S: 3	H: 0 LOB: 0 BB: 0 P: 3	R: 0 E: 0 K: 2 S: 7	H: 0 LOB: 1 BB: 1 P: 11	R: 1 E: 0 K: 3 S: 12	H: 3 LOB: 2 BB: 0 P: 12		R: 1 E: 0 K: 1 S: 6	H: 2 LOB: 1 BB: 1 P: 10	R: 4 E: 0 K: 1 S: 9	H: 4 LOB: 2 BB: 2 P: 17	R: 5 E: 0 K: 0 S: 8	H: 5 LOB: 0 BB: 0 P: 8	1B: 9 2B: 4 3B: 0 HR: 1	SF: 1 SAC: 0 DP: 0 HBP: 0	WP: 0 PB: 0 SB: 0 CS: 0
<b>PITCHER</b>	IP WLS BF H R ER SO BB IBB HBP BLK WP HR S P ERA WHIP																			
Clay Kirby, R ERA: 3.0 (1, 1)	7.1 31 5 3 3 9 5 0 0 0 0 0 0 44 64 3.68 1.364																			
Clay Carroll, R ERA: 2.97 (8, 1)	0.0 L 3 2 0 0 0 0 1 0 0 0 0 0 2 6 ∞ ∞																			
Will McEnaney, L ERA: 6.0 (8, 1)	0.1 1 0 0 0 1 0 0 0 0 0 0 0 3 3 0.00 0.000																			
Pedro Borbon, R ERA: 2.74 (8, 1)	1.0 10 7 8 8 0 0 0 0 0 0 1 10 10 72.00 7.000																			
Tom Hall, L ERA: 4.69 (9, 1)	0.1 1 0 0 0 0 0 0 0 0 0 0 0 1 1 0.00 0.000																			

Batter	1	2	3	4	5	6	7	8	9	AB R H RBI BB SO LOB	BOTTOM									
Cesar Geronimo, L OBP: 0.370, SLG: 0.458 (1, 8)	0-0 6-3		0-0 BB BB 1B	0-0 6-3			0-3 K		0-0 PB 2B	5 1 2 2 0 1 1	<b>Chicago Cubs @ Cincinnati Reds</b> Riverfront Stadium, Cincinnati, OH Sat Jul 20 1974, 7:05 PM EDT Att: 45,017 - Unknown - 78 F  <b>AB 35</b> <b>R 6</b> <b>H 10</b> <b>RBI 6</b> <b>BB 3</b> <b>SO 7</b> <b>LOB 14</b> 									
Pete Rose, S OBP: 0.384, SLG: 0.363 (1, 7)	0-0 6-3		4-0 BB FC3-6 BB	0-0 2-H 1B		0-0 5-3		0-0 2-3 F8	0-0 2B	4 1 1 1 1 0 1										
Joe Morgan, L OBP: 0.437, SLG: 0.484 (1, 4)	0-0 2B		4-0 FC3-6 1-2 2-3 BB	0-0 G3		0-0 F7		0-0 L6		4 1 1 0 1 0 2										
Johnny Bench, R OBP: 0.360, SLG: 0.469 (1, 2)	0-3 K		4-0 FC3-6 1-2 2-3 3-H BB		0-0 F8		0-0 G4-6-3 1B			3 0 1 1 1 1 1										
Tony Perez, R OBP: 0.329, SLG: 0.455 (1, 3)		0-3 K	0-0 FC3-6 FC4-6		0-3 K		0-0 G4-6-3	0-0 1-2		4 0 0 1 0 2 3										
Dan Driessen, L OBP: 0.335, SLG: 0.375 Darrel Chaney, S OBP: 0.370, SLG: 0.298 (1, 5) (8, 5)	0-0 FC4-6 1B		0-0 WP S	0-0 F8		0-0 F8		0-3 K		3 0 1 1 0 0 1 1 0 0 0 0 1 0										
Dave Concepcion, R OBP: 0.332, SLG: 0.369 (1, 6)	0-0 FC4-6 1B		0-0 5-3		0-0 B1			0-0 6-3		4 0 1 0 0 0 1										
Ken Griffey, L OBP: 0.219, SLG: 0.208 (1, 9)	0-0 FC4-6		0-0 SH1-4 1B		0-0 L5			0-0 2B 2B 1B		4 2 2 0 0 0 2										
Clay Kirby, R Clay Carroll, R Will McEnaney, L Pedro Borbon, R Tom Hall, L Terry Crowley, L (1, 1) (8, 1) (8, 1) (8, 1) (9, 1) (9, PH)	0-3 K		0-0 K		0-3 K			0-0 2B 2B		2 0 0 0 0 2 2 0 1 1 1 0 0 0 0										
<b>Inning Stats</b>	R: 0 E: 0 K: 1 S: 6	H: 1 LOB: 1 BB: 0 P: 6	R: 0 E: 0 K: 2 S: 9	H: 2 LOB: 2 BB: 0 P: 9	R: 3 E: 0 K: 0 S: 4	H: 1 LOB: 1 BB: 3 P: 16	R: 1 E: 0 K: 0 S: 5	H: 2 LOB: 0 BB: 0 P: 5	R: 0 E: 0 K: 1 S: 5	H: 0 LOB: 0 BB: 0 P: 5		R: 0 E: 0 K: 1 S: 5	H: 0 LOB: 0 BB: 0 P: 5	R: 0 E: 0 K: 1 S: 5	H: 1 LOB: 0 BB: 0 P: 5	R: 2 E: 0 K: 0 S: 6	H: 3 LOB: 1 BB: 0 P: 6	1B: 7 2B: 3 3B: 0 HR: 0	SF: 0 SAC: 1 DP: 1 HBP: 0	WP: 1 PB: 1 SB: 1 CS: 0
<b>PITCHER</b>	IP WLS BF H R ER SO BB IBB HBP BLK WP HR S P ERA WHIP																			
Rick Reuschel, R ERA: 4.42 (1, 1)	3.2 20 6 4 4 3 3 0 0 0 0 0 0 23 35 9.82 2.455																			
Ken Frealing, L ERA: 4.24 (4, 1)	0.1 1 0 0 0 0 0 0 0 0 0 0 0 1 1 0.00 0.000																			
Horacio Pina, R ERA: 3.23 (5, 1)	2.0 6 0 0 0 2 0 0 0 0 0 0 0 10 10 0.00 0.000																			
Oscar Zamora, R ERA: 1.93 (7, 1)	3.0 W 12 4 2 2 2 0 0 0 0 0 0 0 16 16 6.00 1.333																			







Batter	1	2	3	4	5	6	7	8	9	AB	R	H	RBI	BB	SO	LOB	TOP																			
<b>Mike Phillips, L</b> OBP: 0.273, SLG: 0.267 (1, 5)	F6	P5		4-3	4-3	K		K		6	0	0	1	0	2	3	<b>San Francisco Giants @ Cincinnati Reds</b> Riverfront Stadium, Cincinnati, OH Thu Jul 25 1974, 7:05 PM EDT Unknown																			
<b>Chris Speier, R</b> OBP: 0.325, SLG: 0.339 (1, 6)	K	FC4-6 1B		L9	1B BB E		S 1B	5-3		5	2	2	0	1	1	0																				
<b>Gary Maddox, R</b> OBP: 0.341, SLG: 0.440 <b>Dave Kingman, R</b> OBP: 0.294, SLG: 0.395 (9, 3)	BB WP 1B BB	FC4-6 1-2		1B	E 1-2 2-3 BB		S 1B 1B	6-3		4	3	2	1	2	0	1																				
<b>Bobby Bonds, R</b> OBP: 0.370, SLG: 0.460 (1, 9)	BB 1B BB	1-4-3		F8	E1 1-2 3-H 1B		1B 1B	HR		5	2	3	2	1	0	2																				
<b>Gary Matthews, R</b> OBP: 0.362, SLG: 0.440 (1, 7)	1B 1-2 2-3 BB			1B 3B	5-3		P4	4-3		5	3	2	0	1	0	3																				
<b>Ed Goodson, L</b> OBP: 0.383, SLG: 0.438 <b>Elias Sosa, R</b> OBP: 0.091, SLG: 0.091 <b>Randy Moffitt, R</b> OBP: 0.429, SLG: 0.538 (8, 1)	BB 1B			5-3	1B 1B		K	K		3	1	2	3	0	0	1																				
<b>Tito Fuentes, S</b> OBP: 0.251, SLG: 0.251 (1, 4)	BB 1-2 3-H 1B			1B	1B 1-2 4-3 1B		6-3	1B		5	1	4	3	0	0	0																				
<b>Dave Rader, L</b> OBP: 0.355, SLG: 0.342 (1, 2)	1-2 2-3 BB			F2	P5		WP BB 1B	K		4	0	1	0	1	1	5																				
<b>Mike Caldwell, R</b> OBP: 0.184, SLG: 0.139 <b>Tom Bradley, R</b> OBP: 0.124, SLG: 0.111 <b>Ron Bryant, L</b> OBP: 0.120, SLG: 0.150 <b>Gary Thompson, L</b> OBP: 0.325, SLG: 0.259 (1, 1) (2, 1) (3, 1) (5, PH) (9, 8)	L4			F2	BB 1B 1B		1-2 3-H BB	K		1	0	0	0	0	0	3																				
<b>Inning Stats</b>	R: 3 E: 0 K: 1 S: 7	H: 2 LOB: 3 BB: 4 P: 23	R: 0 E: 0 K: 0 S: 4	H: 1 LOB: 1 BB: 0 P: 4	R: 1 E: 0 K: 0 S: 5	H: 2 LOB: 1 BB: 0 P: 5	R: 0 E: 0 K: 0 S: 4	H: 1 LOB: 1 BB: 0 P: 4	R: 5 E: 1 K: 0 S: 8	H: 5 LOB: 2 BB: 2 P: 16	R: 0 E: 0 K: 2 S: 8	H: 1 LOB: 2 BB: 1 P: 12	R: 2 E: 0 K: 2 S: 11	H: 4 LOB: 2 BB: 0 P: 11	R: 0 E: 0 K: 2 S: 7	H: 0 LOB: 0 BB: 0 P: 7		R: 1 E: 0 K: 0 S: 4	H: 1 LOB: 0 BB: 0 P: 4	1B: 14 2B: 1 3B: 1 HR: 1	SF: 0 SAC: 0 DP: 0 HBP: 0	WP: 2 PA: 51 PB: 0 SB: 2 CS: 0														
<b>PITCHER</b>	IP	WLS	BF	H	R	ER	SO	BB	IBB	HBP	BLK	WP	HR	S	P	ERA	WHIP	<b>PITCHER</b>		IP	WLS	BF	H	R	ER	SO	BB	IBB	HBP	BLK	WP	HR	S	P	ERA	WHIP
<b>Clay Kirby, R</b> ERA: 3.17 (1, 1)	0.2		8	2	3	3	1	4	0	0	0	1	0	6	22	40.50	9.000	<b>Tom Hall, L</b> ERA: 4.31 (6, 1)		2.0		12	5	2	2	4	1	0	0	0	1	0	19	23	9.00	3.000
<b>Dick Baney, R</b> ERA: 5.65 (3, 1)	1.1		5	1	0	0	0	0	0	0	0	0	0	5	5	0.00	0.750	<b>Jack Billingham, R</b> ERA: 3.47 (8, 1)		2.0	W	7	1	1	1	2	0	0	0	0	1	11	11	4.50	0.500	
<b>Pedro Borbon, R</b> ERA: 3.07 (5, 1)	2.1		13	6	4	4	0	0	0	0	0	0	0	13	13	15.43	2.571																			
<b>Will McEnaney, L</b> ERA: 5.79 (5, 1)	0.1		4	1	0	0	0	2	0	0	0	0	0	2	10	0.00	9.000																			
<b>Clay Carroll, R</b> ERA: 2.95 (5, 1)	0.1		2	1	3	0	0	0	0	0	0	0	0	2	2	0.00	3.000																			



Batter	1	2	3	4	5	6	7	8	9	AB	R	H	RBI	BB	SO	LOB	BOTTOM																			
<b>Merv Rettenmund, R</b> OBP: 0.330, SLG: 0.346 (1, 9)	6-3	1B 1B BB	L7		K		K		1B 3-1 BB	4	2	0	0	2	2	2	<b>San Francisco Giants @ Cincinnati Reds</b> Riverfront Stadium, Cincinnati, OH Thu Jul 25 1974, 7:05 PM EDT Unknown																			
<b>Pete Rose, S</b> OBP: 0.383, SLG: 0.366 (1, 7)	G3	1B 1-2 2-3 1B		E 1B 1B	1-2 BB		FC3-6 1B	3-1 1B 1B		5	1	4	1	1	0	0																				
<b>Joe Morgan, L</b> OBP: 0.436, SLG: 0.488 (1, 4)	4-3	1-2 2-H 3-H 1B		E 1B	1-3		FC3-6 WP HR	3-1		6	1	2	3	0	0	4																				
<b>Johnny Bench, R</b> OBP: 0.363, SLG: 0.479 (1, 5)		BB 1B P4		F9			F8	HR 1B		6	3	3	3	0	0	4																				
<b>Tony Perez, R</b> OBP: 0.332, SLG: 0.465 (1, 3)		E6 2B 6-3		K			4-3	L9	HR	6	3	2	2	0	1	3																				
<b>Dave Concepcion, R</b> OBP: 0.339, SLG: 0.389 (1, 6)		S 2B 2B		E5			1B	S 1B		5	2	4	3	0	0	2																				
<b>George Foster, R</b> OBP: 0.320, SLG: 0.394 (1, 8)	6-3	6-3		F3			K	5-3		4	0	0	1	1	1	6																				
<b>Bill Plummer, R</b> OBP: 0.271, SLG: 0.374 <b>Cesar Geronimo, L</b> OBP: 0.363, SLG: 0.449 (9, PH)	1B 1B 2B	5-3		5-3			F8	K		4	1	2	1	0	0	1																				
<b>Clay Kirby, R</b> ERA: 3.24 <b>Tom Bradley, R</b> ERA: 5.09 <b>Ron Bryant, L</b> ERA: 6.78 <b>Elias Sosa, R</b> ERA: 2.53 <b>Randy Moffitt, R</b> ERA: 3.22 ...	6-3	4-3		L5			5-3	1B 1B		0	0	0	0	0	0	0																				
<b>Inning Stats</b>	R: 0 E: 0 K: 0 S: 3	H: 0 LOB: 0 BB: 0 P: 3	R: 5 E: 1 K: 0 S: 9	H: 5 LOB: 2 BB: 1 P: 13	R: 2 E: 0 K: 0 S: 5	H: 2 LOB: 1 BB: 1 P: 9	R: 0 E: 1 K: 1 S: 8	H: 2 LOB: 3 BB: 0 P: 8	R: 0 E: 0 K: 1 S: 6	H: 1 LOB: 1 BB: 1 P: 10	R: 0 E: 0 K: 1 S: 6	H: 1 LOB: 1 BB: 0 P: 6	R: 0 E: 0 K: 1 S: 5	H: 0 LOB: 0 BB: 0 P: 5	R: 2 E: 0 K: 0 S: 6	H: 3 LOB: 1 BB: 0 P: 6		R: 5 E: 0 K: 1 S: 8	H: 4 LOB: 0 BB: 1 P: 12	1B: 13 2B: 2 3B: 0 HR: 3	SF: 0 SAC: 0 DP: 0 HBP: 0	WP: 1 PA: 50 PB: 0 SB: 3 CS: 0														
<b>PITCHER</b>	IP	WLS	BF	H	R	ER	SO	BB	IBB	HBP	BLK	WP	HR	S	P	ERA	WHIP	<b>PITCHER</b>		IP	WLS	BF	H	R	ER	SO	BB	IBB	HBP	BLK	WP	HR	S	P	ERA	WHIP
<b>Mike Caldwell, L</b> ERA: 3.24 (1, 1)	1.1		8	3	4	3	0	0	0	0	0	0	1	6	10	27.00	7.500	<b>Tom Hall, L</b> ERA: 4.31 (6, 1)		2.0		12	5	2	2	4	1	0	0	0	1	11	11	4.50	0.500	
<b>Clay Carroll, R</b> ERA: 2.95 (5, 1)	0.2		7	4	3	2	0	1	0	0	0	0	0	1	6	10	27.00	7.500																		
<b>Will McEnaney, L</b> ERA: 5.79 (5, 1)	2.0		10	2	0	0	1	1	0	0	0	0	0	11	15	0.00	1.500																			
<b>Elias Sosa, R</b> ERA: 2.53 (5, 1)	3.1		15	4	2	2	3	1	0	0	0	1	1	20	24	5.40	1.500																			
<b>Randy Moffitt, R</b> ERA: 3.22 (8, 1)	1.1	L	10	5	5	5	1	1	0	0	0	0	1	11	15	33.75	4.500																			





Batter	1	2	3	4	5	6	7	8	9	AB	R	H	RBI	BB	SO	LOB	TOP			
Mike Phillips, L (1,5) OBP: 0.268, SLG: 0.262										4	0	0	0	0	1	2	<b>San Francisco Giants @ Cincinnati Reds</b> Riverfront Stadium, Cincinnati, OH Thu Jul 25 1974, 7:05 PM EDT Att: 40,025 - Unknown			
Chris Speier, R (1,6) OBP: 0.327, SLG: 0.337										2	0	0	0	2	0					
Gary Thomasson, L (1,8) OBP: 0.324, SLG: 0.294										3	0	0	0	1	4					
Bobby Bonds, R (1,9) OBP: 0.370, SLG: 0.457 Steve Ontiveros, S (8, PH) OBP: 0.373, SLG: 0.346										2	0	0	0	1	1	1				
Gary Matthews, R (1,7) OBP: 0.363, SLG: 0.444										4	0	2	0	0	0	1				
Dave Kingman, R (1,3) OBP: 0.293, SLG: 0.389										3	0	0	0	1	2					
Chris Arnold, R (1,4) OBP: 0.339, SLG: 0.400										4	0	2	0	0	0	2				
John Boccabella, R (1,2) OBP: 0.179, SLG: 0.188										4	0	1	0	0	0	3				
Ed Halicki, R (1,1) OBP: 0.222, SLG: 0.222 Ron Bryant, S (6, PH) OBP: 0.050, SLG: 0.050 Garry Maddox, R (7, PH) OBP: 0.340, SLG: 0.439 Steve Barber, L (7,1) Tito Fuentes, S (9, PH) OBP: 0.250, SLG: 0.250										2	0	0	0	0	2	2				
<b>Inning Stats</b>	R: 0 E: 0 K: 1 S: 5	H: 0 LOB: 0 BB: 0 P: 5	R: 0 E: 0 K: 0 S: 2	H: 0 LOB: 0 BB: 1 P: 6	R: 0 E: 0 K: 1 S: 7	H: 2 LOB: 3 BB: 1 P: 11	R: 0 E: 0 K: 1 S: 6	H: 1 LOB: 1 BB: 0 P: 6	R: 0 E: 0 K: 2 S: 7	H: 0 LOB: 0 BB: 0 P: 7	R: 0 E: 1 K: 1 S: 7	H: 1 LOB: 2 BB: 0 P: 7	R: 0 E: 0 K: 0 S: 3	H: 0 LOB: 1 BB: 1 P: 7	R: 0 E: 0 K: 0 S: 4	H: 1 LOB: 2 BB: 1 P: 8		1B: 4 2B: 1 3B: 0 HR: 0	SF: 0 SAC: 0 DP: 2 HBP: 0	WP: 0 PB: 0 SB: 0 CS: 0
<b>PITCHER</b> Fred Norman, L (1,1) ERA: 2.88	IP: 9.0 WLS: W BF: 36 H: 5 R: 0 ER: 0 SO: 6 BB: 4 IBB: 1 HBP: 0 BLK: 0 WP: 0 HR: 0 S: 43 P: 63 ERA: 0.00 WHIP: 1.000															<b>PITCHER</b>				

Batter	1	2	3	4	5	6	7	8	9	AB	R	H	RBI	BB	SO	LOB	BOTTOM			
Cesar Geronimo, L (1,8) OBP: 0.369, SLG: 0.462										4	2	3	1	0	1	0	<b>San Francisco Giants @ Cincinnati Reds</b> Riverfront Stadium, Cincinnati, OH Thu Jul 25 1974, 7:05 PM EDT Att: 40,025 - Unknown			
Pete Rose, S (1,7) OBP: 0.388, SLG: 0.365										4	0	1	1	0	1	2				
Joe Morgan, L (1,4) OBP: 0.437, SLG: 0.490										3	0	1	1	1	0	0				
Johnny Bench, R (1,2) OBP: 0.359, SLG: 0.474										4	0	0	0	0	2	3				
Tony Perez, R (1,3) OBP: 0.331, SLG: 0.462 Darrel Chaney, S (8,5) OBP: 0.365, SLG: 0.298										3	0	0	0	1	1	3				
Dan Driessen, L (1,5) OBP: 0.335, SLG: 0.374										4	1	1	0	0	2	2				
Dave Concepcion, R (1,6) OBP: 0.338, SLG: 0.390										4	1	1	1	0	1	0				
Ken Griffey, L (1,9) OBP: 0.227, SLG: 0.270 Merv Rettenmund, R (6, PH) OBP: 0.327, SLG: 0.342										2	1	1	1	0	0	0				
Fred Norman, S (1,1) OBP: 0.133, SLG: 0.093										3	0	0	0	0	0	1				
<b>Inning Stats</b>	R: 1 E: 0 K: 1 S: 7	H: 2 LOB: 2 BB: 1 P: 11	R: 1 E: 0 K: 1 S: 6	H: 1 LOB: 0 BB: 0 P: 6	R: 0 E: 0 K: 3 S: 9	H: 0 LOB: 0 BB: 0 P: 9	R: 0 E: 0 K: 3 S: 9	H: 0 LOB: 0 BB: 0 P: 9	R: 1 E: 2 K: 0 S: 6	H: 2 LOB: 3 BB: 1 P: 10	R: 2 E: 0 K: 1 S: 8	H: 3 LOB: 1 BB: 0 P: 8	R: 0 E: 0 K: 1 S: 5	H: 0 LOB: 0 BB: 0 P: 5	R: 0 E: 0 K: 1 S: 5	H: 0 LOB: 0 BB: 0 P: 5		1B: 4 2B: 2 3B: 1 HR: 1	SF: 0 SAC: 0 DP: 0 HBP: 0	WP: 0 PB: 0 SB: 1 CS: 0
<b>PITCHER</b> Ed Halicki, R (1,1) ERA: 4.56 Ron Bryant, L (6,1) ERA: 6.69 Steve Barber, L (7,1) ERA: 3.27	IP: 5.0 WLS: L BF: 25 H: 7 R: 5 ER: 4 SO: 5 BB: 1 IBB: 0 HBP: 0 BLK: 0 WP: 0 HR: 1 S: 33 P: 41 ERA: 7.20 WHIP: 1.600															<b>PITCHER</b>				





Batter	1	2	3	4	5	6	7	8	9	AB R H RBI BB SO LOB	TOP											
<b>Bobby Bonds, R</b> OBP: 0.370, SLG: 0.453	4-0 S BB		4-0 SH5-4 1B BB	0-0 F2		0-3 K			0-0 F8	3 1 0 0 2 1 1	<b>San Francisco Giants @ Cincinnati Reds</b> Riverfront Stadium, Cincinnati, OH Fri Jul 26 1974, 7:05 PM EDT Att: 30,094 - Unknown											
<b>Chris Speier, R</b> OBP: 0.324, SLG: 0.333	0-0 F9		0-0 SH5-4	0-0 6-3		0-0 5-3			0-0 6-3	4 0 0 0 0 0 2												
<b>Garry Maddox, R</b> OBP: 0.341, SLG: 0.436	0-0 P4		4-0 BB 1B IBB	0-0 1B			0-0 4-3		0-0 5-3	4 1 1 0 1 0 1												
<b>Steve Ontiveros, S</b> OBP: 0.374, SLG: 0.346	0-0 F4		0-0 1B BB FC6-2 1B	0-0 5-3			4-0 6-3 BB			3 0 1 2 1 0 2												
<b>Gary Matthews, R</b> OBP: 0.362, SLG: 0.440		0-0 6-3	4-0 FC6-2 1B BB	0-0 6-3			0-0 6-3			3 1 0 0 1 0 1												
<b>Chris Arnold, R</b> OBP: 0.344, SLG: 0.398		4-0 BB	0-0 FC6-2 1B BB	0-0 L4			0-0 F9			3 1 1 1 1 0 1												
<b>Bruce Miller, R</b> OBP: 0.324, SLG: 0.306		0-0 F9	0-0 FC6-2 1B BB	0-0 P4			0-3 K			4 0 0 0 0 1 4												
<b>Ken Rudolph, R</b> OBP: 0.308, SLG: 0.223		0-0 P4	0-0 FC6-4 1B			4-0 BB		0-0 4-3		3 0 1 2 1 0 1												
<b>Jim Barr, R</b> OBP: 0.293, SLG: 0.316			0-0 SH4-4 1B			0-3 K		0-3 K		3 1 1 0 0 1 3												
<b>Elias Sosa, R</b> OBP: 0.083, SLG: 0.083			0-0 FC6-4							1 0 0 0 0 1 0												
<b>Inning Stats</b>	R: 0 E: 0 K: 0 S: 3	H: 0 LOB: 1 BB: 1 P: 7	R: 0 E: 0 K: 0 S: 3	H: 0 LOB: 1 BB: 1 P: 7	R: 5 E: 0 K: 0 S: 7	H: 4 LOB: 2 BB: 3 P: 19	R: 0 E: 0 K: 0 S: 4	H: 1 LOB: 1 BB: 0 P: 4	R: 0 E: 0 K: 0 S: 3	H: 0 LOB: 0 BB: 0 P: 3	R: 0 E: 0 K: 2 S: 7	H: 0 LOB: 1 BB: 1 P: 11	R: 0 E: 0 K: 0 S: 3	H: 0 LOB: 1 BB: 1 P: 7	R: 0 E: 0 K: 2 S: 7	H: 0 LOB: 0 BB: 0 P: 7	R: 0 E: 0 K: 0 S: 3	H: 0 LOB: 0 BB: 0 P: 3	1B: 5 2B: 0 3B: 0 HR: 0	SF: 0 SAC: 1 DP: 0 HBP: 0	WP: 0 PB: 0 SB: 1 CS: 0	PA: 39
<b>PITCHER</b>	IP WLS BF H R ER SO BB IBB HBP BLK WP HR S P ERA WHIP																					
<b>Don Gullett, L</b> ERA: 2.94	(1, 1) 2.2 L 17 4 5 5 0 4 1 0 0 0 0 0 12 32 16.88 3.000																					
<b>Dick Baney, R</b> ERA: 4.58	(3, 1) 3.1 12 1 0 0 2 1 0 0 0 0 0 0 15 19 0.00 0.600																					
<b>Clay Carroll, R</b> ERA: 2.86	(7, 1) 2.0 7 0 0 0 2 1 0 0 0 0 0 0 10 14 0.00 0.500																					
<b>Pedro Borbon, R</b> ERA: 3.03	(9, 1) 1.0 3 0 0 0 0 0 0 0 0 0 0 0 3 3 0.00 0.000																					

Batter	1	2	3	4	5	6	7	8	9	AB R H RBI BB SO LOB	BOTTOM											
<b>Cesar Geronimo, L</b> OBP: 0.362, SLG: 0.453	0-0 6-3	0-0 6-3		0-0 5-3		0-3 K			0-0 F5	5 0 0 0 0 1 4	<b>San Francisco Giants @ Cincinnati Reds</b> Riverfront Stadium, Cincinnati, OH Fri Jul 26 1974, 7:05 PM EDT Att: 30,094 - Unknown											
<b>Pete Rose, S</b> OBP: 0.386, SLG: 0.365	0-0 4-3		0-0 SF8 2B	0-0 4-3			0-0 4-3		0-0 5-3	5 1 1 0 0 0 1												
<b>Joe Morgan, L</b> OBP: 0.434, SLG: 0.484	0-0 5-3		0-0 E6 BB		0-0 F2		4-0 BB		0-0 P6	4 0 0 0 1 0 1												
<b>Johnny Bench, R</b> OBP: 0.358, SLG: 0.475		0-0 6-3	0-0 SF8		0-0 HR 2B		0-0 F4			3 1 1 1 0 0 1												
<b>Tony Perez, R</b> OBP: 0.333, SLG: 0.470		0-0 2B 1B	0-0 F9		0-0 HR		0-0 1-3			4 2 2 2 0 0 2												
<b>Dan Driessen, L</b> OBP: 0.337, SLG: 0.377		0-0 1B 2B	4-0 BB	0-0 6-3			0-0 G3			3 0 1 0 1 0 0												
<b>Dave Concepcion, R</b> OBP: 0.337, SLG: 0.389		0-0 BB 1B	0-0 L7		0-0 L8		0-0 5-3			4 0 1 1 0 0 2												
<b>Ken Griffey, L</b> OBP: 0.244, SLG: 0.281		4-0 BB	0-0 SH1-4 1B		0-3 K		0-0 1B			3 0 2 0 1 1 0												
<b>Don Gullett, R</b> OBP: 0.288, SLG: 0.275	(1, 1) 0-0 F9		0-0 SH1-4 1B		0-0 5-3		0-0 4-3			1 0 0 0 0 0 3												
<b>Andy Kosco, R</b> OBP: 0.182, SLG: 0.182	(3, 1) 0-0 F9		0-0 SH1-4 1B		0-0 5-3		0-0 4-3			0 0 0 0 0 0 0												
<b>Clay Carroll, R</b> OBP: 0.182, SLG: 0.182	(5, PH) 0-0 F9		0-0 SH1-4 1B		0-0 5-3		0-0 4-3			1 0 0 0 0 0 0												
<b>Terry Crowley, L</b> OBP: 0.257, SLG: 0.257	(7, 1) 0-0 F9		0-0 SH1-4 1B		0-0 5-3		0-0 4-3			0 0 0 0 0 0 0												
<b>Pedro Borbon, R</b> OBP: 0.225, SLG: 0.225	(8, PH) 0-0 F9		0-0 SH1-4 1B		0-0 5-3		0-0 4-3			1 0 0 0 0 0 1												
<b>Pedro Borbon, R</b> OBP: 0.225, SLG: 0.225	(9, 1) 0-0 F9		0-0 SH1-4 1B		0-0 5-3		0-0 4-3			0 0 0 0 0 0 0												
<b>Inning Stats</b>	R: 0 E: 0 K: 0 S: 3	H: 0 LOB: 0 BB: 0 P: 3	R: 1 E: 0 K: 0 S: 6	H: 3 LOB: 3 BB: 1 P: 10	R: 1 E: 1 K: 0 S: 5	H: 1 LOB: 2 BB: 1 P: 9	R: 0 E: 0 K: 0 S: 4	H: 1 LOB: 1 BB: 0 P: 4	R: 2 E: 0 K: 0 S: 5	H: 2 LOB: 0 BB: 0 P: 5	R: 0 E: 0 K: 2 S: 7	H: 0 LOB: 0 BB: 0 P: 7	R: 0 E: 0 K: 0 S: 3	H: 0 LOB: 1 BB: 1 P: 7	R: 0 E: 0 K: 0 S: 4	H: 1 LOB: 1 BB: 0 P: 4	R: 0 E: 0 K: 0 S: 3	H: 0 LOB: 0 BB: 0 P: 3	1B: 4 2B: 3 3B: 0 HR: 1	SF: 1 SAC: 1 DP: 0 HBP: 0	WP: 0 PB: 0 SB: 0 CS: 0	PA: 39
<b>PITCHER</b>	IP WLS BF H R ER SO BB IBB HBP BLK WP HR S P ERA WHIP																					
<b>Jim Barr, R</b> ERA: 2.64	(1, 1) 5.0 W 25 7 4 4 0 2 1 0 0 0 0 0 1 23 31 7.20 1.800																					
<b>Elias Sosa, R</b> ERA: 2.39	(6, 1) 4.0 S 14 1 0 0 2 1 0 0 0 0 0 0 17 21 0.00 0.500																					



Batter	1	2	3	4	5	6	7	8	9	AB	R	H	RBI	BB	SO	LOB	TOP					
Enzo Hernandez, R OBP: 0.274, SLG: 0.279 (1, 6)	F8		E 1B		6-3			G2		4	0	1	0	0	0	0	<b>San Diego Padres @ Cincinnati Reds</b> Riverfront Stadium, Cincinnati, OH Sat Jul 27 1974, 7:05 PM EDT Att: 42,350 - Unknown					
Rich Morales, R OBP: 0.309, SLG: 0.250 Glenn Beckert, R OBP: 0.383, SLG: 0.326 Rusty Gerhardt, S (8, 1)	P4		E5		L4			4-3		3	0	0	0	0	0	1						
Gene Locklear, L OBP: 0.500, SLG: 0.333 (1, 7)	6-3		6-3					FC4-6 BB 1B		3	0	1	0	1	0	2						
Willie McCovey, L OBP: 0.427, SLG: 0.483 (1, 3)	K				1B 2B BB			L4-3 BB 1-2		2	1	0	0	2	1	1						
Johnny Grubb, L OBP: 0.379, SLG: 0.416 (1, 8)	F8				2B 1-2 9-2 1B			FC4-6 BB 1-2		4	0	1	0	0	1	2						
Cito Gaston, R OBP: 0.293, SLG: 0.388 (1, 9)								FC4-6 WP 1-2 2-3		3	0	1	1	1	1	2						
Fred Kendall, R OBP: 0.327, SLG: 0.368 (1, 2)	F8				1-3 2-H 2B			K		4	0	0	0	0	0	5						
Dave Hilton, R OBP: 0.175, SLG: 0.083 (1, 5)								5-3		3	0	0	0	0	1	2						
Dave Freisleben, R OBP: 0.286, SLG: 0.243 Horace Clarke, S OBP: 0.280, SLG: 0.224 (8, 4)								4-3		2	0	0	0	0	1	0						
										1	0	0	0	0	0	0						
<b>Inning Stats</b>	R: 0 E: 0 K: 0 S: 3	H: 0 LOB: 0 BB: 0 P: 3	R: 0 E: 0 K: 1 S: 5	H: 0 LOB: 1 BB: 1 P: 9	R: 0 E: 1 K: 1 S: 7	H: 1 LOB: 2 BB: 0 P: 7	R: 1 E: 0 K: 0 S: 4	H: 2 LOB: 1 BB: 1 P: 8	R: 0 E: 0 K: 1 S: 4	H: 0 LOB: 0 BB: 1 P: 8	R: 0 E: 0 K: 1 S: 5	H: 0 LOB: 0 BB: 0 P: 5	R: 0 E: 0 K: 0 S: 3	H: 0 LOB: 0 BB: 0 P: 3	R: 0 E: 0 K: 1 S: 6	H: 1 LOB: 2 BB: 1 P: 10	1B: 3 2B: 3 3B: 0 HR: 0	SF: 0 SAC: 0 DP: 2 HBP: 0	WP: 1 PB: 0 SB: 0 CS: 0	PA: 34		
<b>PITCHER</b>	IP WLS BF H R ER SO BB IBB HBP BLK WP HR S P ERA WHIP	IP WLS BF H R ER SO BB IBB HBP BLK WP HR S P ERA WHIP	IP WLS BF H R ER SO BB IBB HBP BLK WP HR S P ERA WHIP	IP WLS BF H R ER SO BB IBB HBP BLK WP HR S P ERA WHIP	IP WLS BF H R ER SO BB IBB HBP BLK WP HR S P ERA WHIP	IP WLS BF H R ER SO BB IBB HBP BLK WP HR S P ERA WHIP	IP WLS BF H R ER SO BB IBB HBP BLK WP HR S P ERA WHIP	IP WLS BF H R ER SO BB IBB HBP BLK WP HR S P ERA WHIP	IP WLS BF H R ER SO BB IBB HBP BLK WP HR S P ERA WHIP	IP WLS BF H R ER SO BB IBB HBP BLK WP HR S P ERA WHIP	IP WLS BF H R ER SO BB IBB HBP BLK WP HR S P ERA WHIP	IP WLS BF H R ER SO BB IBB HBP BLK WP HR S P ERA WHIP	IP WLS BF H R ER SO BB IBB HBP BLK WP HR S P ERA WHIP	IP WLS BF H R ER SO BB IBB HBP BLK WP HR S P ERA WHIP	IP WLS BF H R ER SO BB IBB HBP BLK WP HR S P ERA WHIP	IP WLS BF H R ER SO BB IBB HBP BLK WP HR S P ERA WHIP	IP WLS BF H R ER SO BB IBB HBP BLK WP HR S P ERA WHIP	IP WLS BF H R ER SO BB IBB HBP BLK WP HR S P ERA WHIP	IP WLS BF H R ER SO BB IBB HBP BLK WP HR S P ERA WHIP	IP WLS BF H R ER SO BB IBB HBP BLK WP HR S P ERA WHIP	IP WLS BF H R ER SO BB IBB HBP BLK WP HR S P ERA WHIP	IP WLS BF H R ER SO BB IBB HBP BLK WP HR S P ERA WHIP

AB 30  
R 1  
H 4  
RBI 1  
BB 4  
SO 5  
LOB 15



Batter	1	2	3	4	5	6	7	8	9	AB	R	H	RBI	BB	SO	LOB	BOTTOM					
Cesar Geronimo, L OBP: 0.370, SLG: 0.461 (1, 8)	E BB 1B	3-1								4	1	3	0	1	0	0	<b>San Diego Padres @ Cincinnati Reds</b> Riverfront Stadium, Cincinnati, OH Sat Jul 27 1974, 7:05 PM EDT Att: 42,350 - Unknown					
Pete Rose, S OBP: 0.386, SLG: 0.362 (1, 7)	E BB 1B									3	1	0	0	2	0	6						
Joe Morgan, L OBP: 0.430, SLG: 0.479 (1, 4)	E4 BB 1B	K								4	1	0	0	0	1	5						
Johnny Bench, R OBP: 0.355, SLG: 0.470 (1, 2)	F2									4	0	0	0	0	1	3						
Tony Perez, R OBP: 0.332, SLG: 0.468 Darrel Chaney, S OBP: 0.365, SLG: 0.298 (8, 5)	E5 BB 1B									4	1	1	2	0	0	0						
Dan Driessen, L OBP: 0.342, SLG: 0.385 (8, 3)										4	1	3	1	0	0	0						
Dave Concepcion, R OBP: 0.336, SLG: 0.390 (1, 6)	F2									4	0	1	1	0	1	2						
Ken Griffey, L OBP: 0.252, SLG: 0.291 (1, 9)	K									3	0	1	0	1	1	2						
Tom Carroll, L OBP: 0.182, SLG: 0.182 Will McEnaney, L (9, 1)										4	0	0	0	0	2	3						
										0	0	0	0	0	0	0						
<b>Inning Stats</b>	R: 4 E: 2 K: 1 S: 9	H: 3 LOB: 1 BB: 1 P: 13	R: 0 E: 0 K: 2 S: 7	H: 0 LOB: 1 BB: 1 P: 11	R: 0 E: 0 K: 0 S: 4	H: 1 LOB: 1 BB: 0 P: 4	R: 0 E: 0 K: 1 S: 6	H: 1 LOB: 2 BB: 1 P: 10	R: 0 E: 0 K: 0 S: 3	H: 0 LOB: 0 BB: 0 P: 3	R: 0 E: 0 K: 0 S: 6	H: 3 LOB: 2 BB: 0 P: 6	R: 0 E: 0 K: 0 S: 6	H: 0 LOB: 0 BB: 0 P: 6	R: 0 E: 0 K: 0 S: 6	H: 0 LOB: 0 BB: 0 P: 6	1B: 5 2B: 4 3B: 0 HR: 0	SF: 0 SAC: 0 DP: 0 HBP: 0	WP: 1 PB: 0 SB: 0 CS: 0	PA: 38		
<b>PITCHER</b>	IP WLS BF H R ER SO BB IBB HBP BLK WP HR S P ERA WHIP	IP WLS BF H R ER SO BB IBB HBP BLK WP HR S P ERA WHIP	IP WLS BF H R ER SO BB IBB HBP BLK WP HR S P ERA WHIP	IP WLS BF H R ER SO BB IBB HBP BLK WP HR S P ERA WHIP	IP WLS BF H R ER SO BB IBB HBP BLK WP HR S P ERA WHIP	IP WLS BF H R ER SO BB IBB HBP BLK WP HR S P ERA WHIP	IP WLS BF H R ER SO BB IBB HBP BLK WP HR S P ERA WHIP	IP WLS BF H R ER SO BB IBB HBP BLK WP HR S P ERA WHIP	IP WLS BF H R ER SO BB IBB HBP BLK WP HR S P ERA WHIP	IP WLS BF H R ER SO BB IBB HBP BLK WP HR S P ERA WHIP	IP WLS BF H R ER SO BB IBB HBP BLK WP HR S P ERA WHIP	IP WLS BF H R ER SO BB IBB HBP BLK WP HR S P ERA WHIP	IP WLS BF H R ER SO BB IBB HBP BLK WP HR S P ERA WHIP	IP WLS BF H R ER SO BB IBB HBP BLK WP HR S P ERA WHIP	IP WLS BF H R ER SO BB IBB HBP BLK WP HR S P ERA WHIP	IP WLS BF H R ER SO BB IBB HBP BLK WP HR S P ERA WHIP	IP WLS BF H R ER SO BB IBB HBP BLK WP HR S P ERA WHIP	IP WLS BF H R ER SO BB IBB HBP BLK WP HR S P ERA WHIP	IP WLS BF H R ER SO BB IBB HBP BLK WP HR S P ERA WHIP	IP WLS BF H R ER SO BB IBB HBP BLK WP HR S P ERA WHIP	IP WLS BF H R ER SO BB IBB HBP BLK WP HR S P ERA WHIP	IP WLS BF H R ER SO BB IBB HBP BLK WP HR S P ERA WHIP





Batter	1	2	3	4	5	6	7	8	9	AB	R	H	RBI	BB	SO	LOB	TOP										
Enzo Hernandez, R OBP: 0.273, SLG: 0.278	0-0 CS 1B			0-0 F3		0-0 F9		0-0 6-3		4	0	1	0	0	0	0											
Dave Hilton, R OBP: 0.205, SLG: 0.125	0-0 F9 1-2			0-0 1B 1B		0-0 4-3 1B		0-0 6-3		4	1	2	0	0	0	1											
Johnny Grubb, L OBP: 0.375, SLG: 0.411	0-0 4-3			0-0 F8		0-0 4-3			0-0 3-1	4	0	0	0	0	0	2											
Willie McCovey, L OBP: 0.430, SLG: 0.483 Mike Johnson, R (7, 1)		0-3 K		0-0 1B 1B		4-0 1B BB			0-3 K	2	0	1	0	1	1	0											
Horace Clarke, S OBP: 0.277, SLG: 0.222				1-3 1B						1	0	0	0	0	1	0											
Cito Gaston, R OBP: 0.292, SLG: 0.385	0-0 5-3			0-0 1B		0-0 F7			0-0 P4	4	0	1	1	0	0	2											
Nate Colbert, R OBP: 0.323, SLG: 0.338	0-0 6-3			0-3 K						3	0	0	0	0	2	2											
Fred Kendall, R OBP: 0.327, SLG: 0.365 Bob Barton, R OBP: 0.333, SLG: 0.250			4-0 BB G4-6-3		0-0 4-3		0-0 F2			2	0	0	0	1	0	0											
Rich Morales, R OBP: 0.293, SLG: 0.235			0-0 G4-6-3 1-2		0-0 G3		0-0 6-3			3	0	0	0	0	0	1											
Dan Spillner, R (1, 1) Bill Laxton, L (5, 1) Larry Hardy, R (5, 1) Lowell Palmer, R OBP: 0.125, SLG: 0.250 Dave Roberts, R OBP: 0.255, SLG: 0.264				0-0 F3		0-3 K		0-0 5-3		2	0	0	0	0	1	0											
<b>Inning Stats</b>	R: 0 E: 0 K: 0 S: 3	H: 1 LOB: 0 BB: 0 P: 3	R: 0 E: 0 K: 1 S: 5	H: 0 LOB: 0 BB: 1 P: 5	R: 0 E: 0 K: 0 S: 2	H: 0 LOB: 0 BB: 1 P: 6	R: 1 E: 0 K: 1 S: 8	H: 3 LOB: 2 BB: 0 P: 8	R: 0 E: 0 K: 0 S: 4	H: 1 LOB: 2 BB: 1 P: 8	R: 0 E: 0 K: 1 S: 5	H: 0 LOB: 0 BB: 0 P: 5	R: 0 E: 0 K: 0 S: 3	H: 0 LOB: 0 BB: 0 P: 3	R: 0 E: 0 K: 1 S: 5	H: 0 LOB: 0 BB: 0 P: 5	1B: 5 2B: 0 3B: 0 HR: 0	SF: 0 SAC: 0 DP: 1 HBP: 0	WP: 0 PB: 0 SB: 0 CS: 1	PA: 32							
<b>PITCHER</b>	IP	WLS	BF	H	R	ER	SO	BB	IBB	HBP	BLK	WP	HR	S	P	ERA	WHIP										
Jack Billingham, R ERA: 3.38	(1, 1)	6.0	W	23	5	1	1	3	2	0	0	0	0	27	35	1.50	1.167										
Dick Baney, R ERA: 4.12	(7, 1)	2.0		6	0	0	0	1	0	0	0	0	0	8	8	0.00	0.000										
Tom Hall, L ERA: 4.2	(9, 1)	1.0		3	0	0	0	1	0	0	0	0	0	5	5	0.00	0.000										

San Diego Padres @ Cincinnati Reds  
Riverfront Stadium, Cincinnati, OH  
Sun Jul 28 1974, 3:33 AM EDT  
Att: 30,975 - Unknown

AB	30
R	1
H	5
RBI	1
BB	2
SO	5
LOB	8



Batter	1	2	3	4	5	6	7	8	9	AB	R	H	RBI	BB	SO	LOB	BOTTOM											
Cesar Geronimo, L OBP: 0.372, SLG: 0.460 Tom Hall, L (9, 1)	0-0 P6			0-0 FC8-4 CS		0-0 FC		4-0 1B BB		5	0	2	2	1	0	3												
Pete Rose, S OBP: 0.384, SLG: 0.360 Dick Baney, R (7, 1)	4-0 1B			0-0 CS		0-0 L8		0-0 SF7		3	1	0	1	1	0	3												
Merv Rettenmund, R OBP: 0.326, SLG: 0.341 (8, PH)	0-0 2B BB			0-0 F8		0-0 E4		0-0 P6		0	0	0	0	0	0	3												
Joe Morgan, L OBP: 0.431, SLG: 0.486 Bill Plummer, R OBP: 0.265, SLG: 0.366 (7, 2)	0-0 F9			0-0 HR		0-0 F9		0-3 K		3	2	1	1	1	0	4												
Johnny Bench, R OBP: 0.362, SLG: 0.474 (1, 2)	0-0 2B 1B			0-0 5-3		4-0 BB BB E BB		0-0 1B 1B		5	2	4	2	1	0	0												
Tony Perez, R OBP: 0.336, SLG: 0.472 George Foster, R OBP: 0.317, SLG: 0.389 (7, 7)	0-0 2B			0-0 6-3		4-0 E BB		0-0 2B 1B		3	2	2	1	1	0	0												
Dan Driessen, L OBP: 0.343, SLG: 0.384 Andy Kosco, R OBP: 0.295, SLG: 0.243 Darrel Chaney, S OBP: 0.392, SLG: 0.328 (7, 6)	4-0 2B			0-0 F7		4-0 E BB		4-0 1B 2B		1	0	0	0	1	0	0												
Dave Concepcion, R OBP: 0.335, SLG: 0.387 Phil Gagliano, R OBP: 0.500, SLG: 0.118 (7, 4)	0-3 K			4-0 FC5-6 1B BB		0-3 K		0-0 F7		3	0	0	0	1	2	8												
Ken Griffey, L OBP: 0.265, SLG: 0.298 (1, 9)				0-0 4-3		0-0 E FC8-4 1B		4-0 WP 1B IBB		4	4	2	0	1	0	1												
Jack Billingham, R OBP: 0.087, SLG: 0.045 Terry Crowley, L OBP: 0.301, SLG: 0.376 (7, 3)				0-0 F9		0-0 FC5-6 FC8-4		0-0 K		3	0	0	0	0	1	4												
<b>Inning Stats</b>	R: 1 E: 0 K: 1 S: 7	H: 2 LOB: 3 BB: 2 P: 15	R: 0 E: 0 K: 0 S: 4	H: 1 LOB: 1 BB: 0 P: 4	R: 1 E: 0 K: 0 S: 4	H: 1 LOB: 0 BB: 0 P: 4	R: 1 E: 1 K: 2 S: 11	H: 1 LOB: 3 BB: 4 P: 27	R: 4 E: 0 K: 0 S: 8	H: 4 LOB: 2 BB: 1 P: 12	R: 0 E: 0 K: 1 S: 5	H: 1 LOB: 1 BB: 1 P: 9	R: 2 E: 1 K: 1 S: 8	H: 2 LOB: 2 BB: 1 P: 12	1B: 10 2B: 2 3B: 0 HR: 1	SF: 1 SAC: 0 DP: 1 HBP: 0	WP: 2 PB: 0 SB: 1 CS: 1	PA: 51										
<b>PITCHER</b>	IP	WLS	BF	H	R	ER	SO	BB	IBB	HBP	BLK	WP	HR	S	P	ERA	WHIP											
Dan Spillner, R ERA: 3.15	(1, 1)	4.1	L	23	5	6	3	1	5	0	0	0	0	19	43	6.23	2.308											
Bill Laxton, L ERA: 4.91	(5, 1)	0.0		1	0	0	0	0	1	0	0	0	0	4	4	∞	∞											
Larry Hardy, R ERA: 4.66	(5, 1)	0.2		6	1	2	0	2	0	0	0	0	1	10	10	0.00	1.500											
Lowell Palmer, R ERA: 6.45	(6, 1)	1.0		9	4	4	4	0	0	1	0	0	1	0	8	12	36.00	4.000										
Mike Johnson, R ERA: 10.13	(7, 1)	2.0		11	3	2	2	2	2	0	0	0	0	0	13	21	9.00	2.500										

San Diego Padres @ Cincinnati Reds  
Riverfront Stadium, Cincinnati, OH  
Sun Jul 28 1974, 3:33 AM EDT  
Att: 30,975 - Unknown

AB	39
R	14
H	13
RBI	10
BB	10
SO	5
LOB	36





Batter	1	2	3	4	5	6	7	8	9	AB	R	H	RBI	BB	SO	LOB	TOP
Enzo Hernandez, R OBP: 0.276, SLG: 0.281 (1, 6)	F7						6-3			4	0	2	1	0	0	0	<b>San Diego Padres @ Cincinnati Reds</b> Riverfront Stadium, Cincinnati, OH Mon Jul 29 1974, 7:05 PM EDT Att: 20,082 - Unknown
Dave Hilton, R OBP: 0.208, SLG: 0.136 (1, 4)	F8		F8					L9		4	0	1	0	0	0	0	
Johnny Grubb, L OBP: 0.376, SLG: 0.422 (1, 8)	HR		F7					K		4	1	2	1	0	1	0	
Willie McCovey, L OBP: 0.427, SLG: 0.477 Dave Winfield, R OBP: 0.316, SLG: 0.470 (8, PR) (8, 7)	K		6-3		G4-6-3					3	0	0	0	1	1	2	
Cito Gaston, R OBP: 0.291, SLG: 0.383 (1, 9)		E2 SH1-3 1B		6-3				K		4	1	1	0	0	1	1	
Nate Colbert, R OBP: 0.323, SLG: 0.349 (8, 3)		SH1-3		HR				F7		3	1	1	1	0	0	0	
Dave Roberts, R OBP: 0.256, SLG: 0.263 (1, 5)				6-3				1-6-3		4	0	1	0	0	0	0	
Bob Barton, R OBP: 0.340, SLG: 0.253 (1, 2)		K								3	0	1	0	1	1	2	
Bill Greif, R OBP: 0.250, SLG: 0.057 (1, 1)					4-3			P4		3	0	0	0	1	0	2	
<b>Inning Stats</b>	R: 1 E: 0 K: 1 S: 6	H: 1 LOB: 0 BB: 0 P: 6	R: 1 E: 1 K: 1 S: 7	H: 3 LOB: 2 BB: 1 P: 11	R: 0 E: 0 K: 0 S: 3	H: 0 LOB: 0 BB: 0 P: 3	R: 1 E: 0 K: 0 S: 4	H: 1 LOB: 1 BB: 0 P: 8	R: 0 E: 0 K: 0 S: 3	H: 0 LOB: 0 BB: 0 P: 3	R: 0 E: 0 K: 0 S: 3	H: 0 LOB: 1 BB: 1 P: 11	R: 0 E: 0 K: 0 S: 4	H: 1 LOB: 1 BB: 0 P: 4	1B: 7 2B: 0 3B: 0 HR: 2	SF: 0 SAC: 1 DP: 1 HBP: 0	
<b>PITCHER</b>	IP WLS BF H R ER SO BB IBB HBP BLK WP HR S P ERA WHIP																
Clay Kirby, R ERA: 3.26 (1, 1)	4.1 L 21 8 3 3 2 2 2 0 0 0 0 0 2 23 31 6.23 2.308																
Willie McEnaney, L ERA: 4.91 (5, 1)	0.2 1 0 0 0 0 0 0 0 0 0 0 0 0 1 1 0.00 0.000																
Pedro Borbon, R ERA: 2.97 (6, 1)	2.0 6 0 0 0 0 0 0 0 0 0 0 0 0 6 6 0.00 0.000																
Tom Hall, L ERA: 4.01 (8, 1)	2.0 8 1 0 0 2 1 0 0 0 0 0 0 0 11 15 0.00 1.000																

Batter	1	2	3	4	5	6	7	8	9	AB	R	H	RBI	BB	SO	LOB	BOTTOM		
Cesar Geronimo, L OBP: 0.376, SLG: 0.463 (1, 8)					G4-6-3				P4	5	0	3	0	0	0	2	<b>San Diego Padres @ Cincinnati Reds</b> Riverfront Stadium, Cincinnati, OH Mon Jul 29 1974, 7:05 PM EDT Att: 20,082 - Unknown		
Pete Rose, S OBP: 0.385, SLG: 0.360 (1, 7)			F7							3	1	1	0	0	0	2			
Joe Morgan, L OBP: 0.427, SLG: 0.481 (1, 4)			F8							4	0	0	0	0	0	4			
Johnny Bench, R OBP: 0.361, SLG: 0.472 (1, 2)		5-3								4	1	1	0	0	1	0			
Tony Perez, R OBP: 0.335, SLG: 0.470 (1, 3)		E4 1B								4	0	1	0	0	3	2			
Dan Driessen, L OBP: 0.348, SLG: 0.387 (1, 5)										3	0	2	1	1	0	0			
Dave Concepcion, R OBP: 0.334, SLG: 0.385 (1, 6)		K								4	0	1	1	0	2	3			
Ken Griffey, L OBP: 0.272, SLG: 0.306 (1, 9)		L8								3	0	1	0	1	0	4			
Clay Kirby, R OBP: 0.270, SLG: 0.083 Willie McEnaney, L OBP: 0.248, SLG: 0.111 Phil Gagliano, R OBP: 0.256, SLG: 0.225 Pedro Borbon, R OBP: 0.316, SLG: 0.387 George Foster, R OBP: 0.288, SLG: 0.373 Tom Hall, L OBP: 0.298, SLG: 0.373 (1, 1) (5, 1) (8, 1) (7, PR) (8, 1) (9, PR)			P3							1	0	0	0	0	0	0			
<b>Inning Stats</b>	R: 0 E: 0 K: 0 S: 2	H: 1 LOB: 0 BB: 0 P: 3	R: 0 E: 1 K: 1 S: 6	H: 1 LOB: 2 BB: 1 P: 10	R: 0 E: 0 K: 3 S: 10	H: 1 LOB: 0 BB: 0 P: 10	R: 0 E: 0 K: 0 S: 2	H: 0 LOB: 0 BB: 1 P: 6	R: 2 E: 0 K: 1 S: 9	H: 4 LOB: 2 BB: 0 P: 9	R: 0 E: 0 K: 1 S: 6	H: 1 LOB: 1 BB: 0 P: 6	R: 0 E: 0 K: 1 S: 5	H: 0 LOB: 0 BB: 0 P: 5	R: 0 E: 0 K: 0 S: 4	H: 1 LOB: 1 BB: 0 P: 4		1B: 9 2B: 1 3B: 0 HR: 0	SF: 0 SAC: 0 DP: 2 HBP: 1
<b>PITCHER</b>	IP WLS BF H R ER SO BB IBB HBP BLK WP HR S P ERA WHIP																		
Bill Greif, R ERA: 4.7 (1, 1)	9.0 W 37 10 2 2 7 2 2 0 1 0 0 0 48 57 2.00 1.333																		



Batter	1	2	3	4	5	6	7	8	9	AB	R	H	RBI	BB	SO	LOB	TOP								
Greg Gross, L (1,9) OBP: 0.408, SLG: 0.374	0-0 CS 1B		4-0 2B BB	0-0 1-2 1B		0-0 L6	0-0 F7			4	1	2	0	1	0	1									
Roger Metzger, S (1,6) OBP: 0.309, SLG: 0.317	0-0 1-2 1B		0-0 2B 2B	0-0 F7		0-0 F8		0-3 K		5	1	2	0	0	1	2									
Cesar Cedeno, R (1,8) OBP: 0.368, SLG: 0.542	0-0 F7		4-0 2B IBB		4-0 2B BB	0-0 HR		0-0 F7		3	2	1	1	2	0	1									
Lee May, R (1,3) OBP: 0.297, SLG: 0.457	0-0 F9		0-0 2B		0-0 1B 2B	0-0 F9		0-0 F8		5	1	2	3	0	0	1									
Bob Watson, R (1,7) Wilbur Howard, S (7,7) OBP: 0.371, SLG: 0.403 OBP: 0.286, SLG: 0.308		0-0 F9	0-0 P6		0-0 1B		0-0 F8		0-0 F7	4	0	1	1	0	0	2									
Cliff Johnson, R (1,2) OBP: 0.385, SLG: 0.480		0-0 HR	0-0 P4		4-0 FC6-4 BB		0-0 2B 1B		1-0 1B HBP	3	2	2	1	1	0	2									
Doug Rader, R (1,5) OBP: 0.336, SLG: 0.434		0-0 F9		0-0 F2		0-3 K		0-0 1-2 E 2B		5	1	2	1	0	1	2									
Tommy Helms, R (1,4) OBP: 0.327, SLG: 0.381		0-0 F8		0-0 P4		0-0 P8		0-0 F8		5	0	0	0	0	0	5									
Don Wilson, R (1,1) Ken Forsch, R (9,1) OBP: 0.216, SLG: 0.257			0-3 K	0-0 E6 1B	0-0 FC6-4	0-0 E8 1B		0-0 4-3		5	0	1	1	0	1	4									
										0	0	0	0	0	0	0									
<b>Inning Stats</b>	R: 0 E: 0 K: 0 S: 4	H: 2 LOB: 1 BB: 0 P: 4	R: 1 E: 0 K: 0 S: 4	H: 1 LOB: 0 BB: 0 P: 4	R: 2 E: 0 K: 1 S: 7	H: 2 LOB: 2 BB: 2 P: 15	R: 0 E: 1 K: 0 S: 5	H: 1 LOB: 2 BB: 0 P: 5	R: 2 E: 0 K: 1 S: 7	H: 2 LOB: 2 BB: 2 P: 15	R: 1 E: 0 K: 0 S: 4	H: 1 LOB: 0 BB: 0 P: 4	R: 2 E: 1 K: 0 S: 6	H: 3 LOB: 1 BB: 0 P: 6	R: 0 E: 0 K: 1 S: 5	H: 0 LOB: 0 BB: 0 P: 5	R: 0 E: 0 K: 0 S: 4	H: 1 LOB: 2 BB: 0 P: 5	1B: 7 2B: 4 3B: 0 HR: 2	SF: 0 SAC: 0 DP: 0 HBP: 1	WP: 0 PB: 0 SB: 1 CS: 1	PA: 45			
<b>PITCHER</b>	IP WLS BF H R ER SO BB IBB HBP BLK WP HR S P ERA WHIP	IP WLS BF H R ER SO BB IBB HBP BLK WP HR S P ERA WHIP	IP WLS BF H R ER SO BB IBB HBP BLK WP HR S P ERA WHIP	IP WLS BF H R ER SO BB IBB HBP BLK WP HR S P ERA WHIP	IP WLS BF H R ER SO BB IBB HBP BLK WP HR S P ERA WHIP	IP WLS BF H R ER SO BB IBB HBP BLK WP HR S P ERA WHIP	IP WLS BF H R ER SO BB IBB HBP BLK WP HR S P ERA WHIP	IP WLS BF H R ER SO BB IBB HBP BLK WP HR S P ERA WHIP	IP WLS BF H R ER SO BB IBB HBP BLK WP HR S P ERA WHIP	IP WLS BF H R ER SO BB IBB HBP BLK WP HR S P ERA WHIP	IP WLS BF H R ER SO BB IBB HBP BLK WP HR S P ERA WHIP	IP WLS BF H R ER SO BB IBB HBP BLK WP HR S P ERA WHIP	IP WLS BF H R ER SO BB IBB HBP BLK WP HR S P ERA WHIP	IP WLS BF H R ER SO BB IBB HBP BLK WP HR S P ERA WHIP	IP WLS BF H R ER SO BB IBB HBP BLK WP HR S P ERA WHIP	IP WLS BF H R ER SO BB IBB HBP BLK WP HR S P ERA WHIP	IP WLS BF H R ER SO BB IBB HBP BLK WP HR S P ERA WHIP	IP WLS BF H R ER SO BB IBB HBP BLK WP HR S P ERA WHIP	IP WLS BF H R ER SO BB IBB HBP BLK WP HR S P ERA WHIP	IP WLS BF H R ER SO BB IBB HBP BLK WP HR S P ERA WHIP	IP WLS BF H R ER SO BB IBB HBP BLK WP HR S P ERA WHIP	IP WLS BF H R ER SO BB IBB HBP BLK WP HR S P ERA WHIP	IP WLS BF H R ER SO BB IBB HBP BLK WP HR S P ERA WHIP	IP WLS BF H R ER SO BB IBB HBP BLK WP HR S P ERA WHIP	IP WLS BF H R ER SO BB IBB HBP BLK WP HR S P ERA WHIP

Houston Astros @ Cincinnati Reds  
Riverfront Stadium, Cincinnati, OH  
Tue Jul 30 1974, 7:05 PM EDT  
Att: 27,057 - Unknown

AB	40
R	8
H	13
RBI	8
BB	4
SO	3
LOB	20



Batter	1	2	3	4	5	6	7	8	9	AB	R	H	RBI	BB	SO	LOB	BOTTOM								
Cesar Geronimo, L (1,8) OBP: 0.371, SLG: 0.456	0-3 K		0-3 K			0-3 K	0-0 F7			4	0	0	0	0	3	2									
Pete Rose, S (1,7) OBP: 0.384, SLG: 0.357	0-0 6-3		0-0 F8			4-0 FC6-4 BB		0-0 P4		3	0	0	0	1	0	0									
Joe Morgan, L (1,4) OBP: 0.426, SLG: 0.481	0-0 HR 2B			0-0 P5		0-0 F2		0-0 F2		4	1	1	0	0	0	1									
Johnny Bench, R (1,2) OBP: 0.362, SLG: 0.479	0-0 2H HR			4-0 BB		0-0 FC6-4		0-3 K		3	1	1	2	1	1	1									
Tony Perez, R (1,3) OBP: 0.336, SLG: 0.478	0-3 K			0-3 K			0-0 HR		0-0 2B 4-3 1B	4	2	2	1	0	2	1									
Dan Driessen, L (1,5) OBP: 0.347, SLG: 0.388		0-0 F7		0-3 K		0-0 L7		0-0 4-3 2B		4	0	1	0	0	1	1									
Dave Concepcion, R (1,6) OBP: 0.331, SLG: 0.381		0-0 6-3			0-3 K		0-0 F8		0-0 4-3	4	0	0	1	0	1	1									
Ken Griffey, L (1,9) OBP: 0.279, SLG: 0.302		0-0 4-3			0-0 F8		4-0 BB BB		4-0 2-3 3-H BB	2	0	0	0	2	0	0									
Fred Norman, S (1,1) Dick Baney, R (5,1) Andy Kosco, R (7,PH) Pedro Borbon, R (8,1) Terry Crowley, L (9,PH) OBP: 0.130, SLG: 0.091 OBP: 0.235, SLG: 0.235 OBP: 0.296, SLG: 0.369			0-0 F6		0-3 K		4-0 BB		0-0 G6-4-3	1	0	0	0	0	0	0									
										1	0	0	0	0	1	0									
										0	0	0	0	1	0	0									
										0	0	0	0	0	0	0									
										1	0	0	0	0	2										
<b>Inning Stats</b>	R: 2 E: 0 K: 2 S: 9	H: 2 LOB: 0 BB: 0 P: 9	R: 0 E: 0 K: 0 S: 3	H: 0 LOB: 0 BB: 0 P: 3	R: 0 E: 0 K: 1 S: 5	H: 0 LOB: 0 BB: 0 P: 5	R: 0 E: 0 K: 2 S: 7	H: 0 LOB: 1 BB: 1 P: 11	R: 0 E: 0 K: 2 S: 7	H: 0 LOB: 0 BB: 0 P: 7	R: 0 E: 0 K: 1 S: 5	H: 0 LOB: 0 BB: 0 P: 5	R: 1 E: 0 K: 0 S: 4	H: 1 LOB: 2 BB: 2 P: 12	R: 0 E: 0 K: 1 S: 5	H: 0 LOB: 0 BB: 0 P: 5	R: 1 E: 0 K: 0 S: 4	H: 2 LOB: 1 BB: 1 P: 8	1B: 1 2B: 2 3B: 0 HR: 2	SF: 0 SAC: 0 DP: 1 HBP: 0	WP: 0 PB: 0 SB: 0 CS: 0	PA: 36			
<b>PITCHER</b>	IP WLS BF H R ER SO BB IBB HBP BLK WP HR S P ERA WHIP	IP WLS BF H R ER SO BB IBB HBP BLK WP HR S P ERA WHIP	IP WLS BF H R ER SO BB IBB HBP BLK WP HR S P ERA WHIP	IP WLS BF H R ER SO BB IBB HBP BLK WP HR S P ERA WHIP	IP WLS BF H R ER SO BB IBB HBP BLK WP HR S P ERA WHIP	IP WLS BF H R ER SO BB IBB HBP BLK WP HR S P ERA WHIP	IP WLS BF H R ER SO BB IBB HBP BLK WP HR S P ERA WHIP	IP WLS BF H R ER SO BB IBB HBP BLK WP HR S P ERA WHIP	IP WLS BF H R ER SO BB IBB HBP BLK WP HR S P ERA WHIP	IP WLS BF H R ER SO BB IBB HBP BLK WP HR S P ERA WHIP	IP WLS BF H R ER SO BB IBB HBP BLK WP HR S P ERA WHIP	IP WLS BF H R ER SO BB IBB HBP BLK WP HR S P ERA WHIP	IP WLS BF H R ER SO BB IBB HBP BLK WP HR S P ERA WHIP	IP WLS BF H R ER SO BB IBB HBP BLK WP HR S P ERA WHIP	IP WLS BF H R ER SO BB IBB HBP BLK WP HR S P ERA WHIP	IP WLS BF H R ER SO BB IBB HBP BLK WP HR S P ERA WHIP	IP WLS BF H R ER SO BB IBB HBP BLK WP HR S P ERA WHIP	IP WLS BF H R ER SO BB IBB HBP BLK WP HR S P ERA WHIP	IP WLS BF H R ER SO BB IBB HBP BLK WP HR S P ERA WHIP	IP WLS BF H R ER SO BB IBB HBP BLK WP HR S P ERA WHIP	IP WLS BF H R ER SO BB IBB HBP BLK WP HR S P ERA WHIP	IP WLS BF H R ER SO BB IBB HBP BLK WP HR S P ERA WHIP	IP WLS BF H R ER SO BB IBB HBP BLK WP HR S P ERA WHIP	IP WLS BF H R ER SO BB IBB HBP BLK WP HR S P ERA WHIP	IP WLS BF H R ER SO BB IBB HBP BLK WP HR S P ERA WHIP

Houston Astros @ Cincinnati Reds  
Riverfront Stadium, Cincinnati, OH  
Tue Jul 30 1974, 7:05 PM EDT  
Att: 27,057 - Unknown

AB	31
R	4
H	5
RBI	4
BB	5
SO	9
LOB	9





Batter	1	2	3	4	5	6	7	8	9	AB	R	H	RBI	BB	SO	LOB	TOP			
Greg Gross, L (1,9) OBP: 0.404, SLG: 0.369	0-0 6-3			0-0 F7		0-3 K		0-0 3-1	4 0 0 0 0 1 0											
Roger Metzger, S (1,6) OBP: 0.311, SLG: 0.319	0-3 K			0-0 FC6-4 1B			0-0 BB 1B	0-0 6-3	4 0 2 0 0 1 0											
Cesar Cedeno, R (1,8) OBP: 0.369, SLG: 0.540	0-0 1-3			0-0 P6			4-0 BB 1-2 BB	4-0 BB BB	2 0 0 0 2 0 1											
Lee May, R (1,3) OBP: 0.294, SLG: 0.452		0-0 5-3		0-0 FC6-4 1-2			0-0 F7	0-0 F8	4 0 0 0 0 0 4											
Bob Watson, R (1,7) OBP: 0.369, SLG: 0.400		0-0 F7			0-3 K		0-0 F2		3 0 0 0 0 1 2											
Cliff Johnson, R (1,2) OBP: 0.376, SLG: 0.465		0-0 F8			0-0 P3		0-3 K		3 0 0 0 0 1 2											
Doug Rader, R (1,5) OBP: 0.333, SLG: 0.431			0-0 F9		0-3 K			0-3 K	3 0 0 0 0 2 0											
Tommy Helms, R (1,4) OBP: 0.324, SLG: 0.378			0-0 E5 CS		0-0 F7		0-3 K		3 0 0 0 0 1 0											
Tom Griffin, R (1,1) OBP: 0.348, SLG: 0.535			0-0 F9			0-3 K		0-0 4-3	1 0 0 0 0 0 1											
Dave Campbell, R (6,PH) OBP: 0.136, SLG: 0.143									1 0 0 0 0 1 0											
J.R. Richard, R (6,PH)									0 0 0 0 0 0 0											
Ray Busse, R (8,PH) OBP: 0.200, SLG: 0.200									1 0 0 0 0 0 0											
Mike Cosgrove, L (8,1)									0 0 0 0 0 0 0											
<b>Inning Stats</b>	R: 0 E: 0 K: 1 S: 5	H: 0 LOB: 0 BB: 0 P: 5	R: 0 E: 0 K: 0 S: 3	H: 0 LOB: 0 BB: 0 P: 3	R: 0 E: 1 K: 0 S: 3	H: 0 LOB: 0 BB: 0 P: 3	R: 0 E: 0 K: 0 S: 4	H: 1 LOB: 1 BB: 0 P: 4	R: 0 E: 0 K: 2 S: 7	H: 0 LOB: 0 BB: 0 P: 7	R: 0 E: 0 K: 1 S: 6	H: 1 LOB: 2 BB: 1 P: 10	R: 0 E: 0 K: 2 S: 7	H: 0 LOB: 0 BB: 0 P: 7	R: 0 E: 0 K: 0 S: 3	H: 0 LOB: 1 BB: 1 P: 7	1B: 2 2B: 0 3B: 0 HR: 0	SF: 0 SAC: 0 DP: 0 HBP: 0	WP: 0 PB: 0 SB: 0 CS: 1	PA: 31
<b>PITCHER</b> Don Gullett, L (1,1) ERA: 2.78	IP: 9.0 WLS: W BF: 31 H: 2 R: 0 ER: 0 SO: 8 BB: 2 IBB: 0 HBP: 0 BLK: 0 WP: 0 HR: 0 S: 45 P: 53 ERA: 0.00 WHIP: 0.444															<b>PITCHER</b>				

Houston Astros @ Cincinnati Reds  
Riverfront Stadium, Cincinnati, OH  
Wed Jul 31 1974, 7:05 PM EDT  
Att: 26,253 - Unknown

AB	29
R	0
H	2
RBI	0
BB	2
SO	8
LOB	10



Batter	1	2	3	4	5	6	7	8	9	AB	R	H	RBI	BB	SO	LOB	BOTTOM			
Cesar Geronimo, L (1,8) OBP: 0.376, SLG: 0.462	0-0 F8		0-0 FC E 2B	0-0 BB 1B		4-0 BB 1B BB			3 1 2 0 1 0 0											
Pete Rose, S (1,7) OBP: 0.385, SLG: 0.357	0-0 F7		0-0 FC E 2-3	0-0 BB 1-2 2-3 BB		0-0 BB 1B 1B			3 0 1 0 1 0 1											
Joe Morgan, L (1,4) OBP: 0.424, SLG: 0.478	0-3 K		0-0 FC1-6-5-4 1B SF8 1-2 3-H	0-0 G3		0-0 BB 1-2 2-H 1B			4 1 1 0 0 1 4											
Johnny Bench, R (1,2) OBP: 0.363, SLG: 0.479		0-0 1B 1B 1B	0-0 1-3 1B		0-0 1-3 1B		0-0 5-3		4 1 2 0 0 0 0											
Tony Perez, R (1,3) OBP: 0.336, SLG: 0.477		0-0 1B SF7 1B	0-0 SF8		0-0 2-3		0-0 P4		3 1 1 1 0 0 0											
Darrel Chaney, S (8,5) OBP: 0.382, SLG: 0.328		1-3 SF7 1B	0-0 3-H K		0-0 E3		0-0 4-3		0 0 0 0 0 0 0											
Dan Driessen, L (1,5) OBP: 0.346, SLG: 0.387		0-0 1-3 3-H 1B	0-0 K		0-0 E3		0-0 4-3		4 0 1 1 0 1 1											
Dave Concepcion, R (1,6) OBP: 0.328, SLG: 0.378		0-0 SF7		0-0 5-3		0-0 F2		0-0 G3	3 0 0 1 0 0 1											
Ken Griffey, L (1,9) OBP: 0.271, SLG: 0.292		0-0 1-3 1-2		0-0 4-3		0-3 K		0-0 P5	4 0 0 0 0 1 1											
Don Gullett, R (1,1) OBP: 0.283, SLG: 0.259		0-3 K		4-0 BB 1B BB		0-0 6-3		0-3 K	3 0 0 0 1 2 1											
<b>Inning Stats</b>	R: 0 E: 0 K: 1 S: 5	H: 3 LOB: 1 BB: 0 P: 8	R: 2 E: 0 K: 1 S: 8	H: 2 LOB: 1 BB: 0 P: 8	R: 0 E: 0 K: 0 S: 4	H: 1 LOB: 3 BB: 2 P: 12	R: 0 E: 0 K: 0 S: 4	H: 0 LOB: 1 BB: 0 P: 4	R: 0 E: 0 K: 1 S: 6	H: 2 LOB: 1 BB: 1 P: 10	R: 0 E: 0 K: 0 S: 3	H: 0 LOB: 0 BB: 0 P: 3	R: 0 E: 0 K: 1 S: 5	H: 0 LOB: 0 BB: 0 P: 5	R: 0 E: 0 K: 0 S: 3	H: 0 LOB: 0 BB: 0 P: 5	1B: 7 2B: 1 3B: 0 HR: 0	SF: 2 SAC: 0 DP: 0 HBP: 0	WP: 0 PB: 0 SB: 1 CS: 0	PA: 36
<b>PITCHER</b> Tom Griffin, R (1,1) ERA: 3.23	IP: 5.0 WLS: L BF: 25 H: 6 R: 4 ER: 2 SO: 3 BB: 2 IBB: 0 HBP: 0 BLK: 0 WP: 0 HR: 0 S: 29 P: 37 ERA: 3.60 WHIP: 1.600															<b>PITCHER</b>				
J.R. Richard, R (6,1) ERA: 3.97	2.0 8 2 0 0 1 1 0 0 0 0 0 9 13 0.00 1.500																			
Mike Cosgrove, L (8,1) ERA: 2.5	1.0 3 0 0 0 1 0 0 0 0 0 5 5 0.00 0.000																			

Houston Astros @ Cincinnati Reds  
Riverfront Stadium, Cincinnati, OH  
Wed Jul 31 1974, 7:05 PM EDT  
Att: 26,253 - Unknown

AB	31
R	4
H	8
RBI	3
BB	3
SO	5
LOB	9





Batter	1	2	3	4	5	6	7	8	9	AB	R	H	RBI	BB	SO	LOB	TOP										
<b>Cesar Geronimo, L</b> OBP: 0.377, SLG: 0.459 (1, 8)	E4 1-3 1B	4-3							4-3 SH2-3 HR BB	4	3	1	0	1	1	0	<b>Cincinnati Reds @ San Francisco Giants</b> Candlestick Park, San Francisco, CA Thu Aug 01 1974, 10:05 PM EDT Att: 3,818 - Unknown										
<b>Pete Rose, S</b> OBP: 0.384, SLG: 0.354 (1, 7)	F7		4-3		FC				SH2-3	3	1	0	0	1	0	2											
<b>Joe Morgan, L</b> OBP: 0.426, SLG: 0.487 (1, 4)	1-3 1B BB				FC4-6 2B				4-3	4	3	2	2	1	0	3											
<b>Johnny Bench, R</b> OBP: 0.363, SLG: 0.488 (1, 2)	1-3		F9		2B				4-3	5	1	2	4	0	0	3											
<b>Tony Perez, R</b> OBP: 0.336, SLG: 0.482 <b>Darrel Chaney, S</b> OBP: 0.382, SLG: 0.328 (9, 5)	1B BB		6-3		F8				6-3	4	1	1	1	1	0	2											
<b>Dan Driessen, L</b> OBP: 0.345, SLG: 0.385 (9, 3)	1-2 2-H 3-H 1B				G3				L5	4	0	1	2	0	1	0											
<b>Dave Concepcion, R</b> OBP: 0.329, SLG: 0.380 (1, 6)	L7				K				1B	4	0	2	0	0	1	2											
<b>Ken Griffey, L</b> OBP: 0.284, SLG: 0.284 (1, 9)			F7		F9				F7	4	0	0	0	0	0	1											
<b>Tom Carroll, L</b> OBP: 0.154, SLG: 0.154 <b>Pedro Borbon, R</b> OBP: 0.235, SLG: 0.235 <b>Phil Cagiano, R</b> OBP: 0.449, SLG: 0.195 <b>Tom Hall, L</b> (7, 1) <b>Terry Crowley, L</b> OBP: 0.293, SLG: 0.365 <b>Clay Carroll, R</b> OBP: 0.192, SLG: 0.192 (8, 1)	1-3				K				K	2	0	0	0	0	1	0											
<b>Inning Stats</b>	R: 2 E: 1 K: 0 S: 5	H: 1 LOB: 2 BB: 2 P: 13	R: 0 E: 0 K: 0 S: 3	H: 0 LOB: 0 BB: 0 P: 3	R: 0 E: 0 K: 0 S: 4	H: 1 LOB: 1 BB: 0 P: 4	R: 0 E: 0 K: 1 S: 5	H: 0 LOB: 0 BB: 0 P: 5	R: 2 E: 0 K: 1 S: 8	H: 2 LOB: 1 BB: 0 P: 8	R: 0 E: 0 K: 1 S: 5	H: 1 LOB: 0 BB: 0 P: 5	R: 2 E: 0 K: 1 S: 6	H: 1 LOB: 0 BB: 1 P: 10	R: 1 E: 0 K: 1 S: 7	H: 2 LOB: 1 BB: 0 P: 7		R: 2 E: 0 K: 0 S: 4	H: 1 LOB: 0 BB: 1 P: 8	1B: 5 2B: 1 3B: 0 HR: 3	SF: 0 SAC: 1 DP: 0 HBP: 0	WP: 0 PB: 0 SB: 3 CS: 0	PA: 41				
<b>PITCHER</b>	IP	WLS	BF	H	R	ER	SO	BB	IBB	HBP	BLK	WP	HR	S	P	ERA	WHIP										
<b>Charlie Williams, R</b> ERA: 2.75 (1, 1)	6.0		26	5	4	2	3	2	0	0	0	0	0	2	30	3.00	1.167										
<b>Elias Sosa, R</b> ERA: 2.59 (7, 1)	2.0	L	10	3	3	3	2	1	0	0	0	0	0	2	13	13.50	2.000										
<b>Ron Bryant, L</b> ERA: 6.38 (9, 1)	1.0		5	1	2	2	0	1	0	0	0	0	1	4	8	18.00	2.000										

AB	36
R	9
H	9
RBI	9
BB	4
SO	5
LOB	14



Batter	1	2	3	4	5	6	7	8	9	AB	R	H	RBI	BB	SO	LOB	BOTTOM										
<b>Bobby Bonds, R</b> OBP: 0.370, SLG: 0.461 (1, 9)	L4								P6	5	1	2	4	0	1	0	<b>Cincinnati Reds @ San Francisco Giants</b> Candlestick Park, San Francisco, CA Thu Aug 01 1974, 10:05 PM EDT Att: 3,818 - Unknown										
<b>Chris Arnold, R</b> OBP: 0.305, SLG: 0.348 (1, 4)	3-1								F8	5	0	0	0	0	2	1											
<b>Gary Thomasson, L</b> OBP: 0.328, SLG: 0.296 (1, 8)	G3								E6	5	1	2	0	0	0	0											
<b>Ed Goodson, L</b> OBP: 0.357, SLG: 0.434 (1, 3)									L7	5	1	1	2	0	2	2											
<b>Gary Matthews, R</b> OBP: 0.360, SLG: 0.427 (1, 7)									L7	4	0	1	0	0	0	0											
<b>Chris Speier, R</b> OBP: 0.331, SLG: 0.342 (1, 6)									L7	4	1	3	0	0	0	1											
<b>Bruce Miller, R</b> OBP: 0.342, SLG: 0.319 (1, 5)									L7	3	2	1	0	0	0	2											
<b>Ken Rudolph, R</b> OBP: 0.299, SLG: 0.221 <b>Dave Rader, L</b> OBP: 0.356, SLG: 0.356 (6, PH) (7, 2)									L7	2	0	1	1	0	0	0											
<b>Charlie Williams, R</b> OBP: 0.200, SLG: 0.158 <b>Steve Ontiveros, S</b> OBP: 0.370, SLG: 0.339 <b>Elias Sosa, R</b> OBP: 0.077, SLG: 0.077 <b>Garry Maddox, R</b> OBP: 0.339, SLG: 0.426 <b>Ron Bryant, S</b> OBP: 0.050, SLG: 0.050 (9, 1)									L7	2	0	0	0	0	1	1											
<b>Inning Stats</b>	R: 0 E: 0 K: 0 S: 3	H: 0 LOB: 0 BB: 0 P: 3	R: 0 E: 0 K: 1 S: 6	H: 1 LOB: 1 BB: 0 P: 6	R: 0 E: 0 K: 1 S: 6	H: 1 LOB: 1 BB: 0 P: 6	R: 3 E: 1 K: 1 S: 9	H: 4 LOB: 1 BB: 0 P: 9	R: 0 E: 0 K: 1 S: 6	H: 1 LOB: 0 BB: 0 P: 6	R: 4 E: 1 K: 1 S: 9	H: 3 LOB: 0 BB: 0 P: 9	R: 0 E: 0 K: 1 S: 5	H: 0 LOB: 0 BB: 0 P: 5	R: 0 E: 0 K: 0 S: 4	H: 1 LOB: 1 BB: 0 P: 4		R: 0 E: 1 K: 0 S: 4	H: 0 LOB: 1 BB: 0 P: 4	1B: 9 2B: 0 3B: 0 HR: 2	SF: 0 SAC: 1 DP: 0 HBP: 0	WP: 1 PB: 0 SB: 0 CS: 0	PA: 40				
<b>PITCHER</b>	IP	WLS	BF	H	R	ER	SO	BB	IBB	HBP	BLK	WP	HR	S	P	ERA	WHIP										
<b>Tom Carroll, R</b> ERA: 2.14 (1, 1)	5.2		27	9	6	3	4	0	0	0	0	0	1	35	35	4.76	1.588										
<b>Pedro Borbon, R</b> ERA: 2.99 (6, 1)	0.1		2	1	1	0	1	0	0	0	0	0	1	4	4	0.00	3.000										
<b>Tom Hall, L</b> ERA: 3.92 (7, 1)	1.0		3	0	0	0	1	0	0	0	0	0	0	5	5	0.00	0.000										
<b>Clay Carroll, R</b> ERA: 2.77 (8, 1)	2.0	W	8	1	0	0	0	0	0	0	0	0	0	8	8	0.00	0.500										

AB	39
R	7
H	11
RBI	7
BB	0
SO	6
LOB	13





Batter	1	2	3	4	5	6	7	8	9	AB	R	H	RBI	BB	SO	LOB	TOP								
<b>Cesar Geronimo, L</b> (1.8) OBP: 0.376, SLG: 0.474										6	2	2	1	0	1	1	<b>Cincinnati Reds @ San Francisco Giants</b> Candlestick Park, San Francisco, CA Fri Aug 02 1974, 10:05 PM EDT Att: 6,737 - Unknown								
<b>Pete Rose, S</b> (1.7) OBP: 0.386, SLG: 0.358										4	1	2	2	1	0	0									
<b>Joe Morgan, L</b> (1.4) OBP: 0.424, SLG: 0.481										4	2	0	1	1	1	2									
<b>Johnny Bench, R</b> (1.2) OBP: 0.360, SLG: 0.482										5	1	0	0	0	0	2									
<b>Tony Perez, R</b> (1.3) OBP: 0.337, SLG: 0.481										5	1	2	1	0	0	0									
<b>Dan Driessen, L</b> (1.5) OBP: 0.348, SLG: 0.387										1	1	1	0	1	0	0									
<b>Dave Concepcion, R</b> (4, PH) OBP: 0.329, SLG: 0.379										3	0	1	0	0	0	2									
<b>Bill Plummer, R</b> (6.2) OBP: 0.265, SLG: 0.366										0	0	0	0	0	0	0									
<b>Ken Griffey, L</b> (1.9) OBP: 0.275, SLG: 0.285										3	0	1	1	2	1	1									
<b>Darrel Chaney, S</b> (1.6) OBP: 0.383, SLG: 0.339										4	1	1	2	1	1	3									
<b>Jack Billingham, R</b> (1.1) OBP: 0.063, SLG: 0.043										3	0	0	0	0	0	7									
<b>Clay Carroll, R</b> (8.1) OBP: 0.167, SLG: 0.167										1	0	0	0	0	0	0									
<b>Inning Stats</b>	R: 0 E: 0 K: 1 S: 5	H: 0 LOB: 0 BB: 0 P: 5	R: 0 E: 0 K: 1 S: 7	H: 2 LOB: 3 BB: 1 P: 11	R: 4 E: 2 K: 0 S: 7	H: 3 LOB: 2 BB: 2 P: 15	R: 4 E: 1 K: 0 S: 7	H: 3 LOB: 2 BB: 2 P: 15	R: 0 E: 0 K: 1 S: 5	H: 0 LOB: 1 BB: 1 P: 9	R: 0 E: 0 K: 1 S: 5	H: 0 LOB: 0 BB: 0 P: 5	R: 1 E: 1 K: 0 S: 5	H: 1 LOB: 1 BB: 0 P: 5	R: 0 E: 0 K: 0 S: 4	H: 1 LOB: 1 BB: 0 P: 4	R: 0 E: 0 K: 0 S: 3	H: 0 LOB: 0 BB: 0 P: 3	1B: 6 2B: 2 3B: 1 HR: 1	SF: 0 SAC: 1 DP: 0 HBP: 0	WP: 2 PB: 0 SB: 1 CS: 0	PA: 46			
<b>PITCHER</b>	IP	WLS	BF	H	R	ER	SO	BB	IBB	HBP	BLK	WP	HR	S	P	ERA	WHIP								
<b>Ed Halicki, R</b> (1.1) ERA: 4.54	3.0	L	20	6	6	4	2	3	1	0	0	2	1	20	36	12.00	3.000								
<b>Ron Bryant, L</b> (4.1) ERA: 6.3	1.0		7	2	2	0	0	1	0	0	0	0	0	6	10	0.00	3.000								
<b>Randy Moffitt, R</b> (5.1) ERA: 3.76	2.0		7	0	0	0	2	1	0	0	0	0	0	10	14	0.00	0.500								
<b>Tom Bradley, R</b> (7.1) ERA: 5.01	2.0		9	2	1	0	0	0	0	0	0	0	0	9	9	0.00	1.000								
<b>John Morris, L</b> (9.1) ERA:	1.0		3	0	0	0	0	0	0	0	0	0	0	3	3	0.00	0.000								



Batter	1	2	3	4	5	6	7	8	9	AB	R	H	RBI	BB	SO	LOB	BOTTOM								
<b>Bobby Bonds, R</b> (1.9) OBP: 0.368, SLG: 0.456										4	0	0	0	1	0	2	<b>Cincinnati Reds @ San Francisco Giants</b> Candlestick Park, San Francisco, CA Fri Aug 02 1974, 10:05 PM EDT Att: 6,737 - Unknown								
<b>Mike Phillips, L</b> (1.4) OBP: 0.271, SLG: 0.262										5	0	1	0	0	0	2									
<b>Gary Thomasson, L</b> (1.8) OBP: 0.329, SLG: 0.296										4	1	1	0	1	0	2									
<b>Ed Goodson, L</b> (1.3) OBP: 0.356, SLG: 0.433										3	1	1	0	0	0	2									
<b>Tom Bradley, R</b> (7.1) OBP: 0.154, SLG: 0.111										0	0	0	0	0	0	0									
<b>Chris Arnold, R</b> (8, PH) OBP: 0.309, SLG: 0.353										1	1	1	0	0	0	0									
<b>Gary Matthews, R</b> (1.7) OBP: 0.364, SLG: 0.436										4	1	3	1	0	0	0									
<b>Chris Speier, R</b> (1.6) OBP: 0.333, SLG: 0.342										3	0	1	1	1	0	1									
<b>Bruce Miller, R</b> (1.5) OBP: 0.346, SLG: 0.324										2	0	1	0	0	0	0									
<b>Randy Moffitt, R</b> (5.1) OBP: 0.429, SLG: 0.538										0	0	0	0	0	0	0									
<b>Dave Kingman, R</b> (6, PH) OBP: 0.290, SLG: 0.397										2	0	0	1	0	1	4									
<b>Dave Rader, L</b> (1.2) OBP: 0.364, SLG: 0.353										2	0	0	1	1	0	4									
<b>Ed Halicki, R</b> (1.1) OBP: 0.308, SLG: 0.308										1	0	0	0	0	0	1									
<b>Ron Bryant, S</b> (4.1) OBP: 0.050, SLG: 0.050										0	0	0	0	0	0	0									
<b>Steve Ontiveros, S</b> (5.5) OBP: 0.370, SLG: 0.337										2	0	0	0	1	0	3									
<b>John Morris, R</b> (9.1) ERA:										0	0	0	0	0	0	0									
<b>Inning Stats</b>	R: 0 E: 0 K: 0 S: 3	H: 0 LOB: 1 BB: 1 P: 7	R: 1 E: 0 K: 0 S: 5	H: 2 LOB: 1 BB: 0 P: 5	R: 0 E: 0 K: 0 S: 4	H: 1 LOB: 1 BB: 0 P: 4	R: 0 E: 0 K: 0 S: 3	H: 0 LOB: 0 BB: 0 P: 3	R: 0 E: 0 K: 0 S: 3	H: 0 LOB: 1 BB: 1 P: 7	R: 1 E: 0 K: 0 S: 5	H: 2 LOB: 2 BB: 1 P: 9	R: 0 E: 0 K: 0 S: 2	H: 0 LOB: 0 BB: 1 P: 6	R: 2 E: 0 K: 1 S: 8	H: 3 LOB: 2 BB: 1 P: 12	R: 0 E: 0 K: 0 S: 3	H: 1 LOB: 0 BB: 0 P: 3	1B: 7 2B: 2 3B: 0 HR: 0	SF: 1 SAC: 0 DP: 2 HBP: 0	WP: 0 PB: 0 SB: 0 CS: 0	PA: 39			
<b>PITCHER</b>	IP	WLS	BF	H	R	ER	SO	BB	IBB	HBP	BLK	WP	HR	S	P	ERA	WHIP								
<b>Jack Billingham, R</b> (1.1) ERA: 3.47	7.0	W	32	7	4	4	0	5	0	0	0	0	0	27	47	5.14	1.714								
<b>Clay Carroll, R</b> (8.1) ERA: 2.69	2.0		7	2	0	0	1	0	0	0	0	0	0	9	9	0.00	1.000								





Batter	1	2	3	4	5	6	7	8	9	AB	R	H	RBI	BB	SO	LOB	TOP								
Mery Rettenmund, R OBP: 0.320, SLG: 0.333 Cesar Geronimo, L OBP: 0.378, SLG: 0.474	5-3		5-3		6-3		4-3		3B	4	0	1	0	0	1	0	<p>Cincinnati Reds @ San Diego Padres</p> <p>San Diego Stadium, San Diego, CA</p> <p>Sun Aug 04 1974, 6:33 AM EDT</p> <p>Unknown</p>								
Pete Rose, S OBP: 0.386, SLG: 0.365	1-3		E5			2B		E4	3B	5	2	1	0	0	1										
Joe Morgan, L OBP: 0.423, SLG: 0.483 Darrel Chaney, S OBP: 0.383, SLG: 0.339	K		G3			2B		2B	P6	5	2	1	0	1	3										
Johnny Bench, R OBP: 0.358, SLG: 0.481		K		F7		6-3		1B	K	5	1	1	0	0	2										
Tony Perez, R OBP: 0.341, SLG: 0.487	1-3							1B		3	0	2	1	1	0										
Dave Concepcion, R OBP: 0.326, SLG: 0.376	6-3							BB		3	0	0	1	0	2										
George Foster, R OBP: 0.319, SLG: 0.395			1B	F3		P6		1B		4	1	2	1	0	2										
Bill Plummer, R OBP: 0.265, SLG: 0.361			SH1-3		1-3		5-3	G6-4-3		4	0	1	0	0	2										
Fred Norman, S OBP: 0.128, SLG: 0.089 Dick Baney, R (5, 1)			SH1-3		K		5-3		6-3	1	0	0	0	0	1										
										2	0	0	0	0	0										
<b>Inning Stats</b>	R: 0 E: 0 K: 1 S: 5	H: 0 LOB: 0 BB: 0 P: 5	R: 0 E: 0 K: 1 S: 5	H: 0 LOB: 0 BB: 0 P: 5	R: 1 E: 1 K: 0 S: 6	H: 2 LOB: 2 BB: 0 P: 6	R: 0 E: 0 K: 0 S: 4	H: 1 LOB: 1 BB: 0 P: 4	R: 0 E: 0 K: 1 S: 5	H: 0 LOB: 0 BB: 0 P: 5	R: 2 E: 0 K: 0 S: 6	H: 3 LOB: 1 BB: 0 P: 6	R: 0 E: 0 K: 0 S: 3	H: 0 LOB: 0 BB: 0 P: 3	R: 3 E: 2 K: 0 S: 6	H: 3 LOB: 1 BB: 1 P: 10	R: 1 E: 0 K: 1 S: 6	H: 1 LOB: 1 BB: 1 P: 10	1B: 3 2B: 6 3B: 1 HR: 0	SF: 1 SAC: 1 DP: 1 HBP: 0	WP: 0 PB: 0 SB: 0 CS: 0	PA: 40			
<b>PITCHER</b>	IP	WLS	BF	H	R	ER	SO	BB	IBB	HBP	BLK	WP	HR	S	P	ERA	WHIP								
Randy Jones, L ERA: 4.17	(1, 1)	7.0	L	30	7	5	5	3	0	0	0	0	0	36	36	6.43	1.000								
Larry Hardy, R ERA: 4.94	(8, 1)	0.0		2	1	0	0	0	1	0	0	0	0	1	5	∞	∞								
Vicente Romo, R ERA: 4.76	(8, 1)	2.0		8	2	2	1	1	1	0	0	0	0	9	13	4.50	1.500								

AB	36
R	7
H	10
RBI	6
BB	2
SO	4
LOB	13



Batter	1	2	3	4	5	6	7	8	9	AB	R	H	RBI	BB	SO	LOB	BOTTOM								
Enzo Hernandez, R OBP: 0.275, SLG: 0.275	6-3		1B	L5		F9			F3	4	2	1	0	1	0	4	<p>Cincinnati Reds @ San Diego Padres</p> <p>San Diego Stadium, San Diego, CA</p> <p>Sun Aug 04 1974, 6:33 AM EDT</p> <p>Unknown</p>								
Glenn Beckert, R OBP: 0.406, SLG: 0.345	6-3		1B			FC5-4		6-3	FC4-6	5	0	3	0	0	0	1									
Gene Locklear, L OBP: 0.500, SLG: 0.455	6-3		E5			FC5-4		5-3		5	0	2	0	0	0	3									
Dave Winfield, R OBP: 0.320, SLG: 0.467	SF9		F8			FC6-4			F8	3	0	1	1	1	0	3									
Cito Gaston, R OBP: 0.272, SLG: 0.354	K		F8			P4				4	0	0	0	0	2	5									
Nate Colbert, R OBP: 0.325, SLG: 0.353		K		K		FC6-4			F7	4	0	0	0	0	2	2									
Fred Kendall, R OBP: 0.323, SLG: 0.366		F4							1-3	4	0	1	0	0	0	0									
Dave Hilton, R OBP: 0.246, SLG: 0.196									G3	3	0	2	0	1	0	0									
Randy Jones, R OBP: 0.157, SLG: 0.160 Larry Hardy, R Vicente Romo, R Horace Clarke, S (8, PH) OBP: 0.281, SLG: 0.227		K		F2		SH5-4				2	0	0	0	0	1	3									
										0	0	0	0	0	0	0									
										1	0	1	0	0	0	0									
<b>Inning Stats</b>	R: 1 E: 0 K: 1 S: 6	H: 1 LOB: 1 BB: 1 P: 10	R: 0 E: 0 K: 2 S: 8	H: 1 LOB: 1 BB: 0 P: 8	R: 1 E: 1 K: 0 S: 5	H: 3 LOB: 1 BB: 0 P: 5	R: 0 E: 0 K: 1 S: 7	H: 2 LOB: 2 BB: 0 P: 7	R: 0 E: 0 K: 0 S: 4	H: 1 LOB: 2 BB: 1 P: 8	R: 0 E: 0 K: 0 S: 3	H: 0 LOB: 1 BB: 1 P: 7	R: 0 E: 0 K: 0 S: 3	H: 1 LOB: 1 BB: 0 P: 6	R: 0 E: 0 K: 0 S: 3	H: 0 LOB: 0 BB: 0 P: 3	R: 0 E: 0 K: 0 S: 5	H: 2 LOB: 2 BB: 0 P: 5	1B: 10 2B: 1 3B: 0 HR: 0	SF: 1 SAC: 1 DP: 0 HBP: 0	WP: 0 PB: 0 SB: 2 CS: 0	PA: 40			
<b>PITCHER</b>	IP	WLS	BF	H	R	ER	SO	BB	IBB	HBP	BLK	WP	HR	S	P	ERA	WHIP								
Fred Norman, L ERA: 2.88	(1, 1)	4.1		22	3	0	2	4	2	0	0	0	0	19	23	0.00	0.857								
Dick Baney, R ERA: 3.95	(5, 1)	4.2	W	18	3	0	0	1	1	0	0	0	0	19	23	0.00	0.857								

AB	35
R	2
H	11
RBI	1
BB	3
SO	5
LOB	21





Batter	1	2	3	4	5	6	7	8	9	10	11	12	13	14	AB	R	H	RBI	BB	SO	LOB	TOP
<b>Cesar Geronimo, L</b> OBP: 0.374, SLG: 0.467 (1, 8)															6	0	1	0	0	1	3	
<b>Pete Rose, S</b> OBP: 0.387, SLG: 0.368 (1, 7)															5	0	2	0	1	0	1	
<b>Joe Morgan, L</b> OBP: 0.420, SLG: 0.477 (1, 4)															5	0	0	0	1	0	3	
<b>Johnny Bench, R</b> OBP: 0.356, SLG: 0.477 (1, 2)															3	0	0	0	0	1	1	
<b>Bill Plummer, R</b> OBP: 0.257, SLG: 0.350 (7, 2)															3	0	0	0	0	1	3	
<b>Tony Perez, R</b> OBP: 0.336, SLG: 0.480 (1, 3)															6	0	0	0	0	2	3	
<b>Dan Driessen, L</b> OBP: 0.345, SLG: 0.382 (1, 5)															4	0	0	0	0	1	0	
<b>Darrel Chaney, S</b> OBP: 0.373, SLG: 0.328 (10, 5)															2	0	0	0	0	1	0	
<b>Dave Concepcion, R</b> OBP: 0.326, SLG: 0.376 (1, 6)															6	0	2	0	0	1	0	
<b>Ken Griffey, L</b> OBP: 0.285, SLG: 0.310 (1, 9)															5	0	3	0	0	0	1	
<b>Clay Kirby, R</b> OBP: 0.161, SLG: 0.078 (1, 1)															3	0	0	0	0	1	2	
<b>Terry Crowley, L</b> OBP: 0.291, SLG: 0.362 (10, PH)															1	0	0	0	0	0	1	
<b>Clay Carroll, R</b> OBP: 0.167, SLG: 0.167 (10, 1)															0	0	0	0	0	0	0	
<b>Phil Gagliano, R</b> OBP: 0.485, SLG: 0.105 (12, PH)															0	0	0	0	1	0	0	
<b>Pedro Borbon, R</b> OBP: 0.235, SLG: 0.235 (12, 1)															0	0	0	0	0	0	0	
<b>Inning Stats</b>	R: 0 E: 0 K: 0 S: 4	H: 1 LOB: 1 BB: 0 P: 4	R: 0 E: 0 K: 1 S: 6	H: 1 LOB: 1 BB: 0 P: 6	R: 0 E: 0 K: 1 S: 5	H: 0 LOB: 0 BB: 0 P: 5	R: 0 E: 0 K: 1 S: 6	H: 1 LOB: 1 BB: 0 P: 6	R: 0 E: 0 K: 1 S: 5	H: 2 LOB: 1 BB: 0 P: 4	R: 0 E: 0 K: 1 S: 5	H: 0 LOB: 1 BB: 1 P: 9	R: 0 E: 0 K: 1 S: 6	H: 1 LOB: 2 BB: 1 P: 10	R: 0 E: 0 K: 0 S: 3	H: 0 LOB: 0 BB: 0 P: 3	R: 0 E: 0 K: 2 S: 7	H: 0 LOB: 0 BB: 0 P: 7	1B: 6 2B: 1 3B: 1 HR: 0	SF: 0 SAC: 0 DP: 1 HBP: 0	WP: 0 PB: 0 SB: 1 CS: 0	PA: 52
<b>PITCHER</b>	IP	WLS	BF	H	R	ER	SO	BB	IBB	HBP	BLK	WP	HR	S	P	ERA	WHIP					
<b>Dave Freisleben, R</b> ERA: 3.48 (1, 1)	13.0		49	8	0	0	7	2	0	0	0	0	0	7	7	0.00	0.769					
<b>Rusty Gerhardt, L</b> ERA: 9.0 (14, 1)	1.0	W	3	0	0	0	2	0	0	0	0	0	0	7	7	0.00	0.000					

Cincinnati Reds @ San Diego Padres  
San Diego Stadium, San Diego, CA  
Sun Aug 04 1974, 6:38 AM EDT  
Att: 19,883 - Unknown

AB	49
R	0
H	8
RBI	0
BB	3
SO	9
LOB	18



Batter	1	2	3	4	5	6	7	8	9	10	11	12	13	14	AB	R	H	RBI	BB	SO	LOB	BOTTOM								
<b>Enzo Hernandez, R</b> OBP: 0.275, SLG: 0.274 (1, 6)															5	0	1	0	1	1	2									
<b>Dave Hilton, R</b> OBP: 0.234, SLG: 0.186 (1, 4)															3	0	0	0	0	1	2									
<b>Glenn Beckert, R</b> OBP: 0.400, SLG: 0.330 (8, PH)															1	0	0	0	0	0	1									
<b>Rich Morales, R</b> OBP: 0.288, SLG: 0.231 (9, 4)															1	0	0	0	0	0	2									
<b>Horace Clarke, S</b> OBP: 0.279, SLG: 0.225 (14, 4)															1	0	0	0	0	0	2									
<b>Gene Locklear, L</b> OBP: 0.444, SLG: 0.412 (1, 7)															6	0	2	0	0	0	3									
<b>Willie McCovey, L</b> OBP: 0.424, SLG: 0.480 (1, 3)															4	0	1	0	0	1	2									
<b>Johnny Grubb, L</b> OBP: 0.364, SLG: 0.405 (9, PR)															0	0	0	0	0	0	0									
<b>Nate Colbert, R</b> OBP: 0.326, SLG: 0.358 (10, 3)															2	1	1	0	0	0	1									
<b>Dave Winfield, R</b> OBP: 0.317, SLG: 0.459 (1, 8)															5	0	0	0	1	2	1									
<b>Cito Gaston, R</b> OBP: 0.269, SLG: 0.346 (1, 9)															5	0	0	0	1	0	3									
<b>Dave Roberts, R</b> OBP: 0.256, SLG: 0.265 (1, 5)															5	0	1	0	1	0	1									
<b>Chris Cannizzaro, R</b> OBP: 0.320, SLG: 0.250 (1, 2)															5	0	1	0	0	1	1									
<b>Lowell Palmer, R</b> OBP: 0.116, SLG: 0.235 (13, PR)															0	0	0	0	0	0	0									
<b>Fred Kendall, R</b> OBP: 0.332, SLG: 0.366 (14, 2)															0	0	0	1	0	0	0									
<b>Dave Freisleben, R</b> OBP: 0.304, SLG: 0.290 (1, 1)															3	0	1	0	1	0	1									
<b>Rusty Gerhardt, S</b> ERA: 3.0 (14, 1)															0	0	0	0	0	0	0									
<b>Inning Stats</b>	R: 0 E: 0 K: 0 S: 3	H: 0 LOB: 1 BB: 1 P: 1	R: 0 E: 0 K: 0 S: 3	H: 0 LOB: 0 BB: 0 P: 3	R: 0 E: 0 K: 0 S: 4	H: 1 LOB: 1 BB: 0 P: 4	R: 0 E: 0 K: 1 S: 5	H: 1 LOB: 1 BB: 0 P: 6	R: 0 E: 0 K: 1 S: 5	H: 0 LOB: 0 BB: 0 P: 5	R: 0 E: 0 K: 1 S: 5	H: 0 LOB: 0 BB: 1 P: 9	R: 0 E: 0 K: 0 S: 3	H: 1 LOB: 1 BB: 1 P: 7	R: 0 E: 0 K: 0 S: 4	H: 1 LOB: 1 BB: 0 P: 4	R: 0 E: 0 K: 0 S: 3	H: 0 LOB: 0 BB: 0 P: 3	R: 0 E: 0 K: 1 S: 6	H: 1 LOB: 1 BB: 0 P: 6	R: 0 E: 0 K: 0 S: 3	H: 0 LOB: 0 BB: 0 P: 3	R: 0 E: 0 K: 0 S: 5	H: 2 LOB: 2 BB: 0 P: 5	R: 1 E: 0 K: 0 S: 3	H: 1 LOB: 2 BB: 2 P: 11	1B: 6 2B: 3 3B: 0 HR: 0	SF: 1 SAC: 1 DP: 1 HBP: 0	WP: 1 PB: 0 SB: 1 CS: 1	PA: 53
<b>PITCHER</b>	IP	WLS	BF	H	R	ER	SO	BB	IBB	HBP	BLK	WP	HR	S	P	ERA	WHIP													
<b>Clay Kirby, R</b> ERA: 3.07 (1, 1)	9.0		33	4	0	0	5	3	0	0	0	0	0	9	9	0.00	0.778													
<b>Clay Carroll, R</b> ERA: 2.81 (10, 1)	2.0	L	7	1	0	0	1	0	0	0	0	0	0	9	9	0.00	0.500													
<b>Pedro Borbon, R</b> ERA: 3.0 (12, 1)	2.2	L	13	3	1	1	0	0	2	0	0	0	0	11	19	3.38	1.125													

Cincinnati Reds @ San Diego Padres  
San Diego Stadium, San Diego, CA  
Sun Aug 04 1974, 6:38 AM EDT  
Att: 19,883 - Unknown

AB	46
R	1
H	8
RBI	1
BB	5
SO	6
LOB	20





Batter	1	2	3	4	5	6	7	8	9	AB	R	H	RBI	BB	SO	LOB	TOP								
<b>Pete Rose, S</b> OBP: 0.386, SLG: 0.367 (1, 7)										4	1	1	0	0	0	3	<b>Cincinnati Reds @ Los Angeles Dodgers</b> Dodger Stadium, Los Angeles, CA Mon Aug 05 1974, 7:05 PM PDT Att: 45,577 - Unknown								
<b>Joe Morgan, L</b> OBP: 0.419, SLG: 0.474 (1, 4)										4	0	1	0	0	1	2									
<b>Johnny Bench, R</b> OBP: 0.355, SLG: 0.475 (1, 5)										4	0	1	1	0	0	1									
<b>Tony Perez, R</b> OBP: 0.338, SLG: 0.480 (1, 3)										4	1	2	0	0	1	1									
<b>Dave Concepcion, R</b> OBP: 0.323, SLG: 0.372 (1, 6)										4	0	0	0	0	1	4									
<b>George Foster, R</b> OBP: 0.319, SLG: 0.412 (1, 9)										3	1	1	2	0	0	0									
<b>Terry Crowley, L</b> OBP: 0.288, SLG: 0.358 (9, PH)										1	0	0	0	0	1	0									
<b>Bill Plummer, R</b> OBP: 0.259, SLG: 0.350 (9, PH)										3	0	1	0	0	1	0									
<b>Ken Griffey, L</b> OBP: 0.289, SLG: 0.315 (9, PH)										1	0	1	0	0	0	0									
<b>Cesar Geronimo, L</b> OBP: 0.369, SLG: 0.461 (1, 8)										4	0	0	0	0	2	3									
<b>Don Gullett, R</b> OBP: 0.306, SLG: 0.273 (1, 1)										1	0	1	0	1	0	0									
<b>Phil Gagliano, R</b> OBP: 0.471, SLG: 0.100 (8, PH)										1	0	0	0	0	0	0									
<b>Clay Carroll, R</b> OBP: 0.167, SLG: 0.167 (8, 1)										0	0	0	0	0	0	0									
<b>Dan Driessen, L</b> OBP: 0.344, SLG: 0.381 (9, PH)										1	0	0	0	0	0	1									
<b>Inning Stats</b>	R: 0 E: 0 K: 1 S: 5	H: 0 LOB: 0 BB: 0 P: 5	R: 0 E: 0 K: 0 S: 3	H: 0 LOB: 0 BB: 0 P: 3	R: 0 E: 1 K: 0 S: 4	H: 1 LOB: 1 BB: 0 P: 4	R: 0 E: 0 K: 1 S: 6	H: 1 LOB: 1 BB: 0 P: 6	R: 0 E: 0 K: 2 S: 7	H: 0 LOB: 0 BB: 0 P: 7	R: 0 E: 0 K: 0 S: 2	H: 0 LOB: 0 BB: 1 P: 6	R: 2 E: 0 K: 0 S: 6	H: 3 LOB: 1 BB: 0 P: 6	R: 1 E: 0 K: 1 S: 8	H: 3 LOB: 2 BB: 0 P: 8	R: 0 E: 0 K: 2 S: 8	H: 1 LOB: 1 BB: 0 P: 8	1B: 8 2B: 0 3B: 0 HR: 1	SF: 0 SAC: 0 DP: 2 HBP: 0	WP: 0 PB: 0 SB: 1 CS: 0	PA: 36			
<b>PITCHER</b>	IP	WLS	BF	H	R	ER	SO	BB	IBB	HBP	BLK	WP	HR	S	P	ERA	WHIP								
<b>Doug Rau, L</b> ERA: 2.82 (1, 1)	7.0	W	26	5	2	2	4	1	0	0	0	0	1	33	37	2.57	0.857								
<b>Mike Marshall, R</b> ERA: 2.19 (8, 1)	2.0		10	4	1	1	3	0	0	0	0	0	0	16	16	4.50	2.000								

Batter	1	2	3	4	5	6	7	8	9	AB	R	H	RBI	BB	SO	LOB	BOTTOM								
<b>Davey Lopes, R</b> OBP: 0.359, SLG: 0.347 (1, 4)										3	0	0	0	0	0	1	<b>Cincinnati Reds @ Los Angeles Dodgers</b> Dodger Stadium, Los Angeles, CA Mon Aug 05 1974, 7:05 PM PDT Att: 45,577 - Unknown								
<b>Bill Russell, R</b> OBP: 0.333, SLG: 0.365 (1, 6)										4	1	0	0	0	2										
<b>Jimmy Wynn, R</b> OBP: 0.399, SLG: 0.554 (1, 8)										4	1	1	2	0	2	1									
<b>Steve Garvey, R</b> OBP: 0.348, SLG: 0.493 (1, 3)										4	0	0	0	0	1	1									
<b>Ron Cey, R</b> OBP: 0.354, SLG: 0.409 (1, 5)										3	0	1	0	0	1	0									
<b>Rick Auerbach, R</b> OBP: 0.406, SLG: 0.397 (7, PR) (8, 5)										1	1	1	0	0	0	0									
<b>Joe Ferguson, R</b> OBP: 0.375, SLG: 0.424 (1, 9)										3	1	0	0	1	1	1									
<b>Tom Paciorek, R</b> OBP: 0.283, SLG: 0.376 (1, 7)										3	1	1	0	0	1	1									
<b>Steve Yeager, R</b> OBP: 0.372, SLG: 0.450 (1, 2)										3	1	1	4	0	1	1									
<b>Doug Rau, L</b> OBP: 0.212, SLG: 0.146 (1, 1)										2	0	0	0	0	0	1									
<b>Ken McMullen, R</b> OBP: 0.293, SLG: 0.410 (7, PH)										1	0	0	0	0	0	1									
<b>Mike Marshall, R</b> OBP: 0.130, SLG: 0.130 (8, 1)										0	0	0	0	0	0	0									
<b>Inning Stats</b>	R: 2 E: 1 K: 0 S: 5	H: 1 LOB: 0 BB: 0 P: 5	R: 0 E: 1 K: 1 S: 6	H: 0 LOB: 1 BB: 0 P: 6	R: 0 E: 0 K: 1 S: 5	H: 0 LOB: 0 BB: 0 P: 5	R: 0 E: 0 K: 3 S: 9	H: 0 LOB: 0 BB: 0 P: 9	R: 0 E: 0 K: 1 S: 5	H: 0 LOB: 0 BB: 0 P: 5	R: 0 E: 0 K: 0 S: 3	H: 0 LOB: 1 BB: 0 P: 4	R: 4 E: 0 K: 0 S: 6	H: 3 LOB: 1 BB: 1 P: 10	R: 0 E: 0 K: 1 S: 6	H: 1 LOB: 1 BB: 0 P: 6	1B: 3 2B: 0 3B: 0 HR: 2	SF: 0 SAC: 0 DP: 0 HBP: 1	WP: 0 PB: 0 SB: 0 CS: 0	PA: 33					
<b>PITCHER</b>	IP	WLS	BF	H	R	ER	SO	BB	IBB	HBP	BLK	WP	HR	S	P	ERA	WHIP								
<b>Don Gullett, L</b> ERA: 2.93 (1, 1)	7.0	L	29	4	6	5	6	1	0	1	0	0	2	39	44	6.43	0.714								
<b>Clay Carroll, R</b> ERA: 2.57 (8, 1)	1.0		4	1	0	0	1	0	0	0	0	0	0	6	6	0.00	1.000								





Batter	1	2	3	4	5	6	7	8	9	10	AB	R	H	RBI	BB	SO	LOB	TOP							
<b>Pete Rose, S</b> OBP: 0.385, SLG: 0.365 (1, 7)	F7		1-3		3-1		F8			HR	5	1	1	0	0	0	3								
<b>Joe Morgan, L</b> OBP: 0.419, SLG: 0.479 (1, 4)	F8			S		HR		F9		F8	5	1	2	0	0	0	1								
<b>Johnny Bench, R</b> OBP: 0.353, SLG: 0.479 (1, 2)	F8			6-3		5-3		5-3		HR	5	1	1	2	0	0	2								
<b>Tony Perez, R</b> OBP: 0.359, SLG: 0.487 (1, 3)		P4																							
<b>Darrel Chaney, S</b> OBP: 0.381, SLG: 0.328 (8, 5)			K			HR		2B		S	3	2	1	2	1	1	1								
<b>Dan Driessen, L</b> OBP: 0.344, SLG: 0.382 (8, 3)	4-3						P6			BB	4	0	1	1	1	0	1								
<b>Cesar Geronimo, L</b> OBP: 0.367, SLG: 0.457 (1, 8)	F7						6-3			2B	5	0	1	1	0	1	3								
<b>Dave Concepcion, R</b> OBP: 0.323, SLG: 0.371 (1, 6)							6-3			L6	4	0	1	0	0	0	0								
<b>Ken Griffey, L</b> OBP: 0.288, SLG: 0.308 (1, 9)							2-3			4-3	3	0	0	0	1	1	1								
<b>Tom Carroll, L</b> OBP: 0.208, SLG: 0.200 (8, 1)																									
<b>Will McEnaney, L</b> OBP: 0.167, SLG: 0.167 (8, 1)																									
<b>Clay Carroll, R</b> OBP: 0.167, SLG: 0.167 (8, 1)																									
<b>Tom Hall, L</b> OBP: 0.167, SLG: 0.167 (8, 1)																									
<b>George Foster, R</b> OBP: 0.317, SLG: 0.409 (8, PH)																									
<b>Pedro Borbon, R</b> OBP: 0.236, SLG: 0.235 (8, 1)																									
<b>Inning Stats</b>	R: 0 E: 0 K: 0 S: 3	H: 0 LOB: 0 BB: 0 P: 3	R: 0 E: 0 K: 0 S: 3	H: 0 LOB: 0 BB: 0 P: 3	R: 0 E: 0 K: 1 S: 6	H: 1 LOB: 1 BB: 0 P: 6	R: 0 E: 0 K: 2 S: 8	H: 1 LOB: 2 BB: 1 P: 12	R: 0 E: 0 K: 0 S: 5	H: 0 LOB: 0 BB: 0 P: 7	R: 2 E: 0 K: 0 S: 5	H: 2 LOB: 0 BB: 0 P: 5	R: 0 E: 0 K: 0 S: 4	H: 1 LOB: 1 BB: 0 P: 4	R: 1 E: 0 K: 0 S: 4	H: 1 LOB: 1 BB: 1 P: 8	R: 0 E: 0 K: 2 S: 7	H: 0 LOB: 0 BB: 0 P: 7	R: 3 E: 0 K: 0 S: 5	H: 3 LOB: 0 BB: 1 P: 9	1B: 4 2B: 3 3B: 0 HR: 2	SF: 0 SAC: 1 DP: 0 HBP: 0	WP: 0 PA: 43		
<b>PITCHER</b>	IP 9.0	WLS 6	BF 36	H 6	R 3	ER 3	SO 5	BB 3	IBB 0	HBP 0	BLK 0	WP 0	HR 1	S 43	P 55	ERA 3.00	WHIP 1.000								
<b>Don Sutton, R</b> ERA: 3.83 (1, 1)																									
<b>Mike Marshall, R</b> ERA: 2.37 (10, 1)	1.0	L	6	3	3	3	0	1	0	0	0	0	1	5	9	27.00	4.000								
<b>PITCHER</b>	IP 1.0	WLS 0	BF 6	H 3	R 3	ER 3	SO 0	BB 1	IBB 0	HBP 0	BLK 0	WP 0	HR 0	S 5	P 9	ERA 27.00	WHIP 4.000								
Batter	1	2	3	4	5	6	7	8	9	10	AB	R	H	RBI	BB	SO	LOB	BOTTOM							
<b>Davey Lopes, R</b> OBP: 0.357, SLG: 0.344 (1, 4)	1-3		F8		F8					G6-4-3	5	1	1	0	0	0	3								
<b>Bill Buckner, L</b> OBP: 0.354, SLG: 0.397 (1, 7)	F9										3	0	0	0	0	0	2								
<b>Manny Mota, R</b> OBP: 0.380, SLG: 0.366 (8, PH)											0	0	0	0	0	0	0								
<b>Tom Paciorek, R</b> OBP: 0.281, SLG: 0.373 (9, 7)											1	0	0	0	0	0	0								
<b>Jimmy Wynn, R</b> OBP: 0.401, SLG: 0.562 (1, 8)											4	1	2	2	1	1	1								
<b>Steve Garvey, R</b> OBP: 0.348, SLG: 0.490 (1, 3)	F4										3	0	0	0	1	0	2								
<b>Willie Crawford, L</b> OBP: 0.392, SLG: 0.439 (1, 9)											3	0	0	0	0	0	1								
<b>Joe Ferguson, R</b> OBP: 0.374, SLG: 0.423 (8, PH)											1	0	0	0	0	0	2								
<b>Ken McMullen, R</b> OBP: 0.267, SLG: 0.372 (1, 5)											4	0	0	0	0	0	0								
<b>Steve Yeager, R</b> OBP: 0.370, SLG: 0.443 (1, 2)											3	1	0	0	1	1	0								
<b>Mike Marshall, R</b> OBP: 0.130, SLG: 0.130 (10, 1)											0	0	0	0	0	0	0								
<b>Bill Russell, R</b> OBP: 0.333, SLG: 0.364 (1, 6)											4	0	1	0	0	0	0								
<b>Don Sutton, R</b> OBP: 0.222, SLG: 0.226 (1, 1)											3	0	1	1	0	0	0								
<b>Von Joshua, L</b> OBP: 0.288, SLG: 0.355 (10, 9)											1	0	1	0	0	0	0								
<b>Inning Stats</b>	R: 0 E: 0 K: 0 S: 3	H: 0 LOB: 1 BB: 1 P: 7	R: 0 E: 0 K: 0 S: 3	H: 0 LOB: 0 BB: 0 P: 3	R: 0 E: 0 K: 0 S: 3	H: 0 LOB: 0 BB: 0 P: 3	R: 0 E: 0 K: 1 S: 5	H: 0 LOB: 1 BB: 1 P: 9	R: 1 E: 0 K: 0 S: 5	H: 2 LOB: 2 BB: 1 P: 9	R: 1 E: 0 K: 0 S: 4	H: 1 LOB: 0 BB: 0 P: 4	R: 0 E: 0 K: 1 S: 5	H: 0 LOB: 0 BB: 0 P: 5	R: 1 E: 1 K: 0 S: 5	H: 2 LOB: 1 BB: 0 P: 5	R: 0 E: 0 K: 0 S: 3	H: 0 LOB: 0 BB: 0 P: 3	R: 0 E: 1 K: 0 S: 4	H: 1 LOB: 1 BB: 0 P: 4	1B: 5 2B: 1 3B: 0 HR: 1	SF: 0 SAC: 1 DP: 2 HBP: 0	WP: 0 PA: 39		
<b>PITCHER</b>	IP 7.0	WLS 0.1	BF 28	H 4	R 3	ER 3	SO 2	BB 3	IBB 0	HBP 0	BLK 0	WP 0	HR 1	S 29	P 41	ERA 3.86	WHIP 1.000								
<b>Tom Carroll, R</b> ERA: 2.43 (8, 1)																									
<b>Will McEnaney, L</b> ERA: 4.76 (8, 1)	0.1	1	0	0	0	0	0	0	0	0	0	0	0	1	1	0.00	0.000								
<b>Clay Carroll, R</b> ERA: 2.57 (8, 1)	0.0	2	1	0	0	0	0	0	0	0	0	0	0	2	2	∞	∞								
<b>Tom Hall, L</b> ERA: 3.86 (8, 1)	0.2	1	0	0	0	0	0	0	0	0	0	0	0	1	1	0.00	0.000								
<b>Pedro Borbon, R</b> ERA: 2.94 (8, 1)	2.0	W	7	1	0	0	0	0	0	0	0	0	0	7	7	0.00	0.500								

Cincinnati Reds @ Los Angeles Dodgers  
Dodger Stadium, Los Angeles, CA  
Tue Aug 06 1974, 7:05 PM PDT  
Att: 53,472 - Unknown

AB 37  
R 6  
H 9  
RBI 6  
BB 4  
SO 5  
LOB 13



WP: 0 PA: 43  
PB: 0  
SB: 3  
CS: 0

Cincinnati Reds @ Los Angeles Dodgers  
Dodger Stadium, Los Angeles, CA  
Tue Aug 06 1974, 7:05 PM PDT  
Att: 53,472 - Unknown

AB 35  
R 3  
H 6  
RBI 3  
BB 3  
SO 2  
LOB 11



WP: 0 PA: 39  
PB: 0  
SB: 0  
CS: 0

livebaseballscorecards.com

livebaseballscorecards.com








Batter	1	2	3	4	5	6	7	8	9	AB	R	H	RBI	BB	SO	LOB	TOP					
<b>Pete Rose, S</b> OBP: 0.391, SLG: 0.359 (1, 7)	4-0 BB G6-3			0-0 F7		0-0 F7		0-3 K		3	0	0	0	1	1	2						
<b>Joe Moran, L</b> OBP: 0.416, SLG: 0.475 (1, 4)	0-0 G6-3			0-0 G5-4-3 1B			4-0 FC6-4 BB		0-0 F7	1	0	0	0	0	0	1						
<b>Darrel Chaney, S</b> OBP: 0.391, SLG: 0.333 (3, 4)										1	0	1	0	1	0	0						
<b>Phil Gagliano, R</b> OBP: 0.457, SLG: 0.095 (9, PH)	1-2									1	0	0	0	0	0	0						
<b>Johnny Bench, R</b> OBP: 0.356, SLG: 0.491 (1, 2)	0-0 F8			0-0 G5-4-3			0-0 FC6-4 BB		0-0 HR	4	1	1	1	0	0	2						
<b>Tony Perez, R</b> OBP: 0.333, SLG: 0.477 (1, 3)				0-0 F9		0-0 F4		0-0 F7		4	0	0	0	0	0	1						
<b>Dan Driessen, L</b> OBP: 0.344, SLG: 0.381 (1, 5)				0-0 F9				0-3 K		3	0	1	0	0	1	1						
<b>Junior Kennedy, R</b> (9, PH)										1	0	0	0	0	1	0						
<b>Cesar Geronimo, L</b> OBP: 0.368, SLG: 0.456 (1, 8)				0-3 K		0-0 F2 1-2		4-0 1B BB		2	0	0	0	1	1	1						
<b>Dave Concepcion, R</b> OBP: 0.320, SLG: 0.367 (1, 6)				0-3 K		0-3 K		0-0 1B		3	0	1	0	0	2	1						
<b>Ken Griffey, L</b> OBP: 0.280, SLG: 0.298 (1, 9)				0-0 3-1		0-0 F7		0-0 F9		2	0	0	0	0	0	0						
<b>Merv Rettenmund, R</b> OBP: 0.316, SLG: 0.332 (8, PH)										1	0	0	0	0	0	2						
<b>Fred Norman, S</b> OBP: 0.122, SLG: 0.085 (1, 1)				0-0 4-3		0-0 6-3		0-0 F9		2	0	0	0	0	0	0						
<b>George Foster, R</b> OBP: 0.316, SLG: 0.407 (8, PH)										1	0	0	0	0	0	2						
<b>Tom Hall, L</b> (8, 1)										0	0	0	0	0	0	0						
<b>Inning Stats</b>	R: 0 E: 0 K: 0 S: 2	H: 0 LOB: 0 BB: 1 P: 6	R: 0 E: 0 K: 1 S: 5	H: 0 LOB: 0 BB: 0 P: 5	R: 0 E: 0 K: 1 S: 5	H: 0 LOB: 0 BB: 0 P: 5	R: 0 E: 0 K: 0 S: 3	H: 1 LOB: 0 BB: 0 P: 3	R: 0 E: 0 K: 1 S: 6	H: 1 LOB: 1 BB: 0 P: 6	R: 0 E: 0 K: 0 S: 3	H: 0 LOB: 0 BB: 0 P: 3	R: 0 E: 0 K: 1 S: 5	H: 0 LOB: 1 BB: 1 P: 9	R: 0 E: 0 K: 1 S: 6	H: 1 LOB: 2 BB: 1 P: 10	R: 1 E: 0 K: 1 S: 6	H: 1 LOB: 0 BB: 0 P: 6	1B: 3 2B: 0 3B: 0 HR: 1	SF: 0 SAC: 0 DP: 2 HBP: 0	WP: 0 PB: 0 SB: 0 CS: 0	PA: 32
<b>PITCHER</b>	IP	WLS	BF	H	R	ER	SO	BB	IBB	HBP	BLK	WP	HR	S	P	ERA	WHIP					
<b>Bob Apodaca, R</b> ERA: 4.33 (1, 1)	7.0	W	24	2	0	0	4	3	0	0	1	0	0	29	41	0.00	0.714					
<b>Tug McGraw, L</b> ERA: 4.89 (8, 1)	2.0		8	2	1	1	2	0	0	0	0	0	1	12	12	4.50	1.000					

**Cincinnati Reds @ New York Mets**  
Shea Stadium, Flushing, NY  
Fri Aug 09 1974, 7:05 PM EDT  
Att: 27,391 - Unknown


AB 29  
R 1  
H 4  
RBI 1  
BB 3  
SO 6  
LOB 13



Batter	1	2	3	4	5	6	7	8	9	AB	R	H	RBI	BB	SO	LOB	BOTTOM					
<b>Wayne Garrett, L</b> OBP: 0.314, SLG: 0.325 (1, 5)	0-0 4-3		4-0 SH1-3 BB	0-3 K		0-0 L1-3		4-0 BB		3	0	0	0	2	1	4						
<b>Felix Milten, R</b> OBP: 0.305, SLG: 0.288 (1, 4)	0-0 FC6-4 1B		0-0 SH1-3		0-0 5-3		0-0 L7	0-0 L6		4	0	1	0	0	0	2						
<b>Rusty Staub, L</b> OBP: 0.350, SLG: 0.421 (1, 9)	0-3 K		0-0 F8		0-0 4-3		4-0 FC5-4 BB	0-0 4-3		4	0	0	0	1	1	4						
<b>Cleon Jones, R</b> OBP: 0.345, SLG: 0.421 (1, 7)	0-0 FC6-4		4-0 IBB		0-0 2B		0-0 FC5-4 1B HR			3	1	1	0	1	0	2						
<b>Jim Gosger, L</b> (8, 7)	1-2									0	0	0	0	0	0	0						
<b>John Milner, L</b> OBP: 0.321, SLG: 0.418 (1, 3)			0-0 4-3		0-0 F9		0-0 K	1-3 HR 1B		4	1	1	0	0	1	3						
<b>Don Hahn, R</b> OBP: 0.391, SLG: 0.421 (1, 8)		4-0 1-3 1B BB		0-0 2B 1B		0-0 E5 FC5-4		1-3 HR		3	2	2	3	1	0	0						
<b>Duffy Dyer, R</b> OBP: 0.255, SLG: 0.125 (1, 2)		0-0 1-3 1B		0-0 F7		0-0 FC5-4 BB E		0-0 5-3		4	0	1	0	0	0	2						
<b>Bud Harrelson, S</b> OBP: 0.398, SLG: 0.289 (1, 6)		0-0 1-3		0-3 K		0-0 E6 BB		0-0 FC2-6 1B		4	0	1	0	0	1	4						
<b>Bob Apodaca, R</b> OBP: 0.200, SLG: 0.176 (1, 1)		0-3 K		0-0 2B		4-0 L1-3 BB		0-0 FC2-6 BB		2	0	1	1	1	1	2						
<b>Tug McGraw, L</b> OBP: 0.143, SLG: 0.286 (8, 1)										1	0	0	0	0	0	1						
<b>Inning Stats</b>	R: 0 E: 0 K: 1 S: 6	H: 1 LOB: 1 BB: 0 P: 6	R: 0 E: 0 K: 1 S: 6	H: 1 LOB: 2 BB: 1 P: 10	R: 0 E: 0 K: 0 S: 3	H: 0 LOB: 2 BB: 2 P: 11	R: 1 E: 0 K: 2 S: 9	H: 2 LOB: 1 BB: 0 P: 9	R: 0 E: 0 K: 1 S: 6	H: 1 LOB: 1 BB: 0 P: 6	R: 0 E: 2 K: 0 S: 4	H: 0 LOB: 2 BB: 1 P: 8	R: 3 E: 0 K: 0 S: 5	H: 2 LOB: 0 BB: 1 P: 9	R: 0 E: 0 K: 0 S: 4	H: 1 LOB: 2 BB: 1 P: 8	R: 0 E: 0 K: 0 S: 4	H: 1 LOB: 2 BB: 1 P: 8	1B: 5 2B: 3 3B: 0 HR: 1	SF: 0 SAC: 1 DP: 1 HBP: 0	WP: 0 PB: 0 SB: 0 CS: 0	PA: 39
<b>PITCHER</b>	IP	WLS	BF	H	R	ER	SO	BB	IBB	HBP	BLK	WP	HR	S	P	ERA	WHIP					
<b>Fred Norman, L</b> ERA: 2.99 (1, 1)	7.0	L	34	7	4	4	5	4	0	0	0	0	0	39	59	5.14	1.571					
<b>Tom Hall, L</b> ERA: 3.77 (8, 1)	1.0		5	1	0	0	0	1	0	0	0	0	0	4	8	0.00	2.000					

**Cincinnati Reds @ New York Mets**  
Shea Stadium, Flushing, NY  
Fri Aug 09 1974, 7:05 PM EDT  
Att: 27,391 - Unknown

AB 32  
R 4  
H 8  
RBI 4  
BB 6  
SO 5  
LOB 24





Batter	1	2	3	4	5	6	7	8	9	AB	R	H	RBI	BB	SO	LOB	TOP								
<b>Pete Rose, S</b> OBP: 0.379, SLG: 0.358 (1, 7)	6-3	1-3			G1-6-3		G6-3			5	0	1	2	0	0	3	<b>Cincinnati Reds @ New York Mets</b> Shea Stadium, Flushing, NY Sat Aug 10 1974, 3:33 AM EDT Att: 40,359 - Unknown								
<b>Joe Morgan, L</b> OBP: 0.420, SLG: 0.480 (1, 4)	PB S 1B		F4 2B				S 1B		K	4	1	3	0	1	1	2									
<b>Johnny Bench, R</b> OBP: 0.354, SLG: 0.486 (1, 2)	K 1-3		F4 2-3		6-3		1B 1-2		F2	4	0	0	0	1	1	3									
<b>Tony Perez, R</b> OBP: 0.333, SLG: 0.475 <b>Will McEnaney, L</b> OBP: 0.154, SLG: 0.154 (7, 1)	K 1-2		K				K		5-3	4	0	1	1	0	3	3									
<b>Dan Driessen, L</b> OBP: 0.341, SLG: 0.378 <b>Darrel Chaney, S</b> OBP: 0.391, SLG: 0.333 <b>Junior Kennedy, R</b> (8, PH) (8, 5)	K		K						K	0	0	0	0	0	0	0									
<b>Cesar Geronimo, L</b> OBP: 0.367, SLG: 0.453 (1, 8)		F9			F7				E4 1B	3	0	0	0	0	2	3									
<b>Dave Concepcion, R</b> OBP: 0.321, SLG: 0.368 (1, 6)		S S 6-3 1B			F4		P6		E8 1B	4	2	2	0	0	0	1									
<b>Ken Griffey, L</b> OBP: 0.287, SLG: 0.307 <b>Phil Gagliano, R</b> OBP: 0.472, SLG: 0.095 (8, PH) (8, 3)					F8					2	1	1	0	1	0	0									
<b>Don Gullett, R</b> OBP: 0.287, SLG: 0.283 <b>Pedro Borbon, R</b> OBP: 0.236, SLG: 0.236 <b>Terry Crowley, L</b> OBP: 0.294, SLG: 0.364 (7, PH) (7, 3)										0	0	0	0	0	0	0									
<b>Merv Rettenmund, R</b> OBP: 0.317, SLG: 0.330 (8, PH) (8, 9)					E6 G1-6-3		G6-3 1B		K	1	0	0	0	0	1	3									
<b>Inning Stats</b>	R: 0 E: 0 K: 3 S: 11	H: 1 LOB: 2 BB: 0 P: 11	R: 1 E: 0 K: 0 S: 4	H: 1 LOB: 1 BB: 1 P: 8	R: 0 E: 0 K: 2 S: 8	H: 1 LOB: 1 BB: 0 P: 8	R: 0 E: 0 K: 0 S: 3	H: 0 LOB: 0 BB: 0 P: 3	R: 0 E: 1 K: 0 S: 3	H: 1 LOB: 1 BB: 1 P: 7	R: 0 E: 0 K: 1 S: 6	H: 1 LOB: 3 BB: 0 P: 6	R: 2 E: 0 K: 0 S: 5	H: 4 LOB: 2 BB: 1 P: 9	R: 2 E: 2 K: 2 S: 10	H: 2 LOB: 2 BB: 1 P: 14	R: 0 E: 0 K: 1 S: 5	H: 0 LOB: 0 BB: 0 P: 5	1B: 8 2B: 2 3B: 0 HR: 0	SF: 0 SAC: 0 DP: 2 HBP: 0	WP: 0 PB: 1 SB: 7 CS: 0	PA: 41			
<b>PITCHER</b>	IP	WLS	BF	H	R	ER	SO	BB	IBB	HBP	BLK	WP	HR	S	P	ERA	WHIP								
<b>Tom Seaver, R</b> ERA: 3.55	7.0		31	8	3	3	6	2	1	0	0	0	0	40	52	3.86	1.429								
<b>Ray Sadecki, L</b> ERA: 4.5	0.1	L	4	1	2	0	0	0	1	0	0	0	0	3	7	0.00	3.000								
<b>Bob Miller, R</b> ERA: 3.56	0.2		3	1	0	0	2	0	0	0	0	0	0	7	7	0.00	1.500								
<b>Jack Aker, R</b> ERA: 3.54	1.0		3	0	0	0	1	0	0	0	0	0	0	5	5	0.00	0.000								

Batter	1	2	3	4	5	6	7	8	9	AB	R	H	RBI	BB	SO	LOB	BOTTOM								
<b>Wayne Garrett, L</b> OBP: 0.318, SLG: 0.325 (1, 5)	F8		F5			1B 1B BB	1B 1B BB		G4-6-3 E 1B	3	2	1	0	2	0	0	<b>Cincinnati Reds @ New York Mets</b> Shea Stadium, Flushing, NY Sat Aug 10 1974, 3:33 AM EDT Att: 40,359 - Unknown								
<b>Felix Milten, R</b> OBP: 0.307, SLG: 0.286 (1, 4)	F9		4-3			F8 BB	FC5 1B		FC G4-6-3 1B	5	0	1	0	0	0	2									
<b>Rusty Staub, L</b> OBP: 0.352, SLG: 0.422 (1, 9)					G3	1B 1B 4-3 1B	1B 1B 1-2 3H 1B		G4-6-3 1-2 2-3	4	1	2	1	1	0	2									
<b>Cleon Jones, R</b> OBP: 0.344, SLG: 0.418 (1, 7)	K					4-3 1B	K		1-3	5	0	1	1	0	3	4									
<b>John Milner, L</b> OBP: 0.325, SLG: 0.422 (1, 3)						1-2 2-3 1B	4-3 1B		FC5 2-3F	4	0	3	0	0	0	2									
<b>Don Hahn, R</b> OBP: 0.384, SLG: 0.413 (1, 8)		F4			F9	4-3			6-3	4	0	0	1	0	0	4									
<b>Duffy Dyer, R</b> OBP: 0.280, SLG: 0.119 <b>Ron Hodges, L</b> OBP: 0.347, SLG: 0.422 (8, PH) (9, 2)		K				6-3			F5	2	0	0	0	1	1	1									
<b>Bud Harrelson, S</b> OBP: 0.394, SLG: 0.285 <b>Ed Kraneppol, L</b> OBP: 0.416, SLG: 0.491 <b>Ted Martinez, R</b> OBP: 0.239, SLG: 0.297 (9, 6)		K				F8 4-3			1B	3	0	0	0	0	1	4									
<b>Tom Seaver, R</b> OBP: 0.176, SLG: 0.097 <b>George Theodoris, R</b> OBP: 0.254, SLG: 0.241 <b>Ray Sadecki, L</b> ERA: 2.92 <b>Bob Miller, R</b> OBP: 0.190, SLG: 0.190 <b>Ken Boswell, L</b> OBP: 0.280, SLG: 0.222 <b>Jack Aker, R</b> OBP: 0.333, SLG: 0.667 (8, PH) (9, 1)					K				F9 1-3	2	0	0	0	0	0	0									
<b>Inning Stats</b>	R: 0 E: 0 K: 1 S: 5	H: 0 LOB: 1 BB: 1 P: 9	R: 0 E: 0 K: 2 S: 8	H: 1 LOB: 0 BB: 0 P: 8	R: 0 E: 0 K: 1 S: 5	H: 0 LOB: 0 BB: 0 P: 5	R: 0 E: 0 K: 1 S: 6	H: 1 LOB: 1 BB: 0 P: 6	R: 0 E: 0 K: 0 S: 3	H: 3 LOB: 3 BB: 2 P: 14	R: 1 E: 0 K: 1 S: 7	H: 2 LOB: 2 BB: 1 P: 11	R: 0 E: 0 K: 0 S: 4	H: 1 LOB: 1 BB: 0 P: 4	R: 0 E: 1 K: 0 S: 4	H: 1 LOB: 1 BB: 0 P: 4		1B: 9 2B: 0 3B: 0 HR: 0	SF: 0 SAC: 0 DP: 1 HBP: 0	WP: 0 PB: 0 SB: 0 CS: 0	PA: 40				
<b>PITCHER</b>	IP	WLS	BF	H	R	ER	SO	BB	IBB	HBP	BLK	WP	HR	S	P	ERA	WHIP								
<b>Don Gullett, L</b> ERA: 2.94	5.1		23	5	2	2	5	2	0	0	0	0	0	31	39	3.38	1.312								
<b>Pedro Borbon, R</b> ERA: 2.92	0.2		3	0	0	0	0	0	1	0	0	0	0	2	6	0.00	0.000								
<b>Will McEnaney, L</b> ERA: 5.4	0.1		4	2	1	1	0	1	0	0	0	0	0	3	7	27.00	9.000								
<b>Clay Carroll, R</b> ERA: 2.48	2.2	W	10	2	0	0	1	0	0	0	0	0	0	12	12	0.00	0.750								





Batter	1	2	3	4	5	6	7	8	9	AB	R	H	RBI	BB	SO	LOB	TOP										
<b>Pete Rose, S</b> OBP: 0.379, SLG: 0.357 (1, 7)		4-3								4	2	1	0	1	0	2	<b>Cincinnati Reds @ New York Mets</b> Shea Stadium, Flushing, NY Sun Aug 11 1974, 3:33 AM EDT Att: 40,588 - Unknown										
<b>Joe Morgan, L</b> OBP: 0.423, SLG: 0.482 <b>Darrel Chaney, S</b> OBP: 0.386, SLG: 0.328 (1, 4) (6, 5)										3	3	2	0	1	0	0											
<b>Johnny Bench, R</b> OBP: 0.356, SLG: 0.499 (1, 2) (6, 3)		<b>K</b>								5	3	3	5	0	2	1											
<b>Tony Perez, R</b> OBP: 0.332, SLG: 0.472 <b>Bill Plummer, R</b> OBP: 0.257, SLG: 0.346 (1, 3) (6, 2)	<b>K</b>									3	0	0	0	1	1	2											
<b>Dave Concepcion, R</b> OBP: 0.322, SLG: 0.369 (1, 6)			<b>K</b>							4	2	1	0	1	1	2											
<b>George Foster, R</b> OBP: 0.328, SLG: 0.424 (1, 9)										5	0	4	4	0	0	0											
<b>Cesar Geronimo, L</b> OBP: 0.364, SLG: 0.447 (1, 8)			<b>K</b>		<b>K</b>					4	0	0	1	1	2	4											
<b>Junior Kennedy, R</b> (1, 5) (6, 4)										5	0	0	0	0	0	5											
<b>Tom Carroll, L</b> OBP: 0.263, SLG: 0.222 <b>Tom Hall, L</b> (7, 1)		<b>K</b>				<b>K</b>				3	0	1	0	1	2	0											
<b>Inning Stats</b>	R: 4 E: 0 K: 1 S: 9	H: 4 LOB: 1 BB: 1 P: 13	R: 0 E: 0 K: 2 S: 8	H: 1 LOB: 1 BB: 0 P: 8	R: 0 E: 0 K: 1 S: 5	H: 0 LOB: 0 BB: 0 P: 5	R: 0 E: 0 K: 1 S: 5	H: 0 LOB: 1 BB: 1 P: 9	R: 2 E: 1 K: 1 S: 8	H: 2 LOB: 2 BB: 2 P: 12	R: 4 E: 0 K: 1 S: 8	H: 3 LOB: 1 BB: 2 P: 16	R: 0 E: 0 K: 0 S: 4	H: 1 LOB: 0 BB: 0 P: 4	R: 0 E: 0 K: 1 S: 5	H: 0 LOB: 0 BB: 0 P: 5		R: 0 E: 0 K: 0 S: 3	H: 1 LOB: 1 BB: 1 P: 7	1B: 7 2B: 4 3B: 0 HR: 1	SF: 0 SAC: 0 DP: 1 HBP: 0	WP: 0 PB: 0 SB: 0 CS: 0	PA: 45				
<b>PITCHER</b>	IP	WLS	BF	H	R	ER	SO	BB	IBB	HBP	BLK	WP	HR	S	P	ERA	WHIP										
<b>Jerry Kosman, L</b> ERA: 3.46 (1, 1)	5.0	L	26	7	6	5	6	2	1	0	0	0	0	35	47	9.00	1.800										
<b>Jack Aker, R</b> ERA: 4.22 (6, 1)	0.2		6	2	4	4	1	2	0	0	0	0	1	6	14	54.00	6.000										
<b>Jerry Cram, R</b> ERA: (6, 1)	1.1		6	2	0	0	0	0	0	0	0	0	0	6	6	0.00	1.500										
<b>Ray Sadecki, L</b> ERA: 4.34 (8, 1)	2.0		7	1	0	0	1	1	0	0	0	0	0	8	12	0.00	1.000										

AB	39
R	10
H	12
RBI	10
BB	6
SO	8
LOB	19



Batter	1	2	3	4	5	6	7	8	9	AB	R	H	RBI	BB	SO	LOB	BOTTOM										
<b>Bud Harrelson, S</b> OBP: 0.394, SLG: 0.284 (1, 6)										4	0	1	0	1	0	3	<b>Cincinnati Reds @ New York Mets</b> Shea Stadium, Flushing, NY Sun Aug 11 1974, 3:33 AM EDT Att: 40,588 - Unknown										
<b>Felix Milan, R</b> OBP: 0.308, SLG: 0.291 (1, 4)										5	1	2	0	0	0	4											
<b>John Milner, L</b> OBP: 0.326, SLG: 0.420 (1, 3)										4	1	1	0	1	1	0											
<b>Rusty Staub, L</b> OBP: 0.350, SLG: 0.419 <b>Jerry Cram, R</b> ERA: (6, 1)										3	0	0	0	0	0	2											
<b>Ken Boswell, L</b> OBP: 0.295, SLG: 0.325 (7, PH)									0	0	0	0	0	0	0	0											
<b>Ray Sadecki, L</b> OBP: 0.100, SLG: 0.100 <b>Ted Martinez, R</b> OBP: 0.238, SLG: 0.296 (9, PH)									0	0	0	0	0	0	0	0											
<b>Ed Kranepool, L</b> OBP: 0.408, SLG: 0.504 (1, 7)										5	1	1	2	0	0	4											
<b>Wayne Garrett, L</b> OBP: 0.315, SLG: 0.321 (1, 5)		<b>K</b>							4	0	0	1	0	1	1												
<b>Jerry Grote, R</b> OBP: 0.340, SLG: 0.344 <b>Duffy Dyer, R</b> OBP: 0.255, SLG: 0.116 (7, 2)									2	1	0	0	1	0	1												
<b>Don Hahn, R</b> OBP: 0.386, SLG: 0.414 (1, 8)								<b>K</b>		4	0	2	1	0	1												
<b>Jerry Kosman, R</b> OBP: 0.185, SLG: 0.161 <b>Jack Aker, R</b> OBP: 0.333, SLG: 0.667 <b>Jim Gosger, L</b> (6, 9)										1	0	0	0	1	0	2											
<b>George Theodore, R</b> OBP: 0.250, SLG: 0.236 (8, PH) (9, 9)									1	0	0	0	0	0	0												
<b>Inning Stats</b>	R: 0 E: 0 K: 0 S: 4	H: 1 LOB: 2 BB: 1 P: 8	R: 0 E: 0 K: 1 S: 6	H: 1 LOB: 3 BB: 2 P: 14	R: 0 E: 0 K: 0 S: 3	H: 0 LOB: 0 BB: 0 P: 3	R: 0 E: 1 K: 0 S: 5	H: 1 LOB: 2 BB: 0 P: 5	R: 0 E: 0 K: 0 S: 3	H: 0 LOB: 0 BB: 0 P: 3	R: 2 E: 1 K: 0 S: 6	H: 2 LOB: 1 BB: 0 P: 6	R: 2 E: 0 K: 0 S: 5	H: 2 LOB: 1 BB: 1 P: 9	R: 0 E: 0 K: 1 S: 5	H: 0 LOB: 1 BB: 1 P: 9	R: 0 E: 0 K: 1 S: 5	H: 0 LOB: 0 BB: 0 P: 5	1B: 5 2B: 1 3B: 0 HR: 1	SF: 0 SAC: 0 DP: 0 HBP: 0	WP: 1 PB: 0 SB: 0 CS: 0	PA: 41					
<b>PITCHER</b>	IP	WLS	BF	H	R	ER	SO	BB	IBB	HBP	BLK	WP	HR	S	P	ERA	WHIP										
<b>Tom Carroll, R</b> ERA: 2.7 (1, 1)	6.0	W	30	7	4	3	1	3	0	0	0	0	1	29	41	4.50	1.667										
<b>Tom Hall, L</b> ERA: 3.54 (7, 1)	3.0	S	11	0	0	0	2	2	0	0	0	0	0	13	21	0.00	0.667										





Batter	1	2	3	4	5	6	7	8	9	AB	R	H	RBI	BB	SO	LOB	TOP					
<b>Rennie Stennett, R</b> OBP: 0.301, SLG: 0.358 (1, 4)			6-3	P4			4-3			4	1	1	0	1	0	0	<b>Pittsburgh Pirates @ Cincinnati Reds</b> Riverfront Stadium, Cincinnati, OH Mon Aug 12 1974, 7:05 PM EDT Att: 30,327 - Unknown					
<b>Richie Hebner, L</b> OBP: 0.359, SLG: 0.466 (1, 5)			K			P4				3	1	1	1	0	1	0						
<b>Al Oliver, L</b> OBP: 0.341, SLG: 0.469 (1, 8)			HR	1B		FC4-2		K		5	1	4	1	0	1	2						
<b>Willie Stargell, L</b> OBP: 0.404, SLG: 0.579 (1, 7)			HR	HR		FC4-2	K			4	1	1	2	1	1	5						
<b>Richie Zisk, R</b> OBP: 0.380, SLG: 0.480 (1, 9)	4-3		K			F8				5	0	1	1	0	2	3						
<b>Manny Sanguillen, R</b> OBP: 0.374, SLG: 0.385 (1, 2)				HR	1B		L6	6-3		5	1	2	0	0	0	3						
<b>Ed Kirkpatrick, L</b> OBP: 0.362, SLG: 0.313 (1, 3)				HR	HR					3	2	1	2	2	0	2						
<b>Frank Taveras, R</b> OBP: 0.308, SLG: 0.284 (1, 6)			K			F7				4	0	1	0	0	1	2						
<b>Jerry Reuss, L</b> OBP: 0.277, SLG: 0.220 (1, 1)				6-3		FC5-4				2	0	0	0	0	0	2						
<b>Bob Robertson, R</b> OBP: 0.316, SLG: 0.461 (6, PH)										1	0	0	0	0	0	1						
<b>John Morton, R</b> OBP: 0.154, SLG: 0.154 (6, PH)										0	0	0	0	0	0	0						
<b>Dave Giusti, R</b> OBP: 0.125, SLG: 0.125 (7, 1)										0	0	0	0	0	0	0						
<b>Inning Stats</b>	R: 1 E: 1 K: 0 S: 4	H: 1 LOB: 1 BB: 1 P: 8	R: 0 E: 1 K: 0 S: 4	H: 1 LOB: 1 BB: 0 P: 4	R: 2 E: 0 K: 2 S: 9	H: 2 LOB: 0 BB: 0 P: 9	R: 2 E: 0 K: 1 S: 7	H: 2 LOB: 0 BB: 0 P: 7	R: 0 E: 0 K: 0 S: 4	H: 1 LOB: 1 BB: 1 P: 4	R: 0 E: 0 K: 0 S: 3	H: 0 LOB: 1 BB: 1 P: 7	R: 1 E: 0 K: 1 S: 8	H: 3 LOB: 2 BB: 0 P: 8	R: 1 E: 0 K: 1 S: 7	H: 2 LOB: 2 BB: 1 P: 11	R: 0 E: 0 K: 1 S: 5	H: 0 LOB: 1 BB: 1 P: 9	1B: 8 2B: 2 3B: 1 HR: 2	SF: 1 SAC: 1 DP: 1 HBP: 0	WP: 0 PB: 0 SB: 0 CS: 2	PA: 43
<b>PITCHER</b>	IP WLS BF H R ER SO BB IBB HBP BLK WP HR S P ERA WHIP																					
<b>Clay Kirby, R</b> ERA: 3.22 (1, 1)	4.0 L 19 6 5 4 3 1 0 0 0 0 0 2 24 28 9.00 1.750																					
<b>Willi McEnaney, L</b> ERA: 4.51 (5, 1)	2.0 8 1 0 0 0 1 0 0 0 0 0 0 7 11 0.00 1.000																					
<b>Clay Carroll, R</b> ERA: 2.65 (7, 1)	2.0 12 5 2 2 2 1 0 0 0 0 0 0 15 19 9.00 3.000																					
<b>Tom Hall, L</b> ERA: 3.47 (9, 1)	1.0 4 0 0 0 0 1 1 0 0 0 0 0 0 5 9 0.00 1.000																					

Batter	1	2	3	4	5	6	7	8	9	AB	R	H	RBI	BB	SO	LOB	BOTTOM					
<b>Pete Rose, S</b> OBP: 0.376, SLG: 0.353 (1, 7)	5-3	K		6-3		4-3			L7	5	0	0	0	0	1	3	<b>Pittsburgh Pirates @ Cincinnati Reds</b> Riverfront Stadium, Cincinnati, OH Mon Aug 12 1974, 7:05 PM EDT Att: 30,327 - Unknown					
<b>Joe Morgan, L</b> OBP: 0.425, SLG: 0.487 (1, 4)	P4								4-3	4	2	2	0	1	0	0						
<b>Johnny Bench, R</b> OBP: 0.359, SLG: 0.501 (1, 5) (7, 2)			F7						4-3	4	1	2	0	1	0	1						
<b>Tony Perez, R</b> OBP: 0.333, SLG: 0.472 (1, 3)							K			2	0	1	1	1	1	2						
<b>Dave Concepcion, R</b> OBP: 0.322, SLG: 0.369 (1, 6)	4-3		G6-4-3							3	0	1	2	0	0	4						
<b>George Foster, R</b> OBP: 0.332, SLG: 0.431 (1, 9)										4	1	2	0	0	0	2						
<b>Cesar Geronimo, L</b> OBP: 0.360, SLG: 0.442 (1, 8)		5-3		K		4-3		L3		4	0	0	0	0	1	3						
<b>Bill Plummer, R</b> OBP: 0.261, SLG: 0.358 (1, 2)								4-3		2	0	1	1	0	0	1						
<b>Dan Driessen, L</b> OBP: 0.340, SLG: 0.376 (6, PH) (7, 5)										2	0	0	0	0	0	0						
<b>Clay Kirby, R</b> OBP: 0.175, SLG: 0.095 (4, PH)										1	0	1	0	0	0	0						
<b>Merv Rettenmund, R</b> OBP: 0.316, SLG: 0.328 (5, 1)										0	0	0	0	0	0	1						
<b>Willi McEnaney, L</b> OBP: 0.316, SLG: 0.328 (5, 1)										0	0	0	0	0	0	0						
<b>Ken Griffey, L</b> OBP: 0.295, SLG: 0.305 (6, PH)										0	0	0	0	0	0	0						
<b>Clay Carroll, R</b> OBP: 0.154, SLG: 0.154 (7, 1)										0	0	0	0	0	0	0						
<b>Terry Crowley, L</b> OBP: 0.202, SLG: 0.261 (8, PH)										0	0	0	0	0	0	0						
<b>Tom Hall, L</b> OBP: 0.125, SLG: 0.125 (9, 1)										0	0	0	0	0	0	0						
<b>Inning Stats</b>	R: 0 E: 0 K: 0 S: 4	H: 1 LOB: 2 BB: 1 P: 8	R: 0 E: 0 K: 1 S: 7	H: 2 LOB: 0 BB: 0 P: 7	R: 0 E: 0 K: 0 S: 3	H: 1 LOB: 1 BB: 1 P: 7	R: 1 E: 0 K: 2 S: 9	H: 2 LOB: 1 BB: 0 P: 9	R: 2 E: 0 K: 0 S: 5	H: 2 LOB: 1 BB: 1 P: 9	R: 0 E: 0 K: 0 S: 3	H: 0 LOB: 0 BB: 0 P: 3	R: 1 E: 0 K: 1 S: 7	H: 2 LOB: 1 BB: 0 P: 7	R: 0 E: 0 K: 0 S: 3	H: 0 LOB: 0 BB: 0 P: 3	R: 0 E: 0 K: 0 S: 3	H: 0 LOB: 0 BB: 0 P: 3	1B: 5 2B: 5 3B: 0 HR: 0	SF: 2 SAC: 0 DP: 1 HBP: 0	WP: 0 PB: 0 SB: 0 CS: 0	PA: 39
<b>PITCHER</b>	IP WLS BF H R ER SO BB IBB HBP BLK WP HR S P ERA WHIP																					
<b>Jerry Reuss, L</b> ERA: 3.83 (1, 1)	5.0 W 25 8 3 3 3 3 0 0 0 0 0 0 28 40 5.40 2.200																					
<b>John Morton, R</b> ERA: 3.24 (6, 1)	1.0 5 2 1 1 0 0 0 0 0 0 0 0 5 5 9.00 2.000																					
<b>Dave Giusti, R</b> ERA: 3.53 (7, 1)	3.0 S 9 0 0 0 0 1 0 0 0 0 0 0 0 11 11 0.00 0.000																					






Batter	1	2	3	4	5	6	7	8	9	AB	R	H	RBI	BB	SO	LOB	TOP					
Rennie Stennett, R OBP: 0.304, SLG: 0.361 (1, 4)										5	3	3	0	0	0	0						
Richie Hebner, L OBP: 0.395, SLG: 0.470 (1, 5)										5	3	4	1	1	0	0						
Al Oliver, L OBP: 0.343, SLG: 0.477 (1, 8)										5	2	3	5	0	0	1						
Willie Stargell, L OBP: 0.406, SLG: 0.579 Gene Clines, R OBP: 0.310, SLG: 0.254 (8, PR) (8, 7)										5	0	3	0	0	1	5						
Richie Zisk, R OBP: 0.384, SLG: 0.486 (1, 9)										6	2	4	3	0	0	1						
Manny Sanguillen, R OBP: 0.310, SLG: 0.380 (1, 2)										5	0	0	1	0	0	7						
Ed Kirkpatrick, L OBP: 0.368, SLG: 0.335 (1, 3)										4	2	2	2	1	0	3						
Frank Taveras, R OBP: 0.310, SLG: 0.287 (1, 6)										5	1	2	1	0	0	2						
Larry Demery, R OBP: 0.125, SLG: 0.174 (1, 1)										4	1	0	0	0	0	3						
<b>Inning Stats</b>	R: 5 E: 0 K: 1 S: 10	H: 5 LOB: 0 BB: 0 P: 10	R: 0 E: 0 K: 0 S: 3	H: 0 LOB: 0 BB: 0 P: 3	R: 0 E: 0 K: 0 S: 5	H: 2 LOB: 2 BB: 0 P: 5	R: 2 E: 1 K: 0 S: 5	H: 2 LOB: 1 BB: 1 P: 9	R: 0 E: 0 K: 0 S: 4	H: 1 LOB: 1 BB: 0 P: 4	R: 2 E: 0 K: 0 S: 7	H: 4 LOB: 2 BB: 0 P: 7	R: 2 E: 1 K: 0 S: 6	H: 3 LOB: 1 BB: 0 P: 6	R: 1 E: 0 K: 0 S: 5	H: 2 LOB: 2 BB: 1 P: 9	R: 2 E: 0 K: 0 S: 5	H: 2 LOB: 0 BB: 0 P: 5	1B: 18 2B: 2 3B: 0 HR: 2	SF: 1 SAC: 2 DP: 1 HBP: 0	WP: 0 PB: 0 SB: 0 CS: 0	PA: 50
<b>PITCHER</b>	IP WLS BF H R ER SO BB IBB HBP BLK WP HR S P ERA WHIP	IP WLS BF H R ER SO BB IBB HBP BLK WP HR S P ERA WHIP																				
Jack Billingham, R ERA: 3.54 (1, 1)	0.2 L 7 5 5 5 1 0 0 0 0 0 0 1 9 9 67.50 7.500																					
Pedro Borbon, R ERA: 2.99 (6, 1)	4.1 19 5 2 1 0 0 1 0 0 0 0 0 18 22 2.08 1.154																					
Dick Baney, R ERA: 4.75 Will McEnaney, L ERA: 5.52 (9, 1)	3.0 19 9 5 4 0 1 0 0 0 0 0 0 18 22 12.00 3.333																					
Will McEnaney, L ERA: 5.52 (9, 1)	1.0 5 2 2 2 0 0 0 0 0 0 0 1 5 5 18.00 2.000																					
<b>Batter</b>	<b>1</b>	<b>2</b>	<b>3</b>	<b>4</b>	<b>5</b>	<b>6</b>	<b>7</b>	<b>8</b>	<b>9</b>	<b>AB</b>	<b>R</b>	<b>H</b>	<b>RBI</b>	<b>BB</b>	<b>SO</b>	<b>LOB</b>	<b>BOTTOM</b>					
Pete Rose, S OBP: 0.377, SLG: 0.355 Darrel Chaney, S OBP: 0.386, SLG: 0.328 (9, 4)										3	0	1	0	1	0	0						
Joe Morgan, L OBP: 0.425, SLG: 0.486 Bill Plummer, R OBP: 0.261, SLG: 0.358 (9, 2)										3	0	1	0	1	0	1						
Johnny Bench, R OBP: 0.360, SLG: 0.500 Will McEnaney, L (9, 1)										3	0	1	1	1	0	2						
Tony Perez, R OBP: 0.331, SLG: 0.468 (1, 3)										4	0	0	0	0	0	5						
Dan Driessen, L OBP: 0.344, SLG: 0.389 (1, 5)										4	1	3	1	0	0	0						
Cesar Geronimo, L OBP: 0.356, SLG: 0.436 (1, 8)										4	0	0	0	0	1	2						
Dave Concepcion, R OBP: 0.321, SLG: 0.368 (1, 6)										4	0	1	0	0	0	1						
George Foster, R OBP: 0.335, SLG: 0.449 (1, 9)										4	1	2	1	0	0	1						
Jack Billingham, R OBP: 0.285, SLG: 0.040 Pedro Borbon, R OBP: 0.227, SLG: 0.222 Ken Griffey, Jr., R OBP: 0.260, SLG: 0.303 Dick Baney, R OBP: 0.289, SLG: 0.358 (8, PR) (8, 7)										0	0	0	0	0	0	0						
<b>Inning Stats</b>	R: 0 E: 0 K: 0 S: 3	H: 0 LOB: 1 BB: 0 P: 7	R: 0 E: 0 K: 0 S: 3	H: 1 LOB: 0 BB: 0 P: 3	R: 1 E: 0 K: 0 S: 5	H: 3 LOB: 2 BB: 1 P: 9	R: 0 E: 0 K: 1 S: 5	H: 0 LOB: 0 BB: 0 P: 5	R: 0 E: 0 K: 1 S: 5	H: 0 LOB: 0 BB: 0 P: 5	R: 0 E: 0 K: 0 S: 2	H: 0 LOB: 0 BB: 1 P: 6	R: 0 E: 0 K: 0 S: 3	H: 1 LOB: 0 BB: 0 P: 3	R: 1 E: 0 K: 0 S: 5	H: 2 LOB: 1 BB: 0 P: 5	R: 1 E: 0 K: 0 S: 5	H: 2 LOB: 1 BB: 0 P: 5	1B: 6 2B: 1 3B: 0 HR: 2	SF: 0 SAC: 0 DP: 4 HBP: 0	WP: 1 PB: 0 SB: 0 CS: 0	PA: 35
<b>PITCHER</b>	IP WLS BF H R ER SO BB IBB HBP BLK WP HR S P ERA WHIP	IP WLS BF H R ER SO BB IBB HBP BLK WP HR S P ERA WHIP																				
Larry Demery, R ERA: 3.84 (1, 1)	9.0 W 35 9 3 3 2 3 0 0 0 0 1 2 36 48 3.00 1.333																					


Pittsburgh Pirates @ Cincinnati Reds  
Riverfront Stadium, Cincinnati, OH  
Tue Aug 13 1974, 7:05 PM EDT  
Att: 32,280 - Unknown

AB 45  
R 14  
H 21  
RBI 13  
BB 2  
SO 1  
LOB 22



Pittsburgh Pirates @ Cincinnati Reds  
Riverfront Stadium, Cincinnati, OH  
Tue Aug 13 1974, 7:05 PM EDT  
Att: 32,280 - Unknown

AB 32  
R 3  
H 9  
RBI 3  
BB 3  
SO 2  
LOB 13





Batter	1	2	3	4	5	6	7	8	9	10	AB	R	H	RBI	BB	SO	LOB	TOP	
Rennie Stennett, R OBP: 0.305, SLG: 0.361 (1, 4)	L6		CS 1B			F9	P4		G6-3 1B		5	0	2	0	0	0	3	<b>Pittsburgh Pirates @ Cincinnati Reds</b> Riverfront Stadium, Cincinnati, OH Wed Aug 14 1974, 7:05 PM EDT Att: 30,018 - Unknown	
Art Howe, R OBP: 0.347, SLG: 0.395 Richie Hebner, L OBP: 0.364, SLG: 0.469 (9, PH)	K		P3			K			L3		3	0	0	1	1	2	1		
Al Oliver, L OBP: 0.341, SLG: 0.477 (1, 8)	K				F7				G6-3		1	0	0	0	0	2	2		
Willie Stargell, L OBP: 0.404, SLG: 0.573 (1, 7)		1B BB				L9			L8		4	0	0	0	1	2	1		
Richie Zisk, R OBP: 0.365, SLG: 0.487 (1, 9)		F8			F7				4-3		5	1	2	0	0	0	1		
Manny Sanquell, R OBP: 0.317, SLG: 0.381 (1, 2)		F5					1B BB		4-3		4	1	1	1	1	0	1		
Bob Robertson, R OBP: 0.320, SLG: 0.459 (1, 3)					F5		BB 1B BB		4-3		3	0	1	0	1	2			
Frank Taveras, R OBP: 0.315, SLG: 0.292 Ed Kirkpatrick, L OBP: 0.366, SLG: 0.333 Mario Mendoza, R OBP: 0.272, SLG: 0.265 (8, PH)							BB 1B BB		F7		3	0	2	0	0	1	2		
Jim Rooker, R OBP: 0.318, SLG: 0.355 Gene Clines, L OBP: 0.325, SLG: 0.395 Dave Johnston, R OBP: 0.312, SLG: 0.352 Dave Parker, R OBP: 0.332, SLG: 0.433 Bruce Kison, R OBP: 0.306, SLG: 0.443 Ramon Hernandez, S OBP: 0.285, SLG: 0.343 (10, 1)			K				1-2 K		1B 2B		2	0	0	0	0	2	1		
<b>Inning Stats</b>	R: 0 E: 0 K: 2 S: 7	H: 0 LOB: 0 BB: 0 P: 7	R: 0 E: 0 K: 1 S: 6	H: 1 LOB: 2 BB: 1 P: 10	R: 0 E: 0 K: 1 S: 5	H: 1 LOB: 0 BB: 0 P: 5	R: 0 E: 0 K: 1 S: 6	H: 1 LOB: 1 BB: 0 P: 6	R: 2 E: 0 K: 1 S: 8	H: 3 LOB: 3 BB: 2 P: 16	R: 0 E: 0 K: 1 S: 6	H: 1 LOB: 2 BB: 1 P: 10	R: 0 E: 0 K: 0 S: 4	H: 2 LOB: 1 BB: 0 P: 4	R: 0 E: 0 K: 1 S: 5	H: 0 LOB: 0 BB: 0 P: 5	1B: 6 2B: 4 3B: 0 HR: 0		SF: 0 SAC: 0 DP: 1 HBP: 0
<b>PITCHER</b>	IP 7.0	WLS 30	H 7	R 2	ER 2	SO 8	BB 3	IBB 0	HBP 0	BLK 0	WP 1	HR 0	S 43	P 55	ERA 2.57	WHIP 1.429			
Don Gullett, L ERA: 2.93																			
Clay Kirby, R ERA: 3.2	1.0	7	3	0	0	1	0	1	0	0	0	0	8	12	0.00	3.000			
Willi McEnaney, L ERA: 5.17	1.0	2	0	0	0	0	0	0	0	0	0	0	2	2	0.00	0.000			
Clay Carroll, R ERA: 2.62	1.0	W	3	0	0	0	1	0	0	0	0	0	5	5	0.00	0.000			

AB	38
R	2
H	10
RBI	2
BB	4
SO	10
LOB	24



Batter	1	2	3	4	5	6	7	8	9	10	AB	R	H	RBI	BB	SO	LOB	BOTTOM			
Pete Rose, S OBP: 0.375, SLG: 0.353 (1, 7)	6-3		6-3		E6				F7		5	0	1	0	0	0	1	<b>Pittsburgh Pirates @ Cincinnati Reds</b> Riverfront Stadium, Cincinnati, OH Wed Aug 14 1974, 7:05 PM EDT Att: 30,018 - Unknown			
Joe Morgan, L OBP: 0.425, SLG: 0.482 (1, 4)	K		2B S BB		G3-6-3		FC1-6 1B		FC1-6 S BB		3	1	0	0	2	1	2				
Johnny Bench, R OBP: 0.362, SLG: 0.502 (1, 2)	P3				WP 1B 1B		F9		F9		4	0	2	1	1	0	1				
Tony Perez, R OBP: 0.332, SLG: 0.467 Ken Griffey, L OBP: 0.283, SLG: 0.303 Darrel Chaney, S OBP: 0.362, SLG: 0.324 (8, PR)		5-3	5-3						F8		3	0	1	0	1	0	1				
Dave Concepcion, R OBP: 0.324, SLG: 0.371 (9, 5)					WP 1B						0	0	0	0	0	0	0				
Dave Concepcion, R OBP: 0.324, SLG: 0.371 (1, 6)	F8				SH1-4 BB 1B						5	1	3	0	0	0	2				
George Foster, R OBP: 0.341, SLG: 0.447 (7, 9)											3	0	1	0	2	0	1				
Merv Rettenmund, R OBP: 0.313, SLG: 0.325 Cesar Geronimo, L OBP: 0.357, SLG: 0.440 (8, PH)		FC6-4 1B			SH1-4 BB						2	0	1	1	0	0	2				
Junior Kennedy, R OBP: 0.343, SLG: 0.388 (9, 3)											2	0	1	1	0	0	2				
Don Gullett, R OBP: 0.292, SLG: 0.299 Terry Crowley, L OBP: 0.326, SLG: 0.355 Clay Kirby, R OBP: 0.312, SLG: 0.352 Willi McEnaney, L OBP: 0.285, SLG: 0.343 Phi Gagliano, R OBP: 0.299, SLG: 0.391 Clay Carroll, R OBP: 0.314, SLG: 0.154 (1, 11)			SH5-4								1	0	0	0	0	0	2				
<b>Inning Stats</b>	R: 0 E: 0 K: 1 S: 5	H: 0 LOB: 0 BB: 0 P: 5	R: 0 E: 0 K: 0 S: 4	H: 1 LOB: 1 BB: 0 P: 4	R: 2 E: 0 K: 0 S: 4	H: 1 LOB: 1 BB: 12	R: 0 E: 0 K: 1 S: 6	H: 1 LOB: 2 BB: 1 P: 10	R: 0 E: 0 K: 0 S: 5	H: 2 LOB: 2 BB: 0 P: 5	R: 0 E: 0 K: 0 S: 5	H: 1 LOB: 1 BB: 0 P: 4	R: 0 E: 0 K: 0 S: 3	H: 1 LOB: 2 BB: 2 P: 11	R: 0 E: 0 K: 0 S: 3	H: 0 LOB: 2 BB: 1 P: 11	R: 1 E: 1 K: 0 S: 3	H: 2 LOB: 1 BB: 0 P: 3	1B: 7 2B: 2 3B: 0 HR: 0	SF: 0 SAC: 2 DP: 1 HBP: 0	WP: 1 PB: 0 SB: 3 CS: 1
<b>PITCHER</b>	IP 6.0	WLS 26	H 5	R 2	ER 2	SO 3	BB 2	IBB 0	HBP 0	BLK 0	WP 1	HR 0	S 29	P 41	ERA 3.00	WHIP 1.333					
Jim Rooker, L ERA: 3.14																					
Dave Giusti, R ERA: 3.44	2.0	9	2	0	0	0	2	0	0	0	0	0	7	15	0.00	2.000					
Bruce Kison, R ERA: 3.48	1.1	L	7	1	1	0	0	1	1	0	0	0	5	13	0.00	1.500					
Ramon Hernandez, L ERA: 1.94	0.0	1	1	0	0	0	0	0	0	0	0	0	1	1	∞	∞					

AB	34
R	3
H	9
RBI	2
BB	7
SO	3
LOB	19





Batter	1	2	3	4	5	6	7	8	9	10	11	12	AB	R	H	RBI	BB	SO	LOB	TOP							
<b>Bud Harrelson, S</b> OBP: 0.397, SLG: 0.275 (1.6)	6-3		F9		BB		FC3-6		K			G3 SH2-4	5	1	1	0	1	1	2								
<b>Felix Millan, R</b> OBP: 0.304, SLG: 0.291 (1.4)	F3				G3		4-3				F8	SH2-4	4	0	0	0	1	0	2								
<b>John Milner, L</b> OBP: 0.329, SLG: 0.423 (1.3)				BB								G3	4	1	1	0	2	0	3								
<b>Rusty Staub, L</b> OBP: 0.358, SLG: 0.423 (1.9)	5-3				G4-6-3				K		2-3		5	0	2	1	1	1	3								
<b>Ed Kranepool, L</b> OBP: 0.387, SLG: 0.480 (1.7)			F8		BB																						
<b>Cleon Jones, R</b> OBP: 0.340, SLG: 0.413 (1.8, PH)					G4-6-3				K				3	0	0	0	0	0	2								
<b>Ken Boswell, L</b> OBP: 0.384, SLG: 0.321 (1.5)													1	0	0	0	2	0	0								
<b>Duffy Dyer, R</b> OBP: 0.264, SLG: 0.133 (1.8, PH)			P6										1	0	1	1	0	0	0								
<b>Wayne Garrett, L</b> OBP: 0.316, SLG: 0.323 (1.5)													1	0	1	0	0	0	0								
<b>Jerry Grote, R</b> OBP: 0.338, SLG: 0.352 (1.2)	1-3				BB							SH1-4	4	0	0	0	0	0	4								
<b>Don Hahn, R</b> OBP: 0.371, SLG: 0.393 (1.8)					BB								5	0	1	0	0	0	1								
<b>Jerry Kosman, R</b> OBP: 0.191, SLG: 0.156 (1.1)													2	0	0	0	1	1	1								
<b>George Theodore, R</b> OBP: 0.246, SLG: 0.232 (1.8, PH)													1	0	0	0	0	0	0								
<b>Bob Miller, R</b> OBP: 0.111, SLG: 0.222 (1.1, PH)													0	0	0	0	0	0	0								
<b>Jim Gosger, L</b> OBP: 0.143, SLG: 0.286 (1.1, PH)													0	0	0	0	0	0	1								
<b>Tug McGraw, R</b> OBP: 0.143, SLG: 0.286 (1.1, PH)													0	0	0	0	0	0	0								
<b>Inning Stats</b>	R: 0 E: 0 K: 3 S: 3	H: 0 LOB: 1 BB: 1 P: 7	R: 0 E: 0 K: 0 S: 3	H: 0 LOB: 0 BB: 0 P: 3	R: 0 E: 0 K: 1 S: 6	H: 1 LOB: 2 BB: 1 P: 10	R: 0 E: 0 K: 0 S: 2	H: 0 LOB: 2 BB: 2 P: 10	R: 0 E: 0 K: 0 S: 3	H: 1 LOB: 1 BB: 1 P: 7	R: 0 E: 0 K: 0 S: 3	H: 0 LOB: 0 BB: 0 P: 5	R: 0 E: 0 K: 0 S: 3	H: 1 LOB: 1 BB: 1 P: 4	R: 1 E: 0 K: 0 S: 5	H: 2 LOB: 1 BB: 1 P: 6	R: 0 E: 0 K: 0 S: 4	H: 1 LOB: 1 BB: 0 P: 4	R: 1 E: 0 K: 0 S: 5	H: 2 LOB: 1 BB: 0 P: 6	1B: 7 2B: 0 3B: 0 HR: 0	SF: 0 SAC: 2 DP: 1 HBP: 0	WP: 0 PB: 0 SB: 1 CS: 0	PA: 50			
<b>PITCHER</b>	IP	WLS	BF	H	R	ER	SO	BB	IBB	HBP	BLK	WP	HR	S	P	ERA	WHIP										
<b>Tom Carroll, R</b> ERA: 2.52 (1.1)	7.0		30	3	1	1	1	0	0	0	0	0	0	25	53	1.29	1.429										
<b>Tom Hall, L</b> ERA: 3.33 (1.8, 1)	2.0		7	1	0	0	3	0	0	0	0	0	0	13	13	0.00	0.500										
<b>Clay Carroll, R</b> ERA: 2.55 (10.1, 1)	2.0		8	1	0	0	0	1	0	0	0	0	0	7	11	0.00	1.000										
<b>Will McEnaney, L</b> ERA: 5.4 (12.1, 1)	1.0	L	5	2	1	1	0	0	0	0	0	0	0	5	5	9.00	2.000										

New York Mets @ Cincinnati Reds  
Riverfront Stadium, Cincinnati, OH  
Fri Aug 16 1974, 7:05 PM EDT  
Alt. 36,480 - Unknown

AB 40  
R 2  
H 7  
RBI 2  
BB 8  
SO 4  
LOB 22



Batter	1	2	3	4	5	6	7	8	9	10	11	12	AB	R	H	RBI	BB	SO	LOB	BOTTOM							
<b>Pete Rose, S</b> OBP: 0.377, SLG: 0.353 (1.7)	5-3						P4						4	0	1	0	2	0	0								
<b>Joe Morgan, L</b> OBP: 0.422, SLG: 0.478 (1.4)	K												6	0	1	0	0	3	5								
<b>Johnny Bench, R</b> OBP: 0.364, SLG: 0.504 (1.5)													6	1	3	0	0	0	2								
<b>Tony Perez, R</b> OBP: 0.331, SLG: 0.465 (1.3)													4	0	1	0	0	0	2								
<b>Darrel Chaney, S</b> OBP: 0.378, SLG: 0.319 (1.8, PH)	FC6-4												1	0	0	0	0	0	1								
<b>Dave Concepcion, R</b> OBP: 0.324, SLG: 0.369 (1.6)													5	0	1	0	1	0	2								
<b>George Foster, R</b> OBP: 0.346, SLG: 0.443 (1.8)													4	0	1	0	2	1	4								
<b>Merv Rettenmund, R</b> OBP: 0.317, SLG: 0.327 (1.9)													2	0	1	1	1	0	0								
<b>Cesar Geronimo, L</b> OBP: 0.354, SLG: 0.436 (1.8)													3	0	0	0	0	0	4								
<b>Bill Plummer, R</b> OBP: 0.263, SLG: 0.367 (1.2)													3	0	1	0	0	0	4								
<b>Dan Driessen, L</b> OBP: 0.344, SLG: 0.387 (1.8, PH)													1	0	0	0	1	0	0								
<b>Tom Carroll, L</b> ERA: 3.38 (1.1)													3	0	0	0	0	3	1								
<b>Terry Crowley, L</b> ERA: 3.38 (1.1)													1	0	0	0	0	0	0								
<b>Clay Carroll, R</b> ERA: 3.33 (1.8, 1)													0	0	0	0	0	0	0								
<b>Phil Spillane, R</b> ERA: 3.33 (1.8, 1)													1	0	0	0	0	0	1								
<b>Will McEnaney, L</b> ERA: 5.4 (12.1, 1)													0	0	0	0	0	0	0								
<b>Inning Stats</b>	R: 0 E: 0 K: 1 S: 6	H: 1 LOB: 1 BB: 0 P: 6	R: 0 E: 0 K: 0 S: 2	H: 0 LOB: 1 BB: 2 P: 10	R: 0 E: 0 K: 1 S: 6	H: 1 LOB: 1 BB: 0 P: 6	R: 0 E: 0 K: 0 S: 3	H: 0 LOB: 0 BB: 0 P: 3	R: 0 E: 0 K: 2 S: 7	H: 1 LOB: 2 BB: 1 P: 12	R: 1 E: 0 K: 0 S: 6	H: 3 LOB: 2 BB: 0 P: 6	R: 0 E: 0 K: 0 S: 5	H: 0 LOB: 0 BB: 0 P: 3	R: 0 E: 0 K: 0 S: 5	H: 2 LOB: 2 BB: 0 P: 5	R: 0 E: 0 K: 0 S: 3	H: 1 LOB: 2 BB: 1 P: 10	R: 0 E: 0 K: 0 S: 3	H: 0 LOB: 2 BB: 2 P: 11	R: 0 E: 0 K: 0 S: 4	H: 1 LOB: 2 BB: 1 P: 8	1B: 8 2B: 3 3B: 0 HR: 0	SF: 0 SAC: 1 DP: 1 HBP: 0	WP: 0 PB: 0 SB: 1 CS: 0	PA: 52	
<b>PITCHER</b>	IP	WLS	BF	H	R	ER	SO	BB	IBB	HBP	BLK	WP	HR	S	P	ERA	WHIP										
<b>Jerry Kosman, L</b> ERA: 3.38 (1.1)	8.0		34	8	1	1	6	3	0	0	0	0	0	43	55	1.12	1.375										
<b>Bob Miller, R</b> ERA: 3.45 (1.8, 1)	2.0		8	1	0	0	1	0	0	0	0	0	0	9	13	0.00	0.500										
<b>Tug McGraw, L</b> ERA: 4.5 (11.1, 1)	2.0	W	10	1	0	0	0	2	1	0	0	0	0	7	19	0.00	1.500										

New York Mets @ Cincinnati Reds  
Riverfront Stadium, Cincinnati, OH  
Fri Aug 16 1974, 7:05 PM EDT  
Alt. 36,480 - Unknown

AB 44  
R 1  
H 10  
RBI 1  
BB 7  
SO 7  
LOB 26





Batter	1	2	3	4	5	6	7	8	9	AB	R	H	RBI	BB	SO	LOB	TOP			
<b>Bud Harrelson, S</b> (1, 6) OBP: 0.388, SLG: 0.279										4	1	2	0	0	0	2	<b>New York Mets @ Cincinnati Reds</b> Riverfront Stadium, Cincinnati, OH Sat Aug 17 1974, 7:05 PM EDT Att: 47,274 - Unknown			
<b>Felix Milten, R</b> (1, 4) OBP: 0.304, SLG: 0.291										3	0	1	0	0	0	1				
<b>John Milner, L</b> (1, 3) OBP: 0.330, SLG: 0.425										3	0	1	1	1	1	1				
<b>Rusty Staub, L</b> (1, 9) OBP: 0.361, SLG: 0.423										2	0	1	0	2	0	1				
<b>Ed Kranepool, L</b> (1, 7) OBP: 0.376, SLG: 0.465										4	0	0	0	0	0	4				
<b>Ken Boswell, L</b> (1, 5) OBP: 0.303, SLG: 0.319										4	1	1	0	0	0	0				
<b>Jerry Grote, R</b> (1, 2) OBP: 0.334, SLG: 0.348										4	0	0	0	0	0	1				
<b>Don Hahn, R</b> (1, 8) OBP: 0.373, SLG: 0.392										3	0	1	0	1	0	0				
<b>Harry Parker, R</b> (1, 1) OBP: 0.100, SLG: 0.100										2	0	0	1	0	1	3				
<b>Jack Aker, R</b> (7, 1) OBP: 0.333, SLG: 0.667										0	0	0	0	0	0	0				
<b>Inning Stats</b>	R: 1 E: 1 K: 0 S: 4	H: 2 LOB: 1 BB: 1 P: 8	R: 1 E: 1 K: 0 S: 4	H: 1 LOB: 1 BB: 1 P: 8	R: 0 E: 0 K: 1 S: 6	H: 1 LOB: 1 BB: 0 P: 6	R: 0 E: 0 K: 1 S: 6	H: 1 LOB: 1 BB: 1 P: 6	R: 0 E: 0 K: 0 S: 3	H: 0 LOB: 0 BB: 0 P: 3	R: 0 E: 0 K: 0 S: 3	H: 0 LOB: 0 BB: 0 P: 3	R: 0 E: 0 K: 0 S: 3	H: 1 LOB: 1 BB: 1 P: 7	R: 0 E: 0 K: 0 S: 3	H: 0 LOB: 0 BB: 0 P: 3	1B: 6 2B: 2 3B: 0 HR: 0	SF: 0 SAC: 1 DP: 4 HBP: 0	WP: 0 PB: 0 SB: 0 CS: 0	PA: 35
<b>PITCHER</b> <b>Jack Billingham, R</b> (1, 1) ERA: 3.4	IP: 9.0 WLS: W BF: 35 H: 7 R: 2 ER: 1 SO: 2 BB: 4 IBB: 0 HBP: 0 BLK: 0 WP: 0 HR: 0 S: 35 P: 51 ERA: 1.00 WHIP: 1.222															<b>PITCHER</b>				

Batter	1	2	3	4	5	6	7	8	9	AB	R	H	RBI	BB	SO	LOB	BOTTOM			
<b>Pete Rose, S</b> (1, 7) OBP: 0.377, SLG: 0.352										4	1	1	1	1	0	4	<b>New York Mets @ Cincinnati Reds</b> Riverfront Stadium, Cincinnati, OH Sat Aug 17 1974, 7:05 PM EDT Att: 47,274 - Unknown			
<b>Joe Morgan, L</b> (1, 4) OBP: 0.420, SLG: 0.477										5	0	1	1	0	0	1				
<b>Johnny Bench, R</b> (1, 2) OBP: 0.364, SLG: 0.504										4	0	1	0	0	0	0				
<b>Tony Perez, R</b> (1, 3) OBP: 0.334, SLG: 0.464										3	0	1	0	2	0	4				
<b>Dan Driessen, L</b> (1, 5) OBP: 0.343, SLG: 0.385										4	1	1	0	0	0	4				
<b>Darrel Chaney, S</b> (7, 5) OBP: 0.374, SLG: 0.314										1	0	0	0	0	1	1				
<b>Cesar Geronimo, L</b> (1, 8) OBP: 0.356, SLG: 0.438										3	1	2	0	0	0	0				
<b>Dave Concepcion, R</b> (1, 6) OBP: 0.326, SLG: 0.368										3	2	1	0	0	0	2				
<b>George Foster, R</b> (1, 9) OBP: 0.344, SLG: 0.438										2	1	0	2	1	0	1				
<b>Jack Billingham, R</b> (1, 1) OBP: 0.093, SLG: 0.075										3	0	2	1	0	0	1				
<b>Inning Stats</b>	R: 0 E: 0 K: 0 S: 4	H: 1 LOB: 2 BB: 1 P: 8	R: 0 E: 0 K: 0 S: 5	H: 2 LOB: 2 BB: 0 P: 5	R: 0 E: 0 K: 0 S: 3	H: 0 LOB: 1 BB: 1 P: 7	R: 3 E: 0 K: 0 S: 7	H: 4 LOB: 2 BB: 0 P: 8	R: 2 E: 0 K: 0 S: 5	H: 2 LOB: 1 BB: 1 P: 9	R: 0 E: 0 K: 0 S: 4	H: 1 LOB: 1 BB: 0 P: 4	R: 1 E: 1 K: 0 S: 4	H: 0 LOB: 1 BB: 0 P: 5	R: 0 E: 0 K: 1 S: 5	H: 0 LOB: 1 BB: 1 P: 9	1B: 8 2B: 2 3B: 0 HR: 0	SF: 1 SAC: 2 DP: 0 HBP: 2	WP: 1 PB: 0 SB: 1 CS: 0	PA: 41
<b>PITCHER</b> <b>Harry Parker, R</b> (1, 1) ERA: 3.5	IP: 4.0 WLS: L BF: 23 H: 8 R: 4 ER: 4 SO: 0 BB: 2 IBB: 0 HBP: 1 BLK: 0 WP: 0 HR: 0 S: 20 P: 29 ERA: 9.00 WHIP: 2.500															<b>PITCHER</b>				
<b>Ray Sadecki, L</b> (5, 1) ERA: 4.34	IP: 2.0 WLS: 9 BF: 2 H: 2 R: 1 ER: 1 SO: 0 BB: 0 IBB: 0 HBP: 0 BLK: 0 WP: 1 HR: 0 S: 8 P: 12 ERA: 4.50 WHIP: 1.000															<b>PITCHER</b>				
<b>Jack Aker, R</b> (7, 1) ERA: 4.06	IP: 2.0 WLS: 9 BF: 0 H: 1 R: 0 ER: 0 SO: 1 BB: 0 IBB: 0 HBP: 0 BLK: 0 WP: 0 HR: 0 S: 9 P: 14 ERA: 0.00 WHIP: 0.500															<b>PITCHER</b>				





Batter	1	2	3	4	5	6	7	8	9	AB	R	H	RBI	BB	SO	LOB	TOP						
<b>Bud Harrelson, S</b> OBP: 0.385, SLG: 0.281 (1, 6)	1-3		SH 1B 2B	P6		F8		F3		5	1	1	0	0	0	4	<b>New York Mets @ Cincinnati Reds</b> Riverfront Stadium, Cincinnati, OH Sun Aug 18 1974, 3:33 AM EDT Att: 45,025 - Unknown						
<b>Felix Milten, R</b> OBP: 0.304, SLG: 0.291 (1, 4)	F5		SH 1B 2-3		G4-6-3 1B		5-3	F8		4	1	1	0	0	0	2							
<b>Rusty Staub, L</b> OBP: 0.363, SLG: 0.423 (1, 9)	F7		1B 1-3 3-H		G4-6-3 1-2		1B BB		HR BB	3	1	1	1	2	0	1							
<b>Cleon Jones, R</b> OBP: 0.345, SLG: 0.425 (1, 7)		4-3								5	1	4	3	0	0	0							
<b>John Milner, L</b> OBP: 0.331, SLG: 0.421 (1, 3)		S HBP SF8 BB	K		P6		K		FC6-4 HR BB	3	1	0	0	2	2	5							
<b>Don Hahn, R</b> OBP: 0.370, SLG: 0.385 (1, 8)		1B HBP		P4		6-3	FC6-4		P4	4	0	0	0	0	0	5							
<b>Jerry Grote, R</b> OBP: 0.239, SLG: 0.347 (8, PH)		SF8		F8		FC5-4 1B HBP		4-3	FC6-4	1	0	0	1	0	0	2							
<b>Ron Hodges, L</b> OBP: 0.337, SLG: 0.407 (6, 2)		2-H							1-2	2	0	0	0	0	0	1							
<b>Ted Martinez, R</b> OBP: 0.239, SLG: 0.294 (8, PH)				P3		FC5-4 1B			P6	3	0	2	0	0	0	0							
<b>Wayne Garrett, L</b> OBP: 0.317, SLG: 0.324 (8, 5)		1-2							BB	2	0	1	0	0	0	1							
<b>Jon Matlack, L</b> OBP: 0.199, SLG: 0.088 (8, PH)				G1		FC5-4				3	0	0	0	0	0	4							
<b>Ed Kranepool, L</b> OBP: 0.376, SLG: 0.465 (8, PH)						1-2 2-3			BB	0	0	0	0	0	0	0							
<b>Duffy Dyer, R</b> OBP: 0.278, SLG: 0.133 (8, PH)										0	0	0	0	1	0	0							
<b>Bob Miller, R</b> OBP: 0.111, SLG: 0.222 (8, 1)										0	0	0	0	0	0	0							
<b>Inning Stats</b>	R: 0 E: 0 K: 0 S: 3	H: 0 LOB: 0 BB: 0 P: 3	R: 1 E: 0 K: 0 S: 4	H: 1 LOB: 2 BB: 1 P: 9	R: 2 E: 1 K: 1 S: 9	H: 3 LOB: 2 BB: 0 P: 9	R: 0 E: 0 K: 0 S: 3	H: 0 LOB: 0 BB: 0 P: 3	R: 0 E: 0 K: 0 S: 4	H: 2 LOB: 1 BB: 0 P: 4	R: 0 E: 0 K: 1 S: 6	H: 1 LOB: 2 BB: 1 P: 10	R: 0 E: 0 K: 0 S: 4	H: 1 LOB: 1 BB: 2 P: 8	R: 2 E: 0 K: 0 S: 4	H: 1 LOB: 1 BB: 2 P: 12	1B: 8 2B: 1 3B: 0 HR: 1	SF: 1 SAC: 1 DP: 1 HBP: 2	WP: 0 PB: 0 SB: 1 CS: 0	PA: 44			
<b>PITCHER</b>	IP WLS BF H R ER SO BB IBB HBP BLK WP HR S P ERA WHIP	IP WLS BF H R ER SO BB IBB HBP BLK WP HR S P ERA WHIP	IP WLS BF H R ER SO BB IBB HBP BLK WP HR S P ERA WHIP	IP WLS BF H R ER SO BB IBB HBP BLK WP HR S P ERA WHIP	IP WLS BF H R ER SO BB IBB HBP BLK WP HR S P ERA WHIP	IP WLS BF H R ER SO BB IBB HBP BLK WP HR S P ERA WHIP	IP WLS BF H R ER SO BB IBB HBP BLK WP HR S P ERA WHIP	IP WLS BF H R ER SO BB IBB HBP BLK WP HR S P ERA WHIP	IP WLS BF H R ER SO BB IBB HBP BLK WP HR S P ERA WHIP	IP WLS BF H R ER SO BB IBB HBP BLK WP HR S P ERA WHIP	IP WLS BF H R ER SO BB IBB HBP BLK WP HR S P ERA WHIP	IP WLS BF H R ER SO BB IBB HBP BLK WP HR S P ERA WHIP	IP WLS BF H R ER SO BB IBB HBP BLK WP HR S P ERA WHIP	IP WLS BF H R ER SO BB IBB HBP BLK WP HR S P ERA WHIP	IP WLS BF H R ER SO BB IBB HBP BLK WP HR S P ERA WHIP	IP WLS BF H R ER SO BB IBB HBP BLK WP HR S P ERA WHIP	ERA WHIP	ERA WHIP	ERA WHIP	ERA WHIP	ERA WHIP	ERA WHIP	ERA WHIP
<b>Fred Norman, L</b> ERA: 3.05 (1, 1)	3.0	16	4	3	2	1	1	0	1	0	0	0	0	0	0	0	6.00	1.667					
<b>Pedro Borbon, R</b> ERA: 2.51 (4, 1)	3.0	12	3	0	0	0	0	0	1	0	0	0	0	0	11	12	0.00	1.000					
<b>Clay Carroll, R</b> ERA: 2.51 (7, 1)	1.1	7	2	0	0	1	1	0	0	0	0	0	0	8	12	0.00	2.250						
<b>Tom Hall, L</b> ERA: 3.63 (8, 1)	0.2	6	1	2	2	0	3	0	0	0	0	1	3	15	27.00	6.000							
<b>Dick Baney, R</b> ERA: 4.7 (9, 1)	0.1	1	0	0	0	0	0	0	0	0	0	0	1	1	0.00	0.000							
<b>Pete Rose, S</b> OBP: 0.377, SLG: 0.353 (1, 7)	6-3		1B E BB		5-3		HR 2B	G3		4	2	1	0	1	0	2	<b>New York Mets @ Cincinnati Reds</b> Riverfront Stadium, Cincinnati, OH Sun Aug 18 1974, 3:33 AM EDT Att: 45,025 - Unknown						
<b>Joe Morgan, L</b> OBP: 0.418, SLG: 0.474 (1, 4)	G3		K		S 1B		K	4-3		5	1	1	0	0	2	5							
<b>Johnny Bench, R</b> OBP: 0.361, SLG: 0.500 (1, 5)	E5		F8		F7		F7			4	0	0	0	0	0	4							
<b>Tony Perez, R</b> OBP: 0.337, SLG: 0.465 (1, 3)	K2-3		E6 1-H 2-H		FC6-4 1B		HR IBB			3	1	2	2	1	1	1							
<b>Dave Concepcion, R</b> OBP: 0.327, SLG: 0.376 (1, 6)		F8		S 1B		FC6-4		HR		4	1	2	3	0	0	1							
<b>George Foster, R</b> OBP: 0.338, SLG: 0.429 (8, 9)		F8		F8		K		F8		4	0	0	0	0	1	2							
<b>Merv Rettenmund, R</b> OBP: 0.322, SLG: 0.325 (8, 8)				K		SH1-4 BB		SH1-4 BB 1B		1	0	0	0	2	1	0							
<b>Cesar Geronimo, L</b> OBP: 0.358, SLG: 0.439 (8, 8)				K		SH1-4 BB		SH1-4 BB 1B		1	0	1	0	0	0	0							
<b>Bill Plummer, R</b> OBP: 0.265, SLG: 0.360 (1, 2)				6-3		SH1-4		SH1-4 BB		2	0	0	0	1	1	1							
<b>Fred Norman, S</b> OBP: 0.122, SLG: 0.085 (3, PH)				K		1-3		SH1-2-4		0	0	0	0	0	0	0							
<b>Ken Griffey, L</b> OBP: 0.287, SLG: 0.303 (4, 1)										0	1	0	0	1	0	0							
<b>Pedro Borbon, R</b> OBP: 0.271, SLG: 0.271 (6, PH)										1	0	0	0	0	1	0							
<b>Phil Gaslitano, R</b> OBP: 0.154, SLG: 0.154 (7, 1)										0	0	0	0	0	0	0							
<b>Clay Carroll, R</b> OBP: 0.154, SLG: 0.154 (8, 1)										0	0	0	0	0	0	0							
<b>Tom Hall, L</b> OBP: 0.154, SLG: 0.154 (8, 1)										0	0	0	0	0	0	0							
<b>Dick Baney, R</b> ERA: 4.7 (9, 1)										0	0	0	0	0	0	0							
<b>Will McEnaney, L</b> ERA: 5.19 (9, 1)										0	0	0	0	0	0	0							
<b>Inning Stats</b>	R: 0 E: 1 K: 1 S: 6	H: 0 LOB: 1 BB: 0 P: 6	R: 0 E: 0 K: 1 S: 5	H: 0 LOB: 1 BB: 1 P: 9	R: 2 E: 1 K: 1 S: 7	H: 2 LOB: 2 BB: 2 P: 15	R: 0 E: 0 K: 2 S: 7	H: 0 LOB: 0 BB: 0 P: 7	R: 1 E: 0 K: 0 S: 5	H: 2 LOB: 1 BB: 0 P: 5	R: 0 E: 0 K: 1 S: 5	H: 0 LOB: 1 BB: 1 P: 9	R: 3 E: 0 K: 1 S: 7	H: 2 LOB: 0 BB: 1 P: 11	R: 0 E: 0 K: 0 S: 4	H: 1 LOB: 2 BB: 1 P: 8	1B: 5 2B: 1 3B: 0 HR: 1	SF: 0 SAC: 2 DP: 0 HBP: 0	WP: 0 PB: 0 SB: 2 CS: 0	PA: 38			
<b>PITCHER</b>	IP WLS BF H R ER SO BB IBB HBP BLK WP HR S P ERA WHIP	IP WLS BF H R ER SO BB IBB HBP BLK WP HR S P ERA WHIP	IP WLS BF H R ER SO BB IBB HBP BLK WP HR S P ERA WHIP	IP WLS BF H R ER SO BB IBB HBP BLK WP HR S P ERA WHIP	IP WLS BF H R ER SO BB IBB HBP BLK WP HR S P ERA WHIP	IP WLS BF H R ER SO BB IBB HBP BLK WP HR S P ERA WHIP	IP WLS BF H R ER SO BB IBB HBP BLK WP HR S P ERA WHIP	IP WLS BF H R ER SO BB IBB HBP BLK WP HR S P ERA WHIP	IP WLS BF H R ER SO BB IBB HBP BLK WP HR S P ERA WHIP	IP WLS BF H R ER SO BB IBB HBP BLK WP HR S P ERA WHIP	IP WLS BF H R ER SO BB IBB HBP BLK WP HR S P ERA WHIP	IP WLS BF H R ER SO BB IBB HBP BLK WP HR S P ERA WHIP	IP WLS BF H R ER SO BB IBB HBP BLK WP HR S P ERA WHIP	IP WLS BF H R ER SO BB IBB HBP BLK WP HR S P ERA WHIP	IP WLS BF H R ER SO BB IBB HBP BLK WP HR S P ERA WHIP	IP WLS BF H R ER SO BB IBB HBP BLK WP HR S P ERA WHIP	ERA WHIP	ERA WHIP	ERA WHIP	ERA WHIP	ERA WHIP	ERA WHIP	
<b>Jon Matlack, L</b> ERA: 2.67 (8, 1)	7.0	33	6	5	7	4	4	1	0	0	0	0	0	4	8	0.00	2.000						
<b>Bob Miller, R</b> ERA: 3.39 (8, 1)	1.0	5	1	0	0	0	1	0	0	0	0	0	0	4	8	0.00	2.000						



Batter	1	2	3	4	5	6	7	8	9	AB	R	H	RBI	BB	SO	LOB	TOP										
Dave Cash, R OBP: 0.352, SLG: 0.392 Larry Christenson, R (7, 1) Del Unser, L OBP: 0.343, SLG: 0.405 (9, PH)	F9						6-3		F7	4	0	1	0	0	1	1	<b>Philadelphia Phillies @ Cincinnati Reds</b> Riverfront Stadium, Cincinnati, OH Mon Aug 19 1974, 7:05 PM EDT Att: 21,806 - Unknown										
Larry Bowa, S OBP: 0.395, SLG: 0.342 (1, 6)	K		1B		5-3		F8			5	0	1	0	0	1	2											
Mike Schmidt, R OBP: 0.419, SLG: 0.600 Jim Essian, R OBP: 0.200, SLG: 0.111 (8, PR) (8, 5)								E5	5-3	2	1	1	1	2	0	0											
Willie Montanez, L OBP: 0.354, SLG: 0.423 Tom Hutton, L OBP: 0.314, SLG: 0.339 (8, PR) (8, 3)	4-3				1-3		F8	FC6-5		4	0	0	0	0	0	3											
Bill Robinson, R OBP: 0.279, SLG: 0.346 (1, 8)										4	0	2	0	0	1	1											
Ollie Brown, R OBP: 0.276, SLG: 0.422 (1, 7)	5-3									3	0	2	0	1	0	0											
Bob Boone, R OBP: 0.295, SLG: 0.327 (1, 2)	P2				P3		L8		SF7	3	0	0	1	0	0	4											
Mike Anderson, R OBP: 0.316, SLG: 0.377 (1, 9)					6-3		F8		FC6-4	4	0	1	0	0	0	4											
Wayne Twitchell, R OBP: 0.208, SLG: 0.208 Tony Harmon, R OBP: 0.290, SLG: 0.302 Tom Underwood, R (3, 1) Jesus Hernaiz, R (3, 1) Tony Taylor, R OBP: 0.426, SLG: 0.578 (7, PH) (7, 4)					6-3				P4	0	0	0	0	0	0	0											
Inning Stats	R: 0 E: 0 K: 1 S: 5	H: 0 LOB: 1 BB: 1 P: 9	R: 0 E: 0 K: 0 S: 3	H: 0 LOB: 0 BB: 0 P: 3	R: 0 E: 0 K: 0 S: 4	H: 1 LOB: 1 BB: 0 P: 4	R: 1 E: 0 K: 0 S: 6	H: 3 LOB: 2 BB: 0 P: 6	R: 0 E: 0 K: 1 S: 5	H: 0 LOB: 0 BB: 0 P: 5	R: 0 E: 0 K: 1 S: 6	H: 1 LOB: 2 BB: 1 P: 10	R: 0 E: 1 K: 0 S: 5	H: 1 LOB: 2 BB: 0 P: 4	R: 1 E: 0 K: 0 S: 4	H: 1 LOB: 1 BB: 0 P: 9		R: 0 E: 0 K: 0 S: 4	H: 1 LOB: 1 BB: 0 P: 4	1B: 7 2B: 0 3B: 0 HR: 1	SF: 1 SAC: 0 DP: 0 HBP: 0	WP: 2 PB: 0 SB: 0 CS: 0	PA: 39				
PITCHER	IP	WLS	BF	H	R	ER	SO	BB	IBB	HBP	BLK	WP	HR	S	P	ERA	WHIP										
Don Gullett, L ERA: 2.87 Dick Baney, R ERA: 4.41	(1, 1) (8, 1)	7.0 W	29	6	1	1	3	2	0	0	0	1	1	33	41	1.29	1.143										

Batter	1	2	3	4	5	6	7	8	9	AB	R	H	RBI	BB	SO	LOB	BOTTOM										
Pete Rose, S OBP: 0.379, SLG: 0.355 Ken Griffey, L OBP: 0.287, SLG: 0.303 (7, 7)	F8					6-3				3	2	1	0	2	1	2	<b>Philadelphia Phillies @ Cincinnati Reds</b> Riverfront Stadium, Cincinnati, OH Mon Aug 19 1974, 7:05 PM EDT Att: 21,806 - Unknown										
Joe Morgan, L OBP: 0.419, SLG: 0.489 Junior Kennedy, R (4, 4)	F8									3	2	2	7	0	0	1											
Johnny Bench, R OBP: 0.362, SLG: 0.501 (4, 3)										5	1	2	1	0	1	1											
Tony Perez, R OBP: 0.339, SLG: 0.468 Bill Plummer, R OBP: 0.291, SLG: 0.354 (4, 2)										2	2	1	0	1	1	0											
Dan Driessen, L OBP: 0.342, SLG: 0.386 Darrel Chaney, S OBP: 0.370, SLG: 0.310 (6, 5)										4	1	1	2	0	1	2											
Cesar Geronimo, L OBP: 0.364, SLG: 0.443 (1, 8)										4	1	3	2	1	0	0											
Dave Concepcion, R OBP: 0.330, SLG: 0.387 (1, 6)										4	2	2	1	1	0	3											
George Foster, R OBP: 0.339, SLG: 0.423 (1, 9)										3	2	0	0	2	0	2											
Don Gullett, R OBP: 0.294, SLG: 0.262 Dick Baney, R (8, 1)										3	2	1	2	0	1	2											
Inning Stats	R: 2 E: 0 K: 0 S: 7	H: 4 LOB: 2 BB: 0 P: 7	R: 3 E: 1 K: 2 S: 9	H: 1 LOB: 0 BB: 1 P: 13	R: 9 E: 1 K: 1 S: 12	H: 7 LOB: 2 BB: 4 P: 28	R: 0 E: 0 K: 1 S: 4	H: 0 LOB: 0 BB: 1 P: 8	R: 0 E: 0 K: 0 S: 3	H: 0 LOB: 0 BB: 0 P: 3	R: 1 E: 0 K: 1 S: 6	H: 1 LOB: 0 BB: 0 P: 6	R: 0 E: 0 K: 1 S: 5	H: 0 LOB: 1 BB: 1 P: 9	R: 0 E: 0 K: 0 S: 2	H: 0 LOB: 0 BB: 1 P: 6		1B: 5 2B: 5 3B: 0 HR: 3	SF: 0 SAC: 1 DP: 2 HBP: 0	WP: 0 PB: 0 SB: 0 CS: 0	PA: 44						
PITCHER	IP	WLS	BF	H	R	ER	SO	BB	IBB	HBP	BLK	WP	HR	S	P	ERA	WHIP										
Wayne Twitchell, R ERA: 4.44 Tom Underwood, L ERA: 162.0 Jesus Hernaiz, R ERA: 4.68 Larry Christenson, R ERA:	(1, 1) (3, 1) (3, 1) (7, 1)	2.0 L	13	5	5	4	2	1	0	0	0	0	1	7	15	162.00	15.000										





Batter	1	2	3	4	5	6	7	8	9	AB	R	H	RBI	BB	SO	LOB	TOP					
Dave Cash, R OBP: 0.353, SLG: 0.392 (1, 4)										3	0	1	0	1	0	0	<b>Philadelphia Phillies @ Cincinnati Reds</b> Riverfront Stadium, Cincinnati, OH Tue Aug 20 1974, 7:05 PM EDT Att: 30,448 - Unknown <a href="http://livebaseballscorecards.com">livebaseballscorecards.com</a>					
Larry Bowa, S OBP: 0.395, SLG: 0.341 (1, 6)										4	0	1	0	0	0	3						
Mike Schmidt, R OBP: 0.417, SLG: 0.596 (1, 5)										4	1	1	0	0	2	2						
Willie Montanez, L OBP: 0.353, SLG: 0.421 (1, 3)										4	0	1	1	0	0	1						
Del Unser, L OBP: 0.342, SLG: 0.401 (1, 8)										3	0	0	0	1	1	1						
Jay Johnstone, L OBP: 0.415, SLG: 0.585 (1, 7)										4	0	0	0	0	1	2						
Mike Anderson, R Eddie Watt, R Tom Hutton, L OBP: 0.317, SLG: 0.339 (1, 9) (8, 1) (9, PH)										3	0	1	0	0	1	0						
Bob Boone, R OBP: 0.292, SLG: 0.324 (1, 2)										4	0	0	0	0	0	3						
Ron Schueler, R Pete Richert, L Ollie Brown, R OBP: 0.149, SLG: 0.111 (6, 1) (8, PH) (8, 9)										2	0	0	0	0	1	1						
<b>Inning Stats</b>	R: 0 E: 0 K: 1 S: 6	H: 1 LOB: 1 BB: 0 P: 6	R: 0 E: 0 K: 2 S: 7	H: 0 LOB: 0 BB: 0 P: 7	R: 0 E: 0 K: 0 S: 3	H: 0 LOB: 0 BB: 0 P: 3	R: 1 E: 1 K: 0 S: 5	H: 2 LOB: 1 BB: 0 P: 5	R: 0 E: 0 K: 1 S: 6	H: 1 LOB: 2 BB: 1 P: 10	R: 0 E: 0 K: 2 S: 7	H: 0 LOB: 0 BB: 0 P: 7	R: 0 E: 0 K: 0 S: 3	H: 0 LOB: 0 BB: 0 P: 3	R: 0 E: 0 K: 0 S: 4	H: 1 LOB: 1 BB: 2 P: 4		R: 0 E: 0 K: 0 S: 3	H: 0 LOB: 2 BB: 2 P: 11	1B: 5 2B: 0 3B: 0 HR: 0	SF: 0 SAC: 0 DP: 0 HBP: 0	WP: 3 PB: 0 SB: 0 CS: 0
<b>PITCHER</b> Clay Kirby, R ERA: 3.03 (1, 1)	IP: 9.0 WLS: W BF: 35 H: 5 R: 1 ER: 0 SO: 6 BB: 3 IBB: 0 HBP: 0 BLK: 0 WP: 2 HR: 0 S: 44 P: 56 ERA: 0.00 WHIP: 0.889															<b>PITCHER</b>						

Batter	1	2	3	4	5	6	7	8	9	AB	R	H	RBI	BB	SO	LOB	BOTTOM			
Pete Rose, S OBP: 0.380, SLG: 0.356 (1, 7)										4	1	2	0	0	0	2	<b>Philadelphia Phillies @ Cincinnati Reds</b> Riverfront Stadium, Cincinnati, OH Tue Aug 20 1974, 7:05 PM EDT Att: 30,448 - Unknown <a href="http://livebaseballscorecards.com">livebaseballscorecards.com</a>			
Joe Morgan, L OBP: 0.420, SLG: 0.494 (1, 4)										3	2	1	1	1	2	3				
Johnny Bench, R OBP: 0.361, SLG: 0.505 (1, 2)										4	1	1	3	0	1	3				
Tony Perez, R OBP: 0.337, SLG: 0.463 (1, 3)										4	0	0	0	0	1	1				
Dan Driessen, L Darrel Chaney, S OBP: 0.342, SLG: 0.389 (6, 5)										3	1	1	0	0	1	0				
Cesar Geronimo, L OBP: 0.366, SLG: 0.444 (1, 8)										4	1	2	0	0	1	1				
Dave Concepcion, R OBP: 0.333, SLG: 0.392 (1, 6)										4	1	3	0	0	0	1				
George Foster, R OBP: 0.338, SLG: 0.420 (1, 9)										4	0	1	1	0	2	2				
Clay Kirby, R OBP: 0.164, SLG: 0.089 (1, 1)										4	0	0	1	0	3	2				
<b>Inning Stats</b>	R: 0 E: 0 K: 2 S: 8	H: 1 LOB: 1 BB: 0 P: 8	R: 1 E: 0 K: 3 S: 11	H: 2 LOB: 1 BB: 0 P: 11	R: 3 E: 0 K: 1 S: 8	H: 3 LOB: 1 BB: 1 P: 12	R: 0 E: 0 K: 2 S: 7	H: 0 LOB: 0 BB: 0 P: 7	R: 1 E: 0 K: 1 S: 6	H: 1 LOB: 0 BB: 0 P: 6	R: 2 E: 0 K: 1 S: 9	H: 3 LOB: 2 BB: 0 P: 9	R: 0 E: 0 K: 1 S: 5	H: 0 LOB: 0 BB: 0 P: 5	R: 0 E: 0 K: 1 S: 5	H: 1 LOB: 0 BB: 0 P: 5		1B: 7 2B: 2 3B: 0 HR: 2	SF: 0 SAC: 0 DP: 1 HBP: 0	WP: 0 PB: 0 SB: 2 CS: 0
<b>PITCHER</b> Ron Schueler, R ERA: 3.54 (1, 1)	IP: 5.0 WLS: L BF: 27 H: 10 R: 7 ER: 6 SO: 9 BB: 1 IBB: 0 HBP: 0 BLK: 0 WP: 0 HR: 2 S: 44 P: 48 ERA: 10.80 WHIP: 2.200															<b>PITCHER</b>				
Pete Richert, L ERA: 2.43 (6, 1)	2.0	6	0	0	0	2	0	0	0	0	0	10	10	0.00	0.000					
Eddie Watt, R ERA: 3.82 (8, 1)	1.0	3	1	0	0	1	0	0	0	0	0	5	5	0.00	1.000					



Batter	1	2	3	4	5	6	7	8	9	AB	R	H	RBI	BB	SO	LOB	TOP			
<b>Dave Cash, R</b> OBP: 0.353, SLG: 0.394 (1, 4)										5	1	2	2	0	0	1	<b>Philadelphia Phillies @ Cincinnati Reds</b> Riverfront Stadium, Cincinnati, OH Wed Aug 21 1974, 7:05 PM EDT Att: 31,887 - Unknown  <b>AB 39</b> <b>R 10</b> <b>H 15</b> <b>RBI 10</b> <b>BB 3</b> <b>SO 3</b> <b>LOB 14</b>			
<b>Larry Bowa, S</b> OBP: 0.396, SLG: 0.342 (1, 6)										4	1	2	0	0	0	2				
<b>Mike Schmidt, R</b> OBP: 0.419, SLG: 0.610 (1, 5)										5	3	3	3	0	0	1				
<b>Willie Montanez, L</b> OBP: 0.356, SLG: 0.423 (1, 3)										3	0	1	2	2	0	1				
<b>Del Unser, L</b> OBP: 0.343, SLG: 0.410 (1, 8)										5	2	1	0	2	2					
<b>Jay Johnstone, L</b> OBP: 0.396, SLG: 0.556 (1, 7)										5	1	0	0	0	0	4				
<b>Mike Anderson, R</b> OBP: 0.320, SLG: 0.383 (1, 9)										5	1	3	2	0	0	1				
<b>Bob Boone, R</b> OBP: 0.293, SLG: 0.330 (1, 2)										5	1	2	0	0	0	2				
<b>Jim Lonborg, R</b> OBP: 0.125, SLG: 0.169 (1, 1)										2	0	0	0	1	1	0				
<b>Inning Stats</b>	R: 0 E: 0 K: 0 S: 4	H: 1 LOB: 1 BB: 0 P: 4	R: 2 E: 0 K: 1 S: 8	H: 4 LOB: 2 BB: 1 P: 12	R: 1 E: 0 K: 0 S: 4	H: 1 LOB: 1 BB: 1 P: 8	R: 0 E: 0 K: 0 S: 4	H: 0 LOB: 1 BB: 0 P: 9	R: 0 E: 0 K: 0 S: 3	H: 0 LOB: 1 BB: 0 P: 3	R: 4 E: 0 K: 0 S: 8	H: 5 LOB: 1 BB: 0 P: 8	R: 2 E: 1 K: 1 S: 7	H: 1 LOB: 0 BB: 0 P: 7	R: 1 E: 0 K: 0 S: 4	H: 2 LOB: 0 BB: 0 P: 4		1B: 7 2B: 5 3B: 0 HR: 3	SF: 0 SAC: 2 DP: 1 HBP: 0	WP: 0 PB: 0 SB: 0 CS: 0
<b>PITCHER</b>	IP WLS BF H R ER SO BB IBB HBP BLK WP HR S P ERA WHIP																			
<b>Tom Carroll, R</b> ERA: 2.72 (1, 1)	6.0 L 27 7 3 3 2 3 0 0 0 0 0 1 28 40 4.50 1.667																			
<b>Pedro Borbon, R</b> ERA: 3.05 (7, 1)	0.1 4 3 3 3 0 0 0 0 0 0 0 0 4 4 81.00 9.000																			
<b>Tom Hall, L</b> ERA: 3.69 (7, 1)	1.2 9 3 3 1 1 0 0 0 0 0 0 1 11 11 5.40 1.800																			
<b>Dick Baney, R</b> ERA: 4.54 (9, 1)	1.0 4 2 1 1 0 0 0 0 0 0 0 1 4 4 9.00 2.000																			
Batter	1	2	3	4	5	6	7	8	9	AB	R	H	RBI	BB	SO	LOB	BOTTOM			
<b>Pete Rose, S</b> OBP: 0.379, SLG: 0.359 (1, 7)										4	1	1	0	0	0	1	<b>Philadelphia Phillies @ Cincinnati Reds</b> Riverfront Stadium, Cincinnati, OH Wed Aug 21 1974, 7:05 PM EDT Att: 31,887 - Unknown  <b>AB 34</b> <b>R 3</b> <b>H 8</b> <b>RBI 3</b> <b>BB 0</b> <b>SO 6</b> <b>LOB 9</b>			
<b>Joe Morgan, L</b> OBP: 0.419, SLG: 0.492 (1, 4)										4	0	1	1	0	0	1				
<b>Johnny Bench, R</b> OBP: 0.360, SLG: 0.503 (1, 2)										4	0	1	0	0	2	1				
<b>Tony Perez, R</b> OBP: 0.334, SLG: 0.459 (1, 3)										4	0	0	0	0	0	1				
<b>Dan Driessen, L</b> OBP: 0.341, SLG: 0.387 (1, 5)										4	0	1	0	0	2	1				
<b>Cesar Geronimo, L</b> OBP: 0.364, SLG: 0.442 (1, 8)										4	0	1	0	0	0	2				
<b>Dave Concepcion, R</b> OBP: 0.333, SLG: 0.391 (1, 6)										4	1	1	0	0	1	2				
<b>George Foster, R</b> OBP: 0.338, SLG: 0.433 (1, 9)										3	1	1	2	0	0	0				
<b>Tom Carroll, L</b> OBP: 0.217, SLG: 0.182 (5, PH)										1	0	0	0	0	1	0				
<b>Ken Griffey, L</b> OBP: 0.281, SLG: 0.306 (7, 1)										1	0	1	0	0	0	0				
<b>Pedro Borbon, R</b> OBP: 0.211, SLG: 0.211 (7, 1)										0	0	0	0	0	0	0				
<b>Tom Hall, L</b> OBP: 0.221, SLG: 0.211 (7, 1)										0	0	0	0	0	0	0				
<b>Terry Crowley, L</b> OBP: 0.262, SLG: 0.348 (8, PH)										1	0	0	0	0	0	0				
<b>Dick Baney, R</b> (9, 1)										0	0	0	0	0	0	0				
<b>Inning Stats</b>	R: 0 E: 0 K: 0 S: 3	H: 0 LOB: 0 BB: 0 P: 3	R: 0 E: 0 K: 1 S: 6	H: 1 LOB: 1 BB: 0 P: 6	R: 0 E: 0 K: 1 S: 5	H: 0 LOB: 0 BB: 0 P: 5	R: 0 E: 0 K: 2 S: 7	H: 0 LOB: 0 BB: 0 P: 7	R: 0 E: 0 K: 0 S: 4	H: 1 LOB: 1 BB: 0 P: 4	R: 0 E: 0 K: 0 S: 4	H: 1 LOB: 1 BB: 0 P: 4	R: 3 E: 0 K: 1 S: 8	H: 3 LOB: 0 BB: 0 P: 8	R: 0 E: 0 K: 0 S: 4	H: 1 LOB: 1 BB: 0 P: 4	1B: 6 2B: 0 3B: 1 HR: 1	SF: 0 SAC: 0 DP: 0 HBP: 0	WP: 0 PB: 0 SB: 0 CS: 1	PA: 34
<b>PITCHER</b>	IP WLS BF H R ER SO BB IBB HBP BLK WP HR S P ERA WHIP																			
<b>Jim Lonborg, R</b> ERA: 3.16 (1, 1)	9.0 W 34 8 3 3 6 0 0 0 0 0 0 1 46 46 3.00 0.889																			



Batter	1	2	3	4	5	6	7	8	9	AB	R	H	RBI	BB	SO	LOB	TOP										
<b>Pete Rose, S</b> OBP: 0.378, SLG: 0.358 (1, 7)	F7	G3				1B HR	CI 1B BB	K		4	2	1	0	0	1	1	<b>Cincinnati Reds @ Montreal Expos</b> Jarry Park, Montreal, QB Fri Aug 23 1974, 7:05 PM EDT Att: 20,468 - Unknown										
<b>Joe Morgan, L</b> OBP: 0.422, SLG: 0.496 (1, 4)	1B 2B		F8 BB		1-2 HR	1B	E BB	K		3	3	2	0	2	1	0											
<b>Johnny Bench, R</b> OBP: 0.361, SLG: 0.508 (1, 2)	1B 2H		F8 1-2		HR		K	F9		5	1	2	4	0	1	3											
<b>Tony Perez, R</b> OBP: 0.337, SLG: 0.463 (6, PR)	K				E		E9 1B	K		3	1	2	1	1	1	1											
<b>Darrel Chaney, S</b> OBP: 0.362, SLG: 0.301 (6, 5)	K				E	2B	E 1B	K		1	1	0	0	0	1	0											
<b>Dan Driessen, L</b> OBP: 0.344, SLG: 0.390 (6, 3)	1-2 1B		F9		E1 1B	2H	FC5-4 1B	K		5	1	3	1	0	1	1											
<b>Cesar Geronimo, L</b> OBP: 0.362, SLG: 0.438 (1, 8)	K			4-3	2H 1B	S 1B	K	F2		5	1	1	1	0	2	4											
<b>Dave Concepcion, R</b> OBP: 0.329, SLG: 0.386 (1, 6)		6-3		F8	1-2 K		FC5-4	K		5	0	0	0	0	2	3											
<b>George Foster, R</b> OBP: 0.340, SLG: 0.434 (1, 9)				5-3	2H 1B	FC6-4 1B		F7		4	0	2	1	0	0	0											
<b>Jack Billingham, R</b> OBP: 0.091, SLG: 0.074 (5, PH)	K							K		1	0	0	0	0	1	1											
<b>Phil Gagliano, R</b> OBP: 0.415, SLG: 0.077 (5, 1)	K							K		2	0	0	0	0	1	1											
<b>Tom Hall, L</b> (5, 1)										0	0	0	0	0	0	0											
<b>Clay Carroll, R</b> OBP: 0.143, SLG: 0.143 (6, 1)										1	0	0	0	0	1	0											
<b>Inning Stats</b>	R: 1 E: 0 K: 2 S: 10	H: 3 LOB: 2 BB: 0 P: 10	R: 0 E: 0 K: 1 S: 6	H: 1 LOB: 1 BB: 0 P: 6	R: 0 E: 0 K: 0 S: 2	H: 0 LOB: 0 BB: 2 P: 10	R: 0 E: 0 K: 0 S: 3	H: 0 LOB: 0 BB: 0 P: 3	R: 6 E: 1 K: 2 S: 14	H: 7 LOB: 1 BB: 0 P: 14	R: 3 E: 0 K: 2 S: 10	H: 2 LOB: 2 BB: 0 P: 11	R: 0 E: 0 K: 2 S: 7	H: 0 LOB: 0 BB: 0 P: 7	R: 0 E: 0 K: 2 S: 7	H: 0 LOB: 0 BB: 0 P: 7	R: 0 E: 0 K: 2 S: 7	H: 0 LOB: 0 BB: 0 P: 7	1B: 10 2B: 2 3B: 0 HR: 1	SF: 0 SAC: 0 DP: 0 HBP: 0	WP: 0 PB: 0 SB: 1 CS: 0	PA: 43					
<b>PITCHER</b>	IP	WLS	BF	H	R	ER	SO	BB	IBB	HBP	BLK	WP	HR	S	P	ERA	WHIP										
<b>Tom Walker, R</b> ERA: 3.69	4.1	L	22	8	5	5	4	2	0	0	0	0	1	28	36	10.38	2.308										
<b>John Montague, R</b> ERA: 2.79	1.2		12	5	5	3	3	1	0	0	0	0	0	17	21	16.20	3.600										
<b>Don Carrithers, R</b> ERA: 2.78	1.0		3	0	0	0	2	0	0	0	0	0	0	7	7	0.00	0.000										
<b>Steve Renko, R</b> ERA: 3.99	2.0		6	0	0	0	4	0	0	0	0	0	0	14	14	0.00	0.000										

Batter	1	2	3	4	5	6	7	8	9	AB	R	H	RBI	BB	SO	LOB	BOTTOM										
<b>Ron Hunt, R</b> OBP: 0.381, SLG: 0.306 (1, 4)	FC1-6 1B	G6-3		L5-3		BLK 1B BB	FC5			4	0	1	0	1	0	6	<b>Cincinnati Reds @ Montreal Expos</b> Jarry Park, Montreal, QB Fri Aug 23 1974, 7:05 PM EDT Att: 20,468 - Unknown										
<b>Tim Lincecum, R</b> OBP: 0.278, SLG: 0.271 (1, 6)	FC1-6 1B 4-3		1-3		F7	BLK 1B		F7		5	1	1	0	0	0	1											
<b>Willie Davis, L</b> OBP: 0.321, SLG: 0.411 (1, 8)	4-3 E 1B		HR		F9	1-2 2-3		1B		5	2	3	1	0	0	2											
<b>Ron Fairly, L</b> OBP: 0.375, SLG: 0.426 (6, PH)	4-3		F8		5-3			F8		2	0	0	1	0	0	1											
<b>Ron Woods, R</b> OBP: 0.327, SLG: 0.223 (6, 7)	2-3 3-H							F8		3	1	1	0	0	0	1											
<b>Ken Singleton, S</b> OBP: 0.384, SLG: 0.363 (1, 9)	E9 1B		1B BB		1-3	BB 1B		3-1		3	0	1	1	2	0	1											
<b>Mike Jorgensen, L</b> OBP: 0.438, SLG: 0.461 (6, PH)	4-3		1-2 1B			HR 2B		K		2	0	1	0	0	0	1											
<b>Hal Breeden, R</b> OBP: 0.333, SLG: 0.370 (7, 3)								F8		3	1	1	0	0	1	2											
<b>Bob Bailey, R</b> OBP: 0.396, SLG: 0.427 (1, 5)		FC2-5 1B		F8		HR BB		K		4	1	1	0	1	1	4											
<b>Barry Foote, R</b> OBP: 0.314, SLG: 0.402 (1, 2)		FC2-5 1B		6-3		HR BB		K		5	1	3	4	0	1	0											
<b>Tom Walker, R</b> ERA: 3.48	4.0		19	8	3	3	0	1	0	0	0	0	0	18	22	6.75	2.250										
<b>Tom Hall, L</b> ERA: 4.09	1.1		7	2	3	3	0	1	0	0	0	1	6	10	20.25	2.250											
<b>Clay Carroll, R</b> ERA: 2.5	3.2	W	18	4	1	1	4	3	0	0	1	0	0	23	35	2.46	1.909										
<b>PITCHER</b>	IP	WLS	BF	H	R	ER	SO	BB	IBB	HBP	BLK	WP	HR	S	P	ERA	WHIP										
<b>Tom Walker, R</b> ERA: 3.48	4.0		19	8	3	3	0	1	0	0	0	0	0	18	22	6.75	2.250										
<b>Tom Hall, L</b> ERA: 4.09	1.1		7	2	3	3	0	1	0	0	0	1	6	10	20.25	2.250											
<b>Clay Carroll, R</b> ERA: 2.5	3.2	W	18	4	1	1	4	3	0	0	1	0	0	23	35	2.46	1.909										
<b>Inning Stats</b>	R: 2 E: 1 K: 0 S: 6	H: 3 LOB: 1 BB: 0 P: 6	R: 0 E: 0 K: 0 S: 4	H: 2 LOB: 1 BB: 0 P: 4	R: 1 E: 0 K: 0 S: 5	H: 2 LOB: 2 BB: 1 P: 9	R: 0 E: 0 K: 0 S: 3	H: 1 LOB: 0 BB: 0 P: 3	R: 0 E: 0 K: 0 S: 3	H: 0 LOB: 0 BB: 0 P: 3	R: 3 E: 0 K: 1 S: 8	H: 3 LOB: 2 BB: 2 P: 16	R: 1 E: 0 K: 2 S: 9	H: 2 LOB: 3 BB: 2 P: 17	R: 0 E: 0 K: 0 S: 4	H: 1 LOB: 1 BB: 0 P: 4	R: 0 E: 0 K: 1 S: 5	H: 0 LOB: 0 BB: 0 P: 5	1B: 11 2B: 2 3B: 0 HR: 2	SF: 0 SAC: 0 DP: 2 HBP: 0	WP: 0 PB: 0 SB: 0 CS: 0	PA: 44					




Batter	1	2	3	4	5	6	7	8	9	AB	R	H	RBI	BB	SO	LOB	TOP					
<b>Pete Rose, S</b> OBP: 0.391, SLG: 0.366 (1, 7)										5	2	4	0	0	0	0	<b>Cincinnati Reds @ Montreal Expos</b> Jarry Park, Montreal, QB Sat Aug 24 1974, 3:33 AM EDT Att: 18,466 - Unknown					
<b>Joe Morgan, L</b> OBP: 0.422, SLG: 0.492 (1, 4)										3	1	0	0	2	1	3						
<b>Johnny Bench, R</b> OBP: 0.359, SLG: 0.507 (1, 2)										5	1	1	0	0	1	5						
<b>Tony Perez, R</b> OBP: 0.340, SLG: 0.463 (1, 3)										4	2	2	1	1	1	2						
<b>Dan Driessen, L</b> OBP: 0.345, SLG: 0.389 <b>Darrel Chaney, S</b> OBP: 0.361, SLG: 0.303 (5, 5)										1	0	0	0	1	0	2						
<b>Cesar Geronimo, L</b> OBP: 0.368, SLG: 0.442 (1, 8)										4	0	3	4	1	1	1						
<b>Dave Concepcion, R</b> OBP: 0.326, SLG: 0.382 (1, 6)										5	0	0	0	0	1	8						
<b>George Foster, R</b> OBP: 0.343, SLG: 0.433 (1, 9)										3	0	1	0	1	0	0						
<b>Don Gullett, R</b> OBP: 0.292, SLG: 0.262 (1, 1)										4	0	1	0	0	2	2						
<b>Inning Stats</b>	R: 2 E: 0 K: 0 S: 5	H: 2 LOB: 2 BB: 2 P: 13	R: 0 E: 0 K: 1 S: 6	H: 1 LOB: 1 BB: 0 P: 6	R: 1 E: 0 K: 0 S: 4	H: 2 LOB: 1 BB: 1 P: 8	R: 0 E: 0 K: 1 S: 5	H: 0 LOB: 0 BB: 0 P: 5	R: 0 E: 0 K: 3 S: 9	H: 2 LOB: 1 BB: 0 P: 9	R: 0 E: 0 K: 2 S: 8	H: 2 LOB: 1 BB: 0 P: 8	R: 0 E: 0 K: 0 S: 4	H: 2 LOB: 2 BB: 2 P: 12	R: 1 E: 1 K: 0 S: 4	H: 1 LOB: 2 BB: 1 P: 10		R: 2 E: 0 K: 0 S: 6	H: 3 LOB: 2 BB: 1 P: 10	1B: 10 2B: 3 3B: 0 HR: 0	SF: 0 SAC: 0 DP: 2 HBP: 0	WP: 0 PB: 0 SB: 1 CS: 1
<b>PITCHER</b>	IP	WLS	BF	H	R	ER	SO	BB	IBB	HBP	BLK	WP	HR	S	P	ERA	WHIP					
<b>Steve Rogers, R</b> ERA: 4.63 <b>Chuck Taylor, R</b> ERA: 2.25	(1, 1)	8.2	L	42	13	6	5	7	4	2	0	0	0	0	1	74	5.19	1.962				

AB	37
R	6
H	13
RBI	5
BB	6
SO	7
LOB	26



Batter	1	2	3	4	5	6	7	8	9	AB	R	H	RBI	BB	SO	LOB	BOTTOM					
<b>Ron Hunt, R</b> OBP: 0.384, SLG: 0.314 (1, 5)										3	2	2	1	1	0	0	<b>Cincinnati Reds @ Montreal Expos</b> Jarry Park, Montreal, QB Sat Aug 24 1974, 3:33 AM EDT Att: 18,466 - Unknown					
<b>Tim Foli, R</b> OBP: 0.278, SLG: 0.271 (1, 6)										4	0	1	1	0	1	2						
<b>Ron Woods, R</b> OBP: 0.325, SLG: 0.216 (1, 8)										3	0	0	0	1	0	2						
<b>Bob Bailey, R</b> OBP: 0.394, SLG: 0.425 (1, 7)										4	1	1	0	0	1	2						
<b>Hal Breeden, R</b> OBP: 0.337, SLG: 0.373 <b>Mike Jorgensen, L</b> OBP: 0.438, SLG: 0.461 (8, PR) (9, 3)										4	0	2	1	0	1	0						
<b>Barry Foote, R</b> OBP: 0.310, SLG: 0.397 (1, 2)										4	0	0	1	0	0	3						
<b>Ken Singleton, S</b> OBP: 0.381, SLG: 0.360 (1, 9)										4	0	0	0	0	1	2						
<b>Pepe Frias, R</b> OBP: 0.276, SLG: 0.278 (1, 4)										4	0	1	0	0	1	1						
<b>Steve Rogers, R</b> OBP: 0.253, SLG: 0.164 <b>Chuck Taylor, R</b> OBP: 0.444, SLG: 0.500 <b>Jose Morales, R</b> OBP: 0.318, SLG: 0.476 (9, PH)										3	1	1	0	0	0	1						
<b>Inning Stats</b>	R: 0 E: 0 K: 1 S: 5	H: 0 LOB: 0 BB: 0 P: 5	R: 1 E: 1 K: 1 S: 7	H: 2 LOB: 1 BB: 0 P: 7	R: 0 E: 0 K: 0 S: 3	H: 0 LOB: 1 BB: 1 P: 7	R: 0 E: 0 K: 0 S: 3	H: 0 LOB: 0 BB: 0 P: 3	R: 2 E: 0 K: 1 S: 8	H: 3 LOB: 1 BB: 0 P: 8	R: 0 E: 0 K: 2 S: 7	H: 0 LOB: 0 BB: 0 P: 7	R: 0 E: 0 K: 0 S: 3	H: 1 LOB: 0 BB: 0 P: 3	R: 1 E: 1 K: 0 S: 5	H: 2 LOB: 2 BB: 1 P: 9		R: 0 E: 0 K: 1 S: 5	H: 0 LOB: 0 BB: 0 P: 5	1B: 6 2B: 3 3B: 0 HR: 0	SF: 0 SAC: 0 DP: 2 HBP: 0	WP: 0 PB: 0 SB: 0 CS: 2
<b>PITCHER</b>	IP	WLS	BF	H	R	ER	SO	BB	IBB	HBP	BLK	WP	HR	S	P	ERA	WHIP					
<b>Don Gullett, L</b> ERA: 2.92	(1, 1)	9.0	W	36	8	4	4	6	2	0	0	0	0	0	46	4.00	1.111					

AB	34
R	4
H	8
RBI	4
BB	2
SO	6
LOB	13





Batter	1	2	3	4	5	6	7	8	9	AB	R	H	RBI	BB	SO	LOB	TOP	
<b>Pete Rose, S</b> OBP: 0.383, SLG: 0.369 (1, 7)										5	1	3	2	0	0	1	<b>Cincinnati Reds @ Montreal Expos</b> Jarry Park, Montreal, QB Sun Aug 25 1974, 3:33 AM EDT Att: 21,161 - Unknown	
<b>Cesar Geronimo, L</b> OBP: 0.389, SLG: 0.441 (1, 8)										3	0	1	0	1	1	1		
<b>Johnny Bench, R</b> OBP: 0.357, SLG: 0.503 (1, 2)										4	0	0	0	0	1	5		
<b>Tony Perez, R</b> OBP: 0.339, SLG: 0.460 (1, 3)										3	0	0	0	1	0	3		
<b>Dan Driessen, L</b> OBP: 0.342, SLG: 0.386 (1, 5)										3	0	0	1	0	0	0		
<b>Fred Norman, S</b> OBP: 0.122, SLG: 0.085 (8, 1)										0	0	0	0	0	0	0		
<b>Dave Concepcion, R</b> OBP: 0.325, SLG: 0.381 (1, 6)										4	0	1	0	0	2	2		
<b>George Foster, R</b> OBP: 0.341, SLG: 0.427 (1, 9)										3	0	0	0	1	0	0		
<b>Darrel Chaney, S</b> OBP: 0.354, SLG: 0.295 (8, PH)										2	0	0	0	0	0	2		
<b>Ken Griffey, L</b> OBP: 0.295, SLG: 0.312 (8, PH)										1	1	1	0	0	0	0		
<b>Junior Kennedy, R</b> OBP: 0.214, SLG: 0.083 (8, 5)										1	0	1	0	0	0	0		
<b>Clay Kirby, R</b> OBP: 0.159, SLG: 0.086 (1, 1)										2	0	0	0	0	2	2		
<b>Terry Crowley, L</b> OBP: 0.298, SLG: 0.348 (8, PH)										0	0	0	0	1	0	0		
<b>Joe Morgan, L</b> OBP: 0.421, SLG: 0.491 (8, 4)										1	1	0	0	0	1	1		
<b>Inning Stats</b>	R: 0 E: 0 K: 1 S: 6	H: 1 LOB: 1 BB: 0 P: 6	R: 0 E: 0 K: 1 S: 5	H: 0 LOB: 0 BB: 0 P: 5	R: 0 E: 0 K: 1 S: 5	H: 0 LOB: 0 BB: 0 P: 5	R: 0 E: 0 K: 1 S: 5	H: 1 LOB: 1 BB: 1 P: 7	R: 0 E: 0 K: 0 S: 3	H: 0 LOB: 0 BB: 0 P: 3	R: 3 E: 0 K: 1 S: 8	H: 3 LOB: 2 BB: 2 P: 16	R: 0 E: 0 K: 1 S: 6	H: 1 LOB: 1 BB: 0 P: 6	1B: 7 2B: 1 3B: 0 HR: 0	SF: 1 SAC: 0 DP: 1 HBP: 0	WP: 0 PB: 0 SB: 4 CS: 0	PA: 37
<b>PITCHER</b>	IP WLS BF H R ER SO BB IBB HBP BLK WP HR S P ERA WHIP																	
<b>Dennis Blair, R</b> ERA: 3.07 (1, 1)	7.0 L 28 5 3 3 5 3 0 0 0 0 0 0 35 47 3.86 1.143																	
<b>Chuck Taylor, R</b> ERA: 2.2 (8, 1)	2.0 9 2 0 0 2 0 1 0 0 0 0 0 12 16 0.00 1.000																	

Batter	1	2	3	4	5	6	7	8	9	AB	R	H	RBI	BB	SO	LOB	BOTTOM			
<b>Ron Hunt, R</b> OBP: 0.381, SLG: 0.311 (1, 4)										3	0	0	0	0	0	1	<b>Cincinnati Reds @ Montreal Expos</b> Jarry Park, Montreal, QB Sun Aug 25 1974, 3:33 AM EDT Att: 21,161 - Unknown			
<b>Tim Foli, R</b> OBP: 0.275, SLG: 0.268 (1, 6)										4	0	0	0	0	0	1				
<b>Pepe Frias, R</b> OBP: 0.276, SLG: 0.278 (9, 6)										0	0	0	0	0	0	0				
<b>Willie Davis, L</b> OBP: 0.320, SLG: 0.408 (1, 8)										3	0	0	0	1	0	0				
<b>Ron Fairly, L</b> OBP: 0.381, SLG: 0.424 (1, 7)										1	1	0	0	3	0	2				
<b>Mike Jorgensen, L</b> OBP: 0.443, SLG: 0.464 (1, 3)										3	0	2	0	1	0	1				
<b>Jim Northrup, L</b> OBP: 0.304, SLG: 0.371 (1, 9)										4	0	1	1	0	0	4				
<b>Bob Bailey, R</b> OBP: 0.393, SLG: 0.422 (1, 5)										3	0	0	0	1	2	2				
<b>Barry Foote, R</b> OBP: 0.310, SLG: 0.393 (1, 2)										3	0	0	0	1	1	3				
<b>Dennis Blair, R</b> OBP: 0.195, SLG: 0.162 (1, 1)										3	0	1	0	0	2	1				
<b>Chuck Taylor, R</b> OBP: 0.444, SLG: 0.500 (8, 1)										0	0	0	0	0	0	0				
<b>Ron Woods, R</b> OBP: 0.322, SLG: 0.214 (9, PH)										1	0	0	0	0	0	0				
<b>Inning Stats</b>	R: 0 E: 0 K: 0 S: 3	H: 0 LOB: 0 BB: 0 P: 3	R: 0 E: 0 K: 1 S: 5	H: 0 LOB: 1 BB: 1 P: 9	R: 0 E: 0 K: 1 S: 4	H: 0 LOB: 0 BB: 1 P: 8	R: 1 E: 0 K: 0 S: 4	H: 1 LOB: 3 BB: 3 P: 16	R: 0 E: 0 K: 0 S: 4	H: 1 LOB: 2 BB: 1 P: 8	R: 0 E: 0 K: 2 S: 7	H: 0 LOB: 0 BB: 0 P: 7	R: 0 E: 0 K: 0 S: 4	H: 1 LOB: 2 BB: 1 P: 8	R: 0 E: 0 K: 0 S: 3	H: 0 LOB: 0 BB: 0 P: 3		1B: 4 2B: 1 3B: 0 HR: 0	SF: 0 SAC: 1 DP: 2 HBP: 0	WP: 0 PB: 0 SB: 0 CS: 1
<b>PITCHER</b>	IP WLS BF H R ER SO BB IBB HBP BLK WP HR S P ERA WHIP																			
<b>Clay Kirby, R</b> ERA: 2.97 (1, 1)	7.0 W 28 3 1 1 5 6 0 0 0 0 0 0 32 56 1.29 1.286																			
<b>Fred Norman, L</b> ERA: 3.01 (8, 1)	2.0 8 1 0 0 0 1 0 0 0 0 0 0 7 11 0.00 1.000																			



Batter	1	2	3	4	5	6	7	8	9	AB	R	H	RBI	BB	SO	LOB	TOP										
<b>Pete Rose, S</b> OBP: 0.382, SLG: 0.370 (1, 7)	G3			F8	F8		F7		CS	4	0	1	1	0	0	0	<b>Cincinnati Reds @ Philadelphia Phillies</b> Veterans Stadium, Philadelphia, PA Mon Aug 26 1974, 7:05 PM EDT Att: 27,197 - Unknown										
<b>Cesar Geronimo, L</b> OBP: 0.365, SLG: 0.436 (1, 8)	K			4-3	F8			F8		4	0	0	0	0	1	2											
<b>Johnny Bench, R</b> OBP: 0.358, SLG: 0.502 (1, 2)	K2-3			HR				F8		3	1	1	0	1	1	0											
<b>Tony Perez, R</b> OBP: 0.340, SLG: 0.467 (1, 3)		5-3			9-4					4	1	2	2	0	0	3											
<b>Dan Driessen, L</b> OBP: 0.338, SLG: 0.382 <b>Junior Kennedy, R</b> OBP: 0.214, SLG: 0.083 (8, 4)	4-3			F8			F7			4	0	0	0	0	0	1											
<b>Ken Griffey, L</b> OBP: 0.288, SLG: 0.314 <b>George Foster, R</b> OBP: 0.339, SLG: 0.423 (6, PH) (6, 9)	F8								6-3	2	1	1	0	0	0	0											
<b>Dave Concepcion, R</b> OBP: 0.327, SLG: 0.386 (1, 6)				F7						4	2	2	0	0	0	0											
<b>Darrel Chaney, S</b> OBP: 0.350, SLG: 0.305 (8, 5)				F8					4-3	4	1	1	3	0	0	0											
<b>Tom Carroll, L</b> OBP: 0.268, SLG: 0.174 <b>Pedro Borbon, R</b> OBP: 0.200, SLG: 0.200 <b>Will McEnaney, L</b> OBP: 0.295, SLG: 0.345 <b>Terry Crowley, L</b> OBP: 0.142, SLG: 0.142 <b>Clay Carroll, R</b> OBP: 0.277, SLG: 0.412 (5, PH) (5, 9)				K						1	0	0	0	0	1	0											
<b>Inning Stats</b>	R: 0 E: 0 K: 2 S: 7	H: 0 LOB: 0 BB: 0 P: 7	R: 0 E: 0 K: 0 S: 3	H: 0 LOB: 0 BB: 0 P: 3	R: 0 E: 0 K: 1 S: 5	H: 0 LOB: 0 BB: 0 P: 5	R: 2 E: 0 K: 0 S: 5	H: 2 LOB: 0 BB: 0 P: 5	R: 3 E: 1 K: 0 S: 7	H: 4 LOB: 2 BB: 1 P: 11	R: 0 E: 0 K: 0 S: 3	H: 0 LOB: 0 BB: 0 P: 3	R: 0 E: 0 K: 0 S: 3	H: 0 LOB: 0 BB: 0 P: 3	R: 0 E: 0 K: 0 S: 4	H: 1 LOB: 1 BB: 0 P: 4		R: 1 E: 0 K: 0 S: 4	H: 2 LOB: 0 BB: 0 P: 4	1B: 5 2B: 3 3B: 1 HR: 1	SF: 0 SAC: 0 DP: 1 HBP: 0	WP: 0 PA: 37 PB: 0 SB: 2 CS: 1					
<b>PITCHER</b>	IP	WLS	BF	H	R	ER	SO	BB	IBB	HBP	BLK	WP	HR	S	P	ERA	WHIP										
<b>Jim Lonborg, R</b> ERA: 3.3 <b>Eddie Watt, R</b> ERA: 3.72 <b>Pete Richert, L</b> ERA: 2.35 <b>Ron Schueler, R</b> ERA: 3.46 <b>Gene Garber, R</b> ERA: 4.63	4.0		17	5	5	5	3	0	0	0	0	0	1	23	23	11.25	1.250										
<b>PITCHER</b>	IP	WLS	BF	H	R	ER	SO	BB	IBB	HBP	BLK	WP	HR	S	P	ERA	WHIP										
<b>Jim Lonborg, R</b> ERA: 3.3 <b>Eddie Watt, R</b> ERA: 3.72 <b>Pete Richert, L</b> ERA: 2.35 <b>Ron Schueler, R</b> ERA: 3.46 <b>Gene Garber, R</b> ERA: 4.63	4.0		17	5	5	5	3	0	0	0	0	0	1	23	23	11.25	1.250										

AB	35
R	6
H	9
RBI	6
BB	1
SO	3
LOB	7



Batter	1	2	3	4	5	6	7	8	9	AB	R	H	RBI	BB	SO	LOB	BOTTOM										
<b>Dave Cash, R</b> OBP: 0.350, SLG: 0.388 (1, 4)	6-3				5-3			FC		4	1	1	2	1	0	1	<b>Cincinnati Reds @ Philadelphia Phillies</b> Veterans Stadium, Philadelphia, PA Mon Aug 26 1974, 7:05 PM EDT Att: 27,197 - Unknown										
<b>Larry Bowa, S</b> OBP: 0.298, SLG: 0.333 (1, 6)	F8			1-3	E8			1-5		5	1	1	0	0	5												
<b>Mike Schmidt, R</b> OBP: 0.413, SLG: 0.594 (1, 5)	K									2	1	0	0	2	1	0											
<b>Jay Johnstone, L</b> OBP: 0.393, SLG: 0.564 (1, 7)										4	0	3	2	0	0	0											
<b>Tom Hutton, L</b> OBP: 0.318, SLG: 0.335 <b>Tony Taylor, R</b> OBP: 0.407, SLG: 0.571 (5, PH) (6, 3)	7-2									2	0	0	0	0	0	3											
<b>Mike Anderson, R</b> OBP: 0.318, SLG: 0.377 (1, 9)	6-3				4-3					3	1	1	0	1	0	0											
<b>Del Unser, L</b> OBP: 0.338, SLG: 0.403 (1, 8)					F8					4	2	2	0	0	0	3											
<b>Bob Boone, R</b> OBP: 0.296, SLG: 0.332 (1, 2)					4-3					3	0	1	0	0	0	1											
<b>Jim Lonborg, R</b> ERA: 3.03 <b>Pedro Borbon, R</b> ERA: 3.16 <b>Will McEnaney, L</b> ERA: 4.74 <b>Clay Carroll, R</b> ERA: 2.55 (5, PH) (5, 9)										1	1	0	0	1	0	1											
<b>Inning Stats</b>	R: 0 E: 0 K: 1 S: 5	H: 0 LOB: 0 BB: 0 P: 5	R: 0 E: 0 K: 0 S: 3	H: 1 LOB: 0 BB: 0 P: 3	R: 3 E: 0 K: 0 S: 6	H: 3 LOB: 2 BB: 2 P: 14	R: 0 E: 0 K: 0 S: 4	H: 1 LOB: 1 BB: 0 P: 4	R: 2 E: 1 K: 0 S: 5	H: 3 LOB: 2 BB: 2 P: 13	R: 0 E: 0 K: 0 S: 3	H: 0 LOB: 1 BB: 1 P: 7	R: 0 E: 0 K: 0 S: 3	H: 0 LOB: 0 BB: 0 P: 3	R: 2 E: 1 K: 0 S: 5	H: 2 LOB: 1 BB: 1 P: 9		1B: 7 2B: 4 3B: 1 HR: 0	SF: 0 SAC: 1 DP: 3 HBP: 0	WP: 0 PA: 38 PB: 0 SB: 0 CS: 0							
<b>PITCHER</b>	IP	WLS	BF	H	R	ER	SO	BB	IBB	HBP	BLK	WP	HR	S	P	ERA	WHIP										
<b>Tom Carroll, R</b> ERA: 3.03 <b>Pedro Borbon, R</b> ERA: 3.16 <b>Will McEnaney, L</b> ERA: 4.74 <b>Clay Carroll, R</b> ERA: 2.55	2.2		12	3	3	3	1	2	0	0	0	0	0	8	12	10.80	2.400										
<b>PITCHER</b>	IP	WLS	BF	H	R	ER	SO	BB	IBB	HBP	BLK	WP	HR	S	P	ERA	WHIP										
<b>Tom Carroll, R</b> ERA: 3.03 <b>Pedro Borbon, R</b> ERA: 3.16 <b>Will McEnaney, L</b> ERA: 4.74 <b>Clay Carroll, R</b> ERA: 2.55	2.2		12	3	3	3	1	2	0	0	0	0	0	8	12	10.80	2.400										

AB	31
R	7
H	10
RBI	6
BB	6
SO	1
LOB	14





Batter	1	2	3	4	5	6	7	8	9	AB	R	H	RBI	BB	SO	LOB	TOP								
<b>Pete Rose, S</b> OBP: 0.391, SLG: 0.369 (1, 7)										4	0	1	0	0	0	1	<b>Cincinnati Reds @ Philadelphia Phillies</b> Veterans Stadium, Philadelphia, PA Tue Aug 27 1974, 7:05 PM EDT Att: 32,106 - Unknown								
<b>Cesar Geronimo, L</b> OBP: 0.397, SLG: 0.436 (1, 8)										4	1	2	0	0	1	1									
<b>Dan Driessen, L</b> OBP: 0.337, SLG: 0.380 (1, 5) <b>Junior Kennedy, R</b> OBP: 0.214, SLG: 0.083 (8, 4)										4	1	1	0	0	0	3									
<b>Johnny Bench, R</b> OBP: 0.355, SLG: 0.498 (1, 2)										4	0	0	0	0	1	4									
<b>Tony Perez, R</b> OBP: 0.342, SLG: 0.468 (1, 3)										3	1	1	2	1	1	1									
<b>Dave Concepcion, R</b> OBP: 0.328, SLG: 0.387 (1, 6)										4	0	2	1	0	0	2									
<b>George Foster, R</b> OBP: 0.341, SLG: 0.422 (1, 9)										3	0	1	0	1	0	1									
<b>Darrel Chaney, S</b> OBP: 0.346, SLG: 0.294 (8, 5)										3	0	0	0	1	1	3									
<b>Jack Billingham, R</b> OBP: 0.085, SLG: 0.069 (1, 1)										4	0	0	0	0	3	3									
<b>Inning Stats</b>	R: 0 E: 0 K: 0 S: 4	H: 2 LOB: 1 BB: 0 P: 4	R: 0 E: 0 K: 0 S: 3	H: 1 LOB: 0 BB: 0 P: 3	R: 0 E: 0 K: 2 S: 7	H: 0 LOB: 1 BB: 1 P: 11	R: 0 E: 0 K: 1 S: 6	H: 1 LOB: 1 BB: 0 P: 6	R: 0 E: 0 K: 1 S: 5	H: 0 LOB: 0 BB: 0 P: 5	R: 2 E: 1 K: 0 S: 6	H: 2 LOB: 1 BB: 0 P: 6	R: 0 E: 0 K: 2 S: 7	H: 1 LOB: 0 BB: 0 P: 7	R: 0 E: 0 K: 0 S: 3	H: 0 LOB: 0 BB: 0 P: 3	R: 1 E: 0 K: 1 S: 6	H: 1 LOB: 2 BB: 2 P: 14	1B: 7 2B: 1 3B: 0 HR: 0	SF: 0 SAC: 0 DP: 2 HBP: 0	WP: 1 PB: 0 SB: 2 CS: 1	PA: 36			
<b>PITCHER</b>	IP	WLS	BF	H	R	ER	SO	BB	IBB	HBP	BLK	WP	HR	S	P	ERA	WHIP								
<b>Dick Ruthven, R</b> ERA: 3.77 (1, 1)	7.0	L	27	7	2	0	6	1	0	0	0	1	0	38	42	0.00	1.143								
<b>Pete Richert, L</b> ERA: 2.27 (8, 1)	1.0		3	0	0	0	0	0	0	0	0	0	0	3	3	0.00	0.000								
<b>Gene Garber, R</b> ERA: 4.53 (9, 1)	1.0		6	1	1	0	1	1	1	0	0	0	0	6	14	0.00	2.000								


AB	33
R	3
H	8
RBI	3
BB	3
SO	7
LOB	19




Batter	1	2	3	4	5	6	7	8	9	AB	R	H	RBI	BB	SO	LOB	BOTTOM								
<b>Dave Cash, R</b> OBP: 0.351, SLG: 0.387 (1, 4)										3	0	1	0	1	0	1	<b>Cincinnati Reds @ Philadelphia Phillies</b> Veterans Stadium, Philadelphia, PA Tue Aug 27 1974, 7:05 PM EDT Att: 32,106 - Unknown								
<b>Larry Bowa, S</b> OBP: 0.298, SLG: 0.333 (1, 6)										4	0	1	0	0	0	2									
<b>Mike Schmidt, R</b> OBP: 0.410, SLG: 0.588 (1, 5)										4	0	0	0	0	1	1									
<b>Jay Johnstone, L</b> OBP: 0.397, SLG: 0.566 (1, 7) <b>Gene Garber, R</b> OBP: 0.316, SLG: 0.402 (9, 1)										3	0	1	0	1	1	0									
<b>Tom Hutton, L</b> OBP: 0.316, SLG: 0.333 (1, 3)										4	0	1	0	0	0	1									
<b>Del Unser, L</b> OBP: 0.341, SLG: 0.405 (1, 8)										3	0	2	0	0	0	0									
<b>Mike Anderson, R</b> OBP: 0.318, SLG: 0.374 (1, 9)										3	0	0	0	1	3	1									
<b>Bob Boone, R</b> OBP: 0.296, SLG: 0.332 (1, 2)										3	0	1	0	0	1	3									
<b>Dick Ruthven, R</b> OBP: 0.145, SLG: 0.145 (1, 1) <b>Greg Luzinski, R</b> OBP: 0.316, SLG: 0.402 (7, PH) <b>Pete Richert, L</b> OBP: 0.277, SLG: 0.341 (9, 7)										2	0	0	0	0	0	3									
<b>Inning Stats</b>	R: 0 E: 0 K: 0 S: 3	H: 1 LOB: 3 BB: 2 P: 14	R: 0 E: 0 K: 1 S: 6	H: 1 LOB: 0 BB: 1 P: 6	R: 0 E: 0 K: 1 S: 6	H: 1 LOB: 1 BB: 0 P: 6	R: 0 E: 0 K: 0 S: 4	H: 1 LOB: 2 BB: 0 P: 6	R: 0 E: 0 K: 1 S: 6	H: 1 LOB: 1 BB: 0 P: 6	R: 0 E: 0 K: 1 S: 6	H: 0 LOB: 0 BB: 0 P: 5	R: 0 E: 0 K: 1 S: 5	H: 0 LOB: 0 BB: 0 P: 5	R: 0 E: 0 K: 1 S: 5	H: 0 LOB: 0 BB: 0 P: 5	1B: 6 2B: 1 3B: 0 HR: 0	SF: 0 SAC: 1 DP: 1 HBP: 0	WP: 0 PB: 0 SB: 0 CS: 1	PA: 34					
<b>PITCHER</b>	IP	WLS	BF	H	R	ER	SO	BB	IBB	HBP	BLK	WP	HR	S	P	ERA	WHIP								
<b>Jack Billingham, R</b> ERA: 3.31 (1, 1)	9.0	W	34	7	0	0	6	2	1	0	0	0	0	43	55	0.00	1.000								





Batter	1	2	3	4	5	6	7	8	9	AB	R	H	RBI	BB	SO	LOB	TOP											
<b>Pete Rose, S</b> OBP: 0.385, SLG: 0.371 (1, 7)	F9		4-3 IBB		1-2 1B		1-H SF9 1B	IBB		3	1	2	0	2	0	0	<b>Cincinnati Reds @ Philadelphia Phillies</b> Veterans Stadium, Philadelphia, PA Wed Aug 28 1974, 7:05 PM EDT Att: 31,535 - Unknown  livebaseballscores.com  <b>AB 30</b> <b>R 4</b> <b>H 8</b> <b>RBI 3</b> <b>BB 9</b> <b>SO 5</b> <b>LOB 16</b> 											
<b>Dave Concepcion, R</b> OBP: 0.325, SLG: 0.383 (1, 6)	5-3		4-3		F3		F8	L1		5	0	0	1	0	0	6												
<b>Johnny Bench, R</b> OBP: 0.355, SLG: 0.495 (1, 5) (8, 2)	5-3		1-2 2-3 3-H 4-0 BB		K				5-3	3	0	0	0	2	1	1												
<b>Tony Perez, R</b> OBP: 0.338, SLG: 0.464 (1, 3)		F9	K			F3	SF9		F8	4	0	0	1	0	1	3												
<b>George Foster, R</b> OBP: 0.342, SLG: 0.425 (1, 8) (8, 9)		F8		G5-4-3 2B		BB 1B	K		5-3	5	0	2	0	0	1	1												
<b>Mery Rettenmund, R</b> OBP: 0.326, SLG: 0.323 <b>Cesar Geronimo, L</b> OBP: 0.366, SLG: 0.435 (1, 9) (8, 8)		F8		G5-4-3 BB		BB BB		P4		1	0	0	0	2	0	0												
<b>Bill Plummer, R</b> OBP: 0.270, SLG: 0.351 <b>Dan Driessen, L</b> OBP: 0.337, SLG: 0.379 <b>Junior Kennedy, R</b> OBP: 0.214, SLG: 0.083 (1, 2) (8, PH) (8, 4)			SH3-4 4-3 BB	G5-4-3 BB		1-2 BB		1-3		1	1	0	0	2	0	2												
<b>Darrel Chaney, S</b> OBP: 0.351, SLG: 0.295 (1, 4) (8, 5)			4-3 SH3-4 BB	K		1-2 BB			2B 1B	3	1	1	0	1	2	3												
<b>Don Gullett, R</b> OBP: 0.311, SLG: 0.284 <b>Pedro Borbon, R</b> OBP: 0.200, SLG: 0.200 <b>Will McEnaney, L</b> OBP: 0.291, SLG: 0.360 <b>Dick Baney, R</b> OBP: 0.291, SLG: 0.360 (1, 1) (7, 1) (7, 1) (8, PH) (8, 1)			SH3-4			CS 1B		E 1B	1-H 2B	0	0	0	0	0	0	0												
<b>Inning Stats</b>	R: 0 E: 0 K: 0 S: 3	H: 0 LOB: 0 BB: 0 P: 3	R: 0 E: 0 K: 0 S: 3	H: 0 LOB: 0 BB: 0 P: 3	R: 1 E: 0 K: 1 S: 5	H: 0 LOB: 3 BB: 4 P: 21	R: 0 E: 0 K: 1 S: 5	H: 1 LOB: 1 BB: 1 P: 9	R: 0 E: 0 K: 1 S: 6	H: 2 LOB: 1 BB: 0 P: 6	R: 0 E: 0 K: 1 S: 5	H: 1 LOB: 2 BB: 2 P: 13	R: 2 E: 1 K: 1 S: 7	H: 2 LOB: 1 BB: 1 P: 11	R: 1 E: 0 K: 0 S: 5	H: 2 LOB: 2 BB: 1 P: 9		R: 0 E: 0 K: 0 S: 3	H: 0 LOB: 0 BB: 0 P: 3	1B: 6 2B: 2 3B: 0 HR: 0	SF: 1 SAC: 1 DP: 1 HBP: 0	WP: 0 PB: 0 SB: 1 CS: 1	PA: 41					
<b>PITCHER</b>	IP	WLS	BF	H	R	ER	SO	BB	IBB	HBP	BLK	WP	HR	S	P	ERA		WHIP										
<b>Steve Carlton, L</b> ERA: 3.08 <b>Ron Schueler, R</b> ERA: 3.45	(1, 1) (8, 1)		7.0 L	32 9	6 2	3 1	2 1	5 0	6 0	2 1	0 0	0 0	0 0	34 8	66 12	2.57 4.50		1.714 1.000										

Batter	1	2	3	4	5	6	7	8	9	AB	R	H	RBI	BB	SO	LOB	BOTTOM											
<b>Dave Cash, R</b> OBP: 0.350, SLG: 0.386 (1, 4)	K		1-2 BB 1B		F7		B2		4-3	5	0	1	0	0	1	2	<b>Cincinnati Reds @ Philadelphia Phillies</b> Veterans Stadium, Philadelphia, PA Wed Aug 28 1974, 7:05 PM EDT Att: 31,535 - Unknown  livebaseballscores.com  <b>AB 35</b> <b>R 3</b> <b>H 9</b> <b>RBI 3</b> <b>BB 3</b> <b>SO 4</b> <b>LOB 19</b> 											
<b>Larry Bowa, S</b> OBP: 0.297, SLG: 0.331 (1, 6)	F9		F2		F9		1-2 2-3 1B		K	5	0	1	0	0	1	2												
<b>Mike Schmidt, R</b> OBP: 0.409, SLG: 0.584 (1, 5)	F7		1-2 2-3 BB		5-3		F8			3	0	0	0	1	0	3												
<b>Greg Luzinski, R</b> OBP: 0.319, SLG: 0.404 <b>Tony Taylor, R</b> OBP: 0.407, SLG: 0.571 <b>Ron Schueler, R</b> OBP: 0.149, SLG: 0.111 (1, 7) (7, PR) (8, 1)		K	P4			1B		1-2 2-H 3-H 1B		4	0	2	2	0	1	3												
<b>Bill Robinson, R</b> OBP: 0.282, SLG: 0.342 <b>Del Unser, L</b> OBP: 0.340, SLG: 0.404 (1, 8) (7, PH) (8, 8)		BB		5-3		1-2 1B		P6		2	0	1	0	1	0	0												
<b>Mike Anderson, R</b> OBP: 0.315, SLG: 0.370 (1, 9)		F9		P3		F9		F8		4	0	0	0	0	0	3												
<b>Bob Boone, R</b> OBP: 0.298, SLG: 0.341 (1, 2)	6-3			HR		P4		G4-6-3 1B		4	1	2	1	0	0	3												
<b>Tom Hutton, L</b> OBP: 0.315, SLG: 0.332 (1, 3)			F9	4-3				1B BB 1B	1-2	4	1	1	0	0	0	1												
<b>Steve Carlton, L</b> OBP: 0.193, SLG: 0.238 <b>Ollie Brown, R</b> OBP: 0.272, SLG: 0.409 (1, 1) (7, PH) (8, 7)			BB 1B 1B		K		1-2 1B BB		4-3	2	0	1	0	0	1	0												
<b>Inning Stats</b>	R: 0 E: 0 K: 1 S: 5	H: 0 LOB: 0 BB: 0 P: 5	R: 0 E: 0 K: 1 S: 5	H: 0 LOB: 1 BB: 1 P: 9	R: 0 E: 0 K: 0 S: 5	H: 2 LOB: 3 BB: 1 P: 9	R: 1 E: 0 K: 0 S: 4	H: 1 LOB: 0 BB: 0 P: 4	R: 0 E: 0 K: 1 S: 5	H: 0 LOB: 0 BB: 0 P: 5	R: 0 E: 0 K: 0 S: 5	H: 2 LOB: 2 BB: 0 P: 5	R: 2 E: 0 K: 0 S: 6	H: 3 LOB: 2 BB: 1 P: 10	R: 0 E: 0 K: 0 S: 3	H: 1 LOB: 0 BB: 0 P: 3		R: 0 E: 0 K: 1 S: 5	H: 0 LOB: 0 BB: 0 P: 5	1B: 8 2B: 0 3B: 0 HR: 1	SF: 0 SAC: 0 DP: 1 HBP: 0	WP: 0 PB: 0 SB: 0 CS: 0	PA: 38					
<b>PITCHER</b>	IP	WLS	BF	H	R	ER	SO	BB	IBB	HBP	BLK	WP	HR	S	P	ERA		WHIP										
<b>Don Gullett, L</b> ERA: 2.96 <b>Pedro Borbon, R</b> ERA: 3.15 <b>Will McEnaney, L</b> ERA: 4.66 <b>Dick Baney, R</b> ERA: 4.29	(1, 1) (7, 1) (7, 1) (8, 1)		6.1 2	29 1	7 0	3 0	3 0	3 0	0 0	0 0	0 0	0 0	0 0	2 1	2 1	0.00 0.00		3.000 0.000										



Batter	1	2	3	4	5	6	7	8	9	AB R H RBI BB SO LOB	TOP											
Ron Hunt, R OBP: 0.380, SLG: 0.309 (1, 4)	F7		1B 2B	1-2 2-3 HBP		F9		P6	BB 4-0 BB	4 0 1 0 1 0 0	<b>Montreal Expos @ Cincinnati Reds</b> Riverfront Stadium, Cincinnati, OH Fri Aug 30 1974, 7:05 PM EDT Att: 26,714 - Unknown											
Larry Lintz, S OBP: 0.337, SLG: 0.293 (1, 6)	4-3		2-3 1B	L8		5-3		1-3	BB 0-3	6 0 1 0 0 1 5												
Willie Davis, L OBP: 0.318, SLG: 0.404 (1, 8)	P6		F8		1B HR 1B	F8		F2		5 1 1 0 0 0 2												
Mike Jorgensen, L OBP: 0.438, SLG: 0.463 (1, 3)		CS BB		G3	1-2 HR 1B		4-3		HR	4 2 2 1 1 0 0												
Ron Fairly, L OBP: 0.381, SLG: 0.433 (1, 7)	K			4-3	F7				HR 1B 1B	3 0 0 0 0 1 3												
Ron Woods, R OBP: 0.331, SLG: 0.260 (7, PH)										2 2 2 1 0 0 0												
Ken Singleton, S OBP: 0.386, SLG: 0.378 (1, 9)				HR	1-2 HR		HR		BB 1B SF8 1B	4 4 4 3 1 0 0												
Bob Bailey, R OBP: 0.276, SLG: 0.278 (9, PR)	K			HR	5-3		HR		BB 1-3 2-H 1B	5 2 3 5 0 1 1												
Pepe Frias, R OBP: 0.276, SLG: 0.278 (9, 5)				HR			HR			0 0 0 0 0 0 0												
Barry Foote, R OBP: 0.318, SLG: 0.401 (1, 2)			K	HBP 1B BB	FC5-4 BB		1B		SF8	2 0 1 1 2 1 0												
Dennis Blair, R OBP: 0.196, SLG: 0.167 (1, 1)			F9		FC5-4				3-H K	5 0 1 0 0 2 2												
Chuck Taylor, R OBP: 0.400, SLG: 0.444 (9, 1)				HBP 1B	1-2		K			0 0 0 0 0 0 0												
<b>Inning Stats</b>	R: 0 E: 0 K: 0 S: 3	H: 0 LOB: 0 BB: 3 P: 3	R: 0 E: 0 K: 2 S: 7	H: 1 LOB: 1 BB: 1 P: 11	R: 0 E: 0 K: 1 S: 7	H: 2 LOB: 2 BB: 0 P: 7	R: 2 E: 0 K: 0 S: 6	H: 3 LOB: 3 BB: 1 P: 11	R: 3 E: 0 K: 0 S: 6	H: 3 LOB: 1 BB: 0 P: 10	R: 0 E: 0 K: 0 S: 3	H: 0 LOB: 0 BB: 0 P: 3	R: 3 E: 0 K: 1 S: 7	H: 3 LOB: 0 BB: 1 P: 11	R: 0 E: 0 K: 2 S: 11	H: 0 LOB: 0 BB: 0 P: 15	R: 3 E: 0 K: 2 S: 11	H: 4 LOB: 2 BB: 1 P: 15	1B: 10 2B: 2 3B: 0 HR: 5	SF: 1 SAC: 0 DP: 1 HBP: 1	WP: 0 PB: 0 SB: 0 CS: 1	PA: 47
<b>PITCHER</b>	IP WLS BF H R ER SO BB IBB HBP BLK WP HR S P ERA WHIP											IP WLS BF H R ER SO BB IBB HBP BLK WP HR S P ERA WHIP										
Clay Kirby, R ERA: 3.13 (1, 1)	5.0 L 27 9 5 5 3 3 0 1 0 0 0 2 29 42 9.00 2.400																					
Willie McEnaney, L ERA: 5.43 (6, 1)	2.0 9 3 3 3 1 1 0 0 0 0 2 10 14 13.50 2.000																					
Tom Hall, L ERA: 4.42 (8, 1)	2.0 11 4 3 3 2 1 0 0 0 0 1 14 18 13.50 2.500																					

AB	40
R	11
H	16
RBI	11
BB	5
SO	6
LOB	13



Batter	1	2	3	4	5	6	7	8	9	AB R H RBI BB SO LOB	BOTTOM							
Pete Rose, S OBP: 0.385, SLG: 0.371 (1, 7)	FC4-6 BB		4-3		G3			2-3	1-H 2B	4 0 1 1 1 0 2	<b>Montreal Expos @ Cincinnati Reds</b> Riverfront Stadium, Cincinnati, OH Fri Aug 30 1974, 7:05 PM EDT Att: 26,714 - Unknown							
Joe Morgan, L OBP: 0.423, SLG: 0.492 (1, 4)	P6		S 1B		G6-4-3 BB			K	F7	2 0 1 0 1 0 1								
Darrel Chaney, S OBP: 0.345, SLG: 0.289 (8, 4)										2 0 0 0 0 1 1								
Johnny Bench, R OBP: 0.355, SLG: 0.493 (1, 2)	FC4-6 1-2 1B		F8		G6-4-3 1-2				1B	4 0 1 0 0 0 5								
Tony Perez, R OBP: 0.338, SLG: 0.463 (1, 3)			1-3					K	4-3	4 0 1 0 0 1 2								
Dan Driessen, L OBP: 0.338, SLG: 0.381 (1, 5)	3-1			4-3			G3-6-1 1B		1B 1B 1B	4 1 2 0 0 0 2								
Cesar Geronimo, L OBP: 0.367, SLG: 0.439 (1, 8)					P9		G3-6-1 1-2		1B 1B	4 1 2 0 0 0 1								
Dave Concepcion, R OBP: 0.324, SLG: 0.382 (1, 6)			F9		K			K	L4-6 1-2 2-3 1B	4 0 1 0 0 2 1								
George Foster, R OBP: 0.345, SLG: 0.431 (1, 9)			F2		G3 2B			F9	1-2 2-H 3-H 1B	4 1 2 2 0 0 1								
Clay Kirby, R OBP: 0.302, SLG: 0.085 (1, 1)			F8		G3 BB			K	L4-6 2-3	1 0 0 0 0 0 1								
Ken Griffey, Jr., R OBP: 0.302, SLG: 0.314 (5, PH)										0 0 0 0 0 1 0 0								
Willie McEnaney, L OBP: 0.302, SLG: 0.314 (5, 1)										0 0 0 0 0 0 0 0								
Phil Gaslitano, R OBP: 0.085, SLG: 0.074 (7, PH)										1 0 0 0 0 0 1 0								
Tom Hall, L OBP: 0.299, SLG: 0.357 (8, 1)										0 0 0 0 0 0 0 0								
Terry Crowley, L OBP: 0.299, SLG: 0.357 (8, PH)										1 0 0 0 0 0 0 2								
<b>Inning Stats</b>	R: 0 E: 0 K: 0 S: 4	H: 1 LOB: 2 BB: 1 P: 8	R: 0 E: 0 K: 0 S: 4	H: 1 LOB: 1 BB: 0 P: 4	R: 0 E: 0 K: 1 S: 5	H: 0 LOB: 0 BB: 0 P: 5	R: 0 E: 0 K: 0 S: 3	H: 1 LOB: 2 BB: 2 P: 11	R: 0 E: 0 K: 2 S: 7	H: 0 LOB: 0 BB: 0 P: 7	R: 0 E: 0 K: 1 S: 6	H: 1 LOB: 1 BB: 0 P: 6	R: 3 E: 0 K: 0 S: 7	H: 5 LOB: 1 BB: 0 P: 7	1B: 8 2B: 4 3B: 0 HR: 0	SF: 0 SAC: 0 DP: 3 HBP: 0	WP: 0 PB: 0 SB: 1 CS: 0	PA: 38
<b>PITCHER</b>	IP WLS BF H R ER SO BB IBB HBP BLK WP HR S P ERA WHIP											IP WLS BF H R ER SO BB IBB HBP BLK WP HR S P ERA WHIP						
Dennis Blair, R ERA: 3.09 (1, 1)	8.0 W 35 10 3 3 5 3 0 0 0 0 0 0 42 54 3.38 1.625																	
Chuck Taylor, R ERA: 2.14 (9, 1)	1.0 3 1 0 0 0 0 0 0 0 0 0 3 3 0.00 1.000																	





Batter	1	2	3	4	5	6	7	8	9	AB	R	H	RBI	BB	SO	LOB	TOP																			
Ron Hunt, R OBP: 0.378, SLG: 0.308 (1, 4)	0-0 6-3		0-0 L7-4 1B			0-0 1-3		0-0 6-3	0-0 4-3	5	0	1	0	0	0	1																				
Larry Lintz, S OBP: 0.343, SLG: 0.300 (1, 6)	0-3 K		0-0 1-2 2-3 1B			0-0 FC3-6 1B		0-0 1B		4	0	3	2	0	1	0																				
Willie Davis, L OBP: 0.316, SLG: 0.401 (1, 8)	0-0 4-3		0-0 L7-4 1B			0-0 FC3-6 1-2		0-0 F2		4	0	0	0	0	0	4																				
Mike Jorgensen, L OBP: 0.435, SLG: 0.459 (1, 3)		0-3 K		0-0 1-3		0-0 G3		0-0 1-2 1B		4	0	1	0	0	1	1																				
Ron Fairly, L OBP: 0.379, SLG: 0.434 (1, 7)		0-0 6-3		0-0 4-3				0-0 2B	0-0 5-3	4	0	1	0	0	0	2																				
Ken Singleton, S OBP: 0.385, SLG: 0.384 (1, 9)		0-0 F7		0-0 1-3				0-0 6-3		4	1	1	1	0	0	1																				
Bob Bailey, R OBP: 0.397, SLG: 0.446 (1, 5)			0-0 1B 1B 1B		0-0 5-3		4-0 BB	4-0 BB	4-0 WP BB	2	1	1	0	2	0	0																				
Barry Foote, R OBP: 0.318, SLG: 0.399 (1, 2)			0-0 1-2 1B 1B		0-0 5-3		0-0 F8		0-0 L9	4	1	1	0	0	0	3																				
Steve Renko, R OBP: 0.267, SLG: 0.338 (3, PH) Larry Gardner, L OBP: 0.200, SLG: 0.250 (3, 1) Dale Murray, R OBP: 0.199, SLG: 0.265 (6, 1) Don Carrithers, R OBP: 0.297, SLG: 0.359 (7, PH) Jim Northrup, L OBP: 0.292, SLG: 0.359 (7, 1) John Montague, R OBP: 0.292, SLG: 0.359 (7, 1) Hal Breeden, R OBP: 0.333, SLG: 0.368 (9, PH)		0-3 K	0-3 K	0-0 G3		0-0 G3		0-3 K	0-0 F5	0	0	0	0	0	0	0																				
<b>Inning Stats</b>	R: 0 E: 0 K: 1 S: 5	H: 0 LOB: 0 BB: 0 P: 5	R: 0 E: 0 K: 1 S: 5	H: 0 LOB: 0 BB: 0 P: 5	R: 2 E: 0 K: 1 S: 8	H: 4 LOB: 1 BB: 0 P: 8	R: 0 E: 0 K: 0 S: 3	H: 0 LOB: 0 BB: 0 P: 3	R: 0 E: 0 K: 0 S: 4	H: 1 LOB: 1 BB: 0 P: 4	R: 0 E: 0 K: 1 S: 6	H: 1 LOB: 2 BB: 1 P: 10	R: 0 E: 0 K: 0 S: 5	H: 2 LOB: 2 BB: 0 P: 5	R: 1 E: 0 K: 0 S: 4	H: 1 LOB: 1 BB: 1 P: 8	1B: 7 2B: 2 3B: 0 HR: 1	SF: 0 SAC: 0 DP: 1 HBP: 0	WP: 1 PA: 37 PB: 0 CS: 0																	
<b>PITCHER</b>	IP	WLS	BF	H	R	ER	SO	BB	IBB	HBP	BLK	WP	HR	S	P	ERA	WHIP	<b>PITCHER</b>		IP	WLS	BF	H	R	ER	SO	BB	IBB	HBP	BLK	WP	HR	S	P	ERA	WHIP
Jack Billingham, R ERA: 3.28 (1, 1)	7.0	W	27	6	2	2	4	1	0	0	0	0	0	34	38	2.57	1.000																			
Pedro Borbon, R ERA: 3.19 (8, 1)	2.0		10	3	1	1	0	1	0	0	0	1	1	9	13	4.50	2.000																			

**Montreal Expos @ Cincinnati Reds**  
Riverfront Stadium, Cincinnati, OH  
Sat Aug 31 1974, 7:05 PM EDT  
Att: 34,101 - Unknown

AB	35
R	3
H	9
RBI	3
BB	2
SO	4
LOB	17



Batter	1	2	3	4	5	6	7	8	9	AB	R	H	RBI	BB	SO	LOB	BOTTOM																			
Pete Rose, S OBP: 0.387, SLG: 0.372 (1, 7)	0-0 1B 1B	0-0 BB 2B 1B		4-0 FC4-6 BB		0-0 P7	0-0 P6			4	2	2	1	1	0	5																				
Pedro Borbon, R OBP: 0.200, SLG: 0.200 (8, 1)		2-3 3-H 1B				0-0 FC4-6		0-0 P4		3	2	1	1	2	0	1																				
Cesar Geronimo, L OBP: 0.370, SLG: 0.438 (1, 8)	0-0 1B 1B	4-0 2B BB		0-0 FC4-6 1-2		4-0 HR BB		0-0 P4		4	1	2	7	1	0	0																				
Johnny Bench, R OBP: 0.357, SLG: 0.501 (1, 2) (9, 3)	4-0 1B BB	0-0 2B		0-0 6-3		0-0 HR		0-0 F8		4	1	2	7	1	0	0																				
Tony Perez, R OBP: 0.336, SLG: 0.460 (1, 3)	0-3 K	0-0 P4		0-0 5-3		0-0 1B		0-3 K		5	0	1	0	0	2	3																				
Bill Plummer, R OBP: 0.270, SLG: 0.351 (9, 2)		1-2 2-H 3-H 1B		0-0 F8		0-0 4-3		0-0 K		0	0	0	0	0	0	0																				
Dan Driessen, L OBP: 0.337, SLG: 0.379 (1, 5) Junior Kennedy, R OBP: 0.214, SLG: 0.083 (7, 4)	0-0 1B		0-3 K		0-0 F8		0-0 4-3		0-0 K	4	0	1	1	0	1	1																				
Dave Concepcion, R OBP: 0.326, SLG: 0.382 (1, 6)	0-0 F7		0-0 5-3			4-0 BB BB		0-0 1B		3	1	1	0	1	0	2																				
George Foster, R OBP: 0.351, SLG: 0.434 (1, 9)		0-0 1B 1B		0-0 6-3		4-0 BB BB		0-0 1B		3	2	2	0	1	0	0																				
Darrel Chaney, S OBP: 0.350, SLG: 0.290 (7, 5)		0-0 1B SH3-4 2B 1B		0-0 G3		4-0 HR BB		0-0 F8		3	2	1	0	1	0	2																				
Jack Billingham, R OBP: 0.082, SLG: 0.067 (1, 1) Ken Griffey, L OBP: 0.300, SLG: 0.313 (7, PH) (8, 7)		0-0 SH3-4		0-3 K		0-3 K		0-3 K		2	0	0	0	0	2	3																				
<b>Inning Stats</b>	R: 1 E: 0 K: 1 S: 7	H: 3 LOB: 2 BB: 1 P: 11	R: 4 E: 0 K: 0 S: 6	H: 4 LOB: 1 BB: 1 P: 10	R: 0 E: 0 K: 1 S: 5	H: 0 LOB: 0 BB: 0 P: 5	R: 0 E: 0 K: 1 S: 5	H: 0 LOB: 1 BB: 1 P: 9	R: 0 E: 0 K: 0 S: 3	H: 0 LOB: 0 BB: 0 P: 3	R: 5 E: 0 K: 1 S: 7	H: 2 LOB: 1 BB: 4 P: 23	R: 0 E: 0 K: 1 S: 7	H: 2 LOB: 2 BB: 0 P: 7	R: 0 E: 0 K: 1 S: 5	H: 0 LOB: 0 BB: 0 P: 5	1B: 9 2B: 1 3B: 0 HR: 1	SF: 0 SAC: 1 DP: 0 HBP: 0	WP: 0 PA: 40 PB: 0 CS: 0																	
<b>PITCHER</b>	IP	WLS	BF	H	R	ER	SO	BB	IBB	HBP	BLK	WP	HR	S	P	ERA	WHIP	<b>PITCHER</b>		IP	WLS	BF	H	R	ER	SO	BB	IBB	HBP	BLK	WP	HR	S	P	ERA	WHIP
Steve Renko, R ERA: 4.13 (1, 1)	2.0	L	13	7	5	5	1	2	0	0	0	0	0	17	37	9.82	1.364																			
Dale Murray, R ERA: 1.89 (3, 1)	3.2		16	0	4	4	3	5	0	0	0	0	0	13	21	22.50	4.500																			
Don Carrithers, R ERA: 2.97 (6, 1)	0.1		3	2	1	1	0	0	0	0	0	0	1	3	3	27.00	6.000																			
John Montague, R ERA: 3.12 (7, 1)	2.0		8	2	0	0	2	0	0	0	0	0	0	12	12	0.00	1.000																			

**Montreal Expos @ Cincinnati Reds**  
Riverfront Stadium, Cincinnati, OH  
Sat Aug 31 1974, 7:05 PM EDT  
Att: 34,101 - Unknown

AB	32
R	10
H	11
RBI	10
BB	7
SO	6
LOB	19










Batter	1	2	3	4	5	6	7	8	9	AB	R	H	RBI	BB	SO	LOB	TOP										
<b>Pete Rose, S</b> OBP: 0.384, SLG: 0.372 (1, 7)	0-0 1B 2B	0-0 6-3			0-0 4-3		0-0 E 2B 1B		0-0 4-3	5	2	2	0	0	0	1											
<b>Joe Morgan, L</b> OBP: 0.425, SLG: 0.502 (1, 4)	0-0 P9				0-0 HR		0-0 2B 1B		0-0 E9 2B 1B	4	1	3	1	0	0	1											
<b>Johnny Bench, R</b> OBP: 0.357, SLG: 0.500 (1, 2)	4-0 1B BB				0-0 F7		0-3 K		0-0 2H 3H 2B	3	0	1	1	1	1	1											
<b>Tony Perez, R</b> OBP: 0.337, SLG: 0.460 (1, 3)	0-0 1-2 2H 1B				0-0 F8		0-3 K		0-3 K	4	0	1	1	0	2	1											
<b>Dan Driessen, L</b> OBP: 0.343, SLG: 0.383 (1, 5)	0-3 K				0-0 CS 1B		0-0 1B 1B		0-0 F8	4	0	2	0	0	1	2											
<b>Cesar Geronimo, L</b> OBP: 0.365, SLG: 0.431 (1, 8)	0-0 F7				0-0 CS		0-0 4-3		0-0 F7	4	0	1	0	0	0	2											
<b>Dave Concepcion, R</b> OBP: 0.323, SLG: 0.377 (1, 6)		4-0 G3 S BB			0-3 K		0-0 L7		0-0 F2	3	0	0	0	1	1	2											
<b>Ken Griffey, L</b> OBP: 0.293, SLG: 0.305 (1, 9)	0-0 G3				0-0 3-1		0-3 K		0-0 6-3	4	0	0	0	0	1	3											
<b>Tom Carroll, L</b> OBP: 0.192, SLG: 0.160 (1, 1)	0-3 K				0-0 L4		0-0 1-3		0-0 1-3	2	0	0	0	0	1	1											
<b>Phil Gagliano, R</b> OBP: 0.395, SLG: 0.071 (7, PH)										1	0	0	0	0	0	0											
<b>Fred Norman, S</b> OBP: 0.122, SLG: 0.085 (7, 1)										0	0	0	0	0	0	0											
<b>Terry Crowley, L</b> OBP: 0.287, SLG: 0.353 (9, PH)										1	0	0	0	0	0	0											
<b>Inning Stats</b>	R: 1 E: 0 K: 1 S: 7	H: 2 LOB: 2 BB: 1 P: 11	R: 0 E: 0 K: 1 S: 5	H: 0 LOB: 1 BB: 1 P: 9	R: 1 E: 0 K: 0 S: 4	H: 2 LOB: 0 BB: 0 P: 4	R: 0 E: 0 K: 1 S: 5	H: 0 LOB: 0 BB: 0 P: 5	R: 0 E: 0 K: 2 S: 9	H: 2 LOB: 2 BB: 0 P: 9	R: 1 E: 1 K: 1 S: 7	H: 3 LOB: 1 BB: 0 P: 7	R: 0 E: 0 K: 0 S: 3	H: 0 LOB: 0 BB: 0 P: 3	R: 0 E: 0 K: 0 S: 3	H: 0 LOB: 0 BB: 0 P: 3	1B: 6 2B: 3 3B: 0 HR: 1	SF: 0 SAC: 0 DP: 0 HBP: 0	WP: 0 PB: 0 SB: 1 CS: 1	PA: 38							
<b>PITCHER</b>	IP	WLS	BF	H	R	ER	SO	BB	IBB	HBP	BLK	WP	HR	S	P	ERA	WHIP										
<b>Larry Dierker, R</b> ERA: 2.8 (1, 1)	6.1	W	29	9	3	3	6	2	0	0	0	0	1	39	47	4.26	1.737										
<b>Ken Forsch, R</b> ERA: 2.83 (7, 1)	2.2	S	8	1	0	0	1	0	0	0	0	0	0	10	10	0.00	0.375										

**Cincinnati Reds @ Houston Astros**  
Astrodome, Houston, TX  
Mon Sep 02 1974, 8:05 PM EDT  
Att: 8,750 - Dome


AB 35  
R 3  
H 10  
RBI 3  
BB 2  
SO 7  
LOB 14



Batter	1	2	3	4	5	6	7	8	9	AB	R	H	RBI	BB	SO	LOB	BOTTOM										
<b>Greg Gross, L</b> OBP: 0.390, SLG: 0.363 (1, 9)	0-0 6-3				0-0 FC FC3-6		0-0 SH1 1B		0-0 1B	4	0	2	2	0	0	0											
<b>Roger Metzger, S</b> OBP: 0.295, SLG: 0.320 (1, 6)	0-0 G6-4-3 1B				0-0 FC3-6 FC6-4		0-0 SH1		0-0 5-3	3	0	1	1	0	0	2											
<b>Cesar Cedeno, R</b> OBP: 0.344, SLG: 0.484 (1, 8)	0-0 G6-4-3 1-2				0-0 FC6-4		0-0 F8		0-0 F8	4	0	0	0	0	0	3											
<b>Lee May, R</b> OBP: 0.304, SLG: 0.457 (1, 3)		0-0 1B			0-0 L9		0-0 F7		0-0 1-3 1B	4	0	2	0	0	0	0											
<b>Mitt May, L</b> OBP: 0.345, SLG: 0.391 (1, 2)		0-0 L4			0-0 4-3		0-0 4-3		0-0 1-3	4	0	0	0	0	0	2											
<b>Doug Rader, R</b> OBP: 0.332, SLG: 0.420 (1, 5)		0-0 F7			0-0 6-3		0-0 HR		4-0 IBB	3	1	1	1	1	0	1											
<b>Wilbur Howard, S</b> OBP: 0.303, SLG: 0.313 (1, 7)		0-0 F9					0-0 SH1-4 1B 1B		0-0 CS 1B	4	1	2	0	0	0	3											
<b>Larry Milbourne, S</b> OBP: 0.354, SLG: 0.356 (1, 4)					0-0 WP SH5-4 FC 1B		0-0 1B SH1 1B		0-0 CS F7	3	2	2	0	0	0	0											
<b>Larry Dierker, R</b> OBP: 0.183, SLG: 0.220 (1, 1)					0-0 SH5-4		0-0 SH1-4		0-0 F9	0	0	0	0	0	0	0											
<b>Ken Forsch, R</b> ERA: 2.97 (7, 1)					0-0 SH5-4		0-0 SH1-4		0-0 F9	1	0	0	0	0	0	0											
<b>Inning Stats</b>	R: 0 E: 0 K: 0 S: 3	H: 1 LOB: 0 BB: 0 P: 3	R: 0 E: 0 K: 0 S: 4	H: 1 LOB: 1 BB: 0 P: 4	R: 1 E: 0 K: 0 S: 5	H: 1 LOB: 1 BB: 0 P: 5	R: 0 E: 0 K: 0 S: 3	H: 0 LOB: 0 BB: 0 P: 3	R: 2 E: 0 K: 0 S: 6	H: 3 LOB: 1 BB: 0 P: 6	R: 1 E: 0 K: 0 S: 4	H: 2 LOB: 0 BB: 0 P: 4	R: 0 E: 0 K: 0 S: 4	H: 1 LOB: 1 BB: 0 P: 4	R: 0 E: 0 K: 0 S: 4	H: 1 LOB: 2 BB: 1 P: 8	1B: 9 2B: 0 3B: 0 HR: 1	SF: 0 SAC: 3 DP: 1 HBP: 0	WP: 1 PB: 0 SB: 0 CS: 1	PA: 35							
<b>PITCHER</b>	IP	WLS	BF	H	R	ER	SO	BB	IBB	HBP	BLK	WP	HR	S	P	ERA	WHIP										
<b>Tom Carroll, R</b> ERA: 3.29 (1, 1)	6.0	L	25	8	4	4	0	0	0	0	0	0	1	25	25	6.00	1.333										
<b>Fred Norman, L</b> ERA: 2.97 (7, 1)	2.0		9	2	0	0	0	0	1	0	0	0	0	8	12	0.00	1.000										

**Cincinnati Reds @ Houston Astros**  
Astrodome, Houston, TX  
Mon Sep 02 1974, 8:05 PM EDT  
Att: 8,750 - Dome

AB 30  
R 4  
H 10  
RBI 4  
BB 1  
SO 0  
LOB 11





Batter	1	2	3	4	5	6	7	8	9	AB	R	H	RBI	BB	SO	LOB	TOP								
<b>Pete Rose, S</b> OBP: 0.384, SLG: 0.371 (1, 7)	F3	G6-4-3					L9		1B SF7 1B	4	1	1	0	1	0	4	<b>Cincinnati Reds @ Houston Astros</b> Astrodome, Houston, TX Tue Sep 03 1974, 8:05 PM EDT Att: 6,894 - Dome								
<b>Joe Morgan, L</b> OBP: 0.425, SLG: 0.500 (1, 4)	1B SF9 BB		F8			K	F9		7-4 SF7 1B	4	1	1	1	1	1	3									
<b>Johnny Bench, R</b> OBP: 0.359, SLG: 0.500 (1, 2)	2B WP 1B		F7				1B FC6-4 BB		SF7	2	2	1	1	2	0	0									
<b>Tony Perez, R</b> OBP: 0.338, SLG: 0.461 (1, 3)	SF9		K				1B FC6-4 BB		7-4	4	0	2	3	0	1	1									
<b>Dave Concepcion, R</b> OBP: 0.323, SLG: 0.378 (1, 6)	1-3 2B						1B FC6-4 BB		F9	4	0	1	1	0	0	3									
<b>George Foster, R</b> OBP: 0.341, SLG: 0.420 (1, 9)	K						1B FC6-4 BB		F9	4	0	0	0	0	1	2									
<b>Cesar Geronimo, L</b> OBP: 0.362, SLG: 0.427 (1, 8)		1-3					4-3		5-3	4	0	0	0	0	0	1									
<b>Junior Kennedy, R</b> OBP: 0.294, SLG: 0.143 (8, PH)							F7		4-3	2	1	1	0	1	0	0									
<b>Hal King, L</b> OBP: 0.286, SLG: 0.167 (8, 5)									1B 1B	1	0	0	0	0	0	0									
<b>Darrel Chaney, S</b> OBP: 0.342, SLG: 0.281 (8, 5)									1B 1B	0	0	0	0	0	0	0									
<b>Clay Kirby, R</b> OBP: 0.167, SLG: 0.083 (7, PH)									1B 1B	1	0	0	0	1	1	0									
<b>Merv Rettenmund, R</b> OBP: 0.329, SLG: 0.327 (7, 1)									1B 1B	1	1	1	0	0	0	0									
<b>Pedro Borbon, R</b> OBP: 0.200, SLG: 0.200 (9, PH)									1B 1B	0	0	0	0	0	0	0									
<b>Terry Crowley, L</b> OBP: 0.292, SLG: 0.353 (9, 1)									1B 1B	0	1	0	0	1	0	0									
<b>Clay Carroll, R</b> OBP: 0.143, SLG: 0.143 (9, 1)									1B 1B	0	0	0	0	0	0	0									
<b>Inning Stats</b>	R: 2 E: 0 K: 1 S: 7	H: 2 LOB: 1 BB: 1 P: 11	R: 0 E: 0 K: 0 S: 2	H: 0 LOB: 1 BB: 2 P: 10	R: 0 E: 0 K: 1 S: 5	H: 0 LOB: 0 BB: 0 P: 5	R: 0 E: 0 K: 0 S: 3	H: 0 LOB: 0 BB: 0 P: 3	R: 0 E: 0 K: 0 S: 7	H: 0 LOB: 1 BB: 1 P: 11	R: 1 E: 0 K: 0 S: 4	H: 1 LOB: 1 BB: 1 P: 8	R: 2 E: 0 K: 0 S: 6	H: 3 LOB: 2 BB: 1 P: 10	R: 0 E: 0 K: 0 S: 3	H: 0 LOB: 0 BB: 0 P: 3	R: 2 E: 1 K: 0 S: 4	H: 2 LOB: 0 BB: 1 P: 8	1B: 7 2B: 2 3B: 0 HR: 0	SF: 2 SAC: 0 DP: 2 HBP: 0	WP: 1 PB: 0 SB: 0 CS: 0	PA: 40			
<b>PITCHER</b>	IP	WLS	BF	H	R	ER	SO	BB	IBB	HBP	BLK	WP	HR	S	P	ERA	WHIP								
<b>Dave Roberts, L</b> ERA: 3.25 (1, 1)	6.2		30	5	5	5	4	6	0	0	0	1	0	32	56	6.75	1.650								
<b>Ken Forsch, R</b> ERA: 3.01 (7, 1)	1.1	L	7	2	2	2	0	1	0	0	0	0	0	6	10	13.50	2.250								
<b>Ramon de los Santos, L</b> ERA: (9, 1)	0.0		1	1	0	0	0	0	0	0	0	0	0	1	1	∞	∞								
<b>Jerry Johnson, R</b> ERA: 5.06 (9, 1)	1.0		2	0	0	0	0	0	0	0	0	0	0	2	2	0.00	0.000								

Batter	1	2	3	4	5	6	7	8	9	AB	R	H	RBI	BB	SO	LOB	BOTTOM								
<b>Greg Gross, L</b> OBP: 0.388, SLG: 0.361 (1, 9)	1B SF9 BB	3-1		K			6-3		G6-4-3	5	1	1	0	0	1	1	<b>Cincinnati Reds @ Houston Astros</b> Astrodome, Houston, TX Tue Sep 03 1974, 8:05 PM EDT Att: 6,894 - Dome								
<b>Roger Metzger, S</b> OBP: 0.301, SLG: 0.318 (1, 6)	1B 1B BB	FC6-4 BB					1-3		4-3	2	1	0	0	2	0	0									
<b>Cesar Cedeno, R</b> OBP: 0.343, SLG: 0.483 (1, 8)	1B 1B 1B	K					P3		6-3	4	1	1	0	0	1	1									
<b>Lee May, R</b> OBP: 0.305, SLG: 0.465 (8, PR)	SF9	FC6-4							G4-3 1B	3	1	2	2	0	0	1									
<b>Dave Campbell, R</b> OBP: 0.150, SLG: 0.136 (9, 3)	3-H	1-2					HR		1B	0	0	0	0	0	0	0									
<b>Milt May, L</b> OBP: 0.346, SLG: 0.392 (1, 2)	1B 1B						P5		G4-3 1B	4	1	2	1	0	0	0									
<b>Doug Rader, R</b> OBP: 0.331, SLG: 0.419 (1, 5)	E 1B						K		G4-3	4	0	1	2	0	1	2									
<b>Wilbur Howard, S</b> OBP: 0.297, SLG: 0.306 (1, 7)	F7								6-3	4	0	1	0	0	0	3									
<b>Larry Milbourne, S</b> OBP: 0.340, SLG: 0.340 (1, 4)	E1						4-3		1-3	4	0	0	0	0	0	2									
<b>Dave Roberts, L</b> OBP: 0.191, SLG: 0.333 (7, 1)	K								1B	3	0	0	0	0	3	3									
<b>Ramon de los Santos, L</b> ERA: (9, 1)									G6-4-3 1B	0	0	0	0	0	0	0									
<b>Jerry Johnson, R</b> ERA: (9, PH)										1	0	1	0	0	0	0									
<b>Cliff Johnson, R</b> OBP: 0.354, SLG: 0.450 (9, PH)										0	0	0	0	0	0	0									
<b>Inning Stats</b>	R: 4 E: 1 K: 1 S: 10	H: 4 LOB: 2 BB: 1 P: 14	R: 0 E: 0 K: 1 S: 5	H: 0 LOB: 1 BB: 1 P: 9	R: 0 E: 0 K: 1 S: 5	H: 0 LOB: 0 BB: 0 P: 5	R: 0 E: 0 K: 2 S: 7	H: 0 LOB: 0 BB: 0 P: 7	R: 1 E: 0 K: 0 S: 4	H: 1 LOB: 0 BB: 0 P: 4	R: 0 E: 0 K: 1 S: 6	H: 1 LOB: 1 BB: 0 P: 6	R: 0 E: 0 K: 0 S: 3	H: 0 LOB: 2 BB: 0 P: 3	R: 0 E: 0 K: 0 S: 4	H: 2 LOB: 2 BB: 0 P: 4	R: 0 E: 0 K: 0 S: 3	H: 1 LOB: 0 BB: 0 P: 3	1B: 8 2B: 0 3B: 0 HR: 1	SF: 1 SAC: 0 DP: 2 HBP: 0	WP: 0 PB: 0 SB: 0 CS: 0	PA: 37			
<b>PITCHER</b>	IP	WLS	BF	H	R	ER	SO	BB	IBB	HBP	BLK	WP	HR	S	P	ERA	WHIP								
<b>Clay Kirby, R</b> ERA: 3.26 (1, 1)	6.0		27	5	5	5	6	2	0	0	0	0	0	37	45	7.50	1.333								
<b>Pedro Borbon, R</b> ERA: 3.12 (7, 1)	2.0	W	7	2	0	0	0	0	0	0	0	0	0	7	7	0.00	1.000								
<b>Clay Carroll, R</b> ERA: 2.49 (9, 1)	1.0		3	1	0	0	0	0	0	0	0	0	0	3	3	0.00	1.000								



Batter	1	2	3	4	5	6	7	8	9	AB	R	H	RBI	BB	SO	LOB	TOP				
<b>Pete Rose, S</b> OBP: 0.382, SLG: 0.368 (1, 7)	0-0 6-3		0-0 F7		0-0 E6			0-0 4-3		4	0	0	0	0	0	1	<b>Cincinnati Reds @ Houston Astros</b> Astrodome, Houston, TX Wed Sep 04 1974, 8:05 PM EDT Att: 8,024 - Dome				
<b>Joe Morgan, L</b> OBP: 0.425, SLG: 0.498 (1, 4)	0-0 F9			4-0 4-3 S BB	0-0 F9			4-0 BB		2	0	0	0	2	0	1					
<b>Johnny Bench, R</b> OBP: 0.358, SLG: 0.497 (1, 2)	0-0 P4			0-0 4-3		4-0 G4-6-3 BB		0-0 1-3		3	0	0	0	1	0	2					
<b>Tony Perez, R</b> OBP: 0.337, SLG: 0.459 (1, 3)		0-0 F8		0-0 P4		0-0 P3		0-0 FC5-6 1B		4	0	1	0	0	0	2					
<b>Dan Driessen, L</b> OBP: 0.340, SLG: 0.380 (1, 5)		0-0 F8		0-0 6-3		0-0 G4-6-3		0-0 FC5-6 BB		3	0	0	0	0	0	2					
<b>Darrel Chaney, S</b> OBP: 0.339, SLG: 0.278 (7, 5)						1-2		1-2		1	0	0	0	0	0	1					
<b>Cesar Geronimo, L</b> OBP: 0.363, SLG: 0.424 (1, 8)		0-0 F7			4-0 SH5-4 BB E BB		0-0 F7	4-0 G6-4-3 BB		2	1	0	0	2	0	0					
<b>Dave Concepcion, R</b> OBP: 0.320, SLG: 0.375 (1, 6)			0-0 F7		0-3 K		0-0 6-3	0-0 G6-4-3		4	0	0	0	0	1	3					
<b>George Foster, R</b> OBP: 0.344, SLG: 0.418 (1, 9)			1-0 SH1-4 HBP		4-0 SH5-4 E BB		0-3 K			1	1	0	0	1	1	0					
<b>Jack Billingham, R</b> OBP: 0.081, SLG: 0.066 (1, 1)			0-0 SH1-4		0-0 SH5-4		0-3 K			1	0	0	0	0	1	0					
<b>Inning Stats</b>	R: 0 E: 0 K: 0 S: 3	H: 0 LOB: 0 BB: 0 P: 3	R: 0 E: 0 K: 0 S: 3	H: 0 LOB: 0 BB: 0 P: 3	R: 0 E: 0 K: 0 S: 3	H: 0 LOB: 1 BB: 0 P: 4	R: 0 E: 0 K: 0 S: 3	H: 0 LOB: 1 BB: 1 P: 7	R: 2 E: 1 K: 1 S: 6	H: 0 LOB: 1 BB: 2 P: 14	R: 0 E: 0 K: 1 S: 5	H: 0 LOB: 0 BB: 0 P: 5	R: 0 E: 0 K: 1 S: 5	H: 0 LOB: 1 BB: 1 P: 9	R: 0 E: 0 K: 0 S: 3	H: 1 LOB: 1 BB: 1 P: 7	1B: 1 2B: 0 3B: 0 HR: 0	SF: 0 SAC: 2 DP: 2 HBP: 1	WP: 0 PA: 34 PB: 0 SB: 1 CS: 0		
<b>PITCHER</b>	IP	WLS	BF	H	R	ER	SO	BB	IBB	HBP	BLK	WP	HR	S	P	ERA	WHIP			ERA	WHIP
<b>Don Wilson, R</b> ERA: 3.35 (1, 1)	8.0	L	30	0	2	0	3	5	0	1	0	0	0	30	51	0.00	0.625			0.00	2.000
<b>Mike Cosgrove, L</b> ERA: 3.14 (9, 1)	1.0		4	1	0	0	0	1	0	0	0	0	0	3	7	0.00	2.000				

AB	25
R	2
H	1
RBI	0
BB	6
SO	3
LOB	12



Batter	1	2	3	4	5	6	7	8	9	AB	R	H	RBI	BB	SO	LOB	BOTTOM				
<b>Greg Gross, L</b> OBP: 0.397, SLG: 0.360 (1, 9)	0-0 4-3			0-0 F7		0-0 3-1		0-0 1B		4	0	1	0	0	0	0	<b>Cincinnati Reds @ Houston Astros</b> Astrodome, Houston, TX Wed Sep 04 1974, 8:05 PM EDT Att: 8,024 - Dome				
<b>Roger Metzger, S</b> OBP: 0.302, SLG: 0.320 (1, 6)	0-0 4-3			0-0 6-3		0-0 FC4 1B		0-0 CS 1B		4	0	2	0	0	0	0					
<b>Cesar Cedeno, R</b> OBP: 0.344, SLG: 0.482 (1, 8)	0-0 CS 1B			1-0 HBP		0-0 FC4		0-3 K		3	0	1	0	0	1	3					
<b>Lee May, R</b> OBP: 0.303, SLG: 0.461 (1, 3)	0-0 CS	0-3 K		0-0 6-3		0-0 F8		0-0 P4		4	0	0	0	0	1	1					
<b>Mitt May, L</b> OBP: 0.345, SLG: 0.390 (1, 2)		0-0 G3		0-0 F8		0-0 1B E 1B		0-0 6-3		4	1	1	0	0	0	0					
<b>Doug Rader, R</b> OBP: 0.333, SLG: 0.419 (1, 5)		0-0 6-3		0-0 1B		0-0 E 1B		0-0 6-3		4	0	2	0	0	0	0					
<b>Wilbur Howard, S</b> OBP: 0.282, SLG: 0.289 (1, 7)			0-0 5-3		0-0 F8		0-0 E5			2	0	0	0	0	0	1					
<b>Cliff Johnson, R</b> OBP: 0.352, SLG: 0.447 (7, PH)						1-2 2-H				1	0	0	0	0	0	1					
<b>Bob Gallagher, L</b> OBP: 0.287, SLG: 0.211 (8, 7)						1-2 2-H				0	0	0	0	0	0	0					
<b>Larry Milbourne, S</b> OBP: 0.333, SLG: 0.333 (1, 4)			0-0 3-1		0-0 F7		0-0 G4-6-3			2	0	0	0	0	0	1					
<b>Bob Watson, R</b> OBP: 0.308, SLG: 0.411 (7, PH)						1-2				1	0	0	0	0	0	2					
<b>Dave Campbell, R</b> OBP: 0.130, SLG: 0.136 (8, 4)						1-2				0	0	0	0	0	0	0					
<b>Don Wilson, R</b> OBP: 0.263, SLG: 0.333 (1, 1)			0-0 4-3		0-3 K		0-0 6-3			2	0	0	0	0	1	0					
<b>Tommy Helms, R</b> OBP: 0.323, SLG: 0.362 (8, PH)										1	0	0	0	0	0	0					
<b>Mike Cosgrove, L</b> OBP: 0.167, SLG: 0.063 (9, 1)										0	0	0	0	0	0	0					
<b>Inning Stats</b>	R: 0 E: 0 K: 0 S: 3	H: 1 LOB: 0 BB: 0 P: 3	R: 0 E: 0 K: 1 S: 5	H: 0 LOB: 0 BB: 0 P: 5	R: 0 E: 0 K: 0 S: 3	H: 0 LOB: 0 BB: 0 P: 3	R: 0 E: 0 K: 0 S: 3	H: 0 LOB: 1 BB: 0 P: 4	R: 0 E: 0 K: 1 S: 6	H: 1 LOB: 1 BB: 0 P: 6	R: 1 E: 1 K: 0 S: 5	H: 2 LOB: 1 BB: 0 P: 5	R: 0 E: 0 K: 1 S: 6	H: 2 LOB: 2 BB: 0 P: 6	R: 0 E: 0 K: 0 S: 3	H: 0 LOB: 0 BB: 0 P: 3	1B: 7 2B: 1 3B: 0 HR: 0	SF: 0 SAC: 0 DP: 2 HBP: 1	WP: 0 PA: 34 PB: 0 SB: 0 CS: 2		
<b>PITCHER</b>	IP	WLS	BF	H	R	ER	SO	BB	IBB	HBP	BLK	WP	HR	S	P	ERA	WHIP			ERA	WHIP
<b>Jack Billingham, R</b> ERA: 3.12 (1, 1)	9.0	W	33	7	1	0	3	0	0	1	0	0	0	38	39	0.00	0.778				

AB	32
R	1
H	7
RBI	0
BB	0
SO	3
LOB	9





Batter	1	2	3	4	5	6	7	8	9	AB	R	H	RBI	BB	SO	LOB	TOP										
<b>Davey Lopes, R</b> OBP: 0.396, SLG: 0.380 (1, 4)										4	0	0	0	1	0	1											
<b>Bill Buckner, L</b> OBP: 0.353, SLG: 0.397 (1, 7)										4	1	2	0	0	0	0											
<b>Jimmy Wynn, R</b> OBP: 0.396, SLG: 0.525 (1, 8)										3	1	0	0	1	1	3											
<b>Steve Garvey, R</b> OBP: 0.354, SLG: 0.491 (1, 3)										4	1	2	3	0	2	3											
<b>Joe Ferguson, R</b> OBP: 0.366, SLG: 0.417 (1, 9)										4	0	1	0	0	1	1											
<b>Ron Cey, R</b> OBP: 0.361, SLG: 0.409 (1, 5)										4	0	1	0	0	1	2											
<b>Bill Russell, R</b> OBP: 0.330, SLG: 0.355 (1, 6)										4	0	0	0	0	0	2											
<b>Steve Yeager, R</b> OBP: 0.333, SLG: 0.415 (1, 2)										4	0	2	0	0	2	1											
<b>Don Sutton, R</b> OBP: 0.218, SLG: 0.202 (1, 1)										2	0	0	0	0	0	0											
<b>Mike Marshall, R</b> OBP: 0.214, SLG: 0.214 (8, 1)										0	0	0	0	0	0	0											
<b>Willie Crawford, L</b> OBP: 0.381, SLG: 0.455 (8, 9)										1	0	0	0	0	0	1											
<b>Inning Stats</b>	R: 3 E: 0 K: 1 S: 7	H: 2 LOB: 0 BB: 1 P: 11	R: 0 E: 0 K: 1 S: 5	H: 0 LOB: 0 BB: 0 P: 5	R: 0 E: 0 K: 0 S: 3	H: 0 LOB: 0 BB: 0 P: 3	R: 0 E: 0 K: 1 S: 6	H: 1 LOB: 1 BB: 0 P: 6	R: 0 E: 0 K: 1 S: 7	H: 2 LOB: 3 BB: 1 P: 11	R: 0 E: 0 K: 0 S: 3	H: 0 LOB: 0 BB: 0 P: 3	R: 0 E: 0 K: 2 S: 8	H: 1 LOB: 1 BB: 0 P: 8	R: 0 E: 0 K: 0 S: 4	H: 1 LOB: 0 BB: 0 P: 4	1B: 5 2B: 2 3B: 0 HR: 1	SF: 0 SAC: 1 DP: 0 HBP: 0	WP: 1 PB: 0 SB: 0 CS: 0	PA: 37							
<b>PITCHER</b>	IP	WLS	BF	H	R	ER	SO	BB	IBB	HBP	BLK	WP	HR	S	P	ERA	WHIP										
<b>Don Gullett, L</b> ERA: 2.96 (1, 1)	7.0	L	29	6	3	3	5	2	0	0	0	1	1	37	45	3.86	1.143										
<b>Pedro Borbon, R</b> ERA: 3.09 (8, 1)	1.0		4	1	0	0	2	0	0	0	0	0	0	8	8	0.00	1.000										
<b>Clay Carroll, R</b> ERA: 2.46 (9, 1)	1.0		4	1	0	0	0	0	0	0	0	0	0	4	4	0.00	1.000										

Los Angeles Dodgers @ Cincinnati Reds  
Riverfront Stadium, Cincinnati, OH  
Fri Sep 06 1974, 7:05 PM EDT  
Att: 51,083 - Unknown

Batter	1	2	3	4	5	6	7	8	9	AB	R	H	RBI	BB	SO	LOB	BOTTOM										
<b>Pete Rose, S</b> OBP: 0.381, SLG: 0.369 (1, 7)										5	0	1	0	0	0	5											
<b>Joe Morgan, L</b> OBP: 0.423, SLG: 0.494 (1, 4)										4	0	0	0	1	0	2											
<b>Johnny Bench, R</b> OBP: 0.360, SLG: 0.496 (1, 2)										3	0	1	0	1	0	1											
<b>Tony Perez, R</b> OBP: 0.334, SLG: 0.455 (1, 3)										5	0	0	0	0	2	6											
<b>Dan Driessen, L</b> OBP: 0.343, SLG: 0.393 (1, 5)										5	1	3	1	0	0	2											
<b>Cesar Geronimo, L</b> OBP: 0.364, SLG: 0.423 (1, 8)										4	0	1	0	1	1	1											
<b>Dave Concepcion, R</b> OBP: 0.323, SLG: 0.379 (1, 6)										5	0	3	0	0	0	4											
<b>George Foster, R</b> OBP: 0.341, SLG: 0.413 (1, 9)										3	0	0	0	0	1	4											
<b>Terry Crowley, L</b> OBP: 0.298, SLG: 0.353 (8, PH)										0	0	0	0	1	0	0											
<b>Clay Carroll, R</b> OBP: 0.143, SLG: 0.143 (9, 1)										0	0	0	0	0	0	0											
<b>Don Gullett, R</b> OBP: 0.295, SLG: 0.268 (1, 1)										2	0	0	0	0	0	4											
<b>Merv Rettenmund, R</b> OBP: 0.332, SLG: 0.327 (7, PH)										0	0	0	0	1	0	0											
<b>Pedro Borbon, R</b> OBP: 0.200, SLG: 0.200 (8, 1)										0	0	0	0	0	0	0											
<b>Ken Griffey, L</b> OBP: 0.292, SLG: 0.303 (8, PH)										1	0	0	0	0	1	2											
<b>Inning Stats</b>	R: 0 E: 0 K: 1 S: 5	H: 0 LOB: 2 BB: 2 P: 13	R: 0 E: 1 K: 1 S: 7	H: 1 LOB: 2 BB: 0 P: 7	R: 0 E: 0 K: 0 S: 3	H: 0 LOB: 0 BB: 0 P: 3	R: 0 E: 0 K: 1 S: 7	H: 2 LOB: 2 BB: 0 P: 7	R: 0 E: 0 K: 0 S: 4	H: 1 LOB: 1 BB: 0 P: 4	R: 0 E: 0 K: 0 S: 4	H: 1 LOB: 1 BB: 0 P: 4	R: 0 E: 0 K: 0 S: 3	H: 0 LOB: 2 BB: 1 P: 8	R: 1 E: 0 K: 1 S: 7	H: 2 LOB: 2 BB: 1 P: 11	R: 0 E: 0 K: 1 S: 7	H: 2 LOB: 3 BB: 1 P: 11	1B: 5 2B: 3 3B: 0 HR: 1	SF: 0 SAC: 0 DP: 0 HBP: 1	WP: 0 PB: 0 SB: 1 CS: 0	PA: 43					
<b>PITCHER</b>	IP	WLS	BF	H	R	ER	SO	BB	IBB	HBP	BLK	WP	HR	S	P	ERA	WHIP										
<b>Don Sutton, R</b> ERA: 3.55 (1, 1)	7.0		33	7	1	1	3	3	0	1	0	0	0	35	48	1.29	1.429										
<b>Mike Marshall, R</b> ERA: 2.25 (8, 1)	2.0	S	10	2	0	0	2	2	0	0	0	0	0	12	20	0.00	2.000										

Los Angeles Dodgers @ Cincinnati Reds  
Riverfront Stadium, Cincinnati, OH  
Fri Sep 06 1974, 7:05 PM EDT  
Att: 51,083 - Unknown



Batter	1	2	3	4	5	6	7	8	9	AB	R	H	RBI	BB	SO	LOB	TOP										
<b>Davey Lopes, R</b> OBP: 0.364, SLG: 0.381 (1.4)	0-0 3-1 SF7 2B	0-0 SF8			0-0 P6		0-0 B2-3		0-3 K	4	1	1	1	0	1	1	<b>Los Angeles Dodgers @ Cincinnati Reds</b> Riverfront Stadium, Cincinnati, OH Sat Sep 07 1974, 3:33 AM EDT Att: 50,014 - Unknown  <b>AB 34</b> <b>R 5</b> <b>H 8</b> <b>RBI 4</b> <b>BB 3</b> <b>SO 5</b> <b>LOB 15</b>										
<b>Bill Buckner, L</b> OBP: 0.353, SLG: 0.404 (1.7)	0-0 3-1 2-3	0-0 1-H HR			0-0 P4		0-0 1-3		0-0 1B	5	1	2	2	0	0	2											
<b>Jimmy Wynn, R</b> OBP: 0.392, SLG: 0.520 (1.8)	0-0 SF7 3-H	0-0 F8			0-3 K		0-0 F7		0-3 K	4	0	0	1	0	2	2											
<b>Steve Garvey, R</b> OBP: 0.354, SLG: 0.489 (1.3)	0-0 1B				0-0 6-3				0-0 E5 G3	4	0	1	0	0	0	0											
<b>Willie Crawford, L</b> OBP: 0.378, SLG: 0.451 (1.9)	0-0 F7				0-0 F8				0-0 G3 1-2	4	0	0	0	0	0	2											
<b>Ron Cey, R</b> OBP: 0.362, SLG: 0.411 (1.5)		0-0 WP SF8 2B			0-0 4-3				0-0 F8	4	1	2	0	0	0	1											
<b>Bill Russell, R</b> OBP: 0.333, SLG: 0.355 (1.6)		4-0 SF8 WP BB 2-3			0-0 6-3				4-0 1B 1-3	2	1	1	0	2	0	0											
<b>Steve Yeager, R</b> OBP: 0.333, SLG: 0.412 <b>Mike Marshall, R</b> OBP: 0.207, SLG: 0.207 (6.1)		4-0 WP HR BB 1-2			0-0 6-3				0-0 1-4-3 6-3	2	1	0	0	1	0	2											
<b>Andy Messersmith, R</b> OBP: 0.330, SLG: 0.388 <b>Charlie Hough, R</b> OBP: 0.367, SLG: 0.421 (5.1)		0-3 K			0-3 K				0-0 F7	2	0	0	0	0	2	3											
<b>Joe Ferguson, R</b> OBP: 0.367, SLG: 0.421 (6.2)									0-0 2B	0	0	0	0	0	0	0											
<b>Inning Stats</b>	R: 1 E: 0 K: 0 S: 5	H: 2 LOB: 1 BB: 0 P: 5	R: 4 E: 0 K: 1 S: 7	H: 2 LOB: 0 BB: 2 P: 15	R: 0 E: 0 K: 0 S: 3	H: 0 LOB: 0 BB: 0 P: 3	R: 0 E: 0 K: 1 S: 5	H: 0 LOB: 0 BB: 0 P: 5	R: 0 E: 0 K: 0 S: 5	H: 2 LOB: 2 BB: 0 P: 5	R: 0 E: 0 K: 0 S: 4	H: 1 LOB: 1 BB: 0 P: 4	R: 0 E: 1 K: 0 S: 4	H: 0 LOB: 2 BB: 1 P: 8	R: 0 E: 0 K: 2 S: 8	H: 1 LOB: 1 BB: 0 P: 8	1B: 4 2B: 3 3B: 0 HR: 1	SF: 2 SAC: 0 DP: 0 HBP: 0	WP: 2 PB: 0 SB: 0 CS: 0	PA: 39							
<b>PITCHER</b>	IP	WLS	BF	H	R	ER	SO	BB	IBB	HBP	BLK	WP	HR	S	P	ERA	WHIP										
<b>Clay Kirby, R</b> ERA: 3.47 (1.1)	1.2		11	4	5	5	1	2	0	0	0	2	1	11	19	27.00	3.600										
<b>Pedro Borbon, R</b> ERA: 3.03 (2.1)	2.1		7	0	0	0	1	0	0	0	0	0	0	9	9	0.00	0.000										
<b>Tom Carroll, R</b> ERA: 3.25 (5.1)	1.0		3	0	0	0	1	0	0	0	0	0	0	5	5	0.00	0.000										
<b>Clay Carroll, R</b> ERA: 2.38 (6.1)	3.0	W	14	3	0	0	0	0	1	0	0	0	0	13	17	0.00	1.000										
<b>Fred Norman, L</b> ERA: 2.55 (9.1)	1.0		4	1	0	0	2	0	0	0	0	0	0	8	8	0.00	1.000										

Batter	1	2	3	4	5	6	7	8	9	AB	R	H	RBI	BB	SO	LOB	BOTTOM										
<b>Pete Rose, S</b> OBP: 0.379, SLG: 0.366 (1.7)	0-3 K	0-0 6-3			0-3 K				4-0 HR BB	4	1	0	0	1	2	2	<b>Los Angeles Dodgers @ Cincinnati Reds</b> Riverfront Stadium, Cincinnati, OH Sat Sep 07 1974, 3:33 AM EDT Att: 50,014 - Unknown  <b>AB 33</b> <b>R 7</b> <b>H 10</b> <b>RBI 7</b> <b>BB 7</b> <b>SO 9</b> <b>LOB 19</b>										
<b>Joe Morgan, L</b> OBP: 0.425, SLG: 0.499 <b>Junior Kennedy, R</b> OBP: 0.294, SLG: 0.143 (1.4)	4-0 S BB				0-0 P5				0-0 S E BB	3	1	1	2	2	0	2											
<b>Johnny Bench, R</b> OBP: 0.362, SLG: 0.502 (1.2)	0-3 K 1-2				0-0 BB 1B				4-0 G6-4-3 BB 1-3	4	1	2	1	1	2	1											
<b>Tony Perez, R</b> OBP: 0.333, SLG: 0.452 (1.3)	0-3 K				0-3 K				0-0 F3 1-2	5	0	1	0	0	2	4											
<b>Dan Driessen, L</b> OBP: 0.348, SLG: 0.397 <b>Fred Norman, S</b> OBP: 0.122, SLG: 0.085 (9.1)		0-0 1B HR 1B			4-0 1B BB 1-2				4-0 1B BB 2B	3	2	2	0	2	0	1											
<b>Cesar Geronimo, L</b> OBP: 0.365, SLG: 0.423 (1.8)		0-0 1B HR 1B			0-0 1-3				0-0 F9 1-3	4	1	2	0	0	0	3											
<b>Dave Concepcion, R</b> OBP: 0.324, SLG: 0.386 (1.6)		0-0 1-H 2-H HR			0-0 F8				0-0 P7 1-3	4	1	2	4	0	0	1											
<b>George Foster, R</b> OBP: 0.339, SLG: 0.408 (1.9)		0-0 F8			1-0 BB HBP				0-0 4-3	3	0	0	0	0	1	3											
<b>Clay Kirby, R</b> ERA: 3.47 <b>Pedro Borbon, R</b> ERA: 3.03 <b>Tom Carroll, R</b> ERA: 3.25 <b>Clay Carroll, R</b> ERA: 2.38 <b>Fred Norman, L</b> ERA: 2.55 (11.1)		0-3 K			4-0 BB				0-3 K	0	0	0	0	0	0	0											
<b>Inning Stats</b>	R: 0 E: 0 K: 3 S: 9	H: 0 LOB: 1 BB: 1 P: 13	R: 3 E: 0 K: 1 S: 8	H: 3 LOB: 0 BB: 0 P: 8	R: 0 E: 0 K: 1 S: 6	H: 1 LOB: 2 BB: 1 P: 10	R: 0 E: 0 K: 1 S: 5	H: 0 LOB: 2 BB: 1 P: 10	R: 2 E: 0 K: 0 S: 2	H: 0 LOB: 1 BB: 2 P: 10	R: 0 E: 0 K: 0 S: 4	H: 1 LOB: 1 BB: 0 P: 4	R: 2 E: 0 K: 2 S: 9	H: 2 LOB: 1 BB: 1 P: 13	1B: 6 2B: 1 3B: 0 HR: 3	SF: 0 SAC: 0 DP: 1 HBP: 1		WP: 0 PB: 0 SB: 3 CS: 0	PA: 41								
<b>PITCHER</b>	IP	WLS	BF	H	R	ER	SO	BB	IBB	HBP	BLK	WP	HR	S	P	ERA	WHIP										
<b>Andy Messersmith, R</b> ERA: 2.75 (1.1)	4.1		24	6	5	5	6	4	0	1	0	0	0	31	48	10.38	2.308										
<b>Charlie Hough, R</b> ERA: 3.78 (5.1)	1.0		6	1	0	0	1	2	0	0	0	0	0	6	14	0.00	3.000										
<b>Mike Marshall, R</b> ERA: 2.32 (6.1)	2.2	L	11	3	2	2	2	1	0	0	0	0	1	14	18	6.75	1.500										







Batter	1	2	3	4	5	6	7	8	9	AB	R	H	RBI	BB	SO	LOB	TOP							
Enzo Hernandez, R OBP: 0.294, SLG: 0.284	G3 SH3 1B		HR 1B		P4		1-3			4	1	2	0	0	0	0	<b>San Diego Padres @ Cincinnati Reds</b> Riverfront Stadium, Cincinnati, OH Mon Sep 09 1974, 7:05 PM EDT Att: 11,023 - Unknown							
Rich Morales, R OBP: 0.292, SLG: 0.281	SH3		HR		BB		K			2	1	1	2	1	1	0								
Johnny Grubb, L OBP: 0.363, SLG: 0.421	G3		HR		L4		4-3			4	1	1	1	0	0	2								
Willie McCovey, L OBP: 0.420, SLG: 0.523	L8		K		F9		4-3			4	0	0	0	0	1	2								
Dave Winfield, R OBP: 0.318, SLG: 0.431		K		S BB	F8				K	3	0	0	0	1	2	0								
Randy Elliott, R OBP: 0.417, SLG: 0.300		F8		F7	1-3				K	4	0	0	0	0	1	1								
Dave Hilton, R OBP: 0.278, SLG: 0.292		F7		F8	F8				F9	4	0	0	0	0	0	1								
Fred Kendall, R OBP: 0.308, SLG: 0.336			L8		5-3					2	0	0	0	1	0	0								
Dave Freisleben, R ERA: 3.02			1-3		L8					2	0	0	0	0	0	0								
Bill Laxton, L ERA: 3.79										0	0	0	0	0	0	0								
Lowell Palmer, R ERA: 5.7										0	0	0	0	0	0	0								
Rusty Gerhardt, L ERA: 9.0										0	0	0	0	0	0	0								
Vicente Romo, R ERA: 4.66										0	0	0	0	0	0	0								
<b>Inning Stats</b>	R: 0 E: 0 K: 0 S: 4	H: 1 LOB: 1 BB: 0 P: 4	R: 0 E: 0 K: 1 S: 5	H: 0 LOB: 0 BB: 0 P: 5	R: 3 E: 0 K: 1 S: 8	H: 3 LOB: 0 BB: 0 P: 8	R: 0 E: 0 K: 1 S: 5	H: 0 LOB: 2 BB: 2 P: 13	R: 0 E: 0 K: 0 S: 3	H: 0 LOB: 0 BB: 0 P: 3	R: 0 E: 0 K: 0 S: 3	H: 0 LOB: 0 BB: 0 P: 3	R: 0 E: 0 K: 1 S: 5	H: 0 LOB: 0 BB: 0 P: 5	R: 0 E: 0 K: 2 S: 7	H: 0 LOB: 0 BB: 0 P: 7	1B: 2 2B: 0 3B: 0 HR: 2	SF: 0 SAC: 1 DP: 0 HBP: 0	WP: 0 PB: 0 SB: 1 CS: 0	PA: 34				
<b>PITCHER</b>	IP WLS BF H R ER SO BB IBB HBP BLK WP HR S P ERA WHIP	5.2 W 24 4 3 3 3 2 1 0 0 0 2 27 39 4.76 1.059	3.1 S 10 0 0 0 3 0 0 0 0 0 0 16 16 0.00 0.000																					

Batter	1	2	3	4	5	6	7	8	9	AB	R	H	RBI	BB	SO	LOB	BOTTOM							
Pete Rose, S OBP: 0.382, SLG: 0.377	G3 WP 2B	K		1B 1-3 3H	WP 1B			G3		5	1	3	2	0	1	2	<b>San Diego Padres @ Cincinnati Reds</b> Riverfront Stadium, Cincinnati, OH Mon Sep 09 1974, 7:05 PM EDT Att: 11,023 - Unknown							
Cesar Geronimo, L OBP: 0.382, SLG: 0.419	G3	FC6-4		G6-4-3 1B	K			F8		5	0	1	1	0	1	4								
Johnny Bench, R OBP: 0.362, SLG: 0.499				G6-4-3 1B						3	0	2	0	1	0	2								
Bill Plummer, R OBP: 0.270, SLG: 0.351	WP 1B		6-3 1B	G6-4-3 1B						0	0	0	0	0	0	0								
Tony Perez, R OBP: 0.333, SLG: 0.461			6-3		G6-4-3					3	1	1	1	1	0	2								
Dan Driessen, L OBP: 0.347, SLG: 0.402					HR 1B					4	1	1	0	0	0	3								
Junior Kennedy, R OBP: 0.294, SLG: 0.143	G4-6-3		G3		S HR 1B			F8		0	0	0	0	0	0	0								
Dave Concepcion, R OBP: 0.325, SLG: 0.392			G3		HR			F8		4	2	2	2	0	0	1								
Ken Griffey, L OBP: 0.293, SLG: 0.296				1B S BB	1B G3 BB			F7		2	1	0	0	2	1	0								
Darrel Chaney, S OBP: 0.336, SLG: 0.277		F8		G3				F9		4	1	1	0	0	0	3								
Fred Norman, S OBP: 0.157, SLG: 0.122										2	1	2	1	0	0	0								
Pedro Borbon, R OBP: 0.182, SLG: 0.182				2B 1B	SH5-4 1B			1-3		1	0	0	0	0	0	0								
<b>Inning Stats</b>	R: 1 E: 0 K: 0 S: 4	H: 2 LOB: 1 BB: 1 P: 8	R: 1 E: 0 K: 1 S: 7	H: 2 LOB: 2 BB: 1 P: 11	R: 0 E: 0 K: 0 S: 4	H: 1 LOB: 1 BB: 0 P: 4	R: 2 E: 0 K: 0 S: 5	H: 3 LOB: 1 BB: 1 P: 9	R: 4 E: 0 K: 1 S: 10	H: 5 LOB: 1 BB: 0 P: 10	R: 0 E: 0 K: 0 S: 2	H: 0 LOB: 0 BB: 1 P: 6	R: 0 E: 0 K: 1 S: 5	H: 0 LOB: 0 BB: 0 P: 5	R: 0 E: 0 K: 0 S: 3	H: 0 LOB: 0 BB: 0 P: 3	1B: 9 2B: 2 3B: 0 HR: 2	SF: 0 SAC: 1 DP: 3 HBP: 0	WP: 2 PB: 0 SB: 3 CS: 0	PA: 38				
<b>PITCHER</b>	IP WLS BF H R ER SO BB IBB HBP BLK WP HR S P ERA WHIP	3.1 L 19 7 4 4 4 1 0 0 1 0 2 5 30 10.80 3.000	0.2 5 4 3 3 0 0 0 0 0 0 2 5 5 40.50 6.000	2.0 8 2 1 1 1 1 0 0 0 0 1 0 9 13 4.50 1.500	1.0 3 0 0 0 1 0 0 0 0 0 0 0 5 5 0.00 0.000	1.0 3 0 0 0 0 0 0 0 0 0 0 3 3 0.00 0.000																		






Batter	1	2	3	4	5	6	7	8	9	AB	R	H	RBI	BB	SO	LOB	TOP			
Enzo Hernandez, R OBP: 0.294, SLG: 0.286 (1, 6)	0-0 5-3		0-0 F9			0-0 5-3			0-0 1B 2B	4	1	1	0	0	0	1				
Rich Morales, R OBP: 0.294, SLG: 0.300 Mike Ivie, R OBP: 0.176, SLG: 0.087 (1, 4) (9, FH)	0-3 K			0-0 5-3		0-0 2B			0-3 K	3	0	1	0	0	0	1	0			
Johnny Grubb, L OBP: 0.362, SLG: 0.419 (1, 8)	0-0 F7			0-0 6-3		0-0 4-3			0-0 WP 2H 1B	4	0	1	1	0	0	1				
Willie McCovey, L OBP: 0.416, SLG: 0.516 (1, 3)		0-0 4-3		0-0 P1			0-3 K		0-3 K	4	0	0	0	0	2	1				
Dave Winfield, R OBP: 0.316, SLG: 0.428 (1, 9)		0-0 F5			0-0 F9		0-3 K		0-3 K	4	0	0	0	0	2	1				
Randy Elliott, R OBP: 0.400, SLG: 0.538 (1, 7)		0-0 F9			0-0 HR		0-0 5-3			3	1	1	1	0	0	0				
Dave Hilton, R OBP: 0.279, SLG: 0.305 (1, 5)			0-3 K		0-0 CS 3B		0-0 4-3			3	0	1	0	0	1	0	AB 32			
Chris Cannizzaro, R OBP: 0.277, SLG: 0.214 Fred Kendall, R OBP: 0.308, SLG: 0.335 (1, 2) (8, FH) (8, 2)			0-3 K		0-3 K		0-3 K			2	0	0	0	0	2	1	R 2			
Joe McIntosh, S (1, 1)										1	0	0	0	0	0	0	H 6			
Rusty Gerhardt, S OBP: 0.333, SLG: 0.333 Larry Hardy, R (6, 1)										2	0	1	0	0	1	0	RBI 2			
Cito Gaston, R OBP: 0.259, SLG: 0.326 Dave Tomlin, L (8, 1)										1	0	0	0	0	0	0	BB 0			
										0	0	0	0	0	0	0	SO 11			
										0	0	0	0	0	0	0	LOB 6			
<b>Inning Stats</b>	R: 0 E: 0 K: 1 S: 5	H: 0 LOB: 0 BB: 0 P: 5	R: 0 E: 0 K: 0 S: 3	H: 0 LOB: 0 BB: 0 P: 3	R: 0 E: 0 K: 2 S: 8	H: 1 LOB: 1 BB: 0 P: 8	R: 0 E: 0 K: 0 S: 3	H: 0 LOB: 0 BB: 0 P: 3	R: 1 E: 0 K: 1 S: 6	H: 2 LOB: 0 BB: 0 P: 6	R: 0 E: 0 K: 1 S: 7	H: 0 LOB: 0 BB: 0 P: 7	R: 0 E: 0 K: 1 S: 5	H: 0 LOB: 0 BB: 0 P: 5	R: 1 E: 0 K: 3 S: 11	H: 2 LOB: 1 BB: 0 P: 11	1B: 2 2B: 2 3B: 1 HR: 1	SF: 0 SAC: 0 DP: 0 HBP: 0	WP: 1 PB: 0 SB: 0 CS: 1	PA: 32
<b>PITCHER</b> Don Gullett, L ERA: 2.93 (1, 1)	IP 9.0 WLS W BF 32 H 6 R 2 ER 2 SO 11 BB 0 IBB 0 HBP 0 BLK 0 WP 1 HR 1 S 54 P 54 ERA 2.00 WHIP 0.667															<b>PITCHER</b>	IP WLS BF H R ER SO BB IBB HBP BLK WP HR S P ERA WHIP			

San Diego Padres @ Cincinnati Reds  
Riverfront Stadium, Cincinnati, OH  
Tue Sep 10 1974, 7:05 PM EDT  
Att: 12,181 - Unknown


AB 32  
R 2  
H 6  
RBI 2  
BB 0  
SO 11  
LOB 6



Batter	1	2	3	4	5	6	7	8	9	AB	R	H	RBI	BB	SO	LOB	BOTTOM			
Pete Rose, S OBP: 0.385, SLG: 0.383 (1, 7)	0-0 F8	0-0 4-3 2B		0-0 FC3-6 1B		0-0 1-3 3H 2B		4-0 IBB		4	0	3	1	1	0	0				
Cesar Geronimo, L OBP: 0.380, SLG: 0.416 (1, 8)	4-0 1B BB	0-0 4-3 2-3		0-0 FC3-6 BLK		0-0 SF7		0-0 P5		3	1	0	1	1	0	4				
Johnny Bench, R OBP: 0.362, SLG: 0.497 (1, 2)	0-0 1B 1-3 1B	0-0 F7		0-0 F2		0-0 K				4	0	1	0	0	1	3				
Tony Perez, R OBP: 0.336, SLG: 0.464 (1, 3)	0-0 1-2 3H 1B		0-0 F9 2B 2B		4-0 G4-6-3 BB		0-0 6-3			3	1	2	1	1	0	0				
Dan Driessen, L OBP: 0.345, SLG: 0.400 Ray Knight, R (6, 5)	0-0 L9		0-0 6-3		0-0 G4-6-3		0-3 K			3	0	0	0	0	0	4				
Dave Concepcion, R OBP: 0.324, SLG: 0.391 (1, 6)	0-0 FC6-4 1-2 2-3 1B		0-0 F9		0-0 P4		0-0 4-3			4	0	1	0	0	0	1				
Ken Griffey, L OBP: 0.299, SLG: 0.308 Roger Freed, R OBP: 1.000, SLG: 1.000 Junior Kennedy, R OBP: 0.294, SLG: 0.143 (1, 9) (8, FH) (8, PR) (9, 4)	0-0 FC6-4		0-0 K		0-0 FC6-4 1B 2B		0-0 FC6-4 1B		0-0 SH2-4 1B	3	1	2	1	0	0	3	AB 33			
Darrel Chaney, S OBP: 0.344, SLG: 0.308 Ed Ambrister, R (8, PR) (9, 9)		0-0 WP 3B		0-0 K		0-0 FC6-4 1B		0-0 P4		3	1	2	0	0	1	1	H 12			
Don Gullett, R OBP: 0.284, SLG: 0.257 (1, 1)		0-3 K		0-0 6-3		0-0 FC6-4 2B SF7		0-0 SH2-4		3	1	0	0	0	1	2	RBI 4			
										1B: 7 2B: 4 3B: 1 HR: 0	SF: 1 SAC: 1 DP: 1 HBP: 0	WP: 1 PB: 0 SB: 0 CS: 0	PA: 38							
<b>Inning Stats</b>	R: 1 E: 0 K: 0 S: 6	H: 3 LOB: 3 BB: 1 P: 10	R: 1 E: 0 K: 1 S: 7	H: 2 LOB: 1 BB: 0 P: 7	R: 1 E: 0 K: 1 S: 7	H: 2 LOB: 1 BB: 0 P: 7	R: 0 E: 0 K: 0 S: 4	H: 1 LOB: 1 BB: 0 P: 4	R: 0 E: 0 K: 0 S: 2	H: 0 LOB: 0 BB: 1 P: 6	R: 2 E: 0 K: 1 S: 8	H: 3 LOB: 1 BB: 0 P: 8	R: 0 E: 0 K: 1 S: 5	H: 0 LOB: 0 BB: 0 P: 5	R: 0 E: 0 K: 0 S: 4	H: 1 LOB: 2 BB: 1 P: 8	1B: 7 2B: 4 3B: 1 HR: 0	SF: 1 SAC: 1 DP: 1 HBP: 0	WP: 1 PB: 0 SB: 0 CS: 0	PA: 38
<b>PITCHER</b> Joe McIntosh, R ERA: 4.67 Rusty Gerhardt, L ERA: 8.51 Larry Hardy, R ERA: 4.66 Dave Tomlin, L ERA: 4.91 (1, 1) (2, 1) (6, 1) (8, 1)	IP 1.1 WLS L BF 10 H 5 R 2 ER 2 SO 1 BB 1 IBB 0 HBP 0 BLK 1 WP 0 HR 0 S 11 P 15 ERA 13.50 WHIP 4.500															<b>PITCHER</b>	IP WLS BF H R ER SO BB IBB HBP BLK WP HR S P ERA WHIP			

San Diego Padres @ Cincinnati Reds  
Riverfront Stadium, Cincinnati, OH  
Tue Sep 10 1974, 7:05 PM EDT  
Att: 12,181 - Unknown

AB 33  
R 5  
H 12  
RBI 4  
BB 3  
SO 4  
LOB 19









Batter	1	2	3	4	5	6	7	8	9	AB	R	H	RBI	BB	SO	LOB	TOP											
<b>Darrell Evans, L</b> OBP: 0.379, SLG: 0.409 <b>Craig Robinson, R</b> OBP: 0.261, SLG: 0.246 <b>Norm Miller, L</b> OBP: 0.298, SLG: 0.275 <b>Tom House, L</b> OBP: 0.375, SLG: 0.375	0-3 K	0-0 HR		0-3 K		0-3 K		0-0 6-3		3	1	1	4	0	2	1												
<b>Marty Perez, R</b> OBP: 0.319, SLG: 0.353 <b>Dusty Baker Jr., R</b> OBP: 0.329, SLG: 0.411 <b>Hank Aaron, R</b> OBP: 0.334, SLG: 0.474 <b>Mike Lum, L</b> OBP: 0.325, SLG: 0.365	0-0 2B	0-3 K		0-0 BB		0-0 BB		0-0 F8	0-0 6-3	5	0	2	1	0	1	0												
<b>Davey Johnson, R</b> OBP: 0.358, SLG: 0.397 <b>Vic Correll, R</b> OBP: 0.311, SLG: 0.361 <b>Leo Foster, R</b> OBP: 0.279, SLG: 0.274 <b>Ron Reed, R</b> OBP: 0.132, SLG: 0.115 <b>Jack Pierce, L</b> OBP: 0.500, SLG: 0.500 <b>Max Leon, R</b> OBP: 0.133, SLG: 0.143 <b>Frank Tepedino, L</b> OBP: 0.269, SLG: 0.278		4-0 1B E HR BB	0-0 1B	0-0 F8	0-0 F8	0-0 F7		0-0 F8		4	0	0	0	0	0	4												
<b>Inning Stats</b>	R: 0 E: 0 K: 1 S: 6	H: 1 LOB: 2 BB: 1 P: 10	R: 4 E: 1 K: 2 S: 10	H: 2 LOB: 0 BB: 1 P: 14	R: 0 E: 0 K: 0 S: 4	H: 1 LOB: 1 BB: 0 P: 4	R: 1 E: 0 K: 1 S: 7	H: 2 LOB: 2 BB: 1 P: 11	R: 0 E: 0 K: 0 S: 3	H: 0 LOB: 0 BB: 0 P: 3	R: 0 E: 0 K: 2 S: 7	H: 0 LOB: 0 BB: 0 P: 7	R: 0 E: 0 K: 0 S: 3	H: 0 LOB: 0 BB: 0 P: 3	R: 1 E: 0 K: 0 S: 5	H: 2 LOB: 2 BB: 1 P: 9	R: 0 E: 0 K: 1 S: 6	H: 1 LOB: 1 BB: 0 P: 6	1B: 6 2B: 2 3B: 0 HR: 1	SF: 0 SAC: 1 DP: 0 HBP: 0	WP: 0 PB: 0 SB: 0 CS: 0	PA: 41						
<b>PITCHER</b>	IP	WLS	BF	H	R	ER	SO	BB	IBB	HBP	BLK	WP	HR	S	P	ERA	WHIP											
<b>Tom Carroll, R</b> ERA: 3.53 <b>Rawly Eastwick, R</b> ERA: 4.5 <b>Pedro Borbon, R</b> ERA: 2.91 <b>Clay Carroll, R</b> ERA: 2.34	2.0		12	3	4	3	3	2	0	0	0	0	0	1	16	24	13.50	2.500										
	3.1	W	13	2	1	1	2	1	0	0	0	0	0	0	16	20	2.70	0.900										
	1.2	S	6	1	0	0	1	0	0	0	0	0	0	8	8	0.00	0.600											

Atlanta Braves @ Cincinnati Reds  
Riverfront Stadium, Cincinnati, OH  
Thu Sep 12 1974, 3:33 AM EDT  
Unknown

AB 36  
R 6  
H 9  
RBI 6  
BB 4  
SO 7  
LOB 18



Batter	1	2	3	4	5	6	7	8	9	AB	R	H	RBI	BB	SO	LOB	BOTTOM											
<b>Pete Rose, S</b> OBP: 0.385, SLG: 0.383 <b>Cesar Geronimo, L</b> OBP: 0.366, SLG: 0.426 <b>Johnny Bench, R</b> OBP: 0.361, SLG: 0.495 <b>Tony Perez, R</b> OBP: 0.336, SLG: 0.468 <b>Dan Driessen, L</b> OBP: 0.343, SLG: 0.400 <b>Ray Knight, R</b>	0-0 4-3	0-0 HR 1B		0-0 4-3		0-0 2B		0-0 G6-4-3		5	1	2	0	0	0	1												
<b>Dave Concepcion, R</b> OBP: 0.325, SLG: 0.389 <b>Ken Griffey, L</b> OBP: 0.310, SLG: 0.313 <b>Darrel Chaney, S</b> OBP: 0.343, SLG: 0.309 <b>Tom Carroll, L</b> OBP: 0.192, SLG: 0.160 <b>Hal Kwock, R</b> OBP: 0.310, SLG: 0.194 <b>Rawly Eastwick, R</b> OBP: 0.325, SLG: 0.325 <b>Merv Rettenmund, R</b> OBP: 0.180, SLG: 0.174 <b>Pedro Borbon, R</b> OBP: 0.200, SLG: 0.200 <b>Clay Carroll, R</b> OBP: 0.200, SLG: 0.200	0-0 2B	1-2 2-3 HR 1B	0-0 F8	0-0 F8	4-0 2B S BB	0-0 4-3	0-0 6-3	0-0 L8	0-0 HR	3	2	2	4	1	0	1												
<b>Inning Stats</b>	R: 0 E: 0 K: 1 S: 6	H: 1 LOB: 1 BB: 0 P: 6	R: 5 E: 0 K: 0 S: 7	H: 4 LOB: 0 BB: 1 P: 11	R: 0 E: 0 K: 0 S: 3	H: 0 LOB: 1 BB: 0 P: 4	R: 0 E: 0 K: 1 S: 5	H: 0 LOB: 0 BB: 0 P: 5	R: 2 E: 0 K: 0 S: 4	H: 1 LOB: 1 BB: 2 P: 12	R: 0 E: 0 K: 0 S: 4	H: 1 LOB: 0 BB: 0 P: 4	R: 1 E: 0 K: 0 S: 4	H: 1 LOB: 0 BB: 0 P: 4	R: 1 E: 0 K: 0 S: 4	H: 2 LOB: 0 BB: 0 P: 4	R: 0 E: 0 K: 0 S: 6	H: 1 LOB: 1 BB: 0 P: 6	1B: 5 2B: 3 3B: 0 HR: 2	SF: 0 SAC: 0 DP: 1 HBP: 1	WP: 1 PB: 0 SB: 3 CS: 0	PA: 37						
<b>PITCHER</b>	IP	WLS	BF	H	R	ER	SO	BB	IBB	HBP	BLK	WP	HR	S	P	ERA	WHIP											
<b>Ron Reed, R</b> ERA: 3.17 <b>Max Leon, R</b> ERA: 2.57 <b>Tom House, L</b> ERA: 2.06	5.0	L	25	6	7	7	2	3	0	1	0	0	0	1	25	38	12.60	1.800										
	2.0		8	2	1	1	0	0	0	0	0	0	0	1	8	8	4.50	1.000										
	1.0		4	2	1	1	0	0	0	0	0	1	0	4	4	9.00	2.000											

Atlanta Braves @ Cincinnati Reds  
Riverfront Stadium, Cincinnati, OH  
Thu Sep 12 1974, 3:33 AM EDT  
Unknown

AB 33  
R 9  
H 10  
RBI 8  
BB 3  
SO 2  
LOB 12





Batter	1	2	3	4	5	6	7	8	9	AB	R	H	RBI	BB	SO	LOB	TOP					
Rowland Office, L OBP: 0.283, SLG: 0.338 (1, 8)										4	0	0	0	0	0	0						
Marty Perez, R OBP: 0.318, SLG: 0.352 (1, 4)										4	0	1	0	0	1	0						
Darrell Evans, L OBP: 0.380, SLG: 0.416 (1, 5)										4	2	2	1	0	0	1						
Dusty Baker Jr., R OBP: 0.330, SLG: 0.411 (1, 9)										3	0	1	0	1	1	1						
Mike Lum, L OBP: 0.327, SLG: 0.372 (1, 7)										3	0	1	1	1	2	1						
Davey Johnson, R OBP: 0.357, SLG: 0.398 (1, 3)										4	0	1	0	0	0	3						
Johnny Oates, L OBP: 0.287, SLG: 0.279 (1, 2)										3	0	0	0	1	1	3						
Leo Foster, R OBP: 0.269, SLG: 0.263 (1, 6)										4	0	0	0	0	1	4						
Lew Krausse, R OBP: 0.500, SLG: 0.833 Joe Niekro, R (4, 1)										1	0	0	0	0	1	0						
Frank Tepedino, L OBP: 0.267, SLG: 0.276 Mike Beard, L (7, 1)										1	0	0	0	0	0	0						
										1	0	0	0	0	0	2						
										0	0	0	0	0	0	0						
<b>Inning Stats</b>	R: 0 E: 0 K: 0 S: 3	H: 1 LOB: 0 BB: 0 P: 3	R: 0 E: 0 K: 0 S: 3	H: 0 LOB: 2 BB: 2 P: 11	R: 0 E: 0 K: 1 S: 5	H: 0 LOB: 0 BB: 0 P: 5	R: 1 E: 0 K: 1 S: 7	H: 2 LOB: 1 BB: 0 P: 7	R: 0 E: 0 K: 0 S: 3	H: 0 LOB: 0 BB: 0 P: 3	R: 0 E: 0 K: 2 S: 7	H: 0 LOB: 0 BB: 0 P: 7	R: 0 E: 0 K: 1 S: 8	H: 1 LOB: 2 BB: 1 P: 12	R: 1 E: 0 K: 1 S: 7	H: 2 LOB: 1 BB: 0 P: 7	R: 0 E: 0 K: 0 S: 3	H: 0 LOB: 0 BB: 0 P: 3	1B: 3 2B: 1 3B: 1 HR: 1	SF: 0 SAC: 0 DP: 1 HBP: 0	WP: 0 PB: 0 SB: 0 CS: 0	PA: 35
<b>PITCHER</b>	IP WLS BF H R ER SO BB IBB HBP BLK WP HR S P ERA WHIP																					
Pat Darcy, R ERA: 2.35 Will McEnaney, L ERA: 4.81	(1, 1) 7.2 W 31 6 2 2 6 3 0 0 0 0 0 1 40 52 2.35 1.174																					
(8, 1) 1.1 4 0 0 0 1 0 0 0 0 0 0 0 6 6 0.00 0.000																						

**Atlanta Braves @ Cincinnati Reds**  
Riverfront Stadium, Cincinnati, OH  
Thu Sep 12 1974, 3:38 AM EDT  
Att: 22,628 - Unknown

AB 32  
R 2  
H 6  
RBI 2  
BB 3  
SO 7  
LOB 15

Batter	1	2	3	4	5	6	7	8	9	AB	R	H	RBI	BB	SO	LOB	BOTTOM			
Pete Rose, S OBP: 0.385, SLG: 0.385 (1, 7)										3	2	1	0	1	1	1				
Joe Morgan, L OBP: 0.427, SLG: 0.498 Dave Concepcion, R OBP: 0.326, SLG: 0.389 (1, 4)										3	1	2	0	0	0	1				
Johnny Bench, R OBP: 0.362, SLG: 0.506 (1, 2)										4	2	2	6	0	0	1				
Tony Perez, R OBP: 0.336, SLG: 0.466 (1, 3)										4	0	1	0	0	2	1				
Dan Driessen, L OBP: 0.343, SLG: 0.398 Ray Knight, R (6, 5)										2	0	0	0	1	1	1				
Cesar Geronimo, L OBP: 0.362, SLG: 0.422 (1, 8)										4	0	0	0	0	2	4				
Ken Griffey, L OBP: 0.305, SLG: 0.307 George Foster, R OBP: 0.333, SLG: 0.400 (8, PH) (9, 9)										3	0	0	0	0	0	0				
Darrel Chaney, S OBP: 0.343, SLG: 0.304 (5, 4)										2	0	0	0	1	0	0				
Roger Freed, R OBP: 0.500, SLG: 0.500 Junior Kennedy, R OBP: 0.294, SLG: 0.143 (8, PH) (9, 4)										1	0	0	0	0	1	1				
Pat Darcy, L OBP: 0.500, SLG: 0.500 Will McEnaney, L (8, 1)										2	1	1	0	0	0	0				
										0	0	0	0	0	0	0				
<b>Inning Stats</b>	R: 2 E: 0 K: 2 S: 10	H: 3 LOB: 1 BB: 0 P: 10	R: 0 E: 0 K: 0 S: 3	H: 0 LOB: 1 BB: 1 P: 7	R: 0 E: 1 K: 1 S: 6	H: 1 LOB: 2 BB: 1 P: 10	R: 4 E: 0 K: 0 S: 6	H: 3 LOB: 0 BB: 1 P: 10	R: 0 E: 0 K: 1 S: 5	H: 0 LOB: 0 BB: 0 P: 5	R: 0 E: 0 K: 1 S: 4	H: 0 LOB: 0 BB: 0 P: 5	R: 0 E: 0 K: 1 S: 5	H: 0 LOB: 1 BB: 1 P: 9	R: 0 E: 0 K: 1 S: 5	H: 0 LOB: 1 BB: 1 P: 9	1B: 4 2B: 1 3B: 0 HR: 2	SF: 0 SAC: 1 DP: 1 HBP: 1	WP: 1 PB: 0 SB: 1 CS: 0	PA: 35
<b>PITCHER</b>	IP WLS BF H R ER SO BB IBB HBP BLK WP HR S P ERA WHIP																			
Lew Krausse, R ERA: 3.93 Joe Niekro, R ERA: 3.69 Mike Beard, L ERA: 5.79	(1, 1) 3.2 L 21 7 0 0 0 2 0 0 0 0 0 0 11 11 0.00 0.000																			
(4, 1) 2.1 7 0 0 0 2 0 0 0 0 0 0 0 9 14 0.00 0.500																				
(7, 1) 2.0 7 0 0 0 2 1 0 1 0 0 0 0 9 14 0.00 0.500																				

**Atlanta Braves @ Cincinnati Reds**  
Riverfront Stadium, Cincinnati, OH  
Thu Sep 12 1974, 3:38 AM EDT  
Att: 22,628 - Unknown

AB 29  
R 6  
H 7  
RBI 6  
BB 4  
SO 7  
LOB 11



Batter	1	2	3	4	5	6	7	8	9	AB	R	H	RBI	BB	SO	LOB	TOP								
<b>Pete Rose, S</b> OBP: 0.383, SLG: 0.381 (1, 7)	0-0 4-3		0-0 6-3		0-0 4-3		0-3 K		0-0 5-3	5	0	0	1	0	1	1	<b>Cincinnati Reds @ Los Angeles Dodgers</b> Dodger Stadium, Los Angeles, CA Fri Sep 13 1974, 7:05 PM PDT Att: 52,337 - Unknown								
<b>Joe Morgan, L</b> OBP: 0.427, SLG: 0.496 (1, 4)	4-0 G5-4-3 BB		0-0 G3		0-0 G3			4-0 HR BB		2	1	0	0	2	0	0									
<b>Johnny Bench, R</b> OBP: 0.359, SLG: 0.503 (1, 2)	0-0 G5-4-3 1-2			0-0 L7		0-0 F7		0-0 FC4 HR		4	1	0	0	0	2										
<b>Tony Perez, R</b> OBP: 0.335, SLG: 0.470 (1, 3)		0-0 HR		0-0 F9		0-0 F2		0-3 K		4	1	1	1	0	1	2									
<b>Dave Concepcion, R</b> OBP: 0.329, SLG: 0.395 (1, 6)		0-0 4-3		4-0 S 1B BB		4-0 BB		0-0 HR		2	2	1	3	2	0	0									
<b>George Foster, R</b> OBP: 0.332, SLG: 0.395 (1, 9)		0-3 K		4-0 1B BB		0-3 K		0-0 6-3		3	0	0	0	1	2	1									
<b>Cesar Geronimo, L</b> OBP: 0.361, SLG: 0.421 (1, 8)		0-0 E4 CS		0-0 1-2 3-H 1B			0-3 K	0-0 G3		4	0	1	1	0	1	0									
<b>Dan Driessen, L</b> OBP: 0.343, SLG: 0.402 <b>Darrel Chaney, S</b> OBP: 0.341, SLG: 0.301 (1, 5) (7, 5)	0-0 CS	0-0 CS	0-0 6-3 3B	0-0 1-6-3			0-0 P6		0-3 K	3	1	1	0	0	0	2									
<b>Jack Billingham, R</b> OBP: 0.090, SLG: 0.076 <b>Clay Carroll, R</b> OBP: 0.188, SLG: 0.188 (1, 1) (8, 1)			0-0 1-5-3		0-0 5-3			0-3 K		3	0	1	0	0	0	1									
<b>Inning Stats</b>	R: 0 E: 0 K: 0 S: 2	H: 0 LOB: 0 BB: 1 P: 6	R: 1 E: 1 K: 1 S: 6	H: 1 LOB: 0 BB: 0 P: 6	R: 1 E: 0 K: 0 S: 4	H: 1 LOB: 2 BB: 0 P: 4	R: 1 E: 0 K: 0 S: 4	H: 1 LOB: 2 BB: 1 P: 12	R: 0 E: 0 K: 1 S: 3	H: 0 LOB: 1 BB: 0 P: 3	R: 0 E: 0 K: 2 S: 5	H: 1 LOB: 1 BB: 0 P: 9	R: 0 E: 0 K: 1 S: 8	H: 1 LOB: 1 BB: 0 P: 8	R: 3 E: 1 K: 1 S: 7	H: 1 LOB: 0 BB: 1 P: 11		R: 0 E: 0 K: 2 S: 7	H: 0 LOB: 0 BB: 0 P: 7	1B: 2 2B: 0 3B: 1 HR: 2	SF: 0 SAC: 0 DP: 1 HBP: 0	WP: 0 PB: 0 SB: 2 CS: 1	PA: 38		
<b>PITCHER</b>	IP	WLS	BF	H	R	ER	SO	BB	IBB	HBP	BLK	WP	HR	S	P	ERA	WHIP								
<b>Doug Rau, L</b> ERA: 3.47 (1, 1)	5.0	L	20	3	3	3	1	3	0	0	0	0	1	19	31	5.40	1.200								
<b>Charlie Hough, R</b> ERA: 3.57 (6, 1)	3.0		14	2	3	2	4	2	0	0	0	0	1	20	28	6.00	1.333								
<b>Jim Brewer, L</b> ERA: 2.73 (9, 1)	1.0		3	0	0	0	2	0	0	0	0	0	0	7	7	0.00	0.000								

Batter	1	2	3	4	5	6	7	8	9	AB	R	H	RBI	BB	SO	LOB	BOTTOM									
<b>Davey Lopes, R</b> OBP: 0.361, SLG: 0.384 (1, 4)	0-0 F7		0-3 K		0-0 FC6 1B			0-0 FC5-4 WP 1B		4	1	1	0	0	1	2	<b>Cincinnati Reds @ Los Angeles Dodgers</b> Dodger Stadium, Los Angeles, CA Fri Sep 13 1974, 7:05 PM PDT Att: 52,337 - Unknown									
<b>Von Joshua, L</b> OBP: 0.300, SLG: 0.342 (1, 8)	0-0 1-3		0-3 K		0-0 FC6 1-2		0-3 K			4	0	0	0	0	2	4										
<b>Bill Buckner, L</b> OBP: 0.353, SLG: 0.409 (1, 7)	0-0 L3			0-0 4-3		0-0 F9		0-0 1B		4	0	1	1	0	0	0										
<b>Steve Garvey, R</b> OBP: 0.351, SLG: 0.486 (1, 3)		0-0 6-3		0-0 6-3		0-0 F3		0-0 6-3		4	0	0	0	0	0	1										
<b>Willie Crawford, L</b> OBP: 0.376, SLG: 0.443 (1, 9)		0-0 F8		0-0 6-3		0-0 4-3			0-0 1B	4	0	1	0	0	0	0										
<b>Ron Cey, R</b> OBP: 0.385, SLG: 0.419 (1, 5)		0-0 HR		0-0 6-3		0-3 K		0-0 P4		4	1	1	1	0	1	1										
<b>Joe Ferguson, R</b> OBP: 0.377, SLG: 0.435 (1, 2)		0-0 CS 1B		0-0 5-3 1B		0-0 L3 1B		0-3 K		4	1	3	0	0	1	1										
<b>Bill Russell, R</b> OBP: 0.334, SLG: 0.354 <b>Manny Mota, R</b> OBP: 0.350, SLG: 0.340 (9, PH)	0-0 CS	0-0 SH3-4 1B		0-0 5-3		0-0 L3		0-3 K		3	0	1	0	0	0	2										
<b>Doug Rau, L</b> ERA: 3.47 (1, 1)	5.0	L	20	3	3	3	1	3	0	0	0	0	1	19	31	5.40		1.200								
<b>Charlie Hough, R</b> ERA: 3.57 (6, 1)	3.0		14	2	3	2	4	2	0	0	0	0	1	20	28	6.00		1.333								
<b>Jim Brewer, L</b> ERA: 2.73 (9, 1)	1.0		3	0	0	0	2	0	0	0	0	0	0	7	7	0.00	0.000									
<b>Inning Stats</b>	R: 0 E: 0 K: 0 S: 3	H: 0 LOB: 0 BB: 0 P: 3	R: 1 E: 0 K: 0 S: 4	H: 2 LOB: 0 BB: 0 P: 4	R: 0 E: 0 K: 2 S: 8	H: 1 LOB: 1 BB: 0 P: 8	R: 0 E: 0 K: 0 S: 3	H: 0 LOB: 0 BB: 0 P: 3	R: 1 E: 0 K: 1 S: 5	H: 3 LOB: 2 BB: 0 P: 6	R: 0 E: 0 K: 1 S: 3	H: 0 LOB: 0 BB: 0 P: 3	R: 0 E: 0 K: 1 S: 5	H: 1 LOB: 0 BB: 0 P: 5	R: 1 E: 0 K: 1 S: 7	H: 2 LOB: 1 BB: 0 P: 7	R: 0 E: 0 K: 2 S: 8	H: 1 LOB: 1 BB: 0 P: 8	1B: 9 2B: 1 3B: 0 HR: 1	SF: 0 SAC: 1 DP: 1 HBP: 0	WP: 1 PB: 0 SB: 0 CS: 1	PA: 36				
<b>PITCHER</b>	IP	WLS	BF	H	R	ER	SO	BB	IBB	HBP	BLK	WP	HR	S	P	ERA	WHIP									
<b>Jack Billingham, R</b> ERA: 3.32 (1, 1)	7.2	W	30	9	3	3	4	0	0	0	0	0	0	1	38	3.52	1.174									
<b>Clay Carroll, R</b> ERA: 2.31 (8, 1)	1.1		5	1	0	0	2	0	0	0	0	0	0	9	9	0.00	0.750									



Batter	1	2	3	4	5	6	7	8	9	AB	R	H	RBI	BB	SO	LOB	TOP								
<b>Pete Rose, S</b> OBP: 0.380, SLG: 0.379 (1, 7)	E4 2B		6-3		4-3		L4			4	1	0	0	0	0	0	<b>Cincinnati Reds @ Los Angeles Dodgers</b> Dodger Stadium, Los Angeles, CA Sat Sep 14 1974, 7:05 PM PDT Att: 52,970 - Unknown								
<b>Joe Morgan, L</b> OBP: 0.429, SLG: 0.595 (1, 4)	G3 2H 1B 2B		FC5-4 HBP		F8			HR		3	2	2	2	0	0	0									
<b>Johnny Bench, R</b> OBP: 0.359, SLG: 0.501 (1, 2)	G3 2-3		FC5-4 1-2					5-3		4	0	1	0	0	0	2									
<b>Tony Perez, R</b> OBP: 0.336, SLG: 0.476 (1, 3)	G5-4-3 3H 1B			HR	L9			6-3		4	1	2	2	0	0	1									
<b>Dave Concepcion, R</b> OBP: 0.328, SLG: 0.393 (1, 6)	G5-4-3 1-2			K 1B BB		K		4-3		3	0	0	0	1	1	1									
<b>George Foster, R</b> OBP: 0.338, SLG: 0.401 (1, 9)		G6-3 1B		1B 1-2 1B		K		SH1-3 1B		4	0	3	0	0	1	0									
<b>Cesar Geronimo, L</b> OBP: 0.359, SLG: 0.418 (1, 8)	F9			K 2-3		5-3		SH1-3 1-2		3	0	0	0	0	1	3									
<b>Dan Driessen, L</b> OBP: 0.343, SLG: 0.401 (1, 5)	G6-3						K	L9		3	0	1	0	0	1	1									
<b>Darrel Chaney, S</b> OBP: 0.336, SLG: 0.298 (7, 5)	1-2			1-3 1B						1	0	0	0	0	0	1									
<b>Don Gullett, R</b> OBP: 0.274, SLG: 0.247 (1, 1)			1-3		F4			6-3		3	0	0	0	0	0	2									
<b>Clay Carroll, R</b> OBP: 0.176, SLG: 0.176 (8, 1)							G3			1	0	0	0	0	0	1									
<b>Inning Stats</b>	R: 2 E: 1 K: 0 S: 5	H: 2 LOB: 0 BB: 0 P: 5	R: 0 E: 0 K: 0 S: 3	H: 1 LOB: 0 BB: 0 P: 3	R: 0 E: 0 K: 1 S: 3	H: 0 LOB: 1 BB: 0 P: 4	R: 1 E: 0 K: 1 S: 7	H: 3 LOB: 2 BB: 1 P: 11	R: 0 E: 0 K: 2 S: 4	H: 0 LOB: 0 BB: 0 P: 7	R: 0 E: 0 K: 1 S: 5	H: 0 LOB: 0 BB: 0 P: 5	R: 1 E: 0 K: 0 S: 4	H: 1 LOB: 1 BB: 0 P: 4	R: 0 E: 0 K: 0 S: 4	H: 1 LOB: 1 BB: 0 P: 4	1B: 6 2B: 1 3B: 0 HR: 2	SF: 0 SAC: 1 DP: 2 HBP: 1	WP: 0 PB: 0 SB: 0 CS: 0	PA: 36					
<b>PITCHER</b>	IP	WLS	BF	H	R	ER	SO	BB	IBB	HBP	BLK	WP	HR	S	P	ERA	WHIP								
<b>Geoff Zahn, L</b> ERA: 1.96 (1, 1)	4.0	L	18	6	3	2	1	1	0	1	0	0	1	18	23	4.50	1.750								
<b>Mike Marshall, R</b> ERA: 2.3 (5, 1)	5.0		18	3	1	1	3	0	0	0	0	0	1	24	24	1.80	0.600								

Batter	1	2	3	4	5	6	7	8	9	AB	R	H	RBI	BB	SO	LOB	BOTTOM								
<b>Davey Lopes, R</b> OBP: 0.358, SLG: 0.381 (1, 4)	K		F9		K		K			4	0	0	0	0	3	2	<b>Cincinnati Reds @ Los Angeles Dodgers</b> Dodger Stadium, Los Angeles, CA Sat Sep 14 1974, 7:05 PM PDT Att: 52,970 - Unknown								
<b>Bill Buckner, L</b> OBP: 0.352, SLG: 0.407 (1, 7)	L3		BB 2H 1B		F9		F8			4	0	1	1	0	0	0									
<b>Jimmy Wynn, R</b> OBP: 0.389, SLG: 0.509 (1, 8)	K		BB 1-2 BB		F8		FC4-6 BB			2	0	0	0	2	1	0									
<b>Steve Garvey, R</b> OBP: 0.351, SLG: 0.486 (1, 3)		WP SF7 2B	F3		L9		FC4-6 1-2			4	1	1	0	0	0	3									
<b>Ron Cey, R</b> OBP: 0.362, SLG: 0.416 (1, 5)	F9 2-3			F7		F9		F9		4	0	0	0	0	0	2									
<b>Joe Ferguson, R</b> OBP: 0.373, SLG: 0.431 (1, 9)	SF7			F8		F8		F7		3	0	0	1	0	0	0									
<b>Bill Russell, R</b> OBP: 0.336, SLG: 0.356 (1, 6)	F8 3H									3	0	2	0	0	0	0									
<b>Von Joshua, L</b> OBP: 0.298, SLG: 0.339 (9, PH)	F8			BB 1B				4-3		1	0	0	0	0	0	0									
<b>Steve Yeager, R</b> OBP: 0.333, SLG: 0.408 (1, 2)				4-3 1B				G3		2	1	1	0	1	1	1									
<b>Willie Crawford, L</b> OBP: 0.376, SLG: 0.442 (9, PH)				1-2 1B BB						1	0	0	0	0	0	0									
<b>Geoff Zahn, L</b> OBP: 0.182, SLG: 0.182 (1, 1)					G3		F6			1	0	0	0	0	0	1									
<b>Manny Mota, R</b> OBP: 0.344, SLG: 0.333 (4, PH)										1	0	0	0	0	0	2									
<b>Mike Marshall, R</b> OBP: 0.194, SLG: 0.194 (5, 1)										1	0	0	0	0	0	1									
<b>Inning Stats</b>	R: 0 E: 0 K: 2 S: 7	H: 0 LOB: 0 BB: 0 P: 7	R: 1 E: 0 K: 0 S: 4	H: 1 LOB: 0 BB: 0 P: 4	R: 1 E: 0 K: 0 S: 5	H: 2 LOB: 2 BB: 1 P: 9	R: 0 E: 0 K: 0 S: 4	H: 1 LOB: 2 BB: 1 P: 8	R: 0 E: 0 K: 1 S: 5	H: 0 LOB: 0 BB: 0 P: 5	R: 0 E: 0 K: 0 S: 3	H: 0 LOB: 0 BB: 0 P: 3	R: 0 E: 1 K: 0 S: 3	H: 0 LOB: 1 BB: 1 P: 7	R: 0 E: 0 K: 0 S: 3	H: 0 LOB: 0 BB: 0 P: 3	1B: 4 2B: 1 3B: 0 HR: 0	SF: 1 SAC: 0 DP: 0 HBP: 0	WP: 1 PB: 0 SB: 0 CS: 0	PA: 35					
<b>PITCHER</b>	IP	WLS	BF	H	R	ER	SO	BB	IBB	HBP	BLK	WP	HR	S	P	ERA	WHIP								
<b>Don Gullett, L</b> ERA: 2.91 (1, 1)	7.1	W	30	5	2	2	5	3	0	0	0	0	0	37	49	2.46	1.091								
<b>Clay Carroll, R</b> ERA: 2.27 (8, 1)	1.2	S	5	0	0	0	0	0	0	0	0	0	0	5	5	0.00	0.000								





Batter	1	2	3	4	5	6	7	8	9	AB	R	H	RBI	BB	SO	LOB	TOP					
<b>Pete Rose, S</b> OBP: 0.391, SLG: 0.378 (1,7)	F7		L3 1B				F7		F9	4	0	1	0	1	0	1	<b>Cincinnati Reds @ Los Angeles Dodgers</b> Dodger Stadium, Los Angeles, CA Sun Sep 15 1974, 3:33 AM PDT Att: 52,116 - Unknown <a href="http://livebaseballscorecards.com">livebaseballscorecards.com</a>					
<b>Joe Morgan, L</b> OBP: 0.428, SLG: 0.502 (1,4)	K		L3				F8			3	0	0	0	1	1	1						
<b>Johnny Bench, R</b> OBP: 0.357, SLG: 0.497 (1,2)	6-3						K			4	0	0	0	0	2	3						
<b>Tony Perez, R</b> OBP: 0.336, SLG: 0.473 (1,3)							K			3	0	0	0	1	1	0						
<b>Dan Driessen, L</b> OBP: 0.343, SLG: 0.403 (1,5)										3	0	1	0	0	1	1						
<b>Darrel Chaney, S</b> OBP: 0.336, SLG: 0.296 (6,5)	K						1B			1	0	0	0	0	0	0						
<b>Cesar Geronimo, L</b> OBP: 0.360, SLG: 0.418 (1,8)										4	1	2	0	0	0	1						
<b>Dave Concepcion, R</b> OBP: 0.328, SLG: 0.391 (1,6)										2	0	0	0	1	0	1						
<b>Ken Griffey, L</b> OBP: 0.300, SLG: 0.301 (1,9)	K									4	0	0	0	0	2	6						
<b>Fred Norman, S</b> OBP: 0.167, SLG: 0.135 (1,1)										3	0	1	1	0	2	3						
<b>Pedro Borbon, R</b> OBP: 0.174, SLG: 0.174 (6,1)										0	0	0	0	0	0	0						
<b>Will McEnaney, L</b> OBP: 0.301, SLG: 0.364 (9, FH)										1	0	1	0	0	0	0						
<b>Inning Stats</b>	R: 0 E: 0 K: 1 S: 5	H: 0 LOB: 0 BB: 0 P: 5	R: 0 E: 1 K: 2 S: 8	H: 0 LOB: 2 BB: 1 P: 12	R: 0 E: 0 K: 1 S: 5	H: 1 LOB: 0 BB: 0 P: 5	R: 0 E: 0 K: 0 S: 3	H: 0 LOB: 0 BB: 0 P: 3	R: 1 E: 0 K: 1 S: 7	H: 2 LOB: 3 BB: 2 P: 15	R: 0 E: 0 K: 2 S: 9	H: 2 LOB: 0 BB: 1 P: 13	R: 0 E: 0 K: 1 S: 5	H: 0 LOB: 0 BB: 0 P: 5	R: 0 E: 0 K: 0 S: 3	H: 0 LOB: 0 BB: 0 P: 3	R: 0 E: 0 K: 1 S: 6	H: 1 LOB: 1 BB: 0 P: 6	1B: 4 2B: 3 3B: 0 HR: 0	SF: 0 SAC: 1 DP: 1 HBP: 0	WP: 0 PB: 0 SB: 2 CS: 0	PA: 37
<b>PITCHER</b> <b>Don Sutton, R</b> ERA: 3.33 (1,1)	IP: 9.0 WLS: W BF: 37 H: 6 R: 1 ER: 1 SO: 9 BB: 4 IBB: 0 HBP: 0 BLK: 0 WP: 0 HR: 0 S: 51 P: 67 ERA: 1.00 WHIP: 1.111																					

Batter	1	2	3	4	5	6	7	8	9	AB	R	H	RBI	BB	SO	LOB	BOTTOM					
<b>Davey Lopes, R</b> OBP: 0.357, SLG: 0.380 (1,4)	5-3		F7				6-3			4	1	1	0	0	0	0	<b>Cincinnati Reds @ Los Angeles Dodgers</b> Dodger Stadium, Los Angeles, CA Sun Sep 15 1974, 3:33 AM PDT Att: 52,116 - Unknown <a href="http://livebaseballscorecards.com">livebaseballscorecards.com</a>					
<b>Bill Buckner, L</b> OBP: 0.355, SLG: 0.408 (1,7)			P4				2B			2	2	1	0	1	0	0						
<b>Jimmy Wynn, R</b> OBP: 0.390, SLG: 0.514 (1,8)										3	2	1	4	1	0	1						
<b>Steve Garvey, R</b> OBP: 0.353, SLG: 0.494 (1,3)	6-3									3	1	2	2	1	0	1						
<b>Ron Cey, R</b> OBP: 0.362, SLG: 0.413 (1,5)			F3							3	0	0	0	1	1	1						
<b>Joe Ferguson, R</b> OBP: 0.372, SLG: 0.427 (1,9)										3	0	0	1	1	1	3						
<b>Bill Russell, R</b> OBP: 0.333, SLG: 0.354 (1,6)										4	0	0	0	0	2	3						
<b>Steve Yeager, R</b> OBP: 0.332, SLG: 0.406 (1,2)										4	1	1	0	0	1	1						
<b>Don Sutton, R</b> OBP: 0.204, SLG: 0.189 (1,1)										3	0	0	0	0	2	0						
<b>Inning Stats</b>	R: 0 E: 0 K: 0 S: 4	H: 1 LOB: 1 BB: 0 P: 4	R: 0 E: 0 K: 0 S: 3	H: 0 LOB: 1 BB: 1 P: 7	R: 0 E: 0 K: 1 S: 5	H: 0 LOB: 0 BB: 0 P: 5	R: 0 E: 0 K: 1 S: 5	H: 0 LOB: 1 BB: 1 P: 9	R: 0 E: 0 K: 2 S: 7	H: 0 LOB: 0 BB: 0 P: 7	R: 2 E: 0 K: 0 S: 4	H: 1 LOB: 2 BB: 2 P: 13	R: 5 E: 0 K: 1 S: 9	H: 4 LOB: 0 BB: 1 P: 13	R: 0 E: 0 K: 2 S: 7	H: 0 LOB: 0 BB: 0 P: 7		R: 0 E: 0 K: 2 S: 7	H: 0 LOB: 0 BB: 0 P: 7	1B: 3 2B: 1 3B: 0 HR: 2	SF: 0 SAC: 1 DP: 0 HBP: 1	WP: 0 PB: 0 SB: 1 CS: 0
<b>PITCHER</b> <b>Fred Norman, L</b> ERA: 3.03 (1,1)	IP: 5.1 WLS: L BF: 22 H: 2 R: 2 ER: 2 SO: 4 BB: 3 IBB: 0 HBP: 1 BLK: 0 WP: 0 HR: 0 S: 26 P: 39 ERA: 3.38 WHIP: 0.938																					
<b>Pedro Borbon, R</b> ERA: 3.23 (6,1)	1.0	9	4	5	5	0	0	2	0	0	2	7	15	45.00	4.000							
<b>Will McEnaney, L</b> ERA: 4.5 (7,1)	1.2	5	0	0	0	3	0	0	0	0	0	11	11	0.00	0.000							







Batter	1	2	3	4	5	6	7	8	9	AB	R	H	RBI	BB	SO	LOB	TOP					
<b>Pete Rose, S</b> OBP: 0.383, SLG: 0.384 (1, 7)										4	0	1	1	1	1	3	<b>Cincinnati Reds @ San Diego Padres</b> San Diego Stadium, San Diego, CA Tue Sep 17 1974, 10:05 PM EDT Att: 6,428 - Unknown					
<b>Joe Morgan, L</b> OBP: 0.432, SLG: 0.500 <b>Darrel Chaney, S</b> OBP: 0.336, SLG: 0.296 (7, FR) (7, 4)										2	0	0	0	2	0	3						
<b>Johnny Bench, R</b> OBP: 0.358, SLG: 0.496 (1, 2)										3	0	0	0	1	2	5						
<b>Tony Perez, R</b> OBP: 0.332, SLG: 0.466 (1, 3)										4	0	0	0	0	0	3						
<b>Dan Driessen, L</b> OBP: 0.346, SLG: 0.411 (1, 5)										3	0	0	0	1	2	2						
<b>Cesar Geronimo, L</b> OBP: 0.360, SLG: 0.422 (1, 8)										4	0	0	0	0	2	1						
<b>Dave Concepcion, R</b> OBP: 0.328, SLG: 0.389 (1, 6)										4	0	1	0	0	1	1						
<b>Ken Griffey, L</b> OBP: 0.307, SLG: 0.316 (1, 9)										3	0	2	0	1	0	0						
<b>Jack Billingham, R</b> OBP: 0.288, SLG: 0.275 (3, 1) <b>Pat Darcy, L</b> OBP: 0.300, SLG: 0.302 (5, PR) <b>Merv Rettenmund, S</b> OBP: 0.333, SLG: 0.328 (5, 1) <b>Tom Hall, L</b> OBP: 0.353, SLG: 0.286 (7, PR) <b>Will McEnaney, L</b> OBP: 0.300, SLG: 0.361 (8, 1) <b>Rawly Eastwick, R</b> OBP: 0.298, SLG: 0.361 (9, PR)										1	0	0	0	0	0	1						
<b>Inning Stats</b>	R: 0 E: 0 K: 1 S: 5	H: 0 LOB: 2 BB: 2 P: 13	R: 0 E: 0 K: 1 S: 5	H: 1 LOB: 1 BB: 1 P: 9	R: 0 E: 0 K: 1 S: 5	H: 0 LOB: 1 BB: 1 P: 9	R: 0 E: 0 K: 0 S: 2	H: 0 LOB: 0 BB: 0 P: 6	R: 0 E: 0 K: 1 S: 7	H: 2 LOB: 2 BB: 0 P: 7	R: 0 E: 0 K: 1 S: 5	H: 0 LOB: 0 BB: 0 P: 5	R: 1 E: 0 K: 1 S: 7	H: 2 LOB: 2 BB: 1 P: 11	R: 0 E: 0 K: 1 S: 5	H: 0 LOB: 0 BB: 0 P: 5		R: 0 E: 0 K: 1 S: 6	H: 1 LOB: 1 BB: 0 P: 6	1B: 3 2B: 1 3B: 2 HR: 0	SF: 0 SAC: 0 DP: 1 HBP: 0	WP: 0 PB: 0 SB: 1 CS: 1
<b>PITCHER</b> <b>Bill Greif, R</b> ERA: 4.54 (1, 1)	IP: 9.0 WLS: W BF: 37 H: 6 R: 1 ER: 1 SO: 8 BB: 6 IBB: 0 HBP: 0 BLK: 0 WP: 0 HR: 0 S: 47 P: 71 ERA: 1.00 WHIP: 1.333															<b>PITCHER</b>	IP: 9.0 WLS: W BF: 37 H: 6 R: 1 ER: 1 SO: 8 BB: 6 IBB: 0 HBP: 0 BLK: 0 WP: 0 HR: 0 S: 47 P: 71 ERA: 1.00 WHIP: 1.333					

AB	31
R	1
H	6
RBI	1
BB	6
SO	8
LOB	20



Batter	1	2	3	4	5	6	7	8	9	AB	R	H	RBI	BB	SO	LOB	BOTTOM			
<b>Bobby Tolan, L</b> OBP: 0.325, SLG: 0.396 (1, 9)										4	0	0	0	0	1	2	<b>Cincinnati Reds @ San Diego Padres</b> San Diego Stadium, San Diego, CA Tue Sep 17 1974, 10:05 PM EDT Att: 6,428 - Unknown			
<b>Glenn Beckert, R</b> OBP: 0.312, SLG: 0.267 <b>Dave Hilton, R</b> OBP: 0.274, SLG: 0.307 (8, 4)										4	2	2	0	0	0	0				
<b>Johnny Grubb, L</b> OBP: 0.366, SLG: 0.422 (1, 8)										4	1	1	0	0	1	1				
<b>Willie McCovey, L</b> OBP: 0.416, SLG: 0.514 (1, 3)										3	1	1	1	1	1	0				
<b>Dave Winfield, R</b> OBP: 0.319, SLG: 0.433 (1, 7)										4	1	2	3	0	1	1				
<b>Derrel Thomas, S</b> OBP: 0.315, SLG: 0.337 (1, 5)										3	1	2	0	1	0	0				
<b>Fred Kendall, R</b> OBP: 0.307, SLG: 0.339 (1, 2)										4	0	1	0	0	0	3				
<b>Enzo Hernandez, R</b> OBP: 0.289, SLG: 0.279 (1, 6)										3	0	0	1	1	0	3				
<b>Bill Greif, R</b> OBP: 0.210, SLG: 0.058 (1, 1)										1	0	0	0	0	0	0				
<b>Inning Stats</b>	R: 1 E: 0 K: 1 S: 7	H: 2 LOB: 1 BB: 0 P: 7	R: 1 E: 0 K: 0 S: 5	H: 2 LOB: 1 BB: 0 P: 5	R: 3 E: 0 K: 0 S: 6	H: 4 LOB: 1 BB: 1 P: 10	R: 0 E: 0 K: 0 S: 3	H: 0 LOB: 0 BB: 0 P: 3	R: 1 E: 0 K: 1 S: 6	H: 1 LOB: 0 BB: 0 P: 6	R: 0 E: 0 K: 1 S: 5	H: 0 LOB: 1 BB: 1 P: 9	R: 0 E: 0 K: 1 S: 5	H: 0 LOB: 0 BB: 0 P: 5	R: 0 E: 0 K: 0 S: 3	H: 0 LOB: 1 BB: 1 P: 7		1B: 6 2B: 2 3B: 0 HR: 1	SF: 0 SAC: 2 DP: 1 HBP: 0	WP: 0 PB: 0 SB: 0 CS: 0
<b>PITCHER</b> <b>Jack Billingham, R</b> ERA: 3.5 <b>Pat Darcy, R</b> ERA: 1.98 <b>Tom Hall, L</b> ERA: 4.42 <b>Will McEnaney, L</b> ERA: 4.33 <b>Rawly Eastwick, R</b> ERA: 2.25	IP: 2.0 WLS: L BF: 15 H: 8 R: 5 ER: 5 SO: 1 BB: 0 IBB: 0 HBP: 0 BLK: 0 WP: 0 HR: 0 S: 16 P: 20 ERA: 22.50 WHIP: 4.000															<b>PITCHER</b>	IP: 2.0 WLS: L BF: 15 H: 8 R: 5 ER: 5 SO: 1 BB: 0 IBB: 0 HBP: 0 BLK: 0 WP: 0 HR: 0 S: 16 P: 20 ERA: 22.50 WHIP: 4.000			

AB	30
R	6
H	9
RBI	5
BB	3
SO	4
LOB	10





Batter	1	2	3	4	5	6	7	8	9	AB	R	H	RBI	BB	SO	LOB	TOP																			
<b>Pete Rose, S</b> OBP: 0.385, SLG: 0.384 (1, 7)	FC5-4 BB		FC5-4 1B		G6-4-3		SH1-4 1B		G6-4-3 BB	3	0	1	0	2	0	2	<b>Cincinnati Reds @ San Diego Padres</b> San Diego Stadium, San Diego, CA Wed Sep 18 1974, 10:05 PM EDT Att: 33,237 - Unknown																			
<b>Mery Rettenmund, R</b> OBP: 0.333, SLG: 0.328 <b>Cesar Geronimo, L</b> OBP: 0.359, SLG: 0.421 (1, 9) (7, 8)	FC5-4 1-3				1-3		SH1-4		F9	3	0	1	0	0	0	1																				
<b>Dave Concepcion, R</b> OBP: 0.327, SLG: 0.388 (1, 6)	1-3		F3				1-3		G6-4-3	5	1	1	0	0	0	5																				
<b>Johnny Bench, R</b> OBP: 0.359, SLG: 0.495 (1, 2)	K				5-3					3	1	1	0	1	1	1																				
<b>Tony Perez, R</b> OBP: 0.332, SLG: 0.467 (1, 3)		6-3								4	1	1	1	0	1	2																				
<b>George Foster, R</b> OBP: 0.342, SLG: 0.407 (1, 8) (7, 9)										4	0	2	0	0	0	2																				
<b>Ray Knight, R</b> <b>Roger Freed, R</b> OBP: 0.500, SLG: 1.250 <b>Junior Kennedy, R</b> OBP: 0.278, SLG: 0.133 (1, 5) (6, PH) (6, 4)		L4			6-3					2	0	0	0	0	0	2																				
<b>Darrel Chaney, S</b> OBP: 0.336, SLG: 0.291 (1, 4) (6, 5)										2	1	0	0	1	1	1																				
<b>Phil Gagliano, R</b> OBP: 0.386, SLG: 0.069 (8, PH) (8, 5)										1	0	0	0	0	0	0																				
<b>Don Gullett, R</b> OBP: 0.287, SLG: 0.263 <b>Clay Carroll, R</b> OBP: 0.176, SLG: 0.176 <b>Joe Morgan, L</b> OBP: 0.433, SLG: 0.501 <b>Ken Griffey, L</b> OBP: 0.307, SLG: 0.316 (1, 1) (7, 1) (9, PH) (9, PR)										3	0	2	0	0	0	0																				
<b>Inning Stats</b>	R: 0 E: 0 K: 1 S: 5	H: 0 LOB: 1 BB: 1 P: 9	R: 0 E: 0 K: 1 S: 6	H: 1 LOB: 1 BB: 0 P: 6	R: 0 E: 0 K: 0 S: 4	H: 2 LOB: 1 BB: 0 P: 4	R: 0 E: 0 K: 1 S: 6	H: 1 LOB: 1 BB: 0 P: 6	R: 1 E: 0 K: 0 S: 3	H: 1 LOB: 0 BB: 1 P: 7	R: 4 E: 0 K: 0 S: 7	H: 4 LOB: 0 BB: 0 P: 7	R: 0 E: 0 K: 0 S: 4	H: 1 LOB: 2 BB: 1 P: 8	R: 0 E: 0 K: 0 S: 3	H: 0 LOB: 0 BB: 0 P: 3	R: 0 E: 0 K: 0 S: 3	H: 1 LOB: 2 BB: 1 P: 7	1B: 8 2B: 2 3B: 0 HR: 1	SF: 0 SAC: 1 DP: 2 HBP: 0	WP: 0 PA: 39 PB: 0 SB: 0 CS: 0															
<b>PITCHER</b>	IP	WLS	BF	H	R	ER	SO	BB	IBB	HBP	BLK	WP	HR	S	P	ERA	WHIP	<b>PITCHER</b>		IP	WLS	BF	H	R	ER	SO	BB	IBB	HBP	BLK	WP	HR	S	P	ERA	WHIP
<b>Randy Jones, L</b> ERA: 4.4 (1, 1)	7.0	W	32	10	5	5	3	2	1	0	0	0	1	35	47	6.43	1.714																			
<b>Dave Tomlin, L</b> ERA: 4.53 (8, 1)	1.1		6	1	0	0	0	1	0	0	0	0	0	5	9	0.00	1.500																			
<b>Larry Hardy, R</b> ERA: 4.72 (9, 1)	0.2	S	1	0	0	0	0	0	0	0	0	0	0	1	1	0.00	0.000																			

AB	34
R	5
H	11
RBI	4
BB	4
SO	3
LOB	18



Batter	1	2	3	4	5	6	7	8	9	AB	R	H	RBI	BB	SO	LOB	BOTTOM																			
<b>Enzo Hernandez, R</b> OBP: 0.290, SLG: 0.283 (1, 6)	1-3		K2-3							4	1	2	4	0	1	0	<b>Cincinnati Reds @ San Diego Padres</b> San Diego Stadium, San Diego, CA Wed Sep 18 1974, 10:05 PM EDT Att: 33,237 - Unknown																			
<b>Glenn Beckert, R</b> OBP: 0.304, SLG: 0.260 <b>Dave Tomlin, L</b> <b>Larry Hardy, R</b> (1, 4) (8, 1) (9, 1)	P5				4-3		F9		6-3	4	0	0	0	0	0	3																				
<b>Johnny Grubb, L</b> OBP: 0.362, SLG: 0.419 (1, 8)					5-3				SF8	3	0	0	1	0	1	0																				
<b>Nate Colbert, R</b> OBP: 0.320, SLG: 0.366 (1, 3)										3	1	1	1	1	1	2																				
<b>Dave Winfield, R</b> OBP: 0.319, SLG: 0.430 (1, 9)										3	0	0	0	1	0	1																				
<b>Randy Elliott, R</b> OBP: 0.346, SLG: 0.333 (1, 7)										2	1	0	0	2	0	0																				
<b>Derrel Thomas, S</b> OBP: 0.315, SLG: 0.337 (1, 5) (8, 4)										4	1	1	0	0	0	2																				
<b>Fred Kendall, R</b> OBP: 0.308, SLG: 0.337 <b>Dave Roberts, R</b> OBP: 0.244, SLG: 0.252 (1, 2) (7, PR) (8, 5)										2	0	0	0	1	0	2																				
<b>Randy Jones, R</b> OBP: 0.179, SLG: 0.169 <b>Cito Gaston, R</b> OBP: 0.259, SLG: 0.325 <b>John Scott, R</b> <b>Chris Cannizzaro, R</b> OBP: 0.255, SLG: 0.196 (1, 1) (7, PH) (7, PR) (8, 2)										2	0	0	0	0	2	2																				
<b>Inning Stats</b>	R: 0 E: 0 K: 1 S: 5	H: 0 LOB: 0 BB: 0 P: 5	R: 1 E: 0 K: 0 S: 4	H: 1 LOB: 0 BB: 0 P: 4	R: 0 E: 0 K: 2 S: 7	H: 0 LOB: 0 BB: 0 P: 7	R: 0 E: 0 K: 0 S: 3	H: 0 LOB: 1 BB: 1 P: 7	R: 2 E: 0 K: 1 S: 7	H: 2 LOB: 1 BB: 1 P: 11	R: 0 E: 0 K: 1 S: 5	H: 0 LOB: 2 BB: 2 P: 13	R: 3 E: 1 K: 0 S: 5	H: 1 LOB: 2 BB: 1 P: 9	R: 0 E: 0 K: 0 S: 3	H: 0 LOB: 0 BB: 0 P: 3		1B: 2 2B: 1 3B: 0 HR: 1	SF: 1 SAC: 0 DP: 0 HBP: 0	WP: 0 PA: 34 PB: 0 SB: 0 CS: 0																
<b>PITCHER</b>	IP	WLS	BF	H	R	ER	SO	BB	IBB	HBP	BLK	WP	HR	S	P	ERA	WHIP	<b>PITCHER</b>		IP	WLS	BF	H	R	ER	SO	BB	IBB	HBP	BLK	WP	HR	S	P	ERA	WHIP
<b>Don Gullett, L</b> ERA: 2.95 <b>Clay Carroll, R</b> ERA: 2.22 (1, 1) (7, 1)	6.0	L	8	1	2	0	0	0	0	0	0	0	0	8	8	0.00	0.500																			

AB	28
R	6
H	4
RBI	6
BB	5
SO	5
LOB	13





Batter	1	2	3	4	5	6	7	8	9	AB	R	H	RBI	BB	SO	LOB	TOP									
<b>Pete Rose, S</b> OBP: 0.397, SLG: 0.385 (1, 7)	5-3	BB 2B	BB	FC6-4 1B			G3 2B	F8		3	2	1	1	3	0	0	<b>Cincinnati Reds @ San Francisco Giants</b> Candlestick Park, San Francisco, CA Thu Sep 19 1974, 10:05 PM EDT Att: 2,074 - Unknown  <b>AB 36</b> <b>R 8</b> <b>H 9</b> <b>RBI 8</b> <b>BB 11</b> <b>SO 9</b> <b>LOB 24</b>									
<b>Cesar Geronimo, L</b> OBP: 0.363, SLG: 0.421 (1, 8)	FC5 BLK BB	BB 2B	BB	FC6-4 1B			G3	F9		3	1	1	2	3	0	1										
<b>Johnny Bench, R</b> OBP: 0.359, SLG: 0.497 (1, 2)	FC5 1-3	BB 2B	F9	FC6-4			2B			5	0	2	4	0	0	6										
<b>Tony Perez, R</b> OBP: 0.331, SLG: 0.464 (1, 3)	P4	F3		1B			F9	F2		5	0	1	0	0	0	5										
<b>Dan Driessen, L</b> OBP: 0.347, SLG: 0.410 <b>Ray Knight, R</b> (6, 5)		BB 1B		K			F3	F7		2	1	0	0	2	1	1										
<b>Dave Concepcion, R</b> OBP: 0.326, SLG: 0.386 (1, 6)		BB 1B		K			K	F8		5	1	1	0	0	3	3										
<b>Ken Griffey, L</b> OBP: 0.307, SLG: 0.316 <b>Merv Rettenmund, R</b> OBP: 0.339, SLG: 0.328 (6, PH) (6, 9)		K	BB 1B	F5			BB	BB		3	0	1	0	0	1	3										
<b>Darrel Chaney, S</b> OBP: 0.338, SLG: 0.289 (1, 4)		BB 1B BB	K	BB 1B			5-3	G3		4	2	1	0	1	1	3										
<b>Fred Norman, S</b> OBP: 0.172, SLG: 0.143 <b>Terry Crowley, L</b> OBP: 0.296, SLG: 0.358 <b>Pedro Borbon, R</b> OBP: 0.174, SLG: 0.174 (9, PH) (9, 1)		BB 2B 1B	K	K			K	4-3		4	1	1	1	0	3	2										
<b>Inning Stats</b>	R: 0 E: 0 K: 0 S: 3	H: 0 LOB: 1 BB: 1 P: 7	R: 6 E: 0 K: 2 S: 10	H: 3 LOB: 2 BB: 5 P: 30	R: 0 E: 0 K: 2 S: 8	H: 1 LOB: 3 BB: 2 P: 16	R: 0 E: 0 K: 2 S: 8	H: 1 LOB: 1 BB: 0 P: 8	R: 1 E: 0 K: 1 S: 7	H: 2 LOB: 2 BB: 1 P: 11	R: 0 E: 0 K: 1 S: 5	H: 0 LOB: 1 BB: 1 P: 9	R: 1 E: 0 K: 1 S: 7	H: 2 LOB: 0 BB: 0 P: 7	R: 0 E: 0 K: 0 S: 3	H: 0 LOB: 1 BB: 1 P: 7		R: 0 E: 0 K: 0 S: 3	H: 0 LOB: 0 BB: 0 P: 3	1B: 6 2B: 3 3B: 0 HR: 0	SF: 0 SAC: 0 DP: 0 HBP: 0	WP: 0 PB: 0 SB: 1 CS: 0	PA: 47			
<b>PITCHER</b>	IP	WLS	BF	H	R	ER	SO	BB	IBB	HBP	BLK	WP	HR	S	P	ERA		WHIP								
<b>John D'Acquisto, R</b> ERA: 3.88 (1, 1)	1.1	L	12	3	6	6	1	5	0	0	1	0	0	9	29	40.50		6.000								
<b>Ed Hickey, R</b> ERA: 4.09 (2, 1)	1.2		9	1	0	0	3	3	0	0	0	0	0	12	24	0.00		2.400								
<b>Gary Lavelle, L</b> ERA: 0.84 (4, 1)	1.0		4	1	0	0	2	0	0	0	0	0	0	8	8	0.00	1.000									
<b>Ron Bryant, L</b> ERA: 5.59 (5, 1)	2.0		10	2	1	1	2	2	0	0	0	0	0	12	20	4.50	2.000									
<b>Butch Metzger, R</b> ERA: 1.89 (7, 1)	2.0		9	2	1	1	1	1	0	0	0	0	0	10	14	4.50	1.500									
<b>Randy Moffitt, R</b> ERA: 4.5 (9, 1)	1.0		3	0	0	0	0	0	0	0	0	0	0	3	3	0.00	0.000									
Batter	1	2	3	4	5	6	7	8	9	AB	R	H	RBI	BB	SO	LOB	BOTTOM									
<b>Gary Thomasson, L</b> OBP: 0.323, SLG: 0.325 (1, 8)	K		E6 FC5-4		FC5-4 BB	4-3		1H 2H HR		4	1	1	3	1	1	3	<b>Cincinnati Reds @ San Francisco Giants</b> Candlestick Park, San Francisco, CA Thu Sep 19 1974, 10:05 PM EDT Att: 2,074 - Unknown  <b>AB 36</b> <b>R 4</b> <b>H 7</b> <b>RBI 4</b> <b>BB 5</b> <b>SO 6</b> <b>LOB 25</b>									
<b>Tito Fuentes, S</b> OBP: 0.298, SLG: 0.306 (1, 4)	F7		FC5-4 BB		FC5-4 1B		K	F6		5	0	0	0	0	1	3										
<b>Bobby Bonds, R</b> OBP: 0.371, SLG: 0.449 (1, 9)	F9		BB		1B		5-3			4	0	1	0	1	0	0										
<b>Gary Matthews, R</b> OBP: 0.367, SLG: 0.449 (1, 7)		2B	F9		F7		2B	F8		5	0	2	0	0	0	5										
<b>Dave Kingman, R</b> OBP: 0.302, SLG: 0.434 (1, 3)		5-3		1B 2B	K		K	F8		5	1	1	0	0	2	4										
<b>Chris Speier, R</b> OBP: 0.331, SLG: 0.347 (1, 6)		6-3		5-3		FC6-4 BB		BB HR BB		2	1	0	0	2	0	2										
<b>Bruce Miller, R</b> OBP: 0.317, SLG: 0.326 (1, 5)		6-3		FC6-4 1B		FC6-4 1B		F8		4	0	1	1	0	0	3										
<b>John Boccabella, R</b> OBP: 0.176, SLG: 0.175 (1, 2)			E5 FC5-4		F3		F7	K		4	0	0	0	0	1	3										
<b>John D'Acquisto, R</b> ERA: 3.88 <b>Ed Hickey, R</b> ERA: 4.09 <b>Gary Lavelle, L</b> ERA: 0.84 <b>Ron Bryant, L</b> ERA: 5.59 <b>Butch Metzger, R</b> ERA: 1.89 <b>Randy Moffitt, R</b> ERA: 4.5			K		FC6-4		1B	HR BB		0	0	0	0	0	0	0										
<b>Inning Stats</b>	R: 0 E: 0 K: 1 S: 5	H: 0 LOB: 0 BB: 0 P: 5	R: 0 E: 0 K: 0 S: 4	H: 1 LOB: 1 BB: 0 P: 4	R: 0 E: 0 K: 1 S: 7	H: 0 LOB: 3 BB: 1 P: 11	R: 1 E: 0 K: 0 S: 5	H: 2 LOB: 1 BB: 0 P: 5	R: 0 E: 0 K: 0 S: 4	H: 1 LOB: 2 BB: 1 P: 8	R: 0 E: 0 K: 2 S: 8	H: 1 LOB: 0 BB: 0 P: 8	R: 3 E: 0 K: 1 S: 6	H: 1 LOB: 2 BB: 2 P: 14	R: 0 E: 0 K: 0 S: 3	H: 0 LOB: 0 BB: 0 P: 3		1B: 3 2B: 3 3B: 0 HR: 1	SF: 0 SAC: 0 DP: 0 HBP: 0	WP: 0 PB: 0 SB: 0 CS: 0	PA: 41					
<b>PITCHER</b>	IP	WLS	BF	H	R	ER	SO	BB	IBB	HBP	BLK	WP	HR	S	P	ERA		WHIP								
<b>Fred Norman, L</b> ERA: 3.1 (1, 1)	8.0	W	38	7	4	4	6	5	0	0	0	0	0	45	65	4.50		1.500								
<b>Pedro Borbon, R</b> ERA: 3.21 (9, 1)	1.0		3	0	0	0	0	0	0	0	0	0	0	3	3	0.00		0.000								



Batter	1	2	3	4	5	6	7	8	9	AB	R	H	RBI	BB	SO	LOB	TOP			
<b>Pete Rose, S</b> OBP: 0.385, SLG: 0.382 (1, 7)	0-0 6-3		0-0 F9			0-3 K		0-0 6-3		4	0	0	0	0	1	0	<b>Cincinnati Reds @ San Francisco Giants</b> Candlestick Park, San Francisco, CA Fri Sep 20 1974, 10:05 PM EDT Att: 3,924 - Unknown <a href="http://livebaseballscorecards.com">livebaseballscorecards.com</a>			
<b>Dave Concepcion, R</b> OBP: 0.327, SLG: 0.384 (1, 6)	4-0 5-3 BB			0-3 K		4-0 2B BB		0-0 F7		2	1	0	0	2	1	0				
<b>Johnny Bench, R</b> OBP: 0.360, SLG: 0.502 (1, 5)	0-0 5-3			0-0 HR		4-0 2B BB		0-0 1-3		3	2	1	1	1	0	1				
<b>Tony Perez, R</b> OBP: 0.332, SLG: 0.466 (1, 3)	0-0 6-3			0-0 G5-4-3 1B		0-0 2B			0-0 F8	4	0	2	2	0	0	1				
<b>George Foster, R</b> OBP: 0.344, SLG: 0.410 (1, 8) (6, 9)		0-0 S CS 2B		0-0 G5-4-3 1-2		4-0 BB		0-0 F9		3	0	1	0	1	0	1				
<b>Mery Rettenmund, R</b> OBP: 0.335, SLG: 0.324 <b>Cesar Geronimo, L</b> OBP: 0.362, SLG: 0.420 (6, 8)	0-0 1-3				0-0 6-3	0-0 F3		0-0 F8		3	0	0	0	0	0	3				
<b>Bill Plummer, R</b> OBP: 0.264, SLG: 0.342 (1, 2)	0-3 K 2H				0-0 6-3		0-0 4-3			3	0	0	0	0	1	1				
<b>Darrel Chaney, S</b> OBP: 0.331, SLG: 0.282 (1, 4)			0-3 K		0-0 F8		0-0 F8			3	0	0	0	0	1	0				
<b>Clay Kirby, R</b> OBP: 0.160, SLG: 0.087 (1, 1)			0-3 K			0-0 1-3	0-3 K			3	0	0	0	0	2	0				
<b>Inning Stats</b>	R: 0 E: 0 K: 0 S: 3	H: 0 LOB: 1 BB: 1 P: 7	R: 0 E: 0 K: 1 S: 5	H: 1 LOB: 0 BB: 0 P: 5	R: 0 E: 0 K: 2 S: 7	H: 0 LOB: 0 BB: 0 P: 7	R: 1 E: 0 K: 1 S: 6	H: 2 LOB: 0 BB: 0 P: 6	R: 0 E: 0 K: 0 S: 3	H: 0 LOB: 0 BB: 0 P: 3	R: 2 E: 0 K: 1 S: 6	H: 1 LOB: 2 BB: 3 P: 18	R: 0 E: 0 K: 1 S: 5	H: 0 LOB: 0 BB: 0 P: 5	R: 0 E: 0 K: 0 S: 3	H: 0 LOB: 0 BB: 0 P: 3		1B: 1 2B: 2 3B: 0 HR: 1	SF: 0 SAC: 0 DP: 1 HBP: 0	WP: 0 PB: 0 SB: 1 CS: 1
<b>PITCHER</b> <b>Mike Caldwell, L</b> ERA: 3.02 (1, 1)	IP: 9.0 WLS: W BF: 33 H: 4 R: 3 ER: 3 SO: 6 BB: 4 IBB: 0 HBP: 0 BLK: 0 WP: 0 HR: 1 S: 41 P: 57 ERA: 3.00 WHIP: 0.889															<b>PITCHER</b>				

Batter	1	2	3	4	5	6	7	8	9	AB	R	H	RBI	BB	SO	LOB	BOTTOM			
<b>Bobby Bonds, R</b> OBP: 0.369, SLG: 0.446 (1, 8)	0-3 K	0-0 F7			0-3 K			0-3 K		4	0	0	0	0	3	2	<b>Cincinnati Reds @ San Francisco Giants</b> Candlestick Park, San Francisco, CA Fri Sep 20 1974, 10:05 PM EDT Att: 3,924 - Unknown <a href="http://livebaseballscorecards.com">livebaseballscorecards.com</a>			
<b>Tito Fuentes, S</b> OBP: 0.298, SLG: 0.306 (1, 4)	0-0 6-3		0-0 F7			0-0 4-3		0-0 S 1B		4	1	1	0	0	0	0				
<b>Gary Thomasson, L</b> OBP: 0.325, SLG: 0.331 (1, 9)	0-0 2B		0-0 4-3			0-3 K		0-0 4-3 1B		4	0	2	1	0	1	0				
<b>Gary Matthews, R</b> OBP: 0.365, SLG: 0.446 (1, 7)	0-0 6-3		0-0 F8			0-0 F9		0-0 4-3		4	0	0	0	0	0	2				
<b>Ed Goodson, L</b> OBP: 0.322, SLG: 0.374 (1, 3)		0-0 6-3		0-0 F7		0-0 2B 4-3 1B		0-0 4-3		4	1	1	0	0	0	1				
<b>Steve Ontiveros, S</b> OBP: 0.365, SLG: 0.339 (1, 5)		0-0 BB E 1B		0-0 L7		0-0 4-3 SF8 2B				3	2	2	0	0	0	0				
<b>Chris Speier, R</b> OBP: 0.331, SLG: 0.345 (1, 6)		4-0 SH5-4 1-2 BB		0-0 F2		0-0 4-3		0-0 4-3		2	0	0	1	1	0	1				
<b>Dave Rader, L</b> OBP: 0.346, SLG: 0.359 (1, 2)		0-0 E6 SH5-4			0-0 G3		0-0 SF8			2	0	0	1	0	0	1				
<b>Mike Caldwell, R</b> OBP: 0.177, SLG: 0.150 (1, 1)		0-0 SH5-4			0-0 P4		0-0 6-3			2	0	0	0	0	0	0				
<b>Inning Stats</b>	R: 0 E: 0 K: 1 S: 6	H: 1 LOB: 2 BB: 1 P: 6	R: 1 E: 1 K: 0 S: 5	H: 1 LOB: 2 BB: 1 P: 9	R: 0 E: 0 K: 0 S: 3	H: 0 LOB: 0 BB: 0 P: 3	R: 0 E: 0 K: 0 S: 3	H: 0 LOB: 0 BB: 0 P: 3	R: 0 E: 0 K: 1 S: 5	H: 0 LOB: 0 BB: 0 P: 5	R: 2 E: 0 K: 0 S: 5	H: 2 LOB: 2 BB: 0 P: 5	R: 0 E: 0 K: 1 S: 7	H: 2 LOB: 1 BB: 0 P: 7	R: 1 E: 0 K: 0 S: 3	H: 2 LOB: 0 BB: 0 P: 3		1B: 4 2B: 2 3B: 0 HR: 0	SF: 1 SAC: 1 DP: 0 HBP: 0	WP: 0 PB: 0 SB: 1 CS: 0
<b>PITCHER</b> <b>Clay Kirby, R</b> ERA: 3.38 (1, 1)	IP: 8.0 WLS: L BF: 32 H: 6 R: 4 ER: 3 SO: 4 BB: 1 IBB: 0 HBP: 0 BLK: 0 WP: 0 HR: 0 S: 39 P: 43 ERA: 3.38 WHIP: 0.875															<b>PITCHER</b>				









Batter	1	2	3	4	5	6	7	8	9	AB	R	H	RBI	BB	SO	LOB	TOP			
<b>Pete Rose, S</b> OBP: 0.384, SLG: 0.381 (1, 7)	F7		F7			K		FC6-4 1B		4	0	0	0	0	1	2	<b>Cincinnati Reds @ San Francisco Giants</b> Candlestick Park, San Francisco, CA Sun Sep 22 1974, 6:33 AM EDT Att: 16,801 - Unknown			
<b>Cesar Geronimo, L</b> OBP: 0.358, SLG: 0.413 (1, 8)	F8			G3		F7				4	0	1	0	0	0	0				
<b>Johnny Bench, R</b> OBP: 0.359, SLG: 0.498 (1, 2)	K			K				K		4	0	1	0	0	3	2				
<b>Tony Perez, R</b> OBP: 0.330, SLG: 0.461 (1, 3)		F7		6-3		FC6-4 1B		K		4	0	0	0	0	1	3				
<b>Dan Driessen, L</b> OBP: 0.343, SLG: 0.404 (1, 5)		P6					F8		F9	4	0	1	0	0	0	0				
<b>Dave Concepcion, R</b> OBP: 0.326, SLG: 0.381 (1, 6)		F8					F8			3	0	1	0	1	0	0				
<b>Ken Griffey, L</b> OBP: 0.317, SLG: 0.333 (1, 9)									K	3	0	2	0	1	1	1				
<b>Darrel Chaney, S</b> OBP: 0.333, SLG: 0.311 (1, 4)			F7			K		F9		4	0	0	0	0	1	6				
<b>Don Gullett, R</b> OBP: 0.287, SLG: 0.263 (3, PH) <b>Hal Kwoh, L</b> OBP: 0.316, SLG: 0.250 (3, 1) <b>Pat Darcy, R</b> OBP: 0.333, SLG: 0.333 (5, PH) <b>Joe Morgan, R</b> OBP: 0.441, SLG: 0.500 (5, 1) <b>Dick Baney, R</b> OBP: 0.333, SLG: 0.333 (8, PH) <b>Ed Armbrister, R</b> OBP: 0.333, SLG: 0.333 (8, 1) <b>Tom Carroll, R</b> OBP: 0.160, SLG: 0.160 (8, 1)			F7			G5-6-4-3				0	0	0	0	0	0	0				
<b>Inning Stats</b>	R: 0 E: 0 K: 1 S: 5	H: 0 LOB: 0 BB: 0 P: 5	R: 0 E: 0 K: 0 S: 3	H: 0 LOB: 0 BB: 0 P: 3	R: 0 E: 0 K: 0 S: 4	H: 1 LOB: 1 BB: 0 P: 4	R: 0 E: 0 K: 1 S: 5	H: 0 LOB: 0 BB: 0 P: 5	R: 0 E: 0 K: 1 S: 6	H: 1 LOB: 1 BB: 0 P: 6	R: 0 E: 0 K: 0 S: 4	H: 1 LOB: 1 BB: 0 P: 4	R: 0 E: 0 K: 2 S: 9	H: 2 LOB: 2 BB: 0 P: 9	R: 0 E: 0 K: 1 S: 6	H: 1 LOB: 1 BB: 0 P: 6	1B: 7 2B: 0 3B: 0 HR: 0	SF: 0 SAC: 0 DP: 1 HBP: 0	WP: 0 PB: 0 SB: 0 CS: 0	PA: 35
<b>PITCHER</b> <b>John Montefusco, R</b> ERA: 3.88 (1, 1)	IP: 9.0 WLS: W BF: 35 H: 7 R: 0 ER: 0 SO: 7 BB: 2 IBB: 0 HBP: 0 BLK: 0 WP: 0 HR: 0 S: 47 P: 55 ERA: 0.00 WHIP: 1.000																			

Batter	1	2	3	4	5	6	7	8	9	AB	R	H	RBI	BB	SO	LOB	BOTTOM			
<b>Garry Maddox, R</b> OBP: 0.325, SLG: 0.400 (1, 8)	5-3					K		FC4 BB		4	0	2	1	1	1	0	<b>Cincinnati Reds @ San Francisco Giants</b> Candlestick Park, San Francisco, CA Sun Sep 22 1974, 6:33 AM EDT Att: 16,801 - Unknown			
<b>Tito Fuentes, S</b> OBP: 0.298, SLG: 0.302 (1, 4)	K		F8		5-3		F7		FC4 BB	4	0	0	0	1	1	2				
<b>Bobby Bonds, R</b> OBP: 0.368, SLG: 0.440 (1, 9)				6-3				F8		3	1	0	0	2	0	2				
<b>Gary Matthews, R</b> OBP: 0.362, SLG: 0.445 (1, 7)	F4			K		F9			K	5	0	1	0	0	2	4				
<b>Steve Ontiveros, S</b> OBP: 0.373, SLG: 0.351 (1, 5)						4-3		F8		5	1	2	0	0	0	4				
<b>Dave Kingman, R</b> OBP: 0.304, SLG: 0.442 (1, 3)					F7			F8		3	1	1	2	1	0	2				
<b>Chris Speier, R</b> OBP: 0.332, SLG: 0.354 (7, PR) <b>Mike Phillips, L</b> OBP: 0.255, SLG: 0.259 (8, 6)						K				4	1	3	2	0	1	0				
<b>Ken Rudolph, R</b> OBP: 0.343, SLG: 0.270 (1, 2)										0	0	0	0	0	0	0				
<b>John Montefusco, R</b> OBP: 0.357, SLG: 0.769 (1, 1)										3	0	0	0	1	1	2				
<b>Inning Stats</b>	R: 0 E: 0 K: 1 S: 5	H: 0 LOB: 1 BB: 1 P: 9	R: 3 E: 0 K: 0 S: 7	H: 4 LOB: 1 BB: 0 P: 7	R: 0 E: 0 K: 1 S: 6	H: 1 LOB: 1 BB: 0 P: 6	R: 1 E: 0 K: 1 S: 7	H: 2 LOB: 1 BB: 0 P: 7	R: 1 E: 0 K: 0 S: 4	H: 1 LOB: 3 BB: 3 P: 16	R: 0 E: 0 K: 1 S: 5	H: 0 LOB: 0 BB: 0 P: 5	R: 0 E: 0 K: 1 S: 7	H: 2 LOB: 2 BB: 0 P: 7	R: 1 E: 0 K: 1 S: 6	H: 1 LOB: 2 BB: 2 P: 14	1B: 6 2B: 2 3B: 0 HR: 3	SF: 0 SAC: 0 DP: 0 HBP: 0	WP: 2 PB: 0 SB: 0 CS: 0	PA: 41
<b>PITCHER</b> <b>Don Gullett, L</b> ERA: 3.04 (3, 1) <b>Pat Darcy, R</b> ERA: 2.51 (5, 1) <b>Dick Baney, R</b> ERA: 4.38 (8, 1) <b>Tom Carroll, R</b> ERA: 3.81 (8, 1)	IP: 2.0 WLS: L BF: 11 H: 4 R: 3 ER: 3 SO: 1 BB: 1 IBB: 0 HBP: 0 BLK: 0 WP: 1 HR: 2 S: 12 P: 16 ERA: 13.50 WHIP: 2.500																			

**AB 33**  
**R 0**  
**H 7**  
**RBI 0**  
**BB 2**  
**SO 7**  
**LOB 18**



**AB 35**  
**R 6**  
**H 11**  
**RBI 6**  
**BB 6**  
**SO 6**  
**LOB 19**





Batter	1	2	3	4	5	6	7	8	9	AB	R	H	RBI	BB	SO	LOB	TOP					
Greg Gross, L (1,9) OBP: 0.390, SLG: 0.367	0-0 CS 1B			0-0 6-3		0-0 1B BB		0-0 F7		3	0	1	0	1	0	0	<b>Houston Astros @ Cincinnati Reds</b> Riverfront Stadium, Cincinnati, OH Tue Sep 24 1974, 7:05 PM EDT Att: 12,487 - Unknown					
Roger Metzger, S (1,6) OBP: 0.299, SLG: 0.316	0-3 K			0-0 4-3		0-0 F8		0-0 6-3		4	0	0	0	0	1	2						
Wilbur Howard, S (1,8) OBP: 0.292, SLG: 0.363	0-0 F9			0-0 6-3		0-0 1B			0-0 4-3	4	0	1	0	0	0	0						
Bob Watson, R (1,7) OBP: 0.372, SLG: 0.416		0-0 F9			0-0 HR	0-3 K			0-0 P6	4	1	1	1	0	1	2						
Lee May, R (1,3) OBP: 0.293, SLG: 0.448		0-3 K			0-0 G4-6-3 1B	0-0 F8			0-0 F7	4	0	1	0	0	1	2						
Milt May, L (1,2) OBP: 0.355, SLG: 0.408		0-0 G3			0-0 G4-6-3 1B		0-3 K			3	0	0	0	0	1	1						
Tommy Helms, R (1,4) OBP: 0.317, SLG: 0.358			0-0 F3		0-0 1B 1B		0-0 P6			3	0	1	0	0	0	0						
Ray Busse, R (1,5) OBP: 0.240, SLG: 0.208			0-3 K		0-0 1-2 1B		0-3 K			3	0	1	0	0	2	0						
Tom Griffin, R (1,1) OBP: 0.319, SLG: 0.455			0-3 K		0-3 K		0-0 F8			2	0	0	0	0	2	2						
Mike Cosgrove, L (5,1) OBP: 0.150, SLG: 0.056										0	0	0	0	0	0	0						
Jerry Johnson, R (7,1) OBP: 0.125, SLG: 0.130										0	0	0	0	0	0	0						
Dave Campbell, R (8,PH) OBP: 0.125, SLG: 0.130										1	0	0	0	0	0	0						
Fred Scherman, L (8,1) OBP: 0.125, SLG: 0.130										0	0	0	0	0	0	0						
<b>Inning Stats</b>	R: 0 E: 0 K: 1 S: 5	H: 1 LOB: 0 BB: 0 P: 5	R: 0 E: 0 K: 1 S: 5	H: 0 LOB: 0 BB: 0 P: 5	R: 0 E: 0 K: 2 S: 7	H: 0 LOB: 0 BB: 0 P: 7	R: 0 E: 0 K: 0 S: 3	H: 0 LOB: 0 BB: 0 P: 3	R: 1 E: 0 K: 1 S: 8	H: 4 LOB: 2 BB: 1 P: 8	R: 0 E: 0 K: 1 S: 6	H: 0 LOB: 0 BB: 0 P: 10	R: 0 E: 0 K: 0 S: 7	H: 0 LOB: 0 BB: 0 P: 7	R: 0 E: 0 K: 0 S: 3	H: 0 LOB: 0 BB: 0 P: 3	R: 0 E: 0 K: 0 S: 3	H: 0 LOB: 0 BB: 0 P: 3	1B: 5 2B: 0 3B: 0 HR: 1	SF: 0 SAC: 0 DP: 1 HBP: 0	WP: 0 PB: 0 SB: 0 CS: 1	PA: 32
<b>PITCHER</b> Fred Norman, L (1,1) ERA: 2.99	IP: 9.0 WLS: W BF: 32 H: 6 R: 1 ER: 1 SO: 8 BB: 1 IBB: 0 HBP: 0 BLK: 0 WP: 0 HR: 1 S: 47 P: 51 ERA: 1.00 WHIP: 0.778															<b>PITCHER</b>	IP: 9.0 WLS: W BF: 32 H: 6 R: 1 ER: 1 SO: 8 BB: 1 IBB: 0 HBP: 0 BLK: 0 WP: 0 HR: 1 S: 47 P: 51 ERA: 1.00 WHIP: 0.778					

AB	31
R	1
H	6
RBI	1
BB	1
SO	8
LOB	9



Batter	1	2	3	4	5	6	7	8	9	AB	R	H	RBI	BB	SO	LOB	BOTTOM			
Pete Rose, S (1,7) OBP: 0.383, SLG: 0.378	0-0 4-3		4-0 1B BB	0-0 F7		0-0 F9		0-0 1-3		4	0	0	0	1	0	2	<b>Houston Astros @ Cincinnati Reds</b> Riverfront Stadium, Cincinnati, OH Tue Sep 24 1974, 7:05 PM EDT Att: 12,487 - Unknown			
Joe Morgan, L (1,4) OBP: 0.430, SLG: 0.497	0-0 4-3		0-0 F8		4-0 3B BB	0-0 F8		0-0 4-3		3	1	0	0	1	0	2				
Darrel Chaney, S (7,4) OBP: 0.331, SLG: 0.308			0-0 F8		0-0 PB 3B	0-0 F8		0-0 4-3		1	0	0	0	0	0	0				
Johnny Bench, R (1,2) OBP: 0.362, SLG: 0.503	0-0 F8		0-0 FC5-4 1B		0-0 1H PB 3B	0-0 F9		0-0 1B 1B		4	2	3	1	0	0	0				
Tony Perez, R (1,3) OBP: 0.330, SLG: 0.459		4-0 FC5-4 BB	0-0 FC5-4 1B		0-0 F9		0-0 L9			3	0	0	0	1	0	4				
Dan Driessen, L (1,5) OBP: 0.346, SLG: 0.405		0-0 FC5-4 S		0-0 1B 1B		0-0 1B 1B		4-0 1B BB		3	2	2	0	1	0	1				
Ray Knight, R (8,5) OBP: 0.331, SLG: 0.308		0-0 FC5-4 S		0-0 1B 1B		0-0 1B 1B		0-0 1B BB		0	0	0	0	0	0	0				
Cesar Geronimo, L (1,8) OBP: 0.355, SLG: 0.410	0-3 K		0-0 P6		0-0 4-3		0-3 K			4	0	0	0	0	2	5				
Dave Concepcion, R (1,6) OBP: 0.328, SLG: 0.383	0-0 F8		0-0 FC1-5 1B		0-0 1B 2H		0-0 FC5-4 1B			4	0	3	2	0	0	1				
Ken Griffey, L (1,9) OBP: 0.322, SLG: 0.338			0-0 FC2-6 1B		0-0 FC1-5 1B		0-0 FC5-4 1B			3	0	2	1	0	0	1				
Ed Ambrister, R (7,PH) OBP: 0.250, SLG: 0.250			0-0 FC2-6 1B		0-0 FC1-5 1B		0-0 FC5-4 1B			1	0	0	0	0	0	2				
Fred Norman, S (1,1) OBP: 0.161, SLG: 0.133			0-0 FC2-6 1B BB		0-0 FC1-5 1B		0-0 3-1		0-0 P4	4	0	0	0	0	0	3				
<b>Inning Stats</b>	R: 0 E: 0 K: 0 S: 3	H: 0 LOB: 0 BB: 0 P: 3	R: 0 E: 0 K: 1 S: 5	H: 0 LOB: 1 BB: 1 P: 9	R: 0 E: 0 K: 0 S: 5	H: 2 LOB: 3 BB: 1 P: 9	R: 1 E: 0 K: 0 S: 6	H: 3 LOB: 2 BB: 0 P: 6	R: 3 E: 0 K: 0 S: 6	H: 3 LOB: 1 BB: 1 P: 10	R: 0 E: 0 K: 0 S: 3	H: 0 LOB: 0 BB: 0 P: 3	R: 1 E: 0 K: 1 S: 7	H: 2 LOB: 2 BB: 1 P: 11	R: 0 E: 0 K: 0 S: 3	H: 0 LOB: 0 BB: 0 P: 3	1B: 9 2B: 0 3B: 1 HR: 0	SF: 0 SAC: 0 DP: 0 HBP: 0	WP: 0 PB: 1 SB: 1 CS: 0	PA: 38
<b>PITCHER</b> Tom Griffin, R (1,1) ERA: 3.4	IP: 2.0 WLS: L BF: 9 H: 2 R: 1 ER: 1 SO: 1 BB: 1 IBB: 0 HBP: 0 BLK: 0 WP: 0 HR: 0 S: 10 P: 14 ERA: 4.50 WHIP: 1.500															<b>PITCHER</b>	IP: 2.0 WLS: L BF: 9 H: 2 R: 1 ER: 1 SO: 1 BB: 1 IBB: 0 HBP: 0 BLK: 0 WP: 0 HR: 0 S: 10 P: 14 ERA: 4.50 WHIP: 1.500			
Mike Cosgrove, L (5,1) ERA: 3.39	0.1	1	0	0	0	0	0	0	0	0	0	0	0	0	0	0	0.00	0.000		
Jerry Johnson, R (7,1) ERA: 5.23	1.0	3	0	0	0	0	0	0	0	0	0	0	0	0	0	0	0.00	0.000		
Fred Scherman, L (8,1) ERA: 4.11	1.0	3	0	0	0	0	0	0	0	0	0	0	0	0	0	0	0.00	0.000		

AB	34
R	5
H	10
RBI	4
BB	4
SO	2
LOB	21





Batter	1	2	3	4	5	6	7	8	9	AB	R	H	RBI	BB	SO	LOB	TOP		
Wilbur Howard, S (1, 8) Cliff Johnson, R (9, PH) OBP: 0.290, SLG: 0.358 OBP: 0.342, SLG: 0.395	G3		K			B2-3		BB 1B	F8	4	1	1	0	0	1	2			
Roger Metzger, S (1, 6) OBP: 0.299, SLG: 0.316	G4-6-3 1B		K			4-3		1B BB		3	0	1	0	1	1	2			
Greg Gross, L (1, 9) OBP: 0.389, SLG: 0.366	G4-6-3 1-2				L4			1-2 2-H 1B		4	0	1	1	0	0	1			
Bob Watson, R (1, 7) OBP: 0.371, SLG: 0.414		6-3			G3 1B			F8		4	0	1	0	0	0	2			
Milt May, L (1, 2) OBP: 0.351, SLG: 0.404		F9			G3 1-2			K	K	4	0	0	0	0	2	3			
Lee May, R (1, 3) Dave Campbell, R (9, PR) OBP: 0.294, SLG: 0.449 OBP: 0.125, SLG: 0.130		6-3			K			1B 1B	G3 2-3 1B	4	0	2	0	0	1	1			
Tommy Helms, R (1, 4) Larry Milbourne, S (7, PR) OBP: 0.317, SLG: 0.358 OBP: 0.336, SLG: 0.325			F7			F9		1-2 1B	2-3	3	0	1	0	0	0	0			
Ray Busse, R (1, 5) OBP: 0.241, SLG: 0.185			4-0 1B BB			4-3		F8	G3	3	0	0	0	1	0	4			
Larry Dierker, R (1, 1) Dave Roberts, L (4, 1) Bob Gallagher, L (8, PH) Ramon de los Santos, L (8, 1) Cesar Cedeno, R (9, PH) OBP: 0.200, SLG: 0.232 OBP: 0.255, SLG: 0.390 OBP: 0.259, SLG: 0.207 OBP: 0.340, SLG: 0.462			1-2 1B			1-3			K	1	0	1	0	0	0	0			
<b>Inning Stats</b>	R: 0 E: 0 K: 0 S: 3	H: 1 LOB: 0 BB: 0 P: 3	R: 0 E: 0 K: 0 S: 3	H: 0 LOB: 0 BB: 0 P: 3	R: 0 E: 0 K: 2 S: 8	H: 1 LOB: 2 BB: 1 P: 12	R: 0 E: 0 K: 1 S: 6	H: 1 LOB: 0 BB: 0 P: 6	R: 0 E: 0 K: 0 S: 3	H: 0 LOB: 0 BB: 0 P: 3	R: 0 E: 0 K: 1 S: 7	H: 2 LOB: 2 BB: 0 P: 7	R: 1 E: 0 K: 2 S: 9	H: 2 LOB: 2 BB: 1 P: 13	R: 0 E: 0 K: 0 S: 4	H: 1 LOB: 2 BB: 1 P: 8	1B: 8 2B: 0 3B: 0 HR: 0	SF: 0 SAC: 0 DP: 1 HBP: 0	WP: 0 PA: 37 PB: 0 SB: 0 CS: 0
<b>PITCHER</b>	IP WLS BF H R ER SO BB IBB HBP BLK WP HR S P ERA WHIP	7.1 W 30 7 1 1 5 2 0 0 0 0 0 0 38 46 1.23 1.227	8.1 S 7 1 0 0 1 1 0 0 0 0 0 0 8 12 0.00 1.200					<b>PITCHER</b>	IP WLS BF H R ER SO BB IBB HBP BLK WP HR S P ERA WHIP										

Houston Astros @ Cincinnati Reds  
Riverfront Stadium, Cincinnati, OH  
Wed Sep 25 1974, 7:05 PM EDT  
Att: 10,186 - Unknown

AB	34
R	1
H	8
RBI	1
BB	3
SO	6
LOB	18



Batter	1	2	3	4	5	6	7	8	9	AB	R	H	RBI	BB	SO	LOB	BOTTOM		
Pete Rose, S (1, 7) OBP: 0.384, SLG: 0.380	F7 1B 2B	SF7 2-3 3-H		4-0 1B BB		FC5-4 1-2				2	1	1	1	1	0	1			
Joe Morgan, L (1, 4) Darrel Chaney, S (8, 4) OBP: 0.429, SLG: 0.495 OBP: 0.331, SLG: 0.308	F7 2-3	P4		1-2 1B		5-3				4	0	1	0	0	0	2			
Johnny Bench, R (1, 2) OBP: 0.360, SLG: 0.500	F3		K	F2		F5				4	0	0	0	0	1	3			
Tony Perez, R (1, 3) OBP: 0.331, SLG: 0.461	3-H 1B		L6		P4		2B			4	0	2	1	0	0	0			
Dan Driessen, L (1, 5) Ray Knight, R (8, 5) OBP: 0.347, SLG: 0.405	K			G3-6-3 1B BB		K				3	0	1	0	1	2	2			
Cesar Geronimo, L (1, 8) OBP: 0.354, SLG: 0.408		1B 1B	K		G3-6-3 1-2			K		4	1	1	0	0	2	2			
Dave Concepcion, R (1, 6) OBP: 0.328, SLG: 0.382		SH2-4 1B SF7 1B		P4		F7		5-3		4	1	1	0	0	0	0			
Ken Griffey, L (1, 9) OBP: 0.325, SLG: 0.351		SF7 SH2-4 1B		WP 3B		F7		4-3		4	1	2	1	0	0	0			
Clay Kirby, R (1, 1) Rawly Eastwick, R (8, 1) OBP: 0.169, SLG: 0.099	SH2-4 1-2 2-3			5-3		FC5-4 1B				2	0	1	0	0	0	0			
<b>Inning Stats</b>	R: 1 E: 0 K: 1 S: 7	H: 2 LOB: 1 BB: 0 P: 7	R: 2 E: 0 K: 0 S: 6	H: 3 LOB: 1 BB: 0 P: 6	R: 0 E: 0 K: 2 S: 7	H: 0 LOB: 1 BB: 1 P: 11	R: 0 E: 0 K: 0 S: 5	H: 2 LOB: 2 BB: 1 P: 9	R: 0 E: 0 K: 0 S: 3	H: 1 LOB: 0 BB: 0 P: 3	R: 0 E: 0 K: 1 S: 6	H: 1 LOB: 1 BB: 0 P: 6	R: 0 E: 0 K: 1 S: 5	H: 0 LOB: 0 BB: 0 P: 5	R: 0 E: 0 K: 0 S: 4	H: 0 LOB: 0 BB: 0 P: 5	1B: 7 2B: 2 3B: 1 HR: 0	SF: 1 SAC: 1 DP: 1 HBP: 0	WP: 1 PA: 35 PB: 0 SB: 0 CS: 0
<b>PITCHER</b>	IP WLS BF H R ER SO BB IBB HBP BLK WP HR S P ERA WHIP	3.2 L 19 4 0 0 1 0 0 0 0 0 0 0 15 15 0.00 1.200	8.1 3 0 0 0 0 1 0 0 0 0 0 0 0 5 5 0.00 0.000			<b>PITCHER</b>	IP WLS BF H R ER SO BB IBB HBP BLK WP HR S P ERA WHIP												

Houston Astros @ Cincinnati Reds  
Riverfront Stadium, Cincinnati, OH  
Wed Sep 25 1974, 7:05 PM EDT  
Att: 10,186 - Unknown

AB	31
R	4
H	10
RBI	3
BB	2
SO	5
LOB	10





Batter	1	2	3	4	5	6	7	8	9	AB	R	H	RBI	BB	SO	LOB	TOP				
Greg Gross, L OBP: 0.390, SLG: 0.368 (1, 9)										3	1	1	0	2	0	2	<b>Houston Astros @ Cincinnati Reds</b> Riverfront Stadium, Cincinnati, OH Thu Sep 26 1974, 7:05 PM EDT Att: 11,784 - Unknown				
Roger Metzger, S OBP: 0.300, SLG: 0.317 (1, 6)										5	2	2	0	0	1	1					
Cesar Cedeno, R OBP: 0.340, SLG: 0.466 (1, 8)										4	1	1	3	0	1	1					
Bob Watson, R OBP: 0.370, SLG: 0.413 (1, 7)										4	1	1	0	0	2	1					
Milt May, L OBP: 0.353, SLG: 0.405 (1, 2)										4	1	2	0	0	1	0					
Lee May, R OBP: 0.294, SLG: 0.447 (1, 3)										4	0	1	1	0	1	1					
Tommy Helms, R OBP: 0.316, SLG: 0.359 (1, 4)										4	0	1	1	0	0	2					
Ray Busse, R OBP: 0.242, SLG: 0.226 (1, 5)										4	0	1	0	0	2	2					
J.R. Richard, R OBP: 0.156, SLG: 0.316 (4, 1)										2	0	0	0	0	0	1					
Mike Cosgrove, L OBP: 0.174, SLG: 0.174 (4, PH)										0	0	0	0	0	0	0					
Jim York, R OBP: 0.320, SLG: 0.856 (5, 1)										0	0	0	0	0	0	0					
Ramon de los Santos, L OBP: 0.320, SLG: 0.205 (5, 1)										0	0	0	0	0	0	0					
Bob Gallagher, L OBP: 0.320, SLG: 0.205 (5, PH)										0	0	0	0	0	0	0					
Jerry Johnson, R OBP: 0.337, SLG: 0.332 (5, 1)										0	0	0	0	0	0	0					
Wilbur Howard, S OBP: 0.231, SLG: 0.254 (5, PH)										0	0	0	0	0	0	0					
<b>Inning Stats</b>	R: 0 E: 0 K: 1 S: 5	H: 1 LOB: 0 BB: 0 P: 5	R: 2 E: 1 K: 2 S: 11	H: 3 LOB: 2 BB: 0 P: 11	R: 1 E: 0 K: 1 S: 8	H: 3 LOB: 0 BB: 0 P: 8	R: 3 E: 0 K: 0 S: 5	H: 3 LOB: 0 BB: 1 P: 9	R: 0 E: 0 K: 2 S: 7	H: 0 LOB: 1 BB: 1 P: 11	R: 0 E: 0 K: 1 S: 5	H: 0 LOB: 0 BB: 0 P: 5	R: 0 E: 0 K: 0 S: 3	H: 0 LOB: 0 BB: 0 P: 3	R: 0 E: 0 K: 0 S: 3	H: 0 LOB: 0 BB: 0 P: 3	1B: 6 2B: 3 3B: 0 HR: 1	SF: 0 SAC: 0 DP: 0 HBP: 0	WP: 0 PB: 0 SB: 0 CS: 0	PA: 38	
<b>PITCHER</b>	IP WLS BF H R ER SO BB IBB HBP BLK WP HR S P ERA WHIP	IP WLS BF H R ER SO BB IBB HBP BLK WP HR S P ERA WHIP	IP WLS BF H R ER SO BB IBB HBP BLK WP HR S P ERA WHIP	IP WLS BF H R ER SO BB IBB HBP BLK WP HR S P ERA WHIP	IP WLS BF H R ER SO BB IBB HBP BLK WP HR S P ERA WHIP	IP WLS BF H R ER SO BB IBB HBP BLK WP HR S P ERA WHIP	IP WLS BF H R ER SO BB IBB HBP BLK WP HR S P ERA WHIP	IP WLS BF H R ER SO BB IBB HBP BLK WP HR S P ERA WHIP	IP WLS BF H R ER SO BB IBB HBP BLK WP HR S P ERA WHIP	IP WLS BF H R ER SO BB IBB HBP BLK WP HR S P ERA WHIP	IP WLS BF H R ER SO BB IBB HBP BLK WP HR S P ERA WHIP	IP WLS BF H R ER SO BB IBB HBP BLK WP HR S P ERA WHIP	IP WLS BF H R ER SO BB IBB HBP BLK WP HR S P ERA WHIP	IP WLS BF H R ER SO BB IBB HBP BLK WP HR S P ERA WHIP	IP WLS BF H R ER SO BB IBB HBP BLK WP HR S P ERA WHIP	IP WLS BF H R ER SO BB IBB HBP BLK WP HR S P ERA WHIP	IP WLS BF H R ER SO BB IBB HBP BLK WP HR S P ERA WHIP	IP WLS BF H R ER SO BB IBB HBP BLK WP HR S P ERA WHIP	IP WLS BF H R ER SO BB IBB HBP BLK WP HR S P ERA WHIP	IP WLS BF H R ER SO BB IBB HBP BLK WP HR S P ERA WHIP	IP WLS BF H R ER SO BB IBB HBP BLK WP HR S P ERA WHIP
Jack Billingham, R ERA: 3.82 (1, 1)	3.2	21	10	6	5	4	1	0	0	0	0	0	0	0	0	0	12.27	3.000			
Pedro Borbon, R ERA: 3.3 (4, 1)	0.1	1	0	0	0	0	0	0	0	0	0	0	0	0	0	0	0.00	0.000			
Tom Hall, L ERA: 4.35 (5, 1)	1.0	W	3	0	0	2	0	0	0	0	0	0	0	0	0	0	0.00	0.000			
Rawly Eastwick, R ERA: 0.71 (6, 1)	4.0	S	13	0	0	3	1	0	0	0	0	0	0	0	0	0	0.00	0.250			

AB	36
R	6
H	10
RBI	5
BB	2
SO	9
LOB	13



Batter	1	2	3	4	5	6	7	8	9	AB	R	H	RBI	BB	SO	LOB	BOTTOM				
Pete Rose, S OBP: 0.382, SLG: 0.378 (1, 7)										4	0	0	0	1	0	3	<b>Houston Astros @ Cincinnati Reds</b> Riverfront Stadium, Cincinnati, OH Thu Sep 26 1974, 7:05 PM EDT Att: 11,784 - Unknown				
Cesar Geronimo, L OBP: 0.352, SLG: 0.406 (1, 8)										5	1	1	0	0	1	3					
Johnny Bench, R OBP: 0.361, SLG: 0.502 (1, 2)										4	1	2	1	1	1	0					
Tony Perez, R OBP: 0.330, SLG: 0.458 (1, 3)										4	1	0	0	1	1	3					
Dan Driessen, L OBP: 0.350, SLG: 0.407 (1, 5)										3	4	2	0	1	0	2					
Ray Knight, R (7, 5)										1	0	0	0	0	1	1					
Dave Concepcion, R OBP: 0.330, SLG: 0.383 (1, 6)										4	2	2	1	1	1	1					
Ken Griffey, L OBP: 0.336, SLG: 0.368 (1, 9)										4	1	4	3	0	0	0					
Darrel Chaney, S OBP: 0.329, SLG: 0.306 (1, 4)										1	0	0	1	0	0	2					
Ed Ambrister, R OBP: 0.400, SLG: 0.250 (4, PH)										0	0	0	0	1	0	0					
Junior Kennedy, R OBP: 0.300, SLG: 0.125 (5, 4)										1	0	0	0	1	0	2					
Jack Billingham, R OBP: 0.288, SLG: 0.075 (4, 1)										0	0	0	0	0	0	0					
Pedro Borbon, R OBP: 0.174, SLG: 0.174 (4, PH)										0	0	0	0	0	0	0					
Roger Friscoli, R OBP: 0.400, SLG: 1.000 (5, 1)										0	0	0	0	0	0	0					
Tom Hall, L OBP: 0.320, SLG: 0.205 (5, PH)										0	0	0	0	0	0	0					
Hal King, L OBP: 0.316, SLG: 0.290 (5, PH)										0	0	0	0	0	0	0					
Merv Rettenmund, R OBP: 0.337, SLG: 0.332 (5, PH)										0	0	0	0	0	0	0					
Rawly Eastwick, R ERA: 4.87 (5, 1)										0	0	0	0	0	0	0					
<b>Inning Stats</b>	R: 0 E: 0 K: 1 S: 5	H: 0 LOB: 0 BB: 0 P: 5	R: 2 E: 0 K: 0 S: 6	H: 3 LOB: 2 BB: 1 P: 10	R: 0 E: 0 K: 2 S: 7	H: 0 LOB: 0 BB: 0 P: 7	R: 2 E: 0 K: 0 S: 4	H: 2 LOB: 1 BB: 2 P: 12	R: 5 E: 1 K: 0 S: 8	H: 5 LOB: 2 BB: 2 P: 16	R: 1 E: 1 K: 0 S: 5	H: 2 LOB: 1 BB: 1 P: 9	R: 0 E: 0 K: 1 S: 5	H: 0 LOB: 0 BB: 0 P: 5	R: 0 E: 1 K: 2 S: 7	H: 0 LOB: 1 BB: 1 P: 11	1B: 9 2B: 4 3B: 0 HR: 0	SF: 0 SAC: 1 DP: 3 HBP: 0	WP: 2 PB: 0 SB: 0 CS: 0	PA: 42	
<b>PITCHER</b>	IP WLS BF H R ER SO BB IBB HBP BLK WP HR S P ERA WHIP	IP WLS BF H R ER SO BB IBB HBP BLK WP HR S P ERA WHIP	IP WLS BF H R ER SO BB IBB HBP BLK WP HR S P ERA WHIP	IP WLS BF H R ER SO BB IBB HBP BLK WP HR S P ERA WHIP	IP WLS BF H R ER SO BB IBB HBP BLK WP HR S P ERA WHIP	IP WLS BF H R ER SO BB IBB HBP BLK WP HR S P ERA WHIP	IP WLS BF H R ER SO BB IBB HBP BLK WP HR S P ERA WHIP	IP WLS BF H R ER SO BB IBB HBP BLK WP HR S P ERA WHIP	IP WLS BF H R ER SO BB IBB HBP BLK WP HR S P ERA WHIP	IP WLS BF H R ER SO BB IBB HBP BLK WP HR S P ERA WHIP	IP WLS BF H R ER SO BB IBB HBP BLK WP HR S P ERA WHIP	IP WLS BF H R ER SO BB IBB HBP BLK WP HR S P ERA WHIP	IP WLS BF H R ER SO BB IBB HBP BLK WP HR S P ERA WHIP	IP WLS BF H R ER SO BB IBB HBP BLK WP HR S P ERA WHIP	IP WLS BF H R ER SO BB IBB HBP BLK WP HR S P ERA WHIP	IP WLS BF H R ER SO BB IBB HBP BLK WP HR S P ERA WHIP	IP WLS BF H R ER SO BB IBB HBP BLK WP HR S P ERA WHIP	IP WLS BF H R ER SO BB IBB HBP BLK WP HR S P ERA WHIP	IP WLS BF H R ER SO BB IBB HBP BLK WP HR S P ERA WHIP	IP WLS BF H R ER SO BB IBB HBP BLK WP HR S P ERA WHIP	IP WLS BF H R ER SO BB IBB HBP BLK WP HR S P ERA WHIP
J.R. Richard, R ERA: 3.84 (1, 1)	3.0	16	5																		



Batter	1	2	3	4	5	6	7	8	9	AB	R	H	RBI	BB	SO	LOB	TOP				
<b>Gary Thomasson, L</b> OBP: 0.326, SLG: 0.328 (1, 9)	4-0 1B HR BB	0-0 4-3		0-0 FC3-6 G6-3			0-3 K		0-0 F9	4	1	0	0	1	1	3	<b>San Francisco Giants @ Cincinnati Reds</b> Riverfront Stadium, Cincinnati, OH Fri Sep 27 1974, 7:05 PM EDT Att: 18,967 - Unknown				
<b>Tito Fuentes, S</b> OBP: 0.299, SLG: 0.301 (1, 4)	0-0 HR 1B	4-0 BB BB		0-0 G6-3			0-0 F7			3	1	1	0	1	0	1					
<b>Bobby Bonds, R</b> OBP: 0.367, SLG: 0.443 (1, 8)	0-0 HR	4-0 BB			0-0 1B		0-0 F3			3	1	2	3	1	0	0					
<b>Gary Matthews, R</b> OBP: 0.365, SLG: 0.444 (1, 7)	0-3 K	0-3 K			0-0 F7			0-0 L6		4	0	0	0	0	2	4					
<b>Ed Goodson, L</b> OBP: 0.320, SLG: 0.383 <b>Dave Kingman, R</b> (8, PH) OBP: 0.306, SLG: 0.441 (8, 3)	4-3			0-0 P6		0-3 K		0-0 1-3		3	0	0	0	0	1	1					
<b>Steve Ontiveros, S</b> OBP: 0.375, SLG: 0.352 <b>Mike Phillips, L</b> OBP: 0.253, SLG: 0.257 (3, 5)				4-0 FC5-4 BB		0-0 P4		0-3 K		1	0	1	0	1	0	0					
<b>Chris Speier, R</b> OBP: 0.331, SLG: 0.354 (1, 6)	4-3			0-0 FC5-4 FC5-4		0-3 K		0-0 F7		4	0	0	0	0	1	2					
<b>Ken Rudolph, R</b> OBP: 0.350, SLG: 0.277 (1, 2)		4-0 BB 4-3 BB		0-0 FC5-4		0-0 F8		0-0 SH1-4 1B		3	0	1	0	1	0	1					
<b>Jim Barr, R</b> OBP: 0.297, SLG: 0.333 <b>Gary Lavelle, S</b> (7, 1)		0-3 K		0-0 FC3-6 1B		0-0 5-3		0-0 SH1-4		3	0	1	0	0	1	1					
<b>Inning Stats</b>	R: 3 E: 0 K: 1 S: 8	H: 3 LOB: 1 BB: 1 P: 12	R: 0 E: 0 K: 2 S: 7	H: 0 LOB: 3 BB: 3 P: 19	R: 0 E: 0 K: 0 S: 3	H: 0 LOB: 1 BB: 1 P: 7	R: 0 E: 0 K: 0 S: 3	H: 1 LOB: 0 BB: 0 P: 3	R: 0 E: 0 K: 1 S: 6	H: 0 LOB: 0 BB: 0 P: 6	R: 0 E: 0 K: 1 S: 5	H: 0 LOB: 0 BB: 0 P: 5	R: 0 E: 0 K: 1 S: 5	H: 0 LOB: 0 BB: 0 P: 5	R: 0 E: 0 K: 0 S: 4	H: 1 LOB: 1 BB: 0 P: 4		1B: 5 2B: 0 3B: 0 HR: 1	SF: 0 SAC: 1 DP: 1 HBP: 0	WP: 0 PB: 0 SB: 1 CS: 0	PA: 37
<b>PITCHER</b>	IP WLS BF H R ER SO BB IBB HBP BLK WP HR S P ERA WHIP	IP WLS BF H R ER SO BB IBB HBP BLK WP HR S P ERA WHIP	IP WLS BF H R ER SO BB IBB HBP BLK WP HR S P ERA WHIP	IP WLS BF H R ER SO BB IBB HBP BLK WP HR S P ERA WHIP	IP WLS BF H R ER SO BB IBB HBP BLK WP HR S P ERA WHIP	IP WLS BF H R ER SO BB IBB HBP BLK WP HR S P ERA WHIP	IP WLS BF H R ER SO BB IBB HBP BLK WP HR S P ERA WHIP	IP WLS BF H R ER SO BB IBB HBP BLK WP HR S P ERA WHIP	IP WLS BF H R ER SO BB IBB HBP BLK WP HR S P ERA WHIP	IP WLS BF H R ER SO BB IBB HBP BLK WP HR S P ERA WHIP	IP WLS BF H R ER SO BB IBB HBP BLK WP HR S P ERA WHIP	IP WLS BF H R ER SO BB IBB HBP BLK WP HR S P ERA WHIP	IP WLS BF H R ER SO BB IBB HBP BLK WP HR S P ERA WHIP	IP WLS BF H R ER SO BB IBB HBP BLK WP HR S P ERA WHIP	IP WLS BF H R ER SO BB IBB HBP BLK WP HR S P ERA WHIP	IP WLS BF H R ER SO BB IBB HBP BLK WP HR S P ERA WHIP	IP WLS BF H R ER SO BB IBB HBP BLK WP HR S P ERA WHIP	IP WLS BF H R ER SO BB IBB HBP BLK WP HR S P ERA WHIP	IP WLS BF H R ER SO BB IBB HBP BLK WP HR S P ERA WHIP	IP WLS BF H R ER SO BB IBB HBP BLK WP HR S P ERA WHIP	IP WLS BF H R ER SO BB IBB HBP BLK WP HR S P ERA WHIP

AB	31
R	3
H	6
RBI	3
BB	5
SO	7
LOB	14



Batter	1	2	3	4	5	6	7	8	9	AB	R	H	RBI	BB	SO	LOB	BOTTOM				
<b>Pete Rose, S</b> OBP: 0.380, SLG: 0.376 (1, 7)	0-0 1-3		0-0 G3		0-0 SF8		0-0 G6-4-3			3	0	0	1	0	0	2	<b>San Francisco Giants @ Cincinnati Reds</b> Riverfront Stadium, Cincinnati, OH Fri Sep 27 1974, 7:05 PM EDT Att: 18,967 - Unknown				
<b>Cesar Geronimo, L</b> OBP: 0.350, SLG: 0.403 (1, 8)	0-0 4-3		0-0 F8		0-0 F7			0-3 K		4	0	0	0	0	1	1					
<b>Johnny Bench, R</b> OBP: 0.361, SLG: 0.500 (1, 2)	0-0 1B			0-0 B5-3		0-0 F8		0-3 K		4	0	1	0	0	1	0					
<b>Tony Perez, R</b> OBP: 0.331, SLG: 0.462 (1, 3)	0-0 F9			0-0 HR		0-0 6-3		4-0 BB		3	1	1	1	1	0	1					
<b>Dan Driessen, L</b> OBP: 0.348, SLG: 0.403 <b>Ray Knight, R</b> (9, 5)		0-0 4-3		0-0 L4		0-0 4-3		0-0 1-3		4	0	0	0	0	0	1					
<b>Dave Concepcion, R</b> OBP: 0.333, SLG: 0.391 (1, 6)		0-0 G3 BLK 1B		0-0 5-3			0-0 HR	0-0 SH 1B		4	2	3	1	0	0	0					
<b>Ken Griffey, L</b> OBP: 0.336, SLG: 0.373 (1, 9)		0-0 G3			0-0 1-4-3 SF8 2B		0-0 L8	0-0 SH 1B		3	1	1	0	0	0	1					
<b>Darrel Chaney, S</b> OBP: 0.327, SLG: 0.304 <b>Junior Kennedy, R</b> OBP: 0.364, SLG: 0.176 (3, 4)		0-0 6-3			0-0 SF8 1-4-3 BB		0-0 SH 1B			1	0	0	0	0	0	1					
<b>Pat Darcy, L</b> OBP: 0.333, SLG: 0.333 <b>Pedro Borbon, R</b> OBP: 0.174, SLG: 0.174 <b>Phil Cuzzi, R</b> OBP: 0.276, SLG: 0.087 <b>Tom Carroll, R</b> OBP: 0.192, SLG: 0.160 <b>Terry Crowley, L</b> OBP: 0.299, SLG: 0.360 <b>Tom Hall, L</b> (8, 1)				0-0 6-3		0-0 1-4-3		0-0 SH G6-4-3		0	0	0	0	0	0	0					
<b>Inning Stats</b>	R: 0 E: 0 K: 0 S: 4	H: 1 LOB: 1 BB: 0 P: 4	R: 0 E: 0 K: 0 S: 4	H: 1 LOB: 1 BB: 0 P: 4	R: 0 E: 0 K: 0 S: 3	H: 0 LOB: 0 BB: 0 P: 3	R: 1 E: 0 K: 0 S: 4	H: 1 LOB: 0 BB: 0 P: 4	R: 0 E: 0 K: 0 S: 3	H: 0 LOB: 0 BB: 0 P: 3	R: 1 E: 0 K: 0 S: 5	H: 2 LOB: 1 BB: 0 P: 5	R: 0 E: 0 K: 2 S: 7	H: 0 LOB: 1 BB: 1 P: 11	R: 1 E: 1 K: 0 S: 2	H: 1 LOB: 1 BB: 0 P: 2		1B: 4 2B: 1 3B: 0 HR: 2	SF: 1 SAC: 2 DP: 1 HBP: 0	WP: 0 PB: 0 SB: 0 CS: 0	PA: 34
<b>PITCHER</b>	IP WLS BF H R ER SO BB IBB HBP BLK WP HR S P ERA WHIP	IP WLS BF H R ER SO BB IBB HBP BLK WP HR S P ERA WHIP	IP WLS BF H R ER SO BB IBB HBP BLK WP HR S P ERA WHIP	IP WLS BF H R ER SO BB IBB HBP BLK WP HR S P ERA WHIP	IP WLS BF H R ER SO BB IBB HBP BLK WP HR S P ERA WHIP	IP WLS BF H R ER SO BB IBB HBP BLK WP HR S P ERA WHIP	IP WLS BF H R ER SO BB IBB HBP BLK WP HR S P ERA WHIP	IP WLS BF H R ER SO BB IBB HBP BLK WP HR S P ERA WHIP	IP WLS BF H R ER SO BB IBB HBP BLK WP HR S P ERA WHIP	IP WLS BF H R ER SO BB IBB HBP BLK WP HR S P ERA WHIP	IP WLS BF H R ER SO BB IBB HBP BLK WP HR S P ERA WHIP	IP WLS BF H R ER SO BB IBB HBP BLK WP HR S P ERA WHIP	IP WLS BF H R ER SO BB IBB HBP BLK WP HR S P ERA WHIP	IP WLS BF H R ER SO BB IBB HBP BLK WP HR S P ERA WHIP	IP WLS BF H R ER SO BB IBB HBP BLK WP HR S P ERA WHIP	IP WLS BF H R ER SO BB IBB HBP BLK WP HR S P ERA WHIP	IP WLS BF H R ER SO BB IBB HBP BLK WP HR S P ERA WHIP	IP WLS BF H R ER SO BB IBB HBP BLK WP HR S P ERA WHIP	IP WLS BF H R ER SO BB IBB HBP BLK WP HR S P ERA WHIP	IP WLS BF H R ER SO BB IBB HBP BLK WP HR S P ERA WHIP	IP WLS BF H R ER SO BB IBB HBP BLK WP HR S P ERA WHIP





Batter	1	2	3	4	5	6	7	8	9	AB	R	H	RBI	BB	SO	LOB	TOP																
<b>Gary Thomasson, L</b> (1, 9) OBP: 0.324, SLG: 0.326	0-0 G2	0-0 FC4-6		0-0 6-3 1B		0-0 1-3		0-0 F9		5	0	1	1	0	0	2	<b>San Francisco Giants @ Cincinnati Reds</b> Riverfront Stadium, Cincinnati, OH Sat Sep 28 1974, 3:33 AM EDT Att: 28,158 - Unknown <a href="http://livebaseballscorecards.com">livebaseballscorecards.com</a>																
<b>Tito Fuentes, S</b> (1, 4) OBP: 0.298, SLG: 0.300	0-0 BB 1B	0-0 F7		0-0 6-3 1-2		0-0 5-3		0-0 F7		5	0	1	0	0	0	3																	
<b>Bobby Bonds, R</b> (1, 8) OBP: 0.366, SLG: 0.440	4-0 1-2 BB		0-3 K	0-0 6-3		0-0 6-3		0-0 6-3		4	0	0	0	1	1	1																	
<b>Gary Matthews, R</b> (1, 7) OBP: 0.367, SLG: 0.445	0-3 K		4-0 HR BB	0-0 G3		0-0 1B 1B		0-0 1B		4	2	2	0	1	1	3																	
<b>Dave Kingman, R</b> (1, 3) OBP: 0.307, SLG: 0.450	0-3 K		0-0 HR	0-0 6-3		0-0 1B 1-2 1B		0-0 F9		5	1	2	2	0	1	3																	
<b>Chris Arnold, R</b> (1, 6) OBP: 0.294, SLG: 0.333		0-0 1B FC4-6 1B	0-0 WP SF7 2B	0-0 3-1		0-0 1-3 2-H 1B		0-0 1B		4	2	3	1	0	0	0																	
<b>Bruce Miller, R</b> (1, 5) OBP: 0.314, SLG: 0.325		0-0 FC4-6 1-2 1B	0-0 SF7 2-H	0-0 F9		0-0 6-3		0-0 6-3		3	0	1	1	0	0	2																	
<b>Ken Rudolph, R</b> (1, 2) OBP: 0.350, SLG: 0.278		0-0 FC4-6 1-2 1B	0-0 F8	0-0 6-3		0-0 6-3		0-0 L7		3	0	1	0	0	0	0																	
<b>Dave Rader, L</b> (8, PH) OBP: 0.344, SLG: 0.354	0-0 1-2 2-3 1B		0-0 F8	0-0 6-3		0-0 6-3		0-0 1-4-3		1	0	0	0	0	0	0																	
<b>John Montefusco, R</b> (1, 1) OBP: 0.233, SLG: 0.714	0-3 K		0-0 HR	0-0 K		0-0 K		0-0 1-4-3		1	0	0	0	0	1	3																	
<b>Steve Ontiveros, S</b> (8, PH) OBP: 0.367, SLG: 0.351										1	1	1	1	0	0	0																	
<b>Elias Sosa, R</b> (8, 1) OBP: 0.367, SLG: 0.351										1	0	0	0	0	1	0																	
<b>John Morris, R</b> (8, 1) OBP: 1.000, SLG: 1.000										1	0	0	0	0	0	0																	
<b>Butch Metzger, R</b> (8, 1)										0	0	0	0	0	0	0																	
<b>Inning Stats</b>	R: 0 E: 0 K: 2 S: 8	H: 1 LOB: 2 BB: 1 P: 12	R: 1 E: 0 K: 1 S: 8	H: 3 LOB: 2 BB: 0 P: 8	R: 3 E: 0 K: 1 S: 7	H: 2 LOB: 0 BB: 1 P: 11	R: 1 E: 0 K: 0 S: 5	H: 2 LOB: 1 BB: 0 P: 5	R: 0 E: 0 K: 1 S: 3	H: 0 LOB: 0 BB: 0 P: 3	R: 0 E: 0 K: 0 S: 5	H: 0 LOB: 0 BB: 0 P: 5	R: 1 E: 0 K: 0 S: 6	H: 3 LOB: 2 BB: 0 P: 6	R: 0 E: 0 K: 0 S: 3	H: 0 LOB: 0 BB: 0 P: 3	R: 0 E: 0 K: 0 S: 4	H: 1 LOB: 1 BB: 0 P: 4	1B: 9 2B: 1 3B: 0 HR: 2	SF: 1 SAC: 0 DP: 0 HBP: 0	WP: 1 PB: 0 SB: 0 CS: 0	PA: 41											
<b>PITCHER</b>	IP WLS BF H R ER SO BB IBB HBP BLK WP HR S P ERA WHIP																																
<b>Fred Norman, L</b> (1, 1) ERA: 3.19	3.0	19	8	5	5	4	2	0	0	0	0	1	2	25	33	15.00	3.333																
<b>Pedro Borbon, R</b> (4, 1) ERA: 3.24	3.2	13	2	1	1	1	0	0	0	0	0	0	0	15	15	2.46	0.545																
<b>Clay Carroll, R</b> (7, 1) ERA: 2.15	1.1	W	5	1	0	0	0	0	0	0	0	0	0	5	5	0.00	0.750																
<b>Dick Baney, R</b> (9, 1) ERA: 4.28	1.0		4	1	0	0	0	0	0	0	0	0	0	4	4	0.00	1.000																

Batter	1	2	3	4	5	6	7	8	9	AB	R	H	RBI	BB	SO	LOB	BOTTOM																
<b>Pete Rose, S</b> (1, 7) OBP: 0.383, SLG: 0.383	4-0 1B BB	0-0 HR 1B		0-0 2-H 2B		0-0 1-3		0-0 2B 3B		4	3	3	1	1	0	0	<b>San Francisco Giants @ Cincinnati Reds</b> Riverfront Stadium, Cincinnati, OH Sat Sep 28 1974, 3:33 AM EDT Att: 28,158 - Unknown <a href="http://livebaseballscorecards.com">livebaseballscorecards.com</a>																
<b>Joe Morgan, L</b> (1, 4) OBP: 0.429, SLG: 0.500	0-0 FC3-6 1B	0-0 HR		0-0 F7		0-0 F9		0-3 K		5	2	2	2	0	1	2																	
<b>Junior Kennedy, R</b> (9, 4) OBP: 0.364, SLG: 0.176	1-3 1B	1-H HR		0-0 K		0-0 K		4-0 1B HR BB		3	3	2	2	2	1	1																	
<b>Johnny Bench, R</b> (1, 2) OBP: 0.504, SLG: 0.506	0-0 FC3-6 1B	0-0 HR		0-3 K		0-0 1B HR BB		4-0 2B 2B IBB		3	3	2	2	2	1	1																	
<b>Bill Plummer, R</b> (9, 2) OBP: 0.264, SLG: 0.342	1-2 3-H 1B	0-0 HR		0-0 K		0-0 1B HR BB		0-0 2B 2B		0	0	0	0	0	0	0																	
<b>Tony Perez, R</b> (1, 3) OBP: 0.333, SLG: 0.464	0-0 F7	0-0 F9		0-0 1B BB		4-0 1B BB		0-0 HR 1B		4	2	2	1	1	0	2																	
<b>Dan Driessen, L</b> (1, 5) OBP: 0.346, SLG: 0.400	0-0 FC3-6 1B		0-0 F8	0-0 F5		0-0 K		0-0 1B 2B		3	0	0	0	0	0	3																	
<b>Ed Armbuster, R</b> (7, PH) OBP: 0.333, SLG: 0.200	1-2 2-3 1B		0-0 F8	0-0 F5		0-0 K		0-0 1B 2B		1	0	0	0	0	1	2																	
<b>Ray Knight, R</b> (8, 5) OBP: 0.222, SLG: 0.250	0-0 1-2 2-3 1B		0-0 P4	0-0 S		0-0 1-3 1B		4-0 2-H 3-H 1B 2B		1	1	1	2	0	0	0																	
<b>Dave Concepcion, R</b> (1, 6) OBP: 0.336, SLG: 0.399	0-0 S 1B		0-0 P4	0-0 S		0-0 1-3 1B		4-0 1-H 3-H HR BB		4	1	3	4	1	0	0																	
<b>Ken Griffey, L</b> (1, 9) OBP: 0.337, SLG: 0.370	0-3 K		0-0 4-3	0-0 K		0-0 K		0-0 BB 1-2 2-H 1B		4	0	1	1	1	2	4																	
<b>Cesar Geronimo, L</b> (1, 8) OBP: 0.348, SLG: 0.400		0-0 G3		0-0 S 2B 1B		0-0 F9		0-3 P5 K		5	1	1	0	0	1	5																	
<b>Fred Norman, S</b> (1, 1) OBP: 0.159, SLG: 0.131	0-0 1-3		0-0 1-3	0-0 B3		0-0 1-3		0-0 F2		1	0	0	0	0	0	0																	
<b>Pedro Borbon, R</b> (4, 1) OBP: 0.160, SLG: 0.160	0-0 1-3		0-0 1-3	0-0 B3		0-0 1-3		0-0 F2		2	0	0	0	0	0	1																	
<b>Clay Carroll, R</b> (7, 1) OBP: 0.167, SLG: 0.167	0-0 1-3		0-0 1-3	0-0 B3		0-0 1-3		0-0 F2		1	0	0	0	0	1	1																	
<b>Terry Crowley, L</b> (8, PH) OBP: 0.297, SLG: 0.366	0-0 1-3		0-0 1-3	0-0 B3		0-0 1-3		0-0 F2		1	0	0	0	0	2	2																	
<b>Dick Baney, R</b> (9, 1)	0-0 1-3		0-0 1-3	0-0 B3		0-0 1-3		0-0 F2		0	0	0	0	0	0	0																	
<b>Inning Stats</b>	R: 2 E: 0 K: 1 S: 8	H: 3 LOB: 2 BB: 1 P: 12	R: 3 E: 0 K: 0 S: 6	H: 3 LOB: 0 BB: 0 P: 6	R: 0 E: 0 K: 0 S: 3	H: 0 LOB: 0 BB: 0 P: 3	R: 1 E: 0 K: 1 S: 7	H: 2 LOB: 1 BB: 0 P: 7	R: 0 E: 0 K: 1 S: 6	H: 1 LOB: 2 BB: 1 P: 10	R: 0 E: 0 K: 0 S: 3	H: 0 LOB: 0 BB: 0 P: 3	R: 3 E: 0 K: 2 S: 9	H: 2 LOB: 1 BB: 2 P: 17	R: 4 E: 0 K: 2 S: 11	H: 4 LOB: 2 BB: 2 P: 19	1B: 8 2B: 3 3B: 1 HR: 3	SF: 0 SAC: 0 DP: 0 HBP: 0	WP: 0 PB: 0 SB: 3 CS: 0	PA: 45													
<b>PITCHER</b>	IP WLS BF H R ER SO BB IBB HBP BLK WP HR S P ERA WHIP																																
<b>John Montefusco, R</b> (1, 1) ERA: 4.66	2.0	13	6	5	5	1	1	0	0	0	0	0	0	14	18	22.50	3.500																
<b>Ed Halicki, R</b> (3, 1) ERA: 4.09	2.1	11	3	1	1	1	1	0	0	0	0	0	0	12	16	3.86	1.714																
<b>Gary Lavelle, L</b> (5, 1) ERA: 2.2	2.2	L	12	2	3	3	3	2	0	0	0	0	1	16	24	10.12	1.500																
<b>Elias Sosa, R</b> (8, 1) ERA: 3.24	0.0		1	1	1	1	0	0	0	0	0	0	0	1	1	∞	∞																
<b>John Morris, L</b> (8, 1) ERA: 2.79	0.1		1	0	0	0	1	0	0	0	0	0	0	3	3	0.00	0.000																



Batter	1	2	3	4	5	6	7	8	9	AB	R	H	RBI	BB	SO	LOB	TOP			
Gary Thomasson, L (1, 9) OBP: 0.328, SLG: 0.328	FC4-6 BB		P6		F7		1B		FC5-4 1B	4	0	2	0	1	0	0	<b>San Francisco Giants @ Cincinnati Reds</b> Riverfront Stadium, Cincinnati, OH Sun Sep 29 1974, 3:33 AM EDT Att: 50,342 - Unknown			
Tito Fuentes, S (1, 4) OBP: 0.294, SLG: 0.296	FC4-6 1-2		K		F7		F8		FC5-4 1-2	5	0	0	0	0	1	4				
Bobby Bonds, R (1, 8) OBP: 0.365, SLG: 0.438	K		E5 2B		1B		K		F7	5	1	1	0	0	2	4				
Gary Matthews, R (1, 7) OBP: 0.365, SLG: 0.444	6-3		1-H 2B		K				K	5	0	1	1	0	3	3				
Dave Kingman, R (1, 3) OBP: 0.304, SLG: 0.444		K	K						K	4	0	0	0	0	4	1				
Chris Arnold, R (1, 5) OBP: 0.298, SLG: 0.333		1-3 1B			4-3		F9		3B BB	3	2	1	0	1	0	0				
Mike Phillips, L (1, 6) OBP: 0.257, SLG: 0.268	1-3 1-2		1-3 1B		4-3 1B		1-3		1-H 3B	4	0	2	1	0	0	1				
Dave Rader, L (1, 2) OBP: 0.346, SLG: 0.354	1-2 2-H 1B		1-2 1B		4-3 1-2		G3		BB BB	3	0	1	1	1	0	1				
John D'Acquisto, R (1, 1) Steve Ontiveros, S (7, PH) Jim Burt, R (7, PH) John Morris, L (7, 1) Chris Speller, R (8, PH) Ron Bryant, S (8, 1)	K		K		K		1B BB		F8	2	0	0	0	0	2	2				
<b>Inning Stats</b>	R: 0 E: 1 K: 1 S: 5	H: 0 LOB: 1 BB: 1 P: 9	R: 1 E: 0 K: 2 S: 9	H: 2 LOB: 1 BB: 0 P: 9	R: 1 E: 1 K: 2 S: 9	H: 1 LOB: 1 BB: 0 P: 9	R: 0 E: 0 K: 1 S: 6	H: 1 LOB: 1 BB: 0 P: 6	R: 0 E: 0 K: 1 S: 5	H: 0 LOB: 0 BB: 1 P: 5	R: 0 E: 0 K: 1 S: 6	H: 1 LOB: 2 BB: 1 P: 10	R: 1 E: 0 K: 2 S: 8	H: 1 LOB: 1 BB: 2 P: 16	R: 0 E: 0 K: 1 S: 6	H: 1 LOB: 1 BB: 0 P: 6		1B: 6 2B: 1 3B: 1 HR: 0	SF: 0 SAC: 0 DP: 0 HBP: 0	WP: 0 PB: 0 SB: 1 CS: 0
<b>PITCHER</b>	IP WLS BF H R ER SO BB IBB HBP BLK WP HR S P ERA WHIP	7.2 W 35 7 3 2 11 4 0 0 0 0 0 0 53 69 2.35 1.435	1.1 5 1 0 0 1 0 0 0 0 0 0 0 0 7 7 0.00 0.750	<b>PITCHER</b>										IP WLS BF H R ER SO BB IBB HBP BLK WP HR S P ERA WHIP						

AB 36  
R 3  
H 8  
RBI 3  
BB 4  
SO 12  
LOB 18



Batter	1	2	3	4	5	6	7	8	9	AB	R	H	RBI	BB	SO	LOB	BOTTOM			
Pete Rose, S (1, 7) OBP: 0.385, SLG: 0.389	F7		1B E 2B		5-3		WP PB HR BB		1-H 3B	4	2	2	1	1	0	0	<b>San Francisco Giants @ Cincinnati Reds</b> Riverfront Stadium, Cincinnati, OH Sun Sep 29 1974, 3:33 AM EDT Att: 50,342 - Unknown			
Joe Morgan, L (1, 4) Junior Kennedy, R (9, 4) OBP: 0.428, SLG: 0.498 OBP: 0.364, SLG: 0.176	F8		F8		1B		WP HR IBB		K	4	1	1	0	1	1	2				
Johnny Bench, R (1, 2) OBP: 0.366, SLG: 0.511	1B		WP E 1B		F9		1-H 2-H HR		4-3	5	2	3	3	0	0	2				
Tony Perez, R (1, 3) OBP: 0.333, SLG: 0.463	F9		E4 1B 1B		1B		F9		IBB	4	1	1	1	1	0	1				
Dan Driessen, L (1, 5) Ray Knight, R (8, 5) OBP: 0.347, SLG: 0.403 OBP: 0.200, SLG: 0.222			1-3 1B		P6		G3		F9	4	0	2	0	0	0	1				
Dave Concepcion, R (1, 6) OBP: 0.336, SLG: 0.398		K	1-2 1B		P4		E5 FC4-6			4	0	1	1	0	1	2				
Ken Griffey, L (1, 9) OBP: 0.332, SLG: 0.364		K	F8		F7		FC4-6 FC6			4	0	0	0	0	1	5				
Cesar Geronimo, L (1, 8) OBP: 0.347, SLG: 0.398		IBB	G3		K		FC6			3	0	0	0	1	1	3				
Clay Kirby, R (1, 1) Pedro Borbon, R (8, 1) OBP: 0.163, SLG: 0.095 OBP: 0.192, SLG: 0.192		K			K				3B 1B	3	0	0	0	0	3	2				
<b>Inning Stats</b>	R: 0 E: 0 K: 0 S: 4	H: 1 LOB: 1 BB: 0 P: 4	R: 0 E: 0 K: 3 S: 10	H: 1 LOB: 2 BB: 1 P: 14	R: 3 E: 1 K: 0 S: 8	H: 4 LOB: 2 BB: 0 P: 8	R: 0 E: 0 K: 1 S: 6	H: 1 LOB: 1 BB: 0 P: 6	R: 0 E: 0 K: 0 S: 4	H: 0 LOB: 1 BB: 2 P: 4	R: 3 E: 0 K: 2 S: 8	H: 1 LOB: 0 BB: 2 P: 16	R: 0 E: 1 K: 0 S: 4	H: 0 LOB: 1 BB: 0 P: 4	R: 1 E: 0 K: 1 S: 7	H: 2 LOB: 2 BB: 1 P: 11		1B: 7 2B: 2 3B: 1 HR: 1	SF: 0 SAC: 0 DP: 0 HBP: 0	WP: 2 PB: 1 SB: 0 CS: 0
<b>PITCHER</b>	IP WLS BF H R ER SO BB IBB HBP BLK WP HR S P ERA WHIP	6.0 L 31 9 6 5 6 1 2 0 0 0 0 4 4 0.00 0.000	1.0 4 0 0 0 0 0 0 0 0 0 0 0 4 4 0.00 0.000	1.0 6 2 1 1 1 0 1 0 0 0 0 0 7 11 9.00 2.000	<b>PITCHER</b>										IP WLS BF H R ER SO BB IBB HBP BLK WP HR S P ERA WHIP					

AB 37  
R 7  
H 11  
RBI 6  
BB 4  
SO 7  
LOB 20





Batter	1	2	3	4	5	6	7	8	9	AB	R	H	RBI	BB	SO	LOB	TOP					
<b>Pete Rose, S</b> OBP: 0.385, SLG: 0.388 (1, 7)	F8		F8			HBP				3	0	1	0	0	0	0	<b>Cincinnati Reds @ Atlanta Braves</b> Atlanta Stadium, Atlanta, GA Tue Oct 01 1974, 7:05 PM EDT Att: 4,257 - Unknown					
<b>Joe Morgan, L</b> OBP: 0.427, SLG: 0.495 (1, 4)	4-3			G6-4-3 BB		K		K		3	0	0	0	1	2	3						
<b>Johnny Bench, R</b> OBP: 0.364, SLG: 0.508 (1, 2)	K			K		K		F7		4	0	0	0	0	3	4						
<b>Tony Perez, R</b> OBP: 0.331, SLG: 0.460 (1, 3)		K		G6-4-3		FC5		K		4	0	0	0	0	2	4						
<b>Dan Driessen, L</b> OBP: 0.348, SLG: 0.402 (1, 5)					G3			F9		2	1	0	0	2	0	0						
<b>Dave Concepcion, R</b> OBP: 0.335, SLG: 0.398 (1, 6)		K			F7			F7		4	0	1	1	0	1	1						
<b>Ken Griffey, L</b> OBP: 0.335, SLG: 0.363 (1, 9)	4-3					F8				3	0	1	0	1	0	2						
<b>Cesar Geronimo, L</b> OBP: 0.345, SLG: 0.395 (1, 8)			5-3		F9			F9		4	0	0	0	0	0	3						
<b>Jack Billingham, R</b> OBP: 0.286, SLG: 0.075 (1, 1)			5-3			FC5	HBP			0	0	0	0	0	0	0						
<b>Pedro Borbon, R</b> OBP: 0.192, SLG: 0.192 (3, PH)										0	0	0	0	0	0	0						
<b>Phil Casiano, R</b> OBP: 0.276, SLG: 0.065 (3, 1)										1	0	0	0	0	0	0						
<b>Fred Norman, L</b> OBP: 0.429, SLG: 0.039 (3, 1)										0	0	0	0	0	0	0						
<b>Ed Armbruster, R</b> OBP: 0.429, SLG: 0.333 (6, PH)										1	0	1	0	0	0	0						
<b>Pat Darcy, L</b> OBP: 0.323, SLG: 0.333 (6, 1)										0	0	0	0	0	0	0						
<b>Hal King, R</b> OBP: 0.300, SLG: 0.255 (7, PH)										1	0	0	0	0	1	1						
<b>Rawly Eastwick, R</b> (7, 1)										0	0	0	0	0	0	0						
<b>Inning Stats</b>	R: 0 E: 0 K: 1 S: 5	H: 0 LOB: 0 BB: 0 P: 5	R: 0 E: 0 K: 2 S: 7	H: 0 LOB: 1 BB: 1 P: 11	R: 0 E: 0 K: 0 S: 3	H: 0 LOB: 0 BB: 0 P: 3	R: 0 E: 0 K: 1 S: 4	H: 0 LOB: 0 BB: 1 P: 8	R: 0 E: 0 K: 0 S: 3	H: 0 LOB: 1 BB: 1 P: 7	R: 0 E: 0 K: 2 S: 8	H: 1 LOB: 2 BB: 0 P: 9	R: 1 E: 0 K: 1 S: 6	H: 1 LOB: 1 BB: 1 P: 10	R: 0 E: 0 K: 2 S: 8	H: 1 LOB: 1 BB: 0 P: 8	R: 0 E: 0 K: 0 S: 4	H: 1 LOB: 1 BB: 0 P: 4	1B: 3 2B: 1 3B: 0 HR: 0	SF: 0 SAC: 0 DP: 1 HBP: 1	WP: 0 PB: 0 SB: 0 CS: 0	PA: 35
<b>PITCHER</b> <b>Buzz Capra, R</b> ERA: 2.28 (1, 1)	IP: 9.0 WLS: W BF: 35 H: 4 R: 1 ER: 1 SO: 9 BB: 4 IBB: 0 HBP: 1 BLK: 0 WP: 0 HR: 0 S: 48 P: 65 ERA: 1.00 WHIP: 0.889																					

AB	30
R	1
H	4
RBI	1
BB	4
SO	9
LOB	18



Batter	1	2	3	4	5	6	7	8	9	AB	R	H	RBI	BB	SO	LOB	BOTTOM	
<b>Ralph Garr, L</b> OBP: 0.382, SLG: 0.504 (1, 7)	2B	F3		G3	FC5-4					5	1	3	0	0	0	2	<b>Cincinnati Reds @ Atlanta Braves</b> Atlanta Stadium, Atlanta, GA Tue Oct 01 1974, 7:05 PM EDT Att: 4,257 - Unknown	
<b>Marty Perez, R</b> OBP: 0.313, SLG: 0.341 (1, 4)	2B	BB		G3		1-3	SF9			3	2	2	1	1	0	0		
<b>Darrell Evans, L</b> OBP: 0.379, SLG: 0.418 (1, 5)	3B	BB		G3		K	K			4	1	1	2	1	2	3		
<b>Dusty Baker Jr., R</b> OBP: 0.337, SLG: 0.425 (1, 9)	K							E6		4	1	3	1	1	1	1		
<b>Mike Lum, L</b> OBP: 0.313, SLG: 0.355 (1, 3)	3B	P6		P4				5-3		4	0	1	1	1	0	6		
<b>Rowland Office, L</b> OBP: 0.289, SLG: 0.356 (1, 8)	IBB			G4-3		K	F8	6-3		4	0	1	0	1	1	3		
<b>Vic Correll, R</b> OBP: 0.311, SLG: 0.374 (1, 2)	P4		G4-3		FC2-5			E3		5	1	2	0	0	0	3		
<b>Craig Robinson, R</b> OBP: 0.278, SLG: 0.266 (1, 6)	6-3		5-3		FC2-5			K		4	1	1	1	1	1	3		
<b>Buzz Capra, R</b> OBP: 0.253, SLG: 0.164 (1, 1)		1-3			F9	FC2-5		K		4	0	0	0	0	1	3		
<b>Inning Stats</b>	R: 3 E: 0 K: 1 S: 9	H: 4 LOB: 2 BB: 1 P: 13	R: 1 E: 0 K: 0 S: 5	H: 2 LOB: 2 BB: 1 P: 9	R: 0 E: 0 K: 0 S: 3	H: 1 LOB: 3 BB: 2 P: 12	R: 0 E: 0 K: 1 S: 6	H: 1 LOB: 2 BB: 1 P: 10	R: 0 E: 0 K: 1 S: 6	H: 1 LOB: 1 BB: 1 P: 10	R: 2 E: 0 K: 2 S: 10	H: 3 LOB: 0 BB: 0 P: 10	R: 1 E: 2 K: 1 S: 7	H: 1 LOB: 1 BB: 0 P: 7	1B: 9 2B: 3 3B: 2 HR: 0	SF: 1 SAC: 0 DP: 1 HBP: 0		WP: 0 PB: 0 SB: 0 CS: 0
<b>PITCHER</b> <b>Jack Billingham, R</b> ERA: 3.94 (1, 1)	IP: 0.1 WLS: L BF: 5 H: 4 R: 3 ER: 3 SO: 3 BB: 0 IBB: 0 HBP: 0 BLK: 0 WP: 0 HR: 0 S: 7 P: 7 ERA: 81.00 WHIP: 12.000																	
<b>Pedro Borbon, R</b> ERA: 3.24 (1, 1)	IP: 1.2 WLS: 9 BF: 2 H: 1 R: 1 ER: 1 SO: 1 BB: 1 IBB: 0 HBP: 0 BLK: 0 WP: 0 HR: 0 S: 7 P: 15 ERA: 5.40 WHIP: 1.800																	
<b>Fred Norman, L</b> ERA: 3.14 (3, 1)	IP: 3.0 WLS: 14 BF: 3 H: 0 R: 0 ER: 0 SO: 1 BB: 2 IBB: 1 HBP: 0 BLK: 0 WP: 0 HR: 0 S: 13 P: 25 ERA: 0.00 WHIP: 1.667																	
<b>Pat Darcy, R</b> ERA: 3.71 (6, 1)	IP: 1.0 WLS: 5 BF: 1 H: 1 R: 0 ER: 0 SO: 1 BB: 0 IBB: 0 HBP: 0 BLK: 0 WP: 0 HR: 0 S: 6 P: 10 ERA: 0.00 WHIP: 1.000																	
<b>Rawly Eastwick, R</b> ERA: 1.84 (7, 1)	IP: 2.0 WLS: 11 BF: 4 H: 3 R: 2 ER: 2 SO: 3 BB: 0 IBB: 0 HBP: 0 BLK: 0 WP: 0 HR: 0 S: 17 P: 17 ERA: 9.00 WHIP: 2.000																	





Batter	1	2	3	4	5	6	7	8	9	AB	R	H	RBI	BB	SO	LOB	TOP				
<b>Pete Rose, S</b> OBP: 0.385, SLG: 0.388 <b>Ed Armbrister, R</b> OBP: 0.375, SLG: 0.286	0-0 4-3		0-0 G3			0-0 FC4-6 1B		0-0 2-3		3	0	1	0	0	0	0	<b>Cincinnati Reds @ Atlanta Braves</b> Atlanta Stadium, Atlanta, GA Wed Oct 02 1974, 3:33 AM EDT Att: 11,081 - Unknown				
<b>Ken Griffey, L</b> OBP: 0.333, SLG: 0.361	0-0 P6		0-0 G1			0-0 FC4-6 1-2		0-0 BB 1B		4	0	1	0	0	0	1					
<b>Dave Concepcion, R</b> OBP: 0.335, SLG: 0.397	0-0 E5 1B		0-0 5-3			0-0 F7		0-0 P3		4	0	1	0	0	0	2					
<b>Terry Crowley, L</b> OBP: 0.293, SLG: 0.360 <b>Roger Freed, R</b> OBP: 0.429, SLG: 0.833	0-0 P4		0-0 G3			0-0 5-3		4-0 BB 1-2		2	0	0	0	0	0	1					
<b>Dan Driessen, L</b> OBP: 0.347, SLG: 0.400 <b>Ray Knight, R</b> OBP: 0.250, SLG: 0.273		0-0 G3		0-0 F2		0-0 G5-4-3 1B		0-0 F2		2	0	0	0	0	0	0					
<b>George Foster, R</b> OBP: 0.343, SLG: 0.406		4-0 BB BB		0-0 6-3		0-0 G5-4-3 1-2		0-0 F9		2	0	1	0	0	0	2					
<b>Bill Plummer, R</b> OBP: 0.258, SLG: 0.333		0-3 K		0-3 K		0-0 6-3				3	0	0	0	0	2	1					
<b>Junior Kennedy, R</b> OBP: 0.360, SLG: 0.158		4-0 1-2 BB		0-3 K				0-0 5-3		2	0	0	0	1	1	0					
<b>Tom Carroll, L</b> OBP: 0.185, SLG: 0.154 <b>Joe Morgan, L</b> OBP: 0.427, SLG: 0.494 <b>Rawly Eastwick, R</b> OBP: 0.363, SLG: 0.507 <b>Johnny Bench, R</b> OBP: 0.363, SLG: 0.507 <b>Dick Baney, R</b>	0-0 4-3		0-0 3-1			0-0 P3				1	0	0	0	0	0	2					
<b>Inning Stats</b>	R: 0 E: 1 K: 0 S: 4	H: 1 LOB: 1 BB: 0 P: 4	R: 0 E: 0 K: 1 S: 5	H: 0 LOB: 2 BB: 2 P: 13	R: 0 E: 0 K: 0 S: 3	H: 0 LOB: 0 BB: 0 P: 3	R: 0 E: 0 K: 2 S: 7	H: 0 LOB: 0 BB: 0 P: 7	R: 0 E: 0 K: 0 S: 4	H: 1 LOB: 1 BB: 0 P: 4	R: 0 E: 0 K: 0 S: 3	H: 1 LOB: 0 BB: 0 P: 3	R: 0 E: 0 K: 0 S: 3	H: 0 LOB: 2 BB: 1 P: 8	R: 0 E: 0 K: 0 S: 4	H: 1 LOB: 2 BB: 1 P: 8		1B: 4 2B: 0 3B: 0 HR: 0	SF: 0 SAC: 0 DP: 1 HBP: 0	WP: 0 PB: 0 SB: 0 CS: 0	PA: 33
<b>PITCHER</b> <b>Phil Niekro, R</b> ERA: 2.38	IP: 9.0 WLS: W BF: 33 H: 4 R: 0 ER: 0 SO: 3 BB: 3 IBB: 0 HBP: 0 BLK: 0 WP: 0 HR: 0 S: 36 P: 48 ERA: 0.00 WHIP: 0.778															<b>PITCHER</b>					

AB	30
R	0
H	4
RBI	0
BB	3
SO	3
LOB	13



Batter	1	2	3	4	5	6	7	8	9	AB	R	H	RBI	BB	SO	LOB	BOTTOM			
<b>Ralph Garr, L</b> OBP: 0.383, SLG: 0.503	4-0 E 1B BB		0-0 6-3		0-0 F8			0-0 BB 1B		5	2	2	0	1	0	2	<b>Cincinnati Reds @ Atlanta Braves</b> Atlanta Stadium, Atlanta, GA Wed Oct 02 1974, 3:33 AM EDT Att: 11,081 - Unknown			
<b>Marty Perez, R</b> OBP: 0.314, SLG: 0.340	0-0 E1 1B 2B		0-0 1B		0-0 6-3		0-3 K	4-0 1B 1-2 FC4-6 BB		4	2	1	0	1	1	2				
<b>Darrell Evans, L</b> OBP: 0.381, SLG: 0.419	0-0 1-3 2-H 2B 1B		0-0 P3		4-0 BB		0-0 F8	0-0 1-3 2-H FC4-6 1B		4	1	2	2	1	0	1				
<b>Hank Aaron, R</b> OBP: 0.341, SLG: 0.491 <b>Rowland Office, L</b> OBP: 0.298, SLG: 0.355	0-0 P6		4-0 HR BB		0-0 6-3		0-0 HR	0-0 1-2 3-H FC4-6 1B		3	2	1	1	1	0	3				
<b>Dusty Baker Jr., R</b> OBP: 0.335, SLG: 0.422 <b>Ivan Murrell, R</b> OBP: 0.273, SLG: 0.316	0-0 P4		0-0 F9		0-0 5-3		0-3 K	0-0 1B 1-2 1B		4	0	0	0	0	1	3				
<b>Mike Lum, L</b> OBP: 0.319, SLG: 0.366	4-0 2B IBB		0-0 HR		0-0 F8		4-0 1B BB	0-0 1-3 2-H 2B 1B		3	3	2	3	2	0	0				
<b>Vic Correll, R</b> OBP: 0.317, SLG: 0.381	0-0 1-H 2-H 3-H 2B		0-0 L4		0-0 G3		0-0 FC6-4 1B	4-0 1-2 2B BB		4	1	2	3	1	0	0				
<b>Craig Robinson, R</b> OBP: 0.280, SLG: 0.285	0-0 6-3		4-0 BB		0-0 F8		0-0 6-3	0-0 1-2 3-H FC6-4 2B 1B		4	0	1	1	1	0	3				
<b>Phil Niekro, R</b> OBP: 0.220, SLG: 0.212		0-3 K		0-0 F8		0-0 F7		0-0 5-3		5	0	1	2	0	1	1				
<b>Inning Stats</b>	R: 4 E: 1 K: 0 S: 6	H: 2 LOB: 1 BB: 2 P: 14	R: 0 E: 0 K: 1 S: 6	H: 1 LOB: 1 BB: 0 P: 6	R: 2 E: 0 K: 0 S: 4	H: 1 LOB: 1 BB: 2 P: 12	R: 0 E: 0 K: 0 S: 3	H: 0 LOB: 1 BB: 1 P: 7	R: 0 E: 0 K: 1 S: 6	H: 1 LOB: 1 BB: 0 P: 6	R: 1 E: 0 K: 1 S: 7	H: 2 LOB: 2 BB: 1 P: 11	R: 6 E: 0 K: 0 S: 9	H: 6 LOB: 2 BB: 2 P: 17	R: 0 E: 0 K: 0 S: 4	H: 9 LOB: 2 BB: 0 HR: 2		SF: 0 SAC: 0 DP: 0 HBP: 0	WP: 0 PB: 0 SB: 0 CS: 0	PA: 46
<b>PITCHER</b> <b>Tom Carroll, R</b> ERA: 3.88 <b>Rawly Eastwick, R</b> ERA: 2.04 <b>Dick Baney, R</b> ERA: 5.49	IP: 4.0 WLS: L BF: 22 H: 4 R: 6 ER: 3 SO: 1 BB: 4 IBB: 6 HBP: 3 BLK: 1 WP: 1 HR: 19 S: 39 P: 6.75 ERA: 6.75 WHIP: 2.000															<b>PITCHER</b>				

AB	38
R	13
H	13
RBI	13
BB	8
SO	3
LOB	16

