

# Cincinnati Reds - 1975

Batter	1	2	3	4	5	6	7	8	9	10	11	12	13	14	AB	R	H	RBI	BB	SO	LOB	TOP					
Davey Lopes, R OBP: 0.500, SLG: 0.400 (1, 4)															5	0	2	0	1	0	1						
Bill Buckner, L Manny Mota, R Tom Paciorek, R (1, 7) (10, PH) (10, 7) (13, 8)															4	0	0	0	0	1	2						
Jimmy Wynn, R OBP: 0.333, SLG: 0.200 Charlie Hough, R (1, 8) (13, 1)															5	1	1	0	1	1	1						
Joe Ferguson, R OBP: 0.333, SLG: 0.200 (1, 9) (13, 7)															5	0	1	0	1	0	2						
Steve Garvey, R OBP: 0.500, SLG: 0.667 (1, 3)															6	0	3	1	0	0	0						
Ron Cey, R OBP: 0.167, SLG: 0.167 (1, 5)															6	0	1	0	0	0	3						
Steve Yeager, R (1, 2)															6	0	0	0	0	3							
Bill Russell, R (1, 6)															5	0	0	0	1	0	2						
Don Sutton, R Mike Marshall, R Willie Crawford, L (1, 1) (8, 1) (13, PH) (13, 9)															2	0	0	0	1	0	0						
<b>Inning Stats</b>	R: 0 E: 0 K: 0 S: 4	H: 2 LOB: 2 BB: 0 P: 4	R: 0 E: 0 K: 0 S: 3	H: 0 LOB: 0 BB: 0 P: 3	R: 0 E: 0 K: 1 S: 6	H: 1 LOB: 1 BB: 0 P: 6	R: 1 E: 0 K: 1 S: 5	H: 1 LOB: 1 BB: 2 P: 13	R: 0 E: 0 K: 0 S: 4	H: 0 LOB: 0 BB: 0 P: 7	R: 0 E: 0 K: 0 S: 5	H: 0 LOB: 0 BB: 0 P: 5	R: 0 E: 0 K: 0 S: 3	H: 0 LOB: 0 BB: 0 P: 3	R: 0 E: 0 K: 0 S: 3	H: 0 LOB: 0 BB: 0 P: 3	R: 0 E: 0 K: 0 S: 5	H: 1 LOB: 2 BB: 0 P: 5	R: 0 E: 0 K: 1 S: 6	H: 2 LOB: 1 BB: 0 P: 6	1B: 7 2B: 1 3B: 0 HR: 0	SF: 0 SAC: 1 DP: 2 HBP: 0	WP: 0 PB: 0 CS: 0	PA: 53			
<b>PITCHER</b>	IP 9.2	WLS 37	BF 5	H 1	R 1	ER 1	SO 4	BB 4	IBB 0	HBP 0	BLK 0	WP 0	HR 0	S 40	P 60	ERA 0.93	WHIP 0.931										
Don Gullett, L ERA: 0.93	IP 9.2	WLS 37	BF 5	H 1	R 1	ER 1	SO 4	BB 4	IBB 0	HBP 0	BLK 0	WP 0	HR 0	S 40	P 60	ERA 0.93	WHIP 0.931										
Clay Carroll, R ERA:	IP 2.0	WLS 1	BF 0	H 0	R 0	ER 0	SO 0	BB 0	IBB 0	HBP 0	BLK 0	WP 0	HR 0	S 1	P 1	ERA 0.00	WHIP 0.000										
Pedro Borbon, R ERA:	IP 2.0	WLS 6	BF 0	H 0	R 0	ER 0	SO 6	BB 0	IBB 0	HBP 0	BLK 0	WP 0	HR 0	S 6	P 6	ERA 0.00	WHIP 0.000										
Pat Darcy, R ERA:	IP 2.0	WLS 9	BF 3	H 0	R 0	ER 0	SO 1	BB 0	IBB 0	HBP 0	BLK 0	WP 0	HR 0	S 11	P 11	ERA 0.00	WHIP 1.500										

Los Angeles Dodgers @ Cincinnati Reds  
Riverfront Stadium, Cincinnati, OH  
Mon Apr 07 1975, 3:33 AM EDT  
Att: 52,526 - Unknown


AB 47  
R 1  
H 8  
RBI 1  
BB 5  
SO 5  
LOB 17


Batter	1	2	3	4	5	6	7	8	9	10	11	12	13	14	AB	R	H	RBI	BB	SO	LOB	BOTTOM						
Pete Rose, S OBP: 0.500, SLG: 0.400 (1, 7)															5	1	2	0	1	0	1							
Joe Morgan, L OBP: 0.500, SLG: 0.600 (1, 4)															5	0	2	0	1	1	1							
Johnny Bench, R (1, 2)															5	0	0	0	1	1	5							
Tony Perez, R (1, 3)															6	0	0	0	0	2	4							
Dave Concepcion, R OBP: 0.333, SLG: 0.333 (1, 6)															6	0	2	1	0	1	0							
Cesar Geronimo, L (1, 8)															5	1	0	0	1	2	2							
Ken Griffey, L OBP: 0.200, SLG: 0.200 (1, 9)															5	0	1	0	0	2	0							
John Vukovich, R OBP: 0.333, SLG: 0.667 Darrel Chaney, S (1, 5) (10, PH) (11, 5)															3	0	1	0	0	0	0							
Don Gullett, R Clay Carroll, R Terry Crowley, L Pedro Borbon, R Merv Rettenmund, R Pat Darcy, L George Foster, R (1, 5) (8, 1) (10, PH) (10, 5) (12, PH) (13, 1) (14, PH)															3	0	0	0	0	0	1							
<b>Inning Stats</b>	R: 0 E: 0 K: 1 S: 5	H: 0 LOB: 1 BB: 1 P: 9	R: 0 E: 0 K: 2 S: 7	H: 0 LOB: 0 BB: 0 P: 7	R: 0 E: 0 K: 1 S: 6	H: 1 LOB: 1 BB: 0 P: 6	R: 0 E: 0 K: 0 S: 4	H: 0 LOB: 0 BB: 0 P: 4	R: 0 E: 0 K: 0 S: 6	H: 3 LOB: 2 BB: 0 P: 6	R: 1 E: 0 K: 0 S: 3	H: 0 LOB: 0 BB: 0 P: 3	R: 0 E: 0 K: 0 S: 3	H: 0 LOB: 1 BB: 1 P: 7	R: 0 E: 0 K: 0 S: 4	H: 0 LOB: 0 BB: 1 P: 8	R: 0 E: 0 K: 0 S: 5	H: 0 LOB: 0 BB: 0 P: 5	R: 0 E: 0 K: 0 S: 4	H: 1 LOB: 1 BB: 0 P: 4	R: 0 E: 0 K: 1 S: 5	H: 0 LOB: 0 BB: 0 P: 5	R: 1 E: 0 K: 0 S: 4	H: 2 LOB: 2 BB: 1 P: 8	1B: 7 2B: 2 3B: 0 HR: 0	SF: 0 SAC: 2 DP: 0 HBP: 0	WP: 1 PB: 1 SB: 2 CS: 0	PA: 54
<b>PITCHER</b>	IP 7.0	WLS 27	BF 5	H 1	R 1	ER 1	SO 5	BB 1	IBB 0	HBP 0	BLK 0	WP 1	HR 0	S 36	P 40	ERA 1.29	WHIP 0.857											
Don Sutton, R ERA: 1.29	IP 7.0	WLS 27	BF 5	H 1	R 1	ER 1	SO 5	BB 1	IBB 0	HBP 0	BLK 0	WP 1	HR 0	S 36	P 40	ERA 1.29	WHIP 0.857											
Mike Marshall, R ERA:	IP 5.0	WLS 19	BF 2	H 0	R 0	ER 0	SO 3	BB 2	IBB 0	HBP 0	BLK 0	WP 0	HR 0	S 23	P 31	ERA 0.00	WHIP 0.800											
Charlie Hough, R ERA: 5.4	IP 1.2	WLS 8	BF 2	H 1	R 1	ER 1	SO 1	BB 0	IBB 0	HBP 0	BLK 0	WP 0	HR 0	S 9	P 13	ERA 5.40	WHIP 1.800											

Los Angeles Dodgers @ Cincinnati Reds  
Riverfront Stadium, Cincinnati, OH  
Mon Apr 07 1975, 3:33 AM EDT  
Att: 52,526 - Unknown



AB 48  
R 2  
H 9  
RBI 2  
BB 4  
SO 9  
LOB 17



Batter	1	2	3	4	5	6	7	8	9	AB R H RBI BB SO LOB	TOP																
Davey Lopes, R OBP: 0.455, SLG: 0.444 (1, 4)	4-0 FC5-4 BB	0-0 2B			0-0 FC6-4 HR		0-0 6-3		0-0 F9	4 1 1 0 1 0 1	<b>Los Angeles Dodgers @ Cincinnati Reds</b> Riverfront Stadium, Cincinnati, OH Wed Apr 09 1975, 7:05 PM EDT Att: 15,554 - Unknown  <b>AB 33</b> <b>R 3</b> <b>H 7</b> <b>RBI 3</b> <b>BB 7</b> <b>SO 6</b> <b>LOB 18</b> 																
Bill Buckner, L OBP: 0.111, SLG: 0.444 (1, 7)	0-0 FC5-4 2B FC4-6	0-0 G3			0-0 HR		0-0 P4		0-0 4-3	5 2 1 2 0 0 2																	
Jimmy Wynn, R OBP: 0.455, SLG: 0.444 (1, 8)	0-0 FC4-6 2B		0-0 6-3		0-0 F7		4-0 BB		0-0 1B	4 0 2 0 1 0 0																	
Joe Ferguson, R OBP: 0.364, SLG: 0.125 (1, 2)	4-0 FC4-6 IBB		0-3 K		4-0 BB		0-3 K		0-0 F7	3 0 0 0 2 2 2																	
Steve Garvey, R OBP: 0.400, SLG: 0.500 (1, 3)	0-0 FC4-6 BB		0-0 5-3		0-0 5-3			0-0 E S 1B		4 0 1 1 0 0 3																	
Willie Crawford, L (1, 9)	4-0 1-2 BB			0-0 G3		0-3 K		0-0 F8		3 0 0 0 1 1 1																	
Ron Cey, R OBP: 0.300, SLG: 0.222 (1, 5)	0-0 4-3			0-0 P4		0-0 BB 1B		4-0 FC6-4 BB		3 0 1 0 1 0 3																	
Bill Russell, R (1, 6)		0-0 F7		0-3 K		4-0 G5-4-3 BB		0-3 K		3 0 0 0 1 2 2																	
Andy Messersmith, R OBP: 0.333, SLG: 0.333 Mike Marshall, R (7, 1)		0-3 K			0-0 FC6-4 1B		0-0 G5-4-3		0-0 FC6-4	3 0 1 0 0 1 2 1 0 0 0 0 0 2																	
<b>Inning Stats</b>	R: 1 E: 0 K: 0 S: 4	H: 1 LOB: 3 BB: 3 P: 16	R: 0 E: 0 K: 1 S: 6	H: 1 LOB: 1 BB: 0 P: 6	R: 0 E: 0 K: 1 S: 5	H: 0 LOB: 0 BB: 0 P: 5	R: 0 E: 0 K: 1 S: 5	H: 0 LOB: 0 BB: 0 P: 5	R: 2 E: 0 K: 0 S: 5	H: 2 LOB: 1 BB: 1 P: 9	R: 0 E: 0 K: 1 S: 5	H: 0 LOB: 1 BB: 1 P: 9	R: 0 E: 0 K: 1 S: 6	H: 1 LOB: 2 BB: 1 P: 10	R: 0 E: 0 K: 0 S: 4	H: 1 LOB: 1 BB: 0 P: 4	1B: 4 2B: 2 3B: 0 HR: 1	SF: 0 SAC: 0 DP: 1 HBP: 0	WP: 0 PB: 0 SB: 1 CS: 0	PA: 40							
<b>PITCHER</b>	IP WLS BF H R ER SO BB IBB HBP BLK WP HR S P ERA WHIP											IP WLS BF H R ER SO BB IBB HBP BLK WP HR S P ERA WHIP															
Jack Billingham, R ERA: 4.5 (1, 1)	6.0	27	5	3	3	4	4	1	0	0	0	0	1	30	50	4.50	1.500										
Clay Carroll, R ERA (7, 1)	2.0	9	1	0	0	2	2	0	0	0	0	0	0	11	19	0.00	1.500										
Pedro Borbon, R ERA (9, 1)	1.0	W	4	1	0	0	0	0	0	0	0	0	0	4	4	0.00	1.000										

Batter	1	2	3	4	5	6	7	8	9	AB R H RBI BB SO LOB	BOTTOM																
Pete Rose, S OBP: 0.400, SLG: 0.250 (1, 7)	0-0 F8			0-0 3-1		0-0 1-3		4-0 1B BB		3 0 0 0 1 0 1	<b>Los Angeles Dodgers @ Cincinnati Reds</b> Riverfront Stadium, Cincinnati, OH Wed Apr 09 1975, 7:05 PM EDT Att: 15,554 - Unknown  <b>AB 31</b> <b>R 4</b> <b>H 10</b> <b>RBI 4</b> <b>BB 3</b> <b>SO 2</b> <b>LOB 16</b> 																
Joe Morgan, L OBP: 0.600, SLG: 0.667 (1, 4)	0-0 P4			0-0 S 1B		0-0 FC6-4 1B		0-0 E 1B		4 0 3 1 0 0 0																	
Johnny Bench, R (1, 2)	0-3 K			0-0 F9		0-0 FC6-4		0-0 E5		4 0 0 0 0 1 4																	
Tony Perez, R (1, 3)		0-0 1-3		0-0 6-3		4-0 2B SF8 BB		0-0 P9		3 1 0 0 1 0 4																	
Cesar Geronimo, L OBP: 0.300, SLG: 0.333 (1, 8)		0-0 G3-6 1B			0-0 F8		0-0 4-3			4 0 2 0 0 0 3																	
Ken Griffey, L OBP: 0.444, SLG: 0.625 (1, 9)		0-0 G3-6			0-0 G4-6-3 1B		4-0 G1-6-3 BB		0-0 1B 3B	3 1 2 0 1 0 1																	
Darrel Chaney, S OBP: 0.143, SLG: 0.167 (8, 5)			0-3 K		0-0 G4-6-3		0-0 SF8		0-0 SH3-4 1B	3 1 1 2 0 1 1																	
John Vukovich, R OBP: 0.200, SLG: 0.400 Terry Crowley, L (7, PH) Doug Flynn, R (8, 6)			0-0 L9		0-0 F8		0-0 G1-6-3		0-0 SH3-4	2 0 0 0 0 0 0 1 0 0 0 0 0 2 0 0 0 0 0 0 0																	
Jack Billingham, R Ed Armbrister, R Clay Carroll, R Merv Rettenmund, R Pedro Borbon, R Dave Concepcion, R (1, 1) (6, PH) (7, 1) (8, PH) (9, 1) (9, PH)			0-0 1-3			0-0 1-3 1B 2B		0-0 5-3		1 0 0 0 0 0 0 1 1 1 0 0 0 0 0 0 0 0 0 0 0 1 0 0 0 0 0 0 0 0 0 0 0 0 0 1 0 1 1 0 0 0																	
<b>Inning Stats</b>	R: 0 E: 0 K: 1 S: 5	H: 0 LOB: 0 BB: 0 P: 5	R: 0 E: 0 K: 0 S: 3	H: 1 LOB: 0 BB: 0 P: 3	R: 0 E: 0 K: 1 S: 5	H: 0 LOB: 0 BB: 0 P: 5	R: 0 E: 0 K: 0 S: 4	H: 1 LOB: 1 BB: 0 P: 4	R: 0 E: 0 K: 0 S: 3	H: 1 LOB: 0 BB: 0 P: 3	R: 1 E: 0 K: 0 S: 5	H: 2 LOB: 1 BB: 0 P: 5	R: 1 E: 0 K: 0 S: 3	H: 1 LOB: 2 BB: 2 P: 11	R: 0 E: 1 K: 0 S: 5	H: 1 LOB: 3 BB: 1 P: 9	R: 2 E: 0 K: 0 S: 4	H: 3 LOB: 1 BB: 0 P: 4	1B: 7 2B: 2 3B: 1 HR: 0	SF: 1 SAC: 1 DP: 3 HBP: 0	WP: 0 PB: 0 SB: 1 CS: 0	PA: 36					
<b>PITCHER</b>	IP WLS BF H R ER SO BB IBB HBP BLK WP HR S P ERA WHIP											IP WLS BF H R ER SO BB IBB HBP BLK WP HR S P ERA WHIP															
Andy Messersmith, R ERA: 3.0 (1, 1)	6.0	23	6	2	2	2	1	0	0	0	0	0	0	11	19	7.71	2.571										
Mike Marshall, R ERA: 2.45 (7, 1)	2.1	L	13	4	2	2	2	0	0	0	0	0	0	11	19	7.71	2.571										



Batter	1	2	3	4	5	6	7	8	9	AB	R	H	RBI	BB	SO	LOB	TOP			
Davey Lopes, R OBP: 0.375, SLG: 0.308 (1, 4)	5-3 1		F6-3 2	K 2		WP 2B S BB			F6-3 1	4	1	0	0	1	1	1	<b>Los Angeles Dodgers @ Cincinnati Reds</b> Riverfront Stadium, Cincinnati, OH Thu Apr 10 1975, 7:05 PM EDT Att: 20,550 - Unknown  <b>AB 35</b> <b>R 6</b> <b>H 9</b> <b>RBI 6</b> <b>BB 4</b> <b>SO 3</b> <b>LOB 11</b> 			
Bill Buckner, L OBP: 0.286, SLG: 0.714 (1, 7)	FC5-4 3B		1B	G3 3		1-H 2B			4-3 2	5	1	3	1	0	0	1				
Jimmy Wynn, R OBP: 0.500, SLG: 0.500 (1, 8)	FC5-4 BB		K 3		F1-6-3 1B BB				2B 3	3	0	1	0	2	1	2				
Joe Ferguson, R OBP: 0.313, SLG: 0.154 (1, 2)	FC5-4 1-2 3-H			E5 2B	F1-6-3 1B				P5 3	5	1	1	1	0	0	2				
Steve Garvey, R OBP: 0.357, SLG: 0.500 (1, 3)	P4 3			1B 2B 2-H	F1-6-3 1-2 2-3				F6-3 2	4	1	1	1	0	0	3				
Willie Crawford, L OBP: 0.333, SLG: 0.143 (1, 9)		G3 1		2B SF8 2-H	BB 4-0				F7 3	3	1	1	1	1	0	0				
Ron Cey, R OBP: 0.286, SLG: 0.308 (1, 5)		F7 2		1B 2B 1-3	F9 3				F6-3 1	4	1	1	0	0	0	2				
Bill Russell, R (1, 6)		K 3		SF8 3-H		F6-3 1			F8 2	3	0	0	1	0	1	0				
Doug Rau, L OBP: 0.500, SLG: 0.500 Rick Rhoden, R Jim Brewer, L Ken McMullen, R Charlie Hough, R	1-3 1 4 7 8 8		1-3 1		1-3 2				5-3 3	2	0	1	1	0	0	0				
<b>Inning Stats</b>	R: 1 E: 0 K: 0 S: 4	H: 1 LOB: 1 BB: 1 P: 8	R: 0 E: 0 K: 1 S: 5	H: 0 LOB: 0 BB: 0 P: 5	R: 0 E: 0 K: 1 S: 6	H: 1 LOB: 1 BB: 0 P: 6	R: 4 E: 1 K: 1 S: 10	H: 4 LOB: 1 BB: 0 P: 10	R: 0 E: 0 K: 0 S: 3	H: 1 LOB: 2 BB: 2 P: 11	R: 0 E: 0 K: 0 S: 3	H: 0 LOB: 0 BB: 0 P: 3	R: 0 E: 0 K: 0 S: 3	H: 0 LOB: 0 BB: 0 P: 3	R: 0 E: 0 K: 0 S: 4	H: 1 LOB: 1 BB: 0 P: 4		1B: 4 2B: 4 3B: 1 HR: 0	SF: 1 SAC: 0 DP: 1 HBP: 0	WP: 1 PB: 0 SB: 1 CS: 0
<b>PITCHER</b>	IP WLS BF H R ER SO BB IBB HBP BLK WP HR S P ERA WHIP	IP WLS BF H R ER SO BB IBB HBP BLK WP HR S P ERA WHIP	IP WLS BF H R ER SO BB IBB HBP BLK WP HR S P ERA WHIP	IP WLS BF H R ER SO BB IBB HBP BLK WP HR S P ERA WHIP	IP WLS BF H R ER SO BB IBB HBP BLK WP HR S P ERA WHIP	IP WLS BF H R ER SO BB IBB HBP BLK WP HR S P ERA WHIP	IP WLS BF H R ER SO BB IBB HBP BLK WP HR S P ERA WHIP	IP WLS BF H R ER SO BB IBB HBP BLK WP HR S P ERA WHIP	IP WLS BF H R ER SO BB IBB HBP BLK WP HR S P ERA WHIP	IP WLS BF H R ER SO BB IBB HBP BLK WP HR S P ERA WHIP	IP WLS BF H R ER SO BB IBB HBP BLK WP HR S P ERA WHIP	IP WLS BF H R ER SO BB IBB HBP BLK WP HR S P ERA WHIP	IP WLS BF H R ER SO BB IBB HBP BLK WP HR S P ERA WHIP	IP WLS BF H R ER SO BB IBB HBP BLK WP HR S P ERA WHIP	IP WLS BF H R ER SO BB IBB HBP BLK WP HR S P ERA WHIP	IP WLS BF H R ER SO BB IBB HBP BLK WP HR S P ERA WHIP	IP WLS BF H R ER SO BB IBB HBP BLK WP HR S P ERA WHIP			
Clay Kirby, R ERA: 10.8	3.1	18	6	5	4	2	1	0	0	0	0	0	0	0	0	0	10.80	2.100		
Willi McEnaney, L ERA:	4.1	0.2	2	0	0	0	1	0	0	0	0	0	0	0	0	4	0.00	0.000		
Tom Hall, L ERA:	5.1	0.0	2	1	0	0	0	1	0	0	0	0	0	0	1	5	∞	∞		
Pedro Borbon, R ERA: 1.8	5.1	2.0	8	1	1	1	0	2	0	0	0	1	0	6	14	4.50	1.500			
Clay Carroll, R ERA:	7.1	3.0	W 10	1	0	0	0	0	0	0	0	0	0	10	10	0.00	0.333			
<b>Batter</b>	<b>1</b>	<b>2</b>	<b>3</b>	<b>4</b>	<b>5</b>	<b>6</b>	<b>7</b>	<b>8</b>	<b>9</b>	<b>AB</b>	<b>R</b>	<b>H</b>	<b>RBI</b>	<b>BB</b>	<b>SO</b>	<b>LOB</b>	<b>BOTTOM</b>			
Pete Rose, S OBP: 0.533, SLG: 0.300 (1, 7)	BB 1B		BB HBP	1-4-3 1-2 3-H		BB			HBP 2B HBP	2	1	1	1	1	0	1	<b>Los Angeles Dodgers @ Cincinnati Reds</b> Riverfront Stadium, Cincinnati, OH Thu Apr 10 1975, 7:05 PM EDT Att: 20,550 - Unknown  <b>AB 30</b> <b>R 7</b> <b>H 10</b> <b>RBI 7</b> <b>BB 6</b> <b>SO 4</b> <b>LOB 21</b> 			
Joe Morgan, L OBP: 0.636 (1, 4)	G6-4-3 BB		BB BLK 1B	1B 2-H		P5 2			2B HBP	2	1	1	1	2	0	2				
Johnny Bench, R OBP: 0.133, SLG: 0.071 (1, 2)	K 1		P5 2	1B 1-H		K 3			K 2	5	0	1	1	0	3	9				
Tony Perez, R OBP: 0.133, SLG: 0.143 (1, 3)	G6-4-3 1-2		F9 3	G3 3		F9 1			2B 1-H 2-H	5	0	1	1	0	0	6				
George Foster, R OBP: 0.600, SLG: 1.800 (1, 8)		4-3 1		HR 2B		F8 1			HR	4	2	2	2	0	0	0				
Merv Rettenmund, R (1, 9)		1-3 2		FC6-4 BB		6-3 2			L6-4 1B BB	2	0	0	0	2	0	0				
Doug Flynn, R OBP: 0.250, SLG: 0.250 (1, 6)	F6-3 3		FC6-4 2B 1B	F6-3 3		F6-3 3			1-2 1B	4	1	1	0	0	0	1				
John Vukovich, R OBP: 0.429, SLG: 0.667 Darrel Chaney, S OBP: 0.125, SLG: 0.143			BB SH1-3	1B 1-4-3 2B		K 1			L6-4 2B 3	1	1	1	0	1	0	0				
Dave Concepcion, R OBP: 0.375, SLG: 0.375 (7, PH)			BB BB	1-4-3 2B		K 1			2-3 1B	1	0	0	0	0	0	2				
Clay Kirby, R Willi McEnaney, L Ed Armbrister, R Tom Hall, L Pedro Borbon, R Terry Crowley, L Clay Carroll, R	1-1 4-1 4-1 5-1 5-1 6-1 7-1		SH1-3 1	1-4-3 1B 1B		K 2			F9 1	0	0	0	0	0	0	0				
<b>Inning Stats</b>	R: 0 E: 0 K: 1 S: 5	H: 1 LOB: 1 BB: 1 P: 9	R: 0 E: 0 K: 0 S: 3	H: 0 LOB: 0 BB: 0 P: 3	R: 0 E: 0 K: 0 S: 3	H: 0 LOB: 3 BB: 2 P: 12	R: 5 E: 0 K: 0 S: 8	H: 5 LOB: 1 BB: 1 P: 12	R: 0 E: 0 K: 0 S: 3	H: 0 LOB: 0 BB: 0 P: 3	R: 0 E: 0 K: 2 S: 8	H: 1 LOB: 2 BB: 1 P: 12	R: 1 E: 0 K: 0 S: 4	H: 2 LOB: 1 BB: 1 P: 8	R: 1 E: 0 K: 1 S: 5	H: 1 LOB: 2 BB: 0 P: 7	1B: 5 2B: 4 3B: 0 HR: 2	SF: 0 SAC: 1 DP: 2 HBP: 3	WP: 0 PB: 0 SB: 0 CS: 0	PA: 40
<b>PITCHER</b>	IP WLS BF H R ER SO BB IBB HBP BLK WP HR S P ERA WHIP	IP WLS BF H R ER SO BB IBB HBP BLK WP HR S P ERA WHIP	IP WLS BF H R ER SO BB IBB HBP BLK WP HR S P ERA WHIP	IP WLS BF H R ER SO BB IBB HBP BLK WP HR S P ERA WHIP	IP WLS BF H R ER SO BB IBB HBP BLK WP HR S P ERA WHIP	IP WLS BF H R ER SO BB IBB HBP BLK WP HR S P ERA WHIP	IP WLS BF H R ER SO BB IBB HBP BLK WP HR S P ERA WHIP	IP WLS BF H R ER SO BB IBB HBP BLK WP HR S P ERA WHIP	IP WLS BF H R ER SO BB IBB HBP BLK WP HR S P ERA WHIP	IP WLS BF H R ER SO BB IBB HBP BLK WP HR S P ERA WHIP	IP WLS BF H R ER SO BB IBB HBP BLK WP HR S P ERA WHIP	IP WLS BF H R ER SO BB IBB HBP BLK WP HR S P ERA WHIP	IP WLS BF H R ER SO BB IBB HBP BLK WP HR S P ERA WHIP	IP WLS BF H R ER SO BB IBB HBP BLK WP HR S P ERA WHIP	IP WLS BF H R ER SO BB IBB HBP BLK WP HR S P ERA WHIP	IP WLS BF H R ER SO BB IBB HBP BLK WP HR S P ERA WHIP	IP WLS BF H R ER SO BB IBB HBP BLK WP HR S P ERA WHIP			
Doug Rau, L ERA: 12.27	3.2	20	5	5	1	2	4	0	1	0	0	0	0	1	0	0	12.27	2.455		
Rick Rhoden, R ERA: 3.38	4.1	2.2	14	4	1	1	2	2	0	0	1	0	1	16	24	3.38	2.250			
Jim Brewer, L ERA:	7.1	0.2	1	0	0	0	0	0	0	0	0	0	0	1	1	0.00	0.000			
Charlie Hough, R ERA: 6.75	8.1	1.0	L 5	1	1	1	1	0	0	2	0	0	0	5	7	9.00	1.000			



Batter	1	2	3	4	5	6	7	8	9	AB	R	H	RBI	BB	SO	LOB	TOP
<b>Pete Rose, S</b> OBP: 0.500, SLG: 0.400 (1, 7)	G3		1B		F9		1-3		1B	5	2	2	0	0	0	0	<b>Cincinnati Reds @ San Diego Padres</b> San Diego Stadium, San Diego, CA Fri Apr 11 1975, 10:05 PM EDT Att: 13,818 - Unknown
<b>Joe Morgan, L</b> OBP: 0.650, SLG: 0.600 (1, 4)	1B		F2		K		1B		1-3	4	0	2	0	1	1	1	
<b>Johnny Bench, R</b> OBP: 0.250, SLG: 0.167 (1, 2)	K		1B		1B		BB		1-3	4	0	2	1	1	1	2	
<b>Tony Perez, R</b> OBP: 0.150, SLG: 0.158 (1, 3)	K		K		1B		FC4		1-3	5	0	1	0	0	3	6	
<b>Cesar Geronimo, L</b> OBP: 0.357, SLG: 0.385 (1, 8)		K	1-3		F7				B1-3	4	0	2	1	0	1	2	
<b>Ken Griffey, L</b> OBP: 0.308, SLG: 0.417 (1, 9)	4-3		K		F7				B1-3	4	0	0	0	0	1	3	
<b>Darrel Chaney, S</b> OBP: 0.167, SLG: 0.100 (1, 6)		2B			F2				F9	3	0	0	0	1	0	1	
<b>John Vukovich, R</b> OBP: 0.400, SLG: 0.667 (8, PH)					F8				G3	3	0	1	0	0	0	0	
<b>Terry Crowley, L</b> OBP: 0.250, SLG: 0.500 (8, PH)					F8					1	0	0	0	0	0	1	
<b>Doug Flynn, R</b> OBP: 0.250, SLG: 0.250 (8, 5)										0	0	0	0	0	0	0	
<b>Fred Norman, S</b> OBP: 0.067, SLG: 1.000 (7, PH)					5-3				6-3	2	0	0	0	0	0	2	
<b>Ed Ambrister, R</b> OBP: 0.067, SLG: 1.000 (7, PH)										1	0	0	0	0	1	0	
<b>Tom Hall, L</b> OBP: 0.067, SLG: 1.000 (7, 1)										0	0	0	0	0	0	0	
<b>Merv Rettenmund, R</b> OBP: 0.067, SLG: 1.000 (8, PH)										1	0	0	0	0	0	0	
<b>Inning Stats</b>	R: 0 E: 0 K: 2 S: 8	H: 1 LOB: 1 BB: 0 P: 8	R: 0 E: 0 K: 1 S: 6	H: 1 LOB: 2 BB: 1 P: 10	R: 1 E: 0 K: 2 S: 10	H: 3 LOB: 2 BB: 0 P: 10	R: 0 E: 0 K: 0 S: 3	H: 0 LOB: 0 BB: 0 P: 3	R: 0 E: 0 K: 1 S: 6	H: 1 LOB: 2 BB: 1 P: 10	R: 0 E: 0 K: 0 S: 4	H: 1 LOB: 1 BB: 0 P: 4	R: 0 E: 0 K: 1 S: 7	H: 2 LOB: 1 BB: 0 P: 7	1B: 8 2B: 2 3B: 0 HR: 0	SF: 0 SAC: 0 DP: 0 HBP: 0	WP: 0 PA: 40 PB: 0 SB: 0 CS: 0
<b>PITCHER</b> <b>Dan Spillner, R</b> ERA: 2.0 (1, 1)	IP: 9.0 WLS: W BF: 40 H: 10 R: 2 ER: 2 SO: 8 BB: 3 IBB: 0 HBP: 0 BLK: 0 WP: 0 HR: 0 S: 53 P: 65 ERA: 2.00 WHIP: 1.444																

AB	37
R	2
H	10
RBI	2
BB	3
SO	8
LOB	18



Batter	1	2	3	4	5	6	7	8	9	AB	R	H	RBI	BB	SO	LOB	BOTTOM
<b>Enzo Hernandez, R</b> OBP: 0.429, SLG: 0.571 (1, 6)	1B	5-3		1-3		6-3		F8		5	1	2	2	0	0	1	<b>Cincinnati Reds @ San Diego Padres</b> San Diego Stadium, San Diego, CA Fri Apr 11 1975, 10:05 PM EDT Att: 13,818 - Unknown
<b>Bobby Tolan, L</b> OBP: 0.375, SLG: 0.375 (1, 7)	2B			1-3		2-3				4	1	2	0	0	1	3	
<b>Johnny Grubb, L</b> OBP: 0.429, SLG: 0.571 (1, 8)	1B			SH2-4		K				3	1	1	1	0	1	2	
<b>Dave Winfield, R</b> OBP: 0.250, SLG: 0.286 (1, 9)	2B			F9		4-3				3	0	1	2	1	0	1	
<b>Mike Ivie, R</b> OBP: 0.067, SLG: 1.000 (1, 3)	K			K		5-3				4	0	0	0	0	2	3	
<b>Glenn Beckert, R</b> OBP: 0.500, SLG: 0.400 (1, 5)	F7			1B		1B				2	1	1	0	1	0	1	
<b>Hector Torres, R</b> OBP: 0.500, SLG: 0.500 (6, 5)				1B		1B				1	0	1	0	0	0	0	
<b>Tito Fuentes, S</b> OBP: 0.250, SLG: 0.143 (1, 4)	4-3			1-2		F3				3	1	0	0	1	1	4	
<b>Randy Hundley, R</b> OBP: 0.429, SLG: 0.333 (1, 2)		6-3		1-2		6-3		F8		4	0	2	0	0	0	0	
<b>Dan Spillner, R</b> OBP: 0.067, SLG: 1.000 (1, 1)	G3			K		SH3		K		3	0	0	0	0	2	3	
<b>Inning Stats</b>	R: 3 E: 0 K: 1 S: 9	H: 4 LOB: 1 BB: 0 P: 9	R: 0 E: 0 K: 0 S: 3	H: 0 LOB: 0 BB: 0 P: 3	R: 0 E: 0 K: 1 S: 6	H: 1 LOB: 1 BB: 0 P: 6	R: 2 E: 0 K: 1 S: 7	H: 2 LOB: 2 BB: 2 P: 15	R: 0 E: 0 K: 0 S: 4	H: 1 LOB: 1 BB: 0 P: 4	R: 0 E: 0 K: 2 S: 8	H: 1 LOB: 2 BB: 1 P: 12	R: 0 E: 0 K: 1 S: 5	H: 0 LOB: 0 BB: 0 P: 5	1B: 8 2B: 2 3B: 0 HR: 0	SF: 0 SAC: 2 DP: 0 HBP: 0	WP: 0 PA: 37 PB: 0 SB: 0 CS: 0
<b>PITCHER</b> <b>Fred Norman, L</b> ERA: 7.5 (1, 1)	IP: 6.0 WLS: L BF: 29 H: 9 R: 5 ER: 5 SO: 4 BB: 2 IBB: 0 HBP: 0 BLK: 0 WP: 0 HR: 0 S: 35 P: 43 ERA: 7.50 WHIP: 1.833																
<b>Tom Hall, L</b> ERA: (7, 1)	IP: 2.0 WLS: L BF: 8 H: 1 R: 0 ER: 0 SO: 3 BB: 1 IBB: 0 HBP: 0 BLK: 0 WP: 0 HR: 0 S: 13 P: 17 ERA: 0.00 WHIP: 1.000																





Batter	1	2	3	4	5	6	7	8	9	AB	R	H	RBI	BB	SO	LOB	TOP								
<b>Pete Rose, S</b> OBP: 0.560, SLG: 0.526 (1, 7)	G3		2B SF9 1B		4-3 1-H 2B		FC6-4 1B		HBP BB	4	1	3	1	1	0	0	<b>Cincinnati Reds @ San Diego Padres</b> San Diego Stadium, San Diego, CA Sat Apr 12, 1975, 10:05 PM EDT Att: 17,881 - Unknown <a href="http://livebaseballscorecards.com">livebaseballscorecards.com</a>								
<b>Joe Morgan, L</b> OBP: 0.640, SLG: 0.632 (1, 4)	BB 1B		SF9 1-3 2B		4-3		F9		1-0 HBP	4	0	2	0	0	0	2									
<b>Johnny Bench, R</b> OBP: 0.240, SLG: 0.143 (1, 2)	G6-4-3 BB		SF9 2-3 3-H		K		FC6-4		0-3 HBP	3	0	0	1	1	2	4									
<b>Tony Perez, R</b> OBP: 0.208, SLG: 0.143 (1, 3)	G6-4-3		5-3				F3 BB BB		4-0 FC1-6 BB	2	0	0	0	2	0	3									
<b>Cesar Geronimo, L</b> OBP: 0.278, SLG: 0.294 (1, 8)		6-3		G3			F7		0-0 FC1-6 4-3	4	0	0	0	0	0	2									
<b>Ken Griffey, L</b> OBP: 0.375, SLG: 0.385 (8, PH)	6-3			4-0 F1-6-3 BB			F3 BB		0-0 4-3	1	0	0	0	2	0	0									
<b>George Foster, R</b> OBP: 0.500, SLG: 1.500 (8, 9)		6-3					F3 BB		1-2	1	0	0	0	0	0	1									
<b>Doug Flynn, R</b> OBP: 0.250, SLG: 0.250 (1, 6)				F1-6-3 1-2			F3		0-0 F3	4	0	1	0	0	0	4									
<b>John Vukovich, R</b> OBP: 0.417, SLG: 0.600 (6, PH)							5-3		0-3 K	1	1	0	0	1	0	1									
<b>Dave Concepcion, R</b> OBP: 0.300, SLG: 0.300 (6, 5)					2B BB		5-3		0-0 K	2	0	0	0	0	1	2									
<b>Gary Nolan, R</b> (7, PH)									0-3 K	2	0	0	0	0	0	2									
<b>Ed Ambrister, R</b> OBP: 0.500, SLG: 0.750 (7, 1)									0-0 F9	1	0	0	0	0	1	0									
<b>Willi McEnaney, L</b> (7, 1)										0	0	0	0	0	0	0									
<b>Pedro Borbon, R</b> (7, 1)										0	0	0	0	0	0	0									
<b>Merv Rettenmund, R</b> (9, PH)										1	0	0	0	0	0	0									
<b>Inning Stats</b>	R: 0 E: 0 K: 0 S: 3	H: 1 LOB: 1 BB: 1 P: 7	R: 0 E: 0 K: 0 S: 4	H: 1 LOB: 1 BB: 0 P: 4	R: 1 E: 0 K: 1 S: 7	H: 2 LOB: 1 BB: 0 P: 7	R: 0 E: 0 K: 0 S: 2	H: 0 LOB: 0 BB: 1 P: 6	R: 1 E: 0 K: 2 S: 8	H: 1 LOB: 1 BB: 1 P: 12	R: 0 E: 0 K: 1 S: 6	H: 1 LOB: 1 BB: 0 P: 6	R: 0 E: 0 K: 0 S: 3	H: 0 LOB: 1 BB: 1 P: 7	R: 0 E: 0 K: 2 S: 7	H: 0 LOB: 2 BB: 1 P: 12		R: 0 E: 0 K: 1 S: 3	H: 0 LOB: 1 BB: 1 P: 12	1B: 4 2B: 2 3B: 0 HR: 0	SF: 1 SAC: 0 DP: 2 HBP: 1	WP: 0 PB: 0 SB: 0 CS: 0	PA: 39		
<b>PITCHER</b>	IP	WLS	BF	H	R	ER	SO	BB	IBB	HBP	BLK	WP	HR	S	P	ERA	WHIP								
<b>Joe McIntosh, R</b> ERA: 2.57 (1, 1)	7.0	W	31	6	2	2	4	6	0	0	0	0	0	33	57	2.57	1.714								
<b>Dave Tomlin, L</b> ERA: (8, 1)	1.2		7	0	0	0	1	1	0	1	0	0	0	7	12	0.00	0.600								
<b>Bill Greif, R</b> ERA: (9, 1)	0.1	S	1	0	0	0	1	0	0	0	0	0	0	3	3	0.00	0.000								

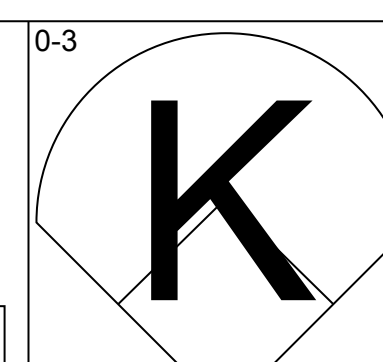
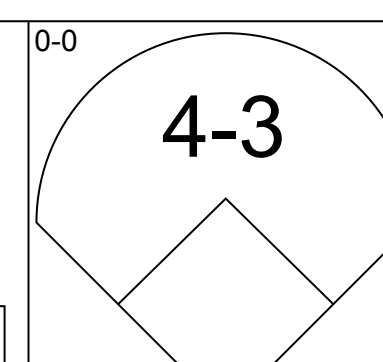
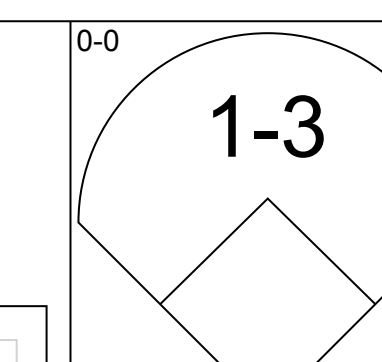
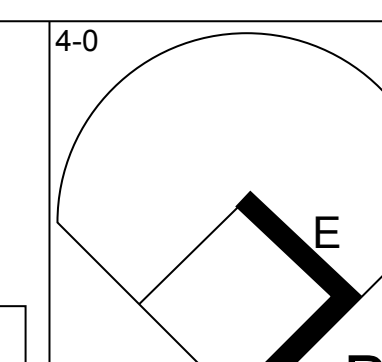
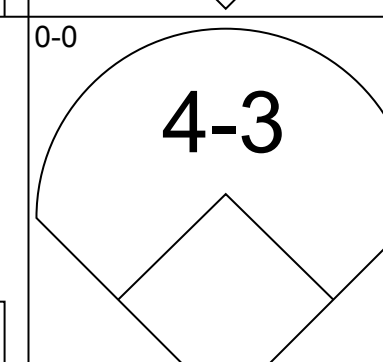
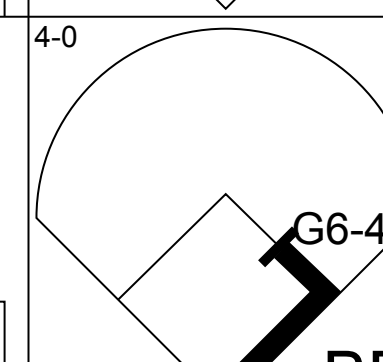
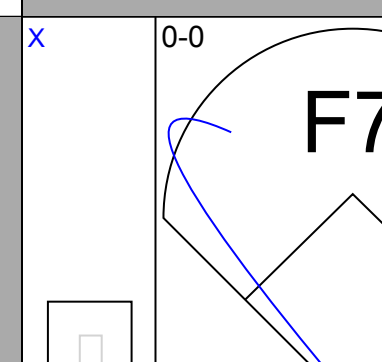
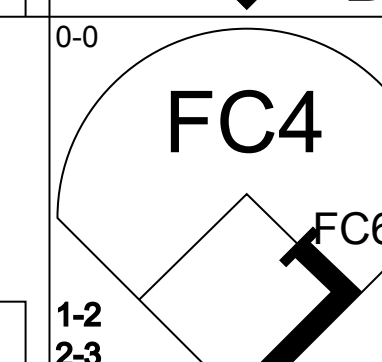
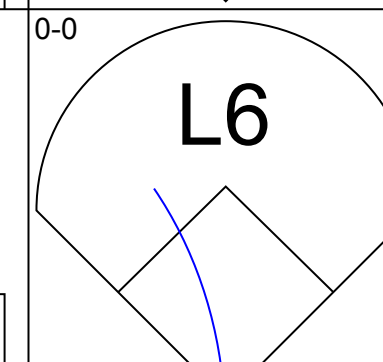
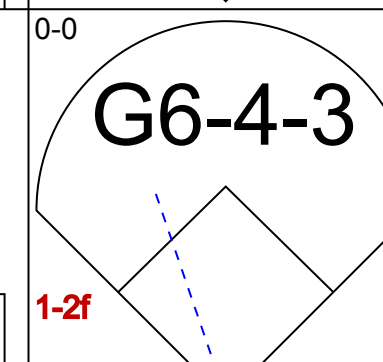
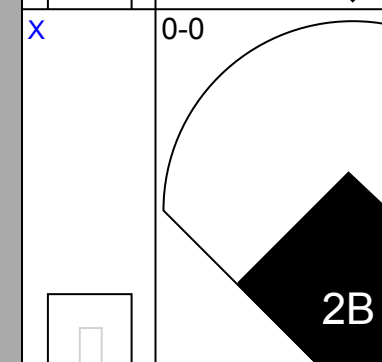
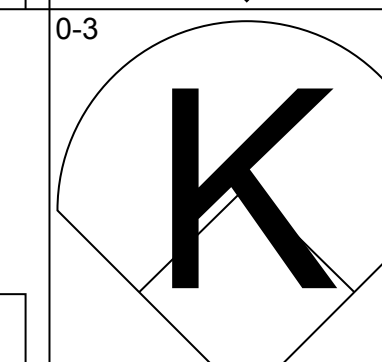
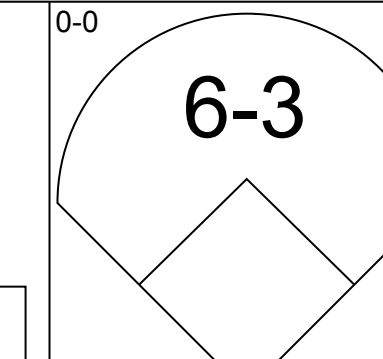
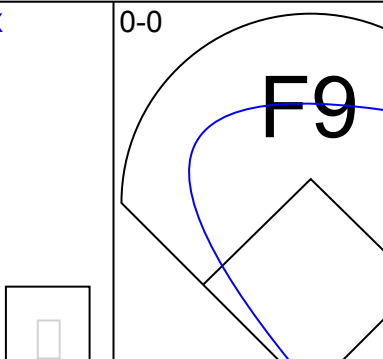
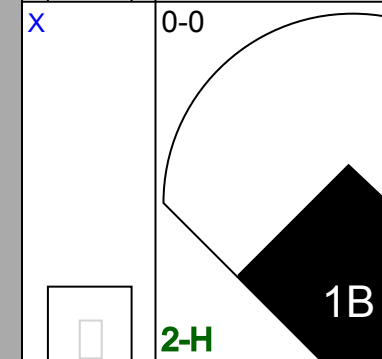
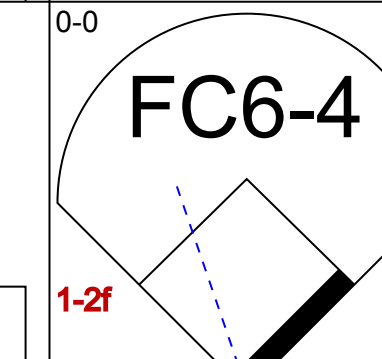
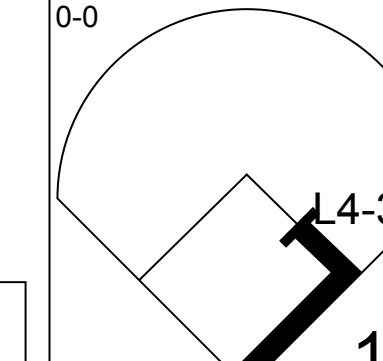
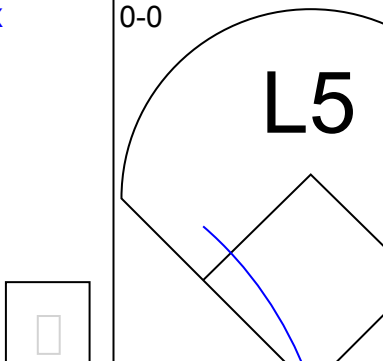
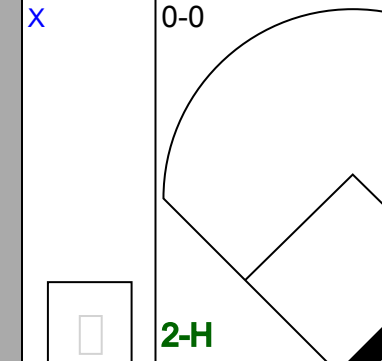
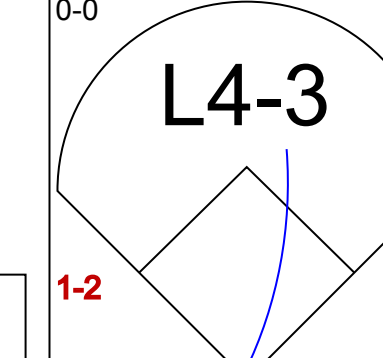
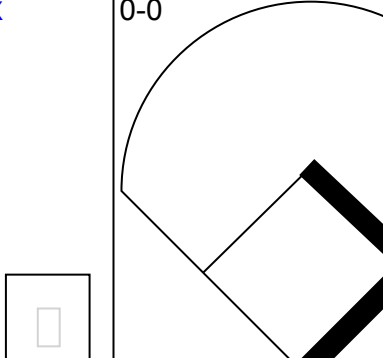
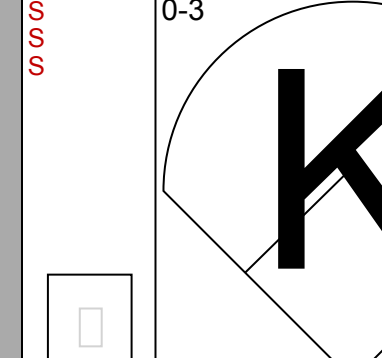

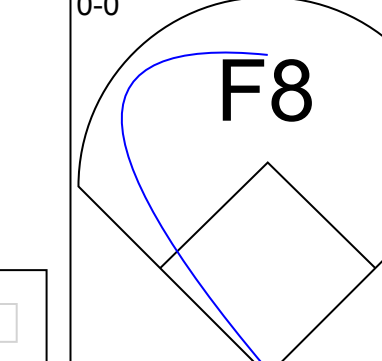
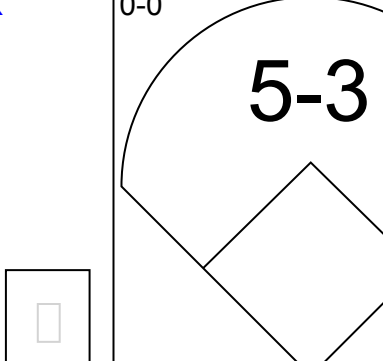
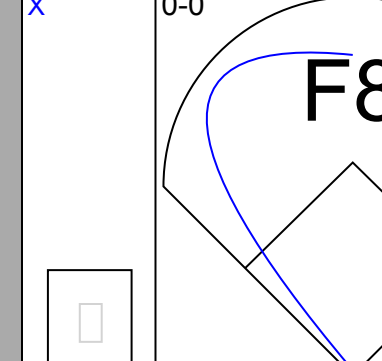

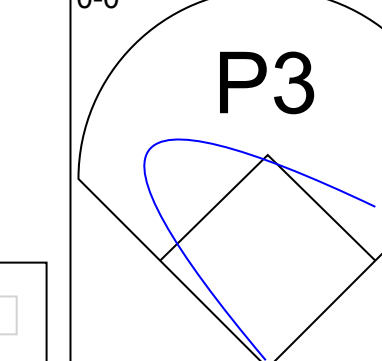
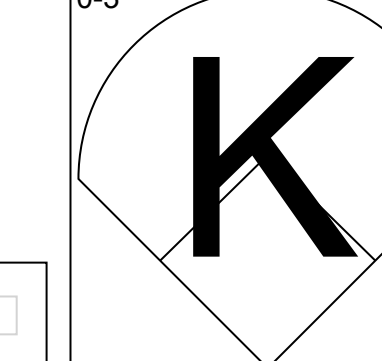
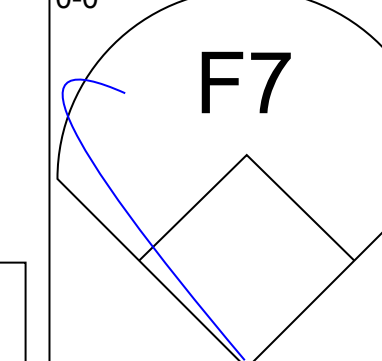
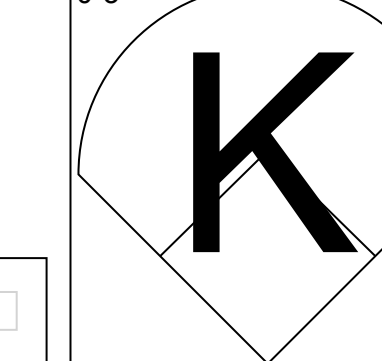
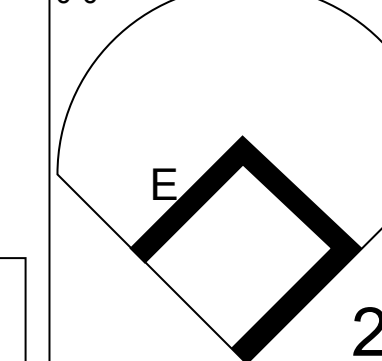
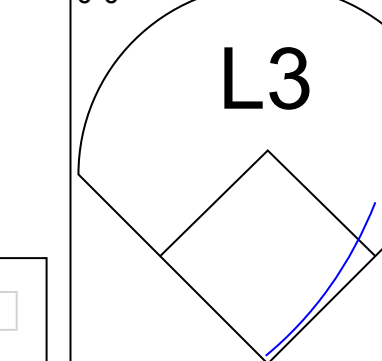
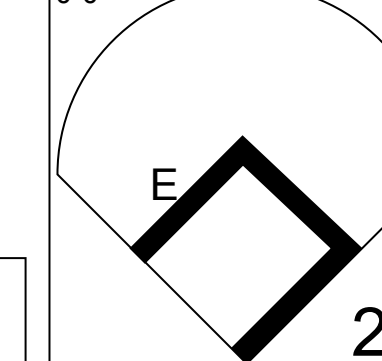
Batter	1	2	3	4	5	6	7	8	9	AB	R	H	RBI	BB	SO	LOB	BOTTOM									
<b>Enzo Hernandez, R</b> OBP: 0.364, SLG: 0.545 (1, 6)	4-3 SF9 2B	F8		1-3			F9			4	1	1	0	0	0	3	<b>Cincinnati Reds @ San Diego Padres</b> San Diego Stadium, San Diego, CA Sat Apr 12, 1975, 10:05 PM EDT Att: 17,881 - Unknown <a href="http://livebaseballscorecards.com">livebaseballscorecards.com</a>									
<b>Bobby Tolan, L</b> OBP: 0.250, SLG: 0.250 (1, 7)	4-3 2-3		F6		K		F5			4	0	0	0	0	1	1										
<b>Johnny Grubb, L</b> OBP: 0.455, SLG: 0.600 (1, 8)	SF9 3-H		1B SF8 1B		3-1		1B 1B			3	1	2	1	0	0	0										
<b>Willie McCovey, L</b> OBP: 0.375, SLG: 0.500 (7, PR)	G3				K					4	0	2	0	0	1	0										
<b>Mike Ivie, R</b> (8, 3)										0	0	0	0	0	0	0										
<b>Dave Winfield, R</b> OBP: 0.167, SLG: 0.200 (1, 9)		P4	SF8			F6-3	F8			3	0	0	1	0	0	2										
<b>Glenn Beckert, R</b> OBP: 0.596, SLG: 0.500 (6, PR)			FC6-4							3	1	2	0	0	0	1										
<b>Hector Torres, R</b> OBP: 0.667, SLG: 0.667 (7, 5)		1B 1B	1-2 1B			1B	1B		F6-4-3 1B	1	0	1	0	0	0	0										
<b>Tito Fuentes, S</b> OBP: 0.417, SLG: 0.364 (1, 4)		SH2-4 1-3 1B		FC6-5 5-3 1B					F8	4	0	3	0	0	0	1										
<b>Fred Kendall, R</b> OBP: 0.200, SLG: 0.200 (1, 2)		SH2-4 1-2 1B		5-3			F8		F6-4-3	4	0	1	1	0	0	4										
<b>Joe McIntosh, S</b> (1, 1)		SH2-4 3-H								2	0	0	0	0	0	3										
<b>Dave Tomlin, L</b> (8, 1)		SH2-4		FC6-5			G3			0	0	0	0	0	0	0										
<b>Bill Greif, R</b> (9, 1)		1-2 2-3								0	0	0	0	0	0	0										
<b>Inning Stats</b>	R: 1 E: 0 K: 0 S: 4	H: 1 LOB: 0 BB: 0 P: 4	R: 1 E: 0 K: 0 S: 6	H: 3 LOB: 2 BB: 0 P: 6	R: 1 E: 0 K: 0 S: 5	H: 2 LOB: 1 BB: 0 P: 5	R: 0 E: 0 K: 0 S: 4	H: 1 LOB: 1 BB: 0 P: 4	R: 0 E: 0 K: 2 S: 7	H: 0 LOB: 0 BB: 0 P: 7	R: 0 E: 0 K: 0 S: 5	H: 2 LOB: 2 BB: 0 P: 5	R: 0 E: 0 K: 0 S: 3	H: 2 LOB: 2 BB: 0 P: 5	R: 0 E: 0 K: 0 S: 3	H: 1 LOB: 0 BB: 0 P: 3		1B: 11 2B: 1 3B: 0 HR: 0	SF: 2 SAC: 1 DP: 1 HBP: 0	WP: 0 PB: 0 SB: 0 CS: 0	PA: 35					
<b>PITCHER</b>	IP	WLS	BF	H	R	ER	SO	BB	IBB	HBP	BLK	WP	HR	S	P	ERA		WHIP								
<b>Gary Nolan, R</b> ERA: 4.5 (1, 1)	6.0	L	27	9	3	3	2	0	0	0	0	0	0	31	31	4.50		1.500								
<b>Willi McEnaney, L</b> ERA: (7, 1)	0.2		4	2	0	0	0	0	0	0	0	0	0	4	4	0.00	3.000									
<b>Pedro Borbon, R</b> ERA: 1.42 (7, 1)	1.1		4	1	0	0	0	0	0	0	0	0	0	4	4	0.00	0.750									

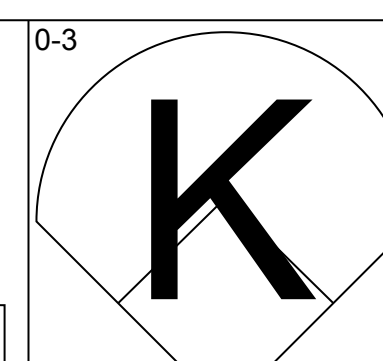
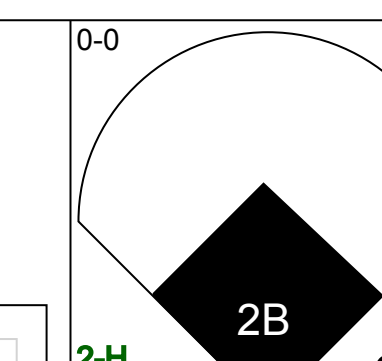
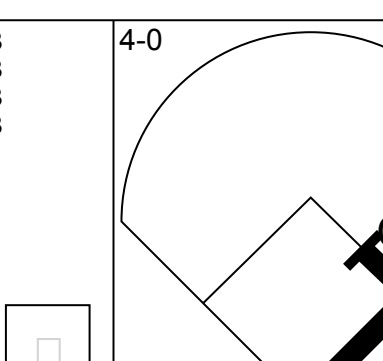
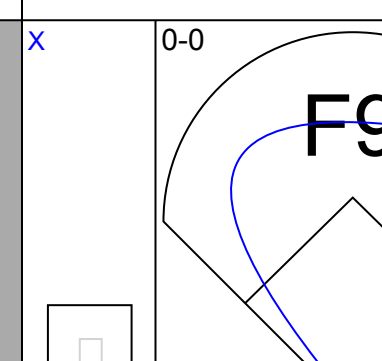
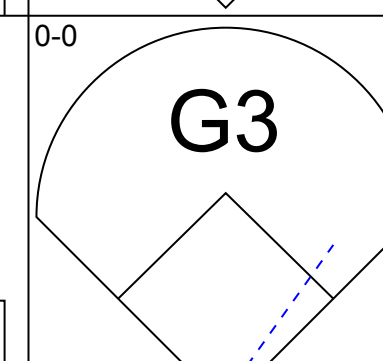
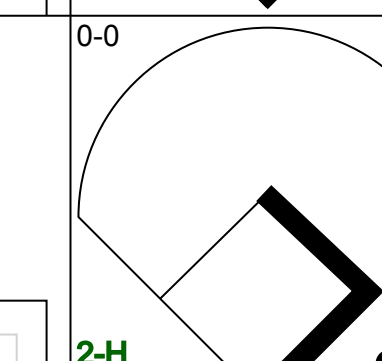
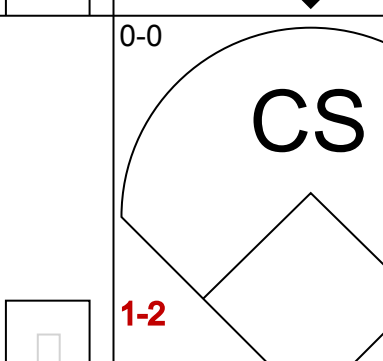
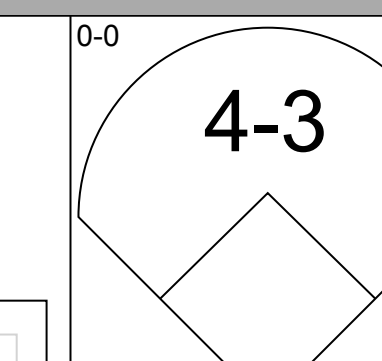
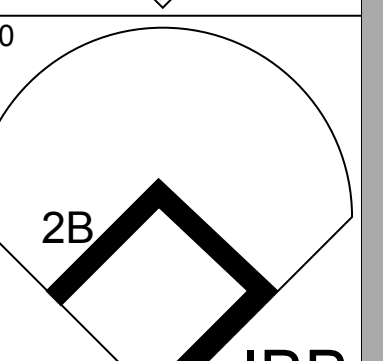
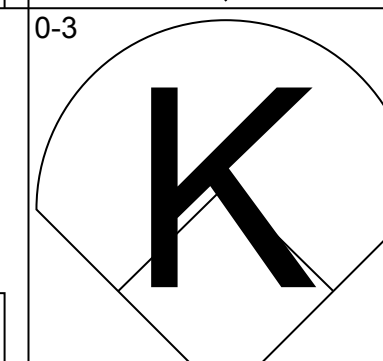
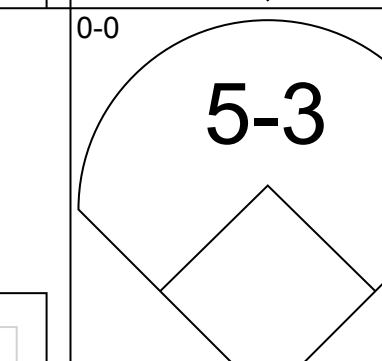
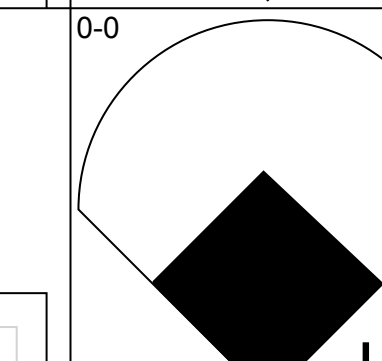
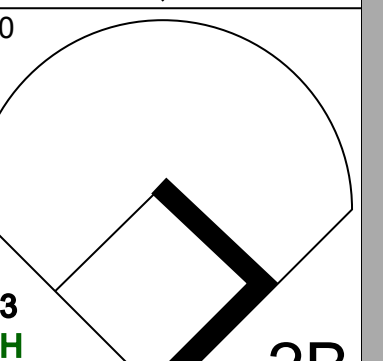
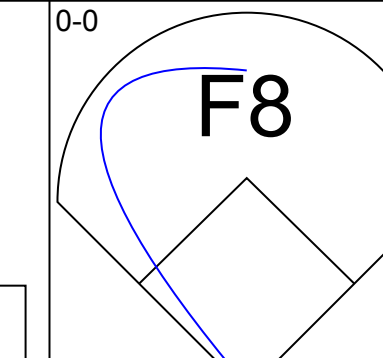
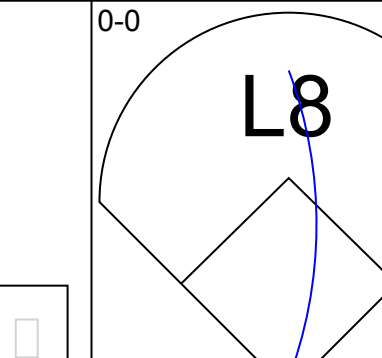
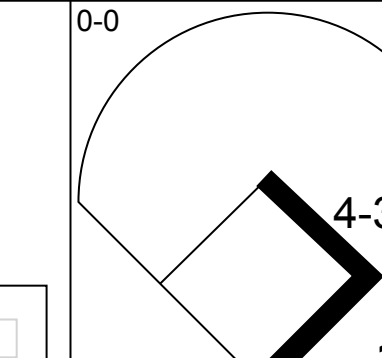
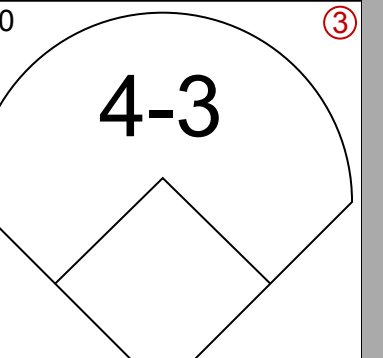
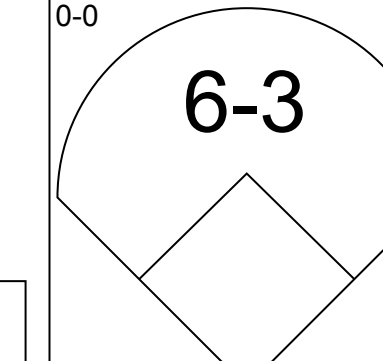
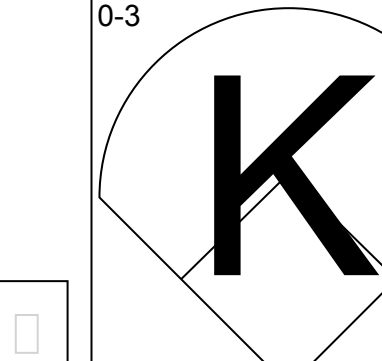
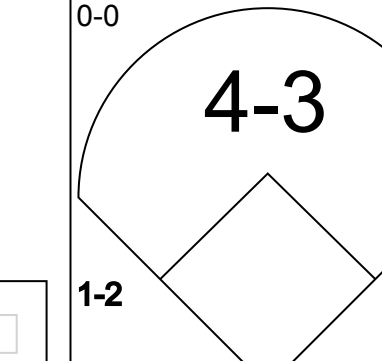
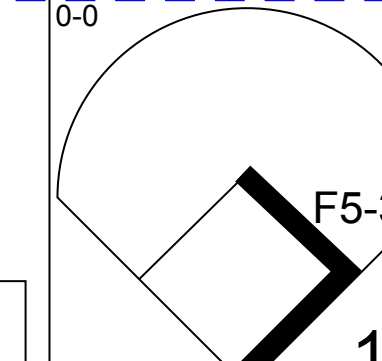
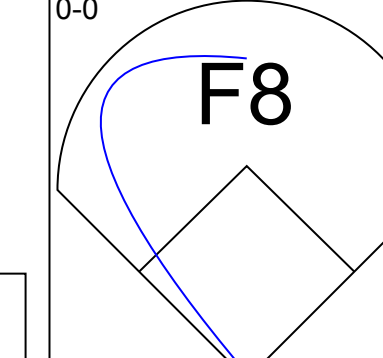
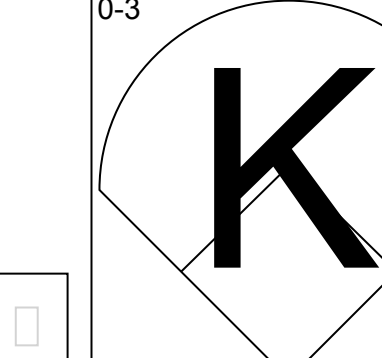
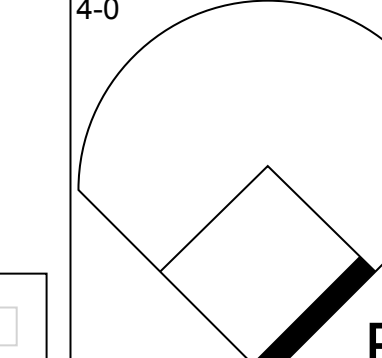
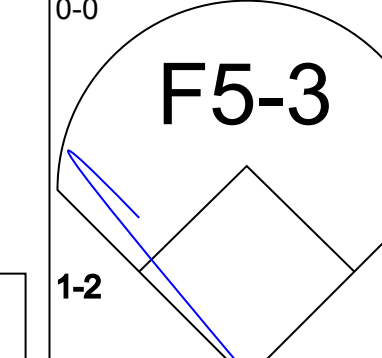
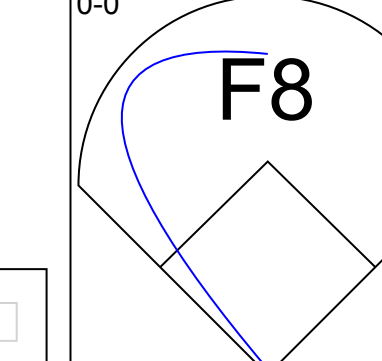
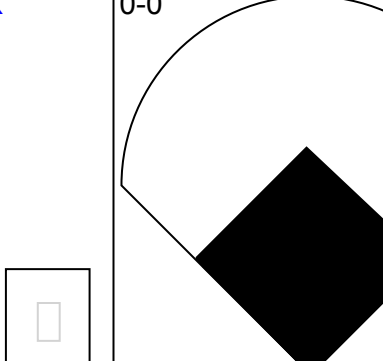
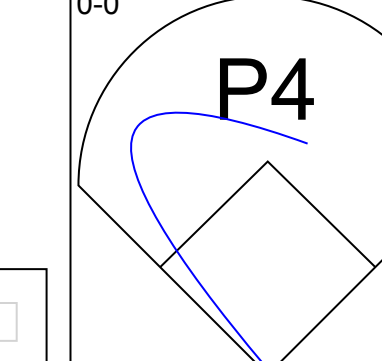
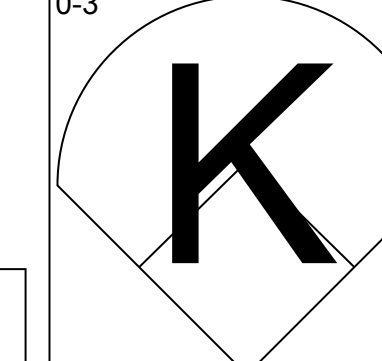
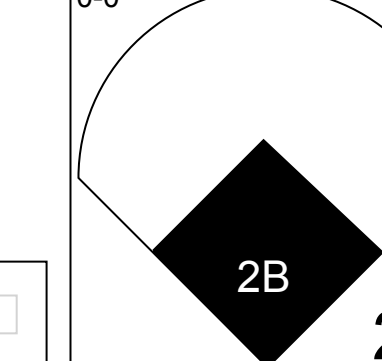
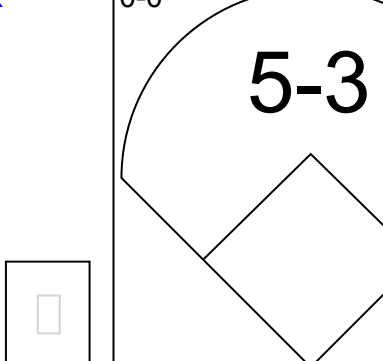
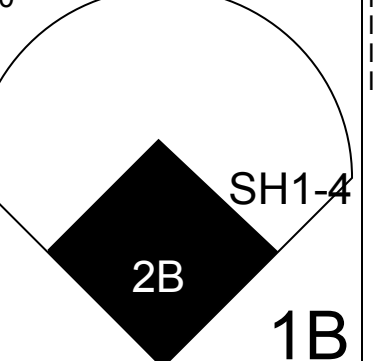
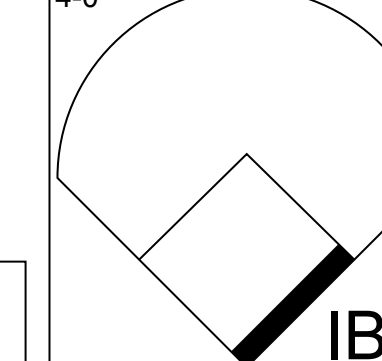
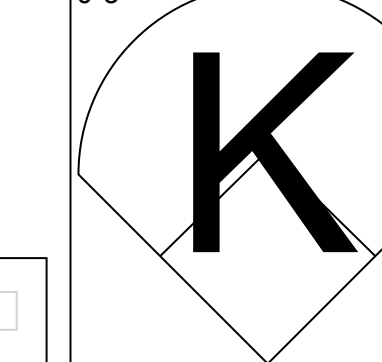
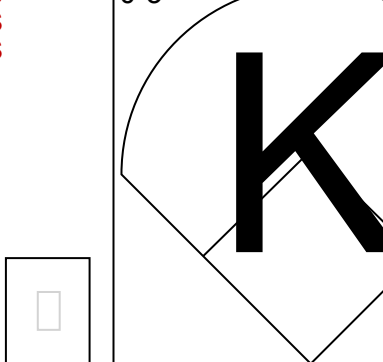
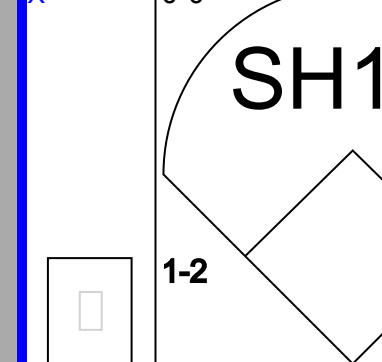
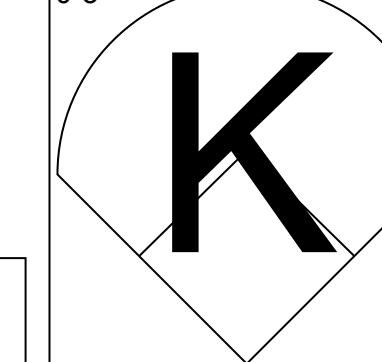


Batter	1	2	3	4	5	6	7	8	9	AB	R	H	RBI	BB	SO	LOB	TOP		
<b>Pete Rose, S</b> OBP: 0.500, SLG: 0.458 <b>Ed Armbrister, R</b> OBP: 0.400, SLG: 0.600	F7	FC6-4		4-3	E4 1B				F8	5	1	1	1	0	0	6	<b>Cincinnati Reds @ San Diego Padres</b> San Diego Stadium, San Diego, CA Sun Apr 13 1975, 6:33 AM EDT Att: 17,622 - Unknown  <b>livebaseballscores.com</b>		
<b>Joe Morgan, L</b> OBP: 0.633, SLG: 0.667 <b>Doug Flynn, R</b> OBP: 0.333, SLG: 0.444	3-1 S 1B		F9		E3 2B				1B 2B	5	1	3	2	0	0	2			
<b>Johnny Bench, R</b> OBP: 0.300, SLG: 0.240 <b>Bill Plummer, R</b> OBP: 1.000, SLG: 1.000	3-1 BB		F9						1B	4	1	2	1	1	1	1			
<b>Tony Perez, R</b> OBP: 0.167, SLG: 0.111	3-1		P4		5-3				F9	6	0	0	0	0	1	8			
<b>Dave Concepcion, R</b> OBP: 0.188, SLG: 0.188 <b>Darrel Chaney, S</b> OBP: 0.167, SLG: 0.100	P6		K		E6 4-3 1B				5-3	6	1	0	1	0	1	5			
<b>Cesar Geronimo, L</b> OBP: 0.304, SLG: 0.286		1-3		BB 1B	4-3 1B				G3	4	1	1	0	1	1	0			
<b>Ken Griffey, L</b> OBP: 0.333, SLG: 0.389	E6 1B		F8		4-3				G3	5	1	1	1	0	0	3			
<b>John Vukovich, R</b> OBP: 0.529, SLG: 0.615	FC6-4 1B		F8		E 1B IBB				BB	3	2	2	1	2	0	1			
<b>Don Gullett, R</b> OBP: 0.375, SLG: 0.286	K		K		E 1B				K	4	1	2	2	1	2	3			
<b>Inning Stats</b>	R: 0 E: 0 K: 0 S: 4	H: 1 LOB: 2 BB: 1 P: 8	R: 0 E: 1 K: 1 S: 7	H: 1 LOB: 2 BB: 0 P: 7	R: 0 E: 0 K: 1 S: 6	H: 1 LOB: 1 BB: 0 P: 6	R: 0 E: 0 K: 0 S: 4	H: 1 LOB: 2 BB: 1 P: 8	R: 7 E: 3 K: 1 S: 10	H: 4 LOB: 2 BB: 2 P: 18	R: 2 E: 0 K: 2 S: 9	H: 4 LOB: 0 BB: 0 P: 9	R: 0 E: 0 K: 1 S: 5	H: 0 LOB: 1 BB: 1 P: 9	R: 1 E: 0 K: 0 S: 5	H: 2 LOB: 1 BB: 0 P: 5		1B: 10 2B: 4 3B: 0 HR: 0	SF: 0 SAC: 0 DP: 0 HBP: 0
<b>PITCHER</b>	IP	WLS	BF	H	R	ER	SO	BB	IBB	HBP	BLK	WP	HR	S	P	ERA	WHIP		
<b>Dave Freisleben, R</b> ERA: 3.0	4.2	L	29	7	7	0	2	2	2	0	0	0	0	29	45	0.00	1.929		
<b>Rich Folkers, L</b> ERA: 15.43	1.1		9	5	2	2	1	0	0	0	0	0	0	11	11	13.50	3.750		
<b>Danny Frisella, R</b> ERA: 3.0	3.0		12	2	1	1	3	1	0	0	0	0	0	17	21	3.00	1.000		

Batter	1	2	3	4	5	6	7	8	9	AB	R	H	RBI	BB	SO	LOB	BOTTOM				
<b>Enzo Hernandez, R</b> OBP: 0.267, SLG: 0.400	F7		F8			F4-3			K	4	0	0	0	0	1	1	<b>Cincinnati Reds @ San Diego Padres</b> San Diego Stadium, San Diego, CA Sun Apr 13 1975, 6:33 AM EDT Att: 17,622 - Unknown  <b>livebaseballscores.com</b>				
<b>Bobby Tolan, L</b> OBP: 0.188, SLG: 0.188	F8			K		K			F3	4	0	0	0	0	2	0					
<b>Johnny Grubb, L</b> OBP: 0.357, SLG: 0.462	6-3			6-3					F8	3	0	0	0	0	0	0					
<b>Dave Winfield, R</b> OBP: 0.200, SLG: 0.231		K				5-3				3	0	1	0	0	1	0					
<b>Mike Ivie, R</b>		6-3		6-3					F9	3	0	0	0	0	0	1					
<b>Tito Fuentes, S</b> OBP: 0.333, SLG: 0.286	F9				K				5-3	3	0	0	0	0	1	0					
<b>Dave Hilton, R</b>			F8		F7				F4-3	3	0	0	0	0	0	0					
<b>Randy Hundley, R</b> OBP: 0.400, SLG: 0.333				SH1-4 1B	L6				6-3	3	0	1	0	0	0	0					
<b>Dave Freisleben, R</b>									F7	0	0	0	0	0	0	0					
<b>Rich Folkers, L</b>										0	0	0	0	0	0	0					
<b>Dick Sharon, R</b>										1	0	0	0	0	1	0					
<b>Danny Frisella, L</b>										0	0	0	0	0	0	0					
<b>John Scott, R</b>										1	0	0	0	0	0	0					
<b>Inning Stats</b>	R: 0 E: 0 K: 0 S: 3	H: 0 LOB: 0 BB: 0 P: 3	R: 0 E: 0 K: 1 S: 5	H: 0 LOB: 0 BB: 0 P: 5	R: 0 E: 0 K: 0 S: 4	H: 1 LOB: 1 BB: 0 P: 4	R: 0 E: 0 K: 1 S: 6	H: 1 LOB: 1 BB: 0 P: 6	R: 0 E: 0 K: 1 S: 5	H: 0 LOB: 0 BB: 0 P: 5	R: 0 E: 0 K: 2 S: 7	H: 0 LOB: 0 BB: 0 P: 7	R: 0 E: 0 K: 0 S: 3	H: 0 LOB: 0 BB: 0 P: 3	R: 0 E: 0 K: 0 S: 3	H: 0 LOB: 0 BB: 0 P: 3	R: 0 E: 0 K: 1 S: 5	H: 0 LOB: 0 BB: 0 P: 5	1B: 2 2B: 0 3B: 0 HR: 0	SF: 0 SAC: 1 DP: 0 HBP: 0	WP: 0 PA: 29 PB: 0 SB: 0 CS: 0
<b>PITCHER</b>	IP	WLS	BF	H	R	ER	SO	BB	IBB	HBP	BLK	WP	HR	S	P	ERA	WHIP				
<b>Don Gullett, L</b> ERA: 0.48	9.0	W	29	2	0	0	6	0	0	0	0	0	0	41	41	0.00	0.222				



Batter	1	2	3	4	5	6	7	8	9	AB	R	H	RBI	BB	SO	LOB	TOP					
<b>Pete Rose, S</b> OBP: 0.471, SLG: 0.407 (1, 7)										3	0	0	0	1	1	0	<b>Cincinnati Reds @ Los Angeles Dodgers</b> Dodger Stadium, Los Angeles, CA Mon Apr 14 1975, 7:05 PM PDT Att: 45,502 - Unknown					
<b>Joe Morgan, L</b> OBP: 0.588, SLG: 0.593 (1, 4)										3	0	0	0	1	0	2						
<b>Johnny Bench, R</b> OBP: 0.294, SLG: 0.276 (1, 2)										4	1	1	0	0	1	4						
<b>Tony Perez, R</b> OBP: 0.176, SLG: 0.161 (1, 3)											4	1	1	1	0	0		3				
<b>Dave Concepcion, R</b> OBP: 0.250, SLG: 0.250 (1, 6)										4	0	2	1	0	1	0						
<b>George Foster, R</b> OBP: 0.400, SLG: 1.100 (1, 8)										4	0	1	0	0	2	2						
<b>Merv Rettenmund, R</b> (1, 9)										4	0	0	0	0	0	2						
<b>John Vukovich, R</b> OBP: 0.474, SLG: 0.533 (8, PH)										2	0	0	0	0	1	0						
<b>Terry Crowley, L</b> OBP: 0.200, SLG: 0.400 (8, 5)										1	0	0	0	0	0	0						
<b>Doug Flynn, R</b> OBP: 0.333, SLG: 0.444 (8, 1)										0	0	0	0	0	0	0						
<b>Jack Billingham, R</b> (1, 1)										2	0	0	0	0	1	0						
<b>Pedro Borbon, R</b> (6, 1)										0	0	0	0	0	0	0						
<b>Ken Griffey, L</b> OBP: 0.384, SLG: 0.474 (8, 1)										1	0	1	0	0	0	0						
<b>Clay Carroll, R</b> (8, 1)										0	0	0	0	0	0	0						
<b>Inning Stats</b>	R: 0 E: 0 K: 1 S: 5	H: 0 LOB: 0 BB: 0 P: 5	R: 0 E: 0 K: 0 S: 3	H: 1 LOB: 0 BB: 0 P: 3	R: 0 E: 0 K: 1 S: 5	H: 0 LOB: 0 BB: 1 P: 5	R: 0 E: 0 K: 0 S: 2	H: 0 LOB: 0 BB: 1 P: 6	R: 0 E: 0 K: 0 S: 4	H: 1 LOB: 1 BB: 0 P: 4	R: 0 E: 0 K: 1 S: 5	H: 0 LOB: 0 BB: 0 P: 5	R: 2 E: 0 K: 1 S: 8	H: 3 LOB: 1 BB: 0 P: 8	R: 0 E: 1 K: 1 S: 7	H: 1 LOB: 3 BB: 1 P: 11	R: 0 E: 0 K: 2 S: 7	H: 0 LOB: 0 BB: 0 P: 7	1B: 2 2B: 5 3B: 0 HR: 0	SF: 0 SAC: 0 DP: 2 HBP: 0	WP: 0 PB: 0 SB: 0 CS: 0	PA: 34
<b>PITCHER</b>	IP	WLS	BF	H	R	ER	SO	BB	IBB	HBP	BLK	WP	HR	S	P	ERA	WHIP					
<b>Doug Rau, L</b> ERA: 6.3 (1, 1)	6.1	W	23	5	2	2	3	1	0	0	0	0	0	28	32	2.84	0.947					
<b>Mike Marshall, R</b> ERA: 1.69 (7, 1)	2.2	S	11	1	0	0	4	1	0	0	0	0	0	18	22	0.00	0.750					

Batter	1	2	3	4	5	6	7	8	9	AB	R	H	RBI	BB	SO	LOB	BOTTOM					
<b>Davey Lopes, R</b> OBP: 0.457, SLG: 0.320 (1, 4)										3	1	1	1	1	1	1	<b>Cincinnati Reds @ Los Angeles Dodgers</b> Dodger Stadium, Los Angeles, CA Mon Apr 14 1975, 7:05 PM PDT Att: 45,502 - Unknown					
<b>Bill Buckner, L</b> OBP: 0.303, SLG: 0.613 (1, 7)										3	0	1	1	1	0	0						
<b>Jimmy Wynn, R</b> OBP: 0.543, SLG: 0.840 (1, 8)										4	1	2	2	0	1	1						
<b>Steve Garvey, R</b> OBP: 0.438, SLG: 0.533 (1, 3)										4	0	1	0	0	0	2						
<b>Willie Crawford, L</b> OBP: 0.400, SLG: 0.263 (1, 9)										4	0	1	0	0	1	1						
<b>Joe Ferguson, R</b> OBP: 0.308, SLG: 0.143 (1, 2)										3	0	0	0	1	1	1						
<b>Ron Cey, R</b> OBP: 0.281, SLG: 0.345 (1, 5)										4	1	1	1	0	1	3						
<b>Rick Auerbach, R</b> OBP: 0.364, SLG: 0.500 (1, 6)										3	2	2	0	1	0	0						
<b>Doug Rau, L</b> OBP: 0.250, SLG: 0.250 (1, 1)										2	0	0	0	0	2	1						
<b>Mike Marshall, R</b> (7, 1)										1	0	0	0	0	1	2						
<b>Inning Stats</b>	R: 0 E: 0 K: 2 S: 7	H: 0 LOB: 0 BB: 0 P: 7	R: 0 E: 0 K: 0 S: 3	H: 0 LOB: 0 BB: 0 P: 3	R: 2 E: 0 K: 1 S: 8	H: 3 LOB: 1 BB: 0 P: 8	R: 0 E: 0 K: 2 S: 7	H: 0 LOB: 0 BB: 0 P: 7	R: 1 E: 0 K: 1 S: 5	H: 1 LOB: 1 BB: 1 P: 9	R: 1 E: 0 K: 0 S: 5	H: 2 LOB: 2 BB: 1 P: 9	R: 1 E: 0 K: 0 S: 5	H: 2 LOB: 1 BB: 1 P: 9	R: 0 E: 0 K: 2 S: 8	H: 1 LOB: 2 BB: 1 P: 12	R: 0 E: 0 K: 2 S: 8	H: 0 LOB: 0 BB: 0 P: 7	1B: 3 2B: 4 3B: 0 HR: 2	SF: 0 SAC: 1 DP: 0 HBP: 0	WP: 0 PB: 0 SB: 0 CS: 1	PA: 37
<b>PITCHER</b>	IP	WLS	BF	H	R	ER	SO	BB	IBB	HBP	BLK	WP	HR	S	P	ERA	WHIP					
<b>Jack Billingham, R</b> ERA: 5.4 (1, 1)	5.2	L	24	6	4	4	6	2	0	0	0	0	0	2	34	6.35	1.412					
<b>Pedro Borbon, R</b> ERA: 2.35 (6, 1)	1.1		7	2	1	1	0	0	1	0	0	0	0	6	10	6.75	1.500					
<b>Clay Carroll, R</b> ERA: (8, 1)	1.0		5	1	0	0	2	0	1	0	0	0	0	8	12	0.00	1.000					



Batter	1	2	3	4	5	6	7	8	9	AB	R	H	RBI	BB	SO	LOB	TOP		
<b>Pete Rose, S</b> OBP: 0.421, SLG: 0.355 (1,7)	0-0 3-1			0-0 F7			0-0 F8		0-0 F7	4	0	0	0	0	0	0			
<b>Joe Morgan, L</b> OBP: 0.568, SLG: 0.552 (1,4)	4-0 G5-4-3 BB			0-0 F2			0-3 K			2	0	0	0	1	1	0			
<b>Johnny Bench, R</b> OBP: 0.297, SLG: 0.375 (1,2)	0-0 G5-4-3 1-2			0-0 F2			0-0 HR			3	1	1	1	0	0	1			
<b>Tony Perez, R</b> OBP: 0.162, SLG: 0.147 (1,3)		0-3 K			0-0 F3					3	0	0	0	0	1	0			
<b>Dave Concepcion, R</b> OBP: 0.217, SLG: 0.217 (1,6)		0-3 K			0-0 F7				0-0 F9	3	0	0	0	0	1	0			
<b>Cesar Geronimo, L</b> OBP: 0.269, SLG: 0.250 (1,8)		0-0 L9			0-0 L6				0-3 K	3	0	0	0	0	1	0			
<b>Ken Griffey, L</b> OBP: 0.320, SLG: 0.409 (1,9)				0-0 F8		0-3 K			0-3 K	3	0	0	0	0	2	0			
<b>John Vukovich, R</b> OBP: 0.429, SLG: 0.471 (9, PH)				0-0 5-3			0-0 F7		0-0 4-3	2	0	0	0	0	0	0			
<b>Terry Crowley, L</b> OBP: 0.197, SLG: 0.333 (9, PH)										1	0	0	0	0	0	0			
<b>Clay Kirby, R</b> <b>Dan Driessen, L</b> (9, PH)				0-3 K			0-3 K		0-0 F7	2	0	0	0	0	2	0			
<b>Inning Stats</b>	R: 0 E: 0 K: 0 S: 2	H: 0 LOB: 0 BB: 1 P: 6	R: 0 E: 0 K: 2 S: 7	H: 0 LOB: 0 BB: 0 P: 7	R: 0 E: 0 K: 1 S: 5	H: 0 LOB: 0 BB: 0 P: 5	R: 0 E: 0 K: 0 S: 3	H: 0 LOB: 0 BB: 0 P: 3	R: 0 E: 0 K: 0 S: 3	H: 0 LOB: 0 BB: 0 P: 3	R: 1 E: 0 K: 1 S: 6	H: 1 LOB: 0 BB: 0 P: 6	R: 0 E: 0 K: 2 S: 7	H: 0 LOB: 0 BB: 0 P: 7	R: 0 E: 0 K: 0 S: 3	H: 0 LOB: 0 BB: 0 P: 3	1B: 0 2B: 0 3B: 0 HR: 1	SF: 0 SAC: 0 DP: 1 HBP: 0	WP: 0 PA: 28 PB: 0 SB: 0 CS: 0
<b>PITCHER</b> <b>Don Sutton, R</b> ERA: 0.72 (1,1)	IP: 9.0 WLS: W BF: 28 H: 1 R: 1 ER: 1 SO: 8 BB: 1 IBB: 0 HBP: 0 BLK: 0 WP: 0 HR: 1 S: 43 P: 47 ERA: 1.00 WHIP: 0.222																		

Cincinnati Reds @ Los Angeles Dodgers  
 Dodger Stadium, Los Angeles, CA  
 Tue Apr 15 1975, 7:05 PM PDT  
 Att: 31,663 - Unknown

AB	27
R	1
H	1
RBI	1
BB	1
SO	8
LOB	1



Batter	1	2	3	4	5	6	7	8	9	AB	R	H	RBI	BB	SO	LOB	BOTTOM		
<b>Davey Lopes, R</b> OBP: 0.497, SLG: 0.429 (1,4)	0-0 HR 3B		0-0 S 1B		4-0 1-2 BB		0-3 K			3	1	2	0	1	1	1			
<b>Bill Buckner, L</b> OBP: 0.270, SLG: 0.543 (1,7)	0-3 K		0-0 F8 1-2		0-0 F7			0-0 5-3		4	0	0	0	0	1	4			
<b>Jimmy Wynn, R</b> OBP: 0.513, SLG: 0.862 (1,8)	0-0 HR 3H		0-0 6-3			0-3 K		0-3 K		4	1	1	2	0	2	1			
<b>Steve Garvey, R</b> OBP: 0.389, SLG: 0.471 (1,3)	0-0 F8			0-0 1-6-3		0-0 F8		0-0 6-3		4	0	0	0	0	0	0			
<b>Willie Crawford, L</b> OBP: 0.357, SLG: 0.227 (1,9)	0-3 K			0-0 F8		0-0 4-3				3	0	0	0	0	1	0			
<b>Joe Ferguson, R</b> OBP: 0.310, SLG: 0.130 (1,2)		0-3 K		0-0 F7			1-0 2B SH1-3 HBP			2	1	0	0	0	1	0			
<b>Ron Cey, R</b> OBP: 0.286, SLG: 0.375 (1,5)		0-0 5-3			0-0 4-3		0-0 SH1-3 1-3 2B			3	0	1	0	0	0	0			
<b>Rick Auerbach, R</b> OBP: 0.286, SLG: 0.385 (1,6)		0-0 P6			0-3 K		0-3 K			3	0	0	0	0	2	2			
<b>Don Sutton, R</b> OBP: 0.333, SLG: 0.143 (1,1)				0-0 F3			0-0 SH1-3 2-3 3H			2	0	1	1	0	0	0			
<b>Inning Stats</b>	R: 2 E: 0 K: 2 S: 9	H: 2 LOB: 0 BB: 0 P: 9	R: 0 E: 0 K: 1 S: 5	H: 0 LOB: 0 BB: 0 P: 5	R: 0 E: 0 K: 0 S: 4	H: 1 LOB: 1 BB: 0 P: 4	R: 0 E: 0 K: 0 S: 3	H: 0 LOB: 0 BB: 0 P: 3	R: 0 E: 0 K: 1 S: 6	H: 1 LOB: 2 BB: 1 P: 10	R: 0 E: 0 K: 1 S: 5	H: 0 LOB: 0 BB: 0 P: 5	R: 1 E: 0 K: 2 S: 8	H: 1 LOB: 1 BB: 0 P: 9	R: 0 E: 0 K: 1 S: 5	H: 0 LOB: 0 BB: 0 P: 5	1B: 2 2B: 1 3B: 1 HR: 1	SF: 0 SAC: 1 DP: 0 HBP: 1	WP: 0 PA: 31 PB: 0 SB: 1 CS: 0
<b>PITCHER</b> <b>Clay Kirby, R</b> ERA: 5.56 (1,1)	IP: 8.0 WLS: L BF: 31 H: 5 R: 3 ER: 3 SO: 8 BB: 1 IBB: 0 HBP: 1 BLK: 0 WP: 0 HR: 1 S: 45 P: 50 ERA: 3.38 WHIP: 0.750																		

Cincinnati Reds @ Los Angeles Dodgers  
 Dodger Stadium, Los Angeles, CA  
 Tue Apr 15 1975, 7:05 PM PDT  
 Att: 31,663 - Unknown

AB	28
R	3
H	5
RBI	3
BB	1
SO	8
LOB	8





Batter	1	2	3	4	5	6	7	8	9	AB	R	H	RBI	BB	SO	LOB	TOP			
<b>Pete Rose, S</b> OBP: 0.419, SLG: 0.389 (1,7)	F7		E	6-3		6-3			E7	5	1	2	0	0	0	1				
<b>Joe Morgan, L</b> OBP: 0.524, SLG: 0.500 (1,4)	F5		P8	K			FC1-5		G3	5	0	1	0	0	1	3				
<b>Johnny Bench, R</b> OBP: 0.310, SLG: 0.405 (1,2)	F8		E8	HR			F7		1-3	5	1	2	1	0	0	2				
<b>Tony Perez, R</b> OBP: 0.190, SLG: 0.237 (1,3)		SH2-4	HR	6-3			FC1-5		G3	4	2	1	2	1	0	3				
<b>Cesar Geronimo, L</b> OBP: 0.367, SLG: 0.357 (1,8)		SH2-4	HR							4	1	4	1	0	0	0				
<b>Dave Concepcion, R</b> OBP: 0.231, SLG: 0.231 (1,6)		SH2-4	HR							3	0	1	0	0	1	2				
<b>Ken Griffey, L</b> OBP: 0.345, SLG: 0.440 (1,9)			HR							3	0	1	1	1	0	0				
<b>John Vukovich, R</b> OBP: 0.429, SLG: 0.471 (1,5)			HR							0	0	0	0	0	0	0				
<b>Dan Driessen, L</b> (2, PH)										1	0	0	0	0	0	3				
<b>Doug Flynn, R</b> OBP: 0.250, SLG: 0.333 (2,5)										3	0	0	0	0	1	2				
<b>Fred Norman, S</b> (1,1)										2	1	0	0	1	1	3				
<b>Pat Darcy, L</b> (7,1)										0	0	0	0	0	0	0				
<b>Merv Rettenmund, R</b> (8, PH)										1	0	0	0	0	0	0				
<b>Clay Carroll, R</b> (8,1)										0	0	0	0	0	0	0				
<b>Inning Stats</b>	R: 0 E: 0 K: 0 S: 3	H: 0 LOB: 0 BB: 0 P: 3	R: 0 E: 0 K: 0 S: 4	H: 1 LOB: 3 BB: 2 P: 12	R: 4 E: 1 K: 1 S: 10	H: 6 LOB: 1 BB: 0 P: 10	R: 1 E: 0 K: 1 S: 6	H: 1 LOB: 1 BB: 1 P: 10	R: 0 E: 0 K: 0 S: 5	H: 0 LOB: 0 BB: 0 P: 5	R: 1 E: 0 K: 1 S: 7	H: 2 LOB: 1 BB: 0 P: 7	R: 0 E: 0 K: 0 S: 3	H: 0 LOB: 0 BB: 0 P: 3	R: 0 E: 1 K: 0 S: 4	H: 1 LOB: 1 BB: 0 P: 4	1B: 8 2B: 3 3B: 0 HR: 1	SF: 0 SAC: 1 DP: 1 HBP: 0	WP: 0 PB: 0 SB: 2 CS: 1	PA: 40
<b>PITCHER</b>	IP	WLS	BF	H	R	ER	SO	BB	IBB	HBP	BLK	WP	HR	S	P	ERA	WHIP			
<b>Juan Marichal, R</b> ERA: 13.5 (1,1)	2.1		15	6	4	4	0	1	1	0	0	0	1	13	21	15.43	3.000			
<b>Rick Rhoden, R</b> ERA: 3.69 (3,1)	4.2		18	5	2	2	4	1	0	0	0	0	0	25	29	3.86	1.286			
<b>Mike Marshall, R</b> ERA: 1.42 (8,1)	2.0	W	7	1	0	0	0	0	0	0	0	0	0	7	7	0.00	0.500			

Cincinnati Reds @ Los Angeles Dodgers  
Dodger Stadium, Los Angeles, CA  
Wed Apr 16 1975, 7:05 PM PDT  
Att: 36,578 - Unknown

AB	36
R	6
H	12
RBI	5
BB	3
SO	4
LOB	19



Batter	1	2	3	4	5	6	7	8	9	AB	R	H	RBI	BB	SO	LOB	BOTTOM					
<b>Davey Lopes, R</b> OBP: 0.523, SLG: 0.433 (1,4)	CS		G1-6-3		F3		HR		E9	2	1	1	0	3	0	0						
<b>Bill Buckner, L</b> OBP: 0.310, SLG: 0.526 (1,7)	CS		G1-6-3		3-1		HR		1B	3	1	1	0	2	0	1						
<b>Jimmy Wynn, R</b> OBP: 0.500, SLG: 0.882 (1,8)	K				F2		HR		F5	5	1	2	4	0	1	5						
<b>Steve Garvey, R</b> OBP: 0.366, SLG: 0.436 (1,3)	6-3		K			6-3	F5-3		1B	5	0	1	1	0	1	2						
<b>Joe Ferguson, R</b> OBP: 0.333, SLG: 0.120 (1,2)		1B			6-3				6-3	2	1	0	0	2	0	0						
<b>Ron Cey, R</b> OBP: 0.282, SLG: 0.444 (1,5)		K			HR		P4		F9	4	1	1	2	0	1	1						
<b>Tom Paciorek, R</b> OBP: 0.167, SLG: 0.167 (1,9)					K				F7	4	0	1	0	0	1	0						
<b>Rick Auerbach, R</b> OBP: 0.333, SLG: 0.412 (1,6)		G3			F3				BB	4	2	2	0	0	0	2						
<b>Juan Marichal, R</b> (1,1)									BB	1	0	0	0	0	0	2						
<b>Rick Rhoden, R</b> (3,1)									1B	1	0	0	0	0	0	0						
<b>Manny Mota, R</b> (7, PH)									K	1	0	0	0	0	0	1						
<b>Mike Marshall, R</b> (8,1)									K	1	0	0	0	0	1	1						
<b>Inning Stats</b>	R: 0 E: 0 K: 1 S: 5	H: 1 LOB: 1 BB: 1 P: 9	R: 0 E: 0 K: 1 S: 6	H: 1 LOB: 2 BB: 1 P: 10	R: 0 E: 0 K: 1 S: 5	H: 1 LOB: 0 BB: 1 P: 9	R: 2 E: 0 K: 1 S: 6	H: 1 LOB: 0 BB: 1 P: 10	R: 0 E: 0 K: 0 S: 3	H: 0 LOB: 0 BB: 0 P: 3	R: 0 E: 0 K: 0 S: 3	H: 0 LOB: 0 BB: 0 P: 3	R: 4 E: 0 K: 0 S: 5	H: 2 LOB: 0 BB: 2 P: 13	R: 0 E: 0 K: 0 S: 3	H: 0 LOB: 0 BB: 0 P: 3	R: 1 E: 1 K: 1 S: 7	H: 3 LOB: 3 BB: 1 P: 11	1B: 7 2B: 1 3B: 0 HR: 2	SF: 0 SAC: 0 DP: 2 HBP: 0	WP: 0 PB: 0 SB: 0 CS: 2	PA: 40
<b>PITCHER</b>	IP	WLS	BF	H	R	ER	SO	BB	IBB	HBP	BLK	WP	HR	S	P	ERA	WHIP					
<b>Fred Norman, L</b> ERA: 7.11 (1,1)	6.2		28	5	4	4	4	5	0	0	0	0	1	31	51	5.40	1.500					
<b>Pat Darcy, R</b> ERA: 3.86 (7,1)	0.1		3	1	2	2	0	1	0	0	0	0	1	2	6	54.00	6.000					
<b>Clay Carroll, R</b> ERA: 1.13 (8,1)	1.2	L	9	3	1	1	1	0	1	0	0	0	0	10	14	5.40	1.800					

Cincinnati Reds @ Los Angeles Dodgers  
Dodger Stadium, Los Angeles, CA  
Wed Apr 16 1975, 7:05 PM PDT  
Att: 36,578 - Unknown

AB	33
R	7
H	9
RBI	7
BB	7
SO	5
LOB	15









Batter	1	2	3	4	5	6	7	8	9	AB	R	H	RBI	BB	SO	LOB	TOP			
Roger Metzger, S (1, 6) OBP: 0.314, SLG: 0.250	5-3		F9			P4		F7		4	0	0	0	0	0	0				
Rob Andrews, R (1, 4) OBP: 0.324, SLG: 0.382	2B		FC4-6			L6		WP	1B	4	1	3	0	0	0	0				
Cesar Cedeno, R (1, 8) OBP: 0.395, SLG: 0.474	2B		FC4-6			F9		F7		4	1	1	1	0	0	2				
Cliff Johnson, R (1, 3) OBP: 0.275, SLG: 0.378	K		PO		K			F2		4	0	0	0	0	2	2				
Bob Watson, R (1, 7) Wilbur Howard, S (7, 7) OBP: 0.300, SLG: 0.526 OBP: 0.333, SLG: 0.333	2B				4-3			F9		3	0	1	1	0	0	0				
Doug Radler, R (1, 5) OBP: 0.394, SLG: 0.406	6-3				5-3			F9		0	0	0	0	0	0	0				
Enos Cabell, R (1, 9) OBP: 0.280, SLG: 0.360			F9					F7		3	0	0	0	0	0	0				
Skip Jutze, R (1, 2)			4-3					F8		3	0	0	0	0	1	0				
Tom Griffin, R (1, 1) Fred Scherman, L (7, 1) Wayne Granger, R (7, 1) Ken Boswell, L (8, PH) Mike Cosgrove, L (8, 1)			K					4-3		2	0	0	0	0	1	0				
<b>Inning Stats</b>	R: 2 E: 0 K: 1 S: 8	H: 3 LOB: 1 BB: 0 P: 8	R: 0 E: 0 K: 1 S: 5	H: 0 LOB: 0 BB: 0 P: 5	R: 0 E: 0 K: 1 S: 3	H: 1 LOB: 0 BB: 0 P: 3	R: 0 E: 0 K: 1 S: 5	H: 0 LOB: 0 BB: 0 P: 5	R: 0 E: 0 K: 1 S: 3	H: 0 LOB: 0 BB: 0 P: 3	R: 0 E: 0 K: 0 S: 3	H: 0 LOB: 0 BB: 0 P: 3	R: 0 E: 0 K: 0 S: 3	H: 0 LOB: 0 BB: 0 P: 3	R: 0 E: 0 K: 0 S: 4	H: 1 LOB: 1 BB: 0 P: 4	1B: 2 2B: 2 3B: 1 HR: 0	SF: 0 SAC: 0 DP: 0 HBP: 0	WP: 1 PB: 0 SB: 0 CS: 0	PA: 32
<b>PITCHER</b> Don Gullett, L (1, 1) ERA: 0.98	IP: 9.0 WLS: W BF: 31 H: 5 R: 2 ER: 2 SO: 4 BB: 0 IBB: 0 HBP: 0 BLK: 0 WP: 1 HR: 0 S: 39 P: 39 ERA: 2.00 WHIP: 0.556															<b>PITCHER</b>				

Houston Astros @ Cincinnati Reds  
Riverfront Stadium, Cincinnati, OH  
Fri Apr 18 1975, 7:05 PM EDT  
Att: 36,485 - Unknown

AB	31
R	2
H	5
RBI	2
BB	0
SO	4
LOB	5



Batter	1	2	3	4	5	6	7	8	9	AB	R	H	RBI	BB	SO	LOB	BOTTOM			
Pete Rose, S (1, 7) OBP: 0.407, SLG: 0.370	L3		1B		1-3		E1	G4-6-3		4	1	1	0	1	0	4				
Dave Concepcion, R (1, 6) OBP: 0.285, SLG: 0.353	K		1B				HR			4	1	2	1	0	2	2				
Joe Morgan, L (1, 4) OBP: 0.529, SLG: 0.487	L3		P7				SF7			2	0	0	1	1	0	3				
Johnny Bench, R (1, 2) OBP: 0.294, SLG: 0.391		L7		F8			P4			4	1	1	0	0	1	3				
Tony Perez, R (1, 3) OBP: 0.200, SLG: 0.304		K		F8			HR			4	1	2	2	0	1	1				
Cesar Geronimo, L (1, 8) OBP: 0.385, SLG: 0.486				WP		G6-3				4	0	3	1	0	0	1				
Ken Griffey, L (1, 9) OBP: 0.368, SLG: 0.424		F7		K						3	0	1	0	1	1	2				
Darrel Chaney, S (1, 5) John Vukovich, R (9, 5) OBP: 0.188, SLG: 0.077 OBP: 0.391, SLG: 0.421			6-3		4-3					3	0	0	0	1	1	2				
Don Gullett, R (1, 1) OBP: 0.417, SLG: 0.364			6-3							4	1	2	0	0	0	2				
<b>Inning Stats</b>	R: 0 E: 0 K: 1 S: 4	H: 0 LOB: 0 BB: 1 P: 8	R: 0 E: 0 K: 1 S: 6	H: 1 LOB: 1 BB: 0 P: 6	R: 0 E: 0 K: 0 S: 5	H: 2 LOB: 2 BB: 0 P: 5	R: 1 E: 0 K: 1 S: 7	H: 2 LOB: 1 BB: 0 P: 7	R: 0 E: 0 K: 2 S: 8	H: 1 LOB: 2 BB: 1 P: 12	R: 0 E: 0 K: 1 S: 6	H: 2 LOB: 1 BB: 0 P: 6	R: 4 E: 1 K: 0 S: 7	H: 4 LOB: 1 BB: 0 P: 7	R: 0 E: 0 K: 0 S: 2	H: 0 LOB: 1 BB: 2 P: 10	1B: 9 2B: 3 3B: 0 HR: 1	SF: 1 SAC: 0 DP: 3 HBP: 0	WP: 1 PB: 0 SB: 0 CS: 0	PA: 37
<b>PITCHER</b> Tom Griffin, R (1, 1) ERA: 3.48 Fred Scherman, L (7, 1) Wayne Granger, R (7, 1) Mike Cosgrove, L (8, 1) ERA: 2.45	IP: 6.0 WLS: L BF: 29 H: 10 R: 4 ER: 2 SO: 6 BB: 0 IBB: 0 HBP: 0 BLK: 0 WP: 0 HR: 0 S: 39 P: 47 ERA: 3.00 WHIP: 2.000															<b>PITCHER</b>				

Houston Astros @ Cincinnati Reds  
Riverfront Stadium, Cincinnati, OH  
Fri Apr 18 1975, 7:05 PM EDT  
Att: 36,485 - Unknown

AB	32
R	5
H	12
RBI	5
BB	4
SO	6
LOB	20





Batter	1	2	3	4	5	6	7	8	9	AB	R	H	RBI	BB	SO	LOB	TOP																														
<b>Enos Cabell, R</b> OBP: 0.300, SLG: 0.400 (1, 7)	0-0 CS 1B		0-0 1B 2B	0-0 F8	0-0 4-3			0-3 K		5	1	2	0	0	1	0	<b>Houston Astros @ Cincinnati Reds</b> Riverfront Stadium, Cincinnati, OH Sat Apr 19 1975, 3:33 AM EDT Att: 17,178 - Unknown																														
<b>Rob Andrews, R</b> OBP: 0.357, SLG: 0.378 (1, 4)	0-0 6-3		4-0 1B WP BB	4-0 1B BB			0-0 L9	0-0 1B		3	2	1	0	2	0	1																															
<b>Cesar Cedeno, R</b> OBP: 0.417, SLG: 0.476 (1, 8)	4-0 CS BB		0-0 WP BB 1B	0-0 1B 2B 1B			0-0 F7	0-0 F7		4	2	2	1	1	0	1																															
<b>Mitt May, L</b> OBP: 0.333, SLG: 0.371 <b>Skip Jutze, R</b> (9, PR) (9, 2)	0-0 CS	0-0 HBP BB 1B	4-0 BB WP BB	0-0 2B SF7 1B			0-0 HR		0-0 G4-6-3 1B	4	3	4	2	1	0	0																															
<b>Bob Watson, R</b> OBP: 0.280, SLG: 0.500 <b>Wilbur Howard, S</b> OBP: 0.333, SLG: 0.333 (1, 3) (9, 7)		0-0 F7	0-0 1-3	0-0 1-3 2B			0-0 6-3		0-0 P4	5	0	1	1	0	0	4																															
<b>Jose Cruz, L</b> OBP: 0.293, SLG: 0.429 (1, 9)		4-0 1B HBP BB	4-0 BB IBB	0-0 SF7			0-0 F8		0-0 G4-6-3	2	0	0	1	2	0	1																															
<b>Doug Rader, R</b> OBP: 0.376, SLG: 0.371 (1, 5)		1-0 1B HBP	0-3 K	0-3 K			0-3 K			3	0	0	0	0	3	4																															
<b>Roger Metzger, S</b> OBP: 0.333, SLG: 0.257 (1, 6)		0-0 1-2 2-3 3-H 1B	4-0 1-2 2-3 3-H BB	0-0 F8			0-3 K			3	0	1	2	1	1	0																															
<b>Doug Konieczny, R</b> (1, 1)		0-0 G6-4-3	0-0 K	0-3 K			0-0 6-3			3	0	0	0	0	2	6																															
<b>Rafael Batista, L</b> OBP: 0.400, SLG: 0.600 <b>Ken Forsch, R</b> (8, PH) (8, 1)		1-2 1B		0-3 K						1	0	0	0	0	0	0																															
<b>Inning Stats</b>	R: 0 E: 0 K: 0 S: 2	H: 1 LOB: 0 BB: 1 P: 6	R: 1 E: 0 K: 0 S: 4	H: 2 LOB: 2 BB: 1 P: 9	R: 3 E: 0 K: 2 S: 9	H: 2 LOB: 3 BB: 4 P: 25	R: 3 E: 0 K: 1 S: 8	H: 3 LOB: 1 BB: 1 P: 12	R: 0 E: 0 K: 1 S: 5	H: 0 LOB: 0 BB: 0 P: 5	R: 1 E: 0 K: 0 S: 4	H: 1 LOB: 0 BB: 0 P: 4	R: 0 E: 0 K: 2 S: 7	H: 0 LOB: 0 BB: 0 P: 7	R: 0 E: 0 K: 1 S: 6	H: 1 LOB: 1 BB: 0 P: 6	R: 0 E: 0 K: 0 S: 3	H: 1 LOB: 1 BB: 0 P: 3	1B: 8 2B: 2 3B: 0 HR: 1	SF: 1 SAC: 0 DP: 2 HBP: 1	WP: 1 PB: 0 SB: 0 CS: 2	PA: 43																									
<b>PITCHER</b>	IP	WLS	BF	H	R	ER	SO	BB	IBB	HBP	BLK	WP	HR	S	P	ERA	WHIP	<b>PITCHER</b>										IP	WLS	BF	H	R	ER	SO	BB	IBB	HBP	BLK	WP	HR	S	P	ERA	WHIP			
<b>Jack Billingham, R</b> ERA: 6.91 (1, 1)	2.2		17	5	4	4	1	5	1	1	0	1	0	12	37	13.50	3.750																														
<b>Will McEnaney, L</b> ERA: 10.13 (3, 1)	1.1		8	3	3	3	2	1	0	0	0	0	0	11	15	20.25	3.000																														
<b>Pedro Borbon, R</b> ERA: 3.46 (5, 1)	4.0		14	2	1	1	4	0	0	0	0	0	1	22	22	2.25	0.500																														
<b>Clay Carroll, R</b> ERA: 0.79 (9, 1)	1.0	W	3	1	0	0	0	0	0	0	0	0	0	3	3	0.00	1.000																														

AB	33
R	8
H	11
RBI	7
BB	7
SO	7
LOB	17



Batter	1	2	3	4	5	6	7	8	9	AB	R	H	RBI	BB	SO	LOB	BOTTOM																															
<b>Pete Rose, S</b> OBP: 0.433, SLG: 0.412 (1, 7)	0-0 6-3		0-0 1B 2B	0-0 FC6				0-0 E1	0-0 1B	5	1	3	1	1	0	2	<b>Houston Astros @ Cincinnati Reds</b> Riverfront Stadium, Cincinnati, OH Sat Apr 19 1975, 3:33 AM EDT Att: 17,178 - Unknown																															
<b>Dave Concepcion, R</b> OBP: 0.317, SLG: 0.375 (1, 6)	0-0 6-3		0-0 2B 1B		0-0 BB SF9 1B		0-0 L6	0-0 G6-4-3 1B	0-0 1B	6	1	3	1	0	0	2																																
<b>Joe Morgan, L</b> OBP: 0.518, SLG: 0.488 (1, 4)	0-0 F7		0-0 P4		4-0 SF9 FC4-6 BB		0-0 F7		0-0 2B	4	1	1	0	1	0	2																																
<b>Johnny Bench, R</b> OBP: 0.339, SLG: 0.460 (1, 2)		0-0 3-1 2B	0-0 1-3 3-H 2B		4-0 FC4-6 BB		0-0 3B 1B		0-3 K	4	1	3	1	1	1	1																																
<b>Tony Perez, R</b> OBP: 0.218, SLG: 0.420 (1, 3)		0-0 P4	0-0 G3		0-0 SF9		0-0 2B 3B		0-0 HR	4	2	2	3	0	0	3																																
<b>Cesar Geronimo, L</b> OBP: 0.364, SLG: 0.476 (1, 8)		0-0 3-1		0-3 K	0-0 FC4-6		0-0 2B		0-3 K	5	0	1	2	0	2	2																																
<b>Ken Griffey, L</b> OBP: 0.395, SLG: 0.417 (1, 9)		4-0 BB		4-0 1B BB	4-0 4-3		0-0 L4		0-0 1B 1B	3	1	1	0	2	0	2																																
<b>Darrel Chaney, S</b> OBP: 0.150, SLG: 0.059 <b>Dan Driessen, L</b> OBP: 0.667, SLG: 0.500 (9, PH) (9, 1)		0-0 G3		0-0 P8			0-0 G3		4-0 1B 1B BB	4	0	0	0	0	0	4																																
<b>Jack Billingham, R</b> <b>Will McEnaney, L</b> <b>Ed Armbrister, R</b> <b>Pedro Borbon, R</b> <b>Terry Crowley, L</b> <b>Clay Carroll, R</b> <b>George Foster, R</b> (1, 1) (3, 1) (4, PH) (5, 1) (8, PH) (9, 1) (9, PH)			0-3 K	0-0 FC6 1B			0-0 6-3		0-3 E 1B G6-4-3 1B	0	0	0	0	0	0	0																																
<b>Inning Stats</b>	R: 0 E: 0 K: 0 S: 3	H: 0 LOB: 0 BB: 0 P: 3	R: 0 E: 0 K: 0 S: 4	H: 1 LOB: 2 BB: 1 P: 8	R: 1 E: 0 K: 1 S: 8	H: 3 LOB: 0 BB: 0 P: 8	R: 0 E: 0 K: 1 S: 6	H: 1 LOB: 2 BB: 1 P: 10	R: 2 E: 0 K: 0 S: 4	H: 1 LOB: 1 BB: 2 P: 12	R: 0 E: 0 K: 0 S: 3	H: 0 LOB: 1 BB: 1 P: 7	R: 2 E: 1 K: 1 S: 6	H: 3 LOB: 1 BB: 0 P: 6	R: 1 E: 1 K: 1 S: 7	H: 3 LOB: 1 BB: 0 P: 7		R: 3 E: 0 K: 2 S: 10	H: 4 LOB: 2 BB: 1 P: 14	1B: 9 2B: 5 3B: 1 HR: 1	SF: 1 SAC: 0 DP: 1 HBP: 0	WP: 0 PB: 0 SB: 1 CS: 0	PA: 47																									
<b>PITCHER</b>	IP	WLS	BF	H	R	ER	SO	BB	IBB	HBP	BLK	WP	HR	S	P	ERA	WHIP	<b>PITCHER</b>										IP	WLS	BF	H	R	ER	SO	BB	IBB	HBP	BLK	WP	HR	S	P	ERA	WHIP				
<b>Doug Konieczny, R</b> ERA: 5.5 (1, 1)	7.0		35	9	5	5	2	5	0	0	0	0	1	34	54	6.43	2.000																															
<b>Ken Forsch, R</b> ERA: 5.63 (8, 1)	1.2	L	12	7	4	4	3	1	0	0	0	0	1	17	21	21.60	4.800																															









Batter	1	2	3	4	5	6	7	8	9	AB	R	H	RBI	BB	SO	LOB	TOP					
<b>Enos Cabell, R</b> OBP: 0.333, SLG: 0.410 (1, 7)										5	1	3	0	0	0	1						
<b>Rob Andrews, R</b> OBP: 0.340, SLG: 0.341 (1, 4)										3	0	0	0	1	1	1						
<b>Cesar Cedeno, R</b> OBP: 0.414, SLG: 0.490 (1, 8)										4	1	0	0	0	0	4						
<b>Mitt May, L</b> OBP: 0.354, SLG: 0.372 (1, 2)										4	1	1	2	1	0	1						
<b>Cliff Johnson, R</b> OBP: 0.289, SLG: 0.405 (7, PR)										4	1	1	0	0	0	5						
<b>Wilbur Howard, S</b> OBP: 0.500, SLG: 0.333 (7, 7)										0	1	0	0	0	0	0						
<b>Jose Cruz, L</b> OBP: 0.320, SLG: 0.439 (1, 9)										4	0	1	3	1	0	2						
<b>Ken Boswell, L</b> OBP: 0.308, SLG: 0.385 (1, 5)										5	1	1	0	0	1	5						
<b>Roger Metzger, S</b> OBP: 0.362, SLG: 0.268 (1, 6)										2	1	0	0	2	0	1						
<b>J.R. Richard, R</b> OBP: 0.167, SLG: 0.333 (9, 1)										3	0	0	0	0	3	3						
<b>Fred Scherman, L</b> (9, 1)										0	0	0	0	0	0	0						
<b>Wayne Granger, R</b> (9, 1)										0	0	0	0	0	0	0						
<b>Inning Stats</b>	R: 0 E: 0 K: 1 S: 6	H: 1 LOB: 1 BB: 0 P: 6	R: 0 E: 0 K: 1 S: 5	H: 0 LOB: 2 BB: 2 P: 13	R: 3 E: 1 K: 0 S: 5	H: 2 LOB: 1 BB: 1 P: 10	R: 2 E: 1 K: 0 S: 6	H: 2 LOB: 2 BB: 1 P: 10	R: 1 E: 0 K: 1 S: 7	H: 1 LOB: 0 BB: 0 P: 7	R: 0 E: 0 K: 0 S: 3	H: 0 LOB: 0 BB: 0 P: 3	R: 1 E: 0 K: 2 S: 8	H: 1 LOB: 2 BB: 1 P: 12	R: 0 E: 0 K: 0 S: 3	H: 0 LOB: 0 BB: 0 P: 4	R: 0 E: 0 K: 0 S: 3	H: 0 LOB: 1 BB: 0 P: 4	1B: 5 2B: 1 3B: 1 HR: 0	SF: 0 SAC: 2 DP: 0 HBP: 2	WP: 2 PB: 0 SB: 4 CS: 0	PA: 43
<b>PITCHER</b>	IP WLS BF H R ER SO BB IBB HBP BLK WP HR S P ERA WHIP																					
<b>Clay Kirby, R</b> ERA: 6.0 (1, 1)	3.2 L 22 5 5 3 2 3 1 1 0 1 0 21 38 7.36 2.182																					
<b>Pedro Borbon, R</b> ERA: 4.5 (4, 1)	1.1 6 1 1 1 1 0 0 0 0 1 0 8 8 6.75 0.750																					
<b>Will McEnaney, L</b> ERA: 5.79 (6, 1)	2.0 8 1 1 0 2 1 0 0 1 0 0 11 15 0.00 1.000																					
<b>Clay Carroll, R</b> ERA: 0.64 (8, 1)	2.0 7 0 0 0 0 0 0 0 1 0 0 6 7 0.00 0.000																					

Houston Astros @ Cincinnati Reds  
Riverfront Stadium, Cincinnati, OH  
Sun Apr 20 1975, 3:38 AM EDT  
Att: 35,150 - Unknown

AB 34  
R 7  
H 7  
RBI 5  
BB 5  
SO 5  
LOB 23



Batter	1	2	3	4	5	6	7	8	9	AB	R	H	RBI	BB	SO	LOB	BOTTOM					
<b>Pete Rose, S</b> OBP: 0.443, SLG: 0.467 (1, 7)										4	1	0	0	1	1	2						
<b>Dave Concepcion, R</b> OBP: 0.300, SLG: 0.333 (1, 6)										4	2	1	0	1	1	0						
<b>Joe Morgan, L</b> OBP: 0.554, SLG: 0.563 (1, 4)										4	1	3	5	1	0	0						
<b>Dan Driessen, L</b> OBP: 0.600, SLG: 0.429 (9, PH)										3	1	1	0	0	0	1						
<b>Johnny Bench, R</b> OBP: 0.311, SLG: 0.418 (9, PH)										1	0	0	0	0	1	0						
<b>George Foster, R</b> OBP: 0.250, SLG: 0.688 (1, 9)										4	0	0	0	0	3	3						
<b>Cesar Geronimo, L</b> OBP: 0.365, SLG: 0.469 (1, 8)										3	0	1	1	1	1	0						
<b>Doug Flynn, R</b> OBP: 0.235, SLG: 0.250 (1, 5)										3	0	0	0	1	1	4						
<b>Bill Plummer, R</b> OBP: 0.400, SLG: 0.250 (1, 2)										3	0	0	0	1	1	1						
<b>Clay Kirby, R</b> ERA: 5.19 (1, 1)	8.2 W 38 5 5 5 9 8 0 1 0 0 0 47 5.19 1.500																					
<b>Fred Scherman, L</b> ERA: 1.93 (9, 1)	0.0 S 1 1 1 1 0 0 0 0 0 0 1 1 1 0.00 0.000																					
<b>Wayne Granger, R</b> ERA: 2.08 (9, 1)	0.1 S 1 0 0 0 1 0 0 0 0 0 0 0 3 3 0.00 0.000																					
<b>Inning Stats</b>	R: 0 E: 0 K: 0 S: 3	H: 1 LOB: 0 BB: 0 P: 3	R: 0 E: 0 K: 2 S: 7	H: 0 LOB: 0 BB: 0 P: 7	R: 0 E: 0 K: 0 S: 3	H: 0 LOB: 1 BB: 1 P: 7	R: 0 E: 0 K: 1 S: 6	H: 1 LOB: 3 BB: 2 P: 14	R: 2 E: 1 K: 0 S: 4	H: 2 LOB: 1 BB: 2 P: 12	R: 0 E: 0 K: 1 S: 5	H: 0 LOB: 1 BB: 1 P: 9	R: 0 E: 0 K: 2 S: 8	H: 0 LOB: 0 BB: 0 P: 7	R: 1 E: 0 K: 2 S: 8	H: 1 LOB: 1 BB: 0 P: 9	R: 3 E: 0 K: 2 S: 8	H: 1 LOB: 0 BB: 2 P: 16	1B: 4 2B: 1 3B: 0 HR: 1	SF: 0 SAC: 0 DP: 1 HBP: 1	WP: 0 PB: 1 SB: 1 CS: 1	PA: 41
<b>PITCHER</b>	IP WLS BF H R ER SO BB IBB HBP BLK WP HR S P ERA WHIP																					
<b>J.R. Richard, R</b> ERA: 5.19 (1, 1)	8.2 W 38 5 5 5 9 8 0 1 0 0 0 47 5.19 1.500																					
<b>Fred Scherman, L</b> ERA: 1.93 (9, 1)	0.0 S 1 1 1 1 0 0 0 0 0 0 1 1 1 0.00 0.000																					
<b>Wayne Granger, R</b> ERA: 2.08 (9, 1)	0.1 S 1 0 0 0 1 0 0 0 0 0 0 0 3 3 0.00 0.000																					

Houston Astros @ Cincinnati Reds  
Riverfront Stadium, Cincinnati, OH  
Sun Apr 20 1975, 3:38 AM EDT  
Att: 35,150 - Unknown

AB 31  
R 6  
H 6  
RBI 6  
BB 8  
SO 10  
LOB 12









Batter	1	2	3	4	5	6	7	8	9	AB	R	H	RBI	BB	SO	LOB	TOP				
<b>Gary Maddox, R</b> OBP: 0.205, SLG: 0.225 (1, 8)	F2			6-3		6-3	5-3			4	0	0	0	0	0	2	<b>San Francisco Giants @ Cincinnati Reds</b> Riverfront Stadium, Cincinnati, OH Tue Apr 22 1975, 3:33 AM EDT Att: 14,235 - Unknown  <b>livebaseballscorecards.com</b>				
<b>Derrel Thomas, S</b> OBP: 0.189, SLG: 0.220 (1, 4)	B1-3			G1-6-3 1B		4-3		BB		3	0	1	0	1	0	0					
<b>Bobby Murcer, L</b> OBP: 0.404, SLG: 0.540 (1, 9)	F9			G1-6-3 1-2		F7		F9		4	0	0	0	0	2						
<b>Gary Matthews, R</b> OBP: 0.421, SLG: 0.625 (1, 7)		F8			2-3 1B		5-3	F8		4	1	1	0	0	0	1					
<b>Ed Goodson, L</b> OBP: 0.308, SLG: 0.353 <b>Charlie Williams, R</b> (8, 1)	F9			2-3			1B	P5		4	1	1	0	0	0	2					
<b>Chris Speier, R</b> OBP: 0.283, SLG: 0.294 (1, 6)	F7			1-2			2B			0	0	0	0	0	0	0					
<b>Steve Ontiveros, S</b> OBP: 0.366, SLG: 0.294 (1, 5)			F9		2H 2B		1B			4	2	2	2	0	0	0					
<b>Marc Hill, R</b> OBP: 0.441, SLG: 0.536 (1, 2)			F8		5-3		S 1B			4	0	1	1	0	1	1					
<b>John D'Acquisto, R</b> OBP: 0.276, SLG: 0.330 <b>Gary Lavelle, S</b> <b>Tom Bradley, R</b> <b>Von Joshua, L</b> <b>Dave Heaverly, R</b> <b>Gary Thomasson, L</b> (1, 1) (5, 1) (5, 1) (7, PH) (7, 1) (8, 3)			K				K			2	0	0	0	0	2	1					
<b>Inning Stats</b>	R: 0 E: 0 K: 0 S: 3	H: 0 LOB: 0 BB: 0 P: 3	R: 0 E: 0 K: 0 S: 3	H: 0 LOB: 0 BB: 0 P: 3	R: 0 E: 0 K: 1 S: 5	H: 1 LOB: 0 BB: 0 P: 3	R: 2 E: 0 K: 1 S: 8	H: 3 LOB: 1 BB: 0 P: 8	R: 0 E: 0 K: 0 S: 3	H: 0 LOB: 0 BB: 0 P: 3	R: 2 E: 1 K: 1 S: 8	H: 3 LOB: 2 BB: 1 P: 12	R: 0 E: 0 K: 0 S: 3	H: 0 LOB: 1 BB: 0 P: 7	R: 0 E: 0 K: 0 S: 3	H: 0 LOB: 0 BB: 0 P: 3		1B: 5 2B: 2 3B: 0 HR: 0	SF: 0 SAC: 0 DP: 1 HBP: 0	WP: 0 PA: 35 PB: 0 SB: 1 CS: 0	
<b>PITCHER</b>	IP	WLS	BF	H	R	ER	SO	BB	IBB	HBP	BLK	WP	HR	S	P	ERA	WHIP				
<b>Gary Nolan, R</b> ERA: 4.05 <b>Will McEnaney, L</b> ERA: 4.75 <b>Clay Kirby, R</b> ERA: 5.63	(1, 1)	7.0	28	7	4	4	3	0	1	0	0	0	0	33	37	5.14	1.000				

Batter	1	2	3	4	5	6	7	8	9	AB	R	H	RBI	BB	SO	LOB	BOTTOM				
<b>Pete Rose, S</b> OBP: 0.430, SLG: 0.456 (1, 7)	F8		1-3					G3		4	0	1	2	1	0	4	<b>San Francisco Giants @ Cincinnati Reds</b> Riverfront Stadium, Cincinnati, OH Tue Apr 22 1975, 3:33 AM EDT Att: 14,235 - Unknown  <b>livebaseballscorecards.com</b>				
<b>Dave Concepcion, R</b> OBP: 0.310, SLG: 0.315 (1, 6)	6-3						SH1-3 2B			3	0	1	2	1	0	0					
<b>Joe Morgan, L</b> OBP: 0.527, SLG: 0.536 (1, 4)	P6						P4			5	1	1	0	0	1	4					
<b>Johnny Bench, R</b> OBP: 0.314, SLG: 0.435 (1, 2)	F8						F7			3	0	0	0	2	0	2					
<b>Tony Perez, R</b> OBP: 0.221, SLG: 0.350 (1, 3)	K						F7			4	0	0	0	1	3	6					
<b>Cesar Geronimo, L</b> OBP: 0.345, SLG: 0.426 (1, 8)	P6						FC2-6 BB			4	0	0	0	1	0	2					
<b>Ken Griffey, L</b> OBP: 0.415, SLG: 0.381 (1, 9)			6-3				G3			3	1	1	0	1	0	0					
<b>John Vukovich, R</b> OBP: 0.345, SLG: 0.360 <b>Dan Driessen, L</b> OBP: 0.583, SLG: 0.375 <b>Darrel Chaney, S</b> OBP: 0.130, SLG: 0.050 (1, 5) (5, PH) (6, 5)			F8				BB BB BB			1	0	0	0	0	0	0					
<b>Gary Nolan, R</b> <b>Merv Rettenmund, R</b> <b>Will McEnaney, L</b> <b>Terry Crowley, L</b> <b>Clay Kirby, R</b> (1, 1) (7, PH) (8, 1) (8, PH) (9, 1)							K			1	0	0	0	1	1	3					
<b>Inning Stats</b>	R: 0 E: 0 K: 0 S: 3	H: 0 LOB: 0 BB: 0 P: 3	R: 0 E: 0 K: 1 S: 5	H: 0 LOB: 0 BB: 0 P: 5	R: 0 E: 0 K: 0 S: 3	H: 0 LOB: 1 BB: 1 P: 7	R: 3 E: 0 K: 2 S: 8	H: 1 LOB: 3 BB: 5 P: 28	R: 0 E: 0 K: 1 S: 5	H: 0 LOB: 0 BB: 0 P: 5	R: 1 E: 0 K: 0 S: 5	H: 2 LOB: 1 BB: 0 P: 5	R: 0 E: 0 K: 0 S: 4	H: 1 LOB: 3 BB: 2 P: 12	R: 1 E: 1 K: 1 S: 5	H: 1 LOB: 1 BB: 1 P: 9		1B: 2 2B: 3 3B: 0 HR: 0	SF: 0 SAC: 1 DP: 0 HBP: 0	WP: 1 PA: 42 PB: 0 SB: 0 CS: 0	
<b>PITCHER</b>	IP	WLS	BF	H	R	ER	SO	BB	IBB	HBP	BLK	WP	HR	S	P	ERA	WHIP				
<b>John D'Acquisto, R</b> ERA: 5.08 <b>Gary Lavelle, L</b> ERA: 1.69 <b>Tom Bradley, R</b> ERA: 1.69 <b>Dave Heaverly, R</b> ERA: 3.38 <b>Charlie Williams, R</b> ERA: 1.0	(1, 1)	4.1	20	1	3	3	3	6	0	0	0	0	0	3	3	6.23	1.615				





Batter	1	2	3	4	5	6	7	8	9	10	11	AB	R	H	RBI	BB	SO	LOB	TOP					
<b>Pete Rose, S</b> OBP: 0.429, SLG: 0.452 (1,7)												5	0	2	0	0	1	0						
<b>Dave Concepcion, R</b> OBP: 0.317, SLG: 0.328 (1,6)												4	1	1	0	1	0	1						
<b>Joe Morgan, L</b> OBP: 0.519, SLG: 0.508 (1,4)												3	1	0	0	2	0	3						
<b>Johnny Bench, R</b> OBP: 0.307, SLG: 0.463 (1,2)												5	1	1	3	0	1	2						
<b>Dan Driessen, L</b> OBP: 0.471, SLG: 0.308 (1,3)												5	0	1	0	0	1	2						
<b>Cesar Geronimo, L</b> OBP: 0.317, SLG: 0.390 (1,8)												5	0	0	0	0	0	1						
<b>Ken Griffey, L</b> OBP: 0.414, SLG: 0.383 (1,9)												5	1	2	0	0	0	2						
<b>John Vukovich, R</b> OBP: 0.344, SLG: 0.357 (1,5)												3	0	1	0	0	0	1						
<b>Merv Rettenmund, R</b> OBP: 0.188, SLG: 0.143 (9, PH)												1	0	0	0	0	0	0						
<b>Doug Flynn, R</b> OBP: 0.222, SLG: 0.235 (9,5)												0	0	0	0	0	0	0						
<b>Don Gullett, R</b> OBP: 0.313, SLG: 0.267 (1,1)												4	0	0	1	0	0	1						
<b>Inning Stats</b>	R: 0 E: 0 K: 2 S: 8	H: 1 LOB: 2 BB: 1 P: 12	R: 1 E: 0 K: 0 S: 6	H: 3 LOB: 3 BB: 1 P: 10	R: 0 E: 0 K: 0 S: 3	H: 0 LOB: 0 BB: 0 P: 3	R: 0 E: 0 K: 0 S: 3	H: 1 LOB: 0 BB: 0 P: 3	R: 3 E: 1 K: 1 S: 6	H: 3 LOB: 1 BB: 1 P: 10	R: 0 E: 0 K: 1 S: 5	H: 0 LOB: 0 BB: 0 P: 5	R: 0 E: 0 K: 0 S: 3	H: 0 LOB: 0 BB: 0 P: 3	R: 0 E: 0 K: 0 S: 3	H: 0 LOB: 0 BB: 0 P: 3	R: 0 E: 0 K: 0 S: 3	H: 0 LOB: 0 BB: 0 P: 3	R: 0 E: 0 K: 0 S: 3	H: 0 LOB: 0 BB: 0 P: 3	1B: 6 2B: 1 3B: 0 HR: 1	SF: 0 SAC: 0 DP: 1 HBP: 0	WP: 0 PB: 0 SB: 1 CS: 1	PA: 43
<b>PITCHER</b> <b>Ron Reed, R</b> ERA: 4.91 (1,1)	IP: 11.0 WLS: 7 BF: 43 H: 8 R: 4 ER: 4 SO: 3	BB: 3 IBB: 0 HBP: 0 BLK: 0 WP: 0 HR: 1 S: 46 P: 58 ERA: 3.27 WHIP: 1.000																						

Cincinnati Reds @ Atlanta Braves  
Atlanta-Fulton County Stadium, Atlanta, GA  
Wed Apr 23 1975, 7:05 PM EDT  
Att: 7,234 - Unknown

AB	40
R	4
H	8
RBI	4
BB	3
SO	3
LOB	13



Batter	1	2	3	4	5	6	7	8	9	10	11	AB	R	H	RBI	BB	SO	LOB	BOTTOM					
<b>Ralph Garr, L</b> OBP: 0.348, SLG: 0.365 (1,7)												5	1	2	0	0	1	0						
<b>Marty Perez, R</b> OBP: 0.313, SLG: 0.263 (1,4)												5	0	1	0	0	0	3						
<b>Darrell Evans, L</b> OBP: 0.368, SLG: 0.645 (1,5)												5	1	3	2	0	1	0						
<b>Earl Williams, R</b> (1,3)												5	0	0	0	0	0	3						
<b>Dusty Baker Jr., R</b> OBP: 0.277, SLG: 0.368 (1,9)												4	1	1	0	1	1	0						
<b>Mike Lum, L</b> OBP: 0.254, SLG: 0.226 (1,8)												4	1	0	0	1	1	2						
<b>Vic Correll, R</b> OBP: 0.228, SLG: 0.352 (1,2)												5	1	1	2	0	2	1						
<b>Larvell Blanks, R</b> OBP: 0.216, SLG: 0.188 (1,6)												5	0	2	1	0	0	0						
<b>Ron Reed, R</b> OBP: 0.111, SLG: 0.222 (1,1)												4	0	0	0	0	2	1						
<b>Inning Stats</b>	R: 0 E: 0 K: 0 S: 4	H: 1 LOB: 1 BB: 0 P: 4	R: 2 E: 0 K: 1 S: 6	H: 1 LOB: 0 BB: 1 P: 10	R: 2 E: 0 K: 0 S: 6	H: 3 LOB: 1 BB: 0 P: 6	R: 0 E: 0 K: 0 S: 3	H: 0 LOB: 0 BB: 0 P: 3	R: 0 E: 0 K: 1 S: 5	H: 0 LOB: 0 BB: 0 P: 5	R: 0 E: 0 K: 2 S: 7	H: 2 LOB: 2 BB: 0 P: 7	R: 0 E: 0 K: 0 S: 3	H: 0 LOB: 0 BB: 0 P: 3	R: 0 E: 0 K: 0 S: 3	H: 0 LOB: 0 BB: 0 P: 3	R: 0 E: 0 K: 2 S: 9	H: 2 LOB: 0 BB: 0 P: 9	R: 1 E: 0 K: 1 S: 5	H: 1 LOB: 1 BB: 1 P: 9	1B: 6 2B: 2 3B: 0 HR: 2	SF: 0 SAC: 0 DP: 0 HBP: 0	WP: 0 PB: 0 SB: 0 CS: 0	PA: 44
<b>PITCHER</b> <b>Don Gullett, L</b> ERA: 1.88 (1,1)	IP: 10.2 WLS: 7 BF: 44 H: 10 R: 5 ER: 5 SO: 8	BB: 2 IBB: 0 HBP: 0 BLK: 0 WP: 0 HR: 2 S: 58 P: 66 ERA: 4.22 WHIP: 1.125																						

Cincinnati Reds @ Atlanta Braves  
Atlanta-Fulton County Stadium, Atlanta, GA  
Wed Apr 23 1975, 7:05 PM EDT  
Att: 7,234 - Unknown

AB	42
R	5
H	10
RBI	5
BB	2
SO	8
LOB	10





Batter	1	2	3	4	5	6	7	8	9	AB	R	H	RBI	BB	SO	LOB	TOP											
<b>Pete Rose, S</b> OBP: 0.313, SLG: 0.436 <b>George Foster, R</b> OBP: 0.250, SLG: 0.750										5	0	1	0	0	1	7	<b>Cincinnati Reds @ Atlanta Braves</b> Atlanta-Fulton County Stadium, Atlanta, GA Thu Apr 24 1975, 7:05 PM EDT Att: 8,266 - Unknown											
<b>Dave Concepcion, R</b> OBP: 0.324, SLG: 0.344										6	2	3	0	0	0	1												
<b>Joe Morgan, L</b> OBP: 0.324, SLG: 0.508 <b>Ed Armbriester, R</b> OBP: 0.333, SLG: 0.444										4	2	2	0	1	0	1												
<b>Johnny Bench, R</b> OBP: 0.313, SLG: 0.486 <b>Bill Plummer, R</b> OBP: 0.333, SLG: 0.200										5	2	2	3	0	1	2												
<b>Tony Perez, R</b> OBP: 0.247, SLG: 0.385 <b>Darrel Chaney, S</b> OBP: 0.130, SLG: 0.050										5	3	3	3	0	1	3												
<b>Cesar Geronimo, L</b> OBP: 0.338, SLG: 0.397										4	0	2	1	1	0	1												
<b>Ken Griffey, L</b> OBP: 0.429, SLG: 0.392										4	1	2	1	1	0	3												
<b>Doug Flynn, R</b> OBP: 0.250, SLG: 0.263 <b>Dan Driessen, L</b> OBP: 0.444, SLG: 0.286 <b>John Vukovich, R</b> OBP: 0.333, SLG: 0.345										2	0	1	0	0	0	2												
<b>Jack Billingham, R</b> OBP: 0.167, SLG: 0.167										3	0	1	1	0	1	3												
<b>Inning Stats</b>	R: 0 E: 0 K: 0 S: 5	H: 2 LOB: 2 BB: 0 P: 5	R: 1 E: 0 K: 0 S: 4	H: 2 LOB: 1 BB: 1 P: 8	R: 0 E: 0 K: 2 S: 8	H: 1 LOB: 1 BB: 0 P: 8	R: 0 E: 0 K: 2 S: 9	H: 2 LOB: 2 BB: 0 P: 9	R: 0 E: 0 K: 0 S: 3	H: 0 LOB: 0 BB: 0 P: 3	R: 1 E: 1 K: 0 S: 6	H: 2 LOB: 2 BB: 0 P: 6	R: 4 E: 0 K: 0 S: 7	H: 3 LOB: 2 BB: 2 P: 15	R: 4 E: 1 K: 0 S: 8	H: 5 LOB: 1 BB: 0 P: 8		R: 1 E: 0 K: 1 S: 6	H: 1 LOB: 0 BB: 0 P: 6	1B: 14 2B: 3 3B: 0 HR: 1	SF: 0 SAC: 3 DP: 1 HBP: 0	WP: 0 PB: 1 CS: 2	PA: 49					
<b>PITCHER</b>	IP	WLS	BF	H	R	ER	SO	BB	IBB	HBP	BLK	WP	HR	S	P	ERA	WHIP											
<b>Phil Niekro, R</b> ERA: 3.25	(1, 1)	6.0	L	32	12	6	6	4	2	0	0	0	0	0	38	46	9.00	2.333										
<b>Jamie Easterly, L</b> ERA:	(7, 1)	1.0		5	0	0	0	0	1	0	0	0	0	0	4	8	0.00	1.000										
<b>Max Leon, R</b> ERA:	(8, 1)	0.0		5	5	4	4	0	0	0	0	0	0	5	5	∞	∞											
<b>Tom House, L</b> ERA: 16.2	(8, 1)	2.0		7	1	1	1	1	0	0	0	0	0	1	9	9	4.50	0.500										

AB	43
R	11
H	18
RBI	11
BB	3
SO	5
LOB	25



Batter	1	2	3	4	5	6	7	8	9	AB	R	H	RBI	BB	SO	LOB	BOTTOM											
<b>Ralph Garr, L</b> OBP: 0.338, SLG: 0.368										5	0	1	0	0	0	2	<b>Cincinnati Reds @ Atlanta Braves</b> Atlanta-Fulton County Stadium, Atlanta, GA Thu Apr 24 1975, 7:05 PM EDT Att: 8,266 - Unknown											
<b>Marty Perez, R</b> OBP: 0.319, SLG: 0.279										4	1	1	0	1	0	2												
<b>Darrell Evans, L</b> OBP: 0.375, SLG: 0.631										3	1	1	0	1	0	3												
<b>Earl Williams, R</b>										4	0	0	1	0	3	3												
<b>Dusty Baker Jr., R</b> OBP: 0.290, SLG: 0.417										3	1	1	2	1	0	1												
<b>Mike Lum, L</b> OBP: 0.282, SLG: 0.246										3	0	2	0	1	0	0												
<b>Vic Correll, R</b> OBP: 0.213, SLG: 0.328										4	0	0	0	0	1	4												
<b>Laryell Blanks, R</b> OBP: 0.236, SLG: 0.231										4	0	2	0	0	0	0												
<b>Phil Niekro, R</b> OBP: 0.300, SLG: 0.400 <b>Jamie Easterly, L</b> ERA: <b>Frank Tepedino, L</b> ERA: <b>Max Leon, R</b> ERA: <b>Tom House, L</b> ERA: <b>Dave May, L</b> ERA:	(1, 1) (7, 1) (7, PH) (8, 1) (8, 1) (8, PH)	9.0 W	38	9	3	3	5	4	0	0	0	0	0	0	0	0		1										
<b>Inning Stats</b>	R: 1 E: 0 K: 0 S: 4	H: 1 LOB: 1 BB: 1 P: 8	R: 0 E: 0 K: 2 S: 8	H: 1 LOB: 1 BB: 0 P: 8	R: 0 E: 0 K: 1 S: 6	H: 1 LOB: 1 BB: 0 P: 6	R: 0 E: 0 K: 0 S: 3	H: 1 LOB: 0 BB: 0 P: 3	R: 0 E: 0 K: 0 S: 4	H: 1 LOB: 2 BB: 1 P: 8	R: 0 E: 0 K: 1 S: 5	H: 1 LOB: 1 BB: 1 P: 9	R: 0 E: 0 K: 0 S: 3	H: 0 LOB: 0 BB: 0 P: 3	R: 2 E: 0 K: 1 S: 7	H: 2 LOB: 1 BB: 1 P: 11		R: 0 E: 0 K: 0 S: 4	H: 1 LOB: 1 BB: 0 P: 4	1B: 4 2B: 4 3B: 0 HR: 1	SF: 0 SAC: 0 DP: 2 HBP: 0	WP: 3 PB: 0 CS: 0	PA: 38					
<b>PITCHER</b>	IP	WLS	BF	H	R	ER	SO	BB	IBB	HBP	BLK	WP	HR	S	P	ERA	WHIP											
<b>Jack Billingham, R</b> ERA: 5.4	(1, 1)	9.0		38	9	3	3	5	4	0	0	0	0	1	44	60	3.00	1.444										

AB	34
R	3
H	9
RBI	3
BB	4
SO	5
LOB	17





Batter	1	2	3	4	5	6	7	8	9	AB	R	H	RBI	BB	SO	LOB	TOP								
<b>Pete Rose, S</b> OBP: 0.415, SLG: 0.434 (1, 7)	G3		2B 1B		4-3		2B 1B	4-3		5	1	2	0	0	0	1	<b>Cincinnati Reds @ Houston Astros</b> Astrodome, Houston, TX Fri Apr 25 1975, 8:05 PM EDT Att: 11,162 - Dome								
<b>Dave Concepcion, R</b> OBP: 0.351, SLG: 0.368 (1, 6)	F7		K		E BB		1B 2B	1B		4	1	2	1	1	1	1									
<b>Joe Morgan, L</b> OBP: 0.528, SLG: 0.522 (1, 4)	4-3		1-3 2B		1-2 BB		F9 S 1B	F8		4	0	2	2	1	0	1									
<b>Johnny Bench, R</b> OBP: 0.318, SLG: 0.474 (1, 2)		K	K		F2		F9 BB	1B 1B		4	1	1	0	1	2	4									
<b>Tony Perez, R</b> OBP: 0.231, SLG: 0.357 (1, 3)		K			6-3		P4 F9	F8		5	0	0	0	0	1	3									
<b>Cesar Geronimo, L</b> OBP: 0.338, SLG: 0.394 (7, PH)	S 1B				4-1		F8	1B 1B		3	0	1	0	0	0	0									
<b>Merv Rettenmund, R</b> OBP: 0.278, SLG: 0.200 (7, PH)							G4-6-3 IBB	1B 1B		1	0	1	0	1	0	0									
<b>Ken Griffey, L</b> OBP: 0.435, SLG: 0.415 (7, PH)							FC5 1B	1B		2	0	2	0	1	0	0									
<b>George Foster, R</b> OBP: 0.250, SLG: 0.750 (7, PH)							G4-6-3	1B		0	0	0	0	0	0	0									
<b>Dan Driessen, L</b> OBP: 0.450, SLG: 0.313 (7, PH)	1-2 BB				E 1B		1-2 1B	1B		2	0	1	1	0	0	3									
<b>Doug Flynn, R</b> OBP: 0.250, SLG: 0.261 (9, PH)					F5-3		1-2 1B			4	0	1	0	0	1	3									
<b>Darrel Chaney, S</b> OBP: 0.107, SLG: 0.095 (9, PH)							1-2 1B			1	0	1	0	0	0	0									
<b>Pat Darcy, L</b> Clay Carroll, R Will McEnaney, L Terry Crowley, R Pedro Borbon, R Ed Armbrister, R			K				FC5	1B 2B		3	0	0	0	0	2	2									
<b>Inning Stats</b>	R: 0 E: 0 K: 0 S: 3	H: 0 LOB: 0 BB: 0 P: 3	R: 0 E: 0 K: 3 S: 10	H: 1 LOB: 2 BB: 1 P: 14	R: 0 E: 0 K: 3 S: 11	H: 2 LOB: 2 BB: 0 P: 11	R: 0 E: 1 K: 0 S: 4	H: 1 LOB: 1 BB: 0 P: 4	R: 0 E: 1 K: 1 S: 5	H: 2 LOB: 2 BB: 2 P: 5	R: 2 E: 0 K: 0 S: 5	H: 3 LOB: 2 BB: 2 P: 13	R: 1 E: 0 K: 0 S: 5	H: 2 LOB: 1 BB: 0 P: 5	R: 1 E: 0 K: 0 S: 6	H: 4 LOB: 2 BB: 0 P: 6		1B: 12 2B: 3 3B: 0 HR: 0	SF: 0 SAC: 0 DP: 2 HBP: 0	WP: 0 PB: 0 SB: 2 CS: 0	PA: 45				
<b>PITCHER</b>	IP	WLS	BF	H	R	ER	SO	BB	IBB	HBP	BLK	WP	HR	S	P	ERA		WHIP							
<b>Larry Dierker, R</b> ERA: 4.15	6.0	W	31	9	2	2	7	4	0	0	0	0	0	41	57	3.00	2.167								
<b>Wayne Granger, R</b> ERA: 1.59	0.1		1	0	0	0	0	0	0	0	0	0	0	1	1	0.00	0.000								
<b>Jim Crawford, L</b> ERA: 3.0	0.0		1	0	0	0	0	0	1	0	0	0	0	0	4	∞	∞								
<b>Jim York, R</b> ERA: 5.87	2.0		10	5	2	2	0	0	0	0	0	0	0	10	10	9.00	2.500								
<b>Ken Forsch, R</b> ERA: 4.29	0.2	S	2	1	0	0	0	0	0	0	0	0	0	2	2	0.00	1.500								

AB	40
R	4
H	15
RBI	4
BB	5
SO	7
LOB	21



Batter	1	2	3	4	5	6	7	8	9	AB	R	H	RBI	BB	SO	LOB	BOTTOM									
<b>Greg Gross, L</b> OBP: 0.100, SLG: 0.100 (1, 7)	4-3		1B		F7		K	6-3		5	0	1	0	0	1	2	<b>Cincinnati Reds @ Houston Astros</b> Astrodome, Houston, TX Fri Apr 25 1975, 8:05 PM EDT Att: 11,162 - Dome									
<b>Rob Andrews, R</b> OBP: 0.270, SLG: 0.268 (1, 4)	6-3		4-3		F5-3		F3	K		5	0	0	0	0	1	1										
<b>Cesar Cedeno, R</b> OBP: 0.393, SLG: 0.458 (1, 8)	6-3				FC6-4 1B		4-3 BLK 2B	1B 2B BB		4	2	2	0	1	0	0										
<b>Milt May, L</b> OBP: 0.308, SLG: 0.310 (7, PR)					FC6-4 2B		4-3	2B 1B		4	0	2	0	0	0	2										
<b>Skip Jutzke, R</b> OBP: 0.200, SLG: 0.200 (8, 2)			4-3 F5-3 1B		1-2 1B		2-3 1B	1B		0	1	0	0	0	0	0										
<b>Bob Watson, R</b> OBP: 0.380, SLG: 0.571 (7, PR)			F5-3				1B 1B	1B SH 2B		4	1	3	1	0	0	1										
<b>Enos Cabell, R</b> OBP: 0.346, SLG: 0.388 (8, 3)			1-2 1B		1-3 2B		3-H 1B	1B SH 2B		0	1	0	0	0	0	0										
<b>Jose Cruz, L</b> OBP: 0.359, SLG: 0.423 (1, 9)			4-3		4-0 IBB		FC3 1B	SH F5 IBB		2	1	0	0	2	0	2										
<b>Doug Rader, R</b> OBP: 0.383, SLG: 0.429 (1, 5)			F5-3		K		FC4-6 1B	1-2 SH 1B		4	0	2	2	0	1	4										
<b>Roger Metzger, S</b> OBP: 0.297, SLG: 0.232 (1, 6)			4-3		G3		FC4-6 IBB	SH		2	0	0	1	1	0	3										
<b>Larry Dierker, R</b> Wayne Granger, R Jim Crawford, L Jim York, R Ken Forsch, R			K		F9		FC4-6 1B	F5		3	0	0	1	0	1	2										
<b>Inning Stats</b>	R: 0 E: 0 K: 0 S: 3	H: 0 LOB: 0 BB: 0 P: 3	R: 0 E: 0 K: 0 S: 4	H: 1 LOB: 0 BB: 0 P: 4	R: 0 E: 0 K: 1 S: 6	H: 1 LOB: 0 BB: 0 P: 6	R: 0 E: 0 K: 1 S: 7	H: 2 LOB: 3 BB: 1 P: 11	R: 0 E: 0 K: 0 S: 3	H: 0 LOB: 0 BB: 0 P: 3	R: 3 E: 1 K: 1 S: 9	H: 3 LOB: 2 BB: 1 P: 13	R: 3 E: 0 K: 0 S: 6	H: 3 LOB: 2 BB: 2 P: 14	R: 0 E: 0 K: 1 S: 5	H: 0 LOB: 0 BB: 0 P: 5		1B: 7 2B: 4 3B: 0 HR: 0	SF: 0 SAC: 1 DP: 1 HBP: 0	WP: 0 PB: 0 SB: 0 CS: 0	PA: 39					
<b>PITCHER</b>	IP	WLS	BF	H	R	ER	SO	BB	IBB	HBP	BLK	WP	HR	S	P	ERA		WHIP								
<b>Pat Darcy, R</b> ERA: 3.45	6.1	L	31	8	5	4	3	1	2	0	0	0	0	2	6	∞		∞								
<b>Clay Carroll, R</b> ERA: 1.23	0.0		3	2	0	0	0	0	1	0	0	0	0	2	6	∞		∞								
<b>Will McEnaney, L</b> ERA: 4.26	0.2		2	0	1	1	0	0	0	0	0	0	0	2	2	13.50	0.000									
<b>Pedro Borbon, R</b> ERA: 4.34	1.0		3	0	0	0	1	0	0	0	0	0	0	5	5	0.00	0.000									

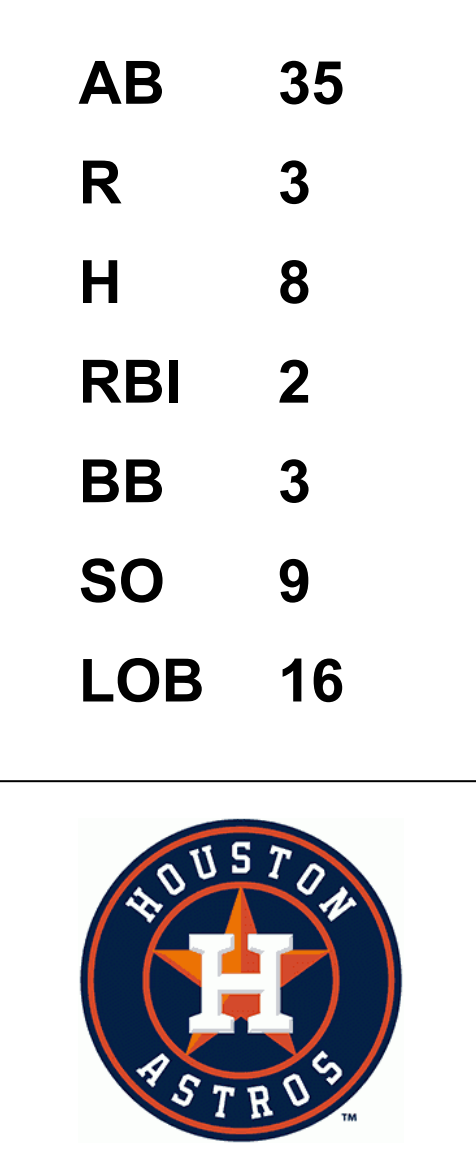




Batter	1	2	3	4	5	6	7	8	9	AB	R	H	RBI	BB	SO	LOB	TOP			
<b>Pete Rose, S</b> OBP: 0.414, SLG: 0.455 <b>Ed Armbrister, R</b> OBP: 0.300, SLG: 0.400	L8	1B 2B		4-3	G4-6-3		2B			5	0	2	2	0	0	1	<b>Cincinnati Reds @ Houston Astros</b> Astrodome, Houston, TX Sat Apr 26 1975, 8:05 PM EDT Att: 14,889 - Dome			
<b>Dave Concepcion, R</b> OBP: 0.380, SLG: 0.380	BLK 1B	1B		F S E BB			G3			3	2	2	0	2	0	1				
<b>Joe Morgan, L</b> OBP: 0.543, SLG: 0.536 <b>John Yukovich, R</b> OBP: 0.314, SLG: 0.323	CS 1B			1B BB	S 1B BB			K		2	1	2	1	1	0	0				
<b>Johnny Bench, R</b> OBP: 0.326, SLG: 0.506 <b>Bill Plummer, R</b> OBP: 0.296, SLG: 0.167	HR			F8	E 1B BB		4-3	K		3	2	1	1	1	0	1				
<b>Tony Perez, R</b> OBP: 0.229, SLG: 0.347	F9			K	E 2B 1B		G3	K		5	1	1	1	0	2	1				
<b>Cesar Geronimo, L</b> OBP: 0.347, SLG: 0.382 <b>George Foster, R</b> OBP: 0.286, SLG: 0.762		K		1B BB	E1 2B			F6-4-3 1B		2	1	0	0	2	1	2				
<b>Ken Griffey, L</b> OBP: 0.495, SLG: 0.448		BB 1B		1-2 2-3 1B	1-2 2-3 2B		6-3	P6		5	1	3	3	0	0	2				
<b>Doug Flynn, R</b> OBP: 0.241, SLG: 0.222		2B BB		F7	F6-3		F9	F6-4-3		4	1	0	0	1	0	5				
<b>Fred Norman, S</b>		K		K	G4-6-3 BB		3-1			3	0	0	0	1	2	2				
<b>Inning Stats</b>	R: 2 E: 0 K: 0 S: 5	H: 3 LOB: 0 BB: 0 P: 5	R: 2 E: 0 K: 2 S: 9	H: 3 LOB: 2 BB: 1 P: 13	R: 0 E: 0 K: 1 S: 7	H: 2 LOB: 3 BB: 1 P: 11	R: 5 E: 1 K: 1 S: 8	H: 2 LOB: 1 BB: 3 P: 20	R: 0 E: 0 K: 0 S: 2	H: 0 LOB: 1 BB: 2 P: 10	R: 0 E: 0 K: 0 S: 3	H: 0 LOB: 1 BB: 0 P: 7	R: 0 E: 0 K: 3 S: 9	H: 0 LOB: 0 BB: 0 P: 9	R: 0 E: 0 K: 0 S: 3	H: 1 LOB: 0 BB: 0 P: 3		1B: 8 2B: 3 3B: 0 HR: 1	SF: 0 SAC: 0 DP: 2 HBP: 0	WP: 0 PB: 0 SB: 3 CS: 1
<b>PITCHER</b>	IP WLS BF H R ER SO BB IBB HBP BLK WP HR S P ERA WHIP																			
<b>Tom Griffin, R</b> ERA: 4.91	3.2 L 23 9 8 6 4 5 0 0 0 0 0 1 26 46 14.73 3.818																			
<b>Jim Crawford, L</b> ERA: 1.53	4.1 3.1 15 2 1 0 0 3 0 0 0 0 0 12 24 0.00 1.500																			
<b>Fred Scherman, L</b> ERA: 1.23	8.1 2.0 6 1 0 0 3 0 0 0 0 0 0 12 12 0.00 0.500																			

Batter	1	2	3	4	5	6	7	8	9	AB	R	H	RBI	BB	SO	LOB	BOTTOM					
<b>Wilbur Howard, S</b> OBP: 0.368, SLG: 0.389	FC5-4 1B		L8		1B 2B		K		F9	5	1	2	0	0	1	0	<b>Cincinnati Reds @ Houston Astros</b> Astrodome, Houston, TX Sat Apr 26 1975, 8:05 PM EDT Att: 14,889 - Dome					
<b>Rob Andrews, R</b> OBP: 0.279, SLG: 0.279	K		FC6-4 1B		2H 1B			F7	1-3	5	0	2	1	0	1	1						
<b>Cesar Cedeno, R</b> OBP: 0.386, SLG: 0.447	FC5-4		FC6-4		K			1B FC6-4 1B		4	1	1	0	0	1	3						
<b>Cliff Johnson, R</b> OBP: 0.305, SLG: 0.370	K		F3		BB			FC6-4 BB 1B		3	1	1	0	1	1	1						
<b>Bob Watson, R</b> OBP: 0.389, SLG: 0.558		G4-6-3 1B		5-3	F9			FC6-4 BB		3	0	1	0	1	0	1						
<b>Enos Cabell, R</b> OBP: 0.339, SLG: 0.377		G4-6-3		1B	K			FC6-4		4	0	1	1	0	1	4						
<b>Ken Boswell, L</b> OBP: 0.333, SLG: 0.450		BB		K	K			E7		3	0	0	0	1	2	3						
<b>Roger Metzger, S</b> OBP: 0.279, SLG: 0.217		K		F7			P5	6-3		4	0	0	0	0	1	3						
<b>Tom Griffin, R</b>			F8		F8		K		G3	1	0	0	0	0	0	0						
<b>Jim Crawford, L</b>										1	0	0	0	0	0	0						
<b>Rafael Batista, L</b> OBP: 0.333, SLG: 0.444 <b>Fred Scherman, L</b> OBP: 0.318, SLG: 0.118										1	0	0	0	0	0	0						
<b>Larry Milbourne, S</b>										0	0	0	0	0	0	0						
<b>Inning Stats</b>	R: 0 E: 0 K: 2 S: 8	H: 1 LOB: 1 BB: 0 P: 8	R: 0 E: 0 K: 1 S: 5	H: 1 LOB: 1 BB: 1 P: 9	R: 0 E: 0 K: 0 S: 4	H: 1 LOB: 1 BB: 0 P: 4	R: 0 E: 0 K: 1 S: 6	H: 1 LOB: 1 BB: 0 P: 6	R: 1 E: 0 K: 1 S: 7	H: 2 LOB: 1 BB: 0 P: 7	R: 0 E: 0 K: 2 S: 7	H: 0 LOB: 1 BB: 1 P: 11	R: 0 E: 0 K: 0 S: 7	H: 0 LOB: 0 BB: 0 P: 7	R: 2 E: 1 K: 0 S: 6	H: 2 LOB: 2 BB: 1 P: 10	R: 0 E: 0 K: 0 S: 3	H: 0 LOB: 0 BB: 0 P: 3	1B: 7 2B: 1 3B: 0 HR: 0	SF: 0 SAC: 0 DP: 1 HBP: 0	WP: 0 PB: 0 SB: 0 CS: 0	PA: 38
<b>PITCHER</b>	IP WLS BF H R ER SO BB IBB HBP BLK WP HR S P ERA WHIP																					
<b>Fred Norman, L</b> ERA: 4.34	9.0 W 38 8 3 2 9 3 0 0 0 0 0 0 53 65 2.00 1.222																					

AB	36
R	9
H	12
RBI	8
BB	8
SO	7
LOB	16













Batter	1	2	3	4	5	6	7	8	9	AB	R	H	RBI	BB	SO	LOB	TOP				
<b>Pete Rose, S</b> OBP: 0.398, SLG: 0.420 (1, 7)	F8	BB		F8		F9			6-3	4	0	0	0	1	0	1	<b>Cincinnati Reds @ San Francisco Giants</b> Candlestick Park, San Francisco, CA Wed Apr 30 1975, 6:33 AM EDT Att. 4,340 - Unknown <a href="http://livebaseballscorecards.com">livebaseballscorecards.com</a>				
<b>Dave Concepcion, R</b> OBP: 0.362, SLG: 0.353 (1, 6)	K	K			6-3		F9		K	5	0	0	0	0	3	3					
<b>Joe Morgan, L</b> OBP: 0.551, SLG: 0.519 (1, 4)	G3				1B	HR	1B		F8	5	1	3	0	0	0	0					
<b>Johnny Bench, R</b> OBP: 0.330, SLG: 0.473 (1, 2)		1B			F2					3	1	1	0	1	1	2					
<b>Tony Perez, R</b> OBP: 0.240, SLG: 0.379 (1, 3)		3B								4	1	2	2	0	0	3					
<b>Cesar Geronimo, L</b> OBP: 0.357, SLG: 0.390 (1, 8)		1B			HR					4	1	3	0	0	0	2					
<b>Ken Griffey, L</b> OBP: 0.450, SLG: 0.455 (1, 9)		3B							SH1-3	2	0	1	2	1	0	1					
<b>Darrel Chaney, S</b> OBP: 0.167, SLG: 0.077 (8, PH)					FC3-6					2	0	0	0	1	1	1					
<b>Terry Crowley, L</b> OBP: 0.515, SLG: 0.727 (8, 5)					4-3		K			1	0	1	0	0	0	0					
<b>John Vukovich, R</b> OBP: 0.314, SLG: 0.323 (8, 5)					1-2					0	0	0	0	0	0	0					
<b>Jack Billingham, R</b> OBP: 0.125, SLG: 0.125 (7, 1)					4-3		K			2	0	0	0	0	1	1					
<b>Will McEnaney, L</b> (7, 1)					1-2					1	0	0	0	0	0	2					
<b>Inning Stats</b>	R: 0 E: 0 K: 1 S: 5	H: 0 LOB: 0 BB: 0 P: 5	R: 2 E: 0 K: 1 S: 7	H: 2 LOB: 3 BB: 3 P: 19	R: 0 E: 0 K: 1 S: 6	H: 2 LOB: 1 BB: 0 P: 6	R: 2 E: 0 K: 0 S: 6	H: 3 LOB: 1 BB: 0 P: 6	R: 0 E: 0 K: 2 S: 7	H: 0 LOB: 0 BB: 0 P: 7	R: 0 E: 0 K: 0 S: 4	H: 2 LOB: 1 BB: 0 P: 4	R: 0 E: 0 K: 0 S: 4	H: 2 LOB: 1 BB: 0 P: 4	R: 0 E: 0 K: 1 S: 5	H: 0 LOB: 0 BB: 0 P: 5	1B: 9 2B: 0 3B: 1 HR: 1	SF: 0 SAC: 2 DP: 3 HBP: 0	WP: 0 PB: 0 SB: 2 CS: 0	PA: 39	
<b>PITCHER</b>	IP	WLS	BF	H	R	ER	SO	BB	IBB	HBP	BLK	WP	HR	S	P	ERA	WHIP				
<b>Jim Barr, R</b> ERA: 2.92 (1, 1)	5.0	L	25	7	4	4	3	4	0	0	0	0	1	27	43	7.20	2.200				
<b>Gary Lavelle, L</b> ERA: 2.89 (6, 1)	2.0		7	2	0	0	2	0	0	0	0	0	0	11	11	0.00	1.000				
<b>Dave Heaverlo, R</b> ERA: 1.04 (8, 1)	2.0		7	2	0	0	1	0	0	0	0	0	0	9	9	0.00	1.000				

Batter	1	2	3	4	5	6	7	8	9	AB	R	H	RBI	BB	SO	LOB	BOTTOM				
<b>Von Joshua, L</b> OBP: 0.378, SLG: 0.405 (1, 8)	6-3						F8			4	0	1	0	0	0	4	<b>Cincinnati Reds @ San Francisco Giants</b> Candlestick Park, San Francisco, CA Wed Apr 30 1975, 6:33 AM EDT Att. 4,340 - Unknown <a href="http://livebaseballscorecards.com">livebaseballscorecards.com</a>				
<b>Horace Speed, R</b> OBP: 0.500, SLG: 0.333 (1, 7)	6-3						K		E5	4	0	1	0	0	2	3					
<b>Bobby Murcer, L</b> OBP: 0.407, SLG: 0.526 (1, 9)	F7						4-3		5-3	4	0	0	0	0	0	2					
<b>Ed Goodson, L</b> OBP: 0.279, SLG: 0.339 (1, 3)	6-3						4-3		6-3	4	0	0	0	0	0	2					
<b>Chris Arnold, R</b> OBP: 0.308, SLG: 0.250 (1, 4)							4-3		6-3	4	0	0	0	0	1	1					
<b>Chris Speier, R</b> OBP: 0.352, SLG: 0.390 (1, 6)										4	1	3	0	0	0	0					
<b>Steve Ontiveros, S</b> OBP: 0.388, SLG: 0.351 (1, 5)		1B					FC4	1B		4	0	3	0	0	0	1					
<b>Marc Hill, R</b> OBP: 0.375, SLG: 0.378 (1, 2)							FC4	1B		3	0	0	0	1	0	4					
<b>Jim Barr, R</b> OBP: 0.115, SLG: 0.111 (5, PH)										1	0	0	0	0	0	0					
<b>Gary Matthews, R</b> OBP: 0.420, SLG: 0.537 (8, 1)										1	0	1	0	0	0	0					
<b>Gary Lavelle, S</b> (8, 1)										0	0	0	0	0	0	0					
<b>Gary Thomasson, L</b> OBP: 0.240, SLG: 0.171 (7, PH)										0	0	0	0	0	0	0					
<b>Bruce Miller, R</b> OBP: 0.222, SLG: 0.222 (7, PH)										1	0	0	0	0	1	2					
<b>Dave Heaverlo, R</b> (8, 1)										0	0	0	0	0	0	0					
<b>Inning Stats</b>	R: 0 E: 0 K: 0 S: 4	H: 1 LOB: 1 BB: 0 P: 4	R: 0 E: 0 K: 0 S: 4	H: 2 LOB: 1 BB: 0 P: 4	R: 0 E: 0 K: 1 S: 5	H: 0 LOB: 0 BB: 0 P: 5	R: 0 E: 0 K: 0 S: 3	H: 0 LOB: 0 BB: 0 P: 3	R: 0 E: 0 K: 0 S: 3	H: 0 LOB: 0 BB: 0 P: 3	R: 0 E: 0 K: 1 S: 6	H: 1 LOB: 2 BB: 1 P: 10	R: 0 E: 1 K: 1 S: 6	H: 1 LOB: 1 BB: 0 P: 6	R: 0 E: 0 K: 0 S: 3	H: 1 LOB: 0 BB: 0 P: 3	1B: 8 2B: 1 3B: 0 HR: 0	SF: 0 SAC: 0 DP: 2 HBP: 0	WP: 1 PB: 0 SB: 0 CS: 0	PA: 35	
<b>PITCHER</b>	IP	WLS	BF	H	R	ER	SO	BB	IBB	HBP	BLK	WP	HR	S	P	ERA	WHIP				
<b>Jack Billingham, R</b> ERA: 4.55 (7, 1)	6.1	W	26	7	1	1	2	1	0	0	0	0	0	29	33	1.42	1.263				
<b>Will McEnaney, L</b> ERA: 2.79 (8, 1)	2.2	S	9	2	0	0	2	0	0	0	0	0	0	13	13	0.00	0.750				



Batter	1	2	3	4	5	6	7	8	9	AB	R	H	RBI	BB	SO	LOB	TOP																				
Ralph Garr, L (1,7) OBP: 0.303, SLG: 0.350	0-3 K	0-0					0-0 E1		0-0 F7								4 0 1 1 0 1 0																				
Marty Perez, R (1,4) OBP: 0.305, SLG: 0.305	4-0 1B BB	0-0 F8					0-0 F9		0-0 F9								3 0 0 0 1 0 2																				
Darrell Evans, L (1,5) OBP: 0.352, SLG: 0.520	0-0 1-3 1B		0-3 K				0-0 F8		0-0 F9								4 0 1 0 0 1 0																				
Dusty Baker Jr., R (1,9) OBP: 0.327, SLG: 0.452	0-3 K		0-0 F2				0-0 F7		0-0 F7								4 0 0 0 0 1 2																				
Mike Lum, L (1,8) OBP: 0.333, SLG: 0.269	0-3 K		0-3 K				0-0 G3		0-0 4-3								4 0 0 0 0 2 2																				
Earl Williams, R (1,3) OBP: 0.146, SLG: 0.196		0-0 HR					0-0 F8		0-0 BB HR 1B								4 2 2 1 0 0 0																				
Vic Correll, R (1,2) OBP: 0.263, SLG: 0.315		0-0 5-3					0-0 5-3		4-0 BB HR 1-2 BB								3 1 0 0 1 1 0																				
Laryell Blanks, R (1,6) OBP: 0.289, SLG: 0.372		0-0 1B 2B					0-0 5-3		0-0 F8								4 2 2 1 0 0 2																				
Ron Reed, R (1,1) OBP: 0.200, SLG: 0.333		0-3 K					0-0 F8		0-0 HR								2 0 0 0 0 1 1																				
Cito Gaston, R (7,PH) OBP: 0.200, SLG: 0.800																	1 1 1 3 0 0 0																				
Gary Gentry, R (7,1) Tom House, L (9,1)									1-1 2-H HR								1 0 0 0 0 0 0																				
																	0 0 0 0 0 0 0																				
<b>Inning Stats</b>	R: 0 E: 0 K: 3 S: 10	H: 1 LOB: 2 BB: 1 P: 14	R: 2 E: 0 K: 1 S: 8	H: 3 LOB: 1 BB: 0 P: 8	R: 0 E: 0 K: 2 S: 7	H: 0 LOB: 0 BB: 0 P: 7	R: 0 E: 0 K: 0 S: 3	H: 0 LOB: 0 BB: 0 P: 3	R: 0 E: 0 K: 0 S: 3	H: 0 LOB: 0 BB: 0 P: 3	R: 3 E: 0 K: 0 S: 5	H: 2 LOB: 0 BB: 1 P: 9	R: 0 E: 0 K: 0 S: 3	H: 0 LOB: 0 BB: 0 P: 3	R: 1 E: 0 K: 1 S: 6	H: 1 LOB: 0 BB: 0 P: 6	1B: 3 2B: 1 3B: 0 HR: 3	SF: 0 SAC: 0 DP: 0 HBP: 0	WP: 0 PB: 0 SB: 0 CS: 1	PA: 36																	
<b>PITCHER</b>	IP WLS BF H R ER SO BB IBB HBP BLK WP HR S P ERA WHIP																																				
Fred Norman, L (1,1) ERA: 4.75	7.0	29	6	5	5	6	2	0	0	0	0	0	0	2	39	47	6.43	1.143																			
Clay Kirby, R (8,1) ERA: 5.5	2.0	L 7	1	1	1	1	0	0	0	0	0	0	0	1	9	9	4.50	0.500																			

Atlanta Braves @ Cincinnati Reds  
Riverfront Stadium, Cincinnati, OH  
Fri May 02 1975, 7:05 PM EDT  
Att: 21,061 - Unknown

AB 34  
R 6  
H 7  
RBI 6  
BB 2  
SO 7  
LOB 9



Batter	1	2	3	4	5	6	7	8	9	AB	R	H	RBI	BB	SO	LOB	BOTTOM																				
Pete Rose, S (1,7) OBP: 0.407, SLG: 0.417	0-0 4-3		0-3 K				0-0 2B E BB		4-0 1B BB								3 1 1 0 2 1 0																				
Dave Concepcion, R (1,6) OBP: 0.374, SLG: 0.378	0-0 6-3		0-0 S 1B				0-0 4-3		1-H 1B 2B								5 1 3 0 0 0 1																				
Joe Morgan, L (1,4) OBP: 0.545, SLG: 0.506	0-0 F7		0-0 F8				4-0 S 2B BB		0-0 G5-4-3 2H 1B								4 1 1 1 1 0 3																				
Johnny Bench, R (1,2) OBP: 0.324, SLG: 0.458		0-0 P6					0-3 K		0-0 G5-4-3 1-2 1B								5 0 1 0 0 1 4																				
Dan Driessen, L (1,9) OBP: 0.480, SLG: 0.400		0-0 E 1B					0-0 G5-4-3		0-0 FC4-5 2H 2B								4 1 2 1 0 1 1																				
Clay Kirby, R (8,1)																	0 0 0 0 0 0 0																				
Tony Perez, R (1,3) OBP: 0.250, SLG: 0.396		0-0 E2					0-0 FC4-5		0-0 1B 2B								4 1 2 1 0 0 1																				
Cesar Geronimo, L (1,8) OBP: 0.352, SLG: 0.383		1-H 2B					0-0 L4		0-0 F8								4 0 1 0 0 1 2																				
Darrel Chaney, S (1,5) OBP: 0.156, SLG: 0.071		0-0 F8					0-0 F8		0-0 F8								2 0 0 0 0 0 1																				
Terry Crowley, L (6,PH) OBP: 0.543, SLG: 0.833																	1 0 1 1 0 0 0																				
John Vukovich, R (7,5) OBP: 0.306, SLG: 0.313									1-3 2-H 2B								1 0 0 0 0 0 0																				
Fred Norman, S (1,1) George Foster, R (8,9) OBP: 0.333, SLG: 0.769			0-3 K				0-3 K		0-3 K								3 0 0 0 0 3 2																				
																	1 0 0 0 0 0 0																				
<b>Inning Stats</b>	R: 0 E: 0 K: 0 S: 3	H: 0 LOB: 0 BB: 0 P: 3	R: 1 E: 1 K: 0 S: 5	H: 2 LOB: 1 BB: 0 P: 5	R: 0 E: 0 K: 2 S: 8	H: 1 LOB: 1 BB: 0 P: 8	R: 0 E: 0 K: 0 S: 4	H: 2 LOB: 1 BB: 0 P: 4	R: 0 E: 0 K: 1 S: 6	H: 1 LOB: 1 BB: 0 P: 6	R: 2 E: 0 K: 2 S: 10	H: 3 LOB: 2 BB: 1 P: 14	R: 2 E: 1 K: 1 S: 6	H: 2 LOB: 0 BB: 1 P: 10	R: 0 E: 0 K: 1 S: 5	H: 0 LOB: 0 BB: 0 P: 5	R: 0 E: 0 K: 0 S: 4	H: 1 LOB: 2 BB: 1 P: 8	1B: 8 2B: 4 3B: 0 HR: 0	SF: 0 SAC: 0 DP: 2 HBP: 0	WP: 0 PB: 0 SB: 2 CS: 0	PA: 40															
<b>PITCHER</b>	IP WLS BF H R ER SO BB IBB HBP BLK WP HR S P ERA WHIP																																				
Ron Reed, R (1,1) ERA: 4.6	6.0	27	9	3	3	5	1	0	0	0	0	0	0	0	36	40	4.50	1.667																			
Gary Gentry, R (7,1) ERA: 3.79	2.1	W 11	3	2	2	2	2	0	0	0	0	0	0	13	21	7.71	2.143																				
Tom House, L (9,1) ERA: 11.25	0.2	S 2	0	0	0	0	0	0	0	0	0	0	0	2	2	0.00	0.000																				

Atlanta Braves @ Cincinnati Reds  
Riverfront Stadium, Cincinnati, OH  
Fri May 02 1975, 7:05 PM EDT  
Att: 21,061 - Unknown


AB 37  
R 5  
H 12  
RBI 4  
BB 3  
SO 7  
LOB 15





Batter	1	2	3	4	5	6	7	8	9	AB	R	H	RBI	BB	SO	LOB	TOP			
Ralph Garr, L OBP: 0.301, SLG: 0.346 (1, 7)	0-0 5-3		0-0 FC4-6 1-2 1B		0-0 4-3		0-0 F8			4	0	1	0	0	0	2	<b>Atlanta Braves @ Cincinnati Reds</b> Riverfront Stadium, Cincinnati, OH Sat May 03 1975, 7:05 PM EDT Att: 27,091 - Unknown			
Marty Perez, R OBP: 0.294, SLG: 0.293 (1, 4)	0-0 F8		0-0 FC4-6 1-2 2-3			0-0 F8		0-0 5-3		4	0	0	0	0	0	2				
Darrell Evans, L OBP: 0.339, SLG: 0.500 (1, 5)	0-0 4-1		0-0 F8			0-3 K		0-3 K		4	0	0	0	0	2	2				
Dusty Baker Jr., R OBP: 0.333, SLG: 0.448 (1, 9)		4-0 E S BB		0-0 6-3		0-0 3B 1B		0-0 P6		3	1	1	0	1	0	0				
Mike Lum, L OBP: 0.330, SLG: 0.289 (1, 8)	0-0 F5 1-3			0-3 K		0-0 1-H 3B			0-0 F7	4	0	1	1	0	1	1				
Earl Williams, R OBP: 0.135, SLG: 0.180 (1, 3)	0-0 F8			0-0 5-3		0-0 L6			0-0 F8	4	0	0	0	0	0	2				
Johnny Oates, L OBP: 0.263, SLG: 0.278 (1, 2)		0-3 K			0-0 4-3		0-0 F5		4-0 FC6 BB	3	0	0	0	1	1	1				
Laryell Blanks, R OBP: 0.310, SLG: 0.383 (1, 6)			4-0 FC5-4 BB			0-0 1B			0-0 FC6 1-2	3	0	2	0	1	0	1				
Roric Harrison, R OBP: 0.333, SLG: 0.400 Max Leon, R (6, 1)			0-0 FC5-4 FC4-6 1B 1-2		0-3 K		0-3 K			2	0	0	0	0	1	2				
Rowland Office, L OBP: 0.345, SLG: 0.346 Mike Thompson, R (7, 1)										0	0	0	0	0	0	0				
<b>Inning Stats</b>	R: 0 E: 0 K: 0 S: 3	H: 0 LOB: 0 BB: 0 P: 3	R: 0 E: 0 K: 1 S: 5	H: 0 LOB: 1 BB: 1 P: 9	R: 0 E: 0 K: 0 S: 4	H: 1 LOB: 2 BB: 1 P: 8	R: 0 E: 0 K: 1 S: 5	H: 0 LOB: 0 BB: 0 P: 5	R: 0 E: 0 K: 1 S: 6	H: 1 LOB: 1 BB: 0 P: 6	R: 1 E: 0 K: 1 S: 7	H: 2 LOB: 1 BB: 0 P: 7	R: 0 E: 0 K: 1 S: 6	H: 1 LOB: 1 BB: 0 P: 6	R: 0 E: 0 K: 1 S: 5	H: 0 LOB: 0 BB: 1 P: 7	1B: 4 2B: 0 3B: 1 HR: 0	SF: 0 SAC: 0 DP: 0 HBP: 0	WP: 0 PB: 0 SB: 1 CS: 0	PA: 35
<b>PITCHER</b> Gary Nolan, R ERA: 2.92 (1, 1)	IP: 9.0 WLS: W BF: 35 H: 5 R: 1 ER: 1 SO: 6 BB: 3 IBB: 0 HBP: 0 BLK: 0 WP: 0 HR: 0 S: 44 P: 56 ERA: 1.00 WHIP: 0.889															<b>PITCHER</b> IP: WLS: BF: H: R: ER: SO: BB: IBB: HBP: BLK: WP: HR: S: P: ERA: WHIP				

AB 32  
R 1  
H 5  
RBI 1  
BB 3  
SO 6  
LOB 14



Batter	1	2	3	4	5	6	7	8	9	AB	R	H	RBI	BB	SO	LOB	BOTTOM			
Pete Rose, S OBP: 0.407, SLG: 0.421 (1, 5) (7, 7)	0-0 5-3		0-0 F7			0-0 1B 2B		0-0 G6-4-3 BB		4	1	1	1	1	0	1	<b>Atlanta Braves @ Cincinnati Reds</b> Riverfront Stadium, Cincinnati, OH Sat May 03 1975, 7:05 PM EDT Att: 27,091 - Unknown			
Dave Concepcion, R OBP: 0.385, SLG: 0.400 (1, 6)	0-3 K			0-0 6-3 2B	0-0 BB S 1B	0-0 1B		0-0 G6-4-3 1-2		5	0	3	2	0	1	1				
Joe Morgan, L OBP: 0.543, SLG: 0.500 (1, 4)	0-0 PO 1B			0-0 P3	0-0 BB S 1B	0-3 K				3	0	1	0	1	1	2				
Johnny Bench, R OBP: 0.321, SLG: 0.450 (1, 2)	0-0 PO 1-2	0-0 5-3		0-0 6-3 2-3	0-0 P1		0-0 SH1-4 1B 1B			4	1	1	0	0	0	3				
Dan Driessen, L OBP: 0.500, SLG: 0.381 John Vukovich, R OBP: 0.306, SLG: 0.313 (1, 7) (7, 5)		0-0 4-3		0-0 BB	0-0 BB S BB	0-0 BB	0-0 SH1-4 1-2			1	0	0	0	2	0	0				
Tony Perez, R OBP: 0.250, SLG: 0.389 (1, 3)	0-0 L8			0-0 6-3	0-3 K		0-0 1B 2-H			4	0	1	1	0	1	5				
Cesar Geronimo, L OBP: 0.348, SLG: 0.376 (1, 8)			0-3 K		0-0 F5	0-0 HR 1B	0-3 K			4	1	1	0	0	2	1				
George Foster, R OBP: 0.387, SLG: 0.897 (1, 9)			4-0 BB		0-0 1B 2B 2B	0-0 HR 1B	0-3 K			3	2	2	2	1	1	1				
Gary Nolan, R OBP: 0.231, SLG: 0.167 (1, 1)			0-3 K		0-0 2B 1B 1B	0-3 K		0-3 K		4	1	1	0	0	3	1				
<b>Inning Stats</b>	R: 0 E: 0 K: 1 S: 5	H: 1 LOB: 0 BB: 0 P: 5	R: 0 E: 0 K: 0 S: 3	H: 0 LOB: 0 BB: 0 P: 3	R: 0 E: 0 K: 2 S: 7	H: 0 LOB: 1 BB: 1 P: 11	R: 0 E: 0 K: 0 S: 4	H: 1 LOB: 2 BB: 1 P: 8	R: 3 E: 0 K: 1 S: 9	H: 4 LOB: 3 BB: 2 P: 17	R: 2 E: 0 K: 2 S: 10	H: 3 LOB: 1 BB: 0 P: 10	R: 1 E: 0 K: 2 S: 9	H: 2 LOB: 1 BB: 0 P: 9	R: 0 E: 0 K: 1 S: 4	H: 0 LOB: 0 BB: 1 P: 8		1B: 7 2B: 3 3B: 0 HR: 1	SF: 0 SAC: 1 DP: 1 HBP: 0	WP: 0 PB: 0 SB: 1 CS: 0
<b>PITCHER</b> Roric Harrison, R ERA: 3.28 Max Leon, R ERA: 9.82 Mike Thompson, R ERA: 4.5 (1, 1) (6, 1) (7, 1)	IP: 5.0 WLS: L BF: 26 H: 8 R: 5 ER: 5 SO: 4 BB: 4 IBB: 0 HBP: 0 BLK: 0 WP: 0 HR: 1 S: 30 P: 46 ERA: 9.00 WHIP: 2.400															<b>PITCHER</b> IP: WLS: BF: H: R: ER: SO: BB: IBB: HBP: BLK: WP: HR: S: P: ERA: WHIP				

AB 32  
R 6  
H 11  
RBI 6  
BB 5  
SO 9  
LOB 15









Batter	1	2	3	4	5	6	7	8	9	AB	R	H	RBI	BB	SO	LOB	TOP			
Gene Locklear, L OBP: 0.412, SLG: 0.688 (1, 7)	4-3			G4-6-3 1B				F2		4	1	2	0	0	0	0	<b>San Diego Padres @ Cincinnati Reds</b> Riverfront Stadium, Cincinnati, OH Tue May 06 1975, 7:05 PM EDT Att: 11,933 - Unknown			
Steve Huntz, S OBP: 0.375, SLG: 0.350 (1, 5)	4-3			G4-6-3 1B						3	0	1	0	1	0	1				
Johnny Grubb, L OBP: 0.389, SLG: 0.423 (1, 8)	P6			G4-6-3 1-2 2-3				4-3		4	0	0	0	0	0	3				
Dave Winfield, R OBP: 0.376, SLG: 0.533 (1, 9)				G4-6-3 1B						4	1	2	1	0	0	0				
Willie McCovey, L OBP: 0.304, SLG: 0.408 (1, 3)	G4-6-3 1-2			3-H 1B						4	1	1	2	0	1	1				
Fred Kendall, R OBP: 0.304, SLG: 0.344 (1, 2)	F7			1-H HR						3	0	0	0	1	0	0				
Tito Fuentes, S OBP: 0.252, SLG: 0.267 (1, 4)				BB						3	0	0	0	0	0	1				
Hector Torres, R OBP: 0.297, SLG: 0.361 (1, 6)				4-3						3	0	0	0	0	1	0				
Sonny Siebert, R OBP: 0.266, SLG: 0.500 (2, 1) Rich Folkers, L (5, 1) Danny Frisella, L (6, 1) Bobby Tolan, L OBP: 0.227, SLG: 0.242 (8, 1) Alan Foster, R (8, 1)				K						0	0	0	0	0	0	0		<b>SD</b>		
				K						2	0	0	0	0	2	0				
<b>Inning Stats</b>	R: 0 E: 0 K: 0 S: 3	H: 0 LOB: 0 BB: 0 P: 3	R: 0 E: 0 K: 0 S: 3	H: 1 LOB: 0 BB: 0 P: 3	R: 0 E: 0 K: 2 S: 7	H: 0 LOB: 0 BB: 0 P: 7	R: 3 E: 0 K: 0 S: 6	H: 4 LOB: 1 BB: 1 P: 10	R: 0 E: 0 K: 1 S: 6	H: 1 LOB: 1 BB: 0 P: 6	R: 0 E: 0 K: 0 S: 3	H: 0 LOB: 0 BB: 0 P: 3	R: 0 E: 0 K: 0 S: 3	H: 0 LOB: 1 BB: 1 P: 7	R: 0 E: 0 K: 1 S: 5	H: 0 LOB: 0 BB: 0 P: 5	1B: 5 2B: 0 3B: 0 HR: 1	SF: 0 SAC: 0 DP: 2 HBP: 0	WP: 0 PB: 0 SB: 0 CS: 0	PA: 33
<b>PITCHER</b> Jack Billingham, R ERA: 4.19 (1, 1)	IP: 9.0 WLS: W BF: 33 H: 6 R: 3 ER: 3 SO: 4 BB: 2 IBB: 0 HBP: 0 BLK: 0 WP: 0 HR: 1 S: 39 P: 47 ERA: 3.00 WHIP: 0.889																			

Batter	1	2	3	4	5	6	7	8	9	AB	R	H	RBI	BB	SO	LOB	BOTTOM			
Pete Rose, S OBP: 0.417, SLG: 0.426 (1, 5) (7, 7)	FC5-4 1B							F9		5	1	4	1	0	0	1	<b>San Diego Padres @ Cincinnati Reds</b> Riverfront Stadium, Cincinnati, OH Tue May 06 1975, 7:05 PM EDT Att: 11,933 - Unknown			
Dave Concepcion, R OBP: 0.381, SLG: 0.433 (1, 6)	FC5-4 HR									5	1	0	0	0	0	5				
Joe Morgan, L OBP: 0.528, SLG: 0.537 (1, 4)	1-H HR									5	2	3	2	0	0	2				
Johnny Bench, R OBP: 0.355, SLG: 0.481 (1, 2)	K									4	1	2	0	1	1	1				
Dan Driessen, L OBP: 0.441, SLG: 0.333 (1, 7) Merv Rettenmund, R OBP: 0.304, SLG: 0.176 (6, PH) John Yukovich, R OBP: 0.297, SLG: 0.303 (7, 5) Terry Crowley, L OBP: 0.600, SLG: 0.769 (8, PH) Doug Flynn, R OBP: 0.250, SLG: 0.207 (9, 5)										3	1	1	0	0	0	2				
Tony Perez, R OBP: 0.274, SLG: 0.396 (1, 3)	2B									2	0	1	1	3	0	1				
George Foster, R OBP: 0.350, SLG: 0.763 (1, 9)	6-3									5	0	1	1	0	2	7				
Cesar Geronimo, L OBP: 0.370, SLG: 0.396 (1, 8)										3	1	2	0	1	0	2				
Jack Billingham, R OBP: 0.083, SLG: 0.083 (1, 1)	1-3									4	0	0	0	0	1	4				
<b>Inning Stats</b>	R: 3 E: 0 K: 1 S: 9	H: 4 LOB: 1 BB: 0 P: 9	R: 1 E: 1 K: 0 S: 5	H: 2 LOB: 1 BB: 0 P: 5	R: 0 E: 0 K: 1 S: 6	H: 1 LOB: 2 BB: 1 P: 10	R: 0 E: 0 K: 0 S: 4	H: 1 LOB: 1 BB: 0 P: 4	R: 1 E: 0 K: 1 S: 7	H: 2 LOB: 2 BB: 1 P: 11	R: 2 E: 0 K: 0 S: 5	H: 2 LOB: 2 BB: 2 P: 13	R: 0 E: 0 K: 0 S: 4	H: 1 LOB: 1 BB: 0 P: 4	R: 0 E: 0 K: 1 S: 6	H: 1 LOB: 2 BB: 1 P: 10		1B: 8 2B: 4 3B: 1 HR: 1	SF: 1 SAC: 0 DP: 0 HBP: 0	WP: 0 PB: 0 SB: 3 CS: 0
<b>PITCHER</b> Sonny Siebert, R ERA: 3.24 (1, 1) Rich Folkers, L ERA: 7.36 (2, 1) Danny Frisella, R ERA: 3.95 (5, 1) Dave Tomlin, L ERA: 2.08 (6, 1) Alan Foster, R ERA: 2.16 (8, 1)	IP: 3.1 WLS: L BF: 15 H: 4 R: 1 ER: 1 SO: 1 BB: 0 IBB: 0 HBP: 0 BLK: 0 WP: 0 HR: 0 S: 16 P: 20 ERA: 2.70 WHIP: 1.500																			







Batter	1	2	3	4	5	6	7	8	9	AB	R	H	RBI	BB	SO	LOB	TOP			
Gene Locklear, L OBP: 0.500, SLG: 0.810 Dick Sharon, R OBP: 0.261, SLG: 0.150	FC5 SH1-4 1B		2B 2B		1B			SH1-4 SF7 2B		4	2	4	0	0	0	0	<b>San Diego Padres @ Cincinnati Reds</b> Riverfront Stadium, Cincinnati, OH Thu May 08 1975, 7:05 PM EDT Att: 14,192 - Unknown			
Steve Huntz, S OBP: 0.323, SLG: 0.333	SH1-4		2B		P4			SH1-4		2	0	1	1	0	0	1				
Johnny Grubb, L OBP: 0.385, SLG: 0.413	F7		3-1					SF7		3	0	0	1	0	0	2				
Dave Winfield, R OBP: 0.376, SLG: 0.550	FC5				HR			F8		4	1	2	1	0	0	1				
Willie McCovey, L OBP: 0.301, SLG: 0.400 Mike Ivie, R OBP: 0.299, SLG: 0.395		G6-4-3 1B		P4				K		4	0	1	0	0	0	2				
Fred Kendall, R OBP: 0.297, SLG: 0.333		G6-4-3		L8				F7		4	0	0	0	0	0	2				
Tito Fuentes, S OBP: 0.261, SLG: 0.275		F5		4-3						4	0	1	0	0	0	0				
Hector Torres, R OBP: 0.273, SLG: 0.310			P3		L6			L8		3	0	0	0	0	0	0				
Randy Jones, R OBP: 0.250, SLG: 0.200			K		K			F8		3	0	0	0	0	2	0				
<b>Inning Stats</b>	R: 0 E: 0 K: 0 S: 4	H: 1 LOB: 1 BB: 0 P: 4	R: 0 E: 0 K: 0 S: 3	H: 1 LOB: 0 BB: 0 P: 3	R: 1 E: 0 K: 1 S: 7	H: 2 LOB: 1 BB: 0 P: 7	R: 1 E: 0 K: 0 S: 4	H: 1 LOB: 0 BB: 0 P: 4	R: 0 E: 0 K: 1 S: 6	H: 1 LOB: 1 BB: 0 P: 6	R: 0 E: 0 K: 0 S: 3	H: 0 LOB: 0 BB: 0 P: 3	R: 1 E: 0 K: 0 S: 4	H: 1 LOB: 0 BB: 0 P: 4	R: 0 E: 0 K: 1 S: 5	H: 1 LOB: 0 BB: 0 P: 5		1B: 5 2B: 3 3B: 0 HR: 1	SF: 1 SAC: 2 DP: 1 HBP: 0	WP: 0 PB: 0 SB: 1 CS: 1
<b>PITCHER</b> Gary Nolan, R ERA: 2.93	IP: 9.0 WLS: L BF: 34	H: 9 R: 3 ER: 3 SO: 4	BB: 0 IBB: 0 HBP: 0 BLK: 0	WP: 0 HR: 1 S: 42 P: 42	ERA: 3.00 WHIP: 1.000	<b>PITCHER</b>										ERA: 3.00 WHIP: 1.000				

Batter	1	2	3	4	5	6	7	8	9	AB	R	H	RBI	BB	SO	LOB	BOTTOM			
Pete Rose, S OBP: 0.400, SLG: 0.407	K			5-3			4-3		4-3	4	0	0	0	0	1	0	<b>San Diego Padres @ Cincinnati Reds</b> Riverfront Stadium, Cincinnati, OH Thu May 08 1975, 7:05 PM EDT Att: 14,192 - Unknown			
Joe Morgan, L OBP: 0.538, SLG: 0.531	F7			F8			S 1B			3	0	1	0	0	0	0				
Dave Concepcion, R OBP: 0.367, SLG: 0.414	5-3			5-3			L4			3	0	0	0	0	0	1				
Johnny Bench, R OBP: 0.367, SLG: 0.522					5-3		L8			3	0	1	0	0	0	1				
Tony Perez, R OBP: 0.292, SLG: 0.425		G6-4-3 1B						L7		3	0	1	0	0	0	1				
George Foster, R OBP: 0.340, SLG: 0.689		6-3			G5-4-3 1B			L7		3	0	1	0	0	0	1				
Merv Rettenmund, R OBP: 0.259, SLG: 0.143								G6-4-3 1B		3	0	0	0	0	0	1				
Ed Arbrister, R OBP: 0.231, SLG: 0.308								G6-4-3		3	0	0	0	0	0	0				
Gary Nolan, R OBP: 0.200, SLG: 0.143 Ken Griffey, L OBP: 0.444, SLG: 0.448								G6-4-3		2	0	0	0	0	1	0				
<b>Inning Stats</b>	R: 0 E: 0 K: 1 S: 5	H: 0 LOB: 0 BB: 0 P: 5	R: 0 E: 0 K: 0 S: 3	H: 1 LOB: 0 BB: 0 P: 3	R: 0 E: 0 K: 1 S: 5	H: 0 LOB: 0 BB: 0 P: 5	R: 0 E: 0 K: 0 S: 3	H: 0 LOB: 0 BB: 0 P: 3	R: 0 E: 0 K: 0 S: 4	H: 1 LOB: 1 BB: 0 P: 4	R: 0 E: 0 K: 0 S: 3	H: 1 LOB: 0 BB: 0 P: 3	R: 0 E: 0 K: 0 S: 3	H: 0 LOB: 0 BB: 0 P: 5	R: 0 E: 0 K: 1 S: 5	H: 0 LOB: 0 BB: 0 P: 5		1B: 4 2B: 0 3B: 0 HR: 0	SF: 0 SAC: 0 DP: 3 HBP: 0	WP: 0 PB: 0 SB: 1 CS: 0
<b>PITCHER</b> Randy Jones, L ERA: 1.62	IP: 9.0 WLS: W BF: 28	H: 4 R: 0 ER: 0 SO: 3	BB: 0 IBB: 0 HBP: 0 BLK: 0	WP: 0 HR: 0 S: 34 P: 34	ERA: 0.00 WHIP: 0.444	<b>PITCHER</b>										ERA: 0.00 WHIP: 0.444				





Batter	1	2	3	4	5	6	7	8	9	AB	R	H	RBI	BB	SO	LOB	TOP				
<b>Pete Rose, S</b> OBP: 0.400, SLG: 0.402 (1, 5)	6-3		BB		F8		F8			4	0	1	0	1	0	3	<b>Cincinnati Reds @ New York Mets</b> Shea Stadium, Flushing, NY Fri May 09 1975, 7:05 PM EDT Att: 21,731 - Unknown				
<b>Dave Concepcion, R</b> OBP: 0.360, SLG: 0.400 (1, 6)	F9		K		G5-3 1B 1-2 BB		K		P8	4	0	0	0	1	2	4					
<b>Joe Morgan, L</b> OBP: 0.537, SLG: 0.529 (1, 4)	5-3			P6					1B 1B	4	0	2	2	0	0	0					
<b>Johnny Bench, R</b> OBP: 0.364, SLG: 0.513 (1, 2)	6-3			K	G5-3 1B 2-3				1B FC5-4 1B	4	0	1	0	0	1	2					
<b>Tony Perez, R</b> OBP: 0.282, SLG: 0.409 (1, 3)	L9			P9					F8	4	0	0	0	0	0	2					
<b>Cesar Geronimo, L</b> OBP: 0.380, SLG: 0.398 (1, 8)	4-3				BB 1B BB		4-3		F9	3	1	0	0	1	0	2					
<b>George Foster, R</b> OBP: 0.353, SLG: 0.673 (1, 7)							5-3		FC5-4	4	1	2	0	0	0	2					
<b>Ken Griffey, L</b> OBP: 0.452, SLG: 0.449 <b>John Vukovich, R</b> OBP: 0.275, SLG: 0.278 (1, 9)	3-1				F8 1B BB		F8 SH2-4 1B		K	2	1	1	0	1	0	1					
<b>Don Gullett, R</b> OBP: 0.292, SLG: 0.261 <b>Pedro Borbon, R</b> OBP: 0.250, SLG: 0.250 <b>Will McEnaney, L</b> Clay Carroll, R (1, 1)	K				1-2 2-3 1B BB		SH2-4		5-3	1	0	0	0	0	0	0					
<b>Inning Stats</b>	R: 0 E: 0 K: 0 S: 3	H: 0 LOB: 0 BB: 0 P: 3	R: 0 E: 0 K: 0 S: 3	H: 0 LOB: 0 BB: 0 P: 3	R: 0 E: 0 K: 2 S: 8	H: 1 LOB: 2 BB: 1 P: 12	R: 0 E: 0 K: 1 S: 5	H: 0 LOB: 0 BB: 0 P: 5	R: 0 E: 0 K: 0 S: 5	H: 0 LOB: 0 BB: 0 P: 3	R: 0 E: 0 K: 1 S: 6	H: 1 LOB: 1 BB: 0 P: 6	R: 0 E: 0 K: 0 S: 5	H: 2 LOB: 2 BB: 0 P: 5	R: 0 E: 0 K: 1 S: 6	H: 1 LOB: 1 BB: 0 P: 6		1B: 8 2B: 0 3B: 0 HR: 0	SF: 0 SAC: 1 DP: 1 HBP: 0	WP: 0 PB: 1 CS: 0	PA: 38
<b>PITCHER</b>	IP	WLS	BF	H	R	ER	SO	BB	IBB	HBP	BLK	WP	HR	S	P	ERA	WHIP				
<b>Randy Tate, R</b> ERA: 3.7 <b>Bob Apodaca, R</b> ERA: 1.59 <b>Tom Hall, L</b> ERA: 0.9	4.1	L	20	3	4	4	3	4	0	0	0	0	0	22	38	8.31	1.615				

AB	33
R	4
H	8
RBI	4
BB	4
SO	5
LOB	17



Batter	1	2	3	4	5	6	7	8	9	AB	R	H	RBI	BB	SO	LOB	BOTTOM				
<b>Del Unser, L</b> OBP: 0.396, SLG: 0.470 (1, 8)	3-1		1B		K		1-3 1B		1B	5	0	3	0	0	1	0	<b>Cincinnati Reds @ New York Mets</b> Shea Stadium, Flushing, NY Fri May 09 1975, 7:05 PM EDT Att: 21,731 - Unknown				
<b>Felix Milten, R</b> OBP: 0.293, SLG: 0.374 (1, 4)	F8		G4-3 1B		F3		1-3		L7	5	0	1	0	0	0	2					
<b>Jesus Alou, R</b> OBP: 0.294, SLG: 0.294 (1, 9)	4-3		G4-3 1-2		P4		5-3		F8	5	0	0	0	0	0	5					
<b>Joe Torre, R</b> OBP: 0.270, SLG: 0.246 (1, 5)			G5-4-3 1B		BB 1B		G3 2B		5-3	4	1	3	0	0	0	0					
<b>Dave Kingman, R</b> OBP: 0.241, SLG: 0.418 (1, 7)			G5-4-3 1-2		1B BB		F7		HR	3	1	1	1	1	0	2					
<b>John Milner, L</b> OBP: 0.309, SLG: 0.356 (1, 3)			1B		P4		G3		P6	4	0	1	0	0	0	3					
<b>Jack Heidemann, R</b> OBP: 0.311, SLG: 0.359 <b>Mike Phillips, L</b> OBP: 0.333, SLG: 0.222 (1, 6)	F8				F8		BB		F7	2	0	0	0	1	0	3					
<b>Jerry Grote, R</b> OBP: 0.288, SLG: 0.323 <b>Wayne Garrett, L</b> OBP: 0.422, SLG: 0.444 (1, 2)			1B 1B		1-2 2H 1B		6-3		HR	3	0	2	1	0	0	2					
<b>Randy Tate, R</b> <b>Bob Apodaca, R</b> <b>Ed Kranepool, L</b> OBP: 0.361, SLG: 0.400 <b>Tom Hall, L</b> (1, 1)			B5		K		1B		K	2	0	0	0	0	0	0					
<b>Rusty Staub, L</b> OBP: 0.360, SLG: 0.422 (1, 1)							1B		K	1	0	0	0	0	0	0					
<b>Inning Stats</b>	R: 0 E: 0 K: 0 S: 3	H: 2 LOB: 1 BB: 0 P: 4	R: 0 E: 0 K: 0 S: 4	H: 2 LOB: 1 BB: 0 P: 4	R: 0 E: 0 K: 1 S: 5	H: 3 LOB: 2 BB: 0 P: 5	R: 1 E: 0 K: 1 S: 7	H: 2 LOB: 1 BB: 1 P: 11	R: 0 E: 0 K: 0 S: 4	H: 1 LOB: 2 BB: 1 P: 8	R: 0 E: 0 K: 0 S: 4	H: 2 LOB: 1 BB: 0 P: 4	R: 0 E: 0 K: 0 S: 4	H: 1 LOB: 1 BB: 0 P: 4	R: 1 E: 0 K: 1 S: 7	H: 2 LOB: 1 BB: 0 P: 7	1B: 10 2B: 1 3B: 0 HR: 2	SF: 0 SAC: 0 DP: 2 HBP: 0	WP: 0 PB: 0 CS: 0	PA: 39	
<b>PITCHER</b>	IP	WLS	BF	H	R	ER	SO	BB	IBB	HBP	BLK	WP	HR	S	P	ERA	WHIP				
<b>Don Gullett, L</b> ERA: 2.03 <b>Pedro Borbon, R</b> ERA: 4.29 <b>Will McEnaney, L</b> ERA: 2.61 <b>Clay Carroll, R</b> ERA: 1.37	6.0	W	26	8	1	1	2	2	0	0	0	0	0	28	36	1.50	1.667				

AB	37
R	3
H	13
RBI	3
BB	2
SO	3
LOB	20





Batter	1	2	3	4	5	6	7	8	9	AB R H RBI BB SO LOB	TOP											
<b>Pete Rose, S</b> OBP: 0.393, SLG: 0.389 (1, 5)	1-3	K				BB 1B BB	K		L7	4 1 0 0 1 2 1	<b>Cincinnati Reds @ New York Mets</b> Shea Stadium, Flushing, NY Sat May 10 1975, 3:33 AM EDT Att: 21,405 - Unknown											
<b>Ken Griffey, L</b> OBP: 0.466, SLG: 0.466 (1, 9)			FC6-4				F7		FC6	4 2 3 0 0 0 0												
<b>John Vukovich, R</b> OBP: 0.293, SLG: 0.297 (7, 5)	BB SF9	1B			BB 1B				1B	1 0 1 0 0 0 0												
<b>Joe Morgan, L</b> OBP: 0.525, SLG: 0.509 (1, 4)	E4		FC6-4				K		F9	4 1 0 0 1 1 3												
<b>Doug Flynn, R</b> OBP: 0.250, SLG: 0.207 (9, 4)			CS		BB 1B					0 0 0 0 0 0 0												
<b>Johnny Bench, R</b> OBP: 0.358, SLG: 0.496 (1, 2)			K		K		P5		FC6	4 0 0 0 1 2 5												
<b>Tony Perez, R</b> OBP: 0.289, SLG: 0.405 (1, 3)	SF9			6-3	1B BB			5-3 HR		1 1 0 2 2 0 0												
<b>Dave Concepcion, R</b> OBP: 0.357, SLG: 0.395 (1, 6)	F7			F8	1-2 2-3 3-4			5-3		4 0 1 2 0 0 3												
<b>Cesar Geronimo, L</b> OBP: 0.384, SLG: 0.422 (1, 8)			F8			S WP		P6		4 1 2 0 0 0 1												
<b>George Foster, R</b> OBP: 0.345, SLG: 0.698 (7, 9)		5-3		3-1		F2			HR	4 1 1 2 0 0 1												
<b>Clay Kirby, R</b> (1, 1)						2H																
<b>Will McEnaney, L</b> (6, 1)					K	K		K		2 0 0 0 1 2 0												
<b>Inning Stats</b>	R: 1 E: 1 K: 0 S: 5	H: 1 LOB: 2 BB: 1 P: 9	R: 0 E: 0 K: 1 S: 5	H: 0 LOB: 1 BB: 1 P: 9	R: 0 E: 0 K: 1 S: 5	H: 1 LOB: 0 BB: 0 P: 5	R: 0 E: 0 K: 0 S: 4	H: 1 LOB: 1 BB: 0 P: 4	R: 3 E: 0 K: 2 S: 8	H: 2 LOB: 2 BB: 3 P: 20	R: 1 E: 0 K: 2 S: 8	H: 1 LOB: 0 BB: 0 P: 8	R: 0 E: 0 K: 1 S: 5	H: 0 LOB: 0 BB: 0 P: 5	R: 2 E: 0 K: 1 S: 6	H: 1 LOB: 1 BB: 1 P: 10	R: 0 E: 0 K: 0 S: 4	H: 1 LOB: 1 BB: 0 P: 4	1B: 5 2B: 2 3B: 0 HR: 1	SF: 1 SAC: 0 DP: 0 HBP: 0	WP: 1 PB: 0 SB: 1 CS: 1	PA: 40
<b>PITCHER</b>	IP WLS BF H R ER SO BB IBB HBP BLK WP HR S P ERA WHIP											<b>PITCHER</b>	IP WLS BF H R ER SO BB IBB HBP BLK WP HR S P ERA WHIP									
<b>Hank Webb, R</b> ERA: 3.86 (1, 1)	4.2 L 23 4 4 0 3 4 5 0 0 0 0 0 0 26 46 5.79 1.929																					
<b>Rick Baldwin, R</b> ERA: 3.45 (5, 1)	0.1 1 1 0 0 0 0 0 0 0 0 0 0 0 1 1 0.00 3.000																					
<b>Harry Parker, R</b> ERA: 3.75 (6, 1)	2.0 7 1 1 1 3 0 0 0 0 0 1 0 13 13 4.50 0.500																					
<b>Jerry Cram, R</b> ERA: 6.75 (8, 1)	2.0 9 2 2 2 1 1 0 0 0 0 0 1 10 14 9.00 1.500																					

Batter	1	2	3	4	5	6	7	8	9	AB R H RBI BB SO LOB	BOTTOM									
<b>Del Unser, L</b> OBP: 0.389, SLG: 0.483 (1, 8)	G1		FC3-2				K			4 0 1 0 0 1 1	<b>Cincinnati Reds @ New York Mets</b> Shea Stadium, Flushing, NY Sat May 10 1975, 3:33 AM EDT Att: 21,405 - Unknown									
<b>Felix Milten, R</b> OBP: 0.291, SLG: 0.362 (1, 4)			3H	1-3		3B			6-3	3 0 0 0 1 0 2										
<b>Joe Torre, R</b> OBP: 0.269, SLG: 0.246 (1, 5)					WP BB	1B			6-3	4 0 1 0 0 0 1										
<b>Rusty Staub, L</b> OBP: 0.367, SLG: 0.463 (1, 9)			F9		F8		HR		BB	3 1 1 1 1 0 1										
<b>Ed Kranepool, L</b> OBP: 0.350, SLG: 0.368 (1, 3)			F7		F7		BB		P6	3 0 0 0 1 0 2										
<b>John Milner, L</b> OBP: 0.319, SLG: 0.371 (1, 7)					WP BB		P4		F9	3 0 1 0 1 0 1										
<b>Mike Phillips, L</b> OBP: 0.333, SLG: 0.211 (1, 6)			F9		P4		K		F8	2 0 0 0 0 0 3										
<b>Gene Clines, R</b> OBP: 0.192, SLG: 0.087 (6, PH)										1 0 0 0 0 1 1										
<b>Bud Harrelson, S</b> OBP: 0.273, SLG: 0.244 (7, 6)					1-2 2-3					1 0 0 0 0 0 0										
<b>John Stearns, R</b> OBP: 0.333, SLG: 0.435 (1, 2)			E8 FC3-2		1B		6-3		F3	4 0 1 0 0 0 0										
<b>Hank Webb, R</b> (1, 1)																				
<b>Rick Baldwin, L</b> OBP: 0.333, SLG: 0.333 (5, PH)																				
<b>Jack Niedeman, R</b> OBP: 0.246, SLG: 0.350 (8, 1)																				
<b>Harry Parker, R</b> (6, 1)																				
<b>Jesus Alou, R</b> OBP: 0.279, SLG: 0.279 (7, PH)																				
<b>Jerry Cram, R</b> (8, 1)																				
<b>Inning Stats</b>	R: 0 E: 0 K: 0 S: 2	H: 0 LOB: 0 BB: 1 P: 6	R: 0 E: 0 K: 0 S: 4	H: 1 LOB: 1 BB: 0 P: 4	R: 0 E: 1 K: 0 S: 4	H: 1 LOB: 1 BB: 0 P: 4	R: 0 E: 0 K: 0 S: 4	H: 1 LOB: 2 BB: 1 P: 8	R: 0 E: 0 K: 1 S: 6	H: 1 LOB: 1 BB: 1 P: 10	R: 0 E: 0 K: 1 S: 5	H: 0 LOB: 0 BB: 0 P: 5	R: 0 E: 0 K: 0 S: 3	H: 0 LOB: 1 BB: 1 P: 7	R: 0 E: 0 K: 0 S: 3	H: 0 LOB: 0 BB: 0 P: 3	1B: 2 2B: 1 3B: 1 HR: 1	SF: 0 SAC: 0 DP: 0 HBP: 0	WP: 1 PB: 0 SB: 0 CS: 1	PA: 35
<b>PITCHER</b>	IP WLS BF H R ER SO BB IBB HBP BLK WP HR S P ERA WHIP											<b>PITCHER</b>	IP WLS BF H R ER SO BB IBB HBP BLK WP HR S P ERA WHIP							
<b>Clay Kirby, R</b> ERA: 4.63 (1, 1)	5.1 W 23 5 1 1 0 3 0 0 0 0 0 0 20 32 1.69 1.500																			
<b>Will McEnaney, L</b> ERA: 1.93 (6, 1)	3.2 S 12 0 0 0 2 1 0 0 0 0 0 0 15 19 0.00 0.273																			



Batter	1	2	3	4	5	6	7	8	9	AB	R	H	RBI	BB	SO	LOB	TOP			
<b>Pete Rose, S</b> OBP: 0.396, SLG: 0.410 (1, 5)										3	1	1	1	1	0	2				
<b>Ken Griffey, L</b> OBP: 0.467, SLG: 0.494 (1, 9)										4	1	2	0	0	1	0				
<b>Joe Morgan, L</b> OBP: 0.510, SLG: 0.491 (1, 4)										4	0	0	0	0	0	1				
<b>Johnny Bench, R</b> OBP: 0.348, SLG: 0.480 (1, 2)										4	0	0	0	0	2	1				
<b>Dan Driessen, L</b> OBP: 0.390, SLG: 0.294 (1, 7)										4	0	1	1	0	1	0				
<b>Tony Perez, R</b> OBP: 0.282, SLG: 0.395 (1, 3)										3	0	0	0	0	1	1				
<b>Dave Concepcion, R</b> OBP: 0.348, SLG: 0.385 (1, 6)										3	0	0	0	0	1	0				
<b>George Foster, R</b> OBP: 0.345, SLG: 0.679 (1, 8)										3	0	1	0	0	0	0				
<b>Jack Billingham, R</b> OBP: 0.143, SLG: 0.143 <b>Will McEnaney, L</b> (8, 1)										2	0	1	0	0	1	0				
<b>Inning Stats</b>	R: 2 E: 0 K: 2 S: 10	H: 3 LOB: 1 BB: 0 P: 10	R: 0 E: 0 K: 1 S: 6	H: 1 LOB: 1 BB: 0 P: 6	R: 0 E: 0 K: 2 S: 7	H: 0 LOB: 0 BB: 0 P: 7	R: 0 E: 0 K: 0 S: 3	H: 0 LOB: 0 BB: 0 P: 3	R: 0 E: 0 K: 0 S: 3	H: 0 LOB: 0 BB: 0 P: 3	R: 0 E: 0 K: 0 S: 3	H: 0 LOB: 0 BB: 0 P: 3	R: 0 E: 0 K: 1 S: 5	H: 1 LOB: 2 BB: 1 P: 9	R: 0 E: 0 K: 1 S: 5	H: 0 LOB: 0 BB: 0 P: 5	1B: 3 2B: 2 3B: 0 HR: 1	SF: 0 SAC: 1 DP: 1 HBP: 0	WP: 0 PB: 0 SB: 1 CS: 0	PA: 32
<b>PITCHER</b> <b>Tom Seaver, R</b> ERA: 1.89 (1, 1)	IP: 9.0 WLS: W BF: 32 H: 6 R: 2 ER: 2 SO: 7 BB: 1 IBB: 0 HBP: 0 BLK: 0 WP: 0 HR: 1 S: 45 P: 49 ERA: 2.00 WHIP: 0.778															<b>PITCHER</b> IP: WLS: BF: H: R: ER: SO: BB: IBB: HBP: BLK: WP: HR: S: P: ERA: WHIP:				

**Cincinnati Reds @ New York Mets**  
Shea Stadium, Flushing, NY  
Sun May 11 1975, 3:33 AM EDT  
Att: 26,237 - Unknown

AB 30  
R 2  
H 6  
RBI 2  
BB 1  
SO 7  
LOB 5

Batter	1	2	3	4	5	6	7	8	9	AB	R	H	RBI	BB	SO	LOB	BOTTOM			
<b>Mike Phillips, L</b> OBP: 0.333, SLG: 0.220 (1, 6)										3	1	1	0	1	0	0				
<b>Felix Milan, R</b> OBP: 0.290, SLG: 0.351 (1, 4)										3	0	0	0	0	0	2				
<b>Del Unser, L</b> OBP: 0.384, SLG: 0.473 (1, 8)										4	1	1	0	0	0	1				
<b>Rusty Staub, L</b> OBP: 0.386, SLG: 0.471 (1, 9)										3	0	2	1	1	1	0				
<b>Joe Torre, R</b> OBP: 0.268, SLG: 0.234 (1, 5)										3	0	0	0	1	1	3				
<b>John Milner, L</b> OBP: 0.320, SLG: 0.415 (1, 3)										3	1	1	2	0	0	3				
<b>Dave Kingman, R</b> OBP: 0.233, SLG: 0.402 (1, 7)										3	0	0	0	0	0	2				
<b>Jerry Grote, R</b> OBP: 0.275, SLG: 0.308 (1, 2)										3	0	0	0	0	0	0				
<b>Tom Seaver, R</b> OBP: 0.111, SLG: 0.059 (1, 1)										3	0	0	0	0	1	0				
<b>Inning Stats</b>	R: 0 E: 0 K: 0 S: 3	H: 0 LOB: 0 BB: 0 P: 3	R: 1 E: 0 K: 1 S: 6	H: 1 LOB: 0 BB: 0 P: 6	R: 0 E: 0 K: 1 S: 5	H: 0 LOB: 0 BB: 0 P: 5	R: 1 E: 0 K: 0 S: 3	H: 0 LOB: 2 BB: 2 P: 12	R: 0 E: 0 K: 0 S: 3	H: 0 LOB: 1 BB: 1 P: 7	R: 0 E: 0 K: 1 S: 6	H: 1 LOB: 0 BB: 0 P: 6	R: 0 E: 0 K: 0 S: 3	H: 0 LOB: 0 BB: 0 P: 3	R: 1 E: 0 K: 0 S: 5	H: 3 LOB: 1 BB: 0 P: 5	1B: 4 2B: 0 3B: 0 HR: 1	SF: 0 SAC: 0 DP: 1 HBP: 1	WP: 0 PB: 0 SB: 0 CS: 0	PA: 32
<b>PITCHER</b> <b>Jack Billingham, R</b> ERA: 4.11 <b>Will McEnaney, L</b> ERA: 1.84 (8, 1)	IP: 0.2 WLS: L BF: 2 H: 1 R: 0 ER: 0 SO: 0 BB: 0 IBB: 0 HBP: 0 BLK: 0 WP: 0 HR: 0 S: 2 P: 2 ERA: 0.00 WHIP: 1.500															<b>PITCHER</b> IP: WLS: BF: H: R: ER: SO: BB: IBB: HBP: BLK: WP: HR: S: P: ERA: WHIP:				

**Cincinnati Reds @ New York Mets**  
Shea Stadium, Flushing, NY  
Sun May 11 1975, 3:33 AM EDT  
Att: 26,237 - Unknown

AB 28  
R 3  
H 5  
RBI 3  
BB 3  
SO 3  
LOB 11



Batter	1	2	3	4	5	6	7	8	9	AB	R	H	RBI	BB	SO	LOB	TOP			
<b>Pete Rose, S</b> OBP: 0.396, SLG: 0.399 (1, 5)	0-0 1-3	0-3 K		0-0 F9			0-0 F8			4	0	0	0	0	1	5	<b>Cincinnati Reds @ Philadelphia Phillies</b> Veterans Stadium, Philadelphia, PA Tue May 13 1975, 7:05 PM EDT Att: 11,634 - Unknown <a href="http://livebaseballscorecards.com">livebaseballscorecards.com</a>			
<b>Joe Morgan, L</b> OBP: 0.510, SLG: 0.482 (1, 4)	4-0 1B BB		0-0 F9		4-0 G5-4-3 BB		0-0 P6			2	0	0	0	2	0	0				
<b>Dave Concepcion, R</b> OBP: 0.346, SLG: 0.381 (1, 6)	0-0 FC5-4 1B		0-3 K		0-0 G5-4-3 1-2		0-0 5-3			4	0	1	0	0	1	1				
<b>Johnny Bench, R</b> OBP: 0.345, SLG: 0.481 (1, 2)	0-3 K		0-0 F2		0-0 6-3		0-0 4-3 2B			4	0	1	0	0	1	2				
<b>Tony Perez, R</b> OBP: 0.281, SLG: 0.390 (1, 3)	0-0 FC5-4 1-2			0-0 G4-6-3 1B		0-0 E5 FC5-4		0-0 4-3 2-3		4	0	1	0	0	0	3				
<b>George Foster, R</b> OBP: 0.323, SLG: 0.633 (1, 8)		0-3 K		0-0 G4-6-3 1-2		0-3 K		0-3 K		4	0	0	0	0	3	3				
<b>Merv Rettenmund, R</b> OBP: 0.290, SLG: 0.290 (1, 7)		0-0 FC6-4 1B		0-0 BB 1B		0-0 FC5-4 1-2		0-0 F9		4	0	2	0	0	0	1				
<b>Ed Arbrister, R</b> OBP: 0.235, SLG: 0.294 (1, 9)		0-0 FC6-4 BB		0-0 BB 1B		0-3 K		0-0 6-3		4	0	1	0	0	1	2				
<b>Gary Nolan, R</b> OBP: 0.294, SLG: 0.143 (1, 1)		4-0 BB		4-0 BB			0-3 K		0-3 K	0	0	0	0	2	0	0				
<b>Ken Griffey, L</b> OBP: 0.462, SLG: 0.487 (7, PH)				1-2 2-3 BB					1	0	0	0	0	0	1	0				
<b>Pedro Borbon, R</b> OBP: 0.250, SLG: 0.250 (7, PH)									0	0	0	0	0	0	0	0				
<b>Dan Driessen, L</b> OBP: 0.381, SLG: 0.286 (9, PH)									1	0	0	0	0	0	1	0				
<b>Inning Stats</b>	R: 0 E: 0 K: 1 S: 6	H: 1 LOB: 2 BB: 1 P: 10	R: 0 E: 0 K: 2 S: 8	H: 1 LOB: 2 BB: 1 P: 12	R: 0 E: 0 K: 1 S: 5	H: 0 LOB: 0 BB: 0 P: 5	R: 0 E: 0 K: 0 S: 5	H: 3 LOB: 3 BB: 1 P: 9	R: 0 E: 0 K: 0 S: 2	H: 0 LOB: 0 BB: 1 P: 6	R: 0 E: 0 K: 1 S: 5	H: 0 LOB: 0 BB: 0 P: 5	R: 0 E: 0 K: 1 S: 6	H: 1 LOB: 1 BB: 0 P: 6	R: 0 E: 0 K: 1 S: 5	H: 0 LOB: 0 BB: 0 P: 5	1B: 5 2B: 1 3B: 0 HR: 0	SF: 0 SAC: 0 DP: 2 HBP: 0	WP: 0 PB: 0 SB: 0 CS: 0	PA: 36
<b>PITCHER</b> <b>Tom Underwood, L</b> ERA: 2.68 (1, 1)	IP: 9.0 WLS: W BF: 36 H: 6 R: 0 ER: 0 SO: 9 BB: 4 IBB: 0 HBP: 0 BLK: 0 WP: 0 HR: 0 S: 50 P: 66 ERA: 0.00 WHIP: 1.111															<b>PITCHER</b>				

Batter	1	2	3	4	5	6	7	8	9	AB	R	H	RBI	BB	SO	LOB	BOTTOM			
<b>Dave Cash, R</b> OBP: 0.424, SLG: 0.454 (1, 4)	0-0 1B		0-0 2B 7-5-4-3 1B		0-0 6-3		0-0 5-3			4	0	2	1	0	0	1	<b>Cincinnati Reds @ Philadelphia Phillies</b> Veterans Stadium, Philadelphia, PA Tue May 13 1975, 7:05 PM EDT Att: 11,634 - Unknown <a href="http://livebaseballscorecards.com">livebaseballscorecards.com</a>			
<b>Larry Bowa, S</b> OBP: 0.347, SLG: 0.432 (1, 6)	0-0 F9		0-0 3-H 1-3 2B			0-0 P6	0-0 1B			4	0	2	1	0	0	1				
<b>Garry Maddox, R</b> OBP: 0.264, SLG: 0.354 (1, 8)	0-0 F8		0-0 7-5-4-2 3-H			4-0 S 1B BB	0-0 G3			3	1	0	0	1	0	4				
<b>Greg Luzinski, R</b> OBP: 0.331, SLG: 0.545 (1, 7)	0-0 F7			0-0 HR		0-0 1B 1B		0-0 SH1-3 2B		4	1	3	1	0	0	1				
<b>Ollie Brown, R</b> OBP: 0.182, SLG: 0.182 (8, PR) (9, 7)						1-2 2-H 1B		0-3 K		0	0	0	0	0	0	0				
<b>Tom Hutton, L</b> OBP: 0.229, SLG: 0.143 (1, 3)		0-0 G3		0-0 4-3		0-0 P7		0-0 SH1-3		3	0	0	0	0	0	2				
<b>Mike Schmidt, R</b> OBP: 0.285, SLG: 0.359 (1, 5)		0-0 P4		0-0 5-3		0-0 1B 1B		0-3 K		4	0	1	1	0	1	2				
<b>Bob Boone, R</b> OBP: 0.413, SLG: 0.367 (1, 2)	0-0 5-3		0-0 F7			0-0 F7		0-0 F9		4	0	0	0	0	0	4				
<b>Mike Anderson, R</b> OBP: 0.307, SLG: 0.378 (1, 9)			0-0 1B 3B		0-3 K		0-0 5-3 1B			3	2	2	0	0	1	0				
<b>Tom Underwood, R</b> OBP: 0.133, SLG: 0.133 (1, 1)			0-0 F3		0-0 F8		0-3 K			3	0	0	0	0	1	2				
<b>Inning Stats</b>	R: 0 E: 0 K: 0 S: 4	H: 1 LOB: 0 BB: 0 P: 4	R: 0 E: 0 K: 0 S: 3	H: 0 LOB: 0 BB: 0 P: 3	R: 1 E: 0 K: 0 S: 5	H: 3 LOB: 1 BB: 0 P: 5	R: 1 E: 0 K: 0 S: 4	H: 1 LOB: 0 BB: 0 P: 4	R: 0 E: 0 K: 1 S: 5	H: 0 LOB: 0 BB: 0 P: 5	R: 1 E: 0 K: 0 S: 5	H: 2 LOB: 2 BB: 1 P: 9	R: 1 E: 0 K: 1 S: 7	H: 2 LOB: 1 BB: 0 P: 7	R: 0 E: 0 K: 1 S: 6	H: 1 LOB: 2 BB: 0 P: 6	1B: 6 2B: 3 3B: 1 HR: 1	SF: 0 SAC: 1 DP: 1 HBP: 0	WP: 0 PB: 0 SB: 1 CS: 0	PA: 34
<b>PITCHER</b> <b>Gary Nolan, R</b> ERA: 3.12 (1, 1)	IP: 6.0 WLS: L BF: 25 H: 7 R: 3 ER: 3 SO: 3 BB: 1 IBB: 0 HBP: 0 BLK: 0 WP: 0 HR: 1 S: 26 P: 30 ERA: 4.50 WHIP: 1.333															<b>PITCHER</b>				
<b>Pedro Borbon, R</b> ERA: 4.29 (7, 1)	IP: 2.0 WLS: 9 BF: 3 H: 1 R: 1 ER: 1 SO: 2 BB: 0 IBB: 0 HBP: 0 BLK: 0 WP: 0 HR: 0 S: 13 P: 13 ERA: 4.50 WHIP: 1.500															<b>PITCHER</b>				



Batter	1	2	3	4	5	6	7	8	9	AB	R	H	RBI	BB	SO	LOB	TOP		
<b>Pete Rose, S</b> OBP: 0.389, SLG: 0.404 (1, 5)	G3		G4-6-3			FC5-4 BB		2B		3	0	1	0	1	0	1	<b>Cincinnati Reds @ Philadelphia Phillies</b> Veterans Stadium, Philadelphia, PA Wed May 14 1975, 7:05 PM EDT Att: 30,908 - Unknown		
<b>Joe Morgan, L</b> OBP: 0.510, SLG: 0.491 (1, 4)	1B			2B		F8		P5		4	0	2	0	0	0	2			
<b>Johnny Bench, R</b> OBP: 0.336, SLG: 0.467 (1, 2)	F3			P8		FC5-4			L5	4	0	0	0	0	0	3			
<b>Tony Perez, R</b> OBP: 0.288, SLG: 0.397 (1, 3)	PO	F8 2B		K			F8		G3 BB	3	0	1	0	1	1	1			
<b>Dave Concepcion, R</b> OBP: 0.343, SLG: 0.377 (1, 6)		6-3		L8			2B 1B		G3	4	0	1	0	0	0	3			
<b>George Foster, R</b> OBP: 0.318, SLG: 0.625 (1, 7)		F8 2-3			F9		1-H 2B		5-3	4	0	1	0	0	0	2			
<b>Merv Rettenmund, R</b> OBP: 0.265, SLG: 0.179 (1, 9)		6-3			F8		K			3	0	0	0	0	1	2			
<b>Cesar Geronimo, L</b> OBP: 0.391, SLG: 0.423 (1, 8)			FC2-6 1B		L9			K BB		2	0	1	0	1	0	0			
<b>Pat Darcy, L</b> (1, 1)			FC2-6			F4-3		K		1	0	0	0	0	0	1			
<b>Doug Flynn, R</b> OBP: 0.242, SLG: 0.200 (6, PH)			G4-6-3							1	0	0	0	0	0	0			
<b>Clay Carroll, R</b> (6, PH)										0	0	0	0	0	0	0			
<b>Ed Armbrister, R</b> OBP: 0.222, SLG: 0.278 (8, PH)										1	0	0	0	0	1	1			
<b>Pedro Borbon, R</b> OBP: 0.250, SLG: 0.250 (8, 1)										0	0	0	0	0	0	0			
<b>Inning Stats</b>	R: 0 E: 0 K: 0 S: 3	H: 1 LOB: 0 BB: 0 P: 3	R: 0 E: 0 K: 0 S: 4	H: 1 LOB: 1 BB: 0 P: 4	R: 0 E: 0 K: 0 S: 3	H: 1 LOB: 0 BB: 0 P: 3	R: 0 E: 0 K: 1 S: 6	H: 0 LOB: 0 BB: 0 P: 3	R: 0 E: 0 K: 0 S: 3	H: 0 LOB: 1 BB: 1 P: 7	R: 0 E: 0 K: 1 S: 6	H: 2 LOB: 1 BB: 0 P: 6	R: 0 E: 0 K: 1 S: 5	H: 1 LOB: 1 BB: 1 P: 9	R: 0 E: 0 K: 0 S: 3	H: 0 LOB: 1 BB: 1 P: 7	1B: 3 2B: 4 3B: 0 HR: 0	SF: 0 SAC: 0 DP: 1 HBP: 0	WP: 0 PA: 34 PB: 0 SB: 0 CS: 0
<b>PITCHER</b> <b>Steve Carlton, L</b> ERA: 4.41 (1, 1)	IP: 9.0 WLS: W BF: 33 H: 7 R: 0 ER: 0 SO: 3 BB: 3 IBB: 0 HBP: 0 BLK: 0 WP: 0 HR: 0 S: 36 P: 48 ERA: 0.00 WHIP: 1.111																		

Batter	1	2	3	4	5	6	7	8	9	AB	R	H	RBI	BB	SO	LOB	BOTTOM		
<b>Dave Cash, R</b> OBP: 0.423, SLG: 0.452 (1, 4)	FC6-4 1B	L8			6-3			F8		5	0	2	0	0	0	5	<b>Cincinnati Reds @ Philadelphia Phillies</b> Veterans Stadium, Philadelphia, PA Wed May 14 1975, 7:05 PM EDT Att: 30,908 - Unknown		
<b>Larry Bowa, S</b> OBP: 0.344, SLG: 0.426 (1, 6)	FC6-4 1-2		4-3		1B		F8			4	0	1	1	0	0	2			
<b>Garry Maddox, R</b> OBP: 0.275, SLG: 0.373 (1, 8)	FC6-4 1B		K		S 1B			1B 2B		4	2	2	0	0	1	1			
<b>Greg Luzinski, R</b> OBP: 0.336, SLG: 0.544 (1, 7)			K		K			1B 1B		4	0	2	1	0	2	2			
<b>Ollie Brown, R</b> OBP: 0.182, SLG: 0.182 (8, PR) (9, 7)	1B				K			1B 1B 7-2		0	0	0	0	0	0	0			
<b>Dick Allen, R</b> OBP: 0.333, SLG: 0.333 (1, 3)					F8			1B 1B		3	0	1	0	0	0	0			
<b>Tom Hutton, L</b> OBP: 0.245, SLG: 0.163 (7, 3)	1-2 1B				5-3			1B 1B		1	1	1	1	0	0	0			
<b>Mike Schmidt, R</b> OBP: 0.284, SLG: 0.355 (1, 5)	K				L7			1B 1B		4	0	1	0	0	1	2			
<b>Bob Boone, R</b> OBP: 0.398, SLG: 0.351 (1, 2)		6-3			F9			7-2		4	0	0	0	0	0	3			
<b>Mike Anderson, R</b> OBP: 0.326, SLG: 0.407 (1, 9)		6-3 2B			6-3 SH5-4 1B			1B 1B		4	1	3	0	0	0	0			
<b>Steve Carlton, L</b> OBP: 0.077, SLG: 0.077 (1, 1)		6-3			SH5-4			6-3		3	0	1	1	0	0	1			
<b>Inning Stats</b>	R: 1 E: 1 K: 1 S: 8	H: 3 LOB: 2 BB: 0 P: 8	R: 0 E: 0 K: 0 S: 4	H: 1 LOB: 1 BB: 0 P: 4	R: 0 E: 0 K: 2 S: 7	H: 0 LOB: 0 BB: 0 P: 7	R: 0 E: 0 K: 0 S: 3	H: 0 LOB: 0 BB: 0 P: 3	R: 1 E: 0 K: 1 S: 8	H: 3 LOB: 2 BB: 0 P: 8	R: 0 E: 0 K: 0 S: 3	H: 0 LOB: 0 BB: 0 P: 3	R: 0 E: 0 K: 0 S: 4	H: 1 LOB: 1 BB: 0 P: 4	R: 2 E: 0 K: 0 S: 8	H: 6 LOB: 3 BB: 0 P: 8	1B: 12 2B: 3 3B: 0 HR: 0	SF: 0 SAC: 1 DP: 1 HBP: 0	WP: 0 PA: 37 PB: 0 SB: 1 CS: 0
<b>PITCHER</b> <b>Pat Darcy, R</b> ERA: 3.48 (1, 1)	IP: 5.0 WLS: L BF: 22 H: 7 R: 2 ER: 2 SO: 4 BB: 0 IBB: 0 HBP: 0 BLK: 0 WP: 0 HR: 0 S: 30 P: 30 ERA: 3.60 WHIP: 1.400																		
<b>Clay Carroll, R</b> ERA: 1.25 (6, 1)	IP: 2.0 WLS: 7 BF: 7 H: 1 R: 0 ER: 0 SO: 0 BB: 0 IBB: 0 HBP: 0 BLK: 0 WP: 0 HR: 0 S: 7 P: 7 ERA: 0.00 WHIP: 0.500																		
<b>Pedro Borbon, R</b> ERA: 4.76 (8, 1)	IP: 1.0 WLS: 8 BF: 6 H: 2 R: 2 ER: 2 SO: 0 BB: 0 IBB: 0 HBP: 0 BLK: 0 WP: 0 HR: 0 S: 8 P: 8 ERA: 18.00 WHIP: 6.000																		



Batter	1	2	3	4	5	6	7	8	9	AB	R	H	RBI	BB	SO	LOB	TOP		
<b>Pete Rose, S</b> OBP: 0.393, SLG: 0.393 (1, 5) (7, 7)										4	0	0	0	1	0	2	<b>Cincinnati Reds @ Philadelphia Phillies</b> Veterans Stadium, Philadelphia, PA Thu May 15 1975, 7:05 PM EDT Unknown		
<b>Ken Griffey, L</b> OBP: 0.454, SLG: 0.476 <b>John Vukovich, R</b> OBP: 0.293, SLG: 0.297 (1, 9) (7, 5)										4	0	1	0	0	0	0			
<b>Joe Morgan, L</b> OBP: 0.510, SLG: 0.517 (1, 4)										4	1	2	1	0	0	2			
<b>Johnny Bench, R</b> OBP: 0.327, SLG: 0.453 (1, 2)										4	1	0	0	0	0	1			
<b>Dan Driessen, L</b> OBP: 0.370, SLG: 0.263 (1, 3)										3	0	0	0	1	0	1			
<b>Dave Concepcion, R</b> OBP: 0.333, SLG: 0.366 (1, 6)										4	0	0	0	0	1	2			
<b>Cesar Geronimo, L</b> OBP: 0.403, SLG: 0.453 (1, 8)										2	1	1	2	2	0	0			
<b>George Foster, R</b> OBP: 0.300, SLG: 0.588 (1, 7) (7, 9)										4	0	0	0	0	1	3			
<b>Don Gullett, R</b> OBP: 0.286, SLG: 0.259 (1, 1)										4	0	1	0	0	0	0			
<b>Inning Stats</b>	R: 0 E: 0 K: 0 S: 4	H: 1 LOB: 1 BB: 0 P: 4	R: 0 E: 0 K: 0 S: 3	H: 0 LOB: 0 BB: 0 P: 3	R: 0 E: 0 K: 0 S: 4	H: 1 LOB: 2 BB: 1 P: 8	R: 2 E: 1 K: 1 S: 7	H: 1 LOB: 0 BB: 0 P: 7	R: 0 E: 0 K: 0 S: 3	H: 0 LOB: 0 BB: 0 P: 3	R: 0 E: 0 K: 0 S: 3	H: 0 LOB: 0 BB: 0 P: 3	R: 0 E: 0 K: 1 S: 6	H: 1 LOB: 2 BB: 1 P: 10	1B: 3 2B: 0 3B: 0 HR: 2	SF: 0 SAC: 0 DP: 0 HBP: 0	WP: 0 PA: 37 PB: 0 SB: 1 CS: 0		
<b>PITCHER</b>	IP	WLS	BF	H	R	ER	SO	BB	IBB	HBP	BLK	WP	HR	S	P	ERA	WHIP		
<b>Jim Lonborg, R</b> ERA: 1.81	(1, 1)	7.0	29	4	3	1	1	2	1	0	0	0	2	28	40	1.29	0.857		
<b>Tug McGraw, L</b> ERA:	(8, 1)	2.0	W 8	1	0	0	1	1	0	0	0	0	0	9	13	0.00	1.000		

Batter	1	2	3	4	5	6	7	8	9	AB	R	H	RBI	BB	SO	LOB	BOTTOM		
<b>Dave Cash, R</b> OBP: 0.418, SLG: 0.441 (1, 4)										3	0	0	0	1	0	0	<b>Cincinnati Reds @ Philadelphia Phillies</b> Veterans Stadium, Philadelphia, PA Thu May 15 1975, 7:05 PM EDT Unknown		
<b>Larry Bowa, S</b> OBP: 0.333, SLG: 0.413 (1, 6)										4	0	0	0	0	0	1			
<b>Garry Maddox, R</b> OBP: 0.274, SLG: 0.368 (1, 8)										4	0	1	0	0	2	1			
<b>Greg Luzinski, R</b> OBP: 0.341, SLG: 0.534 <b>Terry Harmon, R</b> (9, PR)										2	0	0	0	2	2	0			
<b>Dick Allen, R</b> OBP: 0.286, SLG: 0.286 (1, 3)										4	2	1	0	0	1	4			
<b>Mike Schmidt, R</b> OBP: 0.272, SLG: 0.364 (1, 5)										3	1	1	1	1	2	0			
<b>Bob Boone, R</b> OBP: 0.393, SLG: 0.347 (1, 2)										4	0	1	1	0	0	2			
<b>Mike Anderson, R</b> OBP: 0.333, SLG: 0.398 (1, 9)										2	1	0	0	2	1	1			
<b>Jim Lonborg, R</b> <b>Tony Taylor, R</b> (7, PH) <b>Tug McGraw, R</b> <b>Ollie Brown, R</b> (9, PH)										2	0	0	0	0	1	2			
<b>Inning Stats</b>	R: 0 E: 2 K: 0 S: 4	H: 1 LOB: 2 BB: 1 P: 8	R: 0 E: 0 K: 1 S: 5	H: 0 LOB: 1 BB: 1 P: 9	R: 0 E: 0 K: 1 S: 5	H: 0 LOB: 0 BB: 0 P: 5	R: 2 E: 0 K: 2 S: 10	H: 3 LOB: 1 BB: 0 P: 10	R: 0 E: 0 K: 1 S: 4	H: 0 LOB: 1 BB: 1 P: 8	R: 0 E: 0 K: 3 S: 9	H: 0 LOB: 0 BB: 0 P: 9	R: 0 E: 0 K: 0 S: 3	H: 0 LOB: 0 BB: 0 P: 3	R: 4 E: 1 K: 0 S: 3	H: 1 LOB: 1 BB: 3 P: 15	1B: 3 2B: 2 3B: 0 HR: 1	SF: 0 SAC: 0 DP: 3 HBP: 0	WP: 0 PA: 36 PB: 0 SB: 0 CS: 1
<b>PITCHER</b>	IP	WLS	BF	H	R	ER	SO	BB	IBB	HBP	BLK	WP	HR	S	P	ERA	WHIP		
<b>Don Gullett, L</b> ERA: 2.04	(1, 1)	8.2	L 36	5	6	2	10	4	2	0	0	0	1	50	74	2.08	1.038		







Batter	1	2	3	4	5	6	7	8	9	AB	R	H	RBI	BB	SO	LOB	TOP			
<b>Pete Rose, S</b> OBP: 0.398, SLG: 0.408 (1, 7)	1-3	2H 1B			F7		WP BB		BB	4	0	2	1	1	0	0	<b>Cincinnati Reds @ Montreal Expos</b> Jarry Park, Montreal, QB Fri May 16 1975, 7:05 PM EDT Att: 11,136 - Unknown - 68 F			
<b>Joe Morgan, L</b> OBP: 0.505, SLG: 0.512 (1, 4)	E		4-3		G6-4-3 BB		BB		BB	3	1	1	0	2	1	2				
<b>Johnny Bench, R</b> OBP: 0.327, SLG: 0.438 (1, 2)	E2 FC BB 2H		FC5-4 1B BB		G6-4-3 1-2		BB		BB	3	0	1	0	2	1	4				
<b>Tony Perez, R</b> OBP: 0.291, SLG: 0.383 (1, 3)	FC BB		FC5-4 1B						BB	4	0	1	0	1	1	3				
<b>Dave Concepcion, R</b> OBP: 0.342, SLG: 0.373 (1, 6)	FC 1-2 2-3		FC5-4 1B						BB	4	0	2	0	0	0	4				
<b>Cesar Geronimo, L</b> OBP: 0.381, SLG: 0.425 (1, 8)	G6-4-3 1-2		4-3						BB	4	0	0	0	0	1	7				
<b>George Foster, R</b> OBP: 0.280, SLG: 0.548 (1, 9)									BB	4	0	0	0	0	1	0				
<b>Darrel Chaney, S</b> OBP: 0.143, SLG: 0.065 (1, 5)									BB	2	0	0	0	0	0	0				
<b>Dan Driessen, L</b> OBP: 0.350, SLG: 0.268 (7, PH)									BB	0	0	0	0	1	0	0				
<b>John Vukovich, R</b> OBP: 0.293, SLG: 0.297 (7, 5)									BB	0	0	0	0	0	0	0				
<b>Ken Griffey, L</b> OBP: 0.450, SLG: 0.471 (9, PH)									BB	1	1	0	0	0	0	0				
<b>Jack Billingham, R</b> OBP: 0.125, SLG: 0.125 (1, 1)									BB	2	0	0	0	0	2	1				
<b>Terry Crowley, L</b> OBP: 0.529, SLG: 0.667 (7, PH)									BB	1	0	0	0	0	0	1				
<b>Clay Carroll, R</b> OBP: 0.276, SLG: 0.200 (7, 1)									BB	0	0	0	0	0	0	0				
<b>Will McEnaney, L</b> OBP: 0.276, SLG: 0.200 (8, 1)									BB	0	0	0	0	0	0	0				
<b>Mery Rettenmund, R</b> OBP: 0.276, SLG: 0.200 (9, PH)									BB	1	0	1	0	0	0	0				
<b>Inning Stats</b>	R: 1 E: 1 K: 0 S: 5	H: 2 LOB: 2 BB: 1 P: 9	R: 0 E: 1 K: 2 S: 8	H: 1 LOB: 2 BB: 0 P: 8	R: 0 E: 0 K: 0 S: 4	H: 1 LOB: 2 BB: 1 P: 8	R: 0 E: 0 K: 1 S: 5	H: 0 LOB: 0 BB: 0 P: 5	R: 0 E: 0 K: 0 S: 2	H: 1 LOB: 0 BB: 3 P: 5	R: 0 E: 0 K: 1 S: 5	H: 0 LOB: 3 BB: 3 P: 17	R: 0 E: 0 K: 1 S: 5	H: 1 LOB: 1 BB: 0 P: 5	R: 1 E: 1 K: 1 S: 8	H: 2 LOB: 3 BB: 1 P: 12	1B: 7 2B: 2 3B: 0 HR: 0	SF: 0 SAC: 0 DP: 3 HBP: 0	WP: 2 PB: 0 SB: 0 CS: 2	PA: 40
<b>PITCHER</b>	IP WLS BF H R ER SO BB IBB HBP BLK WP HR S P ERA WHIP																			
<b>Dennis Blair, R</b> ERA: 2.72 (1, 1)	8.1 W 37 8 2 0 6 6 0 0 0 2 0 43 67 0.00 1.680																			
<b>Chuck Taylor, R</b> ERA: 3.75 (9, 1)	0.2 S 3 0 0 0 1 1 0 0 0 0 0 4 8 0.00 1.500																			

AB	33
R	2
H	8
RBI	1
BB	7
SO	7
LOB	22



Batter	1	2	3	4	5	6	7	8	9	AB	R	H	RBI	BB	SO	LOB	BOTTOM			
<b>Larry Lintz, S</b> OBP: 0.321, SLG: 0.208 (1, 4)	L3 1B		CS 1B		4-3				1-3	4	0	2	0	0	0	0	<b>Cincinnati Reds @ Montreal Expos</b> Jarry Park, Montreal, QB Fri May 16 1975, 7:05 PM EDT Att: 11,136 - Unknown - 68 F			
<b>Tim Foli, R</b> OBP: 0.328, SLG: 0.286 (1, 6)	L3 1-2		CS 1-2		6-3				BB	4	1	1	0	0	1	1				
<b>Pepe Mangual, R</b> OBP: 0.366, SLG: 0.351 (1, 8)	P6				1B 4-3 1B				BB	4	2	2	1	0	0	0				
<b>Mike Jorgensen, L</b> OBP: 0.331, SLG: 0.320 (1, 3)			4-3		4-3 1B				BB	3	0	1	0	1	1	1				
<b>Larry Bittner, L</b> OBP: 0.459, SLG: 0.606 (1, 7)					4-3 1B				BB	3	1	2	1	0	0	1				
<b>Jose Morales, R</b> OBP: 0.538, SLG: 0.727 (8, PH)					4-3 1B				BB	0	0	0	0	1	0	0				
<b>Jerry White, S</b> OBP: 0.286, SLG: 0.240 (9, 7)					1-2 2-3 1B				BB	0	0	0	0	0	0	0				
<b>Tony Scott, S</b> OBP: 0.286, SLG: 0.240 (1, 9)					4-3				BB	4	0	1	2	0	1	2				
<b>Larry Parrish, R</b> OBP: 0.333, SLG: 0.470 (1, 5)					6-3				BB	4	0	0	0	0	0	6				
<b>Gary Carter, R</b> OBP: 0.323, SLG: 0.439 (1, 2)					F9				BB	2	0	0	0	1	0	0				
<b>Dennis Blair, R</b> ERA: 3.98 (1, 1)					4-3				BB	3	0	0	0	0	1	1				
<b>Chuck Taylor, R</b> ERA: 1.76 (9, 1)					1-3				BB	0	0	0	0	0	0	0				
<b>Inning Stats</b>	R: 0 E: 0 K: 0 S: 3	H: 1 LOB: 0 BB: 0 P: 3	R: 1 E: 0 K: 1 S: 6	H: 1 LOB: 0 BB: 0 P: 6	R: 0 E: 0 K: 0 S: 3	H: 1 LOB: 0 BB: 0 P: 3	R: 1 E: 0 K: 0 S: 6	H: 3 LOB: 2 BB: 0 P: 6	R: 0 E: 0 K: 0 S: 3	H: 0 LOB: 0 BB: 0 P: 3	R: 0 E: 0 K: 0 S: 3	H: 0 LOB: 1 BB: 1 P: 7	R: 0 E: 1 K: 1 S: 5	H: 0 LOB: 1 BB: 1 P: 9	R: 2 E: 1 K: 1 S: 8	H: 3 LOB: 3 BB: 1 P: 12	1B: 7 2B: 2 3B: 0 HR: 1	SF: 0 SAC: 0 DP: 2 HBP: 0	WP: 1 PB: 0 SB: 0 CS: 1	PA: 35
<b>PITCHER</b>	IP WLS BF H R ER SO BB IBB HBP BLK WP HR S P ERA WHIP																			
<b>Jack Billingham, R</b> ERA: 3.98 (7, 1)	1.1 L 7 2 2 2 1 1 0 0 0 0 0 8 12 13.50 2.250																			
<b>Clay Carroll, R</b> ERA: 2.15 (8, 1)	0.2 4 1 0 0 1 0 1 0 0 1 0 5 9 0.00 1.500																			





Batter	1	2	3	4	5	6	7	8	9	10	AB	R	H	RBI	BB	SO	LOB	TOP			
<b>Pete Rose, S</b> OBP: 0.398, SLG: 0.414 (1.5) X (6.7)	4-3		K		FC3-6 1-3 3H 2B		BB 1B		G3		5	0	2	1	0	1	0				
<b>Ken Griffey, L</b> OBP: 0.467, SLG: 0.506 (1.9) BB BB BB	6-3 S BB			1-3 BLK BB	E6 FC3-6		BB BB BB BB BB BB			HR	2	1	1	2	3	0	1				
<b>Joe Morgan, L</b> OBP: 0.491, SLG: 0.492 (1.4) X	6-3			K	FC3-6				G3		5	0	0	0	0	1	6				
<b>Johnny Bench, R</b> OBP: 0.323, SLG: 0.450 (1.2) X	6-3			1-3	F2				F8		5	1	1	1	0	0	4				
<b>Dan Driessen, L</b> OBP: 0.250, SLG: 0.250 (1.7)		F8									3	0	0	0	0	1	1				
<b>John Vukovich, R</b> OBP: 0.293, SLG: 0.297 (6.5)				K					P6		0	0	0	0	0	0	0				
<b>Merv Rettenmund, R</b> OBP: 0.270, SLG: 0.194 (8. PH)											1	0	0	0	0	0	0				
<b>Doug Flynn, R</b> OBP: 0.235, SLG: 0.194 (8.5)											1	0	0	0	0	0	0				
<b>Tony Perez, R</b> OBP: 0.294, SLG: 0.383 (1.3) X		F9									5	1	2	0	0	0	0				
<b>Dave Concepcion, R</b> OBP: 0.333, SLG: 0.363 (1.6) X		6-3			E5 E 1B 2B				L6		4	1	0	0	0	1	2				
<b>Cesar Geronimo, L</b> OBP: 0.377, SLG: 0.419 (1.8) X				4-3							4	1	1	1	0	1	0				
<b>Fred Norman, S</b> (1.1)					E7 2B E 1B						3	0	0	0	0	2	2				
<b>Terry Crowley, L</b> OBP: 0.500, SLG: 0.625 (9. PH)				K							1	0	0	0	0	0	0				
<b>Pedro Borbon, R</b> OBP: 0.250, SLG: 0.250 (9.1)											0	0	0	0	0	0	0				
<b>Will McEnaney, L</b> (9.1)											0	0	0	0	0	0	0				
<b>Inning Stats</b>	R: 0 E: 0 K: 0 S: 3	H: 0 LOB: 1 BB: 1 P: 7	R: 0 E: 0 K: 0 S: 3	H: 0 LOB: 0 BB: 0 P: 3	R: 0 E: 0 K: 2 S: 7	H: 0 LOB: 0 BB: 0 P: 7	R: 0 E: 0 K: 2 S: 7	H: 0 LOB: 1 BB: 1 P: 11	R: 3 E: 3 K: 1 S: 10	H: 3 LOB: 2 BB: 0 P: 10	R: 0 E: 0 K: 1 S: 5	H: 1 LOB: 2 BB: 1 P: 10	R: 0 E: 0 K: 0 S: 4	H: 1 LOB: 1 BB: 0 P: 4	R: 0 E: 0 K: 0 S: 3	H: 0 LOB: 0 BB: 0 P: 3	R: 2 E: 0 K: 0 S: 5	H: 2 LOB: 0 BB: 0 P: 5	1B: 4 2B: 1 3B: 0 HR: 2	SF: 0 SAC: 0 DP: 0 HBP: 0	WP: 0 PA: 42
<b>PITCHER</b>	IP	WLS	BF	H	R	ER	SO	BB	IBB	HBP	BLK	WP	HR	S	P	ERA	WHIP				
<b>Steve Rogers, R</b> ERA: 3.15 (1.1)	7.0		30	4	3	1	7	3	0	0	1	0	0	41	53	1.29	1.000				
<b>John Montague, R</b> ERA: 1.84 (8.1)	3.0	L	12	3	2	2	0	0	0	0	0	0	2	12	12	6.00	1.000				

**Cincinnati Reds @ Montreal Expos**  
 Jarry Park, Montreal, QB  
 Sat May 17 1975, 3:33 AM EDT  
 Att. 18,142 - Unknown

AB	39
R	5
H	7
RBI	5
BB	3
SO	7
LOB	16



Batter	1	2	3	4	5	6	7	8	9	10	AB	R	H	RBI	BB	SO	LOB	BOTTOM			
<b>Pepe Mangual, R</b> OBP: 0.372, SLG: 0.353 (1.8) X 0.0	K				B1-3				FC4 SH1-4 1B	K	5	0	2	0	1	2	3				
<b>Tim Lincecum, R</b> OBP: 0.326, SLG: 0.284 (1.6) X	F8			B2					SH1-4	P4	4	1	1	0	0	0	4				
<b>Gary Carter, R</b> OBP: 0.327, SLG: 0.442 (1.9) X 0.0	K			5-3							4	0	1	1	1	1	2				
<b>Bob Bailey, R</b> OBP: 0.323, SLG: 0.222 (1.7)											3	0	3	0	1	0	0				
<b>Mike Jorgensen, L</b> OBP: 0.328, SLG: 0.317 (9. PH) (10.7)		BB 1B							FC4 SH1-4 1B		1	0	0	0	0	0	2				
<b>Larry Parrish, R</b> OBP: 0.318, SLG: 0.448 (1.5) X		B2							FC4 IBB		5	0	0	0	0	2	6				
<b>Hal Braden, R</b> OBP: 0.462, SLG: 0.333 (1.3) X									FC6-4 1-2 2-3		3	0	0	0	2	0	0				
<b>Pete Mackanin, R</b> OBP: 0.387, SLG: 0.509 (1.4) X		P2							FC6-4		4	1	2	1	1	0	4				
<b>Barry Foote, R</b> OBP: 0.186, SLG: 0.208 (1.2)		F8									5	0	1	0	0	1	5				
<b>Jerry White, S</b> (10. PR)					P5						0	0	0	0	0	0	0				
<b>Steve Rogers, R</b> OBP: 0.313, SLG: 0.214 (1.1)											2	0	0	0	0	1	0				
<b>Jose Morales, R</b> ERA: 4.71 (7. PH)											1	1	1	1	0	0	0				
<b>John Montague, R</b> (8.1)					6-3						1	0	0	0	0	1	1				
<b>Tony Scott, S</b> OBP: 0.277, SLG: 0.250 (10. PH)											1	0	1	0	0	0	0				
<b>Inning Stats</b>	R: 0 E: 0 K: 2 S: 7	H: 1 LOB: 2 BB: 1 P: 8	R: 0 E: 0 K: 0 S: 4	H: 1 LOB: 1 BB: 1 P: 4	R: 0 E: 0 K: 1 S: 6	H: 1 LOB: 2 BB: 1 P: 10	R: 1 E: 0 K: 1 S: 6	H: 1 LOB: 0 BB: 0 P: 6	R: 1 E: 0 K: 0 S: 4	H: 1 LOB: 2 BB: 2 P: 12	R: 0 E: 0 K: 2 S: 7	H: 0 LOB: 1 BB: 1 P: 11	R: 0 E: 0 K: 0 S: 4	H: 1 LOB: 2 BB: 1 P: 8	R: 0 E: 0 K: 1 S: 8	H: 3 LOB: 3 BB: 0 P: 8	1B: 9 2B: 1 3B: 0 HR: 2	SF: 0 SAC: 2 DP: 0 HBP: 0	WP: 0 PA: 47		
<b>PITCHER</b>	IP	WLS	BF	H	R	ER	SO	BB	IBB	HBP	BLK	WP	HR	S	P	ERA	WHIP				
<b>Fred Norman, L</b> ERA: 4.41 (1.1)	8.0		36	8	3	3	7	4	0	0	0	0	0	45	65	3.38	1.500				
<b>Pedro Borbon, R</b> ERA: 4.71 (9.1)	0.1		3	1	0	0	0	0	1	0	0	0	0	2	6	0.00	3.000				
<b>Will McEnaney, L</b> ERA: 1.59 (9.1)	1.2	W	8	3	0	0	1	0	0	0	0	0	0	10	10	0.00	1.800				

**Cincinnati Reds @ Montreal Expos**  
 Jarry Park, Montreal, QB  
 Sat May 17 1975, 3:33 AM EDT  
 Att. 18,142 - Unknown

AB	39
R	3
H	12
RBI	3
BB	6
SO	8
LOB	27





Batter	1	2	3	4	5	6	7	8	9	AB	R	H	RBI	BB	SO	LOB	TOP										
<b>Pete Rose, S</b> OBP: 0.398, SLG: 0.429 (1, 5)	4-3	5-3						F9									4 2 1 2 1 0 2										
<b>Ken Griffey, L</b> OBP: 0.488, SLG: 0.494 <b>John Vukovich, R</b> OBP: 0.286, SLG: 0.289 (1, 9)	BB	K					F2		F7								2 0 0 0 2 1 3 1 0 0 0 0 0 0										
<b>Johnny Bench, R</b> OBP: 0.320, SLG: 0.442 (1, 2)	P4		6-3				K		6-3								5 0 1 0 0 1 2										
<b>Tony Perez, R</b> OBP: 0.297, SLG: 0.380 (1, 3)	FC6-4		6-3				K		FC6-4								4 0 1 0 1 1 2										
<b>Dave Concepcion, R</b> OBP: 0.335, SLG: 0.364 (1, 6)	FC6-4								FC6-4								5 0 2 1 0 0 3										
<b>George Foster, R</b> OBP: 0.291, SLG: 0.584 (1, 7)																	4 2 2 1 0 0 2										
<b>Cesar Geronimo, L</b> OBP: 0.366, SLG: 0.405 (1, 8)																	4 0 0 0 0 0 1										
<b>Doug Flynn, R</b> OBP: 0.289, SLG: 0.294 (1, 4)																	3 1 2 1 1 0 0										
<b>Gary Nolan, R</b> OBP: 0.333, SLG: 0.176 (1, 1)																	3 1 1 0 1 1 2										
<b>Inning Stats</b>	R: 0 E: 0 K: 0 S: 3	H: 0 LOB: 2 BB: 2 P: 11	R: 2 E: 0 K: 1 S: 8	H: 3 LOB: 1 BB: 0 P: 8	R: 0 E: 0 K: 0 S: 3	H: 1 LOB: 0 BB: 0 P: 3	R: 0 E: 0 K: 0 S: 3	H: 0 LOB: 1 BB: 1 P: 7	R: 1 E: 0 K: 1 S: 5	H: 1 LOB: 0 BB: 1 P: 9	R: 1 E: 0 K: 0 S: 4	H: 1 LOB: 0 BB: 0 P: 4	R: 2 E: 0 K: 1 S: 7	H: 2 LOB: 2 BB: 2 P: 15	R: 0 E: 0 K: 1 S: 6	H: 1 LOB: 1 BB: 0 P: 6	R: 0 E: 0 K: 0 S: 4	H: 1 LOB: 1 BB: 0 P: 4	1B: 6 2B: 2 3B: 0 HR: 2	SF: 0 SAC: 0 DP: 0 HBP: 0	WP: 1 PB: 1 SB: 0 CS: 1	PA: 42					
<b>PITCHER</b>	IP	WLS	BF	H	R	ER	SO	BB	IBB	HBP	BLK	WP	HR	S	P	ERA	WHIP										
<b>Dave McNally, L</b> ERA: 5.01 (1, 1)	6.0	L	26	6	4	4	2	4	0	0	0	0	2	26	42	6.00	1.667										
<b>Steve Renko, R</b> ERA: 6.2 (7, 1)	1.0		7	2	2	2	1	2	0	0	0	1	0	7	15	18.00	4.000										
<b>Dan Warthen, L</b> ERA: (8, 1)	1.0		4	1	0	0	1	0	0	0	0	0	0	6	6	0.00	1.000										
<b>Donald DeMola, R</b> ERA: 4.22 (9, 1)	1.0		4	1	0	0	0	0	0	0	0	0	0	4	4	0.00	1.000										

Cincinnati Reds @ Montreal Expos  
Jarry Park, Montreal, QB  
Sun May 18 1975, 3:33 AM EDT  
Att: 16,130 - Unknown

AB 35  
R 6  
H 10  
RBI 5  
BB 6  
SO 4  
LOB 17




Batter	1	2	3	4	5	6	7	8	9	AB	R	H	RBI	BB	SO	LOB	BOTTOM										
<b>Larry Lintz, S</b> OBP: 0.300, SLG: 0.192 (1, 4)	1-3		FC1-6					5-3									4 0 0 0 0 0 1										
<b>Tony Scott, S</b> OBP: 0.264, SLG: 0.238 (1, 9)	P6		K				F4-3		G3								4 0 0 0 0 1 1										
<b>Mike Jorgensen, L</b> OBP: 0.333, SLG: 0.352 (1, 3)									1-6-3								4 1 2 1 0 0 0										
<b>Larry Bittner, L</b> OBP: 0.415, SLG: 0.541 (1, 7)	F4-3						F4		P6								4 0 0 0 0 0 1										
<b>Pat Scanlon, L</b> OBP: 0.458, SLG: 0.526 (1, 5)									6-3								4 0 1 0 0 1 0										
<b>Jerry White, S</b> (1, 8)																	3 0 0 0 0 0 1										
<b>Gary Carter, R</b> OBP: 0.327, SLG: 0.438 (1, 2)																	3 0 1 0 0 0 1										
<b>Pepe Frias, R</b> (1, 6)																	2 0 0 0 0 1 1										
<b>Bob Bailey, R</b> OBP: 0.313, SLG: 0.214 (7, PH)																	1 0 0 0 0 0 1										
<b>Dan Warthen, S</b> (8, 1)																	0 0 0 0 0 0 0										
<b>Donald DeMola, R</b> (9, 1)																	0 0 0 0 0 0 0										
<b>Dave McNally, R</b> OBP: 0.364, SLG: 0.125 <b>Steve Renko, R</b> (7, 1)																	1 0 0 0 1 0 1										
<b>Tim Foli, R</b> OBP: 0.323, SLG: 0.282 (8, 6)																	0 0 0 0 0 0 0										
<b>Inning Stats</b>	R: 1 E: 0 K: 0 S: 4	H: 1 LOB: 0 BB: 0 P: 4	R: 0 E: 0 K: 0 S: 3	H: 0 LOB: 0 BB: 0 P: 3	R: 0 E: 0 K: 1 S: 5	H: 0 LOB: 1 BB: 1 P: 9	R: 0 E: 0 K: 1 S: 5	H: 0 LOB: 0 BB: 0 P: 5	R: 0 E: 0 K: 0 S: 4	H: 1 LOB: 1 BB: 0 P: 6	R: 0 E: 0 K: 0 S: 4	H: 1 LOB: 1 BB: 0 P: 4	R: 0 E: 0 K: 0 S: 3	H: 0 LOB: 0 BB: 0 P: 3	R: 0 E: 0 K: 0 S: 3	H: 0 LOB: 0 BB: 0 P: 3	1B: 2 2B: 1 3B: 0 HR: 1	SF: 0 SAC: 0 DP: 0 HBP: 0	WP: 0 PB: 0 SB: 1 CS: 0	PA: 32							
<b>PITCHER</b>	IP	WLS	BF	H	R	ER	SO	BB	IBB	HBP	BLK	WP	HR	S	P	ERA	WHIP										
<b>Gary Nolan, R</b> ERA: 2.8 (1, 1)	9.0	W	32	4	1	1	3	1	0	0	0	0	1	37	41	1.00	0.556										


Cincinnati Reds @ Montreal Expos  
Jarry Park, Montreal, QB  
Sun May 18 1975, 3:33 AM EDT  
Att: 16,130 - Unknown

AB 31  
R 1  
H 4  
RBI 1  
BB 1  
SO 3  
LOB 8





Batter	1	2	3	4	5	6	7	8	9	AB	R	H	RBI	BB	SO	LOB	TOP					
Gene Clines, R OBP: 0.214, SLG: 0.158 (1, 8)	K2-3		L4-3		G3	L7		L1-3		5	1	1	0	0	1	1	<p><b>New York Mets @ Cincinnati Reds</b> Riverfront Stadium, Cincinnati, OH Tue May 20 1975, 7:05 PM EDT Att: 16,845 - Unknown</p> <p>AB 40 R 6 H 13 RBI 6 BB 3 SO 6 LOB 16</p> 					
Felix Milten, R OBP: 0.299, SLG: 0.347 John Milner, L OBP: 0.321, SLG: 0.389 (1, 4)	1B		6-3		G3			6-3		5	1	2	0	0	0	2						
Rusty Staub, L OBP: 0.432, SLG: 0.554 (1, 9)	F8				HR			4-3		4	1	2	2	1	0	1						
Joe Torre, R OBP: 0.318, SLG: 0.355 (1, 3)	1B		K		HR			1B		5	2	4	3	0	1	1						
Dave Kingman, R OBP: 0.255, SLG: 0.430 Del Unser, L OBP: 0.375, SLG: 0.454 (1, 7)	P4				HR			1B		4	0	0	0	0	1	4						
Wayne Garrett, L OBP: 0.388, SLG: 0.400 (1, 5)										4	0	1	1	1	0	1						
Jerry Grote, R OBP: 0.286, SLG: 0.345 (1, 2)	L9							FC6-4		5	0	0	0	0	0	5						
Bud Harrelson, S OBP: 0.273, SLG: 0.255 (1, 6)										4	0	1	0	0	1	0						
Jerry Koosman, R OBP: 0.261, SLG: 0.261 Bob Apodaca, R (8, 1)	K							K		4	1	2	0	0	2	1						
										0	0	0	0	0	0	0						
<b>Inning Stats</b>	R: 0 E: 0 K: 1 S: 7	H: 2 LOB: 2 BB: 0 P: 7	R: 0 E: 0 K: 1 S: 6	H: 1 LOB: 1 BB: 0 P: 6	R: 0 E: 0 K: 1 S: 6	H: 1 LOB: 1 BB: 0 P: 6	R: 0 E: 0 K: 0 S: 3	H: 0 LOB: 0 BB: 0 P: 3	R: 4 E: 1 K: 1 S: 10	H: 4 LOB: 1 BB: 0 P: 10	R: 0 E: 0 K: 0 S: 4	H: 1 LOB: 1 BB: 0 P: 4	R: 1 E: 0 K: 1 S: 6	H: 2 LOB: 2 BB: 2 P: 14	R: 0 E: 0 K: 1 S: 5	H: 0 LOB: 0 BB: 0 P: 5	R: 1 E: 0 K: 0 S: 5	H: 2 LOB: 2 BB: 1 P: 9	1B: 7 2B: 5 3B: 0 HR: 1	SF: 0 SAC: 0 DP: 1 HBP: 0	WP: 0 PB: 0 SB: 0 CS: 0	PA: 43
<b>PITCHER</b>	IP WLS BF H R ER SO BB IBB HBP BLK WP HR S P ERA WHIP																					
Don Gullett, L ERA: 2.4 Clay Kirby, R ERA: 4.75 Clay Carroll, R ERA: 2.08 Rawly Eastwick, R ERA: 4.5	(1, 1) (6, 1) (7, 1) (8, 1)	5.0 1.0 1.0 2.0	L 7 3 9	24 3 0 2	8 1 0 1	4 1 0 1	4 1 0 1	4 0 0 1	0 1 0 1	0 0 0 0	0 0 0 0	0 0 0 0	0 0 0 0	0 6 4 10	32 10 8 14	32 10 10 14	7.20 9.00 0.00 4.50	1.600 4.000 0.000 1.500				

Batter	1	2	3	4	5	6	7	8	9	AB	R	H	RBI	BB	SO	LOB	BOTTOM			
Pete Rose, S OBP: 0.403, SLG: 0.430 (1, 5)	L9		FC4-6					1-3		4	0	2	0	1	0	0	<p><b>New York Mets @ Cincinnati Reds</b> Riverfront Stadium, Cincinnati, OH Tue May 20 1975, 7:05 PM EDT Att: 16,845 - Unknown</p> <p>AB 31 R 2 H 7 RBI 2 BB 7 SO 3 LOB 16</p> 			
Ken Griffey, L OBP: 0.456, SLG: 0.473 (1, 9)	1-3		FC4-6		F7			4-3		4	0	0	0	1	0	3				
Joe Morgan, L OBP: 0.483, SLG: 0.478 (1, 4)	G3				F9			1-3		4	0	0	0	1	0	4				
Johnny Bench, R OBP: 0.318, SLG: 0.456 (1, 2)			F7		F7			HR		4	1	1	1	0	1	2				
Tony Perez, R OBP: 0.309, SLG: 0.407 (1, 3)					L8			BB		3	1	2	0	1	0	0				
Dave Concepcion, R OBP: 0.339, SLG: 0.366 (1, 6)								BB		2	0	1	1	1	0	1				
George Foster, R OBP: 0.289, SLG: 0.563 (8, 1)					G5-4-3			FC4-6		3	0	0	0	1	0	3				
Cesar Geronimo, L OBP: 0.362, SLG: 0.400 (1, 8)								FC4-6		4	0	1	0	0	1	2				
Don Gullett, R OBP: 0.276, SLG: 0.250 Ed Armbrister, R OBP: 0.293, SLG: 0.278 Clay Kirby, L OBP: 0.375, SLG: 0.167 Clay Carroll, R OBP: 0.292, SLG: 0.236 Rawly Eastwick, R OBP: 0.303, SLG: 0.244 (1, 1) (5, PH) (6, 1) (7, PH) (8, 1) (9, PH)			K					F6-3		1	0	0	0	0	1	0				
										0	0	0	0	0	0	0				
										0	0	0	0	0	0	0				
										0	0	0	0	0	0	0				
										0	0	0	0	0	0	0				
										0	0	0	0	0	0	0				
<b>Inning Stats</b>	R: 0 E: 0 K: 0 S: 3	H: 0 LOB: 0 BB: 0 P: 3	R: 0 E: 0 K: 1 S: 6	H: 1 LOB: 1 BB: 1 P: 10	R: 0 E: 0 K: 0 S: 3	H: 1 LOB: 0 BB: 0 P: 3	R: 0 E: 0 K: 0 S: 3	H: 1 LOB: 0 BB: 0 P: 3	R: 1 E: 0 K: 0 S: 4	H: 1 LOB: 2 BB: 2 P: 12	R: 0 E: 0 K: 0 S: 3	H: 0 LOB: 2 BB: 2 P: 11	1B: 4 2B: 1 3B: 1 HR: 1	SF: 1 SAC: 0 DP: 2 HBP: 0	WP: 0 PB: 0 SB: 0 CS: 0	PA: 39				
<b>PITCHER</b>	IP WLS BF H R ER SO BB IBB HBP BLK WP HR S P ERA WHIP																			
Jerry Koosman, L ERA: 4.02 Bob Apodaca, R ERA: 1.23	(1, 1) (8, 1)	7.2 1.1	W S	33 6	7 0	2 0	3 0	0 0	0 0	4 2	0 0	0 0	0 0	0 0	0 4	12	0.00 1.500			




Batter	1	2	3	4	5	6	7	8	9	AB	R	H	RBI	BB	SO	LOB	TOP								
<b>Del Unser, L</b> OBP: 0.376, SLG: 0.451 (1,8)										5	1	2	2	0	0	2									
<b>Felix Milan, R</b> OBP: 0.304, SLG: 0.360 (1,4)										4	0	2	0	0	1	3									
<b>Ed Kranepool, L</b> OBP: 0.400, SLG: 0.451 (1,3)										3	0	2	1	0	0	1									
<b>Rusty Staub, L</b> OBP: 0.417, SLG: 0.531 (1,9)										4	0	0	0	0	0	3									
<b>Joe Torre, R</b> OBP: 0.303, SLG: 0.338 (1,5)										4	0	0	0	0	0	1									
<b>John Milner, L</b> OBP: 0.316, SLG: 0.395 (1,7)										4	1	1	0	0	0	1									
<b>Jerry Grote, R</b> OBP: 0.287, SLG: 0.344 (1,2)										3	1	1	1	0	0	0									
<b>John Stearns, R</b> OBP: 0.303, SLG: 0.357 (7,2)										1	0	0	0	0	0	0									
<b>Bud Harrelson, S</b> OBP: 0.259, SLG: 0.241 (1,6)										3	0	0	0	0	0	1									
<b>Gene Clines, R</b> OBP: 0.209, SLG: 0.154 (9, PH)										1	0	0	0	0	0	0									
<b>Tom Seaver, R</b> OBP: 0.208, SLG: 0.136 (1,1)										2	0	1	0	0	0	0									
<b>Rick Baldwin, L</b> OBP: 0.333, SLG: 0.333 (5,1)										0	0	0	0	0	0	0									
<b>Bob Gallagher, L</b> OBP: 0.500, SLG: 0.667 (7, PH)										1	1	1	0	0	0	0									
<b>Tom Hall, L</b> OBP: 0.381, SLG: 0.381 (9, PH)										1	0	1	0	0	0	0									
<b>Inning Stats</b>	R: 1 E: 1 K: 0 S: 4	H: 1 LOB: 0 BB: 0 P: 4	R: 2 E: 0 K: 1 S: 9	H: 4 LOB: 2 BB: 0 P: 9	R: 0 E: 0 K: 0 S: 3	H: 1 LOB: 0 BB: 0 P: 3	R: 0 E: 0 K: 0 S: 3	H: 0 LOB: 0 BB: 0 P: 3	R: 0 E: 1 K: 0 S: 4	H: 1 LOB: 1 BB: 0 P: 4	R: 0 E: 0 K: 0 S: 3	H: 0 LOB: 0 BB: 0 P: 3	R: 1 E: 0 K: 0 S: 5	H: 2 LOB: 1 BB: 0 P: 5	R: 0 E: 0 K: 0 S: 4	H: 1 LOB: 1 BB: 0 P: 4	R: 0 E: 0 K: 0 S: 4	H: 1 LOB: 1 BB: 0 P: 4	1B: 7 2B: 4 3B: 0 HR: 0	SF: 1 SAC: 0 DP: 3 HBP: 0	WP: 0 PB: 0 SB: 0 CS: 0	PA: 37			
<b>PITCHER</b>	IP	WLS	BF	H	R	ER	SO	BB	IBB	HBP	BLK	WP	HR	S	P	ERA	WHIP								
<b>Jack Billingham, R</b> ERA: 3.97 (1,1)	7.0	W	30	10	4	3	1	0	0	0	0	0	0	32	32	3.86	1.429								
<b>Will McEnaney, L</b> ERA: 1.42 (8,1)	2.0		7	1	0	0	0	0	0	0	0	0	0	7	7	0.00	0.500								

**New York Mets @ Cincinnati Reds**  
Riverfront Stadium, Cincinnati, OH  
Wed May 21 1975, 7:05 PM EDT  
Att: 16,072 - Unknown

livebaseballscores.com

AB 36  
R 4  
H 11  
RBI 4  
BB 0  
SO 1  
LOB 12




Batter	1	2	3	4	5	6	7	8	9	AB	R	H	RBI	BB	SO	LOB	BOTTOM								
<b>Pete Rose, S</b> OBP: 0.403, SLG: 0.426 (1,5)										4	2	1	0	1	0	1									
<b>Ken Griffey, L</b> OBP: 0.448, SLG: 0.458 (1,9)										3	1	0	0	1	1	2									
<b>Merv Rettenmund, R</b> OBP: 0.289, SLG: 0.194 (8, PH)										0	1	0	0	1	0	0									
<b>Joe Morgan, L</b> OBP: 0.483, SLG: 0.479 (1,4)										4	1	2	0	0	0	3									
<b>Doug Flynn, R</b> OBP: 0.300, SLG: 0.389 (7,4)										1	1	1	3	0	0	0									
<b>Johnny Bench, R</b> OBP: 0.322, SLG: 0.463 (1,2)										4	1	2	1	0	0	3									
<b>Bill Plummer, R</b> OBP: 0.250, SLG: 0.143 (8, PH)										1	0	0	0	0	1	0									
<b>Tony Perez, R</b> OBP: 0.311, SLG: 0.428 (1,3)										5	2	2	4	0	2	2									
<b>Cesar Geronimo, L</b> OBP: 0.357, SLG: 0.392 (1,8)										5	1	1	0	0	2	0									
<b>Dave Concepcion, R</b> OBP: 0.343, SLG: 0.389 (1,6)										4	1	2	3	0	1	0									
<b>George Foster, R</b> OBP: 0.299, SLG: 0.560 (1,7)										4	0	2	0	0	0	0									
<b>Jack Billingham, R</b> OBP: 0.150, SLG: 0.105 (1,1)										3	0	0	0	1	1	3									
<b>Will McEnaney, L</b> ERA: 3.29 (8,1)										0	0	0	0	0	0	0									
<b>Inning Stats</b>	R: 0 E: 0 K: 0 S: 3	H: 0 LOB: 1 BB: 1 P: 7	R: 0 E: 0 K: 1 S: 5	H: 0 LOB: 0 BB: 0 P: 5	R: 0 E: 0 K: 1 S: 5	H: 0 LOB: 1 BB: 1 P: 9	R: 3 E: 0 K: 3 S: 13	H: 4 LOB: 1 BB: 0 P: 13	R: 4 E: 1 K: 0 S: 8	H: 4 LOB: 2 BB: 1 P: 12	R: 0 E: 0 K: 0 S: 5	H: 2 LOB: 2 BB: 0 P: 5	R: 1 E: 0 K: 0 S: 4	H: 1 LOB: 0 BB: 0 P: 4	R: 3 E: 0 K: 3 S: 11	H: 2 LOB: 0 BB: 1 P: 15	1B: 9 2B: 1 3B: 0 HR: 3	SF: 0 SAC: 0 DP: 0 HBP: 0	WP: 0 PB: 0 SB: 0 CS: 0	PA: 42					
<b>PITCHER</b>	IP	WLS	BF	H	R	ER	SO	BB	IBB	HBP	BLK	WP	HR	S	P	ERA	WHIP								
<b>Tom Seaver, R</b> ERA: 2.23 (1,1)	4.2	L	25	7	3	3	5	3	0	0	1	0	1	32	44	5.79	2.143								
<b>Rick Baldwin, R</b> ERA: 3.66 (5,1)	1.1		7	3	0	0	0	0	0	0	0	0	0	7	7	0.00	2.250								
<b>Tom Hall, L</b> ERA: 3.29 (7,1)	2.0		10	3	4	4	3	1	0	0	0	0	2	15	19	18.00	2.000								

**New York Mets @ Cincinnati Reds**  
Riverfront Stadium, Cincinnati, OH  
Wed May 21 1975, 7:05 PM EDT  
Att: 16,072 - Unknown

livebaseballscores.com

AB 38  
R 11  
H 13  
RBI 11  
BB 4  
SO 8  
LOB 14

















Batter	1	2	3	4	5	6	7	8	9	AB	R	H	RBI	BB	SO	LOB	TOP											
Larry Lintz, S OBP: 0.317, SLG: 0.200 Tony Scott, S OBP: 0.247, SLG: 0.221	F4-3		F6-4 1B 1-2 BB			G3	FC4-6 1-2		K2-3	3	0	0	0	1	0	1												
Rich Coggins, L OBP: 0.462, SLG: 0.692	K						FC6-4 1B		F4-3	4	0	2	1	0	1	0												
Pepe Mangual, R OBP: 0.372, SLG: 0.403	G3		F6-4 2-3			FC6-4 HR 1-2		FC6-4 BB		3	1	0	0	1	0	3												
Mike Jorgensen, L OBP: 0.331, SLG: 0.372 Hal Breedren, R OBP: 0.316, SLG: 0.276		F9		F7			HR 1-H	FC6-4 FC6-4 1-2		3	1	1	2	0	0	0												
Larry Bittner, L OBP: 0.417, SLG: 0.491 Bob Bailey, R OBP: 0.310, SLG: 0.243	F4-3			F4-6-3 1B				FC6-4 1-2		2	0	1	0	1	0	0												
Pat Scanlon, L OBP: 0.414, SLG: 0.458 Jose Morales, R OBP: 0.444, SLG: 0.750 Larry Parrish, R OBP: 0.297, SLG: 0.413				F4-6-3 1B		1-3			F7	2	0	1	0	0	0	1												
Gary Carter, R OBP: 0.317, SLG: 0.450	K					F8			F9	4	0	0	0	0	2	1												
Tim Foli, R OBP: 0.295, SLG: 0.266			1-3			F4-3				4	0	1	0	0	0	0												
Woodie Fryman, R OBP: 0.211, SLG: 0.222 Barry Foote, R OBP: 0.212, SLG: 0.226 Pete Mackanin, R OBP: 0.364, SLG: 0.475						F4-3				2	1	1	0	0	0	0												
			BB 1B HBP			F4-3		FC4-6 1B		1	0	1	0	0	0	0												
										0	0	0	0	0	0	0												
<b>Inning Stats</b>	R: 0 E: 0 K: 1 S: 5	H: 0 LOB: 0 BB: 0 P: 5	R: 0 E: 0 K: 1 S: 6	H: 1 LOB: 1 BB: 0 P: 6	R: 1 E: 0 K: 0 S: 3	H: 1 LOB: 1 BB: 1 P: 8	R: 0 E: 0 K: 0 S: 3	H: 1 LOB: 0 BB: 0 P: 3	R: 0 E: 0 K: 0 S: 3	H: 0 LOB: 0 BB: 0 P: 3	R: 2 E: 0 K: 0 S: 5	H: 2 LOB: 1 BB: 1 P: 9	R: 0 E: 0 K: 1 S: 6	H: 1 LOB: 1 BB: 0 P: 6	R: 0 E: 0 K: 0 S: 3	H: 0 LOB: 1 BB: 1 P: 7	R: 0 E: 0 K: 1 S: 7	H: 2 LOB: 2 BB: 0 P: 7	1B: 7 2B: 1 3B: 0 HR: 1	SF: 0 SAC: 0 DP: 2 HBP: 1	WP: 0 PB: 0 CS: 0	PA: 37						
<b>PITCHER</b>	IP	WLS	BF	H	R	ER	SO	BB	IBB	HBP	BLK	WP	HR	S	P	ERA	WHIP											
Jack Billingham, R ERA: 4.04	(1, 1)		5.2	23	5	3	3	2	2	0	1	0	0	1	24	33	4.76	1.235										
Fred Norman, L ERA: 4.39	(6, 1)	0.1		1	0	0	0	0	0	0	0	0	0	1	1	0.00	0.000											
Clay Carroll, R ERA: 1.69	(7, 1)	1.1	W	6	1	0	0	1	1	0	0	0	0	7	11	0.00	1.500											
Will McEnaney, L ERA: 1.31	(8, 1)	1.2	S	7	2	0	0	1	0	0	0	0	0	9	9	0.00	1.200											

**Montreal Expos @ Cincinnati Reds**  
Riverfront Stadium, Cincinnati, OH  
Mon May 26 1975, 3:33 AM EDT  
Unknown

AB	33
R	3
H	8
RBI	3
BB	3
SO	4
LOB	11



Batter	1	2	3	4	5	6	7	8	9	AB	R	H	RBI	BB	SO	LOB	BOTTOM											
Pete Rose, S OBP: 0.391, SLG: 0.409	FC6-4 1B	2-H 1B					5-3			3	0	2	0	1	0	0												
Dave Concepcion, R OBP: 0.333, SLG: 0.379	F8		F8		F8		BB FC BLK 1B			4	1	1	0	0	0	2												
Johnny Bench, R OBP: 0.330, SLG: 0.494	FC6-4 1B 1-2		L1-6 1B			K		FC BLK BB 1-2		4	1	1	0	0	1	3												
George Foster, R OBP: 0.308, SLG: 0.564	1B E 1-2					F7		P2		4	1	2	0	0	0	2												
Merv Rettenmund, R OBP: 0.327, SLG: 0.222	E9 1-H 2-H 1B		L1-6 2-3			1B E BB		BLK BB 1-2 2-3		2	1	1	1	2	0	2												
Ed Ambrister, R OBP: 0.250, SLG: 0.261 Cesar Geronimo, L OBP: 0.364, SLG: 0.414	6-3				F9			K		4	0	1	0	0	1	3												
Bill Plummer, R OBP: 0.167, SLG: 0.091		F9			L5				5-3	4	0	0	0	0	0	1												
Doug Flynn, R OBP: 0.311, SLG: 0.375					F9				F5-3	3	0	1	0	1	0	0												
Jack Billingham, R OBP: 0.143, SLG: 0.100 Fred Norman, S			SH1-4 1B 1B							1	0	0	0	0	0	0												
Ken Griffey, L OBP: 0.445, SLG: 0.454 Clay Carroll, R					3-1		B1-3			1	0	0	0	0	0	2												
Will McEnaney, L			1-2						K	1	0	0	0	0	0	1												
										1	0	0	0	0	0	0												
<b>Inning Stats</b>	R: 2 E: 1 K: 0 S: 6	H: 3 LOB: 1 BB: 0 P: 6	R: 0 E: 0 K: 0 S: 4	H: 2 LOB: 2 BB: 0 P: 4	R: 0 E: 0 K: 0 S: 4	H: 2 LOB: 1 BB: 0 P: 4	R: 0 E: 0 K: 0 S: 3	H: 0 LOB: 0 BB: 0 P: 3	R: 0 E: 0 K: 1 S: 5	H: 0 LOB: 1 BB: 1 P: 9	R: 1 E: 0 K: 0 S: 4	H: 1 LOB: 2 BB: 2 P: 12	R: 1 E: 0 K: 1 S: 7	H: 1 LOB: 1 BB: 1 P: 11	R: 0 E: 0 K: 1 S: 5	H: 0 LOB: 0 BB: 0 P: 5	1B: 9 2B: 1 3B: 0 HR: 0	SF: 0 SAC: 1 DP: 1 HBP: 0	WP: 0 PB: 0 CS: 0	PA: 36								
<b>PITCHER</b>	IP	WLS	BF	H	R	ER	SO	BB	IBB	HBP	BLK	WP	HR	S	P	ERA	WHIP											
Woodie Fryman, L ERA: 2.5	(1, 1)		8.0	L	36	9	4	2	3	4	0	0	0	0	38	54	2.25	1.625										

**Montreal Expos @ Cincinnati Reds**  
Riverfront Stadium, Cincinnati, OH  
Mon May 26 1975, 3:33 AM EDT  
Unknown

AB	31
R	4
H	9
RBI	1
BB	4
SO	3
LOB	15





Batter	1	2	3	4	5	6	7	8	9	AB	R	H	RBI	BB	SO	LOB	TOP					
<b>Pepe Mangual, R</b> (1, 8) OBP: 0.373, SLG: 0.399										4	1	1	0	1	1	1	<b>Montreal Expos @ Cincinnati Reds</b> Riverfront Stadium, Cincinnati, OH Mon May 26 1975, 3:38 AM EDT Att: 25,034 - Unknown					
<b>Tim Foli, R</b> (1, 6) OBP: 0.304, SLG: 0.284										5	2	3	0	0	1	3						
<b>Gary Carter, R</b> (1, 9) OBP: 0.328, SLG: 0.457										5	0	3	2	0	0	3						
<b>Bob Bailey, R</b> (1, 7) OBP: 0.304, SLG: 0.244										4	0	1	2	0	1	2						
<b>Barry Foote, R</b> (1, 2) OBP: 0.222, SLG: 0.236										4	0	2	0	0	0	3						
<b>Hal Bredesen, R</b> (1, 3) OBP: 0.292, SLG: 0.250										2	0	0	0	0	0	2						
<b>Mike Jorgensen, L</b> (6, PH) OBP: 0.326, SLG: 0.366										2	0	0	0	0	0	1						
<b>Larry Parrish, R</b> (1, 5) OBP: 0.288, SLG: 0.400										4	0	0	0	0	0	3						
<b>Pete Mackanin, R</b> (1, 4) OBP: 0.377, SLG: 0.476										2	1	1	0	1	0	0						
<b>Rich Coggins, L</b> (9, PH) OBP: 0.426, SLG: 0.643										1	0	0	0	0	0	0						
<b>Steve Renko, R</b> (1, 1)										1	0	0	0	0	0	0						
<b>Pat Scanlon, L</b> (6, PH) OBP: 0.400, SLG: 0.440										1	0	0	0	0	0	1						
<b>Donald DeMola, R</b> (6, 3)										0	0	0	0	0	0	0						
<b>Larry Bittner, L</b> (9, PH) OBP: 0.426, SLG: 0.500										1	0	1	0	0	0	0						
<b>Larry Lintz, S</b> (9, PR) OBP: 0.317, SLG: 0.200										0	0	0	0	0	0	0						
<b>Inning Stats</b>	R: 1 E: 1 K: 1 S: 7	H: 2 LOB: 1 BB: 0 P: 7	R: 0 E: 0 K: 0 S: 3	H: 0 LOB: 0 BB: 0 P: 3	R: 0 E: 0 K: 0 S: 3	H: 1 LOB: 0 BB: 0 P: 3	R: 0 E: 0 K: 1 S: 7	H: 2 LOB: 2 BB: 0 P: 7	R: 3 E: 1 K: 0 S: 6	H: 3 LOB: 2 BB: 1 P: 10	R: 0 E: 0 K: 0 S: 4	H: 1 LOB: 1 BB: 0 P: 4	R: 0 E: 0 K: 0 S: 3	H: 1 LOB: 1 BB: 0 P: 3	R: 0 E: 0 K: 0 S: 4	H: 1 LOB: 2 BB: 1 P: 10	R: 0 E: 0 K: 0 S: 6	H: 1 LOB: 2 BB: 1 P: 10	1B: 11 2B: 2 3B: 0 HR: 0	SF: 0 SAC: 1 DP: 2 HBP: 0	WP: 0 PB: 0 CS: 0	PA: 39
<b>PITCHER</b>	IP	WLS	BF	H	R	ER	SO	BB	IBB	HBP	BLK	WP	HR	S	P	ERA	WHIP					
<b>Don Gullett, L</b> (1, 1) ERA: 2.59	5.0	W	23	8	4	3	2	1	0	0	0	0	0	26	30	5.40	1.800					
<b>Pedro Borbon, R</b> (6, 1) ERA: 3.93	3.1		13	4	0	0	0	0	0	0	0	0	0	13	13	0.00	1.200					
<b>Rawly Eastwick, R</b> (9, 1) ERA: 1.5	0.2	S	3	0	0	0	1	1	0	0	0	0	0	4	8	0.00	1.500					

AB	36
R	4
H	12
RBI	4
BB	2
SO	3
LOB	19



Batter	1	2	3	4	5	6	7	8	9	AB	R	H	RBI	BB	SO	LOB	BOTTOM					
<b>Pete Rose, S</b> (1, 5) OBP: 0.393, SLG: 0.404										2	1	0	0	2	0	0	<b>Montreal Expos @ Cincinnati Reds</b> Riverfront Stadium, Cincinnati, OH Mon May 26 1975, 3:38 AM EDT Att: 25,034 - Unknown					
<b>Ken Griffey, L</b> (1, 9) OBP: 0.438, SLG: 0.440										3	1	0	0	1	2	1						
<b>Joe Morgan, L</b> (1, 4) OBP: 0.485, SLG: 0.464										1	1	0	1	3	1	1						
<b>Johnny Bench, R</b> (1, 2) OBP: 0.328, SLG: 0.505										4	1	1	4	0	0	3						
<b>Dan Driessen, L</b> (1, 3) OBP: 0.361, SLG: 0.294										4	0	0	0	0	2	0						
<b>Cesar Geronimo, L</b> (1, 8) OBP: 0.361, SLG: 0.417										4	0	1	0	0	0	0						
<b>George Foster, R</b> (1, 7) OBP: 0.306, SLG: 0.552										4	0	1	0	0	1	1						
<b>Darrel Chaney, S</b> (1, 6) OBP: 0.205, SLG: 0.118										3	1	2	0	1	1	0						
<b>Don Gullett, R</b> (1, 1) OBP: 0.267, SLG: 0.241										1	0	0	0	0	1	2						
<b>Ed Ambrister, R</b> (5, PH) OBP: 0.240, SLG: 0.250										1	0	0	0	0	1	1						
<b>Pedro Borbon, R</b> (6, 1) OBP: 0.143, SLG: 0.143										2	0	0	0	0	0	2						
<b>Rawly Eastwick, R</b> (9, 1)										0	0	0	0	0	0	0						
<b>Inning Stats</b>	R: 0 E: 0 K: 0 S: 3	H: 0 LOB: 1 BB: 1 P: 7	R: 0 E: 0 K: 1 S: 7	H: 2 LOB: 2 BB: 0 P: 7	R: 0 E: 0 K: 1 S: 5	H: 0 LOB: 1 BB: 1 P: 9	R: 0 E: 0 K: 0 S: 3	H: 0 LOB: 0 BB: 0 P: 3	R: 5 E: 0 K: 2 S: 9	H: 2 LOB: 0 BB: 3 P: 21	R: 0 E: 0 K: 2 S: 7	H: 0 LOB: 0 BB: 0 P: 7	R: 0 E: 0 K: 2 S: 7	H: 0 LOB: 1 BB: 1 P: 11	R: 0 E: 0 K: 1 S: 6	H: 1 LOB: 2 BB: 1 P: 10	R: 0 E: 0 K: 1 S: 6	H: 1 LOB: 2 BB: 1 P: 10	1B: 3 2B: 1 3B: 0 HR: 1	SF: 0 SAC: 0 DP: 0 HBP: 0	WP: 1 PB: 0 CS: 0	PA: 36
<b>PITCHER</b>	IP	WLS	BF	H	R	ER	SO	BB	IBB	HBP	BLK	WP	HR	S	P	ERA	WHIP					
<b>Steve Renko, R</b> (1, 1) ERA: 7.36	5.0	L	24	4	5	5	4	5	0	0	0	0	0	27	47	9.00	1.800					
<b>Donald DeMola, R</b> (6, 1) ERA: 3.79	3.0		12	1	0	0	5	1	1	0	0	0	0	20	28	0.00	0.667					






Batter	1	2	3	4	5	6	7	8	9	AB	R	H	RBI	BB	SO	LOB	TOP			
<b>Rich Coggins, L</b> (1, 7) OBP: 0.389, SLG: 0.611	4-3		K					F7		4	0	1	0	0	1	0				
<b>Tim Foli, R</b> (1, 6) OBP: 0.297, SLG: 0.276	F8		F9					5-3		4	0	0	0	0	0	1				
<b>Pepe Mangual, R</b> (1, 8) OBP: 0.376, SLG: 0.404	2B			P4				BB		3	0	1	0	1	1	0				
<b>Mike Jorgensen, L</b> (1, 3) OBP: 0.318, SLG: 0.354	F2			F9				K		4	0	0	0	0	1	3				
<b>Gary Carter, R</b> (1, 9) OBP: 0.321, SLG: 0.445				K				5-3		3	0	0	0	0	1	0				
<b>Barry Foote, R</b> (1, 2) OBP: 0.225, SLG: 0.232		BB						F8		2	0	0	0	1	0	0				
<b>Larry Parrish, R</b> (1, 5) OBP: 0.281, SLG: 0.391				P4				F3		3	0	0	0	0	0	1				
<b>Pete Mackanin, R</b> (1, 4) OBP: 0.361, SLG: 0.455				F7				F8		3	0	0	0	0	0	1				
<b>Dennis Blair, R</b> (1, 1) OBP: 0.200, SLG: 0.143										1	0	0	0	0	0	0				
<b>Dan Warthen, S</b> (5, 1)				6-3						1	0	0	0	0	1	0				
<b>Larry Bittner, L</b> (8, PH) OBP: 0.419, SLG: 0.491								K		1	0	0	0	0	0	0				
<b>Chuck Taylor, R</b> (8, 1)										0	0	0	0	0	0	0				
<b>Inning Stats</b>	R: 0 E: 0 K: 0 S: 4	H: 1 LOB: 1 BB: 0 P: 4	R: 0 E: 0 K: 0 S: 3	H: 0 LOB: 1 BB: 1 P: 7	R: 0 E: 0 K: 1 S: 5	H: 0 LOB: 0 BB: 0 P: 5	R: 0 E: 0 K: 1 S: 5	H: 0 LOB: 0 BB: 0 P: 5	R: 0 E: 0 K: 2 S: 8	H: 1 LOB: 2 BB: 1 P: 12	R: 0 E: 0 K: 0 S: 3	H: 0 LOB: 0 BB: 0 P: 3	R: 0 E: 0 K: 0 S: 3	H: 0 LOB: 0 BB: 0 P: 3	R: 0 E: 0 K: 1 S: 5	H: 0 LOB: 0 BB: 0 P: 5	1B: 0 2B: 2 3B: 0 HR: 0	SF: 0 SAC: 0 DP: 0 HBP: 0	WP: 0 PB: 0 CS: 0	PA: 31
<b>PITCHER</b> <b>Gary Nolan, R</b> (1, 1) ERA: 2.48	IP: 9.0 WLS: W BF: 31 H: 2 R: 0 ER: 0 SO: 5 BB: 2 IBB: 0 HBP: 0 BLK: 0 WP: 0 HR: 0 S: 39 P: 47 ERA: 0.00 WHIP: 0.444															<b>PITCHER</b>				

**Montreal Expos @ Cincinnati Reds**  
Riverfront Stadium, Cincinnati, OH  
Wed May 28 1975, 7:05 PM EDT  
Att: 16,480 - Unknown


AB	29
R	0
H	2
RBI	0
BB	2
SO	5
LOB	6



Batter	1	2	3	4	5	6	7	8	9	AB	R	H	RBI	BB	SO	LOB	BOTTOM			
<b>Pete Rose, S</b> (1, 5) OBP: 0.395, SLG: 0.403	BB		4-3					F9		3	1	1	0	1	0	0				
<b>Doug Flynn, R</b> (8, 5) OBP: 0.326, SLG: 0.415					WP 1B			2B		1	0	1	1	0	0	0				
<b>Ken Griffey, L</b> (1, 9) OBP: 0.438, SLG: 0.433	F8				F7			F8		4	1	1	2	1	0	2				
<b>Joe Morgan, L</b> (1, 4) OBP: 0.490, SLG: 0.484	F9				HR			2B		2	2	1	1	2	0	1				
<b>Johnny Bench, R</b> (1, 2) OBP: 0.327, SLG: 0.505	F8				F5			2B		4	0	1	1	0	1	3				
<b>Dan Driessen, L</b> (1, 3) OBP: 0.354, SLG: 0.283					BB			SF7		2	0	0	1	1	0	0				
<b>Cesar Geronimo, L</b> (1, 8) OBP: 0.352, SLG: 0.405					4-3			1-3		4	0	0	0	0	1	2				
<b>Dave Concepcion, R</b> (1, 6) OBP: 0.337, SLG: 0.388					F9			1-3 2B		4	1	2	0	0	0	0				
<b>George Foster, R</b> (1, 7) OBP: 0.304, SLG: 0.537					5-3			1-3		3	0	0	0	1	1	1				
<b>Gary Nolan, R</b> (1, 1) OBP: 0.296, SLG: 0.174					K			F9		4	1	1	0	0	1	3				
<b>Inning Stats</b>	R: 0 E: 0 K: 0 S: 3	H: 0 LOB: 1 BB: 1 P: 7	R: 0 E: 0 K: 0 S: 3	H: 0 LOB: 0 BB: 0 P: 3	R: 0 E: 0 K: 1 S: 5	H: 0 LOB: 0 BB: 0 P: 5	R: 1 E: 0 K: 0 S: 4	H: 1 LOB: 1 BB: 1 P: 8	R: 2 E: 0 K: 2 S: 10	H: 3 LOB: 2 BB: 1 P: 14	R: 0 E: 0 K: 1 S: 6	H: 1 LOB: 2 BB: 1 P: 10	R: 2 E: 0 K: 0 S: 4	H: 1 LOB: 1 BB: 2 P: 12	R: 1 E: 0 K: 0 S: 5	H: 2 LOB: 1 BB: 0 P: 5	1B: 4 2B: 3 3B: 0 HR: 1	SF: 1 SAC: 0 DP: 0 HBP: 0	WP: 2 PB: 0 CS: 0	PA: 38
<b>PITCHER</b> <b>Dennis Blair, R</b> (1, 1) ERA: 3.46	IP: 4.2 WLS: L BF: 20 H: 4 R: 3 ER: 3 SO: 2 BB: 2 IBB: 0 HBP: 0 BLK: 0 WP: 1 HR: 1 S: 22 P: 30 ERA: 5.79 WHIP: 1.286															<b>PITCHER</b>				
<b>Dan Warthen, L</b> (5, 1) ERA: 2.0	IP: 2.1 WLS: L BF: 13 H: 2 R: 2 ER: 2 SO: 2 BB: 3 IBB: 1 HBP: 0 BLK: 0 WP: 1 HR: 0 S: 13 P: 29 ERA: 7.71 WHIP: 2.143															<b>PITCHER</b>				
<b>Chuck Taylor, R</b> (8, 1) ERA: 3.86	IP: 1.0 WLS: L BF: 5 H: 2 R: 1 ER: 1 SO: 0 BB: 0 IBB: 0 HBP: 0 BLK: 0 WP: 0 HR: 0 S: 5 P: 5 ERA: 9.00 WHIP: 2.000															<b>PITCHER</b>				

**Montreal Expos @ Cincinnati Reds**  
Riverfront Stadium, Cincinnati, OH  
Wed May 28 1975, 7:05 PM EDT  
Att: 16,480 - Unknown

AB	31
R	6
H	8
RBI	6
BB	6
SO	4
LOB	12





Batter	1	2	3	4	5	6	7	8	9	AB	R	H	RBI	BB	SO	LOB	TOP										
<b>Pete Rose, S</b> OBP: 0.399, SLG: 0.418 (1, 5)	0-0 4-3		0-0 HR 2B		0-0 4-3		0-0 1-2 1B		0-0 1-H 2-H 2B	5	1	3	2	0	0	0											
<b>Joe Morgan, L</b> OBP: 0.476, SLG: 0.469 (1, 4)	0-0 G3		0-0 F3		0-0 6-3		0-0 F9		0-3 K	5	0	0	0	0	1	5											
<b>Johnny Bench, R</b> OBP: 0.338, SLG: 0.531 (1, 3)	0-0 2B		0-0 HR		0-0 P4				4-0 FC5-4 1B	4	1	3	2	1	0	0											
<b>George Foster, R</b> OBP: 0.299, SLG: 0.518 (1, 7)	4-0 FC6-4 BB		0-0 F8						0-0 FC5-4 1B	4	0	0	0	1	0	3											
<b>Dave Concepcion, R</b> OBP: 0.335, SLG: 0.385 (1, 6)	0-0 FC6-4				0-0 CS 1B				0-0 F3	4	0	1	0	0	0	3											
<b>Mery Rettenmund, R</b> OBP: 0.305, SLG: 0.204 (1, 9)		0-0 6-3		0-0 F9					0-0 FC6-4	4	0	0	0	0	0	2											
<b>Bill Plummer, R</b> OBP: 0.188, SLG: 0.071 (1, 2)	0-3 K			4-0 1B BB					0-0 P4	3	0	0	0	1	1	0											
<b>Cesar Geronimo, L</b> OBP: 0.361, SLG: 0.414 (1, 8)	0-0 3-1			0-0 1-2 1B					0-0 1B BB	4	1	3	0	0	0	0											
<b>Clay Kirby, R</b> OBP: 0.268, SLG: 0.182 (5, 1)			0-3 K		0-0 F8				4-0 2B BB	2	0	0	0	0	1	2											
<b>Fred Norman, S</b> OBP: 0.231, SLG: 0.240 (7, PH)									0-0 1B	1	0	0	0	0	0	1											
<b>Ed Armbrister, R</b> OBP: 0.239, SLG: 0.435 (9, PR)									1-2 2B BB	0	1	0	0	0	0	0											
<b>Will McEnaney, L</b> OBP: 0.248, SLG: 0.433 (9, PR)									1-2 2B BB	0	1	0	0	0	0	0											
<b>Tony Perez, R</b> OBP: 0.248, SLG: 0.433 (9, PR)									1-2 2B BB	0	1	0	0	0	0	0											
<b>Ken Griffey, L</b> OBP: 0.248, SLG: 0.433 (9, PR)									1-2 2B BB	0	1	0	0	0	0	0											
<b>Rawly Eastwick, R</b> OBP: 0.248, SLG: 0.433 (9, PR)									1-2 2B BB	0	1	0	0	0	0	0											
<b>Inning Stats</b>	R: 0 E: 0 K: 0 S: 4	H: 1 LOB: 2 BB: 1 P: 8	R: 0 E: 0 K: 1 S: 5	H: 0 LOB: 0 BB: 0 P: 5	R: 2 E: 0 K: 1 S: 7	H: 2 LOB: 0 BB: 0 P: 7	R: 0 E: 0 K: 0 S: 4	H: 2 LOB: 2 BB: 1 P: 8	R: 0 E: 0 K: 0 S: 3	H: 0 LOB: 0 BB: 0 P: 3	R: 0 E: 0 K: 0 S: 3	H: 0 LOB: 0 BB: 0 P: 3	R: 0 E: 0 K: 1 S: 7	H: 2 LOB: 2 BB: 0 P: 7	R: 0 E: 0 K: 0 S: 4	H: 1 LOB: 1 BB: 0 P: 4	R: 2 E: 0 K: 1 S: 7	H: 2 LOB: 2 BB: 2 P: 15	1B: 6 2B: 3 3B: 0 HR: 1	SF: 0 SAC: 0 DP: 0 HBP: 0	WP: 0 PA: 40 PB: 0 SB: 0 CS: 1						
<b>PITCHER</b>	IP	WLS	BF	H	R	ER	SO	BB	IBB	HBP	BLK	WP	HR	S	P	ERA	WHIP										
<b>John Curtis, L</b> ERA: 3.38 (1, 1)	8.1		36	9	4	4	3	3	0	0	0	0	1	39	51	4.32	1.440										
<b>Al Hrabosky, L</b> ERA: 2.25 (9, 1)	0.2	W	4	1	0	0	1	0	1	0	0	0	0	5	9	0.00	1.500										

Cincinnati Reds @ St. Louis Cardinals  
 Busch Stadium, St. Louis, MO  
 Fri May 30 1975, 7:05 PM CDT  
 Att: 21,930 - Unknown

AB 36  
 R 4  
 H 10  
 RBI 4  
 BB 4  
 SO 4  
 LOB 16



Batter	1	2	3	4	5	6	7	8	9	AB	R	H	RBI	BB	SO	LOB	BOTTOM										
<b>Lou Brock, L</b> OBP: 0.404, SLG: 0.500 (1, 7)	0-0 F7		0-0 F9		0-0 FC5-2 1B 1B		0-0 F8		0-0 1-2 2-H 1B	5	1	2	1	0	0	0											
<b>Ted Sizemore, R</b> OBP: 0.335, SLG: 0.331 (1, 4)	0-0 F9		0-0 F5		0-0 FC5-2 1B 1B		0-0 L7			4	1	1	0	0	0	0											
<b>Reggie Smith, S</b> OBP: 0.411, SLG: 0.698 (1, 9)	0-0 L9				0-0 HR		0-0 FC5-2 1B		0-0 6-3	4	1	1	1	0	0	3											
<b>Ted Simmons, S</b> OBP: 0.356, SLG: 0.417 (1, 2)		0-0 G3 1B 2B		0-0 L8			0-0 1-2 2-H 3-H 1B		0-0 5-3	4	1	2	2	0	0	0											
<b>Keith Hernandez, L</b> OBP: 0.291, SLG: 0.325 (1, 3)		0-0 G3		4-0 BB BB		0-3 K			0-3 K	3	0	0	0	1	2	3											
<b>Luis Melendez, R</b> OBP: 0.287, SLG: 0.385 (1, 8)		0-0 1B		4-0 G6-3 BB		0-3 K			0-0 6-3	3	0	1	1	1	1	0											
<b>Ken Reitz, R</b> OBP: 0.310, SLG: 0.346 (1, 5)	0-0 F9			0-0 G6-3					0-3 K	4	0	1	0	0	1	3											
<b>Mario Guerrero, R</b> OBP: 0.313, SLG: 0.323 (1, 6)					0-0 1-3		0-0 L6		0-0 1B 1B	4	0	1	0	0	0	2											
<b>Don Hahn, R</b> OBP: 0.187, SLG: 0.091 (9, PR)					0-0 1-3		0-0 L6		0-0 1B 1B	0	1	0	0	0	0	0											
<b>John Curtis, L</b> OBP: 0.333, SLG: 0.231 (1, 1)					0-0 G3		0-0 4-3		0-0 1B 1B	3	0	1	0	0	0	1											
<b>Al Hrabosky, R</b> OBP: 0.500, SLG: 0.333 (9, 1)					0-0 1B 1B FC5-2 1B		0-0 4-3		0-0 1B 1B	0	0	0	0	0	0	0											
<b>Ron Fairly, L</b> OBP: 0.432, SLG: 0.394 (9, PH)					0-0 G3		0-0 4-3		0-0 1B 1B	1	0	1	0	0	0	0											
<b>Inning Stats</b>	R: 0 E: 0 K: 0 S: 3	H: 0 LOB: 0 BB: 0 P: 3	R: 1 E: 0 K: 0 S: 5	H: 2 LOB: 1 BB: 0 P: 5	R: 0 E: 0 K: 0 S: 3	H: 0 LOB: 0 BB: 0 P: 3	R: 1 E: 0 K: 0 S: 3	H: 1 LOB: 1 BB: 2 P: 11	R: 2 E: 0 K: 1 S: 9	H: 4 LOB: 2 BB: 0 P: 9	R: 0 E: 0 K: 1 S: 6	H: 1 LOB: 1 BB: 0 P: 6	R: 0 E: 0 K: 0 S: 3	H: 0 LOB: 0 BB: 0 P: 3	R: 0 E: 0 K: 1 S: 5	H: 0 LOB: 0 BB: 0 P: 5	R: 1 E: 0 K: 1 S: 6	H: 3 LOB: 2 BB: 0 P: 6	1B: 9 2B: 1 3B: 0 HR: 1	SF: 0 SAC: 0 DP: 1 HBP: 0	WP: 1 PA: 37 PB: 0 SB: 0 CS: 0						
<b>PITCHER</b>	IP	WLS	BF	H	R	ER	SO	BB	IBB	HBP	BLK	WP	HR	S	P	ERA	WHIP										
<b>Clay Kirby, R</b> ERA: 4.89 (1, 1)	4.1		20	6	4	4	0	2	0	0	0	1	0	11	11	0.00	1.200										
<b>Fred Norman, L</b> ERA: 4.24 (5, 1)	1.2		7	2	0	0	2	0	0	0	0	0	0	8	8	0.00	0.000										
<b>Will McEnaney, L</b> ERA: 1.19 (7, 1)	2.0		6	0	0	0	1	0	0	0	0	0	0	8	8	0.00	0.000										
<b>Rawly Eastwick, R</b> ERA: 2.84 (9, 1)	0.1	L	4	3	1	1	1	0	0	0	0	0	0	6	6	27.00	9.000										

Cincinnati Reds @ St. Louis Cardinals  
 Busch Stadium, St. Louis, MO  
 Fri May 30 1975, 7:05 PM CDT  
 Att: 21,930 - Unknown

AB 35  
 R 5  
 H 11  
 RBI 5  
 BB 2  
 SO 4  
 LOB 12









Batter	1	2	3	4	5	6	7	8	9	AB	R	H	RBI	BB	SO	LOB	TOP					
<b>Pete Rose, S</b> OBP: 0.395, SLG: 0.407 (1, 5)	6-3		E6 FC4-6		4-3	4-3			F7	5	0	0	0	0	0	2						
<b>Ken Griffey, L</b> OBP: 0.442, SLG: 0.474 (1, 9)	4-3		FC4-6 HR		1B 2B				6-3	5	2	2	0	0	0	2						
<b>Joe Morgan, L</b> OBP: 0.479, SLG: 0.500 (1, 4)	F2		HR		2B				G3	5	2	2	3	0	1	1						
<b>Johnny Bench, R</b> OBP: 0.338, SLG: 0.527 (1, 2)		6-3	F7		2B				6-3	4	0	1	2	0	0	1						
<b>Dan Driessen, L</b> OBP: 0.351, SLG: 0.290 (1, 3)		FC4 1B			F7				1-3	4	0	2	0	0	0	2						
<b>Cesar Geronimo, L</b> OBP: 0.354, SLG: 0.404 (1, 8)	FC4				4-3				1B	4	0	1	0	0	1	3						
<b>Dave Concepcion, R</b> OBP: 0.330, SLG: 0.377 (1, 6)	L5				6-3				F8	4	0	1	0	0	0	3						
<b>George Foster, R</b> OBP: 0.325, SLG: 0.559 (1, 7)			FC4-6 HR BB		IBB				K	2	1	0	0	2	2	2						
<b>Jack Billingham, R</b> OBP: 0.125, SLG: 0.087 (1, 1)			K		4-3				SH3-4	3	0	0	0	0	2	4						
<b>Inning Stats</b>	R: 0 E: 0 K: 0 S: 3	H: 0 LOB: 0 BB: 0 P: 3	R: 0 E: 0 K: 0 S: 4	H: 1 LOB: 1 BB: 0 P: 4	R: 3 E: 1 K: 1 S: 7	H: 1 LOB: 0 BB: 1 P: 11	R: 0 E: 0 K: 1 S: 6	H: 1 LOB: 2 BB: 1 P: 10	R: 2 E: 0 K: 0 S: 6	H: 3 LOB: 1 BB: 0 P: 6	R: 0 E: 0 K: 1 S: 6	H: 1 LOB: 1 BB: 0 P: 6	R: 0 E: 0 K: 1 S: 6	H: 1 LOB: 1 BB: 0 P: 6	R: 0 E: 0 K: 2 S: 8	H: 1 LOB: 1 BB: 0 P: 8	R: 0 E: 0 K: 0 S: 3	H: 0 LOB: 0 BB: 0 P: 3	1B: 7 2B: 1 3B: 0 HR: 1	SF: 0 SAC: 1 DP: 0 HBP: 0	WP: 0 PB: 0 SB: 2 CS: 0	PA: 39
<b>PITCHER</b>	IP	WLS	BF	H	R	ER	SO	BB	IBB	HBP	BLK	WP	HR	S	P	ERA	WHIP					
<b>Bob Forsch, R</b> ERA: 3.01 (1, 1)	6.0	L	28	7	5	2	3	1	1	0	0	0	1	32	40	3.00	1.333					
<b>Ryan Kurosaki, R</b> ERA: 2.45 (7, 1)	2.0		8	2	0	0	3	0	0	0	1	0	0	14	14	0.00	1.000					
<b>Mike Garman, R</b> ERA: 1.88 (9, 1)	1.0		3	0	0	0	0	0	0	0	0	0	0	3	3	0.00	0.000					

**Cincinnati Reds @ St. Louis Cardinals**  
 Busch Stadium, St. Louis, MO  
 Sun Jun 01 1975, 3:33 AM CDT  
 Att: 25,231 - Unknown

AB	36
R	5
H	9
RBI	5
BB	2
SO	6
LOB	20



Batter	1	2	3	4	5	6	7	8	9	AB	R	H	RBI	BB	SO	LOB	BOTTOM					
<b>Lou Brock, L</b> OBP: 0.391, SLG: 0.482 (1, 7)	G4-6-3 1B		L8			4-3			4-3	4	0	1	0	0	0	1						
<b>Ted Sizemore, R</b> OBP: 0.332, SLG: 0.324 (1, 4)	G4-6-3 1-2		FC6-4			BB 1B			L4	4	1	1	0	0	0	2						
<b>Reggie Smith, S</b> OBP: 0.408, SLG: 0.667 (1, 9)					1-3	1B 1-2 BB			6-3	3	0	1	0	1	0	0						
<b>Ted Simmons, S</b> OBP: 0.346, SLG: 0.403 (1, 2)	4-3				F8				G3	4	0	1	1	0	0	1						
<b>Keith Hernandez, L</b> OBP: 0.277, SLG: 0.307 (1, 3)			4-3		K2-3				4-3	4	0	0	0	0	1	2						
<b>Luis Melendez, R</b> OBP: 0.280, SLG: 0.373 (1, 8)			K			F7			F8	3	0	0	0	0	1	0						
<b>Ken Reitz, R</b> OBP: 0.305, SLG: 0.339 (1, 5)			4-3			K			6-3	3	0	0	0	0	1	0						
<b>Mario Guerrero, R</b> OBP: 0.289, SLG: 0.297 (1, 6)					F8				4-3	3	0	0	0	0	0	0						
<b>Bob Forsch, R</b> OBP: 0.407, SLG: 0.560 (1, 1)						4-3			4-3	1	0	1	0	0	0	0						
<b>Jim Dwyer, L</b> OBP: 0.250, SLG: 0.160 (6, PH)										1	0	0	0	0	0	0						
<b>Ryan Kurosaki, R</b> (7, 1)										0	0	0	0	0	0	0						
<b>Ron Fairly, L</b> OBP: 0.422, SLG: 0.382 (8, PH)										1	0	0	0	0	0	0						
<b>Mike Garman, R</b> (9, 1)										0	0	0	0	0	0	0						
<b>Inning Stats</b>	R: 0 E: 0 K: 0 S: 4	H: 2 LOB: 1 BB: 0 P: 4	R: 0 E: 0 K: 1 S: 5	H: 0 LOB: 0 BB: 0 P: 5	R: 0 E: 0 K: 1 S: 4	H: 1 LOB: 1 BB: 0 P: 4	R: 0 E: 0 K: 1 S: 5	H: 0 LOB: 0 BB: 0 P: 5	R: 0 E: 0 K: 0 S: 3	H: 0 LOB: 0 BB: 0 P: 3	R: 0 E: 0 K: 0 S: 3	H: 0 LOB: 0 BB: 0 P: 3	R: 0 E: 0 K: 0 S: 3	H: 0 LOB: 0 BB: 0 P: 3	R: 0 E: 0 K: 0 S: 3	H: 0 LOB: 0 BB: 0 P: 3	1B: 5 2B: 0 3B: 0 HR: 0	SF: 0 SAC: 0 DP: 1 HBP: 0	WP: 0 PB: 0 SB: 0 CS: 0	PA: 32		
<b>PITCHER</b>	IP	WLS	BF	H	R	ER	SO	BB	IBB	HBP	BLK	WP	HR	S	P	ERA	WHIP					
<b>Jack Billingham, R</b> ERA: 3.67 (1, 1)	9.0	W	32	5	1	1	3	1	0	0	0	0	0	37	41	1.00	0.667					

**Cincinnati Reds @ St. Louis Cardinals**  
 Busch Stadium, St. Louis, MO  
 Sun Jun 01 1975, 3:33 AM CDT  
 Att: 25,231 - Unknown

AB	31
R	1
H	5
RBI	1
BB	1
SO	3
LOB	6





Batter	1	2	3	4	5	6	7	8	9	AB	R	H	RBI	BB	SO	LOB	TOP											
<b>Pete Rose, S</b> OBP: 0.395, SLG: 0.404 (1, 5)	0-0 4-3	0-0 1-2 2-H 1B		1-0 1B 3B HBP		0-0 5-3		0-0 L8		4	1	1	1	0	0	1	<b>Cincinnati Reds @ Pittsburgh Pirates</b> Three Rivers Stadium, Pittsburgh, PA Tue Jun 03 1975, 7:05 PM EDT Att: 9,438 - Unknown											
<b>Ken Griffey, L</b> OBP: 0.441, SLG: 0.471 (1, 9)	0-0 G3	0-0 1-3		1-2 2-3 3B 1B		0-0 1B BLK 1B		0-0 5-3		5	1	2	1	0	0	2												
<b>Joe Morgan, L</b> OBP: 0.482, SLG: 0.520 (1, 4)	0-0 F8		0-0 F7		0-0 1-2 2-3 3B 1B		0-0 1-3 1B		0-0 2B	5	0	3	3	0	0	0												
<b>Johnny Bench, R</b> OBP: 0.335, SLG: 0.517 (1, 2)		0-0 F9	4-0 FC4-6 BB	0-0 F2		0-3 K		0-3 K	4	0	0	0	1	2	4													
<b>Dan Driessen, L</b> OBP: 0.342, SLG: 0.284 (1, 3)		0-0 FC4-6 1B	0-0 L8		0-0 F7	0-0 6-3		0-3 K	5	0	1	0	0	1	4													
<b>Cesar Geronimo, L</b> OBP: 0.344, SLG: 0.392 (1, 8)		0-0 FC4-6 E	0-0 FC4-6		0-0 F9		0-3 K	0-0 F6	5	1	0	0	0	1	3													
<b>Dave Concepcion, R</b> OBP: 0.329, SLG: 0.379 (1, 6)		0-0 E2 1B 2B		0-0 P6	0-0 F9		0-0 F4		4	1	1	1	0	0	0													
<b>George Foster, R</b> OBP: 0.338, SLG: 0.579 (1, 7)		4-0 1B 1B IBB		0-0 E FC4-2 2B		0-0 SH 2B		0-0 F4	3	2	2	0	1	0	0													
<b>Gary Nolan, R</b> OBP: 0.310, SLG: 0.200 <b>Will McEnaney, L</b> (7, 1)		0-0 1-2 3-H 1B 1B		0-0 FC4-2 1B WP 3B		0-0 SH 5-3 1B		0-0 4-3	2	2	1	1	0	0	1													
<b>Inning Stats</b>	R: 0 E: 0 K: 0 S: 3	H: 0 LOB: 0 BB: 0 P: 3	R: 3 E: 1 K: 0 S: 7	H: 4 LOB: 2 BB: 1 P: 11	R: 0 E: 0 K: 0 S: 3	H: 0 LOB: 1 BB: 1 P: 7	R: 3 E: 1 K: 0 S: 6	H: 3 LOB: 1 BB: 0 P: 7	R: 0 E: 0 K: 1 S: 5	H: 0 LOB: 0 BB: 0 P: 5	R: 0 E: 0 K: 0 S: 3	H: 0 LOB: 0 BB: 0 P: 3	R: 0 E: 0 K: 2 S: 8	H: 1 LOB: 1 BB: 0 P: 8	1B: 6 2B: 4 3B: 1 HR: 0	SF: 0 SAC: 1 DP: 0 HBP: 1	WP: 1 PB: 0 SB: 0 CS: 0	PA: 42										
<b>PITCHER</b>	IP	WLS	BF	H	R	ER	SO	BB	IBB	HBP	BLK	WP	HR	S	P	ERA	WHIP											
<b>Bob Moose, R</b> ERA: 5.72 <b>Sam McDowell, L</b> ERA: 3.0 <b>Larry Demery, R</b> ERA: 1.46 <b>Ramon Hernandez, L</b> ERA: 2.87	(1, 1)	4.0	L	22	7	6	6	0	1	1	1	0	1	0	19	28	13.50	2.000										



Batter	1	2	3	4	5	6	7	8	9	AB	R	H	RBI	BB	SO	LOB	BOTTOM										
<b>Frank Taveras, R</b> OBP: 0.217, SLG: 0.213 <b>Bill Robinson, R</b> OBP: 0.309, SLG: 0.487 <b>Ramon Hernandez, S</b> (8, 1)	0-0 E6		0-3 K		0-0 5-3		0-0 B2		3	0	0	0	0	0	1	0	<b>Cincinnati Reds @ Pittsburgh Pirates</b> Three Rivers Stadium, Pittsburgh, PA Tue Jun 03 1975, 7:05 PM EDT Att: 9,438 - Unknown										
<b>Rennie Stennett, R</b> OBP: 0.326, SLG: 0.384 (1, 4)	0-0 F8		0-0 F3		0-0 F7		0-0 F8		4	0	0	0	0	0	1												
<b>Al Oliver, L</b> OBP: 0.283, SLG: 0.436 (1, 8)	0-0 F2		0-0 F9		0-0 G4-6-3 1B		0-0 1-3		4	0	1	0	0	0	1												
<b>Willie Stargell, L</b> OBP: 0.322, SLG: 0.468 (1, 3)	0-0 L9		0-3 K		0-0 F8		0-0 F7		4	0	0	0	0	1	2												
<b>Dave Parker, L</b> OBP: 0.361, SLG: 0.544 (1, 9)		0-0 HR		0-3 K		0-0 G4-6-3 1-2		0-0 8-4 2B	4	1	2	1	0	1	1												
<b>Richie Ziek, R</b> OBP: 0.307, SLG: 0.272 (1, 7)		0-3 K		0-0 F9		0-0 F8		0-0 8-4	4	0	0	0	0	1	1												
<b>Richie Hebner, L</b> OBP: 0.355, SLG: 0.388 (1, 5)		0-0 F5		4-0 HR BB		0-0 1B 2B		0-0 F6	3	2	1	0	1	0	0												
<b>Duffy Dyer, R</b> OBP: 0.353, SLG: 0.625 (1, 2)		0-0 1B		0-0 HR		0-0 FC5-4 1B		0-0 FC5-4	3	1	3	3	0	0	0												
<b>Bob Moose, R</b> OBP: 0.255, SLG: 0.125 <b>Sam McDowell, L</b> <b>Larry Demery, R</b> <b>Ed Kirkpatrick, L</b> <b>Bob Robertson, R</b> <b>Mario Mendoza, R</b> (8, 6)	(1, 1)	6.1	W	26	6	4	4	0	1	0	0	0	0	0	0	1											
<b>Inning Stats</b>	R: 0 E: 1 K: 0 S: 4	H: 0 LOB: 1 BB: 0 P: 4	R: 1 E: 0 K: 1 S: 7	H: 2 LOB: 0 BB: 0 P: 7	R: 0 E: 0 K: 1 S: 5	H: 0 LOB: 0 BB: 0 P: 5	R: 0 E: 0 K: 2 S: 7	H: 0 LOB: 0 BB: 0 P: 7	R: 2 E: 0 K: 1 S: 6	H: 1 LOB: 0 BB: 1 P: 10	R: 0 E: 0 K: 0 S: 3	H: 1 LOB: 0 BB: 0 P: 3	R: 1 E: 0 K: 0 S: 5	H: 2 LOB: 1 BB: 0 P: 5	R: 0 E: 0 K: 0 S: 3	H: 0 LOB: 0 BB: 0 P: 3	R: 0 E: 0 K: 0 S: 3	H: 1 LOB: 0 BB: 0 P: 3	1B: 3 2B: 3 3B: 0 HR: 2	SF: 0 SAC: 0 DP: 2 HBP: 0	WP: 0 PB: 0 SB: 0 CS: 0	PA: 34					
<b>PITCHER</b>	IP	WLS	BF	H	R	ER	SO	BB	IBB	HBP	BLK	WP	HR	S	P	ERA	WHIP										
<b>Gary Nolan, R</b> ERA: 2.72 <b>Will McEnaney, L</b> ERA: 1.07	(1, 1)	2.2		8	1	0	0	0	0	0	0	0	0	8	8	0.00	0.375										





Batter	1	2	3	4	5	6	7	8	9	AB	R	H	RBI	BB	SO	LOB	TOP	
<b>Pete Rose, S</b> OBP: 0.389, SLG: 0.396 (1, 5)	L3		4-3			4-3		4-3		4	0	0	0	0	0	1	<b>Cincinnati Reds @ Pittsburgh Pirates</b> Three Rivers Stadium, Pittsburgh, PA Wed Jun 04 1975, 7:05 PM EDT Att: 13,754 - Unknown	
<b>Joe Morgan, L</b> OBP: 0.482, SLG: 0.514 (1, 4)	F9							L6		2	0	0	0	2	0			
<b>Johnny Bench, R</b> OBP: 0.333, SLG: 0.510 (1, 3) (7, 2)	F8									3	0	0	0	1	1	2		
<b>George Foster, R</b> OBP: 0.336, SLG: 0.565 (1, 7)		5-3				5-3				3	0	0	0	1	0	2		
<b>Dave Concepcion, R</b> OBP: 0.329, SLG: 0.379 (1, 6)		4-3								3	0	1	0	0	0	1		
<b>Cesar Geronimo, L</b> OBP: 0.342, SLG: 0.385 (1, 8)										3	0	0	0	1	1	1		
<b>Bill Plummer, R</b> OBP: 0.167, SLG: 0.063 <b>Dan Driessen, L</b> OBP: 0.350, SLG: 0.284 (7, 7) (7, 3)										2	0	0	0	0	1	0		
<b>Tony Perez, R</b> OBP: 0.317, SLG: 0.432 (9, PH)										1	0	0	0	0	1	3		
<b>Ken Griffey, L</b> OBP: 0.449, SLG: 0.488 (1, 9)										2	0	1	1	2	0	3		
<b>Fred Norman, S</b> (1, 1) <b>Terry Crowley, L</b> OBP: 0.474, SLG: 0.588 (8, PH) <b>Will McEnaney, L</b> (8, 1)										2	0	0	0	0	1	2		
<b>Inning Stats</b>	R: 0 E: 0 K: 0 S: 3	H: 0 LOB: 0 BB: 0 P: 3	R: 0 E: 0 K: 0 S: 3	H: 0 LOB: 0 BB: 0 P: 3	R: 0 E: 0 K: 1 S: 5	H: 0 LOB: 1 BB: 1 P: 9	R: 0 E: 0 K: 0 S: 3	H: 0 LOB: 1 BB: 1 P: 7	R: 0 E: 0 K: 1 S: 5	H: 0 LOB: 1 BB: 1 P: 9	R: 1 E: 0 K: 1 S: 5	H: 2 LOB: 1 BB: 1 P: 9	R: 0 E: 0 K: 1 S: 3	H: 0 LOB: 3 BB: 3 P: 17	1B: 1 2B: 0 3B: 1 HR: 0	SF: 0 SAC: 1 DP: 0 HBP: 0	WP: 0 PA: 35 PB: 0 SB: 1 CS: 0	
<b>PITCHER</b>	IP	WLS	BF	H	R	ER	SO	BB	IBB	HBP	BLK	WP	HR	S	P	ERA	WHIP	
<b>Jerry Reuss, L</b> ERA: 2.88 (1, 1)	6.0	W	23	1	1	1	3	4	0	0	0	0	0	25	41	1.50	0.833	
<b>Dave Giusti, R</b> ERA: 1.4 (7, 1)	2.1		9	1	0	0	1	3	0	0	1	0	0	8	20	0.00	1.714	
<b>Ramon Hernandez, L</b> ERA: 2.76 (9, 1)	0.2	S	3	0	0	0	1	0	1	0	0	0	0	4	8	0.00	0.000	

Batter	1	2	3	4	5	6	7	8	9	AB	R	H	RBI	BB	SO	LOB	BOTTOM		
<b>Rennie Stennett, R</b> OBP: 0.325, SLG: 0.386 (1, 4)	4-3 SF7 2B		F8							4	1	1	0	0	0	1	<b>Cincinnati Reds @ Pittsburgh Pirates</b> Three Rivers Stadium, Pittsburgh, PA Wed Jun 04 1975, 7:05 PM EDT Att: 13,754 - Unknown		
<b>Manny Sanguillen, R</b> OBP: 0.416, SLG: 0.430 (1, 2)	4-3 2-3		F6							4	0	1	0	0	0	1			
<b>Al Oliver, L</b> OBP: 0.282, SLG: 0.431 (1, 8)	SF7 3-H		1-3							2	0	0	1	1	0	1			
<b>Bob Robertson, R</b> OBP: 0.265, SLG: 0.281 (1, 3) <b>Dock Ellis, S</b> OBP: 0.143, SLG: 0.143 (6, PR) <b>Ed Kirkpatrick, L</b> OBP: 0.296, SLG: 0.348 (7, 3)	F6									3	0	1	0	0	0	0			
<b>Richie Zisk, R</b> OBP: 0.308, SLG: 0.268 (1, 7)		5-3								2	0	0	0	1	1	0			
<b>Dave Parker, L</b> OBP: 0.360, SLG: 0.540 (1, 9)										3	0	1	0	0	0	3			
<b>Richie Hebner, L</b> OBP: 0.355, SLG: 0.411 (1, 5)										3	1	1	1	0	0	4			
<b>Frank Taveras, R</b> OBP: 0.220, SLG: 0.209 (1, 6)										2	0	0	0	1	1	0			
<b>Jerry Reuss, L</b> OBP: 0.273, SLG: 0.273 (1, 1) <b>Dave Giusti, R</b> OBP: 0.250, SLG: 0.250 (7, 1) <b>Ramon Hernandez, S</b> (9, 1)	F8									2	0	0	0	0	1	2			
<b>Inning Stats</b>	R: 1 E: 0 K: 0 S: 4	H: 1 LOB: 0 BB: 0 P: 4	R: 0 E: 1 K: 0 S: 4	H: 1 LOB: 2 BB: 1 P: 8	R: 0 E: 0 K: 0 S: 3	H: 0 LOB: 0 BB: 0 P: 3	R: 0 E: 0 K: 1 S: 5	H: 0 LOB: 0 BB: 0 P: 5	R: 1 E: 0 K: 1 S: 6	H: 1 LOB: 0 BB: 0 P: 6	R: 0 E: 0 K: 0 S: 4	H: 1 LOB: 3 BB: 2 P: 12	R: 0 E: 0 K: 1 S: 5	H: 1 LOB: 0 BB: 0 P: 5	R: 0 E: 0 K: 0 S: 3	H: 1 LOB: 0 BB: 0 P: 3		1B: 3 2B: 3 3B: 0 HR: 1	SF: 1 SAC: 0 DP: 2 HBP: 0
<b>PITCHER</b>	IP	WLS	BF	H	R	ER	SO	BB	IBB	HBP	BLK	WP	HR	S	P	ERA	WHIP		
<b>Fred Norman, L</b> ERA: 4.03 (1, 1)	7.0	L	28	5	2	2	3	2	1	0	0	0	0	31	43	2.57	1.000		
<b>Will McEnaney, L</b> ERA: 1.03 (8, 1)	1.0		3	1	0	0	0	0	0	0	0	0	0	3	3	0.00	1.000		



Batter	1	2	3	4	5	6	7	8	9	AB	R	H	RBI	BB	SO	LOB	TOP		
Don Kessinger, S OBP: 0.345, SLG: 0.377	P4		F9		F8		6-3			4	0	0	0	0	0	1			
Jose Cardenal, R OBP: 0.401, SLG: 0.471	2B		BB			1B		BB		2	1	2	0	2	0	0			
Bill Madlock, R OBP: 0.380, SLG: 0.490	2B		L9			1B		F8		4	0	2	0	0	0	2			
Andre Thornton, R OBP: 0.438, SLG: 0.483	HBP		F8			SF7		F8		2	0	0	1	0	0	2			
Rick Monday, L OBP: 0.428, SLG: 0.534	K			F7		B1-3		L6		4	0	0	0	0	1	5			
Rob Spang, R OBP: 0.323, SLG: 0.308	L7			5-3		K			F5	2	0	0	0	0	0	3			
George Mitterwald, R OBP: 0.386, SLG: 0.435										1	0	0	0	0	1	1			
Ralph LaCock, L OBP: 0.345, SLG: 0.316										1	0	0	0	0	0	0			
Manny Trillo, R OBP: 0.315, SLG: 0.365		L5		6-3				K		4	0	1	0	0	1	0			
Steve Swisher, R OBP: 0.257, SLG: 0.268		5-3			L8			L6		4	0	0	0	0	0	1			
Bill Bonham, R OBP: 0.138, SLG: 0.138										2	0	0	0	0	2	0			
Ken Frailing, L OBP: 0.138, SLG: 0.138										0	0	0	0	0	0	0			
Eddie Watt, R OBP: 0.138, SLG: 0.138										0	0	0	0	0	0	0			
Tim Hosley, R OBP: 0.435, SLG: 0.382										1	0	0	0	0	0	1			
Bob Locker, S OBP: 0.138, SLG: 0.138										0	0	0	0	0	0	0			
<b>Inning Stats</b>	R: 0 E: 0 K: 1 S: 7	H: 2 LOB: 3 BB: 0 P: 8	R: 0 E: 0 K: 1 S: 5	H: 0 LOB: 0 BB: 0 P: 5	R: 0 E: 0 K: 0 S: 3	H: 0 LOB: 1 BB: 1 P: 7	R: 0 E: 0 K: 0 S: 3	H: 0 LOB: 0 BB: 0 P: 3	R: 0 E: 0 K: 1 S: 5	H: 2 LOB: 1 BB: 0 P: 7	R: 0 E: 0 K: 0 S: 4	H: 1 LOB: 1 BB: 0 P: 4	R: 0 E: 0 K: 0 S: 3	H: 0 LOB: 1 BB: 1 P: 7	R: 0 E: 0 K: 1 S: 5	H: 0 LOB: 0 BB: 0 P: 5	1B: 4 2B: 1 3B: 0 HR: 0	SF: 1 SAC: 0 DP: 0 HBP: 1	WP: 1 PA: 35 PB: 0 SB: 0 CS: 0
<b>PITCHER</b>	IP WLS BF H R ER SO BB IBB HBP BLK WP HR S P ERA WHIP																		
Don Gullett, L ERA: 2.19	9.0 W 35 5 1 1 5 2 0 1 0 1 0 42 51 1.00 0.778																		

Chicago Cubs @ Cincinnati Reds  
Riverfront Stadium, Cincinnati, OH  
Fri Jun 06 1975, 7:05 PM EDT  
Att: 38,030 - Unknown - 65 F

AB	31
R	1
H	5
RBI	1
BB	2
SO	5
LOB	16



Batter	1	2	3	4	5	6	7	8	9	AB	R	H	RBI	BB	SO	LOB	BOTTOM		
Pete Rose, S OBP: 0.398, SLG: 0.405	BB		FC5-4							3	0	3	0	1	0	0			
Ken Griffey, L OBP: 0.437, SLG: 0.472	K		FC5-4		F7		L5			4	1	0	0	0	1	5			
Joe Morgan, L OBP: 0.483, SLG: 0.517	G5-4-3		SF7		F9		F2			3	0	1	0	1	0	3			
Johnny Bench, R OBP: 0.336, SLG: 0.510	G5-4-3		SF7			1B		F8		2	1	1	1	0	0	2			
Dan Driessen, L OBP: 0.369, SLG: 0.300		WP	4-3					S		3	2	2	0	1	0	1			
Cesar Geronimo, L OBP: 0.335, SLG: 0.376	K				F2			F8		4	0	0	0	0	2	5			
Dave Concepcion, R OBP: 0.327, SLG: 0.381		6-3			5-3		L5			4	0	1	2	0	0	3			
George Foster, R OBP: 0.333, SLG: 0.578					5-3			1-3		4	1	1	2	0	0	1			
Don Gullett, R OBP: 0.256, SLG: 0.216		4-3						4-3		4	0	1	0	0	1	1			
<b>Inning Stats</b>	R: 0 E: 0 K: 1 S: 5	H: 1 LOB: 1 BB: 1 P: 9	R: 2 E: 0 K: 1 S: 7	H: 2 LOB: 0 BB: 0 P: 7	R: 1 E: 0 K: 0 S: 5	H: 2 LOB: 1 BB: 0 P: 5	R: 0 E: 0 K: 0 S: 3	H: 0 LOB: 0 BB: 0 P: 3	R: 0 E: 0 K: 1 S: 5	H: 2 LOB: 1 BB: 1 P: 9	R: 0 E: 0 K: 1 S: 6	H: 2 LOB: 1 BB: 0 P: 6	R: 0 E: 0 K: 0 S: 5	H: 2 LOB: 2 BB: 0 P: 5	R: 2 E: 0 K: 0 S: 4	H: 1 LOB: 1 BB: 1 P: 9	1B: 7 2B: 3 3B: 0 HR: 1	SF: 1 SAC: 0 DP: 2 HBP: 1	WP: 1 PA: 36 PB: 0 SB: 1 CS: 0
<b>PITCHER</b>	IP WLS BF H R ER SO BB IBB HBP BLK WP HR S P ERA WHIP																		
Bill Bonham, R ERA: 4.06	5.0 L 23 7 3 3 3 2 0 0 0 0 0 0 27 35 5.40 1.800																		
Ken Frailing, L ERA: 4.01	0.1 1 0 0 0 1 0 0 0 0 0 0 0 3 3 0.00 0.000																		
Eddie Watt, R ERA: 4.01	0.2 1 0 0 0 0 0 0 0 0 0 0 0 1 1 0.00 0.000																		
Bob Locker, R ERA: 5.14	2.0 11 3 2 2 0 1 0 1 0 0 0 0 9 14 9.00 2.000																		

Chicago Cubs @ Cincinnati Reds  
Riverfront Stadium, Cincinnati, OH  
Fri Jun 06 1975, 7:05 PM EDT  
Att: 38,030 - Unknown - 65 F

AB	31
R	5
H	10
RBI	5
BB	3
SO	4
LOB	21





Batter	1	2	3	4	5	6	7	8	9	AB	R	H	RBI	BB	SO	LOB	TOP																					
<b>Don Kessinger, S</b> (1, 6) OBP: 0.352, SLG: 0.376	0-0 6-3		0-0 F7			0-0 FC5-4 1B		4-0 FC6-4 BB		3	0	1	0	1	0	0																						
<b>Jose Cardenal, R</b> (1, 7) OBP: 0.398, SLG: 0.466	0-0 6-3			0-0 F7		0-0 FC5-4 1B		0-0 FC6-4		4	0	1	0	0	0	1																						
<b>Rob Sperring, R</b> (8, 7) OBP: 0.323, SLG: 0.308	0-0 6-3					1-2 2-3 1B		1-2 1B		0	0	0	0	0	0	0																						
<b>Bill Madlock, R</b> (1, 5) OBP: 0.373, SLG: 0.480	0-0 6-3			0-0 6-3		0-0 FC5-4 G4-6-3			0-0 4-3	4	0	0	1	0	0	2																						
<b>Rick Monday, L</b> (1, 8) OBP: 0.429, SLG: 0.537		0-0 F8		4-0 BB		0-0 G4-6-3			0-0 G3 2B	3	0	1	0	1	0	2																						
<b>Champ Summers, L</b> (1, 9) OBP: 0.321, SLG: 0.333	0-0 F7			0-0 F5				0-0 6-3		4	0	0	0	0	0	2																						
<b>Andre Thornton, R</b> (1, 3) OBP: 0.442, SLG: 0.475	0-0 1B			4-0 BB		0-0 G6-3 BB		0-0 F8		3	0	1	0	1	0	1																						
<b>Manny Trillo, R</b> (1, 4) OBP: 0.310, SLG: 0.359	0-0 4-3			0-0 G6-3		0-0 5-3		0-0 5-3		3	0	0	0	0	0	2																						
<b>Steve Swisher, R</b> (1, 2) OBP: 0.250, SLG: 0.260			0-0 5-3		0-0 5-3			0-0 5-3		3	0	0	0	0	0	0																						
<b>Ray Burris, R</b> (1, 1) OBP: 0.286, SLG: 0.160			0-3 K			0-0 FC5-4 1B		0-3 K		1	0	0	0	0	1	0																						
<b>Ralph Lajoie, L</b> (6, PH) OBP: 0.209, SLG: 0.332										1	1	1	0	0	0	0																						
<b>Eddie Watt, L</b> (6, 1) OBP: 0.209, SLG: 0.332										0	0	0	0	0	0	0																						
<b>Ken Frailing, L</b> (6, 1) OBP: 0.209, SLG: 0.332										0	0	0	0	0	0	0																						
<b>Bob Locker, S</b> (6, 1) OBP: 0.209, SLG: 0.332										0	0	0	0	0	0	0																						
<b>Ron Dunn, R</b> (6, PH) OBP: 0.209, SLG: 0.332										1	0	0	0	0	1	0																						
<b>Oscar Zamora, R</b> (8, 1) OBP: 0.209, SLG: 0.332										0	0	0	0	0	0	0																						
<b>Inning Stats</b>	R: 0 E: 0 K: 0 S: 3	H: 0 LOB: 0 BB: 0 P: 3	R: 0 E: 0 K: 0 S: 4	H: 1 LOB: 1 BB: 0 P: 4	R: 0 E: 0 K: 1 S: 5	H: 0 LOB: 0 BB: 0 P: 5	R: 0 E: 0 K: 0 S: 3	H: 0 LOB: 1 BB: 1 P: 7	R: 0 E: 0 K: 0 S: 2	H: 0 LOB: 0 BB: 0 P: 6	R: 1 E: 0 K: 0 S: 5	H: 3 LOB: 1 BB: 0 P: 5	R: 0 E: 0 K: 0 S: 3	H: 0 LOB: 0 BB: 0 P: 3	R: 0 E: 0 K: 1 S: 5	H: 0 LOB: 1 BB: 1 P: 9	R: 0 E: 0 K: 0 S: 4	H: 1 LOB: 1 BB: 0 P: 4	1B: 4 2B: 1 3B: 0 HR: 0	SF: 0 SAC: 0 DP: 2 HBP: 0	WP: 0 PA: 33 PB: 0 SB: 0 CS: 0																	
<b>PITCHER</b>	IP	WLS	BF	H	R	ER	SO	BB	IBB	HBP	BLK	WP	HR	S	P	ERA	WHIP	<b>PITCHER</b>				IP	WLS	BF	H	R	ER	SO	BB	IBB	HBP	BLK	WP	HR	S	P	ERA	WHIP
<b>Jack Billingham, R</b> (1, 1) ERA: 3.38	9.0	W	33	5	1	1	2	3	0	0	0	0	0	34	46	1.00	0.889																					

**Chicago Cubs @ Cincinnati Reds**  
Riverfront Stadium, Cincinnati, OH  
Sat Jun 07 1975, 7:05 PM EDT  
Att: 47,340 - Unknown - 68 F

AB	30
R	1
H	5
RBI	1
BB	3
SO	2
LOB	10



Batter	1	2	3	4	5	6	7	8	9	AB	R	H	RBI	BB	SO	LOB	BOTTOM																					
<b>Pete Rose, S</b> (1, 5) OBP: 0.398, SLG: 0.406	0-0 4-3		0-0 4-3 1B		0-0 F7	4-0 BB BB		0-0 F8		4	1	1	1	1	0	0																						
<b>Doug Flynn, R</b> (9, 5) OBP: 0.326, SLG: 0.415	0-0 4-3		0-0 4-3 2B		0-0 F5	4-0 BB BB		0-0 F8		3	0	0	0	0	1	1																						
<b>Ken Griffey, L</b> (1, 9) OBP: 0.428, SLG: 0.461	0-3 K		0-0 4-3		0-0 F5	4-0 BB BB		0-0 F8		1	0	1	1	1	0	0																						
<b>Merv Rettenmund, R</b> (6, PH) OBP: 0.328, SLG: 0.240	0-0 K		2-3 4-0 1B BB		0-0 HR	0-3 K		0-0 F8		3	2	1	1	1	1	3																						
<b>Joe Morgan, L</b> (1, 4) OBP: 0.483, SLG: 0.530	0-0 4-3		4-0 1B BB		4-0 HR	0-0 K		0-0 F8		1	0	0	0	0	0	1																						
<b>Darrel Chaney, S</b> (8, 4) OBP: 0.200, SLG: 0.114	0-0 4-3		4-0 1B BB		4-0 HR	0-0 K		0-0 F8		3	1	2	4	2	0	1																						
<b>Johnny Bench, R</b> (1, 2) OBP: 0.346, SLG: 0.526		0-0 HR	0-0 1B		4-0 BB	4-0 BB		0-0 5-3		3	1	2	4	2	0	1																						
<b>Dan Driessen, L</b> (1, 3) OBP: 0.364, SLG: 0.338	0-0 HR		1-1 3-1 1B		0-0 L9	0-3 K		0-0 5-3		4	1	1	1	0	2	5																						
<b>Bill Plummer, R</b> (8, 2) OBP: 0.167, SLG: 0.063	0-0 HR		0-3 K		0-0 L9	0-3 K		0-0 5-3		0	0	0	0	0	0	0																						
<b>Cesar Geronimo, L</b> (1, 8) OBP: 0.339, SLG: 0.375	0-0 F7		0-0 4-3		0-0 4-3	4-0 1B BB		4-0 G6-4-3 1B		3	1	1	0	1	0	0																						
<b>Dave Concepcion, R</b> (1, 6) OBP: 0.330, SLG: 0.383	0-0 F8		0-0 1B		0-0 S 1B	0-0 6-3		0-0 G6-4-3 1B		4	0	2	0	0	0	1																						
<b>George Foster, R</b> (1, 7) OBP: 0.331, SLG: 0.568	0-0 F5		0-0 P4		0-0 1-2 BB 1B	0-0 BB BB		0-0 G6-4-3		4	1	1	0	0	0	3																						
<b>Jack Billingham, R</b> (1, 1) OBP: 0.143, SLG: 0.077	0-0 G3		0-0 L4		0-0 L4	4-0 BB BB		0-0 6-3		3	1	0	0	1	0	2																						
<b>Inning Stats</b>	R: 0 E: 0 K: 1 S: 5	H: 0 LOB: 0 BB: 0 P: 5	R: 2 E: 0 K: 0 S: 5	H: 2 LOB: 0 BB: 0 P: 5	R: 2 E: 0 K: 1 S: 7	H: 2 LOB: 1 BB: 1 P: 11	R: 0 E: 0 K: 0 S: 4	H: 1 LOB: 0 BB: 0 P: 4	R: 1 E: 0 K: 0 S: 4	H: 1 LOB: 1 BB: 1 P: 8	R: 3 E: 0 K: 2 S: 8	H: 1 LOB: 3 BB: 5 P: 28	R: 0 E: 0 K: 0 S: 4	H: 2 LOB: 1 BB: 0 P: 4	R: 0 E: 0 K: 0 S: 4	H: 1 LOB: 1 BB: 0 P: 4	1B: 5 2B: 2 3B: 0 HR: 3	SF: 0 SAC: 0 DP: 1 HBP: 0	WP: 0 PA: 40 PB: 0 SB: 2 CS: 0																			
<b>PITCHER</b>	IP	WLS	BF	H	R	ER	SO	BB	IBB	HBP	BLK	WP	HR	S	P	ERA	WHIP	<b>PITCHER</b>				IP	WLS	BF	H	R	ER	SO	BB	IBB	HBP	BLK	WP	HR	S	P	ERA	WHIP
<b>Ray Burris, R</b> (1, 1) ERA: 3.79	5.0	L	23	6	5	5	2	2	0	0	0	0	0	25	33	9.00	1.600																					
<b>Eddie Watt, R</b> (6, 1) ERA: 27.0	0.1		5	1	3	3	0	3	0	0	0	0	0	2	14	81.00	12.000																					
<b>Ken Frailing, L</b> (6, 1) ERA: 3.96	0.1		2	0	0	0	1	1	0	0	0	0	0	3	7	0.00	3.000																					
<b>Bob Locker, R</b> (6, 1) ERA: 4.84	1.1		6	2	0	0	1	1	0	0	0	0	0	7	11	0.00	2.250																					
<b>Oscar Zamora, R</b> (8, 1) ERA: 2.6	1.0		4	1	0	0	0	0	0	0	0	0	0	4	4	0.00	1.000																					

**Chicago Cubs @ Cincinnati Reds**  
Riverfront Stadium, Cincinnati, OH  
Sat Jun 07 1975, 7:05 PM EDT  
Att: 47,340 - Unknown - 68 F

AB	33
R	8
H	10
RBI	8
BB	7
SO	4
LOB	17





Batter	1	2	3	4	5	6	7	8	9	AB	R	H	RBI	BB	SO	LOB	TOP					
<b>Don Kessinger, S</b> (1, 6) OBP: 0.345, SLG: 0.368	F8			F9		SH1-3		P6	F8	4	0	0	0	0	0	3	<b>Chicago Cubs @ Cincinnati Reds</b> Riverfront Stadium, Cincinnati, OH Sun Jun 08 1975, 3:33 AM EDT Sunny - 75 F					
<b>Jose Cardenal, R</b> (1, 7) OBP: 0.391, SLG: 0.457	P6			P4		5-3		5-3		4	0	0	0	0	0	1						
<b>Bill Madlock, R</b> (1, 5) OBP: 0.379, SLG: 0.485	F9			1B		2-H 1B		1B		4	0	3	1	0	0	0						
<b>Rick Monday, L</b> (1, 8) OBP: 0.420, SLG: 0.523		K		F9		3-1		6-3		4	0	0	0	0	1	3						
<b>Andre Thornton, R</b> (1, 3) OBP: 0.444, SLG: 0.477		K				1B		6-3		4	0	2	0	0	1	0						
<b>Ralph LaCock, L</b> (1, 9) OBP: 0.340, SLG: 0.311		F9				F9		G3		4	0	0	0	0	0	2						
<b>Manny Trillo, R</b> (1, 4) OBP: 0.304, SLG: 0.351				F9		F8		E6 1B		4	0	0	0	0	0	2						
<b>Steve Swisher, R</b> (1, 2) OBP: 0.252, SLG: 0.262				P3		P4				3	0	1	0	0	0	1						
<b>Champ Summers, L</b> (9, PH) OBP: 0.345, SLG: 0.360						P4		1-2 1B		1	0	1	0	0	0	0						
<b>Rick Reuschel, R</b> (1, 1) OBP: 0.115, SLG: 0.231				K				F7		3	1	1	0	0	1	2						
<b>Darold Knowles, L</b> (8, 1) OBP: 0.250, SLG: 0.143						SH1-3 1B				0	0	0	0	0	0	0						
<b>Adrian Garrett, L</b> (9, PH) OBP: 0.143, SLG: 0.250									E4	1	0	0	0	0	0	2						
<b>Inning Stats</b>	R: 0 E: 0 K: 0 S: 3	H: 0 LOB: 0 BB: 0 P: 3	R: 0 E: 0 K: 2 S: 7	H: 0 LOB: 0 BB: 0 P: 7	R: 0 E: 0 K: 1 S: 5	H: 0 LOB: 0 BB: 0 P: 5	R: 0 E: 0 K: 0 S: 4	H: 1 LOB: 1 BB: 0 P: 4	R: 0 E: 0 K: 0 S: 4	H: 1 LOB: 1 BB: 0 P: 4	R: 1 E: 0 K: 0 S: 5	H: 2 LOB: 1 BB: 0 P: 5	R: 0 E: 1 K: 0 S: 5	H: 1 LOB: 2 BB: 0 P: 5	R: 0 E: 0 K: 0 S: 4	H: 1 LOB: 1 BB: 0 P: 4	R: 0 E: 1 K: 0 S: 6	H: 2 LOB: 3 BB: 0 P: 6	1B: 8 2B: 0 3B: 0 HR: 0	SF: 0 SAC: 1 DP: 0 HBP: 0	WP: 0 PB: 0 SB: 0 CS: 0	PA: 37
<b>PITCHER</b> <b>Gary Nolan, R</b> (1, 1) ERA: 2.55	IP: 9.0 WLS: W BF: 37 H: 8 R: 1 ER: 1 SO: 3 BB: 0 IBB: 0 HBP: 0 BLK: 0 WP: 0 HR: 0 S: 43 P: 43 ERA: 1.00 WHIP: 0.889															<b>PITCHER</b>						

AB	36
R	1
H	8
RBI	1
BB	0
SO	3
LOB	16



Batter	1	2	3	4	5	6	7	8	9	AB	R	H	RBI	BB	SO	LOB	BOTTOM	
<b>Pete Rose, S</b> (1, 5) OBP: 0.396, SLG: 0.401	BB HBP		4-3			G3		F8		3	0	0	0	0	0	1	<b>Chicago Cubs @ Cincinnati Reds</b> Riverfront Stadium, Cincinnati, OH Sun Jun 08 1975, 3:33 AM EDT Sunny - 75 F	
<b>Dan Driessen, L</b> (1, 9) OBP: 0.383, SLG: 0.329	4-0		6-3			G3				2	0	0	0	1	0	0		
<b>Merv Rettenmund, R</b> (8, 9) OBP: 0.339, SLG: 0.255	1-2							BB 1B		1	0	1	0	0	0	0		
<b>Joe Morgan, L</b> (1, 4) OBP: 0.483, SLG: 0.525	F9			K			4-0 BLK HR BB	1-2 2-3 BB		2	1	0	0	2	1	2		
<b>Johnny Bench, R</b> (1, 2) OBP: 0.344, SLG: 0.535	K			5-3			1-H HR	K		4	1	1	2	0	2	5		
<b>Tony Perez, R</b> (1, 3) OBP: 0.311, SLG: 0.424	K			G3			K			3	0	0	0	0	2	2		
<b>Cesar Geronimo, L</b> (1, 8) OBP: 0.338, SLG: 0.374						F8		K		3	0	1	0	0	1	0		
<b>Dave Concepcion, R</b> (1, 6) OBP: 0.326, SLG: 0.378						G3		5-3		3	0	0	0	0	1	1		
<b>George Foster, R</b> (1, 7) OBP: 0.331, SLG: 0.563						5-3		BB 1B 1B		3	0	1	0	0	0	0		
<b>Gary Nolan, R</b> (1, 1) OBP: 0.281, SLG: 0.179				K				K		3	0	0	0	0	3	1		
<b>Inning Stats</b>	R: 0 E: 0 K: 2 S: 7	H: 0 LOB: 2 BB: 1 P: 12	R: 0 E: 0 K: 1 S: 5	H: 1 LOB: 0 BB: 0 P: 5	R: 0 E: 0 K: 1 S: 5	H: 0 LOB: 0 BB: 0 P: 5	R: 0 E: 0 K: 1 S: 5	H: 0 LOB: 0 BB: 0 P: 5	R: 0 E: 0 K: 1 S: 5	H: 0 LOB: 0 BB: 0 P: 5	R: 2 E: 0 K: 2 S: 8	H: 1 LOB: 0 BB: 1 P: 12	R: 0 E: 0 K: 2 S: 9	H: 2 LOB: 3 BB: 1 P: 13	1B: 3 2B: 0 3B: 0 HR: 1	SF: 0 SAC: 0 DP: 0 HBP: 1	WP: 0 PB: 0 SB: 0 CS: 1	PA: 31
<b>PITCHER</b> <b>Rick Reuschel, R</b> (1, 1) ERA: 4.03	IP: 7.2 WLS: L BF: 29 H: 4 R: 2 ER: 2 SO: 9 BB: 2 IBB: 0 HBP: 1 BLK: 1 WP: 0 HR: 1 S: 44 P: 53 ERA: 2.35 WHIP: 0.783															<b>PITCHER</b> <b>Darold Knowles, L</b> (8, 1) ERA: 4.02		

AB	27
R	2
H	4
RBI	2
BB	3
SO	10
LOB	12





Batter	1	2	3	4	5	6	7	8	9	AB	R	H	RBI	BB	SO	LOB	TOP		
<b>Rob Sperring, R</b> (1, 6) OBP: 0.286, SLG: 0.267	L5		L5	F9			F4		FC5-4	4	0	0	0	0	0	4	<b>Chicago Cubs @ Cincinnati Reds</b> Riverfront Stadium, Cincinnati, OH Sun Jun 08 1975, 3:38 AM EDT Att: 50,311 - Unknown		
<b>Jose Cardenal, R</b> (9, PH) OBP: 0.389, SLG: 0.455										1	0	0	0	0	0	1			
<b>Champ Summers, L</b> (1, 7) OBP: 0.303, SLG: 0.310	F8		F8		4-3		FC3-6		F7	4	0	0	0	0	0	2			
<b>Ron Dunn, R</b> (9, PH) OBP: 0.188, SLG: 0.500										1	0	0	0	0	0	1			
<b>Bill Madlock, R</b> (1, 5) OBP: 0.380, SLG: 0.483					4-3		G3		L5	5	1	2	0	0	0	2			
<b>Rick Monday, L</b> (1, 8) OBP: 0.411, SLG: 0.510	F9			P6					F4-3	4	0	0	0	0	0	2			
<b>Andre Thornton, R</b> (1, 3) OBP: 0.459, SLG: 0.493		P6								2	2	1	0	2	0	0			
<b>Jerry Morales, R</b> (1, 9) OBP: 0.333, SLG: 0.359	F8						P5			4	2	3	0	0	1				
<b>Manny Trillo, R</b> (1, 4) OBP: 0.303, SLG: 0.348	F7						L3		P6	4	0	1	1	0	0	1			
<b>George Mitterwald, R</b> (1, 2) OBP: 0.378, SLG: 0.438										2	0	1	1	1	1	1			
<b>Ken Frailing, L</b> (8, 1)										0	0	0	0	0	0	0			
<b>Geoff Zahn, L</b> (1, 1)										0	0	0	0	0	0	0			
<b>Eddie Watt, R</b> (5, 1)										0	0	0	0	0	0	0			
<b>Oscar Zamora, R</b> (6, 1) OBP: 0.200, SLG: 0.200										0	0	0	0	0	0	0			
<b>Tim Hosley, R</b> (6, 2) OBP: 0.458, SLG: 0.400										1	0	1	0	1	0	0			
<b>Ralph LaCook, L</b> (8, PH) OBP: 0.338, SLG: 0.309										1	0	0	0	0	0	0			
<b>Inning Stats</b>	R: 0 E: 0 K: 0 S: 4	H: 1 LOB: 1 BB: 0 P: 4	R: 0 E: 0 K: 0 S: 3	H: 0 LOB: 0 BB: 0 P: 3	R: 0 E: 0 K: 0 S: 3	H: 0 LOB: 1 BB: 1 P: 7	R: 3 E: 0 K: 0 S: 7	H: 4 LOB: 2 BB: 1 P: 11	R: 0 E: 0 K: 1 S: 6	H: 1 LOB: 1 BB: 0 P: 6	R: 0 E: 0 K: 0 S: 4	H: 1 LOB: 1 BB: 0 P: 4	R: 2 E: 0 K: 0 S: 4	H: 1 LOB: 0 BB: 1 P: 8	R: 0 E: 0 K: 0 S: 3	H: 0 LOB: 1 BB: 1 P: 7	1B: 5 2B: 2 3B: 0 HR: 1	SF: 0 SAC: 2 DP: 0 HBP: 0	WP: 0 PA: 39 PB: 0 SB: 0 CS: 0
<b>PITCHER</b>	IP WLS BF H R ER SO BB IBB HBP BLK WP HR S P ERA WHIP																		
<b>Clay Kirby, R</b> (1, 1) ERA: 5.12	3.1	17	5	3	3	0	2	0	0	0	0	0	0	15	23	8.10	2.100		
<b>Pedro Borbon, R</b> (4, 1) ERA: 3.65	2.2	W 9	1	0	0	1	0	0	0	0	0	0	0	11	11	0.00	0.375		
<b>Rawly Eastwick, R</b> (7, 1) ERA: 4.15	2.1	11	2	2	2	0	2	0	0	0	0	1	9	17	7.71	1.714			
<b>Will McEnaney, L</b> (9, 1) ERA: 1.0	0.2	S 2	0	0	0	0	0	0	0	0	0	0	2	2	0.00	0.000			

AB	33
R	5
H	8
RBI	5
BB	4
SO	1
LOB	15



Batter	1	2	3	4	5	6	7	8	9	AB	R	H	RBI	BB	SO	LOB	BOTTOM		
<b>Pete Rose, S</b> (1, 5) OBP: 0.392, SLG: 0.398	1-6-3	FC6-4				SF8		6-3		4	1	1	1	0	0	2	<b>Chicago Cubs @ Cincinnati Reds</b> Riverfront Stadium, Cincinnati, OH Sun Jun 08 1975, 3:38 AM EDT Att: 50,311 - Unknown		
<b>Dave Concepcion, R</b> (1, 6) OBP: 0.327, SLG: 0.383	6-3		F3							5	1	2	1	0	1	2			
<b>Joe Morgan, L</b> (1, 4) OBP: 0.485, SLG: 0.524										2	1	1	0	1	0	1			
<b>Doug Flynn, R</b> (6, 4) OBP: 0.313, SLG: 0.395										2	0	0	0	0	1	3			
<b>Johnny Bench, R</b> (1, 7) OBP: 0.347, SLG: 0.538	5-3									4	1	2	1	0	1	2			
<b>Tony Perez, R</b> (1, 3) OBP: 0.321, SLG: 0.451										4	2	3	3	0	1	1			
<b>George Foster, R</b> (1, 8) OBP: 0.329, SLG: 0.551										3	0	0	0	1	1	2			
<b>Cesar Geronimo, L</b> (8, 8) OBP: 0.338, SLG: 0.374										0	0	0	0	0	0	0			
<b>Merv Rettenmund, R</b> (1, 9) OBP: 0.333, SLG: 0.255										4	1	1	0	0	0	2			
<b>Bill Plummer, R</b> (1, 2) OBP: 0.227, SLG: 0.150										4	1	2	1	0	0	0			
<b>Clay Kirby, R</b> (1, 1) OBP: 0.286, SLG: 0.167										1	0	0	0	0	0	2			
<b>Pedro Borbon, R</b> (4, 1) OBP: 0.135, SLG: 0.125										1	0	0	0	0	0	0			
<b>Terry Crowley, L</b> (6, PH) OBP: 0.500, SLG: 0.611										1	0	1	0	0	0	0			
<b>Ed Armbrister, R</b> (6, PH) OBP: 0.222, SLG: 0.240										0	0	0	0	0	0	0			
<b>Rawly Eastwick, R</b> (7, 1) ERA: 4.15										1	0	0	0	0	1	0			
<b>Will McEnaney, L</b> (9, 1) ERA: 1.0										0	0	0	0	0	0	0			
<b>Inning Stats</b>	R: 0 E: 0 K: 0 S: 4	H: 1 LOB: 1 BB: 0 P: 4	R: 1 E: 0 K: 0 S: 5	H: 2 LOB: 2 BB: 1 P: 9	R: 1 E: 0 K: 1 S: 6	H: 1 LOB: 1 BB: 1 P: 10	R: 0 E: 0 K: 0 S: 3	H: 0 LOB: 0 BB: 0 P: 3	R: 2 E: 0 K: 2 S: 10	H: 3 LOB: 1 BB: 0 P: 10	R: 2 E: 1 K: 2 S: 10	H: 3 LOB: 2 BB: 0 P: 10	R: 2 E: 0 K: 0 S: 5	H: 2 LOB: 0 BB: 0 P: 5	R: 0 E: 0 K: 1 S: 6	H: 1 LOB: 1 BB: 0 P: 6	1B: 10 2B: 2 3B: 0 HR: 1	SF: 1 SAC: 0 DP: 0 HBP: 0	WP: 1 PA: 39 PB: 0 SB: 3 CS: 0
<b>PITCHER</b>	IP WLS BF H R ER SO BB IBB HBP BLK WP HR S P ERA WHIP																		
<b>Geoff Zahn, L</b> (1, 1) ERA: 8.15	4.1	L 21	6	4	4	1	2	0	0	0	0	1	0	10	10	13.50	6.000		
<b>Eddie Watt, R</b> (5, 1) ERA: 21.6	0.2	6	4	2	1	2	0	0	0	0	0	0	1	12	12	9.00	1.000		
<b>Oscar Zamora, R</b> (6, 1) ERA: 2.95	2.0	8	2	2	2	2	0	0	0	0	0	1	12	12	9.00	1.000			
<b>Ken Frailing, L</b> (8, 1) ERA: 3.81	1.0	4	1	0	0	1	0	0	0	0	0	0	6	6	0.00	1.000			



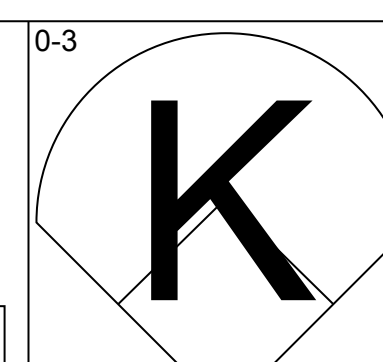
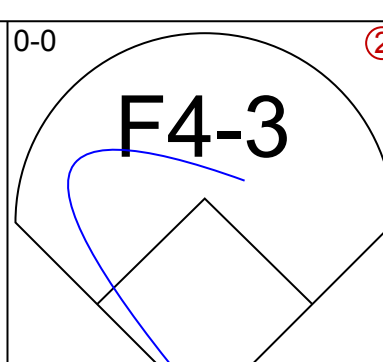
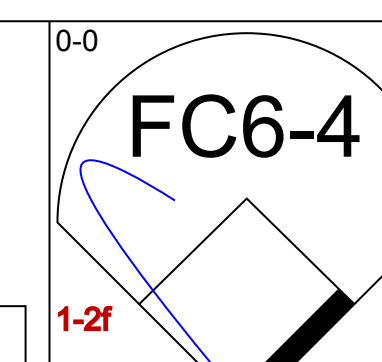
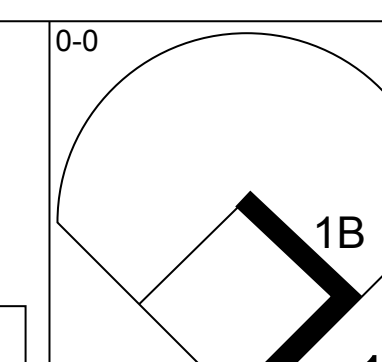
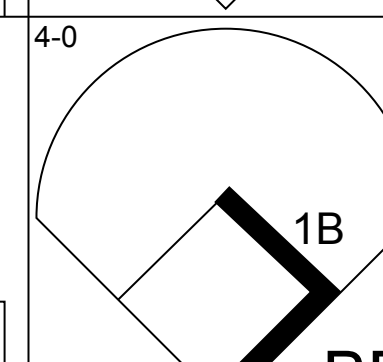
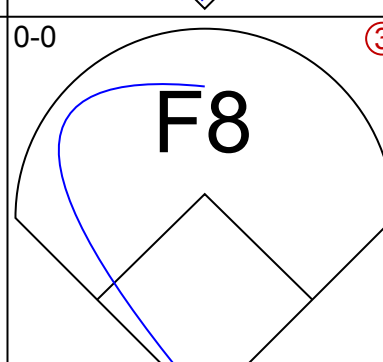
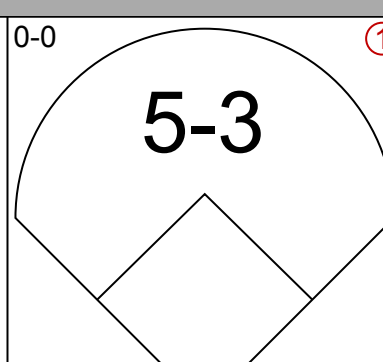
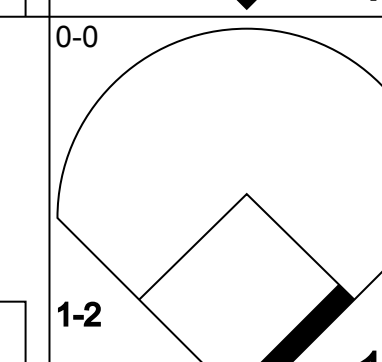
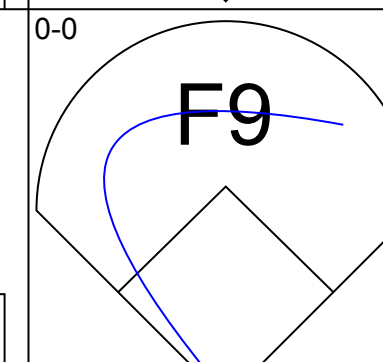
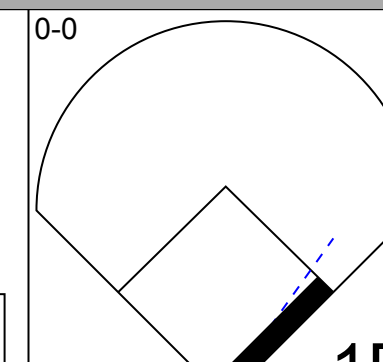
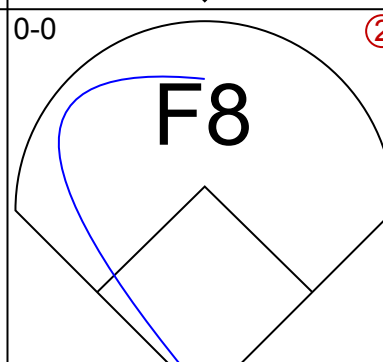
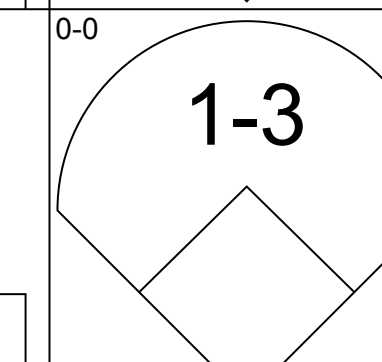
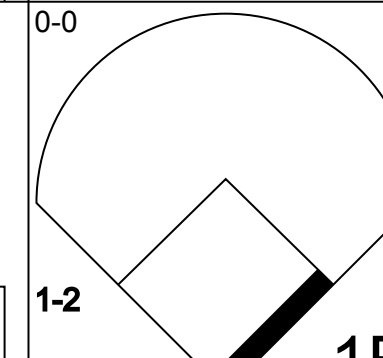
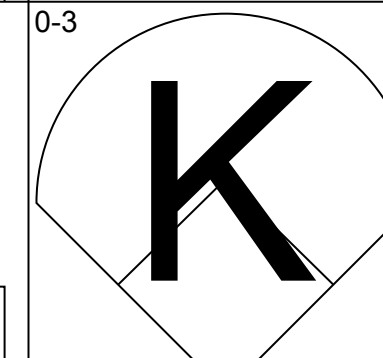
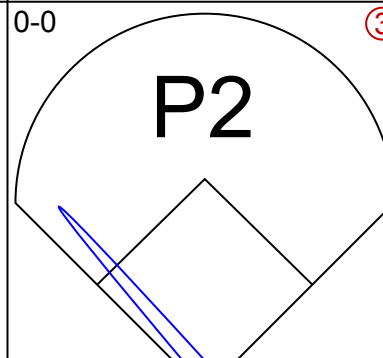
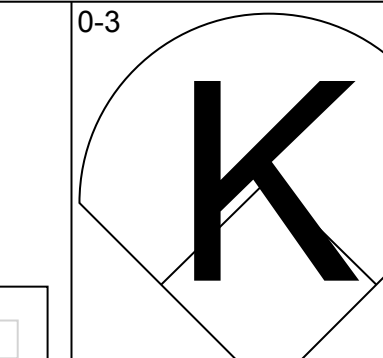
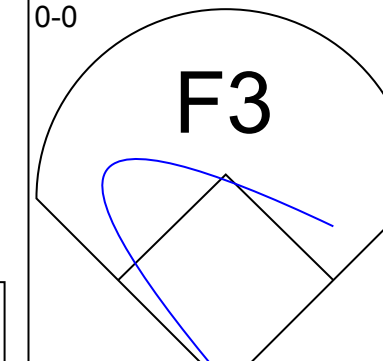
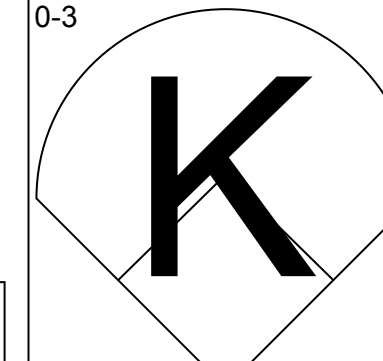
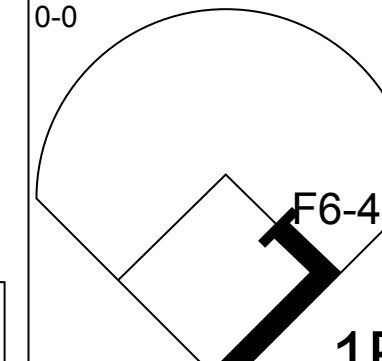

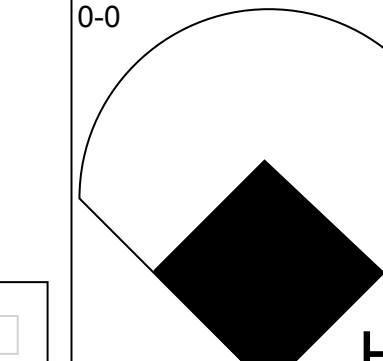
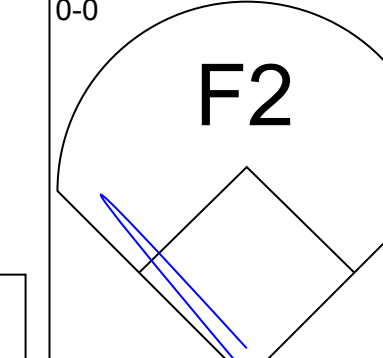
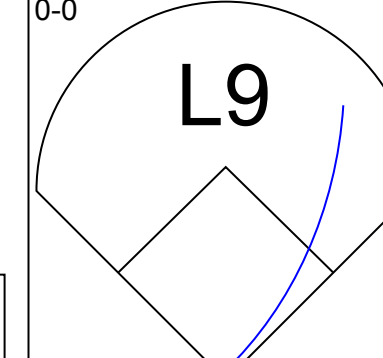
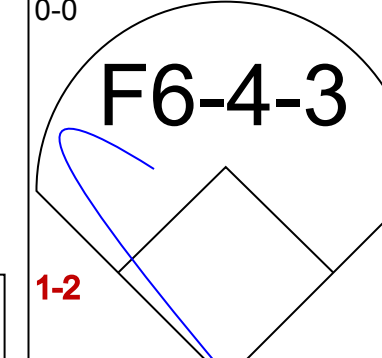

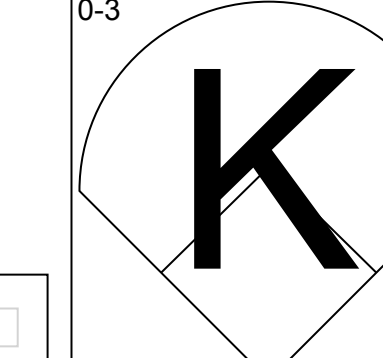
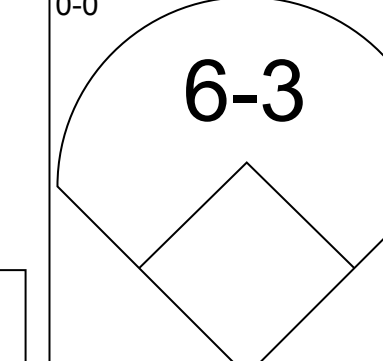
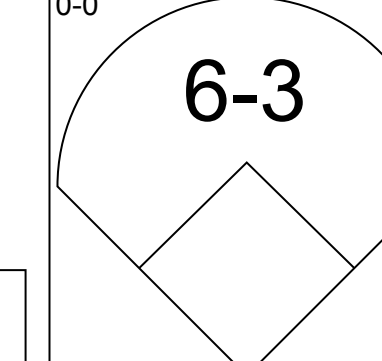
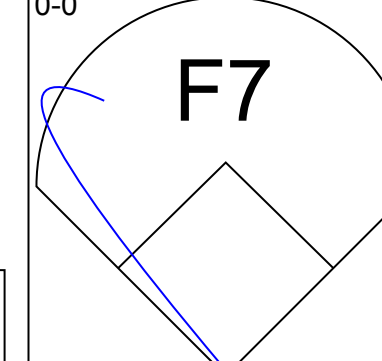
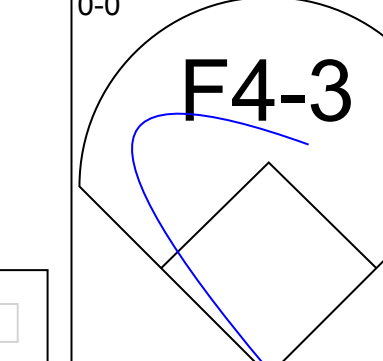
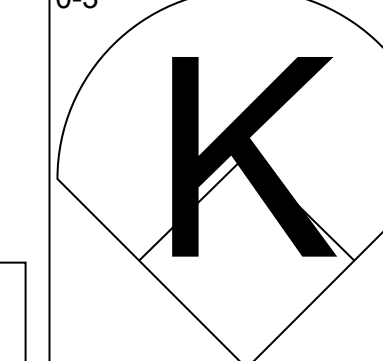
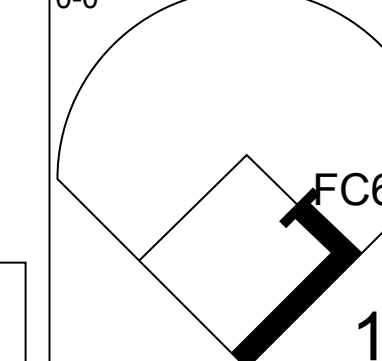
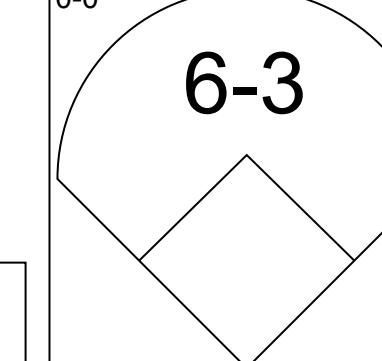

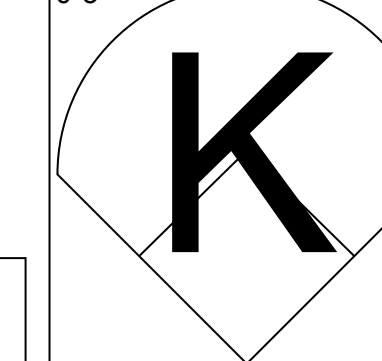
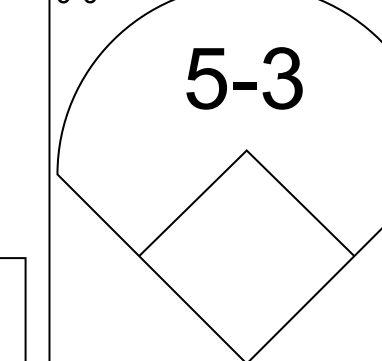








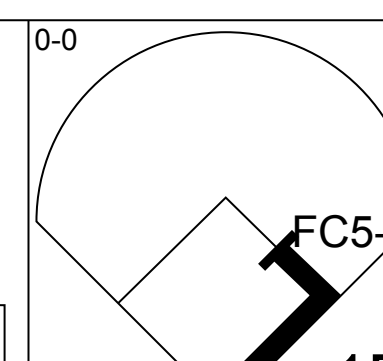
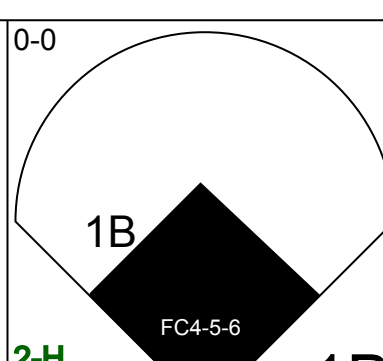
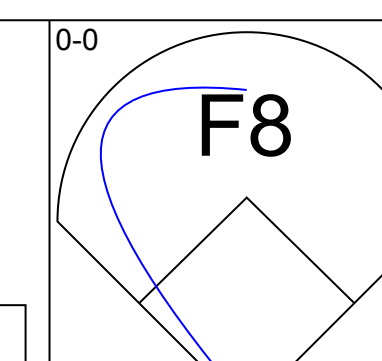
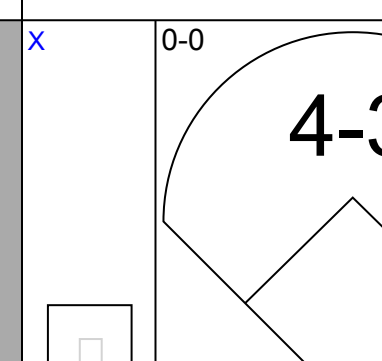
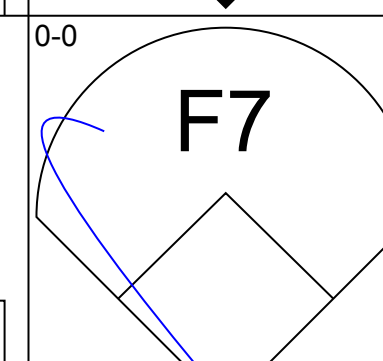
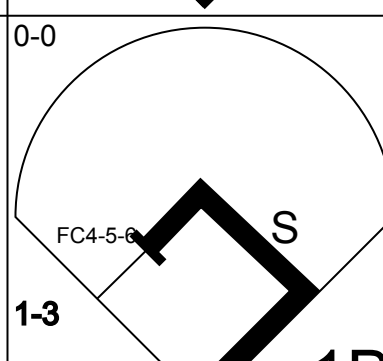
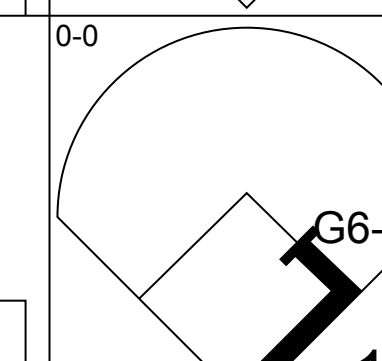
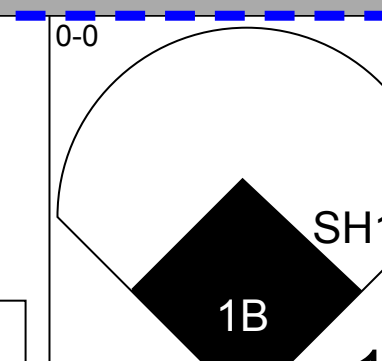
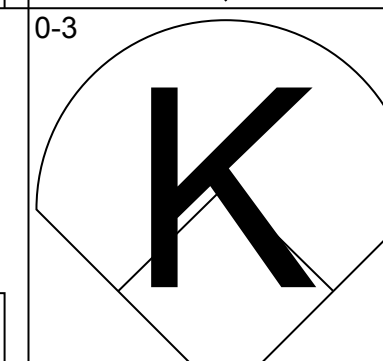
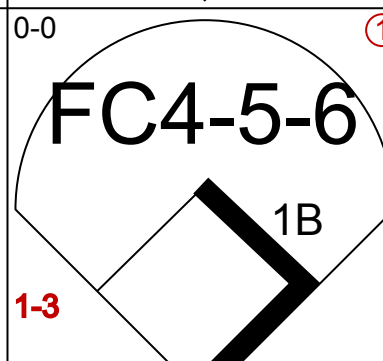
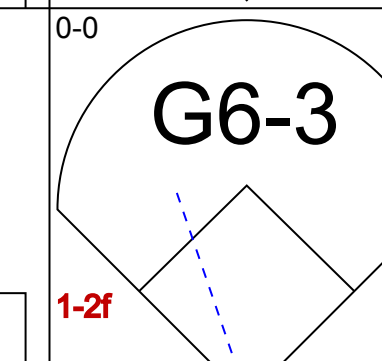
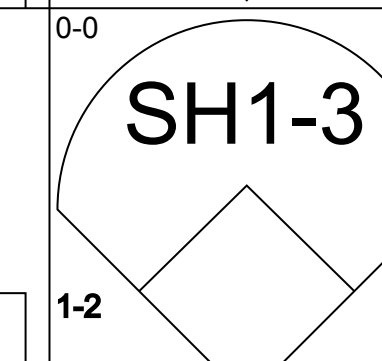
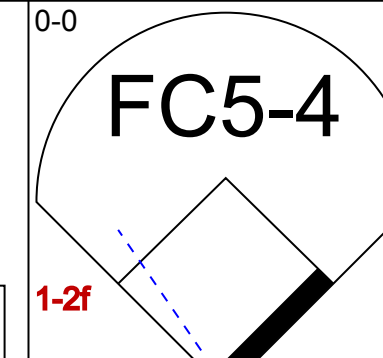
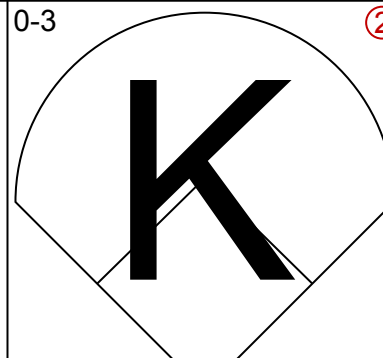
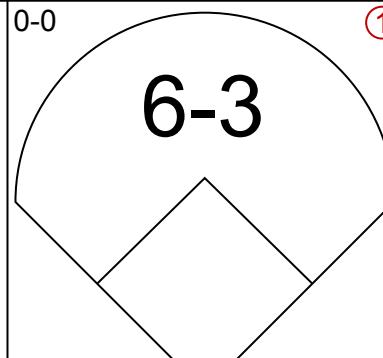
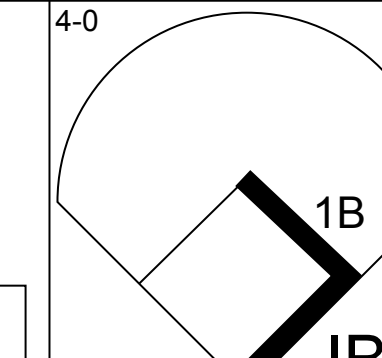
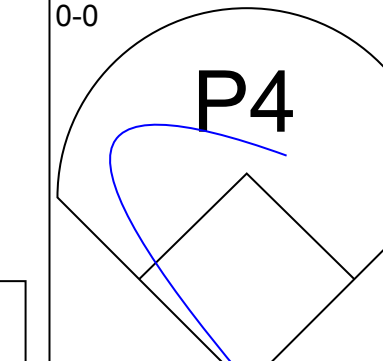
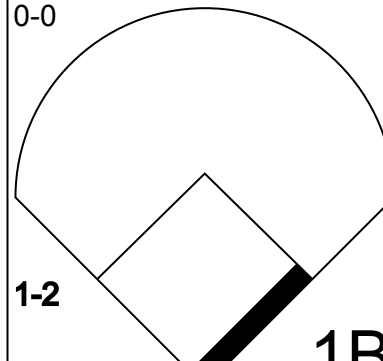
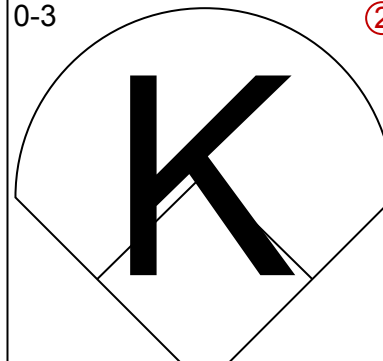
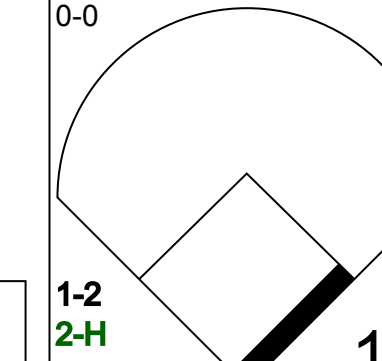
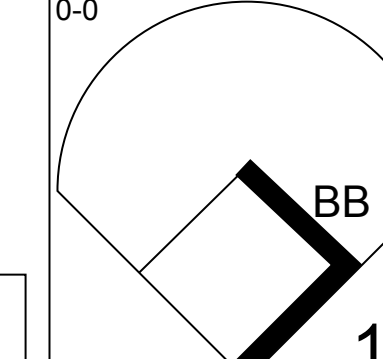
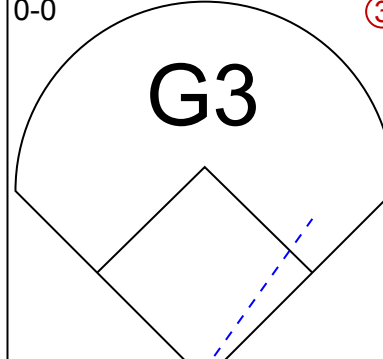
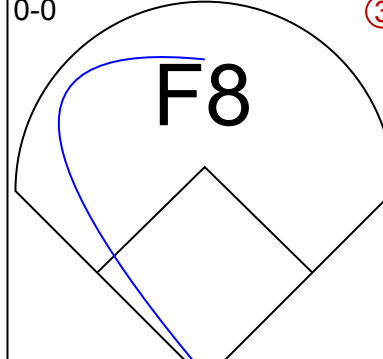
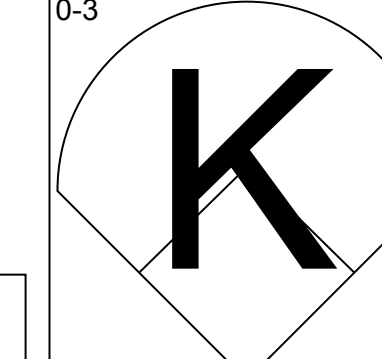
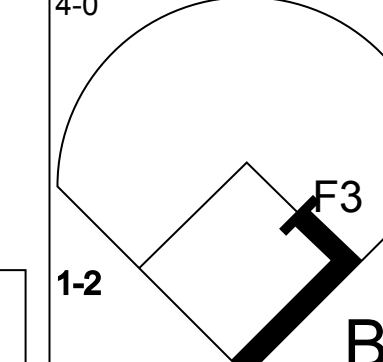
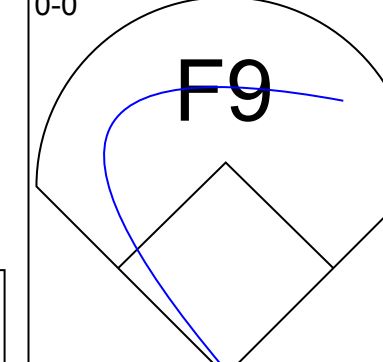
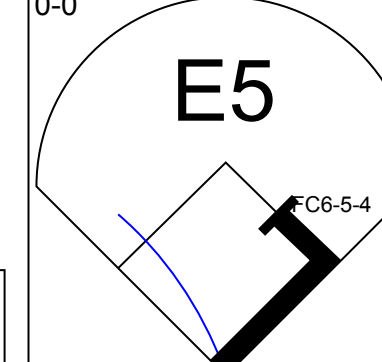
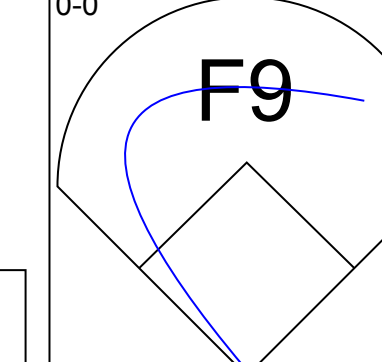
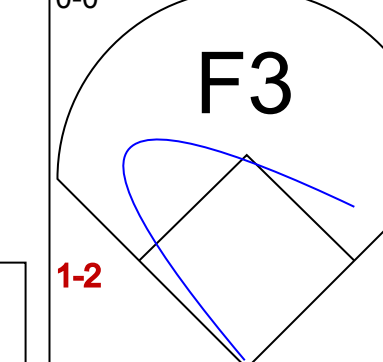
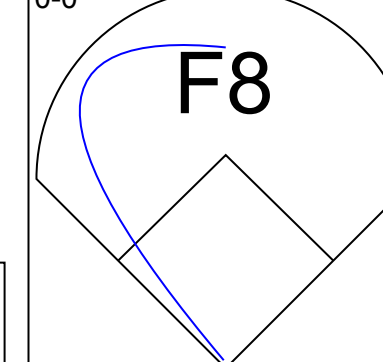
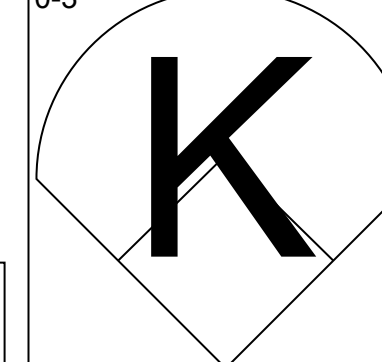
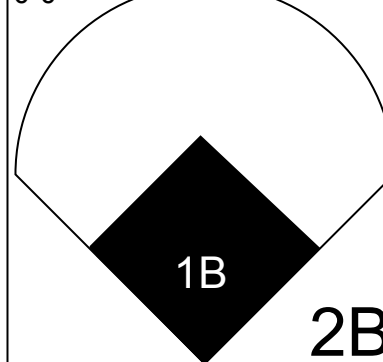
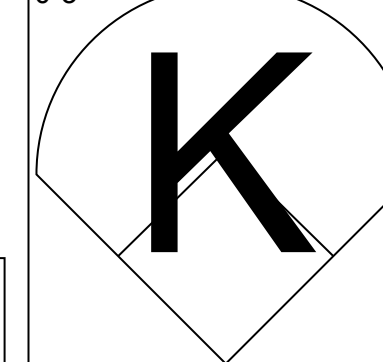
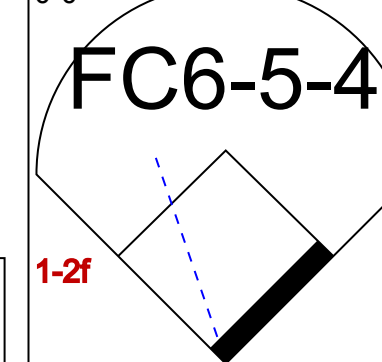


Batter	1	2	3	4	5	6	7	8	9	AB	R	H	RBI	BB	SO	LOB	TOP		
<b>Lou Brock, L</b> OBP: 0.363, SLG: 0.445 (1, 7)										4	0	1	0	0	1	1			
<b>Ted Sizemore, R</b> OBP: 0.327, SLG: 0.315 (1, 4)										3	0	1	0	1	0	0			
<b>Willie Davis, L</b> OBP: 0.284, SLG: 0.424 (1, 9)										4	0	1	0	0	0	3			
<b>Reggie Smith, S</b> OBP: 0.425, SLG: 0.662 (1, 3)										4	0	1	0	0	2	1			
<b>Ted Simmons, S</b> OBP: 0.365, SLG: 0.449 (1, 2)										4	1	2	1	0	1	3			
<b>Luis Melendez, R</b> OBP: 0.276, SLG: 0.369 (1, 8)										4	0	0	0	0	1	2			
<b>Ken Reitz, R</b> OBP: 0.312, SLG: 0.360 (1, 5)										4	0	0	0	0	0	0			
<b>Mario Guerrero, R</b> OBP: 0.317, SLG: 0.310 (1, 6)										3	0	1	0	0	1	0			
<b>Bob Forsch, R</b> OBP: 0.394, SLG: 0.516 (8, PH)										2	0	0	0	0	2	1			
<b>Danny Cater, R</b> OBP: 0.250, SLG: 0.286 (8, 1)										1	0	0	0	0	0	0			
<b>Mike Garman, R</b> OBP: 0.250, SLG: 0.286 (8, 1)										0	0	0	0	0	0	0			
<b>Inning Stats</b>	R: 0 E: 0 K: 1 S: 6	H: 1 LOB: 2 BB: 1 P: 10	R: 0 E: 0 K: 1 S: 5	H: 0 LOB: 0 BB: 0 P: 5	R: 0 E: 0 K: 1 S: 5	H: 0 LOB: 0 BB: 0 P: 5	R: 0 E: 0 K: 2 S: 8	H: 1 LOB: 1 BB: 0 P: 8	R: 0 E: 0 K: 0 S: 3	H: 0 LOB: 0 BB: 0 P: 3	R: 0 E: 0 K: 0 S: 3	H: 1 LOB: 0 BB: 0 P: 3	R: 0 E: 0 K: 0 S: 5	H: 2 LOB: 2 BB: 0 P: 5	R: 1 E: 0 K: 2 S: 8	H: 1 LOB: 0 BB: 0 P: 8	1B: 6 2B: 0 3B: 0 HR: 1	SF: 0 SAC: 0 DP: 1 HBP: 0	WP: 0 PA: 34 PB: 0 SB: 0 CS: 0
<b>PITCHER</b> <b>Don Gullett, L</b> ERA: 2.09 (1, 1)	IP: 9.0 WLS: W BF: 34 H: 7 R: 1 ER: 1 SO: 8 BB: 1 IBB: 0 HBP: 0 BLK: 0 WP: 0 HR: 1 S: 49 P: 53 ERA: 1.00 WHIP: 0.889																		

St. Louis Cardinals @ Cincinnati Reds  
Riverfront Stadium, Cincinnati, OH  
Wed Jun 11 1975, 7:05 PM EDT  
Att: 22,103 - Unknown

AB 33  
R 1  
H 7  
RBI 1  
BB 1  
SO 8  
LOB 11




Batter	1	2	3	4	5	6	7	8	9	AB	R	H	RBI	BB	SO	LOB	BOTTOM
<b>Pete Rose, S</b> OBP: 0.388, SLG: 0.397 (1, 5)										4	1	2	1	0	0	1	
<b>Ken Griffey, L</b> OBP: 0.440, SLG: 0.470 (1, 9)										4	1	3	0	0	0	1	
<b>Dave Concepcion, R</b> OBP: 0.328, SLG: 0.372 (1, 6)										3	0	0	1	0	1	3	
<b>Johnny Bench, R</b> OBP: 0.353, SLG: 0.541 (1, 2)										3	0	0	0	1	1	2	
<b>Tony Perez, R</b> OBP: 0.325, SLG: 0.448 (1, 3)										4	0	2	1	0	1	0	
<b>Cesar Geronimo, L</b> OBP: 0.335, SLG: 0.385 (1, 8)										4	0	1	0	0	1	4	
<b>George Foster, R</b> OBP: 0.323, SLG: 0.523 (1, 7)										3	0	0	0	1	0	2	
<b>Doug Flynn, R</b> OBP: 0.293, SLG: 0.358 (1, 4)										3	0	0	0	0	1	3	
<b>Don Gullett, R</b> OBP: 0.262, SLG: 0.250 (1, 1)										3	1	1	0	0	1	1	
<b>Inning Stats</b>	R: 0 E: 0 K: 1 S: 6	H: 1 LOB: 1 BB: 0 P: 6	R: 0 E: 0 K: 0 S: 3	H: 1 LOB: 1 BB: 1 P: 7	R: 2 E: 0 K: 1 S: 9	H: 4 LOB: 2 BB: 0 P: 9	R: 0 E: 0 K: 1 S: 5	H: 0 LOB: 0 BB: 0 P: 5	R: 0 E: 0 K: 1 S: 6	H: 0 LOB: 1 BB: 0 P: 6	R: 1 E: 0 K: 1 S: 7	H: 2 LOB: 2 BB: 1 P: 11	1B: 8 2B: 2 3B: 0 HR: 0	SF: 0 SAC: 1 DP: 2 HBP: 0	WP: 0 PA: 34 PB: 0 SB: 1 CS: 0		
<b>PITCHER</b> <b>Bob Forsch, R</b> ERA: 2.68 (8, 1)	IP: 7.0 WLS: L BF: 28 H: 7 R: 2 ER: 2 SO: 5 BB: 1 IBB: 0 HBP: 0 BLK: 0 WP: 0 HR: 0 S: 37 P: 41 ERA: 2.57 WHIP: 1.143																
<b>Mike Garman, R</b> ERA: 1.99 (8, 1)	IP: 1.0 WLS: L BF: 6 H: 2 R: 1 ER: 1 SO: 1 BB: 0 IBB: 1 HBP: 0 BLK: 0 WP: 0 HR: 0 S: 7 P: 11 ERA: 9.00 WHIP: 2.000																


St. Louis Cardinals @ Cincinnati Reds  
Riverfront Stadium, Cincinnati, OH  
Wed Jun 11 1975, 7:05 PM EDT  
Att: 22,103 - Unknown

AB 31  
R 3  
H 9  
RBI 3  
BB 2  
SO 6  
LOB 17





Batter	1	2	3	4	5	6	7	8	9	AB	R	H	RBI	BB	SO	LOB	TOP		
Lou Brock, L OBP: 0.358, SLG: 0.438 Don Hahn, R OBP: 0.154, SLG: 0.083	G3		F8			F9		F7		3	0	0	0	0	0	0	<b>St. Louis Cardinals @ Cincinnati Reds</b> Riverfront Stadium, Cincinnati, OH Thu Jun 12 1975, 7:05 PM EDT Att: 24,512 - Unknown 		
Ted Sizemore, R OBP: 0.328, SLG: 0.315 Mike Tyson, R OBP: 0.292, SLG: 0.372	P5			F4-3				6-3		3	0	1	0	0	0				
Willie Davis, L OBP: 0.260, SLG: 0.418 Luis Melendez, R OBP: 0.273, SLG: 0.366	F4			F5		F3		F8		3	0	0	0	0	1				
Reggie Smith, S OBP: 0.423, SLG: 0.654 Ron Fairly, L OBP: 0.419, SLG: 0.408		1B		F2			F8		F9	3	0	1	0	0	0				
Ted Simmons, S OBP: 0.364, SLG: 0.452 Ken Rudolph, R OBP: 0.111, SLG: 0.111	F7				F8		1B	2B	G3	3	1	1	0	0	0	1			
Bake McBride, L OBP: 0.318, SLG: 0.340	F8				F4-3		P6		6-3	4	0	0	0	0	2				
Ken Reitz, R OBP: 0.317, SLG: 0.365	5-3					FC6-4	1B	2B	1B	3	0	2	1	0	0	1			
Mario Guerrero, R OBP: 0.318, SLG: 0.328			F8			FC6-4	1B			3	0	1	0	0	0	1			
Lynn McGlothen, L (6, PH) Jim Dwyer, L OBP: 0.241, SLG: 0.154 Ron Bryant, S Ryan Kurosaki, R Greg Terlecky, R			K				F9		K	1	0	0	0	0	1	0			
<b>Inning Stats</b>	R: 0 E: 0 K: 0 S: 3	H: 0 LOB: 0 BB: 0 P: 3	R: 0 E: 0 K: 0 S: 4	H: 1 LOB: 1 BB: 0 P: 4	R: 0 E: 0 K: 1 S: 5	H: 0 LOB: 0 BB: 0 P: 5	R: 0 E: 0 K: 0 S: 3	H: 0 LOB: 1 BB: 0 P: 3	R: 0 E: 0 K: 0 S: 4	H: 1 LOB: 1 BB: 0 P: 4	R: 1 E: 0 K: 1 S: 8	H: 3 LOB: 2 BB: 0 P: 8	R: 0 E: 0 K: 0 S: 3	H: 0 LOB: 0 BB: 0 P: 3	R: 0 E: 0 K: 0 S: 3	H: 0 LOB: 0 BB: 0 P: 3		1B: 4 2B: 2 3B: 0 HR: 0	SF: 0 SAC: 0 DP: 0 HBP: 0
<b>PITCHER</b>	IP WLS BF H R ER SO BB IBB HBP BLK WP HR S P ERA WHIP																		
Gary Nolan, R ERA: 2.4	6.0 W 21 3 0 0 1 0 0 0 0 0 0 23 23 0.00 0.500																		
Willi McEnaney, L ERA: 1.41	2.0 9 3 1 1 1 0 0 0 0 0 0 11 11 4.50 1.500																		
Rawly Eastwick, R ERA: 5.28	1.0 3 0 0 0 0 0 0 0 0 0 0 3 3 0.00 0.000																		

Batter	1	2	3	4	5	6	7	8	9	AB	R	H	RBI	BB	SO	LOB	BOTTOM		
Pete Rose, S OBP: 0.392, SLG: 0.406	SH1-4 1B		1B PB 2B	4-3		1B L8				5	2	3	0	0	0	2	<b>St. Louis Cardinals @ Cincinnati Reds</b> Riverfront Stadium, Cincinnati, OH Thu Jun 12 1975, 7:05 PM EDT Att: 24,512 - Unknown 		
Ken Griffey, L OBP: 0.445, SLG: 0.471 Willi McEnaney, L Rawly Eastwick, R	4-0 1B SH1-4 BB		B5			1B K				4	1	2	1	1	1	2			
Dave Concepcion, R OBP: 0.331, SLG: 0.374	SH1-4 1-2 2-3		PB S 1B	6-3		1B BB 1B	L8			4	1	2	1	0	0	1			
Johnny Bench, R OBP: 0.357, SLG: 0.542	4-0 1B		K S 1B			1B BB 2B	P6			3	1	1	0	2	1	1			
Tony Perez, R OBP: 0.328, SLG: 0.449 Bill Plummer, R OBP: 0.222, SLG: 0.200	0-3 K		K			1B BB 1B				4	1	2	2	0	2	5			
Cesar Geronimo, L OBP: 0.332, SLG: 0.377	0-3 K		4-0 BB			1B FC3-2-5 1B	F7			4	1	0	0	1	2	8			
George Foster, R OBP: 0.319, SLG: 0.510		1-3	F8			1B BB 2B	6-3			4	1	0	0	1	1	5			
Doug Flynn, R OBP: 0.311, SLG: 0.364 Joe Morgan, L OBP: 0.488, SLG: 0.527 Darrel Chaney, S OBP: 0.195, SLG: 0.111		F8		4-3 SH3-4 1B BB		1-2 3-H 1B	4-3 2B 1B			2	1	1	1	1	0	0			
Gary Nolan, R OBP: 0.286, SLG: 0.226 Ed Armbrister, R OBP: 0.241, SLG: 0.222		0-3 K		SH3-4	G3	1-2 3-H 1B	6-3			3	0	1	2	0	1	2			
<b>Inning Stats</b>	R: 0 E: 0 K: 2 S: 8	H: 1 LOB: 3 BB: 2 P: 16	R: 0 E: 0 K: 1 S: 5	H: 0 LOB: 0 BB: 0 P: 5	R: 1 E: 0 K: 2 S: 10	H: 2 LOB: 3 BB: 1 P: 14	R: 1 E: 0 K: 0 S: 4	H: 1 LOB: 1 BB: 1 P: 8	R: 1 E: 0 K: 2 S: 10	H: 3 LOB: 2 BB: 0 P: 10	R: 7 E: 0 K: 1 S: 11	H: 6 LOB: 1 BB: 2 P: 19	R: 0 E: 0 K: 0 S: 4	H: 1 LOB: 1 BB: 0 P: 4	R: 0 E: 0 K: 0 S: 3	H: 0 LOB: 0 BB: 0 P: 3		1B: 10 2B: 4 3B: 0 HR: 0	SF: 0 SAC: 2 DP: 0 HBP: 0
<b>PITCHER</b>	IP WLS BF H R ER SO BB IBB HBP BLK WP HR S P ERA WHIP																		
Lynn McGlothen, R ERA: 3.84	5.0 L 27 7 3 2 7 3 3 0 0 0 0 37 53 3.60 2.000																		
Ron Bryant, L ERA: 7.04	0.0 3 3 3 3 0 0 0 0 0 0 0 3 3																		
Ryan Kurosaki, R ERA: 7.04	0.1 6 3 4 4 0 1 1 0 0 0 0 4 12 108.00 12.000																		
Greg Terlecky, R ERA: 2.2	2.2 9 1 0 0 1 0 0 0 0 0 0 11 11 0.00 0.375																		



Batter	1	2	3	4	5	6	7	8	9	AB	R	H	RBI	BB	SO	LOB	TOP		
<b>Pete Rose, S</b> OBP: 0.400, SLG: 0.422 <b>Darrel Chaney, S</b> OBP: 0.195, SLG: 0.111	0-0 4-3 BB	4-0 BB		4-0 3-1 1B BB	0-0 1B		0-0 F7	0-0 HR	0-0 1B 1B	5	3	3	3	2	0	0			
<b>Ken Griffey, L</b> OBP: 0.492, SLG: 0.462	0-0 E4 HR	0-3 K		0-0 3-1	0-0 4-3		0-3 K	0-0 1B	0-0 1B 1B	7	3	2	1	0	2	4			
<b>Joe Morgan, L</b> OBP: 0.357, SLG: 0.529 <b>Doug Flynn, R</b> OBP: 0.323, SLG: 0.375	0-0 E3 HR	0-0 G3		0-0 1B	0-0 1B		4-0 1B BB	0-0 1B	0-0 E5 2B 1B	5	2	3	2	1	0	3			
<b>Johnny Bench, R</b> OBP: 0.357, SLG: 0.548 <b>Bill Plummer, R</b> OBP: 0.250, SLG: 0.269	0-0 HR			0-0 F5 HBP			0-0 5-3 1B	0-0 F7	0-0 6-3 1B	5	1	1	3	0	0	4			
<b>Tony Perez, R</b> OBP: 0.336, SLG: 0.454 <b>Dan Driessen, L</b> OBP: 0.366, SLG: 0.325	0-0 1B			0-0 F9			0-0 L4		0-0 K 2B	7	1	4	1	0	1	2			
<b>Cesar Geronimo, L</b> OBP: 0.346, SLG: 0.396 <b>Ed Armbrister, R</b> OBP: 0.233, SLG: 0.214	0-0 1B			0-0 E9			0-0 F8		0-0 HR 1B	6	2	5	1	0	0	2			
<b>Dave Concepcion, R</b> OBP: 0.331, SLG: 0.375	0-0 G6-3			0-0 FC5-2-5-1			0-0 PB 1B		0-0 SF9 1B	5	1	2	1	0	0	5			
<b>George Foster, R</b> OBP: 0.337, SLG: 0.529				4-0 SH5-4 BB			0-0 L1		4-0 1B 1B	2	2	1	2	4	0	1			
<b>Jack Billingham, R</b> OBP: 0.138, SLG: 0.074 <b>Clay Carroll, R</b>				0-0 SH5-4			0-0 K		0-0 F8	1	0	0	0	0	0	3			
<b>Pedro Borbon, R</b> OBP: 0.200, SLG: 0.200				0-0 2-3			0-0 6-3		0-0 1B 1B	2	0	0	0	0	1	4			
<b>Inning Stats</b>	R: 3 E: 2 K: 0 S: 7	H: 3 LOB: 1 BB: 0 P: 7	R: 0 E: 0 K: 1 S: 5	H: 0 LOB: 2 BB: 2 P: 13	R: 0 E: 1 K: 0 S: 4	H: 1 LOB: 3 BB: 1 P: 9	R: 1 E: 0 K: 0 S: 5	H: 2 LOB: 2 BB: 2 P: 9	R: 1 E: 0 K: 1 S: 7	H: 2 LOB: 1 BB: 0 P: 7	R: 0 E: 0 K: 1 S: 6	H: 1 LOB: 1 BB: 0 P: 6	R: 5 E: 1 K: 0 S: 9	H: 6 LOB: 1 BB: 0 P: 9	R: 7 E: 5 K: 1 S: 12	H: 7 LOB: 1 BB: 1 P: 16	1B: 19 2B: 2 3B: 0 HR: 3	SF: 1 SAC: 1 DP: 1 HBP: 1	WP: 0 PA: 60 PB: 1 SB: 1 CS: 0
<b>PITCHER</b>	IP WLS BF H R ER SO BB IBB HBP BLK WP HR S P ERA WHIP	IP WLS BF H R ER SO BB IBB HBP BLK WP HR S P ERA WHIP	IP WLS BF H R ER SO BB IBB HBP BLK WP HR S P ERA WHIP	IP WLS BF H R ER SO BB IBB HBP BLK WP HR S P ERA WHIP	IP WLS BF H R ER SO BB IBB HBP BLK WP HR S P ERA WHIP	IP WLS BF H R ER SO BB IBB HBP BLK WP HR S P ERA WHIP	IP WLS BF H R ER SO BB IBB HBP BLK WP HR S P ERA WHIP	IP WLS BF H R ER SO BB IBB HBP BLK WP HR S P ERA WHIP	IP WLS BF H R ER SO BB IBB HBP BLK WP HR S P ERA WHIP	IP WLS BF H R ER SO BB IBB HBP BLK WP HR S P ERA WHIP	IP WLS BF H R ER SO BB IBB HBP BLK WP HR S P ERA WHIP	IP WLS BF H R ER SO BB IBB HBP BLK WP HR S P ERA WHIP	IP WLS BF H R ER SO BB IBB HBP BLK WP HR S P ERA WHIP	IP WLS BF H R ER SO BB IBB HBP BLK WP HR S P ERA WHIP	IP WLS BF H R ER SO BB IBB HBP BLK WP HR S P ERA WHIP	IP WLS BF H R ER SO BB IBB HBP BLK WP HR S P ERA WHIP	IP WLS BF H R ER SO BB IBB HBP BLK WP HR S P ERA WHIP	IP WLS BF H R ER SO BB IBB HBP BLK WP HR S P ERA WHIP	IP WLS BF H R ER SO BB IBB HBP BLK WP HR S P ERA WHIP

Cincinnati Reds @ Chicago Cubs  
Wrigley Field, Chicago, IL  
Fri Jun 13 1975, 3:33 AM CDT  
Att: 17,488 - Sunny - 78 F

AB	50
R	18
H	24
RBI	17
BB	7
SO	4
LOB	29



Batter	1	2	3	4	5	6	7	8	9	AB	R	H	RBI	BB	SO	LOB	BOTTOM				
<b>Don Kessinger, S</b> OBP: 0.343, SLG: 0.369	0-0 BB HBP SF7 1B	0-0 G3	0-0 F8			0-0 4-3 1B HR 1B	0-0 6-3		0-3 K	6	2	2	0	0	1	4					
<b>Jose Cardenal, R</b> OBP: 0.368, SLG: 0.421	0-0 F8	0-0 P6		0-0 6-3		0-3 K		0-0 F5	4-0 1B BB	5	0	0	0	1	1	3					
<b>Bill Madlock, R</b> OBP: 0.387, SLG: 0.489	1-0 BB 2B HBP			0-0 6-3		0-0 4-3 HR 1B		0-0 1B	0-0 1B 1B	5	2	4	2	0	0	0					
<b>Rick Monday, L</b> OBP: 0.398, SLG: 0.489	4-0 2B BB	0-0 G3		0-3 K		0-0 4-3		0-0 F7	0-0 F4-3	5	1	0	0	1	1	6					
<b>Jerry Morales, R</b> OBP: 0.327, SLG: 0.365	0-0 SF7		0-0 L4		4-0 FC5-4 BB	0-0 HR		0-0 6-3		3	1	1	4	1	0	1					
<b>Andre Thornton, R</b> OBP: 0.443, SLG: 0.512	4-0 2B BB		0-0 F9 HBP 1B		0-0 FC5-4 1B	0-0 5-3		0-0 PB E 2B	0-0 1B	4	2	2	0	1	0	1					
<b>Manny Trillo, R</b> OBP: 0.314, SLG: 0.356	0-0 1B		1-0 1B HBP		0-0 G6-4-3 1B		0-0 SH1-4 1B		0-0 E5 PB 2B	4	1	3	2	0	0	1					
<b>Steve Swisher, R</b> OBP: 0.256, SLG: 0.246	0-0 IBB		0-0 F9		0-0 G6-4-3		0-0 F8		0-3 K	4	0	0	0	1	1	7					
<b>Rick Reuschel, R</b> OBP: 0.143, SLG: 0.250 <b>Ralph LaCock, L</b> OBP: 0.349, SLG: 0.317 <b>Oscar Zamora, R</b> OBP: 0.200, SLG: 0.200 <b>Darold Knowles, L</b> OBP: 0.250, SLG: 0.143 <b>Champ Summers, L</b> OBP: 0.351, SLG: 0.375	0-3 K		0-0 1B		0-0 1B		0-0 1B 1B		0-0 2B	2	0	1	1	0	1	3					
<b>Inning Stats</b>	R: 3 E: 0 K: 1 S: 7	H: 2 LOB: 3 BB: 3 P: 20	R: 0 E: 0 K: 0 S: 4	H: 1 LOB: 0 BB: 0 P: 4	R: 0 E: 0 K: 0 S: 5	H: 2 LOB: 2 BB: 0 P: 6	R: 0 E: 0 K: 1 S: 5	H: 0 LOB: 0 BB: 0 P: 5	R: 0 E: 0 K: 0 S: 3	H: 1 LOB: 1 BB: 1 P: 7	R: 4 E: 0 K: 1 S: 9	H: 4 LOB: 0 BB: 0 P: 9	R: 0 E: 0 K: 0 S: 4	H: 1 LOB: 1 BB: 0 P: 4	R: 0 E: 0 K: 0 S: 4	H: 1 LOB: 1 BB: 0 P: 4	R: 3 E: 1 K: 2 S: 11	H: 3 LOB: 2 BB: 1 P: 15	1B: 12 2B: 2 3B: 0 HR: 1	SF: 1 SAC: 1 DP: 1 HBP: 2	WP: 0 PA: 49 PB: 1 SB: 0 CS: 0
<b>PITCHER</b>	IP WLS BF H R ER SO BB IBB HBP BLK WP HR S P ERA WHIP	IP WLS BF H R ER SO BB IBB HBP BLK WP HR S P ERA WHIP	IP WLS BF H R ER SO BB IBB HBP BLK WP HR S P ERA WHIP	IP WLS BF H R ER SO BB IBB HBP BLK WP HR S P ERA WHIP	IP WLS BF H R ER SO BB IBB HBP BLK WP HR S P ERA WHIP	IP WLS BF H R ER SO BB IBB HBP BLK WP HR S P ERA WHIP	IP WLS BF H R ER SO BB IBB HBP BLK WP HR S P ERA WHIP	IP WLS BF H R ER SO BB IBB HBP BLK WP HR S P ERA WHIP	IP WLS BF H R ER SO BB IBB HBP BLK WP HR S P ERA WHIP	IP WLS BF H R ER SO BB IBB HBP BLK WP HR S P ERA WHIP	IP WLS BF H R ER SO BB IBB HBP BLK WP HR S P ERA WHIP	IP WLS BF H R ER SO BB IBB HBP BLK WP HR S P ERA WHIP	IP WLS BF H R ER SO BB IBB HBP BLK WP HR S P ERA WHIP	IP WLS BF H R ER SO BB IBB HBP BLK WP HR S P ERA WHIP	IP WLS BF H R ER SO BB IBB HBP BLK WP HR S P ERA WHIP	IP WLS BF H R ER SO BB IBB HBP BLK WP HR S P ERA WHIP	IP WLS BF H R ER SO BB IBB HBP BLK WP HR S P ERA WHIP	IP WLS BF H R ER SO BB IBB HBP BLK WP HR S P ERA WHIP	IP WLS BF H R ER SO BB IBB HBP BLK WP HR S P ERA WHIP		

Cincinnati Reds @ Chicago Cubs  
Wrigley Field, Chicago, IL  
Fri Jun 13 1975, 3:33 AM CDT  
Att: 17,488 - Sunny - 78 F

AB	40
R	11
H	15
RBI	11
BB	5
SO	5
LOB	26





Batter	1	2	3	4	5	6	7	8	9	AB	R	H	RBI	BB	SO	LOB	TOP									
Pete Rose, S OBP: 0.405, SLG: 0.423 Pedro Borbon, R OBP: 0.200, SLG: 0.200 Clay Carroll, R (9.1)	F7			1B		L6		E		4	1	2	1	2	0	0	<b>Cincinnati Reds @ Chicago Cubs</b> Wrigley Field, Chicago, IL Sun Jun 15 1975, 3:33 AM CDT Att: 28,134 - Cloudy - 66 F									
Ken Griffey, L OBP: 0.453, SLG: 0.453 (1.9)	B1-3	4-3		BB		1B	5-3	E6		5	0	1	0	1	0	5										
Joe Morgan, L OBP: 0.494, SLG: 0.523 Doug Flynn, R OBP: 0.317, SLG: 0.368 (8.4)	4-1			SF8		F9		F4-3		2	2	0	0	3	0	1										
Johnny Bench, R OBP: 0.371, SLG: 0.565 (8.3)		1B		FC6-4		1B		1B		5	2	5	1	1	0	0										
Tony Perez, R OBP: 0.338, SLG: 0.455 Bill Plummer, R OBP: 0.241, SLG: 0.259 (8.2)	4-3	1B		SF8		6-3		1B		4	2	2	4	0	0	5										
Cesar Geronimo, L OBP: 0.355, SLG: 0.406 (1.8)	WP	4-3		K				E		5	3	3	0	1	1	2										
Dave Concepcion, R OBP: 0.351, SLG: 0.262 Merv Rettenmund, R OBP: 0.351, SLG: 0.262 (8.5)	4-3			FC6-4		K		E6		5	1	0	1	0	1	6										
George Foster, R OBP: 0.333, SLG: 0.516 (1.7)	K			K		K		5-3		4	0	0	0	0	3	4										
Clay Kirby, R OBP: 0.294, SLG: 0.200 Fred Norman, S (6.1)				5-3		K		K		3	0	1	1	0	1	1										
Terry Crowley, L OBP: 0.435, SLG: 0.524 Darrel Chaney, S OBP: 0.195, SLG: 0.111 (8.6)	BB									1	0	0	0	0	1	2										
Inning Stats	R: 0 E: 0 K: 0 S: 3	H: 0 LOB: 0 BB: 0 P: 3	R: 3 E: 0 K: 1 S: 9	H: 4 LOB: 2 BB: 1 P: 13	R: 1 E: 0 K: 1 S: 6	H: 1 LOB: 1 BB: 1 P: 10	R: 1 E: 0 K: 1 S: 7	H: 2 LOB: 3 BB: 2 P: 15	R: 0 E: 0 K: 3 S: 9	H: 0 LOB: 1 BB: 1 P: 13	R: 0 E: 0 K: 0 S: 4	H: 1 LOB: 2 BB: 0 P: 8	R: 1 E: 0 K: 1 S: 7	H: 2 LOB: 2 BB: 0 P: 8	R: 5 E: 2 K: 1 S: 10	H: 3 LOB: 2 BB: 2 P: 18		R: 0 E: 0 K: 0 S: 3	H: 1 LOB: 0 BB: 0 P: 3	1B: 11 2B: 3 3B: 0 HR: 0	SF: 1 SAC: 0 DP: 1 HBP: 1	WP: 1 PB: 0 SB: 0 CS: 0	PA: 51			
PITCHER	IP	WLS	BF	H	R	ER	SO	BB	IBB	HBP	BLK	WP	HR	S	P	ERA		WHIP								
Steve Stone, R ERA: 2.31 Eddie Watt, R ERA: 13.5 Ken Frailing, L ERA: 3.41 Bob Locker, R ERA: 4.88 (8.1)	5.2	L	31	8	5	5	6	6	0	0	0	1	0	37	61	7.94		2.471								

AB	41
R	11
H	14
RBI	8
BB	8
SO	8
LOB	31



Batter	1	2	3	4	5	6	7	8	9	AB	R	H	RBI	BB	SO	LOB	BOTTOM									
Don Kessinger, S OBP: 0.344, SLG: 0.367 (1.6)	L4						4-3		6-3	4	0	1	1	1	0	2	<b>Cincinnati Reds @ Chicago Cubs</b> Wrigley Field, Chicago, IL Sun Jun 15 1975, 3:33 AM CDT Att: 28,134 - Cloudy - 66 F									
Ralph LaCock, L OBP: 0.346, SLG: 0.315 (1.7)	G3			P6		G3-6-3		1B		4	1	1	0	0	0	4										
Bill Madlock, R OBP: 0.393, SLG: 0.494 (1.5)	P4			FC6-4		G4-6-3		1B		4	1	3	0	0	0	0										
Rick Monday, L OBP: 0.391, SLG: 0.478 (1.8)		P6		F7		G4-6-3		B5-3		4	0	0	0	0	0	4										
Jerry Morales, R OBP: 0.326, SLG: 0.362 (1.9)		F7		P5		F8		WP		4	0	1	1	0	0	1										
Andre Thornton, R OBP: 0.436, SLG: 0.494 (1.3)		6-3		FC6-4				K		3	0	0	0	1	1	2										
George Mitterwald, R OBP: 0.379, SLG: 0.414 (1.2)				K				FC5-4		3	1	0	0	1	1	2										
Manny Trillo, R OBP: 0.318, SLG: 0.356 (1.4)				F7				P3		3	0	1	0	1	1	0										
Steve Stone, R OBP: 0.271, SLG: 0.304 Eddie Watt, R ERA: 4.57 Ken Frailing, L Ron Dunn, R OBP: 0.227, SLG: 0.467 Bob Locker, S Vic Harris, S OBP: 0.143, SLG: 0.143 (8.1)								K		2	0	1	0	0	1	2										
Inning Stats	R: 0 E: 0 K: 0 S: 3	H: 0 LOB: 0 BB: 0 P: 3	R: 0 E: 0 K: 0 S: 3	H: 0 LOB: 0 BB: 0 P: 3	R: 0 E: 0 K: 1 S: 6	H: 1 LOB: 2 BB: 1 P: 10	R: 0 E: 0 K: 0 S: 4	H: 1 LOB: 1 BB: 0 P: 4	R: 1 E: 0 K: 1 S: 6	H: 2 LOB: 1 BB: 1 P: 10	R: 0 E: 0 K: 0 S: 3	H: 1 LOB: 0 BB: 0 P: 3	R: 0 E: 0 K: 1 S: 8	H: 0 LOB: 2 BB: 2 P: 11	R: 2 E: 0 K: 1 S: 8	H: 3 LOB: 1 BB: 0 P: 8		R: 0 E: 0 K: 1 S: 5	H: 0 LOB: 0 BB: 0 P: 5	1B: 7 2B: 1 3B: 0 HR: 0	SF: 0 SAC: 0 DP: 2 HBP: 0	WP: 2 PB: 0 SB: 0 CS: 0	PA: 37			
PITCHER	IP	WLS	BF	H	R	ER	SO	BB	IBB	HBP	BLK	WP	HR	S	P	ERA		WHIP								
Clay Kirby, R ERA: 4.8 Fred Norman, L ERA: 4.57 Pedro Borbon, R ERA: 3.86 Clay Carroll, R ERA: 2.29 (9.1)	5.0	W	20	4	1	1	2	2	0	0	0	1	0	6	14	0.00		1.500								
	1.0		6	3	2	2	1	0	0	0	0	1	0	8	8	18.00		3.000								
	1.0		3	0	0	0	1	0	0	0	0	0	0	5	5	0.00	0.000									

AB	33
R	3
H	8
RBI	2
BB	4
SO	4
LOB	19









Batter	1	2	3	4	5	6	7	8	9	AB R H RBI BB SO LOB	TOP											
Ralph Garr, L OBP: 0.313, SLG: 0.378 (1, 7)	0-0 4-3		0-0 FC4-6			0-0 2B HR 1B	0-0 4-3			4 1 1 0 0 0 1	<b>Atlanta Braves @ Cincinnati Reds</b> Riverfront Stadium, Cincinnati, OH Tue Jun 17 1975, 7:05 PM EDT Att: 22,133 - Unknown  <b>AB 35</b> <b>R 5</b> <b>H 9</b> <b>RBI 5</b> <b>BB 1</b> <b>SO 3</b> <b>LOB 8</b>											
Mike Lum, L OBP: 0.313, SLG: 0.321 (1, 3)	0-3 K			0-0 F8		0-0 HR 2B	0-0 6-3			4 1 1 0 0 1 0												
Dusty Baker Jr., R OBP: 0.328, SLG: 0.435 (1, 9)	0-0 5-3			0-0 2B		4-0 HR IBB		0-0 F7		3 1 1 0 1 0 0												
Dave May, L OBP: 0.346, SLG: 0.521 Rowland Office, L OBP: 0.320, SLG: 0.333 (1, 8) (8, 8)		0-0 F2 1B		0-0 F3		0-0 HR		0-3 K		4 1 2 4 0 1 1 0 0 0 0 0 0 0												
Darrell Evans, L OBP: 0.349, SLG: 0.432 (1, 5)		0-0 F2 1-2		0-3 K		0-0 F9 1B		0-0 HR		4 1 2 1 0 1 2												
Marty Perez, R OBP: 0.344, SLG: 0.350 (1, 4)		0-0 F9			0-0 5-3	0-0 1-2 1B		0-0 F8		4 0 1 0 0 0 0												
Larvell Blanks, R OBP: 0.319, SLG: 0.340 (1, 6)			0-0 F8		0-0 L6	0-0 F9 2-3		0-0 4-3		4 0 0 0 0 0 2												
Biff Pocoroba, S OBP: 0.373, SLG: 0.333 (1, 2)			0-0 F8		0-0 G3	0-0 6-3		0-0 P6		4 0 0 0 0 0 2												
Carl Morton, R OBP: 0.250, SLG: 0.256 (1, 1)						0-0 F7	0-0 F8		0-0 5-3	4 0 1 0 0 0 0												
<b>Inning Stats</b>	R: 0 E: 0 K: 1 S: 5	H: 0 LOB: 0 BB: 0 P: 5	R: 0 E: 0 K: 0 S: 3	H: 1 LOB: 0 BB: 0 P: 3	R: 0 E: 0 K: 1 S: 4	H: 1 LOB: 1 BB: 0 P: 4	R: 0 E: 0 K: 1 S: 6	H: 1 LOB: 0 BB: 0 P: 6	R: 0 E: 0 K: 0 S: 3	H: 0 LOB: 0 BB: 0 P: 3	R: 4 E: 0 K: 0 S: 8	H: 5 LOB: 2 BB: 1 P: 12	R: 0 E: 0 K: 0 S: 3	H: 0 LOB: 0 BB: 0 P: 3	R: 1 E: 0 K: 1 S: 6	H: 1 LOB: 0 BB: 0 P: 6	R: 0 E: 0 K: 0 S: 3	H: 0 LOB: 0 BB: 0 P: 3	1B: 5 2B: 2 3B: 0 HR: 2	SF: 0 SAC: 0 DP: 0 HBP: 0	WP: 0 PB: 0 SB: 0 CS: 0	PA: 36
<b>PITCHER</b>	IP WLS BF H R ER SO BB IBB HBP BLK WP HR S P ERA WHIP											<b>PITCHER</b>	IP WLS BF H R ER SO BB IBB HBP BLK WP HR S P ERA WHIP									
Gary Nolan, R ERA: 2.62 (1, 1)	5.1 L 24 8 4 4 2 0 0 0 0 0 0 1 27 31 6.75 1.500																					
Rawly Eastwick, R ERA: 4.87 (6, 1)	0.2 2 0 0 0 0 0 0 0 0 0 0 2 2 0.00 0.000																					
Fred Norman, L ERA: 4.86 (7, 1)	2.0 7 1 1 1 1 0 0 0 0 0 0 1 9 9 4.50 0.500																					
Pedro Borbon, R ERA: 3.74 (9, 1)	1.0 3 0 0 0 0 0 0 0 0 0 0 0 3 3 0.00 0.000																					

Batter	1	2	3	4	5	6	7	8	9	AB R H RBI BB SO LOB	BOTTOM									
Pete Rose, S OBP: 0.403, SLG: 0.419 (1, 5)	0-0 4-3		0-0 3-1			0-0 1-3			0-0 6-3	4 0 0 0 0 0 0	<b>Atlanta Braves @ Cincinnati Reds</b> Riverfront Stadium, Cincinnati, OH Tue Jun 17 1975, 7:05 PM EDT Att: 22,133 - Unknown  <b>AB 29</b> <b>R 1</b> <b>H 3</b> <b>RBI 1</b> <b>BB 4</b> <b>SO 1</b> <b>LOB 10</b>									
Ken Griffey, L OBP: 0.437, SLG: 0.452 (1, 9)	4-0 FC5-4 BB			0-0 4-3		0-0 F8		4-0 1B 2B BB		2 1 0 0 2 0 0										
Joe Morgan, L OBP: 0.502, SLG: 0.566 (1, 4)	0-0 F9			4-0 G5-4-3 BB		0-0 2B		0-0 2B 1B		3 0 2 0 1 0 1										
Johnny Bench, R OBP: 0.367, SLG: 0.558 (1, 2)	0-0 FC5-4 1-2			0-0 G5-4-3 1-2		0-0 5-3		0-0 2B		4 0 1 1 0 0 3										
Tony Perez, R OBP: 0.336, SLG: 0.440 (1, 3)		0-0 5-3			0-0 6-3	4-0 FC5-4 BB		0-0 1-3		3 0 0 0 1 0 2										
Cesar Ceronimo, L OBP: 0.361, SLG: 0.406 (1, 8)		0-0 4-3			0-0 P6	0-0 FC5-4 1-2		0-0 4-3		4 0 0 0 0 0 4										
Dave Concepcion, R OBP: 0.317, SLG: 0.355 (1, 6)		0-0 F8			0-0 L7			0-0 L6		3 0 0 0 0 0 0										
Merv Rettenmund, R OBP: 0.346, SLG: 0.262 (1, 7)			0-0 6-3			0-0 F7		0-0 6-3		3 0 0 0 0 0 0										
Gary Nolan, R ERA: 2.78, SLG: 0.279 Rawly Eastwick, R ERA: 4.87 Terry Crowley, L ERA: 4.86 Fred Norman, S ERA: 4.86 Dan Driessen, L OBP: 0.298, SLG: 0.376 Pedro Borbon, R OBP: 0.200, SLG: 0.200 (1, 1) (6, 1) (6, 1) (7, 1) (8, 1) (9, 1)			0-3 K			0-0 4-3		0-0 G3		1 0 0 0 0 1 0 0 0 0 0 0 0 0 1 0 0 0 0 0 0 0 0 0 0 0 0 0 1 0 0 0 0 0 0 0 0 0 0 0 0 0										
<b>Inning Stats</b>	R: 0 E: 0 K: 0 S: 3	H: 0 LOB: 1 BB: 1 P: 7	R: 0 E: 0 K: 0 S: 3	H: 0 LOB: 0 BB: 0 P: 3	R: 0 E: 0 K: 1 S: 5	H: 0 LOB: 0 BB: 0 P: 5	R: 0 E: 0 K: 0 S: 2	H: 0 LOB: 0 BB: 1 P: 6	R: 0 E: 0 K: 0 S: 3	H: 0 LOB: 0 BB: 0 P: 3	R: 0 E: 0 K: 0 S: 4	H: 1 LOB: 2 BB: 1 P: 8	R: 0 E: 0 K: 0 S: 3	H: 0 LOB: 0 BB: 0 P: 3	R: 1 E: 0 K: 0 S: 5	H: 2 LOB: 2 BB: 1 P: 9	1B: 1 2B: 2 3B: 0 HR: 0	SF: 0 SAC: 0 DP: 1 HBP: 0	WP: 0 PB: 0 SB: 0 CS: 0	PA: 33
<b>PITCHER</b>	IP WLS BF H R ER SO BB IBB HBP BLK WP HR S P ERA WHIP											<b>PITCHER</b>	IP WLS BF H R ER SO BB IBB HBP BLK WP HR S P ERA WHIP							
Carl Morton, R ERA: 3.87 (1, 1)	9.0 W 33 3 1 1 1 4 0 0 0 0 0 0 31 47 1.00 0.778																			



Batter	1	2	3	4	5	6	7	8	9	AB	R	H	RBI	BB	SO	LOB	TOP		
Ralph Garr, L OBP: 0.313, SLG: 0.374 (1, 7)	0-0 6-3		4-0 BB		0-0 G3		0-0 F2			3	0	0	0	1	0	0			
Mike Lum, L OBP: 0.307, SLG: 0.314 (1, 3)	0-0 4-3		0-0 F9		0-0 4-3			0-0 4-3		4	0	0	0	0	0	2			
Dusty Baker Jr., R OBP: 0.327, SLG: 0.429 (1, 9)	0-0 F8		0-3 K		0-0 F9				4-0 BB	3	0	0	0	1	1	2			
Dave May, L OBP: 0.357, SLG: 0.519 (1, 8)		0-0 G3		0-0 6-3 1B		0-0 FC4-6 1B		0-3 K		4	0	2	0	0	1	1			
Darrell Evans, L OBP: 0.351, SLG: 0.433 (1, 5)		0-0 CS 1B		0-0 6-3 1B		0-0 FC4-6 S		0-0 5-3		4	0	2	0	0	0	2			
Marty Perez, R OBP: 0.343, SLG: 0.348 (1, 4)	0-0 F8			0-0 F8		0-0 L3			0-0 FC1-6-4 1B	4	0	1	0	0	0	4			
Larvell Blanks, R OBP: 0.318, SLG: 0.338 (1, 6)			0-0 4-3 2B	0-0 6-3		0-0 F9			0-0 FC1-6-4 FC5-4	4	1	1	0	0	0	4	AB 33 R 1 H 7 RBI 1 BB 3 SO 4 LOB 21		
Biff Pocoroba, S OBP: 0.364, SLG: 0.313 (1, 2)			0-0 4-3	4-0 IBB		0-0 F6-3			0-0 FC5-4	3	0	0	0	1	0	2			
Blue Moon Odom, R OBP: 0.298, SLG: 0.500 (4, PH)			0-0 F9	0-3 K		0-0 F8			0-3 K	1	0	1	1	0	0	0			
Bob Beal, S OBP: 0.371, SLG: 0.310 (4, 1)										1	0	0	0	0	1	3			
Mike Beard, L OBP: 0.291, SLG: 0.500 (6, 1)										0	0	0	0	0	0	0			
Ray Sadecki, L OBP: 0.250, SLG: 0.338 (7, PH)										0	0	0	0	0	0	0			
Earl Williams, R OBP: 0.313, SLG: 0.351 (7, 1)										0	0	0	0	0	0	0			
Max Leon, R OBP: 0.302, SLG: 0.500 (7, 1)										0	0	0	0	0	0	0			
Cito Gaston, R OBP: 0.264, SLG: 0.443 (9, PH)										1	0	0	0	0	1	1			
<b>Inning Stats</b>	R: 0 E: 0 K: 0 S: 3	H: 0 LOB: 0 BB: 0 P: 3	R: 0 E: 0 K: 0 S: 3	H: 1 LOB: 0 BB: 0 P: 3	R: 1 E: 0 K: 1 S: 7	H: 2 LOB: 2 BB: 1 P: 11	R: 0 E: 0 K: 1 S: 7	H: 2 LOB: 3 BB: 1 P: 11	R: 0 E: 0 K: 0 S: 3	H: 0 LOB: 0 BB: 0 P: 3	R: 0 E: 0 K: 0 S: 4	H: 1 LOB: 1 BB: 0 P: 4	R: 0 E: 0 K: 1 S: 5	H: 0 LOB: 0 BB: 0 P: 3	R: 0 E: 0 K: 1 S: 6	H: 1 LOB: 1 BB: 0 P: 6	1B: 6 2B: 1 3B: 0 HR: 0	SF: 0 SAC: 0 DP: 0 HBP: 0	WP: 0 PA: 36 PB: 0 SB: 1 CS: 1
<b>PITCHER</b>	IP WLS BF H R ER SO	IP WLS BF H R ER SO	IP WLS BF H R ER SO	IP WLS BF H R ER SO	IP WLS BF H R ER SO	IP WLS BF H R ER SO	IP WLS BF H R ER SO	IP WLS BF H R ER SO	IP WLS BF H R ER SO	IP WLS BF H R ER SO	IP WLS BF H R ER SO	IP WLS BF H R ER SO	IP WLS BF H R ER SO	IP WLS BF H R ER SO	IP WLS BF H R ER SO	IP WLS BF H R ER SO	ERA WHIP	ERA WHIP	
Jack Billingham, R ERA: 3.55 (1, 1)	6.0 W 25 6 1 1 2	3.0 S 11 1 0 0 2	3.0 S 11 1 0 0 2	3.0 S 11 1 0 0 2	3.0 S 11 1 0 0 2	3.0 S 11 1 0 0 2	3.0 S 11 1 0 0 2	3.0 S 11 1 0 0 2	3.0 S 11 1 0 0 2	3.0 S 11 1 0 0 2	3.0 S 11 1 0 0 2	3.0 S 11 1 0 0 2	3.0 S 11 1 0 0 2	3.0 S 11 1 0 0 2	3.0 S 11 1 0 0 2	3.0 S 11 1 0 0 2	1.50 1.167	0.00 0.667	
Will McEnaney, L ERA: 2.02 (7, 1)	3.0 S 11 1 0 0 2	3.0 S 11 1 0 0 2	3.0 S 11 1 0 0 2	3.0 S 11 1 0 0 2	3.0 S 11 1 0 0 2	3.0 S 11 1 0 0 2	3.0 S 11 1 0 0 2	3.0 S 11 1 0 0 2	3.0 S 11 1 0 0 2	3.0 S 11 1 0 0 2	3.0 S 11 1 0 0 2	3.0 S 11 1 0 0 2	3.0 S 11 1 0 0 2	3.0 S 11 1 0 0 2	3.0 S 11 1 0 0 2	3.0 S 11 1 0 0 2	0.00 0.667		

Atlanta Braves @ Cincinnati Reds  
Riverfront Stadium, Cincinnati, OH  
Wed Jun 18 1975, 3:33 AM EDT  
Att: 30,333 - Unknown

AB 33  
R 1  
H 7  
RBI 1  
BB 3  
SO 4  
LOB 21



Batter	1	2	3	4	5	6	7	8	9	AB	R	H	RBI	BB	SO	LOB	BOTTOM		
Pete Rose, S OBP: 0.406, SLG: 0.424 (1, 5)	4-0 SH1-3 BB		0-0 G6-4-3	0-0 1B		0-0 2B		0-0 F9		4	0	2	1	1	0	3			
Ken Griffey, L OBP: 0.433, SLG: 0.447 (1, 9)	0-0 SH1-3		0-0 2B		0-0 F7	0-0 F9		0-0 4-3-2-6		4	1	1	0	0	0	3			
Joe Morgan, L OBP: 0.498, SLG: 0.558 (1, 4)	0-0 P6		4-0 2B		0-0 6-3	0-0 G3				3	1	0	0	1	0	2			
Johnny Bench, R OBP: 0.369, SLG: 0.559 (1, 2)	0-3 K		0-0 2B		4-0 BB		0-3 K			3	0	1	2	1	2	1			
Tony Perez, R OBP: 0.335, SLG: 0.433 (1, 3)		0-0 F7	0-0 5-3		4-0 BB		0-0 F8			3	0	0	0	1	0	1			
Dan Driessen, L OBP: 0.371, SLG: 0.316 (1, 7)		4-0 BB		4-0 BLK E BB		0-0 FC5-4		4-0 BB		0	1	0	0	2	0	0			
Merv Rettenmund, R OBP: 0.350, SLG: 0.258 (5, PH)			0-0 G6-4-3 BB		0-0 FC5-4		0-0 BB			1	0	0	0	1	0	2			
Dave Concepcion, R OBP: 0.161, SLG: 0.351 (1, 6)		0-0 G6-4-3		0-0 6-3		0-0 E5 1B		0-0 P6		3	1	0	0	0	0	2	AB 28 R 6 H 8 RBI 5 BB 8 SO 2 LOB 16		
Will McEnaney, L ERA: 2.02 (7, 1)		0-0 G6-4-3		0-0 6-3		0-0 E5 1B		0-0 P6		1	0	0	0	0	0	1			
Cesar Geronimo, L OBP: 0.367, SLG: 0.419 (1, 8)			0-0 1B		0-0 F8		0-0 SH1-4 2B 1B	4-0 1B		3	2	2	1	1	0	1			
Jack Billingham, R OBP: 0.161, SLG: 0.103 (1, 1)			0-0 3B		0-0 E1		0-0 SH1-4		0-0 1B	2	0	1	1	0	0	0			
Doug Flynn, R OBP: 0.318, SLG: 0.367 (6, PH)			0-0 1B		0-0 E1		0-0 SH1-4		0-0 1B	1	0	1	0	0	0	0			
<b>Inning Stats</b>	R: 0 E: 0 K: 1 S: 5	H: 0 LOB: 1 BB: 1 P: 9	R: 0 E: 0 K: 0 S: 2	H: 0 LOB: 1 BB: 1 P: 6	R: 3 E: 0 K: 0 S: 6	H: 4 LOB: 1 BB: 1 P: 10	R: 1 E: 1 K: 0 S: 4	H: 1 LOB: 2 BB: 1 P: 8	R: 0 E: 0 K: 0 S: 3	H: 0 LOB: 2 BB: 2 P: 11	R: 2 E: 1 K: 0 S: 6	H: 2 LOB: 1 BB: 0 P: 6	R: 0 E: 0 K: 1 S: 5	H: 0 LOB: 1 BB: 1 P: 9	R: 0 E: 0 K: 0 S: 3	H: 1 LOB: 1 BB: 1 P: 7	1B: 5 2B: 3 3B: 1 HR: 0	SF: 0 SAC: 2 DP: 3 HBP: 0	WP: 1 PA: 38 PB: 0 SB: 0 CS: 0
<b>PITCHER</b>	IP WLS BF H R ER SO	IP WLS BF H R ER SO	IP WLS BF H R ER SO	IP WLS BF H R ER SO	IP WLS BF H R ER SO	IP WLS BF H R ER SO	IP WLS BF H R ER SO	IP WLS BF H R ER SO	IP WLS BF H R ER SO	IP WLS BF H R ER SO	IP WLS BF H R ER SO	IP WLS BF H R ER SO	IP WLS BF H R ER SO	IP WLS BF H R ER SO	IP WLS BF H R ER SO	IP WLS BF H R ER SO	ERA WHIP	ERA WHIP	
Blue Moon Odom, R ERA: 8.81 (1, 1)	3.0 L 14 4 3 3 1	2.1 14 3 3 1 0	2.1 14 3 3 1 0	2.1 14 3 3 1 0	2.1 14 3 3 1 0	2.1 14 3 3 1 0	2.1 14 3 3 1 0	2.1 14 3 3 1 0	2.1 14 3 3 1 0	2.1 14 3 3 1 0	2.1 14 3 3 1 0	2.1 14 3 3 1 0	2.1 14 3 3 1 0	2.1 14 3 3 1 0	2.1 14 3 3 1 0	2.1 14 3 3 1 0	9.00 2.333	3.86 2.571	
Mike Beard, L ERA: 2.5 (4, 1)	2.1 14 3 3 1 0	2.1 14 3 3 1 0	2.1 14 3 3 1 0	2.1 14 3 3 1 0	2.1 14 3 3 1 0	2.1 14 3 3 1 0	2.1 14 3 3 1 0	2.1 14 3 3 1 0	2.1 14 3 3 1 0	2.1 14 3 3 1 0	2.1 14 3 3 1 0	2.1 14 3 3 1 0	2.1 14 3 3 1 0	2.1 14 3 3 1 0	2.1 14 3 3 1 0	2.1 14 3 3 1 0	0.00 0.000		
Ray Sadecki, L ERA: 4.82 (6, 1)	0.2 2 0 0 0 0	0.2 2 0 0 0 0	0.2 2 0 0 0 0	0.2 2 0 0 0 0	0.2 2 0 0 0 0	0.2 2 0 0 0 0	0.2 2 0 0 0 0	0.2 2 0 0 0 0	0.2 2 0 0 0 0	0.2 2 0 0 0 0	0.2 2 0 0 0 0	0.2 2 0 0 0 0	0.2 2 0 0 0 0	0.2 2 0 0 0 0	0.2 2 0 0 0 0	0.2 2 0 0 0 0	0.00 1.500		
Max Leon, R ERA: 4.05 (7, 1)	2.0 8 1 0 0 1	2.0 8 1 0 0 1	2.0 8 1 0 0 1	2.0 8 1 0 0 1	2.0 8 1 0 0 1	2.0 8 1 0 0 1	2.0 8 1 0 0 1	2.0 8 1 0 0 1	2.0 8 1 0 0 1	2.0 8 1 0 0 1	2.0 8 1 0 0 1	2.0 8 1 0 0 1	2.0 8 1 0 0 1	2.0 8 1 0 0 1	2.0 8 1 0 0 1	2.0 8 1 0 0 1	0.00 1.500		

Atlanta Braves @ Cincinnati Reds  
Riverfront Stadium, Cincinnati, OH  
Wed Jun 18 1975, 3:33 AM EDT  
Att: 30,333 - Unknown

AB 28  
R 6  
H 8  
RBI 5  
BB 8  
SO 2  
LOB 16






Batter	1	2	3	4	5	6	7	8	9	AB	R	H	RBI	BB	SO	LOB	TOP								
<b>Pete Rose, S</b> OBP: 0.406, SLG: 0.431 (1, 5)	0-0 6-3		0-0 BB 1B		0-0 1B 3B	0-0 F9		0-0 6-3		5	1	2	0	0	0	0									
<b>Ken Griffey, L</b> OBP: 0.427, SLG: 0.440 (1, 9)	0-0 6-3		0-0 F7		0-0 BB 1B 1B	0-0 E4 FC6-4		0-0 F8		5	1	1	1	0	0	1									
<b>Joe Morgan, L</b> OBP: 0.500, SLG: 0.555 (1, 4)	0-0 S 1B		4-0 1-2 BB		4-0 1-2 1B BB	0-0 FC6-4			0-3 K	3	1	1	0	2	1	1									
<b>Johnny Bench, R</b> OBP: 0.369, SLG: 0.558 (1, 2)	0-0 6-3		0-0 F9		4-0 1-2 3B HR BB	0-3 K			0-0 2B	4	1	1	0	1	1	4									
<b>Tony Perez, R</b> OBP: 0.336, SLG: 0.430 (1, 3)		4-0 BB 2B 6-3	0-0 F3		0-0 HR 1B		0-0 L5		0-0 5-3	4	2	1	2	1	0	3									
<b>Cesar Geronimo, L</b> OBP: 0.364, SLG: 0.427 (1, 8)	0-0 6-3			0-0 F7		0-0 HR		0-0 5-3		5	1	1	3	0	0	2									
<b>Dave Concepcion, R</b> OBP: 0.316, SLG: 0.361 (1, 6)	0-0 F9			0-0 6-3		0-0 2B		0-0 1B 2B		4	0	2	0	0	0	1									
<b>George Foster, R</b> OBP: 0.332, SLG: 0.506 (1, 7)	0-0 2B			0-3 K		0-0 5-3		0-0 1B		4	0	2	1	0	1	1									
<b>Tom Carroll, L</b> <b>Will McEnaney, L</b> (7, 1)	0-0 F7				0-0 K			0-0 3-1		3	0	0	0	0	1	2									
<b>Inning Stats</b>	R: 0 E: 0 K: 1 S: 4	H: 1 LOB: 1 BB: 0 P: 4	R: 1 E: 0 K: 0 S: 4	H: 1 LOB: 1 BB: 1 P: 8	R: 0 E: 0 K: 0 S: 4	H: 1 LOB: 2 BB: 1 P: 8	R: 0 E: 0 K: 1 S: 5	H: 0 LOB: 0 BB: 0 P: 5	R: 6 E: 0 K: 1 S: 10	H: 5 LOB: 1 BB: 2 P: 18	R: 0 E: 1 K: 1 S: 6	H: 0 LOB: 1 BB: 0 P: 6	R: 0 E: 0 K: 0 S: 4	H: 2 LOB: 2 BB: 0 P: 4	R: 0 E: 0 K: 0 S: 3	H: 0 LOB: 0 BB: 0 P: 3	R: 0 E: 0 K: 1 S: 6	H: 1 LOB: 1 BB: 0 P: 6	1B: 5 2B: 4 3B: 1 HR: 1	SF: 0 SAC: 0 DP: 0 HBP: 0	WP: 0 PB: 0 SB: 1 CS: 0	PA: 42			
<b>PITCHER</b>	IP	WLS	BF	H	R	ER	SO	BB	IBB	HBP	BLK	WP	HR	S	P	ERA	WHIP								
<b>Doug Koniczny, R</b> ERA: 4.05 (1, 1)	4.1	L	23	6	6	6	2	4	0	0	0	0	0	23	39	12.46	2.308								
<b>Wayne Granger, R</b> ERA: 2.59 (5, 1)	0.2		4	2	1	1	0	0	0	0	0	0	1	4	4	13.50	3.000								
<b>Jim Crawford, L</b> ERA: 2.48 (6, 1)	2.0		8	2	0	0	1	0	0	0	0	0	0	10	10	0.00	1.000								
<b>Mike Cosgrove, L</b> ERA: 1.93 (8, 1)	2.0		7	1	0	0	1	0	0	0	0	0	0	9	9	0.00	0.500								

**Cincinnati Reds @ Houston Astros**  
Astrodome, Houston, TX  
Fri Jun 20 1975, 8:05 PM EDT  
Att: 19,357 - Dome

AB	38
R	7
H	11
RBI	7
BB	4
SO	4
LOB	15



Batter	1	2	3	4	5	6	7	8	9	AB	R	H	RBI	BB	SO	LOB	BOTTOM								
<b>Greg Gross, L</b> OBP: 0.339, SLG: 0.345 (1, 7)	0-0 6-3		0-0 1-3		0-0 4-3		0-0 1-2 1B		0-0 4-3	5	0	1	1	0	0	2									
<b>Roger Metzger, S</b> OBP: 0.314, SLG: 0.337 (1, 6)	0-0 G3		0-0 4-3		0-0 6-3		0-0 F8			4	0	0	0	0	0	4									
<b>Cesar Cedeno, R</b> OBP: 0.346, SLG: 0.382 (1, 8)	4-0 S BB			0-0 F8		0-0 5-3		0-3 K		3	0	0	0	1	1	2									
<b>Mike Cosgrove, L</b> (8, 1)										0	0	0	0	0	0	0									
<b>Bob Watson, R</b> OBP: 0.375, SLG: 0.509 (1, 3)	0-3 K			0-0 6-3		0-0 F2		0-0 5-3		4	0	0	0	0	1	1									
<b>Mitt May, L</b> OBP: 0.288, SLG: 0.300 (1, 2)		0-0 F7		0-0 2B		0-0 F7		0-0 FC6-4 1B		4	0	2	0	0	0	0									
<b>Jose Cruz, L</b> OBP: 0.343, SLG: 0.324 (8, 8)	0-0 F9			0-0 4-3		0-0 4-3		0-3 K		4	0	0	0	0	1	2									
<b>Doug Rader, R</b> OBP: 0.317, SLG: 0.337 (1, 5)	0-0 5-3				0-0 FC4-6 1B		4-0 2B 1B BB	0-0 FC6-4		3	1	1	0	1	0	1									
<b>Larry Milbourne, S</b> OBP: 0.183, SLG: 0.155 (1, 4)			0-0 6-3		0-0 FC4-6 2B 4-3		0-0 1-3 1B 2B		0-0 4-3	2	1	0	0	0	0	1									
<b>Ken Boswell, L</b> OBP: 0.358, SLG: 0.354 (7, PH) (8, 4)					0-0 1-2 4-3		0-0 1-3 1B 2B		0-0 4-3	1	1	1	0	0	0	0									
<b>Tommy Helms, R</b> OBP: 0.228, SLG: 0.160 (9, PH) (8, 1)					0-0 1-3 2B		0-0 2B 1B		0-0 F8	1	0	0	0	0	0	0									
<b>Doug Koniczny, R</b> OBP: 0.186, SLG: 0.226 (1, 1)										0	0	0	0	1	0	0									
<b>Wayne Granger, R</b> (5, 1)										0	0	0	0	0	0	0									
<b>Wilbur Howard, S</b> OBP: 0.333, SLG: 0.371 (6, 1)										1	0	1	0	0	0	0									
<b>Jim Crawford, L</b> OBP: 0.343, SLG: 0.324 (8, 1)										0	0	0	0	0	0	0									
<b>Enos Cabell, R</b> OBP: 0.310, SLG: 0.336 (8, 9)										2	0	1	2	0	0	0									
<b>Inning Stats</b>	R: 0 E: 0 K: 1 S: 5	H: 0 LOB: 1 BB: 1 P: 9	R: 0 E: 0 K: 0 S: 3	H: 0 LOB: 0 BB: 0 P: 3	R: 0 E: 0 K: 0 S: 3	H: 0 LOB: 1 BB: 1 P: 7	R: 0 E: 0 K: 0 S: 4	H: 1 LOB: 1 BB: 0 P: 4	R: 1 E: 0 K: 0 S: 5	H: 2 LOB: 1 BB: 0 P: 5	R: 0 E: 0 K: 0 S: 3	H: 0 LOB: 0 BB: 0 P: 3	R: 2 E: 0 K: 1 S: 8	H: 3 LOB: 2 BB: 1 P: 12	R: 0 E: 0 K: 1 S: 6	H: 1 LOB: 1 BB: 0 P: 6	R: 0 E: 0 K: 0 S: 3	H: 0 LOB: 0 BB: 0 P: 3	1B: 4 2B: 3 3B: 0 HR: 0	SF: 0 SAC: 0 DP: 0 HBP: 0	WP: 0 PB: 0 SB: 1 CS: 0	PA: 37			
<b>PITCHER</b>	IP	WLS	BF	H	R	ER	SO	BB	IBB	HBP	BLK	WP	HR	S	P	ERA	WHIP								
<b>Tom Carroll, R</b> ERA: 4.26 (1, 1)	6.1	W	27	5	3	3	1	3	0	0	0	0	0	26	38	4.26	1.263								
<b>Will McEnaney, L</b> ERA: 1.99 (7, 1)	2.2		10	2	0	0	2	0	0	0	0	0	0	14	14	0.00	0.750								

**Cincinnati Reds @ Houston Astros**  
Astrodome, Houston, TX  
Fri Jun 20 1975, 8:05 PM EDT  
Att: 19,357 - Dome

AB	34
R	3
H	7
RBI	3
BB	3
SO	3
LOB	13





Batter	1	2	3	4	5	6	7	8	9	10	11	12	13	14	AB	R	H	RBI	BB	SO	LOB	TOP								
<b>Pete Rose, S</b> OBP: 0.409, SLG: 0.438 (1, 5)															7	1	3	1	1	0	2									
<b>Ken Griffey, L</b> OBP: 0.430, SLG: 0.439 (1, 9)															7	1	3	1	1	1	2	1								
<b>Joe Morgan, L</b> OBP: 0.498, SLG: 0.548 (1, 4)															6	0	2	1	1	0	3									
<b>Johnny Bench, R</b> OBP: 0.374, SLG: 0.559 (1, 2)															5	0	2	0	2	1	1									
<b>Tony Perez, R</b> OBP: 0.335, SLG: 0.439 (1, 3)															7	1	2	1	0	2	7									
<b>Cesar Geronimo, L</b> OBP: 0.365, SLG: 0.427 (1, 8)															7	1	3	0	0	2	5									
<b>Dave Concepcion, R</b> OBP: 0.312, SLG: 0.355 (1, 6)															7	1	1	0	0	2	4									
<b>George Foster, R</b> OBP: 0.340, SLG: 0.525 (1, 7)															7	1	4	2	0	0	0									
<b>Clay Carroll, R</b> Terry Crowley, L Randy Johnson, R Dwight Gooden, R Randy Johnson, R Randy Eastwick, R Willie McCann, L Marty Barrett, R Fred Norman, L OBP: 0.310, SLG: 0.445 (1, 15)															2	0	0	0	0	2	2									
<b>Inning Stats</b>	R: 0 E: 0 K: 0 S: 3	H: 1 LOB: 0 BB: 0 P: 3	R: 0 E: 0 K: 0 S: 3	H: 0 LOB: 0 BB: 0 P: 3	R: 3 E: 0 K: 2 S: 10	H: 3 LOB: 2 BB: 2 P: 18	R: 1 E: 0 K: 2 S: 9	H: 2 LOB: 1 BB: 0 P: 9	R: 0 E: 0 K: 1 S: 5	H: 0 LOB: 0 BB: 0 P: 5	R: 0 E: 0 K: 1 S: 5	H: 2 LOB: 2 BB: 0 P: 5	R: 0 E: 0 K: 2 S: 4	H: 1 LOB: 1 BB: 0 P: 8	R: 2 E: 0 K: 10 S: 7	H: 3 LOB: 3 BB: 1 P: 11	R: 0 E: 0 K: 2 S: 9	H: 2 LOB: 2 BB: 0 P: 9	R: 1 E: 0 K: 5 S: 5	H: 3 LOB: 2 BB: 0 P: 5	1B: 14 2B: 7 3B: 0 HR: 1	SF: 0 SAC: 0 DP: 1 HBP: 0	WP: 1 PA: 66							
<b>PITCHER</b>	IP WLS BF H R ER SO BB IBB HBP BLK WP HR S P ERA WHIP	<b>PITCHER</b>																												
<b>J.R. Richard, R</b> ERA: 4.82 (7, 1)	6.0	25	8	2	2	4	1	1	0	0	0	1	31	39	3.60	1.800														
<b>Ken Forsch, R</b> ERA: 3.35 (12, 1)	5.0	25	8	2	2	4	1	1	0	0	0	1	31	39	3.60	1.800														
<b>Joe Niekro, R</b> ERA: 4.4 (12, 1)	2.2	L	13	5	1	1	2	0	0	0	0	0	17	17	3.38	1.875														
<b>Jim Crawford, L</b> ERA: 2.45 (14, 1)	0.1	1	1	0	0	0	0	0	0	0	0	0	1	1	0.00	3.000														

Cincinnati Reds @ Houston Astros  
Astrodome, Houston, TX  
Sat Jun 21 1975, 8:05 PM EDT  
Att. 24,317 - Dome

AB	60
R	7
H	11
RBI	6
BB	5
SO	11
LOB	27



Batter	1	2	3	4	5	6	7	8	9	10	11	12	13	14	AB	R	H	RBI	BB	SO	LOB	BOTTOM								
<b>Encs Cabell, R</b> OBP: 0.315, SLG: 0.384 (1, 9)															6	2	2	0	1	1	1									
<b>Greg Gross, L</b> OBP: 0.338, SLG: 0.348 (1, 7)															7	2	2	0	0	0	1									
<b>Cesar Cedeno, R</b> OBP: 0.342, SLG: 0.375 (1, 8)															5	0	0	1	1	0	4									
<b>Bob Watson, R</b> OBP: 0.378, SLG: 0.513 (1, 3)															6	1	3	3	0	3	1									
<b>Cliff Johnson, R</b> OBP: 0.333, SLG: 0.465 (1, 2)															5	1	2	2	1	2	0									
<b>Ken Boswell, L</b> OBP: 0.369, SLG: 0.333 (1, 4)															4	0	0	0	0	0	2									
<b>Tommy Helms, R</b> OBP: 0.237, SLG: 0.157 (10, PH)															1	0	0	0	1	0	2									
<b>Larry Milbourne, S</b> OBP: 0.193, SLG: 0.155 (13, PR)															0	0	0	0	0	0	0									
<b>Doug Rader, R</b> OBP: 0.318, SLG: 0.330 (1, 5)															4	0	0	0	2	2	2									
<b>Roger Metzger, S</b> OBP: 0.311, SLG: 0.331 (1, 6)															5	0	0	0	1	0	3									
<b>J.R. Richard, R</b> ERA: 4.82 (7, 1)	6.0	25	8	2	2	4	1	1	0	0	0	1	31	39	3.60	1.800														
<b>Pedro Borbon, R</b> ERA: 3.27 (7, 1)	2.0	9	2	0	0	0	1	0	0	0	0	0	8	12	0.00	1.500														
<b>Rawly Eastwick, R</b> ERA: 5.4 (9, 1)	1.0	5	1	2	2	2	1	0	0	0	0	0	8	12	18.00	2.000														
<b>Willie McCann, L</b> ERA: 1.79 (10, 1)	2.0	8	1	0	0	1	0	1	0	0	0	0	9	13	0.00	0.500														
<b>Fred Norman, L</b> ERA: 4.65 (12, 1)	3.0	W	10	0	0	0	2	2	0	0	0	0	12	20	0.00	0.667														
<b>Inning Stats</b>	R: 0 E: 0 K: 1 S: 4	H: 0 LOB: 0 BB: 1 P: 8	R: 0 E: 0 K: 2 S: 7	H: 0 LOB: 0 BB: 0 P: 7	R: 0 E: 0 K: 1 S: 5	H: 0 LOB: 0 BB: 0 P: 5	R: 0 E: 0 K: 1 S: 5	H: 1 LOB: 1 BB: 0 P: 6	R: 0 E: 0 K: 0 S: 3	H: 0 LOB: 1 BB: 1 P: 7	R: 4 E: 0 K: 0 S: 7	H: 4 LOB: 0 BB: 0 P: 7	R: 0 E: 0 K: 0 S: 3	H: 2 LOB: 2 BB: 0 P: 5	R: 0 E: 0 K: 2 S: 7	H: 0 LOB: 0 BB: 0 P: 7	R: 2 E: 0 K: 1 S: 7	H: 2 LOB: 2 BB: 2 P: 15	R: 0 E: 0 K: 0 S: 3	H: 0 LOB: 0 BB: 0 P: 3	R: 0 E: 0 K: 1 S: 5	H: 0 LOB: 0 BB: 0 P: 5	R: 0 E: 0 K: 1 S: 4	H: 0 LOB: 0 BB: 2 P: 12	R: 0 E: 0 K: 3 S: 3	H: 0 LOB: 0 BB: 0 P: 3	1B: 6 2B: 2 3B: 0 HR: 1	SF: 0 SAC: 1 DP: 1 HBP: 0	WP: 0 PA: 57	
<b>PITCHER</b>	IP WLS BF H R ER SO BB IBB HBP BLK WP HR S P ERA WHIP	<b>PITCHER</b>																												

Cincinnati Reds @ Houston Astros  
Astrodome, Houston, TX  
Sat Jun 21 1975, 8:05 PM EDT  
Att. 24,317 - Dome

AB	48
R	6
H	9
RBI	6
BB	7
SO	10
LOB	16









Batter	1	2	3	4	5	6	7	8	9	AB	R	H	RBI	BB	SO	LOB	TOP								
<b>Pete Rose, S</b> OBP: 0.495, SLG: 0.437 (1, 5)	0-0 6-3		0-0 1B FC3-6 1B		0-0 P6		0-0 F7	0-0		5	1	1	0	0	0	0	<b>Cincinnati Reds @ Atlanta Braves</b> Atlanta-Fulton County Stadium, Atlanta, GA Mon Jun 23 1975, 7:05 PM EDT Att: 8,537 - Unknown								
<b>Doug Flynn, R</b> OBP: 0.318, SLG: 0.367 (8, 5)										0	0	0	0	0	0	0									
<b>Dave Concepcion, R</b> OBP: 0.318, SLG: 0.360 (1, 6)	0-0 G3		0-0 FC3-6 1-3 1B		4-0 S BB		0-0 1B HR 1B		0-0 1B	4	1	3	0	1	0	0									
<b>Joe Morgan, L</b> OBP: 0.497, SLG: 0.549 (1, 4)	0-0 6-3		0-0 FC3-6 2B		0-3 K		0-0 1B HR		0-0 S 1B	5	2	2	1	0	1	2									
<b>Johnny Bench, R</b> OBP: 0.369, SLG: 0.562 (1, 9)		0-0 F7	0-0 1-H 2B		0-0 4-3		0-0 1B HR		0-3 K	5	1	2	4	0	1	2									
<b>Tony Perez, R</b> OBP: 0.335, SLG: 0.443 (1, 3)		0-0 5-3	0-0 F9		0-0 E6 1B BB		1-0 HBP		4-0 G5-4-3 IBB	3	1	0	0	1	0	1									
<b>George Foster, R</b> OBP: 0.335, SLG: 0.508 (1, 7)	0-0 5-3			0-0 5-3		0-0 F8	0-0 F8		0-0 G5-4-3 1-2	5	0	0	0	0	0	5									
<b>Cesar Geronimo, L</b> OBP: 0.374, SLG: 0.427 (1, 8)			0-0 HR 1B		4-0 1B BB		0-0 G3			3	1	1	0	1	0	1									
<b>Bill Plummer, R</b> OBP: 0.273, SLG: 0.387 (1, 2)			0-0 1-H HR		0-0 1-2 2-H 1B		0-0 F8		0-0 F8	4	1	2	3	0	0	0									
<b>Jack Billingham, R</b> OBP: 0.143, SLG: 0.091 <b>Will McEnaney, L</b> (8, 1)			0-3 K		0-0 1-3		0-0 FC4-6 1B		0-3 K	4	0	0	0	0	2	2									
<b>Inning Stats</b>	R: 0 E: 0 K: 0 S: 3	H: 0 LOB: 0 BB: 0 P: 3	R: 0 E: 0 K: 0 S: 3	H: 0 LOB: 0 BB: 0 P: 3	R: 4 E: 0 K: 1 S: 10	H: 5 LOB: 1 BB: 0 P: 10	R: 0 E: 0 K: 0 S: 3	H: 0 LOB: 0 BB: 0 P: 3	R: 0 E: 0 K: 1 S: 5	H: 0 LOB: 1 BB: 1 P: 9	R: 1 E: 1 K: 0 S: 5	H: 1 LOB: 2 BB: 1 P: 9	R: 3 E: 0 K: 0 S: 6	H: 3 LOB: 1 BB: 0 P: 7	R: 0 E: 0 K: 1 S: 5	H: 0 LOB: 0 BB: 0 P: 5	R: 0 E: 0 K: 1 S: 6	H: 2 LOB: 2 BB: 1 P: 10	1B: 8 2B: 1 3B: 0 HR: 2	SF: 0 SAC: 0 DP: 1 HBP: 1	WP: 0 PB: 0 SB: 2 CS: 0	PA: 42			
<b>PITCHER</b>	IP	WLS	BF	H	R	ER	SO	BB	IBB	HBP	BLK	WP	HR	S	P	ERA	WHIP								
<b>Jamie Easterly, L</b> ERA: 4.66 (1, 1)	2.2	L	13	5	4	4	1	0	0	0	0	0	1	15	15	13.50	1.875								
<b>Max Leon, R</b> ERA: 4.4 (3, 1)	3.2		19	4	4	3	1	2	0	1	0	0	1	18	27	7.36	1.636								
<b>Ray Sadecki, L</b> ERA: 4.4 (7, 1)	0.2		2	0	0	0	0	0	0	0	0	0	0	2	2	0.00	0.000								
<b>Elias Sosa, R</b> ERA: 3.86 (8, 1)	2.0		8	2	0	0	2	0	1	0	0	0	0	11	15	0.00	1.000								

AB	38
R	8
H	11
RBI	8
BB	3
SO	4
LOB	13



Batter	1	2	3	4	5	6	7	8	9	AB	R	H	RBI	BB	SO	LOB	BOTTOM								
<b>Ralph Garr, L</b> OBP: 0.322, SLG: 0.373 <b>Cito Gaston, R</b> (9, FH) OBP: 0.289, SLG: 0.412 (1, 7)	0-0 5-3		0-0 F7		0-0 1-2 1B			0-0 BB 1B 1B	0-3 K	4	1	2	0	0	0	0	<b>Cincinnati Reds @ Atlanta Braves</b> Atlanta-Fulton County Stadium, Atlanta, GA Mon Jun 23 1975, 7:05 PM EDT Att: 8,537 - Unknown								
<b>Marty Perez, R</b> OBP: 0.344, SLG: 0.344 (1, 4)	0-0 4-3		0-0 G4-6-3 1B		0-0 F8		0-0 1-2 1B 1B	0-0 F7	5	1	2	0	0	0	3										
<b>Dusty Baker Jr., R</b> OBP: 0.329, SLG: 0.432 (1, 9)	0-0 5-3		0-0 G4-6-3 1-2		0-0 1B		0-0 F8	0-0 1-2 1B	5	0	2	0	0	0	3										
<b>Dave May, L</b> OBP: 0.357, SLG: 0.508 (1, 8)		0-0 6-3		0-0 F8		0-0 F8		4-0 1-2 2-3 1B BB	0-0 3-1	4	1	0	0	1	0	3									
<b>Darrell Evans, L</b> OBP: 0.347, SLG: 0.417 (1, 5)		0-0 F9		0-0 P5		0-0 F8		0-3 K		4	0	0	0	0	1	4									
<b>Mike Lum, L</b> OBP: 0.304, SLG: 0.325 (1, 3)		0-0 HR		0-0 6-3		0-0 F8		0-0 1-2 2-H 3-H 1B 1B		4	1	2	3	0	0	1									
<b>Larvell Blanks, R</b> OBP: 0.323, SLG: 0.348 (1, 6)		0-0 3B		1-0 G4-6-3 HBP		0-3 K		0-0 1-2 2-H 1B		3	0	2	1	0	1	0									
<b>Biff Pocoroba, S</b> OBP: 0.365, SLG: 0.296 (1, 2)		4-0 BB		0-0 G4-6-3 1-2		0-0 4-3		0-0 F7		3	0	0	0	1	0	3									
<b>Jamie Easterly, L</b> ERA: 4.66 (1, 1)		0-0 6-3		0-0 1B		0-0 F7		0-0 1B		1	0	0	0	0	0	2									
<b>Max Leon, R</b> ERA: 4.4 (3, 1)										1	0	1	0	0	0	0									
<b>Ray Sadecki, L</b> ERA: 4.4 (7, 1)										0	0	0	0	0	0	0									
<b>Ed Godson, R</b> OBP: 0.266, SLG: 0.278 (7, PH)										1	0	0	0	0	0	0									
<b>Elias Sosa, R</b> OBP: 0.329, SLG: 0.432 (8, 1)										0	0	0	0	0	0	0									
<b>Rod Gillbreath, R</b> OBP: 0.333, SLG: 0.360 (9, PH)										1	0	1	0	0	0	0									
<b>Inning Stats</b>	R: 0 E: 0 K: 0 S: 3	H: 0 LOB: 0 BB: 0 P: 3	R: 1 E: 0 K: 0 S: 5	H: 2 LOB: 2 BB: 1 P: 9	R: 0 E: 0 K: 0 S: 3	H: 1 LOB: 0 BB: 0 P: 3	R: 0 E: 0 K: 0 S: 4	H: 0 LOB: 0 BB: 0 P: 5	R: 0 E: 0 K: 0 S: 4	H: 1 LOB: 1 BB: 0 P: 4	R: 0 E: 0 K: 1 S: 5	H: 0 LOB: 0 BB: 0 P: 5	R: 3 E: 0 K: 1 S: 9	H: 4 LOB: 2 BB: 1 P: 13	R: 0 E: 0 K: 1 S: 7	H: 2 LOB: 2 BB: 0 P: 7	1B: 10 2B: 0 3B: 1 HR: 1	SF: 0 SAC: 0 DP: 2 HBP: 1	WP: 0 PB: 0 SB: 0 CS: 0	PA: 40					
<b>PITCHER</b>	IP	WLS	BF	H	R	ER	SO	BB	IBB	HBP	BLK	WP	HR	S	P	ERA	WHIP								
<b>Jack Billingham, R</b> ERA: 3.65 (1, 1)	7.1	W	31	8	4	4	1	2	0	1	0	0	0	13	39	4.91	1.364								
<b>Will McEnaney, L</b> ERA: 1.71 (8, 1)	1.2		9	4	0	0	2	0	0	0	0	0	0	13	13	0.00	2.400								

AB	37
R	4
H	12
RBI	4
BB	2
SO	3
LOB	20





Batter	1	2	3	4	5	6	7	8	9	AB	R	H	RBI	BB	SO	LOB	TOP										
<b>Pete Rose, S</b> OBP: 0.409, SLG: 0.437 (1, 5)										2	1	1	0	1	0	0	<b>Cincinnati Reds @ Atlanta Braves</b> Atlanta-Fulton County Stadium, Atlanta, GA Tue Jun 24 1975, 7:05 PM EDT Att: 9,148 - Unknown										
<b>Ken Griffey, L</b> OBP: 0.428, SLG: 0.436 (1, 9)										4	0	0	0	0	0	4											
<b>Joe Morgan, L</b> OBP: 0.497, SLG: 0.559 (1, 4)										3	1	1	3	1	1	1											
<b>Johnny Bench, R</b> OBP: 0.371, SLG: 0.565 (1, 7)										4	0	2	0	0	1	1											
<b>Tony Perez, R</b> OBP: 0.329, SLG: 0.436 (1, 3)										4	0	0	0	0	1	2											
<b>Cesar Geronimo, L</b> OBP: 0.368, SLG: 0.419 (1, 8)										4	0	0	0	0	0	1											
<b>Dave Concepcion, R</b> OBP: 0.319, SLG: 0.359 (1, 6)										3	0	1	0	0	1	0											
<b>Bill Plummer, R</b> OBP: 0.278, SLG: 0.364 (1, 2)										2	1	0	0	1	1	0											
<b>Pat Darcy, L</b> (1, 1)										2	0	0	0	0	0	0											
<b>Fred Norman, S</b> OBP: 0.130, SLG: 0.048 (8, 1)										0	0	0	0	0	0	0											
<b>Pedro Borbon, R</b> OBP: 0.200, SLG: 0.200 (9, 1)										0	0	0	0	0	0	0											
<b>Inning Stats</b>	R: 0 E: 0 K: 1 S: 5	H: 1 LOB: 1 BB: 1 P: 9	R: 0 E: 0 K: 1 S: 5	H: 0 LOB: 0 BB: 0 P: 5	R: 3 E: 0 K: 0 S: 4	H: 1 LOB: 0 BB: 2 P: 12	R: 0 E: 0 K: 0 S: 3	H: 1 LOB: 1 BB: 0 P: 3	R: 0 E: 0 K: 0 S: 3	H: 0 LOB: 0 BB: 0 P: 3	R: 0 E: 0 K: 0 S: 4	H: 1 LOB: 1 BB: 0 P: 4	R: 0 E: 0 K: 2 S: 7	H: 0 LOB: 0 BB: 0 P: 7	R: 0 E: 0 K: 1 S: 5	H: 0 LOB: 1 BB: 0 P: 6	R: 0 E: 0 K: 0 S: 3	H: 1 LOB: 0 BB: 0 P: 3	1B: 3 2B: 1 3B: 0 HR: 1	SF: 0 SAC: 1 DP: 1 HBP: 1	WP: 1 PB: 1 SB: 1 CS: 0	PA: 34					
<b>PITCHER</b>	IP	WLS	BF	H	R	ER	SO	BB	IBB	HBP	BLK	WP	HR	S	P	ERA	WHIP										
<b>Phil Niekro, R</b> ERA: 2.67 (1, 1)	8.0	L	31	4	3	3	5	3	0	1	0	1	1	36	49	3.38	0.875										
<b>Tom House, L</b> ERA: 4.29 (9, 1)	1.0		3	1	0	0	0	0	0	0	0	0	0	3	3	0.00	1.000										

AB	28
R	3
H	5
RBI	3
BB	3
SO	5
LOB	9



Batter	1	2	3	4	5	6	7	8	9	AB	R	H	RBI	BB	SO	LOB	BOTTOM										
<b>Ralph Garr, L</b> OBP: 0.324, SLG: 0.375 (1, 7)										4	0	2	0	0	0	1	<b>Cincinnati Reds @ Atlanta Braves</b> Atlanta-Fulton County Stadium, Atlanta, GA Tue Jun 24 1975, 7:05 PM EDT Att: 9,148 - Unknown										
<b>Marty Perez, R</b> OBP: 0.343, SLG: 0.343 (1, 4)										4	0	1	0	0	0	4											
<b>Dusty Baker Jr., R</b> OBP: 0.331, SLG: 0.428 (1, 9)										2	0	0	0	2	0	2											
<b>Dave May, L</b> OBP: 0.356, SLG: 0.500 (8, PH)										3	0	1	0	0	1	4											
<b>Earl Williams, R</b> OBP: 0.259, SLG: 0.344 (8, PH)										1	0	0	0	0	1	2											
<b>Tom House, L</b> (9, 1)										0	0	0	0	0	0	0											
<b>Darrell Evans, L</b> OBP: 0.345, SLG: 0.412 (1, 5)										3	0	0	0	1	2	3											
<b>Mike Lum, L</b> OBP: 0.303, SLG: 0.324 (1, 3)										4	0	1	0	0	1	1											
<b>Larvell Blanks, R</b> OBP: 0.326, SLG: 0.345 (1, 6)										2	0	0	0	2	0	2											
<b>Biff Pocoroba, S</b> OBP: 0.343, SLG: 0.276 (1, 2)										4	0	0	0	0	0	3											
<b>Phil Niekro, R</b> OBP: 0.220, SLG: 0.245 (8, PH)										2	0	1	0	0	0	0											
<b>Rowland Office, L</b> OBP: 0.370, SLG: 0.370 (8, PH)										0	0	0	0	1	0	0											
<b>Inning Stats</b>	R: 0 E: 0 K: 2 S: 8	H: 1 LOB: 2 BB: 1 P: 12	R: 0 E: 0 K: 1 S: 4	H: 0 LOB: 0 BB: 1 P: 8	R: 0 E: 0 K: 0 S: 3	H: 1 LOB: 0 BB: 0 P: 3	R: 0 E: 0 K: 1 S: 6	H: 1 LOB: 1 BB: 0 P: 6	R: 0 E: 0 K: 0 S: 3	H: 0 LOB: 0 BB: 0 P: 3	R: 0 E: 0 K: 0 S: 3	H: 1 LOB: 1 BB: 1 P: 7	R: 0 E: 0 K: 0 S: 3	H: 0 LOB: 1 BB: 1 P: 7	R: 0 E: 0 K: 1 S: 6	H: 1 LOB: 2 BB: 1 P: 10	R: 0 E: 0 K: 0 S: 3	H: 1 LOB: 1 BB: 1 P: 7	1B: 6 2B: 0 3B: 0 HR: 0	SF: 0 SAC: 0 DP: 4 HBP: 0	WP: 0 PB: 0 SB: 1 CS: 0	PA: 35					
<b>PITCHER</b>	IP	WLS	BF	H	R	ER	SO	BB	IBB	HBP	BLK	WP	HR	S	P	ERA	WHIP										
<b>Pat Darcy, R</b> ERA: 3.23 (1, 1)	7.0	W	27	4	0	0	4	5	0	0	0	0	0	30	50	0.00	1.286										
<b>Fred Norman, L</b> ERA: 4.58 (8, 1)	1.0		6	2	0	0	1	1	0	0	0	0	0	7	11	0.00	3.000										
<b>Pedro Borbon, R</b> ERA: 3.42 (9, 1)	1.0	S	2	0	0	0	0	0	0	0	0	0	0	2	2	0.00	0.000										

AB	29
R	0
H	6
RBI	0
BB	6
SO	5
LOB	22





Batter	1	2	3	4	5	6	7	8	9	AB	R	H	RBI	BB	SO	LOB	TOP								
<b>Pete Rose, S</b> OBP: 0.410, SLG: 0.440 (1, 5)										3	1	1	0	0	1	0	<b>Cincinnati Reds @ Atlanta Braves</b> Atlanta-Fulton County Stadium, Atlanta, GA Wed Jun 25 1975, 7:05 PM EDT Att: 8,117 - Unknown								
<b>Ken Griffey, L</b> OBP: 0.427, SLG: 0.435 (1, 9)										3	0	1	0	0	1	0									
<b>Joe Morgan, L</b> OBP: 0.497, SLG: 0.558 (1, 4)										2	0	1	1	1	0	1									
<b>Johnny Bench, R</b> OBP: 0.373, SLG: 0.563 (1, 7)										3	1	1	0	1	0	1									
<b>Dan Driessen, L</b> OBP: 0.359, SLG: 0.298 (1, 3)										3	0	0	0	1	0	1									
<b>Cesar Geronimo, L</b> OBP: 0.366, SLG: 0.417 (1, 8)										4	0	1	0	0	0	4									
<b>Dave Concepcion, R</b> OBP: 0.318, SLG: 0.359 (1, 6)										3	0	1	1	0	0	1									
<b>Bill Plummer, R</b> OBP: 0.256, SLG: 0.333 (1, 2)										3	0	0	0	0	0	2									
<b>Tom Carroll, L</b> <b>Will McEnaney, L</b> (9, 1)										3	0	0	0	0	1	0									
										0	0	0	0	0	0	0									
<b>Inning Stats</b>	R: 0 E: 0 K: 0 S: 3	H: 1 LOB: 1 BB: 0 P: 4	R: 0 E: 0 K: 0 S: 4	H: 1 LOB: 1 BB: 0 P: 4	R: 0 E: 0 K: 1 S: 5	H: 0 LOB: 0 BB: 0 P: 5	R: 0 E: 0 K: 0 S: 2	H: 0 LOB: 1 BB: 2 P: 10	R: 0 E: 0 K: 0 S: 3	H: 0 LOB: 0 BB: 0 P: 3	R: 1 E: 0 K: 2 S: 4	H: 1 LOB: 0 BB: 0 P: 4	R: 0 E: 0 K: 0 S: 4	H: 1 LOB: 1 BB: 0 P: 4	R: 0 E: 0 K: 1 S: 7	H: 0 LOB: 0 BB: 0 P: 7	R: 1 E: 0 K: 0 S: 4	H: 2 LOB: 1 BB: 1 P: 8	1B: 5 2B: 1 3B: 0 HR: 0	SF: 2 SAC: 1 DP: 0 HBP: 1	WP: 0 PB: 0 SB: 1 CS: 2	PA: 35			
<b>PITCHER</b> <b>Carl Morton, R</b> ERA: 3.8 (1, 1)	IP: 9.0 WLS: L BF: 34 H: 6 R: 2 ER: 2 SO: 3 BB: 3 IBB: 0 HBP: 1 BLK: 0 WP: 0 HR: 0 S: 36 P: 49 ERA: 2.00 WHIP: 1.000																								

Batter	1	2	3	4	5	6	7	8	9	AB	R	H	RBI	BB	SO	LOB	BOTTOM							
<b>Ralph Garr, L</b> OBP: 0.320, SLG: 0.370 (1, 7)										4	0	0	0	0	0	2	<b>Cincinnati Reds @ Atlanta Braves</b> Atlanta-Fulton County Stadium, Atlanta, GA Wed Jun 25 1975, 7:05 PM EDT Att: 8,117 - Unknown							
<b>Marty Perez, R</b> OBP: 0.342, SLG: 0.341 (1, 4)										4	0	1	0	0	1	1								
<b>Dusty Baker Jr., R</b> OBP: 0.331, SLG: 0.424 (1, 9)										2	0	0	0	1	0	0								
<b>Darrell Evans, L</b> OBP: 0.342, SLG: 0.407 (1, 5)										3	0	0	0	0	0	2								
<b>Mike Lum, L</b> OBP: 0.307, SLG: 0.329 (1, 3)										3	0	2	0	0	0	0								
<b>Vic Correll, R</b> OBP: 0.340, SLG: 0.424 (1, 2)										2	0	0	0	0	1	1								
<b>Rowland Office, L</b> OBP: 0.369, SLG: 0.360 (1, 8)										2	0	0	0	1	1	2								
<b>Larry Blanks, R</b> OBP: 0.322, SLG: 0.340 (1, 6)										3	0	0	0	0	0	2								
<b>Carl Morton, R</b> OBP: 0.250, SLG: 0.238 (1, 1) <b>Dave May, L</b> (9, PH) <b>Bob Beall, S</b> (9, PR)										1	0	0	0	1	0	0								
										0	0	0	0	1	0	0								
										0	0	0	0	0	0	0								
<b>Inning Stats</b>	R: 0 E: 0 K: 1 S: 5	H: 0 LOB: 0 BB: 0 P: 5	R: 0 E: 0 K: 1 S: 5	H: 0 LOB: 0 BB: 0 P: 5	R: 0 E: 0 K: 0 S: 2	H: 0 LOB: 1 BB: 1 P: 6	R: 0 E: 0 K: 0 S: 3	H: 1 LOB: 1 BB: 1 P: 7	R: 0 E: 0 K: 0 S: 3	H: 1 LOB: 0 BB: 0 P: 3	R: 0 E: 0 K: 0 S: 2	H: 0 LOB: 1 BB: 1 P: 6	R: 0 E: 0 K: 1 S: 6	H: 1 LOB: 1 BB: 0 P: 6	R: 0 E: 0 K: 0 S: 2	H: 0 LOB: 1 BB: 1 P: 6	1B: 3 2B: 0 3B: 0 HR: 0	SF: 0 SAC: 1 DP: 5 HBP: 0	WP: 0 PB: 0 SB: 0 CS: 0	PA: 29				
<b>PITCHER</b> <b>Tom Carroll, R</b> ERA: 1.88 <b>Will McEnaney, L</b> ERA: 1.07 (9, 1)	IP: 8.0 WLS: W BF: 27 H: 3 R: 0 ER: 0 SO: 3 BB: 4 IBB: 0 HBP: 0 BLK: 0 WP: 0 HR: 0 S: 29 P: 45 ERA: 0.00 WHIP: 0.875																							













Batter	1	2	3	4	5	6	7	8	9	AB	R	H	RBI	BB	SO	LOB	TOP										
<b>Bobby Tolan, L</b> OBP: 0.302, SLG: 0.312 (1,8)	0-0 4-3		0-0 FC4 1B		0-0 G3		0-0 4-3		0-0 F6	5	0	1	0	0	0	4											
<b>Tito Fuentes, S</b> OBP: 0.289, SLG: 0.322 (1,4)	0-0 4-3		0-0 FC4 1B		0-0 F5			0-0 L3		4	0	0	1	0	0	1											
<b>Gene Locklear, L</b> OBP: 0.404, SLG: 0.517 (1,7)	0-0 1B		0-0 1-2 3-H 0-0 1B			0-3 K		0-0 F8		4	0	2	0	0	1	0											
<b>Willie McCovey, L</b> OBP: 0.309, SLG: 0.443 (1,3)	0-0 4-1		0-0 4-3			0-0 P5		0-0 FC6-4 1B		4	0	1	0	0	0	3											
<b>Dave Winfield, R</b> OBP: 0.363, SLG: 0.464 (1,9)		0-3 K		0-0 P4		0-0 6-3		0-0 FC6-4 1B		4	0	0	0	0	1	1											
<b>Fred Kendall, R</b> OBP: 0.263, SLG: 0.253 (1,2)		0-0 F9		4-0 FC3-6 BB			0-0 F9		0-0 FC5-4 1B	3	0	1	0	1	0	0											
<b>Ted Kubiak, S</b> OBP: 0.295, SLG: 0.231 (1,5)		0-0 F7		0-0 FC3-6 FC6-4			0-0 1B		0-0 F7	4	0	1	0	0	0	2											
<b>Enzo Hernandez, R</b> OBP: 0.288, SLG: 0.269 (1,6)			0-0 1B SH1-4 FC4 1B		0-0 FC6-4		0-0 1B		0-0 FC5-4 1B	4	1	2	0	0	0	2											
<b>Randy Jones, R</b> OBP: 0.184, SLG: 0.167 (1,1)			0-0 SH1-4		0-0 5-3		0-3 K		0-0	1	0	0	0	0	0	0											
<b>Mike Ivie, R</b> OBP: 0.288, SLG: 0.351 (7, PH)									0-0	1	0	0	0	0	1	2											
<b>Danny Frisella, L</b> OBP: 0.302, SLG: 0.259 (7, PH)									1-3 1B	0	0	0	0	0	0	0											
<b>Dick Sharon, R</b> OBP: 0.302, SLG: 0.259 (9, PH)										1	0	1	0	0	0	0											
<b>Inning Stats</b>	R: 0 E: 0 K: 0 S: 4	H: 1 LOB: 1 BB: 0 P: 4	R: 0 E: 0 K: 1 S: 5	H: 0 LOB: 0 BB: 0 P: 5	R: 1 E: 0 K: 0 S: 6	H: 3 LOB: 2 BB: 0 P: 6	R: 0 E: 0 K: 0 S: 3	H: 0 LOB: 1 BB: 1 P: 7	R: 0 E: 0 K: 0 S: 3	H: 0 LOB: 0 BB: 0 P: 3	R: 0 E: 0 K: 1 S: 5	H: 2 LOB: 2 BB: 0 P: 7	R: 0 E: 0 K: 0 S: 4	H: 1 LOB: 1 BB: 0 P: 4	R: 0 E: 0 K: 0 S: 5	H: 2 LOB: 2 BB: 0 P: 5	1B: 9 2B: 0 3B: 0 HR: 0	SF: 0 SAC: 1 DP: 0 HBP: 0	WP: 0 PB: 0 SB: 0 CS: 0	PA: 37							
<b>PITCHER</b>	IP	WLS	BF	H	R	ER	SO	BB	IBB	HBP	BLK	WP	HR	S	P	ERA	WHIP										
<b>Jack Billingham, R</b> ERA: 3.44 (1,1)	8.2	W	36	9	1	1	3	1	0	0	0	0	0	41	45	1.04	1.154										
<b>Will McEnaney, L</b> ERA: 1.52 (9,1)	0.1	S	1	0	0	0	0	0	0	0	0	0	0	1	1	0.00	0.000										

San Diego Padres @ Cincinnati Reds  
Riverfront Stadium, Cincinnati, OH  
Sun Jun 29 1975, 3:33 AM EDT  
Unknown

AB 35  
R 1  
H 9  
RBI 1  
BB 1  
SO 3  
LOB 15



Batter	1	2	3	4	5	6	7	8	9	AB	R	H	RBI	BB	SO	LOB	BOTTOM										
<b>Pete Rose, S</b> OBP: 0.410, SLG: 0.434 (1,5)	0-0 G6-4-3 1B			0-3 K		0-0 5-3		0-0 F8		4	0	1	0	0	1	0											
<b>Dave Concepcion, R</b> OBP: 0.321, SLG: 0.356 (1,6)	0-0 G6-4-3 1-2			0-0 F7		4-0 HR BB		4-0 G3 S BB		2	1	0	0	2	0	1											
<b>Joe Morgan, L</b> OBP: 0.495, SLG: 0.572 (1,4)	0-0 P6			0-0 F8		0-0 1-H HR		0-0 G3		4	1	1	2	0	0	1											
<b>Johnny Bench, R</b> OBP: 0.368, SLG: 0.543 (1,7)		0-3 K		0-0 2-3		0-0 5-3		0-0 F5		4	0	0	0	0	1	1											
<b>Tony Perez, R</b> OBP: 0.331, SLG: 0.431 (1,3)		0-3 K		0-0 6-3		0-0 5-3				3	0	0	0	0	1	0											
<b>George Foster, R</b> OBP: 0.344, SLG: 0.536 (1,8)		0-0 6-3			0-0 HR		0-3 K			3	1	1	1	0	1	0											
<b>Merv Rettenmund, R</b> OBP: 0.349, SLG: 0.396 (1,9)			0-3 K		0-0 1B		0-0 HR			3	1	2	1	0	1	0											
<b>Cesar Geronimo, L</b> OBP: 0.358, SLG: 0.403 (8,8)				0-0 1B		0-0 1B		0-0 HR		0	0	0	0	0	0	0											
<b>Bill Plummer, R</b> OBP: 0.262, SLG: 0.333 (1,2)			0-0 L6		0-0 FC4-6 1B		0-0 F7			3	0	1	0	0	0	0											
<b>Jack Billingham, R</b> OBP: 0.132, SLG: 0.083 (1,1)			0-0 6-3		0-0 FC4-6		0-3 K			3	0	0	0	0	1	2											
<b>Will McEnaney, L</b> ERA: 3.26 (9,1)					1-2					0	0	0	0	0	0	0											
<b>Inning Stats</b>	R: 0 E: 0 K: 0 S: 3	H: 1 LOB: 0 BB: 0 P: 3	R: 0 E: 0 K: 2 S: 7	H: 0 LOB: 0 BB: 0 P: 7	R: 0 E: 0 K: 1 S: 5	H: 0 LOB: 0 BB: 0 P: 5	R: 0 E: 0 K: 1 S: 5	H: 0 LOB: 0 BB: 0 P: 5	R: 1 E: 0 K: 0 S: 6	H: 3 LOB: 2 BB: 0 P: 6	R: 2 E: 0 K: 0 S: 4	H: 1 LOB: 1 BB: 1 P: 8	R: 1 E: 0 K: 2 S: 8	H: 1 LOB: 0 BB: 0 P: 8	R: 0 E: 0 K: 0 S: 3	H: 0 LOB: 1 BB: 1 P: 7	1B: 3 2B: 0 3B: 0 HR: 3	SF: 0 SAC: 0 DP: 1 HBP: 0	WP: 0 PB: 0 SB: 1 CS: 0	PA: 31							
<b>PITCHER</b>	IP	WLS	BF	H	R	ER	SO	BB	IBB	HBP	BLK	WP	HR	S	P	ERA	WHIP										
<b>Randy Jones, L</b> ERA: 1.9 (1,1)	6.0	L	23	5	3	3	4	1	0	0	0	0	2	30	34	4.50	1.000										
<b>Danny Frisella, R</b> ERA: 3.26 (7,1)	2.0		8	1	1	1	2	1	0	0	0	0	1	11	15	4.50	1.000										

San Diego Padres @ Cincinnati Reds  
Riverfront Stadium, Cincinnati, OH  
Sun Jun 29 1975, 3:33 AM EDT  
Unknown

AB 29  
R 4  
H 6  
RBI 4  
BB 2  
SO 6  
LOB 5





Batter	1	2	3	4	5	6	7	8	9	AB	R	H	RBI	BB	SO	LOB	TOP					
<b>Bobby Tolan, L</b> OBP: 0.296, SLG: 0.306 (1, 8)	F8		F6		L5		F2	F8		5	0	0	0	0	0	4	<b>San Diego Padres @ Cincinnati Reds</b> Riverfront Stadium, Cincinnati, OH Sun Jun 29 1975, 3:38 AM EDT Att: 46,060 - Unknown					
<b>Tito Fuentes, S</b> OBP: 0.295, SLG: 0.325 (1, 4)	F8		2B		1B		F8 1B		F7	4	2	2	0	1	0	0						
<b>Gene Locklear, L</b> OBP: 0.418, SLG: 0.533 <b>Don Hahn, R</b> OBP: 0.200, SLG: 0.077 (1, 7) (8, 8)	6-3		1B		1B		1B			3	0	2	2	1	0	0						
<b>Dave Winfield, R</b> OBP: 0.357, SLG: 0.454 (1, 9)		3-1	3-1		L9		F8		F8	5	0	0	0	0	7							
<b>Mike Ivie, R</b> OBP: 0.293, SLG: 0.366 (1, 3)					6-3		1B		F4-3	5	1	3	1	0	0	1						
<b>Randy Hundley, R</b> OBP: 0.246, SLG: 0.237 (1, 2)		2B			K		SH2-4			4	0	1	1	0	2	3						
<b>Ted Kubiak, S</b> OBP: 0.288, SLG: 0.225 (1, 5)					F7		SH2-4		F8	3	0	0	0	0	1							
<b>Enzo Hernandez, R</b> OBP: 0.292, SLG: 0.273 <b>Hector Torres, R</b> OBP: 0.273, SLG: 0.307 (1, 6) (8, PR) (8, 6)			F3		1B		F3		SH5-4	4	0	2	0	0	0	1						
<b>Brent Strom, R</b> (1, 1)			1B		SH1-4		5-3		SH5-4	1	1	0	0	1	0	1						
<b>Inning Stats</b>	R: 0 E: 0 K: 0 S: 3	H: 0 LOB: 0 BB: 0 P: 3	R: 0 E: 0 K: 0 S: 4	H: 1 LOB: 1 BB: 0 P: 4	R: 2 E: 0 K: 0 S: 5	H: 2 LOB: 1 BB: 1 P: 9	R: 0 E: 0 K: 1 S: 5	H: 0 LOB: 0 BB: 0 P: 5	R: 0 E: 0 K: 0 S: 5	H: 2 LOB: 3 BB: 1 P: 9	R: 1 E: 0 K: 0 S: 5	H: 2 LOB: 1 BB: 0 P: 5	R: 1 E: 0 K: 1 S: 7	H: 2 LOB: 2 BB: 1 P: 11	R: 0 E: 0 K: 0 S: 4	H: 1 LOB: 2 BB: 0 P: 4		R: 0 E: 0 K: 0 S: 3	H: 0 LOB: 1 BB: 1 P: 7	1B: 7 2B: 3 3B: 0 HR: 0	SF: 0 SAC: 3 DP: 0 HBP: 0	WP: 0 PB: 0 SB: 0 CS: 0
<b>PITCHER</b>	IP	WLS	BF	H	R	ER	SO	BB	IBB	HBP	BLK	WP	HR	S	P	ERA	WHIP					
<b>Pat Darcy, R</b> ERA: 3.4 (1, 1)	6.0	L	27	7	3	3	1	1	1	0	0	0	0	27	35	4.50	1.333					
<b>Rawly Eastwick, R</b> ERA: 5.92 (7, 1)	1.0		6	2	1	1	1	1	0	0	0	0	0	7	11	9.00	3.000					
<b>Pedro Borbon, R</b> ERA: 3.16 (8, 1)	2.0		8	1	0	0	0	1	0	0	0	0	0	7	11	0.00	1.000					

AB	34
R	4
H	10
RBI	4
BB	4
SO	2
LOB	18



Batter	1	2	3	4	5	6	7	8	9	AB	R	H	RBI	BB	SO	LOB	BOTTOM					
<b>Pete Rose, S</b> OBP: 0.407, SLG: 0.430 (1, 5)	1B		F9		F9		6-3		6-3	5	0	1	0	0	0	2	<b>San Diego Padres @ Cincinnati Reds</b> Riverfront Stadium, Cincinnati, OH Sun Jun 29 1975, 3:38 AM EDT Att: 46,060 - Unknown					
<b>Dave Concepcion, R</b> OBP: 0.317, SLG: 0.351 (1, 6)	F8		F7		P4				1-3	4	0	0	0	0	1							
<b>Johnny Bench, R</b> OBP: 0.367, SLG: 0.539 (1, 7)	1B		P4				F8		F3	4	0	1	0	0	0							
<b>Tony Perez, R</b> OBP: 0.333, SLG: 0.436 (1, 3)	K				F9		1B		HR	4	1	2	0	0	1	2						
<b>George Foster, R</b> OBP: 0.352, SLG: 0.561 (1, 8)	K				WP		1B		HR	4	2	3	2	0	1	2						
<b>Mery Rettenmund, R</b> OBP: 0.333, SLG: 0.293 (1, 9)		F8	SF7		F7		F7		6-3	3	0	0	1	0	0	2						
<b>Bill Plummer, R</b> OBP: 0.283, SLG: 0.317 <b>Ken Griffey, L</b> OBP: 0.419, SLG: 0.425 (1, 2) (8, PR)	E5						F8		SH2-4	2	0	0	0	2	0	2						
<b>Doug Flynn, R</b> OBP: 0.292, SLG: 0.333 (1, 4)	F1-3								SH2-4	3	0	0	0	0	1	2						
<b>Pat Darcy, L</b> <b>Rawly Eastwick, R</b> <b>Ed Armbrister, R</b> OBP: 0.219, SLG: 0.200 <b>Pedro Borbon, R</b> OBP: 0.200, SLG: 0.200 <b>Joe Morgan, L</b> OBP: 0.494, SLG: 0.570 (1, 1) (7, 1) (7, PH) (8, 1) (8, PH)	K				K		K		P4	2	0	0	0	0	0	0						
<b>Inning Stats</b>	R: 0 E: 0 K: 2 S: 9	H: 2 LOB: 2 BB: 0 P: 9	R: 0 E: 1 K: 1 S: 6	H: 0 LOB: 1 BB: 0 P: 6	R: 0 E: 0 K: 0 S: 3	H: 0 LOB: 0 BB: 0 P: 3	R: 1 E: 0 K: 1 S: 6	H: 1 LOB: 1 BB: 1 P: 10	R: 0 E: 0 K: 0 S: 5	H: 0 LOB: 0 BB: 0 P: 5	R: 0 E: 0 K: 0 S: 5	H: 2 LOB: 2 BB: 0 P: 5	R: 0 E: 0 K: 1 S: 5	H: 0 LOB: 0 BB: 0 P: 5	R: 2 E: 0 K: 0 S: 5	H: 2 LOB: 2 BB: 0 P: 5		R: 0 E: 0 K: 0 S: 3	H: 0 LOB: 2 BB: 1 P: 7	1B: 4 2B: 2 3B: 0 HR: 1	SF: 1 SAC: 1 DP: 0 HBP: 0	WP: 1 PB: 0 SB: 1 CS: 0
<b>PITCHER</b>	IP	WLS	BF	H	R	ER	SO	BB	IBB	HBP	BLK	WP	HR	S	P	ERA	WHIP					
<b>Brent Strom, L</b> ERA: 1.03 (1, 1)	9.0	W	37	7	3	3	6	2	0	0	0	1	1	47	55	3.00	1.000					













Batter	1	2	3	4	5	6	7	8	9	AB	R	H	RBI	BB	SO	LOB	TOP																
Wilbur Howard, S OBP: 0.361, SLG: 0.431	F7	F7			G3		K			4	0	0	0	0	1	0																	
Greg Gross, L OBP: 0.350, SLG: 0.336	2B 1B BB	F9			4-3			5-3		3	1	0	0	1	0	0																	
Cesar Cedeno, R OBP: 0.353, SLG: 0.403	F8 1-3 WP 2B			BLK 1B	F9			F2		4	1	2	0	0	0	0																	
Bob Watson, R OBP: 0.370, SLG: 0.520	WP 1B 1B			F8 1-2		K		6-3		4	1	1	1	0	1	1																	
Cliff Johnson, R OBP: 0.326, SLG: 0.473	F8 1-2 2-3			5-3		2B			K	4	0	1	0	0	1	3																	
Doug Rader, R OBP: 0.328, SLG: 0.373	1B BB			F7		5-3			K	3	0	0	0	1	1	2																	
Rob Andrews, R OBP: 0.286, SLG: 0.258																																	
Jose Cruz, L OBP: 0.336, SLG: 0.313	1-2 3-H 1B			B2-6-4 1B				F8		3	0	2	1	0	0	1																	
Larry Milbourne, S OBP: 0.175, SLG: 0.148	F7									3	0	0	0	0	0	3																	
Larry Dierker, R OBP: 0.098, SLG: 0.098		5-3		B2-6-4 1-2				P5		3	0	0	0	0	0	1																	
<b>Inning Stats</b>	R: 3 E: 0 K: 0 S: 6	H: 3 LOB: 2 BB: 2 P: 14	R: 0 E: 0 K: 0 S: 3	H: 0 LOB: 0 BB: 0 P: 3	R: 0 E: 0 K: 0 S: 4	H: 1 LOB: 1 BB: 0 P: 4	R: 0 E: 0 K: 0 S: 3	H: 1 LOB: 0 BB: 0 P: 3	R: 0 E: 0 K: 1 S: 6	H: 1 LOB: 1 BB: 0 P: 6	R: 0 E: 0 K: 1 S: 5	H: 0 LOB: 0 BB: 0 P: 5	R: 0 E: 0 K: 0 S: 3	H: 0 LOB: 0 BB: 0 P: 7	R: 0 E: 0 K: 2 S: 7	H: 0 LOB: 0 BB: 0 P: 7	1B: 4 2B: 2 3B: 0 HR: 0	SF: 0 SAC: 0 DP: 1 HBP: 0	WP: 1 PB: 0 SB: 0 CS: 0	PA: 34													
<b>PITCHER</b>	IP WLS BF H R ER SO BB IBB HBP BLK WP HR S P ERA WHIP	IP WLS BF H R ER SO BB IBB HBP BLK WP HR S P ERA WHIP																															
Tom Carroll, R ERA: 4.29	(1, 1)	5.0	21	5	3	3	0	2	0	0	1	1	0	19	27	5.40	1.400																
Rawly Eastwick, R ERA: 5.17	(6, 1)	4.0	W	13	1	0	0	4	0	0	0	0	0	21	21	0.00	0.250																

Houston Astros @ Cincinnati Reds  
Riverfront Stadium, Cincinnati, OH  
Wed Jul 02 1975, 7:05 PM EDT  
Att: 23,080 - Unknown

AB	32
R	3
H	6
RBI	2
BB	2
SO	4
LOB	11



Batter	1	2	3	4	5	6	7	8	9	AB	R	H	RBI	BB	SO	LOB	BOTTOM																	
Pete Rose, S OBP: 0.403, SLG: 0.426	4-3			F7		4-3		G3		4	0	0	0	0	0	0																		
Ken Griffey, L OBP: 0.415, SLG: 0.433	F9			F8		1B HR		F9		4	1	1	0	0	0	0																		
Joe Morgan, L OBP: 0.490, SLG: 0.564	F7			F9		P4		K		4	0	0	0	0	1	1																		
Dan Driessen, L OBP: 0.370, SLG: 0.340		F7			4-3	HR 1B				3	1	1	0	0	0	0																		
George Foster, R OBP: 0.353, SLG: 0.557		F5		E4 1B		1-1 2-H HR				3	2	1	3	0	0	0																		
Cesar Geronimo, L OBP: 0.358, SLG: 0.404		F8		1B 1-2 1B		F8				3	0	1	0	0	0	0																		
Darrel Chaney, S OBP: 0.188, SLG: 0.116				F8		1-3 2-H 1B		K		3	0	1	1	0	1	0																		
Bill Plummer, R OBP: 0.255, SLG: 0.289				P4		F8		6-3		3	0	0	0	0	0	2																		
Tom Carroll, L	(1, 1)									1	0	0	0	0	0	0																		
Terry Crowley, L OBP: 0.433, SLG: 0.462	(5, PH)			G1		G3				1	0	0	0	0	0	2																		
Rawly Eastwick, R	(6, 1)							K		1	0	0	0	0	1	0																		
<b>Inning Stats</b>	R: 0 E: 0 K: 0 S: 3	H: 0 LOB: 0 BB: 0 P: 3	R: 0 E: 0 K: 0 S: 3	H: 0 LOB: 0 BB: 0 P: 3	R: 0 E: 0 K: 0 S: 3	H: 0 LOB: 0 BB: 0 P: 3	R: 1 E: 1 K: 0 S: 6	H: 2 LOB: 2 BB: 0 P: 6	R: 3 E: 0 K: 2 S: 7	H: 3 LOB: 0 BB: 0 P: 7	R: 0 E: 0 K: 1 S: 5	H: 0 LOB: 0 BB: 0 P: 5	R: 0 E: 0 K: 1 S: 5	H: 0 LOB: 0 BB: 0 P: 5	R: 0 E: 0 K: 2 S: 7	H: 0 LOB: 0 BB: 0 P: 7	1B: 4 2B: 0 3B: 0 HR: 1	SF: 0 SAC: 0 DP: 0 HBP: 0	WP: 0 PB: 0 SB: 0 CS: 0	PA: 30														
<b>PITCHER</b>	IP WLS BF H R ER SO BB IBB HBP BLK WP HR S P ERA WHIP	IP WLS BF H R ER SO BB IBB HBP BLK WP HR S P ERA WHIP																																
Larry Dierker, R ERA: 4.26	(1, 1)	8.0	L	30	5	4	3	3	0	0	0	0	0	1	36	36	3.38	0.625																

Houston Astros @ Cincinnati Reds  
Riverfront Stadium, Cincinnati, OH  
Wed Jul 02 1975, 7:05 PM EDT  
Att: 23,080 - Unknown

AB	30
R	4
H	5
RBI	4
BB	0
SO	3
LOB	5





Batter	1	2	3	4	5	6	7	8	9	AB	R	H	RBI	BB	SO	LOB	TOP			
<b>Pete Rose, S</b> OBP: 0.398, SLG: 0.421 (1, 5)	0-0 5-3			0-0 5-3			0-0 6-3		0-0 4-3	4	0	0	0	0	0	0	<b>Cincinnati Reds @ San Diego Padres</b> San Diego Stadium, San Diego, CA Thu Jul 03 1975, 10:05 PM EDT Att: 15,145 - Unknown  <b>AB 29</b> <b>R 1</b> <b>H 1</b> <b>RBI 1</b> <b>BB 0</b> <b>SO 1</b> <b>LOB 3</b>			
<b>Dave Concepcion, R</b> OBP: 0.312, SLG: 0.344 (1, 6)	0-0 L4			0-0 F9			0-0 6-3		0-0 F7	4	0	0	0	0	0	0				
<b>Johnny Bench, R</b> OBP: 0.366, SLG: 0.535 (8, 2)	0-0 1-3			0-0 2-3			0-0 6-3			3	0	0	0	0	0	0				
<b>Tony Perez, R</b> OBP: 0.326, SLG: 0.426 (1, 3)									0-0 E6 2B	3	1	0	0	0	0	0				
<b>George Foster, R</b> OBP: 0.349, SLG: 0.549 (1, 7)									0-0 6-3	3	0	0	0	0	0	1				
<b>Bill Plummer, R</b> OBP: 0.299, SLG: 0.313 <b>Ed Armbriester, R</b> OBP: 0.242, SLG: 0.226 (8, 9)									0-0 F9	3	0	1	1	0	0	0				
<b>Cesar Geronimo, L</b> OBP: 0.354, SLG: 0.399 (1, 8)									0-0 K	3	0	0	0	0	1	1				
<b>Doug Flynn, R</b> OBP: 0.282, SLG: 0.319 (1, 4)									0-0 F6-3	3	0	0	0	0	0	1				
<b>Gary Nolan, R</b> OBP: 0.262, SLG: 0.189 <b>Merv Rettenmund, R</b> OBP: 0.344, SLG: 0.289 <b>Will McEnaney, L</b> (9, 1)									0-0 L9	2	0	0	0	0	0	0				
<b>Inning Stats</b>	R: 0 E: 0 K: 0 S: 3	H: 0 LOB: 0 BB: 0 P: 3	R: 0 E: 0 K: 0 S: 3	H: 0 LOB: 0 BB: 0 P: 3	R: 0 E: 0 K: 1 S: 5	H: 0 LOB: 0 BB: 0 P: 5	R: 0 E: 0 K: 0 S: 3	H: 0 LOB: 0 BB: 0 P: 3	R: 0 E: 0 K: 0 S: 3	H: 0 LOB: 0 BB: 0 P: 3	R: 0 E: 0 K: 0 S: 3	H: 0 LOB: 0 BB: 0 P: 3	R: 1 E: 1 K: 0 S: 5	H: 1 LOB: 1 BB: 0 P: 5	R: 0 E: 0 K: 0 S: 3	H: 0 LOB: 0 BB: 0 P: 3		1B: 0 2B: 1 3B: 0 HR: 0	SF: 0 SAC: 0 DP: 0 HBP: 0	WP: 0 PB: 0 SB: 0 CS: 0
<b>PITCHER</b> <b>Randy Jones, L</b> ERA: 1.77 (1, 1)	IP: 9.0 WLS: W BF: 29 H: 1 R: 1 ER: 0 SO: 1 BB: 0 IBB: 0 HBP: 0 BLK: 0 WP: 0 HR: 0 S: 31 P: 31 ERA: 0.00 WHIP: 0.111															<b>PITCHER</b> <b>Randy Jones, L</b> ERA: 1.77 (1, 1)	IP: 9.0 WLS: W BF: 29 H: 1 R: 1 ER: 0 SO: 1 BB: 0 IBB: 0 HBP: 0 BLK: 0 WP: 0 HR: 0 S: 31 P: 31 ERA: 0.00 WHIP: 0.111			

Batter	1	2	3	4	5	6	7	8	9	AB	R	H	RBI	BB	SO	LOB	BOTTOM			
<b>Bobby Tolan, L</b> OBP: 0.297, SLG: 0.306 (1, 9)	0-0 1-3								0-0 2B E 1B	4	1	1	0	0	0	0	<b>Cincinnati Reds @ San Diego Padres</b> San Diego Stadium, San Diego, CA Thu Jul 03 1975, 10:05 PM EDT Att: 15,145 - Unknown  <b>AB 29</b> <b>R 2</b> <b>H 4</b> <b>RBI 0</b> <b>BB 1</b> <b>SO 3</b> <b>LOB 4</b>			
<b>Tito Fuentes, S</b> OBP: 0.298, SLG: 0.330 (1, 4)	0-3 K								0-0 1-3 2B	4	0	1	0	0	2	0				
<b>Gene Locklear, L</b> OBP: 0.409, SLG: 0.500 (1, 7)	0-0 F7								0-0 E9 3H	4	0	0	0	0	0	1				
<b>Willie McCovey, L</b> OBP: 0.301, SLG: 0.425 (1, 3)									0-3 K	3	0	0	0	0	1	0				
<b>Dick Sharon, R</b> OBP: 0.299, SLG: 0.276 (1, 8)									0-0 5-3	3	0	0	0	0	0	0				
<b>Fred Kendall, R</b> OBP: 0.253, SLG: 0.242 (1, 2)									0-0 F9	3	0	0	0	0	0	0				
<b>Hector Torres, R</b> OBP: 0.291, SLG: 0.337 (1, 6)									0-0 F2	3	0	1	0	0	0	0				
<b>Ted Kubiak, S</b> OBP: 0.294, SLG: 0.233 (1, 5)									0-0 6-3 BLK 2B	2	1	1	0	1	0	1				
<b>Randy Jones, R</b> OBP: 0.171, SLG: 0.154 (1, 1)									0-0 6-3 2-3	3	0	0	0	0	0	2				
<b>Inning Stats</b>	R: 0 E: 0 K: 1 S: 5	H: 0 LOB: 0 BB: 0 P: 5	R: 0 E: 0 K: 1 S: 5	H: 0 LOB: 0 BB: 0 P: 5	R: 1 E: 0 K: 0 S: 4	H: 1 LOB: 0 BB: 0 P: 4	R: 0 E: 0 K: 1 S: 5	H: 0 LOB: 0 BB: 0 P: 5	R: 0 E: 0 K: 0 S: 3	H: 0 LOB: 0 BB: 0 P: 3	R: 0 E: 0 K: 0 S: 3	H: 0 LOB: 0 BB: 0 P: 3	R: 0 E: 0 K: 0 S: 3	H: 0 LOB: 1 BB: 1 P: 7	R: 1 E: 1 K: 0 S: 3	H: 2 LOB: 2 BB: 0 P: 3		1B: 2 2B: 2 3B: 0 HR: 0	SF: 0 SAC: 0 DP: 0 HBP: 0	WP: 0 PB: 0 SB: 0 CS: 0
<b>PITCHER</b> <b>Gary Nolan, R</b> ERA: 2.9 <b>Will McEnaney, L</b> ERA: 1.43 (9, 1)	IP: 8.0 WLS: L BF: 27 H: 2 R: 1 ER: 1 SO: 3 BB: 1 IBB: 0 HBP: 0 BLK: 0 WP: 0 HR: 0 S: 32 P: 36 ERA: 1.12 WHIP: 0.375															<b>PITCHER</b> <b>Gary Nolan, R</b> ERA: 2.9 <b>Will McEnaney, L</b> ERA: 1.43 (9, 1)	IP: 8.0 WLS: L BF: 27 H: 2 R: 1 ER: 1 SO: 3 BB: 1 IBB: 0 HBP: 0 BLK: 0 WP: 0 HR: 0 S: 32 P: 36 ERA: 1.12 WHIP: 0.375			



Batter	1	2	3	4	5	6	7	8	9	AB	R	H	RBI	BB	SO	LOB	TOP			
<b>Pete Rose, S</b> OBP: 0.398, SLG: 0.424 (1, 5)	0-0 6-3	0-0 1B		0-0 F5		0-0 1B		0-0 L4		5	1	2	0	0	0	3	<b>Cincinnati Reds @ San Diego Padres</b> San Diego Stadium, San Diego, CA Fri Jul 04 1975, 10:05 PM EDT Att: 47,076 - Unknown			
<b>Ken Griffey, L</b> OBP: 0.410, SLG: 0.428 (1, 9)	0-0 L6	0-0 1B		0-0 G6-3		0-0 P5		0-3 K		5	0	1	2	0	1	4				
<b>Joe Morgan, L</b> OBP: 0.488, SLG: 0.559 (1, 4)	4-0 BB	0-0 F9		0-3 K		0-0 F9		4-3 1B		4	0	1	0	1	1	3				
<b>Johnny Bench, R</b> OBP: 0.366, SLG: 0.541 (1, 2)	0-3 K		0-3 K		0-0 HR		4-0 BB	0-0 4-3		4	1	1	1	1	2	2				
<b>Tony Perez, R</b> OBP: 0.324, SLG: 0.426 (1, 3)		0-0 1B		0-0 5-3		0-3 K		0-0 G5-4-3		5	1	1	0	0	2	2				
<b>George Foster, R</b> OBP: 0.347, SLG: 0.544 (1, 7)		0-0 F8		0-0 F8		0-0 F3		0-0 F8		4	1	1	1	0	0	0				
<b>Dave Concepcion, R</b> OBP: 0.318, SLG: 0.347 (1, 6)		0-0 F8		0-0 2B		4-0 1B		0-0 E1		3	2	2	0	1	0	1				
<b>Cesar Geronimo, L</b> OBP: 0.356, SLG: 0.405 (1, 8)		0-0 6-3		0-0 1B		0-0 SH1-3		0-0 G4		4	0	2	2	0	0	2				
<b>Jack Billingham, R</b> OBP: 0.175, SLG: 0.132 (1, 1)		0-0 2B		0-0 G6-3		0-0 SH1-3		0-3 K		2	1	2	1	0	0	0				
<b>Pedro Borbon, R</b> OBP: 0.162, SLG: 0.162 (6, PH)		0-0 1B		0-0 1B		1-2				0	0	0	0	0	0	0				
<b>Terry Crowley, L</b> OBP: 0.419, SLG: 0.444 (8, PH)		0-0 1B		0-0 1B		1-2				1	0	0	0	0	1	1				
<b>Will McEnaney, L</b> (8, 1)		0-0 1B		0-0 1B		1-2				0	0	0	0	0	0	0				
<b>Inning Stats</b>	R: 0 E: 0 K: 1 S: 5	H: 0 LOB: 1 BB: 1 P: 9	R: 4 E: 0 K: 0 S: 8	H: 5 LOB: 1 BB: 0 P: 8	R: 0 E: 0 K: 1 S: 5	H: 0 LOB: 0 BB: 0 P: 5	R: 1 E: 0 K: 0 S: 5	H: 3 LOB: 1 BB: 0 P: 5	R: 1 E: 0 K: 2 S: 8	H: 1 LOB: 0 BB: 0 P: 8	R: 1 E: 0 K: 0 S: 5	H: 2 LOB: 2 BB: 1 P: 9	R: 0 E: 0 K: 1 S: 6	H: 1 LOB: 1 BB: 0 P: 6	R: 0 E: 0 K: 2 S: 8	H: 1 LOB: 1 BB: 0 P: 8	1B: 9 2B: 3 3B: 0 HR: 1	SF: 0 SAC: 1 DP: 2 HBP: 0	WP: 0 PB: 0 SB: 3 CS: 0	PA: 41
<b>PITCHER</b>	IP WLS BF H R ER SO BB IBB HBP BLK WP HR S P ERA WHIP																			
<b>Rich Folkers, L</b> ERA: 3.73 (1, 1)	2.0 L 12 5 4 4 1 1 0 0 0 0 0 0 13 17 18.00 3.000																			
<b>Dan Spillner, R</b> ERA: 4.41 (3, 1)	1.1 7 3 1 1 1 0 0 0 0 0 0 0 9 9 6.75 2.250																			
<b>Dave Tomlin, L</b> ERA: 2.36 (4, 1)	2.2 11 3 2 2 2 1 0 0 0 0 0 1 14 18 6.75 1.500																			
<b>Danny Frisella, R</b> ERA: 3.23 (7, 1)	2.0 7 1 0 0 1 1 0 0 0 0 0 0 8 12 0.00 1.000																			
<b>Bill Greif, R</b> ERA: 3.52 (9, 1)	1.0 4 1 0 0 2 0 0 0 0 0 0 0 8 8 0.00 1.000																			

Batter	1	2	3	4	5	6	7	8	9	AB	R	H	RBI	BB	SO	LOB	BOTTOM			
<b>Bobby Tolan, L</b> OBP: 0.302, SLG: 0.319 (1, 9)	0-0 4-3	0-0 F2		4-0 BB		0-0 HR		0-0 CS		4	1	2	3	1	0	1	<b>Cincinnati Reds @ San Diego Padres</b> San Diego Stadium, San Diego, CA Fri Jul 04 1975, 10:05 PM EDT Att: 47,076 - Unknown			
<b>Tito Fuentes, S</b> OBP: 0.300, SLG: 0.331 (1, 4)	0-0 WP		0-0 4-3	0-0 G1-6-3		0-0 HR		0-0 CS	0-0 F2	5	0	2	0	0	0	2				
<b>Gene Locklear, L</b> OBP: 0.417, SLG: 0.500 (1, 7)	0-0 WP		4-0 HR		0-3 K		0-0 FC5-4		0-0 FC6-4	4	1	2	0	1	1	1				
<b>Willie McCovey, L</b> OBP: 0.308, SLG: 0.424 (1, 3)	4-0 1B		4-0 HR		0-0 P5		0-0 FC3-6		0-0 F8	3	1	1	0	2	0	1				
<b>Dick Sharon, R</b> OBP: 0.292, SLG: 0.317 (1, 8)	0-0 P6		0-0 HR		0-3 K		0-0 FC3-6		0-0 FC6-4	5	1	1	3	0	1	5				
<b>Hector Torres, R</b> OBP: 0.289, SLG: 0.333 (1, 6)	0-0 F2		0-0 F7		0-0 5-3		0-0 G5-4-3			4	0	1	0	0	0	3				
<b>Randy Hundley, R</b> OBP: 0.250, SLG: 0.242 (1, 2)		0-0 L3		0-0 L6		0-0 2B		0-0 G5-4-3		4	1	1	0	0	0	2				
<b>Ted Kubiak, S</b> OBP: 0.293, SLG: 0.241 (1, 5)		0-0 6-3		0-0 F8		0-0 HR		0-0 F9		4	1	1	0	0	0	0				
<b>Rich Folkers, L</b> OBP: 0.158, SLG: 0.158 (3, 1)		0-0 1B		4-0 BB		0-0 P9		0-0 6-3		1	0	1	0	0	0	0				
<b>Dan Spillner, R</b> OBP: 0.299, SLG: 0.174 (4, 1)		0-0 1B		0-0 BB						0	0	0	0	0	0	0				
<b>Jerry Moses, R</b> OBP: 0.294, SLG: 0.294 (6, PH)		0-0 1B		0-0 BB						0	0	0	0	0	0	2				
<b>Danny Frisella, L</b> OBP: 0.294, SLG: 0.294 (7, 1)		0-0 1B		0-0 BB						0	0	0	0	0	0	0				
<b>Fred Kendall, R</b> OBP: 0.290, SLG: 0.290 (8, PH)		0-0 1B		0-0 BB						0	0	0	0	0	0	0				
<b>Bill Greif, R</b> (9, 1)		0-0 1B		0-0 BB						0	0	0	0	0	0	0				
<b>Inning Stats</b>	R: 0 E: 0 K: 0 S: 5	H: 2 LOB: 3 BB: 1 P: 9	R: 0 E: 0 K: 0 S: 4	H: 1 LOB: 0 BB: 0 P: 4	R: 3 E: 0 K: 0 S: 4	H: 1 LOB: 0 BB: 2 P: 12	R: 0 E: 0 K: 2 S: 7	H: 0 LOB: 1 BB: 2 P: 10	R: 0 E: 0 K: 0 S: 4	H: 2 LOB: 1 BB: 0 P: 4	R: 0 E: 0 K: 0 S: 3	H: 1 LOB: 0 BB: 0 P: 3	R: 0 E: 0 K: 0 S: 4	H: 1 LOB: 1 BB: 0 P: 4	R: 0 E: 0 K: 0 S: 4	H: 1 LOB: 0 BB: 0 P: 4	1B: 9 2B: 1 3B: 0 HR: 2	SF: 0 SAC: 0 DP: 2 HBP: 0	WP: 1 PB: 0 SB: 0 CS: 1	PA: 42
<b>PITCHER</b>	IP WLS BF H R ER SO BB IBB HBP BLK WP HR S P ERA WHIP																			
<b>Jack Billingham, R</b> ERA: 3.67 (1, 1)	5.1 W 26 6 4 5 2 4 1 0 0 0 0 1 25 45 8.44 1.875																			
<b>Pedro Borbon, R</b> ERA: 3.05 (6, 1)	1.2 8 4 1 1 0 0 0 0 0 0 0 1 8 8 5.40 2.400																			
<b>Will McEnaney, L</b> ERA: 1.38 (8, 1)	2.0 S 7 2 0 0 0 0 0 0 0 0 0 0 7 7 0.00 1.000																			



Batter	1	2	3	4	5	6	7	8	9	AB	R	H	RBI	BB	SO	LOB	TOP										
<b>Pete Rose, S</b> OBP: 0.398, SLG: 0.422 (1, 5)	L4		1-3		4-3		2B		G4-3	4	1	1	0	1	0	0	<b>Cincinnati Reds @ San Diego Padres</b> San Diego Stadium, San Diego, CA Sat Jul 05 1975, 10:05 PM EDT Att: 49,618 - Unknown										
<b>Ken Griffey, L</b> OBP: 0.409, SLG: 0.427 (1, 9)			4-3		3-1		2B		G4-3	3	1	1	0	0	0	0											
<b>Merv Rettenmund, R</b> OBP: 0.347, SLG: 0.308 (7, PH)	BLK						2B			2	1	1	2	0	0	1											
<b>Joe Morgan, L</b> OBP: 0.491, SLG: 0.564 (1, 4)	F9		4-3			S	2B			3	1	2	2	1	0	0											
<b>Johnny Bench, R</b> OBP: 0.368, SLG: 0.539 (1, 2)	F9			E4		1B				3	1	1	1	1	0	1											
<b>Tony Perez, R</b> OBP: 0.323, SLG: 0.423 (1, 3)	F8			1B		1B				4	0	1	0	0	1	3											
<b>George Foster, R</b> OBP: 0.350, SLG: 0.543 (1, 7)				1B		K				4	0	2	1	0	2	0											
<b>Dave Concepcion, R</b> OBP: 0.314, SLG: 0.342 (1, 6)	F9			F8			4-3		6-3	4	0	0	0	0	0	3											
<b>Cesar Geronimo, L</b> OBP: 0.352, SLG: 0.398 (1, 8)				K		G4-6-3	E7		P6	4	1	0	0	0	1	3											
<b>Fred Norman, S</b> OBP: 0.111, SLG: 0.040 (1, 1)							SH1-4			2	0	0	0	0	0	1											
<b>Rawly Eastwick, R</b> (7, 1)	P6								K	1	0	0	0	0	1	0											
<b>Inning Stats</b>	R: 1 E: 0 K: 0 S: 5	H: 2 LOB: 1 BB: 0 P: 5	R: 0 E: 0 K: 1 S: 6	H: 1 LOB: 1 BB: 0 P: 6	R: 0 E: 0 K: 0 S: 3	H: 0 LOB: 0 BB: 0 P: 3	R: 1 E: 1 K: 0 S: 5	H: 2 LOB: 1 BB: 0 P: 5	R: 0 E: 0 K: 0 S: 3	H: 0 LOB: 0 BB: 1 P: 3	R: 1 E: 0 K: 1 S: 5	H: 1 LOB: 0 BB: 1 P: 9	R: 3 E: 1 K: 1 S: 8	H: 2 LOB: 2 BB: 2 P: 16	R: 0 E: 0 K: 1 S: 5	H: 0 LOB: 0 BB: 0 P: 5	R: 0 E: 0 K: 1 S: 5	H: 1 LOB: 0 BB: 0 P: 5	1B: 7 2B: 2 3B: 0 HR: 0	SF: 0 SAC: 1 DP: 2 HBP: 0	WP: 0 PA: 38 PB: 0 SB: 1 CS: 0						
<b>PITCHER</b>	IP	WLS	BF	H	R	ER	SO	BB	IBB	HBP	BLK	WP	HR	S	P	ERA	WHIP										
<b>Brent Strom, L</b> ERA: 1.22 (1, 1)	6.2	L	30	8	6	2	2	1	1	0	0	0	0	3	7	2.70	1.350										
<b>Bill Greif, R</b> ERA: 3.49 (7, 1)	0.1		2	0	0	0	1	1	0	0	0	0	0	3	7	0.00	3.000										
<b>Danny Frisella, R</b> ERA: 3.17 (8, 1)	1.0		3	0	0	0	1	0	0	0	0	0	0	5	5	0.00	0.000										
<b>Dan Spillner, R</b> ERA: 4.36 (9, 1)	1.0		3	1	0	0	1	0	0	0	0	0	0	5	5	0.00	1.000										

AB	34
R	6
H	9
RBI	6
BB	3
SO	5
LOB	12




Batter	1	2	3	4	5	6	7	8	9	AB	R	H	RBI	BB	SO	LOB	BOTTOM										
<b>Enzo Hernandez, R</b> OBP: 0.296, SLG: 0.273 (1, 6)	FC3-6		P6				L5		6-3	4	0	1	0	1	0	3	<b>Cincinnati Reds @ San Diego Padres</b> San Diego Stadium, San Diego, CA Sat Jul 05 1975, 10:05 PM EDT Att: 49,618 - Unknown										
<b>Tito Fuentes, S</b> OBP: 0.299, SLG: 0.333 (1, 4)	P6		F7		SH5-4				K	4	1	1	0	0	1	1											
<b>Gene Locklear, L</b> OBP: 0.408, SLG: 0.487 (1, 7)	FC3-6				E3		BLK		K	3	0	0	2	1	1	2											
<b>Willie McCovey, L</b> OBP: 0.311, SLG: 0.417 (1, 3)	BB		G3		G6-3		SF8		K	3	0	0	0	2	0	3											
<b>Dick Sharon, R</b> OBP: 0.303, SLG: 0.308 (1, 8)	FC6-4			1B		6-3			K	2	0	0	0	2	1	2											
<b>Bobby Tolan, L</b> OBP: 0.301, SLG: 0.318 (1, 9)	FC6-4			BB		F7			4-3	4	0	1	0	0	0	3											
<b>Hector Torres, R</b> OBP: 0.298, SLG: 0.341 (1, 5)			6-3		P9				3-1	4	0	2	0	0	0	2											
<b>Fred Kendall, R</b> OBP: 0.251, SLG: 0.241 (1, 2)	F8				G6-4-3		L8		3-1	4	0	1	0	0	0	3											
<b>Brent Strom, R</b> ERA: 1.22 (1, 1)									3-1	2	1	0	0	0	1	0											
<b>Bill Greif, R</b> ERA: 3.49 (7, 1)										0	0	0	0	0	0	0											
<b>Randy Hundley, R</b> OBP: 0.286, SLG: 0.296 (7, PH)										1	0	1	0	0	0	0											
<b>Alan Foster, R</b> OBP: 0.191, SLG: 0.091 (7, PH)										0	1	0	0	0	0	0											
<b>Danny Frisella, L</b> OBP: 0.351, SLG: 0.391 (8, 1)										0	0	0	0	0	0	0											
<b>Dave Winfield, R</b> OBP: 0.205, SLG: 0.442 (8, PH)										1	0	0	0	0	0	2											
<b>Dan Spillner, R</b> ERA: 4.36 (9, 1)										0	0	0	0	0	0	0											
<b>Inning Stats</b>	R: 0 E: 0 K: 0 S: 4	H: 1 LOB: 3 BB: 2 P: 12	R: 0 E: 0 K: 1 S: 5	H: 0 LOB: 0 BB: 0 P: 5	R: 0 E: 0 K: 0 S: 3	H: 0 LOB: 1 BB: 1 P: 7	R: 0 E: 0 K: 0 S: 3	H: 1 LOB: 1 BB: 1 P: 7	R: 1 E: 2 K: 0 S: 4	H: 0 LOB: 1 BB: 1 P: 8	R: 0 E: 0 K: 0 S: 4	H: 1 LOB: 1 BB: 0 P: 4	R: 2 E: 0 K: 1 S: 7	H: 2 LOB: 2 BB: 1 P: 11	R: 0 E: 0 K: 0 S: 5	H: 2 LOB: 2 BB: 0 P: 5	R: 0 E: 0 K: 2 S: 7	H: 0 LOB: 0 BB: 0 P: 7	1B: 5 2B: 2 3B: 0 HR: 0	SF: 1 SAC: 1 DP: 2 HBP: 0	WP: 1 PA: 40 PB: 0 SB: 0 CS: 0						
<b>PITCHER</b>	IP	WLS	BF	H	R	ER	SO	BB	IBB	HBP	BLK	WP	HR	S	P	ERA	WHIP										
<b>Fred Norman, L</b> ERA: 4.52 (1, 1)	6.2	W	31	5	3	2	1	6	0	0	1	0	0	15	15	2.70	1.650										
<b>Rawly Eastwick, R</b> ERA: 4.81 (7, 1)	2.1	S	9	2	0	0	3	0	0	0	0	0	0	15	15	0.00	0.857										










Batter	1	2	3	4	5	6	7	8	9	AB	R	H	RBI	BB	SO	LOB	TOP										
Dave Cash, R OBP: 0.395, SLG: 0.432 (1,4)	4-3		FC6-4		FC1-6	F9			2B G3 BB	4	1	1	0	1	0	2	<b>Philadelphia Phillies @ Cincinnati Reds</b> Riverfront Stadium, Cincinnati, OH Mon Jul 07 1975, 7:05 PM EDT Att: 25,096 - Unknown  <b>AB 36</b> <b>R 3</b> <b>H 10</b> <b>RBI 2</b> <b>BB 5</b> <b>SO 7</b> <b>LOB 24</b> 										
Larry Bowa, S OBP: 0.352, SLG: 0.434 (1,6)	4-3		6-3		FC1-6		P6		G3 2B	5	0	1	0	0	0	2											
Jay Johnstone, L OBP: 0.447, SLG: 0.539 (1,9)	K			4-3	BB				G3	5	1	3	1	0	1	1											
Greg Luzinski, R OBP: 0.379, SLG: 0.573 (1,7)				4-3	K				K	4	0	1	1	1	2	3											
Dick Allen, R OBP: 0.327, SLG: 0.369 (1,3)	K			2B WP	1B		L3		K	4	1	1	0	1	2	4											
Mike Schmidt, R OBP: 0.319, SLG: 0.416 (1,5)	K			WP	2B				F7	4	0	1	0	0	2	4											
Johnny Oates, L OBP: 0.339, SLG: 0.339 (1,2)	F7			L6					G3	4	0	0	0	0	0	3											
Garry Maddox, R OBP: 0.302, SLG: 0.356 (1,8)			FC6-4	WP	IBB	F9			1B	2	0	2	0	2	0	0											
Steve Carlton, L OBP: 0.199, SLG: 0.140 (1,1)			F8	4-3		F9			P6	3	0	0	0	0	0	4											
Tony Taylor, R OBP: 0.319, SLG: 0.322 (8, PH)										1	0	0	0	0	0	1											
Joe Hoerner, R (8, 1)										0	0	0	0	0	0	0											
<b>Inning Stats</b>	R: 0 E: 0 K: 1 S: 5	H: 0 LOB: 0 BB: 0 P: 5	R: 0 E: 0 K: 2 S: 8	H: 1 LOB: 1 BB: 0 P: 8	R: 0 E: 0 K: 0 S: 3	H: 0 LOB: 1 BB: 1 P: 7	R: 2 E: 0 K: 0 S: 6	H: 3 LOB: 2 BB: 1 P: 10	R: 0 E: 0 K: 2 S: 9	H: 2 LOB: 3 BB: 1 P: 13	R: 0 E: 0 K: 0 S: 4	H: 1 LOB: 1 BB: 0 P: 4	R: 0 E: 0 K: 0 S: 3	H: 1 LOB: 1 BB: 1 P: 7	R: 0 E: 0 K: 0 S: 4	H: 1 LOB: 1 BB: 0 P: 4	R: 1 E: 0 K: 2 S: 8	H: 1 LOB: 1 BB: 1 P: 12	1B: 6 2B: 4 3B: 1 HR: 0	SF: 0 SAC: 0 DP: 1 HBP: 0	WP: 1 PB: 0 SB: 0 CS: 0	PA: 41					
<b>PITCHER</b>	IP	WLS	BF	H	R	ER	SO	BB	IBB	HBP	BLK	WP	HR	S	P	ERA	WHIP										
Pat Darcy, R ERA: 3.33 (1, 1)	8.0	W	37	9	3	3	5	4	1	0	0	1	0	42	62	3.38	1.625										
Rawly Eastwick, R ERA: 4.87 (9, 1)	1.0		4	1	0	0	2	0	0	0	0	0	0	8	8	0.00	1.000										

Batter	1	2	3	4	5	6	7	8	9	AB	R	H	RBI	BB	SO	LOB	BOTTOM										
Pete Rose, S OBP: 0.403, SLG: 0.424 (1,5)	6-3		FC6	FC1-2		5-3		BB		3	0	1	0	2	0	0	<b>Philadelphia Phillies @ Cincinnati Reds</b> Riverfront Stadium, Cincinnati, OH Mon Jul 07 1975, 7:05 PM EDT Att: 25,096 - Unknown  <b>AB 30</b> <b>R 7</b> <b>H 9</b> <b>RBI 6</b> <b>BB 8</b> <b>SO 6</b> <b>LOB 18</b> 										
Ken Griffey, L OBP: 0.413, SLG: 0.434 (1,9)	SF8		FC6	FC1-2		FC3-6		P5		4	2	1	0	1	0	5											
Joe Morgan, L OBP: 0.493, SLG: 0.563 (1,4)	SF8		1B	F7		FC3-6		BB		2	0	0	1	2	0	4											
Johnny Bench, R OBP: 0.371, SLG: 0.540 (1,2)	HR		S	S		G5-4-3		F2		5	1	3	1	0	1	2											
Tony Perez, R OBP: 0.328, SLG: 0.432 (1,3)	HR		K	G5-4-3		HR		BB		3	2	1	2	1	1	3											
George Foster, R OBP: 0.353, SLG: 0.557 (1,8)	F8		P3			HR		HR		4	1	2	2	0	0	2											
Dave Concepcion, R OBP: 0.312, SLG: 0.343 (1,6)			5-3	SH1		F9		F8		4	0	1	0	0	0	1											
Merv Rettenmund, R OBP: 0.357, SLG: 0.304 (1,7)				FC1-2				K		1	1	0	0	2	0	0											
Cesar Geronimo, L OBP: 0.344, SLG: 0.391 (7,8)	P6			SH1				K		1	0	0	0	0	1	0											
Pat Darcy, L Rawly Eastwick, R	K			SH1		K		K		3	0	0	0	0	3	1											
<b>Inning Stats</b>	R: 3 E: 0 K: 0 S: 6	H: 3 LOB: 0 BB: 0 P: 6	R: 0 E: 0 K: 1 S: 5	H: 0 LOB: 0 BB: 0 P: 5	R: 1 E: 0 K: 1 S: 6	H: 1 LOB: 2 BB: 2 P: 14	R: 0 E: 0 K: 0 S: 4	H: 1 LOB: 3 BB: 2 P: 12	R: 0 E: 0 K: 0 S: 4	H: 2 LOB: 1 BB: 0 P: 4	R: 1 E: 1 K: 1 S: 5	H: 0 LOB: 1 BB: 2 P: 13	R: 2 E: 0 K: 2 S: 8	H: 1 LOB: 0 BB: 1 P: 12	R: 0 E: 0 K: 1 S: 6	H: 1 LOB: 2 BB: 1 P: 10	1B: 5 2B: 1 3B: 1 HR: 2	SF: 1 SAC: 1 DP: 1 HBP: 0	WP: 0 PB: 0 SB: 2 CS: 0	PA: 40							
<b>PITCHER</b>	IP	WLS	BF	H	R	ER	SO	BB	IBB	HBP	BLK	WP	HR	S	P	ERA	WHIP										
Steve Carlton, L ERA: 3.66 (1, 1)	7.0	L	35	8	7	6	5	6	1	0	0	0	2	38	66	7.71	2.000										
Joe Hoerner, L ERA: 2.51 (8, 1)	1.0		5	1	0	0	1	1	0	0	0	0	0	6	10	0.00	2.000										



Batter	1	2	3	4	5	6	7	8	9	AB	R	H	RBI	BB	SO	LOB	TOP										
Dave Cash, R OBP: 0.392, SLG: 0.427 (1, 4)	F8		F3			E6	FC6-4			4	0	0	0	0	0	2	Philadelphia Phillies @ Cincinnati Reds Riverfront Stadium, Cincinnati, OH Tue Jul 08 1975, 7:05 PM EDT Att: 28,479 - Unknown <a href="http://livebaseballscorecards.com">livebaseballscorecards.com</a>										
Larry Bowa, S OBP: 0.347, SLG: 0.427 (1, 6)	F2			F8		1-3		G3		4	0	0	0	0	0	1											
Jay Johnstone, L OBP: 0.437, SLG: 0.525 (1, 9)	F8			F9		L3		K		4	0	0	0	0	1	1											
Greg Luzinski, R OBP: 0.378, SLG: 0.569 (1, 7)		F8			1B	F3		F8		4	0	1	0	0	0	1											
Dick Allen, R OBP: 0.330, SLG: 0.372 (1, 3)		L4			1B				K	4	1	2	0	0	1	0											
Mike Schmidt, R OBP: 0.318, SLG: 0.414 (1, 5)				F7		F8		F8		4	0	1	0	0	0	3											
Johnny Oates, L OBP: 0.344, SLG: 0.339 (9, PR)				FC6		K				3	0	1	0	1	1	1											
Jerry Martin, R OBP: 0.292, SLG: 0.345 (7, PH)										0	0	0	0	0	0	0											
Garry Maddox, R OBP: 0.301, SLG: 0.353 (1, 8)			6-3			P9			L4	4	0	1	1	0	0	1											
Tom Underwood, R OBP: 0.100, SLG: 0.100 (7, PH)				F9						2	0	0	0	0	0	0											
Tim McCarver, L OBP: 0.417, SLG: 0.565 (7, 1)						5-3				1	0	0	0	0	0	2											
Tug McGraw, R OBP: 0.250, SLG: 0.250 (7, 1)								F9		0	0	0	0	0	0	0											
<b>Inning Stats</b>	R: 0 E: 0 K: 0 S: 3	H: 0 LOB: 0 BB: 0 P: 3	R: 0 E: 0 K: 0 S: 4	H: 1 LOB: 1 BB: 0 P: 4	R: 0 E: 0 K: 0 S: 3	H: 0 LOB: 0 BB: 0 P: 3	R: 0 E: 0 K: 0 S: 5	H: 2 LOB: 2 BB: 0 P: 5	R: 0 E: 0 K: 0 S: 5	H: 0 LOB: 0 BB: 0 P: 5	R: 1 E: 1 K: 0 S: 6	H: 3 LOB: 2 BB: 0 P: 6	R: 0 E: 0 K: 1 S: 5	H: 0 LOB: 1 BB: 1 P: 9	R: 0 E: 0 K: 1 S: 5	H: 0 LOB: 1 BB: 1 P: 9	1B: 6 2B: 0 3B: 0 HR: 0	SF: 0 SAC: 0 DP: 0 HBP: 0	WP: 0 PB: 0 SB: 0 CS: 0	PA: 35							
<b>PITCHER</b>	IP	WLS	BF	H	R	ER	SO	BB	IBB	HBP	BLK	WP	HR	S	P	ERA	WHIP										
Gary Nolan, R ERA: 2.82 (1, 1)	6.2	W	27	6	1	1	1	0	0	0	0	0	0	29	29	1.35	0.900										
Rawly Eastwick, R ERA: 4.39 (7, 1)	2.1	S	8	0	0	0	2	1	0	0	0	0	0	11	15	0.00	0.429										

Batter	1	2	3	4	5	6	7	8	9	AB	R	H	RBI	BB	SO	LOB	BOTTOM										
Pete Rose, S OBP: 0.403, SLG: 0.422 (1, 5)	6-3			4-3		G4-6-3				4	0	1	1	1	0	2	Philadelphia Phillies @ Cincinnati Reds Riverfront Stadium, Cincinnati, OH Tue Jul 08 1975, 7:05 PM EDT Att: 28,479 - Unknown <a href="http://livebaseballscorecards.com">livebaseballscorecards.com</a>										
Ken Griffey, L OBP: 0.409, SLG: 0.429 (1, 9)	K		FC6-4			G3		G3		5	0	1	1	0	1	4											
Joe Morgan, L OBP: 0.493, SLG: 0.564 (1, 4)				F8						3	0	1	0	1	1	1											
Johnny Bench, R OBP: 0.367, SLG: 0.533 (1, 2)	P3			6-3		F8		K		4	0	0	0	0	1	2											
Tony Perez, R OBP: 0.327, SLG: 0.428 (1, 3)		6-3				F9		F9		3	0	0	0	1	0	1											
George Foster, R OBP: 0.363, SLG: 0.568 (9, 7)										4	1	4	0	0	0	0											
Dave Concepcion, R OBP: 0.314, SLG: 0.341 (1, 6)										2	0	0	0	2	0	4											
Merv Rettenmund, R OBP: 0.363, SLG: 0.296 (9, 8)										2	1	0	0	2	0	2											
Cesar Geronimo, L OBP: 0.344, SLG: 0.391 (9, 8)										0	0	0	0	0	0	0											
Gary Nolan, R OBP: 0.267, SLG: 0.200 (7, 1)										3	0	1	0	0	1	4											
Rawly Eastwick, R (7, 1)										1	0	0	0	0	1	0											
<b>Inning Stats</b>	R: 0 E: 0 K: 1 S: 6	H: 1 LOB: 1 BB: 0 P: 6	R: 1 E: 0 K: 1 S: 6	H: 1 LOB: 3 BB: 3 P: 18	R: 0 E: 0 K: 0 S: 4	H: 1 LOB: 2 BB: 1 P: 8	R: 1 E: 0 K: 1 S: 6	H: 1 LOB: 1 BB: 1 P: 10	R: 0 E: 0 K: 0 S: 3	H: 1 LOB: 2 BB: 1 P: 3	R: 0 E: 0 K: 1 S: 6	H: 1 LOB: 2 BB: 1 P: 10	R: 0 E: 0 K: 1 S: 6	H: 1 LOB: 1 BB: 0 P: 6	R: 0 E: 0 K: 1 S: 6	H: 1 LOB: 1 BB: 0 P: 6	1B: 6 2B: 2 3B: 0 HR: 0	SF: 0 SAC: 0 DP: 1 HBP: 0	WP: 0 PB: 0 SB: 1 CS: 0	PA: 38							
<b>PITCHER</b>	IP	WLS	BF	H	R	ER	SO	BB	IBB	HBP	BLK	WP	HR	S	P	ERA	WHIP										
Tom Underwood, L ERA: 3.02 (1, 1)	6.0	L	29	6	2	2	3	5	1	0	0	0	0	29	53	3.00	1.833										
Tug McGraw, L ERA: 2.41 (7, 1)	2.0		9	2	0	0	2	1	0	0	0	0	0	12	16	0.00	1.500										



Batter	1	2	3	4	5	6	7	8	9	AB	R	H	RBI	BB	SO	LOB	TOP								
Dave Cash, R OBP: 0.390, SLG: 0.425 (1,4)	6-3		F8					5-3		4	1	1	0	0	0	0	<b>Philadelphia Phillies @ Cincinnati Reds</b> Riverfront Stadium, Cincinnati, OH Wed Jul 09 1975, 7:05 PM EDT Att: 28,789 - Unknown								
Larry Bowa, S OBP: 0.342, SLG: 0.421 (1,6)	4-3			F7		P6		4-3		4	0	0	0	0	0	2									
Jay Johnstone, L OBP: 0.444, SLG: 0.537 (1,9)										4	1	3	2	0	0	0									
Gene Garber, R OBP: 0.167, SLG: 0.167 (8,1)	F8									0	0	0	0	0	0	0									
Tug McGraw, R OBP: 0.250, SLG: 0.250 (8,1)				G6-4-3						0	0	0	0	0	0	0									
Wayne Twitchell, R OBP: 0.085, SLG: 0.097 (8,1)				1B						0	0	0	0	0	0	0									
Greg Luzinski, R OBP: 0.376, SLG: 0.574 (1,7)		6-3		G6-4-3				5-3		4	1	1	2	0	0	2									
Dick Allen, R OBP: 0.330, SLG: 0.368 (6,1)		F9								2	0	0	0	1	0	0									
Tom Hilgendorf, S OBP: 0.314, SLG: 0.392 (6,1)										0	0	0	0	0	0	0									
Mike Anderson, R OBP: 0.314, SLG: 0.392 (8,9)										1	1	1	0	0	0	0									
Mike Schmidt, R OBP: 0.320, SLG: 0.432 (1,5)		E5								4	1	2	2	0	0	1									
Bob Boone, R OBP: 0.341, SLG: 0.345 (1,2)										4	0	1	0	0	0	2									
Garry Maddox, R OBP: 0.305, SLG: 0.357 (1,8)				5-3						4	1	2	0	0	0	1									
Jim Lonborg, R OBP: 0.156, SLG: 0.026 (1,1)										1	0	0	0	0	0	0									
Tim McCarver, L OBP: 0.440, SLG: 0.583 (6,PH)				6-3						1	1	1	0	0	0	0									
Ron Schueler, R OBP: 0.167, SLG: 0.167 (6,1)										0	0	0	0	0	0	0									
Tom Hutton, L OBP: 0.321, SLG: 0.289 (6,3)										2	0	0	0	0	0	2									
<b>Inning Stats</b>	R: 0 E: 0 K: 0 S: 3	H: 0 LOB: 0 BB: 0 P: 3	R: 0 E: 1 K: 0 S: 4	H: 0 LOB: 1 BB: 0 P: 4	R: 0 E: 0 K: 0 S: 3	H: 0 LOB: 0 BB: 0 P: 3	R: 0 E: 0 K: 0 S: 3	H: 1 LOB: 0 BB: 0 P: 3	R: 0 E: 0 K: 0 S: 2	H: 0 LOB: 0 BB: 1 P: 6	R: 5 E: 1 K: 0 S: 8	H: 6 LOB: 1 BB: 0 P: 8	R: 0 E: 0 K: 0 S: 3	H: 1 LOB: 0 BB: 0 P: 3	R: 0 E: 0 K: 0 S: 4	H: 1 LOB: 1 BB: 0 P: 4	R: 2 E: 0 K: 0 S: 5	H: 3 LOB: 0 BB: 0 P: 5	1B: 7 2B: 2 3B: 1 HR: 2	SF: 0 SAC: 0 DP: 4 HBP: 0	WP: 0 PA: 36 PB: 0 SB: 0 CS: 0				
<b>PITCHER</b>	IP	WLS	BF	H	R	ER	SO	BB	IBB	HBP	BLK	WP	HR	S	P	ERA	WHIP	<b>PITCHER</b>							
Jack Billingham, R ERA: 3.89 (1,1)	5.1		22	6	5	5	0	1	0	0	0	0	1	21	25	8.44	1.312								
Clay Carroll, R ERA: 2.92 (6,1)	0.2		2	1	0	0	0	0	0	0	0	0	0	2	2	0.00	1.500								
Pedro Borbon, R ERA: 2.78 (7,1)	2.0	W	7	2	0	0	0	0	0	0	0	0	0	7	7	0.00	1.000								
Rawly Eastwick, R ERA: 4.74 (9,1)	1.0		5	3	2	2	0	0	0	0	0	0	1	5	5	18.00	3.000								

Batter	1	2	3	4	5	6	7	8	9	AB	R	H	RBI	BB	SO	LOB	BOTTOM								
Pete Rose, S OBP: 0.401, SLG: 0.419 (1,5)	4-3		F8							5	0	1	1	0	0	0	<b>Philadelphia Phillies @ Cincinnati Reds</b> Riverfront Stadium, Cincinnati, OH Wed Jul 09 1975, 7:05 PM EDT Att: 28,789 - Unknown								
Ken Griffey, L OBP: 0.405, SLG: 0.434 (1,9)	K									4	1	1	1	0	1	0									
Joe Morgan, L OBP: 0.489, SLG: 0.558 (1,4)										3	0	0	1	1	0	0									
Doug Flynn, R OBP: 0.278, SLG: 0.315 (9,4)	F7									0	0	0	0	0	0	0									
Johnny Bench, R OBP: 0.370, SLG: 0.546 (1,2)		1-3								5	3	3	1	0	0	2									
Tony Perez, R OBP: 0.332, SLG: 0.441 (1,3)										3	2	2	2	1	0	0									
George Foster, R OBP: 0.361, SLG: 0.563 (1,7)										4	0	1	0	0	2	3									
Cesar Geronimo, L OBP: 0.347, SLG: 0.393 (1,8)										4	1	2	0	0	0	3									
Dave Concepcion, R OBP: 0.320, SLG: 0.344 (1,6)										3	1	2	2	1	0	0									
Jack Billingham, R ERA: 3.89 (1,1)										2	0	0	0	0	0	2									
Terry Crowley, L ERA: 5.63 (6,PH)										0	0	0	0	0	0	0									
Merv Rettenmund, R ERA: 5.63 (6,PH)										0	0	0	0	0	0	2									
Pedro Borbon, R OBP: 0.167, SLG: 0.167 (7,1)										1	1	1	0	0	0	0									
Dan Bessent, L OBP: 0.305, SLG: 0.302 (8,PH)										0	0	0	0	0	0	0									
Rawly Eastwick, R ERA: 4.74 (9,1)										0	0	0	0	0	0	0									
<b>Inning Stats</b>	R: 0 E: 0 K: 1 S: 5	H: 0 LOB: 0 BB: 0 P: 5	R: 0 E: 0 K: 0 S: 4	H: 1 LOB: 1 BB: 0 P: 4	R: 0 E: 0 K: 0 S: 3	H: 0 LOB: 0 BB: 0 P: 3	R: 3 E: 1 K: 0 S: 7	H: 4 LOB: 2 BB: 1 P: 11	R: 0 E: 0 K: 0 S: 3	H: 0 LOB: 0 BB: 0 P: 3	R: 1 E: 0 K: 1 S: 7	H: 2 LOB: 2 BB: 1 P: 11	R: 0 E: 0 K: 0 S: 3	H: 0 LOB: 0 BB: 0 P: 3	R: 5 E: 0 K: 1 S: 11	H: 6 LOB: 2 BB: 1 P: 15	1B: 9 2B: 1 3B: 1 HR: 2	SF: 2 SAC: 0 DP: 0 HBP: 0	WP: 0 PA: 40 PB: 0 SB: 1 CS: 0						
<b>PITCHER</b>	IP	WLS	BF	H	R	ER	SO	BB	IBB	HBP	BLK	WP	HR	S	P	ERA	WHIP	<b>PITCHER</b>							
Jim Lonborg, R ERA: 3.27 (1,1)	5.0		21	5	3	3	1	0	0	0	0	0	0	6	10	13.50	4.500								
Ron Schueler, R ERA: 5.63 (6,1)	0.2		5	2	1	1	1	1	0	0	0	0	0	6	10	13.50	4.500								
Tom Hilgendorf, L ERA: 1.77 (6,1)	1.1		4	0	0	0	0	0	0	0	0	0	0	4	4	0.00	0.000								
Gene Garber, R ERA: 1.18 (8,1)	0.1	L	5	4	4	4	1	0	0	0	0	0	1	7	7	108.00	12.000								
Tug McGraw, L ERA: 2.59 (8,1)	0.1		4	2	1	1	0	1	0	0	0	0	0	3	7	27.00	9.000								



Batter	1	2	3	4	5	6	7	8	9	AB	R	H	RBI	BB	SO	LOB	TOP								
Gene Clines, R OBP: 0.230, SLG: 0.185 Del Unser, L OBP: 0.345, SLG: 0.387 (7, PH)	F4		G3 2B BB		L3		F7			2	1	0	0	1	0	0									
Felix Milan, R OBP: 0.331, SLG: 0.363	FC5-4 1B		G3 1-3 E 2B		L3			K		4	1	2	0	0	1	0									
Cleon Jones, R OBP: 0.294, SLG: 0.271	FC5-4 1-2		G3				F8	1-3		4	0	0	1	0	0	2									
Dave Kingman, R OBP: 0.282, SLG: 0.480	K		E1 F4-6-3				5-3			4	0	0	1	0	2	1									
Joe Torre, R OBP: 0.344, SLG: 0.358 Mike Phillips, L OBP: 0.301, SLG: 0.319 (9, PR)		5-3	F4-6-3				K		F6-4-3 1B	4	0	1	0	0	1	1									
Rusty Staub, L OBP: 0.357, SLG: 0.453		F4-3		G3			HR		F6-4-3 1-2	4	1	1	1	0	0	1									
Jack Heidemann, R OBP: 0.289, SLG: 0.324			F4-3 2B				2-3		K	4	0	1	0	0	1	1									
Jerry Grote, R OBP: 0.324, SLG: 0.365							F9			2	0	0	0	1	1	0									
Jon Matlack, L OBP: 0.267, SLG: 0.057			K				3-1			2	0	0	0	1	1	2									
<b>Inning Stats</b>	R: 0 E: 0 K: 1 S: 6	H: 1 LOB: 1 BB: 0 P: 6	R: 0 E: 0 K: 1 S: 6	H: 1 LOB: 2 BB: 1 P: 10	R: 2 E: 1 K: 0 S: 4	H: 1 LOB: 0 BB: 1 P: 8	R: 0 E: 0 K: 1 S: 5	H: 0 LOB: 0 BB: 0 P: 5	R: 0 E: 0 K: 0 S: 3	H: 0 LOB: 0 BB: 0 P: 3	R: 0 E: 0 K: 0 S: 5	H: 0 LOB: 0 BB: 0 P: 5	R: 1 E: 0 K: 0 S: 4	H: 1 LOB: 1 BB: 1 P: 8	R: 0 E: 0 K: 2 S: 7	H: 0 LOB: 0 BB: 0 P: 7	R: 0 E: 0 K: 1 S: 5	H: 1 LOB: 1 BB: 0 P: 5	1B: 2 2B: 2 3B: 0 HR: 1	SF: 0 SAC: 0 DP: 2 HBP: 0	WP: 0 PB: 0 SB: 0 CS: 0	PA: 34			
<b>PITCHER</b>	IP	WLS	BF	H	R	ER	SO	BB	IBB	HBP	BLK	WP	HR	S	P	ERA	WHIP								
Fred Norman, L ERA: 4.48	6.2	W	27	4	3	3	4	2	1	0	0	0	1	32	44	4.05	0.900								
Rawly Eastwick, R ERA: 4.58	1.1		5	1	0	0	2	0	0	0	0	0	0	9	9	0.00	0.750								
Will McEnaney, L ERA: 1.35	1.0	S	2	0	0	0	1	0	0	0	0	0	0	4	4	0.00	0.000								

**New York Mets @ Cincinnati Reds**  
Riverfront Stadium, Cincinnati, OH  
Fri Jul 11 1975, 7:05 PM EDT  
Unknown

AB	31
R	3
H	5
RBI	3
BB	3
SO	7
LOB	9



Batter	1	2	3	4	5	6	7	8	9	AB	R	H	RBI	BB	SO	LOB	BOTTOM								
Pete Rose, S OBP: 0.402, SLG: 0.420	G6-4-3 1B		K		4-3					4	0	2	1	0	1	1									
Dave Concepcion, R OBP: 0.316, SLG: 0.340	G6-4-3 1-2		K		6-3		4-3			4	0	0	0	0	1	5									
Johnny Bench, R OBP: 0.371, SLG: 0.544	P4			K						3	1	1	0	1	1	0									
Tony Perez, R OBP: 0.334, SLG: 0.457					5-3					4	2	2	1	0	0	1									
George Foster, R OBP: 0.360, SLG: 0.560 (7, 9)		HR								4	2	2	1	0	0	1									
Mery Rettenmund, R OBP: 0.398, SLG: 0.298 Cesar Geronimo, L OBP: 0.345, SLG: 0.391 (7, 8)		6-3								3	0	1	1	0	0	1									
Bill Plummer, R OBP: 0.286, SLG: 0.327										2	1	1	1	1	0	0									
Doug Flynn, R OBP: 0.289, SLG: 0.316										1	0	0	0	0	1	0									
Bill Plummer, R OBP: 0.286, SLG: 0.327										4	0	0	0	0	1	4									
Doug Flynn, R OBP: 0.289, SLG: 0.316										3	0	1	0	1	0	1									
Fred Norman, S OBP: 0.103, SLG: 0.037 Rawly Eastwick, R OBP: 0.301, SLG: 0.319 Will McEnaney, L OBP: 0.301, SLG: 0.319 (9, 1)										2	0	0	0	0	0	2									
<b>Inning Stats</b>	R: 0 E: 0 K: 0 S: 3	H: 1 LOB: 0 BB: 0 P: 3	R: 1 E: 0 K: 0 S: 4	H: 1 LOB: 1 BB: 1 P: 8	R: 0 E: 0 K: 2 S: 7	H: 0 LOB: 0 BB: 0 P: 7	R: 0 E: 0 K: 1 S: 7	H: 2 LOB: 2 BB: 0 P: 7	R: 0 E: 0 K: 0 S: 4	H: 1 LOB: 1 BB: 0 P: 4	R: 3 E: 1 K: 0 S: 8	H: 3 LOB: 3 BB: 1 P: 12	R: 0 E: 0 K: 0 S: 2	H: 0 LOB: 0 BB: 1 P: 6	R: 0 E: 0 K: 2 S: 7	H: 0 LOB: 0 BB: 0 P: 7	1B: 6 2B: 1 3B: 0 HR: 1	SF: 1 SAC: 1 DP: 2 HBP: 0	WP: 0 PB: 0 SB: 0 CS: 0	PA: 35					
<b>PITCHER</b>	IP	WLS	BF	H	R	ER	SO	BB	IBB	HBP	BLK	WP	HR	S	P	ERA	WHIP								
Jon Matlack, L ERA: 3.54	8.0	L	35	8	4	3	5	2	1	0	0	0	1	42	54	3.38	1.250								

**New York Mets @ Cincinnati Reds**  
Riverfront Stadium, Cincinnati, OH  
Fri Jul 11 1975, 7:05 PM EDT  
Unknown

AB	30
R	4
H	8
RBI	4
BB	3
SO	5
LOB	15





Batter	1	2	3	4	5	6	7	8	9	AB	R	H	RBI	BB	SO	LOB	TOP			
Wayne Garrett, L (1.5) OBP: 0.359, SLG: 0.373	F9		F8			F8		K		4	0	0	0	0	1	1	New York Mets @ Cincinnati Reds Riverfront Stadium, Cincinnati, OH Fri Jul 11 1975, 7:05 PM EDT Att: 48,213 - Unknown			
Felix Milan, R (1.4) OBP: 0.333, SLG: 0.363	L5			6-3			BB 1B	HBP BB BB		3	0	1	0	1	0	0				
John Milner, L (1.3) OBP: 0.328, SLG: 0.393	HBP			P4				HBP BB		1	0	0	0	2	0	0				
Rusty Staub, L (1.9) OBP: 0.355, SLG: 0.448	K			F9		F7		HBP BB		3	0	0	1	0	1	3				
Dave Kingman, R (1.7) OBP: 0.281, SLG: 0.476 Ken Sanders, R (8.1)		K						HBP BB		4	0	1	0	0	1	3				
Del Unser, L (1.8) OBP: 0.342, SLG: 0.383 Jesus Alou, R (9, PH) OBP: 0.283, SLG: 0.288		4-3				F2			P4	3	0	0	0	0	0	1				
Mike Phillips, L (1.6) OBP: 0.301, SLG: 0.319 Cleon Jones, R (9, PH) OBP: 0.288, SLG: 0.265			F9						5-3	3	0	1	0	0	0	0				
John Stearns, R (1.2) OBP: 0.275, SLG: 0.302				P4		G5-4-3 1B			6-3	4	0	0	0	0	0	2				
Randy Tate, R (1.1) Joe Torre, R (6, PH) Tom Hall, L (6, PH) Ed Kranepool, L (6, PH) Gene Clines, R (6, PH)			K			6-3			FC6-4	1	0	0	0	0	1	0				
										1	0	0	0	0	0	1				
<b>Inning Stats</b>	R: 0 E: 0 K: 1 S: 5	H: 0 LOB: 1 BB: 0 P: 6	R: 0 E: 0 K: 1 S: 5	H: 0 LOB: 0 BB: 0 P: 5	R: 0 E: 0 K: 1 S: 5	H: 0 LOB: 0 BB: 0 P: 5	R: 0 E: 0 K: 0 S: 3	H: 2 LOB: 1 BB: 0 P: 4	R: 0 E: 0 K: 0 S: 4	H: 1 LOB: 2 BB: 1 P: 8	R: 0 E: 0 K: 0 S: 3	H: 0 LOB: 0 BB: 0 P: 3	R: 1 E: 0 K: 1 S: 6	H: 1 LOB: 3 BB: 2 P: 15	R: 0 E: 1 K: 0 S: 4	H: 0 LOB: 1 BB: 0 P: 4	1B: 3 2B: 1 3B: 0 HR: 0	SF: 0 SAC: 0 DP: 1 HBP: 2	WP: 0 PB: 0 SB: 0 CS: 0	PA: 36
<b>PITCHER</b>	IP WLS BF H R ER SO BB IBB HBP BLK WP HR S P ERA WHIP																			
Clay Kirby, R (1.1) ERA: 4.04	6.0 W 22 3 0 0 3 1 0 1 0 0 0 0 26 31 0.00 0.667																			
Clay Carroll, R (7.1) ERA: 2.91	1.2 8 1 1 1 1 2 0 0 0 0 0 0 8 16 5.40 1.800																			
Will McEnaney, L (8.1) ERA: 1.32	1.1 S 6 0 0 0 0 0 0 0 1 0 0 0 5 6 0.00 0.000																			

Batter	1	2	3	4	5	6	7	8	9	AB	R	H	RBI	BB	SO	LOB	BOTTOM	
Pete Rose, S (1.5) OBP: 0.400, SLG: 0.420	HR 2B	4-3		FC4-6			3-1			4	1	1	0	0	0	2	New York Mets @ Cincinnati Reds Riverfront Stadium, Cincinnati, OH Fri Jul 11 1975, 7:05 PM EDT Att: 48,213 - Unknown	
Ken Griffey, L (1.9) OBP: 0.406, SLG: 0.433	HR BB		3-1			S 1B		K		3	1	1	0	1	1	0		
Joe Morgan, L (1.4) OBP: 0.486, SLG: 0.553	P3			BLK 1B		F3		F7		4	0	1	0	0	0	3		
Johnny Bench, R (1.2) OBP: 0.370, SLG: 0.549	HR			K		6-3		4-3		4	1	1	3	0	1	2		
Dan Driessen, L (1.3) OBP: 0.383, SLG: 0.378	K					6-3				3	1	1	1	1	1	1		
George Foster, R (1.7) OBP: 0.354, SLG: 0.551	F9			K				5-3		4	0	0	0	0	1	2		
Cesar Geronimo, L (1.8) OBP: 0.345, SLG: 0.391		G3				K				3	0	1	0	0	1	0		
Darrel Chaney, S (1.6) OBP: 0.200, SLG: 0.140 Dave Concepcion, R (6, PH) OBP: 0.315, SLG: 0.339						F8				2	0	1	0	0	0	1		
Clay Kirby, R (1.1) OBP: 0.350, SLG: 0.278 Clay Carroll, R (7.1) Will McEnaney, L (8.1)		SH1-4 1B								1	0	1	0	0	0	0		
										1	0	0	0	0	0	0		
<b>Inning Stats</b>	R: 3 E: 0 K: 1 S: 7	H: 2 LOB: 0 BB: 1 P: 11	R: 0 E: 0 K: 0 S: 4	H: 1 LOB: 1 BB: 0 P: 4	R: 0 E: 0 K: 2 S: 8	H: 1 LOB: 2 BB: 1 P: 12	R: 0 E: 0 K: 0 S: 4	H: 2 LOB: 1 BB: 0 P: 4	R: 0 E: 0 K: 2 S: 7	H: 0 LOB: 0 BB: 0 P: 7	R: 0 E: 0 K: 1 S: 5	H: 0 LOB: 0 BB: 0 P: 5	R: 1 E: 0 K: 0 S: 4	H: 1 LOB: 0 BB: 0 P: 4	1B: 5 2B: 1 3B: 0 HR: 2	SF: 0 SAC: 1 DP: 0 HBP: 0	WP: 0 PB: 0 SB: 1 CS: 1	PA: 33
<b>PITCHER</b>	IP WLS BF H R ER SO BB IBB HBP BLK WP HR S P ERA WHIP																	
Randy Tate, R (1.1) ERA: 3.75	5.0 L 23 7 3 3 3 2 0 0 0 0 0 0 12 27 5.40 1.800																	
Tom Hall, L (6.1) ERA: 5.22	2.0 6 0 0 0 3 0 0 0 0 0 0 0 12 12 0.00 0.000																	
Ken Sanders, R (8.1) ERA: 2.16	1.0 4 1 1 1 0 0 0 0 0 0 0 1 4 4 9.00 1.000																	



Batter	1	2	3	4	5	6	7	8	9	AB	R	H	RBI	BB	SO	LOB	TOP										
<b>Del Unser, L</b> OBP: 0.341, SLG: 0.381 (1, 8)										4	0	1	0	0	1	1	<b>New York Mets @ Cincinnati Reds</b> Riverfront Stadium, Cincinnati, OH Sat Jul 12 1975, 7:05 PM EDT Att: 47,183 - Unknown										
<b>Felix Milten, R</b> OBP: 0.336, SLG: 0.364 (1, 4)										2	0	1	0	1	0	0											
<b>John Milner, L</b> OBP: 0.326, SLG: 0.386 (1, 3)										3	0	0	0	1	0	3											
<b>Rusty Staub, L</b> OBP: 0.357, SLG: 0.446 (1, 9)										3	1	1	0	1	1	3											
<b>Dave Kingman, R</b> OBP: 0.285, SLG: 0.478 (1, 7)										3	1	1	0	1	1	1											
<b>Joe Torre, R</b> OBP: 0.337, SLG: 0.350 (1, 5)										4	0	0	1	0	0	4											
<b>Mike Phillips, L</b> OBP: 0.296, SLG: 0.315 (1, 6)										3	0	0	1	0	0	1											
<b>Jerry Grote, R</b> OBP: 0.320, SLG: 0.360 (1, 2)										3	0	0	0	0	0	0											
<b>Jerry Koosman, R</b> OBP: 0.224, SLG: 0.234 (1, 1)										3	0	1	0	0	2	0											
<b>Inning Stats</b>	R: 0 E: 0 K: 0 S: 2	H: 0 LOB: 0 BB: 1 P: 6	R: 2 E: 0 K: 0 S: 5	H: 2 LOB: 0 BB: 0 P: 5	R: 0 E: 1 K: 2 S: 8	H: 0 LOB: 1 BB: 0 P: 8	R: 0 E: 0 K: 0 S: 3	H: 0 LOB: 1 BB: 1 P: 7	R: 0 E: 0 K: 1 S: 3	H: 1 LOB: 0 BB: 0 P: 3	R: 0 E: 0 K: 0 S: 3	H: 1 LOB: 2 BB: 2 P: 11	R: 0 E: 0 K: 1 S: 5	H: 0 LOB: 0 BB: 0 P: 5	R: 0 E: 0 K: 1 S: 6	H: 0 LOB: 0 BB: 0 P: 5	1B: 4 2B: 1 3B: 0 HR: 0	SF: 1 SAC: 1 DP: 3 HBP: 0	WP: 0 PB: 0 SB: 0 CS: 0	PA: 34							
<b>PITCHER</b>	IP	WLS	BF	H	R	ER	SO	BB	IBB	HBP	BLK	WP	HR	S	P	ERA	WHIP										
<b>Pat Darcy, R</b> ERA: 3.54 (1, 1)	2.0		8	2	2	2	0	1	0	0	0	0	0	7	11	9.00	1.500										
<b>Tom Carroll, R</b> ERA: 3.8 (3, 1)	4.0	W	16	2	0	0	2	3	0	0	0	0	0	17	29	0.00	1.250										
<b>Rawly Eastwick, R</b> ERA: 4.25 (7, 1)	3.0	S	10	1	0	0	3	0	0	0	0	0	0	16	16	0.00	0.333										

Batter	1	2	3	4	5	6	7	8	9	AB	R	H	RBI	BB	SO	LOB	BOTTOM										
<b>Pete Rose, S</b> OBP: 0.401, SLG: 0.421 (1, 5)										4	1	2	0	0	0	0	<b>New York Mets @ Cincinnati Reds</b> Riverfront Stadium, Cincinnati, OH Sat Jul 12 1975, 7:05 PM EDT Att: 47,183 - Unknown										
<b>Dave Concepcion, R</b> OBP: 0.311, SLG: 0.334 (1, 6)										4	1	0	0	0	2	2											
<b>Joe Morgan, L</b> OBP: 0.486, SLG: 0.551 (1, 4)										3	1	1	0	1	0	0											
<b>Johnny Bench, R</b> OBP: 0.369, SLG: 0.546 (1, 2)										4	0	1	0	0	0	5											
<b>Tony Perez, R</b> OBP: 0.336, SLG: 0.455 (1, 3)										3	0	1	1	1	1	1											
<b>George Foster, R</b> OBP: 0.353, SLG: 0.546 (1, 7)										4	0	1	0	0	1	4											
<b>Merv Rettenmund, R</b> OBP: 0.373, SLG: 0.299 (1, 9)										3	0	1	2	1	2	1											
<b>Cesar Geronimo, L</b> OBP: 0.344, SLG: 0.389 (1, 8)										4	0	1	0	0	0	5											
<b>Pat Darcy, L</b> (1, 1)										0	0	0	0	0	0	0											
<b>Ed Ambrister, R</b> OBP: 0.235, SLG: 0.219 (2, PH)										1	0	0	0	0	0	0											
<b>Tom Carroll, L</b> (3, 1)										1	0	0	0	0	1	0											
<b>Rawly Eastwick, R</b> (7, 1)										1	0	0	0	0	1	0											
<b>Inning Stats</b>	R: 3 E: 1 K: 0 S: 8	H: 4 LOB: 2 BB: 0 P: 8	R: 0 E: 0 K: 0 S: 3	H: 0 LOB: 0 BB: 0 P: 3	R: 0 E: 0 K: 2 S: 7	H: 0 LOB: 0 BB: 0 P: 7	R: 0 E: 0 K: 1 S: 5	H: 0 LOB: 0 BB: 0 P: 5	R: 0 E: 0 K: 1 S: 7	H: 2 LOB: 3 BB: 1 P: 11	R: 0 E: 0 K: 1 S: 6	H: 1 LOB: 2 BB: 1 P: 10	R: 0 E: 1 K: 1 S: 5	H: 1 LOB: 1 BB: 1 P: 9	1B: 8 2B: 0 3B: 0 HR: 0	SF: 0 SAC: 0 DP: 0 HBP: 0	WP: 0 PB: 0 SB: 0 CS: 0	PA: 35									
<b>PITCHER</b>	IP	WLS	BF	H	R	ER	SO	BB	IBB	HBP	BLK	WP	HR	S	P	ERA	WHIP										
<b>Jerry Koosman, L</b> ERA: 3.49 (1, 1)	8.0	L	35	8	3	0	6	3	0	0	1	0	0	44	56	0.00	1.375										



Batter	1	2	3	4	5	6	7	8	9	AB	R	H	RBI	BB	SO	LOB	TOP		
<b>Del Unser, L</b> OBP: 0.345, SLG: 0.383 (1, 8)										4	1	2	0	1	0	1	<b>New York Mets @ Cincinnati Reds</b> Riverfront Stadium, Cincinnati, OH Sun Jul 13 1975, 3:33 AM EDT Att: 42,180 - Unknown		
<b>Felix Milten, R</b> OBP: 0.337, SLG: 0.364 (1, 4)										5	0	2	0	0	0	2			
<b>Ed Kranepool, L</b> OBP: 0.360, SLG: 0.416 (1, 3)										4	1	1	1	1	0	4			
<b>Rusty Staub, L</b> OBP: 0.356, SLG: 0.447 (1, 9)										4	1	1	0	0	0	2			
<b>Dave Kingman, R</b> OBP: 0.284, SLG: 0.472 (1, 7)										3	0	0	0	1	2	1			
<b>Joe Torre, R</b> OBP: 0.333, SLG: 0.345 (1, 5)										3	0	0	0	0	1	3			
<b>Wayne Garrett, L</b> OBP: 0.357, SLG: 0.370 (7, 5)										1	0	0	0	0	0	0			
<b>Mike Phillips, L</b> OBP: 0.295, SLG: 0.314 (1, 6)										4	0	1	2	0	0	0			
<b>Jerry Grote, R</b> OBP: 0.323, SLG: 0.367 (1, 2)										4	0	2	0	0	0	2			
<b>Tom Seaver, R</b> OBP: 0.224, SLG: 0.200 (1, 1)										2	0	0	0	0	1	1			
<b>Rick Baldwin, L</b> OBP: 0.111, SLG: 0.111 (7, 1)										0	0	0	0	0	0	0			
<b>Tom Hall, L</b> (8, 1)										0	0	0	0	0	0	0			
<b>Ken Sanders, R</b> (8, 1)										0	0	0	0	0	0	0			
<b>John Milner, L</b> OBP: 0.324, SLG: 0.383 (9, PH)										1	0	0	0	0	1	0			
<b>Inning Stats</b>	R: 3 E: 0 K: 1 S: 9	H: 4 LOB: 2 BB: 1 P: 13	R: 0 E: 0 K: 1 S: 5	H: 0 LOB: 1 BB: 1 P: 9	R: 0 E: 0 K: 1 S: 5	H: 0 LOB: 0 BB: 0 P: 5	R: 0 E: 0 K: 0 S: 4	H: 1 LOB: 1 BB: 0 P: 4	R: 0 E: 0 K: 0 S: 4	H: 1 LOB: 1 BB: 0 P: 4	R: 0 E: 1 K: 0 S: 3	H: 0 LOB: 1 BB: 1 P: 7	R: 0 E: 0 K: 1 S: 5	H: 0 LOB: 0 BB: 0 P: 5	R: 0 E: 0 K: 1 S: 7	H: 2 LOB: 2 BB: 0 P: 7	1B: 7 2B: 2 3B: 0 HR: 0	SF: 0 SAC: 1 DP: 0 HBP: 0	WP: 0 PA: 39 PB: 0 SB: 0 CS: 0
<b>PITCHER</b>	IP WLS BF H R ER SO BB IBB HBP BLK WP HR S P ERA WHIP																		
<b>Gary Nolan, R</b> ERA: 2.9	(1, 1)	6.0	27	7	3	3	3	1	1	0	0	0	0	0	0	31	39	4.50	1.333
<b>Will McEnaney, L</b> ERA: 1.23	(7, 1)	1.0	W	4	0	0	0	0	1	0	0	0	0	0	0	3	7	0.00	1.000
<b>Pedro Borbon, R</b> ERA: 2.74	(8, 1)	1.0		3	0	0	0	1	0	0	0	0	0	0	5	5	0.00	0.000	
<b>Rawly Eastwick, R</b> ERA: 4.15	(9, 1)	1.0	S	5	2	0	0	1	0	0	0	0	0	0	7	7	0.00	2.000	

Batter	1	2	3	4	5	6	7	8	9	AB	R	H	RBI	BB	SO	LOB	BOTTOM	
<b>Pete Rose, S</b> OBP: 0.405, SLG: 0.425 (1, 5) (9, 7)										4	0	3	2	0	0	0	<b>New York Mets @ Cincinnati Reds</b> Riverfront Stadium, Cincinnati, OH Sun Jul 13 1975, 3:33 AM EDT Att: 42,180 - Unknown	
<b>Ken Griffey, L</b> OBP: 0.404, SLG: 0.427 (1, 9)										3	0	0	0	1	1	4		
<b>Joe Morgan, L</b> OBP: 0.487, SLG: 0.547 (1, 4)										2	2	0	0	2	0	1		
<b>Johnny Bench, R</b> OBP: 0.365, SLG: 0.540 (1, 2)										4	0	0	0	0	3	3		
<b>Dan Driessen, L</b> OBP: 0.387, SLG: 0.386 (1, 7)										3	1	1	1	1	1	0		
<b>Doug Flynn, R</b> OBP: 0.289, SLG: 0.316 (9, 5)										0	0	0	0	0	0	0		
<b>Tony Perez, R</b> OBP: 0.339, SLG: 0.454 (1, 3)										3	0	1	1	1	2	1		
<b>Cesar Geronimo, L</b> OBP: 0.344, SLG: 0.388 (1, 8)										3	1	1	0	0	1	1		
<b>George Foster, R</b> OBP: 0.355, SLG: 0.546 (6, PH) (9, 8)										0	0	0	0	1	0	0		
<b>Dave Concepcion, R</b> OBP: 0.311, SLG: 0.333 (1, 6)										4	1	1	1	0	0	3		
<b>Gary Nolan, R</b> OBP: 0.281, SLG: 0.195 (5, PH)										1	0	0	0	0	1	0		
<b>Ed Ambrose, R</b> OBP: 0.229, SLG: 0.212 (7, 1)										1	0	0	0	0	0	0		
<b>Will McEnaney, L</b> OBP: 0.329, SLG: 0.329 (7, PH)										0	0	0	0	0	0	0		
<b>Terry Crowley, L</b> OBP: 0.429, SLG: 0.429 (8, 1)										0	0	0	0	0	0	0		
<b>Pedro Borbon, R</b> OBP: 0.157, SLG: 0.162 (8, PH)										0	0	0	0	0	0	0		
<b>Merv Rettenmund, R</b> OBP: 0.309, SLG: 0.326 (8, PH)										1	0	0	0	0	0	3		
<b>Rawly Eastwick, R</b> (9, 1)										0	0	0	0	0	0	0		
<b>Inning Stats</b>	R: 0 E: 0 K: 1 S: 5	H: 0 LOB: 1 BB: 1 P: 9	R: 0 E: 0 K: 2 S: 6	H: 0 LOB: 0 BB: 1 P: 10	R: 0 E: 0 K: 1 S: 6	H: 1 LOB: 1 BB: 0 P: 6	R: 0 E: 0 K: 1 S: 5	H: 0 LOB: 0 BB: 0 P: 5	R: 0 E: 0 K: 1 S: 5	H: 1 LOB: 0 BB: 0 P: 5	R: 4 E: 0 K: 2 S: 11	H: 4 LOB: 2 BB: 2 P: 19	R: 1 E: 0 K: 1 S: 6	H: 1 LOB: 3 BB: 3 P: 18	1B: 6 2B: 1 3B: 0 HR: 0	SF: 0 SAC: 0 DP: 1 HBP: 0	WP: 0 PA: 36 PB: 1 SB: 2 CS: 1	
<b>PITCHER</b>	IP WLS BF H R ER SO BB IBB HBP BLK WP HR S P ERA WHIP																	
<b>Tom Seaver, R</b> ERA: 1.93	(1, 1)	6.2	L	27	5	4	4	8	4	0	0	0	0	0	39	55	5.40	1.350
<b>Rick Baldwin, R</b> ERA: 3.29	(7, 1)	0.2		6	2	1	1	2	1	1	0	0	0	0	8	16	13.50	4.500
<b>Tom Hall, L</b> ERA: 5.22	(8, 1)	0.0		1	0	0	0	0	1	0	0	0	0	0	4	∞	∞	∞
<b>Ken Sanders, R</b> ERA: 2.0	(8, 1)	0.2		2	0	0	0	0	0	0	0	0	0	2	2	0.00	0.000	



Batter	1	2	3	4	5	6	7	8	9	AB	R	H	RBI	BB	SO	LOB	TOP			
<b>Pete Rose, S</b> OBP: 0.491, SLG: 0.420 (1, 5)										4	0	0	0	0	1	0				
<b>Ken Griffey, L</b> OBP: 0.409, SLG: 0.430 (1, 9)										3	0	2	0	1	0	0				
<b>Joe Morgan, L</b> OBP: 0.484, SLG: 0.541 (1, 4)										3	0	0	0	1	1	3				
<b>Johnny Bench, R</b> OBP: 0.362, SLG: 0.534 (1, 2)										4	0	0	0	0	1	4				
<b>Tony Perez, R</b> OBP: 0.337, SLG: 0.451 (1, 3)										4	0	1	0	0	2	0				
<b>George Foster, R</b> OBP: 0.354, SLG: 0.542 (1, 7)										4	0	1	0	0	0	2				
<b>Cesar Geronimo, L</b> OBP: 0.343, SLG: 0.386 (1, 8)										4	0	1	0	0	1	1				
<b>Dave Concepcion, R</b> OBP: 0.313, SLG: 0.335 (1, 6)										4	0	2	0	0	0	0				
<b>Jack Billingham, R</b> OBP: 0.159, SLG: 0.119 (1, 1)										2	0	0	0	0	1	4				
<b>Terry Crowley, L</b> OBP: 0.412, SLG: 0.414 (7, PH)										1	0	0	0	0	0	0				
<b>Clay Carroll, R</b> OBP: 0.384, SLG: 0.383 (9, PH)										0	0	0	0	0	0	0				
<b>Inning Stats</b>	R: 0 E: 0 K: 1 S: 5	H: 0 LOB: 1 BB: 1 P: 9	R: 0 E: 0 K: 2 S: 9	H: 2 LOB: 2 BB: 0 P: 9	R: 0 E: 0 K: 2 S: 8	H: 1 LOB: 1 BB: 0 P: 8	R: 0 E: 0 K: 2 S: 9	H: 2 LOB: 2 BB: 0 P: 9	R: 0 E: 0 K: 0 S: 3	H: 0 LOB: 1 BB: 1 P: 7	R: 0 E: 0 K: 0 S: 3	H: 0 LOB: 0 BB: 0 P: 3	R: 0 E: 0 K: 0 S: 3	H: 2 LOB: 2 BB: 0 P: 5	R: 0 E: 0 K: 0 S: 3	H: 0 LOB: 0 BB: 0 P: 3	1B: 7 2B: 0 3B: 0 HR: 0	SF: 0 SAC: 0 DP: 0 HBP: 0	WP: 0 PB: 0 SB: 0 CS: 0	PA: 36
<b>PITCHER</b>	IP WLS BF H R ER SO BB IBB HBP BLK WP HR S P ERA WHIP																			
<b>Steve Rogers, R</b> ERA: 2.81 (1, 1)	6.0 W 25 5 0 0 7 2 0 0 0 0 0 0 0 0 0.00 1.167																			
<b>Dale Murray, R</b> ERA: 3.89 (7, 1)	3.0 S 11 2 0 0 0 0 0 0 0 0 0 0 0 0 0.00 0.667																			

Cincinnati Reds @ Montreal Expos  
 Jarry Park, Montreal, QB  
 Thu Jul 17 1975, 7:05 PM EDT  
 Att: 20,024 - Unknown - 84 F

AB	34
R	0
H	7
RBI	0
BB	2
SO	7
LOB	14



Batter	1	2	3	4	5	6	7	8	9	AB	R	H	RBI	BB	SO	LOB	BOTTOM			
<b>Pepe Manguat, R</b> OBP: 0.333, SLG: 0.370 (1, 8)										4	1	1	1	0	1	1				
<b>Mike Jorgensen, L</b> OBP: 0.355, SLG: 0.380 (1, 3)										3	0	0	0	1	0	0				
<b>Larry Bittner, L</b> OBP: 0.402, SLG: 0.425 (1, 7)										4	0	0	0	0	0	1				
<b>Gary Carter, R</b> OBP: 0.371, SLG: 0.450 (1, 9)										3	1	1	0	1	0	1				
<b>Barry Foote, R</b> OBP: 0.224, SLG: 0.263 (1, 2)										4	0	1	0	0	0	2				
<b>Larry Parrish, R</b> OBP: 0.308, SLG: 0.414 (1, 5)										3	0	1	1	0	0	0				
<b>Pete Mackanin, R</b> OBP: 0.321, SLG: 0.416 (1, 4)										3	1	1	1	0	1	2				
<b>Pepe Frias, R</b> OBP: 0.188, SLG: 0.200 (1, 6)										3	0	0	0	0	0	0				
<b>Steve Rogers, R</b> OBP: 0.262, SLG: 0.211 (1, 1)										2	0	1	0	0	1	0				
<b>Dale Murray, R</b> OBP: 0.600, SLG: 0.333 (7, 1)										1	0	0	0	0	0	0				
<b>Inning Stats</b>	R: 1 E: 0 K: 0 S: 5	H: 2 LOB: 1 BB: 0 P: 5	R: 0 E: 0 K: 1 S: 5	H: 0 LOB: 0 BB: 0 P: 5	R: 0 E: 0 K: 1 S: 5	H: 0 LOB: 0 BB: 0 P: 5	R: 0 E: 0 K: 0 S: 3	H: 0 LOB: 0 BB: 0 P: 3	R: 1 E: 0 K: 0 S: 5	H: 2 LOB: 1 BB: 0 P: 5	R: 0 E: 0 K: 0 S: 5	H: 2 LOB: 2 BB: 1 P: 9	R: 0 E: 0 K: 1 S: 5	H: 0 LOB: 0 BB: 0 P: 5	R: 0 E: 0 K: 0 S: 3	H: 0 LOB: 1 BB: 1 P: 7	1B: 4 2B: 0 3B: 0 HR: 2	SF: 0 SAC: 0 DP: 0 HBP: 0	WP: 0 PB: 0 SB: 0 CS: 0	PA: 32
<b>PITCHER</b>	IP WLS BF H R ER SO BB IBB HBP BLK WP HR S P ERA WHIP																			
<b>Jack Billingham, R</b> ERA: 3.92 (1, 1)	6.0 L 25 6 3 3 2 1 0 0 0 0 0 0 0 0 4.50 1.167																			
<b>Clay Carroll, R</b> ERA: 2.6 (7, 1)	2.0 7 0 0 0 1 1 0 0 0 0 0 0 0 8 0.00 0.500																			

Cincinnati Reds @ Montreal Expos  
 Jarry Park, Montreal, QB  
 Thu Jul 17 1975, 7:05 PM EDT  
 Att: 20,024 - Unknown - 84 F

AB	30
R	3
H	6
RBI	3
BB	2
SO	3
LOB	7





Batter	1	2	3	4	5	6	7	8	9	AB	R	H	RBI	BB	SO	LOB	TOP								
<b>Pete Rose, S</b> OBP: 0.403, SLG: 0.424 (1, 5)	0-0 2B		4-0 BB HR BB	0-0 1B E 1-2 1B 1B	0-0 4-3			0-3 K		4	2	2	0	1	1	1	<b>Cincinnati Reds @ Montreal Expos</b> Jarry Park, Montreal, QB Fri Jul 18, 1975, 7:05 PM EDT Att: 17,158 - Unknown - 84 F								
<b>Ken Griffey, L</b> OBP: 0.405, SLG: 0.423 (1, 9)	0-0 6-3		4-0 BB HR BB	0-0 E6 1B 1B 1-2 2-H 1-3			0-0 6-3	0-0 3-1		4	2	0	0	1	0	3									
<b>Joe Morgan, L</b> OBP: 0.486, SLG: 0.539 (1, 4)	4-0 BB		4-0 HR BB	0-0 1-3 1B 1-2 2-3 SF7 1B			0-0 P6		0-0 F7	3	2	1	0	2	0	0									
<b>Johnny Bench, R</b> OBP: 0.362, SLG: 0.531 (1, 2)	0-0 F7		0-3 K	0-0 1-3 1-2 2-3 3-H 1B			0-0 F6		4-0 FC4-B BB	4	0	1	1	1	1	5									
<b>Tony Perez, R</b> OBP: 0.335, SLG: 0.457 <b>Bill Plummer, R</b> OBP: 0.286, SLG: 0.327 (1, 3) (9, 2)	0-0 5-3		0-0 HR	0-0 1-3			0-3 K		0-0 FC4-6 2B 1B 1-2	5	2	1	5	0	1	5									
<b>George Foster, R</b> OBP: 0.354, SLG: 0.545 (1, 7)		0-3 K	0-0 PO 1B	0-0 SF7			0-0 F8		0-0 1B 2B	4	1	2	1	0	1	0									
<b>Cesar Geronimo, L</b> OBP: 0.344, SLG: 0.384 (1, 8)		1-0 HBP	0-3 K	0-0 L1			0-3 K		0-0 1B 2-H 3-H	4	0	1	2	0	2	2									
<b>Dave Concepcion, R</b> OBP: 0.314, SLG: 0.334 (1, 6)	0-0 F8		0-0 1B		0-3 K			4-0 S BB	0-3 K	4	0	1	0	1	2	2									
<b>Gary Nolan, R</b> OBP: 0.265, SLG: 0.186 <b>Rawly Eastwick, R</b> (6, 1)	0-0 1-3		0-0 PO	4-0 1B E BB	0-3 K			0-3 K		2	1	0	0	1	1	1									
<b>Inning Stats</b>	R: 0 E: 0 K: 0 S: 4	H: 1 LOB: 2 BB: 1 P: 8	R: 0 E: 0 K: 1 S: 5	H: 0 LOB: 1 BB: 0 P: 6	R: 4 E: 0 K: 2 S: 9	H: 3 LOB: 1 BB: 3 P: 21	R: 4 E: 1 K: 0 S: 7	H: 3 LOB: 1 BB: 1 P: 11	R: 0 E: 0 K: 2 S: 3	H: 0 LOB: 0 BB: 0 P: 3	R: 0 E: 0 K: 2 S: 7	H: 0 LOB: 0 BB: 0 P: 7	R: 0 E: 0 K: 2 S: 7	H: 0 LOB: 1 BB: 1 P: 11	R: 2 E: 0 K: 1 S: 7	H: 2 LOB: 1 BB: 1 P: 11		1B: 6 2B: 2 3B: 0 HR: 1	SF: 1 SAC: 0 DP: 0 HBP: 1	WP: 0 PB: 0 SB: 1 CS: 0	PA: 45				
<b>PITCHER</b>	IP	WLS	BF	H	R	ER	SO	BB	IBB	HBP	BLK	WP	HR	S	P	ERA	WHIP								
<b>Dennis Blair, R</b> ERA: 3.38 <b>Chuck Taylor, R</b> ERA: 4.22 <b>Donald DeMola, R</b> ERA: 3.05 <b>Fred Scherman, L</b> ERA: 3.9	(1, 1)	(4, 1)	(5, 1)	(7, 1)																					

AB	35
R	10
H	9
RBI	9
BB	7
SO	10
LOB	20



Batter	1	2	3	4	5	6	7	8	9	AB	R	H	RBI	BB	SO	LOB	BOTTOM								
<b>Pepe Mangual, R</b> OBP: 0.330, SLG: 0.366 (1, 8)	0-0 P5	0-0 FC6-4			0-0 F7			0-0 P4		4	0	0	0	0	0	2	<b>Cincinnati Reds @ Montreal Expos</b> Jarry Park, Montreal, QB Fri Jul 18, 1975, 7:05 PM EDT Att: 17,158 - Unknown - 84 F								
<b>Mike Jorgensen, L</b> OBP: 0.351, SLG: 0.374 (1, 3)	0-0 1-6-3		0-0 4-3		0-0 P4			0-0 G3		4	0	0	0	0	0	0									
<b>Larry Bittner, L</b> OBP: 0.399, SLG: 0.433 (1, 7)	0-0 3B		0-0 F8		0-0 1-3			0-0 4-3		4	0	1	0	0	0	0									
<b>Gary Carter, R</b> OBP: 0.373, SLG: 0.461 (1, 9)	0-0 L4		0-3 K		0-0 HR			0-0 L6-3 1B		4	1	2	1	0	1	1									
<b>Barry Foote, R</b> OBP: 0.224, SLG: 0.263 (1, 2)		0-0 L6		0-0 P4				0-0 F9		4	1	1	0	0	0	1									
<b>Larry Parrish, R</b> OBP: 0.311, SLG: 0.424 (1, 5)		0-0 1B 1B		0-0 F8				0-0 L6-3		4	1	2	1	0	0	1									
<b>Pete Mackanin, R</b> OBP: 0.325, SLG: 0.418 (1, 4)		0-0 1B 1B		0-0 1B 1B				0-3 K		4	0	2	0	0	2	1									
<b>Pepe Frias, R</b> OBP: 0.222, SLG: 0.235 <b>Pat Scanlon, L</b> OBP: 0.288, SLG: 0.323 <b>Larry Lintz, S</b> OBP: 0.316, SLG: 0.197 (1, 6) (6, PH) (7, 6)	0-0 F9		0-0 1B 1B		0-0 G3			0-0 P3		2	0	1	0	0	0	2									
<b>Dennis Blair, R</b> OBP: 0.206, SLG: 0.152 <b>Chuck Taylor, R</b> ERA: 4.22 <b>Jim Lyttle, L</b> <b>Donald DeMola, R</b> ERA: 3.05 <b>Bob Bailey, R</b> OBP: 0.341, SLG: 0.364 <b>Fred Scherman, L</b> OBP: 0.303, SLG: 0.187 <b>Nate Colbert, R</b> OBP: 0.276, SLG: 0.271 (1, 1) (4, 1) (4, PH) (5, 1) (5, PH) (7, 1) (9, PH)	0-0 FC6-4 1B		0-0 K		0-0 4-3			0-0 4-3		1	0	1	1	0	0	0									
<b>Inning Stats</b>	R: 0 E: 0 K: 0 S: 4	H: 1 LOB: 1 BB: 0 P: 4	R: 1 E: 0 K: 0 S: 6	H: 3 LOB: 0 BB: 0 P: 6	R: 0 E: 0 K: 1 S: 7	H: 2 LOB: 2 BB: 0 P: 7	R: 0 E: 0 K: 1 S: 8	H: 3 LOB: 1 BB: 0 P: 8	R: 0 E: 0 K: 0 S: 3	H: 0 LOB: 0 BB: 0 P: 3	R: 0 E: 0 K: 0 S: 3	H: 1 LOB: 0 BB: 0 P: 3	R: 0 E: 0 K: 1 S: 5	H: 0 LOB: 0 BB: 0 P: 5	1B: 7 2B: 1 3B: 2 HR: 1	SF: 0 SAC: 0 DP: 1 HBP: 0		WP: 0 PB: 0 SB: 0 CS: 0	PA: 36						
<b>PITCHER</b>	IP	WLS	BF	H	R	ER	SO	BB	IBB	HBP	BLK	WP	HR	S	P	ERA	WHIP								
<b>Gary Nolan, R</b> ERA: 2.99 <b>Rawly Eastwick, R</b> ERA: 3.8	(1, 1)	(6, 1)																							

AB	36
R	3
H	10
RBI	3
BB	0
SO	4
LOB	12





Batter	1	2	3	4	5	6	7	8	9	AB	R	H	RBI	BB	SO	LOB	TOP					
<b>Pete Rose, S</b> OBP: 0.405, SLG: 0.429 (1, 5)	F7						4-3		FC6	5	0	3	0	0	0	1	<b>Cincinnati Reds @ Montreal Expos</b> Jarry Park, Montreal, QB Sat Jul 19 1975, 3:33 AM EDT Att: 15,188 - Unknown - 82 F					
<b>Ken Griffey, L</b> OBP: 0.399, SLG: 0.415 (1, 9)	4-3		F8		1-3			G3	FC6	5	0	0	0	0	0	4						
<b>Joe Morgan, L</b> OBP: 0.488, SLG: 0.549 (1, 4)	P6			1B		1B			HR	2	2	1	1	2	0	0						
<b>Johnny Bench, R</b> OBP: 0.368, SLG: 0.538 (1, 2)										4	0	4	0	0	0	0						
<b>Dan Driessen, L</b> OBP: 0.373, SLG: 0.370 (1, 7) <b>Will McEnaney, L</b> (8, 1)	F7			1B		G4-6-3			2B	4	0	0	0	0	2	5						
<b>Tony Perez, R</b> OBP: 0.331, SLG: 0.451 (1, 3)	P6									4	0	0	0	0	1	4						
<b>Cesar Geronimo, L</b> OBP: 0.339, SLG: 0.379 (1, 8)	P4									4	0	0	0	0	1	3						
<b>Dave Concepcion, R</b> OBP: 0.313, SLG: 0.333 (1, 6)			P4						1-3	4	0	1	0	0	0	0						
<b>Fred Norman, S</b> OBP: 0.097, SLG: 0.034 (1, 1) <b>Terry Crowley, L</b> OBP: 0.400, SLG: 0.400 (7, PH) <b>Pedro Borbon, R</b> OBP: 0.167, SLG: 0.167 (7, 1) <b>George Foster, R</b> OBP: 0.357, SLG: 0.545 (8, 7)			6-3						1B	2	0	0	0	0	1	0						
<b>Inning Stats</b>	R: 0 E: 0 K: 0 S: 3	H: 0 LOB: 0 BB: 0 P: 3	R: 0 E: 0 K: 0 S: 4	H: 1 LOB: 1 BB: 0 P: 4	R: 0 E: 0 K: 0 S: 4	H: 1 LOB: 1 BB: 0 P: 4	R: 0 E: 0 K: 2 S: 8	H: 1 LOB: 2 BB: 1 P: 12	R: 0 E: 0 K: 1 S: 6	H: 1 LOB: 1 BB: 0 P: 6	R: 1 E: 0 K: 0 S: 3	H: 1 LOB: 0 BB: 1 P: 7	R: 0 E: 0 K: 0 S: 4	H: 1 LOB: 1 BB: 0 P: 4	R: 1 E: 0 K: 1 S: 7	H: 2 LOB: 1 BB: 0 P: 7		R: 0 E: 0 K: 1 S: 6	H: 1 LOB: 2 BB: 1 P: 10	1B: 6 2B: 2 3B: 0 HR: 1	SF: 0 SAC: 0 DP: 1 HBP: 0	WP: 0 PB: 0 SB: 1 CS: 0
<b>PITCHER</b>	IP	WLS	BF	H	R	ER	SO	BB	IBB	HBP	BLK	WP	HR	S	P	ERA	WHIP					
<b>Steve Renko, R</b> ERA: 4.89 (1, 1)	7.1		31	8	2	2	3	2	0	0	0	0	1	35	43	2.46	1.364					
<b>Dale Murray, R</b> ERA: 3.72 (8, 1)	1.2	W	7	1	0	0	2	1	0	0	0	0	0	10	14	0.00	1.200					

AB	35
R	2
H	9
RBI	1
BB	3
SO	5
LOB	18



Batter	1	2	3	4	5	6	7	8	9	AB	R	H	RBI	BB	SO	LOB	BOTTOM					
<b>Pepe Manguat, R</b> OBP: 0.329, SLG: 0.364 (1, 8)	1B	FC5-4								4	1	1	0	0	1	3	<b>Cincinnati Reds @ Montreal Expos</b> Jarry Park, Montreal, QB Sat Jul 19 1975, 3:33 AM EDT Att: 15,188 - Unknown - 82 F					
<b>Pete Mackanin, R</b> OBP: 0.328, SLG: 0.419 (1, 4)	1B									4	1	2	0	0	1	1						
<b>Gary Carter, R</b> OBP: 0.372, SLG: 0.460 (1, 9)	1B									3	0	1	1	0	0	0						
<b>Bob Bailey, R</b> OBP: 0.262, SLG: 0.292 (5, PH) <b>Tony Scott, S</b> OBP: 0.262, SLG: 0.292 (7, 7) <b>Larry Bittner, L</b> OBP: 0.295, SLG: 0.433 (5, PH) <b>Jose Morales, R</b> OBP: 0.295, SLG: 0.457 (5, PH) <b>Jim Lyttle, L</b> (8, 7)	P4									3	0	1	0	0	0	3						
<b>Barry Foote, R</b> OBP: 0.224, SLG: 0.263 (1, 2)	G6-4-3									4	0	1	0	0	0	3						
<b>Nate Colbert, R</b> OBP: 0.220, SLG: 0.271 (1, 3)										4	1	1	2	0	0	2						
<b>Larry Parrish, R</b> OBP: 0.310, SLG: 0.419 (1, 5)	1-4-3									3	0	0	0	1	0	1						
<b>Pepe Frias, R</b> OBP: 0.227, SLG: 0.211 (1, 6)	SF8									2	0	0	1	1	0	3						
<b>Steve Renko, R</b> OBP: 0.357, SLG: 0.346 (1, 1) <b>Dale Murray, R</b> OBP: 0.600, SLG: 0.333 (8, 1)										2	0	1	0	1	1	1						
<b>Inning Stats</b>	R: 1 E: 0 K: 0 S: 5	H: 3 LOB: 1 BB: 0 P: 5	R: 1 E: 1 K: 0 S: 4	H: 0 LOB: 1 BB: 1 P: 8	R: 0 E: 1 K: 1 S: 5	H: 0 LOB: 0 BB: 0 P: 5	R: 0 E: 0 K: 0 S: 3	H: 0 LOB: 0 BB: 0 P: 3	R: 0 E: 0 K: 2 S: 7	H: 0 LOB: 1 BB: 1 P: 11	R: 0 E: 0 K: 0 S: 4	H: 1 LOB: 2 BB: 0 P: 4	R: 0 E: 0 K: 0 S: 4	H: 1 LOB: 1 BB: 0 P: 4	R: 2 E: 0 K: 0 S: 5	H: 3 LOB: 2 BB: 2 P: 13		1B: 8 2B: 1 3B: 0 HR: 0	SF: 1 SAC: 1 DP: 3 HBP: 0	WP: 2 PB: 0 SB: 0 CS: 0	PA: 35	
<b>PITCHER</b>	IP	WLS	BF	H	R	ER	SO	BB	IBB	HBP	BLK	WP	HR	S	P	ERA	WHIP					
<b>Fred Norman, L</b> ERA: 4.3 (1, 1)	6.0		24	4	2	1	3	2	0	0	0	0	0	6	6	6.75	1.500					
<b>Pedro Borbon, R</b> ERA: 2.92 (7, 1)	1.1	L	6	2	1	1	0	0	0	0	0	0	0	6	6	6.75	1.500					
<b>Will McEnaney, L</b> ERA: 1.44 (8, 1)	0.2		5	2	1	1	0	0	2	0	0	0	0	3	11	13.50	3.000					

AB	29
R	4
H	8
RBI	4
BB	4
SO	3
LOB	17





Batter	1	2	3	4	5	6	7	8	9	AB	R	H	RBI	BB	SO	LOB	TOP			
<b>Pete Rose, S</b> OBP: 0.493, SLG: 0.424 (1,5)	0-0 6-3	0-0 G5-4-3		0-0 4-3		4-0 BB		0-0 4-3	4 0 0 0 1 0 4	<b>Cincinnati Reds @ Philadelphia Phillies</b> Veterans Stadium, Philadelphia, PA Sun Jul 20 1975, 3:33 AM EDT Att: 44,134 - Unknown										
<b>Dave Concepcion, R</b> OBP: 0.314, SLG: 0.335 (1,6)	0-0 4-3		0-0 2B		4-0 F8 BB	0-0 F7		0-0 F8	4 1 1 0 1 0 3											
<b>Joe Morgan, L</b> OBP: 0.485, SLG: 0.547 (1,4)	0-0 6-3		0-0 6-3 2B		0-0 F8		0-0 F9	0-3 K	5 1 1 1 0 1 1											
<b>Tony Perez, R</b> OBP: 0.333, SLG: 0.455 (1,3)		0-0 1B 2B	0-0 6-3		0-3 K		0-0 1B		4 1 2 0 0 1 2											
<b>George Foster, R</b> OBP: 0.355, SLG: 0.540 (1,7)		0-0 F8 1B 1B	0-0 6-3		0-0 F7		0-0 P6		4 1 1 2 0 0 2											
<b>Mery Rettenmund, R</b> OBP: 0.374, SLG: 0.297 (1,9)		0-0 1B BB 1B	0-3 K		4-0 FC4-6 BB		0-0 5-3		3 0 1 0 1 1 1											
<b>Bill Plummer, R</b> OBP: 0.299, SLG: 0.345 (1,2)		0-0 F8		0-0 4-3 2B		4-0 FC4-6 BB	0-0 F8		3 0 1 0 1 0 2											
<b>Cesar Geronimo, L</b> OBP: 0.338, SLG: 0.375 (1,8)		4-0 1B BB	0-0 4-3		0-0 FC4-6 BB		0-0 F8		3 0 0 0 1 0 3											
<b>Clay Kirby, R</b> Clay Carroll, R Ed Ambrose, R Tom Carroll, R Doris Parn, R Pete Carroll, R Ken Griffey, Jr. Randy Estess, R Tommy Greer, L Will McEnaney, L (1,1)		0-0 G5-4-3 1B	0-0 F6-3		0-3 K		0-3 K		0 0 0 0 0 0 0											
<b>Inning Stats</b>	R: 0 E: 0 K: 0 S: 3	H: 0 LOB: 0 BB: 0 P: 3	R: 2 E: 0 K: 0 S: 6	H: 4 LOB: 2 BB: 1 P: 10	R: 2 E: 0 K: 1 S: 7	H: 2 LOB: 0 BB: 0 P: 7	R: 0 E: 0 K: 0 S: 4	H: 1 LOB: 1 BB: 0 P: 4	R: 0 E: 1 K: 1 S: 5		H: 0 LOB: 1 BB: 1 P: 9	R: 0 E: 0 K: 0 S: 4	H: 1 LOB: 1 BB: 0 P: 4	R: 0 E: 0 K: 1 S: 5	H: 0 LOB: 0 BB: 0 P: 5	R: 0 E: 0 K: 1 S: 5	H: 0 LOB: 0 BB: 0 P: 5	1B: 4 2B: 4 3B: 0 HR: 0	SF: 0 SAC: 0 DP: 1 HBP: 0	WP: 0 PB: 0 SB: 0 CS: 0
<b>PITCHER</b>	IP WLS BF H R ER SO BB IBB HBP BLK WP HR S P ERA WHIP	IP WLS BF H R ER SO BB IBB HBP BLK WP HR S P ERA WHIP															IP WLS BF H R ER SO BB IBB HBP BLK WP HR S P ERA WHIP			
<b>Tom Underwood, L</b> ERA: 3.56 (1,1)	5.0 W 24 7 4 4 2 3 0 0 0 0 0 25 37 7.20 2.000																			
<b>Gene Garber, R</b> ERA: 3.64 (6,1)	4.0 S 15 1 0 0 3 2 0 0 0 0 0 19 27 0.00 0.750																			

Batter	1	2	3	4	5	6	7	8	9	AB	R	H	RBI	BB	SO	LOB	BOTTOM	
<b>Dave Cash, R</b> OBP: 0.378, SLG: 0.411 (1,4)	WP BB E		0-0 3-1		0-0 P6		0-0 G3		4 1 0 0 1 0 3	<b>Cincinnati Reds @ Philadelphia Phillies</b> Veterans Stadium, Philadelphia, PA Sun Jul 20 1975, 3:33 AM EDT Att: 44,134 - Unknown								
<b>Terry Harmon, R</b> OBP: 0.307, SLG: 0.277 (9,4)		0-0 F7							0 0 0 0 0 0 0									
<b>Larry Bowa, S</b> OBP: 0.352, SLG: 0.419 (1,6)	4-0 WP E BB	0-0 E 1B 1B	0-0 G3		0-0 4-3		0-0 E 1B 2B 1B		4 3 2 0 1 0 0									
<b>Jay Johnstone, L</b> OBP: 0.429, SLG: 0.500 (1,9)	0-0 1-2 2-3	0-0 E6 F9 1B HR	0-0 4-3		0-0 6-3		0-0 E7 2B 1B		4 1 0 0 0 0 3									
<b>Mike Anderson, R</b> OBP: 0.321, SLG: 0.398 (7,9)									1 1 1 0 0 0 0									
<b>Greg Luzinski, R</b> OBP: 0.388, SLG: 0.585 (1,7)	4-0 E 1B IBB	0-0 HR 1B		4-0 E 1B BB		0-3 K	0-3 K		3 3 1 1 2 2 2									
<b>Ollie Brown, R</b> OBP: 0.434, SLG: 0.647 (9,7)		1-2 3-H							0 0 0 0 0 0 0									
<b>Tom Hutton, L</b> OBP: 0.301, SLG: 0.268 (1,3)	0-0 E3 1B BB	0-0 F9		0-0 E3 1B		0-0 L6	0-3 K		5 1 0 1 0 1 6									
<b>Mike Schmidt, R</b> OBP: 0.348, SLG: 0.483 (1,5)	1-3 2-H 3-H	0-0 HR		0-0 F8		4-0 WP BB	4-0 2B BB		3 1 2 4 2 0 2									
<b>Garry Maddox, R</b> OBP: 0.322, SLG: 0.375 (1,8)	0-0 F7	0-0 F9		0-0 L4		0-0 6-3	0-0 2B		5 0 1 2 0 0 5									
<b>Johnny Oates, L</b> OBP: 0.357, SLG: 0.352 (1,2)	4-0 BB IBB			0-0 FC5-4 1B		0-0 F9	0-0 F9		4 0 2 1 1 0 2									
<b>Tom Underwood, R</b> OBP: 0.111, SLG: 0.091 (1,1)	4-0 1-2 2-3 3-H	0-0 6-3		0-0 FC5-4		0-3 K			2 0 0 1 1 0 3									
<b>Gene Garber, R</b> OBP: 0.143, SLG: 0.143 (6,1)				1-2 2-3 3-H					1 0 0 0 0 1 0									
<b>Inning Stats</b>	R: 4 E: 1 K: 0 S: 5	H: 1 LOB: 3 BB: 5 P: 25	R: 4 E: 1 K: 0 S: 8	H: 4 LOB: 1 BB: 0 P: 8	R: 0 E: 0 K: 0 S: 3	H: 0 LOB: 0 BB: 0 P: 3	R: 1 E: 1 K: 0 S: 5	H: 1 LOB: 2 BB: 1 P: 9	R: 0 E: 0 K: 1 S: 5	H: 0 LOB: 0 BB: 1 P: 9	R: 0 E: 0 K: 1 S: 5	H: 0 LOB: 0 BB: 0 P: 5	R: 2 E: 1 K: 2 S: 10	H: 3 LOB: 2 BB: 1 P: 14	1B: 7 2B: 1 3B: 0 HR: 1	SF: 0 SAC: 0 DP: 0 HBP: 0	WP: 2 PB: 0 SB: 1 CS: 0	PA: 44
<b>PITCHER</b>	IP WLS BF H R ER SO BB IBB HBP BLK WP HR S P ERA WHIP	IP WLS BF H R ER SO BB IBB HBP BLK WP HR S P ERA WHIP															IP WLS BF H R ER SO BB IBB HBP BLK WP HR S P ERA WHIP	
<b>Clay Kirby, R</b> ERA: 4.41 (1,1)	0.2 L 8 1 4 3 0 2 0 0 0 0 0 4 4 40.50 4.500																	
<b>Clay Carroll, R</b> ERA: 2.79 (1,1)	0.1 2 0 0 0 0 1 0 0 0 0 0 1 5 0.00 3.000																	
<b>Tom Carroll, R</b> ERA: 4.33 (2,1)	2.0 11 4 4 3 0 0 0 0 0 0 1 11 11 13.50 2.000																	
<b>Pedro Borbon, R</b> ERA: 2.74 (4,1)	2.0 9 1 1 0 0 1 0 0 0 0 0 8 12 0.00 1.000																	
<b>Rawly Eastwick, R</b> ERA: 3.65 (6,1)	2.0 7 0 0 0 2 1 0 0 0 1 0 10 14 0.00 0.500																	








Batter	1	2	3	4	5	6	7	8	9	AB	R	H	RBI	BB	SO	LOB	TOP					
<b>Pete Rose, S</b> OBP: 0.403, SLG: 0.421 (1, 5)	0-0 1-4-3		0-3 K		0-3 K		0-0 6-3		0-0 L9	5	0	0	0	0	2	3						
<b>Ken Griffey, L</b> OBP: 0.397, SLG: 0.411 (1, 9)	0-3 K		0-0 BB 1-2 1B		0-3 K			0-0 E5 4-3	0-0 FC4-6 1-2f	5	0	1	0	0	2	2						
<b>Joe Morgan, L</b> OBP: 0.489, SLG: 0.546 (1, 4)	0-0 P6		4-0 BB 1-2 2-3 BB		0-0 P6			0-0 4-3		3	0	0	0	1	0	1						
<b>Johnny Bench, R</b> OBP: 0.365, SLG: 0.530 (1, 7)		4-0 FC5-4 BB	0-3 K		4-0 1B BB			0-0 5-3		2	0	0	0	2	1	4						
<b>Tony Perez, R</b> OBP: 0.333, SLG: 0.453 (1, 3)		0-0 F8		0-0 G3		0-0 1B BB FC6-4		0-0 F8		4	0	1	0	0	0	2						
<b>George Foster, R</b> OBP: 0.355, SLG: 0.537 (1, 8)		0-0 FC5-4 1-2f		0-0 P6		0-3 K		0-0 1B 1B		4	1	1	0	0	1	3						
<b>Dave Concepcion, R</b> OBP: 0.315, SLG: 0.338 (1, 6)		0-0 6-3		0-0 2B		0-0 FC6-4 1-2f		0-0 1B 1B		4	0	2	0	0	0	3						
<b>Bill Plummer, R</b> OBP: 0.282, SLG: 0.323 (1, 2)			0-0 G3	0-0 4-3		0-3 K		0-3 K		4	0	0	0	0	2	3						
<b>Jack Billingham, R</b> OBP: 0.174, SLG: 0.116 (1, 1)			4-0 BB 1B BB		0-0 1-3		0-0 6-3		0-0 FC4-6 1-2 2-H 1B	1	0	0	0	1	0	0						
<b>Ed Ambrister, R</b> OBP: 0.243, SLG: 0.229 (7, PH)										0	0	0	0	0	0	0						
<b>Pedro Borbon, R</b> OBP: 0.167, SLG: 0.167 (7, 1)										0	0	0	0	0	0	0						
<b>Merv Rettenmund, R</b> OBP: 0.376, SLG: 0.301 (8, PH)										1	0	1	1	0	0	0						
<b>Inning Stats</b>	R: 0 E: 0 K: 1 S: 5	H: 0 LOB: 0 BB: 0 P: 5	R: 0 E: 0 K: 0 S: 3	H: 0 LOB: 1 BB: 1 P: 7	R: 0 E: 0 K: 2 S: 8	H: 1 LOB: 3 BB: 2 P: 16	R: 0 E: 0 K: 0 S: 4	H: 1 LOB: 1 BB: 0 P: 4	R: 0 E: 0 K: 2 S: 7	H: 0 LOB: 0 BB: 0 P: 7	R: 0 E: 0 K: 1 S: 6	H: 1 LOB: 2 BB: 1 P: 10	R: 0 E: 0 K: 1 S: 5	H: 0 LOB: 0 BB: 0 P: 5	R: 0 E: 1 K: 0 S: 4	H: 0 LOB: 1 BB: 0 P: 4	R: 1 E: 0 K: 1 S: 8	H: 3 LOB: 2 BB: 0 P: 8	1B: 5 2B: 1 3B: 0 HR: 0	SF: 0 SAC: 0 DP: 0 HBP: 0	WP: 0 PB: 0 SB: 1 CS: 0	PA: 38
<b>PITCHER</b> <b>Jerry Kosman, L</b> ERA: 3.4 (1, 1)	IP: 9.0 WLS: W BF: 38 H: 6 R: 1 ER: 1 SO: 8 BB: 4 IBB: 0 HBP: 0 BLK: 0 WP: 0 HR: 0 S: 50 P: 66 ERA: 1.00 WHIP: 1.111															<b>PITCHER</b>	IP: 9.0 WLS: W BF: 38 H: 6 R: 1 ER: 1 SO: 8 BB: 4 IBB: 0 HBP: 0 BLK: 0 WP: 0 HR: 0 S: 50 P: 66 ERA: 1.00 WHIP: 1.111					

**Cincinnati Reds @ New York Mets**  
Shea Stadium, Flushing, NY  
Tue Jul 22 1975, 7:05 PM EDT  
Att: 32,759 - Unknown


AB	34
R	1
H	6
RBI	1
BB	4
SO	8
LOB	21



Batter	1	2	3	4	5	6	7	8	9	AB	R	H	RBI	BB	SO	LOB	BOTTOM			
<b>Wayne Garrett, L</b> OBP: 0.361, SLG: 0.380 (1, 5)	0-0 1B 3-1 SF7 1B		0-0 SF8 1-H			0-0 4-3	0-0 E9			3	1	2	2	0	0	0				
<b>Felix Milan, R</b> OBP: 0.345, SLG: 0.375 (1, 4)	0-0 3-1 1-2		0-0 5-3			0-0 HBP 4-3 1B	0-0 L3-5			4	0	1	0	0	0	3				
<b>Ed Kranepool, L</b> OBP: 0.367, SLG: 0.424 (1, 3)	0-0 WP 2-3 1B		0-0 6-3			0-0 4-3 1-2		0-0 F8		4	0	1	0	0	0	1				
<b>Rusty Staub, L</b> OBP: 0.366, SLG: 0.466 (1, 9)	0-0 SF7 3-H			0-0 F8		4-0 HBP IBB		0-0 G5-4-3 1B		2	0	1	1	1	0	0				
<b>Dave Kingman, R</b> OBP: 0.297, SLG: 0.510 (1, 7)	0-3 K			0-0 G6-3 1B		1-0 HBP		0-0 G5-4-3		3	0	1	0	0	1	2				
<b>Gene Clines, R</b> OBP: 0.243, SLG: 0.194 (9, 7)	1-2 K			0-0 G6-3 1B		1-2 2-3 HBP		1-2f		0	0	0	0	0	0	0				
<b>Del Unser, L</b> OBP: 0.336, SLG: 0.371 (1, 8)		0-0 6-3		0-0 G6-3 1-2f		0-0 4-3				3	0	0	0	0	0	4				
<b>Jerry Grote, R</b> OBP: 0.340, SLG: 0.378 (1, 2)		0-0 6-3			0-0 F8		0-0 1B FC5-2 2B			3	0	1	0	0	0	0				
<b>Mike Phillips, L</b> OBP: 0.290, SLG: 0.311 (1, 6)		0-0 3-1			0-0 F7		0-0 FC5-2 E 1B			3	1	1	0	0	0	0				
<b>Jerry Kosman, R</b> OBP: 0.222, SLG: 0.231 (1, 1)			0-0 E S SF8 1B		0-0 5-3		0-0 FC5-2 E L3-5 1B			3	1	1	0	0	0	2				
<b>Inning Stats</b>	R: 1 E: 0 K: 1 S: 7	H: 2 LOB: 1 BB: 0 P: 7	R: 0 E: 0 K: 0 S: 3	H: 0 LOB: 0 BB: 0 P: 3	R: 1 E: 0 K: 0 S: 4	H: 1 LOB: 0 BB: 0 P: 4	R: 0 E: 0 K: 0 S: 3	H: 1 LOB: 0 BB: 0 P: 3	R: 0 E: 0 K: 0 S: 4	H: 1 LOB: 3 BB: 1 P: 9	R: 1 E: 1 K: 0 S: 5	H: 3 LOB: 1 BB: 0 P: 5	R: 0 E: 0 K: 0 S: 3	H: 1 LOB: 0 BB: 0 P: 3	R: 0 E: 0 K: 0 S: 3	R: 0 E: 0 K: 0 S: 3	1B: 8 2B: 2 3B: 0 HR: 0	SF: 2 SAC: 0 DP: 3 HBP: 1	WP: 1 PB: 0 SB: 1 CS: 0	PA: 32
<b>PITCHER</b> <b>Jack Billingham, R</b> ERA: 3.81 (1, 1)	IP: 6.0 WLS: L BF: 24 H: 5 R: 2 ER: 1 SO: 1 BB: 0 IBB: 1 HBP: 1 BLK: 0 WP: 1 HR: 0 S: 24 P: 29 ERA: 1.50 WHIP: 0.833															<b>PITCHER</b> <b>Pedro Borbon, R</b> ERA: 2.75 (7, 1)	IP: 2.0 WLS: 8 BF: 4 H: 4 R: 1 ER: 1 SO: 0 BB: 0 IBB: 0 HBP: 0 BLK: 0 WP: 0 HR: 0 S: 8 P: 8 ERA: 4.50 WHIP: 2.000			

**Cincinnati Reds @ New York Mets**  
Shea Stadium, Flushing, NY  
Tue Jul 22 1975, 7:05 PM EDT  
Att: 32,759 - Unknown

AB	28
R	3
H	9
RBI	3
BB	1
SO	1
LOB	12










Batter	1	2	3	4	5	6	7	8	9	AB	R	H	RBI	BB	SO	LOB	TOP				
<b>Pete Rose, S</b> OBP: 0.398, SLG: 0.414 (1, 5)	0-0 4-3	0-0 4-3			0-0 4-3			0-0 6-3		4	0	0	0	0	0	2					
<b>Ken Griffey, L</b> OBP: 0.400, SLG: 0.409 (1, 9)	0-0 CS 1B		0-0 F7		0-0 G3			0-0 FC3-6 1B		4	0	2	0	0	0	0					
<b>Joe Morgan, L</b> OBP: 0.482, SLG: 0.534 (1, 4)	0-0 F7 1-2		0-3 K		0-0 3-1			0-0 FC3-6 1-2		4	0	0	0	0	1	2					
<b>Johnny Bench, R</b> OBP: 0.368, SLG: 0.528 (1, 2)		4-0 FC3-6 BB	0-0 S 1B		0-0 5-3			0-3 K		3	0	1	0	1	1	1					
<b>Dan Driessen, L</b> OBP: 0.370, SLG: 0.366 (1, 3)		0-3 K	0-3 K 1-2		0-0 1-3			0-0 CS 1B		4	0	1	0	0	2	2					
<b>George Foster, R</b> OBP: 0.349, SLG: 0.525 (1, 7)		0-0 FC3-6 BB 1-2		0-0 F9		0-3 K		0-0 5-3 1-2		4	1	0	0	0	1	2					
<b>Dave Concepcion, R</b> OBP: 0.313, SLG: 0.337 (1, 6)		4-0 1B 1-2		0-0 6-3 2B		0-0 6-3		0-0 L8		3	1	1	0	1	0	0					
<b>Cesar Geronimo, L</b> OBP: 0.336, SLG: 0.370 (1, 8)		0-0 1B 1-3 2-H		0-0 6-3		0-0 F7				3	0	1	1	0	0	1					
<b>Fred Norman, S</b> OBP: 0.121, SLG: 0.065 (1, 1)		0-0		0-3 K		0-0 6-3				2	0	1	1	0	1	1					
<b>Will McEneaney, L</b> (6, 1)										1	0	0	0	0	0	0					
<b>Rawly Eastwick, R</b> (9, 1)										0	0	0	0	0	0	0					
<b>Inning Stats</b>	R: 0 E: 0 K: 0 S: 3	H: 1 LOB: 0 BB: 0 P: 3	R: 2 E: 0 K: 1 S: 7	H: 2 LOB: 2 BB: 2 P: 15	R: 0 E: 0 K: 2 S: 8	H: 1 LOB: 1 BB: 0 P: 8	R: 0 E: 0 K: 1 S: 6	H: 1 LOB: 0 BB: 0 P: 6	R: 0 E: 0 K: 0 S: 5	H: 0 LOB: 0 BB: 0 P: 5	R: 0 E: 0 K: 0 S: 3	H: 0 LOB: 0 BB: 0 P: 3	R: 0 E: 0 K: 1 S: 6	H: 1 LOB: 1 BB: 0 P: 6	R: 0 E: 0 K: 0 S: 3	H: 1 LOB: 0 BB: 0 P: 3	1B: 6 2B: 1 3B: 0 HR: 0	SF: 0 SAC: 0 DP: 0 HBP: 0	WP: 0 PB: 0 SB: 1 CS: 2	PA: 34	
<b>PITCHER</b>	IP	WLS	BF	H	R	ER	SO	BB	IBB	HBP	BLK	WP	HR	S	P	ERA	WHIP				
<b>Tom Seaver, R</b> ERA: 2.07 (1, 1)	6.0	L	24	5	2	2	5	2	0	0	0	0	0	32	40	3.00	1.167				
<b>Rick Baldwin, R</b> ERA: 2.81 (7, 1)	3.0		10	2	0	0	1	0	0	0	0	0	0	12	12	0.00	0.667				

**Cincinnati Reds @ New York Mets**  
Shea Stadium, Flushing, NY  
Thu Jul 24 1975, 3:33 AM EDT  
Att: 41,423 - Unknown


AB 32  
R 2  
H 7  
RBI 2  
BB 2  
SO 6  
LOB 11



Batter	1	2	3	4	5	6	7	8	9	AB	R	H	RBI	BB	SO	LOB	BOTTOM					
<b>Gene Clines, R</b> OBP: 0.259, SLG: 0.206 (1, 8)	4-0 1B BB		0-0 S 1B		0-3 K		0-0 L9		0-0 1B 1-3	4	0	2	0	1	1	1						
<b>Felix Milan, R</b> OBP: 0.348, SLG: 0.381 (1, 4)	0-0 FC6-4 1B 1-3		0-3 K 1-2		0-0 1B 1-2		0-0 FC5-4 1B		0-0 SF8 3-H	4	0	3	1	0	1	1						
<b>Joe Torre, R</b> OBP: 0.338, SLG: 0.362 (1, 5)	0-3 K		0-3 K		0-0 1B 1-2 2-H		0-0 F9		0-0 1B 1-2	5	0	2	0	0	2	4						
<b>Del Unser, L</b> OBP: 0.335, SLG: 0.370 (9, PR)										0	0	0	0	0	0	0						
<b>Dave Kingman, R</b> OBP: 0.291, SLG: 0.496 (1, 3)	0-3 K			0-3 K		0-3 K		0-0 FC5-4 1-2	0-3 K	5	0	0	0	0	4	5						
<b>Rusty Staub, L</b> OBP: 0.367, SLG: 0.462 (1, 9)	0-0 FC6-4 1-2			0-0 F8		0-0 BB WP 1B		4-0 G6-3 BB		3	0	1	0	1	0	2						
<b>Jesus Alou, R</b> OBP: 0.306, SLG: 0.317 (1, 7)		0-0 6-3		0-0 1B		4-0 BB 1B		0-3 K		3	0	1	0	1	1	1						
<b>Jack Heidemann, R</b> OBP: 0.337, SLG: 0.333 (1, 6)		0-0 F9		0-0 P6		4-0 BB 1B		0-0 G6-3 1-2		2	0	0	0	0	0	1						
<b>Mike Phillips, L</b> OBP: 0.287, SLG: 0.305 (6, 6)						1-2 2-3 BB		0-0 G6-3 1-2		1	0	0	0	1	0	1						
<b>John Stearns, R</b> OBP: 0.269, SLG: 0.286 (1, 2)		0-0 F8			0-0 1B 1B		0-0 P6		0-0 F7	4	0	1	0	0	0	3						
<b>Tom Seaver, R</b> OBP: 0.238, SLG: 0.203 (1, 1)			0-3 K		0-0 1B 1B		0-0 1-3 1B 1B		0-0 SF8 1B	2	0	1	0	0	1	0						
<b>Jerry Grote, R</b> OBP: 0.337, SLG: 0.374 (6, PH)										1	0	0	0	0	0	3						
<b>Rick Baldwin, L</b> OBP: 0.100, SLG: 0.100 (7, 1)										0	0	0	0	0	0	0						
<b>Ed Kranepool, L</b> OBP: 0.377, SLG: 0.439 (9, PH)										1	1	1	0	0	0	0						
<b>Inning Stats</b>	R: 0 E: 0 K: 2 S: 8	H: 1 LOB: 2 BB: 1 P: 12	R: 0 E: 0 K: 0 S: 3	H: 0 LOB: 0 BB: 0 P: 3	R: 0 E: 0 K: 3 S: 10	H: 1 LOB: 1 BB: 0 P: 10	R: 0 E: 0 K: 1 S: 6	H: 1 LOB: 1 BB: 0 P: 6	R: 0 E: 0 K: 1 S: 7	H: 4 LOB: 2 BB: 0 P: 7	R: 0 E: 0 K: 1 S: 6	H: 1 LOB: 3 BB: 2 P: 14	R: 0 E: 0 K: 0 S: 4	H: 1 LOB: 1 BB: 0 P: 4	R: 0 E: 0 K: 1 S: 4	H: 0 LOB: 0 BB: 1 P: 8	R: 1 E: 0 K: 1 S: 8	H: 3 LOB: 2 BB: 0 P: 8	1B: 12 2B: 0 3B: 0 HR: 0	SF: 1 SAC: 0 DP: 1 HBP: 0	WP: 1 PB: 0 SB: 1 CS: 0	PA: 40
<b>PITCHER</b>	IP	WLS	BF	H	R	ER	SO	BB	IBB	HBP	BLK	WP	HR	S	P	ERA	WHIP					
<b>Fred Norman, L</b> ERA: 4.08 (1, 1)	5.1	W	25	8	0	0	8	3	0	0	0	0	0	38	50	0.00	2.062					
<b>Will McEneaney, L</b> ERA: 1.73 (6, 1)	3.1		14	4	1	1	1	1	0	0	0	0	0	15	19	2.70	1.500					
<b>Rawly Eastwick, R</b> ERA: 3.55 (9, 1)	0.1	S	1	0	0	0	1	0	0	0	0	0	0	3	3	0.00	0.000					

**Cincinnati Reds @ New York Mets**  
Shea Stadium, Flushing, NY  
Thu Jul 24 1975, 3:33 AM EDT  
Att: 41,423 - Unknown

AB 35  
R 1  
H 12  
RBI 1  
BB 4  
SO 10  
LOB 22






Batter	1	2	3	4	5	6	7	8	9	AB	R	H	RBI	BB	SO	LOB	TOP					
<b>Davey Lopes, R</b> OBP: 0.363, SLG: 0.337 (1, 4)										3	0	2	0	1	0	2	<b>Los Angeles Dodgers @ Cincinnati Reds</b> Riverfront Stadium, Cincinnati, OH Fri Jul 25 1975, 7:05 PM EDT Unknown  <b>AB 31</b> <b>R 4</b> <b>H 9</b> <b>RBI 4</b> <b>BB 6</b> <b>SO 1</b> <b>LOB 18</b> 					
<b>Bill Buckner, L</b> OBP: 0.282, SLG: 0.344 (1, 7)										3	0	0	0	1	0	2						
<b>Jimmy Wynn, R</b> OBP: 0.411, SLG: 0.452 (1, 8)										4	1	1	1	1	0	4						
<b>Steve Garvey, R</b> OBP: 0.344, SLG: 0.474 (1, 3)										5	1	2	0	0	0	2						
<b>John Hale, L</b> OBP: 0.330, SLG: 0.436 (1, 9)										4	1	1	1	0	0	2						
<b>Ron Cey, R</b> OBP: 0.342, SLG: 0.424 (1, 5)										3	1	1	1	1	0	1						
<b>Steve Yeager, R</b> OBP: 0.306, SLG: 0.339 (8, PH)										2	0	0	0	1	1	1						
<b>Leron Lee, L</b> OBP: 0.283, SLG: 0.220 (8, FR)										0	0	0	0	1	0	0						
<b>Rick Auerbach, R</b> OBP: 0.288, SLG: 0.258 (8, 6)										0	0	0	0	0	0	0						
<b>Bill Russell, R</b> OBP: 0.260, SLG: 0.223 (8, PH)										3	0	1	0	0	0	1						
<b>Manny Mota, R</b> OBP: 0.333, SLG: 0.270 (8, FR)										0	0	0	1	0	0	0						
<b>Paul Powell, R</b> OBP: 0.333, SLG: 0.200 (8, 2)										0	0	0	0	0	0	0						
<b>Andy Messersmith, R</b> OBP: 0.241, SLG: 0.257 (8, PH)										3	0	1	0	0	0	1						
<b>Willie Crawford, L</b> OBP: 0.329, SLG: 0.344 (8, 1)										1	0	0	0	0	0	2						
<b>Mike Marshall, R</b> (8, 1)										0	0	0	0	0	0	0						
<b>Inning Stats</b>	R: 1 E: 0 K: 0 S: 3	H: 2 LOB: 1 BB: 1 P: 7	R: 1 E: 0 K: 0 S: 4	H: 1 LOB: 1 BB: 1 P: 8	R: 0 E: 0 K: 1 S: 4	H: 1 LOB: 0 BB: 1 P: 8	R: 0 E: 0 K: 1 S: 5	H: 0 LOB: 0 BB: 0 P: 5	R: 0 E: 0 K: 0 S: 4	H: 1 LOB: 1 BB: 1 P: 4	R: 0 E: 0 K: 0 S: 3	H: 0 LOB: 1 BB: 1 P: 7	R: 0 E: 0 K: 0 S: 4	H: 2 LOB: 2 BB: 1 P: 8	R: 2 E: 0 K: 0 S: 6	H: 2 LOB: 2 BB: 1 P: 10	R: 0 E: 0 K: 0 S: 3	H: 0 LOB: 0 BB: 0 P: 3	1B: 3 2B: 4 3B: 0 HR: 2	SF: 0 SAC: 3 DP: 2 HBP: 0	WP: 0 PB: 0 SB: 1 CS: 0	PA: 40
<b>PITCHER</b>	IP	WLS	BF	H	R	ER	SO	BB	IBB	HBP	BLK	WP	HR	S	P	ERA	WHIP					
<b>Clay Kirby, R</b> ERA: 4.29 (1, 1)	6.0		25	5	2	2	1	4	0	0	0	0	2	23	39	3.00	1.500					
<b>Clay Carroll, R</b> ERA: 2.99 (7, 1)	1.1	L	9	4	2	2	0	1	1	0	0	0	0	7	15	13.50	3.750					
<b>Rawly Eastwick, R</b> ERA: 3.44 (8, 1)	1.2		6	0	0	0	0	0	0	0	0	0	0	6	6	0.00	0.000					


Batter	1	2	3	4	5	6	7	8	9	AB	R	H	RBI	BB	SO	LOB	BOTTOM					
<b>Pete Rose, S</b> OBP: 0.400, SLG: 0.417 (1, 5)										4	0	2	0	1	2	1	<b>Los Angeles Dodgers @ Cincinnati Reds</b> Riverfront Stadium, Cincinnati, OH Fri Jul 25 1975, 7:05 PM EDT Unknown  <b>AB 34</b> <b>R 3</b> <b>H 7</b> <b>RBI 3</b> <b>BB 3</b> <b>SO 7</b> <b>LOB 21</b> 					
<b>Ken Griffey, L</b> OBP: 0.398, SLG: 0.407 (1, 9)										4	0	1	0	0	1	2						
<b>Joe Morgan, L</b> OBP: 0.477, SLG: 0.527 (1, 4)										4	0	0	0	0	1	4						
<b>Johnny Bench, R</b> OBP: 0.364, SLG: 0.522 (1, 2)										4	0	0	0	0	2	3						
<b>Dan Driessen, L</b> OBP: 0.373, SLG: 0.389 (1, 3)										3	2	1	1	1	0	3						
<b>George Foster, R</b> OBP: 0.350, SLG: 0.523 (1, 7)										3	0	1	0	1	1	2						
<b>Dave Concepcion, R</b> OBP: 0.313, SLG: 0.336 (1, 6)										4	1	1	1	0	0	2						
<b>Cesar Geronimo, L</b> OBP: 0.335, SLG: 0.372 (1, 8)										4	0	1	1	0	0	2						
<b>Clay Kirby, R</b> OBP: 0.318, SLG: 0.250 (1, 1)										2	0	0	0	0	0	1						
<b>Clay Carroll, R</b> (7, 1)										1	0	0	0	0	0	0						
<b>Rawly Eastwick, R</b> (8, 1)										0	0	0	0	0	0	0						
<b>Tony Perez, R</b> OBP: 0.329, SLG: 0.446 (8, PH)										1	0	0	0	0	0	1						
<b>Inning Stats</b>	R: 0 E: 0 K: 0 S: 2	H: 0 LOB: 0 BB: 1 P: 6	R: 1 E: 0 K: 0 S: 5	H: 2 LOB: 1 BB: 0 P: 5	R: 0 E: 0 K: 1 S: 6	H: 1 LOB: 1 BB: 0 P: 6	R: 2 E: 1 K: 1 S: 7	H: 2 LOB: 1 BB: 1 P: 11	R: 0 E: 0 K: 1 S: 7	H: 2 LOB: 2 BB: 0 P: 7	R: 0 E: 0 K: 0 S: 2	H: 0 LOB: 0 BB: 1 P: 6	R: 0 E: 0 K: 2 S: 7	H: 0 LOB: 0 BB: 0 P: 7	R: 0 E: 1 K: 1 S: 6	H: 0 LOB: 1 BB: 0 P: 6	R: 0 E: 1 K: 1 S: 6	H: 0 LOB: 1 BB: 0 P: 6	1B: 4 2B: 2 3B: 0 HR: 1	SF: 0 SAC: 0 DP: 1 HBP: 0	WP: 0 PB: 0 SB: 2 CS: 1	PA: 37
<b>PITCHER</b>	IP	WLS	BF	H	R	ER	SO	BB	IBB	HBP	BLK	WP	HR	S	P	ERA	WHIP					
<b>Andy Messersmith, R</b> ERA: 2.09 (1, 1)	7.0	W	29	7	3	2	5	3	0	0	0	0	0	1	36	48	2.57	1.429				
<b>Mike Marshall, R</b> ERA: 2.69 (8, 1)	2.0	S	8	0	0	0	2	0	0	0	0	0	0	12	12	0.00	0.000					







Batter	1	2	3	4	5	6	7	8	9	AB	R	H	RBI	BB	SO	LOB	TOP	
Davey Lopes, R OBP: 0.357, SLG: 0.330	5-3		6-3		6-3			6-3		4	0	0	0	0	0	0	<b>Los Angeles Dodgers @ Cincinnati Reds</b> Riverfront Stadium, Cincinnati, OH Sat Jul 26 1975, 3:33 AM EDT Att: 50,236 - Unknown  <b>AB 34</b> <b>R 3</b> <b>H 9</b> <b>RBI 3</b> <b>BB 1</b> <b>SO 3</b> <b>LOB 9</b> 	
Bill Buckner, L OBP: 0.261, SLG: 0.340	G3		4-3					G3		4	0	1	0	0	0			
John Hale, L OBP: 0.313, SLG: 0.442	HR			4-3	CS		F2	F9		4	1	1	1	0	0			
Steve Garvey, R OBP: 0.349, SLG: 0.488	1B			1B	2B				F7	4	1	3	0	0	0			
Willie Crawford, L OBP: 0.328, SLG: 0.342	F9			1B	FC6-4		P5		G3	4	1	1	0	0	2			
Ron Cey, R OBP: 0.345, SLG: 0.426		L4-3		1B	FC6-4		P4		E6	4	0	2	1	0	1			
Steve Yeager, R OBP: 0.316, SLG: 0.344	L4-3			1B	FC6-4					3	0	1	1	0	2			
Jimmy Wynn, R OBP: 0.411, SLG: 0.449										0	0	0	0	1	0			
Bill Russell, R OBP: 0.248, SLG: 0.212	6-3									3	0	0	0	0	1			
Ken McMullen, R OBP: 0.190, SLG: 0.421							G6-4-3		K	1	0	0	0	0	1			
Doug Rau, L OBP: 0.241, SLG: 0.185			G3							2	0	0	0	0	0			
Rick Rhoden, R OBP: 0.271, SLG: 0.209					5-3					0	0	0	0	0	0			
Charlie Hough, R OBP: 0.271, SLG: 0.209							K			0	0	0	0	0	1			
										0	0	0	0	0	0			
<b>Inning Stats</b>	R: 1 E: 0 K: 0 S: 5	H: 2 LOB: 1 BB: 0 P: 5	R: 0 E: 0 K: 0 S: 3	H: 1 LOB: 0 BB: 0 P: 3	R: 0 E: 0 K: 0 S: 3	H: 0 LOB: 0 BB: 0 P: 3	R: 2 E: 0 K: 1 S: 8	H: 3 LOB: 1 BB: 0 P: 8	R: 0 E: 0 K: 0 S: 4	H: 1 LOB: 1 BB: 0 P: 4	R: 0 E: 0 K: 1 S: 5	H: 1 LOB: 0 BB: 0 P: 5	R: 0 E: 0 K: 0 S: 3	H: 0 LOB: 2 BB: 1 P: 10	1B: 6 2B: 3 3B: 0 HR: 1	SF: 0 SAC: 0 DP: 2 HBP: 0	WP: 0 PB: 0 SB: 0 CS: 1	PA: 36
<b>PITCHER</b>	IP WLS BF H R ER SO BB IBB HBP BLK WP HR S P ERA WHIP																	
Jack Billingham, R ERA: 3.76	(1, 1)	8.2 W 34 9 3 3 2 1 0 0 0 0 1 37 41 3.12 1.154																
Rawly Eastwick, R ERA: 3.42	(9, 1)	0.1 S 1 0 0 0 1 0 0 0 0 0 0 3 3 0.00 0.000																

Batter	1	2	3	4	5	6	7	8	9	AB	R	H	RBI	BB	SO	LOB	BOTTOM	
Pete Rose, S OBP: 0.403, SLG: 0.429	BB		1B		E		F7			5	3	4	1	0	0	<b>Los Angeles Dodgers @ Cincinnati Reds</b> Riverfront Stadium, Cincinnati, OH Sat Jul 26 1975, 3:33 AM EDT Att: 50,236 - Unknown  <b>AB 33</b> <b>R 5</b> <b>H 8</b> <b>RBI 5</b> <b>BB 4</b> <b>SO 4</b> <b>LOB 21</b> 		
Dave Concepcion, R OBP: 0.311, SLG: 0.332	1B		F7		E5		F8			4	0	0	0	1	4			
Joe Morgan, L OBP: 0.475, SLG: 0.522	1B		1B		E1		BB			3	1	2	1	1	2			
Johnny Bench, R OBP: 0.364, SLG: 0.521	F7		1-3		SF8		BB			2	0	0	2	1	0			
Tony Perez, R OBP: 0.327, SLG: 0.444	F7		2B		F2		P4			4	0	1	1	0	6			
George Foster, R OBP: 0.345, SLG: 0.522	K		5-3		5-3					4	0	0	0	0	1			
Merv Rettenmund, R OBP: 0.383, SLG: 0.317		F8			5-3					4	1	1	0	0	0			
Cesar Geronimo, L OBP: 0.333, SLG: 0.369	F8				K		F7			4	0	0	0	0	2			
Jack Billingham, R OBP: 0.180, SLG: 0.109	K				F8					3	0	0	0	1	1			
Rawly Eastwick, R ERA: 3.42							G3			0	0	0	0	0	0			
<b>Inning Stats</b>	R: 1 E: 0 K: 1 S: 7	H: 2 LOB: 2 BB: 1 P: 11	R: 0 E: 0 K: 1 S: 5	H: 0 LOB: 0 BB: 0 P: 5	R: 2 E: 0 K: 0 S: 6	H: 3 LOB: 1 BB: 0 P: 6	R: 0 E: 0 K: 1 S: 5	H: 0 LOB: 0 BB: 0 P: 5	R: 1 E: 2 K: 0 S: 6	H: 1 LOB: 2 BB: 0 P: 6	R: 0 E: 0 K: 0 S: 3	H: 0 LOB: 2 BB: 2 P: 11	R: 0 E: 0 K: 1 S: 7	H: 2 LOB: 2 BB: 1 P: 11	1B: 6 2B: 2 3B: 0 HR: 0	SF: 1 SAC: 0 DP: 0 HBP: 0	WP: 0 PB: 0 SB: 1 CS: 0	PA: 38
<b>PITCHER</b>	IP WLS BF H R ER SO BB IBB HBP BLK WP HR S P ERA WHIP																	
Doug Rau, L ERA: 3.39	(1, 1)	4.0 L 21 6 0 0 0 0 0 0 0 0 0 6 6 6.75 1.750																
Rick Rhoden, R ERA: 3.29	(5, 1)	2.0 6 0 0 0 0 0 0 0 0 0 0 6 6 0.00 0.000																
Charlie Hough, R ERA: 4.56	(7, 1)	2.0 11 2 1 1 1 3 0 0 0 0 0 0 10 22 4.50 2.500																



Batter	1	2	3	4	5	6	7	8	9	AB	R	H	RBI	BB	SO	LOB	TOP										
Lee Lacy, R OBP: 0.371, SLG: 0.477 (1, 4)										4	0	2	2	1	0	1	<b>Los Angeles Dodgers @ Cincinnati Reds</b> Riverfront Stadium, Cincinnati, OH Sun Jul 27 1975, 3:33 AM EDT Att: 50,609 - Unknown <a href="http://livebaseballscorecards.com">livebaseballscorecards.com</a>										
Bill Buckner, L OBP: 0.274, SLG: 0.332 (1, 7)										5	0	0	0	0	0	3											
Jimmy Wynn, R OBP: 0.411, SLG: 0.448 (1, 8)										5	0	2	0	0	0	1											
Steve Garvey, R OBP: 0.347, SLG: 0.485 (1, 3)										5	0	1	0	0	0	1											
John Hale, L OBP: 0.317, SLG: 0.451 (1, 9)										5	1	2	0	0	0	4											
Ron Cey, R OBP: 0.346, SLG: 0.426 (1, 5)										5	1	2	1	0	0	5											
Steve Yeager, R OBP: 0.326, SLG: 0.371 Paul Powell, R OBP: 0.333, SLG: 0.200 (8, 2)										4	2	4	1	0	0	0		<b>AB</b> 41 <b>R</b> 5 <b>H</b> 14 <b>RBI</b> 5 <b>BB</b> 1 <b>SO</b> 1 <b>LOB</b> 21									
Bill Russell, R OBP: 0.248, SLG: 0.214 (1, 6)									4	1	1	1	0	0	3												
Don Sutton, R OBP: 0.169, SLG: 0.115 Leron Lee, L OBP: 0.285, SLG: 0.205 Mike Marshall, R (8, 1)										3	0	0	0	0	1	3											
<b>Inning Stats</b>	R: 0 E: 0 K: 0 S: 5	H: 2 LOB: 3 BB: 1 P: 9	R: 0 E: 0 K: 1 S: 6	H: 1 LOB: 1 BB: 0 P: 6	R: 0 E: 0 K: 0 S: 3	H: 0 LOB: 0 BB: 0 P: 3	R: 4 E: 1 K: 0 S: 8	H: 5 LOB: 1 BB: 0 P: 8	R: 0 E: 0 K: 0 S: 5	H: 2 LOB: 2 BB: 0 P: 5	R: 0 E: 0 K: 0 S: 4	H: 1 LOB: 1 BB: 0 P: 4	R: 1 E: 0 K: 0 S: 5	H: 2 LOB: 1 BB: 0 P: 5	R: 0 E: 0 K: 0 S: 4	H: 1 LOB: 1 BB: 0 P: 4			1B: 11 2B: 2 3B: 0 HR: 1	SF: 0 SAC: 0 DP: 0 HBP: 0	WP: 0 PB: 0 SB: 0 CS: 0	PA: 42					
<b>PITCHER</b>	IP	WLS	BF	H	R	ER	SO	BB	IBB	HBP	BLK	WP	HR	S	P	ERA	WHIP										
Tom Carroll, R ERA: 4.65 Pedro Borbon, R ERA: 2.72 Clay Carroll, R ERA: 2.79 Rawly Eastwick, R ERA: 3.46	3.0	L	17	7	4	3	1	1	0	0	0	0	0	18	22	9.00	2.667										


Batter	1	2	3	4	5	6	7	8	9	AB	R	H	RBI	BB	SO	LOB	BOTTOM										
Pete Rose, S OBP: 0.402, SLG: 0.428 (1, 5)										4	0	1	0	0	0	1	<b>Los Angeles Dodgers @ Cincinnati Reds</b> Riverfront Stadium, Cincinnati, OH Sun Jul 27 1975, 3:33 AM EDT Att: 50,609 - Unknown <a href="http://livebaseballscorecards.com">livebaseballscorecards.com</a>										
Ken Griffey, L OBP: 0.400, SLG: 0.409 (1, 9)										4	0	2	0	0	1	0											
Joe Morgan, L OBP: 0.478, SLG: 0.534 (1, 4)										4	1	3	1	0	0	2											
Johnny Bench, R OBP: 0.363, SLG: 0.526 (1, 2)										4	1	1	1	0	1	4											
Dan Driessen, L OBP: 0.364, SLG: 0.377 (1, 7)										4	0	0	0	0	0	3											
Tony Perez, R OBP: 0.326, SLG: 0.451 (1, 3)										4	1	1	1	0	1	0											
Dave Concepcion, R OBP: 0.313, SLG: 0.334 (1, 6)										3	0	1	0	1	0	0		<b>AB</b> 35 <b>R</b> 3 <b>H</b> 9 <b>RBI</b> 3 <b>BB</b> 1 <b>SO</b> 7 <b>LOB</b> 14									
Cesar Geronimo, L OBP: 0.330, SLG: 0.364 (1, 8)										4	0	0	0	0	2	2											
Tom Carroll, L Pedro Borbon, R Terry Crowley, R Clay Carroll, R George Foster, R Rawly Eastwick, R Merv Rettenmund, R	(1, 1) (4, 1) (5, PH) (8, 1) (7, PH) (8, 1) (9, PH)									1	0	0	0	0	0	0		0									
<b>Inning Stats</b>	R: 0 E: 0 K: 0 S: 4	H: 2 LOB: 1 BB: 0 P: 4	R: 0 E: 0 K: 0 S: 3	H: 0 LOB: 0 BB: 0 P: 3	R: 0 E: 0 K: 0 S: 3	H: 0 LOB: 0 BB: 0 P: 3	R: 2 E: 0 K: 0 S: 5	H: 2 LOB: 0 BB: 0 P: 5	R: 0 E: 0 K: 1 S: 5	H: 0 LOB: 1 BB: 1 P: 9	R: 0 E: 0 K: 1 S: 6	H: 1 LOB: 1 BB: 0 P: 6	R: 0 E: 0 K: 3 S: 10	H: 1 LOB: 1 BB: 0 P: 10	R: 0 E: 0 K: 1 S: 7	H: 2 LOB: 2 BB: 0 P: 7		R: 1 E: 0 K: 1 S: 6		H: 1 LOB: 0 BB: 0 P: 6	1B: 5 2B: 1 3B: 0 HR: 3	SF: 0 SAC: 0 DP: 0 HBP: 0	WP: 0 PB: 0 SB: 1 CS: 0	PA: 36			
<b>PITCHER</b>	IP	WLS	BF	H	R	ER	SO	BB	IBB	HBP	BLK	WP	HR	S	P	ERA	WHIP										
Don Sutton, R ERA: 2.5 Mike Marshall, R ERA: 2.93	7.0	W	27	6	2	2	5	1	0	0	0	0	1	36	40	2.57	1.000										




Batter	1	2	3	4	5	6	7	8	9	AB	R	H	RBI	BB	SO	LOB	TOP		
Von Joshua, L (1,8) OBP: 0.361, SLG: 0.424	F8			3-1		G3-6-3 1B		G6-3		4	0	1	0	1	0	2	<b>San Francisco Giants @ Cincinnati Reds</b> Riverfront Stadium, Cincinnati, OH Mon Jul 28 1975, 7:05 PM EDT Att: 28,044 - Unknown		
Dave Rader, L (1,2) OBP: 0.386, SLG: 0.411	FC6-4 1B	F8				G3-6-3 1B		1B 2B		5	1	3	1	0	0	4			
Bobby Murcer, L (1,9) OBP: 0.398, SLG: 0.467	F9			1B 2B			1-3			5	1	2	1	0	0	2			
Gary Matthews, R (1,7) OBP: 0.361, SLG: 0.431	FC6-4 1-2			6-3			5-3	F8		5	0	0	0	0	1	4			
Willie Montanez, L (1,3) OBP: 0.342, SLG: 0.392		F9		1B 1B BB		FC6-4 1B		2B 1B		4	0	2	0	1	0	0			
Chris Speier, R (1,6) OBP: 0.363, SLG: 0.440						FC6-4 FC3-6 1-2 2-3				5	1	4	1	0	0	1			
Steve Ontiveros, S (1,5) OBP: 0.375, SLG: 0.333						FC3-6 1-2				5	0	1	0	0	0	7			
Bruce Miller, R (1,4) OBP: 0.281, SLG: 0.297						P4				5	1	3	1	0	0	2			
Ed Halicki, R (1,1) Garry Thompson, L (6,PH) Mike Caldwell, L (6,PH) Dave Heaverlo, R (6,PH) Jake Brown, R (6,PH) Charlie Williams, R (6,PH) OBP: 0.167, SLG: 0.172 OBP: 0.298, SLG: 0.302 OBP: 0.126, SLG: 0.179 OBP: 0.193, SLG: 0.267 OBP: 0.166, SLG: 0.257	SH3-4 1-2 2-3					F8				1	0	0	0	0	0	3	<b>GIANTS</b>		
										1	0	0	0	0	0	0			
<b>Inning Stats</b>	R: 0 E: 0 K: 0 S: 4	H: 1 LOB: 1 BB: 0 P: 4	R: 1 E: 0 K: 0 S: 6	H: 3 LOB: 3 BB: 1 P: 10	R: 1 E: 0 K: 0 S: 6	H: 3 LOB: 3 BB: 1 P: 10	R: 0 E: 0 K: 1 S: 6	H: 1 LOB: 1 BB: 0 P: 6	R: 0 E: 0 K: 0 S: 3	H: 1 LOB: 0 BB: 0 P: 3	R: 0 E: 0 K: 0 S: 5	H: 2 LOB: 2 BB: 0 P: 5	R: 2 E: 0 K: 0 S: 6	H: 4 LOB: 1 BB: 0 P: 6	R: 0 E: 0 K: 0 S: 4	H: 1 LOB: 1 BB: 0 P: 4	1B: 12 2B: 4 3B: 0 HR: 1	SF: 0 SAC: 1 DP: 2 HBP: 0	WP: 0 PA: 44 PB: 0 SB: 0 CS: 0
<b>PITCHER</b>	IP WLS BF H R ER SO BB IBB HBP BLK WP HR S P ERA WHIP	IP WLS BF H R ER SO BB IBB HBP BLK WP HR S P ERA WHIP																	
Gary Nolan, R (1,1) ERA: 3.18	2.2	17	7	2	2	0	2	0	0	0	0	0	0	0	1	15	23	6.75	3.375
Pedro Borbon, R (3,1) ERA: 2.77	5.0	W	21	8	2	2	1	0	0	0	0	0	0	0	0	23	23	3.60	1.600
Willi McEnaney, L (8,1) ERA: 1.74	1.1	6	2	0	0	0	0	0	0	0	0	0	0	0	6	6	0.00	1.500	

Batter	1	2	3	4	5	6	7	8	9	AB	R	H	RBI	BB	SO	LOB	BOTTOM		
Pete Rose, S (1,5) OBP: 0.402, SLG: 0.432	4-3						4-3			5	1	2	2	0	0	3	<b>San Francisco Giants @ Cincinnati Reds</b> Riverfront Stadium, Cincinnati, OH Mon Jul 28 1975, 7:05 PM EDT Att: 28,044 - Unknown		
Ken Griffey, L (1,9) OBP: 0.394, SLG: 0.401	3-1	L4				6-3		G3		5	0	0	0	0	0	5			
Joe Morgan, L (1,4) OBP: 0.474, SLG: 0.527	1B HR BB					P4		B1-3		4	1	0	0	1	0	2			
Johnny Bench, R (1,2) OBP: 0.366, SLG: 0.528	1-2 HR 1B					K		2B		4	1	2	0	1	1	0			
Dan Driessen, L (1,7) OBP: 0.369, SLG: 0.402						F8				2	1	1	3	1	0	0			
George Foster, R (6,PH) OBP: 0.340, SLG: 0.522										1	0	1	2	0	0	0			
Cesar Geronimo, L (6,PH) OBP: 0.331, SLG: 0.364	1-2 2-H HR									0	0	0	0	1	0	0			
Tony Perez, R (1,3) OBP: 0.327, SLG: 0.450	K					E9 FC 1B		K		5	1	2	0	0	2	4			
Merv Rettenmund, R (1,8) OBP: 0.368, SLG: 0.303										4	0	0	0	0	2	3			
Darrel Chaney, S (1,6) OBP: 0.237, SLG: 0.154						FC SH3 2B		1B 2B BB		2	2	1	1	2	0	0			
Gary Nolan, R (1,1) OBP: 0.269, SLG: 0.178						SH3				0	0	0	0	1	0	0			
Pedro Borbon, R (3,1) OBP: 0.200, SLG: 0.200										2	1	1	0	0	1	1			
Willi McEnaney, L (8,1)										0	0	0	0	0	0	0			
<b>Inning Stats</b>	R: 3 E: 0 K: 1 S: 7	H: 2 LOB: 0 BB: 1 P: 11	R: 0 E: 0 K: 0 S: 4	H: 1 LOB: 2 BB: 1 P: 8	R: 0 E: 0 K: 1 S: 5	H: 0 LOB: 0 BB: 0 P: 5	R: 2 E: 1 K: 1 S: 8	H: 2 LOB: 1 BB: 0 P: 8	R: 0 E: 0 K: 0 S: 4	H: 1 LOB: 2 BB: 1 P: 8	R: 3 E: 0 K: 0 S: 6	H: 3 LOB: 2 BB: 2 P: 14	R: 0 E: 0 K: 2 S: 7	H: 0 LOB: 1 BB: 1 P: 11	R: 0 E: 0 K: 1 S: 6	H: 1 LOB: 2 BB: 1 P: 10	1B: 6 2B: 3 3B: 0 HR: 1	SF: 0 SAC: 1 DP: 0 HBP: 0	WP: 1 PA: 42 PB: 0 SB: 1 CS: 0
<b>PITCHER</b>	IP WLS BF H R ER SO BB IBB HBP BLK WP HR S P ERA WHIP	IP WLS BF H R ER SO BB IBB HBP BLK WP HR S P ERA WHIP																	
Ed Halicki, R (1,1) ERA: 4.33	5.0	L	25	6	5	5	3	3	0	0	0	0	0	0	1	28	40	9.00	1.800
Mike Caldwell, L (6,1) ERA: 5.28	0.2	7	3	3	3	0	1	1	0	0	0	5	13	40.50	6.000				
Dave Heaverlo, R (6,1) ERA: 2.27	1.1	5	0	0	0	2	1	0	0	0	1	0	8	12	0.00	0.750			
Charlie Williams, R (8,1) ERA: 3.27	1.0	5	1	0	0	1	1	0	0	0	0	6	10	0.00	2.000				



Batter	1	2	3	4	5	6	7	8	9	AB	R	H	RBI	BB	SO	LOB	TOP																	
Von Joshua, L (1,8) OBP: 0.364, SLG: 0.425	1-3		1-3		SF8 BB		BB		2B	4	1	2	1	1	0	1	<b>San Francisco Giants @ Cincinnati Reds</b> Riverfront Stadium, Cincinnati, OH Tue Jul 29 1975, 7:05 PM EDT Att: 28,637 - Unknown  <b>AB 31</b> <b>R 4</b> <b>H 7</b> <b>RBI 4</b> <b>BB 7</b> <b>SO 4</b> <b>LOB 14</b> 																	
Mike Sadek, R (1,2) OBP: 0.286, SLG: 0.267	6-3			6-3	3-H	4-0	BB		2B	3	0	0	0	1	1	1																		
Dave Rader, L (9,PH) OBP: 0.389, SLG: 0.411	6-3				1-2 2-3		K		2B	0	1	0	0	1	0	0																		
Bobby Murcer, L (1,9) OBP: 0.398, SLG: 0.469	F9			3-1	BB		SF8		F7	3	0	1	3	1	0	0																		
Gary Matthews, R (1,7) OBP: 0.362, SLG: 0.428		6-3			3-1		K		5-3	4	0	1	0	1	1	3																		
Willie Montanez, L (1,3) OBP: 0.338, SLG: 0.387		K			3-1		4-3		3-1	5	0	0	0	0	2	4																		
Chris Speier, R (1,6) OBP: 0.362, SLG: 0.437		F8			F9		P8		BB	3	0	0	0	1	0	2																		
Bruce Miller, R (1,4) OBP: 0.286, SLG: 0.298				F8			5-3		BB	3	1	1	0	1	0	0																		
Steve Ontiveros, S (1,5) OBP: 0.376, SLG: 0.336				SH2-4			6-3		F8	4	1	2	0	0	0	3																		
Jim Barr, R (1,1) OBP: 0.102, SLG: 0.064				SH2-4			4-3		P3	2	0	0	0	0	0	0																		
<b>Inning Stats</b>	R: 0 E: 0 K: 0 S: 3	H: 0 LOB: 0 BB: 0 P: 3	R: 0 E: 0 K: 1 S: 5	H: 0 LOB: 0 BB: 0 P: 5	R: 0 E: 0 K: 0 S: 4	H: 1 LOB: 1 BB: 0 P: 4	R: 0 E: 0 K: 0 S: 4	H: 1 LOB: 2 BB: 1 P: 8	R: 2 E: 0 K: 1 S: 8	H: 3 LOB: 2 BB: 1 P: 12	R: 0 E: 0 K: 0 S: 3	H: 0 LOB: 0 BB: 0 P: 3	R: 0 E: 0 K: 1 S: 5	H: 0 LOB: 1 BB: 1 P: 9	R: 0 E: 0 K: 1 S: 5	H: 0 LOB: 3 BB: 3 P: 17	R: 2 E: 0 K: 0 S: 5	H: 2 LOB: 1 BB: 1 P: 9	1B: 6 2B: 1 3B: 0 HR: 0	SF: 1 SAC: 2 DP: 0 HBP: 0	WP: 0 PB: 0 SB: 2 CS: 0	PA: 41												
<b>PITCHER</b>	IP WLS BF H R ER SO BB IBB HBP BLK WP HR S P ERA WHIP																																	
Fred Norman, L (1,1) ERA: 3.96	7.2	33	5	2	2	4	4	1	0	0	0	0	0	0	36	56	2.35	1.174																
Rawly Eastwick, R (8,1) ERA: 3.74	0.2	L	5	1	2	0	2	0	0	0	0	0	0	3	11	27.00	4.500																	
Willi McEnaney, L (9,1) ERA: 1.72	0.2		3	1	0	0	0	0	0	0	0	0	0	3	3	0.00	1.500																	

Batter	1	2	3	4	5	6	7	8	9	AB	R	H	RBI	BB	SO	LOB	BOTTOM																
Pete Rose, S (1,5) OBP: 0.400, SLG: 0.428	6-3		L8-3		G3		FC6-4		4-3	4	0	0	0	0	0	3	<b>San Francisco Giants @ Cincinnati Reds</b> Riverfront Stadium, Cincinnati, OH Tue Jul 29 1975, 7:05 PM EDT Att: 28,637 - Unknown  <b>AB 34</b> <b>R 2</b> <b>H 10</b> <b>RBI 2</b> <b>BB 2</b> <b>SO 6</b> <b>LOB 17</b> 																
Ken Griffey, L (1,9) OBP: 0.388, SLG: 0.415					G3				1B	3	1	2	1	1	0	1																	
Joe Morgan, L (1,4) OBP: 0.470, SLG: 0.521					F8				L9	4	0	0	0	0	1	3																	
Tony Perez, R (1,3) OBP: 0.329, SLG: 0.450					F2				1B	4	0	2	0	0	1	0																	
Dan Driessen, L (1,7) OBP: 0.366, SLG: 0.397					F7				G4-6-3	4	0	1	0	0	1	1																	
Cesar Geronimo, L (9,8) OBP: 0.331, SLG: 0.364									1B	0	0	0	0	0	0	0																	
Mery Rettenmund, R (1,8) OBP: 0.375, SLG: 0.330									1B	3	1	2	0	0	0	0																	
Terry Crowley, L (8,PH) OBP: 0.368, SLG: 0.364									G6-4-3	1	0	0	0	0	0	3																	
George Foster, R (9,7) OBP: 0.346, SLG: 0.522					1B					0	0	0	0	0	0	0																	
Darrel Chaney, S (1,6) OBP: 0.254, SLG: 0.179									1B	4	0	2	1	0	1	1																	
Bill Plummer, R (1,2) OBP: 0.299, SLG: 0.308										2	0	0	0	1	2	2																	
Johnny Bench, R (9,PH) OBP: 0.365, SLG: 0.527									F7	1	0	0	0	0	0	1																	
Fred Norman, S (1,1) OBP: 0.139, SLG: 0.088										3	0	1	0	0	0	1																	
Rawly Eastwick, R (8,1)										0	0	0	0	0	0	0																	
Willi McEnaney, L (9,1)										0	0	0	0	0	0	0																	
Dave Concepcion, R (9,PH) OBP: 0.312, SLG: 0.333									F7	1	0	0	0	0	0	1																	
<b>Inning Stats</b>	R: 1 E: 0 K: 2 S: 8	H: 1 LOB: 0 BB: 0 P: 8	R: 0 E: 0 K: 2 S: 8	H: 1 LOB: 1 BB: 0 P: 8	R: 0 E: 0 K: 0 S: 3	H: 1 LOB: 1 BB: 1 P: 7	R: 1 E: 0 K: 1 S: 7	H: 2 LOB: 1 BB: 0 P: 7	R: 0 E: 0 K: 0 S: 3	H: 0 LOB: 0 BB: 0 P: 4	R: 0 E: 0 K: 0 S: 3	H: 1 LOB: 0 BB: 0 P: 3	R: 0 E: 0 K: 1 S: 5	H: 0 LOB: 1 BB: 1 P: 9	R: 0 E: 0 K: 0 S: 5	H: 3 LOB: 2 BB: 0 P: 5	R: 0 E: 0 K: 0 S: 4	H: 1 LOB: 1 BB: 0 P: 4	1B: 8 2B: 1 3B: 1 HR: 1	SF: 0 SAC: 0 DP: 3 HBP: 1	WP: 0 PB: 0 SB: 0 CS: 0	PA: 37											
<b>PITCHER</b>	IP WLS BF H R ER SO BB IBB HBP BLK WP HR S P ERA WHIP																																
Jim Barr, R (1,1) ERA: 2.35	9.0	W	37	10	2	2	6	2	0	1	0	0	1	46	55	2.00	1.333																



Batter	1	2	3	4	5	6	7	8	9	AB	R	H	RBI	BB	SO	LOB	TOP			
Von Joshua, L (1,8) OBP: 0.363, SLG: 0.423	L6		4-3					4-3		4	0	1	0	0	0	0	<b>San Francisco Giants @ Cincinnati Reds</b> Riverfront Stadium, Cincinnati, OH Wed Jul 30 1975, 7:05 PM EDT Att: 28,658 - Unknown <a href="http://livebaseballscorecards.com">livebaseballscorecards.com</a>			
Dave Rader, L (1,2) OBP: 0.382, SLG: 0.402	G3		F7					F8		4	0	0	0	0	0	1				
Bobby Murcer, L (1,9) OBP: 0.394, SLG: 0.464	4-3		F2					F8		4	0	0	0	0	0	0				
Gary Matthews, R (1,7)		G3								4	0	2	0	0	0	0				
Willie Montanez, L (1,3) OBP: 0.340, SLG: 0.387		FC5-4 1B BB								3	1	1	0	1	0	1				
Chris Speier, R (1,6) OBP: 0.361, SLG: 0.435										4	0	1	0	0	2	3				
Bruce Miller, R (1,4) OBP: 0.293, SLG: 0.294										2	0	0	0	0	0	3				
Gary Thomasson, L (7, PH) OBP: 0.294, SLG: 0.300		FC5-4 1B								1	0	0	0	0	0	0				
Craig Robinson, R (7,4) OBP: 0.038, SLG: 0.038										0	0	0	0	0	0	0				
Derrel Thomas, S (9, PH) OBP: 0.361, SLG: 0.388		1-2 2-3								1	0	0	0	0	0	2				
Steve Ontiveros, S (1,5) OBP: 0.382, SLG: 0.344										4	0	3	1	0	0	0				
Pete Falcone, L (1,1) OBP: 0.049, SLG: 0.049										2	0	0	0	0	1	2				
Glenn Adams, L (7, PH) OBP: 0.378, SLG: 0.514										1	0	0	0	0	0	1				
Gary Lavelle, S (7,1) OBP: 0.125, SLG: 0.125										0	0	0	0	0	0	0				
Randy Moffitt, R (7,1) OBP: 0.273, SLG: 0.455										0	0	0	0	0	0	0				
Jake Brown, R (9, PH) OBP: 0.303, SLG: 0.355										1	0	0	0	0	0	3				
<b>Inning Stats</b>	R: 0 E: 0 K: 0 S: 3	H: 0 LOB: 0 BB: 0 P: 3	R: 1 E: 0 K: 1 S: 7	H: 2 LOB: 2 BB: 1 P: 11	R: 0 E: 0 K: 0 S: 3	H: 0 LOB: 0 BB: 0 P: 3	R: 0 E: 0 K: 0 S: 4	H: 1 LOB: 1 BB: 0 P: 4	R: 0 E: 0 K: 0 S: 4	H: 0 LOB: 0 BB: 0 P: 3	R: 0 E: 0 K: 1 S: 6	H: 1 LOB: 1 BB: 0 P: 6	R: 0 E: 0 K: 0 S: 3	H: 0 LOB: 0 BB: 0 P: 3	R: 0 E: 0 K: 1 S: 8	H: 3 LOB: 3 BB: 0 P: 8	1B: 8 2B: 0 3B: 0 HR: 0	SF: 0 SAC: 0 DP: 0 HBP: 0	WP: 0 PB: 0 SB: 0 CS: 0	PA: 36
<b>PITCHER</b> Pat Darcy, R (1,1) ERA: 3.51	IP: 9.0 WLS: W BF: 36 H: 8 R: 1 ER: 1 SO: 3 BB: 1 IBB: 0 HBP: 0 BLK: 0 WP: 0 HR: 0 S: 41 P: 45 ERA: 1.00 WHIP: 1.000															<b>PITCHER</b>				

Batter	1	2	3	4	5	6	7	8	9	AB	R	H	RBI	BB	SO	LOB	BOTTOM				
Pete Rose, S (1,5) OBP: 0.401, SLG: 0.429	FC4-6 1B									4	0	2	0	0	0	0	<b>San Francisco Giants @ Cincinnati Reds</b> Riverfront Stadium, Cincinnati, OH Wed Jul 30 1975, 7:05 PM EDT Att: 28,658 - Unknown <a href="http://livebaseballscorecards.com">livebaseballscorecards.com</a>				
Doug Flynn, R (9,5) OBP: 0.286, SLG: 0.312										0	0	0	0	0	0	0					
Ken Griffey, L (1,9) OBP: 0.393, SLG: 0.409	FC4-6 1B									4	1	0	0	0	3	2					
Joe Morgan, L (1,4) OBP: 0.470, SLG: 0.519	5-3									3	2	1	0	1	0	2					
Johnny Bench, R (1,2) OBP: 0.371, SLG: 0.535										3	3	3	2	1	0	0					
Tony Perez, R (1,3) OBP: 0.331, SLG: 0.457										4	0	2	3	0	1	2					
George Foster, R (1,8) OBP: 0.345, SLG: 0.517	6-3									3	0	0	0	0	1	2					
Dave Concepcion, R (1,6) OBP: 0.309, SLG: 0.330										4	0	0	0	0	0	1					
Merv Rettenmund, R (1,7) OBP: 0.371, SLG: 0.322										3	0	0	0	1	2	0					
Pat Darcy, L (1,1)										4	0	0	0	0	3	2					
<b>Inning Stats</b>	R: 2 E: 0 K: 0 S: 6	H: 3 LOB: 1 BB: 0 P: 6	R: 0 E: 0 K: 1 S: 5	H: 0 LOB: 0 BB: 0 P: 5	R: 0 E: 0 K: 1 S: 7	H: 0 LOB: 0 BB: 0 P: 7	R: 0 E: 0 K: 1 S: 5	H: 0 LOB: 0 BB: 0 P: 5	R: 0 E: 0 K: 2 S: 7	H: 0 LOB: 0 BB: 0 P: 7	R: 2 E: 1 K: 2 S: 8	H: 1 LOB: 2 BB: 2 P: 17	R: 2 E: 0 K: 2 S: 9	H: 2 LOB: 1 BB: 1 P: 13	R: 0 E: 0 K: 1 S: 5	H: 0 LOB: 0 BB: 0 P: 5		1B: 5 2B: 2 3B: 1 HR: 0	SF: 0 SAC: 0 DP: 0 HBP: 1	WP: 0 PB: 0 SB: 1 CS: 0	PA: 36
<b>PITCHER</b> Pete Falcone, L (1,1) ERA: 3.85	IP: 6.0 WLS: L BF: 27 H: 6 R: 4 ER: 4 SO: 7 BB: 2 IBB: 0 HBP: 1 BLK: 0 WP: 0 HR: 0 S: 38 P: 47 ERA: 6.00 WHIP: 1.333															<b>PITCHER</b>					
Gary Lavelle, L (7,1) ERA: 2.51	0.2 5 2 2 2 1 1 0 0 0 1 0 0 6 10 27.00 4.500																				
Randy Moffitt, R (7,1) ERA: 3.86	1.1 4 0 0 0 2 0 0 0 0 0 0 0 8 8 0.00 0.000																				



Batter	1	2	3	4	5	6	7	8	9	AB	R	H	RBI	BB	SO	LOB	TOP					
Von Joshua, L OBP: 0.363, SLG: 0.438										5	1	2	2	0	0	4						
Derrel Thomas, S OBP: 0.357, SLG: 0.382										5	0	0	0	0	1	1						
Bobby Murcer, L OBP: 0.397, SLG: 0.467										4	1	2	0	1	0	1						
Gary Matthews, R OBP: 0.357, SLG: 0.420										5	1	0	0	0	1	4						
Willie Montanez, L OBP: 0.345, SLG: 0.393										4	1	3	1	1	0	0						
Chris Speier, R OBP: 0.356, SLG: 0.430										4	0	0	0	1	1	3						
Bruce Miller, R OBP: 0.286, SLG: 0.310										4	1	1	2	1	0	2						
Mike Sadek, R OBP: 0.334, SLG: 0.330										1	0	1	1	1	0	0						
Dave Heaverlo, R OBP: 0.320, SLG: 0.320										0	0	0	0	0	0	0						
Gary Thomason, L OBP: 0.320, SLG: 0.320										0	0	0	0	0	0	0						
Charlie Williams, R OBP: 0.320, SLG: 0.320										0	0	0	0	0	0	0						
Glenn Adams, L OBP: 0.320, SLG: 0.320										0	0	0	0	0	0	0						
Randy Moffitt, R OBP: 0.273, SLG: 0.250										0	0	0	0	0	0	0						
Steve Umreher, S OBP: 0.281, SLG: 0.342										1	0	0	0	0	1	1						
John Montefusco, R OBP: 0.118, SLG: 0.125										0	0	0	0	0	0	0						
Mike Caldwell, R OBP: 0.128, SLG: 0.179										2	1	2	0	1	0	0						
Dave Rader, L OBP: 0.390, SLG: 0.409										2	1	2	0	1	0	0						
<b>Inning Stats</b>	R: 0 E: 0 K: 1 S: 6	H: 1 LOB: 1 BB: 0 P: 6	R: 1 E: 0 K: 1 S: 6	H: 1 LOB: 1 BB: 1 P: 10	R: 0 E: 0 K: 0 S: 4	H: 1 LOB: 1 BB: 2 P: 4	R: 0 E: 0 K: 0 S: 4	H: 1 LOB: 3 BB: 2 P: 12	R: 0 E: 0 K: 1 S: 3	H: 0 LOB: 0 BB: 0 P: 3	R: 1 E: 0 K: 1 S: 6	H: 1 LOB: 0 BB: 0 P: 6	R: 3 E: 0 K: 0 S: 7	H: 4 LOB: 1 BB: 0 P: 7	R: 0 E: 0 K: 0 S: 4	H: 1 LOB: 1 BB: 0 P: 4	R: 1 E: 0 K: 1 S: 6	H: 1 LOB: 3 BB: 3 P: 18	1B: 6 2B: 2 3B: 1 HR: 2	SF: 0 SAC: 0 DP: 0 HBP: 0	WP: 0 PB: 0 SB: 0 CS: 0	PA: 44
<b>PITCHER</b>	IP WLS BF H R ER SO BB IBB HBP BLK WP HR S P ERA WHIP																					
Clay Kirby, R ERA: 4.42	(1, 1) 6.0 W 28 7 4 4 3 3 0 0 0 0 2 31 43 6.00 1.667																					
Clay Carroll, R ERA: 2.94	(7, 1) 3.0 S 16 4 2 2 1 3 0 0 0 0 0 15 27 6.00 2.333																					

San Francisco Giants @ Cincinnati Reds  
Riverfront Stadium, Cincinnati, OH  
Thu Jul 31 1975, 7:05 PM EDT  
Att: 31,620 - Unknown

AB	38
R	6
H	11
RBI	6
BB	6
SO	4
LOB	19




Batter	1	2	3	4	5	6	7	8	9	AB	R	H	RBI	BB	SO	LOB	BOTTOM					
Pete Rose, S OBP: 0.400, SLG: 0.431										4	1	1	1	0	2	1						
Cesar Geronimo, L OBP: 0.333, SLG: 0.370										1	1	1	0	0	0	0						
Ken Griffey, L OBP: 0.402, SLG: 0.414										1	2	1	0	4	0	0						
Dan Driessen, L OBP: 0.364, SLG: 0.393										4	1	1	1	0	2	3						
Doug Flynn, R OBP: 0.294, SLG: 0.321										1	0	1	1	0	0	0						
Johnny Bench, R OBP: 0.369, SLG: 0.538										5	1	1	3	0	0	3						
Tony Perez, R OBP: 0.328, SLG: 0.453										3	0	0	0	0	1	1						
Bill Plummer, R OBP: 0.308, SLG: 0.318										1	0	1	0	0	0	0						
George Foster, R OBP: 0.343, SLG: 0.517										4	1	1	0	0	0	1						
Dave Concepcion, R OBP: 0.308, SLG: 0.327										3	1	0	0	0	1	2						
Darrel Chaney, S OBP: 0.284, SLG: 0.267										4	2	3	2	0	0	0						
Clay Kirby, R OBP: 0.333, SLG: 0.318										2	1	1	1	0	0	1						
Clay Carroll, R ERA: 3.95	(7, 1) 1.0 6 2 1 1 0 0 0 1 0 0 5 9 9.00 2.000																					
<b>Inning Stats</b>	R: 1 E: 1 K: 3 S: 11	H: 1 LOB: 0 BB: 0 P: 11	R: 6 E: 0 K: 1 S: 10	H: 5 LOB: 0 BB: 1 P: 14	R: 0 E: 0 K: 0 S: 4	H: 1 LOB: 1 BB: 0 P: 4	R: 0 E: 0 K: 2 S: 6	H: 0 LOB: 1 BB: 1 P: 10	R: 0 E: 0 K: 0 S: 3	H: 0 LOB: 0 BB: 0 P: 3	R: 3 E: 0 K: 0 S: 5	H: 2 LOB: 1 BB: 1 P: 10	R: 0 E: 0 K: 0 S: 3	H: 1 LOB: 0 BB: 0 P: 3	R: 1 E: 0 K: 0 S: 5	H: 2 LOB: 2 BB: 1 P: 9	R: 1 E: 0 K: 1 S: 6	H: 1 LOB: 3 BB: 3 P: 18	1B: 3 2B: 8 3B: 1 HR: 1	SF: 0 SAC: 1 DP: 2 HBP: 1	WP: 1 PB: 0 SB: 2 CS: 1	PA: 40
<b>PITCHER</b>	IP WLS BF H R ER SO BB IBB HBP BLK WP HR S P ERA WHIP																					
John Montefusco, R ERA: 3.13	(1, 1) 1.2 L 13 6 7 6 4 1 0 0 0 0 0 0 5 5 0.00 0.750																					
Mike Caldwell, L ERA: 5.23	(2, 1) 1.1 5 1 0 0 0 0 0 0 0 0 0 0 5 5 0.00 0.500																					
Dave Heaverlo, R ERA: 2.15	(4, 1) 2.0 6 0 0 0 2 1 0 0 0 0 0 0 9 13 0.00 0.500																					
Charlie Williams, R ERA: 3.54	(6, 1) 2.0 10 3 3 3 0 1 0 1 0 1 0 8 13 13.50 2.000																					
Randy Moffitt, R ERA: 3.95	(8, 1) 1.0 6 2 1 1 0 0 0 1 0 0 0 0 5 9 9.00 2.000																					

San Francisco Giants @ Cincinnati Reds  
Riverfront Stadium, Cincinnati, OH  
Thu Jul 31 1975, 7:05 PM EDT  
Att: 31,620 - Unknown

AB	34
R	11
H	12
RBI	9
BB	4
SO	6
LOB	12





Batter	1	2	3	4	5	6	7	8	9	10	AB	R	H	RBI	BB	SO	LOB	TOP									
<b>Pete Rose, S</b> OBP: 0.405, SLG: 0.442 (1, 5)	0-0 1B		0-0 2B			0-0 1B 2B		0-0 1B		0-0 2H 1B	5	1	5	0	0	0	0	<b>Cincinnati Reds @ Los Angeles Dodgers</b> Dodger Stadium, Los Angeles, CA Fri Aug 01 1975, 7:05 PM PDT Att: 50,331 - Unknown									
<b>Ken Griffey, L</b> OBP: 0.397, SLG: 0.407 (1, 9)	0-3 K		0-0 6-3			0-3 K		0-0 F8		0-3 K	5	0	0	0	0	3	5										
<b>Cesar Geronimo, L</b> OBP: 0.332, SLG: 0.368 (1, 8)	0-0 F7			0-0 F8		0-0 HR 1B		0-3 K			4	1	1	1	0	1	2										
<b>Johnny Bench, R</b> OBP: 0.370, SLG: 0.545 (1, 2)	0-3 K			0-0 L7		0-0 HR 1B			0-0 WP 1B 1B		4	1	2	2	0	1	1										
<b>Tony Perez, R</b> OBP: 0.325, SLG: 0.448 (1, 3)		0-0 F3		0-0 F9		0-0 F8			0-3 K	1-2	4	0	0	0	0	1	1										
<b>George Foster, R</b> OBP: 0.342, SLG: 0.513 (1, 7)		0-3 K			0-0 F2		0-0 6-3		0-0 1B		4	0	1	0	0	1	0										
<b>Dave Concepcion, R</b> OBP: 0.305, SLG: 0.324 (1, 6)		0-0 F9			0-0 F7		0-0 F8		0-3 K		4	0	0	0	0	1	1										
<b>Darrel Chaney, S</b> OBP: 0.282, SLG: 0.254 (1, 4)			0-0 G3		0-3 K		0-0 3-1			4-0 PB 1B BB	3	0	0	0	1	1	0										
<b>Jack Billingham, R</b> OBP: 0.176, SLG: 0.104 (8, PH)			0-0 6-3			0-3 K		0-0 F7		0-0 F7	2	0	0	0	0	0	1										
<b>Terry Crowley, L</b> OBP: 0.328, SLG: 0.353 (8, PH)										1-2	1	0	0	0	0	0	0										
<b>Will McEnaney, L</b> OBP: 0.308, SLG: 0.393 (8, PH)											0	0	0	0	0	0	0										
<b>Rawly Eastwick, R</b> OBP: 0.366, SLG: 0.518 (10, PH)											0	0	0	0	0	0	1										
<b>Joe Morgan, L</b> OBP: 0.396, SLG: 0.518 (10, PH)											0	0	0	0	0	0	0										
<b>Pedro Borbon, R</b> OBP: 0.206, SLG: 0.200 (10, PH)											0	0	0	0	0	0	0										
<b>Inning Stats</b>	R: 0 E: 0 K: 2 S: 8	H: 1 LOB: 1 BB: 0 P: 8	R: 0 E: 0 K: 1 S: 5	H: 0 LOB: 0 BB: 0 P: 5	R: 0 E: 0 K: 0 S: 4	H: 1 LOB: 1 BB: 0 P: 4	R: 0 E: 0 K: 0 S: 3	H: 0 LOB: 0 BB: 0 P: 3	R: 0 E: 0 K: 1 S: 5	H: 0 LOB: 0 BB: 0 P: 5	R: 3 E: 0 K: 2 S: 10	H: 3 LOB: 0 BB: 0 P: 10	R: 0 E: 0 K: 0 S: 3	H: 0 LOB: 0 BB: 0 P: 3	R: 0 E: 0 K: 1 S: 6	H: 1 LOB: 1 BB: 0 P: 6	R: 0 E: 0 K: 2 S: 8	H: 2 LOB: 1 BB: 0 P: 8	R: 0 E: 0 K: 1 S: 5	H: 1 LOB: 1 BB: 1 P: 9	1B: 6 2B: 2 3B: 0 HR: 1	SF: 0 SAC: 0 DP: 0 HBP: 0	WP: 1 PB: 1 SB: 0 CS: 0	PA: 38			
<b>PITCHER</b>	IP	WLS	BF	H	R	ER	SO	BB	IBB	HBP	BLK	WP	HR	S	P	ERA	WHIP										
<b>Don Sutton, R</b> ERA: 2.55 (1, 1)	7.0		26	5	3	3	6	0	0	0	0	0	1	0	38	3.86	0.714										
<b>Mike Marshall, R</b> ERA: 3.27 (8, 1)	2.0	8	3	0	0	3	0	0	0	0	0	1	0	14	14	0.00	1.500										
<b>Charlie Hough, R</b> ERA: 4.39 (10, 1)	1.0	W	4	1	0	0	1	1	0	0	0	0	0	5	9	0.00	2.000										

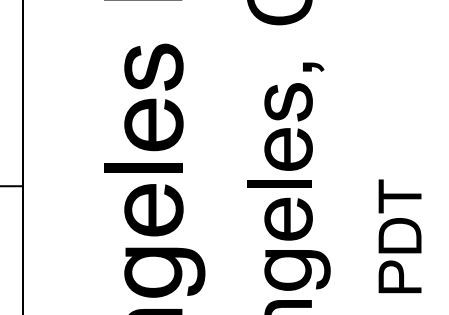
Batter	1	2	3	4	5	6	7	8	9	10	AB	R	H	RBI	BB	SO	LOB	BOTTOM									
<b>Davey Lopes, R</b> OBP: 0.361, SLG: 0.342 (1, 4)	0-0 4-3		0-3 K			0-0 1B		0-0 F2	0-0 1BB 1B		5	0	2	0	0	1	0	<b>Cincinnati Reds @ Los Angeles Dodgers</b> Dodger Stadium, Los Angeles, CA Fri Aug 01 1975, 7:05 PM PDT Att: 50,331 - Unknown									
<b>Bill Buckner, L</b> OBP: 0.281, SLG: 0.335 (8, PH)	0-0 1B			0-0 4-3		0-0 F8		0-0 BB 1B 1B	4-0 1B 1BB		3	0	1	0	0	0	1										
<b>Lee Lacy, R</b> OBP: 0.380, SLG: 0.481 (9, 7)	0-0 1B				0-0 G3			0-3 BB 1B 1B	0-0 1BB		1	1	1	0	1	0	0										
<b>John Hale, L</b> OBP: 0.300, SLG: 0.400 (8, PH)	0-0 L7			0-0 G3		0-0 1B 1B		0-3 1B 1B	0-0 8-5		3	1	1	0	0	0	1										
<b>Tom Paciorek, R</b> OBP: 0.258, SLG: 0.287 (9, 8)	0-0 1B			0-0 5-3		0-0 1B 1B		0-0 1B 1B	3-0 1B 1B		2	0	0	0	0	1	4										
<b>Steve Garvey, R</b> OBP: 0.349, SLG: 0.479 (1, 3)	0-0 6-3			0-0 5-3		0-0 F9 5-3 1B		0-0 1B BB 1B	0-0 6-3		5	1	2	0	0	0	1										
<b>Willie Crawford, L</b> OBP: 0.345, SLG: 0.361 (1, 9)		0-0 G3		0-0 G6-4-3 1B		0-0 1B 1B		4-0 1B BB	0-0 HR 1B		4	1	3	1	1	0	0										
<b>Ron Cey, R</b> OBP: 0.351, SLG: 0.434 (1, 5)	0-3 K			0-0 G6-4-3 1-2		0-0 F9		1-2 2-3 3-H 1B	0-0 FC6 1B		5	1	2	3	0	1	3										
<b>Steve Yeager, R</b> OBP: 0.315, SLG: 0.358 (1, 2)	0-0 F2			0-0 4-3		0-0 5-3		0-0 FC6	0-0 FC6		3	0	0	1	0	0	1										
<b>Manny Mota, R</b> OBP: 0.358, SLG: 0.282 (8, PH)					0-0 4-3			1-2 3-H 1B	0-0 FC6		1	0	0	0	0	0	3										
<b>Paul Powell, R</b> OBP: 0.333, SLG: 0.375 (9, 2)								1-2 3-H 1B	0-0 FC6		0	0	0	0	0	0	0										
<b>Bill Russell, R</b> OBP: 0.260, SLG: 0.224 (1, 6)			0-0 F8			0-0 6-3		0-0 1B 1B	0-0 1B 8-5 1B		2	0	0	0	0	0	0										
<b>Leron Lee, L</b> OBP: 0.260, SLG: 0.205 (7, PH)						0-0 F8		0-0 1B 1B	0-3 K		0	0	0	0	1	0	0										
<b>Rick Auerbach, R</b> OBP: 0.294, SLG: 0.265 (8, 6)											1	0	1	0	0	0	0										
<b>Don Sutton, R</b> OBP: 0.164, SLG: 0.111 (1, 1)			0-0 5-3			0-0 F8		0-3 K	0-3 K		2	0	0	0	0	0	0										
<b>Jimmy Wynn, R</b> OBP: 0.410, SLG: 0.438 (7, PH)											1	0	0	0	0	1	2										
<b>Mike Marshall, R</b> (8, 1)											1	0	0	0	0	1	1										
<b>Charlie Hough, R</b> (10, 1)											0	0	0	0	0	0	0										
<b>Inning Stats</b>	R: 0 E: 0 K: 0 S: 4	H: 1 LOB: 1 BB: 0 P: 4	R: 0 E: 0 K: 1 S: 5	H: 0 LOB: 0 BB: 0 P: 5	R: 0 E: 0 K: 1 S: 5	H: 0 LOB: 0 BB: 0 P: 5	R: 0 E: 0 K: 0 S: 3	H: 0 LOB: 0 BB: 0 P: 3	R: 0 E: 0 K: 0 S: 3	H: 0 LOB: 0 BB: 0 P: 3	R: 2 E: 0 K: 1 S: 8	H: 3 LOB: 2 BB: 1 P: 12	R: 1 E: 0 K: 1 S: 8	H: 3 LOB: 3 BB: 1 P: 12	R: 0 E: 0 K: 1 S: 6	H: 2 LOB: 2 BB: 0 P: 10	R: 2 E: 0 K: 0 S: 3	H: 2 LOB: 0 BB: 0 P: 3	1B: 12 2B: 1 3B: 0 HR: 1	SF: 0 SAC: 0 DP: 2 HBP: 0	WP: 0 PB: 0 SB: 0 CS: 0	PA: 42					
<b>PITCHER</b>	IP	WLS	BF	H	R	ER	SO	BB	IBB	HBP	BLK	WP	HR	S	P	ERA	WHIP										
<b>Jack Billingham, R</b> ERA: 3.71 (1, 1)	7.0		27	6	2	2	3	0	0	0	0	0	0	32	2.57	0.857											
<b>Will McEnaney, L</b> ERA: 1.80 (8, 1)	0.1	2	1	1	1	0	0	0	0	0	0	0	0	2	2	27.000	3.000										
<b>Rawly Eastwick, R</b> ERA: 3.63 (8, 1)	1.2	10	4	0	0	2	1	1	0	0	0	0	0	12	20	0.00	3.000										
<b>Pedro Borbon, R</b> ERA: 2.98 (10, 1)	0.1	L	3	2	2	2	0	0	0	0	0	0	1	3	3	54.000	6.000										

AB	37
R	3
H	9
RBI	3
BB	1
SO	10
LOB	11



WP	1	PA	38
PB	1		
SB	0		
CS	0		

AB	39
R	5
H	13
RBI	5
BB	3
SO	5
LOB	17



WP	0	PA	42
PB	0		
SB	0		
CS	0		



Batter	1	2	3	4	5	6	7	8	9	AB	R	H	RBI	BB	SO	LOB	TOP		
Pete Rose, S OBP: 0.402, SLG: 0.438 (1, 5)	6-3		K			K	4-3			4	0	0	0	0	2	2			
Ken Griffey, L OBP: 0.392, SLG: 0.402 (1, 9)	K			F8		F7		P6		4	0	0	0	0	1	0			
Joe Morgan, L OBP: 0.467, SLG: 0.513 (1, 4)	5-3			F8		WP S BB		F7		3	0	0	0	1	0	0			
Johnny Bench, R OBP: 0.373, SLG: 0.544 (1, 2)		BB		FC6-4 BB		1-3 BB		K		1	0	0	0	3	1	0			
Tony Perez, R OBP: 0.324, SLG: 0.445 (1, 3)	P4			FC6-4 1-2		F9			1B	4	0	1	0	0	0	4			
George Foster, R OBP: 0.344, SLG: 0.523 (1, 7)	K				HR			F8		4	1	2	1	0	1	2			
Cesar Geronimo, L OBP: 0.330, SLG: 0.365 (1, 8)	K			G3		SH 1B		F7		3	0	0	0	0	1	2			
Dave Concepcion, R OBP: 0.305, SLG: 0.324 (1, 6)			5-3			SH1-4				3	0	1	0	0	0	0			
Tom Carroll, L Clay Carroll, R (7, 1)			4-3			1-2 2-3			1B	3	0	0	0	0	1	2			
<b>Inning Stats</b>	R: 0 E: 0 K: 1 S: 5	H: 0 LOB: 0 BB: 0 P: 5	R: 0 E: 0 K: 2 S: 7	H: 0 LOB: 1 BB: 1 P: 11	R: 0 E: 0 K: 1 S: 5	H: 0 LOB: 0 BB: 0 P: 5	R: 0 E: 0 K: 0 S: 3	H: 0 LOB: 1 BB: 1 P: 7	R: 1 E: 0 K: 1 S: 6	H: 1 LOB: 0 BB: 0 P: 6	R: 0 E: 0 K: 0 S: 5	H: 0 LOB: 2 BB: 2 P: 13	R: 0 E: 0 K: 1 S: 5	H: 0 LOB: 0 BB: 0 P: 5	R: 0 E: 0 K: 1 S: 7	H: 2 LOB: 2 BB: 0 P: 7	1B: 3 2B: 0 3B: 0 HR: 1	SF: 0 SAC: 2 DP: 0 HBP: 0	WP: 1 PA: 36 PB: 0 SB: 1 CS: 0
<b>PITCHER</b>	IP WLS BF H R ER SO BB IBB HBP BLK WP HR S P ERA WHIP																		
Andy Messersmith, R ERA: 2.07 (1, 1)	8.0 L 31 2 1 1 7 4 0 0 0 1 1 41 57 1.12 0.750																		
Mike Marshall, R ERA: 3.23 (9, 1)	1.0 5 2 0 0 1 0 0 0 0 0 0 0 7 7 0.00 2.000																		

Cincinnati Reds @ Los Angeles Dodgers  
Dodger Stadium, Los Angeles, CA  
Sat Aug 02 1975, 7:05 PM PDT  
Att: 52,015 - Unknown

AB	30
R	1
H	4
RBI	1
BB	4
SO	8
LOB	14



Batter	1	2	3	4	5	6	7	8	9	AB	R	H	RBI	BB	SO	LOB	BOTTOM				
Davey Lopes, R OBP: 0.360, SLG: 0.339 (1, 4) (9, 6)	6-3		4-3		S BB	F2			F9	4	0	0	0	1	0	3					
Bill Buckner, L OBP: 0.283, SLG: 0.333 (1, 7)			F9		F8			F9		4	0	1	0	0	0	1					
John Hale, L OBP: 0.299, SLG: 0.386 (1, 8)	HBP				P6	FC5-6 1B		FC5-6 1B		4	0	0	0	1	0	3					
Steve Garvey, R OBP: 0.351, SLG: 0.479 (1, 3)	F7				6-3			FC5 4-3 1B		4	0	2	0	0	0	2					
Willie Crawford, L OBP: 0.344, SLG: 0.359 (1, 9)		4-3	P6			FC6-4 1B		4-3		4	0	1	0	0	0	4					
Ron Cey, R OBP: 0.350, SLG: 0.432 (1, 5)		F2			FC6-4 1B	FC6-4 1B		FC5		4	0	1	0	0	0	3					
Steve Yeager, R OBP: 0.317, SLG: 0.360 (1, 2)					F3			1-3		4	0	2	0	0	0	1					
Bill Russell, R OBP: 0.264, SLG: 0.222 (1, 6)					FC6-4					1	0	0	0	0	0	1					
Leron Lee, L OBP: 0.275, SLG: 0.200 (6, PH)						F7		K		1	0	0	0	0	0	2					
Rick Auerbach, R OBP: 0.294, SLG: 0.265 (7, 6)										0	0	0	0	0	0	0					
Jimmy Wynn, R OBP: 0.409, SLG: 0.436 (8, PH)										1	0	0	0	0	1	0					
Mike Marshall, R OBP: 0.378, SLG: 0.477 (9, 1)										0	0	0	0	0	0	0					
Andy Messersmith, R OBP: 0.241, SLG: 0.247 (1, 1)										2	0	0	0	1	1	3					
Lee Lacy, R OBP: 0.378, SLG: 0.477 (8, PH) (9, 4)		P4			K			F8		1	0	0	0	0	0	0					
<b>Inning Stats</b>	R: 0 E: 0 K: 0 S: 3	H: 0 LOB: 1 BB: 0 P: 4	R: 0 E: 0 K: 0 S: 4	H: 1 LOB: 2 BB: 0 P: 5	R: 0 E: 0 K: 0 S: 4	H: 1 LOB: 2 BB: 1 P: 8	R: 0 E: 0 K: 1 S: 6	H: 1 LOB: 0 BB: 0 P: 6	R: 0 E: 0 K: 0 S: 3	H: 0 LOB: 1 BB: 1 P: 7	R: 0 E: 0 K: 0 S: 5	H: 2 LOB: 3 BB: 1 P: 9	R: 0 E: 0 K: 0 S: 5	H: 2 LOB: 2 BB: 0 P: 5	R: 0 E: 0 K: 1 S: 5	H: 0 LOB: 0 BB: 0 P: 5	R: 0 E: 0 K: 0 S: 3	H: 0 LOB: 0 BB: 0 P: 3	1B: 7 2B: 0 3B: 0 HR: 0	SF: 0 SAC: 0 DP: 0 HBP: 2	WP: 0 PA: 39 PB: 0 SB: 1 CS: 0
<b>PITCHER</b>	IP WLS BF H R ER SO BB IBB HBP BLK WP HR S P ERA WHIP																				
Tom Carroll, R ERA: 3.86 (1, 1)	6.1 W 31 7 0 0 1 0 0 0 0 0 0 0 10 10 0.00 1.579																				
Clay Carroll, R ERA: 2.82 (7, 1)	2.2 S 8 0 0 0 1 0 0 0 0 0 0 0 10 10 0.00 0.000																				

Cincinnati Reds @ Los Angeles Dodgers  
Dodger Stadium, Los Angeles, CA  
Sat Aug 02 1975, 7:05 PM PDT  
Att: 52,015 - Unknown

AB	34
R	0
H	7
RBI	0
BB	3
SO	2
LOB	23





Batter	1	2	3	4	5	6	7	8	9	AB	R	H	RBI	BB	SO	LOB	TOP				
<b>Pete Rose, S</b> OBP: 0.399, SLG: 0.434 (1, 5)	L4		F9		1-3		F8			4	0	0	0	0	0	1	<b>Cincinnati Reds @ Los Angeles Dodgers</b> Dodger Stadium, Los Angeles, CA Sun Aug 03 1975, 3:33 AM PDT Att: 51,667 - Unknown				
<b>Ken Griffey, L</b> OBP: 0.390, SLG: 0.398 (1, 9)	P7		2B		6-3			4-3		3	1	0	0	1	0	0					
<b>Joe Morgan, L</b> OBP: 0.465, SLG: 0.513 (1, 4)	F9		2B			P5		4-3		4	0	1	1	0	0	0					
<b>Tony Perez, R</b> OBP: 0.323, SLG: 0.442 (1, 3)		1B	P6			K		F9		3	1	0	0	1	1	1					
<b>George Foster, R</b> OBP: 0.343, SLG: 0.519 (1, 7)		1B			P3			5-3		4	0	1	0	0	0	0					
<b>Dave Concepcion, R</b> OBP: 0.305, SLG: 0.331 (1, 6)		K			P8			6-3		4	1	1	1	0	1	2					
<b>Cesar Geronimo, L</b> OBP: 0.332, SLG: 0.364 (1, 8)		1B				F9		F9		3	0	1	1	1	0	0					
<b>Bill Plummer, R</b> OBP: 0.296, SLG: 0.304 (1, 2)	L6-4		6-3			5-3				3	0	0	0	0	0	3					
<b>Pat Darcy, L</b> OBP: 0.036, SLG: 0.071 (1, 1)										3	0	1	0	0	2	0	<b>REDS</b>				
<b>Rawly Eastwick, R</b> (7, 1)			K			K		2B		0	0	0	0	0	0	0					
<b>Inning Stats</b>	R: 0 E: 0 K: 0 S: 3	H: 0 LOB: 0 BB: 0 P: 3	R: 1 E: 0 K: 1 S: 6	H: 2 LOB: 1 BB: 1 P: 10	R: 1 E: 0 K: 1 S: 6	H: 1 LOB: 1 BB: 1 P: 10	R: 0 E: 0 K: 0 S: 3	H: 0 LOB: 1 BB: 0 P: 7	R: 0 E: 0 K: 1 S: 5	H: 0 LOB: 0 BB: 0 P: 5	R: 1 E: 0 K: 0 S: 5	H: 2 LOB: 1 BB: 0 P: 5	R: 0 E: 0 K: 0 S: 3	H: 0 LOB: 0 BB: 0 P: 3	R: 0 E: 0 K: 0 S: 3	H: 0 LOB: 0 BB: 0 P: 3	1B: 2 2B: 3 HR: 1	SF: 0 SAC: 0 DP: 1 HBP: 0	WP: 0 PB: 0 SB: 1 CS: 0	PA: 34	
<b>PITCHER</b>	IP	WLS	BF	H	R	ER	SO	BB	IBB	HBP	BLK	WP	HR	S	P	ERA	WHIP				
<b>Doug Rau, L</b> ERA: 3.39 (1, 1)	7.0	L	28	5	3	3	4	3	0	0	0	0	1	33	45	3.86	1.143				
<b>Al Downing, L</b> ERA: 2.88 (8, 1)	2.0		6	0	0	0	0	0	0	0	0	0	0	6	6	0.00	0.000				

Batter	1	2	3	4	5	6	7	8	9	AB	R	H	RBI	BB	SO	LOB	BOTTOM				
<b>Davey Lopes, R</b> OBP: 0.359, SLG: 0.338 (1, 4)	K		5-3			4-3		L6		4	1	1	0	0	1	1	<b>Cincinnati Reds @ Los Angeles Dodgers</b> Dodger Stadium, Los Angeles, CA Sun Aug 03 1975, 3:33 AM PDT Att: 51,667 - Unknown				
<b>Bill Buckner, L</b> OBP: 0.279, SLG: 0.328 (1, 7)	3-1		1-3			4-3		F7		4	0	0	0	0	0	2					
<b>Jimmy Wynn, R</b> OBP: 0.407, SLG: 0.432 (1, 8)	L6				6-3	F9		BB		3	0	0	0	1	0	1					
<b>Steve Garvey, R</b> OBP: 0.352, SLG: 0.479 (1, 3)		G3						K		4	0	2	1	0	1	1					
<b>Willie Crawford, L</b> OBP: 0.347, SLG: 0.361 (1, 9)					F7			1B		4	0	2	0	0	0	2					
<b>Ron Cey, R</b> OBP: 0.349, SLG: 0.430 (1, 5)					K					4	0	1	0	0	1	3					
<b>Steve Yeager, R</b> OBP: 0.314, SLG: 0.356 (1, 2)										3	0	0	0	0	0	2					
<b>John Hale, L</b> OBP: 0.305, SLG: 0.391 (9, PH)					6-3	G5-4-3		1B		1	0	1	0	0	0	0					
<b>Bill Russell, R</b> OBP: 0.273, SLG: 0.220 (1, 6)										1	0	0	0	2	0	0	<b>Dodgers</b>				
<b>Lee Lacy, R</b> OBP: 0.375, SLG: 0.473 (9, PH)										1	0	0	0	0	0	2					
<b>Doug Rau, L</b> OBP: 0.242, SLG: 0.190 (1, 1)										1	0	0	0	0	0	0	<b>Dodgers</b>				
<b>Leron Lee, L</b> OBP: 0.289, SLG: 0.196 (7, PH)										1	0	0	0	0	1	1					
<b>Al Downing, R</b> (8, 1)										0	0	0	0	0	0	0					
<b>Manny Mota, R</b> OBP: 0.348, SLG: 0.275 (9, PH)										1	0	0	0	0	0	2					
<b>Inning Stats</b>	R: 0 E: 0 K: 1 S: 5	H: 0 LOB: 0 BB: 0 P: 5	R: 0 E: 0 K: 0 S: 4	H: 1 LOB: 1 BB: 0 P: 4	R: 0 E: 0 K: 0 S: 3	H: 0 LOB: 1 BB: 1 P: 7	R: 0 E: 0 K: 1 S: 6	H: 1 LOB: 1 BB: 0 P: 6	R: 0 E: 0 K: 0 S: 3	H: 0 LOB: 0 BB: 0 P: 3	R: 1 E: 0 K: 0 S: 5	H: 2 LOB: 1 BB: 0 P: 5	R: 0 E: 0 K: 1 S: 5	H: 1 LOB: 1 BB: 1 P: 9	R: 0 E: 0 K: 0 S: 5	H: 0 LOB: 2 BB: 0 P: 5	1B: 7 2B: 0 HR: 0	SF: 0 SAC: 1 DP: 1 HBP: 0	WP: 0 PB: 0 SB: 0 CS: 0	PA: 36	
<b>PITCHER</b>	IP	WLS	BF	H	R	ER	SO	BB	IBB	HBP	BLK	WP	HR	S	P	ERA	WHIP				
<b>Pat Darcy, R</b> ERA: 3.33 (1, 1)	6.2		26	5	1	1	2	2	0	0	0	0	0	28	36	1.35	1.050				
<b>Rawly Eastwick, R</b> ERA: 3.49 (7, 1)	2.1	S	10	2	0	0	2	1	0	0	0	0	0	13	17	0.00	1.286				



Batter	1	2	3	4	5	6	7	8	9	AB	R	H	RBI	BB	SO	LOB	TOP								
<b>Pete Rose, S</b> OBP: 0.401, SLG: 0.436 <b>Rawly Eastwick, R</b> (9, 1)	4-0 FC4-6 BB		4-0 3-H BB		0-0 F8		0-0 FC6 1-2		0-0 2B	3	1	1	0	2	0	1									
<b>Ken Griffey, L</b> OBP: 0.391, SLG: 0.401 (1, 9)	0-0 FC4-6 1-2		0-3 K		0-0 F8		0-0 F8		0-0 E BB HR 1B	5	2	2	1	0	1	2									
<b>Joe Morgan, L</b> OBP: 0.465, SLG: 0.510 (1, 4)	0-0 F7 1-2		0-0 F9		0-0 F5		0-0 F5		4-0 E BB HR 1B	4	1	1	0	1	0	2									
<b>Dan Driessen, L</b> OBP: 0.365, SLG: 0.389 (1, 3)	0-3 K		0-0 K		0-0 1B FC5-2 1B		4-0 S BB		0-0 E3 HR	4	1	1	0	1	1	4									
<b>George Foster, R</b> OBP: 0.345, SLG: 0.529 (1, 7)		0-0 P3		0-0 FC5-2 1B		0-0 P4		0-0 HR	4	1	2	4	0	0	1										
<b>Cesar Geronimo, L</b> OBP: 0.328, SLG: 0.360 (1, 8)		0-3 K		0-3 K		0-3 K		0-0 6-3	4	0	0	0	0	3	3										
<b>Dave Concepcion, R</b> OBP: 0.302, SLG: 0.327 (1, 6)		0-0 F7		0-0 FC5-2			0-0 P4		0-3 K	4	0	0	0	0	1	2									
<b>Bill Plummer, R</b> OBP: 0.306, SLG: 0.319 (1, 2)			0-0 SH1-4 WP 2B		0-0 F7		1-0 FC3-6 HBP		0-0 6-3	3	1	1	0	0	0	2									
<b>Fred Norman, S</b> OBP: 0.132, SLG: 0.083 <b>Will McEnaney, L</b> (7, 1)			0-0 SH1-4		0-0 F7		0-0 FC3-6 FC6 1-2		0-0 F8	2	0	0	0	0	0	1									
<b>Pedro Borbon, R</b> OBP: 0.200, SLG: 0.200 <b>Clay Carroll, R</b> (8, 1)			2-3							0	0	0	0	0	0	0									
<b>Merv Rettenmund, R</b> OBP: 0.299, SLG: 0.375 <b>Doug Flynn, R</b> (9, 9)										1	0	0	0	0	0	0									
<b>Inning Stats</b>	R: 0 E: 0 K: 1 S: 5	H: 0 LOB: 1 BB: 1 P: 9	R: 0 E: 0 K: 1 S: 5	H: 0 LOB: 0 BB: 5	R: 1 E: 0 K: 1 S: 6	H: 1 LOB: 1 BB: 1 P: 10	R: 0 E: 0 K: 1 S: 7	H: 2 LOB: 2 BB: 7	R: 0 E: 0 K: 0 S: 3	H: 0 LOB: 0 BB: 0 P: 3	R: 0 E: 0 K: 1 S: 5	H: 0 LOB: 1 BB: 1 P: 9	R: 0 E: 0 K: 0 S: 3	H: 0 LOB: 0 BB: 4	R: 4 E: 1 K: 1 S: 8	H: 2 LOB: 0 BB: 1 P: 12	R: 2 E: 1 K: 0 S: 5	H: 3 LOB: 0 BB: 5	1B: 4 2B: 4 3B: 0 HR: 1	SF: 0 SAC: 1 DP: 1 HBP: 1	WP: 1 PB: 0 SB: 2 CS: 0	PA: 40			
<b>PITCHER</b>	IP	WLS	BF	H	R	ER	SO	BB	IBB	HBP	BLK	WP	HR	S	P	ERA	WHIP								
<b>John Montefusco, R</b> ERA: 3.03	7.0		28	3	1	1	5	3	0	1	0	1	0	34	47	1.29	0.857								
<b>Gary Lavelle, L</b> ERA: 2.93	0.0		3	1	3	3	0	1	0	0	0	0	0	2	6	∞	∞								
<b>Randy Moffitt, R</b> ERA: 3.88	1.0	L	4	1	1	0	1	0	0	0	0	0	1	6	6	0.00	1.000								
<b>Mike Caldwell, L</b> ERA: 5.28	1.0	L	5	3	2	1	0	0	0	0	0	0	0	5	5	9.00	3.000								

Cincinnati Reds @ San Francisco Giants  
Candlestick Park, San Francisco, CA  
Mon Aug 04 1975, 10:05 PM EDT  
Att: 13,561 - Unknown

AB	34
R	7
H	8
RBI	5
BB	4
SO	6
LOB	18



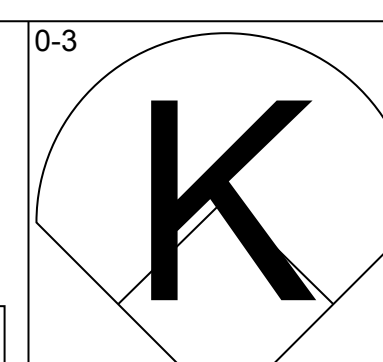
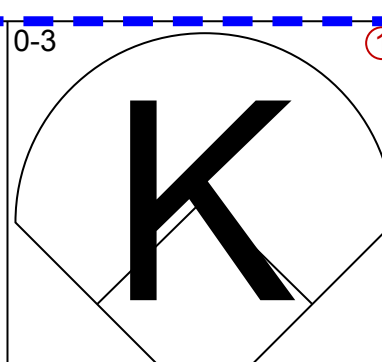
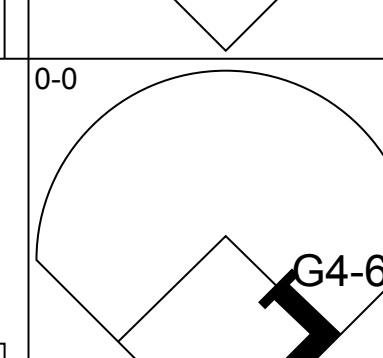
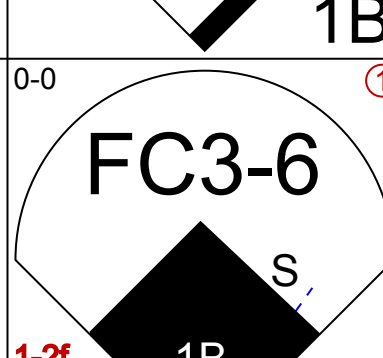
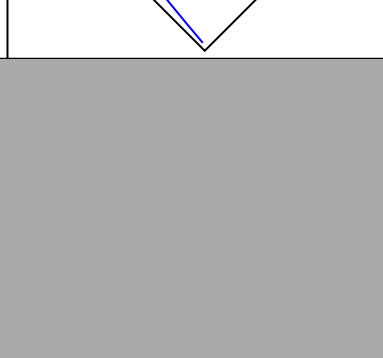
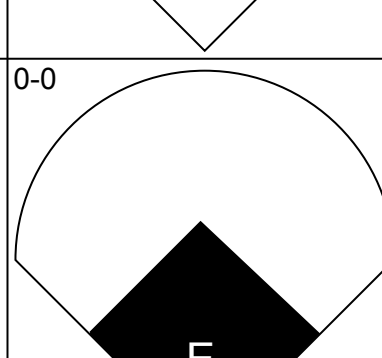
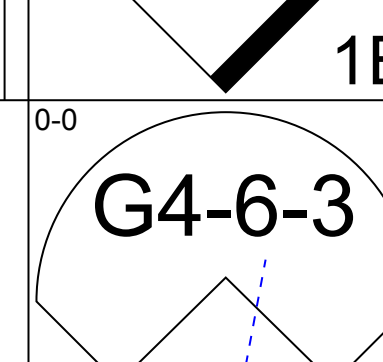
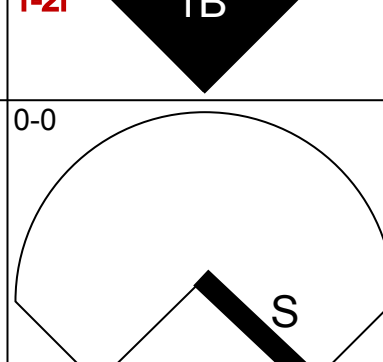

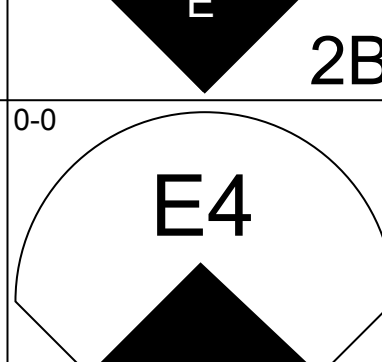
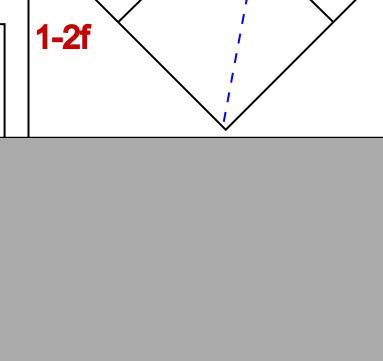
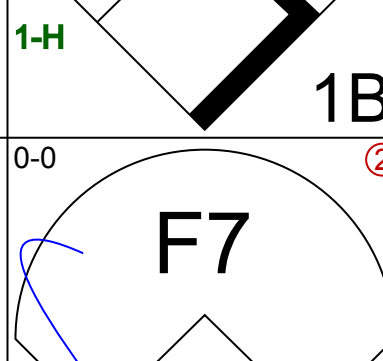

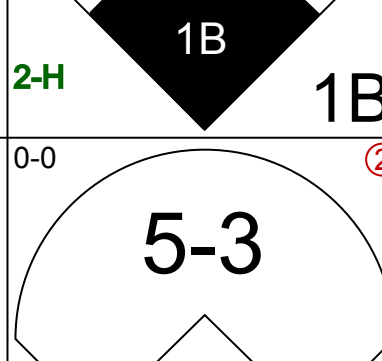
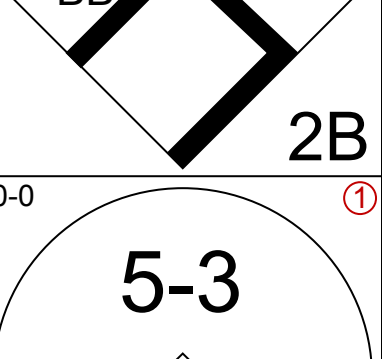
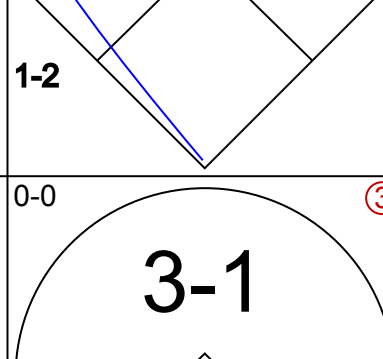
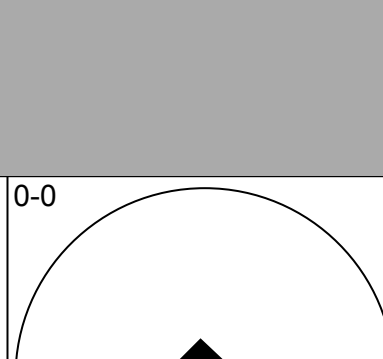
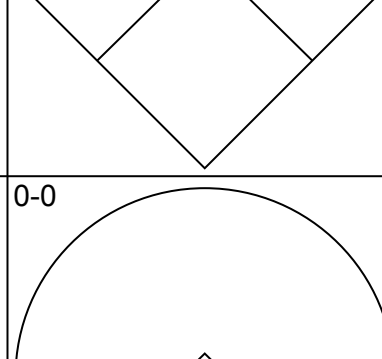
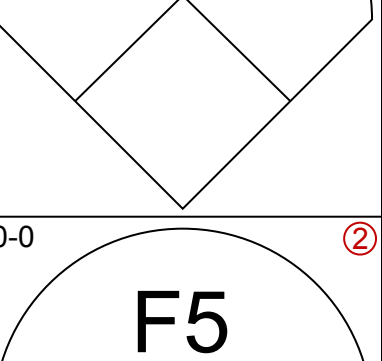
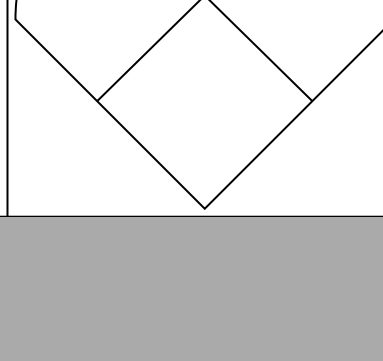
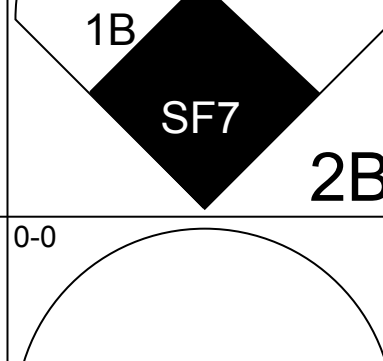
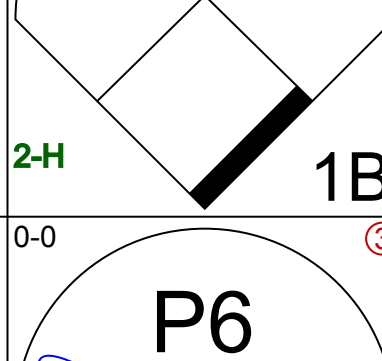
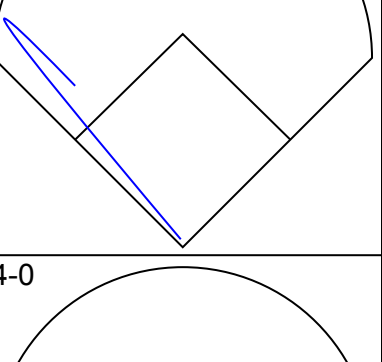
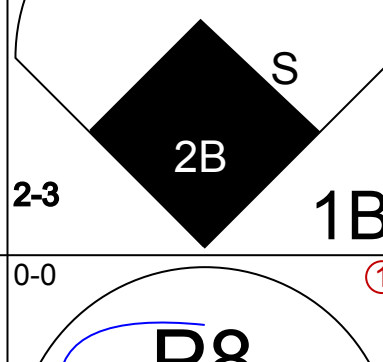
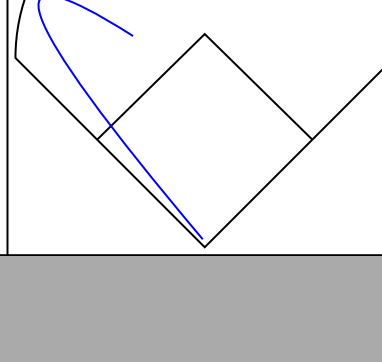
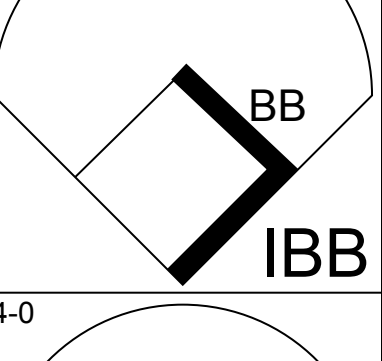
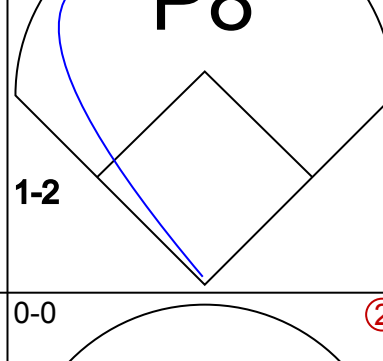

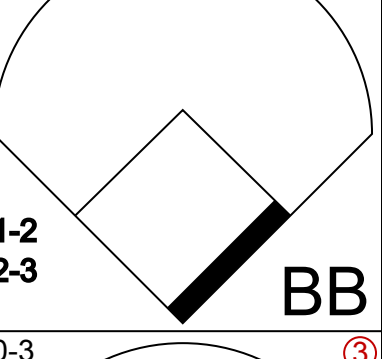
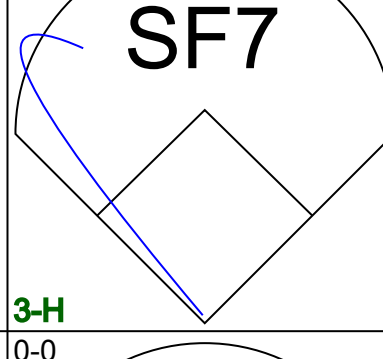

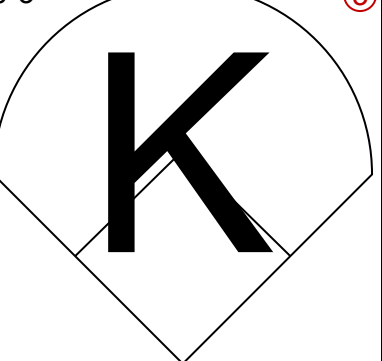
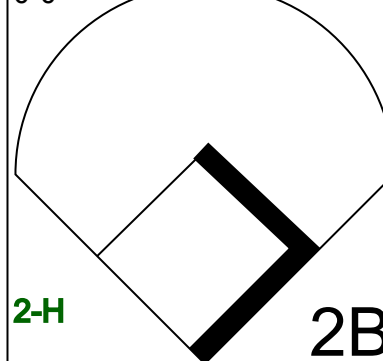

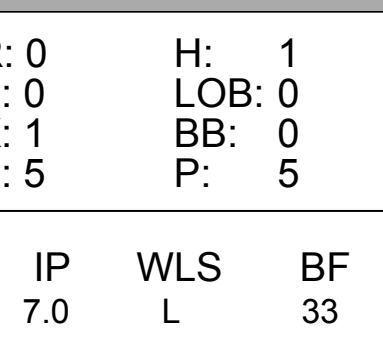
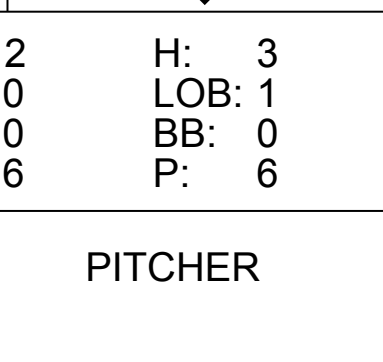
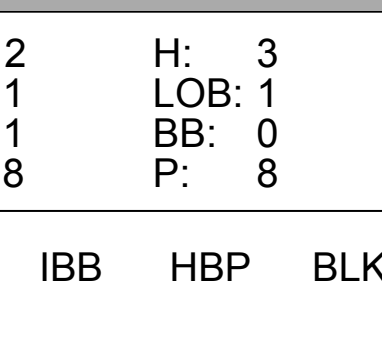
Batter	1	2	3	4	5	6	7	8	9	AB	R	H	RBI	BB	SO	LOB	BOTTOM								
<b>Von Joshua, L</b> OBP: 0.367, SLG: 0.449 (1, 8)	0-0 3-1		0-0 1-3		4-0 1-2 BB		0-3 K		0-0 4-3	4	0	0	0	1	1	4									
<b>Bruce Miller, R</b> OBP: 0.274, SLG: 0.296 (1, 4) (8, 5)	0-0 F9		0-0 F9		0-0 5-3		0-0 E4 FC5 BB		0-3 K	5	0	0	0	0	1	3									
<b>Bobby Murcer, L</b> OBP: 0.399, SLG: 0.467 (1, 9)	0-3 K		0-0 4-3		0-0 4-3		0-0 F9		0-0 4-3 2B	4	0	1	0	1	1	0									
<b>Gary Matthews, R</b> OBP: 0.360, SLG: 0.420 (1, 7)		0-0 1-3		4-0 1B BB		0-0 F3		0-0 FC5 2-3	4	0	0	0	1	0	4										
<b>Willie Montanez, L</b> OBP: 0.352, SLG: 0.404 (1, 3)		0-0 F9		0-0 FC6-4 1B		0-0 F7		0-0 E 1B 1B	5	1	2	0	0	0	1										
<b>Chris Speier, R</b> OBP: 0.361, SLG: 0.432 (1, 6)		0-0 6-3		0-0 FC6-4		0-0 F8		0-0 E5 1B E	4	1	0	0	0	0	3										
<b>Steve Ontiveros, S</b> OBP: 0.116, SLG: 0.122 <b>Jake Brown, R</b> (7, PH)			0-3 K		0-0 F7		0-0 BB E 2B		0-0 E 1B 1B	3	0	1	0	0	1	0									
<b>Craig Robinson, R</b> OBP: 0.036, SLG: 0.036 (7, PR)										0	1	0	0	0	0	0									
<b>Glenn Adams, L</b> OBP: 0.388, SLG: 0.521 <b>Derrel Thomas, S</b> OBP: 0.362, SLG: 0.383 (8, PH)										1	0	1	1	0	0	0									
<b>Marc Hill, R</b> OBP: 0.320, SLG: 0.302 <b>Dave Rader, L</b> OBP: 0.365, SLG: 0.406 (8, PH) (9, 2)										0	0	0	0	0	0	0									
<b>John Montefusco, R</b> OBP: 0.116, SLG: 0.122 <b>Jake Brown, R</b> (7, PH)			0-0 SH5-4 BB		0-0 F5		4-0 E BB BB		4-0 3-H SF8 1B	1	0	0	0	0	0	1									
<b>Gary Lavelle, S</b> OBP: 0.333, SLG: 0.364 <b>Randy Moffitt, R</b> OBP: 0.274, SLG: 0.296 <b>Gary Thomasson, L</b> OBP: 0.299, SLG: 0.375 <b>Mike Caldwell, R</b> OBP: 0.367, SLG: 0.449 (9, 1)										0	0	0	0	0	0	0									
<b>Inning Stats</b>	R: 0 E: 0 K: 1 S: 5	H: 0 LOB: 0 BB: 0 P: 5	R: 0 E: 0 K: 0 S: 3	H: 0 LOB: 0 BB: 0	R: 0 E: 0 K: 1 S: 5	H: 0 LOB: 1 BB: 1 P: 9	R: 0 E: 0 K: 0 S: 4	H: 1 LOB: 2 BB: 1 P: 8	R: 0 E: 0 K: 0 S: 3	H: 0 LOB: 0 BB: 0 P: 3	R: 0 E: 1 K: 1 S: 7	H: 1 LOB: 3 BB: 3 P: 19	R: 3 E: 2 K: 0 S: 6	H: 3 LOB: 0 BB: 0 P: 6	R: 0 E: 0 K: 1 S: 6	H: 1 LOB: 1 BB: 0 P: 6	1B: 5 2B: 2 3B: 0 HR: 0	SF: 1 SAC: 1 DP: 0 HBP: 0	WP: 0 PB: 0 SB: 0 CS: 0	PA: 41					
<b>PITCHER</b>	IP	WLS	BF	H	R	ER	SO	BB	IBB	HBP	BLK	WP	HR	S	P	ERA	WHIP								
<b>Fred Norman, L</b> ERA: 3.75	6.1		26	3	2	0	2	4	0	0	0	0	0	26	42	0.00	1.105								
<b>Will McEnaney, L</b> ERA: 1.95	0.1		4	0	0	0	1	2	0	0	0	0	0	4	12	0.00	6.000								
<b>Pedro Borbon, R</b> ERA: 3.06	0.2		5	3	3	1	0	0	0	0	0	0	0	5	5	13.50	4.500								
<b>Clay Carroll, R</b> ERA: 2.79	0.2	W	2	0	0	0	0	0	0	0	0	0	0	2	2	0.00	0.000								
<b>Rawly Eastwick, R</b> ERA: 3.43	1.0	S	4	1	0	0	1	0	0	0	0	0	0	6	6	0.00	1.000								

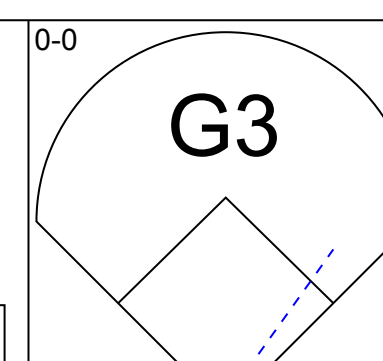
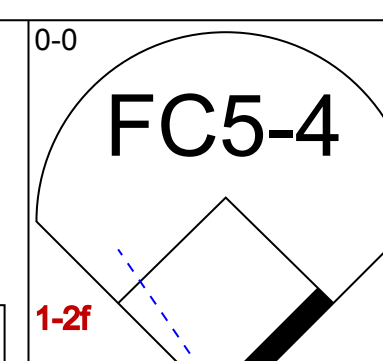
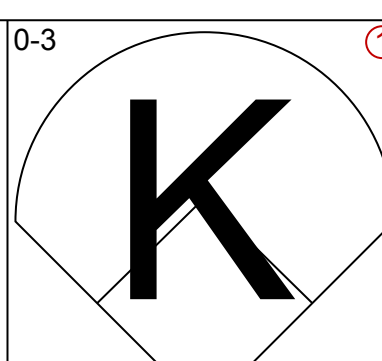
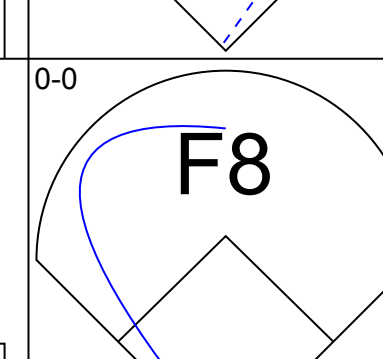
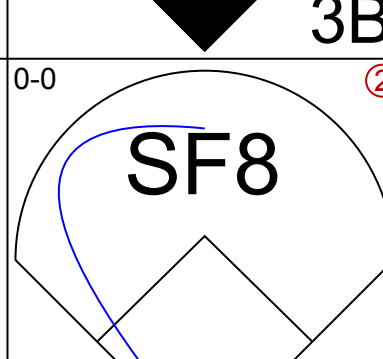
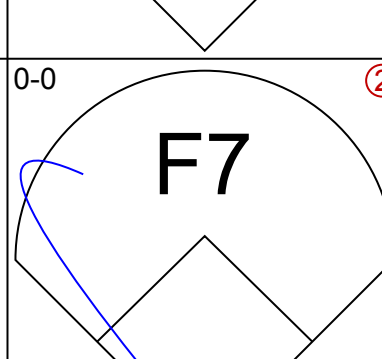
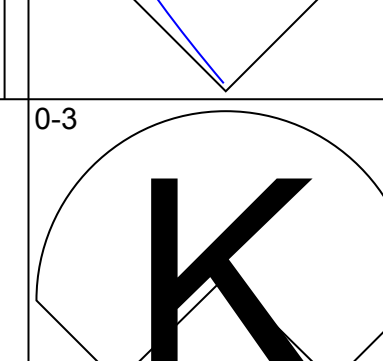
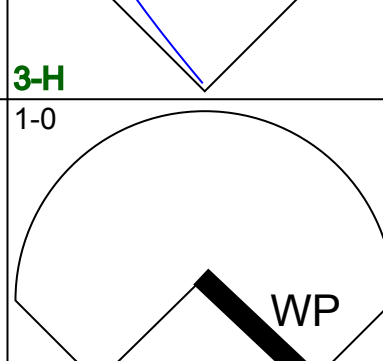
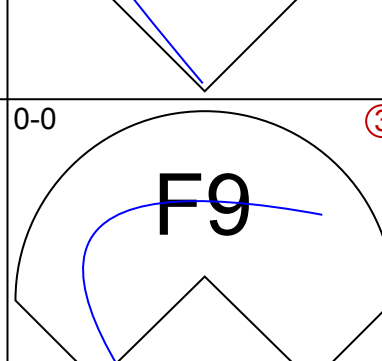
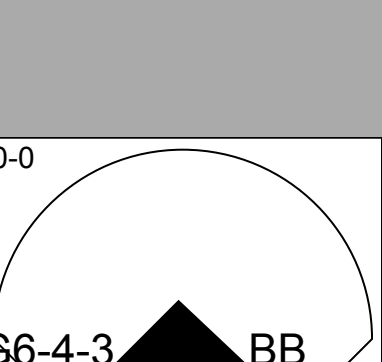
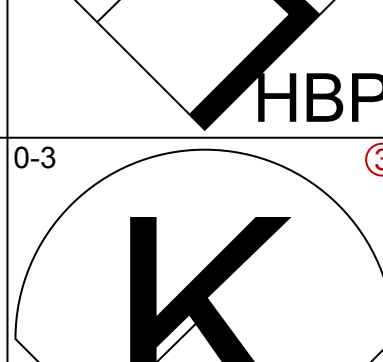
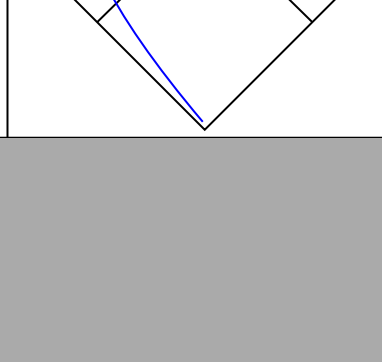
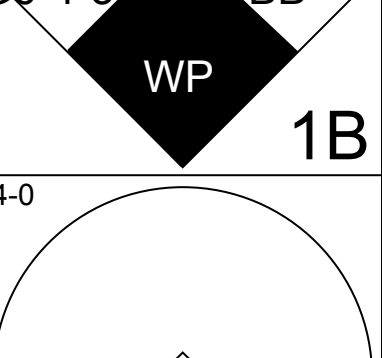

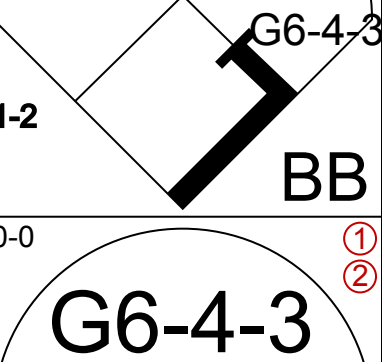

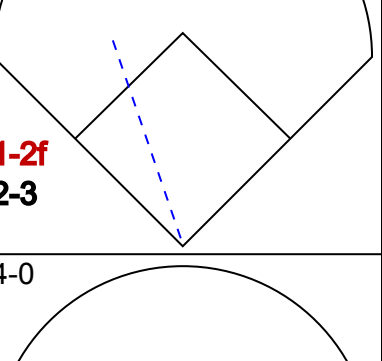

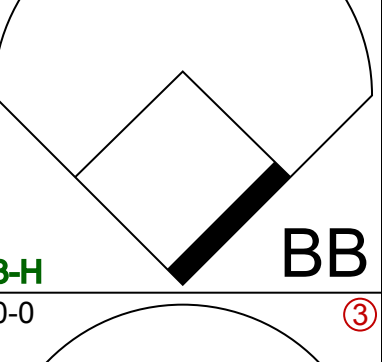

Cincinnati Reds @ San Francisco Giants  
Candlestick Park, San Francisco, CA  
Mon Aug 04 1975, 10:05 PM EDT  
Att: 13,561 - Unknown

AB	33
R	5
H	7
RBI	3
BB	6
SO	4
LOB	16





Batter	1	2	3	4	5	6	7	8	9	AB	R	H	RBI	BB	SO	LOB	TOP					
<b>Pete Rose, S</b> OBP: 0.401, SLG: 0.436 (1, 5)										5	0	2	0	0	2	1	<b>Cincinnati Reds @ San Francisco Giants</b> Candlestick Park, San Francisco, CA Tue Aug 05 1975, 10:05 PM EDT Att: 8,812 - Unknown					
<b>Doug Flynn, R</b> OBP: 0.294, SLG: 0.321 (9, 5)										0	0	0	0	0	0	0						
<b>Ken Griffey, L</b> OBP: 0.393, SLG: 0.408 (1, 9)										5	2	3	0	0	0	2						
<b>Dan Driessen, L</b> OBP: 0.371, SLG: 0.392 (1, 3)										4	2	2	1	1	0	2						
<b>George Foster, R</b> OBP: 0.343, SLG: 0.527 (1, 7)										5	0	1	0	0	0	4						
<b>Cesar Geronimo, L</b> OBP: 0.332, SLG: 0.367 (1, 8)										5	1	3	2	0	0	2						
<b>Dave Concepcion, R</b> OBP: 0.301, SLG: 0.326 (1, 6)										5	1	1	0	0	0	3						
<b>Darrel Chaney, S</b> OBP: 0.280, SLG: 0.242 (1, 4)										3	0	0	0	1	1	3						
<b>Bill Plummer, R</b> OBP: 0.303, SLG: 0.311 (1, 2)										2	0	0	1	1	1	1						
<b>Clay Kirby, R</b> OBP: 0.308, SLG: 0.292 (6, PH)										2	0	0	0	0	1	4						
<b>Terry Crowley, L</b> OBP: 0.375, SLG: 0.400 (6, PH)										1	0	1	1	0	0	0						
<b>Pedro Borbon, R</b> OBP: 0.200, SLG: 0.200 (6, 1)										0	0	0	0	0	0	0						
<b>Will McEnaney, L</b> (7, 1)										1	0	0	0	0	0	0						
<b>Inning Stats</b>	R: 0 E: 0 K: 1 S: 5	H: 1 LOB: 0 BB: 0 P: 5	R: 0 E: 0 K: 1 S: 6	H: 1 LOB: 3 BB: 2 P: 14	R: 1 E: 0 K: 0 S: 5	H: 2 LOB: 1 BB: 0 P: 5	R: 0 E: 1 K: 0 S: 4	H: 0 LOB: 1 BB: 0 P: 4	R: 0 E: 0 K: 0 S: 4	H: 1 LOB: 1 BB: 0 P: 4	R: 2 E: 0 K: 0 S: 6	H: 3 LOB: 1 BB: 0 P: 6	R: 1 E: 1 K: 0 S: 4	H: 2 LOB: 1 BB: 1 P: 8	R: 0 E: 0 K: 2 S: 7	H: 0 LOB: 0 BB: 0 P: 7	R: 2 E: 1 K: 1 S: 8	H: 3 LOB: 1 BB: 0 P: 8	1B: 9 2B: 4 3B: 0 HR: 0	SF: 1 SAC: 0 DP: 1 HBP: 0	WP: 1 PB: 0 SB: 3 CS: 0	PA: 42
<b>PITCHER</b>	IP	WLS	BF	H	R	ER	SO	BB	IBB	HBP	BLK	WP	HR	S	P	ERA	WHIP					
<b>Ed Halicki, R</b> ERA: 4.62	(1, 1)	7.0	L	33	10	4	3	2	2	1	0	0	1	0	34	46	3.86	1.714				
<b>Charlie Williams, R</b> ERA: 3.4	(8, 1)	1.0		3	0	0	0	2	0	0	0	0	0	0	7	7	0.00	0.000				
<b>Dave Heaverlo, R</b> ERA: 2.48	(9, 1)	1.0		6	3	2	1	1	0	0	0	0	0	0	8	8	9.00	3.000				

Batter	1	2	3	4	5	6	7	8	9	AB	R	H	RBI	BB	SO	LOB	BOTTOM					
<b>Von Joshua, L</b> OBP: 0.368, SLG: 0.454 (1, 8)										5	1	2	0	0	1	2	<b>Cincinnati Reds @ San Francisco Giants</b> Candlestick Park, San Francisco, CA Tue Aug 05 1975, 10:05 PM EDT Att: 8,812 - Unknown					
<b>Derrel Thomas, S</b> OBP: 0.360, SLG: 0.382 (1, 4)										4	0	1	1	0	0	1						
<b>Bobby Murcer, L</b> OBP: 0.401, SLG: 0.466 (1, 9)										3	0	1	0	1	1	0						
<b>Gary Matthews, R</b> OBP: 0.358, SLG: 0.418 (1, 7)										4	1	1	0	0	1	5						
<b>Willie Montanez, L</b> OBP: 0.351, SLG: 0.401 (1, 3)										3	0	0	0	1	1	4						
<b>Dave Rader, L</b> OBP: 0.382, SLG: 0.403 (1, 2)										4	1	1	0	0	0	4						
<b>Steve Ontiveros, S</b> OBP: 0.385, SLG: 0.345 (1, 5)										3	0	1	0	1	0	0						
<b>Craig Robinson, R</b> OBP: 0.032, SLG: 0.032 (8, PH)										3	0	0	0	0	0	3						
<b>Bruce Miller, R</b> OBP: 0.276, SLG: 0.296 (9, 6)										0	0	0	0	1	0	0						
<b>Ed Halicki, R</b> OBP: 0.167, SLG: 0.171 (8, 1)										3	0	1	1	0	0	0						
<b>Charlie Williams, R</b> OBP: 0.158, SLG: 0.267 (8, PH)										0	0	0	0	0	0	0						
<b>Jake Brown, R</b> OBP: 0.334, SLG: 0.353 (8, PH)										1	0	0	0	0	0	1						
<b>Dave Heaverlo, R</b> (9, 1)										0	0	0	0	0	0	0						
<b>Inning Stats</b>	R: 0 E: 0 K: 1 S: 5	H: 0 LOB: 0 BB: 0 P: 5	R: 1 E: 0 K: 0 S: 3	H: 1 LOB: 1 BB: 2 P: 11	R: 1 E: 0 K: 1 S: 6	H: 1 LOB: 1 BB: 0 P: 7	R: 0 E: 0 K: 0 S: 6	H: 3 LOB: 2 BB: 0 P: 6	R: 0 E: 0 K: 1 S: 7	H: 2 LOB: 2 BB: 0 P: 7	R: 0 E: 0 K: 0 S: 3	H: 0 LOB: 0 BB: 0 P: 3	R: 0 E: 0 K: 0 S: 4	H: 1 LOB: 2 BB: 1 P: 8	R: 0 E: 0 K: 0 S: 3	H: 0 LOB: 1 BB: 1 P: 7	R: 0 E: 0 K: 1 S: 5	H: 0 LOB: 0 BB: 0 P: 5	1B: 7 2B: 0 3B: 1 HR: 0	SF: 1 SAC: 0 DP: 1 HBP: 1	WP: 2 PB: 0 SB: 0 CS: 0	PA: 39
<b>PITCHER</b>	IP	WLS	BF	H	R	ER	SO	BB	IBB	HBP	BLK	WP	HR	S	P	ERA	WHIP					
<b>Clay Kirby, R</b> ERA: 4.48	(1, 1)	5.0		24	7	3	3	3	2	0	0	0	2	0	27	36	5.40	1.800				
<b>Pedro Borbon, R</b> ERA: 3.0	(6, 1)	1.2	W	7	1	0	0	0	1	0	0	0	0	0	6	10	0.00	1.200				
<b>Will McEnaney, L</b> ERA: 1.78	(7, 1)	2.1	S	8	0	0	0	1	1	0	0	0	0	0	9	13	0.00	0.429				



Batter	1	2	3	4	5	6	7	8	9	AB	R	H	RBI	BB	SO	LOB	TOP																				
<b>Pete Rose, S</b> OBP: 0.404, SLG: 0.440 (1, 5)	0-0 FC6-4 1B		0-0 4-3 2B	0-0 1-3	0-0 WP 1B	0-0 F6-3		4-0 FC6-4 BB		4	1	3	1	0	0	1	<b>Cincinnati Reds @ San Francisco Giants</b> Candlestick Park, San Francisco, CA Wed Aug 06 1975, 6:33 AM EDT Att: 14,389 - Unknown																				
<b>Doug Flynn, R</b> OBP: 0.299, SLG: 0.316 (5, FR)										1	1	0	0	1	0	2																					
<b>Ken Griffey, L</b> OBP: 0.395, SLG: 0.409 (1, 9)	0-0 FC6-4 1-2f		0-0 4-3	0-0 2-3	0-0 2-H 1B	0-0 1-H 1B		0-0 F9	0-0 FC6-4 1-2f	4	0	2	2	0	0	2																					
<b>Ed Armbrister, R</b> OBP: 0.225, SLG: 0.211 (6, 7)										2	0	0	0	0	0	2																					
<b>Joe Morgan, L</b> OBP: 0.465, SLG: 0.511 (1, 4)	0-0 L4-3 1-2		0-0 2B	0-0 L8	4-0 1-2 BB				0-0 BB 1B	3	1	1	1	1	0	2																					
<b>Merv Rettenmund, R</b> OBP: 0.371, SLG: 0.322 (6, 9)										2	0	1	0	0	0	0																					
<b>Dan Driessen, L</b> OBP: 0.381, SLG: 0.405 (1, 7)		0-0 6-3	0-0 3B	0-0 2B	0-0 BB 1B	0-0 4-3		1-0 2B HBP	0-0 BB 1B	5	2	3	1	0	0	2																					
<b>Tony Perez, R</b> OBP: 0.327, SLG: 0.452 (1, 3)										3	3	2	1	1	0	1																					
<b>Dave Concepcion, R</b> OBP: 0.302, SLG: 0.329 (6, 5)										2	0	1	0	0	0	2																					
<b>Cesar Geronimo, L</b> OBP: 0.334, SLG: 0.379 (1, 8)										5	1	2	1	1	0	5																					
<b>Darrel Chaney, S</b> OBP: 0.309, SLG: 0.296 (1, 6)			0-0 P4 1B	0-0 3B	0-0 1B	0-0 WP 1B		0-0 G3	4-0 1-2 2-3 BB	5	2	3	3	1	0	1																					
<b>Bill Plummer, R</b> OBP: 0.305, SLG: 0.304 (1, 2)				0-0 5-3	0-0 5-3	0-0 F8		4-0 BB BB	0-0 F7	5	0	1	1	1	0	6																					
<b>Jack Billingham, R</b> OBP: 0.196, SLG: 0.118 (1, 1)										3	1	1	1	1	1	2																					
<b>Clay Carroll, R</b> (7, 1)	0-0 4-3			0-0 WP 1B	0-0 K	0-0 1-2 3-H 1B		0-0 F2		1	0	0	0	0	0	1																					
<b>Inning Stats</b>	R: 0 E: 0 K: 0 S: 3	H: 1 LOB: 0 BB: 0 P: 3	R: 2 E: 0 K: 0 S: 6	H: 4 LOB: 1 BB: 0 P: 6	R: 3 E: 0 K: 0 S: 7	H: 4 LOB: 1 BB: 0 P: 7	R: 1 E: 0 K: 0 S: 4	H: 1 LOB: 1 BB: 1 P: 8	R: 5 E: 0 K: 1 S: 10	H: 5 LOB: 2 BB: 2 P: 18	R: 1 E: 0 K: 0 S: 5	H: 2 LOB: 2 BB: 1 P: 9	R: 0 E: 0 K: 0 S: 4	H: 1 LOB: 2 BB: 0 P: 5	R: 0 E: 0 K: 0 S: 3	H: 0 LOB: 2 BB: 2 P: 11	R: 0 E: 0 K: 0 S: 5	H: 2 LOB: 3 BB: 1 P: 9	1B: 11 2B: 7 3B: 2 HR: 1	SF: 0 SAC: 0 DP: 1 HBP: 1	WP: 3 PB: 1 SB: 0 CS: 0	PA: 53															
<b>PITCHER</b>	IP	WLS	BF	H	R	ER	SO	BB	IBB	HBP	BLK	WP	HR	S	P	ERA	WHIP	<b>PITCHER</b>		IP	WLS	BF	H	R	ER	SO	BB	IBB	HBP	BLK	WP	HR	S	P	ERA	WHIP	
<b>Jim Barr, R</b> ERA: 2.74	(1, 1)	2.2	L	15	9	5	5	0	0	0	0	0	0	1	15	15	16.88	3.375	<b>Randy Moffitt, R</b> ERA: 3.81		(9, 1)	1.0	6	2	0	0	0	1	0	0	0	0	0	5	9	0.00	3.000
<b>Charlie Williams, R</b> ERA: 3.46	(3, 1)	1.1		6	1	1	1	0	1	0	0	0	0	1	5	9	6.75	1.500																			
<b>Tom Bradley, R</b> ERA: 5.91	(5, 1)	0.2		7	4	5	4	1	1	0	0	0	0	0	8	12	54.00	7.500																			
<b>Dave Heaverlo, R</b> ERA: 2.61	(5, 1)	1.1		9	3	1	1	0	2	0	0	0	2	0	7	15	6.75	3.750																			
<b>Mike Caldwell, L</b> ERA: 5.19	(7, 1)	2.0		10	1	0	0	0	2	0	1	0	0	0	7	16	0.00	1.500																			



Batter	1	2	3	4	5	6	7	8	9	AB	R	H	RBI	BB	SO	LOB	BOTTOM																				
<b>Von Joshua, L</b> OBP: 0.368, SLG: 0.454 (1, 8)	0-0 6-3		0-0 1B		0-0 6-3		0-0 F8		0-0 L9 1B	5	2	2	0	0	0	0	<b>Cincinnati Reds @ San Francisco Giants</b> Candlestick Park, San Francisco, CA Wed Aug 06 1975, 6:33 AM EDT Att: 14,389 - Unknown																				
<b>Derrel Thomas, S</b> OBP: 0.363, SLG: 0.387 (1, 4)	0-0 B5-3		0-0 1B		0-0 G3		0-0 1B		0-0 S 1B	5	2	3	0	0	0	0																					
<b>Bobby Murcer, L</b> OBP: 0.403, SLG: 0.466 (1, 9)	0-0 4-3		0-0 1B		4-0 BB		0-0 1-6-3 1B		0-0 L9	4	0	2	2	1	0	2																					
<b>Gary Matthews, R</b> OBP: 0.355, SLG: 0.411 (1, 7)		0-0 6-3	4-0 G4-6-3 BB		0-3 K		0-0 1-6-3		0-3 K	4	0	0	0	1	2	4																					
<b>Willie Montanez, L</b> OBP: 0.353, SLG: 0.405 (1, 3)		0-0 1B	0-0 G4-6-3		0-0 F8		4-0 BB		0-0 1B	4	1	2	2	1	0	3																					
<b>Dave Rader, L</b> OBP: 0.387, SLG: 0.413 (1, 2)		0-0 FC6-4 1B		0-0 2B		0-0 3-1		0-0 F8	0-0 FC6-4 1B	5	0	3	0	0	0	2																					
<b>Steve Ontiveros, S</b> OBP: 0.381, SLG: 0.342 (1, 5)		0-0 FC6-4 1-2f		0-0 6-3		0-0 1B		0-0 F4-3	0-0 FC6-4	5	0	1	1	0	0	4																					
<b>Craig Robinson, R</b> OBP: 0.057, SLG: 0.057 (1, 6)		0-0 4-3		0-0 4-3		0-0 1B		0-0 6-3		4	0	1	0	0	0	2																					
<b>Jim Barr, R</b> ERA: 2.74	(1, 1)	2.2	L	15	9	5	5	0	0	0	0	0	0	1	15	15		16.88	3.375	<b>Randy Moffitt, R</b> ERA: 3.81		(9, 1)	1.0	6	2	0	0	0	1	0	0	0	0	5	9	0.00	3.000
<b>Charlie Williams, R</b> ERA: 3.46	(3, 1)	1.1		6	1	1	1	0	1	0	0	0	0	1	5	9		6.75	1.500																		
<b>Tom Bradley, R</b> ERA: 5.91	(5, 1)	0.2		7	4	5	4	1	1	0	0	0	0	0	8	12	54.00	7.500																			
<b>Dave Heaverlo, R</b> ERA: 2.61	(5, 1)	1.1		9	3	1	1	0	2	0	0	0	2	0	7	15	6.75	3.750																			
<b>Mike Caldwell, L</b> ERA: 5.19	(7, 1)	2.0		10	1	0	0	0	2	0	1	0	0	0	7	16	0.00	1.500																			
<b>Inning Stats</b>	R: 0 E: 0 K: 0 S: 3	H: 0 LOB: 0 BB: 0 P: 3	R: 1 E: 0 K: 0 S: 5	H: 2 LOB: 1 BB: 0 P: 5	R: 1 E: 0 K: 0 S: 5	H: 3 LOB: 2 BB: 1 P: 9	R: 0 E: 0 K: 0 S: 4	H: 1 LOB: 1 BB: 0 P: 4	R: 0 E: 0 K: 1 S: 5	H: 0 LOB: 1 BB: 1 P: 9	R: 0 E: 0 K: 0 S: 5	H: 2 LOB: 2 BB: 0 P: 5	R: 1 E: 0 K: 0 S: 5	H: 2 LOB: 2 BB: 1 P: 9	R: 0 E: 0 K: 0 S: 3	H: 0 LOB: 0 BB: 0 P: 3	R: 2 E: 0 K: 1 S: 9	H: 4 LOB: 2 BB: 0 P: 9	1B: 11 2B: 3 3B: 0 HR: 0	SF: 0 SAC: 0 DP: 1 HBP: 0	WP: 0 PB: 0 SB: 1 CS: 0	PA: 43															
<b>PITCHER</b>	IP	WLS	BF	H	R	ER	SO	BB	IBB	HBP	BLK	WP	HR	S	P	ERA	WHIP	<b>PITCHER</b>		IP	WLS	BF	H	R	ER	SO	BB	IBB	HBP	BLK	WP	HR	S	P	ERA	WHIP	
<b>Jack Billingham, R</b> ERA: 3.72	(1, 1)	6.2	W	32	10	3	3	1	0	0	0	0	0	0	31	43	4.05	1.950																			
<b>Clay Carroll, R</b> ERA: 2.96	(7, 1)	2.1		11	4	2	2	1	0	0	0	0	0	0	13	13	7.71	1.714																			





Batter	1	2	3	4	5	6	7	8	9	AB	R	H	RBI	BB	SO	LOB	TOP		
<b>Pepe Mangual, R</b> OBP: 0.333, SLG: 0.358 (1, 8)	F8		4-3 S BB			4-0 BB 2B BB	B1-4 1B		F9	3	1	1	0	2	0	1	<b>Montreal Expos @ Cincinnati Reds</b> Riverfront Stadium, Cincinnati, OH Fri Aug 08 1975, 7:05 PM EDT Att: 44,030 - Unknown  <b>AB 39</b> <b>R 8</b> <b>H 13</b> <b>RBI 8</b> <b>BB 5</b> <b>SO 3</b> <b>LOB 19</b>		
<b>Jim Dwyer, L</b> OBP: 0.305, SLG: 0.370 (1, 7)	F3		4-3			P3	B1-4		F7	5	0	0	0	0	0	4			
<b>Gary Carter, R</b> OBP: 0.370, SLG: 0.447 (1, 2) (9, 5)			F8			4-0 2B 3B BB 1-2	F8		WP 1B 1B	4	2	2	0	1	0	1			
<b>Mike Jorgensen, L</b> OBP: 0.345, SLG: 0.391 (1, 3)	K					K			1-6-3 1B 1B	5	1	1	2	0	2	3			
<b>Larry Bittner, L</b> OBP: 0.380, SLG: 0.397 (1, 9)		F9				F8			1B 1B	4	1	2	1	1	0	0			
<b>Larry Parrish, R</b> OBP: 0.317, SLG: 0.426 (1, 5) (9, 6)						P6			1B 1B	5	1	3	3	0	0	1			
<b>Pete Mackanin, R</b> OBP: 0.305, SLG: 0.394 (1, 4)						F8			FC6-4 1B	4	1	2	1	0	0	2			
<b>Tim Foli, R</b> OBP: 0.288, SLG: 0.291 (1, 6) (9, 4)						F3			FC5-4 FC6-4	5	0	1	1	0	0	6			
<b>Dan Warthen, S</b> OBP: 0.136, SLG: 0.095 <b>Dale Murray, R</b> OBP: 0.235, SLG: 0.140 <b>Woodie Fryman, R</b> OBP: 0.244, SLG: 0.275 <b>Pepe Frisno, R</b> OBP: 0.288, SLG: 0.172 <b>Jim Little, L</b> OBP: 0.266, SLG: 0.167 <b>Barry Foote, R</b> OBP: 0.232, SLG: 0.290 (1, 1) (5, 1) (8, 1) (8, 4) (9, PH) (9, 2)			K			P6			WP 1B 1B BB	2	0	0	0	0	1	0			
<b>Inning Stats</b>	R: 0 E: 0 K: 1 S: 6	H: 1 LOB: 1 BB: 0 P: 6	R: 0 E: 0 K: 0 S: 4	H: 2 LOB: 1 BB: 0 P: 4	R: 0 E: 0 K: 1 S: 5	H: 0 LOB: 1 BB: 1 P: 9	R: 0 E: 0 K: 0 S: 3	H: 0 LOB: 0 BB: 0 P: 3	R: 0 E: 0 K: 0 S: 3	H: 1 LOB: 0 BB: 0 P: 3	R: 0 E: 0 K: 0 S: 5	H: 1 LOB: 2 BB: 0 P: 5	R: 3 E: 0 K: 0 S: 7	H: 4 LOB: 3 BB: 2 P: 15	1B: 10 2B: 3 3B: 1 HR: 0	SF: 0 SAC: 0 DP: 1 HBP: 0		WP: 1 PA: 44 CS: 0	
<b>PITCHER</b>	IP	WLS	BF	H	R	ER	SO	BB	IBB	HBP	BLK	WP	HR	S	P	ERA	WHIP		
<b>Tom Carroll, R</b> ERA: 4.19 (1, 1)	5.2		24	5	4	4	3	3	0	0	0	0	0	27	39	6.35	1.412		
<b>Rawly Eastwick, R</b> ERA: 3.45 (6, 1)	2.1	L	11	4	1	1	0	0	0	0	0	0	0	11	11	3.86	1.714		
<b>Pedro Borbon, R</b> ERA: 3.29 (9, 1)	0.2		8	4	3	3	0	1	1	0	0	1	0	6	14	40.50	7.500		
<b>Clay Carroll, R</b> ERA: 2.94 (9, 1)	0.1		1	0	0	0	0	0	0	0	0	0	0	1	1	0.00	0.000		

Batter	1	2	3	4	5	6	7	8	9	AB	R	H	RBI	BB	SO	LOB	BOTTOM				
<b>Pete Rose, S</b> OBP: 0.404, SLG: 0.443 (1, 5)	F3		5-3				K			4	1	1	2	1	1	0	<b>Montreal Expos @ Cincinnati Reds</b> Riverfront Stadium, Cincinnati, OH Fri Aug 08 1975, 7:05 PM EDT Att: 44,030 - Unknown  <b>AB 35</b> <b>R 7</b> <b>H 9</b> <b>RBI 7</b> <b>BB 4</b> <b>SO 10</b> <b>LOB 19</b>				
<b>Pedro Borbon, R</b> OBP: 0.200, SLG: 0.200 (9, 1)						1-1 2-H 3B 3B			IBB	0	0	0	0	0	0	0					
<b>Clay Carroll, R</b> (9, 1)										0	0	0	0	0	0	0					
<b>Dave Concepcion, R</b> OBP: 0.304, SLG: 0.330 <b>Darrel Chaney, S</b> OBP: 0.301, SLG: 0.288 (1, 6) (5, FR) (6, 6)			K			3B HBP	F7		P4	2	1	0	0	0	0	3					
<b>Joe Morgan, L</b> OBP: 0.462, SLG: 0.507 (1, 4)							G3			5	0	1	0	0	0	3					
<b>Johnny Bench, R</b> OBP: 0.374, SLG: 0.549 (1, 7) (9, 2)			K				K		CI	4	1	2	2	0	2	2					
<b>Tony Perez, R</b> OBP: 0.329, SLG: 0.451 <b>Dan Driessen, L</b> OBP: 0.379, SLG: 0.403 (1, 3) (8, FR) (9, 3)							P3		1B 1B	3	0	1	0	1	0	1					
<b>George Foster, R</b> OBP: 0.341, SLG: 0.522 (1, 8) (9, 7)							F8		K	1	1	0	0	0	1	1					
<b>Merv Rettenmund, R</b> OBP: 0.351, SLG: 0.355 <b>Doug Flynn, R</b> OBP: 0.299, SLG: 0.316 (1, 9) (9, 5)									SH1-4 1B	3	2	2	2	1	0	0					
<b>Bill Plummer, R</b> OBP: 0.306, SLG: 0.296 <b>Ken Griffey, L</b> OBP: 0.395, SLG: 0.409 (1, 2) (8, PH) (9, 9)									SH1-4 1B	2	1	0	0	1	1	0					
<b>Tom Carroll, L</b> <b>Rawly Eastwick, R</b> <b>Cesar Geronimo, L</b> OBP: 0.333, SLG: 0.378 (1, 1) (6, 1) (8, PH) (9, 8)							K		P6	1	0	0	0	0	1	0					
<b>Inning Stats</b>	R: 0 E: 0 K: 1 S: 6	H: 1 LOB: 0 BB: 0 P: 6	R: 1 E: 0 K: 1 S: 6	H: 1 LOB: 0 BB: 0 P: 6	R: 0 E: 0 K: 2 S: 7	H: 0 LOB: 0 BB: 0 P: 7	R: 0 E: 0 K: 1 S: 6	H: 1 LOB: 1 BB: 0 P: 6	R: 4 E: 0 K: 1 S: 7	H: 2 LOB: 3 BB: 3 P: 20	R: 0 E: 0 K: 1 S: 5	H: 0 LOB: 0 BB: 0 P: 5	R: 0 E: 0 K: 0 S: 5	H: 0 LOB: 0 BB: 0 P: 5	R: 2 E: 0 K: 0 S: 7	H: 4 LOB: 3 BB: 1 P: 11	R: 0 E: 1 K: 2 S: 8	H: 0 LOB: 1 BB: 0 P: 8	1B: 6 2B: 0 3B: 2 HR: 1	SF: 0 SAC: 1 DP: 0 HBP: 1	WP: 0 PA: 42 CS: 0
<b>PITCHER</b>	IP	WLS	BF	H	R	ER	SO	BB	IBB	HBP	BLK	WP	HR	S	P	ERA	WHIP				
<b>Dan Warthen, L</b> ERA: 3.47 (1, 1)	4.1		19	4	4	4	6	2	0	0	0	0	0	1	29	8.31	1.385				
<b>Dale Murray, R</b> ERA: 3.89 (5, 1)	2.2		15	5	3	3	2	1	0	1	0	0	0	17	22	10.12	2.250				
<b>Woodie Fryman, L</b> ERA: 2.92 (8, 1)	2.0	W	8	0	0	0	2	0	1	0	0	0	0	11	15	0.00	0.000				



Batter	1	2	3	4	5	6	7	8	9	AB	R	H	RBI	BB	SO	LOB	TOP												
<b>Pepe Mangual, R</b> OBP: 0.334, SLG: 0.361 (1, 8)										5	1	2	0	0	0	0													
<b>Jim Dwyer, L</b> OBP: 0.314, SLG: 0.364 (1, 7)										4	0	1	0	1	0	0													
<b>Gary Carter, R</b> OBP: 0.371, SLG: 0.448 (1, 2)										4	0	2	0	0	1	2													
<b>Mike Jorgensen, L</b> OBP: 0.349, SLG: 0.393 (1, 3)										3	0	2	0	0	0	1													
<b>Larry Blittner, L</b> OBP: 0.378, SLG: 0.395 (1, 9)										4	0	1	0	0	0	6													
<b>Larry Parrish, R</b> OBP: 0.317, SLG: 0.424 (1, 5)										4	0	1	0	0	1	1													
<b>Pete Mackanin, R</b> OBP: 0.301, SLG: 0.388 (1, 4)										4	0	0	0	0	1	3													
<b>Tim Foli, R</b> OBP: 0.288, SLG: 0.291 (1, 6)										3	0	1	0	0	0	0													
<b>Bob Bailey, R</b> OBP: 0.387, SLG: 0.366 (8, PH)										1	0	0	0	0	0	2													
<b>Pepe Frias, R</b> OBP: 0.188, SLG: 0.172 (8, 6)										0	0	0	0	0	0	0													
<b>Dennis Blair, R</b> OBP: 0.205, SLG: 0.167 (11, 1)										1	0	0	0	0	0	0													
<b>Jim Lyle, L</b> OBP: 0.247, SLG: 0.154 (4, PH)										1	0	0	0	0	0	1													
<b>Donald Demingo, R</b> (4, 1)										0	0	0	0	0	0	0													
<b>Chuck Taylor, R</b> (5, 1)										0	0	0	0	0	0	0													
<b>Fred Scherman, L</b> OBP: 0.192, SLG: 0.133 (5, 1)										1	0	0	0	0	0	0													
<b>Jose Morales, R</b> OBP: 0.400, SLG: 0.463 (8, PH)										1	0	0	0	0	0	0													
<b>Inning Stats</b>	R: 0 E: 0 K: 0 S: 4	H: 1 LOB: 1 BB: 0 P: 4	R: 0 E: 0 K: 1 S: 5	H: 1 LOB: 0 BB: 0 P: 5	R: 1 E: 1 K: 0 S: 5	H: 1 LOB: 3 BB: 1 P: 10	R: 0 E: 1 K: 1 S: 6	H: 1 LOB: 1 BB: 0 P: 6	R: 0 E: 0 K: 0 S: 3	H: 0 LOB: 0 BB: 0 P: 3	R: 0 E: 0 K: 1 S: 6	H: 1 LOB: 1 BB: 0 P: 6	R: 0 E: 0 K: 0 S: 5	H: 2 LOB: 2 BB: 0 P: 5	R: 0 E: 0 K: 0 S: 3	H: 1 LOB: 1 BB: 0 P: 6	R: 0 E: 0 K: 0 S: 5	H: 2 LOB: 2 BB: 0 P: 5	R: 0 E: 0 K: 0 S: 3	H: 1 LOB: 0 BB: 0 P: 3	R: 0 E: 0 K: 0 S: 3	H: 1 LOB: 0 BB: 0 P: 3	R: 0 E: 0 K: 0 S: 3	H: 1 LOB: 0 BB: 0 P: 3	1B: 9 2B: 2 3B: 0 HR: 0	SF: 0 SAC: 0 DP: 1 HBP: 1	WP: 1 PB: 0 CS: 0	PA: 38	
<b>PITCHER</b>	IP	WLS	BF	H	R	ER	SO	BB	IBB	HBP	BLK	WP	HR	S	P	ERA	WHIP												
<b>Gary Nolan, R</b> ERA: 3.07 (1, 1)	5.0	W	23	6	1	0	2	1	0	1	0	1	0	25	30	0.00	1.400												
<b>Clay Carroll, R</b> ERA: 2.78 (6, 1)	4.0	S	15	4	0	0	1	0	0	0	0	0	0	17	17	0.00	1.000												

**Montreal Expos @ Cincinnati Reds**  
Riverfront Stadium, Cincinnati, OH  
Sat Aug 09 1975, 7:05 PM EDT  
Att: 40,295 - Unknown

AB	36
R	1
H	10
RBI	0
BB	1
SO	3
LOB	16



Batter	1	2	3	4	5	6	7	8	9	AB	R	H	RBI	BB	SO	LOB	BOTTOM										
<b>Pete Rose, S</b> OBP: 0.406, SLG: 0.445 (1, 5)										5	1	3	0	0	0	0											
<b>Doug Flynn, R</b> OBP: 0.299, SLG: 0.316 (8, 5)										0	0	0	0	0	0	0											
<b>Ken Griffey, L</b> OBP: 0.397, SLG: 0.409 (1, 9)										2	2	1	1	2	0	1											
<b>Joe Morgan, L</b> OBP: 0.459, SLG: 0.503 (1, 4)										5	1	1	1	0	0	4											
<b>Johnny Bench, R</b> OBP: 0.375, SLG: 0.546 (1, 2)										4	0	1	1	1	1	4											
<b>Tony Perez, R</b> OBP: 0.335, SLG: 0.451 (1, 3)										2	2	1	0	3	0	1											
<b>George Foster, R</b> OBP: 0.342, SLG: 0.521 (1, 7)										2	1	1	2	1	0	1											
<b>Cesar Geronimo, L</b> OBP: 0.339, SLG: 0.380 (1, 8)										3	1	2	1	2	0	1											
<b>Darrel Chaney, S</b> OBP: 0.295, SLG: 0.273 (1, 6)										4	1	0	1	1	2	8											
<b>Gary Nolan, R</b> OBP: 0.259, SLG: 0.170 (1, 1)										2	0	0	0	0	1	0											
<b>Dan Driessen, L</b> OBP: 0.383, SLG: 0.406 (5, PH)										1	0	1	2	0	0	0											
<b>Clay Carroll, R</b> (6, 1)										2	0	0	0	0	0	3											
<b>Inning Stats</b>	R: 2 E: 0 K: 0 S: 6	H: 3 LOB: 3 BB: 2 P: 14	R: 0 E: 0 K: 0 S: 3	H: 1 LOB: 0 BB: 0 P: 3	R: 1 E: 0 K: 1 S: 6	H: 1 LOB: 2 BB: 2 P: 14	R: 0 E: 1 K: 2 S: 8	H: 0 LOB: 1 BB: 1 P: 12	R: 4 E: 0 K: 0 S: 5	H: 3 LOB: 1 BB: 3 P: 17	R: 0 E: 0 K: 0 S: 3	H: 0 LOB: 0 BB: 0 P: 3	R: 0 E: 0 K: 1 S: 9	H: 3 LOB: 3 BB: 1 P: 13	R: 2 E: 1 K: 1 S: 9	H: 3 LOB: 3 BB: 1 P: 13	1B: 11 2B: 0 3B: 0 HR: 0	SF: 3 SAC: 0 DP: 2 HBP: 0	WP: 1 PB: 0 CS: 0	PA: 45							
<b>PITCHER</b>	IP	WLS	BF	H	R	ER	SO	BB	IBB	HBP	BLK	WP	HR	S	P	ERA	WHIP										
<b>Dennis Blair, R</b> ERA: 3.38 (1, 1)	3.0	L	17	5	3	3	1	4	0	0	0	0	0	9	25	36.00	5.000										
<b>Donald Demola, R</b> ERA: 4.25 (4, 1)	1.0		9	1	4	4	2	4	0	0	0	0	0	2	2	∞	∞										
<b>Chuck Taylor, R</b> ERA: 3.72 (5, 1)	0.0		2	2	0	0	0	0	0	0	0	0	0	2	2	∞	∞										
<b>Fred Scherman, L</b> ERA: 4.01 (5, 1)	4.0		17	3	2	1	1	2	0	0	0	1	0	17	25	2.25	1.250										

**Montreal Expos @ Cincinnati Reds**  
Riverfront Stadium, Cincinnati, OH  
Sat Aug 09 1975, 7:05 PM EDT  
Att: 40,295 - Unknown

AB	32
R	9
H	11
RBI	9
BB	10
SO	4
LOB	23





Batter	1	2	3	4	5	6	7	8	9	AB	R	H	RBI	BB	SO	LOB	TOP																			
<b>Pepe Mangual, R</b> OBP: 0.333, SLG: 0.359 (1, 8)	5-3		E6 CS FC3-5		1-2 1B	K		6-3	6-3	5	0	1	0	0	1	4	<b>Montreal Expos @ Cincinnati Reds</b> Riverfront Stadium, Cincinnati, OH Sun Aug 10 1975, 3:33 AM EDT Att: 30,660 - Unknown																			
<b>Pete Mackanin, R</b> OBP: 0.303, SLG: 0.392 (1, 4)	WP 2B		FC3-5 CS		FC5 2-3f	K		1B	1B	5	0	2	0	0	1	7																				
<b>Gary Carter, R</b> OBP: 0.369, SLG: 0.444 (1, 9)	F7 2-3		K 1-2 2-3f			F8		6-3	1B	5	0	1	0	0	1	3																				
<b>Jose Morales, R</b> OBP: 0.400, SLG: 0.457 (1, 3)	6-3				5-3	1B HR		F8	1B	5	1	2	0	0	0	1																				
<b>Bob Bailey, R</b> OBP: 0.397, SLG: 0.363 (1, 7)		S BB			F7	1B HR		6-3	F8	4	1	1	0	1	0	2																				
<b>Barry Foote, R</b> OBP: 0.232, SLG: 0.299 (1, 2)	P4 1-2				6-3	HR 1-H 2-H			P4	4	1	1	3	0	0	1																				
<b>Larry Parrish, R</b> OBP: 0.319, SLG: 0.425 (1, 5)	K				K FC5 1B	BB 1B			1B	4	0	2	0	0	2	1																				
<b>Tim Foli, R</b> OBP: 0.288, SLG: 0.291 (1, 6)	K				P4	BB 1B			K	4	0	1	0	0	2	3																				
<b>Don Carrithers, R</b> Woodle Fryman, R Jim Dwyer, L Dale Murray, R Mike Jorgensen, L Chuck Taylor, R (1, 1) (5, 1) (6, 1) (8, 1)			FC3-5 2B		K	1-2 2-3 BB			G3	2	0	1	0	0	1	1																				
<b>Inning Stats</b>	R: 0 E: 0 K: 0 S: 4	H: 1 LOB: 1 BB: 0 P: 4	R: 0 E: 0 K: 2 S: 7	H: 0 LOB: 1 BB: 1 P: 11	R: 0 E: 1 K: 1 S: 6	H: 1 LOB: 1 BB: 0 P: 6	R: 0 E: 0 K: 0 S: 3	H: 0 LOB: 0 BB: 0 P: 3	R: 0 E: 0 K: 2 S: 9	H: 1 LOB: 2 BB: 0 P: 9	R: 3 E: 0 K: 0 S: 12	H: 5 LOB: 3 BB: 1 P: 16	R: 0 E: 0 K: 0 S: 3	H: 0 LOB: 0 BB: 0 P: 3	R: 0 E: 0 K: 1 S: 6	H: 1 LOB: 1 BB: 0 P: 6	R: 0 E: 0 K: 0 S: 5	H: 3 LOB: 2 BB: 0 P: 5	1B: 9 2B: 2 3B: 0 HR: 1	SF: 0 SAC: 0 DP: 0 HBP: 0	WP: 2 PA: 41 PB: 0 SB: 1 CS: 2															
<b>PITCHER</b>	IP	WLS	BF	H	R	ER	SO	BB	IBB	HBP	BLK	WP	HR	S	P	ERA	WHIP	<b>PITCHER</b>		IP	WLS	BF	H	R	ER	SO	BB	IBB	HBP	BLK	WP	HR	S	P	ERA	WHIP
<b>Fred Norman, L</b> ERA: 3.8 (1, 1)	5.1	W	25	7	3	3	5	1	0	0	0	2	1	34	38	5.06	1.500																			
<b>Rawly Eastwick, R</b> ERA: 3.26 (6, 1)	3.2	S	16	5	0	0	3	1	0	0	0	0	0	21	25	0.00	1.636																			

AB	39
R	3
H	12
RBI	3
BB	2
SO	8
LOB	24



Batter	1	2	3	4	5	6	7	8	9	AB	R	H	RBI	BB	SO	LOB	BOTTOM																			
<b>Pete Rose, S</b> OBP: 0.405, SLG: 0.445 (1, 5)	F8				2B FC4 BB	4-3		4-3		4	1	1	0	1	0	1	<b>Montreal Expos @ Cincinnati Reds</b> Riverfront Stadium, Cincinnati, OH Sun Aug 10 1975, 3:33 AM EDT Att: 30,660 - Unknown																			
<b>Doug Flynn, R</b> OBP: 0.299, SLG: 0.316 (8, 5)										0	0	0	0	0	0	0																				
<b>Ken Griffey, L</b> OBP: 0.400, SLG: 0.414 (1, 9)	1B BB				E 2B	4-3		G3		4	1	2	0	1	0	0																				
<b>Joe Morgan, L</b> OBP: 0.459, SLG: 0.507 (1, 4)	F8		F3		FC4 1B E	1B		1B	3B	5	3	2	1	0	0	4																				
<b>Johnny Bench, R</b> OBP: 0.377, SLG: 0.546 (1, 2)			F3		E5 FC3-6 1B	E5 1B		2B HR	1B	5	3	3	2	0	0	3																				
<b>Bill Plummer, R</b> OBP: 0.306, SLG: 0.296 (9, 2)	FC6-4 1B				FC3-6 1B 1-2 3-H	1B		HR	1B	0	0	0	0	0	0	0																				
<b>Tony Perez, R</b> OBP: 0.338, SLG: 0.456 (1, 3)	FC6-4 1-2f				6-3	FC3-6 1B		1B	2B	5	1	3	2	0	0	2																				
<b>George Foster, R</b> OBP: 0.342, SLG: 0.529 (1, 7)		4-3			1B 1-3	FC3-6 1B		5-3	HR	5	2	2	3	0	0	3																				
<b>Cesar Geronimo, L</b> OBP: 0.338, SLG: 0.377 (1, 8)	K				1-3			F8	4-3	5	0	1	1	0	1	1																				
<b>Darrel Chaney, S</b> OBP: 0.290, SLG: 0.268 (1, 6)	4-3				2H 1B	F8		4-3	F8	5	0	1	1	0	0	2																				
<b>Fred Norman, S</b> OBP: 0.122, SLG: 0.077 (1, 1)			1-3		4-3	4-3				3	0	0	0	0	0	3																				
<b>Rawly Eastwick, R</b> OBP: 0.077, SLG: 0.077 (6, 1)					4-3	4-3				1	0	1	0	0	0	0																				
<b>Inning Stats</b>	R: 0 E: 0 K: 0 S: 4	H: 1 LOB: 2 BB: 1 P: 8	R: 0 E: 0 K: 1 S: 5	H: 0 LOB: 0 BB: 0 P: 5	R: 0 E: 0 K: 0 S: 5	H: 2 LOB: 1 BB: 0 P: 5	R: 1 E: 0 K: 0 S: 5	H: 2 LOB: 1 BB: 0 P: 5	R: 4 E: 2 K: 0 S: 8	H: 3 LOB: 2 BB: 1 P: 12	R: 2 E: 1 K: 0 S: 6	H: 3 LOB: 1 BB: 0 P: 6	R: 0 E: 0 K: 0 S: 4	H: 1 LOB: 1 BB: 0 P: 4	R: 4 E: 0 K: 0 S: 7	H: 4 LOB: 0 BB: 0 P: 7	1B: 11 2B: 3 3B: 1 HR: 1	SF: 0 SAC: 0 DP: 0 HBP: 0	WP: 0 PA: 44 PB: 0 SB: 0 CS: 0																	
<b>PITCHER</b>	IP	WLS	BF	H	R	ER	SO	BB	IBB	HBP	BLK	WP	HR	S	P	ERA	WHIP	<b>PITCHER</b>		IP	WLS	BF	H	R	ER	SO	BB	IBB	HBP	BLK	WP	HR	S	P	ERA	WHIP
<b>Don Carrithers, R</b> ERA: 3.2 (1, 1)	4.1	L	25	8	5	4	1	2	0	0	0	0	0	2	2	0.00	0.000																			
<b>Woodle Fryman, L</b> ERA: 2.3 (5, 1)	0.2		2	0	0	0	0	0	0	0	0	0	0	2	2	0.00	0.000																			
<b>Dale Murray, R</b> ERA: 3.9 (6, 1)	2.0		10	4	2	1	0	0	0	0	0	0	0	10	10	4.50	2.000																			
<b>Chuck Taylor, R</b> ERA: 4.29 (8, 1)	1.0		7	4	4	4	0	0	0	0	0	0	1	7	7	36.00	4.000																			

AB	42
R	11
H	16
RBI	10
BB	2
SO	1
LOB	19





Batter	1	2	3	4	5	6	7	8	9	AB	R	H	RBI	BB	SO	LOB	TOP						
<b>Don Kessinger, S</b> OBP: 0.304, SLG: 0.309	F8	3-1		F8		4-3			1B	5	0	1	0	0	0	4	<b>Chicago Cubs @ Cincinnati Reds</b> Riverfront Stadium, Cincinnati, OH Mon Aug 11 1975, 7:05 PM EDT Att: 27,725 - Unknown						
<b>Rick Monday, L</b> OBP: 0.397, SLG: 0.481	4-3		2B SF7	1B	F7		K		4-3	5	1	1	0	0	1								
<b>Bill Madlock, R</b> OBP: 0.387, SLG: 0.474	K		K		4-3		G6-3 1B			4	0	1	0	0	2	1							
<b>Jose Cardenal, R</b> OBP: 0.379, SLG: 0.394		4-3	SF7 1B	2B	FC4-6 1B		G6-3			4	0	2	0	0	0	1							
<b>Gene Hiser, L</b> OBP: 0.325, SLG: 0.333	E 1B BB			IBB	FC4-6 1B			G3		2	1	0	0	2	0	1							
<b>Andre Thornton, R</b> OBP: 0.401, SLG: 0.436	1B		SF7		SH1-3 2B		K			3	1	2	1	0	1	0							
<b>Manny Trillo, R</b> OBP: 0.292, SLG: 0.308	E6 SH2-4 1B		K		SH1-3		K			3	0	0	0	0	2	4							
<b>Steve Swisher, R</b> OBP: 0.306, SLG: 0.300	SH2-4 1B			F3		P5		F8		4	0	1	2	0	0	1							
<b>Rick Reuschel, R</b> OBP: 0.246, SLG: 0.276	SH2-4			K				K		1	0	0	0	1	1	0							
<b>Ken Crosby, R</b> OBP: 0.250, SLG: 0.143										0	0	0	0	0	0	0							
<b>Milt Wilcox, R</b> OBP: 0.333, SLG: 0.333										0	0	0	0	0	0	0							
<b>Champ Summers, L</b> OBP: 0.324, SLG: 0.322										1	0	0	0	0	1	0							
<b>Inning Stats</b>	R: 0 E: 0 K: 1 S: 5	H: 0 LOB: 0 BB: 0 P: 5	R: 2 E: 1 K: 0 S: 6	H: 2 LOB: 2 BB: 1 P: 10	R: 1 E: 0 K: 2 S: 9	H: 2 LOB: 2 BB: 1 P: 13	R: 0 E: 0 K: 1 S: 5	H: 0 LOB: 0 BB: 0 P: 5	R: 0 E: 0 K: 0 S: 4	H: 1 LOB: 1 BB: 0 P: 4	R: 0 E: 0 K: 0 S: 4	H: 1 LOB: 2 BB: 1 P: 8	R: 0 E: 0 K: 1 S: 5	H: 1 LOB: 0 BB: 0 P: 5	R: 0 E: 0 K: 2 S: 7	H: 0 LOB: 0 BB: 0 P: 7	R: 0 E: 0 K: 1 S: 6	H: 1 LOB: 1 BB: 0 P: 6	1B: 6 2B: 2 3B: 0 HR: 0	SF: 1 SAC: 2 DP: 1 HBP: 0	WP: 0 PB: 0 SB: 0 CS: 0	PA: 38	
<b>PITCHER</b> <b>Jack Billingham, R</b> ERA: 3.63	IP: 9.0 WLS: W BF: 38 H: 8 R: 3 ER: 2 SO: 8 BB: 2 IBB: 1 HBP: 0 BLK: 0 WP: 0 HR: 0 S: 51 P: 63 ERA: 2.00 WHIP: 1.11											<b>PITCHER</b>	IP: 9.0 WLS: W BF: 38 H: 8 R: 3 ER: 2 SO: 8 BB: 2 IBB: 1 HBP: 0 BLK: 0 WP: 0 HR: 0 S: 51 P: 63 ERA: 2.00 WHIP: 1.11										

**Chicago Cubs @ Cincinnati Reds**  
Riverfront Stadium, Cincinnati, OH  
Mon Aug 11 1975, 7:05 PM EDT  
Att: 27,725 - Unknown

AB	32
R	3
H	8
RBI	3
BB	3
SO	8
LOB	13



Batter	1	2	3	4	5	6	7	8	9	AB	R	H	RBI	BB	SO	LOB	BOTTOM								
<b>Pete Rose, S</b> OBP: 0.405, SLG: 0.448	G3		K		FC6-4 3B	1B IBB		F9		4	1	1	0	1	1	0	<b>Chicago Cubs @ Cincinnati Reds</b> Riverfront Stadium, Cincinnati, OH Mon Aug 11 1975, 7:05 PM EDT Att: 27,725 - Unknown								
<b>Ken Griffey, L</b> OBP: 0.405, SLG: 0.426	5-3		3B		FC6-4 1B	1B 2B		2B 1B		5	1	4	2	0	0	0									
<b>Joe Morgan, L</b> OBP: 0.458, SLG: 0.507	F8		S BB		FC6-4 E3 1-2 3-H	K		1B 2B		4	1	1	1	1	1	3									
<b>Johnny Bench, R</b> OBP: 0.375, SLG: 0.541		K	K		E3 2B	6-3		1B 2B IBB		4	2	0	0	1	2	5									
<b>Tony Perez, R</b> OBP: 0.339, SLG: 0.458	F8		K		1B 2B			2B 1B		5	1	2	3	0	1	2									
<b>George Foster, R</b> OBP: 0.351, SLG: 0.539	BB 1B				1B	1B		1B 2B		5	1	5	2	0	0	0									
<b>Cesar Geronimo, L</b> OBP: 0.341, SLG: 0.375	1B BB				K			K		2	1	0	0	3	2	2									
<b>Darrel Chaney, S</b> OBP: 0.302, SLG: 0.282										3	1	2	1	0	1	1									
<b>Merv Rettenmund, R</b> OBP: 0.378, SLG: 0.352										1	0	0	0	0	1	2									
<b>Doug Flynn, R</b> OBP: 0.295, SLG: 0.313	1B									1	0	0	0	0	0	1									
<b>Jack Billingham, R</b> OBP: 0.186, SLG: 0.111	4-3					SH1-4		K		3	0	0	0	0	2	5									
<b>Inning Stats</b>	R: 0 E: 0 K: 0 S: 3	H: 0 LOB: 0 BB: 0 P: 3	R: 1 E: 0 K: 1 S: 7	H: 2 LOB: 2 BB: 1 P: 11	R: 0 E: 0 K: 3 S: 10	H: 1 LOB: 1 BB: 0 P: 14	R: 0 E: 0 K: 3 S: 10	H: 1 LOB: 1 BB: 0 P: 10	R: 2 E: 1 K: 0 S: 6	H: 4 LOB: 2 BB: 0 P: 6	R: 2 E: 0 K: 1 S: 7	H: 2 LOB: 2 BB: 2 P: 15	R: 0 E: 0 K: 2 S: 8	H: 1 LOB: 2 BB: 1 P: 12	R: 4 E: 0 K: 1 S: 9	H: 4 LOB: 1 BB: 1 P: 13		1B: 10 2B: 3 3B: 2 HR: 0	SF: 0 SAC: 1 DP: 0 HBP: 0	WP: 0 PB: 1 SB: 2 CS: 0	PA: 44				
<b>PITCHER</b> <b>Rick Reuschel, R</b> ERA: 3.49	IP: 6.0 WLS: L BF: 31 H: 10 R: 5 ER: 4 SO: 8 BB: 3 IBB: 1 HBP: 0 BLK: 0 WP: 0 HR: 0 S: 43 P: 59 ERA: 6.00 WHIP: 2.167											<b>PITCHER</b>	IP: 6.0 WLS: L BF: 31 H: 10 R: 5 ER: 4 SO: 8 BB: 3 IBB: 1 HBP: 0 BLK: 0 WP: 0 HR: 0 S: 43 P: 59 ERA: 6.00 WHIP: 2.167												
<b>Ken Crosby, R</b> ERA: 8.1	0.1	3	1	0	0	0	1	0	0	0	0	2	6	0.00	6.000										
<b>Ken Frailing, L</b> ERA: 5.72	1.0	6	2	3	3	2	0	1	0	0	0	9	13	27.00	2.000										
<b>Milt Wilcox, R</b> ERA: 5.91	0.2	4	2	1	1	1	0	0	0	0	0	6	6	13.50	3.000										

**Chicago Cubs @ Cincinnati Reds**  
Riverfront Stadium, Cincinnati, OH  
Mon Aug 11 1975, 7:05 PM EDT  
Att: 27,725 - Unknown

AB	37
R	9
H	15
RBI	9
BB	6
SO	11
LOB	21





Batter	1	2	3	4	5	6	7	8	9	AB R H RBI BB SO LOB	TOP															
<b>Don Kessinger, S</b> OBP: 0.308, SLG: 0.314 (1, 6)	0-0 1B 1B 2B	4-0 WP 1B BB	0-0 3H 1B			0-0 4-1 1B	0-0 1B		0-0 F7	5 1 3 1 1 0 1	<b>Chicago Cubs @ Cincinnati Reds</b> Riverfront Stadium, Cincinnati, OH Tue Aug 12 1975, 7:05 PM EDT Att: 31,550 - Unknown															
<b>Rick Monday, L</b> OBP: 0.397, SLG: 0.478 (1, 8)	0-0 1B 2-3 3B 1B	0-0 F9	0-3 K			4-0 1B 2B BB	0-0 P4			4 2 1 0 1 1 3																
<b>Bill Madlock, R</b> OBP: 0.391, SLG: 0.478 (1, 5)	0-0 1-3 3B 1B	0-0 WP 1B		0-0 G3 1B		0-0 1-2 2B 1B		0-3 K		5 2 4 1 0 1 0																
<b>Jose Cardenal, R</b> OBP: 0.381, SLG: 0.406 (1, 7)	0-0 1-1H 3H 1B 3B	0-0 F8 1-2 2-3		0-0 G3 1-2		0-0 1-1H 2H 2B		0-0 2B		5 1 3 4 0 0 3																
<b>Jerry Morales, R</b> OBP: 0.332, SLG: 0.366 (1, 9)	0-0 5-3	0-0 F9		0-0 6-3		0-0 F8		0-3 K		5 0 0 0 0 1 6																
<b>Ralph LaCock, L</b> OBP: 0.329, SLG: 0.336 (1, 3)	0-0 3H 1B		0-0 1B 3B		0-0 F8	4-0 IBB		0-0 F2		4 1 2 1 1 0 2																
<b>Manny Trillo, R</b> OBP: 0.293, SLG: 0.309 (1, 4)	0-0 1-2 1B		0-0 F8 4-3 1B		0-0 6-3	0-0 P4		0-0 F6-3		5 1 2 1 0 0 2																
<b>Steve Swisher, R</b> OBP: 0.301, SLG: 0.294 <b>Gene Hiser, L</b> OBP: 0.317, SLG: 0.324 (9, PH)	0-0 F5		0-0 4-3		0-0 6-3		0-0 5-3		0-0 4-3	4 0 0 0 0 0 3 1 0 0 0 0 0 0																
<b>Tom Detmore, L</b> OBP: 0.306, SLG: 0.316 <b>Ken Crosby, R</b> OBP: 0.287, SLG: 0.293 <b>Darold Knowles, L</b> OBP: 0.299, SLG: 0.299 <b>Vic Harris, S</b> OBP: 0.299, SLG: 0.299 <b>Paul Reuschel, R</b> OBP: 0.333, SLG: 0.333 (7, PH)	0-0 F8		0-0 F8		0-0 6-3		0-0 4-3		0-0 1B	2 0 0 0 0 0 3 0 0 0 0 0 0 0 1 0 0 0 0 0 0 1 0 0 0 0 0 0 0 0 0 0 0 0 0 1 0 1 0 0 0 0																
<b>Inning Stats</b>	R: 4 E: 0 K: 0 S: 9	H: 6 LOB: 2 BB: 0 P: 9	R: 0 E: 0 K: 0 S: 4	H: 1 LOB: 2 BB: 1 P: 8	R: 2 E: 0 K: 1 S: 8	H: 3 LOB: 1 BB: 0 P: 8	R: 0 E: 0 K: 0 S: 4	H: 1 LOB: 0 BB: 0 P: 4	R: 0 E: 0 K: 0 S: 3	H: 0 LOB: 0 BB: 0 P: 3		R: 2 E: 0 K: 0 S: 5	H: 2 LOB: 2 BB: 2 P: 13	R: 0 E: 0 K: 0 S: 4	H: 1 LOB: 1 BB: 0 P: 4	R: 0 E: 0 K: 2 S: 8	H: 1 LOB: 1 BB: 0 P: 8	R: 0 E: 0 K: 0 S: 4	H: 1 LOB: 1 BB: 0 P: 4	1B: 11 2B: 3 3B: 2 HR: 0	SF: 0 SAC: 0 DP: 0 HBP: 0	WP: 1 PB: 0 SB: 0 CS: 0	PA: 46			
<b>PITCHER</b>	IP WLS BF H R ER SO BB IBB HBP BLK WP HR S P ERA WHIP											<b>PITCHER</b>	IP WLS BF H R ER SO BB IBB HBP BLK WP HR S P ERA WHIP													
<b>Pat Darcy, R</b> ERA: 3.75 (1, 1)	0.1	6	5	4	4	0	0	0	0	0	0	0	6	6	108.00	15.000										
<b>Clay Kirby, R</b> ERA: 4.55 (1, 1)	2.2	14	5	2	2	1	1	0	0	0	1	0	15	19	6.75	2.250										
<b>Pedro Borbon, R</b> ERA: 3.39 (4, 1)	2.2	13	3	2	2	0	1	1	0	0	0	0	11	19	6.75	1.500										
<b>Rawly Eastwick, R</b> ERA: 3.1 (6, 1)	3.1	W	13	3	0	0	2	0	0	0	0	0	17	17	0.00	0.900										

AB	43
R	8
H	16
RBI	8
BB	3
SO	3
LOB	23



Batter	1	2	3	4	5	6	7	8	9	AB R H RBI BB SO LOB	BOTTOM														
<b>Pete Rose, S</b> OBP: 0.406, SLG: 0.446 (1, 5)	0-0 4-3 WP 1B		0-0 FC3-6 1B SF8	0-0 F7		4-0 1B 2B BB	0-0 5-3	4-0 BB		4 3 1 0 2 0 2	<b>Chicago Cubs @ Cincinnati Reds</b> Riverfront Stadium, Cincinnati, OH Tue Aug 12 1975, 7:05 PM EDT Att: 31,550 - Unknown														
<b>Ken Griffey, L</b> OBP: 0.402, SLG: 0.421 (1, 9)	0-0 4-3 1-3		0-0 E S 1B	0-0 4-3 2-3		0-3 K	0-3 K	0-0 F7		6 1 1 0 0 2 5															
<b>Joe Morgan, L</b> OBP: 0.462, SLG: 0.513 (1, 4)	0-0 1-3 1B		0-0 SF8	4-0 1B 1B BB		0-0 2B 1B	0-0 1B 2B			3 3 3 2 1 0 0															
<b>Tony Perez, R</b> OBP: 0.344, SLG: 0.465 (1, 3)	0-0 1-3 1-2		0-0 1-1H 3B 1B	0-0 1-3 1B		0-0 E 1B 2B	0-0 2H 3H 1B	0-0 2H 1B		5 2 4 4 0 0 1															
<b>George Foster, R</b> OBP: 0.355, SLG: 0.540 (1, 8)	0-0 5-3		0-0 1-2 3B 1B	0-0 1-2 3H 1B		0-0 E5 1B BB	0-0 FC6-4 1B			5 1 3 1 0 0 2															
<b>Dan Driessen, L</b> OBP: 0.382, SLG: 0.418 <b>Merv Rettenmund, R</b> OBP: 0.383, SLG: 0.352 <b>Doug Flynn, R</b> OBP: 0.292, SLG: 0.309 (7, 6)		0-3 K	0-0 1-1H 2H 1B 3B	0-0 P4		4-0 1-2 1B BB	0-0 FC6-4 1-2 1B			3 1 1 2 0 1 2 0 0 0 0 1 0 0 1 0 0 0 0 0 2															
<b>Darrel Chaney, S</b> OBP: 0.309, SLG: 0.284 <b>Johnny Bench, R</b> OBP: 0.376, SLG: 0.541 (7, 7)		0-0 4-3	0-0 E S 1B		0-3 K	0-0 1-2 2-3 3H 1B		0-3 K		3 0 1 1 0 1 0 2 0 1 1 0 1 0															
<b>Bill Plummer, R</b> OBP: 0.301, SLG: 0.291 (1, 2)		0-0 P6	0-0 K		0-0 5-3	0-0 L5		0-0 SH1-4 1B		5 0 1 0 0 1 4															
<b>Pat Darcy, L</b> OBP: 0.036, SLG: 0.071 <b>Clay Kirby, R</b> OBP: 0.309, SLG: 0.292 <b>Ed Armbrister, R</b> OBP: 0.244, SLG: 0.231 <b>Pedro Borbon, R</b> OBP: 0.235, SLG: 0.294 <b>Rawly Eastwick, R</b> OBP: 0.071, SLG: 0.071 (6, 1)			0-0 FC3-6 1B	4-3 BLK 2B		0-0 1-3	0-3 K		0-0 SH1-4	0 0 0 0 0 0 0 0 0 0 0 0 0 0 1 0 1 0 0 0 0 2 1 1 0 0 0 0 1 0 0 0 0 1 3															
<b>Inning Stats</b>	R: 1 E: 0 K: 0 S: 5	H: 2 LOB: 1 BB: 0 P: 5	R: 0 E: 0 K: 1 S: 5	H: 0 LOB: 0 BB: 0 P: 5	R: 5 E: 0 K: 1 S: 11	H: 6 LOB: 1 BB: 0 P: 11	R: 2 E: 0 K: 0 S: 6	H: 3 LOB: 2 BB: 1 P: 10	R: 0 E: 0 K: 1 S: 5	H: 0 LOB: 0 BB: 0 P: 5		R: 3 E: 1 K: 2 S: 11	H: 3 LOB: 3 BB: 2 P: 19	R: 1 E: 0 K: 1 S: 8	H: 3 LOB: 2 BB: 0 P: 8	R: 0 E: 0 K: 1 S: 6	H: 1 LOB: 2 BB: 1 P: 10	1B: 14 2B: 3 3B: 1 HR: 0	SF: 1 SAC: 1 DP: 0 HBP: 0	WP: 1 PB: 0 SB: 2 CS: 0	PA: 47				
<b>PITCHER</b>	IP WLS BF H R ER SO BB IBB HBP BLK WP HR S P ERA WHIP											<b>PITCHER</b>	IP WLS BF H R ER SO BB IBB HBP BLK WP HR S P ERA WHIP												
<b>Tom Detmore, R</b> ERA: 4.33 (1, 1)	3.2	21	9	8	8	2	1	0	0	0	0	2	2	19.64	2.727										
<b>Ken Crosby, R</b> ERA: 8.1 (4, 1)	0.0	2	2	0	0	0	0	0	0	0	0	2	2	∞	∞										
<b>Darold Knowles, L</b> ERA: 6.45 (4, 1)	2.1	L	13	3	3	3	2	0	0	0	0	17	25	11.57	2.143										
<b>Paul Reuschel, R</b> ERA: 2.7 (7, 1)	2.0		11	4	1	1	2	1	0	0	0	14	18	4.50	2.500										

AB	41
R	12
H	18
RBI	11
BB	4
SO	7
LOB	21





Batter	1	2	3	4	5	6	7	8	9	AB	R	H	RBI	BB	SO	LOB	TOP											
Rennie Stennett, R OBP: 0.294, SLG: 0.353 (1, 4)	L8			F7		F3				4	0	1	0	0	0	1												
Richie Hebner, L OBP: 0.337, SLG: 0.428 (1, 5)	F8			F9		3-1			1-3	4	0	0	0	0	0	2												
Al Oliver, L OBP: 0.294, SLG: 0.432 (1, 8)	L8			F8			L9		4-3	4	0	0	0	0	0	0												
Dave Parker, L OBP: 0.367, SLG: 0.555 (1, 9)		F8			F8		4-3		F6-3	4	0	0	0	0	0	0												
Bob Robertson, R OBP: 0.368, SLG: 0.457 (1, 3)		5-3			L5				F6-3	3	0	0	0	0	0	0												
Richie Zisk, R OBP: 0.355, SLG: 0.416 (1, 7)		F8			F8			K		3	0	0	0	0	1	0												
Manny Sanguillen, R OBP: 0.394, SLG: 0.452 (1, 2)			F6-3			1B				3	1	2	1	0	0	0												
Craig Reynolds, L OBP: 0.324, SLG: 0.313 (1, 6)			F3			F2		F8		3	0	0	0	0	0	1												
Jerry Reuss, L OBP: 0.246, SLG: 0.204 Kent Tekulve, R (7, 1)						F7				2	0	0	0	0	1	1												
Ed Kirkpatrick, L OBP: 0.351, SLG: 0.379 (8, PH)										0	0	0	0	0	0	0												
Larry Demery, R OBP: 0.313, SLG: 0.357 (8, 1)										0	1	1	0	0	0	0												
										0	0	0	0	0	0	0												
<b>Inning Stats</b>	R: 0 E: 0 K: 0 S: 3	H: 0 LOB: 0 BB: 0 P: 3	R: 0 E: 0 K: 0 S: 3	H: 0 LOB: 0 BB: 0 P: 3	R: 0 E: 0 K: 1 S: 5	H: 0 LOB: 0 BB: 0 P: 5	R: 0 E: 0 K: 0 S: 3	H: 0 LOB: 0 BB: 0 P: 3	R: 0 E: 0 K: 0 S: 5	H: 2 LOB: 2 BB: 0 P: 5	R: 0 E: 0 K: 0 S: 3	H: 0 LOB: 0 BB: 0 P: 3	R: 1 E: 0 K: 1 S: 7	H: 2 LOB: 1 BB: 0 P: 7	R: 0 E: 0 K: 0 S: 3	H: 0 LOB: 0 BB: 0 P: 3	1B: 3 2B: 0 3B: 0 HR: 1	SF: 0 SAC: 0 DP: 0 HBP: 0	WP: 0 PA: 31									
<b>PITCHER</b>	IP	WLS	BF	H	R	ER	SO	BB	IBB	HBP	BLK	WP	HR	S	P	ERA	WHIP											
Gary Nolan, R ERA: 2.98 Will McEnaney, L ERA: 1.76	(1, 1)	8.0	W	28	4	1	1	2	0	0	0	0	0	1	32	32	1.12	0.500										
	(9, 1)	1.0		3	0	0	0	0	0	0	0	0	0	0	3	3	0.00	0.000										

Pittsburgh Pirates @ Cincinnati Reds  
Riverfront Stadium, Cincinnati, OH  
Thu Aug 14 1975, 7:05 PM EDT  
Att: 40,062 - Unknown

AB	31
R	1
H	4
RBI	1
BB	0
SO	2
LOB	5



Batter	1	2	3	4	5	6	7	8	9	AB	R	H	RBI	BB	SO	LOB	BOTTOM											
Pete Rose, S OBP: 0.407, SLG: 0.445 (1, 5)	1-3		L9		2B	1B		1B		3	1	1	0	1	0	1												
Ken Griffey, L OBP: 0.405, SLG: 0.428 (1, 9)	3-1			WP	1B	1B		1B		4	1	3	0	0	0	0												
Joe Morgan, L OBP: 0.460, SLG: 0.511 (1, 4)	L5			K	K			1B		4	0	1	1	0	2	3												
Johnny Bench, R OBP: 0.377, SLG: 0.541 (1, 2)		G5-4-3		WP	HR	1B		K	1-3	4	1	2	0	0	1	1												
Tony Perez, R OBP: 0.344, SLG: 0.463 (1, 3)		G5-4-3		F8				4-3		4	1	1	0	0	0	3												
George Foster, R OBP: 0.356, SLG: 0.557 (1, 7)		F6		HR		HR		4-3		4	2	2	5	0	0	0												
Cesar Geronimo, L OBP: 0.338, SLG: 0.371 (1, 8)			4-3	K		6-3		F8		4	0	0	0	0	1	0												
Doug Flynn, R OBP: 0.283, SLG: 0.298 (1, 6)			F4-3		F9	F5-3				3	0	0	0	0	0	0												
Gary Nolan, R OBP: 0.263, SLG: 0.220 Will McEnaney, L ERA: 2.6	(1, 1)	6.0	L	26	9	5	5	4	0	0	0	0	0	0	0	0	7.50	1.500										
	(7, 1)	1.0		5	2	1	1	0	1	0	0	0	0	0	4	8	9.00	3.000										
	(8, 1)	1.0		3	0	0	0	0	0	0	0	0	0	0	3	3	0.00	0.000										
<b>Inning Stats</b>	R: 0 E: 0 K: 0 S: 3	H: 1 LOB: 0 BB: 0 P: 3	R: 0 E: 0 K: 0 S: 4	H: 1 LOB: 1 BB: 0 P: 4	R: 3 E: 0 K: 2 S: 10	H: 3 LOB: 0 BB: 0 P: 10	R: 0 E: 0 K: 1 S: 7	H: 2 LOB: 2 BB: 0 P: 7	R: 2 E: 0 K: 1 S: 7	H: 2 LOB: 0 BB: 0 P: 7	R: 1 E: 0 K: 0 S: 4	H: 2 LOB: 1 BB: 1 P: 8	R: 0 E: 0 K: 0 S: 3	H: 0 LOB: 0 BB: 0 P: 3	1B: 7 2B: 1 3B: 1 HR: 2	SF: 0 SAC: 0 DP: 1 HBP: 0	WP: 1 PA: 34											
<b>PITCHER</b>	IP	WLS	BF	H	R	ER	SO	BB	IBB	HBP	BLK	WP	HR	S	P	ERA	WHIP											
Jerry Reuss, L ERA: 2.48 Kent Tekulve, R ERA: 2.17 Larry Demery, R ERA: 2.6	(1, 1)	6.0	L	26	9	5	5	4	0	0	0	0	0	0	0	0	7.50	1.500										
	(7, 1)	1.0		5	2	1	1	0	1	0	0	0	0	0	4	8	9.00	3.000										
	(8, 1)	1.0		3	0	0	0	0	0	0	0	0	0	0	3	3	0.00	0.000										

Pittsburgh Pirates @ Cincinnati Reds  
Riverfront Stadium, Cincinnati, OH  
Thu Aug 14 1975, 7:05 PM EDT  
Att: 40,062 - Unknown

AB	33
R	6
H	11
RBI	6
BB	1
SO	4
LOB	8









Batter	1	2	3	4	5	6	7	8	9	AB	R	H	RBI	BB	SO	LOB	TOP								
Rennie Stennett, R OBP: 0.296, SLG: 0.361 (1, 4)	1-3		F6-3		5-3		F8			4	0	0	0	0	0	2									
Manny Sanguillen, R OBP: 0.394, SLG: 0.455 (1, 2)	B2			FC6-4 1B		K		F6-3		4	0	1	0	0	1	0									
Al Oliver, L OBP: 0.291, SLG: 0.429 (1, 8)	F9			FC6-4 1-2 2B		G3		F8		4	1	0	0	0	0	1									
Dave Parker, L OBP: 0.368, SLG: 0.556 (1, 9)				1B 1-H 2B				K		4	0	3	1	0	1	0									
Richie Hebner, L OBP: 0.336, SLG: 0.426 (1, 5)	F2					G3		F8		4	0	1	0	0	0	2									
Bob Robertson, R OBP: 0.398, SLG: 0.454 Willie Randolph, R (7, PR) OBP: 0.200, SLG: 0.115 Richie Zisk, R OBP: 0.353, SLG: 0.413 (1, 3)	K			F8						3	0	1	0	0	1	3									
Ed Kirkpatrick, L OBP: 0.353, SLG: 0.402 (7, 3)	F6-3			F8			FC3-6 1B		1B SF9 1B	4	1	1	0	0	0	4									
Craig Reynolds, L OBP: 0.324, SLG: 0.343 Bill Robinson, R OBP: 0.301, SLG: 0.432 (9, PH)			G3		K				SF9	3	0	1	1	0	1	0									
John Candelaria, L OBP: 0.267, SLG: 0.185 Dave Giusti, R OBP: 0.375, SLG: 0.286 Art Howe, R OBP: 0.267, SLG: 0.250 (8, 1)	4-3			1-3			F7		FC4-6	3	0	0	0	0	0	2									
<b>Inning Stats</b>	R: 0 E: 0 K: 0 S: 3	H: 0 LOB: 0 BB: 0 P: 3	R: 0 E: 0 K: 1 S: 6	H: 1 LOB: 1 BB: 0 P: 6	R: 0 E: 0 K: 0 S: 3	H: 0 LOB: 0 BB: 0 P: 3	R: 1 E: 0 K: 0 S: 6	H: 3 LOB: 2 BB: 0 P: 6	R: 0 E: 0 K: 1 S: 5	H: 0 LOB: 0 BB: 0 P: 5	R: 0 E: 0 K: 0 S: 6	H: 1 LOB: 1 BB: 0 P: 6	R: 1 E: 0 K: 0 S: 5	H: 2 LOB: 2 BB: 0 P: 5	R: 0 E: 0 K: 1 S: 5	H: 0 LOB: 0 BB: 0 P: 5	R: 1 E: 0 K: 0 S: 5	H: 2 LOB: 1 BB: 0 P: 5	1B: 6 2B: 3 3B: 0 HR: 0	SF: 1 SAC: 0 DP: 0 HBP: 0	WP: 0 PB: 0 SB: 0 CS: 0	PA: 36			
<b>PITCHER</b>	IP	WLS	BF	H	R	ER	SO	BB	IBB	HBP	BLK	WP	HR	S	P	ERA	WHIP								
Jack Billingham, R ERA: 3.61 (1, 1)	8.1	W	34	9	3	3	4	0	0	0	0	0	0	42	42	3.24	1.080								
Willi McEnaney, L ERA: 1.75 (9, 1)	0.1		1	0	0	0	0	0	0	0	0	0	0	1	1	0.00	0.000								
Rawly Eastwick, R ERA: 3.09 (9, 1)	0.1	S	1	0	0	0	0	0	0	0	0	0	0	1	1	0.00	0.000								

Pittsburgh Pirates @ Cincinnati Reds  
Riverfront Stadium, Cincinnati, OH  
Sat Aug 16 1975, 7:05 PM EDT  
Att: 51,286 - Unknown

AB 35  
R 3  
H 9  
RBI 3  
BB 0  
SO 4  
LOB 15



Batter	1	2	3	4	5	6	7	8	9	AB	R	H	RBI	BB	SO	LOB	BOTTOM								
Pete Rose, S OBP: 0.409, SLG: 0.446 (1, 5)	6-3	K			G4-6-3 1-2					3	0	0	0	1	1	2									
Ken Griffey, L OBP: 0.399, SLG: 0.420 (1, 9)			F8		6-3		IBB		F9	4	0	1	0	0	0	2									
Johnny Bench, R OBP: 0.374, SLG: 0.543 (1, 2)	P6			K						4	1	1	0	0	1	1									
Tony Perez, R OBP: 0.343, SLG: 0.470 (1, 3)	F9			K						4	1	2	2	0	1	1									
George Foster, R OBP: 0.356, SLG: 0.555 (1, 7)		1B 3B		K						4	1	1	0	0	2	1									
Cesar Geronimo, L OBP: 0.342, SLG: 0.388 (1, 8)		S 1B		F7						4	2	2	2	0	0	1									
Doug Flynn, R OBP: 0.320, SLG: 0.333 (1, 6)		3-H 1B								4	0	3	1	0	0	0									
Darrel Chaney, S OBP: 0.291, SLG: 0.272 (1, 4)		K			P5					4	0	0	0	0	1	3									
Jack Billingham, R OBP: 0.197, SLG: 0.109 Willi McEnaney, L OBP: 0.071, SLG: 0.071 (9, 1)		K								1	0	0	0	1	1	1									
<b>Inning Stats</b>	R: 0 E: 0 K: 0 S: 4	H: 1 LOB: 1 BB: 0 P: 4	R: 2 E: 0 K: 3 S: 12	H: 3 LOB: 1 BB: 0 P: 12	R: 0 E: 0 K: 2 S: 7	H: 0 LOB: 0 BB: 0 P: 7	R: 0 E: 0 K: 1 S: 6	H: 1 LOB: 1 BB: 0 P: 6	R: 0 E: 0 K: 0 S: 2	H: 0 LOB: 0 BB: 1 P: 6	R: 0 E: 0 K: 0 S: 4	H: 1 LOB: 1 BB: 0 P: 4	R: 0 E: 0 K: 0 S: 4	H: 1 LOB: 2 BB: 1 P: 8	R: 3 E: 0 K: 1 S: 8	H: 3 LOB: 0 BB: 0 P: 8	1B: 6 2B: 1 3B: 1 HR: 2	SF: 0 SAC: 1 DP: 1 HBP: 0	WP: 0 PB: 1 SB: 1 CS: 0	PA: 35					
<b>PITCHER</b>	IP	WLS	BF	H	R	ER	SO	BB	IBB	HBP	BLK	WP	HR	S	P	ERA	WHIP								
John Candelaria, L ERA: 3.08 (1, 1)	7.0	L	31	9	4	4	6	1	0	0	0	0	1	41	49	5.14	1.429								
Dave Giusti, R ERA: 2.52 (8, 1)	1.0		4	1	1	1	1	0	0	0	0	0	1	6	6	9.00	1.000								

Pittsburgh Pirates @ Cincinnati Reds  
Riverfront Stadium, Cincinnati, OH  
Sat Aug 16 1975, 7:05 PM EDT  
Att: 51,286 - Unknown

AB 32  
R 5  
H 10  
RBI 5  
BB 2  
SO 7  
LOB 12






Batter	1	2	3	4	5	6	7	8	9	AB	R	H	RBI	BB	SO	LOB	TOP										
Rennie Stennett, R OBP: 0.295, SLG: 0.361 (1, 4)										3	0	1	1	0	1	0											
Ed Kirkpatrick, L OBP: 0.358, SLG: 0.410 (1, 3)										3	0	1	0	1	0	2											
Al Oliver, L OBP: 0.291, SLG: 0.426 (1, 8)										3	0	0	0	1	0	2											
Dave Parker, L OBP: 0.367, SLG: 0.553 (1, 9)										4	0	1	0	0	0	2											
Richie Hebner, L OBP: 0.333, SLG: 0.423 Bob Robertson, R OBP: 0.364, SLG: 0.449 (9, PH)										3	0	0	0	0	1	1											
Richie Zisk, R OBP: 0.350, SLG: 0.408 (1, 7)										4	0	0	0	0	1	1											
Duffy Dyer, R OBP: 0.297, SLG: 0.371 Manny Sanguillen, R OBP: 0.385, SLG: 0.455 (8, PH)										2	0	0	0	0	1	0											
Craig Reynolds, L OBP: 0.300, SLG: 0.316 (1, 6)										3	1	0	0	0	0	1											
Bruce Kison, R OBP: 0.137, SLG: 0.102 Ken Brett, L OBP: 0.268, SLG: 0.375 (7, 1)										2	0	0	0	0	0	0											
<b>Inning Stats</b>	R: 0 E: 0 K: 0 S: 3	H: 1 LOB: 1 BB: 1 P: 7	R: 0 E: 0 K: 3 S: 9	H: 0 LOB: 0 BB: 0 P: 9	R: 0 E: 0 K: 1 S: 5	H: 0 LOB: 0 BB: 0 P: 5	R: 0 E: 0 K: 0 S: 4	H: 1 LOB: 1 BB: 0 P: 4	R: 0 E: 0 K: 0 S: 3	H: 0 LOB: 0 BB: 0 P: 3	R: 0 E: 0 K: 0 S: 3	H: 0 LOB: 0 BB: 0 P: 3	R: 0 E: 0 K: 0 S: 3	H: 0 LOB: 0 BB: 0 P: 3	R: 1 E: 0 K: 0 S: 4	H: 1 LOB: 1 BB: 1 P: 8	R: 0 E: 0 K: 1 S: 6	H: 1 LOB: 1 BB: 0 P: 6	1B: 3 2B: 1 3B: 0 HR: 0	SF: 1 SAC: 0 DP: 1 HBP: 0	WP: 0 PB: 0 SB: 0 CS: 0	PA: 33					
<b>PITCHER</b>	IP	WLS	BF	H	R	ER	SO	BB	IBB	HBP	BLK	WP	HR	S	P	ERA	WHIP										
Pat Darcy, R ERA: 3.55 (1, 1)	7.1	W	27	3	1	1	4	3	0	0	0	0	0	32	44	1.23	0.818										
Clay Carroll, R ERA: 2.75 (8, 1)	0.2		2	0	0	0	0	0	0	0	0	0	0	2	2	0.00	0.000										
Will McEnaney, L ERA: 1.74 (9, 1)	0.1	S	2	1	0	0	0	0	0	0	0	0	0	2	2	0.00	3.000										
Rawly Eastwick, R ERA: 3.06 (9, 1)	0.2	S	2	0	0	0	1	0	0	0	0	0	0	4	4	0.00	0.000										

Pittsburgh Pirates @ Cincinnati Reds  
Riverfront Stadium, Cincinnati, OH  
Sun Aug 17 1975, 3:33 AM EDT  
Att: 50,121 - Unknown


AB 29  
R 1  
H 4  
RBI 1  
BB 3  
SO 5  
LOB 10



Batter	1	2	3	4	5	6	7	8	9	AB	R	H	RBI	BB	SO	LOB	BOTTOM										
Pete Rose, S OBP: 0.408, SLG: 0.444 (1, 5)										4	0	1	1	0	0	0											
Ken Griffey, L OBP: 0.397, SLG: 0.418 (1, 9)										4	1	1	0	0	1	1											
Joe Morgan, L OBP: 0.457, SLG: 0.506 (1, 4)										3	0	0	0	1	0	1											
Dan Driessen, L OBP: 0.379, SLG: 0.414 (8, 3)										4	0	1	1	0	0	1											
Cesar Geronimo, L OBP: 0.339, SLG: 0.383 (1, 8)										4	0	0	0	0	2	2											
Terry Crowley, L OBP: 0.372, SLG: 0.395 Merv Rettenmund, R OBP: 0.383, SLG: 0.352 (8, 7)										3	0	1	0	0	0	1											
Darrel Chaney, S OBP: 0.302, SLG: 0.277 (1, 6)										2	1	1	0	1	0	0											
Bill Plummer, R OBP: 0.302, SLG: 0.292 (1, 2)										3	1	1	1	0	0	2											
Pat Darcy, L OBP: 0.032, SLG: 0.065 Clay Carroll, R Will McEnaney, L Rawly Eastwick, R OBP: 0.071, SLG: 0.071 (9, 1)										3	0	0	0	0	0	1											
<b>Inning Stats</b>	R: 0 E: 0 K: 0 S: 3	H: 0 LOB: 0 BB: 0 P: 3	R: 0 E: 0 K: 1 S: 6	H: 1 LOB: 2 BB: 1 P: 10	R: 0 E: 0 K: 1 S: 5	H: 0 LOB: 0 BB: 0 P: 5	R: 0 E: 0 K: 0 S: 3	H: 0 LOB: 0 BB: 1 P: 7	R: 0 E: 0 K: 0 S: 3	H: 0 LOB: 0 BB: 0 P: 3	R: 1 E: 1 K: 0 S: 5	H: 2 LOB: 1 BB: 0 P: 5	R: 2 E: 0 K: 0 S: 6	H: 3 LOB: 1 BB: 0 P: 6	R: 0 E: 0 K: 1 S: 5	H: 0 LOB: 0 BB: 0 P: 5	1B: 6 2B: 0 3B: 0 HR: 0	SF: 0 SAC: 0 DP: 0 HBP: 0	WP: 0 PB: 0 SB: 1 CS: 0	PA: 32							
<b>PITCHER</b>	IP	WLS	BF	H	R	ER	SO	BB	IBB	HBP	BLK	WP	HR	S	P	ERA	WHIP										
Bruce Kison, R ERA: 3.52 (7, 1)	6.2	L	28	6	3	2	2	2	0	0	0	0	0	30	38	2.70	1.200										
Ken Brett, L ERA: 2.84 (7, 1)	1.1		4	0	0	0	1	0	0	0	0	0	0	6	6	0.00	0.000										

Pittsburgh Pirates @ Cincinnati Reds  
Riverfront Stadium, Cincinnati, OH  
Sun Aug 17 1975, 3:33 AM EDT  
Att: 50,121 - Unknown

AB 30  
R 3  
H 6  
RBI 3  
BB 2  
SO 3  
LOB 9





Batter	1	2	3	4	5	6	7	8	9	AB	R	H	RBI	BB	SO	LOB	TOP						
<b>Pete Rose, S</b> OBP: 0.408, SLG: 0.444 (1,5)	4-3	F7			F8		FC5 1B	1-2 2-H 1B		5	0	2	1	0	0	1	<b>Cincinnati Reds @ St. Louis Cardinals</b> Busch Stadium, St. Louis, MO Mon Aug 18 1975, 7:05 PM CDT Att: 35,937 - Unknown						
<b>Ken Griffey, L</b> OBP: 0.397, SLG: 0.417 (1,9)	WP 1B		F5		F8		FC5 1B	F2		5	0	2	0	0	0	2							
<b>Joe Morgan, L</b> OBP: 0.459, SLG: 0.506 (1,4)	WP 1B		G6-4-3 BB		E 2B		FC5 1-2 2-3f		F8	4	1	2	0	1	0	2							
<b>Johnny Bench, R</b> OBP: 0.370, SLG: 0.537 (1,2)	K		G6-4-3 1-2f		E5 2B		F9		F8	5	0	0	0	0	1	6							
<b>Tony Perez, R</b> OBP: 0.344, SLG: 0.472 (1,3)	P4			BB 1B			K		1-3	5	0	2	1	0	1	4							
<b>George Foster, R</b> OBP: 0.357, SLG: 0.553 (1,7)		K		BB 1B	F8			FC3-6 HBP BB		3	0	1	0	1	1	2							
<b>Cesar Geronimo, L</b> OBP: 0.343, SLG: 0.387 (1,8)		1-3 1B		1-2 2-3 BB		3-1		FC3-6 1B HBP		2	2	1	0	1	0	0							
<b>Darrel Chaney, S</b> OBP: 0.291, SLG: 0.265 (1,6)		1-3		K		K		F8		4	0	0	0	0	2	6							
<b>Don Gullett, R</b> OBP: 0.265, SLG: 0.304 (1,1)					G1-2-3			FC3-6 1B		3	0	1	1	0	0	3							
<b>Pedro Borbon, R</b> OBP: 0.222, SLG: 0.278 (6,1)						4-3				1	0	0	0	0	0	2							
<b>Will McEnaney, L</b> OBP: 0.222, SLG: 0.278 (8,1)										0	0	0	0	0	0	0							
<b>Clay Carroll, R</b> OBP: 0.071, SLG: 0.071 (9,1)								1-2 2-3f 1B		0	0	0	0	0	0	0							
<b>Rawly Eastwick, R</b> OBP: 0.071, SLG: 0.071 (9,1)										0	0	0	0	0	0	0							
<b>Inning Stats</b>	R: 0 E: 0 K: 1 S: 7	H: 2 LOB: 2 P: 7	R: 1 E: 0 K: 1 S: 7	H: 2 LOB: 1 BB: 0 P: 7	R: 0 E: 0 K: 0 S: 2	H: 0 LOB: 0 BB: 1 P: 6	R: 0 E: 0 K: 1 S: 6	H: 2 LOB: 2 BB: 1 P: 10	R: 1 E: 1 K: 0 S: 6	H: 2 LOB: 2 BB: 0 P: 6	R: 0 E: 0 K: 1 S: 5	H: 0 LOB: 0 BB: 0 P: 5	R: 0 E: 0 K: 1 S: 7	H: 2 LOB: 2 BB: 0 P: 7	R: 1 E: 0 K: 0 S: 4	H: 1 LOB: 3 BB: 1 P: 9		R: 0 E: 0 K: 0 S: 3	H: 0 LOB: 0 BB: 0 P: 3	1B: 9 2B: 2 3B: 0 HR: 0	SF: 0 SAC: 0 DP: 2 HBP: 1	WP: 1 PB: 0 SB: 1 CS: 0	PA: 41
<b>PITCHER</b>	IP WLS BF H R ER SO BB IBB HBP BLK WP HR S P ERA WHIP																						
<b>Bob Forsch, R</b> ERA: 2.81 (1,1)	6.0 L 27 8 2 1 4 2 0 0 0 1 0 33 41 1.50 1.667																						
<b>John Curtis, L</b> ERA: 3.72 (7,1)	1.0 7 2 1 1 1 1 0 1 0 0 0 7 12 9.00 3.000																						
<b>Mike Garman, R</b> ERA: 1.93 (8,1)	2.0 7 1 0 0 0 0 0 0 0 0 0 7 7 0.00 0.500																						

AB	37
R	3
H	11
RBI	3
BB	3
SO	5
LOB	28



Batter	1	2	3	4	5	6	7	8	9	AB	R	H	RBI	BB	SO	LOB	BOTTOM			
<b>Lou Brock, L</b> OBP: 0.367, SLG: 0.416 (1,7)	G4-6-3 1B			1-3		F8			F7	5	0	2	0	0	0	3	<b>Cincinnati Reds @ St. Louis Cardinals</b> Busch Stadium, St. Louis, MO Mon Aug 18 1975, 7:05 PM CDT Att: 35,937 - Unknown			
<b>Bake McBride, L</b> OBP: 0.335, SLG: 0.363 (1,8)	G4-6-3 1-2f			4-3		4-3		L8		4	0	0	0	0	0	4				
<b>Reggie Smith, S</b> OBP: 0.375, SLG: 0.520 (1,3)	F9				1B		F9	6-3		4	0	1	0	0	0	3				
<b>Ted Simmons, S</b> OBP: 0.413, SLG: 0.516 (1,2)	P6			F4			G4-6-3 1B	1B 6-3 BB	1B	4	1	2	0	0	0	1				
<b>Buddy Bradford, R</b> OBP: 0.322, SLG: 0.421 (1,9)	K				K		G4-6-3 1-2f	6-3		3	0	0	0	0	2	1				
<b>Ted Sizemore, R</b> OBP: 0.308, SLG: 0.315 (1,4)					P4			F7	E6 BB 1B	4	0	0	0	0	0	1				
<b>Larry Lintz, S</b> OBP: 0.317, SLG: 0.197 (9, FR)	1-6-3									0	0	0	0	0	0	0				
<b>Ken Reitz, R</b> OBP: 0.307, SLG: 0.356 (1,5)				P4						4	1	3	0	0	0	0				
<b>John Denny, R</b> OBP: 0.182, SLG: 0.182 (9, PR)								HBP 2B 1B	1-2 2-3 1B	0	0	0	0	0	0	0				
<b>Mike Tyson, R</b> OBP: 0.319, SLG: 0.353 (1,6)				F7		K		2B HBP	1-2 2-3 3-H BB	2	0	0	1	1	1	1				
<b>Bob Forsch, R</b> ERA: 2.81 (1,1)										1	0	0	0	0	1	0				
<b>Luis Nieto, R</b> ERA: 2.94 (5, PR)										1	0	0	0	0	0	0				
<b>John Curtis, L</b> ERA: 3.72 (7,1)										0	0	0	0	0	0	0				
<b>Mike Garman, R</b> ERA: 1.93 (8,1)										0	0	0	0	0	0	0				
<b>Ron Fairly, L</b> OBP: 0.291, SLG: 0.265 (9, PR)										2	0	1	1	0	0	3				
<b>Ken Rucinski, R</b> OBP: 0.222, SLG: 0.278 (9, PR)										1	0	0	0	0	0	1				
<b>Inning Stats</b>	R: 0 E: 0 K: 0 S: 3	H: 1 LOB: 0 BB: 0 P: 3	R: 0 E: 0 K: 1 S: 5	H: 0 LOB: 0 BB: 0 P: 5	R: 0 E: 0 K: 0 S: 4	H: 1 LOB: 1 BB: 0 P: 4	R: 0 E: 0 K: 2 S: 8	H: 1 LOB: 1 BB: 0 P: 8	R: 0 E: 0 K: 0 S: 3	H: 0 LOB: 0 BB: 0 P: 3	R: 0 E: 0 K: 0 S: 3	H: 1 LOB: 0 BB: 0 P: 3	R: 1 E: 0 K: 0 S: 6	H: 3 LOB: 3 BB: 0 P: 7	R: 1 E: 1 K: 0 S: 6	H: 2 LOB: 3 BB: 1 P: 10	1B: 7 2B: 2 3B: 0 HR: 0	SF: 0 SAC: 0 DP: 2 HBP: 1	WP: 0 PB: 0 SB: 0 CS: 0	PA: 37
<b>PITCHER</b>	IP WLS BF H R ER SO BB IBB HBP BLK WP HR S P ERA WHIP																			
<b>Don Gullett, L</b> ERA: 2.0 (1,1)	5.0 W 17 3 0 0 4 3 0 0 0 0 0 25 25 0.00 0.600																			
<b>Pedro Borbon, R</b> ERA: 3.4 (6,1)	2.1 9 2 1 1 0 0 0 0 1 0 0 0 8 9 3.86 0.857																			
<b>Will McEnaney, L</b> ERA: 1.72 (8,1)	0.2 5 3 1 0 0 0 0 0 0 0 0 0 5 5 0.00 4.500																			
<b>Clay Carroll, R</b> ERA: 2.75 (9,1)	0.1 3 1 0 0 0 0 0 0 0 0 0 0 3 3 0.00 3.000																			
<b>Rawly Eastwick, R</b> ERA: 3.03 (9,1)	0.2 S 3 0 0 0 0 0 1 0 0 0 0 0 2 6 0.00 1.500																			

AB	35
R	2
H	9
RBI	2
BB	1
SO	4
LOB	18






Batter	1	2	3	4	5	6	7	8	9	AB	R	H	RBI	BB	SO	LOB	TOP			
<b>Pete Rose, S</b> OBP: 0.407, SLG: 0.444 (1, 5)										4	1	1	0	0	0	0	<b>Cincinnati Reds @ St. Louis Cardinals</b> Busch Stadium, St. Louis, MO Tue Aug 19 1975, 7:05 PM CDT Att: 34,977 - Unknown			
<b>Ken Griffey, L</b> OBP: 0.386, SLG: 0.416 (1, 9)										4	0	1	0	0	0	0				
<b>Joe Morgan, L</b> OBP: 0.459, SLG: 0.506 (1, 4)										2	0	1	1	1	0	0				
<b>Johnny Bench, R</b> OBP: 0.367, SLG: 0.532 (1, 2)										4	0	0	0	0	2	4				
<b>Dan Driessen, L</b> OBP: 0.377, SLG: 0.411 (1, 7)										1	0	0	0	0	0	1				
<b>Merv Rettenmund, R</b> OBP: 0.375, SLG: 0.344 (4, PH) (4, 7)										3	0	0	0	0	1	1				
<b>Tony Perez, R</b> OBP: 0.344, SLG: 0.471 (1, 3)										3	0	1	0	0	1	0				
<b>Cesar Geronimo, L</b> OBP: 0.340, SLG: 0.384 (1, 8)										3	0	0	0	0	2	1				
<b>Darrel Chaney, S</b> OBP: 0.283, SLG: 0.257 (1, 6)										3	0	0	0	0	3	1				
<b>Gary Nolan, R</b> OBP: 0.254, SLG: 0.212 (1, 1)										2	0	0	0	0	1	1				
<b>Terry Crowley, L</b> OBP: 0.364, SLG: 0.385 (8, PH)										1	0	0	0	0	0	0				
<b>Clay Carroll, R</b> (8, 1)										0	0	0	0	0	0	0				
<b>Inning Stats</b>	R: 1 E: 0 K: 1 S: 7	H: 2 LOB: 1 BB: 0 P: 7	R: 0 E: 0 K: 3 S: 10	H: 1 LOB: 1 BB: 0 P: 10	R: 0 E: 0 K: 1 S: 6	H: 1 LOB: 0 BB: 0 P: 6	R: 0 E: 0 K: 1 S: 5	H: 0 LOB: 0 BB: 0 P: 5	R: 0 E: 0 K: 2 S: 2	H: 0 LOB: 0 BB: 1 P: 6	R: 0 E: 0 K: 2 S: 7	H: 0 LOB: 0 BB: 0 P: 7	R: 0 E: 0 K: 1 S: 5	H: 0 LOB: 0 BB: 0 P: 5	R: 0 E: 1 K: 0 S: 4	H: 0 LOB: 1 BB: 0 P: 4	1B: 3 2B: 1 3B: 0 HR: 0	SF: 1 SAC: 0 DP: 0 HBP: 0	WP: 0 PB: 0 SB: 1 CS: 1	PA: 32
<b>PITCHER</b> <b>Lynn McGlothen, R</b> ERA: 3.77 (1, 1)	IP: 9.0 WLS: W BF: 32	H: 4 R: 1 ER: 1 SO: 10	BB: 1 IBB: 0 HBP: 0 BLK: 0	WP: 0 HR: 0 S: 51 P: 55	ERA: 1.00 WHIP: 0.556	<b>PITCHER</b>										IP: WLS: BF: H: R: ER: SO: BB: IBB: HBP: BLK: WP: HR: S: P: ERA: WHIP				

Batter	1	2	3	4	5	6	7	8	9	AB	R	H	RBI	BB	SO	LOB	BOTTOM	
<b>Lou Brock, L</b> OBP: 0.364, SLG: 0.412 (1, 7)										4	0	0	0	0	0	0	<b>Cincinnati Reds @ St. Louis Cardinals</b> Busch Stadium, St. Louis, MO Tue Aug 19 1975, 7:05 PM CDT Att: 34,977 - Unknown	
<b>Bake McBride, L</b> OBP: 0.341, SLG: 0.365 (1, 8)										4	1	2	0	0	0	0		
<b>Willie Davis, L</b> OBP: 0.312, SLG: 0.464 (1, 9)										4	0	4	0	0	0	0		
<b>Ted Simmons, S</b> OBP: 0.412, SLG: 0.514 (1, 2)										4	1	1	1	0	0	4		
<b>Reggie Smith, S</b> OBP: 0.376, SLG: 0.519 (1, 3)										3	0	1	0	1	0	1		
<b>Ted Sizemore, R</b> OBP: 0.310, SLG: 0.317 (1, 4)										4	0	2	1	0	0	0		
<b>Ken Reitz, R</b> OBP: 0.309, SLG: 0.356 (1, 5)										3	0	1	0	1	0	2		
<b>Mike Tyson, R</b> OBP: 0.318, SLG: 0.351 (1, 6)										4	0	1	0	0	0	1		
<b>Lynn McGlothen, L</b> OBP: 0.078, SLG: 0.078 (1, 1)										3	0	0	0	0	0	2		
<b>Inning Stats</b>	R: 2 E: 0 K: 0 S: 6	H: 4 LOB: 2 BB: 1 P: 10	R: 0 E: 0 K: 0 S: 3	H: 0 LOB: 0 BB: 0 P: 3	R: 0 E: 0 K: 0 S: 3	H: 0 LOB: 0 BB: 0 P: 3	R: 0 E: 0 K: 0 S: 5	H: 2 LOB: 2 BB: 0 P: 5	R: 0 E: 0 K: 0 S: 4	H: 4 LOB: 0 BB: 0 P: 4	R: 0 E: 0 K: 0 S: 3	H: 1 LOB: 1 BB: 1 P: 7	R: 0 E: 0 K: 0 S: 3	H: 0 LOB: 1 BB: 1 P: 7	1B: 10 2B: 1 3B: 1 HR: 0	SF: 0 SAC: 0 DP: 0 HBP: 0		WP: 0 PB: 0 SB: 0 CS: 2
<b>PITCHER</b> <b>Gary Nolan, R</b> ERA: 2.96 (1, 1)	IP: 7.0 WLS: L BF: 31	H: 12 R: 2 ER: 2 SO: 2	BB: 0 IBB: 1 HBP: 0 BLK: 0	WP: 0 HR: 0 S: 30 P: 34	ERA: 2.57 WHIP: 1.714	<b>PITCHER</b>										IP: WLS: BF: H: R: ER: SO: BB: IBB: HBP: BLK: WP: HR: S: P: ERA: WHIP		
<b>Clay Carroll, R</b> ERA: 2.71 (8, 1)	IP: 1.0 WLS: L BF: 4	H: 0 R: 0 ER: 0 SO: 0	BB: 1 IBB: 0 HBP: 0 BLK: 0	WP: 0 HR: 0 S: 3 P: 7	ERA: 0.00 WHIP: 1.000	<b>PITCHER</b>										IP: WLS: BF: H: R: ER: SO: BB: IBB: HBP: BLK: WP: HR: S: P: ERA: WHIP		

**AB 30**  
**R 1**  
**H 4**  
**RBI 1**  
**BB 1**  
**SO 10**  
**LOB 9**



**AB 33**  
**R 2**  
**H 12**  
**RBI 2**  
**BB 2**  
**SO 0**  
**LOB 10**






Batter	1	2	3	4	5	6	7	8	9	AB	R	H	RBI	BB	SO	LOB	TOP					
<b>Pete Rose, S</b> OBP: 0.406, SLG: 0.442 (1, 5)	3-1		1B BB		K			E6 FC6-4		3	0	0	0	1	1	0						
<b>Ken Griffey, L</b> OBP: 0.394, SLG: 0.414 (1, 9)	E 1B		K		F9			FC6-4		4	0	1	0	0	1	2						
<b>Joe Morgan, L</b> OBP: 0.458, SLG: 0.504 (1, 4)	F2		S 1B		F8			F9		4	0	1	0	0	0	2						
<b>Johnny Bench, R</b> OBP: 0.365, SLG: 0.528 (1, 2)	L1		P4		F7			6-3		4	0	0	0	0	0	3						
<b>Tony Perez, R</b> OBP: 0.343, SLG: 0.469 (1, 3)		K			FC5-4 1B			6-3		4	0	1	0	0	1	0						
<b>Cesar Geronimo, L</b> OBP: 0.337, SLG: 0.380 (1, 8)	F5		FC5-4 S		F9			F8		4	0	0	0	0	0	1						
<b>Merv Rettenmund, R</b> OBP: 0.374, SLG: 0.344 (1, 7)	S 1B		F7		F8			F8		3	0	1	0	0	0	1						
<b>Darrel Chaney, S</b> OBP: 0.276, SLG: 0.250 (1, 6)	6-3		4-3		F7			F7		3	0	0	0	0	0	2						
<b>Fred Norman, S</b> OBP: 0.149, SLG: 0.111 (1, 1)			4-3		F7			P6		2	0	0	0	0	0	0						
<b>Terry Crowley, L</b> OBP: 0.356, SLG: 0.375 (8, PH)										1	0	0	0	0	0	0						
<b>Will McEnaney, L</b> (8, 1)										0	0	0	0	0	0	0						
<b>Inning Stats</b>	R: 0 E: 1 K: 0 S: 4	H: 1 LOB: 1 BB: 0 P: 4	R: 0 E: 0 K: 1 S: 6	H: 1 LOB: 1 BB: 0 P: 6	R: 0 E: 0 K: 1 S: 6	H: 1 LOB: 2 BB: 1 P: 10	R: 0 E: 0 K: 0 S: 4	H: 1 LOB: 1 BB: 0 P: 4	R: 0 E: 0 K: 1 S: 5	H: 0 LOB: 0 BB: 0 P: 5	R: 0 E: 0 K: 0 S: 3	H: 0 LOB: 0 BB: 0 P: 3	R: 0 E: 0 K: 0 S: 3	H: 0 LOB: 0 BB: 0 P: 3	R: 0 E: 1 K: 0 S: 4	H: 0 LOB: 1 BB: 0 P: 4	R: 0 E: 0 K: 0 S: 3	H: 0 LOB: 0 BB: 0 P: 3	1B: 4 2B: 0 3B: 0 HR: 0	SF: 0 SAC: 0 DP: 0 HBP: 0	WP: 0 PB: 0 SB: 3 CS: 0	PA: 33
<b>PITCHER</b> <b>Ron Reed, R</b> ERA: 3.14 (1, 1)	IP: 9.0 WLS: W BF: 33 H: 4 R: 0 ER: 0 SO: 3 BB: 1 IBB: 0 HBP: 0 BLK: 0 WP: 0 HR: 0 S: 38 P: 42 ERA: 0.00 WHIP: 0.556															<b>PITCHER</b>						

**Cincinnati Reds @ St. Louis Cardinals**  
 Busch Stadium, St. Louis, MO  
 Wed Aug 20 1975, 7:05 PM CDT  
 Att: 37,164 - Unknown


AB	32
R	0
H	4
RBI	0
BB	1
SO	3
LOB	11



Batter	1	2	3	4	5	6	7	8	9	AB	R	H	RBI	BB	SO	LOB	BOTTOM			
<b>Lou Brock, L</b> OBP: 0.365, SLG: 0.413 (1, 7)	S 1B		L9		HR 1B		G1-6-3			4	1	2	0	0	0	1				
<b>Bake McBride, L</b> OBP: 0.343, SLG: 0.387 (1, 8)	K		F8		HR 1B			IHR		4	2	2	3	0	1	1				
<b>Willie Davis, L</b> OBP: 0.311, SLG: 0.462 (1, 9)	F9				F8			K		4	1	1	0	0	1	1				
<b>Ted Simmons, S</b> OBP: 0.411, SLG: 0.510 (1, 2)	K				F7			6-3		3	0	0	0	1	1	2				
<b>Reggie Smith, S</b> OBP: 0.378, SLG: 0.519 (1, 3)		S SH3 1B			1B 1B			5-3		4	0	2	0	0	0	1				
<b>Ted Sizemore, R</b> OBP: 0.308, SLG: 0.315 (1, 4)		SH3			F7			4-3		3	0	0	0	0	0	3				
<b>Ken Reitz, R</b> OBP: 0.309, SLG: 0.355 (1, 5)	F5				1B			P3		3	0	1	1	0	0	1				
<b>Mike Tyson, R</b> OBP: 0.314, SLG: 0.347 (1, 6)	F8				F3			F9		3	0	0	0	0	0	3				
<b>Ron Reed, R</b> OBP: 0.221, SLG: 0.273 (1, 1)			K		6-3			G1-6-3 1B		3	0	1	0	0	1	0				
<b>Inning Stats</b>	R: 0 E: 0 K: 2 S: 8	H: 1 LOB: 1 BB: 0 P: 8	R: 0 E: 0 K: 0 S: 4	H: 1 LOB: 1 BB: 0 P: 4	R: 0 E: 0 K: 1 S: 5	H: 0 LOB: 0 BB: 0 P: 5	R: 1 E: 0 K: 0 S: 6	H: 3 LOB: 2 BB: 0 P: 6	R: 2 E: 0 K: 0 S: 5	H: 2 LOB: 0 BB: 0 P: 5	R: 0 E: 0 K: 0 S: 3	H: 0 LOB: 0 BB: 0 P: 3	R: 0 E: 0 K: 0 S: 3	H: 1 LOB: 0 BB: 0 P: 3	R: 1 E: 0 K: 1 S: 6	H: 1 LOB: 1 BB: 1 P: 10	1B: 7 2B: 0 3B: 0 HR: 2	SF: 0 SAC: 1 DP: 1 HBP: 0	WP: 0 PB: 0 SB: 2 CS: 0	PA: 33
<b>PITCHER</b> <b>Fred Norman, L</b> ERA: 3.69 (8, 1)	IP: 7.0 WLS: L BF: 28 H: 8 R: 3 ER: 3 SO: 3 BB: 0 IBB: 0 HBP: 0 BLK: 0 WP: 0 HR: 1 S: 34 P: 34 ERA: 3.86 WHIP: 1.143															<b>PITCHER</b>				

**Cincinnati Reds @ St. Louis Cardinals**  
 Busch Stadium, St. Louis, MO  
 Wed Aug 20 1975, 7:05 PM CDT  
 Att: 37,164 - Unknown

AB	31
R	4
H	9
RBI	4
BB	1
SO	4
LOB	13





Batter	1	2	3	4	5	6	7	8	9	AB	R	H	RBI	BB	SO	LOB	TOP			
<b>Pete Rose, S</b> OBP: 0.407, SLG: 0.441 (1, 5)	4-0 FC4-6 BB		0-0 F9		0-0 1B			0-0 G3		3	0	1	0	1	0	1	<b>Cincinnati Reds @ Pittsburgh Pirates</b> Three Rivers Stadium, Pittsburgh, PA Fri Aug 22 1975, 7:05 PM EDT Unknown			
<b>Ken Griffey, L</b> OBP: 0.393, SLG: 0.410 (1, 9)	0-0 FC4-6 FC1-6 1-2		4-0 1B BB		0-0 L4			0-0 1-3		3	0	0	0	1	0	2				
<b>Joe Morgan, L</b> OBP: 0.458, SLG: 0.509 <b>Doug Flynn, R</b> OBP: 0.320, SLG: 0.333 (6, 4)	0-0 FC1-6 1-2		0-0 1B 2-H		0-0 P4			0-0 3B		4	0	2	1	0	0	1				
<b>Johnny Bench, R</b> OBP: 0.364, SLG: 0.524 (1, 2)	0-3 K		0-0 P6		4-0 BB			0-3 K		3	0	0	0	1	2	4				
<b>George Foster, R</b> OBP: 0.359, SLG: 0.553 (1, 7)		0-0 F2		0-0 G4-6-3 1B				0-0 F8		4	1	2	0	0	0	1				
<b>Terry Crowley, L</b> OBP: 0.347, SLG: 0.386 (1, 3)		0-0 4-3		0-0 G4-6-3 1-2				0-0 F7		4	0	1	1	0	0	2				
<b>Cesar Geronimo, L</b> OBP: 0.334, SLG: 0.376 (1, 8)		0-3 K		0-0 F8				0-0 6-3		4	0	0	0	0	2	1				
<b>Darrel Chaney, S</b> OBP: 0.275, SLG: 0.250 (1, 6)			0-0 FC3-6 1B		0-3 K			0-0 F9		4	0	1	0	0	1	1				
<b>Jack Billingham, R</b> OBP: 0.190, SLG: 0.105 <b>Pedro Borbon, R</b> OBP: 0.211, SLG: 0.263 <b>Mery Rettenmund, R</b> OBP: 0.372, SLG: 0.341 (9, PH)			0-0 FC3-6 BB 1B		0-3 K			0-0 4-3		2	1	0	0	0	1	1				
<b>Inning Stats</b>	R: 0 E: 0 K: 1 S: 5	H: 0 LOB: 1 BB: 1 P: 9	R: 0 E: 0 K: 1 S: 5	H: 0 LOB: 0 BB: 0 P: 5	R: 1 E: 0 K: 0 S: 5	H: 2 LOB: 2 BB: 1 P: 9	R: 0 E: 0 K: 0 S: 3	H: 1 LOB: 0 BB: 0 P: 3	R: 0 E: 0 K: 2 S: 8	H: 0 LOB: 1 BB: 1 P: 8	R: 0 E: 0 K: 0 S: 3	H: 0 LOB: 0 BB: 0 P: 3	R: 0 E: 0 K: 1 S: 6	H: 1 LOB: 1 BB: 0 P: 6	R: 1 E: 0 K: 1 S: 7	H: 2 LOB: 1 BB: 0 P: 7		1B: 5 2B: 1 3B: 1 HR: 0	SF: 0 SAC: 0 DP: 1 HBP: 0	WP: 1 PB: 0 SB: 0 CS: 0
<b>PITCHER</b> <b>Larry Demery, R</b> ERA: 2.57 <b>Dave Giusti, R</b> ERA: 2.45	IP: 8.0 WLS: W BF: 33	H: 7 R: 2 ER: 2 SO: 5	BB: 3 IBB: 0 HBP: 0 BLK: 0	WP: 0 HR: 0 S: 40 P: 52	ERA: 2.25 WHIP: 1.250	IP: 1.0 WLS: 3 BF: 0	H: 0 R: 0 ER: 0 SO: 1	BB: 0 IBB: 0 HBP: 0 BLK: 0	WP: 1 HR: 0 S: 5 P: 5	ERA: 0.00 WHIP: 0.000										

Batter	1	2	3	4	5	6	7	8	9	AB	R	H	RBI	BB	SO	LOB	BOTTOM			
<b>Rennie Stennett, R</b> OBP: 0.301, SLG: 0.365 (1, 4)	0-0 L5-3 1B		0-0 2B 1B		4-0 G3-6-2 BB			0-0 F3		4	1	3	2	1	0	0	<b>Cincinnati Reds @ Pittsburgh Pirates</b> Three Rivers Stadium, Pittsburgh, PA Fri Aug 22 1975, 7:05 PM EDT Unknown			
<b>Ed Kirkpatrick, L</b> OBP: 0.331, SLG: 0.373 (1, 3)	0-0 L5-3 1-2		0-0 F9		0-0 F7			0-0 F6		5	0	0	0	0	4					
<b>Al Oliver, L</b> OBP: 0.298, SLG: 0.442 (1, 8)	0-0 5-3		0-0 1-3 2B		4-0 1-2 BB			0-0 6-3 1B		3	0	2	1	1	0					
<b>Dave Parker, L</b> OBP: 0.364, SLG: 0.544 (1, 9)		0-0 4-3		4-0 1-3 IBB		0-0 G3-6-2 2-H		0-0 K		3	0	0	0	1	3					
<b>Richie Hebner, L</b> OBP: 0.332, SLG: 0.418 (1, 5)		0-0 F7		0-0 F7				0-0 1B E 1B		4	1	2	0	0	3					
<b>Richie Zisk, R</b> OBP: 0.350, SLG: 0.430 (1, 7)		0-0 HR		0-0 HR				0-0 E6 1B 1-2		4	3	2	2	0	2					
<b>Manny Sanguillen, R</b> OBP: 0.394, SLG: 0.452 <b>Duffy Dyer, R</b> OBP: 0.237, SLG: 0.366 (1, 2)		0-0 E6		0-0 5-3				0-0 1B 1-2 2-3 1B		0	0	0	0	0	0					
<b>Craig Reynolds, L</b> OBP: 0.294, SLG: 0.327 (1, 6)		0-0 4-3		0-0 4-3				0-0 1B SH3-4 1-3 2-H 3-H 1B		4	1	1	2	0	2					
<b>Larry Demery, R</b> OBP: 0.263, SLG: 0.294 <b>Dave Giusti, R</b> OBP: 0.375, SLG: 0.286 (9, 1)			0-0 L8		0-0 G3			0-0 SH3-4 1-2		3	0	0	0	0	1	0				
<b>Inning Stats</b>	R: 0 E: 0 K: 0 S: 3	H: 1 LOB: 0 BB: 0 P: 3	R: 1 E: 1 K: 0 S: 5	H: 1 LOB: 0 BB: 0 P: 5	R: 0 E: 0 K: 0 S: 4	H: 2 LOB: 3 BB: 1 P: 9	R: 1 E: 0 K: 0 S: 4	H: 1 LOB: 0 BB: 0 P: 4	R: 0 E: 0 K: 1 S: 2	H: 0 LOB: 1 BB: 2 P: 10	R: 5 E: 1 K: 1 S: 11	H: 5 LOB: 1 BB: 0 P: 11	R: 0 E: 0 K: 0 S: 4	H: 1 LOB: 1 BB: 0 P: 4	R: 0 E: 0 K: 1 S: 5	H: 0 LOB: 0 BB: 0 P: 5		1B: 8 2B: 3 3B: 0 HR: 2	SF: 0 SAC: 1 DP: 2 HBP: 0	WP: 0 PB: 0 SB: 0 CS: 0
<b>PITCHER</b> <b>Jack Billingham, R</b> ERA: 3.75 <b>Pedro Borbon, R</b> ERA: 3.5	IP: 5.1 WLS: L BF: 28	H: 9 R: 7 ER: 5 SO: 0	BB: 2 IBB: 1 HBP: 0 BLK: 0	WP: 0 HR: 2 S: 25 P: 37	ERA: 8.44 WHIP: 2.062	IP: 2.2 WLS: 10 BF: 2	H: 2 R: 0 ER: 0 SO: 2	BB: 0 IBB: 0 HBP: 0 BLK: 0	WP: 0 HR: 0 S: 14 P: 14	ERA: 0.00 WHIP: 0.750										





Batter	1	2	3	4	5	6	7	8	9	AB	R	H	RBI	BB	SO	LOB	TOP					
<b>Pete Rose, S</b> OBP: 0.406, SLG: 0.439 (1, 5)										3	0	0	0	1	1	1	<b>Cincinnati Reds @ Pittsburgh Pirates</b> Three Rivers Stadium, Pittsburgh, PA Fri Aug 22 1975, 7:05 PM EDT Att: 46,576 - Unknown					
<b>Ken Griffey, L</b> OBP: 0.394, SLG: 0.410 (1, 9)										3	1	1	0	1	1	2						
<b>George Foster, R</b> OBP: 0.358, SLG: 0.548 (1, 8)										3	0	0	0	1	0	2						
<b>Tony Perez, R</b> OBP: 0.344, SLG: 0.475 (1, 3)										3	1	1	2	1	0	4						
<b>Merv Rettenmund, R</b> OBP: 0.311, SLG: 0.331 (1, 7)										4	0	0	0	0	0	1						
<b>Cesar Geronimo, L</b> OBP: 0.334, SLG: 0.376 (8, 8)										0	0	0	0	0	0	0						
<b>Bill Plummer, R</b> OBP: 0.300, SLG: 0.283 (1, 2)										3	0	0	0	1	0	1						
<b>Doug Flynn, R</b> OBP: 0.323, SLG: 0.323 (1, 4)										3	0	0	0	0	0	1						
<b>Terry Crowley, L</b> OBP: 0.340, SLG: 0.378 (9, PH)										1	0	0	0	0	0	0						
<b>Darrel Chaney, S</b> OBP: 0.276, SLG: 0.252 (1, 6)										3	0	1	0	0	2	1						
<b>Joe Morgan, L</b> OBP: 0.457, SLG: 0.507 (9, PH)										1	0	0	0	0	0	0						
<b>Pat Darcy, L</b> OBP: 0.059, SLG: 0.088 (1, 1)										3	0	1	0	0	2	1						
<b>Will McEnaney, L</b> OBP: 0.059, SLG: 0.088 (8, 1)										0	0	0	0	0	0	0						
<b>Johnny Bench, R</b> OBP: 0.363, SLG: 0.523 (9, PH)										1	0	0	0	0	0	0						
<b>Inning Stats</b>	R: 0 E: 1 K: 1 S: 5	H: 0 LOB: 1 BB: 1 P: 9	R: 0 E: 0 K: 0 S: 3	H: 0 LOB: 0 BB: 0 P: 3	R: 0 E: 0 K: 2 S: 8	H: 1 LOB: 3 BB: 2 P: 16	R: 0 E: 0 K: 1 S: 5	H: 0 LOB: 1 BB: 1 P: 9	R: 0 E: 0 K: 1 S: 5	H: 0 LOB: 0 BB: 0 P: 5	R: 0 E: 0 K: 0 S: 3	H: 0 LOB: 0 BB: 0 P: 7	R: 0 E: 0 K: 1 S: 6	H: 1 LOB: 1 BB: 0 P: 6	R: 2 E: 0 K: 0 S: 5	H: 2 LOB: 0 BB: 0 P: 5	R: 0 E: 0 K: 0 S: 3	H: 0 LOB: 0 BB: 0 P: 3	1B: 3 2B: 0 3B: 0 HR: 1	SF: 0 SAC: 0 DP: 0 HBP: 0	WP: 0 PB: 0 SB: 0 CS: 0	PA: 36
<b>PITCHER</b>	IP	WLS	BF	H	R	ER	SO	BB	IBB	HBP	BLK	WP	HR	S	P	ERA	WHIP					
<b>John Candelaria, L</b> ERA: 3.0 (1, 1)	8.0	W	33	4	2	2	6	5	0	0	0	0	1	40	60	2.25	1.125					
<b>Dave Giusti, R</b> ERA: 2.42 (9, 1)	1.0	S	3	0	0	0	0	0	0	0	0	0	0	3	3	0.00	0.000					

Batter	1	2	3	4	5	6	7	8	9	AB	R	H	RBI	BB	SO	LOB	BOTTOM				
<b>Rennie Stennett, R</b> OBP: 0.301, SLG: 0.366 (1, 4)										4	1	1	0	0	0	0	<b>Cincinnati Reds @ Pittsburgh Pirates</b> Three Rivers Stadium, Pittsburgh, PA Fri Aug 22 1975, 7:05 PM EDT Att: 46,576 - Unknown				
<b>Ed Kirkpatrick, L</b> OBP: 0.324, SLG: 0.364 (1, 3)										3	0	0	0	0	0	0					
<b>Bob Robertson, R</b> OBP: 0.361, SLG: 0.444 (8, PH)										1	0	0	0	0	0	2					
<b>Al Oliver, L</b> OBP: 0.296, SLG: 0.438 (1, 8)										4	0	0	1	0	2	1					
<b>Dave Parker, L</b> OBP: 0.365, SLG: 0.551 (1, 9)										4	1	2	2	0	0	0					
<b>Richie Hebner, L</b> OBP: 0.333, SLG: 0.427 (1, 5)										4	1	2	1	0	0	1					
<b>Richie Zisk, R</b> OBP: 0.352, SLG: 0.429 (1, 7)										3	0	1	0	1	0	1					
<b>Duffy Dyer, R</b> OBP: 0.240, SLG: 0.365 (1, 2)										3	0	1	0	0	0	3					
<b>Craig Reynolds, L</b> OBP: 0.278, SLG: 0.308 (1, 6)										3	0	0	0	0	0	4					
<b>John Candelaria, L</b> OBP: 0.250, SLG: 0.172 (1, 1)										2	0	0	0	0	0	2					
<b>Willie Randolph, R</b> OBP: 0.226, SLG: 0.115 (8, PH)										0	1	0	0	1	0	0					
<b>Dave Giusti, R</b> OBP: 0.375, SLG: 0.286 (9, 1)										0	0	0	0	0	0	0					
<b>Inning Stats</b>	R: 0 E: 0 K: 1 S: 5	H: 0 LOB: 0 BB: 0 P: 5	R: 0 E: 0 K: 0 S: 4	H: 1 LOB: 1 BB: 0 P: 4	R: 0 E: 0 K: 0 S: 3	H: 0 LOB: 0 BB: 0 P: 3	R: 0 E: 0 K: 0 S: 3	H: 0 LOB: 0 BB: 0 P: 3	R: 0 E: 0 K: 1 S: 5	H: 2 LOB: 2 BB: 0 P: 5	R: 0 E: 0 K: 1 S: 5	H: 0 LOB: 0 BB: 0 P: 5	R: 0 E: 0 K: 0 S: 4	H: 1 LOB: 2 BB: 1 P: 8	R: 4 E: 0 K: 0 S: 6	H: 3 LOB: 0 BB: 1 P: 10	1B: 4 2B: 1 3B: 0 HR: 2	SF: 0 SAC: 0 DP: 0 HBP: 0	WP: 0 PB: 0 SB: 0 CS: 0	PA: 33	
<b>PITCHER</b>	IP	WLS	BF	H	R	ER	SO	BB	IBB	HBP	BLK	WP	HR	S	P	ERA	WHIP				
<b>Pat Darcy, R</b> ERA: 3.48 (1, 1)	7.0	L	28	5	2	2	2	2	0	0	0	0	0	30	38	2.57	1.000				
<b>Will McEnaney, L</b> ERA: 2.06 (8, 1)	1.0	L	5	2	2	2	0	0	0	0	0	0	2	5	5	18.00	2.000				







Batter	1	2	3	4	5	6	7	8	9	AB	R	H	RBI	BB	SO	LOB	TOP		
<b>Pete Rose, S</b> OBP: 0.402, SLG: 0.434 (1, 5)										4	0	2	0	0	0	0	<b>Cincinnati Reds @ Pittsburgh Pirates</b> Three Rivers Stadium, Pittsburgh, PA Sun Aug 24 1975, 3:33 AM EDT Att: 35,598 - Unknown		
<b>Doug Flynn, R</b> OBP: 0.309, SLG: 0.320 (1, 6)										4	1	0	0	0	1	2			
<b>Joe Morgan, L</b> OBP: 0.499, SLG: 0.506 (1, 4)										4	0	2	0	0	0	1			
<b>Johnny Bench, R</b> OBP: 0.361, SLG: 0.524 (1, 2)										3	0	0	1	0	0	2			
<b>Tony Perez, R</b> OBP: 0.351, SLG: 0.483 (1, 3)										4	0	2	0	0	0	1			
<b>George Foster, R</b> OBP: 0.357, SLG: 0.541 (1, 7)										4	0	1	0	0	2	1			
<b>Merv Rettenmund, R</b> OBP: 0.366, SLG: 0.336 (1, 9)										4	0	2	0	0	0	2			
<b>Cesar Geronimo, L</b> OBP: 0.332, SLG: 0.371 (1, 8)										4	0	0	0	0	1	4			
<b>Gary Nolan, R</b> OBP: 0.246, SLG: 0.204 (1, 1)										2	0	0	0	0	0	1			
<b>Dave Concepcion, R</b> OBP: 0.304, SLG: 0.329 (7, PH)										1	0	0	0	0	0	2			
<b>Pedro Borbon, R</b> OBP: 0.211, SLG: 0.263 (7, 1)										0	0	0	0	0	0	0			
<b>Inning Stats</b>	R: 1 E: 0 K: 0 S: 5	H: 2 LOB: 1 BB: 0 P: 5	R: 0 E: 0 K: 1 S: 5	H: 0 LOB: 0 BB: 0 P: 5	R: 0 E: 0 K: 1 S: 5	H: 0 LOB: 0 BB: 0 P: 5	R: 0 E: 0 K: 0 S: 3	H: 1 LOB: 1 BB: 0 P: 3	R: 0 E: 0 K: 1 S: 6	H: 1 LOB: 1 BB: 0 P: 6	R: 0 E: 0 K: 0 S: 4	H: 2 LOB: 2 BB: 0 P: 7	R: 0 E: 0 K: 1 S: 7	H: 1 LOB: 1 BB: 0 P: 4	R: 0 E: 0 K: 0 S: 4	H: 2 LOB: 1 BB: 0 P: 4	1B: 8 2B: 2 3B: 0 HR: 0	SF: 1 SAC: 0 DP: 1 HBP: 0	WP: 1 PA: 35
<b>PITCHER</b> <b>Jerry Reuss, L</b> ERA: 2.29 (1, 1)	IP: 9.0 WLS: W BF: 35 H: 9 R: 1 ER: 1 SO: 4 BB: 0 IBB: 0 HBP: 0 BLK: 0 WP: 1 HR: 0 S: 43 P: 43 ERA: 1.00 WHIP: 1.000																		

AB	34
R	1
H	9
RBI	1
BB	0
SO	4
LOB	16



Batter	1	2	3	4	5	6	7	8	9	AB	R	H	RBI	BB	SO	LOB	BOTTOM		
<b>Rennie Stennett, R</b> OBP: 0.307, SLG: 0.368 (1, 4)										4	2	2	0	0	0	1	<b>Cincinnati Reds @ Pittsburgh Pirates</b> Three Rivers Stadium, Pittsburgh, PA Sun Aug 24 1975, 3:33 AM EDT Att: 35,598 - Unknown		
<b>Craig Reynolds, L</b> OBP: 0.259, SLG: 0.286 (1, 6)										4	0	0	0	0	0	3			
<b>Al Oliver, L</b> OBP: 0.301, SLG: 0.451 (1, 8)										4	2	2	3	0	0	0			
<b>Willie Stargell, L</b> OBP: 0.367, SLG: 0.542 (1, 3)										2	0	0	1	0	0	0			
<b>Dave Parker, L</b> OBP: 0.363, SLG: 0.544 (1, 9)										3	0	0	0	0	1	0			
<b>Richie Ziek, R</b> OBP: 0.357, SLG: 0.447 (1, 7)										3	1	1	0	0	0	0			
<b>Richie Hebner, L</b> OBP: 0.330, SLG: 0.419 (1, 5)										3	0	0	0	0	0	1			
<b>Duffy Dyer, R</b> OBP: 0.224, SLG: 0.340 (1, 2)										2	0	0	1	0	0	0			
<b>Jerry Reuss, L</b> OBP: 0.242, SLG: 0.190 (1, 1)										2	0	0	0	1	2	0			
<b>Inning Stats</b>	R: 2 E: 0 K: 0 S: 5	H: 2 LOB: 0 BB: 0 P: 5	R: 0 E: 0 K: 0 S: 3	H: 0 LOB: 0 BB: 0 P: 3	R: 2 E: 0 K: 1 S: 7	H: 2 LOB: 0 BB: 0 P: 7	R: 0 E: 0 K: 1 S: 5	H: 0 LOB: 0 BB: 0 P: 5	R: 0 E: 0 K: 1 S: 3	H: 0 LOB: 1 BB: 1 P: 7	R: 0 E: 0 K: 0 S: 3	H: 0 LOB: 0 BB: 0 P: 3	R: 1 E: 0 K: 1 S: 6	H: 1 LOB: 0 BB: 0 P: 6	R: 0 E: 0 K: 0 S: 3	H: 0 LOB: 0 BB: 0 P: 3		1B: 2 2B: 1 3B: 1 HR: 1	SF: 1 SAC: 1 DP: 0 HBP: 0
<b>PITCHER</b> <b>Gary Nolan, R</b> ERA: 3.06 (1, 1)	IP: 6.0 WLS: L BF: 23 H: 4 R: 4 ER: 4 SO: 2 BB: 1 IBB: 0 HBP: 0 BLK: 0 WP: 0 HR: 1 S: 26 P: 30 ERA: 6.00 WHIP: 0.833																		
<b>Pedro Borbon, R</b> ERA: 3.32 (7, 1)	IP: 2.0 WLS: 7 BF: 7 H: 1 R: 1 ER: 1 SO: 1 BB: 0 IBB: 0 HBP: 0 BLK: 0 WP: 0 HR: 0 S: 9 P: 9 ERA: 4.50 WHIP: 0.500																		

AB	27
R	5
H	5
RBI	5
BB	1
SO	3
LOB	5





Batter	1	2	3	4	5	6	7	8	9	AB	R	H	RBI	BB	SO	LOB	TOP										
<b>Pete Rose, S</b> OBP: 0.407, SLG: 0.437 (1, 5)	0-0 1B	4-0 FC6 BB		4-0 FC4-6 BB		0-0 4-3		0-0 BB 1B	0-0 FC6 1B	4	1	3	1	2	0	0	<b>Cincinnati Reds @ Chicago Cubs</b> Wrigley Field, Chicago, IL Mon Aug 25 1975, 3:33 AM CDT Att: 12,267 - Cloudy - 86 F										
<b>Ken Griffey, L</b> OBP: 0.393, SLG: 0.408 (1, 9)	0-0 G5-4-3 1B	0-0 FC6		0-0 FC4-6 CS		0-0 2B		0-0 L4	0-0 FC6	6	0	2	0	0	0	6											
<b>Joe Morgan, L</b> OBP: 0.289, SLG: 0.508 <b>Doug Flynn, R</b> OBP: 0.309, SLG: 0.320 (6, PR) (8, 4)	0-0 F9		0-0 1B	0-0 CS		0-0 FC6-4 1B HR		0-0 F8	4-0 9-6 1B BB	4	2	2	0	1	0	3											
<b>Tony Perez, R</b> OBP: 0.351, SLG: 0.482 <b>Cesar Geronimo, L</b> OBP: 0.332, SLG: 0.371 (1, 3) (8, 8)	0-0 G5-4-3		0-0 1B		0-0 2B	0-3 K		0-3 K	0-0 1-2 2-H 1B	5	1	2	2	0	2	4											
<b>Johnny Bench, R</b> OBP: 0.363, SLG: 0.524 (8, 3)		0-3 K	0-0 1B	0-0 1-2 G3-6-3 1B		0-0 FC6-4 1B		0-0 9-6		4	2	2	0	1	1	2											
<b>George Foster, R</b> OBP: 0.360, SLG: 0.547 (7, 8) (8, 7)		0-0 1B	0-0 2B	0-0 1-3 2-H 1B		0-0 FC6-4 HR		0-3 K	0-0 2B	5	3	3	1	0	1	3											
<b>Darrel Chaney, S</b> OBP: 0.293, SLG: 0.293 <b>Dave Concepcion, R</b> OBP: 0.307, SLG: 0.337 (7, PH) (7, 6)	0-0 1B	0-0 1B	0-0 G3-6-3	0-0 1-2 3-H		0-0 1-H 3-H HR		0-0 2B	0-0 F7 1B	3	1	2	4	0	0	1											
<b>Bill Plummer, R</b> OBP: 0.304, SLG: 0.284 (1, 2)	0-0 1B	0-0 1B	0-0 5-3			0-0 BB		0-0 SF8	0-0 F7	3	0	1	1	1	0	1											
<b>Fred Norman, S</b> OBP: 0.140, SLG: 0.104 <b>Clay Carroll, R</b> (6, 1)	0-0 FC5-2-5 BB		0-0 F7	0-0 F7		0-3 K		0-3 K	0-0 5-3	3	0	0	0	0	1	3											
<b>Inning Stats</b>	R: 0 E: 0 K: 0 S: 4	H: 2 LOB: 1 BB: 0 P: 4	R: 1 E: 0 K: 1 S: 8	H: 3 LOB: 3 BB: 1 P: 12	R: 3 E: 0 K: 0 S: 6	H: 4 LOB: 0 BB: 0 P: 6	R: 0 E: 0 K: 0 S: 2	H: 0 LOB: 0 BB: 1 P: 6	R: 3 E: 0 K: 2 S: 10	H: 3 LOB: 1 BB: 1 P: 14	R: 0 E: 0 K: 1 S: 6	H: 1 LOB: 1 BB: 0 P: 6	R: 1 E: 0 K: 2 S: 8	H: 1 LOB: 1 BB: 1 P: 12	R: 1 E: 0 K: 0 S: 4	H: 2 LOB: 1 BB: 1 P: 8		R: 2 E: 0 K: 0 S: 6	H: 3 LOB: 1 BB: 0 P: 6	1B: 12 2B: 7 3B: 0 HR: 1	SF: 1 SAC: 0 DP: 3 HBP: 0	WP: 0 PA: 48 PB: 0 SB: 0 CS: 1					
<b>PITCHER</b>	IP	WLS	BF	H	R	ER	SO	BB	IBB	HBP	BLK	WP	HR	S	P	ERA	WHIP										
<b>Rick Reuschel, R</b> ERA: 3.37 (1, 1)	2.0	L	15	9	4	4	1	1	0	0	0	0	0	16	22	18.00	5.000										
<b>Tom Detlore, R</b> ERA: 4.98 (6, 1)	3.0		12	3	3	3	2	2	0	0	0	0	1	14	22	9.00	1.667										
<b>Milt Wilcox, R</b> ERA: 5.86 <b>Darold Knowles, L</b> ERA: 6.38 (7, 1)	1.0		4	1	0	0	1	0	0	0	0	0	0	6	6	0.00	1.000										
	3.0		16	6	4	4	2	2	0	0	0	0	0	18	26	12.00	2.667										
Batter	1	2	3	4	5	6	7	8	9	AB	R	H	RBI	BB	SO	LOB	BOTTOM										
<b>Rob Sperring, R</b> OBP: 0.299, SLG: 0.279 (1, 6)	0-0 6-3	0-0 F9			0-3 K		0-0 G3-6 1B		0-0 5-3	5	0	1	0	0	1	2	<b>Cincinnati Reds @ Chicago Cubs</b> Wrigley Field, Chicago, IL Mon Aug 25 1975, 3:33 AM CDT Att: 12,267 - Cloudy - 86 F										
<b>Rick Monday, L</b> OBP: 0.377, SLG: 0.465 (1, 8)	0-0 G3		0-3 K		0-3 K		0-0 G3-6			4	0	0	0	0	2	1											
<b>Bill Madlock, R</b> OBP: 0.404, SLG: 0.494 <b>Vic Harris, S</b> OBP: 0.259, SLG: 0.204 (1, 5) (9, 5)	0-0 1B		0-0 HR			0-0 F8		0-0 6-3		4	1	2	1	0	0	0											
<b>Jose Cardenal, R</b> OBP: 0.393, SLG: 0.423 (1, 7)	0-0 FC6-4 1B		0-0 P5			4-0 HR BB		4-0 BB		2	1	1	0	2	0	0											
<b>Jerry Morales, R</b> OBP: 0.327, SLG: 0.362 (1, 9)	0-0 FC6-4		0-0 P5			0-0 HR		0-0 F7		4	1	1	2	0	0	3											
<b>Andre Thornton, R</b> OBP: 0.407, SLG: 0.441 (1, 3)		4-0 1B BB		0-0 5-3		0-0 2B		0-3 K		3	1	1	0	1	1	1											
<b>Manny Trillo, R</b> OBP: 0.297, SLG: 0.313 (1, 4)		0-0 1B		0-0 F8		0-0 2B		0-3 K		4	0	2	1	0	1	1											
<b>Steve Swisher, R</b> OBP: 0.289, SLG: 0.276 <b>George Mitterwald, R</b> OBP: 0.311, SLG: 0.331 (6, PH) (7, 2)		0-3 K		0-0 F7		0-0 P8		0-0 F9		2	0	0	0	0	1	2											
<b>Rick Reuschel, R</b> OBP: 0.221, SLG: 0.246 <b>Tom Detlore, L</b> OBP: 0.305, SLG: 0.316 <b>Don Kessinger, R</b> OBP: 0.342, SLG: 0.359 <b>Milt Wilcox, R</b> OBP: 0.340, SLG: 0.333 <b>Gene Haler, L</b> OBP: 0.340, SLG: 0.326 <b>Darold Knowles, L</b> OBP: 0.197, SLG: 0.235 <b>Chang Summers, L</b> OBP: 0.135, SLG: 0.235 (1, 1) (3, 1) (5, PH) (8, 1) (8, PH) (7, 1) (9, PH)		0-3 K		0-0 F8		0-0 G3		0-0 1-3		1	0	0	0	0	1	2											
<b>Inning Stats</b>	R: 0 E: 0 K: 0 S: 5	H: 2 LOB: 2 BB: 0 P: 5	R: 0 E: 0 K: 2 S: 8	H: 1 LOB: 2 BB: 1 P: 12	R: 1 E: 0 K: 1 S: 6	H: 1 LOB: 0 BB: 0 P: 6	R: 0 E: 0 K: 0 S: 3	H: 0 LOB: 0 BB: 0 P: 3	R: 0 E: 0 K: 2 S: 7	H: 0 LOB: 0 BB: 0 P: 7	R: 3 E: 0 K: 0 S: 6	H: 3 LOB: 1 BB: 1 P: 10	R: 0 E: 0 K: 0 S: 3	H: 1 LOB: 0 BB: 0 P: 3	R: 0 E: 0 K: 2 S: 7	H: 0 LOB: 1 BB: 1 P: 11		R: 0 E: 0 K: 0 S: 3	H: 0 LOB: 0 BB: 0 P: 3	1B: 4 2B: 2 3B: 0 HR: 2	SF: 0 SAC: 0 DP: 1 HBP: 0	WP: 0 PA: 37 PB: 0 SB: 0 CS: 0					
<b>PITCHER</b>	IP	WLS	BF	H	R	ER	SO	BB	IBB	HBP	BLK	WP	HR	S	P	ERA	WHIP										
<b>Fred Norman, L</b> ERA: 3.8 (1, 1)	5.1	W	25	7	4	4	5	2	0	0	0	0	2	33	41	6.75	1.688										
<b>Clay Carroll, R</b> ERA: 2.77 (6, 1)	3.2	S	12	1	0	0	2	1	0	0	0	0	0	15	19	0.00	0.545										

AB	41
R	11
H	19
RBI	10
BB	5
SO	6
LOB	25



AB	34
R	4
H	8
RBI	4
BB	3
SO	7
LOB	14





Batter	1	2	3	4	5	6	7	8	9	AB	R	H	RBI	BB	SO	LOB	TOP							
Pete Rose, S OBP: 0.408, SLG: 0.435 Will McEnaney, L (1, 5)	K		G4-6-3 BB		G6-3		1B BB		1B BB	2	1	0	0	3	1	1								
Ken Griffey, L OBP: 0.393, SLG: 0.408 (1, 9)	F7		G4-6-3		F7		1B		1B	5	0	2	0	0	0	2								
Joe Morgan, L OBP: 0.461, SLG: 0.513 (1, 4)	P5		1B BB		SF8 3B		F9		1B	4	2	2	2	1	0	2								
Tony Perez, R OBP: 0.352, SLG: 0.482 (1, 3)	K		1B BLK		SF8		P4		P4	4	0	2	3	0	1	2								
Johnny Bench, R OBP: 0.362, SLG: 0.528 (1, 7)	K		K		HR		G4-6-3		G4-6-3	4	1	1	1	0	2	2								
George Foster, R OBP: 0.359, SLG: 0.542 (1, 8)					K					3	0	0	0	1	2	0								
Darrel Chaney, S OBP: 0.288, SLG: 0.292 (1, 6)					F7				K	4	0	1	0	0	1	0								
Bill Plummer, R OBP: 0.297, SLG: 0.276 Cesar Geronimo, L OBP: 0.331, SLG: 0.370 (9, PH)	K				F9		F3		K	3	0	0	0	0	1	2								
Jack Billingham, R Pedro Borbon, R Ed Armbrister, R Rawly Eastwick, R Terry Crowley, L Dave Concepcion, R (1, 1)			E3 BB		E4		CS 1B		1B S	2	1	0	0	0	0	0								
<b>Inning Stats</b>	R: 0 E: 0 K: 1 S: 5	H: 0 LOB: 0 BB: 0 P: 5	R: 0 E: 0 K: 3 S: 10	H: 1 LOB: 2 BB: 1 P: 14	R: 2 E: 1 K: 1 S: 6	H: 1 LOB: 1 BB: 2 P: 14	R: 0 E: 0 K: 0 S: 3	H: 0 LOB: 0 BB: 0 P: 3	R: 0 E: 1 K: 0 S: 3	H: 0 LOB: 0 BB: 0 P: 3	R: 2 E: 0 K: 1 S: 7	H: 2 LOB: 2 BB: 0 P: 7	R: 0 E: 0 K: 0 S: 4	H: 2 LOB: 2 BB: 1 P: 8	R: 0 E: 0 K: 1 S: 5	H: 1 LOB: 0 BB: 0 P: 5	R: 2 E: 0 K: 2 S: 10	H: 3 LOB: 2 BB: 1 P: 14	1B: 8 2B: 0 3B: 1 HR: 1	SF: 1 SAC: 0 DP: 3 HBP: 0	WP: 0 PB: 0 SB: 2 CS: 1	PA: 40		
<b>PITCHER</b>	IP WLS BF H R ER SO BB IBB HBP BLK WP HR S P ERA WHIP	8.2 L 39 10 6 4 9 5 0 0 0 0 1 52 72 4.15 1.731	0.1 1 0 0 0 0 0 0 0 0 0 0 0 1 1 0.00 0.000																					

Cincinnati Reds @ Chicago Cubs  
Wrigley Field, Chicago, IL  
Tue Aug 26 1975, 3:33 AM CDT  
Att: 19,045 - Cloudy - 80 F

AB	34
R	6
H	10
RBI	6
BB	5
SO	9
LOB	11



Batter	1	2	3	4	5	6	7	8	9	AB	R	H	RBI	BB	SO	LOB	BOTTOM						
Don Kessinger, S OBP: 0.306, SLG: 0.309 Vic Harris, S OBP: 0.259, SLG: 0.204 (1, 6)	1B G1-2-3	F7		F8		F7			FC2-6 1B	5	0	2	0	0	0	2							
Rick Monday, L OBP: 0.391, SLG: 0.468 (1, 8)	1B HR			1B 5-3		2B 6-3		1B	FC2-6 1B	4	2	3	0	1	0	1							
Bill Madlock, R OBP: 0.404, SLG: 0.494 (1, 5)	1B HR			1B 5-3		2B 6-3		F8	F7	4	1	1	0	1	0	3							
Jose Cardenal, R OBP: 0.389, SLG: 0.419 (1, 7)	G1-2-3			P7		6-3		F8	F8	5	0	0	1	0	0	6							
Jerry Morales, R OBP: 0.328, SLG: 0.368 (1, 9)	HR			L7		BB		K		3	1	1	3	1	1	1							
Andre Thornton, R OBP: 0.411, SLG: 0.454 (1, 3)	HR			1B G1-2-3		1B		K		3	1	2	1	1	1	0							
George Mitterwald, R OBP: 0.309, SLG: 0.328 (1, 2)	P3			1B G1-2-3		K		6-3		4	0	1	0	0	1	3							
Manny Trillo, R OBP: 0.297, SLG: 0.312 (1, 4)				1B G1-2-3		L3		F7		4	0	1	0	0	0	3							
Steve Stone, R OBP: 0.169, SLG: 0.161 Paul Reuschel, R (9, 1)	K			G1-2-3		4-3		K		4	0	0	0	0	2	3							
<b>Inning Stats</b>	R: 4 E: 0 K: 0 S: 6	H: 4 LOB: 0 BB: 1 P: 10	R: 0 E: 0 K: 1 S: 5	H: 0 LOB: 0 BB: 0 P: 5	R: 0 E: 0 K: 0 S: 4	H: 1 LOB: 1 BB: 0 P: 4	R: 0 E: 0 K: 0 S: 5	H: 3 LOB: 2 BB: 0 P: 5	R: 1 E: 0 K: 1 S: 6	H: 1 LOB: 3 BB: 3 P: 18	R: 0 E: 0 K: 0 S: 4	H: 1 LOB: 1 BB: 0 P: 4	R: 0 E: 0 K: 2 S: 7	H: 0 LOB: 0 BB: 0 P: 7	R: 0 E: 0 K: 1 S: 5	H: 0 LOB: 0 BB: 0 P: 5	R: 0 E: 0 K: 0 S: 4	H: 1 LOB: 1 BB: 0 P: 4	1B: 8 2B: 1 3B: 0 HR: 2	SF: 0 SAC: 0 DP: 2 HBP: 0	WP: 0 PB: 0 SB: 0 CS: 0	PA: 40	
<b>PITCHER</b>	IP WLS BF H R ER SO BB IBB HBP BLK WP HR S P ERA WHIP	4.1 6 24 9 5 5 1 4 0 0 0 0 0 8 8 0.00 0.600	1.2 W 6 0 0 0 3 0 0 0 0 0 0 12 12 0.00 0.000	1.0 S 4 1 0 0 0 0 0 0 0 0 0 4 4 0.00 1.000																			

Cincinnati Reds @ Chicago Cubs  
Wrigley Field, Chicago, IL  
Tue Aug 26 1975, 3:33 AM CDT  
Att: 19,045 - Cloudy - 80 F

AB	36
R	5
H	11
RBI	5
BB	4
SO	5
LOB	22





Batter	1	2	3	4	5	6	7	8	9	AB	R	H	RBI	BB	SO	LOB	TOP			
<b>Pete Rose, S</b> OBP: 0.411, SLG: 0.434	4-0 WP 1B BB	0-0 1B 1B		4-0 1B SF9 BB	0-0 4-3		4-0 1B BB		0-0 G3	3	3	1	0	3	0	2	<b>Cincinnati Reds @ Chicago Cubs</b> Wrigley Field, Chicago, IL Wed Aug 27 1975, 3:33 AM CDT Att: 17,744 - Cloudy - 75 F			
<b>Ken Griffey, L</b> OBP: 0.397, SLG: 0.412	0-3 K	0-0 1B		0-0 1B S	0-0 1B		0-0 1B		0-0 4-3	6	1	4	2	0	1	1				
<b>Joe Morgan, L</b> OBP: 0.459, SLG: 0.509	0-3 K	0-0 G6-3 1B		0-0 P8	0-0 P4		0-0 F9			5	0	1	1	0	1	6				
<b>Tony Perez, R</b> OBP: 0.352, SLG: 0.482	0-0 BB 1B 2H	0-0 G6-3		0-0 SF9			0-3 K		0-0 3-1 HBP 1B	4	0	2	2	0	1	2				
<b>George Foster, R</b> OBP: 0.364, SLG: 0.543	0-0 1B BB			0-0 1B BB	0-0 1B S 2H		0-0 G3		1-0 3-1 HBP	3	0	2	1	1	0	0				
<b>Cesar Geronimo, L</b> OBP: 0.336, SLG: 0.373	4-0 1B BB			0-0 1B S	0-0 1B		0-0 S 1B		0-0 F8	4	0	3	0	1	0	2				
<b>Darrel Chaney, S</b> OBP: 0.277, SLG: 0.280	0-3 K			0-0 5-3 1B	0-0 F8		0-0 4-3		0-0 3-1	5	0	0	0	0	1	10				
<b>Bill Plummer, R</b> OBP: 0.301, SLG: 0.275		4-0 1B BB		0-0 P6			0-0 E 1B 1B		0-0 5-3	4	2	1	0	1	1	4				
<b>Pat Darcy, L</b> OBP: 0.056, SLG: 0.083		0-3 K		0-0 6-3			0-0 E2 1B		0-0 P6	2	0	0	0	0	1	3				
<b>Pedro Borbon, R</b> OBP: 0.238, SLG: 0.286										2	0	1	0	0	0	0				
<b>Terry Crowley, L</b> OBP: 0.352, SLG: 0.388										1	0	0	0	0	0	0				
<b>Will McEnaney, L</b> OBP: 0.097, SLG: 0.067										0	0	0	0	0	0	0				
<b>Rawly Eastwick, R</b> ERA: 2.05										0	0	0	0	0	0	0				
<b>Inning Stats</b>	R: 1 E: 0 K: 3 S: 11	H: 2 LOB: 3 BB: 2 P: 19	R: 2 E: 0 K: 1 S: 7	H: 3 LOB: 1 BB: 1 P: 11	R: 0 E: 0 K: 0 S: 4	H: 1 LOB: 2 BB: 1 P: 8	R: 2 E: 0 K: 0 S: 6	H: 3 LOB: 1 BB: 0 P: 10	R: 1 E: 1 K: 0 S: 5	H: 3 LOB: 1 BB: 0 P: 5	R: 0 E: 0 K: 1 S: 6	H: 1 LOB: 2 BB: 1 P: 10	R: 0 E: 0 K: 0 S: 4	H: 1 LOB: 2 BB: 0 P: 5	R: 0 E: 0 K: 0 S: 3	H: 0 LOB: 0 BB: 0 P: 3	1B: 15 2B: 0 3B: 0 HR: 0	SF: 1 SAC: 0 DP: 1 HBP: 1	WP: 1 PB: 0 SB: 3 CS: 0	PA: 47
<b>PITCHER</b>	IP WLS BF H R ER SO BB IBB HBP BLK WP HR S P ERA WHIP	IP WLS BF H R ER SO BB IBB HBP BLK WP HR S P ERA WHIP	IP WLS BF H R ER SO BB IBB HBP BLK WP HR S P ERA WHIP	IP WLS BF H R ER SO BB IBB HBP BLK WP HR S P ERA WHIP	IP WLS BF H R ER SO BB IBB HBP BLK WP HR S P ERA WHIP	IP WLS BF H R ER SO BB IBB HBP BLK WP HR S P ERA WHIP	IP WLS BF H R ER SO BB IBB HBP BLK WP HR S P ERA WHIP	IP WLS BF H R ER SO BB IBB HBP BLK WP HR S P ERA WHIP	IP WLS BF H R ER SO BB IBB HBP BLK WP HR S P ERA WHIP	IP WLS BF H R ER SO BB IBB HBP BLK WP HR S P ERA WHIP	IP WLS BF H R ER SO BB IBB HBP BLK WP HR S P ERA WHIP	IP WLS BF H R ER SO BB IBB HBP BLK WP HR S P ERA WHIP	IP WLS BF H R ER SO BB IBB HBP BLK WP HR S P ERA WHIP	IP WLS BF H R ER SO BB IBB HBP BLK WP HR S P ERA WHIP	IP WLS BF H R ER SO BB IBB HBP BLK WP HR S P ERA WHIP	IP WLS BF H R ER SO BB IBB HBP BLK WP HR S P ERA WHIP	IP WLS BF H R ER SO BB IBB HBP BLK WP HR S P ERA WHIP			

AB 39  
R 6  
H 15  
RBI 6  
BB 6  
SO 6  
LOB 30



Batter	1	2	3	4	5	6	7	8	9	AB	R	H	RBI	BB	SO	LOB	BOTTOM					
<b>Don Kessinger, S</b> OBP: 0.311, SLG: 0.313	4-0 WP 1B BB	4-0 1B BB		0-0 2B		0-0 1B			0-0 P4	3	0	2	0	2	0	0	<b>Cincinnati Reds @ Chicago Cubs</b> Wrigley Field, Chicago, IL Wed Aug 27 1975, 3:33 AM CDT Att: 17,744 - Cloudy - 75 F					
<b>Rick Monday, L</b> OBP: 0.380, SLG: 0.465	0-0 F9	0-0 1B		0-0 4-3		0-0 4-3			0-3 K	5	0	1	2	0	1	3						
<b>Bill Madlock, R</b> OBP: 0.404, SLG: 0.493	0-0 1B WP	0-0 F8		0-0 6-3		0-0 6-3			0-0 5-3	5	1	2	0	0	0	3						
<b>Jose Cardenal, R</b> OBP: 0.388, SLG: 0.417	0-0 P3			0-0 6-3		0-0 6-3			0-0 1B G6-4-3	4	0	1	0	0	0	3						
<b>Jerry Morales, R</b> OBP: 0.328, SLG: 0.365	0-0 6-3			4-0 1B 2B BB		0-0 6-3			0-0 G6-4-3	3	1	0	0	1	0	3						
<b>Andre Thornton, R</b> OBP: 0.412, SLG: 0.453		4-0 G5-4-3 BB		0-0 2B 1B		0-0 6-3			0-0 F7	3	1	1	0	1	0	0						
<b>George Mitterwald, R</b> OBP: 0.301, SLG: 0.319		0-0 G5-4-3		0-3 K		0-0 6-3			0-0 F7	4	0	0	0	0	1	3						
<b>Rob Sperring, R</b> OBP: 0.304, SLG: 0.279		4-0 BB BB 1B BB		0-0 2B		0-0 4-3			0-0 F7	0	1	0	0	1	0	0						
<b>Ralph LaCook, L</b> OBP: 0.333, SLG: 0.342		4-0 BB BB 1B BB		0-0 2B		0-0 4-3			0-0 F7	1	0	1	2	0	0	0						
<b>Vic Harris, S</b> OBP: 0.250, SLG: 0.196		4-0 BB BB 1B BB		0-0 2B		0-0 4-3			0-0 F7	2	0	0	0	0	0	0						
<b>Bill Bonham, R</b> OBP: 0.200, SLG: 0.221		4-0 BB BB 1B BB		0-0 L4		0-0 F8			0-0 6-3	1	1	0	0	1	0	1						
<b>Gene Hiser, L</b> OBP: 0.333, SLG: 0.319										1	0	0	0	0	0	0						
<b>Tom Detmore, L</b> OBP: 0.350, SLG: 0.316										0	0	0	0	0	0	0						
<b>Champ Summers, L</b> OBP: 0.308, SLG: 0.348										0	0	0	0	0	0	0						
<b>Paul Reuschel, R</b> ERA: 2.87										0	0	0	0	0	0	0						
<b>Inning Stats</b>	R: 0 E: 0 K: 0 S: 4	H: 1 LOB: 2 BB: 1 P: 8	R: 2 E: 0 K: 0 S: 3	H: 1 LOB: 2 BB: 4 P: 19	R: 2 E: 0 K: 1 S: 7	H: 2 LOB: 1 BB: 1 P: 11	R: 0 E: 0 K: 0 S: 4	H: 1 LOB: 1 BB: 0 P: 4	R: 0 E: 0 K: 0 S: 3	H: 0 LOB: 0 BB: 0 P: 3	R: 0 E: 0 K: 0 S: 4	H: 1 LOB: 2 BB: 0 P: 4	R: 1 E: 0 K: 0 S: 4	H: 2 LOB: 0 BB: 0 P: 4	R: 0 E: 0 K: 0 S: 3	H: 0 LOB: 0 BB: 0 P: 3	R: 0 E: 0 K: 1 S: 5	H: 0 LOB: 0 BB: 0 P: 5	1B: 6 2B: 2 3B: 0 HR: 0	SF: 0 SAC: 0 DP: 2 HBP: 0	WP: 1 PB: 0 SB: 0 CS: 0	PA: 39
<b>PITCHER</b>	IP WLS BF H R ER SO BB IBB HBP BLK WP HR S P ERA WHIP	IP WLS BF H R ER SO BB IBB HBP BLK WP HR S P ERA WHIP	IP WLS BF H R ER SO BB IBB HBP BLK WP HR S P ERA WHIP	IP WLS BF H R ER SO BB IBB HBP BLK WP HR S P ERA WHIP	IP WLS BF H R ER SO BB IBB HBP BLK WP HR S P ERA WHIP	IP WLS BF H R ER SO BB IBB HBP BLK WP HR S P ERA WHIP	IP WLS BF H R ER SO BB IBB HBP BLK WP HR S P ERA WHIP	IP WLS BF H R ER SO BB IBB HBP BLK WP HR S P ERA WHIP	IP WLS BF H R ER SO BB IBB HBP BLK WP HR S P ERA WHIP	IP WLS BF H R ER SO BB IBB HBP BLK WP HR S P ERA WHIP	IP WLS BF H R ER SO BB IBB HBP BLK WP HR S P ERA WHIP	IP WLS BF H R ER SO BB IBB HBP BLK WP HR S P ERA WHIP	IP WLS BF H R ER SO BB IBB HBP BLK WP HR S P ERA WHIP	IP WLS BF H R ER SO BB IBB HBP BLK WP HR S P ERA WHIP	IP WLS BF H R ER SO BB IBB HBP BLK WP HR S P ERA WHIP	IP WLS BF H R ER SO BB IBB HBP BLK WP HR S P ERA WHIP	IP WLS BF H R ER SO BB IBB HBP BLK WP HR S P ERA WHIP					

AB 33  
R 5  
H 8  
RBI 4  
BB 6  
SO 2  
LOB 16





Batter	1	2	3	4	5	6	7	8	9	AB	R	H	RBI	BB	SO	LOB	TOP				
<b>Lou Brock, L</b> OBP: 0.367, SLG: 0.407 (1, 7)	G3		FC6-4 1B		F8			6-3		4	0	1	0	0	0	1					
<b>Luis Melendez, R</b> OBP: 0.287, SLG: 0.345 (1, 8)	P4		FC6-4 G3-6-3 1-2			P4		1-3		4	0	0	0	0	0	1					
<b>Willie Davis, L</b> OBP: 0.316, SLG: 0.462 (1, 9)			G3-6-3 1-2					F8		4	0	2	0	0	0	1					
<b>Reggie Smith, S</b> OBP: 0.375, SLG: 0.504 (1, 3)	F7				F8		K			4	0	0	0	0	1	2					
<b>Ted Sizemore, R</b> OBP: 0.310, SLG: 0.309 (1, 4)		1B BB				5-3		F7		3	0	1	0	1	0	1					
<b>Ken Reitz, R</b> OBP: 0.306, SLG: 0.345 (1, 5)		1B			K					3	0	1	0	0	1	1					
<b>Ken Rudolph, R</b> OBP: 0.215, SLG: 0.260 (1, 2)										4	0	0	0	0	1	3					
<b>Mike Tyson, R</b> OBP: 0.322, SLG: 0.354 (1, 6)										2	0	0	0	1	0	2					
<b>Bob Forsch, R</b> OBP: 0.333, SLG: 0.454 (5, PH) <b>Buddy Bradford, R</b> OBP: 0.325, SLG: 0.415 (5, 1) <b>Mike Garman, R</b> OBP: 0.302, SLG: 0.500 (7, PH) <b>Hector Cruz, R</b> OBP: 0.295, SLG: 0.100 (7, 1) <b>Al Hrabosky, R</b> OBP: 0.295, SLG: 0.100 (7, 1) <b>Harry Parker, R</b> OBP: 0.295, SLG: 0.100 (7, 1)										1	0	0	0	0	1	2					
<b>Inning Stats</b>	R: 0 E: 0 K: 0 S: 4	H: 1 LOB: 1 BB: 0 P: 4	R: 0 E: 0 K: 1 S: 6	H: 1 LOB: 2 BB: 1 P: 10	R: 0 E: 0 K: 0 S: 3	H: 1 LOB: 0 BB: 0 P: 3	R: 0 E: 0 K: 1 S: 5	H: 1 LOB: 1 BB: 0 P: 5	R: 0 E: 0 K: 1 S: 5	H: 0 LOB: 1 BB: 1 P: 9	R: 0 E: 0 K: 0 S: 6	H: 1 LOB: 1 BB: 0 P: 6	R: 0 E: 0 K: 0 S: 3	H: 0 LOB: 1 BB: 1 P: 7	R: 0 E: 0 K: 0 S: 3	H: 0 LOB: 0 BB: 0 P: 3	R: 0 E: 0 K: 0 S: 3	H: 0 LOB: 1 BB: 0 P: 4	1B: 5 2B: 1 3B: 0 HR: 0	SF: 0 SAC: 0 DP: 2 HBP: 1	WP: 0 PA: 34 PB: 0 SB: 0 CS: 1
<b>PITCHER</b> <b>Don Gullett, L</b> ERA: 2.08 (1, 1)	IP: 9.0 WLS: W BF: 34 H: 5 R: 0 ER: 0 SO: 4 BB: 3 IBB: 0 HBP: 1 BLK: 0 WP: 0 HR: 0 S: 38 P: 51 ERA: 0.00 WHIP: 0.889											<b>PITCHER</b>	IP: 9.0 WLS: W BF: 34 H: 5 R: 0 ER: 0 SO: 4 BB: 3 IBB: 0 HBP: 1 BLK: 0 WP: 0 HR: 0 S: 38 P: 51 ERA: 0.00 WHIP: 0.889								

St. Louis Cardinals @ Cincinnati Reds  
Riverfront Stadium, Cincinnati, OH  
Thu Aug 28 1975, 7:05 PM EDT  
Att: 30,345 - Unknown

AB 30  
R 0  
H 5  
RBI 0  
BB 3  
SO 4  
LOB 15



Batter	1	2	3	4	5	6	7	8	9	AB	R	H	RBI	BB	SO	LOB	BOTTOM		
<b>Pete Rose, S</b> OBP: 0.410, SLG: 0.433 (1, 5)	6-3		F7		5-3					4	1	1	0	0	0	0			
<b>Ken Griffey, L</b> OBP: 0.398, SLG: 0.416 (1, 9)	BB BB		K		K					3	1	1	1	1	2	0			
<b>Joe Morgan, L</b> OBP: 0.461, SLG: 0.508 (1, 4)	BB BB									1	1	0	0	3	0	0			
<b>Tony Perez, R</b> OBP: 0.351, SLG: 0.479 (1, 3)	L9		F5							3	0	0	0	1	0	3			
<b>Johnny Bench, R</b> OBP: 0.363, SLG: 0.526 (1, 2)	F7				K					3	0	1	1	1	1	2			
<b>George Foster, R</b> OBP: 0.363, SLG: 0.539 (1, 7)										3	0	0	0	1	1	2			
<b>Cesar Geronimo, L</b> OBP: 0.333, SLG: 0.370 (1, 8)			F8		4-1					4	0	0	0	0	0	2			
<b>Darrel Chaney, S</b> OBP: 0.284, SLG: 0.310 (1, 6)										4	1	2	1	0	2	0			
<b>Don Gullett, R</b> OBP: 0.241, SLG: 0.275 (1, 1)			L3							4	0	0	0	0	2	1			
<b>Inning Stats</b>	R: 0 E: 0 K: 0 S: 3	H: 0 LOB: 2 BB: 2 P: 11	R: 0 E: 0 K: 0 S: 4	H: 1 LOB: 0 BB: 0 P: 4	R: 0 E: 0 K: 1 S: 5	H: 0 LOB: 1 BB: 1 P: 9	R: 0 E: 0 K: 1 S: 5	H: 0 LOB: 0 BB: 0 P: 5	R: 1 E: 0 K: 2 S: 8	H: 1 LOB: 0 BB: 0 P: 8	R: 0 E: 0 K: 0 S: 3	H: 0 LOB: 2 BB: 2 P: 11	R: 3 E: 0 K: 2 S: 10	H: 3 LOB: 2 BB: 2 P: 18	R: 0 E: 0 K: 2 S: 7	H: 0 LOB: 0 BB: 0 P: 7	1B: 3 2B: 0 3B: 1 HR: 1	SF: 0 SAC: 0 DP: 0 HBP: 0	WP: 1 PA: 36 PB: 0 SB: 1 CS: 0
<b>PITCHER</b> <b>Bob Forsch, R</b> ERA: 2.69 (1, 1) <b>Mike Garman, R</b> ERA: 2.34 (5, 1) <b>Al Hrabosky, L</b> ERA: 1.79 (7, 1) <b>Harry Parker, R</b> ERA: 5.4 (7, 1)	IP: 4.0 WLS: L BF: 9 H: 1 R: 1 ER: 1 SO: 2 BB: 2 IBB: 0 HBP: 0 BLK: 0 WP: 0 HR: 1 S: 11 P: 17 ERA: 4.50 WHIP: 1.500											<b>PITCHER</b>	IP: 4.0 WLS: L BF: 9 H: 1 R: 1 ER: 1 SO: 2 BB: 2 IBB: 0 HBP: 0 BLK: 0 WP: 0 HR: 1 S: 11 P: 17 ERA: 4.50 WHIP: 1.500						

St. Louis Cardinals @ Cincinnati Reds  
Riverfront Stadium, Cincinnati, OH  
Thu Aug 28 1975, 7:05 PM EDT  
Att: 30,345 - Unknown

AB 29  
R 4  
H 5  
RBI 3  
BB 7  
SO 8  
LOB 10





Batter	1	2	3	4	5	6	7	8	9	AB	R	H	RBI	BB	SO	LOB	TOP					
Lou Brock, L (1,7) OBP: 0.366, SLG: 0.406										4	0	1	0	0	0	3	<b>St. Louis Cardinals @ Cincinnati Reds</b> Riverfront Stadium, Cincinnati, OH Fri Aug 29 1975, 7:05 PM EDT Att: 33,290 - Unknown					
Bake McBride, L (1,8) OBP: 0.351, SLG: 0.396										4	2	2	0	0	1	3						
Willie Davis, L (1,9) OBP: 0.317, SLG: 0.461										3	0	1	0	1	0	1						
Ted Simmons, S (1,2) OBP: 0.400, SLG: 0.499										3	0	2	2	0	0	1						
Reggie Smith, S (1,3) OBP: 0.374, SLG: 0.504										4	0	1	0	0	0	3						
Ted Sizemore, R (1,4) OBP: 0.308, SLG: 0.306										4	0	0	0	0	0	4						
Ken Reitz, R (1,5) OBP: 0.308, SLG: 0.346										4	0	2	0	0	0	1						
Mike Tyson, R (1,6) OBP: 0.317, SLG: 0.349										4	0	0	0	0	0	2						
Lynn McGlothen, L (1,1) OBP: 0.074, SLG: 0.074										2	0	0	0	0	1	1						
Bob Gibson, R (5,1) OBP: 0.242, SLG: 0.179										0	0	0	0	0	0	0						
Ron Fairly, L (7,PH) OBP: 0.429, SLG: 0.498										1	0	1	0	0	0	0						
John Curtis, L (7,1) OBP: 0.302, SLG: 0.211										0	0	0	0	0	0	0						
Hector Cruz, R (9,PH) OBP: 0.273, SLG: 0.455										1	0	0	0	0	0	0						
<b>Inning Stats</b>	R: 0 E: 0 K: 0 S: 4	H: 2 LOB: 1 BB: 0 P: 4	R: 0 E: 0 K: 0 S: 3	H: 1 LOB: 0 BB: 0 P: 3	R: 0 E: 1 K: 0 S: 3	H: 0 LOB: 0 BB: 0 P: 3	R: 1 E: 0 K: 0 S: 4	H: 1 LOB: 0 BB: 0 P: 4	R: 0 E: 0 K: 1 S: 6	H: 1 LOB: 1 BB: 0 P: 6	R: 1 E: 0 K: 0 S: 5	H: 2 LOB: 2 BB: 1 P: 9	R: 0 E: 0 K: 1 S: 7	H: 2 LOB: 2 BB: 0 P: 7	R: 0 E: 0 K: 0 S: 4	H: 1 LOB: 1 BB: 0 P: 4	R: 0 E: 0 K: 0 S: 3	H: 0 LOB: 0 BB: 0 P: 3	1B: 8 2B: 4 3B: 0 HR: 0	SF: 1 SAC: 0 DP: 3 HBP: 0	WP: 0 PB: 0 SB: 2 CS: 0	PA: 36
<b>PITCHER</b>	IP WLS BF H R ER SO BB IBB HBP BLK WP HR S P ERA WHIP																					
Gary Nolan, R (1,1) ERA: 3.06	6.1 W 27 9 2 2 1 1 0 0 0 0 0 0 28 32 2.84 1.579																					
Willi McEnaney, L (7,1) ERA: 1.94	2.2 S 9 1 0 0 1 0 0 0 0 0 0 0 11 11 0.00 0.375																					

AB	34
R	2
H	10
RBI	2
BB	1
SO	2
LOB	19



Batter	1	2	3	4	5	6	7	8	9	AB	R	H	RBI	BB	SO	LOB	BOTTOM			
Pete Rose, S (1,5) OBP: 0.408, SLG: 0.431										5	0	1	0	0	2	1	<b>St. Louis Cardinals @ Cincinnati Reds</b> Riverfront Stadium, Cincinnati, OH Fri Aug 29 1975, 7:05 PM EDT Att: 33,290 - Unknown			
Ken Griffey, L (1,9) OBP: 0.398, SLG: 0.416										5	1	2	0	0	1	0				
Joe Morgan, L (1,4) OBP: 0.462, SLG: 0.509										3	2	1	0	2	0	3				
Tony Perez, R (1,3) OBP: 0.355, SLG: 0.480										3	1	2	1	1	0	2				
Johnny Bench, R (1,2) OBP: 0.360, SLG: 0.523										3	0	0	1	0	1	4				
George Foster, R (1,7) OBP: 0.367, SLG: 0.540										3	1	2	0	1	0	0				
Cesar Geronimo, L (1,8) OBP: 0.333, SLG: 0.376										4	1	1	3	0	1	4				
Darrel Chaney, S (1,6) OBP: 0.290, SLG: 0.311										3	0	1	0	1	1	0				
Gary Nolan, R (1,1) OBP: 0.238, SLG: 0.196										2	0	0	0	0	0	0				
Willi McEnaney, L (7,1) ERA: 1.94										1	0	0	0	0	0	1				
<b>Inning Stats</b>	R: 1 E: 0 K: 0 S: 4	H: 1 LOB: 1 BB: 1 P: 8	R: 0 E: 0 K: 1 S: 5	H: 0 LOB: 0 BB: 0 P: 5	R: 0 E: 1 K: 1 S: 6	H: 0 LOB: 1 BB: 0 P: 6	R: 3 E: 0 K: 1 S: 8	H: 3 LOB: 1 BB: 1 P: 12	R: 2 E: 0 K: 1 S: 7	H: 2 LOB: 1 BB: 1 P: 11	R: 0 E: 0 K: 1 S: 5	H: 0 LOB: 0 BB: 0 P: 5	R: 0 E: 0 K: 1 S: 6	H: 1 LOB: 3 BB: 2 P: 14	R: 0 E: 0 K: 0 S: 5	H: 3 LOB: 2 BB: 0 P: 5	1B: 8 2B: 2 3B: 0 HR: 1	SF: 1 SAC: 1 DP: 1 HBP: 0	WP: 1 PB: 0 SB: 3 CS: 0	PA: 39
<b>PITCHER</b>	IP WLS BF H R ER SO BB IBB HBP BLK WP HR S P ERA WHIP																			
Lynn McGlothen, R (1,1) ERA: 3.88	4.2 L 24 6 0 0 0 2 0 0 0 0 0 0 27 39 11.57 1.929																			
Bob Gibson, R (5,1) ERA: 4.07	1.1 4 0 0 0 2 0 0 0 0 0 0 8 8 0.00 0.000																			
John Curtis, L (7,1) ERA: 3.52	2.0 11 4 0 0 0 1 1 1 0 0 0 0 11 19 0.00 2.500																			

AB	32
R	6
H	10
RBI	5
BB	5
SO	6
LOB	15






Batter	1	2	3	4	5	6	7	8	9	10	AB	R	H	RBI	BB	SO	LOB						
Lou Brock, L OBP: 0.364, SLG: 0.402 (1, 7)	1-3		K			G3		F7			4	0	0	0	1	1	0						
Bake McBride, L OBP: 0.346, SLG: 0.391 (1, 8)	F7			F9		K			F8	F7	5	0	0	0	0	1	2						
Willie Davis, L OBP: 0.319, SLG: 0.460 (1, 9)	3-1			CS BB			F7		WP 1B		3	1	1	0	1	0	0						
Ted Simmons, S OBP: 0.405, SLG: 0.511 (1, 2)		2B			1-2 HR			1B BB	FC5-4 1B		3	1	3	2	1	0	0						
Reggie Smith, S OBP: 0.373, SLG: 0.500 (1, 3)	L4			K				1B BB	F8		3	0	0	0	1	1	2						
Ted Sizemore, R OBP: 0.306, SLG: 0.304 (1, 4)	6-3					6-3		P6	FC5-4		4	0	0	0	0	0	4						
Ken Reitz, R OBP: 0.309, SLG: 0.346 (1, 5)	L5					6-3					3	0	1	0	0	0	1						
Larry Lintz, S OBP: 0.321, SLG: 0.203 (10, PR)								1-2 2H 1B		SH3-4 HBP	0	0	0	0	0	0	0						
Mike Tyson, R OBP: 0.314, SLG: 0.345 (1, 6)			5-3			F8		K		SH3-4	3	0	0	0	0	1	0						
Ron Reed, R OBP: 0.211, SLG: 0.281 (8, PH)										1-3	2	0	0	0	0	1	0						
Buddy Bradford, R OBP: 0.323, SLG: 0.412 (8, 1)						F5		K			1	0	0	0	0	0	0						
Al Hrabosky, R OBP: 0.250, SLG: 0.100 (10, PH)											0	0	0	0	0	0	0						
Ron Fairly, L OBP: 0.427, SLG: 0.495 (10, 5)											1	0	0	0	0	0	2						
Hector Cruz, R OBP: 0.273, SLG: 0.455 (10, 5)											0	0	0	0	0	0	0						
<b>Inning Stats</b>	R: 0 E: 0 K: 0 S: 3	H: 0 LOB: 0 BB: 0 P: 3	R: 0 E: 0 K: 0 S: 4	H: 1 LOB: 1 BB: 0 P: 4	R: 0 E: 0 K: 1 S: 5	H: 0 LOB: 0 BB: 0 P: 5	R: 1 E: 0 K: 1 S: 5	H: 1 LOB: 0 BB: 1 P: 9	R: 0 E: 0 K: 0 S: 3	H: 0 LOB: 0 BB: 0 P: 3	R: 0 E: 0 K: 2 S: 7	H: 0 LOB: 0 BB: 0 P: 7	R: 0 E: 0 K: 0 S: 3	H: 1 LOB: 2 BB: 2 P: 11	R: 0 E: 0 K: 1 S: 5	H: 0 LOB: 0 BB: 0 P: 5	R: 1 E: 0 K: 0 S: 5	H: 2 LOB: 1 BB: 0 P: 5	R: 0 E: 0 K: 0 S: 3	H: 0 LOB: 2 BB: 1 P: 8	1B: 3 2B: 1 3B: 0 HR: 1	SF: 0 SAC: 1 DP: 0 HBP: 1	WP: 1 PA: 38
<b>PITCHER</b>	IP WLS BF H R ER SO BB IBB HBP BLK WP HR S P ERA WHIP	IP WLS BF H R ER SO BB IBB HBP BLK WP HR S P ERA WHIP	IP WLS BF H R ER SO BB IBB HBP BLK WP HR S P ERA WHIP	IP WLS BF H R ER SO BB IBB HBP BLK WP HR S P ERA WHIP	IP WLS BF H R ER SO BB IBB HBP BLK WP HR S P ERA WHIP	IP WLS BF H R ER SO BB IBB HBP BLK WP HR S P ERA WHIP	IP WLS BF H R ER SO BB IBB HBP BLK WP HR S P ERA WHIP	IP WLS BF H R ER SO BB IBB HBP BLK WP HR S P ERA WHIP	IP WLS BF H R ER SO BB IBB HBP BLK WP HR S P ERA WHIP	IP WLS BF H R ER SO BB IBB HBP BLK WP HR S P ERA WHIP	IP WLS BF H R ER SO BB IBB HBP BLK WP HR S P ERA WHIP	IP WLS BF H R ER SO BB IBB HBP BLK WP HR S P ERA WHIP	IP WLS BF H R ER SO BB IBB HBP BLK WP HR S P ERA WHIP	IP WLS BF H R ER SO BB IBB HBP BLK WP HR S P ERA WHIP	IP WLS BF H R ER SO BB IBB HBP BLK WP HR S P ERA WHIP	IP WLS BF H R ER SO BB IBB HBP BLK WP HR S P ERA WHIP	IP WLS BF H R ER SO BB IBB HBP BLK WP HR S P ERA WHIP	IP WLS BF H R ER SO BB IBB HBP BLK WP HR S P ERA WHIP	IP WLS BF H R ER SO BB IBB HBP BLK WP HR S P ERA WHIP	IP WLS BF H R ER SO BB IBB HBP BLK WP HR S P ERA WHIP	IP WLS BF H R ER SO BB IBB HBP BLK WP HR S P ERA WHIP	IP WLS BF H R ER SO BB IBB HBP BLK WP HR S P ERA WHIP	IP WLS BF H R ER SO BB IBB HBP BLK WP HR S P ERA WHIP

**TOP**

**St. Louis Cardinals @ Cincinnati Reds**  
Riverfront Stadium, Cincinnati, OH  
Sat Aug 30 1975, 7:05 PM EDT  
Att: 45,064 - Unknown

AB	32
R	2
H	5
RBI	2
BB	4
SO	5
LOB	11




Batter	1	2	3	4	5	6	7	8	9	10	AB	R	H	RBI	BB	SO	LOB						
Pete Rose, S OBP: 0.408, SLG: 0.432 (1, 5)	1B 2B		4-3 2B 1B							F7	5	2	2	0	0	0							
Ken Griffey, L OBP: 0.396, SLG: 0.413 (1, 9)	F2		4-3								5	1	1	0	0	2							
Joe Morgan, L OBP: 0.467, SLG: 0.511 (1, 4)	1B BB		2B BB							E 6-3 1B	1	0	1	0	4	0							
Tony Perez, R OBP: 0.359, SLG: 0.485 (1, 3)	1-2 2H 1B		1-3 2H 2B							CS 1B	4	0	3	2	1	1							
Johnny Bench, R OBP: 0.337, SLG: 0.516 (1, 2)	F8		F8							1-2 2-3 3H 1B	5	0	0	1	0	7							
George Foster, R OBP: 0.363, SLG: 0.535 (1, 7)	4-3		F9								4	0	0	0	0	4							
Cesar Geronimo, L OBP: 0.330, SLG: 0.372 (1, 8)			K								4	0	0	0	0	3							
Dave Concepcion, R OBP: 0.306, SLG: 0.339 (1, 6)		5-3									4	0	1	0	0	0							
Fred Norman, S OBP: 0.132, SLG: 0.098 (9, 1)											3	0	0	0	0	1							
Will McEnaney, L OBP: 0.364, SLG: 0.333 (10, 1)		F7									0	0	0	0	0	0							
Merv Rettenmund, R OBP: 0.364, SLG: 0.333 (10, 1)											1	0	0	0	0	1							
Rawly Eastwick, R OBP: 0.067, SLG: 0.067 (10, 1)											0	0	0	0	0	0							
<b>Inning Stats</b>	R: 1 E: 0 K: 0 S: 5	H: 2 LOB: 2 BB: 1 P: 9	R: 0 E: 0 K: 1 S: 5	H: 0 LOB: 0 BB: 0 P: 5	R: 1 E: 0 K: 0 S: 5	H: 2 LOB: 2 BB: 1 P: 9	R: 0 E: 0 K: 1 S: 5	H: 0 LOB: 0 BB: 0 P: 5	R: 0 E: 0 K: 0 S: 4	H: 0 LOB: 0 BB: 0 P: 5	R: 0 E: 0 K: 0 S: 4	H: 2 LOB: 1 BB: 0 P: 4	R: 0 E: 0 K: 0 S: 4	H: 1 LOB: 1 BB: 0 P: 4	R: 1 E: 1 K: 0 S: 3	H: 1 LOB: 3 BB: 2 P: 11	1B: 5 2B: 3 3B: 0 HR: 0	SF: 0 SAC: 0 DP: 0 HBP: 0	WP: 0 PA: 41				
<b>PITCHER</b>	IP WLS BF H R ER SO BB IBB HBP BLK WP HR S P ERA WHIP	IP WLS BF H R ER SO BB IBB HBP BLK WP HR S P ERA WHIP	IP WLS BF H R ER SO BB IBB HBP BLK WP HR S P ERA WHIP	IP WLS BF H R ER SO BB IBB HBP BLK WP HR S P ERA WHIP	IP WLS BF H R ER SO BB IBB HBP BLK WP HR S P ERA WHIP	IP WLS BF H R ER SO BB IBB HBP BLK WP HR S P ERA WHIP	IP WLS BF H R ER SO BB IBB HBP BLK WP HR S P ERA WHIP	IP WLS BF H R ER SO BB IBB HBP BLK WP HR S P ERA WHIP	IP WLS BF H R ER SO BB IBB HBP BLK WP HR S P ERA WHIP	IP WLS BF H R ER SO BB IBB HBP BLK WP HR S P ERA WHIP	IP WLS BF H R ER SO BB IBB HBP BLK WP HR S P ERA WHIP	IP WLS BF H R ER SO BB IBB HBP BLK WP HR S P ERA WHIP	IP WLS BF H R ER SO BB IBB HBP BLK WP HR S P ERA WHIP	IP WLS BF H R ER SO BB IBB HBP BLK WP HR S P ERA WHIP	IP WLS BF H R ER SO BB IBB HBP BLK WP HR S P ERA WHIP	IP WLS BF H R ER SO BB IBB HBP BLK WP HR S P ERA WHIP	IP WLS BF H R ER SO BB IBB HBP BLK WP HR S P ERA WHIP	IP WLS BF H R ER SO BB IBB HBP BLK WP HR S P ERA WHIP	IP WLS BF H R ER SO BB IBB HBP BLK WP HR S P ERA WHIP	IP WLS BF H R ER SO BB IBB HBP BLK WP HR S P ERA WHIP	IP WLS BF H R ER SO BB IBB HBP BLK WP HR S P ERA WHIP	IP WLS BF H R ER SO BB IBB HBP BLK WP HR S P ERA WHIP	IP WLS BF H R ER SO BB IBB HBP BLK WP HR S P ERA WHIP

**BOTTOM**

**St. Louis Cardinals @ Cincinnati Reds**  
Riverfront Stadium, Cincinnati, OH  
Sat Aug 30 1975, 7:05 PM EDT  
Att: 45,064 - Unknown

AB	36
R	3
H	8
RBI	3
BB	5
SO	5
LOB	15





Batter	1	2	3	4	5	6	7	8	9	AB	R	H	RBI	BB	SO	LOB	TOP								
Lou Brock, L OBP: 0.360, SLG: 0.397 (1, 7)	4-3		K	K			F7		K	5	0	0	0	0	3	3									
Larry Lintz, S OBP: 0.319, SLG: 0.211 Ted Sizemore, R OBP: 0.305, SLG: 0.303 (1, 4) (8, 4)	3-1		WP 1-3 2B			K	F9		E3 1B 2-3	4	0	1	0	0	1	0									
Willie Davis, L OBP: 0.324, SLG: 0.469 (1, 9)	HR		WP IBB				K			4	1	3	2	1	1	0									
Ted Simmons, S OBP: 0.406, SLG: 0.511 (1, 2)	1B		FC3-6 1B			FC3-6 1B			F6	4	0	2	0	1	0	3									
Reggie Smith, S OBP: 0.369, SLG: 0.495 (1, 3)	K		G6-4-3 BB 1-2 2-3 3-H			4-3			F3 1-2	4	0	0	0	0	1	6									
Bake McBride, L OBP: 0.348, SLG: 0.392 (1, 8)		P4				1B 2-3 1B			F7	4	2	2	0	0	0	1									
Ken Reitz, R OBP: 0.309, SLG: 0.345 (1, 5)		L8				F7 1B			6-3	4	0	1	0	0	0	2									
Mike Tyson, R OBP: 0.317, SLG: 0.349 (1, 6)		5-3				SF8-6 1B				3	1	2	1	0	0	0									
Eric Rasmussen, R OBP: 0.211, SLG: 0.211 John Curtis, L OBP: 0.302, SLG: 0.211 (1, 1) (8, 1)			2B WP 1B			2-3 1B			SF8-6 1-2 3-H 1B	3	1	1	1	0	0	1									
						4-3			SH1-4 1B	0	0	0	0	0	0	0									
<b>Inning Stats</b>	R: 1 E: 0 K: 1 S: 7	H: 2 LOB: 1 BB: 0 P: 7	R: 0 E: 0 K: 0 S: 3	H: 0 LOB: 0 BB: 0 P: 3	R: 1 E: 0 K: 1 S: 6	H: 2 LOB: 2 BB: 2 P: 14	R: 1 E: 0 K: 1 S: 7	H: 2 LOB: 1 BB: 0 P: 7	R: 0 E: 1 K: 1 S: 6	H: 1 LOB: 1 BB: 0 P: 6	R: 1 E: 0 K: 0 S: 4	H: 2 LOB: 0 BB: 0 P: 4	R: 0 E: 0 K: 1 S: 5	H: 0 LOB: 0 BB: 0 P: 5	R: 0 E: 0 K: 0 S: 4	H: 1 LOB: 1 BB: 0 P: 4	R: 1 E: 1 K: 1 S: 8	H: 2 LOB: 2 BB: 0 P: 8	1B: 10 2B: 2 3B: 0 HR: 1	SF: 1 SAC: 1 DP: 2 HBP: 0	WP: 1 PB: 0 SB: 1 CS: 0	PA: 40			
<b>PITCHER</b>	IP	WLS	BF	H	R	ER	SO	BB	IBB	HBP	BLK	WP	HR	S	P	ERA	WHIP								
Jack Billingham, R ERA: 3.98 Clay Carroll, R ERA: 2.51 Willi McEnaney, L ERA: 1.87 Pedro Borbon, R ERA: 3.16	4.0	L	19	6	3	3	3	1	1	0	0	1	1	23	31	6.75	1.750								

St. Louis Cardinals @ Cincinnati Reds  
Riverfront Stadium, Cincinnati, OH  
Sun Aug 31 1975, 3:33 AM EDT  
Att: 43,470 - Unknown

AB 36  
R 5  
H 12  
RBI 4  
BB 2  
SO 6  
LOB 17



Batter	1	2	3	4	5	6	7	8	9	AB	R	H	RBI	BB	SO	LOB	BOTTOM								
Pete Rose, S OBP: 0.406, SLG: 0.430 (1, 5)	1-3		FC4-6 1-2 1B			F9			6-3	5	0	1	0	0	0	1									
Ken Griffey, L OBP: 0.388, SLG: 0.416 (1, 9)	4-3		FC4-6 1-2 2-3			1B E 1B				5	1	3	0	0	0	2									
Joe Morgan, L OBP: 0.467, SLG: 0.509 (1, 4)			P6			1B E 1B			F8	5	1	2	0	0	0	4									
Tony Perez, R OBP: 0.356, SLG: 0.479 (1, 3)	4-3					K			F9	5	0	0	0	0	2	4									
George Foster, R OBP: 0.364, SLG: 0.537 (1, 7)			4-3			E6 1-2 2-H 1B			4-3 E 2B	4	1	2	0	0	0	0									
Cesar Geronimo, L OBP: 0.327, SLG: 0.369 (1, 8)			6-3			K			4-3	4	0	0	0	0	1	3									
Dave Concepcion, R OBP: 0.306, SLG: 0.339 Willi McEnaney, L OBP: 0.358, SLG: 0.388 Johnny Bench, R OBP: 0.358, SLG: 0.518 (1, 6) (7, 1) (8, PH) (9, 2)			5-3			6-3				3	0	1	1	0	0	0									
Bill Plummer, R OBP: 0.302, SLG: 0.269 Terry Crowley, L OBP: 0.352, SLG: 0.388 Merv Rettenmund, R OBP: 0.361, SLG: 0.331 Doug Flynn, R OBP: 0.309, SLG: 0.320 (1, 2) (8, PH) (8, PH) (9, 6)			K			FC2-6 BB			E6 1-2 3-H 1B	2	0	0	0	1	1	2									
Jack Billingham, R OBP: 0.197, SLG: 0.117 Clay Carroll, R OBP: 0.288, SLG: 0.308 Ed Armbrister, R OBP: 0.256, SLG: 0.244 Pedro Borbon, R OBP: 0.326, SLG: 0.286 (1, 1) (5, 1) (7, 6) (8, PH) (9, 1)			FC4-6 1B			FC2-6 1-2 1B			F7	1	0	1	0	0	0	0									
<b>Inning Stats</b>	R: 0 E: 0 K: 0 S: 4	H: 1 LOB: 1 BB: 0 P: 4	R: 0 E: 0 K: 0 S: 3	H: 0 LOB: 0 BB: 0 P: 3	R: 0 E: 0 K: 1 S: 7	H: 2 LOB: 2 BB: 0 P: 7	R: 0 E: 0 K: 0 S: 3	H: 0 LOB: 0 BB: 0 P: 3	R: 0 E: 0 K: 2 S: 11	H: 4 LOB: 2 BB: 0 P: 11	R: 0 E: 0 K: 0 S: 4	H: 1 LOB: 1 BB: 0 P: 4	R: 1 E: 1 K: 2 S: 9	H: 1 LOB: 2 BB: 1 P: 13	R: 0 E: 0 K: 0 S: 4	H: 1 LOB: 1 BB: 0 P: 4	1B: 9 2B: 1 3B: 0 HR: 0	SF: 0 SAC: 0 DP: 0 HBP: 0	WP: 0 PB: 0 SB: 0 CS: 0	PA: 40					
<b>PITCHER</b>	IP	WLS	BF	H	R	ER	SO	BB	IBB	HBP	BLK	WP	HR	S	P	ERA	WHIP								
Eric Rasmussen, R ERA: 2.7 John Curtis, L ERA: 3.45	7.2	W	34	9	3	2	4	2	0	0	0	0	0	40	48	2.35	1.435								

St. Louis Cardinals @ Cincinnati Reds  
Riverfront Stadium, Cincinnati, OH  
Sun Aug 31 1975, 3:33 AM EDT  
Att: 43,470 - Unknown

AB 38  
R 3  
H 10  
RBI 1  
BB 2  
SO 5  
LOB 20





Batter	1	2	3	4	5	6	7	8	9	AB	R	H	RBI	BB	SO	LOB	TOP										
<b>Enzo Hernandez, R</b> OBP: 0.277, SLG: 0.262 (1, 6)	0-0 1-3	0-0 L3		0-0 F7		0-0 P5		0-0 P5		5	0	0	0	0	0	7											
<b>Tito Fuentes, S</b> OBP: 0.308, SLG: 0.348 <b>Mike Ivie, R</b> OBP: 0.297, SLG: 0.369 (1, 4) (5, 5) (9, 3)	0-0 F8		4-0 1B	0-0 1B		0-0 6-3		0-0 6-3		2	0	1	0	1	0	0											
<b>Gene Locklear, L</b> OBP: 0.370, SLG: 0.430 <b>Ted Kubiak, S</b> OBP: 0.304, SLG: 0.254 (1, 7) (9, 5)	0-0 F8		0-0 FC4-6	0-0 1B		0-0 F4-3		0-0 FC4-6		5	0	2	0	0	0	1											
<b>Willie McCovey, L</b> OBP: 0.339, SLG: 0.432 <b>Don Hahn, R</b> OBP: 0.314, SLG: 0.148 (1, 3) (9, 7)	0-0 6-3		0-0 F5	0-0 F4-3		0-0 F4-3		0-0 FC4-6		5	0	0	0	0	0	4											
<b>Dave Winfield, R</b> OBP: 0.356, SLG: 0.410 (1, 9)		4-0 1B	0-0 F4			0-0 1B		0-0 1B		3	2	2	0	1	0	2											
<b>Johnny Grubb, L</b> OBP: 0.351, SLG: 0.371 (1, 8)	0-0 F7		0-0 FC4-6			0-0 E		0-0 SH1-4		4	0	2	1	0	0	3											
<b>Dave Roberts, R</b> OBP: 0.364, SLG: 0.465 (1, 5) (5, 4)		0-0 SH1-4		0-0 F6-4-3		0-0 6-3		0-0 SH2-4		3	0	2	1	0	0	1											
<b>Fred Kendall, R</b> OBP: 0.277, SLG: 0.265 (1, 2)		0-0 SH1-4		0-0 F6-4-3		0-0 E5		0-0 SH1-4		4	0	2	0	0	0	2											
<b>Randy Jones, R</b> OBP: 0.151, SLG: 0.155 (1, 1)		0-0 SH1-4		0-0 E5		0-0 SH3		0-0 SH1-4		1	0	0	0	0	0	0											
<b>Inning Stats</b>	R: 0 E: 0 K: 0 S: 4	H: 1 LOB: 1 BB: 0 P: 4	R: 1 E: 0 K: 0 S: 5	H: 2 LOB: 2 BB: 1 P: 9	R: 0 E: 0 K: 0 S: 4	H: 1 LOB: 1 BB: 0 P: 4	R: 0 E: 0 K: 0 S: 3	H: 0 LOB: 0 BB: 0 P: 3	R: 1 E: 1 K: 0 S: 6	H: 2 LOB: 2 BB: 0 P: 6	R: 0 E: 0 K: 0 S: 4	H: 2 LOB: 2 BB: 0 P: 4	R: 0 E: 0 K: 0 S: 5	H: 2 LOB: 0 BB: 0 P: 5	R: 0 E: 0 K: 0 S: 3	H: 0 LOB: 0 BB: 0 P: 3	1B: 9 2B: 2 3B: 0 HR: 0	SF: 0 SAC: 4 DP: 1 HBP: 0	WP: 0 PB: 0 SB: 1 CS: 0	PA: 40							
<b>PITCHER</b>	IP	WLS	BF	H	R	ER	SO	BB	IBB	HBP	BLK	WP	HR	S	P	ERA	WHIP										
<b>Pat Darcy, R</b> ERA: 3.67 <b>Pedro Borbon, R</b> ERA: 3.1	(1, 1) (5, 1)	4.0 L	19 21	5 6	1 1	1 1	0 0	2 0	0 0	0 0	0 0	0 0	0 0	17 21	25 21	2.25 1.80	1.750 1.200										

**San Diego Padres @ Cincinnati Reds**  
Riverfront Stadium, Cincinnati, OH  
Mon Sep 01 1975, 7:05 PM EDT  
Att: 17,022 - Unknown

livebaseballscorecards.com

AB	34
R	2
H	11
RBI	2
BB	2
SO	0
LOB	20



Batter	1	2	3	4	5	6	7	8	9	AB	R	H	RBI	BB	SO	LOB	BOTTOM										
<b>Pete Rose, S</b> OBP: 0.404, SLG: 0.427 (1, 5)	0-0 5-3		0-0 1-3		0-0 F8			0-0 1-3		4	0	0	0	0	0	1											
<b>Dave Concepcion, R</b> OBP: 0.306, SLG: 0.338 (1, 6)	0-0 6-3		0-0 3-1		0-0 P4			0-0 S		4	0	1	0	0	0	1											
<b>George Foster, R</b> OBP: 0.366, SLG: 0.536 (1, 8)	0-0 6-3			0-0 6-3		0-0 FC6-4		0-0 FC6-4		4	0	2	0	0	0	0											
<b>Tony Perez, R</b> OBP: 0.353, SLG: 0.475 (1, 3)		0-0 L8		0-0 5-3		0-0 F8		0-3 K		4	0	0	0	0	1	3											
<b>Merv Rettenmund, R</b> OBP: 0.365, SLG: 0.343 (1, 9)		0-0 1-3		0-0 1B		0-3 K		0-0 FC6-4		4	1	2	0	0	1	3											
<b>Ed Ambrister, R</b> OBP: 0.285, SLG: 0.244 (1, 7)		0-0 1-3		0-0 FC6-4		0-0 FC6-4				4	0	1	0	0	0	2											
<b>Bill Plummer, R</b> OBP: 0.308, SLG: 0.278 (1, 2)		0-0 1B		0-0 FC6-4				0-0 1-3		4	0	2	1	0	0	2											
<b>Doug Flynn, R</b> OBP: 0.301, SLG: 0.311 <b>Johnny Bench, R</b> OBP: 0.356, SLG: 0.517 (1, 4) (9, PH)		0-0 F4			0-0 F1-3			0-0 F4-3		3	0	0	0	0	0	2											
<b>Pat Darcy, L</b> OBP: 0.054, SLG: 0.081 <b>Pedro Borbon, R</b> OBP: 0.261, SLG: 0.304 (1, 1) (5, 1)			0-0 4-1		0-0 1B			0-0 G3		1	0	0	0	0	0	0											
<b>Inning Stats</b>	R: 0 E: 0 K: 0 S: 3	H: 0 LOB: 0 BB: 0 P: 3	R: 1 E: 0 K: 0 S: 5	H: 2 LOB: 1 BB: 0 P: 5	R: 0 E: 0 K: 0 S: 3	H: 0 LOB: 0 BB: 0 P: 3	R: 0 E: 0 K: 0 S: 5	H: 2 LOB: 2 BB: 0 P: 5	R: 0 E: 0 K: 1 S: 6	H: 1 LOB: 1 BB: 0 P: 6	R: 0 E: 0 K: 0 S: 3	H: 1 LOB: 0 BB: 0 P: 3	R: 0 E: 0 K: 1 S: 7	H: 2 LOB: 2 BB: 0 P: 7	R: 0 E: 0 K: 0 S: 3	H: 0 LOB: 0 BB: 0 P: 3	1B: 8 2B: 2 3B: 0 HR: 0	SF: 0 SAC: 0 DP: 1 HBP: 0	WP: 0 PB: 0 SB: 1 CS: 0	PA: 35							
<b>PITCHER</b>	IP	WLS	BF	H	R	ER	SO	BB	IBB	HBP	BLK	WP	HR	S	P	ERA	WHIP										
<b>Randy Jones, L</b> ERA: 2.27	(1, 1)	9.0 W	35	9	1	1	2	0	0	0	0	0	0	39	39	1.00	1.000										

**San Diego Padres @ Cincinnati Reds**  
Riverfront Stadium, Cincinnati, OH  
Mon Sep 01 1975, 7:05 PM EDT  
Att: 17,022 - Unknown

livebaseballscorecards.com

AB	35
R	1
H	9
RBI	1
BB	0
SO	2
LOB	14





Batter	1	2	3	4	5	6	7	8	9	AB	R	H	RBI	BB	SO	LOB	TOP					
<b>Don Hahn, R</b> OBP: 0.359, SLG: 0.200 (1, 8)										3	0	2	0	1	0	0	<b>San Diego Padres @ Cincinnati Reds</b> Riverfront Stadium, Cincinnati, OH Tue Sep 02 1975, 7:05 PM EDT Att: 14,240 - Unknown					
<b>Enzo Hernandez, R</b> OBP: 0.275, SLG: 0.259 (1, 6)										3	0	0	0	0	0	2						
<b>Hector Torres, R</b> OBP: 0.295, SLG: 0.333 (1, 4)										4	0	2	0	0	0	2						
<b>Mike Ivie, R</b> OBP: 0.297, SLG: 0.376 (1, 3)										4	1	1	1	0	1	3						
<b>Dave Winfield, R</b> OBP: 0.357, SLG: 0.416 (1, 9)										3	2	1	1	1	0	1						
<b>Dick Sharon, R</b> OBP: 0.331, SLG: 0.336 (1, 7)										4	0	0	0	0	0	2						
<b>Dave Roberts, R</b> OBP: 0.375, SLG: 0.522 (1, 5)										3	1	1	2	1	0	0						
<b>Bob Davis, R</b> OBP: 0.295, SLG: 0.263 (1, 2)										3	0	0	0	0	2	0						
<b>Dan Spillner, R</b> OBP: 0.277, SLG: 0.175 (5, 1)										2	0	0	0	0	0	2						
<b>Inning Stats</b>	R: 0 E: 0 K: 0 S: 3	H: 0 LOB: 1 BB: 1 P: 7	R: 1 E: 0 K: 0 S: 4	H: 1 LOB: 0 BB: 0 P: 4	R: 0 E: 0 K: 1 S: 5	H: 0 LOB: 0 BB: 0 P: 5	R: 0 E: 0 K: 0 S: 4	H: 1 LOB: 1 BB: 0 P: 4	R: 0 E: 0 K: 2 S: 7	H: 0 LOB: 0 BB: 0 P: 7	R: 0 E: 0 K: 0 S: 3	H: 1 LOB: 0 BB: 0 P: 3	R: 3 E: 0 K: 1 S: 7	H: 2 LOB: 1 BB: 1 P: 11	R: 0 E: 0 K: 1 S: 6	H: 2 LOB: 1 BB: 0 P: 6	R: 0 E: 0 K: 0 S: 3	H: 0 LOB: 2 BB: 1 P: 8	1B: 3 2B: 1 3B: 0 HR: 3	SF: 0 SAC: 1 DP: 2 HBP: 1	WP: 0 PB: 0 SB: 0 CS: 0	PA: 36
<b>PITCHER</b>	IP WLS BF H R ER SO BB IBB HBP BLK WP HR S P ERA WHIP																					
<b>Don Gullett, L</b> ERA: 2.24 (1, 1)	7.0 W 27 5 4 4 4 2 0 0 0 0 0 3 33 41 5.14 1.000																					
<b>Clay Carroll, R</b> ERA: 2.77 (8, 1)	1.0 4 2 0 0 1 0 0 0 0 0 0 0 6 6 0.00 2.000																					
<b>Rawly Eastwick, R</b> ERA: 2.79 (9, 1)	1.0 5 0 0 0 0 1 0 1 0 0 0 0 3 8 0.00 1.000																					

AB 31  
R 4  
H 7  
RBI 4  
BB 3  
SO 5  
LOB 12



Batter	1	2	3	4	5	6	7	8	9	AB	R	H	RBI	BB	SO	LOB	BOTTOM			
<b>Pete Rose, S</b> OBP: 0.404, SLG: 0.426 (1, 5)										4	1	1	1	1	0	2	<b>San Diego Padres @ Cincinnati Reds</b> Riverfront Stadium, Cincinnati, OH Tue Sep 02 1975, 7:05 PM EDT Att: 14,240 - Unknown			
<b>Dave Concepcion, R</b> OBP: 0.306, SLG: 0.338 (8, 5)										0	0	0	0	0	0	0				
<b>Ken Griffey, L</b> OBP: 0.397, SLG: 0.414 (1, 9)										4	1	1	0	0	2	3				
<b>Ed Armbrister, R</b> OBP: 0.250, SLG: 0.239 (6, 9)										1	0	0	0	0	0	1				
<b>Cesar Geronimo, L</b> OBP: 0.325, SLG: 0.369 (1, 8)										5	1	1	2	0	1	1				
<b>Tony Perez, R</b> OBP: 0.354, SLG: 0.474 (1, 3)										3	1	1	1	1	0	0				
<b>Terry Crowley, L</b> OBP: 0.345, SLG: 0.380 (7, 3)										1	0	0	0	0	0	0				
<b>Johnny Bench, R</b> OBP: 0.362, SLG: 0.521 (8, 1)										2	2	2	0	2	0	0				
<b>Dan Driessen, L</b> OBP: 0.375, SLG: 0.409 (8, PH)										0	0	0	0	0	0	0				
<b>Rawly Eastwick, R</b> OBP: 0.067, SLG: 0.067 (9, 1)										1	0	0	0	0	0	0				
<b>Mery Rettenmund, R</b> OBP: 0.371, SLG: 0.342 (1, 7)										3	2	1	1	2	1	1				
<b>Darrel Chaney, S</b> OBP: 0.293, SLG: 0.314 (1, 4)										4	1	2	1	0	1	5				
<b>Doug Flynn, R</b> OBP: 0.308, SLG: 0.327 (1, 6)										4	1	2	2	0	0	4				
<b>Don Gullett, R</b> OBP: 0.246, SLG: 0.278 (1, 1)										3	0	1	2	0	1	2				
<b>Don Werner, R</b> (7, PH)										0	0	0	0	0	0	0				
<b>Inning Stats</b>	R: 0 E: 0 K: 1 S: 5	H: 0 LOB: 0 BB: 0 P: 5	R: 3 E: 0 K: 1 S: 8	H: 3 LOB: 2 BB: 2 P: 16	R: 0 E: 0 K: 1 S: 5	H: 1 LOB: 0 BB: 0 P: 5	R: 0 E: 0 K: 1 S: 5	H: 1 LOB: 1 BB: 0 P: 5	R: 7 E: 0 K: 0 S: 10	H: 7 LOB: 1 BB: 1 P: 14	R: 0 E: 0 K: 2 S: 8	H: 1 LOB: 3 BB: 2 P: 16	R: 0 E: 0 K: 0 S: 3	H: 0 LOB: 1 BB: 0 P: 4	R: 0 E: 0 K: 1 S: 5	H: 0 LOB: 0 BB: 0 P: 5	1B: 9 2B: 3 3B: 0 HR: 0	SF: 0 SAC: 0 DP: 1 HBP: 1	WP: 0 PB: 0 SB: 1 CS: 0	PA: 42
<b>PITCHER</b>	IP WLS BF H R ER SO BB IBB HBP BLK WP HR S P ERA WHIP																			
<b>Dan Spillner, R</b> ERA: 4.48 (1, 1)	4.0 L 21 6 6 6 3 4 0 0 0 0 0 0 23 39 13.50 2.500																			
<b>Jerry Johnson, R</b> ERA: 4.34 (5, 1)	0.0 5 5 3 3 0 0 0 0 0 0 0 0 5 5																			
<b>Dave Tomlin, L</b> ERA: 3.61 (5, 1)	2.0 9 1 1 1 2 1 1 0 0 0 0 0 11 19 4.50 1.000																			
<b>Dave Freisleben, R</b> ERA: 4.15 (7, 1)	2.0 7 0 0 0 1 0 0 1 0 0 0 0 8 9 0.00 0.000																			

AB 35  
R 10  
H 12  
RBI 10  
BB 6  
SO 6  
LOB 19









Batter	1	2	3	4	5	6	7	8	9	AB	R	H	RBI	BB	SO	LOB	TOP										
<b>Davey Lopes, R</b> OBP: 0.354, SLG: 0.355 (1, 4)										4	1	3	0	1	1	1	<b>Los Angeles Dodgers @ Cincinnati Reds</b> Riverfront Stadium, Cincinnati, OH Thu Sep 04 1975, 7:05 PM EDT Att: 29,512 - Unknown  <b>AB 35</b> <b>R 3</b> <b>H 8</b> <b>RBI 3</b> <b>BB 2</b> <b>SO 5</b> <b>LOB 9</b>										
<b>Lee Lacy, R</b> OBP: 0.356, SLG: 0.472 (1, 7)										3	1	1	1	1	0	3											
<b>Willie Crawford, L</b> OBP: 0.340, SLG: 0.380 (1, 9)										4	1	1	2	0	0	3											
<b>Steve Garvey, R</b> OBP: 0.342, SLG: 0.459 (1, 3)										4	0	0	0	0	2	1											
<b>Ron Cey, R</b> OBP: 0.360, SLG: 0.464 (1, 5)										4	0	1	0	0	1	0											
<b>John Hate, L</b> OBP: 0.306, SLG: 0.363 (1, 8)										4	0	0	0	0	1	1											
<b>Steve Yeager, R</b> OBP: 0.306, SLG: 0.356 (1, 2)										4	0	0	0	0	0	0											
<b>Ivan De Jesus, R</b> OBP: 0.286, SLG: 0.213 (1, 6)										4	0	0	0	0	0	0											
<b>Doug Rau, L</b> OBP: 0.235, SLG: 0.184 (1, 1)										4	0	2	0	0	0	0											
<b>Inning Stats</b>	R: 3 E: 1 K: 1 S: 8	H: 3 LOB: 0 BB: 0 P: 8	R: 0 E: 0 K: 0 S: 4	H: 1 LOB: 2 BB: 1 P: 8	R: 0 E: 0 K: 2 S: 8	H: 1 LOB: 1 BB: 0 P: 8	R: 0 E: 0 K: 0 S: 3	H: 0 LOB: 0 BB: 0 P: 3	R: 0 E: 0 K: 0 S: 4	H: 1 LOB: 1 BB: 0 P: 3	R: 0 E: 0 K: 0 S: 5	H: 0 LOB: 0 BB: 0 P: 5	R: 0 E: 0 K: 1 S: 6	H: 1 LOB: 1 BB: 0 P: 6	1B: 6 2B: 1 3B: 0 HR: 1	SF: 0 SAC: 0 DP: 0 HBP: 0	WP: 1 PB: 0 SB: 1 CS: 0	PA: 37									
<b>PITCHER</b>	IP	WLS	BF	H	R	ER	SO	BB	IBB	HBP	BLK	WP	HR	S	P	ERA	WHIP										
<b>Clay Kirby, R</b> ERA: 4.5 (1, 1)	7.0	L	30	7	3	3	3	2	0	0	0	1	1	34	42	3.86	1.286										
<b>Pedro Borbon, R</b> ERA: 3.07 (8, 1)	1.0		3	0	0	0	1	0	0	0	0	0	0	5	5	0.00	0.000										
<b>Rawly Eastwick, R</b> ERA: 2.76 (9, 1)	1.0		4	1	0	0	1	0	0	0	0	0	0	6	6	0.00	1.000										

Batter	1	2	3	4	5	6	7	8	9	AB	R	H	RBI	BB	SO	LOB	BOTTOM										
<b>Pete Rose, S</b> OBP: 0.404, SLG: 0.426 (1, 5)										4	1	1	0	0	0	0	<b>Los Angeles Dodgers @ Cincinnati Reds</b> Riverfront Stadium, Cincinnati, OH Thu Sep 04 1975, 7:05 PM EDT Att: 29,512 - Unknown  <b>AB 31</b> <b>R 2</b> <b>H 4</b> <b>RBI 2</b> <b>BB 1</b> <b>SO 6</b> <b>LOB 5</b>										
<b>Mery Rettenmund, R</b> OBP: 0.394, SLG: 0.342 (1, 9)										4	0	1	0	0	0	0											
<b>Joe Morgan, L</b> OBP: 0.467, SLG: 0.509 (1, 4)										4	0	1	1	0	1	0											
<b>Tony Perez, R</b> OBP: 0.354, SLG: 0.471 (1, 3)										3	0	0	0	1	0	2											
<b>Johnny Bench, R</b> OBP: 0.363, SLG: 0.517 (1, 2)										4	0	0	0	0	0	3											
<b>George Foster, R</b> OBP: 0.365, SLG: 0.541 (1, 7)										3	1	1	1	0	0	0											
<b>Cesar Geronimo, L</b> OBP: 0.328, SLG: 0.369 (1, 8)										3	0	0	0	0	1	0											
<b>Dave Concepcion, R</b> OBP: 0.307, SLG: 0.334 (1, 6)										3	0	0	0	0	1	0											
<b>Clay Kirby, R</b> OBP: 0.286, SLG: 0.269 (1, 1)										2	0	0	0	0	2	0											
<b>Pedro Borbon, R</b> OBP: 0.281, SLG: 0.304 (8, 1)										0	0	0	0	0	0	0											
<b>Ed Ambrister, R</b> OBP: 0.255, SLG: 0.229 (6, PH)										1	0	0	0	0	1	0											
<b>Rawly Eastwick, R</b> OBP: 0.067, SLG: 0.067 (9, 1)										0	0	0	0	0	0	0											
<b>Inning Stats</b>	R: 0 E: 0 K: 1 S: 5	H: 0 LOB: 0 BB: 0 P: 5	R: 1 E: 0 K: 0 S: 4	H: 1 LOB: 0 BB: 0 P: 4	R: 0 E: 0 K: 1 S: 5	H: 0 LOB: 0 BB: 0 P: 5	R: 0 E: 0 K: 0 S: 3	H: 0 LOB: 1 BB: 1 P: 7	R: 0 E: 0 K: 2 S: 7	H: 0 LOB: 0 BB: 0 P: 7	R: 1 E: 0 K: 1 S: 8	H: 3 LOB: 2 BB: 0 P: 8	R: 0 E: 0 K: 0 S: 3	H: 0 LOB: 0 BB: 0 P: 3	R: 0 E: 0 K: 1 S: 5	H: 0 LOB: 0 BB: 0 P: 5	R: 0 E: 0 K: 0 S: 3	H: 0 LOB: 0 BB: 0 P: 3	1B: 3 2B: 0 3B: 0 HR: 1	SF: 0 SAC: 0 DP: 0 HBP: 0	WP: 0 PB: 0 SB: 0 CS: 0	PA: 32					
<b>PITCHER</b>	IP	WLS	BF	H	R	ER	SO	BB	IBB	HBP	BLK	WP	HR	S	P	ERA	WHIP										
<b>Doug Rau, L</b> ERA: 3.18 (1, 1)	9.0	W	32	4	2	2	6	1	0	0	0	0	1	43	47	2.00	0.556										



Batter	1	2	3	4	5	6	7	8	9	AB	R	H	RBI	BB	SO	LOB	TOP		
Von Joshua, L (1, 8) OBP: 0.366, SLG: 0.444	L8		FC5-2 1B			SH5-3 L8-2 2B		1B 2B BB		3	1	2	0	1	0	0	San Francisco Giants @ Cincinnati Reds Riverfront Stadium, Cincinnati, OH Fri Sep 05 1975, 7:05 PM EDT Att: 24,022 - Unknown		
Derrel Thomas, S (1, 4) OBP: 0.348, SLG: 0.368	1-3		FC5-2			SH5-3		2B 1B		3	1	1	1	0	0	2			
Bobby Murcer, L (1, 9) OBP: 0.407, SLG: 0.456	4-3		F7			L8-2		2B		4	0	1	2	0	0	3			
Gary Matthews, R (1, 7) OBP: 0.364, SLG: 0.403		G4-6-3 S BB		F8			P4	6-3		3	0	0	0	1	0	1			
Willie Montanez, L (1, 3) OBP: 0.344, SLG: 0.403		G4-6-3 BB		1-3			G3		5-3	3	0	0	0	1	0	0			
Bruce Miller, R (1, 5) OBP: 0.271, SLG: 0.291		G4-6-3		6-3			F7		5-3	4	0	0	0	0	0	2			
Mike Sadek, R (1, 2) Dave Rader, L (9, PH) OBP: 0.386, SLG: 0.422	K				F9			BB 1B	F8	3	1	1	0	0	1	1			
Johnnie LeMaster, R (1, 6) OBP: 0.200, SLG: 0.357			1B SH1-4 FC5-2 1B		K			F3		3	0	1	0	0	1	1			
Jim Barr, R (1, 1) Chris Speier, R (8, PH) Dave Heaverlo, R (8, 1)			SH1-4		P4			F9		1	0	0	0	0	0	0			
										1	0	0	0	0	0	1			
										0	0	0	0	0	0	0			
<b>Inning Stats</b>	R: 0 E: 0 K: 0 S: 3	H: 0 LOB: 0 BB: 0 P: 3	R: 0 E: 0 K: 1 S: 4	H: 0 LOB: 1 BB: 2 P: 12	R: 0 E: 0 K: 0 S: 5	H: 2 LOB: 2 BB: 0 P: 5	R: 0 E: 0 K: 0 S: 3	H: 0 LOB: 0 BB: 0 P: 3	R: 0 E: 0 K: 1 S: 5	H: 0 LOB: 0 BB: 0 P: 5	R: 0 E: 0 K: 0 S: 3	H: 0 LOB: 0 BB: 0 P: 3	R: 0 E: 0 K: 0 S: 3	H: 0 LOB: 1 BB: 1 P: 10	R: 0 E: 0 K: 0 S: 3	H: 0 LOB: 0 BB: 0 P: 3	1B: 4 2B: 3 3B: 0 HR: 0	SF: 0 SAC: 2 DP: 2 HBP: 0	WP: 0 PA: 34 PB: 0 SB: 1 CS: 0
<b>PITCHER</b>	IP WLS BF H R ER SO BB IBB HBP BLK WP HR S P ERA WHIP	IP WLS BF H R ER SO BB IBB HBP BLK WP HR S P ERA WHIP																	
Fred Norman, L (1, 1) ERA: 3.7	7.2	30	6	3	3	2	3	0	0	0	0	0	0	0	0	0	3.52	1.174	
Rawly Eastwick, R (8, 1) ERA: 2.71	1.1	W	4	0	0	0	0	0	0	0	0	0	0	0	4	4	0.00	0.000	

Batter	1	2	3	4	5	6	7	8	9	AB	R	H	RBI	BB	SO	LOB	BOTTOM		
Pete Rose, S (1, 5) OBP: 0.404, SLG: 0.431	BB 1B	4-3		G1-6-3					G3-6-1	5	1	2	2	0	0	4	San Francisco Giants @ Cincinnati Reds Riverfront Stadium, Cincinnati, OH Fri Sep 05 1975, 7:05 PM EDT Att: 24,022 - Unknown		
Cesar Geronimo, L (1, 8) OBP: 0.331, SLG: 0.371	BB 1B			3B 1B		K	F7			5	1	3	1	0	1	0			
Joe Morgan, L (1, 4) OBP: 0.466, SLG: 0.511	P4			1H 3B		F7	3-1			4	0	1	1	0	0	2			
Johnny Bench, R (1, 7) OBP: 0.362, SLG: 0.514	P2		F2		L1			1B 9-2 BB		3	0	0	0	1	0	3			
Dan Driessen, L (1, 3) OBP: 0.381, SLG: 0.410	BB			BB IBB		P4		1-3 1B		2	0	1	0	2	0	0			
Mery Rettenmund, R (1, 9) OBP: 0.362, SLG: 0.335	P8			G4-6-3 BB		6-3		P4		3	0	0	0	1	0	5			
Dave Concepcion, R (1, 6) OBP: 0.307, SLG: 0.333			SH1-4 1B		G4-6-3		F8	9-2		4	0	1	0	0	0	5			
Bill Plummer, R (1, 2) Terry Crowley, L (9, PH) Ed Armbrister, R (9, FR) OBP: 0.304, SLG: 0.274 OBP: 0.351, SLG: 0.373 OBP: 0.255, SLG: 0.229	P4			F7			SH1-4 HR 1B	G3-6-1 S 1B BB		3	1	1	0	0	0	1			
Fred Norman, S (1, 1) Rawly Eastwick, R (8, 1) Ken Griffey, L (9, PH)	SH1-4			G1-6-3 1B			SH1-4			1	0	1	0	0	0	0			
										0	0	0	0	0	0	0			
										0	0	0	0	1	0	0			
<b>Inning Stats</b>	R: 0 E: 0 K: 0 S: 5	H: 2 LOB: 3 BB: 1 P: 9	R: 0 E: 0 K: 0 S: 4	H: 1 LOB: 1 BB: 0 P: 4	R: 1 E: 0 K: 0 S: 4	H: 2 LOB: 2 BB: 2 P: 12	R: 0 E: 0 K: 0 S: 3	H: 1 LOB: 0 BB: 0 P: 3	R: 0 E: 0 K: 0 S: 3	H: 0 LOB: 0 BB: 0 P: 3	R: 2 E: 0 K: 0 S: 5	H: 2 LOB: 0 BB: 0 P: 5	R: 0 E: 0 K: 0 S: 3	H: 1 LOB: 1 BB: 1 P: 7	R: 1 E: 0 K: 0 S: 2	H: 1 LOB: 1 BB: 2 P: 10	1B: 8 2B: 1 3B: 1 HR: 1	SF: 0 SAC: 2 DP: 4 HBP: 0	WP: 0 PA: 38 PB: 0 SB: 1 CS: 0
<b>PITCHER</b>	IP WLS BF H R ER SO BB IBB HBP BLK WP HR S P ERA WHIP	IP WLS BF H R ER SO BB IBB HBP BLK WP HR S P ERA WHIP																	
Jim Barr, R (1, 1) ERA: 3.03	7.0	30	8	3	3	1	2	1	0	0	0	0	0	0	0	0	3.86	1.429	
Dave Heaverlo, R (8, 1) ERA: 2.37	1.2	L	8	2	1	1	3	0	0	0	0	0	0	5	17	5.40	3.000		



Batter	1	2	3	4	5	6	7	8	9	AB	R	H	RBI	BB	SO	LOB	TOP																					
Von Joshua, L (1, 8) OBP: 0.364, SLG: 0.442	1-3		K		4-3		1B		L9	5	0	1	0	0	1	4																						
Derrel Thomas, S (1, 4) OBP: 0.349, SLG: 0.369	G4-6-3 1B		6-3			F8	1B			4	0	2	0	0	0	1																						
Bobby Murcer, L (1, 9) OBP: 0.405, SLG: 0.454	G4-6-3 1-2			4-3		2B 1-6-3 1B	F3			4	1	1	0	0	0	4																						
Gary Matthews, R (1, 7) OBP: 0.366, SLG: 0.406		G4-6-3 BB		F3		1-3 2B		4-3		3	0	1	0	1	0	0																						
Willie Montanez, L (1, 3) OBP: 0.342, SLG: 0.400	G4-6-3 1-2		4-3		1-6-3		F7			4	0	0	1	0	0	2																						
Dave Radler, L (1, 2) OBP: 0.384, SLG: 0.417		FC4-6 BB		F8	6-3	3H		K		3	0	0	0	1	1																							
Steve Ontiveros, S (1, 5) OBP: 0.394, SLG: 0.349		FC4-6		4-3			1-3			4	0	1	0	0	0	1																						
Craig Robinson, R (0, PR) OBP: 0.109, SLG: 0.091		FC4-6 1-2						FC6-4 1B		0	0	0	0	0	0	0																						
Johnnie LeMaster, R (1, 6) OBP: 0.283, SLG: 0.556			SH1-4 1B			HR		FC6-4 1-4-3		4	1	2	1	0	1	1																						
Ed Halicki, R (1, 1) OBP: 0.164, SLG: 0.135			SH1-4					1-4-3		0	0	0	0	0	0	0																						
Gar Thompson, L (5, PH) OBP: 0.298, SLG: 0.339										1	0	1	0	0	0	0																						
Mike Caldwell, L (5, 1) OBP: 0.128, SLG: 0.179										0	0	0	0	0	0	0																						
Glenn Anderson, L (7, PH) OBP: 0.193, SLG: 0.326										1	0	1	0	0	0	0																						
Jake Brown, R (7, PH) OBP: 0.193, SLG: 0.326										0	0	0	0	0	0	0																						
Charlie Williams, R (7, 1) OBP: 0.176, SLG: 0.220										0	0	0	0	0	0	0																						
Chris Speier, R (9, PH) OBP: 0.365, SLG: 0.421										1	0	0	0	0	0	1																						
<b>Inning Stats</b>	R: 0 E: 0 K: 0 S: 3	H: 1 LOB: 0 BB: 0 P: 3	R: 0 E: 0 K: 0 S: 2	H: 0 LOB: 1 BB: 2 P: 10	R: 0 E: 0 K: 1 S: 6	H: 1 LOB: 1 BB: 0 P: 6	R: 0 E: 0 K: 0 S: 3	H: 0 LOB: 0 BB: 0 P: 3	R: 1 E: 0 K: 0 S: 5	H: 2 LOB: 1 BB: 0 P: 5	R: 1 E: 0 K: 0 S: 5	H: 2 LOB: 1 BB: 0 P: 5	R: 0 E: 0 K: 1 S: 8	H: 3 LOB: 3 BB: 0 P: 8	R: 0 E: 0 K: 1 S: 5	H: 0 LOB: 0 BB: 0 P: 5	R: 0 E: 0 K: 0 S: 4	H: 1 LOB: 2 BB: 0 P: 4	1B: 8 2B: 1 3B: 0 HR: 1	SF: 0 SAC: 1 DP: 2 HBP: 0	WP: 0 PA: 37 PB: 0 SB: 0 CS: 0																	
<b>PITCHER</b>	IP	WLS	BF	H	R	ER	SO	BB	IBB	HBP	BLK	WP	HR	S	P	ERA	WHIP	<b>PITCHER</b>				IP	WLS	BF	H	R	ER	SO	BB	IBB	HBP	BLK	WP	HR	S	P	ERA	WHIP
Jack Billingham, R (1, 1) ERA: 3.93	6.2	W	28	8	2	2	2	2	0	0	0	0	1	30	38	2.70	1.500																					
Willi McEnaney, L (7, 1) ERA: 1.79	2.1	S	9	2	0	0	1	0	0	0	0	0	0	11	11	0.00	0.857																					

San Francisco Giants @ Cincinnati Reds  
Riverfront Stadium, Cincinnati, OH  
Sat Sep 06 1975, 7:05 PM EDT  
Att: 37,015 - Unknown

AB 34  
R 2  
H 10  
RBI 2  
BB 2  
SO 3  
LOB 15



Batter	1	2	3	4	5	6	7	8	9	AB	R	H	RBI	BB	SO	LOB	BOTTOM																					
Pete Rose, S (1, 5) OBP: 0.403, SLG: 0.429	1B HBP	FC4-6 1B 1-2 2-3		1-3			F7			3	0	0	0	0	0	3																						
Cesar Geronimo, L (1, 8) OBP: 0.334, SLG: 0.375	1-2 1B	1-3 3H 1B			P6		1B			4	0	3	1	0	0	0																						
Joe Morgan, L (1, 4) OBP: 0.464, SLG: 0.508	K		P6		P6		F7			3	0	0	0	1	1	3																						
Johnny Bench, R (1, 7) OBP: 0.361, SLG: 0.514	K		P6		G4-3 BB					4	0	1	0	0	1	3																						
Dan Driessen, L (1, 3) OBP: 0.373, SLG: 0.400	K		K		G4-3			2B		4	0	1	0	0	1	3																						
Mery Rettenmund, R (1, 9) OBP: 0.370, SLG: 0.338		4-0 S 1B BB		5-3						2	1	1	0	2	0	0																						
Darrel Chaney, S (1, 6) OBP: 0.290, SLG: 0.317		K			E		F8			4	1	1	0	0	2	4																						
Bill Plummer, R (1, 2) OBP: 0.309, SLG: 0.282		FC4-6 1B 2H		E7 FC3-6 1B			L4			4	1	2	1	0	0	3																						
Jack Billingham, R (1, 1) OBP: 0.206, SLG: 0.115		4-0 FC4-6 BB		FC3-6						1	0	0	0	1	0	1																						
Willi McEnaney, L (7, 1) ERA: 3.98					1-2					1	0	0	0	0	1	0																						
<b>Inning Stats</b>	R: 0 E: 0 K: 3 S: 10	H: 1 LOB: 2 BB: 0 P: 11	R: 2 E: 0 K: 1 S: 6	H: 2 LOB: 2 BB: 2 P: 14	R: 0 E: 0 K: 1 S: 5	H: 0 LOB: 0 BB: 0 P: 5	R: 1 E: 1 K: 0 S: 5	H: 2 LOB: 1 BB: 0 P: 5	R: 0 E: 0 K: 0 S: 2	H: 0 LOB: 0 BB: 1 P: 6	R: 0 E: 0 K: 0 S: 4	H: 1 LOB: 1 BB: 0 P: 4	R: 0 E: 0 K: 1 S: 6	H: 1 LOB: 1 BB: 0 P: 6	R: 0 E: 0 K: 2 S: 8	H: 1 LOB: 2 BB: 1 P: 12	1B: 6 2B: 2 3B: 0 HR: 0	SF: 0 SAC: 0 DP: 1 HBP: 1	WP: 0 PA: 35 PB: 0 SB: 1 CS: 0																			
<b>PITCHER</b>	IP	WLS	BF	H	R	ER	SO	BB	IBB	HBP	BLK	WP	HR	S	P	ERA	WHIP	<b>PITCHER</b>				IP	WLS	BF	H	R	ER	SO	BB	IBB	HBP	BLK	WP	HR	S	P	ERA	WHIP
Ed Halicki, R (1, 1) ERA: 3.43	4.0	L	19	5	3	2	5	2	0	1	0	0	0	6	10	0.00	1.000																					
Mike Caldwell, L (5, 1) ERA: 5.2	2.0		7	1	0	0	0	1	0	0	0	0	0	6	10	0.00	1.000																					
Charlie Williams, R (7, 1) ERA: 3.98	2.0		9	2	0	0	3	1	0	0	0	0	0	14	18	0.00	1.500																					

San Francisco Giants @ Cincinnati Reds  
Riverfront Stadium, Cincinnati, OH  
Sat Sep 06 1975, 7:05 PM EDT  
Att: 37,015 - Unknown

AB 30  
R 3  
H 8  
RBI 2  
BB 4  
SO 8  
LOB 20





Batter	1	2	3	4	5	6	7	8	9	AB	R	H	RBI	BB	SO	LOB	TOP										
Von Joshua, L (1,8) OBP: 0.364, SLG: 0.448	0-0 CS 1B		0-0 1-H HR	0-3 K		0-0 8-6-5 2-3f		0-0 F8		5	1	2	2	0	1	5	<b>San Francisco Giants @ Cincinnati Reds</b> Riverfront Stadium, Cincinnati, OH Sun Sep 07 1975, 3:33 AM EDT Att: 34,415 - Unknown <a href="http://livebaseballscorecards.com">livebaseballscorecards.com</a>										
Derrel Thomas, S (1,4) OBP: 0.348, SLG: 0.372	0-0 P3 1-2		0-0 1B 3B		0-0 5-3		0-0 6-3		0-0 1-3	5	1	1	0	0	0	1											
Bobby Murcer, L (1,9) OBP: 0.404, SLG: 0.452	0-0 F8		0-0 3-H 1B		0-0 F8		0-0 F7		0-3 K	5	0	1	1	0	1	0											
Gary Matthews, R (1,7) OBP: 0.373, SLG: 0.412		4-0 FC4 BB	4-0 1-2 BB		0-0 1B 2B		4-0 BB		0-0 1B	2	1	2	0	3	0	0											
Willie Montanez, L (1,3) OBP: 0.341, SLG: 0.398		0-0 F7	0-0 F7		0-0 FC6-4 1B		0-0 P5		0-0 4-3	5	0	1	1	0	0	5											
Johnnie LeMaster, R (1,6) OBP: 0.217, SLG: 0.455		0-0 F8	0-0 F8		0-0 FC6-4 1-2f				0-0 6-3	4	0	0	0	0	0	4											
Bruce Miller, R (1,5) OBP: 0.274, SLG: 0.294		0-0 FC4 1-2f		0-0 F9		0-0 8-6-5 1B		0-0 1B		4	0	2	0	0	0	1											
Marc Hill, R (1,2) OBP: 0.309, SLG: 0.324			0-0 6-3		0-0 FC1-6 1B		0-0 1-2 1B		0-0 P4	3	0	2	0	0	0	0											
Dave Rader, L (8, PH) OBP: 0.353, SLG: 0.415										1	0	0	0	0	0	1											
Pete Falcone, L (1,1) ERA: 2.38			4-0 HR BB		0-0 FC1-6 1-2f		0-0 B3		0-0 1-2 1B	0	0	0	0	0	0	0											
<b>Inning Stats</b>	R: 0 E: 0 K: 0 S: 3	H: 1 LOB: 0 BB: 0 P: 3	R: 0 E: 0 K: 0 S: 3	H: 0 LOB: 1 BB: 1 P: 7	R: 3 E: 0 K: 0 S: 6	H: 3 LOB: 2 BB: 2 P: 14	R: 0 E: 0 K: 1 S: 6	H: 1 LOB: 1 BB: 0 P: 6	R: 1 E: 0 K: 0 S: 5	H: 2 LOB: 1 BB: 0 P: 5	R: 0 E: 0 K: 0 S: 4	H: 2 LOB: 1 BB: 0 P: 4	R: 0 E: 0 K: 0 S: 3	H: 0 LOB: 1 BB: 1 P: 7	R: 0 E: 0 K: 0 S: 5	H: 2 LOB: 2 BB: 0 P: 5	R: 0 E: 0 K: 1 S: 6	H: 1 LOB: 1 BB: 0 P: 6	1B: 9 2B: 2 3B: 1 HR: 1	SF: 0 SAC: 0 DP: 1 HBP: 0	WP: 0 PB: 0 SB: 0 CS: 1	PA: 41					
<b>PITCHER</b>	IP	WLS	BF	H	R	ER	SO	BB	IBB	HBP	BLK	WP	HR	S	P	ERA	WHIP										
Don Gullett, L (1,1) ERA: 2.38	7.0	W	32	9	4	4	1	4	0	0	0	0	1	30	46	5.14	1.857										
Pedro Borbon, R (8,1) ERA: 3.04	1.0		5	2	0	0	0	0	0	0	0	0	0	5	5	0.00	2.000										
Clay Carroll, R (9,1) ERA: 2.71	1.0		4	1	0	0	1	0	0	0	0	0	0	6	6	0.00	1.000										

Batter	1	2	3	4	5	6	7	8	9	AB	R	H	RBI	BB	SO	LOB	BOTTOM										
Pete Rose, S (1,5) OBP: 0.405, SLG: 0.428	4-0 BB E	0-0 G6-4-3 1B		4-0 6-3 1B	0-0 3-1		0-0 F7			3	2	1	1	2	0	2	<b>San Francisco Giants @ Cincinnati Reds</b> Riverfront Stadium, Cincinnati, OH Sun Sep 07 1975, 3:33 AM EDT Att: 34,415 - Unknown <a href="http://livebaseballscorecards.com">livebaseballscorecards.com</a>										
Dave Concepcion, R (1,6) OBP: 0.308, SLG: 0.331	4-0 E BB	0-0 G6-4-3 1-2f		0-0 6-3		0-0 L6	4-0 1B BB			3	1	0	0	2	0	3											
George Foster, R (1,8) OBP: 0.370, SLG: 0.546	0-0 E4 SF8 2B		0-0 6-3 BB 1B	0-0 4-3 1B		0-0 2-3	0-0 1-2 2-H 1B			5	2	4	4	0	0	0											
Tony Perez, R (1,3) OBP: 0.353, SLG: 0.471	0-0 SF8		0-0 F9	0-0 4-3		0-0 WP 2B	0-3 K			4	1	1	1	0	1	4											
Johnny Bench, R (1,7) OBP: 0.362, SLG: 0.512	0-0 4-3		0-0 FC BB 6-3	4-0 IBB		4-0 WP IBB			0-0 5-3	2	0	0	0	2	0	1											
Cesar Geronimo, L (8,8) OBP: 0.333, SLG: 0.374			0-0 FC BB 6-3			0-0 WP IBB			0-0 1-3	1	0	0	0	0	0	0											
Mery Rettenmund, R (1,9) OBP: 0.385, SLG: 0.329	0-0 F7		0-0 6-3	0-3 K		4-0 1-2 2-3 IBB			0-0 1-3	4	0	0	0	1	1	4											
Bill Plummer, R (1,2) OBP: 0.306, SLG: 0.273		0-0 F8	4-0 BB IBB		0-0 F5	0-0 L6		0-0 F9		4	0	0	0	1	0	2											
Doug Flynn, R (1,4) OBP: 0.308, SLG: 0.327		0-0 SH 1B	4-0 FC6-4 BB		0-0 F3					1	1	1	0	0	0	0											
Joe Morgan, L (3, PH) OBP: 0.465, SLG: 0.510		0-0 SH 1B	1-2 2-3 3-H BB							2	0	1	1	1	1	0											
Don Gullett, R (1,1) ERA: 2.38		0-0 SH 1B	0-0 FC6-4							2	0	0	0	0	0	4											
Terry Crowley, L (7, PH) OBP: 0.362, SLG: 0.385										1	1	1	0	0	0	0											
Pedro Borbon, R (8,1) OBP: 0.261, SLG: 0.304										0	0	0	0	0	0	0											
Clay Carroll, R (9,1) ERA: 2.71										0	0	0	0	0	0	0											
<b>Inning Stats</b>	R: 3 E: 1 K: 0 S: 4	H: 1 LOB: 0 BB: 2 P: 12	R: 1 E: 1 K: 0 S: 5	H: 2 LOB: 1 BB: 0 P: 5	R: 1 E: 0 K: 0 S: 5	H: 1 LOB: 3 BB: 2 P: 13	R: 1 E: 0 K: 1 S: 6	H: 1 LOB: 2 BB: 2 P: 14	R: 0 E: 0 K: 0 S: 4	H: 1 LOB: 1 BB: 0 P: 4	R: 1 E: 0 K: 0 S: 4	H: 1 LOB: 2 BB: 2 P: 12	R: 1 E: 0 K: 2 S: 9	H: 2 LOB: 2 BB: 1 P: 13	R: 0 E: 0 K: 0 S: 3	H: 0 LOB: 0 BB: 0 P: 3	1B: 6 2B: 3 3B: 0 HR: 0	SF: 1 SAC: 1 DP: 1 HBP: 0	WP: 2 PB: 0 SB: 0 CS: 0	PA: 43							
<b>PITCHER</b>	IP	WLS	BF	H	R	ER	SO	BB	IBB	HBP	BLK	WP	HR	S	P	ERA	WHIP										
Pete Falcone, L (1,1) ERA: 3.98	2.0	L	11	3	4	3	0	2	0	0	0	0	0	15	31	6.00	1.667										
Greg Minton, R (3,1) ERA: 6.0	3.0		17	3	2	2	1	2	2	0	0	0	0	10	22	10.80	2.400										
Charlie Williams, R (6,1) ERA: 3.23	1.2		11	3	2	2	1	1	2	0	0	2	0	3	3	0.00	0.000										
Dave Heaverlo, R (7,1) ERA: 2.35	0.1		1	0	0	0	1	0	0	0	0	0	0	3	3	0.00	0.000										
Rob Dressler, R (8,1) ERA: 2.35	1.0		3	0	0	0	0	0	0	0	0	0	0	3	3	0.00	0.000										



Batter	1	2	3	4	5	6	7	8	9	AB	R	H	RBI	BB	SO	LOB	TOP								
<b>Pete Rose, S</b> OBP: 0.495, SLG: 0.428 (1, 5)										5	0	2	0	0	0	3	<b>Cincinnati Reds @ San Diego Padres</b> San Diego Stadium, San Diego, CA Mon Sep 08 1975, 10:05 PM EDT Att: 27,267 - Unknown								
<b>Doug Flynn, R</b> OBP: 0.308, SLG: 0.327 (9, 5)										0	0	0	0	0	0	0									
<b>Ken Griffey, L</b> OBP: 0.398, SLG: 0.412 (1, 9)										4	1	1	0	1	1	2									
<b>Joe Morgan, L</b> OBP: 0.464, SLG: 0.508 (1, 4)										4	0	1	0	0	0	4									
<b>Tony Perez, R</b> OBP: 0.352, SLG: 0.470 (1, 3)										4	1	1	0	0	0	1									
<b>Johnny Bench, R</b> OBP: 0.363, SLG: 0.518 (1, 2)										4	1	2	2	0	2	2									
<b>George Foster, R</b> OBP: 0.371, SLG: 0.548 (1, 7)										4	0	2	1	0	0	1									
<b>Cesar Geronimo, L</b> OBP: 0.331, SLG: 0.371 (1, 8)										3	0	0	0	0	0	0									
<b>Dave Concepcion, R</b> OBP: 0.307, SLG: 0.329 (1, 6)										3	0	0	0	1	0	1									
<b>Gary Nolan, R</b> OBP: 0.250, SLG: 0.213 (1, 1)										2	0	1	0	0	1	0									
<b>Dan Driessen, L</b> OBP: 0.376, SLG: 0.404 (7, PH)										1	0	1	0	0	0	0									
<b>Clay Carroll, R</b> (7, 1)										0	0	0	0	0	0	0									
<b>Will McEnaney, L</b> (8, 1)										1	0	0	0	0	0	0									
<b>Rawly Eastwick, R</b> (9, 1)										0	0	0	0	0	0	0									
<b>Inning Stats</b>	R: 0 E: 0 K: 0 S: 4	H: 2 LOB: 1 BB: 0 P: 4	R: 0 E: 0 K: 1 S: 5	H: 0 LOB: 0 BB: 0 P: 5	R: 0 E: 0 K: 1 S: 6	H: 1 LOB: 1 BB: 0 P: 6	R: 0 E: 0 K: 0 S: 4	H: 1 LOB: 1 BB: 0 P: 4	R: 0 E: 0 K: 0 S: 4	H: 1 LOB: 1 BB: 0 P: 4	R: 1 E: 0 K: 1 S: 7	H: 3 LOB: 2 BB: 0 P: 7	R: 0 E: 0 K: 0 S: 4	H: 1 LOB: 3 BB: 2 P: 12	R: 2 E: 1 K: 0 S: 5	H: 2 LOB: 0 BB: 0 P: 5	R: 0 E: 0 K: 1 S: 5	H: 0 LOB: 0 BB: 0 P: 5	1B: 9 2B: 2 3B: 0 HR: 1	SF: 0 SAC: 1 DP: 2 HBP: 0	WP: 0 PB: 0 SB: 1 CS: 0	PA: 38			
<b>PITCHER</b>	IP	WLS	BF	H	R	ER	SO	BB	IBB	HBP	BLK	WP	HR	S	P	ERA	WHIP								
<b>Joe McIntosh, R</b> ERA: 3.53 (1, 1)	6.2		29	9	1	1	3	2	0	0	0	0	0	33	41	1.35	1.650								
<b>Dave Tomlin, L</b> ERA: 3.5 (7, 1)	0.1	1	0	0	0	0	0	0	0	0	0	0	0	1	1	0.00	0.000								
<b>Bill Greif, R</b> ERA: 3.56 (8, 1)	1.0	L	5	2	2	1	0	0	0	0	0	0	1	5	5	9.00	2.000								
<b>Danny Frisella, R</b> ERA: 3.21 (9, 1)	1.0		3	0	0	0	1	0	0	0	0	0	0	5	5	0.00	0.000								

AB	35
R	3
H	11
RBI	3
BB	2
SO	4
LOB	14



Batter	1	2	3	4	5	6	7	8	9	AB	R	H	RBI	BB	SO	LOB	BOTTOM								
<b>Johnny Grubb, L</b> OBP: 0.352, SLG: 0.376 (1, 8)										4	0	0	0	0	0	1	<b>Cincinnati Reds @ San Diego Padres</b> San Diego Stadium, San Diego, CA Mon Sep 08 1975, 10:05 PM EDT Att: 27,267 - Unknown								
<b>Hector Torres, R</b> OBP: 0.310, SLG: 0.353 (1, 6)										3	1	1	0	1	1	0									
<b>Bobby Tolan, L</b> OBP: 0.297, SLG: 0.325 (1, 7)										3	0	0	0	0	0	1									
<b>Dick Sharon, R</b> OBP: 0.340, SLG: 0.369 (6, PH) (9, 7)										1	0	0	0	0	0	3									
<b>Willie McCovey, L</b> OBP: 0.345, SLG: 0.449 (1, 3)										4	1	1	2	0	1	0									
<b>Dave Winfield, R</b> OBP: 0.349, SLG: 0.405 (1, 9)										4	0	0	0	0	0	0									
<b>Dave Roberts, R</b> OBP: 0.333, SLG: 0.412 (7, 5) (1, 4)										4	0	1	0	0	1	0									
<b>Mike Ivie, R</b> OBP: 0.291, SLG: 0.366 (1, 5)										2	0	0	0	0	0	0									
<b>Ted Kubiak, S</b> OBP: 0.299, SLG: 0.246 (7, 4)										2	0	0	0	0	0	1									
<b>Bob Davis, R</b> OBP: 0.298, SLG: 0.274 (1, 2)										3	0	1	0	0	0	0									
<b>Joe McIntosh, S</b> OBP: 0.245, SLG: 0.239 (1, 1)										2	0	0	0	0	0	1									
<b>Dave Tomlin, L</b> OBP: 0.429, SLG: 0.200 (7, 1)										0	0	0	0	0	0	0									
<b>Bill Greif, R</b> (8, 1)										0	0	0	0	0	0	0									
<b>Gene Locklear, L</b> OBP: 0.370, SLG: 0.429 (8, PH)										1	0	1	0	0	0	0									
<b>Danny Frisella, L</b> OBP: 0.200, SLG: 0.200 (9, 1)										0	0	0	0	0	0	0									
<b>Inning Stats</b>	R: 2 E: 0 K: 0 S: 5	H: 2 LOB: 0 BB: 0 P: 5	R: 0 E: 0 K: 0 S: 3	H: 0 LOB: 0 BB: 0 P: 3	R: 0 E: 0 K: 0 S: 3	H: 0 LOB: 0 BB: 0 P: 3	R: 0 E: 0 K: 0 S: 3	H: 0 LOB: 0 BB: 0 P: 3	R: 0 E: 0 K: 0 S: 4	H: 1 LOB: 1 BB: 0 P: 4	R: 0 E: 0 K: 1 S: 5	H: 0 LOB: 0 BB: 0 P: 5	R: 0 E: 0 K: 2 S: 7	H: 0 LOB: 0 BB: 0 P: 7	R: 0 E: 1 K: 0 S: 5	H: 1 LOB: 3 BB: 1 P: 9	R: 0 E: 0 K: 0 S: 4	H: 1 LOB: 1 BB: 0 P: 4	1B: 4 2B: 0 3B: 0 HR: 1	SF: 0 SAC: 0 DP: 0 HBP: 0	WP: 0 PB: 0 SB: 0 CS: 0	PA: 34			
<b>PITCHER</b>	IP	WLS	BF	H	R	ER	SO	BB	IBB	HBP	BLK	WP	HR	S	P	ERA	WHIP								
<b>Gary Nolan, R</b> ERA: 3.04 (1, 1)	6.0		21	3	2	2	1	0	0	0	0	0	0	11	15	0.00	0.500								
<b>Clay Carroll, R</b> ERA: 2.69 (7, 1)	1.2	W	8	1	0	0	2	1	0	0	0	0	0	11	15	0.00	1.200								
<b>Will McEnaney, L</b> ERA: 1.78 (8, 1)	0.2		2	0	0	0	0	0	0	0	0	0	0	2	2	0.00	0.000								
<b>Rawly Eastwick, R</b> ERA: 2.89 (9, 1)	0.2	S	3	1	0	0	0	0	0	0	0	0	0	3	3	0.00	1.500								

AB	33
R	2
H	5
RBI	2
BB	1
SO	3
LOB	7





Batter	1	2	3	4	5	6	7	8	9	AB	R	H	RBI	BB	SO	LOB	TOP			
Pete Rose, S OBP: 0.403, SLG: 0.426	0-0 6-3		0-0 F9			0-0 5-3		0-0 6-3		3	0	0	0	0	0	0	<b>Cincinnati Reds @ San Diego Padres</b> San Diego Stadium, San Diego, CA Tue Sep 09 1975, 10:05 PM EDT Att: 12,444 - Unknown			
Tom Carroll, L (6, 1)										0	0	0	0	0	0	0				
Clay Carroll, R (8, 1)										0	0	0	0	0	0	0				
Merv Rettenmund, R (9, PH) OBP: 0.364, SLG: 0.327										1	0	0	0	0	0	0				
Dave Concepcion, R (1, 6) OBP: 0.309, SLG: 0.333	0-0 1B				0-0 5-3		0-3 K		0-0 2B	4	0	2	0	0	1	0				
Joe Morgan, L (1, 4) OBP: 0.460, SLG: 0.503	0-3 K				0-0 4-1		0-3 K		0-0 3-1	4	0	0	0	0	2	2				
Tony Perez, R (1, 3) OBP: 0.351, SLG: 0.467	0-0 F9				0-0 4-3		4-0 HR		0-0 F7	3	1	0	0	1	0	2				
Johnny Bench, R (1, 9) OBP: 0.363, SLG: 0.523		0-0 5-3				0-3 K				3	1	1	2	0	1	0				
George Foster, R (1, 7) OBP: 0.369, SLG: 0.544		0-0 4-3				0-0 F9		0-0 F9		3	0	0	0	0	0	0				
Bill Plummer, R (1, 2) OBP: 0.299, SLG: 0.266		0-3 K				0-0 F8			0-0 5-3	3	0	0	0	0	1	0				
Cesar Geronimo, L (1, 8) OBP: 0.329, SLG: 0.369			0-0 E6			0-0 F5		0-0 L8		3	0	0	0	0	0	0				
Clay Kirby, R (1, 1) OBP: 0.276, SLG: 0.259			0-0 G2-6-3			0-0 F3		0-0 F4		1	0	0	0	0	0	1				
Ed Ambrister, R (6, PH) OBP: 0.250, SLG: 0.224										1	0	0	0	0	0	0				
Doug Flynn, R (6, 5) OBP: 0.306, SLG: 0.324										1	0	0	0	0	0	0				
<b>Inning Stats</b>	R: 0 E: 1 K: 1 S: 6	H: 1 LOB: 1 BB: 0 P: 6	R: 0 E: 0 K: 1 S: 5	H: 0 LOB: 0 BB: 0 P: 5	R: 0 E: 1 K: 0 S: 3	H: 0 LOB: 0 BB: 0 P: 3	R: 0 E: 0 K: 0 S: 3	H: 0 LOB: 0 BB: 0 P: 3	R: 0 E: 0 K: 1 S: 5	H: 0 LOB: 0 BB: 0 P: 5	R: 2 E: 0 K: 2 S: 8	H: 1 LOB: 0 BB: 1 P: 12	R: 0 E: 0 K: 0 S: 3	H: 0 LOB: 1 BB: 0 P: 3	R: 0 E: 0 K: 0 S: 4	H: 1 LOB: 1 BB: 0 P: 4	1B: 1 2B: 1 3B: 0 HR: 1	SF: 0 SAC: 0 DP: 1 HBP: 0	WP: 0 PB: 0 SB: 0 CS: 0	PA: 31
<b>PITCHER</b> Rich Folkers, L ERA: 4.21	IP: 9.0 WLS: W BF: 31	H: 3 R: 2 ER: 2 SO: 5	BB: 1 IBB: 0 HBP: 0 BLK: 0	WP: 0 HR: 1 S: 40 P: 44	ERA: 2.00 WHIP: 0.444											ERA: 2.00 WHIP: 0.444				

AB	30
R	2
H	3
RBI	2
BB	1
SO	5
LOB	5



Batter	1	2	3	4	5	6	7	8	9	AB	R	H	RBI	BB	SO	LOB	BOTTOM			
Johnny Grubb, L (1, 8) OBP: 0.354, SLG: 0.379	0-0 F8		0-0 SH1-4 1B			0-0 HR		0-0 4-3		5	3	3	1	0	0	0	<b>Cincinnati Reds @ San Diego Padres</b> San Diego Stadium, San Diego, CA Tue Sep 09 1975, 10:05 PM EDT Att: 12,444 - Unknown			
Hector Torres, R (1, 6) OBP: 0.309, SLG: 0.355	0-0 6-3		0-0 SH1-4 1-2		0-0 F6		0-0 F8		0-0 1B 2B	4	0	1	0	0	0	3				
Bobby Tolan, L (1, 7) OBP: 0.300, SLG: 0.328	4-0 BB		0-0 F6		0-0 F4		0-0 1B 2B		0-0 G4-6-3 1B	4	1	2	2	1	0	2				
Willie McCovey, L (1, 3) OBP: 0.349, SLG: 0.461	0-0 F5		0-0 2H 1B		0-0 1H HR		0-0 2H 2B 1B		0-0 G4-6-3 1-2	4	1	3	4	0	0	1				
Don Hahn, R (6, PR) OBP: 0.341, SLG: 0.176	0-0 F5		0-0 2H 1B		0-0 1H HR		0-0 2H 2B 1B		0-0 G4-6-3 1-2	1	1	0	0	0	0	2				
Dave Winfield, R (1, 9) OBP: 0.351, SLG: 0.407		4-0 1B E BB	0-0 F2		0-0 6-3		0-0 1H 2B			3	1	1	1	1	0	1				
Dave Roberts, R (1, 5) OBP: 0.342, SLG: 0.417		0-0 E6 1H 1B		0-3 K		0-0 BB BB 1B		0-0 F9		4	2	2	0	0	1	0				
Ted Kubiak, S (1, 4) OBP: 0.307, SLG: 0.253		0-0 G5-4-3 1B		0-0 L9		4-0 BB BB 1B		0-0 1B		3	1	2	1	1	0	0				
Bob Davis, R (1, 2) OBP: 0.306, SLG: 0.276		0-0 G5-4-3 1-2		0-0 FC4-6 1B		4-0 1B BB		0-0 F9		3	0	1	0	1	0	2				
Rich Folkers, L (1, 1) OBP: 0.250, SLG: 0.212		0-0 P4		0-0 FC4-6 1-2		4-0 1B 2B BB		0-3 K		3	1	0	1	1	1	2				
<b>Inning Stats</b>	R: 0 E: 0 K: 0 S: 3	H: 0 LOB: 1 BB: 1 P: 7	R: 2 E: 1 K: 0 S: 4	H: 2 LOB: 0 BB: 1 P: 8	R: 1 E: 0 K: 0 S: 5	H: 2 LOB: 1 BB: 0 P: 5	R: 0 E: 0 K: 1 S: 6	H: 1 LOB: 0 BB: 0 P: 6	R: 2 E: 0 K: 0 S: 5	H: 2 LOB: 0 BB: 0 P: 5	R: 6 E: 0 K: 0 S: 6	H: 5 LOB: 2 BB: 3 P: 18	R: 0 E: 0 K: 1 S: 6	H: 1 LOB: 1 BB: 0 P: 6	R: 0 E: 0 K: 0 S: 4	H: 2 LOB: 1 BB: 0 P: 4	1B: 11 2B: 3 3B: 0 HR: 1	SF: 0 SAC: 1 DP: 2 HBP: 0	WP: 0 PB: 0 SB: 0 CS: 0	PA: 40
<b>PITCHER</b> Clay Kirby, R ERA: 4.64	IP: 5.0 WLS: L	BF: 23	H: 7 R: 5 ER: 4 SO: 4	BB: 2 IBB: 0 HBP: 0 BLK: 0	WP: 0 HR: 1 S: 23 P: 31	ERA: 7.20 WHIP: 1.800											ERA: 7.20 WHIP: 1.800			
Tom Carroll, R ERA: 5.2	IP: 2.0	WLS: 13	H: 6 R: 6 ER: 6 SO: 1	BB: 3 IBB: 0 HBP: 0 BLK: 0	WP: 0 HR: 0 S: 12 P: 24	ERA: 27.00 WHIP: 4.500											ERA: 27.00 WHIP: 4.500			
Clay Carroll, R ERA: 2.63	IP: 1.0	WLS: 4	H: 2 R: 0 ER: 0 SO: 0	BB: 0 IBB: 0 HBP: 0 BLK: 0	WP: 0 HR: 0 S: 4 P: 4	ERA: 0.00 WHIP: 2.000											ERA: 0.00 WHIP: 2.000			





Batter	1	2	3	4	5	6	7	8	9	AB	R	H	RBI	BB	SO	LOB	TOP			
<b>Pete Rose, S</b> OBP: 0.403, SLG: 0.425 (1,5)	0-0 1-3			0-3 K		0-0 BB 1B		4-0 FC6-4 BB		3	0	1	0	1	1	0	<b>Cincinnati Reds @ Los Angeles Dodgers</b> Dodger Stadium, Los Angeles, CA Wed Sep 10 1975, 7:05 PM PDT Att: 27,432 - Unknown			
<b>Ken Griffey, L</b> OBP: 0.397, SLG: 0.410 (1,9)	0-3 K		0-3 K	0-3 K		4-0 FC5-4 BB		0-0 FC6-4 BB 1B		3	1	0	0	1	2	2				
<b>Joe Morgan, L</b> OBP: 0.461, SLG: 0.501 (1,4)	0-0 F9			4-0 BB		0-3 K		4-0 1B BB		2	0	0	0	2	1	2				
<b>Tony Perez, R</b> OBP: 0.350, SLG: 0.465 (1,3)		0-3 K		0-0 F2		0-0 FC5-4		0-0 BB 1B		4	0	1	2	0	1	3				
<b>Rawly Eastwick, R</b> OBP: 0.097, SLG: 0.067 (8,1)						1-2 BB		1-3 2-H 3-H		0	0	0	0	0	0	0				
<b>Johnny Bench, R</b> OBP: 0.361, SLG: 0.519 (1,2)		0-3 K		0-0 F4				0-0 BB 1B		4	0	0	0	0	1	2				
<b>George Foster, R</b> OBP: 0.368, SLG: 0.542 (1,7)		0-0 6-3		0-0 1B				0-0 5-3		4	0	1	0	0	0	0				
<b>Cesar Geronimo, L</b> OBP: 0.327, SLG: 0.365 (1,8)			0-0 6-3	0-0 F7		0-3 K		0-0 6-3		4	0	0	0	0	1	1				
<b>Dave Concepcion, R</b> OBP: 0.308, SLG: 0.332 (1,6)			0-3 K	0-3 K				0-0 FC6-4 BB 1B		4	1	1	0	0	2	1				
<b>Pat Darcy, L</b> OBP: 0.091, SLG: 0.077 (1,1)			0-3 K			0-3 K		0-0 L8		2	0	0	0	0	2	0				
<b>Dan Driessen, L</b> OBP: 0.374, SLG: 0.401 (8,3)										1	0	0	0	0	0	1				
<b>Inning Stats</b>	R: 0 E: 0 K: 1 S: 5	H: 0 LOB: 0 BB: 0 P: 5	R: 0 E: 0 K: 2 S: 7	H: 0 LOB: 0 BB: 0 P: 7	R: 0 E: 0 K: 2 S: 7	H: 0 LOB: 1 BB: 1 P: 11	R: 0 E: 0 K: 1 S: 6	H: 1 LOB: 1 BB: 0 P: 6	R: 0 E: 0 K: 2 S: 8	H: 1 LOB: 2 BB: 1 P: 12	R: 0 E: 0 K: 1 S: 5	H: 0 LOB: 0 BB: 0 P: 5	R: 2 E: 0 K: 0 S: 5	H: 2 LOB: 2 BB: 2 P: 13	R: 0 E: 0 K: 0 S: 3	H: 0 LOB: 0 BB: 0 P: 3	1B: 4 2B: 0 3B: 0 HR: 0	SF: 0 SAC: 0 DP: 0 HBP: 0	WP: 0 PB: 0 SB: 0 CS: 0	PA: 35
<b>PITCHER</b> <b>Burt Hooton, R</b> ERA: 3.06 (1,1)	IP: 9.0 WLS: W BF: 35 H: 4 R: 2 ER: 2 SO: 11 BB: 4 IBB: 0 HBP: 0 BLK: 0 WP: 0 HR: 0 S: 53 P: 69 ERA: 2.00 WHIP: 0.889															<b>PITCHER</b>				

AB	31
R	2
H	4
RBI	2
BB	4
SO	11
LOB	12



Batter	1	2	3	4	5	6	7	8	9	AB	R	H	RBI	BB	SO	LOB	BOTTOM			
<b>Davey Lopes, R</b> OBP: 0.352, SLG: 0.353 (1,4)	4-0 E 2B BB	0-0 FC6-5 S		0-0 6-3				0-0 6-3		3	1	0	0	1	0	1	<b>Cincinnati Reds @ Los Angeles Dodgers</b> Dodger Stadium, Los Angeles, CA Wed Sep 10 1975, 7:05 PM PDT Att: 27,432 - Unknown			
<b>Lee Lacy, R</b> OBP: 0.355, SLG: 0.467 (1,7)	0-3 K	0-3 F8		0-0 6-3				0-0 1B		4	0	1	0	0	1	2				
<b>Willie Crawford, L</b> OBP: 0.345, SLG: 0.393 (1,9)			0-0 5-3 2B	0-0 4-3 1B 2B		0-0 F7		0-0 F2		4	1	2	1	0	0	0				
<b>Henry Cruz, L</b> OBP: 0.286, SLG: 0.301 (8,8)										0	0	0	0	0	0	0				
<b>Steve Garvey, R</b> OBP: 0.346, SLG: 0.464 (1,3)	0-0 5-3		0-0 4-3	0-0 1B		0-0 1B		0-0 5-3		4	0	1	0	0	0	2				
<b>Ron Cey, R</b> OBP: 0.362, SLG: 0.468 (1,5)	4-0 BB BB		0-0 1B 1B	0-3 K		0-0 K		0-0 F7		3	0	1	1	1	1	1				
<b>John Hays, L</b> OBP: 0.301, SLG: 0.350 (1,8)	4-0 FC6-4 BB		0-0 F7	0-0 F7		0-0 F7		0-3 K		3	0	0	0	1	1	2				
<b>Steve Yeager, R</b> OBP: 0.314, SLG: 0.373 (1,2)	0-0 FC6-4		0-0 1B	0-3 K		0-3 K		0-0 SH3-4 2B 1B		4	1	2	0	0	1	3				
<b>Bill Russell, R</b> OBP: 0.288, SLG: 0.275 (1,6)		0-0 FC6-5 2B	0-3 K	0-0 5-3		0-0 5-3		0-0 SH3-4		3	0	1	0	0	1	2				
<b>Burt Hooton, R</b> OBP: 0.149, SLG: 0.156 (1,1)		0-0 B1-4		0-3 K		0-0 F2		0-0 2B		3	0	0	0	0	1	1				
<b>Leron Lee, L</b> OBP: 0.246, SLG: 0.220 (8,PH)								2-H		1	0	1	1	0	0	0				
<b>Inning Stats</b>	R: 1 E: 1 K: 1 S: 6	H: 1 LOB: 3 BB: 3 P: 18	R: 0 E: 0 K: 0 S: 4	H: 1 LOB: 1 BB: 0 P: 4	R: 1 E: 0 K: 1 S: 8	H: 3 LOB: 2 BB: 0 P: 8	R: 0 E: 0 K: 1 S: 5	H: 0 LOB: 0 BB: 0 P: 5	R: 0 E: 0 K: 1 S: 5	H: 1 LOB: 1 BB: 0 P: 6	R: 0 E: 0 K: 1 S: 3	H: 1 LOB: 0 BB: 0 P: 3	R: 0 E: 0 K: 1 S: 5	H: 0 LOB: 0 BB: 0 P: 5	R: 1 E: 0 K: 0 S: 3	H: 2 LOB: 1 BB: 0 P: 3	1B: 5 2B: 4 3B: 0 HR: 0	SF: 0 SAC: 1 DP: 0 HBP: 0	WP: 0 PB: 0 SB: 1 CS: 0	PA: 36
<b>PITCHER</b> <b>Pat Darcy, R</b> ERA: 3.61 (1,1)	IP: 7.0 WLS: L BF: 30 H: 7 R: 2 ER: 2 SO: 5 BB: 3 IBB: 0 HBP: 0 BLK: 0 WP: 0 HR: 0 S: 37 P: 49 ERA: 2.57 WHIP: 1.429															<b>PITCHER</b>				
<b>Rawly Eastwick, R</b> ERA: 2.76 (8,1)	IP: 1.1 WLS: L BF: 6 H: 2 R: 1 ER: 1 SO: 1 BB: 0 IBB: 0 HBP: 0 BLK: 0 WP: 0 HR: 0 S: 8 P: 8 ERA: 6.75 WHIP: 1.500															<b>PITCHER</b>				





Batter	1	2	3	4	5	6	7	8	9	AB	R	H	RBI	BB	SO	LOB	TOP			
Pete Rose, S OBP: 0.403, SLG: 0.429 Doug Flynn, R OBP: 0.306, SLG: 0.324	6-3		K			6-3		HR		4	1	1	1	0	1	1	<b>Cincinnati Reds @ Los Angeles Dodgers</b> Dodger Stadium, Los Angeles, CA Thu Sep 11 1975, 7:05 PM PDT Att: 27,640 - Unknown			
Ken Griffey, L OBP: 0.395, SLG: 0.408	F7			1-3		4-3 1B		1-3		4	1	1	0	0	0					
Joe Morgan, L OBP: 0.461, SLG: 0.500	F5			WP S 1B		4-3		S BB		3	0	1	0	1	0					
Tony Perez, R OBP: 0.350, SLG: 0.463		L6		K		1B		F9		4	0	1	1	0	1					
Johnny Bench, R OBP: 0.362, SLG: 0.518		G5-4-3 1B		5-3		1B		K		4	0	2	0	0	1					
George Foster, R OBP: 0.365, SLG: 0.536		G5-4-3 1-2			K			F8		4	0	0	0	0	1					
Cesar Geronimo, L OBP: 0.326, SLG: 0.364			6-3			1B		1-3		4	0	1	0	0	1					
Dave Concepcion, R OBP: 0.308, SLG: 0.330			S BB			F8		5-3		3	0	0	0	1	0					
Jack Billingham, R OBP: 0.200, SLG: 0.111 Clay Carroll, R OBP: 0.356, SLG: 0.377 Terry Crowley, L OBP: 0.261, SLG: 0.304 Pedro Borbon, R OBP: 0.261, SLG: 0.304			K			4-3		F7		2	0	0	0	0	1					
										0	0	0	0	0	0					
										0	0	0	0	0	0					
										0	0	0	0	0	0					
<b>Inning Stats</b>	R: 0 E: 0 K: 0 S: 3	H: 0 LOB: 0 BB: 0 P: 3	R: 0 E: 0 K: 0 S: 3	H: 1 LOB: 0 BB: 0 P: 3	R: 0 E: 0 K: 2 S: 7	H: 0 LOB: 1 BB: 1 P: 11	R: 0 E: 0 K: 1 S: 6	H: 1 LOB: 1 BB: 0 P: 6	R: 0 E: 0 K: 1 S: 6	H: 3 LOB: 2 BB: 0 P: 6	R: 0 E: 0 K: 0 S: 3	H: 0 LOB: 0 BB: 0 P: 3	R: 1 E: 0 K: 1 S: 6	H: 1 LOB: 1 BB: 1 P: 10	R: 0 E: 0 K: 1 S: 5	H: 0 LOB: 0 BB: 0 P: 5	1B: 6 2B: 0 3B: 0 HR: 1	SF: 0 SAC: 0 DP: 1 HBP: 0	WP: 1 PB: 0 SB: 3 CS: 0	PA: 35
<b>PITCHER</b> Rick Rhoden, R ERA: 3.16	IP: 9.0 WLS: W BF: 35 H: 7 R: 2 ER: 2 SO: 6 BB: 2 IBB: 0 HBP: 0 BLK: 0 WP: 1 HR: 1 S: 45 P: 53 ERA: 2.00 WHIP: 1.000																			

Batter	1	2	3	4	5	6	7	8	9	AB	R	H	RBI	BB	SO	LOB	BOTTOM			
Davey Lopes, R OBP: 0.355, SLG: 0.355	E S 1B BB		FC 1B 2B			K		1B BLK HBP		2	2	1	0	1	1	0	<b>Cincinnati Reds @ Los Angeles Dodgers</b> Dodger Stadium, Los Angeles, CA Thu Sep 11 1975, 7:05 PM PDT Att: 27,640 - Unknown			
Lee Lacy, R OBP: 0.361, SLG: 0.469	K2-5-2 1H BB 1B		FC 1B 2-3			CS BB		L3 1B		3	1	2	1	1	0					
Willie Crawford, L OBP: 0.349, SLG: 0.393	K2-5-2 1-2 BB		1B FC5-2 1B			HR BB		L3		2	1	1	1	2	0					
Steve Garvey, R OBP: 0.347, SLG: 0.469	K2-5-2 1-2 2-3		FC5-2 1B			HR		3-1		4	1	2	3	0	1					
Ron Cey, R OBP: 0.361, SLG: 0.466	K		FC5-2 1B			6-3				4	0	1	0	0	1					
Henry Cruz, L OBP: 0.272, SLG: 0.286		G3	F8			6-3		FC1-6 1B		4	0	0	0	0	3					
Steve Yeager, R OBP: 0.313, SLG: 0.372		F9				F3		G6-4-3		4	0	1	0	0	0					
Bill Russell, R OBP: 0.288, SLG: 0.276		F3				1B				3	0	1	0	0	0					
Rick Rhoden, R OBP: 0.083, SLG: 0.083			5-3			5-3		K		3	0	0	0	0	1					
<b>Inning Stats</b>	R: 1 E: 0 K: 2 S: 7	H: 1 LOB: 1 BB: 2 P: 15	R: 0 E: 0 K: 0 S: 3	H: 0 LOB: 0 BB: 0 P: 3	R: 2 E: 0 K: 0 S: 7	H: 3 LOB: 2 BB: 0 P: 7	R: 0 E: 0 K: 0 S: 3	H: 1 LOB: 0 BB: 0 P: 3	R: 2 E: 0 K: 1 S: 5	H: 1 LOB: 0 BB: 2 P: 13	R: 0 E: 0 K: 1 S: 6	H: 1 LOB: 1 BB: 0 P: 6	R: 0 E: 0 K: 0 S: 3	H: 1 LOB: 1 BB: 0 P: 4	R: 0 E: 0 K: 0 S: 3	H: 1 LOB: 0 BB: 0 P: 3	1B: 7 2B: 4 3B: 0 HR: 1	SF: 0 SAC: 0 DP: 4 HBP: 1	WP: 0 PB: 0 SB: 1 CS: 1	PA: 34
<b>PITCHER</b> Jack Billingham, R ERA: 4.06 Clay Carroll, R ERA: 2.5 Pedro Borbon, R ERA: 2.99	IP: 5.0 WLS: L BF: 23 H: 6 R: 5 ER: 5 SO: 3 BB: 4 IBB: 0 HBP: 0 BLK: 0 WP: 0 HR: 1 S: 25 P: 41 ERA: 9.00 WHIP: 2.000																			



Batter	1	2	3	4	5	6	7	8	9	AB	R	H	RBI	BB	SO	LOB	TOP								
<b>Pete Rose, S</b> (1, 5) OBP: 0.495, SLG: 0.433	0-0 1B E	0-0 1B								4	1	3	1	0	0	1	<b>Cincinnati Reds @ San Francisco Giants</b> Candlestick Park, San Francisco, CA Fri Sep 12 1975, 10:05 PM EDT Att: 5,614 - Unknown								
<b>Dave Concepcion, R</b> (7, 5) OBP: 0.309, SLG: 0.331	0-0 1B	0-3 3-H 1B								1	1	1	0	0	0	0									
<b>Ken Griffey, L</b> (1, 9) OBP: 0.391, SLG: 0.403	0-0 F7	0-3 K								5	0	0	0	0	2	5									
<b>Dan Driessen, L</b> (1, 3) OBP: 0.375, SLG: 0.407	0-0 1B E BB	0-3 K								5	0	2	1	0	1	2									
<b>Johnny Bench, R</b> (1, 2) OBP: 0.361, SLG: 0.518	0-0 P5									4	1	1	0	0	1	3									
<b>Bill Plummer, R</b> (8, 2) OBP: 0.297, SLG: 0.264	0-0 1B									1	0	0	0	0	0	1									
<b>George Foster, R</b> (1, 7) OBP: 0.367, SLG: 0.540	4-0 1-2 E BB									3	1	1	1	2	1	0									
<b>Cesar Geronimo, L</b> (1, 8) OBP: 0.325, SLG: 0.361	0-0 E4 1-2 2-3 3-H									4	1	0	0	0	1	4									
<b>Darrel Chaney, S</b> (1, 4) OBP: 0.283, SLG: 0.308	0-3 K									4	0	0	0	0	4	5									
<b>Doug Flynn, R</b> (1, 6) OBP: 0.320, SLG: 0.336		4-0 SH1-4 1B S BB								2	1	1	2	2	1	0									
<b>Fred Norman, S</b> (1, 1) OBP: 0.143, SLG: 0.111		0-0 SH1-4								2	0	0	0	0	1	1									
<b>Will McEnaney, L</b> (8, 1) OBP: 0.067, SLG: 0.067	0-0 1-3									0	0	0	0	0	0	0									
<b>Inning Stats</b>	R: 1 E: 1 K: 1 S: 8	H: 2 LOB: 3 BB: 1 P: 12	R: 1 E: 0 K: 2 S: 8	H: 1 LOB: 1 BB: 1 P: 12	R: 0 E: 0 K: 2 S: 7	H: 0 LOB: 0 BB: 0 P: 7	R: 0 E: 0 K: 2 S: 7	H: 0 LOB: 0 BB: 0 P: 7	R: 0 E: 0 K: 1 S: 5	H: 1 LOB: 1 BB: 0 P: 8	R: 0 E: 0 K: 0 S: 5	H: 0 LOB: 0 BB: 1 P: 5	R: 0 E: 0 K: 0 S: 3	H: 0 LOB: 1 BB: 1 P: 7	R: 3 E: 0 K: 2 S: 10	H: 3 LOB: 1 BB: 0 P: 11	R: 1 E: 0 K: 0 S: 5	H: 2 LOB: 2 BB: 1 P: 9	1B: 4 2B: 4 3B: 1 HR: 0	SF: 0 SAC: 2 DP: 0 HBP: 1	WP: 0 PB: 0 SB: 4 CS: 0	PA: 42			
<b>PITCHER</b>	IP	WLS	BF	H	R	ER	SO	BB	IBB	HBP	BLK	WP	HR	S	P	ERA	WHIP								
<b>John Montefusco, R</b> (1, 1) ERA: 2.97	8.0	L	36	7	5	4	12	3	0	1	0	0	0	56	69	4.50	1.250								
<b>Gary Lavelle, L</b> (9, 1) ERA: 2.97	1.0		6	2	1	1	0	0	1	0	0	0	0	5	9	9.00	2.000								



Batter	1	2	3	4	5	6	7	8	9	AB	R	H	RBI	BB	SO	LOB	BOTTOM								
<b>Gary Thomasson, L</b> (1, 8) OBP: 0.299, SLG: 0.328	0-0 4-3 2B									3	0	1	0	1	0	2	<b>Cincinnati Reds @ San Francisco Giants</b> Candlestick Park, San Francisco, CA Fri Sep 12 1975, 10:05 PM EDT Att: 5,614 - Unknown								
<b>Derrel Thomas, S</b> (1, 4) OBP: 0.343, SLG: 0.374	0-0 4-3 2-3									4	1	1	1	0	0	4									
<b>Bobby Murcer, L</b> (1, 9) OBP: 0.393, SLG: 0.439	0-0 4-3									4	0	1	1	0	0	1									
<b>Gary Matthews, R</b> (1, 7) OBP: 0.368, SLG: 0.412	0-0 F9									4	0	1	1	0	0	1									
<b>Willie Montanez, L</b> (1, 3) OBP: 0.339, SLG: 0.398		0-0 1B 1B								4	0	2	0	0	0	2									
<b>Bruce Miller, R</b> (1, 5) OBP: 0.274, SLG: 0.293		0-0 F9								3	0	0	0	0	0	2									
<b>Steve Ontiveros, S</b> (9, PH) OBP: 0.392, SLG: 0.344		0-0 F9								1	0	0	0	0	0	0									
<b>Johnnie LetMaster, R</b> (1, 6) OBP: 0.220, SLG: 0.359		0-0 F6-4-3 1B								3	0	1	0	0	0	1									
<b>Von Joshua, L</b> (9, PH) OBP: 0.364, SLG: 0.445		0-0 F6-4-3 1B								1	0	0	0	0	0	0									
<b>Mike Sadek, R</b> (1, 2) OBP: 0.337, SLG: 0.325		0-0 F6-4-3								2	0	0	0	0	1	2									
<b>Jack Clark, R</b> (8, PH) OBP: 0.378, SLG: 0.409		0-0 F6-4-3								0	1	0	0	1	0	0									
<b>Dave Rader, L</b> (9, 2) OBP: 0.378, SLG: 0.409		0-0 F6-4-3								1	0	0	0	0	0	0									
<b>John Montefusco, R</b> (1, 1) OBP: 0.120, SLG: 0.141										2	0	0	0	0	2	0									
<b>Gary Alexander, R</b> (8, PH) OBP: 0.111, SLG: 0.111										0	1	0	0	1	0	0									
<b>Gary Lavelle, S</b> (9, 1) OBP: 0.111, SLG: 0.111										0	0	0	0	0	0	0									
<b>Inning Stats</b>	R: 0 E: 0 K: 0 S: 4	H: 1 LOB: 1 BB: 0 P: 4	R: 0 E: 0 K: 0 S: 4	H: 2 LOB: 1 BB: 0 P: 4	R: 1 E: 0 K: 1 S: 6	H: 1 LOB: 0 BB: 0 P: 6	R: 0 E: 0 K: 0 S: 3	H: 0 LOB: 0 BB: 0 P: 3	R: 0 E: 0 K: 2 S: 7	H: 0 LOB: 0 BB: 0 P: 7	R: 0 E: 0 K: 0 S: 2	H: 0 LOB: 0 BB: 1 P: 6	R: 0 E: 0 K: 0 S: 4	H: 1 LOB: 1 BB: 0 P: 4	R: 2 E: 0 K: 0 S: 5	H: 2 LOB: 2 BB: 2 P: 13	R: 0 E: 0 K: 0 S: 3	H: 0 LOB: 0 BB: 0 P: 3	1B: 5 2B: 2 3B: 0 HR: 1	SF: 0 SAC: 0 DP: 2 HBP: 0	WP: 0 PB: 0 SB: 0 CS: 0	PA: 35			
<b>PITCHER</b>	IP	WLS	BF	H	R	ER	SO	BB	IBB	HBP	BLK	WP	HR	S	P	ERA	WHIP								
<b>Fred Norman, L</b> (1, 1) ERA: 3.71	7.0	W	27	5	3	3	3	3	0	0	0	0	0	30	42	3.86	1.143								
<b>Will McEnaney, L</b> (8, 1) ERA: 1.72	1.0		5	2	0	0	0	0	0	0	0	0	0	5	5	0.00	2.000								
<b>Rawly Eastwick, R</b> (9, 1) ERA: 2.72	1.0	S	3	0	0	0	0	0	0	0	0	0	0	3	3	0.00	0.000								





Batter	1	2	3	4	5	6	7	8	9	AB	R	H	RBI	BB	SO	LOB	TOP			
<b>Pete Rose, S</b> (1,5) OBP: 0.404, SLG: 0.431 <b>Doug Flynn, R</b> (8,5) OBP: 0.320, SLG: 0.336	L6		FC4-6 3B		G5-4-3 BB			3-1		3	1	0	0	1	0	1	<b>Cincinnati Reds @ San Francisco Giants</b> Candlestick Park, San Francisco, CA Sat Sep 13 1975, 6:33 AM EDT Att: 5,453 - Unknown <a href="http://livebaseballscorecards.com">livebaseballscorecards.com</a>			
<b>Dave Concepcion, R</b> (1,6) OBP: 0.313, SLG: 0.339	E1 1B		1B 3B		G5-4-3 1-2			1B 4-3		4	1	3	1	0	0	1				
<b>Ken Griffey, L</b> (1,9) OBP: 0.392, SLG: 0.403	BB 2-3		1B		F8			4-3		3	0	1	1	1	0	1				
<b>Joe Morgan, L</b> (1,4) OBP: 0.458, SLG: 0.496 <b>Darrel Chaney, S</b> (8,4) OBP: 0.320, SLG: 0.308	F8		F9 1-2		F2			3-1		4	0	0	0	0	0	3				
<b>Dan Driessen, L</b> (1,3) OBP: 0.377, SLG: 0.406				L1				L7		3	0	1	0	1	0	0				
<b>George Foster, R</b> (1,7) OBP: 0.394, SLG: 0.535	F3			6-3				5-3		4	0	0	0	0	0	2				
<b>Cesar Geronimo, L</b> (1,8) OBP: 0.324, SLG: 0.362	F7							6-3		4	0	1	0	0	0	1				
<b>Bill Plummer, R</b> (1,2) OBP: 0.298, SLG: 0.260	K							4-3		2	0	0	0	1	1	1				
<b>Don Gullett, R</b> (1,1) OBP: 0.246, SLG: 0.276 <b>Clay Kirby, R</b> (5,1) OBP: 0.276, SLG: 0.259 <b>Pedro Borbon, R</b> (5,1) OBP: 0.261, SLG: 0.304 <b>Terry Crowley, L</b> (7,PH) OBP: 0.350, SLG: 0.370 <b>Tom Carroll, L</b> (7,1)								F9		2	0	1	0	0	0	2				
<b>Inning Stats</b>	R: 0 E: 1 K: 0 S: 3	H: 1 LOB: 1 BB: 1 P: 7	R: 0 E: 0 K: 1 S: 6	H: 1 LOB: 1 BB: 0 P: 6	R: 2 E: 0 K: 0 S: 5	H: 3 LOB: 0 BB: 0 P: 5	R: 0 E: 0 K: 0 S: 4	H: 1 LOB: 2 BB: 1 P: 8	R: 0 E: 0 K: 0 S: 2	H: 0 LOB: 0 BB: 1 P: 6	R: 0 E: 0 K: 0 S: 3	H: 0 LOB: 0 BB: 0 P: 3	R: 0 E: 0 K: 0 S: 4	H: 1 LOB: 1 BB: 0 P: 4	R: 0 E: 0 K: 0 S: 3	H: 0 LOB: 0 BB: 0 P: 3		1B: 5 2B: 1 3B: 1 HR: 0	SF: 0 SAC: 0 DP: 2 HBP: 0	WP: 0 PB: 0 SB: 0 CS: 2
<b>PITCHER</b> <b>Jim Barr, R</b> (1,1) ERA: 3.09	IP: 9.0 WLS: W BF: 34 H: 7 R: 2 ER: 2 SO: 1 BB: 3 IBB: 1 HBP: 0 BLK: 0 WP: 0 HR: 0 S: 32 P: 48 ERA: 2.00 WHIP: 1.111															<b>PITCHER</b> <b>Jim Barr, R</b> (1,1) ERA: 3.09	IP: 9.0 WLS: W BF: 34 H: 7 R: 2 ER: 2 SO: 1 BB: 3 IBB: 1 HBP: 0 BLK: 0 WP: 0 HR: 0 S: 32 P: 48 ERA: 2.00 WHIP: 1.111			


Batter	1	2	3	4	5	6	7	8	9	AB	R	H	RBI	BB	SO	LOB	BOTTOM			
<b>Gary Thomasson, L</b> (1,8) OBP: 0.303, SLG: 0.346	F8		BB 1B SF7 1B		HR			K		5	2	3	2	0	1	1	<b>Cincinnati Reds @ San Francisco Giants</b> Candlestick Park, San Francisco, CA Sat Sep 13 1975, 6:33 AM EDT Att: 5,453 - Unknown <a href="http://livebaseballscorecards.com">livebaseballscorecards.com</a>			
<b>Derrel Thomas, S</b> (1,4) OBP: 0.345, SLG: 0.376	S 1B		L8		1B			1B 2-3		5	2	3	0	0	0	3				
<b>Bobby Murcer, L</b> (1,9) OBP: 0.393, SLG: 0.438	F9 1-2		SF7 BB 1B		1B			F9		5	1	2	0	0	0	5				
<b>Gary Matthews, R</b> (1,7) OBP: 0.370, SLG: 0.410	1B BB				2B HBP			F8		2	1	0	0	2	0	0				
<b>Willie Montanez, L</b> (1,3) OBP: 0.341, SLG: 0.399	FC4-6 1B		SF7		2B BB			G3		2	1	1	3	2	0	0				
<b>Bruce Miller, R</b> (1,5) OBP: 0.276, SLG: 0.290	FC4-6 1-2		F8		2B BB			BB BB		3	0	0	1	2	0	5				
<b>Johnnie LeMaster, R</b> (1,6) OBP: 0.239, SLG: 0.372			K		3B 2B			BB		4	1	1	2	1	2	1				
<b>Mike Sadek, R</b> (1,2) OBP: 0.330, SLG: 0.341	4-3				2B 3B			F7 F8		5	1	1	1	0	0	2				
<b>Jim Barr, R</b> (1,1) OBP: 0.129, SLG: 0.118	F8				E1 2B			1B WP 1B		4	0	1	0	0	0	1				
<b>Inning Stats</b>	R: 1 E: 0 K: 0 S: 5	H: 2 LOB: 2 BB: 1 P: 9	R: 0 E: 0 K: 1 S: 5	H: 0 LOB: 0 BB: 0 P: 5	R: 1 E: 0 K: 0 S: 5	H: 2 LOB: 2 BB: 1 P: 9	R: 0 E: 0 K: 1 S: 5	H: 0 LOB: 0 BB: 0 P: 5	R: 7 E: 1 K: 0 S: 9	H: 6 LOB: 2 BB: 2 P: 18	R: 0 E: 0 K: 0 S: 3	H: 0 LOB: 1 BB: 1 P: 7	R: 0 E: 0 K: 1 S: 7	H: 2 LOB: 2 BB: 0 P: 7	R: 0 E: 0 K: 0 S: 3	H: 0 LOB: 2 BB: 2 P: 11		1B: 8 2B: 2 3B: 1 HR: 1	SF: 1 SAC: 0 DP: 0 HBP: 1	WP: 2 PB: 0 SB: 1 CS: 0
<b>PITCHER</b> <b>Don Gullett, L</b> (1,1) ERA: 2.62 <b>Clay Kirby, R</b> (5,1) ERA: 4.52 <b>Pedro Borbon, R</b> (5,1) ERA: 3.09 <b>Tom Carroll, R</b> (7,1) ERA: 4.98	IP: 4.0 WLS: L BF: 21 H: 7 R: 5 ER: 5 SO: 2 BB: 2 IBB: 0 HBP: 0 BLK: 0 WP: 0 HR: 1 S: 23 P: 31 ERA: 11.25 WHIP: 2.250															<b>PITCHER</b> <b>Don Gullett, L</b> (1,1) ERA: 2.62 <b>Clay Kirby, R</b> (5,1) ERA: 4.52 <b>Pedro Borbon, R</b> (5,1) ERA: 3.09 <b>Tom Carroll, R</b> (7,1) ERA: 4.98	IP: 4.0 WLS: L BF: 21 H: 7 R: 5 ER: 5 SO: 2 BB: 2 IBB: 0 HBP: 0 BLK: 0 WP: 0 HR: 1 S: 23 P: 31 ERA: 11.25 WHIP: 2.250			



Batter	1	2	3	4	5	6	7	8	9	AB	R	H	RBI	BB	SO	LOB	TOP								
<b>Pete Rose, S</b> OBP: 0.402, SLG: 0.429 (1,5)	6-3		6-3						K	5	0	1	1	0	1	0	<b>Cincinnati Reds @ San Francisco Giants</b> Candlestick Park, San Francisco, CA Sun Sep 14 1975, 6:33 AM EDT Unknown								
<b>Dave Concepcion, R</b> OBP: 0.318, SLG: 0.344 (1,6)	4-3								P4	5	0	4	0	0	0	0									
<b>Ken Griffey, L</b> OBP: 0.390, SLG: 0.400 (1,9)	4-3			4-3	4-3				K	5	0	1	0	0	1	5									
<b>Joe Morgan, L</b> OBP: 0.458, SLG: 0.496 (1,4)	4-3			S					K	4	1	2	0	0	0	3									
<b>Dan Driessen, L</b> OBP: 0.372, SLG: 0.399 (1,3)		F8								3	0	0	0	0	0	2									
<b>Tony Perez, R</b> OBP: 0.351, SLG: 0.463 (7,PH)				G3						0	0	0	0	1	0	0									
<b>George Foster, R</b> OBP: 0.363, SLG: 0.532 (1,7)	1-3									4	0	1	0	0	0	4									
<b>Cesar Geronimo, L</b> OBP: 0.325, SLG: 0.362 (1,8)	G3									3	1	1	0	1	0	0									
<b>Bill Plummer, R</b> OBP: 0.297, SLG: 0.254 (1,2)			F5							3	0	0	0	1	0	2									
<b>Gary Nolan, R</b> OBP: 0.239, SLG: 0.203 (1,1)										3	0	0	0	0	0	4									
<b>Terry Crowley, L</b> OBP: 0.344, SLG: 0.364 (8,PH)			G3							1	0	0	0	0	0	0									
<b>Will McEnaney, L</b> (8,1)										0	0	0	0	0	0	0									
<b>Inning Stats</b>	R: 0 E: 0 K: 0 S: 4	H: 1 LOB: 1 BB: 0 P: 4	R: 0 E: 0 K: 0 S: 3	H: 0 LOB: 0 BB: 0 P: 3	R: 0 E: 0 K: 0 S: 3	H: 0 LOB: 0 BB: 0 P: 3	R: 0 E: 0 K: 0 S: 4	H: 2 LOB: 1 BB: 0 P: 4	R: 1 E: 1 K: 0 S: 7	H: 4 LOB: 3 BB: 0 P: 7	R: 0 E: 0 K: 0 S: 4	H: 1 LOB: 2 BB: 2 P: 12	R: 0 E: 0 K: 0 S: 5	H: 2 LOB: 3 BB: 1 P: 9	R: 0 E: 0 K: 0 S: 3	H: 0 LOB: 0 BB: 0 P: 3	R: 0 E: 0 K: 2 S: 7	H: 0 LOB: 0 BB: 0 P: 7	1B: 10 2B: 0 3B: 0 HR: 0	SF: 0 SAC: 0 DP: 0 HBP: 0	WP: 0 PB: 0 SB: 6 CS: 0	PA: 39			
<b>PITCHER</b>	IP	WLS	BF	H	R	ER	SO	BB	IBB	HBP	BLK	WP	HR	S	P	ERA	WHIP								
<b>Rob Dressler, R</b> ERA: 2.45 (1,1)	6.1		30	10	2	2	0	1	1	0	0	0	0	28	36	2.84	1.737								
<b>Gary Lavelle, L</b> ERA: 2.95 (7,1)	0.1		2	0	0	0	0	0	1	0	0	0	0	1	5	0.00	0.000								
<b>Dave Heaverlo, R</b> ERA: 2.13 (7,1)	2.1	W	7	0	0	0	2	0	0	0	0	0	0	11	11	0.00	0.000								

Batter	1	2	3	4	5	6	7	8	9	AB	R	H	RBI	BB	SO	LOB	BOTTOM								
<b>Gary Thomasson, L</b> OBP: 0.299, SLG: 0.341 (1,8)	F9		F8							4	0	0	0	0	0	2	<b>Cincinnati Reds @ San Francisco Giants</b> Candlestick Park, San Francisco, CA Sun Sep 14 1975, 6:33 AM EDT Unknown								
<b>Derrel Thomas, S</b> OBP: 0.346, SLG: 0.381 (1,4)	F8			1B						4	1	2	0	0	0	1									
<b>Bobby Murcer, L</b> OBP: 0.391, SLG: 0.436 (1,9)	F4									3	0	0	1	0	0	1									
<b>Gary Matthews, R</b> OBP: 0.369, SLG: 0.408 (1,7)		F9								4	1	1	0	0	0	1									
<b>Willie Montanez, L</b> OBP: 0.344, SLG: 0.403 (1,3)										4	0	3	0	0	1	0									
<b>Dave Radler, L</b> OBP: 0.377, SLG: 0.418 (1,2)		F9								4	1	1	1	0	0	5									
<b>Steve Ontiveros, S</b> OBP: 0.394, SLG: 0.355 (1,5)										2	1	1	2	1	0	1									
<b>Johnnie LeMaster, R</b> OBP: 0.224, SLG: 0.348 (1,6)										3	0	0	0	0	0	1									
<b>Rob Dressler, R</b> (1,1)										2	0	0	0	0	1	1									
<b>Gary Lavelle, S</b> OBP: 0.111, SLG: 0.111 (7,1)										0	0	0	0	0	0	0									
<b>Dave Heaverlo, R</b> OBP: 0.500, SLG: 0.500 (7,1)										1	0	1	0	0	0	0									
<b>Inning Stats</b>	R: 0 E: 0 K: 0 S: 3	H: 0 LOB: 0 BB: 0 P: 3	R: 1 E: 0 K: 0 S: 4	H: 2 LOB: 0 BB: 0 P: 4	R: 0 E: 0 K: 1 S: 5	H: 0 LOB: 0 BB: 0 P: 5	R: 0 E: 0 K: 0 S: 5	H: 2 LOB: 2 BB: 0 P: 5	R: 0 E: 0 K: 0 S: 3	H: 0 LOB: 1 BB: 1 P: 7	R: 1 E: 0 K: 1 S: 6	H: 1 LOB: 0 BB: 0 P: 6	R: 2 E: 0 K: 0 S: 6	H: 3 LOB: 1 BB: 0 P: 6	R: 0 E: 0 K: 0 S: 4	H: 1 LOB: 1 BB: 0 P: 4	R: 0 E: 0 K: 2 S: 4	H: 1 LOB: 1 BB: 0 P: 4	1B: 5 2B: 2 3B: 1 HR: 2	SF: 1 SAC: 0 DP: 1 HBP: 0	WP: 0 PB: 0 SB: 0 CS: 0	PA: 33			
<b>PITCHER</b>	IP	WLS	BF	H	R	ER	SO	BB	IBB	HBP	BLK	WP	HR	S	P	ERA	WHIP								
<b>Gary Nolan, R</b> ERA: 3.11 (1,1)	7.0	L	29	8	4	4	2	1	0	0	0	0	0	4	4	0.00	1.286								
<b>Will McEnaney, L</b> ERA: 1.73 (8,1)	1.0		4	1	0	0	0	0	0	0	0	0	0	4	4	0.00	1.000								

**AB 36**  
**R 2**  
**H 10**  
**RBI 1**  
**BB 3**  
**SO 2**  
**LOB 20**



**AB 31**  
**R 4**  
**H 9**  
**RBI 4**  
**BB 1**  
**SO 2**  
**LOB 13**





Batter	1	2	3	4	5	6	7	8	9	AB	R	H	RBI	BB	SO	LOB	TOP
<b>Pete Rose, S</b> OBP: 0.401, SLG: 0.428 (1, 5)										4	1	1	0	0	0	1	<b>Cincinnati Reds @ San Francisco Giants</b> Candlestick Park, San Francisco, CA Sun Sep 14 1975, 6:38 AM EDT Att: 16,997 - Unknown
<b>Doug Flynn, R</b> OBP: 0.325, SLG: 0.342 (8, 5)										1	0	1	0	0	0	0	
<b>Dave Concepcion, R</b> OBP: 0.319, SLG: 0.345 (1, 6)										5	1	2	0	0	1	2	
<b>Cesar Geronimo, L</b> OBP: 0.324, SLG: 0.361 (1, 8)										5	1	1	1	0	2	3	
<b>Dan Driessen, L</b> OBP: 0.377, SLG: 0.406 (8, 3)										4	2	2	2	1	0	2	
<b>Terry Crowley, L</b> OBP: 0.359, SLG: 0.431 <b>George Foster, R</b> OBP: 0.364, SLG: 0.532 (8, PH) (8, 7)										3	1	2	3	0	0	1	
<b>Mery Rettenmund, R</b> OBP: 0.381, SLG: 0.321 (1, 9)										0	1	0	0	1	0	0	
<b>Darrel Chaney, S</b> OBP: 0.282, SLG: 0.307 (1, 4)										4	0	1	2	0	0	0	
<b>Don Werner, R</b> OBP: 0.400, SLG: 0.250 (1, 2)										4	0	1	0	0	0	2	
<b>Pat Darcy, L</b> OBP: 0.070, SLG: 0.093 <b>Rawly Eastwick, R</b> OBP: 0.067, SLG: 0.067 (9, 1)										4	1	1	0	0	2	1	
<b>Inning Stats</b>	R: 3 E: 0 K: 0 S: 5	H: 2 LOB: 0 BB: 1 P: 9	R: 0 E: 0 K: 0 S: 3	H: 0 LOB: 0 BB: 0 P: 3	R: 0 E: 0 K: 1 S: 5	H: 1 LOB: 0 BB: 0 P: 3	R: 0 E: 0 K: 0 S: 3	H: 0 LOB: 0 BB: 0 P: 5	R: 0 E: 0 K: 0 S: 3	H: 1 LOB: 0 BB: 0 P: 3	R: 5 E: 0 K: 1 S: 10	H: 5 LOB: 2 BB: 0 P: 18	R: 0 E: 0 K: 1 S: 7	H: 2 LOB: 2 BB: 0 P: 7	1B: 10 2B: 2 3B: 0 HR: 1	SF: 0 SAC: 0 DP: 2 HBP: 0	WP: 0 PA: 40 PB: 0 CS: 0 SB: 0
<b>PITCHER</b>	IP WLS BF H R ER SO BB IBB HBP BLK WP HR S P ERA WHIP																
<b>Greg Minton, R</b> ERA: 8.18 (1, 1)	7.2 L 31 9 7 7 4 1 0 0 0 0 1 38 42 8.22 1.304																
<b>Gary Lavelle, L</b> ERA: 3.09 (8, 1)	0.1 4 1 1 1 0 2 0 0 0 0 0 2 10 27.00 9.000																
<b>Randy Moffitt, R</b> ERA: 4.0 (9, 1)	1.0 5 2 0 0 0 1 0 0 0 0 0 7 7 0.00 2.000																

Batter	1	2	3	4	5	6	7	8	9	AB	R	H	RBI	BB	SO	LOB	BOTTOM
<b>Von Joshua, L</b> OBP: 0.361, SLG: 0.441 (1, 8)										4	0	0	0	0	0	1	<b>Cincinnati Reds @ San Francisco Giants</b> Candlestick Park, San Francisco, CA Sun Sep 14 1975, 6:38 AM EDT Att: 16,997 - Unknown
<b>Derrel Thomas, S</b> OBP: 0.344, SLG: 0.378 (1, 4)										4	0	0	0	0	0	1	
<b>Bobby Murcer, L</b> OBP: 0.390, SLG: 0.434 (1, 9)										4	0	1	0	0	0	0	
<b>Gary Matthews, R</b> OBP: 0.368, SLG: 0.407 (1, 7)										4	1	1	0	0	0	1	
<b>Willie Montanez, L</b> OBP: 0.345, SLG: 0.404 (1, 3)										4	2	2	0	0	0	0	
<b>Dave Radler, L</b> OBP: 0.375, SLG: 0.415 (1, 2)										4	0	1	0	0	0	2	
<b>Steve Ontiveros, S</b> OBP: 0.396, SLG: 0.361 (1, 5)										4	0	2	3	0	0	0	
<b>Johnnie LeMaster, R</b> OBP: 0.216, SLG: 0.333 <b>Gary Thomasson, L</b> OBP: 0.301, SLG: 0.341 <b>Craig Robinson, R</b> OBP: 0.199, SLG: 0.091 <b>Jack Clark, R</b> (9, PH) (9, PH)										2	0	0	0	0	1	1	
<b>Greg Minton, S</b> <b>Gary Lavelle, S</b> OBP: 0.111, SLG: 0.111 <b>Glenn Adams, L</b> OBP: 0.378, SLG: 0.482 <b>Randy Moffitt, R</b> OBP: 0.231, SLG: 0.385 (9, 1)										2	0	0	0	0	0	1	
<b>Inning Stats</b>	R: 0 E: 0 K: 0 S: 3	H: 0 LOB: 0 BB: 0 P: 3	R: 2 E: 0 K: 1 S: 8	H: 3 LOB: 1 BB: 0 P: 8	R: 0 E: 0 K: 0 S: 3	H: 0 LOB: 0 BB: 0 P: 3	R: 0 E: 0 K: 0 S: 3	H: 0 LOB: 0 BB: 0 P: 3	R: 0 E: 0 K: 0 S: 4	H: 1 LOB: 1 BB: 0 P: 4	R: 0 E: 0 K: 0 S: 3	H: 0 LOB: 1 BB: 1 P: 7	R: 1 E: 0 K: 1 S: 8	H: 3 LOB: 2 BB: 0 P: 8	1B: 6 2B: 1 3B: 0 HR: 0	SF: 0 SAC: 0 DP: 0 HBP: 0	WP: 0 PA: 35 PB: 0 CS: 0 SB: 1
<b>PITCHER</b>	IP WLS BF H R ER SO BB IBB HBP BLK WP HR S P ERA WHIP																
<b>Pat Darcy, R</b> ERA: 3.57 (1, 1)	8.2 W 34 7 3 3 1 1 0 0 0 0 0 35 39 3.12 0.923																
<b>Rawly Eastwick, R</b> ERA: 2.71 (9, 1)	0.1 1 0 0 0 0 1 0 0 0 0 0 3 3 0.00 0.000																





Batter	1	2	3	4	5	6	7	8	9	AB	R	H	RBI	BB	SO	LOB	TOP										
<b>Wilbur Howard, S</b> OBP: 0.345, SLG: 0.392 (1, 7)	0-0 4-3	0-0 4-3		0-0 S 1B		0-0 FC3-6 WP S 1-2		0-3 K	5	0	1	1	0	1	1												
<b>Larry Milbourne, S</b> OBP: 0.245, SLG: 0.244 (1, 4)	0-0 1B FC4-6 1B	0-0 S 1B		0-0 3-1		0-0 F8		0-3 K	5	1	2	0	0	1	2												
<b>Cesar Cedeno, R</b> OBP: 0.377, SLG: 0.436 (1, 8)	0-0 FC4-6 1B 1B	0-0 4-3			0-0 S 1B		0-0 6-3 1B	0-0 1B	0-0 1B	5	3	4	0	0	0	1											
<b>Bob Watson, R</b> OBP: 0.374, SLG: 0.494 <b>Tommy Helms, R</b> OBP: 0.254, SLG: 0.208 (1, 3) (9, 5)	0-0 FC4-6 1B		4-0 G3-6-3 BB		4-0 1B BB		0-0 6-3	0-0 P4	0-0 1B	3	0	1	0	2	2												
<b>Milt May, L</b> OBP: 0.293, SLG: 0.331 (1, 2)	0-0 FC4-6 1B		0-0 G3-6-3		0-0 FC3-6 1B		0-0 G6-4-3 1B			4	0	2	3	0	0	3											
<b>Greg Gross, L</b> OBP: 0.376, SLG: 0.371 (1, 9)	0-0 1-2 2-3 3-H 1B		0-0 3B		0-0 FC3-6 1B		0-0 G6-4-3			4	0	2	1	0	0	2											
<b>Enos Cabell, R</b> OBP: 0.311, SLG: 0.381 (1, 5) (9, 3)	0-0 2-3		0-3 K		0-0 F7			0-0 6-3		4	0	0	0	0	1	4											
<b>Roger Metzger, S</b> OBP: 0.295, SLG: 0.304 (1, 6)		0-0 SH2-4 4-3 2B		0-0 G3		0-0 G3		0-0 F8		4	1	1	0	0	0	0											
<b>Larry Dierker, R</b> OBP: 0.093, SLG: 0.093 (1, 1)		0-0 SH2-4		0-3 K		0-0 FC3-6 1B		0-0 6-3		3	0	1	0	0	1	0											
<b>Inning Stats</b>	R: 2 E: 0 K: 0 S: 7	H: 4 LOB: 2 BB: 0 P: 7	R: 1 E: 0 K: 0 S: 5	H: 2 LOB: 1 BB: 0 P: 5	R: 0 E: 0 K: 1 S: 5	H: 1 LOB: 1 BB: 1 P: 9	R: 0 E: 0 K: 1 S: 6	H: 1 LOB: 1 BB: 0 P: 6	R: 1 E: 0 K: 0 S: 4	H: 2 LOB: 1 BB: 1 P: 8	R: 0 E: 0 K: 0 S: 4	H: 0 LOB: 0 BB: 0 P: 4	R: 0 E: 0 K: 0 S: 3	H: 0 LOB: 0 BB: 0 P: 3	R: 0 E: 0 K: 2 S: 8	H: 1 LOB: 1 BB: 0 P: 8	1B: 12 2B: 1 3B: 1 HR: 0	SF: 0 SAC: 1 DP: 2 HBP: 0	WP: 1 PB: 0 SB: 4 CS: 0	PA: 40							
<b>PITCHER</b>	IP	WLS	BF	H	R	ER	SO	BB	IBB	HBP	BLK	WP	HR	S	P	ERA	WHIP										
<b>Jack Billingham, R</b> ERA: 4.14 (1, 1)	5.0	L	25	10	4	4	2	2	0	0	0	0	0	27	35	7.20	2.400										
<b>Pedro Borbon, R</b> ERA: 3.12 (6, 1)	2.0		8	3	1	1	0	0	0	0	0	1	0	8	8	4.50	1.500										
<b>Clay Carroll, R</b> ERA: 2.54 (8, 1)	2.0		7	1	0	0	2	0	0	0	0	0	0	11	11	0.00	0.500										

Houston Astros @ Cincinnati Reds  
Riverfront Stadium, Cincinnati, OH  
Tue Sep 16 1975, 7:05 PM EDT  
Att: 16,025 - Unknown

AB	37
R	5
H	14
RBI	5
BB	2
SO	4
LOB	15



Batter	1	2	3	4	5	6	7	8	9	AB	R	H	RBI	BB	SO	LOB	BOTTOM										
<b>Pete Rose, S</b> OBP: 0.401, SLG: 0.427 <b>Doug Flynn, R</b> OBP: 0.325, SLG: 0.342 (1, 5) (9, 5)	0-0 6-3		0-0 F8		0-0 1-3 2-H 1B			0-0 F7		4	0	1	1	0	0	0											
<b>Dave Concepcion, R</b> OBP: 0.318, SLG: 0.344 (1, 6)	0-0 F2			0-0 CS 1B	0-0 F9		0-0 F9		4	0	1	0	0	0	2												
<b>Joe Morgan, L</b> OBP: 0.457, SLG: 0.496 (1, 4)	0-0 6-3			0-0 P5		0-0 4-3		0-0 2B		4	0	1	0	0	0	1											
<b>Tony Perez, R</b> OBP: 0.350, SLG: 0.460 (1, 3)		0-3 K		4-0 BB		0-3 K		0-0 4-3		3	0	0	0	1	2	1											
<b>Dan Driessen, L</b> OBP: 0.371, SLG: 0.398 (1, 7)		0-0 F8		0-0 F9		0-0 1-3		0-0 4-3		4	0	0	0	0	0	1											
<b>Ken Griffey, L</b> OBP: 0.393, SLG: 0.401 (1, 9)		4-0 E S BB		4-0 5-3 1B BB		0-0 FC4-6 1B		0-0 L8		2	1	1	0	2	0	0											
<b>Cesar Geronimo, L</b> OBP: 0.324, SLG: 0.362 (1, 8)		0-3 K		0-3 K		0-0 FC4-6 FC6-4 1B		0-0 2B		4	0	1	0	0	2	3											
<b>Don Werner, R</b> OBP: 0.250, SLG: 0.143 <b>Merv Rettenmund, R</b> OBP: 0.350, SLG: 0.320 (1, 2) (9, PH)			0-0 1-3		0-0 5-3		0-0 FC6-4		0-0 4-3	3	0	0	0	0	0	2											
<b>Jack Billingham, R</b> OBP: 0.197, SLG: 0.109 <b>Ed Ambrister, R</b> OBP: 0.294, SLG: 0.224 <b>Pedro Borbon, R</b> OBP: 0.261, SLG: 0.304 <b>Terry Crowley, L</b> OBP: 0.354, SLG: 0.424 <b>Clay Carroll, R</b> (1, 1) (5, PH) (6, 1) (7, PH) (8, 1)			0-0 L3		4-0 1B BB		0-0 6-3			1	0	0	0	0	0	0											
<b>Inning Stats</b>	R: 0 E: 0 K: 0 S: 3	H: 0 LOB: 0 BB: 0 P: 3	R: 0 E: 0 K: 2 S: 7	H: 0 LOB: 1 BB: 1 P: 11	R: 0 E: 0 K: 0 S: 3	H: 0 LOB: 0 BB: 0 P: 3	R: 0 E: 0 K: 0 S: 3	H: 1 LOB: 1 BB: 1 P: 7	R: 1 E: 0 K: 1 S: 6	H: 1 LOB: 2 BB: 2 P: 14	R: 0 E: 0 K: 1 S: 5	H: 0 LOB: 0 BB: 0 P: 5	R: 0 E: 0 K: 0 S: 4	H: 1 LOB: 1 BB: 0 P: 4	R: 0 E: 0 K: 0 S: 4	H: 1 LOB: 1 BB: 0 P: 4	R: 0 E: 0 K: 0 S: 4	H: 1 LOB: 1 BB: 0 P: 4	1B: 3 2B: 2 3B: 0 HR: 0	SF: 0 SAC: 0 DP: 0 HBP: 0	WP: 0 PB: 0 SB: 1 CS: 1	PA: 35					
<b>PITCHER</b>	IP	WLS	BF	H	R	ER	SO	BB	IBB	HBP	BLK	WP	HR	S	P	ERA	WHIP										
<b>Larry Dierker, R</b> ERA: 3.86 (1, 1)	9.0	W	35	5	1	1	4	4	0	0	0	0	0	39	55	1.00	1.000										

Houston Astros @ Cincinnati Reds  
Riverfront Stadium, Cincinnati, OH  
Tue Sep 16 1975, 7:05 PM EDT  
Att: 16,025 - Unknown

AB	31
R	1
H	5
RBI	1
BB	4
SO	4
LOB	12






Batter	1	2	3	4	5	6	7	8	9	AB	R	H	RBI	BB	SO	LOB	TOP			
Wilbur Howard, S OBP: 0.341, SLG: 0.386 (1, 7)										5	0	0	0	0	2	3	<b>Houston Astros @ Cincinnati Reds</b> Riverfront Stadium, Cincinnati, OH Wed Sep 17 1975, 7:05 PM EDT Att: 13,508 - Unknown			
Rob Andrews, R OBP: 0.241, SLG: 0.275 (1, 4) (7, 6)										4	0	2	1	1	0	0				
Cesar Cedeno, R OBP: 0.376, SLG: 0.434 (1, 8)										4	0	1	0	0	1	5				
Cliff Johnson, R OBP: 0.381, SLG: 0.490 (1, 3)										4	0	1	0	0	1	1				
Enos Cabell, R OBP: 0.311, SLG: 0.379 (1, 5)										4	0	1	0	0	0	0				
Greg Gross, L OBP: 0.379, SLG: 0.372 (1, 9)										2	0	1	0	2	0	0				
Milt May, L OBP: 0.290, SLG: 0.327 (1, 2)										4	0	0	0	0	1	5				
Larry Milbourne, S OBP: 0.241, SLG: 0.241 (7, PH) Tommy Helms, R OBP: 0.237, SLG: 0.212 (7, 4)										2	0	0	0	0	0	1				
Mike Stanton, S OBP: 0.333, SLG: 0.333 Wayne Granger, R OBP: 0.295, SLG: 0.495 Bob Watson, R OBP: 0.275, SLG: 0.495 Jose Sosa, R OBP: 0.350, SLG: 0.495 Jim Crawford, L OBP: 0.350, SLG: 0.350 Jerry Davanon, R OBP: 0.350, SLG: 0.350 (1, 1) (6, 1) (7, PH) (7, 1) (8, 1) (8, PH)										2	0	1	0	0	0	0				
<b>Inning Stats</b>	R: 0 E: 0 K: 0 S: 4	H: 1 LOB: 1 BB: 4	R: 0 E: 0 K: 0 S: 3	H: 0 LOB: 1 BB: 7	R: 0 E: 0 K: 2 S: 8	H: 1 LOB: 1 BB: 0 P: 8	R: 0 E: 0 K: 1 S: 7	H: 2 LOB: 2 BB: 0 P: 7	R: 0 E: 0 K: 0 S: 3	H: 0 LOB: 0 BB: 3	R: 1 E: 0 K: 1 S: 8	H: 3 LOB: 2 BB: 0 P: 8	R: 0 E: 0 K: 0 S: 4	H: 2 LOB: 2 BB: 1 P: 8	R: 0 E: 0 K: 1 S: 5	H: 0 LOB: 0 BB: 5		1B: 8 2B: 1 3B: 0 HR: 0	SF: 0 SAC: 0 DP: 1 HBP: 0	WP: 0 PB: 0 SB: 0 CS: 0
<b>PITCHER</b>	IP WLS BF H R ER SO BB IBB HBP BLK WP HR S P ERA WHIP																			
Fred Norman, L ERA: 3.62 Rawly Eastwick, R ERA: 2.87 Willi McEnaney, L ERA: 1.71 (1, 1) (7, 1) (9, 1)	6.2 W 28 6 1 1 4 2 0 0 0 0 0 0 34 42 1.35 1.200																			


AB	35
R	1
H	9
RBI	1
BB	3
SO	5
LOB	18




Batter	1	2	3	4	5	6	7	8	9	AB	R	H	RBI	BB	SO	LOB	BOTTOM			
Pete Rose, S OBP: 0.403, SLG: 0.429 Doug Flynn, R OBP: 0.331, SLG: 0.348 (1, 5) (7, 5)										3	1	2	0	1	0	0	<b>Houston Astros @ Cincinnati Reds</b> Riverfront Stadium, Cincinnati, OH Wed Sep 17 1975, 7:05 PM EDT Att: 13,508 - Unknown			
Dave Concepcion, R OBP: 0.323, SLG: 0.348 (1, 6)										4	1	3	1	1	1	0				
Joe Morgan, L OBP: 0.460, SLG: 0.500 Darrel Chaney, S OBP: 0.280, SLG: 0.305 (1, 4) (7, 4)										2	2	2	3	2	0	0				
Tony Perez, R OBP: 0.351, SLG: 0.467 Dan Driessen, R OBP: 0.369, SLG: 0.396 (1, 3) (7, 3)										4	1	2	3	0	2	3				
George Foster, R OBP: 0.365, SLG: 0.531 (1, 7)										5	1	2	0	0	1	5				
Cesar Geronimo, L OBP: 0.321, SLG: 0.359 (1, 8)										4	0	0	0	0	2	4				
Merv Rettenmund, R OBP: 0.353, SLG: 0.312 (1, 9)										4	0	0	0	0	1	1				
Bill Plummer, R OBP: 0.302, SLG: 0.256 (1, 2)										3	1	1	1	1	1	0				
Fred Norman, S OBP: 0.153, SLG: 0.140 Rawly Eastwick, R OBP: 0.067, SLG: 0.067 Ed Ambrister, R OBP: 0.278, SLG: 0.224 Willi McEnaney, L (1, 1) (7, 1) (6, PH) (9, 1)										3	1	1	1	0	1	1				
<b>Inning Stats</b>	R: 2 E: 0 K: 1 S: 7	H: 2 LOB: 1 BB: 1 P: 11	R: 0 E: 0 K: 1 S: 5	H: 1 LOB: 2 BB: 1 P: 9	R: 0 E: 0 K: 3 S: 11	H: 2 LOB: 0 BB: 0 P: 11	R: 0 E: 0 K: 0 S: 3	H: 0 LOB: 0 BB: 0 P: 3	R: 0 E: 0 K: 1 S: 5	H: 2 LOB: 1 BB: 1 P: 9	R: 6 E: 0 K: 0 S: 8	H: 5 LOB: 1 BB: 2 P: 16	R: 0 E: 0 K: 3 S: 9	H: 0 LOB: 0 BB: 0 P: 9	R: 2 E: 1 K: 0 S: 5	H: 2 LOB: 1 BB: 1 P: 9		1B: 10 2B: 3 3B: 0 HR: 1	SF: 0 SAC: 0 DP: 1 HBP: 0	WP: 1 PB: 0 SB: 4 CS: 0
<b>PITCHER</b>	IP WLS BF H R ER SO BB IBB HBP BLK WP HR S P ERA WHIP																			
Mike Stanton, R ERA: 6.0 Wayne Granger, R ERA: 3.65 Jose Sosa, R ERA: 4.15 Jim Crawford, L ERA: 3.85 (1, 1) (6, 1) (7, 1) (8, 1)	5.2 L 27 10 5 5 6 3 0 0 0 0 0 0 3 11 7.94 2.294																			





Batter	1	2	3	4	5	6	7	8	9	10	AB	R	H	RBI	BB	SO	LOB	TOP															
<b>Pete Rose, S</b> OBP: 0.402, SLG: 0.428 <b>Doug Flynn, R</b> OBP: 0.331, SLG: 0.348	(1,5) X 0-0 4-3		X 0-0 1-3 1B	X 0-0 6-3		X 0-0 F7		X 0-0 L8		X 4-0 1B BB	4	1	1	0	1	0	1	<b>Cincinnati Reds @ Atlanta Braves</b> Atlanta-Fulton County Stadium, Atlanta, GA Thu Sep 18 1975, 7:05 PM EDT Att: 3,123 - Unknown  <b>AB 38</b> <b>R 4</b> <b>H 8</b> <b>RBI 4</b> <b>BB 4</b> <b>SO 5</b> <b>LOB 17</b>  															
<b>Dave Concepcion, R</b> OBP: 0.320, SLG: 0.344	(1,6) X 0-0 5-3		X 0-0 1-3		X 0-0 4-3		X 0-0 F8		X 0-0 P6	X 0-0 F8	5	0	0	0	0	0	2																
<b>Joe Morgan, L</b> OBP: 0.460, SLG: 0.498 <b>Darrin Chaney, S</b> OBP: 0.277, SLG: 0.301	(1,4) B 4-0 (7,4) B BB		X 0-0 P5		X 0-0 4-3		X 0-0 F8		X 0-0 P6	X 0-0 P6	2	0	0	0	1	0	1																
<b>Tony Perez, R</b> OBP: 0.354, SLG: 0.473	(1,3) X 0-0 L9		X 0-0 F8		X 0-0 HR		X 4-0 BB		X 0-0 1B	X 0-0 1B	4	1	2	1	1	0	2																
<b>Johnny Bench, R</b> OBP: 0.460, SLG: 0.518 <b>Bill Plummer, R</b> OBP: 0.302, SLG: 0.257	(1,2) X (4,2) X		X 0-0 PB 1B		X 0-0 6-3		X 0-0 6-3		X 0-0 K	X 0-0 K	2	0	1	0	0	0	0																
<b>George Foster, R</b> OBP: 0.363, SLG: 0.534	(1,7) S 0-3 S: 3	X 0-0 K		X 0-0 HR		X 0-0 5-3		X 0-0 F8		X 0-0 F8	5	1	1	1	0	1	4																
<b>Dan Driessen, L</b> OBP: 0.373, SLG: 0.412 <b>Merv Rettenmund, R</b> OBP: 0.351, SLG: 0.310	(1,9) B 4-0 (8,9) B B B		X 0-0 BB		X 0-0 HR		X 0-0 K		X 0-0 1-3		2	1	1	1	1	1	0																
<b>Cesar Geronimo, L</b> OBP: 0.321, SLG: 0.362	(1,8) X 0-0 F7		X 0-0 F7		X 0-0 HR		X 0-0 P5		X 0-0 4-3		4	0	1	0	0	0	2																
<b>Clay Kirby, R</b> OBP: 0.250, SLG: 0.233 <b>Will McEnaney, L</b> OBP: 0.067, SLG: 0.067	(1,1) X 0-0 F8		X 0-0 F8		X 0-0 5-3		X 0-0 K		X 0-0 K		3	0	0	0	0	1	3																
<b>Ed Armbrister, R</b> OBP: 0.273, SLG: 0.220 <b>Pedro Borbon, R</b> OBP: 0.261, SLG: 0.304	(9, PH) 0-0 (9, 1) 0-0		X 0-0		X 0-0		X 0-0		X 0-0		0	0	0	0	0	0	0																
<b>Inning Stats</b>	R: 0 E: 0 K: 0 S: 3	H: 0 LOB: 1 BB: 1 P: 7	R: 0 E: 0 K: 1 S: 6	H: 1 LOB: 2 BB: 1 P: 10	R: 0 E: 0 K: 0 S: 4	H: 1 LOB: 1 BB: 0 P: 4	R: 2 E: 0 K: 0 S: 6	H: 3 LOB: 1 BB: 0 P: 6	R: 1 E: 0 K: 0 S: 5	H: 1 LOB: 0 BB: 0 P: 4	R: 0 E: 0 K: 1 S: 5	H: 0 LOB: 0 BB: 0 P: 5	R: 0 E: 0 K: 1 S: 5	H: 0 LOB: 1 BB: 1 P: 9	R: 0 E: 0 K: 1 S: 5	H: 0 LOB: 0 BB: 0 P: 5	R: 1 E: 0 K: 0 S: 5	H: 2 LOB: 2 BB: 1 P: 9	1B: 4 2B: 0 3B: 1 HR: 3	SF: 0 SAC: 0 DP: 0 HBP: 0	WP: 0 PA: 42 PB: 1 SB: 0 CS: 0												
<b>PITCHER</b>	IP WLS BF H R ER SO	ERA WHIP																		ERA WHIP													
<b>Carl Morton, R</b> ERA: 3.39	(1,1) 8.0	WLS 33	H 6	R 3	ER 3	SO 4	BB 3	IBB 0	HBP 0	BLK 0	WP 0	HR 3	S 38	P 50	ERA 3.38	WHIP 1.125																	
<b>Pablo Torrealba, L</b> ERA: 1.59	(9,1) 2.0	L 9	H 2	R 1	ER 1	SO 1	BB 1	IBB 0	HBP 0	BLK 0	WP 0	HR 0	S 10	P 14	ERA 4.50	WHIP 1.500																	

Batter	1	2	3	4	5	6	7	8	9	10	AB	R	H	RBI	BB	SO	LOB	BOTTOM															
<b>Dusty Baker Jr., R</b> OBP: 0.350, SLG: 0.421	(1,8) X 0-3 K		X 0-0 SH2-3 2B 1B		X 0-0 6-3		X 4-0 1B BB		X 0-0 F3		4	1	1	0	1	1	0	<b>Cincinnati Reds @ Atlanta Braves</b> Atlanta-Fulton County Stadium, Atlanta, GA Thu Sep 18 1975, 7:05 PM EDT Att: 3,123 - Unknown  <b>AB 38</b> <b>R 3</b> <b>H 10</b> <b>RBI 3</b> <b>BB 5</b> <b>SO 6</b> <b>LOB 22</b>  															
<b>Ralph Garr, L</b> OBP: 0.327, SLG: 0.384 <b>Rowland Office, L</b> OBP: 0.336, SLG: 0.355	(1,7) X 0-0 6-3		X 0-0 SH2-3		X 4-0 FC4-6 BB		X 1-2 1B		X 0-0 G4-6-3 1B		1	0	0	0	0	0	0																
<b>Darrell Evans, L</b> OBP: 0.361, SLG: 0.408	(1,5) X 0-3 K		X 0-0 F9 2B		X 0-0 FC4-6		X 0-0 K		X 0-0 G4-6-3		5	0	1	1	0	2	4																
<b>Mike Lum, L</b> OBP: 0.304, SLG: 0.321 <b>Rod Gilbreath, R</b> OBP: 0.330, SLG: 0.313	(1,3) X 0-0 (8, PH) 0-0 (9, 5) 0-0		X 4-0 1B 2B		X 0-0 6-3		X 0-0 K		X 0-0 4-3		2	1	1	0	1	0	1																
<b>Dave May, L</b> OBP: 0.382, SLG: 0.497	(1,9) X 0-0		X 0-0 1B 2B		X 0-0 F9		X 4-0 F3		X 0-0 4-3		3	0	1	1	0	0	2																
<b>Cito Gaston, R</b> OBP: 0.319, SLG: 0.414	(8, PH) 0-0 (9, 7) 0-0		X 2H BB 1B		X 1-2 2-3		X 4-0 1B BB		X 0-0 1B BB		1	1	1	0	1	0	0																
<b>Earl Williams, R</b> OBP: 0.311, SLG: 0.361	(1,2) B 4-0 S: 3		X 1-2 BB		X 0-0 F5		X 0-0 6-3		X 0-0 F3		4	0	1	0	1	0	3																
<b>Marty Perez, R</b> OBP: 0.328, SLG: 0.333	(1,4) X 0-0 L8		X 0-0 L8		X 0-0 F9		X 0-0 4-3		X 0-0 1B		5	0	1	0	0	0	4																
<b>Larvell Blanks, R</b> OBP: 0.291, SLG: 0.292 <b>Ed Goodson, L</b> OBP: 0.240, SLG: 0.270 <b>Rob Belloir, R</b> OBP: 0.255, SLG: 0.265	(1,6) X 0-0 (8, PH) 0-0 (9, 6) 0-0		X 0-0 F7		X 0-0 F7		X 0-0 5-3		X 0-0 FC6-4		3	0	0	0	0	0	2																
<b>Carl Morton, R</b> OBP: 0.183, SLG: 0.178 <b>Vic Correll, R</b> OBP: 0.336, SLG: 0.358 <b>Pablo Torrealba, L</b> OBP: 1.000, SLG: 1.000	(1,1) X 0-0 (8, PH) 0-0 (9, 1) 0-0		X 0-0 F5		X 0-0 6-3		X 0-0 K		X 0-0 K		3	0	0	0	0	1	2																
<b>Inning Stats</b>	R: 0 E: 0 K: 2 S: 7	H: 0 LOB: 0 BB: 0 P: 7	R: 1 E: 0 K: 0 S: 5	H: 2 LOB: 2 BB: 1 P: 9	R: 1 E: 0 K: 0 S: 5	H: 2 LOB: 2 BB: 1 P: 9	R: 0 E: 0 K: 0 S: 3	H: 0 LOB: 0 BB: 0 P: 3	R: 0 E: 0 K: 0 S: 3	H: 0 LOB: 1 BB: 1 P: 7	R: 0 E: 0 K: 2 S: 8	H: 1 LOB: 2 BB: 1 P: 12	R: 1 E: 0 K: 2 S: 9	H: 2 LOB: 2 BB: 1 P: 13	R: 0 E: 0 K: 0 S: 3	H: 1 LOB: 0 BB: 0 P: 3	R: 0 E: 0 K: 0 S: 5	H: 2 LOB: 2 BB: 0 P: 5	1B: 8 2B: 2 3B: 0 HR: 0	SF: 0 SAC: 1 DP: 1 HBP: 0	WP: 0 PA: 44 PB: 0 SB: 1 CS: 0												
<b>PITCHER</b>	IP WLS BF H R ER SO	ERA WHIP																		ERA WHIP													
<b>Clay Kirby, R</b> ERA: 4.68	(1,1) 6.2	WLS 29	H 5	R 2	ER 2	SO 3	BB 4	IBB 0	HBP 0	BLK 0	WP 0	HR 0	S 31	P 47	ERA 2.70	WHIP 1.350																	
<b>Will McEnaney, L</b> ERA: 1.7	(7,1) 0.2	WLS 2	H 0	R 0	ER 0	SO 2	BB 0	IBB 0	HBP 0	BLK 0	WP 0	HR 0	S 6	P 6	ERA 0.00	WHIP 0.000																	
<b>Rawly Eastwick, R</b> ERA: 2.75	(8,1) 0.2	WLS 5	H 2	R 1	ER 1	SO 1	BB 1	IBB 0	HBP 0	BLK 0	WP 0	HR 0	S 6	P 10	ERA 13.50	WHIP 4.500																	
<b>Pedro Borbon, R</b> ERA: 3.07	(9,1) 2.0	W 8	H 3	R 0	ER 0	SO 0	BB 0	IBB 0	HBP 0	BLK 0	WP 0	HR 0	S 8	P 8	ERA 0.00	WHIP 1.500																	



Batter	1	2	3	4	5	6	7	8	9	AB	R	H	RBI	BB	SO	LOB	TOP								
<b>Pete Rose, S</b> (1, 5) OBP: 0.401, SLG: 0.427 <b>Darrel Chaney, S</b> (8, 4) OBP: 0.277, SLG: 0.301	F7	G4-6-3			G3	6-3		1B		5	0	1	0	0	0	2	<b>Cincinnati Reds @ Atlanta Braves</b> Atlanta-Fulton County Stadium, Atlanta, GA Fri Sep 19 1975, 7:05 PM EDT Att: 4,290 - Unknown								
<b>Dave Concepcion, R</b> (1, 6) OBP: 0.324, SLG: 0.354	BB				HR	BB		F8		3	1	2	1	2	0	1									
<b>Joe Morgan, L</b> (1, 4) OBP: 0.458, SLG: 0.494 <b>Doug Flynn, R</b> (8, 5) OBP: 0.331, SLG: 0.348	P5				1B	4-3		K		4	1	0	0	1	1	4									
<b>Tony Perez, R</b> (1, 3) OBP: 0.356, SLG: 0.473	BB				1B	BB		1B		4	1	2	0	1	0	2									
<b>George Foster, R</b> (1, 7) OBP: 0.361, SLG: 0.530	F3				K	1B		FC5		5	1	1	0	0	2	4									
<b>Terry Crowley, L</b> (1, 9) OBP: 0.353, SLG: 0.435 <b>Merv Rettenmund, R</b> (5, 9) OBP: 0.357, SLG: 0.324					P3	E		1B		3	1	1	3	0	0	0									
<b>Cesar Geronimo, L</b> (1, 8) OBP: 0.323, SLG: 0.363					S	E		F7		4	1	2	0	1	1	2									
<b>Bill Plummer, R</b> (1, 2) OBP: 0.305, SLG: 0.257	BB				F7	E1		K		4	0	1	1	1	1	3									
<b>Pat Darcy, L</b> (1, 1) OBP: 0.085, SLG: 0.106 <b>Will McEnaney, L</b> (7, 1)					K	K		1-3		4	0	1	1	0	2	3									
<b>Inning Stats</b>	R: 0 E: 0 K: 0 S: 3	H: 0 LOB: 2 BB: 2 P: 11	R: 1 E: 0 K: 0 S: 4	H: 2 LOB: 1 BB: 1 P: 8	R: 0 E: 0 K: 0 S: 3	H: 1 LOB: 0 BB: 0 P: 3	R: 0 E: 0 K: 1 S: 6	H: 1 LOB: 1 BB: 0 P: 6	R: 5 E: 1 K: 2 S: 12	H: 4 LOB: 2 BB: 2 P: 20	R: 0 E: 0 K: 0 S: 3	H: 0 LOB: 1 BB: 1 P: 7	R: 1 E: 0 K: 2 S: 9	H: 2 LOB: 1 BB: 0 P: 9	R: 0 E: 0 K: 1 S: 7	H: 2 LOB: 2 BB: 0 P: 7		R: 0 E: 0 K: 2 S: 8	H: 1 LOB: 1 BB: 0 P: 8	1B: 9 2B: 4 3B: 0 HR: 1	SF: 0 SAC: 0 DP: 2 HBP: 0	WP: 0 PB: 0 SB: 5 CS: 0	PA: 45		
<b>PITCHER</b>	IP	WLS	BF	H	R	ER	SO	BB	IBB	HBP	BLK	WP	HR	S	P	ERA	WHIP								
<b>Frank LaCorte, R</b> (1, 1) ERA: 5.27 <b>Max Leon, R</b> (5, 1) ERA: 4.09 <b>Mike Beard, L</b> (6, 1) ERA: 3.22 <b>Bruce Dal Canton, R</b> (9, 1) ERA: 4.9	4.2	L	24	8	6	5	2	4	0	0	0	0	1	24	40	9.64	2.571								

Batter	1	2	3	4	5	6	7	8	9	AB	R	H	RBI	BB	SO	LOB	BOTTOM								
<b>Dusty Baker Jr., R</b> (1, 9) OBP: 0.350, SLG: 0.426	4-3				HR		1B	K		4	1	1	2	1	1	2	<b>Cincinnati Reds @ Atlanta Braves</b> Atlanta-Fulton County Stadium, Atlanta, GA Fri Sep 19 1975, 7:05 PM EDT Att: 4,290 - Unknown								
<b>Rowland Office, L</b> (1, 8) OBP: 0.340, SLG: 0.359	4-3				F7		1B	1B		5	0	3	1	0	0	0									
<b>Darrell Evans, L</b> (1, 5) OBP: 0.360, SLG: 0.405	BB				G3		K	K		4	0	0	0	1	2	5									
<b>Ed Goodson, L</b> (1, 3) OBP: 0.246, SLG: 0.277 <b>Marty Perez, R</b> (7, PH) OBP: 0.327, SLG: 0.332	FC6				1B	1B	2B	1B		3	2	2	0	0	0	1									
<b>Dave May, L</b> (1, 7) OBP: 0.360, SLG: 0.497 <b>Vic Correll, R</b> (9, PH) OBP: 0.307, SLG: 0.363					F7		K			4	0	1	1	0	1	3									
<b>Earl Williams, R</b> (1, 2) OBP: 0.311, SLG: 0.361 <b>Biff Pocoroba, S</b> (7, 2) OBP: 0.327, SLG: 0.318	K				1B	5-3		1B		3	0	1	0	0	1	1									
<b>Rod Gilbreath, R</b> (1, 4) OBP: 0.332, SLG: 0.312	BB				1B	6-3		F5-3		4	0	1	1	1	0	2									
<b>Larry Blanks, R</b> (1, 6) OBP: 0.291, SLG: 0.292	FC6-4				G4-6-3		6-3	E		4	1	1	1	0	0	3									
<b>Frank LaCorte, R</b> (1, 1) OBP: 0.409, SLG: 0.333 <b>Rob Bellini, R</b> (5, PH) OBP: 0.265, SLG: 0.111 <b>Mike Beard, L</b> (8, PH) OBP: 0.302, SLG: 0.411 <b>Cito Gaston, R</b> (8, PH) OBP: 0.302, SLG: 0.411 <b>Bruce Dal Canton, R</b> (9, 1) OBP: 0.302, SLG: 0.411	F9				HR	BB		F5		1	0	0	0	0	0	0									
<b>Inning Stats</b>	R: 0 E: 0 K: 0 S: 3	H: 0 LOB: 1 BB: 1 P: 7	R: 0 E: 0 K: 1 S: 5	H: 0 LOB: 1 BB: 1 P: 9	R: 0 E: 0 K: 0 S: 4	H: 1 LOB: 1 BB: 0 P: 4	R: 1 E: 0 K: 0 S: 5	H: 3 LOB: 1 BB: 0 P: 5	R: 3 E: 0 K: 0 S: 6	H: 3 LOB: 1 BB: 1 P: 10	R: 0 E: 0 K: 1 S: 5	H: 0 LOB: 0 BB: 0 P: 5	R: 0 E: 0 K: 2 S: 8	H: 1 LOB: 2 BB: 1 P: 12	R: 2 E: 1 K: 2 S: 11	H: 3 LOB: 2 BB: 0 P: 11		R: 0 E: 0 K: 1 S: 6	H: 1 LOB: 1 BB: 0 P: 6	1B: 9 2B: 2 3B: 0 HR: 1	SF: 0 SAC: 0 DP: 1 HBP: 0	WP: 0 PB: 0 SB: 0 CS: 0	PA: 43		
<b>PITCHER</b>	IP	WLS	BF	H	R	ER	SO	BB	IBB	HBP	BLK	WP	HR	S	P	ERA	WHIP								
<b>Pat Darcy, R</b> (1, 1) ERA: 3.69 <b>Will McEnaney, L</b> (7, 1) ERA: 1.75	6.0	W	29	8	4	4	2	4	0	0	0	0	0	24	45	6.00	2.000								





Batter	1	2	3	4	5	6	7	8	9	AB	R	H	RBI	BB	SO	LOB	TOP										
<b>Pete Rose, S</b> OBP: 0.402, SLG: 0.429 (1, 5)	4-0 WP BB		0-0 G3		0-0 1B 2B		0-0 4-1		0-0 1B 1B	4	2	2	0	1	0	0	<b>Cincinnati Reds @ Atlanta Braves</b> Atlanta-Fulton County Stadium, Atlanta, GA Sat Sep 20 1975, 7:05 PM EDT Att: 7,094 - Unknown										
<b>Dave Concepcion, R</b> OBP: 0.324, SLG: 0.354 <b>Darrel Chaney, S</b> OBP: 0.280, SLG: 0.303 (1, 6) (6, 6)	0-0 6-3			0-0 F8	0-0 FC5-4 1B		0-0 F7		0-0 1B HR	3	0	1	2	0	0	1											
<b>George Foster, R</b> OBP: 0.360, SLG: 0.526 (1, 8)	0-0 5-3			0-3 K	0-0 FC5-4 BB		0-0 6-3		0-0 HR 1B	5	1	1	1	0	1	2											
<b>Tony Perez, R</b> OBP: 0.355, SLG: 0.471 <b>Dan Driessen, L</b> (5, PH) OBP: 0.377, SLG: 0.429 (5, 3)	0-0 4-3			0-0 E5	4-0 1-2 BB				0-0 F9 HR	2	0	0	0	0	0	1											
<b>Merv Rettenmund, R</b> OBP: 0.353, SLG: 0.317 (1, 9)		0-3 K		0-0 6-3	0-0 5-3				4-0 1B BB	4	0	0	0	1	1	3											
<b>Ed Ambrister, R</b> OBP: 0.283, SLG: 0.236 (1, 7)		0-0 G3			0-0 F6-3 1B		0-0 6-3		0-0 FC6-4 1B	5	1	2	0	0	0	1											
<b>Bill Plummer, R</b> OBP: 0.302, SLG: 0.250 (1, 2)		0-0 P6			0-0 E5 1B		1-0 F4-3 HBP		0-0 F9 K	4	1	0	0	0	1	4											
<b>Doug Flynn, R</b> OBP: 0.318, SLG: 0.333 (1, 4)				0-0 F4-3	0-0 F6-3		0-0 F4-3		0-3 K	5	0	0	1	0	1	5											
<b>Gary Nolan, R</b> OBP: 0.247, SLG: 0.212 <b>Terry Crowley, L</b> OBP: 0.348, SLG: 0.429 <b>Clay Carroll, R</b> (6, PH) (6, 1)				0-0 L9	0-0 2B 1B 1B		0-0 6-3		0-0 E5 1B	2	1	1	1	0	0	0											
<b>Pedro Borbon, R</b> OBP: 0.261, SLG: 0.304 (9, 1)									0-0 1B	1	0	0	0	0	0	0											
<b>Inning Stats</b>	R: 0 E: 0 K: 0 S: 3	H: 0 LOB: 1 BB: 1 P: 7	R: 0 E: 0 K: 1 S: 5	H: 0 LOB: 0 BB: 0 P: 5	R: 0 E: 0 K: 0 S: 3	H: 0 LOB: 0 BB: 0 P: 3	R: 0 E: 1 K: 1 S: 6	H: 0 LOB: 1 BB: 0 P: 6	R: 4 E: 1 K: 0 S: 8	H: 4 LOB: 2 BB: 1 P: 12	R: 0 E: 0 K: 0 S: 3	H: 0 LOB: 0 BB: 0 P: 4	R: 0 E: 0 K: 0 S: 3	H: 0 LOB: 0 BB: 0 P: 3	R: 0 E: 0 K: 1 S: 6	H: 1 LOB: 2 BB: 1 P: 10	R: 5 E: 2 K: 1 S: 11	H: 4 LOB: 1 BB: 0 P: 11	1B: 7 2B: 1 3B: 0 HR: 1	SF: 0 SAC: 0 DP: 0 HBP: 1	WP: 1 PB: 0 SB: 0 CS: 0	PA: 44					
<b>PITCHER</b>	IP	WLS	BF	H	R	ER	SO	BB	IBB	HBP	BLK	WP	HR	S	P	ERA	WHIP										
<b>Jamie Easterly, L</b> ERA: 5.0 (1, 1)	4.1	L	18	2	3	2	2	1	0	0	0	1	0	21	25	4.15	0.692										
<b>Preston Hanna, R</b> ERA: 1.53 (5, 1)	0.2		5	2	1	1	0	1	0	0	0	0	0	4	8	13.50	4.500										
<b>Adrian Devine, R</b> ERA: 3.77 (6, 1)	2.0		7	0	0	0	0	0	0	1	0	0	0	6	7	0.00	0.000										
<b>Elias Sosa, R</b> ERA: 4.12 (8, 1)	1.0		9	4	4	3	1	1	0	0	0	0	0	10	14	27.00	5.000										
<b>Max Leon, R</b> ERA: 4.15 (9, 1)	1.0		5	1	1	1	1	0	0	0	0	0	1	7	7	9.00	1.000										

AB	40
R	9
H	9
RBI	9
BB	3
SO	4
LOB	18



Batter	1	2	3	4	5	6	7	8	9	AB	R	H	RBI	BB	SO	LOB	BOTTOM										
<b>Dusty Baker Jr., R</b> OBP: 0.349, SLG: 0.425 (1, 9)	0-0 5-3			0-0 6-3		0-0 6-3			0-0 2B SF9 1B	4	1	1	0	0	0	0	<b>Cincinnati Reds @ Atlanta Braves</b> Atlanta-Fulton County Stadium, Atlanta, GA Sat Sep 20 1975, 7:05 PM EDT Att: 7,094 - Unknown										
<b>Rowland Office, L</b> OBP: 0.339, SLG: 0.360 (1, 8)	0-3 K			0-0 F9		0-0 6-3			0-0 1B 2B	4	1	1	0	0	1	0											
<b>Darrell Evans, L</b> OBP: 0.359, SLG: 0.406 (1, 5)	0-0 G3			0-0 2B		0-0 F4-3			0-0 SF9	3	0	1	1	0	0	0											
<b>Mike Lum, L</b> OBP: 0.262, SLG: 0.319 <b>Adrian Devine, R</b> OBP: 0.295, SLG: 0.262 <b>Rob Belloir, R</b> OBP: 0.133, SLG: 0.133 <b>Elias Sosa, R</b> OBP: 0.400, SLG: 0.333 <b>Max Leon, R</b> OBP: 0.302, SLG: 0.415 (1, 3) (6, 1) (7, PH) (8, 1) (9, 1) (9, PH)		0-0 P3		0-0 F4-3					0-0 3H BB 1B	2	0	0	0	0	0	1											
<b>Dave May, L</b> OBP: 0.362, SLG: 0.500 (1, 7)		0-0 F7				0-0 2B			4-0 BB 1B	3	0	1	0	1	0	0											
<b>Biff Pocoroba, S</b> OBP: 0.325, SLG: 0.313 (1, 2)		0-0 F9				4-0 BB			0-0 F6-4-3 BB	3	0	0	0	1	0	2											
<b>Rod Gilbreath, R</b> OBP: 0.327, SLG: 0.307 (1, 4)				0-0 6-3		0-0 F3			0-0 6-3	3	0	0	0	0	0	2											
<b>Larvell Blanks, R</b> OBP: 0.290, SLG: 0.291 <b>Marty Perez, R</b> OBP: 0.326, SLG: 0.330 (1, 6) (5, PH) (6, 6)				0-0 F8		0-0 F8			0-0 F7	1	0	0	0	0	0	0											
<b>Jamie Easterly, L</b> OBP: 0.056, SLG: 0.056 <b>Preston Hanna, R</b> (5, 1)				0-0 F2		0-0 F8			0-0 P2	1	0	0	0	0	0	0											
<b>Ed Goodson, L</b> OBP: 0.244, SLG: 0.274 (5, PH) (6, 3)										2	0	0	0	0	0	2											
<b>Inning Stats</b>	R: 0 E: 0 K: 1 S: 5	H: 0 LOB: 0 BB: 0 P: 5	R: 0 E: 0 K: 0 S: 3	H: 0 LOB: 0 BB: 0 P: 3	R: 0 E: 0 K: 0 S: 3	H: 0 LOB: 0 BB: 0 P: 3	R: 0 E: 0 K: 0 S: 4	H: 1 LOB: 1 BB: 0 P: 4	R: 0 E: 0 K: 0 S: 4	H: 1 LOB: 2 BB: 1 P: 8	R: 0 E: 0 K: 0 S: 3	H: 0 LOB: 0 BB: 0 P: 3	R: 0 E: 0 K: 0 S: 3	H: 0 LOB: 0 BB: 0 P: 3	R: 2 E: 0 K: 0 S: 5	H: 3 LOB: 1 BB: 1 P: 9	1B: 2 2B: 3 3B: 0 HR: 0	SF: 1 SAC: 0 DP: 1 HBP: 0	WP: 0 PB: 0 SB: 0 CS: 0	PA: 33							
<b>PITCHER</b>	IP	WLS	BF	H	R	ER	SO	BB	IBB	HBP	BLK	WP	HR	S	P	ERA	WHIP										
<b>Gary Nolan, R</b> ERA: 3.03 (1, 1)	5.0	W	18	2	0	0	0	1	0	0	0	0	0	13	17	5.40	1.200										
<b>Clay Carroll, R</b> ERA: 2.64 (6, 1)	3.1		14	3	2	2	0	1	0	0	0	0	0	13	17	5.40	1.200										
<b>Pedro Borbon, R</b> ERA: 3.05 (9, 1)	0.2		1	0	0	0	0	0	0	0	0	0	0	1	1	0.00	0.000										





Batter	1	2	3	4	5	6	7	8	9	AB	R	H	RBI	BB	SO	LOB	TOP											
<b>Pete Rose, S</b> OBP: 0.402, SLG: 0.430 <b>Merv Rettenmund, R</b> OBP: 0.352, SLG: 0.315	0-0 HR 2B		0-0 F8			0-0 G3		0-3 K		3	1	1	0	0	0	0	<b>Cincinnati Reds @ Atlanta Braves</b> Atlanta-Fulton County Stadium, Atlanta, GA Sun Sep 21 1975, 3:33 AM EDT Att: 6,858 - Unknown											
<b>Dave Concepcion, R</b> OBP: 0.324, SLG: 0.353	0-0 6-3		0-0 6-3			0-0 FC4-6 1B		0-0 P4		4	0	1	0	0	0	1												
<b>Ken Griffey, L</b> OBP: 0.392, SLG: 0.406	0-0 2H HR		0-0 P6			0-0 FC4-6 2B		0-0 4-3		4	2	1	2	0	0	1												
<b>Dan Driessen, L</b> OBP: 0.374, SLG: 0.430	0-0 F7			0-0 F9		0-0 1H 2B		0-3 K		4	0	1	1	0	1	0												
<b>Terry Crowley, L</b> OBP: 0.361, SLG: 0.431 <b>Doug Flynn, R</b> OBP: 0.323, SLG: 0.339	0-0 FC6-4 1B		0-0 F8			0-0 BB		0-0 1B		2	0	1	0	1	0	0												
<b>Ed Ambrister, R</b> OBP: 0.286, SLG: 0.220 <b>Cesar Geronimo, L</b> OBP: 0.323, SLG: 0.363	0-0 FC6-4 1-2		0-0 5-3			0-3 K		0-0 F8		4	0	0	0	0	1	4												
<b>Darrel Chaney, S</b> OBP: 0.273, SLG: 0.296		0-0 K			0-0 F5			0-0 F7		4	0	0	0	0	0	1												
<b>Bill Plummer, R</b> OBP: 0.297, SLG: 0.245 <b>Don Werner, R</b> OBP: 0.250, SLG: 0.143		0-3 K								3	0	0	0	0	1	0												
<b>Don Gullett, R</b> OBP: 0.234, SLG: 0.262 <b>Rawly Eastwick, R</b> OBP: 0.067, SLG: 0.067		0-0 6-3			0-0 5-3					0	0	0	0	0	0	0												
<b>Inning Stats</b>	R: 2 E: 0 K: 0 S: 6	H: 3 LOB: 1 BB: 0 P: 6	R: 0 E: 0 K: 1 S: 5	H: 0 LOB: 0 BB: 0 P: 5	R: 0 E: 0 K: 0 S: 3	H: 0 LOB: 0 BB: 0 P: 3	R: 0 E: 0 K: 0 S: 3	H: 0 LOB: 0 BB: 0 P: 3	R: 1 E: 0 K: 1 S: 7	H: 2 LOB: 2 BB: 1 P: 11	R: 0 E: 0 K: 0 S: 3	H: 0 LOB: 0 BB: 0 P: 3	R: 0 E: 0 K: 1 S: 5	H: 0 LOB: 0 BB: 0 P: 5	R: 0 E: 0 K: 1 S: 6	H: 1 LOB: 1 BB: 0 P: 6		1B: 3 2B: 2 3B: 0 HR: 1	SF: 0 SAC: 0 DP: 0 HBP: 0	WP: 0 PB: 0 SB: 1 CS: 0	PA: 34							
<b>PITCHER</b>	IP	WLS	BF	H	R	ER	SO	BB	IBB	HBP	BLK	WP	HR	S	P	ERA	WHIP											
<b>Phil Niekro, R</b> ERA: 3.11	(1, 1)	8.0	L	30	5	3	3	3	1	0	0	0	0	1	35	39	3.38	0.750										
<b>Pablo Torrealba, L</b> ERA: 1.35	(9, 1)	1.0		4	1	0	0	1	0	0	0	0	0	0	6	6	0.00	1.000										

Batter	1	2	3	4	5	6	7	8	9	AB	R	H	RBI	BB	SO	LOB	BOTTOM										
<b>Dusty Baker Jr., R</b> OBP: 0.347, SLG: 0.421	0-0 5-3		0-0 6-3			0-0 6-3		0-0 4-3		4	0	0	0	0	0	0	<b>Cincinnati Reds @ Atlanta Braves</b> Atlanta-Fulton County Stadium, Atlanta, GA Sun Sep 21 1975, 3:33 AM EDT Att: 6,858 - Unknown										
<b>Rod Gilbreath, R</b> OBP: 0.321, SLG: 0.301	0-0 6-3			0-0 6-3		0-0 P4		0-0 4-3		4	0	0	0	0	0	0											
<b>Dave May, L</b> OBP: 0.360, SLG: 0.495	0-0 4-3				0-0 1B		0-0 F7		0-0 L1	4	0	1	0	0	0	0											
<b>Earl Williams, R</b> OBP: 0.308, SLG: 0.357		0-0 K				0-0 F7		0-0 F8		4	0	0	0	0	0	1											
<b>Cito Gaston, R</b> OBP: 0.322, SLG: 0.409		0-0 L5			0-3 K		4-0 S BB			2	0	0	0	1	1	1											
<b>Marty Perez, R</b> OBP: 0.326, SLG: 0.329		4-0 BB				0-0 F8		0-0 F5-3 1-2		2	0	0	0	1	0	1											
<b>Vic Correll, R</b> OBP: 0.305, SLG: 0.359		0-3 K				0-0 6-3		0-3 K		3	0	0	0	0	2	2											
<b>Larry Blanks, R</b> OBP: 0.291, SLG: 0.292 <b>Rowland Office, L</b> OBP: 0.338, SLG: 0.359 <b>Rob Belloir, R</b> OBP: 0.259, SLG: 0.262			0-0 4-3			0-0 1B		0-3 K		2	0	1	0	0	0	0											
<b>Phil Niekro, R</b> OBP: 0.170, SLG: 0.206 <b>Mike Lum, L</b> OBP: 0.302, SLG: 0.318 <b>Pablo Torrealba, L</b> OBP: 1.000, SLG: 1.000			0-0 F9			0-0 F8		0-0 6-3		2	0	0	0	0	0	1											
<b>Inning Stats</b>	R: 0 E: 0 K: 0 S: 3	H: 0 LOB: 0 BB: 0 P: 3	R: 0 E: 0 K: 1 S: 5	H: 0 LOB: 1 BB: 1 P: 9	R: 0 E: 0 K: 0 S: 3	H: 0 LOB: 0 BB: 0 P: 3	R: 0 E: 0 K: 1 S: 6	H: 1 LOB: 1 BB: 0 P: 6	R: 0 E: 0 K: 0 S: 4	H: 1 LOB: 1 BB: 0 P: 4	R: 0 E: 0 K: 0 S: 3	H: 0 LOB: 0 BB: 0 P: 3	R: 0 E: 0 K: 1 S: 5	H: 0 LOB: 0 BB: 0 P: 5	R: 0 E: 0 K: 0 S: 3	H: 0 LOB: 0 BB: 0 P: 3		1B: 2 2B: 0 3B: 0 HR: 0	SF: 0 SAC: 0 DP: 0 HBP: 0	WP: 0 PB: 0 SB: 1 CS: 0	PA: 31						
<b>PITCHER</b>	IP	WLS	BF	H	R	ER	SO	BB	IBB	HBP	BLK	WP	HR	S	P	ERA	WHIP										
<b>Don Gullett, L</b> ERA: 2.5	(1, 1)	7.0	W	25	2	0	0	3	2	0	0	0	0	29	37	0.00	0.571										
<b>Rawly Eastwick, R</b> ERA: 2.69	(8, 1)	2.0	S	6	0	0	0	1	0	0	0	0	0	8	8	0.00	0.000										





Batter	1	2	3	4	5	6	7	8	9	AB	R	H	RBI	BB	SO	LOB	TOP								
<b>Pete Rose, S</b> OBP: 0.402, SLG: 0.429 <b>Doug Flynn, R</b> OBP: 0.328, SLG: 0.344	0-3 K					0-0 FC5-4			0-0 HBP BB 1B	3	0	1	0	0	1	1	<b>Cincinnati Reds @ Houston Astros</b> Astrodome, Houston, TX Mon Sep 22 1975, 8:05 PM EDT Att: 6,422 - Dome <a href="http://livebaseballscorecards.com">livebaseballscorecards.com</a>								
<b>Dave Concepcion, R</b> OBP: 0.323, SLG: 0.353	0-0 F7			0-0 F7		0-3 K		0-0 BB HBP 1B	4	0	1	0	0	1	2										
<b>Ken Griffey, L</b> OBP: 0.391, SLG: 0.404	0-3 K			0-0 F9		0-0 4-3		1-0 BB HBP	3	0	0	0	0	1	2										
<b>Joe Morgan, L</b> OBP: 0.457, SLG: 0.493 <b>Darrel Chaney, S</b> OBP: 0.277, SLG: 0.296		0-0 G3		0-0 1B		0-0 G3		4-0 BB	3	0	1	0	0	0	0										
<b>Dan Driessen, L</b> OBP: 0.374, SLG: 0.426 <b>Tony Perez, R</b> OBP: 0.354, SLG: 0.470		4-0 BB G3-6-3		0-0 G3		0-0 4-1		0-3 K	2	0	0	0	1	0	2										
<b>Terry Crowley, L</b> OBP: 0.347, SLG: 0.412 <b>Will McEnaney, L</b> <b>George Foster, R</b> OBP: 0.359, SLG: 0.525		0-0 BB G3-6-3		0-3 K		0-0 G3		0-0 8-4	3	0	0	0	0	1	1										
<b>Ed Arbrister, R</b> OBP: 0.254, SLG: 0.210			0-0 F3		0-3 K			0-0 5-3	3	0	0	0	0	1	0										
<b>Bill Plummer, R</b> OBP: 0.298, SLG: 0.242			0-0 6-3		0-0 F8			4-0 BB G5-4-3	2	0	0	0	1	0	0										
<b>Jack Billingham, R</b> OBP: 0.205, SLG: 0.108 <b>Merv Rettenmund, R</b> OBP: 0.350, SLG: 0.313			0-0 6-3			4-0 BB FC5-4		0-0 BB G5-4-3	1	0	0	0	1	0	0										
<b>Inning Stats</b>	R: 0 E: 0 K: 2 S: 7	H: 0 LOB: 0 BB: 0 P: 7	R: 0 E: 0 K: 0 S: 2	H: 0 LOB: 0 BB: 1 P: 6	R: 0 E: 0 K: 0 S: 3	H: 0 LOB: 0 BB: 0 P: 3	R: 0 E: 0 K: 0 S: 5	H: 2 LOB: 2 BB: 0 P: 5	R: 0 E: 0 K: 2 S: 7	H: 0 LOB: 0 BB: 0 P: 7	R: 0 E: 0 K: 1 S: 5	H: 0 LOB: 1 BB: 1 P: 9	R: 0 E: 0 K: 0 S: 3	H: 0 LOB: 0 BB: 0 P: 3	R: 0 E: 0 K: 0 S: 2	H: 0 LOB: 0 BB: 1 P: 6		R: 1 E: 0 K: 1 S: 6	H: 2 LOB: 2 BB: 1 P: 11	1B: 4 2B: 1 3B: 0 HR: 0	SF: 0 SAC: 0 DP: 3 HBP: 1	WP: 0 PB: 0 SB: 0 CS: 0	PA: 33		
<b>PITCHER</b>	IP	WLS	BF	H	R	ER	SO	BB	IBB	HBP	BLK	WP	HR	S	P	ERA	WHIP								
<b>Joe Niekro, R</b> ERA: 3.07 <b>Paul Siebert, L</b> ERA: 3.18	(1, 1) (9, 1)	8.0 S	31 2	4 0	1 0	1 0	5 1	4 0	0 0	1 0	0 0	0 0	0 0	36 4	53 4	1.12 0.00	1.000 0.000								

Batter	1	2	3	4	5	6	7	8	9	AB	R	H	RBI	BB	SO	LOB	BOTTOM								
<b>Art Gardner, L</b> OBP: 0.250, SLG: 0.192	0-0 1B HR					4-0 IBB		1-0 1B		3	1	2	0	1	0	0	<b>Cincinnati Reds @ Houston Astros</b> Astrodome, Houston, TX Mon Sep 22 1975, 8:05 PM EDT Att: 6,422 - Dome <a href="http://livebaseballscorecards.com">livebaseballscorecards.com</a>								
<b>Rob Andrews, R</b> OBP: 0.307, SLG: 0.286	0-0 HR	0-0 HBP S 1B		0-0 G6-4-3		0-0 G1-2-3		0-0 1B		5	1	3	0	0	4										
<b>Cesar Cedeno, R</b> OBP: 0.374, SLG: 0.443	0-0 HR	4-0 HBP IBB 1B		0-0 4-3		4-0 S PB HR BB		0-0 P3		3	2	1	3	2	2										
<b>Cliff Johnson, R</b> OBP: 0.376, SLG: 0.495	0-3 K	1-0 HBP		0-0 F9		0-0 HR		0-0 HR		3	1	1	2	0	1										
<b>Mitt May, L</b> OBP: 0.293, SLG: 0.328	0-0 2B	0-0 F9		0-0 P6		0-0 F7		0-0 F7		4	0	1	0	0	3										
<b>Greg Gross, L</b> OBP: 0.379, SLG: 0.372	0-0 F9		4-0 BB FC3-6		0-0 F7		4-0 BB G6-4-3			2	0	0	0	2	1										
<b>Ken Boswell, L</b> OBP: 0.357, SLG: 0.318	4-0 BB		0-0 FC3-6		4-0 SH1-4 BB G1-2-3		0-0 BB G6-4-3			2	0	0	0	2	2										
<b>Roger Metzger, S</b> OBP: 0.293, SLG: 0.300	0-0 4-3		0-0 FC4-6		0-0 SH1-4 1B		0-0 6-3			4	0	1	0	0	3										
<b>Joe Niekro, R</b> OBP: 0.313, SLG: 0.214 <b>Paul Siebert, L</b>		0-0 6-3		0-0 K		0-0 SH1-4		0-0 4-3		3	0	0	0	1	1										
<b>Inning Stats</b>	R: 3 E: 0 K: 1 S: 9	H: 4 LOB: 2 BB: 1 P: 13	R: 0 E: 0 K: 0 S: 4	H: 1 LOB: 3 BB: 1 P: 9	R: 0 E: 0 K: 1 S: 5	H: 0 LOB: 1 BB: 1 P: 9	R: 0 E: 0 K: 0 S: 3	H: 1 LOB: 0 BB: 0 P: 3	R: 0 E: 0 K: 0 S: 3	H: 0 LOB: 0 BB: 0 P: 3	R: 0 E: 0 K: 0 S: 3	H: 1 LOB: 2 BB: 2 P: 11	R: 2 E: 0 K: 0 S: 3	H: 1 LOB: 0 BB: 2 P: 11	R: 0 E: 0 K: 0 S: 4	H: 1 LOB: 2 BB: 0 P: 5		1B: 6 2B: 1 3B: 0 HR: 2	SF: 0 SAC: 1 DP: 3 HBP: 2	WP: 0 PB: 1 SB: 3 CS: 0	PA: 39				
<b>PITCHER</b>	IP	WLS	BF	H	R	ER	SO	BB	IBB	HBP	BLK	WP	HR	S	P	ERA	WHIP								
<b>Jack Billingham, R</b> ERA: 4.15 <b>Will McEnaney, L</b> ERA: 1.91	(1, 1) (7, 1)	6.0 L	29 10	7 2	3 2	3 2	3 0	3 2	0 0	1 1	0 0	0 0	1 1	27 7	48 16	4.50 9.00	1.667 2.000								



Batter	1	2	3	4	5	6	7	8	9	AB	R	H	RBI	BB	SO	LOB	TOP								
<b>Pete Rose, S</b> OBP: 0.402, SLG: 0.429 (1, 5)	0-0 4-3	0-0 1B		0-3 K		4-0 BB			0-0 F9	3	0	1	2	1	1	1	<b>Cincinnati Reds @ Houston Astros</b> Astrodome, Houston, TX Tue Sep 23 1975, 8:05 PM EDT Att: 7,712 - Dome								
<b>Doug Flynn, R</b> OBP: 0.326, SLG: 0.341 (6, 5)		2-H 3-H 1B								1	0	0	0	0	0	0									
<b>Dave Concepcion, R</b> OBP: 0.322, SLG: 0.351 (1, 6)	0-0 F7	0-0 F9		0-0 1B		0-0 L7			0-0 5-3	5	0	1	0	0	0	3									
<b>Joe Morgan, L</b> OBP: 0.459, SLG: 0.493 <b>Darrel Chaney, S</b> OBP: 0.277, SLG: 0.296 (9, 4)	4-0 BB		0-0 2B	0-0 1B			0-0 P3		0-0 1B	4	1	2	0	1	0	2									
<b>Tony Perez, R</b> OBP: 0.353, SLG: 0.470 (1, 3)	0-0 F8		0-0 1-H 2B		0-3 K		0-0 F8		0-0 F8	5	0	1	1	0	1	2									
<b>George Foster, R</b> OBP: 0.356, SLG: 0.521 (1, 7)		0-0 F9	0-0 F8		0-0 P6		0-0 5-3			4	0	0	0	0	0	1									
<b>Bill Plummer, R</b> OBP: 0.297, SLG: 0.242 <b>Don Werner, R</b> OBP: 0.250, SLG: 0.143 (9, 2)		1B 1B	0-0 F7		0-0 F7			0-0 5-3		4	1	1	0	0	0	1									
<b>Ken Griffey, L</b> OBP: 0.394, SLG: 0.409 (1, 9)		0-0 1B	0-0 1-3 1B	0-0 1-3		0-0 SH1-3 1B		0-0 S 4-3 2B		4	2	3	0	0	0	1									
<b>Cesar Geronimo, L</b> OBP: 0.323, SLG: 0.362 (1, 8)		0-0 1B	0-0 SH3-4 1B	0-0 P5	0-0 F5	0-0 F5	0-0 4-3	0-0 2H 4-3		4	1	1	2	0	0	1									
<b>Fred Norman, S</b> OBP: 0.164, SLG: 0.138 <b>Rawly Eastwick, R</b> OBP: 0.067, SLG: 0.067 (9, 1)	0-0 SH3-4	0-0 SH3-4 1B	0-0 1-2	0-0 1B	4-0 BB	0-0 SH1-3	0-0 SH1-3	0-3 K		1	0	0	0	1	1	0									
<b>Inning Stats</b>	R: 0 E: 0 K: 0 S: 3	H: 0 LOB: 1 BB: 1 P: 7	R: 3 E: 0 K: 0 S: 7	H: 4 LOB: 1 BB: 0 P: 7	R: 1 E: 0 K: 0 S: 5	H: 2 LOB: 1 BB: 0 P: 5	R: 0 E: 0 K: 1 S: 6	H: 1 LOB: 2 BB: 1 P: 10	R: 0 E: 0 K: 0 S: 5	H: 0 LOB: 0 BB: 0 P: 5	R: 0 E: 0 K: 0 S: 4	H: 1 LOB: 2 BB: 1 P: 8	R: 0 E: 0 K: 0 S: 3	H: 0 LOB: 0 BB: 0 P: 3	R: 1 E: 0 K: 1 S: 6	H: 1 LOB: 0 BB: 0 P: 6	R: 0 E: 0 K: 0 S: 4	H: 1 LOB: 1 BB: 0 P: 4	1B: 8 2B: 2 3B: 0 HR: 0	SF: 0 SAC: 2 DP: 0 HBP: 0	WP: 0 PB: 0 SB: 1 CS: 0	PA: 40			
<b>PITCHER</b>	IP	WLS	BF	H	R	ER	SO	BB	IBB	HBP	BLK	WP	HR	S	P	ERA	WHIP								
<b>Mike Cosgrove, L</b> ERA: 2.97 (1, 1)	8.0	L	36	9	5	5	3	3	0	0	0	0	0	39	51	5.62	1.500								
<b>Ken Forsch, R</b> ERA: 3.22 (9, 1)	1.0		4	1	0	0	0	0	0	0	0	0	0	4	4	0.00	1.000								

Batter	1	2	3	4	5	6	7	8	9	AB	R	H	RBI	BB	SO	LOB	BOTTOM								
<b>Wilbur Howard, S</b> OBP: 0.333, SLG: 0.376 (1, 7)	0-3 K		0-0 F8			0-3 K		0-3 K		4	0	0	0	0	3	1	<b>Cincinnati Reds @ Houston Astros</b> Astrodome, Houston, TX Tue Sep 23 1975, 8:05 PM EDT Att: 7,712 - Dome								
<b>Larry Milbourne, S</b> OBP: 0.234, SLG: 0.253 (1, 4)	0-0 F2		0-0 HR			0-0 F7			0-0 6-3	4	1	1	2	0	0	0									
<b>Cesar Cedeno, R</b> OBP: 0.373, SLG: 0.441 (1, 8)	0-0 G3		0-0 F8			0-0 FC5-4 1B			0-0 F7	4	0	1	0	0	0	0									
<b>Cliff Johnson, R</b> OBP: 0.375, SLG: 0.502 (1, 3)		0-0 HR		0-0 F8		0-0 FC5-4			0-0 P3	4	1	1	1	0	0	1									
<b>Enos Cabell, R</b> OBP: 0.305, SLG: 0.370 (1, 5)		0-0 F9		0-0 F9			0-0 F7			3	0	0	0	0	0	0									
<b>Greg Gross, L</b> OBP: 0.377, SLG: 0.369 (1, 9)		0-0 6-3		0-3 K			0-0 1-3			3	0	0	0	0	1	0									
<b>Skip Jutze, R</b> OBP: 0.242, SLG: 0.247 (1, 2)		0-0 P6			0-0 3-1		0-0 F7			3	0	0	0	0	0	0									
<b>Roger Metzger, S</b> OBP: 0.293, SLG: 0.300 (1, 6)			0-0 4-3 HR		0-0 F8			0-0 F8		3	1	1	0	0	0	0									
<b>Mike Cosgrove, L</b> OBP: 0.083, SLG: 0.167 <b>Tommy Helms, R</b> OBP: 0.269, SLG: 0.216 <b>Ken Forsch, R</b> OBP: 0.192, SLG: 0.045 (8, PH) (9, 1)			0-0 4-3 1B		0-0 4-3			0-0 F3		2	0	0	0	0	0	1									
<b>Inning Stats</b>	R: 0 E: 0 K: 1 S: 5	H: 0 LOB: 0 BB: 0 P: 5	R: 1 E: 0 K: 0 S: 4	H: 1 LOB: 0 BB: 0 P: 4	R: 2 E: 0 K: 0 S: 5	H: 2 LOB: 0 BB: 0 P: 5	R: 0 E: 0 K: 1 S: 5	H: 0 LOB: 0 BB: 0 P: 5	R: 0 E: 0 K: 1 S: 6	H: 0 LOB: 0 BB: 0 P: 6	R: 0 E: 0 K: 0 S: 3	H: 0 LOB: 0 BB: 0 P: 3	R: 0 E: 0 K: 1 S: 5	H: 0 LOB: 0 BB: 0 P: 5	R: 0 E: 0 K: 0 S: 3	H: 0 LOB: 0 BB: 0 P: 3		1B: 2 2B: 0 3B: 0 HR: 2	SF: 0 SAC: 0 DP: 0 HBP: 0	WP: 0 PB: 0 SB: 0 CS: 0	PA: 31				
<b>PITCHER</b>	IP	WLS	BF	H	R	ER	SO	BB	IBB	HBP	BLK	WP	HR	S	P	ERA	WHIP								
<b>Fred Norman, L</b> ERA: 3.61 (1, 1)	8.0	W	28	4	3	3	4	0	0	0	0	0	2	36	36	3.38	0.500								
<b>Rawly Eastwick, R</b> ERA: 2.66 (9, 1)	1.0	S	3	0	0	0	0	0	0	0	0	0	0	3	3	0.00	0.000								



Batter	1	2	3	4	5	6	7	8	9	AB	R	H	RBI	BB	SO	LOB	TOP					
<b>Pete Rose, S</b> OBP: 0.402, SLG: 0.430 (1, 5)	F7		L7		5-3	BB 1B		2B		5	0	2	2	0	0	0	<b>Cincinnati Reds @ Houston Astros</b> Astrodome, Houston, TX Wed Sep 24 1975, 8:05 PM EDT Att: 10,237 - Dome					
<b>Dave Concepcion, R</b> OBP: 0.322, SLG: 0.350 <b>Darrel Chaney, S</b> OBP: 0.276, SLG: 0.294 (1, 6) (7, 6)	6-3		6-3		F7	1-2 2-H 3-H 1B		K2-3		4	0	1	1	0	0	0						
<b>Joe Morgan, L</b> OBP: 0.462, SLG: 0.501 <b>Don Werner, R</b> OBP: 0.222, SLG: 0.125 (1, 4) (6, 2)	BB				F9 S 1B	HR		5-3		2	2	2	1	2	0	0						
<b>Tony Perez, R</b> OBP: 0.350, SLG: 0.466 <b>Pat Darcy, L</b> OBP: 0.095, SLG: 0.106 <b>Ed Armbriester, R</b> OBP: 0.250, SLG: 0.206 <b>Rawly Eastwick, R</b> OBP: 0.067, SLG: 0.067 (1, 3) (6, 1) (9, PH) (9, 1)	F3				F9	K		K		4	0	0	0	0	1	5						
<b>Dan Driessen, L</b> OBP: 0.379, SLG: 0.427 (1, 7) (6, 3)		P6			1B S SF8 1B			G3		4	1	2	1	1	0	0						
<b>Ken Griffey, L</b> OBP: 0.392, SLG: 0.405 (1, 9)	4-3				3-H 4-0 1B BB			1-3		4	1	0	0	1	0	2						
<b>Cesar Geronimo, L</b> OBP: 0.326, SLG: 0.364 (1, 8)		S HBP			1-2 2-3 1B					3	0	2	0	0	0	1						
<b>Bill Plummer, R</b> OBP: 0.297, SLG: 0.252 <b>Doug Flynn, R</b> OBP: 0.324, SLG: 0.339 (1, 2) (6, 4)	5-3				SF8			F9		2	1	1	1	0	0	1						
<b>Clay Kirby, R</b> OBP: 0.235, SLG: 0.219 <b>Merv Rettenmund, R</b> OBP: 0.352, SLG: 0.311 (1, 1) (6, PH) (6, 7)			5-3		3-H 0-3 K			5-3		2	0	0	0	0	1	2						
<b>Inning Stats</b>	R: 0 E: 0 K: 0 S: 3	H: 0 LOB: 1 BB: 1 P: 7	R: 0 E: 0 K: 0 S: 3	H: 0 LOB: 1 BB: 0 P: 4	R: 0 E: 0 K: 0 S: 3	H: 0 LOB: 0 BB: 0 P: 3	R: 2 E: 0 K: 1 S: 8	H: 3 LOB: 2 BB: 1 P: 12	R: 1 E: 0 K: 1 S: 6	H: 1 LOB: 0 BB: 0 P: 6	R: 3 E: 0 K: 0 S: 7	H: 4 LOB: 3 BB: 2 P: 15	R: 0 E: 0 K: 0 S: 3	H: 1 LOB: 1 BB: 1 P: 7	R: 0 E: 0 K: 1 S: 6	H: 1 LOB: 1 BB: 0 P: 6		R: 0 E: 0 K: 1 S: 5	H: 0 LOB: 0 BB: 0 P: 5	1B: 7 2B: 2 3B: 0 HR: 1	SF: 1 SAC: 0 DP: 0 HBP: 1	WP: 0 PB: 0 SB: 4 CS: 0
<b>PITCHER</b>	IP WLS BF H R ER SO BB IBB HBP BLK WP HR S P ERA WHIP																					
<b>Larry Dierker, R</b> ERA: 4.0 (1, 1)	5.2 L 28 7 6 6 2 3 0 1 0 0 1 28 41 9.53 1.765																					
<b>Doug Koniczny, R</b> ERA: 4.5 (6, 1)	1.1 7 2 0 0 0 2 0 0 0 0 0 5 13 0.00 3.000																					
<b>Jim York, R</b> ERA: 4.54 (8, 1)	1.0 4 1 0 0 1 0 0 0 0 0 0 6 6 0.00 1.000																					
<b>Paul Siebert, L</b> ERA: 3.0 (9, 1)	1.0 3 0 0 0 1 0 0 0 0 0 0 5 5 0.00 0.000																					

Batter	1	2	3	4	5	6	7	8	9	AB	R	H	RBI	BB	SO	LOB	BOTTOM					
<b>Wilbur Howard, S</b> OBP: 0.332, SLG: 0.374 (1, 7)	G3 WP 1B		4-3		4-3		P6			4	1	1	0	0	0	3	<b>Cincinnati Reds @ Houston Astros</b> Astrodome, Houston, TX Wed Sep 24 1975, 8:05 PM EDT Att: 10,237 - Dome					
<b>Rob Andrews, R</b> OBP: 0.307, SLG: 0.284 <b>Art Gardner, L</b> OBP: 0.241, SLG: 0.185 <b>Tommy Helms, R</b> OBP: 0.260, SLG: 0.216 (1, 4) (7, PH) (8, 4)	G3		2-3		5-3		F4-3			2	0	0	0	1	0	1						
<b>Cesar Cedeno, R</b> OBP: 0.372, SLG: 0.440 (1, 8)	5-3		3-H 0-3 K							4	1	1	0	0	1	2						
<b>Cliff Johnson, R</b> OBP: 0.371, SLG: 0.495 (1, 3)	P6				5-3		6-3			4	0	0	0	0	0	1						
<b>Mitt May, L</b> OBP: 0.290, SLG: 0.324 (1, 2)			F9		5-3		3-1			4	0	0	1	0	0	0						
<b>Greg Gross, L</b> OBP: 0.376, SLG: 0.367 (1, 9)			4-3		2B BB		F4-3			3	1	0	0	1	0	0						
<b>Jerry Davanon, R</b> OBP: 0.398, SLG: 0.407 (1, 5)			F8							4	0	2	1	0	0	0						
<b>Larry Milbourne, S</b> OBP: 0.241, SLG: 0.260 (1, 6)					L4					4	1	2	0	0	0	2						
<b>Larry Dierker, R</b> ERA: 4.72 <b>Doug Koniczny, R</b> ERA: 3.6 <b>Jose Cruz, L</b> OBP: 0.209, SLG: 0.200 <b>Jim York, R</b> ERA: 4.54 <b>Paul Siebert, L</b> ERA: 3.0 <b>Ken Boswell, L</b> OBP: 0.356, SLG: 0.316 (1, 1) (6, 1) (7, PH) (8, 1) (9, 1) (9, PH)	SH1-4		SH1-4		K					1	0	0	0	0	1	0						
<b>Inning Stats</b>	R: 1 E: 0 K: 0 S: 4	H: 1 LOB: 0 BB: 0 P: 4	R: 0 E: 0 K: 0 S: 3	H: 0 LOB: 0 BB: 0 P: 3	R: 1 E: 0 K: 1 S: 6	H: 1 LOB: 1 BB: 1 P: 10	R: 1 E: 0 K: 0 S: 4	H: 1 LOB: 1 BB: 1 P: 8	R: 0 E: 0 K: 0 S: 5	H: 0 LOB: 0 BB: 0 P: 5	R: 1 E: 0 K: 0 S: 4	H: 1 LOB: 0 BB: 0 P: 4	R: 0 E: 0 K: 0 S: 5	H: 2 LOB: 2 BB: 0 P: 5	R: 0 E: 0 K: 0 S: 3	H: 0 LOB: 0 BB: 0 P: 3		R: 0 E: 0 K: 0 S: 4	H: 1 LOB: 1 BB: 0 P: 4	1B: 5 2B: 2 3B: 0 HR: 0	SF: 0 SAC: 1 DP: 0 HBP: 0	WP: 2 PB: 0 SB: 2 CS: 0
<b>PITCHER</b>	IP WLS BF H R ER SO BB IBB HBP BLK WP HR S P ERA WHIP																					
<b>Clay Kirby, R</b> ERA: 4.72 (1, 1)	5.0 W 20 3 3 3 2 2 0 0 0 0 0 22 30 5.40 1.000																					
<b>Pat Darcy, R</b> ERA: 3.6 (6, 1)	3.0 12 3 1 0 0 0 0 0 0 0 0 12 12 0.00 1.000																					
<b>Rawly Eastwick, R</b> ERA: 2.63 (9, 1)	1.0 S 4 1 0 0 0 0 0 0 0 0 0 4 4 0.00 1.000																					



Batter	1	2	3	4	5	6	7	8	9	AB	R	H	RBI	BB	SO	LOB	TOP		
Dusty Baker Jr., R OBP: 0.344, SLG: 0.414 (1, 9)	F7	K		F9			P4		K	5	0	0	0	0	2	2	<b>Atlanta Braves @ Cincinnati Reds</b> Riverfront Stadium, Cincinnati, OH Fri Sep 26 1975, 7:05 PM EDT Att: 18,720 - Unknown		
Rowland Office, L OBP: 0.338, SLG: 0.362 (1, 8)	2B	1B		F9		P4	5-3			4	1	1	0	0	0	0			
Darrell Evans, L OBP: 0.361, SLG: 0.407 (1, 5)	1H	2B		P4		K		4-3		4	0	1	1	0	1	0			
Dave May, L OBP: 0.357, SLG: 0.482 (1, 7)	G3			1B	1B		F8		4-3	4	0	1	0	0	0	1			
Ed Goodson, L OBP: 0.243, SLG: 0.287 (1, 3)	F7			F8				F9		4	1	1	1	0	0	2			
Marty Perez, R OBP: 0.327, SLG: 0.330 (1, 4)		2B	1B	1-2	1B			HR	F9	4	1	2	0	0	0	0			
Vic Correll, R OBP: 0.305, SLG: 0.362 (1, 2)		1B	1B		1B				F5-3	3	1	1	0	0	2	2			
Elias Sosa, R OBP: 0.133, SLG: 0.133 (7, 1)		1B	2B		K				1B	0	0	0	0	0	0	0			
Rod Gilbreath, R OBP: 0.323, SLG: 0.303 (9, PH)	1-3	1B					K		1B	1	0	1	0	0	0	0			
Larryl Blanks, R OBP: 0.293, SLG: 0.294 (9, PH)		1B			P4		F8		P4	3	1	1	1	0	0	0			
Cito Gaston, R OBP: 0.320, SLG: 0.406 (9, PH)	2-3	1B							1B	1	0	0	0	0	0	1			
Phil Niekro, R OBP: 0.176, SLG: 0.212 (1, 1)					F8					2	0	1	2	0	0	0			
Max Leon, R OBP: 0.400, SLG: 0.333 (4, 1)										0	0	0	0	0	0	0			
Tom House, L OBP: 0.200, SLG: 0.111 (5, 1)							F9			0	0	0	0	0	0	0			
Biff Pocoroba, S OBP: 0.325, SLG: 0.313 (7, 2)	2-H	3-H							1-2	2	0	1	0	0	0	0			
<b>Inning Stats</b>	R: 1 E: 0 K: 0 S: 5	H: 2 LOB: 1 BB: 0 P: 5	R: 3 E: 0 K: 1 S: 8	H: 4 LOB: 0 BB: 0 P: 8	R: 0 E: 0 K: 1 S: 7	H: 2 LOB: 2 BB: 0 P: 7	R: 0 E: 0 K: 0 S: 3	H: 0 LOB: 0 BB: 0 P: 3	R: 0 E: 0 K: 1 S: 5	H: 1 LOB: 0 BB: 0 P: 6	R: 0 E: 0 K: 0 S: 3	H: 0 LOB: 0 BB: 0 P: 3	R: 0 E: 0 K: 0 S: 3	H: 0 LOB: 0 BB: 0 P: 3	R: 0 E: 0 K: 1 S: 7	H: 2 LOB: 2 BB: 0 P: 7	1B: 8 2B: 2 3B: 0 HR: 1	SF: 0 SAC: 0 DP: 0 HBP: 0	WP: 0 PA: 37 PB: 0 SB: 0 CS: 0
<b>PITCHER</b>	IP WLS BF H R ER SO BB IBB HBP BLK WP HR S P ERA WHIP	IP WLS BF H R ER SO BB IBB HBP BLK WP HR S P ERA WHIP																	
Gary Nolan, R ERA: 3.16 (1, 1)	6.0	W	26	9	5	5	4	0	0	0	0	0	0	0	0	0	7.50	1.500	
Pedro Borbon, R ERA: 2.99 (7, 1)	3.0	S	11	2	0	0	1	0	0	0	0	0	0	0	0	0	0.00	0.667	


Batter	1	2	3	4	5	6	7	8	9	AB	R	H	RBI	BB	SO	LOB	BOTTOM		
Pete Rose, S OBP: 0.402, SLG: 0.429 (1, 5)	F8	4-1		BB	1-3					4	2	1	1	1	0	2	<b>Atlanta Braves @ Cincinnati Reds</b> Riverfront Stadium, Cincinnati, OH Fri Sep 26 1975, 7:05 PM EDT Att: 18,720 - Unknown		
Doug Flynn, R OBP: 0.328, SLG: 0.352 (8, 5)		1-2	3-H	2B	1B			1B	1B	1	0	1	2	0	0	0			
Dave Concepcion, R OBP: 0.322, SLG: 0.351 (1, 6)	P3			F8		F8				5	0	2	1	0	0	2			
Joe Morgan, L OBP: 0.464, SLG: 0.502 (1, 4)		2-3	1B				1B			3	1	2	1	2	0	2			
Darrel Chaney, S OBP: 0.276, SLG: 0.294 (8, 4)		4-3		2B	BB		FC6-4			0	0	0	0	0	0	0			
Tony Perez, R OBP: 0.352, SLG: 0.471 (1, 3)	1-3			WP	1B		FC6-4			5	0	3	3	0	0	3			
Johnny Bench, R OBP: 0.360, SLG: 0.515 (1, 2)		E6		F7						3	1	0	0	0	0	2			
Bill Plummer, R OBP: 0.294, SLG: 0.248 (5, 2)	G3	1B		L5						2	0	0	0	0	1	2			
Ken Griffey, L OBP: 0.392, SLG: 0.403 (1, 9)		G3	1B		F8		1B			3	2	0	0	2	0	3			
Terry Crowley, L OBP: 0.338, SLG: 0.400 (1, 7)										2	0	0	0	0	0	3			
Merv Rettenmund, R OBP: 0.353, SLG: 0.314 (5, PH)	G3			F8						2	0	1	0	0	0	0			
Dan Driessen, L OBP: 0.381, SLG: 0.427 (8, PH)	1-2	2-3								0	1	0	0	1	0	0			
Ed Armbrister, R OBP: 0.250, SLG: 0.206 (9, 7)										0	0	0	0	0	0	0			
Cesar Geronimo, L OBP: 0.328, SLG: 0.364 (1, 8)	1B	4-1	BB		1B	SH1-4	2B	1B		3	4	1	0	2	1	1			
Gary Nolan, R OBP: 0.253, SLG: 0.221 (1, 1)										2	0	1	2	0	0	1			
Pedro Borbon, R OBP: 0.292, SLG: 0.333 (7, 1)	1-3	2-H	3-H		1B	4-1				1	1	1	1	0	0	0			
<b>Inning Stats</b>	R: 0 E: 0 K: 0 S: 4	H: 1 LOB: 1 BB: 0 P: 4	R: 3 E: 1 K: 0 S: 6	H: 2 LOB: 2 BB: 2 P: 14	R: 0 E: 0 K: 0 S: 4	H: 1 LOB: 1 BB: 0 P: 4	R: 3 E: 0 K: 0 S: 6	H: 3 LOB: 1 BB: 1 P: 10	R: 1 E: 1 K: 1 S: 6	H: 1 LOB: 1 BB: 1 P: 10	R: 0 E: 0 K: 1 S: 6	H: 1 LOB: 2 BB: 1 P: 10	R: 2 E: 1 K: 0 S: 6	H: 2 LOB: 2 BB: 1 P: 10	R: 3 E: 1 K: 0 S: 4	H: 2 LOB: 1 BB: 2 P: 12	1B: 10 2B: 3 3B: 0 HR: 0	SF: 0 SAC: 2 DP: 0 HBP: 0	WP: 1 PA: 46 PB: 0 SB: 0 CS: 0
<b>PITCHER</b>	IP WLS BF H R ER SO BB IBB HBP BLK WP HR S P ERA WHIP	IP WLS BF H R ER SO BB IBB HBP BLK WP HR S P ERA WHIP																	
Phil Niekro, R ERA: 3.2 (1, 1)	3.2	L	22	7	6	4	0	0	0	0	0	0	0	0	0	0	9.82	2.727	
Max Leon, R ERA: 4.13 (4, 1)	0.1		1	0	0	0	0	0	0	0	0	0	1	1	0	0	0.00	0.000	
Tom House, L ERA: 3.18 (5, 1)	2.0		10	2	1	1	2	2	0	0	0	0	12	20	4.50	2.000			
Elias Sosa, R ERA: 4.32 (7, 1)	2.0		13	4	5	3	0	2	1	0	0	0	0	10	22	13.50	3.000		



Batter	1	2	3	4	5	6	7	8	9	AB	R	H	RBI	BB	SO	LOB	TOP			
Dusty Baker Jr. R OBP: 0.345, SLG: 0.414	F8		FC6-4 1B BB	BB 1B		BLK 1B		F3	P3	5	0	2	1	1	0	3				
Rod Gilbreath R OBP: 0.327, SLG: 0.302	F8		K	BB 1B		HBP			HR 1B	4	1	1	0	1	1	3				
Marty Perez R OBP: 0.329, SLG: 0.330			FC6-4 1B	F7		5-3			BB F4-3	4	1	1	0	2	0	8				
Earl Williams R OBP: 0.305, SLG: 0.363	K		FC6-4 1B		K		1-3		HR	5	1	1	3	0	2	3				
Cito Gaston R OBP: 0.323, SLG: 0.401		BB BB	K		P4		F4		1B BB 1B	4	1	1	0	1	1	2				
Dave May L OBP: 0.358, SLG: 0.477	P5			E4 FC1-6 1B	1B		F4-3		1B BB	4	2	1	0	1	0	1				
Vic Correll R Biff Pocaroba S OBP: 0.327, SLG: 0.315	K		FC1-6 BB	4-3			6-3		E 1B 1B	2	0	0	0	1	1	2	AB 39 R 6 H 10 RBI 6 BB 8 SO 8 LOB 32			
Rob Belloir R Darrell Evans L OBP: 0.264, SLG: 0.260			FC1-6 BB 1B		K			FC4-6 1B	F5	1	0	0	0	1	0	2				
Blue Moon Odom R Larvell Blanks R Jamie Easterly L Ed Goodson L Adrian Devine R Rowland Office L Preston Hanna R Mike Lum L OBP: 0.302, SLG: 0.327	B2-3		K		K			FC4-6 1B	E 1B	1	0	0	0	0	0	2				
<b>Inning Stats</b>	R: 0 E: 0 K: 1 S: 5	H: 0 LOB: 1 BB: 1 P: 9	R: 0 E: 0 K: 1 S: 5	H: 0 LOB: 2 BB: 2 P: 13	R: 0 E: 0 K: 2 S: 8	H: 1 LOB: 2 BB: 1 P: 12	R: 1 E: 1 K: 1 S: 7	H: 1 LOB: 3 BB: 2 P: 15	R: 0 E: 0 K: 2 S: 8	H: 1 LOB: 1 BB: 0 P: 6	R: 0 E: 0 K: 0 S: 3	H: 0 LOB: 0 BB: 0 P: 3	R: 0 E: 0 K: 0 S: 4	H: 1 LOB: 1 BB: 0 P: 4	R: 5 E: 1 K: 0 S: 9	H: 5 LOB: 3 BB: 2 P: 17	1B: 9 2B: 0 3B: 0 HR: 1	SF: 0 SAC: 0 DP: 0 HBP: 1	WP: 0 PB: 1 SB: 0 CS: 0	PA: 48
<b>PITCHER</b>	IP WLS BF H R ER SO BB IBB HBP BLK WP HR S P ERA WHIP																			
Don Gullett L ERA: 2.42	5.0 W 25 3 1 0 6 6 0 0 0 0 0 0 31 55 0.00 1.800																			
Jack Billingham R ERA: 4.11	2.0 8 1 0 0 2 0 0 1 1 0 0 11 12 0.00 0.500																			
Rawly Eastwick R ERA: 2.6	1.0 4 1 0 0 0 0 0 0 0 0 0 4 4 0.00 1.000																			
Will McEnaney L ERA: 2.4	0.1 8 5 5 5 0 2 0 0 0 0 1 6 14 135.00 21.000																			
Pat Darcy R ERA: 3.58	0.2 S 3 0 0 0 0 0 0 0 0 0 0 3 3 0.00 0.000																			

Atlanta Braves @ Cincinnati Reds  
Riverfront Stadium, Cincinnati, OH  
Sat Sep 27 1975, 3:33 AM EDT  
Att: 27,105 - Unknown


AB 39  
R 6  
H 10  
RBI 6  
BB 8  
SO 8  
LOB 32



Batter	1	2	3	4	5	6	7	8	9	AB	R	H	RBI	BB	SO	LOB	BOTTOM			
Pete Rose S OBP: 0.405, SLG: 0.432	WP 1B 2B	FC6-4		1B		HR BB		BLK HBP		3	2	2	1	1	0	1				
Dave Concepcion R Darrel Chaney S OBP: 0.324, SLG: 0.351	K		F8 S BB	1B		L6		BB		3	0	1	0	1	1	2				
Joe Morgan L Doug Flynn R OBP: 0.465, SLG: 0.508	S SF6 1B		F8	K				F9		4	2	2	3	0	1	3				
Tony Perez R OBP: 0.353, SLG: 0.470	S 1B		HR BB		K		F8			3	1	1	0	1	1	0				
Johnny Bench R Don Werner R OBP: 0.360, SLG: 0.522	SF6		HR		5-3		G4-6-3 1B			3	1	2	3	0	0	0				
George Foster R Ken Griffey L OBP: 0.356, SLG: 0.518	K		F8		1B BB		K			2	0	0	0	1	1	1				
Merv Rettenmund R Jack Billingham R Dan Driessens L Rawly Eastwick R Will McEnaney L Pat Darcy L OBP: 0.085, SLG: 0.106	F8		SH1 BB	1B		G4-6-3				2	1	1	0	1	0	0				
Cesar Geronimo L OBP: 0.326, SLG: 0.361	F9		K		F8			F8		4	0	0	0	0	1	3				
Don Gullett R Ed Armbrister R OBP: 0.246, SLG: 0.274	FC6-4 1B		SH1			K		F9		1	0	1	0	0	0	0				
<b>Inning Stats</b>	R: 2 E: 0 K: 2 S: 10	H: 3 LOB: 1 BB: 0 P: 10	R: 0 E: 0 K: 0 S: 4	H: 1 LOB: 0 BB: 0 P: 4	R: 2 E: 0 K: 0 S: 3	H: 1 LOB: 0 BB: 2 P: 11	R: 1 E: 0 K: 2 S: 9	H: 2 LOB: 2 BB: 1 P: 13	R: 0 E: 0 K: 1 S: 6	H: 1 LOB: 2 BB: 1 P: 10	R: 0 E: 0 K: 1 S: 5	H: 1 LOB: 1 BB: 0 P: 5	R: 0 E: 0 K: 0 S: 3	H: 0 LOB: 2 BB: 1 P: 8	R: 0 E: 0 K: 0 S: 3	H: 0 LOB: 1 BB: 1 P: 8	1B: 7 2B: 1 3B: 0 HR: 2	SF: 1 SAC: 1 DP: 1 HBP: 1	WP: 1 PB: 0 SB: 3 CS: 0	PA: 39
<b>PITCHER</b>	IP WLS BF H R ER SO BB IBB HBP BLK WP HR S P ERA WHIP																			
Blue Moon Odom R ERA: 7.22	3.0 L 15 5 4 4 2 2 0 0 0 0 0 0 15 23 4.50 2.333																			
Jamie Easterly L ERA: 4.99	2.0 11 3 1 1 3 2 0 0 0 0 0 0 15 23 4.50 2.500																			
Adrian Devine R ERA: 4.41	2.0 8 2 2 2 2 1 0 0 0 0 1 11 15 9.00 1.500																			
Preston Hanna R ERA: 1.59	1.0 5 0 0 0 0 1 0 1 1 0 0 3 8 0.00 1.000																			

Atlanta Braves @ Cincinnati Reds  
Riverfront Stadium, Cincinnati, OH  
Sat Sep 27 1975, 3:33 AM EDT  
Att: 27,105 - Unknown

AB 30  
R 7  
H 10  
RBI 7  
BB 6  
SO 7  
LOB 14

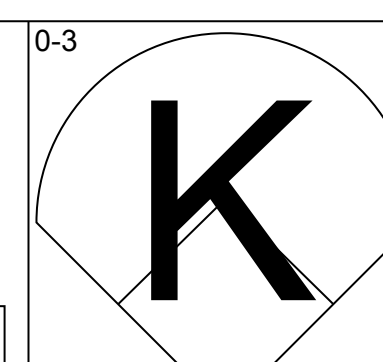
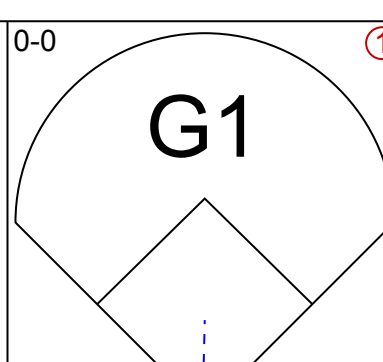
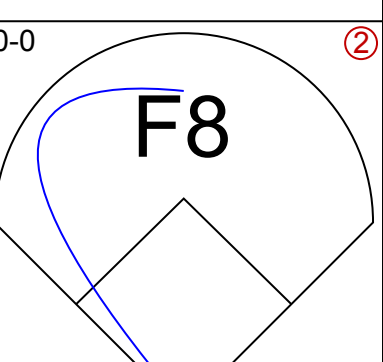
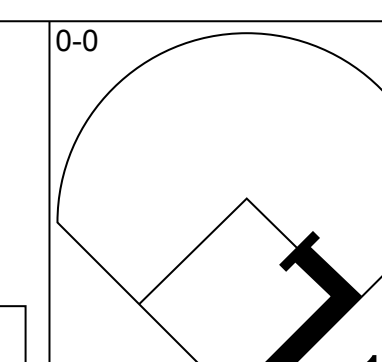
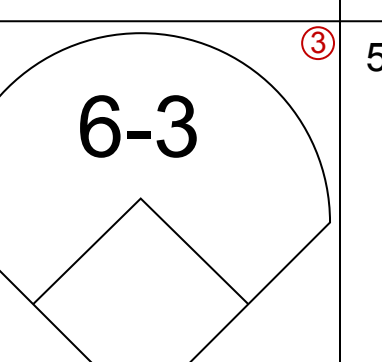
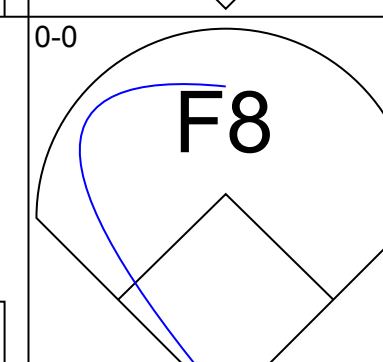
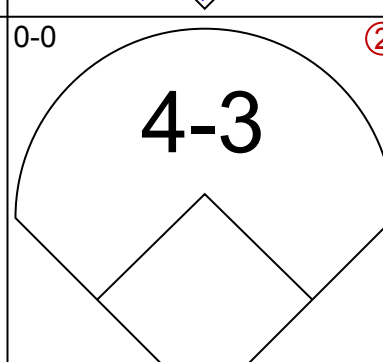
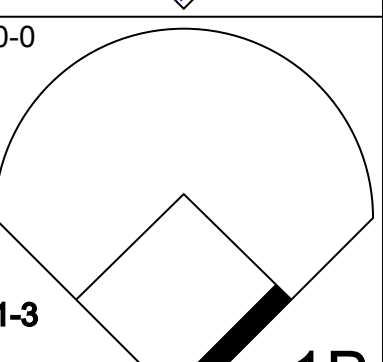
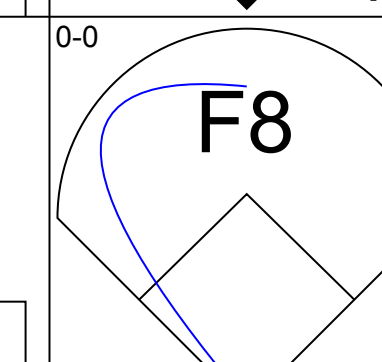
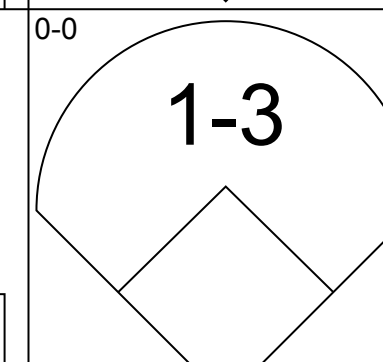
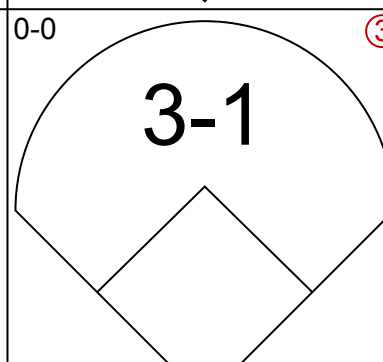
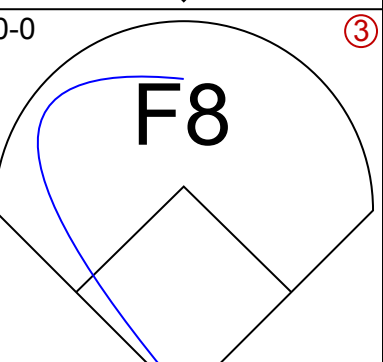
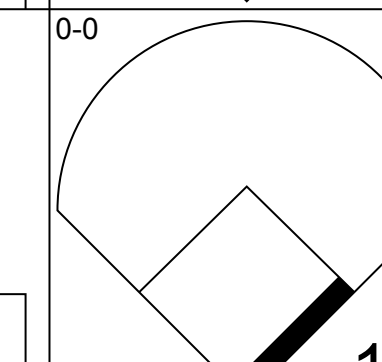
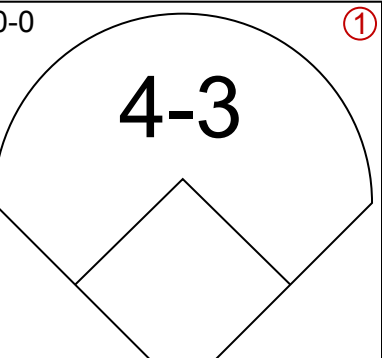
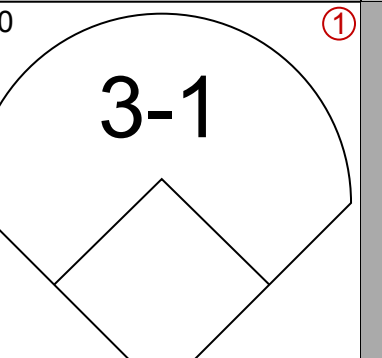
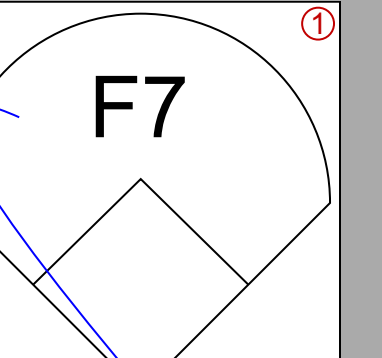
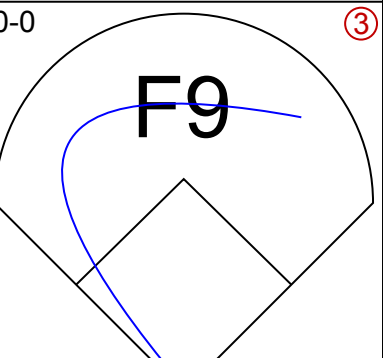
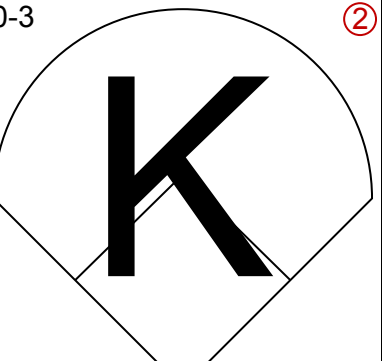
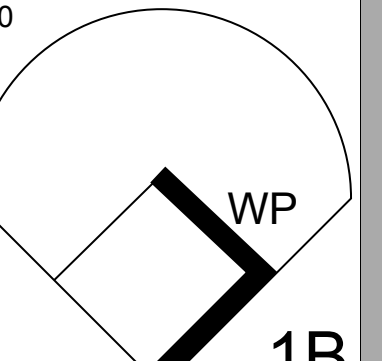
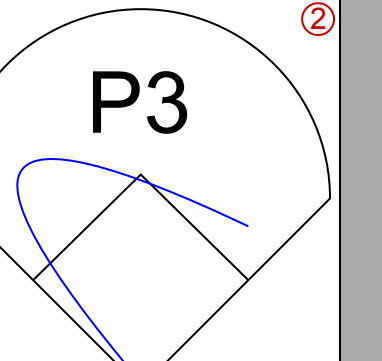

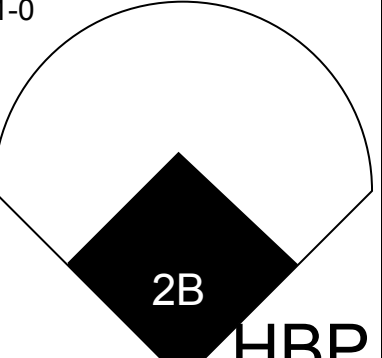
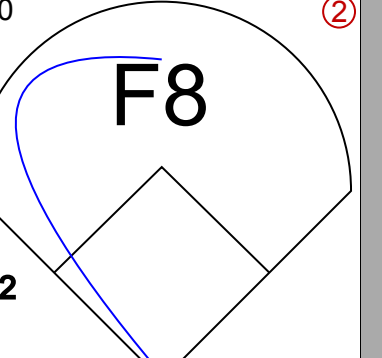
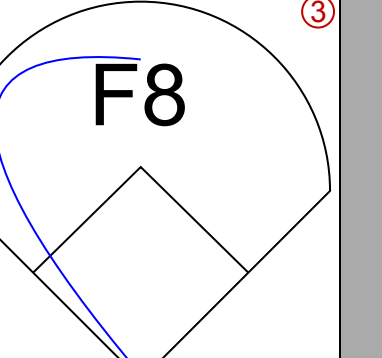

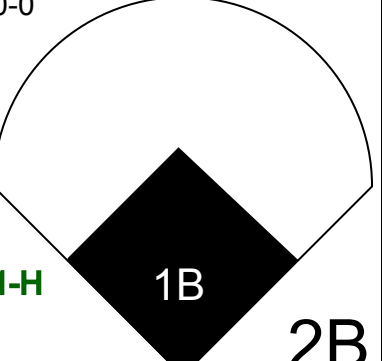
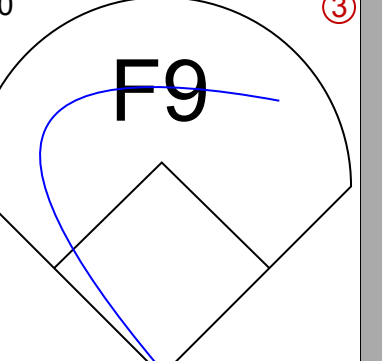
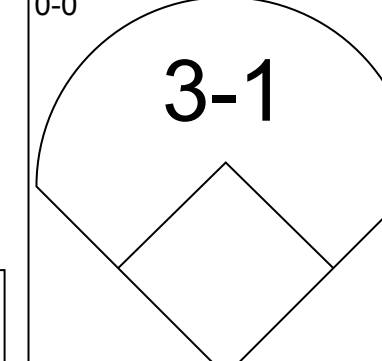

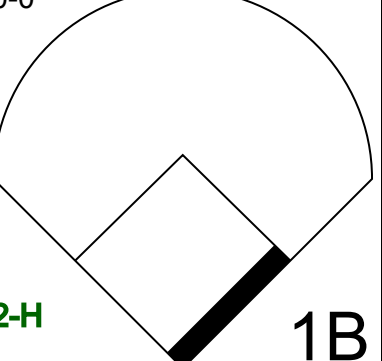
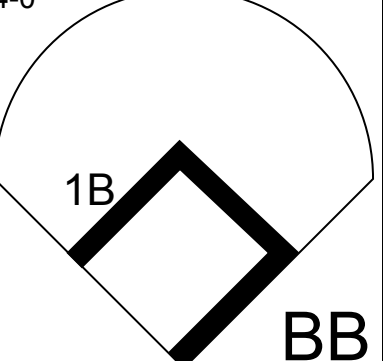
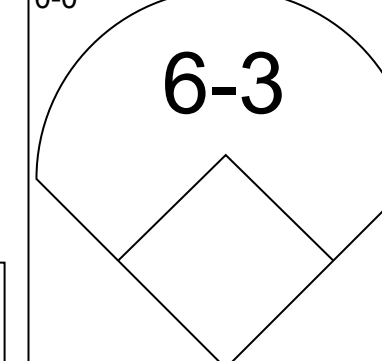

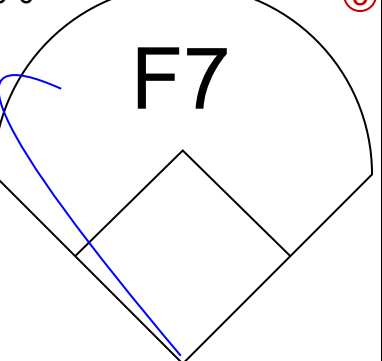
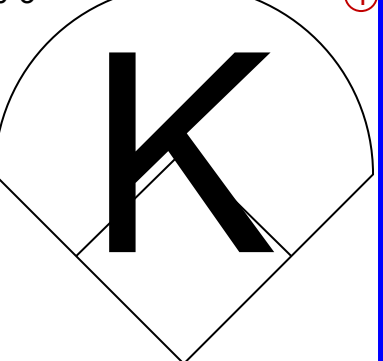
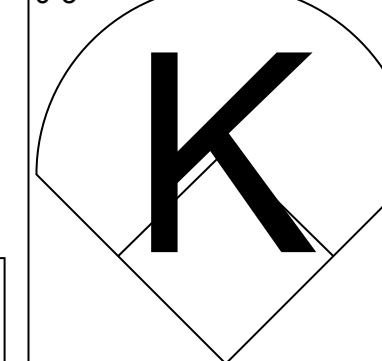
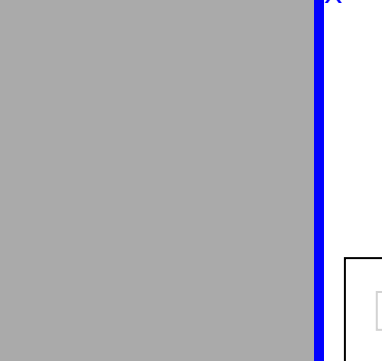


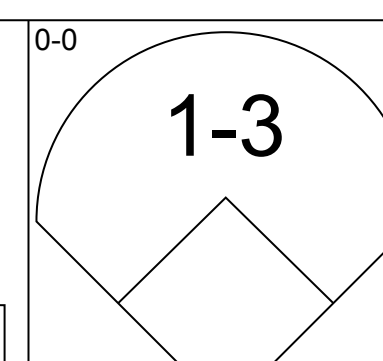
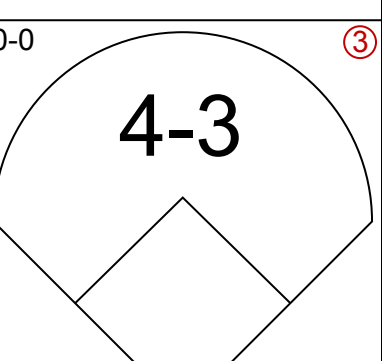
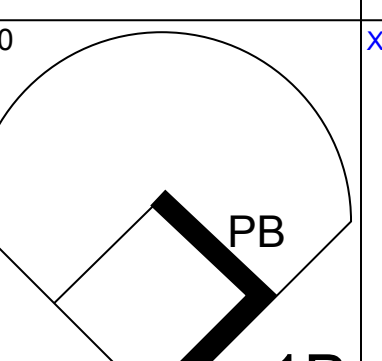
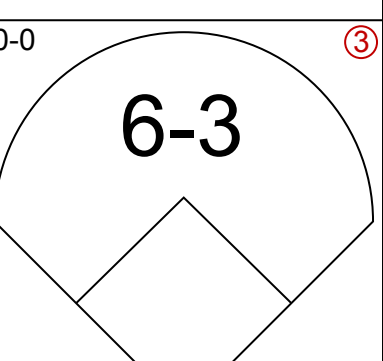
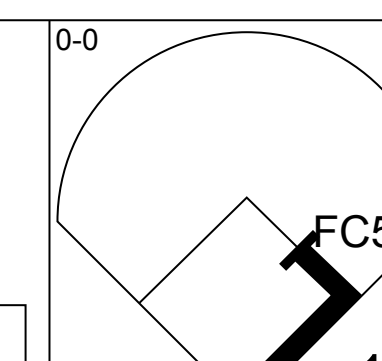
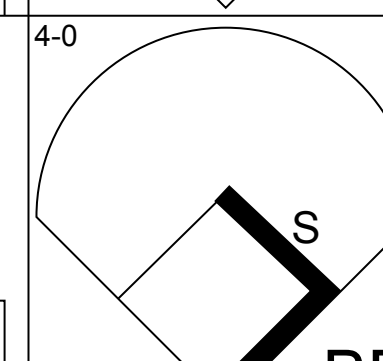
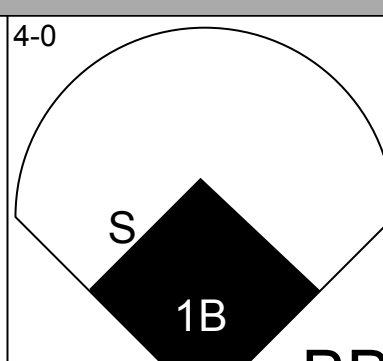
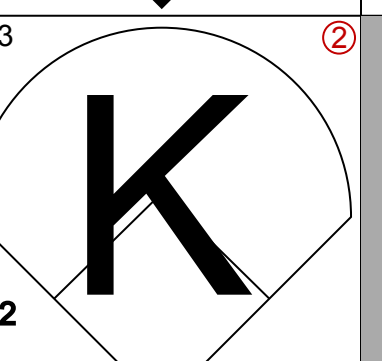
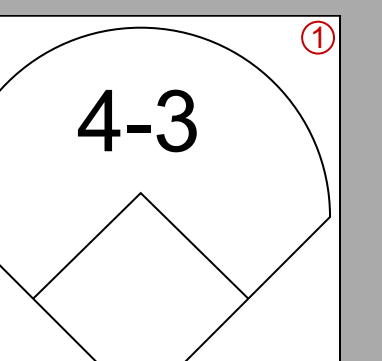
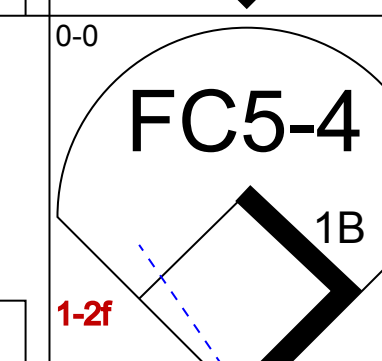
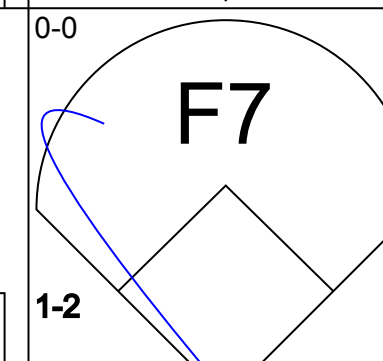
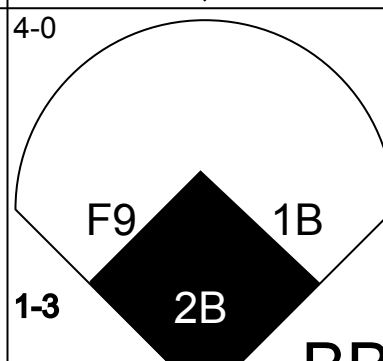
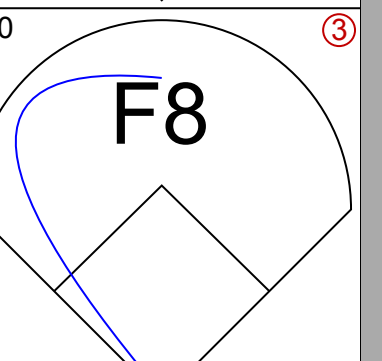
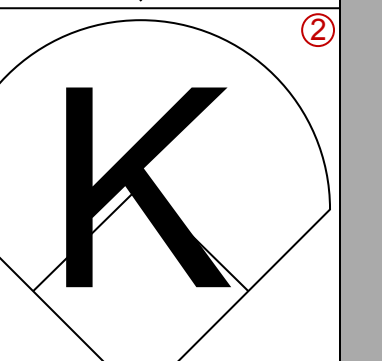
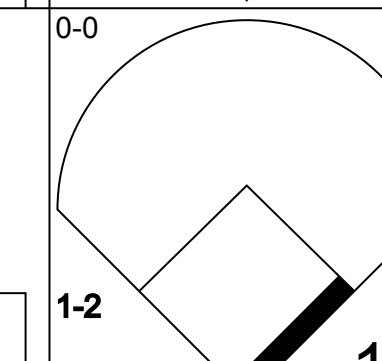
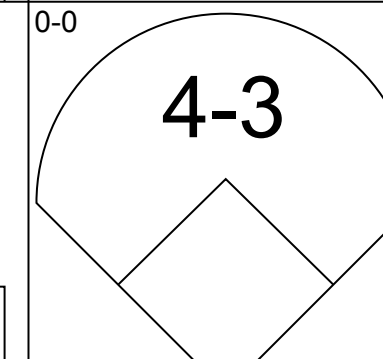
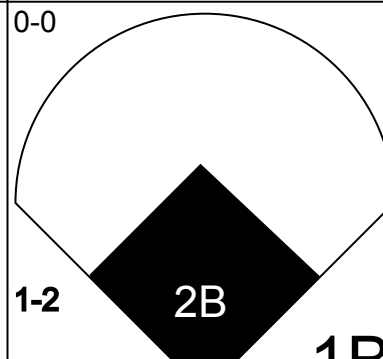
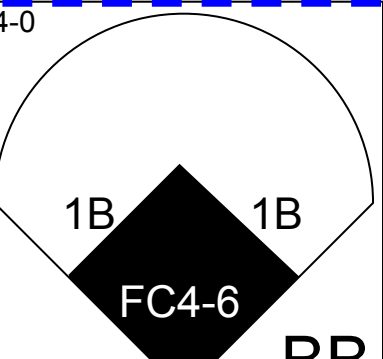
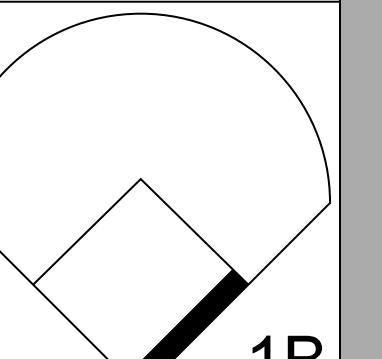
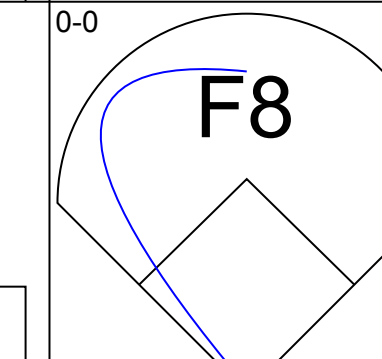
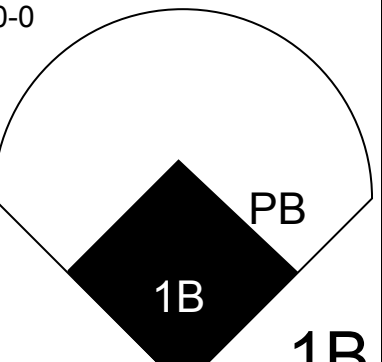
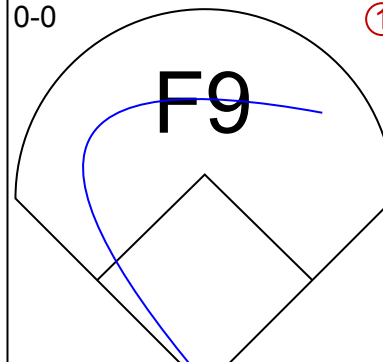
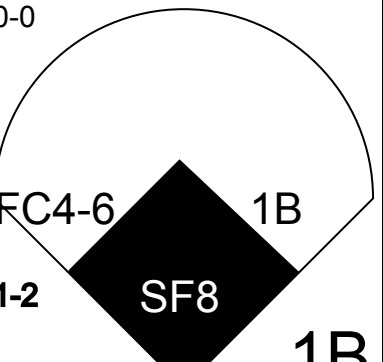
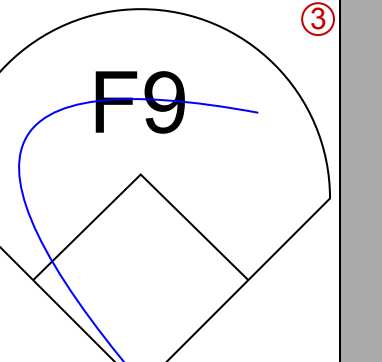
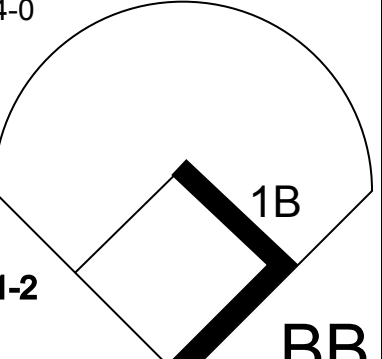
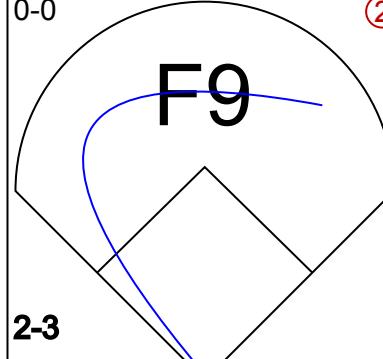
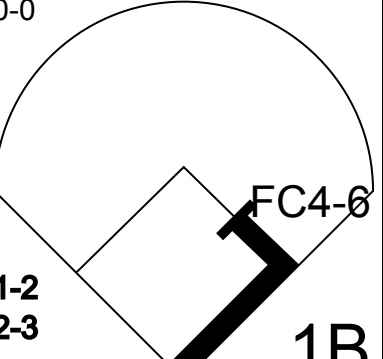
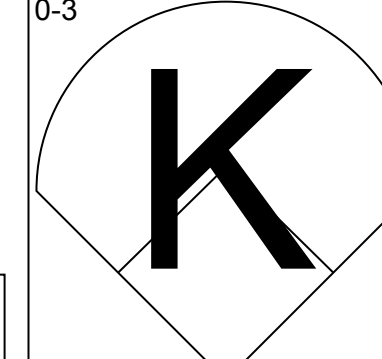

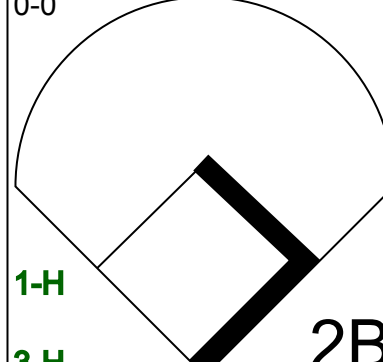
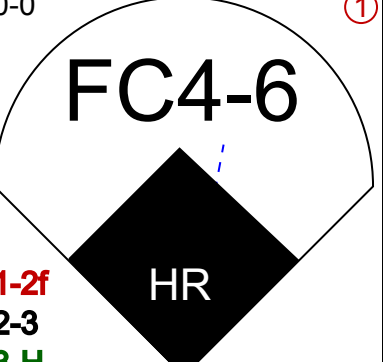
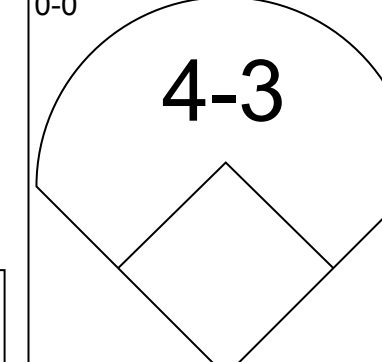
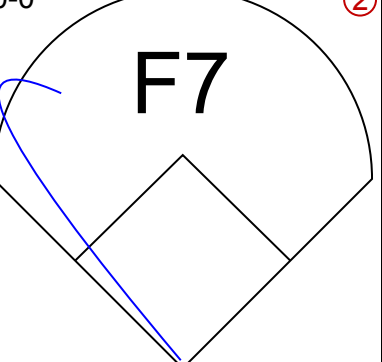
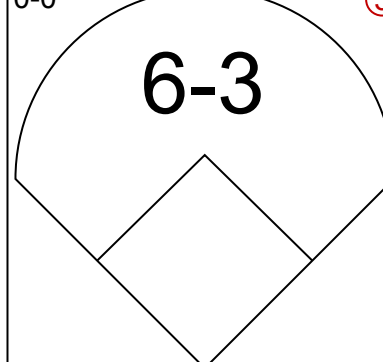
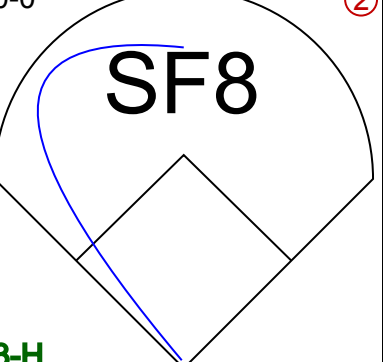
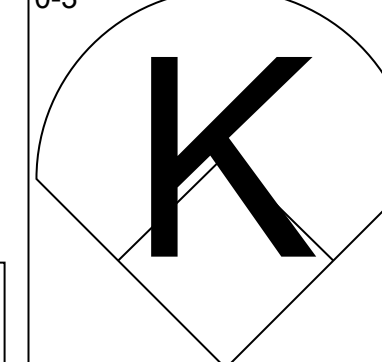
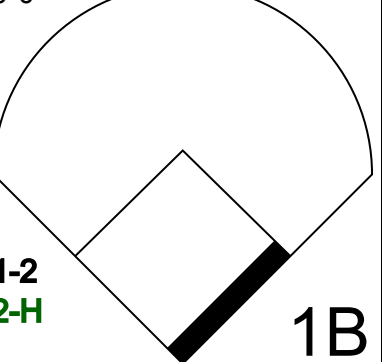
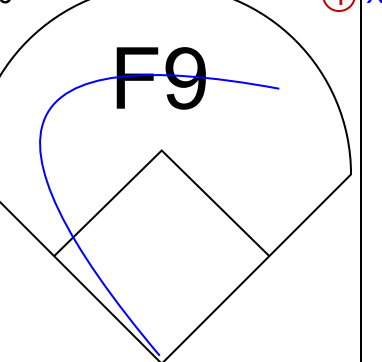
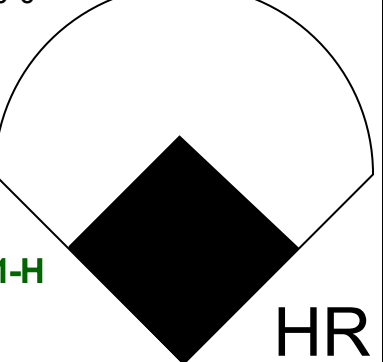
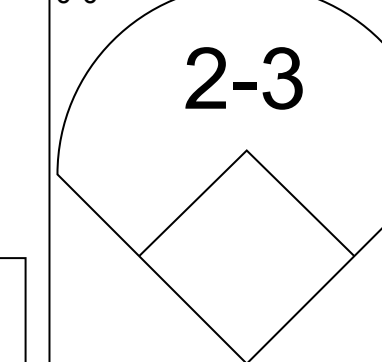


Batter	1	2	3	4	5	6	7	8	9	AB	R	H	RBI	BB	SO	LOB	TOP		
Dusty Baker Jr. R OBP: 0.346, SLG: 0.421	0-0 F3		0-0 HR		0-0 F7			0-0 SH5-4 1B		4	1	2	3	0	0	0	<b>Atlanta Braves @ Cincinnati Reds</b> Riverfront Stadium, Cincinnati, OH Sun Sep 28 1975, 3:33 AM EDT Att: 44,130 - Unknown		
Rod Gilbreath R OBP: 0.323, SLG: 0.297	0-0 5-3		0-0 F7		0-0 6-3			0-0 SH5-4 1-2		3	0	0	0	0	0	0			
Marty Perez R OBP: 0.327, SLG: 0.328	0-0 6-3		0-0 6-3		0-0 F9			0-0 4-3 2-3		3	0	0	0	0	0	0			
Darrell Evans L OBP: 0.361, SLG: 0.406										1	0	0	0	0	0	1			
Earl Williams R OBP: 0.305, SLG: 0.360		0-3 K		4-0 1B 2B BB		0-0 F9		0-0 F8		3	1	0	0	1	1	1			
Cito Gaston R OBP: 0.321, SLG: 0.397		0-3 K		0-0 1B 2B 1B		0-0 P4		0-0 6-3		4	1	1	0	0	1	0			
Dave May L OBP: 0.361, SLG: 0.493		0-0 L6		0-0 2B 1-2 2-3 1B		0-0 4-3		0-0 HR		4	1	2	1	0	0	0			
Biff Pocoroba S OBP: 0.325, SLG: 0.319			0-0 F8	0-0 1-3 2-H 3-H 2B		0-0 G3		0-0 F7		4	0	1	2	0	0	0			
Rob Belloir R OBP: 0.268, SLG: 0.257			4-0 HR BB	0-0 L4		0-0 F7		0-0 F9		1	1	0	0	1	0	2			
Ed Goodson L OBP: 0.240, SLG: 0.284										1	0	0	0	0	0	0			
Larvell Blanks R OBP: 0.292, SLG: 0.293										1	0	0	0	0	0	0			
Carl Morton R OBP: 0.194, SLG: 0.181			4-0 HR BB	0-0 L6-5		0-0 6-3				2	1	0	0	1	0	2			
Mike Beard L OBP: 0.250, SLG: 0.111										0	0	0	0	0	0	0			
Bruce Dal Canton R OBP: 0.105, SLG: 0.105										0	0	0	0	0	0	0			
<b>Inning Stats</b>	R: 0 E: 0 K: 0 S: 3	H: 0 LOB: 0 BB: 0 P: 3	R: 0 E: 0 K: 2 S: 7	H: 0 LOB: 0 BB: 0 P: 7	R: 3 E: 0 K: 0 S: 4	H: 1 LOB: 0 BB: 2 P: 12	R: 2 E: 0 K: 0 S: 5	H: 3 LOB: 1 BB: 1 P: 9	R: 0 E: 0 K: 0 S: 3	H: 0 LOB: 0 BB: 0 P: 3	R: 0 E: 0 K: 0 S: 3	H: 0 LOB: 0 BB: 0 P: 3	R: 0 E: 0 K: 0 S: 4	H: 1 LOB: 1 BB: 0 P: 4	R: 1 E: 0 K: 0 S: 4	H: 1 LOB: 0 BB: 0 P: 4	1B: 3 2B: 2 3B: 0 HR: 2	SF: 0 SAC: 1 DP: 1 HBP: 0	WP: 0 PA: 35 PB: 0 SB: 0 CS: 0
<b>PITCHER</b>	IP WLS BF H R ER SO BB IBB HBP BLK WP HR S P ERA WHIP																		
Fred Norman, L ERA: 3.73	(1, 1) 6.0 0 24 4 5 5 2 3 0 0 0 0 0 1 25 37 7.50 1.167																		
Clay Carroll, R ERA: 2.92	(7, 1) 1.0 3 0 0 0 0 0 0 0 0 0 0 0 0 3 3 0.00 0.000																		
Pedro Borbon, R ERA: 2.95	(8, 1) 1.0 4 1 0 0 0 0 0 0 0 0 0 0 0 4 4 0.00 1.000																		
Will McEnaney, L ERA: 2.47	(9, 1) 1.0 W 4 1 1 1 0 0 0 0 0 0 0 0 1 4 4 9.00 1.000																		

Batter	1	2	3	4	5	6	7	8	9	AB	R	H	RBI	BB	SO	LOB	BOTTOM				
Pete Rose, S OBP: 0.406, SLG: 0.432	0-0 BB 1B E	4-0 FC5-4 BB		0-3 K		0-0 4-3		0-0 1B 1B		4	1	2	1	1	1	0	<b>Atlanta Braves @ Cincinnati Reds</b> Riverfront Stadium, Cincinnati, OH Sun Sep 28 1975, 3:33 AM EDT Att: 44,130 - Unknown				
Dave Concepcion R OBP: 0.326, SLG: 0.353	0-0 1-2 E 1B	0-0 FC5-4 1B 1-2		0-0 BB 1B		0-0 F8		0-0 3-H 1B G1-6-3 1B		5	1	3	0	0	0	1					
Joe Morgan L OBP: 0.466, SLG: 0.508	4-0 E 1B BB	0-0 S 1B		4-0 1-2 BB		0-0 G1		0-0 1-2 G1-6-3		2	1	1	0	2	0	0					
Pedro Borbon R OBP: 0.292, SLG: 0.333										0	0	0	0	0	0	0					
Merv Rettenmund R OBP: 0.356, SLG: 0.314	1-2 2-3 1B BB	1-3 1B		1-2 BB						1	0	0	0	0	0	2					
Tony Perez R OBP: 0.350, SLG: 0.466	0-0 E5 1B	0-0 F8		0-0 F6		0-0 F7		0-3 K		5	0	0	0	0	1	5					
Johnny Bench R OBP: 0.359, SLG: 0.519	0-0 L5		0-0 5-3		0-0 5-3		0-0 5-3		0-0 E5 FC4-6 PB 1B	3	0	0	0	0	0	2					
Bill Plummer R OBP: 0.291, SLG: 0.245										2	1	0	0	0	0	0					
Dan Driessen L OBP: 0.386, SLG: 0.429	0-0 2-3 3-H 1B		4-0 FC5-4 BB		0-0 4-3		0-0 2B 1B		4-0 FC4-6 BB	3	1	2	1	1	0	0					
Will McEnaney L OBP: 0.254, SLG: 0.200										0	0	0	0	0	0	0					
Ed Armbrister R OBP: 0.254, SLG: 0.200										0	0	0	0	1	0	0					
Ken Griffey L OBP: 0.391, SLG: 0.402	0-0 K		0-0 FC5-4 1-2		0-0 1B		0-0 2B 1B F6-3 1B		0-0 FC4-6 1B 1-2 2-3	5	1	2	0	0	1	5					
Cesar Geronimo L OBP: 0.327, SLG: 0.363	0-0 F8		0-0 P4		0-0 F5		0-0 F6-3 1B 2B		0-0 1B	5	1	2	2	0	0	4					
Fred Norman S OBP: 0.156, SLG: 0.133		0-0 F7		0-3 K		0-0 F8		0-0 F6-3		2	0	0	0	0	1	0					
Terry Crowley R OBP: 0.337, SLG: 0.394										1	0	0	0	0	0	0					
Clay Carroll R OBP: 0.337, SLG: 0.394										0	0	0	0	0	0	0					
Darrell Chaney S OBP: 0.286, SLG: 0.294										0	0	0	0	0	0	0					
Doug Flynn R OBP: 0.324, SLG: 0.346										1	0	0	1	0	0	1					
<b>Inning Stats</b>	R: 3 E: 1 K: 1 S: 9	H: 3 LOB: 2 BB: 1 P: 13	R: 0 E: 0 K: 0 S: 4	H: 1 LOB: 2 BB: 1 P: 8	R: 0 E: 0 K: 0 S: 3	H: 0 LOB: 1 BB: 1 P: 7	R: 0 E: 0 K: 2 S: 8	H: 1 LOB: 2 BB: 1 P: 12	R: 0 E: 0 K: 0 S: 4	H: 1 LOB: 1 BB: 0 P: 4	R: 0 E: 0 K: 0 S: 3	H: 0 LOB: 0 BB: 0 P: 3	R: 0 E: 0 K: 0 S: 3	H: 0 LOB: 0 BB: 0 P: 3	R: 3 E: 0 K: 0 S: 7	H: 5 LOB: 1 BB: 0 P: 7	R: 1 E: 1 K: 1 S: 6	H: 1 LOB: 2 BB: 1 P: 10	1B: 11 2B: 1 3B: 0 HR: 0	SF: 0 SAC: 0 DP: 1 HBP: 0	WP: 0 PA: 44 PB: 1 SB: 1 CS: 0
<b>PITCHER</b>	IP WLS BF H R ER SO BB IBB HBP BLK WP HR S P ERA WHIP																				
Carl Morton R ERA: 3.5	(1, 1) 7.0 0 35 9 6 4 3 4 0 0 0 0 0 0 37 53 5.14 1.857																				
Mike Beard L ERA: 3.2	(8, 1) 0.1 2 1 0 0 0 0 0 0 0 0 0 0 0 2 2 0.00 3.000																				
Bruce Dal Canton R ERA: 4.76	(8, 1) 1.1 L 7 2 1 0 1 1 1 0 0 0 0 0 0 0 8 12 0.00 2.250																				



Batter	1	2	3	4	5	6	7	8	9	AB	R	H	RBI	BB	SO	LOB	TOP		
Rennie Stennett, R OBP: 0.200, SLG: 0.200 (1, 4)										5	0	1	0	0	1	3	<p>Pittsburgh Pirates @ Cincinnati Reds</p> <p>Riverfront Stadium, Cincinnati, OH</p> <p>Sat Oct 04 1975, 3:33 AM EDT</p> <p>Att: 54,633 - Unknown</p>		
Manny Sanguillen, R OBP: 0.250, SLG: 0.250 (1, 2)										4	0	1	0	0	0	0			
Al Oliver, L OBP: 0.250, SLG: 0.250 (1, 8)										4	0	1	0	0	0	2			
Willie Stargell, L (1, 3)										4	0	0	0	0	0	1			
Richie Zisk, R OBP: 0.250, SLG: 0.250 (1, 7)										4	0	1	0	0	1	0			
Dave Parker, L (1, 9)										2	2	0	0	1	0	1			
Richie Hebner, L OBP: 0.500, SLG: 0.750 (1, 5)										4	1	2	1	0	0	1			
Frank Taveras, R OBP: 0.500, SLG: 0.333 (1, 6)										3	0	1	1	1	1	2			
Jerry Reuss, L Ken Brett, L Bill Robinson, R Larry Demery, R Willie Randolph, R Dock Ellis, S Bob Robertson, R Craig Reynolds, L (1, 1) (3, 1) (5, PH) (5, 1) (7, PH) (7, 1) (9, PH) (9, PH)										1	0	0	0	0	0	1			
<b>Inning Stats</b>	R: 0 E: 0 K: 1 S: 5	H: 0 LOB: 0 BB: 0 P: 5	R: 2 E: 0 K: 1 S: 7	H: 2 LOB: 1 BB: 0 P: 8	R: 0 E: 0 K: 0 S: 3	H: 0 LOB: 0 BB: 0 P: 3	R: 0 E: 0 K: 0 S: 4	H: 1 LOB: 1 BB: 0 P: 4	R: 0 E: 0 K: 1 S: 6	H: 0 LOB: 0 BB: 0 P: 3	R: 0 E: 0 K: 1 S: 5	H: 0 LOB: 0 BB: 0 P: 5	R: 0 E: 0 K: 0 S: 4	H: 2 LOB: 1 BB: 1 P: 4	R: 1 E: 0 K: 1 S: 7	H: 2 LOB: 2 BB: 1 P: 11		1B: 7 2B: 1 3B: 0 HR: 0	SF: 0 SAC: 0 DP: 0 HBP: 1
<b>PITCHER</b> Don Gullett, L ERA: 3.0 (1, 1)	IP: 9.0 WLS: W BF: 37 H: 8 R: 3 ER: 3 SO: 5 BB: 2 IBB: 0 HBP: 1 BLK: 0 WP: 1 HR: 0 S: 44 P: 53 ERA: 3.00 WHIP: 1.111															<b>PITCHER</b>			

Batter	1	2	3	4	5	6	7	8	9	AB	R	H	RBI	BB	SO	LOB	BOTTOM		
Pete Rose, S OBP: 0.400, SLG: 0.400 (1, 5)										5	0	2	0	0	0	2	<p>Pittsburgh Pirates @ Cincinnati Reds</p> <p>Riverfront Stadium, Cincinnati, OH</p> <p>Sat Oct 04 1975, 3:33 AM EDT</p> <p>Att: 54,633 - Unknown</p>		
Joe Morgan, L (1, 4)										3	1	0	0	2	1	2			
Johnny Bench, R OBP: 0.400, SLG: 0.250 (1, 2)										4	1	1	0	1	1	2			
Tony Perez, R OBP: 0.600, SLG: 0.500 (1, 3)										4	2	2	1	1	0	3			
George Foster, R OBP: 0.500, SLG: 0.500 (1, 7)										4	2	2	0	0	0	3			
Dave Concepcion, R OBP: 0.500, SLG: 0.333 (1, 6)										3	0	1	0	1	1	2			
Ken Griffey, L OBP: 0.250, SLG: 0.500 (1, 9)										4	1	1	3	0	1	4			
Cesar Geronimo, L (1, 8)										3	0	0	1	0	1	3			
Don Gullett, R OBP: 0.500, SLG: 1.250 (1, 1)										4	1	2	3	0	0	0			
<b>Inning Stats</b>	R: 0 E: 0 K: 0 S: 3	H: 0 LOB: 1 BB: 1 P: 7	R: 1 E: 0 K: 1 S: 7	H: 2 LOB: 2 BB: 1 P: 11	R: 3 E: 0 K: 0 S: 5	H: 2 LOB: 1 BB: 2 P: 13	R: 0 E: 0 K: 1 S: 6	H: 1 LOB: 1 BB: 0 P: 6	R: 4 E: 0 K: 0 S: 6	H: 3 LOB: 0 BB: 1 P: 10	R: 0 E: 0 K: 1 S: 6	H: 1 LOB: 0 BB: 0 P: 6	R: 0 E: 0 K: 2 S: 7	H: 0 LOB: 0 BB: 0 P: 7	R: 0 E: 0 K: 0 S: 5	H: 2 LOB: 2 BB: 0 P: 5		1B: 9 2B: 1 3B: 0 HR: 1	SF: 1 SAC: 0 DP: 0 HBP: 0
<b>PITCHER</b> Jerry Reuss, L ERA: 13.5 Ken Brett, L ERA: Larry Demery, R ERA: 18.0 Dock Ellis, R ERA: (1, 1) (3, 1) (5, 1) (7, 1)	IP: 2.2 WLS: L BF: 16 H: 4 R: 4 ER: 4 SO: 1 BB: 4 IBB: 0 HBP: 0 BLK: 0 WP: 0 HR: 0 S: 14 P: 30 ERA: 13.50 WHIP: 3.000															<b>PITCHER</b>			

AB 34  
R 3  
H 8  
RBI 3  
BB 2  
SO 5  
LOB 12



AB 34  
R 8  
H 11  
RBI 8  
BB 5  
SO 5  
LOB 21





Batter	1	2	3	4	5	6	7	8	9	AB	R	H	RBI	BB	SO	LOB	TOP		
Rennie Stennett, R OBP: 0.333, SLG: 0.333	5-3		G6-3 1B		BB 1B		2-3			4	0	2	0	0	0	0			
Manny Sanguillen, R OBP: 0.125, SLG: 0.125	4-3		G6-3 1-2		F8			6-3		4	0	0	0	0	0	2			
Al Oliver, L OBP: 0.375, SLG: 0.167	BB BB BB		1-3		1-2 BB			3-1		2	0	0	0	2	0	0			
Willie Stargell, L OBP: 0.250, SLG: 0.286	1-2 BB			WP FC3-6 2B	K			F7		3	1	1	0	1	1	2			
Richie Zisk, R OBP: 0.500, SLG: 0.571	F7			FC3-6 BB 2-3				G4-6-3 1B		3	0	2	0	1	0	2			
Dave Parker, L (1, 9)		0-3 K		0-3 K				G4-6-3 1-2		4	0	0	0	0	2	4			
Richie Hebner, L OBP: 0.375, SLG: 0.429		4-0 BB		FC3-6 1-2 3-H				2-3		3	0	0	1	1	0	2			
Frank Taveras, R OBP: 0.286, SLG: 0.167		0-0 P3		6-3						3	0	0	0	0	1	2			
Bob Robertson, R OBP: 0.500, SLG: 0.500										1	0	0	0	0	0	1			
Jim Rooker, R Bill Robinson, R Kent Tekulve, R Ken Brett, L Ed Kirkpatrick, L Bruce Kison, R		0-3 K						2-3		1	0	0	0	0	1	1			
<b>Inning Stats</b>	R: 0 E: 0 K: 0 S: 3	H: 0 LOB: 2 BB: 2 P: 11	R: 0 E: 0 K: 2 S: 7	H: 0 LOB: 1 BB: 1 P: 11	R: 0 E: 0 K: 0 S: 3	H: 1 LOB: 0 BB: 0 P: 3	R: 1 E: 1 K: 1 S: 6	H: 1 LOB: 1 BB: 1 P: 10	R: 0 E: 0 K: 0 S: 3	H: 1 LOB: 2 BB: 0 P: 3	R: 0 E: 0 K: 1 S: 5	H: 0 LOB: 0 BB: 0 P: 5	R: 0 E: 0 K: 0 S: 3	H: 0 LOB: 0 BB: 0 P: 3	R: 0 E: 0 K: 0 S: 4	H: 1 LOB: 1 BB: 0 P: 4	1B: 3 2B: 2 3B: 0 HR: 0	SF: 0 SAC: 0 DP: 2 HBP: 0	WP: 1 PA: 35 PB: 0 SB: 0 CS: 0
<b>PITCHER</b>	IP WLS BF H R ER SO BB IBB HBP BLK WP HR S P ERA WHIP	6.0 W 25 4 1 1 4 5 0 0 0 0 0 0 28 48 1.50 1.500	3.0 S 10 1 0 0 1 0 0 0 0 0 0 0 12 12 0.00 0.333																

Pittsburgh Pirates @ Cincinnati Reds  
Riverfront Stadium, Cincinnati, OH  
Sun Oct 05 1975, 3:33 AM EDT  
Att: 54,752 - Unknown

AB 30  
R 1  
H 5  
RBI 1  
BB 5  
SO 5  
LOB 16



Batter	1	2	3	4	5	6	7	8	9	AB	R	H	RBI	BB	SO	LOB	BOTTOM		
Pete Rose, S OBP: 0.333, SLG: 0.333	HR 1B				F9	FC9-2 3-H				4	1	1	0	0	1	2			
Joe Morgan, L OBP: 0.444, SLG: 0.333	P6				F9					3	1	1	0	0	0	1			
Johnny Bench, R OBP: 0.222, SLG: 0.125	K				K					4	0	0	0	0	3	3			
Tony Perez, R OBP: 0.667, SLG: 1.000	1-H HR				P3					4	1	3	3	0	0	0			
George Foster, R OBP: 0.500, SLG: 0.500	1B S 1B				1B 1B					4	1	2	0	0	1	3			
Dave Concepcion, R OBP: 0.625, SLG: 0.571	S 1B				S 1B SF7 1B					4	1	3	0	0	0	2			
Ken Griffey, L OBP: 0.375, SLG: 0.500	4-3				1-2 2-H 1B					4	1	2	1	0	0	3			
Cesar Geronimo, L (1, 8)		0-3 K			F7					3	0	0	0	1	2	2			
Fred Norman, S Terry Crowley, L Ed Armbrister, R Merv Rettenmund, R Rawly Eastwick, R		6-3			SF7					1	0	0	1	0	0	0			
<b>Inning Stats</b>	R: 2 E: 0 K: 1 S: 9	H: 4 LOB: 2 BB: 0 P: 9	R: 0 E: 0 K: 2 S: 7	H: 0 LOB: 0 BB: 0 P: 7	R: 0 E: 0 K: 1 S: 5	H: 0 LOB: 0 BB: 0 P: 5	R: 2 E: 0 K: 0 S: 6	H: 3 LOB: 1 BB: 0 P: 6	R: 0 E: 0 K: 2 S: 9	H: 2 LOB: 2 BB: 0 P: 9	R: 1 E: 0 K: 0 S: 3	H: 1 LOB: 0 BB: 1 P: 7	R: 1 E: 0 K: 0 S: 3	H: 1 LOB: 0 BB: 0 P: 4	R: 0 E: 0 K: 1 S: 5	H: 1 LOB: 0 BB: 0 P: 5	1B: 10 2B: 2 3B: 0 HR: 1	SF: 1 SAC: 0 DP: 3 HBP: 1	WP: 0 PA: 35 PB: 0 SB: 7 CS: 0
<b>PITCHER</b>	IP WLS BF H R ER SO BB IBB HBP BLK WP HR S P ERA WHIP	4.0 L 19 7 4 4 4 0 0 0 0 0 0 10 14 9.00 4.000	1.0 9.0	1.0 9.0	2.0 4.5														

Pittsburgh Pirates @ Cincinnati Reds  
Riverfront Stadium, Cincinnati, OH  
Sun Oct 05 1975, 3:33 AM EDT  
Att: 54,752 - Unknown

AB 32  
R 6  
H 12  
RBI 5  
BB 1  
SO 7  
LOB 17











Batter	1	2	3	4	5	6	7	8	9	AB	R	H	RBI	BB	SO	LOB	TOP					
<b>Pete Rose, S</b> OBP: 0.278, SLG: 0.444 (1, 5)	3-2 4-3			1-0 4-3		0-0 L9		0-0 F8		4	0	0	0	0	0	0	<b>Cincinnati Reds @ Boston Red Sox</b> Fenway Park, Boston, MA Sat Oct 11 1975, 3:33 AM EDT Att: 35,205 - Unknown					
<b>Joe Morgan, L</b> OBP: 0.444, SLG: 0.600 (1, 4)	0-0 L4			0-1 BLK 1B		3-1 2B		3-2 F9		4	0	2	0	0	0	0						
<b>Johnny Bench, R</b> OBP: 0.111, SLG: 0.059 (1, 2)	3-2 F9			3-1 F2		0-0 5-3		1-0 6-3		4	0	0	0	0	0	2						
<b>Tony Perez, R</b> OBP: 0.353, SLG: 0.500 (1, 3)		0-1 L9		1-3 K		0-3 K			0-0 F8	4	0	0	0	0	2	2						
<b>George Foster, R</b> OBP: 0.438, SLG: 0.400 (1, 7)		0-1 L3			0-0 5-3 1B		2-2 CS 1B		0-1 P4	4	0	2	0	0	0	0						
<b>Dave Concepcion, R</b> OBP: 0.375, SLG: 0.533 (1, 6)		1-2 F7			2-3 K		0-1 F7		1-2 5-3	4	0	0	0	0	1	2						
<b>Ken Griffey, L</b> OBP: 0.333, SLG: 0.467 (1, 9)			0-1 4-3		0-2 5-3		1-2 2B			3	0	1	0	0	0	1						
<b>Cesar Geronimo, L</b> (1, 8)			0-0 F8		4-0 IBB		4-0 IBB			1	0	0	0	2	0	0						
<b>Don Gullett, R</b> OBP: 0.286, SLG: 0.714 <b>Clay Carroll, R</b> (7, 1) <b>Will McEnaney, L</b> (7, 1)			1-0 F7		0-1 F5		0-2 L4			3	0	0	0	0	0	4						
<b>Inning Stats</b>	R: 0 E: 0 K: 0 S: 7	H: 0 LOB: 0 BB: 0 P: 13	R: 0 E: 0 K: 0 S: 7	H: 0 LOB: 0 BB: 0 P: 8	R: 0 E: 0 K: 0 S: 4	H: 0 LOB: 0 BB: 0 P: 5	R: 0 E: 0 K: 1 S: 8	H: 1 LOB: 1 BB: 0 P: 13	R: 0 E: 0 K: 1 S: 9	H: 1 LOB: 2 BB: 1 P: 15	R: 0 E: 0 K: 1 S: 7	H: 1 LOB: 1 BB: 0 P: 10	R: 0 E: 0 K: 0 S: 11	H: 2 LOB: 2 BB: 1 P: 18	R: 0 E: 0 K: 0 S: 5	H: 0 LOB: 0 BB: 0 P: 9	R: 0 E: 0 K: 0 S: 6	H: 0 LOB: 0 BB: 0 P: 7	1B: 3 2B: 2 3B: 0 HR: 0	SF: 0 SAC: 0 DP: 0 HBP: 0	WP: 0 PB: 0 SB: 0 CS: 1	PA: 33
<b>PITCHER</b> <b>Luis Tiant, R</b> ERA: 0.00 (1, 1)	IP: 9.0 WLS: W BF: 33 H: 5 R: 0 ER: 0 SO: 3 BB: 0 IBB: 2 HBP: 0 BLK: 1 WP: 0 HR: 0 S: 64 P: 98 ERA: 0.00 WHIP: 0.556															<b>PITCHER</b>						

AB	31
R	0
H	5
RBI	0
BB	2
SO	3
LOB	11

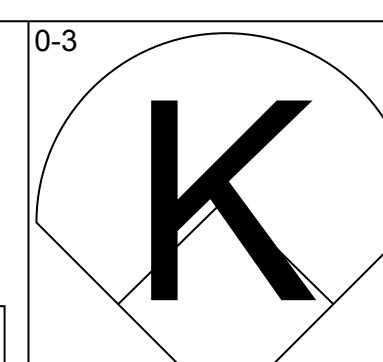
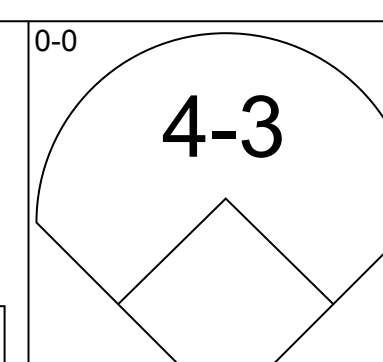
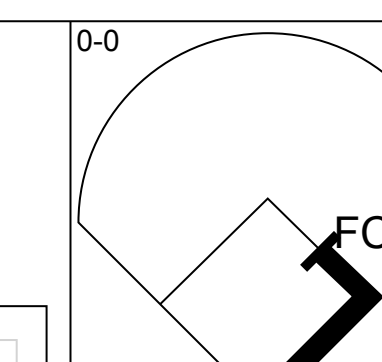
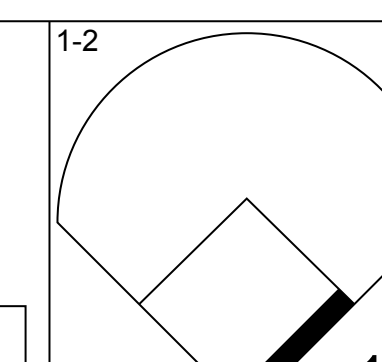
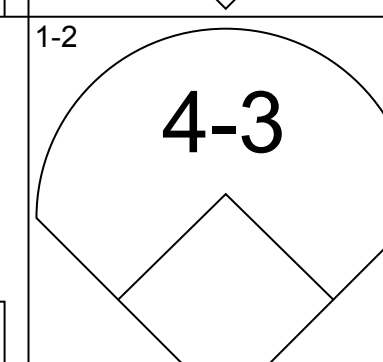
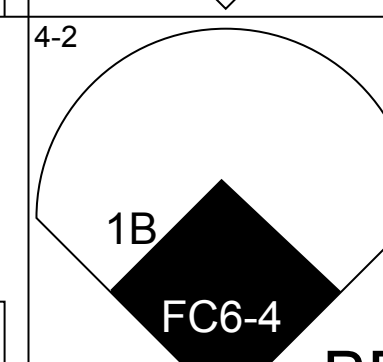
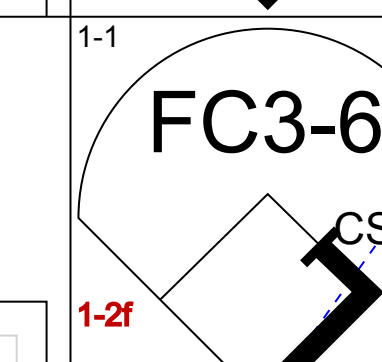
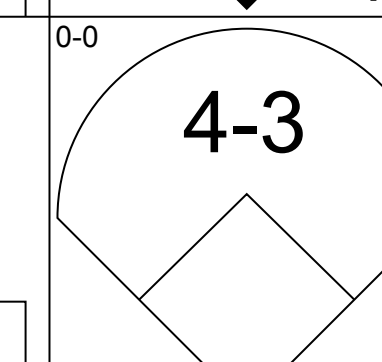
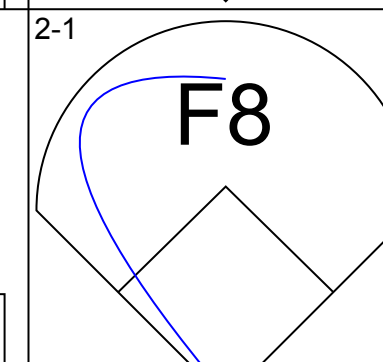
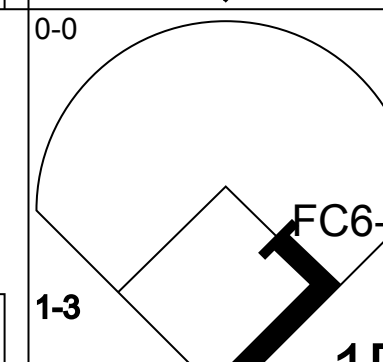
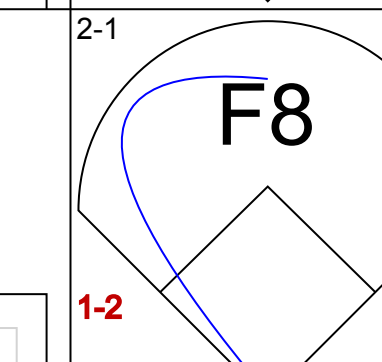
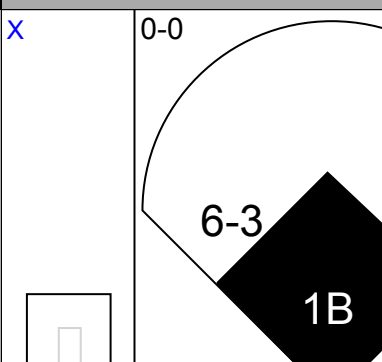
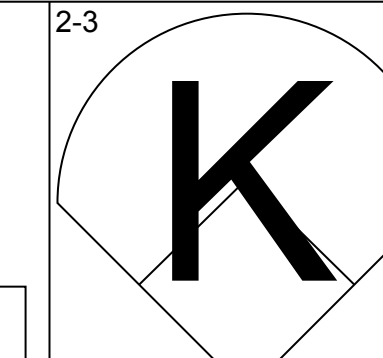
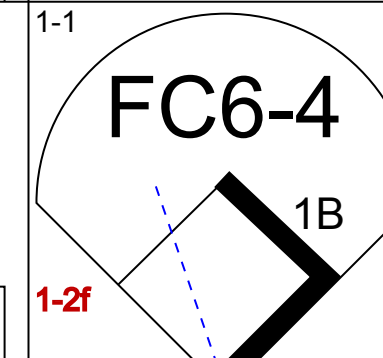
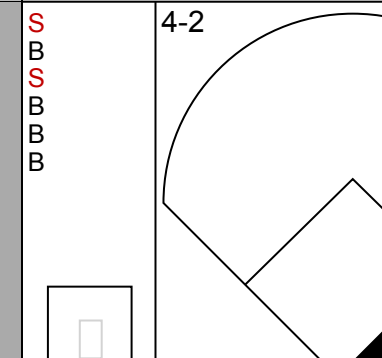
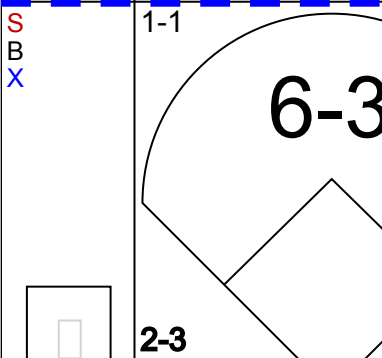
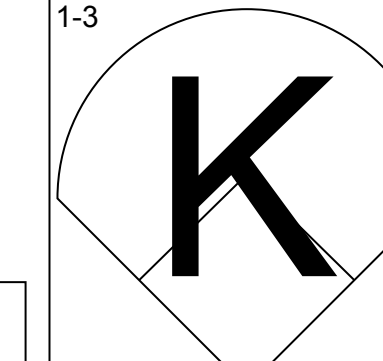
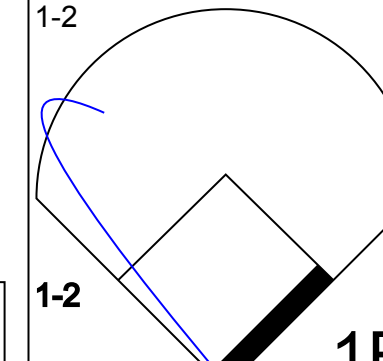
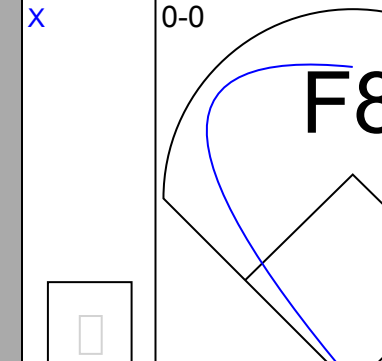
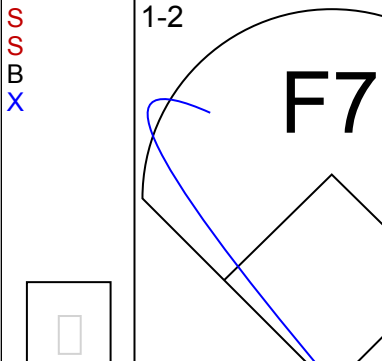
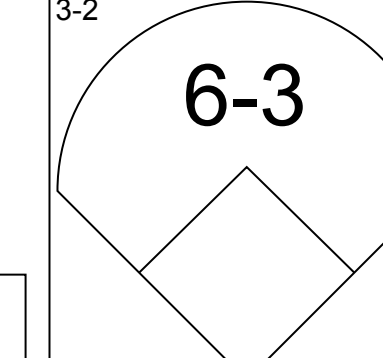
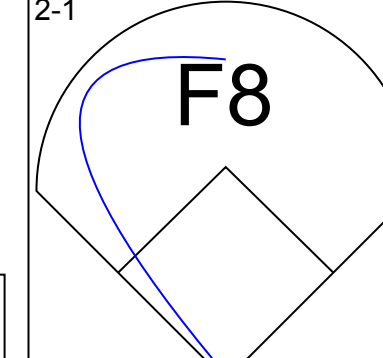
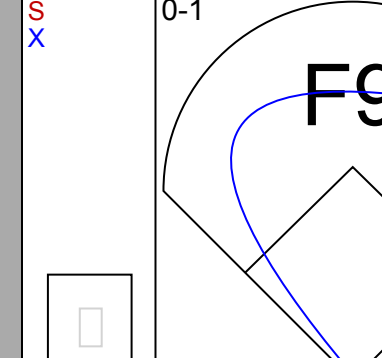
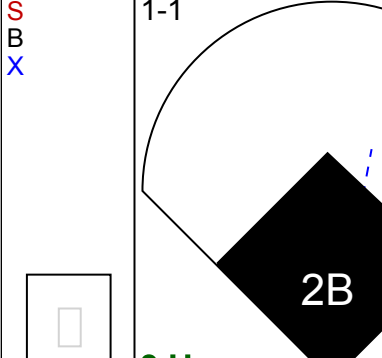
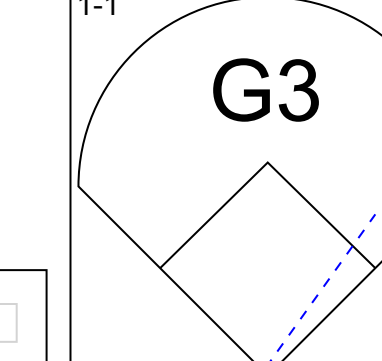
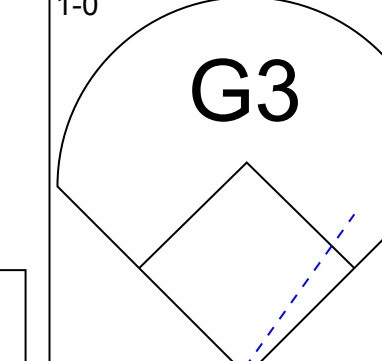
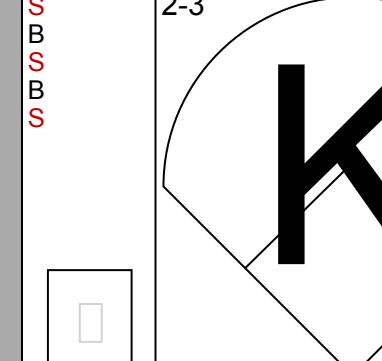
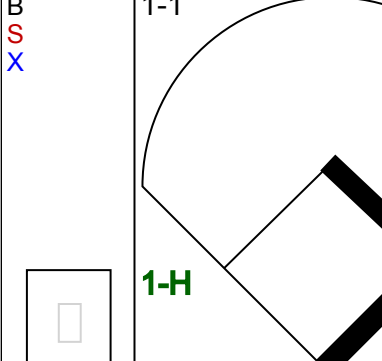
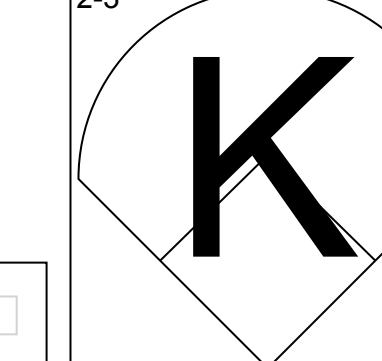
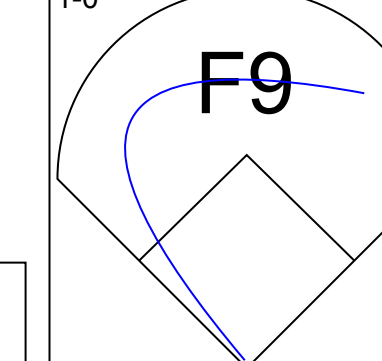
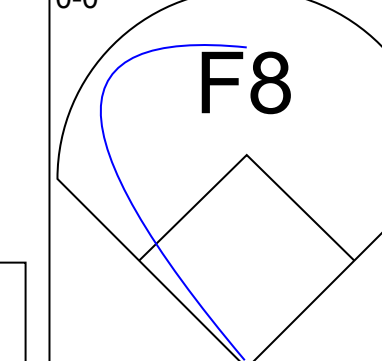
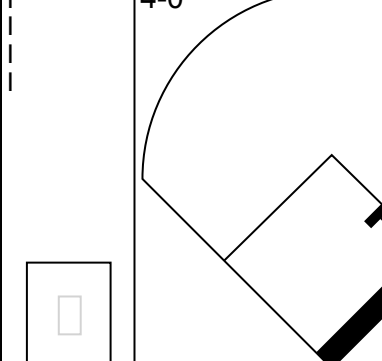
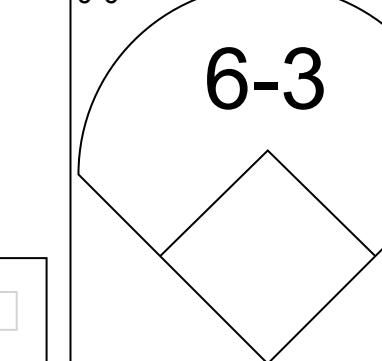
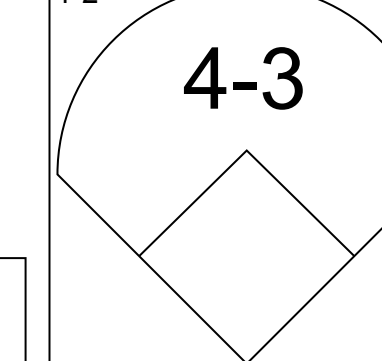
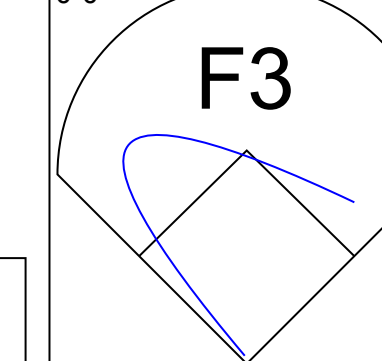
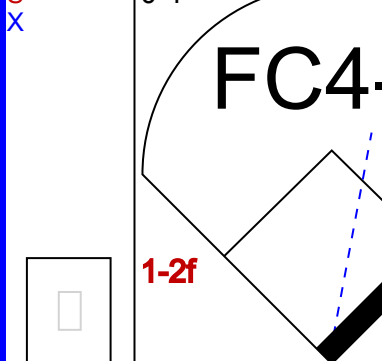


Batter	1	2	3	4	5	6	7	8	9	AB	R	H	RBI	BB	SO	LOB	BOTTOM			
<b>Dwight Evans, R</b> OBP: 0.200, SLG: 0.214 (1, 9)	1-2 SH3 1B	0-2 F9			3-1 P4		0-0 SH 1B BB	1-0 4-3		4	1	1	0	0	0	3	<b>Cincinnati Reds @ Boston Red Sox</b> Fenway Park, Boston, MA Sat Oct 11 1975, 3:33 AM EDT Att: 35,205 - Unknown			
<b>Denny Doyle, L</b> OBP: 0.375, SLG: 0.357 (1, 4)	0-1 SH3		0-2 4-3		0-0 1B		0-2 BB 1B	4-2 L3 BB		3	1	2	0	1	0	0				
<b>Carl Yastrzemski, L</b> OBP: 0.471, SLG: 0.667 (1, 7)	4-0 1B BB		2-1 6-3		0-0 G3		1-1 BB 1B	1-2 L3		4	1	1	1	1	0	3				
<b>Carlton Fisk, R</b> OBP: 0.375, SLG: 0.400 (1, 2)	0-1 P4		3-1 F7			0-0 6-3	1-2 BB 1B			3	1	0	1	1	0	2				
<b>Fred Lynn, L</b> OBP: 0.400, SLG: 0.467 (1, 8)	0-0 1B			3-2 P6		2-0 2B F8-2 1B	1-2 K			4	0	2	0	0	1	3				
<b>Rico Petrocelli, R</b> OBP: 0.313, SLG: 0.533 (1, 5)		4-0 1B BB		0-0 F8		0-0 2B	1-0 1B SF9 1B			3	1	2	2	1	0	0				
<b>Rick Burleson, R</b> OBP: 0.643, SLG: 0.750 (1, 6)		2-1 1B		1-1 CS 1B		4-0 IBB	1-3 SF9 1B			3	0	3	1	1	0	0				
<b>Cecil Cooper, L</b> OBP: 0.286, SLG: 0.462 (1, 3)		1-3 K		1-1 CS		1-1 K	0-0 SF9			3	0	0	1	0	2	5				
<b>Luis Tiant, R</b> OBP: 0.500, SLG: 0.333 (1, 1)		1-3 K		4-2 1B BB			1-1 1B SH 1B F3			3	1	1	0	1	1	3				
<b>Inning Stats</b>	R: 0 E: 0 K: 0 S: 8	H: 2 LOB: 2 BB: 1 P: 13	R: 0 E: 0 K: 2 S: 11	H: 1 LOB: 2 BB: 1 P: 19	R: 0 E: 0 K: 0 S: 7	H: 0 LOB: 0 BB: 0 P: 12	R: 0 E: 0 K: 0 S: 7	H: 1 LOB: 0 BB: 0 P: 12	R: 0 E: 0 K: 1 S: 9	H: 1 LOB: 2 BB: 1 P: 17	R: 0 E: 0 K: 0 S: 5	H: 2 LOB: 2 BB: 1 P: 12	R: 6 E: 0 K: 1 S: 19	H: 5 LOB: 1 BB: 1 P: 31	R: 0 E: 0 K: 0 S: 6	H: 0 LOB: 0 BB: 1 P: 12	1B: 11 2B: 3 3B: 0 HR: 0	SF: 1 SAC: 2 DP: 2 HBP: 0	WP: 0 PB: 0 SB: 0 CS: 1	PA: 40
<b>PITCHER</b> <b>Don Gullett, L</b> ERA: 4.2 <b>Clay Carroll, R</b> ERA: 9.0 <b>Will McEnaney, L</b> ERA: 5.4	IP: 6.0 WLS: L BF: 30 H: 10 R: 4 ER: 4 SO: 3 BB: 3 IBB: 1 HBP: 0 BLK: 0 WP: 0 HR: 0 S: 56 P: 96 ERA: 6.00 WHIP: 2.167															<b>PITCHER</b>				

AB	30
R	6
H	12
RBI	6
BB	6
SO	4
LOB	19

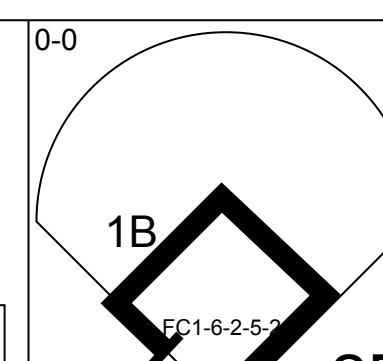
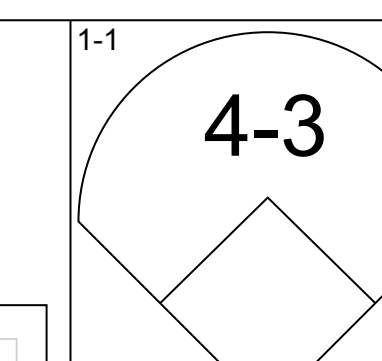
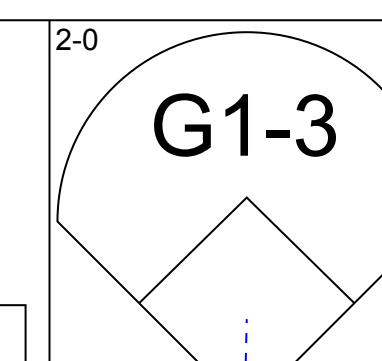
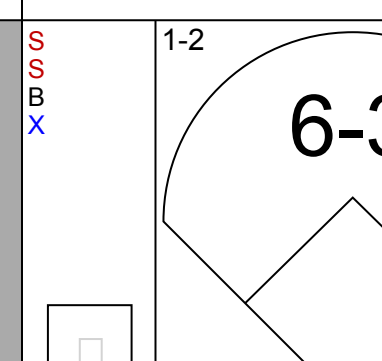
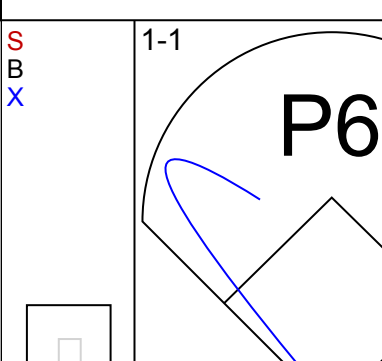
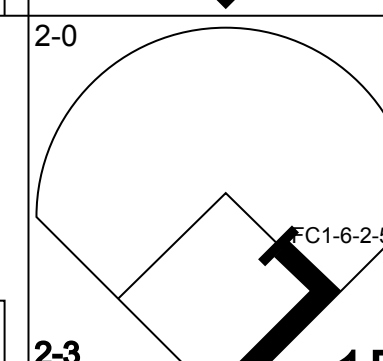
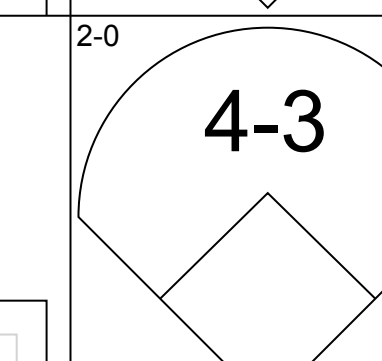
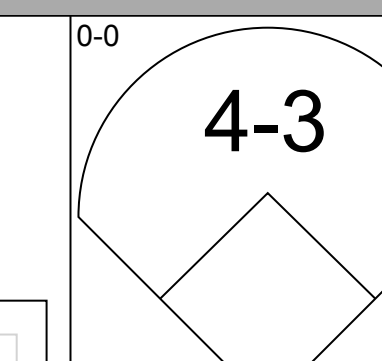
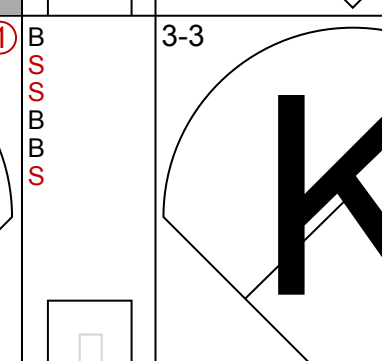
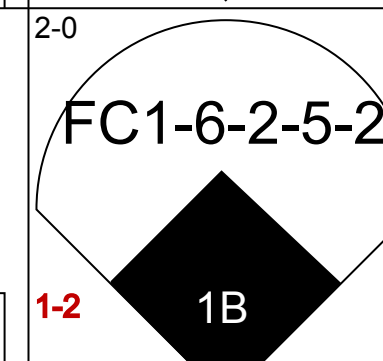
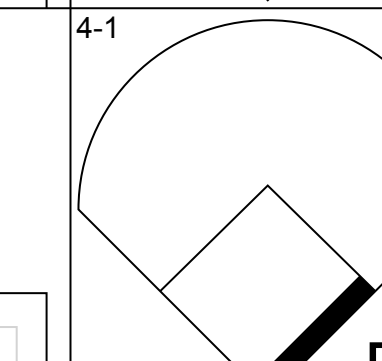
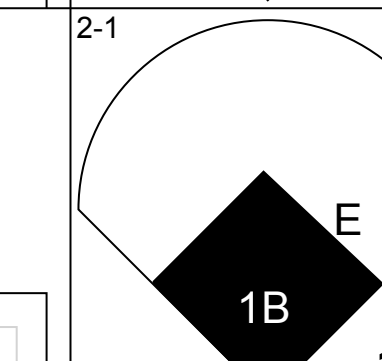
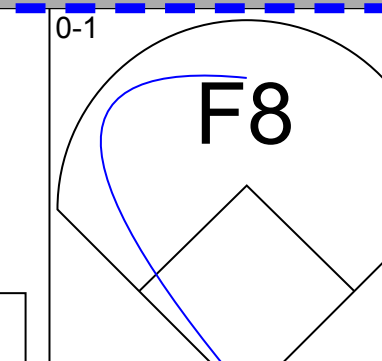
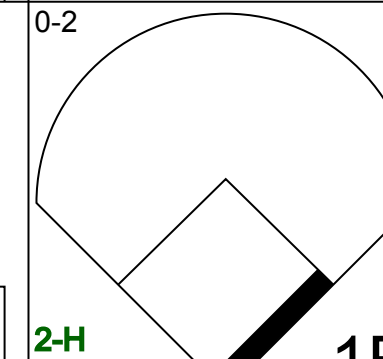
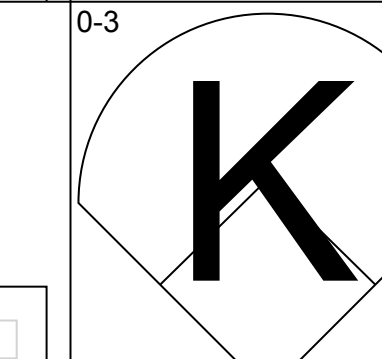
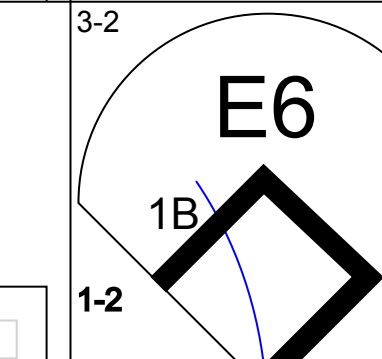
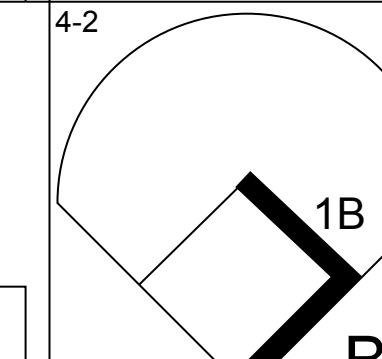
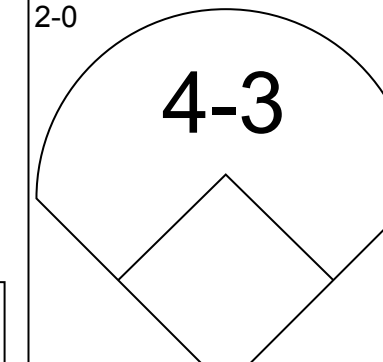
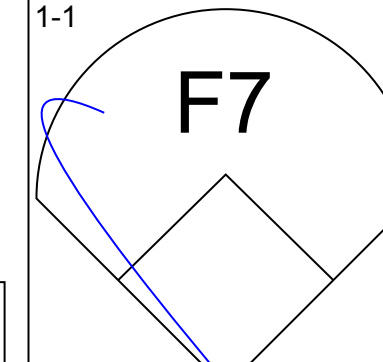
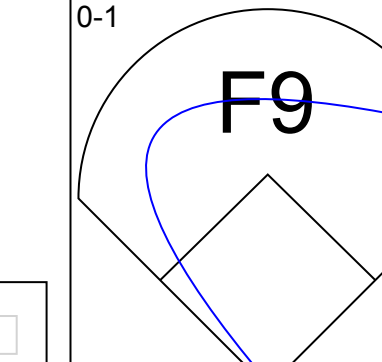
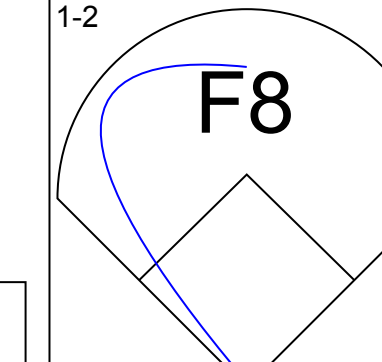
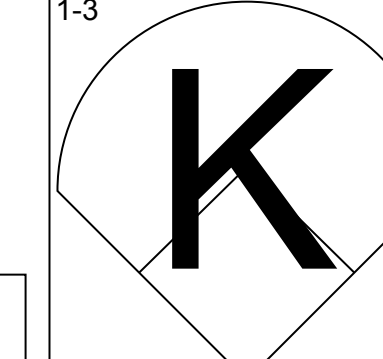
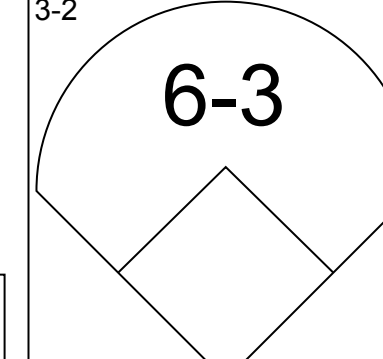
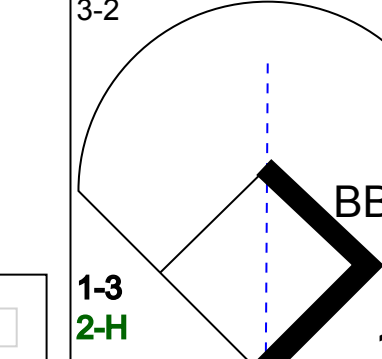
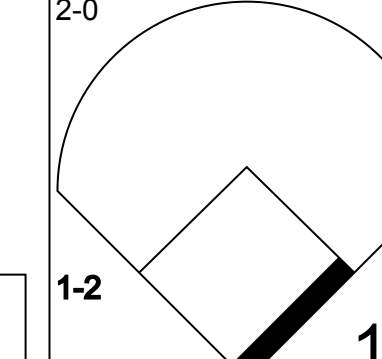
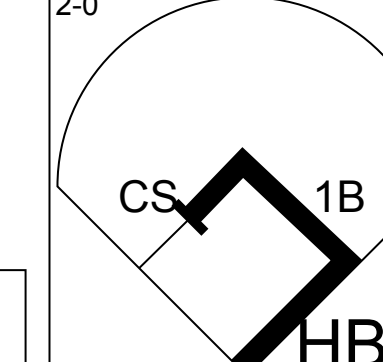
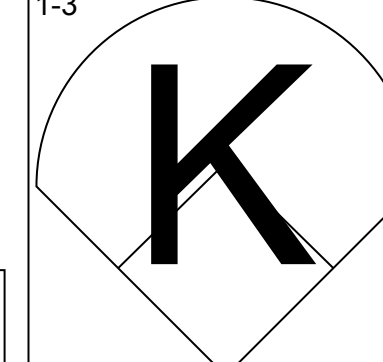
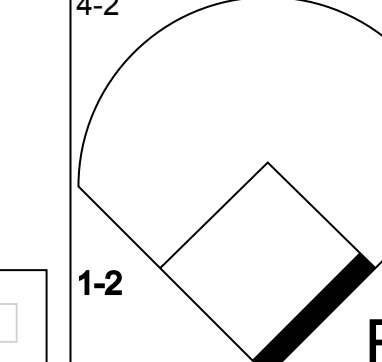
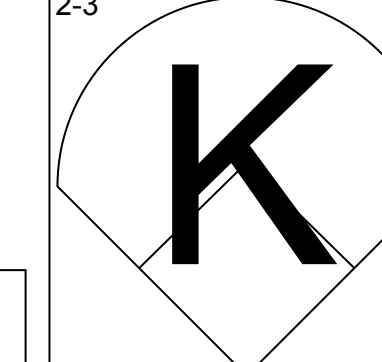
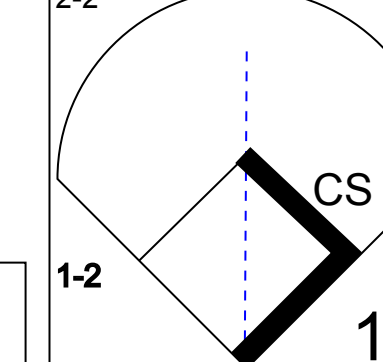

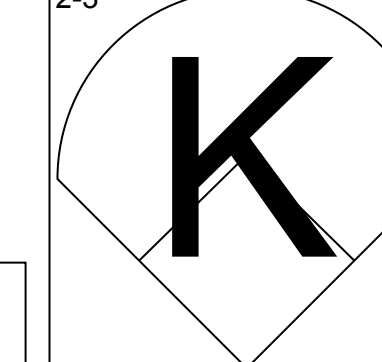
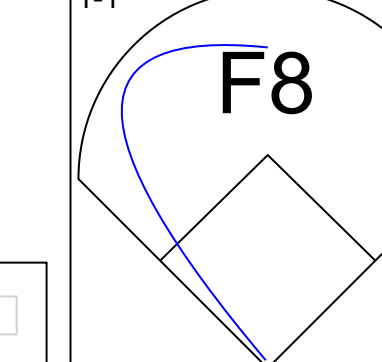
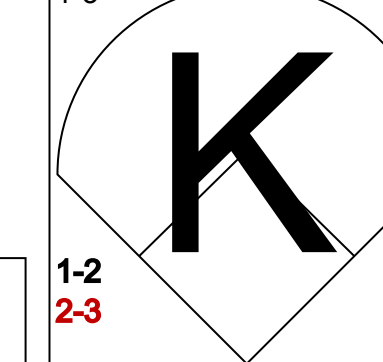
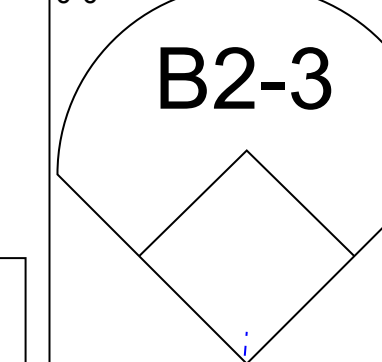
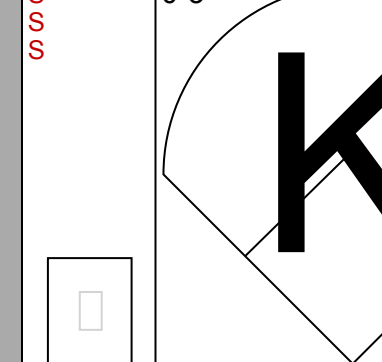
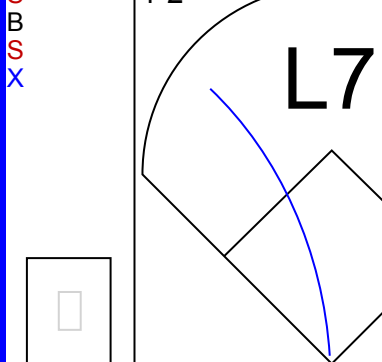




Batter	1	2	3	4	5	6	7	8	9	AB	R	H	RBI	BB	SO	LOB	TOP			
<b>Pete Rose, S</b> OBP: 0.318, SLG: 0.455										4	0	2	0	0	1	0	<b>Cincinnati Reds @ Boston Red Sox</b> Fenway Park, Boston, MA Sun Oct 12 1975, 3:33 AM EDT Att: 35,205 - Unknown			
<b>Joe Morgan, L</b> OBP: 0.409, SLG: 0.500										3	1	0	0	1	0	2				
<b>Johnny Bench, R</b> OBP: 0.182, SLG: 0.190										4	1	2	0	0	0	1				
<b>Tony Perez, R</b> OBP: 0.333, SLG: 0.421										3	0	0	1	1	1	2				
<b>George Foster, R</b> OBP: 0.400, SLG: 0.368										4	0	1	0	0	1	2				
<b>Dave Concepcion, R</b> OBP: 0.350, SLG: 0.474										4	1	1	1	0	0	3				
<b>Ken Griffey, L</b> OBP: 0.316, SLG: 0.474										4	0	1	1	0	1	1				
<b>Cesar Geronimo, L</b> (1, 8)										3	0	0	0	1	1	0				
<b>Jack Billingham, R</b> Pedro Borbon, R Will McEnaney, L Merv Rettenmund, R (8, PH) Rawly Eastwick, R										2	0	0	0	0	0	0				
<b>Inning Stats</b>	R: 0 E: 0 K: 1 S: 8	H: 0 LOB: 0 BB: 0 P: 11	R: 0 E: 0 K: 2 S: 9	H: 0 LOB: 0 BB: 0 P: 15	R: 0 E: 0 K: 1 S: 6	H: 0 LOB: 0 BB: 0 P: 9	R: 1 E: 0 K: 0 S: 11	H: 2 LOB: 2 BB: 1 P: 19	R: 0 E: 0 K: 0 S: 5	H: 1 LOB: 0 BB: 0 P: 8	R: 0 E: 0 K: 1 S: 8	H: 0 LOB: 1 BB: 1 P: 14	R: 0 E: 0 K: 0 S: 6	H: 1 LOB: 1 BB: 0 P: 7	R: 2 E: 0 K: 0 S: 12	H: 3 LOB: 2 BB: 1 P: 20		1B: 5 2B: 2 3B: 0 HR: 0	SF: 0 SAC: 0 DP: 0 HBP: 0	WP: 0 PB: 0 SB: 1 CS: 1
<b>PITCHER</b>	IP WLS BF H R ER SO BB IBB HBP BLK WP HR S P ERA WHIP	8.0 30 5 2 2 5 2 0 0 0 0 0 59 92 2.25 0.875	1.0 L 6 2 1 1 0 0 1 0 0 0 0 0 11 19 9.00 2.000																	

AB	33
R	3
H	7
RBI	3
BB	3
SO	5
LOB	13



Batter	1	2	3	4	5	6	7	8	9	AB	R	H	RBI	BB	SO	LOB	BOTTOM				
<b>Cecil Cooper, L</b> OBP: 0.263, SLG: 0.444										5	0	1	0	0	0	0	<b>Cincinnati Reds @ Boston Red Sox</b> Fenway Park, Boston, MA Sun Oct 12 1975, 3:33 AM EDT Att: 35,205 - Unknown				
<b>Denny Doyle, L</b> OBP: 0.350, SLG: 0.333										4	0	1	0	0	1	0					
<b>Carl Yastrzemski, L</b> OBP: 0.476, SLG: 0.611										3	2	1	0	1	0	2					
<b>Carlton Fisk, R</b> OBP: 0.400, SLG: 0.389										3	0	1	1	1	1	2					
<b>Fred Lynn, L</b> OBP: 0.316, SLG: 0.368										4	0	0	0	0	0	4					
<b>Rico Petrocelli, R</b> OBP: 0.350, SLG: 0.526										4	0	2	1	0	1	0					
<b>Dwight Evans, R</b> OBP: 0.263, SLG: 0.188										2	0	0	0	1	2	2					
<b>Rick Burleson, R</b> OBP: 0.556, SLG: 0.625										4	0	1	0	0	1	3					
<b>Bill Lee, L</b> Dick Drago, R Bernie Carbo, L										3	0	0	0	0	2	2					
<b>Inning Stats</b>	R: 1 E: 0 K: 0 S: 7	H: 3 LOB: 1 BB: 0 P: 13	R: 0 E: 0 K: 2 S: 9	H: 1 LOB: 0 BB: 0 P: 15	R: 0 E: 0 K: 1 S: 7	H: 0 LOB: 0 BB: 1 P: 14	R: 0 E: 0 K: 1 S: 8	H: 0 LOB: 0 BB: 0 P: 13	R: 0 E: 1 K: 0 S: 15	H: 2 LOB: 3 BB: 1 P: 28	R: 0 E: 0 K: 2 S: 9	H: 0 LOB: 0 BB: 0 P: 13	R: 0 E: 0 K: 1 S: 11	H: 1 LOB: 2 BB: 1 P: 20	R: 0 E: 0 K: 0 S: 7	H: 0 LOB: 0 BB: 0 P: 10		1B: 6 2B: 2 3B: 0 HR: 0	SF: 0 SAC: 0 DP: 1 HBP: 1	WP: 0 PB: 0 SB: 0 CS: 2	PA: 37
<b>PITCHER</b>	IP WLS BF H R ER SO BB IBB HBP BLK WP HR S P ERA WHIP	5.2 25 6 2 1 5 2 0 0 0 0 0 0 2 3 0.00 0.000	0.1 0 0 0 0 0 0 0 0 0 0 0 0 9 13 0.00 0.000	1.0 W 8 1 0 0 1 1 0 0 0 0 0 0 18 30 0.00 1.000																	

AB	33
R	2
H	7
RBI	2
BB	3
SO	8
LOB	15






Batter	1	2	3	4	5	6	7	8	9	10	AB	R	H	RBI	BB	SO	LOB										
<b>Cecil Cooper, L</b> OBP: 0.208, SLG: 0.348 (1, 3)	G3		F7		4-3		P6		F8		5	0	0	0	0	0	2										
<b>Denny Doyle, L</b> OBP: 0.320, SLG: 0.304 (1, 4)	G3		P5			F5		G3		G4-3 1B	5	0	1	0	0	0	0										
<b>Carl Yastrzemski, L</b> OBP: 0.423, SLG: 0.500 (1, 7)	4-3			G3		WP SF7 BB		K		F8	4	1	0	0	1	1	1										
<b>Carlton Fisk, R</b> OBP: 0.440, SLG: 0.524 (1, 2)		HR		1B BB		1-2 BB		2-3		G4-3	3	1	1	1	2	0	1										
<b>Fred Lynn, L</b> OBP: 0.304, SLG: 0.364 (1, 8)		F8		1-3 1B		SF7				K	3	0	1	1	0	1	0										
<b>Rico Petrocelli, R</b> OBP: 0.375, SLG: 0.522 (1, 5)		FC6-4 1B		4-3		6-3				HR	4	1	2	0	0	0	2										
<b>Dwight Evans, R</b> OBP: 0.304, SLG: 0.400 (1, 9)		F9		6-3						1B	4	1	2	2	0	0	1										
<b>Rick Burleson, R</b> OBP: 0.545, SLG: 0.600 (1, 6)		FC6-4		FC5-4 1B		G4-6-3 1B				HR	4	0	2	0	0	0	2										
<b>Rick Wise, R</b> OBP: 0.200, SLG: 0.200 <b>Jim Burton, R</b> OBP: 0.200, SLG: 0.200 <b>Reggie Cleveland, R</b> OBP: 0.200, SLG: 0.200 <b>Bernie Carbo, L</b> OBP: 0.200, SLG: 0.200 <b>Jim Willoughby, R</b> OBP: 0.200, SLG: 0.200 <b>Roger Moret, S</b> OBP: 0.200, SLG: 0.200 (1, 11)			F7		FC5-4		HR			SH3-4	2	0	0	0	0	0	1										
<b>Inning Stats</b>	R: 0 E: 0 K: 0 S: 5	H: 0 LOB: 0 BB: 0 P: 5	R: 1 E: 0 K: 0 S: 11	H: 2 LOB: 1 BB: 0 P: 14	R: 0 E: 0 K: 0 S: 4	H: 0 LOB: 0 BB: 0 P: 7	R: 0 E: 0 K: 0 S: 7	H: 1 LOB: 1 BB: 1 P: 14	R: 0 E: 0 K: 0 S: 8	H: 1 LOB: 1 BB: 0 P: 12	R: 1 E: 0 K: 0 S: 9	H: 0 LOB: 1 BB: 2 P: 23	R: 1 E: 0 K: 0 S: 6	H: 2 LOB: 0 BB: 0 P: 8	R: 0 E: 0 K: 1 S: 6	H: 0 LOB: 0 BB: 0 P: 9	R: 2 E: 0 K: 1 S: 12	H: 3 LOB: 1 BB: 0 P: 18	R: 0 E: 0 K: 0 S: 6	H: 1 LOB: 0 BB: 0 P: 13	1B: 7 2B: 0 3B: 0 HR: 3	SF: 1 SAC: 1 DP: 2 HBP: 0	WP: 1 PB: 0 SB: 0 CS: 0	PA: 40			
<b>PITCHER</b>	IP	WLS	BF	H	R	ER	SO	BB	IBB	HBP	BLK	WP	HR	S	P	ERA	WHIP										
<b>Gary Nolan, R</b> ERA: 2.7 (1, 1)	4.0		15	3	1	1	0	1	0	0	0	0	1	27	40	2.25	1.000										
<b>Pat Darcy, R</b> ERA: 4.5 (5, 1)	2.0		10	2	2	2	0	2	0	0	0	1	0	18	37	9.00	2.000										
<b>Clay Carroll, R</b> ERA: 10.8 (7, 1)	0.2		2	1	0	0	0	0	0	0	0	0	1	4	5	0.00	1.500										
<b>Will McEnaney, L</b> ERA: 4.5 (7, 1)	1.2		6	1	1	1	2	0	0	0	0	0	0	11	16	5.40	0.600										
<b>Rawly Eastwick, R</b> ERA: 1.23 (9, 1)	1.2	W	7	3	1	1	0	0	0	0	0	0	1	14	25	5.40	1.800										

**TOP**

**Boston Red Sox @ Cincinnati Reds**  
Riverfront Stadium, Cincinnati, OH  
Tue Oct 14 1975, 7:05 PM EDT  
Att: 55,392 - Unknown

livebaseballscorecards.com

AB	35
R	5
H	10
RBI	5
BB	3
SO	2
LOB	10




Batter	1	2	3	4	5	6	7	8	9	10	AB	R	H	RBI	BB	SO	LOB										
<b>Pete Rose, S</b> OBP: 0.333, SLG: 0.500 (1, 5)	4-3		4-3		SF8 3B		L5-3			1B IBB	4	1	1	0	1	0	1										
<b>Ken Griffey, L</b> OBP: 0.304, SLG: 0.409 <b>Merv Rettenmund, R</b> (10, PH) (1, 9)	4-3			F8		4-1 BB		4-3		K	3	0	0	0	1	0	0										
<b>Joe Morgan, L</b> OBP: 0.370, SLG: 0.455 (1, 4)	F8			F8		SF8		4-3		1B	4	0	1	2	0	0	0										
<b>Tony Perez, R</b> OBP: 0.320, SLG: 0.364 (1, 3)		F8		HR BB		K		K			3	1	0	0	1	2	1										
<b>Johnny Bench, R</b> OBP: 0.192, SLG: 0.320 (1, 2)		5-3		HR		K		5-3			4	1	1	2	0	1	0										
<b>George Foster, R</b> OBP: 0.375, SLG: 0.318 (1, 7)		E S BB		5-3		F7		6-3			3	0	0	0	1	0	0										
<b>Dave Concepcion, R</b> OBP: 0.333, SLG: 0.565 (1, 6)		F9				G3		5-3			4	1	1	1	0	0	1										
<b>Cesar Geronimo, L</b> OBP: 0.261, SLG: 0.278 (1, 8)			4-3		HR		F8			E 1B	4	2	2	1	0	0	0										
<b>Gary Nolan, R</b> OBP: 0.200, SLG: 0.200 <b>Pat Darcy, L</b> OBP: 0.200, SLG: 0.200 <b>Clay Carroll, R</b> OBP: 0.200, SLG: 0.200 <b>Will McEnaney, L</b> OBP: 0.200, SLG: 0.200 <b>Rawly Eastwick, R</b> OBP: 0.200, SLG: 0.200 <b>Ed Armbrister, R</b> OBP: 0.200, SLG: 0.200 (1, 11)			G3		K		L5-3 1B			E2 1B	1	0	0	0	0	0	0										
<b>Inning Stats</b>	R: 0 E: 0 K: 0 S: 7	H: 0 LOB: 0 BB: 0 P: 12	R: 0 E: 0 K: 0 S: 11	H: 0 LOB: 1 BB: 1 P: 20	R: 0 E: 0 K: 0 S: 5	H: 0 LOB: 0 BB: 0 P: 7	R: 2 E: 0 K: 0 S: 10	H: 1 LOB: 0 BB: 1 P: 20	R: 3 E: 0 K: 2 S: 17	H: 3 LOB: 1 BB: 1 P: 30	R: 0 E: 0 K: 1 S: 7	H: 0 LOB: 0 BB: 0 P: 10	R: 0 E: 0 K: 1 S: 7	H: 1 LOB: 1 BB: 0 P: 7	R: 0 E: 0 K: 1 S: 7	H: 0 LOB: 0 BB: 0 P: 9	R: 0 E: 0 K: 0 S: 6	H: 0 LOB: 0 BB: 0 P: 6	R: 1 E: 1 K: 1 S: 10	H: 2 LOB: 3 BB: 1 P: 19	1B: 3 2B: 1 3B: 1 HR: 3	SF: 1 SAC: 0 DP: 1 HBP: 0	WP: 0 PB: 0 SB: 3 CS: 0	PA: 39			
<b>PITCHER</b>	IP	WLS	BF	H	R	ER	SO	BB	IBB	HBP	BLK	WP	HR	S	P	ERA	WHIP										
<b>Rick Wise, R</b> ERA: 5.4 (1, 1)	4.1		19	4	5	5	1	2	0	0	0	0	0	3	43	10.38	1.385										
<b>Jim Burton, L</b> ERA: 4.26 (5, 1)	0.1		2	0	0	0	0	1	0	0	0	0	0	4	11	0.00	3.000										
<b>Reggie Cleveland, R</b> ERA: 4.26 (5, 1)	1.1		4	0	0	0	2	0	0	0	0	0	0	10	15	0.00	0.000										
<b>Jim Willoughby, R</b> ERA: 0.667 (7, 1)	3.0	L	11	2	1	0	1	0	0	0	0	0	0	22	28	0.00	0.667										
<b>Roger Moret, L</b> ERA: 0.00 (10, 1)	0.1		3	1	0	0	1	0	1	0	0	0	0	6	13	0.00	3.000										

**BOTTOM**

**Boston Red Sox @ Cincinnati Reds**  
Riverfront Stadium, Cincinnati, OH  
Tue Oct 14 1975, 7:05 PM EDT  
Att: 55,392 - Unknown

livebaseballscorecards.com

AB	34
R	6
H	7
RBI	6
BB	4
SO	5
LOB	7






Batter	1	2	3	4	5	6	7	8	9	AB	R	H	RBI	BB	SO	LOB	TOP			
Juan Beniquez, R OBP: 0.250, SLG: 0.313 Rick Miller, L (6, 7)	F8		G4-6-3 1B	E3 1B		5-3			4-3	4	0	1	1	0	0	1				
Denny Doyle, L OBP: 0.300, SLG: 0.286 Carl Yastrzemski, L OBP: 0.452, SLG: 0.500 (1, 3)	4-3		F8	F5					4-3	5	0	1	0	0	0	4				
Carlton Fisk, R OBP: 0.400, SLG: 0.462 Fred Lynn, L OBP: 0.296, SLG: 0.346 (1, 8)	1B		G4-6-3 1-2 1B						BB	4	0	2	1	1	0	3				
Carlton Fisk, R OBP: 0.400, SLG: 0.462 Fred Lynn, L OBP: 0.296, SLG: 0.346 (1, 2)	K								F6	5	1	1	0	0	1	4				
Fred Lynn, L OBP: 0.296, SLG: 0.346 Rico Petrocelli, R OBP: 0.357, SLG: 0.481 (1, 5)				WP 3B 1B					4-3	4	1	1	0	0	1	0				
Rico Petrocelli, R OBP: 0.357, SLG: 0.481 Dwight Evans, R OBP: 0.333, SLG: 0.500 (1, 9)				P6 1B					4-3	4	0	1	0	0	1	2				
Dwight Evans, R OBP: 0.333, SLG: 0.500 Rick Burleson, R OBP: 0.500, SLG: 0.583 (1, 6)	FC6-4 1B			2B 3B					F8	4	1	2	2	0	0	1				
Rick Burleson, R OBP: 0.500, SLG: 0.583 Luis Tiant, R OBP: 0.500, SLG: 0.333 (1, 1)	5-3			1B E					5-3	4	1	1	1	0	0	2				
Luis Tiant, R OBP: 0.500, SLG: 0.333 Inning Stats				1B E 1B					6-3	3	1	1	0	1	1	0				
Inning Stats	R: 0 E: 0 K: 1 S: 11	H: 1 LOB: 1 BB: 0 P: 18	R: 0 E: 0 K: 1 S: 7	H: 1 LOB: 1 BB: 0 P: 11	R: 0 E: 0 K: 0 S: 5	H: 1 LOB: 1 BB: 1 P: 11	R: 5 E: 1 K: 0 S: 17	H: 6 LOB: 2 BB: 0 P: 29	R: 0 E: 0 K: 1 S: 7	H: 1 LOB: 1 BB: 0 P: 9	R: 0 E: 0 K: 0 S: 10	H: 0 LOB: 0 BB: 0 P: 5	R: 0 E: 0 K: 0 S: 7	H: 0 LOB: 0 BB: 0 P: 10	R: 0 E: 0 K: 0 S: 8	H: 0 LOB: 1 BB: 1 P: 13	1B: 9 2B: 1 3B: 1 HR: 0	SF: 0 SAC: 0 DP: 1 HBP: 0	WP: 1 PB: 0 SB: 0 CS: 0	PA: 40
PITCHER	IP	WLS	BF	H	R	ER	SO	BB	IBB	HBP	BLK	WP	HR	S	P	ERA	WHIP			
Fred Norman, L ERA: 4.82 Pedro Borbon, R ERA Clay Carroll, R ERA: 4.91 Rawly Eastwick, R ERA: 0.87	3.1	L	17	7	4	4	2	1	0	0	0	1	0	32	57	10.80	2.400			

**Boston Red Sox @ Cincinnati Reds**  
Riverfront Stadium, Cincinnati, OH  
Wed Oct 15 1975, 7:05 PM EDT  
Att: 55,667 - Unknown

livebaseballscorecards.com

AB 38  
R 5  
H 11  
RBI 5  
BB 2  
SO 4  
LOB 17




Batter	1	2	3	4	5	6	7	8	9	AB	R	H	RBI	BB	SO	LOB	BOTTOM					
Pete Rose, S OBP: 0.375, SLG: 0.483 Ken Griffey, L OBP: 0.286, SLG: 0.407 (1, 9)	2B 1B		F8						L4	3	1	1	0	2	0	0						
Ken Griffey, L OBP: 0.286, SLG: 0.407 Joe Morgan, L OBP: 0.375, SLG: 0.400 (1, 4)	1B		G1-3						4-3	5	0	1	1	0	0	3						
Joe Morgan, L OBP: 0.375, SLG: 0.400 Tony Perez, R OBP: 0.276, SLG: 0.308 (1, 3)	2B		F9						L8	3	1	0	0	2	0	2						
Tony Perez, R OBP: 0.276, SLG: 0.308 Johnny Bench, R OBP: 0.200, SLG: 0.345 (1, 2)	6-3 BB								P3	4	0	0	0	0	1	3						
Johnny Bench, R OBP: 0.200, SLG: 0.345 George Foster, R OBP: 0.393, SLG: 0.346 (1, 7)	1B								F7	4	0	1	1	0	1	2						
George Foster, R OBP: 0.393, SLG: 0.346 Dave Concepcion, R OBP: 0.321, SLG: 0.556 (1, 6)	2B								K	4	0	1	1	0	1	2						
Dave Concepcion, R OBP: 0.321, SLG: 0.556 Cesar Geronimo, L OBP: 0.333, SLG: 0.455 (1, 8)	5-3								1B	4	1	2	0	0	0	1						
Cesar Geronimo, L OBP: 0.333, SLG: 0.455 Fred Norman, S Pedro Borbon, R Terry Crowley, L Clay Carroll, R Darrel Chaney, S Rawly Eastwick, R Ed Armbrister, R									F9	4	1	1	1	0	0	1						
Fred Norman, S Pedro Borbon, R Terry Crowley, L Clay Carroll, R Darrel Chaney, S Rawly Eastwick, R Ed Armbrister, R									F9	4	1	1	1	0	0	1						
Dave Concepcion, R OBP: 0.321, SLG: 0.556 Cesar Geronimo, L OBP: 0.333, SLG: 0.455 Fred Norman, S Pedro Borbon, R Terry Crowley, L Clay Carroll, R Darrel Chaney, S Rawly Eastwick, R Ed Armbrister, R									F9	4	0	3	1	0	0	0						
Fred Norman, S Pedro Borbon, R Terry Crowley, L Clay Carroll, R Darrel Chaney, S Rawly Eastwick, R Ed Armbrister, R									SH1-4 1B	1	0	0	0	0	0	0						
Fred Norman, S Pedro Borbon, R Terry Crowley, L Clay Carroll, R Darrel Chaney, S Rawly Eastwick, R Ed Armbrister, R									1B	1	0	0	0	0	0	0						
Inning Stats	R: 2 E: 0 K: 0 S: 13	H: 3 LOB: 1 BB: 1 P: 26	R: 0 E: 0 K: 0 S: 7	H: 0 LOB: 0 BB: 0 P: 8	R: 0 E: 0 K: 0 S: 7	H: 0 LOB: 0 BB: 0 P: 12	R: 2 E: 1 K: 2 S: 17	H: 3 LOB: 1 BB: 0 P: 29	R: 0 E: 0 K: 0 S: 9	H: 0 LOB: 2 BB: 2 P: 21	R: 0 E: 0 K: 1 S: 9	H: 1 LOB: 1 BB: 0 P: 15	R: 0 E: 0 K: 0 S: 6	H: 0 LOB: 0 BB: 0 P: 11	R: 0 E: 0 K: 1 S: 9	H: 1 LOB: 1 BB: 0 P: 13	R: 0 E: 0 K: 0 S: 10	H: 1 LOB: 2 BB: 1 P: 20	1B: 5 2B: 3 3B: 1 HR: 0	SF: 0 SAC: 1 DP: 0 HBP: 0	WP: 0 PB: 0 SB: 0 CS: 0	PA: 39
PITCHER	IP	WLS	BF	H	R	ER	SO	BB	IBB	HBP	BLK	WP	HR	S	P	ERA	WHIP					
Luis Tiant, R ERA: 1.33	9.0	W	39	9	4	4	4	4	0	0	0	0	0	87	155	4.00	1.444					

**Boston Red Sox @ Cincinnati Reds**  
Riverfront Stadium, Cincinnati, OH  
Wed Oct 15 1975, 7:05 PM EDT  
Att: 55,667 - Unknown

livebaseballscorecards.com

AB 34  
R 4  
H 9  
RBI 4  
BB 4  
SO 4  
LOB 14





Batter	1	2	3	4	5	6	7	8	9	AB	R	H	RBI	BB	SO	LOB	TOP		
Juan Beniquez, R OBP: 0.250, SLG: 0.263 (1, 7)	0-2 4-3		1-1 P4			4-1 BB			3-3 K	3	0	0	0	1	1	0			
Denny Doyle, L OBP: 0.294, SLG: 0.344 (1, 4)	0-1 SF9 3B			2-2 2-3		0-1 G3			1-2 4-3	4	1	1	0	0	0	1			
Carl Yastrzemski, L OBP: 0.429, SLG: 0.483 (1, 3)	1-2 SF9			1-0 F8			1-1 F3		0-0 1B 2B	3	1	1	1	0	0	0			
Carlton Fisk, R OBP: 0.382, SLG: 0.433 (1, 2)	2-3 K			2-3 K			2-2 L7		0-0 2B 1B	4	0	1	0	0	2	0			
Fred Lynn, L OBP: 0.290, SLG: 0.367 (1, 8)		1-0 P5			1-3 K		0-2 P8		1-2 1B 2B	4	0	1	1	0	1	0			
Rico Petrocelli, R OBP: 0.313, SLG: 0.419 (1, 5)		1-3 K			2-1 F8			0-0 F8	0-3 K	4	0	0	0	0	2	2			
Dwight Evans, R OBP: 0.333, SLG: 0.481 (1, 9)		1-0 F7			0-0 F8			2-2 1B		3	0	1	0	0	0	0			
Rick Burleson, R OBP: 0.448, SLG: 0.519 (1, 6)			1-2 P4			1-0 F9		0-0 F8		3	0	0	0	0	0	1			
Reggie Cleveland, R OBP: 0.333, SLG: 0.481 (1, 1)			0-3 K			3-3 K		3-2 L4		2	0	0	0	0	2	0			
Jim Willoughby, R OBP: 0.333, SLG: 0.481 (8, PH)										0	0	0	0	0	0	0			
Dick Pole, R OBP: 0.333, SLG: 0.481 (8, 1)										0	0	0	0	0	0	0			
Diego Segui, R OBP: 0.333, SLG: 0.481 (8, 1)										0	0	0	0	0	0	0			
<b>Inning Stats</b>	R: 1 E: 0 K: 1 S: 11	H: 1 LOB: 0 BB: 0 P: 14	R: 0 E: 0 K: 1 S: 5	H: 0 LOB: 0 BB: 0 P: 8	R: 0 E: 0 K: 1 S: 8	H: 0 LOB: 0 BB: 0 P: 10	R: 0 E: 0 K: 1 S: 7	H: 0 LOB: 0 BB: 0 P: 12	R: 0 E: 0 K: 1 S: 6	H: 0 LOB: 1 BB: 1 P: 9	R: 0 E: 0 K: 0 S: 8	H: 0 LOB: 0 BB: 0 P: 11	R: 0 E: 0 K: 0 S: 8	H: 1 LOB: 1 BB: 0 P: 13	R: 1 E: 0 K: 2 S: 14	H: 3 LOB: 2 BB: 0 P: 19	1B: 3 2B: 1 3B: 1 HR: 0	SF: 1 SAC: 0 DP: 0 HBP: 0	WP: 0 PA: 33 PB: 0 SB: 0 CS: 0
<b>PITCHER</b>	IP WLS BF H R ER SO BB IBB HBP BLK WP HR S P ERA WHIP	8.2 W 32 5 2 2 7 1 0 0 0 0 0 0 71 108 2.08 0.692	0.1 S 1 0 0 0 1 0 0 0 0 0 0 0 3 3 0.00 0.000																

**Boston Red Sox @ Cincinnati Reds**  
Riverfront Stadium, Cincinnati, OH  
Thu Oct 16 1975, 7:05 PM EDT  
Att: 56,393 - Unknown

AB 31  
R 2  
H 5  
RBI 2  
BB 1  
SO 8  
LOB 5



Batter	1	2	3	4	5	6	7	8	9	AB	R	H	RBI	BB	SO	LOB	BOTTOM		
Pete Rose, S OBP: 0.417, SLG: 0.531 (1, 5)	1-2 1B 7-2 1B		4-1 BB		0-1 2B		1-1 L7			3	0	2	1	1	0	0			
Ken Griffey, L OBP: 0.281, SLG: 0.387 (1, 9)	0-2 K		0-0 L4		1-0 F5		2-2 L6-3 1B			4	0	1	0	0	1	3			
Joe Morgan, L OBP: 0.389, SLG: 0.393 (1, 4)	0-2 S 1B			2-2 F9		4-2 1B HR BB		1-0 L6-3		3	1	1	0	1	0	1			
Johnny Bench, R OBP: 0.235, SLG: 0.344 (1, 2)	1-1 7-2			0-1 L5		1-2 HR 1B		4-1 F9 BB SF9 BB		3	2	1	0	1	0	2			
Tony Perez, R OBP: 0.333, SLG: 0.552 (1, 3)		1-3 K		0-0 HR		1-2 HR		4-0 BB		3	2	2	4	1	1	0			
George Foster, R OBP: 0.344, SLG: 0.300 (1, 7)		1-2 F2		0-0 P3		2-H 3-H L1		1-2 BB		4	0	0	0	0	0	2			
Dave Concepcion, R OBP: 0.313, SLG: 0.517 (1, 6)		0-0 6-3			0-2 5-3		4-2 G3 S HBP		2-2 SF9	2	0	0	1	0	0	0			
Cesar Geronimo, L OBP: 0.290, SLG: 0.385 (1, 8)			0-0 F8		1-1 4-3		2-2 G3		3-H 2-0 F8	4	0	0	0	0	0	2			
Don Gullett, R OBP: 0.300, SLG: 0.600 Rawly Eastwick, R (9, 1)			0-3 K		0-2 2B 1B		0-3 K			3	1	1	0	0	2	1			
<b>Inning Stats</b>	R: 0 E: 0 K: 1 S: 11	H: 2 LOB: 1 BB: 0 P: 13	R: 0 E: 0 K: 1 S: 7	H: 0 LOB: 0 BB: 0 P: 9	R: 0 E: 0 K: 1 S: 6	H: 0 LOB: 1 BB: 1 P: 10	R: 1 E: 0 K: 0 S: 7	H: 1 LOB: 0 BB: 0 P: 9	R: 1 E: 0 K: 0 S: 11	H: 2 LOB: 1 BB: 0 P: 13	R: 3 E: 0 K: 1 S: 18	H: 2 LOB: 1 BB: 1 P: 33	R: 0 E: 0 K: 0 S: 6	H: 1 LOB: 0 BB: 0 P: 10	R: 1 E: 0 K: 0 S: 6	H: 0 LOB: 1 BB: 2 P: 18	1B: 5 2B: 3 3B: 0 HR: 2	SF: 1 SAC: 0 DP: 2 HBP: 1	WP: 0 PA: 35 PB: 0 SB: 2 CS: 0
<b>PITCHER</b>	IP WLS BF H R ER SO BB IBB HBP BLK WP HR S P ERA WHIP	5.0 L 23 7 5 5 3 2 0 0 0 0 0 0 16 29 0.00 0.500	2.0 7 1 0 0 1 0 0 0 1 0 0 0 0 1 9 ∞ ∞	0.0 2 0 1 1 0 2 0 0 0 0 0 0 0 5 9 0.00 0.000															

**Boston Red Sox @ Cincinnati Reds**  
Riverfront Stadium, Cincinnati, OH  
Thu Oct 16 1975, 7:05 PM EDT  
Att: 56,393 - Unknown

AB 29  
R 6  
H 8  
RBI 6  
BB 4  
SO 4  
LOB 11









Batter	1	2	3	4	5	6	7	8	9	AB	R	H	RBI	BB	SO	LOB	TOP										
<b>Pete Rose, S</b> OBP: 0.447, SLG: 0.512 (1, 5)	F9		FC1-4			FC6-4 1B	1-3 2-H 1B		1B BB	4	0	2	1	1	0	1	<b>Cincinnati Reds @ Boston Red Sox</b> Fenway Park, Boston, MA Wed Oct 22 1975, 7:05 PM EDT Att: 35,205 - Unknown										
<b>Joe Morgan, L</b> OBP: 0.383, SLG: 0.368 (1, 4)	K			S 1B		F9	BB		1-2 1-3 3-H 1B	4	0	2	1	1	1												
<b>Johnny Bench, R</b> OBP: 0.222, SLG: 0.286 (1, 2)	6-3			F8		FC6-4 HR	F2		BB	4	1	0	0	1	0	5											
<b>Tony Perez, R</b> OBP: 0.318, SLG: 0.550 (1, 3)		5-3		F9		HR		P5	F9	5	1	1	2	0	0	4											
<b>George Foster, R</b> OBP: 0.333, SLG: 0.325 (1, 7)		1B		F2		F9		6-3		4	0	1	0	0	0	1											
<b>Dave Concepcion, R</b> OBP: 0.286, SLG: 0.436 (1, 6)		6-3						6-3	5-3	4	0	1	0	0	0	0											
<b>Ken Griffey, L</b> OBP: 0.357, SLG: 0.447 (1, 9)			G4-6-3 1B		E4				4-3 SH5-4 1B BB	2	2	1	0	2	0	1											
<b>Cesar Geronimo, L</b> OBP: 0.275, SLG: 0.429 (1, 8)			G4-6-3		K			P6	SH5-4	3	0	0	0	0	1	4											
<b>Don Gullett, R</b> ERA: 3.14 Merv Rettenmund, R Jack Billingham, R Ed Armbrister, R Clay Carroll, R Dan Driessen, L Will McEnaney, L (1, 1) (5, PH) (5, 1) (7, PH) (7, 1) (9, 1) (9, 1)					G6-4-3			4-2 1B BB	4-3	1	0	1	0	0	0	0	<b>REDS</b>										
<b>Inning Stats</b>	R: 0 E: 0 K: 1 S: 7	H: 0 LOB: 0 BB: 0 P: 12	R: 0 E: 0 K: 0 S: 4	H: 1 LOB: 0 BB: 0 P: 6	R: 0 E: 0 K: 0 S: 9	H: 2 LOB: 1 BB: 0 P: 14	R: 0 E: 0 K: 0 S: 6	H: 1 LOB: 1 BB: 0 P: 10	R: 0 E: 1 K: 1 S: 10	H: 1 LOB: 1 BB: 0 P: 15	R: 2 E: 1 K: 0 S: 9	H: 2 LOB: 0 BB: 0 P: 17	R: 1 E: 0 K: 0 S: 8	H: 1 LOB: 3 BB: 3 P: 24	R: 0 E: 0 K: 0 S: 4	H: 0 LOB: 0 BB: 0 P: 7		R: 1 E: 0 K: 0 S: 15	H: 1 LOB: 3 BB: 3 P: 30	1B: 8 2B: 0 3B: 0 HR: 1	SF: 0 SAC: 1 DP: 2 HBP: 0	WP: 0 PB: 0 SB: 2 CS: 0	PA: 40				
<b>PITCHER</b>	IP	WLS	BF	H	R	ER	SO	BB	IBB	HBP	BLK	WP	HR	S	P	ERA	WHIP										
Bill Lee, L ERA: 3.14	6.1	25	7	3	3	2	2	1	0	0	0	0	1	46	79	4.26	1.263										
Roger Moret, L ERA: 3.14	0.1	4	1	0	0	0	0	2	0	0	0	0	0	6	17	0.00	0.000										
Jim Willoughby, R ERA: 9.0	1.1	4	0	0	0	0	0	0	0	0	0	0	0	5	9	0.00	0.000										
Jim Burton, L ERA: 9.0	0.2	L	5	1	1	1	0	2	0	0	0	0	0	10	19	13.50	4.500										
Reggie Cleveland, R ERA: 6.17	0.1	2	0	0	0	0	0	1	0	0	0	0	0	5	11	0.00	3.000										

Batter	1	2	3	4	5	6	7	8	9	AB	R	H	RBI	BB	SO	LOB	BOTTOM										
<b>Bernie Carbo, L</b> OBP: 0.500, SLG: 1.429 (1, 7)	4-3 2B		1B BB	4-3		G3			F9	3	1	1	0	1	0	1	<b>Cincinnati Reds @ Boston Red Sox</b> Fenway Park, Boston, MA Wed Oct 22 1975, 7:05 PM EDT Att: 35,205 - Unknown										
<b>Rick Miller, L</b> (7, 7)										0	0	0	0	0	0	0											
<b>Juan Beniquez, R</b> OBP: 0.238, SLG: 0.250 (9, PH)										1	0	0	0	0	0	0											
<b>Denny Doyle, L</b> OBP: 0.285, SLG: 0.341 (1, 4)	F9		1B BB	5-3		F7			6-3	4	1	1	0	0	0	2											
<b>Bob Montgomery, R</b> (9, PH)										1	0	0	0	0	0	0											
<b>Carl Yastrzemski, L</b> OBP: 0.413, SLG: 0.450 (1, 3)	4-3		BB BB	P4		4-3			F8	5	1	1	1	0	0	2											
<b>Carlton Fisk, R</b> OBP: 0.409, SLG: 0.486 (1, 2)	K		BB BB IBB		K					3	0	0	0	1	3	1											
<b>Fred Lynn, L</b> OBP: 0.350, SLG: 0.444 (1, 8)		BB	K	F8 1B BB		3-1				2	0	0	0	2	1	3											
<b>Rico Petrocelli, R</b> OBP: 0.317, SLG: 0.368 (1, 5)	K		BB BB	BB		6-3				3	0	1	1	1	1	1											
<b>Dwight Evans, R</b> OBP: 0.333, SLG: 0.441 (1, 9)	F5		BB		F8				G5-4-3 BB	2	0	0	1	2	0	3											
<b>Rick Burleson, R</b> OBP: 0.421, SLG: 0.424 (1, 6)	F9		K			G5-4-3				3	0	0	0	1	1	5											
<b>Bill Lee, L</b> ERA: 3.9 Roger Moret, S Jim Willoughby, R Cecil Cooper, L Jim Burton, R Reggie Cleveland, R (1, 1) (7, 1) (7, 1) (8, PH) (9, 1) (9, 1)			K	WP 4-3 1B		F8			F5	3	0	1	0	0	1	3	<b>REDS</b>										
<b>Inning Stats</b>	R: 0 E: 0 K: 1 S: 9	H: 1 LOB: 1 BB: 0 P: 15	R: 0 E: 0 K: 1 S: 7	H: 0 LOB: 1 BB: 1 P: 12	R: 3 E: 0 K: 3 S: 16	H: 2 LOB: 3 BB: 4 P: 37	R: 0 E: 0 K: 0 S: 6	H: 1 LOB: 1 BB: 0 P: 10	R: 0 E: 0 K: 1 S: 10	H: 1 LOB: 2 BB: 2 P: 21	R: 0 E: 0 K: 0 S: 8	H: 0 LOB: 0 BB: 0 P: 13	R: 0 E: 0 K: 1 S: 7	H: 0 LOB: 0 BB: 0 P: 11	R: 0 E: 0 K: 0 S: 6	H: 0 LOB: 1 BB: 1 P: 12		R: 0 E: 0 K: 0 S: 5	H: 0 LOB: 0 BB: 0 P: 8	1B: 4 2B: 1 3B: 0 HR: 0	SF: 0 SAC: 0 DP: 1 HBP: 0	WP: 1 PB: 0 SB: 0 CS: 0	PA: 39				
<b>PITCHER</b>	IP	WLS	BF	H	R	ER	SO	BB	IBB	HBP	BLK	WP	HR	S	P	ERA	WHIP										
Don Gullett, L ERA: 3.9	4.0	21	4	3	3	5	4	4	1	0	0	0	0	38	74	6.75	2.000										
Jack Billingham, R ERA: 1.0	2.0	9	1	0	0	1	2	0	0	0	0	0	0	18	34	0.00	1.500										
Clay Carroll, R ERA: 2.7	2.0	W	6	0	0	0	1	1	0	0	0	0	0	13	23	0.00	0.500										
Will McEnaney, L ERA: 3.38	1.0	S	3	0	0	0	0	0	0	0	0	0	0	5	8	0.00	0.000										