

Cincinnati Reds - 1976

Batter	1	2	3	4	5	6	7	8	9	AB	R	H	RBI	BB	SO	LOB	TOP				
Wilbur Howard, S (1.7)	F8		L3			4-3	P5		FC4-6	5	0	0	0	0	0	4					
Enos Cabell, R (1.5) OBP: 0.400, SLG: 0.400	6-3			K					FC1-6	5	1	2	1	0	1	1					
Cesar Cedeno, R (1.8) OBP: 0.200, SLG: 0.800	F9			F9			F9		P5	5	1	1	2	0	0	3					
Bob Watson, R (1.3) OBP: 0.250, SLG: 1.000		K		5-3			F9			4	1	1	1	0	1	2					
Cliff Johnson, R (1.2) OBP: 0.750, SLG: 0.500		K								2	1	1	0	2	1	0					
Greg Gross, L (1.9) OBP: 0.500, SLG: 0.500	4-3									4	0	2	0	0	0	1					
Larry Milbourne, S (1.4) OBP: 0.250, SLG: 0.500										4	0	1	1	0	0	4					
Roger Metzger, S (1.6) OBP: 0.500, SLG: 0.500			P6						F7	4	1	2	0	0	0	2					
J.R. Richard, R Ken Boswell, L Jose Sosa, R Mike Cosgrove, L Joaquin Andujar, S Joaquin Andujar, S Mike Barlow, R Ken Forsch, R Leon Roberts, R			P3							1	0	0	0	0	0	1					
Inning Stats	R: 0 E: 0 K: 0 S: 3	H: 0 LOB: 0 BB: 0 P: 3	R: 0 E: 0 K: 2 S: 7	H: 0 LOB: 0 BB: 0 P: 7	R: 0 E: 0 K: 1 S: 4	H: 1 LOB: 1 BB: 0 P: 4	R: 0 E: 0 K: 1 S: 5	H: 0 LOB: 0 BB: 0 P: 5	R: 1 E: 0 K: 0 S: 4	H: 2 LOB: 1 BB: 1 P: 8	R: 3 E: 0 K: 0 S: 6	H: 3 LOB: 1 BB: 0 P: 10	R: 1 E: 0 K: 0 S: 6	H: 3 LOB: 2 BB: 0 P: 6	R: 0 E: 0 K: 0 S: 4	H: 2 LOB: 1 BB: 0 P: 4	R: 0 E: 0 K: 0 S: 3	H: 0 LOB: 1 BB: 1 P: 7	1B: 8 2B: 1 3B: 0 HR: 2	SF: 0 SAC: 0 DP: 2 HBP: 0	WP: 0 PA: 39 PB: 0 SB: 0 CS: 0
PITCHER	IP WLS BF H R ER SO BB IBB HBP BLK WP HR S P ERA WHIP																				
Gary Nolan, R (1.1) ERA: 6.75	5.1 W 22 6 4 4 3 1 0 0 0 0 2 27 31 6.75 1.312																				
Pedro Borbon, R (6.1) ERA: 2.45	3.2 S 17 5 1 1 0 2 0 0 0 0 0 0 15 23 2.46 1.909																				

Houston Astros @ Cincinnati Reds
Riverfront Stadium, Cincinnati, OH
Thu Apr 08 1976, 3:33 AM EST
Att: 52,949 - Unknown

AB 36
R 5
H 11
RBI 5
BB 3
SO 3
LOB 20



Batter	1	2	3	4	5	6	7	8	9	AB	R	H	RBI	BB	SO	LOB	BOTTOM		
Pete Rose, S (1.5) OBP: 0.600, SLG: 1.000	FC4-6			K						5	0	3	2	0	2	1			
Ken Griffey, L (1.9) OBP: 0.200, SLG: 0.200	FC4-6	F7								5	2	1	0	0	0	5			
Joe Morgan, L (1.4) OBP: 0.800, SLG: 0.750	FC5									4	3	3	1	1	0	1			
Johnny Bench, R (1.2) OBP: 0.200, SLG: 0.200	F8		G3							4	1	0	0	1	2	5			
Tony Perez, R (1.3) OBP: 0.800, SLG: 1.000										3	1	2	4	2	0	0			
George Foster, R (1.7) OBP: 0.200, SLG: 0.200			F8	F2						5	0	1	2	0	0	5			
Dave Concepcion, R (1.6) OBP: 0.200, SLG: 0.200										5	1	1	1	0	0	6			
Cesar Geronimo, L (1.8) OBP: 0.500, SLG: 0.750										4	1	2	0	0	0	1			
Gary Nolan, R (1.1) OBP: 0.500, SLG: 0.500										2	1	1	1	0	1	0			
Pedro Borbon, R (6.1) OBP: 0.500, SLG: 0.500										2	1	1	0	0	0	1			
Inning Stats	R: 0 E: 0 K: 0 S: 4	H: 1 LOB: 1 BB: 0 P: 4	R: 3 E: 1 K: 0 S: 6	H: 3 LOB: 1 BB: 1 P: 10	R: 1 E: 0 K: 0 S: 5	H: 1 LOB: 1 BB: 0 P: 5	R: 0 E: 0 K: 2 S: 7	H: 0 LOB: 0 BB: 0 P: 7	R: 2 E: 0 K: 1 S: 8	H: 3 LOB: 1 BB: 0 P: 8	R: 5 E: 1 K: 0 S: 7	H: 5 LOB: 2 BB: 2 P: 15	R: 0 E: 0 K: 1 S: 6	H: 1 LOB: 1 BB: 0 P: 6	R: 0 E: 0 K: 1 S: 6	H: 1 LOB: 2 BB: 1 P: 10	1B: 12 2B: 3 3B: 1 HR: 0	SF: 0 SAC: 0 DP: 1 HBP: 0	WP: 2 PA: 43 PB: 0 SB: 4 CS: 0
PITCHER	IP WLS BF H R ER SO BB IBB HBP BLK WP HR S P ERA WHIP																		
J.R. Richard, R (1.1) ERA: 9.0	4.0 L 19 5 4 4 2 1 0 0 0 0 1 0 11 11 9.00 1.500																		
Jose Sosa, R (5.1) ERA: 45.0	1.0 9 6 5 5 1 0 0 0 0 0 1 0 11 11 45.00 6.000																		
Mike Cosgrove, L (6.1) ERA: 27.0	0.1 2 1 0 0 0 0 0 0 0 0 0 0 2 2 0.00 3.000																		
Joaquin Andujar, R (6.1) ERA: 13.5	0.2 4 1 2 2 0 2 0 0 0 0 0 0 2 10 27.00 4.500																		
Mike Barlow, R (7.1) ERA:	1.0 4 1 0 0 1 0 0 0 0 0 0 0 6 6 0.00 1.000																		

Houston Astros @ Cincinnati Reds
Riverfront Stadium, Cincinnati, OH
Thu Apr 08 1976, 3:33 AM EST
Att: 52,949 - Unknown

AB 39
R 11
H 15
RBI 11
BB 4
SO 5
LOB 25



Batter	1	2	3	4	5	6	7	8	9	AB	R	H	RBI	BB	SO	LOB	TOP							
Wilbur Howard, S (1,7)	6-3 	F8 	L8 	L8 	L8 	4-3 	4-3 	P6 	P6 	5	0	0	0	0	0	2								
Enos Cabell, R OBP: 0.500, SLG: 0.500 (1,5)	G3 	G3 	1B 	1B 	G3 	2B 	1B 	K 	K 	5	1	3	0	0	1	0								
Cesar Cedeno, R OBP: 0.300, SLG: 0.800 (1,8)	1B 	2B 	L5 	L5 	G3 	G3 	1B 	2B 	F5 	5	2	2	0	0	2									
Bob Watson, R OBP: 0.333, SLG: 0.667 (1,3)	WP 	1B 	F5 	F5 	F4 	F4 	2B 	SF7 	F8 	5	1	2	2	0	2									
Cliff Johnson, R OBP: 0.556, SLG: 0.500 (1,2)	FC4-6 	1B 	F3 	F3 	6-3 	6-3 	2B 	2B 	1-3 	4	0	1	1	1	0	2								
Greg Gross, L OBP: 0.375, SLG: 0.571 (1,9)	FC4-6 	FC4-6 	FC4-6 	B1-3 	B1-3 	1-3 	1-3 	SF7 	SF7 	3	1	1	1	0	0	2								
Larry Milbourne, S OBP: 0.250, SLG: 0.375 (1,4)	FC4-6 	FC4-6 	B1-3 	B1-3 	F7 	F7 	F8 	F8 	F8 	4	0	1	0	0	0	2								
Roger Metzger, S OBP: 0.375, SLG: 0.375 (1,6)	FC4-6 	FC4-6 	4-3 	4-3 	4-3 	HR 	HR 	F7 	F7 	4	1	1	1	0	0	2								
Larry Dierker, R Giberto Rondon, R Ken Boyens, L Tom Griffin, R Lary Hardy, R Mike Barlow, L John Cruz, L Ken Forsch, R	K 	K 	K 	K 	K 	HR 	HR 	1-3 	1-3 	0	0	0	0	0	0	0								
Inning Stats	R: 1 E: 0 K: 0 S: 5	H: 2 LOB: 2 BB: 1 P: 9	R: 0 E: 0 K: 1 S: 6	H: 1 LOB: 1 BB: 0 P: 6	R: 0 E: 0 K: 0 S: 4	H: 1 LOB: 1 BB: 0 P: 4	R: 1 E: 0 K: 0 S: 5	H: 2 LOB: 1 BB: 0 P: 5	R: 0 E: 0 K: 0 S: 4	H: 1 LOB: 1 BB: 0 P: 4	R: 2 E: 0 K: 0 S: 5	H: 2 LOB: 0 BB: 0 P: 5	R: 3 E: 0 K: 0 S: 7	H: 4 LOB: 1 BB: 0 P: 7	R: 0 E: 0 K: 1 S: 5	H: 0 LOB: 0 BB: 0 P: 3	R: 0 E: 0 K: 0 S: 3	H: 0 LOB: 0 BB: 0 P: 3	1B: 7 2B: 5 3B: 0 HR: 1	SF: 1 SAC: 0 DP: 0 HBP: 0	WP: 1 PB: 0 SB: 0 CS: 0	PA: 41		
PITCHER	IP WLS BF H R ER SO BB IBB HBP BLK WP HR S P ERA WHIP	IP WLS BF H R ER SO BB IBB HBP BLK WP HR S P ERA WHIP	IP WLS BF H R ER SO BB IBB HBP BLK WP HR S P ERA WHIP	IP WLS BF H R ER SO BB IBB HBP BLK WP HR S P ERA WHIP	IP WLS BF H R ER SO BB IBB HBP BLK WP HR S P ERA WHIP	IP WLS BF H R ER SO BB IBB HBP BLK WP HR S P ERA WHIP	IP WLS BF H R ER SO BB IBB HBP BLK WP HR S P ERA WHIP	IP WLS BF H R ER SO BB IBB HBP BLK WP HR S P ERA WHIP	IP WLS BF H R ER SO BB IBB HBP BLK WP HR S P ERA WHIP	IP WLS BF H R ER SO BB IBB HBP BLK WP HR S P ERA WHIP	IP WLS BF H R ER SO BB IBB HBP BLK WP HR S P ERA WHIP	IP WLS BF H R ER SO BB IBB HBP BLK WP HR S P ERA WHIP	IP WLS BF H R ER SO BB IBB HBP BLK WP HR S P ERA WHIP	IP WLS BF H R ER SO BB IBB HBP BLK WP HR S P ERA WHIP	IP WLS BF H R ER SO BB IBB HBP BLK WP HR S P ERA WHIP	IP WLS BF H R ER SO BB IBB HBP BLK WP HR S P ERA WHIP	IP WLS BF H R ER SO BB IBB HBP BLK WP HR S P ERA WHIP	IP WLS BF H R ER SO BB IBB HBP BLK WP HR S P ERA WHIP	IP WLS BF H R ER SO BB IBB HBP BLK WP HR S P ERA WHIP	IP WLS BF H R ER SO BB IBB HBP BLK WP HR S P ERA WHIP	IP WLS BF H R ER SO BB IBB HBP BLK WP HR S P ERA WHIP	IP WLS BF H R ER SO BB IBB HBP BLK WP HR S P ERA WHIP	IP WLS BF H R ER SO BB IBB HBP BLK WP HR S P ERA WHIP	IP WLS BF H R ER SO BB IBB HBP BLK WP HR S P ERA WHIP

Houston Astros @ Cincinnati Reds
Riverfront Stadium, Cincinnati, OH
Sat Apr 10 1976, 3:33 AM EST
Att: 16,728 - Unknown

AB	39
R	7
H	13
RBI	7
BB	1
SO	2
LOB	15



Batter	1	2	3	4	5	6	7	8	9	AB	R	H	RBI	BB	SO	LOB	BOTTOM						
Pete Rose, S OBP: 0.500, SLG: 0.700 (1,5)	1B 	F8 	F7 	F7 	F7 	F7 	FC4-6 	1B 	1B 	5	1	2	1	0	4								
Ken Griffey, L OBP: 0.300, SLG: 0.300 Mike Lum, L (8,9)	2B 	HR 	P4 	P4 	4-3 	4-3 	FC4-6 	HR 	HR 	5	3	2	1	0	3								
Joe Morgan, L OBP: 0.800, SLG: 1.286 (1,4)	WP 	1B 	HR 	HR 	G3 	G3 	S 	HR 	HR 	3	3	2	2	2	0								
Johnny Bench, R OBP: 0.400, SLG: 0.750 (1,2)	S 	HR 	HR 	HR 	2B 	2B 	2B 	F8 	F8 	4	2	2	3	1	0								
Tony Perez, R OBP: 0.600, SLG: 0.714 (1,3)	1B 	L7 	L7 	L7 	2B 	2B 	2B 	4-3 	4-3 	4	1	1	0	1	0								
George Foster, R OBP: 0.300, SLG: 0.222 (1,7)	BB 	5-3 	5-3 	5-3 	BB 	BB 	BB 	6-3 	6-3 	4	0	1	2	1	0								
Dave Concepcion, R OBP: 0.300, SLG: 0.222 (1,6)	K 	P4 	P4 	P4 	P3 	P3 	S 	3B 	3B 	4	2	1	0	1	1								
Cesar Geronimo, L OBP: 0.556, SLG: 1.250 (1,8)	SF9 	SF9 	4-3 	4-3 	4-3 	FC3-6 	1B 	1B 	3B 	4	1	3	3	0	0								
Jack Billingham, R OBP: 0.667, SLG: 0.500 Santo Alcala, R Rawly Eastwick, R (7,1)	BB 	BB 	BB 	BB 	FC3-6 	FC3-6 	4-3 	4-3 	K 	2	0	1	0	1	0								
Inning Stats	R: 5 E: 0 K: 1 S: 9	H: 4 LOB: 3 BB: 3 P: 21	R: 3 E: 0 K: 0 S: 5	H: 2 LOB: 1 BB: 1 P: 9	R: 0 E: 0 K: 0 S: 4	H: 1 LOB: 1 BB: 0 P: 4	R: 0 E: 0 K: 0 S: 4	H: 2 LOB: 2 BB: 1 P: 8	R: 0 E: 0 K: 0 S: 4	H: 1 LOB: 1 BB: 0 P: 4	R: 0 E: 0 K: 0 S: 3	H: 0 LOB: 1 BB: 1 P: 7	R: 4 E: 0 K: 0 S: 7	H: 4 LOB: 0 BB: 0 P: 7	R: 1 E: 0 K: 1 S: 6	H: 1 LOB: 1 BB: 1 P: 10	R: 1 E: 0 K: 1 S: 6	H: 1 LOB: 1 BB: 1 P: 10	1B: 8 2B: 3 3B: 2 HR: 2	SF: 1 SAC: 0 DP: 0 HBP: 0	WP: 1 PB: 0 SB: 5 CS: 0	PA: 45	
PITCHER	IP WLS BF H R ER SO BB IBB HBP BLK WP HR S P ERA WHIP	IP WLS BF H R ER SO BB IBB HBP BLK WP HR S P ERA WHIP	IP WLS BF H R ER SO BB IBB HBP BLK WP HR S P ERA WHIP	IP WLS BF H R ER SO BB IBB HBP BLK WP HR S P ERA WHIP	IP WLS BF H R ER SO BB IBB HBP BLK WP HR S P ERA WHIP	IP WLS BF H R ER SO BB IBB HBP BLK WP HR S P ERA WHIP	IP WLS BF H R ER SO BB IBB HBP BLK WP HR S P ERA WHIP	IP WLS BF H R ER SO BB IBB HBP BLK WP HR S P ERA WHIP	IP WLS BF H R ER SO BB IBB HBP BLK WP HR S P ERA WHIP	IP WLS BF H R ER SO BB IBB HBP BLK WP HR S P ERA WHIP	IP WLS BF H R ER SO BB IBB HBP BLK WP HR S P ERA WHIP	IP WLS BF H R ER SO BB IBB HBP BLK WP HR S P ERA WHIP	IP WLS BF H R ER SO BB IBB HBP BLK WP HR S P ERA WHIP	IP WLS BF H R ER SO BB IBB HBP BLK WP HR S P ERA WHIP	IP WLS BF H R ER SO BB IBB HBP BLK WP HR S P ERA WHIP	IP WLS BF H R ER SO BB IBB HBP BLK WP HR S P ERA WHIP	IP WLS BF H R ER SO BB IBB HBP BLK WP HR S P ERA WHIP	IP WLS BF H R ER SO BB IBB HBP BLK WP HR S P ERA WHIP	IP WLS BF H R ER SO BB IBB HBP BLK WP HR S P ERA WHIP	IP WLS BF H R ER SO BB IBB HBP BLK WP HR S P ERA WHIP	IP WLS BF H R ER SO BB IBB HBP BLK WP HR S P ERA WHIP	IP WLS BF H R ER SO BB IBB HBP BLK WP HR S P ERA WHIP	IP WLS BF H R ER SO BB IBB HBP BLK WP HR S P ERA WHIP

Houston Astros @ Cincinnati Reds
Riverfront Stadium, Cincinnati, OH
Sat Apr 10 1976, 3:33 AM EST
Att: 16,728 - Unknown

AB	37
R	13
H	15
RBI	12
BB	7
SO	2
LOB	17



Batter	1	2	3	4	5	6	7	8	9	AB	R	H	RBI	BB	SO	LOB	TOP		
Wilbur Howard, S (1.7)	0-0 4-3			0-3 K		0-3 K	0-0 FC5-4			4	0	0	0	0	2	4	Houston Astros @ Cincinnati Reds Riverfront Stadium, Cincinnati, OH Sun Apr 11 1976, 3:33 AM EST Att: 53,390 - Unknown		
Enos Cabell, R (1.5) OBP: 0.500, SLG: 0.500	0-0 5-3			0-0 5-3		1B 1B		1B 1B		4	0	2	1	0	0	0			
Cesar Cedeno, R (1.8) OBP: 0.286, SLG: 0.643	0-0 P3			0-0 5-3		1B FC4		K		4	0	1	0	0	1	1			
Bob Watson, R (1.3) OBP: 0.308, SLG: 0.538		0-0 4-3			0-3 K	F7		1B		4	0	1	0	0	1	2			
Cliff Johnson, R (1.2) Skip Jutze, R (5.2) OBP: 0.455, SLG: 0.375		0-0 F3			0-0 L6	FC4		K		2	0	0	0	0	0	0			
Greg Gross, L (1.9) OBP: 0.333, SLG: 0.400		0-0 F7			0-0 G3		BB BB	K		2	0	0	0	1	1	2			
Larry Milbourne, S (1.4) OBP: 0.333, SLG: 0.300			0-0 F9			1B WP BB	K		1B HBP	2	1	0	0	1	1	1			
Roger Metzger, S (1.6) OBP: 0.333, SLG: 0.273			0-0 F8			1B WP BB	F9		G6-4-3	3	1	0	0	1	0	2			
Joe Niekro, R (1.1) Joaquin Andujar, S (4.1) Ken Boswell, L (6. PH) Jose Sosa, R (6.1) Jose Cruz, L (7. PH) Mike Barlow, L (7.1) Larry Hardy, R (8.1) Leon Roberts, R (9. PH) OBP: 0.667, SLG: 0.500			0-3 K			1B WP 1B	FC5-4		K	1	0	0	0	0	1	0			
Inning Stats	R: 0 E: 0 K: 0 S: 3	H: 0 LOB: 0 BB: 0 P: 3	R: 0 E: 0 K: 0 S: 3	H: 0 LOB: 0 BB: 0 P: 3	R: 0 E: 0 K: 1 S: 5	H: 0 LOB: 0 BB: 0 P: 5	R: 0 E: 0 K: 1 S: 5	H: 0 LOB: 0 BB: 0 P: 5	R: 3 E: 0 K: 1 S: 8	H: 3 LOB: 2 BB: 2 P: 16	R: 0 E: 0 K: 1 S: 5	H: 0 LOB: 0 BB: 0 P: 13	R: 0 E: 0 K: 3 S: 11	H: 2 LOB: 2 BB: 0 P: 11	R: 0 E: 0 K: 1 S: 4	H: 0 LOB: 0 BB: 0 P: 5		1B: 5 2B: 0 3B: 0 HR: 0	SF: 0 SAC: 0 DP: 1 HBP: 1
PITCHER	IP WLS BF H R ER SO BB IBB HBP BLK WP HR S P ERA WHIP	5.1 W 20 2 3 3 4 2 0 0 0 1 0 26 34 5.06 0.750	6.1 2.2 13 3 0 0 4 2 0 0 0 0 0 19 27 0.00 1.875	9.1 1.0 3 0 0 0 1 0 0 1 0 0 0 4 5 0.00 0.000		PITCHER	IP WLS BF H R ER SO BB IBB HBP BLK WP HR S P ERA WHIP	5.1 L 21 6 6 6 2 5 0 0 0 0 0 0 12 16 0.00 2.400	6.1 1.2 9 3 0 0 2 1 0 0 0 0 0 0 5 9 0.00 1.000	7.1 1.1 10 4 3 2 0 1 0 0 0 1 0 9 13 13.50 3.750	8.1 0.2 2 0 0 0 0 0 0 0 0 0 0 2 2 0.00 0.000					1B: 9 2B: 4 3B: 0 HR: 0	SF: 0 SAC: 0 DP: 0 HBP: 0	WP: 1 PA: 46 PB: 0 SB: 2 CS: 0	
Pete Rose, S (1.5) OBP: 0.563, SLG: 0.750	0-0 BB 2B	0-0 6-3		0-0 E 1B 1B	0-0 BB 1B	0-0 1B 1B	0-0 2B	0-0 F7		6	2	4	1	0	0	2	Houston Astros @ Cincinnati Reds Riverfront Stadium, Cincinnati, OH Sun Apr 11 1976, 3:33 AM EST Att: 53,390 - Unknown		
Ken Griffey, L (1.9) OBP: 0.400, SLG: 0.308	4-0 2B 1-2 4-3 BB	0-0 6-3		0-0 1B 1B 6-3 1B	4-0 1B 1-2 2-3 BB	0-0 BB 1B	1-3 2B			3	2	1	1	2	0	1			
Joe Morgan, L (1.4) OBP: 0.733, SLG: 1.091	0-0 4-3 1-3 2-H 2B		4-0 S BB	0-0 1-3 2-H 2B 1B	0-0 4-3	0-0 BB 1B	0-0 F9			4	1	2	2	1	0	4			
Johnny Bench, R (1.2) Bill Plummer, R (9.2) OBP: 0.333, SLG: 0.500	0-0 F8		0-3 K	0-0 6-3		4-0 FC6-4 BB		E4 1B		4	1	0	1	1	1	4			
Tony Perez, R (1.3) OBP: 0.467, SLG: 0.583	0-0 4-3		0-0 5-3	0-0 K	0-0 K	0-3 K	0-0 F9			5	0	1	2	0	1	4			
George Foster, R (1.7) OBP: 0.400, SLG: 0.250	4-0 S BB		4-0 FC6-4 BB	0-3 K		0-0 F2		BB 2B 1B		3	1	1	1	2	1	2			
Dave Concepcion, R (1.6) OBP: 0.333, SLG: 0.167	4-0 1-2 BB		0-0 FC6-4		0-3 K	0-0 FC6-4		2B BB		3	0	0	0	2	1	3			
Cesar Geronimo, L (1.8) OBP: 0.429, SLG: 0.923	0-0 P6			0-0 G3	0-0 3-1		0-0 F7	1-3 2-H 2B		5	0	1	1	0	0	3			
Pat Darcy, L (1.1) Pat Zachry, R (6.1) Mike Lum, L (6. PH) Will McEnaney, L (9.1) OBP: 0.667, SLG: 0.667		0-3 K		0-0 1B 1B	0-0 BB 1B		0-0 WP 2B 1B	0-0 F8		3	1	2	0	0	1	0			
Inning Stats	R: 2 E: 0 K: 0 S: 5	H: 2 LOB: 3 BB: 3 P: 17	R: 0 E: 0 K: 1 S: 5	H: 0 LOB: 0 BB: 0 P: 5	R: 0 E: 0 K: 1 S: 5	H: 0 LOB: 2 BB: 2 P: 13	R: 4 E: 1 K: 1 S: 10	H: 5 LOB: 1 BB: 0 P: 10	R: 0 E: 0 K: 1 S: 7	H: 2 LOB: 3 BB: 1 P: 11	R: 0 E: 0 K: 1 S: 5	H: 0 LOB: 1 BB: 1 P: 9	R: 1 E: 0 K: 0 S: 5	H: 2 LOB: 1 BB: 0 P: 5	R: 2 E: 1 K: 0 S: 6	H: 2 LOB: 2 BB: 1 P: 10		1B: 9 2B: 4 3B: 0 HR: 0	SF: 0 SAC: 0 DP: 0 HBP: 0
PITCHER	IP WLS BF H R ER SO BB IBB HBP BLK WP HR S P ERA WHIP	3.1 L 21 6 6 6 2 5 0 0 0 0 0 0 12 16 0.00 2.400	4.1 1.2 9 3 0 0 2 1 0 0 0 0 0 0 5 9 0.00 1.000	6.1 1.1 10 4 3 2 0 1 0 0 0 1 0 9 13 13.50 3.750	8.1 0.2 2 0 0 0 0 0 0 0 0 0 0 2 2 0.00 0.000		PITCHER	IP WLS BF H R ER SO BB IBB HBP BLK WP HR S P ERA WHIP	3.1 L 21 6 6 6 2 5 0 0 0 0 0 0 12 16 0.00 2.400	4.1 1.2 9 3 0 0 2 1 0 0 0 0 0 0 5 9 0.00 1.000	6.1 1.1 10 4 3 2 0 1 0 0 0 1 0 9 13 13.50 3.750	8.1 0.2 2 0 0 0 0 0 0 0 0 0 0 2 2 0.00 0.000				1B: 9 2B: 4 3B: 0 HR: 0	SF: 0 SAC: 0 DP: 0 HBP: 0	WP: 1 PA: 46 PB: 0 SB: 2 CS: 0	

Batter	1	2	3	4	5	6	7	8	9	AB	R	H	RBI	BB	SO	LOB	TOP								
Pete Rose, S OBP: 0.619, SLG: 0.737	4-0 1B BB	0-0 1-3						0-0 1B		3	1	2	1	2	0	1	Cincinnati Reds @ Atlanta Braves Atlanta-Fulton County Stadium, Atlanta, GA Tue Apr 13 1976, 6:05 PM EST Att: 37,973 - Unknown								
Ken Griffey, L OBP: 0.400, SLG: 0.333	0-0 BB 1B		0-0 G3			0-0 FC6-4 BB	0-0 F6	0-0 1B		5	0	2	2	0	0	4									
Joe Morgan, L OBP: 0.650, SLG: 0.857	4-0 BB		0-0 F9		0-3 K	0-3 K	4-0 FC6-4 BB	0-0 F5		3	0	0	0	2	1	3									
Johnny Bench, R OBP: 0.250, SLG: 0.353	0-0 P5		0-3 K			0-3 K	0-0 FC6-4 BB	0-3 K		5	0	0	0	0	3	7									
Tony Perez, R OBP: 0.400, SLG: 0.438	0-3 K		0-0 5-3			0-0 4-1		4-0 FC2-5 1B BB	0-3 K	4	0	0	0	1	2	3									
George Foster, R OBP: 0.400, SLG: 0.294	0-0 F3		0-0 P4			0-0 F7		0-0 FC2-5 1B	0-0 5-3 1B	5	1	2	0	0	0	3									
Dave Concepcion, R OBP: 0.300, SLG: 0.353		0-0 6-3						0-0 FC2-5 1B HR	0-0 5-3	5	2	1	1	0	0	3									
Cesar Geronimo, L OBP: 0.421, SLG: 0.765		0-0 6-3				0-3 K		0-0 1B 1B	4-0 IBB	4	1	1	1	1	2	0									
Gary Nolan, R OBP: 0.750, SLG: 0.750		0-0 1B				0-0 FC6-4 BB		0-0 1B 1B	0-3 K	2	0	2	0	0	0	0									
Mike Lum, L OBP: 0.750, SLG: 0.750								0-0 1B 1B	0-3 K	0	0	0	0	0	0	0									
Ed Armbrister, R OBP: 0.750, SLG: 0.750								0-0 1B 1B	0-3 K	0	0	0	0	0	0	0									
Fred Norman, S OBP: 0.750, SLG: 0.750								0-0 1B 1B	0-3 K	0	0	0	0	0	0	0									
Bob Bailey, R OBP: 1.000, SLG: 1.000								0-0 1B 1B	0-3 K	1	0	1	0	0	0	0									
Joel Youngblood, R OBP: 0.500, SLG: 0.500								0-0 1B 1B	0-3 K	0	1	0	0	0	0	0									
Rawly Eastwick, R OBP: 0.500, SLG: 0.500								0-0 1B 1B	0-3 K	1	0	0	0	0	0	1									
Inning Stats	R: 0 E: 0 K: 1 S: 6	H: 1 LOB: 3 BB: 2 P: 14	R: 0 E: 0 K: 0 S: 4	H: 1 LOB: 1 BB: 0 P: 4	R: 0 E: 0 K: 1 S: 5	H: 0 LOB: 0 BB: 0 P: 5	R: 0 E: 0 K: 0 S: 3	H: 0 LOB: 0 BB: 0 P: 3	R: 0 E: 0 K: 2 S: 8	H: 1 LOB: 2 BB: 1 P: 12	R: 0 E: 0 K: 1 S: 5	H: 0 LOB: 0 BB: 0 P: 5	R: 1 E: 1 K: 1 S: 7	H: 2 LOB: 3 BB: 2 P: 15	R: 5 E: 0 K: 1 S: 10	H: 5 LOB: 1 BB: 1 P: 14	R: 0 E: 0 K: 2 S: 8	H: 1 LOB: 2 BB: 1 P: 12	1B: 10 2B: 0 3B: 0 HR: 1	SF: 0 SAC: 0 DP: 0 HBP: 0	WP: 0 PB: 0 SB: 0 CS: 0	PA: 45			
PITCHER	IP WLS BF H R ER SO BB IBB HBP BLK WP HR S P ERA WHIP																								
Carl Morton, R ERA: 3.38	6.1	28	5	1	1	6	4	0	0	0	0	0	0	0	1	36	52	1.42	1.421						
Pablo Torrealba, L ERA: 6.35	1.0	L	8	3	4	4	0	2	0	0	0	0	0	0	0	6	14	36.00	5.000						
Elias Sosa, R ERA: 13.5	0.2		4	2	1	1	0	0	0	0	0	0	0	0	0	6	6	13.50	3.000						
Adrian Devine, R ERA: 5.4	1.0		5	1	0	0	2	0	1	0	0	0	0	0	0	8	12	0.00	1.000						

Batter	1	2	3	4	5	6	7	8	9	AB	R	H	RBI	BB	SO	LOB	BOTTOM									
Rowland Office, L OBP: 0.118, SLG: 0.267	0-0 6-3		0-0 G3			0-0 E6		0-0 F8		4	0	0	0	0	0	0	Cincinnati Reds @ Atlanta Braves Atlanta-Fulton County Stadium, Atlanta, GA Tue Apr 13 1976, 6:05 PM EST Att: 37,973 - Unknown									
Jerry Royster, R	0-0 F9		0-0 F7			0-0 G5-4-3		0-3 K		4	0	0	0	0	1	1										
Jimmy Wynn, R OBP: 0.400, SLG: 0.357	0-0 1B		0-0 6-3				0-0 L6-4 BB		0-0 1B	3	0	2	0	0	0	0										
Tom Paciorek, R OBP: 0.400, SLG: 0.400							0-0 L6-4 BB		0-0 1B	1	0	1	0	0	0	0										
Darrell Evans, L OBP: 0.313, SLG: 0.083	0-3 K		0-3 K			0-0 F8		0-0 L6-4		3	0	0	0	1	2	2										
Ken Henderson, S OBP: 0.333, SLG: 0.833						0-0 HR		0-0 FC6-4 1B		4	1	2	1	0	0	2										
Lee Lacy, R OBP: 0.267, SLG: 0.286	0-0 P4		0-0 F3			0-0 F3		0-3 K		3	0	0	0	1	1	2										
Biff Pocoreba, S OBP: 0.231, SLG: 0.231	0-0 F9		0-0 L4			0-0 L4		0-0 FC6-4		3	0	1	0	0	0	0										
Earl Williams, R OBP: 0.500, SLG: 0.500						0-0 L4		0-0 FC6-4		1	0	0	0	0	0	2										
Darrel Chaney, S OBP: 0.250, SLG: 0.100	0-0 G3		0-0 L4			0-0 L4		0-0 L1		3	0	0	0	0	0	3										
Carl Morton, R ERA: 3.97	6.0		0-0 5-3			0-0 F8		0-0 1-4-3		2	0	0	0	0	0	0										
Pablo Torrealba, L ERA: 3.97	1.0	W	6	2	0	0	0	1	1	0	0	0	0	0	0	0										
Elias Sosa, R ERA: 13.5	0.2		4	2	1	1	0	0	0	0	0	0	0	0	0	0										
Terry Crowley, L OBP: 0.750, SLG: 0.750										1	0	0	0	0	0	0										
Adrian Devine, R ERA: 5.4	1.0		5	1	0	0	2	0	0	0	0	0	0	0	0	0										
Inning Stats	R: 0 E: 0 K: 1 S: 6	H: 1 LOB: 1 BB: 0 P: 6	R: 1 E: 0 K: 0 S: 4	H: 1 LOB: 0 BB: 0 P: 4	R: 0 E: 0 K: 0 S: 3	H: 0 LOB: 0 BB: 0 P: 3	R: 0 E: 0 K: 1 S: 5	H: 0 LOB: 0 BB: 0 P: 5	R: 0 E: 1 K: 0 S: 3	H: 0 LOB: 0 BB: 0 P: 3	R: 0 E: 0 K: 0 S: 4	H: 2 LOB: 3 BB: 2 P: 12	R: 0 E: 0 K: 1 S: 5	H: 0 LOB: 0 BB: 0 P: 5	R: 0 E: 0 K: 1 S: 7	H: 2 LOB: 2 BB: 0 P: 7	1B: 5 2B: 1 3B: 0 HR: 1	SF: 0 SAC: 0 DP: 2 HBP: 0	WP: 0 PB: 0 SB: 1 CS: 0	PA: 34						
PITCHER	IP WLS BF H R ER SO BB IBB HBP BLK WP HR S P ERA WHIP																									
Gary Nolan, R ERA: 3.97	6.0		0	0	0	0	0	0	0	0	0	0	0	0	0	0	0	1.50	0.333							
Fred Norman, L ERA: 13.5	1.0	W	6	2	0	0	0	1	1	0	0	0	0	0	0	0	4	12	0.00	3.000						
Rawly Eastwick, R ERA: 5.4	2.0		8	2	0	0	2	0	0	0	0	0	0	0	0	0	12	12	0.00	1.000						



Batter	1	2	3	4	5	6	7	8	9	AB	R	H	RBI	BB	SO	LOB	TOP					
Pete Rose, S OBP: 0.577, SLG: 0.696 (1, 5)	0-3 K	0-0 6-3			0-0 4-3		1-0 2B HBP		0-0 2B	4	2	1	0	0	1	1	Cincinnati Reds @ Atlanta Braves Atlanta-Fulton County Stadium, Atlanta, GA Thu Apr 15 1976, 6:05 PM EST Att: 15,716 - Unknown					
Ken Griffey, L OBP: 0.360, SLG: 0.348 (1, 9)	0-0 P4		0-0 3-1		0-0 P5		0-0 2B 1-H 2-H		0-3 K	5	0	1	2	0	1	1						
Joe Morgan, L OBP: 0.667, SLG: 0.824 Will McEnaney, L (7, 1)	4-0 S BB		0-0 F9		0-0 1B		0-0 1B		0-0 2B	3	1	2	0	1	0	0						
Mike Lum, L OBP: 0.667, SLG: 1.000 (9, FH)	1-3 S BB		0-0 F2		0-0 F5		0-0 F7		0-0 2B	1	0	1	1	0	0	0						
Johnny Bench, R OBP: 0.240, SLG: 0.286 (1, 2)	1-3 S BB		0-0 F2		0-0 F5		0-0 F7		0-0 5-3	4	0	0	0	1	0	4						
Tony Perez, R OBP: 0.320, SLG: 0.333 (1, 3)	1-2 K		0-0 F5		0-0 K		0-0 P8		0-3 K	5	0	0	0	0	3	6						
George Foster, R OBP: 0.458, SLG: 0.429 (1, 7)		0-0 E S 1B		0-0 2B		0-0 1B		0-3 K		4	1	3	1	0	1	0						
Dave Concepcion, R OBP: 0.250, SLG: 0.286 (1, 6)	1-3 P2		0-0 K		0-3 K		0-0 6-3			4	0	0	0	0	2	3						
Cesar Geronimo, L OBP: 0.435, SLG: 0.700 (1, 8)	3-H SH2-4 1B		0-0 F8		0-0 F7		0-0 HBP			3	0	1	1	0	0	1						
Jack Billingham, R OBP: 0.667, SLG: 0.500 Pat Zachry, R OBP: 1.000, SLG: 1.000 Ed Almonaster, R (5, PH) Pedro Borbon, R OBP: 0.500, SLG: 0.500 Joel Youngblood, R OBP: 0.500, SLG: 1.000 Doug Flynn, R (7, 4)	1-2 SH2-4		0-0 F3		0-0 HBP 2B 1B		0-3 K			0	0	0	0	0	0	0						
Inning Stats	R: 0 H: 0 E: 0 K: 2 S: 7	H: 0 LOB: 2 BB: 2 P: 15	R: 1 H: 2 E: 0 K: 0 S: 5	H: 2 LOB: 1 BB: 0 P: 5	R: 0 H: 0 E: 0 K: 1 S: 3	H: 0 LOB: 0 BB: 0 P: 3	R: 0 H: 1 E: 0 K: 1 S: 6	H: 1 LOB: 1 BB: 0 P: 6	R: 0 H: 0 E: 0 K: 0 S: 3	H: 0 LOB: 0 BB: 0 P: 3	R: 1 H: 2 E: 1 K: 2 S: 9	H: 2 LOB: 1 BB: 0 P: 9	R: 2 H: 3 E: 0 K: 0 S: 6	H: 3 LOB: 2 BB: 0 P: 7	R: 0 H: 0 E: 0 K: 2 S: 7	H: 0 LOB: 1 BB: 0 P: 8	R: 1 H: 2 E: 0 K: 2 S: 9	H: 2 LOB: 1 BB: 0 P: 9	1B: 6 2B: 4 3B: 0 HR: 0	SF: 0 SAC: 1 DP: 0 HBP: 2	WP: 0 PB: 0 SB: 4 CS: 0	PA: 41
PITCHER Phil Niekro, R ERA: 1.65 (1, 1)	IP: 9.0 WLS: W BF: 41 H: 10 R: 5 ER: 3 SO: 9 BB: 2 IBB: 0 HBP: 2 BLK: 0 WP: 0 HR: 0 S: 55 P: 65 ERA: 3.00 WHIP: 1.333															PITCHER						

Batter	1	2	3	4	5	6	7	8	9	AB	R	H	RBI	BB	SO	LOB	BOTTOM			
Rowland Office, L OBP: 0.227, SLG: 0.316 (1, 8)	0-0 1B 1B	4-0 2B IBB		0-0 CS 1B	0-0 1-3		0-0 F4-3			4	1	2	1	1	0	1	Cincinnati Reds @ Atlanta Braves Atlanta-Fulton County Stadium, Atlanta, GA Thu Apr 15 1976, 6:05 PM EST Att: 15,716 - Unknown			
Jerry Royster, R OBP: 0.286, SLG: 0.263 (1, 5)	0-0 1B 1B	0-0 2B		0-0 BB E 1B		0-0 1B 1B	0-0 6-3			5	3	4	1	0	0	1				
Jimmy Wynn, R OBP: 0.400, SLG: 0.333 Tom Paciorek, R OBP: 0.400, SLG: 0.400 (6, PR) (9, 7)	0-0 P6	0-0 P6		0-0 E6 BB 1B		0-0 1B 1B	0-0 FC5-4 BB			4	1	1	0	1	0	5				
Darrell Evans, L OBP: 0.381, SLG: 0.133 (1, 3)	4-0 1B BB		0-0 1B 2B 1B	4-0 1B BB		0-3 K 1B	0-3 K			3	1	1	0	2	2	3				
Ken Henderson, S OBP: 0.455, SLG: 0.727 (1, 9)	0-0 G6-4-3 1B		0-0 2B SF8 1B	0-3 K		0-0 G6-4-3 1B	0-0 F4			5	1	3	3	0	1	4				
Lee Lacy, R OBP: 0.300, SLG: 0.368 (1, 4)	0-0 G6-4-3		0-0 SF8 SF9 2B	1-3 1B		0-0 G6-4-3 1B	0-0 FC5-4			5	1	2	3	0	0	5				
Biff Pocoroba, S OBP: 0.294, SLG: 0.375 (1, 2)		0-0 2B 2B	0-0 SF8	0-0 F9		0-0 2B F4-3 1B				3	2	2	1	0	0	2				
Darrel Chaney, S OBP: 0.250, SLG: 0.231 (1, 6)		0-0 6-3	0-0 SF9		0-0 F5		0-0 F4-3 2B			3	0	1	1	0	0	1				
Phil Niekro, R (1, 1)	0-0 F3		0-0 4-3		0-0 F5		0-0 6-3			4	0	0	0	0	0	3				
Inning Stats	R: 2 H: 3 E: 0 K: 0 S: 5	H: 3 LOB: 1 BB: 1 P: 9	R: 1 H: 2 E: 0 K: 0 S: 5	H: 2 LOB: 2 BB: 1 P: 9	R: 3 H: 3 E: 0 K: 0 S: 6	H: 3 LOB: 0 BB: 0 P: 6	R: 2 H: 3 E: 1 K: 1 S: 8	H: 3 LOB: 2 BB: 1 P: 12	R: 0 H: 0 E: 0 K: 0 S: 3	H: 0 LOB: 0 BB: 0 P: 3	R: 1 H: 3 E: 0 K: 1 S: 7	H: 3 LOB: 1 BB: 0 P: 7	R: 1 H: 2 E: 0 K: 0 S: 5	H: 2 LOB: 1 BB: 0 P: 5	R: 0 H: 0 E: 0 K: 1 S: 5	H: 0 LOB: 1 BB: 1 P: 9		1B: 12 2B: 4 3B: 0 HR: 0	SF: 2 SAC: 0 DP: 2 HBP: 0	WP: 0 PB: 0 SB: 0 CS: 1
PITCHER Jack Billingham, R ERA: 11.25 (1, 1) Pat Zachry, R (3, 1) Pedro Borbon, R ERA: 3.18 (5, 1) Will McEnaney, L ERA: 3.0 (7, 1)	IP: 2.0 WLS: L BF: 15 H: 8 R: 6 ER: 6 SO: 0 BB: 1 IBB: 0 HBP: 0 BLK: 0 WP: 0 HR: 0 S: 13 P: 21 ERA: 27.00 WHIP: 4.500															PITCHER				

AB	36
R	5
H	10
RBI	5
BB	2
SO	9
LOB	17



AB	36
R	10
H	16
RBI	10
BB	4
SO	3
LOB	25



Batter	1	2	3	4	5	6	7	8	9	AB	R	H	RBI	BB	SO	LOB	TOP				
Von Joshua, L OBP: 0.321, SLG: 0.296										5	2	2	0	1	1	4					
Derrel Thomas, S OBP: 0.423, SLG: 0.381										3	1	1	1	0	0	2					
Craig Robinson, R OBP: 1.000, SLG: 1.000										2	1	2	2	0	0	0					
Bobby Murcer, L OBP: 0.556, SLG: 0.700										5	2	3	4	1	1	1					
Gary Matthews, R OBP: 0.364, SLG: 0.545										6	2	3	2	0	0	1					
Willie Montanez, L OBP: 0.280, SLG: 0.227										4	1	0	1	1	1	3					
Chris Speier, R OBP: 0.417, SLG: 0.263										4	1	2	0	1	0	0					
Ken Reitz, R OBP: 0.375, SLG: 0.348										4	2	3	2	1	0	1					
Dave Rader, L OBP: 0.294, SLG: 0.375										4	2	2	1	1	0	2					
Jim Barr, R										1	0	0	0	1	0	0					
Randy Moffitt, R										0	0	0	0	0	0	0					
Gary Lavelle, S										0	0	0	0	0	0	0					
Glenn Adams, L (8, PH)										1	0	0	0	0	0	1					
Dave Heaverlo, R (8, 1)										1	0	0	0	0	0	2					
Inning Stats	R: 0 E: 0 K: 0 S: 4	H: 2 LOB: 1 BB: 0 P: 4	R: 0 E: 0 K: 0 S: 2	H: 0 LOB: 0 BB: 1 P: 6	R: 0 E: 0 K: 0 S: 3	H: 0 LOB: 1 BB: 1 P: 7	R: 1 E: 0 K: 0 S: 5	H: 2 LOB: 0 BB: 1 P: 9	R: 3 E: 1 K: 0 S: 6	H: 3 LOB: 0 BB: 0 P: 6	R: 0 E: 0 K: 1 S: 5	H: 0 LOB: 2 BB: 2 P: 13	R: 2 E: 0 K: 0 S: 3	H: 1 LOB: 0 BB: 1 P: 8	R: 2 E: 2 K: 1 S: 8	H: 3 LOB: 1 BB: 0 P: 8	R: 6 E: 0 K: 1 S: 12	H: 7 LOB: 2 BB: 1 P: 16	1B: 14 2B: 2 3B: 1 HR: 1	SF: 1 SAC: 1 DP: 2 HBP: 1	WP: 2 PA: 50 PB: 0 SB: 0 CS: 1
PITCHER	IP WLS BF H R ER SO BB IBB HBP BLK WP HR S P ERA WHIP																				
Pat Darcy, R ERA: 5.56	(1, 1) 6.0 L 28 7 4 4 1 5 0 0 0 0 1 1 25 45 6.00 2.000																				
Santo Alcala, R ERA: 4.50	(7, 1) 1.0 5 1 2 2 0 1 0 0 1 0 0 0 3 8 18.00 2.000																				
Pedro Borbon, R ERA: 5.68	(8, 1) 0.2 5 3 2 2 0 0 0 0 0 0 1 0 5 5 27.00 4.500																				
Will McEnaney, L ERA: 12.27	(8, 1) 0.2 6 4 4 4 1 0 0 0 0 0 0 0 8 8 54.00 6.000																				
Rawly Eastwick, R ERA: 3.18	(9, 1) 0.2 6 3 2 2 1 1 0 0 0 0 0 0 7 11 27.00 6.000																				

San Francisco Giants @ Cincinnati Reds
Riverfront Stadium, Cincinnati, OH
Fri Apr 16 1976, 6:05 PM EST
Att: 37,147 - Unknown

AB 40
R 14
H 18
RBI 13
BB 7
SO 3
LOB 17





Batter	1	2	3	4	5	6	7	8	9	AB	R	H	RBI	BB	SO	LOB	BOTTOM				
Pete Rose, S OBP: 0.581, SLG: 0.704										4	3	2	1	1	0	0					
Ken Griffey, L OBP: 0.400, SLG: 0.536										5	2	3	3	0	1	0					
Joe Morgan, L OBP: 0.621, SLG: 0.810										4	0	2	2	0	2	1					
Johnny Bench, R OBP: 0.233, SLG: 0.240										4	0	0	0	1	2	2					
Tony Perez, R OBP: 0.345, SLG: 0.400										4	0	2	1	0	0	0					
George Foster, R OBP: 0.393, SLG: 0.360										4	0	0	0	0	0	3					
Mike Lum, L OBP: 0.429, SLG: 0.500										4	0	1	0	0	0	1					
Dave Concepcion, R OBP: 0.214, SLG: 0.240										4	0	0	0	0	0	2					
Pat Darcy, L ERA: 5.56	(1, 1) 6.0 W 28 7 4 4 1 5 0 0 0 0 1 1 25 45 6.00 2.000																				
Joel Youngblood, R ERA: 5.00	(6, PH) 0.2 5 3 2 2 0 0 0 0 0 0 0 0 5 5 18.00 3.000																				
Santo Alcala, R ERA: 4.50	(7, 1) 1.0 5 1 2 2 0 1 0 0 1 0 0 0 3 8 18.00 2.000																				
Ed Armbrister, R ERA: 5.00	(7, PH) 0.1 2 1 0 0 0 1 0 0 0 0 0 0 4 4 0.00 3.000																				
Pedro Borbon, R ERA: 5.68	(8, 1) 0.2 5 3 2 2 0 0 0 0 0 0 0 1 0 5 5 27.00 4.500																				
Will McEnaney, L ERA: 12.27	(8, 1) 0.2 6 4 4 4 1 0 0 0 0 0 0 0 8 8 54.00 6.000																				
Rawly Eastwick, R ERA: 3.18	(9, 1) 0.2 6 3 2 2 1 1 0 0 0 0 0 0 7 11 27.00 6.000																				
Dan Driessen, L ERA: 3.18	(9, PH) 0.2 6 3 2 2 1 1 0 0 0 0 0 0 7 11 27.00 6.000																				
Inning Stats	R: 0 E: 0 K: 1 S: 5	H: 0 LOB: 0 BB: 0 P: 5	R: 0 E: 0 K: 1 S: 5	H: 0 LOB: 0 BB: 0 P: 5	R: 0 E: 0 K: 2 S: 8	H: 0 LOB: 0 BB: 0 P: 3	R: 0 E: 0 K: 0 S: 4	H: 1 LOB: 1 BB: 0 P: 8	R: 0 E: 0 K: 0 S: 5	H: 1 LOB: 1 BB: 0 P: 4	R: 2 E: 0 K: 0 S: 5	H: 2 LOB: 2 BB: 2 P: 13	R: 2 E: 0 K: 1 S: 8	H: 4 LOB: 1 BB: 0 P: 8	R: 0 E: 0 K: 0 S: 3	H: 0 LOB: 0 BB: 0 P: 3	R: 3 E: 0 K: 0 S: 6	H: 3 LOB: 1 BB: 1 P: 10	1B: 5 2B: 5 3B: 1 HR: 0	SF: 1 SAC: 0 DP: 0 HBP: 0	WP: 0 PA: 40 PB: 0 SB: 0 CS: 0
PITCHER	IP WLS BF H R ER SO BB IBB HBP BLK WP HR S P ERA WHIP																				
Jim Barr, R ERA: 5.06	(1, 1) 5.2 W 23 4 2 2 4 2 0 0 0 0 0 0 5 5 18.00 3.000																				
Randy Moffitt, R ERA: 5.0	(6, 1) 1.0 5 3 2 2 0 0 0 0 0 0 0 0 5 5 18.00 3.000																				
Gary Lavelle, L ERA: 5.0	(7, 1) 0.1 2 1 0 0 0 1 0 0 0 0 0 0 4 4 0.00 3.000																				
Dave Heaverlo, R ERA: 4.5	(8, 1) 2.0 10 3 3 3 0 1 0 0 0 0 0 0 9 13 13.50 2.000																				

San Francisco Giants @ Cincinnati Reds
Riverfront Stadium, Cincinnati, OH
Fri Apr 16 1976, 6:05 PM EST
Att: 37,147 - Unknown

AB 36
R 7
H 11
RBI 7
BB 3
SO 5
LOB 9



Batter	1	2	3	4	5	6	7	8	9	AB	R	H	RBI	BB	SO	LOB	TOP			
Von Joshua, L OBP: 0.313, SLG: 0.267	4-0 BB G3-6-3		0-0 G3			0-0 F9			0-0 F8	3	0	0	0	1	0	0	San Francisco Giants @ Cincinnati Reds Riverfront Stadium, Cincinnati, OH Sat Apr 17 1976, 3:33 AM EST Att: 21,219 - Unknown 			
Derrel Thomas, S OBP: 0.400, SLG: 0.360	0-0 G3-6-3 1-2			0-0 FC5-4 1B		0-0 F8			0-0 F3	4	0	1	0	0	0	1				
Bobby Murcer, L OBP: 0.500, SLG: 0.609 Gary Thomasson, L (6, 9)	0-0 4-3			0-3 K		0-3 K			0-0 G3	3	0	0	0	0	2	1				
Gary Matthews, R OBP: 0.320, SLG: 0.480		0-0 5-3		0-0 FC5-4 1B 1-2					0-0 P3	3	0	0	0	0	0	1				
Willie Montanez, L OBP: 0.286, SLG: 0.240		0-0 4-3		0-0 1B 1-2					0-0 F9	3	0	1	0	0	0	0				
Chris Speier, R OBP: 0.407, SLG: 0.273		0-0 1B		0-3 K					0-0 F8	3	0	1	0	0	1	2				
Ken Reitz, R OBP: 0.333, SLG: 0.308		0-3 K			0-0 5-3				0-0 F9	3	0	0	0	0	1	1				
Mike Sadek, R OBP: 0.571, SLG: 0.667			0-0 F7		0-0 4-3				0-0 F5-4-3 1B	3	0	1	0	0	0	0				
Ed Halicki, R Charlie Williams, R Greg Minton, S Marc Hill, R John D'Acquisto, R Chris Arnold, R Mike Caldwell, R			0-0 6-3		0-3 K				0-0 F5-4-3 1-2	0	0	0	0	0	0	0				
Inning Stats	R: 0 E: 0 K: 0 S: 2	H: 0 LOB: 0 BB: 1 P: 6	R: 0 E: 0 K: 1 S: 6	H: 1 LOB: 0 BB: 0 P: 6	R: 0 E: 0 K: 0 S: 3	H: 0 LOB: 0 BB: 0 P: 3	R: 0 E: 0 K: 2 S: 9	H: 2 LOB: 2 BB: 0 P: 9	R: 0 E: 0 K: 1 S: 5	H: 0 LOB: 0 BB: 0 P: 5	R: 0 E: 0 K: 0 S: 3	H: 0 LOB: 0 BB: 0 P: 3	R: 0 E: 0 K: 0 S: 3	H: 1 LOB: 0 BB: 0 P: 3	R: 0 E: 0 K: 0 S: 3	H: 0 LOB: 0 BB: 0 P: 3		1B: 4 2B: 0 3B: 0 HR: 0	SF: 0 SAC: 0 DP: 2 HBP: 0	WP: 0 PB: 0 SB: 0 CS: 0
PITCHER Fred Norman, L ERA:	IP: 9.0 WLS: W BF: 30 H: 4 R: 0 ER: 0 SO: 5 BB: 1 IBB: 0 HBP: 0 BLK: 0 WP: 0 HR: 0 S: 39 P: 43 ERA: 0.00 WHIP: 0.556																			

Batter	1	2	3	4	5	6	7	8	9	AB	R	H	RBI	BB	SO	LOB	BOTTOM			
Pete Rose, S OBP: 0.600, SLG: 0.710 Joel Youngblood, R OBP: 0.333, SLG: 0.333	0-0 1B HR	0-0 1B		0-0 WP 2B 1B 2-H	0-0 F7			0-0 6-3		4	2	3	1	0	0	1	San Francisco Giants @ Cincinnati Reds Riverfront Stadium, Cincinnati, OH Sat Apr 17 1976, 3:33 AM EST Att: 21,219 - Unknown 			
Ken Griffey, L OBP: 0.441, SLG: 0.688 Mike Lum, L OBP: 0.375, SLG: 0.429	0-0 HR 1B	0-0 F7 3-H		0-0 2B 1-H		0-0 HR		0-0 E3 2B BB		4	2	3	2	0	0	1				
Joe Morgan, L OBP: 0.606, SLG: 0.875 Doug Flynn, R (7, 4)	0-0 HR 1-H 3-H	0-0 P5		0-0 F8		4-0 BB G6-4-3		0-3 K		3	1	1	3	1	0	2				
Tony Perez, R OBP: 0.364, SLG: 0.393 Dan Driessen, L (8, 3)	0-0 6-3 WP 1B 1B		0-0 F2		4-0 BB HR BB		0-0 F8		4-0 2B BB 1-2	3	2	1	0	1	0	1				
Johnny Bench, R OBP: 0.286, SLG: 0.286	0-0 6-3 1-3		4-0 S BB		4-0 HR BB 1-2		0-0 G6-4-3 1-2		0-0 2B 1-3 2-H	3	1	1	1	2	0	2				
George Foster, R OBP: 0.424, SLG: 0.500	0-0 FC1-6 3-H		0-0 F2		0-0 HR 1-H 2-H		0-0 6-3		0-0 FC6-4 1B	5	1	3	4	0	0	3				
Dave Concepcion, R OBP: 0.188, SLG: 0.207	0-0 FC1-6 1-2		0-0 6-3		0-3 K			0-0 FC6-4 1-2		4	0	0	0	0	1	3				
Cesar Geronimo, L OBP: 0.444, SLG: 0.750	0-0 CS 1-2	0-0 SH1-3 1B 2B		0-0 1B 2B		0-0 G3		0-0 F9		4	1	2	0	0	0	1				
Fred Norman, S OBP: 0.333, SLG: 0.333		0-0 SH1-3 2-3		0-0 B1-4		0-0 E6 1B		0-0 L6		3	0	1	0	0	0	2				
Inning Stats	R: 4 E: 0 K: 0 S: 7	H: 5 LOB: 0 BB: 0 P: 7	R: 1 E: 0 K: 0 S: 5	H: 2 LOB: 1 BB: 0 P: 5	R: 0 E: 0 K: 0 S: 3	H: 0 LOB: 1 BB: 1 P: 7	R: 1 E: 0 K: 0 S: 5	H: 3 LOB: 1 BB: 0 P: 5	R: 3 E: 1 K: 1 S: 7	H: 2 LOB: 1 BB: 2 P: 15	R: 1 E: 0 K: 0 S: 3	H: 1 LOB: 0 BB: 1 P: 7	R: 0 E: 0 K: 0 S: 4	H: 1 LOB: 0 BB: 0 P: 4	R: 1 E: 1 K: 1 S: 7	H: 1 LOB: 2 BB: 1 P: 11		1B: 8 2B: 4 3B: 0 HR: 3	SF: 0 SAC: 1 DP: 1 HBP: 0	WP: 2 PB: 0 SB: 1 CS: 1
PITCHER Ed Halicki, R ERA: 10.13 Charlie Williams, R ERA: 9.0 Greg Minton, R ERA: 1.95 John D'Acquisto, R ERA: 12.0 Mike Caldwell, L ERA: 4.5	IP: 0.1 WLS: L BF: 6 H: 5 R: 4 ER: 4 SO: 4 BB: 0 IBB: 0 HBP: 0 BLK: 0 WP: 1 HR: 6 S: 6 P: 6 ERA: 108.00 WHIP: 15.000																			

Batter	1	2	3	4	5	6	7	8	9	AB	R	H	RBI	BB	SO	LOB	TOP		
Von Joshua, L (1, 8) OBP: 0.324, SLG: 0.314	0-3 K	0-0 4-3			0-0 4-3		0-0 FC6-4 1B		0-0 1B 2B	5	1	2	0	0	1	1	San Francisco Giants @ Cincinnati Reds Riverfront Stadium, Cincinnati, OH Sun Apr 18 1976, 3:33 AM EST Att: 23,701 - Unknown		
Derrel Thomas, S (1, 4) OBP: 0.400, SLG: 0.345	0-3 K		4-0 F9 S BB		0-0 4-3		0-0 FC6-4 S		0-0 1B 1B	4	1	1	1	1	1	1			
Bobby Murcer, L (1, 9) OBP: 0.543, SLG: 0.600 Gary Thomasson, L (9, 9)	4-0 BB		0-0 F8		0-0 S 1B		0-0 S BB		4-0 1B 1B IBB	2	0	1	0	3	0	1			
Gary Matthews, R (1, 7) OBP: 0.300, SLG: 0.433	0-0 F8		0-0 F9		0-0 1-3		0-0 4-3		0-0 1B	5	0	1	2	0	0	5			
Willie Montanez, L (1, 3) OBP: 0.333, SLG: 0.276		0-0 4-3 2B	4-0 FC6-4 BB		0-0 4-3		0-0 4-3		0-0 1-2 2H 3H 1B	4	1	2	0	1	0	0			
Chris Speier, R (1, 6) OBP: 0.375, SLG: 0.231		0-0 4-3	0-0 FC6-4		0-0 6-3		4-0 1B BB		0-0 F7	4	0	0	0	1	0	5			
Ken Reitz, R (1, 5) OBP: 0.355, SLG: 0.367		0-0 1B SF7 2B		0-0 G3		0-0 4-3		0-0 G1-6-3 1B		4	1	2	1	0	0	0			
Dave Rader, L (1, 2) OBP: 0.286, SLG: 0.350		0-0 1B		0-0 F4		0-0 F3		0-0 G1-6-3		4	0	1	0	0	0	2			
John Montefusco, R (1, 1) OBP: 0.222, SLG: 0.286 Gary Lavelle, S (7, 1)		0-0 SF7		0-0 1-3		0-0 1B FC6-4 2B		0-0 G3		2	1	1	1	0	0	0			
Inning Stats	R: 0 E: 0 K: 2 S: 7	H: 0 LOB: 1 BB: 1 P: 11	R: 2 E: 0 K: 0 S: 6	H: 3 LOB: 1 BB: 0 P: 6	R: 0 E: 0 K: 0 S: 3	H: 0 LOB: 0 BB: 0 P: 11	R: 0 E: 0 K: 0 S: 3	H: 1 LOB: 1 BB: 0 P: 4	R: 0 E: 0 K: 0 S: 3	H: 0 LOB: 0 BB: 0 P: 3	R: 1 E: 0 K: 0 S: 5	H: 2 LOB: 2 BB: 1 P: 9	R: 0 E: 0 K: 0 S: 3	H: 1 LOB: 1 BB: 1 P: 7	R: 2 E: 0 K: 0 S: 6	H: 4 LOB: 2 BB: 1 P: 10	1B: 8 2B: 3 3B: 0 HR: 0	SF: 1 SAC: 0 DP: 1 HBP: 0	WP: 0 PA: 42 PB: 0 SB: 3 CS: 0
PITCHER	IP WLS BF H R ER SO BB IBB HBP BLK WP HR S P ERA WHIP	IP WLS BF H R ER SO BB IBB HBP BLK WP HR S P ERA WHIP	IP WLS BF H R ER SO BB IBB HBP BLK WP HR S P ERA WHIP	IP WLS BF H R ER SO BB IBB HBP BLK WP HR S P ERA WHIP	IP WLS BF H R ER SO BB IBB HBP BLK WP HR S P ERA WHIP	IP WLS BF H R ER SO BB IBB HBP BLK WP HR S P ERA WHIP	IP WLS BF H R ER SO BB IBB HBP BLK WP HR S P ERA WHIP	IP WLS BF H R ER SO BB IBB HBP BLK WP HR S P ERA WHIP	IP WLS BF H R ER SO BB IBB HBP BLK WP HR S P ERA WHIP	IP WLS BF H R ER SO BB IBB HBP BLK WP HR S P ERA WHIP	IP WLS BF H R ER SO BB IBB HBP BLK WP HR S P ERA WHIP	IP WLS BF H R ER SO BB IBB HBP BLK WP HR S P ERA WHIP	IP WLS BF H R ER SO BB IBB HBP BLK WP HR S P ERA WHIP	IP WLS BF H R ER SO BB IBB HBP BLK WP HR S P ERA WHIP	IP WLS BF H R ER SO BB IBB HBP BLK WP HR S P ERA WHIP	IP WLS BF H R ER SO BB IBB HBP BLK WP HR S P ERA WHIP	IP WLS BF H R ER SO BB IBB HBP BLK WP HR S P ERA WHIP		

AB	35
R	5
H	11
RBI	5
BB	6
SO	2
LOB	15



Batter	1	2	3	4	5	6	7	8	9	AB	R	H	RBI	BB	SO	LOB	BOTTOM		
Pete Rose, S (1, 5) OBP: 0.575, SLG: 0.657	0-0 4-3		0-0 BB FC2-1 1B		0-0 4-3		4-0 BB		0-0 4-3	4	0	1	0	1	0	2	San Francisco Giants @ Cincinnati Reds Riverfront Stadium, Cincinnati, OH Sun Apr 18 1976, 3:33 AM EST Att: 23,701 - Unknown		
Ken Griffey, L (1, 9) OBP: 0.410, SLG: 0.622	0-0 4-3		0-0 F7		0-0 S 1B		0-3 K		0-0 4-3	5	0	1	0	0	1	3			
Joe Morgan, L (1, 4) OBP: 0.568, SLG: 0.778	0-3 K		4-0 FC2-1 BB		0-0 F7		0-0 G3			3	0	0	0	1	1	2			
Dan Driessen, L (1, 3)		0-0 F8	4-0 FC2-1 BB		0-0 6-3		0-3 K			3	0	0	0	1	1	1			
George Foster, R (1, 7) OBP: 0.405, SLG: 0.471		0-0 3B 1B	0-0 FC2-1 FC5-4		0-3 K		0-3 K			4	1	1	0	0	2	4			
Dave Concepcion, R (1, 6) OBP: 0.194, SLG: 0.188		0-0 P6	0-0 FC5-4		0-0 F9		4-0 BB			3	0	0	0	1	0	4			
Cesar Geronimo, L (1, 8) OBP: 0.333, SLG: 0.778 Tony Perez, R (6, PH) OBP: 0.353, SLG: 0.379 Joel Youngblood, R (9, 8) OBP: 0.333, SLG: 0.333		0-0 3B		0-0 F7		0-0 F8		0-0 F9		3	0	1	1	0	0	0			
Bill Plummer, R (1, 2) OBP: 0.500, SLG: 0.333		4-0 BB		0-0 SH3-4 1B		0-3 K			0-0 E8	3	0	1	0	1	1	0			
Gary Nolan, R (1, 1) OBP: 0.600, SLG: 0.600 Mike Lum, L (7, PH) OBP: 0.333, SLG: 0.375 Will McEnaney, L (8, 1) Rawly Eastwick, R (9, 1) Ed Ambrister, R (9, PH) OBP: 0.333, SLG: 0.333		0-0 L4		0-0 SH3-4		0-0 F9		0-3 K		1	0	0	0	0	0	2			
Inning Stats	R: 0 E: 0 K: 1 S: 5	H: 0 LOB: 0 BB: 0 P: 5	R: 1 E: 0 K: 0 S: 5	H: 2 LOB: 2 BB: 1 P: 9	R: 0 E: 0 K: 0 S: 4	H: 1 LOB: 3 BB: 2 P: 12	R: 0 E: 0 K: 0 S: 4	H: 1 LOB: 1 BB: 0 P: 4	R: 0 E: 0 K: 1 S: 6	H: 0 LOB: 1 BB: 0 P: 6	R: 0 E: 0 K: 1 S: 5	H: 0 LOB: 0 BB: 0 P: 5	R: 0 E: 0 K: 2 S: 7	H: 0 LOB: 1 BB: 1 P: 11	R: 0 E: 1 K: 1 S: 6	H: 0 LOB: 1 BB: 0 P: 6	1B: 4 2B: 0 3B: 1 HR: 0	SF: 0 SAC: 1 DP: 0 HBP: 0	WP: 0 PA: 38 PB: 0 SB: 1 CS: 0
PITCHER	IP WLS BF H R ER SO BB IBB HBP BLK WP HR S P ERA WHIP	IP WLS BF H R ER SO BB IBB HBP BLK WP HR S P ERA WHIP	IP WLS BF H R ER SO BB IBB HBP BLK WP HR S P ERA WHIP	IP WLS BF H R ER SO BB IBB HBP BLK WP HR S P ERA WHIP	IP WLS BF H R ER SO BB IBB HBP BLK WP HR S P ERA WHIP	IP WLS BF H R ER SO BB IBB HBP BLK WP HR S P ERA WHIP	IP WLS BF H R ER SO BB IBB HBP BLK WP HR S P ERA WHIP	IP WLS BF H R ER SO BB IBB HBP BLK WP HR S P ERA WHIP	IP WLS BF H R ER SO BB IBB HBP BLK WP HR S P ERA WHIP	IP WLS BF H R ER SO BB IBB HBP BLK WP HR S P ERA WHIP	IP WLS BF H R ER SO BB IBB HBP BLK WP HR S P ERA WHIP	IP WLS BF H R ER SO BB IBB HBP BLK WP HR S P ERA WHIP	IP WLS BF H R ER SO BB IBB HBP BLK WP HR S P ERA WHIP	IP WLS BF H R ER SO BB IBB HBP BLK WP HR S P ERA WHIP	IP WLS BF H R ER SO BB IBB HBP BLK WP HR S P ERA WHIP	IP WLS BF H R ER SO BB IBB HBP BLK WP HR S P ERA WHIP	IP WLS BF H R ER SO BB IBB HBP BLK WP HR S P ERA WHIP		



Batter	1	2	3	4	5	6	7	8	9	AB	R	H	RBI	BB	SO	LOB	TOP								
Johnny Grubb, L (1,7) OBP: 0.468, SLG: 0.459										5	2	2	0	0	0	0									
Tito Fuentes, S (1,4) OBP: 0.506, SLG: 0.314										3	1	2	0	0	0	0									
Willie Davis, L (1,8) OBP: 0.357, SLG: 0.425										4	2	2	2	1	0	1									
Willie McCovey, L (1,3) OBP: 0.304, SLG: 0.286										4	0	1	0	0	0	2									
Mike Ivie, R (8, PR) OBP: 0.206, SLG: 0.182										0	1	0	0	0	0	0									
Dave Winfield, R (1,9) OBP: 0.295, SLG: 0.432										4	1	0	0	0	1	4									
Doug Rader, R (1,5) OBP: 0.526, SLG: 0.571										2	0	0	1	1	1	0									
Hector Torres, R (1,6) OBP: 0.514										3	0	1	1	0	0	0									
Gene Locklear, L (8, PH) OBP: 0.333, SLG: 0.333										1	0	0	0	1	3										
Enzo Hernandez, R (8,6) OBP: 0.500, SLG: 0.556										0	0	0	0	0	0	0									
Fred Kendall, R (1,2) OBP: 0.318, SLG: 0.263										3	0	0	0	0	1	2									
Jerry Turner, L (8, PH) OBP: 0.500, SLG: 0.333										1	0	1	2	0	0	0									
Bob Davis, R (8,2) OBP: 0.214, SLG: 0.231										0	0	0	0	0	0	0									
Bill Greif, R (1,1)										3	0	0	0	0	2	2									
Mike Dupree, R (7,1) OBP: 1.000, SLG: 1.000										0	0	0	0	0	0	0									
Dave Tomlin, L (7,1)										0	0	0	0	0	0	0									
Butch Metzger, R (7,1)										1	0	0	0	0	0	2									
Inning Stats	R: 2 E: 0 K: 1 S: 7	H: 2 LOB: 0 BB: 0 P: 7	R: 0 E: 0 K: 0 S: 3	H: 0 LOB: 0 BB: 0 P: 3	R: 0 E: 0 K: 0 S: 4	H: 1 LOB: 1 BB: 0 P: 4	R: 1 E: 0 K: 1 S: 7	H: 2 LOB: 2 BB: 0 P: 8	R: 1 E: 0 K: 0 S: 4	H: 2 LOB: 0 BB: 0 P: 4	R: 0 E: 0 K: 1 S: 5	H: 0 LOB: 0 BB: 0 P: 5	R: 0 E: 0 K: 2 S: 7	H: 0 LOB: 0 BB: 0 P: 7	R: 3 E: 1 K: 1 S: 8	H: 2 LOB: 2 BB: 2 P: 16	R: 0 E: 0 K: 0 S: 3	H: 0 LOB: 0 BB: 0 P: 3	1B: 8 2B: 1 3B: 0 HR: 0	SF: 0 SAC: 2 DP: 0 HBP: 1	WP: 2 PB: 2 SB: 0 CS: 0	PA: 39			
PITCHER	IP: 5.0 ERA: 9.69	WLS: 22 BF: 7	H: 7 R: 4 ER: 4 SO: 2	R: 4 R: 4 ER: 4 SO: 2	BB: 0 IBB: 0 HBP: 1 BLK: 0	WP: 1 HR: 0 S: 25 P: 12	ERA: 7.20 WHIP: 1.400	IP: 1.0 ERA: 22.5	WLS: 3 BF: 0	H: 0 R: 0 ER: 0 SO: 0	BB: 0 IBB: 0 HBP: 0 BLK: 0	WP: 0 HR: 0 S: 3 P: 3	ERA: 0.00 WHIP: 0.000												
Jack Billingham, R (1,1)	2.0	6	0	0	0	3	0	0	0	0	0	12	12	0.00	0.000										
Pat Zachry, R (8,1)	0.0	1	1	1	0	0	0	0	0	0	0	1	1	∞	∞										
Pedro Borbon, R (8,1)	0.0	L	2	0	0	0	1	0	0	0	0	1	5	∞	∞										
Will McEnaney, L (8,1)	1.0	5	1	2	0	1	1	0	0	0	0	6	10	0.00	2.000										
Rawly Eastwick, R (8,1)																									

San Diego Padres @ Cincinnati Reds
Riverfront Stadium, Cincinnati, OH
Tue Apr 20 1976, 6:05 PM EST
Att: 18,126 - Unknown

AB	34
R	7
H	9
RBI	6
BB	2
SO	6
LOB	16



Batter	1	2	3	4	5	6	7	8	9	AB	R	H	RBI	BB	SO	LOB	BOTTOM													
Pete Rose, S (1,5) OBP: 0.556, SLG: 0.605										3	0	0	0	1	0	0														
Ken Griffey, L (1,9) OBP: 0.409, SLG: 0.585										4	0	1	2	1	2	1														
Joe Morgan, L (1,4) OBP: 0.571, SLG: 0.767										3	0	1	0	2	0	2														
Tony Perez, R (1,3) OBP: 0.333, SLG: 0.333										4	0	0	0	1	1	3														
George Foster, R (1,7) OBP: 0.390, SLG: 0.447										4	1	1	0	0	0	3														
Dave Concepcion, R (1,6) OBP: 0.200, SLG: 0.171										3	1	0	0	1	0	3														
Cesar Geronimo, L (1,8) OBP: 0.441, SLG: 0.774										4	1	2	0	0	0	0														
Bill Plummer, R (1,2) OBP: 0.333, SLG: 0.200										2	0	0	0	0	1	1														
Johnny Bench, R (7, PH) OBP: 0.297, SLG: 0.276										1	1	0	1	1	0	0														
Inning Stats	R: 0 E: 0 K: 0 S: 2	H: 0 LOB: 1 BB: 2 P: 10	R: 0 E: 0 K: 0 S: 3	H: 0 LOB: 0 BB: 0 P: 3	R: 0 E: 0 K: 2 S: 7	H: 0 LOB: 1 BB: 1 P: 11	R: 0 E: 0 K: 0 S: 3	H: 0 LOB: 0 BB: 0 P: 3	R: 0 E: 0 K: 0 S: 4	H: 1 LOB: 1 BB: 0 P: 4	R: 0 E: 0 K: 0 S: 4	H: 1 LOB: 1 BB: 0 P: 4	R: 5 E: 0 K: 0 S: 7	H: 4 LOB: 3 BB: 3 P: 20	R: 0 E: 0 K: 0 S: 3	H: 0 LOB: 0 BB: 0 P: 3	R: 0 E: 0 K: 2 S: 7	H: 0 LOB: 1 BB: 1 P: 11	1B: 4 2B: 2 3B: 0 HR: 0	SF: 0 SAC: 0 DP: 0 HBP: 1	WP: 0 PB: 0 SB: 2 CS: 0	PA: 40								
PITCHER	IP: 6.0 ERA: 6.75	WLS: 25 BF: 4	H: 4 R: 3 ER: 3 SO: 2	R: 3 R: 3 ER: 3 SO: 2	BB: 4 IBB: 0 HBP: 0 BLK: 0	WP: 0 HR: 0 S: 25 P: 41	ERA: 4.50 WHIP: 1.333	IP: 0.1 ERA: 10.38	WLS: 3 BF: 1	H: 2 R: 2 ER: 2 SO: 0	BB: 0 IBB: 0 HBP: 1 BLK: 0	WP: 0 HR: 0 S: 2 P: 3	ERA: 54.00 WHIP: 3.000	IP: 2.2 ERA: 10.38	WLS: 10 BF: 0	H: 0 R: 0 ER: 0 SO: 2	R: 1 R: 1 ER: 0 SO: 2	BB: 1 IBB: 0 HBP: 0 BLK: 0	WP: 0 HR: 0 S: 12 P: 20	ERA: 0.00 WHIP: 0.375										
Bill Greif, R (1,1)	0.0	2	1	0	0	0	1	0	0	0	0	1	5	∞	∞															
Mike Dupree, R (7,1)	0.1	3	1	2	2	0	0	0	1	0	0	2	3	54.00	3.000															
Dave Tomlin, L (7,1)	2.2	W	10	0	0	0	2	1	1	0	0	12	20	0.00	0.375															

San Diego Padres @ Cincinnati Reds
Riverfront Stadium, Cincinnati, OH
Tue Apr 20 1976, 6:05 PM EST
Att: 18,126 - Unknown

AB	32
R	5
H	6
RBI	5
BB	7
SO	4
LOB	14



Batter	1	2	3	4	5	6	7	8	9	AB	R	H	RBI	BB	SO	LOB	TOP					
Johnny Grubb, L OBP: 0.462, SLG: 0.439										4	0	1	0	1	1	1	San Diego Padres @ Cincinnati Reds Riverfront Stadium, Cincinnati, OH Wed Apr 21 1976, 3:33 AM EST Att: 16,603 - Unknown					
Tito Fuentes, S OBP: 0.275, SLG: 0.282										4	0	0	0	0	0	2						
Merv Rettenmund, R OBP: 0.400, SLG: 0.143										2	0	0	0	2	1	0						
Dave Winfield, R OBP: 0.333, SLG: 0.436										2	2	1	0	2	0	2						
Doug Rader, R OBP: 0.565, SLG: 0.611										4	2	3	0	0	1	2						
Mike Ivie, R OBP: 0.250, SLG: 0.280										3	0	2	3	0	0	2						
Hector Torres, R Willie Davis, L OBP: 0.349, SLG: 0.415										2	0	0	0	0	0	1						
Fred Kendall, R OBP: 0.269, SLG: 0.227										3	0	0	1	0	0	1						
Dave Wehmeister, R Alan Foster, R Jerry Turner, L Dan Spillner, R Willie McCovey, L Butch Metzger, R Gene Locklear, L										1	0	0	0	0	0	1						
Inning Stats	R: 0 E: 0 K: 0 S: 2	H: 0 LOB: 1 BB: 2 P: 10	R: 1 E: 0 K: 0 S: 5	H: 2 LOB: 1 BB: 0 P: 5	R: 0 E: 0 K: 2 S: 7	H: 0 LOB: 0 BB: 0 P: 7	R: 2 E: 0 K: 1 S: 7	H: 2 LOB: 1 BB: 1 P: 11	R: 0 E: 0 K: 0 S: 3	H: 0 LOB: 0 BB: 0 P: 3	R: 1 E: 1 K: 0 S: 3	H: 1 LOB: 0 BB: 1 P: 7	R: 0 E: 0 K: 0 S: 4	H: 1 LOB: 1 BB: 0 P: 4	R: 0 E: 0 K: 1 S: 5	H: 1 LOB: 1 BB: 1 P: 9		R: 0 E: 0 K: 0 S: 4	H: 1 LOB: 1 BB: 0 P: 4	1B: 7 2B: 2 3B: 0 HR: 0	SF: 2 SAC: 1 DP: 3 HBP: 0	WP: 0 PB: 0 SB: 0 CS: 0
PITCHER	IP WLS BF H R ER SO BB IBB HBP BLK WP HR S P ERA WHIP																					
Fred Norman, L ERA: 1.69	(1, 1) 6.0 W 25 5 4 3 3 4 0 0 0 0 0 0 27 43 4.50 1.500																					
Don Gullett, L ERA:	(7, 1) 1.0 6 2 0 0 0 1 0 0 0 0 0 0 5 9 0.00 3.000																					
Rawly Eastwick, R ERA: 1.93	(8, 1) 2.0 S 6 1 0 0 1 0 0 0 0 0 0 0 8 8 0.00 0.500																					

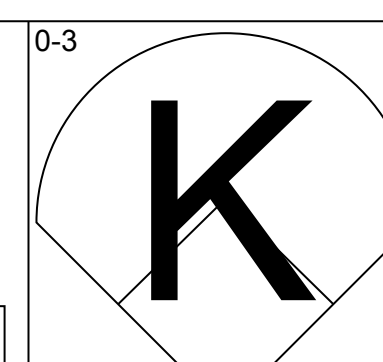
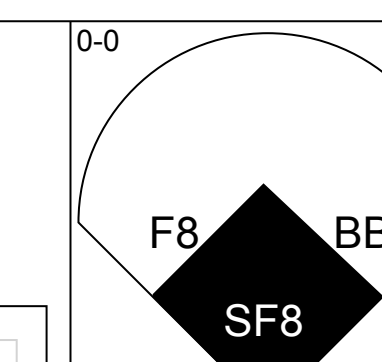
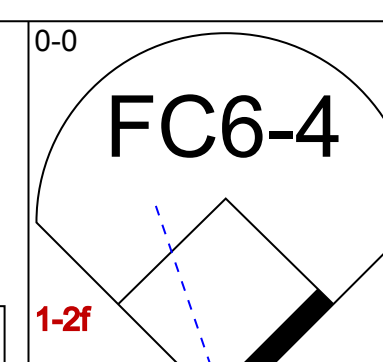
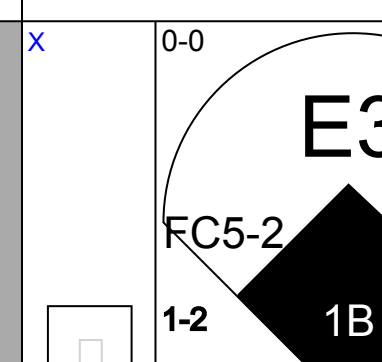
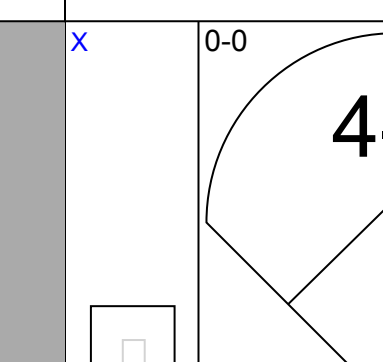
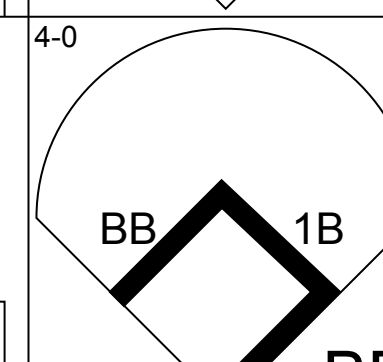
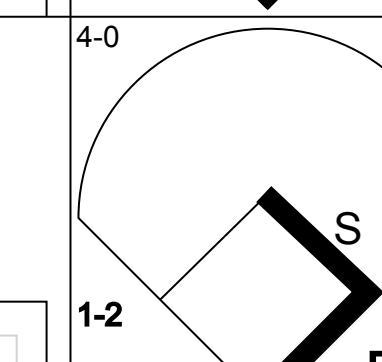
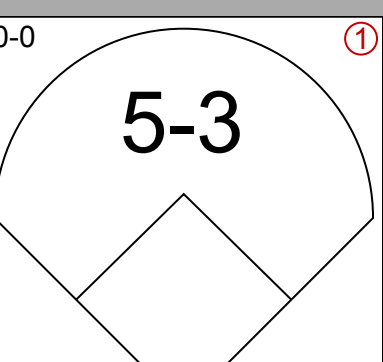
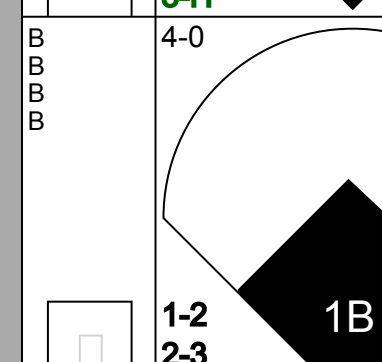
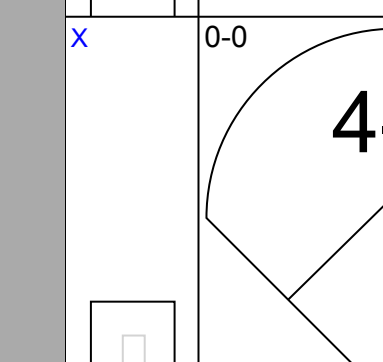
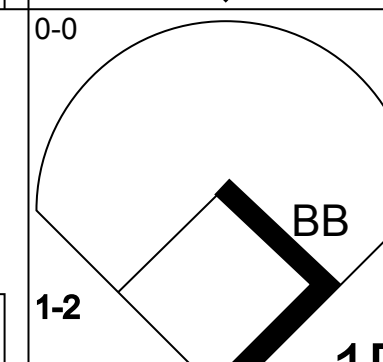
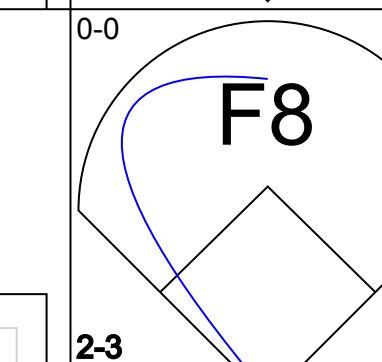
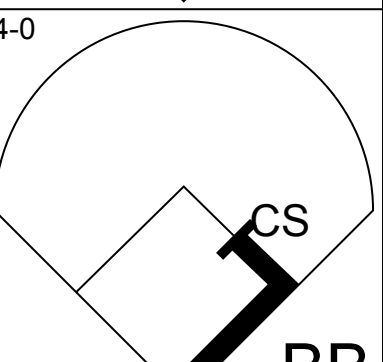
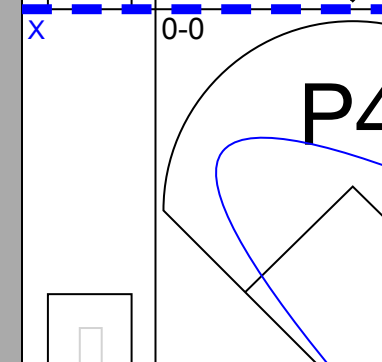
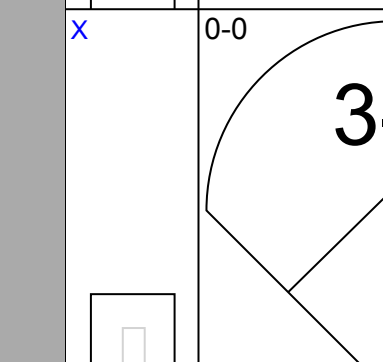
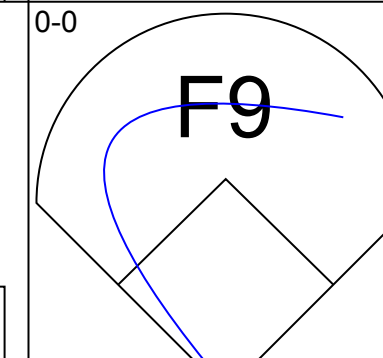
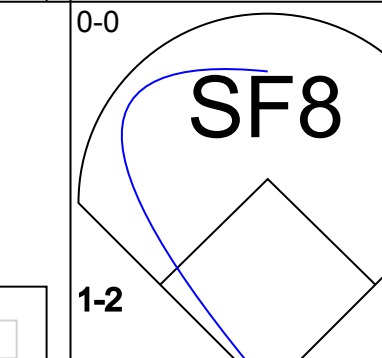
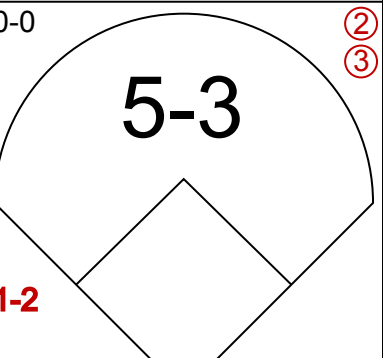
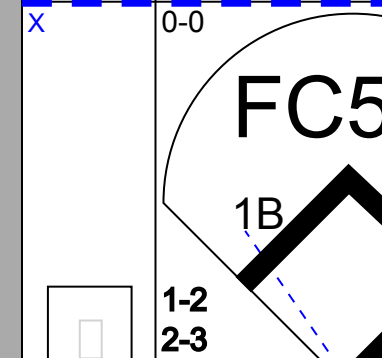
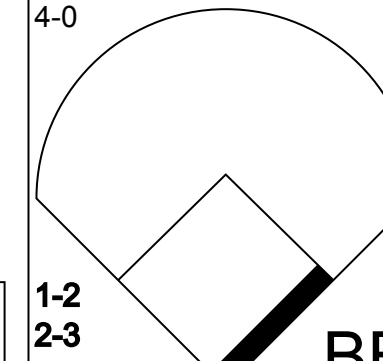
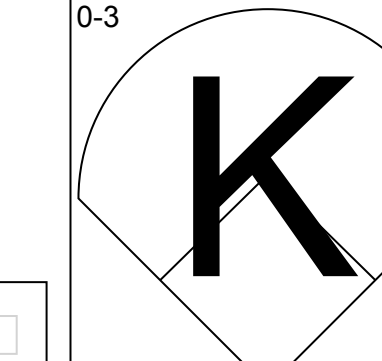
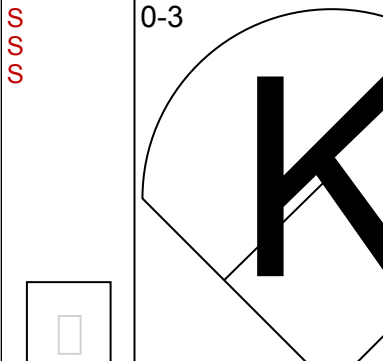
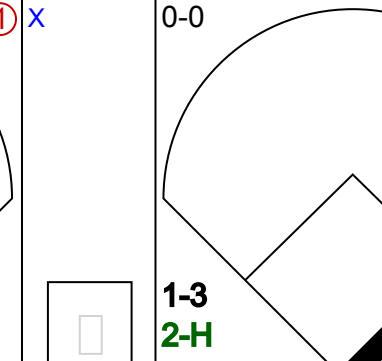
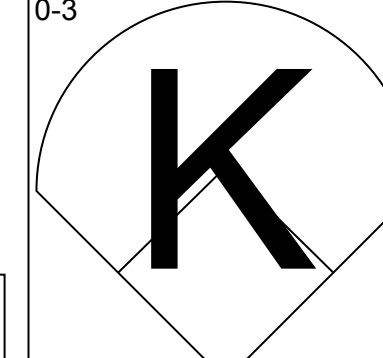
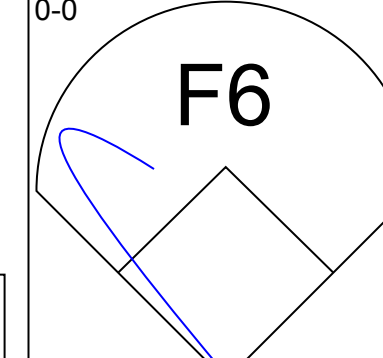
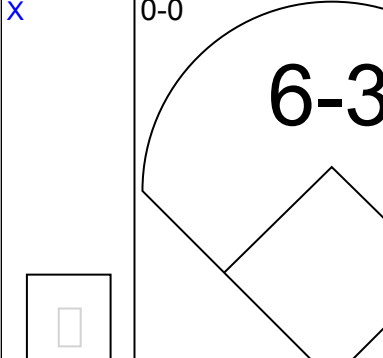
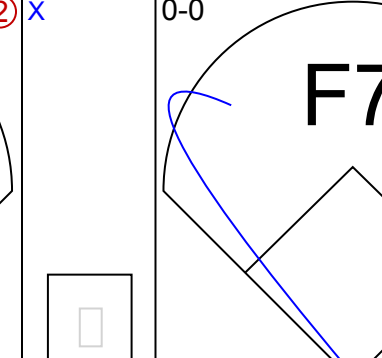
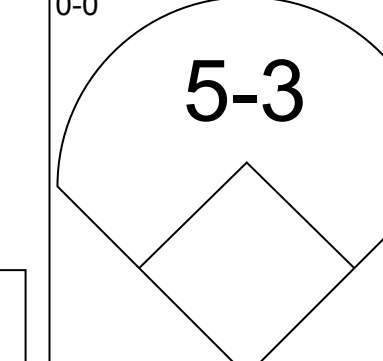
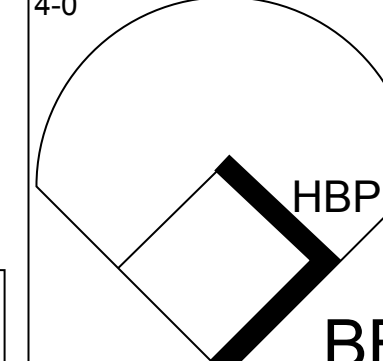
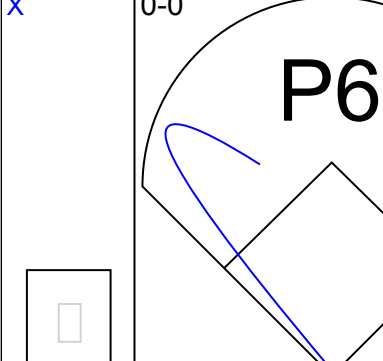
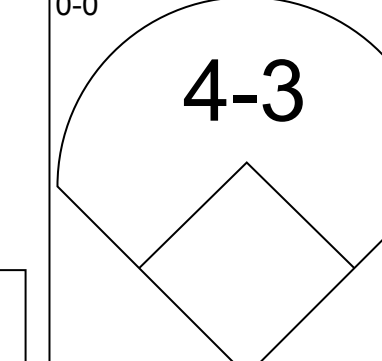
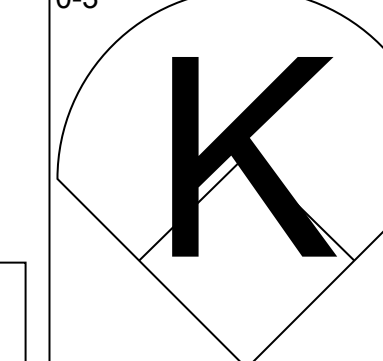
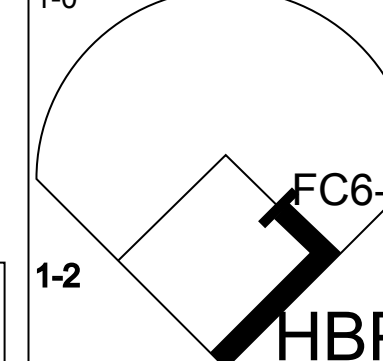
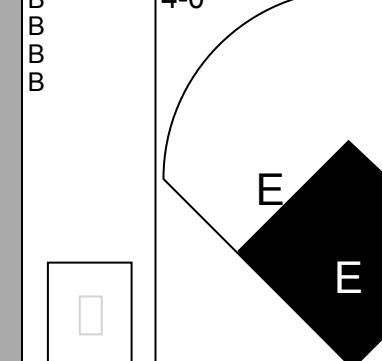
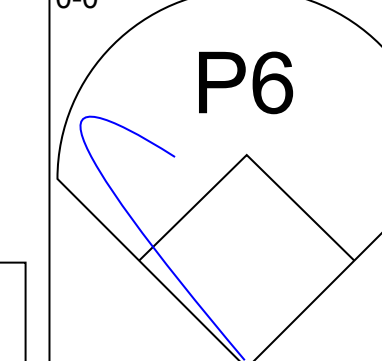
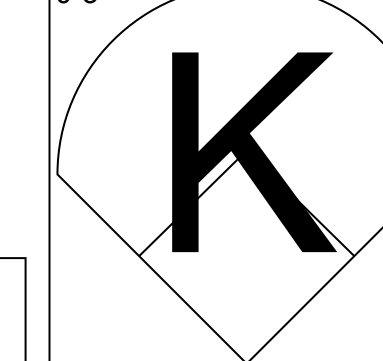
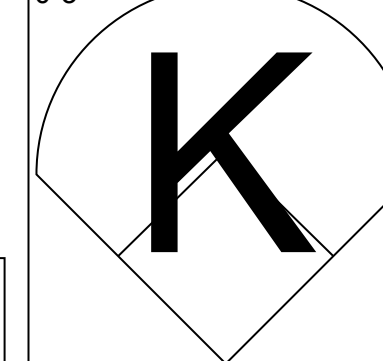
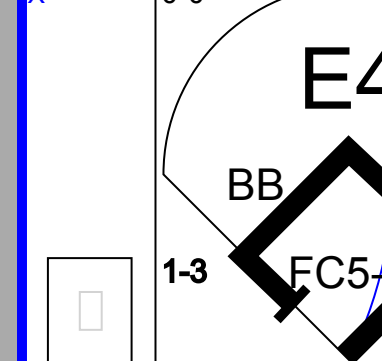
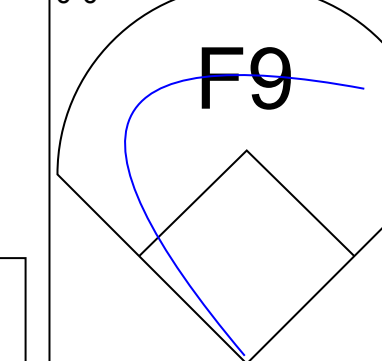
AB 29
R 4
H 8
RBI 4
BB 5
SO 4
LOB 13



Batter	1	2	3	4	5	6	7	8	9	AB	R	H	RBI	BB	SO	LOB	BOTTOM
Pete Rose, S OBP: 0.571, SLG: 0.643										4	1	3	0	0	0	0	San Diego Padres @ Cincinnati Reds Riverfront Stadium, Cincinnati, OH Wed Apr 21 1976, 3:33 AM EST Att: 16,603 - Unknown
Ken Griffey, L OBP: 0.417, SLG: 0.600										4	1	2	2	0	0	2	
Joe Morgan, L OBP: 0.543, SLG: 0.697										3	0	0	0	1	0	3	
Tony Perez, R OBP: 0.372, SLG: 0.389										3	1	2	1	0	0	1	
George Foster, R OBP: 0.378, SLG: 0.429										4	1	1	0	0	1	2	
Cesar Geronimo, L OBP: 0.421, SLG: 0.714										4	0	1	1	0	0	1	
Dave Concepcion, R OBP: 0.209, SLG: 0.184										3	0	1	1	0	0	2	
Bill Plummer, R OBP: 0.333, SLG: 0.375										3	0	1	0	0	0	3	
Fred Norman, S OBP: 0.200, SLG: 0.200										2	1	0	0	0	0	1	
Don Gullett, R Rawly Eastwick, R										1	0	0	0	0	0	0	
Inning Stats	R: 0 E: 0 K: 0 S: 3	H: 1 LOB: 0 BB: 0 P: 3	R: 0 E: 0 K: 0 S: 4	H: 1 LOB: 0 BB: 0 P: 4	R: 5 E: 1 K: 0 S: 10	H: 6 LOB: 2 BB: 0 P: 10	R: 0 E: 0 K: 0 S: 3	H: 1 LOB: 0 BB: 0 P: 3	R: 0 E: 0 K: 0 S: 4	H: 1 LOB: 1 BB: 0 P: 4	R: 0 E: 0 K: 0 S: 2	H: 0 LOB: 0 BB: 0 P: 3	1B: 7 2B: 5 3B: 0 HR: 0	SF: 0 SAC: 0 DP: 5 HBP: 1	WP: 0 PB: 0 SB: 1 CS: 0	PA: 33	
PITCHER	IP WLS BF H R ER SO BB IBB HBP BLK WP HR S P ERA WHIP																
Dave Wehmeister, R ERA: 10.19	(1, 1) 0.1 2 0 0 0 0 0 0 0 0 0 0 2 2 0.00 0.000																
Alan Foster, R ERA: 2.84	(3, 1) 3.0 9 2 0 0 1 1 0 0 0 0 0 10 14 0.00 1.000																
Dan Spillner, R ERA: 1.8	(7, 1) 2.0 7 1 0 0 0 0 0 0 1 0 0 6 7 0.00 0.500																

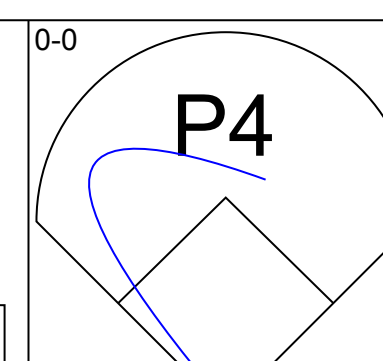
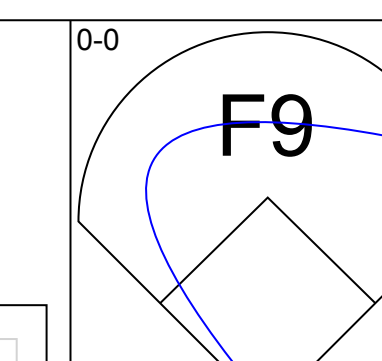
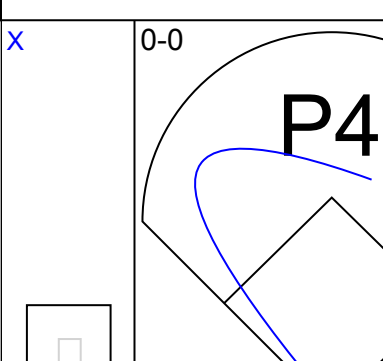
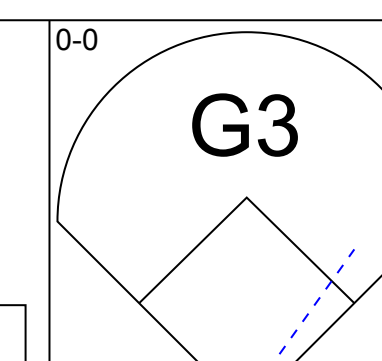
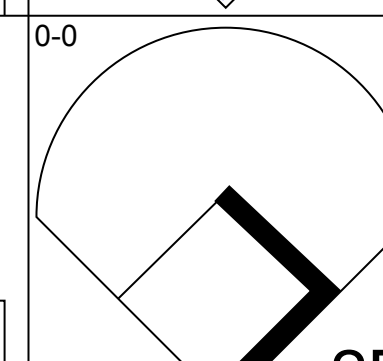
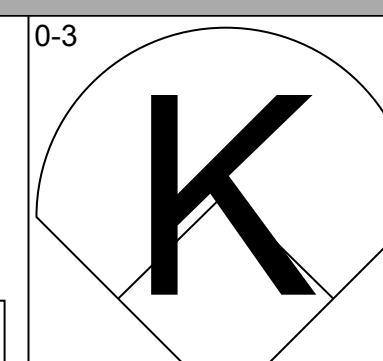
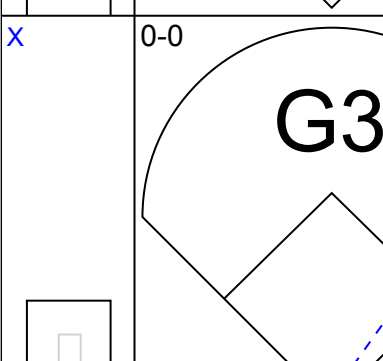
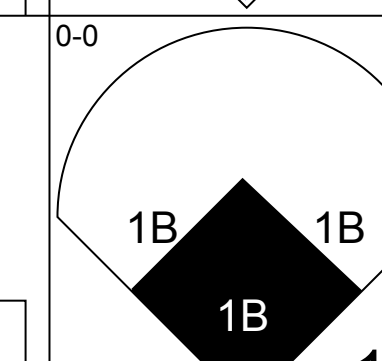
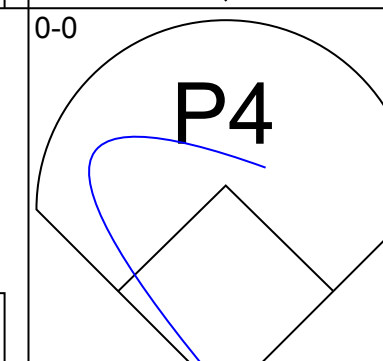
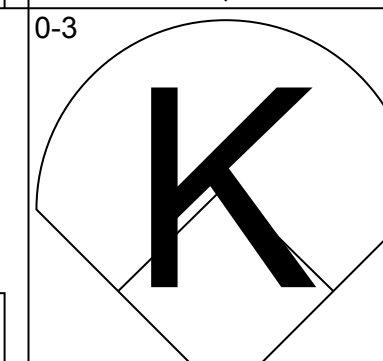
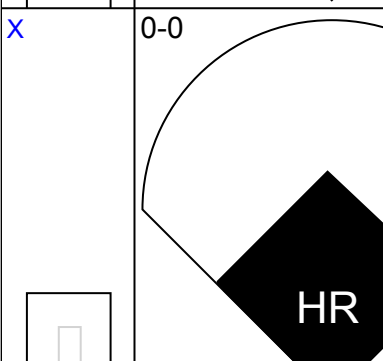
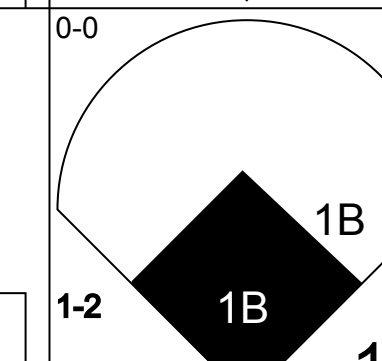
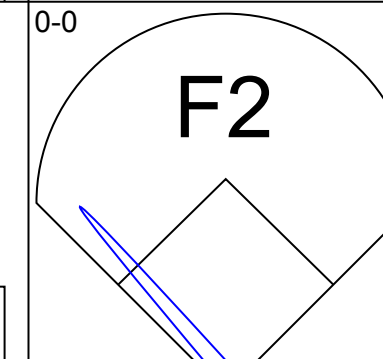
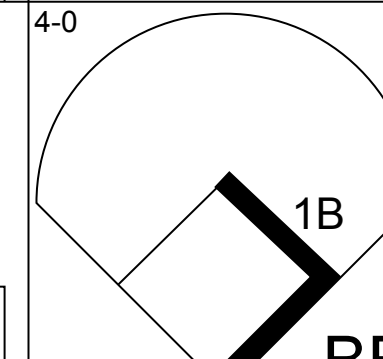
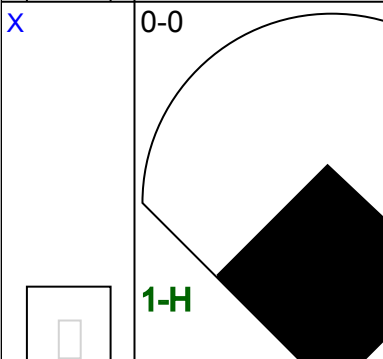
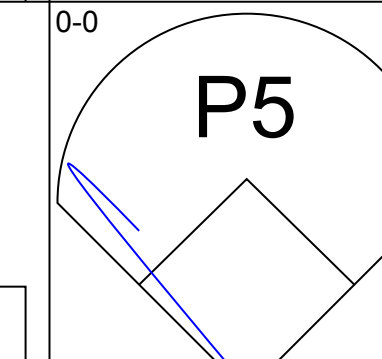
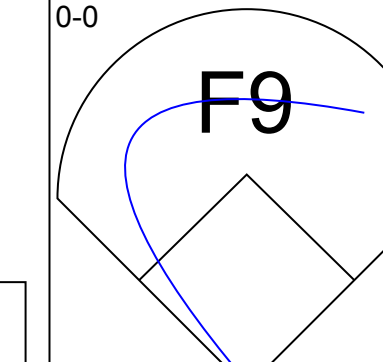
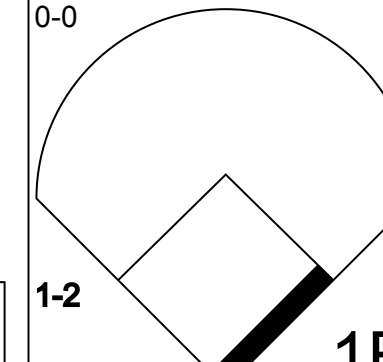
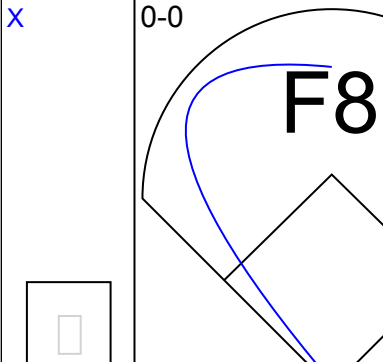
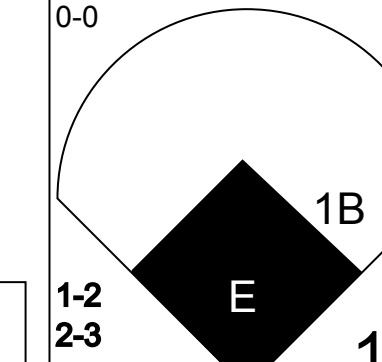
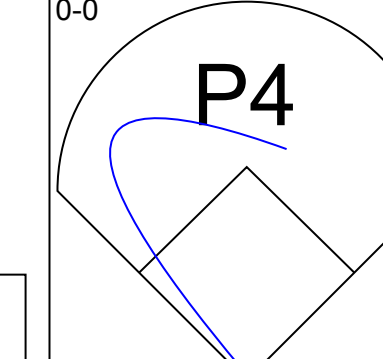
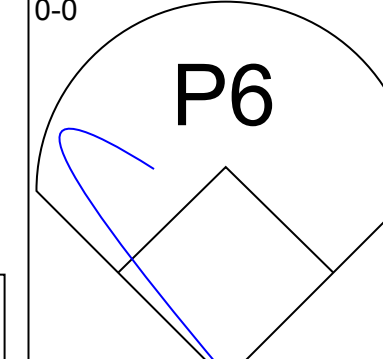
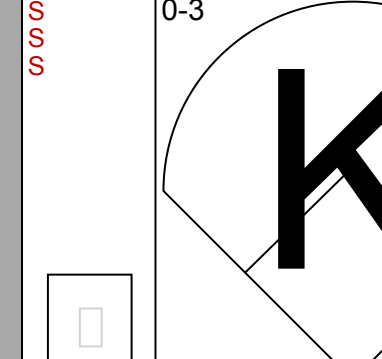
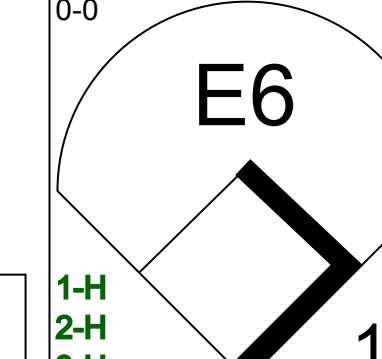
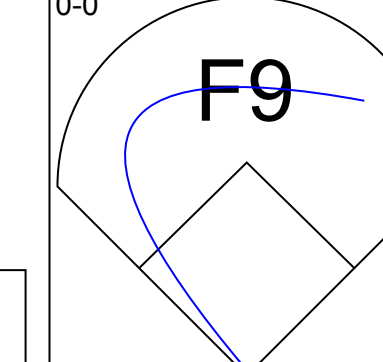
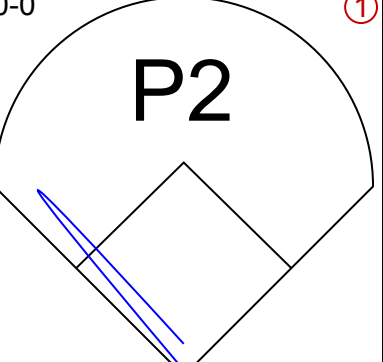
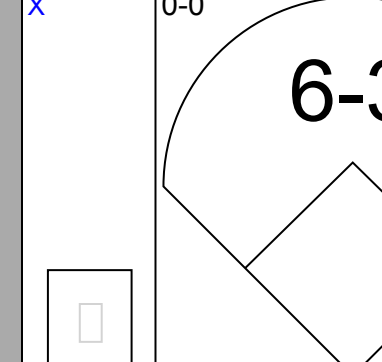
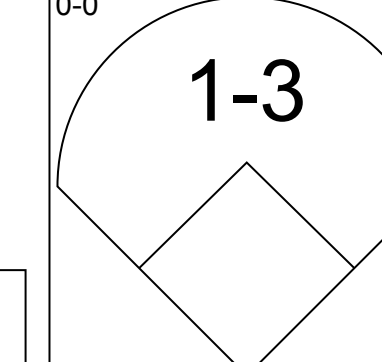
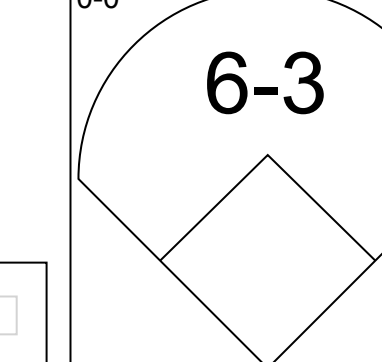
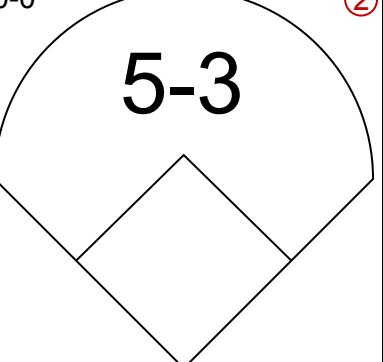
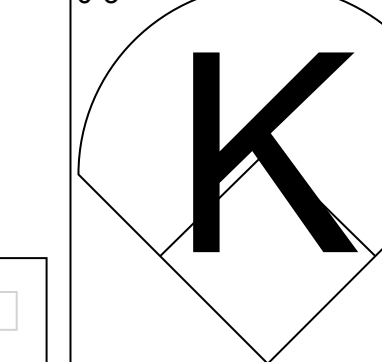
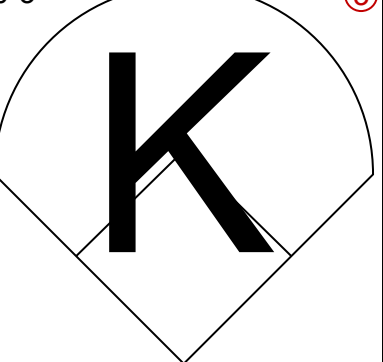
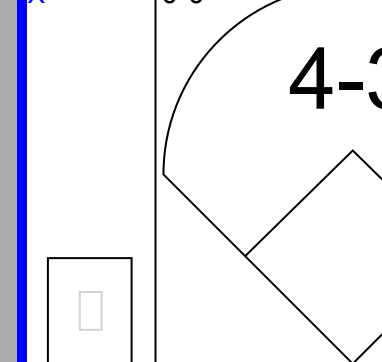
AB 31
R 5
H 11
RBI 5
BB 1
SO 1
LOB 15



Batter	1	2	3	4	5	6	7	8	9	AB	R	H	RBI	BB	SO	LOB	TOP			
Pete Rose, S OBP: 0.537, SLG: 0.596 (1, 5)										5	2	1	1	0	1	3	Cincinnati Reds @ Montreal Expos Jarry Park, Montreal, QB Fri Apr 23 1976, 3:33 AM EST Att: 5,306 - Unknown			
Dave Concepcion, R OBP: 0.250, SLG: 0.175 (1, 6)										2	1	0	0	3	0	0				
Joe Morgan, L OBP: 0.529, SLG: 0.649 (1, 4)										4	0	1	0	1	0	5				
Tony Perez, R OBP: 0.340, SLG: 0.359 (1, 3)										3	0	0	1	0	0	6				
Johnny Bench, R OBP: 0.317, SLG: 0.281 (1, 2)										3	0	1	2	1	2	1				
George Foster, R OBP: 0.347, SLG: 0.391 (1, 9)										4	0	0	0	0	1	5				
Bob Bailey, R OBP: 0.333, SLG: 0.333 (1, 7)										2	0	0	0	1	0	0				
Mike Lum, L OBP: 0.273, SLG: 0.300 (7, 7)										1	0	0	0	0	0	0				
Cesar Geronimo, L OBP: 0.429, SLG: 0.676 (1, 8)										2	1	0	0	1	1	0				
Gary Nolan, R OBP: 0.429, SLG: 0.429 (1, 1)										2	0	0	0	0	2	2				
Joel Youngblood, R OBP: 0.280, SLG: 0.200 (7, PH)										1	0	0	0	0	0	1				
Jack Billingham, R OBP: 0.400, SLG: 0.250 (7, 1)										1	0	0	0	0	0	0				
Inning Stats	R: 0 E: 0 K: 2 S: 8	H: 1 LOB: 3 BB: 2 P: 16	R: 0 E: 0 K: 2 S: 7	H: 0 LOB: 0 BB: 0 P: 7	R: 1 E: 0 K: 1 S: 6	H: 1 LOB: 1 BB: 1 P: 10	R: 0 E: 0 K: 1 S: 5	H: 0 LOB: 0 BB: 1 P: 10	R: 0 E: 0 K: 1 S: 5	H: 0 LOB: 0 BB: 0 P: 5	R: 3 E: 2 K: 0 S: 6	H: 1 LOB: 2 BB: 2 P: 14	R: 0 E: 0 K: 0 S: 3	H: 0 LOB: 0 BB: 0 P: 3	R: 0 E: 0 K: 0 S: 3	H: 0 LOB: 0 BB: 0 P: 3	1B: 3 2B: 0 3B: 0 HR: 0	SF: 1 SAC: 0 DP: 0 HBP: 1	WP: 0 PB: 0 SB: 1 CS: 1	PA: 39
PITCHER	IP WLS BF H R ER SO BB IBB HBP BLK WP HR S P ERA WHIP																			
Dan Warthen, L ERA: 3.46 (1, 1)	6.0	29	2	4	1	7	7	0	1	0	0	0	0	0	35	64	1.50	1.500		
Fred Scherman, L ERA: 3.48 (7, 1)	0.1	1	0	0	0	0	0	0	0	0	0	0	0	1	1	0.00	0.000			
Wayne Granger, R ERA: 1.69 (7, 1)	0.2	3	1	0	0	0	0	0	0	0	0	0	0	3	3	0.00	1.500			
Don Stanhouse, R ERA: 2.25 (8, 1)	2.0	W 6	0	0	0	0	0	0	0	0	0	0	0	6	6	0.00	0.000			

AB	30
R	4
H	3
RBI	4
BB	7
SO	7
LOB	23



Batter	1	2	3	4	5	6	7	8	9	AB	R	H	RBI	BB	SO	LOB	BOTTOM			
Jerry White, S OBP: 0.412, SLG: 0.484 (1, 8)										4	0	0	0	0	0	0	Cincinnati Reds @ Montreal Expos Jarry Park, Montreal, QB Fri Apr 23 1976, 3:33 AM EST Att: 5,306 - Unknown			
Jim Dwyer, L OBP: 0.235, SLG: 0.412 (1, 7)										4	1	2	0	0	1	0				
Mike Jorgensen, L OBP: 0.354, SLG: 0.558 (1, 3)										4	2	2	0	0	1	1				
Gary Carter, R OBP: 0.304, SLG: 0.349 (1, 2)										3	1	1	2	1	0	3				
Larry Parrish, R OBP: 0.261, SLG: 0.267 (1, 5)										4	1	2	0	0	0	0				
Pete Mackanin, R OBP: 0.233, SLG: 0.325 (1, 4)										4	0	1	2	0	1	2				
Ellis Valentine, R OBP: 0.111, SLG: 0.111 (1, 9)										4	0	0	0	0	0	1				
Pepe Frias, R OBP: 0.333, SLG: 0.667 (1, 6)										3	0	1	0	0	0	0				
Dan Warthen, S ERA: 3.7 (7, 1)										2	0	0	0	0	2	0				
Fred Scherman, L ERA: 3.7 (7, 1)										0	0	0	0	0	0	0				
Wayne Granger, R ERA: 1.69 (7, 1)										0	0	0	0	0	0	0				
Jose Morales, R ERA: 9.6 (7, PH)										1	0	0	0	0	0	1				
Don Stanhouse, R ERA: 2.25 (8, 1)										0	0	0	0	0	0	0				
Inning Stats	R: 0 E: 0 K: 0 S: 4	H: 1 LOB: 1 BB: 0 P: 4	R: 0 E: 0 K: 0 S: 3	H: 0 LOB: 0 BB: 0 P: 3	R: 0 E: 0 K: 1 S: 5	H: 0 LOB: 0 BB: 0 P: 5	R: 0 E: 0 K: 2 S: 8	H: 1 LOB: 2 BB: 1 P: 12	R: 0 E: 0 K: 1 S: 5	H: 0 LOB: 0 BB: 0 P: 5	R: 2 E: 0 K: 0 S: 5	H: 2 LOB: 0 BB: 0 P: 5	R: 0 E: 0 K: 0 S: 6	H: 1 LOB: 1 BB: 0 P: 6	R: 3 E: 1 K: 0 S: 7	H: 4 LOB: 1 BB: 0 P: 7	1B: 6 2B: 2 3B: 0 HR: 1	SF: 0 SAC: 0 DP: 0 HBP: 0	WP: 0 PB: 0 SB: 0 CS: 0	PA: 34
PITCHER	IP WLS BF H R ER SO BB IBB HBP BLK WP HR S P ERA WHIP																			
Gary Nolan, R ERA: 3.7 (1, 1)	6.0	23	4	2	2	4	1	0	0	0	0	0	0	30	34	3.00	0.833			
Jack Billingham, R ERA: 9.6 (7, 1)	2.0	L 11	5	3	2	1	0	0	0	0	0	0	0	13	13	9.00	2.500			

AB	33
R	5
H	9
RBI	4
BB	1
SO	5
LOB	8



Batter	1	2	3	4	5	6	7	8	9	AB	R	H	RBI	BB	SO	LOB	TOP				
Pete Rose, S OBP: 0.540, SLG: 0.611 Doug Flynn, R (7, 4)	G3		2B		2B		1B	F6-3		4	3	3	0	0	0	0					
Ken Griffey, L OBP: 0.448, SLG: 0.604			P6		1B		1B		FC1-6	4	1	3	2	1	0	1					
Joe Morgan, L OBP: 0.500, SLG: 0.674 Pat Darcy, L OBP: 0.400, SLG: 0.400	F2				P2		L9		FC1-6	4	0	1	1	0	0	3					
Tony Perez, R OBP: 0.333, SLG: 0.349 Dan Driessen, L (9, PH) OBP: 0.462, SLG: 0.222	F3		F9		K				F7	4	0	1	0	0	1	3					
Johnny Bench, R OBP: 0.320, SLG: 0.350 Bill Plummer, R (9, PH) OBP: 0.300, SLG: 0.333 Joel Youngblood, R OBP: 0.333, SLG: 0.333		HR			F6				K	3	1	2	2	1	0	0					
Mike Lum, L OBP: 0.263, SLG: 0.444		P4			P5		2-3			4	0	0	0	0	0	4					
Cesar Geronimo, L OBP: 0.392, SLG: 0.568		L4			HR				K	3	1	0	0	1	0	3					
Dave Concepcion, R OBP: 0.263, SLG: 0.265		F8								4	1	1	2	0	0	0					
Don Gullett, R Bob Bailey, R OBP: 0.333, SLG: 0.200			P3		F8					3	0	0	0	0	0	0					
Inning Stats	R: 0 E: 0 K: 0 S: 4	H: 1 LOB: 1 BB: 0 P: 4	R: 1 E: 0 K: 0 S: 4	H: 1 LOB: 0 BB: 0 P: 4	R: 1 E: 0 K: 0 S: 5	H: 2 LOB: 1 BB: 0 P: 5	R: 2 E: 0 K: 0 S: 4	H: 1 LOB: 0 BB: 1 P: 8	R: 2 E: 0 K: 1 S: 8	H: 3 LOB: 1 BB: 0 P: 8	R: 0 E: 0 K: 0 S: 3	H: 0 LOB: 0 BB: 0 P: 3	R: 1 E: 0 K: 0 S: 6	H: 3 LOB: 3 BB: 1 P: 10	R: 0 E: 0 K: 0 S: 3	H: 0 LOB: 1 BB: 1 P: 9	1B: 5 2B: 4 3B: 0 HR: 2	SF: 0 SAC: 0 DP: 0 HBP: 0	WP: 0 PB: 0 SB: 0 CS: 0	PA: 41	
PITCHER	IP	WLS	BF	H	R	ER	SO	BB	IBB	HBP	BLK	WP	HR	S	P	ERA	WHIP				
Steve Renko, R ERA: 9.82	5.0	L	24	8	6	6	1	1	0	0	0	0	2	25	29	10.80	1.800				
Don Stanhouse, R ERA: 3.0	2.0		10	3	1	1	0	1	0	0	0	0	0	9	13	4.50	2.000				
Dale Murray, R ERA: 2.0	2.0		7	0	0	0	1	1	0	0	0	0	0	8	12	0.00	0.500				

Cincinnati Reds @ Montreal Expos
Jarry Park, Montreal, QB
Sun Apr 25 1976, 3:33 AM EDT
Att: 8,095 - Unknown

AB	38
R	7
H	11
RBI	7
BB	3
SO	2
LOB	17



Batter	1	2	3	4	5	6	7	8	9	AB	R	H	RBI	BB	SO	LOB	BOTTOM					
Pepe Manguat, R OBP: 0.360, SLG: 0.286	F8		F8		L4-3			F9		4	0	0	0	0	0	1						
Jerry White, S OBP: 0.416, SLG: 0.474							6-3			3	0	2	0	1	0	0						
Gary Carter, R OBP: 0.333, SLG: 0.360	6-3		F2				F2			4	0	0	0	0	0	3						
Larry Parrish, R OBP: 0.236, SLG: 0.259	6-3				F2			F8		4	0	1	0	0	0	2						
Pete Mackanin, R OBP: 0.255, SLG: 0.362		5-3			WP		F9			4	0	1	0	0	0	1						
Ellis Valentine, R OBP: 0.235, SLG: 0.412			FC6-4		5-3		F8			4	0	2	0	0	0	1						
Barry Foote, R OBP: 0.148, SLG: 0.185		F8			F7		K			4	0	0	0	0	1	3						
Pepe Frias, R OBP: 0.333, SLG: 0.500 Larry Blittner, L (9, PH) OBP: 0.150, SLG: 0.150		FC6-4			L4-3		E6			3	0	1	0	0	0	1						
Steve Renko, R OBP: 0.500, SLG: 0.500 Bombo Rivera, R (5, PH) OBP: 0.357, SLG: 0.417 Don Stanhouse, R Jose Morales, R (7, PH) Dale Murray, R (8, 1)					K		F7			1	0	0	0	0	0	1						
Inning Stats	R: 0 E: 0 K: 0 S: 4	H: 1 LOB: 1 BB: 0 P: 4	R: 0 E: 0 K: 0 S: 4	H: 1 LOB: 1 BB: 0 P: 4	R: 0 E: 0 K: 1 S: 5	H: 0 LOB: 1 BB: 1 P: 9	R: 0 E: 0 K: 0 S: 4	H: 1 LOB: 1 BB: 0 P: 4	R: 0 E: 0 K: 0 S: 3	H: 1 LOB: 0 BB: 0 P: 3	R: 0 E: 0 K: 0 S: 4	H: 1 LOB: 1 BB: 0 P: 4	R: 0 E: 0 K: 0 S: 6	H: 0 LOB: 1 BB: 0 P: 6	R: 0 E: 0 K: 0 S: 4	H: 1 LOB: 1 BB: 0 P: 4	R: 0 E: 0 K: 0 S: 4	H: 1 LOB: 1 BB: 0 P: 4	1B: 4 2B: 4 3B: 0 HR: 0	SF: 0 SAC: 0 DP: 1 HBP: 0	WP: 2 PB: 0 SB: 0 CS: 0	PA: 35
PITCHER	IP	WLS	BF	H	R	ER	SO	BB	IBB	HBP	BLK	WP	HR	S	P	ERA	WHIP					
Don Gullett, L ERA: 4.4	6.0	W	23	5	0	0	1	1	0	0	0	1	0	14	14	0.00	1.000					
Pat Darcy, R ERA: 4.4	3.0	S	12	2	0	0	1	0	0	0	0	1	0	14	14	0.00	0.667					

Cincinnati Reds @ Montreal Expos
Jarry Park, Montreal, QB
Sun Apr 25 1976, 3:33 AM EDT
Att: 8,095 - Unknown

AB	34
R	0
H	7
RBI	0
BB	1
SO	2
LOB	15



Batter	1	2	3	4	5	6	7	8	9	AB	R	H	RBI	BB	SO	LOB	TOP								
Pete Rose, S OBP: 0.591, SLG: 0.633 (1, 5)										6	0	4	4	0	1	0	Cincinnati Reds @ Philadelphia Phillies Veterans Stadium, Philadelphia, PA Mon Apr 26 1976, 7:05 PM EDT Att: 16,565 - Unknown								
Dave Concepcion, R OBP: 0.242, SLG: 0.241 (1, 6)										5	0	0	0	0	0	5									
George Foster, R OBP: 0.352, SLG: 0.451 (1, 8)										5	1	2	1	0	2	2									
Tony Perez, R OBP: 0.339, SLG: 0.375 (1, 3)										5	1	2	0	0	0	1									
Johnny Bench, R OBP: 0.327, SLG: 0.326 (1, 2)										3	1	0	0	2	0	2									
Bob Bailey, R OBP: 0.400, SLG: 0.667 Rawly Eastwick, R (7, 1)										4	1	2	2	0	1	1									
Joel Youngblood, R OBP: 0.545, SLG: 0.636 (1, 9)										5	2	4	0	0	0	2									
Doug Flynn, R OBP: 0.167, SLG: 0.167 Joe Morgan, L OBP: 0.500, SLG: 0.660 (7, 4)										3	1	1	0	0	0	3									
Fred Norman, S OBP: 0.167, SLG: 0.167 Ed Armbrister, R OBP: 0.296, SLG: 0.296 Santo Alcala, R (5, 1)										1	0	0	0	0	0	1									
Dan Driessen, L OBP: 0.200, SLG: 0.200 Pedro Borbon, R OBP: 0.500, SLG: 0.500 Mike Lum, L OBP: 0.200, SLG: 0.421 (7, 7)										1	0	0	0	0	0	1									
Inning Stats	R: 1 E: 0 K: 1 S: 7	H: 2 LOB: 1 BB: 0 P: 7	R: 0 E: 0 K: 0 S: 4	H: 1 LOB: 1 BB: 0 P: 4	R: 0 E: 0 K: 1 S: 5	H: 1 LOB: 0 BB: 0 P: 5	R: 0 E: 0 K: 0 S: 5	H: 2 LOB: 2 BB: 0 P: 5	R: 0 E: 0 K: 1 S: 6	H: 1 LOB: 1 BB: 0 P: 6	R: 5 E: 1 K: 1 S: 11	H: 5 LOB: 1 BB: 0 P: 11	R: 3 E: 1 K: 1 S: 7	H: 2 LOB: 2 BB: 3 P: 19	R: 0 E: 0 K: 1 S: 6	H: 1 LOB: 2 BB: 2 P: 10	R: 0 E: 0 K: 1 S: 5	H: 0 LOB: 0 BB: 0 P: 5	1B: 10 2B: 4 3B: 0 HR: 2	SF: 0 SAC: 0 DP: 1 HBP: 0	WP: 0 PB: 0 SB: 0 CS: 0	PA: 46			
PITCHER	IP	WLS	BF	H	R	ER	SO	BB	IBB	HBP	BLK	WP	HR	S	P	ERA	WHIP								
Jim Kaat, L ERA: 4.44 (1, 1)	5.1		27	11	6	4	3	0	0	0	0	0	2	33	33	6.75	2.062								
Gene Garber, R ERA: 5.52 (6, 1)	0.2		3	1	0	0	1	0	0	0	0	0	0	5	5	0.00	1.500								
Ron Reed, R ERA: 5.4 (7, 1)	1.0		8	2	3	3	1	3	0	0	0	0	0	7	19	27.00	5.000								
Tug McGraw, L ERA: 2.63 (8, 1)	2.0	W	8	1	0	0	2	0	1	0	0	0	0	11	15	0.00	0.500								

Batter	1	2	3	4	5	6	7	8	9	AB	R	H	RBI	BB	SO	LOB	BOTTOM								
Dave Cash, R OBP: 0.339, SLG: 0.421 (1, 4)										5	4	4	0	0	0	0	Cincinnati Reds @ Philadelphia Phillies Veterans Stadium, Philadelphia, PA Mon Apr 26 1976, 7:05 PM EDT Att: 16,565 - Unknown								
Larry Bowa, S OBP: 0.385, SLG: 0.426 (1, 6)										4	1	3	2	0	0	1									
Mike Schmidt, R OBP: 0.362, SLG: 0.943 (1, 5)										5	2	3	3	0	1	2									
Greg Luzinski, R OBP: 0.404, SLG: 0.548 Jerry Martin, R OBP: 0.375, SLG: 0.167 (8, PR)										4	1	1	1	0	0	2									
Ollie Brown, R OBP: 0.533, SLG: 0.636 Jay Johnstone, L OBP: 0.439, SLG: 0.615 (8, PH)										4	0	1	0	0	1	1									
Gary Maddox, R OBP: 0.385, SLG: 0.465 (1, 8)										3	1	0	0	2	1	2									
Bobby Tolan, L OBP: 0.400, SLG: 0.571 (1, 3)										3	1	2	3	0	0	0									
Bob Boone, R OBP: 0.333, SLG: 0.421 (1, 2)										4	0	0	0	0	2	4									
Jim Kaat, L ERA: 4.05 Gene Garber, R ERA: 15.0 Tom Hutton, L (6, PH)										2	0	0	0	0	0	2									
Ron Reed, R ERA: 5.79 Tim McCarver, L ERA: 1.333 Tug McGraw, R (8, 1)										0	0	0	0	0	0	0									
Inning Stats	R: 1 E: 0 K: 0 S: 5	H: 2 LOB: 1 BB: 0 P: 5	R: 0 E: 0 K: 1 S: 5	H: 0 LOB: 0 BB: 0 P: 5	R: 3 E: 0 K: 1 S: 9	H: 4 LOB: 3 BB: 1 P: 14	R: 2 E: 0 K: 1 S: 7	H: 3 LOB: 0 BB: 0 P: 7	R: 0 E: 0 K: 1 S: 6	H: 1 LOB: 1 BB: 0 P: 6	R: 1 E: 0 K: 0 S: 5	H: 2 LOB: 1 BB: 0 P: 5	R: 2 E: 0 K: 2 S: 8	H: 1 LOB: 0 BB: 1 P: 12	R: 1 E: 2 K: 1 S: 8	H: 1 LOB: 2 BB: 0 P: 8	1B: 6 2B: 4 3B: 1 HR: 3	SF: 1 SAC: 1 DP: 0 HBP: 1	WP: 0 PB: 1 SB: 0 CS: 0	PA: 42					
PITCHER	IP	WLS	BF	H	R	ER	SO	BB	IBB	HBP	BLK	WP	HR	S	P	ERA	WHIP								
Fred Norman, L ERA: 4.05 (1, 1)	4.0		22	9	6	6	3	0	0	0	0	0	0	26	31	13.50	2.250								
Santo Alcala, R ERA: 15.0 (5, 1)	1.0		4	1	0	0	1	0	0	0	0	0	0	6	6	0.00	1.000								
Pedro Borbon, R ERA: 5.79 (6, 1)	1.0		5	2	1	1	0	0	0	0	0	0	0	5	5	9.00	2.000								
Rawly Eastwick, R ERA: 2.51 (7, 1)	2.0	L	11	2	3	2	3	1	0	0	0	0	1	16	20	9.00	1.500								



Batter	1	2	3	4	5	6	7	8	9	AB	R	H	RBI	BB	SO	LOB	TOP												
Pete Rose, S OBP: 0.547, SLG: 0.646 (1, 5)										5	2	2	0	1	2	0	Cincinnati Reds @ Philadelphia Phillies Veterans Stadium, Philadelphia, PA Tue Apr 27 1976, 7:05 PM EDT Att: 17,818 - Unknown												
Dave Concepcion, R OBP: 0.279, SLG: 0.288 (1, 6)										5	1	3	0	1	1	1													
George Foster, R OBP: 0.333, SLG: 0.421 (1, 8) (1, 7)										6	1	1	0	0	3	5													
Tony Perez, R OBP: 0.328, SLG: 0.358 (1, 3)										5	1	1	1	0	0	3													
Johnny Bench, R OBP: 0.367, SLG: 0.404 (1, 2)										4	1	3	2	1	1	0													
Bob Bailey, R OBP: 0.455, SLG: 0.700 Cesar Geronimo, L OBP: 0.418, SLG: 0.565 (1, 7) (1, 8)										1	1	1	1	0	0	0													
Joel Youngblood, R OBP: 0.533, SLG: 0.714 Ken Griffey, L OBP: 0.458, SLG: 0.611 (8, PH) (8, 9)										3	0	1	1	1	1	4													
Doug Flynn, R OBP: 0.091, SLG: 0.091 (1, 4)										5	0	0	0	0	3	7													
Jack Billingham, R OBP: 0.333, SLG: 0.250 Will McEnaney, L (8, 1)										4	0	1	0	0	1	1													
Inning Stats	R: 5 E: 0 K: 2 S: 13	H: 6 LOB: 1 BB: 0 P: 13	R: 2 E: 0 K: 1 S: 8	H: 3 LOB: 2 BB: 1 P: 12	R: 0 E: 0 K: 1 S: 7	H: 2 LOB: 3 BB: 1 P: 11	R: 0 E: 0 K: 1 S: 5	H: 0 LOB: 1 BB: 1 P: 9	R: 0 E: 0 K: 1 S: 6	H: 1 LOB: 1 BB: 0 P: 6	R: 0 E: 0 K: 2 S: 8	H: 1 LOB: 2 BB: 1 P: 12	R: 0 E: 0 K: 1 S: 5	H: 0 LOB: 0 BB: 0 P: 5	R: 0 E: 0 K: 2 S: 8	H: 1 LOB: 3 BB: 2 P: 16		R: 0 E: 0 K: 2 S: 8	H: 1 LOB: 1 BB: 0 P: 8	R: 0 E: 0 K: 2 S: 8	H: 1 LOB: 1 BB: 0 P: 8	1B: 10 2B: 3 3B: 2 HR: 0	SF: 0 SAC: 0 DP: 0 HBP: 0	WP: 0 PB: 0 SB: 1 CS: 0	PA: 48				
PITCHER	IP	WLS	BF	H	R	ER	SO	BB	IBB	HBP	BLK	WP	HR	S	P	ERA		WHIP											
Tom Underwood, L ERA: 8.1	(1, 1)	0.1	L	7	6	5	5	1	0	0	0	0	0	0	9	27		135.00	18.000										
Wayne Twitchell, R ERA: 3.95	(1, 1)	2.2		15	5	2	2	3	2	0	0	0	0	0	19	27		6.75	2.625										
Ron Schueler, R ERA: 9.64	(4, 1)	2.0		8	1	0	0	2	1	0	0	0	0	0	11	15	0.00	1.000											
Ron Reed, R ERA: 4.35	(6, 1)	2.0		8	1	0	0	3	1	0	0	0	0	0	13	17	0.00	1.000											
Gene Garber, R ERA: 5.91	(8, 1)	1.0		6	1	0	0	2	2	0	0	0	0	0	8	16	0.00	3.000											
PITCHER	IP	WLS	BF	H	R	ER	SO	BB	IBB	HBP	BLK	WP	HR	S	P	ERA	WHIP												
Tug McGraw, L ERA: 2.45	(9, 1)	1.0		4	1	0	0	2	0	0	0	0	0	0	8	8	0.00	1.000											
Batter	1	2	3	4	5	6	7	8	9	AB	R	H	RBI	BB	SO	LOB	BOTTOM												
Dave Cash, R OBP: 0.328, SLG: 0.403 (1, 4)										5	0	1	0	0	0	2	Cincinnati Reds @ Philadelphia Phillies Veterans Stadium, Philadelphia, PA Tue Apr 27 1976, 7:05 PM EDT Att: 17,818 - Unknown												
Larry Bowa, S OBP: 0.373, SLG: 0.442 (1, 6)										5	0	1	1	0	1	2													
Mike Schmidt, R OBP: 0.371, SLG: 0.911 (1, 5)										3	1	1	0	1	1	1													
Greg Luzinski, R OBP: 0.411, SLG: 0.543 (1, 7)										4	1	2	0	0	1	3													
Jay Johnstone, L OBP: 0.400, SLG: 0.558 (1, 9) (9, 3)										4	0	0	0	0	0	3													
Gary Maddox, R OBP: 0.393, SLG: 0.468 (1, 8)										4	0	2	0	0	0	1													
Bobby Tolan, L OBP: 0.333, SLG: 0.471 Ollie Brown, R OBP: 0.563, SLG: 0.667 (8, PH) (9, 9)										3	0	0	0	0	0	2													
Bob Boone, R OBP: 0.363, SLG: 0.410 Ron Schueler, R Tom Hutton, L Ron Reed, R Jerry Martin, R OBP: 0.333, SLG: 0.143 Gene Garber, R OBP: 0.260, SLG: 1.000 Tim Lincecum, R OBP: 0.250, SLG: 1.000 Tug McGraw, R (8, PH) (9, 1)	(1, 2) (4, 1) (5, PH) (8, 1) (7, PH) (8, 1) (8, PH) (9, 1)									1	0	0	0	0	0	0													
Tom Underwood, R Wayne Twitchell, R Tim Blackwell, S OBP: 0.250, SLG: 0.250 (3, PH) (4, 2)	(1, 1) (1, 1) (3, PH)									0	0	0	0	0	0	0													
Inning Stats	R: 0 E: 0 K: 2 S: 7	H: 0 LOB: 0 BB: 0 P: 7	R: 0 E: 0 K: 1 S: 6	H: 1 LOB: 1 BB: 0 P: 6	R: 0 E: 0 K: 0 S: 5	H: 2 LOB: 3 BB: 1 P: 9	R: 0 E: 0 K: 0 S: 3	H: 0 LOB: 0 BB: 0 P: 3	R: 1 E: 0 K: 0 S: 4	H: 1 LOB: 1 BB: 1 P: 8	R: 0 E: 0 K: 0 S: 4	H: 1 LOB: 1 BB: 0 P: 4	R: 0 E: 1 K: 0 S: 3	H: 0 LOB: 0 BB: 0 P: 3	R: 2 E: 0 K: 0 S: 7	H: 4 LOB: 2 BB: 0 P: 7		R: 0 E: 0 K: 1 S: 5	H: 0 LOB: 0 BB: 0 P: 5	R: 0 E: 0 K: 1 S: 5	H: 0 LOB: 0 BB: 0 P: 5	1B: 8 2B: 0 3B: 1 HR: 0	SF: 0 SAC: 0 DP: 1 HBP: 0	WP: 0 PB: 0 SB: 0 CS: 0	PA: 38				
PITCHER	IP	WLS	BF	H	R	ER	SO	BB	IBB	HBP	BLK	WP	HR	S	P	ERA		WHIP											
Jack Billingham, R ERA: 7.54	(1, 1)	7.2		33	8	3	3	3	2	0	0	0	0	0	37	45		3.52	1.304										
Will McEnaney, L ERA: 9.95	(8, 1)	1.1		5	1	0	0	1	0	0	0	0	0	7	7	0.00		0.750											

Batter	1	2	3	4	5	6	7	8	9	AB	R	H	RBI	BB	SO	LOB	TOP					
Pete Rose, S OBP: 0.563, SLG: 0.647 (1, 5)										3	1	2	0	2	0	0	Cincinnati Reds @ Philadelphia Phillies Veterans Stadium, Philadelphia, PA Wed Apr 28 1976, 7:05 PM EDT Att: 20,215 - Unknown					
Ken Griffey, L OBP: 0.438, SLG: 0.576 (1, 9)										5	1	1	0	0	2	6						
Joe Morgan, L OBP: 0.507, SLG: 0.706 (1, 4)										4	2	2	3	1	0	0						
Tony Perez, R OBP: 0.318, SLG: 0.379 (1, 3)										5	1	1	1	0	1	3						
Johnny Bench, R OBP: 0.385, SLG: 0.471 (1, 2)										4	0	2	1	1	1	0						
Mike Lum, L OBP: 0.320, SLG: 0.455 Bob Bailey, R OBP: 0.417, SLG: 0.636 (9, PH)										3	1	1	0	1	1	2						
Cesar Geronimo, L OBP: 0.407, SLG: 0.540 (1, 8)										4	0	1	0	0	0	2						
Doug Flynn, R OBP: 0.214, SLG: 0.214 (7, PH)										3	0	2	1	0	0	0						
Dave Concepcion, R OBP: 0.275, SLG: 0.283 (7, 6)										1	0	0	0	0	1	1						
Pat Darcy, L OBP: 0.333, SLG: 0.333 Dan Driessen, L OBP: 0.400, SLG: 0.182 Pat Zachry, R OBP: 0.333, SLG: 0.333 Joel Youngblood, R OBP: 0.500, SLG: 0.667 Pedro Borbon, R OBP: 0.500, SLG: 0.500 (8, 1)										1	0	0	0	0	0	1						
Inning Stats	R: 3 E: 0 K: 0 S: 7	H: 4 LOB: 1 BB: 0 P: 7	R: 0 E: 1 K: 0 S: 5	H: 1 LOB: 3 BB: 1 P: 9	R: 0 E: 0 K: 0 S: 2	H: 0 LOB: 0 BB: 1 P: 6	R: 0 E: 0 K: 1 S: 3	H: 1 LOB: 1 BB: 1 P: 7	R: 0 E: 0 K: 1 S: 5	H: 0 LOB: 0 BB: 0 P: 5	R: 1 E: 0 K: 1 S: 6	H: 2 LOB: 2 BB: 2 P: 14	R: 2 E: 0 K: 2 S: 10	H: 3 LOB: 1 BB: 0 P: 10	R: 0 E: 0 K: 1 S: 5	H: 0 LOB: 0 BB: 0 P: 5	R: 0 E: 0 K: 2 S: 8	H: 1 LOB: 1 BB: 0 P: 8	1B: 7 2B: 2 3B: 2 HR: 1	SF: 0 SAC: 1 DP: 3 HBP: 0	WP: 0 PB: 1 SB: 0 CS: 0	PA: 42
PITCHER	IP WLS BF H R ER SO BB IBB HBP BLK WP HR S P ERA WHIP																					
Jim Lonborg, R ERA: 2.57 Tom Underwood, L ERA: 8.64 Ron Schueler, R ERA: 7.5 Tug McGraw, L ERA: 2.3	(1, 1) (6, 1) (7, 1) (9, 1)	5.0 1.2 1.1 1.0	W 8 4 S	26 3 0 4	H 8 4 1	R 4 2 0	ER 4 2 0	SO 1 2 2	BB 4 1 0	IBB 0 0 0	HBP 0 0 0	BLK 0 0 0	WP 0 0 0	HR 1 0 8	S 24 11 8	P 40 15 8	ERA 7.20 10.80 0.00 0.00	WHIP 2.400 2.400 0.000 1.000				


AB	36
R	6
H	12
RBI	6
BB	5
SO	7
LOB	18




Batter	1	2	3	4	5	6	7	8	9	AB	R	H	RBI	BB	SO	LOB	BOTTOM				
Dave Cash, R OBP: 0.333, SLG: 0.394 (1, 4)										4	0	1	1	1	0	3	Cincinnati Reds @ Philadelphia Phillies Veterans Stadium, Philadelphia, PA Wed Apr 28 1976, 7:05 PM EDT Att: 20,215 - Unknown				
Larry Bowa, S OBP: 0.385, SLG: 0.429 Terry Harmon, R OBP: 0.250, SLG: 0.250 (7, 6)										4	1	1	0	0	0	4					
Mike Schmidt, R OBP: 0.379, SLG: 0.879 (1, 5)										2	1	0	0	2	1	2					
Greg Luzinski, R OBP: 0.383, SLG: 0.500 (1, 7)										4	0	0	0	0	1	4					
Jay Johnstone, L OBP: 0.408, SLG: 0.596 Tug McGraw, R (9, 1)										4	2	2	2	0	1	0					
Gary Maddox, R OBP: 0.383, SLG: 0.451 (1, 8)										4	0	1	1	0	0	1					
Bobby Tolan, L OBP: 0.364, SLG: 0.450 (9, 9)										3	1	1	0	1	1	1					
Bob Boone, R OBP: 0.380, SLG: 0.524 (1, 2)										3	2	3	3	1	0	0					
Jim Lonborg, R OBP: 0.333, SLG: 0.444 Tom Underwood, R (6, 1) Ron Schueler, R (7, 1) Tom Hutton, L (8, PH) (9, 3)										2	0	1	0	0	1	0					
Inning Stats	R: 3 E: 0 K: 2 S: 10	H: 3 LOB: 1 BB: 1 P: 14	R: 1 E: 0 K: 0 S: 4	H: 1 LOB: 2 BB: 2 P: 12	R: 0 E: 0 K: 0 S: 3	H: 0 LOB: 0 BB: 0 P: 3	R: 0 E: 0 K: 0 S: 4	H: 1 LOB: 2 BB: 1 P: 8	R: 3 E: 0 K: 1 S: 7	H: 2 LOB: 0 BB: 1 P: 11	R: 0 E: 0 K: 1 S: 5	H: 1 LOB: 0 BB: 0 P: 5	R: 0 E: 0 K: 1 S: 5	H: 0 LOB: 0 BB: 0 P: 5	R: 0 E: 0 K: 1 S: 7	H: 2 LOB: 2 BB: 0 P: 7		1B: 7 2B: 2 3B: 0 HR: 1	SF: 0 SAC: 1 DP: 0 HBP: 0	WP: 0 PB: 0 SB: 0 CS: 0	PA: 38
PITCHER	IP WLS BF H R ER SO BB IBB HBP BLK WP HR S P ERA WHIP																				
Pat Darcy, R ERA: 6.52 Pat Zachry, R ERA: 1.23 Pedro Borbon, R ERA: 5.23	(1, 1) (6, 1) (8, 1)	5.0 2.0 1.0	L 6 5	27 1 2	H 7 2	R 7 0	ER 7 0	SO 7 2	BB 4 0	IBB 1 0	HBP 0 0	BLK 0 0	WP 0 0	HR 1 0	S 28 10	P 48 10	ERA 12.60 0.00 0.00	WHIP 2.200 0.500 2.000			

AB	32
R	7
H	10
RBI	7
BB	5
SO	6
LOB	19



Batter	1	2	3	4	5	6	7	8	9	AB	R	H	RBI	BB	SO	LOB	TOP	
Pepe Mangual, R OBP: 0.324, SLG: 0.241 (1, 8)	0-0 1-3		0-0 6-3			0-3 K		4-0 BB		3	0	0	0	1	1	0	Montreal Expos @ Cincinnati Reds Riverfront Stadium, Cincinnati, OH Sat May 01 1976, 3:33 AM EDT Att: 28,138 - Unknown AB 29 R 1 H 4 RBI 1 BB 4 SO 8 LOB 7 	
Bombo Rivera, R OBP: 0.388, SLG: 0.438 (1, 7)	0-0 1B			0-3 K		0-0 1B		0-0 FC5		4	0	2	0	0	1	2		
Gary Carter, R OBP: 0.320, SLG: 0.309 (1, 2)	0-0 F7			0-0 P6		0-0 F8			0-0 6-3	4	0	0	0	0	0	2		
Larry Parrish, R OBP: 0.230, SLG: 0.225 (1, 5)	0-0 L5			0-0 F3			0-3 K		0-0 6-3	4	0	0	0	0	1	1		
Nate Colbert, R OBP: 0.371, SLG: 0.517 (1, 3)		4-0 CS BB			0-3 K		0-0 5-3		4-0 BB	2	0	0	0	2	1	0		
Pete Mackanin, R OBP: 0.271, SLG: 0.394 (1, 4)		0-3 K 1-2			0-0 HR		0-0 F9		0-0 6-3	4	1	1	1	0	1	2		
Tim Foli, R OBP: 0.317, SLG: 0.491 (1, 6)		4-0 CS BB			0-3 K			0-0 L7		2	0	0	0	1	1	0		
Ellis Valentine, R OBP: 0.200, SLG: 0.371 (1, 9)		0-0 CS 1-2	0-3 K		0-3 K			0-0 4-3		3	0	0	0	0	2	0		
Don Carrithers, R Fred Scherman, L Jerry White, R Don Stanhouse, R Barry Foote, R Steve Renko, R (1, 1) (5, 1) (6, PH) (6, 1) (8, PH) (8, 1)			0-0 F3			0-0 F9		0-0 FC5 BB 1B		1	0	0	0	0	0	0		
Inning Stats	R: 0 E: 0 K: 0 S: 4	H: 1 LOB: 1 BB: 0 P: 4	R: 0 E: 0 K: 1 S: 3	H: 0 LOB: 0 BB: 2 P: 11	R: 0 E: 0 K: 1 S: 5	H: 0 LOB: 0 BB: 0 P: 5	R: 1 E: 0 K: 3 S: 10	H: 1 LOB: 1 BB: 0 P: 10	R: 0 E: 0 K: 1 S: 6	H: 0 LOB: 0 BB: 0 P: 5	R: 0 E: 0 K: 0 S: 4	H: 1 LOB: 2 BB: 1 P: 8	R: 0 E: 0 K: 0 S: 3	H: 0 LOB: 1 BB: 1 P: 7	1B: 3 2B: 0 3B: 0 HR: 1	SF: 0 SAC: 0 DP: 0 HBP: 0		WP: 0 PB: 0 CS: 2
PITCHER	IP WLS BF H R ER SO BB IBB HBP BLK WP HR S P ERA WHIP																	
Don Gullett, L ERA: 0.6 Pat Zachry, R ERA: 1.15	(1, 1) (9, 1)	8.0 W 29 4 1 1 8 3 0 0 0 0 1 42 54 1.12 0.875																

Batter	1	2	3	4	5	6	7	8	9	AB	R	H	RBI	BB	SO	LOB	BOTTOM			
Pete Rose, S OBP: 0.533, SLG: 0.592 (1, 5)	4-0 FC6-4 BB		4-0 BB	0-0 1-3		0-3 K		0-0 F7		3	0	0	0	2	1	2	Montreal Expos @ Cincinnati Reds Riverfront Stadium, Cincinnati, OH Sat May 01 1976, 3:33 AM EDT Att: 28,138 - Unknown AB 32 R 6 H 7 RBI 6 BB 5 SO 4 LOB 14 			
Ken Griffey, L OBP: 0.397, SLG: 0.507 (1, 9)	0-0 FC6-4 S 1-2		0-0 F7		0-0 E3 HR S	0-0 6-3				4	1	0	0	0	0	2				
Joe Morgan, L OBP: 0.474, SLG: 0.627 (1, 4)	0-0 F7 1-2		0-0 F9		0-0 L4	0-0 F7				4	0	0	0	0	0	3				
Dan Driessen, L OBP: 0.400, SLG: 0.429 (1, 3)	0-3 K			0-0 HR	4-0 HR BB		0-0 4-3			3	2	1	1	1	1	1				
Johnny Bench, R OBP: 0.397, SLG: 0.627 Bill Plummer, R OBP: 0.300, SLG: 0.333 (1, 2) (9, 2)		0-3 K		0-0 5-3	0-0 HR		0-0 F9			4	1	1	3	0	1	0				
Mike Lum, L OBP: 0.367, SLG: 0.500 (1, 7)		4-0 BB		0-0 2B 2B	0-0 6-3		0-0 6-3			3	1	1	0	1	0	0				
George Foster, R OBP: 0.368, SLG: 0.435 (1, 8)		0-0 F5		0-0 1B 2B	4-0 1B BB		0-3 K			3	1	1	1	1	1	1				
Dave Concepcion, R OBP: 0.286, SLG: 0.294 (1, 6)		0-0 L9		0-0 F7	0-0 1B		0-0 FC6-4 1B			4	0	2	0	0	0	2				
Don Gullett, R OBP: 0.143, SLG: 0.143 Joel Youngblood, R OBP: 0.471, SLG: 0.625 Pat Zachry, R OBP: 0.333, SLG: 0.333 (1, 1) (8, PH) (9, 1)			0-0 F9		0-0 1B	0-0 G3		0-0 FC6-4 1-2		3	0	1	1	0	0	2				
Inning Stats	R: 0 E: 0 K: 1 S: 5	H: 0 LOB: 1 BB: 1 P: 9	R: 0 E: 0 K: 1 S: 5	H: 0 LOB: 1 BB: 1 P: 9	R: 0 E: 0 K: 0 S: 3	H: 0 LOB: 1 BB: 1 P: 7	R: 3 E: 0 K: 0 S: 7	H: 4 LOB: 1 BB: 0 P: 7	R: 3 E: 1 K: 0 S: 6	H: 2 LOB: 2 BB: 2 P: 14	R: 0 E: 0 K: 1 S: 5	H: 0 LOB: 0 BB: 0 P: 5	R: 0 E: 0 K: 0 S: 3	H: 0 LOB: 0 BB: 0 P: 3	R: 0 E: 0 K: 1 S: 6	H: 1 LOB: 1 BB: 0 P: 6		1B: 3 2B: 2 3B: 0 HR: 2	SF: 0 SAC: 0 DP: 0 HBP: 0	WP: 0 PB: 0 CS: 0
PITCHER	IP WLS BF H R ER SO BB IBB HBP BLK WP HR S P ERA WHIP																			
Don Carrithers, R ERA: 5.14 Fred Scherman, L ERA: 4.5 Don Stanhouse, R ERA: 2.45 Steve Renko, R ERA: 8.64	(1, 1) (5, 1) (6, 1) (8, 1)	4.1 L 23 4 1 0 0 0 1 0 0 0 0 0 3 7 10.38 2.077																		

Batter	1	2	3	4	5	6	7	8	9	10	11	12	13	14	15	16	AB	R	H	RBI	BB	SO	LOB	TOP							
Jerry White, S OBP: 0.388, SLG: 0.407 (1, 8)																	6	3	4	1	2	0	0								
Larry Blittner, L Nate Colbert, R OBP: 0.143 (8, PH) OBP: 0.375, SLG: 0.485 (8, 3)																	3	0	0	0	0	0	2								
Mike Jorgensen, L Jose Morales, R Bary Foote, R OBP: 0.273, SLG: 0.410 (8, PH) OBP: 0.222, SLG: 0.333 (8, 2) OBP: 0.200, SLG: 0.229 (8, 2)																	3	0	0	0	0	0	1								
Gary Carter, R Pepe Marquai, R OBP: 0.354, SLG: 0.380 (8, PR) OBP: 0.316, SLG: 0.273 (8, 7)																	3	1	3	3	1	0	0								
Pete Mackanin, R Pepe Frias, R OBP: 0.256, SLG: 0.365 (16, 4) OBP: 0.333, SLG: 0.500 (16, 4)																	8	0	1	0	0	2	6								
Tim Foli, R OBP: 0.299, SLG: 0.452 (1, 6)																	7	0	1	0	0	0	3								
Larry Parrish, R OBP: 0.247, SLG: 0.234 (1, 5)																	6	1	2	0	1	0	1								
Jim Dwyer, L OBP: 0.278, SLG: 0.324 (8, 9)																	6	0	1	0	1	1	3								
Woodie Fryman, R Dale Murray, R Dan Warthen, L Wayne Granger, R Eliu Valentin, R Don Stanhouse, R OBP: 0.195, SLG: 0.195 (8, 1) OBP: 0.195, SLG: 0.195 (8, 1) OBP: 0.195, SLG: 0.195 (8, 1) OBP: 0.195, SLG: 0.195 (8, 1) OBP: 0.195, SLG: 0.195 (8, 1) OBP: 0.195, SLG: 0.195 (8, 1)																	3	0	0	0	0	0	2								
Inning Stats	R: 1 E: 2 K: 0 S: 6	H: 2 LOB: 2 BB: 0 P: 6	R: 0 E: 0 K: 0 S: 3	H: 0 LOB: 0 BB: 0 P: 3	R: 0 E: 0 K: 0 S: 3	H: 1 LOB: 0 BB: 0 P: 3	R: 0 E: 0 K: 0 S: 3	H: 1 LOB: 0 BB: 0 P: 3	R: 0 E: 0 K: 0 S: 3	H: 3 LOB: 2 BB: 0 P: 6	R: 1 E: 0 K: 1 S: 8	H: 2 LOB: 2 BB: 1 P: 11	R: 0 E: 0 K: 0 S: 4	H: 1 LOB: 1 BB: 0 P: 4	R: 0 E: 0 K: 1 S: 5	H: 0 LOB: 0 BB: 2 P: 13	R: 0 E: 1 K: 0 S: 4	H: 0 LOB: 1 BB: 0 P: 4	R: 0 E: 0 K: 0 S: 3	H: 0 LOB: 0 BB: 0 P: 3	R: 0 E: 0 K: 1 S: 6	H: 1 LOB: 2 BB: 2 P: 16	1B: 13 2B: 2 3B: 0 HR: 1	SF: 0 SAC: 1 DP: 3 HBP: 0	WP: 1 PB: 0 SB: 0 CS: 1	PA: 68					
PITCHER	IP: 7.0 WLS: 27 BF: 30 H: 7 R: 2 ER: 1 SO: 1	IP: 7.0 WLS: 27 BF: 30 H: 7 R: 2 ER: 1 SO: 1	IP: 7.0 WLS: 27 BF: 30 H: 7 R: 2 ER: 1 SO: 1	IP: 7.0 WLS: 27 BF: 30 H: 7 R: 2 ER: 1 SO: 1	IP: 7.0 WLS: 27 BF: 30 H: 7 R: 2 ER: 1 SO: 1	IP: 7.0 WLS: 27 BF: 30 H: 7 R: 2 ER: 1 SO: 1	IP: 7.0 WLS: 27 BF: 30 H: 7 R: 2 ER: 1 SO: 1	IP: 7.0 WLS: 27 BF: 30 H: 7 R: 2 ER: 1 SO: 1	IP: 7.0 WLS: 27 BF: 30 H: 7 R: 2 ER: 1 SO: 1	IP: 7.0 WLS: 27 BF: 30 H: 7 R: 2 ER: 1 SO: 1	IP: 7.0 WLS: 27 BF: 30 H: 7 R: 2 ER: 1 SO: 1	IP: 7.0 WLS: 27 BF: 30 H: 7 R: 2 ER: 1 SO: 1	IP: 7.0 WLS: 27 BF: 30 H: 7 R: 2 ER: 1 SO: 1	IP: 7.0 WLS: 27 BF: 30 H: 7 R: 2 ER: 1 SO: 1	IP: 7.0 WLS: 27 BF: 30 H: 7 R: 2 ER: 1 SO: 1	IP: 7.0 WLS: 27 BF: 30 H: 7 R: 2 ER: 1 SO: 1	IP: 7.0 WLS: 27 BF: 30 H: 7 R: 2 ER: 1 SO: 1	ERA: 1.29 WHIP: 1.143	ERA: 1.29 WHIP: 1.143	ERA: 1.29 WHIP: 1.143	ERA: 1.29 WHIP: 1.143	ERA: 1.29 WHIP: 1.143	ERA: 1.29 WHIP: 1.143	ERA: 1.29 WHIP: 1.143	ERA: 1.29 WHIP: 1.143	ERA: 1.29 WHIP: 1.143	ERA: 1.29 WHIP: 1.143	ERA: 1.29 WHIP: 1.143	ERA: 1.29 WHIP: 1.143	ERA: 1.29 WHIP: 1.143	ERA: 1.29 WHIP: 1.143

Montreal Expos @ Cincinnati Reds
Riverfront Stadium, Cincinnati, OH
Sun May 02 1976, 3:33 AM EDT
Att. 49,285 - Unknown

AB	61
R	8
H	16
RBI	8
BB	6
SO	7
LOB	27



Batter	1	2	3	4	5	6	7	8	9	10	11	12	13	14	15	16	AB	R	H	RBI	BB	SO	LOB	BOTTOM							
Pete Rose, S OBP: 0.620, SLG: 0.602 (1, 5)																	7	1	2	2	0	0	4								
Ken Griffey, L OBP: 0.407, SLG: 0.520 (1, 9)																	8	0	4	0	0	1	1								
Joe Morgan, L Doug Flynn, R OBP: 0.463, SLG: 0.635 (1, 4) OBP: 0.222, SLG: 0.222 (8, 4)																	4	1	1	0	0	1	2								
Tony Perez, R OBP: 0.298, SLG: 0.324 (1, 3)																	6	0	0	1	2	1	2								
Johnny Bench, R Joel Youngblood, R Pat Zachry, R Don Guillitt, R Pat Darcy, L George Foster, R OBP: 0.423, SLG: 0.651 (10, PR) OBP: 0.471, SLG: 0.625 (11, 1) OBP: 0.500, SLG: 0.500 (13, PH) OBP: 0.125, SLG: 0.125 (14, 1) OBP: 0.286, SLG: 0.286 (1, 8) OBP: 0.355, SLG: 0.406 (8, 7)																	4	1	3	0	1	0	1								
Bob Bailey, R Cesar Geronimo, L OBP: 0.444, SLG: 0.647 (1, 7) OBP: 0.391, SLG: 0.509 (8, 8)																	7	0	1	1	1	0	6								
Dave Concepcion, R OBP: 0.259, SLG: 0.263 (1, 6)																	8	0	0	0	0	1	9								
Jack Billingham, R Dale Murray, R Dan Warthen, L Wayne Granger, R Eliu Valentin, R Don Stanhouse, R OBP: 0.195, SLG: 0.195 (8, 1) OBP: 0.195, SLG: 0.195 (8, 1) OBP: 0.195, SLG: 0.195 (8, 1) OBP: 0.195, SLG: 0.195 (8, 1) OBP: 0.195, SLG: 0.195 (8, 1) OBP: 0.195, SLG: 0.195 (8, 1)																	2	0	1	0	0	0	0								
Inning Stats	R: 0 E: 0 K: 0 S: 3	H: 0 LOB: 0 BB: 0 P: 3	R: 1 E: 0 K: 1 S: 7	H: 2 LOB: 1 BB: 0 P: 7	R: 0 E: 0 K: 0 S: 3	H: 0 LOB: 1 BB: 0 P: 4	R: 0 E: 0 K: 0 S: 6	H: 1 LOB: 2 BB: 1 P: 10	R: 0 E: 0 K: 0 S: 6	H: 2 LOB: 1 BB: 0 P: 6	R: 0 E: 0 K: 0 S: 3	H: 2 LOB: 2 BB: 0 P: 5	R: 0 E: 0 K: 0 S: 5	H: 2 LOB: 2 BB: 0 P: 5	R: 0 E: 0 K: 0 S: 3	H: 1 LOB: 3 BB: 2 P: 12	R: 0 E: 0 K: 0 S: 3	H: 0 LOB: 0 BB: 0 P: 3	R: 0 E: 0 K: 0 S: 5	H: 2 LOB: 2 BB: 0 P: 5	R: 0 E: 0 K: 0 S: 5	H: 3 LOB: 3 BB: 1 P: 9	R: 0 E: 0 K: 0 S: 3	H: 1 LOB: 2 BB: 1 P: 10	R: 0 E: 0 K: 0 S: 3	H: 0 LOB: 0 BB: 0 P: 3	1B: 14 2B: 2 3B: 1 HR: 1	SF: 0 SAC: 0 DP: 1 HBP: 1	WP: 0 PB: 0 SB: 1 CS: 1	PA: 71	
PITCHER	IP: 6.1 WLS: 10 BF: 30 H: 10 R: 4 ER: 4 SO: 4	IP: 6.1 WLS: 10 BF: 30 H: 10 R: 4 ER: 4 SO: 4	IP: 6.1 WLS: 10 BF: 30 H: 10 R: 4 ER: 4 SO: 4	IP: 6.1 WLS: 10 BF: 30 H: 10 R: 4 ER: 4 SO: 4	IP: 6.1 WLS: 10 BF: 30 H: 10 R: 4 ER: 4 SO: 4	IP: 6.1 WLS: 10 BF: 30 H: 10 R: 4 ER: 4 SO: 4	IP: 6.1 WLS: 10 BF: 30 H: 10 R: 4 ER: 4 SO: 4	IP: 6.1 WLS: 10 BF: 30 H: 10 R: 4 ER: 4 SO: 4	IP: 6.1 WLS: 10 BF: 30 H: 10 R: 4 ER: 4 SO: 4	IP: 6.1 WLS: 10 BF: 30 H: 10 R: 4 ER: 4 SO: 4	IP: 6.1 WLS: 10 BF: 30 H: 10 R: 4 ER: 4 SO: 4	IP: 6.1 WLS: 10 BF: 30 H: 10 R: 4 ER: 4 SO: 4	IP: 6.1 WLS: 10 BF: 30 H: 10 R: 4 ER: 4 SO: 4	IP: 6.1 WLS: 10 BF: 30 H: 10 R: 4 ER: 4 SO: 4	IP: 6.1 WLS: 10 BF: 30 H: 10 R: 4 ER: 4 SO: 4	IP: 6.1 WLS: 10 BF: 30 H: 10 R: 4 ER: 4 SO: 4	IP: 6.1 WLS: 10 BF: 30 H: 10 R: 4 ER: 4 SO: 4	ERA: 5.68 WHIP: 1.737	ERA: 5.68 WHIP: 1.737	ERA: 5.68 WHIP: 1.737	ERA: 5.68 WHIP: 1.737	ERA: 5.68 WHIP: 1.737	ERA: 5.68 WHIP: 1.737	ERA: 5.68 WHIP: 1.737	ERA: 5.68 WHIP: 1.737	ERA: 5.68 WHIP: 1.737	ERA: 5.68 WHIP: 1.737	ERA: 5.68 WHIP: 1.737	ERA: 5.68 WHIP: 1.737	ERA: 5.68 WHIP: 1.737	ERA: 5.68 WHIP: 1.737

Montreal Expos @ Cincinnati Reds
Riverfront Stadium, Cincinnati, OH
Sun May 02 1976, 3:33 AM EDT
Att. 49,285 - Unknown

AB	65
R	4
H	18
RBI	4
BB	5
SO	6
LOB	38




Batter	1	2	3	4	5	6	7	8	9	10	11	AB	R	H	RBI	BB	SO	LOB	TOP							
Pete Rose, S OBP: 0.500, SLG: 0.570 (1, 5)	6-3 ①			4-3 ①		4-3 ①		E9 BLK 1B		4-3 ③		5	0	1	0	0	0	0								
Joe Morgan, L OBP: 0.478, SLG: 0.603 (1, 4)	K ②			P5		F5		S BB			S 1B BB	3	1	0	0	2	1	0								
Johnny Bench, R OBP: 0.398, SLG: 0.603 (1, 2)	K ③					5-3		K 1-2			F7 1-2	5	0	1	0	0	2	3								
Tony Perez, R OBP: 0.289, SLG: 0.306 (1, 3)		F7		F8				F9		1-3		4	1	0	0	1	0	3								
George Foster, R OBP: 0.366, SLG: 0.413 (9, 7)		K				F8 1B 1B		BB 1B		6-3		5	0	3	1	0	1	0								
Bob Bailey, R OBP: 0.391, SLG: 0.545 Ken Griffey, L OBP: 0.414, SLG: 0.519 (1, 7) (9, 9)		K						P6		F7		4	0	1	0	0	1	1								
Dave Concepcion, R OBP: 0.263, SLG: 0.241 (1, 6)				F9		F8				6-3		4	0	0	0	1	0	4								
Cesar Geronimo, L OBP: 0.419, SLG: 0.483 (1, 8)				K		K		K				4	0	1	0	1	3	4								
Gary Nolan, R Ed Armbrister, R Rawly Eastwick, R OBP: 0.333, SLG: 0.333 OBP: 0.333, SLG: 0.333 (1, 1) (10, PH) (10, 1)				K		FC6 1-2r		K		K	5-3	3	0	0	0	0	2	2								
Inning Stats	R: 0 E: 0 K: 2 S: 7	H: 0 LOB: 0 BB: 0 P: 7	R: 0 E: 0 K: 2 S: 7	H: 0 LOB: 0 BB: 0 P: 7	R: 0 E: 0 K: 2 S: 7	H: 0 LOB: 0 BB: 0 P: 7	R: 0 E: 0 K: 1 S: 7	H: 1 LOB: 1 BB: 0 P: 4	R: 0 E: 0 K: 0 S: 3	H: 0 LOB: 0 BB: 0 P: 3	R: 0 E: 0 K: 1 S: 6	H: 1 LOB: 2 BB: 1 P: 10	R: 0 E: 0 K: 2 S: 8	H: 1 LOB: 2 BB: 1 P: 12	R: 0 E: 0 K: 0 S: 3	H: 0 LOB: 0 BB: 0 P: 3	R: 0 E: 0 K: 1 S: 5	H: 1 LOB: 0 BB: 0 P: 5	R: 2 E: 1 K: 0 S: 5	H: 2 LOB: 3 BB: 3 P: 17	1B: 8 2B: 0 3B: 0 HR: 0	SF: 0 SAC: 0 DP: 0 HBP: 0	WP: 0 PB: 0 SB: 2 CS: 1	PA: 45		
PITCHER	IP 9.2	WLS 36	BF 36	H 6	R 0	ER 0	SO 11	BB 2	IBB 0	HBP 0	BLK 1	WP 0	HR 0	S 56	P 64	ERA 0.00	WHIP 0.828									
Jon Matlack, L ERA: 1.77 Ken Sanders, R ERA: Tom Hall, L ERA: 5.79 Bob Apodaca, R ERA: 1.89 (1, 1) (10, 1) (11, 1) (11, 1)	0.1	1	0	0	0	0	0	0	0	0	0	0	0	1	1	0.00	0.000									
0.1	L	5	2	2	2	0	1	1	0	0	0	0	0	3	11	54.00	9.000									
0.2		3	0	0	0	0	0	1	0	0	0	0	0	2	6	0.00	0.000									

Cincinnati Reds @ New York Mets
Shea Stadium, Flushing, NY
Wed May 05 1976, 7:05 PM EDT
Att: 19,121 - Unknown

livebaseballscores.com

AB 40
R 2
H 8
RBI 2
BB 5
SO 11
LOB 21




Batter	1	2	3	4	5	6	7	8	9	10	11	AB	R	H	RBI	BB	SO	LOB	BOTTOM							
Del Unser, L OBP: 0.309, SLG: 0.382 (1, 8)	G6-3 1B		1-6-3 ③			SH2-3 1-2		F3		F8		4	0	1	0	0	0	0								
Felix Millan, R OBP: 0.409, SLG: 0.448 (1, 4)	G6-3 1-2r			G4-6-3 1B		6-3		6-3			F3	5	0	1	0	0	0	2								
Ed Kranepool, L OBP: 0.326, SLG: 0.376 (1, 7)	F8			G4-6-3 1-2r				F8		K		5	0	0	0	0	1	1								
Dave Kingman, R OBP: 0.274, SLG: 0.570 (1, 9)		P6		P6				K		F7		5	0	0	0	0	1	0								
Wayne Garrett, L OBP: 0.326, SLG: 0.301 (1, 5)		5-3 BB				F8		1B 1B BB		1B		2	0	1	0	2	0	0								
Joe Torre, R OBP: 0.333, SLG: 0.361 (1, 3)		5-3				E4 G4-3		1B 1B BB		FC6-4 1B		4	0	2	0	0	0	1								
Jerry Grote, R OBP: 0.432, SLG: 0.364 (1, 2)		4-3				G4-3 1-2r		1B 1-2 2-3		FC6-4 1-2r		4	0	1	0	0	0	4								
Bud Harrelson, S OBP: 0.404, SLG: 0.290 (1, 6)				K2-3		K		F9		K		4	0	0	0	0	3	3								
Jon Matlack, L Ken Sanders, R Ron Hodges, L Tom Hall, L Bob Apodaca, R OBP: 0.198, SLG: 0.071 OBP: 0.480, SLG: 0.409 (1, 1) (10, PH) (11, 1) (11, 1) (11, 1)				F8		SH2-3 1B		K2-3		K		3	0	1	0	0	1	0								
Inning Stats	R: 0 E: 0 K: 0 S: 3	H: 1 LOB: 0 BB: 0 P: 3	R: 0 E: 0 K: 0 S: 3	H: 0 LOB: 1 BB: 1 P: 7	R: 0 E: 0 K: 1 S: 5	H: 0 LOB: 0 BB: 0 P: 5	R: 0 E: 0 K: 0 S: 3	H: 1 LOB: 0 BB: 0 P: 3	R: 0 E: 0 K: 1 S: 6	H: 2 LOB: 3 BB: 1 P: 11	R: 0 E: 0 K: 1 S: 5	H: 0 LOB: 0 BB: 0 P: 5	R: 0 E: 0 K: 1 S: 7	H: 2 LOB: 2 BB: 0 P: 7	R: 0 E: 0 K: 2 S: 7	H: 0 LOB: 0 BB: 0 P: 7	R: 0 E: 0 K: 0 S: 3	H: 0 LOB: 0 BB: 0 P: 3	1B: 7 2B: 0 3B: 0 HR: 0	SF: 0 SAC: 1 DP: 3 HBP: 0	WP: 0 PB: 0 SB: 0 CS: 0	PA: 40				
PITCHER	IP 9.0	WLS 6	BF 34	H 7	R 0	ER 0	SO 5	BB 2	IBB 0	HBP 0	BLK 0	WP 0	HR 0	S 42	P 50	ERA 0.00	WHIP 1.000									
Gary Nolan, R ERA: 2.61 Rawly Eastwick, R ERA: 2.21 (1, 1) (10, 1)	2.0	W	6	0	0	0	2	0	0	0	0	0	0	10	10	0.00	0.000									

Cincinnati Reds @ New York Mets
Shea Stadium, Flushing, NY
Wed May 05 1976, 7:05 PM EDT
Att: 19,121 - Unknown

livebaseballscores.com

AB 37
R 0
H 7
RBI 0
BB 2
SO 7
LOB 11



Batter	1	2	3	4	5	6	7	8	9	AB	R	H	RBI	BB	SO	LOB	TOP								
Pete Rose, S OBP: 0.491, SLG: 0.557 (1,5)	L6		FC6 E 1B		4-3		F8			4	0	1	1	0	0	0	Cincinnati Reds @ New York Mets Shea Stadium, Flushing, NY Thu May 06 1976, 3:33 AM EDT Att: 11,205 - Unknown livebaseballscorecards.com								
Ken Griffey, L OBP: 0.396, SLG: 0.494 (1,9)	F7		FC FC6 1-2 1B		F8		F6			4	0	0	0	0	0	1									
Joe Morgan, L OBP: 0.489, SLG: 0.648 (1,4)	CS BB		FC6 S 1-2 2-3 1B			HR	BLK 1B			3	1	2	1	1	0	2									
Tony Perez, R OBP: 0.287, SLG: 0.293 (8, PR)	CS	P3	6-3			K		4-0 BB		3	0	0	0	1	1	2									
Ed Ambrister, R OBP: 0.333, SLG: 0.333 (8,7)	CS							1-2 BB		0	0	0	0	0	0	0									
Johnny Bench, R OBP: 0.380, SLG: 0.571 (1,2)					5-3		F6		0-3 BB	4	0	0	0	0	2	2									
George Foster, R OBP: 0.372, SLG: 0.418 (8,3)					F3			F8		4	0	2	0	0	0	2									
Cesar Geronimo, L OBP: 0.410, SLG: 0.469 (1,8)										4	0	1	0	0	2	2									
Dave Concepcion, R OBP: 0.265, SLG: 0.267 (9, PH)					L6		P4			3	1	1	0	0	0	1									
Mike Lum, L OBP: 0.351, SLG: 0.438 (9, PH)								F5		1	0	0	0	0	0	0									
Don Gullett, R OBP: 0.091, SLG: 0.091 (1,1)					5-3		4-3			3	0	0	0	0	1	1									
Dan Driessen, L OBP: 0.370, SLG: 0.400 (9, PH)								F5		1	0	0	0	0	0	0									
Inning Stats	R: 0 E: 0 K: 0 S: 2	H: 0 LOB: 0 BB: 1 P: 6	R: 0 E: 0 K: 2 S: 8	H: 1 LOB: 1 BB: 0 P: 8	R: 1 E: 1 K: 0 S: 6	H: 2 LOB: 2 BB: 0 P: 6	R: 0 E: 0 K: 0 S: 4	H: 1 LOB: 1 BB: 0 P: 4	R: 0 E: 0 K: 1 S: 5	H: 0 LOB: 0 BB: 0 P: 5	R: 1 E: 0 K: 1 S: 7	H: 2 LOB: 1 BB: 0 P: 7	R: 0 E: 0 K: 0 S: 3	H: 0 LOB: 0 BB: 0 P: 3	R: 0 E: 0 K: 1 S: 6	H: 1 LOB: 2 BB: 1 P: 10	R: 0 E: 0 K: 1 S: 5	H: 0 LOB: 0 BB: 0 P: 5	1B: 5 2B: 0 3B: 1 HR: 1	SF: 0 SAC: 0 DP: 0 HBP: 0	WP: 0 PB: 0 SB: 1 CS: 1	PA: 37			
PITCHER	IP	WLS	BF	H	R	ER	SO	BB	IBB	HBP	BLK	WP	HR	S	P	ERA	WHIP								
Craig Swan, R ERA: 3.08 (1,1)	7.1	W	31	7	2	2	4	2	0	0	1	0	1	37	45	2.46	1.227								
Skip Lockwood, R ERA: 2.6 (8,1)	1.2	S	5	0	0	0	2	0	0	0	0	0	0	9	9	0.00	0.000								

Batter	1	2	3	4	5	6	7	8	9	AB	R	H	RBI	BB	SO	LOB	BOTTOM								
Wayne Garrett, L OBP: 0.333, SLG: 0.294 (1,5)	E WP 1B BB	F8			4-3		FC6 BB			2	1	0	0	2	0	0	Cincinnati Reds @ New York Mets Shea Stadium, Flushing, NY Thu May 06 1976, 3:33 AM EDT Att: 11,205 - Unknown livebaseballscorecards.com								
Felix Milten, R OBP: 0.395, SLG: 0.430 (1,4)	FC6 1B 2B		F8		5-3		FC6 1-2			4	1	0	0	0	0	3									
Joe Torre, R OBP: 0.349, SLG: 0.450 (1,3)	F2		FC6-4 1B		F7			HR		4	1	2	1	0	0	2									
Dave Kingman, R OBP: 0.273, SLG: 0.558 (1,9)	2B 1B		K		5-3		F8			4	1	1	1	0	1	1									
Jerry Grote, R OBP: 0.423, SLG: 0.357 (1,2)	F9		FC6-4 1-2		F7			1B		4	0	1	0	0	0	3									
Ed Kranepool, L OBP: 0.323, SLG: 0.382 (1,7)					P3		F8		0-3 K	4	0	1	2	0	1	1									
Del Unser, L OBP: 0.317, SLG: 0.409 (1,8)	F7									4	0	2	0	0	0	2									
Bud Harrelson, S OBP: 0.391, SLG: 0.278 (1,6)					F7		FC3-5 SH1-4 2-3			3	0	0	0	0	0	2									
Craig Swan, R OBP: 0.600, SLG: 0.500 (1,1)					K		SH1-4 1-2			2	0	0	0	0	2	1									
Skip Lockwood, R OBP: 0.600, SLG: 0.500 (8,1)					K					0	0	0	0	0	0	0									
Inning Stats	R: 3 E: 1 K: 0 S: 6	H: 2 LOB: 1 BB: 1 P: 10	R: 0 E: 0 K: 1 S: 5	H: 0 LOB: 0 BB: 0 P: 5	R: 0 E: 0 K: 1 S: 6	H: 1 LOB: 1 BB: 0 P: 6	R: 0 E: 0 K: 1 S: 6	H: 1 LOB: 1 BB: 0 P: 6	R: 0 E: 0 K: 0 S: 3	H: 0 LOB: 0 BB: 0 P: 3	R: 0 E: 0 K: 0 S: 3	H: 0 LOB: 0 BB: 0 P: 3	R: 0 E: 0 K: 0 S: 4	H: 1 LOB: 2 BB: 1 P: 8	R: 1 E: 0 K: 1 S: 7	H: 2 LOB: 1 BB: 0 P: 7	1B: 3 2B: 3 3B: 0 HR: 1	SF: 0 SAC: 1 DP: 0 HBP: 0	WP: 1 PB: 0 SB: 0 CS: 0	PA: 34					
PITCHER	IP	WLS	BF	H	R	ER	SO	BB	IBB	HBP	BLK	WP	HR	S	P	ERA	WHIP								
Don Gullett, L ERA: 0.78 (1,1)	8.0	L	34	7	4	1	4	2	0	0	0	1	1	40	48	1.12	1.125								

Batter	1	2	3	4	5	6	7	8	9	AB	R	H	RBI	BB	SO	LOB	TOP											
Pete Rose, S OBP: 0.496, SLG: 0.550 (1.5)	0-0 4-3		4-0 BB BB		0-0 B1-3	0-0 2H 1B			4-0 BB SH1-4 BB	3	0	1	1	2	0	0	Cincinnati Reds @ Chicago Cubs Wrigley Field, Chicago, IL Fri May 07 1976, 3:33 AM CDT Att: 5,219 - Sunny - 42 F											
Dave Concepcion, R OBP: 0.265, SLG: 0.258 (1.6)	0-3 K		4-0 1-2 2-3 BB		0-0 6-3	0-0 F7		0-0 SH1-4	3	0	0	0	1	1	1													
Joe Morgan, L OBP: 0.485, SLG: 0.640 (1.4)	0-3 K		0-0 P6		0-0 1B 2B			4-0 BB IBB	4	1	1	0	1	1	3													
George Foster, R OBP: 0.363, SLG: 0.398 (1.9)		0-0 E5 1B	0-3 K		4-0 1B BB			0-0 4-3	4	1	0	0	1	1	6													
Tony Perez, R OBP: 0.304, SLG: 0.304 (1.3)		0-0 G6-4-3 2H 1B		0-0 L9	0-0 1-2 2H 1B			4-0 P6	4	0	2	2	1	0	1													
Bob Bailey, R OBP: 0.385, SLG: 0.520 (1.7)		0-0 G6-4-3		0-0 F9				0-0 P2	3	0	1	0	0	0	3													
Mike Lum, L OBP: 0.342, SLG: 0.424 (6.7)		0-0 G6-4-3		0-0 F8				0-0 P2	1	0	0	0	0	0	1													
Johnny Bench, R OBP: 0.376, SLG: 0.564 (6.7)		0-0 G6-4-3		0-0 F8				0-0 P2	1	0	0	0	0	0	3													
Joel Youngblood, R OBP: 0.409, SLG: 0.500 (1.8)		0-0 5-3		0-0 F8		4-0 S 1B BB		0-0 6-3	3	1	0	0	1	0	1													
Bill Plummer, R OBP: 0.375, SLG: 0.429 (1.2)			0-0 BB 2B	4-0 FC6-4 BB		0-0 P5		0-0 G4-6-3 1B	3	0	2	0	1	0	1													
Jack Billingham, R OBP: 0.286, SLG: 0.231 (1.1)			0-0 B2-3	0-0 FC6-4		0-0 5-3		0-0 G4-6-3	3	0	0	0	0	0	4													
Dan Driessen, L OBP: 0.357, SLG: 0.381 (8.7)			0-0 B2-3	0-0 FC6-4		0-0 5-3		0-0 G4-6-3	1	0	0	0	0	0	1													
Rawly Eastwick, R (8.1)			0-0 B2-3	0-0 FC6-4		0-0 5-3		0-0 G4-6-3	0	0	0	0	0	0	0													
Inning Stats	R: 0 E: 0 K: 2 S: 7	H: 0 LOB: 0 BB: 0 P: 7	R: 1 E: 1 K: 0 S: 4	H: 1 LOB: 0 BB: 0 P: 4	R: 0 E: 0 K: 1 S: 6	H: 1 LOB: 3 BB: 2 P: 14	R: 0 E: 0 K: 0 S: 4	H: 1 LOB: 2 BB: 1 P: 8	R: 1 E: 0 K: 0 S: 5	H: 2 LOB: 2 BB: 1 P: 9	R: 0 E: 1 K: 0 S: 4	H: 0 LOB: 1 BB: 0 P: 4	R: 0 E: 0 K: 0 S: 3	H: 1 LOB: 0 BB: 0 P: 3	R: 0 E: 0 K: 0 S: 3	H: 0 LOB: 3 BB: 3 P: 15	1B: 5 2B: 2 3B: 0 HR: 0	SF: 0 SAC: 1 DP: 2 HBP: 0	WP: 0 PB: 0 SB: 1 CS: 0	PA: 42								
PITCHER	IP	WLS	BF	H	R	ER	SO	BB	IBB	HBP	BLK	WP	HR	S	P	ERA	WHIP											
Ken Frailing, L ERA: 0.93 (1.1)	5.0	L	24	5	2	1	3	4	0	0	0	0	0	0	4	8	1.80	1.800										
Oscar Zamora, R ERA: 3.29 (6.1)	1.0		5	1	1	1	0	1	0	0	0	0	0	0	4	8	9.00	2.000										
Paul Reuschel, R ERA: 4.55 (7.1)	2.2		12	1	0	0	0	2	1	0	0	0	0	9	21	0.00	1.125											
Buddy Schultz, L ERA: 1.64 (9.1)	0.1		1	0	0	0	0	0	0	0	0	0	0	1	1	0.00	0.000											

AB	33
R	3
H	7
RBI	3
BB	8
SO	3
LOB	25



Batter	1	2	3	4	5	6	7	8	9	AB	R	H	RBI	BB	SO	LOB	BOTTOM										
Joe Wallis, S OBP: 0.389, SLG: 0.563 (1.8)	0-0 1B G4-6-3		0-3 K		0-0 CS 1B				0-3 K	5	1	2	0	0	2	0	Cincinnati Reds @ Chicago Cubs Wrigley Field, Chicago, IL Fri May 07 1976, 3:33 AM CDT Att: 5,219 - Sunny - 42 F										
Jose Cardenal, R OBP: 0.381, SLG: 0.505 (1.7)	0-0 G4-6-3 1B		0-0 P6		4-0 1B S BB			0-0 P5	4	0	1	0	1	0	0												
Bill Madlock, R OBP: 0.420, SLG: 0.481 (1.5)	0-0 G4-6-3		0-0 1B		0-0 FC6-4 1B			0-0 1-5-3	4	0	2	0	0	0	1												
Jerry Morales, R OBP: 0.327, SLG: 0.418 (1.9)	0-0 6-3		0-0 5-3		0-0 FC6-4			0-0 P8	4	0	0	0	0	0	3												
Champ Summers, L OBP: 0.355, SLG: 0.423 (1.3)		0-0 G3		4-0 SH1-3 1B 8-2 BB		0-0 G3		0-3 K	3	0	0	0	1	1	0												
Manny Trillo, R OBP: 0.371, SLG: 0.396 (1.4)		4-0 FC5 S BB		0-0 SH1-3 1B		0-0 6-3		4-0 BB BB	2	0	1	0	2	0	0												
Steve Swisher, R OBP: 0.279, SLG: 0.410 (1.2)		0-3 K		0-0 SH1-3		0-0 1B 1B		4-0 BB BB	2	0	1	0	1	1	1												
Buddy Schultz, R (7.1)		1-2 K		1-2 2-3 SH1-3		1-2 2-3 1B 1B		1-2 BB BB	0	0	0	0	0	0	0												
Dave Rosello, R OBP: 0.420, SLG: 0.333 (1.6)		4-0 IBB		0-0 8-2		0-0 FC6-4 1B		0-0 F9	3	0	1	0	1	0	4												
Ken Frailing, L ERA: 0.93 (1.1)		0-0 FC5		0-0 L7		0-0 FC6-4		0-0 P5	1	0	0	0	0	0	2												
Mike Adams, R OBP: 0.600, SLG: 0.800 (5.7)									1	0	0	0	0	0	0												
Oscar Zamora, R ERA: 3.29 (6.1)									0	0	0	0	0	0	0												
Ralph LaCock, L OBP: 0.280, SLG: 0.280 (6.7)									1	0	0	0	0	0	2												
Paul Reuschel, R ERA: 4.55 (7.1)									0	0	0	0	0	0	0												
Randy Hundley, R OBP: 0.222, SLG: 0.313 (9.2)									1	0	0	0	0	0	0												
Inning Stats	R: 1 E: 0 K: 0 S: 4	H: 2 LOB: 0 BB: 0 P: 4	R: 0 E: 0 K: 1 S: 5	H: 0 LOB: 2 BB: 2 P: 13	R: 0 E: 0 K: 1 S: 6	H: 1 LOB: 1 BB: 0 P: 6	R: 0 E: 0 K: 0 S: 3	H: 1 LOB: 1 BB: 1 P: 7	R: 0 E: 0 K: 0 S: 4	H: 2 LOB: 2 BB: 1 P: 8	R: 0 E: 0 K: 0 S: 5	H: 2 LOB: 2 BB: 0 P: 5	R: 0 E: 0 K: 0 S: 3	R: 0 E: 0 K: 1 S: 5	H: 0 LOB: 0 BB: 2 P: 13	R: 0 E: 0 K: 1 S: 5	H: 0 LOB: 0 BB: 0 P: 5	1B: 8 2B: 1 3B: 0 HR: 0	SF: 0 SAC: 1 DP: 2 HBP: 0	WP: 0 PB: 0 SB: 2 CS: 1	PA: 38						
PITCHER	IP	WLS	BF	H	R	ER	SO	BB	IBB	HBP	BLK	WP	HR	S	P	ERA	WHIP										
Jack Billingham, R ERA: 5.15 (1.1)	7.0	W	30	8	1	1	2	3	1	0	0	0	0	30	46	1.29	1.571										
Rawly Eastwick, R ERA: 2.01 (8.1)	2.0	S	8	0	0	0	2	2	0	0	0	0	0	10	18	0.00	1.000										

AB	31
R	1
H	8
RBI	0
BB	6
SO	4
LOB	13



Batter	1	2	3	4	5	6	7	8	9	AB	R	H	RBI	BB	SO	LOB	TOP						
Pete Rose, S OBP: 0.500, SLG: 0.553 Doug Flynn, R OBP: 0.263, SLG: 0.222	4-3	4-3		1B	4-3	K			1B	3	2	1	0	1	1	2	Cincinnati Reds @ Chicago Cubs Wrigley Field, Chicago, IL Sat May 08 1976, 3:33 AM CDT Att: 22,017 - Sunny - 58 F						
Ken Griffey, L OBP: 0.402, SLG: 0.483	BB	4-3		1B	4-3				2B	4	3	1	2	2	0	3							
Joe Morgan, L OBP: 0.646, SLG: 0.646 Ed Ambrister, R OBP: 0.333, SLG: 0.333	BB	SF9		1B	G3				2B	4	2	2	3	1	0	2							
Dan Driessen, L OBP: 0.353, SLG: 0.375	1B			SF8					SF7	3	1	1	2	1	0	0							
Tony Perez, R OBP: 0.323, SLG: 0.325 Joel Youngblood, R OBP: 0.375, SLG: 0.455	FC5-4	F8		1B					P3	4	1	3	2	0	0	1							
George Foster, R OBP: 0.381, SLG: 0.443	FC5-4			F8	K				2B	5	2	3	3	1	1	2							
Dave Concepcion, R OBP: 0.278, SLG: 0.295	FC5-4			5-3					6-3	6	1	3	2	0	0	3							
Bill Plummer, R OBP: 0.381, SLG: 0.389	P6			K					F9	4	0	1	0	1	1	3							
Santo Alcala, R OBP: 0.500, SLG: 0.500 Bob Bailey, R OBP: 0.570, SLG: 0.500 Pedro Borbon, R OBP: 0.500, SLG: 0.500		2B		K	SH5-4				F7	2	1	1	0	0	1	0							
Inning Stats	R: 3 E: 0 K: 0 S: 5	H: 2 LOB: 2 BB: 3 P: 17	R: 2 E: 0 K: 0 S: 6	H: 3 LOB: 1 BB: 0 P: 6	R: 0 E: 0 K: 1 S: 5	H: 0 LOB: 0 BB: 0 P: 5	R: 2 E: 0 K: 2 S: 9	H: 2 LOB: 2 BB: 1 P: 14	R: 1 E: 0 K: 0 S: 4	H: 1 LOB: 2 BB: 2 P: 12	R: 2 E: 0 K: 1 S: 9	H: 4 LOB: 2 BB: 0 P: 9	R: 0 E: 0 K: 0 S: 3	H: 0 LOB: 0 BB: 0 P: 3	R: 1 E: 0 K: 0 S: 4	H: 1 LOB: 1 BB: 1 P: 8		R: 3 E: 0 K: 0 S: 6	H: 3 LOB: 1 BB: 1 P: 10	1B: 10 2B: 5 3B: 1 HR: 0	SF: 3 SAC: 2 DP: 0 HBP: 1	WP: 1 PB: 1 SB: 0 CS: 0	PA: 52
PITCHER	IP	WLS	BF	H	R	ER	SO	BB	IBB	HBP	BLK	WP	HR	S	P	ERA		WHIP					
Rick Reuschel, R ERA: 6.42	3.1	L	21	6	7	7	2	4	0	1	0	1	0	20	37	18.90		3.000					
Oscar Zamora, R ERA: 3.14	0.2		3	1	0	0	1	0	0	0	0	0	0	5	5	0.00		1.500					
Ken Crosby, R ERA: 12.0	3.0		16	5	3	3	1	2	0	0	0	0	0	16	24	9.00		2.333					
Mike Garman, R ERA: 6.65	2.0		12	4	4	4	0	2	0	0	0	0	0	10	18	18.00		3.000					

AB	38
R	14
H	16
RBI	14
BB	8
SO	4
LOB	18



Batter	1	2	3	4	5	6	7	8	9	AB	R	H	RBI	BB	SO	LOB	BOTTOM					
Rick Monday, L OBP: 0.429, SLG: 0.631	1B	F7			F8				4-3	3	1	0	0	1	0	0	Cincinnati Reds @ Chicago Cubs Wrigley Field, Chicago, IL Sat May 08 1976, 3:33 AM CDT Att: 22,017 - Sunny - 58 F					
Jose Cardenal, R OBP: 0.377, SLG: 0.496	BB			P2	K				L7	4	1	1	0	0	1	0						
Bill Madlock, R OBP: 0.423, SLG: 0.505	BB			P5					F8	3	2	1	1	1	0	0						
Jerry Morales, R OBP: 0.333, SLG: 0.409	FC3-6				4-3				6-3	2	0	0	1	2	0	0						
Champ Summers, L OBP: 0.343, SLG: 0.379	FC3-6			P6					L9	3	0	0	1	1	0	2						
Manny Trillo, R OBP: 0.358, SLG: 0.382	FC6-4				6-3				5-3	4	0	0	0	0	1	2						
Steve Swisher, R OBP: 0.287, SLG: 0.391	P2			K					6-3	4	0	0	0	0	1	2						
Dave Rosello, R OBP: 0.404, SLG: 0.318				E6					P5	4	0	0	0	0	0	1						
Rick Reuschel, R Oscar Zamora, R Ralph LaCock, L Ken Crosby, R Mike Adams, R Mike Garman, R		F8		5-3					F9	1	0	0	0	0	0	0						
Inning Stats	R: 3 E: 1 K: 0 S: 4	H: 1 LOB: 1 BB: 3 P: 16	R: 0 E: 0 K: 0 S: 3	H: 0 LOB: 0 BB: 0 P: 3	R: 0 E: 0 K: 0 S: 3	H: 0 LOB: 1 BB: 1 P: 7	R: 0 E: 0 K: 1 S: 6	H: 0 LOB: 1 BB: 0 P: 6	R: 1 E: 0 K: 0 S: 3	H: 1 LOB: 0 BB: 0 P: 3	R: 0 E: 0 K: 0 S: 3	H: 0 LOB: 0 BB: 0 P: 3	R: 0 E: 0 K: 0 S: 3	H: 0 LOB: 0 BB: 0 P: 3	R: 0 E: 0 K: 1 S: 5	H: 0 LOB: 1 BB: 1 P: 9		1B: 1 2B: 0 3B: 0 HR: 1	SF: 0 SAC: 0 DP: 0 HBP: 0	WP: 0 PB: 0 SB: 1 CS: 0	PA: 35	
PITCHER	IP	WLS	BF	H	R	ER	SO	BB	IBB	HBP	BLK	WP	HR	S	P	ERA		WHIP				
Santo Alcala, R ERA: 8.1	7.0	W	28	2	4	4	2	4	0	0	0	0	0	28	44	5.14		0.857				
Pedro Borbon, R ERA: 5.02	2.0		7	0	0	0	1	1	0	0	0	0	0	8	12	0.00		0.500				

AB	30
R	4
H	2
RBI	3
BB	5
SO	3
LOB	8



Batter	1	2	3	4	5	6	7	8	9	AB	R	H	RBI	BB	SO	LOB	TOP
Pete Rose, S OBP: 0.512, SLG: 0.589 Bob Bailey, R OBP: 0.357, SLG: 0.481	(1,5) X 0-0 WP 1B	(1,5) X 0-0 FC3-2 BB 1-2 3-H 1B	(1,5) X 4-0 HR IBB		(1,5) X 0-0 HR	(1,5) X 0-3 K		(1,5) X 0-0 FC5-4 1-2		4 3 3 2 1 1 0 1 0 0 0 0 0 2							
Ken Griffey, L OBP: 0.402, SLG: 0.505 Joel Youngblood, R OBP: 0.400, SLG: 0.478	(1,9) X 0-0 F8 1-H	(1,9) X 4-0 FC3-2 BB 1-2 2-3	(1,9) X 0-0 HR		(1,9) X 0-0 4-3		(1,9) X 0-0 F7	(1,9) X 0-0 FC5-4 1B 1B		4 1 1 4 1 0 0 1 0 1 0 0 0 0							
Joe Morgan, L OBP: 0.491, SLG: 0.639 Doug Flynn, R OBP: 0.300, SLG: 0.263	(1,4) X 0-0 F9	(1,4) X 0-0 FC3-2 G4-6-3 1-2 2-3 3-H	(1,4) X 0-0 G3-6-3 BB		(1,4) X 0-0 HR 1B		(1,4) X 0-0 1B	(1,4) X 0-0 FC5-4 1-2 1B		4 1 2 0 1 0 3 1 0 1 0 0 0 0							
Dan Driessen, L OBP: 0.350, SLG: 0.448	(1,7) X 4-0 BB	(1,7) X 0-0 G4-6-3 1-2	(1,7) X 0-0 G3-6-3		(1,7) X 0-0 HR		(1,7) X 0-0 P5	(1,7) X 0-3 K		5 1 1 2 1 1 7							
Tony Perez, R OBP: 0.327, SLG: 0.398 Ed Armbrister, R OBP: 0.286, SLG: 0.286	(1,3) X 0-0 P2		(1,3) X 0-0 HR		(1,3) X 0-0 6-3	(1,3) X 0-0 HR		(1,3) X 0-0 5-3	(1,3) X 0-0 FC5-4 BB 1-2 2-3	5 2 2 2 0 0 2 1 0 0 0 0 0 2							
George Foster, R OBP: 0.408, SLG: 0.505		(1,8) X 0-0 E 2B 1B	(1,8) X 0-0 HR		(1,8) X 0-0 F9	(1,8) X 0-0 2B		(1,8) X 0-0 1B 1B	(1,8) X 4-0 1-2 BB	5 2 4 1 1 0 0							
Dave Concepcion, R OBP: 0.281, SLG: 0.297	(1,6) X 0-0 E5 2B 1-2 1B	(1,6) X 0-0 SH3-4 HR 1B	(1,6) X 0-0 FC5-4 1B		(1,6) X 0-0 6-3			(1,6) X 0-0 F9	(1,6) X 0-0 6-3	6 2 2 0 0 0 6							
Bill Plummer, R OBP: 0.423, SLG: 0.478	(1,2) X 0-0 1B 1B 2B	(1,2) X 0-0 SH3-4 HR 1B	(1,2) X 0-0 FC5-4 1-2 1B		(1,2) X 0-0 6-3		(1,2) X 0-0 F7	(1,2) X 0-0 FC5-4 1-2 1B		5 2 3 1 0 0 1							
Pat Zachry, R OBP: 0.375, SLG: 0.375 Will McEnaney, L (9,1)	(1,1) X 0-0 BB FC3-2 2-3 3-H 1B	(1,1) X 0-0 SH3-4			(1,1) X 0-3 K	(1,1) X 0-3 K		(1,1) X 0-3 K		4 0 1 1 0 3 2 0 0 0 0 0 0 0							
Inning Stats	R: 1 H: 1 E: 0 LOB: 1 K: 0 BB: 1 S: 4 P: 8	R: 3 H: 4 E: 1 LOB: 2 K: 0 BB: 1 S: 7 P: 11	R: 6 H: 5 E: 0 LOB: 0 K: 0 BB: 2 S: 7 P: 15	R: 0 H: 1 E: 0 LOB: 1 K: 0 BB: 0 S: 4 P: 4	R: 4 H: 5 E: 0 LOB: 1 K: 1 BB: 0 S: 10 P: 10	R: 0 H: 0 E: 0 LOB: 0 K: 2 BB: 0 S: 7 P: 7	R: 0 H: 1 E: 0 LOB: 1 K: 0 BB: 0 S: 4 P: 4	R: 0 H: 2 E: 0 LOB: 2 K: 1 BB: 1 S: 7 P: 7	R: 0 H: 2 E: 0 LOB: 3 K: 1 BB: 1 S: 7 P: 11	1B: 13 SF: 0 2B: 2 SAC: 1 3B: 0 DP: 2 HR: 6 HBP: 0	WP: 3 PA: 52 PB: 0 SB: 0 CS: 0						
PITCHER	IP WLS BF H R ER SO BB IBB HBP BLK WP HR S P ERA WHIP																
Ray Burris, R ERA: 5.49	(1,1) 1.0 L 11 5 4 3 0 2 0 0 0 0 1 0 9 17 27.00 7.000																
Oscar Zamora, R ERA: 6.32	(2,1) 1.1 10 5 6 6 0 1 1 0 0 0 0 3 8 16 40.50 4.500																
Paul Reuschel, R ERA: 5.34	(3,1) 2.2 13 6 4 4 1 0 0 0 0 0 0 3 15 15 13.50 2.250																
Mike Garman, R ERA: 5.88	(6,1) 3.0 12 3 0 0 3 0 0 0 0 0 0 0 18 18 0.00 1.000																
Bruce Sutter, R ERA:	(9,1) 1.0 6 2 0 0 1 1 0 0 0 0 0 0 7 11 0.00 3.000																
Batter	1	2	3	4	5	6	7	8	9	AB	R	H	RBI	BB	SO	LOB	BOTTOM
Rick Monday, L OBP: 0.419, SLG: 0.614 Ralph LaCock, L OBP: 0.333, SLG: 0.269	(1,8) X 0-0 4-3		(1,8) X 0-0 G4-6-3 1-2		(1,8) X 0-3 K			(1,8) X 4-0 HR BB		3 0 0 0 0 1 1 0 1 0 0 1 0 0							
Jose Cardenal, R OBP: 0.373, SLG: 0.483	(1,7) X 0-0 F8		(1,7) X 4-0 FC5-4 BB		(1,7) X 0-0 P8		(1,7) X 0-0 P8			3 0 0 0 1 0 1							
Bill Madlock, R OBP: 0.425, SLG: 0.532	(1,5) X 0-0 1B		(1,5) X 0-0 FC5-4 1-2		(1,5) X 0-0 6-3		(1,5) X 0-0 1B	(1,5) X 1-H HR		4 1 2 2 0 0 1							
Jerry Morales, R OBP: 0.348, SLG: 0.423	(1,9) X 0-0 1-3 1B			(1,9) X 0-0 1B		(1,9) X 0-0 L8		(1,9) X 0-0 1B		4 0 3 0 0 0 0							
Champ Summers, L OBP: 0.333, SLG: 0.344 Bruce Sutter, R (9,1)	(1,3) X 0-0 L7			(1,3) X 0-3 K		(1,3) X 4-0 FC6 BB		(1,3) X 0-0 F4-3		3 0 0 0 1 1 4 0 0 0 0 0 0 0							
Manny Trillo, R OBP: 0.355, SLG: 0.377	(1,4) X 0-0 F8		(1,4) X 0-0 F9		(1,4) X 0-0 F9		(1,4) X 0-0 F9	(1,4) X 0-0 F4-3 1B 1B		4 0 1 0 0 0 2							
Steve Swisher, R OBP: 0.259, SLG: 0.378 George Mitterwald, R OBP: 0.231, SLG: 0.167	(1,2) X 0-0 L4		(1,2) X 0-0 5-3		(1,2) X 0-0 F7		(1,2) X 0-0 F7	(1,2) X 0-0 F4-3 1-2 1B		3 0 0 0 0 0 2 1 0 1 0 0 0 0							
Mick Kelleher, R OBP: 0.250, SLG: 0.250	(1,6) X 0-3 K			(1,6) X 0-0 P3		(1,6) X 0-0 FC6 1-2		(1,6) X 0-0 F4-3 1-2 2-3		4 0 0 0 0 1 3							
Ray Burris, R OBP: 0.154, SLG: 0.154 Oscar Zamora, R (2,1) Paul Reuschel, R (1,1) Mike Adams, R (5,PH) Mike Garman, R (6,1) Andre Thornton, R OBP: 0.370, SLG: 0.354 (9,3)	(1,1) X 4-0 G4-6-3 BB			(1,1) X 0-0 1-3				(1,1) X 0-3 K	(1,1) X 0-0 F4-3	0 0 0 0 0 0 0 0 0 0 0 0 0 0 0 0 0 0 1 0 0 1 0 0 0 0 0 0 0 0 0 0 0 0 0 2 0 0 0 0 1 1							
Inning Stats	R: 0 H: 2 E: 0 LOB: 2 K: 0 BB: 0 S: 5 P: 5	R: 0 H: 0 E: 0 LOB: 0 K: 1 BB: 0 S: 5 P: 5	R: 0 H: 0 E: 0 LOB: 1 K: 0 BB: 2 S: 2 P: 10	R: 0 H: 1 E: 0 LOB: 1 K: 1 BB: 0 S: 6 P: 6	R: 0 H: 0 E: 0 LOB: 0 K: 1 BB: 0 S: 5 P: 5	R: 0 H: 0 E: 0 LOB: 0 K: 0 BB: 0 S: 3 P: 3	R: 0 H: 0 E: 0 LOB: 1 K: 0 BB: 1 S: 3 P: 7	R: 2 H: 2 E: 0 LOB: 1 K: 1 BB: 1 S: 7 P: 11	R: 0 H: 2 E: 0 LOB: 1 K: 0 BB: 0 S: 4 P: 4	1B: 6 SF: 0 2B: 0 SAC: 0 3B: 0 DP: 2 HR: 1 HBP: 0	WP: 0 PA: 36 PB: 0 SB: 0 CS: 0						
PITCHER	IP WLS BF H R ER SO BB IBB HBP BLK WP HR S P ERA WHIP																
Pat Zachry, R ERA: 1.26	(1,1) 8.0 W 32 5 2 2 4 4 0 0 0 0 0 0 1 36 52 2.25 1.125																
Will McEnaney, L ERA: 8.69	(9,1) 1.0 4 2 0 0 0 0 0 0 0 0 0 0 4 4 0.00 2.000																

Cincinnati Reds @ Chicago Cubs
Wrigley Field, Chicago, IL
Sun May 09 1976, 3:33 AM CDT
Att: 21,536 - Sunny - 70 F

AB 46
R 14
H 21
RBI 13
BB 5
SO 5
LOB 25



Cincinnati Reds @ Chicago Cubs
Wrigley Field, Chicago, IL
Sun May 09 1976, 3:33 AM CDT
Att: 21,536 - Sunny - 70 F

AB 32
R 2
H 7
RBI 2
BB 4
SO 4
LOB 15




Batter	1	2	3	4	5	6	7	8	9	AB	R	H	RBI	BB	SO	LOB	TOP
Rennie Stennett, R OBP: 0.290, SLG: 0.363 (1, 4)	F3		5-3			1B		F9		4	0	1	0	0	0	0	Pittsburgh Pirates @ Cincinnati Reds Riverfront Stadium, Cincinnati, OH Tue May 11 1976, 7:05 PM EDT Att: 26,850 - Unknown
Richie Hebner, L OBP: 0.348, SLG: 0.325 (1, 5)	F8			F7		K		K		4	0	0	0	0	2	1	
Al Oliver, L OBP: 0.394, SLG: 0.545 (1, 8)	1B			4-3		F7		3-1		4	0	1	0	0	0	1	
Willie Stargell, L OBP: 0.394, SLG: 0.512 (1, 3)	P4			P4		1B			P6	4	0	1	0	0	0	1	
Dave Parker, L OBP: 0.317, SLG: 0.574 (1, 9)		L9			K2-3	K			6-3	4	0	0	0	0	2	2	
Richie Zisk, R OBP: 0.350, SLG: 0.440 (1, 7)	F9				1B	1B		F7		4	0	1	0	0	0	0	
Manny Sanguillen, R OBP: 0.301, SLG: 0.307 (1, 2)	F8				1-2	1B		F9		3	0	1	0	0	0	0	
Mario Mendoza, R OBP: 0.276, SLG: 0.276 (1, 6)			6-3		K					3	0	1	0	0	1	2	
Bruce Kison, R OBP: 0.167, SLG: 0.333 Kent Tekulve, R OBP: 0.333, SLG: 0.333 Larry Demery, R OBP: 0.333, SLG: 0.333 Ed Kirkpatrick, L OBP: 0.333, SLG: 0.333 Bob Moose, R OBP: 0.333, SLG: 0.333 Bob Robertson, R OBP: 0.178, SLG: 0.198 Ramon Hernandez, S OBP: 0.178, SLG: 0.198 (1, 1) (1, 1) (2, 1) (5, PH) (5, 1) (7, PH) (7, 1)			F7		L3			6-3		0	0	0	0	0	0	0	
Inning Stats	R: 0 E: 0 K: 0 S: 4	H: 1 LOB: 1 BB: 0 P: 4	R: 0 E: 0 K: 0 S: 3	H: 0 LOB: 0 BB: 0 P: 3	R: 0 E: 0 K: 0 S: 3	H: 0 LOB: 0 BB: 0 P: 3	R: 0 E: 0 K: 2 S: 9	H: 2 LOB: 2 BB: 0 P: 9	R: 0 E: 0 K: 0 S: 4	H: 1 LOB: 1 BB: 0 P: 4	R: 0 E: 0 K: 1 S: 5	H: 0 LOB: 0 BB: 0 P: 5	R: 0 E: 0 K: 0 S: 3	H: 0 LOB: 0 BB: 0 P: 3	1B: 6 2B: 0 3B: 0 HR: 0	SF: 0 SAC: 0 DP: 0 HBP: 0	WP: 0 PA: 33 PB: 0 SB: 0 CS: 0
PITCHER Gary Nolan, R ERA: 2.15 (1, 1)	IP: 9.0 WLS: W BF: 33 H: 6 R: 0 ER: 0 SO: 5 BB: 0 IBB: 0 HBP: 0 BLK: 0 WP: 0 HR: 0 S: 43 P: 43 ERA: 0.00 WHIP: 0.667											PITCHER	IP: 9.0 WLS: W BF: 33 H: 6 R: 0 ER: 0 SO: 5 BB: 0 IBB: 0 HBP: 0 BLK: 0 WP: 0 HR: 0 S: 43 P: 43 ERA: 0.00 WHIP: 0.667				

Batter	1	2	3	4	5	6	7	8	9	AB	R	H	RBI	BB	SO	LOB	BOTTOM
Pete Rose, S OBP: 0.511, SLG: 0.582 (1, 5)	BB 1B 1B BB	BB 1B 1-3 BB		4-3		F7				3	1	1	0	1	0	0	Pittsburgh Pirates @ Cincinnati Reds Riverfront Stadium, Cincinnati, OH Tue May 11 1976, 7:05 PM EDT Att: 26,850 - Unknown
Ken Griffey, L OBP: 0.406, SLG: 0.500 (1, 9)	1B BB 1-2 1B	BB BB 1-2 BB		K		P6				3	1	1	0	1	1	0	
Joe Morgan, L OBP: 0.482, SLG: 0.616 (1, 4)	BB BB 1-2 2-3 1B	BB BB 1-2 2-3 1B		E8 FC6-4		B1-3				3	1	0	0	1	0	3	
Dan Driessen, L OBP: 0.386, SLG: 0.469 Cesar Geronimo, L OBP: 0.410, SLG: 0.469 (8, 8)	G5-4-3 1-2 2-3 3-H 1B	BB BB 1-2 2-3 3-H BB		FC6-4 1-2		HR 1B				3	1	2	2	1	0	1	
Tony Perez, R OBP: 0.333, SLG: 0.435 (1, 3)	G5-4-3 1-2 2-H 3-H 1B	BB BB 1-2 2-3 3-H BB		F8		F8		HR		4	1	2	4	0	0	3	
George Foster, R OBP: 0.402, SLG: 0.495 (8, 7)	G5-4-3 1-2 2-3 3-H 1B			5-3		F8		F8		4	0	1	0	0	0	2	
Dave Concepcion, R OBP: 0.280, SLG: 0.288 (1, 6)	L4			F8		F8		G6-4-3 BB		3	0	0	0	1	0	2	
Bill Plummer, R OBP: 0.400, SLG: 0.444 (1, 2)		BB BB 1B BB		F2		K		G6-4-3 1-2		4	1	1	0	0	1	2	
Gary Nolan, R OBP: 0.250, SLG: 0.250 (1, 1)				K		K		F9		4	0	0	0	0	3	2	
Inning Stats	R: 3 E: 0 K: 0 S: 5	H: 3 LOB: 1 BB: 2 P: 13	R: 1 E: 0 K: 1 S: 7	H: 2 LOB: 3 BB: 2 P: 15	R: 0 E: 0 K: 1 S: 6	H: 1 LOB: 1 BB: 0 P: 6	R: 0 E: 1 K: 1 S: 6	H: 0 LOB: 1 BB: 0 P: 6	R: 0 E: 0 K: 2 S: 7	H: 0 LOB: 0 BB: 0 P: 7	R: 2 E: 0 K: 0 S: 5	H: 2 LOB: 0 BB: 0 P: 5	R: 0 E: 0 K: 0 S: 2	H: 0 LOB: 1 BB: 1 P: 6	1B: 7 2B: 0 3B: 0 HR: 1	SF: 0 SAC: 0 DP: 2 HBP: 0	WP: 0 PA: 36 PB: 0 SB: 0 CS: 0
PITCHER Bruce Kison, R ERA: 5.96 Kent Tekulve, R ERA: 3.27 Larry Demery, R ERA: 0.71 Bob Moose, R ERA: Ramon Hernandez, L ERA: 6.75 (1, 1) (1, 1) (2, 1) (5, 1) (7, 1) (7, 1)	IP: 0.0 WLS: L BF: 4 H: 2 R: 3 ER: 3 SO: 3 BB: 2 IBB: 0 HBP: 0 BLK: 0 WP: 0 HR: 0 S: 2 P: 10 ERA: ∞ WHIP: ∞											PITCHER	IP: 0.0 WLS: L BF: 4 H: 2 R: 3 ER: 3 SO: 3 BB: 2 IBB: 0 HBP: 0 BLK: 0 WP: 0 HR: 0 S: 2 P: 10 ERA: ∞ WHIP: ∞				

Batter	1	2	3	4	5	6	7	8	9	AB	R	H	RBI	BB	SO	LOB	TOP								
Rennie Stennett, R OBP: 0.301, SLG: 0.370 (1, 4)	0-0 4-3 1B		0-0 G3		0-0 2B 1B	0-0 FC5		0-0 1-3 1B	0-0 4-3	6	1	3	1	0	0	2									
Manny Sanguillen, R OBP: 0.299, SLG: 0.290 (1, 2)	0-0 4-3 1-2		0-0 F9		0-0 F9	0-0 F9		0-0 1-3		5	0	0	0	0	0	5									
Al Oliver, L OBP: 0.382, SLG: 0.514 (1, 8)	0-0 F8			0-0 F8	4-0 2B BB		0-0 4-3	0-0 6-3		4	1	0	0	1	0	2									
Willie Stargell, L OBP: 0.404, SLG: 0.518 (1, 3)	4-0 FC4-6 BB			0-3 K	0-0 2B		0-0 3-1	4-0		3	0	1	2	2	1	0									
Richie Zisk, R OBP: 0.362, SLG: 0.463 (1, 7)	0-0 FC4-6 1-2			0-0 1B 2B	4-0 FC6-4 IBB		0-0 1B 2B	0-0 F8		4	1	2	0	1	0	4									
Dave Parker, L OBP: 0.321, SLG: 0.573 Bill Robinson, R OBP: 0.412, SLG: 0.516 (5, PH) (5, 9)		0-3 K		0-0 1B	0-0 FC6-4		4-0 1B IBB		0-0 SF9 3B	2	0	1	0	0	1	0									
Richie Hebner, L OBP: 0.340, SLG: 0.321 (1, 5)		0-3 K			0-0 F9		0-0 F9	0-0 1B	0-0 SF9	4	0	1	2	0	1	0									
Mario Mendoza, R OBP: 0.324, SLG: 0.313 (1, 6)		0-3 K			0-0 2B		0-0 L7	4-0 IBB	4-0 WP SH3-4 BB	3	1	1	0	2	1	0									
Jim Rooker, R OBP: 0.308, SLG: 0.385 (1, 1)			0-3 K		0-0 1B 2B		0-0 FC5 1B		0-0 SH3-4	4	1	2	1	0	2	3									
Inning Stats	R: 0 E: 0 K: 0 S: 4	H: 1 LOB: 2 BB: 1 P: 8	R: 0 E: 0 K: 3 S: 9	H: 0 LOB: 0 BB: 0 P: 9	R: 0 E: 0 K: 1 S: 5	H: 0 LOB: 0 BB: 0 P: 5	R: 0 E: 0 K: 1 S: 6	H: 2 LOB: 2 BB: 0 P: 6	R: 4 E: 0 K: 0 S: 7	H: 4 LOB: 2 BB: 2 P: 15	R: 0 E: 1 K: 0 S: 5	H: 1 LOB: 2 BB: 0 P: 5	R: 1 E: 0 K: 1 S: 7	H: 2 LOB: 3 BB: 2 P: 15	R: 0 E: 0 K: 0 S: 4	H: 1 LOB: 2 BB: 1 P: 8	R: 1 E: 0 K: 0 S: 4	H: 1 LOB: 1 BB: 1 P: 8	1B: 6 2B: 5 3B: 1 HR: 0	SF: 1 SAC: 1 DP: 0 HBP: 0	WP: 1 PB: 0 SB: 0 CS: 0	PA: 46			
PITCHER	IP	WLS	BF	H	R	ER	SO	BB	IBB	HBP	BLK	WP	HR	S	P	ERA	WHIP								
Don Gullett, L ERA: 1.93 (1, 1)	5.0	L	24	7	4	4	5	2	1	0	0	0	0	31	43	7.20	1.800								
Fred Norman, L ERA: 4.5 (6, 1)	2.0		12	3	1	1	1	0	2	0	0	0	0	12	20	4.50	1.500								
Pedro Borbon, R ERA: 4.96 (8, 1)	2.0		10	2	1	1	0	1	1	0	0	1	0	8	16	4.50	1.500								

Pittsburgh Pirates @ Cincinnati Reds
Riverfront Stadium, Cincinnati, OH
Wed May 12 1976, 7:05 PM EDT
Att: 26,053 - Unknown


AB 37
R 6
H 12
RBI 6
BB 7
SO 6
LOB 18



Batter	1	2	3	4	5	6	7	8	9	AB	R	H	RBI	BB	SO	LOB	BOTTOM								
Pete Rose, S OBP: 0.504, SLG: 0.570 (1, 5)	0-0 F9		0-0 1-3 1-2		0-0 1B		0-0 G6-3 1-2			4	0	1	0	0	0	2									
Ken Griffey, L OBP: 0.400, SLG: 0.490 (1, 9)	0-0 1B		0-3 K		0-0 F9		0-0 E6 G3			4	0	1	0	0	1	2									
Joe Morgan, L OBP: 0.475, SLG: 0.600 (1, 4)	0-0 L9			0-0 4-3 5-3 1B	0-0 L9		0-0 G3	0-0 1-3		4	1	1	0	0	0	3									
Tony Perez, R OBP: 0.321, SLG: 0.417 (1, 3)	0-0 5-3			0-0 4-3	0-0 F3		0-0 F8	0-0 F8		4	0	0	0	0	0	3									
George Foster, R OBP: 0.397, SLG: 0.475 (1, 8)		0-0 4-3		0-0 5-3	0-0 F5		0-0 F3	0-0 F3		4	0	0	1	0	0	1									
Bob Bailey, R OBP: 0.344, SLG: 0.484 (1, 7)		0-0 6-3		0-0 2B	0-0 F8		0-0 K			4	0	1	0	0	1	0									
Dave Concepcion, R OBP: 0.287, SLG: 0.318 (1, 6)		0-3 K		4-0 IBB			0-0 HR	0-0 F9		3	1	1	1	1	1	0									
Bill Plummer, R OBP: 0.382, SLG: 0.516 (1, 2)			0-3 K	0-3 K			0-0 F8	0-0 HR		4	1	1	1	0	2	2									
Don Gullett, R OBP: 0.187, SLG: 0.287 Joel Youngblood, R OBP: 0.386, SLG: 0.458 Fred Norman, S OBP: 0.197, SLG: 0.197 Ed Armbrister, R OBP: 0.197, SLG: 0.197 Pedro Borbon, R OBP: 0.302, SLG: 0.500 Doug Flynn, R OBP: 0.296, SLG: 0.290 (5, PH) (5, PH) (5, 1) (7, PH) (8, 1) (5, PH)			0-0 1B		0-0 6-3		0-0 G6-3 1B	0-0 F8		1	0	1	0	0	0	0									
Inning Stats	R: 0 E: 0 K: 0 S: 4	H: 1 LOB: 1 BB: 0 P: 4	R: 0 E: 0 K: 1 S: 5	H: 0 LOB: 0 BB: 0 P: 5	R: 0 E: 0 K: 2 S: 8	H: 1 LOB: 1 BB: 0 P: 8	R: 1 E: 0 K: 1 S: 7	H: 2 LOB: 2 BB: 1 P: 11	R: 0 E: 0 K: 0 S: 4	H: 1 LOB: 1 BB: 0 P: 4	R: 0 E: 0 K: 0 S: 3	H: 0 LOB: 0 BB: 0 P: 3	R: 1 E: 0 K: 0 S: 4	H: 2 LOB: 0 BB: 0 P: 4	R: 0 E: 2 K: 0 S: 4	H: 0 LOB: 1 BB: 0 P: 4	R: 1 E: 0 K: 1 S: 6	H: 1 LOB: 0 BB: 0 P: 6	1B: 5 2B: 1 3B: 0 HR: 2	SF: 0 SAC: 0 DP: 1 HBP: 0	WP: 0 PB: 0 SB: 1 CS: 0	PA: 36			
PITCHER	IP	WLS	BF	H	R	ER	SO	BB	IBB	HBP	BLK	WP	HR	S	P	ERA	WHIP								
Jim Rooker, L ERA: 2.52 (1, 1)	9.0	W	36	8	3	3	5	0	1	0	0	0	2	45	49	3.00	0.889								


Pittsburgh Pirates @ Cincinnati Reds
Riverfront Stadium, Cincinnati, OH
Wed May 12 1976, 7:05 PM EDT
Att: 26,053 - Unknown

AB 35
R 3
H 8
RBI 3
BB 1
SO 5
LOB 13




Batter	1	2	3	4	5	6	7	8	9	AB	R	H	RBI	BB	SO	LOB	TOP					
Del Unser, L OBP: 0.262, SLG: 0.328 (1, 8)	6-3			4-3		G4-6-3			6-3	4	0	0	0	0	0	1	New York Mets @ Cincinnati Reds Riverfront Stadium, Cincinnati, OH Fri May 14 1976, 7:05 PM EDT Att: 36,057 - Unknown					
Felix Milten, R OBP: 0.375, SLG: 0.400 (1, 4)	4-3 1B			5-3			5-3		4-0 BB	3	0	1	0	1	0	0						
Ed Kranepool, L OBP: 0.322, SLG: 0.360 (1, 7)	L4-3			F8					0-0 BB	4	0	1	0	0	0	2						
Dave Kingman, R OBP: 0.289, SLG: 0.620 (1, 9)		K			E6					3	0	0	0	0	2	1						
Joe Torre, R OBP: 0.412, SLG: 0.484 (1, 3)		6-3			G4-6-3					3	0	0	0	0	0	2						
Wayne Garrett, L OBP: 0.317, SLG: 0.269 (1, 5)		L8								3	0	1	0	0	0	0						
Jerry Grote, R OBP: 0.394, SLG: 0.329 (1, 2)			6-3		FC6-4 1B					3	0	0	0	0	0	1						
Bud Harrelson, S OBP: 0.416, SLG: 0.330 (1, 6)			1-3			6-3			L7	3	0	0	0	0	0	0						
Mickey Lolich, S OBP: 0.231, SLG: 0.167 (1, 1)										1	0	0	0	1	1	0						
Ken Sanders, R OBP: 0.235, SLG: 0.375 (7, 1)										0	0	0	0	0	0	0						
Benny Ayala, R OBP: 0.235, SLG: 0.375 (9, PH)										1	1	1	1	0	0	0						
Inning Stats	R: 0 E: 0 K: 0 S: 3	H: 1 LOB: 0 BB: 0 P: 3	R: 0 E: 0 K: 1 S: 5	H: 0 LOB: 0 BB: 0 P: 5	R: 0 E: 0 K: 1 S: 5	H: 0 LOB: 0 BB: 0 P: 5	R: 0 E: 0 K: 0 S: 3	H: 0 LOB: 0 BB: 0 P: 3	R: 0 E: 1 K: 0 S: 4	H: 1 LOB: 1 BB: 0 P: 4	R: 0 E: 0 K: 0 S: 2	H: 0 LOB: 0 BB: 1 P: 6	R: 0 E: 0 K: 1 S: 6	H: 1 LOB: 1 BB: 0 P: 6	R: 0 E: 0 K: 0 S: 3	H: 0 LOB: 0 BB: 0 P: 3	R: 1 E: 0 K: 0 S: 3	H: 1 LOB: 0 BB: 1 P: 7	1B: 2 2B: 2 3B: 0 HR: 1	SF: 0 SAC: 0 DP: 4 HBP: 0	WP: 0 PB: 0 SB: 0 CS: 0	PA: 30
PITCHER Jack Billingham, R ERA: 4.34 (1, 1)	IP: 9.0 WLS: W BF: 30 H: 4 R: 1 ER: 1 SO: 3 BB: 2 IBB: 0 HBP: 0 BLK: 0 WP: 0 HR: 1 S: 34 P: 42 ERA: 1.00 WHIP: 0.667															PITCHER						

AB	28
R	1
H	4
RBI	1
BB	2
SO	3
LOB	7



Batter	1	2	3	4	5	6	7	8	9	AB	R	H	RBI	BB	SO	LOB	BOTTOM			
Pete Rose, S OBP: 0.496, SLG: 0.556 (1, 5)	4-3				6-3					3	0	0	0	1	0	1	New York Mets @ Cincinnati Reds Riverfront Stadium, Cincinnati, OH Fri May 14 1976, 7:05 PM EDT Att: 36,057 - Unknown			
Ken Griffey, L OBP: 0.386, SLG: 0.471 (1, 9)	K			K2-3 BB		F9	F8			4	0	0	0	0	2	2				
Joe Morgan, L OBP: 0.475, SLG: 0.602 (1, 4)					P6	K				3	1	1	0	1	1	0				
Tony Perez, R OBP: 0.310, SLG: 0.400 (1, 3)					E6 WP S E	E5 HR				4	2	0	0	0	0	2				
Johnny Bench, R OBP: 0.371, SLG: 0.593 (1, 2)						K				3	1	1	3	0	1	1				
George Foster, R OBP: 0.374, SLG: 0.457 (1, 8)						E5				4	0	0	0	0	0	0				
Bob Bailey, R OBP: 0.214, SLG: 0.441 (1, 7)										3	0	0	0	0	2	1				
Cesar Geronimo, L OBP: 0.410, SLG: 0.469 (8, 8)										0	0	0	0	0	0	0				
Dave Concepcion, R OBP: 0.288, SLG: 0.327 (1, 6)										3	1	1	0	0	1	0				
Jack Billingham, R OBP: 0.284, SLG: 0.313 (1, 1)										3	0	1	1	0	1	0				
Inning Stats	R: 0 E: 0 K: 1 S: 5	H: 0 LOB: 1 BB: 1 P: 9	R: 0 E: 0 K: 1 S: 5	H: 0 LOB: 0 BB: 0 P: 5	R: 0 E: 2 K: 2 S: 9	H: 0 LOB: 1 BB: 1 P: 11	R: 1 E: 0 K: 1 S: 5	H: 0 LOB: 0 BB: 0 P: 5	R: 2 E: 1 K: 1 S: 7	H: 1 LOB: 0 BB: 0 P: 7	R: 1 E: 0 K: 0 S: 5	H: 2 LOB: 1 BB: 0 P: 5	R: 1 E: 0 K: 0 S: 4	H: 1 LOB: 0 BB: 0 P: 4	R: 1 E: 0 K: 0 S: 4	H: 1 LOB: 0 BB: 0 P: 4	1B: 0 2B: 3 3B: 0 HR: 1	SF: 1 SAC: 0 DP: 0 HBP: 0	WP: 1 PB: 0 SB: 2 CS: 0	PA: 33
PITCHER Mickey Lolich, L ERA: 3.14 (1, 1)	IP: 6.1 WLS: L BF: 27 H: 3 R: 4 ER: 1 SO: 8 BB: 2 IBB: 0 HBP: 0 BLK: 0 WP: 1 HR: 1 S: 41 P: 49 ERA: 1.42 WHIP: 0.789															PITCHER				
Ken Sanders, R ERA: 1.04 (7, 1)	IP: 1.2 WLS: L BF: 6 H: 1 R: 1 ER: 1 SO: 0 BB: 0 IBB: 0 HBP: 0 BLK: 0 WP: 0 HR: 0 S: 6 P: 6 ERA: 5.40 WHIP: 0.600															PITCHER				


AB	30
R	5
H	4
RBI	4
BB	2
SO	8
LOB	7



Batter	1	2	3	4	5	6	7	8	9	AB	R	H	RBI	BB	SO	LOB	TOP			
Bud Harrelson, S (1, 6) OBP: 0.405, SLG: 0.319 Wayne Garrett, L (8, PH) OBP: 0.314, SLG: 0.267 (8, 6)	0-0 4-3		0-3 K			0-3 K		0-0 F9		3	0	0	0	0	2	0				
Felix Milan, R (1, 4) OBP: 0.364, SLG: 0.387	0-0 P5		0-0 F7			0-0 5-3			0-0 5-3	4	0	0	0	0	0	0				
John Milner, L (1, 7) OBP: 0.593, SLG: 0.792 Bruce Boiesclair, L (9, PR) OBP: 0.326, SLG: 0.341	0-0 BB 1B			0-0 4-3		0-0 P6			0-0 2B	4	0	2	0	0	0	0				
Dave Kingman, R (1, 9) OBP: 0.295, SLG: 0.621	4-0 1-2 BB			0-0 4-3 2B			0-0 F7		0-3 K	3	0	1	0	1	1	1				
Ed Kranepool, L (1, 3) OBP: 0.312, SLG: 0.348	0-3 K			0-0 4-3 2-3			0-0 4-3		0-0 4-3	4	0	0	0	0	1	4				
Jerry Grote, R (1, 2) OBP: 0.381, SLG: 0.318		0-0 4-3		0-0 5-3			0-0 1-6-3			3	0	0	0	0	0	1				
Del Unser, L (1, 8) OBP: 0.256, SLG: 0.319		0-3 K			0-3 K			0-3 K		3	0	0	0	0	3	0				
Roy Staiger, R (1, 5) OBP: 0.167, SLG: 0.118 Joe Torre, R (3, 5) OBP: 0.414, SLG: 0.500		0-0 F3			0-3 K					1	0	0	0	0	0	0				
Tom Seaver, R (1, 1) OBP: 0.217, SLG: 0.100 Benny Ayala, R (8, PH) OBP: 0.222, SLG: 0.353 Bob Apodaca, R (8, 1) OBP: 0.500, SLG: 0.750			0-0 F8			0-0 5-3		0-3 K		2	0	0	0	0	0	0				
Inning Stats	R: 0 E: 0 K: 1 S: 6	H: 1 LOB: 2 BB: 1 P: 10	R: 0 E: 0 K: 1 S: 5	H: 0 LOB: 0 BB: 0 P: 5	R: 0 E: 0 K: 1 S: 5	H: 1 LOB: 1 BB: 0 P: 4	R: 0 E: 0 K: 0 S: 4	H: 0 LOB: 0 BB: 0 P: 7	R: 0 E: 0 K: 1 S: 5	H: 0 LOB: 0 BB: 0 P: 5	R: 0 E: 0 K: 0 S: 3	H: 0 LOB: 0 BB: 0 P: 3	R: 0 E: 0 K: 2 S: 8	H: 1 LOB: 1 BB: 0 P: 8	R: 0 E: 0 K: 1 S: 6	H: 1 LOB: 1 BB: 0 P: 6	1B: 1 2B: 3 3B: 0 HR: 0	SF: 0 SAC: 0 DP: 0 HBP: 0	WP: 0 PB: 0 SB: 0 CS: 0	PA: 32
PITCHER Santo Alcalá, R (1, 1) ERA: 4.26	IP: 9.0 WLS: W BF: 32 H: 4 R: 0 ER: 0 SO: 9 BB: 1 IBB: 0 HBP: 0 BLK: 0 WP: 0 HR: 0 S: 49 P: 53 ERA: 0.00 WHIP: 0.556															PITCHER Santo Alcalá, R (1, 1) ERA: 4.26	IP: 9.0 WLS: W BF: 32 H: 4 R: 0 ER: 0 SO: 9 BB: 1 IBB: 0 HBP: 0 BLK: 0 WP: 0 HR: 0 S: 49 P: 53 ERA: 0.00 WHIP: 0.556			

New York Mets @ Cincinnati Reds
Riverfront Stadium, Cincinnati, OH
Sat May 15 1976, 7:05 PM EDT
Att: 34,186 - Unknown


AB	31
R	0
H	4
RBI	0
BB	1
SO	9
LOB	8

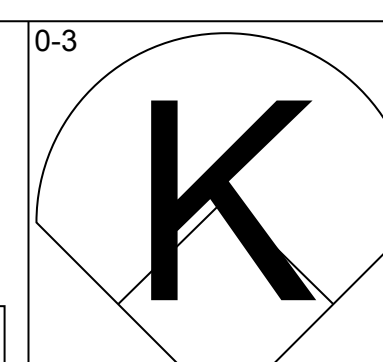
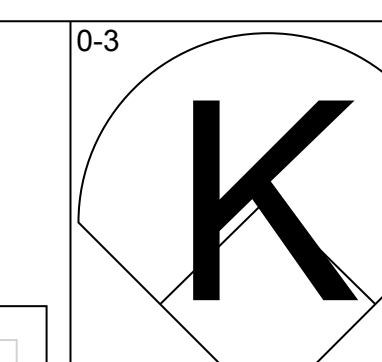
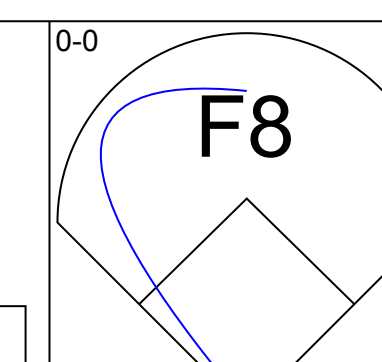
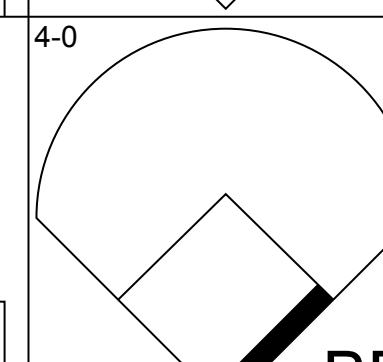
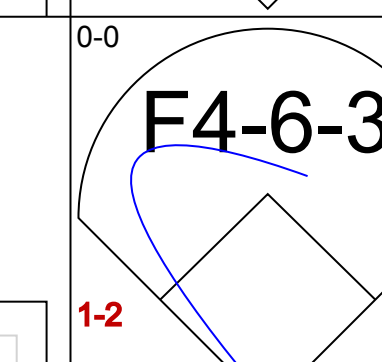
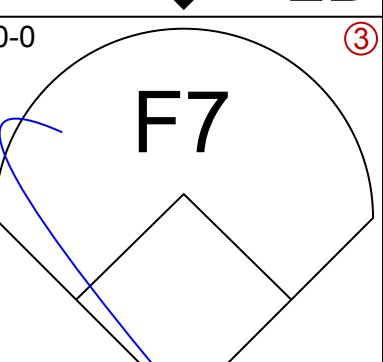
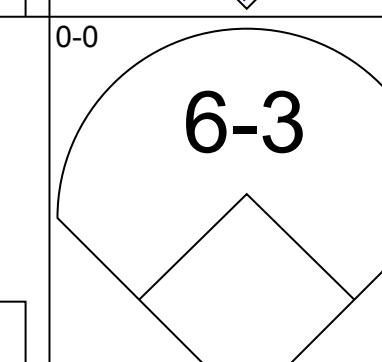
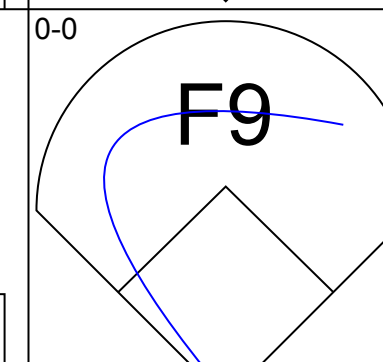
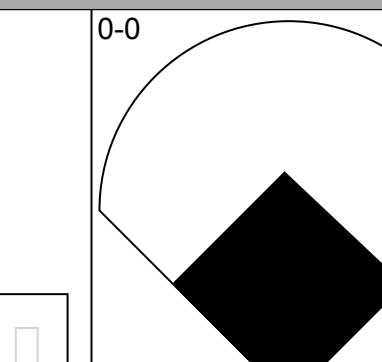
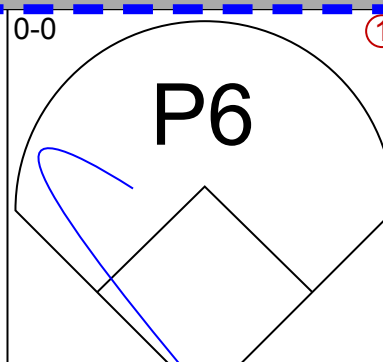
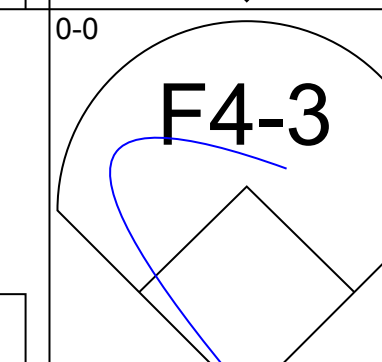
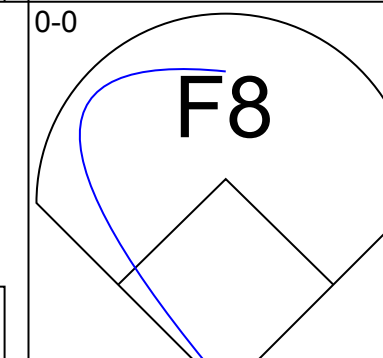
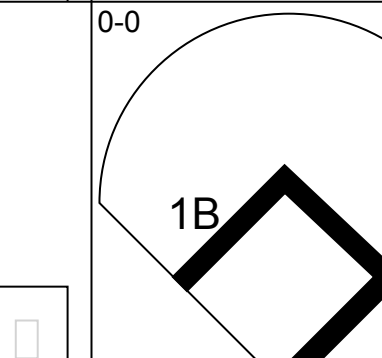
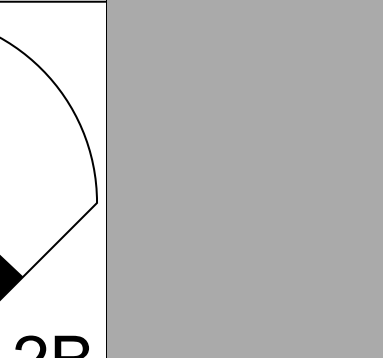
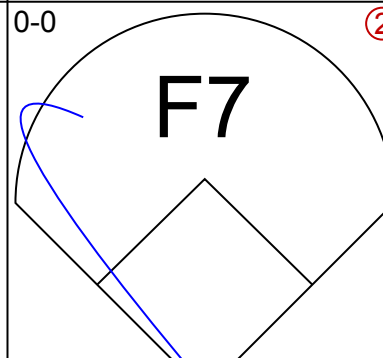
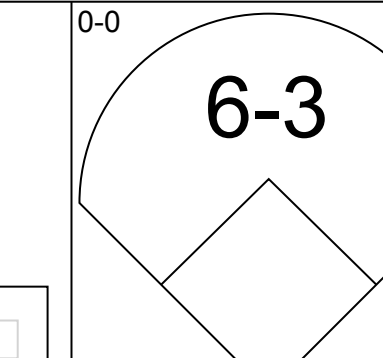
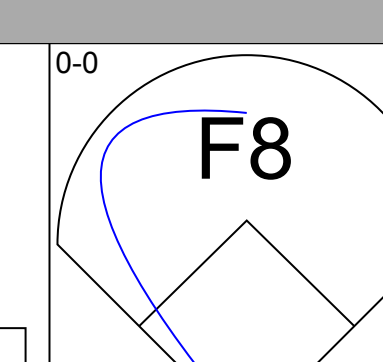
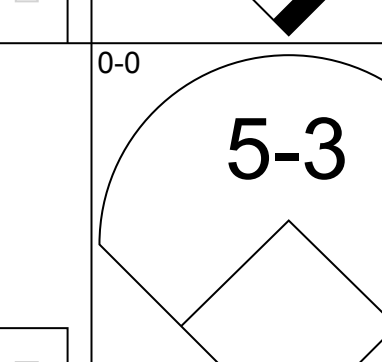
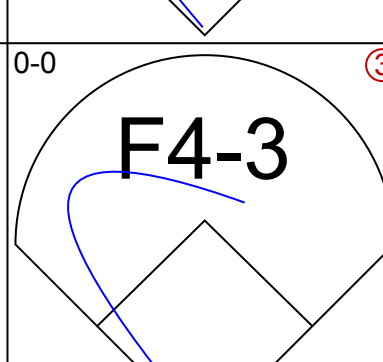
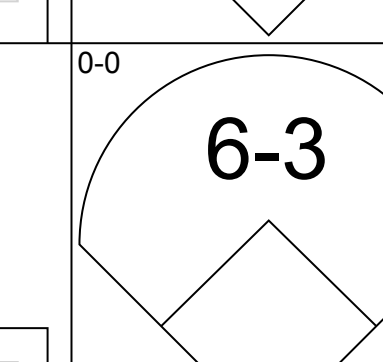
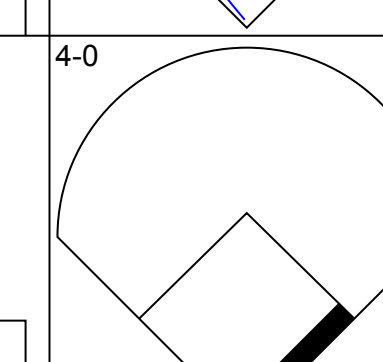
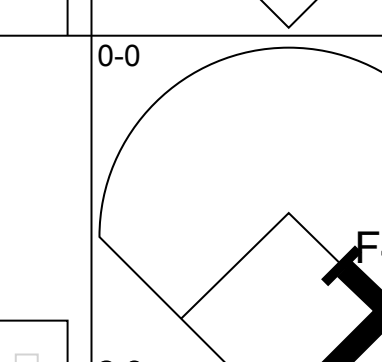
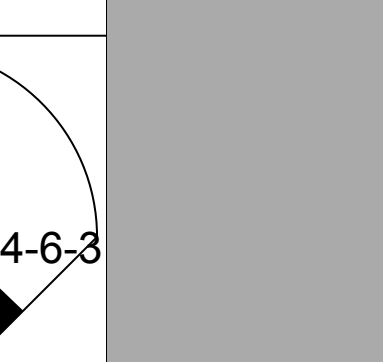
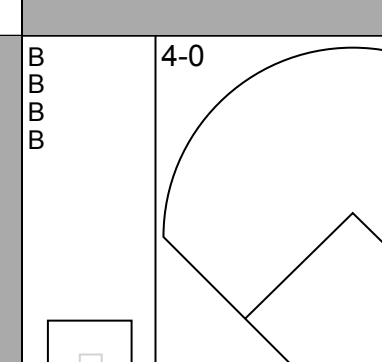
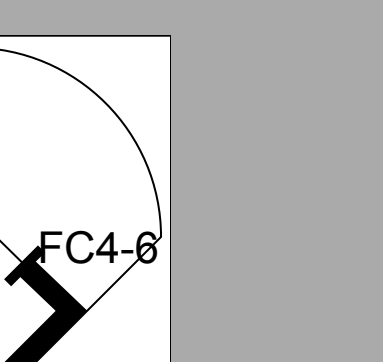
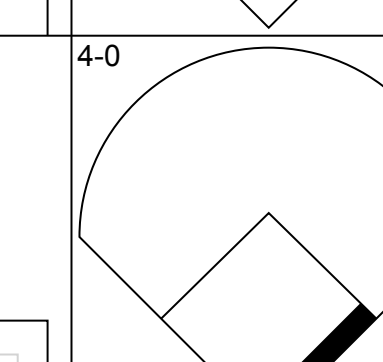
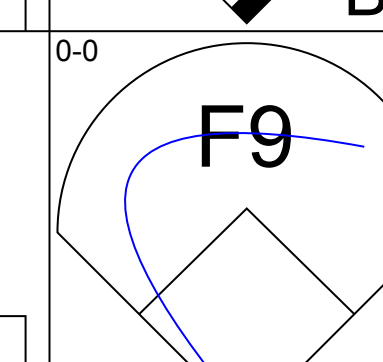
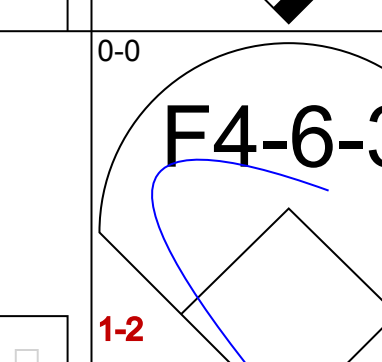
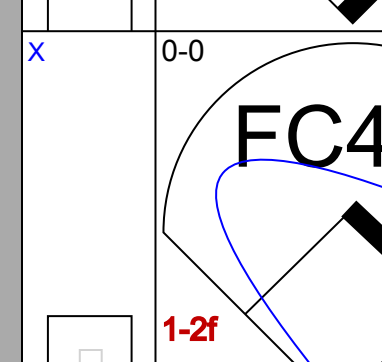
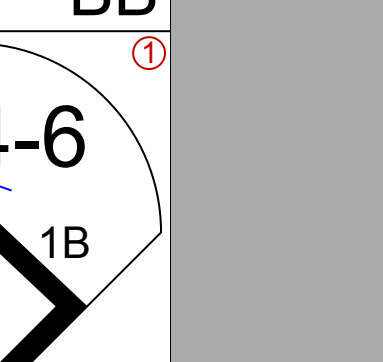
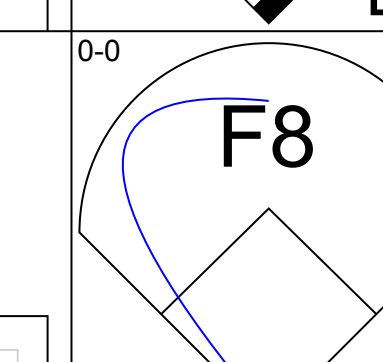
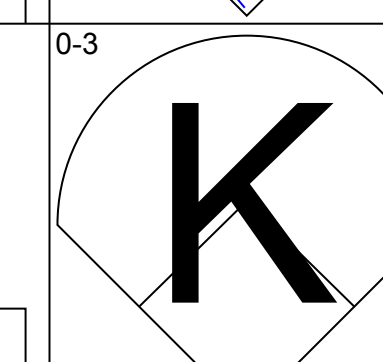
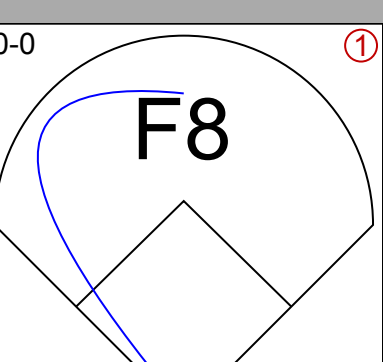
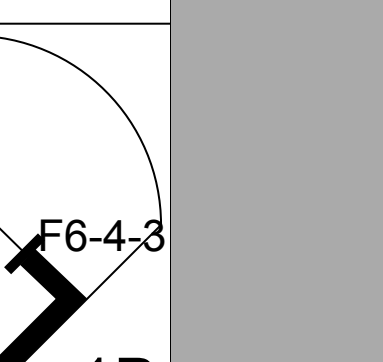
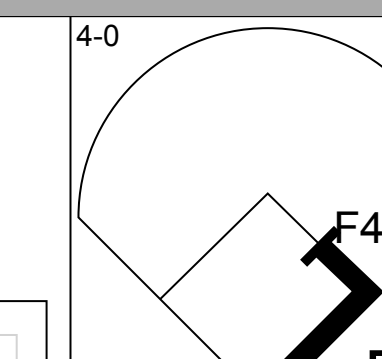
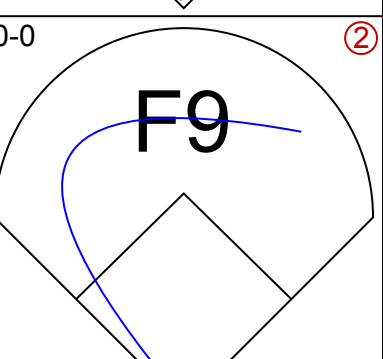
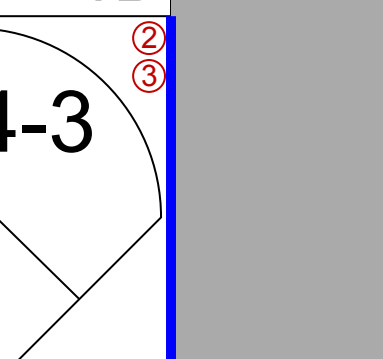


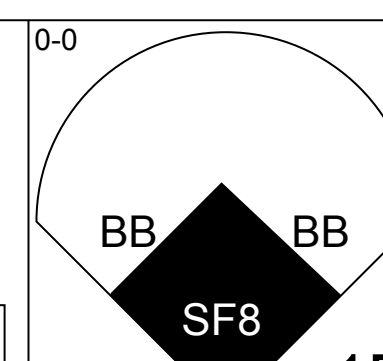
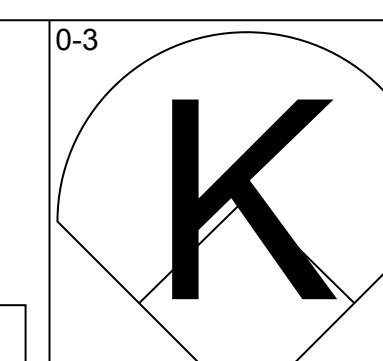
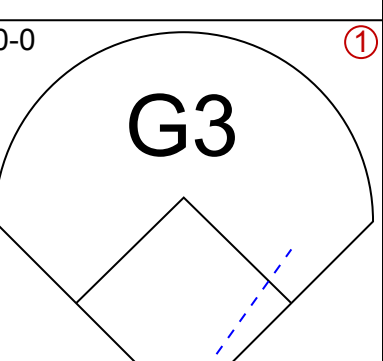
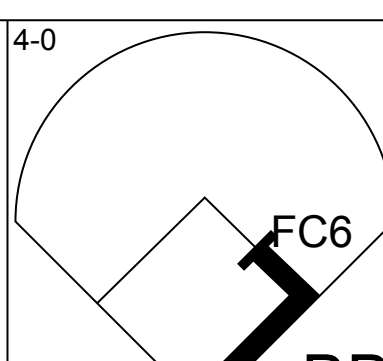
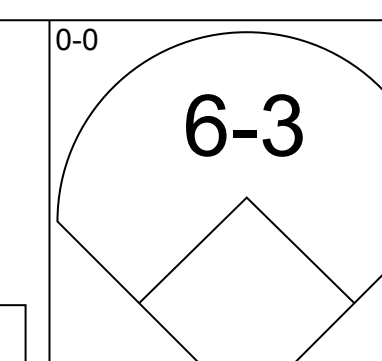
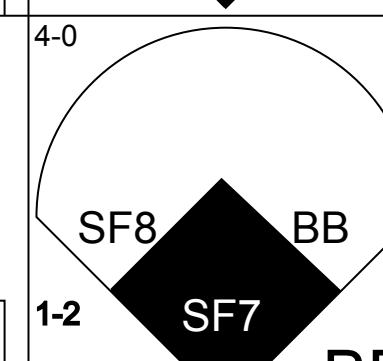
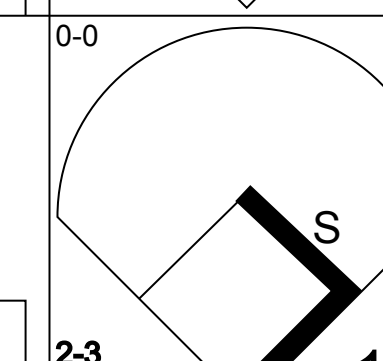
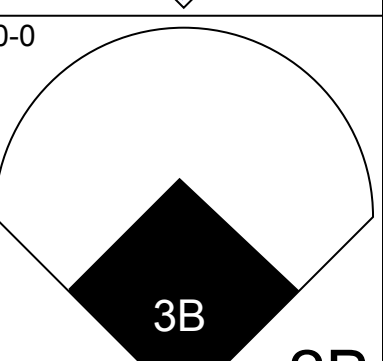
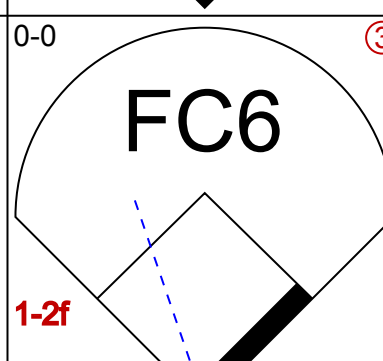
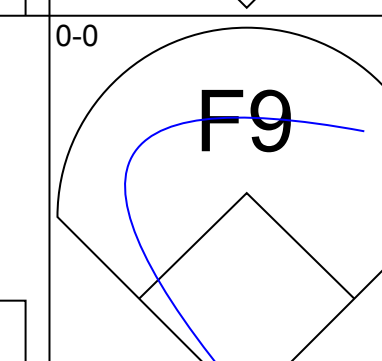
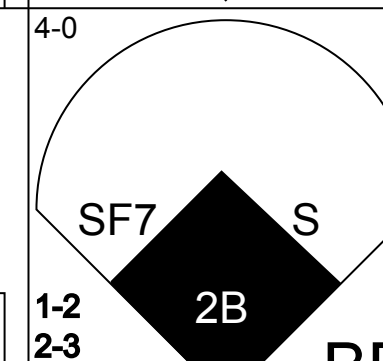
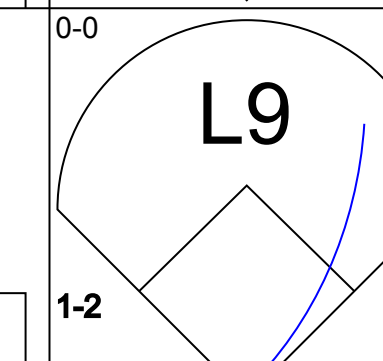
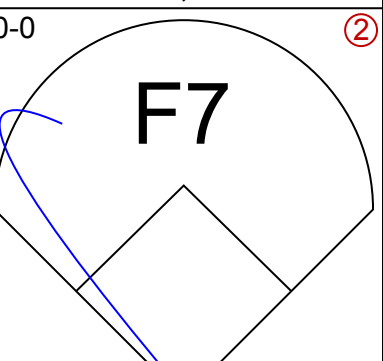
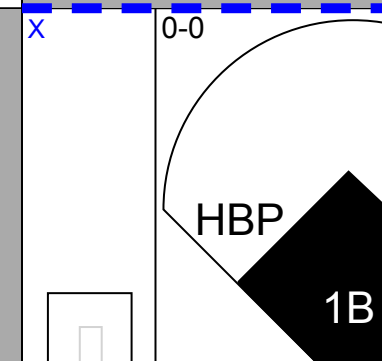
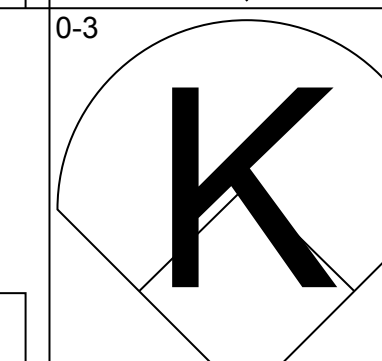
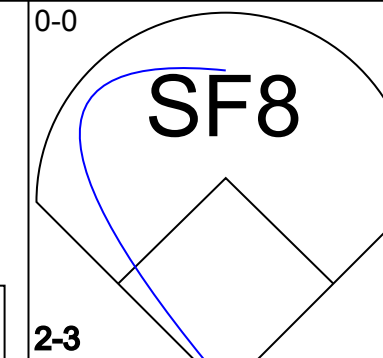
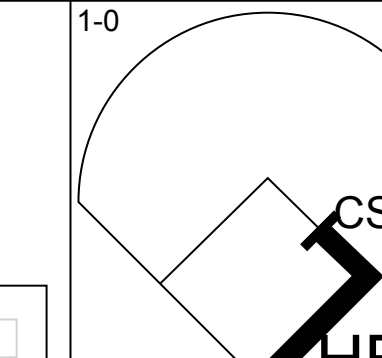
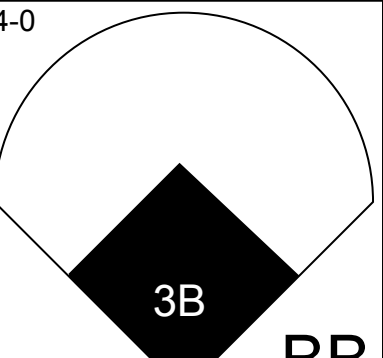
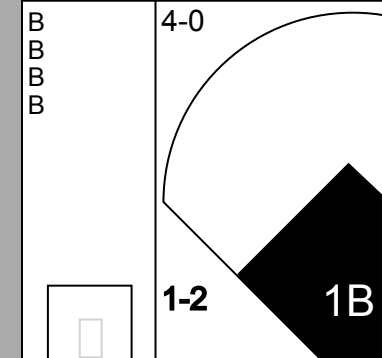
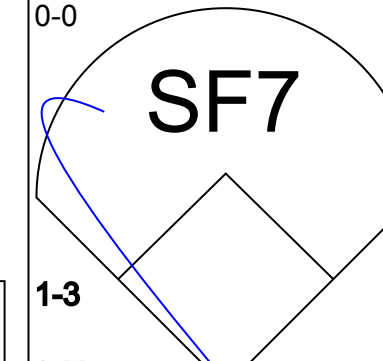
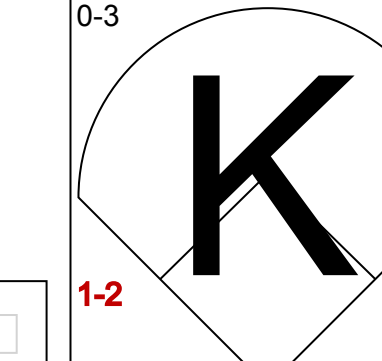
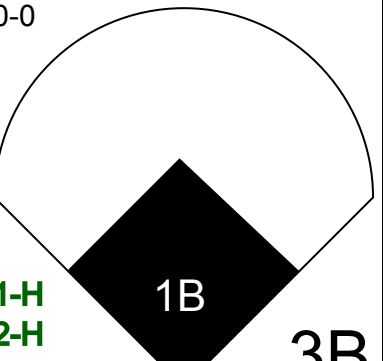
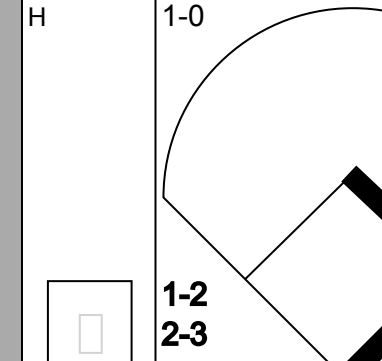
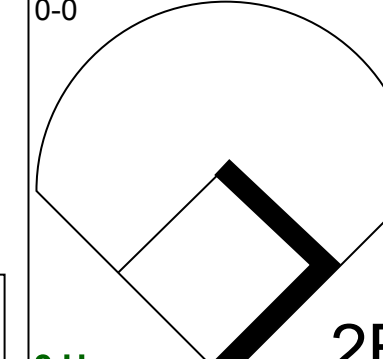
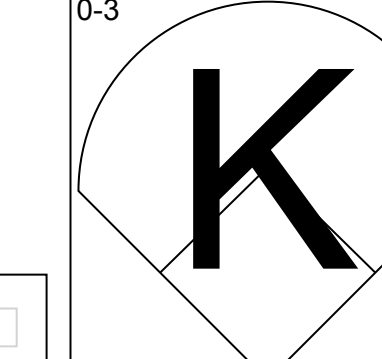
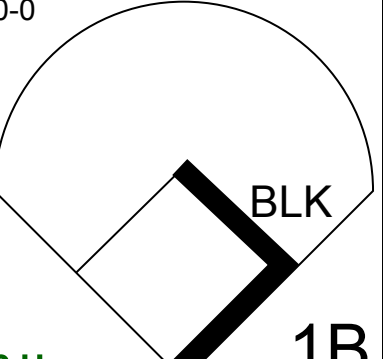
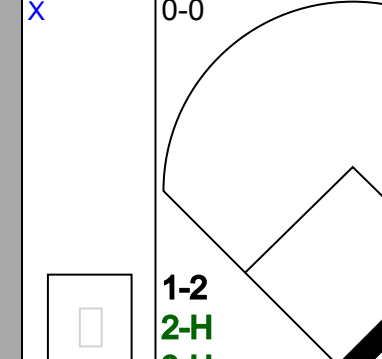
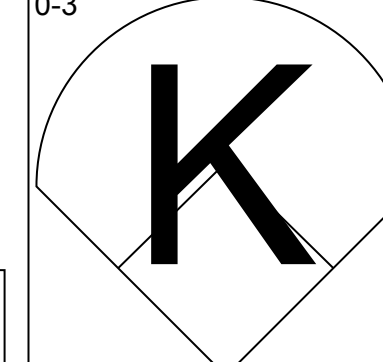
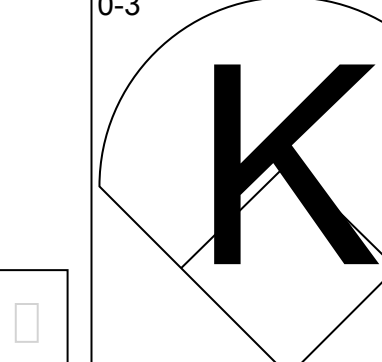
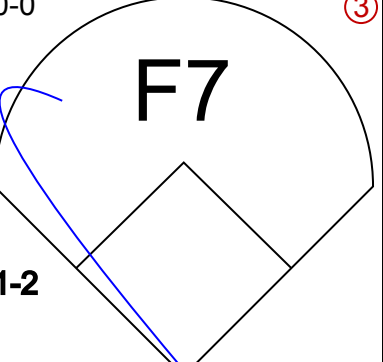
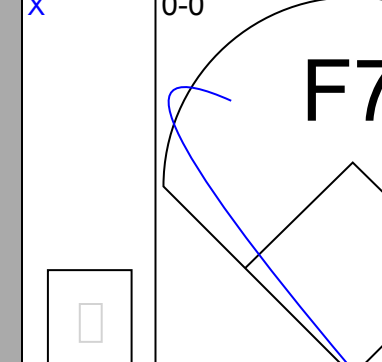
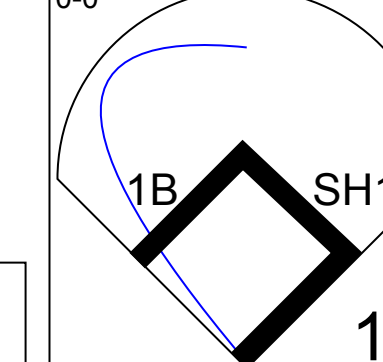
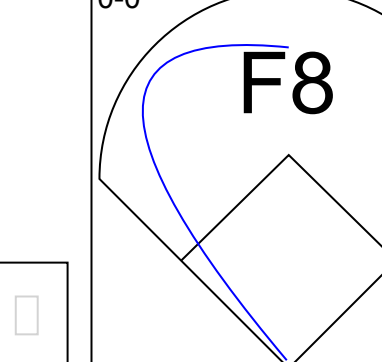
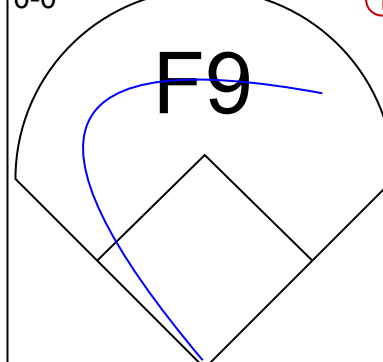
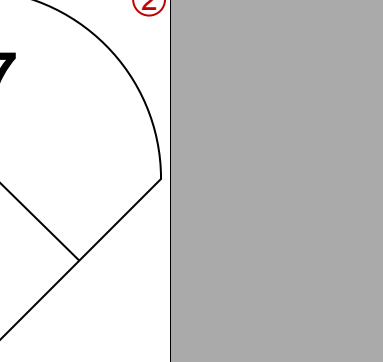
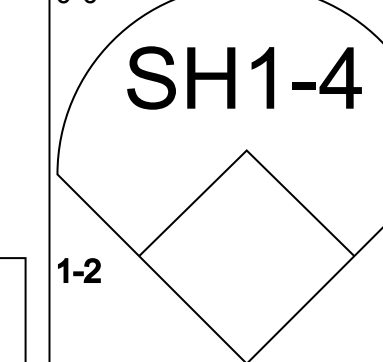
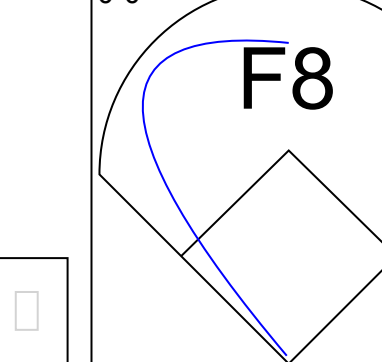
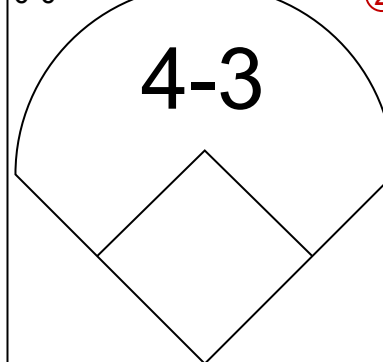

Batter	1	2	3	4	5	6	7	8	9	AB	R	H	RBI	BB	SO	LOB	BOTTOM			
Pete Rose, S (1, 5) OBP: 0.483, SLG: 0.537	0-0 4-3		0-0 F8		0-0 4-3		0-3 K			4	0	0	0	0	1	1				
Ken Griffey, L (1, 9) OBP: 0.390, SLG: 0.472	0-3 K		0-0 4-3		0-0 FC4-6 1B			0-0 G4-6-3 1B		4	0	2	0	0	1	0				
Joe Morgan, L (1, 4) OBP: 0.476, SLG: 0.594	0-0 1-3		4-0 CS BB		0-0 FC4-6 1-2 S			0-0 G4-6-3 1-2 1B		3	0	1	0	1	0	1				
Dan Driessen, L (1, 7) OBP: 0.375, SLG: 0.429 Cesar Geronimo, L (9, 8) OBP: 0.410, SLG: 0.469		4-0 1B S BB	0-0 CS	0-0 F2	0-3 K			0-0 G4-6-3 1-2 2-3		3	1	0	0	1	1	3				
Johnny Bench, R (1, 2) OBP: 0.366, SLG: 0.571		0-0 F2		4-0 1B BB		0-3 K		0-3 K		3	0	0	0	1	2	2				
Tony Perez, R (1, 3) OBP: 0.310, SLG: 0.398		0-0 S 3B 1B		0-3 K			0-0 F6			3	1	1	0	0	1	1				
George Foster, R (1, 8) OBP: 0.373, SLG: 0.454 (9, 7)		0-3 K		0-0 IBB 1B			0-0 L7			3	0	1	0	0	1	1				
Dave Concepcion, R (1, 6) OBP: 0.305, SLG: 0.357		0-0 2H 3B		4-0 IBB 1B				0-0 CS S 1B		2	0	2	1	1	0	0				
Santo Alcalá, R (1, 1) OBP: 0.200, SLG: 0.200		0-3 K		0-3 K				0-3 K		3	0	0	0	0	3	5				
Inning Stats	R: 0 E: 0 K: 1 S: 5	H: 0 LOB: 0 BB: 0 P: 5	R: 2 E: 0 K: 2 S: 9	H: 2 LOB: 1 BB: 1 P: 13	R: 0 E: 0 K: 0 S: 2	H: 0 LOB: 0 BB: 1 P: 6	R: 0 E: 0 K: 2 S: 8	H: 1 LOB: 3 BB: 2 P: 16	R: 0 E: 0 K: 1 S: 6	H: 1 LOB: 1 BB: 0 P: 6	R: 0 E: 0 K: 1 S: 5	H: 0 LOB: 0 BB: 0 P: 5	R: 0 E: 0 K: 2 S: 7	H: 1 LOB: 1 BB: 0 P: 7	R: 0 E: 0 K: 1 S: 6	H: 2 LOB: 1 BB: 0 P: 6	1B: 6 2B: 1 3B: 1 HR: 0	SF: 0 SAC: 0 DP: 2 HBP: 0	WP: 0 PB: 0 SB: 4 CS: 2	PA: 33
PITCHER Tom Seaver, R (1, 1) ERA: 2.24 Bob Apodaca, R (8, 1) ERA: 2.06	IP: 7.0 WLS: L BF: 28 H: 5 R: 2 ER: 2 SO: 9 BB: 3 IBB: 2 HBP: 0 BLK: 0 WP: 0 HR: 0 S: 42 P: 58 ERA: 2.57 WHIP: 1.143															PITCHER Tom Seaver, R (1, 1) ERA: 2.24 Bob Apodaca, R (8, 1) ERA: 2.06	IP: 7.0 WLS: L BF: 28 H: 5 R: 2 ER: 2 SO: 9 BB: 3 IBB: 2 HBP: 0 BLK: 0 WP: 0 HR: 0 S: 42 P: 58 ERA: 2.57 WHIP: 1.143			

New York Mets @ Cincinnati Reds
Riverfront Stadium, Cincinnati, OH
Sat May 15 1976, 7:05 PM EDT
Att: 34,186 - Unknown

AB	28
R	2
H	7
RBI	1
BB	4
SO	10
LOB	14



Batter	1	2	3	4	5	6	7	8	9	AB	R	H	RBI	BB	SO	LOB	TOP				
Bud Harrelson, S (1, 6) OBP: 0.403, SLG: 0.330 Mike Phillips, L (8, PH) OBP: 0.273, SLG: 0.273 (8, 6)										3	0	1	0	0	2	1	New York Mets @ Cincinnati Reds Riverfront Stadium, Cincinnati, OH Sun May 16 1976, 3:38 AM EDT Att: 45,148 - Unknown				
Felix Milten, R (1, 4) OBP: 0.349, SLG: 0.364										3	0	0	0	1	0	2					
John Milner, L (1, 7) OBP: 0.536, SLG: 0.754										4	1	1	1	0	0	1					
Dave Kingman, R (1, 3) OBP: 0.311, SLG: 0.621										4	0	1	0	0	0	1					
Joe Torre, R (1, 5) OBP: 0.397, SLG: 0.514 Wayne Garrett, L (8, 5) OBP: 0.311, SLG: 0.264										3	0	0	0	0	0	1					
Jerry Grote, R (1, 9) OBP: 0.406, SLG: 0.326										1	0	1	0	3	0	0					
John Stearns, R (1, 2) OBP: 0.067, SLG: 0.067										4	0	0	0	0	0	5					
Del Unser, L (1, 8) OBP: 0.257, SLG: 0.317										3	0	1	0	0	1	1					
Craig Swan, R (1, 1) Ken Sanders, R (6, 1) Ed Kranepool, L (7, PH) OBP: 0.313, SLG: 0.372 Hank Webb, R (7, 1)										1	0	0	0	1	0	0					
Inning Stats	R: 0 E: 0 K: 1 S: 5	H: 0 LOB: 1 BB: 1 P: 9	R: 0 E: 0 K: 1 S: 5	H: 0 LOB: 1 BB: 1 P: 9	R: 0 E: 0 K: 1 S: 4	H: 0 LOB: 0 BB: 1 P: 8	R: 1 E: 0 K: 0 S: 5	H: 3 LOB: 1 BB: 0 P: 5	R: 0 E: 0 K: 0 S: 4	H: 1 LOB: 1 BB: 0 P: 4	R: 0 E: 0 K: 0 S: 3	H: 0 LOB: 0 BB: 0 P: 3	R: 0 E: 0 K: 0 S: 3	H: 1 LOB: 1 BB: 1 P: 7	R: 0 E: 0 K: 0 S: 3	H: 0 LOB: 1 BB: 1 P: 7		1B: 2 2B: 2 3B: 0 HR: 1	SF: 0 SAC: 0 DP: 3 HBP: 0	WP: 0 PB: 0 SB: 0 CS: 0	PA: 34
PITCHER	IP	WLS	BF	H	R	ER	SO	BB	IBB	HBP	BLK	WP	HR	S	P	ERA	WHIP				
Don Gullett, L (1, 1) ERA: 1.91 Pat Darcy, R (6, 1) ERA: 6.15	5.0	W	20	4	1	1	3	3	0	0	0	0	1	23	35	1.80	1.400				

Batter	1	2	3	4	5	6	7	8	9	AB	R	H	RBI	BB	SO	LOB	BOTTOM				
Pete Rose, S (1, 5) OBP: 0.480, SLG: 0.550										4	1	1	0	1	1	1	New York Mets @ Cincinnati Reds Riverfront Stadium, Cincinnati, OH Sun May 16 1976, 3:38 AM EDT Att: 45,148 - Unknown				
Ken Griffey, L (1, 9) OBP: 0.398, SLG: 0.482										4	2	2	0	1	0	1					
Dan Driessen, L (1, 3) OBP: 0.370, SLG: 0.400										4	2	1	0	1	1	3					
Mike Lum, L (1, 7) OBP: 0.381, SLG: 0.424										0	2	0	1	2	0	0					
Cesar Geronimo, L (1, 8) OBP: 0.415, SLG: 0.500										2	1	1	3	0	1	1					
Dave Concepcion, R (1, 6) OBP: 0.316, SLG: 0.375										4	0	3	4	0	1	0					
Bill Plummer, R (1, 2) OBP: 0.342, SLG: 0.457										4	0	0	0	0	2	4					
Doug Flynn, R (1, 4) OBP: 0.310, SLG: 0.286										4	0	1	0	0	0	2					
Don Gullett, R (1, 1) OBP: 0.154, SLG: 0.154 Pat Darcy, L (6, 1) OBP: 0.222, SLG: 0.222										1	0	0	0	0	0	0					
Inning Stats	R: 3 E: 0 K: 1 S: 7	H: 2 LOB: 2 BB: 2 P: 15	R: 0 E: 0 K: 1 S: 7	H: 2 LOB: 0 BB: 0 P: 7	R: 0 E: 0 K: 2 S: 6	H: 0 LOB: 0 BB: 0 P: 7	R: 0 E: 0 K: 1 S: 5	H: 0 LOB: 0 BB: 0 P: 5	R: 3 E: 0 K: 0 S: 6	H: 3 LOB: 1 BB: 1 P: 10	R: 0 E: 0 K: 0 S: 3	H: 0 LOB: 1 BB: 1 P: 7	R: 2 E: 0 K: 0 S: 5	H: 2 LOB: 2 BB: 1 P: 10	R: 0 E: 0 K: 1 S: 5	H: 0 LOB: 0 BB: 0 P: 5		1B: 6 2B: 2 3B: 1 HR: 0	SF: 2 SAC: 1 DP: 0 HBP: 2	WP: 0 PB: 0 SB: 2 CS: 1	PA: 39
PITCHER	IP	WLS	BF	H	R	ER	SO	BB	IBB	HBP	BLK	WP	HR	S	P	ERA	WHIP				
Craig Swan, R (1, 1) ERA: 4.31 Ken Sanders, R (6, 1) ERA: 0.93 Hank Webb, R (7, 1) ERA: 4.97	5.0	L	25	7	6	6	5	3	0	1	1	0	0	31	44	10.80	2.000				

Batter	1	2	3	4	5	6	7	8	9	AB	R	H	RBI	BB	SO	LOB	TOP				
Pete Rose, S OBP: 0.478, SLG: 0.538 (1, 5)	4-3	1B		4-3			3B		4-3	3	1	0	0	2	0	1					
Ken Griffey, L OBP: 0.402, SLG: 0.500 (1, 9)	1-3	1B			F9		3B			4	0	2	3	0	0	0					
Joe Morgan, L OBP: 0.462, SLG: 0.570 (1, 4)	K	4-3			4-3		G3			4	0	0	0	0	1	3					
Johnny Bench, R OBP: 0.349, SLG: 0.533 (1, 2)		1B	1-3		5-3			F8		4	1	1	0	0	0	0					
Tony Perez, R OBP: 0.315, SLG: 0.391 (1, 3)		1B	S			F9		P4		3	1	1	0	0	0	0					
George Foster, R OBP: 0.357, SLG: 0.431 (1, 7)		1B	HBP			F7		K		4	0	0	1	0	2	2					
Cesar Geronimo, L OBP: 0.407, SLG: 0.478 (1, 8)		1B		4-3		6-3			K	3	1	0	0	1	1	1					
Dave Concepcion, R OBP: 0.321, SLG: 0.379 (1, 6)		1B			F9		K			4	1	2	1	0	1	0					
Pat Zachry, R OBP: 0.273, SLG: 0.273 (1, 1)		1B			5-3				SH3	3	0	0	0	0	2	2					
Rawly Eastwick, R (8, 1)	K						K		SH3	0	0	0	0	0	0	0					
Inning Stats	R: 0 E: 0 K: 1 S: 5	H: 0 LOB: 0 BB: 0 P: 5	R: 4 E: 0 K: 1 S: 9	H: 4 LOB: 2 BB: 2 P: 17	R: 0 E: 0 K: 1 S: 5	H: 0 LOB: 0 BB: 0 P: 6	R: 0 E: 0 K: 0 S: 3	H: 0 LOB: 0 BB: 0 P: 3	R: 0 E: 0 K: 0 S: 3	H: 0 LOB: 0 BB: 0 P: 3	R: 1 E: 0 K: 2 S: 8	H: 1 LOB: 1 BB: 1 P: 12	R: 0 E: 0 K: 1 S: 5	H: 0 LOB: 0 BB: 0 P: 5	R: 0 E: 0 K: 1 S: 6	H: 1 LOB: 1 BB: 0 P: 6	1B: 5 2B: 0 3B: 1 HR: 0	SF: 0 SAC: 1 DP: 0 HBP: 1	WP: 0 PB: 0 SB: 2 CS: 0	PA: 37	
PITCHER	IP	WLS	BF	H	R	ER	SO	BB	IBB	HBP	BLK	WP	HR	S	P	ERA	WHIP				
Don Sutton, R ERA: 4.15 (1, 1)	7.0	L	30	5	5	5	5	3	0	1	0	0	0	36	49	6.43	1.143				
Mike Marshall, R ERA: 2.49 (8, 1)	2.0	S	7	1	0	0	2	0	0	0	0	0	0	11	11	0.00	0.500				

Cincinnati Reds @ Los Angeles Dodgers
 Dodger Stadium, Los Angeles, CA
 Mon May 17 1976, 7:05 PM PDT
 Att: 53,652 - Unknown



Batter	1	2	3	4	5	6	7	8	9	AB	R	H	RBI	BB	SO	LOB	BOTTOM				
Davey Lopes, R OBP: 0.286, SLG: 0.348 (1, 4)					F7					2	0	1	0	0	1	2					
Rick Auerbach, R OBP: 0.138, SLG: 0.038 (5, FH)	4-3	K					F2			2	0	0	0	0	0	1					
Ed Goodson, L OBP: 0.318, SLG: 0.556 (9, FH)	1B								1-2	1	0	1	0	0	0	0					
Ivan De Jesus, R OBP: 0.209, SLG: 0.182 (9, PR)									1B	0	0	0	0	0	0	0					
Bill Buckner, L OBP: 0.289, SLG: 0.402 (1, 7)	4-3			F7		E4	F7		L7	5	1	0	0	0	0	4					
Dusty Baker Jr., R OBP: 0.326, SLG: 0.345 (1, 8)	K			F7		G5-4-3			1-3	5	1	2	0	0	1	3					
Steve Garvey, R OBP: 0.333, SLG: 0.380 (1, 3)	F8			K		G5-4-3				4	0	1	0	0	1	3					
Ron Cey, R OBP: 0.424, SLG: 0.577 (1, 5)		1B		P4		1B			K	4	1	2	1	0	1	2					
Joe Ferguson, R OBP: 0.303, SLG: 0.379 (1, 9)		1B		6-3		1B			4-3	4	0	2	1	0	0	1					
Steve Yeager, R OBP: 0.340, SLG: 0.455 (1, 2)		1B		K		K			K	3	0	0	0	1	3	3					
Bill Russell, R OBP: 0.372, SLG: 0.480 (1, 6)		SF9		F8					5-3	3	0	0	1	0	0	0					
Don Sutton, R OBP: 0.200, SLG: 0.118 (1, 1)				K						2	0	0	0	0	2	2					
Henry Cruz, L OBP: 0.280, SLG: 0.532 (7, FH)										1	0	1	0	0	0	0					
Mike Marshall, R (8, 1)									1B	0	0	0	0	0	0	0					
Manny Mota, R OBP: 0.385, SLG: 0.333 (9, FH)									1B	1	0	1	0	0	0	0					
Inning Stats	R: 0 E: 0 K: 1 S: 6	H: 1 LOB: 1 BB: 0 P: 6	R: 1 E: 0 K: 2 S: 9	H: 2 LOB: 2 BB: 1 P: 13	R: 0 E: 0 K: 1 S: 5	H: 0 LOB: 0 BB: 0 P: 5	R: 0 E: 0 K: 1 S: 5	H: 0 LOB: 0 BB: 0 P: 5	R: 1 E: 0 K: 1 S: 8	H: 3 LOB: 2 BB: 0 P: 8	R: 0 E: 0 K: 0 S: 4	H: 1 LOB: 1 BB: 0 P: 4	R: 1 E: 0 K: 2 S: 9	H: 2 LOB: 1 BB: 0 P: 9	R: 0 E: 0 K: 0 S: 5	H: 2 LOB: 2 BB: 0 P: 5	1B: 11 2B: 0 3B: 0 HR: 0	SF: 1 SAC: 0 DP: 1 HBP: 0	WP: 0 PB: 1 SB: 1 CS: 0	PA: 39	
PITCHER	IP	WLS	BF	H	R	ER	SO	BB	IBB	HBP	BLK	WP	HR	S	P	ERA	WHIP				
Pat Zachry, R ERA: 1.26 (1, 1)	7.0	S	30	3	3	1	7	1	0	0	0	0	0	43	47	1.29	1.286				
Rawly Eastwick, R ERA: 1.85 (8, 1)	2.0	S	9	3	0	0	2	0	0	0	0	0	0	13	13	0.00	1.500				

Cincinnati Reds @ Los Angeles Dodgers
 Dodger Stadium, Los Angeles, CA
 Mon May 17 1976, 7:05 PM PDT
 Att: 53,652 - Unknown



Batter	1	2	3	4	5	6	7	8	9	AB	R	H	RBI	BB	SO	LOB	TOP
Pete Rose, S OBP: 0.472, SLG: 0.529 (1,5)	0-0 BB 1B		0-0 FC4 4-3 1-2		0-0 4-3			0-0 6-3		4	0	1	0	0	0	1	Cincinnati Reds @ Los Angeles Dodgers Dodger Stadium, Los Angeles, CA Tue May 18 1976, 7:05 PM PDT Att: 52,469 - Unknown livebaseballscorecards.com
Ken Griffey, L OBP: 0.389, SLG: 0.483 (1,9)	0-0 F7		0-0 4-3		0-3 K			0-0 4-3		4	0	0	0	0	1	2	
Joe Morgan, L OBP: 0.463, SLG: 0.559 (1,4)	4-0 1-2 BB		4-0 BB		0-0 4-3			0-0 6-3		2	0	0	0	2	0	0	
Johnny Bench, R OBP: 0.345, SLG: 0.516 (1,2)	0-0 F9		0-0 6-3		0-0 F8			4-0 G6-4-3 BB		3	0	0	0	1	0	4	
Tony Perez, R OBP: 0.313, SLG: 0.386 (1,3)	0-0 F8				0-0 P6			0-0 FC6-4 1B		4	0	1	0	0	0	3	
George Foster, R OBP: 0.354, SLG: 0.425 (1,7)		0-0 L6			0-0 1B			0-0 FC6-4		4	0	1	0	0	0	1	
Cesar Geronimo, L OBP: 0.393, SLG: 0.458 (1,8)		0-3 K			0-0 P8			0-0 5-3		3	0	0	0	0	1	1	
Dave Concepcion, R OBP: 0.315, SLG: 0.370 (1,6)		0-0 F9			0-0 5-3			0-0 6-3		3	0	0	0	0	0	1	
Jack Billingham, R OBP: 0.316, SLG: 0.294 (1,1)			4-0 FC4 BB		0-0 G3			0-3 K		1	0	0	0	1	0	0	
Joel Youngblood, R OBP: 0.323, SLG: 0.379 (7, PH)										1	0	0	0	0	1	0	
Pedro Borbon, R OBP: 0.500, SLG: 0.500 (7,1)										0	0	0	0	0	0	0	
Inning Stats	R: 0 E: 0 K: 0 S: 4	H: 1 LOB: 2 BB: 1 P: 8	R: 0 E: 0 K: 1 S: 5	H: 0 LOB: 0 BB: 0 P: 5	R: 0 E: 1 K: 0 S: 3	H: 0 LOB: 2 BB: 2 P: 11	R: 0 E: 0 K: 0 S: 4	H: 1 LOB: 1 BB: 0 P: 4	R: 0 E: 0 K: 1 S: 5	H: 0 LOB: 0 BB: 0 P: 5	R: 0 E: 0 K: 0 S: 3	H: 0 LOB: 0 BB: 0 P: 3	R: 0 E: 0 K: 0 S: 2	H: 0 LOB: 0 BB: 1 P: 6	1B: 3 2B: 0 3B: 0 HR: 0	SF: 0 SAC: 0 DP: 1 HBP: 0	WP: 0 PA: 33 PB: 0 SB: 0 CS: 0
PITCHER Rick Rhoden, R ERA: 2.63 (1,1)	IP: 9.0 WLS: W BF: 33 H: 3 R: 0 ER: 0 SO: 3 BB: 4 IBB: 0 HBP: 0 BLK: 0 WP: 0 HR: 0 S: 35 P: 51 ERA: 0.00 WHIP: 0.778																

Batter	1	2	3	4	5	6	7	8	9	AB	R	H	RBI	BB	SO	LOB	BOTTOM
Bill Russell, R OBP: 0.349, SLG: 0.450 (1,6)	0-0 3-1		0-0 L6		0-0 6-3			0-0 FC3-6 1B 1B	0-0 FC6-4	5	1	0	0	0	0	4	Cincinnati Reds @ Los Angeles Dodgers Dodger Stadium, Los Angeles, CA Tue May 18 1976, 7:05 PM PDT Att: 52,469 - Unknown livebaseballscorecards.com
Bill Buckner, L OBP: 0.295, SLG: 0.404 (1,7)	0-0 G6-4-3 1B		0-0 F7		0-0 F9			0-0 1B 1B		4	0	2	0	0	0	1	
Dusty Baker Jr., R OBP: 0.316, SLG: 0.333 (1,8)	0-0 G6-4-3		0-3 K		0-0 5-3			0-0 F3		4	0	0	0	0	1	3	
Steve Garvey, R OBP: 0.338, SLG: 0.390 (1,3)		0-0 F9		0-3 K		0-0 HR 2B		0-0 1-2 3-H 1B		4	1	2	1	0	1	0	
Ron Cey, R OBP: 0.426, SLG: 0.568 (1,5)		4-0 BB 1B BB		0-0 F9		4-0 HR BB		0-0 F9		2	1	0	0	2	0	2	
Joe Ferguson, R OBP: 0.311, SLG: 0.418 (1,9)		0-0 BB		0-0 6-3		0-0 HR		0-0 F9		4	1	2	3	0	0	0	
John Hale, L OBP: 0.309, SLG: 0.222 (9,9)		1-2 BB 1B				1-H 2-H HR				0	0	0	0	0	0	0	
Steve Yeager, R OBP: 0.347, SLG: 0.451 (1,2)		0-3 K		4-0 2B BB		0-0 5-3		0-0 1B 1B		3	1	1	0	1	1	2	
Rick Auerbach, R OBP: 0.152, SLG: 0.034 (1,4)		4-0 FC6-4 1-2 2-3 BB		0-0 1-3 1B		0-0 5-3		0-0 F9		3	0	0	0	1	0	2	
Rick Rhoden, R OBP: 0.267, SLG: 0.333 (1,1)		0-0 FC6-4		0-0 2B		0-0 FC3-6 1B		0-0 FC6-4		4	0	3	1	0	0	3	
Inning Stats	R: 0 E: 0 K: 0 S: 3	H: 1 LOB: 3 BB: 2 P: 14	R: 0 E: 0 K: 1 S: 6	H: 0 LOB: 0 BB: 0 P: 5	R: 0 E: 0 K: 1 S: 5	H: 0 LOB: 0 BB: 0 P: 5	R: 1 E: 0 K: 0 S: 4	H: 1 LOB: 1 BB: 1 P: 8	R: 3 E: 0 K: 0 S: 5	H: 2 LOB: 0 BB: 1 P: 9	R: 1 E: 0 K: 0 S: 6	H: 3 LOB: 2 BB: 0 P: 6	R: 0 E: 0 K: 0 S: 5	H: 2 LOB: 2 BB: 0 P: 5	1B: 7 2B: 2 3B: 0 HR: 1	SF: 0 SAC: 0 DP: 1 HBP: 0	WP: 0 PA: 37 PB: 0 SB: 0 CS: 0
PITCHER Jack Billingham, R ERA: 4.53 (1,1)	IP: 6.0 WLS: L BF: 26 H: 5 R: 4 ER: 4 SO: 3 BB: 4 IBB: 0 HBP: 0 BLK: 0 WP: 0 HR: 1 S: 28 P: 44 ERA: 6.00 WHIP: 1.500																
Pedro Borbon, R ERA: 5.79 (7,1)	IP: 2.0 WLS: 11 BF: 5 H: 1 R: 1 ER: 1 SO: 0 BB: 0 IBB: 0 HBP: 0 BLK: 0 WP: 0 HR: 0 S: 11 P: 11 ERA: 4.50 WHIP: 2.500																

Batter	1	2	3	4	5	6	7	8	9	AB	R	H	RBI	BB	SO	LOB	TOP									
Pete Rose, S OBP: 0.473, SLG: 0.529 (1, 5)	0-0 2-3			0-0 FC4-6 1B	0-0 2H 1B			0-0 G3		4	0	2	1	0	0	0	Cincinnati Reds @ San Francisco Giants Candlestick Park, San Francisco, CA Wed May 19 1976, 10:05 PM EDT Att: 23,591 - Unknown									
Ken Griffey, L OBP: 0.385, SLG: 0.476 (1, 9)	0-3 K		0-0 FC4-6 1B 1-2 2B	0-0 4-3			0-0 1B	0-0 1B		4	2	1	0	0	1	2										
Joe Morgan, L OBP: 0.471, SLG: 0.562 Doug Flynn, R OBP: 0.310, SLG: 0.286 (1, 4) (8, 4)	0-0 F6		0-0 S 2B 1B	0-0 S BB			0-0 1B	0-0 1-2 2B 1B		3	2	2	0	1	0	0										
Johnny Bench, R OBP: 0.342, SLG: 0.515 (1, 2)		0-3 K	0-0 F8 1B	0-0 F4			0-0 F8		4	0	1	2	0	1	3											
Dan Driessen, L OBP: 0.351, SLG: 0.372 Tony Perez, R OBP: 0.318, SLG: 0.400 (1, 3) (8, PH) (8, 3)	0-0 3-1		0-0 F8 2B	0-0 F3			0-0 1-2 2B	0-0 1-1 2H 2B		3	0	0	0	0	0	2										
Mike Lum, L OBP: 0.348, SLG: 0.378 (1, 7)	0-0 F9		0-3 K	0-3 K			0-0 K	0-0 4-3		4	0	0	0	0	2	3										
Cesar Geronimo, L OBP: 0.398, SLG: 0.461 (1, 8)			0-0 G5-4-3 1B	0-0 FC6-4 S 1B			0-3 K	0-3 K		4	0	2	0	0	2	0										
Dave Concepcion, R OBP: 0.306, SLG: 0.359 (1, 6)			0-0 G5-4-3 1-2	0-0 FC6-4 SH3-4 1B			0-0 F4	0-0 3-1		4	1	0	0	0	0	2										
Santo Alcala, R OBP: 0.143, SLG: 0.143 Will McEnaney, L Rawly Eastwick, R (1, 1) (7, 1) (8, 1)			0-3 K	0-0 SH3-4	0-0 4-3		0-0 4-3	0-3 K		2	0	0	0	0	1	0										
Inning Stats	R: 0 E: 0 K: 1 S: 5	H: 0 LOB: 0 BB: 0 P: 5	R: 0 E: 0 K: 1 S: 5	H: 0 LOB: 0 BB: 0 P: 5	R: 0 E: 0 K: 1 S: 5	H: 1 LOB: 0 BB: 0 P: 5	R: 2 E: 0 K: 1 S: 8	H: 3 LOB: 1 BB: 0 P: 8	R: 1 E: 0 K: 0 S: 5	H: 2 LOB: 1 BB: 0 P: 5	R: 0 E: 0 K: 1 S: 5	H: 0 LOB: 1 BB: 1 P: 9	R: 0 E: 0 K: 1 S: 5	H: 0 LOB: 0 BB: 0 P: 5	R: 2 E: 0 K: 0 S: 6	H: 3 LOB: 1 BB: 0 P: 6		R: 0 E: 0 K: 2 S: 7	H: 0 LOB: 0 BB: 0 P: 7	1B: 7 2B: 2 3B: 0 HR: 0	SF: 0 SAC: 1 DP: 1 HBP: 0	WP: 0 PB: 0 SB: 3 CS: 0	PA: 36			
PITCHER	IP	WLS	BF	H	R	ER	SO	BB	IBB	HBP	BLK	WP	HR	S	P	ERA	WHIP									
John Montefusco, R ERA: 2.92 Gary Lavelle, L ERA: 9.95 Dave Heaverlo, R ERA: 4.5	(1, 1) (8, 1) (9, 1)	7.0 1.0 1.0	L 6 3	27 3 0	6 2 0	3 2 0	3 0 2	6 0 0	1 0 0	0 0 0	0 0 0	0 0 0	0 0 0	0 6 7	38 6 7	42 6 7	3.86 18.00 0.00	1.000 3.000 0.000								

AB	34
R	5
H	9
RBI	5
BB	1
SO	8
LOB	12



Batter	1	2	3	4	5	6	7	8	9	AB	R	H	RBI	BB	SO	LOB	BOTTOM								
Von Joshua, L OBP: 0.279, SLG: 0.310 Gary Lavelle, S OBP: 0.200, SLG: 0.200 Steve Ontiveros, S OBP: 0.265, SLG: 0.138 (1, 8) (8, 1) (9, 5)	0-0 F8		0-0 F7		0-0 1-2 1B		0-0 FC3-6		0-0 F4-3	4	0	1	0	0	0	1	Cincinnati Reds @ San Francisco Giants Candlestick Park, San Francisco, CA Wed May 19 1976, 10:05 PM EDT Att: 23,591 - Unknown								
Derrel Thomas, S OBP: 0.313, SLG: 0.319 (1, 4)	4-0 BLK 1B BB		0-0 4-3		0-0 F8		0-0 F8	0-0 3H 1B		4	1	1	0	1	0	3									
Bobby Murcer, L OBP: 0.361, SLG: 0.358 (1, 9)	0-0 F8 1-2		0-0 3-1		0-0 FC4 FC1-6 1B		0-3 K	0-0 F8		5	1	1	0	0	1	2									
Gary Matthews, R OBP: 0.331, SLG: 0.414 (1, 7)	0-0 S 1B 2H		0-0 P4		0-0 FC4 BB		0-0 5-3	0-0 F8		4	0	1	1	1	0	1									
Willie Montanez, L OBP: 0.351, SLG: 0.394 (1, 3)	0-0 3-1		0-0 S 1B		0-0 FC4 FC1-6		0-0 1B 1B		4	0	2	0	0	0	3										
Chris Speier, R OBP: 0.358, SLG: 0.344 (1, 6)		0-0 F3	0-0 4-3		0-0 FC1-6		0-0 1B 1B	0-0 FC6-4 1B		4	0	1	1	0	0	2									
Ken Reitz, R OBP: 0.310, SLG: 0.333 Dave Heaverlo, R (1, 5) (9, 1)	0-0 F8		0-0 6-3		0-0 F7		0-0 FC6-4	0-0 1-2 1B		4	0	0	0	0	0	3									
Dave Rader, L OBP: 0.270, SLG: 0.310 (1, 2)	0-0 3-1		0-0 FC3-6 1B		0-0 4-3		0-0 3B BB		3	1	1	0	1	0	0										
John Montefusco, R OBP: 0.227, SLG: 0.211 Glenn Adams, L OBP: 0.235, SLG: 0.294 Larry Herndon, R OBP: 0.400, SLG: 0.412 (1, 1) (7, PH) (7, PR) (8, 8)		0-3 K	0-0 FC3-6 1B		0-0 FC3-6 1B		0-0 F4-3 3B		2	0	0	0	0	1	1										
Inning Stats	R: 1 E: 0 K: 0 S: 4	H: 1 LOB: 1 BB: 1 P: 8	R: 0 E: 0 K: 0 S: 3	H: 0 LOB: 0 BB: 0 P: 3	R: 0 E: 0 K: 1 S: 5	H: 0 LOB: 0 BB: 0 P: 5	R: 0 E: 0 K: 0 S: 4	H: 1 LOB: 1 BB: 0 P: 4	R: 0 E: 0 K: 0 S: 4	H: 1 LOB: 2 BB: 1 P: 8	R: 0 E: 0 K: 1 S: 7	H: 1 LOB: 1 BB: 0 P: 4	R: 0 E: 0 K: 1 S: 7	H: 2 LOB: 2 BB: 0 P: 7	R: 2 E: 0 K: 0 S: 5	H: 2 LOB: 1 BB: 1 P: 9		1B: 9 2B: 0 3B: 1 HR: 0	SF: 0 SAC: 0 DP: 0 HBP: 0	WP: 0 PB: 0 SB: 2 CS: 0	PA: 40				
PITCHER	IP	WLS	BF	H	R	ER	SO	BB	IBB	HBP	BLK	WP	HR	S	P	ERA	WHIP								
Santo Alcala, R ERA: 3.91 Will McEnaney, L ERA: 6.57 Rawly Eastwick, R ERA: 2.45	(1, 1) (7, 1) (8, 1)	6.1 1.1 1.1	W 6 S	27 2 7	2 0 2	0 0 2	2 0 2	0 0 0	1 0 0	0 0 0	0 0 0	0 0 0	0 0 6	27 8 10	35 8 10	2.84 0.00 13.50	1.263 1.500 2.250								

AB	37
R	4
H	10
RBI	4
BB	3
SO	2
LOB	16



Batter	1	2	3	4	5	6	7	8	9	AB	R	H	RBI	BB	SO	LOB	TOP					
Pete Rose, S OBP: 0.482, SLG: 0.531 (1.5)										3	1	2	0	2	0	1	Cincinnati Reds @ San Francisco Giants Candlestick Park, San Francisco, CA Thu May 20 1976, 6:33 AM EDT Att: 6,439 - Unknown					
Dave Concepcion, R OBP: 0.309, SLG: 0.356 (1.6)										4	2	1	0	1	1	4						
Joe Morgan, L OBP: 0.462, SLG: 0.545 (1.4)										5	1	1	1	0	0	3						
Johnny Bench, R OBP: 0.339, SLG: 0.505 (1.2)										4	0	1	1	0	0	0						
Tony Perez, R OBP: 0.323, SLG: 0.412 (1.3)										4	0	2	0	0	0	0						
George Foster, R OBP: 0.358, SLG: 0.452 (1.8) (6.7)										4	1	2	1	0	0	4						
Bob Bailey, R Ken Griffey, L OBP: 0.387, SLG: 0.476 (6. PH) (6.9)										1	0	0	1	0	0	0						
Ed Arbrister, R OBP: 0.364, SLG: 0.364 (6. PH) Cesar Geronimo, L OBP: 0.389, SLG: 0.449 (6.8)										2	0	1	0	0	0	2						
Don Gullett, S Paulie Scharf, R John Youngblood, R Pat Darcy, R Mike Luff, L Fred Norman, L Dan Driener, L Will McManey, L Willie Montanez, L Don Gullett, S Don Gullett, S										8	0	0	0	0	0	0						
Inning Stats	R: 0 E: 0 K: 1 S: 5	H: 1 LOB: 0 BB: 0 P: 5	R: 0 E: 0 K: 0 S: 3	H: 1 LOB: 0 BB: 0 P: 3	R: 0 E: 0 K: 0 S: 4	H: 1 LOB: 1 BB: 0 P: 4	R: 2 E: 0 K: 0 S: 6	H: 3 LOB: 2 BB: 1 P: 10	R: 2 E: 1 K: 0 S: 5	H: 2 LOB: 0 BB: 0 P: 5	R: 0 E: 0 K: 0 S: 4	H: 2 LOB: 1 BB: 0 P: 4	R: 0 E: 0 K: 0 S: 3	H: 0 LOB: 1 BB: 1 P: 7	R: 1 E: 0 K: 0 S: 4	H: 1 LOB: 0 BB: 0 P: 4		R: 0 E: 0 K: 0 S: 4	H: 1 LOB: 2 BB: 1 P: 8	1B: 10 2B: 3 3B: 0 HR: 1	SF: 1 SAC: 0 DP: 2 HBP: 0	WP: 0 PB: 0 SB: 0 CS: 1
PITCHER	IP WLS BF H R ER SO BB IBB HBP BLK WP HR S P ERA WHIP																					
Mike Caldwell, L ERA: 4.45 (1.1)	5.0	22	8	4	2	1	1	0	0	0	0	0	0	23	27	3.60	1.800					
Charlie Williams, R ERA: 1.35 (6.1)	2.0	8	2	0	0	0	1	0	0	0	0	0	0	7	11	0.00	1.500					
Dave Heaverlo, R ERA: 4.56 (8.1)	1.2	W	8	2	1	1	0	1	0	0	0	0	1	7	11	5.40	1.800					
Gary Lavelle, L ERA: 0.95 (9.1)	0.1	S	1	0	0	0	0	0	0	0	0	0	0	1	1	0.00	0.000					

Batter	1	2	3	4	5	6	7	8	9	AB	R	H	RBI	BB	SO	LOB	BOTTOM	
Larry Herndon, R OBP: 0.440, SLG: 0.455 (1.8)										5	1	3	0	0	0	2	Cincinnati Reds @ San Francisco Giants Candlestick Park, San Francisco, CA Thu May 20 1976, 6:33 AM EDT Att: 6,439 - Unknown	
Derrel Thomas, S OBP: 0.317, SLG: 0.324 (1.4)										4	1	2	0	0	1	1		
Gary Matthews, R OBP: 0.327, SLG: 0.409 (1.7)										4	1	1	1	0	0	4		
Bobby Murcer, L OBP: 0.368, SLG: 0.362 (1.9)										4	1	2	0	1	2	2		
Chris Speier, R OBP: 0.359, SLG: 0.346 (1.6)										5	0	2	2	0	1	3		
Willie Montanez, L OBP: 0.352, SLG: 0.401 (1.3)										5	1	2	0	0	0	5		
Ken Reitz, R OBP: 0.315, SLG: 0.338 (1.5)										4	1	2	1	0	1	3		
Mike Sadek, R OBP: 0.357, SLG: 0.385 (1.2)										3	0	1	0	1	0	4		
Mike Caldwell, R Chris Speier, R Charlie Williams, R Steve Ontiveros, S Dave Heaverlo, R Gary Lavelle, S										2	0	1	0	0	0	2		
Inning Stats	R: 3 E: 0 K: 0 S: 7	H: 4 LOB: 2 BB: 1 P: 11	R: 0 E: 0 K: 1 S: 7	H: 2 LOB: 2 BB: 0 P: 7	R: 0 E: 0 K: 1 S: 7	H: 1 LOB: 0 BB: 0 P: 5	R: 0 E: 0 K: 1 S: 5	H: 0 LOB: 0 BB: 0 P: 5	R: 0 E: 1 K: 1 S: 6	H: 1 LOB: 2 BB: 1 P: 10	R: 1 E: 1 K: 0 S: 6	H: 3 LOB: 2 BB: 0 P: 6	R: 0 E: 0 K: 0 S: 6	H: 0 LOB: 0 BB: 0 P: 6	1B: 16 2B: 2 3B: 0 HR: 0	SF: 1 SAC: 1 DP: 1 HBP: 0		WP: 0 PB: 0 SB: 0 CS: 1
PITCHER	IP WLS BF H R ER SO BB IBB HBP BLK WP HR S P ERA WHIP																	
Don Gullett, L ERA: 2.67 (1.1)	0.2	6	2	0	0	1	0	0	0	0	0	8	10	0.00	1.500			
Pedro Garbon, R ERA: 5.4 (3.1)	2.0	8	3	0	0	2	0	0	0	0	0	12	12	9.00	2.000			
Pat Darcy, R ERA: 5.72 (5.1)	2.0	10	4	2	2	1	0	0	0	0	0	12	12	9.00	2.000			
Fred Norman, L ERA: 4.34 (7.1)	2.0	L	11	4	1	1	1	0	1	0	0	12	16	4.50	2.000			



Batter	1	2	3	4	5	6	7	8	9	AB	R	H	RBI	BB	SO	LOB	TOP					
Pete Rose, S OBP: 0.471, SLG: 0.517 (1, 5)	0-0 4-3		0-0 2-3			0-3 K		0-0 G4-6-3		4	0	0	0	0	1	1	Cincinnati Reds @ San Diego Padres San Diego Stadium, San Diego, CA Fri May 21 1976, 10:05 PM EDT Att: 40,549 - Unknown					
Dave Concepcion, R OBP: 0.314, SLG: 0.360 (1, 6)	0-0 4-1			0-0 E6 FC5-4		0-0 1B		0-0 1B		4	0	2	0	0	0	0						
Joe Morgan, L OBP: 0.449, SLG: 0.526 (1, 4)	0-0 F7			0-0 F7		0-0 L9		0-0 P4		4	0	0	0	0	0	3						
Johnny Bench, R OBP: 0.328, SLG: 0.486 (1, 2)		0-0 P6		0-0 L9			0-0 E6 2B E		0-0 F8	4	1	0	0	0	0	1						
Tony Perez, R OBP: 0.321, SLG: 0.415 (1, 3)		0-0 6-3		0-0 FC5-4			0-0 E 1-3 G6-4-3 2B		0-0 6-3	4	1	1	0	0	0	1						
George Foster, R OBP: 0.355, SLG: 0.445 (1, 9)		0-0 FC4-6 1B			0-0 F9		0-0 E5 G6-4-3		0-0 5-3	4	0	1	1	0	0	1						
Bob Bailey, R OBP: 0.295, SLG: 0.452 (1, 7)		0-0 FC4-6			0-0 4-3		0-0 G6-4-3			3	0	0	0	0	0	2						
Cesar Geronimo, L OBP: 0.378, SLG: 0.432 (1, 8)			0-0 F7		0-3 K		0-0 4-3			3	0	0	0	0	1	0						
Gary Nolan, R OBP: 0.211, SLG: 0.211 (1, 1)			0-0 1-3			0-0 L3		0-0 G4-6-3 1B		2	0	0	0	0	0	0						
Joel Youngblood, R OBP: 0.333, SLG: 0.387 (8, PH)										1	0	1	0	0	0	0						
Rawly Eastwick, R (8, 1)										0	0	0	0	0	0	0						
Inning Stats	R: 0 E: 0 K: 0 S: 3	H: 0 LOB: 0 BB: 0 P: 3	R: 0 E: 0 K: 0 S: 4	H: 1 LOB: 1 BB: 0 P: 4	R: 0 E: 0 K: 0 S: 3	H: 0 LOB: 0 BB: 0 P: 3	R: 0 E: 1 K: 0 S: 4	H: 0 LOB: 1 BB: 0 P: 4	R: 0 E: 0 K: 1 S: 5	H: 0 LOB: 0 BB: 0 P: 5	R: 0 E: 0 K: 1 S: 6	H: 1 LOB: 1 BB: 0 P: 6	R: 2 E: 2 K: 0 S: 5	H: 1 LOB: 0 BB: 0 P: 5	R: 0 E: 0 K: 0 S: 4	H: 2 LOB: 1 BB: 0 P: 4	R: 0 E: 0 K: 0 S: 3	H: 0 LOB: 0 BB: 0 P: 3	1B: 4 2B: 1 3B: 0 HR: 0	SF: 0 SAC: 0 DP: 2 HBP: 0	WP: 0 PB: 0 SB: 1 CS: 0	PA: 33
PITCHER Randy Jones, L ERA: 2.27 (1, 1)	IP: 9.0 WLS: W BF: 33 H: 5 R: 2 ER: 0 SO: 2 BB: 0 IBB: 0 HBP: 0 BLK: 0 WP: 0 HR: 0 S: 37 P: 37 ERA: 0.00 WHIP: 0.556															PITCHER						

AB	33
R	2
H	5
RBI	1
BB	0
SO	2
LOB	9



Batter	1	2	3	4	5	6	7	8	9	AB	R	H	RBI	BB	SO	LOB	BOTTOM					
Gene Locklear, L OBP: 0.323, SLG: 0.345 (1, 7)	0-0 6-3				0-0 F2		0-0 FC5-4			3	0	1	0	0	0	0	Cincinnati Reds @ San Diego Padres San Diego Stadium, San Diego, CA Fri May 21 1976, 10:05 PM EDT Att: 40,549 - Unknown					
Luis Melendez, R OBP: 0.120, SLG: 0.120 (7, 7)		1-3 2B					2-3			1	0	0	0	0	0	1						
Tito Fuentes, S OBP: 0.316, SLG: 0.339 (1, 4)	4-0 1B HR	0-0 1-3			0-3 K			0-0 6-3		3	1	0	0	1	1	1						
Willie Davis, L OBP: 0.320, SLG: 0.447 (1, 8)	0-0 1-3 HR	0-0 F9			0-0 F9			0-0 1B		4	1	2	0	0	0	1						
Willie McCovey, L OBP: 0.243, SLG: 0.250 (1, 3)	4-0 1-2 HR		0-0 F9			0-0 4-3		0-0 F9		2	1	0	0	1	0	0						
Mike Ivie, R OBP: 0.279, SLG: 0.342 (7, 3)	1-2 HR							0-0 F9		1	0	0	0	0	0	1						
Dave Winfield, R OBP: 0.372, SLG: 0.504 (1, 9)	0-0 1-1 2-H 3-H HR		0-0 F8		0-0 5-3			0-0 P6		4	1	1	4	0	0	1						
Doug Rader, R OBP: 0.402, SLG: 0.540 (1, 5)	0-0 F9		0-0 F9			0-0 5-3				3	0	0	0	0	0	0						
Hector Torres, R OBP: 0.333, SLG: 0.414 (1, 6)	0-0 1B			0-0 1-3			0-0 5-3			3	0	1	0	0	0	0						
Fred Kendall, R OBP: 0.279, SLG: 0.230 (1, 2)	0-0 F9			0-0 F7			0-0 FC5-4 SH3-4 1B			3	0	1	0	0	0	1						
Randy Jones, R OBP: 0.148, SLG: 0.042 (1, 1)		0-0 F2		0-3 K			0-0 SH3-4			2	0	0	0	0	1	0						
Inning Stats	R: 4 E: 0 K: 0 S: 6	H: 3 LOB: 1 BB: 2 P: 14	R: 0 E: 0 K: 0 S: 4	H: 1 LOB: 1 BB: 0 P: 4	R: 0 E: 0 K: 0 S: 3	H: 0 LOB: 0 BB: 0 P: 3	R: 0 E: 0 K: 1 S: 5	H: 0 LOB: 0 BB: 0 P: 5	R: 0 E: 0 K: 1 S: 5	H: 0 LOB: 0 BB: 0 P: 5	R: 0 E: 0 K: 0 S: 3	H: 0 LOB: 0 BB: 0 P: 3	R: 0 E: 0 K: 0 S: 4	H: 1 LOB: 1 BB: 0 P: 4	R: 0 E: 0 K: 0 S: 4	H: 1 LOB: 1 BB: 0 P: 4	R: 0 E: 0 K: 0 S: 3	H: 0 LOB: 0 BB: 0 P: 3	1B: 4 2B: 1 3B: 0 HR: 1	SF: 0 SAC: 1 DP: 0 HBP: 0	WP: 0 PB: 0 SB: 2 CS: 0	PA: 32
PITCHER Gary Nolan, R ERA: 3.08 (1, 1)	IP: 7.0 WLS: L BF: 28 H: 5 R: 4 ER: 4 SO: 2 BB: 1 IBB: 1 HBP: 0 BLK: 0 WP: 1 HR: 1 S: 30 P: 38 ERA: 5.14 WHIP: 0.857															PITCHER						
Rawly Eastwick, R ERA: 2.36 (8, 1)	IP: 1.0 WLS: L BF: 4 H: 1 R: 0 ER: 0 SO: 0 BB: 0 IBB: 0 HBP: 0 BLK: 0 WP: 0 HR: 0 S: 4 P: 4 ERA: 0.00 WHIP: 1.000															PITCHER						

AB	29
R	4
H	6
RBI	4
BB	2
SO	2
LOB	6



Batter	1	2	3	4	5	6	7	8	9	AB	R	H	RBI	BB	SO	LOB	TOP					
Pete Rose, S OBP: 0.462, SLG: 0.497 Ed Armbrister, R OBP: 0.364, SLG: 0.364	F9		FC5-4 BB	F7		BB BB 1B	F8			3	2	0	0	2	0	0	Cincinnati Reds @ San Diego Padres San Diego Stadium, San Diego, CA Sun May 23 1976, 6:33 AM EDT Att: 29,259 - Unknown					
Ken Griffey, L OBP: 0.395, SLG: 0.474	1B		1B E	L8		BB BB HR	3-1			5	2	3	0	0	0	0						
Dave Concepcion, R OBP: 0.327, SLG: 0.370	G5-4-3 1B		FC5-4 1B			SF9	FC4-6 1B			4	0	4	1	0	0	0						
Johnny Bench, R OBP: 0.323, SLG: 0.465 Bill Plummer, R OBP: 0.350, SLG: 0.459	G5-4-3 1-2		K			P3	BB HR BB			3	1	0	0	1	1	6						
Tony Perez, R OBP: 0.324, SLG: 0.408 Dan Driessen, L OBP: 0.339, SLG: 0.356			P3 FC5-4 1B			L7	HR BB			3	2	0	2	1	0	2						
George Foster, R OBP: 0.370, SLG: 0.485 Joel Youngblood, R OBP: 0.324, SLG: 0.375			HR 1B			1B	HR			4	2	4	5	0	0	0						
Bob Bailey, R OBP: 0.326, SLG: 0.535 Cesar Geronimo, L OBP: 0.371, SLG: 0.425			HR 1B			K	4-3			1	1	1	2	1	0	0						
Doug Flynn, R OBP: 0.265, SLG: 0.242			F8 F4-3			F4-3	F9			5	0	0	0	0	0	2						
Jack Billingham, R OBP: 0.304, SLG: 0.286			6-3			E SF9 1B	F3			4	1	1	0	0	0	0						
Inning Stats	R: 0 E: 0 K: 0 S: 4	H: 2 LOB: 1 BB: 0 P: 4	R: 2 E: 0 K: 0 S: 5	H: 2 LOB: 0 BB: 0 P: 5	R: 3 E: 1 K: 1 S: 8	H: 3 LOB: 2 BB: 0 P: 16	R: 0 E: 0 K: 0 S: 3	H: 0 LOB: 0 BB: 0 P: 3	R: 0 E: 0 K: 1 S: 7	H: 2 LOB: 2 BB: 0 P: 7	R: 6 E: 1 K: 0 S: 6	H: 3 LOB: 0 BB: 3 P: 18	R: 0 E: 0 K: 0 S: 3	H: 0 LOB: 0 BB: 0 P: 3	R: 0 E: 0 K: 1 S: 6	H: 1 LOB: 1 BB: 0 P: 6		R: 0 E: 0 K: 0 S: 3	H: 0 LOB: 0 BB: 0 P: 3	1B: 11 2B: 0 3B: 0 HR: 2	SF: 1 SAC: 0 DP: 1 HBP: 0	WP: 0 PB: 0 SB: 0 CS: 0
PITCHER	IP	WLS	BF	H	R	ER	SO	BB	IBB	HBP	BLK	WP	HR	S	P	ERA	WHIP					
Brent Strom, L ERA: 3.93	(1, 1)	2.2	L 16	7	5	4	1	2	0	0	0	0	0	1	16	24	13.50	3.375				
Dan Spillner, R ERA: 2.85	(3, 1)	2.1	9	2	0	0	1	0	0	0	0	0	0	0	11	11	0.00	0.857				
Dave Tomlin, L ERA: 6.23	(6, 1)	0.2	7	2	5	5	0	3	0	0	0	0	0	0	4	16	67.50	7.500				
Rich Folkers, L ERA: 4.32	(6, 1)	2.1	9	2	1	1	1	0	0	0	0	0	1	11	11	3.86	0.857					
Ken Reynolds, L ERA:	(9, 1)	1.0	3	0	0	0	0	0	0	0	0	0	0	3	3	0.00	0.000					

AB	38
R	11
H	13
RBI	10
BB	5
SO	3
LOB	14



Batter	1	2	3	4	5	6	7	8	9	AB	R	H	RBI	BB	SO	LOB	BOTTOM				
Gene Locklear, L OBP: 0.275, SLG: 0.270	F4-3		G3			F8		K		4	0	0	0	0	1	0	Cincinnati Reds @ San Diego Padres San Diego Stadium, San Diego, CA Sun May 23 1976, 6:33 AM EDT Att: 29,259 - Unknown				
Tito Fuentes, S OBP: 0.302, SLG: 0.322	L8		G3			F4-3		P6		4	0	0	0	0	0	0					
Willie Davis, L OBP: 0.318, SLG: 0.439 Luis Melendez, R OBP: 0.115, SLG: 0.115	1B		FC6 1B			P6		K		3	0	2	0	0	0	0					
Willie McCovey, L OBP: 0.244, SLG: 0.264	1B		K			F8		3-1		4	0	1	0	0	1	1					
Dave Winfield, R OBP: 0.361, SLG: 0.493	5-3		K			6-3		K		3	0	0	0	0	1	3					
Doug Rader, R OBP: 0.403, SLG: 0.533			F9			FC6		E5		3	0	0	0	0	0	1					
Hector Torres, R OBP: 0.325, SLG: 0.410			K			6-3		F8		3	0	0	0	0	1	1					
Fred Kendall, R OBP: 0.274, SLG: 0.226			6-3			F7		6-3		3	0	0	0	0	0	0					
Brent Strom, R OBP: 0.222, SLG: 0.133 Dan Spillner, R OBP: 0.299, SLG: 0.091 Ted Kubiak, S OBP: 0.375, SLG: 0.393 Dave Tomlin, L OBP: 0.302, SLG: 0.322 Rich Folkers, L OBP: 0.307, SLG: 0.414 Jerry Turner, L OBP: 0.207, SLG: 0.244 Ken Reynolds, L OBP: 0.304, SLG: 0.286			F4-3			G3		F8		0	0	0	0	0	0	0					
Inning Stats	R: 0 E: 0 K: 0 S: 5	H: 2 LOB: 2 BB: 0 P: 5	R: 0 E: 0 K: 1 S: 5	H: 0 LOB: 0 BB: 0 P: 5	R: 0 E: 0 K: 2 S: 8	H: 1 LOB: 1 BB: 0 P: 8	R: 0 E: 0 K: 0 S: 3	H: 0 LOB: 0 BB: 0 P: 3	R: 0 E: 0 K: 0 S: 3	H: 0 LOB: 0 BB: 0 P: 3	R: 0 E: 1 K: 0 S: 4	H: 0 LOB: 1 BB: 0 P: 4	R: 0 E: 0 K: 1 S: 5	H: 0 LOB: 0 BB: 0 P: 5	R: 0 E: 0 K: 1 S: 5	H: 0 LOB: 0 BB: 0 P: 5		1B: 3 2B: 0 3B: 0 HR: 0	SF: 0 SAC: 0 DP: 0 HBP: 0	WP: 0 PB: 0 SB: 0 CS: 0	PA: 31
PITCHER	IP	WLS	BF	H	R	ER	SO	BB	IBB	HBP	BLK	WP	HR	S	P	ERA	WHIP				
Jack Billingham, R ERA: 3.86	(1, 1)	9.0	W 31	3	0	0	5	0	0	0	0	0	0	41	41	0.00	0.333				



Batter	1	2	3	4	5	6	7	8	9	AB	R	H	RBI	BB	SO	LOB	TOP								
Rowland Office, L OBP: 0.349, SLG: 0.326	F5		F8		FC1-5 2B 1B		HR		G6-3 1B	5	2	3	2	0	0	0	Atlanta Braves @ Cincinnati Reds Riverfront Stadium, Cincinnati, OH Tue May 25 1976, 7:05 PM EDT Att: 20,037 - Unknown								
Marty Perez, R OBP: 0.310, SLG: 0.350	F8		F3		FC1-5 2B		1-3		G6-3 1B	5	1	0	0	0	0	4									
Jimmy Wynn, R OBP: 0.394, SLG: 0.356																									
Elias Sosa, R OBP: 0.250, SLG: 0.250	P5						F8																		
Bruce Dal Canton, R OBP: 0.250, SLG: 0.250																									
Pablo Torrealba, L OBP: 0.250, SLG: 0.250																									
Darrell Evans, L OBP: 0.336, SLG: 0.200		F7					F4-3																		
Dave May, L OBP: 0.222, SLG: 0.292		BB BB					F7		6-3																
Biff Pocoreba, S OBP: 0.298, SLG: 0.288		F8					L6		F4-3																
Darrel Chaney, S OBP: 0.336, SLG: 0.300		FC6 BB					F8		K																
Jerry Royster, R OBP: 0.263, SLG: 0.218		FC6					F5		6-3																
Carl Morton, R OBP: 0.250, SLG: 0.167			F3				FC1-5 1B BB																		
Adrian Devine, R OBP: 0.277, SLG: 0.256									HR 1B																
Inning Stats	R: 0 E: 0 K: 0 S: 3	H: 0 LOB: 0 BB: 0 P: 3	R: 0 E: 0 K: 0 S: 3	H: 0 LOB: 2 BB: 2 P: 11	R: 0 E: 0 K: 0 S: 3	H: 0 LOB: 0 BB: 0 P: 3	R: 0 E: 0 K: 1 S: 5	H: 0 LOB: 3 BB: 3 P: 17	R: 2 E: 0 K: 0 S: 5	H: 2 LOB: 1 BB: 1 P: 9	R: 0 E: 0 K: 0 S: 3	H: 0 LOB: 0 BB: 0 P: 3	R: 2 E: 0 K: 0 S: 5	H: 2 LOB: 0 BB: 0 P: 5	R: 0 E: 0 K: 1 S: 5	H: 0 LOB: 1 BB: 0 P: 4	R: 0 E: 0 K: 0 S: 4	H: 2 LOB: 1 BB: 0 P: 4	1B: 4 2B: 1 3B: 0 HR: 1	SF: 0 SAC: 0 DP: 1 HBP: 0	WP: 0 PB: 0 SB: 0 CS: 0	PA: 38			
PITCHER	IP	WLS	BF	H	R	ER	SO	BB	IBB	HBP	BLK	WP	HR	S	P	ERA	WHIP								
Santo Alcala, R ERA: 4.31	6.0	W	28	4	4	4	1	6	0	0	0	0	1	24	48	6.00	1.667								
Pedro Borbon, R ERA: 4.7	3.0	S	10	2	0	0	1	0	0	0	0	0	0	12	12	0.00	0.667								

AB 32
R 4
H 6
RBI 4
BB 6
SO 2
LOB 15



Batter	1	2	3	4	5	6	7	8	9	AB	R	H	RBI	BB	SO	LOB	BOTTOM								
Pete Rose, S OBP: 0.466, SLG: 0.497	F7						6-3			4	1	2	0	1	0	1	Atlanta Braves @ Cincinnati Reds Riverfront Stadium, Cincinnati, OH Tue May 25 1976, 7:05 PM EDT Att: 20,037 - Unknown								
Ken Griffey, L OBP: 0.401, SLG: 0.471	1B BB	3-1					F7		E 1B BB	3	3	1	0	2	0	3									
Dave Concepcion, R OBP: 0.335, SLG: 0.373	F8						E8 1B 1B		1B HR BB	4	2	2	1	1	0	1									
Tony Perez, R OBP: 0.327, SLG: 0.407	1B						5-3		F3	5	1	2	0	0	0	4									
George Foster, R OBP: 0.384, SLG: 0.536	1B						1-3		HR BB	4	2	3	5	1	0	2									
Johnny Bench, R OBP: 0.333, SLG: 0.462	L5						HR		FC6-4 BB	3	1	1	3	1	0	2									
Cesar Geronimo, L OBP: 0.384, SLG: 0.407		F8					4-3		K	4	0	0	0	1	2	4									
Doug Flynn, R OBP: 0.256, SLG: 0.237		BB 1B					K		F9	5	0	1	1	0	1	4									
Santo Alcala, R OBP: 0.100, SLG: 0.100							K		FC6-4 SH1-4	3	0	0	0	0	3	1									
Pedro Borbon, R OBP: 0.500, SLG: 0.500		K					K		SH1-4	0	0	0	0	0	0	0									
Inning Stats	R: 1 E: 0 K: 0 S: 5	H: 2 LOB: 2 BB: 1 P: 9	R: 0 E: 0 K: 1 S: 6	H: 1 LOB: 1 BB: 1 P: 10	R: 1 E: 0 K: 0 S: 4	H: 1 LOB: 0 BB: 0 P: 4	R: 0 E: 0 K: 2 S: 7	H: 0 LOB: 0 BB: 0 P: 7	R: 3 E: 1 K: 1 S: 9	H: 4 LOB: 1 BB: 0 P: 9	R: 0 E: 0 K: 1 S: 6	H: 1 LOB: 1 BB: 0 P: 6	R: 4 E: 0 K: 0 S: 5	H: 2 LOB: 2 BB: 2 P: 14	R: 1 E: 1 K: 1 S: 6	H: 1 LOB: 3 BB: 3 P: 18	1B: 10 2B: 0 3B: 0 HR: 2	SF: 0 SAC: 1 DP: 0 HBP: 1	WP: 0 PB: 2 SB: 0 CS: 0	PA: 44					
PITCHER	IP	WLS	BF	H	R	ER	SO	BB	IBB	HBP	BLK	WP	HR	S	P	ERA	WHIP								
Carl Morton, R ERA: 5.48	4.0	L	19	5	3	3	3	2	0	0	0	0	0	23	31	6.75	1.750								
Adrian Devine, R ERA: 3.63	2.0		10	4	2	2	2	0	0	0	0	0	0	14	14	9.00	2.000								
Elias Sosa, R ERA: 0.04	0.0		3	2	3	3	0	1	0	0	0	0	1	2	6	*	*								
Bruce Dal Canton, R ERA: 1.37	1.1		10	1	2	1	0	4	0	1	0	0	0	5	22	6.75	3.750								
Pablo Torrealba, L ERA: 5.19	0.2		2	0	0	0	1	0	0	0	0	0	0	4	4	0.00	0.000								

AB 35
R 10
H 12
RBI 10
BB 7
SO 6
LOB 22



Batter	1	2	3	4	5	6	7	8	9	AB	R	H	RBI	BB	SO	LOB	TOP							
Rowland Office, L OBP: 0.346, SLG: 0.323	E9 1B		F5			K		F4-3		4	0	1	0	0	1	2	Atlanta Braves @ Cincinnati Reds Riverfront Stadium, Cincinnati, OH Wed May 26 1976, 3:33 AM EDT Att: 25,679 - Unknown							
Marty Perez, R OBP: 0.297, SLG: 0.333	1-3		F2			F4		F3		4	0	0	0	0	0	3								
Darrell Evans, L OBP: 0.327, SLG: 0.193	K			F9			F7		F8	4	0	0	0	0	1	1								
Ken Henderson, S OBP: 0.378, SLG: 0.450	G3				K		F4-3		1B 2B 1B	4	1	1	0	0	1	1								
Dave May, L OBP: 0.224, SLG: 0.288		F4-3			P6		F7		1B 2B 1B	4	1	1	0	0	0	0								
Biff Pocoreba, S OBP: 0.299, SLG: 0.283		G3				F4-3		1B BB	2	0	0	0	1	0	0	0								
Jimmy Wynn, R OBP: 0.364, SLG: 0.356								2B	0	1	0	0	0	0	0	0								
Vic Correll, R OBP: 0.340, SLG: 0.419								1B	0	0	0	0	0	0	0	0								
Earl Williams, R OBP: 0.271, SLG: 0.327								1-2 2-3	1	0	1	0	0	0	0	0								
Darrel Chaney, S OBP: 0.350, SLG: 0.327						F8		1B PB	4	1	3	2	0	0	0	0								
Jerry Royster, R OBP: 0.259, SLG: 0.215								1-3 1B	2	0	0	0	0	0	0	1								
Cito Gaston, R OBP: 0.459, SLG: 0.571								1-3 2-H 3-H	1	0	1	2	0	0	0	0								
Rod Gilbreath, R OBP: 0.400, SLG: 0.333	2-3					F9		SH1-4 1B	1	0	0	0	0	0	2	0								
Andy Messersmith, R OBP: 0.143, SLG: 0.100								1-H 3-H	2	0	0	0	0	0	1	0								
Roger Moret, S OBP: 0.143, SLG: 0.100								1-2	0	0	0	0	0	0	0	0								
Max Leon, R			K			F8		SH1-4	1	0	0	0	0	0	2	0								
Inning Stats	R: 0 E: 1 K: 1 S: 6	H: 1 LOB: 1 BB: 0 P: 6	R: 0 E: 0 K: 0 S: 4	H: 1 LOB: 1 BB: 0 P: 4	R: 0 E: 0 K: 1 S: 5	H: 0 LOB: 0 BB: 0 P: 5	R: 0 E: 0 K: 1 S: 5	H: 0 LOB: 0 BB: 0 P: 5	R: 0 E: 0 K: 1 S: 3	H: 0 LOB: 0 BB: 0 P: 3	R: 0 E: 0 K: 0 S: 3	H: 0 LOB: 0 BB: 0 P: 3	R: 0 E: 0 K: 1 S: 5	H: 0 LOB: 0 BB: 0 P: 5	R: 0 E: 0 K: 0 S: 3	H: 0 LOB: 0 BB: 0 P: 3	R: 2 E: 0 K: 0 S: 5	H: 2 LOB: 2 BB: 1 P: 9	R: 2 E: 0 K: 0 S: 7	H: 4 LOB: 2 BB: 0 P: 7	1B: 7 2B: 1 3B: 0 HR: 0	SF: 0 SAC: 1 DP: 0 HBP: 0	WP: 0 PB: 1 SB: 0 CS: 0	PA: 36
PITCHER	IP WLS BF H R ER SO BB IBB HBP BLK WP HR S P ERA WHIP																							
Gary Nolan, R ERA: 2.77	(1, 1) 7.0 23 2 0 0 4 0 0 0 0 0 0 0 31 31 0.00 0.286																							
Rawly Eastwick, R ERA: 3.54	(8, 1) 1.1 L 11 6 4 4 0 1 0 0 0 0 0 0 10 14 27.00 5.250																							
Pedro Borbon, R ERA: 4.56	(9, 1) 0.2 2 0 0 0 0 0 0 0 0 0 0 0 2 2 0.00 0.000																							

Batter	1	2	3	4	5	6	7	8	9	AB	R	H	RBI	BB	SO	LOB	BOTTOM					
Pete Rose, S OBP: 0.459, SLG: 0.485	F7		L7			F8		PB 2B BB	FC6-4	4	1	0	0	1	0	3	Atlanta Braves @ Cincinnati Reds Riverfront Stadium, Cincinnati, OH Wed May 26 1976, 3:33 AM EDT Att: 25,679 - Unknown					
Ken Griffey, L OBP: 0.404, SLG: 0.479	G3				1B 1B			4-3 1-H SF7 2B		4	1	2	1	0	0	0						
Dave Concepcion, R OBP: 0.328, SLG: 0.364	K				F3			E5 1B SF9		4	1	0	0	0	1	2						
Tony Perez, R OBP: 0.331, SLG: 0.409						K		SF7		2	0	1	1	0	1	1						
George Foster, R OBP: 0.397, SLG: 0.545								3-H 1B		3	0	2	1	0	0	1						
Johnny Bench, R OBP: 0.324, SLG: 0.446								2B		4	0	0	0	0	1	5						
Cesar Geronimo, L OBP: 0.368, SLG: 0.404								F8		4	0	0	0	0	1	5						
Doug Flynn, R OBP: 0.262, SLG: 0.244										3	0	1	0	0	0	1						
Dan Driessen, L OBP: 0.333, SLG: 0.348										1	0	0	0	0	0	1						
Gary Nolan, R OBP: 0.238, SLG: 0.200										1	0	0	0	1	1	0						
Rawly Eastwick, R										0	0	0	0	0	0	0						
Pedro Borbon, R OBP: 0.500, SLG: 0.500										0	0	0	0	0	0	0						
Mike Lum, L OBP: 0.333, SLG: 0.359										1	0	0	0	0	0	1						
Joel Youngblood, R OBP: 0.324, SLG: 0.375										0	0	0	0	0	0	0						
Inning Stats	R: 0 E: 0 K: 1 S: 5	H: 0 LOB: 0 BB: 0 P: 5	R: 0 E: 0 K: 0 S: 2	H: 0 LOB: 0 BB: 0 P: 3	R: 0 E: 0 K: 0 S: 3	H: 1 LOB: 1 BB: 1 P: 7	R: 0 E: 0 K: 2 S: 9	H: 2 LOB: 2 BB: 0 P: 9	R: 0 E: 0 K: 1 S: 6	H: 1 LOB: 1 BB: 0 P: 6	R: 1 E: 1 K: 0 S: 5	H: 1 LOB: 1 BB: 0 P: 5	R: 0 E: 0 K: 1 S: 5	H: 0 LOB: 0 BB: 0 P: 5	R: 2 E: 0 K: 0 S: 5	H: 2 LOB: 1 BB: 1 P: 9	R: 0 E: 0 K: 0 S: 3	H: 0 LOB: 1 BB: 1 P: 7	1B: 5 2B: 2 3B: 0 HR: 0	SF: 2 SAC: 1 DP: 0 HBP: 1	WP: 0 PB: 1 SB: 0 CS: 2	PA: 38
PITCHER	IP WLS BF H R ER SO BB IBB HBP BLK WP HR S P ERA WHIP																					
Andy Messersmith, R ERA: 3.34	(1, 1) 7.0 28 5 2 1 5 2 0 1 0 0 0 0 35 44 1.29 1.000																					
Roger Moret, L ERA: 3.78	(8, 1) 0.0 1 1 0 0 0 0 0 0 0 0 0 0 1 1 - - -																					
Max Leon, R ERA: 0.87	(8, 1) 2.0 W 8 1 1 1 0 1 0 0 0 0 0 0 7 11 4.50 1.000																					

Batter	1	2	3	4	5	6	7	8	9	AB	R	H	RBI	BB	SO	LOB	TOP					
Davey Lopes, R OBP: 0.296, SLG: 0.324 (1, 4)	0-0 5-3		0-0 5-3		0-3 K			0-0 6-3		4	0	0	0	0	1	1	Los Angeles Dodgers @ Cincinnati Reds Riverfront Stadium, Cincinnati, OH Fri May 28 1976, 7:05 PM EDT Att: 35,197 - Unknown livebaseballscorecards.com					
Bill Buckner, L OBP: 0.322, SLG: 0.432 (1, 7)	0-0 1B		0-0 4-3		0-0 F7			0-0 2B		4	0	2	0	0	0	1						
Dusty Baker Jr., R OBP: 0.294, SLG: 0.307 (1, 8)	0-0 F8			0-0 L9			0-0 F9		0-3 K	4	0	0	0	0	1	3						
Steve Garvey, R OBP: 0.370, SLG: 0.419 (1, 3)	0-0 G3			0-0 1B			0-3 K		0-3 K	4	0	1	0	0	2	2						
Ron Cey, R OBP: 0.408, SLG: 0.514 (1, 5)		0-0 F9		0-0 1B		0-0 5-3			0-0 F8	4	0	1	0	0	0	0						
Joe Ferguson, R OBP: 0.321, SLG: 0.407 (1, 9)		4-0 BB		4-0 1B		0-3 K			0-3 K	2	0	0	0	2	2	0						
Steve Yeager, R OBP: 0.326, SLG: 0.483 (1, 2)		0-3 K		0-0 P8			0-3 K		0-0 P6	4	0	0	0	0	2	4						
Bill Russell, R OBP: 0.319, SLG: 0.395 (1, 6)		0-0 F7		0-0 5-3			0-0 P4			3	0	0	0	0	0	4						
Don Sutton, R OBP: 0.208, SLG: 0.143 (1, 1)			0-0 6-3				0-3 K			2	0	1	0	0	0	0						
Henry Cruz, L OBP: 0.283, SLG: 0.472 (7, PH)										1	0	0	0	0	1	0						
Mike Marshall, R (7, 1)										0	0	0	0	0	0	0						
Inning Stats	R: 0 E: 0 K: 0 S: 4	H: 1 LOB: 1 BB: 0 P: 4	R: 0 E: 0 K: 1 S: 5	H: 0 LOB: 1 BB: 1 P: 9	R: 0 E: 0 K: 0 S: 3	H: 0 LOB: 0 BB: 0 P: 3	R: 0 E: 0 K: 0 S: 5	H: 2 LOB: 3 BB: 1 P: 9	R: 0 E: 0 K: 1 S: 6	H: 1 LOB: 1 BB: 0 P: 6	R: 0 E: 0 K: 2 S: 7	H: 0 LOB: 0 BB: 0 P: 7	R: 0 E: 0 K: 2 S: 7	H: 0 LOB: 0 BB: 0 P: 7	R: 0 E: 0 K: 2 S: 8	H: 1 LOB: 1 BB: 0 P: 8	R: 0 E: 0 K: 1 S: 5	H: 0 LOB: 0 BB: 0 P: 5	1B: 4 2B: 1 3B: 0 HR: 0	SF: 0 SAC: 0 DP: 0 HBP: 0	WP: 0 PB: 0 SB: 0 CS: 0	PA: 34
PITCHER Pat Zachry, R ERA: 1.17 (1, 1)	IP: 9.0 WLS: W BF: 34 H: 5 R: 0 ER: 0 SO: 9 BB: 2 IBB: 0 HBP: 0 BLK: 0 WP: 0 HR: 0 S: 50 P: 58 ERA: 0.00 WHIP: 0.778															PITCHER						

Batter	1	2	3	4	5	6	7	8	9	AB	R	H	RBI	BB	SO	LOB	BOTTOM	
Pete Rose, S OBP: 0.452, SLG: 0.476 (1, 5)	0-0 E4 PB HR 1B		0-0 F7		0-0 4-3		0-0 L9		0-0 F7	5	1	1	0	0	0	2	Los Angeles Dodgers @ Cincinnati Reds Riverfront Stadium, Cincinnati, OH Fri May 28 1976, 7:05 PM EDT Att: 35,197 - Unknown livebaseballscorecards.com	
Ken Griffey, L OBP: 0.404, SLG: 0.473 (1, 9)	4-0 HR BB 2-3		0-0	0-0 F8			0-0 F8		0-0 4-3	4	1	1	1	1	0	0		
Joe Morgan, L OBP: 0.557 (1, 4)	0-0	0-0 G3		0-3 K			0-0 HR 3B		0-0 FC5-4 1B	4	2	2	3	0	1	1		
Doug Flynn, R OBP: 0.279, SLG: 0.262 (8, 4)	1-H 3-H HR									1	0	1	0	0	0	0		
Tony Perez, R OBP: 0.327, SLG: 0.397 (1, 3)	0-3 K		0-0 F9		0-0 F9		4-0 HR BB		0-0 FC5-4 1-2	4	1	0	0	1	1	1		
George Foster, R OBP: 0.390, SLG: 0.565 (1, 7)	0-0 F8		0-0 4-3 1B		0-3 K2-3		1-H 3-H HR			4	1	2	3	0	1	0		
Johnny Bench, R OBP: 0.336, SLG: 0.488 (1, 2)	0-0 HR		0-0 4-3 1B		0-0 4-3		0-0 2B		0-0 2B	4	2	3	1	0	0	0		
Dave Concepcion, R OBP: 0.320, SLG: 0.354 (1, 6)	0-0 6-3		0-0 4-3		0-0 6-3		0-0 F9			4	0	0	0	0	0	3		
Cesar Geronimo, L OBP: 0.390, SLG: 0.427 (1, 8)		4-0 S 1B BB		4-0 FC6-4 IBB		0-0 SH3 1B		0-0 WP 2H 2B		2	1	2	1	2	0	0		
Pat Zachry, R OBP: 0.278, SLG: 0.235 (1, 1)	0-3 K		0-0 FC6-4		0-0 SH3		0-0 G3			3	0	0	0	0	1	5		
Inning Stats	R: 4 E: 1 K: 1 S: 8	H: 3 LOB: 0 BB: 1 P: 12	R: 1 E: 0 K: 1 S: 6	H: 1 LOB: 1 BB: 1 P: 10	R: 0 E: 0 K: 0 S: 5	H: 2 LOB: 3 BB: 1 P: 9	R: 0 E: 0 K: 1 S: 5	H: 0 LOB: 0 BB: 0 P: 5	R: 0 E: 0 K: 0 S: 4	H: 1 LOB: 1 BB: 0 P: 4	R: 4 E: 0 K: 0 S: 7	H: 4 LOB: 1 BB: 1 P: 11	R: 0 E: 0 K: 0 S: 4	H: 1 LOB: 1 BB: 0 P: 4	1B: 6 2B: 2 3B: 1 HR: 3	SF: 0 SAC: 1 DP: 0 HBP: 0	WP: 1 PB: 1 SB: 1 CS: 0	PA: 40
PITCHER Don Sutton, R ERA: 4.74 (7, 1)	IP: 6.0 WLS: L BF: 28 H: 7 R: 5 ER: 5 SO: 4 BB: 1 IBB: 0 HBP: 0 BLK: 0 WP: 1 HR: 2 S: 33 P: 45 ERA: 7.50 WHIP: 1.500															PITCHER		
Mike Marshall, R ERA: 3.04 (7, 1)	IP: 2.0 WLS: L BF: 12 H: 5 R: 4 ER: 4 SO: 0 BB: 1 IBB: 0 HBP: 0 BLK: 0 WP: 1 HR: 1 S: 11 P: 15 ERA: 18.00 WHIP: 3.000															PITCHER		

Batter	1	2	3	4	5	6	7	8	9	AB	R	H	RBI	BB	SO	LOB	TOP				
Davey Lopes, R OBP: 0.291, SLG: 0.321 (1, 4)										4	0	1	1	0	0	1	Los Angeles Dodgers @ Cincinnati Reds Riverfront Stadium, Cincinnati, OH Sat May 29 1976, 3:33 AM EDT Att: 40,112 - Unknown				
Bill Buckner, L OBP: 0.324, SLG: 0.442 (1, 7)										5	0	2	1	0	1	2					
Steve Garvey, R OBP: 0.367, SLG: 0.432 (1, 3)										4	1	1	1	0	0	3					
Ron Cey, R OBP: 0.399, SLG: 0.500 (1, 5)										4	0	0	0	0	1	2					
Joe Ferguson, R OBP: 0.326, SLG: 0.405 (1, 9)										3	1	1	0	1	1	1					
Dusty Baker Jr., R OBP: 0.298, SLG: 0.307 (1, 8)										3	1	1	0	1	0	2					
Steve Yeager, R OBP: 0.323, SLG: 0.471 (1, 2)										3	1	0	0	0	2	3					
Bill Russell, R OBP: 0.325, SLG: 0.398 (1, 6)										4	1	2	2	0	0	0					
Rick Rhoden, R OBP: 0.250, SLG: 0.300 (1, 1)										2	0	0	0	0	1	0					
Mike Marshall, R (9, 1)										0	0	0	0	0	0	0					
Inning Stats	R: 0 E: 0 K: 1 S: 6	H: 1 LOB: 1 BB: 0 P: 6	R: 3 E: 0 K: 0 S: 5	H: 2 LOB: 1 BB: 1 P: 10	R: 1 E: 1 K: 0 S: 4	H: 1 LOB: 1 BB: 1 P: 8	R: 1 E: 0 K: 0 S: 5	H: 2 LOB: 1 BB: 0 P: 5	R: 0 E: 0 K: 1 S: 5	H: 0 LOB: 0 BB: 0 P: 5	R: 0 E: 0 K: 0 S: 4	H: 1 LOB: 1 BB: 0 P: 4	R: 0 E: 0 K: 1 S: 5	H: 0 LOB: 0 BB: 0 P: 5	R: 0 E: 0 K: 1 S: 5	H: 0 LOB: 0 BB: 0 P: 5	1B: 6 2B: 0 3B: 1 HR: 1	SF: 1 SAC: 2 DP: 1 HBP: 1	WP: 0 PB: 0 SB: 3 CS: 0	PA: 38	
PITCHER	IP	WLS	BF	H	R	ER	SO	BB	IBB	HBP	BLK	WP	HR	S	P	ERA	WHIP				
Jack Billingham, R ERA: 4.25 (1, 1)	5.0		25	7	5	5	3	2	0	1	0	0	1	28	37	9.00	1.800				
Pedro Borbon, R ERA: 4.21 (6, 1)	2.0		7	1	0	0	1	0	0	0	0	0	0	9	9	0.00	0.500				
Rawly Eastwick, R ERA: 3.3 (8, 1)	2.0	W	6	0	0	0	2	0	0	0	0	0	0	10	10	0.00	0.000				

AB	32
R	5
H	8
RBI	5
BB	2
SO	6
LOB	14



Batter	1	2	3	4	5	6	7	8	9	AB	R	H	RBI	BB	SO	LOB	BOTTOM				
Pete Rose, S OBP: 0.441, SLG: 0.462 (1, 5)										5	0	0	1	0	0	4	Los Angeles Dodgers @ Cincinnati Reds Riverfront Stadium, Cincinnati, OH Sat May 29 1976, 3:33 AM EDT Att: 40,112 - Unknown				
Ken Griffey, L OBP: 0.410, SLG: 0.487 (1, 9)										4	2	2	1	1	0	1					
Joe Morgan, L OBP: 0.450, SLG: 0.575 (1, 4)										5	1	3	2	0	0	0					
Tony Perez, R OBP: 0.331, SLG: 0.417 (1, 3)										3	1	1	1	1	0	1					
George Foster, R OBP: 0.397, SLG: 0.570 (1, 7)										4	0	1	1	0	0	1					
Johnny Bench, R OBP: 0.333, SLG: 0.481 (1, 2)										4	0	1	0	0	1	1					
Dave Concepcion, R OBP: 0.324, SLG: 0.358 (1, 6)										4	1	2	0	0	0	1					
Cesar Geronimo, L OBP: 0.393, SLG: 0.430 (1, 8)										4	1	2	0	0	0	1					
Jack Billingham, R OBP: 0.383, SLG: 0.518 (5, PH)										1	0	1	0	0	0	0					
Mike Luff, L OBP: 0.347, SLG: 0.359 (5, PH)										0	0	0	0	0	1	0					
Pedro Borbon, R OBP: 0.300, SLG: 0.350 (5, PH)										0	0	0	0	0	0	0					
Dan Driessens, R OBP: 0.288, SLG: 0.340 (7, PH)										0	0	0	0	0	1	0					
Rawly Eastwick, R OBP: 0.304, SLG: 0.364 (5, PH)										0	0	0	0	0	0	0					
Inning Stats	R: 2 E: 0 K: 0 S: 5	H: 2 LOB: 1 BB: 1 P: 9	R: 0 E: 0 K: 0 S: 4	H: 1 LOB: 0 BB: 0 P: 4	R: 0 E: 0 K: 0 S: 3	H: 0 LOB: 1 BB: 1 P: 7	R: 0 E: 0 K: 0 S: 3	H: 1 LOB: 0 BB: 0 P: 3	R: 0 E: 0 K: 0 S: 4	H: 2 LOB: 2 BB: 1 P: 7	R: 0 E: 0 K: 0 S: 4	H: 1 LOB: 1 BB: 0 P: 4	R: 0 E: 0 K: 0 S: 6	H: 1 LOB: 0 BB: 0 P: 6	R: 3 E: 0 K: 0 S: 6	H: 4 LOB: 1 BB: 0 P: 6	1B: 8 2B: 2 3B: 2 HR: 1	SF: 0 SAC: 1 DP: 1 HBP: 0	WP: 0 PB: 0 SB: 1 CS: 0	PA: 39	
PITCHER	IP	WLS	BF	H	R	ER	SO	BB	IBB	HBP	BLK	WP	HR	S	P	ERA	WHIP				
Rick Rhoden, R ERA: 2.92 (1, 1)	8.0		34	10	4	4	1	3	0	0	0	0	0	33	45	4.50	1.625				
Mike Marshall, R ERA: 3.33 (9, 1)	0.2	L	5	3	2	2	0	0	0	0	0	0	0	5	5	27.00	4.500				



Batter	1	2	3	4	5	6	7	8	9	AB	R	H	RBI	BB	SO	LOB	TOP																					
Davey Lopes, R OBP: 0.297, SLG: 0.325	F9		S 2B		F4	P9		G4-6-3 1B		5	1	2	0	0	0	1	Los Angeles Dodgers @ Cincinnati Reds Riverfront Stadium, Cincinnati, OH Sun May 30 1976, 3:33 AM EDT Unknown																					
Bill Buckner, L OBP: 0.321, SLG: 0.441	E9 2B		P6		F9	F7		G4-6-3 1B		5	1	1	0	0	0	4																						
Steve Garvey, R OBP: 0.368, SLG: 0.444	6-3		L7		2B BB			HR		4	2	1	1	1	0	2																						
Ron Cey, R OBP: 0.415, SLG: 0.535			1B		BB	2B		F4-3 1B		5	2	5	2	0	0	0																						
Joe Ferguson, R OBP: 0.336, SLG: 0.408	5-3		1B		BB			F4-3 1B		4	0	2	2	1	0	2																						
Dusty Baker Jr., R OBP: 0.301, SLG: 0.306			F8		BB			K		4	0	1	1	1	1	3																						
Henry Cruz, L OBP: 0.274, SLG: 0.456			1B		BB			FC6-4 1B		4	0	1	0	1	1	5																						
Bill Russell, R OBP: 0.313, SLG: 0.382			P5		F4-6-3 BB			K		4	0	1	0	1	1	5																						
Tommy John, R OBP: 0.158, SLG: 0.111			P6		F4-6-3			6-3		5	0	0	0	0	0	4																						
Charlie Hough, R OBP: 0.286, SLG: 0.286			F3		5-3					2	0	0	0	0	0	1																						
Inning Stats	R: 1 E: 1 K: 0 S: 5	H: 2 LOB: 1 BB: 0 P: 5	R: 0 E: 0 K: 0 S: 4	H: 1 LOB: 1 BB: 0 P: 4	R: 2 E: 0 K: 0 S: 6	H: 3 LOB: 1 BB: 0 P: 6	R: 0 E: 0 K: 0 S: 2	H: 0 LOB: 0 BB: 1 P: 6	R: 1 E: 0 K: 1 S: 6	H: 1 LOB: 3 BB: 3 P: 18	R: 0 E: 0 K: 0 S: 4	H: 1 LOB: 1 BB: 0 P: 4	R: 1 E: 0 K: 1 S: 7	H: 2 LOB: 1 BB: 0 P: 7	R: 0 E: 0 K: 0 S: 4	H: 2 LOB: 1 BB: 0 P: 4	R: 1 E: 0 K: 0 S: 6	H: 3 LOB: 2 BB: 0 P: 6	1B: 10 2B: 4 3B: 0 HR: 1	SF: 0 SAC: 0 DP: 2 HBP: 0	WP: 0 PA: 44 PB: 0 SB: 1 CS: 0																	
PITCHER	IP	WLS	BF	H	R	ER	SO	BB	IBB	HBP	BLK	WP	HR	S	P	ERA	WHIP	PITCHER				IP	WLS	BF	H	R	ER	SO	BB	IBB	HBP	BLK	WP	HR	S	P	ERA	WHIP
Gary Nolan, R ERA: 3.08	(1, 1)	4.2	23	7	4	4	0	3	0	0	0	0	0	20	32	7.71	2.143																					
Pedro Borbon, R ERA: 4.29	(5, 1)	1.2	9	3	1	1	1	1	0	0	0	0	1	10	14	5.40	2.400																					
Rawly Eastwick, R ERA: 3.31	(7, 1)	2.2	L	12	5	1	1	1	0	0	0	0	0	14	14	3.38	1.875																					



Batter	1	2	3	4	5	6	7	8	9	AB	R	H	RBI	BB	SO	LOB	BOTTOM																					
Dave Concepcion, R OBP: 0.337, SLG: 0.380	E 1B							K	PO	4	2	3	0	1	1	0	Los Angeles Dodgers @ Cincinnati Reds Riverfront Stadium, Cincinnati, OH Sun May 30 1976, 3:33 AM EDT Unknown																					
Ken Griffey, L OBP: 0.415, SLG: 0.487	E2 FC6-4 1B		P7		S S			K2-3		4	1	2	1	1	1	2																						
Johnny Bench, R OBP: 0.348, SLG: 0.481			P3		S			S		2	0	1	1	3	0	2																						
Tony Perez, R OBP: 0.333, SLG: 0.419	FC6-4 1B				K			F3		4	1	1	0	1	1	6																						
George Foster, R OBP: 0.381, SLG: 0.555	1-3		6-3		6-3			F9		4	0	0	0	1	0	7																						
Bob Bailey, R OBP: 0.320, SLG: 0.511			FC4-2 1B					L6		4	0	1	2	0	1	4																						
Dan Driessen, L OBP: 0.323, SLG: 0.333					K			K		0	0	0	0	0	0	0																						
Ed Arbrister, R OBP: 0.467, SLG: 0.467			SH2-3 FC					CS		1	0	0	0	0	0	0																						
Doug Flynn, R OBP: 0.267, SLG: 0.250			SH2-3					PO		2	0	0	0	0	0	2																						
Joe Morgan, L OBP: 0.451, SLG: 0.570			F4-3					BB		1	0	0	0	1	0	1																						
Gary Nolan, R OBP: 0.217, SLG: 0.182			FC					BB		2	0	0	1	0	1	0																						
Inning Stats	R: 3 E: 1 K: 0 S: 5	H: 3 LOB: 1 BB: 1 P: 9	R: 1 E: 0 K: 0 S: 6	H: 2 LOB: 2 BB: 0 P: 6	R: 0 E: 0 K: 0 S: 5	H: 2 LOB: 2 BB: 0 P: 5	R: 1 E: 0 K: 2 S: 9	H: 2 LOB: 1 BB: 1 P: 13	R: 0 E: 0 K: 0 S: 3	H: 1 LOB: 3 BB: 3 P: 15	R: 0 E: 0 K: 0 S: 3	H: 1 LOB: 0 BB: 0 P: 3	R: 0 E: 0 K: 2 S: 7	H: 0 LOB: 2 BB: 2 P: 15	R: 0 E: 0 K: 1 S: 4	H: 0 LOB: 1 BB: 2 P: 12	1B: 8 2B: 3 3B: 0 HR: 0	SF: 0 SAC: 1 DP: 0 HBP: 0	WP: 0 PA: 46 PB: 0 SB: 9 CS: 1																			
PITCHER	IP	WLS	BF	H	R	ER	SO	BB	IBB	HBP	BLK	WP	HR	S	P	ERA	WHIP	PITCHER				IP	WLS	BF	H	R	ER	SO	BB	IBB	HBP	BLK	WP	HR	S	P	ERA	WHIP
Tommy John, L ERA: 3.31	(1, 1)	3.1	21	9	5	5	1	2	0	0	0	0	0	21	29	13.50	3.300																					
Charlie Hough, R ERA: 2.27	(4, 1)	5.2	W	24	2	0	0	6	7	0	0	0	0	29	57	0.00	1.588																					



Batter	1	2	3	4	5	6	7	8	9	AB	R	H	RBI	BB	SO	LOB	TOP					
Davey Lopes, R OBP: 0.309, SLG: 0.329										2	0	1	0	1	0	0	Los Angeles Dodgers @ Cincinnati Reds Riverfront Stadium, Cincinnati, OH Sun May 30 1976, 3:38 AM EDT Att: 51,211 - Unknown					
Ed Goodson, L OBP: 0.316, SLG: 0.406										0	0	0	0	0	0	0						
Joe Ferguson, R OBP: 0.333, SLG: 0.405										1	0	0	0	0	0	1						
Stan Wall, L										0	0	0	0	0	0	0						
Elie Rodriguez, R OBP: 0.636, SLG: 0.550										0	0	0	0	1	0	0						
Bill Buckner, L OBP: 0.318, SLG: 0.432										4	1	0	0	1	0	7						
Steve Garvey, R OBP: 0.361, SLG: 0.435										4	0	0	0	0	0	5						
Ron Cey, R OBP: 0.412, SLG: 0.528										4	0	1	0	0	0	4						
Henry Cruz, L OBP: 0.277, SLG: 0.467										3	0	1	1	0	0	0						
Dusty Baker Jr., R OBP: 0.305, SLG: 0.310										1	0	1	0	0	0	0						
Steve Yeager, R OBP: 0.314, SLG: 0.456										4	0	0	0	0	1	4						
Joe Simpson, L OBP: 0.125, SLG: 0.125										3	0	1	0	0	1	0						
Manny Mota, R OBP: 0.375, SLG: 0.357										1	0	0	0	0	0	2						
Bill Russell, R OBP: 0.311, SLG: 0.402										4	1	1	1	0	1	1						
Burt Hooton, R OBP: 0.300, SLG: 0.278										1	0	1	0	0	0	0						
Danny Walton, R (7, PH)										0	0	0	0	1	0	0						
Ted Sizemore, R OBP: 0.281, SLG: 0.267										1	0	0	0	0	0	0						
Inning Stats	R: 1 E: 1 K: 0 S: 5	H: 1 LOB: 2 BB: 1 P: 9	R: 0 E: 0 K: 1 S: 6	H: 1 LOB: 2 BB: 1 P: 10	R: 0 E: 0 K: 0 S: 3	H: 0 LOB: 0 BB: 0 P: 3	R: 0 E: 0 K: 0 S: 3	H: 0 LOB: 0 BB: 0 P: 3	R: 0 E: 0 K: 0 S: 5	H: 2 LOB: 2 BB: 0 P: 5	R: 0 E: 0 K: 1 S: 5	H: 0 LOB: 0 BB: 0 P: 5	R: 1 E: 0 K: 0 S: 4	H: 1 LOB: 2 BB: 1 P: 8	R: 0 E: 0 K: 1 S: 6	H: 2 LOB: 1 BB: 0 P: 6	R: 0 E: 0 K: 0 S: 3	H: 0 LOB: 1 BB: 1 P: 7	1B: 5 2B: 1 3B: 0 HR: 1	SF: 0 SAC: 1 DP: 1 HBP: 0	WP: 1 PB: 0 SB: 1 CS: 0	PA: 38
PITCHER	IP WLS BF H R ER SO BB IBB HBP BLK WP HR S P ERA WHIP																					
Santo Alcala, R ERA: 3.86	(1, 1)	6.0 W 27 5 2 1 2 3 0 0 0 0 1 28 40 1.50 1.333																				
Will McEnaney, L ERA: 5.19	(7, 1)	3.0 S 11 2 0 0 1 1 0 0 0 1 0 12 16 0.00 1.000																				

Batter	1	2	3	4	5	6	7	8	9	AB	R	H	RBI	BB	SO	LOB	BOTTOM			
Pete Rose, S OBP: 0.438, SLG: 0.455										4	1	1	0	0	0	0	Los Angeles Dodgers @ Cincinnati Reds Riverfront Stadium, Cincinnati, OH Sun May 30 1976, 3:38 AM EDT Att: 51,211 - Unknown			
Ken Griffey, L OBP: 0.417, SLG: 0.487										4	1	2	0	0	0	1				
Joe Morgan, L OBP: 0.446, SLG: 0.562										2	0	0	1	1	0	0				
Dan Driessen, L OBP: 0.338, SLG: 0.373										3	1	2	1	0	0	2				
Tony Perez, R OBP: 0.337, SLG: 0.443										1	1	1	1	0	0	0				
Mike Lum, L OBP: 0.346, SLG: 0.341										2	0	0	0	1	0	2				
George Foster, R OBP: 0.379, SLG: 0.551										1	0	0	0	0	0	0				
Cesar Geronimo, L OBP: 0.394, SLG: 0.467										4	2	2	2	0	0	2				
Bill Plummer, R OBP: 0.364, SLG: 0.537										4	1	2	2	0	0	0				
Doug Flynn, R OBP: 0.265, SLG: 0.250										4	0	1	0	0	0	2				
Santo Alcala, R OBP: 0.083, SLG: 0.083										2	0	0	0	0	1	1				
Will McEnaney, L ERA: 4.6										2	0	0	0	0	2	1				
Inning Stats	R: 2 E: 1 K: 0 S: 6	H: 3 LOB: 1 BB: 0 P: 6	R: 0 E: 0 K: 0 S: 3	H: 0 LOB: 0 BB: 0 P: 3	R: 0 E: 1 K: 0 S: 3	H: 0 LOB: 0 BB: 0 P: 3	R: 2 E: 0 K: 1 S: 8	H: 3 LOB: 1 BB: 0 P: 8	R: 0 E: 0 K: 0 S: 3	H: 1 LOB: 1 BB: 1 P: 7	R: 0 E: 1 K: 0 S: 5	H: 0 LOB: 1 BB: 1 P: 7	R: 0 E: 0 K: 1 S: 5	H: 0 LOB: 0 BB: 0 P: 5	R: 3 E: 0 K: 1 S: 9	H: 4 LOB: 1 BB: 0 P: 9	1B: 6 2B: 3 3B: 0 HR: 3	SF: 1 SAC: 0 DP: 1 HBP: 0	WP: 1 PB: 0 SB: 1 CS: 2	PA: 37
PITCHER	IP WLS BF H R ER SO BB IBB HBP BLK WP HR S P ERA WHIP																			
Burt Hooton, R ERA: 3.95	(1, 1)	6.0 L 26 7 4 3 3 2 0 0 0 0 0 3 26 34 4.50 1.500																		
Stan Wall, L ERA: 4.6	(7, 1)	2.0 10 4 3 3 2 0 0 0 0 0 3 14 14 13.50 2.000																		

Batter	1	2	3	4	5	6	7	8	9	AB	R	H	RBI	BB	SO	LOB	TOP										
Pete Rose, S OBP: 0.442, SLG: 0.456 (1, 5)										4	1	2	0	1	0	3	Cincinnati Reds @ Houston Astros Astrodome, Houston, TX Mon May 31 1976, 8:05 PM EDT Att: 21,338 - Dome										
Ken Griffey, L OBP: 0.411, SLG: 0.475 Ed Armbrister, R OBP: 0.467, SLG: 0.467 (1, 9)										4	1	0	0	1	0	2											
Joe Morgan, L OBP: 0.447, SLG: 0.582 Dave Concepcion, R OBP: 0.340, SLG: 0.383 (1, 4)										4	1	2	1	0	0	1											
George Foster, R OBP: 0.391, SLG: 0.572 (6, 7)										3	1	2	2	2	1	1											
Dan Driessen, L OBP: 0.329, SLG: 0.345 (1, 3)										4	0	0	0	1	1	5											
Johnny Bench, R OBP: 0.350, SLG: 0.474 (1, 2)										4	0	1	0	1	1	3											
Mike Lum, L OBP: 0.345, SLG: 0.341 Cesar Geronimo, L OBP: 0.391, SLG: 0.462 (1, 7)										3	0	1	0	0	1	1											
Doug Flynn, R OBP: 0.250, SLG: 0.235 (1, 6)										3	0	0	0	0	0	3											
Pat Darcy, L OBP: 0.333, SLG: 0.200 Pedro Borbon, R OBP: 0.333, SLG: 0.333 Fred Norman, S OBP: 0.143, SLG: 0.143 Bob Bailey, R OBP: 0.314, SLG: 0.500 Rawly Eastwick, R (8, 1)										1	0	0	0	2	1	0											
Inning Stats	R: 0 E: 0 K: 1 S: 6	H: 1 LOB: 1 BB: 0 P: 6	R: 0 E: 0 K: 0 S: 4	H: 1 LOB: 3 BB: 2 P: 12	R: 0 E: 0 K: 0 S: 4	H: 1 LOB: 0 BB: 0 P: 4	R: 0 E: 0 K: 1 S: 5	H: 0 LOB: 0 BB: 0 P: 5	R: 3 E: 0 K: 2 S: 9	H: 2 LOB: 0 BB: 1 P: 13	R: 0 E: 0 K: 0 S: 3	H: 1 LOB: 2 BB: 2 P: 11	R: 0 E: 0 K: 0 S: 3	H: 1 LOB: 1 BB: 1 P: 7	R: 0 E: 0 K: 0 S: 4	H: 1 LOB: 1 BB: 0 P: 4		R: 1 E: 0 K: 1 S: 6	H: 1 LOB: 2 BB: 2 P: 14	1B: 6 2B: 1 3B: 1 HR: 1	SF: 0 SAC: 1 DP: 1 HBP: 0	WP: 1 PB: 0 SB: 0 CS: 0	PA: 42				
PITCHER	IP	WLS	BF	H	R	ER	SO	BB	IBB	HBP	BLK	WP	HR	S	P	ERA		WHIP									
J.R. Richard, R ERA: 3.21 Paul Siebert, L ERA: 3.24 Ken Forsch, R ERA: 1.82	(1, 1)	7.0	L	32	7	3	3	4	6	0	0	0	0	1	34	58		3.86	1.857								
	(8, 1)	1.1		7	2	1	1	0	1	0	0	0	0	0	6	10		6.75	2.250								
	(9, 1)	0.2		3	0	0	0	1	1	0	0	0	1	0	4	8		0.00	1.500								

AB	33
R	4
H	9
RBI	3
BB	8
SO	5
LOB	21



Batter	1	2	3	4	5	6	7	8	9	AB	R	H	RBI	BB	SO	LOB	BOTTOM									
Greg Gross, L OBP: 0.370, SLG: 0.343 (1, 9)										2	0	2	0	2	0	0	Cincinnati Reds @ Houston Astros Astrodome, Houston, TX Mon May 31 1976, 8:05 PM EDT Att: 21,338 - Dome									
Rob Andrews, R OBP: 0.355, SLG: 0.338 (1, 4)										4	0	1	0	0	0	3										
Cesar Cedeno, R OBP: 0.353, SLG: 0.497 (1, 8)										3	1	1	0	1	0	1										
Bob Watson, R OBP: 0.359, SLG: 0.400 (1, 3)										3	0	0	0	1	1	2										
Jose Cruz, L OBP: 0.361, SLG: 0.359 (1, 7)										3	1	1	0	1	0	2										
Cliff Johnson, R OBP: 0.338, SLG: 0.403 Ken Forsch, R OBP: 0.333, SLG: 0.333 (1, 2)										4	0	2	1	0	1	3										
Enos Cabell, R OBP: 0.344, SLG: 0.381 (1, 5)										4	0	1	1	0	0	2										
Roger Metzger, S OBP: 0.310, SLG: 0.309 Ken Boswell, L OBP: 0.328, SLG: 0.328 Leon Roberts, R OBP: 0.395, SLG: 0.533 Jerry Davanon, R OBP: 0.389, SLG: 0.467 (1, 6)										2	0	0	0	0	0	1										
J.R. Richard, R OBP: 0.031, SLG: 0.032 Wilbur Howard, S OBP: 0.239, SLG: 0.284 Paul Siebert, L (8, 1)										2	0	0	0	0	0	0										
Skip Jutze, R OBP: 0.164, SLG: 0.172 (9, 2)										1	0	0	0	0	0	0										
Inning Stats	R: 0 E: 0 K: 0 S: 3	H: 0 LOB: 1 BB: 1 P: 7	R: 0 E: 0 K: 0 S: 4	H: 1 LOB: 1 BB: 0 P: 4	R: 0 E: 0 K: 0 S: 3	H: 2 LOB: 0 BB: 0 P: 3	R: 1 E: 0 K: 0 S: 4	H: 2 LOB: 1 BB: 1 P: 8	R: 0 E: 0 K: 0 S: 3	H: 2 LOB: 1 BB: 1 P: 7	R: 1 E: 0 K: 2 S: 9	H: 2 LOB: 2 BB: 1 P: 13	R: 0 E: 0 K: 0 S: 3	H: 1 LOB: 0 BB: 0 P: 3	R: 0 E: 0 K: 1 S: 5	H: 0 LOB: 1 BB: 1 P: 9		R: 0 E: 0 K: 0 S: 3	H: 0 LOB: 0 BB: 0 P: 3	1B: 5 2B: 3 3B: 1 HR: 0	SF: 0 SAC: 0 DP: 1 HBP: 0	WP: 0 PB: 0 SB: 1 CS: 1	PA: 37			
PITCHER	IP	WLS	BF	H	R	ER	SO	BB	IBB	HBP	BLK	WP	HR	S	P	ERA		WHIP								
Pat Darcy, R ERA: 5.4 Pedro Borbon, R ERA: 4.18 Fred Norman, L ERA: 4.15 Rawly Eastwick, R ERA: 3.12	(1, 1)	5.0		22	6	2	2	0	4	0	0	0	0	18	34	3.60		2.000								
	(6, 1)	0.2		3	1	0	0	1	0	0	0	0	0	5	5	0.00		1.500								
	(6, 1)	1.1		4	1	0	0	1	0	0	0	0	0	6	6	0.00		0.750								
	(8, 1)	2.0	S	7	0	0	0	1	1	0	0	0	0	8	12	0.00		0.500								



Batter	1	2	3	4	5	6	7	8	9	AB	R	H	RBI	BB	SO	LOB	TOP								
Pete Rose, S OBP: 0.438, SLG: 0.449 (1, 5)	4-0 BB SF7 BB		0-0 6-3			0-0 1-3		0-0 G4-6-3		3	1	0	0	1	0	2									
Cesar Geronimo, L OBP: 0.379, SLG: 0.445 (1, 8)	0-0 4-3		0-0 P6			0-0 L4		0-0 F8		4	0	0	0	0	0	1									
Joe Morgan, L OBP: 0.443, SLG: 0.569 (1, 4)	4-0 BB BB		0-0 4-3			0-0 F2		0-0 L9		3	0	0	0	1	0	0									
Tony Perez, R OBP: 0.341, SLG: 0.441 (1, 3)	4-0 BB BB		0-0 F2			0-0 F7		0-0 1B		3	0	1	0	1	0	0									
Ken Griffey, L OBP: 0.411, SLG: 0.475 (9, PR)	1-2 2-3 BB		0-0 P4			0-3 K2-3		0-0 5-3		0	0	0	0	0	0	0									
George Foster, R OBP: 0.382, SLG: 0.562 (1, 7)	0-0 SF7		0-0 P4			0-0 5-3		0-0 5-3		3	0	0	1	0	1	1									
Johnny Bench, R OBP: 0.344, SLG: 0.464 (1, 2)	0-0 F8		0-0 5-3			0-0 6-3		0-0 F9		3	0	0	0	0	0	2									
Mike Lum, L OBP: 0.345, SLG: 0.326 (1, 9)		4-0 F6-4-3 BB			0-0 5-3			0-0 F9		2	0	0	0	1	0	0									
Doug Flynn, R OBP: 0.259, SLG: 0.245 (1, 6)		0-0 F6-4-3			0-0 WP SH3-4 1B			0-0 F9		2	0	1	0	0	0	1									
Dave Concepcion, R OBP: 0.339, SLG: 0.381 (8, PH)		0-0 F6-4-3			0-0 SH3-4			0-0 F9		1	0	0	0	0	0	0									
Pat Zachry, R OBP: 0.263, SLG: 0.222 (1, 1)		0-0 F8			0-0 SH3-4			4-0 G4-6-3 BB		1	0	0	0	0	0	0									
Dan Driessen, L OBP: 0.338, SLG: 0.345 (8, PH)		0-0 F8			1-2					0	0	0	0	1	0	0									
Pedro Borbon, R OBP: 0.333, SLG: 0.333 (8, 1)		0-0 F8			1-2					0	0	0	0	0	0	0									
Inning Stats	R: 1 E: 0 K: 0 S: 3	H: 0 LOB: 2 BB: 3 P: 15	R: 0 E: 0 K: 0 S: 2	H: 0 LOB: 0 BB: 1 P: 6	R: 0 E: 0 K: 0 S: 3	H: 0 LOB: 0 BB: 0 P: 3	R: 0 E: 0 K: 0 S: 3	H: 0 LOB: 0 BB: 0 P: 3	R: 0 E: 0 K: 0 S: 4	H: 1 LOB: 1 BB: 0 P: 4	R: 0 E: 0 K: 0 S: 3	H: 0 LOB: 0 BB: 0 P: 3	R: 0 E: 0 K: 1 S: 5	H: 0 LOB: 0 BB: 0 P: 5	R: 0 E: 0 K: 0 S: 2	H: 0 LOB: 0 BB: 1 P: 6	R: 0 E: 0 K: 0 S: 4	H: 1 LOB: 1 BB: 0 P: 4	1B: 2 2B: 0 3B: 0 HR: 0	SF: 1 SAC: 1 DP: 2 HBP: 0	WP: 1 PB: 0 SB: 0 CS: 0	PA: 32			
PITCHER Joaquin Andujar, R ERA: 4.73 (1, 1)	IP: 9.0 WLS: W BF: 32 H: 2 R: 1 ER: 1 SO: 1 BB: 5 IBB: 0 HBP: 0 BLK: 0 WP: 1 HR: 0 S: 29 P: 49 ERA: 1.00 WHIP: 0.778																								

Cincinnati Reds @ Houston Astros
Astrodome, Houston, TX
Tue Jun 01 1976, 8:05 PM EDT
Att: 13,435 - Dome

AB 25
R 1
H 2
RBI 1
BB 5
SO 1
LOB 7



Batter	1	2	3	4	5	6	7	8	9	AB	R	H	RBI	BB	SO	LOB	BOTTOM			
Greg Gross, L OBP: 0.361, SLG: 0.333 (1, 9)	0-0 F6-3		0-3 K			0-0 5-3	0-0 4-3			4	0	0	0	0	1	0				
Rob Andrews, R OBP: 0.354, SLG: 0.359 (1, 4)	0-0 F6-3		0-0 G3			0-0 1B 3B		0-0 F8		4	1	1	0	0	0	0				
Cesar Cedeno, R OBP: 0.356, SLG: 0.497 (1, 8)	0-3 K		0-0 5-3			0-0 WP FC1-2 1B		0-0 S 1B		4	0	2	1	0	1	0				
Bob Watson, R OBP: 0.357, SLG: 0.393 (1, 3)		0-3 K		0-0 F8		0-0 WP BB		0-0 F8		3	0	0	0	1	1	1				
Jose Cruz, L OBP: 0.358, SLG: 0.349 (1, 7)		4-0 CS BB		0-0 P4		0-0 P8		0-0 3-1		3	0	0	0	1	0	3				
Cliff Johnson, R OBP: 0.345, SLG: 0.405 (1, 2)		0-0 1-2 1B		0-0 F6-3		4-0 1B IBB				2	0	1	0	1	0	0				
Enos Cabell, R OBP: 0.344, SLG: 0.376 (1, 5)		0-3 K		0-0 K		0-0 FC1-2				2	0	0	0	1	1	4				
Roger Metzger, S OBP: 0.310, SLG: 0.323 (1, 6)			0-0 WP 3B		0-3 K			0-0 G3		3	1	1	0	0	1	1				
Joaquin Andujar, S OBP: 0.125, SLG: 0.125 (1, 1)			0-3 K		0-3 K			0-0 F8		3	0	0	0	0	2	1				
Inning Stats	R: 0 E: 0 K: 1 S: 5	H: 0 LOB: 0 BB: 0 P: 5	R: 0 E: 0 K: 2 S: 7	H: 1 LOB: 1 BB: 1 P: 11	R: 1 E: 0 K: 2 S: 8	H: 1 LOB: 0 BB: 0 P: 8	R: 0 E: 0 K: 0 S: 3	H: 0 LOB: 0 BB: 0 P: 3	R: 0 E: 0 K: 0 S: 5	H: 2 LOB: 2 BB: 2 P: 13	R: 0 E: 0 K: 0 S: 3	H: 0 LOB: 0 BB: 0 P: 3	R: 0 E: 0 K: 0 S: 4	H: 1 LOB: 1 BB: 0 P: 4	R: 0 E: 0 K: 0 S: 4	H: 1 LOB: 1 BB: 0 P: 4	1B: 3 2B: 0 3B: 2 HR: 0	SF: 0 SAC: 0 DP: 0 HBP: 0	WP: 2 PB: 0 SB: 1 CS: 1	PA: 32
PITCHER Pat Zachry, R ERA: 1.34 (1, 1)	IP: 7.0 WLS: L BF: 28 H: 4 R: 2 ER: 2 SO: 7 BB: 3 IBB: 1 HBP: 0 BLK: 0 WP: 0 HR: 0 S: 38 P: 54 ERA: 2.57 WHIP: 1.000																			
Pedro Borbon, R ERA: 4.03 (8, 1)	IP: 1.0 WLS: L BF: 4 H: 1 R: 0 ER: 0 SO: 0 BB: 0 IBB: 0 HBP: 0 BLK: 0 WP: 0 HR: 0 S: 4 P: 4 ERA: 0.00 WHIP: 1.000																			

Cincinnati Reds @ Houston Astros
Astrodome, Houston, TX
Tue Jun 01 1976, 8:05 PM EDT
Att: 13,435 - Dome

AB 28
R 2
H 5
RBI 1
BB 4
SO 7
LOB 10



Batter	1	2	3	4	5	6	7	8	9	AB	R	H	RBI	BB	SO	LOB	TOP										
Pete Rose, S OBP: 0.448, SLG: 0.464 (1, 5)	1-0 HR HBP	4-0 BB BB		0-0 G4-6-3 1B		0-0 F8		0-0 1B		3	1	2	0	1	0	0	Cincinnati Reds @ Houston Astros Astrodome, Houston, TX Thu Jun 03 1976, 8:05 PM EDT Att: 11,786 - Dome										
Dan Driessen, L OBP: 0.383, SLG: 0.377 (1, 7)	0-0	4-0		0-0 G4-6-3		0-0		0-0 F8		3	1	1	0	2	0	2											
Pedro Borbon, R OBP: 0.333, SLG: 0.333 (8, 1)	1-2 HR 1B	1-2 BB		1-2		0-0 S BB		0-0 F8		0	0	0	0	0	0	0											
Joe Morgan, L OBP: 0.443, SLG: 0.576 (1, 4)	0-0 1H 2H HR	4-0 1-2 2-3 BB			0-0 4-3 WP 1B			1-2 BB		3	1	2	3	2	0	0											
Tony Perez, R OBP: 0.339, SLG: 0.432 (1, 3)	0-3 K	0-0 L7			0-0 F9			0-0 6-3		5	0	0	0	0	1	6											
George Foster, R OBP: 0.378, SLG: 0.544 (8, 7)	0-3 K		0-0 P3		4-0 4-3 BB			0-0 6-3		4	0	0	0	1	1	0											
Cesar Geronimo, L OBP: 0.369, SLG: 0.429 (1, 8)	0-0		0-0	0-0 S 1B		0-0 4-3		0-0 L5		4	0	2	0	0	0	2											
Dave Concepcion, R OBP: 0.338, SLG: 0.375 (1, 6)	0-0 F7		0-0 F9		4-0 FC6-4 IBB			0-0 F9		3	0	0	0	1	0	2											
Bill Plummer, R OBP: 0.333, SLG: 0.489 (1, 2)		0-0 F9	0-0 P4		0-0 FC6-4			0-3 K		4	0	0	0	0	1	4											
Santo Alcala, R OBP: 0.067, SLG: 0.067 (1, 1)		0-3 K		0-3 K		0-3 K		0-0 F7		3	0	0	0	0	3	0											
Rawly Eastwick, R (7, 1)										0	0	0	0	0	0	0											
Ken Griffey, L OBP: 0.407, SLG: 0.470 (8, PH) (8, 9)										1	0	0	0	0	0	0											
Inning Stats	R: 3 E: 0 K: 2 S: 10	H: 3 LOB: 1 BB: 0 P: 11	R: 0 E: 0 K: 1 S: 5	H: 0 LOB: 3 BB: 3 P: 17	R: 0 E: 0 K: 0 S: 4	H: 1 LOB: 1 BB: 0 P: 4	R: 0 E: 0 K: 1 S: 5	H: 1 LOB: 0 BB: 0 P: 5	R: 0 E: 0 K: 0 S: 4	H: 0 LOB: 2 BB: 2 P: 13	R: 0 E: 0 K: 0 S: 3	H: 0 LOB: 3 BB: 0 P: 3	R: 0 E: 0 K: 1 S: 6	H: 1 LOB: 1 BB: 0 P: 6	R: 0 E: 0 K: 0 S: 3	H: 0 LOB: 0 BB: 0 P: 3	1B: 6 2B: 0 3B: 0 HR: 1	SF: 0 SAC: 0 DP: 1 HBP: 1	WP: 1 PB: 0 SB: 2 CS: 0	PA: 41							
PITCHER	IP	WLS	BF	H	R	ER	SO	BB	IBB	HBP	BLK	WP	HR	S	P	ERA	WHIP										
Larry Dierker, R ERA: 4.26 (1, 1)	8.0	W	38	7	3	3	6	6	1	1	0	1	1	42	71	3.38	1.625										
Ken Forsch, R ERA: 2.06 (9, 1)	1.0	S	3	0	0	0	0	0	0	0	0	0	0	3	3	0.00	0.000										

AB	33
R	3
H	7
RBI	3
BB	7
SO	6
LOB	16



Batter	1	2	3	4	5	6	7	8	9	AB	R	H	RBI	BB	SO	LOB	BOTTOM										
Greg Gross, L OBP: 0.362, SLG: 0.331 (1, 9)	0-0 1-3	0-0 FC6-4 1B		0-3 K			0-0 FC2-6 BB 1B BB	0-0 4-3		5	1	1	2	0	1	4	Cincinnati Reds @ Houston Astros Astrodome, Houston, TX Thu Jun 03 1976, 8:05 PM EDT Att: 11,786 - Dome										
Rob Andrews, R OBP: 0.366, SLG: 0.375 (1, 4)	0-0 S 1B	0-0 FC6-4			0-0 F9 6-3 2B		0-3 K	0-0 5-3		5	1	2	0	0	1	3											
Cesar Cedeno, R OBP: 0.361, SLG: 0.491 (1, 8)	0-0 P5		0-0 P3		0-0 F9		0-0 BB BB 1B			4	1	1	0	0	0	2											
Bob Watson, R OBP: 0.361, SLG: 0.386 (1, 3)	4-0 BB		0-0 6-3		0-0 6-3		4-0 BB BB BB			2	0	0	1	2	0	0											
Jose Cruz, L OBP: 0.364, SLG: 0.339 (1, 7)	0-0 P3		0-0 G3		0-0 F8		4-0 BB BB			3	0	0	1	1	0	2											
Cliff Johnson, R OBP: 0.357, SLG: 0.397 (1, 2)		4-0 2B 1B BB		0-0 P4		0-0 P3	4-0 FC4-6 BB			2	1	0	1	2	0	0											
Enos Cabell, R OBP: 0.337, SLG: 0.363 (1, 5)		0-3 K		0-0 5-3		0-0 F2	0-0 FC4-6			4	0	0	0	0	1	4											
Roger Metzger, S OBP: 0.317, SLG: 0.323 (1, 6)		0-0 1-3 1B 2B		4-0 1B BB		0-0 F8		0-0 F9		3	1	1	0	1	0	0											
Larry Dierker, R OBP: 0.136, SLG: 0.136 (1, 1)		0-3 K		0-0 1B			0-0 FC2-6 1B			3	0	2	0	0	1	2											
Ken Boswell, L OBP: 0.333, SLG: 0.350 (8, PH)										1	0	1	0	0	0	0											
Larry Milbourne, S OBP: 0.324, SLG: 0.277 (8, PR)										0	0	0	0	0	0	0											
Ken Forsch, R OBP: 0.333, SLG: 0.333 (9, 1)					1-2 1B					0	0	0	0	0	0	0											
Inning Stats	R: 0 E: 0 K: 0 S: 4	H: 1 LOB: 2 BB: 1 P: 8	R: 2 E: 0 K: 2 S: 9	H: 2 LOB: 1 BB: 1 P: 13	R: 0 E: 0 K: 0 S: 3	H: 0 LOB: 0 BB: 0 P: 3	R: 0 E: 0 K: 1 S: 6	H: 1 LOB: 2 BB: 1 P: 10	R: 1 E: 0 K: 0 S: 4	H: 1 LOB: 0 BB: 0 P: 4	R: 0 E: 0 K: 0 S: 3	H: 0 LOB: 0 BB: 0 P: 3	R: 2 E: 0 K: 1 S: 7	H: 2 LOB: 3 BB: 3 P: 19	R: 0 E: 0 K: 0 S: 4	H: 1 LOB: 1 BB: 0 P: 4	1B: 5 2B: 3 3B: 0 HR: 0	SF: 0 SAC: 0 DP: 0 HBP: 0	WP: 0 PB: 0 SB: 1 CS: 0	PA: 38							
PITCHER	IP	WLS	BF	H	R	ER	SO	BB	IBB	HBP	BLK	WP	HR	S	P	ERA	WHIP										
Santo Alcala, R ERA: 4.3 (1, 1)	6.2	L	32	7	5	5	4	5	0	0	0	0	0	35	55	6.75	1.800										
Rawly Eastwick, R ERA: 3.06 (7, 1)	0.1		2	0	0	0	0	1	0	0	0	0	0	1	5	0.00	3.000										
Pedro Borbon, R ERA: 3.9 (8, 1)	1.0		4	1	0	0	0	0	0	0	0	0	0	4	4	0.00	1.000										


AB	32
R	5
H	8
RBI	5
BB	6
SO	4
LOB	17




Batter	1	2	3	4	5	6	7	8	9	AB	R	H	RBI	BB	SO	LOB	TOP					
Pete Rose, S (1,5) OBP: 0.445, SLG: 0.455 Joel Youngblood, R (8,5) OBP: 0.324, SLG: 0.375	K		1-3		F9	1-2 BB		F7		4	0	0	1	2	1	2	Cincinnati Reds @ St. Louis Cardinals Busch Stadium, St. Louis, MO Fri Jun 04 1976, 7:05 PM CDT Att: 23,239 - Unknown					
Ken Griffey, L (1,9) OBP: 0.410, SLG: 0.479	3B			1B BB	1B BB	K		1-3		5	2	2	0	1	1	5						
Joe Morgan, L (1,4) OBP: 0.447, SLG: 0.572 Doug Flynn, R (7,4) OBP: 0.255, SLG: 0.241	SF8	K		1B BB	1B BB			F8		1	2	0	1	3	1	0						
Tony Perez, R (1,3) OBP: 0.346, SLG: 0.437 Dan Driessen, L (7,3) OBP: 0.390, SLG: 0.387	1B	K		1B BB	P4			1B		5	3	3	1	0	1	2						
George Foster, R (1,7) OBP: 0.389, SLG: 0.566 Ed Armbrister, R (9,PH) OBP: 0.438, SLG: 0.438	1B	P6		1B BB	FC6			K		4	2	3	4	1	0	0						
Cesar Geronimo, L (1,8) OBP: 0.387, SLG: 0.424	1B		SH3-4	F7	FC6			K		6	1	2	1	0	1	6						
Dave Concepcion, R (1,6) OBP: 0.353, SLG: 0.390	1B		SH3-4					1B		6	1	5	2	0	0	0						
Bill Plummer, R (1,2) OBP: 0.315, SLG: 0.451	BB		F3	K				K		6	0	1	1	0	3	7						
Gary Nolan, R (1,1) OBP: 0.222, SLG: 0.192	BB		SH3-4	F9				K		4	0	1	0	0	2	3						
Inning Stats	R: 5 E: 0 K: 1 S: 12	H: 7 LOB: 3 BB: 1 P: 16	R: 0 E: 0 K: 2 S: 7	H: 0 LOB: 0 BB: 0 P: 7	R: 0 E: 0 K: 0 S: 5	H: 2 LOB: 2 BB: 0 P: 5	R: 3 E: 0 K: 1 S: 8	H: 3 LOB: 2 BB: 2 P: 16	R: 0 E: 0 K: 3 S: 10	H: 0 LOB: 2 BB: 1 P: 14	R: 3 E: 0 K: 1 S: 8	H: 3 LOB: 1 BB: 1 P: 12	R: 0 E: 0 K: 0 S: 3	H: 0 LOB: 0 BB: 0 P: 3	R: 0 E: 0 K: 3 S: 11	H: 2 LOB: 2 BB: 0 P: 11		1B: 16 2B: 0 3B: 1 HR: 1	SF: 1 SAC: 1 DP: 0 HBP: 0	WP: 1 PB: 0 SB: 0 CS: 0	PA: 53	
PITCHER	IP WLS BF H R ER SO BB IBB HBP BLK WP HR S P ERA WHIP																					
Lynn McGlothen, R (1,1) ERA: 3.13	0.2 L 9 7 5 5 1 0 0 0 0 0 0 0 11 11 67.50 10.500																					
Eric Rasmussen, R (1,1) ERA: 4.41	2.1 14 4 3 3 2 3 0 0 0 0 0 0 15 27 11.57 3.000																					
Mike Wallace, L (4,1) ERA: 1.75	2.0 10 2 0 0 1 2 0 0 0 0 0 0 18 28 0.00 2.000																					
Danny Frisella, R (6,1) ERA: 2.49	3.0 15 3 3 3 4 2 0 0 0 1 1 21 29 9.00 1.667																					
Al Hrabosky, L (9,1) ERA: 2.97	1.0 5 2 0 0 3 0 0 0 0 0 0 0 11 11 0.00 2.000																					
Batter	1	2	3	4	5	6	7	8	9	AB	R	H	RBI	BB	SO	LOB	BOTTOM					
Lou Brock, L (1,7) OBP: 0.301, SLG: 0.324 Vic Harris, S (8,7) OBP: 0.314, SLG: 0.357	F8		1B		E S		K			4	1	2	1	0	1	0	Cincinnati Reds @ St. Louis Cardinals Busch Stadium, St. Louis, MO Fri Jun 04 1976, 7:05 PM CDT Att: 23,239 - Unknown					
Don Kessinger, S (1,6) OBP: 0.316, SLG: 0.333 Lee Richard, R (8,6) OBP: 0.097, SLG: 0.087					E4		F7			4	0	2	0	0	0	1						
Bake McBride, L (1,8) OBP: 0.420, SLG: 0.445 Jerry Mumphy, S (5,8) OBP: 0.269, SLG: 0.360	P4		P6		FC6			F7		2	0	0	0	0	0	3						
Willie Crawford, L (1,9) OBP: 0.366, SLG: 0.485	P6		K		F7			F8		4	0	0	0	0	1	5						
Ron Fairly, L (1,3) OBP: 0.436, SLG: 0.371 Danny Frisella, L (6,1) OBP: 0.268, SLG: 0.403 Reggie Smith, S (8,PH) OBP: 0.288, SLG: 0.403 Al Hrabosky, R (9,1)	6-3			L6	FC6			P6		3	0	0	0	0	0	2						
Hector Cruz, R (1,5) OBP: 0.227, SLG: 0.340				F7				F8		4	0	1	0	0	0	0						
Ken Rudolph, R (1,2) OBP: 0.231, SLG: 0.280				F9				5-3		4	0	0	0	0	0	1						
Mike Tyson, R (1,4) OBP: 0.266, SLG: 0.387								F2		4	1	1	0	0	1	1						
Lynn McGlothen, L (1,1) OBP: 0.179, SLG: 0.148 Eric Rasmussen, R (1,1)	F7				F8					0	0	0	0	0	0	0						
Mike Wallace, L (4,1)										0	0	0	0	0	0	0						
Keith Hernandez, L (5,PH) OBP: 0.278, SLG: 0.247										2	0	0	0	0	0	1						
Inning Stats	R: 0 E: 0 K: 0 S: 4	H: 1 LOB: 1 BB: 0 P: 4	R: 0 E: 0 K: 1 S: 6	H: 1 LOB: 1 BB: 0 P: 6	R: 0 E: 0 K: 1 S: 7	H: 2 LOB: 2 BB: 0 P: 7	R: 0 E: 0 K: 0 S: 3	H: 0 LOB: 0 BB: 0 P: 3	R: 2 E: 1 K: 0 S: 7	H: 3 LOB: 2 BB: 0 P: 7	R: 0 E: 0 K: 0 S: 3	H: 0 LOB: 0 BB: 0 P: 3	R: 0 E: 0 K: 1 S: 5	H: 0 LOB: 0 BB: 0 P: 5	R: 0 E: 0 K: 0 S: 3	H: 0 LOB: 0 BB: 0 P: 3	R: 0 E: 0 K: 0 S: 3	H: 0 LOB: 0 BB: 0 P: 3	1B: 4 2B: 2 3B: 1 HR: 0	SF: 0 SAC: 0 DP: 0 HBP: 0	WP: 0 PB: 0 SB: 1 CS: 0	PA: 35
PITCHER	IP WLS BF H R ER SO BB IBB HBP BLK WP HR S P ERA WHIP																					
Gary Nolan, R (1,1) ERA: 2.96	9.0 W 35 7 2 2 3 0 0 0 0 0 0 41 41 2.00 0.778																					

Batter	1	2	3	4	5	6	7	8	9	AB	R	H	RBI	BB	SO	LOB	TOP								
Pete Rose, S OBP: 0.440, SLG: 0.453 (1, 5)	F7		4-3		WP 1-3 2B		F8		6-3	5	0	1	0	0	0	0	Cincinnati Reds @ St. Louis Cardinals Busch Stadium, St. Louis, MO Sat Jun 05 1976, 7:05 PM CDT Att: 34,159 - Unknown livebaseballscorecards.com								
Ken Griffey, L OBP: 0.411, SLG: 0.486 (1, 9)	WP 2B		6-3		P4		WP SF7 1B			4	2	2	0	0	0	1									
Joe Morgan, L OBP: 0.448, SLG: 0.571 (1, 4)	S 2H BB				F7		SF7 1H			2	0	1	1	1	0	1									
Tony Perez, R OBP: 0.344, SLG: 0.433 (1, 3)	K 1-2		4-3			HR 1B				4	1	1	0	0	1	2									
George Foster, R OBP: 0.391, SLG: 0.579 (1, 7)	1-3				K					3	1	1	2	1	1	1									
Cesar Geronimo, L OBP: 0.384, SLG: 0.419 (1, 8)		K			F8		HR S 1B		CS BB	4	0	1	0	0	2	1									
Dave Concepcion, R OBP: 0.351, SLG: 0.384 (1, 6)		1B BB			F8		K 1-2		F9	3	0	0	0	1	1	1									
Bill Plummer, R OBP: 0.328, SLG: 0.444 (1, 2)					F8		4-3			3	0	1	0	1	0	1									
Don Gullett, R OBP: 0.176, SLG: 0.125 (1, 1)		G4-6-3 1-2			2B WP BB		5-3		F2 1-2	3	1	0	0	1	0	4									
Inning Stats	R: 1 E: 0 K: 1 S: 6	H: 1 LOB: 1 BB: 1 P: 10	R: 0 E: 0 K: 1 S: 5	H: 1 LOB: 1 BB: 1 P: 9	R: 0 E: 0 K: 1 S: 4	H: 1 LOB: 0 BB: 0 P: 4	R: 0 E: 0 K: 1 S: 5	H: 0 LOB: 0 BB: 0 P: 5	R: 1 E: 0 K: 0 S: 4	H: 1 LOB: 1 BB: 1 P: 8	R: 2 E: 0 K: 1 S: 8	H: 3 LOB: 1 BB: 0 P: 8	R: 1 E: 0 K: 0 S: 4	H: 1 LOB: 0 BB: 0 P: 4	R: 0 E: 0 K: 1 S: 4	H: 0 LOB: 0 BB: 1 P: 8	R: 0 E: 0 K: 0 S: 2	H: 0 LOB: 0 BB: 1 P: 6	1B: 5 2B: 2 3B: 0 HR: 1	SF: 1 SAC: 0 DP: 1 HBP: 0	WP: 3 PB: 0 SB: 3 CS: 2	PA: 37			
PITCHER	IP	WLS	BF	H	R	ER	SO	BB	IBB	HBP	BLK	WP	HR	S	P	ERA	WHIP								
John Denny, R ERA: 3.94 (1, 1)	6.1	L	29	8	5	4	4	3	0	0	0	2	1	34	46	5.68	1.737								
Bill Greif, R ERA: 8.14 (7, 1)	0.2		2	0	0	0	0	0	0	0	0	1	0	2	2	0.00	0.000								
Mike Wallace, L ERA: 1.63 (8, 1)	2.0		6	0	0	0	1	2	0	0	0	0	0	6	14	0.00	1.000								

Batter	1	2	3	4	5	6	7	8	9	AB	R	H	RBI	BB	SO	LOB	BOTTOM								
Mike Tyson, R OBP: 0.277, SLG: 0.392 (1, 4)			K		F7			FC4-6 1B		4	0	2	0	0	1	1	Cincinnati Reds @ St. Louis Cardinals Busch Stadium, St. Louis, MO Sat Jun 05 1976, 7:05 PM CDT Att: 34,159 - Unknown livebaseballscorecards.com								
Mike Anderson, R OBP: 0.368, SLG: 0.373 (1, 7)	F9		1B 2B		P6		FC4-6 FC4			4	1	1	0	0	0	3									
Reggie Smith, S OBP: 0.268, SLG: 0.399 (1, 8)	F7		2H 1B		F7		F8			4	0	1	1	0	0	2									
Ted Simmons, S OBP: 0.338, SLG: 0.361 (1, 3)	F7		F3		F7		FC4			4	0	0	0	0	0	3									
Hector Cruz, R OBP: 0.221, SLG: 0.331 (1, 5)		K			F7		K		F3	4	0	0	0	0	2	0									
Willie Crawford, L OBP: 0.363, SLG: 0.474 (1, 9)		BB			F8		K		P5	3	0	0	0	1	1	0									
Ken Rudolph, R OBP: 0.200, SLG: 0.241 (1, 2)		K			K		P4		5-3	4	0	0	0	0	2	1									
Don Kessinger, S OBP: 0.321, SLG: 0.339 (1, 6)	F9				SH1-4 1B		WP 1B			3	0	2	0	0	0	1									
John Denny, R OBP: 0.188, SLG: 0.200 (1, 1)			K		SH1-4		K			1	0	0	0	0	1	0									
Bill Greif, R OBP: 0.312, SLG: 0.354 (7, PH)										0	0	0	0	0	0	0									
Vic Harris, S OBP: 0.312, SLG: 0.354 (7, PH)										1	0	0	0	0	1	1									
Mike Wallace, L OBP: 0.312, SLG: 0.354 (8, 1)					1-2					0	0	0	0	0	0	0									
Inning Stats	R: 0 E: 0 K: 0 S: 4	H: 1 LOB: 1 BB: 0 P: 4	R: 0 E: 0 K: 2 S: 7	H: 0 LOB: 1 BB: 1 P: 11	R: 1 E: 0 K: 2 S: 9	H: 2 LOB: 1 BB: 0 P: 9	R: 0 E: 0 K: 1 S: 5	H: 0 LOB: 0 BB: 0 P: 5	R: 0 E: 0 K: 1 S: 5	H: 0 LOB: 0 BB: 0 P: 5	R: 0 E: 0 K: 2 S: 8	H: 1 LOB: 1 BB: 0 P: 8	R: 0 E: 0 K: 0 S: 4	H: 1 LOB: 0 BB: 0 P: 4	R: 0 E: 0 K: 0 S: 3	H: 0 LOB: 0 BB: 0 P: 3	1B: 5 2B: 1 3B: 0 HR: 0	SF: 0 SAC: 1 DP: 0 HBP: 0	WP: 1 PB: 0 SB: 0 CS: 0	PA: 34					
PITCHER	IP	WLS	BF	H	R	ER	SO	BB	IBB	HBP	BLK	WP	HR	S	P	ERA	WHIP								
Don Gullett, L ERA: 2.32 (1, 1)	9.0	W	34	6	1	1	8	1	0	0	0	1	0	49	53	1.00	0.778								

Batter	1	2	3	4	5	6	7	8	9	AB	R	H	RBI	BB	SO	LOB	TOP		
Pete Rose, S OBP: 0.438, SLG: 0.469 (1, 5)	0-0 4-3		0-0 F7			0-0 F8		0-0 HR	0-0 4-3	5	1	1	1	0	0	1	Cincinnati Reds @ Pittsburgh Pirates Three Rivers Stadium, Pittsburgh, PA Mon Jun 07 1976, 7:05 PM EDT Att: 16,001 - Unknown AB 33 R 4 H 6 RBI 3 BB 4 SO 2 LOB 9 		
Ken Griffey, L OBP: 0.407, SLG: 0.475 (1, 9)	0-0 3-1			0-0 F7		0-0 F8		0-0 4-3		4	0	0	0	0	0	0			
Joe Morgan, L OBP: 0.460, SLG: 0.617 (1, 4)	0-0 F2			4-0 BB			0-0 HR	0-0 HR		3	2	2	2	1	0	0			
Tony Perez, R OBP: 0.347, SLG: 0.446 (1, 3)		0-3 K		0-0 5-3			0-0 F3	0-0 1B	0-0 1B	4	1	1	0	0	1	1			
George Foster, R OBP: 0.395, SLG: 0.576 (1, 7)	0-0 F7			0-0 1-3			4-0 1B	0-0 E9	0-0 1B	3	0	1	0	1	0	1			
Cesar Geronimo, L OBP: 0.369, SLG: 0.422 (1, 8)	0-0 F5				0-0 P6		0-0 1B	4-0 1B	0-0 IBB	3	0	1	0	1	0	0			
Dave Concepcion, R OBP: 0.344, SLG: 0.381 (1, 6)			0-0 F8		0-0 B1-3		0-3 K	0-0 F9		4	0	0	0	0	1	4			
Bill Plummer, R OBP: 0.333, SLG: 0.516 (1, 2)			0-0 4-3		0-0 P5		0-0 L1		0-0 6-3	3	0	0	0	0	0	2			
Johnny Bench, R OBP: 0.349, SLG: 0.458 (9, PH)										1	0	0	0	0	0	0			
Jack Billingham, R OBP: 0.357, SLG: 0.320 (1, 1)			4-0 BB		0-0 1-3			0-0 P4	0-0 F9	1	0	0	0	1	0	0			
Mike Lum, L OBP: 0.339, SLG: 0.320 (8, PH)										1	0	0	0	0	0	0			
Willi McEnaney, L OBP: 0.372, SLG: 0.364 (8, PH)										0	0	0	0	0	0	0			
Dan Driessen, L OBP: 0.372, SLG: 0.364 (8, PH)										1	0	0	0	0	0	0			
Inning Stats	R: 0 E: 0 K: 0 S: 3	H: 0 LOB: 0 BB: 0 P: 3	R: 0 E: 0 K: 1 S: 5	H: 0 LOB: 0 BB: 0 P: 5	R: 0 E: 0 K: 0 S: 3	H: 0 LOB: 1 BB: 1 P: 7	R: 0 E: 0 K: 0 S: 3	H: 0 LOB: 0 BB: 0 P: 3	R: 1 E: 0 K: 1 S: 7	H: 2 LOB: 2 BB: 1 P: 11	R: 3 E: 1 K: 0 S: 7	H: 4 LOB: 2 BB: 1 P: 11	R: 0 E: 0 K: 0 S: 3	H: 0 LOB: 0 BB: 0 P: 3	1B: 3 2B: 0 3B: 0 HR: 3	SF: 0 SAC: 0 DP: 0 HBP: 0	WP: 0 PA: 37 PB: 0 SB: 1 CS: 0		
PITCHER	IP	WLS	BF	H	R	ER	SO	BB	IBB	HBP	BLK	WP	HR	S	P	ERA	WHIP		
Bruce Kison, R ERA: 3.45 (1, 1)	7.2		31	5	4	3	2	3	0	0	0	0	3	32	44	3.52	1.043		
Bob Moose, R ERA: 1.33 (8, 1)	0.1	W	3	1	0	0	0	0	1	0	0	0	0	2	6	0.00	3.000		
Dave Giusti, R ERA: 4.09 (9, 1)	1.0	S	3	0	0	0	0	0	0	0	0	0	0	3	3	0.00	0.000		

Batter	1	2	3	4	5	6	7	8	9	AB	R	H	RBI	BB	SO	LOB	BOTTOM		
Rennie Stennett, R OBP: 0.272, SLG: 0.330 (1, 4)	0-0 4-3		0-0 P6			0-0 6-3		0-0 L9		4	0	0	0	0	0	0	Cincinnati Reds @ Pittsburgh Pirates Three Rivers Stadium, Pittsburgh, PA Mon Jun 07 1976, 7:05 PM EDT Att: 16,001 - Unknown AB 29 R 5 H 6 RBI 4 BB 1 SO 4 LOB 3 		
Richie Hebner, L OBP: 0.284, SLG: 0.268 (1, 5)	0-0 F9			0-0 F7		0-0 G3		0-0 L9		4	0	0	0	0	0	0			
Al Oliver, L OBP: 0.335, SLG: 0.494 (1, 8)	0-0 4-3			0-0 F7			0-0 HR	0-0 6-3		4	1	1	1	0	0	0			
Willie Stargell, L OBP: 0.387, SLG: 0.524 (1, 3)		0-0 6-3		0-0 4-3			0-0 HR	0-0 HR		3	1	1	1	0	0	0			
Dave Parker, L OBP: 0.317, SLG: 0.522 (1, 9)		4-0 BB			0-0 P4		0-0 6-3	0-0 6-3		2	0	0	0	1	0	0			
Bill Robinson, R OBP: 0.405, SLG: 0.672 (1, 7)		0-0 BB			0-0 CS		0-0 HR	0-0 HR		3	1	2	1	0	0	1			
Manny Sanguillen, R OBP: 0.303, SLG: 0.351 (1, 2)		0-3 K			0-3 K		0-0 4-3			3	0	0	0	0	2	2			
Frank Taveras, R OBP: 0.272, SLG: 0.246 (1, 6)			0-0 4-3			0-0 1B		0-0 6-3		3	1	1	0	0	0	0			
Bruce Kison, R OBP: 0.263, SLG: 0.278 (1, 1)			0-3 K			0-3 K		0-0 HR		2	0	0	0	0	2	0			
Bob Moose, R OBP: 0.500, SLG: 1.000 (8, 1)										0	0	0	0	0	0	0			
Richie Zisk, R OBP: 0.348, SLG: 0.482 (8, PH)										1	1	1	1	0	0	0			
Dave Giusti, R OBP: 0.348, SLG: 0.482 (9, 1)										0	0	0	0	0	0	0			
Inning Stats	R: 0 E: 0 K: 0 S: 3	H: 0 LOB: 0 BB: 0 P: 3	R: 0 E: 0 K: 1 S: 5	H: 0 LOB: 1 BB: 1 P: 9	R: 0 E: 0 K: 1 S: 5	H: 0 LOB: 0 BB: 0 P: 5	R: 0 E: 0 K: 0 S: 3	H: 0 LOB: 0 BB: 0 P: 3	R: 1 E: 0 K: 1 S: 6	H: 1 LOB: 0 BB: 0 P: 6	R: 3 E: 0 K: 0 S: 6	H: 3 LOB: 0 BB: 0 P: 6	R: 1 E: 0 K: 0 S: 4	H: 1 LOB: 0 BB: 0 P: 4	1B: 2 2B: 0 3B: 0 HR: 4	SF: 0 SAC: 0 DP: 0 HBP: 0		WP: 0 PA: 30 PB: 0 SB: 1 CS: 1	
PITCHER	IP	WLS	BF	H	R	ER	SO	BB	IBB	HBP	BLK	WP	HR	S	P	ERA	WHIP		
Jack Billingham, R ERA: 4.58 (1, 1)	7.0		26	5	4	3	4	1	0	0	0	0	1	3	33	3.86	0.857		
Willi McEnaney, L ERA: 4.43 (8, 1)	1.0	L	4	1	1	1	0	0	0	0	0	0	1	4	4	9.00	1.000		

Batter	1	2	3	4	5	6	7	8	9	AB	R	H	RBI	BB	SO	LOB	TOP										
Pete Rose, S OBP: 0.437, SLG: 0.473 (1, 5)										4	1	1	0	1	0	0	Cincinnati Reds @ Pittsburgh Pirates Three Rivers Stadium, Pittsburgh, PA Wed Jun 09 1976, 7:05 PM EDT Att: 18,127 - Unknown										
Ken Griffey, L OBP: 0.411, SLG: 0.497 (1, 9)										5	1	1	1	0	1	3											
Joe Morgan, L OBP: 0.466, SLG: 0.658 Doug Flynn, R OBP: 0.258, SLG: 0.262 (1, 4)										1	0	1	1	0	0	0											
Tony Perez, R OBP: 0.351, SLG: 0.462 (1, 3)										4	1	2	3	0	0	1											
George Foster, R OBP: 0.388, SLG: 0.560 (1, 8)										4	0	2	0	0	0	1											
Johnny Bench, R OBP: 0.354, SLG: 0.456 (1, 2)										3	1	2	0	1	0	1											
Bob Bailey, R OBP: 0.354, SLG: 0.519 Cesar Geronimo, L OBP: 0.368, SLG: 0.435 (1, 7)										4	0	1	1	0	0	3											
Dave Concepcion, R OBP: 0.348, SLG: 0.386 (1, 6)										4	0	1	0	0	1	1											
Gary Nolan, R OBP: 0.194, SLG: 0.167 (1, 1)										4	0	0	0	0	3	3											
Inning Stats	R: 2 E: 0 K: 0 S: 6	H: 4 LOB: 2 BB: 1 P: 10	R: 0 E: 0 K: 2 S: 7	H: 0 LOB: 0 BB: 0 P: 7	R: 0 E: 0 K: 0 S: 3	H: 0 LOB: 0 BB: 0 P: 3	R: 0 E: 0 K: 0 S: 3	H: 1 LOB: 0 BB: 0 P: 3	R: 0 E: 0 K: 0 S: 3	H: 0 LOB: 0 BB: 0 P: 3	R: 1 E: 0 K: 1 S: 6	H: 2 LOB: 0 BB: 0 P: 6	R: 0 E: 0 K: 1 S: 7	H: 2 LOB: 3 BB: 1 P: 11	R: 3 E: 0 K: 1 S: 9	H: 4 LOB: 1 BB: 0 P: 9		R: 0 E: 0 K: 0 S: 3	H: 0 LOB: 0 BB: 0 P: 3	1B: 7 2B: 5 3B: 0 HR: 1	SF: 0 SAC: 0 DP: 2 HBP: 0	WP: 0 PB: 0 SB: 0 CS: 1	PA: 39				
PITCHER	IP	WLS	BF	H	R	ER	SO	BB	IBB	HBP	BLK	WP	HR	S	P	ERA	WHIP										
Jerry Reuss, L ERA: 4.15 (1, 1)	7.1	L	34	13	6	6	4	1	1	0	0	0	1	40	48	7.36	1.909										
Kent Tekulve, R ERA: 4.18 (8, 1)	0.2		2	0	0	0	1	0	0	0	0	0	0	4	4	0.00	0.000										
Ramon Hernandez, L ERA: 4.62 (9, 1)	1.0		3	0	0	0	0	0	0	0	0	0	0	3	3	0.00	0.000										

AB	37
R	6
H	13
RBI	6
BB	2
SO	5
LOB	13



Batter	1	2	3	4	5	6	7	8	9	AB	R	H	RBI	BB	SO	LOB	BOTTOM										
Rennie Stennett, R OBP: 0.270, SLG: 0.330 (1, 4)										4	0	0	0	0	0	1	Cincinnati Reds @ Pittsburgh Pirates Three Rivers Stadium, Pittsburgh, PA Wed Jun 09 1976, 7:05 PM EDT Att: 18,127 - Unknown										
Richie Hebner, L OBP: 0.286, SLG: 0.272 (1, 5)										4	0	1	0	0	0	0											
Al Oliver, L OBP: 0.342, SLG: 0.511 Ramon Hernandez, S OBP: 0.308, SLG: 0.250 (1, 8)										3	1	2	1	0	0	0											
Ed Ott, L OBP: 0.308, SLG: 0.250 (9, PH)										0	0	0	0	0	0	0											
Dave Parker, L OBP: 0.299, SLG: 0.493 (1, 9)										3	0	0	0	0	1	2											
Richie Zisk, R OBP: 0.343, SLG: 0.475 (1, 7)										3	0	0	0	0	0	2											
Bill Robinson, R OBP: 0.383, SLG: 0.635 (1, 3)										3	0	0	0	0	2	0											
Manny Sanguillen, R OBP: 0.303, SLG: 0.335 (1, 2)										3	0	0	0	0	0	0											
Frank Taveras, R OBP: 0.294, SLG: 0.270 (1, 6)										3	0	2	0	0	0	0											
Jerry Reuss, L OBP: 0.355, SLG: 0.393 (1, 1) Kent Tekulve, R OBP: 0.306, SLG: 0.233 (8, PH)										2	0	0	0	0	1	1											
Ed Kirkpatrick, L OBP: 0.306, SLG: 0.233 (9, 8)										1	0	0	0	0	0	1											
Inning Stats	R: 0 E: 0 K: 0 S: 3	H: 0 LOB: 0 BB: 0 P: 3	R: 0 E: 0 K: 1 S: 5	H: 0 LOB: 0 BB: 0 P: 5	R: 0 E: 0 K: 0 S: 3	H: 0 LOB: 0 BB: 0 P: 3	R: 1 E: 0 K: 0 S: 4	H: 1 LOB: 0 BB: 0 P: 4	R: 0 E: 0 K: 0 S: 5	H: 0 LOB: 0 BB: 0 P: 5	R: 0 E: 0 K: 1 S: 6	H: 1 LOB: 1 BB: 0 P: 6	R: 0 E: 0 K: 0 S: 4	H: 1 LOB: 1 BB: 0 P: 4	R: 0 E: 0 K: 0 S: 3	H: 0 LOB: 0 BB: 0 P: 3	1B: 4 2B: 0 3B: 0 HR: 1	SF: 0 SAC: 0 DP: 2 HBP: 0	WP: 0 PB: 0 SB: 0 CS: 0	PA: 30							
PITCHER	IP	WLS	BF	H	R	ER	SO	BB	IBB	HBP	BLK	WP	HR	S	P	ERA	WHIP										
Gary Nolan, R ERA: 2.77 (1, 1)	9.0	W	30	5	1	1	4	0	0	0	0	0	1	38	38	1.00	0.556										

AB	30
R	1
H	5
RBI	1
BB	0
SO	4
LOB	7



Batter	1	2	3	4	5	6	7	8	9	AB	R	H	RBI	BB	SO	LOB	TOP					
Pete Rose, S OBP: 0.436, SLG: 0.469 (1,5)	5-3		WP 1B BLK BB		1B 5-3	F8		6-3		4	2	1	0	1	0	1	Cincinnati Reds @ Pittsburgh Pirates Three Rivers Stadium, Pittsburgh, PA Thu Jun 10 1976, 7:05 PM EDT Att: 17,280 - Unknown livebaseballscorecards.com					
Ken Griffey, L OBP: 0.416, SLG: 0.503 (1,9)	WP SF8 BB		FC6-4 1B		5-3		4-3 1B 2B		K	4	2	2	1	1	1	1						
Dan Driessen, L OBP: 0.363, SLG: 0.357 (1,3)	SF8 1-H		FC6-4 1-2 1B		FC5-2 1B		4-3		F8	4	0	1	1	0	0	2						
George Foster, R OBP: 0.388, SLG: 0.561 (7,7)	P4				6-3		4-3 1B		G3	5	1	2	2	0	0	0						
Johnny Bench, R OBP: 0.352, SLG: 0.458 (1,2)			F9 1B		1B 2B		4-3 1B			4	1	1	0	0	0	3						
Mike Lum, L OBP: 0.333, SLG: 0.315 (1,7)			F8 2B		FC5-2 1B 2B		4-3 1B			4	0	1	1	0	1	2						
Cesar Geronimo, L OBP: 0.368, SLG: 0.435 (7,8)			F8 1-3 3-H 1B		K		F9 1-3 3-H 1B			0	0	0	0	0	0	0						
Dave Concepcion, R OBP: 0.351, SLG: 0.385 (1,6)			K 1-2 1B		FC6-4 1B				K	3	0	1	0	1	1	2						
Doug Flynn, R OBP: 0.258, SLG: 0.262 (1,4)			F9 1-2 2-H 1B				K		F6	4	0	1	1	0	1	1						
Don Gullett, R OBP: 0.150, SLG: 0.105 (1,1)			4-3		P4		4-3		SH2-4 1B	3	0	0	0	0	0	2						
Inning Stats	R: 1 E: 0 K: 0 S: 3	H: 0 LOB: 0 BB: 1 P: 7	R: 0 E: 0 K: 1 S: 5	H: 0 LOB: 0 BB: 0 P: 5	R: 1 E: 0 K: 0 S: 4	H: 1 LOB: 1 BB: 1 P: 8	R: 1 E: 0 K: 1 S: 7	H: 2 LOB: 2 BB: 1 P: 11	R: 2 E: 0 K: 0 S: 7	H: 4 LOB: 2 BB: 0 P: 7	R: 0 E: 0 K: 1 S: 5	H: 0 LOB: 0 BB: 0 P: 5	R: 1 E: 0 K: 0 S: 5	H: 2 LOB: 1 BB: 0 P: 5	R: 0 E: 0 K: 1 S: 4	H: 1 LOB: 1 BB: 0 P: 4	R: 0 E: 0 K: 1 S: 5	H: 0 LOB: 0 BB: 0 P: 5	1B: 7 2B: 3 3B: 0 HR: 0	SF: 1 SAC: 1 DP: 0 HBP: 0	WP: 2 PB: 0 SB: 1 CS: 0	PA: 40
PITCHER	IP	WLS	BF	H	R	ER	SO	BB	IBB	HBP	BLK	WP	HR	S	P	ERA	WHIP					
Doc Medich, R ERA: 3.98 (1,1)	7.0	L	33	9	6	6	3	2	1	0	1	2	0	36	48	7.71	1.571					
Kent Tekulve, R ERA: 3.85 (8,1)	2.0		7	1	0	0	1	0	0	0	0	0	0	9	9	0.00	0.500					

Batter	1	2	3	4	5	6	7	8	9	AB	R	H	RBI	BB	SO	LOB	BOTTOM					
Frank Taveras, R OBP: 0.286, SLG: 0.262 (1,6)	F9		F4			G3		K		4	0	0	0	0	1	0	Cincinnati Reds @ Pittsburgh Pirates Three Rivers Stadium, Pittsburgh, PA Thu Jun 10 1976, 7:05 PM EDT Att: 17,280 - Unknown livebaseballscorecards.com					
Mario Mendoza, R OBP: 0.240, SLG: 0.217 (9,6)										0	0	0	0	0	0	0						
Manny Sanguillen, R OBP: 0.296, SLG: 0.328 (1,2)	5-3		1-3			1-3		F9		4	0	0	0	0	0	0						
Al Oliver, L OBP: 0.351, SLG: 0.522 (1,8)					6-3	FC5 1B				4	0	3	0	0	0	0						
Willie Stargell, L OBP: 0.390, SLG: 0.510 (1,3)	L9				FC6-4 BB	1B		6-3		3	0	1	0	1	0	2						
Richie Zisk, R OBP: 0.341, SLG: 0.468 (1,7)			F6-4-3 BB		FC6-4 1-2 1B	FC5 2-3 1B		5-3		3	0	0	0	1	0	3						
Bill Robinson, R OBP: 0.380, SLG: 0.631 (1,9)	F6-4-3 1-2		FC6 1-2 1B		FC6		3-1 F4-3 2B	L8		4	1	1	0	0	0	2						
Rennie Stennett, R OBP: 0.270, SLG: 0.333 (1,4)					1-3		3-1	L9		4	0	1	0	0	0	1						
Richie Hebner, L OBP: 0.282, SLG: 0.267 (1,5)			K		1-3		F4-3			3	0	0	1	0	1	1						
Doc Medich, R OBP: 0.160, SLG: 0.087 (1,1)			K		5-3		K			2	0	0	0	0	1	0						
Duffy Dyer, R OBP: 0.277, SLG: 0.381 (7, PH)										1	0	0	0	0	1	0						
Kent Tekulve, R ERA: 3.85 (8,1)										0	0	0	0	0	0	0						
Inning Stats	R: 0 E: 0 K: 0 S: 4	H: 1 LOB: 1 BB: 0 P: 4	R: 0 E: 0 K: 1 S: 5	H: 1 LOB: 1 BB: 1 P: 9	R: 0 E: 0 K: 1 S: 5	H: 0 LOB: 0 BB: 0 P: 5	R: 0 E: 0 K: 0 S: 3	H: 0 LOB: 1 BB: 1 P: 7	R: 0 E: 0 K: 0 S: 3	H: 0 LOB: 0 BB: 0 P: 3	R: 0 E: 0 K: 0 S: 5	H: 2 LOB: 2 BB: 0 P: 5	R: 1 E: 0 K: 1 S: 6	H: 1 LOB: 0 BB: 0 P: 6	R: 0 E: 0 K: 1 S: 6	H: 1 LOB: 1 BB: 0 P: 6	R: 0 E: 0 K: 0 S: 3	H: 0 LOB: 0 BB: 0 P: 3	1B: 3 2B: 3 3B: 0 HR: 0	SF: 0 SAC: 0 DP: 1 HBP: 0	WP: 0 PB: 0 SB: 0 CS: 0	PA: 34
PITCHER	IP	WLS	BF	H	R	ER	SO	BB	IBB	HBP	BLK	WP	HR	S	P	ERA	WHIP					
Don Gullett, L ERA: 2.09 (1,1)	9.0	W	34	6	1	1	4	2	0	0	0	0	0	40	48	1.00	0.889					

Batter	1	2	3	4	5	6	7	8	9	AB	R	H	RBI	BB	SO	LOB	TOP				
Bake McBride, L OBP: 0.413, SLG: 0.440	0-0 2B	0-0 E3		0-0 F7		0-0 F6-3		0-3 K		5	1	1	0	0	1	3					
Don Kessinger, S OBP: 0.315, SLG: 0.317	0-3 K	0-0 7-4-3		0-0 F7			0-0 F6-3	4-0 IBB		4	1	1	0	1	1	3					
Lou Brock, L OBP: 0.295, SLG: 0.327	0-0 4-3	0-0		0-0 FC6-4			0-0 F6-3	0-0 1-3		5	1	2	1	0	0	4					
Ted Simmons, S OBP: 0.323, SLG: 0.346	0-0 4-3	0-0 F9			0-0 1-3		0-0 1B	0-0 F6		5	1	1	1	0	0	2					
Willie Crawford, L OBP: 0.357, SLG: 0.449	0-0 BB			0-0 1-3		0-3 K	0-0	0-0 G3		5	1	2	1	0	1	0					
Ron Fairly, L OBP: 0.427, SLG: 0.348	4-0 1B			4-0		0-0 G3		0-0 SF7		2	1	0	1	2	0	0					
Hector Cruz, R OBP: 0.230, SLG: 0.345	0-0 1B			0-3 K		0-0 F7	0-0 F8			4	1	1	1	0	1	2					
Mike Tyson, R OBP: 0.307, SLG: 0.415	0-0			0-3 K		0-0 1-3		0-0		4	0	2	2	0	1	1					
John Denny, R OBP: 0.263, SLG: 0.333	0-0 F8			0-0		0-0		0-0 F8		3	0	2	0	0	0	1					
Bill Greif, R OBP: 0.308, SLG: 0.350				0-0 FC6-4		0-0				0	0	0	0	0	0	0					
Vic Harris, S OBP: 0.308, SLG: 0.350						0-0				1	0	0	0	0	0	1					
Al Hrabosky, R OBP: 0.308, SLG: 0.350						0-0				0	0	0	0	0	0	0					
Inning Stats	R: 5 E: 0 K: 1 S: 10	H: 5 LOB: 1 BB: 1 P: 14	R: 0 E: 1 K: 0 S: 4	H: 1 LOB: 1 BB: 0 P: 4	R: 0 E: 0 K: 2 S: 7	H: 0 LOB: 1 BB: 1 P: 11	R: 0 E: 0 K: 0 S: 4	H: 1 LOB: 1 BB: 0 P: 4	R: 0 E: 0 K: 1 S: 5	H: 0 LOB: 0 BB: 0 P: 5	R: 0 E: 0 K: 0 S: 4	H: 1 LOB: 1 BB: 0 P: 4	R: 2 E: 0 K: 0 S: 6	H: 3 LOB: 1 BB: 0 P: 6	R: 0 E: 0 K: 1 S: 6	H: 1 LOB: 2 BB: 1 P: 10	R: 0 E: 0 K: 0 S: 3	H: 0 LOB: 0 BB: 0 P: 3	1B: 6 2B: 7 3B: 0 HR: 0	SF: 1 SAC: 0 DP: 1 HBP: 0	WP: 0 PA: 42 PB: 0 SB: 0 CS: 0
PITCHER	IP WLS BF H R ER SO BB IBB HBP BLK WP HR S P ERA WHIP																				
Pat Zachry, R ERA: 1.94	(1, 1) 2.0 13 6 5 5 1 1 0 0 0 0 0 0 14 18 22.50 3.500																				
Pedro Borbon, R ERA: 3.55	(3, 1) 3.0 11 1 0 0 3 1 0 0 0 0 0 0 16 20 0.00 0.667																				
Pat Darcy, R ERA: 5.6	(6, 1) 2.0 10 4 2 2 0 0 0 0 0 0 0 0 10 10 9.00 2.000																				
Will McEneaney, L ERA: 4.18	(8, 1) 1.0 5 1 0 0 1 0 1 0 0 0 0 0 6 10 0.00 1.000																				
Rawly Eastwick, R ERA: 3.13	(9, 1) 1.0 W 3 0 0 0 0 0 0 0 0 0 0 0 3 3 0.00 0.000																				

St. Louis Cardinals @ Cincinnati Reds
Riverfront Stadium, Cincinnati, OH
Fri Jun 11 1976, 7:05 PM EDT
Att: 44,416 - Unknown

AB	38
R	7
H	12
RBI	7
BB	3
SO	5
LOB	17



Batter	1	2	3	4	5	6	7	8	9	AB	R	H	RBI	BB	SO	LOB	BOTTOM				
Pete Rose, S OBP: 0.432, SLG: 0.463	0-0 4-3		0-0 4-3		0-0 4-3		0-0 1B	0-0 G4-6-3		5	1	1	0	0	0	4					
Ken Griffey, L OBP: 0.416, SLG: 0.500	0-0 4-3		0-0 L4		0-0 G3		0-0 1B	0-0 BB		5	2	2	1	0	0	1					
Joe Morgan, L OBP: 0.474, SLG: 0.658	4-0		0-0 4-3		0-0 FC5		0-0 1B	4-0 BB		3	1	2	2	2	0	0					
Dave Concepcion, R OBP: 0.351, SLG: 0.385	0-0 FC6-4		0-0 4-3		0-0 1B		0-0 1B	0-0 BB		0	1	0	0	0	0	0					
Tony Perez, R OBP: 0.357, SLG: 0.482	0-0 FC6-4		0-3 K		0-0 1B		0-0 1B	0-0 HR		5	1	3	4	0	1	1					
George Foster, R OBP: 0.381, SLG: 0.552		0-0 6-3		0-0 F8	0-0 FC5		0-0 SF8			3	0	0	1	0	0	2					
Johnny Bench, R OBP: 0.355, SLG: 0.455		0-0 FC3-6		4-0 BB	0-0 BB		0-0 F9	0-0 6-3		3	0	1	0	1	0	1					
Cesar Geronimo, L OBP: 0.365, SLG: 0.430		0-0 FC3-6		0-0 FC4-6		0-0 F8		0-0 1B		4	0	1	0	0	0	2					
Doug Flynn, R OBP: 0.286, SLG: 0.290		0-0 1B		0-0 1B		0-0 F5-3		0-0 1B		4	1	3	0	0	0	0					
Pat Zachry, R ERA: 1.94		0-3 K		0-0 G3	0-0 4-3		0-0 F8	0-3 K		0	0	0	0	0	0	0					
John Denny, R ERA: 4.1	(1, 1) 6.1 30 9 5 4 2 2 0 0 0 0 0 0 32 40 5.68 1.737																				
Bill Greif, R ERA: 5.4	(7, 1) 0.2 3 1 0 0 0 0 0 0 0 0 0 0 3 3 0.00 1.500																				
Al Hrabosky, L ERA: 3.74	(8, 1) 1.0 L 7 4 3 3 1 1 0 0 0 0 0 1 8 12 27.00 5.000																				
Inning Stats	R: 0 E: 0 K: 0 S: 3	H: 0 LOB: 1 BB: 1 P: 7	R: 0 E: 1 K: 1 S: 7	H: 2 LOB: 2 BB: 0 P: 7	R: 0 E: 0 K: 0 S: 3	H: 0 LOB: 0 BB: 0 P: 3	R: 0 E: 0 K: 1 S: 5	H: 0 LOB: 1 BB: 1 P: 9	R: 2 E: 0 K: 0 S: 7	H: 4 LOB: 2 BB: 0 P: 7	R: 0 E: 0 K: 0 S: 3	H: 0 LOB: 0 BB: 0 P: 3	R: 3 E: 0 K: 0 S: 7	H: 4 LOB: 1 BB: 0 P: 7	R: 0 E: 0 K: 1 S: 6	H: 2 LOB: 1 BB: 0 P: 6	R: 3 E: 0 K: 0 S: 2	H: 2 LOB: 1 BB: 1 P: 6	1B: 13 2B: 0 3B: 0 HR: 1	SF: 1 SAC: 0 DP: 1 HBP: 0	WP: 0 PA: 40 PB: 1 SB: 0 CS: 0
PITCHER	IP WLS BF H R ER SO BB IBB HBP BLK WP HR S P ERA WHIP																				

St. Louis Cardinals @ Cincinnati Reds
Riverfront Stadium, Cincinnati, OH
Fri Jun 11 1976, 7:05 PM EDT
Att: 44,416 - Unknown

AB	36
R	8
H	14
RBI	8
BB	3
SO	3
LOB	15



Batter	1	2	3	4	5	6	7	8	9	AB	R	H	RBI	BB	SO	LOB	TOP					
Bake McBride, L OBP: 0.419, SLG: 0.446 (1, 8)										5	1	3	0	0	0	0	St. Louis Cardinals @ Cincinnati Reds Riverfront Stadium, Cincinnati, OH Sat Jun 12 1976, 3:33 AM EDT Att: 51,227 - Unknown					
Don Kessinger, S OBP: 0.310, SLG: 0.314 (1, 6)										5	1	1	0	0	2	3						
Lou Brock, L OBP: 0.302, SLG: 0.330 (1, 7)										4	1	2	1	1	2	0						
Ted Simmons, S OBP: 0.316, SLG: 0.338 (1, 2)										5	0	0	0	0	0	6						
Reggie Smith, S OBP: 0.273, SLG: 0.410 (1, 3)										4	0	0	1	0	1	1						
Keith Hernandez, L OBP: 0.270, SLG: 0.239 (7, 3)										0	0	0	0	0	0	0						
Willie Crawford, L OBP: 0.366, SLG: 0.469 (1, 9)										4	1	3	1	0	1	0						
Hector Cruz, R OBP: 0.225, SLG: 0.337 (1, 5)										4	1	0	0	0	3	4						
Mike Tyson, R OBP: 0.314, SLG: 0.433 (1, 4)										3	0	1	2	1	1	0						
Pete Falcone, L OBP: 0.111, SLG: 0.059 (1, 1)										3	0	0	0	0	1	3						
Al Hrabosky, R (8, 1)										0	0	0	0	0	0	0						
Bill Greif, R (8, 1)										1	0	0	0	0	1	0						
Inning Stats	R: 0 E: 0 K: 0 S: 3	H: 1 LOB: 1 BB: 1 P: 7	R: 0 E: 0 K: 2 S: 8	H: 1 LOB: 2 BB: 1 P: 12	R: 5 E: 1 K: 0 S: 9	H: 4 LOB: 1 BB: 0 P: 9	R: 0 E: 0 K: 2 S: 7	H: 0 LOB: 0 BB: 0 P: 7	R: 0 E: 0 K: 1 S: 6	H: 1 LOB: 1 BB: 0 P: 6	R: 0 E: 0 K: 2 S: 8	H: 1 LOB: 2 BB: 1 P: 12	R: 0 E: 0 K: 0 S: 4	H: 1 LOB: 2 BB: 1 P: 8	R: 0 E: 0 K: 0 S: 6	H: 3 LOB: 2 BB: 1 P: 10	R: 0 E: 0 K: 2 S: 7	H: 0 LOB: 1 BB: 1 P: 11	1B: 8 2B: 0 3B: 2 HR: 0	SF: 0 SAC: 0 DP: 1 HBP: 0	WP: 0 PB: 0 SB: 1 CS: 0	PA: 40
PITCHER	IP	WLS	BF	H	R	ER	SO	BB	IBB	HBP	BLK	WP	HR	S	P	ERA	WHIP					
Jack Billingham, R ERA: 4.66 (1, 1)	2.2	L	17	6	5	2	2	1	1	0	0	0	0	19	27	6.75	2.625					
Pat Darcy, R ERA: 5.4 (3, 1)	1.1		4	0	0	0	2	0	0	0	0	0	0	8	8	0.00	0.000					
Pedro Borbon, R ERA: 3.34 (5, 1)	2.0		8	2	0	0	2	0	0	0	0	0	0	12	12	0.00	1.000					
Will McEnaney, L ERA: 3.86 (7, 1)	2.0		6	0	0	0	4	0	0	0	0	0	0	14	14	0.00	0.000					
Rawly Eastwick, R ERA: 3.05 (9, 1)	1.0		5	2	0	0	2	0	0	0	0	0	0	9	9	0.00	2.000					

Batter	1	2	3	4	5	6	7	8	9	AB	R	H	RBI	BB	SO	LOB	BOTTOM					
Pete Rose, S OBP: 0.435, SLG: 0.477 (1, 5)										4	1	2	1	1	0	2	St. Louis Cardinals @ Cincinnati Reds Riverfront Stadium, Cincinnati, OH Sat Jun 12 1976, 3:33 AM EDT Att: 51,227 - Unknown					
Dave Concepcion, R OBP: 0.347, SLG: 0.381 (1, 6)										5	0	1	1	0	2	2						
George Foster, R OBP: 0.382, SLG: 0.546 (1, 9)										4	0	1	0	1	0	2						
Tony Perez, R OBP: 0.353, SLG: 0.490 (1, 3)										5	1	1	1	0	1	3						
Johnny Bench, R OBP: 0.351, SLG: 0.453 (1, 2)										5	0	1	0	0	2	2						
Bob Bailey, R OBP: 0.344, SLG: 0.500 (1, 7)										3	0	1	0	1	0	0						
Ken Griffey, L OBP: 0.418, SLG: 0.500 (9, PH)										0	0	0	0	1	0	0						
Doug Flynn, R OBP: 0.311, SLG: 0.315 (1, 4)										4	1	3	0	0	0	1						
Cesar Geronimo, L OBP: 0.368, SLG: 0.434 (1, 8)										3	1	1	1	1	1	4						
Jack Billingham, R OBP: 0.346, SLG: 0.308 (1, 1)										1	0	0	0	0	0	2						
Pat Darcy, L OBP: 0.333, SLG: 0.200 (3, 1)										0	0	0	0	0	0	0						
Joel Youngblood, R OBP: 0.324, SLG: 0.353 (4, PH)										1	0	0	0	0	0	2						
Pedro Borbon, R OBP: 0.333, SLG: 0.333 (5, 1)										0	0	0	0	0	0	0						
Ed Armbrister, R OBP: 0.421, SLG: 0.422 (5, PH)										1	0	0	0	0	1	2						
Will McEnaney, L OBP: 0.325, SLG: 0.357 (7, 1)										0	0	0	0	0	0	0						
Dan Driessen, L OBP: 0.270, SLG: 0.357 (5, PH)										0	0	0	0	1	0	0						
Rawly Eastwick, R (9, 1)										0	0	0	0	0	0	0						
Inning Stats	R: 0 E: 0 K: 1 S: 5	H: 1 LOB: 1 BB: 1 P: 9	R: 0 E: 0 K: 1 S: 6	H: 1 LOB: 2 BB: 1 P: 10	R: 0 E: 0 K: 0 S: 3	H: 0 LOB: 0 BB: 0 P: 3	R: 1 E: 0 K: 0 S: 6	H: 3 LOB: 2 BB: 0 P: 6	R: 1 E: 0 K: 1 S: 6	H: 1 LOB: 0 BB: 0 P: 6	R: 0 E: 0 K: 2 S: 8	H: 1 LOB: 2 BB: 1 P: 12	R: 0 E: 0 K: 0 S: 4	H: 1 LOB: 2 BB: 1 P: 8	R: 2 E: 0 K: 0 S: 6	H: 3 LOB: 2 BB: 1 P: 10	R: 0 E: 0 K: 2 S: 7	H: 0 LOB: 1 BB: 1 P: 11	1B: 7 2B: 2 3B: 0 HR: 2	SF: 0 SAC: 1 DP: 0 HBP: 0	WP: 0 PB: 0 SB: 0 CS: 1	PA: 43
PITCHER	IP	WLS	BF	H	R	ER	SO	BB	IBB	HBP	BLK	WP	HR	S	P	ERA	WHIP					
Pete Falcone, L ERA: 4.11 (1, 1)	7.1	W	35	10	4	4	5	4	0	0	0	0	0	41	57	4.91	1.909					
Al Hrabosky, L ERA: 3.71 (8, 1)	0.1		3	1	0	0	0	1	0	0	0	0	0	2	6	0.00	6.000					
Bill Greif, R ERA: 5.19 (8, 1)	1.1	S	5	0	0	0	2	1	0	0	0	0	0	8	12	0.00	0.750					

AB	38
R	5
H	10
RBI	5
BB	2
SO	12
LOB	17



AB	36
R	4
H	11
RBI	4
BB	6
SO	7
LOB	22



Batter	1	2	3	4	5	6	7	8	9	AB	R	H	RBI	BB	SO	LOB	TOP
Bake McBride, L OBP: 0.406, SLG: 0.431 (1, 8)	G3		F4-3		1-3		K		P6	5	0	0	0	0	1	0	St. Louis Cardinals @ Cincinnati Reds Riverfront Stadium, Cincinnati, OH Sun Jun 13 1976, 3:33 AM EDT Unknown
Mike Tyson, R OBP: 0.318, SLG: 0.426 (1, 4)	5-3				1B		4-3		6-3	4	0	1	0	1	0	0	
Reggie Smith, S OBP: 0.278, SLG: 0.412 (1, 3)					K					4	0	2	0	0	2	2	
Mike Anderson, R OBP: 0.393, SLG: 0.385 (1, 7)										2	0	2	0	2	0	0	
Willie Crawford, L OBP: 0.364, SLG: 0.463 (1, 9)										4	0	1	0	0	1	6	
Hector Cruz, R OBP: 0.231, SLG: 0.337 (1, 5)										3	0	1	0	1	0	2	
Ken Rudolph, R OBP: 0.341, SLG: 0.219 (8, PH)										3	0	0	0	0	0	4	
Ted Simmons, S OBP: 0.319, SLG: 0.341 (8, 2)										1	0	1	0	0	0	0	
Lee Richard, R OBP: 0.114, SLG: 0.061 (6, 1)										2	0	0	0	1	0	0	
Eddie Solomon, R (6, 1)										0	0	0	0	0	0	0	
Mike Wallace, L (6, 1)										0	0	0	0	0	0	0	
Jerry Mumphy, S OBP: 0.351, SLG: 0.351 (8, PH)										1	0	0	0	0	0	3	
Al Hrabosky, R (8, 1)										0	0	0	0	0	0	0	
John Curtis, L OBP: 0.200, SLG: 0.208 (1, 1)										2	0	0	0	0	2	3	
Don Kessinger, S OBP: 0.307, SLG: 0.311 (6, 6)										2	0	0	0	0	1	0	
Inning Stats	R: 0 E: 0 K: 0 S: 4	H: 1 LOB: 2 BB: 1 P: 8	R: 0 E: 0 K: 0 S: 3	H: 1 LOB: 0 BB: 0 P: 3	R: 0 E: 0 K: 2 S: 8	H: 1 LOB: 3 BB: 3 P: 17	R: 0 E: 0 K: 2 S: 8	H: 0 LOB: 0 BB: 0 P: 3	R: 0 E: 0 K: 2 S: 7	H: 0 LOB: 0 BB: 0 P: 7	R: 0 E: 0 K: 0 S: 6	H: 3 LOB: 3 BB: 0 P: 6	R: 0 E: 0 K: 0 S: 3	H: 0 LOB: 0 BB: 0 P: 3	1B: 8 2B: 0 3B: 0 HR: 0	SF: 0 SAC: 0 DP: 1 HBP: 0	WP: 0 PA: 38 PB: 0 SB: 0 CS: 0
PITCHER	IP WLS BF H R ER SO BB IBB HBP BLK WP HR S P ERA WHIP	6.0 W 26 5 0 0 5 4 1 0 0 0 0 0 31 51 0.00 1.500	3.0 S 12 3 0 0 2 0 0 0 0 0 0 0 16 16 0.00 1.000	PITCHER													

Batter	1	2	3	4	5	6	7	8	9	AB	R	H	RBI	BB	SO	LOB	BOTTOM		
Ed Armbrister, R OBP: 0.348, SLG: 0.348 (1, 7)	F8		F9		P4		5-3			4	0	0	0	0	0	0	St. Louis Cardinals @ Cincinnati Reds Riverfront Stadium, Cincinnati, OH Sun Jun 13 1976, 3:33 AM EDT Unknown		
Cesar Geronimo, L OBP: 0.368, SLG: 0.434 (8, 8)										0	0	0	0	0	0	0			
Ken Griffey, L OBP: 0.411, SLG: 0.490 (1, 9)	L5		G3		K		F8			4	0	0	0	0	1	0			
George Foster, R OBP: 0.384, SLG: 0.550 (8, 7)					5-3		K			4	1	2	0	0	1	0			
Tony Perez, R OBP: 0.351, SLG: 0.490 (1, 3)					F8		4-3		F8	4	0	1	1	0	0	1			
Johnny Bench, R OBP: 0.359, SLG: 0.457 (1, 2)					6-3		HR		BB	3	2	2	0	1	0	1			
Bob Bailey, R OBP: 0.368, SLG: 0.557 (1, 5)										3	1	2	2	1	0	1			
Pete Rose, S OBP: 0.435, SLG: 0.477 (9, 5)										0	0	0	0	0	0	0			
Dave Concepcion, R OBP: 0.350, SLG: 0.385 (1, 6)										3	0	1	0	1	1	1			
Doug Flynn, R OBP: 0.316, SLG: 0.311 (1, 4)										1	0	0	0	1	0	1			
Joe Morgan, L OBP: 0.477, SLG: 0.658 (7, 4)										0	0	0	1	1	0	0			
Fred Norman, S OBP: 0.182, SLG: 0.182 (6, PH)										2	0	0	0	0	1	2			
Joel Youngblood, R OBP: 0.316, SLG: 0.343 (6, PH)										1	0	0	0	0	0	3			
Will McEnaney, L ERA: 3.63 (7, 1)										0	0	0	0	0	0	0			
Inning Stats	R: 1 E: 0 K: 0 S: 5	H: 2 LOB: 1 BB: 0 P: 5	R: 0 E: 0 K: 0 S: 2	H: 0 LOB: 0 BB: 1 P: 6	R: 0 E: 0 K: 1 S: 5	H: 0 LOB: 0 BB: 0 P: 5	R: 2 E: 0 K: 0 S: 5	H: 2 LOB: 2 BB: 2 P: 13	R: 0 E: 0 K: 2 S: 7	H: 0 LOB: 0 BB: 0 P: 7	R: 1 E: 0 K: 0 S: 4	H: 2 LOB: 1 BB: 1 P: 12	R: 0 E: 0 K: 0 S: 4	H: 1 LOB: 1 BB: 0 P: 4	R: 0 E: 0 K: 1 S: 5	H: 1 LOB: 0 BB: 0 P: 5	1B: 4 2B: 3 3B: 0 HR: 1	SF: 0 SAC: 0 DP: 3 HBP: 0	WP: 1 PA: 34 PB: 0 SB: 0 CS: 0
PITCHER	IP WLS BF H R ER SO BB IBB HBP BLK WP HR S P ERA WHIP	5.1 L 24 6 4 4 3 6 4 4 3 1 0 0 4 4 4.13	0.0 ERA	1.2 ERA: 1.72	1.0 ERA: 3.63	PITCHER													

Batter	1	2	3	4	5	6	7	8	9	AB	R	H	RBI	BB	SO	LOB	TOP					
Rick Monday, L OBP: 0.378, SLG: 0.520	F9		P4					WP 1B		4	0	2	2	0	0	0	Chicago Cubs @ Cincinnati Reds Riverfront Stadium, Cincinnati, OH Mon Jun 14 1976, 7:05 PM EDT Att: 24,327 - Unknown - 77 F					
Oscar Zamora, R (8, 1)								WP 1B		0	0	0	0	0	0	0						
Buddy Schultz, R (9, 1)										0	0	0	0	0	0	0						
Jose Cardenal, R OBP: 0.350, SLG: 0.450	P3		6-3		6-3			WP 1B		4	0	1	0	0	0	1						
Bill Madlock, R OBP: 0.374, SLG: 0.450				F6		6-3		G4-6-3 1B		3	0	1	0	1	0	0						
Jerry Morales, R OBP: 0.323, SLG: 0.380	6-3			K	6-3			G4-6-3 1B		4	0	0	0	0	1	4						
Ralph LaCock, L OBP: 0.353, SLG: 0.364		4-3		P3		4-3				4	0	0	0	0	0	0						
Manny Trillo, R OBP: 0.326, SLG: 0.332		F7			P4		P6		L9	4	0	0	0	0	0	0						
Steve Swisher, R OBP: 0.293, SLG: 0.352					2B 1B		F9		1-3	4	1	2	0	0	0	0						
Dave Rosello, R OBP: 0.351, SLG: 0.285		F8			2B		K			3	1	1	0	0	1	1						
Joe Coleman, R (1, 1)				K				F8		2	0	0	0	0	1	2						
Darold Knowles, L OBP: 0.371, SLG: 0.250					P4					0	0	0	0	0	0	0						
Joe Wallis, S OBP: 0.296, SLG: 0.327										1	0	0	0	0	0	0						
Inning Stats	R: 0 E: 0 K: 0 S: 4	H: 1 LOB: 1 BB: 0 P: 4	R: 0 E: 0 K: 0 S: 4	H: 1 LOB: 1 BB: 0 P: 4	R: 0 E: 0 K: 1 S: 5	H: 0 LOB: 0 BB: 0 P: 5	R: 0 E: 0 K: 1 S: 5	H: 0 LOB: 0 BB: 0 P: 5	R: 2 E: 0 K: 0 S: 6	H: 3 LOB: 1 BB: 0 P: 6	R: 0 E: 0 K: 0 S: 3	H: 0 LOB: 0 BB: 0 P: 3	R: 0 E: 0 K: 1 S: 5	H: 0 LOB: 0 BB: 0 P: 5	R: 0 E: 0 K: 0 S: 4	H: 2 LOB: 2 BB: 1 P: 8	R: 0 E: 0 K: 0 S: 3	H: 0 LOB: 0 BB: 0 P: 3	1B: 4 2B: 3 3B: 0 HR: 0	SF: 0 SAC: 0 DP: 1 HBP: 0	WP: 1 PB: 0 SB: 0 CS: 0	PA: 34
PITCHER Gary Nolan, R ERA: 2.7	IP: 9.0 WLS: W BF: 34 H: 7 R: 2 ER: 2 SO: 3 BB: 0 IBB: 1 HBP: 0 BLK: 0 WP: 1 HR: 0 S: 39 P: 43 ERA: 2.00 WHIP: 0.778															PITCHER						

Batter	1	2	3	4	5	6	7	8	9	AB	R	H	RBI	BB	SO	LOB	BOTTOM					
Pete Rose, S OBP: 0.430, SLG: 0.480	G3		F8		L7		4-3		1B	4	0	0	0	1	0	1	Chicago Cubs @ Cincinnati Reds Riverfront Stadium, Cincinnati, OH Mon Jun 14 1976, 7:05 PM EDT Att: 24,327 - Unknown - 77 F					
Ken Griffey, L OBP: 0.406, SLG: 0.486	K		3-1		K		K		1B	5	0	1	1	0	3	1						
Joe Morgan, L OBP: 0.462, SLG: 0.627	F9				F9		K			4	0	0	0	0	1	0						
Tony Perez, R OBP: 0.357, SLG: 0.505		FC5-4 BB			1B		5-3		F8	3	0	1	0	1	0	0						
George Foster, R OBP: 0.397, SLG: 0.567		P4			L5		HR		1B	4	1	2	1	0	0	2						
Johnny Bench, R OBP: 0.397, SLG: 0.461		FC5-4 1-2			1B		2B		E7	3	0	2	0	1	0	1						
Cesar Geronimo, L OBP: 0.360, SLG: 0.428		P6			F7		2B		L4-3	4	0	1	0	0	0	5						
Dave Concepcion, R OBP: 0.363, SLG: 0.410					HR		1B		1B	3	2	3	1	1	0	0						
Gary Nolan, R OBP: 0.176, SLG: 0.152					F3				SH1-4	3	0	0	0	0	0	4						
Ed Armbrister, R OBP: 0.375, SLG: 0.375					F7		4-3		SH1-4	0	0	0	0	0	0	0						
Inning Stats	R: 0 E: 0 K: 1 S: 5	H: 0 LOB: 0 BB: 0 P: 5	R: 0 E: 0 K: 0 S: 3	H: 0 LOB: 1 BB: 1 P: 7	R: 1 E: 0 K: 0 S: 4	H: 1 LOB: 0 BB: 0 P: 4	R: 0 E: 0 K: 0 S: 5	H: 2 LOB: 2 BB: 0 P: 5	R: 0 E: 0 K: 1 S: 6	H: 1 LOB: 1 BB: 0 P: 6	R: 1 E: 0 K: 0 S: 5	H: 2 LOB: 3 BB: 2 P: 13	R: 0 E: 0 K: 2 S: 7	H: 0 LOB: 0 BB: 0 P: 7	R: 0 E: 1 K: 0 S: 4	H: 2 LOB: 1 BB: 0 P: 4	R: 1 E: 0 K: 0 S: 3	H: 2 LOB: 2 BB: 1 P: 7	1B: 7 2B: 2 3B: 0 HR: 2	SF: 0 SAC: 1 DP: 1 HBP: 0	WP: 0 PB: 0 SB: 0 CS: 0	PA: 38
PITCHER Joe Coleman, R ERA: 4.46	IP: 6.0 WLS: L BF: 27 H: 6 R: 2 ER: 2 SO: 2 BB: 2 IBB: 0 HBP: 0 BLK: 0 WP: 0 HR: 2 S: 28 P: 40 ERA: 3.00 WHIP: 1.333															PITCHER						
Darold Knowles, L ERA: 2.51	1.0	3	0	0	0	2	0	0	0	0	0	7	7	0.00	0.000							
Oscar Zamora, R ERA: 3.38	1.1	L	7	3	1	1	0	0	1	0	0	6	10	6.75	2.250							
Buddy Schultz, L ERA: 3.71	0.0	1	1	0	0	0	0	0	0	0	0	1	1	∞	∞							

AB	33
R	2
H	7
RBI	2
BB	1
SO	3
LOB	8



AB	33
R	3
H	10
RBI	3
BB	4
SO	4
LOB	14



Batter	1	2	3	4	5	6	7	8	9	AB	R	H	RBI	BB	SO	LOB	TOP					
Joe Wallis, S OBP: 0.288, SLG: 0.352 (1, 8)	F7		P6		E6		1-3			5	0	1	1	0	0	1	Chicago Cubs @ Cincinnati Reds Riverfront Stadium, Cincinnati, OH Tue Jun 15 1976, 7:05 PM EDT Att: 27,404 - Unknown - 78 F					
Jose Cardenal, R OBP: 0.351, SLG: 0.449 (1, 7)	F 1B WP		G6-4-3 1B		F8		FC5-6		L8	5	1	2	0	0	0	3						
Bill Madlock, R OBP: 0.376, SLG: 0.451 (1, 5)	E5 WP		G6-4-3 1-2						6-3	4	0	2	0	0	0	1						
Jerry Morales, R OBP: 0.317, SLG: 0.373 (1, 9)	P5			5-3	F7				F9	4	0	0	0	0	0	3						
George Mitterwald, R OBP: 0.286, SLG: 0.322 (1, 3)	K			6-3						4	0	1	0	0	1	1						
Manny Trillo, R OBP: 0.325, SLG: 0.344 (1, 4)		F7							F8	4	1	1	1	0	0	1						
Steve Swisher, R OBP: 0.292, SLG: 0.346 (1, 2)				5-3	HR					3	0	0	0	1	0	0						
Dave Rosello, R OBP: 0.366, SLG: 0.306 (1, 6)										3	1	3	0	1	0	0						
Steve Renko, R OBP: 0.077, SLG: 0.077 (1, 1)										1	0	0	0	0	0	2						
Darold Knowles, L OBP: 0.571, SLG: 0.250 (6, 1)										0	0	0	0	0	0	0						
Bruce Sutter, R OBP: 0.218, SLG: 0.235 (9, PH)										1	1	0	0	0	0	1						
Inning Stats	R: 1 E: 1 K: 1 S: 7	H: 2 LOB: 1 BB: 7	R: 0 E: 0 K: 0 S: 3	H: 1 LOB: 1 BB: 7	R: 0 E: 0 K: 0 S: 3	H: 1 LOB: 0 BB: 0	R: 1 E: 0 K: 0 S: 4	H: 1 LOB: 0 BB: 0	R: 1 E: 1 K: 0 S: 6	H: 2 LOB: 2 BB: 0	R: 0 E: 0 K: 0 S: 3	H: 0 LOB: 0 BB: 0	R: 0 E: 0 K: 0 S: 3	H: 0 LOB: 1 BB: 1	R: 0 E: 0 K: 0 S: 4	H: 1 LOB: 1 BB: 4	R: 1 E: 0 K: 0 S: 5	H: 2 LOB: 1 BB: 5	1B: 7 2B: 1 3B: 1 HR: 1	SF: 0 SAC: 2 DP: 2 HBP: 0	WP: 2 PB: 0 SB: 0 CS: 0	PA: 38
PITCHER	IP WLS BF H R ER SO BB IBB HBP BLK WP HR S P ERA WHIP																					
Don Gullett, L ERA: 2.11 (1, 1)	8.0 W 33 8 3 2 1 2 0 0 0 1 1 33 41 2.25 1.250																					
Rawly Eastwick, R ERA: 3.05 (9, 1)	1.0 S 5 2 1 1 0 0 0 0 0 0 0 5 5 9.00 2.000																					

AB	34
R	4
H	10
RBI	2
BB	2
SO	1
LOB	13



Batter	1	2	3	4	5	6	7	8	9	AB	R	H	RBI	BB	SO	LOB	BOTTOM				
Pete Rose, S OBP: 0.430, SLG: 0.476 (1, 5)	E4 BB 1B	4-3		K						4	1	1	1	1	1	0	Chicago Cubs @ Cincinnati Reds Riverfront Stadium, Cincinnati, OH Tue Jun 15 1976, 7:05 PM EDT Att: 27,404 - Unknown - 78 F				
Mike Lum, L OBP: 0.365, SLG: 0.322 (1, 7)										1	1	0	0	3	0	0					
Joel Youngblood, R OBP: 0.316, SLG: 0.343 (8, PH)										0	0	0	0	0	0	0					
Dan Driessen, L OBP: 0.361, SLG: 0.338 (8, PH)										1	0	0	0	0	1	2					
Rawly Eastwick, R OBP: 0.218, SLG: 0.235 (9, 1)										0	0	0	0	0	0	0					
Joe Morgan, L OBP: 0.461, SLG: 0.618 (1, 4)		P4			4-3	PO	1-3			4	1	1	1	1	0	1					
Tony Perez, R OBP: 0.353, SLG: 0.495 (1, 3)			4-3		L5		6-3			4	0	0	0	1	1	3					
George Foster, R OBP: 0.391, SLG: 0.568 (1, 9)							L9		F8	5	0	3	1	0	0	3					
Johnny Bench, R OBP: 0.374, SLG: 0.465 (1, 2)										3	0	2	2	1	0	1					
Ed Armbrister, R OBP: 0.375, SLG: 0.375 (8, PR)										0	1	0	0	0	0	0					
Cesar Geronimo, L OBP: 0.363, SLG: 0.429 (1, 8)										4	1	2	0	0	1	4					
Dave Concepcion, R OBP: 0.359, SLG: 0.405 (1, 6)		1-3								3	0	0	0	0	1	5					
Don Gullett, R OBP: 0.130, SLG: 0.091 (1, 1)										3	0	0	0	0	1	1					
Bob Bailey, R OBP: 0.360, SLG: 0.563 (8, PH)										1	0	1	1	0	0	0					
Ken Griffey, L OBP: 0.406, SLG: 0.486 (8, PR)										0	1	0	0	0	0	0					
Bill Plummer, R OBP: 0.366, SLG: 0.576 (9, 2)										0	0	0	0	0	0	0					
Inning Stats	R: 3 E: 1 K: 2 S: 10	H: 2 LOB: 2 BB: 2	R: 0 E: 0 K: 0 S: 3	H: 0 LOB: 1 BB: 1	R: 0 E: 1 K: 0 S: 5	H: 2 LOB: 2 BB: 0	R: 0 E: 0 K: 1 S: 5	H: 0 LOB: 0 BB: 0	R: 0 E: 0 K: 2 S: 7	H: 1 LOB: 2 BB: 2	R: 0 E: 0 K: 0 S: 3	H: 0 LOB: 0 BB: 0	R: 0 E: 0 K: 0 S: 3	R: 3 E: 0 K: 1 S: 9	H: 4 LOB: 3 BB: 2	R: 0 E: 0 K: 0 S: 9	H: 1 LOB: 2 BB: 17	1B: 10 2B: 0 3B: 0 HR: 0	SF: 0 SAC: 1 DP: 0 HBP: 0	WP: 0 PB: 0 SB: 1 CS: 0	PA: 42
PITCHER	IP WLS BF H R ER SO BB IBB HBP BLK WP HR S P ERA WHIP																				
Steve Renko, R ERA: 5.05 (1, 1)	5.2 L 29 6 3 3 2 5 4 0 0 0 0 0 7 11 16.20 2.400																				
Darold Knowles, L ERA: 3.49 (6, 1)	1.2 L 8 3 3 3 0 1 0 0 0 0 0 0 7 11 16.20 2.400																				
Bruce Sutter, R ERA: 1.88 (8, 1)	0.2 4 1 0 0 1 1 0 0 0 0 0 5 9 0.00 3.000																				

AB	33
R	6
H	10
RBI	6
BB	7
SO	6
LOB	20



Batter	1	2	3	4	5	6	7	8	9	AB	R	H	RBI	BB	SO	LOB	TOP	
Joe Wallis, S OBP: 0.317, SLG: 0.368 (1, 8)										3	1	2	0	1	1	0	Chicago Cubs @ Cincinnati Reds Riverfront Stadium, Cincinnati, OH Wed Jun 16 1976, 3:33 AM EDT Att: 30,658 - Unknown	
Jose Cardenal, R OBP: 0.354, SLG: 0.449 (1, 7)										4	1	2	0	0	0	1		
Bill Madlock, R OBP: 0.386, SLG: 0.459 (1, 5)										3	1	3	1	0	0	0		
Jerry Morales, R OBP: 0.312, SLG: 0.365 (1, 9)										4	0	0	0	0	1	7		
Ralph LaCock, L OBP: 0.366, SLG: 0.368 George Mitterwald, R OBP: 0.281, SLG: 0.317 (6, PH) (6, 3)										2	1	1	0	1	0	2		
Manny Trillo, R OBP: 0.328, SLG: 0.347 (1, 4)										4	1	2	2	0	0	0		
Steve Swisher, R OBP: 0.297, SLG: 0.357 (1, 2)										3	0	2	2	0	1	0		
Dave Rosello, R OBP: 0.363, SLG: 0.300 (1, 6)										3	0	0	0	1	3	2		
Bill Bonham, R OBP: 0.185, SLG: 0.269 (1, 1)										3	0	0	0	0	5			
Inning Stats	R: 5 E: 0 K: 1 S: 10	H: 5 LOB: 1 BB: 1 P: 14	R: 0 E: 0 K: 1 S: 5	H: 0 LOB: 1 BB: 0 P: 6	R: 0 E: 0 K: 0 S: 4	H: 2 LOB: 2 BB: 1 P: 8	R: 0 E: 0 K: 0 S: 4	H: 2 LOB: 2 BB: 1 P: 8	R: 0 E: 0 K: 1 S: 6	H: 1 LOB: 1 BB: 0 P: 6	R: 0 E: 0 K: 2 S: 9	H: 2 LOB: 2 BB: 0 P: 9	R: 0 E: 0 K: 2 S: 7	H: 0 LOB: 0 BB: 0 P: 7				
PITCHER	IP WLS BF H R ER SO BB IBB HBP BLK WP HR S P ERA WHIP	0.1 L 7 5 5 5 0 0 1 0 0 0 0 6 10 135.00 15.000	4.2 20 5 0 0 3 1 1 1 0 0 0 23 32 0.00 1.286	2.0 8 2 0 0 4 0 0 0 0 0 0 16 16 0.00 1.000														

AB	30
R	5
H	12
RBI	5
BB	3
SO	7
LOB	19



Batter	1	2	3	4	5	6	7	8	9	AB	R	H	RBI	BB	SO	LOB	BOTTOM	
Pete Rose, S OBP: 0.429, SLG: 0.472 (1, 5)										2	0	0	0	1	0	1	Chicago Cubs @ Cincinnati Reds Riverfront Stadium, Cincinnati, OH Wed Jun 16 1976, 3:33 AM EDT Att: 30,658 - Unknown	
Mike Lum, L OBP: 0.351, SLG: 0.306 (1, 7)										3	0	0	0	0	1			
Joe Morgan, L OBP: 0.463, SLG: 0.642 (1, 4)										3	2	2	1	0	0	0		
Tony Perez, R OBP: 0.353, SLG: 0.493 (1, 3)										3	0	1	0	0	1	1		
George Foster, R OBP: 0.390, SLG: 0.565 (1, 9)										3	0	1	1	0	0	1		
Dave Concepcion, R OBP: 0.355, SLG: 0.399 (1, 6)										3	0	0	0	0	0	1		
Cesar Geronimo, L OBP: 0.368, SLG: 0.434 (1, 8)										3	1	2	0	0	0	0		
Bill Plummer, R OBP: 0.370, SLG: 0.588 (1, 2)										2	0	1	0	0	0	0		
Pat Zachry, R OBP: 0.261, SLG: 0.227 Pedro Borbon, R OBP: 0.200, SLG: 0.200 Dan Driessen, L OBP: 0.357, SLG: 0.333 Fred Norman, S OBP: 0.182, SLG: 0.182 (1, 1) (1, 1) (5, PH) (6, 1)										0	0	0	0	0	0	0		
Inning Stats	R: 1 E: 0 K: 1 S: 6	H: 1 LOB: 0 BB: 0 P: 6	R: 0 E: 0 K: 0 S: 3	H: 0 LOB: 0 BB: 0 P: 3	R: 0 E: 0 K: 0 S: 3	H: 0 LOB: 1 BB: 1 P: 7	R: 0 E: 0 K: 0 S: 3	H: 1 LOB: 0 BB: 0 P: 3	R: 1 E: 1 K: 0 S: 5	H: 2 LOB: 1 BB: 1 P: 5	R: 1 E: 0 K: 0 S: 5	H: 2 LOB: 1 BB: 0 P: 5	R: 0 E: 0 K: 0 S: 1	H: 1 LOB: 1 BB: 0 P: 1				
PITCHER	IP WLS BF H R ER SO BB IBB HBP BLK WP HR S P ERA WHIP	6.0 W 25 7 3 3 1 1 0 0 0 0 1 26 30 4.50 1.333																

AB	24
R	3
H	7
RBI	2
BB	1
SO	1
LOB	6



Batter	1	2	3	4	5	6	7	8	9	AB	R	H	RBI	BB	SO	LOB	TOP											
Pete Rose, S OBP: 0.435, SLG: 0.474 (1, 5)										3	1	2	0	2	0	2	Cincinnati Reds @ Philadelphia Phillies Veterans Stadium, Philadelphia, PA Fri Jun 18 1976, 7:05 PM EDT Att: 50,635 - Unknown											
Dave Concepcion, R OBP: 0.348, SLG: 0.390 (1, 6)										5	1	0	0	0	2	7												
Ken Griffey, L OBP: 0.410, SLG: 0.486 (1, 9)										4	1	2	2	1	1	0												
Tony Perez, R OBP: 0.346, SLG: 0.481 (1, 3)										5	0	0	0	0	0	3												
George Foster, R OBP: 0.390, SLG: 0.588 (1, 7)										5	2	2	3	0	0	2												
Johnny Bench, R OBP: 0.385, SLG: 0.451 Joe Morgan, L OBP: 0.463, SLG: 0.642 (8, PR)										5	0	0	0	0	2	2												
Cesar Geronimo, L OBP: 0.379, SLG: 0.448 (1, 8)										4	0	3	0	1	0	1												
Doug Flynn, R OBP: 0.310, SLG: 0.305 (1, 4)										4	0	1	0	0	0	3												
Jack Billingham, R OBP: 0.353, SLG: 0.396 Rich Hinton, L OBP: 0.281, SLG: 0.299 Mike Lum, L OBP: 0.346, SLG: 0.352 Pedro Borbon, R OBP: 0.291, SLG: 0.309 Dan Driessens, R OBP: 0.354, SLG: 0.329 Rawly Eastwick, R OBP: 0.341, SLG: 0.329 (8, 1)										1	0	0	0	0	0	1												
Inning Stats	R: 2 E: 1 K: 0 S: 6	H: 2 LOB: 1 BB: 0 P: 6	R: 0 E: 0 K: 1 S: 5	H: 0 LOB: 2 BB: 2 P: 13	R: 0 E: 0 K: 1 S: 5	H: 0 LOB: 1 BB: 1 P: 9	R: 0 E: 0 K: 1 S: 6	H: 1 LOB: 2 BB: 1 P: 10	R: 0 E: 0 K: 0 S: 3	H: 0 LOB: 0 BB: 0 P: 3	R: 0 E: 0 K: 2 S: 9	H: 2 LOB: 2 BB: 0 P: 9	R: 2 E: 0 K: 0 S: 5	H: 2 LOB: 0 BB: 0 P: 5	R: 0 E: 0 K: 1 S: 7	H: 2 LOB: 2 BB: 0 P: 7		R: 1 E: 1 K: 1 S: 7	H: 1 LOB: 1 BB: 0 P: 7	1B: 7 2B: 1 3B: 0 HR: 2	SF: 0 SAC: 1 DP: 0 HBP: 0	WP: 0 PB: 0 SB: 1 CS: 0	PA: 43					
PITCHER	IP	WLS	BF	H	R	ER	SO	BB	IBB	HBP	BLK	WP	HR	S	P	ERA	WHIP											
Jim Lonborg, R ERA: 2.76 Gene Garber, R ERA: 2.69	(1, 1)	8.0	W	38	9	4	2	6	4	0	0	0	0	1	46	62	2.25	1.625										
(9, 1)	1.0	S	5	1	1	1	1	0	0	0	0	0	0	1	7	7	9.00	1.000										

AB	38
R	5
H	10
RBI	5
BB	4
SO	7
LOB	24



Batter	1	2	3	4	5	6	7	8	9	AB	R	H	RBI	BB	SO	LOB	BOTTOM											
Dave Cash, R OBP: 0.373, SLG: 0.372 (1, 4)										3	1	3	0	1	0	0	Cincinnati Reds @ Philadelphia Phillies Veterans Stadium, Philadelphia, PA Fri Jun 18 1976, 7:05 PM EDT Att: 50,635 - Unknown											
Larry Bowa, S OBP: 0.321, SLG: 0.309 (1, 6)										4	1	2	0	0	0	2												
Mike Schmidt, R OBP: 0.419, SLG: 0.622 (1, 5)										3	1	1	3	1	0	3												
Greg Luzinski, R OBP: 0.349, SLG: 0.465 (1, 7)										3	1	2	0	1	1	1												
Dick Allen, R OBP: 0.384, SLG: 0.504 Tom Hutton, L OBP: 0.385, SLG: 0.318 (9, 3)										3	2	2	1	1	0	1												
Bobby Tolan, L OBP: 0.395, SLG: 0.412 Ollie Brown, R OBP: 0.400, SLG: 0.488 (5, PH)										2	0	1	0	0	0	0												
Garry Maddox, R OBP: 0.376, SLG: 0.460 (1, 8)										3	0	0	1	0	1	0												
Bob Boone, R OBP: 0.394, SLG: 0.420 (1, 2)										5	0	0	0	0	1	1												
Jim Lonborg, R OBP: 0.257, SLG: 0.219 Jay Johnstone, L OBP: 0.363, SLG: 0.474 Gene Garber, R OBP: 0.500, SLG: 0.250 (8, PH)										3	0	1	0	0	2	0												
Inning Stats	R: 0 E: 0 K: 1 S: 4	H: 0 LOB: 1 BB: 2 P: 12	R: 1 E: 0 K: 0 S: 4	H: 1 LOB: 0 BB: 0 P: 4	R: 0 E: 0 K: 1 S: 5	H: 1 LOB: 0 BB: 0 P: 5	R: 2 E: 0 K: 0 S: 5	H: 3 LOB: 0 BB: 0 P: 5	R: 3 E: 0 K: 3 S: 12	H: 3 LOB: 2 BB: 2 P: 20	R: 0 E: 0 K: 1 S: 8	H: 3 LOB: 3 BB: 0 P: 8	R: 0 E: 0 K: 0 S: 3	H: 1 LOB: 0 BB: 0 P: 3	R: 0 E: 0 K: 0 S: 3	H: 0 LOB: 0 BB: 0 P: 3		R: 0 E: 0 K: 0 S: 3	H: 0 LOB: 0 BB: 0 P: 3	1B: 10 2B: 0 3B: 0 HR: 2	SF: 1 SAC: 0 DP: 3 HBP: 0	WP: 0 PB: 0 SB: 0 CS: 2	PA: 37					
PITCHER	IP	WLS	BF	H	R	ER	SO	BB	IBB	HBP	BLK	WP	HR	S	P	ERA	WHIP											
Jack Billingham, R ERA: 5.05 Rich Hinton, L ERA Pedro Borbon, R ERA: 3.07 Rawly Eastwick, R ERA: 2.98	(1, 1)	4.2	L	24	8	6	6	4	4	0	0	0	0	0	3	3	0.00	0.000										
(5, 1)	0.1		1	0	0	0	1	0	0	0	0	0	0	0	3	3	0.00	0.000										
(6, 1)	2.0		9	4	0	0	1	0	0	0	0	0	0	11	11	0.00	2.000											
(8, 1)	1.0		3	0	0	0	0	0	0	0	0	0	0	3	3	0.00	0.000											

AB	32
R	6
H	12
RBI	5
BB	4
SO	6
LOB	10

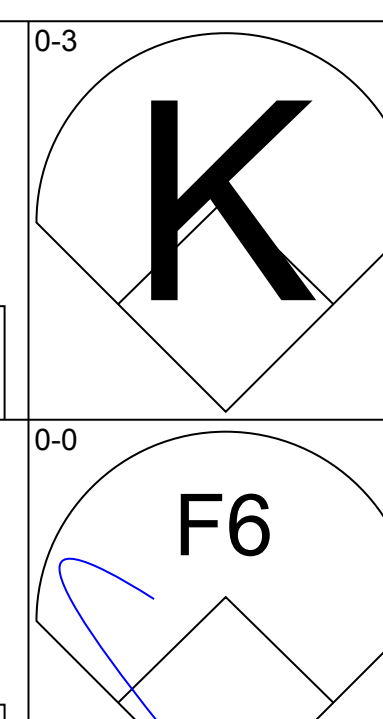
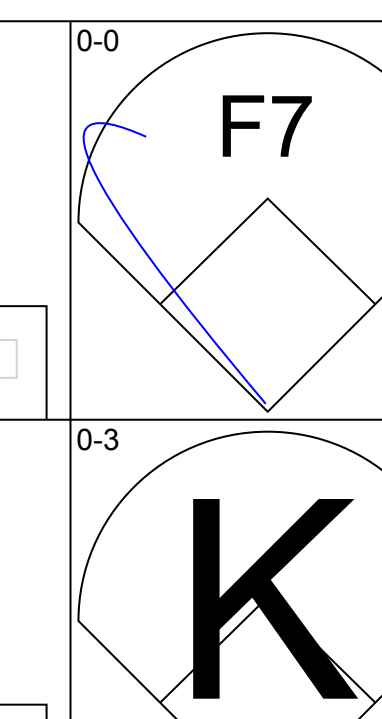
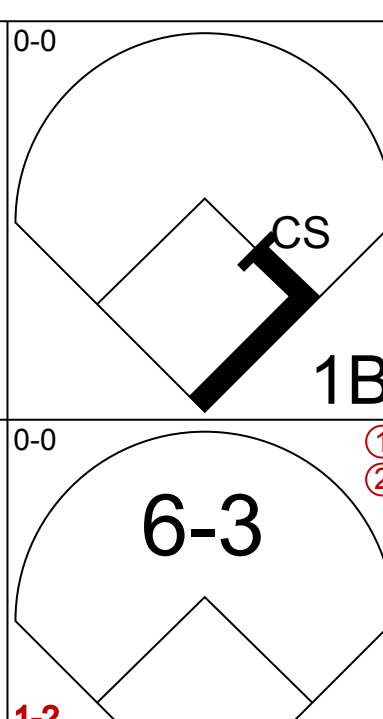
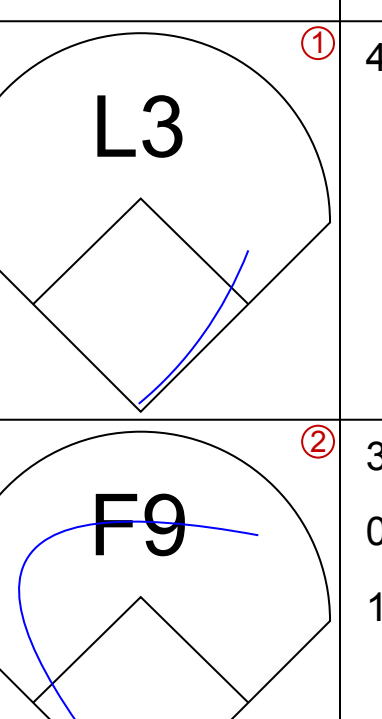
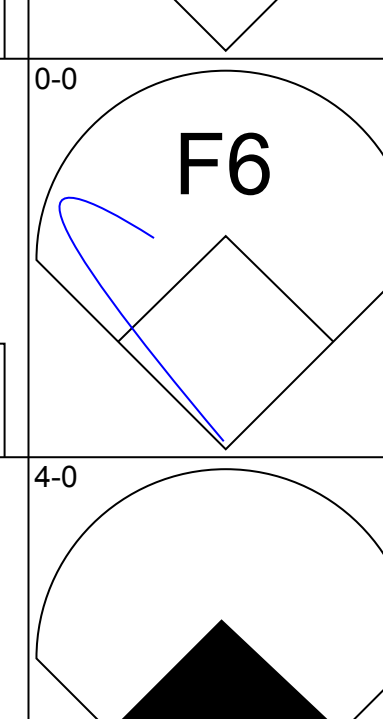
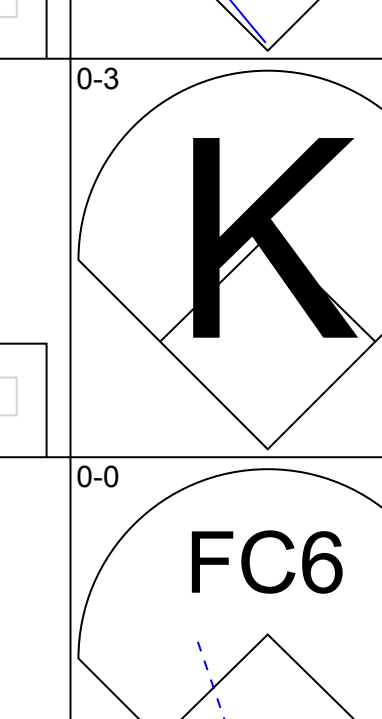
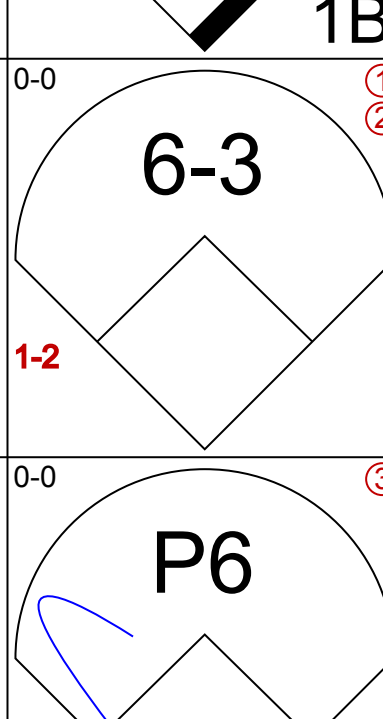
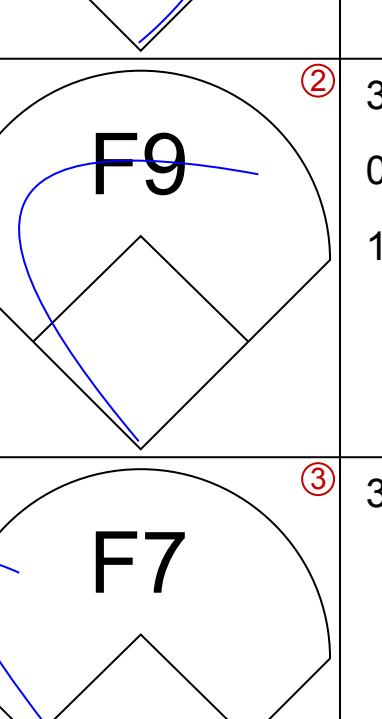
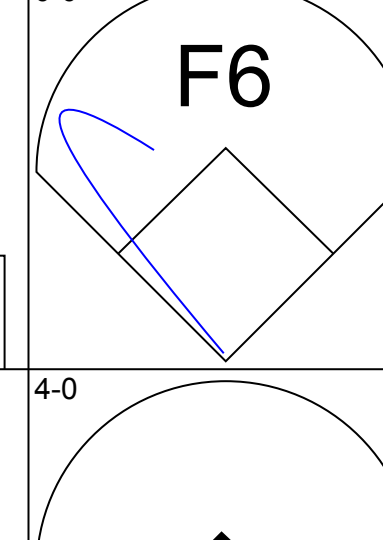
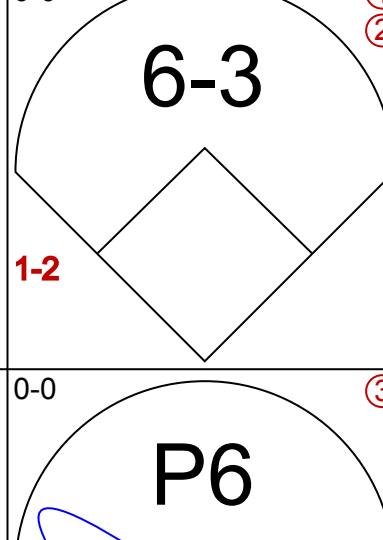
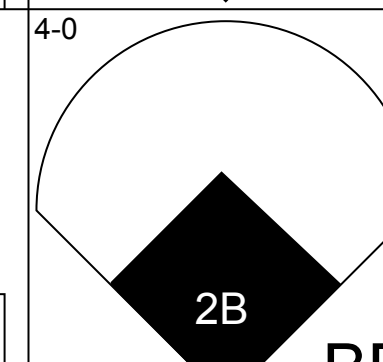
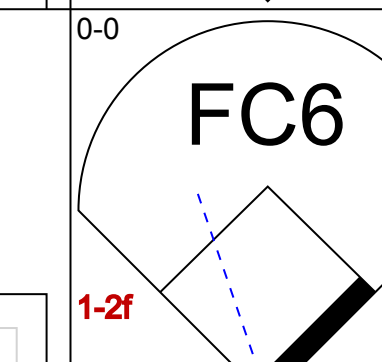
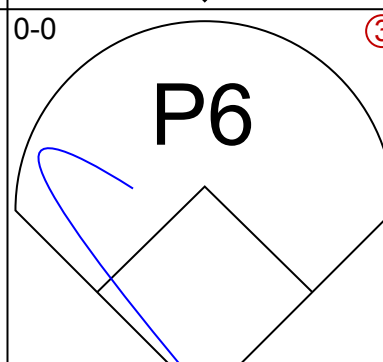
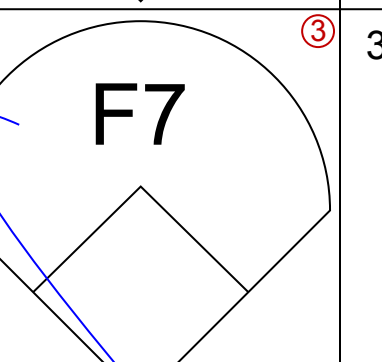
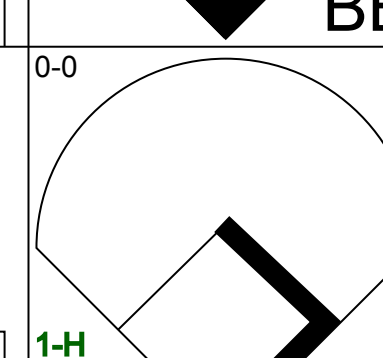
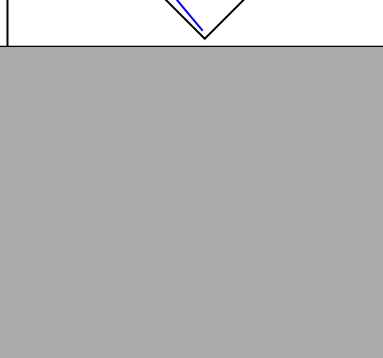
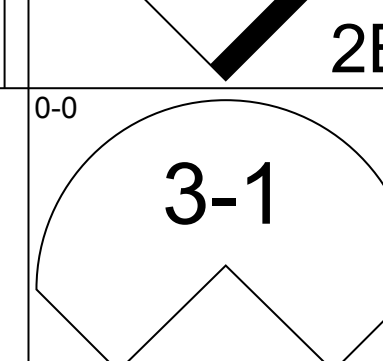

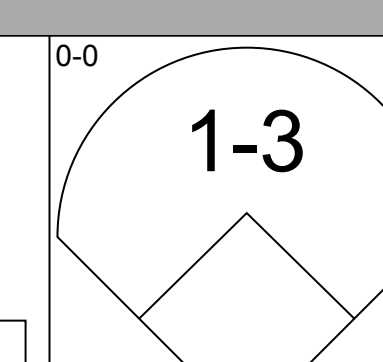
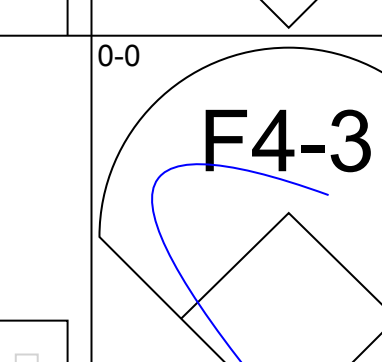
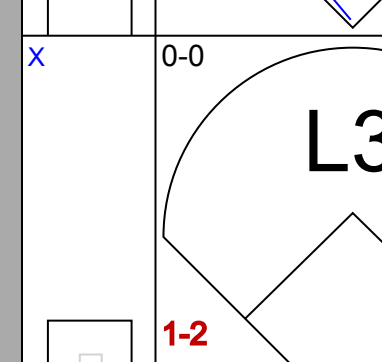
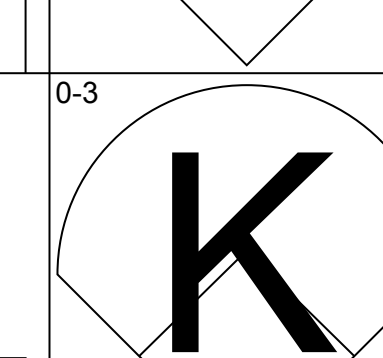
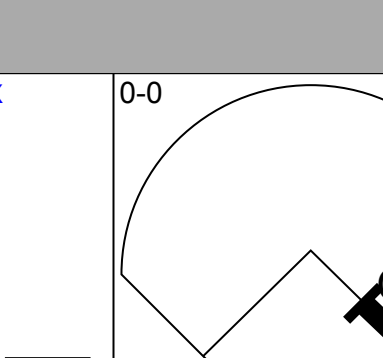
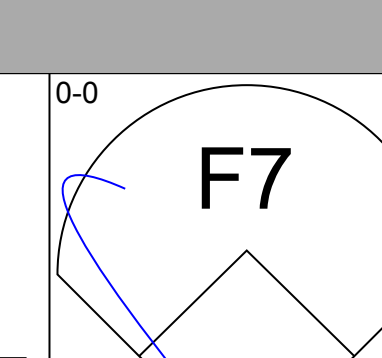
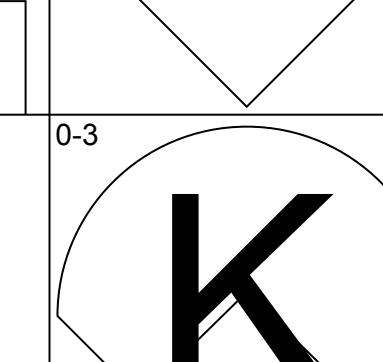
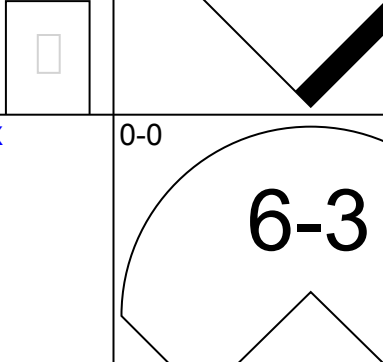
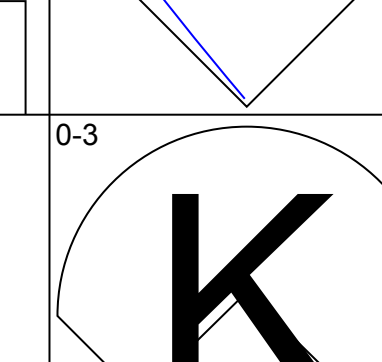
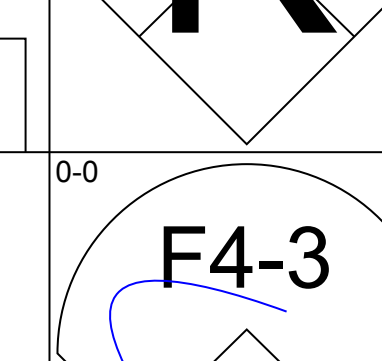
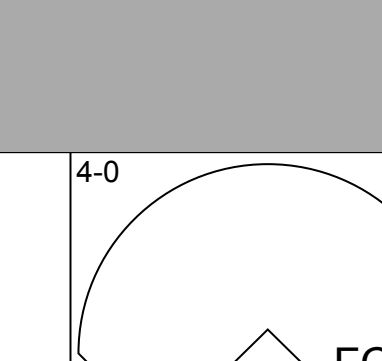
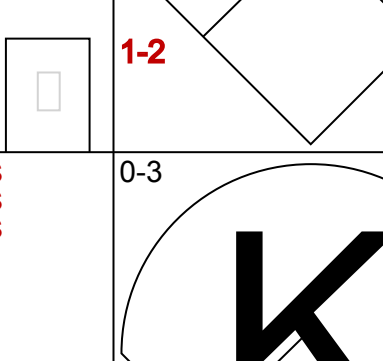


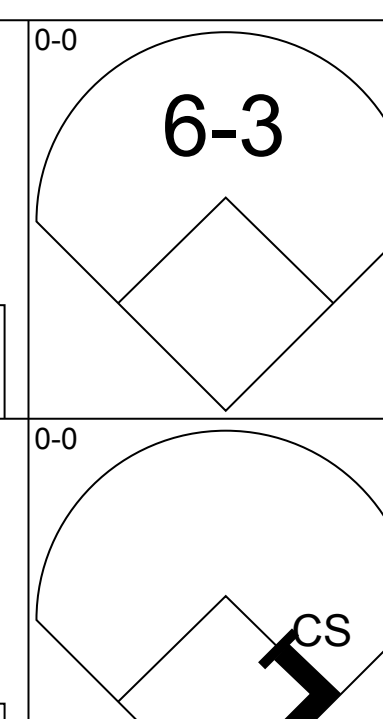
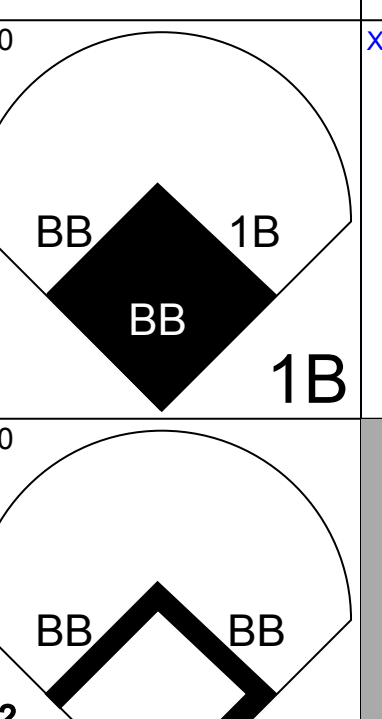
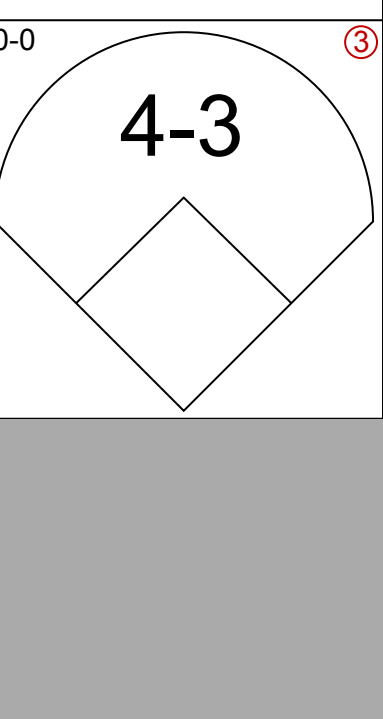
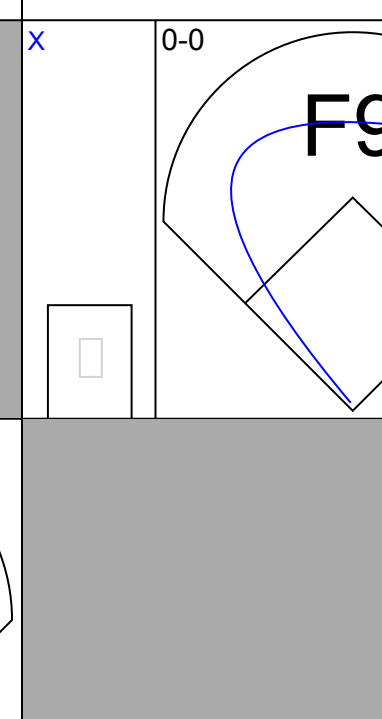
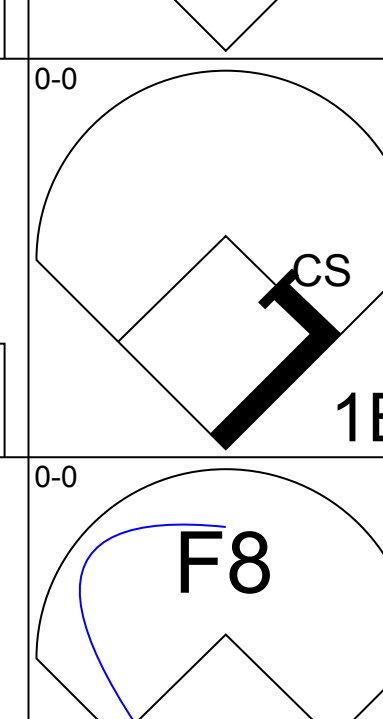
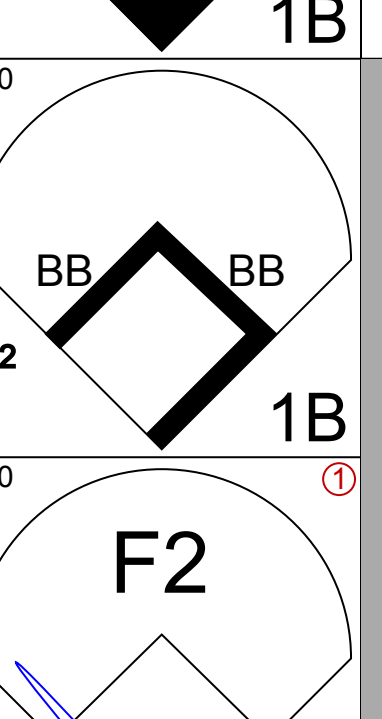
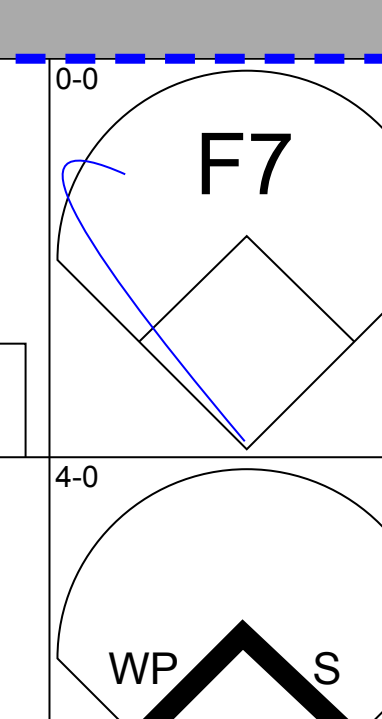
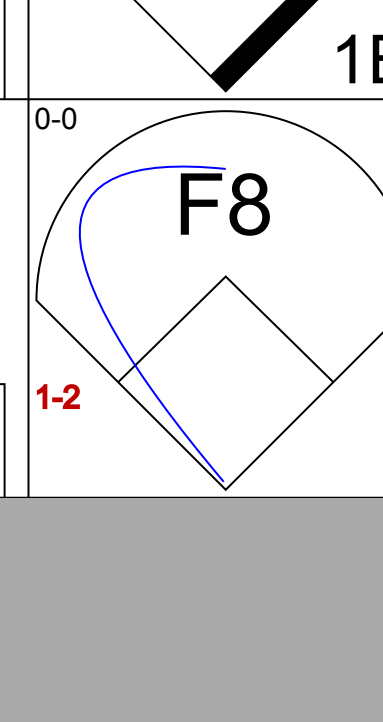
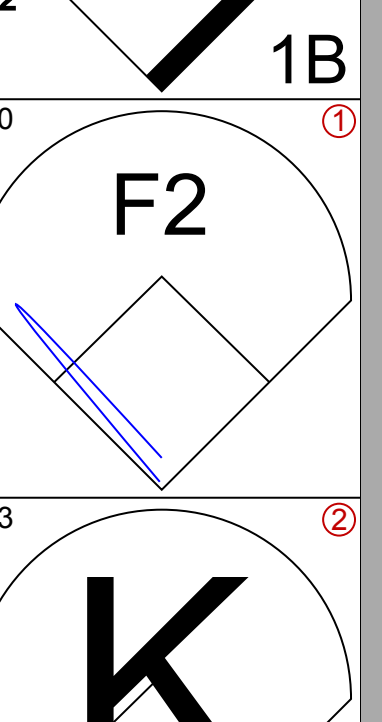
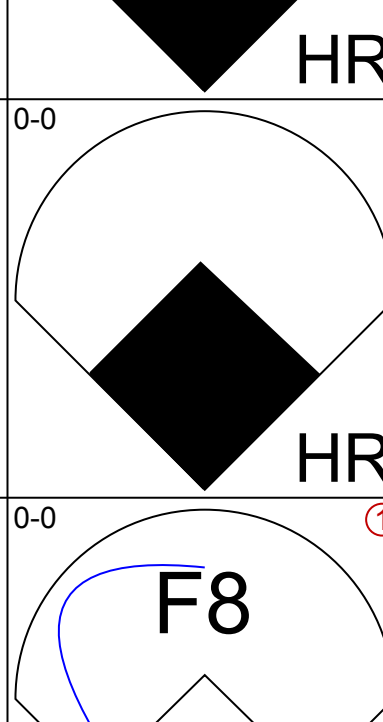
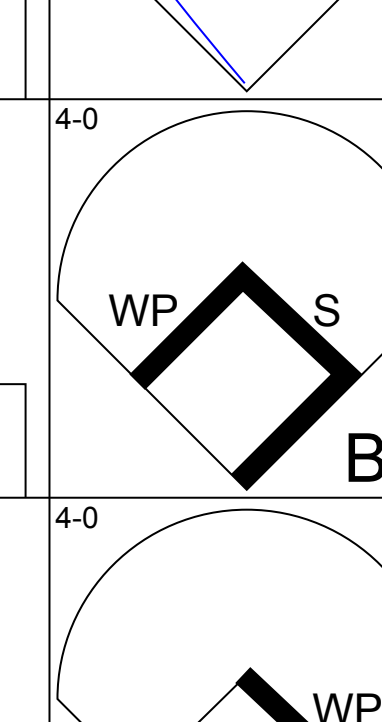
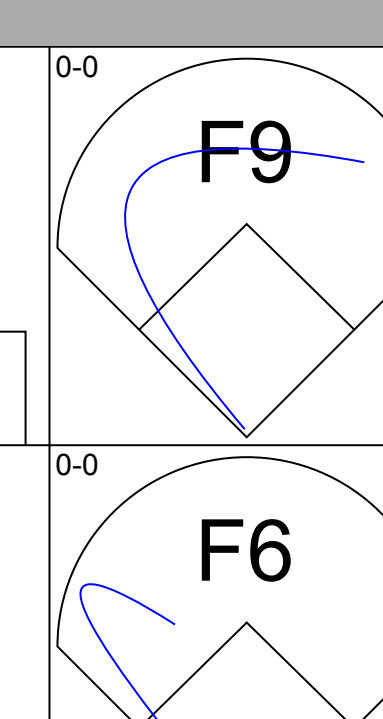
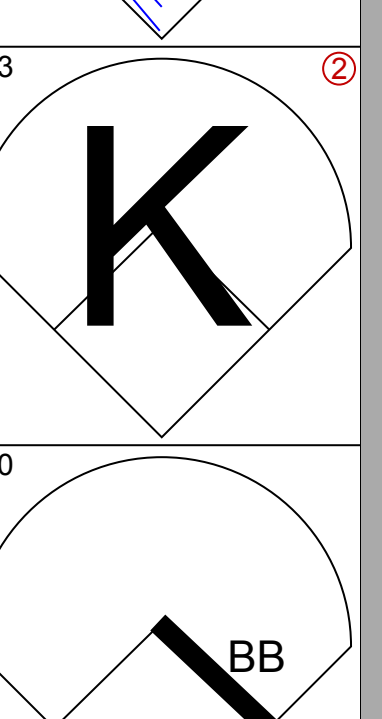
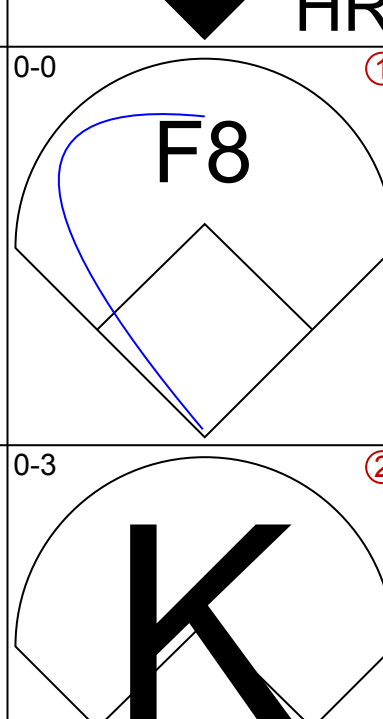
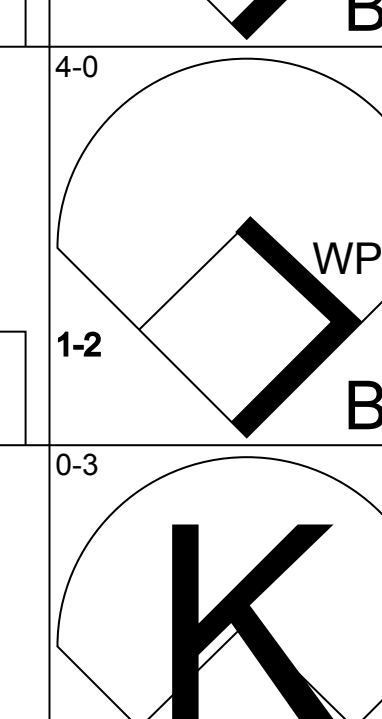

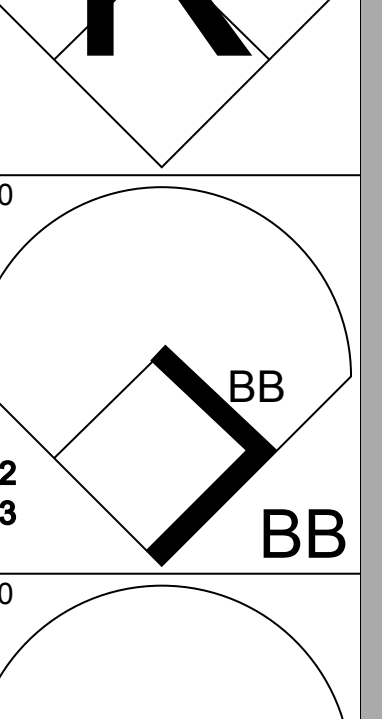
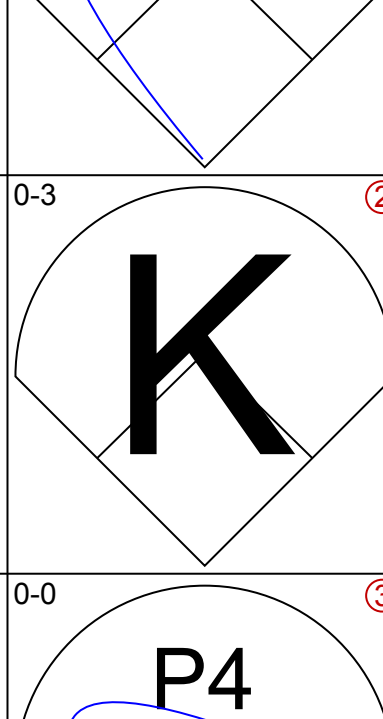
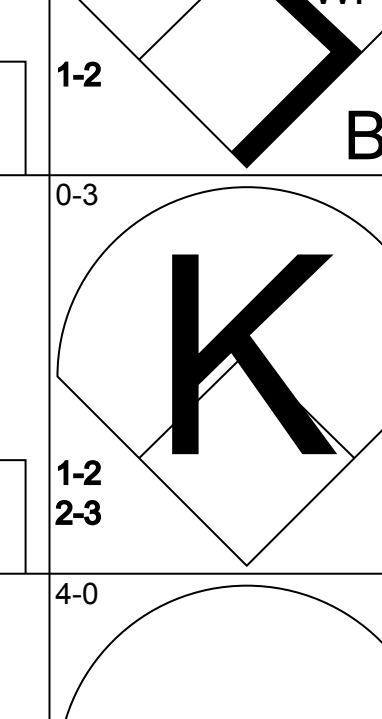

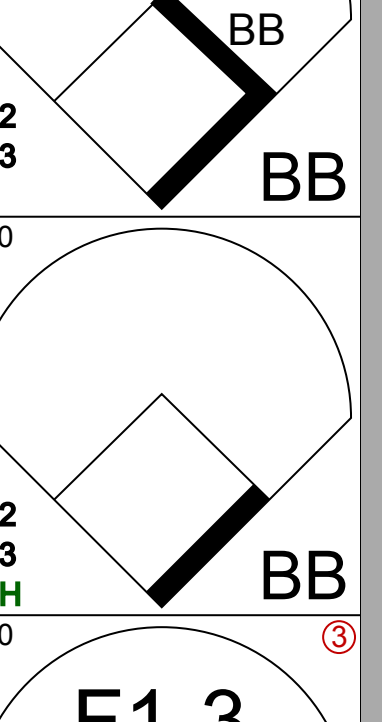
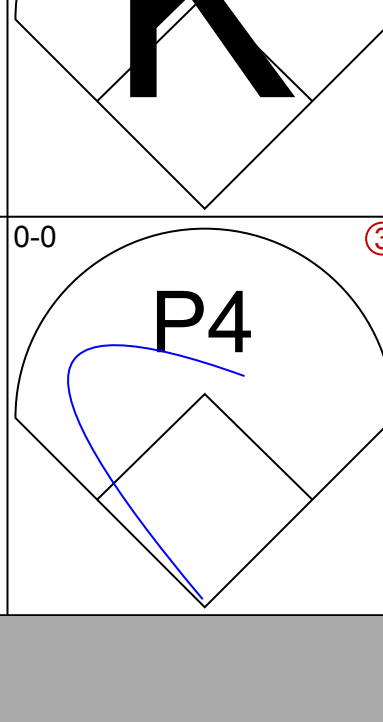
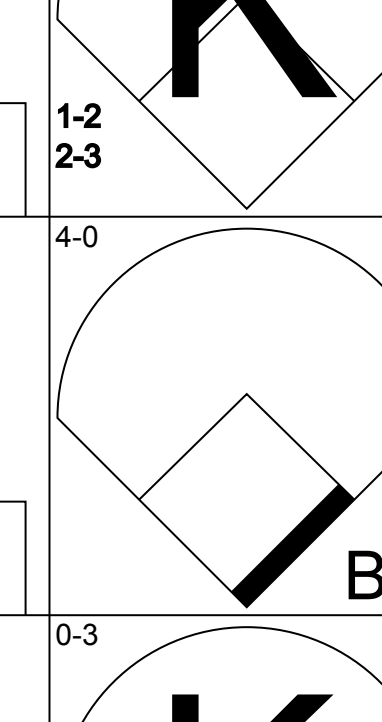
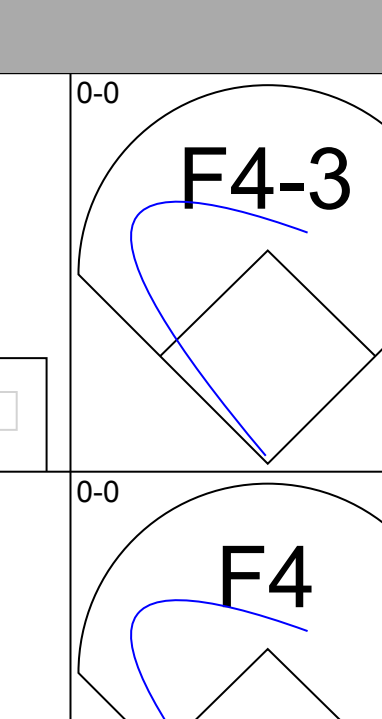
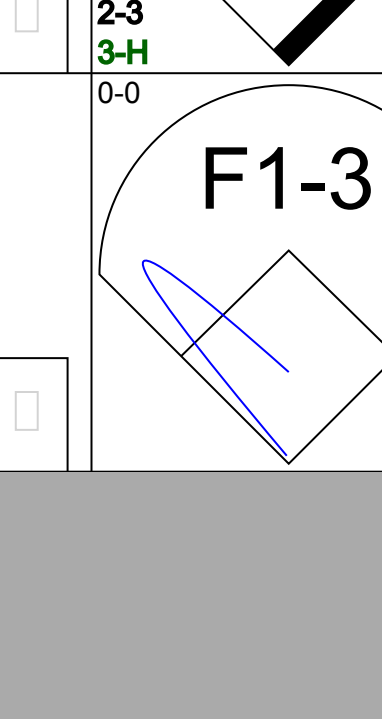
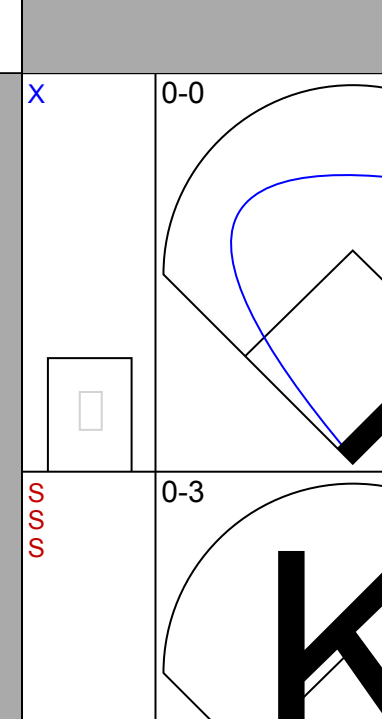
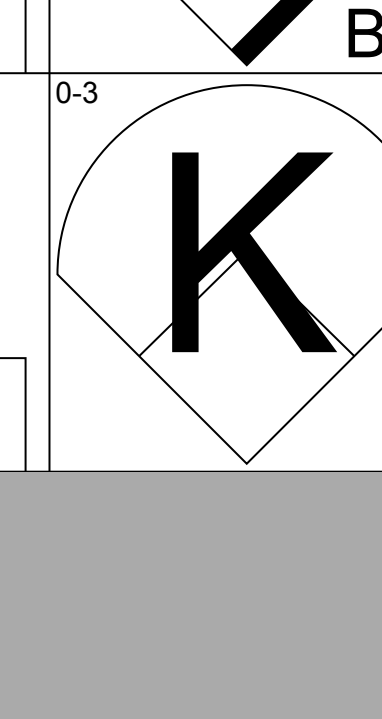
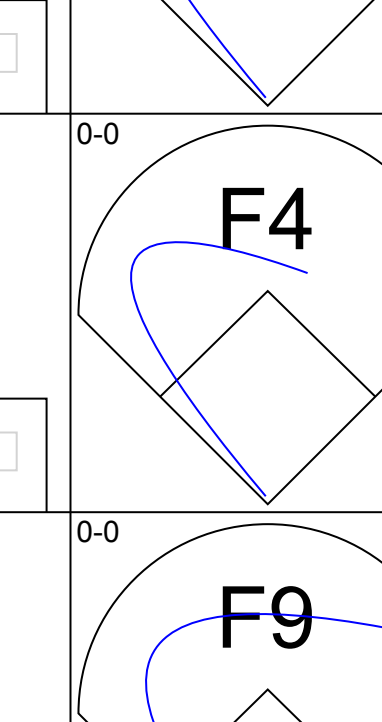
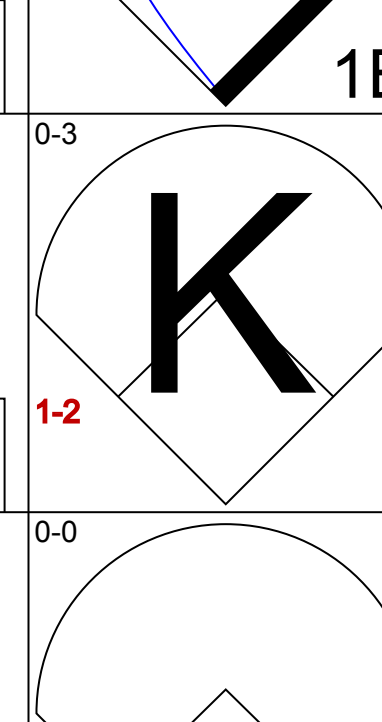

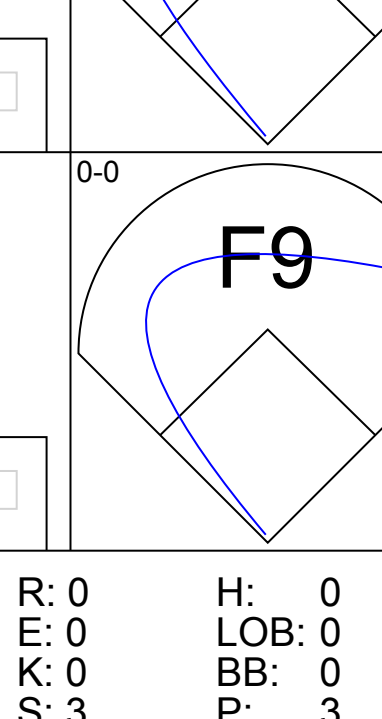
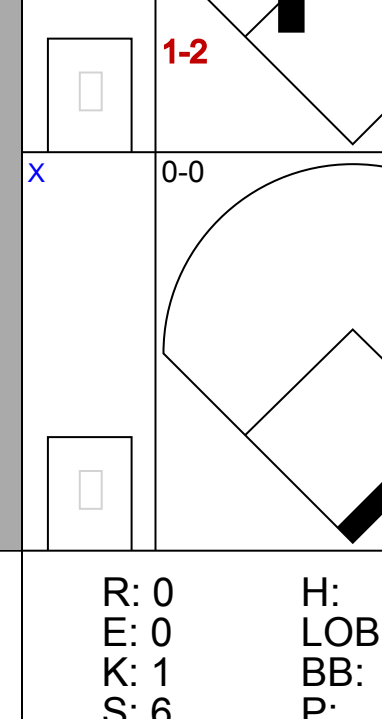
Batter	1	2	3	4	5	6	7	8	9	AB	R	H	RBI	BB	SO	LOB	TOP		
Pete Rose, S OBP: 0.430, SLG: 0.471 (1, 5)	0-0 4-3		0-0 4-3			0-0 2B 2H 2B	0-0 1B		0-0 F8	5	0	2	1	0	0	1	Cincinnati Reds @ Philadelphia Phillies Veterans Stadium, Philadelphia, PA Sun Jun 20 1976, 3:33 AM EDT Att: 38,669 - Unknown		
Dave Concepcion, R OBP: 0.358, SLG: 0.407 (1, 6)	0-0 G3			0-0 G5-4-3 1B		0-0 2B	0-0 F8			4	0	2	0	0	0	2			
George Foster, R OBP: 0.392, SLG: 0.589 (1, 9) (6, 7)	0-0 1B			0-0 G5-4-3 1-2		4-0 BB		0-3 K		3	0	1	0	1	1	1			
Tony Perez, R OBP: 0.345, SLG: 0.477 (1, 3)	0-3 K			0-0 5-3		0-3 K		4-0 BB		3	0	0	0	1	2	4			
Johnny Bench, R OBP: 0.356, SLG: 0.434 (1, 2)		0-3 K			0-0 F8	0-3 K		0-0 F8		4	0	0	0	0	2	4			
Bob Bailey, R OBP: 0.368, SLG: 0.529 Ken Griffey, L OBP: 0.405, SLG: 0.479 (6, PH) (6, 9)	0-0 4-3				0-0 F8	0-0 F7		0-0 G3		2	0	0	0	0	0	0			
Doug Flynn, R OBP: 0.337, SLG: 0.333 (1, 4)	0-0 F9				0-0 1B	0-0 1B		0-0 FC5-4 1B		4	0	3	0	0	0	0			
Cesar Geronimo, L OBP: 0.374, SLG: 0.435 (1, 8)			0-3 K		0-0 F7	0-0 F7		0-3 K		4	0	0	0	0	2	3			
Don Gullett, R OBP: 0.125, SLG: 0.087 Pedro Borbon, R OBP: 0.200, SLG: 0.200 Ed Armbrister, R OBP: 0.345, SLG: 0.423 Santo Alcala, R OBP: 0.350, SLG: 0.118 Dan Driessens, L OBP: 0.350, SLG: 0.338 Rich Hinton, L OBP: 0.342, SLG: 0.297 (1, 1) (4, 1) (6, PH) (6, 1) (7, PH) (7, 1) (9, PH)	0-0 5-3				0-0 2B 2B	0-0 1B 1-2 1B		0-0 FC5-4 2		1	0	0	0	0	0	0			
Inning Stats	R: 0 E: 0 K: 1 S: 6	H: 1 LOB: 1 BB: 0 P: 6	R: 0 E: 0 K: 1 S: 5	H: 0 LOB: 0 BB: 0 P: 5	R: 0 E: 0 K: 1 S: 5	H: 1 LOB: 0 BB: 0 P: 3	R: 0 E: 0 K: 0 S: 4	H: 1 LOB: 1 BB: 0 P: 4	R: 1 E: 0 K: 2 S: 10	H: 3 LOB: 3 BB: 1 P: 14	R: 0 E: 0 K: 0 S: 5	H: 3 LOB: 2 BB: 0 P: 5	R: 0 E: 0 K: 1 S: 5	H: 0 LOB: 1 BB: 1 P: 9	R: 0 E: 0 K: 1 S: 6	H: 1 LOB: 1 BB: 0 P: 6		1B: 7 2B: 3 3B: 0 HR: 0	SF: 0 SAC: 0 DP: 1 HBP: 0
PITCHER	IP WLS BF H R ER SO BB IBB HBP BLK WP HR S P ERA WHIP		IP WLS BF H R ER SO BB IBB HBP BLK WP HR S P ERA WHIP		IP WLS BF H R ER SO BB IBB HBP BLK WP HR S P ERA WHIP		IP WLS BF H R ER SO BB IBB HBP BLK WP HR S P ERA WHIP		IP WLS BF H R ER SO BB IBB HBP BLK WP HR S P ERA WHIP		IP WLS BF H R ER SO BB IBB HBP BLK WP HR S P ERA WHIP		IP WLS BF H R ER SO BB IBB HBP BLK WP HR S P ERA WHIP		IP WLS BF H R ER SO BB IBB HBP BLK WP HR S P ERA WHIP		IP WLS BF H R ER SO BB IBB HBP BLK WP HR S P ERA WHIP		
Jim Kaat, L ERA: 3.0 Ron Reed, R ERA: 3.33 Gene Garber, R ERA: 2.61 (1, 1) (6, 1) (9, 1)	5.0 W 21 6 1 1 3 1 0 0 0 0 0 26 30 1.80 1.400	3.0 L 12 3 0 0 3 1 0 0 0 0 0 17 21 0.00 1.333	1.0 L 4 1 0 0 1 0 0 0 0 0 0 6 6 0.00 1.000																

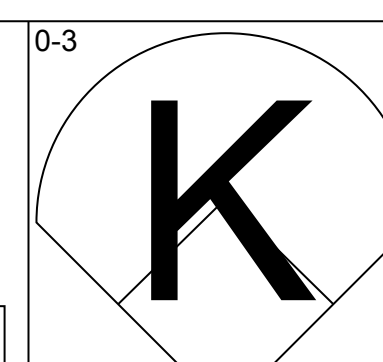
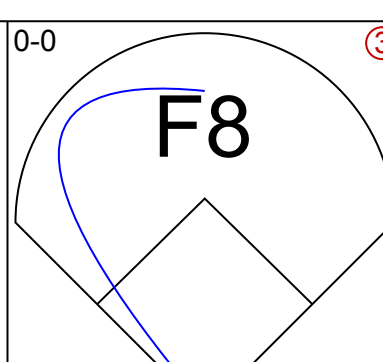
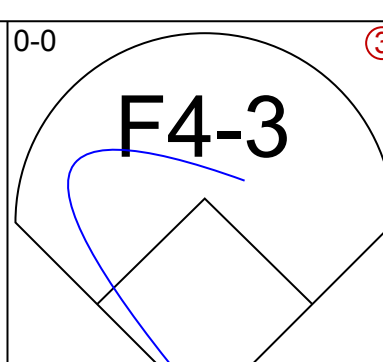
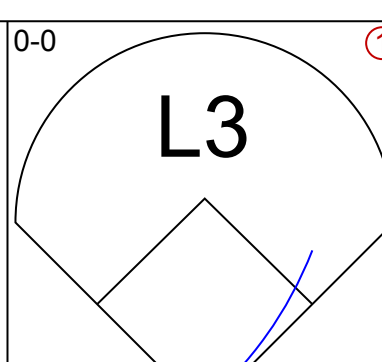
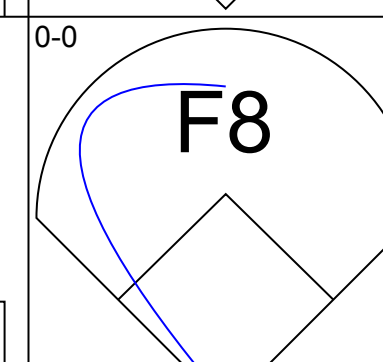
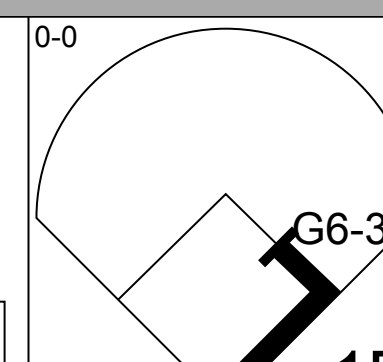
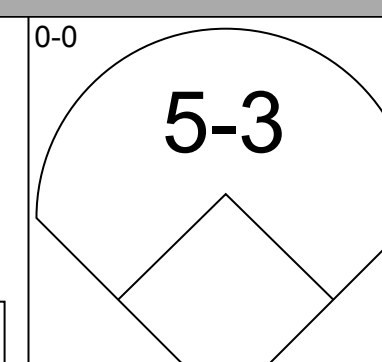
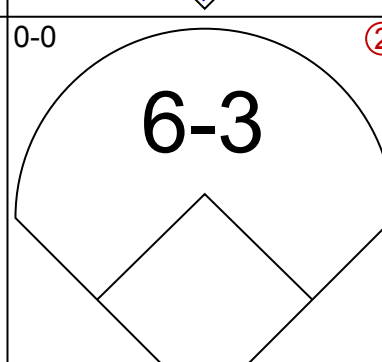
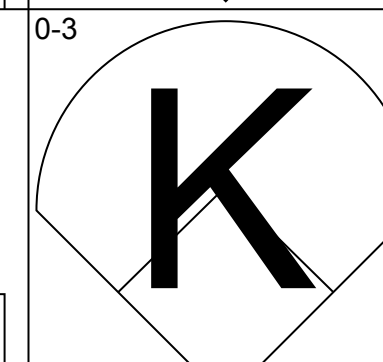
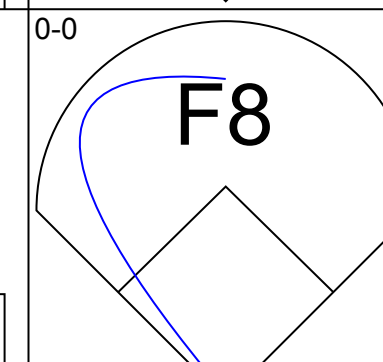
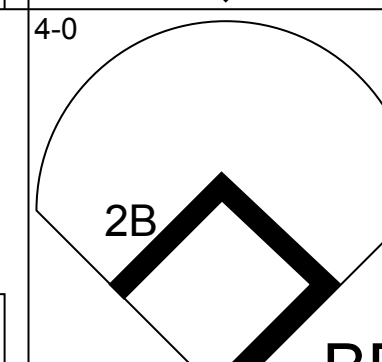
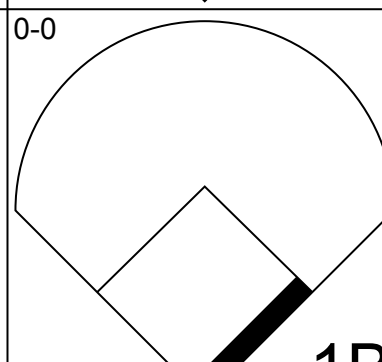
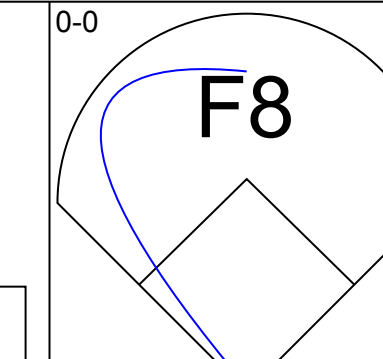
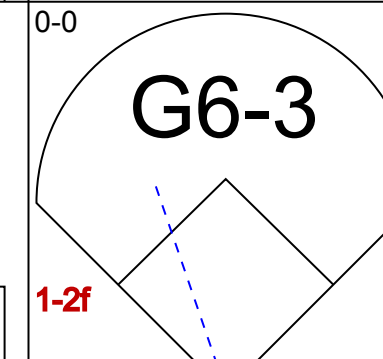
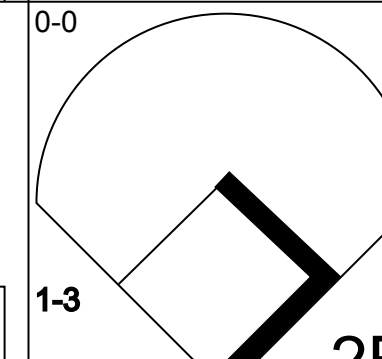
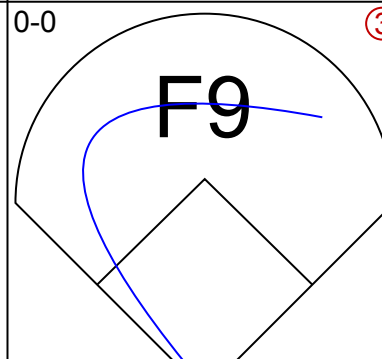
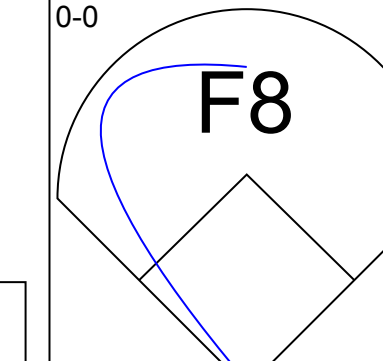
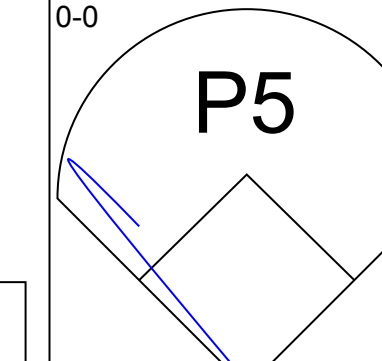
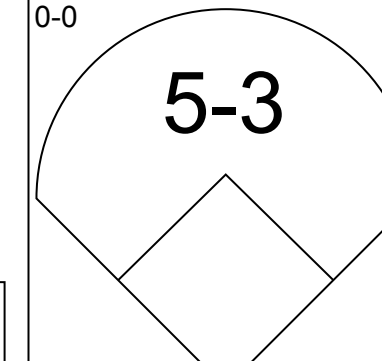
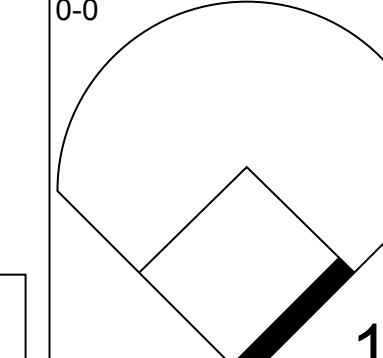
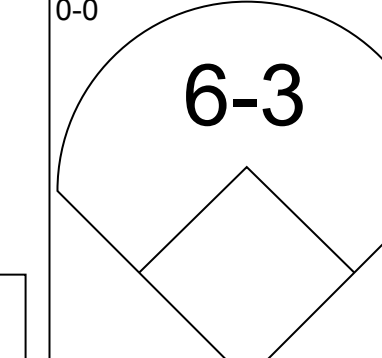
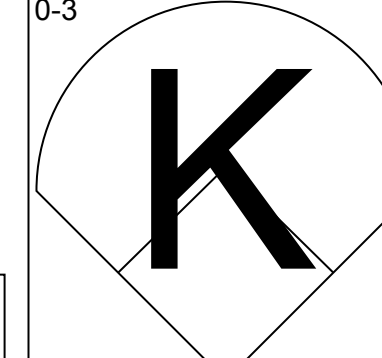
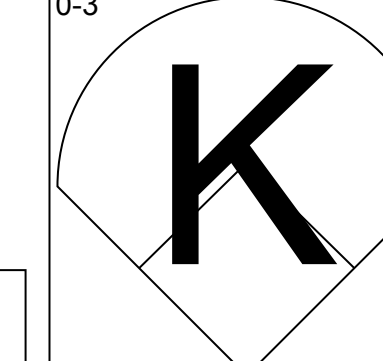
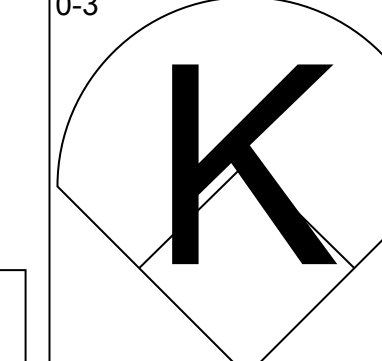
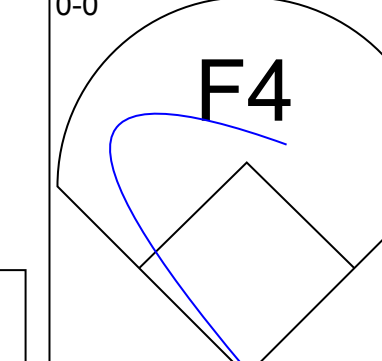
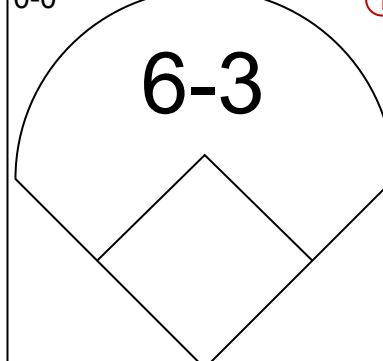
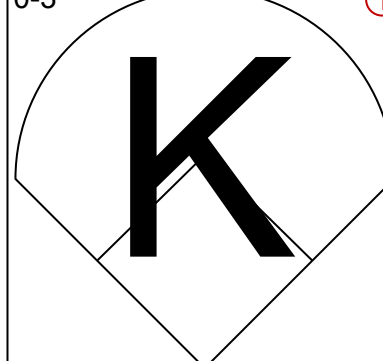
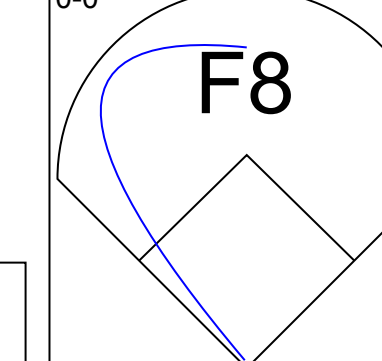
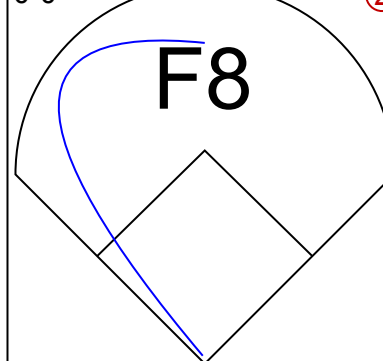
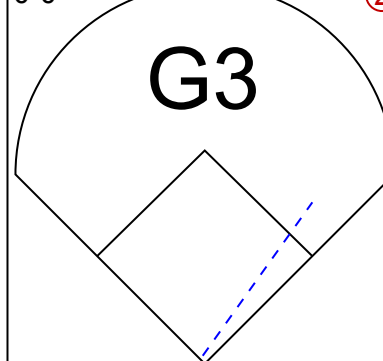
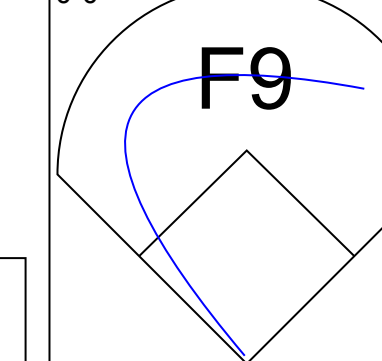


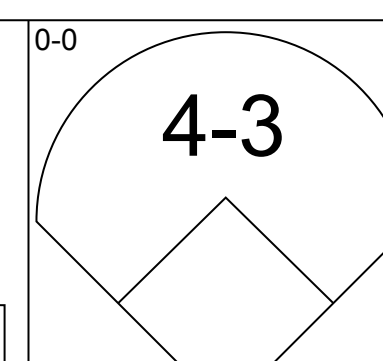
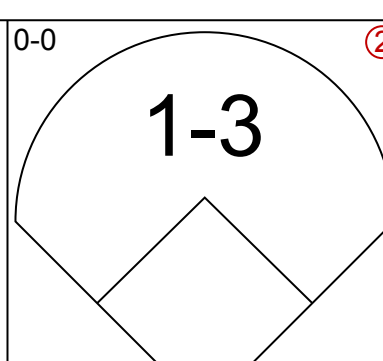
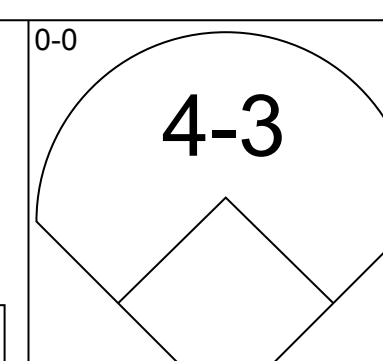
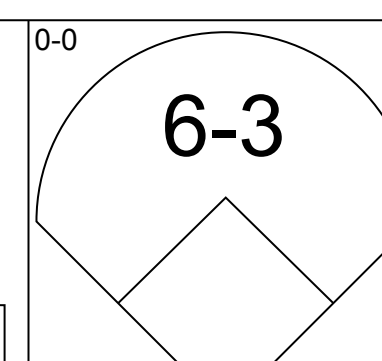
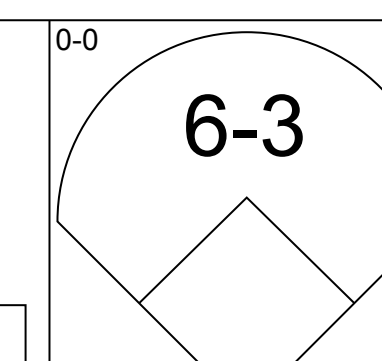
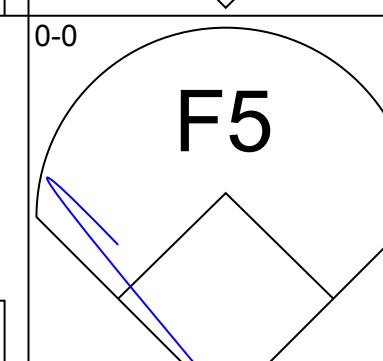
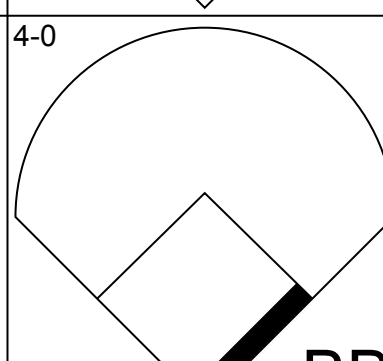
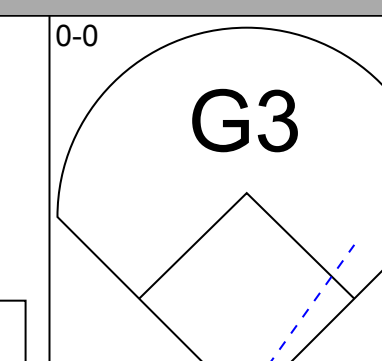
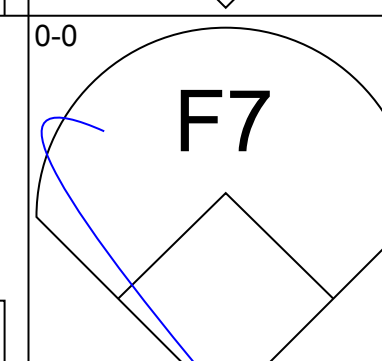
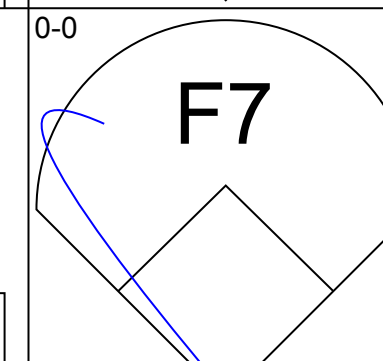
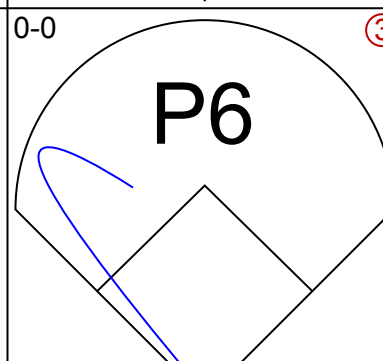
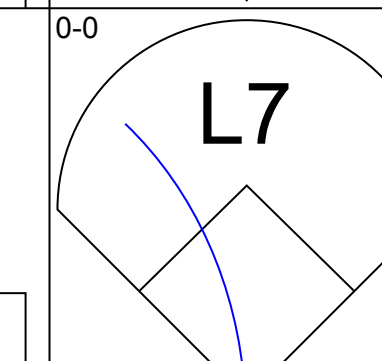
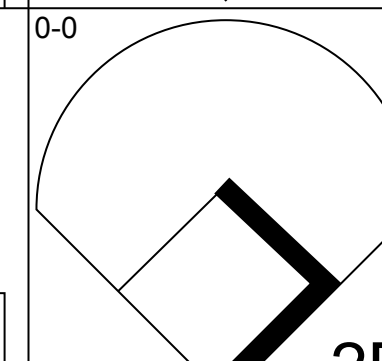
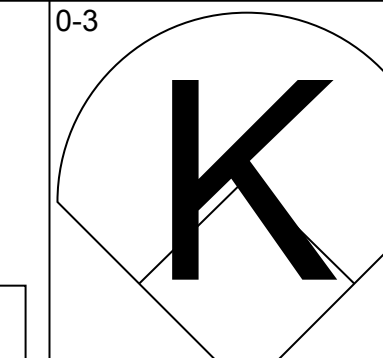
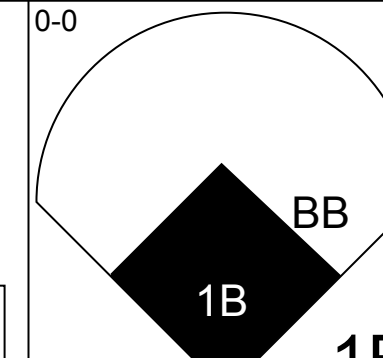
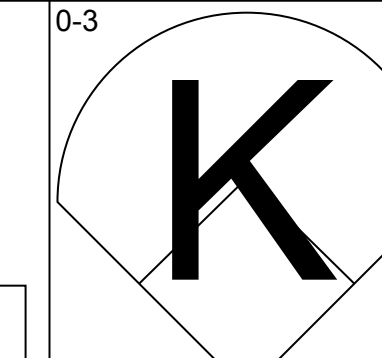
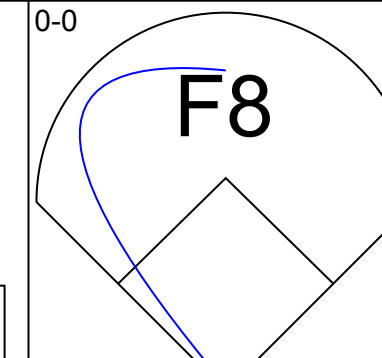
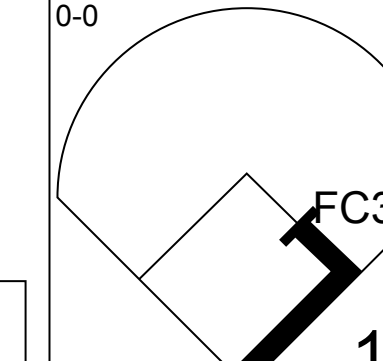
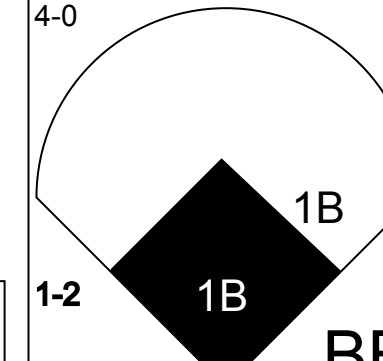
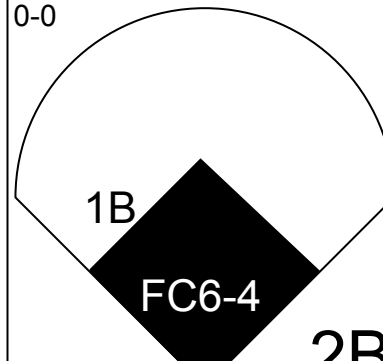
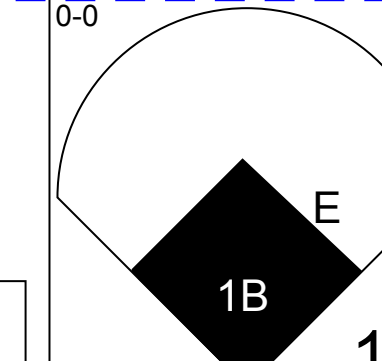
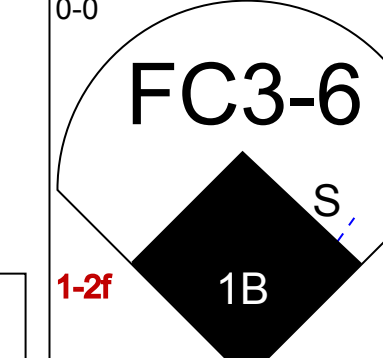
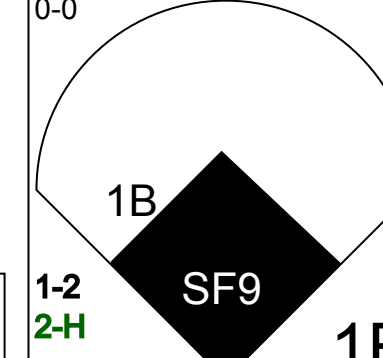
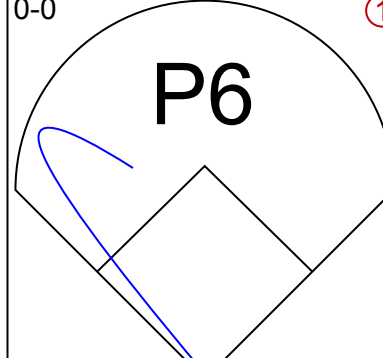
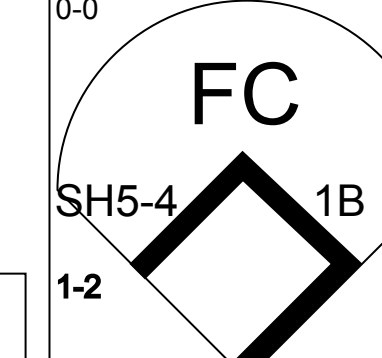
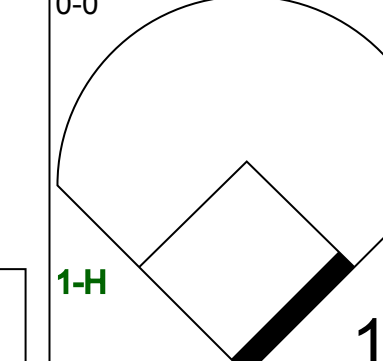
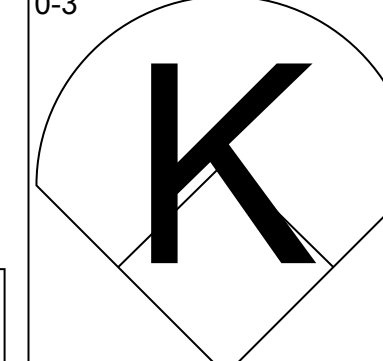
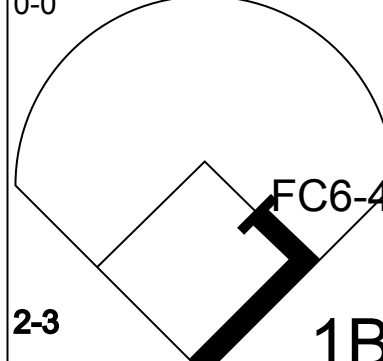
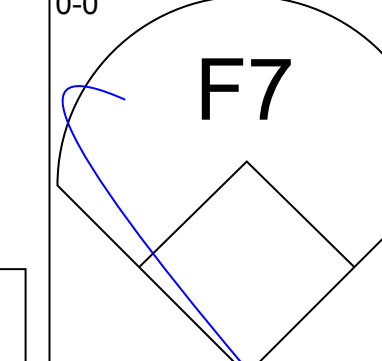
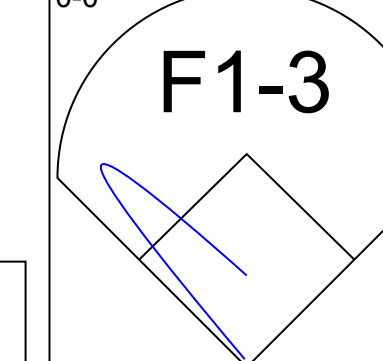
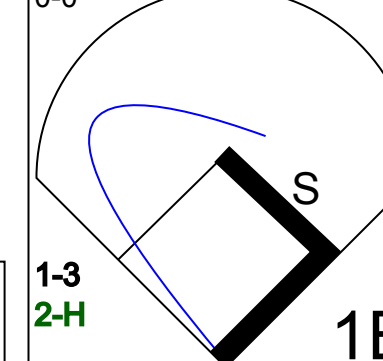
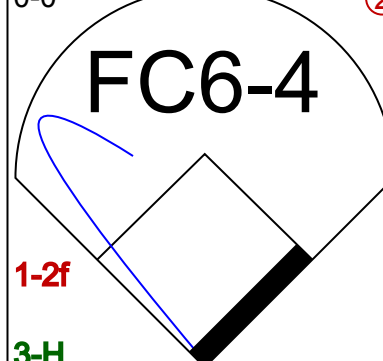
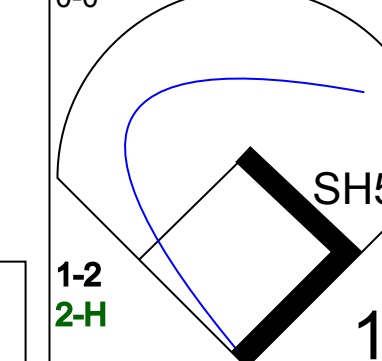
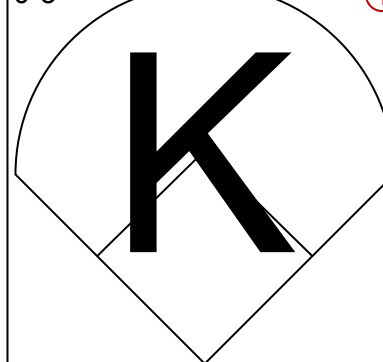
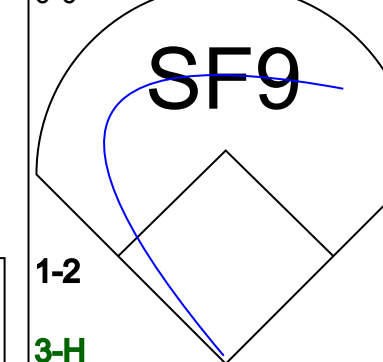
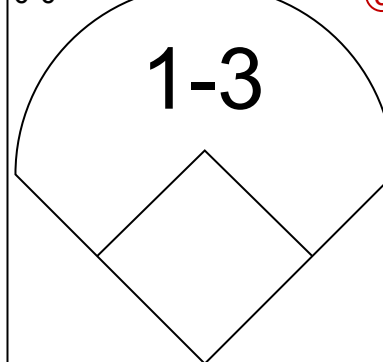
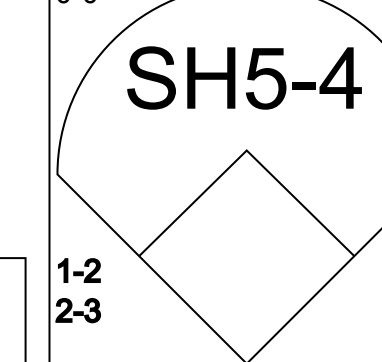
Batter	1	2	3	4	5	6	7	8	9	AB	R	H	RBI	BB	SO	LOB	BOTTOM		
Dave Cash, R OBP: 0.378, SLG: 0.384 (1, 4)	0-0 1B 1B	4-0 F6-4-3 1B BB		0-0 FC4-6 1B	0-0 FC6-4 1-2		0-0 F9			4	1	2	0	1	0	2	Cincinnati Reds @ Philadelphia Phillies Veterans Stadium, Philadelphia, PA Sun Jun 20 1976, 3:33 AM EDT Att: 38,669 - Unknown		
Larry Bowa, S OBP: 0.318, SLG: 0.306 (1, 6)	0-0 F7	0-0 F6-4-3 1B		0-0 FC4-6 BLK 1-2		0-0 F4-3		0-0 2B SF9 1B		5	1	2	1	0	0	2			
Mike Schmidt, R OBP: 0.420, SLG: 0.633 (1, 5)	0-0 1B 1-3 1B	0-0 F6-4-3 1-2 2-3		0-0 F9 1-2		0-0 1B 1B		0-0 BB 2B		5	1	3	0	0	0	3			
Greg Luzinski, R OBP: 0.357, SLG: 0.464 Gene Garber, R OBP: 0.500, SLG: 0.250 (1, 7) (9, 1)	0-0 1B 1-2 3-H 1B	0-0 L7		0-0 BB		0-0 1B 1B		4-0 BB IBB		3	0	2	1	2	0	1			
Dick Allen, R OBP: 0.377, SLG: 0.496 Tom Hutton, L OBP: 0.377, SLG: 0.311 (1, 3) (7, 3)	0-0 F7		0-0 F4	0-0 6-3		0-0 1B 1-2 3-H 1B		0-0 F4		4	0	1	1	0	0	4			
Ollie Brown, R OBP: 0.381, SLG: 0.466 (1, 9)	0-0 P6		0-0 P6		0-0 6-3	0-0 F2		0-0 SF9		4	0	0	1	0	0	4			
Garry Maddox, R OBP: 0.378, SLG: 0.472 (1, 8)		0-0 1B 2B		0-0 2B	0-3 K	0-0 F9		0-0 BB 1-2 2-3		4	1	2	0	1	1	2			
Bob Boone, R OBP: 0.397, SLG: 0.419 (1, 2)		0-0 1B E 1B 2H	4-0 1B IBB		0-0 1B		0-0 6-3	0-0 L7		4	1	2	1	1	0	3			
Jim Kaat, L OBP: 0.257, SLG: 0.394 Ron Reed, R OBP: 0.273, SLG: 0.364 Jerry Martin, R OBP: 0.382, SLG: 0.419 (1, 1) (6, 1) (9, 7)	0-0 E5 1B	0-0 G3		0-0 FC6-4 1B		0-0 F9				3	1	2	0	0	0	2			
Inning Stats	R: 1 E: 0 K: 0 S: 6	H: 3 LOB: 2 BB: 0 P: 6	R: 3 E: 1 K: 0 S: 6	H: 4 LOB: 1 BB: 1 P: 10	R: 0 E: 0 K: 0 S: 4	H: 1 LOB: 2 BB: 1 P: 8	R: 0 E: 0 K: 0 S: 4	H: 1 LOB: 2 BB: 1 P: 8	R: 0 E: 0 K: 1 S: 7	H: 2 LOB: 2 BB: 0 P: 7	R: 1 E: 0 K: 0 S: 6	H: 3 LOB: 0 BB: 0 P: 6	R: 0 E: 0 K: 0 S: 3	H: 0 LOB: 0 BB: 0 P: 3	R: 1 E: 0 K: 0 S: 5	H: 2 LOB: 3 BB: 2 P: 13		1B: 13 2B: 3 3B: 0 HR: 0	SF: 1 SAC: 0 DP: 1 HBP: 0
PITCHER	IP WLS BF H R ER SO BB IBB HBP BLK WP HR S P ERA WHIP		IP WLS BF H R ER SO BB IBB HBP BLK WP HR S P ERA WHIP		IP WLS BF H R ER SO BB IBB HBP BLK WP HR S P ERA WHIP		IP WLS BF H R ER SO BB IBB HBP BLK WP HR S P ERA WHIP		IP WLS BF H R ER SO BB IBB HBP BLK WP HR S P ERA WHIP		IP WLS BF H R ER SO BB IBB HBP BLK WP HR S P ERA WHIP		IP WLS BF H R ER SO BB IBB HBP BLK WP HR S P ERA WHIP		IP WLS BF H R ER SO BB IBB HBP BLK WP HR S P ERA WHIP		IP WLS BF H R ER SO BB IBB HBP BLK WP HR S P ERA WHIP		
Don Gullett, L ERA: 2.59 Pedro Borbon, R ERA: 2.93 Santo Alcala, R ERA: 4.83 Rich Hinton, L ERA: 3.86 (1, 1) (4, 1) (6, 1) (7, 1)	3.0 L 19 4 4 4 0 1 0 0 0 0 0 10 14 0.00 1.500	2.0 L 9 2 0 0 1 1 0 0 0 0 0 6 6 9.00 3.000	2.0 L 10 2 1 1 0 1 1 0 0 0 0 8 16 4.50 1.500																



Batter	1	2	3	4	5	6	7	8	9	AB	R	H	RBI	BB	SO	LOB	TOP			
Bill Russell, R OBP: 0.327, SLG: 0.406 (1, 6)										4	0	1	0	0	1	1	Los Angeles Dodgers @ Cincinnati Reds Riverfront Stadium, Cincinnati, OH Mon Jun 21 1976, 7:05 PM EDT Att: 36,769 - Unknown			
Ted Sizemore, R OBP: 0.274, SLG: 0.274 (1, 4)										3	0	0	0	0	1	2				
Rick Auerbach, R OBP: 0.182, SLG: 0.100 (9, PH)										1	0	0	0	0	0	0				
Manny Mota, R OBP: 0.300, SLG: 0.296 (9, PH)																				
Bill Buckner, L OBP: 0.318, SLG: 0.400 (1, 7)										3	1	0	0	1	0	1				
Steve Garvey, R OBP: 0.350, SLG: 0.448 (1, 3)										3	0	2	1	0	1	0				
Reggie Smith, S OBP: 0.277, SLG: 0.405 (1, 9)										3	0	0	0	0	1	2				
Ed Goodson, L OBP: 0.289, SLG: 0.333 (1, 5)										3	0	0	0	0	0	1				
Dusty Baker Jr., R OBP: 0.309, SLG: 0.300 (1, 8)										3	0	1	0	0	1	0				
Steve Yeager, R OBP: 0.291, SLG: 0.378 (1, 2)										3	0	0	0	0	2	1				
Doug Rau, L OBP: 0.310, SLG: 0.208 (1, 1)										1	0	0	0	1	1	0				
Henry Cruz, L OBP: 0.253, SLG: 0.381 (8, PH)										1	0	0	0	0	0	0				
Charlie Hough, R OBP: 0.273, SLG: 0.364 (8, 1)										0	0	0	0	0	0	0				
Inning Stats	R: 1 E: 0 K: 1 S: 6	H: 1 LOB: 1 BB: 1 P: 10	R: 0 E: 0 K: 2 S: 7	H: 0 LOB: 0 BB: 0 P: 7	R: 0 E: 0 K: 1 S: 5	H: 0 LOB: 1 BB: 1 P: 9	R: 0 E: 0 K: 2 S: 7	H: 0 LOB: 0 BB: 0 P: 7	R: 0 E: 0 K: 1 S: 5	H: 1 LOB: 0 BB: 0 P: 5	R: 0 E: 0 K: 0 S: 3	H: 1 LOB: 0 BB: 0 P: 3	R: 0 E: 0 K: 0 S: 3	H: 0 LOB: 0 BB: 0 P: 3	R: 0 E: 0 K: 0 S: 3	H: 0 LOB: 0 BB: 0 P: 3	1B: 3 2B: 2 3B: 0 HR: 0	SF: 0 SAC: 0 DP: 1 HBP: 0	WP: 0 PB: 0 SB: 0 CS: 2	PA: 30
PITCHER Pat Zachry, R ERA: 2.39 (1, 1)	IP: 9.0 WLS: W BF: 30	H: 4 R: 1 ER: 1 SO: 8	BB: 2 IBB: 0 HBP: 0 BLK: 0	WP: 0 HR: 0 S: 44 P: 52	ERA: 1.00 WHIP: 0.667											ERA: 1.00 WHIP: 0.667				

Batter	1	2	3	4	5	6	7	8	9	AB	R	H	RBI	BB	SO	LOB	BOTTOM			
Pete Rose, S OBP: 0.428, SLG: 0.468 (1, 5)										4	1	1	0	0	0	1	Los Angeles Dodgers @ Cincinnati Reds Riverfront Stadium, Cincinnati, OH Mon Jun 21 1976, 7:05 PM EDT Att: 36,769 - Unknown			
Ken Griffey, L OBP: 0.411, SLG: 0.498 (1, 9)									4	1	3	1	0	0	0					
George Foster, R OBP: 0.394, SLG: 0.598 (1, 7)									3	1	1	1	1	0	3					
Tony Perez, R OBP: 0.344, SLG: 0.471 (1, 3)									3	0	0	0	1	1	2					
Johnny Bench, R OBP: 0.355, SLG: 0.427 (1, 2)									3	0	0	0	1	2	2					
Dave Concepcion, R OBP: 0.381, SLG: 0.403 (1, 6)									2	0	0	1	2	0	0					
Doug Flynn, R OBP: 0.333, SLG: 0.330 (1, 4)										4	0	1	0	0	1	6				
Cesar Geronimo, L OBP: 0.368, SLG: 0.428 (1, 8)										3	0	0	0	0	1	1				
Pat Zachry, R OBP: 0.269, SLG: 0.240 (1, 1)										3	0	1	0	0	0	0				
Inning Stats	R: 0 E: 0 K: 0 S: 3	H: 1 LOB: 0 BB: 0 P: 3	R: 0 E: 0 K: 0 S: 3	H: 0 LOB: 0 BB: 0 P: 3	R: 0 E: 0 K: 0 S: 3	H: 0 LOB: 0 BB: 0 P: 3	R: 1 E: 0 K: 1 S: 7	H: 2 LOB: 2 BB: 2 P: 15	R: 0 E: 0 K: 0 S: 3	H: 0 LOB: 0 BB: 0 P: 3	R: 2 E: 0 K: 1 S: 7	H: 2 LOB: 1 BB: 0 P: 7	R: 0 E: 0 K: 1 S: 6	H: 2 LOB: 3 BB: 3 P: 19	R: 0 E: 0 K: 2 S: 7	H: 0 LOB: 3 BB: 3 P: 19		1B: 5 2B: 0 3B: 0 HR: 2	SF: 0 SAC: 0 DP: 0 HBP: 0	WP: 1 PB: 0 SB: 1 CS: 1
PITCHER Doug Rau, L ERA: 2.74 (1, 1)	IP: 7.0 WLS: L BF: 28	H: 7 R: 3 ER: 3 SO: 3	BB: 2 IBB: 0 HBP: 0 BLK: 0	WP: 0 HR: 2 S: 32 P: 40	ERA: 3.86 WHIP: 1.286											ERA: 3.86 WHIP: 1.286				
Charlie Hough, R ERA: 2.46 (8, 1)	IP: 1.0 WLS: L BF: 6	H: 0 R: 0 ER: 0 SO: 2	BB: 3 IBB: 0 HBP: 0 BLK: 0	WP: 1 HR: 0 S: 7 P: 19	ERA: 0.00 WHIP: 3.000															

Batter	1	2	3	4	5	6	7	8	9	AB	R	H	RBI	BB	SO	LOB	TOP		
Bill Buckner, L (1,9) OBP: 0.314, SLG: 0.394										4	0	0	0	0	1	0	Los Angeles Dodgers @ Cincinnati Reds Riverfront Stadium, Cincinnati, OH Tue Jun 22 1976, 7:05 PM EDT Att: 39,048 - Unknown livebaseballscorecards.com		
Ted Sizemore, R (1,4) OBP: 0.273, SLG: 0.273										4	0	1	0	0	0	0			
Bill Russell, R (1,6) OBP: 0.330, SLG: 0.405										3	0	1	0	1	1	1			
Steve Garvey, R (1,3)										4	0	1	0	0	0	2			
Reggie Smith, S (1,5)										3	0	0	0	0	0	2			
Manny Mota, R (1,7) OBP: 0.303, SLG: 0.300										3	0	1	0	0	1	2			
Dusty Baker Jr., R (1,8) OBP: 0.305, SLG: 0.296										3	0	0	0	0	2	1			
Steve Yeager, R (1,2) OBP: 0.287, SLG: 0.372										3	0	0	0	0	1	0			
Don Sutton, R (1,1) OBP: 0.132, SLG: 0.086										2	0	0	0	0	0	0			
Danny Walton, R (8, PH) OBP: 0.273, SLG: 0.222										1	0	0	0	0	0	0			
Stan Wall, L (8, 1)										0	0	0	0	0	0	0			
Inning Stats	R: 0 E: 0 K: 2 S: 7	H: 0 LOB: 0 BB: 0 P: 7	R: 0 E: 0 K: 1 S: 6	H: 1 LOB: 1 BB: 0 P: 6	R: 0 E: 0 K: 0 S: 3	H: 0 LOB: 0 BB: 0 P: 3	R: 0 E: 0 K: 0 S: 3	H: 1 LOB: 0 BB: 0 P: 3	R: 0 E: 0 K: 1 S: 5	H: 0 LOB: 0 BB: 0 P: 5	R: 0 E: 0 K: 1 S: 6	H: 1 LOB: 2 BB: 1 P: 10	R: 0 E: 0 K: 0 S: 3	H: 0 LOB: 0 BB: 0 P: 3	R: 0 E: 0 K: 0 S: 4	H: 1 LOB: 1 BB: 0 P: 4	1B: 3 2B: 1 3B: 0 HR: 0	SF: 0 SAC: 0 DP: 1 HBP: 0	WP: 0 PA: 31 PB: 0 SB: 0 CS: 0
PITCHER Fred Norman, L (1,1) ERA: 3.23	IP: 9.0 WLS: W BF: 31 H: 4 R: 0 ER: 0 SO: 6 BB: 1 IBB: 0 HBP: 0 BLK: 0 WP: 0 HR: 0 S: 42 P: 46 ERA: 0.00 WHIP: 0.556															PITCHER IP: WLS: BF: H: R: ER: SO: BB: IBB: HBP: BLK: WP: HR: S: P: ERA: WHIP:			

Batter	1	2	3	4	5	6	7	8	9	AB	R	H	RBI	BB	SO	LOB	BOTTOM		
Pete Rose, S (1,5) OBP: 0.421, SLG: 0.460										5	0	0	0	0	0	3	Los Angeles Dodgers @ Cincinnati Reds Riverfront Stadium, Cincinnati, OH Tue Jun 22 1976, 7:05 PM EDT Att: 39,048 - Unknown livebaseballscorecards.com		
Ken Griffey, L (1,9) OBP: 0.408, SLG: 0.491										3	0	0	0	1	0	0			
George Foster, R (1,7) OBP: 0.392, SLG: 0.597										4	0	1	0	0	0	1			
Tony Perez, R (1,3) OBP: 0.342, SLG: 0.467										4	1	1	0	0	2	1			
Johnny Bench, R (1,2) OBP: 0.366, SLG: 0.441										3	3	3	0	1	0	0			
Cesar Geronimo, L (1,8) OBP: 0.386, SLG: 0.424										4	2	1	1	0	0	3			
Dave Concepcion, R (1,6) OBP: 0.383, SLG: 0.495										4	0	2	1	0	1	4			
Doug Flynn, R (1,4) OBP: 0.340, SLG: 0.337										4	0	2	3	0	0	2			
Fred Norman, S (1,1) OBP: 0.143, SLG: 0.154										2	0	0	1	0	1	1			
Inning Stats	R: 0 E: 0 K: 0 S: 3	H: 0 LOB: 0 BB: 0 P: 3	R: 1 E: 0 K: 1 S: 7	H: 2 LOB: 1 BB: 0 P: 7	R: 0 E: 0 K: 1 S: 5	H: 0 LOB: 1 BB: 1 P: 9	R: 3 E: 0 K: 1 S: 8	H: 3 LOB: 1 BB: 1 P: 12	R: 0 E: 0 K: 1 S: 5	H: 0 LOB: 0 BB: 0 P: 5	R: 1 E: 0 K: 0 S: 5	H: 2 LOB: 1 BB: 0 P: 5	R: 0 E: 0 K: 0 S: 4	H: 1 LOB: 1 BB: 0 P: 4	R: 1 E: 1 K: 0 S: 6	H: 2 LOB: 2 BB: 0 P: 6	1B: 8 2B: 2 3B: 0 HR: 0	SF: 1 SAC: 1 DP: 0 HBP: 0	WP: 0 PA: 37 PB: 0 SB: 2 CS: 0
PITCHER Don Sutton, R (1,1) ERA: 4.38	IP: 7.0 WLS: L BF: 31 H: 8 R: 5 ER: 5 SO: 4 BB: 0 IBB: 0 HBP: 0 BLK: 0 WP: 0 HR: 0 S: 37 P: 45 ERA: 6.43 WHIP: 1.429															PITCHER IP: WLS: BF: H: R: ER: SO: BB: IBB: HBP: BLK: WP: HR: S: P: ERA: WHIP:			
Stan Wall, L (8, 1) ERA: 4.82	1.0 L 6 2 1 0 0																		

Batter	1	2	3	4	5	6	7	8	9	AB	R	H	RBI	BB	SO	LOB	TOP									
Dave Cash, R OBP: 0.364, SLG: 0.375 (1, 4)	2-3			F8	L7		F4			4	0	0	0	0	0	3	Philadelphia Phillies @ Cincinnati Reds Riverfront Stadium, Cincinnati, OH Thu Jun 24 1976, 7:05 PM EDT Att: 34,053 - Unknown									
Larry Bowa, S OBP: 0.395, SLG: 0.301 (1, 6)	F4-3			1B	2B		F6	L1		4	1	1	0	0	0	3										
Mike Schmidt, R OBP: 0.417, SLG: 0.622 (1, 5)	K			HR	1B		F7	P6		4	1	1	1	0	1	0										
Greg Luzinski, R OBP: 0.350, SLG: 0.480 (1, 7)				K			F7	K		4	0	0	0	0	2	1										
Dick Allen, R OBP: 0.360, SLG: 0.497 Tom Hutton, L OBP: 0.377, SLG: 0.311 (1, 3) (8, 3)	5-3			HR			2B	K		4	2	2	2	0	1	0										
Jay Johnstone, L OBP: 0.358, SLG: 0.464 Jerry Martin, R OBP: 0.382, SLG: 0.419 (1, 9) (9, 9)	F8			F4			1B	CS	1B	4	0	2	0	0	0	0										
Garry Maddox, R OBP: 0.370, SLG: 0.479 (1, 8)				K			F3	K		4	1	1	1	0	2	3										
Bob Boone, R OBP: 0.408, SLG: 0.429 (1, 2)	F8						CS	1B	K	3	0	1	0	1	1	1										
Jim Kaat, L OBP: 0.243, SLG: 0.371 Bobby Tolán, L OBP: 0.302, SLG: 0.405 Ollie Brown, R OBP: 0.387, SLG: 0.457 Ron Reed, R OBP: 0.273, SLG: 0.364 Tug McGraw, R (1, 1) (7, PH) (7, PH) (7, 1) (9, 1)	K			K			2-3	1B		2	0	0	0	0	2	1										
Inning Stats	R: 0 E: 0 K: 1 S: 5	H: 0 LOB: 0 BB: 0 P: 5	R: 0 E: 0 K: 0 S: 3	H: 0 LOB: 0 BB: 0 P: 3	R: 0 E: 0 K: 2 S: 7	H: 0 LOB: 0 BB: 0 P: 7	R: 3 E: 0 K: 1 S: 8	H: 3 LOB: 0 BB: 0 P: 8	R: 1 E: 0 K: 1 S: 6	H: 2 LOB: 0 BB: 0 P: 6	R: 0 E: 0 K: 0 S: 3	H: 0 LOB: 0 BB: 0 P: 3	R: 1 E: 0 K: 0 S: 6	H: 3 LOB: 3 BB: 1 P: 10	R: 0 E: 0 K: 2 S: 7	H: 0 LOB: 0 BB: 0 P: 7		R: 0 E: 0 K: 2 S: 7	H: 1 LOB: 1 BB: 0 P: 7	1B: 3 2B: 4 3B: 0 HR: 2	SF: 0 SAC: 0 DP: 0 HBP: 0	WP: 0 PB: 0 SB: 0 CS: 2	PA: 35			
PITCHER	IP	WLS	BF	H	R	ER	SO	BB	IBB	HBP	BLK	WP	HR	S	P	ERA		WHIP	PITCHER							
Gary Nolan, R ERA: 3.03 Pedro Borbon, L ERA: 2.51 Will McEnaney, L ERA: 3.38 Rawly Eastwick, R ERA: 2.7	6.0	L	24	7	5	5	5	0	0	0	0	0	2	34	34	7.50		1.167								

Batter	1	2	3	4	5	6	7	8	9	AB	R	H	RBI	BB	SO	LOB	BOTTOM									
Ed Armbuster, R OBP: 0.414, SLG: 0.448 Ken Griffey, L OBP: 0.398, SLG: 0.478 (1, 7) (8, 9)	G6-4-3			G4-3			6-3	F3	L3	3	0	2	0	0	0	0	Philadelphia Phillies @ Cincinnati Reds Riverfront Stadium, Cincinnati, OH Thu Jun 24 1976, 7:05 PM EDT Att: 34,053 - Unknown									
Dave Concepcion, R OBP: 0.383, SLG: 0.416 (1, 6)	G6-4-3			G4-3			1B	P4		4	1	2	0	0	0	1										
George Foster, R OBP: 0.391, SLG: 0.600 (1, 9) (8, 7)	G6-4-3			6-3			1B	F3		4	1	1	1	0	0	2										
Tony Perez, R OBP: 0.340, SLG: 0.458 (1, 3)	K			F7			HR	4-3		4	1	1	0	0	1	1										
Johnny Bench, R OBP: 0.366, SLG: 0.459 (1, 2)				4-3			HR	5-3		4	1	2	3	0	0	0										
Bob Bailey, R OBP: 0.370, SLG: 0.542 Joe Morgan, L OBP: 0.466, SLG: 0.642 (1, 5) (9, PH)	6-3			5-3			K	CS	BB	2	0	0	0	1	1	0										
Doug Flynn, R OBP: 0.333, SLG: 0.349 (1, 4)	F9						F3-1	F7		4	0	1	0	0	0	3										
Cesar Geronimo, L OBP: 0.360, SLG: 0.415 (1, 8)	6-3			K			K	1B		4	0	1	0	0	2	3										
Gary Nolan, R Pedro Borbon, L Will McEnaney, L Dan Driessen, L Rawly Eastwick, R Pete Rose, S (1, 1) (7, 1) (7, 1) (7, PH) (9, 1) (9, PH)	4-3			K			K	P6		2	0	0	0	0	1	2										
Inning Stats	R: 0 E: 0 K: 1 S: 6	H: 2 LOB: 1 BB: 0 P: 6	R: 0 E: 0 K: 0 S: 4	H: 1 LOB: 2 BB: 1 P: 8	R: 0 E: 0 K: 0 S: 3	H: 1 LOB: 0 BB: 0 P: 3	R: 0 E: 0 K: 0 S: 3	H: 0 LOB: 0 BB: 0 P: 3	R: 0 E: 0 K: 2 S: 7	H: 0 LOB: 0 BB: 0 P: 7	R: 4 E: 0 K: 2 S: 12	H: 5 LOB: 1 BB: 0 P: 12	R: 0 E: 0 K: 0 S: 3	H: 0 LOB: 0 BB: 0 P: 3	R: 0 E: 0 K: 0 S: 3	H: 0 LOB: 0 BB: 0 P: 3		R: 0 E: 0 K: 0 S: 4	H: 2 LOB: 2 BB: 1 P: 8	1B: 7 2B: 1 3B: 2 HR: 1	SF: 0 SAC: 0 DP: 2 HBP: 0	WP: 0 PB: 0 SB: 0 CS: 1	PA: 37			
PITCHER	IP	WLS	BF	H	R	ER	SO	BB	IBB	HBP	BLK	WP	HR	S	P	ERA		WHIP	PITCHER							
Jim Kaat, L Ron Reed, R Tug McGraw, L ERA: 3.18 ERA: 3.07 ERA: 3.1	6.0	W	26	9	4	4	5	1	0	0	0	0	0	9	13	0.00		1.125								

Batter	1	2	3	4	5	6	7	8	9	AB	R	H	RBI	BB	SO	LOB	TOP											
Pete Rose, S OBP: 0.426, SLG: 0.459 (1, 5)										5	2	2	0	1	1	4	Cincinnati Reds @ Houston Astros Astrodome, Houston, TX Fri Jun 25 1976, 8:05 PM EDT Att: 44,988 - Dome											
Ken Griffey, L OBP: 0.397, SLG: 0.474 (1, 9)										6	2	2	0	0	1	6												
Joe Morgan, L OBP: 0.466, SLG: 0.635 Doug Flynn, R OBP: 0.336, SLG: 0.361 (6, 4)										2	1	0	0	2	0	4												
Dan Driessen, L OBP: 0.377, SLG: 0.366 Tony Perez, R OBP: 0.336, SLG: 0.456 (8, PH)										3	1	3	5	1	0	0												
Johnny Bench, R OBP: 0.367, SLG: 0.455 (1, 2)										4	0	1	1	1	2	5												
Mike Lum, L OBP: 0.349, SLG: 0.299 Ed Armbrister, R OBP: 0.400, SLG: 0.433 (8, PH)										3	0	1	1	1	1	2												
Dave Concepcion, R OBP: 0.357, SLG: 0.408 (1, 6)										5	0	0	0	0	1	5												
Cesar Geronimo, L OBP: 0.366, SLG: 0.420 (1, 8)										5	1	3	0	0	0	0												
Rich Hinton, L (1, 1)										1	0	0	0	0	0	1												
Pedro Borbon, R OBP: 0.375, SLG: 0.375 Will McEnaney, L (8, 1)										3	1	2	0	0	1	0												
Inning Stats	R: 2 E: 0 K: 2 S: 10	H: 3 LOB: 2 BB: 1 P: 14	R: 1 E: 1 K: 0 S: 5	H: 1 LOB: 3 BB: 2 P: 13	R: 0 E: 0 K: 0 S: 3	H: 0 LOB: 0 BB: 0 P: 3	R: 2 E: 0 K: 2 S: 10	H: 3 LOB: 2 BB: 1 P: 14	R: 0 E: 0 K: 1 S: 5	H: 0 LOB: 0 BB: 0 P: 5	R: 3 E: 0 K: 1 S: 9	H: 4 LOB: 1 BB: 0 P: 9	R: 0 E: 0 K: 0 S: 4	H: 2 LOB: 1 BB: 0 P: 4	R: 0 E: 0 K: 1 S: 6	H: 1 LOB: 2 BB: 1 P: 10	R: 0 E: 0 K: 1 S: 6	H: 1 LOB: 2 BB: 1 P: 10	1B: 13 2B: 2 3B: 0 HR: 0	SF: 0 SAC: 1 DP: 1 HBP: 0	WP: 0 PB: 0 SB: 3 CS: 0	PA: 48						
PITCHER	IP	WLS	BF	H	R	ER	SO	BB	IBB	HBP	BLK	WP	HR	S	P	ERA	WHIP											
Gilberto Rondon, R ERA: 5.26 (1, 1)	3.2		22	6	5	3	3	4	0	0	0	0	0	0	17	17	7.36	2.727										
Tom Griffin, R ERA: 4.56 (4, 1)	2.0	L	11	5	3	3	3	0	0	0	0	0	0	0	5	5	13.50	2.500										
Gene Pentz, R ERA: 3.6 (6, 1)	1.1		5	2	0	0	0	0	0	0	0	0	0	5	5	0.00	1.500											
Paul Siebert, L ERA: 1.86 (8, 1)	2.0		10	2	0	0	2	1	1	0	0	0	0	12	20	0.00	1.500											
Batter	1	2	3	4	5	6	7	8	9	AB	R	H	RBI	BB	SO	LOB	BOTTOM											
Enos Cabell, R OBP: 0.339, SLG: 0.374 (1, 5)										5	1	2	1	0	0	0	Cincinnati Reds @ Houston Astros Astrodome, Houston, TX Fri Jun 25 1976, 8:05 PM EDT Att: 44,988 - Dome											
Rob Andrews, R OBP: 0.395, SLG: 0.380 (8, 6)										4	1	2	0	0	0	1												
Cesar Cedeno, R OBP: 0.342, SLG: 0.469 (1, 8)										4	1	1	1	1	0	2												
Bob Watson, R OBP: 0.358, SLG: 0.410 (1, 3)										4	2	2	2	0	0	1												
Leon Roberts, R OBP: 0.412, SLG: 0.594 (1, 9)										3	1	2	2	0	0	0												
Cliff Johnson, R OBP: 0.365, SLG: 0.385 (1, 7)										4	0	1	0	0	0	2												
Ed Herrmann, L OBP: 0.306, SLG: 0.329 (1, 2)										4	0	0	0	0	1	2												
Roger Metzger, S OBP: 0.304, SLG: 0.289 (1, 6)										2	0	0	0	0	0	0												
Greg Gross, L OBP: 0.354, SLG: 0.325 (7, PH)										1	0	0	0	0	0	0												
Paul Siebert, L (8, 1)										0	0	0	0	0	0	0												
Jerry Davanon, R OBP: 0.400, SLG: 0.577 (9, PH)										1	0	0	0	0	0	0												
Gilberto Rondon, R OBP: 0.250, SLG: 0.250 (1, 1)										1	0	0	0	0	0	0												
Tom Griffin, R (4, 1)										1	0	0	0	0	1	0												
Gene Pentz, R OBP: 0.333, SLG: 0.333 (6, 1)										0	0	0	0	0	0	0												
Ken Boswell, L OBP: 0.324, SLG: 0.343 (7, PH)										2	0	0	0	0	0	0												
Inning Stats	R: 3 E: 0 K: 0 S: 6	H: 3 LOB: 0 BB: 0 P: 6	R: 0 E: 0 K: 0 S: 3	H: 0 LOB: 0 BB: 0 P: 3	R: 2 E: 0 K: 1 S: 8	H: 3 LOB: 1 BB: 0 P: 8	R: 0 E: 0 K: 1 S: 5	H: 0 LOB: 0 BB: 0 P: 5	R: 0 E: 0 K: 0 S: 3	H: 1 LOB: 0 BB: 0 P: 3	R: 0 E: 0 K: 0 S: 3	H: 0 LOB: 1 BB: 0 P: 4	R: 0 E: 0 K: 0 S: 4	H: 1 LOB: 1 BB: 0 P: 4	R: 1 E: 0 K: 2 S: 9	H: 2 LOB: 1 BB: 0 P: 9	R: 0 E: 0 K: 0 S: 3	H: 0 LOB: 0 BB: 0 P: 3	1B: 5 2B: 0 3B: 1 HR: 4	SF: 0 SAC: 0 DP: 1 HBP: 1	WP: 0 PB: 0 SB: 1 CS: 0	PA: 37						
PITCHER	IP	WLS	BF	H	R	ER	SO	BB	IBB	HBP	BLK	WP	HR	S	P	ERA	WHIP											
Rich Hinton, L ERA: 10.8 (1, 1)	2.2		14	6	5	5	1	0	0	0	0	0	0	1	22	23	16.88	2.250										
Pedro Borbon, R ERA: 2.72 (3, 1)	5.0	W	19	4	1	1	2	0	0	1	0	0	0	1	22	23	1.80	0.800										
Will McEnaney, L ERA: 3.23 (8, 1)	1.1	S	4	0	0	0	1	0	0	0	0	0	0	6	6	0.00	0.000											

Batter	1	2	3	4	5	6	7	8	9	AB	R	H	RBI	BB	SO	LOB	TOP					
Pete Rose, S OBP: 0.423, SLG: 0.456 (1, 5)										4	0	1	0	0	0	2	Cincinnati Reds @ Houston Astros Astrodome, Houston, TX Sat Jun 26 1976, 8:05 PM EDT Att: 31,039 - Dome					
Ken Griffey, L OBP: 0.395, SLG: 0.471 (1, 9)										4	0	1	0	0	0	2						
Dan Driessen, L OBP: 0.373, SLG: 0.372 (1, 3)										4	0	1	0	0	0	2						
Johnny Bench, R OBP: 0.365, SLG: 0.450 (1, 2)										4	0	1	0	0	0	1						
Mike Lum, L OBP: 0.345, SLG: 0.310 (1, 7)										4	0	1	0	0	1	0						
Cesar Geronimo, L OBP: 0.368, SLG: 0.427 (1, 8)										4	0	2	0	0	0	2						
Dave Concepcion, R OBP: 0.355, SLG: 0.405 (1, 6)										4	0	1	0	0	0	4						
Doug Flynn, R OBP: 0.333, SLG: 0.357 (1, 4)										4	0	1	0	0	1	2						
Pat Zachry, R OBP: 0.290, SLG: 0.222 (7, PH)										2	0	0	0	0	1	1						
Joel Youngblood, R OBP: 0.333, SLG: 0.361 (7, PH)										1	0	1	0	0	0	0						
Jack Billingham, R OBP: 0.333, SLG: 0.296 (7, 1)										0	0	0	0	0	0	0						
Inning Stats	R: 0 E: 0 K: 0 S: 4	H: 1 LOB: 1 BB: 0 P: 4	R: 0 E: 0 K: 2 S: 8	H: 1 LOB: 1 BB: 0 P: 8	R: 0 E: 0 K: 0 S: 3	H: 0 LOB: 0 BB: 0 P: 3	R: 0 E: 0 K: 0 S: 5	H: 2 LOB: 2 BB: 0 P: 5	R: 0 E: 0 K: 1 S: 7	H: 3 LOB: 2 BB: 0 P: 7	R: 0 E: 0 K: 0 S: 3	H: 0 LOB: 0 BB: 0 P: 3	R: 0 E: 0 K: 0 S: 5	H: 2 LOB: 2 BB: 0 P: 5	R: 0 E: 0 K: 0 S: 3	H: 0 LOB: 0 BB: 0 P: 3	R: 0 E: 0 K: 0 S: 3	H: 1 LOB: 0 BB: 0 P: 3	1B: 7 2B: 4 3B: 0 HR: 0	SF: 0 SAC: 0 DP: 1 HBP: 0	WP: 0 PB: 0 SB: 0 CS: 0	PA: 35
PITCHER Joaquin Andujar, R ERA: 4.52 (1, 1)	IP: 9.0 WLS: W BF: 35 H: 10 R: 0 ER: 0 SO: 3 BB: 0 IBB: 0 HBP: 0 BLK: 0 WP: 0 HR: 0 S: 41 P: 41 ERA: 0.00 WHIP: 1.111																					

AB	35
R	0
H	10
RBI	0
BB	0
SO	3
LOB	16



Batter	1	2	3	4	5	6	7	8	9	AB	R	H	RBI	BB	SO	LOB	BOTTOM					
Enos Cabell, R OBP: 0.341, SLG: 0.374 (1, 5)										3	1	1	0	1	2	1	Cincinnati Reds @ Houston Astros Astrodome, Houston, TX Sat Jun 26 1976, 8:05 PM EDT Att: 31,039 - Dome					
Rob Andrews, R OBP: 0.368, SLG: 0.375 (1, 4)										2	1	0	0	2	0	1						
Cesar Cedeno, R OBP: 0.341, SLG: 0.463 (1, 8)										3	0	0	0	1	1	3						
Bob Watson, R OBP: 0.360, SLG: 0.406 (1, 3)										2	1	0	0	2	0	0						
Jose Cruz, L OBP: 0.382, SLG: 0.373 (1, 9)										3	0	1	3	1	1	2						
Cliff Johnson, R OBP: 0.369, SLG: 0.383 (6, FR)										1	0	0	0	2	1	2						
Wilbur Howard, S OBP: 0.240, SLG: 0.276 (7, 7)										0	0	0	0	0	0	0						
Ed Herrmann, L OBP: 0.297, SLG: 0.318 (1, 2)										3	0	0	0	0	1	2						
Roger Metzger, S OBP: 0.304, SLG: 0.290 (1, 6)										3	0	1	0	0	0	0						
Joaquin Andujar, S OBP: 0.211, SLG: 0.211 (1, 1)										3	0	0	0	0	3	1						
Inning Stats	R: 3 E: 0 K: 1 S: 5	H: 1 LOB: 1 BB: 4 P: 21	R: 0 E: 0 K: 2 S: 7	H: 0 LOB: 0 BB: 0 P: 7	R: 0 E: 0 K: 2 S: 7	H: 0 LOB: 2 BB: 2 P: 15	R: 0 E: 0 K: 2 S: 8	H: 1 LOB: 1 BB: 0 P: 8	R: 0 E: 0 K: 0 S: 2	H: 0 LOB: 0 BB: 1 P: 6	R: 0 E: 0 K: 1 S: 3	H: 0 LOB: 1 BB: 2 P: 11	R: 0 E: 0 K: 1 S: 6	H: 1 LOB: 1 BB: 0 P: 6	R: 0 E: 0 K: 0 S: 3	H: 0 LOB: 0 BB: 0 P: 3	R: 0 E: 0 K: 0 S: 3	H: 0 LOB: 0 BB: 0 P: 3	1B: 2 2B: 1 3B: 0 HR: 0	SF: 0 SAC: 0 DP: 1 HBP: 0	WP: 1 PB: 0 SB: 3 CS: 1	PA: 32
PITCHER Pat Zachry, R ERA: 2.54 (1, 1)	IP: 6.0 WLS: L BF: 25 H: 2 R: 3 ER: 3 SO: 8 BB: 9 IBB: 0 HBP: 0 BLK: 0 WP: 1 HR: 0 S: 32 P: 68 ERA: 4.50 WHIP: 1.833																					
PITCHER Jack Billingham, R ERA: 4.93 (7, 1)	IP: 2.0 WLS: 7 BF: 1 H: 0 R: 0 ER: 0 SO: 1 BB: 0 IBB: 0 HBP: 0 BLK: 0 WP: 0 HR: 0 S: 9 P: 9 ERA: 0.00 WHIP: 0.500																					



Batter	1	2	3	4	5	6	7	8	9	AB	R	H	RBI	BB	SO	LOB	TOP										
Pete Rose, S OBP: 0.423, SLG: 0.453 (1, 5)	5-3					F9			F9	4	0	1	2	1	0	0	Cincinnati Reds @ Houston Astros Astrodome, Houston, TX Sun Jun 27 1976, 4:33 AM EDT Att. 24,234 - Dome										
Ken Griffey, L OBP: 0.387, SLG: 0.461 (1, 9)	K	FC5		FC4-6		F7			4-3	5	0	0	1	0	1	4											
Joe Morgan, L OBP: 0.461, SLG: 0.623 (1, 4)				FC6				F9	6-3	5	0	1	0	0	0	2											
Dan Driessen, L OBP: 0.360, SLG: 0.356 (1, 3)	4-3					F7			6-3	4	0	0	0	0	1	1											
Johnny Bench, R OBP: 0.367, SLG: 0.446 (1, 2)		5-3		K		WP 1B			FC6-4	2	0	0	0	2	1	0											
Cesar Geronimo, L OBP: 0.375, SLG: 0.434 (1, 8)						FC1 BB			FC6-4	4	2	3	0	0	0	1											
Mike Lum, L OBP: 0.341, SLG: 0.297 (1, 7)						E FC4-6			K	3	1	0	0	1	1	3											
Doug Flynn, R OBP: 0.331, SLG: 0.348 (1, 6)						K			F4-3	3	1	0	0	1	1	4											
Fred Norman, S OBP: 0.176, SLG: 0.188 (1, 1)						FC1			K	3	0	1	0	0	0	1											
Joel Youngblood, R (8, PH) OBP: 0.325, SLG: 0.351						FC4-6				1	0	0	0	0	1	0											
Rawly Eastwick, R (8, 1)						FC5 1B				0	0	0	0	0	0	0											
Inning Stats	R: 0 E: 0 K: 1 S: 6	H: 1 LOB: 1 BB: 0 P: 6	R: 2 E: 0 K: 0 S: 6	H: 3 LOB: 2 BB: 1 P: 10	R: 0 E: 0 K: 2 S: 7	H: 0 LOB: 0 BB: 0 P: 7	R: 2 E: 1 K: 1 S: 7	H: 1 LOB: 2 BB: 2 P: 15	R: 0 E: 0 K: 0 S: 4	H: 1 LOB: 2 BB: 1 P: 8	R: 0 E: 0 K: 0 S: 3	H: 0 LOB: 0 BB: 0 P: 3	R: 0 E: 0 K: 2 S: 7	H: 0 LOB: 0 BB: 0 P: 7	R: 0 E: 0 K: 0 S: 3	H: 0 LOB: 0 BB: 0 P: 3	1B: 6 2B: 0 3B: 0 HR: 0	SF: 0 SAC: 0 DP: 0 HBP: 0	WP: 1 PB: 0 SB: 0 CS: 0	PA: 39							
PITCHER	IP	WLS	BF	H	R	ER	SO	BB	IBB	HBP	BLK	WP	HR	S	P	ERA	WHIP										
J.R. Richard, R (1, 1) ERA: 2.98	5.0	L	26	6	4	2	4	4	0	0	0	1	0	30	46	3.60	2.000										
Paul Siebert, L (8, 1) ERA: 1.99	2.0		7	0	0	0	0	1	0	0	0	0	0	6	10	0.00	0.500										
Gene Pentz, R (8, 1) ERA: 3.33	2.0		6	0	0	0	2	0	0	0	0	0	0	10	10	0.00	0.000										

AB	34
R	4
H	6
RBI	3
BB	5
SO	6
LOB	16



Batter	1	2	3	4	5	6	7	8	9	AB	R	H	RBI	BB	SO	LOB	BOTTOM										
Enos Cabell, R OBP: 0.336, SLG: 0.368 (1, 5)	F9					F9			P3	4	0	0	0	0	0	0	Cincinnati Reds @ Houston Astros Astrodome, Houston, TX Sun Jun 27 1976, 4:33 AM EDT Att. 24,234 - Dome										
Rob Andrews, R OBP: 0.366, SLG: 0.368 (1, 4)	P4					5-3			K	3	0	0	0	1	1	0											
Cesar Cedeno, R OBP: 0.336, SLG: 0.456 (1, 8)	P4					1-3			F6-3	4	0	0	0	0	0	1											
Bob Watson, R OBP: 0.358, SLG: 0.416 (1, 3)						1-3			K	4	1	1	1	0	2	0											
Leon Roberts, R OBP: 0.415, SLG: 0.587 (1, 9)									K	3	1	1	0	1	2	0											
Cliff Johnson, R OBP: 0.364, SLG: 0.376 (1, 7)									K	3	0	0	0	0	0	2											
Greg Gross, L (8, PH) OBP: 0.353, SLG: 0.324									F7	1	0	0	0	0	0	0											
Ed Herrmann, L OBP: 0.298, SLG: 0.311 (1, 2)									G3	2	0	0	0	1	0	1											
Roger Metzger, S OBP: 0.309, SLG: 0.295 (1, 6)									F7	3	0	2	1	0	0	0											
J.R. Richard, R (1, 1) OBP: 0.087, SLG: 0.111									F6	1	0	0	0	0	0	2											
Wilbur Howard, S (5, PH) OBP: 0.238, SLG: 0.274										1	0	0	0	0	1	0											
Paul Siebert, L (6, 1)										0	0	0	0	0	0	0											
Ken Boswell, L (7, PH) OBP: 0.320, SLG: 0.338										1	0	0	0	0	1	0											
Gene Pentz, R (8, 1) OBP: 0.333, SLG: 0.333										0	0	0	0	0	0	0											
Inning Stats	R: 0 E: 0 K: 0 S: 3	H: 0 LOB: 0 BB: 0 P: 3	R: 1 E: 0 K: 1 S: 6	H: 1 LOB: 2 BB: 2 P: 14	R: 0 E: 0 K: 0 S: 2	H: 0 LOB: 0 BB: 1 P: 6	R: 0 E: 0 K: 0 S: 4	H: 1 LOB: 1 BB: 0 P: 4	R: 0 E: 0 K: 1 S: 5	H: 0 LOB: 0 BB: 0 P: 5	R: 1 E: 0 K: 1 S: 6	H: 1 LOB: 0 BB: 0 P: 6	R: 0 E: 0 K: 0 S: 4	H: 1 LOB: 1 BB: 0 P: 4	R: 0 E: 0 K: 1 S: 5	H: 0 LOB: 0 BB: 0 P: 5	R: 0 E: 0 K: 2 S: 7	H: 0 LOB: 0 BB: 0 P: 7	1B: 3 2B: 0 3B: 0 HR: 1	SF: 0 SAC: 0 DP: 0 HBP: 0	WP: 0 PB: 0 SB: 0 CS: 1	PA: 33					
PITCHER	IP	WLS	BF	H	R	ER	SO	BB	IBB	HBP	BLK	WP	HR	S	P	ERA	WHIP										
Fred Norman, L (1, 1) ERA: 3.15	7.0		27	4	2	2	3	3	0	0	0	0	1	30	42	2.57	1.000										
Rawly Eastwick, R (8, 1) ERA: 2.99	2.0	S	6	0	0	0	3	0	0	0	0	0	0	12	12	0.00	0.000										



Batter	1	2	3	4	5	6	7	8	9	AB	R	H	RBI	BB	SO	LOB	TOP				
Pete Rose, S OBP: 0.423, SLG: 0.456 (1, 5)										5	2	2	1	0	0	0	Cincinnati Reds @ San Diego Padres San Diego Stadium, San Diego, CA Mon Jun 28 1976, 10:05 PM EDT Att: 15,435 - Unknown				
Ken Griffey, L OBP: 0.391, SLG: 0.459 (1, 9)										3	0	1	0	2	0	2					
Joe Morgan, L OBP: 0.463, SLG: 0.644 (1, 4)										5	1	3	4	0	0	1					
George Foster, R OBP: 0.395, SLG: 0.598 (1, 7)										4	2	2	0	1	0	3					
Tony Perez, R OBP: 0.336, SLG: 0.455 (1, 3)										5	0	1	1	0	1	6					
Johnny Bench, R OBP: 0.388, SLG: 0.440 (1, 2)										3	0	0	0	2	0	1					
Cesar Geronimo, L OBP: 0.371, SLG: 0.428 (1, 8)										5	0	1	1	0	2	1					
Dave Concepcion, R OBP: 0.349, SLG: 0.398 (1, 6)										5	0	0	0	0	1	3					
Santo Alcala, R OBP: 0.174, SLG: 0.136 Rich Hinton, L Will McEnaney, L Pedro Borbon, R OBP: 0.375, SLG: 0.375 (7, 1)										3	2	1	0	0	1	1					
Inning Stats	R: 0 E: 0 K: 0 S: 3	H: 0 LOB: 1 BB: 1 P: 7	R: 0 E: 0 K: 1 S: 5	H: 0 LOB: 0 BB: 0 P: 5	R: 4 E: 1 K: 0 S: 8	H: 4 LOB: 1 BB: 0 P: 8	R: 2 E: 0 K: 1 S: 8	H: 3 LOB: 3 BB: 2 P: 16	R: 0 E: 0 K: 0 S: 5	H: 2 LOB: 2 BB: 0 P: 5	R: 0 E: 0 K: 0 S: 3	H: 0 LOB: 0 BB: 0 P: 3	R: 0 E: 0 K: 1 S: 5	H: 0 LOB: 0 BB: 1 P: 5	R: 1 E: 0 K: 2 S: 9	H: 2 LOB: 2 BB: 1 P: 13		1B: 7 2B: 3 3B: 0 HR: 1	SF: 0 SAC: 0 DP: 0 HBP: 0	WP: 0 PB: 0 SB: 1 CS: 0	PA: 44
PITCHER	IP	WLS	BF	H	R	ER	SO	BB	IBB	HBP	BLK	WP	HR	S	P	ERA	WHIP				
Alan Foster, R ERA: 2.35 Ken Reynolds, L ERA: 4.52 Rich Folkers, L ERA: 4.5 Butch Metzger, R ERA: 2.01	3.2	L	19	6	6	2	2	1	0	0	0	0	1	22	26	4.91	1.909				

AB	39
R	7
H	11
RBI	7
BB	5
SO	6
LOB	18



Batter	1	2	3	4	5	6	7	8	9	AB	R	H	RBI	BB	SO	LOB	BOTTOM					
Johnny Grubb, L OBP: 0.454, SLG: 0.436 (1, 7)										4	0	2	0	1	0	0	Cincinnati Reds @ San Diego Padres San Diego Stadium, San Diego, CA Mon Jun 28 1976, 10:05 PM EDT Att: 15,435 - Unknown					
Tito Fuentes, S OBP: 0.301, SLG: 0.341 (1, 4)										5	1	1	0	0	1	3						
Willie Davis, L OBP: 0.308, SLG: 0.405 (1, 8)										5	1	1	0	0	0	4						
Willie McCovey, L OBP: 0.309, SLG: 0.392 Butch Metzger, R (8, 1)										3	1	1	3	1	0	3						
Dave Winfield, R OBP: 0.370, SLG: 0.487 (1, 9)										3	0	2	0	1	0	1						
Doug Rader, R OBP: 0.344, SLG: 0.398 (1, 5)										4	0	0	0	0	1	3						
Hector Torres, R OBP: 0.300, SLG: 0.355 (1, 6)										4	0	2	0	0	1	2						
Fred Kendall, R OBP: 0.275, SLG: 0.245 Jerry Turner, L OBP: 0.288, SLG: 0.358 Bob Davis, R OBP: 0.185, SLG: 0.216 (8, PH) (9, 2)										3	0	1	0	0	0	1						
Alan Foster, R Ken Reynolds, L Gene Locklear, L Rich Folkers, L Ted Kubiak, S Mike Love, R OBP: 0.323, SLG: 0.428 (1, 1) (4, 1) (4, PH) (5, 1) (7, PH) (8, 3)										1	0	0	0	0	0	0						
Inning Stats	R: 3 E: 0 K: 1 S: 9	H: 4 LOB: 1 BB: 0 P: 9	R: 0 E: 0 K: 0 S: 3	H: 0 LOB: 0 BB: 0 P: 3	R: 0 E: 0 K: 0 S: 3	H: 0 LOB: 1 BB: 1 P: 7	R: 0 E: 0 K: 1 S: 6	H: 1 LOB: 0 BB: 0 P: 6	R: 0 E: 0 K: 0 S: 3	H: 2 LOB: 0 BB: 0 P: 3	R: 0 E: 0 K: 1 S: 5	H: 0 LOB: 3 BB: 1 P: 9	R: 0 E: 1 K: 1 S: 7	H: 1 LOB: 3 BB: 1 P: 11	R: 0 E: 0 K: 0 S: 5	H: 2 LOB: 2 BB: 0 P: 5		R: 0 E: 0 K: 0 S: 3	H: 0 LOB: 0 BB: 0 P: 3	1B: 9 2B: 0 3B: 0 HR: 1	SF: 0 SAC: 0 DP: 1 HBP: 0	WP: 1 PB: 0 SB: 2 CS: 0
PITCHER	IP	WLS	BF	H	R	ER	SO	BB	IBB	HBP	BLK	WP	HR	S	P	ERA	WHIP					
Santo Alcala, R ERA: 4.57 Rich Hinton, L ERA: 9.53 Will McEnaney, L ERA: 3.16 Pedro Borbon, R ERA: 2.63	6.0	W	26	8	3	3	3	2	0	0	0	0	1	30	38	4.50	1.667					

AB	36
R	3
H	10
RBI	3
BB	3
SO	4
LOB	23



Batter	1	2	3	4	5	6	7	8	9	10	11	12	13	14	AB	R	H	RBI	BB	SO	LOB	TOP
Pete Rosa, S OBP: 0.422, SLG: 0.453 (1, 5)	1-3	3-1		1-3 1B		BB		F8		SF8		6-3		1B 1B	6	1	2	2	1	0	2	
Ken Griffey, L OBP: 0.387, SLG: 0.457 (1, 9)	6-3		F7	1-3		K		K				L9		F8 1B SF8 1B	8	1	2	0	0	2	2	
Joe Morgan, L OBP: 0.464, SLG: 0.644 Doug Flynn, R OBP: 0.326, SLG: 0.345 (8, 4)	E1		1B 2B			K				F1-3	F8			SF8 F8 3B 1B	3	1	1	0	1	1	1	
George Foster, R OBP: 0.391, SLG: 0.586 (1, 7)			L6	6-3				F5							7	0	1	0	1	1	6	
Tony Perez, R OBP: 0.333, SLG: 0.450 (1, 3)	P5							F7							7	0	2	2	0	2	2	
Johnny Bench, R OBP: 0.368, SLG: 0.432 Bill Plummer, R OBP: 0.370, SLG: 0.588 (1, 2)	1-3		P5			K				P5					6	1	1	0	2	1	3	
Cesar Geronimo, L OBP: 0.386, SLG: 0.464 (1, 8)	4-3					2B 1B									6	3	5	3	2	0	0	
Dave Concepcion, R OBP: 0.353, SLG: 0.415 (1, 6)						HR																
Dave Concepcion, R OBP: 0.353, SLG: 0.415 (1, 6)						6-3									8	2	4	3	0	0	7	
Dave Concepcion, R OBP: 0.353, SLG: 0.415 (1, 6)						1B																
Dave Concepcion, R OBP: 0.353, SLG: 0.415 (1, 6)						SH3 1B 2B																
Dave Concepcion, R OBP: 0.353, SLG: 0.415 (1, 6)						SH3																
Dave Concepcion, R OBP: 0.353, SLG: 0.415 (1, 6)						SH3																
Dave Concepcion, R OBP: 0.353, SLG: 0.415 (1, 6)						SH3																
Dave Concepcion, R OBP: 0.353, SLG: 0.415 (1, 6)						SH3																
Dave Concepcion, R OBP: 0.353, SLG: 0.415 (1, 6)						SH3																
Dave Concepcion, R OBP: 0.353, SLG: 0.415 (1, 6)						SH3																
Dave Concepcion, R OBP: 0.353, SLG: 0.415 (1, 6)						SH3																
Dave Concepcion, R OBP: 0.353, SLG: 0.415 (1, 6)						SH3																
Dave Concepcion, R OBP: 0.353, SLG: 0.415 (1, 6)						SH3																
Dave Concepcion, R OBP: 0.353, SLG: 0.415 (1, 6)						SH3																
Dave Concepcion, R OBP: 0.353, SLG: 0.415 (1, 6)						SH3																
Dave Concepcion, R OBP: 0.353, SLG: 0.415 (1, 6)						SH3																
Dave Concepcion, R OBP: 0.353, SLG: 0.415 (1, 6)						SH3																
Dave Concepcion, R OBP: 0.353, SLG: 0.415 (1, 6)						SH3																
Dave Concepcion, R OBP: 0.353, SLG: 0.415 (1, 6)						SH3																
Dave Concepcion, R OBP: 0.353, SLG: 0.415 (1, 6)						SH3																
Dave Concepcion, R OBP: 0.353, SLG: 0.415 (1, 6)						SH3																
Dave Concepcion, R OBP: 0.353, SLG: 0.415 (1, 6)						SH3																
Dave Concepcion, R OBP: 0.353, SLG: 0.415 (1, 6)						SH3																
Dave Concepcion, R OBP: 0.353, SLG: 0.415 (1, 6)						SH3																
Dave Concepcion, R OBP: 0.353, SLG: 0.415 (1, 6)						SH3																
Dave Concepcion, R OBP: 0.353, SLG: 0.415 (1, 6)						SH3																
Dave Concepcion, R OBP: 0.353, SLG: 0.415 (1, 6)						SH3																
Dave Concepcion, R OBP: 0.353, SLG: 0.415 (1, 6)						SH3																
Dave Concepcion, R OBP: 0.353, SLG: 0.415 (1, 6)						SH3																
Dave Concepcion, R OBP: 0.353, SLG: 0.415 (1, 6)						SH3																
Dave Concepcion, R OBP: 0.353, SLG: 0.415 (1, 6)						SH3																
Dave Concepcion, R OBP: 0.353, SLG: 0.415 (1, 6)						SH3																
Dave Concepcion, R OBP: 0.353, SLG: 0.415 (1, 6)						SH3																
Dave Concepcion, R OBP: 0.353, SLG: 0.415 (1, 6)						SH3																
Dave Concepcion, R OBP: 0.353, SLG: 0.415 (1, 6)						SH3																
Dave Concepcion, R OBP: 0.353, SLG: 0.415 (1, 6)						SH3																
Dave Concepcion, R OBP: 0.353, SLG: 0.415 (1, 6)						SH3																
Dave Concepcion, R OBP: 0.353, SLG: 0.415 (1, 6)						SH3																
Dave Concepcion, R OBP: 0.353, SLG: 0.415 (1, 6)						SH3																
Dave Concepcion, R OBP: 0.353, SLG: 0.415 (1, 6)						SH3																
Dave Concepcion, R OBP: 0.353, SLG: 0.415 (1, 6)						SH3																
Dave Concepcion, R OBP: 0.353, SLG: 0.415 (1, 6)						SH3																
Dave Concepcion, R OBP: 0.353, SLG: 0.415 (1, 6)						SH3																
Dave Concepcion, R OBP: 0.353, SLG: 0.415 (1, 6)						SH3																
Dave Concepcion, R OBP: 0.353, SLG: 0.415 (1, 6)						SH3																
Dave Concepcion, R OBP: 0.353, SLG: 0.415 (1, 6)						SH3																
Dave Concepcion, R OBP: 0.353, SLG: 0.415 (1, 6)						SH3																
Dave Concepcion, R OBP: 0.353, SLG: 0.415 (1, 6)						SH3																
Dave Concepcion, R OBP: 0.353, SLG: 0.415 (1, 6)						SH3																
Dave Concepcion, R OBP: 0.353, SLG: 0.415 (1, 6)						SH3																
Dave Concepcion, R OBP: 0.353, SLG: 0.415 (1, 6)						SH3																
Dave Concepcion, R OBP: 0.353, SLG: 0.415 (1, 6)						SH3																
Dave Concepcion, R OBP: 0.353, SLG: 0.415 (1, 6)						SH3																
Dave Concepcion, R OBP: 0.353, SLG: 0.415 (1, 6)						SH3																
Dave Concepcion, R OBP: 0.353, SLG: 0.415 (1, 6)						SH3																
Dave Concepcion, R OBP: 0.353, SLG: 0.415 (1, 6)						SH3																
Dave Concepcion, R OBP: 0.353, SLG: 0.415 (1, 6)						SH3																
Dave Concepcion, R OBP: 0.353, SLG: 0.415 (1, 6)						SH3																
Dave Concepcion, R OBP: 0.353, SLG: 0.415 (1, 6)						SH3																
Dave Concepcion, R OBP: 0.353, SLG: 0.415 (1, 6)						SH3																
Dave Concepcion, R OBP: 0.353, SLG: 0.415 (1, 6)						SH3																
Dave Concepcion, R OBP: 0.353, SLG: 0.415 (1, 6)						SH3																
Dave Concepcion, R OBP: 0.353, SLG: 0.415 (1, 6)						SH3																
Dave Concepcion, R OBP: 0.353, SLG: 0.415 (1, 6)						SH3																
Dave Concepcion, R OBP: 0.353, SLG: 0.415 (1, 6)						SH3																
Dave Concepcion, R OBP: 0.353, SLG: 0.415 (1, 6)						SH3																

Batter	1	2	3	4	5	6	7	8	9	AB	R	H	RBI	BB	SO	LOB	TOP					
Pete Rose, S OBP: 0.420, SLG: 0.449 (1.5)	5-3		FC4-6 1B BB		K		1-3			3	0	0	0	1	1	1	Cincinnati Reds @ San Diego Padres San Diego Stadium, San Diego, CA Wed Jun 30 1976, 10:05 PM EDT Att: 32,475 - Unknown					
Ken Griffey, L OBP: 0.389, SLG: 0.457 (1.9)	1B		FC4-6 1-2 2-H 1B		4-3		F8			4	0	2	1	0	0	0						
George Foster, R OBP: 0.389, SLG: 0.581 (1.7)	F7		FC4-6 1-2 2-3		F8					4	0	1	0	0	0	3						
Tony Perez, R OBP: 0.329, SLG: 0.443 (1.3)	K		F3			4-3		F7		4	0	0	0	0	1	4						
Johnny Bench, R OBP: 0.363, SLG: 0.424 (1.2)		6-3		F9		F9		5-3		4	0	0	0	0	0	1						
Dave Concepcion, R OBP: 0.352, SLG: 0.417 (1.6)	F9			2B		L8			L8	4	0	1	0	0	0	0						
Doug Flynn, R OBP: 0.317, SLG: 0.333 (1.4)	F4-3			F9			F6-3		F1-3	4	0	0	0	0	0	1						
Cesar Geronimo, L OBP: 0.394, SLG: 0.471 (1.8)			SH2-4 1B 1B	FC6-4 IBB				G3		3	1	2	0	1	0	0						
Jack Billingham, R OBP: 0.323, SLG: 0.286 (7, PH)			SH2-4	FC6-4			F7			1	0	0	0	0	0	2						
Bob Bailey, R OBP: 0.361, SLG: 0.527 (7, PH)										1	0	0	0	0	0	1						
Rich Hinton, L OBP: 0.375, SLG: 0.375 (8, 1)										0	0	0	0	0	0	0						
Pedro Borbon, R OBP: 0.375, SLG: 0.375 (8, 1)										0	0	0	0	0	0	0						
Inning Stats	R: 0 E: 0 K: 1 S: 6	H: 1 LOB: 1 BB: 0 P: 6	R: 0 E: 0 K: 0 S: 3	H: 0 LOB: 0 BB: 0 P: 3	R: 1 E: 0 K: 0 S: 5	H: 2 LOB: 2 BB: 1 P: 9	R: 0 E: 0 K: 0 S: 4	H: 1 LOB: 2 BB: 1 P: 8	R: 0 E: 0 K: 1 S: 5	H: 0 LOB: 0 BB: 0 P: 5	R: 0 E: 0 K: 0 S: 3	H: 0 LOB: 0 BB: 0 P: 3	R: 0 E: 0 K: 0 S: 4	H: 1 LOB: 1 BB: 0 P: 4	R: 0 E: 0 K: 0 S: 4	H: 1 LOB: 1 BB: 0 P: 4	R: 0 E: 0 K: 0 S: 3	H: 0 LOB: 0 BB: 0 P: 3	1B: 4 2B: 2 3B: 0 HR: 0	SF: 0 SAC: 1 DP: 0 HBP: 0	WP: 0 PB: 0 SB: 0 CS: 0	PA: 35
PITCHER Randy Jones, L ERA: 2.6 (1.1)	IP: 9.0 WLS: W BF: 35 H: 6 R: 1 ER: 1 SO: 2 BB: 1 IBB: 1 HBP: 0 BLK: 0 WP: 0 HR: 0 S: 37 P: 45 ERA: 1.00 WHIP: 0.778																					

AB	32
R	1
H	6
RBI	1
BB	2
SO	2
LOB	13



Batter	1	2	3	4	5	6	7	8	9	AB	R	H	RBI	BB	SO	LOB	BOTTOM			
Johnny Grubb, L OBP: 0.438, SLG: 0.448 (1.7)	G3		FC6-4 1B	1-3		F4-3				4	0	1	0	0	0	1	Cincinnati Reds @ San Diego Padres San Diego Stadium, San Diego, CA Wed Jun 30 1976, 10:05 PM EDT Att: 32,475 - Unknown			
Tito Fuentes, S OBP: 0.303, SLG: 0.340 (1.4)	BB		FC6-4 1-2		F8 1B SF9		K			3	1	1	0	1	1	1				
Willie Davis, L OBP: 0.307, SLG: 0.403 (1.8)	P6		L6		SF9 F8 1B		G3			4	0	1	0	0	0	2				
Willie McCovey, L OBP: 0.301, SLG: 0.397 (1.3)	G3		6-3		F8		F8			4	0	0	0	0	0	4				
Mike Ivie, R OBP: 0.335, SLG: 0.446 (8, 3)										0	0	0	0	0	0	0				
Dave Winfield, R OBP: 0.375, SLG: 0.483 (1.9)		F4-3		2B SF8 1B				F7		3	1	1	0	1	0	0				
Doug Rader, R OBP: 0.344, SLG: 0.402 (1.5)				1-3 2B 2B		SF9		F9		3	1	2	1	0	0	0				
Fred Kendall, R OBP: 0.288, SLG: 0.238 (1.2)		FC4-6 1B		1-3 2B 2B		2-3 3-H 0-0		F9		3	0	0	1	0	0	3				
Enzo Hernandez, R OBP: 0.325, SLG: 0.312 (1.6)				3-H 0-0				6-3		3	0	2	1	0	0	0				
Randy Jones, R OBP: 0.145, SLG: 0.078 (1.1)				1-2 0-0				6-3		3	0	0	0	0	0	3				
Inning Stats	R: 0 E: 0 K: 0 S: 3	H: 0 LOB: 1 BB: 1 P: 7	R: 0 E: 0 K: 0 S: 5	H: 2 LOB: 2 BB: 0 P: 5	R: 0 E: 0 K: 0 S: 4	H: 1 LOB: 1 BB: 0 P: 4	R: 2 E: 0 K: 0 S: 6	H: 3 LOB: 1 BB: 0 P: 6	R: 1 E: 0 K: 0 S: 5	H: 2 LOB: 2 BB: 1 P: 9	R: 0 E: 0 K: 0 S: 3	H: 0 LOB: 0 BB: 0 P: 3	R: 0 E: 0 K: 1 S: 5	H: 0 LOB: 0 BB: 0 P: 5	R: 0 E: 0 K: 0 S: 3	H: 0 LOB: 0 BB: 0 P: 3	1B: 6 2B: 2 3B: 0 HR: 0	SF: 2 SAC: 0 DP: 0 HBP: 0	WP: 0 PB: 0 SB: 0 CS: 0	PA: 34
PITCHER Jack Billingham, R ERA: 4.9 (1.1)	IP: 6.0 WLS: L BF: 28 H: 8 R: 3 ER: 3 SO: 3 BB: 1 IBB: 1 HBP: 0 BLK: 0 WP: 0 HR: 0 S: 26 P: 34 ERA: 4.50 WHIP: 1.500																			
Rich Hinton, L ERA: 8.99 (7, 1)	1.0 3 0 0 0 0 0 0 0 0 0 0 5 5 0.00 0.000																			
Pedro Borbon, R ERA: 2.54 (8, 1)	1.0 3 0 0 0 0 0 0 0 0 0 0 3 3 0.00 0.000																			



Batter	1	2	3	4	5	6	7	8	9	AB	R	H	RBI	BB	SO	LOB	TOP		
Enos Cabell, R OBP: 0.344, SLG: 0.366 (1, 5)	4-0 1B BB		0-0 F8			0-0 F9		4-0 FC1-2 2B BB		2	1	0	0	2	0	0	Houston Astros @ Cincinnati Reds Riverfront Stadium, Cincinnati, OH Fri Jul 02 1976, 7:05 PM EDT Att: 38,357 - Dome		
Rob Andrews, R OBP: 0.363, SLG: 0.362 (1, 4)	0-0 F4		0-0 5-3			0-0 F8		0-0 FC1-2 2B		4	0	0	0	0	0	4			
Cesar Cedeno, R OBP: 0.344, SLG: 0.487 (1, 8)	0-0 1-3 1B			0-0 F4-3 SF7 2B		0-0 5-3		0-0 1-3 2-3 3-H 2B		4	1	3	2	0	0	0			
Bob Watson, R OBP: 0.350, SLG: 0.405 (1, 3)	0-0 1-3			0-0 F4-3 2-3			0-0 E5 FC4-6	0-0 F4		4	0	0	0	0	0	5			
Leon Roberts, R OBP: 0.402, SLG: 0.571 Jose Cruz, L OBP: 0.392, SLG: 0.391 (1, 9) (9, 7)	0-3 K			0-0 SF7 3-H			0-0 FC4-6 F6-4-3 1-2	0-0 6-3		3	0	0	1	0	1	3			
Cliff Johnson, R OBP: 0.362, SLG: 0.387 Wilbur Howard, S OBP: 0.235, SLG: 0.270 (1, 7) (9, 9)		0-0 L5		0-0 5-3			0-0 F6-4-3 1-2	0-0 F8		4	0	0	0	0	0	1			
Jerry Davanon, R OBP: 0.405, SLG: 0.594 (1, 6)		0-3 K			0-3 K2-3			0-0 6-3	0-3 K	4	0	0	0	0	3	0			
Ed Herrmann, L OBP: 0.274, SLG: 0.294 Skip Jutze, R OBP: 0.160, SLG: 0.205 (8, FR) (8, 2)		0-0 F8			0-0 P6			0-0 1B FC1-2 2B		3	0	1	0	0	0	0			
Joaquin Andujar, S OBP: 0.227, SLG: 0.227 (1, 1)			0-3 K		0-3 K			0-0 FC1-2 2B 1B		3	1	1	0	0	2	0			
Inning Stats	R: 0 E: 0 K: 1 S: 6	H: 1 LOB: 2 BB: 1 P: 10	R: 0 E: 0 K: 1 S: 5	H: 0 LOB: 0 BB: 0 P: 5	R: 0 E: 0 K: 1 S: 5	H: 0 LOB: 0 BB: 0 P: 5	R: 1 E: 0 K: 0 S: 4	H: 1 LOB: 0 BB: 0 P: 4	R: 0 E: 0 K: 0 S: 3	H: 0 LOB: 0 BB: 0 P: 3	R: 0 E: 1 K: 0 S: 3	H: 0 LOB: 0 BB: 0 P: 3	R: 2 E: 0 K: 0 S: 6	H: 3 LOB: 2 BB: 1 P: 10	R: 0 E: 0 K: 1 S: 5	H: 0 LOB: 0 BB: 0 P: 5		1B: 2 2B: 3 3B: 0 HR: 0	SF: 1 SAC: 0 DP: 1 HBP: 0
PITCHER Fred Norman, L ERA: 3.09 (1, 1)	IP: 9.0 WLS: L BF: 34	H: 5 R: 3 ER: 3 SO: 6	BB: 2 IBB: 0 HBP: 0 BLK: 0	WP: 0 HR: 0 S: 44 P: 52	ERA: 3.00 WHIP: 0.778											ERA: 3.00 WHIP: 0.778			

AB	31
R	3
H	5
RBI	3
BB	2
SO	6
LOB	13



Batter	1	2	3	4	5	6	7	8	9	AB	R	H	RBI	BB	SO	LOB	BOTTOM				
Pete Rose, S OBP: 0.429, SLG: 0.459 (1, 5)	4-0 1-3 1B BB		0-0 G6-4-3 1-2		0-0 E8 FC4-6 1B 1B		0-0 4-3		0-0 2-H 1B	4	1	2	1	1	0	1	Houston Astros @ Cincinnati Reds Riverfront Stadium, Cincinnati, OH Fri Jul 02 1976, 7:05 PM EDT Att: 38,357 - Dome				
Ken Griffey, L OBP: 0.397, SLG: 0.459 (1, 9)	0-0 1-3 1B		0-0 1B		4-0 FC4-6 BB		0-0 S 1B			3	0	3	0	1	0	0					
Dan Driessen, L OBP: 0.358, SLG: 0.347 (1, 3)	0-0 F7		0-0 S 1B		0-0 FC4-6 1B 1-2 2-3		0-0 4-3			4	0	1	0	0	0	5					
Mike Lum, L OBP: 0.340, SLG: 0.338 (1, 7)	0-0 1-3		0-3 K		0-0 1-3 3-H 1B			0-0 F9		4	0	1	1	0	1	4					
Cesar Geronimo, L OBP: 0.385, SLG: 0.452 (1, 8)	0-0 4-3			0-0 P6	0-0 F7			0-0 G3		4	0	0	0	0	0	4					
Dave Concepcion, R OBP: 0.346, SLG: 0.418 (1, 6)		0-0 G6-3 1B		0-0 L9		0-0 5-3		0-0 6-3		4	0	1	0	0	0	0					
Bill Plummer, R OBP: 0.368, SLG: 0.571 Joe Morgan, L OBP: 0.467, SLG: 0.633 (1, 2) (9, PH)		0-0 G6-3 1-2		4-0 BB		0-0 5-3			0-0 4-3	2	0	0	0	1	0	1					
Doug Flynn, R OBP: 0.310, SLG: 0.325 Johnny Bench, R OBP: 0.356, SLG: 0.418 (1, 4) (9, PH)		0-0 F4		0-3 K		0-0 F1-3			0-0 P6	3	0	0	0	0	1	1					
Fred Norman, S OBP: 0.200, SLG: 0.211 Tony Perez, R OBP: 0.333, SLG: 0.454 (1, 1) (9, PH)			0-0 G6-4-3 1B		0-3 K		0-0 F8		0-0 1B 2B	3	0	1	0	0	1	0					
Inning Stats	R: 0 E: 0 K: 0 S: 4	H: 1 LOB: 2 BB: 1 P: 8	R: 0 E: 0 K: 0 S: 3	H: 1 LOB: 0 BB: 0 P: 3	R: 0 E: 0 K: 1 S: 7	H: 3 LOB: 2 BB: 0 P: 7	R: 0 E: 0 K: 1 S: 5	H: 0 LOB: 1 BB: 1 P: 9	R: 1 E: 1 K: 1 S: 7	H: 2 LOB: 2 BB: 1 P: 11	R: 0 E: 0 K: 0 S: 3	H: 0 LOB: 0 BB: 0 P: 3	R: 0 E: 0 K: 0 S: 4	H: 1 LOB: 1 BB: 0 P: 4	R: 0 E: 0 K: 0 S: 3	H: 0 LOB: 0 BB: 0 P: 3		R: 1 E: 0 K: 0 S: 4	H: 2 LOB: 1 BB: 0 P: 4	1B: 9 2B: 1 3B: 0 HR: 0	SF: 0 SAC: 0 DP: 2 HBP: 0
PITCHER Joaquin Andujar, R ERA: 4.21 (1, 1)	IP: 9.0 WLS: W BF: 37	H: 10 R: 2 ER: 2 SO: 3	BB: 3 IBB: 0 HBP: 0 BLK: 0	WP: 0 HR: 0 S: 40 P: 52	ERA: 2.00 WHIP: 1.444											ERA: 2.00 WHIP: 1.444					

AB	34
R	2
H	10
RBI	2
BB	3
SO	3
LOB	16



Batter	1	2	3	4	5	6	7	8	9	AB	R	H	RBI	BB	SO	LOB	TOP										
Greg Gross, L (1,9) OBP: 0.397, SLG: 0.332 Wilbur Howard, S (3,7) OBP: 0.244, SLG: 0.279	6-3	1-3		F8		1B	S			2	0	0	0	0	0	2											
Rob Andrews, R (1,4) OBP: 0.369, SLG: 0.375	2B SF9	3B		F7		1B	1B			4	1	2	2	1	1	1											
Cesar Cedeno, R (1,8) OBP: 0.345, SLG: 0.489	SF9	6-3		F8		CS				5	0	2	1	0	0	1											
Bob Watson, R (1,3) OBP: 0.348, SLG: 0.406	SF9			1B FC3-6		2B				4	1	1	1	0	0	2											
Jose Cruz, L (1,7) OBP: 0.392, SLG: 0.387	4-3			K		1B				4	0	1	0	1	1	2											
Gene Pentz, R (8,1) OBP: 0.250, SLG: 0.250				K		1B				0	0	0	0	0	0	0											
Enos Cabell, R (1,5) OBP: 0.341, SLG: 0.363		F9		FC3-6		1B				5	1	1	0	0	0	3											
Ed Herrmann, L (1,2) OBP: 0.279, SLG: 0.301	1B	1B		FC3-6		1B				4	2	1	2	1	0	1											
Roger Metzger, S (1,6) OBP: 0.316, SLG: 0.292 Ken Boswell, L (9,PH) OBP: 0.308, SLG: 0.324	1-3	1B		1B		1B				3	1	2	0	1	0	1											
Mike Cosgrove, L (1,1) OBP: 0.174, SLG: 0.095 Tom Griffin, R (5,1) Joe Niekro, R (6,1) OBP: 0.250, SLG: 0.421 Rich Chiles, L (8,7) OBP: 0.333, SLG: 0.667	1-2	3B		1B		1B				3	1	1	1	0	1	4											
Inning Stats	R: 1 E: 0 K: 0 S: 4	H: 1 LOB: 1 BB: 1 P: 8	R: 3 E: 0 K: 0 S: 6	H: 3 LOB: 1 BB: 1 P: 10	R: 1 E: 0 K: 2 S: 10	H: 3 LOB: 2 BB: 0 P: 10	R: 0 E: 0 K: 0 S: 3	H: 0 LOB: 0 BB: 0 P: 3	R: 1 E: 0 K: 0 S: 5	H: 2 LOB: 2 BB: 1 P: 9	R: 1 E: 0 K: 1 S: 7	H: 1 LOB: 1 BB: 0 P: 7	R: 0 E: 0 K: 0 S: 3	H: 0 LOB: 0 BB: 0 P: 3	R: 0 E: 0 K: 0 S: 3	H: 0 LOB: 0 BB: 0 P: 3	1B: 9 2B: 3 3B: 1 HR: 0	SF: 1 SAC: 1 DP: 0 HBP: 0	WP: 0 PA: 44 PB: 0 SB: 1 CS: 1								
PITCHER	IP	WLS	BF	H	R	ER	SO	BB	IBB	HBP	BLK	WP	HR	S	P	ERA	WHIP										
Santo Alcala, R (1,1) ERA: 5.06	2.1		15	6	5	5	1	2	0	0	0	0	0	15	23	19.29	3.429										
Will McEnaney, L (3,1) ERA: 3.95	2.2		14	5	2	2	1	0	1	0	0	0	0	15	19	6.75	1.875										
Rawly Eastwick, R (6,1) ERA: 2.5	2.0		9	2	1	0	1	1	0	0	0	0	0	10	14	0.00	1.500										
Pedro Borbon, R (8,1) ERA: 2.37	2.0	W	6	0	0	0	0	0	0	0	0	0	0	6	6	0.00	0.000										

Houston Astros @ Cincinnati Reds
Riverfront Stadium, Cincinnati, OH
Sat Jul 03 1976, 7:05 PM EDT
Att: 45,277 - Unknown

AB 38
R 8
H 13
RBI 8
BB 4
SO 3
LOB 17



Batter	1	2	3	4	5	6	7	8	9	AB	R	H	RBI	BB	SO	LOB	BOTTOM											
Pete Rose, S (1,5) OBP: 0.432, SLG: 0.464	BB			4-3		WP				3	2	1	0	2	0	4												
Ken Griffey, L (1,9) OBP: 0.400, SLG: 0.461	F8		SF8			WP				3	1	2	1	1	0	1												
Joe Morgan, L (1,4) OBP: 0.470, SLG: 0.626	SF8		6-3			FC1-6				2	2	0	0	3	0	1												
Tony Perez, R (1,3) OBP: 0.331, SLG: 0.447	WP		6-3			F8				4	0	0	0	1	1	6												
Johnny Bench, R (1,2) OBP: 0.356, SLG: 0.432	SF8			F8		HR				4	2	2	3	0	0	1												
Bob Bailey, R (1,7) OBP: 0.364, SLG: 0.595 Ed Armbrister, R (8,7) OBP: 0.400, SLG: 0.433 George Foster, R (8,PH) OBP: 0.391, SLG: 0.577	K			HR		HR				4	2	2	4	0	2	1												
Dave Concepcion, R (1,6) OBP: 0.344, SLG: 0.412			F9			L6				4	0	0	0	1	1	3												
Cesar Geronimo, L (1,8) OBP: 0.385, SLG: 0.448		G3		BB		K				4	0	1	0	1	1	4												
Santo Alcala, R (1,1) OBP: 0.167, SLG: 0.130 Will McEnaney, L (3,1) Rawly Eastwick, R (6,1) Dan Driessen, L (7,PH) OBP: 0.364, SLG: 0.354 Pedro Borbon, R (8,1) OBP: 0.375, SLG: 0.375			K			1B				1	0	0	0	0	1	0												
Inning Stats	R: 2 E: 0 K: 1 S: 5	H: 0 LOB: 1 BB: 3 P: 17	R: 0 E: 0 K: 1 S: 5	H: 0 LOB: 0 BB: 0 P: 5	R: 1 E: 0 K: 0 S: 4	H: 1 LOB: 0 BB: 0 P: 4	R: 1 E: 0 K: 0 S: 5	H: 2 LOB: 2 BB: 1 P: 9	R: 3 E: 0 K: 1 S: 8	H: 3 LOB: 1 BB: 1 P: 12	R: 0 E: 0 K: 0 S: 2	H: 0 LOB: 2 BB: 3 P: 14	R: 1 E: 0 K: 2 S: 9	H: 2 LOB: 2 BB: 1 P: 13	R: 1 E: 1 K: 1 S: 7	H: 1 LOB: 3 BB: 2 P: 15	1B: 5 2B: 0 3B: 1 HR: 3	SF: 2 SAC: 0 DP: 1 HBP: 0	WP: 2 PA: 44 PB: 1 SB: 1 CS: 0									
PITCHER	IP	WLS	BF	H	R	ER	SO	BB	IBB	HBP	BLK	WP	HR	S	P	ERA	WHIP											
Mike Cosgrove, L (1,1) ERA: 5.08	4.2		23	5	6	6	2	4	0	0	0	0	1	1	5	21	13.50	6.000										
Tom Griffin, R (5,1) ERA: 5.03	0.2		7	1	1	1	1	3	1	0	0	1	1	5	21	13.50	6.000											
Joe Niekro, R (6,1) ERA: 3.86	2.0	L	12	3	2	2	3	3	0	0	0	0	1	15	27	9.00	3.000											
Gene Pentz, R (8,1) ERA: 3.26	0.2		2	0	0	0	0	0	0	0	0	0	0	2	2	0.00	0.000											

Houston Astros @ Cincinnati Reds
Riverfront Stadium, Cincinnati, OH
Sat Jul 03 1976, 7:05 PM EDT
Att: 45,277 - Unknown

AB 31
R 9
H 9
RBI 8
BB 11
SO 6
LOB 21



Batter	1	2	3	4	5	6	7	8	9	AB	R	H	RBI	BB	SO	LOB	TOP
Enos Cabell, R OBP: 0.337, SLG: 0.358 (1, 5)										4	1	0	0	0	0	2	Houston Astros @ Cincinnati Reds Riverfront Stadium, Cincinnati, OH Sun Jul 04 1976, 3:33 AM EDT Att: 28,090 - Unknown
Rob Andrews, R OBP: 0.362, SLG: 0.368 (1, 4)										4	0	0	0	0	0	1	
Cesar Cedeno, R OBP: 0.344, SLG: 0.496 (1, 8)										4	1	1	2	0	0	0	
Bob Watson, R OBP: 0.347, SLG: 0.404 (1, 3)										4	0	1	0	0	0	0	
Jose Cruz, L OBP: 0.389, SLG: 0.384 (1, 9)										4	0	1	0	0	0	1	
Cliff Johnson, R OBP: 0.364, SLG: 0.387 (1, 7)										3	0	1	0	1	0	1	
Ed Herrmann, L OBP: 0.271, SLG: 0.291 (1, 2)										4	0	0	0	0	2	2	
Roger Metzger, S OBP: 0.316, SLG: 0.297 (1, 6)										3	0	1	0	0	0	1	
Larry Dierker, R OBP: 0.114, SLG: 0.114 (1, 1)										2	0	0	0	0	0	2	
Rich Chiles, L OBP: 0.500, SLG: 0.750 (7, PH)										1	0	1	0	0	0	0	
Gene Pentz, R OBP: 0.250, SLG: 0.250 (7, 1)										0	0	0	0	0	0	0	
Inning Stats	R: 2 E: 1 K: 0 S: 6	H: 2 LOB: 1 BB: 0 P: 6	R: 0 E: 0 K: 0 S: 4	H: 1 LOB: 0 BB: 0 P: 4	R: 0 E: 0 K: 1 S: 4	H: 1 LOB: 1 BB: 0 P: 4	R: 0 E: 0 K: 0 S: 3	H: 0 LOB: 0 BB: 1 P: 7	R: 0 E: 0 K: 0 S: 3	H: 1 LOB: 0 BB: 0 P: 3	R: 0 E: 0 K: 0 S: 3	H: 0 LOB: 0 BB: 0 P: 3	R: 0 E: 0 K: 1 S: 5	H: 0 LOB: 0 BB: 0 P: 5	1B: 4 2B: 1 3B: 0 HR: 1	SF: 0 SAC: 0 DP: 1 HBP: 0	WP: 0 PA: 34 PB: 0 SB: 2 CS: 0
PITCHER Gary Nolan, R ERA: 2.88 (1, 1)	IP: 9.0 WLS: W BF: 34 H: 6 R: 2 ER: 1 SO: 2 BB: 1 IBB: 0 HBP: 0 BLK: 0 WP: 0 HR: 1 S: 37 P: 41 ERA: 1.00 WHIP: 0.778																

Batter	1	2	3	4	5	6	7	8	9	AB	R	H	RBI	BB	SO	LOB	BOTTOM		
Pete Rose, S OBP: 0.432, SLG: 0.464 (1, 5)										4	0	2	1	0	0	0	Houston Astros @ Cincinnati Reds Riverfront Stadium, Cincinnati, OH Sun Jul 04 1976, 3:33 AM EDT Att: 28,090 - Unknown		
Doug Flynn, R OBP: 0.315, SLG: 0.325 (7, 5)										0	1	0	0	1	0	0			
Ken Griffey, L OBP: 0.400, SLG: 0.458 (1, 9)										4	0	1	0	1	0	2			
Joe Morgan, L OBP: 0.472, SLG: 0.624 (1, 4)										4	2	2	0	1	0	3			
George Foster, R OBP: 0.397, SLG: 0.596 (1, 7)										5	3	4	3	0	1	2			
Tony Perez, R OBP: 0.332, SLG: 0.442 (1, 3)										3	0	0	0	2	1	3			
Johnny Bench, R OBP: 0.357, SLG: 0.429 (1, 2)										4	0	1	2	1	1	5			
Cesar Geronimo, L OBP: 0.391, SLG: 0.456 (1, 8)										3	1	2	1	1	0	1			
Dave Concepcion, R OBP: 0.339, SLG: 0.407 (1, 6)										4	0	0	0	0	5				
Gary Nolan, R OBP: 0.156, SLG: 0.116 (1, 1)										4	0	0	0	0	1	1			
Inning Stats	R: 0 E: 0 K: 0 S: 4	H: 1 LOB: 3 BB: 2 P: 12	R: 1 E: 0 K: 0 S: 5	H: 2 LOB: 2 BB: 1 P: 9	R: 1 E: 0 K: 2 S: 9	H: 2 LOB: 1 BB: 0 P: 9	R: 0 E: 0 K: 0 S: 3	H: 0 LOB: 0 BB: 0 P: 3	R: 2 E: 0 K: 0 S: 6	H: 4 LOB: 1 BB: 0 P: 6	R: 0 E: 0 K: 1 S: 6	H: 1 LOB: 2 BB: 1 P: 10	R: 0 E: 0 K: 0 S: 3	H: 0 LOB: 1 BB: 1 P: 7	R: 3 E: 0 K: 1 S: 7	H: 2 LOB: 1 BB: 2 P: 15	1B: 9 2B: 2 3B: 0 HR: 1	SF: 0 SAC: 0 DP: 1 HBP: 0	WP: 0 PA: 42 PB: 0 SB: 4 CS: 0
PITCHER Larry Dierker, R ERA: 4.43 (1, 1)	IP: 6.0 WLS: L BF: 31 H: 10 R: 4 ER: 4 SO: 3 BB: 4 IBB: 0 HBP: 0 BLK: 0 WP: 0 HR: 0 S: 33 P: 49 ERA: 6.00 WHIP: 2.333																		
Gene Pentz, R ERA: 3.9 (7, 1)	IP: 2.0 WLS: L BF: 11 H: 2 R: 3 ER: 3 SO: 1 BB: 3 IBB: 0 HBP: 0 BLK: 0 WP: 0 HR: 1 S: 10 P: 22 ERA: 13.50 WHIP: 2.500																		

Batter	1	2	3	4	5	6	7	8	9	AB	R	H	RBI	BB	SO	LOB	TOP								
Pete Rose, S OBP: 0.436, SLG: 0.467 Bob Bailey, R OBP: 0.367, SLG: 0.588	4-3		1B SF8	2B		HR BB	K		FC6-4 BB	2	2	1	1	2	0	0									
Ken Griffey, L OBP: 0.403, SLG: 0.457 Ed Armbrister, R OBP: 0.387, SLG: 0.419	G3 S BB		1B SF8	4-3		HR BB		F6	FC6-4	3	2	1	1	2	0	1									
Joe Morgan, L OBP: 0.469, SLG: 0.634 Bill Plummer, R OBP: 0.364, SLG: 0.563	G3		SF8			P4		K		3	1	1	5	0	0	1									
George Foster, R OBP: 0.394, SLG: 0.587 Joel Youngblood, R OBP: 0.317, SLG: 0.342	6-3		6-3			F9		1B BB		4	0	0	0	1	0	2									
Dan Driessen, L OBP: 0.373, SLG: 0.366		3-1								5	0	3	1	0	0	0									
Johnny Bench, R OBP: 0.352, SLG: 0.422 Dave Concepcion, R OBP: 0.338, SLG: 0.405	K		F8			F7		F8	K	4	0	0	0	0	1	2									
Cesar Geronimo, L OBP: 0.395, SLG: 0.454	E6 HR					FC4-6 BB		L5	F1-3 1B	3	3	1	0	2	0	0									
Doug Flynn, R OBP: 0.326, SLG: 0.349			F9			FC4-6 BB			F1-3	3	2	1	2	2	0	2									
Jack Billingham, R OBP: 0.306, SLG: 0.303	K					FC4-6 HR			F9	5	1	1	1	0	2	4									
Inning Stats	R: 0 E: 0 K: 0 S: 3	H: 0 LOB: 1 BB: 1 P: 7	R: 2 E: 1 K: 2 S: 9	H: 1 LOB: 0 BB: 0 P: 9	R: 2 E: 0 K: 0 S: 5	H: 2 LOB: 1 BB: 1 P: 9	R: 1 E: 0 K: 1 S: 6	H: 1 LOB: 1 BB: 1 P: 10	R: 0 E: 0 K: 0 S: 4	H: 1 LOB: 1 BB: 0 P: 4	R: 5 E: 0 K: 0 S: 4	H: 1 LOB: 0 BB: 4 P: 20	R: 1 E: 0 K: 1 S: 6	H: 1 LOB: 1 BB: 1 P: 10	R: 0 E: 0 K: 2 S: 8	H: 1 LOB: 2 BB: 1 P: 12	R: 0 E: 0 K: 0 S: 4	H: 1 LOB: 2 BB: 1 P: 8	1B: 5 2B: 2 3B: 0 HR: 2	SF: 1 SAC: 0 DP: 0 HBP: 0	WP: 0 PB: 0 SB: 2 CS: 0	PA: 47			
PITCHER	IP	WLS	BF	H	R	ER	SO	BB	IBB	HBP	BLK	WP	HR	S	P	ERA	WHIP								
Chip Lang, R ERA: 3.98	3.0	L	15	3	4	2	2	2	0	0	0	0	0	17	25	6.00	1.667								
Don Carrithers, R ERA: 4.54	2.0	9	2	1	1	1	1	1	0	0	0	0	0	10	14	4.50	1.500								
Dan Warthen, L ERA: 6.1	0.1	4	0	3	3	0	0	3	0	0	0	0	0	1	13	81.00	9.000								
Steve Dunning, R ERA: 4.95	2.2	14	3	3	3	3	3	3	0	0	0	0	1	17	29	10.12	2.250								
Fred Scherman, L ERA: 5.09	1.0	5	1	0	0	0	0	1	0	0	0	0	0	4	8	0.00	2.000								

Cincinnati Reds @ Montreal Expos
Jarry Park, Montreal, QB
Mon Jul 05 1976, 7:05 PM EDT
Att: 14,331 - Unknown

AB 36
R 11
H 9
RBI 11
BB 10
SO 6
LOB 17



Batter	1	2	3	4	5	6	7	8	9	AB	R	H	RBI	BB	SO	LOB	BOTTOM								
Pepe Manguat, R OBP: 0.401, SLG: 0.380	CS BB		K			K		1B		3	0	1	0	1	2	0									
Tim Foli, R OBP: 0.275, SLG: 0.387	4-3		1B			E5 F3-6-3		1B		4	0	2	0	0	0	1									
Mike Jorgensen, L OBP: 0.325, SLG: 0.343			F6			F3-6-3		F8		4	0	1	0	0	0	4									
Jose Morales, R OBP: 0.314, SLG: 0.459	F9				5-3	F6-3		FC6-4		4	0	0	0	0	0	3									
Andre Thornton, R OBP: 0.325, SLG: 0.393		5-3				F6-3 1B		HR		4	1	2	1	0	0	0									
Jim Lytle, L OBP: 0.333, SLG: 0.431		G3				F6-3		F8		3	0	0	0	1	0	1									
Pete Mackanin, R OBP: 0.261, SLG: 0.368						HR		K		4	1	2	1	0	1	1									
Larry Parrish, R OBP: 0.272, SLG: 0.301		F8				K		K		4	0	0	0	0	2	2									
Chip Lang, R ERA: 3.98						F5		F4-3		0	0	0	0	0	0	0									
Gary Roenicke, R OBP: 0.266, SLG: 0.306										1	0	0	0	0	0	1									
Don Carrithers, R ERA: 4.54										0	0	0	0	0	0	0									
Jerry White, R OBP: 0.265, SLG: 0.321										1	0	0	0	0	0	0									
Dan Warthen, S ERA: 6.1										0	0	0	0	0	0	0									
Steve Dunning, R ERA: 4.95										0	0	0	0	0	0	0									
Jim Dwyer, L OBP: 0.268, SLG: 0.268										1	0	0	0	0	0	0									
Fred Scherman, L ERA: 5.09										0	0	0	0	0	0	0									
Inning Stats	R: 0 E: 0 K: 0 S: 3	H: 1 LOB: 1 BB: 0 P: 4	R: 0 E: 0 K: 2 S: 8	H: 1 LOB: 1 BB: 0 P: 8	R: 0 E: 0 K: 0 S: 3	H: 1 LOB: 0 BB: 0 P: 3	R: 1 E: 0 K: 2 S: 8	H: 1 LOB: 0 BB: 0 P: 8	R: 0 E: 1 K: 0 S: 3	H: 0 LOB: 0 BB: 0 P: 3	R: 1 E: 0 K: 2 S: 8	H: 1 LOB: 2 BB: 0 P: 5	R: 0 E: 0 K: 0 S: 3	H: 0 LOB: 1 BB: 1 P: 7	1B: 6 2B: 1 3B: 0 HR: 2	SF: 0 SAC: 0 DP: 2 HBP: 0	WP: 0 PB: 0 SB: 0 CS: 1	PA: 35							
PITCHER	IP	WLS	BF	H	R	ER	SO	BB	IBB	HBP	BLK	WP	HR	S	P	ERA	WHIP								
Jack Billingham, R ERA: 4.64	9.0	W	35	8	2	2	6	2	0	0	0	0	2	45	53	2.00	1.111								

Cincinnati Reds @ Montreal Expos
Jarry Park, Montreal, QB
Mon Jul 05 1976, 7:05 PM EDT
Att: 14,331 - Unknown

AB 33
R 2
H 8
RBI 2
BB 2
SO 6
LOB 12



Batter	1	2	3	4	5	6	7	8	9	AB	R	H	RBI	BB	SO	LOB	TOP								
Pete Rose, S OBP: 0.437, SLG: 0.466 Dave Concepcion, R OBP: 0.338, SLG: 0.405	0-0 4-3	0-0 4-3		0-0 1B 1B	0-0 F7		4-0 2B E IBB		0-0 F9 E 1B	5	2	2	0	1	0	5									
Ken Griffey, L OBP: 0.408, SLG: 0.463	4-0 CS BB		0-0 F8	0-0 1B E 1B		0-0 CS 1B	0-0 E 2B		0-0 E4	5	2	3	2	1	0	1									
Joe Morgan, L OBP: 0.473, SLG: 0.636	4-0 1-2 BB		0-0 E8 2B	0-0 E8 1B		0-0 1-2 2B	0-0 E SF8 IBB		0-0 F9	4	2	2	1	2	0	2									
George Foster, R OBP: 0.390, SLG: 0.582	0-3 K		0-0 2B	0-0 F8		0-0 6-3	0-0 E4 FC5-4		0-3 K	6	1	1	2	0	2	6									
Dan Driessen, L OBP: 0.374, SLG: 0.375 Tony Perez, R OBP: 0.331, SLG: 0.440		0-0 L6	0-0 2B		0-0 F7	4-0 FC4-6 BB	0-0 SF8		0-0 F9	3	0	1	2	1	0	0									
Cesar Geronimo, L OBP: 0.395, SLG: 0.462		0-0 SF9 3B	0-3 K		0-0 2B	0-0 FC4-6 1B	0-0 FC5-4			5	1	2	0	0	1	4									
Bill Plummer, R OBP: 0.378, SLG: 0.573		4-0 1B E BB	0-0 F8		0-0 1-3 2B		0-0 SH1-4 2B 1B		0-0 4-3	4	1	2	0	1	0	1									
Doug Flynn, R OBP: 0.329, SLG: 0.344		0-0 SF9		0-0 F6-3	4-0 1-2 3-H IBB		4-0 1-2 2B BB		0-0 F6-3	2	1	0	1	2	0	0									
Pedro Borbon, R OBP: 0.400, SLG: 0.400 Rawly Eastwick, R Don Gullett, R OBP: 0.125, SLG: 0.087		0-0 2-3 1B		0-0 G3	0-3 K		0-0 SH1-4 1-2 2-3		0-0 4-3	2	0	1	0	0	0	0									
Inning Stats	R: 0 E: 0 K: 1 S: 4	H: 0 LOB: 1 BB: 2 P: 12	R: 1 E: 1 K: 0 S: 5	H: 2 LOB: 2 BB: 1 P: 9	R: 2 E: 1 K: 1 S: 8	H: 2 LOB: 1 BB: 0 P: 8	R: 2 E: 1 K: 0 S: 6	H: 3 LOB: 1 BB: 0 P: 6	R: 0 E: 0 K: 1 S: 7	H: 2 LOB: 3 BB: 1 P: 11	R: 0 E: 0 K: 0 S: 4	H: 2 LOB: 2 BB: 1 P: 8	R: 5 E: 1 K: 0 S: 6	H: 2 LOB: 1 BB: 3 P: 18	R: 0 E: 0 K: 0 S: 3	H: 0 LOB: 0 BB: 0 P: 3	R: 0 E: 1 K: 1 S: 7	H: 1 LOB: 2 BB: 0 P: 7	1B: 8 2B: 5 3B: 1 HR: 0	SF: 2 SAC: 1 DP: 0 HBP: 0	WP: 0 PB: 0 SB: 0 CS: 2	PA: 50			
PITCHER	IP	WLS	BF	H	R	ER	SO	BB	IBB	HBP	BLK	WP	HR	S	P	ERA	WHIP								
Clay Kirby, R ERA: 4.91	4.0	L	22	7	5	3	2	3	0	0	0	0	0	23	35	6.75	2.500								
Don Carrithers, R ERA: 4.79	2.1	18	6	5	3	1	2	3	0	0	0	0	0	15	35	11.57	3.429								
Dale Murray, R ERA: 2.95	1.2	5	0	0	0	0	0	0	0	0	0	0	0	5	5	0.00	0.000								
Fred Scherman, L ERA: 4.95	1.0	5	1	0	0	1	0	0	0	0	0	0	0	7	7	0.00	1.000								

Cincinnati Reds @ Montreal Expos
Jarry Park, Montreal, QB
Tue Jul 06 1976, 7:05 PM EDT
Att: 14,026 - Unknown

AB 39
R 10
H 14
RBI 8
BB 8
SO 4
LOB 24



Batter	1	2	3	4	5	6	7	8	9	AB	R	H	RBI	BB	SO	LOB	BOTTOM								
Pepe Manguat, R OBP: 0.401, SLG: 0.374	0-0 F9		4-0 F4-6-3 BB	0-0 F9			0-0 F8	4-0 BB		3	0	0	0	2	0	2									
Jim Dwyer, L OBP: 0.283, SLG: 0.253	0-0 4-3		0-0 F4-6-3		0-0 4-3		0-0 G3	0-0 F7		5	0	0	0	0	0	2									
Mike Jorgensen, L OBP: 0.332, SLG: 0.348	0-3 K			0-0 F7			4-0 BB		4-0 1B BB	3	0	1	0	2	1	0									
Andre Thornton, R OBP: 0.332, SLG: 0.399		0-0 5-3		0-0 3B 1B	0-0 1B		0-3 K		0-0 G6-4-3 1B	5	1	3	0	0	1	1									
Barry Foote, R OBP: 0.276, SLG: 0.377		0-0 1B 1B		0-0 1B 3B	0-0 L7		0-0 1B HR 1B		0-0 F7	5	3	3	1	0	0	4									
Pete Mackanin, R OBP: 0.287, SLG: 0.373		0-0 1B 1B		0-0 2B 1B	0-3 K		0-0 HR 1B		0-0 G6-4-3	5	2	3	1	0	1	4									
Larry Parrish, R OBP: 0.279, SLG: 0.323		0-0 F4-6-3 1B		0-0 2B 1B			0-0 F7		0-0 HR	4	1	3	4	0	0	0									
Pepe Frias, R OBP: 0.308, SLG: 0.314 Tim Foli, R OBP: 0.274, SLG: 0.386 Jim Cox, R OBP: 0.226, SLG: 0.241		0-0 F4-6-3		0-0 2B			0-0 L4		0-0 4-3	3	0	1	1	0	0	2									
Clay Kirby, R OBP: 0.154, SLG: 0.167 Jose Morales, R OBP: 0.310, SLG: 0.403 Don Carrithers, R OBP: 0.286, SLG: 0.289 Dale Murray, R OBP: 0.226, SLG: 0.241 Jerry White, S OBP: 0.294, SLG: 0.379 Fred Scherman, L OBP: 0.220, SLG: 0.220			0-3 K	0-0 P4			0-0 4-3		0-0 F8	1	0	0	0	0	1	0									
Inning Stats	R: 0 E: 0 K: 1 S: 5	H: 0 LOB: 0 BB: 0 P: 5	R: 1 E: 0 K: 0 S: 5	H: 3 LOB: 1 BB: 0 P: 5	R: 0 E: 0 K: 1 S: 4	H: 0 LOB: 0 BB: 1 P: 8	R: 3 E: 0 K: 0 S: 8	H: 5 LOB: 2 BB: 0 P: 8	R: 0 E: 0 K: 1 S: 7	H: 2 LOB: 2 BB: 0 P: 7	R: 0 E: 0 K: 0 S: 3	H: 0 LOB: 0 BB: 0 P: 3	R: 0 E: 0 K: 1 S: 5	H: 0 LOB: 1 BB: 1 P: 9	R: 3 E: 0 K: 0 S: 6	H: 3 LOB: 1 BB: 1 P: 10	R: 0 E: 0 K: 0 S: 3	H: 1 LOB: 1 BB: 1 P: 7	1B: 10 2B: 2 3B: 1 HR: 1	SF: 0 SAC: 0 DP: 3 HBP: 0	WP: 0 PB: 0 SB: 0 CS: 0	PA: 42			
PITCHER	IP	WLS	BF	H	R	ER	SO	BB	IBB	HBP	BLK	WP	HR	S	P	ERA	WHIP								
Pedro Borbon, R ERA: 2.81	3.1	17	8	4	4	2	1	0	0	0	0	0	0	20	24	10.80	2.700								
Rawly Eastwick, R ERA: 2.79	4.2	W	21	5	3	3	2	2	0	0	0	0	1	23	31	5.79	1.500								
Don Gullett, L ERA: 2.54	1.0	S	4	1	0	0	0	1	0	0	0	0	0	3	7	0.00	2.000								

Cincinnati Reds @ Montreal Expos
Jarry Park, Montreal, QB
Tue Jul 06 1976, 7:05 PM EDT
Att: 14,026 - Unknown

AB 38
R 7
H 14
RBI 7
BB 4
SO 4
LOB 17



Batter	1	2	3	4	5	6	7	8	9	10	AB	R	H	RBI	BB	SO	LOB	TOP						
Frank Taveras, R OBP: 0.304, SLG: 0.278 (1, 6)	E7 1B				F9		F8	L4		K	6	1	1	0	0	1	2	Pittsburgh Pirates @ Cincinnati Reds Riverfront Stadium, Cincinnati, OH Fri Jul 09 1976, 7:05 PM EDT Unknown						
Rennie Stennett, R OBP: 0.271, SLG: 0.325 (1, 4)	1B SF9	6-3			E4			2B 1B	1-3		5	2	2	1	0	0	1							
Al Oliver, L OBP: 0.395, SLG: 0.577 (1, 8)	2B 1B			5-3	F7			1B 2B	K		5	2	2	1	0	1	1							
Dave Parker, L OBP: 0.302, SLG: 0.440 (1, 9)	SF9				F7			1B 2B	K		4	1	1	2	0	1	0							
Bill Robinson, R OBP: 0.369, SLG: 0.631 (1, 5)								2B 1B			5	3	4	2	0	0	0							
Tommy Helms, R OBP: 0.302, SLG: 0.458 (10, 5)	2B			1-3				1B SF9	HR	1B	0	0	0	0	0	0	0							
Richie Zisk, R OBP: 0.339, SLG: 0.462 (1, 7)	K				6-3			SF9 2B		HR	5	2	2	3	0	1	1							
Ed Kirkpatrick, L OBP: 0.323, SLG: 0.321 (1, 3)	F9				G3			1B IBB		6-3	4	0	0	0	1	0	1							
Manny Sanguillen, R OBP: 0.338, SLG: 0.382 (1, 2)		4-3			F8			SF9		G3 2B	4	0	1	1	0	0	0							
Bruce Kison, R OBP: 0.242, SLG: 0.290 (7, 1)								SF8		G3	3	0	0	0	0	0	1							
Ed Ott, L OBP: 0.275, SLG: 0.308 (8, 1)					B1-3			3H			0	0	0	0	0	0	0							
Larry Demery, R OBP: 0.262, SLG: 1.000 (10, 1)								3H			0	0	0	0	0	0	0							
Inning Stats	R: 3 E: 1 K: 1 S: 9	H: 3 LOB: 1 BB: 0 P: 9	R: 0 E: 0 K: 1 S: 6	H: 1 LOB: 1 BB: 0 P: 6	R: 0 E: 0 K: 0 S: 3	H: 0 LOB: 0 BB: 0 P: 3	R: 0 E: 0 K: 0 S: 3	H: 0 LOB: 0 BB: 0 P: 3	R: 0 E: 1 K: 0 S: 4	H: 0 LOB: 1 BB: 0 P: 4	R: 1 E: 0 K: 0 S: 4	H: 1 LOB: 2 BB: 0 P: 4	R: 0 E: 0 K: 0 S: 3	H: 0 LOB: 0 BB: 0 P: 3	R: 5 E: 0 K: 0 S: 8	H: 5 LOB: 1 BB: 1 P: 12	R: 0 E: 0 K: 2 S: 7	H: 0 LOB: 0 BB: 0 P: 7	R: 2 E: 0 K: 1 S: 8	H: 3 LOB: 1 BB: 0 P: 8	1B: 7 2B: 4 3B: 0 HR: 2	SF: 3 SAC: 0 DP: 0 HBP: 0	WP: 0 PB: 0 SB: 1 CS: 0	PA: 46
PITCHER	IP WLS BF H R ER SO BB IBB HBP BLK WP HR S P ERA WHIP																							
Gary Nolan, R ERA: 3.13 (1, 1)	7.0	31	8	7	6	2	0	0	0	0	0	0	0	0	0	5	9	18.00	2.000					
Pedro Borbon, R ERA: 3.05 (8, 1)	1.0	6	2	2	2	0	0	1	0	0	0	0	0	0	0	5	9	18.00	2.000					
Willi McEnaney, L ERA: 4.18 (9, 1)	1.1	7	3	2	2	2	0	0	0	0	0	0	1	11	11	13.50	2.250							
Rawly Eastwick, R ERA: 2.73 (10, 1)	0.2	2	0	0	0	1	0	0	0	0	0	0	0	4	4	0.00	0.000							

Batter	1	2	3	4	5	6	7	8	9	10	AB	R	H	RBI	BB	SO	LOB	BOTTOM						
Pete Rose, S OBP: 0.431, SLG: 0.457 (1, 5)	4-3				1-3			4-3			5	2	1	0	1	0	1	Pittsburgh Pirates @ Cincinnati Reds Riverfront Stadium, Cincinnati, OH Fri Jul 09 1976, 7:05 PM EDT Unknown						
Ken Griffey, L OBP: 0.411, SLG: 0.460 (1, 9)	FC4-6 BB							E4		BB BB	4	2	2	0	2	1	1							
Joe Morgan, L OBP: 0.467, SLG: 0.619 (1, 4)	FC4-6				F9			2B 1B	F8		5	1	1	2	1	0	3							
George Foster, R OBP: 0.389, SLG: 0.577 (1, 8)	K				F7			2B 1B		1B BB	6	1	2	2	0	1	3							
Tony Perez, R OBP: 0.332, SLG: 0.454 (1, 3)		HR						1B 2B		1B	5	2	2	3	0	1	1							
Johnny Bench, R OBP: 0.355, SLG: 0.419 (1, 2)		K						1B BB		1B	3	1	1	1	2	2	0							
Dan Driessen, L OBP: 0.384, SLG: 0.414 (1, 7)								1B			3	1	2	3	0	1	0							
Cesar Geronimo, L OBP: 0.397, SLG: 0.471 (7, 8)								1B			2	0	1	0	0	0	1							
Dave Concepcion, R OBP: 0.333, SLG: 0.399 (1, 6)	F8							K		G6-4-3 1B	5	0	0	0	0	2	3							
Gary Nolan, R OBP: 0.148, SLG: 0.189 (8, 1)								4-3		BB BB	3	0	0	0	0	0	1							
Pedro Borbon, R ERA: 2.90 (8, 1)	0.1	3	2	1	1	0	0	0	0	0	0	0	0	0	0	0	0							
Ramon Hernandez, L ERA: 4.55 (7, 1)	0.1	1	0	0	0	0	0	0	0	0	0	0	0	0	0	0	0							
Kent Tekulve, R ERA: 3.56 (8, 1)	2.2	12	3	3	2	2	1	0	0	0	0	0	0	0	0	0	0							
Larry Demery, R ERA: 4.5 (10, 1)	0.0	L	2	0	0	0	2	0	0	0	0	0	0	0	0	0	0							
Inning Stats	R: 0 E: 0 K: 1 S: 5	H: 0 LOB: 1 BB: 1 P: 9	R: 1 E: 0 K: 2 S: 8	H: 1 LOB: 0 BB: 0 P: 8	R: 0 E: 0 K: 2 S: 7	H: 0 LOB: 0 BB: 0 P: 7	R: 3 E: 0 K: 2 S: 9	H: 2 LOB: 0 BB: 1 P: 13	R: 0 E: 0 K: 0 S: 4	H: 1 LOB: 1 BB: 0 P: 4	R: 0 E: 0 K: 0 S: 4	H: 1 LOB: 2 BB: 0 P: 8	R: 4 E: 0 K: 0 S: 8	H: 5 LOB: 1 BB: 0 P: 8	R: 1 E: 1 K: 1 S: 7	H: 1 LOB: 1 BB: 0 P: 7	R: 0 E: 0 K: 1 S: 5	H: 0 LOB: 0 BB: 0 P: 5	R: 3 E: 0 K: 0 S: 4	H: 3 LOB: 2 BB: 3 P: 16	1B: 11 2B: 1 3B: 0 HR: 2	SF: 0 SAC: 0 DP: 1 HBP: 0	WP: 0 PB: 0 SB: 2 CS: 0	PA: 49
PITCHER	IP WLS BF H R ER SO BB IBB HBP BLK WP HR S P ERA WHIP																							
Bruce Kison, R ERA: 3.29 (1, 1)	6.1	30	8	7	7	7	0	0	0	0	0	0	0	0	0	3	3	27.00	6.000					
Bob Moose, R ERA: 2.90 (7, 1)	0.1	3	2	1	1	0	0	0	0	0	0	0	0	0	0	3	3	27.00	6.000					
Ramon Hernandez, L ERA: 4.55 (7, 1)	0.1	1	0	0	0	0	0	0	0	0	0	0	0	0	0	1	1	0.00	0.000					
Kent Tekulve, R ERA: 3.56 (8, 1)	2.2	12	3	3	2	2	1	0	0	0	0	0	0	0	0	15	19	6.75	1.500					
Larry Demery, R ERA: 4.5 (10, 1)	0.0	L	2	0	0	0	2	0	0	0	0	0	0	0	0	8	8	∞	∞					

Batter	1	2	3	4	5	6	7	8	9	AB	R	H	RBI	BB	SO	LOB	TOP				
Frank Taveras, R (1, 6) OBP: 0.303, SLG: 0.278 Al Oliver, L (9, PH) OBP: 0.394, SLG: 0.575	K		L8		1B		6-3		F4-3	4	0	1	0	0	1	1					
Tommy Helms, R (1, 4) OBP: 0.298, SLG: 0.442	F2		F2		1B		5-3			4	0	1	0	0	0	1					
Bill Robinson, R (1, 8) OBP: 0.356, SLG: 0.623	FC5-4 1B		K		K			5-3		4	0	1	0	0	2	2					
Bob Robertson, R (1, 3) OBP: 0.292, SLG: 0.283	FC5-4			F8		F7		F8		4	0	0	0	0	0	1					
Richie Zisk, R (1, 7) OBP: 0.338, SLG: 0.459		G3 2B 1B		6-3		6-3		F8		4	1	1	0	0	0	0					
Dave Parker, L (1, 9) OBP: 0.305, SLG: 0.449		G3 1-2			2B			F4-3		4	0	2	0	0	0	1					
Richie Hebner, L (1, 5) OBP: 0.304, SLG: 0.321			2B		K		F7		K2-3	4	0	1	1	0	2	2					
Duffy Dyer, R (1, 2) OBP: 0.278, SLG: 0.323 Mario Mendoza, R (9, PR) OBP: 0.240, SLG: 0.217		6-3			L6			SH3-4 1B	BB	3	0	1	0	1	0	1					
Doc Medich, R (1, 1) OBP: 0.156, SLG: 0.069 Manny Sanguillen, R (9, PH) OBP: 0.341, SLG: 0.364		6-3			5-3		SH3-4	1-2	1B	2	0	0	0	0	0	1					
Inning Stats	R: 0 E: 0 K: 1 S: 6	H: 1 LOB: 1 BB: 0 P: 6	R: 1 E: 0 K: 0 S: 5	H: 2 LOB: 1 BB: 0 P: 5	R: 0 E: 0 K: 1 S: 5	H: 0 LOB: 0 BB: 0 P: 5	R: 0 E: 0 K: 1 S: 6	H: 1 LOB: 1 BB: 0 P: 6	R: 0 E: 0 K: 1 S: 7	H: 2 LOB: 2 BB: 0 P: 7	R: 0 E: 0 K: 0 S: 4	H: 1 LOB: 1 BB: 0 P: 4	R: 0 E: 0 K: 0 S: 4	H: 1 LOB: 1 BB: 0 P: 4	R: 0 E: 0 K: 0 S: 3	H: 0 LOB: 0 BB: 0 P: 3	R: 0 E: 0 K: 1 S: 6	H: 1 LOB: 2 BB: 1 P: 10	1B: 6 2B: 3 3B: 0 HR: 0	SF: 0 SAC: 1 DP: 0 HBP: 0	WP: 0 PA: 37 PB: 0 SB: 0 CS: 0
PITCHER Fred Norman, L (1, 1) ERA: 2.85	IP: 9.0 WLS: W BF: 37 H: 9 R: 1 ER: 1 SO: 5 BB: 1 IBB: 0 HBP: 0 BLK: 0 WP: 0 HR: 0 S: 46 P: 50 ERA: 1.00 WHIP: 1.111															PITCHER					

Pittsburgh Pirates @ Cincinnati Reds
Riverfront Stadium, Cincinnati, OH
Fri Jul 09 1976, 7:05 PM EDT
Att: 53,328 - Unknown

AB 35
R 1
H 9
RBI 1
BB 1
SO 5
LOB 12



Batter	1	2	3	4	5	6	7	8	9	AB	R	H	RBI	BB	SO	LOB	BOTTOM				
Pete Rose, S (1, 5) OBP: 0.429, SLG: 0.455	F7		F7		1B		3-1			4	0	1	0	0	0	1					
Ken Griffey, L (1, 9) OBP: 0.409, SLG: 0.458	4-3		1-3		2-3 1B			FC4-6 1B		4	0	1	1	0	1	2					
Dan Driessen, L (1, 3) OBP: 0.387, SLG: 0.426				4-3	1-3 3-H 1B		FC4-6			4	0	2	1	0	0	1					
George Foster, R (1, 7) OBP: 0.387, SLG: 0.572	F7			K	K			G4-6-3 1B		4	0	1	0	0	2	3					
Cesar Geronimo, L (1, 8) OBP: 0.399, SLG: 0.471		S 1B			1B		K		G4-6-3 1-2	4	0	2	0	0	1	1					
Dave Concepcion, R (1, 6) OBP: 0.332, SLG: 0.397		F8			1B		6-3		6-3	4	0	1	0	0	0	1					
Bill Plummer, R (1, 2) OBP: 0.352, SLG: 0.531		F8			K		F9			3	0	0	0	0	1	3					
Doug Flynn, R (1, 4) OBP: 0.333, SLG: 0.355			K		1B SH1-3 1B			3-1 SH5-4 1B		3	2	2	0	0	1	1					
Fred Norman, S (1, 1) OBP: 0.190, SLG: 0.200			K		SH1-3		SH5-4			1	0	0	0	0	1	0					
Inning Stats	R: 0 E: 0 K: 0 S: 4	H: 1 LOB: 1 BB: 0 P: 4	R: 0 E: 0 K: 1 S: 6	H: 1 LOB: 0 BB: 0 P: 6	R: 0 E: 0 K: 1 S: 5	H: 0 LOB: 0 BB: 0 P: 5	R: 0 E: 0 K: 2 S: 9	H: 2 LOB: 2 BB: 0 P: 9	R: 1 E: 0 K: 2 S: 10	H: 3 LOB: 2 BB: 0 P: 10	R: 0 E: 0 K: 1 S: 5	H: 0 LOB: 0 BB: 0 P: 5	R: 1 E: 0 K: 0 S: 5	H: 2 LOB: 1 BB: 0 P: 5	R: 0 E: 0 K: 0 S: 3	H: 1 LOB: 0 BB: 0 P: 3	R: 0 E: 0 K: 0 S: 3	H: 1 LOB: 0 BB: 0 P: 3	1B: 9 2B: 1 3B: 0 HR: 0	SF: 0 SAC: 2 DP: 1 HBP: 0	WP: 0 PA: 33 PB: 0 SB: 1 CS: 0
PITCHER Doc Medich, R (1, 1) ERA: 3.81	IP: 8.0 WLS: L BF: 33 H: 10 R: 2 ER: 2 SO: 7 BB: 0 IBB: 0 HBP: 0 BLK: 0 WP: 0 HR: 0 S: 47 P: 47 ERA: 2.25 WHIP: 1.250															PITCHER					

Pittsburgh Pirates @ Cincinnati Reds
Riverfront Stadium, Cincinnati, OH
Fri Jul 09 1976, 7:05 PM EDT
Att: 53,328 - Unknown

AB 31
R 2
H 10
RBI 2
BB 0
SO 7
LOB 13



Batter	1	2	3	4	5	6	7	8	9	AB	R	H	RBI	BB	SO	LOB	TOP		
Frank Taveras, R (1, 6) OBP: 0.305, SLG: 0.288										5	1	2	0	0	0	3			
Ed Kirkpatrick, L (1, 3) OBP: 0.329, SLG: 0.333										4	2	1	1	1	0	0			
Al Oliver, L (1, 8) OBP: 0.397, SLG: 0.582										5	0	3	2	0	0	1			
Dave Parker, L (1, 9) OBP: 0.307, SLG: 0.448										5	0	2	1	0	0	3			
Bill Robinson, R (1, 5) OBP: 0.358, SLG: 0.619										3	1	1	0	1	0	1			
Richie Hebner, L (8, 5) OBP: 0.304, SLG: 0.321										0	0	0	0	0	0	0			
Richie Zisk, R (1, 7) OBP: 0.340, SLG: 0.456										2	1	0	0	2	0	2			
Manny Sanguillen, R (1, 2) OBP: 0.339, SLG: 0.382										4	1	1	1	0	0	3			
Tommy Helms, R (1, 4) OBP: 0.311, SLG: 0.446										4	1	2	1	0	0	1			
John Candelaria, L (1, 1) OBP: 0.250, SLG: 0.205										4	0	1	0	0	1	2			
Inning Stats	R: 1 E: 0 K: 0 S: 4	H: 2 LOB: 0 BB: 0 P: 4	R: 5 E: 0 K: 0 S: 6	H: 4 LOB: 1 BB: 3 P: 18	R: 0 E: 0 K: 0 S: 3	H: 0 LOB: 0 BB: 0 P: 3	R: 0 E: 0 K: 1 S: 5	H: 1 LOB: 0 BB: 0 P: 5	R: 1 E: 0 K: 0 S: 6	H: 3 LOB: 2 BB: 0 P: 6	R: 0 E: 0 K: 0 S: 4	H: 1 LOB: 1 BB: 0 P: 4	R: 0 E: 0 K: 0 S: 3	H: 0 LOB: 1 BB: 1 P: 7	R: 0 E: 0 K: 0 S: 4	H: 1 LOB: 1 BB: 0 P: 4	1B: 10 2B: 1 3B: 2 HR: 0	SF: 0 SAC: 0 DP: 3 HBP: 0	WP: 0 PA: 40 PB: 0 SB: 0 CS: 0
PITCHER	IP WLS BF H R ER SO BB IBB HBP BLK WP HR S P ERA WHIP																		
Jack Billingham, R (1, 1) ERA: 5.04	1.0 L 8 4 5 5 0 2 0 0 0 0 0 0 6 14 45.00 6.000																		
Pat Zachry, R (2, 1) ERA: 2.56	2.0 8 2 1 1 1 0 1 0 0 0 0 0 7 11 4.50 1.500																		
Rich Hinton, L (4, 1) ERA: 7.43	3.0 12 5 1 1 1 0 0 0 0 0 0 0 14 14 3.00 1.667																		
Santo Alcala, R (7, 1) ERA: 4.79	2.0 8 1 0 0 0 1 0 0 0 0 0 0 7 11 0.00 1.000																		
Willi McEnaney, L (9, 1) ERA: 4.09	1.0 4 1 0 0 0 0 0 0 0 0 0 0 4 4 0.00 1.000																		

Pittsburgh Pirates @ Cincinnati Reds
Riverfront Stadium, Cincinnati, OH
Sat Jul 10 1976, 3:33 AM EDT
Att: 50,756 - Unknown

AB	36
R	7
H	13
RBI	6
BB	4
SO	1
LOB	16

Batter	1	2	3	4	5	6	7	8	9	AB	R	H	RBI	BB	SO	LOB	BOTTOM		
Pete Rose, S (1, 5) OBP: 0.430, SLG: 0.455										4	0	2	0	0	0	0			
Dave Concepcion, R (1, 6) OBP: 0.328, SLG: 0.392										4	0	0	0	0	0	3			
Joe Morgan, L (1, 4) OBP: 0.468, SLG: 0.617										4	0	2	0	0	1	0			
George Foster, R (1, 9) OBP: 0.383, SLG: 0.565										4	0	0	0	0	0	2			
Tony Perez, R (1, 3) OBP: 0.328, SLG: 0.448										4	0	0	0	0	2	0			
Johnny Bench, R (1, 2) OBP: 0.352, SLG: 0.414										3	0	0	0	0	1	0			
Willi McEnaney, L (9, 1) ERA: 4.09										0	0	0	0	0	0	0			
Bob Bailey, R (1, 7) OBP: 0.372, SLG: 0.619										3	1	1	1	0	1	0			
Cesar Geronimo, L (1, 8) OBP: 0.394, SLG: 0.466										3	0	0	0	0	1	0			
Jack Billingham, R (1, 1) ERA: 5.04										0	0	0	0	0	0	0			
Pat Zachry, R (2, 1) ERA: 2.56										0	0	0	0	0	0	0			
Joei Youngblood, R (3, PH) OBP: 0.302, SLG: 0.325										1	0	0	0	0	0	0			
Rich Hinton, L (4, 1) ERA: 7.43										0	0	0	0	0	0	0			
Ed Armbrister, R (5, PH) OBP: 0.394, SLG: 0.455										1	0	0	0	0	0	0			
Santo Alcala, R (7, 1) ERA: 4.79										0	0	0	0	0	0	0			
Bill Plummer, R (8, PH) OBP: 0.260, SLG: 0.537										1	0	1	0	0	0	0			
Inning Stats	R: 0 E: 0 K: 0 S: 3	H: 0 LOB: 0 BB: 0 P: 3	R: 0 E: 0 K: 0 S: 3	H: 0 LOB: 0 BB: 0 P: 3	R: 0 E: 0 K: 0 S: 4	H: 0 LOB: 1 BB: 0 P: 4	R: 0 E: 0 K: 2 S: 7	H: 0 LOB: 0 BB: 0 P: 7	R: 0 E: 0 K: 0 S: 4	H: 1 LOB: 1 BB: 0 P: 4	R: 0 E: 0 K: 1 S: 5	H: 1 LOB: 0 BB: 0 P: 5	R: 1 E: 0 K: 2 S: 10	H: 3 LOB: 2 BB: 0 P: 10	R: 0 E: 0 K: 1 S: 5	H: 0 LOB: 0 BB: 0 P: 5	1B: 5 2B: 0 3B: 0 HR: 1	SF: 0 SAC: 0 DP: 1 HBP: 0	WP: 0 PA: 32 PB: 0 SB: 0 CS: 0
PITCHER	IP WLS BF H R ER SO BB IBB HBP BLK WP HR S P ERA WHIP																		
John Candelaria, L (1, 1) ERA: 2.82	9.0 W 32 6 1 1 6 0 0 0 0 0 0 1 44 1.00 0.667																		

Pittsburgh Pirates @ Cincinnati Reds
Riverfront Stadium, Cincinnati, OH
Sat Jul 10 1976, 3:33 AM EDT
Att: 50,756 - Unknown

AB	32
R	1
H	6
RBI	1
BB	0
SO	6
LOB	5



Batter	1	2	3	4	5	6	7	8	9	AB	R	H	RBI	BB	SO	LOB	TOP					
Frank Taveras, R OBP: 0.299, SLG: 0.282 (1, 6)										5	0	0	0	0	0	4	Pittsburgh Pirates @ Cincinnati Reds Riverfront Stadium, Cincinnati, OH Sun Jul 11 1976, 3:33 AM EDT Att: 47,153 - Unknown					
Manny Sanguillen, R OBP: 0.341, SLG: 0.380 (1, 2)										4	0	1	0	1	0	0						
Al Oliver, L OBP: 0.394, SLG: 0.579 Jerry Reuss, L OBP: 0.395, SLG: 0.378 (1, 8)										5	1	1	0	0	1	4						
Bill Robinson, R OBP: 0.364, SLG: 0.617 (8, 8)										4	2	2	0	1	0	0						
Richie Zisk, R OBP: 0.340, SLG: 0.464 (1, 7)										4	2	1	1	1	2	2						
Dave Parker, L OBP: 0.313, SLG: 0.449 (1, 9)										4	2	2	1	1	0	0						
Bob Robertson, R OBP: 0.299, SLG: 0.292 (1, 3)										5	1	2	1	0	0	4						
Tommy Helms, R OBP: 0.338, SLG: 0.448 Lary Demery, R OBP: 0.250, SLG: 0.100 Richie Hebner, L OBP: 0.302, SLG: 0.320 (8, 5)										2	0	1	2	1	0	1						
Jim Rooker, R OBP: 0.229, SLG: 0.353 Kent Tekulve, R (7, 1)										3	0	0	0	0	3	4						
Ed Kirkpatrick, L OBP: 0.329, SLG: 0.333 Rennie Stennett, R OBP: 0.274, SLG: 0.330 (8, 4)										0	0	0	0	0	0	0						
Inning Stats	R: 0 E: 0 K: 1 S: 5	H: 0 LOB: 0 BB: 0 P: 5	R: 1 E: 0 K: 0 S: 4	H: 1 LOB: 0 BB: 0 P: 4	R: 0 E: 0 K: 1 S: 5	H: 1 LOB: 0 BB: 0 P: 5	R: 2 E: 0 K: 1 S: 6	H: 1 LOB: 3 BB: 4 P: 22	R: 0 E: 0 K: 0 S: 3	H: 0 LOB: 0 BB: 0 P: 3	R: 1 E: 1 K: 0 S: 5	H: 1 LOB: 1 BB: 0 P: 5	R: 0 E: 0 K: 1 S: 6	H: 1 LOB: 1 BB: 0 P: 6	R: 3 E: 0 K: 1 S: 9	H: 4 LOB: 3 BB: 1 P: 14	R: 1 E: 1 K: 1 S: 7	H: 2 LOB: 1 BB: 0 P: 7	1B: 8 2B: 2 3B: 0 HR: 1	SF: 0 SAC: 0 DP: 1 HBP: 1	WP: 1 PB: 0 SB: 0 CS: 0	PA: 44
PITCHER	IP WLS BF H R ER SO BB IBB HBP BLK WP HR S P ERA WHIP																					
Don Gullett, L ERA: 2.71 Pedro Borbon, R ERA: 3.39 Will McEnaney, L ERA: 4.02 Rawly Eastwick, R ERA: 2.89	6.0 1.1 0.2 1.0	26 L 9 5	4 9 4 2	4 3 1 1	3 3 0 0	3 2 0 1	3 0 0 0	3 0 0 0	0 0 0 0	0 0 0 0	0 1 0 1	28 12 7 7	44 13 7 7	4.50 20.25 0.00 0.00	1.333 3.000 1.500 2.000							

Batter	1	2	3	4	5	6	7	8	9	AB	R	H	RBI	BB	SO	LOB	BOTTOM					
Pete Rose, S OBP: 0.432, SLG: 0.458 (1, 5)										4	1	2	0	1	0	0	Pittsburgh Pirates @ Cincinnati Reds Riverfront Stadium, Cincinnati, OH Sun Jul 11 1976, 3:33 AM EDT Att: 47,153 - Unknown					
Ken Griffey, L OBP: 0.412, SLG: 0.460 (1, 9)										5	2	3	1	0	0	4						
Joe Morgan, L OBP: 0.463, SLG: 0.612 (1, 4)										5	0	1	0	0	0	3						
George Foster, R OBP: 0.380, SLG: 0.565 (1, 7)										5	1	1	1	0	0	3						
Tony Perez, R OBP: 0.326, SLG: 0.450 (1, 3)										5	0	1	1	0	2	2						
Johnny Bench, R OBP: 0.350, SLG: 0.411 (1, 2)										4	0	1	0	0	3	1						
Dave Concepcion, R OBP: 0.330, SLG: 0.391 (1, 6)										3	1	1	0	1	0	1						
Cesar Geronimo, L OBP: 0.392, SLG: 0.462 (1, 8)										4	0	1	0	0	2	2						
Don Gullett, R OBP: 0.154, SLG: 0.120 Bob Bailey, L OBP: 0.308, SLG: 0.612 Pedro Borbon, R OBP: 0.400, SLG: 0.400 Will McEnaney, L OBP: 0.300, SLG: 0.375 Joel Youngblood, R OBP: 0.360, SLG: 0.375 Rawly Eastwick, R (9, 1)										2	0	1	1	0	0	1						
Inning Stats	R: 1 E: 0 K: 0 S: 5	H: 2 LOB: 1 BB: 0 P: 5	R: 0 E: 0 K: 2 S: 7	H: 0 LOB: 1 BB: 1 P: 11	R: 0 E: 0 K: 0 S: 4	H: 1 LOB: 0 BB: 0 P: 4	R: 1 E: 0 K: 2 S: 10	H: 3 LOB: 3 BB: 1 P: 14	R: 0 E: 0 K: 0 S: 3	H: 0 LOB: 0 BB: 0 P: 3	R: 0 E: 0 K: 0 S: 4	H: 1 LOB: 1 BB: 0 P: 4	R: 2 E: 0 K: 1 S: 8	H: 3 LOB: 1 BB: 0 P: 8	R: 0 E: 0 K: 2 S: 7	H: 0 LOB: 0 BB: 0 P: 7		R: 1 E: 1 K: 1 S: 7	H: 2 LOB: 1 BB: 0 P: 7	1B: 8 2B: 2 3B: 2 HR: 0	SF: 0 SAC: 0 DP: 0 HBP: 0	WP: 0 PB: 0 SB: 1 CS: 0
PITCHER	IP WLS BF H R ER SO BB IBB HBP BLK WP HR S P ERA WHIP																					
Jim Rooker, L ERA: 3.78 Kent Tekulve, R ERA: 3.53 Jerry Reuss, L ERA: 4.6	6.2 0.1 2.0	32 W S	10 4 2	4 0 1	4 0 1	4 0 3	4 0 14	46 3 14	5.40 0.00 4.50	1.800 0.000 1.000												



Batter	1	2	3	4	5	6	7	8	9	AB	R	H	RBI	BB	SO	LOB	TOP			
Pepe Mangual, R (1, 7) OBP: 0.402, SLG: 0.362										4	0	0	0	0	2	3	Montreal Expos @ Cincinnati Reds Riverfront Stadium, Cincinnati, OH Sat Jul 17 1976, 7:05 PM EDT Att: 51,049 - Unknown			
Ellis Valentine, R (1, 8) OBP: 0.271, SLG: 0.370										3	0	1	0	1	0	0				
Mike Jorgensen, L (1, 9) OBP: 0.329, SLG: 0.351										4	0	1	0	0	0	2				
Andre Thornton, R (1, 3) OBP: 0.333, SLG: 0.413										4	1	1	1	0	1	2				
Larry Parrish, R (1, 5) OBP: 0.284, SLG: 0.321										3	0	0	0	1	1	2				
Tim Foli, R (1, 6) OBP: 0.276, SLG: 0.396										4	0	2	0	0	0	0				
Pete Mackanin, R (1, 4) OBP: 0.279, SLG: 0.364										4	0	0	0	0	2	3				
Barry Foote, R (1, 2) OBP: 0.261, SLG: 0.344										2	0	0	0	1	0	0				
Woodie Fryman, R (1, 1) OBP: 0.111, SLG: 0.086 Jim Dwyer, L (8, PH) OBP: 0.272, SLG: 0.242 Dan Warthen, S (8, 1)										1	0	0	0	1	0	0				
										1	0	0	0	0	1	0				
										0	0	0	0	0	0	0				
Inning Stats	R: 0 E: 0 K: 1 S: 4	H: 0 LOB: 0 BB: 1 P: 8	R: 1 E: 0 K: 1 S: 6	H: 2 LOB: 3 BB: 3 P: 18	R: 0 E: 0 K: 1 S: 5	H: 0 LOB: 0 BB: 0 P: 5	R: 0 E: 0 K: 1 S: 5	H: 0 LOB: 0 BB: 0 P: 5	R: 0 E: 0 K: 0 S: 3	H: 1 LOB: 1 BB: 0 P: 4	R: 0 E: 0 K: 0 S: 3	H: 0 LOB: 0 BB: 0 P: 3	R: 0 E: 0 K: 1 S: 5	H: 0 LOB: 0 BB: 0 P: 5	R: 0 E: 0 K: 2 S: 9	H: 2 LOB: 2 BB: 0 P: 9	1B: 2 2B: 2 3B: 0 HR: 1	SF: 0 SAC: 0 DP: 0 HBP: 0	WP: 0 PB: 0 CS: 2	PA: 34
PITCHER Santo Alcala, R (1, 1) ERA: 4.37	IP: 9.0 WLS: W BF: 34 H: 5 R: 1 ER: 1 SO: 7 BB: 4 IBB: 0 HBP: 0 BLK: 0 WP: 0 HR: 1 S: 44 P: 60 ERA: 1.00 WHIP: 1.000															PITCHER				

Batter	1	2	3	4	5	6	7	8	9	AB	R	H	RBI	BB	SO	LOB	BOTTOM			
Pete Rose, S (1, 5) OBP: 0.428, SLG: 0.457										4	1	1	0	0	0	0	Montreal Expos @ Cincinnati Reds Riverfront Stadium, Cincinnati, OH Sat Jul 17 1976, 7:05 PM EDT Att: 51,049 - Unknown			
Ken Griffey, L (1, 9) OBP: 0.408, SLG: 0.452										4	1	2	0	0	1	0				
Joe Morgan, L (1, 4) OBP: 0.457, SLG: 0.618 Doug Flynn, R (8, 4) OBP: 0.333, SLG: 0.355										4	1	1	3	0	1	1				
George Foster, R (1, 7) OBP: 0.380, SLG: 0.563										3	1	1	1	1	0	0				
Johnny Bench, R (1, 2) OBP: 0.353, SLG: 0.406										2	0	0	0	2	0	0				
Tony Perez, R (1, 3) OBP: 0.325, SLG: 0.447										4	0	1	0	0	0	3				
Dave Concepcion, R (1, 6) OBP: 0.336, SLG: 0.494										4	0	1	0	0	1	3				
Cesar Geronimo, L (1, 8) OBP: 0.390, SLG: 0.456										3	0	1	0	0	0	2				
Santo Alcala, R (1, 1) OBP: 0.148, SLG: 0.115										3	0	0	0	0	1	2				
Inning Stats	R: 4 E: 0 K: 2 S: 13	H: 6 LOB: 2 BB: 0 P: 13	R: 0 E: 0 K: 1 S: 5	H: 0 LOB: 0 BB: 0 P: 5	R: 0 E: 0 K: 0 S: 4	H: 1 LOB: 2 BB: 1 P: 8	R: 0 E: 0 K: 0 S: 3	H: 0 LOB: 0 BB: 0 P: 3	R: 0 E: 0 K: 1 S: 5	H: 0 LOB: 0 BB: 0 P: 5	R: 0 E: 0 K: 0 S: 3	H: 0 LOB: 0 BB: 0 P: 3	R: 0 E: 0 K: 0 S: 4	H: 1 LOB: 1 BB: 0 P: 4	R: 0 E: 0 K: 0 S: 2	H: 0 LOB: 2 BB: 2 P: 10	1B: 5 2B: 1 3B: 0 HR: 2	SF: 0 SAC: 0 DP: 1 HBP: 0	WP: 0 PB: 0 CS: 0	PA: 34
PITCHER Woodie Fryman, L (1, 1) ERA: 3.82 Dan Warthen, L (8, 1) ERA: 5.62	IP: 7.0 WLS: L BF: 30 H: 8 R: 4 ER: 4 SO: 4 BB: 1 IBB: 0 HBP: 0 BLK: 0 WP: 0 HR: 2 S: 37 P: 41 ERA: 5.14 WHIP: 1.286															PITCHER				

AB	30
R	1
H	5
RBI	1
BB	4
SO	7
LOB	12



AB	31
R	4
H	8
RBI	4
BB	3
SO	4
LOB	11



Batter	1	2	3	4	5	6	7	8	9	AB	R	H	RBI	BB	SO	LOB	TOP										
Pete Rose, S OBP: 0.423, SLG: 0.451 (1, 5)	0-0 4-3		0-0 5-3		0-0 4-3	L8		0-0 4-3		5	0	0	0	0	0	2											
Ken Griffey, L OBP: 0.402, SLG: 0.445 (1, 9)	0-0 1-3		0-0 4-3		0-0 FC4 HR	P5			0-3 K	5	1	0	1	0	1	1											
Joe Morgan, L OBP: 0.457, SLG: 0.627 Doug Flynn, R OBP: 0.331, SLG: 0.353 (1, 4) (7, 4)	4-0 3B BB			0-0 L5	0-0 HR			0-0 4-3	0-0 F7	3	2	1	2	1	0	0											
George Foster, R OBP: 0.383, SLG: 0.570 (1, 7)	0-0 3B			0-0 G6-4-3 1B	0-0 F9			0-0 WP 1B	0-3 K	5	1	3	1	0	1	1											
Johnny Bench, R OBP: 0.352, SLG: 0.404 (1, 2)	0-0 P4			0-0 G6-4-3 1B	0-0 1B			0-0 F7		4	0	1	0	0	0	3											
Tony Perez, R OBP: 0.327, SLG: 0.448 (1, 3)		0-0 4-3			0-0 K			0-0 1B		4	1	2	1	0	1	2											
Cesar Geronimo, L OBP: 0.391, SLG: 0.461 (1, 8)	0-3 K			0-0 SH 1B	0-0 1B	0-0 2B		0-0 1-3		4	2	2	0	0	1	1											
Dave Concepcion, R OBP: 0.333, SLG: 0.400 (1, 6)	0-0 1-3			0-0 SH 3B	0-0 1-3			0-0 6-3		3	1	0	0	0	0	1											
Don Gullett, R OBP: 0.148, SLG: 0.115 Mike Lum, L OBP: 0.302, SLG: 0.379 Ed Armbrister, R OBP: 0.382, SLG: 0.441 Jack Billingham, L OBP: 0.386, SLG: 0.534 Will McEnaney, L Rawly Eastwick, R (1, 1) (5, PR) (5, PR) (5, 1) (8, 1) (9, 1)		0-3 K		0-0 FC4 3B	0-0 3B	0-0 1B		0-3 K		1	0	0	0	0	1	0											
Inning Stats	R: 1 E: 0 K: 0 S: 4	H: 1 LOB: 1 BB: 1 P: 8	R: 0 E: 0 K: 1 S: 5	H: 0 LOB: 0 BB: 0 P: 5	R: 0 E: 0 K: 1 S: 5	H: 0 LOB: 0 BB: 0 P: 5	R: 0 E: 0 K: 0 S: 3	H: 1 LOB: 0 BB: 0 P: 3	R: 5 E: 1 K: 1 S: 12	H: 5 LOB: 2 BB: 0 P: 12	R: 1 E: 0 K: 0 S: 5	H: 2 LOB: 1 BB: 0 P: 5	R: 1 E: 0 K: 0 S: 5	H: 2 LOB: 1 BB: 0 P: 5	R: 0 E: 0 K: 1 S: 5	H: 0 LOB: 0 BB: 0 P: 5	R: 0 E: 0 K: 2 S: 7	H: 0 LOB: 0 BB: 0 P: 7	1B: 7 2B: 1 3B: 2 HR: 1	SF: 0 SAC: 1 DP: 1 HBP: 0	WP: 1 PB: 0 SB: 1 CS: 0	PA: 40					
PITCHER	IP	WLS	BF	H	R	ER	SO	BB	IBB	HBP	BLK	WP	HR	S	P	ERA	WHIP										
Doc Medich, R ERA: 3.9 (1, 1)	4.1	L	21	6	7	3	2	1	0	0	0	0	1	24	28	6.23	1.615										
Kent Tekulve, R ERA: 3.45 (5, 1)	1.2		8	3	1	1	1	0	0	0	0	0	0	10	10	5.40	1.800										
Bob Moose, R ERA: 2.45 (7, 1)	2.0		8	2	1	1	1	0	0	0	0	1	0	10	10	4.50	1.000										
Dave Giusti, R ERA: 3.46 (9, 1)	1.0		3	0	0	0	2	0	0	0	0	0	0	7	7	0.00	0.000										

Cincinnati Reds @ Pittsburgh Pirates
Three Rivers Stadium, Pittsburgh, PA
Sun Jul 18 1976, 3:33 AM EDT
Att: 33,697 - Unknown

AB	38
R	9
H	11
RBI	8
BB	1
SO	6
LOB	11



Batter	1	2	3	4	5	6	7	8	9	AB	R	H	RBI	BB	SO	LOB	BOTTOM											
Frank Taveras, R OBP: 0.312, SLG: 0.292 (1, 6)	4-0 1B E	0-0 1B		0-0 S 1B		0-0 4-3		0-0 1B		4	1	3	1	1	0	1												
Rennie Stennett, R OBP: 0.279, SLG: 0.342 (1, 4)	0-0 F9	0-0 F3		0-0 F9			0-0 G3	0-0 6-3		5	0	0	0	0	0	6												
Al Oliver, L OBP: 0.391, SLG: 0.565 (1, 8)	0-0 E6 FC5-4 1B		0-0 F9		0-0 1B		0-0 G3		0-0 1-3	5	0	2	0	0	0	0												
Bill Robinson, R OBP: 0.359, SLG: 0.614 (1, 5)	0-0 FC5-4		0-0 3B 2B		0-0 F8		0-0 F8		0-0 1B PB FC1-2 1B	5	1	2	0	0	0	2												
Richie Zisk, R OBP: 0.347, SLG: 0.473 (1, 7)	0-3 K		0-0 6-3		0-3 K		0-0 WP 1B 1B	0-0 FC1-2 1B		5	2	2	0	0	2	3												
Dave Parker, L OBP: 0.318, SLG: 0.454 (1, 9)		4-0 CS BB	0-0 3B		0-3 K		0-0 WP 1B 1B	0-0 FC1-2 HR		4	2	2	1	1	1	3												
Bob Robertson, R OBP: 0.317, SLG: 0.348 (1, 3)		4-0 BB 1B BB	0-0 5-3			0-0 F9		0-0 1B 1B	0-0 HR	4	2	2	5	1	0	1												
Manny Sanguillen, R OBP: 0.338, SLG: 0.370 (1, 2)		0-0 F7		0-0 P6		0-0 4-1 1B		0-0 L8	0-0 6-3	5	0	1	0	0	0	2												
Doc Medich, R OBP: 0.176, SLG: 0.087 Kent Tekulve, R Richie Hebner, L Bob Moose, R Willie Stargell, L Dave Giusti, R (1, 1) (5, 1) (5, PR) (7, 1) (8, PR) (9, 1)		4-0 1B BB		0-3 K		0-0 4-1		0-3 K		1	0	0	0	1	1	0												
Inning Stats	R: 1 E: 1 K: 1 S: 6	H: 1 LOB: 1 BB: 1 P: 10	R: 1 E: 0 K: 0 S: 3	H: 1 LOB: 2 BB: 3 P: 15	R: 1 E: 0 K: 0 S: 5	H: 2 LOB: 1 BB: 0 P: 5	R: 0 E: 0 K: 1 S: 6	H: 1 LOB: 1 BB: 0 P: 6	R: 0 E: 0 K: 2 S: 8	H: 1 LOB: 1 BB: 0 P: 8	R: 0 E: 0 K: 0 S: 4	H: 1 LOB: 1 BB: 0 P: 4	R: 0 E: 0 K: 0 S: 3	H: 0 LOB: 0 BB: 0 P: 3	R: 2 E: 0 K: 1 S: 9	H: 4 LOB: 2 BB: 0 P: 9	R: 3 E: 0 K: 0 S: 6	H: 3 LOB: 0 BB: 0 P: 6	1B: 11 2B: 1 3B: 1 HR: 1	SF: 0 SAC: 0 DP: 0 HBP: 0	WP: 1 PB: 1 SB: 1 CS: 1	PA: 44						
PITCHER	IP	WLS	BF	H	R	ER	SO	BB	IBB	HBP	BLK	WP	HR	S	P	ERA	WHIP											
Don Gullett, L ERA: 2.93 (1, 1)	4.0		20	5	3	3	2	4	0	0	0	0	1	0	19	19	5.40	1.500										
Jack Billingham, R ERA: 4.99 (5, 1)	3.1	W	15	5	2	2	2	0	0	0	0	1	0	19	19	5.40	1.500											
Willie McEnaney, L ERA: 4.43 (8, 1)	1.1		7	3	2	2	1	0	0	0	0	0	0	9	9	13.50	2.250											
Rawly Eastwick, R ERA: 2.73 (9, 1)	0.1	S	2	1	1	1	0	0	0	0	0	0	1	2	2	27.00	3.000											

Cincinnati Reds @ Pittsburgh Pirates
Three Rivers Stadium, Pittsburgh, PA
Sun Jul 18 1976, 3:33 AM EDT
Att: 33,697 - Unknown

AB	40
R	8
H	14
RBI	7
BB	4
SO	5
LOB	20



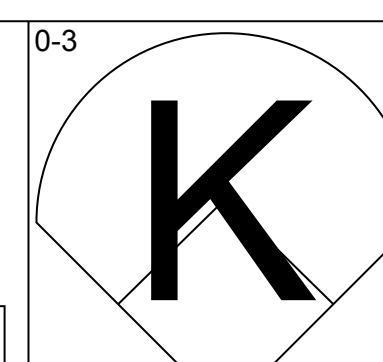
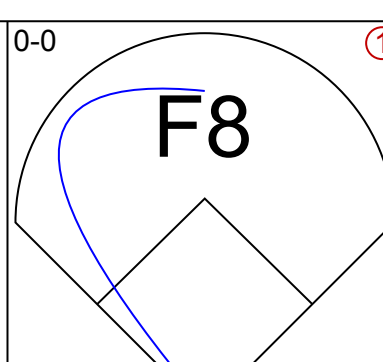
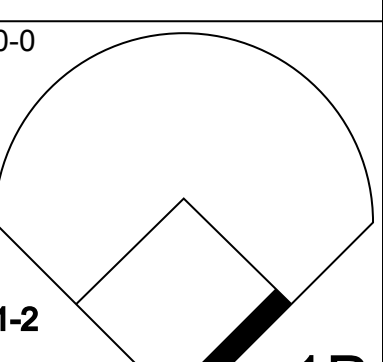
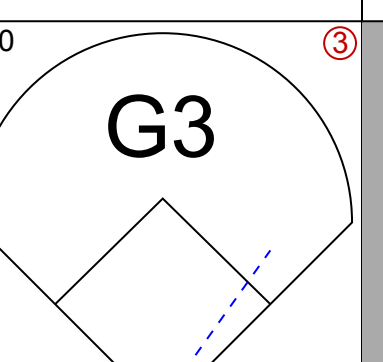
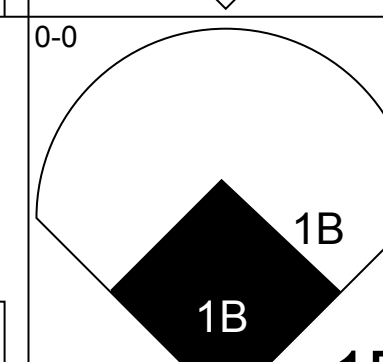
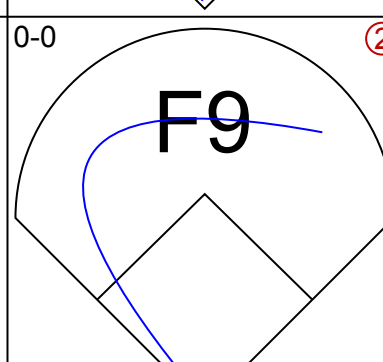
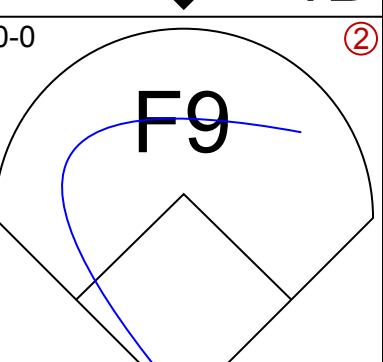
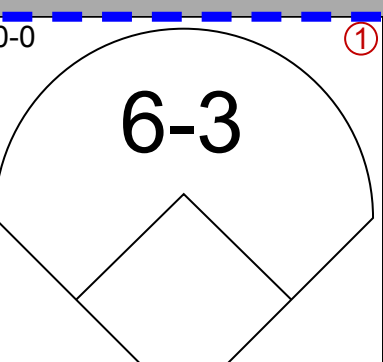
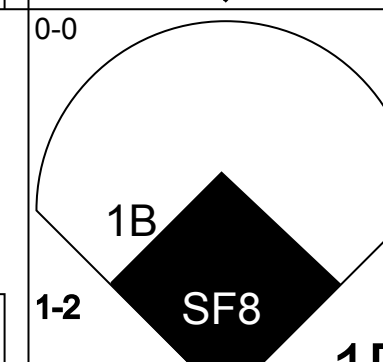
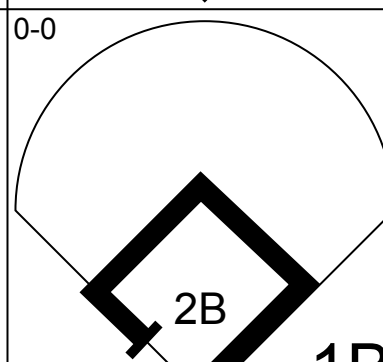
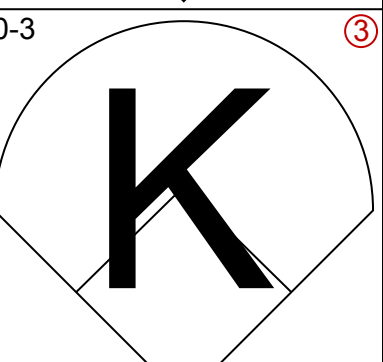
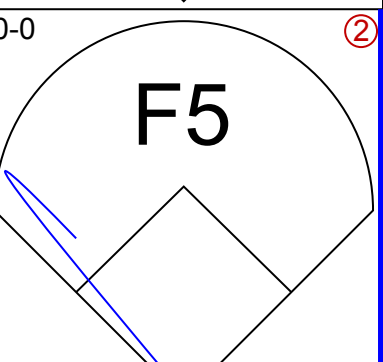
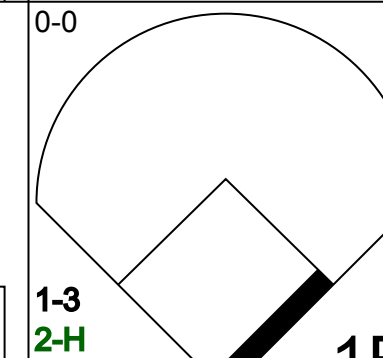
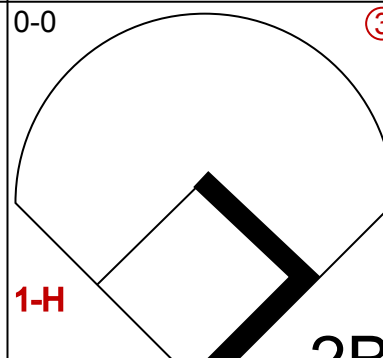
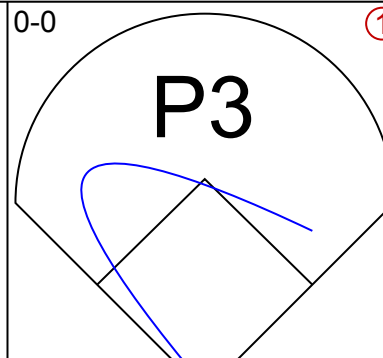
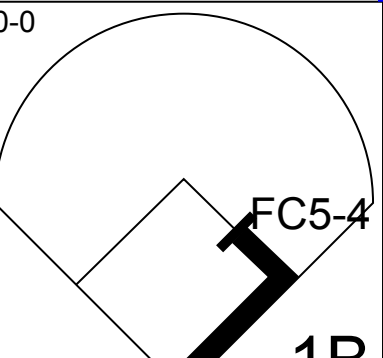
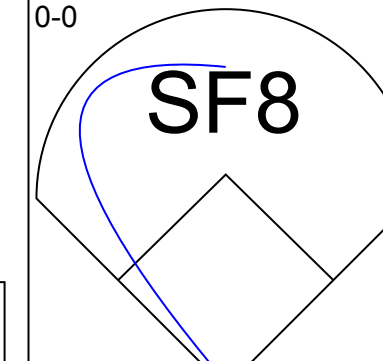
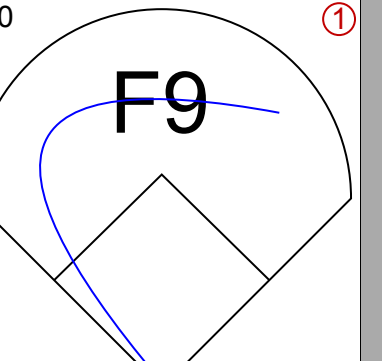
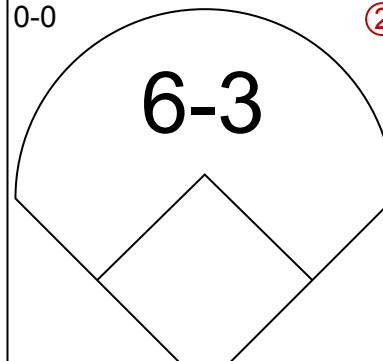
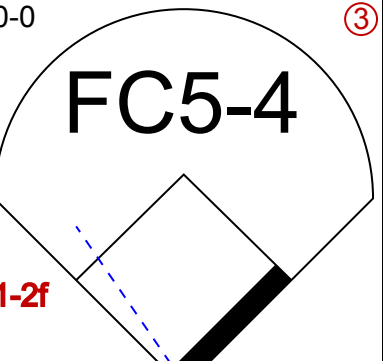
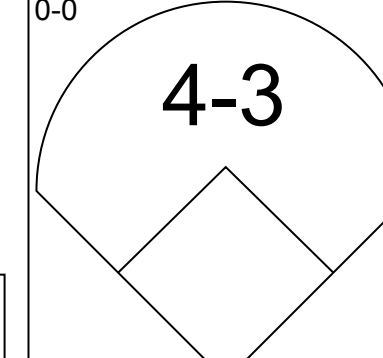
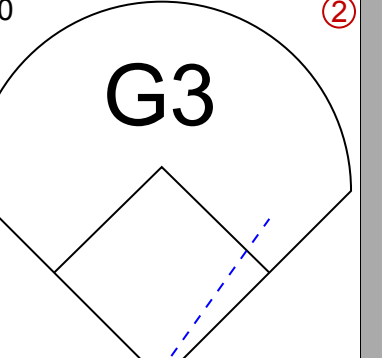
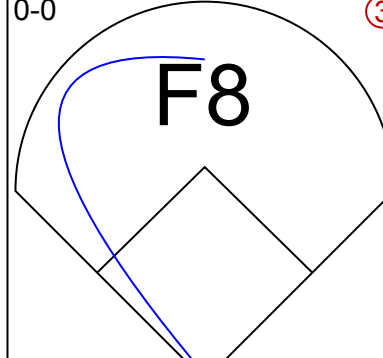
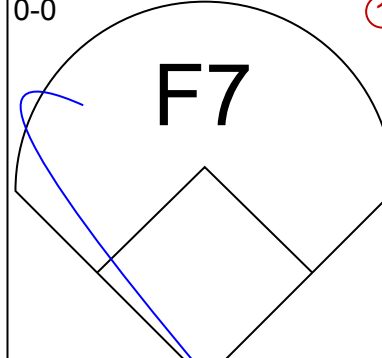
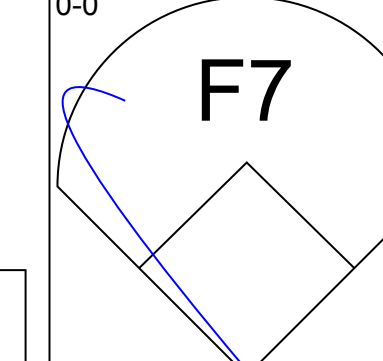
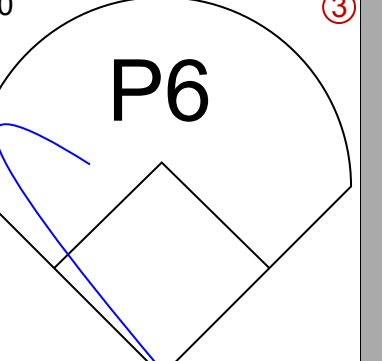
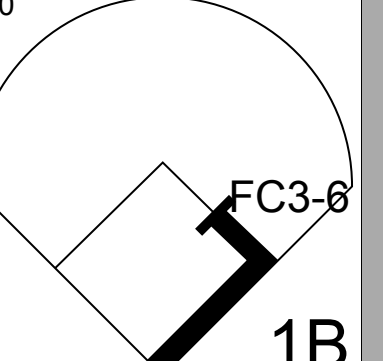
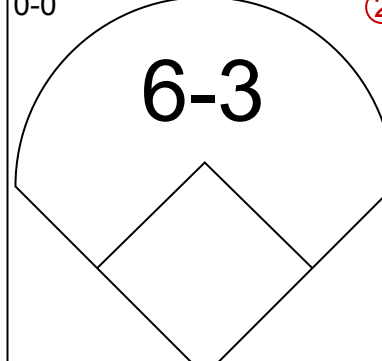
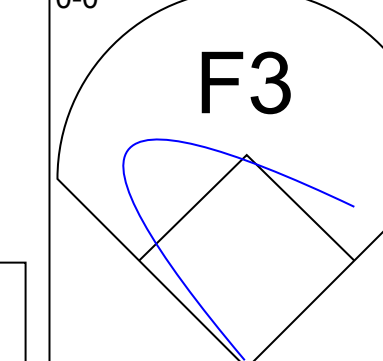
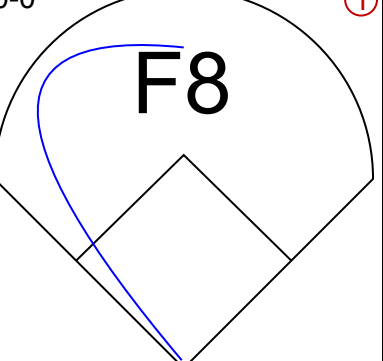
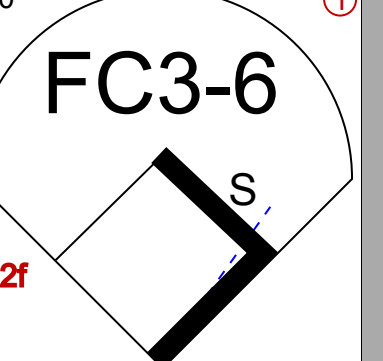
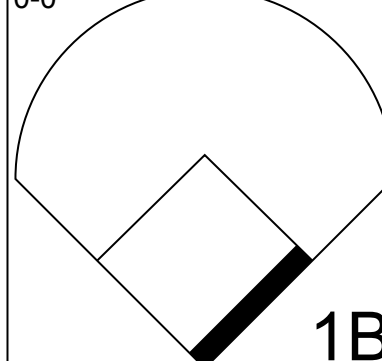
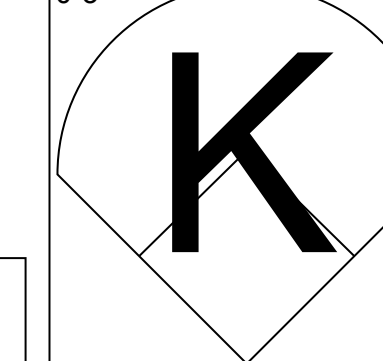
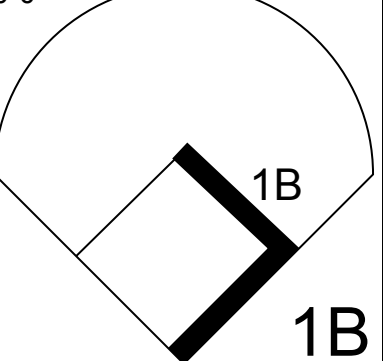

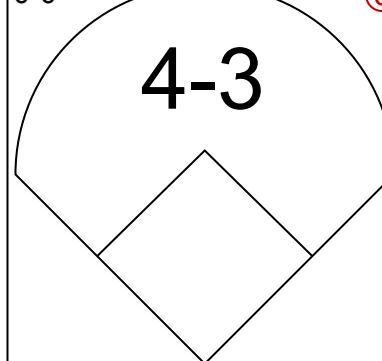
Batter	1	2	3	4	5	6	7	8	9	AB	R	H	RBI	BB	SO	LOB	TOP	
Pete Rose, S OBP: 0.427, SLG: 0.454 (1, 5)										4	3	3	0	1	0	0	Cincinnati Reds @ Pittsburgh Pirates Three Rivers Stadium, Pittsburgh, PA Mon Jul 19 1976, 7:05 PM EDT Att: 26,585 - Unknown	
Dave Concepcion, R OBP: 0.334, SLG: 0.403 (1, 6)										5	0	2	2	0	0	2		
Joe Morgan, L OBP: 0.456, SLG: 0.620 (1, 4)										4	0	1	1	1	0	3		
George Foster, R OBP: 0.367, SLG: 0.598 (6, 7)										4	0	0	0	1	0	5		
Johnny Bench, R OBP: 0.350, SLG: 0.402 (1, 2)										4	0	1	1	0	0	2		
Tony Perez, R OBP: 0.326, SLG: 0.443 (1, 3)										3	0	0	0	1	0	2		
Bob Bailey, R OBP: 0.367, SLG: 0.598 (1, 7)										2	0	0	0	1	0	0		
Ken Griffey, L OBP: 0.401, SLG: 0.443 (6, 9)										1	0	0	0	0	0	0		
Cesar Geronimo, L OBP: 0.390, SLG: 0.458 (1, 8)										4	1	1	0	0	1	2		
Pat Zachry, R OBP: 0.229, SLG: 0.182 (1, 1)										3	0	0	0	0	2	2		
Inning Stats	R: 1 E: 0 K: 0 S: 5	H: 2 LOB: 2 BB: 1 P: 9	R: 0 E: 0 K: 0 S: 3	H: 0 LOB: 0 BB: 0 P: 3	R: 0 E: 0 K: 0 S: 3	H: 0 LOB: 0 BB: 0 P: 3	R: 0 E: 0 K: 0 S: 3	H: 0 LOB: 0 BB: 2 P: 3	R: 0 E: 0 K: 0 S: 5	H: 2 LOB: 2 BB: 0 P: 5	R: 0 E: 0 K: 0 S: 3	H: 0 LOB: 0 BB: 0 P: 3	R: 1 E: 1 K: 1 S: 7	H: 2 LOB: 1 BB: 0 P: 7	1B: 7 2B: 1 3B: 0 HR: 0	SF: 0 SAC: 1 DP: 0 HBP: 0	WP: 0 PB: 0 SB: 0 CS: 0	PA: 40
PITCHER	IP WLS BF H R ER SO BB IBB HBP BLK WP HR S P ERA WHIP																	
Jim Rooker, L ERA: 3.75 (1, 1)	8.0 L 35 6 3 3 2 4 1 0 0 0 0 0 34 54 3.38 1.250																	
Bob Moose, R ERA: 2.4 (9, 1)	1.0 5 2 1 0 1 0 0 0 0 0 0 0 7 7 0.00 2.000																	

AB	34
R	4
H	8
RBI	4
BB	5
SO	3
LOB	18



Batter	1	2	3	4	5	6	7	8	9	AB	R	H	RBI	BB	SO	LOB	BOTTOM			
Frank Taveras, R OBP: 0.312, SLG: 0.292 (1, 6)										3	0	1	0	0	0	1	Cincinnati Reds @ Pittsburgh Pirates Three Rivers Stadium, Pittsburgh, PA Mon Jul 19 1976, 7:05 PM EDT Att: 26,585 - Unknown			
Bob Robertson, R OBP: 0.325, SLG: 0.348 (8, PH)										0	0	0	0	1	0	0				
Larry Demery, R OBP: 0.231, SLG: 0.091 (8, PR)										0	0	0	0	0	0	0				
Bob Moose, R OBP: 0.600, SLG: 1.600 (9, 1)										0	0	0	0	0	0	0				
Rennie Stennett, R OBP: 0.279, SLG: 0.344 (1, 4)										4	0	1	0	0	0	3				
Al Oliver, L OBP: 0.386, SLG: 0.558 (1, 8)										4	0	0	0	0	0	4				
Willie Stargell, L OBP: 0.342, SLG: 0.452 (1, 3)										4	0	0	0	0	1	1				
Richie Zisk, R OBP: 0.343, SLG: 0.467 (1, 7)										4	0	0	0	0	1	1				
Bill Robinson, R OBP: 0.361, SLG: 0.639 (1, 9)										4	2	2	2	0	0	0				
Richie Hebner, L OBP: 0.296, SLG: 0.313 (1, 5)										3	0	0	0	0	0	0				
Manny Sanguillen, R OBP: 0.334, SLG: 0.366 (1, 2)										3	0	0	0	0	0	0				
Jim Rooker, R OBP: 0.243, SLG: 0.361 (1, 1)										2	0	1	0	0	1	0				
Ed Kirkpatrick, L OBP: 0.342, SLG: 0.328 (8, PH)										0	0	0	0	1	0	0				
Tommy Helms, R OBP: 0.338, SLG: 0.448 (9, 4)										0	0	0	0	0	0	0				
Inning Stats	R: 0 E: 0 K: 0 S: 3	H: 1 LOB: 0 BB: 0 P: 3	R: 1 E: 0 K: 0 S: 4	H: 1 LOB: 0 BB: 0 P: 4	R: 0 E: 0 K: 1 S: 5	H: 0 LOB: 0 BB: 0 P: 5	R: 0 E: 0 K: 0 S: 4	H: 1 LOB: 1 BB: 0 P: 4	R: 1 E: 0 K: 0 S: 5	H: 2 LOB: 1 BB: 0 P: 5	R: 0 E: 0 K: 1 S: 5	H: 0 LOB: 0 BB: 0 P: 5	R: 0 E: 0 K: 0 S: 3	H: 0 LOB: 2 BB: 2 P: 11	R: 0 E: 0 K: 0 S: 3	H: 0 LOB: 0 BB: 0 P: 3	1B: 2 2B: 1 3B: 0 HR: 2	SF: 0 SAC: 0 DP: 1 HBP: 0	WP: 0 PB: 0 SB: 0 CS: 0	PA: 33
PITCHER	IP WLS BF H R ER SO BB IBB HBP BLK WP HR S P ERA WHIP																			
Pat Zachry, R ERA: 2.61 (1, 1)	9.0 W 33 5 2 2 3 2 0 0 0 0 0 2 37 45 2.00 0.778																			

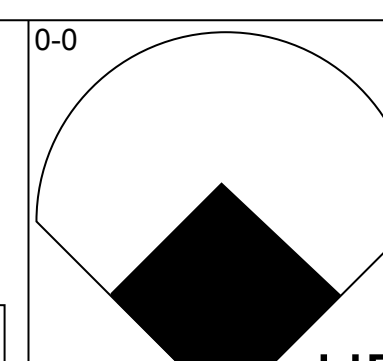
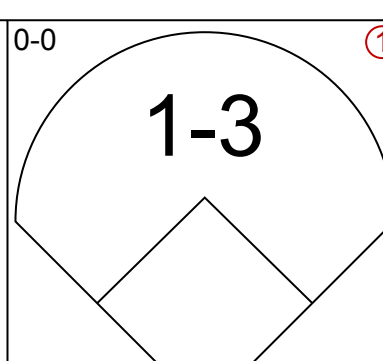
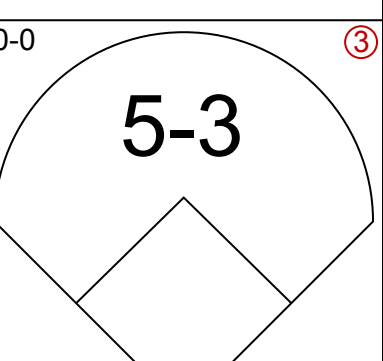
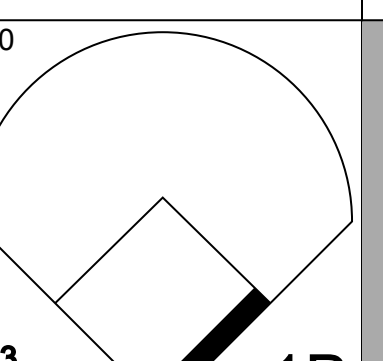
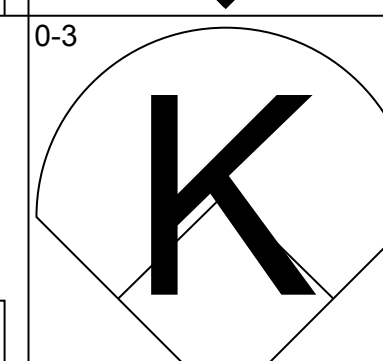
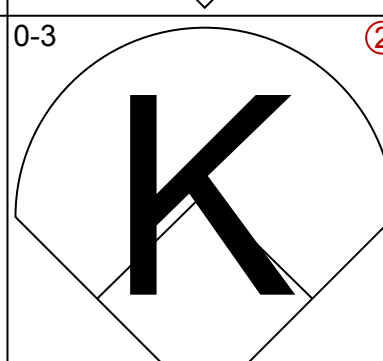
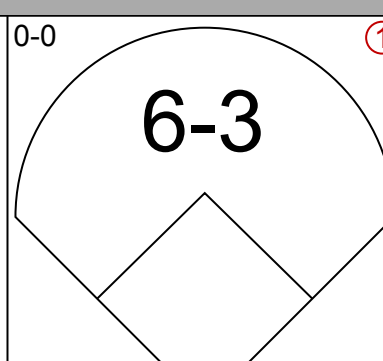
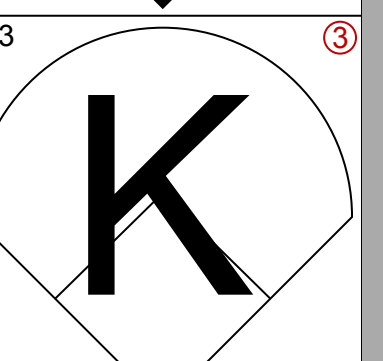
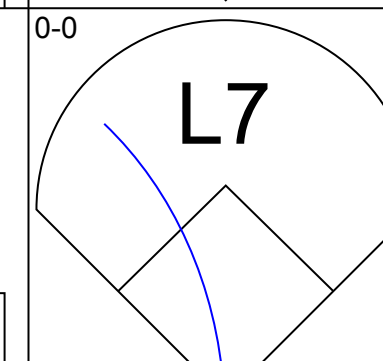
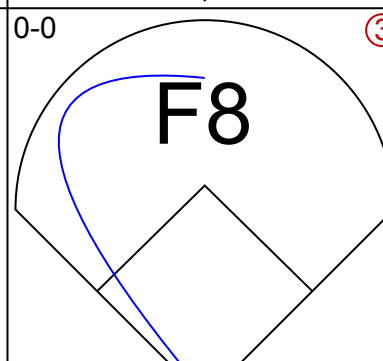
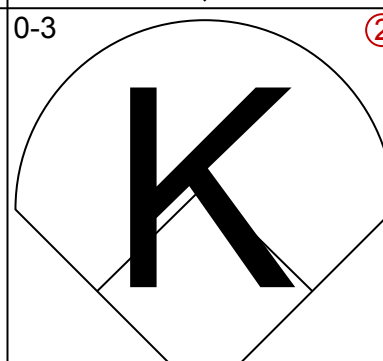
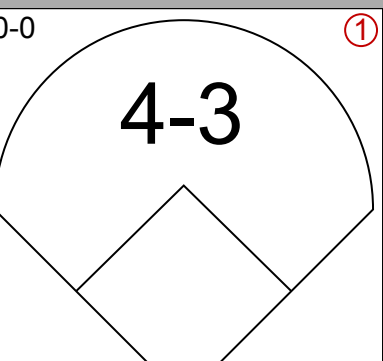
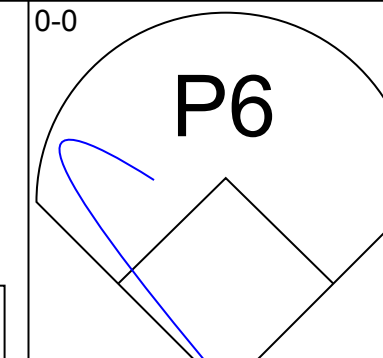
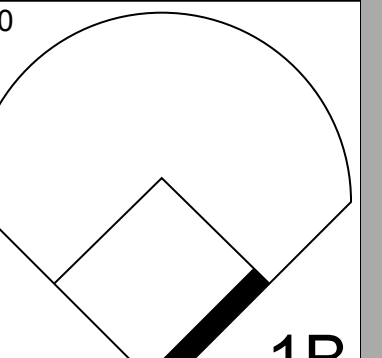
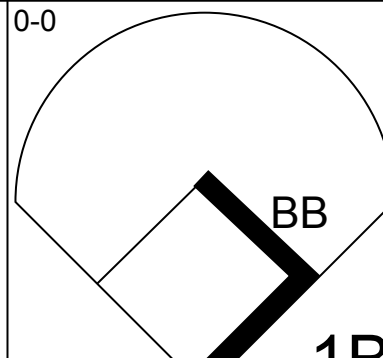
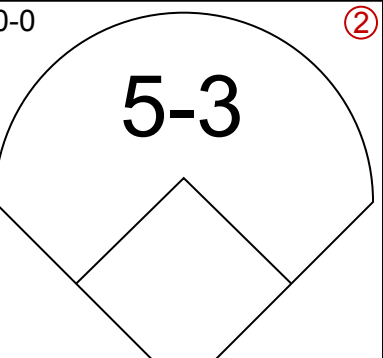
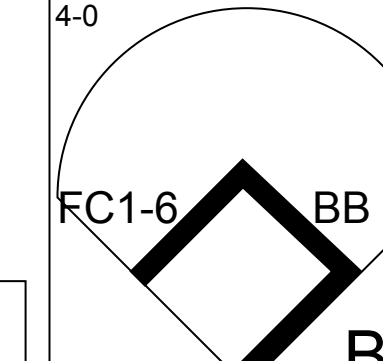

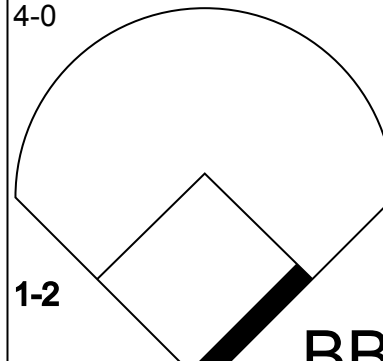
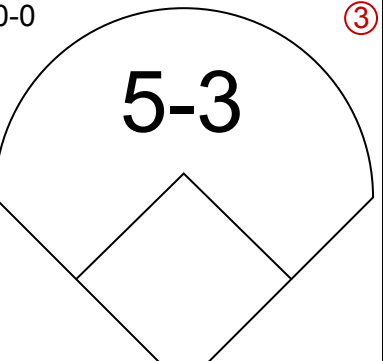
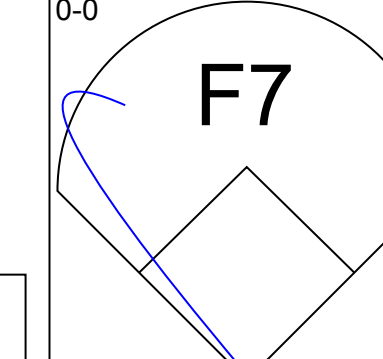

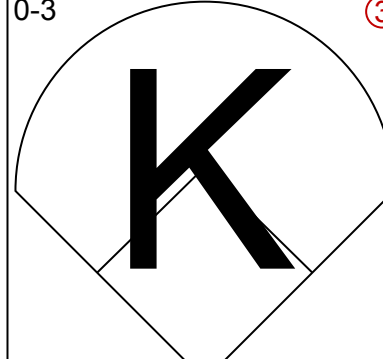
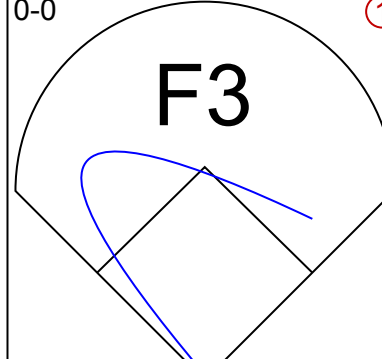
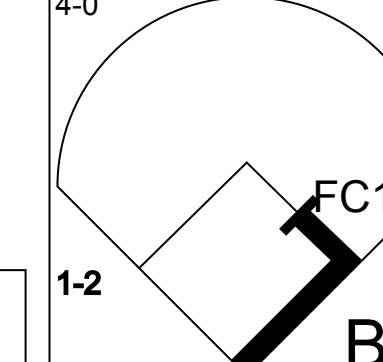

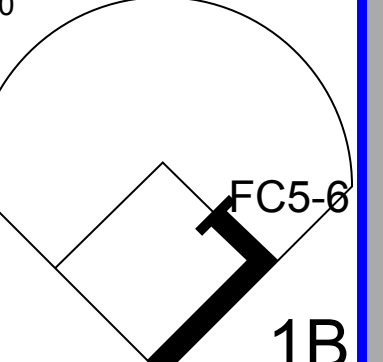
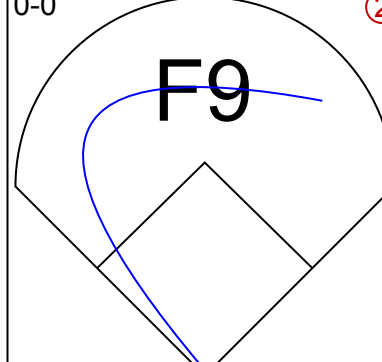
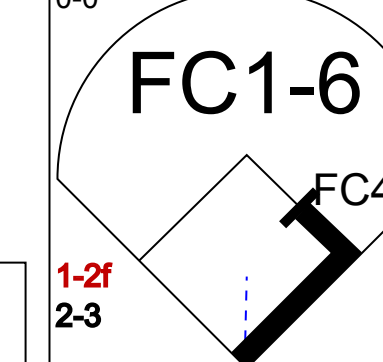
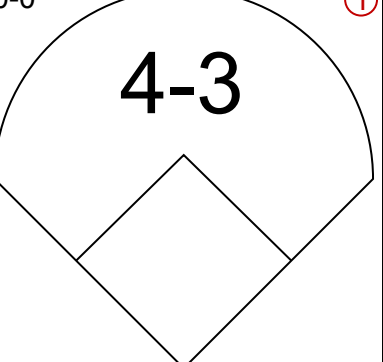
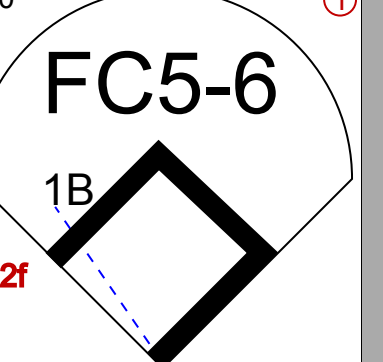
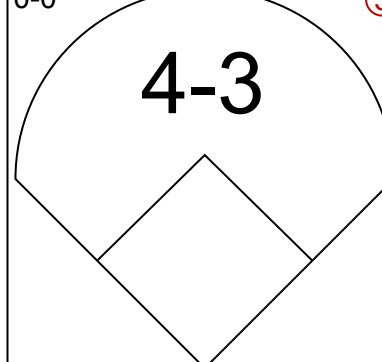
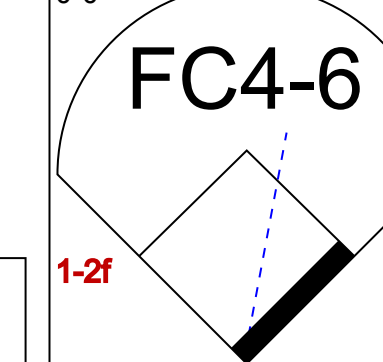
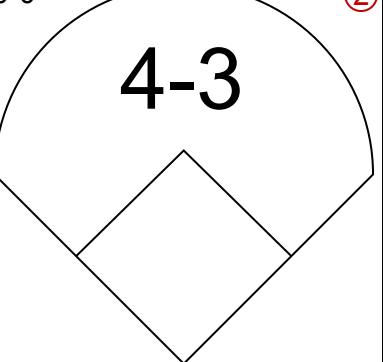
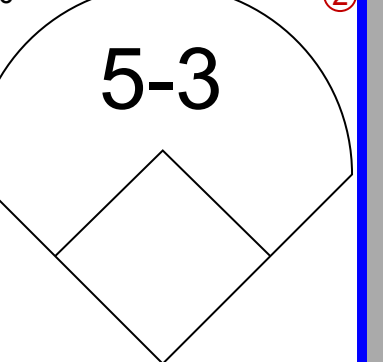


Batter	1	2	3	4	5	6	7	8	9	AB	R	H	RBI	BB	SO	LOB	TOP								
Del Unser, L OBP: 0.275, SLG: 0.344 (1, 8)										4	0	1	0	0	1	1									
Felix Milan, R OBP: 0.316, SLG: 0.325 (1, 4)										4	1	1	0	0	0	2									
John Milner, L OBP: 0.346, SLG: 0.468 Bruce Boischair, L OBP: 0.351, SLG: 0.352 (1, 7) (8, 7)										4	1	2	0	0	1	2									
Ed Kranepool, L OBP: 0.343, SLG: 0.394 (1, 3)										4	0	3	1	0	0	0									
Mike Vail, R OBP: 0.214, SLG: 0.222 (1, 9)										3	0	0	1	0	0	1									
Mike Phillips, L OBP: 0.335, SLG: 0.390 (1, 5)										4	0	0	0	0	0	1									
Jerry Grote, R OBP: 0.342, SLG: 0.323 (1, 2)										4	0	1	0	0	0	0									
Bud Harrelson, S OBP: 0.354, SLG: 0.299 (1, 6)										4	0	1	0	0	0	1									
Jerry Koosman, R OBP: 0.300, SLG: 0.308 (1, 1)										4	0	1	0	0	2	2									
Inning Stats	R: 2 E: 0 K: 1 S: 8	H: 3 LOB: 1 BB: 0 P: 8	R: 0 E: 0 K: 1 S: 5	H: 0 LOB: 0 BB: 0 P: 5	R: 0 E: 0 K: 0 S: 4	H: 2 LOB: 2 BB: 0 P: 4	R: 0 E: 0 K: 0 S: 3	H: 0 LOB: 0 BB: 0 P: 3	R: 0 E: 0 K: 1 S: 7	H: 2 LOB: 2 BB: 0 P: 7	R: 0 E: 0 K: 0 S: 3	H: 0 LOB: 0 BB: 0 P: 3	R: 0 E: 0 K: 1 S: 6	H: 1 LOB: 1 BB: 0 P: 6	R: 0 E: 0 K: 0 S: 4	H: 1 LOB: 1 BB: 0 P: 4	R: 0 E: 0 K: 0 S: 4	H: 1 LOB: 1 BB: 0 P: 4	R: 0 E: 0 K: 0 S: 4	H: 1 LOB: 1 BB: 0 P: 4	1B: 9 2B: 1 3B: 0 HR: 0	SF: 1 SAC: 0 DP: 0 HBP: 0	WP: 0 PB: 0 SB: 1 CS: 0	PA: 36	
PITCHER	IP	WLS	BF	H	R	ER	SO	BB	IBB	HBP	BLK	WP	HR	S	P	ERA	WHIP								
Gary Nolan, R ERA: 3.15 Will McEnaney, L ERA: 4.23 (1, 1) (8, 1)	7.0	L	28	8	2	2	4	0	0	0	0	0	0	36	36	2.57	1.143								

New York Mets @ Cincinnati Reds
Riverfront Stadium, Cincinnati, OH
Tue Jul 20 1976, 7:05 PM EDT
Att: 37,020 - Unknown

AB	35
R	2
H	10
RBI	2
BB	0
SO	4
LOB	10



Batter	1	2	3	4	5	6	7	8	9	AB	R	H	RBI	BB	SO	LOB	BOTTOM									
Pete Rose, S OBP: 0.428, SLG: 0.463 (1, 5)										4	1	2	1	0	0	0										
Dave Concepcion, R OBP: 0.331, SLG: 0.398 (1, 6)										4	0	0	0	0	3	2										
Joe Morgan, L OBP: 0.451, SLG: 0.610 (1, 4)										4	0	0	0	0	1	0										
George Foster, R OBP: 0.382, SLG: 0.562 (1, 9)										4	0	2	0	0	0	0										
Johnny Bench, R OBP: 0.352, SLG: 0.398 (1, 2)										2	0	0	0	2	1	1										
Tony Perez, R OBP: 0.323, SLG: 0.438 (1, 3)										4	0	0	0	0	2	4										
Bob Bailey, R OBP: 0.376, SLG: 0.596 Joel Youngblood, R OBP: 0.289, SLG: 0.310 (1, 7) (7, PR) (8, 7)										2	0	1	0	1	1	1										
Cesar Geronimo, L OBP: 0.385, SLG: 0.451 (1, 8)										4	0	0	0	0	0	3										
Gary Nolan, R OBP: 0.135, SLG: 0.100 Ed Ambrister, R OBP: 0.371, SLG: 0.429 Will McEnaney, L (1, 1) (7, PH) (8, 1)										2	0	0	0	0	0	2										
Inning Stats	R: 1 E: 0 K: 1 S: 6	H: 1 LOB: 0 BB: 0 P: 6	R: 0 E: 0 K: 0 S: 3	H: 0 LOB: 2 BB: 2 P: 11	R: 0 E: 0 K: 1 S: 5	H: 0 LOB: 0 BB: 0 P: 5	R: 0 E: 0 K: 3 S: 10	H: 1 LOB: 1 BB: 0 P: 10	R: 0 E: 0 K: 0 S: 3	H: 0 LOB: 0 BB: 0 P: 3	R: 0 E: 0 K: 2 S: 8	H: 1 LOB: 2 BB: 1 P: 12	R: 0 E: 0 K: 1 S: 7	H: 2 LOB: 2 BB: 0 P: 7	R: 0 E: 0 K: 0 S: 3	H: 0 LOB: 0 BB: 0 P: 3	R: 0 E: 0 K: 0 S: 3	R: 0 E: 0 K: 0 S: 3	R: 0 E: 0 K: 0 S: 3	R: 0 E: 0 K: 0 S: 3	R: 0 E: 0 K: 0 S: 3	R: 0 E: 0 K: 0 S: 3	1B: 4 2B: 0 3B: 0 HR: 1	SF: 0 SAC: 0 DP: 0 HBP: 0	WP: 0 PB: 0 SB: 0 CS: 0	PA: 35
PITCHER	IP	WLS	BF	H	R	ER	SO	BB	IBB	HBP	BLK	WP	HR	S	P	ERA	WHIP									
Jerry Koosman, L ERA: 3.51 (1, 1)	9.0	W	35	5	1	1	8	3	0	0	0	0	1	48	60	1.00	0.889									

New York Mets @ Cincinnati Reds
Riverfront Stadium, Cincinnati, OH
Tue Jul 20 1976, 7:05 PM EDT
Att: 37,020 - Unknown

AB	32
R	1
H	5
RBI	1
BB	3
SO	8
LOB	15



Batter	1	2	3	4	5	6	7	8	9	AB	R	H	RBI	BB	SO	LOB	TOP				
Pepe Mangual, R OBP: 0.401, SLG: 0.352 (1, 8)	0-0 1-3			0-0 6-3		0-0 F3			0-0 1B	4	0	1	0	0	0	0					
Felix Milan, R OBP: 0.312, SLG: 0.321 (1, 4)	0-0 6-3			0-0 4-3			0-0 F7		0-0 F8	4	0	0	0	0	0	1					
John Milner, L OBP: 0.345, SLG: 0.472 (1, 7)	0-3 K			0-0 3B			0-0 4-3		0-3 K	4	0	1	0	0	2	1					
Joe Torre, R OBP: 0.333, SLG: 0.403 (1, 3)		0-0 F9		0-0 L5			0-0 P4		0-0 F4	4	0	0	0	0	0	2					
Mike Vail, R OBP: 0.226, SLG: 0.233 (1, 9)		0-0 6-3			0-0 6-3				0-0 1B	3	0	1	0	0	0	0					
Jerry Grote, R OBP: 0.338, SLG: 0.319 (1, 2)		0-0 6-3			0-0 6-3				0-3 K	3	0	0	0	0	1	1					
Roy Staiger, R OBP: 0.248, SLG: 0.243 (1, 5)			0-0 F8		0-0 5-3				0-0 1B	3	0	1	0	0	0	0					
Bud Harrelson, S OBP: 0.350, SLG: 0.295 (1, 6)			0-0 F8		0-0 5-3				0-0 P6	3	0	0	0	0	0	2					
Jon Matlack, L OBP: 0.237, SLG: 0.170 (1, 1)			0-0 G3			0-3 K			0-0 L9	2	0	0	0	0	1	0					
Bob Apodaca, R OBP: 0.273, SLG: 0.300 (6, 1)										0	0	0	0	0	0	0					
Ed Kranepool, L OBP: 0.342, SLG: 0.392 (6, PH)										1	0	0	0	0	0	2					
Ken Sanders, R OBP: 0.342, SLG: 0.392 (8, 1)										0	0	0	0	0	0	0					
Inning Stats	R: 0 E: 0 K: 1 S: 5	H: 0 LOB: 0 BB: 0 P: 5	R: 0 E: 0 K: 0 S: 3	H: 0 LOB: 0 BB: 0 P: 3	R: 0 E: 0 K: 0 S: 3	H: 0 LOB: 0 BB: 0 P: 3	R: 0 E: 0 K: 0 S: 4	H: 1 LOB: 1 BB: 0 P: 4	R: 0 E: 0 K: 0 S: 3	H: 0 LOB: 0 BB: 0 P: 3	R: 0 E: 0 K: 1 S: 5	H: 0 LOB: 0 BB: 0 P: 5	R: 0 E: 0 K: 0 S: 3	H: 0 LOB: 0 BB: 0 P: 3	R: 0 E: 0 K: 1 S: 7	H: 2 LOB: 2 BB: 0 P: 7	R: 0 E: 0 K: 1 S: 6	H: 1 LOB: 1 BB: 0 P: 6	1B: 3 2B: 0 3B: 1 HR: 0	SF: 0 SAC: 0 DP: 0 HBP: 0	WP: 0 PA: 31
PITCHER Fred Norman, L ERA: 2.61 (1, 1)	IP: 9.0 WLS: W BF: 31 H: 4 R: 0 ER: 0 SO: 4 BB: 0 IBB: 0 HBP: 0 BLK: 0 WP: 0 HR: 0 S: 39 P: 39 ERA: 0.00 WHIP: 0.444															PITCHER Fred Norman, L ERA: 2.61 (1, 1)	IP: 9.0 WLS: W BF: 31 H: 4 R: 0 ER: 0 SO: 4 BB: 0 IBB: 0 HBP: 0 BLK: 0 WP: 0 HR: 0 S: 39 P: 39 ERA: 0.00 WHIP: 0.444				

New York Mets @ Cincinnati Reds
Riverfront Stadium, Cincinnati, OH
Wed Jul 21 1976, 7:05 PM EDT
Att: 31,841 - Unknown

AB 31
R 0
H 4
RBI 0
BB 0
SO 4
LOB 9




Batter	1	2	3	4	5	6	7	8	9	AB	R	H	RBI	BB	SO	LOB	BOTTOM				
Pete Rose, S OBP: 0.426, SLG: 0.462 (1, 5)	0-0 FC3-6 1B		0-0 4-3		0-0 SF9		0-0 G1-6-3			3	0	1	1	0	0	1					
Ken Griffey, L OBP: 0.402, SLG: 0.444 (1, 9)	0-0 F8			0-0 E 1B	0-0 3-1			0-0 E 1B		4	2	2	0	0	0	2					
Joe Morgan, L OBP: 0.451, SLG: 0.613 (1, 4)	0-0 FC3-6 E 1-2 1B			0-0 E9 S 1H 1B		0-0 S WP 2B		0-0 F7		4	1	2	1	0	0	2					
Doug Flynn, R OBP: 0.331, SLG: 0.353 (9, 4)	0-0 FC3-6 E 1-2 1B			0-0 E9 S 1H 1B		0-0 S WP 2B		0-0 F7		0	0	0	0	0	0	0					
George Foster, R OBP: 0.378, SLG: 0.556 (1, 7)	0-3 K			0-3 K		0-0 5-3		0-0 E6 1B		4	0	0	0	0	2	3					
Johnny Bench, R OBP: 0.351, SLG: 0.396 (1, 2)		0-0 1-3		0-3 K		0-0 P6		0-0 G5-4-3 1B		4	0	1	1	0	1	1					
Tony Perez, R OBP: 0.322, SLG: 0.433 (1, 3)		0-3 K		0-0 5-3		0-0 WP S BB		0-0 G5-4-3		3	0	0	0	1	1	3					
Dave Concepcion, R OBP: 0.333, SLG: 0.491 (1, 6)		0-0 CS 1B			0-0 SH1-4 S SF9 1B		0-3 K			3	1	2	0	0	1	1					
Cesar Geronimo, L OBP: 0.384, SLG: 0.450 (1, 8)		0-0 CS	0-3 K		0-0 SH1-4 1B		0-0 F7			3	0	1	0	0	1	0					
Fred Norman, S OBP: 0.208, SLG: 0.217 (1, 1)			0-3 K		0-0 SH1-4		0-0 G1-6-3 1B			2	0	1	0	0	1	0					
Inning Stats	R: 0 E: 0 K: 1 S: 6	H: 1 LOB: 1 BB: 0 P: 6	R: 0 E: 0 K: 1 S: 5	H: 1 LOB: 0 BB: 0 P: 5	R: 0 E: 0 K: 2 S: 7	H: 0 LOB: 0 BB: 0 P: 7	R: 1 E: 1 K: 2 S: 9	H: 2 LOB: 1 BB: 0 P: 9	R: 1 E: 0 K: 0 S: 5	H: 2 LOB: 1 BB: 0 P: 5	R: 1 E: 0 K: 1 S: 6	H: 1 LOB: 1 BB: 1 P: 10	R: 0 E: 0 K: 0 S: 3	H: 1 LOB: 0 BB: 0 P: 3	R: 1 E: 1 K: 0 S: 5	H: 2 LOB: 1 BB: 0 P: 5	R: 1 E: 1 K: 0 S: 5	H: 2 LOB: 1 BB: 0 P: 5	1B: 9 2B: 1 3B: 0 HR: 0	SF: 1 SAC: 1 DP: 2 HBP: 0	WP: 2 PA: 34
PITCHER Jon Matlack, L ERA: 2.73 (1, 1)	IP: 5.2 WLS: L BF: 24 H: 7 R: 3 ER: 3 SO: 6 BB: 1 IBB: 0 HBP: 0 BLK: 0 WP: 1 HR: 0 S: 35 P: 39 ERA: 4.76 WHIP: 1.412															PITCHER Jon Matlack, L ERA: 2.73 (1, 1)	IP: 5.2 WLS: L BF: 24 H: 7 R: 3 ER: 3 SO: 6 BB: 1 IBB: 0 HBP: 0 BLK: 0 WP: 1 HR: 0 S: 35 P: 39 ERA: 4.76 WHIP: 1.412				
Bob Apodaca, R ERA: 2.49 (6, 1)	1.1 4 1 0 0 1 0 0 0 0 1 0 6 6 0.00 0.750															Bob Apodaca, R ERA: 2.49 (6, 1)	1.1 4 1 0 0 1 0 0 0 0 1 0 6 6 0.00 0.750				
Ken Sanders, R ERA: 1.55 (8, 1)	1.0 5 2 1 0 0 0 0 0 0 0 0 5 5 0.00 2.000															Ken Sanders, R ERA: 1.55 (8, 1)	1.0 5 2 1 0 0 0 0 0 0 0 0 5 5 0.00 2.000				

New York Mets @ Cincinnati Reds
Riverfront Stadium, Cincinnati, OH
Wed Jul 21 1976, 7:05 PM EDT
Att: 31,841 - Unknown

AB 30
R 4
H 10
RBI 3
BB 1
SO 7
LOB 13



Batter	1	2	3	4	5	6	7	8	9	AB	R	H	RBI	BB	SO	LOB	TOP										
Pete Rose, S OBP: 0.428, SLG: 0.459 (1, 5)	4-0 FC6-4 BB		0-0 F8			4-0 BB BB	0-0 F7		4-0 S BB	2	0	0	0	3	0	1	Cincinnati Reds @ Atlanta Braves Atlanta-Fulton County Stadium, Atlanta, GA Fri Jul 23 1976, 7:05 PM EDT Att: 27,423 - Unknown										
Ken Griffey, L OBP: 0.402, SLG: 0.442 (1, 9)	0-0 FC6-4 1-2		0-0 F7			0-0 F5		0-0 1B 1B	4-0 BB	4	1	1	0	1	0	3											
Joe Morgan, L OBP: 0.450, SLG: 0.607 (1, 4)	0-0 P6			0-0 G3		4-0 BB BB	1-2 2-3	0-0 S 1B	4-0 BB	4	1	1	0	1	1	3											
George Foster, R OBP: 0.379, SLG: 0.554 (1, 7)	0-0 P3			4-0 G6-3 BB		0-3 K		0-0 G3 S 1B		3	0	1	2	1	1	4											
Dan Driessen, L OBP: 0.378, SLG: 0.408 (1, 3)		0-3 K2-3		0-0 G6-3 1-2		4-0 BB	1-2 2-3 3-H	0-0 G3		3	0	0	1	1	1	2											
Johnny Bench, R OBP: 0.347, SLG: 0.390 (1, 2)		0-0 5-3			0-3 K	0-0 5-3		0-0 5-3		4	0	0	0	0	1	4											
Cesar Geronimo, L OBP: 0.382, SLG: 0.447 (1, 8)		0-0 1B			0-3 K		0-0 F7	0-0 L5		4	0	1	0	0	1	1											
Dave Concepcion, R OBP: 0.332, SLG: 0.399 (1, 6)		0-3 K			0-0 1-3		0-0 SH3-4 1B		0-0 F3	4	0	1	0	0	1	1											
Santo Alcala, R OBP: 0.167, SLG: 0.172 (1, 1)			0-3 K			0-0 BB BB 2B	0-0 SH3-4		0-0 P5	3	1	1	0	0	1	0											
Inning Stats	R: 0 E: 0 K: 0 S: 3	H: 0 LOB: 1 BB: 1 P: 7	R: 0 E: 0 K: 2 S: 8	H: 1 LOB: 1 BB: 0 P: 8	R: 0 E: 0 K: 1 S: 5	H: 0 LOB: 0 BB: 1 P: 5	R: 0 E: 0 K: 0 S: 2	H: 0 LOB: 0 BB: 1 P: 6	R: 0 E: 0 K: 2 S: 7	H: 0 LOB: 0 BB: 0 P: 7	R: 1 E: 0 K: 1 S: 6	H: 1 LOB: 3 BB: 3 P: 18	R: 0 E: 0 K: 0 S: 4	H: 1 LOB: 1 BB: 0 P: 4	R: 2 E: 0 K: 0 S: 6	H: 3 LOB: 1 BB: 0 P: 6		R: 0 E: 0 K: 1 S: 5	H: 0 LOB: 2 BB: 2 P: 13	1B: 5 2B: 1 3B: 0 HR: 0	SF: 0 SAC: 1 DP: 1 HBP: 0	WP: 0 PB: 0 SB: 3 CS: 0	PA: 39				
PITCHER	IP	WLS	BF	H	R	ER	SO	BB	IBB	HBP	BLK	WP	HR	S	P	ERA	WHIP										
Phil Niekro, R ERA: 3.55 (1, 1)	7.0	L	31	6	3	3	6	5	0	0	0	0	0	38	58	3.86	1.571										
Bruce Dal Canton, R ERA: 2.08 (8, 1)	1.2		7	0	0	0	0	2	0	0	0	0	0	5	13	0.00	1.200										
Mike Beard, L ERA: 1.98 (9, 1)	0.1		1	0	0	0	1	0	0	0	0	0	0	3	3	0.00	0.000										

Batter	1	2	3	4	5	6	7	8	9	AB	R	H	RBI	BB	SO	LOB	BOTTOM										
Jerry Royster, R OBP: 0.329, SLG: 0.331 (1, 5)	0-0 SH1-4 1B		0-0 4-3 1-3 1B			0-0 F8		0-0 E6 SH3-4	0-0 F8	5	0	2	0	0	0	1	Cincinnati Reds @ Atlanta Braves Atlanta-Fulton County Stadium, Atlanta, GA Fri Jul 23 1976, 7:05 PM EDT Att: 27,423 - Unknown										
Rob Bellor, R OBP: 0.368, SLG: 0.375 (1, 4)	0-0 SH1-4		0-0 4-3			0-0 FC5-4 1B		0-0 SH3-4	0-0 F4	2	0	1	0	0	0	2											
Dave May, L OBP: 0.300, SLG: 0.298 (9, PH)	1-2		1-2			0-0 FC5-4 S 1B		0-0 SH3-4		1	0	0	0	0	0	1											
Jimmy Wynn, R OBP: 0.388, SLG: 0.385 (1, 8)	0-3 K		4-0 G4-6-3 BB			0-0 FC5-4 S 1-2		0-3 K		3	0	0	0	1	2	3											
Willie Montanez, L OBP: 0.353, SLG: 0.424 (1, 3)	4-0 IBB		0-0 G4-6-3 1-2			0-0 F8		0-0 4-3		3	0	0	0	1	0	5											
Ken Henderson, S OBP: 0.376, SLG: 0.426 (1, 9)	0-0 3-1			4-0 WP 1B BB		0-0 S 1B		0-0 F7		3	1	1	0	1	0	2											
Tom Paciorek, R OBP: 0.359, SLG: 0.410 (1, 7)		0-3 K		0-0 6-3 1-2		0-0 P4		0-0 5-3		4	0	0	0	0	1	2											
Darrel Chaney, S OBP: 0.335, SLG: 0.344 (1, 6)		0-0 4-3		4-0 1B BB		0-3 K		0-0 6-3		3	0	0	0	1	1	1											
Biff Pocoroba, S OBP: 0.296, SLG: 0.267 (1, 2)		0-0 6-3		0-0 G4-6-3 1-3 2-H 1B		4-0 FC6-4 IBB		0-0 F8		3	0	1	1	1	0	0											
Phil Niekro, R OBP: 0.196, SLG: 0.232 (1, 1)			0-0 1B			0-0 FC6-4		0-0 1B		3	0	1	0	0	0	4											
Bruce Dal Canton, R OBP: 0.333, SLG: 0.353 (8, 1)			0-0 G4-6-3			0-0 FC6-4				0	0	0	0	0	0	0											
Mike Beard, L (9, 1)						0-0 1-2				0	0	0	0	0	0	0											
Rowland Office, L OBP: 0.366, SLG: 0.387 (9, PH)						0-0 1B				1	0	1	0	0	0	0											
Craig Robinson, R OBP: 0.343, SLG: 0.250 (9, PR)						0-0 1B				0	0	0	0	0	0	0											
Inning Stats	R: 0 E: 0 K: 1 S: 6	H: 1 LOB: 2 BB: 1 P: 10	R: 0 E: 0 K: 1 S: 5	H: 0 LOB: 0 BB: 0 P: 5	R: 0 E: 0 K: 0 S: 4	H: 2 LOB: 2 BB: 1 P: 8	R: 1 E: 0 K: 0 S: 3	H: 1 LOB: 1 BB: 2 P: 11	R: 0 E: 0 K: 1 S: 4	H: 1 LOB: 1 BB: 1 P: 4	R: 0 E: 0 K: 1 S: 6	H: 1 LOB: 2 BB: 1 P: 10	R: 0 E: 1 K: 1 S: 6	H: 0 LOB: 1 BB: 0 P: 6	R: 0 E: 0 K: 0 S: 3	H: 0 LOB: 0 BB: 0 P: 3	R: 0 E: 0 K: 0 S: 4	H: 1 LOB: 1 BB: 0 P: 4	1B: 7 2B: 0 3B: 0 HR: 0	SF: 0 SAC: 2 DP: 2 HBP: 0	WP: 1 PB: 0 SB: 2 CS: 0	PA: 38					
PITCHER	IP	WLS	BF	H	R	ER	SO	BB	IBB	HBP	BLK	WP	HR	S	P	ERA	WHIP										
Santo Alcala, R ERA: 4.04 (1, 1)	9.0	W	38	7	1	1	4	3	2	0	0	1	0	41	61	1.00	1.111										



Batter	1	2	3	4	5	6	7	8	9	AB	R	H	RBI	BB	SO	LOB	TOP					
Pete Rose, S OBP: 0.429, SLG: 0.458 (1, 5)	F8 BB 1B BB		F7		F8			HR 1B		3	2	1	0	1	0	0	Cincinnati Reds @ Atlanta Braves Atlanta-Fulton County Stadium, Atlanta, GA Sat Jul 24 1976, 7:05 PM EDT Unknown					
Ken Griffey, L OBP: 0.403, SLG: 0.450 (1, 9)	FC1-4 1B BB		K		F7			HR		3	1	1	2	1	1	0						
Joe Morgan, L OBP: 0.445, SLG: 0.598 (1, 4)	F8		F5		G3			4-3		4	0	0	0	0	0	2						
George Foster, R OBP: 0.383, SLG: 0.563 (1, 7)	FC1-4 1B BB			5-3		HR		BB		3	1	2	2	1	0	0						
Johnny Bench, R OBP: 0.346, SLG: 0.388 (1, 2)	FC1-4					K		F9		4	0	1	0	0	1	3						
Tony Perez, R OBP: 0.321, SLG: 0.431 (1, 3)	K				P4					4	0	1	0	0	1	3						
Ed Arbrister, R OBP: 0.371, SLG: 0.429 (9, PH)	K							G6-3 1B		0	0	0	0	0	0	0						
Cesar Geronimo, L OBP: 0.378, SLG: 0.441 (1, 8)		K			G3			G6-3 1B		4	0	0	0	0	1	2						
Doug Flynn, R OBP: 0.325, SLG: 0.345 (1, 6)	F3				F6-3					3	0	0	0	0	0	0						
Dan Driessen, L OBP: 0.353, SLG: 0.421 (9, PH)								2B		1	0	1	0	0	0	0						
Pat Zachry, R OBP: 0.246, SLG: 0.171 (1, 1)					5-3					2	0	0	0	0	1	0						
Pedro Borbon, R OBP: 0.409, SLG: 0.400 (6, PH)										0	0	0	0	0	0	0						
Mike Luff, L OBP: 0.348, SLG: 0.375 (8, 1)										0	0	0	0	0	0	0						
Rich Hinton, L OBP: 0.348, SLG: 0.375 (8, 1)										0	0	0	0	0	0	0						
Rawly Eastwick, R OBP: 0.371, SLG: 0.589 (9, PH)										1	0	0	0	0	0	2						
Inning Stats	R: 1 E: 0 K: 1 S: 6	H: 1 LOB: 2 BB: 2 P: 14	R: 0 E: 0 K: 2 S: 7	H: 0 LOB: 0 BB: 0 P: 7	R: 0 E: 0 K: 1 S: 5	H: 0 LOB: 0 BB: 0 P: 5	R: 0 E: 0 K: 0 S: 4	H: 1 LOB: 1 BB: 0 P: 4	R: 0 E: 0 K: 0 S: 3	H: 0 LOB: 0 BB: 0 P: 3	R: 1 E: 0 K: 1 S: 6	H: 1 LOB: 0 BB: 0 P: 6	R: 0 E: 0 K: 0 S: 3	H: 0 LOB: 0 BB: 0 P: 3	R: 2 E: 0 K: 0 S: 5	H: 2 LOB: 1 BB: 1 P: 9	R: 0 E: 0 K: 0 S: 4	H: 2 LOB: 2 BB: 0 P: 4	1B: 4 2B: 1 3B: 0 HR: 2	SF: 0 SAC: 0 DP: 1 HBP: 0	WP: 0 PB: 0 SB: 0 CS: 0	PA: 36
PITCHER	IP WLS BF H R ER SO BB IBB HBP BLK WP HR S P ERA WHIP																					
Andy Messersmith, R ERA: 2.9 (1, 1)	6.0 23 3 2 2 5 2 0 0 0 0 1 31 39 3.00 0.833																					
Mike Marshall, R ERA: 4.09 (7, 1)	3.0 W 13 4 2 2 0 1 0 0 0 0 1 12 16 6.00 1.667																					

AB	33
R	4
H	7
RBI	4
BB	3
SO	5
LOB	12



Batter	1	2	3	4	5	6	7	8	9	AB	R	H	RBI	BB	SO	LOB	BOTTOM			
Jerry Royster, R OBP: 0.328, SLG: 0.330 (1, 5)	F3		F8				1-3			4	0	1	0	0	0	0	Cincinnati Reds @ Atlanta Braves Atlanta-Fulton County Stadium, Atlanta, GA Sat Jul 24 1976, 7:05 PM EDT Unknown			
Rob Bellor, R OBP: 0.348, SLG: 0.350 (1, 4)	F8		F7		4-3		FC6-4 1B			4	0	1	0	0	0	1				
Jimmy Wynn, R OBP: 0.390, SLG: 0.382 (1, 8)			F6			1B 2B BB	FC6-4 1B			2	1	0	0	2	0	1				
Willie Montanez, L OBP: 0.354, SLG: 0.425 (1, 3)	F6			F7		2B SF8 1B		2B 1B		4	2	2	0	0	0	1				
Ken Henderson, S OBP: 0.378, SLG: 0.435 (1, 9)		K			1B 2B	SF8 1B 2B		F8		4	2	2	1	0	1	1				
Tom Paciorek, R OBP: 0.357, SLG: 0.415 (1, 7)		F8		5-3		SF8				3	0	1	2	0	0	1				
Darrel Chaney, S OBP: 0.344, SLG: 0.349 (1, 6)							2-3 3-H	1-4-3 1B		2	0	2	2	2	0	0				
Vic Correll, R OBP: 0.354, SLG: 0.328 (1, 2)				CS	F6	L4-3		F6-4-3 BB		4	0	1	0	0	0	3				
Andy Messersmith, R OBP: 0.283, SLG: 0.208 (1, 1)										2	0	0	0	0	1	2				
Mike Marshall, R OBP: 0.357, SLG: 0.111 (7, 1)	F9				K			L8		1	0	0	0	0	0	0				
Inning Stats	R: 0 E: 0 K: 0 S: 3	H: 0 LOB: 1 BB: 1 P: 7	R: 0 E: 0 K: 1 S: 6	H: 1 LOB: 1 BB: 1 P: 10	R: 0 E: 0 K: 0 S: 3	H: 0 LOB: 0 BB: 0 P: 3	R: 1 E: 0 K: 0 S: 4	H: 2 LOB: 0 BB: 0 P: 4	R: 0 E: 0 K: 1 S: 6	H: 1 LOB: 1 BB: 0 P: 6	R: 3 E: 0 K: 0 S: 5	H: 3 LOB: 0 BB: 1 P: 9	R: 0 E: 0 K: 0 S: 4	H: 1 LOB: 1 BB: 0 P: 4	R: 1 E: 0 K: 0 S: 4	H: 2 LOB: 1 BB: 1 P: 8	1B: 7 2B: 4 3B: 0 HR: 0	SF: 1 SAC: 0 DP: 2 HBP: 0	WP: 0 PB: 0 SB: 0 CS: 1	PA: 36
PITCHER	IP WLS BF H R ER SO BB IBB HBP BLK WP HR S P ERA WHIP																			
Pat Zachry, R ERA: 2.81 (1, 1)	5.0 23 4 4 4 2 3 0 0 0 0 0 0 7 7 0.00 1.000																			
Pedro Borbon, R ERA: 3.17 (6, 1)	2.0 7 2 0 0 0 0 0 0 0 0 0 0 7 7 0.00 1.000																			
Rich Hinton, L ERA: 7.9 (8, 1)	0.1 L 2 1 1 1 0 0 0 0 0 0 0 0 2 2 27.00 3.000																			
Rawly Eastwick, R ERA: 2.7 (8, 1)	0.2 3 1 0 0 0 1 0 0 0 0 0 0 2 6 0.00 3.000																			



Batter	1	2	3	4	5	6	7	8	9	AB	R	H	RBI	BB	SO	LOB	TOP			
Pete Rose, S OBP: 0.431, SLG: 0.459 (1, 5)	4-3		2B	BB		E	F7			4	2	2	0	1	0	0	Cincinnati Reds @ Atlanta Braves Atlanta-Fulton County Stadium, Atlanta, GA Sat Jul 24 1976, 7:05 PM EDT Att: 50,419 - Unknown			
Ken Griffey, L OBP: 0.403, SLG: 0.452 (1, 9)	E8		WP SF9	K		F8		G3		5	2	2	1	0	1	3				
Joe Morgan, L OBP: 0.439, SLG: 0.586 (1, 4)	F6		K	K		E5		F8		5	0	0	0	0	2	4				
George Foster, R OBP: 0.381, SLG: 0.558 (8, 7)	1B		SF9			FC6-2		F2		3	0	0	1	1	0	1				
Dan Driessen, L OBP: 0.390, SLG: 0.429 (1, 3)	1B					E6		L9		5	0	3	1	0	0	0				
Dave Concepcion, R OBP: 0.333, SLG: 0.397 (1, 6)	G3		F9			6-3				4	1	1	0	1	0	4				
Mike Lum, L OBP: 0.355, SLG: 0.407 (1, 7)			4-3							3	1	1	1	1	0	3				
Cesar Geronimo, L OBP: 0.380, SLG: 0.446 (8, 8)				HR		G3				1	0	1	1	0	0	0				
Bill Plummer, R OBP: 0.366, SLG: 0.516 (1, 2)	F8			SH3-4		6-3		P5		3	0	0	0	2	0	1				
Don Gullett, R OBP: 0.133, SLG: 0.103 (1, 1)			K	SH3-4		6-3		F8		3	0	0	0	0	1	3				
Jack Billingham, R OBP: 0.306, SLG: 0.306 (7, 1)				1-2		FC6-4				1	0	0	0	0	0	1				
Inning Stats	R: 1 E: 1 K: 0 S: 5	H: 2 LOB: 2 BB: 1 P: 9	R: 0 E: 0 K: 1 S: 5	H: 0 LOB: 0 BB: 0 P: 5	R: 2 E: 0 K: 1 S: 8	H: 3 LOB: 1 BB: 0 P: 8	R: 1 E: 0 K: 2 S: 8	H: 1 LOB: 2 BB: 2 P: 16	R: 0 E: 1 K: 0 S: 4	H: 0 LOB: 3 BB: 0 P: 12	R: 1 E: 1 K: 0 S: 7	H: 3 LOB: 3 BB: 0 P: 7	R: 0 E: 0 K: 0 S: 3	H: 0 LOB: 0 BB: 0 P: 3	R: 0 E: 0 K: 0 S: 3	H: 0 LOB: 0 BB: 1 P: 8	1B: 7 2B: 2 3B: 0 HR: 1	SF: 1 SAC: 1 DP: 0 HBP: 0	WP: 1 PB: 0 SB: 1 CS: 0	PA: 45
PITCHER	IP WLS BF H R ER SO BB IBB HBP BLK WP HR S P ERA WHIP																			
Frank LaCorte, R ERA: 9.18 (1, 1)	3.1 L 19 6 4 4 2 3 0 0 0 0 1 1 20 32 10.80 2.700																			
Adrian Devine, R ERA: 3.38 (4, 1)	3.2 18 3 1 0 2 1 1 0 0 0 0 0 20 28 0.00 1.091																			
Max Leon, R ERA: 2.14 (8, 1)	2.0 8 1 1 1 0 1 0 0 0 0 0 0 7 11 4.50 1.000																			

Batter	1	2	3	4	5	6	7	8	9	AB	R	H	RBI	BB	SO	LOB	BOTTOM					
Jerry Royster, R OBP: 0.329, SLG: 0.327 (1, 5)	S SH1-4		K		G5-4-3		K		FC6-4	3	2	0	0	2	2	2	Cincinnati Reds @ Atlanta Braves Atlanta-Fulton County Stadium, Atlanta, GA Sat Jul 24 1976, 7:05 PM EDT Att: 50,419 - Unknown					
Rob Bellor, R OBP: 0.346, SLG: 0.318 (1, 4)	SH1-4		5-3		F7		1B		5-3	2	0	0	0	1	0	1						
Cito Gaston, R OBP: 0.421, SLG: 0.471 (9, PH)	1-2						BB			1	0	0	0	0	0	1						
Jimmy Wynn, R OBP: 0.390, SLG: 0.384 (1, 8)	F8		1B		G5-4-3		K			4	0	1	1	1	1	4						
Willie Montanez, L OBP: 0.357, SLG: 0.427 (1, 3)									2B	5	0	3	2	0	0	1						
Ken Henderson, S OBP: 0.373, SLG: 0.429 (1, 9)	F7		L7							4	0	0	0	0	0	5						
Tom Paciorek, R OBP: 0.360, SLG: 0.417 (1, 7)					1-3				F8	4	0	2	0	0	0	0						
Darrel Chaney, S OBP: 0.346, SLG: 0.349 (1, 6)			K		F9				G4-6-3	3	0	1	0	1	1	1						
Biff Pocoroba, S OBP: 0.295, SLG: 0.262 (1, 2)	F3								G4-6-3	3	0	0	0	1	0	4						
Frank LaCorte, R OBP: 0.361, SLG: 0.250 (7, PH)	4-3				F9					1	0	0	0	0	0	1						
Adrian Devine, R OBP: 0.361, SLG: 0.250 (4, 1)									FC6-4	1	0	0	0	0	0	1						
Craig Robinson, R OBP: 0.361, SLG: 0.250 (7, PH)										0	1	0	0	1	0	0						
Max Leon, R OBP: 0.306, SLG: 0.298 (8, PH)										0	0	0	0	0	0	0						
Dave May, L OBP: 0.306, SLG: 0.298 (9, PH)										0	0	0	0	1	0	0						
Inning Stats	R: 1 E: 0 K: 0 S: 4	H: 1 LOB: 1 BB: 1 P: 8	R: 0 E: 0 K: 1 S: 6	H: 1 LOB: 0 BB: 0 P: 6	R: 0 E: 0 K: 1 S: 6	H: 1 LOB: 1 BB: 1 P: 10	R: 0 E: 0 K: 0 S: 3	H: 0 LOB: 1 BB: 1 P: 7	R: 0 E: 0 K: 0 S: 2	H: 0 LOB: 0 BB: 1 P: 6	R: 0 E: 0 K: 0 S: 5	H: 2 LOB: 2 BB: 0 P: 5	R: 1 E: 0 K: 2 S: 8	H: 1 LOB: 2 BB: 2 P: 16	R: 0 E: 0 K: 0 S: 2	H: 0 LOB: 0 BB: 1 P: 6	R: 1 E: 0 K: 0 S: 4	H: 1 LOB: 1 BB: 1 P: 8	1B: 6 2B: 1 3B: 0 HR: 0	SF: 0 SAC: 1 DP: 2 HBP: 0	WP: 0 PB: 0 SB: 2 CS: 0	PA: 40
PITCHER	IP WLS BF H R ER SO BB IBB HBP BLK WP HR S P ERA WHIP																					
Don Gullett, L ERA: 2.93 (1, 1)	6.1 W 29 5 2 2 3 6 0 0 0 0 0 0 29 53 2.84 1.737																					
Jack Billingham, R ERA: 4.92 (7, 1)	2.2 S 11 2 1 1 1 2 0 0 0 0 0 0 11 19 3.38 1.500																					

Batter	1	2	3	4	5	6	7	8	9	AB	R	H	RBI	BB	SO	LOB	TOP																
Pete Rose, S OBP: 0.430, SLG: 0.465 (1, 5)										5	1	2	1	0	0	3	Cincinnati Reds @ Atlanta Braves Atlanta-Fulton County Stadium, Atlanta, GA Sun Jul 25 1976, 7:05 PM EDT Att: 19,192 - Unknown																
Ken Griffey, L OBP: 0.403, SLG: 0.450 (1, 9)										4	2	1	0	1	0	0																	
Joe Morgan, L OBP: 0.441, SLG: 0.585 (1, 4)										4	1	2	0	1	1	0																	
George Foster, R OBP: 0.381, SLG: 0.565 (1, 7)										5	1	2	2	0	2	2																	
Dan Driessen, L OBP: 0.392, SLG: 0.426 (1, 3)										3	1	1	0	1	0	3																	
Johnny Bench, R OBP: 0.350, SLG: 0.391 (1, 2)										3	1	2	2	1	0	2																	
Cesar Geronimo, L OBP: 0.381, SLG: 0.447 (1, 8)										4	0	2	0	0	0	2																	
Doug Flynn, R OBP: 0.323, SLG: 0.345 (1, 6)										3	0	1	2	0	0	0																	
Gary Nolan, R OBP: 0.127, SLG: 0.094 (1, 1)										3	0	0	0	0	2	3																	
Mike Lum, L OBP: 0.351, SLG: 0.402 (8, PH)										1	0	0	0	0	1	1																	
Rawly Eastwick, R OBP: 0.357, SLG: 0.411 (8, 1)										0	0	0	0	0	0	0																	
Inning Stats	R: 1 E: 0 K: 2 S: 8	H: 1 LOB: 0 BB: 0 P: 8	R: 3 E: 0 K: 0 S: 7	H: 3 LOB: 2 BB: 1 P: 11	R: 2 E: 0 K: 0 S: 4	H: 2 LOB: 1 BB: 2 P: 12	R: 0 E: 0 K: 1 S: 5	H: 1 LOB: 1 BB: 0 P: 5	R: 1 E: 0 K: 0 S: 4	H: 2 LOB: 1 BB: 1 P: 8	R: 0 E: 0 K: 0 S: 3	H: 0 LOB: 0 BB: 0 P: 3	R: 0 E: 0 K: 0 S: 3	H: 0 LOB: 0 BB: 0 P: 3	R: 2 E: 0 K: 1 S: 8	H: 3 LOB: 1 BB: 0 P: 8	R: 0 E: 0 K: 1 S: 6	H: 1 LOB: 1 BB: 0 P: 6	1B: 11 2B: 0 3B: 0 HR: 2	SF: 1 SAC: 0 DP: 3 HBP: 0	WP: 0 PB: 0 SB: 2 CS: 0	PA: 40											
PITCHER	IP WLS BF H R ER SO BB IBB HBP BLK WP HR S P ERA WHIP																																
Dick Ruthven, R ERA: 3.45 (1, 1)	4.0	21	9	5	5	4	3	0	0	0	0	1	26	38	11.25	3.000																	
Bruce Dal Canton, R ERA: 2.26 (5, 1)	4.0	L	15	3	2	2	1	0	1	0	0	0	1	16	20	4.50	0.750																
Mike Marshall, R ERA: 4.04 (9, 1)	1.0		4	1	0	0	1	0	0	0	0	0	0	6	6	0.00	1.000																

Batter	1	2	3	4	5	6	7	8	9	AB	R	H	RBI	BB	SO	LOB	BOTTOM														
Jerry Royster, R OBP: 0.333, SLG: 0.331 (1, 5)										5	1	3	2	0	0	1	Cincinnati Reds @ Atlanta Braves Atlanta-Fulton County Stadium, Atlanta, GA Sun Jul 25 1976, 7:05 PM EDT Att: 19,192 - Unknown														
Rob Bellor, R OBP: 0.323, SLG: 0.296 (1, 4)										5	0	1	1	0	0	2															
Jimmy Wynn, R OBP: 0.387, SLG: 0.391 (1, 8)										5	1	1	1	0	0	2															
Willie Montanez, L OBP: 0.355, SLG: 0.425 (1, 3)										5	1	1	0	0	0	1															
Ken Henderson, S OBP: 0.375, SLG: 0.428 (1, 9)										3	0	1	0	1	1	1															
Tom Paciorek, R OBP: 0.358, SLG: 0.419 (1, 7)										4	1	1	0	0	1	2															
Darrel Chaney, S OBP: 0.348, SLG: 0.348 (1, 6)										3	1	1	1	1	1	1															
Biff Pocoroba, S OBP: 0.300, SLG: 0.268 (1, 2)										4	1	2	0	0	0	1															
Dick Ruthven, R OBP: 0.226, SLG: 0.163 (1, 1)										1	0	0	0	0	0	0															
Bruce Dal Canton, R OBP: 0.256, SLG: 0.286 (5, 1)										1	0	0	0	0	0	1															
Dave May, L OBP: 0.303, SLG: 0.295 (8, PH)										1	0	0	0	0	0	1															
Mike Marshall, R OBP: 0.357, SLG: 0.411 (9, 1)										0	0	0	0	0	0	0															
Inning Stats	R: 0 E: 0 K: 0 S: 3	H: 0 LOB: 0 BB: 0 P: 3	R: 5 E: 0 K: 0 S: 9	H: 6 LOB: 1 BB: 0 P: 9	R: 0 E: 0 K: 1 S: 6	H: 1 LOB: 1 BB: 0 P: 6	R: 0 E: 0 K: 0 S: 4	H: 1 LOB: 1 BB: 0 P: 4	R: 0 E: 0 K: 1 S: 6	H: 1 LOB: 1 BB: 0 P: 6	R: 1 E: 0 K: 1 S: 6	H: 1 LOB: 0 BB: 0 P: 6	R: 0 E: 0 K: 0 S: 3	H: 0 LOB: 1 BB: 1 P: 7	R: 0 E: 0 K: 0 S: 4	H: 1 LOB: 1 BB: 0 P: 4	1B: 9 2B: 1 3B: 0 HR: 1	SF: 0 SAC: 1 DP: 0 HBP: 0	WP: 0 PB: 0 SB: 2 CS: 0	PA: 40											
PITCHER	IP WLS BF H R ER SO BB IBB HBP BLK WP HR S P ERA WHIP																														
Gary Nolan, R ERA: 3.35 (1, 1)	7.0	W	32	10	6	3	0	1	0	0	1	37	41	7.71	1.571																
Rawly Eastwick, R ERA: 2.62 (8, 1)	2.0	S	8	1	0	0	0	1	0	0	0	7	11	0.00	1.000																

AB	35
R	7
H	13
RBI	7
BB	4
SO	6
LOB	16



Batter	1	2	3	4	5	6	7	8	9	AB	R	H	RBI	BB	SO	LOB	TOP		
Larry Herndon, R (1.8)										5	0	2	0	0	0	2			
Marty Perez, R (1.4)										3	0	0	0	0	0	3			
Bruce Miller, R (6.4)										1	0	0	0	0	0	0			
Gary Matthews, R (1.7)										4	0	0	0	0	1	2			
Bobby Murcer, L (1.9)										0	0	0	0	1	0	0			
Gary Thomsson, L (3.9)										3	0	0	0	0	1	0			
Ken Reitz, R (1.5)										4	1	2	0	0	0	1			
Darrell Evans, L (1.3)										3	1	1	0	1	2	1			
Chris Speier, R (1.6)										4	1	0	0	0	1	3			
Marc Hill, R (1.2)										3	0	1	1	1	0	2			
John Montefusco, R (1.1)										0	0	0	0	0	0	0			
Mike Caldwell, L (4.1)										0	0	0	0	0	0	0			
Charlie Williams, R (4.1)										1	0	0	0	0	0	0			
Chris Arnold, R (6. PH)										0	0	0	0	0	0	0			
Dave Heaverlo, R (8.1)										0	0	0	0	0	0	0			
Steve Ontiveros, S (8. PH)										1	0	1	0	0	0	0			
Inning Stats	R: 0 E: 0 K: 1 S: 5	H: 1 LOB: 0 BB: 0 P: 5	R: 0 E: 0 K: 1 S: 5	H: 0 LOB: 1 BB: 1 P: 9	R: 0 E: 0 K: 0 S: 4	H: 1 LOB: 2 BB: 1 P: 8	R: 0 E: 0 K: 2 S: 7	H: 0 LOB: 0 BB: 0 P: 7	R: 0 E: 0 K: 1 S: 5	H: 0 LOB: 0 BB: 0 P: 5	R: 0 E: 0 K: 0 S: 3	H: 2 LOB: 2 BB: 0 P: 7	R: 0 E: 0 K: 0 S: 3	H: 0 LOB: 0 BB: 0 P: 3	R: 3 E: 1 K: 0 S: 7	H: 3 LOB: 2 BB: 1 P: 11	1B: 7 2B: 0 3B: 0 HR: 0	SF: 0 SAC: 1 DP: 1 HBP: 0	WP: 0 PA: 37 PB: 0 SB: 0 CS: 0
PITCHER Fred Norman, L (1.1) ERA: 2.38	IP: 9.0 WLS: W BF: 37 H: 7 R: 3 ER: 0 SO: 6 BB: 3 IBB: 0 HBP: 0 BLK: 0 WP: 0 HR: 0 S: 46 P: 58 ERA: 0.00 WHIP: 1.11																		

San Francisco Giants @ Cincinnati Reds
Riverfront Stadium, Cincinnati, OH
Mon Jul 26 1976, 7:05 PM EDT
Att: 27,656 - Unknown

AB 33
R 3
H 7
RBI 1
BB 3
SO 6
LOB 14



Batter	1	2	3	4	5	6	7	8	9	AB	R	H	RBI	BB	SO	LOB	BOTTOM		
Pete Rose, S (1.5)										5	2	2	1	0	1	0			
Ken Griffey, L (1.9)										4	3	2	0	1	0	0			
Joe Morgan, L (1.4)										4	2	2	2	1	0	1			
George Foster, R (1.7)										4	2	4	1	1	0	0			
Dan Driessen, L (1.3)										5	0	4	3	0	0	2			
Cesar Geronimo, L (1.8)										2	0	2	1	2	0	0			
Bill Plummer, R (1.2)										5	0	0	0	0	1	13			
Doug Flynn, R (1.6)										5	0	0	0	0	1	7			
Fred Norman, S (1.1)										4	0	0	0	0	2	0			
Inning Stats	R: 2 E: 0 K: 0 S: 7	H: 4 LOB: 2 BB: 0 P: 7	R: 0 E: 0 K: 2 S: 7	H: 0 LOB: 0 BB: 0 P: 7	R: 1 E: 0 K: 1 S: 6	H: 1 LOB: 3 BB: 3 P: 18	R: 3 E: 0 K: 1 S: 10	H: 5 LOB: 3 BB: 0 P: 11	R: 0 E: 0 K: 0 S: 3	H: 0 LOB: 0 BB: 0 P: 3	R: 0 E: 0 K: 0 S: 3	H: 1 LOB: 2 BB: 2 P: 11	R: 0 E: 0 K: 1 S: 5	H: 0 LOB: 0 BB: 0 P: 5	R: 3 E: 0 K: 0 S: 7	H: 5 LOB: 1 BB: 0 P: 7	1B: 12 2B: 3 3B: 0 HR: 1	SF: 0 SAC: 0 DP: 2 HBP: 1	WP: 0 PA: 44 PB: 0 SB: 0 CS: 0
PITCHER John Montefusco, R (1.1) ERA: 2.99	IP: 3.0 WLS: L BF: 17 H: 5 R: 3 ER: 3 SO: 3 BB: 2 IBB: 0 HBP: 1 BLK: 0 WP: 0 HR: 0 S: 20 P: 32 ERA: 81.00 WHIP: 15.000																		
Mike Caldwell, L (4.1) ERA: 4.61	0.1 5 3 3 1 0 0 0 0 0 0 0 8 9 0.00 0.545																		
Charlie Williams, R (4.1) ERA: 1.65	3.2 13 1 0 0 1 1 1 0 0 0 0 13 21 0.00 0.545																		
Dave Heaverlo, R (8.1) ERA: 4.76	1.0 7 5 3 3 0 0 0 0 0 0 0 7 7 27.00 5.000																		

San Francisco Giants @ Cincinnati Reds
Riverfront Stadium, Cincinnati, OH
Mon Jul 26 1976, 7:05 PM EDT
Att: 27,656 - Unknown

AB 38
R 9
H 16
RBI 8
BB 5
SO 5
LOB 23



Batter	1	2	3	4	5	6	7	8	9	AB	R	H	RBI	BB	SO	LOB	TOP									
Gary Thomasson, L (1, 8) OBP: 0.271, SLG: 0.373	F7			B1-3	SH3	G3		3-1		5	1	1	1	0	0	2										
Marty Perez, R (1, 4) OBP: 0.328, SLG: 0.325	F3			F8	SH3			P4		4	0	0	1	0	0	0										
Gary Matthews, R (1, 7) OBP: 0.349, SLG: 0.410	6-3			K	S			1B		3	1	0	0	2	1	0										
Bobby Murcer, L (1, 9) OBP: 0.357, SLG: 0.406								1B		3	1	1	0	1	1	1										
Larry Herndon, R (7, PR) OBP: 0.346, SLG: 0.364					K			6-3		1	1	0	0	0	0	0										
Darrell Evans, L (1, 3) OBP: 0.344, SLG: 0.335	F8				HR	1B		6-3		5	2	3	3	0	1	0										
Ken Reitz, R (1, 5) OBP: 0.314, SLG: 0.353	F7				1B	S		6-3		4	1	2	1	0	0	2										
Chris Speier, R (1, 6) OBP: 0.308, SLG: 0.287				6-3		2B		F9		3	1	1	0	1	0	2										
Dave Rader, L (1, 2) OBP: 0.302, SLG: 0.315				F5		E6		F8		4	1	1	1	0	0	4										
Jim Barr, R (1, 1) OBP: 0.234, SLG: 0.167				4-3		SH2-4				3	0	1	1	0	0	0										
Gary Lavelle, S (8, 1) OBP: 0.200, SLG: 0.200						SH2-4		F8		0	0	0	0	0	0	0										
Inning Stats	R: 0 E: 0 K: 0 S: 3	H: 0 LOB: 0 BB: 0 P: 3	R: 0 E: 0 K: 0 S: 3	H: 0 LOB: 0 BB: 0 P: 3	R: 0 E: 0 K: 0 S: 3	H: 0 LOB: 0 BB: 0 P: 3	R: 0 E: 0 K: 1 S: 5	H: 0 LOB: 0 BB: 0 P: 5	R: 5 E: 1 K: 1 S: 10	H: 5 LOB: 1 BB: 2 P: 18	R: 1 E: 0 K: 0 S: 6	H: 3 LOB: 2 BB: 0 P: 6	R: 2 E: 0 K: 0 S: 5	H: 2 LOB: 2 BB: 2 P: 13	R: 0 E: 0 K: 0 S: 3	H: 0 LOB: 0 BB: 0 P: 3	R: 0 E: 0 K: 1 S: 5	H: 0 LOB: 0 BB: 0 P: 5	1B: 7 2B: 1 3B: 1 HR: 1	SF: 0 SAC: 2 DP: 0 HBP: 0	WP: 0 PB: 0 SB: 2 CS: 0	PA: 41				
PITCHER	IP	WLS	BF	H	R	ER	SO	BB	IBB	HBP	BLK	WP	HR	S	P	ERA	WHIP									
Jack Billingham, R (1, 1) ERA: 5.21	4.1	L	19	5	6	6	1	1	0	0	0	0	0	1	20	24	12.46	1.385								
Pedro Borbon, R (5, 1) ERA: 3.14	0.2		3	0	0	0	1	1	0	0	0	0	0	4	8	0.00	1.500									
Rich Hinton, L (6, 1) ERA: 8.62	2.0		13	5	3	3	0	2	0	0	0	0	0	11	19	13.50	3.500									
Will McEnaney, L (8, 1) ERA: 4.05	2.0		6	0	0	0	1	0	0	0	0	0	0	8	8	0.00	0.000									

San Francisco Giants @ Cincinnati Reds
Riverfront Stadium, Cincinnati, OH
Tue Jul 27 1976, 7:05 PM EDT
Att: 26,046 - Unknown

AB	35
R	9
H	10
RBI	8
BB	4
SO	3
LOB	11



Batter	1	2	3	4	5	6	7	8	9	AB	R	H	RBI	BB	SO	LOB	BOTTOM								
Pete Rose, S (1, 5) OBP: 0.430, SLG: 0.476	FC4-6		K		4-3			G1	FC6-4	5	1	2	0	0	1	1									
Ken Griffey, L (1, 9) OBP: 0.406, SLG: 0.451	FC4-6		1B		6-3			G1	4-3	4	1	1	0	1	0	2									
Joe Morgan, L (1, 4) OBP: 0.444, SLG: 0.586	FC4-6		SF9		4-3			2B		4	1	2	1	0	0	2									
George Foster, R (1, 8) OBP: 0.385, SLG: 0.565	K		SF9		5-3			1-3		3	0	0	1	0	1	3									
Dan Driessen, L (1, 7) OBP: 0.407, SLG: 0.441			4-3		F8			2B		2	1	0	0	2	0	1									
Tony Perez, R (1, 3) OBP: 0.320, SLG: 0.432	6-3				6-3			P4		4	0	1	2	0	0	3									
Dave Concepcion, R (1, 6) OBP: 0.332, SLG: 0.395			1-3		1-3			F9		4	0	1	0	0	0	1									
Bill Plummer, R (1, 2) OBP: 0.345, SLG: 0.480	P4				6-3			F7		4	0	1	0	0	0	1									
Jack Billingham, R (1, 1) ERA: 5.21			F9		F7			1-3		1	0	0	0	0	0	0									
Pedro Borbon, R (5, 1) ERA: 3.14										0	0	0	0	0	0	0									
Joel Youngblood, R (5, PR) OBP: 0.285, SLG: 0.302										1	0	0	0	0	0	0									
Rich Hinton, L (6, 1) ERA: 8.62										0	0	0	0	0	0	0									
Mike Lum, L (7, PR) OBP: 0.344, SLG: 0.358										1	0	0	0	0	0	1									
Will McEnaney, L (8, 1) ERA: 4.05										0	0	0	0	0	0	0									
Bob Bailey, R (9, PR) OBP: 0.369, SLG: 0.582										1	0	0	0	0	0	1									
Inning Stats	R: 0 E: 0 K: 1 S: 6	H: 1 LOB: 3 BB: 2 P: 14	R: 0 E: 0 K: 0 S: 3	H: 0 LOB: 0 BB: 0 P: 3	R: 1 E: 0 K: 1 S: 7	H: 2 LOB: 1 BB: 0 P: 7	R: 0 E: 0 K: 0 S: 3	H: 0 LOB: 0 BB: 0 P: 3	R: 0 E: 0 K: 0 S: 3	H: 0 LOB: 0 BB: 0 P: 3	R: 0 E: 0 K: 0 S: 4	H: 1 LOB: 1 BB: 0 P: 4	R: 3 E: 0 K: 0 S: 6	H: 3 LOB: 1 BB: 1 P: 10	R: 0 E: 0 K: 0 S: 4	H: 1 LOB: 1 BB: 0 P: 4	1B: 5 2B: 3 3B: 0 HR: 0	SF: 1 SAC: 0 DP: 0 HBP: 0	WP: 0 PB: 0 SB: 2 CS: 0	PA: 38					
PITCHER	IP	WLS	BF	H	R	ER	SO	BB	IBB	HBP	BLK	WP	HR	S	P	ERA	WHIP								
Jim Barr, R (1, 1) ERA: 3.25	7.2	W	33	7	4	4	2	3	0	0	0	0	0	34	46	4.70	1.304								
Gary Lavelle, L (8, 1) ERA: 2.98	1.1		5	1	0	0	0	0	0	0	0	0	0	5	5	0.00	0.750								

San Francisco Giants @ Cincinnati Reds
Riverfront Stadium, Cincinnati, OH
Tue Jul 27 1976, 7:05 PM EDT
Att: 26,046 - Unknown

AB	34
R	4
H	8
RBI	4
BB	3
SO	2
LOB	16



Batter	1	2	3	4	5	6	7	8	9	AB	R	H	RBI	BB	SO	LOB	TOP																			
Gary Thomasson, L (1.8) OBP: 0.281, SLG: 0.374										5	1	2	0	0	0	2	San Francisco Giants @ Cincinnati Reds Riverfront Stadium, Cincinnati, OH Wed Jul 28 1976, 7:05 PM EDT Att: 28,053 - Unknown																			
Bruce Miller, R (1.4) OBP: 0.359, SLG: 0.263										5	1	1	0	1	1	4																				
Gary Matthews, R (1.7) OBP: 0.353, SLG: 0.412										5	2	3	1	1	0	2																				
Bobby Murcer, L (1.9) OBP: 0.359, SLG: 0.408										5	2	2	0	1	0	6																				
Darrell Evans, L (1.3) OBP: 0.348, SLG: 0.335										3	1	1	2	2	0	2																				
Ken Reitz, R (1.5) OBP: 0.315, SLG: 0.353										3	0	1	3	1	0	1																				
Chris Speier, R (1.6) OBP: 0.309, SLG: 0.289										5	0	2	1	0	0	7																				
Dave Rader, L (1.2) OBP: 0.305, SLG: 0.318										5	0	2	0	0	1	4																				
John D'Acquisto, R (1.1) OBP: 0.333, SLG: 0.389										3	0	1	0	0	2	2																				
Gary Lavelle, S (7.1) OBP: 0.167, SLG: 0.167										1	0	0	0	0	1	0																				
Inning Stats	R: 3 E: 0 K: 0 S: 5	H: 3 LOB: 1 BB: 2 P: 13	R: 0 E: 0 K: 1 S: 6	H: 1 LOB: 1 BB: 0 P: 6	R: 2 E: 0 K: 1 S: 9	H: 4 LOB: 2 BB: 0 P: 9	R: 2 E: 1 K: 0 S: 6	H: 2 LOB: 2 BB: 1 P: 10	R: 0 E: 0 K: 1 S: 6	H: 1 LOB: 1 BB: 0 P: 6	R: 0 E: 0 K: 1 S: 6	H: 1 LOB: 3 BB: 2 P: 14	R: 0 E: 0 K: 0 S: 4	H: 1 LOB: 2 BB: 1 P: 8	R: 0 E: 0 K: 0 S: 4	H: 1 LOB: 1 BB: 0 P: 4	R: 0 E: 0 K: 1 S: 6	H: 1 LOB: 2 BB: 0 P: 7	1B: 14 2B: 1 3B: 0 HR: 0	SF: 1 SAC: 1 DP: 1 HBP: 1	WP: 1 PB: 0 SB: 3 CS: 0	PA: 49														
PITCHER	IP WLS BF H R ER SO BB IBB HBP BLK WP HR S P ERA WHIP	IP WLS BF H R ER SO BB IBB HBP BLK WP HR S P ERA WHIP																																		
Santo Alcala, R (1.1) ERA: 4.4	2.2	L	17	8	5	5	1	2	0	0	0	1	1	0	17	25	16.88	3.750																		
Pedro Borbon, R (3.1) ERA: 3.04	2.1		12	3	2	0	2	1	0	0	0	0	0	0	15	19	0.00	1.714																		
Rich Hinton, L (6.1) ERA: 7.64	2.0		11	2	0	0	1	2	1	0	0	0	0	0	10	22	0.00	2.000																		
Rawly Eastwick, R (8.1) ERA: 2.54	2.0		9	2	0	0	1	0	0	1	0	0	0	0	10	11	0.00	1.000																		

AB	40
R	7
H	15
RBI	7
BB	6
SO	5
LOB	30



Batter	1	2	3	4	5	6	7	8	9	AB	R	H	RBI	BB	SO	LOB	BOTTOM																			
Pete Rose, S (1.5) OBP: 0.425, SLG: 0.470										5	0	0	0	0	1	3	San Francisco Giants @ Cincinnati Reds Riverfront Stadium, Cincinnati, OH Wed Jul 28 1976, 7:05 PM EDT Att: 28,053 - Unknown																			
Ken Griffey, L (1.9) OBP: 0.407, SLG: 0.450										3	0	1	0	1	0	1																				
Joe Morgan, L (1.4) OBP: 0.439, SLG: 0.578										4	0	0	0	0	0	4																				
George Foster, R (1.8) OBP: 0.381, SLG: 0.559										4	0	0	0	0	0	3																				
Dan Driessen, L (1.7) OBP: 0.398, SLG: 0.429										4	0	0	0	0	0	2																				
Tony Perez, R (1.3) OBP: 0.322, SLG: 0.431										3	0	1	0	0	0	0																				
Dave Concepcion, R (1.6) OBP: 0.334, SLG: 0.399										4	0	2	0	0	0	3																				
Bill Plummer, R (1.2) OBP: 0.342, SLG: 0.471										4	0	1	0	0	1	3																				
Santo Alcala, R (1.1) OBP: 0.167, SLG: 0.167										1	0	0	0	0	0	2																				
Pedro Borbon, R (3.1) OBP: 0.407, SLG: 0.450										0	0	0	0	0	0	0																				
Joel Youngblood, R (5.9) OBP: 0.277, SLG: 0.295										1	0	0	0	0	0	1																				
Rich Hinton, L (6.1) ERA: 7.64										0	0	0	0	0	0	0																				
Mike Lum, L (7.9) OBP: 0.344, SLG: 0.398										0	0	0	0	1	0	0																				
Rawly Eastwick, R (8.1) ERA: 2.54										0	0	0	0	0	0	0																				
Bob Bailey, R (9.9) OBP: 0.365, SLG: 0.576										1	0	0	0	0	0	1																				
Inning Stats	R: 0 E: 0 K: 0 S: 4	H: 1 LOB: 1 BB: 0 P: 4	R: 0 E: 0 K: 0 S: 5	H: 2 LOB: 2 BB: 0 P: 5	R: 0 E: 0 K: 0 S: 3	H: 0 LOB: 0 BB: 0 P: 3	R: 0 E: 0 K: 0 S: 3	H: 0 LOB: 0 BB: 0 P: 3	R: 0 E: 0 K: 0 S: 4	H: 1 LOB: 1 BB: 0 P: 4	R: 0 E: 1 K: 0 S: 4	H: 0 LOB: 3 BB: 1 P: 9	R: 0 E: 1 K: 0 S: 4	H: 0 LOB: 2 BB: 1 P: 8	R: 0 E: 0 K: 0 S: 3	H: 0 LOB: 0 BB: 0 P: 3	R: 0 E: 0 K: 2 S: 8	H: 1 LOB: 1 BB: 0 P: 8	1B: 4 2B: 1 3B: 0 HR: 0	SF: 0 SAC: 0 DP: 0 HBP: 1	WP: 0 PB: 0 SB: 0 CS: 0	PA: 37														
PITCHER	IP WLS BF H R ER SO BB IBB HBP BLK WP HR S P ERA WHIP	IP WLS BF H R ER SO BB IBB HBP BLK WP HR S P ERA WHIP																																		
John D'Acquisto, R (1.1) ERA: 4.83	6.1	W	27	4	0	0	0	2	0	0	1	0	0	0	24	33	0.00	0.947																		
Gary Lavelle, L (7.1) ERA: 2.49	2.2		10	1	0	0	2	0	0	0	0	0	0	14	14	0.00	0.375																			



Batter	1	2	3	4	5	6	7	8	9	AB	R	H	RBI	BB	SO	LOB	TOP				
Jerry Turner, L (1, 7) OBP: 0.317, SLG: 0.355	4-0 L6-3 BB		4-0 1B BB		0-0 6-3		0-0 L8			2	0	0	0	2	0	2					
Tito Fuentes, S (1, 4) OBP: 0.294, SLG: 0.321	0-0 L6-3		0-0 1B BB			0-0 1B 6-3 1B	0-0 FC4			4	1	2	1	0	0	2					
Johnny Grubb, L (1, 9) OBP: 0.396, SLG: 0.401	0-3 K		0-0 4-3			0-0 1B 6-3 1B		0-0 4-3		4	1	1	0	0	1	2					
Dave Winfield, R (1, 8) OBP: 0.353, SLG: 0.447		0-0 1-3		0-0 F8		0-0 6-3		0-0 F9		4	0	0	1	0	0	1					
Mike Ivie, R (1, 3) OBP: 0.318, SLG: 0.409		0-0 F9		0-0 L1		0-0 F8		0-3 K		4	0	0	0	0	1	1					
Doug Ratler, R (1, 5) OBP: 0.326, SLG: 0.369		0-0 6-3		0-3 K		0-0 1B			0-0 G6-4-3 1B	4	0	2	1	0	1	0					
Fred Kendall, R (1, 2) OBP: 0.285, SLG: 0.277			0-0 F8		0-3 K	0-0 F8			0-0 G6-4-3 1B	4	0	0	0	0	1	2					
Enzo Hernandez, R (1, 6) OBP: 0.315, SLG: 0.303			0-0 F8		0-0 2B		0-0 FC4 1B		0-0 L8	4	0	2	0	0	0	0					
Dave Freisleben, R (1, 1) OBP: 0.231, SLG: 0.306 Jerry Johnson, R (3, 1) OBP: 0.385, SLG: 0.348 Ted Kubiak, S (5, PH) OBP: 0.347, SLG: 0.329 Dave Tomlin, L (5, 1) OBP: 0.347, SLG: 0.329 Merv Rettenmund, R (7, PH) OBP: 0.195, SLG: 0.295 Alan Foster, R (7, 1) OBP: 0.195, SLG: 0.295			0-0 E4 BB 1B		0-3 K		0-0 F7			1	1	0	0	0	0	0					
Inning Stats	R: 0 E: 0 K: 1 S: 4	H: 0 LOB: 0 BB: 1 P: 8	R: 0 E: 0 K: 0 S: 3	H: 0 LOB: 0 BB: 3	R: 1 E: 1 K: 0 S: 5	H: 1 LOB: 2 BB: 1 P: 9	R: 0 E: 0 K: 1 S: 5	H: 0 LOB: 0 BB: 0 P: 5	R: 0 E: 0 K: 2 S: 8	H: 1 LOB: 1 BB: 0 P: 8	R: 2 E: 0 K: 0 S: 6	H: 3 LOB: 1 BB: 0 P: 6	R: 0 E: 0 K: 0 S: 4	H: 1 LOB: 0 BB: 0 P: 4	R: 0 E: 0 K: 1 S: 5	H: 0 LOB: 0 BB: 0 P: 5	R: 0 E: 0 K: 0 S: 3	H: 1 LOB: 0 BB: 0 P: 3	1B: 6 2B: 2 3B: 0 HR: 0	SF: 0 SAC: 0 DP: 2 HBP: 0	WP: 0 PA: 35 PB: 0 SB: 0 CS: 0
PITCHER	IP WLS BF H R ER SO BB IBB HBP BLK WP HR S P ERA WHIP																				
Pat Zachry, R (1, 1) ERA: 2.83	5.2 W 24 5 3 2 4 2 0 0 0 0 0 0 30 38 3.18 1.235																				
Rawly Eastwick, R (6, 1) ERA: 2.42	3.1 S 11 2 0 0 1 0 0 0 0 0 0 0 13 13 0.00 0.600																				

San Diego Padres @ Cincinnati Reds
Riverfront Stadium, Cincinnati, OH
Thu Jul 29 1976, 7:05 PM EDT
Att: 30,073 - Unknown

AB	33
R	3
H	7
RBI	3
BB	2
SO	5
LOB	12

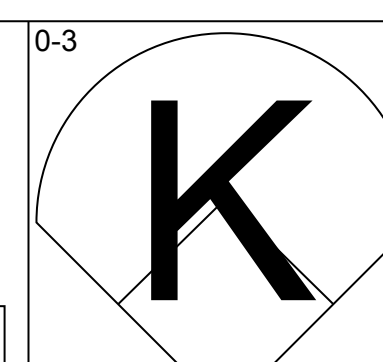
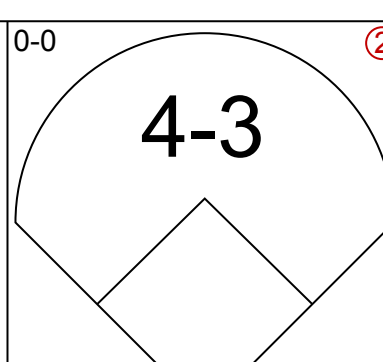
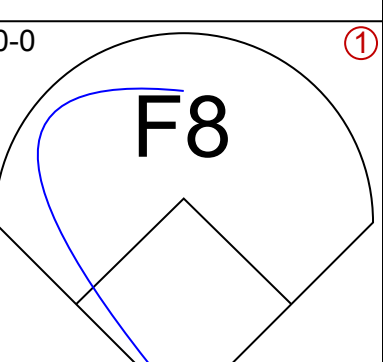
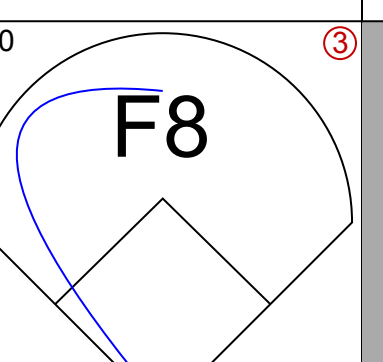
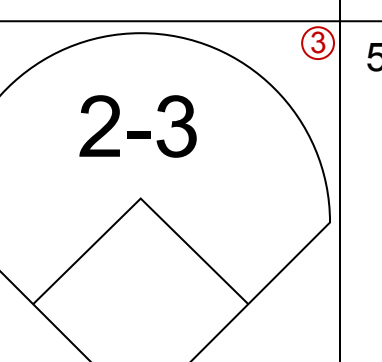
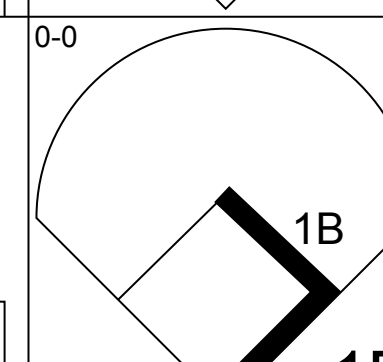
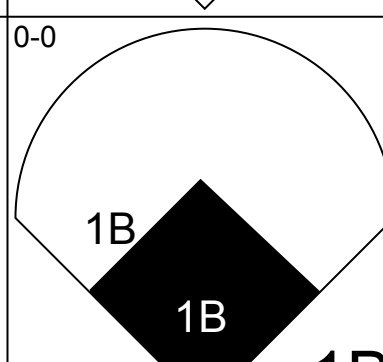
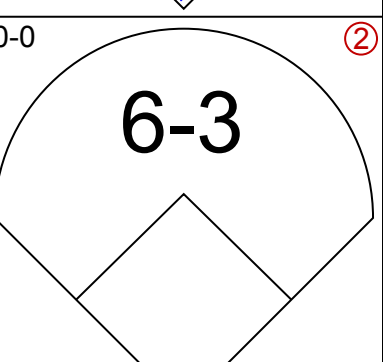
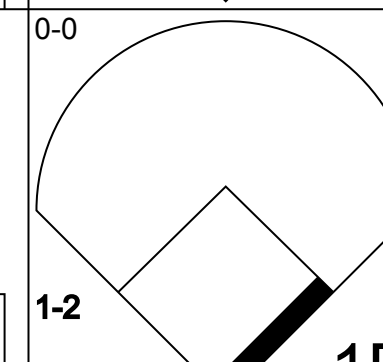
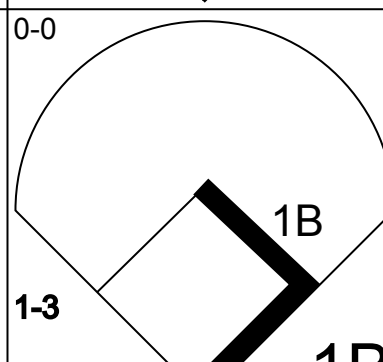
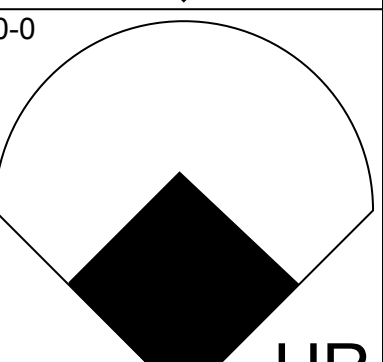
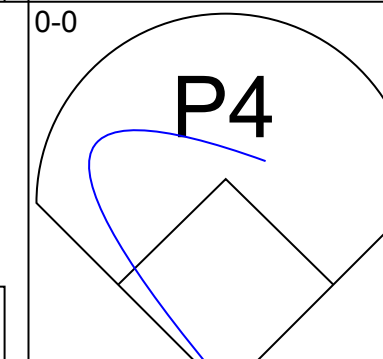
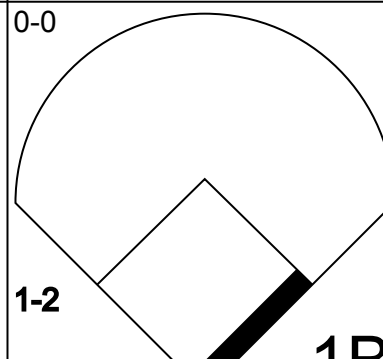
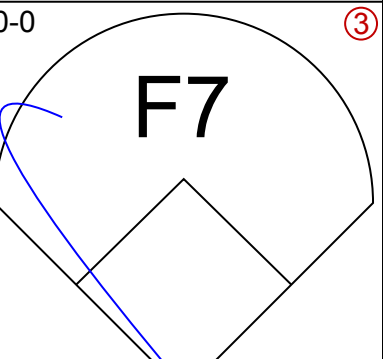
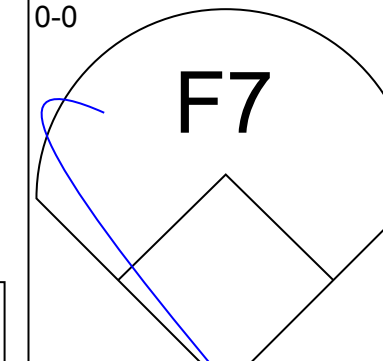
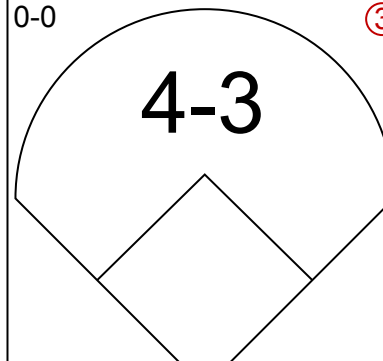
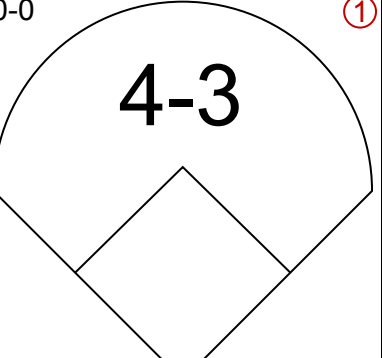
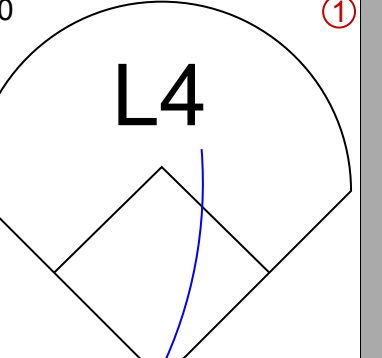
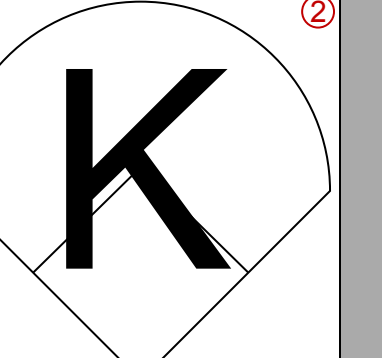

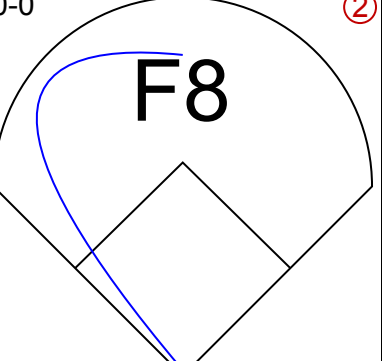
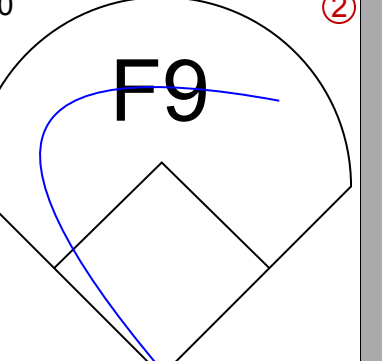
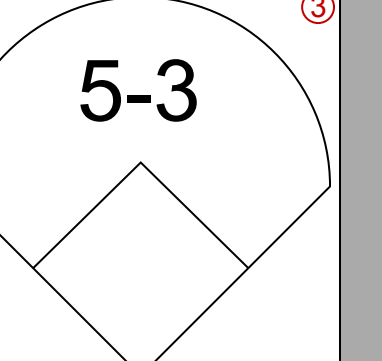

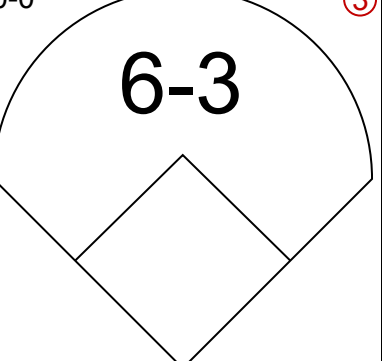
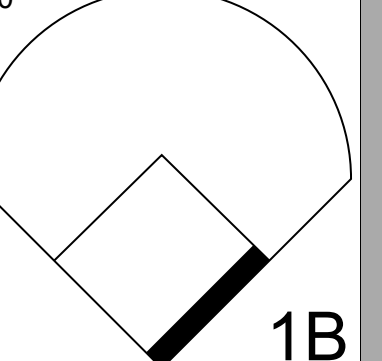
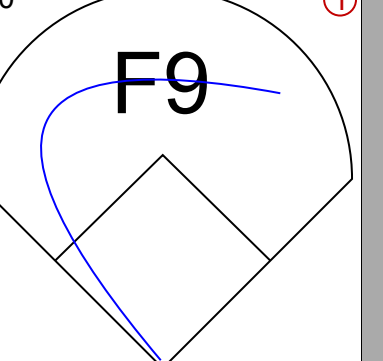
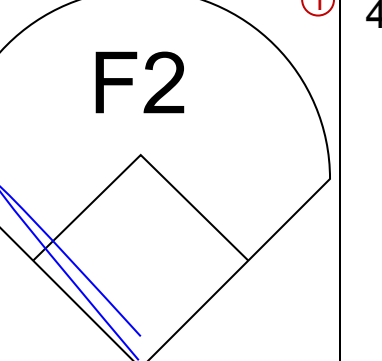
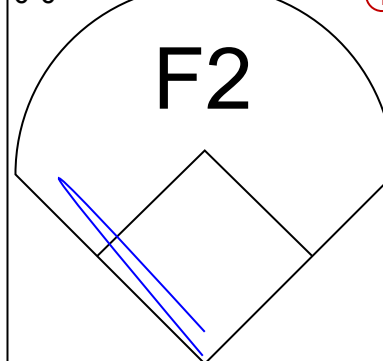
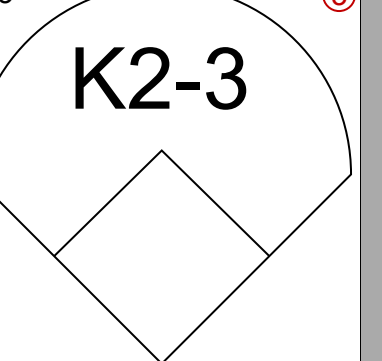
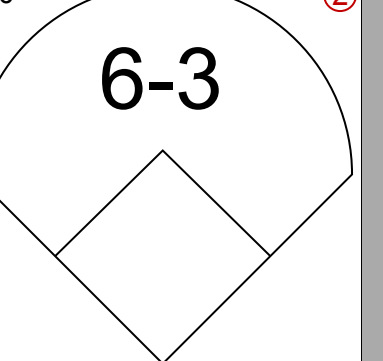
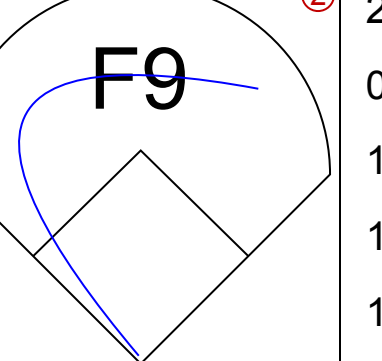


Batter	1	2	3	4	5	6	7	8	9	AB	R	H	RBI	BB	SO	LOB	BOTTOM
Pete Rose, S (1, 5) OBP: 0.425, SLG: 0.468	0-0 G3	0-0 L5	4-0 1B BB		0-0 1-4-3		0-0 1B			4	0	1	0	1	0	1	
Ken Griffey, L (1, 9) OBP: 0.406, SLG: 0.452	0-0 BB HR	0-0 G3	0-0 G3			0-0 2B	0-0 G3			5	2	2	0	0	0	4	
Joe Morgan, L (1, 4) OBP: 0.444, SLG: 0.593	4-0 1B HR		4-0 F9 1B WP BB		0-0 F7	0-0 4-3 1B 2B		0-0 HR		3	4	2	2	2	0	0	
George Foster, R (1, 7) OBP: 0.381, SLG: 0.565	0-0 HR		0-0 BB WP 1B		0-0 F2	0-0 6-3		0-0 5-3		5	2	2	3	0	0	1	
Johnny Bench, R (1, 2) OBP: 0.351, SLG: 0.395	0-0 BB 1B		0-0 F9		0-0 2B	0-0 4-3		0-3 K		5	0	2	0	0	1	3	
Tony Perez, R (1, 3) OBP: 0.323, SLG: 0.429	0-3 K		4-0 BB WP BB		0-0 F9	0-0 FC6-4 1B		0-0 5-3		4	1	1	1	1	1	2	
Cesar Geronimo, L (1, 8) OBP: 0.392, SLG: 0.449	4-0 FC6-4 BB		0-0 F7		0-0 E6 1B	0-0 FC6-4				3	0	1	0	1	0	3	
Dave Concepcion, R (1, 6) OBP: 0.333, SLG: 0.396	0-0 FC6-4		4-0 WP BB BB		0-3 K		0-0 F8			3	0	0	0	1	1	3	
Pat Zachry, R (1, 1) OBP: 0.225, SLG: 0.162 Rawly Eastwick, R (6, 1) ERA: 2.42		0-0 1-3	4-0 WP BB		0-0 6-3		0-0 5-3			2	0	0	1	1	0	1	
Inning Stats	R: 3 E: 0 K: 1 S: 8	H: 3 LOB: 2 BB: 2 P: 16	R: 0 E: 0 K: 0 S: 3	H: 0 LOB: 0 BB: 0	R: 3 E: 0 K: 0 S: 4	H: 1 LOB: 3 BB: 5 P: 24	R: 0 E: 0 K: 0 S: 4	H: 1 LOB: 1 BB: 0 P: 4	R: 0 E: 0 K: 0 S: 6	H: 3 LOB: 1 BB: 0 P: 6	R: 0 E: 0 K: 0 S: 4	H: 1 LOB: 1 BB: 0 P: 4	R: 1 E: 0 K: 1 S: 6	H: 1 LOB: 0 BB: 0 P: 6	1B: 6 2B: 3 3B: 0 HR: 2	SF: 0 SAC: 0 DP: 0 HBP: 0	WP: 2 PA: 42 PB: 0 SB: 0 CS: 0
PITCHER	IP WLS BF H R ER SO BB IBB HBP BLK WP HR S P ERA WHIP																
Dave Freisleben, R (1, 1) ERA: 3.5	2.2 L 18 4 6 6 1 6 0 0 0 0 1 0 5 9 0.00 1.500																
Jerry Johnson, R (3, 1) ERA: 4.82	1.1 6 1 0 0 0 1 0 0 0 0 1 0 5 9 0.00 1.500																
Dave Tomlin, L (5, 1) ERA: 4.4	2.0 10 4 2 2 1 0 0 0 0 0 0 0 12 12 9.00 2.000																
Alan Foster, R (7, 1) ERA: 3.16	2.0 8 2 1 1 1 0 0 0 0 0 0 1 10 10 4.50 1.000																

San Diego Padres @ Cincinnati Reds
Riverfront Stadium, Cincinnati, OH
Thu Jul 29 1976, 7:05 PM EDT
Att: 30,073 - Unknown

AB	35
R	9
H	11
RBI	7
BB	7
SO	3
LOB	18

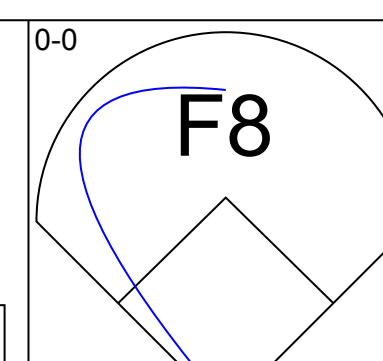
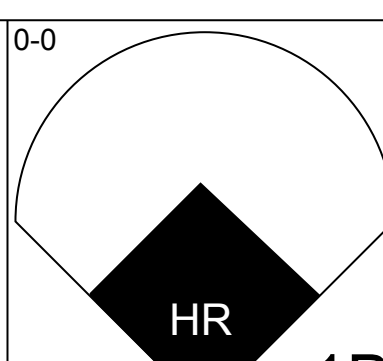
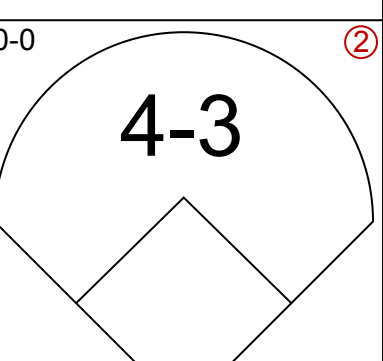
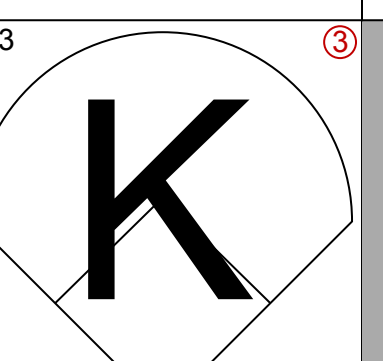
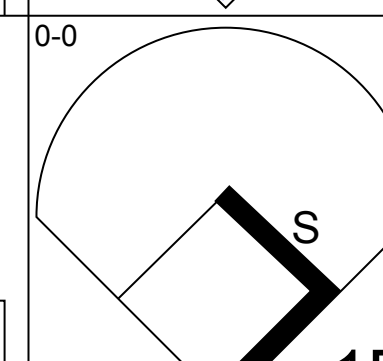
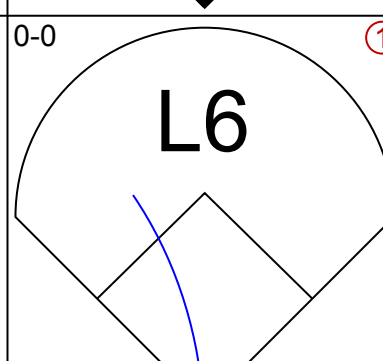
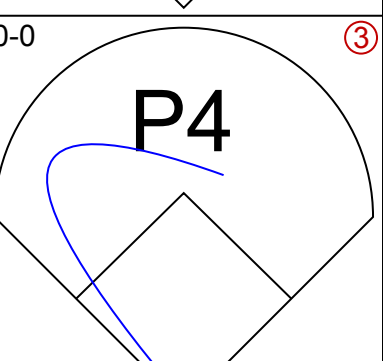
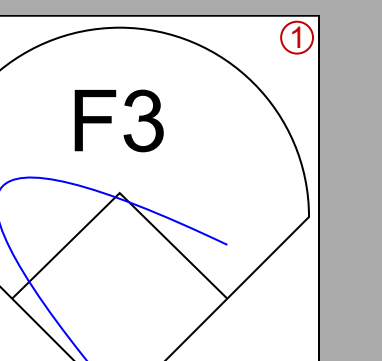
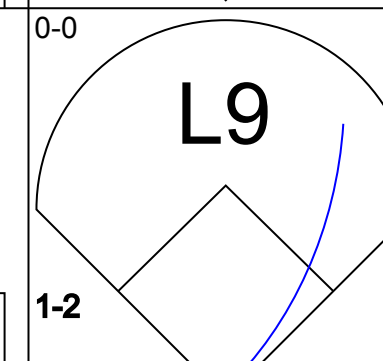
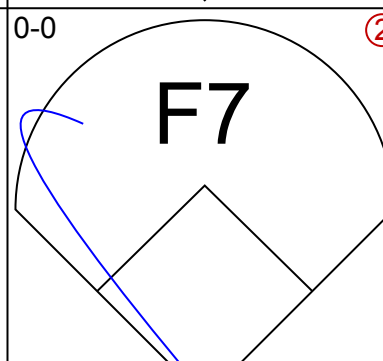
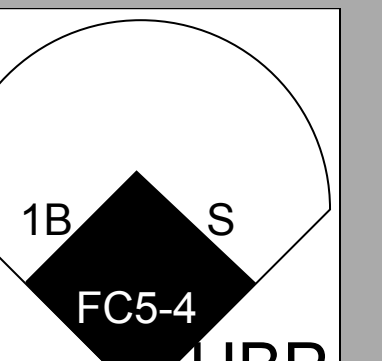

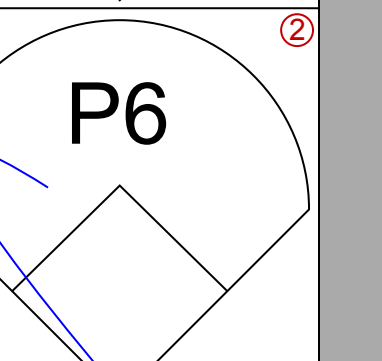
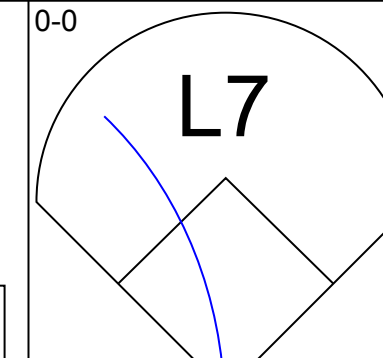
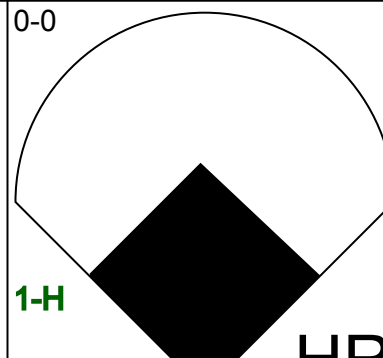
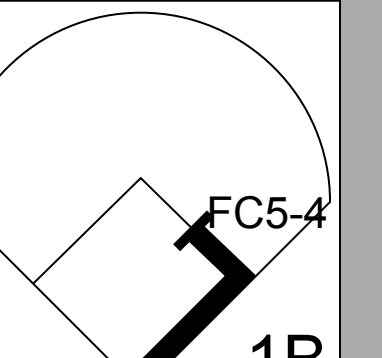

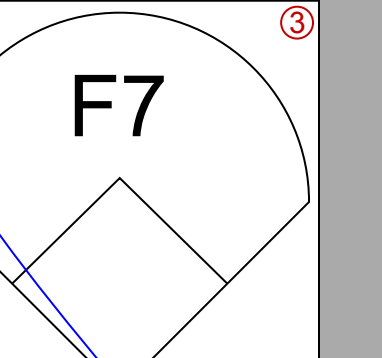
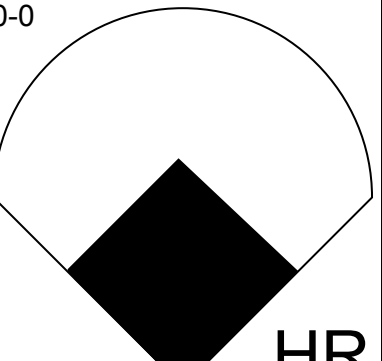
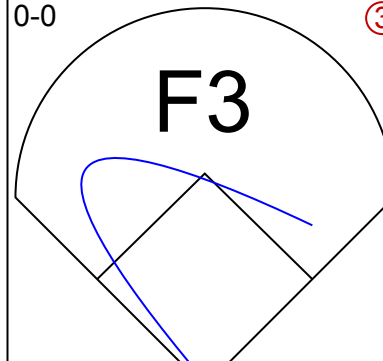
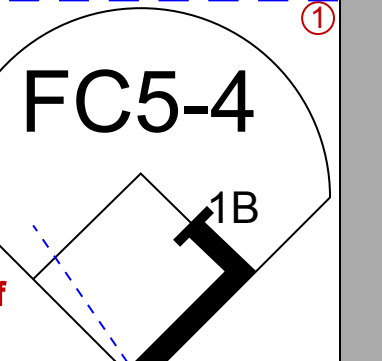



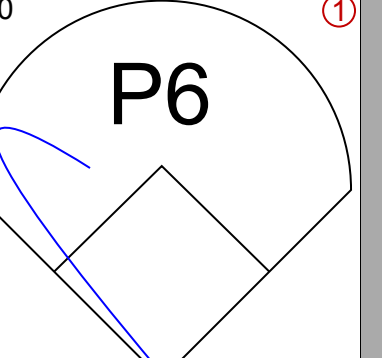

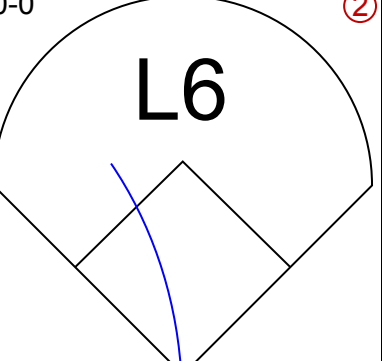


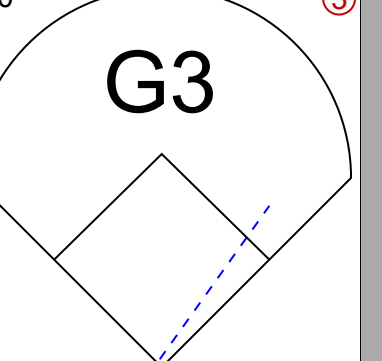

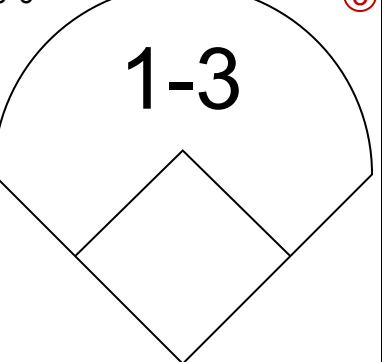

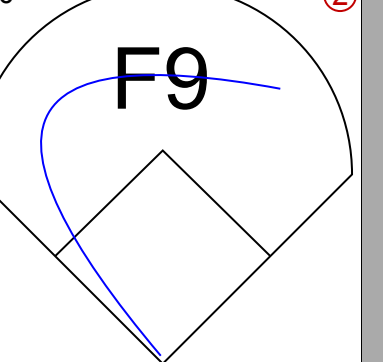
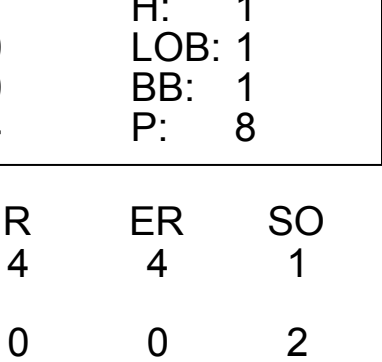
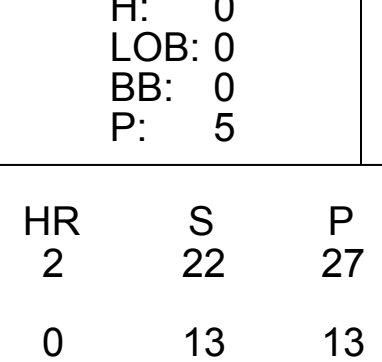
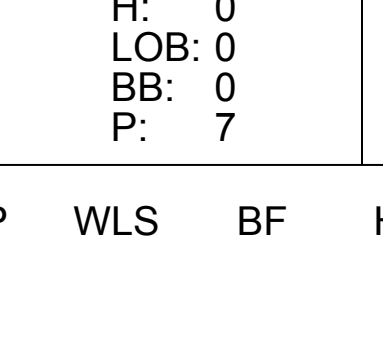


Batter	1	2	3	4	5	6	7	8	9	AB	R	H	RBI	BB	SO	LOB	TOP					
Jerry Turner, L OBP: 0.312, SLG: 0.342										5	0	0	0	0	1	2						
Tito Fuentes, S OBP: 0.301, SLG: 0.328										4	1	3	0	0	0	0						
Willie Davis, L OBP: 0.298, SLG: 0.399										4	1	3	1	0	0	1						
Mike Ivie, R OBP: 0.323, SLG: 0.420										4	0	1	1	0	0	3						
Johnny Grubb, L OBP: 0.389, SLG: 0.390										4	0	0	0	0	1	5						
Ted Kubiak, S OBP: 0.358, SLG: 0.338										4	0	1	0	0	1	0						
Fred Kendall, R OBP: 0.282, SLG: 0.274										3	0	0	0	0	0	0						
Enzo Hernandez, R OBP: 0.319, SLG: 0.321										4	0	1	0	0	0	2						
Rich Folkers, L OBP: 0.217, SLG: 0.231										2	0	0	0	0	1	1						
Butch Metzger, R OBP: 0.355, SLG: 0.449										0	0	0	0	0	0	0						
Bob Davis, R OBP: 0.355, SLG: 0.449										1	0	0	0	0	0	0						
Dave Winfield, R OBP: 0.323, SLG: 0.369										1	0	1	0	0	0	0						
Doug Rader, R										1	0	0	0	0	0	2						
Inning Stats	R: 0 E: 0 K: 1 S: 7	H: 2 LOB: 2 BB: 0 P: 7	R: 0 E: 0 K: 0 S: 3	H: 0 LOB: 0 BB: 0 P: 3	R: 1 E: 0 K: 0 S: 6	H: 3 LOB: 2 BB: 0 P: 6	R: 0 E: 0 K: 1 S: 6	H: 1 LOB: 1 BB: 0 P: 6	R: 1 E: 0 K: 0 S: 4	H: 1 LOB: 0 BB: 0 P: 4	R: 0 E: 0 K: 1 S: 5	H: 0 LOB: 0 BB: 0 P: 5	R: 0 E: 0 K: 0 S: 3	H: 0 LOB: 0 BB: 0 P: 3	R: 0 E: 0 K: 1 S: 6	H: 1 LOB: 1 BB: 0 P: 6	R: 0 E: 0 K: 0 S: 5	H: 2 LOB: 2 BB: 0 P: 5	1B: 8 2B: 1 3B: 0 HR: 1	SF: 0 SAC: 0 DP: 0 HBP: 0	WP: 0 PB: 0 SB: 0 CS: 0	PA: 37
PITCHER Gary Nolan, R ERA: 3.28	IP: 9.0 WLS: W BF: 37 H: 10 R: 2 ER: 2 SO: 4 BB: 0 IBB: 0 HBP: 0 BLK: 0 WP: 0 HR: 1 S: 45 P: 45 ERA: 2.00 WHIP: 1.111															PITCHER	IP: WLS: BF: H: R: ER: SO: BB: IBB: HBP: BLK: WP: HR: S: P: ERA: WHIP:					

San Diego Padres @ Cincinnati Reds
Riverfront Stadium, Cincinnati, OH
Fri Jul 30 1976, 7:05 PM EDT
Att: 47,121 - Unknown

AB 37
R 2
H 10
RBI 2
BB 0
SO 4
LOB 16



Batter	1	2	3	4	5	6	7	8	9	AB	R	H	RBI	BB	SO	LOB	BOTTOM			
Pete Rose, S OBP: 0.426, SLG: 0.472										4	1	1	0	0	1	0				
Dave Concepcion, R OBP: 0.333, SLG: 0.395										4	0	1	0	0	0	1				
Joe Morgan, L OBP: 0.446, SLG: 0.592										3	1	0	0	0	0	2				
George Foster, R OBP: 0.387, SLG: 0.573										4	1	2	2	0	0	1				
Johnny Bench, R OBP: 0.349, SLG: 0.406										3	1	1	2	0	0	1				
Tony Perez, R OBP: 0.323, SLG: 0.428										3	0	1	0	0	0	0				
Bob Bailey, R OBP: 0.352, SLG: 0.552										3	0	0	0	0	1	1				
Ken Griffey, L OBP: 0.409, SLG: 0.454										0	0	0	0	0	0	0				
Cesar Geronimo, L OBP: 0.394, SLG: 0.449										2	0	0	0	1	1	0				
Gary Nolan, R OBP: 0.121, SLG: 0.089										3	0	0	0	0	0	1				
Inning Stats	R: 0 E: 0 K: 0 S: 4	H: 1 LOB: 1 BB: 0 P: 4	R: 1 E: 0 K: 0 S: 4	H: 1 LOB: 1 BB: 1 P: 8	R: 2 E: 0 K: 0 S: 5	H: 2 LOB: 0 BB: 0 P: 5	R: 0 E: 0 K: 1 S: 5	H: 0 LOB: 0 BB: 0 P: 5	R: 0 E: 0 K: 0 S: 4	H: 2 LOB: 1 BB: 0 P: 5	R: 0 E: 0 K: 2 S: 7	H: 0 LOB: 0 BB: 0 P: 7	R: 0 E: 0 K: 0 S: 3	H: 0 LOB: 0 BB: 0 P: 3	R: 0 E: 0 K: 0 S: 3	H: 0 LOB: 0 BB: 0 P: 3	1B: 4 2B: 0 3B: 0 HR: 2	SF: 0 SAC: 0 DP: 0 HBP: 1	WP: 0 PB: 0 SB: 2 CS: 0	PA: 31
PITCHER Rich Folkers, L ERA: 4.66	IP: 5.0 WLS: L BF: 22 H: 5 R: 4 ER: 4 SO: 4 BB: 1 IBB: 0 HBP: 1 BLK: 0 WP: 0 HR: 2 S: 27 P: 27 ERA: 7.20 WHIP: 1.200															PITCHER	IP: WLS: BF: H: R: ER: SO: BB: IBB: HBP: BLK: WP: HR: S: P: ERA: WHIP:			
Butch Metzger, R ERA: 1.89	IP: 3.0 WLS: W BF: 9 H: 1 R: 0 ER: 0 SO: 2 BB: 0 IBB: 0 HBP: 0 BLK: 0 WP: 0 HR: 0 S: 13 P: 13 ERA: 0.00 WHIP: 0.333															PITCHER	IP: WLS: BF: H: R: ER: SO: BB: IBB: HBP: BLK: WP: HR: S: P: ERA: WHIP:			

San Diego Padres @ Cincinnati Reds
Riverfront Stadium, Cincinnati, OH
Fri Jul 30 1976, 7:05 PM EDT
Att: 47,121 - Unknown

AB 29
R 4
H 6
RBI 4
BB 1
SO 3
LOB 7



Batter	1	2	3	4	5	6	7	8	9	AB	R	H	RBI	BB	SO	LOB	TOP			
Enzo Hernandez, R OBP: 0.314, SLG: 0.315	L7		3-1			6-3			L6	4	0	0	0	0	0	0				
Tito Fuentes, S OBP: 0.300, SLG: 0.330	L7					L7			5-3	4	1	1	0	0	0	0				
Willie Davis, L OBP: 0.295, SLG: 0.395	F8					F8			F7	4	0	0	0	0	1	1				
Dave Winfield, R OBP: 0.353, SLG: 0.445										3	0	0	0	0	2	1				
Mike Ivie, R OBP: 0.323, SLG: 0.419	6-3									3	0	1	1	0	1	0				
Doug Radler, R OBP: 0.323, SLG: 0.369										3	0	1	0	0	1	1				
Jerry Turner, L OBP: 0.312, SLG: 0.342										3	0	1	0	0	1	1				
Fred Kendall, R OBP: 0.280, SLG: 0.271										3	0	0	0	0	0	1				
Brent Strom, R OBP: 0.167, SLG: 0.125										2	0	0	0	0	2	0				
Alan Foster, R OBP: 0.199, SLG: 0.056										0	0	0	0	0	0	0				
Merv Rettenmund, R OBP: 0.345, SLG: 0.296										1	0	0	0	0	0	0				
Jerry Johnson, R OBP: 0.345, SLG: 0.296										0	0	0	0	0	0	0				
Inning Stats	R: 0 E: 0 K: 0 S: 3	H: 0 LOB: 0 BB: 0 P: 3	R: 0 E: 0 K: 2 S: 8	H: 1 LOB: 1 BB: 0 P: 8	R: 0 E: 0 K: 1 S: 5	H: 0 LOB: 0 BB: 0 P: 5	R: 1 E: 0 K: 2 S: 9	H: 2 LOB: 1 BB: 0 P: 9	R: 0 E: 0 K: 1 S: 5	H: 0 LOB: 0 BB: 0 P: 5	R: 0 E: 0 K: 2 S: 7	H: 0 LOB: 0 BB: 0 P: 7	R: 0 E: 0 K: 0 S: 3	H: 1 LOB: 0 BB: 0 P: 3	R: 0 E: 0 K: 0 S: 3	H: 0 LOB: 0 BB: 0 P: 3	1B: 3 2B: 1 3B: 0 HR: 0	SF: 0 SAC: 0 DP: 1 HBP: 0	WP: 0 PB: 0 SB: 0 CS: 0	PA: 30
PITCHER Fred Norman, L ERA: 2.27	IP: 9.0 WLS: W BF: 30 H: 4 R: 1 ER: 1 SO: 8 BB: 0 IBB: 0 HBP: 0 BLK: 0 WP: 0 HR: 0 S: 46 P: 46 ERA: 1.00 WHIP: 0.444																			

San Diego Padres @ Cincinnati Reds
Riverfront Stadium, Cincinnati, OH
Sat Jul 31 1976, 7:05 PM EDT
Att: 46,948 - Unknown

AB	30
R	1
H	4
RBI	1
BB	0
SO	8
LOB	5



Batter	1	2	3	4	5	6	7	8	9	AB	R	H	RBI	BB	SO	LOB	BOTTOM			
Pete Rose, S OBP: 0.425, SLG: 0.472	F9	5-3				F9				5	2	1	1	1	0	2				
Ed Ambrister, R OBP: 0.415, SLG: 0.610										6	3	4	3	0	1	2				
Dave Concepcion, R OBP: 0.339, SLG: 0.403	5-3									5	1	4	2	0	0	0				
George Foster, R OBP: 0.387, SLG: 0.574										5	2	2	0	0	0	3				
Johnny Bench, R OBP: 0.352, SLG: 0.408										4	1	2	2	1	0	2				
Tony Perez, R OBP: 0.330, SLG: 0.438										4	1	3	1	1	0	2				
Doug Flynn, R OBP: 0.311, SLG: 0.331	F5-3									5	0	2	0	0	0	5				
Cesar Geronimo, L OBP: 0.394, SLG: 0.446										4	2	1	2	1	1	3				
Fred Norman, S OBP: 0.152, SLG: 0.156	1-3									5	0	0	0	0	1	6				
Inning Stats	R: 1 E: 0 K: 0 S: 5	H: 2 LOB: 3 BB: 2 P: 13	R: 0 E: 0 K: 1 S: 5	H: 0 LOB: 0 BB: 0 P: 5	R: 3 E: 1 K: 0 S: 8	H: 4 LOB: 2 BB: 0 P: 8	R: 0 E: 0 K: 0 S: 3	H: 1 LOB: 0 BB: 0 P: 3	R: 0 E: 0 K: 0 S: 4	H: 1 LOB: 1 BB: 0 P: 4	R: 3 E: 0 K: 1 S: 10	H: 5 LOB: 2 BB: 0 P: 10	R: 2 E: 0 K: 0 S: 5	H: 3 LOB: 2 BB: 1 P: 9	R: 3 E: 1 K: 1 S: 9	H: 3 LOB: 2 BB: 1 P: 13	1B: 13 2B: 3 3B: 1 HR: 2	SF: 0 SAC: 0 DP: 0 HBP: 0	WP: 0 PB: 0 SB: 1 CS: 1	PA: 48
PITCHER Brent Strom, L ERA: 3.29	IP: 5.1 WLS: L BF: 29 H: 11 R: 7 ER: 5 SO: 2 BB: 2 IBB: 0 HBP: 0 BLK: 0 WP: 0 HR: 2 S: 31 P: 39 ERA: 8.44 WHIP: 2.438																			
Alan Foster, R ERA: 3.31	IP: 1.2 WLS: L BF: 10 H: 5 R: 2 ER: 2 SO: 0 BB: 1 IBB: 0 HBP: 0 BLK: 0 WP: 0 HR: 0 S: 9 P: 13 ERA: 10.80 WHIP: 3.600																			
Jerry Johnson, R ERA: 7.94	IP: 1.0 WLS: L BF: 8 H: 3 R: 3 ER: 1 SO: 1 BB: 1 IBB: 0 HBP: 0 BLK: 0 WP: 0 HR: 0 S: 9 P: 13 ERA: 9.00 WHIP: 4.000																			

San Diego Padres @ Cincinnati Reds
Riverfront Stadium, Cincinnati, OH
Sat Jul 31 1976, 7:05 PM EDT
Att: 46,948 - Unknown

AB	43
R	12
H	19
RBI	11
BB	4
SO	3
LOB	25



Batter	1	2	3	4	5	6	7	8	9	AB	R	H	RBI	BB	SO	LOB	TOP										
Johnny Grubb, L OBP: 0.390, SLG: 0.385 (1, 9)										3	1	0	0	2	0	2											
Enzo Hernandez, R OBP: 0.312, SLG: 0.313 (1, 6)										2	0	0	0	0	0	2											
Willie McCovey, L OBP: 0.282, SLG: 0.346 (7, PH)										1	0	0	0	0	1	1											
Butch Metzger, R (7, 1)										0	0	0	0	0	0	0											
Jerry Turner, L OBP: 0.316, SLG: 0.353 (1, 7)										4	1	2	1	0	0	1											
Willie Davis, L OBP: 0.294, SLG: 0.399 (1, 8)										4	0	1	1	0	0	2											
Mike Ivie, R OBP: 0.318, SLG: 0.411 (1, 3)										4	0	0	0	0	1	2											
Ted Kubiak, S OBP: 0.355, SLG: 0.331 (1, 4)										3	0	0	0	1	1	1											
Doug Rader, R OBP: 0.323, SLG: 0.367 (1, 5)										4	1	1	0	0	2	2											
Fred Kendall, R OBP: 0.286, SLG: 0.292 (1, 2)										4	1	3	2	0	0	0											
Randy Jones, R OBP: 0.105, SLG: 0.056 (1, 1)										2	0	0	0	0	0	1											
Merv Rettenmund, R OBP: 0.342, SLG: 0.293 (7, PH)										1	0	0	0	0	0	1											
Hector Torres, R OBP: 0.270, SLG: 0.315 (7, 6)										1	0	0	0	0	0	0											
Inning Stats	R: 2 E: 0 K: 1 S: 7	H: 2 LOB: 2 BB: 2 P: 15	R: 0 E: 0 K: 0 S: 4	H: 1 LOB: 1 BB: 0 P: 4	R: 0 E: 0 K: 2 S: 8	H: 1 LOB: 1 BB: 0 P: 8	R: 0 E: 0 K: 1 S: 5	H: 0 LOB: 0 BB: 0 P: 5	R: 0 E: 0 K: 0 S: 3	H: 0 LOB: 1 BB: 1 P: 7	R: 0 E: 0 K: 0 S: 3	H: 0 LOB: 0 BB: 0 P: 3	R: 0 E: 0 K: 1 S: 6	H: 1 LOB: 1 BB: 0 P: 6	R: 0 E: 0 K: 0 S: 3	H: 0 LOB: 0 BB: 0 P: 3	R: 2 E: 0 K: 0 S: 5	H: 2 LOB: 0 BB: 0 P: 5	1B: 3 2B: 2 3B: 1 HR: 1	SF: 0 SAC: 1 DP: 0 HBP: 0	WP: 0 PB: 0 SB: 1 CS: 0	PA: 37					
PITCHER	IP	WLS	BF	H	R	ER	SO	BB	IBB	HBP	BLK	WP	HR	S	P	ERA	WHIP										
Santo Alcala, R ERA: 4.4 (1, 1)	8.1	W	35	7	4	4	5	3	0	0	0	0	1	42	54	4.32	1.200										
Rawly Eastwick, R ERA: 2.4 (9, 1)	0.2	S	2	0	0	0	0	0	0	0	0	0	0	2	2	0.00	0.000										

San Diego Padres @ Cincinnati Reds
Riverfront Stadium, Cincinnati, OH
Sun Aug 01 1976, 3:33 AM EDT
Att: 47,456 - Unknown

AB	33
R	4
H	7
RBI	4
BB	3
SO	5
LOB	15



Batter	1	2	3	4	5	6	7	8	9	AB	R	H	RBI	BB	SO	LOB	BOTTOM										
Pete Rose, S OBP: 0.422, SLG: 0.467 (1, 5)										4	0	0	0	0	0	2											
Ed Ambrister, R OBP: 0.386, SLG: 0.568 (1, 9)										3	0	0	0	0	0	1											
Ken Griffey, L OBP: 0.408, SLG: 0.453 (8, 9)										1	0	0	0	0	0	1											
Dave Concepcion, R OBP: 0.336, SLG: 0.398 (1, 6)										4	0	0	0	0	0	1											
George Foster, R OBP: 0.388, SLG: 0.581 (1, 7)										4	2	2	1	0	1	0											
Johnny Bench, R OBP: 0.357, SLG: 0.412 (1, 2)										2	2	1	1	2	1	0											
Tony Perez, R OBP: 0.332, SLG: 0.441 (1, 3)										4	1	2	1	0	1	1											
Doug Flynn, R OBP: 0.310, SLG: 0.329 (1, 4)										4	0	1	2	0	1	2											
Cesar Geronimo, L OBP: 0.394, SLG: 0.445 (1, 8)										3	0	1	0	0	0	2											
Santo Alcala, R OBP: 0.176, SLG: 0.182 (1, 1)										3	0	1	0	0	2	2											
Rawly Eastwick, R (9, 1)										0	0	0	0	0	0	0											
Inning Stats	R: 0 E: 0 K: 0 S: 3	H: 0 LOB: 0 BB: 0 P: 3	R: 2 E: 0 K: 1 S: 8	H: 3 LOB: 1 BB: 0 P: 8	R: 0 E: 0 K: 0 S: 3	H: 0 LOB: 0 BB: 0 P: 3	R: 1 E: 0 K: 1 S: 6	H: 1 LOB: 0 BB: 0 P: 6	R: 0 E: 0 K: 1 S: 6	H: 1 LOB: 1 BB: 0 P: 6	R: 2 E: 0 K: 0 S: 5	H: 2 LOB: 1 BB: 1 P: 9	R: 0 E: 0 K: 0 S: 4	H: 1 LOB: 1 BB: 0 P: 4	R: 0 E: 0 K: 3 S: 9	H: 0 LOB: 1 BB: 1 P: 13	R: 2 E: 0 K: 0 S: 5	H: 2 LOB: 0 BB: 0 P: 5	1B: 5 2B: 2 3B: 0 HR: 1	SF: 0 SAC: 0 DP: 0 HBP: 0	WP: 0 PB: 0 SB: 1 CS: 0	PA: 34					
PITCHER	IP	WLS	BF	H	R	ER	SO	BB	IBB	HBP	BLK	WP	HR	S	P	ERA	WHIP										
Randy Jones, L ERA: 2.68 (1, 1)	6.0	L	26	7	0	5	3	1	0	0	0	0	0	31	35	7.50	1.333										
Butch Metzger, R ERA: 1.85 (7, 1)	2.0		8	1	0	0	3	1	0	0	0	0	0	13	17	0.00	1.000										

San Diego Padres @ Cincinnati Reds
Riverfront Stadium, Cincinnati, OH
Sun Aug 01 1976, 3:33 AM EDT
Att: 47,456 - Unknown

AB	32
R	5
H	8
RBI	5
BB	2
SO	6
LOB	12



Batter	1	2	3	4	5	6	7	8	9	AB	R	H	RBI	BB	SO	LOB	TOP				
Pete Rose, S OBP: 0.421, SLG: 0.466 (1, 5)	0-0 6-3		0-0 F8		0-0 F7		0-0 3B 1B	0-0 BB FC1-2 1-2 2-3 3-H 1B		5	1	2	1	0	0	0					
Ken Griffey, L OBP: 0.410, SLG: 0.462 (1, 9)	4-0 BB		0-0 F8 2B		0-0 4-3		0-0 1-H 3B	0-0 FC1-2 BB 1-2 2-3 3-H 1B		4	0	2	1	1	0	3					
Joe Morgan, L OBP: 0.443, SLG: 0.584 (1, 4)	0-0 F7		0-0 F8		0-0 4-3		0-0 P4	0-0 FC6 BB 1-2 2-3 3-H 4-0 1B		4	0	0	1	1	0	3					
George Foster, R OBP: 0.386, SLG: 0.576 (1, 7)	0-3 K		0-3 K		0-0 5-3			0-0 FC6 1B		5	1	1	0	0	2	5					
Dan Driessen, L OBP: 0.398, SLG: 0.415 (1, 3)		0-0 4-3		0-0 G3		0-0 4-3		0-0 1B 1B 1-2 1B	0-0 F8	5	1	1	0	0	0	0					
Johnny Bench, R OBP: 0.360, SLG: 0.415 (1, 2)		0-0 BB 1B		0-0 G3		0-0 1B		0-0 1B 1B 1-2 2-H 1B	0-0 6-3	5	1	3	1	0	0	0					
Cesar Geronimo, L OBP: 0.397, SLG: 0.446 (1, 8)		4-0 BB		0-0 1B		0-0 G3		0-3 K	0-0 1B	4	0	2	0	1	1	3					
Doug Flynn, R OBP: 0.318, SLG: 0.337 (1, 6)		0-0 F9		0-0 1B		0-0 F9		0-0 1B 1B 1-2 2-3 FC1-2 1B	0-0 1-3 1B	5	0	3	0	0	0	2					
Pat Zachry, R OBP: 0.214, SLG: 0.154 (7, PH)		0-3 K		0-0 4-3		0-0 F3		0-0 FC1-2 1B 1-2 2-3 3-H 1B	0-0 6-3	2	0	0	0	0	1	4					
Mike Lumb, L OBP: 0.307, SLG: 0.394 (7, PH)										1	0	0	0	0	0	0					
Will McEnaney, L OBP: 0.284, SLG: 0.357 (7, PH)										0	0	0	0	0	0	0					
Bob Bailey, R OBP: 0.298, SLG: 0.357 (8, PH)										1	0	1	1	0	0	0					
Ed Armbrister, R OBP: 0.298, SLG: 0.357 (8, PH)										0	1	0	0	0	0	0					
Pedro Borbon, R OBP: 0.298, SLG: 0.357 (8, PH)										1	0	0	0	0	0	2					
Inning Stats	R: 0 E: 0 K: 1 S: 5	H: 0 LOB: 1 BB: 1 P: 9	R: 0 E: 0 K: 1 S: 6	H: 1 LOB: 2 BB: 1 P: 10	R: 0 E: 0 K: 1 S: 6	H: 1 LOB: 1 BB: 0 P: 6	R: 0 E: 0 K: 0 S: 5	H: 2 LOB: 2 BB: 0 P: 5	R: 0 E: 0 K: 0 S: 3	H: 0 LOB: 0 BB: 0 P: 3	R: 0 E: 0 K: 0 S: 4	H: 1 LOB: 1 BB: 0 P: 4	R: 1 E: 0 K: 0 S: 5	H: 2 LOB: 1 BB: 0 P: 5	R: 4 E: 0 K: 1 S: 11	H: 6 LOB: 3 BB: 1 P: 15	R: 0 E: 0 K: 0 S: 5	H: 2 LOB: 2 BB: 0 P: 5	1B: 13 2B: 1 3B: 1 HR: 0	SF: 0 SAC: 0 DP: 0 HBP: 0	WP: 0 PA: 45 PB: 0 SB: 0 CS: 0
PITCHER	IP WLS BF H R ER SO BB IBB HBP BLK WP HR S P ERA WHIP																				
John D'Acquisto, R ERA: 4.88 (1, 1)	7.0 L 33 10 4 4 3 2 0 0 0 0 0 0 0 37 45 5.14 1.714																				
Gary Lavelle, L ERA: 2.84 (8, 1)	0.1 2 1 0 0 1 0 0 0 0 0 0 0 4 4 0.00 3.000																				
Randy Moffitt, R ERA: 2.74 (8, 1)	0.2 5 2 1 1 0 1 0 0 0 0 0 0 4 8 13.50 4.500																				
Charlie Williams, R ERA: 1.51 (9, 1)	1.0 5 2 0 0 0 0 0 0 0 0 0 0 5 5 0.00 2.000																				

Cincinnati Reds @ San Francisco Giants
Candlestick Park, San Francisco, CA
Mon Aug 02 1976, 10:05 PM EDT
Att: 6,502 - Unknown

AB	42
R	5
H	15
RBI	5
BB	3
SO	4
LOB	22



Batter	1	2	3	4	5	6	7	8	9	AB	R	H	RBI	BB	SO	LOB	BOTTOM				
Gary Thomasson, L OBP: 0.307, SLG: 0.396 (1, 8)	0-0 F9		0-3 K			0-0 E9 SH1-3 7-2 1B		0-3 K		4	0	1	0	0	2	1					
Marty Perez, R OBP: 0.330, SLG: 0.329 (1, 4)	0-3 K			4-0 G1-4-3 BB		0-0 SH1-3			0-0 4-1	2	0	0	0	1	1	0					
Gary Matthews, R OBP: 0.358, SLG: 0.419 (1, 7)	0-3 K			0-0 G1-4-3 1-2		0-0 7-2 3-H			0-0 F3-6-3 1B	4	0	1	0	0	1	2					
Bobby Murcer, L OBP: 0.357, SLG: 0.408 (1, 9)		0-3 K		0-0 4-3			0-0 FC1-6 1B		0-0 F3-6-3 1-2	4	0	1	0	0	1	1					
Darrell Evans, L OBP: 0.336, SLG: 0.315 (1, 3)		0-0 F8			0-0 1-3		0-0 FC1-6 E			3	0	0	0	0	0	1					
Ken Reitz, R OBP: 0.307, SLG: 0.345 (1, 5)		0-0 F9			0-0 F9		0-0 FC		0-0 F6-4-3	3	0	0	0	0	0	1					
Chris Speier, R OBP: 0.314, SLG: 0.291 (1, 6)			0-0 F6-3		0-0 2B 1B		0-0 F6-4-3 1-2			3	1	1	0	0	0	2					
Dave Rader, L OBP: 0.325, SLG: 0.348 (1, 2)			4-0 SH3-4 BB		0-0 1-H 2B			0-3 K		2	0	1	1	1	1	0					
John D'Acquisto, R OBP: 0.316, SLG: 0.368 (1, 1)			0-0 SH3-4		0-3 K			0-0 F7		1	0	0	0	0	1	1					
Gary Lavelle, S OBP: 0.167, SLG: 0.167 (8, 1)										0	0	0	0	0	0	0					
Randy Moffitt, R OBP: 0.250, SLG: 0.250 (8, 1)										0	0	0	0	0	0	0					
Glenn Adams, L OBP: 0.289, SLG: 0.346 (8, PH)										1	0	0	0	0	0	0					
Charlie Williams, R ERA: 3.04 (9, 1)										0	0	0	0	0	0	0					
Inning Stats	R: 0 E: 0 K: 2 S: 7	H: 0 LOB: 0 BB: 0 P: 7	R: 0 E: 0 K: 1 S: 5	H: 0 LOB: 0 BB: 0 P: 5	R: 0 E: 0 K: 1 S: 5	H: 0 LOB: 1 BB: 1 P: 9	R: 0 E: 0 K: 0 S: 2	H: 0 LOB: 0 BB: 1 P: 6	R: 1 E: 0 K: 1 S: 7	H: 2 LOB: 1 BB: 0 P: 7	R: 0 E: 1 K: 0 S: 3	H: 1 LOB: 0 BB: 0 P: 3	R: 0 E: 1 K: 0 S: 4	H: 1 LOB: 1 BB: 0 P: 4	R: 0 E: 0 K: 2 S: 7	H: 0 LOB: 0 BB: 0 P: 7	R: 0 E: 0 K: 0 S: 3	H: 1 LOB: 0 BB: 0 P: 3	1B: 4 2B: 2 3B: 0 HR: 0	SF: 0 SAC: 2 DP: 4 HBP: 0	WP: 0 PA: 31 PB: 0 SB: 0 CS: 0
PITCHER	IP WLS BF H R ER SO BB IBB HBP BLK WP HR S P ERA WHIP																				
Pat Zachry, R ERA: 2.76 (7, 1)	1.0 W 4 1 0 0 0 0 0 0 0 0 0 4 4 0.00 1.000																				
Will McEnaney, L ERA: 3.97 (8, 1)	2.0 6 1 0 0 2 0 0 0 0 0 0 0 10 10 0.00 0.500																				

Cincinnati Reds @ San Francisco Giants
Candlestick Park, San Francisco, CA
Mon Aug 02 1976, 10:05 PM EDT
Att: 6,502 - Unknown

AB	27
R	1
H	5
RBI	1
BB	2
SO	7
LOB	9



Batter	1	2	3	4	5	6	7	8	9	AB	R	H	RBI	BB	SO	LOB	TOP					
Pete Rose, S OBP: 0.422, SLG: 0.467 Doug Flynn, R OBP: 0.316, SLG: 0.335	(1, 5) 0-3 K		(1, 5) 0-0 1B WP 2H 1B		(1, 5) 0-0 1B 1B	(1, 5) 0-0 4-3		(1, 5) 0-0 FC 3B		4	1	2	1	0	1	0	Cincinnati Reds @ San Francisco Giants Candlestick Park, San Francisco, CA Tue Aug 03 1976, 10:05 PM EDT Att: 6,994 - Unknown					
Ken Griffey, L OBP: 0.412, SLG: 0.469	(1, 9) 0-0 6-3		(1, 9) 0-0 1-3		(1, 9) 0-0 1B 1B	(1, 9) 0-0		(1, 9) 0-0 3B 1H 2H		5	2	3	2	0	0	1						
Joe Morgan, L OBP: 0.445, SLG: 0.591 Bob Bailey, R OBP: 0.358, SLG: 0.557	(1, 4) 0-0 4-3		(1, 4) 0-0 FC5-4 1B		(1, 4) 0-0 1B 1B	(1, 4) 0-0 F7		(1, 4) 0-0 3B		5	1	3	1	0	0	1						
George Foster, R OBP: 0.384, SLG: 0.571		(1, 8) 0-0 F9	(1, 8) 0-0 FC5-4 1-2 1B		(1, 8) 0-0 1B 1B		(1, 8) 0-0 1-3	(1, 8) 0-0 K 3H		5	0	1	1	0	1	3						
Johnny Bench, R OBP: 0.364, SLG: 0.419	(1, 2) 0-0 2B			(1, 2) 0-0 5-3 1B	(1, 2) 0-0 K		(1, 2) 0-0 5-3	(1, 2) 0-0 BB		4	1	2	0	1	1	3						
Tony Perez, R OBP: 0.327, SLG: 0.435	(1, 3) 0-0 6-3			(1, 3) 0-0 5-3 1-2	(1, 3) 0-3 K		(1, 3) 0-0 F9	(1, 3) 0-0 F7		5	0	0	0	0	1	7						
Dave Concepcion, R OBP: 0.339, SLG: 0.401	(1, 6) 0-0 4-3			(1, 6) 0-0 1B	(1, 6) 0-0 E8 FC6-4 1-3 2H 3H 1B		(1, 6) 0-0 SH5-4 BB FC 1B	(1, 6) 0-0 5-3		5	1	3	3	0	0	1						
Ed Armbrister, R OBP: 0.383, SLG: 0.553 Mike Lum, L OBP: 0.362, SLG: 0.400	(1, 7) 0-0 6-3		(1, 7) 0-0 WP SH1-4 1B	(1, 7) 0-0 F9	(1, 7) 0-0 FC6-4 1-2 1B		(1, 7) 0-0 SH5-4 BB SH5-4 3B BB	(1, 7) 0-0 G5-4-3 1B		3	1	1	0	0	0	3						
Jack Billingham, R OBP: 0.279, SLG: 0.275	(1, 1) 0-0 SH1-4 1-2		(1, 1) 0-0 SH1-4	(1, 1) 0-0 6-3		(1, 1) 0-3 K		(1, 1) 0-0 SH5-4 1-2 2-3	(1, 1) 0-0 G5-4-3 1-2	3	0	0	0	0	1	2						
Inning Stats	R: 0 E: 0 K: 1 S: 5	H: 0 LOB: 0 BB: 0 P: 5	R: 0 E: 0 K: 0 S: 4	H: 1 LOB: 1 BB: 0 P: 4	R: 1 E: 0 K: 0 S: 6	H: 3 LOB: 2 BB: 0 P: 6	R: 1 E: 0 K: 0 S: 5	H: 2 LOB: 1 BB: 0 P: 5	R: 3 E: 1 K: 2 S: 12	H: 5 LOB: 2 BB: 0 P: 12	R: 0 E: 0 K: 1 S: 6	H: 1 LOB: 1 BB: 0 P: 6	R: 0 E: 0 K: 0 S: 3	H: 0 LOB: 0 BB: 0 P: 3	R: 4 E: 0 K: 1 S: 9	H: 3 LOB: 2 BB: 2 P: 17		R: 0 E: 0 K: 0 S: 3	H: 1 LOB: 0 BB: 0 P: 3	1B: 13 2B: 1 3B: 2 HR: 0	SF: 0 SAC: 2 DP: 1 HBP: 0	WP: 2 PB: 0 SB: 0 CS: 0
PITCHER	IP WLS BF H R ER SO BB IBB HBP BLK WP HR S P ERA WHIP																					
Mike Caldwell, L ERA: 4.93	(1, 1) 4.0 L 21 9 5 5 1 0 0 0 0 0 0 2 0 23 23 11.25 2.250																					
Dave Heaverlo, R ERA: 4.6	(5, 1) 2.0 9 3 0 0 3 0 0 0 0 0 0 0 0 15 15 0.00 1.500																					
Charlie Williams, R ERA: 2.01	(7, 1) 3.0 15 4 4 4 1 2 0 0 0 0 0 0 0 15 23 12.00 2.000																					

Batter	1	2	3	4	5	6	7	8	9	AB	R	H	RBI	BB	SO	LOB	BOTTOM			
Larry Herndon, R OBP: 0.347, SLG: 0.369	(1, 8) 0-0 6-3			(1, 8) 0-3 K		(1, 8) 0-0 5-3 1B		(1, 8) 0-0 F9		4	0	1	0	0	1	0	Cincinnati Reds @ San Francisco Giants Candlestick Park, San Francisco, CA Tue Aug 03 1976, 10:05 PM EDT Att: 6,994 - Unknown			
Marty Perez, R OBP: 0.326, SLG: 0.325 Charlie Williams, R OBP: 0.284, SLG: 0.340	(1, 4) 0-0 4-3			(1, 4) 0-0 F9		(1, 4) 0-0 5-3 1-2		(1, 4) 0-0 G3		3	0	0	0	0	0	1				
Gary Thomasson, L OBP: 0.306, SLG: 0.387	(1, 9) 0-0 F6			(1, 9) 0-0 4-3		(1, 9) 0-0 FC6-4 BB		(1, 9) 0-0 F7		3	0	0	0	1	0	0				
Gary Matthews, R OBP: 0.355, SLG: 0.415	(1, 7) 0-0 E7			(1, 7) 0-0 F7		(1, 7) 0-0 FC6-4 1-2 1B		(1, 7) 0-3 K		4	0	0	0	0	1	2				
Darrell Evans, L OBP: 0.336, SLG: 0.313	(1, 3) 0-0 6-3			(1, 3) 0-0 4-3		(1, 3) 0-0 G6-4-3 BB				2	0	0	0	1	0	0				
Ken Reitz, R OBP: 0.308, SLG: 0.345	(1, 5) 0-0 F2			(1, 5) 0-0 1B		(1, 5) 0-0 G6-4-3 1-2 1B		(1, 5) 0-0 G6-4-3		3	0	1	0	0	0	1				
Chris Speier, R OBP: 0.314, SLG: 0.291	(1, 6) 0-0 6-3			(1, 6) 0-0 1-2 1B		(1, 6) 0-0 F6				3	0	1	0	0	0	0				
Dave Rader, L OBP: 0.320, SLG: 0.342	(1, 2) 0-0 4-3			(1, 2) 0-0 F8				(1, 2) 0-0 F7		3	0	0	0	0	0	2				
Mike Caldwell, R OBP: 0.125, SLG: 0.125 Dave Heaverlo, R OBP: 0.333, SLG: 0.333 Bruce Miller, R OBP: 0.227, SLG: 0.238	(1, 1) 0-3 K			(1, 1) 0-0 F8		(1, 1) 0-0 F8		(1, 1) 0-0 6-3		1	0	0	0	0	1	0				
Inning Stats	R: 0 E: 0 K: 0 S: 3	H: 0 LOB: 0 BB: 0 P: 3	R: 0 E: 1 K: 0 S: 3	H: 0 LOB: 0 BB: 0 P: 3	R: 0 E: 0 K: 1 S: 5	H: 0 LOB: 0 BB: 0 P: 5	R: 0 E: 0 K: 1 S: 5	H: 0 LOB: 0 BB: 0 P: 5	R: 0 E: 0 K: 0 S: 4	H: 2 LOB: 2 BB: 1 P: 8	R: 0 E: 0 K: 0 S: 2	H: 0 LOB: 0 BB: 1 P: 6	R: 0 E: 0 K: 0 S: 3	H: 0 LOB: 0 BB: 0 P: 3	R: 0 E: 0 K: 1 S: 5	H: 0 LOB: 0 BB: 0 P: 5		1B: 3 2B: 0 3B: 0 HR: 0	SF: 0 SAC: 0 DP: 1 HBP: 0	WP: 0 PB: 0 SB: 0 CS: 0
PITCHER	IP WLS BF H R ER SO BB IBB HBP BLK WP HR S P ERA WHIP																			
Jack Billingham, R ERA: 4.82	(1, 1) 9.0 W 31 3 0 0 3 2 0 0 0 0 0 0 0 35 43 0.00 0.556																			

Batter	1	2	3	4	5	6	7	8	9	AB	R	H	RBI	BB	SO	LOB	TOP								
Pete Rose, S OBP: 0.422, SLG: 0.466 (1, 5)	0-0 4-3	0-3 K		0-0 F7			0-0 G3 1B		0-0 FC6 1B	5	0	2	0	0	1	3	Cincinnati Reds @ San Francisco Giants Candlestick Park, San Francisco, CA Wed Aug 04 1976, 6:33 AM EDT Att: 10,054 - Unknown								
Ken Griffey, L OBP: 0.410, SLG: 0.464 (1, 9)	4-0 1B BB		0-0 5-3		0-0 3-1		0-0 G3 1-2		0-0 FC6 1-2	4	0	0	0	1	0	2									
Joe Morgan, L OBP: 0.448, SLG: 0.591 (1, 4)	0-0 1-3 S 1B		0-0 2B 1B		0-0 P5		4-0 BB BB			3	1	2	0	1	0	0									
George Foster, R OBP: 0.380, SLG: 0.565 (1, 8)	0-3 K 1-2		0-3 K 1B		0-0 5-3		0-3 K BB			4	0	0	0	0	3	5									
Dan Driessen, L OBP: 0.395, SLG: 0.417 (1, 3)	0-0 F8		0-0 1-H 2B		0-0 P6		0-3 K			4	0	1	1	0	1	2									
Johnny Bench, R OBP: 0.365, SLG: 0.420 (1, 2)		0-0 1B 1B		0-0 P6		0-0 1B		0-0 6-3		4	0	2	0	0	0	1									
Mike Lum, L OBP: 0.350, SLG: 0.384 (1, 7)		0-0 P4		0-0 F9		0-0 F2		0-0 P5		4	0	0	0	0	0	2									
Dave Concepcion, R OBP: 0.338, SLG: 0.402 (1, 6)		0-0 F3		0-0 4-3 2B		0-0 F9		0-3 K		4	0	1	0	0	1	2									
Gary Nolan, R OBP: 0.133, SLG: 0.103 (1, 1)		0-0 1-2 1B		0-0 4-3		0-0 F9		0-0 F7		2	0	1	0	0	0	1									
Cesar Geronimo, L OBP: 0.396, SLG: 0.444 (7, PH)				0-0 4-3						1	0	0	0	0	0	0									
Manny Sarmiento, R OBP: 0.375, SLG: 0.542 (9, PH)				0-0 2-3						0	0	0	0	0	0	0									
Ed Arbrister, R OBP: 0.375, SLG: 0.542 (9, PH)										1	0	0	0	0	0	0									
Inning Stats	R: 0 E: 0 K: 1 S: 6	H: 1 LOB: 2 BB: 1 P: 10	R: 0 E: 0 K: 1 S: 7	H: 2 LOB: 2 BB: 0 P: 7	R: 1 E: 0 K: 1 S: 7	H: 2 LOB: 1 BB: 0 P: 7	R: 0 E: 0 K: 0 S: 4	H: 1 LOB: 1 BB: 0 P: 4	R: 0 E: 0 K: 0 S: 3	H: 0 LOB: 0 BB: 0 P: 3	R: 0 E: 0 K: 0 S: 4	H: 1 LOB: 1 BB: 0 P: 4	R: 0 E: 0 K: 1 S: 6	H: 1 LOB: 2 BB: 1 P: 10	R: 0 E: 0 K: 1 S: 5	H: 0 LOB: 0 BB: 0 P: 5	R: 0 E: 0 K: 1 S: 6	H: 1 LOB: 1 BB: 0 P: 6	1B: 7 2B: 2 3B: 0 HR: 0	SF: 0 SAC: 0 DP: 0 HBP: 0	WP: 0 PB: 0 SB: 1 CS: 1	PA: 38			
PITCHER	IP	WLS	BF	H	R	ER	SO	BB	IBB	HBP	BLK	WP	HR	S	P	ERA	WHIP								
John Montefusco, R ERA: 2.9 (1, 1)	8.0	W	34	8	1	1	5	2	0	0	0	0	0	42	50	1.12	1.250								
Randy Moffitt, R ERA: 2.7 (9, 1)	1.0	S	4	1	0	0	1	0	0	0	0	0	0	6	6	0.00	1.000								





Batter	1	2	3	4	5	6	7	8	9	AB	R	H	RBI	BB	SO	LOB	BOTTOM								
Larry Herndon, R OBP: 0.349, SLG: 0.371 (1, 8)	0-0 S HR 1B		0-0 F8 S 1B 1B		0-0 6-3		0-0 P1			4	2	2	0	0	0	0	Cincinnati Reds @ San Francisco Giants Candlestick Park, San Francisco, CA Wed Aug 04 1976, 6:33 AM EDT Att: 10,054 - Unknown								
Chris Speier, R OBP: 0.311, SLG: 0.288 (1, 6)	0-0 F3		0-0 F8 1-3		0-0 1-3		0-0 5-3			4	0	0	0	0	0	2									
Gary Thomasson, L OBP: 0.311, SLG: 0.390 (1, 9)	0-0 F8 1-2		0-0 3-H 1B		0-0 S 1B		0-0 F8			4	0	2	1	0	0	1									
Gary Matthews, R OBP: 0.359, SLG: 0.426 (1, 7)	0-0 2-H HR		0-0 4-3		4-0 1-2 BB		0-0 1B 2B			3	2	2	2	1	0	1									
Darrell Evans, L OBP: 0.335, SLG: 0.313 (1, 3)	0-0 6-3				0-0 F8 F9		0-0 F8 1B			4	0	1	1	0	0	2									
Ken Reitz, R OBP: 0.307, SLG: 0.346 (1, 5)		0-3 K		0-0 2B		0-0 F6		0-3 K		4	0	1	0	0	2	1									
Dave Rader, L OBP: 0.319, SLG: 0.340 (1, 2)		0-0 P1		0-0 F6		0-0 F6 0-3 1B		0-0 F8		4	0	1	0	0	0	2									
Bruce Miller, R OBP: 0.250, SLG: 0.227 (1, 4)		0-3 K		4-0 FC6-4 IBB		0-0 9-3				1	0	0	0	1	1	0									
Glenn Adams, L OBP: 0.259, SLG: 0.333 (6, PH)										1	0	0	0	0	0	1									
Marty Perez, R OBP: 0.326, SLG: 0.325 (7, 4)										0	0	0	0	0	0	0									
John Montefusco, R OBP: 0.155, SLG: 0.130 (1, 1)				0-0 K		0-0 FC6-4				3	0	0	0	0	2	2									
Randy Moffitt, R OBP: 0.250, SLG: 0.250 (9, 1)				0-0 1-2						0	0	0	0	0	0	0									
Inning Stats	R: 2 E: 0 K: 0 S: 5	H: 2 LOB: 0 BB: 0 P: 5	R: 0 E: 0 K: 2 S: 7	H: 0 LOB: 0 BB: 0 P: 7	R: 1 E: 0 K: 1 S: 7	H: 2 LOB: 1 BB: 0 P: 7	R: 0 E: 0 K: 0 S: 4	H: 1 LOB: 2 BB: 1 P: 8	R: 0 E: 0 K: 0 S: 3	H: 1 LOB: 0 BB: 0 P: 3	R: 0 E: 0 K: 1 S: 5	H: 0 LOB: 0 BB: 0 P: 5	R: 0 E: 0 K: 1 S: 7	H: 2 LOB: 1 BB: 0 P: 7	1B: 6 2B: 3 3B: 0 HR: 1	SF: 0 SAC: 0 DP: 1 HBP: 0	WP: 0 PB: 0 SB: 3 CS: 0	PA: 34							
PITCHER	IP	WLS	BF	H	R	ER	SO	BB	IBB	HBP	BLK	WP	HR	S	P	ERA	WHIP								
Gary Nolan, R ERA: 3.32 (1, 1)	6.0	L	26	7	3	3	3	1	0	0	0	0	0	30	38	4.50	1.333								
Manny Sarmiento, R ERA: 1.6 (7, 1)	2.0		8	2	1	1	2	0	0	0	0	0	0	12	12	4.50	1.000								



Batter	1	2	3	4	5	6	7	8	9	AB	R	H	RBI	BB	SO	LOB	TOP											
Pete Rose, S OBP: 0.424, SLG: 0.470 Doug Flynn, R OBP: 0.316, SLG: 0.335										5	1	3	0	0	2	3	Cincinnati Reds @ Los Angeles Dodgers Dodger Stadium, Los Angeles, CA Thu Aug 05 1976, 7:05 PM PDT Att: 46,095 - Unknown											
Ken Griffey, L OBP: 0.406, SLG: 0.459										4	0	0	0	0	1	3												
Joe Morgan, L OBP: 0.444, SLG: 0.584										4	0	0	0	0	0	3												
George Foster, R OBP: 0.381, SLG: 0.563										3	0	1	1	0	0	1												
Johnny Bench, R OBP: 0.364, SLG: 0.418										4	0	1	0	0	1	1												
Tony Perez, R OBP: 0.332, SLG: 0.446										3	2	2	1	1	0	1												
Cesar Geronimo, L OBP: 0.394, SLG: 0.442										4	0	1	0	0	1	1												
Dave Concepcion, R OBP: 0.340, SLG: 0.402										3	0	1	1	1	0	0												
Fred Norman, S OBP: 0.162, SLG: 0.167										4	0	1	0	0	0	4												
Inning Stats	R: 0 E: 0 K: 1 S: 6	H: 1 LOB: 1 BB: 0 P: 6	R: 0 E: 0 K: 0 S: 4	H: 1 LOB: 2 BB: 1 P: 8	R: 1 E: 0 K: 0 S: 4	H: 2 LOB: 0 BB: 0 P: 4	R: 1 E: 0 K: 2 S: 9	H: 2 LOB: 2 BB: 1 P: 13	R: 0 E: 0 K: 0 S: 3	H: 0 LOB: 0 BB: 0 P: 3	R: 1 E: 0 K: 0 S: 4	H: 1 LOB: 1 BB: 0 P: 4	R: 0 E: 0 K: 0 S: 4	H: 1 LOB: 1 BB: 0 P: 4	R: 0 E: 0 K: 2 S: 2	H: 1 LOB: 0 BB: 0 P: 3		R: 0 E: 0 K: 1 S: 8	H: 1 LOB: 1 BB: 0 P: 8	1B: 8 2B: 1 3B: 0 HR: 1	SF: 0 SAC: 0 DP: 1 HBP: 1	WP: 0 PB: 0 SB: 0 CS: 1	PA: 39					
PITCHER	IP	WLS	BF	H	R	ER	SO	BB	IBB	HBP	BLK	WP	HR	S	P	ERA	WHIP											
Don Sutton, R ERA: 4.18	(1, 1)	7.0	L	30	8	3	3	3	1	1	0	0	0	1	34	42	3.86	1.286										
Charlie Hough, R ERA: 2.34	(8, 1)	2.0		7	2	0	0	2	0	0	1	0	0	0	10	11	0.00	1.000										

Batter	1	2	3	4	5	6	7	8	9	AB	R	H	RBI	BB	SO	LOB	BOTTOM											
Davey Lopes, R OBP: 0.313, SLG: 0.332										4	0	1	0	0	0	0	Cincinnati Reds @ Los Angeles Dodgers Dodger Stadium, Los Angeles, CA Thu Aug 05 1976, 7:05 PM PDT Att: 46,095 - Unknown											
Bill Buckner, L OBP: 0.322, SLG: 0.389										3	1	2	0	1	0	1												
Reggie Smith, S OBP: 0.300, SLG: 0.437										4	0	0	0	0	3	4												
Steve Garvey, R OBP: 0.349, SLG: 0.419										4	1	2	0	0	1	1												
Ron Cey, R OBP: 0.389, SLG: 0.456										4	0	1	1	0	0	1												
Bill Russell, R OBP: 0.334, SLG: 0.393										4	0	1	1	0	0	0												
Lee Lacy, R OBP: 0.326, SLG: 0.376										3	0	0	0	1	0	2												
Steve Yeager, R OBP: 0.297, SLG: 0.385										4	0	0	0	0	1	1												
Don Sutton, R OBP: 0.175, SLG: 0.098	(1, 1)									2	0	0	0	0	1	0												
Dusty Baker Jr., R OBP: 0.306, SLG: 0.308	(7, PH)									1	0	0	0	0	0	0												
Charlie Hough, R OBP: 0.267, SLG: 0.333	(8, 1)									0	0	0	0	0	0	0												
Inning Stats	R: 0 E: 0 K: 1 S: 6	H: 2 LOB: 1 BB: 0 P: 6	R: 0 E: 0 K: 0 S: 3	H: 0 LOB: 1 BB: 1 P: 7	R: 0 E: 0 K: 1 S: 6	H: 1 LOB: 1 BB: 0 P: 6	R: 0 E: 0 K: 0 S: 3	H: 0 LOB: 0 BB: 0 P: 3	R: 0 E: 0 K: 1 S: 5	H: 0 LOB: 0 BB: 0 P: 5	R: 2 E: 0 K: 1 S: 9	H: 4 LOB: 2 BB: 0 P: 9	R: 0 E: 0 K: 0 S: 3	H: 0 LOB: 0 BB: 0 P: 3	R: 0 E: 0 K: 1 S: 5	H: 0 LOB: 1 BB: 1 P: 9	R: 0 E: 0 K: 1 S: 5	H: 0 LOB: 0 BB: 0 P: 5	1B: 4 2B: 3 3B: 0 HR: 0	SF: 0 SAC: 0 DP: 0 HBP: 0	WP: 0 PB: 0 SB: 0 CS: 0	PA: 36						
PITCHER	IP	WLS	BF	H	R	ER	SO	BB	IBB	HBP	BLK	WP	HR	S	P	ERA	WHIP											
Fred Norman, L ERA: 2.25	(1, 1)	9.0	W	35	7	2	2	6	2	0	0	0	0	0	45	53	2.00	1.000										

Batter	1	2	3	4	5	6	7	8	9	AB	R	H	RBI	BB	SO	LOB	TOP									
Pete Rose, S OBP: 0.423, SLG: 0.469 Doug Flynn, R OBP: 0.316, SLG: 0.335	4-3							4-3		5	1	2	1	0	0	0	Cincinnati Reds @ Los Angeles Dodgers Dodger Stadium, Los Angeles, CA Fri Aug 06 1976, 7:05 PM PDT Att: 48,627 - Unknown AB 36 R 7 H 8 RBI 5 BB 2 SO 3 LOB 9 									
Ken Griffey, L OBP: 0.404, SLG: 0.454	F8							6-3		4	1	0	0	1	0	2										
Joe Morgan, L OBP: 0.444, SLG: 0.595										4	2	2	1	0	0	0										
George Foster, R OBP: 0.382, SLG: 0.563	6-3									4	1	2	1	0	0	1										
Johnny Bench, R OBP: 0.363, SLG: 0.416										4	1	1	0	0	1	1										
Tony Perez, R OBP: 0.328, SLG: 0.441										4	0	0	0	0	1	2										
Cesar Geronimo, L OBP: 0.392, SLG: 0.438	4-3									3	0	0	0	1	0	0										
Dave Concepcion, R OBP: 0.339, SLG: 0.400										4	1	1	2	0	0	1										
Santo Alcala, R OBP: 0.167, SLG: 0.171 Pedro Borbon, R OBP: 0.308, SLG: 0.308 Dan Driessen, L OBP: 0.392, SLG: 0.414 Rawly Eastwick, R OBP: 0.392, SLG: 0.414										2	0	0	0	0	1	0										
Inning Stats	R: 0 E: 0 K: 0 S: 4	H: 1 LOB: 1 BB: 0 P: 4	R: 0 E: 0 K: 0 S: 3	H: 0 LOB: 0 BB: 0 P: 3	R: 3 E: 1 K: 1 S: 8	H: 2 LOB: 1 BB: 1 P: 12	R: 0 E: 1 K: 1 S: 5	H: 0 LOB: 0 BB: 0 P: 5	R: 0 E: 0 K: 0 S: 3	H: 0 LOB: 0 BB: 0 P: 3	R: 0 E: 0 K: 0 S: 3	H: 0 LOB: 0 BB: 0 P: 3	R: 0 E: 0 K: 0 S: 3	H: 0 LOB: 0 BB: 0 P: 3	R: 4 E: 0 K: 0 S: 8	H: 5 LOB: 2 BB: 1 P: 12		1B: 6 2B: 1 3B: 0 HR: 1	SF: 0 SAC: 0 DP: 1 HBP: 0	WP: 0 PB: 1 SB: 2 CS: 0	PA: 38					
PITCHER	IP	WLS	BF	H	R	ER	SO	BB	IBB	HBP	BLK	WP	HR	S	P	ERA		WHIP								
Rick Rhoden, R ERA: 3.05 Charlie Hough, R ERA: 2.51	8.0	L	31	5	5	2	3	1	0	0	0	0	1	36	40	2.25		0.750								

Batter	1	2	3	4	5	6	7	8	9	AB	R	H	RBI	BB	SO	LOB	BOTTOM									
Davey Lopes, R OBP: 0.318, SLG: 0.336										3	2	1	0	2	0	2	Cincinnati Reds @ Los Angeles Dodgers Dodger Stadium, Los Angeles, CA Fri Aug 06 1976, 7:05 PM PDT Att: 48,627 - Unknown AB 33 R 4 H 8 RBI 4 BB 5 SO 3 LOB 16 									
Bill Buckner, L OBP: 0.322, SLG: 0.389	L4									5	0	2	1	0	0	2										
Reggie Smith, S OBP: 0.301, SLG: 0.435	FC									4	0	1	1	1	1	2										
Steve Garvey, R OBP: 0.346, SLG: 0.416	G4-6-3									3	0	0	1	0	0	2										
Ron Cey, R OBP: 0.390, SLG: 0.464										3	1	1	1	1	0	2										
Bill Russell, R OBP: 0.331, SLG: 0.388	P3									4	0	0	0	0	0	1										
Lee Lacy, R OBP: 0.325, SLG: 0.372										3	1	0	0	1	0	0										
Steve Yeager, R OBP: 0.300, SLG: 0.388 Leron Lee, L OBP: 1.000, SLG: 1.000										3	0	2	0	0	1	0										
Rick Rhoden, R OBP: 0.327, SLG: 0.412 Charlie Hough, R OBP: 0.297, SLG: 0.333 Ed Goodson, L OBP: 0.233, SLG: 0.268										1	0	1	0	0	0	0										
Inning Stats	R: 1 E: 0 K: 0 S: 3	H: 0 LOB: 0 BB: 1 P: 7	R: 0 E: 0 K: 0 S: 4	H: 1 LOB: 2 BB: 1 P: 8	R: 1 E: 0 K: 0 S: 3	H: 1 LOB: 1 BB: 2 P: 11	R: 0 E: 0 K: 0 S: 4	H: 1 LOB: 1 BB: 0 P: 4	R: 0 E: 0 K: 1 S: 6	H: 1 LOB: 0 BB: 0 P: 6	R: 0 E: 0 K: 1 S: 5	H: 0 LOB: 0 BB: 0 P: 5	R: 0 E: 0 K: 1 S: 5	H: 0 LOB: 1 BB: 1 P: 9	R: 1 E: 1 K: 0 S: 6	H: 2 LOB: 2 BB: 0 P: 6		1B: 6 2B: 2 3B: 0 HR: 1	SF: 1 SAC: 0 DP: 3 HBP: 0	WP: 0 PB: 0 SB: 1 CS: 0	PA: 39					
PITCHER	IP	WLS	BF	H	R	ER	SO	BB	IBB	HBP	BLK	WP	HR	S	P	ERA		WHIP								
Santo Alcala, R ERA: 4.36 Pedro Borbon, R ERA: 2.99 Rawly Eastwick, R ERA: 2.33	5.0		6	0	0	0	2	0	0	0	0	0	0	10	10	0.00		0.000								

Batter	1	2	3	4	5	6	7	8	9	AB	R	H	RBI	BB	SO	LOB	TOP				
Pete Rose, S OBP: 0.420, SLG: 0.465 Dave Concepcion, R OBP: 0.339, SLG: 0.400	F7		G3		F5		F9			4	0	0	0	0	0	2	<p>Cincinnati Reds @ Los Angeles Dodgers Dodger Stadium, Los Angeles, CA Sun Aug 08 1976, 3:33 AM PDT Att: 43,184 - Unknown</p> <p>livebaseballscores.com</p>				
Ken Griffey, L OBP: 0.402, SLG: 0.452	K			4-3		F8		1B	4	0	1	0	0	1	0						
Joe Morgan, L OBP: 0.447, SLG: 0.594	F7			5-3		1B	2B	G4-6-3 BB	3	1	1	0	1	0	0						
George Foster, R OBP: 0.384, SLG: 0.565		S BB		K			4-3 S 2H 1B	K	3	0	1	1	1	2	2						
Dan Driessen, L OBP: 0.384, SLG: 0.404	F4				F8		4-3	G4-6-3	4	0	0	0	0	0	4						
Cesar Geronimo, L OBP: 0.389, SLG: 0.430	1-3				S 1B BB		K		3	1	0	0	1	1	2						
Bill Plummer, R OBP: 0.333, SLG: 0.455	4-3				F8		F8		4	1	1	1	0	0	1						
Doug Flynn, R OBP: 0.308, SLG: 0.326			F3		F1-3		F5-3		4	0	0	0	0	0	1						
Jack Billingham, R OBP: 0.304, SLG: 0.326 Rawly Eastwick, R (9, 1)			4-3			2H 2B			3	0	2	1	0	0	0						
									0	0	0	0	0	0	0						
Inning Stats	R: 0 E: 0 K: 1 S: 5	H: 0 LOB: 0 BB: 0 P: 5	R: 0 E: 0 K: 0 S: 3	H: 0 LOB: 1 BB: 1 P: 7	R: 0 E: 0 K: 0 S: 3	H: 0 LOB: 0 BB: 0 P: 3	R: 0 E: 0 K: 1 S: 5	H: 0 LOB: 0 BB: 0 P: 5	R: 2 E: 0 K: 0 S: 5	H: 2 LOB: 1 BB: 1 P: 9	R: 1 E: 0 K: 1 S: 7	H: 2 LOB: 1 BB: 0 P: 7	R: 0 E: 0 K: 0 S: 4	H: 1 LOB: 1 BB: 0 P: 4	R: 0 E: 0 K: 1 S: 5	H: 1 LOB: 1 BB: 0 P: 9	1B: 4 2B: 2 3B: 0 HR: 0	SF: 0 SAC: 0 DP: 1 HBP: 0	WP: 0 PB: 0 SB: 5 CS: 0	PA: 35	
PITCHER	IP	WLS	BF	H	R	ER	SO	BB	IBB	HBP	BLK	WP	HR	S	P	ERA	WHIP				
Burt Hooton, R ERA: 3.88 Charlie Hough, R ERA: 2.45	8.0	L	32	6	3	3	4	3	0	0	0	0	0	37	49	3.38	1.125				

Batter	1	2	3	4	5	6	7	8	9	AB	R	H	RBI	BB	SO	LOB	BOTTOM					
Davey Lopes, R OBP: 0.310, SLG: 0.326	F6-3		F9		F6-3			4-3		4	0	0	0	0	0	1	<p>Cincinnati Reds @ Los Angeles Dodgers Dodger Stadium, Los Angeles, CA Sun Aug 08 1976, 3:33 AM PDT Att: 43,184 - Unknown</p> <p>livebaseballscores.com</p>					
Ted Sizemore, R OBP: 0.304, SLG: 0.303	P3			BB 1B		F2		F6-3	4	0	1	0	0	0	0							
Bill Buckner, L OBP: 0.319, SLG: 0.384	4-1			F8		F7		F7	4	0	0	0	0	0	1							
Steve Garvey, R OBP: 0.349, SLG: 0.416		G5-4-3 BB		F9		K		1B 1B	3	0	1	0	1	1	1							
Ron Cey, R OBP: 0.394, SLG: 0.480	F9				1-2 BB		HR	F7	3	1	1	1	1	0	2							
Bill Russell, R OBP: 0.332, SLG: 0.386	G5-4-3			4-3		K		1-3 1B	4	0	1	0	0	1	3							
Dusty Baker Jr., R OBP: 0.306, SLG: 0.315 Manny Mota, R OBP: 0.364, SLG: 0.359			5-3			HR		F9	3	1	1	1	0	1	0							
Ellie Rodriguez, R OBP: 0.352, SLG: 0.209				SH5-4 BB		5-3		F9	2	0	0	0	1	0	0							
Burt Hooton, R OBP: 0.188, SLG: 0.140 Leron Lee, L OBP: 0.333, SLG: 0.333 Charlie Hough, R OBP: 0.267, SLG: 0.333			SH5-4		K			4-3	1	0	0	0	0	1	0							
									1	0	0	0	0	0	0							
									0	0	0	0	0	0	0							
Inning Stats	R: 0 E: 0 K: 0 S: 3	H: 0 LOB: 0 BB: 0 P: 3	R: 0 E: 0 K: 0 S: 2	H: 0 LOB: 0 BB: 1 P: 6	R: 0 E: 0 K: 0 S: 3	H: 0 LOB: 1 BB: 1 P: 7	R: 0 E: 0 K: 0 S: 4	H: 1 LOB: 2 BB: 1 P: 8	R: 1 E: 0 K: 1 S: 6	H: 1 LOB: 0 BB: 0 P: 6	R: 0 E: 0 K: 1 S: 5	H: 0 LOB: 0 BB: 0 P: 5	R: 1 E: 0 K: 2 S: 8	H: 1 LOB: 0 BB: 0 P: 8	R: 0 E: 0 K: 0 S: 3	H: 0 LOB: 0 BB: 0 P: 3	R: 0 E: 0 K: 0 S: 5	H: 2 LOB: 2 BB: 0 P: 5	1B: 3 2B: 0 3B: 0 HR: 2	SF: 0 SAC: 1 DP: 1 HBP: 0	WP: 0 PB: 0 SB: 0 CS: 0	PA: 34
PITCHER	IP	WLS	BF	H	R	ER	SO	BB	IBB	HBP	BLK	WP	HR	S	P	ERA	WHIP					
Jack Billingham, R ERA: 4.64 Rawly Eastwick, R ERA: 2.32	8.2	W	33	5	2	2	4	3	0	0	0	0	0	2	38	2.08	0.923					

Batter	1	2	3	4	5	6	7	8	9	AB	R	H	RBI	BB	SO	LOB	TOP								
Pete Rose, S OBP: 0.418, SLG: 0.461 (1, 5)										4	0	0	0	1	0	4	Cincinnati Reds @ Chicago Cubs Wrigley Field, Chicago, IL Tue Aug 10 1976, 3:33 AM CDT Att: 25,050 - Unknown - 80 F								
Ken Griffey, L OBP: 0.403, SLG: 0.455 (1, 9)										4	1	2	0	0	0	1									
Joe Morgan, L OBP: 0.447, SLG: 0.605 (1, 4)										4	1	2	2	0	0	2									
George Foster, R OBP: 0.385, SLG: 0.564 (1, 8)										3	0	1	0	1	0	0									
Dan Driessen, L OBP: 0.387, SLG: 0.421 (1, 7)										3	1	1	1	1	1	2									
Johnny Bench, R OBP: 0.362, SLG: 0.410 (1, 2)										4	0	0	0	0	1	5									
Tony Perez, R OBP: 0.328, SLG: 0.436 (1, 3)										4	0	2	0	0	0	0									
Dave Concepcion, R OBP: 0.339, SLG: 0.398 (1, 6)										4	0	1	0	0	0	1									
Gary Nolan, R OBP: 0.131, SLG: 0.102 (1, 1)										1	0	0	0	0	0	2									
Mike Lum, L OBP: 0.347, SLG: 0.380 (7, PH)										1	0	0	0	0	0	0									
Manny Sarmiento, R OBP: 0.391, SLG: 0.432 (9, PH)										1	0	1	0	0	0	0									
Inning Stats	R: 0 E: 0 K: 0 S: 2	H: 0 LOB: 0 BB: 1 P: 6	R: 0 E: 0 K: 0 S: 3	H: 0 LOB: 0 BB: 0 P: 3	R: 0 E: 0 K: 0 S: 4	H: 1 LOB: 1 BB: 0 P: 4	R: 0 E: 0 K: 0 S: 4	H: 2 LOB: 2 BB: 1 P: 8	R: 0 E: 0 K: 0 S: 4	H: 2 LOB: 1 BB: 0 P: 4	R: 3 E: 0 K: 1 S: 8	H: 3 LOB: 0 BB: 0 P: 8	R: 0 E: 0 K: 0 S: 3	H: 0 LOB: 0 BB: 0 P: 3	R: 0 E: 0 K: 1 S: 6	H: 1 LOB: 2 BB: 1 P: 10	R: 0 E: 0 K: 0 S: 4	H: 1 LOB: 1 BB: 0 P: 4	1B: 6 2B: 2 3B: 0 HR: 2	SF: 0 SAC: 1 DP: 3 HBP: 0	WP: 0 PB: 0 SB: 2 CS: 0	PA: 37			
PITCHER	IP	WLS	BF	H	R	ER	SO	BB	IBB	HBP	BLK	WP	HR	S	P	ERA	WHIP								
Ray Burris, R ERA: 3.61 (1, 1)	7.1	W	30	9	3	3	1	2	0	0	0	0	2	30	38	3.68	1.500								
Bruce Sutter, R ERA: 2.01 (8, 1)	1.2	S	7	1	0	0	1	1	0	0	0	0	0	8	12	0.00	1.200								

Batter	1	2	3	4	5	6	7	8	9	AB	R	H	RBI	BB	SO	LOB	BOTTOM								
Rick Monday, L OBP: 0.352, SLG: 0.509 (1, 8)										4	1	1	0	0	0	1	Cincinnati Reds @ Chicago Cubs Wrigley Field, Chicago, IL Tue Aug 10 1976, 3:33 AM CDT Att: 25,050 - Unknown - 80 F								
Jose Cardenal, R OBP: 0.346, SLG: 0.418 (1, 7)										4	0	1	1	0	0	0									
Joe Wallis, S OBP: 0.300, SLG: 0.369 (8, 7)										0	0	0	0	0	0	0									
Bill Madlock, R OBP: 0.404, SLG: 0.496 (1, 5)										4	0	2	0	0	0	0									
Jerry Morales, R OBP: 0.319, SLG: 0.406 (1, 9)										3	0	0	0	1	0	3									
Ralph LaCock, L OBP: 0.330, SLG: 0.381 (1, 3)										4	2	3	0	0	0	1									
Manny Trillo, R OBP: 0.313, SLG: 0.330 (1, 4)										2	1	2	0	0	0	0									
Rob Sperring, R OBP: 0.412, SLG: 0.400 (5, 4)										2	1	1	0	0	1	1									
Steve Swisher, R OBP: 0.279, SLG: 0.330 (1, 2)										4	1	2	3	0	1	3									
Mick Kelleher, R OBP: 0.275, SLG: 0.299 (1, 6)										3	0	2	2	1	0	0									
Ray Burris, R OBP: 0.148, SLG: 0.132 (1, 1)										3	0	0	0	0	1	2									
Bruce Sutter, R (8, 1)										1	0	0	0	0	1	2									
Inning Stats	R: 0 E: 0 K: 0 S: 4	H: 1 LOB: 1 BB: 0 P: 4	R: 3 E: 0 K: 1 S: 8	H: 4 LOB: 0 BB: 0 P: 8	R: 0 E: 0 K: 0 S: 3	H: 0 LOB: 1 BB: 1 P: 7	R: 0 E: 0 K: 0 S: 3	H: 1 LOB: 0 BB: 0 P: 3	R: 1 E: 0 K: 0 S: 5	H: 3 LOB: 1 BB: 0 P: 5	R: 2 E: 0 K: 1 S: 8	H: 3 LOB: 1 BB: 0 P: 8	R: 0 E: 0 K: 0 S: 3	H: 0 LOB: 0 BB: 0 P: 3	R: 0 E: 0 K: 2 S: 8	H: 2 LOB: 2 BB: 1 P: 12	R: 0 E: 0 K: 0 S: 4	H: 2 LOB: 2 BB: 1 P: 4	1B: 8 2B: 6 3B: 0 HR: 1	SF: 0 SAC: 0 DP: 3 HBP: 0	WP: 0 PB: 0 SB: 0 CS: 2	PA: 36			
PITCHER	IP	WLS	BF	H	R	ER	SO	BB	IBB	HBP	BLK	WP	HR	S	P	ERA	WHIP								
Gary Nolan, R ERA: 3.52 (1, 1)	6.0	L	28	12	6	6	2	1	0	0	0	0	1	31	35	9.00	2.167								
Manny Sarmiento, R ERA: 1.29 (7, 1)	2.0		8	2	0	0	2	0	1	0	0	0	0	11	15	0.00	1.000								



Batter	1	2	3	4	5	6	7	8	9	10	AB	R	H	RBI	BB	SO	LOB	TOP									
Pete Rose, S OBP: 0.414, SLG: 0.455 (1.5)	F7		K			FC3-6	F8		4-3	K	6	0	0	0	1	2	5	Cincinnati Reds @ Chicago Cubs Wrigley Field, Chicago, IL Wed Aug 11 1976, 3:33 AM CDT Att: 22,884 - Unknown - 79 F									
Ken Griffey, L OBP: 0.402, SLG: 0.463 (1.9)	F8	2B	E3		F8	G3		K		HR	6	2	2	2	0	1	3										
Joe Morgan, L OBP: 0.453, SLG: 0.610 (1.4)	F8										4	2	3	1	2	0	1										
Pat Zachry, R OBP: 0.222, SLG: 0.167 (9.1)	F8		B1-3							FC6-4	0	0	0	0	0	0	0										
George Foster, R OBP: 0.398, SLG: 0.562 (1.7)			B1-3							FC6-4	5	1	2	0	1	1	4										
Johnny Bench, R OBP: 0.424, SLG: 0.519 (10, PR)	K		4-3								6	2	3	4	0	1	3										
Ed Arbrister, R OBP: 0.377, SLG: 0.519 (10, 2)											0	1	0	0	0	0	0										
Bill Plummer, R OBP: 0.333, SLG: 0.455 (1.2)											0	0	0	0	0	0	0										
Tony Perez, R OBP: 0.331, SLG: 0.446 (1.3)		K			5-3						6	3	3	2	0	2	2										
Cesar Geronimo, L OBP: 0.387, SLG: 0.430 (1.8)		K									6	0	1	1	0	4	4										
Dave Concepcion, R OBP: 0.343, SLG: 0.405 (1.6)											6	2	4	1	0	0	1										
Fred Norman, S OBP: 0.298, SLG: 0.348 (1.1)											1	0	0	0	0	0	1										
Paul Reuschel, R ERA: 4.76 (7.1)											0	0	0	0	0	0	0										
Joe Coleman, R ERA: 5.1 (9.1)											0	0	0	0	0	0	0										
Bruce Sutter, R ERA: 2.0 (10.1)											1	0	0	0	0	0	0										
Darold Knowles, L ERA: 2.78 (10.1)											0	0	0	0	0	0	0										
Inning Stats	R: 0 E: 0 K: 1 S: 6	H: 1 LOB: 2 BB: 1 P: 10	R: 0 E: 0 K: 2 S: 8	H: 1 LOB: 1 BB: 0 P: 8	R: 1 E: 1 K: 1 S: 7	H: 1 LOB: 1 BB: 0 P: 7	R: 0 E: 0 K: 1 S: 5	H: 0 LOB: 0 BB: 0 P: 5	R: 0 E: 0 K: 1 S: 6	H: 1 LOB: 2 BB: 1 P: 10	R: 2 E: 0 K: 0 S: 7	H: 4 LOB: 2 BB: 0 P: 7	R: 4 E: 0 K: 0 S: 7	H: 4 LOB: 1 BB: 1 P: 11	R: 1 E: 0 K: 3 S: 11	H: 2 LOB: 2 BB: 1 P: 15	R: 2 E: 0 K: 1 S: 8	H: 3 LOB: 1 BB: 0 P: 8	R: 3 E: 2 K: 2 S: 10	H: 3 LOB: 1 BB: 0 P: 10	1B: 11 2B: 5 3B: 1 HR: 3	SF: 0 SAC: 0 DP: 0 HBP: 0	WP: 0 PB: 0 SB: 1 CS: 0	PA: 55			
PITCHER	IP	WLS	BF	H	R	ER	SO	BB	IBB	HBP	BLK	WP	HR	S	P	ERA	WHIP										
Bill Bonham, R ERA: 4.76 (1.1)	6.0		31	9	5	4	6	3	0	0	0	0	1	2	2	6.00	2.000										
Paul Reuschel, R ERA: 4.72 (7.1)	0.0		2	2	1	1	0	0	0	0	0	0	1	2	2	∞	∞										
Joe Coleman, R ERA: 5.1 (9.1)	2.2		15	6	4	4	4	1	0	0	0	0	1	22	26	13.50	2.625										
Bruce Sutter, R ERA: 2.0 (10.1)	0.1		1	0	0	0	0	0	0	0	0	0	0	1	1	0.00	0.000										
Darold Knowles, L ERA: 2.78 (10.1)	1.0	L	6	3	3	0	2	0	0	0	1	0	0	10	10	0.00	3.000										

AB	51
R	13
H	20
RBI	12
BB	4
SO	12
LOB	26



Batter	1	2	3	4	5	6	7	8	9	10	AB	R	H	RBI	BB	SO	LOB	BOTTOM									
Rick Monday, L OBP: 0.352, SLG: 0.506 (1.8)	L9										6	1	2	0	0	2	3	Cincinnati Reds @ Chicago Cubs Wrigley Field, Chicago, IL Wed Aug 11 1976, 3:33 AM CDT Att: 22,884 - Unknown - 79 F									
Jose Cardenal, R OBP: 0.349, SLG: 0.425 (1.7)											5	2	2	2	0	0	1										
Champ Summers, L OBP: 0.280, SLG: 0.274 (9.7)											1	0	0	0	0	1	1										
Bill Madlock, R OBP: 0.408, SLG: 0.500 (1.5)											5	2	3	1	1	0	1										
Jerry Morales, R OBP: 0.319, SLG: 0.405 (1.9)											1	1	0	0	0	0	1										
Wayne Tyrone, R OBP: 0.263, SLG: 0.314 (2, PH)											1	0	1	1	0	0	0										
Joe Wallis, S OBP: 0.295, SLG: 0.362 (3.9)											4	1	0	0	0	1	3										
Steve Swisher, R OBP: 0.348, SLG: 0.348 (1.2)											4	1	3	4	0	0	0										
George Mitterwald, R OBP: 0.282, SLG: 0.310 (7.2)											2	0	1	0	0	0	0										
Rob Sperring, R OBP: 0.409, SLG: 0.368 (1.4)											4	1	1	1	1	0	2										
Ralph LaCock, L OBP: 0.332, SLG: 0.382 (1.3)											5	0	2	0	0	0	2										
Mick Kelleher, R OBP: 0.288, SLG: 0.302 (1.6)											2	0	1	1	2	0	0										
Bill Bonham, R ERA: 2.74 (1.1)											4	1	0	0	0	0	5										
Paul Reuschel, R ERA: 4.76 (7.1)											0	0	0	0	0	0	0										
Joe Coleman, R ERA: 5.1 (9.1)											0	0	0	0	0	0	0										
Bruce Sutter, R ERA: 2.0 (10.1)											0	0	0	0	0	0	0										
Larry Bittner, L OBP: 0.295, SLG: 0.370 (10.1)											1	0	0	0	0	0	1										
Darold Knowles, L ERA: 2.78 (10.1)											0	0	0	0	0	0	0										
Inning Stats	R: 2 E: 0 K: 0 S: 6	H: 3 LOB: 2 BB: 1 P: 10	R: 7 E: 0 K: 1 S: 13	H: 8 LOB: 2 BB: 1 P: 17	R: 1 E: 0 K: 0 S: 5	H: 2 LOB: 1 BB: 0 P: 5	R: 0 E: 0 K: 0 S: 3	H: 0 LOB: 0 BB: 0 P: 3	R: 0 E: 0 K: 0 S: 4	H: 1 LOB: 1 BB: 0 P: 4	R: 0 E: 0 K: 0 S: 3	H: 0 LOB: 1 BB: 1 P: 7	R: 0 E: 0 K: 0 S: 3	H: 1 LOB: 0 BB: 0 P: 3	R: 0 E: 0 K: 2 S: 7	H: 0 LOB: 1 BB: 1 P: 11	R: 0 E: 0 K: 1 S: 5	H: 0 LOB: 0 BB: 0 P: 5	1B: 12 2B: 1 3B: 2 HR: 1	SF: 0 SAC: 0 DP: 1 HBP: 1	WP: 0 PB: 0 SB: 0 CS: 0	PA: 50					
PITCHER	IP	WLS	BF	H	R	ER	SO	BB	IBB	HBP	BLK	WP	HR	S	P	ERA	WHIP										
Fred Norman, L ERA: 2.74 (1.1)	1.1		14	7	7	3	0	2	0	0	0	0	1	11	19	47.25	6.750										
Pedro Borbon, R ERA: 3.10 (2.1)	2.2		14	6	3	3	1	0	0	0	0	0	0	4	16	10.12	2.250										
Manny Sarmiento, R ERA: 1.13 (5.1)	1.0		4	1	0	0	0	0	0	0	0	0	0	4	4	0.00	1.000										
Rawly Eastwick, R ERA: 2.29 (6.1)	1.0		5	1	0	0	0	0	0	1	0	0	0	4	5	0.00	1.000										
Will McEnaney, L ERA: 3.70 (7.1)	2.0		7	1	0	0	0	1	0	0	0	0	0	6	10	0.00	1.000										
PITCHER	IP	WLS	BF	H	R	ER	SO	BB	IBB	HBP	BLK	WP	HR	S	P	ERA	WHIP										
Pat Zachry, R ERA: 2.63 (9.1)	2.0		7	0	0	0	3	1	0	0	0	0	0	12	16	0.00	0.500										

AB	45
R	10
H	16
RBI	10
BB	4
SO	4
LOB	20



Batter	1	2	3	4	5	6	7	8	9	AB	R	H	RBI	BB	SO	LOB	TOP								
Pete Rose, S (1, 5) OBP: 0.411, SLG: 0.450	0-0 4-3	0-0 6-3		0-0 4-3			0-0 4-3		0-0 3-1	5	0	0	0	0	0	3									
Doug Flynn, R (9, 5) OBP: 0.312, SLG: 0.341										0	0	0	0	0	0	0									
Ken Griffey, L (1, 9) OBP: 0.402, SLG: 0.461	0-0 4-3 1B		0-0 G1		0-0 B1-3		0-3 K		4-0 S HR BB	4	1	1	0	1	1	0									
Joe Morgan, L (1, 4) OBP: 0.455, SLG: 0.617	0-0 4-3 1-2		4-0 FC5-4 BB		0-0 4-3				3	2	1	1	2	0	1										
George Foster, R (1, 7) OBP: 0.388, SLG: 0.576	4-0 FC5-4 BB		0-0 FC5-4 1-2		0-0 6-3				4	2	2	4	1	0	1										
Johnny Bench, R (1, 2) OBP: 0.365, SLG: 0.432	0-0 FC5-4 1-2		0-3 K		0-0 E6 1B				5	1	2	1	0	1	3										
Tony Perez, R (1, 3) OBP: 0.329, SLG: 0.445		0-0 3B 2B		0-0 5-3		0-0 L9		0-0 FC4-6 1B	5	2	1	0	0	0	2										
Cesar Geronimo, L (1, 8) OBP: 0.393, SLG: 0.438		0-0 2H 3B		4-0 1B BB		0-0 G4-3 1B		0-0 F7	3	0	2	1	2	0	1										
Dave Concepcion, R (1, 6) OBP: 0.342, SLG: 0.407		0-3 K		0-3 K		0-0 G4-3 1-2		0-0 1H 3B	5	0	1	1	0	2	5										
Santo Alcala, R (1, 1) OBP: 0.184, SLG: 0.189		0-3 K		0-0 K					2	0	1	0	0	1	1										
Mike Lum, L (7, PH) OBP: 0.350, SLG: 0.382									1	0	0	0	0	1	0										
Manny Sarmiento, R (7, 1) OBP: 0.383, SLG: 0.416									0	0	0	0	0	0	0										
Dan Driessen, L (8, PH) OBP: 0.383, SLG: 0.416									1	0	0	0	0	1	1										
Rawly Eastwick, R (8, 1) OBP: 0.383, SLG: 0.416									0	0	0	0	0	0	0										
Inning Stats	R: 0 E: 0 K: 0 S: 4	H: 1 LOB: 2 BB: 1 P: 8	R: 1 E: 0 K: 2 S: 9	H: 2 LOB: 1 BB: 0 P: 9	R: 0 E: 0 K: 1 S: 5	H: 0 LOB: 1 BB: 1 P: 9	R: 0 E: 0 K: 1 S: 6	H: 1 LOB: 2 BB: 1 P: 10	R: 0 E: 0 K: 0 S: 3	H: 0 LOB: 0 BB: 0 P: 3	R: 0 E: 1 K: 0 S: 4	H: 1 LOB: 1 BB: 0 P: 4	R: 0 E: 0 K: 2 S: 7	H: 0 LOB: 0 BB: 0 P: 7	R: 3 E: 0 K: 1 S: 9	H: 4 LOB: 1 BB: 0 P: 9	R: 4 E: 0 K: 0 S: 5	H: 2 LOB: 1 BB: 3 P: 17	1B: 4 2B: 1 3B: 2 HR: 4	SF: 0 SAC: 0 DP: 1 HBP: 0	WP: 0 PB: 0 SB: 1 CS: 0	PA: 44			
PITCHER	IP	WLS	BF	H	R	ER	SO	BB	IBB	HBP	BLK	WP	HR	S	P	ERA	WHIP								
Rick Reuschel, R (1, 1) ERA: 3.58	7.0		30	6	2	2	6	3	0	0	0	0	1	39	51	2.57	1.286								
Bruce Sutter, R (8, 1) ERA: 2.33	0.0	L	2	2	1	1	0	0	0	0	0	0	1	2	2	∞	∞								
Mike Garman, R (8, 1) ERA: 5.35	2.0		12	3	5	5	1	2	1	0	0	0	2	11	23	22.50	2.500								

Cincinnati Reds @ Chicago Cubs
Wrigley Field, Chicago, IL
Thu Aug 12 1976, 3:33 AM CDT
Att: 17,863 - Unknown - 80 F

AB 38
R 8
H 11
RBI 8
BB 6
SO 7
LOB 18



Batter	1	2	3	4	5	6	7	8	9	AB	R	H	RBI	BB	SO	LOB	BOTTOM								
Rick Monday, L (1, 8) OBP: 0.353, SLG: 0.504	4-0 P2-3 BB		0-0 G3		0-0 2H PO 1B			0-3 K		3	0	1	1	1	1	0									
Jose Cardenal, R (1, 7) OBP: 0.351, SLG: 0.424	0-0 P2-3 1-2			4-0 1B S BB	0-0 PO 1-2	0-0 F8		0-0 FC6-4 1B		3	1	1	0	1	0	1									
Bill Madlock, R (1, 5) OBP: 0.406, SLG: 0.497	0-0 6-3			0-0 1B 1-3		0-0 L8		0-0 FC6-4 1B 1-2		4	0	1	0	0	0	1									
Ralph LaCock, L (1, 3) OBP: 0.339, SLG: 0.405		0-0 L8		0-0 1-3 3H 1B		0-0 HR		0-0 1-2 1B		4	1	3	2	0	0	0									
Joe Wallis, S (1, 9) OBP: 0.294, SLG: 0.356		4-0 BB		0-0 L3 1-2		0-0 F9		0-3 K		3	0	0	0	1	1	4									
Manny Trillo, R (1, 4) OBP: 0.312, SLG: 0.329		0-0 P9		0-0 6-3				0-0 1-3 1B		4	0	1	0	0	1	2									
Steve Swisher, R (1, 2) OBP: 0.281, SLG: 0.344		0-0 F8			0-0 P6		0-0 1-3 1-2		0-0 6-3	4	0	0	0	0	2										
Mick Kelleher, R (1, 6) OBP: 0.288, SLG: 0.302					0-0 L8				3	1	1	0	0	0	1										
Larry Blittner, L (9, PH) OBP: 0.257, SLG: 0.268					0-0 L8				1	0	0	0	0	0	0										
Rick Reuschel, R (1, 1) OBP: 0.306, SLG: 0.268					0-0 F7				2	0	0	0	0	0	1										
Bruce Sutter, R (8, 1)										0	0	0	0	0	0										
Mike Garman, R (8, 1)										0	0	0	0	0	0										
Inning Stats	R: 0 E: 0 K: 0 S: 2	H: 0 LOB: 0 BB: 1 P: 6	R: 0 E: 0 K: 0 S: 3	H: 0 LOB: 1 BB: 1 P: 7	R: 0 E: 0 K: 0 S: 3	H: 0 LOB: 0 BB: 0 P: 3	R: 1 E: 0 K: 0 S: 4	H: 2 LOB: 1 BB: 1 P: 8	R: 1 E: 0 K: 0 S: 4	H: 2 LOB: 0 BB: 0 P: 4	R: 1 E: 0 K: 0 S: 4	H: 1 LOB: 1 BB: 0 P: 4	R: 0 E: 0 K: 2 S: 9	H: 2 LOB: 2 BB: 0 P: 9	R: 0 E: 0 K: 1 S: 5	H: 0 LOB: 0 BB: 0 P: 5	1B: 7 2B: 2 3B: 0 HR: 1	SF: 0 SAC: 1 DP: 2 HBP: 0	WP: 0 PB: 0 SB: 1 CS: 0	PA: 36					
PITCHER	IP	WLS	BF	H	R	ER	SO	BB	IBB	HBP	BLK	WP	HR	S	P	ERA	WHIP								
Santo Alcala, R (1, 1) ERA: 4.37	6.0		23	5	3	3	0	3	0	0	0	0	0	20	32	4.50	1.333								
Manny Sarmiento, R (7, 1) ERA: 1.0	1.0	W	4	1	0	0	0	0	0	0	0	0	0	4	4	0.00	1.000								
Rawly Eastwick, R (8, 1) ERA: 2.23	2.0	S	8	2	0	0	3	0	0	0	0	0	0	14	14	0.00	1.000								

Cincinnati Reds @ Chicago Cubs
Wrigley Field, Chicago, IL
Thu Aug 12 1976, 3:33 AM CDT
Att: 17,863 - Unknown - 80 F

AB 31
R 3
H 8
RBI 3
BB 3
SO 3
LOB 12



Batter	1	2	3	4	5	6	7	8	9	AB	R	H	RBI	BB	SO	LOB	TOP								
Pete Rose, S OBP: 0.408, SLG: 0.444 (1, 5)										4	0	0	0	0	0	2	Cincinnati Reds @ New York Mets Shea Stadium, Flushing, NY Sat Aug 14 1976, 3:33 AM EDT Att: 27,029 - Unknown								
Ken Griffey, L OBP: 0.403, SLG: 0.461 (1, 9)										4	0	1	0	0	0	0									
Joe Morgan, L OBP: 0.454, SLG: 0.610 (1, 4)										4	0	2	0	0	1	1									
George Foster, R OBP: 0.387, SLG: 0.577 (1, 7)										4	0	0	0	0	1	2									
Dan Driessen, L OBP: 0.375, SLG: 0.406 (1, 3)										4	0	0	0	0	2	1									
Cesar Geronimo, L OBP: 0.390, SLG: 0.442 (1, 8)										4	1	2	0	0	1	0									
Dave Concepcion, R OBP: 0.346, SLG: 0.432 (1, 6)										3	0	1	1	0	0	1									
Bill Plummer, R OBP: 0.333, SLG: 0.451 (1, 2)										3	0	1	0	0	1	1									
Ed Ambrister, R OBP: 0.308, SLG: 0.519 (7, PR)										0	0	0	0	0	0	0									
Johnny Bench, R OBP: 0.361, SLG: 0.427 (7, 2)										0	0	0	0	0	0	0									
Pat Zachry, R OBP: 0.213, SLG: 0.159 (1, 1)										2	0	0	0	0	0	0									
Pedro Borbon, R OBP: 0.308, SLG: 0.308 (6, 1)										0	0	0	0	0	0	0									
Mike Lum, L OBP: 0.347, SLG: 0.379 (7, PH)										1	0	0	0	0	1	1									
Manny Sarmiento, R (7, 1)										0	0	0	0	0	0	0									
Inning Stats	R: 0 E: 0 K: 1 S: 6	H: 1 LOB: 1 BB: 0 P: 6	R: 0 E: 0 K: 2 S: 8	H: 1 LOB: 1 BB: 0 P: 8	R: 0 E: 0 K: 1 S: 6	H: 1 LOB: 1 BB: 0 P: 6	R: 0 E: 0 K: 0 S: 4	H: 1 LOB: 0 BB: 0 P: 4	R: 0 E: 0 K: 1 S: 3	H: 0 LOB: 0 BB: 0 P: 3	R: 0 E: 0 K: 1 S: 6	H: 1 LOB: 1 BB: 0 P: 6	R: 1 E: 0 K: 1 S: 7	H: 2 LOB: 2 BB: 0 P: 7	R: 0 E: 0 K: 0 S: 3	H: 0 LOB: 0 BB: 0 P: 3		R: 0 E: 0 K: 1 S: 5	H: 0 LOB: 0 BB: 0 P: 5	1B: 4 2B: 2 3B: 1 HR: 0	SF: 1 SAC: 0 DP: 0 HBP: 0	WP: 0 PB: 0 SB: 1 CS: 0	PA: 34		
PITCHER	IP	WLS	BF	H	R	ER	SO	BB	IBB	HBP	BLK	WP	HR	S	P	ERA	WHIP								
Nino Espinosa, R ERA: 1.59	(1, 1)	6.1	W	26	7	1	1	5	0	0	0	0	0	36	36	1.42	1.105								
Skip Lockwood, R ERA: 2.67	(7, 1)	2.2	S	8	0	0	0	2	0	0	0	0	0	12	12	0.00	0.000								

AB	33
R	1
H	7
RBI	1
BB	0
SO	7
LOB	9



Batter	1	2	3	4	5	6	7	8	9	AB	R	H	RBI	BB	SO	LOB	BOTTOM									
Bruce Boisclair, L OBP: 0.330, SLG: 0.311 (1, 8)										3	1	1	0	1	1	1	Cincinnati Reds @ New York Mets Shea Stadium, Flushing, NY Sat Aug 14 1976, 3:33 AM EDT Att: 27,029 - Unknown									
Felix Milten, R OBP: 0.324, SLG: 0.325 (1, 4)										3	1	1	0	1	0	1										
John Milner, L OBP: 0.341, SLG: 0.438 (7, PR)										3	0	1	0	1	0	2										
Leon Brown, R OBP: 0.268, SLG: 0.296 (8, 8)										0	0	0	0	0	0	0										
Mike Vail, R OBP: 0.284, SLG: 0.326 (1, 9)										4	0	0	0	0	0	4										
Joe Torre, R OBP: 0.352, SLG: 0.405 (1, 3)										2	0	0	1	1	0	0										
Roy Staiger, R OBP: 0.314, SLG: 0.335 (1, 5)										4	0	1	1	0	0	2										
Jerry Grote, R OBP: 0.341, SLG: 0.323 (1, 2)										2	0	0	0	1	0	0										
Ron Hodges, L OBP: 0.392, SLG: 0.417 (6, PH)										0	0	0	0	1	0	0										
Bud Harrelson, S OBP: 0.338, SLG: 0.281 (1, 6)										4	0	1	0	0	1	4										
Nino Espinosa, R (1, 1)										3	0	0	0	0	3	1										
Skip Lockwood, R OBP: 0.429, SLG: 0.462 (7, 1)										0	0	0	0	0	0	0										
Inning Stats	R: 2 E: 0 K: 0 S: 4	H: 1 LOB: 3 BB: 4 P: 20	R: 0 E: 0 K: 1 S: 6	H: 1 LOB: 0 BB: 0 P: 6	R: 0 E: 0 K: 1 S: 6	H: 1 LOB: 1 BB: 0 P: 6	R: 0 E: 0 K: 0 S: 4	H: 1 LOB: 2 BB: 1 P: 8	R: 0 E: 0 K: 2 S: 7	H: 0 LOB: 0 BB: 0 P: 7	R: 0 E: 0 K: 1 S: 6	H: 1 LOB: 1 BB: 0 P: 6	R: 0 E: 0 K: 0 S: 3	H: 0 LOB: 1 BB: 1 P: 7	R: 0 E: 0 K: 0 S: 3	H: 0 LOB: 1 BB: 1 P: 7		1B: 5 2B: 1 3B: 0 HR: 0	SF: 1 SAC: 0 DP: 1 HBP: 0	WP: 0 PB: 0 SB: 0 CS: 0	PA: 35					
PITCHER	IP	WLS	BF	H	R	ER	SO	BB	IBB	HBP	BLK	WP	HR	S	P	ERA		WHIP								
Pat Zachry, R ERA: 2.66	(1, 1)	5.0	L	24	4	2	2	2	5	0	0	0	0	23	43	3.60		1.800								
Pedro Borbon, R ERA: 3.15	(6, 1)	1.0		3	0	0	0	2	0	0	0	0	0	7	7	0.00	0.000									
Manny Sarmiento, R ERA: 0.82	(7, 1)	2.0		8	1	0	0	1	1	0	0	0	0	9	13	0.00	1.000									

AB	28
R	2
H	5
RBI	2
BB	6
SO	5
LOB	15



Batter	1	2	3	4	5	6	7	8	9	AB	R	H	RBI	BB	SO	LOB	TOP			
Ed Ambrister, R (1, 9) OBP: 0.368, SLG: 0.518										4	0	1	0	0	3	1				
Dave Concepcion, R (1, 6) OBP: 0.343, SLG: 0.428										4	0	0	0	0	2	1				
Johnny Bench, R (1, 2) OBP: 0.357, SLG: 0.422										4	0	0	0	0	1	0				
George Foster, R (1, 7) OBP: 0.389, SLG: 0.578										3	0	2	0	0	1	0				
Tony Perez, R (1, 3) OBP: 0.329, SLG: 0.450										3	0	0	0	0	0	2				
Bob Bailey, R (1, 5) OBP: 0.345, SLG: 0.535										3	0	0	0	0	1	1				
Doug Flynn, R (1, 4) OBP: 0.317, SLG: 0.346										3	0	2	0	0	0	0				
Cesar Geronimo, L (1, 8) OBP: 0.387, SLG: 0.438										3	0	0	0	0	1	2				
Gary Nolan, R (1, 1) OBP: 0.127, SLG: 0.098										2	0	0	0	0	2	1				
Pete Rose, S (8, PH) OBP: 0.407, SLG: 0.444										1	0	0	0	0	0	1				
Rawly Eastwick, R (8, 1)										0	0	0	0	0	0	0				
Inning Stats	R: 0 E: 0 K: 2 S: 7	H: 0 LOB: 0 BB: 0 P: 7	R: 0 E: 0 K: 0 S: 3	H: 1 LOB: 0 BB: 0 P: 3	R: 0 E: 0 K: 1 S: 5	H: 0 LOB: 0 BB: 0 P: 5	R: 0 E: 0 K: 1 S: 5	H: 1 LOB: 0 BB: 0 P: 5	R: 0 E: 0 K: 2 S: 7	H: 0 LOB: 0 BB: 0 P: 7	R: 0 E: 0 K: 1 S: 6	H: 1 LOB: 1 BB: 0 P: 6	R: 0 E: 0 K: 1 S: 6	H: 1 LOB: 1 BB: 0 P: 6	R: 0 E: 0 K: 1 S: 5	H: 0 LOB: 0 BB: 0 P: 5	1B: 4 2B: 2 3B: 0 HR: 0	SF: 0 SAC: 0 DP: 2 HBP: 0	WP: 0 PB: 0 SB: 0 CS: 0	PA: 30
PITCHER Jerry Koosman, L (1, 1) ERA: 3.02	IP: 9.0 WLS: W BF: 30 H: 5 R: 0 ER: 0 SO: 11 BB: 0 IBB: 0 HBP: 0 BLK: 0 WP: 0 HR: 0 S: 52 P: 52 ERA: 0.00 WHIP: 0.556															IP: 9.0 WLS: W BF: 30 H: 5 R: 0 ER: 0 SO: 11 BB: 0 IBB: 0 HBP: 0 BLK: 0 WP: 0 HR: 0 S: 52 P: 52 ERA: 0.00 WHIP: 0.556				

Cincinnati Reds @ New York Mets
Shea Stadium, Flushing, NY
Sun Aug 15 1976, 3:33 AM EDT
Att: 30,327 - Unknown

AB 30
R 0
H 5
RBI 0
BB 0
SO 11
LOB 9

Batter	1	2	3	4	5	6	7	8	9	AB	R	H	RBI	BB	SO	LOB	BOTTOM			
Bruce Boisclair, L (1, 8) OBP: 0.328, SLG: 0.310										4	0	1	1	0	2	1				
Felix Milten, R (1, 4) OBP: 0.326, SLG: 0.327										4	0	2	0	0	1	1				
John Milner, L (1, 7) OBP: 0.347, SLG: 0.442										4	0	2	0	0	0	2				
Leon Brown, R (9, 8) OBP: 0.268, SLG: 0.296										0	0	0	0	0	0	0				
Mike Vail, R (1, 9) OBP: 0.273, SLG: 0.312										4	0	0	0	0	1	3				
Joe Torre, R (1, 3) OBP: 0.354, SLG: 0.406										4	0	2	0	0	1	3				
Ron Hodges, L (1, 2) OBP: 0.382, SLG: 0.405										4	0	0	0	0	1	3				
Roy Staiger, R (1, 5) OBP: 0.315, SLG: 0.335										3	0	1	0	0	0	1				
Bud Harrelson, S (1, 6) OBP: 0.334, SLG: 0.277										3	1	0	0	0	0	1				
Jerry Koosman, R (1, 1) OBP: 0.309, SLG: 0.321										2	0	1	0	0	1	0				
Inning Stats	R: 0 E: 0 K: 3 S: 11	H: 2 LOB: 2 BB: 0 P: 11	R: 0 E: 0 K: 0 S: 3	H: 0 LOB: 0 BB: 0 P: 3	R: 0 E: 0 K: 2 S: 7	H: 0 LOB: 0 BB: 0 P: 7	R: 0 E: 0 K: 1 S: 6	H: 1 LOB: 1 BB: 0 P: 6	R: 1 E: 0 K: 0 S: 6	H: 3 LOB: 2 BB: 0 P: 6	R: 0 E: 0 K: 0 S: 4	H: 1 LOB: 1 BB: 0 P: 4	R: 0 E: 0 K: 1 S: 6	H: 1 LOB: 1 BB: 0 P: 6	R: 0 E: 0 K: 0 S: 4	H: 1 LOB: 1 BB: 0 P: 4	1B: 8 2B: 1 3B: 0 HR: 0	SF: 0 SAC: 1 DP: 0 HBP: 0	WP: 0 PB: 0 SB: 0 CS: 0	PA: 33
PITCHER Gary Nolan, R (1, 1) ERA: 3.43	IP: 7.0 WLS: L BF: 29 H: 8 R: 1 ER: 1 SO: 7 BB: 0 IBB: 0 HBP: 0 BLK: 0 WP: 0 HR: 0 S: 43 P: 43 ERA: 1.29 WHIP: 1.143															IP: 7.0 WLS: L BF: 29 H: 8 R: 1 ER: 1 SO: 7 BB: 0 IBB: 0 HBP: 0 BLK: 0 WP: 0 HR: 0 S: 43 P: 43 ERA: 1.29 WHIP: 1.143				
PITCHER Rawly Eastwick, R (8, 1) ERA: 2.16	IP: 1.0 WLS: L BF: 4 H: 1 R: 0 ER: 0 SO: 0 BB: 0 IBB: 0 HBP: 0 BLK: 0 WP: 0 HR: 0 S: 4 P: 4 ERA: 0.00 WHIP: 1.000															IP: 1.0 WLS: L BF: 4 H: 1 R: 0 ER: 0 SO: 0 BB: 0 IBB: 0 HBP: 0 BLK: 0 WP: 0 HR: 0 S: 4 P: 4 ERA: 0.00 WHIP: 1.000				

Cincinnati Reds @ New York Mets
Shea Stadium, Flushing, NY
Sun Aug 15 1976, 3:33 AM EDT
Att: 30,327 - Unknown

AB 32
R 1
H 9
RBI 1
BB 0
SO 7
LOB 15

Batter	1	2	3	4	5	6	7	8	9	AB	R	H	RBI	BB	SO	LOB	TOP					
Jerry Royster, R OBP: 0.321, SLG: 0.317 (1, 5)										5	2	2	0	0	1	0	Atlanta Braves @ Cincinnati Reds Riverfront Stadium, Cincinnati, OH Mon Aug 16 1976, 7:05 PM EDT Att: 30,276 - Unknown					
Rod Gilbreath, R OBP: 0.338, SLG: 0.374 (1, 4)										3	1	0	0	2	0	2						
Jimmy Wynn, R OBP: 0.384, SLG: 0.372 (1, 8)										4	0	1	1	1	2	2						
Willie Montanez, L OBP: 0.341, SLG: 0.413 (1, 3)										4	0	1	1	0	0	1						
Tom Paciorek, R OBP: 0.343, SLG: 0.393 (1, 9) (8, 7)										4	0	0	0	0	3	3						
Cito Gaston, R OBP: 0.387, SLG: 0.506 Ken Henderson, S OBP: 0.358, SLG: 0.390 (8, PR) (8, 9)										3	0	0	0	1	0	3						
Darrel Chaney, S OBP: 0.351, SLG: 0.360 (1, 6)										3	0	1	1	1	2	0						
Vic Correll, R OBP: 0.324, SLG: 0.339 (1, 2)										4	1	1	1	0	1	5						
Carl Morton, R OBP: 0.156, SLG: 0.122 Adrian Devine, R (8, 1)										3	0	0	0	0	2	0						
Inning Stats	R: 0 E: 0 K: 2 S: 7	H: 0 LOB: 0 BB: 0 P: 7	R: 0 E: 0 K: 1 S: 5	H: 0 LOB: 0 BB: 0 P: 5	R: 0 E: 0 K: 3 S: 9	H: 0 LOB: 0 BB: 0 P: 9	R: 2 E: 1 K: 1 S: 7	H: 1 LOB: 3 BB: 3 P: 19	R: 1 E: 0 K: 1 S: 7	H: 2 LOB: 1 BB: 0 P: 7	R: 0 E: 0 K: 2 S: 7	H: 0 LOB: 0 BB: 0 P: 7	R: 1 E: 0 K: 0 S: 4	H: 1 LOB: 1 BB: 1 P: 8	R: 0 E: 0 K: 0 S: 4	H: 1 LOB: 2 BB: 1 P: 8		R: 0 E: 0 K: 1 S: 6	H: 1 LOB: 1 BB: 0 P: 6	1B: 5 2B: 0 3B: 0 HR: 1	SF: 0 SAC: 0 DP: 0 HBP: 0	WP: 1 PB: 0 SB: 1 CS: 0
PITCHER	IP	WLS	BF	H	R	ER	SO	BB	IBB	HBP	BLK	WP	HR	S	P	ERA	WHIP					
Fred Norman, L ERA: 2.71 Pedro Borbon, R ERA: 3.12	(1, 1) (9, 1)	8.0 4	L 35	5 4	4 2	2 10	10 5	5 0	0 0	0 0	0 0	1 0	1 0	50 6	70 6	2.25 0.00	1.250 1.000					

Batter	1	2	3	4	5	6	7	8	9	AB	R	H	RBI	BB	SO	LOB	BOTTOM				
Pete Rose, S OBP: 0.406, SLG: 0.442 (1, 5)										4	1	1	0	0	0	0	Atlanta Braves @ Cincinnati Reds Riverfront Stadium, Cincinnati, OH Mon Aug 16 1976, 7:05 PM EDT Att: 30,276 - Unknown				
Ken Griffey, L OBP: 0.400, SLG: 0.456 (1, 9)										4	0	0	1	0	0	1					
Joe Morgan, L OBP: 0.452, SLG: 0.606 (1, 4)										2	0	0	1	1	0	0					
George Foster, R OBP: 0.390, SLG: 0.582 (1, 7)										4	0	2	0	0	0	0					
Tony Perez, R OBP: 0.328, SLG: 0.451 (1, 3)										4	0	1	0	0	1	3					
Cesar Geronimo, L OBP: 0.386, SLG: 0.435 (1, 8)										3	1	0	0	1	2	1					
Dave Concepcion, R OBP: 0.345, SLG: 0.427 (1, 6)										3	0	1	0	0	0	1					
Bill Plummer, R OBP: 0.325, SLG: 0.440 Dan Driessen, L OBP: 0.373, SLG: 0.404 (8, PH)										3	0	0	0	0	0	2					
Fred Norman, S OBP: 0.150, SLG: 0.154 Mike Lum, L OBP: 0.352, SLG: 0.379 Pedro Borbon, R OBP: 0.308, SLG: 0.308 (8, PH) (9, 1)										2	0	0	0	0	0	0					
Inning Stats	R: 0 E: 0 K: 1 S: 6	H: 1 LOB: 2 BB: 1 P: 10	R: 1 E: 0 K: 0 S: 3	H: 1 LOB: 0 BB: 1 P: 7	R: 0 E: 0 K: 0 S: 3	H: 0 LOB: 0 BB: 0 P: 3	R: 0 E: 0 K: 0 S: 4	H: 1 LOB: 1 BB: 0 P: 4	R: 0 E: 0 K: 0 S: 3	H: 0 LOB: 0 BB: 0 P: 3	R: 0 E: 0 K: 1 S: 5	H: 0 LOB: 1 BB: 0 P: 6	R: 2 E: 1 K: 0 S: 5	H: 2 LOB: 1 BB: 1 P: 9	R: 0 E: 0 K: 1 S: 5	H: 0 LOB: 0 BB: 0 P: 5		1B: 3 2B: 1 3B: 1 HR: 0	SF: 1 SAC: 0 DP: 1 HBP: 1	WP: 0 PB: 0 SB: 0 CS: 0	PA: 35
PITCHER	IP	WLS	BF	H	R	ER	SO	BB	IBB	HBP	BLK	WP	HR	S	P	ERA	WHIP				
Carl Morton, R ERA: 4.26 Adrian Devine, R ERA: 4.39	(1, 1) (8, 1)	7.2 S	31 4	5 0	3 0	3 0	2 1	3 0	0 0	0 0	0 0	0 0	0 0	31 6	44 6	3.52 0.00	1.043 0.000				



Batter	1	2	3	4	5	6	7	8	9	AB	R	H	RBI	BB	SO	LOB	TOP																
Jerry Royster, R OBP: 0.322, SLG: 0.324 (1, 5)										4	2	1	1	1	1	3																	
Rowland Office, L OBP: 0.359, SLG: 0.378 (1, 8)										4	0	0	0	0	0	2																	
Jimmy Wynn, R OBP: 0.383, SLG: 0.370 Dave May, L OBP: 0.303, SLG: 0.286 Tom Paciorek, R OBP: 0.346, SLG: 0.396 (1, 7) (5, 7) (8, FH) (8, 7)										2	0	0	0	0	2	0																	
Willie Montanez, L OBP: 0.342, SLG: 0.414 (1, 3)										4	0	2	0	0	0	0																	
Ken Henderson, S OBP: 0.360, SLG: 0.387 (1, 9)										2	0	0	0	2	0	3																	
Darrel Chaney, S OBP: 0.350, SLG: 0.364 (1, 6)										4	1	1	0	0	1	1																	
Rod Gilbreath, R OBP: 0.337, SLG: 0.372 (1, 4)										4	0	1	1	0	1	1																	
Vic Correll, R OBP: 0.329, SLG: 0.339 (1, 2)										3	0	1	0	1	1	0																	
Frank LaCorte, R OBP: 0.071, SLG: 0.071 Adrian Devine, R (7, 1)										2	0	0	0	0	1	1																	
										2	0	0	0	0	1	2																	
Inning Stats	R: 0 E: 0 K: 2 S: 7	H: 0 LOB: 0 BB: 0 P: 7	R: 0 E: 0 K: 1 S: 5	H: 0 LOB: 1 BB: 1 P: 9	R: 0 E: 0 K: 0 S: 3	H: 0 LOB: 0 BB: 1 P: 7	R: 0 E: 0 K: 1 S: 4	H: 0 LOB: 0 BB: 1 P: 8	R: 1 E: 0 K: 2 S: 8	H: 1 LOB: 0 BB: 0 P: 8	R: 1 E: 0 K: 0 S: 5	H: 2 LOB: 1 BB: 0 P: 5	R: 0 E: 0 K: 0 S: 3	H: 0 LOB: 0 BB: 0 P: 3	R: 1 E: 0 K: 1 S: 7	H: 2 LOB: 2 BB: 1 P: 11	R: 0 E: 0 K: 1 S: 7	H: 2 LOB: 2 BB: 0 P: 7	1B: 5 2B: 0 3B: 1 HR: 1	SF: 0 SAC: 0 DP: 0 HBP: 0	WP: 0 PB: 0 SB: 1 CS: 1	PA: 38											
PITCHER	IP WLS BF H R ER SO BB IBB HBP BLK WP HR S P ERA WHIP																																
Santo Alcalá, R ERA: 4.3 (1, 1)	6.0	23	3	2	2	6	3	0	0	0	0	0	1	32	44	3.00	1.000																
Manny Sarmiento, R ERA: 1.45 (7, 1)	1.1	L	5	0	1	1	1	0	0	0	0	0	0	6	10	6.75	0.750																
Willi McEnaney, L ERA: 3.59 (8, 1)	0.2		4	2	0	0	0	0	0	0	0	0	0	4	4	0.00	3.000																
Rawly Eastwick, R ERA: 2.16 (9, 1)	1.0		5	2	0	0	1	0	0	0	0	0	0	7	7	0.00	2.000																

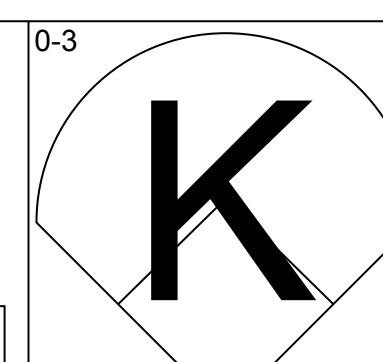
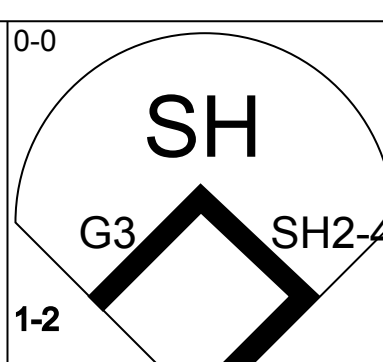
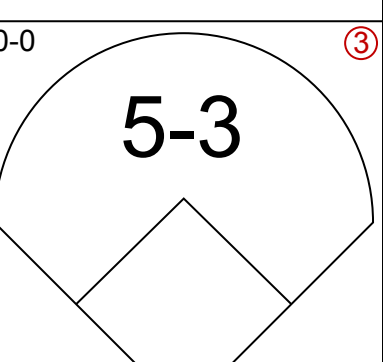
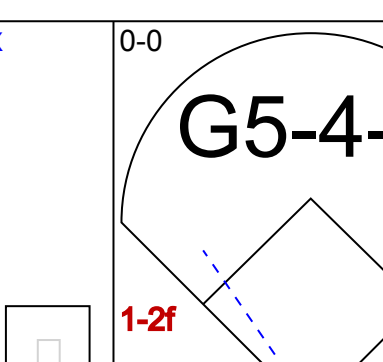
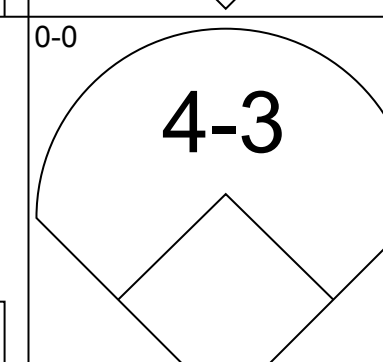
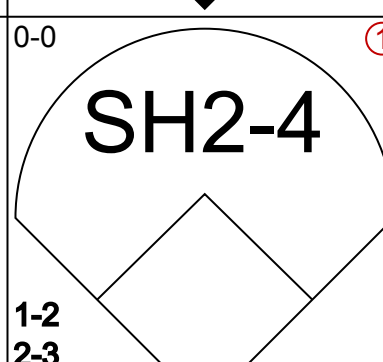
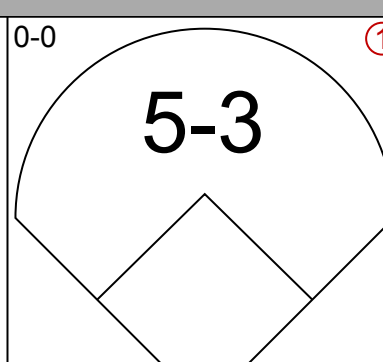
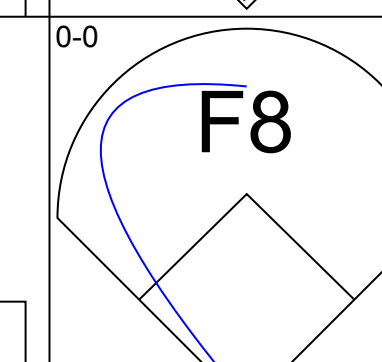
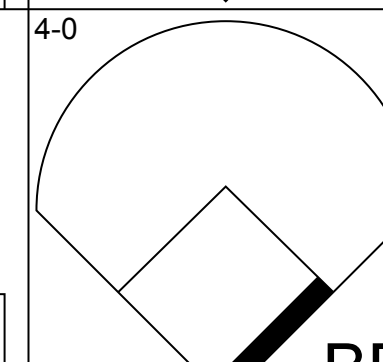
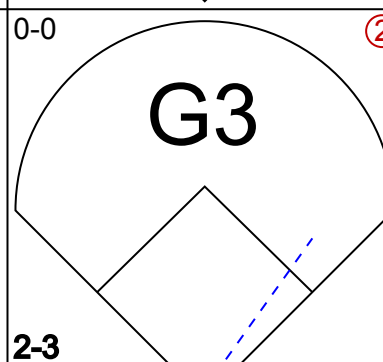
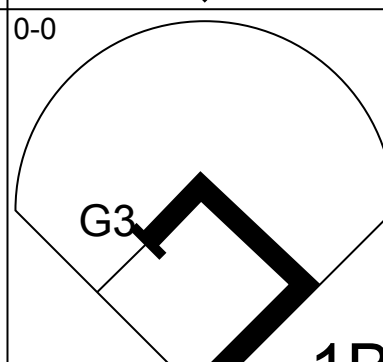

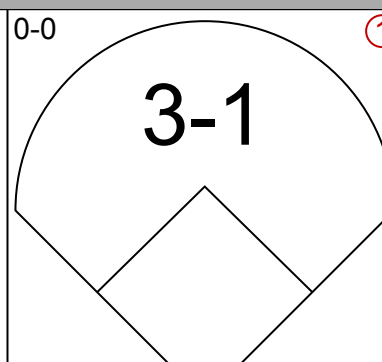
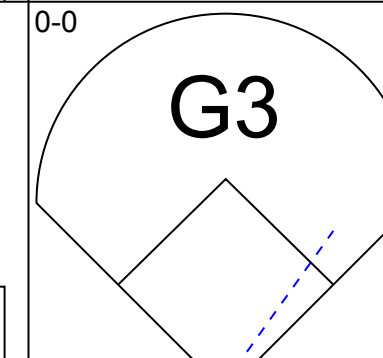
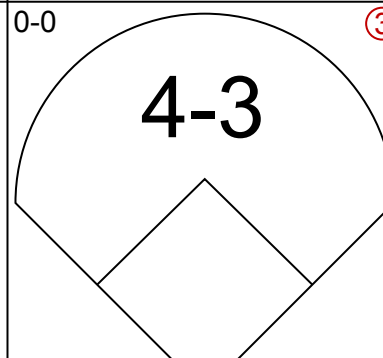
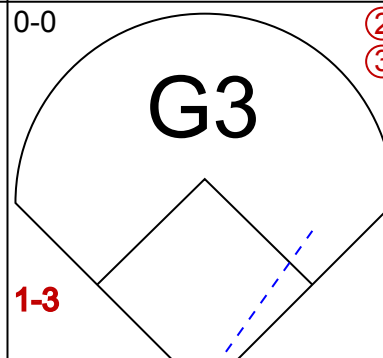
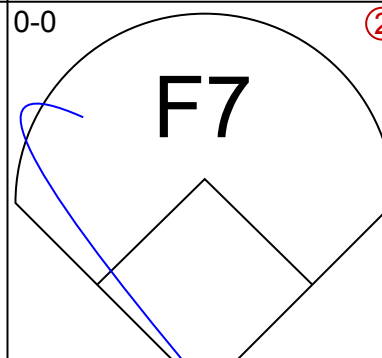
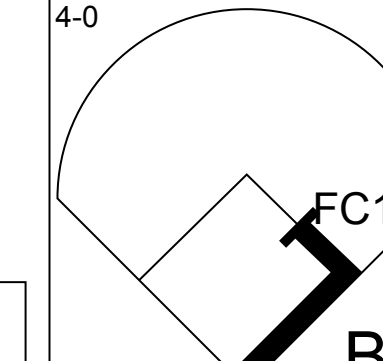
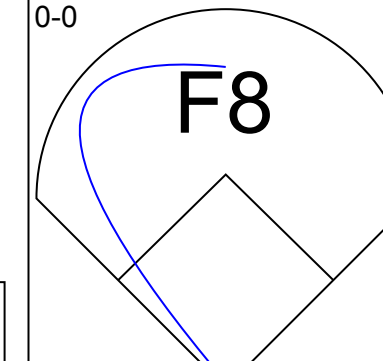
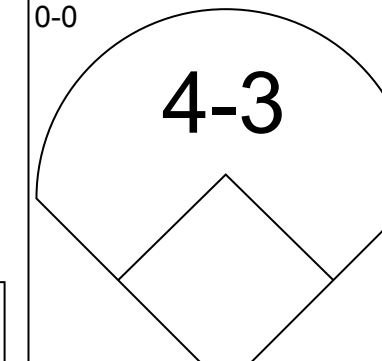
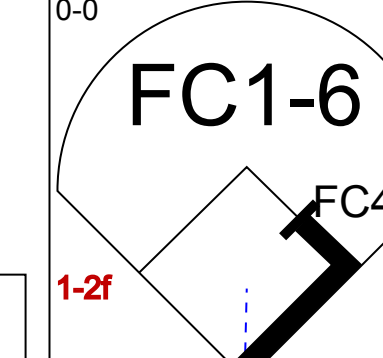
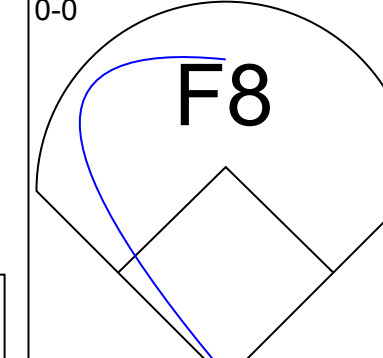
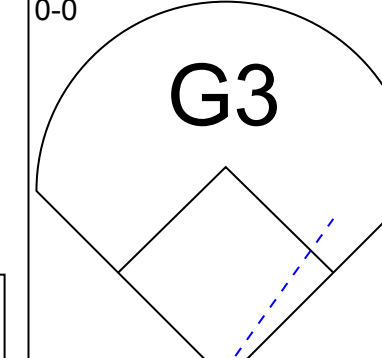
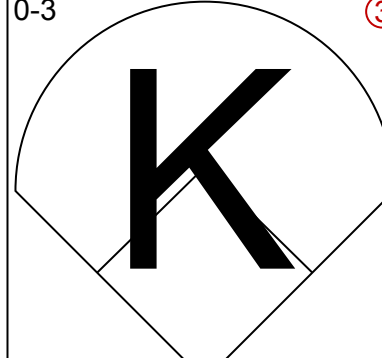
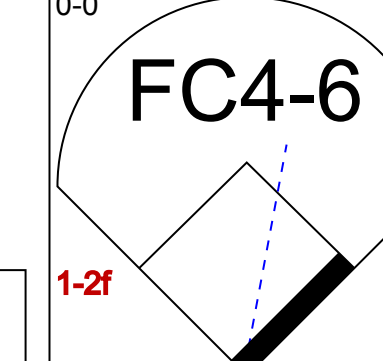
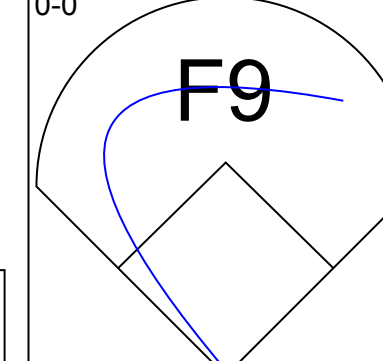
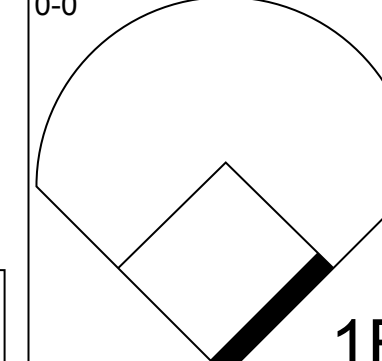
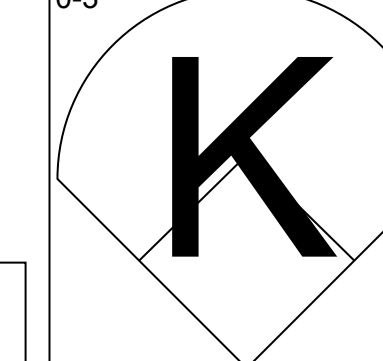
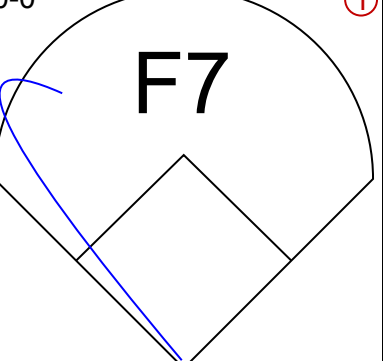
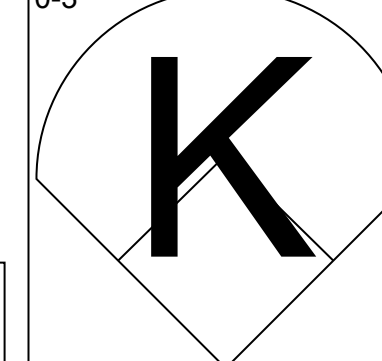
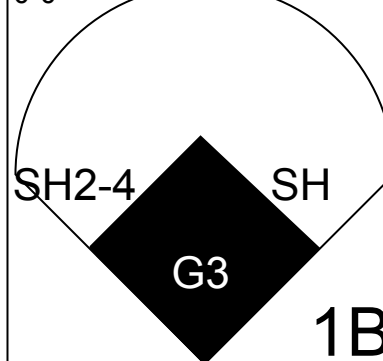
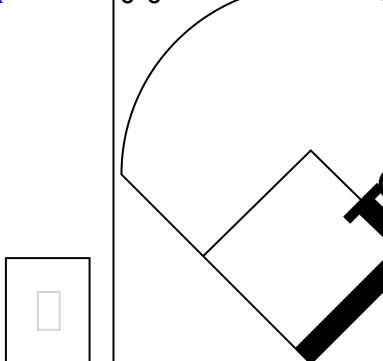

Atlanta Braves @ Cincinnati Reds
Riverfront Stadium, Cincinnati, OH
Tue Aug 17 1976, 7:05 PM EDT
Att: 30,890 - Unknown

AB 33
R 3
H 7
RBI 3
BB 4
SO 8
LOB 13

Batter	1	2	3	4	5	6	7	8	9	AB	R	H	RBI	BB	SO	LOB	BOTTOM																	
Pete Rose, S OBP: 0.406, SLG: 0.440 (1, 5)										4	1	1	0	1	1	1																		
Ken Griffey, L OBP: 0.402, SLG: 0.458 (1, 9)										3	1	1	0	2	1	2																		
Joe Morgan, L OBP: 0.454, SLG: 0.607 (1, 4)										3	0	1	1	2	0	3																		
George Foster, R OBP: 0.388, SLG: 0.578 (1, 7)										3	0	0	1	1	1	4																		
Tony Perez, R OBP: 0.329, SLG: 0.452 (1, 3)										3	0	1	0	0	1	4																		
Cesar Geronimo, L OBP: 0.387, SLG: 0.432 (1, 8)										2	0	0	0	2	1	2																		
Dave Concepcion, R OBP: 0.344, SLG: 0.425 (1, 6)										4	0	1	0	0	1	3																		
Bill Plummer, R OBP: 0.318, SLG: 0.429 Dan Driessen, L OBP: 0.349, SLG: 0.375 Rawly Eastwick, R (1, 2) (8, FH) (9, 1)										3	0	0	0	0	2	3																		
Santo Alcalá, R OBP: 0.175, SLG: 0.179 Mike Lum, L OBP: 0.349, SLG: 0.375 Manny Sarmiento, R Willi McEnaney, L Johnny Bench, R OBP: 0.359, SLG: 0.422 (1, 1) (6, FH) (7, 1) (8, 1) (9, 2)										2	0	0	0	0	1	2																		
										1	0	0	0	0	0	1																		
Inning Stats	R: 0 E: 0 K: 0 S: 3	H: 0 LOB: 1 BB: 1 P: 7	R: 0 E: 0 K: 1 S: 5	H: 0 LOB: 2 BB: 1 P: 10	R: 1 E: 0 K: 1 S: 6	H: 1 LOB: 2 BB: 2 P: 14	R: 0 E: 0 K: 1 S: 5	H: 0 LOB: 0 BB: 0 P: 5	R: 1 E: 0 K: 3 S: 11	H: 2 LOB: 1 BB: 0 P: 11	R: 0 E: 0 K: 2 S: 7	H: 0 LOB: 1 BB: 1 P: 11	R: 0 E: 0 K: 1 S: 5	H: 1 LOB: 2 BB: 2 P: 13	R: 0 E: 0 K: 0 S: 3	H: 1 LOB: 0 BB: 0 P: 3	R: 0 E: 0 K: 0 S: 3	H: 0 LOB: 2 BB: 2 P: 11	1B: 2 2B: 3 3B: 0 HR: 0	SF: 1 SAC: 0 DP: 1 HBP: 1	WP: 0 PB: 0 SB: 2 CS: 1	PA: 40												
PITCHER	IP WLS BF H R ER SO BB IBB HBP BLK WP HR S P ERA WHIP																																	
Frank LaCorte, R ERA: 5.98 (1, 1)	6.1		31	4	2	2	9	7	0	1	0	0	0	0	41	70	2.84	1.737																
Adrian Devine, R ERA: 4.12 (7, 1)	2.2	W	9	1	0	0	0	2	0	0	0	0	0	7	15	0.00	1.125																	

Atlanta Braves @ Cincinnati Reds
Riverfront Stadium, Cincinnati, OH
Tue Aug 17 1976, 7:05 PM EDT
Att: 30,890 - Unknown

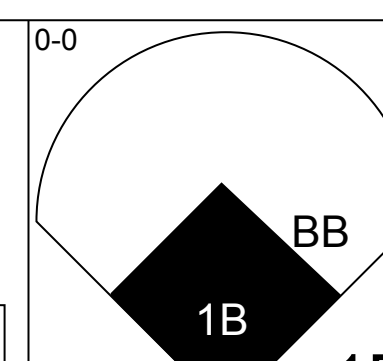
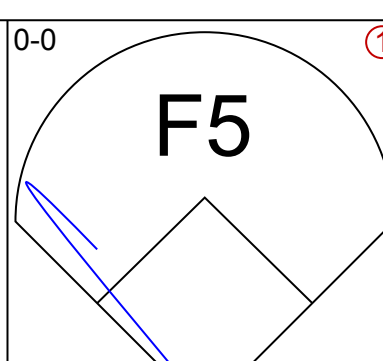
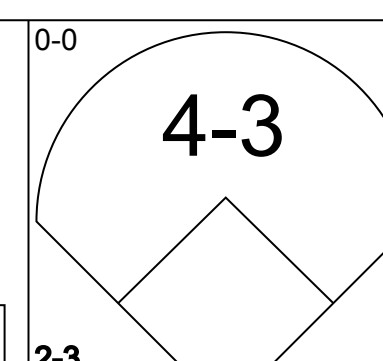
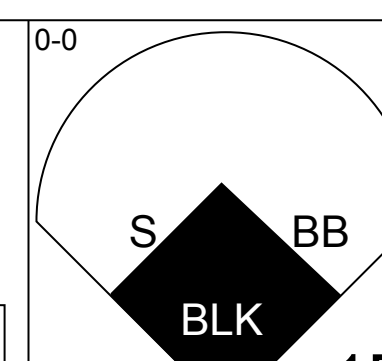
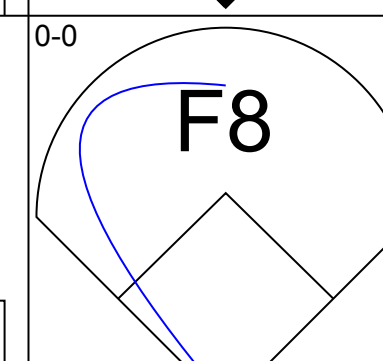
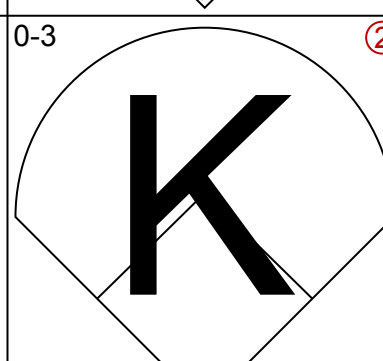
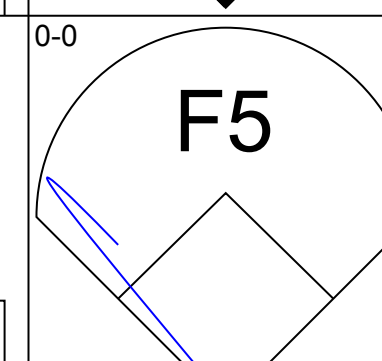
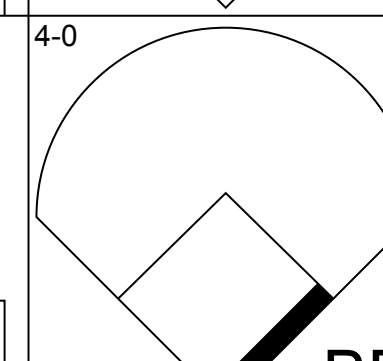
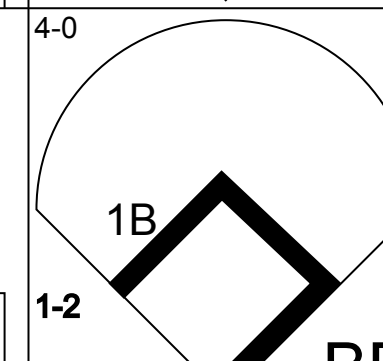
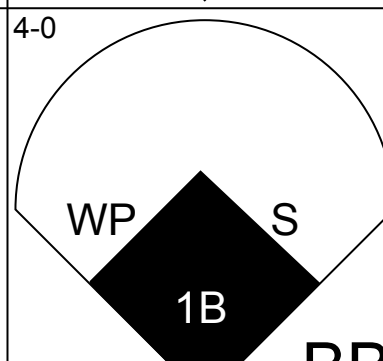
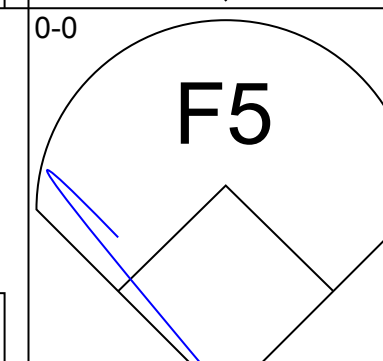
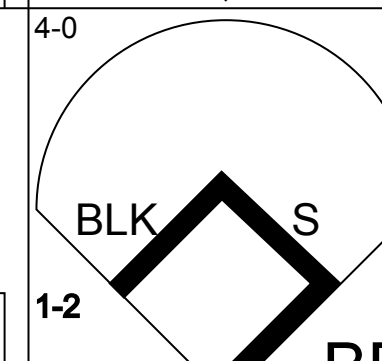
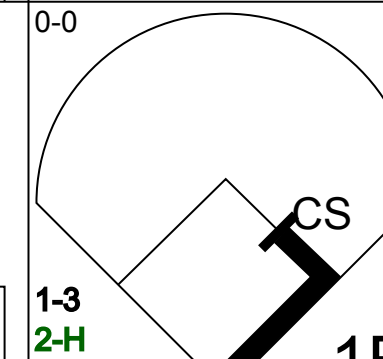
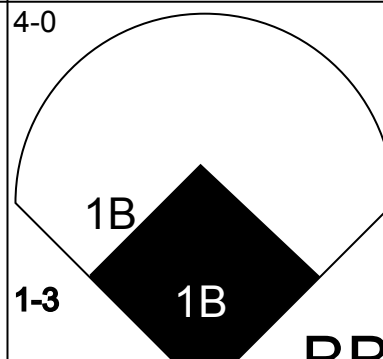
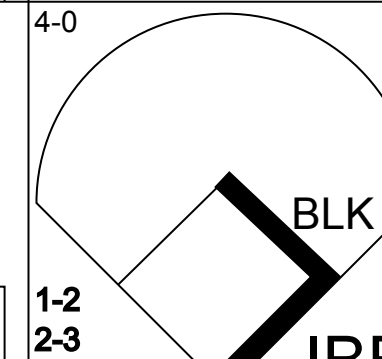
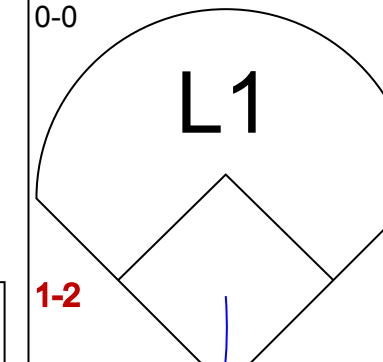
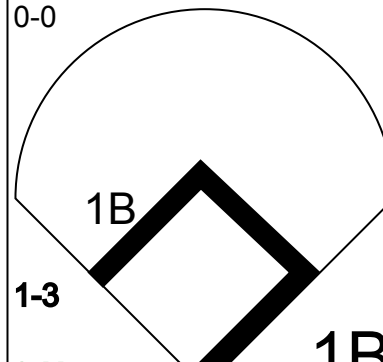
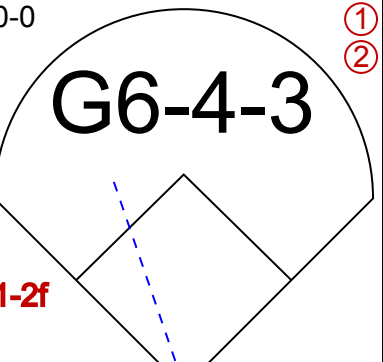
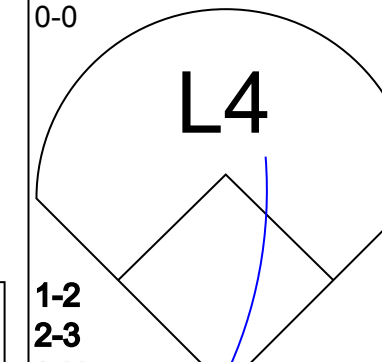
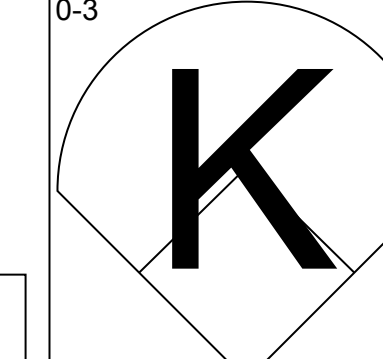
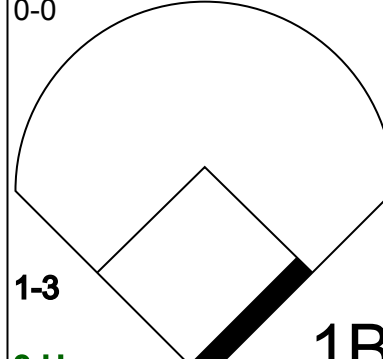
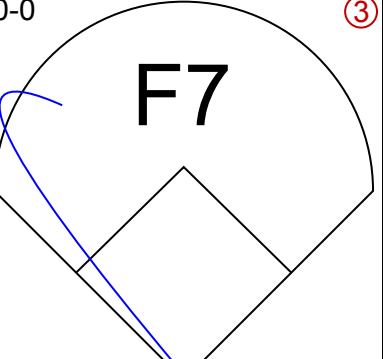
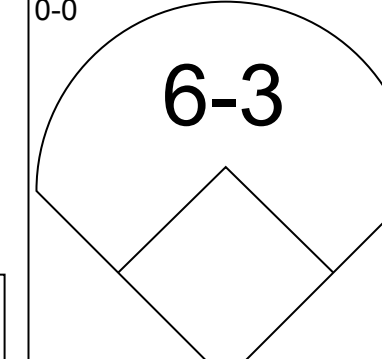
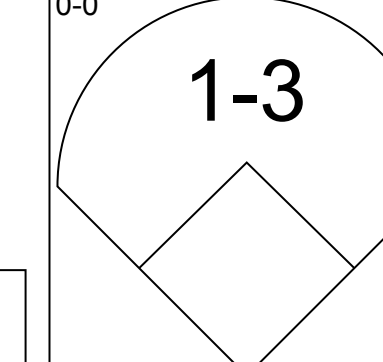
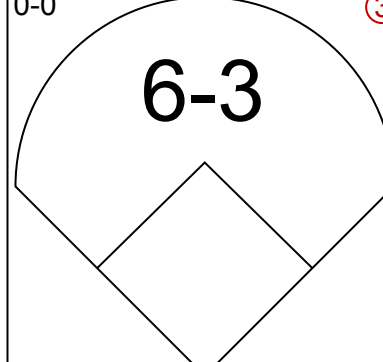
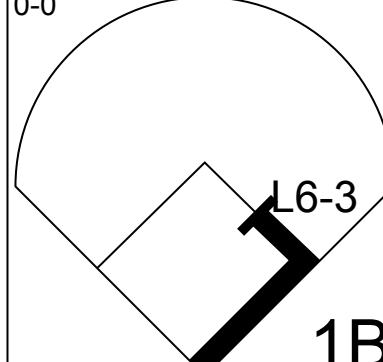
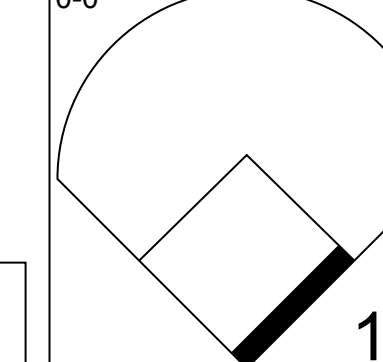
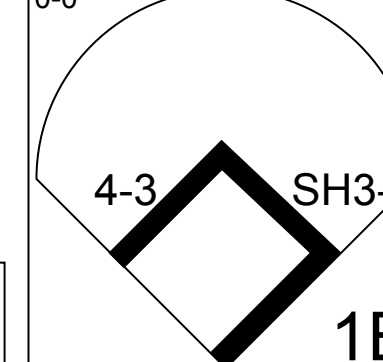
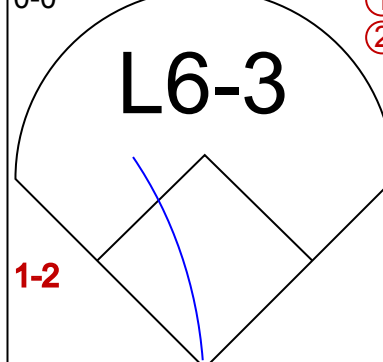
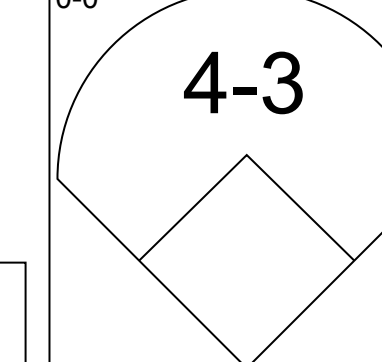
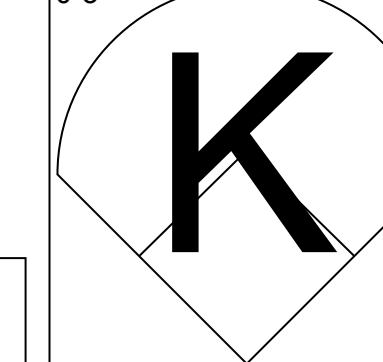
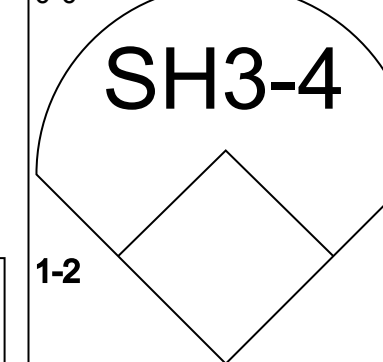
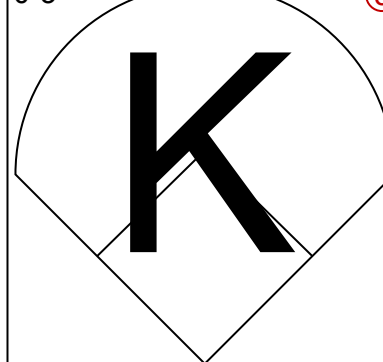
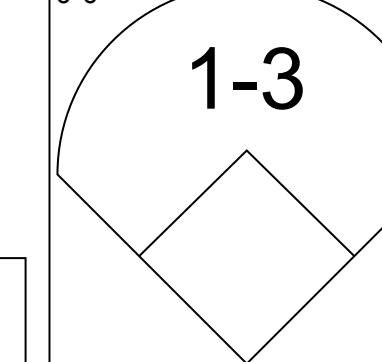
AB 29
R 2
H 5
RBI 2
BB 9
SO 9
LOB 26

Batter	1	2	3	4	5	6	7	8	9	AB	R	H	RBI	BB	SO	LOB	TOP
Jerry Royster, R OBP: 0.320, SLG: 0.322 (1, 5)										3	0	0	0	0	1	1	
Rowland Office, L OBP: 0.356, SLG: 0.375 (1, 8)										3	0	0	0	0	0	0	
Dave May, L OBP: 0.308, SLG: 0.287 (1, 7)										3	0	1	1	1	0	1	
Willie Montanez, L OBP: 0.340, SLG: 0.410 (1, 3)										4	0	0	0	0	0	3	
Ken Henderson, S OBP: 0.361, SLG: 0.387 (1, 9)										3	0	1	0	1	0	0	
Darrel Chaney, S OBP: 0.347, SLG: 0.360 (1, 6)										4	0	0	0	0	1	2	
Rod Gilbreath, R OBP: 0.337, SLG: 0.372 (1, 4)										3	0	1	0	0	0	1	
Vic Correll, R OBP: 0.322, SLG: 0.331 (1, 2)										3	0	0	0	0	2	2	
Dick Ruthven, R OBP: 0.234, SLG: 0.183 (8, PH)										2	1	1	0	0	0	0	
Tom Paciorek, R OBP: 0.349, SLG: 0.399 (8, PH)										1	0	1	0	0	0	0	
Mike Beard, L (8, 1)										0	0	0	0	0	0	0	
Inning Stats	R: 0 E: 0 K: 1 S: 5	H: 0 LOB: 1 BB: 1 P: 9	R: 0 E: 0 K: 1 S: 5	H: 0 LOB: 1 BB: 1 P: 9	R: 1 E: 0 K: 0 S: 5	H: 1 LOB: 0 BB: 0 P: 5	R: 0 E: 0 K: 0 S: 3	H: 0 LOB: 0 BB: 0 P: 3	R: 0 E: 0 K: 1 S: 6	H: 1 LOB: 1 BB: 0 P: 6	R: 0 E: 0 K: 1 S: 3	H: 1 LOB: 0 BB: 0 P: 3	R: 0 E: 0 K: 1 S: 6	H: 1 LOB: 1 BB: 0 P: 6	1B: 5 2B: 0 3B: 0 HR: 0	SF: 0 SAC: 2 DP: 1 HBP: 0	WP: 0 PA: 33 PB: 0 SB: 0 CS: 0
PITCHER Jack Billingham, R ERA: 4.25 (1, 1)	IP: 9.0 WLS: W BF: 33 H: 5 R: 1 ER: 1 SO: 4 BB: 2 IBB: 0 HBP: 0 BLK: 0 WP: 0 HR: 0 S: 39 P: 47 ERA: 1.00 WHIP: 0.778																

Atlanta Braves @ Cincinnati Reds
Riverfront Stadium, Cincinnati, OH
Wed Aug 18 1976, 7:05 PM EDT
Att: 29,065 - Unknown

AB 29
R 1
H 5
RBI 1
BB 2
SO 4
LOB 10



Batter	1	2	3	4	5	6	7	8	9	AB	R	H	RBI	BB	SO	LOB	BOTTOM
Pete Rose, S OBP: 0.406, SLG: 0.441 (1, 5)										4	2	2	0	0	0	1	
Dan Driessen, L OBP: 0.369, SLG: 0.394 (1, 7)										3	0	0	0	1	1	2	
Ken Griffey, L OBP: 0.402, SLG: 0.458 (8, 9)										0	0	0	0	0	0	0	
Joe Morgan, L OBP: 0.457, SLG: 0.605 (1, 4)										1	1	0	0	3	0	2	
Johnny Bench, R OBP: 0.365, SLG: 0.426 (1, 2)										2	1	2	1	2	0	0	
Tony Perez, R OBP: 0.329, SLG: 0.450 (1, 3)										4	0	1	1	0	0	5	
Cesar Geronimo, L OBP: 0.385, SLG: 0.430 (1, 8)										4	0	1	1	0	1	2	
Mike Lum, L OBP: 0.346, SLG: 0.370 (1, 9)										4	0	1	0	0	1	2	
Dave Concepcion, R OBP: 0.345, SLG: 0.426 (1, 6)										4	0	2	0	0	0	1	
Jack Billingham, R OBP: 0.284, SLG: 0.280 (1, 1)										3	0	0	0	0	2	1	
Inning Stats	R: 1 E: 0 K: 0 S: 4	H: 2 LOB: 1 BB: 1 P: 8	R: 0 E: 0 K: 2 S: 8	H: 1 LOB: 0 BB: 0 P: 8	R: 2 E: 0 K: 1 S: 7	H: 2 LOB: 2 BB: 2 P: 15	R: 0 E: 0 K: 0 S: 4	H: 1 LOB: 2 BB: 1 P: 8	R: 0 E: 0 K: 1 S: 5	H: 1 LOB: 0 BB: 0 P: 5	R: 1 E: 0 K: 0 S: 4	H: 1 LOB: 2 BB: 2 P: 12	R: 0 E: 0 K: 1 S: 5	H: 0 LOB: 0 BB: 0 P: 5	1B: 9 2B: 1 3B: 0 HR: 0	SF: 0 SAC: 1 DP: 2 HBP: 0	WP: 1 PA: 36 PB: 0 SB: 3 CS: 1
PITCHER Dick Ruthven, R ERA: 3.4 (8, 1)	IP: 7.0 WLS: L BF: 33 H: 9 R: 4 ER: 4 SO: 4 BB: 5 IBB: 1 HBP: 0 BLK: 1 WP: 1 HR: 0 S: 35 P: 59 ERA: 5.14 WHIP: 2.000																
PITCHER Mike Beard, L ERA: 1.6 (8, 1)	IP: 1.0 WLS: 3 BF: 3 H: 0 R: 0 ER: 0 SO: 1 BB: 0 IBB: 0 HBP: 0 BLK: 0 WP: 0 HR: 0 S: 5 P: 5 ERA: 0.00 WHIP: 0.000																

Atlanta Braves @ Cincinnati Reds
Riverfront Stadium, Cincinnati, OH
Wed Aug 18 1976, 7:05 PM EDT
Att: 29,065 - Unknown

AB 29
R 4
H 9
RBI 3
BB 6
SO 5
LOB 16



Batter	1	2	3	4	5	6	7	8	9	10	11	AB	R	H	RBI	BB	SO	LOB	TOP			
Jerry Royster, R OBP: 0.318, SLG: 0.318 (1,5)	F9	F2			F8			FC1-5 SH BB		F8		4	0	0	0	1	0	1				
Rowland Office, L OBP: 0.360, SLG: 0.379 (1,8)	BB 1B		1-3		1B			SH FC4-6 FC1-5 1-2		1B		4	1	3	0	0	0	0				
Dave May, L OBP: 0.308, SLG: 0.283 (8, PH) Tom Paciorek, R OBP: 0.346, SLG: 0.395 (8,7)	1B FC4-6 BB		K		L5			FC1-5 FC4-6 1-2 2-3		F9		2	1	0	0	1	1	1				
Willie Montanez, L OBP: 0.342, SLG: 0.412 (1,3)	FC4-6 1B							FC4-6 1-2 2-3		6-3		5	0	3	1	0	0	3				
Ken Henderson, S OBP: 0.357, SLG: 0.381 (1,9)	FC4-6 1-2 2-3 3-H		F7					G3				5	0	0	1	0	2	5				
Darrel Chaney, S OBP: 0.343, SLG: 0.356 (1,6)	P6			4-3						6-3		5	0	0	0	0	1	2				
Rod Gilbreath, R OBP: 0.331, SLG: 0.364 (1,4)		F9			K					6-3		5	0	0	0	0	2	0				
Vic Correll, R OBP: 0.327, SLG: 0.336 (1,2)				5-3						F8		4	0	2	0	0	0	0				
Andy Messersmith, R OBP: 0.229, SLG: 0.167 Adrian Devine, R (8,1)										1B		3	0	0	0	0	3	1				
Inning Stats	R: 2 E: 0 K: 0 S: 5	H: 2 LOB: 1 BB: 1 P: 9	R: 0 E: 0 K: 1 S: 6	H: 1 LOB: 1 BB: 0 P: 6	R: 0 E: 0 K: 1 S: 6	H: 1 LOB: 1 BB: 0 P: 6	R: 0 E: 0 K: 1 S: 5	H: 0 LOB: 0 BB: 0 P: 5	R: 0 E: 0 K: 1 S: 7	H: 1 LOB: 1 BB: 0 P: 7	R: 0 E: 1 K: 0 S: 4	H: 0 LOB: 2 BB: 1 P: 8	R: 0 E: 0 K: 0 S: 4	H: 1 LOB: 1 BB: 0 P: 4	R: 0 E: 0 K: 0 S: 4	H: 1 LOB: 1 BB: 0 P: 4	R: 0 E: 0 K: 2 S: 7	H: 0 LOB: 0 BB: 0 P: 7	1B: 8 2B: 1 3B: 0 HR: 0	SF: 0 SAC: 1 DP: 1 HBP: 0	WP: 0 PB: 0 SB: 0 CS: 1	PA: 43
PITCHER	IP ERA WLS BF H R ER SO BB IBB HBP BLK WP HR S P ERA WHIP	PITCHER																			IP ERA WLS BF H R ER SO BB IBB HBP BLK WP HR S P ERA WHIP	
Pat Zachry, R ERA: 2.66 (1,1)	7.0	2.0	9	1	0	0	0	1	0	0	0	0	0	0	8	12	0.00	1.000				
Will McEnaney, L ERA: 3.46 (8,1)	2.0	W	7	1	0	0	2	0	0	0	0	0	0	0	11	11	0.00	0.500				
Pedro Borbon, R ERA: 3.05 (10,1)	2.0	W	7	1	0	0	2	0	0	0	0	0	0	0	11	11	0.00	0.500				

Atlanta Braves @ Cincinnati Reds
Riverfront Stadium, Cincinnati, OH
Thu Aug 19 1976, 7:05 PM EDT
Att: 29,718 - Unknown

AB 40
R 2
H 8
RBI 2
BB 2
SO 9
LOB 17



Batter	1	2	3	4	5	6	7	8	9	10	11	AB	R	H	RBI	BB	SO	LOB	BOTTOM			
Pete Rose, S OBP: 0.410, SLG: 0.446 (1,5)	1B FC1-2 BB	1B 2-H 1B		G3								3	1	2	1	2	0	1				
Dan Driessen, L OBP: 0.371, SLG: 0.393 Will McEnaney, L (8,1)	FC1-2 1B				3-1							3	0	1	0	1	0	0				
Ken Griffey, L OBP: 0.401, SLG: 0.457 (9, PH) Pedro Borbon, R OBP: 0.308, SLG: 0.308 (10,1)	FC1-2 BB	1-3 1B										1	0	0	0	1	2					
Joe Morgan, L OBP: 0.454, SLG: 0.599 (1,4)	FC1-2 1B	F9			K							5	0	1	0	0	1	2				
George Foster, R OBP: 0.388, SLG: 0.576 (8,7)	F2			G5-4-3 1B				L4		F9		5	0	2	0	0	3					
Johnny Bench, R OBP: 0.361, SLG: 0.420 (1,2)	FC1-2 1-2 2-3 3-H			G5-4-3 1B	1-3			K		F8		5	0	0	0	1	5					
Tony Perez, R OBP: 0.327, SLG: 0.447 (1,3)	P4				F8			6-3				5	1	1	0	0	3					
Cesar Geronimo, L OBP: 0.383, SLG: 0.427 (1,8)		SH3-4 1B 1B			K			F8				5	1	1	0	0	2					
Dave Concepcion, R OBP: 0.346, SLG: 0.424 (1,6)		L7			SH3-4 BB			5-3				4	0	1	0	1	0	2				
Pat Zachry, R OBP: 0.213, SLG: 0.159 Ed Armbrister, R OBP: 0.362, SLG: 0.509 (8,9)		SH3-4			SH3-4							0	0	0	0	0	0	0				
Mike Lum, L OBP: 0.351, SLG: 0.376 (11, PH)								F7		SH5-3		1	0	1	1	0	0	0				
Inning Stats	R: 0 E: 0 K: 0 S: 4	H: 1 LOB: 3 BB: 2 P: 12	R: 1 E: 0 K: 0 S: 6	H: 3 LOB: 2 BB: 0 P: 6	R: 0 E: 0 K: 0 S: 3	H: 1 LOB: 1 BB: 0 P: 3	R: 0 E: 0 K: 1 S: 5	H: 0 LOB: 1 BB: 1 P: 9	R: 0 E: 0 K: 1 S: 6	H: 1 LOB: 1 BB: 0 P: 4	R: 0 E: 0 K: 1 S: 5	H: 0 LOB: 0 BB: 0 P: 5	R: 0 E: 0 K: 2 S: 8	H: 1 LOB: 2 BB: 1 P: 12	R: 0 E: 0 K: 0 S: 3	H: 0 LOB: 0 BB: 0 P: 3	R: 1 E: 1 K: 0 S: 4	H: 2 LOB: 2 BB: 0 P: 4	1B: 8 2B: 1 3B: 1 HR: 0	SF: 0 SAC: 3 DP: 1 HBP: 0	WP: 0 PB: 0 SB: 0 CS: 0	PA: 45
PITCHER	IP ERA WLS BF H R ER SO BB IBB HBP BLK WP HR S P ERA WHIP	PITCHER																			IP ERA WLS BF H R ER SO BB IBB HBP BLK WP HR S P ERA WHIP	
Andy Messersmith, R ERA: 2.77 (1,1)	7.0	3.1	15	3	1	0	3	0	1	0	0	0	0	0	20	24	0.00	0.900				
Adrian Devine, R ERA: 3.83 (8,1)	3.1	L	15	3	1	0	3	0	1	0	0	0	0	0	20	24	0.00	0.900				


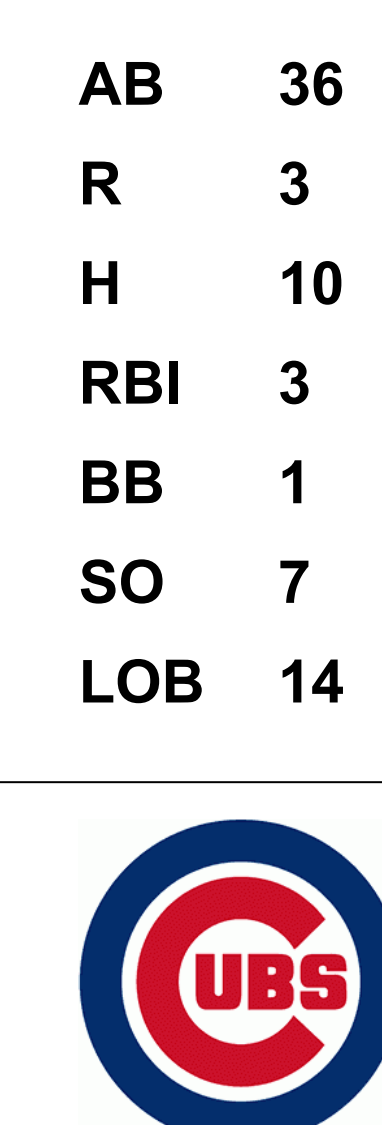
Atlanta Braves @ Cincinnati Reds
Riverfront Stadium, Cincinnati, OH
Thu Aug 19 1976, 7:05 PM EDT
Att: 29,718 - Unknown

AB 38
R 3
H 10
RBI 2
BB 4
SO 5
LOB 19



Batter	1	2	3	4	5	6	7	8	9	AB	R	H	RBI	BB	SO	LOB	TOP					
Rick Monday, L OBP: 0.345, SLG: 0.496 (1, 8)	0-0 4-3		0-3 K		0-0 F8		4-0 BB		0-3 K	4	0	0	0	1	2	0	Chicago Cubs @ Cincinnati Reds Riverfront Stadium, Cincinnati, OH Fri Aug 20 1976, 7:05 PM EDT Att: 36,677 - Unknown - 77 F					
Jose Cardenal, R OBP: 0.340, SLG: 0.410 Joe Coleman, R OBP: 0.182, SLG: 0.182 (7, 1)	0-3 K		0-0 1B		0-0 L8		0-0 5-3			4	0	1	0	0	1	2						
Bill Madlock, R OBP: 0.408, SLG: 0.501 Rob Sperring, R OBP: 0.406, SLG: 0.414 (1, 5)	0-0 6-3		0-0 F8		0-3 K			0-0 FC6-5 2B		1	0	0	0	0	0	0						
Ralph LaCock, L OBP: 0.336, SLG: 0.379 (3, 9)		0-0 1B		0-0 1-3		0-3 K		0-0 FC6-5 1B		4	1	1	0	0	1	1						
Manny Trillo, R OBP: 0.308, SLG: 0.330 (1, 4)		0-0 L4		0-0 1-3 2B			0-0 2B 1B	0-0 P6		4	1	2	0	0	0	2						
Jerry Morales, R OBP: 0.320, SLG: 0.407 Larry Blittner, L OBP: 0.258, SLG: 0.276 (3, 3)		0-0 1B		0-0 1-3 2-3			0-0 G3 1B 2B	0-0 FC4 1B		1	0	1	0	0	0	0						
George Mitterwald, R OBP: 0.259, SLG: 0.317 (1, 2)		0-0 1-3 2-H 1B		0-0 4-3			0-0 6-3	0-0 FC4		4	0	1	1	0	0	4						
Mick Kelleher, R OBP: 0.273, SLG: 0.284 Joe Wallis, S OBP: 0.280, SLG: 0.349 Dave Rosello, R OBP: 0.358, SLG: 0.288 (7, 6)	0-0 8-2				0-0 6-3			0-0 6-3		2	0	0	0	0	0	2						
Ray Burris, R OBP: 0.136, SLG: 0.121 Champ Summers, L OBP: 0.279, SLG: 0.273 (7, 7)			0-3 K		0-0 L7			0-3 K		2	0	0	0	0	1	0						
Inning Stats	R: 0 E: 0 K: 1 S: 5	H: 0 LOB: 0 BB: 0 P: 5	R: 1 E: 0 K: 0 S: 5	H: 3 LOB: 1 BB: 0 P: 5	R: 0 E: 0 K: 2 S: 8	H: 1 LOB: 1 BB: 0 P: 8	R: 0 E: 0 K: 0 S: 4	H: 1 LOB: 1 BB: 0 P: 4	R: 0 E: 0 K: 0 S: 3	H: 0 LOB: 0 BB: 0 P: 3	R: 0 E: 0 K: 2 S: 7	H: 0 LOB: 0 BB: 0 P: 7	R: 2 E: 0 K: 0 S: 6	H: 3 LOB: 2 BB: 1 P: 10	R: 0 E: 0 K: 0 S: 5	H: 2 LOB: 2 BB: 0 P: 5		R: 0 E: 0 K: 2 S: 7	H: 0 LOB: 0 BB: 0 P: 7	1B: 7 2B: 4 3B: 0 HR: 0	SF: 0 SAC: 0 DP: 1 HBP: 0	WP: 0 PB: 0 SB: 1 CS: 0
PITCHER Gary Nolan, R ERA: 3.45 Rawly Eastwick, R ERA: 2.09 (7, 1)	IP: 6.2 WLS: W BF: 28 H: 8 R: 3 ER: 3 SO: 5 BB: 1 IBB: 0 HBP: 0 BLK: 0 WP: 0 HR: 0 S: 37 P: 41 ERA: 4.05 WHIP: 1.350	IP: 2.1 WLS: S BF: 9 H: 2 R: 0 ER: 0 SO: 2 BB: 0 IBB: 0 HBP: 0 BLK: 0 WP: 0 HR: 0 S: 13 P: 13 ERA: 0.00 WHIP: 0.857																				

Batter	1	2	3	4	5	6	7	8	9	AB	R	H	RBI	BB	SO	LOB	BOTTOM			
Pete Rose, S OBP: 0.409, SLG: 0.445 (1, 5)	0-0 F8		0-0 F7		0-0 FC4-6		0-0 G3-6-3 1B			4	0	1	0	0	0	1	Chicago Cubs @ Cincinnati Reds Riverfront Stadium, Cincinnati, OH Fri Aug 20 1976, 7:05 PM EDT Att: 36,677 - Unknown - 77 F			
Dan Driessen, L OBP: 0.389, SLG: 0.401 Ken Griffey, L OBP: 0.401, SLG: 0.457 (8, 9)	0-0 F5		0-0 1B		0-3 K		0-0 G3-6-3			4	1	1	0	0	1	2				
Joe Morgan, L OBP: 0.454, SLG: 0.597 (1, 4)	4-0 HBP BB		0-0 3B		0-0 F8		0-3 K			3	0	1	1	1	1	1				
George Foster, R OBP: 0.389, SLG: 0.583 (8, 7)	1-0 FC6-4 HBP		0-0 L8			0-0 HR		0-0 6-3		3	1	1	1	0	0	1				
Johnny Bench, R OBP: 0.362, SLG: 0.427 (1, 2)	0-0 FC6-4			0-0 HR		0-3 K		4-0 G1 BB		3	1	1	1	1	1	2				
Tony Perez, R OBP: 0.324, SLG: 0.442 (1, 3)		0-0 4-3		0-3 K		0-0 E6		0-0 G1		4	1	0	0	0	1	1				
Cesar Geronimo, L OBP: 0.382, SLG: 0.425 (1, 8)	0-0 F9		0-3 K		0-0 K		1-3 FC4-6 1B		0-0 F9	4	0	1	0	0	1	1				
Dave Concepcion, R OBP: 0.344, SLG: 0.421 (1, 6)	0-0 6-3		0-0 6-3		0-0 6-3		0-0 FC4-6			3	0	0	0	0	0	1				
Gary Nolan, R OBP: 0.136, SLG: 0.109 Rawly Eastwick, R ERA: 4.8 (7, 1)			0-3 K		0-0 FC4-6 1B		0-3 K			3	0	1	0	0	2	1				
Inning Stats	R: 0 E: 0 K: 0 S: 3	H: 0 LOB: 2 BB: 1 P: 8	R: 0 E: 0 K: 0 S: 3	H: 0 LOB: 0 BB: 0 P: 3	R: 1 E: 0 K: 1 S: 7	H: 2 LOB: 1 BB: 0 P: 7	R: 1 E: 0 K: 2 S: 8	H: 1 LOB: 0 BB: 0 P: 8	R: 0 E: 0 K: 1 S: 6	H: 1 LOB: 1 BB: 0 P: 6	R: 2 E: 2 K: 2 S: 10	H: 2 LOB: 1 BB: 0 P: 10	R: 0 E: 0 K: 1 S: 5	H: 1 LOB: 0 BB: 0 P: 5	R: 0 E: 0 K: 0 S: 3	H: 0 LOB: 1 BB: 1 P: 7		1B: 4 2B: 0 3B: 1 HR: 2	SF: 0 SAC: 0 DP: 1 HBP: 1	WP: 0 PB: 0 SB: 1 CS: 0
PITCHER Ray Burris, R ERA: 3.46 Joe Coleman, R ERA: 4.8 (7, 1)	IP: 6.0 WLS: L BF: 27 H: 6 R: 4 ER: 3 SO: 6 BB: 1 IBB: 0 HBP: 1 BLK: 0 WP: 0 HR: 2 S: 37 P: 42 ERA: 4.50 WHIP: 1.167	IP: 2.0 WLS: 7 BF: 7 H: 1 R: 0 ER: 0 SO: 1 BB: 1 IBB: 0 HBP: 0 BLK: 0 WP: 0 HR: 0 S: 8 P: 12 ERA: 0.00 WHIP: 1.000																		



Batter	1	2	3	4	5	6	7	8	9	AB	R	H	RBI	BB	SO	LOB	TOP
Rick Monday, L OBP: 0.344, SLG: 0.494 (1, 8)										4	1	1	0	0	3	1	Chicago Cubs @ Cincinnati Reds Riverfront Stadium, Cincinnati, OH Sat Aug 21 1976, 7:05 PM EDT Att: 48,781 - Unknown - 74 F
Jose Cardenal, R OBP: 0.337, SLG: 0.406 (1, 7)										4	0	0	0	0	0	1	
Manny Trillo, R OBP: 0.311, SLG: 0.331 (1, 4)										2	1	1	0	2	0	0	
George Mitterwald, R OBP: 0.258, SLG: 0.321 (1, 2)										4	0	1	1	0	1	2	
Wayne Tyrone, R OBP: 0.268, SLG: 0.316 Joe Wallis, S OBP: 0.292, SLG: 0.352 (6, 9)										3	0	1	0	0	2	2	
Rob Sperring, R OBP: 0.385, SLG: 0.394 (1, 5)										4	1	1	0	0	2	3	
Mick Kelleher, R OBP: 0.268, SLG: 0.279 (1, 6)										4	0	0	0	0	1	1	
Ralph LaCock, L OBP: 0.332, SLG: 0.373 (1, 3)										3	0	0	0	0	2	1	
Rick Reuschel, R OBP: 0.288, SLG: 0.250 Bruce Sutter, R (8, 1)										3	0	0	0	0	0	0	
Inning Stats	R: 1 H: 1 E: 1 K: 2 S: 9	H: 1 R: 0 ER: 0 LOB: 2 BB: 1 P: 13	R: 0 H: 0 E: 0 K: 2 S: 7	H: 0 R: 0 ER: 0 LOB: 2 BB: 1 P: 10	R: 1 H: 1 E: 1 K: 1 S: 7	H: 1 R: 0 ER: 0 LOB: 0 BB: 0 P: 5	R: 0 H: 0 E: 0 K: 2 S: 7	H: 0 R: 0 ER: 0 LOB: 0 BB: 0 P: 7	R: 0 H: 1 E: 0 K: 0 S: 3	H: 1 R: 0 ER: 0 LOB: 0 BB: 0 P: 3	R: 0 H: 1 E: 0 K: 2 S: 7	H: 0 R: 0 ER: 0 LOB: 0 BB: 0 P: 7	1B: 5 2B: 1 3B: 0 HR: 0	SF: 0 SAC: 0 DP: 0 HBP: 0	WP: 0 PB: 0 SB: 1 CS: 2	PA: 34	
PITCHER	IP WLS BF H R ER SO BB IBB HBP BLK WP HR S P ERA WHIP																
Fred Norman, L ERA: 2.62 Pedro Borbon, R ERA: 3.01 (1, 1) (9, 1)	8.0 L 31 5 3 1 11 2 0 0 0 0 0 0 0 3 3 1.12 0.875																

AB	32
R	3
H	6
RBI	1
BB	2
SO	11
LOB	11



Batter	1	2	3	4	5	6	7	8	9	AB	R	H	RBI	BB	SO	LOB	BOTTOM
Pete Rose, S OBP: 0.409, SLG: 0.445 (1, 5)										4	0	2	0	0	0	2	Chicago Cubs @ Cincinnati Reds Riverfront Stadium, Cincinnati, OH Sat Aug 21 1976, 7:05 PM EDT Att: 48,781 - Unknown - 74 F
Dan Driessen, L OBP: 0.382, SLG: 0.392 Pedro Borbon, R OBP: 0.308, SLG: 0.308 (1, 7) (9, 1)									4	0	0	0	0	1	3		
Joe Morgan, L OBP: 0.455, SLG: 0.604 (1, 4)										4	1	2	1	0	0	1	
George Foster, R OBP: 0.386, SLG: 0.578 (1, 9) (9, 7)										4	0	0	0	0	3	2	
Johnny Bench, R OBP: 0.359, SLG: 0.423 (1, 2)										4	0	0	0	0	0	2	
Tony Perez, R OBP: 0.321, SLG: 0.438 (1, 3)										4	0	0	0	0	2	0	
Cesar Geronimo, L OBP: 0.382, SLG: 0.424 (1, 8)										3	0	1	0	0	1	0	
Dave Concepcion, R OBP: 0.344, SLG: 0.421 (1, 6)									3	1	1	0	0	2	1		
Fred Norman, S OBP: 0.167, SLG: 0.150 Ken Griffey, L OBP: 0.402, SLG: 0.458 (8, PH) (9, 9)									1	0	0	0	1	0	1		
Inning Stats	R: 0 H: 2 E: 0 K: 2 S: 9	H: 0 R: 0 ER: 0 LOB: 0 BB: 0 P: 9	R: 0 H: 0 E: 0 K: 3 S: 9	H: 0 R: 0 ER: 0 LOB: 1 BB: 1 P: 6	R: 1 H: 1 E: 0 K: 1 S: 6	H: 1 R: 0 ER: 0 LOB: 0 BB: 0 P: 6	R: 0 H: 0 E: 0 K: 0 S: 3	H: 0 R: 0 ER: 0 LOB: 0 BB: 0 P: 3	R: 1 H: 3 E: 0 K: 0 S: 5	H: 3 R: 0 ER: 0 LOB: 1 BB: 0 P: 5	R: 0 H: 0 E: 0 K: 2 S: 7	H: 0 R: 0 ER: 0 LOB: 0 BB: 0 P: 7	1B: 6 2B: 0 3B: 0 HR: 1	SF: 0 SAC: 0 DP: 2 HBP: 0	WP: 0 PB: 0 SB: 1 CS: 0	PA: 33	
PITCHER	IP WLS BF H R ER SO BB IBB HBP BLK WP HR S P ERA WHIP																
Rick Reuschel, R ERA: 3.55 Bruce Sutter, R ERA: 2.1 (1, 1) (8, 1)	7.0 W 28 7 2 2 7 1 0 0 0 0 0 0 0 9 9 2.57 1.143																

AB	32
R	2
H	7
RBI	1
BB	1
SO	9
LOB	12




Batter	1	2	3	4	5	6	7	8	9	AB	R	H	RBI	BB	SO	LOB	TOP																					
Rick Monday, L OBP: 0.345, SLG: 0.495 (1, 8)	0-0 2B		0-0 6-3		0-3 K		4-0 IBB			3	1	1	0	1	1	0																						
Jose Cardenal, R OBP: 0.336, SLG: 0.409 (1, 7)	0-0 SF9 2B		0-0 4-3		0-0 P6		0-0 P4			4	2	2	1	0	0	2																						
Joe Wallis, S OBP: 0.292, SLG: 0.347 (1, 9)	0-0 F9		4-0 4-3 WP 1-2 BB		0-0 F9			0-0 F7		3	0	0	0	1	0	1																						
Ralph LaCock, L OBP: 0.332, SLG: 0.370 (8, PH)	4-0 2-3 BB		0-0 4-3		0-0 3-1			0-0 4-3		2	0	0	1	1	0	1																						
Jerry Morales, R OBP: 0.319, SLG: 0.406 (8, 9)			0-0 1-3 2H							1	0	0	0	0	0	0																						
Manny Trillo, R OBP: 0.309, SLG: 0.329 (1, 4)	0-0 SF9		0-0 P4		0-0 6-3			0-0 5-3		3	0	0	1	0	0	1																						
George Mitterwald, R OBP: 0.254, SLG: 0.315 (1, 2)	0-3 K				0-3 K				0-0 F8	4	0	0	0	0	2	1																						
Rob Sperring, R OBP: 0.400, SLG: 0.405 (1, 5)		0-3 K			0-0 FC3-6 1B		0-0 SH3-4 1B		0-0 F8	4	0	2	0	0	1	0																						
Mick Kelleher, R OBP: 0.266, SLG: 0.277 (9, PH)		0-0 B1-3			0-0 FC3-6		0-0 SH3-4		0-0	2	0	0	0	0	0	1																						
Champ Summers, L OBP: 0.295, SLG: 0.279 (9, PH)					1-2		1-2		1B	1	0	1	0	0	0	0																						
Steve Stone, R OBP: 0.185, SLG: 0.150 (2, PH)										0	0	0	0	0	0	0																						
Steve Reinke, R OBP: 0.077, SLG: 0.077 (2, 1)										1	0	0	0	0	0	0																						
Bill Bonham, R OBP: 0.144, SLG: 0.213 (6, 1)										0	0	0	0	0	0	0																						
Darold Knowles, L OBP: 0.075, SLG: 0.169 (7, PH)										1	0	0	0	0	0	0																						
Larry Bittner, L OBP: 0.057, SLG: 0.274 (7, 1)										0	0	0	0	0	1	1																						
Joe Coleman, R OBP: 0.192, SLG: 0.182 (7, 1)										0	0	0	0	0	0	0																						
Bill Madlock, R OBP: 0.048, SLG: 0.500 (9, PH)										1	0	0	0	0	0	1																						
Inning Stats	R: 2 E: 0 K: 1 S: 7	H: 2 LOB: 1 BB: 1 P: 11	R: 0 E: 0 K: 1 S: 5	H: 0 LOB: 0 BB: 0 P: 5	R: 1 E: 0 K: 0 S: 4	H: 1 LOB: 1 BB: 1 P: 8	R: 0 E: 0 K: 1 S: 6	H: 1 LOB: 0 BB: 0 P: 6	R: 0 E: 0 K: 1 S: 5	H: 0 LOB: 0 BB: 0 P: 5	R: 0 E: 0 K: 0 S: 3	H: 0 LOB: 0 BB: 0 P: 3	R: 0 E: 0 K: 1 S: 6	H: 1 LOB: 2 BB: 1 P: 10	R: 0 E: 0 K: 0 S: 3	H: 0 LOB: 0 BB: 0 P: 3	R: 0 E: 0 K: 0 S: 4	H: 1 LOB: 1 BB: 0 P: 4	1B: 4 2B: 2 3B: 0 HR: 0	SF: 1 SAC: 1 DP: 0 HBP: 0	WP: 1 PB: 0 SB: 3 CS: 0	PA: 36																
PITCHER	IP	WLS	BF	H	R	ER	SO	BB	IBB	HBP	BLK	WP	HR	S	P	ERA	WHIP	PITCHER				IP	WLS	BF	H	R	ER	SO	BB	IBB	HBP	BLK	WP	HR	S	P	ERA	WHIP
Santo Alcala, R ERA: 4.41 (1, 1)	3.0		14	3	3	3	2	2	0	0	0	1	0	16	24	9.00	1.667																					
Manny Sarmiento, R ERA: 1.1 (4, 1)	4.0	W	15	2	0	0	3	0	1	0	0	0	0	20	24	0.00	0.500																					
Will McEnaney, L ERA: 3.4 (8, 1)	1.0		3	0	0	0	0	0	0	0	0	0	0	3	3	0.00	0.000																					
Rawly Eastwick, R ERA: 2.07 (9, 1)	1.0	S	4	1	0	0	0	0	0	0	0	0	0	4	4	0.00	1.000																					

Batter	1	2	3	4	5	6	7	8	9	AB	R	H	RBI	BB	SO	LOB	BOTTOM																					
Pete Rose, S OBP: 0.410, SLG: 0.444 (1, 5)	0-0 F8		4-0 HR BB		0-0 6-3		0-0 1H 1B			3	1	1	1	1	0	0																						
Ken Griffey, L OBP: 0.399, SLG: 0.454 (1, 9)	0-0 L7		0-3 K			0-3 K		0-0 3-1		4	0	0	0	0	2	1																						
Joe Morgan, L OBP: 0.460, SLG: 0.616 (1, 4)	0-0 1B		0-0 1H HR			4-0 S BB		0-0 S 1B		3	1	3	2	1	0	0																						
George Foster, R OBP: 0.385, SLG: 0.574 (1, 7)	0-0 4-3		0-0 F8			4-0 1-2 BB		0-3 K		3	0	0	0	1	1	2																						
Dan Driessen, L OBP: 0.364, SLG: 0.390 (6, PH)		4-0 E S WP BB			0-0 F7		0-0 F8		0-0 F2	1	1	0	0	1	0	0																						
Tony Perez, R OBP: 0.320, SLG: 0.436 (7, 3)										2	0	0	0	0	0	3																						
Johnny Bench, R OBP: 0.356, SLG: 0.419 (1, 2)		0-3 K 1H			0-3 K		0-0 1-3			3	0	0	0	0	2	2																						
Cesar Geronimo, L OBP: 0.379, SLG: 0.421 (1, 8)		0-3 K			0-3 K			0-0 F9		3	0	0	0	0	2	0																						
Dave Concepcion, R OBP: 0.342, SLG: 0.418 (1, 6)		0-0 6-3						0-0 F9		3	0	0	0	0	0	0																						
Santo Alcala, R OBP: 0.175, SLG: 0.279 (3, PH)										0	0	0	0	0	0	0																						
Joel Youngblood, R OBP: 0.306, SLG: 0.292 (4, 1)										1	0	0	0	0	0	0																						
Manny Sarmiento, R OBP: 0.144, SLG: 0.213 (6, 1)										0	0	0	0	0	0	0																						
Mike Lum, L OBP: 0.045, SLG: 0.373 (7, PH)										0	1	0	0	0	0	0																						
Ed Armbrister, R OBP: 0.192, SLG: 0.190 (8, 1)										0	0	0	0	0	0	0																						
Will McEnaney, L OBP: 0.075, SLG: 0.169 (7, 1)										0	0	0	0	0	0	0																						
Rawly Eastwick, R ERA: 4.72 (9, 1)										0	0	0	0	0	0	0																						
Inning Stats	R: 0 E: 0 K: 0 S: 4	H: 1 LOB: 1 BB: 0 P: 4	R: 1 E: 0 K: 2 S: 7	H: 0 LOB: 0 BB: 1 P: 11	R: 2 E: 0 K: 1 S: 6	H: 1 LOB: 0 BB: 1 P: 10	R: 0 E: 0 K: 2 S: 7	H: 0 LOB: 0 BB: 0 P: 7	R: 0 E: 0 K: 0 S: 3	H: 0 LOB: 2 BB: 2 P: 13	R: 1 E: 1 K: 0 S: 4	H: 1 LOB: 1 BB: 0 P: 4	R: 0 E: 0 K: 1 S: 6	H: 1 LOB: 1 BB: 0 P: 6	1B: 3 2B: 0 3B: 0 HR: 1	SF: 0 SAC: 0 DP: 0 HBP: 0	WP: 1 PB: 0 SB: 4 CS: 0	PA: 32																				
PITCHER	IP	WLS	BF	H	R	ER	SO	BB	IBB	HBP	BLK	WP	HR	S	P	ERA	WHIP	PITCHER				IP	WLS	BF	H	R	ER	SO	BB	IBB	HBP	BLK	WP	HR	S	P	ERA	WHIP
Steve Stone, R ERA: 3.88 (1, 1)	1.0		18	1	3	2	6	4	0	0	0	1	1	26	42	4.15	1.154																					
Bill Bonham, R ERA: 4.2 (2, 1)	4.1		18	1	3	2	6	4	0	0	0	1	1	26	42	4.15	1.154																					
Darold Knowles, L ERA: 3.04 (6, 1)	0.2		2	0	0	0	0	0	0	0	0	0	0	2	2	0.00	0.000																					
Joe Coleman, R ERA: 4.72 (7, 1)	2.0	L	8	2	1	0	1	0	0	0	0	0	0	10	10	0.00	1.000																					

Chicago Cubs @ Cincinnati Reds
Riverfront Stadium, Cincinnati, OH
Sun Aug 22 1976, 3:33 AM EDT
Att: 40,018 - Unknown - 84 F

livebaseballscores.com


AB 31
R 3
H 6
RBI 3
BB 3
SO 5
LOB 10



Chicago Cubs @ Cincinnati Reds
Riverfront Stadium, Cincinnati, OH
Sun Aug 22 1976, 3:33 AM EDT
Att: 40,018 - Unknown - 84 F

livebaseballscores.com

AB 28
R 4
H 4
RBI 3
BB 4
SO 7
LOB 8



Batter	1	2	3	4	5	6	7	8	9	AB	R	H	RBI	BB	SO	LOB	TOP										
Jerry Mumphrey, S OBP: 0.342, SLG: 0.338 (1, 8)	F8			F8		F8		3B		4	1	1	1	1	0	1	St. Louis Cardinals @ Cincinnati Reds Riverfront Stadium, Cincinnati, OH Mon Aug 23 1976, 7:05 PM EDT Att: 30,029 - Unknown										
Gary Templeton, S OBP: 0.350, SLG: 0.345 (1, 6)	1B	FC1-2		1B			SH1-4	1B		3	4	2	2	2	0	3											
Lou Brock, L OBP: 0.336, SLG: 0.367 (1, 7)	1B		4-3	1B			SH1-4	1B		4	0	3	2	0	0	0											
Ted Simmons, S OBP: 0.370, SLG: 0.396 (1, 2)	1B		1B	5-3				G4-6-3		5	2	3	2	0	0	2											
Willie Crawford, L OBP: 0.370, SLG: 0.472 Mike Anderson, R OBP: 0.367, SLG: 0.370 Vic Harris, S OBP: 0.279, SLG: 0.313 (1, 9)	G4-6-3		F3				2B		L4	2	0	0	0	1	0	3											
Keith Hernandez, L OBP: 0.358, SLG: 0.378 (1, 3)		FC1-2					1B		1-6-3	5	0	3	2	0	0	1											
Don Kessinger, S OBP: 0.322, SLG: 0.312 (1, 4)	F7		F9				G4-6-3		K	5	0	0	0	0	1	4											
Hector Cruz, R OBP: 0.263, SLG: 0.322 (1, 5)		BB		SH1-4			F9			3	2	2	0	1	0	0											
John Denny, R OBP: 0.200, SLG: 0.224 Bill Greif, R (6, 1) Al Hrabosky, R (9, 1)	K		SH1-4				F8		K	2	0	0	0	0	1	2											
Inning Stats	R: 1 E: 0 K: 0 S: 4	H: 2 LOB: 1 BB: 1 P: 8	R: 0 E: 0 K: 1 S: 6	H: 1 LOB: 3 BB: 2 P: 14	R: 1 E: 0 K: 0 S: 5	H: 2 LOB: 1 BB: 0 P: 5	R: 2 E: 0 K: 0 S: 6	H: 3 LOB: 1 BB: 0 P: 6	R: 0 E: 0 K: 0 S: 3	H: 0 LOB: 0 BB: 0 P: 3	R: 2 E: 0 K: 0 S: 4	H: 2 LOB: 1 BB: 2 P: 12	R: 3 E: 0 K: 1 S: 8	H: 4 LOB: 0 BB: 0 P: 8	R: 0 E: 0 K: 1 S: 5	H: 0 LOB: 0 BB: 0 P: 5		1B: 9 2B: 3 3B: 2 HR: 0	SF: 0 SAC: 2 DP: 3 HBP: 0	WP: 1 PB: 0 SB: 2 CS: 0	PA: 43						
PITCHER	IP	WLS	BF	H	R	ER	SO	BB	IBB	HBP	BLK	WP	HR	S	P	ERA	WHIP										
Jack Billingham, R ERA: 4.38 Manny Sarmiento, R ERA: 1.04 Willi McEnaney, L ERA: 3.59 Pedro Borbon, R ERA: 3.24	4.0	L	22	8	4	4	1	3	0	0	0	1	0	21	33	9.00	2.750										
PITCHER	IP	WLS	BF	H	R	ER	SO	BB	IBB	HBP	BLK	WP	HR	S	P	ERA	WHIP										
Jack Billingham, R ERA: 2.78, SLG: 0.292 Manny Sarmiento, R ERA: 1.04, SLG: 0.271 Willi McEnaney, L ERA: 3.59, SLG: 0.500 Pedro Borbon, R ERA: 3.24, SLG: 0.308 Mike Lum, L ERA: 0.369 (1, 1)	5.2	W	25	6	2	1	3	3	0	0	0	0	1	19	23	10.12	1.500										
John Denny, R ERA: 3.04 Bill Greif, R ERA: 4.57 Al Hrabosky, L ERA: 2.88 (6, 1)	0.2		3	1	0	0	1	0	0	0	0	0	0	5	5	0.00	1.500										

AB	35
R	9
H	14
RBI	9
BB	6
SO	3
LOB	17



Batter	1	2	3	4	5	6	7	8	9	AB	R	H	RBI	BB	SO	LOB	BOTTOM											
Pete Rose, S OBP: 0.412, SLG: 0.445 (1, 5)	1-3						F7		1B	4	0	2	1	1	0	0	St. Louis Cardinals @ Cincinnati Reds Riverfront Stadium, Cincinnati, OH Mon Aug 23 1976, 7:05 PM EDT Att: 30,029 - Unknown											
Ken Griffey, L OBP: 0.399, SLG: 0.459 (1, 9)	1B		K			F8		HR	3B	4	1	2	1	0	1	3												
Joe Morgan, L OBP: 0.461, SLG: 0.632 (1, 4)	K		F8				HR	HR		5	2	3	3	0	1	3												
George Foster, R OBP: 0.381, SLG: 0.568 (1, 7)		4-3		F7		6-3	F8		K	5	0	0	0	0	1	2												
Dan Driessen, L OBP: 0.362, SLG: 0.384 (1, 3)		G3		3-1			FC5-4		K	3	0	0	0	1	1	0												
Johnny Bench, R OBP: 0.355, SLG: 0.416 (1, 2)		K					FC5-4		K	3	0	0	0	1	2	1												
Cesar Geronimo, L OBP: 0.380, SLG: 0.420 (1, 8)			CS	L1			1B		P6	3	0	1	0	1	0	1												
Dave Concepcion, R OBP: 0.341, SLG: 0.421 (1, 6)			E5	1B			F8		SF7	4	2	1	0	0	0	3												
Jack Billingham, R ERA: 2.78, SLG: 0.292 Manny Sarmiento, R ERA: 1.04, SLG: 0.271 Willi McEnaney, L ERA: 3.59, SLG: 0.500 Pedro Borbon, R ERA: 3.24, SLG: 0.308 Mike Lum, L ERA: 0.369 (1, 1)	5.2	W	25	6	2	1	3	3	0	0	0	0	1	19	23	10.12		1.500										
John Denny, R ERA: 3.04 Bill Greif, R ERA: 4.57 Al Hrabosky, L ERA: 2.88 (6, 1)	0.2		3	1	0	0	1	0	0	0	0	0	0	5	5	0.00		1.500										
Inning Stats	R: 0 E: 0 K: 1 S: 5	H: 1 LOB: 0 BB: 0 P: 5	R: 0 E: 0 K: 1 S: 5	H: 0 LOB: 0 BB: 0 P: 5	R: 1 E: 1 K: 1 S: 7	H: 2 LOB: 2 BB: 1 P: 11	R: 0 E: 0 K: 0 S: 3	H: 0 LOB: 1 BB: 1 P: 7	R: 0 E: 0 K: 0 S: 4	H: 1 LOB: 1 BB: 0 P: 4	R: 1 E: 0 K: 0 S: 5	H: 2 LOB: 2 BB: 1 P: 9	R: 2 E: 0 K: 1 S: 7	H: 2 LOB: 0 BB: 0 P: 7	R: 0 E: 0 K: 2 S: 7	H: 0 LOB: 0 BB: 0 P: 7	R: 1 E: 0 K: 2 S: 9	H: 2 LOB: 2 BB: 1 P: 13	1B: 6 2B: 0 3B: 2 HR: 2	SF: 1 SAC: 0 DP: 0 HBP: 0	WP: 0 PB: 0 SB: 0 CS: 2	PA: 40						
PITCHER	IP	WLS	BF	H	R	ER	SO	BB	IBB	HBP	BLK	WP	HR	S	P	ERA	WHIP											
John Denny, R ERA: 3.04 Bill Greif, R ERA: 4.57 Al Hrabosky, L ERA: 2.88 (6, 1)	2.2		12	3	3	3	4	1	0	0	0	0	1	19	23	10.12	1.500											



Batter	1	2	3	4	5	6	7	8	9	AB	R	H	RBI	BB	SO	LOB	TOP		
Jerry Mumphrey, S (1, 8) OBP: 0.339, SLG: 0.336	F7		K		K				SF9								4 0 1 1 0 2 0		
Gary Tompton, S (1, 6) OBP: 0.323, SLG: 0.322	P6		P6		6-3				SF9								4 0 0 1 0 0 1		
Lou Brock, L (1, 7) OBP: 0.336, SLG: 0.368	2B		K		F8				1-3								4 0 1 0 0 1 1		
Ted Simmons, S (1, 2) OBP: 0.369, SLG: 0.393	BB				F2				6-3								3 0 0 0 1 0 0		
Willie Crawford, L (1, 9) OBP: 0.369, SLG: 0.478	K				HR				F9								4 1 1 1 0 1 2		
Keith Hernandez, L (1, 3)									L7								4 1 3 0 0 0 0		
Don Kessinger, S (1, 4) OBP: 0.326, SLG: 0.319																	3 1 2 1 1 1 1		
Hector Cruz, R (1, 5) OBP: 0.263, SLG: 0.321																	4 1 1 0 0 0 4		
Pete Falcone, L (1, 1) OBP: 0.189, SLG: 0.176																	3 0 1 0 0 0 3		
Inning Stats	R: 0 E: 0 K: 1 S: 6	H: 1 LOB: 2 BB: 1 P: 10	R: 0 E: 0 K: 0 S: 4	H: 2 LOB: 1 BB: 0 P: 4	R: 0 E: 0 K: 2 S: 7	H: 0 LOB: 0 BB: 0 P: 7	R: 2 E: 0 K: 0 S: 6	H: 3 LOB: 1 BB: 0 P: 6	R: 0 E: 0 K: 1 S: 5	H: 1 LOB: 1 BB: 0 P: 6	R: 1 E: 0 K: 0 S: 5	H: 2 LOB: 1 BB: 0 P: 5	R: 0 E: 0 K: 0 S: 3	H: 0 LOB: 0 BB: 0 P: 3	R: 1 E: 0 K: 0 S: 4	H: 1 LOB: 1 BB: 1 P: 8	1B: 7 2B: 1 3B: 1 HR: 1	SF: 2 SAC: 1 DP: 1 HBP: 0	WP: 0 PA: 38 PB: 0 SB: 0 CS: 0
PITCHER	IP WLS BF H R ER SO BB IBB HBP BLK WP HR S P ERA WHIP																		
Pat Zachry, R (1, 1) ERA: 2.67	6.0 L 25 7 2 2 5 1 0 0 0 0 1 34 38 3.00 1.333																		
Will McEnaney, L (7, 1) ERA: 3.71	3.0 13 3 2 2 0 1 0 0 0 0 0 12 16 6.00 1.333																		

St. Louis Cardinals @ Cincinnati Reds
Riverfront Stadium, Cincinnati, OH
Tue Aug 24 1976, 7:05 PM EDT
Att: 30,840 - Unknown

AB 33
R 4
H 10
RBI 4
BB 2
SO 5
LOB 12





Batter	1	2	3	4	5	6	7	8	9	AB	R	H	RBI	BB	SO	LOB	BOTTOM				
Pete Rose, S (1, 5) OBP: 0.410, SLG: 0.441	S BB 6-3 BB	K			F9		5-3		6-3								4 1 0 0 1 1 2				
Ken Griffey, L (1, 9) OBP: 0.398, SLG: 0.457	K				F7		L9										4 0 1 0 0 1 1				
Joe Morgan, L (1, 4) OBP: 0.466, SLG: 0.640	S 1-2 BB																2 0 2 0 2 0 0				
George Foster, R (1, 7) OBP: 0.378, SLG: 0.563	6-3				K		P6		F3								4 0 0 1 0 1 5				
Johnny Bench, R (1, 2) OBP: 0.352, SLG: 0.411	F5				K		F8		6-3								4 0 0 0 0 1 4				
Tony Perez, R (1, 3) OBP: 0.324, SLG: 0.436									6-3								2 0 1 0 2 0 0				
Dave Concepcion, R (1, 6) OBP: 0.338, SLG: 0.417																	4 0 0 0 0 1 3				
Cesar Geronimo, L (1, 8) OBP: 0.379, SLG: 0.418																	4 0 1 0 0 0 2				
Pat Zachry, R (1, 1) OBP: 0.208, SLG: 0.156																	1 0 0 0 0 1 1				
Joel Youngblood, R (6, PH) OBP: 0.250, SLG: 0.265																	1 0 0 0 0 0 1				
Will McEnaney, L (7, 1)																	0 0 0 0 0 0 0				
Bob Bailey, R (8, PH) OBP: 0.342, SLG: 0.529																	1 0 0 0 0 0 0				
Inning Stats	R: 1 E: 0 K: 1 S: 5	H: 0 LOB: 2 BB: 1 P: 13	R: 0 E: 0 K: 1 S: 6	H: 1 LOB: 2 BB: 1 P: 10	R: 0 E: 0 K: 2 S: 7	H: 0 LOB: 1 BB: 1 P: 11	R: 0 E: 0 K: 2 S: 8	H: 1 LOB: 1 BB: 0 P: 8	R: 0 E: 0 K: 0 S: 5	H: 2 LOB: 2 BB: 0 P: 5	R: 0 E: 0 K: 0 S: 3	H: 0 LOB: 1 BB: 1 P: 7	R: 0 E: 0 K: 0 S: 4	H: 1 LOB: 1 BB: 0 P: 4	R: 0 E: 0 K: 0 S: 3	H: 0 LOB: 0 BB: 0 P: 3	R: 0 E: 0 K: 0 S: 3	H: 0 LOB: 0 BB: 0 P: 3	1B: 3 2B: 2 3B: 0 HR: 0	SF: 0 SAC: 1 DP: 0 HBP: 0	WP: 0 PA: 37 PB: 0 SB: 3 CS: 0
PITCHER	IP WLS BF H R ER SO BB IBB HBP BLK WP HR S P ERA WHIP																				
Pete Falcone, L (1, 1) ERA: 3.29	9.0 W 37 5 1 1 6 5 0 0 0 0 0 44 64 1.00 1.111																				

St. Louis Cardinals @ Cincinnati Reds
Riverfront Stadium, Cincinnati, OH
Tue Aug 24 1976, 7:05 PM EDT
Att: 30,840 - Unknown

AB 31
R 1
H 5
RBI 1
BB 5
SO 6
LOB 19



Batter	1	2	3	4	5	6	7	8	9	AB	R	H	RBI	BB	SO	LOB	TOP			
Dave Cash, R OBP: 0.336, SLG: 0.348 (1, 4)	6-3		1B HBP 1B		F9		F9			4	0	1	0	0	0	2	Philadelphia Phillies @ Cincinnati Reds Riverfront Stadium, Cincinnati, OH Fri Aug 27 1976, 7:05 PM EDT Att: 49,821 - Unknown 			
Larry Bowa, S OBP: 0.292, SLG: 0.298 (1, 6)	1B 1B		F2		F7		4-3			4	1	1	0	0	0	2				
Mike Schmidt, R OBP: 0.386, SLG: 0.552 (1, 5)	1B 1-2 1B		1B 1-2 HBP		6-3		K			3	0	1	0	0	1	1				
Greg Luzinski, R OBP: 0.371, SLG: 0.507 (1, 7)	K		FC5-4 1-3 2-3 1B		L5		BB			3	0	1	0	1	1	2				
Ollie Brown, R OBP: 0.377, SLG: 0.431 Jay Johnstone, L OBP: 0.398, SLG: 0.493 (6, PH) (6, 9)	1-3 2-H 1B		FC5-4 1-2		G3		K			2	0	1	1	0	0	2				
Gary Maddox, R OBP: 0.378, SLG: 0.460 (1, 8)	F9				F9					2	0	0	0	0	1	1				
Bob Boone, R OBP: 0.366, SLG: 0.411 (1, 2)			G5-6-3 1B		L5		1-4-3			4	0	2	0	0	0	0				
Bobby Tolan, L OBP: 0.272, SLG: 0.351 (1, 3)			P5		4-3		K			4	0	0	0	0	1	2				
Tom Underwood, R OBP: 0.184, SLG: 0.114 Tom Hutton, L OBP: 0.352, SLG: 0.293 Gene Garber, R OBP: 0.500, SLG: 0.333 Tim McCarver, L OBP: 0.429, SLG: 0.414 (7, PH) (7, 1) (8, PH)	G5-6-3 1-2				WP BB		BB			1	0	0	0	1	0	1				
Inning Stats	R: 1 E: 0 K: 1 S: 8	H: 3 LOB: 2 BB: 0 P: 8	R: 0 E: 0 K: 0 S: 3	H: 1 LOB: 0 BB: 3 P: 3	R: 0 E: 0 K: 0 S: 4	H: 2 LOB: 2 BB: 0 P: 5	R: 0 E: 0 K: 0 S: 3	H: 0 LOB: 0 BB: 0 P: 3	R: 0 E: 0 K: 0 S: 3	H: 0 LOB: 1 BB: 1 P: 7	R: 0 E: 0 K: 0 S: 5	H: 0 LOB: 0 BB: 0 P: 3	R: 0 E: 0 K: 2 S: 7	H: 0 LOB: 1 BB: 1 P: 11	R: 0 E: 0 K: 0 S: 4	H: 1 LOB: 1 BB: 0 P: 4	1B: 7 2B: 0 3B: 0 HR: 0	SF: 0 SAC: 0 DP: 1 HBP: 1	WP: 1 PB: 0 SB: 0 CS: 0	PA: 36
PITCHER	IP WLS BF H R ER SO BB IBB HBP BLK WP HR S P ERA WHIP	IP WLS BF H R ER SO BB IBB HBP BLK WP HR S P ERA WHIP																		
Fred Norman, L ERA: 2.59 (1, 1)	5.0 W 21 6 1 1 1 1 0 0 1 0 0 21 26 1.80 1.400																			
Pedro Borbon, R ERA: 3.1 (6, 1)	4.0 S 15 1 0 0 3 2 0 0 0 0 0 19 27 0.00 0.750																			

Batter	1	2	3	4	5	6	7	8	9	AB	R	H	RBI	BB	SO	LOB	BOTTOM			
Pete Rose, S OBP: 0.410, SLG: 0.443 (1, 5)	4-3 SF8 2B		F8	4-3			1B 1B 2B			4	2	2	0	0	0	1	Philadelphia Phillies @ Cincinnati Reds Riverfront Stadium, Cincinnati, OH Fri Aug 27 1976, 7:05 PM EDT Att: 49,821 - Unknown 			
Ken Griffey, L OBP: 0.400, SLG: 0.458 (1, 9)	4-3 2-3		4-3		FC6 1B		F8 1B 1B			4	0	2	0	0	0	1				
Joe Morgan, L OBP: 0.464, SLG: 0.646 (1, 4)	SF8 3-H		1B 3B		FC6 S 1-2		1B 1B			3	2	2	2	0	0	1				
George Foster, R OBP: 0.379, SLG: 0.559 (1, 7)	E6		BB 1B		K		F8			4	0	1	1	0	1	3				
Johnny Bench, R OBP: 0.357, SLG: 0.420 (1, 2)	F8		BB BB		S BB		G5-4-3 1B			1	0	0	0	3	0	1				
Tony Perez, R OBP: 0.321, SLG: 0.433 (1, 3)		K	F8		F8		G5-4-3			4	0	0	0	0	1	6				
Dave Concepcion, R OBP: 0.333, SLG: 0.410 (1, 6)		F9			F8		4-3			4	0	0	0	0	0	0				
Cesar Geronimo, L OBP: 0.375, SLG: 0.411 (1, 8)			BB BB		SH5-4 1B		5-3			3	0	1	0	1	1	0				
Fred Norman, S OBP: 0.163, SLG: 0.146 Pedro Borbon, R OBP: 0.267, SLG: 0.267 (1, 1) (6, 1)	4-3				SH5-4 1-2		1-3			1	0	0	0	0	0	1				
Inning Stats	R: 1 E: 1 K: 0 S: 5	H: 1 LOB: 1 BB: 0 P: 5	R: 0 E: 0 K: 1 S: 5	H: 0 LOB: 1 BB: 1 P: 9	R: 1 E: 0 K: 0 S: 5	H: 2 LOB: 2 BB: 1 P: 9	R: 0 E: 0 K: 0 S: 4	H: 1 LOB: 1 BB: 0 P: 4	R: 1 E: 0 K: 1 S: 6	H: 1 LOB: 1 BB: 1 P: 10	R: 0 E: 0 K: 0 S: 3	H: 0 LOB: 0 BB: 0 P: 3	R: 1 E: 0 K: 0 S: 5	H: 3 LOB: 2 BB: 1 P: 9	R: 0 E: 0 K: 1 S: 5	H: 0 LOB: 0 BB: 0 P: 5	1B: 5 2B: 2 3B: 1 HR: 0	SF: 1 SAC: 1 DP: 1 HBP: 0	WP: 0 PB: 0 SB: 5 CS: 0	PA: 36
PITCHER	IP WLS BF H R ER SO BB IBB HBP BLK WP HR S P ERA WHIP	IP WLS BF H R ER SO BB IBB HBP BLK WP HR S P ERA WHIP																		
Tom Underwood, L ERA: 3.34 (1, 1)	6.0 L 27 5 3 3 2 3 0 0 0 0 0 28 40 4.50 1.333																			
Gene Garber, R ERA: 2.76 (7, 1)	2.0 9 3 1 1 1 1 0 1 0 0 0 0 10 14 4.50 1.500																			

Batter	1	2	3	4	5	6	7	8	9	AB	R	H	RBI	BB	SO	LOB	TOP					
Dave Cash, R OBP: 0.336, SLG: 0.353	6-3		1B				G3		1B	5	2	2	0	0	0	1	Philadelphia Phillies @ Cincinnati Reds Riverfront Stadium, Cincinnati, OH Sat Aug 28 1976, 3:33 AM EDT Att: 51,091 - Unknown					
Larry Bowa, S OBP: 0.293, SLG: 0.299	F9		5-3			G3	F7		1B	5	1	2	1	0	0	1						
Garry Maddox, R OBP: 0.378, SLG: 0.464	6-3		5-3			F9 WP	K		SF8	5	2	2	2	0	1	2						
Mike Schmidt, R OBP: 0.386, SLG: 0.550		K				F9			SF8	3	1	1	1	1	1	1						
Jay Johnstone, L OBP: 0.398, SLG: 0.500		K				1B			F9	5	1	2	3	0	1	2						
Bob Boone, R OBP: 0.373, SLG: 0.413		1B				1B			5-3	3	0	2	0	2	0	0						
Bobby Tolan, L OBP: 0.274, SLG: 0.353						F9				2	0	1	0	0	0	1						
Jerry Martin, R OBP: 0.300, SLG: 0.320						F9				1	0	0	0	0	0	2						
Tim McCarver, L OBP: 0.426, SLG: 0.410										1	0	0	0	0	0	1						
Tom Hutton, L OBP: 0.347, SLG: 0.287										2	0	0	0	0	0	2						
Ollie Brown, R OBP: 0.373, SLG: 0.426										2	0	0	0	0	0	3						
Jim Lonzorg, R OBP: 0.287, SLG: 0.300										2	0	0	0	0	0	2						
Wayne Twitchell, R ERA: 2.09										0	0	0	0	0	0	0						
Tony Taylor, R OBP: 0.315, SLG: 0.288										1	0	1	0	0	0	0						
Gene Garber, R ERA: 2.84										0	0	0	0	0	0	0						
Greg Luzinski, R OBP: 0.370, SLG: 0.506										1	0	0	0	0	1	1						
Tug McGraw, L ERA: 2.6										0	0	0	0	0	0	0						
Ron Reed, R ERA: 2.63										0	0	0	0	0	0	0						
Inning Stats	R: 0 E: 0 K: 0 S: 3	H: 0 LOB: 0 BB: 0 P: 3	R: 0 E: 0 K: 2 S: 8	H: 1 LOB: 2 BB: 1 P: 12	R: 1 E: 0 K: 1 S: 7	H: 2 LOB: 2 BB: 1 P: 11	R: 0 E: 0 K: 0 S: 3	H: 1 LOB: 0 BB: 0 P: 3	R: 0 E: 0 K: 1 S: 5	H: 0 LOB: 0 BB: 0 P: 5	R: 1 E: 0 K: 0 S: 6	H: 3 LOB: 2 BB: 0 P: 6	R: 0 E: 0 K: 1 S: 6	H: 1 LOB: 1 BB: 0 P: 6	R: 2 E: 0 K: 1 S: 7	H: 2 LOB: 1 BB: 1 P: 11	R: 3 E: 0 K: 0 S: 6	H: 3 LOB: 0 BB: 0 P: 6	1B: 9 2B: 1 3B: 2 HR: 1	SF: 1 SAC: 0 DP: 1 HBP: 0	WP: 1 PB: 0 SB: 0 CS: 0	PA: 42
PITCHER	IP	WLS	BF	H	R	ER	SO	BB	IBB	HBP	BLK	WP	HR	S	P	ERA	WHIP					
Jack Billingham, R ERA: 4.35	5.1		24	7	2	2	4	2	0	0	0	1	0	30	10	3.38	1.688					
Will McEnaney, L ERA: 3.5	1.2		8	3	2	2	1	0	0	0	0	0	1	10	10	10.80	1.800					
Manny Sarmiento, R ERA: 1.77	1.0		6	2	2	2	1	1	0	0	0	0	0	7	11	18.00	3.000					
Rawly Eastwick, R ERA: 2.16	1.0	W	4	1	1	1	0	0	0	0	0	0	0	4	4	9.00	1.000					

Batter	1	2	3	4	5	6	7	8	9	AB	R	H	RBI	BB	SO	LOB	BOTTOM					
Pete Rose, S OBP: 0.410, SLG: 0.449	FC4-6		1B			K			L9	5	1	2	2	0	2	4	Philadelphia Phillies @ Cincinnati Reds Riverfront Stadium, Cincinnati, OH Sat Aug 28 1976, 3:33 AM EDT Att: 51,091 - Unknown					
Ken Griffey, L OBP: 0.398, SLG: 0.455	FC4-6		1-3			HR			F8	5	1	1	0	0	0	1						
Joe Morgan, L OBP: 0.464, SLG: 0.651	F7		K			HR			4-3	5	1	2	2	0	1	1						
George Foster, R OBP: 0.377, SLG: 0.554	F9		F9			L6-3			K	4	0	0	0	1	2	3						
Johnny Bench, R OBP: 0.360, SLG: 0.421		F7				L6-3				4	2	2	0	1	0	1						
Ed Armbrister, R OBP: 0.350, SLG: 0.492						1B			1B	0	1	0	0	0	0	0						
Tony Perez, R OBP: 0.326, SLG: 0.434						SH5-4			F9	3	0	2	0	2	0	1						
Joel Youngblood, R OBP: 0.280, SLG: 0.265						1B			1B	0	1	0	0	0	0	0						
Cesar Geronimo, L OBP: 0.379, SLG: 0.413						SH5-4			1B	3	0	2	0	1	0	1						
Dave Concepcion, R OBP: 0.332, SLG: 0.410						SF7			SF7	3	0	1	4	0	0	3						
Jack Billingham, R OBP: 0.291, SLG: 0.308						SH5-4				1	1	1	0	0	0	0						
Will McEnaney, L OBP: 0.375, SLG: 0.167										2	0	1	0	0	0	0						
Manny Sarmiento, R ERA: 1.77										0	0	0	0	0	0	0						
Rawly Eastwick, R ERA: 2.16										0	0	0	0	0	0	0						
Inning Stats	R: 0 E: 0 K: 0 S: 4	H: 1 LOB: 1 BB: 0 P: 4	R: 0 E: 0 K: 0 S: 4	H: 1 LOB: 0 BB: 0 P: 4	R: 2 E: 0 K: 1 S: 7	H: 2 LOB: 0 BB: 0 P: 7	R: 1 E: 0 K: 1 S: 7	H: 2 LOB: 2 BB: 1 P: 11	R: 2 E: 0 K: 0 S: 4	H: 2 LOB: 2 BB: 2 P: 13	R: 0 E: 1 K: 2 S: 9	H: 1 LOB: 2 BB: 0 P: 9	R: 1 E: 0 K: 0 S: 5	H: 2 LOB: 2 BB: 1 P: 9	R: 0 E: 0 K: 1 S: 5	H: 0 LOB: 0 BB: 0 P: 5	R: 2 E: 0 K: 0 S: 3	H: 3 LOB: 2 BB: 1 P: 7	1B: 12 2B: 1 3B: 0 HR: 2	SF: 2 SAC: 1 DP: 1 HBP: 1	WP: 0 PB: 0 SB: 0 CS: 0	PA: 44
PITCHER	IP	WLS	BF	H	R	ER	SO	BB	IBB	HBP	BLK	WP	HR	S	P	ERA	WHIP					
Jim Lonzorg, R ERA: 3.25	1.1		10	1	0	0	2	2	0	1	0	0	0	11	20	0.00	1.500					
Wayne Twitchell, R ERA: 2.09	2.0		10	1	0	0	2	2	0	1	0	0	0	11	20	0.00	1.500					
Gene Garber, R ERA: 2.84	1.0		6	2	1	1	0	1	0	0	0	0	0	5	9	9.00	3.000					
Tug McGraw, L ERA: 2.6	1.0	L	5	2	2	2	1	0	0	0	0	0	0	7	7	18.00	2.000					
Ron Reed, R ERA: 2.63	0.0		2	1	0	0	0	0	1	0	0	0	0	1	5	∞	∞					

Batter	1	2	3	4	5	6	7	8	9	AB	R	H	RBI	BB	SO	LOB	TOP					
Pete Rose, S OBP: 0.413, SLG: 0.452 (1, 5)	F8			K		BB 1B	BB 1B		BB 1B	5	2	3	1	0	1	0	Cincinnati Reds @ St. Louis Cardinals Busch Stadium, St. Louis, MO Tue Aug 31 1976, 7:05 PM CDT Att: 14,685 - Unknown					
Doug Flynn, R OBP: 0.318, SLG: 0.352 (9, 5)	F8			K		BB 1B	BB 1B		BB 1B	0	0	0	0	0	0	0						
Ken Griffey, L OBP: 0.396, SLG: 0.450 (1, 9)	F5			4-3		BB 1B	BB 1B		4-3	4	0	1	2	1	0	1						
Joe Morgan, L OBP: 0.460, SLG: 0.637 (1, 4)	F5			S BB		BB 1B	F7		4-3	3	0	1	1	1	0	1						
George Foster, R OBP: 0.370, SLG: 0.540 (1, 7)		G5-4-3 BB		K		F8	K			3	0	0	0	1	2	4						
Johnny Bench, R OBP: 0.358, SLG: 0.413 (1, 2)		G5-4-3 1-2				F8	K		6-3	4	0	0	0	0	1	1						
Tony Perez, R OBP: 0.323, SLG: 0.427 (1, 3)			K			K	BB E		K	3	1	0	0	1	3	0						
Dave Concepcion, R OBP: 0.331, SLG: 0.405 (1, 6)				6-3		K	BB E		6-3	4	1	1	0	0	1	0						
Cesar Geronimo, L OBP: 0.381, SLG: 0.416 (1, 8)				6-3		P6	E6 BB		4-3	4	1	1	2	0	0	0						
Gary Nolan, R OBP: 0.130, SLG: 0.204 (5, PH)				K		G3	S BB		K	1	0	0	0	0	1	0						
Joe Youngblood, R OBP: 0.245, SLG: 0.280 (6, PH)										1	0	0	0	0	0	0						
Pedro Borbon, R OBP: 0.287, SLG: 0.287 (6, PH)										0	0	0	0	0	0	0						
Bob Bell, L OBP: 0.207, SLG: 0.207 (7, PH)										0	0	0	0	0	0	0						
Dan Driessens, L OBP: 0.294, SLG: 0.356 (7, PH)										0	1	0	0	1	0	0						
Will McEnaney, L OBP: 0.276, SLG: 0.167 (7, PH)										0	0	0	0	0	0	0						
Rawly Eastwick, R (8, PH)										1	0	0	0	0	1	0						
Inning Stats	R: 0 E: 0 K: 0 S: 3	H: 0 LOB: 0 BB: 0 P: 3	R: 0 E: 0 K: 1 S: 4	H: 0 LOB: 0 BB: 1 P: 8	R: 0 E: 0 K: 1 S: 5	H: 0 LOB: 1 BB: 0 P: 5	R: 0 E: 0 K: 2 S: 7	H: 0 LOB: 0 BB: 1 P: 11	R: 0 E: 0 K: 2 S: 7	H: 0 LOB: 0 BB: 0 P: 7	R: 1 E: 0 K: 0 S: 5	H: 2 LOB: 2 BB: 1 P: 9	R: 5 E: 1 K: 2 S: 11	H: 4 LOB: 1 BB: 2 P: 19	R: 0 E: 0 K: 1 S: 5	H: 0 LOB: 0 BB: 0 P: 5	R: 0 E: 0 K: 1 S: 6	H: 1 LOB: 1 BB: 0 P: 6	1B: 6 2B: 1 3B: 0 HR: 0	SF: 0 SAC: 0 DP: 1 HBP: 0	WP: 0 PB: 0 SB: 2 CS: 0	PA: 38
PITCHER	IP	WLS	BF	H	R	ER	SO	BB	IBB	HBP	BLK	WP	HR	S	P	ERA	WHIP					
Pete Falcone, L ERA: 3.38 (1, 1)	6.1	L	26	4	4	4	7	4	0	0	0	0	0	36	52	5.68	1.263					
Bill Greif, R ERA: 4.91 (7, 1)	0.0		1	0	0	0	0	1	0	0	0	0	0	0	4	∞	∞					
Al Hrabosky, L ERA: 2.94 (7, 1)	0.2		2	2	2	1	1	0	0	0	0	0	0	6	6	27.00	3.000					
Eddie Solomon, R ERA: 2.45 (8, 1)	2.0		7	1	0	0	2	0	0	0	0	0	0	11	11	0.00	0.500					

AB	33
R	6
H	7
RBI	6
BB	5
SO	10
LOB	7



Batter	1	2	3	4	5	6	7	8	9	AB	R	H	RBI	BB	SO	LOB	BOTTOM					
Jerry Mumphrey, S OBP: 0.352, SLG: 0.356 (1, 8)	BB SF8 1B		5-3	E8 2H 1B			BB 2B		4-3	4	2	2	1	1	0	0	Cincinnati Reds @ St. Louis Cardinals Busch Stadium, St. Louis, MO Tue Aug 31 1976, 7:05 PM CDT Att: 14,685 - Unknown					
Gary Templeton, S OBP: 0.360, SLG: 0.388 (1, 6)	1-3 1B		1B	K			P5		1B	5	0	3	0	0	1	2						
Lou Brock, L OBP: 0.336, SLG: 0.372 (1, 7)	K		F8				1H 1B		3-1	5	1	2	1	0	1	4						
Ted Simmons, S OBP: 0.369, SLG: 0.394 (1, 2)	SF8			L4						3	0	2	2	0	0	1						
Willie Crawford, L OBP: 0.358, SLG: 0.460 (1, 9)	3H F8		4-3				2H 1B			4	0	0	0	0	0	4						
Keith Hernandez, L OBP: 0.351, SLG: 0.381 (1, 3)		1-3		HR			G6-4-3 1B		K	4	1	2	1	0	1	0						
Don Kessinger, S OBP: 0.322, SLG: 0.318 (1, 4)		L4		F7			G6-4-3 1-2		5-3	4	0	0	0	0	0	1						
Hector Cruz, R OBP: 0.261, SLG: 0.316 (1, 5)				SH1-4 E 1B			K		K	4	1	2	0	0	2	0						
Pete Falcone, L OBP: 0.185, SLG: 0.173 (7, PH)										1	0	0	0	0	1	1						
Bill Greif, R ERA: 3.51 (7, PH)										0	0	0	0	0	0	0						
Pedro Borbon, R ERA: 3.03 (7, PH)										0	0	0	0	0	0	0						
Joe Ferguson, R OBP: 0.333, SLG: 0.377 (8, PH)										1	0	0	0	0	0	0						
Eddie Solomon, R (8, PH)										0	0	0	0	0	0	0						
Ron Fairly, L OBP: 0.266, SLG: 0.320 (8, PH)										1	0	0	0	0	0	0						
Inning Stats	R: 1 E: 0 K: 1 S: 7	H: 2 LOB: 1 BB: 0 P: 7	R: 0 E: 0 K: 1 S: 6	H: 1 LOB: 1 BB: 0 P: 6	R: 0 E: 0 K: 0 S: 5	H: 2 LOB: 2 BB: 0 P: 5	R: 2 E: 1 K: 1 S: 8	H: 3 LOB: 1 BB: 0 P: 8	R: 0 E: 0 K: 0 S: 3	H: 1 LOB: 0 BB: 0 P: 3	R: 0 E: 0 K: 1 S: 5	H: 1 LOB: 0 BB: 0 P: 5	R: 2 E: 0 K: 0 S: 5	H: 2 LOB: 1 BB: 1 P: 9	R: 0 E: 0 K: 2 S: 7	H: 0 LOB: 0 BB: 0 P: 7	R: 0 E: 0 K: 0 S: 4	H: 1 LOB: 1 BB: 0 P: 4	1B: 11 2B: 1 3B: 0 HR: 1	SF: 1 SAC: 1 DP: 1 HBP: 0	WP: 0 PB: 0 SB: 0 CS: 0	PA: 39
PITCHER	IP	WLS	BF	H	R	ER	SO	BB	IBB	HBP	BLK	WP	HR	S	P	ERA	WHIP					
Gary Nolan, R ERA: 3.51 (1, 1)	5.0		23	9	3	3	3	0	0	0	0	0	0	29	29	5.40	1.800					
Pedro Borbon, R ERA: 3.03 (6, 1)	1.0	W	3	1	0	0	1	0	0	0	0	0	0	5	5	0.00	1.000					
Will McEnaney, L ERA: 4.73 (7, 1)	1.0		6	2	2	2	0	1	0	0	0	0	0	5	9	18.00	3.000					
Rawly Eastwick, R ERA: 2.06 (8, 1)	2.0	S	7	1	0	0	2	0	0	0	0	0	0	11	11	0.00	0.500					

AB	36
R	5
H	13
RBI	5
BB	1
SO	6
LOB	13



Batter	1	2	3	4	5	6	7	8	9	10	11	AB	R	H	RBI	BB	SO	LOB	TOP							
Pete Rose, S OBP: 0.413, SLG: 0.452 (1, 5)												5	0	2	0	0	1	0								
Ken Griffey, L OBP: 0.396, SLG: 0.448 (1, 9)												4	0	1	0	1	0	2								
Joe Morgan, L OBP: 0.460, SLG: 0.634 (1, 4)												3	0	1	0	1	0	1								
Tony Perez, R OBP: 0.324, SLG: 0.426 (1, 3)												3	0	1	0	1	0	1								
Cesar Geronimo, L OBP: 0.378, SLG: 0.412 (1, 8)												4	0	0	0	0	0	3								
Dave Concepcion, R OBP: 0.332, SLG: 0.405 (1, 6)												3	0	1	0	1	1	0								
Mike Lum, L OBP: 0.331, SLG: 0.350 (1, 7)												4	0	0	0	0	0	1								
Bill Plummer, R OBP: 0.311, SLG: 0.418 (1, 2)												3	0	0	0	0	1	0								
Johnny Bench, R OBP: 0.357, SLG: 0.412 (10, PH)												1	0	0	0	0	1	0								
Fred Norman, S OBP: 0.132, SLG: 0.136 (1, 1)												3	0	0	0	0	0	0								
George Foster, R OBP: 0.369, SLG: 0.539 (11, PH)												1	0	0	0	0	0	0								
Rawly Eastwick, R OBP: 0.369, SLG: 0.539 (11, 1)												0	0	0	0	0	0	0								
Inning Stats	R: 0 E: 0 K: 0 S: 3	H: 1 LOB: 1 BB: 1 P: 7	R: 0 E: 0 K: 0 S: 2	H: 0 LOB: 1 BB: 1 P: 6	R: 0 E: 0 K: 1 S: 5	H: 0 LOB: 0 BB: 0 P: 5	R: 0 E: 0 K: 0 S: 4	H: 1 LOB: 1 BB: 0 P: 4	R: 0 E: 0 K: 1 S: 5	H: 0 LOB: 0 BB: 0 P: 5	R: 0 E: 0 K: 0 S: 3	H: 0 LOB: 1 BB: 1 P: 7	R: 0 E: 0 K: 0 S: 3	H: 1 LOB: 0 BB: 0 P: 3	R: 0 E: 0 K: 1 S: 5	H: 0 LOB: 0 BB: 0 P: 5	R: 0 E: 0 K: 0 S: 4	H: 2 LOB: 1 BB: 1 P: 8	R: 0 E: 0 K: 1 S: 5	H: 0 LOB: 0 BB: 0 P: 5	R: 0 E: 0 K: 0 S: 3	H: 1 LOB: 0 BB: 0 P: 3	1B: 6 2B: 0 3B: 0 HR: 0	SF: 0 SAC: 0 DP: 2 HBP: 0	WP: 1 PB: 0 SB: 1 CS: 3	PA: 40
PITCHER	IP 10.0	WLS 3	BF 35	H 5	R 0	ER 0	SO 4	BB 0	IBB 0	HBP 0	BLK 0	WP 0	HR 0	S 39	P 55	ERA 0.00	WHIP 1.000									
Eric Rasmussen, R ERA: 3.27 (1, 1)																										
Al Hrabosky, L ERA: 2.91 (11, 1)	1.0	W	3	1	0	0	0	0	0	0	0	0	0	3	3	0.00	1.000									

Cincinnati Reds @ St. Louis Cardinals
 Busch Stadium, St. Louis, MO
 Wed Sep 01 1976, 7:05 PM CDT
 Att: 11,209 - Unknown

AB 34
 R 0
 H 6
 RBI 0
 BB 4
 SO 4
 LOB 8



Batter	1	2	3	4	5	6	7	8	9	10	11	AB	R	H	RBI	BB	SO	LOB	BOTTOM					
Jerry Mumphrey, S OBP: 0.353, SLG: 0.358 (1, 8)												4	0	1	0	1	1	0						
Garry Templeton, S OBP: 0.352, SLG: 0.376 (1, 6)												5	0	1	0	0	2	3						
Keith Hernandez, L OBP: 0.352, SLG: 0.383 (1, 3)												4	1	1	0	1	2	3						
Ted Simmons, S OBP: 0.368, SLG: 0.390 (1, 7)												4	0	0	0	1	0	2						
Joe Ferguson, R OBP: 0.194, SLG: 0.172 (1, 2)												4	0	1	0	0	0	0						
Lee Richard, R OBP: 0.215, SLG: 0.270 (9, PR)												0	0	0	0	0	0	0						
Charlie Chant, R OBP: 0.143, SLG: 0.143 (10, 7)												1	0	1	0	0	0	0						
Willie Crawford, L OBP: 0.359, SLG: 0.459 (1, 9)												5	0	2	0	0	1	4						
Hector Cruz, R OBP: 0.264, SLG: 0.318 (1, 5)												4	0	2	0	0	2	2						
Ron Fairly, L OBP: 0.353, SLG: 0.298 (11, PH)												1	0	0	0	0	0	3						
Don Kessinger, S OBP: 0.323, SLG: 0.318 (1, 4)												4	0	1	1	1	0	2						
Eric Rasmussen, R ERA: 2.42 (1, 1)												2	0	0	0	0	1	0						
Lou Brock, L OBP: 0.336, SLG: 0.371 (10, PH)												1	0	0	0	0	0	0						
Al Hrabosky, R ERA: 2.14 (11, 1)	0.2	L	6	2	1	1	0	1	1	0	0	0	0	0	0	0	0	0						
Inning Stats	R: 0 E: 0 K: 1 S: 5	H: 1 LOB: 0 BB: 0 P: 5	R: 0 E: 0 K: 1 S: 6	H: 1 LOB: 1 BB: 0 P: 6	R: 0 E: 0 K: 1 S: 6	H: 1 LOB: 2 BB: 1 P: 10	R: 0 E: 0 K: 1 S: 6	H: 1 LOB: 1 BB: 0 P: 6	R: 0 E: 0 K: 1 S: 5	H: 0 LOB: 0 BB: 0 P: 5	R: 0 E: 0 K: 1 S: 6	H: 1 LOB: 1 BB: 0 P: 6	R: 0 E: 0 K: 2 S: 8	H: 1 LOB: 2 BB: 1 P: 12	R: 0 E: 0 K: 0 S: 4	H: 2 LOB: 1 BB: 0 P: 4	R: 0 E: 0 K: 0 S: 3	H: 0 LOB: 0 BB: 0 P: 3	R: 1 E: 0 K: 0 S: 4	H: 2 LOB: 3 BB: 2 P: 12	1B: 8 2B: 2 3B: 0 HR: 0	SF: 0 SAC: 1 DP: 0 HBP: 0	WP: 2 PB: 0 SB: 0 CS: 1	PA: 44
PITCHER	IP 10.0	WLS L	BF 38	H 8	R 0	ER 0	SO 9	BB 2	IBB 0	HBP 0	BLK 0	WP 1	HR 0	S 54	P 62	ERA 0.00	WHIP 4.500							
Fred Norman, L ERA: 2.42 (1, 1)																								
Rawly Eastwick, R ERA: 2.14 (11, 1)	0.2	L	6	2	1	1	0	1	1	0	0	0	0	4	12	13.50	4.500							

Cincinnati Reds @ St. Louis Cardinals
 Busch Stadium, St. Louis, MO
 Wed Sep 01 1976, 7:05 PM CDT
 Att: 11,209 - Unknown

AB 39
 R 1
 H 10
 RBI 1
 BB 4
 SO 9
 LOB 19



Batter	1	2	3	4	5	6	7	8	9	AB	R	H	RBI	BB	SO	LOB	TOP								
Pete Rose, S (1,5) OBP: 0.413, SLG: 0.449 Rawly Eastwick, R (8,1)	4-0 CS BB	0-0 F8			0-0 L1	4-0 1B BB		0-0 4-3	0-3 K	3	0	0	0	2	0	0									
Ken Griffey, L (1,9) OBP: 0.398, SLG: 0.450	0-0 2B 1-2 1B		0-0 F7		0-3 K	0-0 1B		0-0 FC5 1B		5	0	3	0	0	1	0									
Joe Morgan, L (1,4) OBP: 0.461, SLG: 0.633	0-3 K		4-0 S 1B BB		0-0 1B			0-0 F7	0-0 1-2 1B	4	1	2	0	1	1	1									
Johnny Bench, R (1,2) OBP: 0.355, SLG: 0.412	0-0 1-3 2B		0-0 P5		0-0 F7			0-0 5-3	0-0 FC5	5	0	1	0	0	0	4									
George Foster, R (1,7) OBP: 0.372, SLG: 0.540	0-3 K		0-0 S 1B					0-0 F8		5	2	3	1	0	1	2									
Tony Perez, R (1,3) OBP: 0.325, SLG: 0.433		0-0 6-3	0-0 P4					0-0 6-3	0-0 HR	5	2	2	2	0	0	1									
Cesar Geronimo, L (1,8) OBP: 0.390, SLG: 0.415		0-0 E 1B		0-0 6-3				0-0 SF7	0-0 HR 1B	4	2	3	1	0	0	0									
Dave Concepcion, R (1,6) OBP: 0.335, SLG: 0.409		0-0 E6 3B		0-0 F3				4-0 SH2 1B BB	0-0 P4	3	2	1	1	2	0	1									
Jack Billingham, R (1,1) OBP: 0.286, SLG: 0.302 Pedro Borbon, R (2,1) OBP: 0.250, SLG: 0.250 Willi McEnaney, L (7,1) OBP: 0.375, SLG: 0.167 Dan Driessen, L (8,PH) OBP: 0.366, SLG: 0.414 Doug Flynn, R (8,5) OBP: 0.316, SLG: 0.350		0-0 4-3		0-3 K				0-0 SH2	0-0 F9	1	0	0	0	0	0	0									
Inning Stats	R: 0 E: 0 K: 2 S: 8	H: 2 LOB: 2 BB: 1 P: 12	R: 2 E: 1 K: 0 S: 5	H: 2 LOB: 3 BB: 0 P: 5	R: 1 E: 0 K: 0 S: 4	H: 1 LOB: 1 BB: 1 P: 8	R: 0 E: 0 K: 1 S: 5	H: 0 LOB: 0 BB: 0 P: 5	R: 0 E: 0 K: 1 S: 6	H: 1 LOB: 1 BB: 0 P: 6	R: 2 E: 0 K: 0 S: 5	H: 3 LOB: 2 BB: 2 P: 13	R: 0 E: 0 K: 0 S: 3	H: 0 LOB: 0 BB: 0 P: 3	R: 3 E: 0 K: 0 S: 7	H: 4 LOB: 2 BB: 1 P: 11	R: 2 E: 0 K: 1 S: 8	H: 3 LOB: 1 BB: 0 P: 8	1B: 12 2B: 1 3B: 1 HR: 2	SF: 1 SAC: 1 DP: 0 HBP: 0	WP: 1 PB: 2 CS: 1	PA: 46			
PITCHER	IP	WLS	BF	H	R	ER	SO	BB	IBB	HBP	BLK	WP	HR	S	P	ERA	WHIP								
Phil Niekro, R (1,1) ERA: 3.42 Adrian Devine, R (8,1) ERA: 3.77 Mike Beard, L (8,1) ERA: 2.88 Bruce Dal Canton, R (9,1) ERA: 3.57	7.0		32	9	5	4	4	4	0	0	0	1	0	36	52	5.14	1.857								
	0.2	L	6	3	3	3	0	1	0	0	0	0	1	5	9	40.50	6.000								
	0.1		2	1	0	0	0	0	0	0	0	0	0	2	2	0.00	3.000								
	1.0		6	3	2	2	1	0	0	0	0	0	1	8	8	18.00	3.000								

Cincinnati Reds @ Atlanta Braves
Atlanta-Fulton County Stadium, Atlanta, GA
Fri Sep 03 1976, 7:05 PM EDT
Att: 8,140 - Unknown

AB 39
R 10
H 16
RBI 8
BB 5
SO 5
LOB 11



Batter	1	2	3	4	5	6	7	8	9	AB	R	H	RBI	BB	SO	LOB	BOTTOM								
Jerry Royster, R (1,5) OBP: 0.305, SLG: 0.300	0-0 1B	0-0 FC3-2 BB		0-0 1-3				0-0 2B 1B	4-0 BB	4	1	2	0	1	0	4									
Rod Gilbreath, R (1,4) OBP: 0.323, SLG: 0.348	0-0 L4	0-0 BB			0-0 6-3			0-0 L9	0-0 F9	4	0	0	1	1	0	4									
Rowland Office, L (1,8) OBP: 0.348, SLG: 0.368 Dave May, L (2,7) OBP: 0.308, SLG: 0.285	0-0 1-3 1B	0-0 4-3			0-0 CS 1B			0-0 2B 1B	0-0 F8	1	0	1	0	0	0	0									
Willie Montanez, L (1,3) OBP: 0.339, SLG: 0.403	0-0 G4-6-3 1-2		0-0 F8		0-0 F8			0-0 2B	0-0 F7	5	0	1	2	0	0	4									
Ken Henderson, S (1,9) OBP: 0.366, SLG: 0.421		0-0 E8 1B 1B		0-0 F7				0-0 6-3		4	1	2	0	0	0	1									
Darrel Chaney, S (1,6) OBP: 0.342, SLG: 0.360		0-0 1B FC3-2 1B		0-0 6-3				0-0 G4-6-3 1-2	0-0 FC6-4 1B	4	0	2	0	0	0	1									
Tom Paciorek, R (1,7) OBP: 0.328, SLG: 0.375		0-0 FC3-2 BB 1B			0-0 F9			0-0 F9	0-0 F7	4	1	1	1	0	0	1									
Vic Correll, R (1,2) OBP: 0.324, SLG: 0.371		0-3 K			0-0 F8			0-0 6-3	0-0 P4	4	0	0	0	0	1	3									
Phil Niekro, R (1,1) OBP: 0.215, SLG: 0.286 Jimmy Wynn, R (7,PH) OBP: 0.375, SLG: 0.304 Adrian Devine, R (8,1) ERA: 3.15 Mike Beard, L (8,1) ERA: 4.7 Clio Gaston, R (8,PH) OBP: 0.360, SLG: 0.473 Bruce Dal Canton, R (9,1) OBP: 0.222, SLG: 0.222		0-0 BB FC3-2 1B			0-0 HBP			4-0 1B BB	0-0 FC6-4 1-2	1	0	1	0	0	0	0									
Inning Stats	R: 0 E: 0 K: 0 S: 4	H: 2 LOB: 1 BB: 0 P: 4	R: 2 E: 1 K: 1 S: 9	H: 4 LOB: 3 BB: 1 P: 13	R: 0 E: 0 K: 0 S: 3	H: 0 LOB: 0 BB: 0 P: 3	R: 0 E: 0 K: 0 S: 3	H: 0 LOB: 0 BB: 0 P: 4	R: 0 E: 0 K: 0 S: 3	H: 1 LOB: 0 BB: 0 P: 3	R: 3 E: 0 K: 0 S: 6	H: 3 LOB: 1 BB: 1 P: 10	R: 0 E: 0 K: 0 S: 4	H: 1 LOB: 1 BB: 0 P: 4	R: 0 E: 0 K: 0 S: 3	H: 0 LOB: 1 BB: 1 P: 7	1B: 11 2B: 1 3B: 0 HR: 0	SF: 0 SAC: 0 DP: 2 HBP: 1	WP: 0 PB: 0 SB: 0 CS: 1	PA: 40					
PITCHER	IP	WLS	BF	H	R	ER	SO	BB	IBB	HBP	BLK	WP	HR	S	P	ERA	WHIP								
Jack Billingham, R (1,1) ERA: 4.41 Pedro Borbon, R (2,1) ERA: 3.15 Willi McEnaney, L (7,1) ERA: 4.7 Rawly Eastwick, R (8,1) ERA: 2.1	1.2		11	4	3	2	1	1	0	0	0	0	0	12	16	10.80	4.200								
	5.0		19	4	3	3	0	1	0	1	0	0	0	17	22	5.40	1.000								
	0.1		2	1	0	0	0	0	0	0	0	0	0	2	2	0.00	3.000								
	2.0	W	8	1	0	0	0	1	0	0	0	0	0	7	11	0.00	1.000								

Cincinnati Reds @ Atlanta Braves
Atlanta-Fulton County Stadium, Atlanta, GA
Fri Sep 03 1976, 7:05 PM EDT
Att: 8,140 - Unknown

AB 36
R 5
H 12
RBI 5
BB 3
SO 1
LOB 23



Batter	1	2	3	4	5	6	7	8	9	AB	R	H	RBI	BB	SO	LOB	TOP								
Pete Rose, S OBP: 0.413, SLG: 0.449 (1, 5)	0-0 6-3		4-0 1B BB		0-0 5-3 2B	0-3 K		0-0 6-3		4	1	1	0	1	1	1	Cincinnati Reds @ Atlanta Braves Atlanta-Fulton County Stadium, Atlanta, GA Sat Sep 04 1976, 7:05 PM EDT Att: 15,252 - Unknown								
Doug Flynn, R OBP: 0.316, SLG: 0.350 (9, 5)	0-0 F7		0-0 S 1B		0-0 5-3		0-0 G3 1B		0-0 G3	5	0	2	1	0	0	1									
Ken Griffey, L OBP: 0.449 (1, 9)	0-0 F7		1-3 2-H 1B		0-0 4-3		0-0 G3 1B		0-0 F7	5	0	1	1	0	1	2									
Joe Morgan, L OBP: 0.459, SLG: 0.628 (1, 4)	0-0 F7		0-3 K		0-0 4-3		0-0 G3 1B		0-0 F7	5	0	1	1	0	1	2									
Johnny Bench, R OBP: 0.354, SLG: 0.408 (1, 2)		0-0 F5	0-0 5-3		0-0 5-3		0-0 F8		0-0 5-3	4	1	0	0	1	0	4									
George Foster, R OBP: 0.374, SLG: 0.543 (1, 7)		4-0 WP BB		4-0 SH2-3 1B BB	0-0 3B BB		0-0 G3			2	2	1	1	2	0	2									
Tony Perez, R OBP: 0.326, SLG: 0.432 (1, 3)	0-0 F9		0-0 SH2-3 1B		0-0 6-3		0-0 FC4-6 IBB			3	0	1	0	1	0	1									
Cesar Geronimo, L OBP: 0.380, SLG: 0.415 (1, 8)	0-3 K		0-0 SH2-3		0-0 SH3-4 1B		0-0 FC4-6			3	0	1	0	0	1	4									
Dave Concepcion, R OBP: 0.334, SLG: 0.408 (1, 6)			0-0 SH3 1B		0-0 SF8		0-0 P4		0-0 5-3	3	1	1	1	0	0	1									
Pat Zachry, R OBP: 0.192, SLG: 0.143 (1, 1)			0-0 SH3		0-0 L6		0-0 SH3-4		0-0 1-3	2	0	0	0	0	0	1									
Inning Stats	R: 0 E: 0 K: 0 S: 3	H: 0 LOB: 0 BB: 0 P: 3	R: 0 E: 0 K: 1 S: 5	H: 0 LOB: 1 BB: 1 P: 9	R: 1 E: 0 K: 1 S: 7	H: 2 LOB: 2 BB: 1 P: 11	R: 1 E: 0 K: 0 S: 4	H: 1 LOB: 1 BB: 1 P: 8	R: 3 E: 0 K: 0 S: 5	H: 2 LOB: 0 BB: 1 P: 9	R: 0 E: 0 K: 1 S: 6	H: 1 LOB: 1 BB: 0 P: 6	R: 0 E: 0 K: 0 S: 5	H: 2 LOB: 3 BB: 1 P: 9	R: 0 E: 0 K: 0 S: 3	H: 0 LOB: 0 BB: 0 P: 3	R: 0 E: 0 K: 0 S: 3	H: 0 LOB: 0 BB: 0 P: 3	1B: 6 2B: 1 3B: 1 HR: 0	SF: 1 SAC: 3 DP: 0 HBP: 0	WP: 1 PB: 0 SB: 1 CS: 0	PA: 40			
PITCHER	IP	WLS	BF	H	R	ER	SO	BB	IBB	HBP	BLK	WP	HR	S	P	ERA	WHIP								
Frank LaCorte, R ERA: 6.05 (1, 1)	4.0	L	19	4	3	3	2	3	0	0	0	1	0	20	32	6.75	1.750								
Mike Beard, L ERA: 3.21 (5, 1)	3.0		15	4	2	2	1	1	1	0	1	0	0	15	23	6.00	1.667								
Pablo Torrealba, L ERA: 4.86 (8, 1)	2.0		6	0	0	0	0	0	0	0	0	0	0	6	6	0.00	0.000								

AB	31
R	5
H	8
RBI	4
BB	5
SO	3
LOB	17



Batter	1	2	3	4	5	6	7	8	9	AB	R	H	RBI	BB	SO	LOB	BOTTOM								
Jerry Royster, R OBP: 0.303, SLG: 0.297 (1, 5)	0-0 G3		0-3 K		0-0 F8		0-3 K			4	0	0	0	0	2	3	Cincinnati Reds @ Atlanta Braves Atlanta-Fulton County Stadium, Atlanta, GA Sat Sep 04 1976, 7:05 PM EDT Att: 15,252 - Unknown								
Rod Gilbreath, R OBP: 0.328, SLG: 0.345 (1, 4)	0-0 6-3		4-0 BB		0-0 6-3			0-0 1-3		3	0	0	0	1	0	0									
Dave May, L OBP: 0.307, SLG: 0.279 (1, 7)	4-0 BB		0-0 4-3		0-3 K			0-0 P4		3	0	0	0	1	1	3									
Willie Montanez, L OBP: 0.339, SLG: 0.401 (1, 3)	4-0 1-2 BB		0-0 4-3			0-0 F8		0-0 4-3		3	0	0	0	1	0	0									
Ken Henderson, S OBP: 0.363, SLG: 0.417 (1, 8)	0-0 4-3		0-3 K		0-0 G3			0-3 K		4	0	0	0	0	2	2									
Darrel Chaney, S OBP: 0.341, SLG: 0.357 (1, 6)		4-0 1B 6-3 BB	0-3 K		0-0 F7			0-0 F5		3	1	0	0	1	1	0									
Tom Paciorek, R OBP: 0.327, SLG: 0.373 (1, 9)		0-0 6-3 1B		0-0 5-3			0-0 F8		0-3 K	4	0	1	0	0	1	0									
Vic Correll, R OBP: 0.325, SLG: 0.371 (1, 2)		0-0 6-3 1B		0-0 6-3			0-0 5-3			3	0	1	0	0	0	0									
Frank LaCorte, R OBP: 0.048, SLG: 0.048 (1, 1)		0-0 6-3		0-3 K			4-0 BB			2	0	0	1	0	1	2									
Mike Beard, L (5, 1)		0-0 6-3								0	0	0	0	0	0	0									
Jimmy Wynn, R OBP: 0.376, SLG: 0.364 (7, PH)										0	0	0	0	1	0	0									
Pablo Torrealba, L (8, 1)		1-2 2-3 3-H								0	0	0	0	0	0	0									
Inning Stats	R: 0 E: 0 K: 0 S: 3	H: 0 LOB: 2 BB: 2 P: 11	R: 1 E: 0 K: 1 S: 7	H: 2 LOB: 3 BB: 2 P: 15	R: 0 E: 0 K: 2 S: 7	H: 0 LOB: 0 BB: 0 P: 7	R: 0 E: 0 K: 1 S: 5	H: 0 LOB: 0 BB: 0 P: 5	R: 0 E: 0 K: 0 S: 3	H: 0 LOB: 0 BB: 0 P: 3	R: 0 E: 0 K: 1 S: 5	H: 0 LOB: 1 BB: 1 P: 9	R: 0 E: 0 K: 0 S: 3	H: 0 LOB: 0 BB: 0 P: 3	R: 0 E: 0 K: 2 S: 7	H: 0 LOB: 0 BB: 0 P: 7	1B: 2 2B: 0 3B: 0 HR: 0	SF: 0 SAC: 0 DP: 0 HBP: 0	WP: 0 PB: 0 SB: 0 CS: 0	PA: 34					
PITCHER	IP	WLS	BF	H	R	ER	SO	BB	IBB	HBP	BLK	WP	HR	S	P	ERA	WHIP								
Pat Zachry, R ERA: 2.71 (1, 1)	9.0	W	34	2	1	1	8	5	0	0	0	0	0	45	65	1.00	0.778								




Batter	1	2	3	4	5	6	7	8	9	AB	R	H	RBI	BB	SO	LOB	TOP			
Greg Gross, L (1.9)	4-3			F7						2	2	0	0	3	0	1	Houston Astros @ Cincinnati Reds Riverfront Stadium, Cincinnati, OH Mon Sep 06 1976, 7:05 PM EDT Att: 22,912 - Unknown			
Enos Cabell, R (1.5)	BB		L7	F8			F8			5	2	3	1	0	0	2				
Cesar Cedeno, R (1.8)	BB		F6		G4-6-3		F8			3	1	1	0	2	0	2				
Bob Watson, R (1.3)	F8		F9		G4-6-3		SF9			3	0	1	3	1	0	3				
Jose Cruz, L (1.7)				1B	G4-6-3		G1			4	1	1	1	1	0	3				
Ed Herrmann, L (1.2)	K			1-6-3	F7			K	P4	5	1	1	0	0	2	5				
Rob Andrews, R (1.4)		4-3		1-6-3			F8			4	0	0	1	0	0	1				
Roger Metzger, S (1.6)		F9					F8			4	1	1	1	0	0	0				
J.R. Richard, R (1.1)							F8			1	0	0	0	0	0	0				
Joe Nickro, R (3.1)										0	0	0	0	0	0	0				
Leon Roberts, R (4.0)										0	0	1	1	0	0	0				
Gilberto Rondon, R (4.1)										0	0	0	0	0	0	0				
Wilbur Howard, S (5.0)										0	0	0	0	0	0	0				
Gene Pentz, R (6.1)										0	0	0	0	0	0	0				
Ken Boswell, L (9.0)										1	0	0	0	0	0	0				
Inning Stats	R: 0 E: 0 K: 1 S: 6	H: 1 LOB: 3 BB: 2 P: 14	R: 0 E: 0 K: 1 S: 5	H: 0 LOB: 0 BB: 0 P: 5	R: 0 E: 0 K: 0 S: 3	H: 0 LOB: 1 BB: 1 P: 7	R: 3 E: 0 K: 0 S: 7	H: 4 LOB: 1 BB: 0 P: 7	R: 0 E: 0 K: 0 S: 2	H: 0 LOB: 0 BB: 2 P: 10	R: 2 E: 0 K: 0 S: 4	H: 1 LOB: 0 BB: 1 P: 8	R: 0 E: 0 K: 1 S: 5	H: 0 LOB: 0 BB: 0 P: 5	R: 3 E: 0 K: 0 S: 6	H: 3 LOB: 1 BB: 1 P: 10	1B: 4 2B: 4 3B: 1 HR: 0	SF: 1 SAC: 0 DP: 1 HBP: 0	WP: 1 PB: 0 SB: 0 CS: 0	PA: 42
PITCHER	IP WLS BF H R ER SO BB IBB HBP BLK WP HR S P ERA WHIP																			
Santo Alcala, R (1.1)	3.1	18	5	3	3	2	3	0	0	0	0	0	0	19	31	8.10	2.400			
Manny Sarmiento, R (4.1)	3.2	W 14	1	2	2	0	3	0	0	0	1	0	11	23	4.91	1.091				
Rawly Eastwick, R (8.1)	2.0	10	3	3	3	1	1	0	0	0	0	0	11	15	13.50	2.000				

AB 34
R 8
H 9
RBI 8
BB 7
SO 3
LOB 17



Batter	1	2	3	4	5	6	7	8	9	AB	R	H	RBI	BB	SO	LOB	BOTTOM			
Pete Rose, S (1.5)					F7					3	1	2	0	2	0	0	Houston Astros @ Cincinnati Reds Riverfront Stadium, Cincinnati, OH Mon Sep 06 1976, 7:05 PM EDT Att: 22,912 - Unknown			
Rawly Eastwick, R (8.1)							1B			0	0	0	0	0	0	0				
Ken Griffey, L (1.9)	FC5-4		1B				P6			5	1	2	1	0	0	5				
Joe Morgan, L (1.4)										3	1	2	4	2	0	0				
Johnny Bench, R (1.2)	F7						P4			5	1	1	0	0	0	6				
George Foster, R (1.7)										3	2	1	0	1	1	2				
Mike Lum, L (7.7)	K									1	0	0	0	0	1	0				
Tony Perez, R (1.3)										5	1	1	1	0	1	1				
Cesar Geronimo, L (1.8)										4	1	1	0	1	2	1				
Dave Concepcion, R (1.6)										4	1	2	2	0	1	1				
Santo Alcala, R (1.1)										2	0	0	0	0	1	3				
Manny Sarmiento, R (4.1)										2	0	0	0	0	0	1				
Doug Flynn, R (8.5)										0	0	0	0	0	0	0				
Inning Stats	R: 0 E: 0 K: 1 S: 5	H: 0 LOB: 2 BB: 2 P: 13	R: 0 E: 2 K: 1 S: 7	H: 0 LOB: 3 BB: 1 P: 11	R: 8 E: 0 K: 1 S: 12	H: 7 LOB: 0 BB: 1 P: 16	R: 0 E: 0 K: 1 S: 6	H: 1 LOB: 1 BB: 0 P: 6	R: 0 E: 0 K: 0 S: 4	H: 1 LOB: 2 BB: 1 P: 8	R: 1 E: 0 K: 1 S: 6	H: 1 LOB: 1 BB: 1 P: 10	R: 0 E: 0 K: 0 S: 4	H: 2 LOB: 1 BB: 0 P: 4	R: 0 E: 0 K: 2 S: 7	H: 0 LOB: 0 BB: 0 P: 7	1B: 9 2B: 2 3B: 0 HR: 1	SF: 0 SAC: 0 DP: 0 HBP: 0	WP: 0 PB: 0 SB: 3 CS: 1	PA: 43
PITCHER	IP WLS BF H R ER SO BB IBB HBP BLK WP HR S P ERA WHIP																			
J.R. Richard, R (1.1)	2.2	L 21	7	8	8	3	4	0	0	0	0	0	1	1	0.00	0.000				
Joe Nickro, R (3.1)	0.1	1	0	0	0	0	0	0	0	0	0	1	1	0.00	0.000					
Gilberto Rondon, R (4.1)	2.0	9	2	0	0	1	1	0	0	0	0	10	14	0.00	1.500					
Gene Pentz, R (6.1)	3.0	12	3	1	1	3	1	0	0	0	0	17	21	3.00	1.333					

AB 37
R 9
H 12
RBI 8
BB 6
SO 7
LOB 20



Batter	1	2	3	4	5	6	7	8	9	AB	R	H	RBI	BB	SO	LOB	TOP										
Greg Gross, L (1.9) OBP: 0.379, SLG: 0.336	F7		G6-4-3		1-3		1B 2B BB	6-3		4	1	0	0	1	0	1											
Enos Cabell, R (1.5) OBP: 0.314, SLG: 0.337	SF8 3B			F9		5-3	1B 2B 1B	6-3		5	2	2	1	0	0	0											
Cesar Cedeno, R (1.8) OBP: 0.358, SLG: 0.457	SF8			F3		F7	2B 3B 1B	FC5 1B BB		3	1	1	2	1	0	0											
Bob Watson, R (1.3) OBP: 0.370, SLG: 0.451	F8			WP 1B BB		1B	F4	1B		5	1	3	0	0	0	3											
Cliff Johnson, R (1.2) OBP: 0.363, SLG: 0.399		K		1B WP BB		1B	1B	FC5 1B		4	1	2	2	1	1	2											
Jose Cruz, L (1.7) OBP: 0.386, SLG: 0.410	F7			FC6-4 1B		G3	3B IBB	CS 1B		4	1	2	1	1	0	2											
Jerry Davanon, R (1.4) OBP: 0.398, SLG: 0.427										2	1	0	0	1	0	2											
Ken Boswell, L (7. PH) OBP: 0.300, SLG: 0.429	5-3			FC6-4 1B						1	1	1	3	0	0	0											
Rob Andrews, R (7.4) OBP: 0.311, SLG: 0.298										1	0	0	0	0	0	1											
Roger Metzger, S (1.6) OBP: 0.295, SLG: 0.285			5-3		5-3					4	1	1	1	1	0	0											
Joe Sambito, L (1.1) OBP: 0.400, SLG: 0.250					G3					2	0	1	0	0	0	0											
Leon Roberts, R (7. PH) OBP: 0.347, SLG: 0.429										2	0	0	0	0	0	3											
Ken Forsch, R (7.1) OBP: 0.182, SLG: 0.100										0	0	0	0	0	0	0											
Inning Stats	R: 1 E: 0 K: 0 S: 4	H: 1 LOB: 0 BB: 0 P: 4	R: 0 E: 0 K: 1 S: 5	H: 0 LOB: 0 BB: 0 P: 5	R: 0 E: 0 K: 0 S: 3	H: 1 LOB: 0 BB: 0 P: 3	R: 1 E: 0 K: 0 S: 5	H: 2 LOB: 2 BB: 0 P: 9	R: 0 E: 0 K: 0 S: 3	H: 0 LOB: 0 BB: 0 P: 3	R: 0 E: 0 K: 0 S: 5	H: 2 LOB: 2 BB: 0 P: 5	R: 8 E: 0 K: 0 S: 8	H: 5 LOB: 1 BB: 4 P: 24	R: 0 E: 0 K: 0 S: 4	H: 1 LOB: 2 BB: 1 P: 8	R: 0 E: 0 K: 0 S: 3	H: 1 LOB: 0 BB: 0 P: 3	1B: 9 2B: 2 3B: 2 HR: 0	SF: 1 SAC: 0 DP: 1 HBP: 0	WP: 1 PB: 0 SB: 0 CS: 1	PA: 44					
PITCHER	IP	WLS	BF	H	R	ER	SO	BB	IBB	HBP	BLK	WP	HR	S	P	ERA	WHIP										
Fred Norman, L (1.1) ERA: 2.61	6.1		28	6	5	5	1	4	0	0	0	1	0	26	42	7.11	1.579										
Pedro Borbon, R (7.1) ERA: 3.43	0.2	L	8	5	5	5	0	0	1	0	0	0	0	7	11	67.50	7.500										
Will McEnaney, L (8.1) ERA: 4.57	2.0		8	2	0	0	0	1	0	0	0	0	0	7	11	0.00	1.500										

Houston Astros @ Cincinnati Reds
Riverfront Stadium, Cincinnati, OH
Tue Sep 07 1976, 7:05 PM EDT
Att: 19,026 - Unknown

AB 37
R 10
H 13
RBI 10
BB 6
SO 1
LOB 14



Batter	1	2	3	4	5	6	7	8	9	AB	R	H	RBI	BB	SO	LOB	BOTTOM										
Pete Rose, S (1.5) OBP: 0.411, SLG: 0.444	6-3		K		G6-4-3		K			4	0	0	0	0	2	4											
Ken Griffey, L (1.9) OBP: 0.401, SLG: 0.455	4-3			HR 2B	1B BB		1-3			3	1	1	0	1	0	1											
Joe Morgan, L (1.4) OBP: 0.463, SLG: 0.635	3-1			F3	PO 1B			F4-3		3	0	1	1	0	0	1											
Doug Flynn, R (8.4) OBP: 0.314, SLG: 0.348				F3	PO 1B			F9		1	0	0	0	0	0	0											
Johnny Bench, R (1.2) OBP: 0.348, SLG: 0.406		F2		HR	PO	5-3		F9		4	1	1	2	0	0	0											
Tony Perez, R (1.3) OBP: 0.323, SLG: 0.436		K		F8		HR		5-3		4	1	1	1	0	1	0											
Dave Concepcion, R (1.6) OBP: 0.337, SLG: 0.412		F9		K		K		F8		4	0	0	0	0	2	0											
Ed Armbrister, R (1.7) OBP: 0.348, SLG: 0.469			3-1		1B S	K		K		4	1	1	0	0	2	0											
Cesar Geronimo, L (1.8) OBP: 0.385, SLG: 0.417				SH1-3 1B	G6-4-3 1B			P6		3	1	2	0	1	0	0											
Fred Norman, S (1.1) OBP: 0.170, SLG: 0.156				SH1-3 1B	G6-4-3 1B					1	0	1	0	0	0	0											
Pedro Borbon, R (7.1) OBP: 0.222, SLG: 0.222				SH1-3	1B BB					0	0	0	0	0	0	0											
Mike Lum, L (7. PH) OBP: 0.324, SLG: 0.345					G6-4-3 1B			F8		1	0	0	0	0	0	1											
Will McEnaney, L (8.1) OBP: 0.375, SLG: 0.167					1-2 1B					0	0	0	0	0	0	0											
Inning Stats	R: 0 E: 0 K: 0 S: 3	H: 0 LOB: 0 BB: 0 P: 3	R: 0 E: 0 K: 1 S: 5	H: 0 LOB: 0 BB: 0 P: 5	R: 0 E: 0 K: 1 S: 6	H: 1 LOB: 1 BB: 0 P: 6	R: 2 E: 0 K: 1 S: 7	H: 2 LOB: 0 BB: 0 P: 7	R: 2 E: 0 K: 0 S: 4	H: 3 LOB: 1 BB: 2 P: 12	R: 1 E: 0 K: 2 S: 8	H: 1 LOB: 0 BB: 0 P: 8	R: 0 E: 0 K: 1 S: 6	H: 1 LOB: 1 BB: 0 P: 6	R: 0 E: 0 K: 0 S: 3	H: 0 LOB: 0 BB: 0 P: 3	R: 0 E: 0 K: 1 S: 5	H: 0 LOB: 0 BB: 0 P: 5	1B: 5 2B: 1 3B: 0 HR: 2	SF: 0 SAC: 1 DP: 1 HBP: 0	WP: 0 PB: 0 SB: 1 CS: 0	PA: 36					
PITCHER	IP	WLS	BF	H	R	ER	SO	BB	IBB	HBP	BLK	WP	HR	S	P	ERA	WHIP										
Joe Sambito, L (1.1) ERA: 3.86	6.0		25	7	5	5	5	2	0	0	0	0	0	14	14	7.50	1.500										
Ken Forsch, R (7.1) ERA: 2.21	3.0	S	10	1	0	0	2	0	0	0	0	0	0	14	14	0.00	0.333										

Houston Astros @ Cincinnati Reds
Riverfront Stadium, Cincinnati, OH
Tue Sep 07 1976, 7:05 PM EDT
Att: 19,026 - Unknown

AB 32
R 5
H 8
RBI 4
BB 2
SO 7
LOB 7



Batter	1	2	3	4	5	6	7	8	9	AB	R	H	RBI	BB	SO	LOB	TOP									
Pete Rose, S OBP: 0.411, SLG: 0.452 Rawly Eastwick, R (9, 1)	0-0 5-3		0-0 1-H 3B		0-0 1-3 2-H 2B		0-0 1B		0-3 1-2 K	5	0	3	2	0	1	1	Cincinnati Reds @ San Francisco Giants Candlestick Park, San Francisco, CA Fri Sep 10, 1976, 10:05 PM EDT Att: 15,828 - Unknown livebaseballscorecards.com									
Dave Concepcion, R OBP: 0.332, SLG: 0.405 (1, 6)	0-0 CS 1B		0-0 5-3		0-0 F6		0-0 F9		0-0 F8	5	0	1	0	0	0	6										
Joe Morgan, L OBP: 0.460, SLG: 0.625 (1, 4)	0-0 1-2 4-3			0-0 L4		0-0 G3		0-0 F8		4	0	0	0	0	0	1										
Johnny Bench, R OBP: 0.352, SLG: 0.414 (9, 2)		0-0 P4		0-3 K		0-0 F8		0-0 G5-4-3 1B		4	0	1	0	0	1	0										
George Foster, R OBP: 0.371, SLG: 0.542 (9, 7)		0-0 F9		0-3 K		0-0 2B		0-0 G5-4-3 1-2		4	0	1	0	0	1	1										
Tony Perez, R OBP: 0.327, SLG: 0.442 (1, 3)	0-0 F9				0-0 BB 2B		4-0 IBB		0-3 K	3	1	1	0	1	1	0										
Ed Arbrister, R OBP: 0.329, SLG: 0.441 (9, PH) Ken Griffey, L OBP: 0.395, SLG: 0.446 (9, 9)			0-0 F8		0-3 K		0-3 K		4-0 2B 1B BB	3	0	0	0	0	2	3										
Bill Plummer, R OBP: 0.326, SLG: 0.427 Cesar Geronimo, L OBP: 0.386, SLG: 0.419 (9, PH) (9, 8)			0-0 3B 1B		4-0 2B 1-2 BB		0-0 G1-6-3 1B		0-0 1-3 1B 2B	2	1	2	0	1	0	0										
Don Gullett, R OBP: 0.167, SLG: 0.143 Manny Sarmiento, R (8, 1)			0-3 K		0-0 F9		0-0 G1-6-3		0-0 S 1B	3	0	0	0	0	1	4										
Mike Lum, L OBP: 0.329, SLG: 0.350 Doug Flynn, R OBP: 0.315, SLG: 0.348 (9, 5)							1-2		2-H 3-H	0	0	0	0	0	0	0										
Inning Stats	R: 0 E: 0 K: 0 S: 3	H: 1 LOB: 0 BB: 0 P: 3	R: 0 E: 0 K: 0 S: 3	H: 0 LOB: 0 BB: 0 P: 3	R: 1 E: 0 K: 1 S: 7	H: 2 LOB: 1 BB: 0 P: 7	R: 0 E: 0 K: 2 S: 7	H: 0 LOB: 0 BB: 0 P: 7	R: 1 E: 0 K: 1 S: 7	H: 2 LOB: 2 BB: 1 P: 11	R: 0 E: 0 K: 1 S: 6	H: 1 LOB: 2 BB: 1 P: 10	R: 0 E: 0 K: 0 S: 4	H: 2 LOB: 1 BB: 0 P: 4	R: 0 E: 0 K: 0 S: 3	H: 1 LOB: 0 BB: 0 P: 3		R: 2 E: 0 K: 2 S: 9	H: 2 LOB: 2 BB: 1 P: 13	1B: 7 2B: 3 3B: 1 HR: 0	SF: 0 SAC: 0 DP: 2 HBP: 0	WP: 0 PB: 0 SB: 1 CS: 1	PA: 38			
PITCHER	IP	WLS	BF	H	R	ER	SO	BB	IBB	HBP	BLK	WP	HR	S	P	ERA		WHIP								
Bob Knepper, L ERA: 2.57 Tommy Toms, R ERA: 9.0 Mike Caldwell, L ERA: 5.05	(1, 1)	7.0	L	29	8	2	2	5	1	1	0	0	0	0	0	0	2.57	1.286								
	(8, 1)	1.1		7	3	2	2	1	1	0	0	0	0	0	8	12	13.50	3.000								
	(9, 1)	0.2		2	0	0	0	1	0	0	0	0	0	0	4	4	0.00	0.000								

Batter	1	2	3	4	5	6	7	8	9	AB	R	H	RBI	BB	SO	LOB	BOTTOM									
Larry Herndon, R OBP: 0.342, SLG: 0.360 (1, 8)	4-0 CS BB		4-0 F7 E BB		0-0 1-3		0-0 F3			2	0	0	0	2	0	2	Cincinnati Reds @ San Francisco Giants Candlestick Park, San Francisco, CA Fri Sep 10, 1976, 10:05 PM EDT Att: 15,828 - Unknown livebaseballscorecards.com									
Marty Perez, R OBP: 0.322, SLG: 0.328 (1, 4)	4-0 2B 1-2 BB		0-0 E7 FC4		0-0 5-3		0-0 FC6-4 1-2			3	0	0	0	1	0	3										
Gary Matthews, R OBP: 0.365, SLG: 0.442 (1, 7)	0-0 1-3 2B		0-0 F3		0-0 5-3		0-0 K		0-3 K	4	0	1	0	0	1	2										
Jack Clark, R OBP: 0.294, SLG: 0.214 (1, 9)	0-0 1-3		0-0 F7		0-3 K		0-0 F9		0-0 K	4	0	0	0	0	1	4										
Ken Reitz, R OBP: 0.298, SLG: 0.339 (1, 5)	0-3 K		0-0 FC4 1-2		0-0 F8		0-3 K		0-3 K	4	0	0	0	0	2	4										
Chris Speier, R OBP: 0.306, SLG: 0.282 (1, 6)		0-0 F8		0-0 F7		0-0 1B 2B		0-0 E8		4	1	1	0	0	0	0										
Gary Thomasson, L OBP: 0.310, SLG: 0.409 (1, 3)		4-0 6-3 BB		0-0 G3		4-0 1B BB		0-3 K		2	0	0	0	2	1	1										
Mike Sadek, R OBP: 0.298, SLG: 0.228 Jim Barr, R OBP: 0.212, SLG: 0.217 Tommy Toms, R (7, PH) (8, 1)		0-0 6-3		0-0 F9		0-3 K		0-0 4-3		2	0	0	0	0	0	1										
Mike Caldwell, R OBP: 0.354, SLG: 0.411 Bobby Murcer, L OBP: 0.354, SLG: 0.411 (9, PH) (9, PH)		1-2								1	0	0	0	0	0	1										
Bob Knepper, L (1, 1) Chris Arnold, R OBP: 0.279, SLG: 0.270 Gary Alexander, R OBP: 0.226, SLG: 0.222 (7, PH) (8, 2)		0-3 K		0-3 K		0-0 FC6-4 1B		0-3 K		2	0	0	0	0	2	1										
										1	0	1	1	0	0	0										
										1	0	0	0	0	1	1										
Inning Stats	R: 0 E: 0 K: 1 S: 5	H: 1 LOB: 2 BB: 2 P: 13	R: 0 E: 0 K: 1 S: 5	H: 0 LOB: 1 BB: 1 P: 9	R: 0 E: 1 K: 0 S: 4	H: 0 LOB: 2 BB: 1 P: 8	R: 0 E: 0 K: 0 S: 3	H: 0 LOB: 0 BB: 0 P: 3	R: 0 E: 0 K: 1 S: 5	H: 0 LOB: 0 BB: 0 P: 5	R: 1 E: 0 K: 1 S: 7	H: 2 LOB: 2 BB: 1 P: 11	R: 0 E: 0 K: 2 S: 7	H: 0 LOB: 0 BB: 0 P: 7	R: 0 E: 1 K: 2 S: 8	H: 0 LOB: 1 BB: 0 P: 8	1B: 1 2B: 2 3B: 0 HR: 0	SF: 0 SAC: 0 DP: 0 HBP: 0	WP: 0 PB: 0 SB: 0 CS: 1	PA: 36						
PITCHER	IP	WLS	BF	H	R	ER	SO	BB	IBB	HBP	BLK	WP	HR	S	P	ERA	WHIP									
Don Gullett, L ERA: 3.34 Manny Sarmiento, R ERA: 1.64 Rawly Eastwick, R ERA: 2.22	(1, 1)	7.0	W	29	3	0	1	5	5	0	0	0	0	0	0	0	1.29	1.143								
	(8, 1)	1.0		3	0	0	0	2	0	0	0	0	0	7	7	0.00	0.000									
	(9, 1)	1.0	S	4	0	0	0	2	0	0	0	0	0	8	8	0.00	0.000									

Batter	1	2	3	4	5	6	7	8	9	AB	R	H	RBI	BB	SO	LOB	TOP										
Pete Rose, S OBP: 0.409, SLG: 0.449 Pedro Borbon, R OBP: 0.222, SLG: 0.222	0-0 6-3		0-0 6-3		0-0 4-3	0-0 G6-4-3		4-0 2B BB		4	1	0	0	1	0	3	Cincinnati Reds @ San Francisco Giants Candlestick Park, San Francisco, CA Sat Sep 11 1976, 6:33 AM EDT Att: 6,900 - Unknown										
Dave Concepcion, R OBP: 0.336, SLG: 0.409	4-0 BB BB		0-0 1B		0-0 F3		4-0 CS S BB	0-0 PB 2B 1-H 2-H 3-H		3	0	2	3	2	0	0											
Joe Morgan, L OBP: 0.459, SLG: 0.621	0-0 F4		0-0 G3		4-0 1B BB 1B BB	4-0 1B BB	0-3 K	4-0 S BB		3	1	0	0	2	1	3											
Johnny Bench, R OBP: 0.356, SLG: 0.414	4-0 1-2 BB			4-0 1B SF8 BB	0-0 1B BB	0-0 1B BB	4-0 FC6-4 BB	0-3 K		2	2	1	0	3	1	2											
George Foster, R OBP: 0.372, SLG: 0.541	0-3 K			0-0 1B	0-0 1B BB	0-0 1B BB	0-0 FC6-4	0-3 K		5	1	2	0	0	2	3											
Tony Perez, R OBP: 0.328, SLG: 0.448		0-0 5-3		0-3 K	0-0 BB 1B 1-2 2-3 3-H	0-0 BB 1B		0-0 6-3	0-0 HR	5	1	2	2	0	1	2											
Ed Arbrister, R OBP: 0.319, SLG: 0.291 Ken Griffey, L OBP: 0.392, SLG: 0.443	0-0 6-3		0-0 SF8		0-0 K	0-0 K		0-0 P4	0-0 3-1	1	0	0	1	0	0	0											
Bill Plummer, R OBP: 0.331, SLG: 0.430 Cesar Geronimo, L OBP: 0.285, SLG: 0.418	0-0 5-3		0-0 L6		0-0 BB 1B 1-2 2-3 3-H	0-0 BB 1B		0-0 BB 1B 2B 1B	0-0 6-3	4	0	2	2	0	0	1											
Jack Billingham, R OBP: 0.276, SLG: 0.291 Bob Bailey, R OBP: 0.356, SLG: 0.533 Joe Henderson, L OBP: 0.285, SLG: 0.269 Doug Flynn, R OBP: 0.315, SLG: 0.348			0-3 K2-3		0-3 K	4-0 G6-4-3 BB		0-0 BB 1B 1-2 2-3	0-0 BB 1B	2	0	0	0	0	2	0											
Inning Stats	R: 0 E: 0 K: 1 S: 5	H: 0 LOB: 2 P: 13	R: 0 E: 0 K: 0 S: 3	H: 0 LOB: 0 BB: 0 P: 3	R: 0 E: 0 K: 1 S: 6	H: 1 LOB: 1 BB: 0 P: 6	R: 1 E: 0 K: 1 S: 6	H: 1 LOB: 1 BB: 0 P: 10	R: 0 E: 0 K: 1 S: 5	H: 0 LOB: 0 BB: 0 P: 5	R: 3 E: 0 K: 1 S: 8	H: 4 LOB: 1 BB: 2 P: 16	R: 0 E: 0 K: 1 S: 4	H: 0 LOB: 1 BB: 2 P: 12	R: 3 E: 0 K: 1 S: 8	H: 3 LOB: 2 BB: 2 P: 16		R: 1 E: 0 K: 1 S: 6	H: 1 LOB: 0 BB: 0 P: 6	1B: 8 2B: 1 3B: 0 HR: 1	SF: 1 SAC: 0 DP: 1 HBP: 0	WP: 0 PB: 1 SB: 2 CS: 1	PA: 44				
PITCHER	IP	WLS	BF	H	R	ER	SO	BB	IBB	HBP	BLK	WP	HR	S	P	ERA	WHIP										
Frank Riccioli, L ERA: 7.2	5.0		23	4	4	4	4	4	0	0	0	0	0	27	43	7.20	1.600										
Dave Heaverlo, R ERA: 4.22	0.0	L	1	1	0	0	0	0	0	0	0	0	0	1	1	∞	∞										
Gary Lavelle, L ERA: 2.7	2.2		15	4	3	3	2	5	0	0	0	0	0	14	34	10.12	3.375										
Tommy Toms, R ERA: 7.71	0.1		1	0	0	0	1	0	0	0	0	0	0	3	3	0.00	0.000										
Rob Dressler, R ERA: 4.29	1.0		4	1	1	1	1	0	0	0	0	0	0	1	6	9.00	1.000										

Batter	1	2	3	4	5	6	7	8	9	AB	R	H	RBI	BB	SO	LOB	BOTTOM										
Jack Clark, R OBP: 0.333, SLG: 0.344	0-0 WP 1B	0-0 E4 1B		0-0 HR		0-0 F8		4-0 BB		4	2	2	1	1	0	1	Cincinnati Reds @ San Francisco Giants Candlestick Park, San Francisco, CA Sat Sep 11 1976, 6:33 AM EDT Att: 6,900 - Unknown										
Marty Perez, R OBP: 0.323, SLG: 0.329	0-0 FC4-6 1B	0-0 1B		0-0 F8		0-3 K		0-0 F8		5	0	2	2	0	1	1											
Bobby Murcer, L OBP: 0.354, SLG: 0.410	0-0 FC4-6	0-0 K			4-0 WP BB	0-0 1B		0-0 F7		4	1	1	0	1	1	3											
Gary Matthews, R OBP: 0.364, SLG: 0.438	0-0 F9		4-0 G3 S BB		0-0 F8	0-3 K		0-0 F8		4	0	0	0	1	1	3											
Gary Thomasson, L OBP: 0.309, SLG: 0.405 Ken Reitz, R OBP: 0.298, SLG: 0.338	0-0 P6		0-0 G3		0-0 P5		4-0 G4-6-3 BB		0-0 6-3	3	0	0	0	1	0	3											
Darrell Evans, L OBP: 0.322, SLG: 0.318		0-0 BB 1B		0-0 F5		4-0 WP BB		0-0 F5		3	0	1	0	1	0	2											
Chris Speier, R OBP: 0.308, SLG: 0.281		4-0 1B E BB		0-0 F8		4-0 BB BB		0-0 G4-6-3		2	1	0	0	2	0	2											
Dave Rader, L OBP: 0.328, SLG: 0.333		0-0 E 1B		0-0 L3		4-0 1-2 BB		0-0 F7		3	1	1	0	1	0	0											
Frank Riccioli, L ERA: 4.44 Dave Heaverlo, R ERA: 4.22 Joe Henderson, R ERA: 7.71 Rob Dressler, R ERA: 4.29	0-0 1-3		0-0 4-3		0-0 K		0-0 4-3		0-0 4-3	3	0	0	0	0	1	5											
Inning Stats	R: 1 E: 0 K: 0 S: 5	H: 2 LOB: 1 P: 5	R: 2 E: 1 K: 1 S: 8	H: 3 LOB: 1 BB: 1 P: 12	R: 0 E: 0 K: 0 S: 3	H: 0 LOB: 1 BB: 1 P: 7	R: 1 E: 0 K: 0 S: 4	H: 1 LOB: 0 BB: 0 P: 4	R: 1 E: 0 K: 1 S: 5	H: 0 LOB: 3 BB: 4 P: 21	R: 0 E: 0 K: 2 S: 8	H: 1 LOB: 1 BB: 0 P: 8	R: 0 E: 0 K: 0 S: 2	H: 0 LOB: 0 BB: 1 P: 6	R: 0 E: 0 K: 0 S: 3	H: 0 LOB: 1 BB: 1 P: 7		R: 0 E: 0 K: 0 S: 3	H: 0 LOB: 0 BB: 0 P: 3	1B: 6 2B: 0 3B: 0 HR: 1	SF: 0 SAC: 0 DP: 1 HBP: 0	WP: 4 PB: 0 SB: 2 CS: 0	PA: 41				
PITCHER	IP	WLS	BF	H	R	ER	SO	BB	IBB	HBP	BLK	WP	HR	S	P	ERA	WHIP										
Jack Billingham, R ERA: 4.44	5.0		27	6	5	3	2	6	0	0	0	0	0	25	49	5.40	2.400										
Joe Henderson, R ERA: 7.71	2.0	W	7	1	0	0	2	1	0	0	0	0	0	10	14	0.00	1.000										
Pedro Borbon, R ERA: 3.3	2.0	S	7	0	0	0	0	1	0	0	0	0	0	6	10	0.00	0.500										

AB	34
R	8
H	10
RBI	8
BB	9
SO	8
LOB	17



Batter	1	2	3	4	5	6	7	8	9	AB	R	H	RBI	BB	SO	LOB	TOP					
Pete Rose, S OBP: 0.409, SLG: 0.447 (1,5)	0-0 4-3		0-0 4-3			0-0 FC4-6 1B		0-0 F7		4	0	1	0	0	0	0	Cincinnati Reds @ San Francisco Giants Candlestick Park, San Francisco, CA Sun Sep 12 1976, 6:33 AM EDT Unknown livebaseballscorecards.com					
Ken Griffey, L OBP: 0.393, SLG: 0.443 (1,9)	0-0 F7		0-0 CS 1B			0-0 FC4-6 1B		0-0 4-3		4	0	2	0	0	0	0						
Joe Morgan, L OBP: 0.458, SLG: 0.616 (1,4)	4-0 S BB		0-0 CS 1-2	0-0 G3		0-0 FC4-6 PO 1-2 2-3		0-0 F7		3	0	0	0	1	0	2						
Johnny Bench, R OBP: 0.354, SLG: 0.410 (1,2)	0-3 K 1-2			0-0 F4		0-0 PO 1-2	0-3 K	0-0 F9		4	0	0	0	0	2	1						
Dan Driessen, L OBP: 0.376, SLG: 0.415 (1,7)		0-0 1B		0-0 F5			4-0 2B BB	0-0 F9		3	1	1	0	1	0	0						
Tony Perez, R OBP: 0.326, SLG: 0.445 (1,3)		0-0 F8			0-3 K		0-3 K			3	0	0	0	0	2	2						
Cesar Geronimo, L OBP: 0.387, SLG: 0.422 (1,8)		0-0 CS 1B		0-0 4-3			0-0 1-H 2B			3	0	2	1	0	0	0						
Doug Flynn, R OBP: 0.312, SLG: 0.344 (7, PH)		0-0 F4-3		0-0 F6-3			0-0 F7			2	0	0	0	0	0	2						
Mike Lum, L OBP: 0.325, SLG: 0.347 (7, PH)										1	0	0	0	0	0	1						
Pedro Borbon, R OBP: 0.222, SLG: 0.222 (7, 1)										0	0	0	0	0	0	0						
Fred Norman, S OBP: 0.163, SLG: 0.149 (1, 1)			0-0 4-3			0-0 4-3		0-0 F8		2	0	0	0	0	0	0						
Dave Concepcion, R OBP: 0.336, SLG: 0.408 (7, 6)										1	0	0	0	0	0	0						
Inning Stats	R: 0 E: 0 K: 1 S: 5	H: 0 LOB: 1 BB: 1 P: 9	R: 0 E: 0 K: 0 S: 4	H: 2 LOB: 1 BB: 0 P: 4	R: 0 E: 0 K: 0 S: 3	H: 1 LOB: 0 BB: 0 P: 3	R: 0 E: 0 K: 0 S: 3	H: 0 LOB: 0 BB: 0 P: 3	R: 0 E: 0 K: 1 S: 5	H: 0 LOB: 0 BB: 0 P: 5	R: 0 E: 0 K: 0 S: 4	H: 2 LOB: 1 BB: 0 P: 4	R: 1 E: 0 K: 2 S: 8	H: 1 LOB: 1 BB: 1 P: 12	R: 0 E: 0 K: 0 S: 3	H: 0 LOB: 0 BB: 0 P: 3	R: 0 E: 0 K: 0 S: 3	H: 0 LOB: 0 BB: 0 P: 3	1B: 5 2B: 1 3B: 0 HR: 0	SF: 0 SAC: 0 DP: 0 HBP: 0	WP: 0 PB: 0 SB: 1 CS: 2	PA: 34
PITCHER Jim Barr, R ERA: 3.08 (1, 1)	IP: 9.0 WLS: W BF: 32 H: 6 R: 1 ER: 1 SO: 4 BB: 2 IBB: 0 HBP: 0 BLK: 0 WP: 0 HR: 0 S: 38 P: 46 ERA: 1.00 WHIP: 0.889															PITCHER						

Batter	1	2	3	4	5	6	7	8	9	AB	R	H	RBI	BB	SO	LOB	BOTTOM					
Larry Herndon, R OBP: 0.338, SLG: 0.355 (1,8)	0-3 K	0-3 K		0-3 K			0-0 6-3			4	0	0	0	0	3	1	Cincinnati Reds @ San Francisco Giants Candlestick Park, San Francisco, CA Sun Sep 12 1976, 6:33 AM EDT Unknown livebaseballscorecards.com					
Marty Perez, R OBP: 0.324, SLG: 0.333 (1,4)	0-0 S 1B		0-0 1B		0-0 F3		0-0 F9			4	2	2	0	0	0	0						
Gary Matthews, R OBP: 0.367, SLG: 0.441 (1,7)	0-0 S 1B		0-0 1B		0-0 F8		0-0 SH1-4 1B			4	1	3	1	0	0	0						
Jack Clark, R OBP: 0.310, SLG: 0.314 (1,9)	0-0 F7		0-0 F7		0-3 K		0-0 SH1-4			3	0	0	0	0	1	3						
Ken Reitz, R OBP: 0.297, SLG: 0.338 (1,5)	0-0 1-H 2-H 1B		0-0 F2		0-0 F6-3		0-0 F5			4	0	1	2	0	0	2						
Chris Speier, R OBP: 0.307, SLG: 0.281 (1,6)	0-0 F2		0-0 1B		0-0 5-3		0-0 F8			4	0	1	0	0	0	2						
Gary Thomasson, L OBP: 0.313, SLG: 0.498 (1,3)		0-0 FC6-4 1B		0-0 1-3		0-0 1B				3	0	2	0	0	0	2						
Darrell Evans, L OBP: 0.322, SLG: 0.318 (9, 3)										0	0	0	0	0	0	0						
Gary Alexander, R OBP: 0.206, SLG: 0.200 (1,2)		0-0 FC6-4		0-3 K		0-0 F9				3	0	0	0	0	1	2						
Jim Barr, R OBP: 0.203, SLG: 0.206 (1,1)		0-0 F9		0-0 5-3			0-0 G3			3	0	0	0	0	0	1						
Inning Stats	R: 2 E: 0 K: 1 S: 8	H: 3 LOB: 1 BB: 0 P: 8	R: 0 E: 0 K: 1 S: 6	H: 1 LOB: 0 BB: 0 P: 6	R: 1 E: 0 K: 0 S: 6	H: 3 LOB: 2 BB: 0 P: 6	R: 0 E: 0 K: 2 S: 7	H: 0 LOB: 0 BB: 0 P: 7	R: 0 E: 0 K: 1 S: 5	H: 0 LOB: 0 BB: 0 P: 5	R: 0 E: 0 K: 0 S: 4	H: 1 LOB: 1 BB: 0 P: 4	R: 0 E: 0 K: 0 S: 3	H: 0 LOB: 0 BB: 0 P: 3	R: 0 E: 0 K: 0 S: 4	H: 1 LOB: 1 BB: 0 P: 4	R: 0 E: 0 K: 0 S: 4	H: 1 LOB: 1 BB: 0 P: 4	1B: 8 2B: 1 3B: 0 HR: 0	SF: 0 SAC: 1 DP: 0 HBP: 0	WP: 0 PB: 0 SB: 2 CS: 0	PA: 33
PITCHER Fred Norman, L ERA: 2.68 (7, 1)	IP: 6.0 WLS: L BF: 26 H: 8 R: 3 ER: 3 SO: 5 BB: 0 IBB: 0 HBP: 0 BLK: 0 WP: 0 HR: 0 S: 36 P: 36 ERA: 4.50 WHIP: 1.333															PITCHER						
Pedro Borbon, R ERA: 3.25 (7, 1)	IP: 2.0 WLS: 7 BF: 1 H: 0 R: 0 ER: 0 SO: 0 BB: 0 IBB: 0 HBP: 0 BLK: 0 WP: 0 HR: 0 S: 7 P: 7 ERA: 0.00 WHIP: 0.500															PITCHER						

Batter	1	2	3	4	5	6	7	8	9	10	11	AB	R	H	RBI	BB	SO	LOB	TOP					
Pete Rose, S OBP: 0.409, SLG: 0.448 (1, 5)												6	0	3	3	0	1	0						
Ken Griffey, L OBP: 0.394, SLG: 0.448 (1, 9)												6	0	3	1	0	0	3						
Dan Driessen, L OBP: 0.372, SLG: 0.424 Joe Henderson, L (8, 1)												5	1	1	1	0	0	7						
Bob Bailey, R OBP: 0.361, SLG: 0.538 Joel Youngblood, R OBP: 0.255, SLG: 0.269 Rawly Eastwick, R (11, 1)												0	0	0	0	0	0	0						
Cesar Geronimo, L OBP: 0.389, SLG: 0.427 (1, 8)												6	2	3	0	0	1							
Mike Lum, L OBP: 0.329, SLG: 0.344 Ed Armbrister, R OBP: 0.315, SLG: 0.429 (9, 7)												4	1	1	1	1	2							
Dave Concepcion, R OBP: 0.354, SLG: 0.406 (1, 6)												5	1	1	2	0	1	3						
Bill Plummer, R OBP: 0.331, SLG: 0.417 (1, 2)												4	2	0	0	2	1	5						
Doug Flynn, R OBP: 0.310, SLG: 0.339 (1, 4)												3	1	0	0	1	1	0						
Santo Alcala, R OBP: 0.179, SLG: 0.163 Manny Sarmiento, R (4, 1)												1	0	0	1	1	0	0						
Will McEnaney, L OBP: 0.375, SLG: 0.167 Joe Morgan, L OBP: 0.457, SLG: 0.615 Tony Perez, R OBP: 0.325, SLG: 0.444 (8, 3)												1	0	0	0	0	0	0						
Inning Stats	R: 0 E: 0 K: 0 S: 3	H: 1 LOB: 0 BB: 0 P: 3	R: 1 E: 0 K: 1 S: 6	H: 1 LOB: 0 BB: 0 P: 6	R: 0 E: 0 K: 1 S: 5	H: 0 LOB: 0 BB: 0 P: 5	R: 5 E: 2 K: 1 S: 10	H: 3 LOB: 3 BB: 3 P: 22	R: 0 E: 1 K: 1 S: 6	H: 0 LOB: 1 BB: 0 P: 6	R: 0 E: 0 K: 0 S: 5	H: 0 LOB: 2 BB: 1 P: 7	R: 0 E: 0 K: 0 S: 3	H: 0 LOB: 0 BB: 0 P: 3	R: 1 E: 0 K: 0 S: 6	H: 3 LOB: 2 BB: 0 P: 6	1B: 10 2B: 0 3B: 2 HR: 1	SF: 1 SAC: 1 DP: 0 HBP: 0	WP: 0 PB: 0 SB: 3 CS: 1	PA: 52				
PITCHER	Ed Halicki, R ERA: 3.7 (1, 1)	IP: 3.2 WLS: 19 BF: 19 H: 5 R: 6 ER: 2 SO: 3 BB: 3 IBB: 0 HBP: 0 BLK: 0 WP: 0 HR: 0 S: 22 P: 34 ERA: 4.91 WHIP: 2.182	Mike Caldwell, L ERA: 0.94 (4, 1)	IP: 0.1 WLS: 2 BF: 0 H: 0 R: 0 ER: 0 SO: 0 BB: 0 IBB: 0 HBP: 0 BLK: 0 WP: 0 HR: 0 S: 2 P: 2 ERA: 0.00 WHIP: 0.000	Dave Heaverlo, R ERA: 4.11 (5, 1)	IP: 2.0 WLS: 7 BF: 0 H: 0 R: 0 ER: 2 SO: 0 BB: 0 IBB: 0 HBP: 0 BLK: 0 WP: 0 HR: 11 S: 11 P: 11 ERA: 0.00 WHIP: 0.000	Charlie Williams, R ERA: 3.15 (7, 1)	IP: 1.0 WLS: 4 BF: 2 H: 0 R: 0 ER: 0 SO: 0 BB: 0 IBB: 0 HBP: 0 BLK: 0 WP: 0 HR: 4 S: 4 P: 4 ERA: 0.00 WHIP: 2.000	Gary Lavelle, L ERA: 2.89 (8, 1)	IP: 0.0 WLS: 2 BF: 1 H: 2 R: 2 ER: 0 SO: 0 BB: 1 IBB: 0 HBP: 0 BLK: 0 WP: 0 HR: 1 S: 5 P: 5 ERA: = WHIP: =	PITCHER	Rob Dressler, R ERA: 4.13 (8, 1)	IP: 3.0 WLS: 12 BF: 2 H: 2 R: 0 ER: 1 SO: 1 BB: 0 IBB: 0 HBP: 0 BLK: 0 WP: 0 HR: 0 S: 13 P: 17 ERA: 0.00 WHIP: 1.000	Tommy Toms, R ERA: 8.1 (11, 1)	IP: 1.0 WLS: 6 BF: 3 H: 1 R: 1 ER: 0 SO: 0 BB: 0 IBB: 0 HBP: 0 BLK: 0 WP: 0 HR: 6 S: 6 P: 6 ERA: 9.00 WHIP: 3.000									
Batter	1	2	3	4	5	6	7	8	9	10	11	AB	R	H	RBI	BB	SO	LOB	BOTTOM					
Jack Clark, R OBP: 0.319, SLG: 0.400 Gary Lavelle, S OBP: 0.100, SLG: 0.100 (8, 1)												5	1	2	3	0	0	1						
Rob Dressler, R OBP: 0.167, SLG: 0.138 Chris Arnold, R OBP: 0.290, SLG: 0.270 Tommy Toms, R (11, 1)												0	0	0	0	0	0	0						
Johnnie LeMaster, R OBP: 0.229, SLG: 0.253 Dave Rader, L OBP: 0.331, SLG: 0.336 Marty Perez, R OBP: 0.323, SLG: 0.332 (7, 4)												3	0	1	0	0	2	2						
Gary Matthews, R OBP: 0.385, SLG: 0.437 (1, 7)												5	0	0	0	1	0	5						
Bobby Murcer, L OBP: 0.356, SLG: 0.412 (1, 9)												5	0	2	0	1	0	2						
Gary Thomasson, L OBP: 0.320, SLG: 0.420 (1, 3)												4	2	2	1	2	0	2						
Darrell Evans, L OBP: 0.322, SLG: 0.316 Mike Sadek, R OBP: 0.295, SLG: 0.226 Larry Harmon, R OBP: 0.336, SLG: 0.353 (8, 8)												2	1	0	0	1	1	0						
Chris Speier, R OBP: 0.311, SLG: 0.286 (7, 6)												6	2	4	0	0	0	0						
Gary Alexander, R OBP: 0.250, SLG: 0.286 (1, 2)												5	2	3	2	0	1	1						
Ed Halicki, R OBP: 0.240, SLG: 0.170 Mike Caldwell, L OBP: 0.100, SLG: 0.100 Dave Heaverlo, R OBP: 0.167, SLG: 0.138 Charlie Williams, R OBP: 0.315, SLG: 0.412 Gary Lavelle, L OBP: 0.325, SLG: 0.444 (8, 5)												1	0	0	0	0	0	1						
Inning Stats	R: 0 E: 0 K: 0 S: 4	H: 1 LOB: 1 BB: 0 P: 4	R: 1 E: 0 K: 0 S: 4	H: 1 LOB: 1 BB: 1 P: 8	R: 0 E: 0 K: 1 S: 6	H: 1 LOB: 1 BB: 1 P: 10	R: 2 E: 0 K: 2 S: 11	H: 4 LOB: 2 BB: 0 P: 11	R: 1 E: 0 K: 0 S: 4	H: 1 LOB: 0 BB: 0 P: 4	R: 2 E: 0 K: 0 S: 6	H: 3 LOB: 1 BB: 0 P: 6	R: 2 E: 1 K: 0 S: 6	H: 3 LOB: 1 BB: 0 P: 6	R: 0 E: 1 K: 1 S: 5	H: 0 LOB: 0 BB: 0 P: 5	R: 0 E: 1 K: 1 S: 5	H: 0 LOB: 3 BB: 3 P: 17	R: 0 E: 0 K: 1 S: 5	H: 1 LOB: 0 BB: 0 P: 5	1B: 11 2B: 3 3B: 1 HR: 1	SF: 1 SAC: 0 DP: 1 HBP: 0	WP: 1 PB: 0 SB: 2 CS: 0	PA: 54
PITCHER	Santo Alcala, R ERA: 4.53 (1, 1)	IP: 3.1 WLS: 7 BF: 14 H: 4 R: 3 ER: 3 SO: 2 BB: 2 IBB: 0 HBP: 0 BLK: 0 WP: 0 HR: 0 S: 21 P: 29 ERA: 8.10 WHIP: 2.700	Manny Sarmiento, R ERA: 2.27 (4, 1)	IP: 2.2 WLS: 4 BF: 7 H: 3 R: 3 ER: 3 SO: 1 BB: 0 IBB: 0 HBP: 0 BLK: 0 WP: 0 HR: 1 S: 14 P: 14 ERA: 10.12 WHIP: 1.500	Will McEnaney, L ERA: 4.56 (7, 1)	IP: 1.0 WLS: 6 BF: 3 H: 2 R: 1 ER: 0 SO: 0 BB: 0 IBB: 0 HBP: 0 BLK: 0 WP: 0 HR: 6 S: 6 P: 6 ERA: 9.00 WHIP: 3.000	Joe Henderson, R ERA: (8, 1)	IP: 3.0 WLS: 14 BF: 1 H: 0 R: 0 ER: 2 SO: 1 BB: 3 IBB: 0 HBP: 0 BLK: 0 WP: 1 HR: 0 S: 14 P: 30 ERA: 0.00 WHIP: 0.667	Rawly Eastwick, R ERA: 2.2 (11, 1)	IP: 1.0 WLS: 3 BF: 1 H: 0 R: 0 ER: 0 SO: 5 BB: 0 IBB: 0 HBP: 0 BLK: 0 WP: 0 HR: 5 S: 5 P: 5 ERA: 0.00 WHIP: 1.000	PITCHER													

Cincinnati Reds @ San Francisco Giants
Candlestick Park, San Francisco, CA
Sun Sep 12 1976, 10:05 PM EDT
Att: 26,023 - Unknown

AB	45
R	9
H	13
RBI	9
BB	5
SO	6
LOB	26



Cincinnati Reds @ San Francisco Giants
Candlestick Park, San Francisco, CA
Sun Sep 12 1976, 10:05 PM EDT
Att: 26,023 - Unknown


AB	47
R	8
H	16
RBI	7
BB	6
SO	6
LOB	24



Batter	1	2	3	4	5	6	7	8	9	AB	R	H	RBI	BB	SO	LOB	TOP																			
Davey Lopes, R OBP: 0.321, SLG: 0.313 (1, 4)										4	3	2	1	1	0	2																				
Bill Buckner, L OBP: 0.327, SLG: 0.379 (1, 7)										5	1	3	2	0	0	0																				
Reggie Smith, S OBP: 0.306, SLG: 0.448 (1, 9)										5	1	1	0	0	0	3																				
Steve Garvey, R OBP: 0.352, SLG: 0.453 (1, 3)										5	2	4	3	0	1	0																				
Ed Goodson, L OBP: 0.245, SLG: 0.309 (1, 5)										5	1	1	3	0	0	2																				
Bill Russell, R OBP: 0.311, SLG: 0.357 (1, 6)										5	0	1	0	0	0	0																				
John Hale, L OBP: 0.270, SLG: 0.194 (1, 8)										4	0	0	0	0	0	1																				
Kevin Pasley, R OBP: 0.400, SLG: 0.353 (1, 2)										4	1	2	0	0	0	1																				
Tommy John, R OBP: 0.133, SLG: 0.121 (1, 1)										3	0	1	0	0	0	1																				
Inning Stats	R: 1 E: 0 K: 0 S: 5	H: 3 LOB: 1 BB: 0 P: 5	R: 0 E: 0 K: 0 S: 5	H: 2 LOB: 2 BB: 0 P: 5	R: 0 E: 0 K: 0 S: 4	H: 1 LOB: 1 BB: 0 P: 4	R: 0 E: 0 K: 0 S: 4	H: 0 LOB: 0 BB: 0 P: 3	R: 1 E: 0 K: 0 S: 4	H: 1 LOB: 0 BB: 0 P: 4	R: 5 E: 0 K: 0 S: 7	H: 4 LOB: 0 BB: 1 P: 11	R: 2 E: 0 K: 0 S: 6	H: 3 LOB: 1 BB: 0 P: 6	R: 0 E: 0 K: 1 S: 5	H: 0 LOB: 0 BB: 0 P: 5	1B: 12 2B: 2 3B: 0 HR: 2	SF: 0 SAC: 1 DP: 1 HBP: 0	WP: 0 PA: 42 PB: 0 SB: 3 CS: 0																	
PITCHER	IP	WLS	BF	H	R	ER	SO	BB	IBB	HBP	BLK	WP	HR	S	P	ERA	WHIP	PITCHER		IP	WLS	BF	H	R	ER	SO	BB	IBB	HBP	BLK	WP	HR	S	P	ERA	WHIP
Gary Nolan, R ERA: 3.58 (1, 1)	7.0	L	33	12	7	7	0	1	0	0	0	0	2	32	36	9.00	1.857																			
Pedro Borbon, R ERA: 3.35 (8, 1)	2.0		9	3	2	2	1	0	0	0	0	0	0	11	11	9.00	1.500																			

Los Angeles Dodgers @ Cincinnati Reds
Riverfront Stadium, Cincinnati, OH
Tue Sep 14 1976, 7:05 PM EDT
Att: 30,009 - Unknown


AB 40
R 9
H 15
RBI 9
BB 1
SO 1
LOB 10



Batter	1	2	3	4	5	6	7	8	9	AB	R	H	RBI	BB	SO	LOB	BOTTOM																			
Pete Rose, S OBP: 0.408, SLG: 0.446 (1, 5)										5	0	1	0	0	0	3																				
Ken Griffey, L OBP: 0.398, SLG: 0.452 (1, 9)										4	0	3	0	1	0	1																				
Joe Morgan, L OBP: 0.453, SLG: 0.608 (1, 4)										5	0	0	0	0	0	5																				
Johnny Bench, R OBP: 0.353, SLG: 0.407 (1, 2)										3	0	0	0	1	1	2																				
George Foster, R OBP: 0.373, SLG: 0.541 (1, 7) (3, 8)										4	0	2	0	0	0	3																				
Tony Perez, R OBP: 0.324, SLG: 0.442 (1, 3)										3	0	0	0	1	0	1																				
Dave Concepcion, R OBP: 0.337, SLG: 0.497 (1, 6)										3	0	2	0	1	1	2																				
Cesar Geronimo, L OBP: 0.388, SLG: 0.426 (1, 8)										1	0	0	0	0	1	1																				
Ed Ambrister, R OBP: 0.303, SLG: 0.411 (3, 7)										3	0	0	0	0	0	4																				
Gary Nolan, R OBP: 0.135, SLG: 0.111 (1, 1)										2	0	1	0	0	0	1																				
Joel Youngblood, R OBP: 0.250, SLG: 0.264 (7, PH)										1	0	0	0	0	0	0																				
Pedro Borbon, R OBP: 0.222, SLG: 0.222 (8, 1)										0	0	0	0	0	0	0																				
Bob Bailey, R OBP: 0.367, SLG: 0.542 (8, PH)										1	0	1	0	0	0	0																				
Inning Stats	R: 0 E: 1 K: 0 S: 4	H: 1 LOB: 2 BB: 1 P: 8	R: 0 E: 0 K: 1 S: 7	H: 2 LOB: 2 BB: 0 P: 7	R: 0 E: 0 K: 0 S: 3	H: 0 LOB: 1 BB: 1 P: 7	R: 0 E: 0 K: 0 S: 4	H: 0 LOB: 1 BB: 0 P: 4	R: 0 E: 0 K: 0 S: 4	H: 2 LOB: 1 BB: 0 P: 4	R: 0 E: 0 K: 0 S: 4	H: 1 LOB: 1 BB: 0 P: 4	R: 0 E: 0 K: 1 S: 6	H: 1 LOB: 2 BB: 1 P: 10	R: 0 E: 0 K: 0 S: 4	H: 2 LOB: 1 BB: 0 P: 4	1B: 9 2B: 1 3B: 0 HR: 0	SF: 0 SAC: 0 DP: 2 HBP: 0	WP: 1 PA: 39 PB: 0 SB: 2 CS: 0																	
PITCHER	IP	WLS	BF	H	R	ER	SO	BB	IBB	HBP	BLK	WP	HR	S	P	ERA	WHIP	PITCHER		IP	WLS	BF	H	R	ER	SO	BB	IBB	HBP	BLK	WP	HR	S	P	ERA	WHIP
Tommy John, L ERA: 3.14 (1, 1)	9.0	W	39	10	0	0	3	4	0	0	0	1	0	41	57	0.00	1.556																			

Los Angeles Dodgers @ Cincinnati Reds
Riverfront Stadium, Cincinnati, OH
Tue Sep 14 1976, 7:05 PM EDT
Att: 30,009 - Unknown


AB 35
R 0
H 10
RBI 0
BB 4
SO 3
LOB 23



Batter	1	2	3	4	5	6	7	8	9	AB	R	H	RBI	BB	SO	LOB	TOP							
Davey Lopes, R OBP: 0.320, SLG: 0.311	0-0 6-3		0-0 F9		0-0 F3		0-0 1B		0-0 L9	5	0	1	0	0	0	1								
Bill Buckner, L OBP: 0.325, SLG: 0.377	0-0 F7		0-0 F7		0-0 G3		0-0 G3			4	0	0	0	0	0	2								
Reggie Smith, S OBP: 0.308, SLG: 0.457	0-3 K			0-0 4-3		0-0 2B 1B		0-0 HR		4	2	2	1	0	1	0								
Steve Garvey, R OBP: 0.353, SLG: 0.453		0-0 FC6-4 1B		0-0 FC6-4 1B WP		0-3 K		0-3 K		4	1	2	0	0	2	1								
Ed Goodson, L OBP: 0.264, SLG: 0.337		0-0 FC6-4 1B		0-0 FC6-4 1B		0-0 1B 2B		0-0 F7		4	0	3	0	0	0	0								
Bill Russell, R OBP: 0.312, SLG: 0.357		0-0 FC6-4		0-0 FC6-4 WP		0-0 2B		4-0 BB		3	0	1	1	1	0	4								
Joe Simpson, L OBP: 0.053, SLG: 0.053		0-3 K		0-0 4-3		0-0 3-1		0-0 L6		3	0	0	0	0	1	4	AB 36							
John Hale, L OBP: 0.267, SLG: 0.190				1-2 3-H						1	0	0	0	0	0	1	R 3							
Kevin Pasley, R OBP: 0.391, SLG: 0.350		0-0 F9			0-0 1B		0-0 F6		0-0 F7	3	0	1	0	0	0	2	H 10							
Jim Little, L OBP: 0.323, SLG: 0.340										1	0	0	0	0	0	0	RBI 2							
Al Downing, R OBP: 0.163, SLG: 0.171			0-0 F8		0-3 K		0-0 F8		0-0 1-3	2	0	0	0	0	1	1	BB 1							
Leron Lee, L OBP: 0.263, SLG: 0.368										0	0	0	0	0	0	0	SO 5							
Charlie Hough, R OBP: 0.263, SLG: 0.368										1	0	0	0	0	0	0	LOB 16							
Lee Lacy, R OBP: 0.319, SLG: 0.360										1	0	0	0	0	0	0								
Inning Stats	R: 0 E: 0 K: 1 S: 5	H: 0 LOB: 0 BB: 0 P: 5	R: 0 E: 0 K: 1 S: 7	H: 2 LOB: 2 BB: 0 P: 7	R: 0 E: 0 K: 0 S: 3	H: 0 LOB: 0 BB: 0 P: 3	R: 1 E: 0 K: 0 S: 5	H: 2 LOB: 1 BB: 0 P: 5	R: 0 E: 0 K: 1 S: 6	H: 1 LOB: 1 BB: 0 P: 6	R: 1 E: 0 K: 1 S: 7	H: 3 LOB: 1 BB: 0 P: 7	R: 0 E: 0 K: 0 S: 4	H: 1 LOB: 1 BB: 0 P: 4	R: 1 E: 0 K: 1 S: 6	H: 1 LOB: 1 BB: 0 P: 10	R: 0 E: 0 K: 0 S: 3	H: 0 LOB: 0 BB: 0 P: 3	1B: 8 2B: 1 3B: 0 HR: 1	SF: 0 SAC: 0 DP: 0 HBP: 0	WP: 1 PB: 0 SB: 0 CS: 0	PA: 37		
PITCHER	IP WLS BF H R ER SO BB IBB HBP BLK WP HR S P ERA WHIP	7.2 W 33 10 3 3 5 1 0 0 0 1 1 42 46 3.52 1.435	8.1 S 4 0 0 0 0 0 0 0 0 0 0 0 4 4 0.00 0.000																					

Los Angeles Dodgers @ Cincinnati Reds
Riverfront Stadium, Cincinnati, OH
Wed Sep 15 1976, 7:05 PM EDT
Att: 30,083 - Unknown


AB 36
R 3
H 10
RBI 2
BB 1
SO 5
LOB 16



Batter	1	2	3	4	5	6	7	8	9	AB	R	H	RBI	BB	SO	LOB	BOTTOM							
Pete Rose, S OBP: 0.411, SLG: 0.452	0-0 FC4-6 1B		0-0 WP 2B	0-0 3B		0-0 1B		0-0 6-3		5	1	4	0	0	0	0								
Doug Flynn, R OBP: 0.310, SLG: 0.339										0	0	0	0	0	0	0								
Ken Griffey, L OBP: 0.398, SLG: 0.458	0-0 FC4-6 G3		0-0 1B SF9 2B	0-0 B1-3		0-0 4-3		0-0 3B		5	1	2	1	0	0	3								
Joe Morgan, L OBP: 0.451, SLG: 0.605	0-0 G3		0-0 2B S	0-0 1B	0-0 4-3		0-0 G3			4	1	1	0	0	0	1								
Johnny Bench, R OBP: 0.354, SLG: 0.407	0-3 K		0-0 1-3	0-0 1B	0-0 1B	4-0 1B S BB				3	1	1	0	1	1	3								
George Foster, R OBP: 0.372, SLG: 0.539		0-0 E5 G1-6-3	0-0 SF9	0-0 FC5-6-4 1B	0-0 FC5-6-4 1B	0-0 FC5-2 1B		0-0 FC5-2 1B		3	0	1	1	0	0	1								
Tony Perez, R OBP: 0.330, SLG: 0.449		4-0 G1-6-3 BB	0-0 2B	0-0 1B	0-0 1B	0-0 FC5-2 2B		0-0 FC5-2 2B		3	0	3	2	1	0	0								
Dave Concepcion, R OBP: 0.334, SLG: 0.494		0-0 G1-6-3	0-0 F9	0-0 F9	0-0 F9	0-0 FC5-2		0-0 FC5-2		4	0	0	0	0	0	7								
Ed Arbrister, R OBP: 0.316, SLG: 0.405		4-0 BB		0-0 F8		4-0 K		0-3 K		1	0	0	0	2	0	0								
Cesar Geronimo, L OBP: 0.387, SLG: 0.425										1	0	0	0	0	1	2								
Pat Zachry, R OBP: 0.179, SLG: 0.132		0-3 K		0-3 K		0-3 K		0-0 4-3		3	0	0	0	0	3	3	AB 33							
Rawly Eastwick, R										1	0	0	0	0	0	0	R 4							
Inning Stats	R: 0 E: 0 K: 1 S: 6	H: 1 LOB: 1 BB: 0 P: 6	R: 0 E: 1 K: 1 S: 5	H: 0 LOB: 2 BB: 2 P: 13	R: 3 E: 0 K: 0 S: 7	H: 4 LOB: 1 BB: 0 P: 7	R: 0 E: 0 K: 1 S: 6	H: 1 LOB: 1 BB: 0 P: 6	R: 0 E: 0 K: 1 S: 5	H: 2 LOB: 2 BB: 0 P: 5	R: 0 E: 0 K: 1 S: 5	H: 1 LOB: 1 BB: 1 P: 9	R: 1 E: 0 K: 1 S: 7	H: 2 LOB: 2 BB: 1 P: 11	R: 0 E: 0 K: 0 S: 3	H: 1 LOB: 1 BB: 0 P: 3	1B: 7 2B: 3 3B: 2 HR: 0	SF: 1 SAC: 0 DP: 1 HBP: 0	WP: 1 PB: 0 SB: 2 CS: 1	PA: 38				
PITCHER	IP WLS BF H R ER SO BB IBB HBP BLK WP HR S P ERA WHIP	6.0 L 29 9 3 3 4 3 0 0 0 0 0 10 14 4.50 2.000	7.1 9 3 1 1 1 1 0 0 0 0 0 0 10 14 4.50 2.000																					

Los Angeles Dodgers @ Cincinnati Reds
Riverfront Stadium, Cincinnati, OH
Wed Sep 15 1976, 7:05 PM EDT
Att: 30,083 - Unknown

AB 33
R 4
H 12
RBI 4
BB 4
SO 5
LOB 20



Batter	1	2	3	4	5	6	7	8	9	AB	R	H	RBI	BB	SO	LOB	TOP					
Davey Lopes, R OBP: 0.322, SLG: 0.311 (1, 4)										3	0	1	0	1	0	0	Los Angeles Dodgers @ Cincinnati Reds Riverfront Stadium, Cincinnati, OH Thu Sep 16 1976, 7:05 PM EDT Att: 30,371 - Unknown livebaseballscorecards.com					
Ted Sizemore, R OBP: 0.275, SLG: 0.271 Stan Wall, L (7, 1)										4	0	1	0	0	0	4						
Bill Russell, R OBP: 0.312, SLG: 0.356 (1, 6)										4	0	1	0	0	0	2						
Steve Garvey, R OBP: 0.352, SLG: 0.452 (1, 3)										4	0	1	0	0	0	2						
Lee Lacy, R OBP: 0.316, SLG: 0.355 (1, 9)										4	0	0	0	0	0	3						
Bill Buckner, L OBP: 0.324, SLG: 0.378 (1, 7)										4	1	1	0	0	0	2						
Glenn Burke, R OBP: 0.333, SLG: 0.294 (1, 8)										4	1	1	0	0	2	2						
Kevin Pasley, R OBP: 0.370, SLG: 0.333 (1, 2)										4	0	1	1	0	2	0						
Doug Rau, L OBP: 0.250, SLG: 0.161 Ivan De Jesus, R OBP: 0.214, SLG: 0.192 (7, PH) (7, 5)										1	0	0	0	0	1	0						
Inning Stats	R: 0 E: 0 K: 0 S: 4	H: 1 LOB: 1 BB: 0 P: 4	R: 2 E: 1 K: 0 S: 6	H: 3 LOB: 2 BB: 1 P: 10	R: 0 E: 0 K: 1 S: 7	H: 2 LOB: 2 BB: 0 P: 7	R: 0 E: 0 K: 1 S: 5	H: 0 LOB: 0 BB: 0 P: 5	R: 0 E: 0 K: 1 S: 5	H: 0 LOB: 1 BB: 0 P: 4	R: 0 E: 0 K: 1 S: 5	H: 0 LOB: 0 BB: 0 P: 5	R: 0 E: 0 K: 0 S: 3	H: 0 LOB: 0 BB: 0 P: 3	R: 0 E: 0 K: 0 S: 3	H: 0 LOB: 0 BB: 0 P: 7		R: 0 E: 0 K: 2 S: 7	H: 0 LOB: 0 BB: 0 P: 7	1B: 6 2B: 1 3B: 0 HR: 0	SF: 0 SAC: 1 DP: 1 HBP: 0	WP: 0 PB: 0 SB: 0 CS: 0
PITCHER Don Gullett, L ERA: 3.14 (1, 1)	IP: 9.0 WLS: W BF: 35 H: 7 R: 2 ER: 1 SO: 5 BB: 1 IBB: 0 HBP: 0 BLK: 0 WP: 0 HR: 0 S: 44 P: 48 ERA: 1.00 WHIP: 0.889															PITCHER Don Gullett, L ERA: 3.14 (1, 1)	IP: 9.0 WLS: W BF: 35 H: 7 R: 2 ER: 1 SO: 5 BB: 1 IBB: 0 HBP: 0 BLK: 0 WP: 0 HR: 0 S: 44 P: 48 ERA: 1.00 WHIP: 0.889					

Batter	1	2	3	4	5	6	7	8	9	AB	R	H	RBI	BB	SO	LOB	BOTTOM			
Pete Rose, S OBP: 0.411, SLG: 0.453 Doug Flynn, R OBP: 0.310, SLG: 0.339 (1, 5) (9, 5)										5	0	2	0	0	1	2	Los Angeles Dodgers @ Cincinnati Reds Riverfront Stadium, Cincinnati, OH Thu Sep 16 1976, 7:05 PM EDT Att: 30,371 - Unknown livebaseballscorecards.com			
Ken Griffey, L OBP: 0.399, SLG: 0.457 (1, 9)										3	0	1	0	1	0	4				
Joe Morgan, L OBP: 0.448, SLG: 0.599 (1, 4)										4	0	0	0	0	1	4				
Johnny Bench, R OBP: 0.355, SLG: 0.405 (1, 2)										2	0	0	0	2	0	1				
George Foster, R OBP: 0.373, SLG: 0.540 (1, 7)										3	1	1	0	1	0	2				
Tony Perez, R OBP: 0.329, SLG: 0.448 (1, 3)										4	1	1	0	0	1	1				
Dave Concepcion, R OBP: 0.337, SLG: 0.499 (1, 6)										4	2	3	0	0	0	0				
Cesar Geronimo, L OBP: 0.386, SLG: 0.424 (1, 8)										4	0	1	2	0	0	2				
Don Gullett, R OBP: 0.205, SLG: 0.184 (1, 1)										3	0	2	1	0	0	1				
Inning Stats	R: 0 E: 0 K: 0 S: 3	H: 0 LOB: 1 BB: 1 P: 7	R: 0 E: 0 K: 1 S: 5	H: 0 LOB: 0 BB: 0 P: 5	R: 0 E: 0 K: 1 S: 7	H: 2 LOB: 2 BB: 0 P: 7	R: 3 E: 1 K: 1 S: 9	H: 3 LOB: 1 BB: 0 P: 9	R: 0 E: 0 K: 1 S: 3	H: 1 LOB: 1 BB: 1 P: 7	R: 1 E: 0 K: 0 S: 6	H: 4 LOB: 2 BB: 0 P: 6	R: 0 E: 0 K: 0 S: 2	H: 0 LOB: 2 BB: 2 P: 10	R: 0 E: 0 K: 0 S: 4	H: 1 LOB: 1 BB: 0 P: 4		1B: 8 2B: 3 3B: 0 HR: 0	SF: 0 SAC: 1 DP: 1 HBP: 0	WP: 0 PB: 0 SB: 3 CS: 1
PITCHER Doug Rau, L ERA: 2.57 Stan Wall, L ERA: 4.03 (1, 1) (7, 1)	IP: 6.0 WLS: L BF: 29 H: 10 R: 4 ER: 2 SO: 3 BB: 2 IBB: 0 HBP: 0 BLK: 0 WP: 0 HR: 0 S: 33 P: 41 ERA: 3.00 WHIP: 2.000															PITCHER Doug Rau, L ERA: 2.57 Stan Wall, L ERA: 4.03 (1, 1) (7, 1)	IP: 2.0 WLS: L BF: 8 H: 1 R: 0 ER: 0 SO: 0 BB: 0 IBB: 0 HBP: 0 BLK: 0 WP: 0 HR: 0 S: 6 P: 14 ERA: 0.00 WHIP: 1.500			

Batter	1	2	3	4	5	6	7	8	9	AB	R	H	RBI	BB	SO	LOB	TOP																					
Jack Clark, R (1, 8) OBP: 0.281, SLG: 0.351 Larry Hemdon, R (9, 8) OBP: 0.337, SLG: 0.354	3-1		4-3		F7		PO 2H 1B			4	0	1	1	0	0	2																						
Marty Perez, R (1, 4) OBP: 0.326, SLG: 0.343	G3			G6-4-3 1B		HR	PO 2-3	F8		4	1	2	1	0	0	0																						
Gary Matthews, R (1, 7) OBP: 0.362, SLG: 0.430	F9			G6-4-3 1-2		6-3		K		4	0	0	0	0	1	1																						
Bobby Murcer, L (1, 9) OBP: 0.357, SLG: 0.424		4-3		G3				F8		3	0	0	0	1	0	0																						
Gary Thomasson, L (1, 3) OBP: 0.317, SLG: 0.409 Darrell Evans, L (9, 3) OBP: 0.323, SLG: 0.315	L3				5-3		F8		2B 1B	4	1	1	0	0	0	1																						
Ken Reitz, R (1, 5) OBP: 0.296, SLG: 0.339					1B 1B		FC5-4 1-2	F7		4	1	2	0	0	0	2																						
Chris Speier, R (1, 6) OBP: 0.311, SLG: 0.285	4-3				1B 2-3				1H 2B	3	1	2	1	1	0	1																						
Gary Alexander, R (1, 2) OBP: 0.268, SLG: 0.265			4-3						P5	4	0	1	1	0	1	2																						
Jim Barr, R (1, 1) OBP: 0.194, SLG: 0.197 Randy Moffitt, R (8, 1) OBP: 0.154, SLG: 0.154			6-3						P2	3	0	0	0	0	0	3																						
										1	0	0	0	0	0	1																						
Inning Stats	R: 0 E: 0 K: 0 S: 3	H: 0 LOB: 0 BB: 0 P: 3	R: 0 E: 0 K: 0 S: 4	H: 1 LOB: 1 BB: 0 P: 4	R: 0 E: 0 K: 0 S: 3	H: 0 LOB: 0 BB: 0 P: 3	R: 0 E: 0 K: 0 S: 3	H: 1 LOB: 0 BB: 0 P: 3	R: 1 E: 0 K: 0 S: 6	H: 3 LOB: 2 BB: 0 P: 6	R: 1 E: 0 K: 0 S: 4	H: 1 LOB: 1 BB: 1 P: 8	R: 1 E: 0 K: 1 S: 5	H: 1 LOB: 0 BB: 1 P: 9	R: 0 E: 0 K: 1 S: 5	H: 0 LOB: 0 BB: 0 P: 5	R: 1 E: 0 K: 0 S: 5	H: 2 LOB: 1 BB: 0 P: 5	1B: 6 2B: 2 HR: 1	SF: 0 SAC: 0 DP: 1 HBP: 0	WP: 0 PA: 37 PB: 0 SB: 0 CS: 0																	
PITCHER	IP	WLS	BF	H	R	ER	SO	BB	IBB	HBP	BLK	WP	HR	S	P	ERA	WHIP	PITCHER				IP	WLS	BF	H	R	ER	SO	BB	IBB	HBP	BLK	WP	HR	S	P	ERA	WHIP
Jack Billingham, R (1, 1) ERA: 4.42	7.0	L	28	7	3	3	1	2	0	0	0	0	1	28	36	3.86	1.286																					
Manny Sarmiento, R (8, 1) ERA: 2.39	2.0		8	2	1	1	1	0	0	0	0	0	0	10	10	4.50	1.000																					

San Francisco Giants @ Cincinnati Reds
Riverfront Stadium, Cincinnati, OH
Fri Sep 17 1976, 7:05 PM EDT
Att: 29,522 - Unknown

livebaseballscorecards.com

AB 34
R 4
H 9
RBI 4
BB 2
SO 2
LOB 13

GIANTS

Batter	1	2	3	4	5	6	7	8	9	AB	R	H	RBI	BB	SO	LOB	BOTTOM																					
Pete Rose, S (1, 5) OBP: 0.411, SLG: 0.452	F7		4-0 S 2-3 BB					6-3	4-3	4	0	1	0	1	0	1																						
Ken Griffey, L (1, 9) OBP: 0.398, SLG: 0.455	F7		1-6-3 1-2		L1			1B 2B 1B		4	1	1	0	0	0	3																						
Joe Morgan, L (1, 4) OBP: 0.448, SLG: 0.598	4-3			1B S 1B		G3		2B 1-3 SF7 1B		4	1	2	0	0	0	0																						
Tony Perez, R (1, 3) OBP: 0.328, SLG: 0.448 Ed Ambrister, R (8, PR) OBP: 0.316, SLG: 0.405 Johnny Bench, R (9, 3) OBP: 0.355, SLG: 0.405		6-3			F8 1-2	1-3			1-3 3-H 2B	4	0	1	1	0	0	1																						
George Foster, R (1, 7) OBP: 0.370, SLG: 0.537		K			F8	6-3		SF7		3	0	0	1	0	1	1																						
Cesar Geronimo, L (1, 8) OBP: 0.385, SLG: 0.422		4-3						3-H F8	F8	4	0	1	0	0	0	1																						
Dave Concepcion, R (1, 6) OBP: 0.337, SLG: 0.497						6-3			F9	4	0	1	0	0	0	2																						
Bill Plummer, R (1, 2) OBP: 0.336, SLG: 0.419					P4					4	0	2	0	0	0	1																						
Jack Billingham, R (1, 1) OBP: 0.271, SLG: 0.286 Mike Lum, L (7, PH) OBP: 0.327, SLG: 0.341 Manny Sarmiento, R (8, 1) OBP: 0.355, SLG: 0.405 Dan Driessen, L (8, PH) OBP: 0.371, SLG: 0.422					SH1					1	0	0	0	0	0	0																						
										1	0	0	0	0	0	1																						
										0	0	0	0	0	0	0																						
										1	0	0	0	0	1																							
Inning Stats	R: 0 E: 0 K: 0 S: 3	H: 0 LOB: 0 BB: 0 P: 3	R: 0 E: 0 K: 1 S: 5	H: 0 LOB: 0 BB: 0 P: 5	R: 0 E: 0 K: 0 S: 4	H: 1 LOB: 2 BB: 1 P: 8	R: 0 E: 0 K: 0 S: 5	H: 2 LOB: 2 BB: 0 P: 5	R: 0 E: 0 K: 0 S: 4	H: 1 LOB: 1 BB: 0 P: 4	R: 0 E: 0 K: 0 S: 3	H: 0 LOB: 0 BB: 0 P: 3	R: 0 E: 0 K: 0 S: 4	H: 1 LOB: 1 BB: 0 P: 4	R: 2 E: 0 K: 0 S: 6	H: 3 LOB: 1 BB: 0 P: 6	R: 0 E: 0 K: 0 S: 4	H: 1 LOB: 1 BB: 0 P: 4	1B: 8 2B: 1 3B: 0 HR: 0	SF: 1 SAC: 1 DP: 0 HBP: 0	WP: 1 PA: 37 PB: 1 SB: 2 CS: 0																	
PITCHER	IP	WLS	BF	H	R	ER	SO	BB	IBB	HBP	BLK	WP	HR	S	P	ERA	WHIP	PITCHER				IP	WLS	BF	H	R	ER	SO	BB	IBB	HBP	BLK	WP	HR	S	P	ERA	WHIP
Jim Barr, R (1, 1) ERA: 3.06	7.1	W	31	8	2	2	1	1	0	0	0	0	0	32	36	0.00	0.600																					
Randy Moffitt, R (8, 1) ERA: 2.32	1.2	S	6	1	0	0	0	0	0	0	0	1	0	6	6	0.00	0.600																					

San Francisco Giants @ Cincinnati Reds
Riverfront Stadium, Cincinnati, OH
Fri Sep 17 1976, 7:05 PM EDT
Att: 29,522 - Unknown

livebaseballscorecards.com

AB 34
R 2
H 9
RBI 2
BB 1
SO 1
LOB 12

REDS

Batter	1	2	3	4	5	6	7	8	9	AB	R	H	RBI	BB	SO	LOB	TOP											
Jack Clark, R OBP: 0.323, SLG: 0.344 Larry Hemdon, R OBP: 0.337, SLG: 0.354	(1, 8) X P4	(1, 8) X 3-1		(1, 8) X 1B	(1, 8) X 1-2 2-H 1B	(1, 8) X BB		(1, 8) X K		4	0	1	1	1	1	2												
Marty Perez, R OBP: 0.329, SLG: 0.344	(1, 4) X 5-3 1B		(1, 4) X F6	(1, 4) X 1-2 2-H 1B		(1, 4) X F6			(1, 4) X 4-0 1B E BB	4	1	2	0	1	0	1												
Gary Matthews, R OBP: 0.361, SLG: 0.428	(1, 7) X 5-3 1-2		(1, 7) X F8		(1, 7) X F7		(1, 7) X K		(1, 7) X 0-0 FC1-6 1B	5	0	1	0	0	1	1												
Bobby Murcer, L OBP: 0.359, SLG: 0.423	(1, 9) X BB		(1, 9) X FC5-4 BB		(1, 9) X K		(1, 9) X BB 1B		(1, 9) X 0-0 FC1-6 S	3	0	1	0	2	1	1												
Ken Reitz, R OBP: 0.295, SLG: 0.336	(1, 5) X F7		(1, 5) X FC5-4 1-2		(1, 5) X F6-3		(1, 5) X 1-2 G5-4-3 BB		(1, 5) X 0-0 F6	4	0	0	0	1	0	4												
Chris Speier, R OBP: 0.310, SLG: 0.291		(1, 6) X G3		(1, 6) X F8		(1, 6) X HR		(1, 6) X 0-0 G5-4-3 1-2	(1, 6) X 0-0 F6-3	5	1	1	1	0	0	3												
Gary Thomasson, L OBP: 0.323, SLG: 0.428 Darrell Evans, L OBP: 0.323, SLG: 0.315	(1, 3) X HR		(1, 3) X F9		(1, 3) X F6-3 5-3 2B		(1, 3) X S 1B			4	2	3	1	0	0	0												
Gary Alexander, R OBP: 0.283, SLG: 0.269	(1, 2) X SH5-4 BB		(1, 2) X BB 1B		(1, 2) X F6-3		(1, 2) X 2-3 F6-3		(1, 2) X 0-0 F6-3	3	1	1	0	1	0	2												
Ed Halicki, R OBP: 0.254, SLG: 0.170 Gary Lavelle, S OBP: 0.083, SLG: 0.083	(1, 1) X SH5-4		(1, 1) X 1-2 BB		(1, 1) X 5-3		(1, 1) X 3-H F6			0	0	0	0	1	0	0												
										2	0	0	1	0	0	1												
Inning Stats	R: 0 E: 0 K: 0 S: 4	H: 1 LOB: 2 BB: 1 P: 8	R: 1 E: 0 K: 0 S: 4	H: 1 LOB: 1 BB: 1 P: 8	R: 0 E: 0 K: 0 S: 3	H: 0 LOB: 1 BB: 1 P: 7	R: 1 E: 0 K: 0 S: 5	H: 3 LOB: 2 BB: 1 P: 9	R: 0 E: 0 K: 1 S: 5	H: 0 LOB: 0 BB: 0 P: 5	R: 2 E: 0 K: 0 S: 5	H: 2 LOB: 1 BB: 1 P: 9	R: 0 E: 0 K: 1 S: 6	H: 1 LOB: 1 BB: 0 P: 6	R: 0 E: 0 K: 0 S: 4	H: 1 LOB: 1 BB: 0 P: 8	R: 1 E: 1 K: 0 S: 4	H: 1 LOB: 1 BB: 1 P: 8	1B: 7 2B: 1 3B: 0 HR: 2	SF: 0 SAC: 1 DP: 1 HBP: 0	WP: 0 PB: 0 SB: 2 CS: 0	PA: 42						
PITCHER	IP	WLS	BF	H	R	ER	SO	BB	IBB	HBP	BLK	WP	HR	S	P	ERA	WHIP											
Fred Norman, L ERA: 2.8	(1, 1)	5.2	L	28	7	4	4	1	5	0	0	0	0	2	25	45	6.35	2.118										
Pedro Borbon, R ERA: 3.34	(6, 1)	0.1		1	0	0	0	0	0	0	0	0	0	0	1	1	0.00	0.000										
Joe Henderson, R ERA:	(7, 1)	3.0		13	3	1	0	2	2	0	0	0	0	0	15	23	0.00	1.667										

San Francisco Giants @ Cincinnati Reds
Riverfront Stadium, Cincinnati, OH
Sat Sep 18 1976, 7:05 PM EDT
Att: 40,667 - Unknown

AB	34
R	5
H	10
RBI	4
BB	7
SO	3
LOB	15



Batter	1	2	3	4	5	6	7	8	9	AB	R	H	RBI	BB	SO	LOB	BOTTOM											
Pete Rose, S OBP: 0.410, SLG: 0.452	(1, 5) X FC4-5 2B			(1, 5) X F7		(1, 5) X 6-3			(1, 5) X 4-3	4	0	1	0	0	0	0												
Ken Griffey, L OBP: 0.395, SLG: 0.452	(1, 9) X FC4-5 CS			(1, 9) X L4		(1, 9) X K			(1, 9) X 4-3	4	0	0	0	0	1	1												
Joe Morgan, L OBP: 0.448, SLG: 0.596	(1, 4) X K			(1, 4) X BB						2	0	0	0	1	1	1												
Tony Perez, R OBP: 0.327, SLG: 0.445		(1, 3) X G3		(1, 3) X F9						3	0	0	0	0	0	1												
George Foster, R OBP: 0.368, SLG: 0.534		(1, 7) X 4-3			(1, 7) X 5-3					3	0	0	0	0	0	0												
Cesar Geronimo, L OBP: 0.385, SLG: 0.422			(1, 8) X 4-3			(1, 8) X FC4-6 1B			(1, 8) X 6-3	3	0	1	0	0	0	0												
Bill Plummer, R OBP: 0.329, SLG: 0.410				(1, 2) X K		(1, 2) X P6			(1, 2) X F8	3	0	0	0	0	1	1												
Doug Flynn, R OBP: 0.306, SLG: 0.333				(1, 6) X F8		(1, 6) X FC4-6			(1, 6) X F3	3	0	0	0	0	0	1												
Fred Norman, S OBP: 0.160, SLG: 0.146 Pedro Borbon, R OBP: 0.222, SLG: 0.222 Joel Youngblood, R OBP: 0.246, SLG: 0.259 Joe Henderson, L OBP: 0.364, SLG: 0.537	(1, 1) X 5-3			(1, 1) X 5-3		(1, 1) X 6-3			(1, 1) X 4-3	1	0	0	0	0	0	0												
										0	0	0	0	0	0	0												
										1	0	0	0	0	0	0												
										0	0	0	0	0	0	0												
										0	0	0	0	0	0	0												
										1	0	0	0	0	0	0												
Inning Stats	R: 0 E: 0 K: 1 S: 5	H: 1 LOB: 0 BB: 0 P: 5	R: 0 E: 0 K: 0 S: 3	H: 0 LOB: 0 BB: 0 P: 3	R: 0 E: 0 K: 1 S: 5	H: 0 LOB: 0 BB: 0 P: 5	R: 0 E: 0 K: 0 S: 3	H: 0 LOB: 1 BB: 1 P: 7	R: 0 E: 0 K: 0 S: 4	H: 1 LOB: 1 BB: 0 P: 4	R: 0 E: 0 K: 1 S: 5	H: 0 LOB: 0 BB: 0 P: 5	R: 0 E: 0 K: 0 S: 3	H: 0 LOB: 0 BB: 0 P: 3	R: 0 E: 0 K: 0 S: 3	H: 0 LOB: 0 BB: 0 P: 3	R: 0 E: 0 K: 0 S: 3	H: 0 LOB: 0 BB: 0 P: 3	1B: 1 2B: 1 3B: 0 HR: 0	SF: 0 SAC: 0 DP: 0 HBP: 0	WP: 0 PB: 0 SB: 0 CS: 1	PA: 29						
PITCHER	IP	WLS	BF	H	R	ER	SO	BB	IBB	HBP	BLK	WP	HR	S	P	ERA	WHIP											
Ed Halicki, R ERA: 3.62	(1, 1)	4.0		13	1	0	0	2	1	0	0	0	0	0	16	20	0.00	0.500										
Gary Lavelle, L ERA: 2.73	(5, 1)	5.0	W	16	1	0	0	1	0	0	0	0	0	18	18	0.00	0.200											

San Francisco Giants @ Cincinnati Reds
Riverfront Stadium, Cincinnati, OH
Sat Sep 18 1976, 7:05 PM EDT
Att: 40,667 - Unknown

AB	28
R	0
H	2
RBI	0
BB	1
SO	3
LOB	5




Batter	1	2	3	4	5	6	7	8	9	AB	R	H	RBI	BB	SO	LOB	TOP			
Jack Clark, R OBP: 0.288, SLG: 0.369 (1, 8)	F9							F9		4	0	1	0	0	0	0	San Francisco Giants @ Cincinnati Reds Riverfront Stadium, Cincinnati, OH Sun Sep 19 1976, 3:33 AM EDT Att: 38,099 - Unknown AB 31 R 2 H 4 RBI 2 BB 1 SO 4 LOB 6			
Marty Perez, R OBP: 0.328, SLG: 0.342 (1, 4)		3B						G3		3	1	0	0	1	0					
Gary Matthews, R OBP: 0.360, SLG: 0.429 (1, 7)										4	0	1	1	0	1					
Bobby Murcer, L OBP: 0.358, SLG: 0.421 (1, 9)		2B								3	0	0	0	0	0					
Gary Thomasson, L OBP: 0.322, SLG: 0.426 (1, 3)										4	0	1	0	0	2					
Ken Reitz, R OBP: 0.293, SLG: 0.334 (1, 5)										4	0	0	0	0	3					
Chris Speier, R OBP: 0.310, SLG: 0.297 (1, 6)										3	1	1	1	0	0					
Gary Alexander, R OBP: 0.270, SLG: 0.255 (1, 2)										3	0	0	0	0	0					
John Montefusco, R OBP: 0.175, SLG: 0.123 (8, PH)										2	0	0	0	0	2	GIANTS				
Derrel Thomas, S OBP: 0.319, SLG: 0.314 (8, 1)										1	0	0	0	0	1					
Mike Caldwell, R OBP: 0.158, SLG: 0.211 (8, 1)										0	0	0	0	0	0					
Inning Stats	R: 1 E: 0 K: 0 S: 4	H: 1 LOB: 2 BB: 1 P: 9	R: 1 E: 0 K: 1 S: 7	H: 2 LOB: 1 BB: 0 P: 7	R: 0 E: 0 K: 0 S: 3	H: 0 LOB: 0 BB: 0 P: 3	R: 0 E: 0 K: 0 S: 3	H: 0 LOB: 0 BB: 0 P: 3	R: 0 E: 0 K: 1 S: 5	H: 0 LOB: 0 BB: 0 P: 5	R: 0 E: 0 K: 0 S: 3	H: 0 LOB: 0 BB: 0 P: 3	R: 0 E: 0 K: 1 S: 5	H: 0 LOB: 0 BB: 0 P: 5	R: 0 E: 0 K: 1 S: 6	H: 1 LOB: 1 BB: 0 P: 6	1B: 1 2B: 1 3B: 1 HR: 1	SF: 0 SAC: 0 DP: 0 HBP: 1	WP: 0 PB: 0 SB: 0 CS: 0	PA: 33
PITCHER	IP WLS BF H R ER SO BB IBB HBP BLK WP HR S P ERA WHIP																			
Gary Nolan, R ERA: 3.55 (1, 1)	7.0 W 26 3 2 2 2 1 0 1 0 0 1 28 33 2.57 0.571																			
Rawly Eastwick, R ERA: 2.13 (8, 1)	2.0 S 7 1 0 0 2 0 0 0 0 0 0 0 11 11 0.00 0.500																			

Batter	1	2	3	4	5	6	7	8	9	AB	R	H	RBI	BB	SO	LOB	BOTTOM			
Pete Rose, S OBP: 0.412, SLG: 0.459 (1, 5)										4	2	3	1	0	1	1	San Francisco Giants @ Cincinnati Reds Riverfront Stadium, Cincinnati, OH Sun Sep 19 1976, 3:33 AM EDT Att: 38,099 - Unknown AB 31 R 5 H 10 RBI 5 BB 0 SO 3 LOB 10			
Ken Griffey, L OBP: 0.396, SLG: 0.452 (1, 9)										4	1	2	1	0	0	2				
Joe Morgan, L OBP: 0.448, SLG: 0.596 (1, 4)										3	1	2	1	0	0					
Dan Driessen, L OBP: 0.365, SLG: 0.414 (1, 3)										4	0	0	1	0	0	3				
Cesar Geronimo, L OBP: 0.382, SLG: 0.419 (1, 8)										3	0	0	1	0	0	1				
Mike Lum, L OBP: 0.325, SLG: 0.338 (1, 7)										4	0	1	0	0	0	0				
Bill Plummer, R OBP: 0.321, SLG: 0.399 (1, 2)										4	0	0	0	0	2	2				
Doug Flynn, R OBP: 0.311, SLG: 0.343 (1, 6)										3	1	2	0	0	0	0				
Gary Nolan, R OBP: 0.132, SLG: 0.108 (7, PH)										2	0	0	0	0	0	1				
Ed Ambrister, R OBP: 0.316, SLG: 0.405 (8, 1)										0	0	0	0	0	0	0				
Rawly Eastwick, R ERA: 4.94 (8, 1)										0	0	0	0	0	0	0				
Inning Stats	R: 3 E: 1 K: 0 S: 6	H: 3 LOB: 0 BB: 0 P: 6	R: 1 E: 0 K: 1 S: 7	H: 2 LOB: 0 BB: 0 P: 7	R: 0 E: 0 K: 0 S: 3	H: 0 LOB: 0 BB: 0 P: 3	R: 0 E: 0 K: 0 S: 3	H: 0 LOB: 0 BB: 0 P: 3	R: 1 E: 0 K: 0 S: 5	H: 2 LOB: 1 BB: 0 P: 5	R: 0 E: 0 K: 1 S: 5	H: 0 LOB: 0 BB: 0 P: 5	R: 0 E: 0 K: 1 S: 6	H: 1 LOB: 1 BB: 0 P: 6	R: 0 E: 0 K: 0 S: 5	H: 2 LOB: 2 BB: 0 P: 5	1B: 6 2B: 4 3B: 0 HR: 0	SF: 2 SAC: 1 DP: 0 HBP: 0	WP: 0 PB: 0 SB: 0 CS: 0	PA: 34
PITCHER	IP WLS BF H R ER SO BB IBB HBP BLK WP HR S P ERA WHIP																			
John Montefusco, R ERA: 2.95 (1, 1)	7.0 L 29 8 5 4 3 0 0 0 0 0 0 0 35 35 5.14 1.143																			
Mike Caldwell, L ERA: 4.94 (8, 1)	1.0 5 2 0 0 0 0 0 0 0 0 0 0 5 5 0.00 2.000																			

Batter	1	2	3	4	5	6	7	8	9	AB	R	H	RBI	BB	SO	LOB	TOP
Bill Almon, R OBP: 0.269, SLG: 0.400 (1,6)										5	1	1	0	0	2	5	San Diego Padres @ Cincinnati Reds Riverfront Stadium, Cincinnati, OH Tue Sep 21 1976, 7:05 PM EDT Att: 20,084 - Unknown
Johnny Grubb, L OBP: 0.386, SLG: 0.386 (1,9)										3	0	1	0	1	0	3	
Willie Davis, L OBP: 0.297, SLG: 0.379 (1,8)										4	0	0	0	0	1	3	
Mike Ivie, R OBP: 0.342, SLG: 0.399 (1,3)										4	0	0	0	0	2	2	
Jerry Turner, L OBP: 0.330, SLG: 0.398 Rich Folkers, L (8,1)										3	0	1	0	0	0	1	
Tito Fuentes, S OBP: 0.284, SLG: 0.305 (1,4)										3	0	0	0	1	1	1	
Doug Rader, R OBP: 0.326, SLG: 0.356 (1,5)										4	0	1	0	0	2	2	
Fred Kendall, R OBP: 0.297, SLG: 0.298 (1,2)										3	0	1	0	1	1	2	
Tom Griffin, R OBP: 0.116, SLG: 0.080 (4,1)										1	0	0	0	0	0	1	
Dave Tomlin, L (4,1)										0	0	0	0	0	0	0	
Tucker Ashford, R OBP: 0.000, SLG: 2.000 (5, PH)										0	0	0	0	0	0	0	
Jerry Johnson, R (5,1)										0	0	0	0	0	0	0	
Butch Metzger, R (6,1)										0	0	0	0	0	0	0	
Merv Rettenmund, R OBP: 0.000, SLG: 0.000 (6,7)										0	0	0	0	0	0	0	
Bobby Valentine, R OBP: 0.000, SLG: 0.000 (6, PH)										0	0	0	0	0	0	0	
Inning Stats	R: 1 E: 1 K: 1 S: 7	H: 2 LOB: 1 BB: 0 P: 7	R: 0 E: 0 K: 1 S: 5	H: 1 LOB: 1 BB: 1 P: 9	R: 0 E: 0 K: 0 S: 3	H: 0 LOB: 1 BB: 1 P: 7	R: 0 E: 0 K: 2 S: 8	H: 1 LOB: 1 BB: 0 P: 8	R: 0 E: 0 K: 1 S: 5	H: 0 LOB: 0 BB: 0 P: 5	R: 0 E: 0 K: 0 S: 5	H: 2 LOB: 2 BB: 0 P: 5	R: 0 E: 0 K: 1 S: 6	H: 0 LOB: 0 BB: 1 P: 10	1B: 6 2B: 3 3B: 0 HR: 0	SF: 0 SAC: 0 DP: 1 HBP: 0	WP: 0 PA: 37 PB: 0 SB: 0 CS: 1
PITCHER Pat Zachry, R ERA: 2.7 (1,1)	IP: 9.0 WLS: W BF: 37 H: 8 R: 1 ER: 0 SO: 9 BB: 3 IBB: 0 HBP: 0 BLK: 0 WP: 0 HR: 0 S: 52 P: 64 ERA: 0.00 WHIP: 1.222											PITCHER	IP: WLS: BF: H: R: ER: SO: BB: IBB: HBP: BLK: WP: HR: S: P: ERA: WHIP				

Batter	1	2	3	4	5	6	7	8	9	AB	R	H	RBI	BB	SO	LOB	BOTTOM
Pete Rose, S OBP: 0.411, SLG: 0.460 (1,5)										5	2	2	0	0	0	3	San Diego Padres @ Cincinnati Reds Riverfront Stadium, Cincinnati, OH Tue Sep 21 1976, 7:05 PM EDT Att: 20,084 - Unknown
Ken Griffey, L OBP: 0.397, SLG: 0.451 Ed Armbuster, R OBP: 0.316, SLG: 0.405 (9,9)										3	2	1	0	2	0	3	
Joe Morgan, L OBP: 0.449, SLG: 0.595 Doug Flynn, R OBP: 0.311, SLG: 0.343 (1,4)										4	2	2	1	1	0	2	
Johnny Bench, R OBP: 0.354, SLG: 0.403 Bill Plummer, R OBP: 0.321, SLG: 0.399 (8,2)										5	1	1	2	0	2	5	
George Foster, R OBP: 0.372, SLG: 0.541 Mike Lum, L OBP: 0.325, SLG: 0.338 (9,7)										4	2	3	2	0	1	0	
Tony Perez, R OBP: 0.327, SLG: 0.444 Dan Driessen, L OBP: 0.365, SLG: 0.414 (9,3)										4	0	1	2	1	1	3	
Cesar Geronimo, L OBP: 0.384, SLG: 0.417 (1,8)										2	0	0	0	3	0	2	
Dave Concepcion, R OBP: 0.337, SLG: 0.407 (1,6)										5	0	2	1	0	1	4	
Pat Zachry, R OBP: 0.167, SLG: 0.123 (1,1)										4	0	0	0	0	1	2	
Inning Stats	R: 0 E: 0 K: 0 S: 3	H: 0 LOB: 0 BB: 0 P: 3	R: 0 E: 0 K: 3 S: 9	H: 0 LOB: 2 BB: 2 P: 17	R: 0 E: 0 K: 0 S: 4	H: 1 LOB: 2 BB: 1 P: 8	R: 1 E: 1 K: 0 S: 6	H: 2 LOB: 3 BB: 1 P: 10	R: 2 E: 1 K: 0 S: 6	H: 3 LOB: 1 BB: 1 P: 11	R: 2 E: 0 K: 0 S: 6	H: 3 LOB: 1 BB: 1 P: 10	R: 0 E: 0 K: 1 S: 5	H: 0 LOB: 0 BB: 0 P: 5	1B: 9 2B: 2 3B: 1 HR: 0	SF: 0 SAC: 1 DP: 1 HBP: 1	
PITCHER Tom Griffin, R ERA: 4.47 (1,1)	IP: 3.1 WLS: L BF: 18 H: 3 R: 1 ER: 1 SO: 1 BB: 4 IBB: 0 HBP: 0 BLK: 0 WP: 0 HR: 0 S: 20 P: 36 ERA: 2.70 WHIP: 2.100											PITCHER	IP: WLS: BF: H: R: ER: SO: BB: IBB: HBP: BLK: WP: HR: S: P: ERA: WHIP				
Dave Tomlin, L ERA: 3.23 (4,1)	0.2	2	0	0	0	0	0	0	0	0	0	2	2	0.00	0.000		
Jerry Johnson, R ERA: 4.19 (5,1)	1.0	L	10	4	5	5	2	1	1	0	0	0	0	12	20	45.00	5.000
Butch Metzger, R ERA: 2.5 (6,1)	2.0		12	5	3	2	0	1	0	1	0	0	0	10	15	9.00	3.000
Rich Folkers, L ERA: 5.28 (8,1)	1.0		3	0	0	0	1	0	0	0	0	0	5	5	0.00	0.000	

AB 34
R 1
H 8
RBI 0
BB 3
SO 9
LOB 20



AB 36
R 9
H 12
RBI 8
BB 7
SO 6
LOB 24



Batter	1	2	3	4	5	6	7	8	9	AB	R	H	RBI	BB	SO	LOB	TOP			
Bill Almon, R OBP: 0.258, SLG: 0.400 (1, 6)	F2	4-3		F9		F8			2B	5	0	1	0	0	0	4	San Diego Padres @ Cincinnati Reds Riverfront Stadium, Cincinnati, OH Wed Sep 22 1976, 7:05 PM EDT Att: 17,669 - Unknown			
Johnny Grubb, L OBP: 0.388, SLG: 0.386 (1, 8)	1B		L1	E3		4-3			F8	5	0	2	0	0	0	2				
Merv Rettenmund, R OBP: 0.359, SLG: 0.333 (1, 9)	P6			FC4					K	5	1	1	0	0	1	4				
Mike Ivie, R OBP: 0.341, SLG: 0.406 (1, 3)	P4			HR						4	1	1	2	0	0	1				
Bobby Valentine, R OBP: 0.350, SLG: 0.368 (1, 7)		F9		FC6-4		5-3			5-3	4	0	1	0	0	0	0				
Doug Rader, R OBP: 0.329, SLG: 0.366 (1, 5)		HR		F8		FC6-4			G1-4-3	4	1	3	1	0	0	1				
Fred Kendall, R OBP: 0.296, SLG: 0.298 (1, 2)		FC1-5		FC6-4		FC6-4			G1-4-3	4	0	1	0	0	0	3				
Mike Champion, R OBP: 0.333, SLG: 0.357 (1, 4)		FC1-5		FC1-5		SH3-4			4-3	4	0	3	0	0	0	0				
Brent Strom, R OBP: 0.138, SLG: 0.102 (1, 1)		FC1-5		FC1-6		SH3-4			K	2	0	0	0	0	0	3				
Dave Freisleben, R OBP: 0.231, SLG: 0.243 (6, PH)		FC1-5		E						0	0	0	0	0	0	0				
Jerry Turner, L OBP: 0.329, SLG: 0.396 (9, PH)		1-2		1-2		1-2				1	0	0	0	0	1	0				
Inning Stats	R: 0 E: 0 K: 0 S: 4	H: 1 LOB: 1 BB: 0 P: 4	R: 1 E: 0 K: 0 S: 6	H: 3 LOB: 2 BB: 0 P: 6	R: 2 E: 0 K: 0 S: 6	H: 3 LOB: 1 BB: 0 P: 6	R: 0 E: 1 K: 0 S: 5	H: 2 LOB: 2 BB: 0 P: 5	R: 0 E: 0 K: 0 S: 4	H: 1 LOB: 1 BB: 0 P: 4	R: 0 E: 0 K: 0 S: 3	H: 0 LOB: 0 BB: 0 P: 3	R: 0 E: 0 K: 0 S: 3	H: 1 LOB: 0 BB: 0 P: 3	R: 0 E: 0 K: 2 S: 8	H: 1 LOB: 1 BB: 0 P: 8	1B: 10 2B: 1 3B: 0 HR: 2	SF: 0 SAC: 1 DP: 1 HBP: 0	WP: 0 PB: 0 SB: 0 CS: 0	PA: 39
PITCHER	IP WLS BF H R ER SO BB IBB HBP BLK WP HR S P ERA WHIP																			
Don Gullett, L ERA: 3.16 (1, 1)	8.0 W 35 12 3 3 0 0 0 0 0 0 2 35 35 3.38 1.500																			
Rawly Eastwick, R ERA: 2.11 (9, 1)	1.0 S 4 1 0 0 2 0 0 0 0 0 0 0 8 8 0.00 1.000																			

Batter	1	2	3	4	5	6	7	8	9	AB	R	H	RBI	BB	SO	LOB	BOTTOM			
Pete Rose, S OBP: 0.411, SLG: 0.459 (1, 5)	2B		6-3		F9		F8			4	1	1	0	0	0	3	San Diego Padres @ Cincinnati Reds Riverfront Stadium, Cincinnati, OH Wed Sep 22 1976, 7:05 PM EDT Att: 17,669 - Unknown			
Doug Flynn, R OBP: 0.311, SLG: 0.343 (8, 5)	SF9				2-3					0	0	0	0	0	0	0				
Dave Concepcion, R OBP: 0.338, SLG: 0.410 (1, 6)	SF9				6-3		FC6-4			4	1	2	0	0	0	2				
Joe Morgan, L OBP: 0.448, SLG: 0.593 (1, 4)	SF9		L9			4-3			CS	3	0	1	1	0	0	1				
Johnny Bench, R OBP: 0.353, SLG: 0.404 (1, 2)	P3				F8				F8	4	1	1	0	0	0	1				
Rawly Eastwick, R (9, 1)						3B			1-2	0	0	0	0	0	0	0				
George Foster, R OBP: 0.373, SLG: 0.545 (1, 9)	F7				6-3					4	0	2	1	0	0	0				
Tony Perez, R OBP: 0.327, SLG: 0.444 (1, 3)			F8		F9		P4		F8	4	0	1	0	0	0	2				
Bob Bailey, R OBP: 0.366, SLG: 0.536 (1, 7)			7-2							2	1	1	0	0	0	1				
Mike Lum, L OBP: 0.323, SLG: 0.336 (6, PH) (7, 7)			F8		F9		SH		F2	1	0	0	0	0	0	1				
Cesar Geronimo, L OBP: 0.383, SLG: 0.419 (1, 8)			7-2		L8				FC1-5	3	0	1	0	0	0	2				
Don Gullett, R OBP: 0.195, SLG: 0.175 (1, 1)										2	0	0	0	0	0	1				
Don Werner, R (9, 2)			F8		SH				FC1-5	0	0	0	0	0	0	0				
Inning Stats	R: 2 E: 0 K: 0 S: 5	H: 2 LOB: 0 BB: 0 P: 5	R: 0 E: 0 K: 0 S: 3	H: 1 LOB: 0 BB: 0 P: 3	R: 0 E: 0 K: 0 S: 4	H: 1 LOB: 1 BB: 0 P: 4	R: 0 E: 0 K: 0 S: 3	H: 0 LOB: 0 BB: 0 P: 3	R: 1 E: 1 K: 0 S: 5	H: 1 LOB: 1 BB: 0 P: 5	R: 1 E: 0 K: 0 S: 5	H: 2 LOB: 1 BB: 0 P: 5	R: 0 E: 0 K: 0 S: 4	H: 1 LOB: 1 BB: 0 P: 4	R: 0 E: 0 K: 0 S: 4	H: 2 LOB: 1 BB: 0 P: 4	1B: 5 2B: 5 3B: 1 HR: 0	SF: 1 SAC: 1 DP: 1 HBP: 0	WP: 2 PB: 0 SB: 0 CS: 1	PA: 33
PITCHER	IP WLS BF H R ER SO BB IBB HBP BLK WP HR S P ERA WHIP																			
Brent Strom, L ERA: 3.41 (1, 1)	5.1 L 23 7 4 3 0 0 0 0 0 0 0 10 10 5.06 1.312																			
Dave Freisleben, R ERA: 3.51 (6, 1)	2.2 10 3 0 0 0 0 0 0 0 0 0 0 10 0.00 1.125																			



Batter	1	2	3	4	5	6	7	8	9	AB	R	H	RBI	BB	SO	LOB	TOP										
Pete Rose, S OBP: 0.410, SLG: 0.456 Pedro Borbon, R OBP: 0.222, SLG: 0.222	0-0 6-3		0-0 6-3			0-0 F8		0-3 K		4	0	0	0	0	1	2											
Ken Griffey, L OBP: 0.400, SLG: 0.453	0-0 1B			0-0 6-3		0-0 4-3		0-0 1B		4	1	2	1	0	0	1											
Joe Morgan, L OBP: 0.446, SLG: 0.589	0-0 F9			0-0 5-3			0-3 K	0-0 1B		4	0	1	1	0	1	1											
Johnny Bench, R OBP: 0.350, SLG: 0.399	0-0 F6			0-0 6-3			0-0 F8	0-0 CS	0-0 5-3	4	0	0	0	0	0	1											
George Foster, R OBP: 0.371, SLG: 0.541		0-0 P4			0-0 6-3		4-0 HR		0-0 4-3	3	1	0	0	1	0	0											
Tony Perez, R OBP: 0.327, SLG: 0.448		0-0 G6-4-3 1B			0-0 L4		0-0 HR		4-0 BB	3	1	2	2	1	0	0											
Bob Bailey, R Cesar Geronimo, L OBP: 0.386, SLG: 0.421		0-0 G6-4-3 1-2			0-3 K		0-3 K		0-0 BB	3	0	0	0	0	2	1											
Dave Concepcion, R OBP: 0.335, SLG: 0.404			0-0 6-3			0-3 K		0-0 F8	4-0 BB	3	0	0	0	1	1	0											
Gary Nolan, R Mike Lum, L Ed Armbrister, R Doug Flynn, R OBP: 0.310, SLG: 0.342			0-3 K			4-0 WP		0-0 1B	0-0 F8	1	0	0	0	1	1	0											
Inning Stats	R: 0 E: 0 K: 0 S: 4	H: 1 LOB: 1 BB: 0 P: 4	R: 0 E: 0 K: 0 S: 3	H: 1 LOB: 0 BB: 0 P: 3	R: 0 E: 0 K: 1 S: 5	H: 0 LOB: 0 BB: 0 P: 5	R: 0 E: 0 K: 0 S: 3	H: 0 LOB: 0 BB: 0 P: 3	R: 0 E: 0 K: 1 S: 5	H: 0 LOB: 0 BB: 1 P: 9	R: 2 E: 0 K: 2 S: 8	H: 1 LOB: 0 BB: 1 P: 12	R: 2 E: 0 K: 1 S: 7	H: 3 LOB: 1 BB: 0 P: 7	R: 0 E: 0 K: 0 S: 4	H: 1 LOB: 3 BB: 2 P: 12	1B: 5 2B: 1 3B: 0 HR: 1	SF: 0 SAC: 0 DP: 1 HBP: 0	WP: 1 PB: 0 SB: 0 CS: 1	PA: 37							
PITCHER	IP	WLS	BF	H	R	ER	SO	BB	IBB	HBP	BLK	WP	HR	S	P	ERA	WHIP										
Al Downing, L ERA: 3.86	7.0		25	3	2	2	5	2	0	0	0	1	1	33	41	2.57	0.714										
Elias Sosa, R ERA: 4.43	2.0	L	11	4	2	2	1	2	0	0	0	0	0	11	19	9.00	3.000										

Cincinnati Reds @ Los Angeles Dodgers
 Dodger Stadium, Los Angeles, CA
 Sat Sep 25 1976, 7:05 PM PDT
 Att: 27,982 - Unknown

AB	32
R	4
H	7
RBI	4
BB	4
SO	6
LOB	9



Batter	1	2	3	4	5	6	7	8	9	AB	R	H	RBI	BB	SO	LOB	BOTTOM										
Davey Lopes, R OBP: 0.332, SLG: 0.341	0-0 HR		0-0 2B		0-0 6-3			0-0 G1		4	1	2	1	0	0	0											
Bill Buckner, L OBP: 0.332, SLG: 0.396	0-0 1B		0-0 F7			0-0 F8		0-0 F8		4	0	1	0	0	0	1											
Reggie Smith, S OBP: 0.313, SLG: 0.461	0-0 HR		0-0 F3			0-0 FC5-4 1B		0-0 1B		4	2	3	1	0	0	1											
Steve Garvey, R OBP: 0.359, SLG: 0.454	0-0 5-3			0-0 CS		0-0 FC5-4 1B		0-0 1B		4	0	2	0	0	0	1											
Ron Cey, R OBP: 0.392, SLG: 0.473	0-0 F8			0-0 L1		0-0 1B		0-0 1B		4	0	2	1	0	0	1											
Bill Russell, R OBP: 0.306, SLG: 0.349		0-0 F7		0-0 1B		0-0 F9		0-3 K		4	0	1	0	0	1	4											
Joe Simpson, L John Hale, L OBP: 0.295, SLG: 0.192		0-0 G3		0-3 K			0-0 P6		0-0 F7	3	0	0	0	0	1	1											
Kevin Pasley, R Ed Goodson, L Steve Yeager, R Ted Sizemore, R Glenn Burke, R OBP: 0.424, SLG: 0.414		0-0 F9			0-0 F9		0-0 1-3		0-0 E6	2	0	0	0	0	0	0											
Al Downing, R Leron Lee, L Elias Sosa, R Manny Mota, R OBP: 0.373, SLG: 0.353			0-3 K		0-3 K		0-3 K		0-0 L4	2	0	0	0	0	2	0											
Inning Stats	R: 2 E: 0 K: 0 S: 5	H: 3 LOB: 0 BB: 0 P: 5	R: 0 E: 0 K: 0 S: 3	H: 0 LOB: 0 BB: 0 P: 3	R: 0 E: 0 K: 1 S: 6	H: 1 LOB: 1 BB: 0 P: 6	R: 0 E: 0 K: 1 S: 6	H: 2 LOB: 1 BB: 0 P: 6	R: 0 E: 0 K: 1 S: 5	H: 0 LOB: 0 BB: 0 P: 5	R: 0 E: 0 K: 1 S: 5	H: 0 LOB: 2 BB: 0 P: 5	R: 0 E: 0 K: 1 S: 8	H: 3 LOB: 2 BB: 0 P: 8	R: 0 E: 1 K: 0 S: 3	H: 0 LOB: 1 BB: 0 P: 3	1B: 8 2B: 1 3B: 0 HR: 2	SF: 0 SAC: 0 DP: 0 HBP: 0	WP: 0 PB: 0 SB: 0 CS: 2	PA: 36							
PITCHER	IP	WLS	BF	H	R	ER	SO	BB	IBB	HBP	BLK	WP	HR	S	P	ERA	WHIP										
Gary Nolan, R ERA: 3.52	7.0	W	27	8	2	2	4	0	0	0	0	0	0	35	35	2.57	1.143										
Pedro Borbon, R ERA: 3.53	2.0	S	9	3	1	1	1	0	0	0	0	0	0	11	11	4.50	1.500										

Cincinnati Reds @ Los Angeles Dodgers
 Dodger Stadium, Los Angeles, CA
 Sat Sep 25 1976, 7:05 PM PDT
 Att: 27,982 - Unknown

AB	36
R	3
H	11
RBI	3
BB	0
SO	5
LOB	10



Batter	1	2	3	4	5	6	7	8	9	AB	R	H	RBI	BB	SO	LOB	TOP								
Pete Rose, S OBP: 0.407, SLG: 0.453 (1, 5)										5	0	0	0	0	0	1	Cincinnati Reds @ Los Angeles Dodgers Dodger Stadium, Los Angeles, CA Sun Sep 26 1976, 3:33 AM PDT Att: 30,094 - Unknown								
Ken Griffey, L OBP: 0.402, SLG: 0.455 (1, 9)										4	0	3	0	0	0	0									
Joe Morgan, L OBP: 0.444, SLG: 0.585 (1, 4)										3	0	0	0	1	0	3									
George Foster, R OBP: 0.369, SLG: 0.537 (1, 8)										4	0	0	0	0	1	2									
Tony Perez, R OBP: 0.325, SLG: 0.444 (1, 3)										4	0	0	0	0	0	0									
Bob Bailey, R OBP: 0.366, SLG: 0.513 (1, 7)										3	1	2	0	1	0	0									
Dave Concepcion, R OBP: 0.336, SLG: 0.405 (1, 6)										4	0	2	0	0	0	1									
Don Werner, R OBP: 0.600, SLG: 0.750 (1, 2)										2	0	2	1	1	0	0									
Cesar Geronimo, L OBP: 0.365, SLG: 0.420 (9, PH)									1	0	0	0	0	0	0	0									
Pat Zachry, R OBP: 0.161, SLG: 0.119 (1, 1)										2	0	0	0	0	0	4									
Mike Lum, L OBP: 0.329, SLG: 0.346 (7, PH)										1	0	0	0	0	1	0									
Manny Sarmiento, R OBP: 0.365, SLG: 0.412 (7, 1)										0	0	0	0	0	0	1									
Dan Driessen, L OBP: 0.366, SLG: 0.412 (9, PH)										1	0	0	0	0	1	0									
Inning Stats	R: 0 E: 0 K: 0 S: 3	H: 1 LOB: 0 BB: 0 P: 3	R: 0 E: 0 K: 0 S: 4	H: 1 LOB: 1 BB: 0 P: 4	R: 0 E: 0 K: 0 S: 5	H: 2 LOB: 2 BB: 0 P: 5	R: 0 E: 0 K: 1 S: 6	H: 1 LOB: 3 BB: 2 P: 14	R: 0 E: 0 K: 0 S: 3	H: 0 LOB: 0 BB: 0 P: 3	R: 1 E: 0 K: 0 S: 5	H: 3 LOB: 2 BB: 0 P: 5	R: 0 E: 0 K: 1 S: 6	H: 1 LOB: 2 BB: 1 P: 10	R: 0 E: 0 K: 0 S: 3	H: 0 LOB: 0 BB: 0 P: 3	R: 0 E: 0 K: 1 S: 5	H: 0 LOB: 0 BB: 0 P: 5	1B: 8 2B: 1 3B: 0 HR: 0	SF: 0 SAC: 0 DP: 1 HBP: 0	WP: 0 PB: 0 SB: 0 CS: 0	PA: 37			
PITCHER	IP	WLS	BF	H	R	ER	SO	BB	IBB	HBP	BLK	WP	HR	S	P	ERA	WHIP								
Doug Rau, L ERA: 2.54 (1, 1)	6.0	W	26	8	1	1	1	2	0	0	0	0	0	26	34	1.50	1.667								
Charlie Hough, R ERA: 2.29 (7, 1)	3.0	S	11	1	0	0	2	1	0	0	0	0	0	14	18	0.00	0.667								

AB	34
R	1
H	9
RBI	1
BB	3
SO	3
LOB	11



Batter	1	2	3	4	5	6	7	8	9	AB	R	H	RBI	BB	SO	LOB	BOTTOM								
Davey Lopes, R OBP: 0.331, SLG: 0.342 (1, 4)										4	0	1	0	0	0	3	Cincinnati Reds @ Los Angeles Dodgers Dodger Stadium, Los Angeles, CA Sun Sep 26 1976, 3:33 AM PDT Att: 30,094 - Unknown								
Bill Buckner, L OBP: 0.331, SLG: 0.396 (1, 7)										4	0	1	1	0	1	1									
Reggie Smith, S OBP: 0.312, SLG: 0.457 (1, 9)										3	0	0	0	1	0	1									
Steve Garvey, R OBP: 0.362, SLG: 0.455 (1, 3)										3	1	2	0	1	0	0									
Ron Cey, R OBP: 0.392, SLG: 0.471 (1, 5)										2	0	0	0	2	1	4									
Bill Russell, R OBP: 0.304, SLG: 0.346 (1, 6)										4	0	0	0	0	0	3									
John Hale, L OBP: 0.283, SLG: 0.183 (1, 8)										4	0	0	1	0	1	2									
Kevin Pasley, R OBP: 0.294, SLG: 0.292 (1, 2)										3	1	1	0	0	0	1									
Glenn Burke, R OBP: 0.276, SLG: 0.345 (6, PR)										0	0	0	0	0	0	0									
Steve Yeager, R OBP: 0.286, SLG: 0.357 (7, 2)										1	0	0	0	0	0	0									
Doug Rau, L OBP: 0.235, SLG: 0.150 (1, 1)										1	0	0	0	0	0	0									
Ed Goodson, L OBP: 0.178, SLG: 0.098 (6, PH)										1	0	1	0	0	0	0									
Rick Auerbach, R OBP: 0.178, SLG: 0.098 (6, PR)										0	0	0	0	0	0	0									
Charlie Hough, R OBP: 0.286, SLG: 0.381 (7, 1)										0	0	0	0	0	0	0									
Inning Stats	R: 0 E: 0 K: 1 S: 5	H: 0 LOB: 0 BB: 0 P: 5	R: 0 E: 0 K: 0 S: 3	H: 0 LOB: 1 BB: 1 P: 7	R: 1 E: 0 K: 0 S: 5	H: 2 LOB: 1 BB: 0 P: 5	R: 1 E: 0 K: 0 S: 4	H: 1 LOB: 1 BB: 1 P: 8	R: 0 E: 0 K: 1 S: 6	H: 1 LOB: 3 BB: 2 P: 14	R: 0 E: 1 K: 1 S: 7	H: 1 LOB: 3 BB: 0 P: 7	R: 0 E: 0 K: 0 S: 4	H: 1 LOB: 1 BB: 0 P: 4	R: 0 E: 0 K: 0 S: 3	H: 0 LOB: 0 BB: 0 P: 3	R: 0 E: 0 K: 1 S: 3	H: 0 LOB: 0 BB: 0 P: 3	1B: 4 2B: 2 3B: 0 HR: 0	SF: 0 SAC: 1 DP: 0 HBP: 0	WP: 1 PB: 0 SB: 1 CS: 0	PA: 35			
PITCHER	IP	WLS	BF	H	R	ER	SO	BB	IBB	HBP	BLK	WP	HR	S	P	ERA	WHIP								
Pat Zachry, R ERA: 2.71 (1, 1)	2.0	L	7	1	0	0	0	0	0	0	0	0	0	7	7	0.00	0.500								
Manny Sarmiento, R ERA: 2.16 (7, 1)	2.0		7	1	0	0	0	0	0	0	0	0	0	7	7	0.00	0.500								

AB	30
R	2
H	6
RBI	2
BB	4
SO	3
LOB	15



Batter	1	2	3	4	5	6	7	8	9	AB	R	H	RBI	BB	SO	LOB	TOP					
Pete Rose, S OBP: 0.405, SLG: 0.451 (1,5)	0-0 6-3		0-0 1B	0-0 1-3		0-0 F8		0-0 F6	5 0 1 0 0 0 5								Cincinnati Reds @ San Diego Padres San Diego Stadium, San Diego, CA Mon Sep 27 1976, 10:05 PM EDT Att: 8,230 - Unknown					
Ken Griffey, L OBP: 0.402, SLG: 0.455 (1,9)	0-0 4-3		0-0 2B		0-0 FC6-4 SF9	0-0 FC4-6		0-0 L8	5 2 2 0 0 0 3													
Joe Morgan, L OBP: 0.447, SLG: 0.585 (1,4)	0-0 1B		4-0 2B		4-0 FC6-4 BB		0-0 G3	4-0 BB	2 1 1 0 3 0 0													
Tony Perez, R OBP: 0.324, SLG: 0.444 (1,3)	0-0 1-4-3		0-0 2B		0-0 FC6-4		0-0 5-3	0-0 L8	5 0 1 2 0 0 5													
Dan Driessen, L OBP: 0.360, SLG: 0.407 (1,7)		0-0 F5		0-0 F2		0-0 SF9		0-0 4-3	3 0 0 1 0 0 1													
Ed Armbrister, R OBP: 0.325, SLG: 0.405 (7,7)									0 0 0 0 0 0 0													
Cesar Geronimo, L OBP: 0.382, SLG: 0.417 (1,8)		0-0 E4		0-3 K	0-3 K			0-3 K	4 0 0 0 0 3 1													
Bill Plummer, R OBP: 0.325, SLG: 0.397 (1,2)	0-0 6-3			4-0 1B		0-0 BB		0-0 F6	3 0 1 0 1 0 1													
Doug Flynn, R OBP: 0.309, SLG: 0.337 (1,6)	0-0 F2			0-0 F3		4-0 FC4-6		0-0 F5	3 0 0 0 1 0 2													
Don Gullett, R OBP: 0.205, SLG: 0.186 (1,1)			0-0 F7		0-0 1B		0-3 K	4-0 BB	3 0 1 0 0 1 2													
Santo Alcalá, R OBP: 0.178, SLG: 0.163 (8,1)									0 0 0 0 0 0 0													
Mike Lum, L OBP: 0.333, SLG: 0.346 (9,PH)									0 0 0 0 1 0 0													
Inning Stats	R: 0 E: 0 K: 0 S: 4	H: 1 LOB: 1 BB: 0 P: 4	R: 0 E: 1 K: 0 S: 4	H: 0 LOB: 1 BB: 0 P: 4	R: 2 E: 0 K: 0 S: 5	H: 3 LOB: 1 BB: 1 P: 9	R: 0 E: 0 K: 1 S: 6	H: 1 LOB: 2 BB: 1 P: 10	R: 1 E: 0 K: 1 S: 6	H: 1 LOB: 1 BB: 1 P: 10	R: 0 E: 0 K: 1 S: 6	H: 1 LOB: 2 BB: 1 P: 10	R: 0 E: 0 K: 1 S: 3	H: 0 LOB: 0 BB: 0 P: 3	R: 0 E: 0 K: 1 S: 5	H: 0 LOB: 0 BB: 2 P: 5	R: 0 E: 0 K: 0 S: 3	H: 0 LOB: 0 BB: 11 P: 11	1B: 6 2B: 1 3B: 0 HR: 0	SF: 1 SAC: 0 DP: 0 HBP: 0	WP: 0 PB: 0 SB: 3 CS: 0	PA: 40
PITCHER Tom Griffin, R ERA: 4.34 (1,1)	IP: 9.0 WLS: W BF: 40 H: 7 R: 3 ER: 3 SO: 4	BB: 5 IBB: 1 HBP: 0 BLK: 0	WP: 0 HR: 0 S: 42 P: 66	ERA: 3.00 WHIP: 1.333	PITCHER														ERA: WHIP			

AB	33
R	3
H	7
RBI	3
BB	6
SO	4
LOB	20



Batter	1	2	3	4	5	6	7	8	9	AB	R	H	RBI	BB	SO	LOB	BOTTOM			
Bill Almon, R OBP: 0.260, SLG: 0.367 (1,6)	0-0 SH1-4		0-0 F2		0-0 4-3		0-0 F8		4 0 1 0 0 0 0								Cincinnati Reds @ San Diego Padres San Diego Stadium, San Diego, CA Mon Sep 27 1976, 10:05 PM EDT Att: 8,230 - Unknown			
Johnny Grubb, L OBP: 0.391, SLG: 0.393 (1,8)	0-0 SH1-4		0-0 G3		0-0 1B		0-0 SH1-4	1B	3 0 2 0 0 0 0											
Luis Melendez, R OBP: 0.238, SLG: 0.259 (8,FR)	1-2							0-0 SH1-4	0 1 0 0 0 0 0											
Merv Rettenmund, R OBP: 0.358, SLG: 0.331 (1,9)	4-0 BB		0-0 L8		0-0 L8		0-0 SH1-4	1B	2 1 1 0 1 0 1											
Bobby Valentine, R OBP: 0.500, SLG: 0.545 (1,7)	0-0 G5-4-3		4-0 SH3-4		0-0 L8		0-0 SH1-4	1B	2 1 0 0 2 0 2											
Mike Champion, R OBP: 0.316, SLG: 0.333 (8,FR)	1-2		4-0 SH3-4		0-0 FC3-6		0-0 SH1-4	2B	0 1 0 0 0 0 0											
Mike Ivie, R OBP: 0.342, SLG: 0.403 (1,3)		0-0 F6-3		0-0 SH3-4		4-0 FC3-6		0-0 SH1-4	3 1 2 2 1 0 0											
Tito Fuentes, S OBP: 0.287, SLG: 0.310 (1,4)		0-0 F6-3		1-2 2H		0-0 FC3-6		1-2 2H	2 0 1 0 0 0 1											
Jerry Turner, L OBP: 0.336, SLG: 0.414 (8,PH)		0-0 F6-3		1-2 2-3		0-0 5-3		0-0 K	1 0 0 0 0 1 2											
Willie Davis, L OBP: 0.295, SLG: 0.376 (9,8)		0-0 L8		4-0 IBB		0-0 5-3		0-0 K	0 0 0 0 0 0 0											
Doug Rader, R OBP: 0.331, SLG: 0.367 (1,5)		0-0 L8		4-0 FC6-4-5		0-0 5-3		0-0 2B	3 0 1 2 1 0 2											
Fred Kendall, R OBP: 0.300, SLG: 0.298 (1,2)		0-0 F8		1-2 2H		0-0 F6-3		0-0 F7	4 0 0 1 0 0 5											
Tom Griffin, R OBP: 0.103, SLG: 0.071 (1,1)			0-3 K		0-3 K		0-0 F9		3 0 0 0 0 2 0											
Inning Stats	R: 0 E: 0 K: 0 S: 3	H: 1 LOB: 1 BB: 1 P: 7	R: 0 E: 0 K: 0 S: 4	H: 1 LOB: 0 BB: 0 P: 4	R: 0 E: 0 K: 1 S: 5	H: 0 LOB: 0 BB: 0 P: 5	R: 2 E: 0 K: 0 S: 4	H: 2 LOB: 1 BB: 2 P: 12	R: 0 E: 0 K: 0 S: 3	H: 0 LOB: 1 BB: 1 P: 7	R: 0 E: 0 K: 0 S: 3	H: 0 LOB: 0 BB: 0 P: 3	R: 0 E: 0 K: 1 S: 8	H: 3 LOB: 2 BB: 1 P: 12	R: 3 E: 0 K: 1 S: 8	H: 3 LOB: 2 BB: 1 P: 12	1B: 5 2B: 4 3B: 0 HR: 0	SF: 0 SAC: 3 DP: 2 HBP: 0	WP: 1 PB: 0 SB: 0 CS: 0	PA: 35
PITCHER Don Gullett, L ERA: 3.12 (1,1)	IP: 7.0 WLS: L BF: 28 H: 5 R: 3 ER: 2 SO: 2	BB: 3 IBB: 1 HBP: 0 BLK: 0	WP: 0 HR: 0 S: 28 P: 44	ERA: 2.57 WHIP: 1.143	PITCHER														ERA: WHIP	
Santo Alcalá, R ERA: 4.7 (8,1)	IP: 1.0 WLS: L BF: 7 H: 3 R: 3 ER: 3 SO: 1	BB: 1 IBB: 0 HBP: 0 BLK: 0	WP: 0 HR: 0 S: 8 P: 12	ERA: 27.00 WHIP: 4.000	PITCHER														ERA: WHIP	



Batter	1	2	3	4	5	6	7	8	9	AB	R	H	RBI	BB	SO	LOB	TOP			
Doug Flynn, R OBP: 0.315, SLG: 0.343										5	1	3	2	0	0	4				
Dave Concepcion, R OBP: 0.338, SLG: 0.406										5	0	3	0	0	0	0				
George Foster, R OBP: 0.366, SLG: 0.533										4	0	0	1	0	2	3				
Tony Perez, R OBP: 0.325, SLG: 0.442										4	2	1	0	1	1	1				
Johnny Bench, R OBP: 0.347, SLG: 0.396										4	0	0	0	0	0	2				
Ed Armbrister, R OBP: 0.333, SLG: 0.440										1	0	1	1	0	0	0				
Bob Bailey, R OBP: 0.380, SLG: 0.517										1	1	1	0	2	0	0				
Pete Rose, S OBP: 0.406, SLG: 0.451										2	0	1	1	0	1	1				
Bill Plummer, R OBP: 0.319, SLG: 0.389										3	0	0	0	0	1	3				
Cesar Geronimo, L OBP: 0.381, SLG: 0.414										3	1	0	0	1	0	3				
Jack Billingham, R OBP: 0.274, SLG: 0.288										3	0	1	0	0	1	2				
Joe Morgan, L OBP: 0.447, SLG: 0.584										1	0	0	0	0	1	3				
Will McEnaney, L OBP: 0.375, SLG: 0.167										0	0	0	0	0	0	0				
Rawly Eastwick, R OBP: 0.375, SLG: 0.167										0	0	0	0	0	0	0				
Inning Stats	R: 1 E: 0 K: 0 S: 5	H: 2 LOB: 1 BB: 0 P: 5	R: 2 E: 1 K: 2 S: 10	H: 2 LOB: 2 BB: 1 P: 14	R: 0 E: 0 K: 0 S: 4	H: 1 LOB: 1 BB: 0 P: 4	R: 0 E: 0 K: 0 S: 3	H: 1 LOB: 1 BB: 0 P: 3	R: 0 E: 0 K: 1 S: 5	H: 0 LOB: 0 BB: 1 P: 9	R: 0 E: 0 K: 0 S: 4	H: 2 LOB: 1 BB: 0 P: 4	R: 1 E: 0 K: 1 S: 7	H: 1 LOB: 3 BB: 2 P: 15	R: 1 E: 0 K: 2 S: 9	H: 2 LOB: 1 BB: 0 P: 9	1B: 10 2B: 0 3B: 1 HR: 0	SF: 1 SAC: 1 DP: 1 HBP: 0	WP: 0 PB: 0 SB: 2 CS: 0	PA: 42
PITCHER	IP WLS BF H R ER SO BB IBB HBP BLK WP HR S P ERA WHIP																			
Randy Jones, L ERA: 2.74	(1, 1) 1.1 8 2 3 1 0 1 0 0 0 0 0 7 11 6.75 2.250																			
Rick Sawyer, R ERA: 2.5	(2, 1) 6.0 L 27 7 1 0 4 2 1 0 0 0 0 32 44 0.00 1.500																			
Dave Tomlin, L ERA: 2.93	(8, 1) 1.2 7 2 1 1 3 0 0 0 0 0 0 13 13 5.40 1.200																			

Cincinnati Reds @ San Diego Padres
San Diego Stadium, San Diego, CA
Tue Sep 28 1976, 10:05 PM EDT
Att: 13,209 - Unknown

AB 36
R 5
H 11
RBI 5
BB 4
SO 7
LOB 22



Batter	1	2	3	4	5	6	7	8	9	AB	R	H	RBI	BB	SO	LOB	BOTTOM					
Johnny Grubb, L OBP: 0.391, SLG: 0.390										3	0	0	0	2	0	1						
Bill Almon, R OBP: 0.259, SLG: 0.358										4	1	1	0	0	1	3						
Willie Davis, L OBP: 0.295, SLG: 0.375										4	1	1	0	0	0	2						
Mike Ivie, R OBP: 0.343, SLG: 0.409										1	1	1	2	0	0	0						
Bobby Valentine, R OBP: 0.498, SLG: 0.528										3	0	1	0	0	0	2						
Jerry Turner, L OBP: 0.338, SLG: 0.415										4	1	2	1	0	0	2						
Doug Rader, R OBP: 0.331, SLG: 0.366										4	0	1	0	0	1	2						
Fred Kendall, R OBP: 0.298, SLG: 0.296										3	0	0	0	0	0	1						
Enzo Hernandez, R OBP: 0.319, SLG: 0.321										1	0	1	0	0	0	0						
Bob Davis, R OBP: 0.241, SLG: 0.235										0	0	0	0	0	0	0						
Mike Champion, R OBP: 0.273, SLG: 0.286										3	0	0	0	0	1	0						
Merv Rettenmund, R OBP: 0.356, SLG: 0.328										1	0	0	1	0	0	2						
Randy Jones, R OBP: 0.102, SLG: 0.058										0	0	0	0	0	0	0						
Rick Sawyer, R OBP: 0.273, SLG: 0.200										2	0	0	0	1	1	0						
Dave Tomlin, L OBP: 0.314, SLG: 0.278										0	0	0	0	0	0	0						
Ted Kubiak, S OBP: 0.314, SLG: 0.278										1	0	0	0	0	0	3						
Inning Stats	R: 3 E: 1 K: 1 S: 9	H: 3 LOB: 1 BB: 0 P: 9	R: 0 E: 0 K: 1 S: 4	H: 0 LOB: 0 BB: 1 P: 8	R: 0 E: 0 K: 0 S: 4	H: 1 LOB: 1 BB: 0 P: 4	R: 0 E: 0 K: 0 S: 3	H: 0 LOB: 0 BB: 0 P: 3	R: 0 E: 0 K: 2 S: 7	H: 0 LOB: 0 BB: 0 P: 7	R: 0 E: 0 K: 0 S: 4	H: 1 LOB: 1 BB: 0 P: 4	R: 0 E: 0 K: 0 S: 3	H: 0 LOB: 0 BB: 0 P: 3	R: 0 E: 0 K: 0 S: 3	H: 0 LOB: 1 BB: 1 P: 7	R: 1 E: 0 K: 0 S: 6	H: 3 LOB: 3 BB: 1 P: 10	1B: 7 2B: 0 3B: 1 HR: 0	SF: 0 SAC: 1 DP: 1 HBP: 0	WP: 0 PB: 0 SB: 1 CS: 0	PA: 38
PITCHER	IP WLS BF H R ER SO BB IBB HBP BLK WP HR S P ERA WHIP																					
Jack Billingham, R ERA: 4.35	(1, 1) 7.0 W 27 7 1 1 1 0 1 0 0 0 0 0 4 8 9.00 2.000																					
Will McEnaney, L ERA: 4.55	(8, 1) 1.0 5 1 1 1 0 1 0 0 0 0 0 4 8 9.00 2.000																					
Rawly Eastwick, R ERA: 2.09	(9, 1) 1.0 S 6 2 0 0 0 0 0 1 0 0 0 0 5 9 0.00 2.000																					

Cincinnati Reds @ San Diego Padres
San Diego Stadium, San Diego, CA
Tue Sep 28 1976, 10:05 PM EDT
Att: 13,209 - Unknown

AB 34
R 4
H 8
RBI 4
BB 3
SO 4
LOB 18



Batter	1	2	3	4	5	6	7	8	9	AB	R	H	RBI	BB	SO	LOB	TOP		
Pete Rose, S OBP: 0.403, SLG: 0.448 (1, 5)	L9			1-3		PO	K		6-3	4	0	0	0	0	1	1			
Dave Concepcion, R OBP: 0.336, SLG: 0.404 (1, 6)	K			5-3			4-3		F8	4	0	0	0	0	1	1			
Joe Morgan, L OBP: 0.444, SLG: 0.580 (1, 4)	F5			5-3			F6			3	0	0	0	0	0	0			
George Foster, R OBP: 0.366, SLG: 0.534 (1, 8)		K			5-3			1B	2B	3	1	1	0	0	1	0			
Tony Perez, R OBP: 0.325, SLG: 0.442 (1, 3)		K			K			G1-6-3	1B	3	0	1	1	0	2	0			
Bob Bailey, R OBP: 0.371, SLG: 0.504 (1, 7)		4-3			6-3			G1-6-3	1-2	3	0	0	0	0	0	1			
Joel Youngblood, R OBP: 0.233, SLG: 0.246 (1, 9)			B1-3			F8		K		3	0	0	0	0	1	0			
Bill Plummer, R OBP: 0.313, SLG: 0.382 (1, 2)			5-3			K			K	3	0	0	0	0	2	0			
Fred Norman, S OBP: 0.154, SLG: 0.140 (1, 1)			4-3							1	0	0	0	0	0	0			
Ed Arbrister, R OBP: 0.341, SLG: 0.440 (6, PH)			4-3			PO	BB			0	0	0	0	0	1	0			
Joe Henderson, L OBP: 0.348, SLG: 0.399 (6, PH)									2B	1	0	1	0	0	0	0			
Inning Stats	R: 0 E: 0 K: 1 S: 5	H: 0 LOB: 0 BB: 0 P: 5	R: 0 E: 0 K: 2 S: 7	H: 0 LOB: 0 BB: 0 P: 7	R: 0 E: 0 K: 0 S: 3	H: 0 LOB: 0 BB: 0 P: 3	R: 0 E: 0 K: 0 S: 3	H: 0 LOB: 0 BB: 0 P: 3	R: 0 E: 0 K: 1 S: 5	H: 0 LOB: 0 BB: 1 P: 8	R: 0 E: 0 K: 1 S: 5	H: 0 LOB: 0 BB: 0 P: 5	R: 1 E: 0 K: 1 S: 6	H: 2 LOB: 0 BB: 0 P: 6	R: 0 E: 0 K: 1 S: 6	H: 1 LOB: 1 BB: 0 P: 6	1B: 1 2B: 2 3B: 0 HR: 0	SF: 0 SAC: 0 DP: 1 HBP: 0	WP: 0 PA: 30 PB: 0 SB: 0 CS: 0
PITCHER Brent Strom, L ERA: 3.29 (1, 1)	IP: 9.0 WLS: W BF: 29 H: 3 R: 1 ER: 1 SO: 8 BB: 1 IBB: 0 HBP: 0 BLK: 0 WP: 0 HR: 0 S: 44 P: 48 ERA: 1.00 WHIP: 0.444																		

Cincinnati Reds @ San Diego Padres
San Diego Stadium, San Diego, CA
Wed Sep 29 1976, 10:05 PM EDT
Att: 25,637 - Unknown

AB	28
R	1
H	3
RBI	1
BB	1
SO	8
LOB	3



Batter	1	2	3	4	5	6	7	8	9	AB	R	H	RBI	BB	SO	LOB	BOTTOM		
Bill Almon, R OBP: 0.259, SLG: 0.351 (1, 6)	BB	F6		K		6-3				4	1	1	0	0	1	3			
Johnny Grubb, L OBP: 0.395, SLG: 0.392 (8, 7)	BB	L9			G6-4-3	BB	FC5-4			3	1	2	0	1	0	0			
Merv Rettenmund, R OBP: 0.359, SLG: 0.324 (1, 9)	BB				G6-4-3	BB	FC5-4			2	1	0	0	2	0	2			
Willie Davis, L OBP: 0.295, SLG: 0.375 (8, 8)	BB				G4-3	BB	FC5-4			0	0	0	0	0	0	0			
Bobby Valentine, R OBP: 0.444, SLG: 0.475 (1, 7)	K				G4-3		5-3			4	0	0	0	0	1	5			
Luis Melendez, R OBP: 0.236, SLG: 0.259 (8, 9)	K				5-3		5-3			0	0	0	0	0	0	0			
Mike Ivie, R OBP: 0.340, SLG: 0.405 (1, 3)	K				5-3		L7			4	0	0	0	0	1	4			
Doug Radler, R OBP: 0.334, SLG: 0.378 (1, 5)	HR				5-3		1B	BB		4	1	3	4	0	0	0			
Fred Kendall, R OBP: 0.299, SLG: 0.296 (1, 2)	1B				E6		1B	BB		3	1	1	0	1	0	1			
Mike Champion, R OBP: 0.308, SLG: 0.440 (1, 4)	F4				HR		1B			4	1	2	2	0	0	2			
Brent Strom, R OBP: 0.130, SLG: 0.095 (1, 1)		F3			K		K			4	0	0	0	0	2	4			
Inning Stats	R: 4 E: 0 K: 2 S: 11	H: 4 LOB: 1 BB: 1 P: 15	R: 0 E: 0 K: 0 S: 3	H: 0 LOB: 0 BB: 0 P: 3	R: 0 E: 0 K: 0 S: 2	H: 0 LOB: 0 BB: 1 P: 6	R: 2 E: 1 K: 2 S: 9	H: 1 LOB: 0 BB: 0 P: 9	R: 0 E: 0 K: 0 S: 2	H: 0 LOB: 0 BB: 1 P: 6	R: 0 E: 0 K: 1 S: 7	H: 2 LOB: 3 BB: 1 P: 11	R: 0 E: 0 K: 0 S: 4	H: 1 LOB: 1 BB: 0 P: 4	R: 0 E: 0 K: 0 S: 4	H: 1 LOB: 1 BB: 0 P: 4	1B: 6 2B: 1 3B: 0 HR: 2	SF: 0 SAC: 0 DP: 2 HBP: 0	WP: 0 PA: 36 PB: 0 SB: 0 CS: 0
PITCHER Fred Norman, L ERA: 3.09 (1, 1)	IP: 5.0 WLS: L BF: 22 H: 5 R: 6 ER: 5 SO: 4 BB: 3 IBB: 0 HBP: 0 BLK: 0 WP: 0 HR: 2 S: 27 P: 39 ERA: 9.00 WHIP: 1.600																		
Joe Henderson, R ERA: (6, 1)	IP: 3.0 WLS: L BF: 14 H: 4 R: 0 ER: 0 SO: 1 BB: 1 IBB: 0 HBP: 0 BLK: 0 WP: 0 HR: 0 S: 15 P: 19 ERA: 0.00 WHIP: 1.667																		

Cincinnati Reds @ San Diego Padres
San Diego Stadium, San Diego, CA
Wed Sep 29 1976, 10:05 PM EDT
Att: 25,637 - Unknown

AB	32
R	6
H	9
RBI	6
BB	4
SO	5
LOB	21



Batter	1	2	3	4	5	6	7	8	9	AB	R	H	RBI	BB	SO	LOB	TOP			
Jerry Royster, R (1, 5) OBP: 0.313, SLG: 0.304										4	0	2	0	0	0	1				
Rod Gilbreath, R (1, 4) OBP: 0.333, SLG: 0.333										4	0	0	0	0	1	3				
Willie Montanez, L (1, 3) OBP: 0.352, SLG: 0.414										4	0	0	0	0	1	3				
Dave May, L (1, 7) OBP: 0.302, SLG: 0.310										4	1	1	0	0	1	1				
Brian Assestine, L (1, 8) OBP: 0.233, SLG: 0.321										4	0	1	0	0	1	1				
Tom Paciorek, R (1, 9) OBP: 0.338, SLG: 0.389										4	1	1	1	0	0	2				
Dale Murphy, R (1, 2) OBP: 0.293, SLG: 0.293										4	0	1	1	0	1	1				
Darrel Chaney, S (1, 6) OBP: 0.325, SLG: 0.333										3	0	0	0	0	0	1				
Dick Ruthven, R (1, 1) OBP: 0.213, SLG: 0.184										2	0	0	0	0	1	0				
Junior Moore, R (8, PH) OBP: 0.400, SLG: 0.320										1	0	1	0	0	0	0				
Pablo Torrealba, L (8, 1)										0	0	0	0	0	0	0				
Inning Stats	R: 0 E: 0 K: 1 S: 5	H: 0 LOB: 0 BB: 0 P: 5	R: 1 E: 0 K: 1 S: 7	H: 2 LOB: 1 BB: 0 P: 7	R: 0 E: 0 K: 2 S: 8	H: 1 LOB: 1 BB: 0 P: 8	R: 0 E: 0 K: 0 S: 3	H: 0 LOB: 0 BB: 0 P: 3	R: 0 E: 0 K: 0 S: 4	H: 1 LOB: 1 BB: 0 P: 4	R: 1 E: 0 K: 1 S: 6	H: 1 LOB: 0 BB: 0 P: 6	R: 0 E: 0 K: 0 S: 4	H: 1 LOB: 1 BB: 0 P: 4	R: 0 E: 0 K: 1 S: 6	H: 1 LOB: 1 BB: 0 P: 6	1B: 5 2B: 1 3B: 0 HR: 1	SF: 0 SAC: 0 DP: 0 HBP: 0	WP: 0 PB: 0 SB: 1 CS: 0	PA: 34
PITCHER Gary Nolan, R (1, 1) ERA: 3.46	IP: 9.0 WLS: W BF: 34 H: 7 R: 2 ER: 2 SO: 6 BB: 0 IBB: 0 HBP: 0 BLK: 0 WP: 0 HR: 1 S: 46 P: 46 ERA: 2.00 WHIP: 0.778															PITCHER	IP: 9.0 WLS: W BF: 34 H: 7 R: 2 ER: 2 SO: 6 BB: 0 IBB: 0 HBP: 0 BLK: 0 WP: 0 HR: 1 S: 46 P: 46 ERA: 2.00 WHIP: 0.778			

Atlanta Braves @ Cincinnati Reds
Riverfront Stadium, Cincinnati, OH
Fri Oct 01 1976, 7:05 PM EDT
Att: 20,647 - Unknown

AB 34
R 2
H 7
RBI 2
BB 0
SO 6
LOB 13



Batter	1	2	3	4	5	6	7	8	9	AB	R	H	RBI	BB	SO	LOB	BOTTOM			
Pete Rose, S (1, 5) OBP: 0.404, SLG: 0.450										4	1	2	0	0	1	2				
Doug Flynn, R (8, 5) OBP: 0.314, SLG: 0.341										1	0	0	0	0	0	0				
Ken Griffey, L (1, 9) OBP: 0.404, SLG: 0.454										3	1	1	0	1	0	0				
Joe Morgan, L (1, 4) OBP: 0.444, SLG: 0.576										3	0	0	0	2	1	2				
George Foster, R (1, 7) OBP: 0.364, SLG: 0.531										5	1	1	0	0	0	7				
Tony Perez, R (1, 3) OBP: 0.328, SLG: 0.451										3	2	2	2	1	0	1				
Johnny Bench, R (1, 2) OBP: 0.347, SLG: 0.398										4	0	1	0	0	2	4				
Cesar Geronimo, L (1, 8) OBP: 0.382, SLG: 0.414										3	0	1	2	1	1	1				
Dave Concepcion, R (1, 6) OBP: 0.337, SLG: 0.405										3	0	1	0	1	0	4				
Gary Nolan, R (1, 1) OBP: 0.134, SLG: 0.101										4	0	0	0	0	2	3				
Inning Stats	R: 0 E: 0 K: 0 S: 3	H: 0 LOB: 0 BB: 0 P: 3	R: 2 E: 0 K: 0 S: 5	H: 3 LOB: 0 BB: 0 P: 5	R: 0 E: 0 K: 2 S: 8	H: 1 LOB: 2 BB: 1 P: 12	R: 1 E: 0 K: 2 S: 9	H: 2 LOB: 2 BB: 1 P: 13	R: 0 E: 1 K: 0 S: 4	H: 0 LOB: 1 BB: 0 P: 4	R: 0 E: 0 K: 2 S: 8	H: 1 LOB: 1 BB: 0 P: 8	R: 2 E: 0 K: 1 S: 7	H: 2 LOB: 3 BB: 3 P: 19	R: 0 E: 0 K: 0 S: 3	H: 0 LOB: 2 BB: 1 P: 8	1B: 5 2B: 3 3B: 0 HR: 1	SF: 0 SAC: 0 DP: 1 HBP: 1	WP: 1 PB: 0 SB: 1 CS: 0	PA: 40
PITCHER Dick Ruthven, R (1, 1) ERA: 4.19	IP: 7.0 WLS: L BF: 35 H: 9 R: 5 ER: 5 SO: 7 BB: 3 IBB: 2 HBP: 0 BLK: 1 WP: 1 HR: 1 S: 44 P: 64 ERA: 6.43 WHIP: 1.714															PITCHER	IP: 7.0 WLS: L BF: 35 H: 9 R: 5 ER: 5 SO: 7 BB: 3 IBB: 2 HBP: 0 BLK: 1 WP: 1 HR: 1 S: 44 P: 64 ERA: 6.43 WHIP: 1.714			
Pablo Torrealba, L (8, 1) ERA: 3.25	IP: 1.0 WLS: L BF: 5 H: 0 R: 0 ER: 0 SO: 0 BB: 1 IBB: 0 HBP: 1 BLK: 0 WP: 0 HR: 0 S: 3 P: 8 ERA: 0.00 WHIP: 1.000															PITCHER	IP: 1.0 WLS: L BF: 5 H: 0 R: 0 ER: 0 SO: 0 BB: 1 IBB: 0 HBP: 1 BLK: 0 WP: 0 HR: 0 S: 3 P: 8 ERA: 0.00 WHIP: 1.000			

Atlanta Braves @ Cincinnati Reds
Riverfront Stadium, Cincinnati, OH
Fri Oct 01 1976, 7:05 PM EDT
Att: 20,647 - Unknown

AB 33
R 5
H 9
RBI 4
BB 6
SO 7
LOB 24



Batter	1	2	3	4	5	6	7	8	9	AB	R	H	RBI	BB	SO	LOB	TOP									
Jerry Royster, R OBP: 0.315, SLG: 0.306	F4-3		CS 1B		SH FC2-5			HR 1B		3	1	2	0	0	0	0										
Rod Gilbreath, R OBP: 0.329, SLG: 0.330	F7		6-3		FC2-5			F8		4	0	0	0	0	0	4										
Willie Montanez, L OBP: 0.351, SLG: 0.418	G3		F4-3		K			HR		4	1	1	2	0	1	2										
Cito Gaston, R OBP: 0.357, SLG: 0.415		F5-4-3 1B 2B		FC4-6 1B			F8	1-3		4	1	2	0	0	0	0										
Brian Assestine, L OBP: 0.235, SLG: 0.313		F5-4-3 1B		FC4-6 1B			F2	6-3		4	0	1	0	0	0	1										
Tom Paciorek, R OBP: 0.337, SLG: 0.388		F5-4-3		K			3-1			4	0	1	0	0	1	3										
Dale Murphy, R OBP: 0.309, SLG: 0.323		2B		1B			6-3	F9		4	0	2	1	0	0	1										
Darrel Chaney, S OBP: 0.324, SLG: 0.331		IBB		K			E1	F5		3	0	0	0	1	1	3										
Phil Niekro, R OBP: 0.198, SLG: 0.255		K		K			G5-6-3	F6		4	0	1	0	0	1	4										
				FC2-5 SH 1B			G5-6-3																			
Inning Stats	R: 0 E: 0 K: 0 S: 3	H: 0 LOB: 0 BB: 0 P: 3	R: 1 E: 0 K: 1 S: 7	H: 3 LOB: 2 BB: 1 P: 11	R: 0 E: 0 K: 0 S: 3	H: 1 LOB: 0 BB: 0 P: 3	R: 0 E: 0 K: 2 S: 9	H: 2 LOB: 2 BB: 0 P: 9	R: 0 E: 0 K: 1 S: 6	H: 1 LOB: 2 BB: 0 P: 6	R: 0 E: 0 K: 0 S: 3	H: 0 LOB: 0 BB: 0 P: 3	R: 0 E: 1 K: 0 S: 3	H: 0 LOB: 0 BB: 0 P: 3	R: 2 E: 0 K: 0 S: 5	H: 2 LOB: 2 BB: 0 P: 5	R: 0 E: 0 K: 0 S: 4	H: 1 LOB: 1 BB: 0 P: 4	1B: 8 2B: 2 3B: 0 HR: 1	SF: 0 SAC: 1 DP: 3 HBP: 0	WP: 0 PB: 0 SB: 1 CS: 2	PA: 36				
PITCHER	IP	WLS	BF	H	R	ER	SO	BB	IBB	HBP	BLK	WP	HR	S	P	ERA	WHIP									
Pat Zachry, R ERA: 2.74	(1, 1)	8.0	L	32	9	3	3	4	0	1	0	0	0	1	39	43	3.38	1.125								
Pedro Borbon, R ERA: 3.3	(9, 1)	1.0		4	1	0	0	0	0	0	0	0	0	0	4	4	0.00	1.000								

Atlanta Braves @ Cincinnati Reds
Riverfront Stadium, Cincinnati, OH
Sat Oct 02 1976, 3:33 AM EDT
Att: 30,091 - Unknown

AB 34
R 3
H 10
RBI 3
BB 1
SO 4
LOB 18



Batter	1	2	3	4	5	6	7	8	9	AB	R	H	RBI	BB	SO	LOB	BOTTOM									
Pete Rose, S OBP: 0.402, SLG: 0.447	F8		4-3			4-3	F7			4	0	0	0	0	0	1										
Ken Griffey, L OBP: 0.403, SLG: 0.452	BB				F6	G3		4-3		3	0	0	0	1	0	0										
Dan Driessen, L OBP: 0.358, SLG: 0.401	K				K	BB S		F8		3	0	0	0	1	2	1										
Tony Perez, R OBP: 0.327, SLG: 0.448	K				6-3	BB		F9		3	0	0	0	1	1	1										
Johnny Bench, R OBP: 0.347, SLG: 0.395			K			5-3		P6		3	0	0	0	1	1	0										
Cesar Geronimo, L OBP: 0.381, SLG: 0.414			K			E3		1-3		4	0	1	0	0	1	3										
Dave Concepcion, R OBP: 0.337, SLG: 0.493			K			FC5-4 BB		6-3		3	0	0	0	1	2	1										
Doug Flynn, R OBP: 0.308, SLG: 0.335			F6-3			F8		F4-3		4	0	0	0	0	1	3										
Pat Zachry, R OBP: 0.194, SLG: 0.113			K			FC5-4		E3		3	0	0	0	0	1	2										
Pedro Borbon, R OBP: 0.222, SLG: 0.222			K			WP				0	0	0	0	0	0	0										
Inning Stats	R: 0 E: 0 K: 2 S: 7	H: 0 LOB: 1 BB: 1 P: 11	R: 0 E: 0 K: 3 S: 9	H: 0 LOB: 0 BB: 0 P: 9	R: 0 E: 0 K: 1 S: 5	H: 0 LOB: 0 BB: 0 P: 5	R: 0 E: 0 K: 1 S: 5	H: 0 LOB: 0 BB: 0 P: 5	R: 0 E: 1 K: 0 S: 4	H: 0 LOB: 2 BB: 1 P: 8	R: 0 E: 0 K: 0 S: 3	H: 0 LOB: 3 BB: 3 P: 15	R: 0 E: 1 K: 1 S: 6	H: 0 LOB: 1 BB: 0 P: 6	R: 0 E: 0 K: 0 S: 3	H: 0 LOB: 0 BB: 0 P: 3	R: 0 E: 0 K: 1 S: 6	H: 1 LOB: 1 BB: 0 P: 6	1B: 0 2B: 1 3B: 0 HR: 0	SF: 0 SAC: 0 DP: 0 HBP: 0	WP: 1 PB: 0 SB: 2 CS: 0	PA: 35				
PITCHER	IP	WLS	BF	H	R	ER	SO	BB	IBB	HBP	BLK	WP	HR	S	P	ERA	WHIP									
Phil Niekro, R ERA: 3.29	(1, 1)	9.0	W	35	1	0	0	9	5	0	0	0	1	0	48	68	0.00	0.667								

Atlanta Braves @ Cincinnati Reds
Riverfront Stadium, Cincinnati, OH
Sat Oct 02 1976, 3:33 AM EDT
Att: 30,091 - Unknown

AB 30
R 0
H 1
RBI 0
BB 5
SO 9
LOB 12



Batter	1	2	3	4	5	6	7	8	9	AB	R	H	RBI	BB	SO	LOB	TOP			
Dave Cash, R OBP: 0.286, SLG: 0.385 (1, 4)										4	0	1	1	0	0	2	Philadelphia Phillies @ Cincinnati Reds Riverfront Stadium, Cincinnati, OH Tue Oct 12 1976, 3:33 AM EDT Att: 55,047 - Unknown			
Gary Maddox, R OBP: 0.286, SLG: 0.308 (1, 8)										5	1	1	1	0	0	3				
Mike Schmidt, R OBP: 0.286, SLG: 0.462 (1, 5)										5	1	3	1	0	0	0				
Greg Luzinski, R OBP: 0.333, SLG: 0.727 (1, 7)										4	0	1	1	0	1	2				
Dick Allen, R OBP: 0.417, SLG: 0.222 Jerry Martin, R (8, 7)										3	0	0	0	1	1	1				
Jay Johnstone, L OBP: 0.800, SLG: 1.111 (1, 9)										4	1	3	1	1	0	1				
Bob Boone, R Terry Harmon, R Johnny Oates, L (8, 2)										3	0	0	0	1	0	5				
Larry Bowa, S OBP: 0.364, SLG: 0.250 (1, 6)										3	1	1	1	1	0	0				
Jim Kaat, L Ron Reed, R Bobby Tolan, L (8, 3)										2	0	1	0	0	0	0				
Inning Stats	R: 0 E: 0 K: 0 S: 3	H: 0 LOB: 0 BB: 0 P: 3	R: 0 E: 0 K: 1 S: 6	H: 1 LOB: 1 BB: 0 P: 6	R: 0 E: 0 K: 0 S: 4	H: 1 LOB: 1 BB: 0 P: 4	R: 1 E: 0 K: 0 S: 5	H: 2 LOB: 1 BB: 0 P: 5	R: 0 E: 0 K: 0 S: 3	H: 1 LOB: 3 BB: 2 P: 12	R: 2 E: 0 K: 0 S: 5	H: 2 LOB: 1 BB: 1 P: 9	R: 2 E: 0 K: 1 S: 7	H: 2 LOB: 2 BB: 2 P: 15	R: 1 E: 1 K: 0 S: 5	H: 1 LOB: 1 BB: 0 P: 5		1B: 4 2B: 6 3B: 1 HR: 0	SF: 1 SAC: 1 DP: 1 HBP: 0	WP: 1 PB: 0 SB: 0 CS: 0
PITCHER	IP	WLS	BF	H	R	ER	SO	BB	IBB	HBP	BLK	WP	HR	S	P	ERA	WHIP			
Gary Nolan, R ERA: 1.59 Manny Sarmiento, R ERA: 18.0 Pedro Borbon, R ERA: 18.0 Rawly Eastwick, R ERA: 12.0	(1, 1)	5.2	24	6	1	1	1	2	0	0	0	0	0	24	32	1.59	1.412			

Batter	1	2	3	4	5	6	7	8	9	AB	R	H	RBI	BB	SO	LOB	BOTTOM			
Pete Rose, S OBP: 0.467, SLG: 0.714 (1, 5)										4	0	1	0	1	0	1	Philadelphia Phillies @ Cincinnati Reds Riverfront Stadium, Cincinnati, OH Tue Oct 12 1976, 3:33 AM EDT Att: 55,047 - Unknown			
Ken Griffey, L OBP: 0.467, SLG: 0.538 (1, 9)										5	1	2	1	0	0	1				
Joe Morgan, L (1, 4)										3	1	0	0	1	1	1				
Tony Perez, R OBP: 0.231, SLG: 0.200 (1, 3)										4	1	2	1	0	0	1				
George Foster, R OBP: 0.154, SLG: 0.667 (1, 7)										3	1	1	2	0	0	1				
Johnny Bench, R OBP: 0.385, SLG: 0.667 (1, 2)										3	2	1	1	1	0	1				
Dave Concepcion, R OBP: 0.333, SLG: 0.300 (1, 6)										4	1	1	0	0	0	2				
Cesar Geronimo, L OBP: 0.250, SLG: 0.364 (1, 8)										3	0	1	2	1	1	0				
Gary Nolan, R Manny Sarmiento, R Pedro Borbon, R Mike Lum, L Rawly Eastwick, R Ed Armbrister, R (8, 9)										0	0	0	0	1	0	0				
Inning Stats	R: 0 E: 0 K: 0 S: 3	H: 0 LOB: 0 BB: 0 P: 3	R: 0 E: 0 K: 0 S: 3	H: 1 LOB: 0 BB: 0 P: 3	R: 0 E: 0 K: 0 S: 3	H: 0 LOB: 0 BB: 1 P: 7	R: 0 E: 0 K: 0 S: 3	H: 0 LOB: 0 BB: 0 P: 3	R: 0 E: 0 K: 1 S: 5	H: 0 LOB: 0 BB: 0 P: 5	R: 4 E: 0 K: 0 S: 6	H: 3 LOB: 1 BB: 2 P: 14	R: 0 E: 0 K: 1 S: 6	H: 1 LOB: 1 BB: 0 P: 6	R: 3 E: 0 K: 0 S: 5	H: 4 LOB: 3 BB: 2 P: 13		1B: 6 2B: 0 3B: 1 HR: 2	SF: 1 SAC: 1 DP: 1 HBP: 0	WP: 0 PB: 0 SB: 0 CS: 0
PITCHER	IP	WLS	BF	H	R	ER	SO	BB	IBB	HBP	BLK	WP	HR	S	P	ERA	WHIP			
Jim Kaat, L Ron Reed, R Gene Garber, R Tom Underwood, L	(1, 1)	6.0	21	5	4	4	1	1	0	0	0	0	2	13	17	18.00	3.000			

Batter	1	2	3	4	5	6	7	8	9	AB	R	H	RBI	BB	SO	LOB	TOP										
Mickey Rivers, L (1, 8) OBP: 0.321, SLG: 0.370										4	0	0	0	0	1	1	<p>New York Yankees @ Cincinnati Reds Riverfront Stadium, Cincinnati, OH</p> <p>Sat Oct 16 1976, 3:33 AM EDT Att: 54,826 - Unknown</p> <p>livebaseballscorecards.com</p>										
Roy White, S (1, 7) OBP: 0.423, SLG: 0.429										4	0	1	0	0	0	1											
Thurman Munson, R (1, 2) OBP: 0.407, SLG: 0.481										4	0	1	0	0	1	1											
Lou Piniella, R (1, 10) Carlos May, L (8, PH) OBP: 0.286, SLG: 0.429 OBP: 0.250, SLG: 0.273										3	1	1	0	0	0	2											
Chris Chambliss, L (1, 3) OBP: 0.500, SLG: 0.875										3	0	1	0	0	0	1											
Graig Nettles, L (1, 5) OBP: 0.292, SLG: 0.550										3	0	0	1	0	0	2											
Elliott Maddox, R (1, 9) Oscar Gamble, L (8, PH) OBP: 0.333, SLG: 0.545 OBP: 0.300, SLG: 0.333										2	0	1	0	1	0	0											
Willie Randolph, R (1, 4) OBP: 0.261, SLG: 0.105										2	0	0	0	1	0	1											
Fred Stanley, R (1, 6) Otto Velez, R (7, PH) Jim Mason, L (7, 6)										1	0	0	0	1	1	0											
										1	0	0	0	0	1	2											
										0	0	0	0	0	0	0											
Inning Stats	R: 0 H: 0 E: 0 K: 2 S: 9	H: 0 LOB: 0 BB: 0 P: 16	R: 1 H: 1 E: 0 K: 0 S: 7	H: 1 LOB: 0 BB: 0 P: 13	R: 0 H: 0 E: 0 K: 1 S: 5	H: 0 LOB: 0 BB: 0 P: 5	R: 0 H: 0 E: 0 K: 0 S: 11	H: 0 LOB: 0 BB: 0 P: 15	R: 0 H: 2 E: 0 K: 0 S: 6	H: 1 LOB: 1 BB: 0 P: 9	R: 0 H: 1 E: 0 K: 1 S: 9	H: 0 LOB: 2 BB: 1 P: 15	R: 0 H: 0 E: 0 K: 1 S: 10	H: 0 LOB: 2 BB: 2 P: 20	R: 0 H: 1 E: 0 K: 0 S: 6	H: 1 LOB: 1 BB: 0 P: 8	R: 0 H: 0 E: 0 K: 0 S: 4	H: 0 LOB: 0 BB: 0 P: 7	1B: 3 2B: 1 3B: 1 HR: 0	SF: 1 SAC: 0 DP: 2 HBP: 1	WP: 0 PB: 0 SB: 0 CS: 1	PA: 34					
PITCHER	IP	WLS	BF	H	R	ER	SO	BB	IBB	HBP	BLK	WP	HR	S	P	ERA	WHIP										
Don Gullett, L (1, 1) ERA: 1.17	7.1	W	29	5	1	1	4	3	0	1	0	0	0	59	96	1.23	1.091										
Pedro Borbon, R (8, 1) ERA:	1.2		5	0	0	0	0	0	0	0	0	0	0	8	12	0.00	0.000										

Batter	1	2	3	4	5	6	7	8	9	AB	R	H	RBI	BB	SO	LOB	BOTTOM										
Pete Rose, S (1, 5) OBP: 0.421, SLG: 0.625										2	0	0	1	1	0	1	<p>New York Yankees @ Cincinnati Reds Riverfront Stadium, Cincinnati, OH</p> <p>Sat Oct 16 1976, 3:33 AM EDT Att: 54,826 - Unknown</p> <p>livebaseballscorecards.com</p>										
Ken Griffey, L (1, 9) OBP: 0.388, SLG: 0.412										4	1	0	0	0	1	2											
Joe Morgan, L (1, 4) OBP: 0.412, SLG: 0.364										4	1	1	1	0	1	1											
Tony Perez, R (1, 3) OBP: 0.353, SLG: 0.429										4	0	3	1	0	1	0											
Dan Driessen, L (1, 10)										4	0	0	0	0	0	2											
George Foster, R (1, 7) OBP: 0.294, SLG: 0.667										3	1	2	0	1	0	1											
Johnny Bench, R (1, 2) OBP: 0.438, SLG: 0.800										3	1	2	1	0	0	1											
Cesar Geronimo, L (1, 8) OBP: 0.267, SLG: 0.429										3	0	1	0	0	0	1											
Dave Concepcion, R (1, 6) OBP: 0.333, SLG: 0.462										3	1	1	0	0	1	1											
Inning Stats	R: 1 H: 2 E: 0 K: 0 S: 9	H: 2 LOB: 0 BB: 0 P: 20	R: 0 H: 0 E: 0 K: 0 S: 3	H: 0 LOB: 1 BB: 1 P: 7	R: 1 H: 1 E: 0 K: 0 S: 7	H: 1 LOB: 0 BB: 0 P: 13	R: 0 H: 2 E: 0 K: 0 S: 10	H: 2 LOB: 2 BB: 0 P: 18	R: 0 H: 1 E: 0 K: 1 S: 9	H: 1 LOB: 1 BB: 1 P: 16	R: 2 H: 3 E: 0 K: 2 S: 11	H: 3 LOB: 1 BB: 0 P: 15	R: 0 H: 0 E: 1 K: 1 S: 9	H: 0 LOB: 1 BB: 0 P: 11	1B: 5 2B: 2 3B: 2 HR: 1	SF: 1 SAC: 0 DP: 2 HBP: 0	WP: 1 PB: 0 SB: 1 CS: 1	PA: 34									
PITCHER	IP	WLS	BF	H	R	ER	SO	BB	IBB	HBP	BLK	WP	HR	S	P	ERA	WHIP										
Doyle Alexander, R (1, 1) ERA: 7.5	6.0	L	25	9	5	5	1	2	0	0	0	1	0	46	89	7.50	1.833										
Sparky Lyle, L (7, 1) ERA:	2.0		8	1	0	0	3	0	0	0	0	1	0	18	23	0.00	0.500										

Batter	1	2	3	4	5	6	7	8	9	AB R H RBI BB SO LOB	TOP									
Mickey Rivers, L (1, 8) OBP: 0.273, SLG: 0.313	0-0 F8		1-2 G3		1-1 6-3		0-1 F8		0-1 G3	5 0 0 0 0 0 2	New York Yankees @ Cincinnati Reds Riverfront Stadium, Cincinnati, OH Sun Oct 17 1976, 7:05 PM EDT Att: 54,816 - Unknown									
Roy White, S (1, 7) OBP: 0.433, SLG: 0.417	1-1 P4		1-0 P4		4-1 BB		2-2 FC4-6			3 0 1 0 1 0 1										
Thurman Munson, R (1, 2) OBP: 0.387, SLG: 0.452	0-0 F9			0-1 1B	0-0 G1-3		0-0 FC4-6			4 1 1 1 0 0 2										
Lou Piniella, R (1, 9) OBP: 0.333, SLG: 0.444		2-1 1B		1-0 F7		2-2 1B		0-0 FC4		4 0 2 0 0 0 2										
Chris Chambliss, L (1, 3) OBP: 0.500, SLG: 0.821	3-2 F8		0-0 1B	1-2 1B	1-0 1B	1-2 1B		3-2 4-3		4 0 2 0 0 0 1										
Graig Nettles, L (1, 5) OBP: 0.286, SLG: 0.500	0-0 F7		0-0 1B	1-3 2-H	2-1 P4		3-2 L3			4 0 1 1 0 0 3										
Elliott Maddox, R (1, 10) Carlos May, L (8, PH) OBP: 0.231, SLG: 0.250	1-3 K		1-3 K		1-2 G6-4-3		3-2 3-1			3 0 0 0 0 2 5 1 0 0 0 0 0 0										
Willie Randolph, R (1, 4) OBP: 0.259, SLG: 0.130			0-0 F8	0-0 6-3		0-2 2B		2-3 K		4 1 1 0 0 1 2										
Fred Stanley, R (1, 6) OBP: 0.435, SLG: 0.474			4-2 G3		0-0 P6		3-2 1B	2-1 P4		3 1 1 1 1 0 0										
Inning Stats	R: 0 E: 0 K: 0 S: 4	H: 0 LOB: 0 BB: 0 P: 5	R: 0 E: 0 K: 1 S: 9	H: 1 LOB: 1 BB: 0 P: 15	R: 0 E: 0 K: 0 S: 9	H: 0 LOB: 1 BB: 1 P: 15	R: 1 E: 0 K: 1 S: 9	H: 3 LOB: 2 BB: 0 P: 11	R: 0 E: 0 K: 0 S: 10	H: 2 LOB: 1 BB: 0 P: 16		R: 2 E: 0 K: 0 S: 13	H: 3 LOB: 1 BB: 0 P: 18	R: 0 E: 0 K: 0 S: 15	H: 0 LOB: 0 BB: 0 P: 24	R: 0 E: 0 K: 1 S: 7	H: 0 LOB: 0 BB: 0 P: 11	1B: 8 2B: 1 3B: 0 HR: 0	SF: 0 SAC: 0 DP: 1 HBP: 0	WP: 0 PB: 0 SB: 0 CS: 0
PITCHER	IP WLS BF H R ER SO BB IBB HBP BLK WP HR S P ERA WHIP											IP WLS BF H R ER SO BB IBB HBP BLK WP HR S P ERA WHIP								
Fred Norman, L (1, 1) ERA: 4.26	6.1 29 9 3 3 2 2 0 0 0 0 0 0 57 88 4.26 1.737																			
Jack Billingham, R (7, 1) ERA:	2.2 W 8 0 0 0 1 0 0 0 0 0 0 0 24 37 0.00 0.000																			

Batter	1	2	3	4	5	6	7	8	9	AB R H RBI BB SO LOB	BOTTOM											
Pete Rose, S (1, 5) OBP: 0.375, SLG: 0.500	0-0 L7	4-2 BB		1-0 L7		3-3 K			2-1 F7	4 0 0 0 1 1 0	New York Yankees @ Cincinnati Reds Riverfront Stadium, Cincinnati, OH Sun Oct 17 1976, 7:05 PM EDT Att: 54,816 - Unknown											
Ken Griffey, L (1, 9) OBP: 0.292, SLG: 0.333	1-1 F7	2-2 SF8		0-0 F8			0-0 F8	0-2 E6	1B	4 1 0 1 0 0 0												
Joe Morgan, L (1, 4) OBP: 0.455, SLG: 0.533	2-2 S	0-0 F2		2-0 3B			1-0 F2	4-0 1B	IBB	4 0 2 0 1 0 2												
Tony Perez, R (1, 3) OBP: 0.364, SLG: 0.421	1-2 P5		2-1 BB	0-0 F8			1-2 P4	0-0 1B	2-H	5 0 2 1 0 0 2												
Dan Driessen, L (1, 10) OBP: 0.222, SLG: 0.333		0-0 1B	3-2 BB	1-2 BB	1-1 F7		1-1 F8			4 1 2 0 0 0 0												
George Foster, R (1, 7) OBP: 0.286, SLG: 0.579		3-1 CS	2-3 K		0-0 5-3		1-3 K			4 0 1 1 0 2 2												
Johnny Bench, R (1, 2) OBP: 0.450, SLG: 0.789		1-0 1B	0-0 F7		3-3 K		1-0 1B			4 1 2 0 0 1 2												
Cesar Geronimo, L (1, 8) OBP: 0.316, SLG: 0.375		4-2 1B	4-1 SF8	1-2 2-3 BB		3-2 P5		1-0 G1-3		2 1 0 0 2 0 1												
Dave Concepcion, R (1, 6) OBP: 0.316, SLG: 0.412		1-0 S	0-3 K			0-2 L7			0-0 F8	4 0 1 1 0 1 3												
Inning Stats	R: 0 E: 0 K: 0 S: 9	H: 1 LOB: 1 BB: 0 P: 13	R: 3 E: 0 K: 0 S: 13	H: 4 LOB: 2 BB: 2 P: 28	R: 0 E: 0 K: 2 S: 14	H: 2 LOB: 3 BB: 1 P: 25	R: 0 E: 0 K: 0 S: 4	H: 1 LOB: 1 BB: 0 P: 7	R: 0 E: 0 K: 1 S: 7	H: 0 LOB: 0 BB: 0 P: 11		R: 0 E: 0 K: 1 S: 12	H: 0 LOB: 0 BB: 0 P: 18	R: 0 E: 0 K: 0 S: 6	H: 0 LOB: 0 BB: 0 P: 8	R: 0 E: 0 K: 1 S: 7	H: 1 LOB: 2 BB: 0 P: 11	R: 1 E: 1 K: 0 S: 7	H: 1 LOB: 2 BB: 1 P: 13	1B: 7 2B: 2 3B: 1 HR: 0	SF: 1 SAC: 0 DP: 0 HBP: 0	WP: 0 PB: 0 SB: 0 CS: 1
PITCHER	IP WLS BF H R ER SO BB IBB HBP BLK WP HR S P ERA WHIP											IP WLS BF H R ER SO BB IBB HBP BLK WP HR S P ERA WHIP										
Catfish Hunter, R (1, 1) ERA: 3.92	8.2 L 40 10 4 3 5 3 1 0 0 0 0 0 79 134 3.12 1.500																					

Batter	1	2	3	4	5	6	7	8	9	AB	R	H	RBI	BB	SO	LOB	TOP			
Pete Rose, S OBP: 0.379, SLG: 0.480 (1, 5)										5	1	2	0	0	1	1	Cincinnati Reds @ New York Yankees Yankee Stadium, Bronx, NY Tue Oct 19 1976, 7:05 PM EDT Att: 56,667 - Unknown			
Ken Griffey, L OBP: 0.286, SLG: 0.320 (1, 9)										4	0	1	0	0	0	1				
Joe Morgan, L OBP: 0.423, SLG: 0.526 (1, 4)										4	1	1	1	0	1	1				
Tony Perez, R OBP: 0.308, SLG: 0.348 (1, 3)										4	0	0	0	0	1	3				
Dan Driessen, L OBP: 0.462, SLG: 0.833 (1, 10)										3	2	3	1	1	0	0				
George Foster, R OBP: 0.320, SLG: 0.609 (1, 7)										4	1	2	2	0	0	1				
Johnny Bench, R OBP: 0.458, SLG: 0.739 (1, 2)										4	0	2	0	0	0	3				
Cesar Geronimo, L OBP: 0.304, SLG: 0.350 (1, 8)										4	1	1	1	0	1	2				
Dave Concepcion, R OBP: 0.304, SLG: 0.381 (1, 6)										4	0	1	1	0	1	1				
Inning Stats	R: 0 E: 0 K: 0 S: 9	H: 1 LOB: 1 BB: 0 P: 14	R: 3 E: 0 K: 0 S: 15	H: 4 LOB: 0 BB: 0 P: 23	R: 0 E: 0 K: 1 S: 9	H: 0 LOB: 0 BB: 0 P: 14	R: 1 E: 0 K: 0 S: 7	H: 2 LOB: 0 BB: 0 P: 9	R: 0 E: 0 K: 1 S: 6	H: 1 LOB: 1 BB: 0 P: 19	R: 0 E: 0 K: 1 S: 12	H: 0 LOB: 0 BB: 0 P: 20	R: 2 E: 0 K: 0 S: 10	H: 4 LOB: 2 BB: 1 P: 17	R: 0 E: 0 K: 1 S: 7	H: 1 LOB: 0 BB: 0 P: 9	1B: 9 2B: 3 3B: 0 HR: 1	SF: 0 SAC: 0 DP: 3 HBP: 0	WP: 0 PB: 0 CS: 0	PA: 37
PITCHER	IP WLS BF H R ER SO BB IBB HBP BLK WP HR S P ERA WHIP																			
Dock Ellis, R ERA: 5.56 (1, 1)	3.1 L 16 7 4 4 1 0 0 0 0 0 0 1 38 57 10.80 2.100																			
Grant Jackson, L ERA: 6.43 (4, 1)	3.2 14 4 2 2 3 0 0 0 0 0 0 0 35 55 4.91 1.091																			
Dick Tidrow, R ERA: 2.89 (8, 1)	2.0 7 2 0 0 1 0 1 0 0 0 0 0 12 20 0.00 1.000																			

Batter	1	2	3	4	5	6	7	8	9	AB	R	H	RBI	BB	SO	LOB	BOTTOM					
Mickey Rivers, L OBP: 0.316, SLG: 0.333 (1, 8)										4	0	2	0	1	1	0	Cincinnati Reds @ New York Yankees Yankee Stadium, Bronx, NY Tue Oct 19 1976, 7:05 PM EDT Att: 56,667 - Unknown					
Roy White, S OBP: 0.429, SLG: 0.370 (1, 7)										3	0	0	0	2	0	3						
Thurman Munson, R OBP: 0.417, SLG: 0.472 (1, 2)										5	0	3	0	0	0	3						
Chris Chambliss, L OBP: 0.457, SLG: 0.727 (1, 3)										5	1	1	0	0	2	6						
Carlos May, L OBP: 0.176, SLG: 0.188 (1, 10)										4	0	0	0	0	1	1						
Graig Nettles, L OBP: 0.313, SLG: 0.462 (1, 5)										2	0	0	0	2	1	0						
Oscar Gamble, L OBP: 0.308, SLG: 0.333 (1, 9)										3	0	1	1	0	0	1						
Lou Piniella, R OBP: 0.316, SLG: 0.421 (8, PH) (9, 9)										1	0	0	0	0	0	1						
Willie Randolph, R OBP: 0.226, SLG: 0.111 (1, 4)										1	0	0	0	0	0	0						
Fred Stanley, R OBP: 0.417, SLG: 0.450 (1, 6)										1	0	0	0	0	0	0						
Eliot Hendricks, L OBP: 0.500, SLG: 0.500 (4, PH)										1	0	0	0	0	0	2						
Jim Mason, L OBP: 1.000, SLG: 4.000 (5, 6)										1	1	1	1	0	0	0						
Otto Velez, R (8, PH)										1	0	0	0	0	1	0						
Inning Stats	R: 0 E: 1 K: 1 S: 11	H: 1 LOB: 1 BB: 0 P: 17	R: 0 E: 0 K: 0 S: 10	H: 0 LOB: 1 BB: 1 P: 16	R: 0 E: 0 K: 1 S: 13	H: 0 LOB: 1 BB: 1 P: 18	R: 1 E: 0 K: 1 S: 12	H: 2 LOB: 2 BB: 1 P: 21	R: 0 E: 0 K: 1 S: 6	H: 1 LOB: 1 BB: 0 P: 12	R: 0 E: 0 K: 1 S: 6	H: 0 LOB: 0 BB: 0 P: 7	R: 1 E: 0 K: 1 S: 10	H: 2 LOB: 2 BB: 1 P: 19	R: 0 E: 1 K: 0 S: 9	H: 0 LOB: 1 BB: 0 P: 13	R: 0 E: 0 K: 1 S: 10	H: 2 LOB: 2 BB: 0 P: 16	1B: 7 2B: 1 3B: 0 HR: 1	SF: 0 SAC: 0 DP: 1 HBP: 0	WP: 0 PB: 0 CS: 0	PA: 40
PITCHER	IP WLS BF H R ER SO BB IBB HBP BLK WP HR S P ERA WHIP																					
Pat Zachry, R ERA: 3.09 (1, 1)	6.2 W 30 6 2 2 6 5 0 0 0 0 0 0 1 67 108 2.70 1.650																					
Willie McEnaney, L ERA: (7, 1)	2.1 S 10 2 0 0 1 0 0 0 0 0 0 0 20 31 0.00 0.857																					

Batter	1	2	3	4	5	6	7	8	9	AB R H RBI BB SO LOB	TOP											
Pete Rose, S OBP: 0.353, SLG: 0.467	1-0 FC6-5-3 2B		0-1 FC3-6 2		0-1 F7		1-1 CS	1-0 F8	0-2 4-3	5 0 1 0 0 0 3	Cincinnati Reds @ New York Yankees Yankee Stadium, Bronx, NY Thu Oct 21 1976, 7:05 PM EDT Att: 56,700 - Unknown											
Ken Griffey, L OBP: 0.242, SLG: 0.267	1-2 FC6-5-3-4 2-3		0-1 1-4-3		0-2 F5			0-2 2-3	0-0 G3	5 0 0 0 0 0 4												
Joe Morgan, L OBP: 0.433, SLG: 0.500	1-1 G3			4-1 1B BB		2-2 1B		2-1 F8		3 1 1 0 1 0 0												
Tony Perez, R OBP: 0.300, SLG: 0.308		0-1 G3		0-0 L8		0-0 5-3		4-2 F8 WP HR BB		3 1 0 0 1 0 2												
Dan Driessen, L OBP: 0.412, SLG: 0.667		0-1 F7		1-0 F2		1-2 P4		4-2 HR BB		3 1 0 0 1 0 2												
George Foster, R OBP: 0.345, SLG: 0.577		4-1 CS BB		1-0 HR 1B		2-3 K		0-0 F8		3 1 1 1 1 1 3												
Johnny Bench, R OBP: 0.464, SLG: 0.926	1-1 CS		1-1 P4	1-1 HR		0-0 F9		0-0 HR		4 2 2 5 0 0 0												
Cesar Geronimo, L OBP: 0.333, SLG: 0.417			0-1 FC3-6 1B	1-2 6-3		0-3 K		0-2 2B		4 1 2 0 0 1 0												
Dave Concepcion, R OBP: 0.370, SLG: 0.458			4-2 FC3-6 BB		1-0 5-3		0-2 CS 1B	0-1 4-3 2B		3 0 2 1 1 0 0												
Inning Stats	R: 0 E: 0 K: 0 S: 6	H: 1 LOB: 0 BB: 0 P: 9	R: 0 E: 0 K: 0 S: 6	H: 0 LOB: 0 BB: 1 P: 11	R: 0 E: 0 K: 0 S: 10	H: 1 LOB: 2 BB: 1 P: 15	R: 3 E: 0 K: 0 S: 9	H: 2 LOB: 0 BB: 1 P: 17	R: 0 E: 0 K: 1 S: 10	H: 1 LOB: 1 BB: 0 P: 15	R: 0 E: 0 K: 1 S: 8	H: 1 LOB: 0 BB: 0 P: 9	R: 0 E: 0 K: 0 S: 6	H: 0 LOB: 0 BB: 1 P: 9	R: 0 E: 0 K: 0 S: 6	H: 0 LOB: 0 BB: 0 P: 9	R: 4 E: 0 K: 0 S: 19	H: 3 LOB: 1 BB: 2 P: 27	1B: 4 2B: 4 3B: 0 HR: 2	SF: 0 SAC: 0 DP: 1 HBP: 0	WP: 1 PB: 0 SB: 2 CS: 2	PA: 40
PITCHER	IP WLS BF H R ER SO BB IBB HBP BLK WP HR S P ERA WHIP											PITCHER	IP WLS BF H R ER SO BB IBB HBP BLK WP HR S P ERA WHIP									
Ed Figueroa, R ERA: 5.75	(1, 1) 8.0 L 32 6 5 5 2 5 0 0 0 0 1 1 69 108 5.62 1.375																					
Dick Tidrow, R ERA: 4.99	(9, 1) 0.1 4 3 2 2 0 0 0 0 0 0 1 9 9 54.00 9.000																					
Sparky Lyle, L ERA:	(9, 1) 0.2 2 0 0 0 0 0 0 0 0 0 0 4 4 0.00 0.000																					

Batter	1	2	3	4	5	6	7	8	9	AB R H RBI BB SO LOB	BOTTOM											
Mickey Rivers, L OBP: 0.302, SLG: 0.317	1-1 P6		0-1 F7		0-2 1B 1B		1-2 F7		0-1 L5	5 1 1 0 0 0 1	Cincinnati Reds @ New York Yankees Yankee Stadium, Bronx, NY Thu Oct 21 1976, 7:05 PM EDT Att: 56,700 - Unknown											
Roy White, S OBP: 0.375, SLG: 0.313	0-0 4-3		1-1 F9		1-1 F7		2-2 F8		2-0 F7	5 0 0 0 0 0 2												
Thurman Munson, R OBP: 0.475, SLG: 0.525	2-2 2B 1B		2-1 1B		1-0 1B		1-2 1B			4 1 4 1 0 0 0												
Chris Chambliss, L OBP: 0.436, SLG: 0.703	1-0 1H 2B		0-2 E4		0-0 L7		0-0 4-3			4 0 1 1 0 0 4												
Carlos May, L OBP: 0.150, SLG: 0.158	0-0 6-3		2-1 L7		1-0 4-3			1-0 L7		3 0 0 0 0 0 5												
Lou Piniella, R OBP: 0.300, SLG: 0.400										1 0 0 0 0 0 0												
Graig Nettles, L OBP: 0.391, SLG: 0.483		1-2 G1-3		0-0 1B		0-1 1B		4-1 FC6-4 BB		3 0 2 0 1 0 0												
Oscar Gamble, L OBP: 0.235, SLG: 0.250		0-1 P5		0-1 E6		0-0 P4		0-0 F7		4 0 0 0 0 0 3												
Willie Randolph, R OBP: 0.200, SLG: 0.097		1-0 F8		0-3 K		1-2 F8		0-1 FC6-4		4 0 0 0 0 1 4												
Fred Stanley, R OBP: 0.423, SLG: 0.429			4-0 1B BB		1-0 L9		0-2 F3		1-3 K	1 0 0 0 1 0 1												
Eliot Hendricks, L OBP: 0.333, SLG: 0.333										1 0 0 0 0 0 1												
Jim Mason, L OBP: 1.000, SLG: 4.000										0 0 0 0 0 0 0												
Otto Velez, R OBP: 0.000, SLG: 0.000										1 0 0 0 0 1 0												
Inning Stats	R: 1 E: 0 K: 0 S: 8	H: 2 LOB: 1 BB: 0 P: 12	R: 0 E: 0 K: 0 S: 6	H: 0 LOB: 0 BB: 0 P: 8	R: 0 E: 1 K: 1 S: 11	H: 1 LOB: 3 BB: 1 P: 20	R: 0 E: 1 K: 1 S: 7	H: 1 LOB: 1 BB: 0 P: 8	R: 1 E: 0 K: 0 S: 9	H: 2 LOB: 1 BB: 0 P: 12	R: 0 E: 0 K: 0 S: 9	H: 1 LOB: 1 BB: 0 P: 10	R: 0 E: 0 K: 0 S: 12	H: 1 LOB: 1 BB: 0 P: 16	R: 0 E: 0 K: 0 S: 5	H: 0 LOB: 1 BB: 1 P: 10	R: 0 E: 0 K: 1 S: 6	H: 0 LOB: 0 BB: 0 P: 9	1B: 7 2B: 1 3B: 0 HR: 0	SF: 0 SAC: 0 DP: 0 HBP: 0	WP: 0 PB: 0 SB: 1 CS: 0	PA: 38
PITCHER	IP WLS BF H R ER SO BB IBB HBP BLK WP HR S P ERA WHIP											PITCHER	IP WLS BF H R ER SO BB IBB HBP BLK WP HR S P ERA WHIP									
Gary Nolan, R ERA: 2.19	(1, 1) 6.2 W 30 8 2 2 1 1 0 0 0 0 0 0 61 85 2.70 1.350																					
Willie McEneaney, L ERA:	(7, 1) 2.1 S 8 0 0 0 1 1 0 0 0 0 0 0 12 20 0.00 0.429																					