

Cincinnati Reds - 1977

Batter	1	2	3	4	5	6	7	8	9	AB R H RBI BB SO LOB	TOP		
Gene Richards, L (1, 7) X OBP: 0.600, SLG: 0.333	0-0 S 1B		0-0 G1	0-0 FC5-4 BB 1B 1-2f		4-0 FC6-5 1B BB		4-0 4-3 BB		3 0 1 0 2 0 1			
Mike Champion, R (1, 4) X OBP: 0.600, SLG: 0.800	0-0 P4 1-2		0-0 BB 1B 2B	0-0 BB 1B		0-0 1B FC6-5 1B		0-0 4-3		5 1 3 0 0 0 2			
Dave Winfield, R (1, 9) X OBP: 0.600, SLG: 0.333	0-0 P4		4-0 BB 1B BB	4-0 FC6-4 BB		0-0 FC6-5 1B 1-2 2-3f		0-0 4-3		3 1 0 0 2 0 4			
George Hendrick, R (1, 8) B B B B OBP: 0.600, SLG: 0.333	4-0 BB		4-0 1B BB	0-0 FC6-4 1-2 2-3		0-0 1B 1-2 2-3			0-0 P3	3 0 1 0 2 0 3			
Gene Tenace, R (1, 2) X OBP: 0.200, SLG: 0.200	0-0 F9		0-0 1B 1-2 2-H 3-H		0-0 F9	0-0 L6			0-0 P3	5 0 1 2 0 0 5			
Mike Ivie, R (1, 3) X OBP: 0.600, SLG: 1.400		0-0 FC1-5 2B	0-0 F4		0-0 HR		0-0 G4-6-3 1B		0-0 F8	5 1 3 1 0 0 2			
Doug Rader, R (1, 5) X OBP: 0.600, SLG: 0.333		0-0 FC1-5 2-3	0-0 F8		0-0 5-3		0-0 P4			4 0 0 0 0 0 4			
Bill Almon, R (1, 6) X OBP: 0.600, SLG: 0.333		0-3 K		0-0 5-3	0-0 F6		0-0 G4-6-3 1-2f			4 0 0 0 0 1 2			
Randy Jones, R (1, 1) Bobby Valentine, R (8, PH) Dave Tomlin, L (6, 1) Victor Bernal, R (7, 1) Jerry Turner, L (8, PH) Rollie Fingers, R (8, 1)		0-3 K		4-0 FC5-4 BB		0-0 F7		0-0 F8		1 0 0 0 0 1 1 1 1 0 1 0 0 0 0 0 0 0 0 0 0 0 0 0 0 0			
Inning Stats	R: 0 H: 1 E: 0 LOB: 2 K: 0 BB: 1 S: 4 P: 8	R: 0 H: 1 E: 0 LOB: 1 K: 2 BB: 0 S: 8 P: 8	R: 2 H: 2 E: 0 LOB: 2 K: 0 BB: 2 S: 5 P: 13	R: 0 H: 1 E: 0 LOB: 3 K: 0 BB: 2 S: 4 P: 12	R: 1 H: 1 E: 0 LOB: 0 K: 0 BB: 0 S: 4 P: 4	R: 0 H: 2 E: 0 LOB: 3 K: 0 BB: 1 S: 5 P: 9	R: 0 H: 1 E: 0 LOB: 0 K: 0 BB: 0 S: 3 P: 3	R: 0 H: 0 E: 0 LOB: 1 K: 0 BB: 1 S: 3 P: 7	R: 0 H: 0 E: 0 LOB: 0 K: 0 BB: 0 S: 3 P: 3	1B: 6 SF: 0 2B: 2 SAC: 0 3B: 0 DP: 1 HR: 1 HBP: 0	WP: 0 PA: 42 PB: 0 SB: 1 CS: 0		
PITCHER Woodie Fryman, L (1, 1) ERA: 5.06 Pedro Borbon, R (6, 1) ERA: Rawly Eastwick, R (7, 1) ERA:	IP WLS BF H R ER SO BB IBB HBP BLK WP HR S P ERA WHIP												PITCHER IP WLS BF H R ER SO BB IBB HBP BLK WP HR S P ERA WHIP
	5.1 W 29 7 3 3 2 6 0 0 0 0 0 1 27 51 5.06 2.438												
	0.2 3 1 0 0 0 0 0 0 0 0 0 0 3 3 0.00 1.500												
	3.0 S 10 1 0 0 0 1 0 0 0 0 0 0 9 13 0.00 0.667												

San Diego Padres @ Cincinnati Reds
Riverfront Stadium, Cincinnati, OH
Wed Apr 06 1977, 3:33 AM EST
Att: 51,937 - Unknown

livebaseballscorecards.com

AB	35
R	3
H	9
RBI	3
BB	7
SO	2
LOB	24



Batter	1	2	3	4	5	6	7	8	9	AB	R	H	RBI	BB	SO	LOB
Pete Rose, S (1, 5) X	0-0 6-3 ①		X 0-0 4-3 ① X	0-0 6-3 ③			X 0-0 4-3 ①			4	0	0	0	0	0	0
Ken Griffey, L (1, 9) X OBP: 0.750, SLG: 1.000	0-0 BLK 1B		X 0-0 3B 2B		X 0-0 4-1 SF8 1B		X 0-0 5-3 ②			4	2	3	0	0	0	0
Joe Morgan, L (1, 4) X OBP: 0.250, SLG: 0.500	0-0 F3 ②		X 0-0 F8 ②		X 0-0 4-1 ①		X 0-0 2B			4	0	1	0	0	0	3
George Foster, R (1, 7) X OBP: 0.500, SLG: 1.500	0-0 F7 ③		X 0-0 2-H 3B		X 0-0 SF8 ②		X 4-0 IBB			2	0	1	2	1	0	1
Dave Concepcion, R (1, 6) X OBP: 0.500, SLG: 0.750		X 0-0 S 1B 2B	X 0-3 K2-3 ③		X 0-0 S 1B		X 0-0 L7 ③			4	1	2	0	0	1	3
Dan Driessen, L (1, 3)		X 0-3 K ①		X 0-0 P4 ① X	X 0-0 G3 ③		X 0-0 F7 ①			4	0	0	0	0	1	2
Bill Plummer, R (1, 2) X OBP: 0.500, SLG: 0.500		X 0-0 CS 1B		X 0-0 HR 1B		X 0-0 5-3 ①		X 0-3 K ②		4	1	2	1	0	1	0
Cesar Geronimo, L (1, 8) X OBP: 0.250, SLG: 1.000		X 0-0 E7 ②		X 0-0 1-H HR		X 0-3 K ②		X 0-3 K ③		4	1	1	2	0	2	1
Woodie Fryman, R (1, 1)		X 0-0 5-3 ② ③		X 0-0 6-3 ②		X 0-0 5-3 ③				2	0	0	0	0	0	2
Pedro Borbon, R (6, 1)										0	0	0	0	0	0	0
Ed Ambrister, R (6, PH)										1	0	0	0	0	0	0
Rawly Eastwick, R (7, 1)										0	0	0	0	0	0	0

Inning Stats	R: 0	H: 1	E: 0	LOB: 1	K: 0	BB: 0	S: 4	R: 1	H: 2	E: 1	LOB: 1	K: 1	BB: 0	S: 7	R: 1	H: 2	E: 0	LOB: 0	K: 0	BB: 0	S: 5	R: 2	H: 2	E: 1	LOB: 1	K: 0	BB: 0	S: 5	R: 0	H: 0	E: 0	LOB: 0	K: 1	BB: 0	S: 5	R: 0	H: 1	E: 0	LOB: 2	K: 0	BB: 1	S: 4	R: 0	H: 0	E: 0	LOB: 0	K: 2	BB: 0	S: 7	R: 0	H: 0	E: 0	LOB: 0	K: 2	BB: 0	S: 7
--------------	------	------	------	--------	------	-------	------	------	------	------	--------	------	-------	------	------	------	------	--------	------	-------	------	------	------	------	--------	------	-------	------	------	------	------	--------	------	-------	------	------	------	------	--------	------	-------	------	------	------	------	--------	------	-------	------	------	------	------	--------	------	-------	------

PITCHER	IP	WLS	BF	H	R	ER	SO	BB	IBB	HBP	BLK	WP	HR	S	P	ERA	WHIP
Randy Jones, L (1, 1) ERA: 7.2	5.0	L	24	9	5	4	2	0	0	0	1	0	1	28	28	7.20	1.800
Dave Tomlin, L (6, 1) ERA:	1.2		6	1	0	0	1	0	0	0	0	0	0	8	8	0.00	0.600
Victor Bernal, R (7, 1) ERA:	0.1		2	0	0	0	0	0	1	0	0	0	0	1	5	0.00	0.000
Rollie Fingers, R (8, 1) ERA:	1.0		3	0	0	0	2	0	0	0	0	0	0	7	7	0.00	0.000

BOTTOM

San Diego Padres @ Cincinnati Reds
Riverfront Stadium, Cincinnati, OH

Wed Apr 06 1977, 3:33 AM EST
Att. 51,937 - Unknown

livebaseballscorecards.com

AB	33
R	5
H	10
RBI	5
BB	1
SO	5
LOB	12



WP: 0	PA: 35
PB: 0	
SB: 2	
CS: 1	

Batter	1	2	3	4	5	6	7	8	9	AB R H RBI BB SO LOB	TOP												
Gene Richards, L (1, 7) OBP: 0.333, SLG: 0.143 Butch Metzger, R (7, 1) Bobby Valentine, R (9, PH)	0-3 K		0-0 F7		0-0 1-3		0-0 F8		0-0 F9	4 0 0 0 0 1 2 0 0 0 0 0 0 0 1 0 0 0 0 0 1													
Mike Champion, R (1, 4) OBP: 0.444, SLG: 0.500	0-0 5-3		0-0 L8			4-0 G6-4-3 BB		0-0 6-3		3 0 0 0 1 0 0													
Dave Winfield, R (1, 9) OBP: 0.444, SLG: 0.286	0-0 S 1B			0-0 L4		0-0 G6-4-3 1-2f		0-0 HR 1B		4 1 2 0 0 0 1													
George Hendrick, R (1, 8) OBP: 0.556, SLG: 0.429	0-0 1-3 1-2			0-0 FC6-4 1B		0-0 FC6-4 1B		0-0 F5		4 0 2 0 0 0 2													
Gene Tenace, R (1, 2) OBP: 0.333, SLG: 0.778		0-0 1-3 2B		0-0 F9		0-0 FC6-4 1-2f		0-0 HR 1-H		4 1 2 2 0 0 2													
Mike Ivie, R (1, 3) OBP: 0.444, SLG: 0.889		0-0 F7		0-0 FC6-4 1-2f			0-0 2B 6-3 1B	0-0 4-3		4 1 1 0 0 0 2													
Doug Rader, R (1, 5) OBP: 0.375, SLG: 0.571		0-0 1-3 2-3			4-0 SH2-4 BB		0-0 1-3 2B		0-0 2B	3 0 2 0 1 0 1													
Bill Almon, R (1, 6)		0-3 K			0-3 K		0-3 K		0-3 K	4 0 0 0 0 4 5													
Brent Strom, R (1, 1) Victor Bernal, R (6, 1) Jerry Turner, L (7, PH) (7, 7)			0-3 K		0-0 SH2-4 1-2		0-0 6-3 3-H		0-0 F5-3	1 0 0 0 0 1 0 0 0 0 0 0 0 0 2 0 0 1 0 0 2													
Inning Stats	R: 0 E: 0 K: 1 S: 6	H: 1 LOB: 1 BB: 0 P: 6	R: 0 E: 0 K: 1 S: 6	H: 1 LOB: 1 BB: 0 P: 6	R: 0 E: 0 K: 1 S: 5	H: 0 LOB: 0 BB: 0 P: 5	R: 0 E: 0 K: 0 S: 4	H: 1 LOB: 1 BB: 0 P: 4	R: 0 E: 0 K: 1 S: 5	H: 0 LOB: 1 BB: 1 P: 9	R: 0 E: 0 K: 0 S: 3	H: 1 LOB: 1 BB: 1 P: 7	R: 1 E: 0 K: 1 S: 7	H: 2 LOB: 1 BB: 0 P: 7	R: 2 E: 0 K: 0 S: 5	H: 2 LOB: 0 BB: 0 P: 5	R: 0 E: 0 K: 1 S: 6	H: 1 LOB: 1 BB: 0 P: 6	1B: 5 2B: 3 3B: 0 HR: 1	SF: 0 SAC: 1 DP: 1 HBP: 0	WP: 0 PB: 0 SB: 1 CS: 0	PA: 37	
PITCHER Jack Billingham, R (1, 1) ERA: 3.52 Dale Murray, R (8, 1) ERA:	IP 7.2	WLS W	BF 32	H 8	R 3	ER 3	SO 5	BB 2	IBB 0	HBP 0	BLK 0	WP 0	HR 1	S 40	P 48	ERA 3.52	WHIP 1.304						
PITCHER	IP	WLS	BF	H	R	ER	SO	BB	IBB	HBP	BLK	WP	HR	S	P	ERA	WHIP						

San Diego Padres @ Cincinnati Reds
Riverfront Stadium, Cincinnati, OH
Fri Apr 08 1977, 6:05 PM EST
Att. 24,588 - Unknown

livebaseballscorecards.com

AB	34
R	3
H	9
RBI	3
BB	2
SO	6
LOB	18



Batter	1	2	3	4	5	6	7	8	9	AB	R	H	RBI	BB	SO	LOB
Pete Rose, S OBP: 0.250, SLG: 0.286 Doug Flynn, R (1, 5)	4-0 BB FC4-6 BB	0-0 4-3			0-0 FC5-2-5 1B HR		0-0 4-3 SF9 2B			3	3	1	0	1	0	2
Ken Griffey, L OBP: 0.625, SLG: 0.714 (1, 9)	4-0 FC4-6 1-2 FC6-4 BB		0-0 3-1		0-0 1-3 HR 1B		0-0 4-3			3	2	1	0	1	0	1
Joe Morgan, L OBP: 0.375, SLG: 1.000 (1, 4)	4-0 1-2 2-3 FC4-6 BB		0-0 F9		0-0 1-H 3-H HR		0-0 SF9			2	1	1	4	1	0	0
George Foster, R OBP: 0.250, SLG: 0.500 (1, 7)	0-0 FC4-6 FC6-4		0-0 F8		0-3 K		0-0 F7			4	0	0	1	0	1	2
Dave Concepcion, R OBP: 0.375, SLG: 0.500 (1, 6)	0-0 FC6-4 1-2r 3-H S		0-0 L5		0-0 4-3 1B		0-0 F8			4	0	1	1	0	0	1
Dan Driessen, L (1, 3)	0-0 F8 1-2		0-0 1-3		0-0 4-3		0-0 P6			4	0	0	0	0	0	2
Bill Plummer, R OBP: 0.250, SLG: 0.250 (1, 2)		0-0 5-3		0-0 L8		0-0 P6		0-0 6-3		4	0	0	0	0	0	1
Cesar Geronimo, L OBP: 0.571, SLG: 1.333 (1, 8)		0-0 SH2-4 1B		0-0 FC5-2-5 3B		4-0 IBB				2	0	2	0	1	0	0
Jack Billingham, R Dale Murray, R (1, 1) (8, 1)		0-0 SH2-4		0-0 6-3		0-0 F9				2	0	0	0	0	0	3
										0	0	0	0	0	0	0

Inning Stats	R: 2	H: 0	E: 0	K: 0	S: 3	H: 0	LOB: 1	BB: 3	P: 15	R: 0	H: 1	E: 0	K: 0	S: 4	R: 0	H: 0	E: 0	K: 0	S: 3	R: 0	H: 0	E: 0	K: 0	S: 3	R: 3	H: 3	E: 0	K: 1	S: 8	R: 0	H: 1	E: 0	K: 0	S: 4	R: 1	H: 1	E: 0	K: 0	S: 4	R: 0	H: 0	E: 0	K: 0	S: 3	1B: 3	2B: 1	3B: 1	HR: 1	SF: 1	SAC: 1	DP: 0	HBP: 0	WP: 0	PA: 34
--------------	------	------	------	------	------	------	--------	-------	-------	------	------	------	------	------	------	------	------	------	------	------	------	------	------	------	------	------	------	------	------	------	------	------	------	------	------	------	------	------	------	------	------	------	------	------	-------	-------	-------	-------	-------	--------	-------	--------	-------	--------

PITCHER	IP	WLS	BF	H	R	ER	SO	BB	IBB	HBP	BLK	WP	HR	S	P	ERA	WHIP
Brent Strom, L ERA: 7.94 (1, 1)	5.2	L	26	5	5	5	1	3	1	0	0	0	1	24	40	7.94	1.412
Victor Bernal, R ERA: (6, 1)	0.1		1	0	0	0	0	0	0	0	0	0	0	1	1	0.00	0.000
Butch Metzger, R ERA: 4.5 (7, 1)	2.0		7	1	1	1	0	0	0	0	0	0	0	7	7	4.50	0.500

BOTTOM

San Diego Padres @ Cincinnati Reds
Riverfront Stadium, Cincinnati, OH

Fri Apr 08 1977, 6:05 PM EST
Att. 24,588 - Unknown

livebaseballscorecards.com

AB	28
R	6
H	6
RBI	6
BB	4
SO	1
LOB	12



Batter	1	2	3	4	5	6	7	8	9	AB R H RBI BB SO LOB	TOP																	
Gene Richards, L (1, 7) OBP: 0.357, SLG: 0.364	0-0 F2		0-0 4-3		4-0 1B BB	0-0 1B 3B		0-0 5-3		4 2 1 0 1 0 0																		
Mike Champion, R (1, 4) OBP: 0.500, SLG: 0.455	4-0 BB		4-0 1B BB		0-3 K	0-0 1B		0-0 4-3		3 0 1 1 2 1 1																		
Dave Winfield, R (1, 9) OBP: 0.500, SLG: 0.417	0-3 K		0-0 FC5-4 1B		0-0 1B 1B	0-3 K		0-0 FC3-6 1B		5 1 3 0 0 2 2																		
George Hendrick, R (1, 8) OBP: 0.500, SLG: 0.417	0-0 F6		0-0 FC5-4 1-2f		0-0 1B 1B		0-0 FC3-6 1B		0-0 FC3-6 1B 3B	5 1 2 1 0 0 4																		
Gene Tenace, R (1, 2) OBP: 0.429, SLG: 0.692		0-0 F8		4-0 1B BB	0-0 1B		0-0 FC3-6 1B E 1-2f G1-2-3		0-0 3B 1B	4 1 2 1 1 0 1																		
Mike Ivie, R (1, 3) OBP: 0.429, SLG: 0.857		0-0 1B		0-0 F7	0-0 F9		0-0 E5 1B		0-0 1B 3B	5 1 2 2 0 0 4																		
Doug Rader, R (1, 5) OBP: 0.308, SLG: 0.417		0-0 F3		0-3 K	0-3 K		0-0 1B		0-0 F5-3	5 0 1 0 0 2 5																		
Bill Almon, R (1, 6) OBP: 0.154, SLG: 0.154		0-0 L8		0-0 1B		0-3 K	0-0 G1-2-3		0-0 1B	5 0 2 1 0 1 4																		
Dave Freisleben, R (1, 1)			0-3 K	0-0 1-3		0-3 K		0-0 F7	0-0 F5-3	3 0 0 0 0 2 2																		
Jerry Turner, L (8, PH)										1 0 0 0 0 0 0																		
Rollie Fingers, R (8, 1)										1 0 0 0 0 0 1																		
Inning Stats	R: 0 E: 0 K: 1 S: 5	H: 0 LOB: 1 BB: 1 P: 9	R: 0 E: 0 K: 0 S: 4	H: 1 LOB: 1 BB: 0 P: 4	R: 0 E: 0 K: 1 S: 6	H: 1 LOB: 2 BB: 1 P: 10	R: 0 E: 0 K: 1 S: 6	H: 1 LOB: 2 BB: 1 P: 10	R: 2 E: 0 K: 2 S: 10	H: 3 LOB: 2 BB: 1 P: 14	R: 1 E: 0 K: 3 S: 11	H: 2 LOB: 1 BB: 0 P: 11	R: 0 E: 1 K: 0 S: 5	H: 2 LOB: 2 BB: 0 P: 5	R: 0 E: 0 K: 0 S: 3	H: 0 LOB: 0 BB: 0 P: 3	R: 3 E: 0 K: 0 S: 7	H: 4 LOB: 1 BB: 0 P: 7	1B: 12 2B: 0 3B: 2 HR: 0	SF: 0 SAC: 0 DP: 1 HBP: 0	WP: 0 PB: 0 SB: 0 CS: 0	PA: 45						
PITCHER	IP WLS BF H R ER SO BB IBB HBP BLK WP HR S P ERA WHIP																											
Fred Norman, L (1, 1) ERA: 4.5	6.0		31	9	3	3	8	4	0	0	0	0	0	0	43	59	4.50	2.167										
Pedro Borbon, R (7, 1) ERA:	1.0		4	1	0	0	0	0	0	0	0	0	0	4	4	0.00	1.000											
Rawly Eastwick, R (8, 1) ERA: 5.4	2.0	L	10	4	3	3	0	0	0	0	0	0	0	10	10	13.50	2.000											

San Diego Padres @ Cincinnati Reds
 Riverfront Stadium, Cincinnati, OH
 Sat Apr 09 1977, 3:33 AM EST
 Att. 21,101 - Unknown

AB	41
R	6
H	14
RBI	6
BB	4
SO	8
LOB	24



Batter	1	2	3	4	5	6	7	8	9	AB	R	H	RBI	BB	SO	LOB
Pete Rose, S OBP: 0.250, SLG: 0.200 Doug Flynn, R	0-0 F7		4-0 HR BB		0-0 G3			0-0 L7		3	1	0	0	1	0	0
Ken Griffey, L OBP: 0.583, SLG: 0.909	0-0 F7		0-0 HR 1-H 2-H			0-0 WP 4-3 1B		0-0 L7		4	1	2	3	0	0	0
Joe Morgan, L OBP: 0.333, SLG: 0.667	4-0 S BB		0-0 3-1			0-0 4-3 1-2		0-0 F2		3	0	0	0	1	0	1
Johnny Bench, R	0-3 K 1-2		0-0 F2			0-3 K 2-3		0-0 F8		4	0	0	0	0	2	2
George Foster, R OBP: 0.250, SLG: 0.333		0-0 F8		0-0 P4		0-0 P4		1-0 HBP		3	0	0	0	0	0	1
Dan Driessen, L Rawly Eastwick, R Champ Summers, L (9, PH)		0-0 L4		0-0 P6		0-3 K		0-0 4-3		3	0	0	0	0	1	0
Dave Concepcion, R OBP: 0.273, SLG: 0.364		0-0 4-3		0-0 F3			0-0 L6			3	0	0	0	0	0	0
Cesar Geronimo, L OBP: 0.600, SLG: 1.222			0-0 HR 2B		0-0 6-3		0-0 CS 1B			3	1	2	0	0	0	0
Fred Norman, S Pedro Borbon, R Mike Lum, L (8, 3)			0-0 B2-3		0-0 5-3		0-0 CS 1-2	0-3 K		2	0	0	0	0	0	1

Inning Stats	R: 0	H: 0	E: 0	K: 1	S: 5	LOB: 1	BB: 1	P: 9	R: 0	H: 0	E: 0	K: 0	S: 3	LOB: 0	BB: 0	P: 3	R: 3	H: 2	E: 0	K: 0	S: 5	LOB: 0	BB: 1	P: 9	R: 0	H: 0	E: 0	K: 0	S: 3	LOB: 0	BB: 0	P: 3	R: 0	H: 1	E: 0	K: 1	S: 6	LOB: 1	BB: 0	P: 6	R: 0	H: 1	E: 0	K: 1	S: 5	LOB: 0	BB: 0	P: 5	R: 0	H: 0	E: 0	K: 1	S: 5	LOB: 0	BB: 0	P: 5	R: 0	H: 0	E: 0	K: 0	S: 3	LOB: 1	BB: 0	P: 4	1B: 2	SF: 0	2B: 1	SAC: 0	3B: 0	DP: 0	HR: 1	HBP: 1	WP: 1	PA: 34
PITCHER Dave Freisleben, R ERA: 3.86 Rollie Fingers, R ERA:	IP	WLS	BF	H	R	ER	SO	BB	IBB	HBP	BLK	WP	HR	S	P	ERA	WHIP	IP	WLS	BF	H	R	ER	SO	BB	IBB	HBP	BLK	WP	HR	S	P	ERA	WHIP																																								
	(1, 1)		26	4	3	3	3	2	0	0	0	1	1	30	38	3.86	0.857	(8, 1)	2.0	W	7	0	0	0	1	0	0	0	0	0	8	9	0.00	0.000																																								


BOTTOM

San Diego Padres @ Cincinnati Reds
Riverfront Stadium, Cincinnati, OH

Sat Apr 09 1977, 3:33 AM EST
Att. 21,101 - Unknown

livebaseballscorecards.com

AB 30
R 3
H 4
RBI 3
BB 2
SO 4
LOB 6



Batter	1	2	3	4	5	6	7	8	9	AB R H RBI BB SO LOB			
Gene Richards, L OBP: 0.400, SLG: 0.375 (1, 7) X (8, 8)	0-0 WP S 2B 1B		0-0 BLK 2B 1B	0-0 E1 1-2 2B		4-0 BB 2B BB	0-0 FC6-4 1-2f		0-0 6-3	5 4 2 0 1 0 3			
Mike Champion, R OBP: 0.400, SLG: 0.313 (1, 4) X	0-0 F9 1-3		0-0 F9 1-2	0-3 K		4-0 2B BB		0-0 4-3	0-0 F8	5 1 0 0 1 1 4			
Dave Winfield, R OBP: 0.526, SLG: 0.588 Merv Rettenmund, R (1, 9) S S S (8, 9)	0-3 K		0-0 F9	0-0 CS 1-H 2-H 2B		0-0 1-H 2-H 2B		0-0 WP 1B	0-3 K	5 1 3 4 0 1 2 1 0 0 0 0 1 0			
George Hendrick, R OBP: 0.579, SLG: 0.625 Jerry Turner, L (1, 8) X (8, 7)	0-0 2B 3-H		0-0 3B 2B	0-0 6-3		4-0 BB		0-0 PB 1B	0-0 1B	4 2 3 2 1 0 1 0 0 0 0 0 0 0			
Gene Tenace, R OBP: 0.474, SLG: 0.765 Dave Roberts, R (1, 2) S S S (8, 2)	0-3 K		0-0 2B 3B	0-0 CS 2-3	1-0 G4-6-3 HBP	0-3 K		0-0 PB 2B 1B	0-0 1B	4 2 2 2 0 2 3 0 0 0 0 0 0 0			
Mike Ivie, R OBP: 0.474, SLG: 0.833 (1, 3)		4-0 BB 1B 5-3	0-0 FC5 3-H 2B		0-0 G4-6-3 1-2f		0-0 F8	0-0 2B 1B		4 1 2 2 1 0 1			
Doug Rader, R OBP: 0.389, SLG: 0.467 (1, 5)		0-0 5-3 1-2	4-0 BB		0-3 K		4-0 1B BB	0-0 1H 2-H 2B		3 0 1 2 2 1 1			
Bill Almon, R OBP: 0.222, SLG: 0.222 (1, 6)		0-0 2-H 1B	0-0 FC5 2-3f			0-0 L7	0-0 FC6-4 1B	0-0 F8		5 0 2 0 0 0 3			
Bob Shirley, R Dave Tomlin, L (1, 1) (9, 1)		0-3 K		4-0 E 2B BB		0-0 4-3	0-3 K	0-0 4-3		4 1 0 0 1 2 4 0 0 0 0 0 0 0			
Inning Stats	R: 1 H: 2 E: 0 LOB: 1 K: 2 BB: 0 S: 9 P: 9	R: 0 H: 1 E: 0 LOB: 1 K: 1 BB: 1 S: 5 P: 9	R: 3 H: 4 E: 0 LOB: 2 K: 0 BB: 1 S: 7 P: 11	R: 2 H: 1 E: 1 LOB: 0 K: 1 BB: 1 S: 6 P: 10	R: 0 H: 0 E: 0 LOB: 0 K: 1 BB: 0 S: 4 P: 5	R: 2 H: 1 E: 0 LOB: 2 K: 1 BB: 3 S: 6 P: 18	R: 0 H: 1 E: 0 LOB: 2 K: 1 BB: 1 S: 6 P: 10	R: 4 H: 5 E: 0 LOB: 1 K: 0 BB: 0 S: 8 P: 8	R: 0 H: 0 E: 0 LOB: 0 K: 1 BB: 0 S: 5 P: 5	1B: 8 SF: 0 2B: 6 SAC: 0 3B: 1 DP: 1 HR: 0 HBP: 1	WP: 3 PA: 49 PB: 1 SB: 1 CS: 1		
PITCHER	IP WLS BF H R ER SO BB IBB HBP BLK WP HR S P ERA WHIP											PITCHER	IP WLS BF H R ER SO BB IBB HBP BLK WP HR S P ERA WHIP
Santo Alcala, R ERA: 13.5 (1, 1)	2.2 L 16 7 4 4 3 2 0 0 1 1 0 20 28 13.50 3.375												
Pedro Borbon, R ERA: 2.25 (3, 1)	2.1 9 1 2 1 2 1 0 1 0 0 0 11 16 3.86 0.857												
Mike Caldwell, L ERA: 9.0 (6, 1)	2.0 12 2 2 2 2 4 0 0 0 0 0 12 28 9.00 3.000												
Dale Murray, R ERA: 10.8 (8, 1)	2.0 11 5 4 4 1 0 0 0 0 1 0 13 13 18.00 2.500												

San Diego Padres @ Cincinnati Reds
Riverfront Stadium, Cincinnati, OH
Sun Apr 10 1977, 3:33 AM EST
Att: 37,504 - Unknown

livebaseballscorecards.com

AB 40
R 12
H 15
RBI 12
BB 7
SO 8
LOB 22



Batter	1	2	3	4	5	6	7	8	9	AB	R	H	RBI	BB	SO	LOB
Pete Rose, S OBP: 0.294, SLG: 0.286 (1, 5) X	0-0 L4		4-0 HBP BB		0-0 F2			0-0 F9	0-0 2B	4	0	1	3	1	0	1
Ken Griffey, L OBP: 0.412, SLG: 0.625 (1, 9) X	0-0 F7		0-3 K		0-3 K			0-3 K	0-3 K	5	0	0	0	0	4	4
Joe Morgan, L OBP: 0.313, SLG: 0.500 (1, 4) X Doug Flynn, R (9, 4)	0-0 F9		1-0 HBP		0-3 K			0-0 F9		3	0	0	0	0	1	1
Johnny Bench, R (1, 2) Bill Plummer, R (7, 2)		0-0 F9	0-3 K			0-3 K			0-0 F8	3	0	0	0	0	2	3
George Foster, R (1, 7)		0-3 K		0-0 F8		0-0 5-3			0-0 FC3-6 BB E 1B	4	1	1	0	0	1	0
Dave Concepcion, R (1, 6)		0-0 BLK 1B		0-0 PB 1B		0-0 F8			4-0 FC3-6 BB	3	0	2	0	1	0	0
Dan Driessen, L (1, 3)		0-3 K		0-3 K			0-3 K		0-0 FC3-6 BB E 2B	4	1	0	0	0	3	4
Cesar Geronimo, L (1, 8)			0-3 K	0-0 F7			0-0 F2		0-0 E4 BB 2B	4	1	0	0	0	1	2
Santo Alcala, R (1, 1) Pedro Borbon, R (3, 1) Ed Armbrister, R (5, PH) Mike Caldwell, R (6, 1) Ray Knight, R (7, PH) Dale Murray, R (8, 1) Bob Bailey, R (9, PH)			0-0 HBP 2B		4-0 S BB		0-0 6-3		4-0 2B BB	0	0	0	0	0	0	0

Inning Stats	R: 0	H: 0	E: 0	K: 3	S: 3	R: 0	H: 1	E: 0	K: 2	S: 8	R: 0	H: 1	E: 0	K: 3	S: 10	R: 0	H: 0	E: 0	K: 1	S: 6	R: 0	H: 1	E: 0	K: 2	S: 7	R: 0	H: 0	E: 0	K: 1	S: 5	R: 0	H: 0	E: 0	K: 1	S: 5	R: 0	H: 0	E: 1	K: 1	S: 8	1B: 3	2B: 2	3B: 0	HR: 0	SF: 0	SAC: 0	DP: 0	HBP: 1	WP: 0	PA: 38
PITCHER	IP	WLS	BF	H	R	ER	SO	BB	IBB	HBP	BLK	WP	HR	S	P	ERA	WHIP																																	
Bob Shirley, L (1, 1) ERA:	8.2	W	36	4	4	0	11	4	0	1	1	0	0	53	70	0.00	0.923																																	
Dave Tomlin, L (9, 1) ERA:	0.1		2	1	0	0	1	0	0	0	0	0	0	4	4	0.00	3.000																																	

San Diego Padres @ Cincinnati Reds
Riverfront Stadium, Cincinnati, OH

Sun Apr 10 1977, 3:33 AM EST
Att. 37,504 - Unknown

AB	33
R	4
H	5
RBI	3
BB	4
SO	12
LOB	15

Batter	1	2	3	4	5	6	7	8	9	AB R H RBI BB SO LOB	TOP
Pete Rose, S (1, 5) OBP: 0.318, SLG: 0.278	0-0 3-1		4-0 FC3-8 BB		0-0 F7		0-3 K		0-0 1-2 2-H 1B	4 0 1 1 1 1 1	
Ken Griffey, L (1, 9) OBP: 0.364, SLG: 0.667	0-0 6-3		0-0 FC3-6 1-2f			0-0 HR	0-0 F8		0-0 F8	5 1 1 1 0 0 3	
Joe Morgan, L (1, 4) OBP: 0.350, SLG: 0.429	4-0 BB		0-0 F5			0-0 F3		4-0 G6-4-3 BB		2 0 0 0 2 0 1	
Johnny Bench, R (1, 2) OBP: 0.091, SLG: 0.091	0-0 P3			0-0 5-3		0-0 1B 1B		0-0 F5		4 1 1 0 0 0 2	
George Foster, R (1, 7) OBP: 0.250, SLG: 0.294		0-0 6-3		0-0 L8		0-0 1B 1-2 FC5-2-6 1B		0-0 G6-4-3 1-2f		4 0 1 0 0 0 1	
Dan Driessen, L (1, 3) OBP: 0.105, SLG: 0.105		0-0 F7		0-0 3-1		0-0 1-3 2-H 1B		0-0 1B 1B		4 1 2 1 0 0 0	
Dave Concepcion, R (1, 6) OBP: 0.421, SLG: 0.412		4-0 BB			0-0 5-3	0-0 FC5-2-6 1-2 3-H 1B		0-0 1B 1B		3 0 1 0 1 0 2	
Cesar Geronimo, L (1, 8) OBP: 0.389, SLG: 0.706		0-0 4-3			0-0 1B	0-3 K		0-0 F7		4 0 1 0 0 1 5	
Woodie Fryman, R (1, 1) Mike Lum, L (7, PH) Pedro Borbon, R (7, 1) Champ Summers, L (9, PH)			0-3 K		0-3 K		0-0 F9		0-3 K	2 0 0 0 0 2 1 1 0 0 0 0 0 0 0 0 0 0 0 0 0 1 0 0 0 0 1 2	
Inning Stats	R: 0 E: 0 K: 0 S: 3 H: 0 LOB: 1 BB: 1 P: 7	R: 0 E: 0 K: 0 S: 3 H: 0 LOB: 1 BB: 1 P: 7	R: 0 E: 0 K: 1 S: 5 H: 0 LOB: 1 BB: 1 P: 9	R: 0 E: 0 K: 0 S: 3 H: 0 LOB: 0 BB: 0 P: 3	R: 0 E: 0 K: 1 S: 6 H: 1 LOB: 1 BB: 0 P: 6	R: 2 E: 0 K: 1 S: 9 H: 4 LOB: 2 BB: 0 P: 9	R: 0 E: 0 K: 1 S: 5 H: 0 LOB: 0 BB: 0 P: 5	R: 0 E: 0 K: 0 S: 2 H: 0 LOB: 0 BB: 1 P: 6	R: 1 E: 0 K: 1 S: 8 H: 3 LOB: 2 BB: 0 P: 8	1B: 7 2B: 0 3B: 0 HR: 1 SF: 0 SAC: 0 DP: 1 HBP: 0	WP: 0 PB: 0 SB: 0 CS: 0 PA: 38
PITCHER Doug Konieczny, R (1, 1) ERA: 3.38 Joe Niekro, R (6, 1) ERA: 2.45	IP WLS BF H R ER SO BB IBB HBP BLK WP HR S P ERA WHIP	5.1 W 24 5 2 2 2 3 0 0 0 0 1 25 37 3.38 1.500	3.2 S 14 3 1 1 3 1 0 0 0 0 0 0 19 23 2.46 1.091								

Cincinnati Reds @ Houston Astros
Astrodome, Houston, TX
Mon Apr 11 1977, 7:05 PM EST
Att. 10,807 - Dome

livebaseballscorecards.com

AB	34
R	3
H	8
RBI	3
BB	4
SO	5
LOB	18



Batter	1	2	3	4	5	6	7	8	9	AB	R	H	RBI	BB	SO	LOB
Julio Gonzalez, R OBP: 0.235, SLG: 0.235 (1, 4)	0-3 K	0-0 4-3			0-0 SH1-4		0-0 5-3			3	0	0	0	0	1	0
Enos Cabell, R OBP: 0.333, SLG: 0.250 (1, 5)	1-0 1B S HBP	0-0 CS 1B			0-0 1-3			0-0 4-3		3	1	1	0	0	0	1
Jose Cruz, L OBP: 0.235, SLG: 0.286 (1, 8) (7, 9)	0-0 1B 1-3 6-3 1B	0-0 CS	0-0 6-3		0-0 F6			0-0 F8		4	1	1	0	0	0	1
Bob Watson, R OBP: 0.294, SLG: 0.400 (1, 3)	0-0 1-3 3-H HR 1B		0-0 4-3		0-0 F8			0-0 5-3		4	1	1	1	0	0	0
Joe Ferguson, R OBP: 0.500, SLG: 0.615 (1, 2)	0-0 6-3		0-0 5-3		0-3 K					3	0	0	1	0	1	1
Cliff Johnson, R OBP: 0.500, SLG: 0.714 (1, 7)	0-0 2-H HR		0-3 K		4-0 BB					2	1	1	2	1	1	0
Leon Roberts, R Art Gardner, L (1, 9) (7, 8)	4-0 FC6-4 BB		0-3 K		0-0 F8					2	0	0	0	1	1	1
Roger Metzger, S OBP: 0.250, SLG: 0.182 (1, 6)	0-0 FC6-4		0-0 F7		0-0 L9					3	0	0	0	0	0	1
Doug Konieczny, R Joe Niekro, R (1, 1) (6, 1)		0-0 5-3			0-0 1-3 SH1-4 1B			0-0 F8		2	0	1	0	0	0	0
										1	0	0	0	0	0	0

Inning Stats	R: 4	H: 3	E: 0	LOB: 1	K: 1	S: 8	P: 13	R: 0	H: 1	E: 0	LOB: 0	K: 0	S: 3	R: 0	H: 0	E: 0	LOB: 0	K: 0	S: 3	R: 0	H: 0	E: 0	LOB: 0	K: 2	S: 7	R: 0	H: 1	E: 0	LOB: 1	K: 0	S: 4	R: 0	H: 0	E: 0	LOB: 1	K: 1	S: 5	R: 0	H: 0	E: 0	LOB: 0	K: 0	S: 3	R: 0	H: 0	E: 0	LOB: 0	K: 0	S: 3
PITCHER	IP	WLS	BF	H	R	ER	SO	BB	IBB	HBP	BLK	WP	HR	S	P	ERA	WHIP																																
Woodie Fryman, L ERA: 5.56 (1, 1)	6.0	L	25	5	4	4	4	2	0	1	0	0	0	30	39	6.00	1.167																																
Pedro Borbon, R ERA: 1.5 (7, 1)	2.0		6	0	0	0	0	0	0	0	0	0	0	6	6	0.00	0.000																																


BOTTOM

Cincinnati Reds @ Houston Astros
Astrodome, Houston, TX

Mon Apr 11 1977, 7:05 PM EST
Att. 10,807 - Dome

livebaseballscorecards.com

AB	27
R	4
H	5
RBI	4
BB	2
SO	4
LOB	5



WP: 0	PA: 32
PB: 0	
SB: 1	
CS: 1	

Batter	1	2	3	4	5	6	7	8	9	AB R H RBI BB SO LOB	TOP
Pete Rose, S (1, 5) OBP: 0.346, SLG: 0.364	0-0 PB 1B 2B	0-0 F8			0-0 6-3			0-0 L3 1B		4 1 2 0 0 0 1	
Ken Griffey, L (1, 9) OBP: 0.308, SLG: 0.560	0-0 1-3 2-3		0-0 1-3		0-0 F7			0-0 F8		4 0 0 0 0 0 2	
Joe Morgan, L (1, 4) OBP: 0.333, SLG: 0.389	0-0 S 1B 3-H		0-0 F8				0-0 L3	0-0 L3 1-2		4 0 1 1 0 0 1	
Johnny Bench, R (1, 2) OBP: 0.133, SLG: 0.133	0-0 6-3 1-2		0-0 F8				0-0 1-3		0-0 1B E 1B	4 1 1 0 0 0 1	
George Foster, R (1, 7) OBP: 0.292, SLG: 0.300	4-0 BB			0-3 K			0-0 5-3		0-0 SH1-4 E 1-6-3 1B	3 1 1 0 1 1 0	
Dan Driessen, L (1, 3) OBP: 0.130, SLG: 0.130	0-0 F8		0-0 1-4-3				0-0 FC4-6 1B		0-0 E6 SH1-4	4 0 1 1 0 0 3	
Dave Concepcion, R (1, 6) OBP: 0.455, SLG: 0.450		0-0 FC5-4 1B		0-0 PB 1B			0-0 F9		0-0 SH1-4	3 0 2 0 0 0 1	
Cesar Geronimo, L (1, 8) OBP: 0.318, SLG: 0.571		0-0 FC5-4 SH1 1-2f		0-0 G1 1-2			0-0 FC4-6 1-2f		0-0 1-6-3	4 0 0 1 0 0 4	
Pat Zachry, R (1, 1) Mike Lum, L (7, PH) Rawly Eastwick, R (7, 1) Champ Summers, L (9, PH)		0-0 SH1 1-2		0-3 K			0-0 4-3		0-0 5-3	1 0 0 0 0 1 0 1 0 0 0 0 0 1 0 0 0 0 0 0 0 1 0 0 0 0 0 1	
Inning Stats	R: 1 H: 2 E: 0 LOB: 2 K: 0 BB: 1 S: 5 P: 9	R: 0 H: 1 E: 0 LOB: 1 K: 0 BB: 0 S: 4 P: 4	R: 0 H: 0 E: 0 LOB: 0 K: 0 BB: 0 S: 3 P: 3	R: 0 H: 1 E: 0 LOB: 1 K: 1 BB: 0 S: 6 P: 6	R: 0 H: 0 E: 0 LOB: 0 K: 1 BB: 0 S: 5 P: 5	R: 0 H: 0 E: 0 LOB: 0 K: 0 BB: 0 S: 3 P: 3	R: 0 H: 1 E: 0 LOB: 1 K: 0 BB: 0 S: 4 P: 4	R: 0 H: 1 E: 0 LOB: 0 K: 0 BB: 0 S: 6 P: 6	1B: 7 SF: 0 2B: 2 SAC: 2 3B: 0 DP: 1 HR: 0 HBP: 0	WP: 0 PA: 36 PB: 2 SB: 1 CS: 0	
PITCHER J.R. Richard, R (1, 1) ERA: 1.69 Ken Forsch, R (8, 1) ERA: 2.25	IP WLS BF H R ER SO BB IBB HBP BLK WP HR S P ERA WHIP	7.0 W 27 5 1 1 2 1 0 0 0 0 0 0 30 34 1.29 0.857	2.0 S 9 3 2 1 0 0 0 0 0 0 0 0 9 9 4.50 1.500								

Cincinnati Reds @ Houston Astros
Astrodome, Houston, TX
Tue Apr 12 1977, 7:05 PM EST
Att. 14,029 - Dome

livebaseballscorecards.com

AB 33
R 3
H 8
RBI 3
BB 1
SO 2
LOB 15



Batter	1	2	3	4	5	6	7	8	9	AB	R	H	RBI	BB	SO	LOB
Julio Gonzalez, R OBP: 0.286, SLG: 0.286 (1, 4)	0-0 3B 1B	0-0 F9		0-0 F8			0-0 1B 1B			4	1	2	0	0	0	1
Enos Cabell, R OBP: 0.364, SLG: 0.400 (1, 5)	0-0 1B 3B	0-3 K			0-0 6-3		0-0 1-2 1B			4	1	2	1	0	1	1
Jose Cruz, L OBP: 0.238, SLG: 0.278 (1, 9)	0-0 1B 4-3 1B		0-0 F9		0-0 P4		0-0 G3			4	1	1	1	0	0	2
Bob Watson, R OBP: 0.333, SLG: 0.389 (1, 3)	0-0 4-3 1B		4-0 BB 1B BB		0-0 5-3		0-0 F9			3	1	1	0	1	0	0
Willie Crawford, L OBP: 0.250, SLG: 0.286 Wilbur Howard, S OBP: 0.500, SLG: 0.500 (1, 7) (7, 7)	0-0 4-3 1-2 3-H		4-0 BB 1B 9-2 BB		0-0 F9		0-0 F7			2	0	0	1	1	0	1
Joe Ferguson, R OBP: 0.474, SLG: 0.563 Ed Herrmann, L (1, 2) (8, 2)	0-3 K		0-0 BB 1B 1-3 2-H		0-3 K		0-0 F2			3	0	1	1	0	2	1
Art Gardner, L (1, 8)	0-0 F5		0-0 BB 9-2 3-H		0-0 4-3					1	0	0	0	0	0	0
Roger Metzger, S OBP: 0.267, SLG: 0.214 (1, 6)		0-0 SH1-4 1B		0-0 G3		0-0 F7				3	0	1	0	0	0	0
J.R. Richard, R Ken Forsch, R (1, 1) (8, 1)		0-0 SH1-4		0-3 K		0-3 K				2	0	0	0	0	2	0
		1-2								0	0	0	0	0	0	0

Inning Stats	R: 3	H: 4	E: 0	LOB: 1	K: 1	P: 9	R: 0	H: 1	E: 0	LOB: 1	K: 1	P: 6	R: 1	H: 1	E: 0	LOB: 1	K: 0	P: 11	R: 0	H: 0	E: 0	LOB: 0	K: 1	P: 5	R: 0	H: 0	E: 0	LOB: 0	K: 0	P: 3	R: 0	H: 2	E: 0	LOB: 2	K: 1	P: 7	R: 0	H: 0	E: 0	LOB: 0	K: 0	P: 3
PITCHER	IP	WLS	BF	H	R	ER	SO	BB	IBB	HBP	BLK	WP	HR	S	P	ERA	WHIP																									
Pat Zachry, R ERA: 6.0 Rawly Eastwick, R ERA: 3.86	(1, 1) (7, 1)	6.0 2.0	L 8	25 2	6 0	4 0	4 1	4 0	4 0	0 0	0 0	0 0	0 0	0 10	31 10	6.00 0.00	1.333 1.000																									

BOTTOM

Cincinnati Reds @ Houston Astros
Astrodome, Houston, TX

Tue Apr 12 1977, 7:05 PM EST
Att. 14,029 - Dome

AB	30
R	4
H	8
RBI	4
BB	2
SO	5
LOB	9

livebaseballscorecards.com



WP	PA	3B	SF	SAC	DP	HBP
0	33	0	0	1	1	0

Batter 1 2 3 4 5 6 7 8 9 AB R H RBI BB SO LOB TOP

Pete Rose, S (1, 5) OBP: 0.387, SLG: 0.423

Ken Griffey, L (1, 9) OBP: 0.367, SLG: 0.586

Joe Morgan, L (1, 4) OBP: 0.321, SLG: 0.409

Johnny Bench, R (1, 2) OBP: 0.105, SLG: 0.105

George Foster, R (1, 7) OBP: 0.321, SLG: 0.348

Dan Driessen, L (1, 3) OBP: 0.111, SLG: 0.111


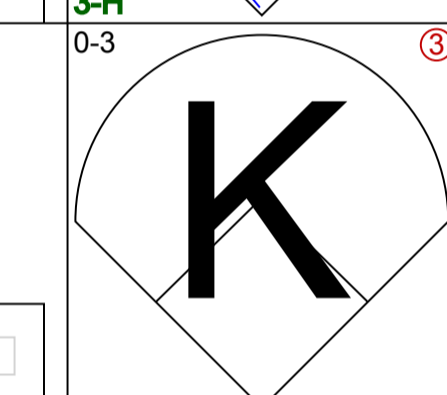
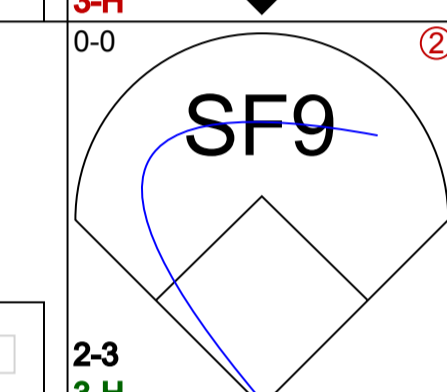
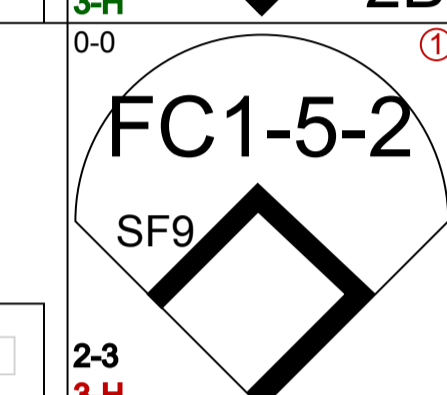
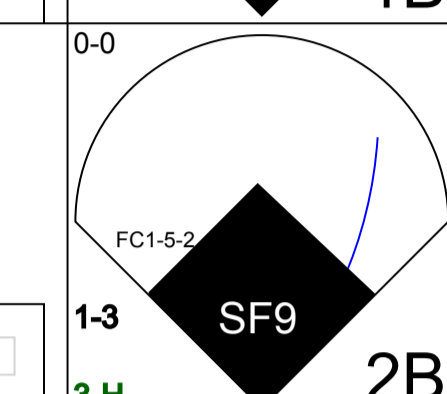
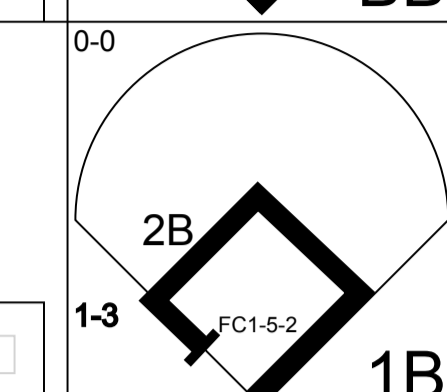
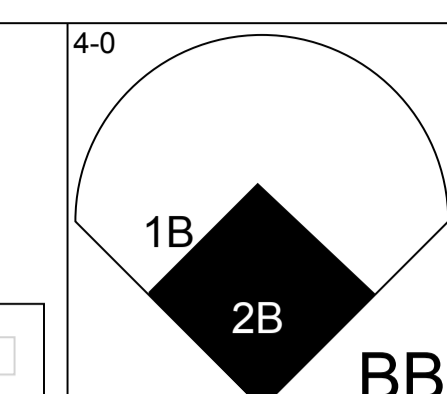
Dave Concepcion, R (1, 6) OBP: 0.385, SLG: 0.375

Cesar Geronimo, L (1, 8) OBP: 0.269, SLG: 0.480

Jack Billingham, R (1, 1) OBP: 0.200, SLG: 0.200
Dale Murray, R (6, 1)
Mike Lum, L (9, PH) OBP: 0.250, SLG: 0.250
Ed Armbrister, R (9, PR)
Pedro Borbon, R (9, 1) OBP: 1.000, SLG: 2.000

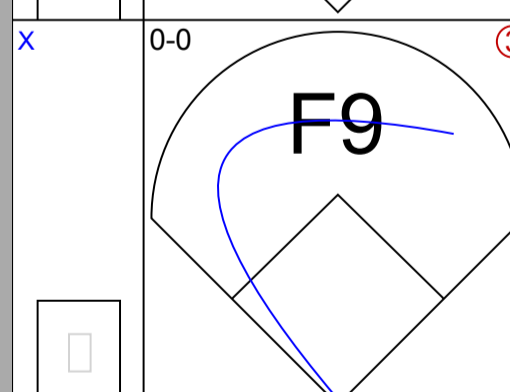
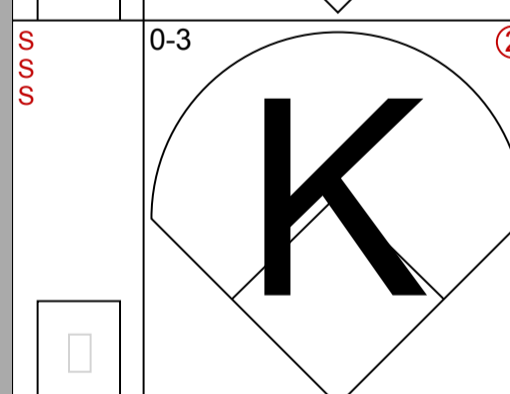
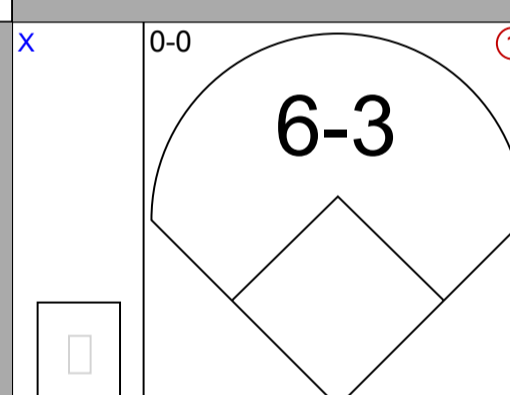
Inning Stats

PITCHER
Joaquin Andujar, R (1, 1) ERA: 3.09
Joe Sambito, L (3, 1) ERA: 5.4
Dan Larson, R (7, 1) ERA:
Ken Forsch, R (9, 1) ERA: 1.8




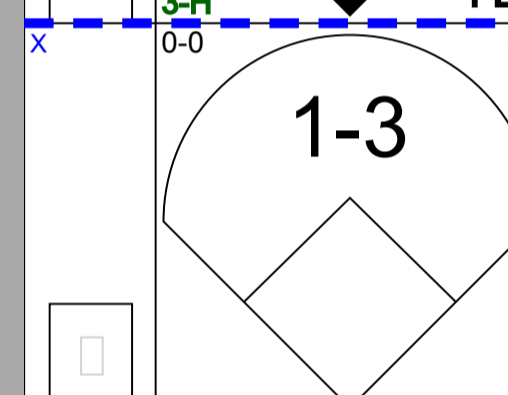
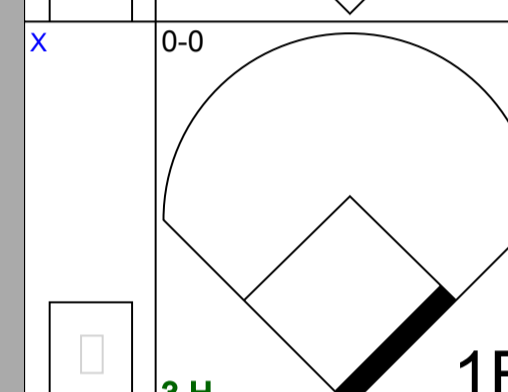
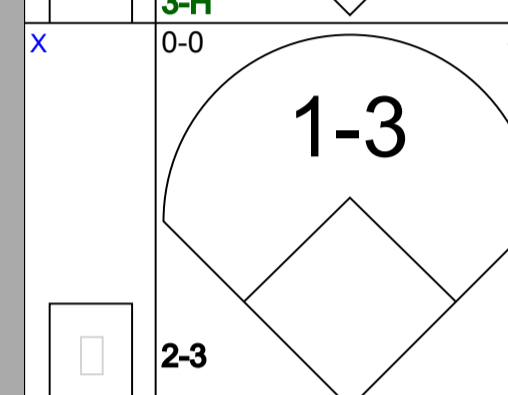
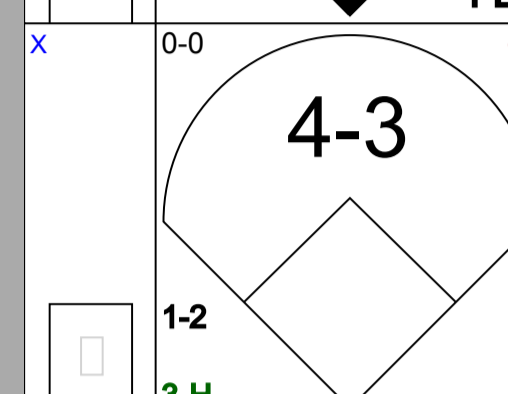
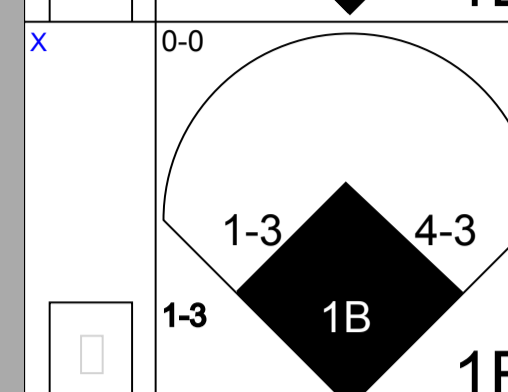
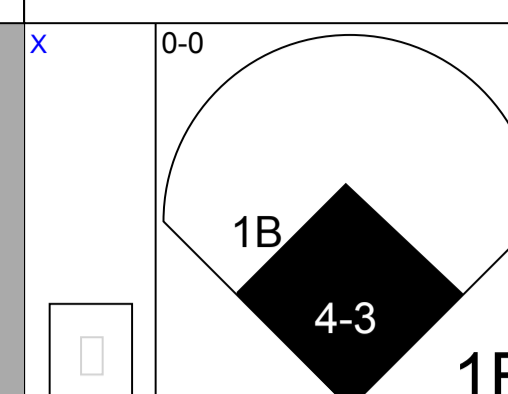
R: 2 H: 2 E: 0 LOB: 1 K: 1 BB: 1 S: 7 P: 11

IP WLS BF H R ER SO BB IBB HBP BLK WP HR S P ERA WHIP



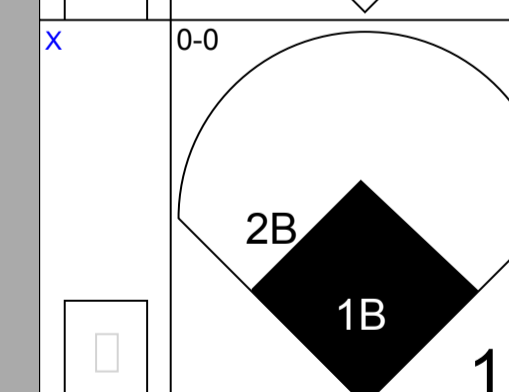
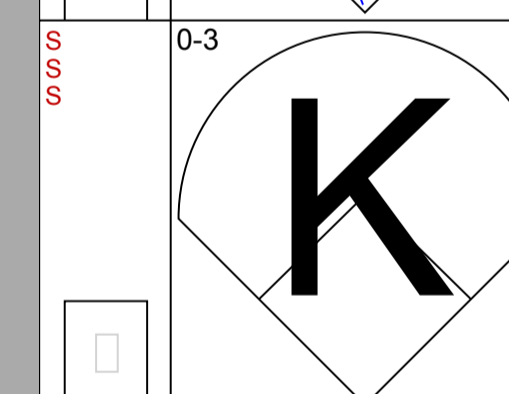
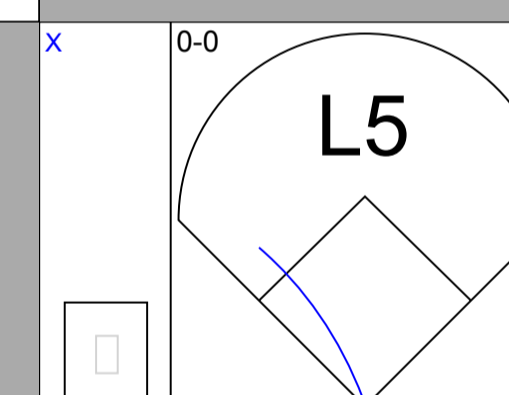
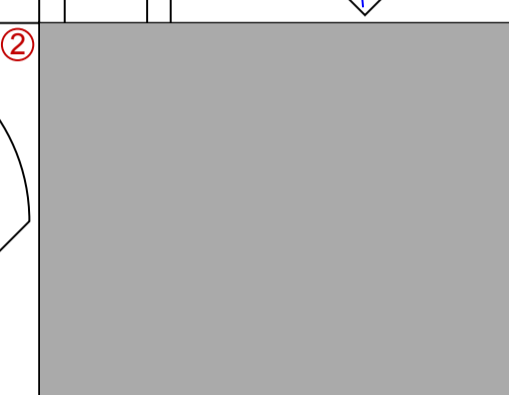
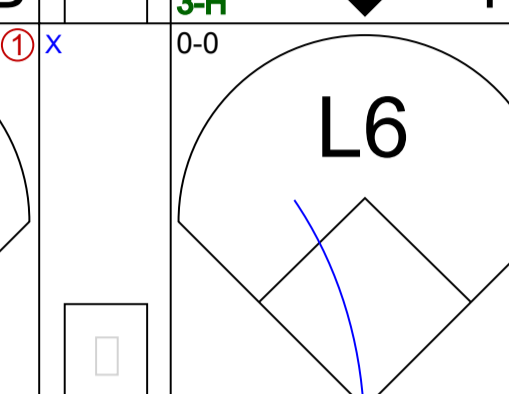
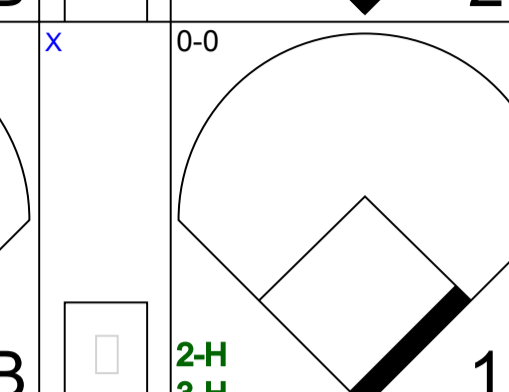
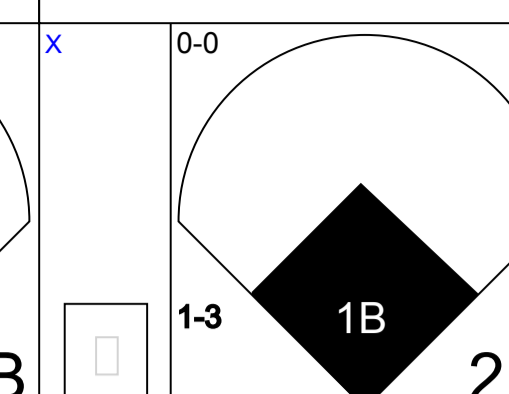
R: 0 H: 0 E: 0 LOB: 0 K: 1 BB: 0 S: 5 P: 5

IP WLS BF H R ER SO BB IBB HBP BLK WP HR S P ERA WHIP




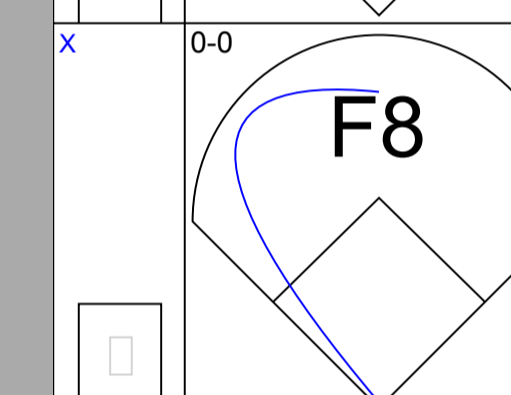
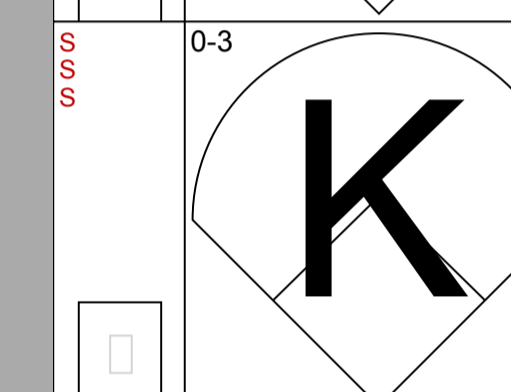
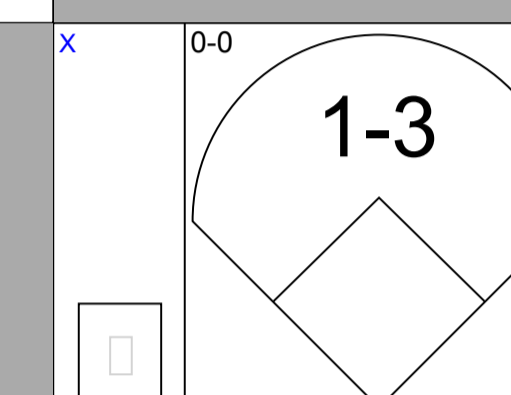
R: 2 H: 3 E: 0 LOB: 1 K: 0 BB: 0 S: 6 P: 6

IP WLS BF H R ER SO BB IBB HBP BLK WP HR S P ERA WHIP



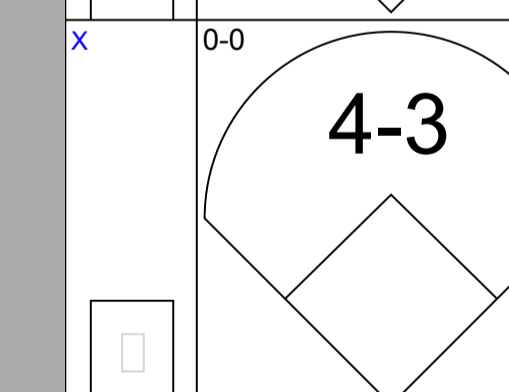
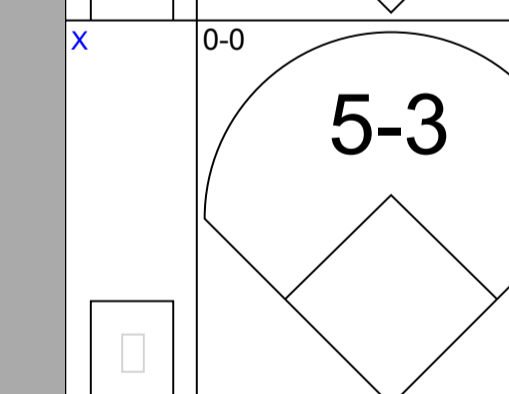
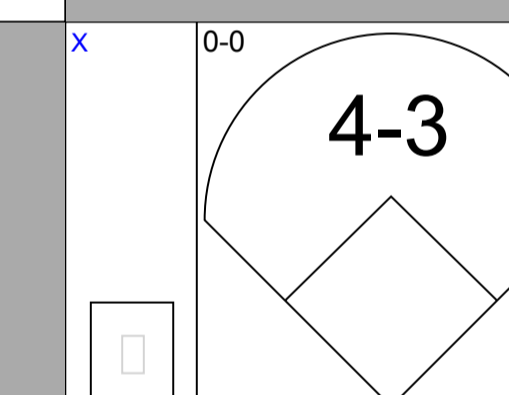

R: 2 H: 3 E: 0 LOB: 0 K: 1 BB: 0 S: 8 P: 8

IP WLS BF H R ER SO BB IBB HBP BLK WP HR S P ERA WHIP







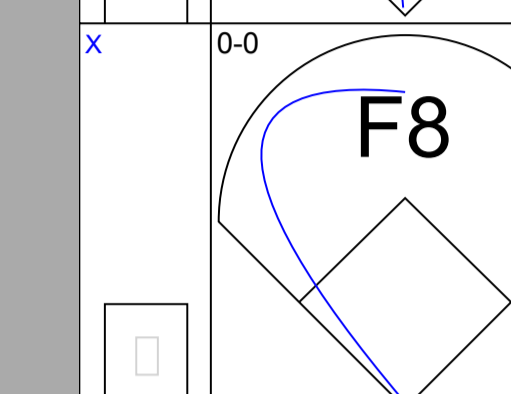
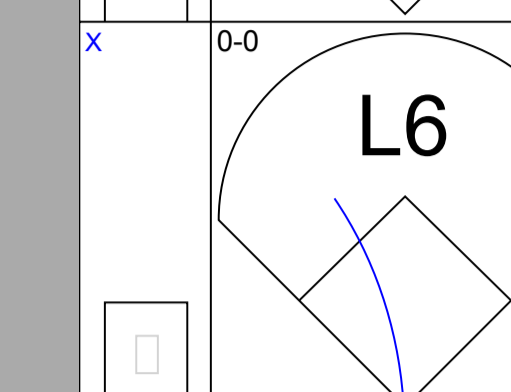
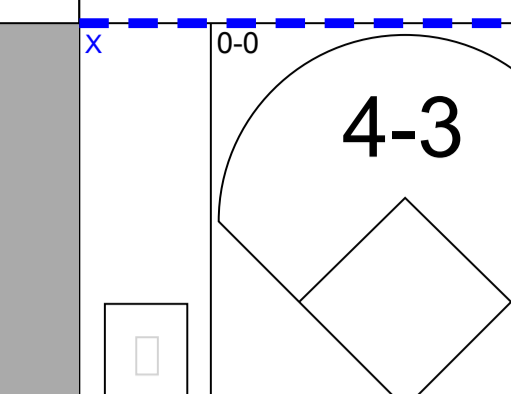
R: 0 H: 0 E: 0 LOB: 0 K: 1 BB: 0 S: 5 P: 5

IP WLS BF H R ER SO BB IBB HBP BLK WP HR S P ERA WHIP




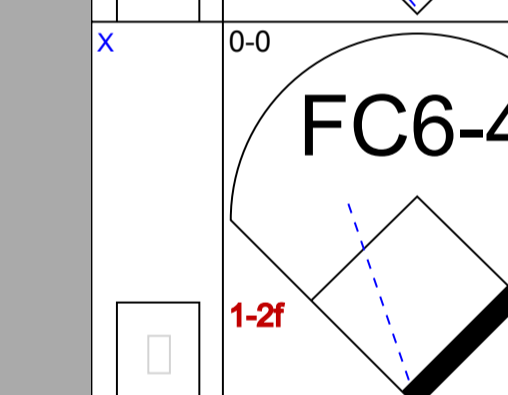
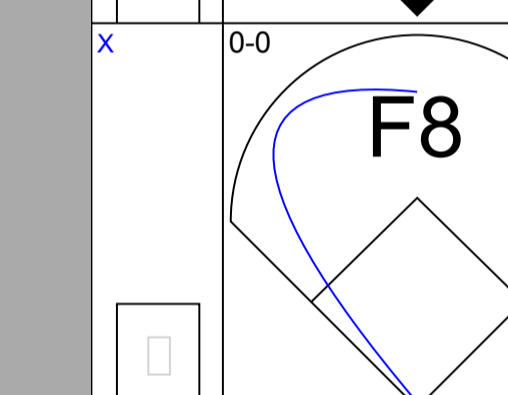
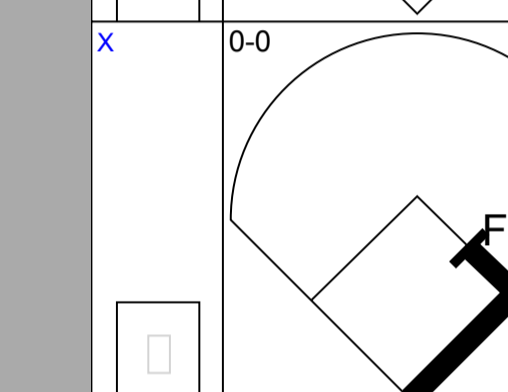
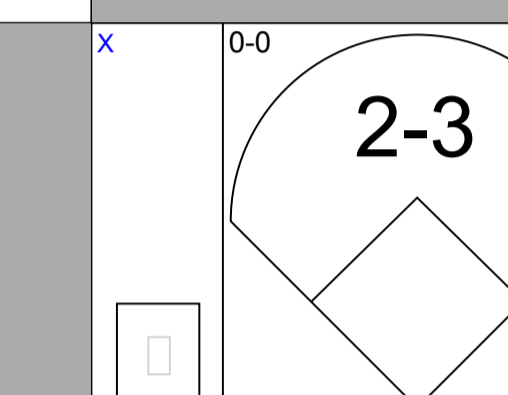
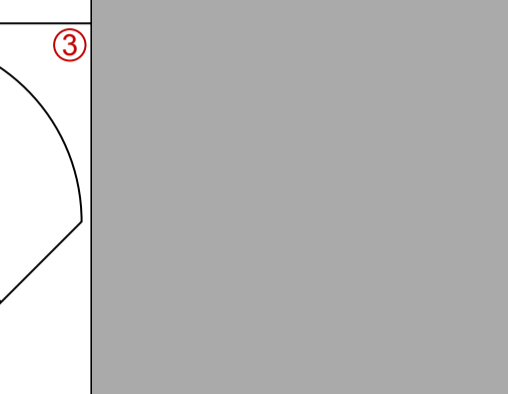
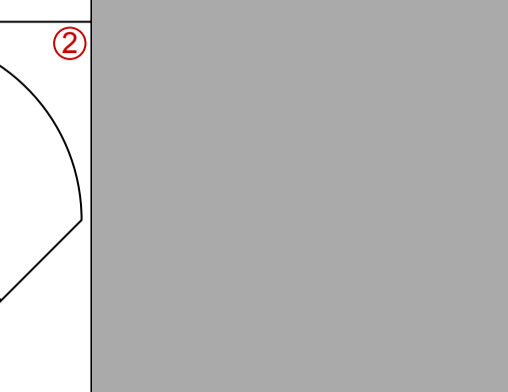
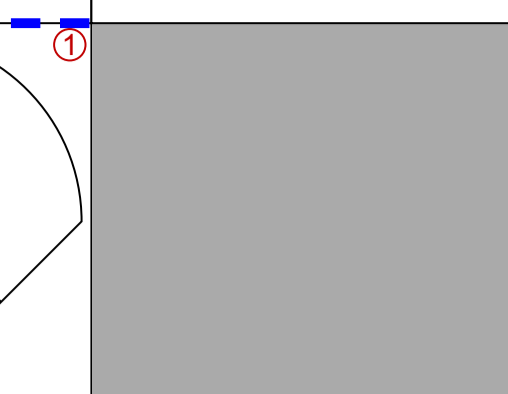
R: 0 H: 0 E: 0 LOB: 0 K: 0 BB: 0 S: 3 P: 3

IP WLS BF H R ER SO BB IBB HBP BLK WP HR S P ERA WHIP



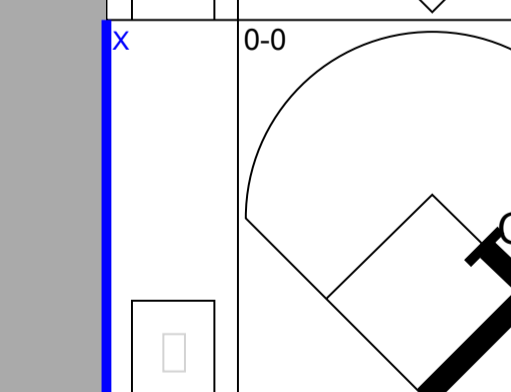
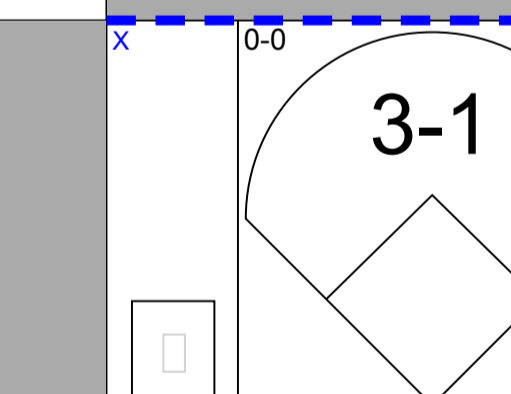
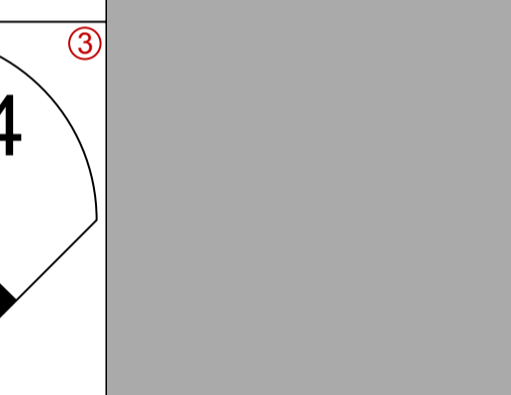
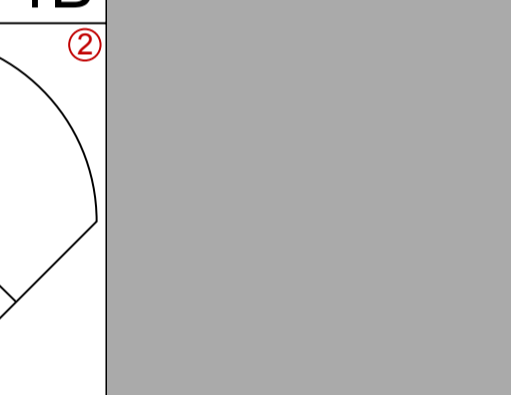
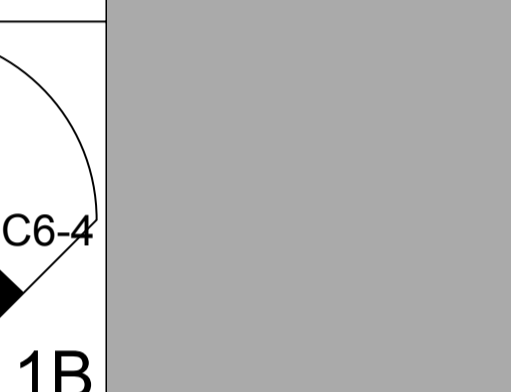
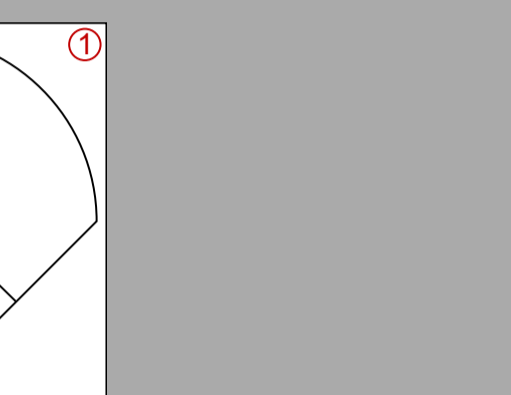

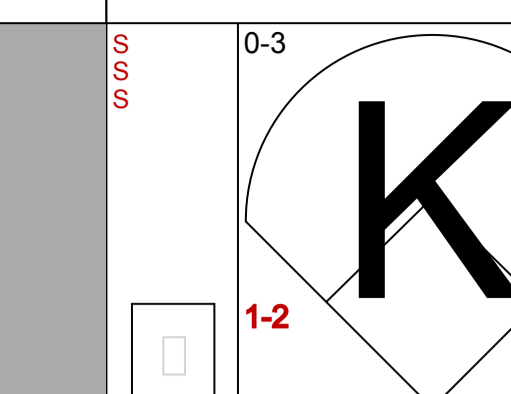
R: 0 H: 0 E: 0 LOB: 0 K: 0 BB: 0 S: 3 P: 3

IP WLS BF H R ER SO BB IBB HBP BLK WP HR S P ERA WHIP



R: 0 H: 0 E: 0 LOB: 0 K: 0 BB: 0 S: 3 P: 3

IP WLS BF H R ER SO BB IBB HBP BLK WP HR S P ERA WHIP



R: 0 H: 1 E: 0 LOB: 1 K: 1 BB: 0 S: 5 P: 5

IP WLS BF H R ER SO BB IBB HBP BLK WP HR S P ERA WHIP

4 3 2 0 1 1 1

4 1 3 2 0 0 0

4 1 1 2 0 0 2

4 0 0 0 0 0 3

3 0 2 2 0 1 0

4 0 0 0 0 1 3

4 0 0 0 0 0 1

4 0 0 0 0 2 0

3 1 1 0 0 0 0
0 0 0 0 0 0 0
1 0 1 0 0 0 0
0 0 0 0 0 0 0

1B: 8 SF: 1
2B: 2 SAC: 0
3B: 0 DP: 0
HR: 0 HBP: 0

WP: 0 PA: 37
PB: 0
SB: 0
CS: 1

Cincinnati Reds @ Houston Astros
Astrodome, Houston, TX
Wed Apr 13 1977, 7:05 PM EST
Att. 17,492 - Dome
AB 35
R 6
H 10
RBI 6
BB 1
SO 5
LOB 10
REDS

Batter	1	2	3	4	5	6	7	8	9	AB	R	H	RBI	BB	SO	LOB
Julio Gonzalez, R (1, 4) OBP: 0.273, SLG: 0.273 Rob Sperring, R (4, 4) OBP: 0.200, SLG: 0.200	0-0 6-3			0-3 K	0-0 1B	0-0 F9			0-3 K	1	0	0	0	0	0	0
Enos Cabell, R (1, 5) OBP: 0.333, SLG: 0.360	0-0 1-3			0-0 2B 1B	0-0 6-3			0-0 6-3	0-0 L8	5	1	1	0	0	0	2
Jose Cruz, L (1, 9) OBP: 0.308, SLG: 0.435	0-0 3-1			0-0 6-3 1B 1-H		0-0 BB 1B 1B		0-0 F9	0-0 1B 2B	5	3	3	1	0	0	0
Bob Watson, R (1, 3) OBP: 0.346, SLG: 0.364			0-3 K	0-0 6-3		0-0 1B BB 1B		0-0 6-3	4-0 1B BB	4	1	1	0	1	1	1
Willie Crawford, L (1, 7) OBP: 0.462, SLG: 0.455			0-0 5-3	0-0 1B		4-0 1B BB 1B		0-0 1B SH1-4 1B	0-0 1B	4	1	3	2	1	0	0
Art Gardner, L (1, 8) OBP: 0.133, SLG: 0.071			0-0 1-3	0-0 F7		0-0 1B 1B		0-0 SH1-4		3	1	1	1	0	0	1
Ed Herrmann, L (1, 2) OBP: 0.400, SLG: 0.400			0-3 K			0-0 G3		0-0 1B 1B		4	0	2	1	0	1	0
Roger Metzger, S (1, 6) OBP: 0.211, SLG: 0.167			0-0 1-3			0-0 F9		0-0 G4-6-3		4	0	0	0	0	0	4
Joaquin Andujar, S (1, 1) OBP: 0.333, SLG: 0.333 Joe Santhoro, L (3, 1) OBP: 0.500, SLG: 0.500 Ken Boswell, L (6, PH) OBP: 1.000, SLG: 1.000 Dan Larson, R (7, 1) OBP: 0.450, SLG: 0.529 Joe Ferguson, R (8, PH) OBP: 0.450, SLG: 0.529 Ken Forsch, R (9, 1)			0-3 K			0-0 1B 1B		0-0 1B		0	0	0	0	0	0	0

BOTTOM

Cincinnati Reds @ Houston Astros
Astrodome, Houston, TX
Wed Apr 13 1977, 7:05 PM EST
Att. 17,492 - Dome

AB	38
R	7
H	14
RBI	6
BB	2
SO	5
LOB	11



Inning	R	H	E	K	S	P	BB	LOB	SO	IP	WLS	BF	H	R	ER	SF	SAC	DP	HBP	HR	WP	PA	ERA	WHIP
1	0	0	0	0	3	7	1	0	4	5.0		23	7	5	5	0	0	0	0	0	0	41	9.00	1.600
2	0	0	0	1	5	7	0	0	0	3.0		13	5	1	1	0	0	0	0	0	0	41	3.00	1.667
3	0	0	0	0	1	7	0	0	1	0.2	L	5	2	1	1	0	0	0	0	0	0	41	13.50	4.500

PITCHER	IP	WLS	BF	H	R	ER	SO	BB	IBB	HBP	BLK	WP	HR	S	P	ERA	WHIP
Jack Billingham, R (1, 1) ERA: 5.68	5.0		23	7	5	5	4	1	0	0	0	0	0	30	34	9.00	1.600
Dale Murray, R (6, 1) ERA: 7.11	3.0		13	5	1	1	0	0	0	0	0	0	0	13	13	3.00	1.667
Pedro Borbon, R (9, 1) ERA: 2.7	0.2	L	5	2	1	1	1	1	0	0	0	0	0	6	10	13.50	4.500

Batter	1	2	3	4	5	6	7	8	9	AB	R	H	RBI	BB	SO	LOB	TOP
Pete Rose, S OBP: 0.417, SLG: 0.448 Doug Flynn, R (8, 5)	4-0 E 1B SF9 BB		0-0 1B 2B		0-0 1-3	4-0 1-2 BB		0-0 4-3		3	2	1	0	2	0	1	
Ken Griffey, L OBP: 0.343, SLG: 0.529 (1, 9)	0-3 K		0-0 BLK HR 1B		0-0 F7	0-3 K		0-0 L7		5	1	1	1	0	2	4	
Joe Morgan, L OBP: 0.394, SLG: 0.577 (1, 4)	0-0 E9 SF9 1-3 1B		0-0 HR		4-0 FC6-4 BB		0-0 G3		0-0 HR 1B	4	2	3	2	1	0	0	
George Foster, R OBP: 0.303, SLG: 0.444 (1, 7)	0-0 SF9		0-0 F8		0-0 FC6-4 1-2f		0-0 F8		0-0 HR	4	1	1	3	0	0	1	
Johnny Bench, R OBP: 0.167, SLG: 0.333 (1, 2)	0-0 1-3		0-0 5-3		0-0 HR		0-0 1B 2B		0-0 5-3	5	2	2	1	0	0	1	
Dave Concepcion, R OBP: 0.387, SLG: 0.379 (1, 6)		0-0 G3 S SF8 1B	0-3 K		0-0 1-6-3		0-0 1B		0-0 F9	5	1	2	1	0	1	0	
Dan Driessen, L OBP: 0.129, SLG: 0.161 (1, 3)		0-0 G3		0-0 F7		0-0 1B 2B		0-0 6-3		4	0	1	0	0	0	1	
Cesar Geronimo, L OBP: 0.267, SLG: 0.464 (1, 8)		0-0 SF8		0-0 F9		0-0 BB 1B		0-0 F7		3	0	1	1	0	0	0	
Fred Norman, S Santo Alcalá, R Champ Summers, L (6, PH) Pedro Borbon, R OBP: 1.000, SLG: 1.500 Rawly Eastwick, R (8, 1)		0-0 P4		0-0 5-3		0-0 P5		0-0 1B		1	0	0	0	0	0	0	
Inning Stats	R: 1 E: 1 K: 1 S: 6 H: 1 LOB: 1 BB: 1 P: 10	R: 1 E: 0 K: 0 S: 4 H: 1 LOB: 0 BB: 0 P: 4	R: 3 E: 0 K: 1 S: 8 H: 3 LOB: 0 BB: 0 P: 8	R: 0 E: 0 K: 0 S: 3 H: 0 LOB: 0 BB: 0 P: 3	R: 0 E: 0 K: 0 S: 3 H: 0 LOB: 1 BB: 1 P: 7	R: 1 E: 0 K: 1 S: 8 H: 3 LOB: 3 BB: 1 P: 12	R: 1 E: 0 K: 0 S: 4 H: 2 LOB: 1 BB: 0 P: 4	R: 0 E: 0 K: 0 S: 4 H: 1 LOB: 1 BB: 0 P: 4	R: 2 E: 0 K: 0 S: 5 H: 2 LOB: 0 BB: 0 P: 5	1B: 7 2B: 3 3B: 0 HR: 3 SF: 2 SAC: 0 DP: 0 HBP: 0	WP: 0 PB: 0 SB: 1 CS: 0	PA: 42					
PITCHER	IP WLS BF H R ER SO BB IBB HBP BLK WP HR S P ERA WHIP															PITCHER	IP WLS BF H R ER SO BB IBB HBP BLK WP HR S P ERA WHIP
Brent Strom, L ERA: 10.57 (1, 1)	2.0																
Dave Freisleben, R ERA: 4.97 (3, 1)	3.1 L																
Rollie Fingers, R ERA: 1.35 (6, 1)	2.2																
Butch Metzger, R ERA: 4.5 (9, 1)	1.0																

Cincinnati Reds @ San Diego Padres
San Diego Stadium, San Diego, CA
Fri Apr 15 1977, 9:05 PM EST
Att. 28,330 - Unknown

livebaseballscorecards.com

AB 37
R 9
H 13
RBI 9
BB 3
SO 3
LOB 10



Batter	1	2	3	4	5	6	7	8	9	AB	R	H	RBI	BB	SO	LOB
Jerry Turner, L (1, 7) OBP: 0.333, SLG: 0.462	4-0 FC6-4 BB		0-0 WP 1B	0-0 L6			0-0 F8		0-0 P6	4	1	1	0	1	0	0
Mike Champion, R (1, 4) OBP: 0.297, SLG: 0.194 Dave Roberts, R (9, PH)	0-3 K		4-0 1B BB		0-0 P4		0-0 L3		0-3 K	3	0	0	0	1	1	1
Dave Winfield, R (1, 9) OBP: 0.343, SLG: 0.364	0-3 K		0-0 1B		0-0 E S 1B		0-0 6-3			4	1	2	1	0	1	1
George Hendrick, R (1, 8) OBP: 0.457, SLG: 0.500	0-0 FC6-4		0-3 K		0-0 F9			0-0 1B 1B		4	0	1	0	0	1	4
Gene Tenace, R (1, 2)		0-0 F7	0-3 K		0-0 1B			0-0 F7		4	0	1	1	0	1	3
Mike Ivie, R (1, 3) OBP: 0.333, SLG: 0.563 Rollie Fingers, R (6, 1) Merv Rettenmund, R (8, PH) Enzo Hernandez, R (9, 6)		0-0 1-3		0-0 3B 2B	0-0 F8		0-0 F8	0-0 1-2 1B		3	1	1	0	0	0	1
Doug Rader, R (1, 5) OBP: 0.433, SLG: 0.583		0-0 F2		0-0 6-3		0-0 6-3		0-0 F8		4	0	0	0	0	0	3
Bill Almon, R (1, 6) OBP: 0.207, SLG: 0.276 Bobby Valentine, R (8, PH) Butch Metzger, R (9, 1)			0-0 1B WP 1B	0-0 2-H SH3-4 3B	0-3 K		0-0 1-3		0-0 1-3	3	2	2	1	0	1	0
Brent Strom, R (1, 1) Dave Freisleben, R (3, 1) Gene Richards, L (6, 3)			0-0 F9	0-0 SH3-4	0-0 G3			0-3 K		0	0	0	0	0	0	0
			0-0 F9	0-0 SH3-4	0-0 G3			0-3 K		1	0	0	1	0	0	1
			0-0 F9	0-0 SH3-4	0-0 G3			0-3 K		2	0	0	0	0	1	0

Inning Stats	R: 0	H: 0	E: 0	K: 2	S: 7	LOB: 1	BB: 1	P: 11	R: 0	H: 0	E: 0	K: 0	S: 3	LOB: 0	BB: 0	P: 3	R: 2	H: 3	E: 0	K: 2	S: 10	LOB: 2	BB: 1	P: 14	R: 2	H: 2	E: 0	K: 0	S: 5	LOB: 0	BB: 0	P: 5	R: 1	H: 2	E: 0	K: 0	S: 5	LOB: 1	BB: 0	P: 5	R: 0	H: 0	E: 0	K: 1	S: 5	LOB: 0	BB: 0	P: 5	R: 0	H: 0	E: 0	K: 0	S: 3	LOB: 0	BB: 0	P: 3	R: 0	H: 2	E: 0	K: 0	S: 5	LOB: 2	BB: 0	P: 5	R: 0	H: 0	E: 0	K: 2	S: 7	LOB: 0	BB: 0	P: 7	1B: 7	SF: 0	2B: 1	SAC: 1	3B: 1	DP: 0	HR: 0	HBP: 0
--------------	------	------	------	------	------	--------	-------	-------	------	------	------	------	------	--------	-------	------	------	------	------	------	-------	--------	-------	-------	------	------	------	------	------	--------	-------	------	------	------	------	------	------	--------	-------	------	------	------	------	------	------	--------	-------	------	------	------	------	------	------	--------	-------	------	------	------	------	------	------	--------	-------	------	------	------	------	------	------	--------	-------	------	-------	-------	-------	--------	-------	-------	-------	--------

PITCHER	IP	WLS	BF	H	R	ER	SO	BB	IBB	HBP	BLK	WP	HR	S	P	ERA	WHIP
Fred Norman, L (1, 1) ERA: 5.4	2.1		10	2	2	2	2	1	0	0	0	0	0	13	17	7.71	1.286
Santo Alcala, R (3, 1) ERA: 11.81	2.2	W	14	5	3	3	2	1	0	0	0	1	0	17	21	10.12	2.250
Pedro Borbon, R (6, 1) ERA: 2.0	2.1		9	2	0	0	1	0	0	0	0	0	0	11	11	0.00	0.857
Rawly Eastwick, R (8, 1) ERA: 3.12	1.2	S	5	0	0	0	2	0	0	0	0	0	0	9	9	0.00	0.000

BOTTOM

Cincinnati Reds @ San Diego Padres
San Diego Stadium, San Diego, CA

Fri Apr 15 1977, 9:05 PM EST
Att. 28,330 - Unknown

AB	35
R	5
H	9
RBI	4
BB	2
SO	7
LOB	16

livebaseballscorecards.com

Batter	1	2	3	4	5	6	7	8	9	AB R H RBI BB SO LOB	TOP					
Pete Rose, S (1, 5) OBP: 0.425, SLG: 0.455 Doug Flynn, R (7, 5) OBP: 1.000, SLG: 1.000	0-0 FC3-6 1B		0-0 1B HR 1B		0-0 F7		0-0 FC3-6 1-2f		0-0 1B 1-2	4 1 2 0 0 0 1 1 0 1 0 0 0 0						
Ken Griffey, L (1, 9) OBP: 0.375, SLG: 0.538	0-0 FC3-6 1-2 1B		0-0 1-3 HR 1B		0-0 4-3		0-0 G3		0-0 1-2 2-H 1B	5 1 3 0 0 0 1						
Joe Morgan, L (1, 4) OBP: 0.378, SLG: 0.633	0-0 FC3-6 1-2f 2-3 1-6-3		0-0 1-H 3-H HR		0-0 G1			0-0 P5		4 1 1 3 0 0 2						
George Foster, R (1, 7) OBP: 0.270, SLG: 0.387	0-0 L6-3 1-2		0-0 6-3		0-0 1-6-3			0-0 4-3		4 0 0 0 0 0 2						
Johnny Bench, R (1, 2) OBP: 0.250, SLG: 0.346		0-0 F8	4-0 CS BB		4-0 FC5-4 BB			0-0 1B		2 0 1 0 2 0 0						
Dave Concepcion, R (1, 6) OBP: 0.371, SLG: 0.364		0-0 1B E 1B	0-0 F7 1-2		0-0 F8			0-0 G3		4 1 1 0 0 0 3						
Bob Bailey, R (1, 3) OBP: 0.500, SLG: 0.333 Dan Driessen, L (9, PH) OBP: 0.125, SLG: 0.156		0-0 FC3-6 1-2 1B		0-0 F8		0-0 FC5-4 1-2f			0-0 P6	3 0 1 0 0 0 1 1 0 0 0 0 0 0						
Cesar Geronimo, L (1, 8) OBP: 0.265, SLG: 0.438		0-0 FC3-6 1-2f 2-H		0-3 K		0-0 4-3			0-0 1B 1B	4 0 1 0 0 1 1						
Woodie Fryman, R (1, 1) OBP: 0.143, SLG: 0.143 Dale Murray, R (7, 1) Mike Lum, L (9, PH) OBP: 0.200, SLG: 0.200 Rawly Eastwick, R (9, 1)		0-0 4-3		0-3 K		0-0 FC3-6 1B			0-0 F9	3 0 1 0 0 1 1 0 0 0 0 0 0 0 1 0 0 0 0 0 1 0 0 0 0 0 0 0						
Inning Stats	R: 0 E: 0 K: 0 S: 4 H: 2 LOB: 1 BB: 0 P: 4	R: 1 E: 1 K: 0 S: 5 H: 2 LOB: 1 BB: 0 P: 5	R: 3 E: 0 K: 0 S: 5 H: 3 LOB: 0 BB: 1 P: 9	R: 0 E: 0 K: 2 S: 7 H: 0 LOB: 0 BB: 0 P: 7	R: 0 E: 0 K: 0 S: 3 H: 0 LOB: 0 BB: 0 P: 3	R: 0 E: 0 K: 0 S: 3 H: 0 LOB: 1 BB: 1 P: 7	R: 0 E: 0 K: 0 S: 4 H: 1 LOB: 1 BB: 0 P: 4	R: 0 E: 0 K: 0 S: 4 H: 1 LOB: 1 BB: 0 P: 4	R: 0 E: 0 K: 0 S: 5 H: 3 LOB: 2 BB: 0 P: 5	1B: 11 SF: 0 2B: 1 SAC: 0 3B: 0 DP: 1 HR: 1 HBP: 0	WP: 0 PA: 38 PB: 0 SB: 0 CS: 1					
PITCHER	IP WLS BF H R ER SO BB IBB HBP BLK WP HR S P ERA WHIP											PITCHER	IP WLS BF H R ER SO BB IBB HBP BLK WP HR S P ERA WHIP			
Randy Jones, L (1, 1) ERA: 5.87 Tom Griffin, R (3, 1) ERA: 3.0 Dave Tomlin, L (7, 1) ERA: Rollie Fingers, R (9, 1) ERA: 1.17	2.1 11 8 1.0	14 0 2 5	7 0 2 3	4 0 0 0	3 0 0 0	0 2 0 0	1 0 0 0	0 0 0 0	0 0 0 0	0 0 0 0	0 0 0 0	0 0 0 0	1 14 8 5	17 18 8 5	11.57 0.00 0.00 0.00	3.429 0.273 1.000 3.000

Cincinnati Reds @ San Diego Padres
 San Diego Stadium, San Diego, CA
 Sat Apr 16 1977, 9:05 PM EST
 Att. 41,029 - Unknown

livebaseballscorecards.com

AB	36
R	4
H	12
RBI	3
BB	2
SO	2
LOB	13



Batter	1	2	3	4	5	6	7	8	9	AB	R	H	RBI	BB	SO	LOB	BOTTOM	
<p>Jerry Turner, L (1, 7) OBP: 0.350, SLG: 0.444</p> <p>Enzo Hernandez, R (9, 6)</p>	0-0 4-3	0-3 K		0-3 K2-3			0-0 3B 1B	0-0 1B		5	1	2	0	0	2	2		
										0	0	0	0	0	0	0		
<p>Bill Almon, R (1, 6) OBP: 0.273, SLG: 0.313</p> <p>Bobby Valentine, R (8, PH)</p> <p>Rollie Fingers, R (9, 1)</p>	0-0 F9 S 1B		0-0 FC4-6 BB 1B		0-3 K		4-0 3B BB	0-0 1-3		3	1	2	0	1	1	0		
										1	0	0	0	0	0	1		
										0	0	0	0	0	0	0		
<p>Dave Winfield, R (1, 9) OBP: 0.375, SLG: 0.459</p>	0-0 F9 1-3		4-0 FC4-6 BB 1-2		0-0 6-3		0-0 SF9 3B		0-0 2B	4	1	2	2	1	0	1		
<p>George Hendrick, R (1, 8) OBP: 0.475, SLG: 0.500</p>	4-0 BB		0-0 FC4-6 BB 1-2f 2-3		0-0 1B		0-3 K		0-0 1B 2B 1B	4	1	2	0	1	1	3		
<p>Gene Tenace, R (1, 3) OBP: 0.359, SLG: 0.471</p>	0-0 L7		4-0 G5-4-3 BB 1-2		0-0 F8		0-0 SF9		0-0 2B 1B	3	0	1	1	1	0	3		
<p>Doug Rader, R (1, 5) OBP: 0.457, SLG: 0.679</p>		0-0 HR	0-0 G5-4-3 1-2f				0-0 1B		0-3 K	4	1	2	1	1	1	5		
<p>Dave Roberts, R (1, 2) OBP: 0.167, SLG: 0.333</p>		0-0 F9		0-3 K		0-3 K	0-0 FC6-4 BB 1-2f		0-0 2B	5	0	1	1	0	2	2		
<p>Mike Champion, R (1, 4) OBP: 0.317, SLG: 0.235</p>		4-0 SH3-4 BB		0-0 2B		0-0 L9		0-3 K		3	0	1	0	1	1	1		
<p>Randy Jones, R (1, 1) OBP: 0.460, SLG: 0.250</p> <p>Tom Griffin, R (3, 1)</p> <p>Merv Rettenmund, R (6, PH) OBP: 0.500, SLG: 1.250</p> <p>Dave Tomlin, L (7, 1)</p> <p>Gene Richards, L (8, PH) OBP: 0.276, SLG: 0.258</p>		0-0 SH3-4 BB 1-2		0-0 6-3		0-0 F9		0-3 K		0	0	0	0	0	0	0		
										1	0	0	0	0	0	1		
										0	0	0	0	0	0	0		
										1	0	0	0	0	0	0		
										0	0	0	0	1	0			
<p>Inning Stats</p>	R: 0 H: 1 E: 0 K: 0 S: 4	H: 1 LOB: 2 BB: 1 P: 8	R: 1 H: 1 E: 0 K: 1 S: 6	LOB: 1 BB: 1 P: 10	R: 0 H: 1 E: 0 K: 0 S: 3	H: 1 LOB: 2 BB: 2 P: 11	R: 0 H: 1 E: 0 K: 2 S: 8	LOB: 1 BB: 0 P: 8	R: 0 H: 1 E: 0 K: 1 S: 6	LOB: 1 BB: 0 P: 6	R: 3 H: 2 E: 0 K: 1 S: 7	LOB: 1 BB: 2 P: 15	R: 0 H: 1 E: 0 K: 2 S: 8	LOB: 1 BB: 0 P: 8	R: 1 H: 4 E: 0 K: 1 S: 7	LOB: 2 BB: 0 P: 7	1B: 8 SF: 1 2B: 3 SAC: 1 3B: 1 DP: 1 HR: 1 HBP: 0	WP: 0 PA: 43 PB: 0 SB: 1 CS: 0
<p>PITCHER</p> <p>Woodie Fryman, L (1, 1) ERA: 5.19</p> <p>Dale Murray, R (7, 1) ERA: 6.48</p> <p>Rawly Eastwick, R (9, 1) ERA: 3.86</p>	IP	WLS	BF	H	R	ER	SO	BB	IBB	HBP	BLK	WP	HR	S	P	ERA	WHIP	
	6.0		29	7	3	3	5	5	0	0	0	0	0	34	54	4.50	2.000	
	2.0		9	2	1	1	3	1	0	0	0	0	0	14	18	4.50	1.500	
	0.2	L	5	4	1	1	1	0	0	0	0	0	0	7	7	13.50	6.000	

Cincinnati Reds @ San Diego Padres

San Diego Stadium, San Diego, CA

Sat Apr 16 1977, 9:05 PM EST


Att. 41,029 - Unknown

AB	35
R	5
H	13
RBI	5
BB	6
SO	9
LOB	20



WP: 0	PA: 43
PB: 0	
SB: 1	
CS: 0	

	1B	2B	3B	HR	SF	SAC	DP	HBP
	8	3	1	1	1	1	1	0

Batter	1	2	3	4	5	6	7	8	9	AB R H RBI BB SO LOB	TOP									
Pete Rose, S (1, 5) OBP: 0.409, SLG: 0.444 Doug Flynn, R (7, 5) OBP: 1.000, SLG: 1.000	0-0 E 1B	0-0 F8		0-0 F8			0-0 SF9			3 1 1 1 0 0 2 0 0 0 0 0 0 0										
Ken Griffey, L (1, 9) OBP: 0.341, SLG: 0.488	0-0 E5 1B	0-0 F7			0-0 F5		0-0 G1-6-3			4 1 0 0 0 0 3										
Joe Morgan, L (1, 4) OBP: 0.390, SLG: 0.618	0-0 E3 1B		0-3 K		0-0 CS 1B			0-0 G5-4-3 1B		4 1 2 0 0 1 1										
George Foster, R (1, 8) OBP: 0.293, SLG: 0.429	0-0 G5-4-3 1B		0-0 K		0-3 K			0-0 G5-4-3		4 0 2 2 0 1 2										
Johnny Bench, R (1, 3) OBP: 0.281, SLG: 0.345	4-0 G5-4-3 BB		0-0 P4			0-0 F9		0-0 1B		3 0 1 0 1 0 1										
Dave Concepcion, R (1, 6) OBP: 0.333, SLG: 0.324	0-0 G5-4-3		0-3 K			0-0 F8		0-0 F9		4 0 0 0 0 1 4										
Ed Armbrister, R (1, 7) OBP: 0.400, SLG: 0.250 Cesar Geronimo, L (6, 8) OBP: 0.257, SLG: 0.424	0-0 F9			0-0 CS 1B		0-3 K			0-0 F8	3 0 1 0 0 1 1 1 0 0 0 0 0 0	AB 34 R 4 H 10 RBI 3 BB 1 SO 5 LOB 15									
Bill Plummer, R (1, 2) OBP: 0.231, SLG: 0.308		0-3 K		0-0 F8			0-0 1B SF9 2B		0-0 F9	4 1 1 0 0 1 1										
Pat Zachry, R (1, 1) OBP: 0.400, SLG: 0.400		0-0 E2		0-0 1B			0-0 G1-6-3 1B		0-0 4-3	4 0 2 0 0 0 0										
Inning Stats	R: 3 E: 2 K: 0 S: 6	H: 2 LOB: 1 BB: 1 P: 10	R: 0 E: 1 K: 1 S: 6	H: 0 LOB: 1 BB: 0 P: 6	R: 0 E: 0 K: 2 S: 8	H: 1 LOB: 1 BB: 0 P: 8	R: 0 E: 1 K: 0 S: 4	H: 2 LOB: 1 BB: 0 P: 4	R: 0 E: 0 K: 1 S: 5	H: 0 LOB: 0 BB: 0 P: 5	R: 1 E: 0 K: 0 S: 4	H: 2 LOB: 0 BB: 0 P: 4	R: 0 E: 0 K: 0 S: 4	H: 2 LOB: 1 BB: 0 P: 4	R: 0 E: 0 K: 0 S: 3	H: 0 LOB: 0 BB: 0 P: 3	1B: 8 2B: 2 3B: 0 HR: 0	SF: 1 SAC: 0 DP: 3 HBP: 0	WP: 0 PB: 0 SB: 0 CS: 2	PA: 36
PITCHER	IP WLS BF H R ER SO BB IBB HBP BLK WP HR S P ERA WHIP																			
Bob Shirley, L (1, 1) ERA: 0.54	8.0 L 33 10 4 1 5 1 0 0 0 0 0 0 42 46 1.12 1.375																			
Dave Tomlin, L (9, 1) ERA:	1.0 3 0 0 0 0 0 0 0 0 0 0 0 3 3 0.00 0.000																			

Cincinnati Reds @ San Diego Padres
San Diego Stadium, San Diego, CA
 Sun Apr 17 1977, 6:33 AM EST
 Att: 42,142 - Unknown

livebaseballscorecards.com

Batter	1	2	3	4	5	6	7	8	9	AB	R	H	RBI	BB	SO	LOB
Gene Richards, L (1, 3) OBP: 0.250, SLG: 0.229	0-0 4-3		0-0 FC4-6			0-0 FC5-4		0-0 F8		4	0	0	0	0	0	3
Bill Almon, R (1, 6) Merv Rettenmund, R (9, PH) OBP: 0.306, SLG: 0.400 OBP: 0.400, SLG: 1.000	0-0 1B		0-0 CS	0-0 FC4-6 1B		0-0 FC6-4			0-0 1-3	3	1	2	0	0	0	1
Jerry Turner, L (1, 7) OBP: 0.333, SLG: 0.409	0-0 G6-3 1B			0-0 FC4-6 G1-6-3 1B			0-0 F8		0-0 P4	4	0	1	1	0	0	1
Dave Winfield, R (1, 9) OBP: 0.364, SLG: 0.439	0-0 G6-3			0-0 G1-6-3			0-0 1B		0-0 E4 1B	4	0	1	0	0	0	2
George Hendrick, R (1, 8) OBP: 0.455, SLG: 0.474		0-3 K			0-0 5-3		0-0 F8		0-0 1-3 1B	4	0	1	0	0	1	1
Gene Tenace, R (1, 2) OBP: 0.326, SLG: 0.421		0-0 F8			0-3 K		0-0 F8		0-0 F7	4	0	0	0	0	1	3
Doug Rader, R (1, 5) OBP: 0.447, SLG: 0.633		0-3 K			0-3 K			4-0 BB		2	0	0	0	1	2	0
Mike Champion, R (1, 4) Dave Roberts, R (8, PH) OBP: 0.326, SLG: 0.250 OBP: 0.143, SLG: 0.286			0-0 FC4-6 1B			0-3 K		0-0 F2		2	0	1	0	0	1	0
Bob Shirley, R (1, 1) Bobby Valentine, R (8, PH) Dave Tomlin, L (9, 1)			0-3 K			0-0 FC5-4 1B		0-0 L4		1	0	0	0	0	0	1
										0	0	0	0	0	0	0

Inning Stats	R: 1	H: 2	E: 0	K: 0	S: 4	R: 0	H: 0	E: 0	K: 2	S: 7	R: 0	H: 1	E: 0	K: 1	S: 5	R: 0	H: 1	E: 0	K: 0	S: 3	R: 0	H: 0	E: 0	K: 2	S: 7	R: 0	H: 1	E: 0	K: 1	S: 6	R: 0	H: 1	E: 0	K: 0	S: 4	R: 0	H: 0	E: 1	K: 0	S: 5	1B: 6	2B: 0	3B: 1	HR: 0	SF: 0	SAC: 0	DP: 2	HBP: 0	WP: 0	PB: 0	SB: 0	CS: 1	PA: 34
PITCHER Pat Zachry, R (1, 1) ERA: 3.0	IP: 9.0	WLS: W	BF: 33	H: 7	R: 1	ER: 1	SO: 6	BB: 1	IBB: 0	HBP: 0	BLK: 0	WP: 0	HR: 0	S: 44	P: 48	ERA: 1.00	WHIP: 0.889																																				
	PITCHER																		IP: 9.0	WLS: W	BF: 33	H: 7	R: 1	ER: 1	SO: 6	BB: 1	IBB: 0	HBP: 0	BLK: 0	WP: 0	HR: 0	S: 44	P: 48	ERA: 1.00	WHIP: 0.889																		

BOTTOM

Cincinnati Reds @ San Diego Padres
San Diego Stadium, San Diego, CA

Sun Apr 17 1977, 6:33 AM EST
 Att. 42,142 - Unknown

livebaseballscorecards.com

AB	32
R	1
H	7
RBI	1
BB	1
SO	6
LOB	14



Batter	1	2	3	4	5	6	7	8	9	AB R H RBI BB SO LOB	TOP														
Davey Lopes, R OBP: 0.420, SLG: 0.415 (1, 4) X	0-0 F8		0-0 CS 1B		0-0 SF8 3B	0-0 6-3		0-0 6-3		5 1 2 0 0 0 2															
Bill Russell, R OBP: 0.300, SLG: 0.404 (1, 6) X	0-0 F9		0-3 K		0-0 4-3		0-0 F7		0-0 4-3	5 0 0 0 0 1 2															
Reggie Smith, S OBP: 0.490, SLG: 0.842 (1, 9) X	0-0 2B			0-0 4-3	0-0 SF8		4-0 1B HR BB		0-0 2B	3 1 2 1 1 0 0															
Ron Cey, R OBP: 0.510, SLG: 0.675 (1, 5) X	0-0 F9			0-3 K	0-0 P6		0-0 1-2 HR 1B		4-0 BB	4 1 1 0 1 1 1															
Steve Garvey, R OBP: 0.348, SLG: 0.558 (1, 3) X		0-0 1-3		0-0 E 2B		0-0 F9 S WP 1B	0-0 1-H 2-H HR		0-0 F8	5 3 3 3 0 0 2															
Rick Monday, L OBP: 0.400, SLG: 0.459 (1, 8) X	0-0 F8		4-0 E 1B IBB		4-0 SH1-4 WP 1-2 BB		0-0 F7		0-0 F8	3 1 0 0 2 0 2															
Dusty Baker Jr., R OBP: 0.368, SLG: 0.424 John Hale, L OBP: 0.400, SLG: 0.250 (1, 7) (6, 7) X	0-0 1B		0-0 E5 1B		0-0 1-3 2-H 1B		0-0 F9 2-3		0-0 4-3	3 0 1 0 0 0 3 1 0 0 0 0 0 0															
Steve Yeager, R OBP: 0.541, SLG: 0.724 (1, 2) X	0-3 K		0-0 1-3 3-H 1B		0-0 1-2 3-H BB		4-0 SH1-4 BB		0-0 P3	3 0 1 1 1 1 1															
Rick Rhoden, R OBP: 0.167, SLG: 0.333 Mike Garman, R Stan Wall, L (1, 1) (8, 1) (9, 1) X			0-0 6-3		0-0 5-3		0-0 SH1-4 1-2 2-3		0-0 5-3	3 0 0 0 0 0 2 0 0 0 0 0 0 0 0 0 0 0 0 0 0															
Inning Stats	R: 0 E: 0 K: 0 S: 4	H: 1 LOB: 1 BB: 0 P: 4	R: 0 E: 0 K: 1 S: 6	H: 1 LOB: 1 BB: 0 P: 6	R: 0 E: 0 K: 1 S: 5	H: 1 LOB: 0 BB: 0 P: 5	R: 2 E: 1 K: 1 S: 8	H: 2 LOB: 2 BB: 1 P: 12	R: 1 E: 0 K: 0 S: 4	H: 1 LOB: 0 BB: 0 P: 4	R: 1 E: 0 K: 0 S: 4	H: 1 LOB: 2 BB: 2 P: 12	R: 3 E: 0 K: 0 S: 5	H: 2 LOB: 0 BB: 1 P: 9	R: 0 E: 0 K: 0 S: 3	H: 0 LOB: 0 BB: 0 P: 3	R: 0 E: 0 K: 0 S: 4	H: 1 LOB: 2 BB: 1 P: 8	1B: 5 2B: 3 3B: 1 HR: 1	SF: 1 SAC: 1 DP: 0 HBP: 0	WP: 1 PB: 0 SB: 1 CS: 1	PA: 42			
PITCHER Jack Billingham, R ERA: 6.16 Mike Caldwell, L ERA: 4.91 Santo Alcala, R ERA: 9.95	IP 6.1	WLS L	BF 32	H 9	R 7	ER 5	SO 3	BB 3	IBB 1	HBP 0	BLK 0	WP 1	HR 1	S 34	P 50	ERA 7.11	WHIP 1.895								PITCHER IP WLS BF H R ER SO BB IBB HBP BLK WP HR S P ERA WHIP

Los Angeles Dodgers @ Cincinnati Reds
Riverfront Stadium, Cincinnati, OH

Mon Apr 18 1977, 6:05 PM EST
Att. 23,368 - Unknown

AB	35
R	7
H	10
RBI	5
BB	5
SO	3
LOB	15



livebaseballscorecards.com

Batter	1	2	3	4	5	6	7	8	9	AB	R	H	RBI	BB	SO	LOB
Pete Rose, S (1, 5) OBP: 0.417, SLG: 0.513	0-0 5-3		4-0 BB			0-3 K		0-0 2-H HR		3	1	1	2	1	1	0
Ken Griffey, L (1, 9) OBP: 0.313, SLG: 0.447	0-0 4-3		0-0 F7			0-0 1-3		0-0 F8		4	0	0	0	0	0	2
Joe Morgan, L (1, 4) OBP: 0.400, SLG: 0.622	0-0 4-3			0-0 P3		4-0 BB		0-0 2B		3	0	1	0	1	0	0
George Foster, R (1, 7) OBP: 0.267, SLG: 0.385		0-0 6-3		0-0 F5		0-0 F7		0-0 P4		4	0	0	0	0	0	2
Dan Driessen, L (1, 3) OBP: 0.167, SLG: 0.306		0-0 3-1		0-0 2B			0-0 F8		0-0 HR	4	1	2	1	0	0	0
Johnny Bench, R (1, 2) OBP: 0.278, SLG: 0.313		0-0 5-3		0-0 F7			0-0 F2		4-0 G5-4-3 BB	3	0	0	0	1	0	1
Dave Concepcion, R (1, 6) OBP: 0.326, SLG: 0.317			0-0 SH3 1B		0-0 5-3		0-0 F3		0-0 L7	4	0	1	0	0	0	1
Cesar Geronimo, L (1, 8) OBP: 0.231, SLG: 0.378			0-0 F7		0-3 K			0-0 F9	0-0 G5-4-3	4	0	0	0	0	1	2
Jack Billingham, R (1, 1) OBP: 0.167, SLG: 0.167 Mike Caldwell, R (7, 1) Mike Lum, L (8, PH) OBP: 0.333, SLG: 0.500 Santo Alcala, R (9, 1)			0-0 SH3		0-0 1-3			0-0 HR 2B		1	0	0	0	0	0	0
			1-2							0	0	0	0	0	0	0
										1	1	1	0	0	0	0
										0	0	0	0	0	0	0

Inning Stats	R: 0	H: 0	E: 0	K: 0	S: 3	LOB: 0	BB: 0	P: 3	R: 0	H: 0	E: 0	K: 0	S: 3	LOB: 0	BB: 0	P: 3	R: 0	H: 1	E: 0	K: 0	S: 4	LOB: 2	BB: 1	P: 8	R: 0	H: 1	E: 0	K: 0	S: 4	LOB: 1	BB: 0	P: 4	R: 0	H: 0	E: 0	K: 1	S: 5	LOB: 0	BB: 0	P: 5	R: 0	H: 0	E: 0	K: 1	S: 5	LOB: 1	BB: 1	P: 9	R: 0	H: 0	E: 0	K: 0	S: 3	LOB: 0	BB: 0	P: 3	R: 2	H: 3	E: 0	K: 0	S: 6	LOB: 1	BB: 0	P: 6	R: 1	H: 1	E: 0	K: 0	S: 3	LOB: 0	BB: 1	P: 7	1B: 1	SF: 0	2B: 3	SAC: 1	3B: 0	DP: 1	HR: 2	HBP: 0	WP: 0	PA: 35
--------------	------	------	------	------	------	--------	-------	------	------	------	------	------	------	--------	-------	------	------	------	------	------	------	--------	-------	------	------	------	------	------	------	--------	-------	------	------	------	------	------	------	--------	-------	------	------	------	------	------	------	--------	-------	------	------	------	------	------	------	--------	-------	------	------	------	------	------	------	--------	-------	------	------	------	------	------	------	--------	-------	------	-------	-------	-------	--------	-------	-------	-------	--------	-------	--------

PITCHER	IP	WLS	BF	H	R	ER	SO	BB	IBB	HBP	BLK	WP	HR	S	P	ERA	WHIP
Rick Rhoden, R (1, 1) ERA: 7.11	7.2	W	30	5	2	2	2	2	2	0	0	0	1	32	40	2.35	0.913
Mike Garman, R (8, 1) ERA: 7.71	0.2		4	1	1	1	0	1	0	0	0	0	1	3	7	13.50	3.000
Stan Wall, L (9, 1) ERA: 13.5	0.2		1	0	0	0	0	0	0	0	0	0	0	1	1	0.00	0.000

BOTTOM

Los Angeles Dodgers @ Cincinnati Reds
 Riverfront Stadium, Cincinnati, OH
 Mon Apr 18 1977, 6:05 PM EST
 Att. 23,368 - Unknown

AB	31
R	3
H	6
RBI	3
BB	3
SO	2
LOB	8



Batter	1	2	3	4	5	6	7	8	9	AB	R	H	RBI	BB	SO	LOB	TOP							
Davey Lopes, R (1, 4) OBP: 0.444, SLG: 0.500 Ted Martinez, R (8, 4)	0-0 HR		0-0 G4-6-3 1B			4-0 HR BB	0-3 K			3	2	2	1	1	1	2								
Bill Russell, R (1, 6) OBP: 0.278, SLG: 0.373	0-0 F8		0-0 G4-6-3 1-2f			0-3 K		0-0 F7		4	0	0	0	0	1	2								
Reggie Smith, S (1, 9) OBP: 0.453, SLG: 0.762	0-3 K				0-0 F8	0-3 K		0-0 F7		4	0	0	0	0	2	1								
Ron Cey, R (1, 5) OBP: 0.509, SLG: 0.721	4-0 BB				0-3 K	0-0 1-H HR		0-0 6-3		3	1	1	2	1	1	0								
Steve Garvey, R (1, 3) OBP: 0.340, SLG: 0.532	0-0 P6				0-3 K	0-0 1-3			0-0 FC4-6 1B	4	0	1	0	0	1	1								
Rick Monday, L (1, 8) OBP: 0.388, SLG: 0.439		0-0 1-3			0-0 5-3 1B		0-3 K		0-3 K	4	0	1	0	0	2	1								
Dusty Baker Jr., R (1, 7) OBP: 0.341, SLG: 0.389 John Hale, L (7, 7) OBP: 0.333, SLG: 0.200		0-0 F9			0-3 K		0-0 P6		0-3 K	3	0	0	0	0	1	1								
Steve Yeager, R (1, 2) OBP: 0.512, SLG: 0.656		0-0 5-3			0-0 5-3 1-2		4-0 BB BB		0-0 FC4-6	3	0	0	0	1	0	2								
Don Sutton, R (1, 1) OBP: 0.333, SLG: 0.143			0-0 F9		0-0 1-3		4-0 BB 1-2			2	0	0	0	1	0	1								
Inning Stats	R: 1 E: 0 K: 1 S: 6	H: 1 LOB: 1 BB: 1 P: 10	R: 0 E: 0 K: 0 S: 3	H: 0 LOB: 0 BB: 0 P: 3	R: 0 E: 0 K: 0 S: 3	H: 1 LOB: 0 BB: 0 P: 3	R: 0 E: 0 K: 2 S: 7	H: 0 LOB: 0 BB: 0 P: 7	R: 0 E: 0 K: 1 S: 6	H: 1 LOB: 1 BB: 0 P: 6	R: 2 E: 0 K: 2 S: 8	H: 1 LOB: 0 BB: 1 P: 12	R: 0 E: 0 K: 2 S: 7	H: 0 LOB: 2 BB: 2 P: 15	R: 0 E: 0 K: 0 S: 3	H: 0 LOB: 0 BB: 0 P: 3	R: 0 E: 0 K: 2 S: 8	H: 1 LOB: 1 BB: 0 P: 8	1B: 3 2B: 0 3B: 0 HR: 2	SF: 0 SAC: 0 DP: 1 HBP: 0	WP: 0 PB: 0 SB: 0 CS: 0	PA: 35		
PITCHER Fred Norman, L (1, 1) ERA: 4.7 Rawly Eastwick, R (8, 1) ERA: 3.18	IP	WLS	BF	H	R	ER	SO	BB	IBB	HBP	BLK	WP	HR	S	P	ERA	WHIP							
	7.0	L	28	4	3	3	8	4	0	0	0	0	2	40	56	3.86	1.143							
	2.0		7	1	0	0	2	0	0	0	0	0	0	11	11	0.00	0.500							

Los Angeles Dodgers @ Cincinnati Reds
 Riverfront Stadium, Cincinnati, OH
 Wed Apr 20 1977, 3:33 AM EST
 Att: 26,314 - Unknown

AB	31
R	3
H	5
RBI	3
BB	4
SO	10
LOB	12




WP: 0	PA: 35
PB: 0	
SB: 0	
CS: 0	

Batter	1	2	3	4	5	6	7	8	9	AB	R	H	RBI	BB	SO	LOB
Pete Rose, S OBP: 0.396, SLG: 0.500 (1, 5)	0-0 5-3		0-0 G3		0-0 L9		0-0 E3 2B		0-0 F7	5	0	1	0	0	0	2
Ken Griffey, L OBP: 0.327, SLG: 0.471 (1, 9)	0-0 3-1		0-0 3-1		0-0 2B		0-0 E3 1B			4	0	2	1	0	0	0
Joe Morgan, L OBP: 0.408, SLG: 0.590 (1, 4)	4-0 S BB			4-0 1B BB	0-0 P3		0-0 E3			2	0	0	0	2	0	4
George Foster, R OBP: 0.286, SLG: 0.381 (1, 7)	0-0 6-3			0-0 4-3 1B		4-0 2B BB	0-0 5-3			3	0	1	0	1	0	3
Dan Driessen, L OBP: 0.175, SLG: 0.325 (1, 3)		0-0 P6		0-0 4-3		0-0 1-3 2B		0-0 F5		4	0	1	0	0	0	1
Johnny Bench, R OBP: 0.275, SLG: 0.333 (1, 2)		0-0 2B		0-0 F8		0-3 K		0-0 F8		4	0	1	0	0	1	3
Dave Concepcion, R OBP: 0.298, SLG: 0.289 (1, 6)		0-0 F7			0-0 5-3	0-0 P4		0-0 F9		4	0	0	0	0	0	3
Cesar Geronimo, L OBP: 0.233, SLG: 0.366 (1, 8)			0-0 G3		0-0 E 2B 1B	0-0 F7			0-0 P4	4	1	1	0	0	0	3
Fred Norman, S Champ Summers, L (7, PH) Rawly Eastwick, R (8, 1) Mike Lum, L (9, PH)			0-3 K		0-0 E2 2B		0-0 5-3		0-0 F8	2	0	0	0	0	1	1
					1-2 2B					1	0	0	0	0	0	0
										0	0	0	0	0	0	0
										1	0	0	0	0	0	0

Inning Stats	R: 0 E: 0 K: 0 S: 3	H: 0 LOB: 1 BB: 1 P: 7	R: 0 E: 0 K: 0 S: 4	H: 1 LOB: 1 BB: 0 P: 4	R: 0 E: 0 K: 1 S: 5	H: 0 LOB: 0 BB: 0 P: 5	R: 0 E: 0 K: 0 S: 3	H: 1 LOB: 1 BB: 1 P: 7	R: 0 E: 0 K: 0 S: 6	H: 2 LOB: 2 BB: 0 P: 6	R: 0 E: 0 K: 1 S: 6	H: 1 LOB: 2 BB: 1 P: 10	R: 0 E: 1 K: 0 S: 5	H: 2 LOB: 2 BB: 0 P: 5	R: 0 E: 0 K: 0 S: 3	H: 0 LOB: 0 BB: 0 P: 3	R: 0 E: 0 K: 0 S: 3	H: 0 LOB: 0 BB: 0 P: 3	1B: 3 2B: 4 3B: 0 HR: 0	SF: 0 SAC: 0 DP: 0 HBP: 0	WP: 0 PB: 0 SB: 1 CS: 0	PA: 37
PITCHER Don Sutton, R ERA: 1.08 (1, 1)	IP 9.0	WLS W	BF 37	H 7	R 1	ER 0	SO 2	BB 3	IBB 0	HBP 0	BLK 0	WP 0	HR 0	S 38	P 50	ERA 0.00	WHIP 1.111					

Los Angeles Dodgers @ Cincinnati Reds
Riverfront Stadium, Cincinnati, OH
Wed Apr 20 1977, 3:33 AM EST
Att. 26,314 - Unknown

AB	34
R	1
H	7
RBI	1
BB	3
SO	2
LOB	20



Batter	1	2	3	4	5	6	7	8	9	AB R H RBI BB SO LOB
Pete Rose, S (1, 5) OBP: 0.404, SLG: 0.500	0-0 1B		0-0 4-3 1B		0-0 4-3			0-0 4-3		4 0 2 1 0 0 1
Ken Griffey, L (1, 9) OBP: 0.321, SLG: 0.444	2-2 L9		0-0 4-3			4-0 6-3 BB		0-0 4-3		3 0 0 0 1 0 2
Joe Morgan, L (1, 4) OBP: 0.377, SLG: 0.535	0-3 K		0-0 F9			0-0 P4		1-2 F8		4 0 0 0 0 1 3
George Foster, R (1, 7) OBP: 0.302, SLG: 0.378	0-0 1-3			4-0 CS BB		0-0 6-3		0-0 1B 1B		3 0 1 0 1 0 2
Dan Driessen, L (1, 3) OBP: 0.159, SLG: 0.295		2-2 F7		0-0 F7		3-2 F8		0-3 K		4 0 0 0 0 1 3
Johnny Bench, R (1, 2) OBP: 0.250, SLG: 0.300		0-0 6-3		0-0 F3			0-0 F5		0-3 K	4 0 0 0 0 1 2
Dave Concepcion, R (1, 6) OBP: 0.333, SLG: 0.327		0-3 K			0-0 1B		0-0 1B		0-0 1B	4 0 3 0 0 1 0
Cesar Geronimo, L (1, 8) OBP: 0.234, SLG: 0.341			4-0 SH3-4 1B BB		0-0 L8		0-0 F7		0-0 4-3	3 1 0 0 1 0 4
Pat Zachry, R (1, 1) OBP: 0.333, SLG: 0.333			0-0 SH3-4		0-3 K		0-3 K			1 0 0 0 0 1 1
Mike Lum, L (7, PH) OBP: 0.250, SLG: 0.375										1 0 0 0 0 1 1
Rawly Eastwick, R (7, 1)										0 0 0 0 0 0 0

Cincinnati Reds @ Chicago Cubs
Wrigley Field, Chicago, IL
Sat Apr 23 1977, 3:33 AM CST
Att. 14,454 - Sunny - 53 F

livebaseballscorecards.com

AB	31
R	1
H	6
RBI	1
BB	3
SO	6
LOB	19



Inning Stats	R: 0 E: 0 K: 1 S: 9	H: 1 LOB: 1 BB: 0 P: 11	R: 0 E: 0 K: 1 S: 8	H: 0 LOB: 0 BB: 0 P: 10	R: 1 E: 0 K: 0 S: 4	H: 1 LOB: 1 BB: 1 P: 8	R: 0 E: 0 K: 0 S: 2	H: 0 LOB: 0 BB: 1 P: 6	R: 0 E: 0 K: 1 S: 6	H: 1 LOB: 1 BB: 0 P: 6	R: 0 E: 0 K: 0 S: 6	H: 0 LOB: 1 BB: 1 P: 13	R: 0 E: 0 K: 1 S: 6	H: 1 LOB: 1 BB: 0 P: 6	R: 0 E: 0 K: 0 S: 6	H: 0 LOB: 0 BB: 0 P: 7	R: 0 E: 0 K: 2 S: 11	H: 2 LOB: 2 BB: 0 P: 11	1B: 6 2B: 0 3B: 0 HR: 0	SF: 0 SAC: 1 DP: 0 HBP: 0	WP: 0 PB: 0 SB: 0 CS: 1	PA: 35
--------------	------------------------------	----------------------------------	------------------------------	----------------------------------	------------------------------	---------------------------------	------------------------------	---------------------------------	------------------------------	---------------------------------	------------------------------	----------------------------------	------------------------------	---------------------------------	------------------------------	---------------------------------	-------------------------------	----------------------------------	----------------------------------	------------------------------------	----------------------------------	--------

PITCHER	IP	WLS	BF	H	R	ER	SO	BB	IBB	HBP	BLK	WP	HR	S	P	ERA	WHIP
Bill Bonham, R (1, 1) ERA: 2.45	8.0	W	31	5	1	1	4	3	0	0	0	0	0	48	68	1.12	1.000
Bruce Sutter, R (9, 1) ERA: 0.82	1.0	S	4	1	0	0	2	0	0	0	0	0	0	10	10	0.00	1.000

PITCHER	IP	WLS	BF	H	R	ER	SO	BB	IBB	HBP	BLK	WP	HR	S	P	ERA	WHIP
---------	----	-----	----	---	---	----	----	----	-----	-----	-----	----	----	---	---	-----	------

Batter	1	2	3	4	5	6	7	8	9	AB	R	H	RBI	BB	SO	LOB
Ivan De Jesus, R OBP: 0.319, SLG: 0.372 (1, 6)	0-0 F9		0-0 F8		3-2 F9		0-0 5-3			4	0	0	0	0	0	0
Jose Cardenal, R OBP: 0.256, SLG: 0.206 (1, 7)	0-0 2B		0-0 6-3			0-0 L7		0-0 L8		4	0	1	0	0	0	0
Bill Buckner, L OBP: 0.400, SLG: 0.400 (1, 3)	0-0 P7			0-0 4-3		0-0 1B 1B		0-0 4-3		4	1	1	0	0	0	1
Bobby Murcer, L OBP: 0.356, SLG: 0.600 (1, 9)	0-0 P3			4-0 2B BB		0-0 F5		0-0 F9		3	1	0	0	1	0	2
Jerry Morales, R OBP: 0.326, SLG: 0.405 (1, 8)		0-0 CS 1B		0-0 1-H 2B		0-0 1B 1B				3	0	3	1	0	0	0
Manny Trillo, R OBP: 0.415, SLG: 0.526 (1, 4)		0-0 1-2 1B		0-0 L9		0-0 1-2 1B				3	0	2	1	0	0	1
Steve Ontiveros, S OBP: 0.317, SLG: 0.351 (1, 5)		0-0 L9		0-0 P4		0-0 F9				3	0	0	0	0	0	4
George Mitterwald, R OBP: 0.310, SLG: 0.385 (1, 2)		0-3 K			0-0 P3		0-3 K			3	0	0	0	0	2	1
Bill Bonham, R OBP: 0.143, SLG: 0.143 Bruce Sutter, R (9, 1)			0-0 5-3		0-0 F9		0-0 4-3			3	0	0	0	0	0	0


Inning Stats	R: 0	H: 1	E: 0	K: 0	S: 4	R: 0	H: 2	E: 0	K: 1	S: 6	R: 0	H: 0	E: 0	K: 0	S: 3	R: 1	H: 1	E: 0	K: 0	S: 4	R: 0	H: 0	E: 0	K: 0	S: 6	R: 1	H: 3	E: 0	K: 0	S: 6	R: 0	H: 0	E: 0	K: 1	S: 5	R: 0	H: 0	E: 0	K: 0	S: 3										
PITCHER	IP	WLS	BF	H	R	ER	SO	BB	IBB	HBP	BLK	WP	HR	S	P	ERA	WHIP													PITCHER	IP	WLS	BF	H	R	ER	SO	BB	IBB	HBP	BLK	WP	HR	S	P	ERA	WHIP			
Pat Zachry, R ERA: 3.0 (1, 1)	6.0	L	25	7	2	2	1	1	0	0	0	0	0	29	36	3.00	1.333																																	
Rawly Eastwick, R ERA: 2.7 (7, 1)	2.0		6	0	0	0	1	0	0	0	0	0	0	8	8	0.00	0.000																																	

BOTTOM

Cincinnati Reds @ Chicago Cubs
 Wrigley Field, Chicago, IL
 Sat Apr 23 1977, 3:33 AM CST
 Att: 14,454 - Sunny - 53 F

livebaseballscorecards.com

AB	30
R	2
H	7
RBI	2
BB	1
SO	2
LOB	9



WP: 0	PA: 31
PB: 0	SB: 0
CS: 1	

Batter	1	2	3	4	5	6	7	8	9	AB R H RBI BB SO LOB	TOP
Pete Rose, S OBP: 0.387, SLG: 0.472 (1, 5) X	0-0 6-3		0-0 1B 1B 2-H	0-0 1-3			0-0 6-3		0-3 K	5 0 1 1 0 1 2	
Dave Concepcion, R OBP: 0.364, SLG: 0.358 (1, 6) B B S S S X	3-2 FC6-4 1B		0-0 1B 1B 1-2		0-0 F3		0-0 FC5-4 1B			4 0 3 0 0 0 0	
Ken Griffey, L OBP: 0.300, SLG: 0.414 (1, 9) X	0-0 FC6-4 1-2f		0-0 F5		0-3 K		0-0 FC5-4 1-2f			4 0 0 0 0 1 4	
Joe Morgan, L OBP: 0.386, SLG: 0.532 (1, 4) B B S S S X	2-3 K		0-0 1B 1-2 2-3		0-0 F8			3-2 FC6-4 1B		4 0 2 0 0 1 1	
George Foster, R OBP: 0.316, SLG: 0.388 (1, 7) X		0-0 FC4-6 1B	0-0 P6			0-0 2B 1B		0-0 FC6-4 1B 1-2f		4 0 2 0 0 0 4	
Dan Driessen, L OBP: 0.188, SLG: 0.333 (1, 3) X		0-0 FC4-6 1-2f G6-3		0-0 P6		0-0 2B 1-H		0-0 G4-6-3 1B 1-2		4 0 2 0 0 0 1	
Cesar Geronimo, L OBP: 0.235, SLG: 0.333 (1, 8) X		0-0 G6-3 1-2f		0-0 1B 1B		3-2 L8		0-0 G4-6-3 1B 1-2f		4 0 1 0 0 0 4	
Bill Plummer, R OBP: 0.176, SLG: 0.235 (1, 2) X			0-0 5-3	2-2 F7		0-3 K			0-0 6-3	4 0 0 0 0 1 2	
Woodie Fryman, R OBP: 0.143, SLG: 0.143 (1, 1)			0-0	0-0			0-0 5-3		2-2 1-3	0 0 0 0 0 0 0	
Mike Caldwell, R OBP: 1.000, SLG: 2.000 (1, 1)										1 1 1 0 0 0 0	
Champ Summers, L OBP: 0.167, SLG: 0.167 (4, PH)										1 0 1 0 0 0 0	
Santo Alcalá, R (4, 1)										0 0 0 0 0 0 0	
Dale Murray, R (5, 1)										0 0 0 0 0 0 0	
Ed Armbrister, R OBP: 0.333, SLG: 0.200 (7, PH)										1 0 0 0 0 0 0	
Pedro Borbon, R OBP: 1.000, SLG: 1.500 (7, 1)										0 0 0 0 0 0 0	
Mike Lum, L OBP: 0.222, SLG: 0.333 (9, PH)										1 0 0 0 0 0 0	
Inning Stats	R: 0 H: 1 E: 0 LOB: 1 K: 1 BB: 0 S: 10 P: 15	R: 0 H: 1 E: 0 LOB: 0 K: 0 BB: 0 S: 3 P: 3	R: 1 H: 4 E: 0 LOB: 3 K: 0 BB: 0 S: 7 P: 7	R: 0 H: 2 E: 0 LOB: 2 K: 1 BB: 0 S: 8 P: 10	R: 0 H: 0 E: 0 LOB: 0 K: 1 BB: 0 S: 5 P: 5	R: 0 H: 2 E: 0 LOB: 1 K: 1 BB: 0 S: 10 P: 13	R: 0 H: 1 E: 0 LOB: 1 K: 0 BB: 0 S: 4 P: 4	R: 0 H: 2 E: 0 LOB: 1 K: 0 BB: 0 S: 7 P: 10	R: 0 H: 0 E: 0 LOB: 0 K: 1 BB: 0 S: 9 P: 11	1B: 11 SF: 0 2B: 2 SAC: 0 3B: 0 DP: 2 HR: 0 HBP: 0	WP: 0 PA: 37 PB: 0 SB: 0 CS: 0
PITCHER Ray Burris, R ERA: 2.63 (1, 1)	IP 9.0 WLS W BF 37 H 13 R 1 ER 1 SO 4 BB 0 IBB 0 HBP 0 BLK 0 WP 0 HR 0 S 63 P 78 ERA 1.00 WHIP 1.444										

Cincinnati Reds @ Chicago Cubs
Wrigley Field, Chicago, IL
 Sun Apr 24 1977, 3:33 AM CDT
 Att. 18,651 - Unknown - 51 F

livebaseballscorecards.com

AB	37
R	1
H	13
RBI	1
BB	0
SO	4
LOB	18



Batter	1	2	3	4	5	6	7	8	9	AB	R	H	RBI	BB	SO	LOB
Ivan De Jesus, R OBP: 0.346, SLG: 0.417 (1, 6)	1-2 1B 1B	0-3 K		0-0 1B	0-0 F9			0-0 G6-4-3 1B		5	2	3	0	0	1	2
Jose Cardenal, R OBP: 0.250, SLG: 0.205 (1, 7)	2-2 PB HR 1B	0-0 6-3		0-2 P4	0-0 E5			0-0 G6-4-3 1-2f		5	1	1	0	0	0	3
Bill Buckner, L OBP: 0.500, SLG: 0.500 (1, 3)	0-0 HR 1B	0-0		0-0 BB 1B	0-0 1-3			0-0 G3		5	1	3	2	0	0	2
Bobby Murcer, L OBP: 0.367, SLG: 0.659 (1, 9)	0-0 HR 1-2f	0-0 F5		0-0 BB 1B				0-0 F8		4	1	2	3	0	0	1
Jerry Morales, R OBP: 0.362, SLG: 0.477 (1, 8)	0-0 HR			4-0 G6-4-3 BB	4-0 1-2 2-3 BB			0-3 K		2	1	1	1	2	1	0
Manny Trillo, R OBP: 0.400, SLG: 0.488 (1, 4)	4-0 FC5-4 BB			0-0 G6-4-3 1-2f	0-3 K			0-0 F9		3	0	0	0	1	1	4
Steve Ontiveros, S OBP: 0.341, SLG: 0.359 Dave Rosello, R (6, 5)	0-0 L9			0-0 FC6-4 1B				0-0 FC5-4 HBP		2	0	1	0	0	0	1
George Mitterwald, R OBP: 0.273, SLG: 0.333 (1, 2)	0-0 FC5-4 FC6-4 1-2f			0-0 FC6-4 1-2f				0-0 FC5-4 PB HBP E		4	1	0	0	0	0	3
Ray Burris, R (1, 1)	0-0 FC6-4 1-2f			3-2 L6				0-0 6-3		3	0	0	0	0	0	1

Inning Stats	R: 5	H: 5	LOB: 1	K: 0	S: 14	P: 21	R: 0	H: 1	LOB: 1	K: 1	S: 6	R: 0	H: 1	LOB: 1	K: 0	S: 3	R: 1	H: 3	LOB: 3	K: 1	S: 17	R: 1	H: 0	LOB: 2	K: 0	S: 4	R: 0	H: 0	LOB: 0	K: 1	S: 8	R: 0	H: 0	LOB: 0	K: 0	S: 3	R: 0	H: 1	LOB: 0	K: 0	S: 3
--------------	------	------	--------	------	-------	-------	------	------	--------	------	------	------	------	--------	------	------	------	------	--------	------	-------	------	------	--------	------	------	------	------	--------	------	------	------	------	--------	------	------	------	------	--------	------	------


PITCHER	IP	WLS	BF	H	R	ER	SO	BB	IBB	HBP	BLK	WP	HR	S	P	ERA	WHIP
Woodie Fryman, L ERA: 7.79 (1, 1)	0.0	L	5	5	5	5	0	0	0	0	0	0	0	11	14	∞	∞
Mike Caldwell, L ERA: 2.7 (1, 1)	3.0		12	2	0	0	1	2	0	0	0	0	0	12	20	0.00	1.333
Santo Alcala, R ERA: 9.39 (4, 1)	1.1		9	3	2	1	1	1	0	1	0	0	0	18	26	6.75	3.000
Dale Murray, R ERA: 5.4 (5, 1)	1.2		7	0	0	0	1	0	0	1	0	0	0	11	13	0.00	0.000
Pedro Borbon, R ERA: 1.64 (7, 1)	2.0		6	1	0	0	0	0	0	0	0	0	0	6	6	0.00	0.500

BOTTOM

Cincinnati Reds @ Chicago Cubs
Wrigley Field, Chicago, IL
Sun Apr 24 1977, 3:33 AM CDT
Att: 18,651 - Unknown - 51 F

livebaseballscorecards.com

AB	34
R	7
H	11
RBI	6
BB	3
SO	3
LOB	17



1B: 8	SF: 0	WP: 0	PA: 39
2B: 1	SAC: 0	PB: 2	
3B: 0	DP: 2	SB: 0	
HR: 2	HBP: 2	CS: 0	

Batter	1	2	3	4	5	6	7	8	9	AB	R	H	RBI	BB	SO	LOB	TOP								
Pete Rose, S (1, 5) OBP: 0.403, SLG: 0.500 Doug Flynn, R (9, 5) OBP: 0.333, SLG: 0.333	0-0 L3	0-0 1B		0-0 1B		0-0 1B 3B		0-0 F7		5	1	3	0	0	0	1									
Dave Concepcion, R (1, 6) OBP: 0.338, SLG: 0.333	0-0 5-3		0-3 K	0-3 K		0-0 1B		0-0 F8		5	0	1	1	0	2	2									
Ken Griffey, L (1, 9) OBP: 0.371, SLG: 0.477	0-0 2B		0-0 HR 1B		4-0 G3 BB	0-0 F7		0-0 HR 2B		4	3	3	0	1	0	1									
Joe Morgan, L (1, 4) OBP: 0.448, SLG: 0.560 Bill Plummer, R (9, 2) OBP: 0.158, SLG: 0.211	4-0 BB		0-0 P4		0-0 G3		4-0 E S BB	4-0 HR BB		2	1	0	0	3	0	2									
Dan Driessen, L (1, 3) OBP: 0.276, SLG: 0.500	0-0 P5		0-0 HR		0-0 S 1B		0-0 G3	0-0 HR		5	2	3	6	0	0	3									
George Foster, R (1, 7) OBP: 0.373, SLG: 0.569		0-0 HR 2B	0-0 E S 1B		0-3 K		0-3 K	0-0 5-3		5	1	2	0	0	2	2									
Johnny Bench, R (1, 2) OBP: 0.296, SLG: 0.480 Champ Summers, L (9, PH) OBP: 0.111, SLG: 0.111 Ray Knight, R (9, 4)		0-0 HR	0-3 K		0-0 F5		0-3 K	0-0 F9		4	1	1	2	0	2	3									
Cesar Geronimo, L (1, 8) OBP: 0.210, SLG: 0.339		0-0 F9		0-0 F5		0-0 1-3		0-0 F7	0-0 P4	5	0	0	0	0	0	0									
Fred Norman, S (1, 1) Rawly Eastwick, R (7, 1) OBP: 1.000, SLG: 1.000		0-3 K		0-3 K		0-0 L4		0-0 1B		3	0	0	0	0	2	0									
Inning Stats	R: 0 E: 0 K: 0 S: 4	H: 1 LOB: 2 BB: 1 P: 8	R: 2 E: 0 K: 1 S: 7	H: 3 LOB: 1 BB: 0 P: 7	R: 2 E: 0 K: 2 S: 10	H: 3 LOB: 1 BB: 0 P: 10	R: 0 E: 0 K: 2 S: 8	H: 1 LOB: 1 BB: 0 P: 8	R: 1 E: 0 K: 1 S: 6	H: 1 LOB: 1 BB: 1 P: 10	R: 1 E: 0 K: 0 S: 5	H: 2 LOB: 1 BB: 0 P: 5	R: 0 E: 0 K: 2 S: 7	H: 0 LOB: 1 BB: 1 P: 11	R: 0 E: 0 K: 0 S: 4	H: 1 LOB: 1 BB: 0 P: 4	R: 3 E: 0 K: 0 S: 5	H: 2 LOB: 0 BB: 1 P: 9	1B: 7 2B: 3 3B: 1 HR: 3	SF: 0 SAC: 0 DP: 0 HBP: 0	WP: 0 PB: 0 SB: 5 CS: 0	PA: 44			
PITCHER	IP	WLS	BF	H	R	ER	SO	BB	IBB	HBP	BLK	WP	HR	S	P	ERA	WHIP								
Frank LaCorte, R (1, 1) ERA: 11.34	4.1	L	23	9	5	5	5	2	0	0	0	0	2	31	39	10.38	2.538								
Buzz Capra, R (5, 1) ERA: 4.5	2.2		11	2	1	1	3	1	0	0	0	0	0	16	20	3.38	1.125								
Bob Johnson, R (8, 1) ERA: 11.74	2.0		10	3	3	3	0	1	0	0	0	0	1	9	13	13.50	2.000								

Cincinnati Reds @ Atlanta Braves
Atlanta-Fulton County Stadium, Atlanta, GA

Tue Apr 26 1977, 7:05 PM EDT
Att: 11,095 - Unknown

livebaseballscorecards.com

AB	40
R	9
H	14
RBI	9
BB	4
SO	8
LOB	14



Batter	1	2	3	4	5	6	7	8	9	AB	R	H	RBI	BB	SO	LOB
Rowland Office, L OBP: 0.325, SLG: 0.377 (1, 8)	0-0 WP 1B		0-0 4-3		0-0 6-3			0-0 F7		4	0	1	0	0	0	0
Jerry Royster, R OBP: 0.284, SLG: 0.333 (1, 5)	0-3 K 1-2		0-3 K		0-0 2-3			0-3 K		4	0	0	0	0	3	1
Willie Montanez, L OBP: 0.280, SLG: 0.423 (1, 3)	0-0 F9		0-0 HR		0-3 K			0-0 1-3		4	1	1	1	0	1	1
Jeff Burroughs, R OBP: 0.392, SLG: 0.609 (1, 9)	0-0 6-3		4-0 E BB		0-3 K			4-0 FC6-4 BB		2	0	0	0	2	1	1
Gary Matthews, R OBP: 0.465, SLG: 0.547 (1, 7)		4-0 BB 1B BB	0-0 E4 1-2		0-0 F8			0-0 FC6-4 FC5-4 1-2f		3	0	0	0	1	0	2
Vic Correll, R OBP: 0.407, SLG: 0.542 Biff Pocaroba, S OBP: 0.317, SLG: 0.389 (1, 2) (9, PH)		0-0 BB 1B	0-0 F8		0-0 F8			0-0 P4		3	0	1	0	0	0	2
Rod Gilbreath, R OBP: 0.309, SLG: 0.297 (1, 4)		4-0 BB L4-3 1-2 2-3 BB		0-3 K			0-0 F9		0-0 FC5-4 1-2f	3	0	0	0	1	1	1
Pat Rockett, R OBP: 0.349, SLG: 0.316 (1, 6)		0-0 L4-3 1-2		0-3 K			0-0 6-3			3	0	0	0	0	1	3
Frank LaCorte, R OBP: 0.200, SLG: 0.200 Buzz Capra, R Tom Paciorek, R Bob Johnson, L (1, 1) (5, 1) (7, PH) (8, 1)		0-0 4-3		0-3 K			0-0 F9			2	0	0	0	0	1	2

Inning Stats	R: 0	H: 1	E: 0	LOB: 1	K: 1	BB: 0	S: 6	P: 6	R: 0	H: 1	E: 0	LOB: 2	K: 0	BB: 2	S: 3	P: 11	R: 1	H: 1	E: 1	LOB: 2	K: 1	BB: 1	S: 7	P: 11	R: 0	H: 0	E: 0	LOB: 0	K: 3	BB: 0	S: 9	P: 9	R: 0	H: 0	E: 0	LOB: 0	K: 1	BB: 0	S: 5	P: 5	R: 0	H: 0	E: 0	LOB: 0	K: 1	BB: 0	S: 5	P: 5	R: 0	H: 0	E: 0	LOB: 0	K: 0	BB: 0	S: 3	P: 3	R: 0	H: 0	E: 0	LOB: 0	K: 1	BB: 0	S: 5	P: 5	R: 0	H: 0	E: 0	LOB: 1	K: 0	BB: 1	S: 3	P: 7	1B: 2	SF: 0	2B: 1	SAC: 0	3B: 0	DP: 1	HR: 1	HBP: 0	WP: 1	PA: 34
PITCHER	IP	WLS	BF	H	R	ER	SO	BB	IBB	HBP	BLK	WP	HR	S	P	ERA	WHIP																																																																	
Fred Norman, L ERA: 3.8 Rawly Eastwick, R ERA: 2.2	(1, 1) (7, 1)	6.0 3.0	W S	24 10	3 0	1 0	1 0	7 1	3 1	0 0	0 0	1 0	0 0	0 11	47 15	1.50 0.00	1.000 0.333																																																																	

BOTTOM

Cincinnati Reds @ Atlanta Braves
 Atlanta-Fulton County Stadium, Atlanta, GA
 Tue Apr 26 1977, 7:05 PM EDT
 Att. 11,095 - Unknown

livebaseballscorecards.com

AB	30
R	1
H	3
RBI	1
BB	4
SO	8
LOB	14



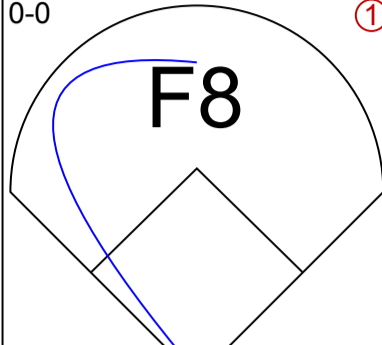
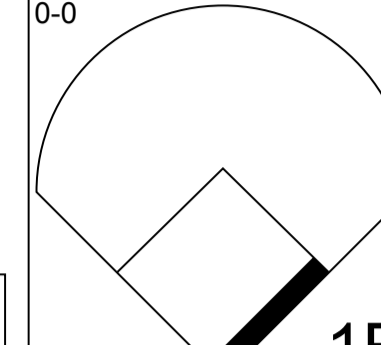
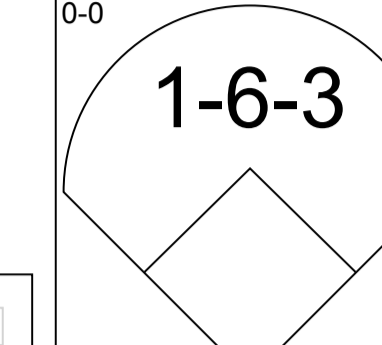
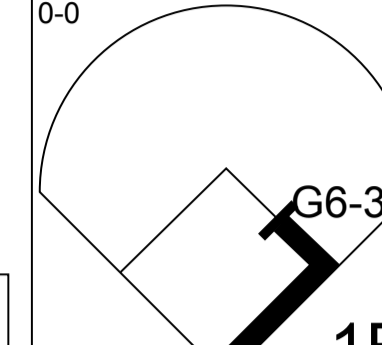
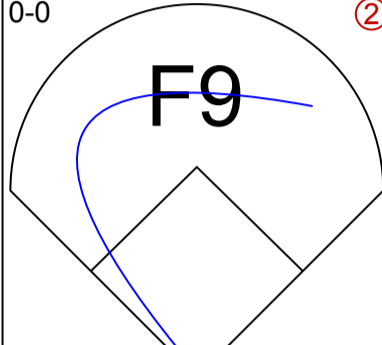
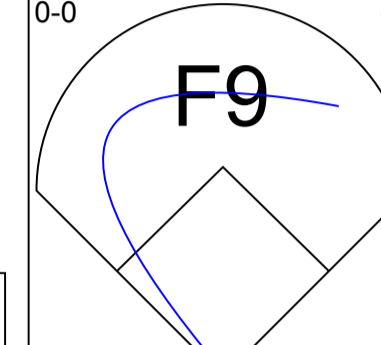
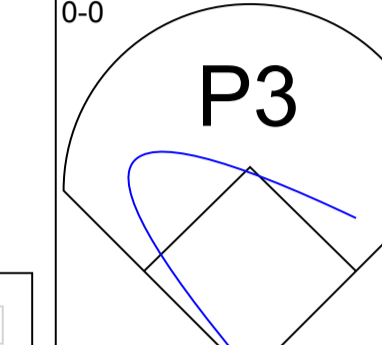
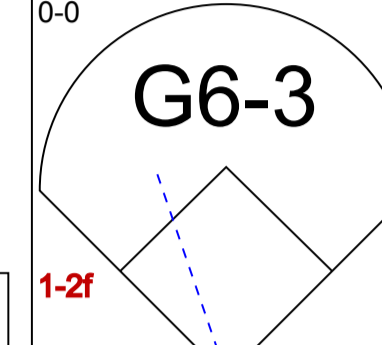
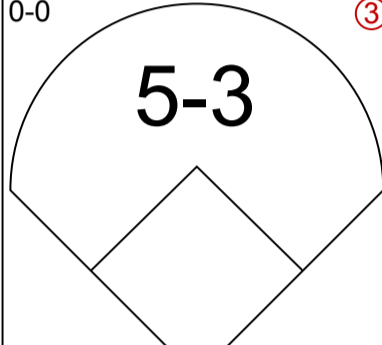
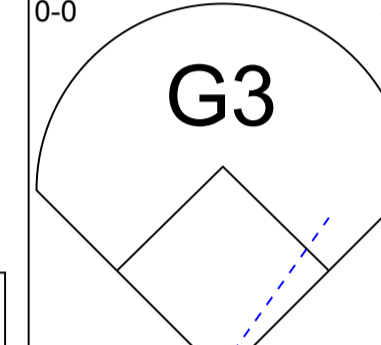

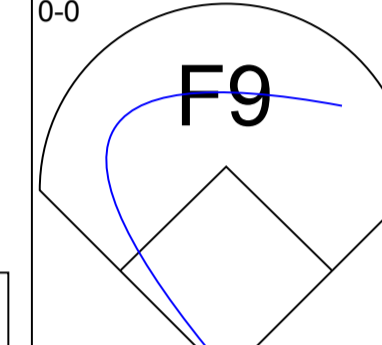
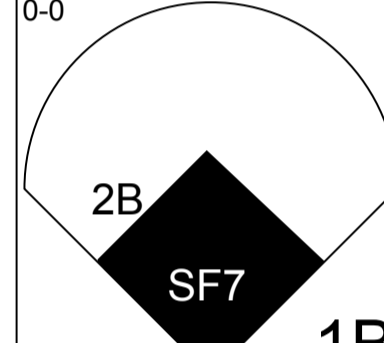
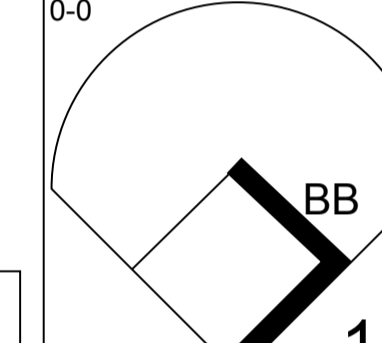
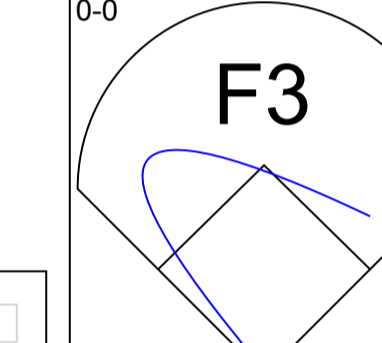
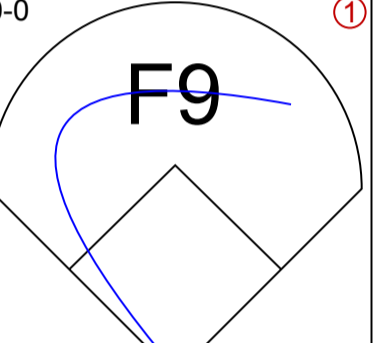
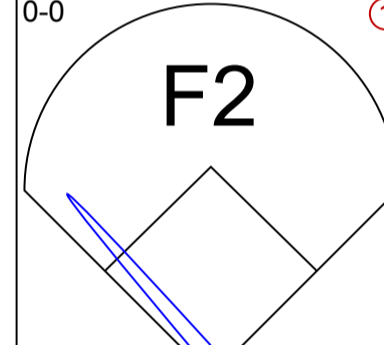
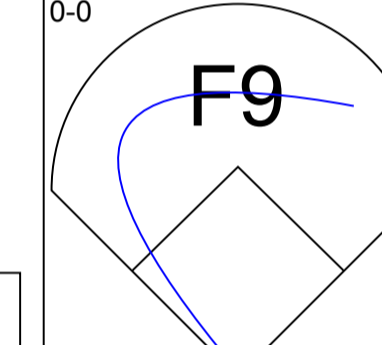
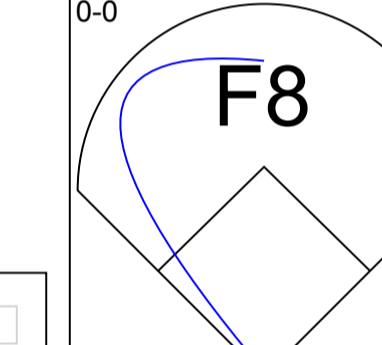
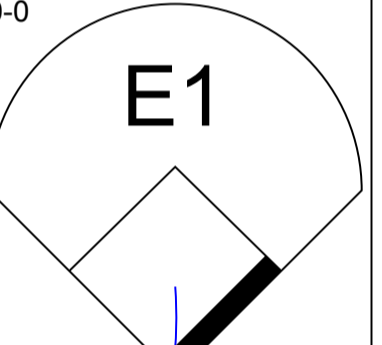
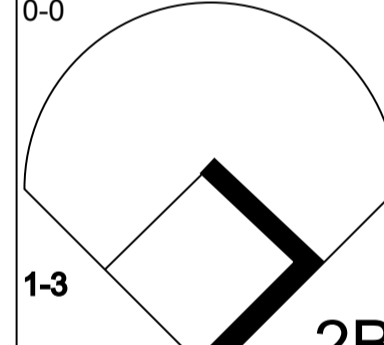
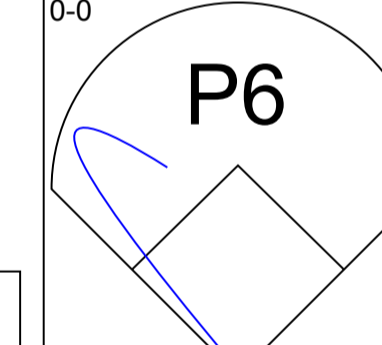
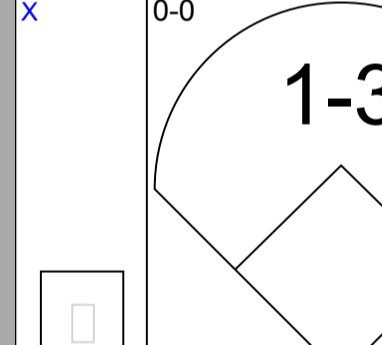
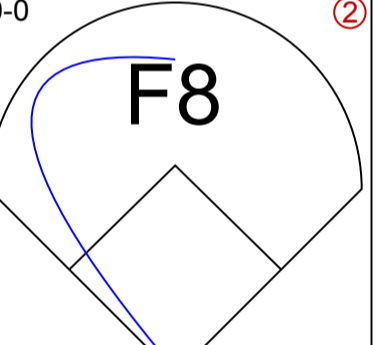
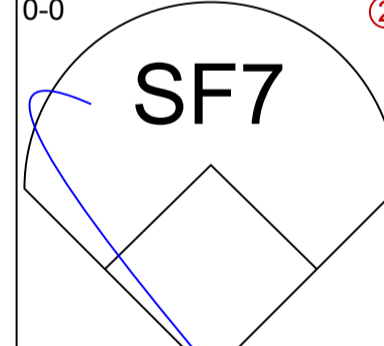
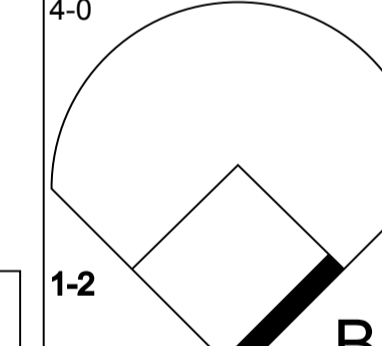
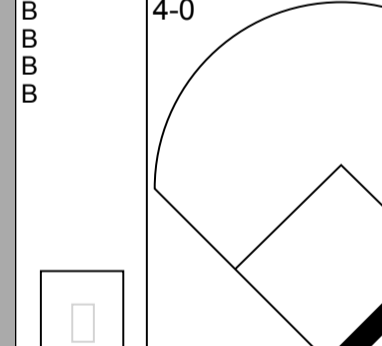
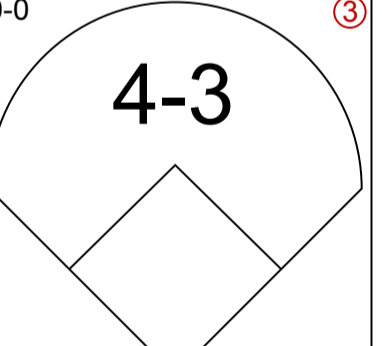
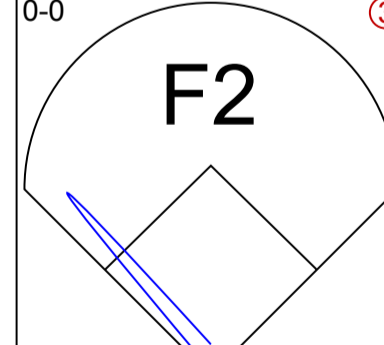
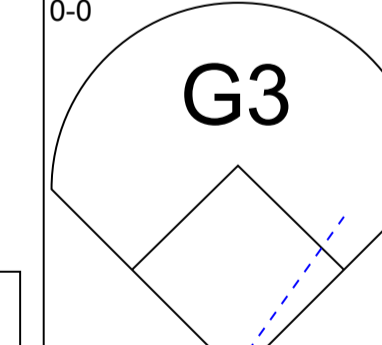
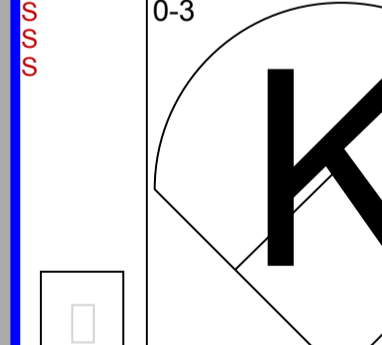
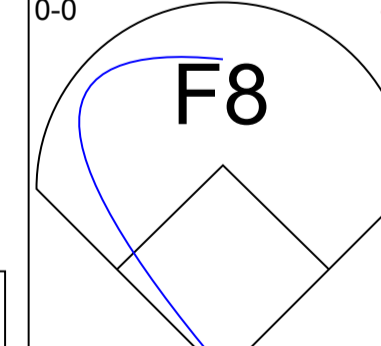
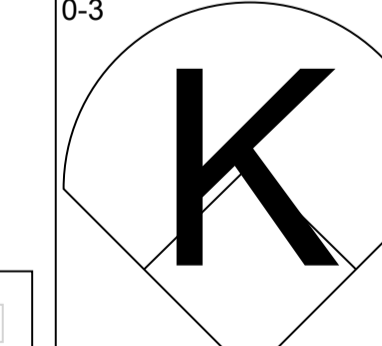
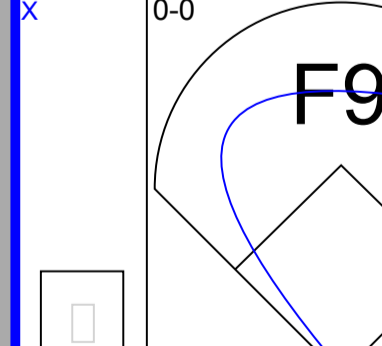
Batter	1	2	3	4	5	6	7	8	9	AB R H RBI BB SO LOB	TOP	
Pete Rose, S (1, 5) <small>BB</small> <small>OBP: 0.408, SLG: 0.492</small> Doug Flynn, R (9, 5) <small>BB</small> <small>OBP: 0.333, SLG: 0.333</small>	4-0 2B BB		0-0 4-3 S 1B	0-0 1-3			0-0 3-1			3 1 1 0 1 0 2 0 0 0 0 0 0 0		
Dave Concepcion, R (1, 6) <small>X</small> <small>OBP: 0.319, SLG: 0.313</small>	0-0 F9		0-0 5-3 1-2		0-0 6-3		0-0 5-3			4 0 0 0 0 0 2		
Ken Griffey, L (1, 9) <small>X</small> <small>OBP: 0.378, SLG: 0.493</small>	0-0 1B 2B		0-0 4-3 2-3		0-0 1B			0-0 6-3		4 1 2 1 0 0 1		
Joe Morgan, L (1, 4) <small>X</small> <small>OBP: 0.423, SLG: 0.519</small>	0-0 P6		0-0 F5		0-0 P6			0-0 3-1		4 0 0 0 0 0 3		
Dan Driessen, L (1, 3) <small>X</small> <small>OBP: 0.290, SLG: 0.500</small>	0-0 CS 1B			0-0 1B 1B		0-0 F9		0-0 F8		4 1 2 1 0 0 1		
George Foster, R (1, 7) <small>X</small> <small>OBP: 0.366, SLG: 0.548</small>	0-0 CS 1-2	0-0 G4-3-6 1B		0-0 F9 1-2		0-0 6-3		0-0 F9		4 0 1 0 0 0 1		
Johnny Bench, R (1, 2) <small>OBP: 0.293, SLG: 0.463</small>		0-0 G4-3-6 1-2f		0-0 FC1-5 BB 1B		0-0 F9		0-0 P5		4 0 1 1 0 0 1	AB 33 R 3 H 8 RBI 3 BB 2 SO 1 LOB 14	
Cesar Geronimo, L (1, 8) <small>OBP: 0.227, SLG: 0.355</small>		0-0 2B		4-0 FC1-5 BB		0-0 F8		0-3 K		3 0 1 0 1 1 0		
Pat Zachry, R (1, 1) <small>OBP: 0.222, SLG: 0.222</small>		0-0 1-3		0-0 FC1-5 1-2 2-3f			0-0 1-3			3 0 0 0 0 0 3		
Inning Stats	R: 2 H: 2 E: 0 LOB: 0 K: 0 BB: 1 S: 4 P: 8	R: 0 H: 2 E: 0 LOB: 1 K: 0 BB: 0 S: 4 P: 4	R: 0 H: 1 E: 0 LOB: 1 K: 0 BB: 0 S: 4 P: 4	R: 1 H: 2 E: 0 LOB: 2 K: 0 BB: 1 S: 5 P: 9	R: 0 H: 1 E: 0 LOB: 1 K: 0 BB: 0 S: 4 P: 4	R: 0 H: 0 E: 0 LOB: 0 K: 0 BB: 0 S: 3 P: 3	R: 0 H: 0 E: 0 LOB: 0 K: 0 BB: 0 S: 3 P: 3	R: 0 H: 0 E: 0 LOB: 0 K: 1 BB: 0 S: 5 P: 5	R: 0 H: 0 E: 0 LOB: 0 K: 1 BB: 0 S: 5 P: 5	1B: 6 SF: 0 2B: 2 SAC: 0 3B: 0 DP: 1 HR: 0 HBP: 0	WP: 0 PA: 36 PB: 0 SB: 2 CS: 1	
PITCHER Dick Ruthven, R (1, 1) <small>ERA: 2.7</small> Rick Camp, R (8, 1) <small>ERA: 3.38</small>	IP WLS BF H R ER SO BB IBB HBP BLK WP HR S P ERA WHIP 7.0 L 29 8 3 3 0 2 0 0 0 0 0 0 0 27 35 3.86 1.429											PITCHER IP WLS BF H R ER SO BB IBB HBP BLK WP HR S P ERA WHIP 2.0 6 0 0 0 1 0 0 0 0 0 0 0 0 8 8 0.00 0.000

Cincinnati Reds @ Atlanta Braves
 Atlanta-Fulton County Stadium, Atlanta, GA

Wed Apr 27 1977, 7:05 PM EDT
 Att. 12,100 - Unknown

livebaseballscorecards.com



Batter	1	2	3	4	5	6	7	8	9	AB	R	H	RBI	BB	SO	LOB	BOTTOM					
Rowland Office, L (1, 8) <small>OBP: 0.325, SLG: 0.375</small> Brian Asselstine, L (6, 8) <small>OBP: 0.300, SLG: 0.222</small>	0-0 F8 		0-0  1B		0-0 1-6-3 			0-0  G6-3 1B		3	0	1	0	0	0	0						
Jerry Royster, R (1, 5) <small>OBP: 0.269, SLG: 0.315</small>	0-0 F9 		0-0 F9 		0-0 P3 			0-0  G6-3 1-2f		4	0	0	0	0	0	2						
Willie Montanez, L (1, 3) <small>OBP: 0.266, SLG: 0.400</small>	0-0 5-3 		0-0 G3 		0-3 K 			0-0 F9 		4	0	0	0	0	1	1						
Jeff Burroughs, R (1, 9) <small>OBP: 0.397, SLG: 0.603</small>		0-0  2B SF7 1B		0-0  BB 1B		0-0 F3 			0-0 F9 		4	1	2	0	0	0						
Gary Matthews, R (1, 7) <small>OBP: 0.440, SLG: 0.515</small>		0-0 F2 		0-0 F9 		0-0 F8 			0-0 E1 		4	0	0	0	0	2						
Biff Pocaroba, S (1, 2) <small>OBP: 0.311, SLG: 0.400</small>		0-0  1-3 2B		0-0 P6 			0-0 1-3 		0-0 F8 		4	0	1	0	0	2						
Rod Gilbreath, R (1, 4) <small>OBP: 0.319, SLG: 0.292</small>		0-0  SF7		4-0  BB			4-0  BB		0-0 4-3 		1	0	0	1	2	0	1					
Pat Rockett, R (1, 6) <small>OBP: 0.336, SLG: 0.305</small> Cito Gaston, R (7, PH) Craig Robinson, R (8, 6) <small>OBP: 0.500, SLG: 0.500</small>		0-0  F2		0-0 G3 			0-3  K			2	0	0	0	0	3							
Dick Ruthven, R (1, 1) <small>OBP: 0.308, SLG: 0.385</small> Joe Nolan, L (7, PH) <small>OBP: 0.500, SLG: 0.750</small> Rick Camp, R (8, 1)			0-0 F8 		0-3 K 			0-0 F9 		1	0	0	0	0	1	0						
Inning Stats	R: 0 E: 0 K: 0 S: 3	H: 0 LOB: 0 BB: 0 P: 3	R: 1 E: 0 K: 0 S: 5	H: 2 LOB: 1 BB: 0 P: 5	R: 0 E: 0 K: 0 S: 4	H: 1 LOB: 1 BB: 0 P: 4	R: 0 E: 0 K: 0 S: 4	H: 1 LOB: 2 BB: 1 P: 8	R: 0 E: 0 K: 1 S: 5	H: 0 LOB: 0 BB: 0 P: 5	R: 0 E: 0 K: 1 S: 5	H: 0 LOB: 0 BB: 0 P: 5	R: 0 E: 0 K: 1 S: 5	H: 0 LOB: 1 BB: 1 P: 9	R: 0 E: 0 K: 0 S: 3	H: 1 LOB: 0 BB: 0 P: 3	R: 0 E: 1 K: 0 S: 4	H: 0 LOB: 1 BB: 0 P: 4	1B: 4 2B: 1 3B: 0 HR: 0	SF: 1 SAC: 0 DP: 1 HBP: 0	WP: 0 PB: 0 SB: 0 CS: 0	PA: 34
PITCHER Pat Zachry, R (1, 1) <small>ERA: 2.4</small>	IP: 9.0 WLS: W BF: 34 H: 5 R: 1 ER: 1 SO: 3		BB: 2 IBB: 0 HBP: 0 BLK: 0	WP: 0 HR: 0 S: 38 P: 46	ERA: 1.00 WHIP: 0.778	PITCHER	IP: 0.0 WLS: 0 BF: 0 H: 0 R: 0 ER: 0 SO: 0	BB: 0 IBB: 0 HBP: 0 BLK: 0	WP: 0 HR: 0 S: 0 P: 0	ERA: 0.00 WHIP: 0.000												

Cincinnati Reds @ Atlanta Braves
 Atlanta-Fulton County Stadium, Atlanta, GA

Wed Apr 27 1977, 7:05 PM EDT
 Att. 12,100 - Unknown

livebaseballscorecards.com

AB	31
R	1
H	5
RBI	1
BB	2
SO	3
LOB	13



Chicago Cubs @ Cincinnati Reds
 Riverfront Stadium, Cincinnati, OH

Fri Apr 29 1977, 7:05 PM EDT
 Att. 34,452 - Unknown - 51 F

AB	31
R	2
H	8
RBI	2
BB	2
SO	2
LOB	14



WP:	0	PA:	37
PB:	0		
SB:	0		
CS:	0		

Batter	1	2	3	4	5	6	7	8	9	AB R H RBI BB SO LOB	
Ivan De Jesus, R (1, 6) OBP: 0.339, SLG: 0.418	0-0 SH1-3 2B		0-0 FC1-6 FC5-4		0-0 SH5-4		0-0 F8		0-0 F7	4 1 1 0 0 0 4	
Jose Cardenal, R (1, 7) OBP: 0.296, SLG: 0.298	0-0 SH1-3		0-0 FC5-4		4-0 IBB			4-0 BB		1 0 0 0 2 0 1	
Bill Buckner, L (1, 3) OBP: 0.364, SLG: 0.429	0-0 2B		0-0 F5		0-0 SF8			0-0 BB		3 0 1 2 0 0 2	
Bobby Murcer, L (1, 9) OBP: 0.371, SLG: 0.607	0-0 F8			0-0 3-1	0-0 P4			0-0 1B		4 0 1 0 0 0 3	
Jerry Morales, R (1, 8) OBP: 0.350, SLG: 0.418	0-0 6-3			0-0 1B	0-3 K2-3			0-0 P4		4 0 1 0 0 1 2	
Manny Trillo, R (1, 4) OBP: 0.382, SLG: 0.440		0-0 F8		0-0 F8		0-0 P6		0-0 F3		4 0 0 0 0 0 1	
Steve Ontiveros, S (1, 5) OBP: 0.357, SLG: 0.319		0-0 1-3		0-0 P8		0-0 F9		0-0 6-3		4 0 0 0 0 0 1	
George Mitterwald, R (1, 2) OBP: 0.311, SLG: 0.366 Joe Wallis, S (9, PR)		0-3 K			0-0 SH5-4 SH SF8 1B		0-0 P8		0-0 1B 2B	4 1 2 0 0 1 0 0 0 0 0 0 0 0	
Bill Bonham, R (1, 1) OBP: 0.222, SLG: 0.222 Bruce Sutter, R (8, 1) Gene Clines, R (9, PH) Larry Bittner, L (9, PH) Mick Kelleher, R (9, PR)			0-0 FC1-6 1B		0-0 SH SH5-4		0-0 5-3		0-0 2-3 1B	2 0 1 0 0 0 0 0 0 0 0 0 0 0 0 0 0 0 0 0 0 1 0 1 0 0 0 0 0 0 0 0 0 0 0	
Inning Stats	R: 1 H: 2 E: 0 LOB: 1 K: 0 BB: 0 S: 5 P: 5	R: 0 H: 0 E: 0 LOB: 0 K: 1 BB: 0 S: 5 P: 5	R: 0 H: 1 E: 0 LOB: 1 K: 0 BB: 0 S: 4 P: 4	R: 0 H: 1 E: 0 LOB: 1 K: 0 BB: 0 S: 4 P: 4	R: 1 H: 1 E: 0 LOB: 2 K: 0 BB: 1 S: 5 P: 9	R: 0 H: 0 E: 0 LOB: 0 K: 1 BB: 0 S: 5 P: 5	R: 0 H: 0 E: 0 LOB: 0 K: 0 BB: 0 S: 3 P: 3	R: 0 H: 1 E: 0 LOB: 1 K: 0 BB: 1 S: 3 P: 7	R: 0 H: 2 E: 0 LOB: 3 K: 0 BB: 0 S: 5 P: 5	1B: 5 SF: 1 2B: 3 SAC: 3 3B: 0 DP: 1 HR: 0 HBP: 0	
PITCHER	IP WLS BF H R ER SO BB IBB HBP BLK WP HR S P ERA WHIP										
Woody Fryman, L (1, 1) ERA: 5.88	8.2 W 35 7 2 2 2 1 1 0 0 0 0 37 45 2.08 0.923										
Rawly Eastwick, R (9, 1) ERA: 2.16	0.1 S 2 1 0 0 0 0 0 0 0 0 0 0 2 2 0.00 3.000										

livebaseballscorecards.com

Batter	1	2	3	4	5	6	7	8	9
Pete Rose, S (1, 5) OBP: 0.400, SLG: 0.493 Doug Flynn, R (8, 5) OBP: 0.333, SLG: 0.333	0-0 4-3		0-0 1B 2B		0-0 F7		3-2 G3		
Dave Concepcion, R (1, 6) OBP: 0.329, SLG: 0.338	0-0 2B		1-2 G1-6-3 2-H 1B		0-0 P3			0-0 4-3	
Ken Griffey, L (1, 9) OBP: 0.385, SLG: 0.493	3-2 L7		0-0 G1-6-3 1-2f		0-0 1B			0-0 BB 1B	
Joe Morgan, L (1, 4) OBP: 0.440, SLG: 0.518	0-0 F8			0-0 BB 1B		4-0 1B 1-2 BB		4-0 1-2 BB	
Dan Driessen, L (1, 3) OBP: 0.288, SLG: 0.476		0-3 K		4-2 1-2 BB		0-0 P5		2-3 K	
George Foster, R (1, 7) OBP: 0.373, SLG: 0.538		4-2 CS BB		0-3 K		1-2 G5-4-3 1-3 2-H 1B		0-0 F8	
Johnny Bench, R (1, 2) OBP: 0.279, SLG: 0.439		0-3 K		0-0 F2		0-0 G5-4-3 1-2f			
Cesar Geronimo, L (1, 8) OBP: 0.232, SLG: 0.369			0-0 SH5-3 2B 2B		0-0 L5		0-3 K		
Woodie Fryman, R (1, 1) OBP: 0.111, SLG: 0.111 Rawly Eastwick, R (9, 1) OBP: 1.000, SLG: 1.000			0-0 SH5-3 2-3		0-3 K		0-0 1-3		

AB	R	H	RBI	BB	SO	LOB
4	1	1	1	0	0	0
0	0	0	0	0	0	0
4	0	2	1	0	0	0
4	1	2	0	0	0	2
2	0	1	0	2	0	1
3	0	0	0	1	2	4
3	0	1	1	1	1	4
3	0	0	0	0	1	5
3	1	1	0	0	1	2
2	0	0	0	0	1	0
0	0	0	0	0	0	0

BOTTOM

Chicago Cubs @ Cincinnati Reds
Riverfront Stadium, Cincinnati, OH

Fri Apr 29 1977, 7:05 PM EDT
Att: 34,452 - Unknown - 51 F

livebaseballscorecards.com

AB	28
R	3
H	8
RBI	3
BB	4
SO	6
LOB	18



Inning Stats	R: 0	H: 1	E: 0	K: 0	S: 8	LOB: 1	BB: 0	P: 11	R: 0	H: 0	E: 0	K: 2	S: 10	LOB: 1	BB: 1	P: 14	R: 2	H: 3	E: 0	K: 0	S: 9	LOB: 0	BB: 0	P: 10	R: 0	H: 1	E: 0	K: 1	S: 9	LOB: 2	BB: 1	P: 13	R: 0	H: 0	E: 0	K: 1	S: 5	LOB: 0	BB: 0	P: 5	R: 1	H: 2	E: 0	K: 0	S: 7	LOB: 1	BB: 1	R: 0	H: 0	E: 0	K: 1	S: 9	LOB: 0	BB: 0	P: 12	R: 0	H: 1	E: 0	K: 1	S: 7	LOB: 2	BB: 1	P: 13
PITCHER	IP	WLS	BF	H	R	ER	SO	BB	IBB	HBP	BLK	WP	HR	S	P	ERA	WHIP	PITCHER	IP	WLS	BF	H	R	ER	SO	BB	IBB	HBP	BLK	WP	HR	S	P	ERA	WHIP																												
Bill Bonham, R (1, 1) ERA: 2.76	7.1	L	31	8	3	3	5	4	0	0	0	0	0	59	83	3.68	1.636	Bruce Sutter, R (8, 1) ERA: 0.77	0.2		2	0	0	0	1	0	0	0	0	0	5	7	0.00	0.000																													

WP: 0	PA: 33
PB: 0	
SB: 1	
CS: 1	

Batter	1	2	3	4	5	6	7	8	9	AB R H RBI BB SO LOB	TOP											
Ivan De Jesus, R (1, 6) OBP: 0.317, SLG: 0.390	0-0 L4		0-0 F9		0-0 F5-3			0-0 1-3		4 0 0 0 0 0 2												
Jose Cardenal, R (1, 7) OBP: 0.276, SLG: 0.275	0-3 K		0-0 L8			0-0 F5-3		0-0 F5-3		4 0 0 0 0 1 1												
Bill Buckner, L (1, 3) OBP: 0.308, SLG: 0.360	0-0 L8			0-0 4-3		0-0 4-3		0-3 K		4 0 0 0 0 1 0												
Bobby Murcer, L (1, 9) OBP: 0.364, SLG: 0.583		0-0 FC5-4 1B		0-0 L7		0-0 G3			0-0 G3	4 0 1 0 0 0 0												
Jerry Morales, R (1, 8) OBP: 0.359, SLG: 0.414		0-0 P6		2-2 1B			4-0 1B BB		0-0 5-3	3 0 1 0 1 0 1												
Manny Trillo, R (1, 4) OBP: 0.388, SLG: 0.423		0-0 FC5-4		0-3 K2-3			0-3 K		0-0 F7	2 0 0 0 0 1 2												
Mick Kelleher, R (4, 4)		1-2f								1 0 0 0 0 1 1												
Joe Wallis, S (9, PH)										1 0 0 0 0 0 0												
Steve Ontiveros, S (1, 5) OBP: 0.356, SLG: 0.320		0-0 L9			0-0 3-1		0-0 1-2 FC6-4 1B			3 0 1 0 0 0 1												
George Mitterwald, R (1, 2) OBP: 0.313, SLG: 0.364			0-0 FC6-4 1B		0-0 1-3		0-3 K			3 0 1 0 0 1 2												
Ray Burris, R (1, 1)			2-2 FC6-4		0-0 1B		0-0 FC6-4			0 0 0 0 0 0 0												
Willie Hernandez, L (2, 1)										1 0 0 0 0 0 1												
Greg Gross, L (5, PH) OBP: 0.333, SLG: 0.273										1 0 1 0 0 0 0												
Mike Krukow, R (5, 1)										0 0 0 0 0 0 0												
Larry Bliittner, L (7, PH) OBP: 0.319, SLG: 0.370										1 0 0 0 0 0 2												
Jim Todd, L (7, 1)										0 0 0 0 0 0 0												
Inning Stats	R: 0 E: 0 K: 1 S: 5	H: 0 LOB: 0 BB: 0 P: 5	R: 0 E: 0 K: 0 S: 4	H: 1 LOB: 1 BB: 0 P: 4	R: 0 E: 0 K: 0 S: 7	H: 1 LOB: 1 BB: 0 P: 9	R: 0 E: 0 K: 1 S: 10	H: 1 LOB: 1 BB: 0 P: 12	R: 0 E: 0 K: 0 S: 4	H: 1 LOB: 1 BB: 0 P: 4	R: 0 E: 0 K: 2 S: 8	H: 1 LOB: 2 BB: 1 P: 12	R: 0 E: 0 K: 1 S: 5	H: 0 LOB: 0 BB: 0 P: 5	R: 0 E: 0 K: 0 S: 3	H: 0 LOB: 0 BB: 0 P: 3	R: 0 E: 0 K: 0 S: 3	H: 0 LOB: 0 BB: 0 P: 3	1B: 5 2B: 0 3B: 0 HR: 0	SF: 0 SAC: 0 DP: 0 HBP: 0	WP: 0 PB: 0 SB: 0 CS: 0	PA: 33
PITCHER Jack Billingham, R (1, 1) ERA: 4.5	IP: 9.0 WLS: W BF: 33 H: 5 R: 0 ER: 0 SO: 5 BB: 1 IBB: 0 HBP: 0 BLK: 0 WP: 0 HR: 0 S: 49 P: 57 ERA: 0.00 WHIP: 0.667											PITCHER	IP: 9.0 WLS: W BF: 33 H: 5 R: 0 ER: 0 SO: 5 BB: 1 IBB: 0 HBP: 0 BLK: 0 WP: 0 HR: 0 S: 49 P: 57 ERA: 0.00 WHIP: 0.667									

Chicago Cubs @ Cincinnati Reds
Riverfront Stadium, Cincinnati, OH

Sat Apr 30 1977, 7:05 PM EDT
Att. 26,774 - Unknown - 67 F

livebaseballscorecards.com

AB	32
R	0
H	5
RBI	0
BB	1
SO	5
LOB	13



Batter	1	2	3	4	5	6	7	8	9	AB	R	H	RBI	BB	SO	LOB
Pete Rose, S OBP: 0.422, SLG: 0.493 Doug Flynn, R OBP: 0.200, SLG: 0.200	4-2 FC1-6 BB	4-0 E 2B BB	1-0 G6-4-3 HBP		0-0 FC4-6		0-0 F1-3			0	1	0	0	2	0	0
Dave Concepcion, R OBP: 0.308, SLG: 0.316	0-0 FC1-6 BB 1-2f 1B	0-0 E4 2B FC1-2	0-0 G6-4-3		0-0 4-3			0-0 6-3		5	1	0	0	0	0	6
Ken Griffey, L OBP: 0.398, SLG: 0.532	4-0 BB 1B BB	0-0 FC1-2 1-3 2-H WP 2B		0-0 3B		0-0 4-3		0-0 L6		4	2	2	1	1	0	0
Joe Morgan, L OBP: 0.438, SLG: 0.492 Ray Knight, R	4-0 1B 2B BB	0-0 FC1-2 WP 1-3 1B		0-0 G3		0-0 F7		4-0 BB 1B BB		3	3	0	0	2	0	3
Dan Driessen, L OBP: 0.310, SLG: 0.470	0-0 2B 1B	0-0 1-3		0-3 K		4-0 BB		4-0 1B BB		3	0	1	2	2	1	3
George Foster, R OBP: 0.375, SLG: 0.529	0-0 P4	2-2 WP 1B		0-0 1-3		0-3 K		1-2 1B		5	0	2	2	0	1	4
Johnny Bench, R OBP: 0.303, SLG: 0.484	0-0 1-3 2-H 2B	2-2 6-3			0-0 FC1-5 1B 1B		0-0 1B 2B	0-0 F8		5	1	3	1	0	0	3
Cesar Geronimo, L OBP: 0.260, SLG: 0.382	4-0 IBB		0-0 3-1		0-0 FC4-6 FC1-5 1B		0-0 B1-4 1B		3	0	2	1	1	0	0	
Jack Billingham, R OBP: 0.267, SLG: 0.267	0-0 4-3		0-0 HBP 1B		0-0 FC1-5 FC4-6		0-0 B1-4		4	0	1	0	0	0	6	

Inning Stats	R: 3	H: 2	E: 1	LOB: 3	K: 0	BB: 4	S: 8	P: 24	R: 3	H: 2	E: 1	LOB: 1	K: 0	BB: 1	S: 14	P: 22	R: 0	H: 1	E: 0	LOB: 1	K: 1	BB: 0	S: 3	P: 4	R: 0	H: 1	E: 0	LOB: 1	K: 1	BB: 0	S: 6	P: 6	R: 0	H: 2	E: 0	LOB: 2	K: 0	BB: 0	S: 5	P: 5	R: 0	H: 0	E: 0	LOB: 1	K: 1	BB: 1	S: 5	P: 9	R: 1	H: 2	E: 0	LOB: 0	K: 0	BB: 0	S: 4	P: 4	R: 1	H: 1	E: 0	LOB: 2	K: 0	BB: 2	S: 7	P: 16
--------------	------	------	------	--------	------	-------	------	-------	------	------	------	--------	------	-------	-------	-------	------	------	------	--------	------	-------	------	------	------	------	------	--------	------	-------	------	------	------	------	------	--------	------	-------	------	------	------	------	------	--------	------	-------	------	------	------	------	------	--------	------	-------	------	------	------	------	------	--------	------	-------	------	-------

PITCHER	IP	WLS	BF	H	R	ER	SO	BB	IBB	HBP	BLK	WP	HR	S	P	ERA	WHIP
Ray Burris, R ERA: 3.49	(1, 1)	1.0	L	12	3	6	3	0	4	1	0	0	0	10	30	27.00	7.000
Willie Hernandez, L ERA: 1.42	(2, 1)	3.0		12	3	0	0	1	0	0	1	0	0	21	26	0.00	1.000
Mike Krukow, R ERA: 13.11	(5, 1)	2.0		9	2	0	0	1	1	0	0	0	0	10	14	0.00	1.500
Jim Todd, R ERA: 12.96	(7, 1)	2.0		10	3	2	0	2	0	0	0	0	0	11	20	9.00	2.500

BOTTOM

Chicago Cubs @ Cincinnati Reds
Riverfront Stadium, Cincinnati, OH

Sat Apr 30 1977, 7:05 PM EDT
Att: 26,774 - Unknown - 67 F

AB	34
R	8
H	11
RBI	7
BB	8
SO	2
LOB	27



WP	HR	S	P	ERA	WHIP
2	0	43			

Batter	1	2	3	4	5	6	7	8	9	AB R H RBI BB SO LOB	TOP		
Ivan De Jesus, R (1, 6) OBP: 0.324, SLG: 0.381	0-0 6-3		4-0 E S BB			0-0 E 2B 1B		0-0 F9	0-0 F8	4 1 1 0 1 0 1			
Greg Gross, L (1, 7) OBP: 0.313, SLG: 0.267	0-0 F9		0-0 F7			0-0 E6 2B SF8		0-0 1B		4 1 1 0 0 0 2			
Bill Buckner, L (1, 3) OBP: 0.300, SLG: 0.379	0-0 6-3			0-0 5-3		0-0 1B 2B 1-3 2-H		0-0 L7		4 0 1 1 0 0 1			
Bobby Murcer, L (1, 9) OBP: 0.343, SLG: 0.556		0-0 F5		0-3 K		0-0 SF8		0-0 P4		3 0 0 1 0 1 1			
Manny Trillo, R (1, 4) OBP: 0.377, SLG: 0.429		1-3 K		0-0 P6		1-2 G4-6-3 2-3 1B			0-0 5-3 BB 2B 1B	4 1 2 0 0 1 0			
Joe Wallis, S (1, 8) OBP: 0.077, SLG: 0.077 Bruce Sutter, R (6, 1)		3-2 1B			0-0 F8	0-0 G4-6-3 1-2f			0-3 K	3 0 1 0 0 0 2 1 0 0 0 0 1 1			
Steve Ontiveros, S (1, 5) OBP: 0.349, SLG: 0.302		0-0 F8			0-0 F8		0-0 F8		4-2 2B BB 1-2	3 1 0 0 1 0 1			
George Mitterwald, R (1, 2) OBP: 0.308, SLG: 0.375			0-0 6-3		0-0 2B		0-0 1-3		0-0 5-3 1-2 2-3	4 0 1 0 0 0 2			
Rick Reuschel, R (1, 1) OBP: 0.125, SLG: 0.125 Jerry Morales, R (6, 8) OBP: 0.364, SLG: 0.433			0-0 5-3		0-0 L1		0-0 1-3		0-0 2B 2-H 3-H	2 0 0 0 0 0 1 2 0 1 2 0 0 0			
Inning Stats	R: 0 H: 0 E: 0 LOB: 0 K: 0 BB: 0 S: 3 P: 3	R: 0 H: 1 E: 0 LOB: 1 K: 1 BB: 0 S: 10 P: 14	R: 0 H: 0 E: 0 LOB: 1 K: 0 BB: 1 S: 3 P: 7	R: 0 H: 0 E: 0 LOB: 0 K: 1 BB: 0 S: 5 P: 5	R: 0 H: 1 E: 0 LOB: 1 K: 0 BB: 0 S: 4 P: 4	R: 2 H: 3 E: 1 LOB: 1 K: 0 BB: 0 S: 11 P: 12	R: 0 H: 0 E: 0 LOB: 0 K: 0 BB: 0 S: 3 P: 3	R: 0 H: 1 E: 0 LOB: 1 K: 0 BB: 0 S: 4 P: 4	R: 2 H: 2 E: 0 LOB: 1 K: 1 BB: 1 S: 10 P: 14	1B: 5 SF: 1 2B: 3 SAC: 0 3B: 0 DP: 1 HR: 0 HBP: 0	WP: 0 PA: 37 PB: 0 SB: 1 CS: 0		
PITCHER	IP WLS BF H R ER SO BB IBB HBP BLK WP HR S P ERA WHIP											PITCHER	IP WLS BF H R ER SO BB IBB HBP BLK WP HR S P ERA WHIP
Pat Zachry, R (1, 1) ERA: 2.56	8.2 L 36 8 4 3 3 2 0 0 0 0 0 0 52 65 3.12 1.154												
Pedro Borbon, R (9, 1) ERA: 1.46	0.1 1 0 0 0 0 0 0 0 0 0 0 0 0 1 1 0.00 0.000												

Chicago Cubs @ Cincinnati Reds
Riverfront Stadium, Cincinnati, OH

Sun May 01 1977, 3:33 AM EDT
Att. 46,418 - Overcast - 60 F

livebaseballscorecards.com

AB	34
R	4
H	8
RBI	4
BB	2
SO	3
LOB	12



Batter	1	2	3	4	5	6	7	8	9	AB	R	H	RBI	BB	SO	LOB
Pete Rose, S OBP: 0.437, SLG: 0.500 (1, 5)	0-0 4-3 ①		0-0 1B ③		4-0 FC5-4 IBB		1-2 1B			3	0	2	0	1	0	0
Dave Concepcion, R OBP: 0.293, SLG: 0.300 (1, 6)	0-0 P8		0-0 5-3 ③		0-0 FC5-4 1-2f		0-3 K ③			4	0	0	0	0	1	4
Ken Griffey, L OBP: 0.402, SLG: 0.525 (1, 9)	4-0 S BB			0-0 CS S 1B		0-0 G3 ①		0-3 K ①		3	0	1	0	1	1	0
Joe Morgan, L OBP: 0.440, SLG: 0.500 (1, 4)	0-0 F2 1-2			4-2 CS BB 1-2		0-0 4-3 WP 2B		0-3 K ②		3	1	1	0	1	1	1
Dan Driessen, L OBP: 0.320, SLG: 0.464 (1, 3)		4-0 CS BB		0-3 K ① ② 1-2 2-3		0-0 4-3 ②		0-0 1B ③		3	0	1	0	1	1	3
George Foster, R OBP: 0.369, SLG: 0.514 (1, 7)		0-0 L9 1-2 ① ②		0-0 5-3 ③		0-0 FC5-4 1B 3-H		0-2 F7 ③		4	0	1	0	0	0	3
Johnny Bench, R OBP: 0.300, SLG: 0.470 (1, 2)		0-0 5-3 ③			0-0 SH3 1B		0-0 FC5-4 1-2f ③			4	0	1	0	0	0	1
Cesar Geronimo, L OBP: 0.247, SLG: 0.361 (1, 8)			0-0 G3 ①		0-3 K ①		0-0 4-3 ①		0-0 F7 ②	4	0	0	0	0	1	1
Pat Zachry, R OBP: 0.182, SLG: 0.182 (1, 1)			0-3 K ②		0-0 SH3 1-2 ②		0-3 K ②		0-0 F7 ③	2	0	0	0	0	2	0
Pedro Borbon, R OBP: 1.000, SLG: 1.500 (9, 1)										0	0	0	0	0	0	0
Mike Lum, L OBP: 0.182, SLG: 0.273 (9, PH)										1	0	0	0	0	0	0


Inning Stats	R: 0	H: 0	E: 0	K: 0	S: 3	LOB: 1	BB: 1	P: 7	R: 0	H: 0	E: 0	K: 0	S: 2	LOB: 0	BB: 1	P: 6	R: 0	H: 1	E: 0	K: 1	S: 6	LOB: 1	BB: 0	P: 6	R: 0	H: 1	E: 0	K: 1	S: 8	LOB: 1	BB: 1	P: 12	R: 0	H: 1	E: 0	K: 1	S: 6	LOB: 2	BB: 1	P: 10	R: 1	H: 2	E: 0	K: 0	S: 5	LOB: 1	BB: 0	P: 5	R: 0	H: 1	E: 0	K: 2	S: 11	LOB: 1	BB: 0	P: 12	R: 0	H: 1	E: 0	K: 2	S: 11	LOB: 1	BB: 0	P: 11	R: 0	H: 0	E: 0	K: 0	S: 3	LOB: 0	BB: 0	P: 3	R: 0	H: 0	E: 0	K: 0	S: 3	LOB: 0	BB: 0	P: 3
1B: 6	SF: 0	2B: 2	SAC: 1	3B: 0	DP: 1	HR: 0	HBP: 0	WP: 1	PA: 36	WP: 1	PA: 36	ERA: 1.59	WHIP: 1.412	ERA: 0.00	WHIP: 0.600	ERA: 2.3	WHIP: 2.3	ERA: 0.6	WHIP: 0.6	ERA: 0.00	WHIP: 0.600	ERA: 1.59	WHIP: 1.412	ERA: 0.00	WHIP: 0.600	ERA: 2.3	WHIP: 2.3	ERA: 0.6	WHIP: 0.6	ERA: 0.00	WHIP: 0.600	ERA: 1.59	WHIP: 1.412	ERA: 0.00	WHIP: 0.600	ERA: 2.3	WHIP: 2.3	ERA: 0.6	WHIP: 0.6	ERA: 0.00	WHIP: 0.600	ERA: 1.59	WHIP: 1.412	ERA: 0.00	WHIP: 0.600	ERA: 2.3	WHIP: 2.3	ERA: 0.6	WHIP: 0.6	ERA: 0.00	WHIP: 0.600																													

Chicago Cubs @ Cincinnati Reds
Riverfront Stadium, Cincinnati, OH

Sun May 01 1977, 3:33 AM EDT
Att. 46,418 - Overcast - 60 F

AB	31
R	1
H	7
RBI	0
BB	4
SO	7
LOB	13



Batter	1	2	3	4	5	6	7	8	9	AB R H RBI BB SO LOB	TOP															
Lou Brock, L OBP: 0.342, SLG: 0.441 (1, 7) X	0-0 4-3			X 0-0 4-3		X 0-0 4-3		X 0-0 2-H 2B		4 0 1 1 0 0 0																
Garry Templeton, S OBP: 0.289, SLG: 0.329 (1, 6) X	0-0 F6-3		0-0 K			X 0-0 F8		X 0-0 F8		4 0 0 0 0 1 2																
Tony Scott, S OBP: 0.476, SLG: 0.514 (1, 8) X	0-0 F7		X 0-0 P4			X 0-0 1-4-3 1B		X 0-0 F6		4 0 1 0 0 0 2																
Hector Cruz, R OBP: 0.394, SLG: 0.426 (1, 9) (7, 5)		X 0-0 1-3		X 0-0 F9		X 0-0 1-4-3 1-2		X 0-0 F7		4 0 0 0 0 0 1																
Ted Simmons, S OBP: 0.471, SLG: 0.685 (1, 2)		X 0-0 F6-3		B B B B X 4-0 BB		X 4-0 IBB		X 0-0 F9		2 0 0 0 2 0 0																
Keith Hernandez, L OBP: 0.407, SLG: 0.565 (1, 3)		X 0-0 F8		X 0-0 P4		X 0-0 4-3		X 0-0 P3		4 0 0 0 0 0 3																
Ken Reitz, R OBP: 0.238, SLG: 0.355 (1, 5) Mike Anderson, R OBP: 0.357, SLG: 0.500 (7, 9) Joel Youngblood, R OBP: 0.353, SLG: 0.286 (8, 9) (8, 9)			H 1-0 F6-4-3 HBP		X 0-3 K		B B B B X 4-0 2B BB			1 0 0 0 0 1 1 0 0 0 0 1 0 0 0 1 0 0 0 0 0	AB 29 R 2 H 4 RBI 2 BB 3 SO 4 LOB 12															
Mike Tyson, R OBP: 0.231, SLG: 0.188 (1, 4)		X 0-0 F6-4-3		X 0-0 F1-6-4 1B		X 0-0 F1-6-4 1B		X 0-3 K		3 0 1 0 0 1 2																
John Denny, R OBP: 0.111, SLG: 0.059 (1, 1) Al Hrabosky, R (7, 1) Roger Freed, R OBP: 0.625, SLG: 1.167 (8, PH) Jerry Davanon, R (8, PR) John Urrea, R (8, 1)		X 0-3 K		X 0-0 1-2 F1-6-4 1B		X 0-0 1-2 F1-6-4 1B		X 0-0 1-H 2B 2B		2 0 0 0 0 1 1 0 0 0 0 0 0 0 1 0 1 1 0 0 0 0 1 0 0 0 0 0 0 0 0 0 0 0 0																
Inning Stats	R: 0 E: 0 K: 0 S: 3 H: 0 LOB: 0 BB: 0 P: 3	R: 0 E: 0 K: 0 S: 3 H: 0 LOB: 0 BB: 0 P: 3	R: 0 E: 0 K: 1 S: 4 H: 0 LOB: 0 BB: 0 P: 5	R: 0 E: 0 K: 1 S: 5 H: 0 LOB: 0 BB: 0 P: 5	R: 0 E: 0 K: 1 S: 5 H: 0 LOB: 1 BB: 1 P: 9	R: 0 E: 0 K: 0 S: 3 H: 1 LOB: 0 BB: 0 P: 3	R: 0 E: 0 K: 0 S: 4 H: 1 LOB: 2 BB: 1 P: 8	R: 2 E: 0 K: 1 S: 7 H: 2 LOB: 2 BB: 1 P: 11	R: 0 E: 0 K: 0 S: 3 H: 0 LOB: 0 BB: 0 P: 3	1B: 2 SF: 0 2B: 2 SAC: 0 3B: 0 DP: 2 HR: 0 HBP: 1	WP: 0 PA: 33 PB: 0 SB: 0 CS: 0															
PITCHER	IP WLS BF H R ER SO BB IBB HBP BLK WP HR S P ERA WHIP											PITCHER	IP WLS BF H R ER SO BB IBB HBP BLK WP HR S P ERA WHIP													
Fred Norman, L ERA: 3.45 (1, 1)	7.1	28	4	2	2	4	2	1	1	0	0	0	32	45	2.46	0.818										
Rawly Eastwick, R ERA: 1.96 (8, 1)	1.2	5	0	0	0	0	0	0	0	0	0	0	5	5	0.00	0.000										

St. Louis Cardinals @ Cincinnati Reds
 Riverfront Stadium, Cincinnati, OH
 Mon May 02 1977, 7:05 PM EDT
 Att: 19,691 - Unknown

livebaseballscorecards.com

Batter	1	2	3	4	5	6	7	8	9	AB	R	H	RBI	BB	SO	LOB
Pete Rose, S (1, 5) OBP: 0.440, SLG: 0.513 Dave Concepcion, R (8, 6) OBP: 0.293, SLG: 0.300	0-0 3-1 2B		0-0 1B		0-0 L6		0-0 F3			4	0	2	0	0	0	1
Ken Griffey, L (1, 9) OBP: 0.385, SLG: 0.500	0-0 3-1 2-3		0-0 4-3		0-0 4-3			0-0 4-3		4	0	0	0	0	0	2
Joe Morgan, L (1, 4) OBP: 0.432, SLG: 0.485	0-3 K			0-0 F7		0-0 6-3		0-0 CS 1B		4	0	1	0	0	1	1
Dan Driessen, L (1, 3) OBP: 0.316, SLG: 0.444	0-3 K			4-0 1B 1B BB		0-0 F9		0-0 1-3 1-2		3	1	0	0	1	1	2
George Foster, R (1, 7) OBP: 0.386, SLG: 0.532		0-0 6-3		0-0 1B 1-2 1B		4-0 BB BB BB BB		0-0 1B 2B		3	1	2	0	1	0	0
Johnny Bench, R (1, 2) OBP: 0.297, SLG: 0.457		0-0 4-3		0-0 1B 1-2 2-H 1B		0-0 F8		0-0 F2		4	0	1	1	0	0	2
Cesar Geronimo, L (1, 8) OBP: 0.247, SLG: 0.355		0-0 6-3		0-0 F7			0-0 4-3		0-0 1B E 1B	4	1	1	0	0	0	2
Doug Flynn, R (1, 6) OBP: 0.125, SLG: 0.125 Mike Lum, L (9, PH) OBP: 0.250, SLG: 0.333			0-0 F6	0-3 K			0-0 F1-3		0-0 E5 1-H 3-H 1B	3	0	0	0	0	1	2
Fred Norman, S (1, 1) OBP: 0.091, SLG: 0.091 Rawly Eastwick, R (8, 1) OBP: 1.000, SLG: 1.000			0-0 1-3		0-0 1-3		0-0 1B			3	0	1	0	0	0	0
										0	0	0	0	0	0	0

Inning Stats	R: 0	H: 1	E: 0	K: 2	S: 8	LOB: 1	BB: 0	P: 8	R: 0	H: 0	E: 0	K: 0	S: 3	LOB: 0	BB: 0	P: 3	R: 1	H: 2	E: 0	K: 1	S: 7	LOB: 2	BB: 1	P: 11	R: 0	H: 0	E: 0	K: 0	S: 3	LOB: 0	BB: 0	P: 3	R: 0	H: 0	E: 0	K: 0	S: 3	LOB: 1	BB: 1	P: 7	R: 0	H: 1	E: 0	K: 0	S: 4	LOB: 1	BB: 0	P: 4	R: 2	H: 3	E: 1	K: 0	S: 4	LOB: 1	BB: 0	P: 4	1B: 7	2B: 2	3B: 0	HR: 0	SF: 0	SAC: 0	DP: 0	HBP: 0	WP: 0	PB: 0	SB: 0	CS: 1	PA: 35
--------------	------	------	------	------	------	--------	-------	------	------	------	------	------	------	--------	-------	------	------	------	------	------	------	--------	-------	-------	------	------	------	------	------	--------	-------	------	------	------	------	------	------	--------	-------	------	------	------	------	------	------	--------	-------	------	------	------	------	------	------	--------	-------	------	-------	-------	-------	-------	-------	--------	-------	--------	-------	-------	-------	-------	--------

PITCHER	IP	WLS	BF	H	R	ER	SO	BB	IBB	HBP	BLK	WP	HR	S	P	ERA	WHIP
John Denny, R (1, 1) ERA: 2.68	6.2		27	5	1	1	3	2	0	0	0	0	0	31	39	1.35	1.050
Al Hrabosky, L (7, 1) ERA: 2.53	0.1		1	0	0	0	0	0	0	0	0	0	0	1	1	0.00	0.000
John Urea, R (8, 1) ERA: 0.66	1.1	L	7	4	2	1	0	0	0	0	0	0	0	7	7	6.75	3.000

BOTTOM

St. Louis Cardinals @ Cincinnati Reds
Riverfront Stadium, Cincinnati, OH

Mon May 02 1977, 7:05 PM EDT
Att. 19,691 - Unknown

livebaseballscorecards.com

AB	33
R	3
H	9
RBI	2
BB	2
SO	3
LOB	12



Batter	1	2	3	4	5	6	7	8	9	AB R H RBI BB SO LOB	TOP											
Lou Brock, L (1, 7) OBP: 0.364, SLG: 0.500 Jerry Mumphrey, S (7, 7) OBP: 0.500, SLG: 0.588	0-0 CS 1B		0-0 P6			0-0 HR	0-0 2B 1B 1B	0-0 FC6 1-2f		4 2 3 1 0 0 0 1 0 0 0 0 0 2												
Garry Templeton, S (1, 6) OBP: 0.307, SLG: 0.393	0-0 F3 1-2		0-0 HR			0-0 F3	0-0 1-3 1B 2B		0-0 G4-3 1B	5 2 3 1 0 0 1												
Tony Scott, S (1, 8) OBP: 0.511, SLG: 0.605	0-0 HR		4-0 CS BB			4-0 1B BB	0-0 2-H 3-H 1B		0-0 G4-3 1-2f	3 2 2 3 2 0 1												
Hector Cruz, R (1, 9) OBP: 0.400, SLG: 0.431 Mike Anderson, R (8, 9) OBP: 0.333, SLG: 0.462	0-0 1B		0-0 CS 1-2	0-3 K		0-0 1B 2B 1B	0-3 K		0-3 K	4 1 2 0 0 2 1 1 0 0 0 0 1 0												
Ted Simmons, S (1, 2) OBP: 0.472, SLG: 0.671	0-3 K			4-0 CS BB		0-0 1-3 2-H 2B 1B	0-3 K			3 0 1 1 1 2 2												
Keith Hernandez, L (1, 3) OBP: 0.400, SLG: 0.562		0-0 3-1		0-3 K 1-2		0-0 1-H 3-H 1B 2B		0-0 F8		4 1 1 1 0 1 1												
Ken Reitz, R (1, 5) OBP: 0.262, SLG: 0.375		0-0 G4-6-3 1B			0-0 F9	0-0 BLK 1B		0-0 FC5-4 1B		4 0 3 1 0 0 0												
Mike Tyson, R (1, 4) OBP: 0.214, SLG: 0.173 Jerry Davanon, R (8, 4)		0-0 G4-6-3 1-2f			0-0 F9	0-0 F8		0-0 FC5-4 1B 1-2f		4 0 0 0 0 0 3 0 0 0 0 0 0 0												
Bob Forsch, R (1, 1) OBP: 0.250, SLG: 0.143			0-0 6-3		0-3 K		0-0 P4	0-0 FC6 1B		4 0 1 0 0 1 0												
Inning Stats	R: 1 E: 0 K: 1 S: 7	H: 3 LOB: 1 BB: 0 P: 7	R: 0 E: 0 K: 0 S: 3	H: 1 LOB: 0 BB: 0 P: 3	R: 1 E: 0 K: 0 S: 3	H: 1 LOB: 0 BB: 1 P: 7	R: 0 E: 0 K: 2 S: 6	H: 0 LOB: 1 BB: 1 P: 10	R: 0 E: 0 K: 1 S: 5	H: 0 LOB: 0 BB: 0 P: 5	R: 4 E: 0 K: 0 S: 7	H: 5 LOB: 1 BB: 1 P: 11	R: 2 E: 0 K: 2 S: 10	H: 3 LOB: 1 BB: 0 P: 10	R: 0 E: 0 K: 0 S: 5	H: 2 LOB: 2 BB: 0 P: 5	R: 0 E: 0 K: 1 S: 5	H: 1 LOB: 0 BB: 0 P: 5	1B: 11 2B: 3 3B: 0 HR: 3	SF: 0 SAC: 0 DP: 3 HBP: 0	WP: 0 PB: 0 SB: 0 CS: 3	PA: 41
PITCHER	IP WLS BF H R ER SO BB IBB HBP BLK WP HR S P ERA WHIP																				PITCHER	IP WLS BF H R ER SO BB IBB HBP BLK WP HR S P ERA WHIP
Woodie Fryman, L (1, 1) ERA: 6.32	5.1 L 23 8 6 6 4 3 0 0 0 0 0 3 28 40 10.12 2.062																					
Dale Murray, R (6, 1) ERA: 5.91	0.2 3 2 0 0 0 0 0 0 0 0 1 0 0 3 3 0.00 3.000																					
Mike Caldwell, L (7, 1) ERA: 4.15	2.0 11 5 2 2 2 0 0 0 0 0 0 0 0 15 15 9.00 2.500																					
Santo Alcala, R (9, 1) ERA: 8.31	1.0 3 1 0 0 0 1 0 0 0 0 0 0 0 5 5 0.00 1.000																					

St. Louis Cardinals @ Cincinnati Reds
Riverfront Stadium, Cincinnati, OH
Wed May 04 1977, 7:05 PM EDT
Att: 20,719 - Unknown

livebaseballscorecards.com

AB	37
R	8
H	16
RBI	8
BB	3
SO	7
LOB	11



Batter	1	2	3	4	5	6	7	8	9	AB	R	H	RBI	BB	SO	LOB
Pete Rose, S OBP: 0.442, SLG: 0.513 Santo Alcala, R (9, 1)	0-0 FC5-4 1B		0-0 4-3			0-0 G4-6-3 1-2f		0-0 3-1 1B		4	0	2	0	0	0	1
Ken Griffey, L OBP: 0.379, SLG: 0.483 (1, 9)	0-0 FC5-4 G3 1B 1-2f		0-0 4-3			0-0 4-3		4-0 3-1 1B 1-2 2-3 BB		3	0	0	0	1	0	1
Joe Morgan, L OBP: 0.424, SLG: 0.471 (1, 4)	0-0 G3 1B 1-2				0-0 P6		0-0 P4	0-0 3-1		4	0	1	1	0	0	2
Dan Driessen, L OBP: 0.313, SLG: 0.427 (1, 3)	0-0 G3 1-2 2-3				0-0 6-3		1-0 FC3-6 HBP	0-0 F7		3	0	0	0	0	0	4
George Foster, R OBP: 0.370, SLG: 0.506 (1, 7)	0-0 F9				0-3 K		0-0 FC3-6 BB 1-2f		0-0 5-3	4	0	0	0	0	1	3
Johnny Bench, R OBP: 0.295, SLG: 0.438 (1, 2)		0-3 K			0-0 F8		4-0 BB BB BB 1-2 BB	0-0 5-3		3	0	0	0	1	1	0
Cesar Geronimo, L OBP: 0.235, SLG: 0.338 (1, 8)		0-0 F7			0-0 F7		0-0 F7		0-0 4-3	4	0	0	0	0	0	2
Dave Concepcion, R OBP: 0.282, SLG: 0.289 (1, 6)		0-0 6-3			0-0 F7			0-0 6-3		3	0	0	0	0	0	0
Woodie Fryman, R OBP: 0.100, SLG: 0.100 Dale Murray, R (6, 1) Ed Armbrister, R OBP: 0.375, SLG: 0.286 Mike Caldwell, R OBP: 1.000, SLG: 2.000 Champ Summers, L OBP: 0.100, SLG: 0.100 Ray Knight, R (9, 5)			0-0 1-3				0-0 G4-6-3 1B	0-0 E3 BB 1B 3-1		1	0	0	0	0	0	0

Inning Stats	R: 0	H: 2	E: 0	LOB: 2	K: 0	BB: 0	S: 5	P: 5	R: 0	H: 0	E: 0	LOB: 0	K: 1	BB: 0	S: 5	P: 5	R: 0	H: 0	E: 0	LOB: 0	K: 1	BB: 0	S: 5	P: 3	R: 0	H: 0	E: 0	LOB: 0	K: 0	BB: 0	S: 3	P: 3	R: 0	H: 1	E: 0	LOB: 0	K: 0	BB: 0	S: 3	P: 3	R: 0	H: 0	E: 0	LOB: 2	K: 0	BB: 1	S: 3	P: 8	R: 1	H: 1	E: 1	LOB: 2	K: 0	BB: 1	S: 5	P: 9	R: 0	H: 0	E: 0	LOB: 0	K: 0	BB: 0	S: 3	P: 3
1B: 4	SF: 0	2B: 0	SAC: 0	3B: 0	DP: 1	HR: 0	HBP: 1	WP: 0	PA: 34	1B: 4	SF: 0	2B: 0	SAC: 0	3B: 0	DP: 1	HR: 0	HBP: 1	WP: 0	PA: 34	1B: 4	SF: 0	2B: 0	SAC: 0	3B: 0	DP: 1	HR: 0	HBP: 1	WP: 0	PA: 34	1B: 4	SF: 0	2B: 0	SAC: 0	3B: 0	DP: 1	HR: 0	HBP: 1	WP: 0	PA: 34	1B: 4	SF: 0	2B: 0	SAC: 0	3B: 0	DP: 1	HR: 0	HBP: 1	WP: 0	PA: 34															


BOTTOM

St. Louis Cardinals @ Cincinnati Reds
Riverfront Stadium, Cincinnati, OH

Wed May 04 1977, 7:05 PM EDT
Att. 20,719 - Unknown

livebaseballscorecards.com

AB	31
R	1
H	4
RBI	1
BB	2
SO	2
LOB	13



Batter	1	2	3	4	5	6	7	8	9	AB R H RBI BB SO LOB	TOP											
Pete Rose, S (1, 5) OBP: 0.450, SLG: 0.512	0-0 F9		0-3 K		0-0 1B FC4-6 1B		0-0 1B		4-0 1B BB	4 1 2 0 1 1 0												
Ken Griffey, L (1, 9) OBP: 0.390, SLG: 0.489	0-3 K			0-0 HBP SF7 1B 1B	0-0 FC4-6 1B		0-3 K		0-0 1-2 1B	5 1 3 0 0 2 1												
Joe Morgan, L (1, 4) OBP: 0.423, SLG: 0.467	0-0 CS 1B			0-0 1B HBP SF8 1B	0-0 FC4-6		0-3 K		0-3 K	5 1 2 1 0 2 4												
George Foster, R (1, 8) OBP: 0.365, SLG: 0.488	0-0 CS 1-2	0-3 K		1-0 SF8 1B 1-2 2-3 HBP	0-3 K		0-0 F9			3 0 0 0 0 2 2												
Johnny Bench, R (1, 7) OBP: 0.293, SLG: 0.427		4-0 BB		0-0 SF7	0-0 F7		0-0 F9			2 0 0 1 1 0 1												
Bob Bailey, R (1, 3) OBP: 0.375, SLG: 0.286		0-0 F8		0-0 3-H SF8 1B 1-2 2-3		0-0 F8		0-0 F7		4 0 1 0 0 0 1												
Dave Concepcion, R (1, 6) OBP: 0.270, SLG: 0.279		0-0 1-3		0-0 SF8		0-0 F3		0-3 K		3 0 0 1 0 1 1												
Bill Plummer, R (1, 2) OBP: 0.227, SLG: 0.200			0-0 F7		4-0 IBB		4-0 BB		0-0 1-4-3	1 0 0 0 2 0 0 1 0 0 0 0 0 0												
Mike Lum, L (9, PH) OBP: 0.231, SLG: 0.308																						
Jack Billingham, R (1, 1) OBP: 0.235, SLG: 0.235			0-0 6-3		0-3 K		0-0 4-3		0-3 K	2 0 0 0 0 1 3 0 0 0 0 0 0 0 1 0 0 0 0 0 1 0 0 0 0 0 0 0 1 0 0 0 0 1 0												
Mike Caldwell, R (5, 1) OBP: 1.000, SLG: 2.000																						
Ed Armbrister, R (6, PH) OBP: 0.333, SLG: 0.250																						
Pedro Borbon, R (6, 1) OBP: 1.000, SLG: 1.500																						
Dan Driessen, L (9, PH) OBP: 0.310, SLG: 0.421																						
Inning Stats	R: 0 E: 0 K: 1 S: 5	H: 1 LOB: 0 BB: 0 P: 5	R: 0 E: 0 K: 1 S: 5	H: 0 LOB: 1 BB: 1 P: 9	R: 0 E: 0 K: 1 S: 5	H: 0 LOB: 0 BB: 0 P: 5	R: 2 E: 0 K: 1 S: 8	H: 3 LOB: 3 BB: 1 P: 13	R: 1 E: 0 K: 1 S: 7	H: 2 LOB: 1 BB: 0 P: 7	R: 0 E: 0 K: 0 S: 3	H: 0 LOB: 1 BB: 1 P: 7	R: 0 E: 0 K: 2 S: 8	H: 1 LOB: 1 BB: 0 P: 8	R: 0 E: 0 K: 1 S: 5	H: 0 LOB: 0 BB: 0 P: 5	R: 0 E: 0 K: 2 S: 8	H: 1 LOB: 2 BB: 1 P: 12	1B: 8 2B: 0 3B: 0 HR: 0	SF: 2 SAC: 0 DP: 0 HBP: 1	WP: 0 PB: 0 SB: 0 CS: 1	PA: 40
PITCHER	IP WLS BF H R ER SO BB IBB HBP BLK WP HR S P ERA WHIP												PITCHER	IP WLS BF H R ER SO BB IBB HBP BLK WP HR S P ERA WHIP								
John Candelaria, L (1, 1) ERA: 2.08	6.0 W 28 7 3 3 5 2 1 1 0 0 0 34 47 4.50 1.500																					
Rich Gossage, R (7, 1) ERA: 1.25	3.0 S 11 1 0 0 5 1 0 0 0 0 0 20 24 0.00 0.667																					

Cincinnati Reds @ Pittsburgh Pirates
 Three Rivers Stadium, Pittsburgh, PA
 Fri May 06 1977, 7:05 PM EDT
 Att. 16,258 - Unknown

livebaseballscorecards.com

AB	32
R	3
H	8
RBI	3
BB	4
SO	10
LOB	14



Batter	1	2	3	4	5	6	7	8	9
Omar Moreno, L OBP: 0.317, SLG: 0.342 (1, 8)	0-0 1B S 1B	4-0 IBB		0-0 F9 S 1B	0-0 FC3-6 3B 1-2f		0-0 4-3		
Frank Taveras, R OBP: 0.272, SLG: 0.302 (1, 6)	0-0 P5 1-2	0-0 F7		0-0 F2 1-2	0-0 1B 3B 1-H			0-0 FC6-4-5 1B	
Dave Parker, L OBP: 0.461, SLG: 0.681 (1, 9)	0-0 F6		0-0 CS 1B	0-0 F9 2-3	0-0 1B 3-H			0-0 FC6-4-5 1B 1-2	
Al Oliver, L OBP: 0.349, SLG: 0.421 (1, 7)	0-0 1B 2-3		4-0 1B 5-3 BB 1-2	0-0 4-3	0-3 K 1-2			0-0 FC6-4-5 1B 1-2 2-3	
Willie Stargell, L OBP: 0.357, SLG: 0.641 (1, 3)	0-3 K		0-0 5-3 BB 1B 1-3		0-0 WP 1B 1B		0-0 P6	0-3 K	
Rennie Stennett, R OBP: 0.355, SLG: 0.405 (1, 4)		0-0 1B S 1B	4-0 5-3 BB 1-2		0-0 F8 1-2		0-0 CS 1B		
Phil Garner, R OBP: 0.341, SLG: 0.432 (1, 5)		0-0 6-3	0-0 5-3		4-0 1B 1B BB		0-0 F9 1-2		
Duffy Dyer, R OBP: 0.349, SLG: 0.513 (1, 2)		0-0 SH3-4 1B 2-3	4-0 IBB		0-0 1B 1B 1-3 2-H		0-3 K		
John Candelaria, L OBP: 0.222, SLG: 0.125 (1, 1)		0-0 SH3-4	0-0 4-3		0-0 FC3-6 1B 2-H 3-H		0-3 K		
Rich Gossage, R OBP: 0.333, SLG: 0.667 (7, 1)									

Inning Stats	R: 0	H: 2	E: 0	LOB: 2	K: 1	BB: 0	S: 7	R: 0	H: 2	E: 0	LOB: 3	K: 0	BB: 1	S: 5	R: 1	H: 2	E: 0	LOB: 3	K: 0	BB: 3	S: 4	R: 0	H: 1	E: 0	LOB: 1	K: 0	BB: 0	S: 4	R: 5	H: 5	E: 0	LOB: 1	K: 1	BB: 1	S: 10	R: 0	H: 1	E: 0	LOB: 0	K: 0	BB: 0	S: 3	R: 0	H: 0	E: 0	LOB: 0	K: 2	BB: 0	S: 7	R: 0	H: 2	E: 0	LOB: 1	K: 1	BB: 0	S: 6
	0	2	0	2	1	0	7	0	2	0	3	0	1	5	1	2	0	3	0	3	4	0	1	0	0	0	3	5	1	5	0	1	1	10	0	1	0	0	3	0	0	0	0	7	0	2	0	0	6							

PITCHER	IP	WLS	BF	H	R	ER	SO	BB	IBB	HBP	BLK	WP	HR	S	P	ERA	WHIP
Jack Billingham, R ERA: 5.31 (1, 1)	4.2	L	29	11	6	6	1	3	2	0	0	1	0	26	46	11.57	3.000
Mike Caldwell, L ERA: 4.0 (5, 1)	0.1		2	1	0	0	1	0	0	0	0	0	0	4	4	0.00	3.000
Pedro Borbon, R ERA: 1.17 (6, 1)	3.0		10	3	0	0	3	0	0	0	0	0	0	16	16	0.00	1.000

BOTTOM

AB	R	H	RBI	BB	SO	LOB
4	1	2	0	1	0	1
5	1	2	1	0	0	5
5	0	3	1	0	0	2
4	1	1	0	1	1	4
5	1	2	0	0	2	3
3	0	2	0	1	0	1
3	1	0	1	1	0	4
3	1	2	1	1	1	0
2	0	1	2	0	0	3
1	0	0	0	0	1	0

AB 35
R 6
H 15
RBI 6
BB 5
SO 5
LOB 23



WP	HR	S	P	ERA	WHIP
1	0	41			

Cincinnati Reds @ Pittsburgh Pirates
Three Rivers Stadium, Pittsburgh, PA
Fri May 06 1977, 7:05 PM EDT
Att. 16,258 - Unknown

livebaseballscorecards.com

Batter	1	2	3	4	5	6	7	8	9	AB	R	H	RBI	BB	SO	LOB	TOP					
Pete Rose, S (1, 5) OBP: 0.448, SLG: 0.506	0-0 BB HR 1B	0-0 FC6-4 CS		0-3 K		0-0 4-3		0-0 1B		5	1	2	0	0	1	2						
Ken Griffey, L (1, 9) OBP: 0.371, SLG: 0.464	0-0 F7	0-0 CS	0-0 4-3	0-0 4-3			0-0 6-3	0-3 K		5	0	0	0	0	1	3						
Joe Morgan, L (1, 4) OBP: 0.422, SLG: 0.494	4-0 BB HR BB		0-0 HR		0-0 F7		0-0 F7	0-0 F9		4	2	1	1	1	0	2						
Dan Driessen, L (1, 3) OBP: 0.337, SLG: 0.481	0-0 HR		4-0 1B SF7 BB		0-0 4-3		4-0 S BB		0-0 G3 1B 2B	3	3	2	3	2	0	0						
George Foster, R (1, 7) OBP: 0.366, SLG: 0.517	0-0 HR		0-0 BB 1B		0-0 6-3		0-3 K		0-0 F3	5	1	2	1	0	1	2						
Johnny Bench, R (1, 2) OBP: 0.287, SLG: 0.430	0-0 5-3		0-0 SF7			0-0 4-3 3B 2B		0-3 K	0-0 G3	4	1	1	1	0	1	1						
Cesar Geronimo, L (1, 8) OBP: 0.256, SLG: 0.345	0-0 F8		4-0 3-H BB		0-0 1-3		0-0 1-3	0-0 1B 2B 1B	0-0 1B	4	1	2	1	1	0	1						
Dave Concepcion, R (1, 6) OBP: 0.266, SLG: 0.275		0-0 F3	0-0 G3		0-0 4-3		0-0 2-3	0-0 2B 1B	0-0 G3	5	1	1	0	0	0	4						
Pat Zachry, R (1, 1) OBP: 0.231, SLG: 0.231		0-0		0-3 K		0-0 3B		0-0 1B 2B		2	0	1	0	0	1	0						
Santo Alcala, R (5, 1)										0	0	0	0	0	0	0						
Ed Ambrister, R (6, PH) OBP: 0.450, SLG: 0.556										1	0	1	1	0	0	0						
Dale Murray, R (6, 1)										0	0	0	0	0	0	0						
Pedro Borbon, R (7, 1) OBP: 1.000, SLG: 1.500			FC6-4 1B					1-H 2-H 1B 2B		0	0	0	0	0	0	0						
Ray Knight, R (8, PH) OBP: 0.333, SLG: 0.667										1	0	1	2	0	0	0						
Rawly Eastwick, R (8, 1) OBP: 1.000, SLG: 1.000										0	0	0	0	0	0	0						
Inning Stats	R: 4 E: 0 K: 0 S: 6	H: 3 LOB: 0 BB: 1 P: 10	R: 0 E: 0 K: 0 S: 3	H: 1 LOB: 0 BB: 0 P: 3	R: 2 E: 0 K: 0 S: 5	H: 2 LOB: 2 BB: 2 P: 13	R: 0 E: 0 K: 2 S: 7	H: 0 LOB: 0 BB: 0 P: 7	R: 0 E: 0 K: 0 S: 3	H: 0 LOB: 0 BB: 0 P: 3	R: 1 E: 0 K: 0 S: 5	H: 2 LOB: 1 BB: 0 P: 5	R: 0 E: 0 K: 1 S: 5	H: 0 LOB: 1 BB: 1 P: 9	R: 2 E: 0 K: 2 S: 11	H: 4 LOB: 2 BB: 0 P: 11	R: 1 E: 0 K: 0 S: 5	H: 2 LOB: 1 BB: 0 P: 5	1B: 7 2B: 3 3B: 1 HR: 3	SF: 1 SAC: 0 DP: 0 HBP: 0	WP: 0 PB: 0 SB: 1 CS: 1	PA: 45
PITCHER	IP	WLS	BF	H	R	ER	SO	BB	IBB	HBP	BLK	WP	HR	S	P	ERA	WHIP					
Bruce Kison, R (1, 1) ERA: 3.78	2.1		14	6	6	6	0	2	0	0	0	0	3	12	20	23.14	3.429					
Terry Forster, L (3, 1) ERA: 7.27	3.1	W	13	2	1	1	2	1	0	0	0	0	0	16	20	2.70	0.900					
Grant Jackson, L (6, 1) ERA: 2.53	2.1		12	4	2	2	3	1	0	0	0	0	0	17	21	7.71	2.143					
Kent Tekulve, R (9, 1) ERA: 2.45	1.0	S	5	2	1	1	0	0	0	0	0	0	0	5	5	9.00	2.000					

Cincinnati Reds @ Pittsburgh Pirates
 Three Rivers Stadium, Pittsburgh, PA
 Sat May 07 1977, 3:33 AM EDT
 Att: 16,799 - Unknown

livebaseballscorecards.com

AB	39
R	10
H	14
RBI	10
BB	4
SO	5
LOB	15



Batter	1	2	3	4	5	6	7	8	9	AB	R	H	RBI	BB	SO	LOB
Omar Moreno, L OBP: 0.322, SLG: 0.372 (1, 8)	0-0 6-3 1B	0-0 1B 3B		0-0 1B		0-0 6-3	0-0 G3			5	1	2	1	0	0	1
Frank Taveras, R OBP: 0.268, SLG: 0.289 (1, 6)	4-0 FC1-5 BB	0-0 1-3		0-0 1-3		0-3 K	0-0 4-3			4	0	0	0	1	1	3
Dave Parker, L OBP: 0.458, SLG: 0.663 (1, 9)	0-0 FC1-5 HR	0-0 1B			4-0 HR BB	0-0 5-3		0-0 F7		4	2	1	1	1	0	1
Al Oliver, L OBP: 0.364, SLG: 0.463 (1, 7)	4-0 HR BB	0-3 K			0-0 HR		0-0 SH1-3 1B SF 1B	0-0 4-3		4	3	2	2	1	1	1
Willie Stargell, L OBP: 0.404, SLG: 0.791 (1, 3)	0-0 HR		4-0 G1-6-3 BB		0-0 HR		0-0 SH1-3 SF 1B	0-3 K		4	3	3	4	1	1	0
Rennie Stennett, R OBP: 0.365, SLG: 0.419 (1, 4)	0-0 2B		0-0 F9		4-0 CS BB		0-0 SH1-3			2	0	1	0	1	0	1
Phil Garner, R OBP: 0.337, SLG: 0.417 (1, 5)	0-3 K		0-0 G1-6-3		0-0 F7		4-0 SF 2B IBB			3	1	0	0	1	1	3
Duffy Dyer, R OBP: 0.340, SLG: 0.524 (1, 2)		0-0 6-3		0-0 5-3		0-0 1B 2B	0-0 SF 2B			3	1	1	1	0	0	0
Bruce Kison, R OBP: 0.238, SLG: 0.400 (1, 1)		0-0 3B 1B		0-0 5-3		0-0 1B	0-0 G3 2B			1	1	1	0	0	0	0
Terry Forster, L OBP: 0.500, SLG: 0.500 (3, 1)										2	0	1	0	0	0	0
Grant Jackson, S OBP: 0.500, SLG: 1.000 (6, 1)										1	0	1	2	0	0	0
Kent Tekulve, R (9, 1)										0	0	0	0	0	0	0

Inning Stats	R: 3	H: 2	E: 0	K: 1	S: 7	LOB: 1	BB: 2	P: 15	R: 2	H: 3	E: 0	K: 1	S: 8	LOB: 1	BB: 0	P: 8	R: 0	H: 0	E: 0	K: 0	S: 2	LOB: 0	BB: 1	P: 6	R: 0	H: 1	E: 0	K: 0	S: 4	LOB: 1	BB: 0	P: 4	R: 3	H: 4	E: 0	K: 0	S: 5	LOB: 2	BB: 2	P: 13	R: 0	H: 0	E: 0	K: 1	S: 5	LOB: 0	BB: 0	P: 5	R: 4	H: 3	E: 1	K: 0	S: 7	LOB: 1	BB: 1	P: 11	R: 0	H: 0	E: 0	K: 1	S: 5	LOB: 0	BB: 0	P: 5
--------------	------	------	------	------	------	--------	-------	-------	------	------	------	------	------	--------	-------	------	------	------	------	------	------	--------	-------	------	------	------	------	------	------	--------	-------	------	------	------	------	------	------	--------	-------	-------	------	------	------	------	------	--------	-------	------	------	------	------	------	------	--------	-------	-------	------	------	------	------	------	--------	-------	------

PITCHER	IP	WLS	BF	H	R	ER	SO	BB	IBB	HBP	BLK	WP	HR	S	P	ERA	WHIP
Pat Zachry, R ERA: 4.01 (1, 1)	4.0	L	23	8	8	8	2	4	0	0	0	0	3	23	39	18.00	3.000
Santo Alcala, R ERA: 7.45 (5, 1)	1.0		4	2	0	0	0	1	0	0	0	0	0	3	7	0.00	3.000
Dale Murray, R ERA: 7.5 (6, 1)	1.1		9	3	4	3	1	0	1	0	0	0	0	10	14	20.25	2.250
Pedro Borbon, R ERA: 1.13 (7, 1)	0.2		2	0	0	0	0	0	0	0	0	0	0	2	2	0.00	0.000
Rawly Eastwick, R ERA: 1.86 (8, 1)	1.0		3	0	0	0	1	0	0	0	0	0	0	5	5	0.00	0.000

BOTTOM

Cincinnati Reds @ Pittsburgh Pirates
 Three Rivers Stadium, Pittsburgh, PA
 Sat May 07 1977, 3:33 AM EDT
 Att. 16,799 - Unknown

AB	33
R	12
H	13
RBI	11
BB	6
SO	4
LOB	10



WP	HR	S	P	ERA	WHIP
0	0	0	41	0	0
0	0	0	0	0	0
0	0	0	0	0	0
0	0	0	0	0	0
0	0	0	0	0	0

Batter	1	2	3	4	5	6	7	8	9	AB R H RBI BB SO LOB	TOP																
Pete Rose, S (1, 5) OBP: 0.431, SLG: 0.484	0-0 4-3		0-0 5-3		0-0 5-3		0-0 L5-3			4 0 0 1 0 0 1																	
Ken Griffey, L (1, 9) OBP: 0.358, SLG: 0.446	0-0 1-3			0-0 F7	0-0 F8			0-0 4-3		4 0 0 0 0 0 0																	
Joe Morgan, L (1, 4) OBP: 0.425, SLG: 0.488	0-3 K			0-0 WP HR 1B		4-0 FC6-5 1B BB		0-3 K		3 1 1 0 1 2 0																	
George Foster, R (1, 8) OBP: 0.371, SLG: 0.511 (7, 7)		0-3 K		0-0 F8		0-0 FC4-6 FC6-5 1B 1B		4-0 1B BB		3 0 1 0 1 1 1																	
Johnny Bench, R (1, 2) OBP: 0.297, SLG: 0.470		0-0 6-3		0-0 HR		0-0 FC6-5 FC4-6		0-0 1B		4 1 2 2 0 0 2																	
Bob Bailey, R (1, 3) OBP: 0.400, SLG: 0.333		0-0		0-0 5-3		0-0 FC4-6		0-0 F5		2 0 1 0 0 0 0																	
Dan Driessen, L (6, PH) OBP: 0.330, SLG: 0.469 (6, 3)		1B				1-2 2-3				2 0 0 0 0 0 4																	
Dave Concepcion, R (1, 6) OBP: 0.265, SLG: 0.274		0-0 1-3			0-0 SH3-4 WP 1B	0-0 5-3			0-0 F9	4 1 1 0 0 0 3	AB 32																
Ed Armbuster, R (1, 7) OBP: 0.417, SLG: 0.500			0-0 1-3		4-0 WP SH3-4 BB		0-3 K		0-0 F8	1 1 0 0 1 0 0	R 4																
Cesar Geronimo, L (7, PH) OBP: 0.250, SLG: 0.337 (7, 8)					1-2 5-3					2 0 0 0 0 1 0	H 7																
Fred Norman, S (1, 1) OBP: 0.154, SLG: 0.154		0-0 F8			0-0 SH3-4		0-0 L5-3 1B		0-0 P3	2 0 1 0 0 0 0	RBI 3																
Pedro Borbon, R (8, 1) OBP: 1.000, SLG: 1.500					1-2 2-3					0 0 0 0 0 0 0	BB 3																
Mike Lum, L (9, PH) OBP: 0.214, SLG: 0.286										1 0 0 0 0 0 0	SO 4																
Inning Stats	R: 0 E: 0 K: 1 S: 5	H: 0 LOB: 0 BB: 0 P: 5	R: 0 E: 0 K: 1 S: 6	H: 1 LOB: 1 BB: 0 P: 6	R: 0 E: 0 K: 0 S: 3	H: 0 LOB: 0 BB: 0 P: 3	R: 2 E: 0 K: 0 S: 5	H: 2 LOB: 0 BB: 0 P: 5	R: 2 E: 0 K: 0 S: 4	H: 1 LOB: 0 BB: 1 P: 8	R: 0 E: 0 K: 1 S: 5	H: 1 LOB: 0 BB: 0 P: 5	R: 0 E: 0 K: 1 S: 6	H: 1 LOB: 2 BB: 1 P: 10	R: 0 E: 0 K: 0 S: 3	H: 0 LOB: 0 BB: 0 P: 3	1B: 6 2B: 1 3B: 0 HR: 1	SF: 0 SAC: 1 DP: 1 HBP: 0	WP: 2 PB: 0 SB: 1 CS: 0	PA: 36							
PITCHER	IP	WLS	BF	H	R	ER	SO	BB	IBB	HBP	BLK	WP	HR	S	P	ERA	WHIP										
Jerry Reuss, L (1, 1) ERA: 4.91	5.0		22	5	4	4	2	2	0	0	0	2	1	24	32	7.20	1.400										
Odell Jones, R (6, 1) ERA: 6.75	2.0	W	6	1	0	0	1	0	0	0	0	0	0	8	8	0.00	0.500										
Rich Gossage, R (8, 1) ERA: 1.14	2.0	S	8	1	0	0	1	1	0	0	0	0	0	9	13	0.00	1.000										

Cincinnati Reds @ Pittsburgh Pirates
 Three Rivers Stadium, Pittsburgh, PA
 Sun May 08 1977, 3:33 AM EDT
 Att. 27,003 - Unknown

livebaseballscorecards.com



Batter	1	2	3	4	5	6	7	8	9	AB	R	H	RBI	BB	SO	LOB
Frank Taveras, R (1, 6) OBP: 0.287, SLG: 0.304	4-0 S SH3 E BB		0-0 FC5 2B		0-0 L1-3		4-0 1B 2B BB			2	2	1	0	2	0	1
Miguel Dilone, S (1, 8) OBP: 0.167, SLG: 0.138 Fernando Gonzalez, R (7, PH) OBP: 0.333, SLG: 0.667 Rich Gossage, R (8, 1) OBP: 0.333, SLG: 0.667	0-0 SH3		0-0 FC5			0-0 B3	0-0 2B 1B			2	0	0	0	0	0	1
Dave Parker, L (1, 9) OBP: 0.459, SLG: 0.667	0-0 F9		0-0 4-3			0-0 BB 1B	0-0 2B			4	0	2	2	0	0	1
Al Oliver, L (1, 7) OBP: 0.370, SLG: 0.458	0-0 4-3			0-0 G6-4-3 1B		4-0 G4-6-3 BB		0-0 1-4-3		3	0	1	0	1	0	0
Bill Robinson, R (1, 3) OBP: 0.385, SLG: 0.553 Willie Stargell, L (9, 3) OBP: 0.404, SLG: 0.791		0-0 HR		0-3 K		0-0 G4-6-3		0-3 K		4	1	1	1	0	2	3
Rennie Stennett, R (1, 4) OBP: 0.360, SLG: 0.411		0-0 F7		0-0 G6-4-3			0-0 SH 1B 1B	0-0 4-3		4	1	1	0	0	0	1
Phil Garner, R (1, 5) OBP: 0.340, SLG: 0.453		0-0 6-3			0-0 HR		0-0 SH 1B 2B			2	2	1	1	0	0	0
Duffy Dyer, R (1, 2) OBP: 0.340, SLG: 0.511		0-3 K			0-0 L1-3 1B		0-3 K			3	0	1	0	0	2	2
Jerry Reuss, L (1, 1) OBP: 0.231, SLG: 0.231 Odell Jones, R (6, 1) Tommy Helms, R (7, PH) Omar Moreno, L (8, 8) OBP: 0.322, SLG: 0.372			0-3 K			0-0 F5		0-0 F7		2	0	0	0	0	1	1
										0	0	0	0	0	0	0
										1	0	0	0	0	0	2
										0	0	0	0	0	0	0
Inning Stats	R: 1 H: 0 E: 0 LOB: 0 K: 0 BB: 1 S: 3 P: 7	R: 1 H: 1 E: 0 LOB: 0 K: 1 BB: 0 S: 6 P: 6	R: 0 H: 1 E: 0 LOB: 1 K: 1 BB: 0 S: 6 P: 6	R: 0 H: 1 E: 0 LOB: 0 K: 1 BB: 0 S: 5 P: 5	R: 1 H: 2 E: 0 LOB: 0 K: 0 BB: 0 S: 4 P: 4	R: 0 H: 1 E: 0 LOB: 1 K: 0 BB: 1 S: 3 P: 7	R: 3 H: 3 E: 1 LOB: 2 K: 1 BB: 1 S: 8 P: 12	R: 0 H: 0 E: 0 LOB: 0 K: 1 BB: 0 S: 5 P: 5		1B: 5 SF: 0 2B: 3 SAC: 2 3B: 0 DP: 3 HR: 2 HBP: 0	WP: 0 PA: 33 PB: 0 SB: 1 CS: 0					
PITCHER	IP WLS BF H R ER SO BB IBB HBP BLK WP HR S P ERA WHIP	IP WLS BF H R ER SO BB IBB HBP BLK WP HR S P ERA WHIP	IP WLS BF H R ER SO BB IBB HBP BLK WP HR S P ERA WHIP	IP WLS BF H R ER SO BB IBB HBP BLK WP HR S P ERA WHIP	IP WLS BF H R ER SO BB IBB HBP BLK WP HR S P ERA WHIP	IP WLS BF H R ER SO BB IBB HBP BLK WP HR S P ERA WHIP	IP WLS BF H R ER SO BB IBB HBP BLK WP HR S P ERA WHIP	IP WLS BF H R ER SO BB IBB HBP BLK WP HR S P ERA WHIP	IP WLS BF H R ER SO BB IBB HBP BLK WP HR S P ERA WHIP	IP WLS BF H R ER SO BB IBB HBP BLK WP HR S P ERA WHIP	IP WLS BF H R ER SO BB IBB HBP BLK WP HR S P ERA WHIP					
Fred Norman, L (1, 1) ERA: 3.28	7.0 L 30 9 6 2 4 3 0 0 0 0 0 2 35 47 2.57 1.714															
Pedro Borbon, R (8, 1) ERA: 1.06	1.0 3 0 0 0 1 0 0 0 0 0 0 5 5 0.00 0.000															

BOTTOM

Cincinnati Reds @ Pittsburgh Pirates
 Three Rivers Stadium, Pittsburgh, PA
 Sun May 08 1977, 3:33 AM EDT
 Att. 27,003 - Unknown

livebaseballscores.com

AB	28
R	6
H	9
RBI	5
BB	3
SO	5
LOB	12



Batter	1	2	3	4	5	6	7	8	9	10	AB	R	H	RBI	BB	SO	LOB	TOP							
Pete Rose, S (1, 5) X OBP: 0.421, SLG: 0.480 Rawly Eastwick, R (8, 1) OBP: 1.000, SLG: 1.000 Ray Knight, R (10, PH) OBP: 0.500, SLG: 0.750 Dale Murray, R (10, 1)	0-0 4-3		0-3 K		0-0 F7	0-0 1B 2B		0-0 6-3		0-0 2B 1B	5	1	1	1	0	1	3								
Ken Griffey, L (1, 9) X OBP: 0.374, SLG: 0.467	0-0 6-3		0-0 1B		0-0 F7	0-0 1B			0-0 1B BB	0-0 1B 2B	6	0	4	2	0	0	1								
Joe Morgan, L (1, 4) X OBP: 0.423, SLG: 0.471	0-0 G3		0-0 P3		4-0 1-2 BB	0-0 P5			4-0 1B BB		3	0	0	0	2	0	3								
Dan Driessen, L (1, 3) X OBP: 0.323, SLG: 0.453		0-0 F8	0-0 P4		0-0 1-3		0-0 4-3		0-0 1-2 2-3 1B		5	0	1	0	0	0	4								
George Foster, R (1, 7) (9, 8) OBP: 0.364, SLG: 0.495		0-0 1B		0-0 6-3		0-3 K	0-3 K		0-3 K		5	0	1	0	0	3	3								
Johnny Bench, R (1, 2) X OBP: 0.302, SLG: 0.511		0-0 F7		0-0 F5		0-0 HR	0-0 2B		0-3 K		5	1	2	1	0	1	4								
Cesar Geronimo, L (1, 8) X OBP: 0.260, SLG: 0.367 Bob Bailey, R (9, PH) OBP: 0.364, SLG: 0.300 Ed Armbrister, R (9, 7) OBP: 0.417, SLG: 0.500		0-0 5-3		0-0 BLK 1B		0-0 1B 3B	0-0 L6		0-3 K		4	1	2	0	0	0	2								
Dave Concepcion, R (1, 6) X OBP: 0.272, SLG: 0.273			4-0 1B 1B BB	0-0 F8		0-0 SH1-3 2B 1B		0-0 6-3		0-0 L4	4	2	1	1	1	0	1								
Woodie Fryman, R (1, 1) X OBP: 0.250, SLG: 0.250 Pedro Borbon, R (5, 1) OBP: 1.000, SLG: 1.500 Champ Summers, L (8, PH) OBP: 0.091, SLG: 0.091 Doug Flynn, R (8, 5) OBP: 0.111, SLG: 0.111			0-0 1B 1B		0-0 1B	0-0 SH1-3		0-0 4-3		0-3 K	2	0	2	0	0	0	0								
Inning Stats	R: 0 E: 0 K: 0 S: 3	H: 0 LOB: 0 BB: 0 P: 3	R: 0 E: 0 K: 0 S: 4	H: 1 LOB: 1 BB: 0 P: 4	R: 1 E: 0 K: 1 S: 7	H: 2 LOB: 2 BB: 1 P: 11	R: 0 E: 0 K: 0 S: 4	H: 1 LOB: 1 BB: 0 P: 4	R: 0 E: 0 K: 0 S: 4	H: 1 LOB: 2 BB: 1 P: 8	R: 4 E: 0 K: 1 S: 10	H: 5 LOB: 1 BB: 0 P: 10	R: 0 E: 0 K: 1 S: 6	H: 1 LOB: 1 BB: 0 P: 6	R: 0 E: 0 K: 0 S: 3	H: 0 LOB: 0 BB: 0 P: 3	R: 0 E: 0 K: 3 S: 11	H: 2 LOB: 3 BB: 1 P: 15	R: 0 E: 0 K: 1 S: 6	H: 2 LOB: 2 BB: 0 P: 6	1B: 10 2B: 3 3B: 1 HR: 1	SF: 0 SAC: 1 DP: 0 HBP: 0	WP: 0 PB: 0 SB: 0 CS: 0	PA: 47	
PITCHER Bob Forsch, R (1, 1) ERA: 2.98 Buddy Schultz, L (6, 1) ERA: 1.86 Clay Carroll, R (7, 1) ERA: 3.6 Al Hrabosky, L (9, 1) ERA: 2.35	IP	WLS	BF	H	R	ER	SO	BB	IBB	HBP	BLK	WP	HR	S	P	ERA	WHIP								
	5.2		28	9	5	5	2	2	0	0	1	0	1	30	38	7.94	1.941								
	0.1		2	1	0	0	0	0	0	0	0	0	0	2	2	0.00	3.000								
	2.0		7	1	0	0	1	0	0	0	0	0	0	9	9	0.00	0.500								
	2.0	W	10	4	0	0	4	1	0	0	0	0	0	17	21	0.00	2.500								

Cincinnati Reds @ St. Louis Cardinals
 Busch Stadium, St. Louis, MO
 Mon May 09 1977, 7:05 PM CDT
 Att. 17,586 - Unknown

livebaseballscorecards.com

AB 43
R 5
H 15
RBI 5
BB 3
SO 7
LOB 24



BOTTOM

Cincinnati Reds @ St. Louis Cardinals
 Busch Stadium, St. Louis, MO
 Mon May 09 1977, 7:05 PM CDT
 Att: 17,586 - Unknown

livebaseballscorecards.com

AB	39
R	6
H	14
RBI	6
BB	1
SO	5
LOB	16



WP	0	PA	41
PB	0		
SB	1		
CS	1		

Batter	1	2	3	4	5	6	7	8	9	10	AB	R	H	RBI	BB	SO	LOB					
Lou Brock, L OBP: 0.326, SLG: 0.448 Al Hrabosky, R (9, 1)	5-3	K		E4			F9 1B 2B	K			5	1	1	0	0	2	3					
Garry Templeton, S OBP: 0.307, SLG: 0.381 (1, 6)	E 1B		CS 1B	G5-4-3			F9 2-3		F8		5	1	2	0	0	0	3					
Tony Scott, S OBP: 0.453, SLG: 0.500 (1, 8) (9, 7)	F9		FC6-4 1B		P4				4-3		5	0	2	1	0	0	1					
Hector Cruz, R OBP: 0.379, SLG: 0.416 Mike Anderson, R OBP: 0.313, SLG: 0.429 (1, 9) (10, 9)	BB 1B		FC6-4 2B				F2 1B		K		5	1	2	1	0	1	2					
Ted Simmons, S OBP: 0.471, SLG: 0.690 (1, 2)	1-2 BB		1B 2B		P6		F8			HR	4	2	2	2	1	0	2					
Keith Hernandez, L OBP: 0.400, SLG: 0.553 (1, 3)	K		2-H 1B		1-3						4	1	2	2	0	1	3					
Ken Reitz, R OBP: 0.245, SLG: 0.344 (1, 5)		1-3	5-3			5-3		G3			4	0	0	0	0	0	1					
Don Kessinger, S OBP: 0.317, SLG: 0.222 (1, 4)		SH1-4 1B		FC1-6 1B		F7		K			4	0	2	0	0	1	0					
Bob Forsch, R OBP: 0.239, SLG: 0.133 Buddy Schultz, R OBP: 0.441, SLG: 0.583 Jerry Mumphrey, S OBP: 0.441, SLG: 0.583 Clay Carroll, R OBP: 0.266, SLG: 0.367 (1, 1) (6, 1) (6, PH) (7, 1) (8, PH) (9, 6)		SH1-4		FC1-6 E		5-3				1B	1	0	0	0	0	0	1					
Inning Stats	R: 1 E: 0 K: 1 S: 7	H: 2 LOB: 2 BB: 1 P: 11	R: 0 E: 0 K: 1 S: 6	H: 1 LOB: 1 BB: 0 P: 6	R: 2 E: 0 K: 0 S: 6	H: 4 LOB: 1 BB: 0 P: 6	R: 0 E: 1 K: 0 S: 4	H: 1 LOB: 1 BB: 0 P: 4	R: 0 E: 0 K: 0 S: 4	H: 0 LOB: 0 BB: 0 P: 3	R: 1 E: 0 K: 0 S: 5	H: 2 LOB: 1 BB: 0 P: 5	R: 1 E: 0 K: 2 S: 9	H: 2 LOB: 1 BB: 0 P: 9	R: 0 E: 0 K: 1 S: 5	H: 0 LOB: 0 BB: 0 P: 5	R: 1 E: 0 K: 0 S: 1	H: 1 LOB: 0 BB: 0 P: 1	1B: 10 2B: 2 3B: 0 HR: 2	SF: 0 SAC: 1 DP: 1 HBP: 0	WP: 0 PB: 0 SB: 1 CS: 1	PA: 41
PITCHER	IP	WLS	BF	H	R	ER	SO	BB	IBB	HBP	BLK	WP	HR	S	P	ERA	WHIP					
Woodie Fryman, L ERA: 6.31 (1, 1)	4.1		22	9	3	3	2	1	0	0	0	0	0	25	29	6.23	2.308					
Pedro Borbon, R ERA: 1.37 (5, 1)	2.2		10	2	1	1	0	0	0	0	0	0	0	10	10	3.38	0.750					
Rawly Eastwick, R ERA: 2.11 (8, 1)	2.0		8	2	1	1	3	0	0	0	0	0	1	14	14	4.50	1.000					
Dale Murray, R ERA: 8.25 (10, 1)	0.0	L	1	1	1	1	0	0	0	0	0	0	1	1	1	∞	∞					

Batter	1	2	3	4	5	6	7	8	9	AB R H RBI BB SO LOB	TOP
Pete Rose, S (1, 5) ^x OBP: 0.412, SLG: 0.466 Doug Flynn, R (8, 5) OBP: 0.111, SLG: 0.111	0-0 4-3 	0-0 		0-0 F9 		0-0 FC6-4 		0-0 L8 		5 0 1 1 0 0 3 0 0 0 0 0 0 0	
Ken Griffey, L (1, 9) ^{s s s} OBP: 0.367, SLG: 0.455	0-3 K 	0-0 L6 			0-0 		0-0 F8 		0-0 6-3 	5 0 1 0 0 1 1	
Joe Morgan, L (1, 4) ^x OBP: 0.422, SLG: 0.461	0-0 		0-0 5-3 		0-0 F6 		0-0 F8 		4-0 	4 0 1 0 1 0 1	
George Foster, R (1, 8) ^x OBP: 0.374, SLG: 0.510 (8, 7)	0-0 		0-3 K 		0-0 		0-0 		0-3 K 	5 0 3 0 0 2 1	
Johnny Bench, R (1, 2) ^s OBP: 0.310, SLG: 0.505	0-1 CI 		0-0 P6 		4-0 		0-0 		0-3 K 	3 0 1 0 1 1 1	
Bob Bailey, R (1, 3) ^x OBP: 0.333, SLG: 0.286 Dan Driessen, L (9, 3) OBP: 0.323, SLG: 0.453	0-0 F8 			0-0 		0-0 F2 		0-3 K 		4 1 1 0 0 1 7 0 0 0 0 0 0 0	
Dave Concepcion, R (1, 6) ^x OBP: 0.271, SLG: 0.272		0-0 6-3 		0-0 		0-0 5-3 		0-0 F9 		4 0 1 0 0 0 0	
Ed Armbuster, R (1, 7) ^x OBP: 0.438, SLG: 0.538 Cesar Geronimo, L (8, 8) OBP: 0.260, SLG: 0.367		0-0 		0-0 SF8 		0-3 K 		0-0 		3 1 2 1 0 1 0 0 0 0 0 0 0 0	
Gary Nolan, R (1, 1) ^x OBP: 1.000, SLG: 1.000 Pedro Borbon, R (6, 1) OBP: 0.667, SLG: 1.000 Rawly Eastwick, R (9, 1) OBP: 1.000, SLG: 1.000		0-0 SH2-4 		0-0 SH3 		0-0 		0-0 FC1-6 		1 0 1 0 0 0 0 1 0 0 0 0 0 1 0 0 0 0 0 0 0	
Inning Stats	R: 0 H: 2 E: 1 LOB: 3 K: 1 BB: 0 S: 8 P: 8	R: 1 H: 2 E: 0 LOB: 1 K: 0 BB: 0 S: 5 P: 5	R: 0 H: 0 E: 0 LOB: 0 K: 1 BB: 0 S: 5 P: 5	R: 1 H: 2 E: 0 LOB: 1 K: 0 BB: 0 S: 5 P: 5	R: 0 H: 2 E: 0 LOB: 2 K: 0 BB: 1 S: 4 P: 8	R: 0 H: 1 E: 0 LOB: 1 K: 1 BB: 0 S: 6 P: 6	R: 0 H: 2 E: 0 LOB: 2 K: 1 BB: 0 S: 7 P: 7	R: 0 H: 1 E: 0 LOB: 1 K: 0 BB: 0 S: 4 P: 4	R: 0 H: 0 E: 0 LOB: 1 K: 2 BB: 1 S: 7 P: 11	1B: 11 SF: 1 2B: 1 SAC: 2 3B: 0 DP: 0 HR: 0 HBP: 0	WP: 1 PA: 41 PB: 0 SB: 1 CS: 1
PITCHER Pete Falcone, L (1, 1) ERA: 4.93 John Urrea, R (9, 1) ERA: 1.53	IP WLS BF H R ER SO BB IBB HBP BLK WP HR S P ERA WHIP 8.0 L 37 12 2 2 4 1 0 0 0 0 0 0 44 48 2.25 1.625 1.0 4 0 0 0 2 1 0 0 0 1 0 7 11 0.00 1.000				PITCHER IP WLS BF H R ER SO BB IBB HBP BLK WP HR S P ERA WHIP						

Cincinnati Reds @ St. Louis Cardinals
 Busch Stadium, St. Louis, MO
 Tue May 10 1977, 7:05 PM CDT
 Att: 15,421 - Unknown

livebaseballscorecards.com

AB 35
R 2
H 12
RBI 2
BB 2
SO 6
LOB 15



Batter	1	2	3	4	5	6	7	8	9	AB	R	H	RBI	BB	SO	LOB
Lou Brock, L (1, 7) OBP: 0.313, SLG: 0.429	0-3 K		0-0 5-3			0-0 L8		0-0 6-3		4	0	0	0	0	1	0
Garry Templeton, S (1, 6) OBP: 0.295, SLG: 0.366	0-3 K		0-0 1-4-3			0-0 4-3		0-0 6-3		4	0	0	0	0	1	0
Tony Scott, S (1, 8) OBP: 0.456, SLG: 0.500	0-0 1B				0-0 E3 6-3	0-0 F7			0-0 1B	4	0	2	0	0	0	0
Hector Cruz, R (1, 9) OBP: 0.374, SLG: 0.400	0-0 1-3				0-0 P4		0-0 F5		4-0 BB G4-6-3 BB	3	0	0	0	1	0	2
Ted Simmons, S (1, 2) OBP: 0.453, SLG: 0.659		0-0 L9			0-0 6-3 1-2		0-3 K		0-0 G4-6-3 1-2f	4	0	0	0	0	1	2
Keith Hernandez, L (1, 3) OBP: 0.398, SLG: 0.557		0-0 F9			0-3 K		0-0 1B 2B			3	1	1	0	0	1	1
Ken Reitz, R (1, 5) OBP: 0.257, SLG: 0.354		0-0 CS 1B				0-0 F7		0-0 1B		3	0	2	1	0	0	0
Joel Youngblood, R (7, PR) OBP: 0.389, SLG: 0.333		0-0 1B					0-0 2-H 1B			0	0	0	0	0	0	0
Mike Tyson, R (8, 4) OBP: 0.212, SLG: 0.164		0-0 1B					0-0 F7			0	0	0	0	0	0	0
Don Kessinger, S (1, 4) OBP: 0.318, SLG: 0.231 (8, 5)		0-0 1B				0-0 P6				3	0	1	0	0	0	1
Pete Falcone, L (1, 1) OBP: 0.091, SLG: 0.091		0-0 CS		0-0 F5		0-3 K			0-0 4-3	2	0	0	0	0	1	0
Bake McBride, L (8, PH) OBP: 0.262, SLG: 0.361		2-3								1	0	0	0	0	0	0
John Urrea, R (9, 1)										0	0	0	0	0	0	0

Inning Stats	R: 0	H: 1	E: 0	K: 2	S: 8	LOB: 1	BB: 0	P: 8
	R: 0	H: 2	E: 0	K: 0	S: 4	LOB: 1	BB: 0	P: 4
	R: 0	H: 0	E: 0	K: 0	S: 3	LOB: 0	BB: 0	P: 3
	R: 0	H: 0	E: 1	K: 1	S: 6	LOB: 1	BB: 0	P: 6
	R: 0	H: 0	E: 0	K: 1	S: 5	LOB: 0	BB: 0	P: 5
	R: 0	H: 0	E: 0	K: 0	S: 3	LOB: 0	BB: 0	P: 3
	R: 1	H: 2	E: 0	K: 1	S: 7	LOB: 1	BB: 0	P: 7
	R: 0	H: 0	E: 0	K: 0	S: 3	LOB: 0	BB: 0	P: 3
	R: 0	H: 1	E: 0	K: 0	S: 2	LOB: 0	BB: 1	P: 6

PITCHER	IP	WLS	BF	H	R	ER	SO	BB	IBB	HBP	BLK	WP	HR	S	P	ERA	WHIP
Gary Nolan, R (1, 1) ERA: 0.00	5.0	W	18	3	0	0	4	0	0	0	0	0	0	26	26	0.00	0.600
Pedro Borbon, R (6, 1) ERA: 1.57	3.1		13	3	1	1	1	1	0	0	0	0	0	14	18	2.70	1.200
Rawly Eastwick, R (9, 1) ERA: 2.05	0.2	S	1	0	0	0	0	0	0	0	0	0	0	1	1	0.00	0.000

BOTTOM

Cincinnati Reds @ St. Louis Cardinals
 Busch Stadium, St. Louis, MO
 Tue May 10 1977, 7:05 PM CDT
 Att. 15,421 - Unknown

AB	31
R	1
H	6
RBI	1
BB	1
SO	5
LOB	6



WP	PA	ERA	WHIP
0	33		
0			
0			
1			

Batter	1	2	3	4	5	6	7	8	9	AB R H RBI BB SO LOB	TOP														
Pete Rose, S (1, 5) OBP: 0.419, SLG: 0.467 Doug Flynn, R (9, 5) OBP: 0.111, SLG: 0.111	0-0 G3 1B		0-0 1B	4-0 G4-6-3 BB			0-0 4-3		0-0 FC3-6 FC6-4	4 1 2 1 1 0 1 0 0 0 0 0 0 0															
Ken Griffey, L (1, 9) OBP: 0.360, SLG: 0.444	0-0 G3 1-2		0-0 1B	0-0 G4-6-3 1-2f			0-3 K		0-0 FC6-4 1-2f	5 1 1 0 0 1 5															
Joe Morgan, L (1, 4) OBP: 0.425, SLG: 0.462	0-0 F7		0-0 1B				0-0 6-3			4 0 2 1 0 0 1															
Dan Driessen, L (1, 3) OBP: 0.320, SLG: 0.444	0-0 S 1B		0-0 P6				0-0 F9		0-0 1-3	4 0 1 1 0 0 2															
George Foster, R (1, 7) OBP: 0.378, SLG: 0.509	0-0 F9 1-2			0-0 S 2B 1B			0-0 G6-4-3 1-3		0-0 F9	4 1 2 0 0 0 1															
Johnny Bench, R (1, 2) OBP: 0.308, SLG: 0.505			0-0 F3	0-0 1B 2B			0-0 G6-4-3 1-2f		0-0 6-3	4 1 1 1 0 0 2															
Cesar Geronimo, L (1, 8) OBP: 0.260, SLG: 0.362			0-0 6-3	0-0 1B 1B			0-3 K		0-3 K	4 0 1 0 0 2 0															
Dave Concepcion, R (1, 6) OBP: 0.279, SLG: 0.280			0-0 F9	0-0 S 1-3 1B			0-0 6-3		0-0 S FC3-6 1B	4 1 2 1 0 0 0															
Jack Billingham, R (1, 1) OBP: 0.200, SLG: 0.200 Mike Caldwell, R (7, 1) OBP: 1.000, SLG: 2.000			0-3 K	0-3 K			0-0 1-3		4-0 S FC3-6 BB	3 0 0 0 0 2 2 0 0 0 0 1 0 0															
Inning Stats	R: 1 E: 0 K: 0 S: 5	H: 2 LOB: 1 BB: 0 P: 5	R: 0 E: 0 K: 0 S: 3	H: 0 LOB: 0 BB: 0 P: 3	R: 1 E: 0 K: 1 S: 7	H: 3 LOB: 1 BB: 0 P: 7	R: 2 E: 0 K: 1 S: 8	H: 4 LOB: 2 BB: 1 P: 12	R: 0 E: 0 K: 0 S: 4	H: 2 LOB: 1 BB: 0 P: 4	R: 0 E: 0 K: 1 S: 5	H: 0 LOB: 0 BB: 0 P: 5	R: 0 E: 0 K: 1 S: 5	H: 0 LOB: 0 BB: 0 P: 5	R: 0 E: 0 K: 0 S: 3	H: 0 LOB: 0 BB: 0 P: 3	R: 1 E: 0 K: 1 S: 6	H: 1 LOB: 1 BB: 1 P: 10	1B: 11 2B: 1 3B: 0 HR: 0	SF: 0 SAC: 0 DP: 2 HBP: 0	WP: 0 PB: 0 SB: 5 CS: 0	PA: 38			
PITCHER	IP	WLS	BF	H	R	ER	SO	BB	IBB	HBP	BLK	WP	HR	S	P	ERA	WHIP								
Eric Rasmussen, R (1, 1) ERA: 3.26	3.0	L	17	9	4	4	1	0	0	0	0	0	0	19	19	12.00	3.000								
Buddy Schultz, L (4, 1) ERA: 1.69	1.0		3	0	0	0	1	1	0	0	0	0	0	4	8	0.00	1.000								
Clay Carroll, R (5, 1) ERA: 3.18	2.0		7	2	0	0	1	0	0	0	0	0	0	9	9	0.00	1.000								
Doug Capilla, L (7, 1) ERA:	2.0		6	0	0	0	1	0	0	0	0	0	0	8	8	0.00	0.000								
John Urrea, R (9, 1) ERA: 1.93	1.0		5	1	1	1	1	1	0	0	0	0	0	6	10	9.00	2.000								

Cincinnati Reds @ St. Louis Cardinals
 Busch Stadium, St. Louis, MO
 Wed May 11 1977, 7:05 PM CDT
 Att: 15,290 - Unknown

livebaseballscorecards.com

AB	36
R	5
H	12
RBI	5
BB	2
SO	5
LOB	14



Batter	1	2	3	4	5	6	7	8	9	AB	R	H	RBI	BB	SO	LOB
Jerry Mumphy, S OBP: 0.469, SLG: 0.607 (1, 7)	0-0 S 1B	0-0 1-3 2B		0-3 K		0-0 4-3		4-0 BB		4	1	2	0	1	1	3
Bake McBride, L OBP: 0.243, SLG: 0.333 (1, 8)	0-0 F5 1-2	0-0 L3		0-0 4-3			0-0 F7	0-3 K		5	0	0	0	0	1	7
Tony Scott, S OBP: 0.452, SLG: 0.492 (1, 9)	0-0 CS 2-H 1B		0-0 L4		0-0 F9		0-0 1B 1B		0-0 1-3	5	0	2	1	0	0	0
Ted Simmons, S OBP: 0.459, SLG: 0.663 (1, 2)	4-0 BB 1-2 BB		0-0 2B		0-0 F8		0-0 1-3 1B		0-3 K	4	0	2	0	1	1	0
Keith Hernandez, L OBP: 0.417, SLG: 0.556 (1, 3)	4-0 1-2 BB		0-3 K		4-0 BB		4-0 1-2 BB G6-4-3		0-0 1B	2	0	1	0	3	1	1
Garry Templeton, S OBP: 0.287, SLG: 0.356 (1, 6)	0-0 L6		0-0 F7		0-3 K		0-0 G6-4-3 1-2f		0-0 F5-3	3	0	0	0	0	1	4
Lou Brock, L OBP: 0.313, SLG: 0.429 (7, PH)										0	0	0	0	0	0	0
Mike Anderson, R OBP: 0.294, SLG: 0.400 (7, PH)										1	0	0	0	0	0	3
Mike Tyson, R OBP: 0.209, SLG: 0.161 (8, 4)										1	0	0	0	0	0	1
Ken Reitz, R OBP: 0.267, SLG: 0.360 (1, 5)		0-0 FC1-6 1B		0-0 FC1-6 1B		0-0 F9		0-0 4-3		4	0	2	0	0	0	0
Don Kessinger, S OBP: 0.333, SLG: 0.256 (1, 4) (8, 6)		0-0 F8		0-0 FC1-6 BB 1-2f		0-0 1B		0-0 BB 1B		4	0	2	0	0	0	2
Eric Rasmussen, R OBP: 0.214, SLG: 0.357 (1, 1)		0-0 FC1-6		4-0 BB BB BB		0-3 K		0-0 P6		1	0	0	0	0	0	1
Buddy Schultz, R OBP: 0.667, SLG: 1.167 (4, PH)										0	0	0	0	0	0	0
Roger Freed, R OBP: 0.667, SLG: 1.167 (4, PH)										0	0	0	0	1	0	0
Clay Carroll, R OBP: 0.667, SLG: 1.167 (5, 1)										0	0	0	0	0	0	0
Joel Youngblood, R OBP: 0.286, SLG: 0.313 (6, PH)										1	0	0	0	0	1	1
Doug Capilla, L OBP: 0.370, SLG: 0.395 (7, 1)										0	0	0	0	0	0	0
Hector Cruz, R OBP: 0.370, SLG: 0.395 (8, PH)										1	0	0	0	0	0	1
John Urrea, R OBP: 0.370, SLG: 0.395 (9, 1)										0	0	0	0	0	0	0

Inning Stats	R: 1	H: 2	E: 0	K: 0	S: 4	LOB: 2	BB: 2	P: 12	R: 0	H: 2	E: 0	K: 0	S: 5	LOB: 2	BB: 0	P: 5	R: 0	H: 1	E: 0	K: 1	S: 6	LOB: 1	BB: 0	P: 6	R: 0	H: 0	E: 0	K: 1	S: 5	LOB: 1	BB: 1	P: 9	R: 0	H: 1	E: 0	K: 1	S: 6	LOB: 1	BB: 0	P: 6	R: 0	H: 2	E: 0	K: 0	S: 4	LOB: 2	BB: 1	P: 8	R: 0	H: 1	E: 0	K: 1	S: 6	LOB: 2	BB: 1	P: 10	R: 0	H: 1	E: 0	K: 1	S: 6	LOB: 1	BB: 0	P: 6	R: 0	H: 1	E: 0	K: 1	S: 6	LOB: 1	BB: 0	P: 6
--------------	------	------	------	------	------	--------	-------	-------	------	------	------	------	------	--------	-------	------	------	------	------	------	------	--------	-------	------	------	------	------	------	------	--------	-------	------	------	------	------	------	------	--------	-------	------	------	------	------	------	------	--------	-------	------	------	------	------	------	------	--------	-------	-------	------	------	------	------	------	--------	-------	------	------	------	------	------	------	--------	-------	------

PITCHER	IP	WLS	BF	H	R	ER	SO	BB	IBB	HBP	BLK	WP	HR	S	P	ERA	WHIP
Jack Billingham, R ERA: 4.79 (1, 1)	6.1	W	32	9	1	1	4	5	0	0	0	0	0	35	55	1.42	2.211
Mike Caldwell, L ERA: 3.09 (7, 1)	2.2	S	10	2	0	0	2	1	0	0	0	0	0	13	17	0.00	1.125

BOTTOM

Cincinnati Reds @ St. Louis Cardinals
 Busch Stadium, St. Louis, MO
 Wed May 11 1977, 7:05 PM CDT
 Att. 15,290 - Unknown

AB	36
R	1
H	11
RBI	1
BB	6
SO	6
LOB	24



WP	PA	ERA	WHIP
0	42		

Batter	1	2	3	4	5	6	7	8	9	AB R H RBI BB SO LOB	TOP
Pete Rose, S (1, 5) <small>OBP: 0.414, SLG: 0.455</small> Doug Flynn, R (8, 4) <small>OBP: 0.111, SLG: 0.111</small>	4-0 6-3 WP SF8 BB		0-3 K		0-0 6-3			0-0 6-3		3 1 0 0 1 1 1 0 0 0 0 0 0 0	Cincinnati Reds @ St. Louis Cardinals Busch Stadium, St. Louis, MO Thu May 12 1977, 3:33 AM CDT Att. 23,812 - Sunny livebaseballscorecards.com
Ken Griffey, L (1, 9) <small>OBP: 0.364, SLG: 0.450</small>	0-0 6-3 1-3		4-0 BB 1-2 BB BB		0-0 4-3			0-0 2B		3 0 1 0 1 0 1	
Joe Morgan, L (1, 4) <small>OBP: 0.419, SLG: 0.448</small> Pedro Borbon, R (8, 1) <small>OBP: 0.667, SLG: 1.000</small>	4-0 SF8 BB		0-0 P5		0-0 1-3			0-3 K		3 0 0 0 1 1 3 0 0 0 0 0 0 0	
Dan Driessen, L (1, 3) <small>OBP: 0.317, SLG: 0.435</small>	0-0 SF8 1-2 3-H		4-0 BB 1-2 2-3		0-0 F9			0-3 K		2 0 0 1 1 1 0	
George Foster, R (1, 7) <small>OBP: 0.366, SLG: 0.491</small>	0-3 K		0-0 F2		0-0 P3			0-0 6-3		4 0 0 0 0 1 4	
Cesar Geronimo, L (1, 8) <small>OBP: 0.250, SLG: 0.347</small>		0-0 F8		0-0 F8		0-0 4-3		0-0 4-3		4 0 0 0 0 0 0	
Dave Concepcion, R (1, 6) <small>OBP: 0.272, SLG: 0.273</small>		0-0 4-3		0-3 K		0-3 K				3 0 0 0 0 2 0	
Bill Plummer, R (1, 2) <small>OBP: 0.200, SLG: 0.174</small>		0-3 K		0-3 K		0-0 F2				3 0 0 0 0 2 0	
Pat Zachry, R (1, 1) <small>OBP: 0.267, SLG: 0.214</small> Dale Murray, R (6, 1) Ray Knight, R (8, PH) <small>OBP: 0.400, SLG: 0.600</small> (8, 5)			4-0 BB BB BB		0-3 K			0-3 K		1 0 0 0 1 1 0 0 0 0 0 0 0 0 1 0 0 0 0 1 0	
Inning Stats	R: 1 H: 0 E: 0 LOB: 1 K: 1 BB: 2 S: 5 P: 13	R: 0 H: 0 E: 0 LOB: 0 K: 1 BB: 0 S: 5 P: 5	R: 0 H: 0 E: 0 LOB: 3 K: 1 BB: 3 S: 5 P: 17	R: 0 H: 0 E: 0 LOB: 0 K: 2 BB: 0 S: 7 P: 7	R: 0 H: 0 E: 0 LOB: 0 K: 1 BB: 0 S: 5 P: 5	R: 0 H: 0 E: 0 LOB: 0 K: 0 BB: 0 S: 3 P: 3	R: 0 H: 0 E: 0 LOB: 0 K: 1 BB: 0 S: 5 P: 5	R: 0 H: 1 E: 0 LOB: 1 K: 2 BB: 0 S: 8 P: 8	R: 0 H: 0 E: 0 LOB: 0 K: 1 BB: 0 S: 5 P: 5	1B: 0 SF: 1 2B: 1 SAC: 0 3B: 0 DP: 0 HR: 0 HBP: 0	WP: 1 PA: 33 PB: 0 SB: 0 CS: 0
PITCHER John D'Acquisto, R (1, 1) <small>ERA: 2.25</small> Buddy Schultz, L (5, 1) <small>ERA: 1.23</small> Al Hrabosky, L (9, 1) <small>ERA: 2.2</small>	IP WLS BF H R ER SO BB IBB HBP BLK WP HR S P ERA WHIP 4.0 0 17 0 1 1 5 5 0 0 0 1 0 22 42 2.25 1.250 4.0 W 13 1 0 0 4 0 0 0 0 0 0 0 21 21 0.00 0.250 1.0 3 0 0 0 1 0 0 0 0 0 0 0 5 5 0.00 0.000										

Cincinnati Reds @ St. Louis Cardinals
 Busch Stadium, St. Louis, MO
 Thu May 12 1977, 3:33 AM CDT
 Att. 23,812 - Sunny

livebaseballscorecards.com

AB	27
R	1
H	1
RBI	1
BB	5
SO	10
LOB	9



Batter	1	2	3	4	5	6	7	8	9
Lou Brock, L (1, 7) Hector Cruz, R (4, 9) OBP: 0.316, SLG: 0.430 OBP: 0.358, SLG: 0.381	0-0 P4		0-0 CS 1B	0-0 F9		0-3 K	0-0 P4		
Don Kessinger, S (1, 6) OBP: 0.358, SLG: 0.319	0-0 1B 2B		0-0 F5 1-2		0-0 F8	0-0 1B 2B 1-3 2-H 3-H		4-0 2B 2B BB	
Tony Scott, S (1, 8) OBP: 0.462, SLG: 0.500	0-0 G6-4-3 1B 2-3		0-3 K		0-0 S 1B	0-0 2B 1B 2-H 3-H		0-0 F7	
Ted Simmons, S (1, 2) Al Hrabosky, R (9, 1) OBP: 0.486, SLG: 0.677	0-0 G6-4-3 1-2f			4-0 BB 1B BB	0-0 F7 1-2	0-0 1B 2B 1-H		0-0 2B 2B 1-3	
Keith Hernandez, L (1, 3) OBP: 0.425, SLG: 0.559		4-0 F9 HBP BB		0-0 L8	0-3 K	4-0 1B BB		0-0 2B 2-H 3-H	
Jerry Mumphrey, S (1, 9) OBP: 0.514, SLG: 0.613		1-0 H 1-2 HBP		0-0 1B BB SF8 1B		0-0 1B BB 1-2 2-H		0-0 F7	
Ken Reitz, R (1, 5) OBP: 0.275, SLG: 0.359		0-0 F9 2-3		4-0 SF8 1B BB 1-2 2-3		0-0 F6			
Mike Tyson, R (1, 4) OBP: 0.211, SLG: 0.167		0-0 P4		0-0 SF8 1B 1-2 2-3 3-H		0-0 F5	0-0 G3		
John D'Acquisto, R (1, 1) Bake McBride, L (4, PH) Buddy Schultz, R (5, 1) Dave Rader, L (9, 2) OBP: 0.239, SLG: 0.333		0-3 K		0-0 SF8 1-2 2-3 3-H		4-0 2B 1B BB	0-0 4-3		

Inning Stats	R: 0	H: 2	E: 0	K: 0	S: 4	LOB: 1	BB: 0	P: 4	R: 0	H: 0	E: 0	K: 1	S: 5	LOB: 2	BB: 1	P: 10	R: 0	H: 1	E: 0	K: 1	S: 5	LOB: 0	BB: 0	P: 5	R: 2	H: 2	E: 0	K: 0	S: 5	LOB: 2	BB: 2	P: 13	R: 0	H: 1	E: 0	K: 1	S: 6	LOB: 1	BB: 0	P: 6	R: 6	H: 5	E: 0	K: 1	S: 10	LOB: 2	BB: 3	P: 22	R: 0	H: 0	E: 0	K: 0	S: 3	LOB: 0	BB: 0	P: 3	R: 2	H: 2	E: 0	K: 0	S: 4	LOB: 0	BB: 1	P: 8
--------------	------	------	------	------	------	--------	-------	------	------	------	------	------	------	--------	-------	-------	------	------	------	------	------	--------	-------	------	------	------	------	------	------	--------	-------	-------	------	------	------	------	------	--------	-------	------	------	------	------	------	-------	--------	-------	-------	------	------	------	------	------	--------	-------	------	------	------	------	------	------	--------	-------	------

PITCHER	IP	WLS	BF	H	R	ER	SO	BB	IBB	HBP	BLK	WP	HR	S	P	ERA	WHIP
Pat Zachry, R (1, 1) ERA: 4.84	5.2	L	30	9	7	7	4	5	0	1	0	0	0	32	53	11.12	2.471
Dale Murray, R (6, 1) ERA: 8.1	1.1		7	2	1	1	0	1	0	0	0	0	0	6	10	6.75	2.250
Pedro Borbon, R (8, 1) ERA: 2.25	1.0		5	2	2	2	0	1	0	0	0	0	0	4	8	18.00	3.000

BOTTOM


Cincinnati Reds @ St. Louis Cardinals
 Busch Stadium, St. Louis, MO
 Thu May 12 1977, 3:33 AM CDT
 Att. 23,812 - Sunny

AB	R	H	RBI	BB	SO	LOB
2	0	1	0	0	0	0
3	0	0	0	0	1	5
4	2	2	2	1	0	1
5	1	3	2	0	1	1
4	3	2	1	1	0	3
0	0	0	0	0	0	0
3	0	1	2	2	1	2
3	2	2	1	1	0	0
3	1	1	0	1	0	4
4	0	1	1	0	0	4
1	0	0	0	0	1	2
0	0	0	1	0	0	0
1	1	0	0	1	0	0
0	0	0	0	0	0	0

AB	33
R	10
H	13
RBI	10
BB	7
SO	4
LOB	22

WP	PA
0	42
0	
1	
1	



Batter	1	2	3	4	5	6	7	8	9	AB R H RBI BB SO LOB	TOP											
Tim Foli, R OBP: 0.233, SLG: 0.350 (1, 6) (8, 7)	0-0 F7		0-0 P6			0-0 5-3	0-0 1B		0-0 F7	5 0 1 0 0 0 2												
Rob Andrews, R OBP: 0.333, SLG: 0.278 (1, 4)	0-3 K		0-0 L3			0-0 6-3	0-0 F9		0-0 L8	5 0 0 0 0 1 3												
Jack Clark, R OBP: 0.247, SLG: 0.265 (1, 9)	0-0 L6			0-0 F9		0-0 F8		0-0 BB 1B		4 0 1 0 0 0 0												
Bill Madlock, R OBP: 0.328, SLG: 0.402 (1, 5)		0-3 K		0-0 6-3			0-0 F5-3	0-0 F7		4 0 0 0 0 1 1												
Willie McCovey, L OBP: 0.397, SLG: 0.528 Johnnie LeMaster, R OBP: 0.167, SLG: 0.118 (1, 3) (8, PR) (8, 6)		0-0 FC6-4 1B		0-0 1B			0-0 F8	4-0 G6-3 BB		3 0 2 0 1 0 0 0 0 0 0 0 0 0												
Larry Herndon, R OBP: 0.231, SLG: 0.333 (1, 8)		0-0 FC6-4 BB 1B		0-0 4-3			0-0 1B BB HR 1B	0-0 G6-3		4 1 1 0 0 0 4												
Darrell Evans, L OBP: 0.413, SLG: 0.437 (1, 7) (8, 3)		4-0 1B BB			0-0 F9		4-0 1B HR BB		4-0 1B BB	1 1 0 0 3 0 0	AB 34 R 4 H 9 RBI 4 BB 4 SO 4 LOB 12											
Marc Hill, R OBP: 0.296, SLG: 0.342 Gary Thomasson, L OBP: 0.316, SLG: 0.380 (1, 2) (9, PH)		0-0 1B			0-0 5-3		0-0 1B HR		0-0 1B	3 1 2 0 0 0 0 1 0 1 0 0 0 0												
Jim Barr, R OBP: 0.316, SLG: 0.235 John Curtis, L OBP: 0.750, SLG: 1.250 Terry Whitfield, L OBP: 0.378, SLG: 0.488 Terry Cornutt, R Randy Elliott, R OBP: 0.216, SLG: 0.400 Dave Hiseverfo, R Gary Lavelle, S Derrel Thomas, S OBP: 0.270, SLG: 0.222 (1, 1) (2, 1) (5, PH) (5, 1) (7, PH) (7, 1) (7, 1) (9, PH)		0-3 K		0-3 K			0-0 HR		0-0 L4	0 0 0 0 0 0 0 1 0 0 0 0 1 0 1 0 0 0 0 1 0 0 0 0 0 0 0 0 1 1 1 4 0 0 0 0 0 0 0 0 0 0 0 0 0 0 0 0 0 1 0 0 0 0 0 2												
Inning Stats	R: 0 E: 0 K: 1 S: 5	H: 0 LOB: 0 BB: 0 P: 5	R: 0 E: 0 K: 1 S: 6	H: 2 LOB: 2 BB: 1 P: 10	R: 0 E: 0 K: 1 S: 5	H: 0 LOB: 0 BB: 0 P: 5	R: 0 E: 0 K: 0 S: 4	H: 1 LOB: 1 BB: 0 P: 4	R: 0 E: 0 K: 1 S: 5	H: 0 LOB: 0 BB: 0 P: 5	R: 0 E: 0 K: 0 S: 3	H: 0 LOB: 0 BB: 0 P: 3	R: 4 E: 0 K: 0 S: 7	H: 4 LOB: 1 BB: 1 P: 11	R: 0 E: 0 K: 0 S: 3	H: 1 LOB: 2 BB: 1 P: 7	R: 0 E: 0 K: 0 S: 4	H: 1 LOB: 2 BB: 1 P: 8	1B: 8 2B: 0 3B: 0 HR: 1	SF: 0 SAC: 0 DP: 1 HBP: 0	WP: 0 PB: 0 SB: 0 CS: 0	PA: 38
PITCHER	IP WLS BF H R ER SO BB IBB HBP BLK WP HR S P ERA WHIP																					
Fred Norman, L ERA: 3.61 Rawly Eastwick, R ERA: 1.85	(1, 1) (7, 1)	6.2 W 27 6 4 4 4 2 0 0 0 0 0 1 33 41 5.40 1.200																				

San Francisco Giants @ Cincinnati Reds
Riverfront Stadium, Cincinnati, OH
Fri May 13 1977, 7:05 PM EDT
Att. 32,539 - Unknown

livebaseballscorecards.com

BOTTOM

San Francisco Giants @ Cincinnati Reds
Riverfront Stadium, Cincinnati, OH

Fri May 13 1977, 7:05 PM EDT
Att. 32,539 - Unknown

AB	32
R	6
H	10
RBI	6
BB	4
SO	6
LOB	14



WP	0	PA	37
PB	0		
SB	2		
CS	0		

AB	3	R	2	H	2	RBI	0	BB	1	SO	0	LOB	0
	1	0	0	0	0	0	0	0	0	1			

3	1	2	1	1	0	2							
---	---	---	---	---	---	---	--	--	--	--	--	--	--

3	1	1	2	0	0	2							
---	---	---	---	---	---	---	--	--	--	--	--	--	--

4	0	2	1	0	0	3							
---	---	---	---	---	---	---	--	--	--	--	--	--	--

3	0	0	0	1	0	1							
---	---	---	---	---	---	---	--	--	--	--	--	--	--

4	1	1	0	0	0	2							
---	---	---	---	---	---	---	--	--	--	--	--	--	--

3	1	1	2	1	1	0							
---	---	---	---	---	---	---	--	--	--	--	--	--	--

4	0	0	0	0	3	2							
---	---	---	---	---	---	---	--	--	--	--	--	--	--

3	0	1	0	0	1	0							
1	0	0	0	0	1	1							

1B	4	SF	0	WP	0	PA	37
2B	5	SAC	0	PB	0		
3B	0	DP	1	SB	2		
HR	1	HBP	1	CS	0		

Batter	1	2	3	4	5	6	7	8	9
Pete Rose, S (1, 5) OBP: 0.424, SLG: 0.469 Doug Flynn, R (7, 5) OBP: 0.100, SLG: 0.100	0-0 2B 1B	4-0 G4-6-3 1-2 BB		0-0 2B		0-0 6-3		0-0 F9	
Ken Griffey, L (1, 9) OBP: 0.376, SLG: 0.472	0-0 2B	0-0 G4-6-3 1-2 2-3		0-0 F8 2B			4-0 FC4-6 BB		
Joe Morgan, L (1, 4) OBP: 0.422, SLG: 0.455	0-0 2B	1-0 HBP		0-0 F8			0-0 FC4-6 1B		
Dan Driessen, L (1, 3) OBP: 0.324, SLG: 0.448	0-0 2B	0-0 G3		0-0 P1			0-0 1B		
George Foster, R (1, 7) OBP: 0.362, SLG: 0.478	0-0 5-3		0-0 F9		0-0 4-3		4-0 IBB		
Cesar Geronimo, L (1, 8) OBP: 0.250, SLG: 0.343	0-0 HR 1B		0-0 1-3		0-0 G3		0-0 5-3		
Dave Concepcion, R (1, 6) OBP: 0.280, SLG: 0.301	0-0 HR		4-0 BB		0-3 K			0-0 E6	
Bill Plummer, R (1, 2) OBP: 0.172, SLG: 0.148	0-3 K		0-3 K			0-0 F8		0-3 K	
Fred Norman, S (1, 1) OBP: 0.188, SLG: 0.188 Rawly Eastwick, R (7, 1) OBP: 0.500, SLG: 0.500		0-0 G4-6-3 BB 1B		0-0 4-3		0-3 K		0-3 K	

Inning Stats	R: 5	H: 6	E: 0	LOB: 0	K: 1	S: 10	P: 10	R: 0	H: 1	E: 0	LOB: 2	K: 0	S: 3	P: 8	R: 0	H: 0	E: 0	LOB: 1	K: 1	S: 5	P: 9	R: 1	H: 2	E: 0	LOB: 1	K: 0	S: 5	P: 5	R: 0	H: 0	E: 0	LOB: 0	K: 1	S: 5	P: 5	R: 0	H: 1	E: 0	LOB: 2	K: 0	S: 3	P: 11	R: 0	H: 0	E: 1	LOB: 1	K: 2	S: 8	P: 8
--------------	------	------	------	--------	------	-------	-------	------	------	------	--------	------	------	------	------	------	------	--------	------	------	------	------	------	------	--------	------	------	------	------	------	------	--------	------	------	------	------	------	------	--------	------	------	-------	------	------	------	--------	------	------	------

PITCHER	IP	WLS	BF	H	R	ER	SO	BB	IBB	HBP	BLK	WP	HR	S	P	ERA	WHIP
Jim Barr, R (1, 1) ERA: 5.12	1.0		10	7	5	5	1	1	0	0	0	0	0	11	15	45.00	8.000
John Curtis, L (2, 1) ERA: 1.47	3.0		12	2	1	1	1	1	0	1	0	0	0	12	17	3.00	1.000
Terry Cornutt, R (5, 1) ERA: 3.38	2.0		6	0	0	0	2	0	0	0	0	0	0	10	10	0.00	0.000
Dave Heaverlo, R (7, 1) ERA: 1.74	0.0		1	0	0	0	0	1	0	0	0	0	0	4	4	∞	∞
Gary Lavelle, L (7, 1) ERA: 0.46	2.0		8	1	0	0	2	0	1	0	0	0	0	11	15	0.00	0.500

livebaseballscorecards.com

Batter	1	2	3	4	5	6	7	8	9	AB R H RBI BB SO LOB	TOP																
Derrel Thomas, S (1, 4) OBP: 0.261, SLG: 0.212	0-3 K		0-0 F2		0-3 K			0-3 K		4 0 0 0 0 3 2																	
Bill Madlock, R (1, 5) OBP: 0.333, SLG: 0.405	0-0 5-3			0-0 F8 1B SF8 1B		0-0 1-3		0-0 1B		4 1 2 0 0 0 0																	
Darrell Evans, L (1, 7) (9, 3) OBP: 0.407, SLG: 0.429	0-0 P4			0-0 F8 1B 1-2		0-0 F7		0-0 F7		4 0 1 0 0 0 0																	
Terry Whitfield, L (1, 9) OBP: 0.354, SLG: 0.455		0-0 F8		0-0 F8		0-0 L6		0-0 1B 1B		3 0 0 0 0 0 2																	
Jack Clark, R (9, PH) (9, 9) OBP: 0.256, SLG: 0.274				1-2 2-3				1B 1B		1 1 1 0 0 0 0																	
Willie McCovey, L (1, 3) OBP: 0.400, SLG: 0.523		0-0 4-3		4-0			0-3 K	0-0 1B SH3-4 1B		3 0 1 0 1 1 0																	
Larry Herndon, R (9, PR) (9, 8) OBP: 0.231, SLG: 0.333				IBB				1-3		0 1 0 0 0 0 0																	
Randy Elliott, R (9, 7) OBP: 0.216, SLG: 0.400				IBB				1B SH3-4 1B		0 0 0 0 0 0 0																	
Gary Thomasson, L (1, 8) (9, 7) (9, 8) OBP: 0.313, SLG: 0.370		0-0 F8		0-0 SF8			0-0 F8	4-0 SH3-4 1B IBB		2 0 0 1 1 0 0																	
Tim Foli, R (1, 6) OBP: 0.242, SLG: 0.380			0-0 HR	0-0 P6			0-0 6-3	0-0 SH3-4 1B		4 1 2 2 0 0 2																	
Marc Hill, R (1, 2) OBP: 0.298, SLG: 0.333			0-0 6-3		0-0 F9			4-0 SH3-4 1B BB		2 0 0 0 1 0 0																	
Johnnie LeMaster, R (8, PR) OBP: 0.167, SLG: 0.118								1-2 2-3 3-H		0 0 0 0 0 0 0																	
Mike Sadek, R (8, 2) OBP: 0.219, SLG: 0.138								0-0 SH3-4		0 0 0 1 0 0 0																	
Ed Halicki, R (1, 1) OBP: 0.182, SLG: 0.182			0-0 1-4-3		0-0 5-3			0-0 SH3-4		2 0 0 0 0 0 0																	
John Curtis, L (6, 1) OBP: 0.750, SLG: 1.250								0-0 K		0 0 0 0 0 0 0																	
Randy Moffitt, R (6, 1)								1-2		0 0 0 0 0 0 0																	
Rob Andrews, R (8, PH) OBP: 0.333, SLG: 0.278										0 0 0 0 0 0 0																	
Gary Lavelle, S (8, 1)										1 0 0 0 0 1 2																	
Inning Stats	R: 0 E: 0 K: 1 S: 5	H: 0 LOB: 0 BB: 0 P: 5	R: 0 E: 0 K: 0 S: 3	H: 0 LOB: 0 BB: 0 P: 3	R: 1 E: 0 K: 0 S: 4	H: 1 LOB: 0 BB: 0 P: 4	R: 1 E: 0 K: 0 S: 5	H: 2 LOB: 2 BB: 1 P: 9	R: 0 E: 0 K: 1 S: 5	H: 0 LOB: 0 BB: 0 P: 5	R: 0 E: 0 K: 0 S: 3	H: 0 LOB: 0 BB: 0 P: 3	R: 0 E: 0 K: 1 S: 5	H: 0 LOB: 0 BB: 0 P: 5	R: 0 E: 0 K: 1 S: 5	H: 1 LOB: 2 BB: 1 P: 9	R: 2 E: 0 K: 1 S: 8	H: 3 LOB: 2 BB: 1 P: 12	1B: 6 2B: 0 3B: 0 HR: 1	SF: 1 SAC: 2 DP: 0 HBP: 0	WP: 0 PB: 0 SB: 0 CS: 0	PA: 36					
PITCHER	IP WLS BF H R ER SO BB IBB HBP BLK WP HR S P ERA WHIP																										
Santo Alcala, R (1, 1) ERA: 5.74	6.0		22	3	2	2	2	0	1	0	0	0	1	25	29	3.00	0.500										
Woodie Fryman, L (7, 1) ERA: 6.39	2.1	L	10	3	2	2	2	1	0	0	0	0	0	13	17	7.71	1.714										
Pedro Borbon, R (9, 1) ERA: 2.19	0.2		4	1	0	0	1	0	1	0	0	0	0	5	9	0.00	1.500										

San Francisco Giants @ Cincinnati Reds
Riverfront Stadium, Cincinnati, OH

Sat May 14 1977, 7:05 PM EDT
Att: 32,682 - Unknown

AB	30
R	4
H	7
RBI	4
BB	3
SO	5
LOB	8



BOTTOM

San Francisco Giants @ Cincinnati Reds
Riverfront Stadium, Cincinnati, OH

livebaseballscorecards.com

AB	32
R	3
H	7
RBI	3
BB	3
SO	6
LOB	13



WP	0	PA	37
PB	0		
SB	3		
CS	0		

Sat May 14 1977, 7:05 PM EDT
Att. 32,682 - Unknown

AB	4	R	0	H	1	RBI	1	BB	0	SO	1	LOB	1
	1	0	0	0	0	0	0	0	0	1			

4	0	0	0	0	0	0	0	0	0	1			
---	---	---	---	---	---	---	---	---	---	---	--	--	--

3	1	0	0	1	0	1							
---	---	---	---	---	---	---	--	--	--	--	--	--	--

3	1	1	1	1	1	1	0						
---	---	---	---	---	---	---	---	--	--	--	--	--	--

4	0	1	0	0	0	0	1						
---	---	---	---	---	---	---	---	--	--	--	--	--	--

3	0	1	0	0	0	0	0						
---	---	---	---	---	---	---	---	--	--	--	--	--	--

3	0	1	0	1	0	2							
---	---	---	---	---	---	---	--	--	--	--	--	--	--

3	1	2	1	0	1	1							
0	0	0	0	0	0	0							

2	0	0	0	0	2	2							
1	0	0	0	0	0	2							
0	0	0	0	0	0	0							
0	0	0	0	0	0	0							
1	0	0	0	0	1	1							

1B	5	SF	1
2B	2	SAC	1
3B	0	DP	0
HR	0	HBP	0

Batter	1	2	3	4	5	6	7	8	9
Pete Rose, S OBP: 0.419, SLG: 0.470 Doug Flynn, R OBP: 0.091, SLG: 0.091	0-0 6-3		0-0 3-1		0-0 4-3 2-H 2B		0-3 K		0-0 F4-3
Ken Griffey, L OBP: 0.365, SLG: 0.457	0-0 F7			0-0 F7	0-0 4-3		0-0 1-3		
Joe Morgan, L OBP: 0.417, SLG: 0.441	0-0 G3			4-0 S 1B BB	0-0 6-3		0-0 F8		
Mike Lum, L OBP: 0.278, SLG: 0.294		0-0 6-3		0-0 1B 1B 1-H		4-0 SH1-4 1B SF7 BB		0-3 K	
George Foster, R OBP: 0.359, SLG: 0.470		0-0 F8		0-0 F9		0-0 SH1-4 1B 1-2		0-0 6-3	
Cesar Geronimo, L OBP: 0.252, SLG: 0.343		0-0 F9		0-0 FC6-4 1B 1-2		0-0 SH1-4 1-2 2-3		0-0 6-3	
Dave Concepcion, R OBP: 0.287, SLG: 0.302			0-0 S 1B	0-0 FC6-4 1-2f		4-0 IBB		0-0 F8	
Bill Plummer, R OBP: 0.212, SLG: 0.233 Ed Armbuster, R OBP: 0.438, SLG: 0.538			0-3 K		0-0 S 2B 1B	0-0 SF7		0-0 2B	
Santo Alcala, R Champ Summers, L OBP: 0.083, SLG: 0.083 Woodie Fryman, R OBP: 0.250, SLG: 0.250 Pedro Borbon, R OBP: 0.667, SLG: 1.000 Bob Bailey, R OBP: 0.313, SLG: 0.267			0-3 K		0-3 K	0-0 4-3		0-3 K	

Inning Stats	R: 0	H: 0	E: 0	K: 0	S: 3	LOB: 0	BB: 0	P: 3	R: 0	H: 0	E: 0	K: 0	S: 3	LOB: 0	BB: 0	P: 3	R: 0	H: 1	E: 0	K: 2	S: 8	LOB: 1	BB: 0	P: 8	R: 1	H: 2	E: 0	K: 0	S: 5	LOB: 2	BB: 1	P: 9	R: 1	H: 2	E: 0	K: 1	S: 7	LOB: 1	BB: 0	P: 7	R: 0	H: 0	E: 0	K: 1	S: 5	LOB: 0	BB: 0	P: 5	R: 0	H: 0	E: 0	K: 1	S: 5	LOB: 0	BB: 0	P: 5	R: 0	H: 1	E: 0	K: 1	S: 6	LOB: 1	BB: 0	P: 6	1B: 5	SF: 1	2B: 2	SAC: 1	3B: 0	DP: 0	HR: 0	HBP: 0	WP: 0	PA: 37
--------------	------	------	------	------	------	--------	-------	------	------	------	------	------	------	--------	-------	------	------	------	------	------	------	--------	-------	------	------	------	------	------	------	--------	-------	------	------	------	------	------	------	--------	-------	------	------	------	------	------	------	--------	-------	------	------	------	------	------	------	--------	-------	------	------	------	------	------	------	--------	-------	------	-------	-------	-------	--------	-------	-------	-------	--------	-------	--------

PITCHER	IP	WLS	BF	H	R	ER	SO	BB	IBB	HBP	BLK	WP	HR	S	P	ERA	WHIP
Ed Halicki, R ERA: 4.23	(1, 1)	5.0	23	6	3	3	3	2	0	0	0	0	0	27	35	5.40	1.600
John Curtis, L ERA: 1.45	(6, 1)	0.1	2	0	0	0	0	0	1	0	0	0	0	1	5	0.00	0.000
Randy Moffitt, R ERA: 1.26	(6, 1)	1.2	5	0	0	0	1	0	0	0	0	0	0	7	7	0.00	0.000
Gary Lavelle, L ERA: 0.42	(8, 1)	2.0	7	1	0	0	2	0	0	0	0	0	0	11	11	0.00	0.500

Batter	1	2	3	4	5	6	7	8	9	AB R H RBI BB SO LOB	TOP		
Derrel Thomas, S (1, 4) OBP: 0.250, SLG: 0.202	0-0 6-3		0-0 6-3		0-0 F9			0-0 F7		4 0 0 0 0 0 0	San Francisco Giants @ Cincinnati Reds Riverfront Stadium, Cincinnati, OH Sun May 15 1977, 3:33 AM EDT Att: 30,616 - Unknown livebaseballscorecards.com		
Bill Madlock, R (1, 5) OBP: 0.338, SLG: 0.438	0-0 FC6-5 2B		0-0 HR		0-0 5-3			0-0 1-3		4 1 2 1 0 0 0			
Darrell Evans, L (1, 7) OBP: 0.402, SLG: 0.415	4-0 BB FC6-5 BB		0-0 F2		0-0 3-1			0-0 3-1		3 0 0 0 1 0 0			
Terry Whitfield, L (1, 9) OBP: 0.346, SLG: 0.500	0-0 FC6-5 BB 1-2 2-3f		0-0 HR		0-0 1-3			0-0 F5		4 1 1 1 0 0 2			
Willie McCovey, L (1, 3) OBP: 0.403, SLG: 0.514	4-0 1-2 2-3 BB		4-0 BB		0-3 K			0-0 4-3		2 0 0 0 2 1 0			
Gary Thomasson, L (1, 8) OBP: 0.299, SLG: 0.351	0-0 3-1		0-0 4-3		0-0 F8			0-0 P3		4 0 0 0 0 0 4			
Tim Foli, R (1, 6) OBP: 0.244, SLG: 0.379		0-0 F8		0-0 F7			0-0 1B			3 0 1 0 0 0 0			
Marc Hill, R (1, 2) OBP: 0.287, SLG: 0.321		0-0 L7		0-0 6-3			0-0 5-3			3 0 0 0 0 0 0			
Lynn McGlothen, L (1, 1) OBP: 0.071, SLG: 0.071 Rob Andrews, R (7, PH) OBP: 0.330, SLG: 0.275 Dave Heaverlo, R (7, 1)		0-0 4-3		0-3 K			0-0 F8			2 0 0 0 0 1 0 1 0 0 0 0 0 0 0 0 0 0 0 0 0			
Inning Stats	R: 0 H: 1 E: 0 LOB: 3 K: 0 BB: 2 S: 4 P: 12	R: 0 H: 0 E: 0 LOB: 0 K: 0 BB: 0 S: 3 P: 3	R: 2 H: 2 E: 0 LOB: 1 K: 0 BB: 1 S: 5 P: 9	R: 0 H: 0 E: 0 LOB: 0 K: 1 BB: 0 S: 5 P: 5	R: 0 H: 0 E: 0 LOB: 0 K: 0 BB: 0 S: 3 P: 3	R: 0 H: 0 E: 0 LOB: 0 K: 1 BB: 0 S: 5 P: 5	R: 0 H: 1 E: 0 LOB: 0 K: 0 BB: 0 S: 3 P: 3	R: 0 H: 0 E: 0 LOB: 0 K: 0 BB: 0 S: 3 P: 3	R: 0 H: 0 E: 0 LOB: 0 K: 0 BB: 0 S: 3 P: 3	1B: 1 SF: 0 2B: 1 SAC: 0 3B: 0 DP: 0 HR: 2 HBP: 0	WP: 0 PA: 33 PB: 0 SB: 0 CS: 0		
PITCHER	IP WLS BF H R ER SO BB IBB HBP BLK WP HR S P ERA WHIP											PITCHER	IP WLS BF H R ER SO BB IBB HBP BLK WP HR S P ERA WHIP
Gary Nolan, R (1, 1) ERA: 1.5	7.0 W 27 4 2 2 2 3 0 0 0 0 0 2 28 40 2.57 1.000												
Rawly Eastwick, R (8, 1) ERA: 1.71	2.0 6 0 0 0 0 0 0 0 0 0 0 0 6 6 0.00 0.000												

Batter	1	2	3	4	5	6	7	8	9	AB R H RBI BB SO LOB	TOP										
Omar Moreno, L (1, 8) OBP: 0.325, SLG: 0.346	0-0 4-3		0-0 1B 1-2 1B			0-0 1-3		0-0 3-1		4 0 1 0 0 0 1											
Frank Taveras, R (1, 6) OBP: 0.310, SLG: 0.333	0-0 3-1		0-0 1-3 2-H 1B			0-0 4-3		0-0 5-3		4 0 1 0 0 0 0											
Dave Parker, L (1, 9) OBP: 0.438, SLG: 0.639	0-0 F9			0-0 4-3		0-0 G6-3 1B		0-0 FC3-6 1B		4 0 2 0 0 0 0											
Al Oliver, L (1, 7) OBP: 0.372, SLG: 0.455		0-0 6-3		1-0 CS HBP		0-0 F8		0-0 FC3-6 HR		3 1 0 0 0 0 2											
Willie Stargell, L (1, 3) OBP: 0.420, SLG: 0.721		0-0 F7		0-0 F7		0-0 G6-3		0-0 HR		4 1 1 2 0 0 2											
Rennie Stennett, R (1, 4) OBP: 0.328, SLG: 0.362		0-0 F8			0-0 F8			0-0 SH2-3 1B 2B		4 1 1 0 0 0 0											
Phil Garner, R (1, 5) OBP: 0.315, SLG: 0.395			1-0 FC1-6-5 4-3 HBP		0-0 5-3			0-0 SH2-3		1 0 0 0 0 0 0											
Ed Ott, L (1, 2) OBP: 0.423, SLG: 0.366			0-0 4-3		0-0 1-3			0-0 SH1-4 1B		3 0 1 1 0 0 1											
John Candelaria, L (1, 1) OBP: 0.214, SLG: 0.083			0-0 FC1-6-5-4 1B			0-0 6-3		0-0 SH1-4		2 0 0 0 0 0 1											
Rich Gossage, R (9, 1) OBP: 0.250, SLG: 0.500			2-3 1B					1-2		0 0 0 0 0 0 0											
Inning Stats	R: 0 E: 0 K: 0 S: 3	H: 0 LOB: 0 BB: 0 P: 3	R: 0 E: 0 K: 0 S: 3	H: 0 LOB: 0 BB: 0 P: 3	R: 0 E: 0 K: 0 S: 4	H: 2 LOB: 2 BB: 0 P: 5	R: 0 E: 0 K: 0 S: 2	H: 0 LOB: 0 BB: 0 P: 3	R: 0 E: 0 K: 0 S: 3	H: 0 LOB: 0 BB: 0 P: 3	R: 0 E: 0 K: 0 S: 3	H: 1 LOB: 0 BB: 0 P: 3	R: 1 E: 0 K: 0 S: 5	H: 2 LOB: 1 BB: 0 P: 5	R: 2 E: 0 K: 0 S: 5	H: 2 LOB: 0 BB: 0 P: 5	1B: 5 2B: 1 3B: 0 HR: 1	SF: 0 SAC: 2 DP: 1 HBP: 2	WP: 0 PB: 0 SB: 0 CS: 1	PA: 33	
PITCHER	IP	WLS	BF	H	R	ER	SO	BB	IBB	HBP	BLK	WP	HR	S	P	ERA	WHIP				
Jack Billingham, R (1, 1) ERA: 4.25	8.0	L	28	5	1	1	0	0	0	2	0	0	0	26	28	1.12	0.625				
Mike Caldwell, L (9, 1) ERA: 4.26	1.0		5	2	2	2	0	0	0	0	0	0	1	5	5	18.00	2.000				

Pittsburgh Pirates @ Cincinnati Reds
Riverfront Stadium, Cincinnati, OH

Tue May 17 1977, 7:05 PM EDT
Att: 30,575 - Unknown

livebaseballscorecards.com

AB	29
R	3
H	7
RBI	3
BB	0
SO	0
LOB	7



Batter	1	2	3	4	5	6	7	8	9	AB	R	H	RBI	BB	SO	LOB
Pete Rose, S (1, 5) OBP: 0.417, SLG: 0.480	0-0 1B		0-0 6-3		0-0 1-3			0-0 L9		4	0	1	0	0	0	0
Ken Griffey, L (1, 9) OBP: 0.366, SLG: 0.448	0-0 F5		0-0 1B		0-0 F5			0-0 1B		4	0	2	0	0	0	1
Joe Morgan, L (1, 4) OBP: 0.407, SLG: 0.440	0-0 L8		0-0 F3					0-0 P6		4	0	0	0	0	0	3
George Foster, R (1, 8) OBP: 0.367, SLG: 0.463	0-0 5-3			0-0 1B 1B		0-3 K		0-0 6-3		4	0	1	0	0	1	1
Johnny Bench, R (1, 2) OBP: 0.296, SLG: 0.485		0-0 P4		0-3 K		0-0 F7		0-0 6-3		4	0	0	0	0	1	1
Bob Bailey, R (1, 3) OBP: 0.316, SLG: 0.333		0-0 2B		0-3 K			0-0 F9		0-0 1B	3	0	1	0	0	1	1
Dan Driessen, L (9, PH) OBP: 0.336, SLG: 0.450										1	0	1	0	0	0	0
Dave Concepcion, R (1, 6) OBP: 0.279, SLG: 0.293		0-0 P4		0-0 1B		0-0 5-3		0-0 L4		4	0	1	0	0	0	2
Ed Arbrister, R (1, 7) OBP: 0.368, SLG: 0.438		0-3 K		0-0 F8		0-3 K				3	0	0	0	0	2	3
Jack Billingham, R (1, 1) OBP: 0.182, SLG: 0.182			0-0 4-3		0-3 K			0-0 4-3		2	0	0	0	0	1	0
Ray Knight, R (8, PH) OBP: 0.333, SLG: 0.500										1	0	0	0	0	0	0
Mike Caldwell, R (9, 1) OBP: 1.000, SLG: 2.000										0	0	0	0	0	0	0

Inning Stats	R: 0	H: 1	E: 0	LOB: 1	K: 0	BB: 0	S: 4	P: 4	R: 0	H: 1	E: 0	LOB: 1	K: 1	BB: 0	S: 6	P: 6	R: 0	H: 1	E: 0	LOB: 1	K: 0	BB: 0	S: 4	P: 4	R: 0	H: 2	E: 0	LOB: 2	K: 2	BB: 0	S: 9	P: 9	R: 0	H: 0	E: 0	LOB: 0	K: 1	BB: 0	S: 5	P: 5	R: 0	H: 0	E: 0	LOB: 0	K: 1	BB: 0	S: 5	P: 5	R: 0	H: 0	E: 0	LOB: 0	K: 1	BB: 0	S: 5	P: 5	R: 0	H: 1	E: 0	LOB: 1	K: 0	BB: 0	S: 4	P: 4	R: 0	H: 1	E: 0	LOB: 1	K: 0	BB: 0	S: 4	P: 4	1B: 6	SF: 0	2B: 1	SAC: 0	3B: 0	DP: 0	HR: 0	HBP: 0	WP: 0	PA: 34
--------------	------	------	------	--------	------	-------	------	------	------	------	------	--------	------	-------	------	------	------	------	------	--------	------	-------	------	------	------	------	------	--------	------	-------	------	------	------	------	------	--------	------	-------	------	------	------	------	------	--------	------	-------	------	------	------	------	------	--------	------	-------	------	------	------	------	------	--------	------	-------	------	------	------	------	------	--------	------	-------	------	------	-------	-------	-------	--------	-------	-------	-------	--------	-------	--------

PITCHER	IP	WLS	BF	H	R	ER	SO	BB	IBB	HBP	BLK	WP	HR	S	P	ERA	WHIP
John Candelaria, L (1, 1) ERA: 1.27	8.0	W	30	6	0	0	6	0	0	0	0	0	0	42	42	0.00	0.750
Rich Gossage, R (9, 1) ERA: 0.93	1.0	S	4	1	0	0	0	0	0	0	0	0	0	4	4	0.00	1.000

BOTTOM

Pittsburgh Pirates @ Cincinnati Reds
Riverfront Stadium, Cincinnati, OH

Tue May 17 1977, 7:05 PM EDT
Att. 30,575 - Unknown

livebaseballscorecards.com

AB	34
R	0
H	7
RBI	0
BB	0
SO	6
LOB	12



Batter	1	2	3	4	5	6	7	8	9	AB R H RBI BB SO LOB	TOP											
Omar Moreno, L (1, 8) OBP: 0.331, SLG: 0.355	0-0 F8		0-0 F8			4-0 HR BB		0-0 4-3 2B		3 1 1 0 1 0 1	Pittsburgh Pirates @ Cincinnati Reds Riverfront Stadium, Cincinnati, OH Wed May 18 1977, 3:33 AM EDT Att. 28,011 - Unknown											
Frank Taveras, R (1, 6) OBP: 0.308, SLG: 0.331	0-3 K2-3		0-0 1B			0-0 F6		0-0 5-3		4 0 1 0 0 1 2												
Dave Parker, L (1, 9) OBP: 0.432, SLG: 0.628	0-0 L9		0-0 P4			0-0 1B HR		0-0 4-3		4 1 1 0 0 0 3												
Al Oliver, L (1, 7) OBP: 0.368, SLG: 0.474		0-0 F8		0-0 P6		0-0 HR		0-0 3-1		4 1 1 3 0 0 1												
Bill Robinson, R (1, 3) OBP: 0.339, SLG: 0.474		0-0 F8		0-3 K		0-3 K		0-0 1B 1B		4 0 1 0 0 2 0												
Rennie Stennett, R (1, 4) OBP: 0.326, SLG: 0.353		4-0 BB		0-0 6-3		0-0 G3		0-0 F9		3 0 0 0 1 0 1												
Phil Garner, R (1, 5) OBP: 0.305, SLG: 0.381		0-0 F3			0-0 6-3		0-3 K		0-0 F8	4 0 0 0 0 1 2												
Duffy Dyer, R (1, 2) OBP: 0.380, SLG: 0.433			0-0 5-3		0-0 F9		0-0 P4		0-0 1B	4 0 1 0 0 0 0												
Jerry Reuss, L (1, 1) OBP: 0.235, SLG: 0.188			4-0 1B		0-0 6-3		0-0 P4		0-3 K	1 0 0 0 1 0 0												
Terry Forster, L (5, 1) OBP: 0.500, SLG: 0.500										0 0 0 0 0 0 0												
Ed Kirkpatrick, L (7, PH) OBP: 0.290, SLG: 0.261										1 0 0 0 0 0 0												
Grant Jackson, S (7, 1) OBP: 0.500, SLG: 1.000										0 0 0 0 0 0 0												
Tommy Helms, R (9, PH)										1 0 0 0 0 1 2												
Inning Stats	R: 0 E: 0 K: 1 S: 5	H: 0 LOB: 0 BB: 0 P: 5	R: 0 E: 0 K: 0 S: 3	H: 0 LOB: 1 BB: 1 P: 7	R: 0 E: 0 K: 0 S: 4	H: 1 LOB: 2 BB: 1 P: 8	R: 0 E: 0 K: 1 S: 5	H: 0 LOB: 0 BB: 0 P: 5	R: 0 E: 0 K: 1 S: 3	H: 0 LOB: 0 BB: 0 P: 3	R: 3 E: 0 K: 1 S: 7	H: 2 LOB: 0 BB: 1 P: 11	R: 0 E: 0 K: 1 S: 5	H: 0 LOB: 0 BB: 0 P: 5	R: 0 E: 0 K: 0 S: 4	H: 1 LOB: 1 BB: 0 P: 4	R: 0 E: 0 K: 1 S: 7	H: 2 LOB: 2 BB: 0 P: 7	1B: 4 2B: 1 3B: 0 HR: 1	SF: 0 SAC: 0 DP: 0 HBP: 0	WP: 0 PB: 0 SB: 0 CS: 0	PA: 36
PITCHER	IP WLS BF H R ER SO BB IBB HBP BLK WP HR S P ERA WHIP																					
Fred Norman, L (1, 1) ERA: 3.78	5.1 W 22 3 3 3 2 3 0 0 0 0 0 1 23 35 5.06 1.125																					
Pedro Borbon, R (6, 1) ERA: 1.91	3.2 S 14 3 0 0 3 0 0 0 0 0 0 0 20 20 0.00 0.818																					

livebaseballscorecards.com

AB	33
R	3
H	6
RBI	3
BB	3
SO	5
LOB	12



Batter	1	2	3	4	5	6	7	8	9
Pete Rose, S OBP: 0.416, SLG: 0.473 Doug Flynn, R OBP: 0.091, SLG: 0.091	4-0 S BB E BB	0-0 1B		4-3		4-3		0-3 K	
Ken Griffey, L OBP: 0.373, SLG: 0.445	4-0 S BB E BB	0-0 1-3			4-0 S BB SF9 BB		0-0 4-3	0-0 1-3 BB 1B	
Joe Morgan, L OBP: 0.414, SLG: 0.438	0-3 K	0-0 F8			4-0 SF9 S 1-2 BB		0-0 CS 1B	4-0 1-2 BB	
Bob Bailey, R OBP: 0.318, SLG: 0.350 Ed Arbrister, R OBP: 0.381, SLG: 0.556	0-0 E2 1B		0-0 F7		0-0 SF9		0-0 2B	0-3 K	
Dave Concepcion, R OBP: 0.278, SLG: 0.299	0-3 K		0-0 F9		0-0 1-3		0-0 1B		
Dan Driessen, L OBP: 0.342, SLG: 0.447	4-0 BB 1B		0-0 F9		0-0 4-3		0-0 BB 1B		
Bill Plummer, R OBP: 0.275, SLG: 0.265	4-0 1B 1-2 BB			0-0 2B		0-3 K	4-0 1-2 BB		
Cesar Geronimo, L OBP: 0.259, SLG: 0.345	0-0 1-2 2-H 3-H 1B		0-0 F7		0-0 1B		0-0 4-3		
Fred Norman, S OBP: 0.167, SLG: 0.167 Pedro Borbon, R OBP: 0.600, SLG: 0.800	0-0 4-3		0-0 5-3		0-0 B1			0-0 1B	

Inning Stats	R: 4 E: 1 K: 2 S: 9	H: 2 LOB: 2 BB: 4 P: 25	R: 0 E: 0 K: 0 S: 3	H: 1 LOB: 0 BB: 0 P: 3	R: 0 E: 0 K: 0 S: 3	H: 0 LOB: 0 BB: 0 P: 3	R: 0 E: 0 K: 0 S: 4	H: 1 LOB: 1 BB: 0 P: 4	R: 2 E: 0 K: 0 S: 3	H: 0 LOB: 0 BB: 2 P: 11	R: 0 E: 0 K: 1 S: 6	H: 1 LOB: 1 BB: 0 P: 6	R: 2 E: 0 K: 0 S: 6	H: 4 LOB: 2 BB: 1 P: 10	R: 0 E: 0 K: 2 S: 8	H: 2 LOB: 2 BB: 1 P: 12
1B: 8 2B: 2 3B: 1 HR: 0	SF: 1 SAC: 0 DP: 0 HBP: 0	WP: 0 PB: 0 SB: 4 CS: 1														

PITCHER	IP	WLS	BF	H	R	ER	SO	BB	IBB	HBP	BLK	WP	HR	S	P	ERA	WHIP
Jerry Reuss, L ERA: 5.48	(1, 1)	4.0	21	4	6	6	2	6	0	0	0	0	0	19	43	13.50	2.500
Terry Forster, L ERA: 5.68	(5, 1)	2.0	7	1	0	0	1	0	0	0	0	0	0	9	9	0.00	0.500
Grant Jackson, L ERA: 3.38	(7, 1)	2.0	12	6	2	2	2	2	0	0	0	0	0	14	22	9.00	4.000

BOTTOM

AB	R	H	RBI	BB	SO	LOB
4	1	1	0	1	1	3
0	0	0	0	0	0	0
3	2	1	0	2	0	0
3	1	1	0	2	1	2
2	1	1	3	0	0	0
2	1	1	0	0	1	2
4	1	1	2	0	1	1
3	1	1	1	1	0	0
2	0	1	0	2	1	0
4	0	2	2	0	0	3
2	0	0	0	0	0	3
2	0	1	0	0	0	1

Pittsburgh Pirates @ Cincinnati Reds
Riverfront Stadium, Cincinnati, OH

livebaseballscorecards.com

AB	31
R	8
H	11
RBI	8
BB	8
SO	5
LOB	15



WP	HR	S	P	ERA	WHIP
0	0	0	0	0	0

Wed May 18 1977, 3:33 AM EDT
Att. 28,011 - Unknown

New York Mets @ Cincinnati Reds

Riverfront Stadium, Cincinnati, OH

Fri May 20 1977, 7:05 PM EDT
Att. 31,504 - Unknown

livebaseballscorecards.com



AB	36
R	2
H	9
RBI	2
BB	3
SO	9
LOB	17

WP:	0	PA:	39
PB:	0		
SB:	0		
CS:	0		

Batter	1	2	3	4	5	6	7	8	9	AB	R	H	RBI	BB	SO	LOB
Lenny Randle, S (1, 4) OBP: 0.466, SLG: 0.611	0-3 K	0-0 1B			4-0 1B BB		0-3 K		0-0 1B	4	0	2	0	1	2	0
Jerry Grote, R (1, 5) OBP: 0.339, SLG: 0.300	0-0 1B 1B	0-0 6-3			0-0 1B		4-0 1B BB		0-0 F7	4	1	2	0	1	0	2
John Milner, L (1, 7) OBP: 0.317, SLG: 0.514	0-0 F8		0-3 K		0-3 K		0-0 1B		0-0 1-3	5	0	1	0	0	2	4
Dave Kingman, R (1, 9) OBP: 0.291, SLG: 0.446	0-0 1B 1B		0-0 L5		0-3 K		0-0 P2			4	0	1	0	0	1	4
Ed Kranepool, L (1, 3) OBP: 0.333, SLG: 0.526	0-0 1B BB		0-0 5-3		0-0 HR		0-3 K			4	1	2	2	0	1	2
Lee Mazzilli, S (1, 8) OBP: 0.338, SLG: 0.292	4-0 1B BB			0-0 F9		0-0 P5		0-0 5-3		3	0	0	0	1	0	0
Ron Hodges, L (1, 2) OBP: 0.333, SLG: 0.350	0-3 K			0-0 F4-3		0-0 1B		0-0 F8		3	0	1	0	0	1	3
John Stearns, R (8, PH) OBP: 0.366, SLG: 0.412										1	0	0	0	0	0	0
Bud Harrelson, S (1, 6) OBP: 0.209, SLG: 0.130		0-0 F4-3		0-0 3-1		0-3 K		0-0 F8		2	0	0	0	0	0	0
Mike Phillips, L (6, PH) OBP: 0.194, SLG: 0.233										1	0	0	0	0	1	1
Leo Foster, R (8, PH) OBP: 0.188, SLG: 0.133										1	0	0	0	0	0	0
Tom Seaver, R (1, 1) OBP: 0.174, SLG: 0.136		0-3 K		0-0 5-3		0-0 F8			0-0 1-3	2	0	0	0	0	1	0
Bruce Boisclair, L (6, PH) OBP: 0.356, SLG: 0.359										1	0	0	0	0	0	1
Bob Myrick, R (6, 1)										0	0	0	0	0	0	0
Mike Vail, R (9, PH) OBP: 0.404, SLG: 0.463										1	0	0	0	0	0	0

Inning Stats	R: 1	H: 3	E: 0	K: 2	S: 10	P: 14	R: 0	H: 1	E: 0	K: 1	S: 6	P: 6	R: 0	H: 0	E: 0	K: 1	S: 5	P: 5	R: 0	H: 1	E: 0	K: 2	S: 8	P: 12	R: 1	H: 2	E: 0	K: 1	S: 7	P: 7	R: 0	H: 1	E: 0	K: 2	S: 8	P: 12	R: 0	H: 0	E: 0	K: 0	S: 3	P: 3	R: 0	H: 1	E: 0	K: 0	S: 4	P: 4				
	LOB: 3	BB: 1					LOB: 1	BB: 0					LOB: 0	BB: 0					LOB: 2	BB: 1					LOB: 1	BB: 0																										

PITCHER	IP	WLS	BF	H	R	ER	SO	BB	IBB	HBP	BLK	WP	HR	S	P	ERA	WHIP
Gary Nolan, R (1, 1) ERA: 1.89	7.0	W	32	8	2	2	9	3	0	0	0	0	1	47	59	2.57	1.571
Woodie Fryman, L (8, 1) ERA: 6.08	2.0	S	7	1	0	0	0	0	0	0	0	0	0	7	7	0.00	0.500

Batter	1	2	3	4	5	6	7	8	9	AB R H RBI BB SO LOB
Pete Rose, S OBP: 0.416, SLG: 0.466 (1, 5) X	0-0 E7 WP SF8		0-0 L6		4-0 2B BB		0-0 BB 1B	0-0 F9		4 2 1 0 1 0 1
Ken Griffey, L OBP: 0.383, SLG: 0.457 (1, 9) X	0-0 SF8 2B 1B		4-0 F8 S BB		0-0 1B 2B		0-0 F7			3 2 2 1 1 0 1
Dan Driessen, L OBP: 0.331, SLG: 0.434 (1, 3) X	0-0 SF8 1-2 3-H		0-0 F8 1-3		0-0 P4		0-0 P6			3 0 0 1 0 0 3
George Foster, R OBP: 0.371, SLG: 0.468 (1, 7) X	0-0 2B		0-0 P3		0-0 F8		4-0 1-2 BB			3 0 1 1 1 0 2
Johnny Bench, R OBP: 0.285, SLG: 0.476 (1, 2) X	0-0 P3		0-3 K		0-0 1B		0-3 K			4 0 1 1 0 2 3
Cesar Geronimo, L OBP: 0.258, SLG: 0.342 (1, 8) S	0-3 K		0-0 3-1		0-3 K		0-0 1B SF9 1B			4 1 1 0 0 2 2
Dave Concepcion, R OBP: 0.285, SLG: 0.305 (1, 6) X		0-0 6-3		0-0 2B 1B		0-0 6-3		0-0 SH1-3 1B		4 1 2 0 0 0 0
Doug Flynn, R OBP: 0.133, SLG: 0.214 (1, 4) X		0-0 F2-3		0-0 1-H 2B		0-0 F6-3		0-0 SF9		3 0 1 2 0 0 0
Gary Nolan, R OBP: 0.167, SLG: 0.167 (1, 1) X		0-0 6-3		0-0 1-3		0-3 K		0-0 SH1-3		3 0 0 0 0 1 1
Woodie Fryman, R OBP: 0.250, SLG: 0.250 (8, 1) X								1-2		0 0 0 0 0 0 0

Inning Stats	R: 2 H: 2 E: 1 LOB: 1 K: 1 BB: 0 S: 8 P: 8	R: 0 H: 0 E: 0 LOB: 0 K: 0 BB: 0 S: 3 P: 3	R: 0 H: 0 E: 0 LOB: 1 K: 0 BB: 1 S: 3 P: 7	R: 1 H: 2 E: 0 LOB: 1 K: 1 BB: 0 S: 7 P: 7	R: 2 H: 2 E: 0 LOB: 1 K: 1 BB: 1 S: 7 P: 11	R: 0 H: 0 E: 0 LOB: 0 K: 1 BB: 0 S: 5 P: 5	R: 0 H: 1 E: 0 LOB: 2 K: 1 BB: 1 S: 6 P: 10	R: 1 H: 2 E: 0 LOB: 1 K: 0 BB: 0 S: 5 P: 5	1B: 6 SF: 2 2B: 3 SAC: 1 3B: 0 DP: 0 HR: 0 HBP: 0
PITCHER	IP WLS BF H R ER SO BB IBB HBP BLK WP HR S P ERA WHIP	IP WLS BF H R ER SO BB IBB HBP BLK WP HR S P ERA WHIP	IP WLS BF H R ER SO BB IBB HBP BLK WP HR S P ERA WHIP	IP WLS BF H R ER SO BB IBB HBP BLK WP HR S P ERA WHIP	IP WLS BF H R ER SO BB IBB HBP BLK WP HR S P ERA WHIP	IP WLS BF H R ER SO BB IBB HBP BLK WP HR S P ERA WHIP	IP WLS BF H R ER SO BB IBB HBP BLK WP HR S P ERA WHIP	IP WLS BF H R ER SO BB IBB HBP BLK WP HR S P ERA WHIP	IP WLS BF H R ER SO BB IBB HBP BLK WP HR S P ERA WHIP
Tom Seaver, R ERA: 3.17 (1, 1)	5.0 L 24 6 5 4 3 2 0 0 0 1 0 28 36 7.20 1.600								
Bob Myrick, L ERA: 3.5 (6, 1)	3.0 13 3 1 1 2 1 0 0 0 0 0 16 20 3.00 1.333								


BOTTOM

New York Mets @ Cincinnati Reds
Riverfront Stadium, Cincinnati, OH

Fri May 20 1977, 7:05 PM EDT
Att. 31,504 - Unknown

livebaseballscorecards.com

AB	31
R	6
H	9
RBI	6
BB	3
SO	5
LOB	13



WP: 1 PA: 37
PB: 0
SB: 1
CS: 0

New York Mets @ Cincinnati Reds
 Riverfront Stadium, Cincinnati, OH

Sat May 21 1977, 3:33 AM EDT
 Att: 34,406 - Unknown

livebaseballscorecards.com

AB	37
R	7
H	12
RBI	5
BB	2
SO	4
LOB	14



AB	R	H	RBI	BB	SO	LOB
4	1	1	0	0	0	1
3	1	0	0	2	0	5
5	1	3	0	0	0	1
4	1	2	2	0	0	2
0	0	0	0	0	0	0
0	0	0	0	0	0	0
1	0	0	0	0	0	1
4	0	0	0	0	1	2
4	2	2	2	0	0	0
4	0	1	1	0	0	0
3	0	1	0	0	1	0
0	0	0	0	0	0	0
1	0	0	0	0	0	1
1	0	1	0	0	0	0
1	0	0	0	0	0	0
2	1	1	0	0	1	1

Batter	1	2	3	4	5	6	7	8	9
Lee Mazzilli, S (1, 8) OBP: 0.340, SLG: 0.291	0-0 6-3		0-0 F7	1-0 HBP			0-0 E 1-3 1B	0-0 4-3	
Lenny Randle, S (1, 4) OBP: 0.460, SLG: 0.579	0-0 1-3			BB			0-0 1-3 1-2 2-3	BB 4-0 3-1 4-3 BB	
Bruce Boisclair, L (1, 7) OBP: 0.372, SLG: 0.377	0-0 1B			0-0 2B 1B	0-0 1B G4-6-3		0-0 4-3 2-H 3-H	0-0 4-3 1-2	
Ed Kranepool, L (1, 3) OBP: 0.340, SLG: 0.545	0-0 F5			0-0 2B	0-0 G4-6-3		0-0 2B	0-0 3-1 2-3	
Leo Foster, R (7, PR) OBP: 0.188, SLG: 0.133				1-H 3-H 2B	1-2f				
Joe Torre, R (7, 3) OBP: 0.186, SLG: 0.293									
John Milner, L (9, PH) OBP: 0.313, SLG: 0.507									
Dave Kingman, R (1, 9) OBP: 0.283, SLG: 0.433		0-0 5-3		0-3 K	0-0 5-3		0-0 F8	0-0 1-3	
John Stearns, R (1, 2) OBP: 0.371, SLG: 0.455		0-0 F8		0-0 1B 2B		0-0 F8		0-0 HR	
Roy Staiger, R (1, 5) OBP: 0.247, SLG: 0.338		0-0 F7		0-0 SH5-4 1B		0-0 F9		0-0 F7	
Bud Harrelson, S (1, 6) OBP: 0.213, SLG: 0.138			0-0 F8		0-0 SH5-4 1B		0-3 K		
Bob Myrick, R (6, 1)									
Skip Lockwood, R (7, 1) OBP: 0.667, SLG: 0.667									
Mike Vail, R (7, 9) OBP: 0.417, SLG: 0.476				1-2 1B				0-0 1B	
Craig Swan, R (1, 1)			0-3 K		0-0 SH5-4			0-3 K	
Bob Apodaca, R (5, 1)									
Mike Phillips, L (6, 6) OBP: 0.203, SLG: 0.242				1-2 2-3 1B			0-0 E 1-3 1B		

Inning	R	H	E	K	S	IP	WLS	BF	H	R	ER	SO	BB	IBB	HBP	BLK	WP	HR	S	P	ERA	WHIP
1	0	1	0	0	4	0.0		0	0	0	0	0	0	0	0	0	0	0	0	0	∞	∞
2	0	0	0	0	4	2.2	W	10	2	0	0	1	0	0	1	0	0	0	11	12	0.00	0.750
3	0	0	0	0	3	0.2		5	3	2	2	0	0	0	0	0	0	0	5	5	27.00	4.500
4	0	0	0	0	3	2.1	S	10	2	1	1	1	1	0	0	0	0	1	11	15	3.86	1.286

PITCHER	IP	WLS	BF	H	R	ER	SO	BB	IBB	HBP	BLK	WP	HR	S	P	ERA	WHIP
Pat Zachry, R (1, 1) ERA: 5.23	0.0		0	0	0	0	0	0	0	0	0	0	0	0	0	∞	∞
Dale Murray, R (4, 1) ERA: 6.75	2.2	W	10	2	0	0	1	0	0	1	0	0	0	11	12	0.00	0.750
Pedro Borbon, R (7, 1) ERA: 2.48	0.2		5	3	2	2	0	0	0	0	0	0	0	5	5	27.00	4.500
Rawly Eastwick, R (7, 1) ERA: 1.88	2.1	S	10	2	1	1	1	1	0	0	0	0	0	1	15	3.86	1.286

Inning	R	H	E	K	S	IP	WLS	BF	H	R	ER	SO	BB	IBB	HBP	BLK	WP	HR	S	P	ERA	WHIP
5	0	0	0	0	3	0.0		0	0	0	0	0	0	0	0	0	0	0	0	0	∞	∞
6	0	0	0	0	3	2.2		10	2	0	0	1	0	0	1	0	0	0	11	12	0.00	0.750
7	0	0	0	0	3	0.2		5	3	2	2	0	0	0	0	0	0	0	5	5	27.00	4.500
8	0	0	0	0	3	2.1		10	2	1	1	1	1	0	0	0	0	1	11	15	3.86	1.286

Batter	1	2	3	4	5	6	7	8	9	AB	R	H	RBI	BB	SO	LOB
Pete Rose, S OBP: 0.418, SLG: 0.482 (1, 5)	0-0 F8			0-0 4-3	0-0 3B	0-0 1B				4	0	2	2	0	0	0
Ken Griffey, L OBP: 0.380, SLG: 0.458 (1, 9)	0-0 6-3			0-0 1B 2B	0-0 4-3	0-0 6-3				4	1	1	0	0	0	2
Joe Morgan, L OBP: 0.416, SLG: 0.435 (1, 4)	0-3 K			0-0 2B 1B	0-0 P6					3	2	1	1	1	1	1
Dan Driessen, L OBP: 0.344, SLG: 0.459 (1, 3)		4-0 CS BB		0-0 1-H HR 2B	0-0 1-3					3	1	2	2	1	0	1
George Foster, R OBP: 0.361, SLG: 0.454 (1, 7)		0-3 K		0-3 K		0-3 K				4	0	0	0	0	3	3
Johnny Bench, R OBP: 0.302, SLG: 0.505 (1, 2)		0-3 K		0-0 2-H HR		0-0 2B WP 1B				4	2	2	2	0	1	1
Cesar Geronimo, L OBP: 0.274, SLG: 0.364 (1, 8)			0-0 6-3	0-0 S 1B		0-0 WP 1B 2B				4	1	3	0	0	0	0
Dave Concepcion, R OBP: 0.291, SLG: 0.301 (1, 6)			0-0 P6	4-0 1-2 IBB		4-0 WP 1B IBB				2	1	0	0	2	1	1
Pat Zachry, R OBP: 0.250, SLG: 0.200 (1, 1)			0-0 6-3	0-3 K		0-3 K				1	0	0	0	0	0	0
Dale Murray, R (4, 1)										1	0	0	0	0	1	2
Mike Lum, L (6, PH)										1	0	0	0	0	1	2
Pedro Borbon, R (7, 1)										0	0	0	0	0	0	0
Rawly Eastwick, R (7, 1)										1	0	0	0	0	1	0


Inning Stats	R: 0	H: 0	E: 0	K: 1	S: 5	LOB: 0	BB: 0	P: 5	R: 0	H: 0	E: 0	K: 2	S: 6	LOB: 1	BB: 1	P: 10	R: 0	H: 0	E: 0	K: 0	S: 3	LOB: 0	BB: 0	P: 3	R: 4	H: 5	E: 0	K: 2	S: 12	LOB: 2	BB: 1	P: 16	R: 0	H: 1	E: 0	K: 0	S: 4	LOB: 1	BB: 0	P: 4	R: 3	H: 3	E: 0	K: 2	S: 10	LOB: 1	BB: 1	P: 14	R: 1	H: 1	E: 0	K: 0	S: 3	LOB: 0	BB: 1	P: 7	R: 0	H: 1	E: 0	K: 2	S: 7	LOB: 0	BB: 0	P: 7
--------------	------	------	------	------	------	--------	-------	------	------	------	------	------	------	--------	-------	-------	------	------	------	------	------	--------	-------	------	------	------	------	------	-------	--------	-------	-------	------	------	------	------	------	--------	-------	------	------	------	------	------	-------	--------	-------	-------	------	------	------	------	------	--------	-------	------	------	------	------	------	------	--------	-------	------

PITCHER	IP	WLS	BF	H	R	ER	SO	BB	IBB	HBP	BLK	WP	HR	S	P	ERA	WHIP
Craig Swan, R (1, 1)	4.0		19	6	4	4	5	1	1	0	0	0	1	27	35	9.00	1.750
Bob Apodaca, R (5, 1)	1.2	L	9	3	3	3	2	0	1	0	0	1	0	12	16	16.20	1.800
Bob Myrick, L (6, 1)	0.1		3	1	1	1	0	1	0	0	0	0	0	2	6	27.00	6.000
Skip Lockwood, R (7, 1)	2.0		5	1	0	0	2	0	0	0	0	0	0	9	9	0.00	0.500

BOTTOM

New York Mets @ Cincinnati Reds
 Riverfront Stadium, Cincinnati, OH
 Sat May 21 1977, 3:33 AM EDT
 Att. 34,406 - Unknown

AB	32
R	8
H	11
RBI	7
BB	4
SO	9
LOB	13



WP	HR	S	P	ERA	WHIP
1	1	7	36		

Batter	1	2	3	4	5	6	7	8	9	AB R H RBI BB SO LOB	TOP											
Lee Mazzilli, S (1, 8) OBP: 0.331, SLG: 0.283	0-0 3-1		0-0 G3			0-0 G3	0-0 F9			4 0 0 0 0 0 2												
Lenny Randle, S (1, 4) OBP: 0.463, SLG: 0.567	0-0 6-3			0-0 6-3		0-0 1B		4-0 S BB		3 0 1 0 1 0 0												
Bruce Boicclair, L (1, 7) OBP: 0.370, SLG: 0.375 Mike Vail, R (8, PH) OBP: 0.408, SLG: 0.465	0-0 F7			0-0 1B 1B		0-0 F7		0-0 1-2 1-3		3 1 1 0 0 0 1 1 0 0 0 0 0 1												
John Milner, L (1, 3) OBP: 0.310, SLG: 0.494		0-0 4-3		0-3 K		0-0 1B		0-0 F8		4 0 1 0 0 1 2												
Ed Kranepool, L (1, 9) OBP: 0.349, SLG: 0.545 Dave Kingman, R (8, PH) OBP: 0.281, SLG: 0.430		4-0 BB		0-0 1B		0-0 G3		0-0 5-3		2 0 1 1 1 0 2 1 0 0 0 0 0 1												
Jerry Grote, R (1, 2) OBP: 0.317, SLG: 0.278		0-3 K		0-0 4-3			0-0 6-3		0-3 K	4 0 0 0 0 2 2												
Roy Staiger, R (1, 5) OBP: 0.247, SLG: 0.333		0-0 F8			0-0 5-3		0-0 FC3-6 1B		0-0 5-3	4 0 1 0 0 0 1												
Bud Harrelson, S (1, 6) OBP: 0.215, SLG: 0.143			0-0 4-3		0-0 F7		0-0 FC3-6 1B		0-0 E5	4 0 1 0 0 0 0												
Jerry Koosman, R (1, 1) OBP: 0.120, SLG: 0.250 Bob Apodaca, R (5, 1)			0-3 K		0-3 K		0-0 FC3-6		0-0 1-3	2 0 0 0 0 2 0 0 0 0 0 0 0 0												
Mike Phillips, L (7, PH) OBP: 0.200, SLG: 0.238 Bob Myrick, R (7, 1)							1-2 2-3			1 0 0 0 0 0 2 0 0 0 0 0 0 0												
Joe Torre, R (9, PH) OBP: 0.182, SLG: 0.286										1 0 0 0 0 0 1												
Inning Stats	R: 0 E: 0 K: 0 S: 3	H: 0 LOB: 0 BB: 0 P: 3	R: 0 E: 0 K: 1 S: 5	H: 0 LOB: 1 BB: 1 P: 9	R: 0 E: 0 K: 1 S: 5	H: 0 LOB: 0 BB: 0 P: 5	R: 1 E: 0 K: 1 S: 7	H: 2 LOB: 1 BB: 0 P: 7	R: 0 E: 0 K: 1 S: 5	H: 0 LOB: 0 BB: 0 P: 5	R: 0 E: 0 K: 0 S: 5	H: 2 LOB: 2 BB: 0 P: 5	R: 0 E: 0 K: 0 S: 5	H: 2 LOB: 2 BB: 0 P: 5	R: 0 E: 0 K: 0 S: 3	H: 0 LOB: 1 BB: 1 P: 7	R: 0 E: 1 K: 1 S: 6	H: 0 LOB: 1 BB: 0 P: 6	1B: 6 2B: 0 3B: 0 HR: 0	SF: 0 SAC: 0 DP: 0 HBP: 0	WP: 0 PB: 0 SB: 1 CS: 0	PA: 36
PITCHER	IP WLS BF H R ER SO BB IBB HBP BLK WP HR S P ERA WHIP																					
Jack Billingham, R (1, 1) ERA: 3.92	7.0 W 29 6 1 1 4 2 0 0 0 0 0 0 35 43 1.29 1.143																					
Mike Caldwell, L (8, 1) ERA: 3.68	2.0 7 0 0 0 1 0 0 0 0 0 0 0 9 9 0.00 0.000																					

New York Mets @ Cincinnati Reds
Riverfront Stadium, Cincinnati, OH
Sun May 22 1977, 3:33 AM EDT
Unknown

livebaseballscorecards.com

AB	34
R	1
H	6
RBI	1
BB	2
SO	5
LOB	15



BOTTOM

New York Mets @ Cincinnati Reds
Riverfront Stadium, Cincinnati, OH
Sun May 22 1977, 3:33 AM EDT
Unknown

livebaseballscorecards.com

AB	32
R	8
H	7
RBI	7
BB	6
SO	5
LOB	18



WP	0	PA	38
PB	0		
SB	2		
CS	0		

Batter	1	2	3	4	5	6	7	8	9	AB	R	H	RBI	BB	SO	LOB
Pete Rose, S OBP: 0.407, SLG: 0.468 Doug Flynn, R OBP: 0.125, SLG: 0.200 (1, 5) (6, 5) (7, 4)	0-0 6-3	0-0 FC1-4 1B		0-0 FC6-4	0-0 F8			0-0 F5-3		4	0	0	0	0	0	5
Ken Griffey, L OBP: 0.380, SLG: 0.463 (1, 9)	0-0 4-3	0-0 1-3 1B			0-0 BB 2B			0-0 4-3		5	1	2	0	0	0	0
Joe Morgan, L OBP: 0.418, SLG: 0.432 Ray Knight, R OBP: 0.333, SLG: 0.500 (1, 4) (7, 5)	0-0 HR 1B	0-3 K			4-0 BB 1B BB			0-0 F8		3	2	1	0	1	1	2
George Foster, R OBP: 0.364, SLG: 0.447 (1, 8) (6, 7)	4-0 1-2 HR BB		0-0 5-3		4-0 1-2 2-3 1B BB			0-0 6-3		2	2	0	0	2	0	0
Johnny Bench, R OBP: 0.308, SLG: 0.527 Mike Lum, L OBP: 0.227, SLG: 0.250 (1, 7) (6, 3) (9, 3)	0-0 1-H 2-H HR		0-0 F7		4-0 1B E BB			0-0 1-3		3	2	1	4	1	0	0
Bob Bailey, R OBP: 0.320, SLG: 0.348 Cesar Geronimo, L OBP: 0.272, SLG: 0.361 (1, 3) (5, PR) (6, 8)	0-0 F8		0-0 5-3		0-0 E 1B			0-3 K		3	0	1	2	0	0	0
Dave Concepcion, R OBP: 0.290, SLG: 0.294 (1, 6)		0-0 E5 S 1B		0-0 F9	0-0 E1			4-0 1-3 3-H BB		3	1	0	0	1	0	1
Bill Plummer, R OBP: 0.273, SLG: 0.243 (1, 2)		0-3 K		4-0 FC1-6 BB	0-0 1-3			0-3 K		3	0	0	0	1	2	5
Jack Billingham, R OBP: 0.200, SLG: 0.200 Mike Caldwell, R OBP: 1.000, SLG: 2.000 (1, 1) (8, 1)		0-0 FC1-4 2-H 1B		0-0 FC1-6 FC6-4	0-3 K			0-0 F5-3 2B		3	0	1	1	0	1	4
										1	0	1	0	0	0	0

Inning Stats	R	H	E	K	S	P	BB	IBB	HBP	BLK	WP	HR	S	P	ERA	WHIP	
R: 3 E: 0 K: 0 S: 5	H: 2 LOB: 0 BB: 1 P: 9	R: 1 E: 1 K: 2 S: 10	H: 2 LOB: 2 BB: 0 P: 10	R: 0 E: 0 K: 0 S: 3	H: 0 LOB: 0 BB: 0 P: 3	R: 0 E: 0 K: 0 S: 3	H: 0 LOB: 1 BB: 1 P: 7	R: 4 E: 1 K: 1 S: 8	H: 2 LOB: 3 BB: 3 P: 20	R: 0 E: 0 K: 0 S: 3	H: 0 LOB: 0 BB: 0 P: 3	R: 0 E: 0 K: 2 S: 7	H: 0 LOB: 1 BB: 1 P: 11	R: 0 E: 0 K: 0 S: 3	H: 1 LOB: 0 BB: 0 P: 3	1B: 4 2B: 2 3B: 0 HR: 1	SF: 0 SAC: 0 DP: 0 HBP: 0

PITCHER	IP	WLS	BF	H	R	ER	SO	BB	IBB	HBP	BLK	WP	HR	S	P	ERA	WHIP
Jerry Koosman, L ERA: 2.84 (1, 1)	4.0	L	24	6	8	6	2	5	0	0	0	0	1	23	43	13.50	2.750
Bob Apodaca, R ERA: 3.86 (5, 1)	2.0		7	0	0	0	1	0	0	0	0	0	0	9	9	0.00	0.000
Bob Myrick, L ERA: 3.54 (7, 1)	2.0		7	1	0	0	2	1	0	0	0	0	0	10	14	0.00	1.000

Batter	1	2	3	4	5	6	7	8	9	10	11	AB R H RBI BB SO LOB	TOP					
Lenny Randle, S (1, 8) OBP: 0.444, SLG: 0.538 (7, 7)	0-0 1-3 1B		0-0 6-3			0-0 1-3 1B	0-0 5-3			0-0 4-3		5 0 1 0 0 0 1						
Felix Millan, R (1, 4) OBP: 0.250, SLG: 0.250	0-0 1-3 1-2		0-0 5-3			0-0 1B 1B	0-0 6-3			0-0 1B		5 0 2 0 0 0 2						
Mike Vail, R (1, 9) OBP: 0.389, SLG: 0.438 Jackson Todd, R (10, 1) OBP: 0.333, SLG: 0.333	0-0 P4			0-3 K		0-0 FC5-4 1B				0-0 6-3		5 0 1 0 0 1 2 0 0 0 0 0 0 0						
Dave Kingman, R (1, 7) OBP: 0.278, SLG: 0.429 (7, 3)	0-3 K			0-3 K		0-0 F7				0-0 P6		5 1 1 0 0 2 3						
John Stearns, R (1, 2) OBP: 0.364, SLG: 0.472		0-3 K		0-0 HR		0-0 FC5-4 1-2				0-0 F8		5 1 1 1 0 2 3						
Joe Torre, R (1, 3) OBP: 0.191, SLG: 0.311 Leo Foster, R (7, PR) OBP: 0.188, SLG: 0.133 (7, 6)		0-0 E6		0-0 6-3			0-0 2B 2B			0-0 6-3		3 0 1 0 0 0 0 0 1 0 0 0 0 0						
Bruce Boisclair, L (9, PH) OBP: 0.366, SLG: 0.370 Mike Phillips, L (9, 6) OBP: 0.212, SLG: 0.250		0-0 P4					0-0 E 2B 2B			0-0 P2		1 0 0 0 0 0 0 1 0 1 1 0 0 0						
Roy Staiger, R (1, 5) OBP: 0.244, SLG: 0.337		0-0 P4				0-3 K				0-0 4-3		5 1 1 1 0 1 2						
Bud Harrelson, S (1, 6) OBP: 0.211, SLG: 0.140 Jerry Grote, R (7, PH) OBP: 0.317, SLG: 0.278 Ed Kranepool, L (7, PH) OBP: 0.355, SLG: 0.559 Lee Mazzilli, S (7, PR) OBP: 0.327, SLG: 0.279 (7, 8)		0-3 K				0-0 5-3				0-3 K		2 0 0 0 0 1 1 0 0 0 0 0 0 0 1 0 1 1 0 0 0 2 0 0 0 0 1 1						
Nino Espinosa, R (1, 1) Skip Lockwood, R (6, 1) OBP: 0.500, SLG: 0.500 John Milner, L (10, PH) OBP: 0.307, SLG: 0.488 (10, 9)			0-3 K			0-0 F7				0-0 F7		2 0 0 0 0 1 0 1 0 0 0 0 0 1 1 0 0 0 0 0 0						
Inning Stats	R: 0 H: 1 E: 0 LOB: 1 K: 1 BB: 0 S: 6 P: 6	R: 0 H: 0 E: 1 LOB: 1 K: 2 BB: 0 S: 8 P: 8	R: 0 H: 0 E: 0 LOB: 0 K: 1 BB: 0 S: 5 P: 5	R: 1 H: 1 E: 0 LOB: 0 K: 2 BB: 0 S: 8 P: 8	R: 0 H: 0 E: 0 LOB: 0 K: 1 BB: 0 S: 5 P: 5	R: 0 H: 2 E: 0 LOB: 2 K: 0 BB: 0 S: 5 P: 5	R: 2 H: 3 E: 1 LOB: 1 K: 0 BB: 0 S: 6 P: 6	R: 0 H: 0 E: 0 LOB: 0 K: 0 BB: 0 S: 3 P: 3	R: 0 H: 0 E: 0 LOB: 0 K: 1 BB: 0 S: 5 P: 5	R: 0 H: 1 E: 0 LOB: 1 K: 0 BB: 0 S: 4 P: 4	R: 1 H: 2 E: 0 LOB: 1 K: 1 BB: 0 S: 7 P: 7	1B: 5 SF: 0 2B: 4 SAC: 0 3B: 0 DP: 0 HR: 1 HBP: 0	WP: 0 PA: 44 PB: 0 SB: 0 CS: 0					
PITCHER	IP WLS BF H R ER SO BB IBB HBP BLK WP HR S P ERA WHIP																	
Fred Norman, L (1, 1) ERA: 3.86	6.0	25	6	3	3	7	0	0	0	0	0	0	0	1	39	39	4.50	1.000
Dale Murray, R (7, 1) ERA: 6.35	1.0	4	1	0	0	0	0	0	0	0	0	0	0	0	4	4	0.00	1.000
Rawly Eastwick, R (8, 1) ERA: 1.76	2.0	6	0	0	0	1	0	0	0	0	0	0	0	0	8	8	0.00	0.000
Pedro Borbon, R (10, 1) ERA: 2.61	2.0	L 9	3	1	1	1	0	0	0	0	0	0	0	0	11	11	4.50	1.500

New York Mets @ Cincinnati Reds
Riverfront Stadium, Cincinnati, OH
Sun May 22 1977, 3:38 AM EDT
Att. 38,419 - Unknown

AB	44
R	4
H	10
RBI	4
BB	0
SO	9
LOB	16



1B	5	SF	0
2B	4	SAC	0
3B	0	DP	0
HR	1	HBP	0

BOTTOM

New York Mets @ Cincinnati Reds
Riverfront Stadium, Cincinnati, OH

Sun May 22 1977, 3:38 AM EDT
Att. 38,419 - Unknown

livebaseballscores.com

AB	40
R	3
H	10
RBI	3
BB	4
SO	7
LOB	22



WP:	0	PA:	48
PB:	1		
SB:	3		
CS:	1		

Batter	1	2	3	4	5	6	7	8	9	10	11	AB	R	H	RBI	BB	SO	LOB
Pete Rose, S OBP: 0.393, SLG: 0.449 (1, 5)	4-3		FC		F9		F8			F8	6-3	6	0	0	0	0	0	2
Ken Griffey, L OBP: 0.381, SLG: 0.461 (1, 9)	F7		F9			2B 1B		F7		1B		5	1	2	0	0	0	2
Joe Morgan, L OBP: 0.430, SLG: 0.480 (1, 4)	F8			HR		1B SF8 2B		PB S 1B		1B		5	2	4	1	0	0	0
Dan Driessen, L OBP: 0.354, SLG: 0.455 (1, 3)		K		E S CS 1B		1B IBB		F7		1B FC4 IBB		3	0	1	0	2	1	1
George Foster, R OBP: 0.365, SLG: 0.437 (1, 7)		HBP		1-3	P4	L5		IBB		P7		3	0	0	0	1	0	7
Cesar Geronimo, L OBP: 0.269, SLG: 0.355 (1, 8)		K		1-2	F8	PO 1B		P5		FC4		5	0	1	1	0	1	7
Dave Concepcion, R OBP: 0.293, SLG: 0.295 (1, 6)			P4	BB		SF8			K		S 1B	3	0	1	1	1	1	0
Bill Plummer, R OBP: 0.283, SLG: 0.256 (1, 2)							PO	P5			F2	2	0	1	0	0	0	0
Johnny Bench, R OBP: 0.301, SLG: 0.513 (6, PH) (7, 2)			FC3-6 1B	CS	4-3	1-2			K		1-2	3	0	0	0	0	1	1
Fred Norman, S OBP: 0.150, SLG: 0.150 (7, PH)												2	0	0	0	0	0	1
Dale Murray, R OBP: 0.143, SLG: 0.267 (7, PH)												0	0	0	0	0	0	0
Champ Summers, L OBP: 0.333, SLG: 0.333 (8, PH)												1	0	0	0	0	1	0
Ravily Eastwick, R OBP: 0.217, SLG: 0.238 (9, PH)												0	0	0	0	0	0	0
Mike Lum, L OBP: 0.090, SLG: 0.800 (10, PH)												0	0	0	0	0	0	0
Pedro Borbon, R OBP: 0.308, SLG: 0.333 (11, PH)												1	0	0	0	0	1	1

Inning Stats	R: 0	H: 0	R: 0	H: 0	R: 0	H: 1	R: 1	H: 2	R: 0	H: 0	R: 2	H: 3	R: 0	H: 0	R: 0	H: 1	R: 0	H: 2	R: 0	H: 1	R: 0	H: 0	R: 0	H: 2	R: 0	H: 1	1B:	SF:	2B:	SAC:	3B:	DP:	HR:	HBP:
	E: 0	LOB: 0	E: 0	LOB: 0	E: 0	LOB: 2	E: 0	LOB: 1	E: 0	LOB: 0	E: 0	LOB: 1	E: 0	LOB: 0	E: 0	LOB: 2	E: 0	LOB: 3	E: 0	LOB: 1	E: 0	LOB: 0	E: 0	LOB: 2	E: 0	LOB: 1	8	1	1	0	0	0	0	0
	K: 0	BB: 0	K: 2	BB: 0	K: 0	BB: 0	K: 0	BB: 1	K: 1	BB: 0	K: 0	BB: 1	K: 1	BB: 0	K: 0	BB: 1	K: 2	BB: 3	K: 0	BB: 1	K: 1	BB: 0	K: 2	BB: 0	K: 0	BB: 1	0	0	0	0	0	0	0	0
	S: 3	P: 3	S: 6	P: 7	S: 5	P: 5	S: 4	P: 8	S: 5	P: 5	S: 5	P: 9	S: 4	P: 8	S: 7	P: 7	S: 5	P: 9	S: 6	P: 6	S: 5	P: 6	S: 5	P: 9	S: 6	P: 6								

PITCHER	IP	WLS	BF	H	R	ER	SO	BB	IBB	HBP	BLK	WP	HR	S	P	ERA	WHIP
Nino Espinosa, R ERA: 4.17 (1, 1)	5.0		21	5	3	3	3	1	0	1	0	0	1	25	30	5.40	1.200
Skip Lockwood, R ERA: 3.66 (6, 1)	4.0		15	2	0	0	3	0	2	0	0	0	0	19	27	0.00	0.500
Jackson Todd, R ERA: 1.76 (10, 1)	2.0	W	10	3	0	0	1	0	1	0	0	0	0	11	15	0.00	1.500

Batter	1	2	3	4	5	6	7	8	9	AB	R	H	RBI	BB	SO	LOB	TOP										
Pete Rose, S (1, 5) OBP: 0.401, SLG: 0.473	0-0 G4-6-3 1B		0-0 G6-4-3 1-2f		4-0 1B BB		0-0 HR			3	1	2	1	1	0	1											
Ken Griffey, L (1, 9) OBP: 0.378, SLG: 0.456	0-0 G4-6-3 1-2f		0-0 F8		0-0 1B		0-0 F8			4	0	1	0	0	0	1											
Joe Morgan, L (1, 4) OBP: 0.426, SLG: 0.472	0-0 F2				0-0 F7		0-0 F7		0-0 S 1B	4	1	1	0	0	0	2											
Johnny Bench, R (1, 2) OBP: 0.307, SLG: 0.521		0-0 6-3			0-0 HR 2B		0-0 6-3		0-0 G5-4-3 1-H 1B	4	1	2	1	0	0	0											
George Foster, R (1, 8) OBP: 0.369, SLG: 0.482		0-0 HR			0-0 HR		0-3 K		0-0 G5-4-3 1-2f	4	2	2	3	0	1	1											
Bob Bailey, R (1, 7) OBP: 0.333, SLG: 0.357		0-3 K			0-0 5-3		0-0 1B		0-0 CS 1B	4	0	2	0	0	1	0											
Ed Arbrister, R (8, PR) OBP: 0.381, SLG: 0.556										0	0	0	0	0	0	0											
Dave Concepcion, R (1, 6) OBP: 0.305, SLG: 0.308		0-0 1B			0-0 CS 1B		0-3 K		0-0 CS	4	0	3	0	0	1	1											
Dan Driessen, L (1, 3) OBP: 0.343, SLG: 0.440		0-0 F8			0-0 CS 1-2		0-0 4-3		0-0 F7	4	0	0	0	0	0	2											
Tom Hume, R (1, 1) OBP: 0.308, SLG: 0.308			0-0 G6-4-3 1B				0-0 3-1		0-0 F9	0	0	0	0	0	0	0											
Woodie Fryman, R (1, 1) OBP: 0.308, SLG: 0.308									0-0 F9	1	0	1	0	0	0	0											
Champ Summers, L (5, PH) OBP: 0.153, SLG: 0.033										1	0	0	0	0	0	0											
Mike Caldwell, R (5, 1) OBP: 1.000, SLG: 2.000										1	0	0	0	0	0	0											
Ray Knight, R (7, PH) OBP: 0.286, SLG: 0.429										1	0	0	0	0	0	0											
Dale Murray, R (7, 1) OBP: 0.286, SLG: 0.429										0	0	0	0	0	0	0											
Doug Flynn, R (9, PH) OBP: 0.118, SLG: 0.188										1	0	0	0	0	0	0											
Inning Stats	R: 0 E: 0 K: 0 S: 3	H: 1 LOB: 0 BB: 0 P: 3	R: 1 E: 0 K: 1 S: 7	H: 2 LOB: 1 BB: 0 P: 7	R: 0 E: 0 K: 0 S: 3	H: 1 LOB: 0 BB: 0 P: 3	R: 2 E: 0 K: 0 S: 5	H: 3 LOB: 0 BB: 0 P: 5	R: 0 E: 0 K: 0 S: 4	H: 1 LOB: 2 BB: 1 P: 8	R: 0 E: 0 K: 2 S: 8	H: 1 LOB: 1 BB: 0 P: 8	R: 1 E: 0 K: 0 S: 4	H: 1 LOB: 0 BB: 0 P: 4	R: 1 E: 0 K: 0 S: 4	H: 3 LOB: 1 BB: 0 P: 4	R: 0 E: 0 K: 0 S: 3	H: 1 LOB: 0 BB: 0 P: 3	1B: 10 2B: 1 3B: 0 HR: 3	SF: 0 SAC: 0 DP: 4 HBP: 0	WP: 0 PB: 0 SB: 1 CS: 2	PA: 38					
PITCHER	IP	WLS	BF	H	R	ER	SO	BB	IBB	HBP	BLK	WP	HR	S	P	ERA	WHIP										
John Curtis, L (1, 1) ERA: 2.96	4.0		16	7	3	3	1	0	0	0	0	0	2	18	18	6.75	1.750										
Charlie Williams, R (5, 1) ERA: 3.65	3.0	W	14	4	2	2	2	1	0	0	0	0	1	17	21	6.00	1.667										
Randy Moffitt, R (8, 1) ERA: 1.59	1.0		4	3	0	0	0	0	0	0	0	0	0	4	4	0.00	3.000										
Gary Lavelle, L (9, 1) ERA: 0.59	1.0	S	2	0	0	0	0	0	0	0	0	0	0	2	2	0.00	0.000										

Cincinnati Reds @ San Francisco Giants
 Candlestick Park, San Francisco, CA
 Wed May 25 1977, 10:05 PM EDT
 Att. 7,041 - Unknown

AB	35
R	5
H	14
RBI	5
BB	1
SO	3
LOB	8



Batter	1	2	3	4	5	6	7	8	9	AB	R	H	RBI	BB	SO	LOB
Derrel Thomas, S OBP: 0.267, SLG: 0.238 (1, 4)	0-0 2B 1B	0-0 6-3		4-0 BB BB 1-2 BB		0-0 G3				4	1	2	0	0	0	2
Bill Madlock, R OBP: 0.358, SLG: 0.441 (1, 5)	0-0 2B 2B	0-0 WP 2B		0-0 F7		0-0 1B				3	1	2	1	1	0	1
Darrell Evans, L OBP: 0.380, SLG: 0.378 (1, 7)	0-0 HR 2B	0-0 F8		4-0 BB 1-2 2-3 BB		0-0 4-3				3	1	1	2	1	0	1
Terry Whitfield, L OBP: 0.351, SLG: 0.521 Charlie Williams, R Randy Moffitt, R Gary Lavelle, S (1, 9) (5, 1) (8, 1) (9, 1)	4-0 HR BB	0-0 WP		4-0 FC6-4 BB		0-0 F8				3	1	0	0	1	1	4
Willie McCovey, L OBP: 0.391, SLG: 0.485 (1, 3)	0-0 F8		0-3 K	0-0 FC6-4 BB		0-0 P6				4	0	0	0	0	2	2
Gary Thomasson, L OBP: 0.315, SLG: 0.423 (1, 8)	0-0 HR		0-3 K		0-0 4-3		0-3 K			4	1	1	3	0	0	0
Tim Foli, R OBP: 0.244, SLG: 0.358 (1, 6)	0-0 P6		0-0 4-3		0-0 P4			0-0 4-3		4	0	0	0	0	1	0
Marc Hill, R OBP: 0.264, SLG: 0.301 (1, 2)	0-3 K			0-0 F8		0-0 6-3		0-3 K		3	1	0	0	1	1	0
John Curtis, L OBP: 0.600, SLG: 1.000 Jack Clark, R OBP: 0.262, SLG: 0.258 (1, 1) (4, PH) (5, 9)	0-3 K			4-0 BB BB BB BB		0-0 F8		0-0 5-3		1	0	0	0	0	1	1
										1	0	0	0	1	0	0

Inning Stats	R: 5	H: 4	E: 0	LOB: 1	K: 2	BB: 1	S: 12	P: 16	R: 0	H: 1	E: 0	LOB: 0	K: 0	BB: 0	S: 3	P: 3	R: 0	H: 0	E: 0	LOB: 0	K: 2	BB: 0	S: 7	P: 7	R: 1	H: 0	E: 0	LOB: 3	K: 0	BB: 4	S: 3	P: 19	R: 0	H: 0	E: 0	LOB: 0	K: 0	BB: 0	S: 3	P: 3	R: 0	H: 1	E: 0	LOB: 1	K: 0	BB: 0	S: 4	P: 4	R: 0	H: 0	E: 0	LOB: 0	K: 1	BB: 0	S: 5	P: 5	R: 0	H: 0	E: 0	LOB: 0	K: 1	BB: 0	S: 5	P: 5
PITCHER	IP	WLS	BF	H	R	ER	SO	BB	IBB	HBP	BLK	WP	HR	S	P	ERA	WHIP																																															
Tom Hume, R ERA: 135.0 (1, 1)	0.1	L	6	4	5	5	0	1	0	0	0	0	1	5	9	135.00	15.000																																															
Woodie Fryman, L ERA: 5.77 (1, 1)	3.2		17	1	1	1	4	4	0	0	0	2	0	20	36	2.46	1.364																																															
Mike Caldwell, L ERA: 3.24 (5, 1)	2.0		7	1	0	0	0	0	0	0	0	0	0	7	7	0.00	0.500																																															
Dale Murray, R ERA: 5.66 (7, 1)	2.0		6	0	0	0	2	0	0	0	0	0	0	10	10	0.00	0.000																																															

BOTTOM

Cincinnati Reds @ San Francisco Giants
Candlestick Park, San Francisco, CA

Wed May 25 1977, 10:05 PM EDT
Att. 7,041 - Unknown

AB	31
R	6
H	6
RBI	6
BB	5
SO	6
LOB	11

WP: 2 PA: 36
PB: 0
SB: 0
CS: 0



1B	2B	3B	HR	SF	SAC	DP	HBP	WP	HR	S	P	ERA	WHIP
2	3	0	1	0	0	0	0	2	0	0	0		

Batter	1	2	3	4	5	6	7	8	9	AB R H RBI BB SO LOB	TOP											
Pete Rose, S (1, 5) OBP: 0.395, SLG: 0.461	0-0 3-1		0-0 4-3		0-0 6-3		0-0 F9	4-0 1-2 IBB		4 0 0 0 1 0 0												
Ken Griffey, L (1, 9) OBP: 0.373, SLG: 0.448	0-0 F7		0-3 K		0-0 2-3 1B		0-0 6-3	0-0 4-3		5 0 1 0 0 1 2												
Joe Morgan, L (1, 4) OBP: 0.431, SLG: 0.500	0-0 F7		0-0 HR		0-0 2-3 1B		0-0 S 1B		0-0 3-1	5 1 3 1 0 0 0												
Johnny Bench, R (1, 2) OBP: 0.303, SLG: 0.504		0-0 3-1	0-3 K		0-0 2-3		4-0 1-2 IBB		0-3 K	4 0 0 0 1 2 2												
Dan Driessen, L (1, 3) OBP: 0.353, SLG: 0.458		0-3 K		0-0 2B 1B		4-0 BB		0-0 4-3	0-0 3B	4 1 2 0 1 1 2												
George Foster, R (1, 7) OBP: 0.370, SLG: 0.486		0-0 HR 1B		0-0 4-3 1-H 2B		0-3 K		0-3 K	0-0 4-3	5 1 2 1 0 2 4												
Cesar Geronimo, L (1, 8) OBP: 0.276, SLG: 0.378		0-0 HR		0-0 4-3		0-0 6-3		4-0 1B E BB		3 2 1 2 1 0 1												
Dave Concepcion, R (1, 6) OBP: 0.310, SLG: 0.308		4-0 S BB		0-0 P4		0-0 F9		0-0 FC6-4 1B		3 0 1 0 1 0 1												
Gary Nolan, R (1, 1) OBP: 0.125, SLG: 0.125 Mike Caldwell, R (5, 1) OBP: 1.000, SLG: 2.000 Dale Murray, R (5, 1) Bob Bailey, R (8, PH) OBP: 0.343, SLG: 0.345 Ed Armbrister, R (8, PR) OBP: 0.381, SLG: 0.556 Pedro Borbon, R (8, 1) OBP: 0.600, SLG: 0.800		0-0 F8		0-0 6-3		0-0 6-3		0-0 FC6-4 S 1-2f 2-H		2 0 0 0 0 0 2 0 0 0 0 0 0 0 1 0 0 0 0 0 0 1 0 0 0 0 0 1 0 0 0 0 0 0 0 0 0 0 0 0 0 0												
Inning Stats	R: 0 E: 0 K: 0 S: 3	H: 0 LOB: 0 BB: 0 P: 3	R: 2 E: 0 K: 1 S: 7	H: 2 LOB: 1 BB: 1 P: 11	R: 1 E: 0 K: 2 S: 8	H: 1 LOB: 0 BB: 0 P: 8	R: 1 E: 0 K: 0 S: 5	H: 2 LOB: 1 BB: 0 P: 5	R: 0 E: 0 K: 1 S: 7	H: 2 LOB: 3 BB: 1 P: 11	R: 0 E: 0 K: 0 S: 4	H: 1 LOB: 2 BB: 1 P: 8	R: 1 E: 1 K: 1 S: 6	H: 1 LOB: 2 BB: 2 P: 14	R: 0 E: 0 K: 1 S: 6	H: 1 LOB: 1 BB: 0 P: 6	1B: 6 2B: 1 3B: 1 HR: 2	SF: 0 SAC: 0 DP: 0 HBP: 0	WP: 0 PB: 0 SB: 3 CS: 0	PA: 42		
PITCHER	IP WLS BF H R ER SO BB IBB HBP BLK WP HR S P ERA WHIP																					
John Montefusco, R (1, 1) ERA: 3.92	2.0		9 2 2 2 1 1 0 0 0 0 0 1 10 14 9.00 1.500																			
Terry Cornutt, R (3, 1) ERA: 3.6	2.0		9 3 2 2 2 0 0 0 0 0 0 1 13 13 9.00 1.500																			
Dave Heaverlo, R (5, 1) ERA: 1.56	2.0		9 2 0 0 1 1 0 0 0 0 0 0 10 14 0.00 1.500																			
Gary Lavelle, L (7, 1) ERA: 0.55	2.0	W	11 2 1 0 1 1 2 0 0 0 0 0 10 22 0.00 1.500																			
Randy Moffitt, R (9, 1) ERA: 1.5	1.0	S	4 1 0 0 1 0 0 0 0 0 0 0 6 6 0.00 1.000																			

Cincinnati Reds @ San Francisco Giants
 Candlestick Park, San Francisco, CA
 Thu May 26 1977, 10:05 PM EDT
 Att. 5,702 - Unknown

livebaseballscorecards.com

AB	37
R	5
H	10
RBI	4
BB	5
SO	6
LOB	15



Batter	1	2	3	4	5	6	7	8	9
Derrel Thomas, S OBP: 0.274, SLG: 0.246 (1, 4)	0-0 4-3 1B	0-0 F5		0-0 3-H 1B		0-0 6-3 1-2		0-0 SH1-4 1-2	
Bill Madlock, R OBP: 0.365, SLG: 0.445 (1, 5)	0-0 F9		0-0 F9 1B 2B	0-0 5-3 1-2		4-0 1B BB		4-0 FC9-6 IBB	
Darrell Evans, L OBP: 0.381, SLG: 0.379 (1, 7) (8, 3)	0-0 4-3 1-2		0-3 K		0-0 1B G1-2-3 1B	0-0 1-2 2-H 1B		0-0 FC9-6 1B	
Terry Whitfield, L OBP: 0.378, SLG: 0.539 (1, 9)	0-0 1B		0-0 F9		0-0 1-3 1B		0-0 2B SF9 1B	0-0 FC6-4 1B	
Willie McCovey, L OBP: 0.400, SLG: 0.496 Larry Herndon, R OBP: 0.250, SLG: 0.357 (1, 3) (7, PR) (8, 8)	0-0 F7		0-0 1B		4-0 IBB		0-0 SF9 1-3 2B	0-0 FC6-4	
Gary Thomasson, L OBP: 0.313, SLG: 0.410 (1, 8) (8, 7)		0-0 F5	0-0 4-3		0-3 K		4-0 G4-6-3 IBB		
Tim Foli, R OBP: 0.250, SLG: 0.377 (1, 6)		0-0 E SH3-4 2B		0-0 4-1 1B 2B	0-0 G1-2-3		0-0 SF9		
Marc Hill, R OBP: 0.264, SLG: 0.301 Mike Sadek, R OBP: 0.227, SLG: 0.220 (1, 2) (2, PH) (3, 2)		0-0 E3 SH3-4		0-0 4-1		0-0 2-3	0-0 G4-6-3		
John Montefusco, R OBP: 0.182, SLG: 0.286 Terry Corntutt, R OBP: 0.259, SLG: 0.255 Jack Clark, R OBP: 0.259, SLG: 0.255 Dave Heaverlo, R OBP: 0.259, SLG: 0.255 Rob Andrews, R OBP: 0.306, SLG: 0.247 Gary Lavelle, S OBP: 1.000, SLG: 1.000 Vic Harris, S OBP: 1.000, SLG: 1.000 Randy Moffitt, R OBP: 1.000, SLG: 1.000 (1, 1) (3, 1) (4, PH) (5, 1) (6, PH) (7, 1) (8, PH) (9, 1)		0-0 SH3-4		0-0 F3		4-0 1B BB		0-0 FC9-6 SH1-4 1B 1B	

AB	R	H	RBI	BB	SO	LOB
4	1	2	1	0	0	2
3	1	1	0	2	0	2
5	0	2	0	0	1	4
5	1	4	2	0	0	1
3	0	2	1	1	0	1
1	0	0	0	0	0	2
3	0	0	0	1	1	4
3	2	2	1	0	0	3
0	0	0	0	0	0	0
4	0	0	0	0	0	5
0	0	0	1	0	0	0
0	0	0	0	0	0	0
1	0	0	0	0	0	1
0	0	0	0	0	0	0
0	0	0	0	1	0	0
0	0	0	0	0	0	0
1	1	1	0	0	0	0
0	0	0	0	0	0	0

Inning Stats	R	H	E	K	S	H	LOB	BB	P
	1	2	0	5	5	1	1	0	5
	1	1	0	5	5	1	1	0	5
	1	2	0	7	7	1	1	0	7
	0	2	0	10	10	0	2	1	10
	0	1	0	11	11	0	2	2	11
	1	2	0	8	8	1	2	1	8
	1	2	0	9	9	1	2	1	9

1B	2B	3B	HR	SF	SAC	DP	HBP
10	4	0	0	1	2	2	0

BOTTOM

Cincinnati Reds @ San Francisco Giants
Candlestick Park, San Francisco, CA
Thu May 26 1977, 10:05 PM EDT
Att. 5,702 - Unknown

AB	33
R	6
H	14
RBI	6
BB	5
SO	2
LOB	25



WP	PA
0	41

PITCHER	IP	WLS	BF	H	R	ER	SO	BB	IBB	HBP	BLK	WP	HR	S	P	ERA	WHIP
Gary Nolan, R ERA: 2.74 (1, 1)	4.0		22	9	4	3	1	0	0	0	0	0	0	24	24	6.75	2.250
Mike Caldwell, L ERA: 3.18 (5, 1)	0.1		2	0	0	0	1	0	1	0	0	0	0	3	7	0.00	0.000
Dale Murray, R ERA: 5.4 (5, 1)	2.2		11	3	1	1	0	2	1	0	0	0	0	8	20	3.38	1.875
Pedro Borbon, R ERA: 2.81 (8, 1)	1.0	L	6	2	1	1	0	0	1	0	0	0	0	5	9	9.00	2.000

Batter	1	2	3	4	5	6	7	8	9	AB R H RBI BB SO LOB	TOP											
Pete Rose, S (1, 5) OBP: 0.396, SLG: 0.459	0-0 G3 1B		0-0 5-3		0-0 E 1B	0-0 F9			0-0 G3	5 1 2 0 0 0 0												
Ken Griffey, L (1, 9) OBP: 0.365, SLG: 0.437	0-0 G3 1-2		0-3 K		0-0 G3 1-2		0-0 F7			4 0 0 0 0 1 2												
Joe Morgan, L (1, 4) OBP: 0.439, SLG: 0.500	0-0 F7		4-0 FC5-4 BB		4-0 E BB		0-0 CS 1B			2 1 1 0 2 0 1												
Johnny Bench, R (1, 2) OBP: 0.294, SLG: 0.488	0-0 6-3		0-0 FC5-4 1-2f		0-0 E4 1-H 2-H		0-0 5-3 1-2			4 0 0 0 0 0 3												
George Foster, R (1, 7) OBP: 0.373, SLG: 0.503		0-0 5-3		0-0 HR		0-0 6-3		4-0 G6-4-3 BB		3 1 1 1 1 0 1												
Bob Bailey, R (1, 3) OBP: 0.371, SLG: 0.333		4-0 E 1B BB		4-0 G1-6-3 1B BB		4-0 BB		0-0 G6-4-3 1-2f		1 0 0 0 3 0 1												
Dave Concepcion, R (1, 6) OBP: 0.315, SLG: 0.313		0-0 E 1B		0-0 G1-6-3 1B		0-0 6-3		0-0 F8		4 0 2 0 0 0 2												
Cesar Geronimo, L (1, 8) OBP: 0.268, SLG: 0.366		0-0 L5 1-2 2-3		0-0 G1-6-3 1-2f 2-3		0-3 K		0-0 4-3		4 0 0 0 0 1 4												
Pat Zachry, R (1, 1) OBP: 0.235, SLG: 0.188		0-3 K		0-3 K		0-0 F6-3		0-0 P3		1 0 0 0 0 0 1 2												
Ed Armbrister, R (4, PH) OBP: 0.364, SLG: 0.526										1 0 0 0 0 0 1 1												
Dale Murray, R (4, 1)										0 0 0 0 0 0 0 0												
Doug Flynn, R (6, PH) OBP: 0.111, SLG: 0.176										1 0 0 0 0 0 0 0												
Rawly Eastwick, R (6, 1) OBP: 0.333, SLG: 0.333										0 0 0 0 0 0 0 0												
Mike Caldwell, R (8, 1) OBP: 1.000, SLG: 2.000										0 0 0 0 0 0 0 0												
Mike Lum, L (9, PH) OBP: 0.208, SLG: 0.227										1 0 0 0 0 0 0 0												
Inning Stats	R: 0 E: 0 K: 0 S: 4	H: 1 LOB: 1 BB: 0 P: 4	R: 0 E: 1 K: 1 S: 6	H: 1 LOB: 2 BB: 1 P: 10	R: 0 E: 0 K: 1 S: 5	H: 0 LOB: 1 BB: 1 P: 9	R: 1 E: 0 K: 1 S: 6	H: 2 LOB: 1 BB: 1 P: 10	R: 2 E: 1 K: 0 S: 5	H: 1 LOB: 2 BB: 2 P: 13	R: 0 E: 0 K: 1 S: 5	H: 0 LOB: 0 BB: 0 P: 5	R: 0 E: 0 K: 0 S: 3	H: 1 LOB: 0 BB: 0 P: 3	R: 0 E: 0 K: 0 S: 2	H: 0 LOB: 0 BB: 1 P: 6	R: 0 E: 0 K: 0 S: 3	H: 0 LOB: 0 BB: 0 P: 3	1B: 5 2B: 0 3B: 0 HR: 1	SF: 0 SAC: 0 DP: 2 HBP: 0	WP: 0 PB: 0 SB: 0 CS: 1	PA: 37
PITCHER	IP WLS BF H R ER SO BB IBB HBP BLK WP HR S P ERA WHIP																					
Tommy John, L (1, 1) ERA: 3.58	7.0 W 31 6 3 1 4 5 0 0 0 0 1 34 54 1.29 1.571																					
Charlie Hough, R (8, 1) ERA: 2.24	2.0 S 6 0 0 0 0 1 0 0 0 0 0 5 9 0.00 0.500																					

Cincinnati Reds @ Los Angeles Dodgers
Dodger Stadium, Los Angeles, CA
Fri May 27 1977, 7:05 PM PDT
Att: 53,055 - Unknown

livebaseballscorecards.com

AB	31
R	3
H	6
RBI	1
BB	6
SO	4
LOB	17



Batter	1	2	3	4	5	6	7	8	9
Davey Lopes, R OBP: 0.401, SLG: 0.453 (1, 4)	0-0 G4-3 1B	4-0 BB 2B BB		0-0 E3 FC1-5 E		0-0 E4 1B		0-0 1B 1B	
Bill Russell, R OBP: 0.287, SLG: 0.309 (1, 6)	0-0 G4-3 1-2f	4-0 BB 2B BB		0-0 FC1-5 CS		0-0 1B		0-0 F7	
Reggie Smith, S OBP: 0.441, SLG: 0.664 (1, 9)	0-0 1B 2B	0-0 1-H 2-H 2B		0-0 F7 1-2		0-0 F5		0-0 1B 1B	
Ron Cey, R OBP: 0.440, SLG: 0.632 (1, 5)	0-0 BB 1B 2-H	0-3 K			0-0 6-3	0-0 F9		0-0 1B 1B	
Steve Garvey, R OBP: 0.343, SLG: 0.492 (1, 3)	0-0 BB		0-0 HR		0-0 3-1		0-0 FC6-4 1B	0-0 1B	
Ed Goodson, L OBP: 0.154, SLG: 0.083 (7, PR)	1-2 1B							1-2 2-H 1B	
Lee Lacy, R OBP: 0.333, SLG: 0.520 (8, PH)									
John Hale, L OBP: 0.371, SLG: 0.387 (9, 8)									
Rick Monday, L OBP: 0.380, SLG: 0.478 (1, 8)	4-0 FC6-4 1-2 2-3 BB		0-0 G3		4-0 BB BB		0-0 FC6-4-5 1B	0-0 1-3 2-H 2B 1B	
Dusty Baker Jr., R OBP: 0.390, SLG: 0.530 (1, 7)	0-0 FC6-4 1-2f		0-0 HR		4-0 BB	4-0 BB	0-0 FC6-4-5 BB	0-0 PB 1B 2B	
Steve Yeager, R OBP: 0.370, SLG: 0.477 (1, 2)		0-0 F7	0-0 5-3		0-0 P3		4-0 BB	0-0 2-H 1B	
Tommy John, R OBP: 0.150, SLG: 0.150 (1, 1)		0-0 5-3	0-0 5-3			0-0 5-3	0-0 F5	0-0 F5	
Boog Powell, L OBP: 0.357, SLG: 0.308 (7, PH)									
Charlie Hough, R OBP: 0.167, SLG: 0.364 (8, 1)									

Inning Stats	R: 1	H: 4	E: 0	K: 0	S: 6	LOB: 3	BB: 1	P: 10
	R: 2	H: 1	E: 0	K: 1	S: 6	LOB: 1	BB: 2	P: 14
	R: 2	H: 2	E: 0	K: 0	S: 5	LOB: 0	BB: 0	P: 5
	R: 0	H: 0	E: 2	K: 0	S: 3	LOB: 0	BB: 0	P: 3
	R: 0	H: 0	E: 0	K: 0	S: 3	LOB: 2	BB: 2	P: 11
	R: 0	H: 1	E: 1	K: 0	S: 5	LOB: 2	BB: 0	P: 5
	R: 0	H: 2	E: 0	K: 0	S: 4	LOB: 2	BB: 1	P: 8
	R: 5	H: 7	E: 0	K: 0	S: 9	LOB: 1	BB: 0	P: 9

PITCHER	IP	WLS	BF	H	R	ER	SO	BB	IBB	HBP	BLK	WP	HR	S	P	ERA	WHIP
Pat Zachry, R ERA: 5.76 (1, 1)	3.0	L	18	7	5	5	1	3	0	0	0	0	2	17	29	15.00	3.333
Dale Murray, R ERA: 4.94 (4, 1)	2.0		8	0	0	0	0	2	0	0	0	0	0	6	14	0.00	1.000
Rawly Eastwick, R ERA: 2.45 (6, 1)	2.1		14	6	3	3	0	1	0	0	0	0	0	13	17	11.57	3.000
Mike Caldwell, L ERA: 4.08 (8, 1)	0.2		5	4	2	2	0	0	0	0	0	0	0	5	5	27.00	6.000

BOTTOM

Cincinnati Reds @ Los Angeles Dodgers
Dodger Stadium, Los Angeles, CA

Fri May 27 1977, 7:05 PM PDT
Att. 53,055 - Unknown

AB	R	H	RBI	BB	SO	LOB
4	2	2	0	1	0	0
4	1	1	0	1	0	3
5	2	3	2	0	0	3
5	1	2	2	0	1	3
4	1	3	1	0	0	0
0	0	0	0	0	0	0
1	0	1	1	0	0	0
0	0	0	0	0	0	0
3	1	2	1	2	0	0
4	2	2	2	1	0	5
4	0	1	1	1	0	2
3	0	0	0	0	0	0
1	0	0	0	0	0	2
1	0	0	0	0	0	1

AB	39
R	10
H	17
RBI	10
BB	6
SO	1
LOB	19

WP: 0 PA: 45
PB: 1
SB: 0
CS: 1



1B	2B	3B	HR	SF	SAC	DP	HBP
12	3	0	2	0	2	0	0

Batter	1	2	3	4	5	6	7	8	9	AB R H RBI BB SO LOB	TOP	
Pete Rose, S (1, 5) OBP: 0.396, SLG: 0.463 Doug Flynn, R (9, 5) OBP: 0.111, SLG: 0.176	0-0 G3	0-0 HR 1B		0-0 F2			0-0 4-3		0-0 2B	5 1 2 2 0 0 0 0 0 0 0 0 0 0		
Ken Griffey, L (1, 9) OBP: 0.360, SLG: 0.448	0-0 5-3	0-0 HR		0-3 K			0-0 L6		0-3 K	5 1 1 2 0 2 2		
Joe Morgan, L (1, 4) OBP: 0.438, SLG: 0.493	0-0 E S 1B	4-0 S BB			0-3 K		0-0 F6		0-0 F2	4 0 1 0 1 1 2		
Johnny Bench, R (1, 2) OBP: 0.286, SLG: 0.473 Bill Plummer, R (9, 2) OBP: 0.283, SLG: 0.256	0-3 K 1-3	0-3 K 1-2			0-0 L7			0-3 K		4 0 0 0 0 3 2 0 0 0 0 0 0 0		
Dan Driessen, L (1, 3) OBP: 0.357, SLG: 0.460		0-0 G3	0-0 F8		0-0 1B			0-0 1B		4 0 2 0 0 0 0		
George Foster, R (1, 7) OBP: 0.376, SLG: 0.543		0-0 HR	0-0 HR		0-3 K			0-3 K		4 2 2 2 0 2 2		
Cesar Geronimo, L (1, 8) OBP: 0.275, SLG: 0.370		0-0 SH5-4 1B 1B	0-0 3-1			0-0 CS 1B		0-3 K		4 1 2 0 0 1 1		
Dave Concepcion, R (1, 6) OBP: 0.313, SLG: 0.312		0-0 SH5-4 1B 1B	0-0 5-3			0-0 4-3			0-0 F8	4 1 1 0 0 0 1		
Jack Billingham, R (1, 1) OBP: 0.185, SLG: 0.185 Pedro Borbon, R (8, 1) OBP: 0.667, SLG: 0.833		0-0 SH5-4	0-3 K			0-0 4-3			0-0 2B 1B	2 0 0 0 0 1 0 1 0 1 0 0 0 0		
Inning Stats	R: 0 E: 0 K: 1 S: 6 H: 1 LOB: 1 BB: 0 P: 6	R: 5 E: 0 K: 1 S: 10 H: 5 LOB: 1 BB: 1 P: 14	R: 1 E: 0 K: 0 S: 4 H: 1 LOB: 0 BB: 0 P: 4	R: 0 E: 0 K: 2 S: 7 H: 0 LOB: 0 BB: 0 P: 7	R: 0 E: 0 K: 2 S: 8 H: 1 LOB: 1 BB: 0 P: 8	R: 0 E: 0 K: 0 S: 3 H: 1 LOB: 0 BB: 0 P: 3	R: 0 E: 0 K: 0 S: 3 H: 0 LOB: 0 BB: 0 P: 3	R: 0 E: 0 K: 3 S: 10 H: 1 LOB: 1 BB: 0 P: 10	R: 0 E: 0 K: 1 S: 7 H: 2 LOB: 2 BB: 0 P: 7	1B: 8 2B: 1 3B: 0 HR: 3 SF: 0 SAC: 1 DP: 0 HBP: 0	WP: 0 PB: 0 SB: 2 CS: 1 PA: 39	
PITCHER	IP WLS BF H R ER SO BB IBB HBP BLK WP HR S P ERA WHIP											
Don Sutton, R (1, 1) ERA: 3.29	3.0 L 17 7 6 6 2 1 0 0 0 0 0 3 20 24 18.00 2.667											
Al Downing, L (4, 1) ERA: 5.08	1.2 6 1 0 0 3 0 0 0 0 0 0 0 12 12 0.00 0.600											
Elias Sosa, R (5, 1) ERA: 6.1	0.1 1 0 0 0 1 0 0 0 0 0 0 0 3 3 0.00 0.000											
Mike Garman, R (6, 1) ERA: 2.51	2.0 6 1 0 0 0 0 0 0 0 0 0 0 6 6 0.00 0.500											
Stan Wall, L (8, 1) ERA: 3.55	2.0 9 3 0 0 4 0 0 0 0 0 0 0 0 17 17 0.00 1.500											

Cincinnati Reds @ Los Angeles Dodgers
Dodger Stadium, Los Angeles, CA
 Sat May 28 1977, 3:33 AM PDT
 Att: 52,636 - Unknown

AB	37
R	6
H	12
RBI	6
BB	1
SO	10
LOB	10



Batter	1	2	3	4	5	6	7	8	9	AB	R	H	RBI	BB	SO	LOB
Davey Lopes, R OBP: 0.393, SLG: 0.442 (1, 4)	F8		L6		F5		F9			4	0	0	0	0	0	1
Bill Russell, R OBP: 0.282, SLG: 0.303 (1, 6)	L7			3-1		F8		P4		4	0	0	0	0	0	0
Reggie Smith, S OBP: 0.437, SLG: 0.651 (1, 9)	F8			2B G3 BB		E5 WP		P2		3	1	0	0	1	0	0
Ron Cey, R OBP: 0.447, SLG: 0.639 (1, 5)		F8		G3 1-3 2B		G6-4-3 1-2 BB		FC6-4 1B		3	0	2	0	1	0	0
Ed Goodson, L OBP: 0.118, SLG: 0.063 (1, 3)		G3		G3		G6-4-3		FC6-4		4	0	0	1	0	0	4
Rick Monday, L OBP: 0.383, SLG: 0.475 (1, 8)			BB BB BB	4-0 BB		6-3		F7		3	0	1	0	1	0	1
Dusty Baker Jr., R OBP: 0.386, SLG: 0.542 (1, 7)		F8				5-3		HR		4	1	1	1	0	0	2
Steve Yeager, R OBP: 0.367, SLG: 0.492 (1, 2)				4-3		HR		K		4	1	1	1	0	1	1
Don Sutton, R John Hall, L Al Downing, R Elias Sosa, R Manny Mota, R Mike Garman, R Boog Powell, L Ted Martinez, R Stan Wahi, L Steve Garvey, R				4-3		F9		BB		0	0	0	0	0	0	0

BOTTOM

Cincinnati Reds @ Los Angeles Dodgers
 Dodger Stadium, Los Angeles, CA
 Sat May 28 1977, 3:33 AM PDT
 Att. 52,636 - Unknown

livebaseballscorecards.com

AB	32
R	3
H	5
RBI	3
BB	4
SO	1
LOB	10



Inning Stats	R: 0	H: 0	E: 0	LOB: 0	K: 0	S: 3	P: 3	R: 0	H: 0	E: 0	LOB: 1	K: 0	S: 3	P: 7	R: 0	H: 0	E: 0	LOB: 0	K: 0	S: 3	R: 1	H: 1	E: 0	LOB: 1	K: 0	S: 4	R: 1	H: 1	E: 0	LOB: 0	K: 0	S: 4	R: 0	H: 0	E: 1	LOB: 1	K: 0	S: 3	R: 1	H: 1	E: 0	LOB: 1	K: 1	S: 6	R: 0	H: 1	E: 0	LOB: 1	K: 0	S: 4	R: 0	H: 1	E: 0	LOB: 1	K: 0	S: 4	R: 0	H: 1	E: 0	LOB: 1	K: 0	S: 4	1B: 2	SF: 0	2B: 1	SAC: 0	3B: 0	DP: 1	HR: 2	HBP: 0	WP: 1	PA: 36	PB: 0	SB: 0	CS: 0
--------------	------	------	------	--------	------	------	------	------	------	------	--------	------	------	------	------	------	------	--------	------	------	------	------	------	--------	------	------	------	------	------	--------	------	------	------	------	------	--------	------	------	------	------	------	--------	------	------	------	------	------	--------	------	------	------	------	------	--------	------	------	------	------	------	--------	------	------	-------	-------	-------	--------	-------	-------	-------	--------	-------	--------	-------	-------	-------

PITCHER	IP	WLS	BF	H	R	ER	SO	BB	IBB	HBP	BLK	WP	HR	S	P	ERA	WHIP
Jack Billingham, R ERA: 3.91 (1, 1)	7.0	W	28	3	3	3	1	4	0	0	0	1	2	26	42	3.86	1.000
Pedro Borbon, R ERA: 2.65 (8, 1)	2.0	S	8	2	0	0	0	0	0	0	0	0	0	8	8	0.00	1.000

Batter	1	2	3	4	5	6	7	8	9	AB R H RBI BB SO LOB	TOP									
Pete Rose, S (1, 5) OBP: 0.401, SLG: 0.470 Doug Flynn, R (9, 5) OBP: 0.111, SLG: 0.176	0-0 1B HR 1B	4-0 HR BB		0-3 K			0-0 2B		0-0 6-3	4 2 2 0 1 1 1 0 0 0 0 0 0 0										
Ken Griffey, L (1, 9) OBP: 0.366, SLG: 0.469	0-0 1B HR 1B	0-0 HR 1B			0-0 1B		0-0 6-3		0-3 K	5 2 3 2 0 1 1										
Joe Morgan, L (1, 4) OBP: 0.442, SLG: 0.511	4-0 1B HR BB	0-0 F3			0-0 F8		4-0 BB		0-0 HR	3 2 1 1 2 0 1										
Johnny Bench, R (1, 2) OBP: 0.283, SLG: 0.485	0-0 HR 1-H 2-H 3-H		0-0 5-3		0-0 F8		0-0 P4		0-0 5-3	5 1 1 4 0 0 3										
Dan Driessen, L (1, 3) OBP: 0.347, SLG: 0.445	0-0 F8		0-0 F5		0-0 4-3			0-0 G3		4 0 0 0 0 0 1										
George Foster, R (1, 7) OBP: 0.373, SLG: 0.555	0-0 P6		0-3 K		0-3 K			0-0 HR		4 1 1 1 0 2 0										
Cesar Geronimo, L (1, 8) OBP: 0.281, SLG: 0.374	0-0 P5			0-0 SH1-4 1B		0-0 F9		0-0 1B		4 0 2 0 0 0 0										
Dave Concepcion, R (1, 6) OBP: 0.306, SLG: 0.304		0-0 F7		0-0 F7		0-0 6-3		0-0 F9		4 0 0 0 0 0 2										
Fred Norman, S (1, 1) OBP: 0.130, SLG: 0.130		0-3 K		0-0 SH1-4		0-0 4-3		0-0 2-3		3 0 0 0 0 1 1										
Inning Stats	R: 4 E: 0 K: 0 S: 6	H: 3 LOB: 0 BB: 1 P: 10	R: 2 E: 0 K: 1 S: 6	H: 1 LOB: 0 BB: 1 P: 10	R: 0 E: 0 K: 1 S: 5	H: 0 LOB: 0 BB: 0 P: 5	R: 0 E: 0 K: 1 S: 6	H: 1 LOB: 1 BB: 0 P: 6	R: 0 E: 0 K: 0 S: 4	H: 0 LOB: 0 BB: 0 P: 5	R: 0 E: 0 K: 0 S: 4	H: 1 LOB: 2 BB: 1 P: 8	R: 1 E: 0 K: 0 S: 5	H: 2 LOB: 1 BB: 0 P: 5	R: 1 E: 0 K: 1 S: 6	H: 1 LOB: 0 BB: 0 P: 6	1B: 5 2B: 1 3B: 0 HR: 4	SF: 0 SAC: 1 DP: 0 HBP: 0	WP: 0 PB: 0 SB: 0 CS: 0	PA: 40
PITCHER	IP WLS BF H R ER SO BB IBB HBP BLK WP HR S P ERA WHIP																			
Rick Rhoden, R (1, 1) ERA: 4.5	6.2 L 30 7 6 6 4 3 0 0 0 0 0 2 35 47 8.10 1.500																			
Elias Sosa, R (7, 1) ERA: 5.91	0.1 1 0 0 0 0 0 0 0 0 0 0 0 1 1 0.00 0.000																			
Stan Wall, L (8, 1) ERA: 4.3	2.0 9 3 2 2 1 0 0 0 0 0 0 2 11 11 9.00 1.500																			

Cincinnati Reds @ Los Angeles Dodgers
 Dodger Stadium, Los Angeles, CA
 Sun May 29 1977, 3:33 AM PDT
 Att: 52,889 - Unknown

AB	36
R	8
H	10
RBI	8
BB	3
SO	5
LOB	10



Batter	1	2	3	4	5	6	7	8	9	AB R H RBI BB SO LOB
Davey Lopes, R OBP: 0.388, SLG: 0.435 (1, 4)	0-0 5-3		0-0 F9		0-0 1B			0-3 K	0-0 L7	5 0 1 0 0 1 1
Bill Russell, R OBP: 0.281, SLG: 0.302 (1, 6)	0-0 F9			0-0 1B		0-0 F8		0-0 6-3		4 0 1 0 0 0 0
Reggie Smith, S OBP: 0.433, SLG: 0.638 (1, 9)	0-3 K			0-0 P4		0-3 K		4-0 BB 2B		3 1 0 0 1 2 1
Ron Cey, R OBP: 0.453, SLG: 0.638 (1, 5)		0-0 5-3		0-0 1B		4-0 FC6-4 BB		4-0 2B 1-2 BB		2 0 1 0 2 0 0
Steve Garvey, R OBP: 0.345, SLG: 0.495 (1, 3)		0-0		0-0		0-0		0-0		4 0 2 1 0 0 3
Ted Martinez, R OBP: 0.350, SLG: 0.550 (8, PR)		FC1-6 1B		F7		FC6-4		1-3 2-H 2B		0 0 0 0 0 0 0
Ed Goodson, L OBP: 0.118, SLG: 0.063 (9, 3)						1-2f				0 0 0 0 0 0 0
Rick Monday, L OBP: 0.375, SLG: 0.464 (1, 8)		0-0 FC1-6		0-0 4-3			0-0 4-3	0-3 K		4 0 0 0 0 1 5
Dusty Baker Jr., R OBP: 0.389, SLG: 0.541 (1, 7)		0-3 K			0-0 F7		0-0 1B		0-0 1B	4 0 2 0 0 1 1
Steve Yeager, R OBP: 0.357, SLG: 0.478 (1, 2)			0-0 6-3		0-0 P6		0-0 P4		0-0 F8	4 0 0 0 0 0 2
Rick Rhoden, R OBP: 0.208, SLG: 0.250 (1, 1)			0-0 6-3		0-0		0-0 L4		0-0 F3	2 0 1 0 0 0 0
Elias Sosa, R (7, 1)					1B					0 0 0 0 0 0 0
Manny Mota, R OBP: 0.429, SLG: 0.400 (7, PH)										1 0 0 0 0 0 1
Stan Wall, L (8, 1)										0 0 0 0 0 0 0
Lee Lacy, R OBP: 0.327, SLG: 0.510 (9, PH)										1 0 0 0 0 0 1

Inning Stats	R: 0	H: 0	E: 0	K: 1	S: 5	R: 0	H: 1	E: 0	K: 1	S: 6	R: 0	H: 0	E: 0	K: 0	S: 3	R: 0	H: 2	E: 0	K: 0	S: 5	R: 0	H: 2	E: 0	K: 0	S: 4	R: 0	H: 0	E: 0	K: 1	S: 5	R: 0	H: 1	E: 0	K: 0	S: 4	R: 1	H: 1	E: 0	K: 2	S: 8	R: 0	H: 1	E: 0	K: 0	S: 4	R: 0	H: 1	E: 0	K: 0	S: 4	1B: 7	SF: 0	2B: 1	SAC: 0	3B: 0	DP: 0	HR: 0	HBP: 0	WP: 0	PA: 37
PITCHER Fred Norman, L ERA: 3.45 (1, 1)	IP	WLS	BF	H	R	ER	SO	BB	IBB	HBP	BLK	WP	HR	S	P	ERA	WHIP																	IP	WLS	BF	H	R	ER	SO	BB	IBB	HBP	BLK	WP	HR	S	P	ERA	WHIP										


BOTTOM

Cincinnati Reds @ Los Angeles Dodgers
Dodger Stadium, Los Angeles, CA

Sun May 29 1977, 3:33 AM PDT
Att. 52,889 - Unknown

livebaseballscores.com

AB 34
R 1
H 8
RBI 1
BB 3
SO 5
LOB 15



Batter	1	2	3	4	5	6	7	8	9	AB R H RBI BB SO LOB	TOP																
Jerry Royster, R (1, 6) OBP: 0.303, SLG: 0.273	4-0 L7-4 S BB			x 0-0 F8		x 0-0 2B		0-3 K		3 1 1 0 1 1 1																	
Darrel Chaney, S (1, 4) OBP: 0.277, SLG: 0.323	0-3 K 1-2		x 0-0 4-3		x 0-0 2B		0-0 G4-6-3		4 0 1 1 0 1 2																		
Willie Montanez, L (1, 3) OBP: 0.296, SLG: 0.415	x 0-0 L7-4 2-3		x 0-0 5-3		x 0-0 1-3			x 0-0 F5	4 0 0 0 0 0 2																		
Jeff Burroughs, R (1, 9) OBP: 0.387, SLG: 0.525		x 0-0 G3		x 0-0 5-3		x 0-0 F8		x 0-0 4-3	4 0 0 0 0 0 1																		
Gary Matthews, R (1, 7) OBP: 0.369, SLG: 0.485		x 0-0 CS 1B		BBB 4-0 S 3B		x 0-0 F7		x 0-0 F5-3	3 1 1 0 1 0 1																		
Vic Correll, R (1, 2) OBP: 0.370, SLG: 0.516		x 0-0 F7		SSS 0-3 K		x 0-0 6-3			3 0 0 0 0 1 2																		
Don Collins, R (7, 1)									0 0 0 0 0 0 0																		
Rick Camp, R (8, 1)									0 0 0 0 0 0 0																		
Buzz Capra, R (8, 1)									0 0 0 0 0 0 0																		
Junior Moore, R (1, 5) OBP: 0.342, SLG: 0.358			x 0-0 F9		x 0-0 1B 3B		x 0-0 G3		3 1 1 1 0 0 0																		
Barry Bonnell, R (1, 8) OBP: 0.481, SLG: 0.465			x 0-0 5-3		x 0-0 1B		SSS 0-3 K		3 0 1 1 0 1 0																		
Andy Messersmith, R (1, 1) OBP: 0.158, SLG: 0.167			x 0-0 P6		x 0-0 P3			BBB 4-0 BB	2 0 0 0 0 0 1																		
Biff Pocaroba, S (7, 2) OBP: 0.359, SLG: 0.473									0 0 0 0 1 0 0																		
Inning Stats	R: 0 E: 0 K: 1 S: 4	H: 0 LOB: 0 BB: 1 P: 8	R: 0 E: 0 K: 0 S: 3	H: 1 LOB: 0 BB: 0 P: 3	R: 0 E: 0 K: 0 S: 3	H: 0 LOB: 0 BB: 0 P: 3	R: 0 E: 0 K: 0 S: 3	H: 0 LOB: 0 BB: 0 P: 3	R: 2 E: 0 K: 1 S: 7	H: 2 LOB: 1 BB: 1 P: 11	R: 1 E: 0 K: 0 S: 5	H: 2 LOB: 1 BB: 0 P: 5	R: 0 E: 0 K: 1 S: 5	H: 0 LOB: 0 BB: 0 P: 5	R: 0 E: 0 K: 1 S: 4	H: 0 LOB: 0 BB: 1 P: 8	R: 0 E: 0 K: 0 S: 3	H: 0 LOB: 0 BB: 0 P: 3	1B: 2 2B: 3 3B: 1 HR: 0	SF: 0 SAC: 0 DP: 2 HBP: 0	WP: 0 PB: 0 SB: 2 CS: 1	PA: 32					
PITCHER	IP WLS BF H R ER SO BB IBB HBP BLK WP HR S P ERA WHIP																										
Tom Hume, R (1, 1) ERA: 11.37	6.0		23	5	3	3	2	2	0	0	0	0	0	25	33	4.50	1.167										
Dale Murray, R (7, 1) ERA: 4.56	2.0	W	6	0	0	0	2	1	0	0	0	0	0	9	13	0.00	0.500										
Rawly Eastwick, R (9, 1) ERA: 2.38	1.0		3	0	0	0	0	0	0	0	0	0	0	3	3	0.00	0.000										

Atlanta Braves @ Cincinnati Reds
Riverfront Stadium, Cincinnati, OH
Mon May 30 1977, 7:05 PM EDT
Att. 20,585 - Unknown

livebaseballscorecards.com

AB 29
R 3
H 5
RBI 3
BB 3
SO 4
LOB 10



Batter	1	2	3	4	5	6	7	8	9
Pete Rose, S OBP: 0.411, SLG: 0.471 Rawly Eastwick, R OBP: 0.333, SLG: 0.333	4-0 FC6-4-5 1B S BB	0-3 K		4-0 BB		1-0 HBP		0-0 3B 1B	
Ken Griffey, L OBP: 0.372, SLG: 0.484	0-0 FC6-4-5 1-3 1B		0-0 S 2B 1B	0-0 F8		0-0 F7		0-0 1-H 2-H 1B 3B	
Joe Morgan, L OBP: 0.435, SLG: 0.500	0-3 K 1-2		0-3 K 1-2		0-0 F7		0-0 G3	0-0 3-H 1B	
Johnny Bench, R OBP: 0.275, SLG: 0.471 Bill Plummer, R OBP: 0.277, SLG: 0.250	0-0 FC6-4-5 1B 2-3 3-H		0-0 P6		0-0 F8		0-0 6-3	0-0 F8	
Dan Driessen, L OBP: 0.351, SLG: 0.455	0-0 1-3 1B		0-0 2-H 2B		0-0 F9		0-0 4-3		
George Foster, R OBP: 0.376, SLG: 0.570	0-3 K		0-3 K			0-0 HR		4-0 SH1-4 FC6-2 BB BB	
Cesar Geronimo, L OBP: 0.293, SLG: 0.387		0-3 K		0-0 F9 2B		0-0 E S 1B		4-0 FC6-2 SH1-4 1B BB	
Dave Concepcion, R OBP: 0.306, SLG: 0.304		0-0 SH3-4 1B		0-0 F9 2-3		0-0 F8 1-3		0-0 SH1-4 1-2 2-3	
Tom Hume, R Mike Lum, L Dale Murray, R Bob Bailey, R Ed Armbrister, R Doug Flynn, R		0-0 SH3-4 1-2		0-0 6-3		0-3 K		0-0 FC6-2 1B 3B 2-3 3-H	

Inning Stats	R: 1	H: 2	E: 0	K: 2	S: 9	LOB: 2	BB: 1	P: 13
	R: 0	H: 1	E: 0	K: 2	S: 8	LOB: 1	BB: 0	P: 8
	R: 1	H: 2	E: 0	K: 2	S: 9	LOB: 1	BB: 0	P: 9
	R: 0	H: 1	E: 0	K: 0	S: 4	LOB: 2	BB: 1	P: 8
	R: 0	H: 0	E: 0	K: 0	S: 3	LOB: 0	BB: 0	P: 3
	R: 1	H: 2	E: 0	K: 1	S: 7	LOB: 2	BB: 0	P: 8
	R: 0	H: 0	E: 0	K: 0	S: 3	LOB: 0	BB: 0	P: 3
	R: 4	H: 3	E: 0	K: 0	S: 6	LOB: 1	BB: 2	P: 14

PITCHER	IP	WLS	BF	H	R	ER	SO	BB	IBB	HBP	BLK	WP	HR	S	P	ERA	WHIP
Andy Messersmith, R ERA: 3.86	(1, 1)	6.0	29	8	3	3	7	2	0	1	0	0	1	40	49	4.50	1.667
Don Collins, L ERA: 5.95	(7, 1)	1.0	5	0	2	2	0	2	0	0	0	0	0	3	11	18.00	2.000
Rick Camp, R ERA: 3.72	(8, 1)	0.2	5	3	2	2	0	0	0	0	0	0	0	5	5	27.00	4.500
Buzz Capra, R ERA: 7.32	(8, 1)	0.1	1	0	0	0	0	0	0	0	0	0	0	1	1	0.00	0.000

BOTTOM

AB	R	H	RBI	BB	SO	LOB
2	2	1	1	2	1	1
0	0	0	0	0	0	0
5	2	3	2	0	0	4
5	0	1	1	0	2	3
4	0	0	1	0	0	2
1	0	0	0	0	0	1
4	0	2	1	0	0	0
3	1	1	1	1	2	3
3	1	2	0	1	1	0
3	0	1	0	0	0	2
1	0	0	0	0	0	1
1	0	0	0	0	1	1
0	0	0	0	0	0	0
1	0	0	0	0	0	2
0	1	0	0	0	0	0
0	0	0	0	0	0	0

AB 33
R 7
H 11
RBI 7
BB 4
SO 7
LOB 20



Atlanta Braves @ Cincinnati Reds
Riverfront Stadium, Cincinnati, OH
 Mon May 30 1977, 7:05 PM EDT
 Att. 20,585 - Unknown

WP: 0	PA: 40
PB: 0	
SB: 4	
CS: 0	

Batter	1	2	3	4	5	6	7	8	9	AB R H RBI BB SO LOB	TOP																	
Jerry Royster, R (1, 6) OBP: 0.315, SLG: 0.284	0-0 6-3 S 1B		0-0 1B G6-4-3 2B		4-0 S BB		4-0 S 1B BB		0-0 G4-6-3 1-2f	3 2 2 0 2 0 1																		
Darrel Chaney, S (1, 4) OBP: 0.286, SLG: 0.318	0-3 K 1-2		0-0 G6-4-3 1B		0-0 F8 1-2		4-0 G6-3 1B BB		0-0 G3	4 0 1 0 1 1 3																		
Willie Montanez, L (1, 3) OBP: 0.294, SLG: 0.408	0-0 6-3 2-3		0-0 G6-4-3 1-2f		0-3 K 1-2		0-0 G6-3 1B		1-2 2-H 1B	4 0 1 1 0 1 3																		
Jeff Burroughs, R (1, 9) OBP: 0.385, SLG: 0.517	4-0 BB		0-0 6-3		0-0 F7 1-2f 2-3		0-0 G6-3 1-2f 2-3		0-0 G6-3	3 0 0 0 1 0 2																		
Gary Matthews, R (1, 7) OBP: 0.366, SLG: 0.478	0-3 K			0-0 1B 1B		0-0 F3		0-0 3-1		4 0 1 0 0 1 3																		
Biff Pocoroba, S (1, 2) OBP: 0.364, SLG: 0.474		0-0 F7		0-0 F9		0-0 1B 1B		0-0 G1-6-3 1B		4 1 2 0 0 0 1																		
Junior Moore, R (1, 5) OBP: 0.355, SLG: 0.381		0-0 2B		0-0 G6-4-3 1B		0-0 1B 1B		0-0 G1-6-3 1-2f		4 0 3 0 0 0 1																		
Barry Bonnell, R (1, 8) OBP: 0.471, SLG: 0.453		0-0 6-3		0-0 G6-4-3 1-2f		0-0 1B 1-3 2-H		0-0 5-3		4 0 1 1 0 0 3																		
Phil Niekro, R (1, 1) OBP: 0.207, SLG: 0.179		0-3 K			0-0 F7		0-3 K		4-0 G4-6-3 BB	3 0 0 0 0 2 3																		
Dave Campbell, R (8, 1)										0 0 0 0 0 0 0																		
Joe Nolan, L (9, PH) OBP: 0.455, SLG: 0.500										0 0 0 0 1 0 0																		
Pat Rockett, R (9, PR) OBP: 0.323, SLG: 0.295										0 0 0 0 0 0 0																		
Inning Stats	R: 0 E: 0 K: 2 S: 8	H: 1 LOB: 2 BB: 1 P: 12	R: 0 E: 0 K: 1 S: 6	H: 1 LOB: 1 BB: 0 P: 6	R: 1 E: 0 K: 0 S: 4	H: 2 LOB: 0 BB: 0 P: 4	R: 0 E: 0 K: 0 S: 4	H: 2 LOB: 1 BB: 0 P: 4	R: 0 E: 0 K: 1 S: 5	H: 0 LOB: 1 BB: 1 P: 9	R: 1 E: 0 K: 1 S: 8	H: 3 LOB: 2 BB: 0 P: 8	R: 1 E: 0 K: 0 S: 3	H: 1 LOB: 1 BB: 2 P: 11	R: 0 E: 0 K: 0 S: 3	H: 1 LOB: 0 BB: 0 P: 3	R: 0 E: 0 K: 0 S: 2	H: 0 LOB: 1 BB: 1 P: 6	1B: 9 2B: 2 3B: 0 HR: 0	SF: 0 SAC: 0 DP: 5 HBP: 0	WP: 0 PB: 0 SB: 3 CS: 0	PA: 38						
PITCHER	IP WLS BF H R ER SO BB IBB HBP BLK WP HR S P ERA WHIP																											
Gary Nolan, R (1, 1) ERA: 3.1	6.0		30	10	3	3	5	4	0	0	0	0	0	0	36	52	4.50	2.333										
Pedro Borbon, R (7, 1) ERA: 2.57	1.0		2	0	0	0	0	0	0	0	0	0	0	2	2	0.00	0.000											
Dale Murray, R (8, 1) ERA: 4.23	2.0	W	6	1	0	0	0	1	0	0	0	0	0	5	9	0.00	1.000											

Atlanta Braves @ Cincinnati Reds
Riverfront Stadium, Cincinnati, OH
Tue May 31 1977, 7:05 PM EDT
Att. 18,587 - Unknown

livebaseballscorecards.com

AB	33
R	3
H	11
RBI	2
BB	5
SO	5
LOB	20



Batter	1	2	3	4	5	6	7	8	9	AB	R	H	RBI	BB	SO	LOB
Pete Rose, S OBP: 0.408, SLG: 0.462 (1, 5) X	0-0 F7		4-0 BB			0-0 6-3	0-0 6-3			3	0	0	0	1	0	1
Ken Griffey, L OBP: 0.375, SLG: 0.481 (1, 9) B B B B	4-0 G4 BB		0-0 4-3			0-0 F7		0-0 WP S 1B		3	1	1	0	1	0	2
Joe Morgan, L OBP: 0.437, SLG: 0.497 (1, 4) X	0-0 G4 1-2f				0-0 P4	0-0 1B 1B		4-0 1-3 1B BB		3	1	1	0	1	0	1
Johnny Bench, R OBP: 0.275, SLG: 0.465 (1, 2)		0-0 P4		0-3 K		0-0 1-2 1B		0-0 1-3		4	0	1	0	0	1	2
Dan Driessen, L OBP: 0.348, SLG: 0.444 (1, 3) X		0-0 F2		0-0 F7		0-0 F4		4-0 1B 1B IBB		3	1	0	0	1	0	2
George Foster, R OBP: 0.373, SLG: 0.568 (1, 7)		0-3 K			0-0 4-3 SF8 2B		0-3 K	0-0 P6		4	1	1	0	0	2	3
Cesar Geronimo, L OBP: 0.305, SLG: 0.414 (1, 8) B B B B			4-0 S BB		0-0 4-3		0-0 HR	0-0 1-3 2-H 3-H 1B		3	1	2	3	1	0	1
Dave Concepcion, R OBP: 0.305, SLG: 0.305 (1, 6) X			0-0 F7 1-2		0-0 SF8		0-0 1-3	0-0 1-2 1B		3	0	1	2	0	0	1
Gary Nolan, R OBP: 0.100, SLG: 0.100 (1, 1) X			0-0 F9		0-0 F8		0-0 2B	0-3 K		2	0	0	0	0	0	1
Pedro Borbon, R OBP: 0.667, SLG: 0.833 (7, 1)										0	0	0	0	0	0	0
Champ Summers, L OBP: 0.188, SLG: 0.438 (7, PH)										1	0	1	0	0	0	0
Dale Murray, R (8, 1)										1	0	0	0	0	1	2
Inning Stats	R: 0 H: 0 E: 0 K: 0 S: 2	R: 0 H: 0 E: 0 K: 1 S: 5	R: 0 H: 0 E: 0 K: 0 S: 3	R: 0 H: 0 E: 0 K: 1 S: 5	R: 1 H: 1 E: 0 K: 0 S: 4	R: 0 H: 2 E: 0 K: 1 S: 5	R: 1 H: 2 E: 0 K: 1 S: 7	R: 3 H: 3 E: 0 K: 1 S: 8		1B: 5 2B: 2 3B: 0 HR: 1	SF: 1 SAC: 0 DP: 1 HBP: 0	WP: 1 PB: 0 SB: 2 CS: 0	PA: 36			
PITCHER Phil Niekro, R ERA: 5.86 (1, 1)	IP: 7.2 WLS: L BF: 35 H: 8 R: 5 ER: 5 SO: 3 BB: 4 IBB: 1 HBP: 0 BLK: 0 WP: 1 HR: 1 S: 36 P: 56 ERA: 5.87 WHIP: 1.565															
Dave Campbell, R ERA: 2.4 (8, 1)	IP: 0.1 WLS: L BF: 1 H: 0 R: 0 ER: 0 SO: 1 BB: 0 IBB: 0 HBP: 0 BLK: 0 WP: 0 HR: 0 S: 3 P: 3 ERA: 0.00 WHIP: 0.000															

BOTTOM

Atlanta Braves @ Cincinnati Reds
Riverfront Stadium, Cincinnati, OH
Tue May 31 1977, 7:05 PM EDT
Att. 18,587 - Unknown

livebaseballscorecards.com

AB	30
R	5
H	8
RBI	5
BB	5
SO	4
LOB	16



Batter	1	2	3	4	5	6	7	8	9	AB R H RBI BB SO LOB	TOP
Jerry Royster, R (1, 6) OBP: 0.318, SLG: 0.285	4-0 G4-6-3 BB BB	0-0 FC4-6 1-2f			0-0 G6-4-3 S 1B		0-0 L3			3 0 1 0 1 0 2	
Darrel Chaney, S (1, 4) OBP: 0.297, SLG: 0.309	4-0 G4-6-3 BB 1-2		0-3 K		4-0 G6-4-3 BB 1-2			0-0 F9		2 0 0 0 2 1 0	
Willie Montanez, L (1, 3) OBP: 0.283, SLG: 0.392	0-0 G4-6-3 1-2f 2-3		0-0 F7		0-0 G6-4-3 1-2f 2-3			0-0 G3		4 0 0 0 0 0 4	
Jeff Burroughs, R (1, 9) OBP: 0.382, SLG: 0.527	0-3 K		0-0 HR		0-0 F9			0-0 1-3		4 1 1 1 0 1 2	
Gary Matthews, R (1, 7) OBP: 0.357, SLG: 0.465		0-3 K	0-0 1-3		0-0 5-3			0-0 6-3		4 0 0 0 0 1 0	
Biff Pocoroba, S (1, 2) OBP: 0.368, SLG: 0.466		0-0 P6		4-0 FC1-4 BB		4-0 L1-3 BB		0-0 F8		2 0 0 0 2 0 0	
Junior Moore, R (1, 5) OBP: 0.352, SLG: 0.376		0-0 BB 1B 1B		0-3 K		0-0 L1-3 1-2		0-0 F9		4 1 1 0 0 1 2	
Barry Bonnell, R (1, 8) OBP: 0.466, SLG: 0.442		4-0 1B BB 1-2		0-0 FC1-4 1-2f		0-0 F3				2 0 0 0 1 0 1	
Jamie Easterly, L (1, 1) OBP: 0.286, SLG: 0.429		0-0 FC4-6 1-3 2-H 1B		0-0 G3		0-3 K				2 0 1 1 0 0 1	
Tom Paciorek, R (7, PH) OBP: 0.276, SLG: 0.375										1 0 0 0 0 1 0	
Don Collins, R (7, 1)										0 0 0 0 0 0 0	
Inning Stats	R: 0 H: 0 E: 0 LOB: 1 K: 1 BB: 2 S: 4 P: 12	R: 1 H: 2 E: 0 LOB: 2 K: 1 BB: 1 S: 7 P: 11	R: 1 H: 1 E: 0 LOB: 0 K: 1 BB: 0 S: 6 P: 6	R: 0 H: 0 E: 0 LOB: 1 K: 1 BB: 1 S: 5 P: 9	R: 0 H: 1 E: 0 LOB: 1 K: 0 BB: 1 S: 3 P: 7	R: 0 H: 0 E: 0 LOB: 0 K: 0 BB: 1 S: 2 P: 6	R: 0 H: 0 E: 0 LOB: 0 K: 1 BB: 0 S: 5 P: 5	R: 0 H: 0 E: 0 LOB: 0 K: 0 BB: 0 S: 3 P: 3	R: 0 H: 0 E: 0 LOB: 0 K: 0 BB: 0 S: 3 P: 3	1B: 3 SF: 0 2B: 1 SAC: 0 3B: 0 DP: 3 HR: 1 HBP: 0	WP: 0 PA: 34 PB: 0 SB: 1 CS: 0
PITCHER Pat Zachry, R (1, 1) ERA: 5.23	IP WLS BF H R ER SO BB IBB HBP BLK WP HR S P ERA WHIP										
	9.0 W 34 4 2 2 5 6 0 0 0 0 1 38 62 2.00 1.111										

Atlanta Braves @ Cincinnati Reds
Riverfront Stadium, Cincinnati, OH
Wed Jun 01 1977, 7:05 PM EDT
Att. 18,604 - Unknown

livebaseballscorecards.com

AB 28
R 2
H 4
RBI 2
BB 6
SO 5
LOB 12



Batter	1	2	3	4	5	6	7	8	9	AB	R	H	RBI	BB	SO	LOB
Pete Rose, S (1, 5) OBP: 0.410, SLG: 0.463 Doug Flynn, R (9, 5) OBP: 0.111, SLG: 0.176	0-0 4-3		0-0 1B 4-3 1B		0-0 5-3		0-0 G4-6-3 1B			4	1	2	0	0	0	0
Ken Griffey, L (1, 9) OBP: 0.373, SLG: 0.476	0-3 K		0-0 1-3 E 1B		0-0 F8		0-0 G4-6-3 1-2f			4	0	1	0	0	1	1
Joe Morgan, L (1, 4) OBP: 0.428, SLG: 0.484	0-3 K		0-0 1-3 3-H		0-0 4-3		0-0 F9			4	0	0	1	0	1	1
Johnny Bench, R (1, 2) OBP: 0.268, SLG: 0.452		0-3 K	0-0 F5		0-0 F7		0-0 F7			4	0	0	0	0	1	1
George Foster, R (1, 7) OBP: 0.381, SLG: 0.567		1-0 1B HBP		0-0 4-3 1B		4-0 2B BB		0-3 K		2	3	1	0	1	1	0
Dave Concepcion, R (1, 6) OBP: 0.309, SLG: 0.315		0-0 1-3 1B		0-0 1-2 4-3		0-0 1-H 2B		0-3 K		4	1	2	1	0	1	1
Dan Driessen, L (1, 3) OBP: 0.348, SLG: 0.442		0-0 1-H 3-H 1B		0-0 2-3 4-3		0-3 K				3	0	1	2	0	1	2
Cesar Geronimo, L (1, 8) OBP: 0.312, SLG: 0.415		0-0 G6-4-3 1-2f		0-0 3-H 1B		4-0 IBB				2	0	1	1	1	0	1
Pat Zachry, R (1, 1) OBP: 0.200, SLG: 0.158		0-3 K	0-3 K		0-0 6-3		0-3 K			3	0	0	0	0	2	3

BOTTOM

Atlanta Braves @ Cincinnati Reds
Riverfront Stadium, Cincinnati, OH
Wed Jun 01 1977, 7:05 PM EDT
Att. 18,604 - Unknown

AB	30
R	5
H	8
RBI	5
BB	2
SO	8
LOB	10



Inning Stats	R: 0	H: 0	E: 0	K: 2	S: 7	R: 2	H: 2	E: 0	K: 1	S: 6	R: 1	H: 2	E: 1	K: 1	S: 7	R: 1	H: 2	E: 0	K: 0	S: 5	R: 0	H: 0	E: 0	K: 0	S: 3	R: 1	H: 1	E: 0	K: 2	S: 8	R: 0	H: 1	E: 0	K: 0	S: 3	R: 0	H: 0	E: 0	K: 2	S: 7	R: 0	H: 0	E: 0	K: 2	S: 7	1B: 7	2B: 1	3B: 0	HR: 0	SF: 0	SAC: 0	DP: 2	HBP: 1	WP: 0	PB: 0	SB: 1	CS: 0	PA: 33
--------------	------	------	------	------	------	------	------	------	------	------	------	------	------	------	------	------	------	------	------	------	------	------	------	------	------	------	------	------	------	------	------	------	------	------	------	------	------	------	------	------	------	------	------	------	------	-------	-------	-------	-------	-------	--------	-------	--------	-------	-------	-------	-------	--------

PITCHER	IP	WLS	BF	H	R	ER	SO	BB	IBB	HBP	BLK	WP	HR	S	P	ERA	WHIP
Jamie Easterly, L (1, 1) ERA: 5.33	6.0	L	27	7	5	5	6	1	1	1	0	0	0	36	45	7.50	1.333
Don Collins, L (7, 1) ERA: 5.4	2.0		6	1	0	0	2	0	0	0	0	0	0	10	10	0.00	0.500

Batter	1	2	3	4	5	6	7	8	9	10	11	AB R H RBI BB SO LOB	TOP					
Cesar Cedeno, R (1, 8) OBP: 0.320, SLG: 0.275 Ken Forsch, R (11, 1)	0-0 2-3 ①		0-0 F7 ②			0-3 K ②		0-0 F4-6-3 ②③		4-0 IBB ②	0-0 F9 ③	5 0 0 0 1 1 4 0 0 0 0 0 0 0						
Julio Gonzalez, R (1, 6) OBP: 0.289, SLG: 0.328	0-0 6-3 ②		0-0 FC6 ③			0-0 6-3 ③			0-0 6-3 ①	0-0 P3 ②		5 0 0 0 0 0 3						
Jose Cruz, L (1, 9) OBP: 0.317, SLG: 0.392	0-0 1-3 ③			0-0 G1 ①			0-0 4-3 ①		0-0 1B HR 1B ②	0-0 FC5 ③		5 1 1 0 0 0 2						
Joe Ferguson, R (1, 2) OBP: 0.391, SLG: 0.497 Ed Herrmann, L (8, 2) OBP: 0.200, SLG: 0.167		0-0 F7 ①		0-0 P4 ②		0-0 F6 ②			0-0 1B HR 1B ②		0-0 G3 ①	3 0 0 0 0 0 0 2 1 1 0 0 0 0						
Bob Watson, R (1, 3) OBP: 0.362, SLG: 0.466		0-0 BB 1B ②		0-0 6-3 ③		0-0 2B ③			0-0 1B HR ②		0-0 1B 2B 1B ②	5 2 4 3 0 0 0						
Willie Crawford, L (1, 7) OBP: 0.326, SLG: 0.325 Joe Sambito, L (7, 1) OBP: 0.500, SLG: 0.500 Ken Boswell, L (8, PH) OBP: 0.375, SLG: 0.324 Gene Pentz, R (8, 1) Art Gardner, L (11, PH) OBP: 0.162, SLG: 0.139 (11, 8)		4-0 G5-4-3 BB ②③			0-0 G3 ①		0-0 4-3 ③		0-0 F9 ②		0-0 F9 ②	2 0 0 0 1 0 1 0 0 0 0 0 0 0 1 0 0 0 0 0 0 0 0 0 0 0 0 0 1 0 0 0 0 0 1						
Enos Cabell, R (1, 5) OBP: 0.308, SLG: 0.416		0-0 G5-4-3 ②③			0-0 G6-4-3 1B ②③			0-0 5-3 ①	0-0 G3 ③		0-0 1B 2B 1B ②	5 1 2 0 0 0 2						
Art Howe, R (1, 4) OBP: 0.345, SLG: 0.450			0-0 6-3 ①		0-0 G6-4-3 ②③			0-0 2B ②		0-0 FC5 2B ①	0-0 1B 2B ②	5 1 3 2 0 0 1						
Floyd Bannister, L (1, 1) OBP: 0.143, SLG: 0.143 Cliff Johnson, R (7, 7) OBP: 0.407, SLG: 0.597			0-0 FC6 1B ②			0-0 F7 ①		4-0 F4-6-3 BB ②		0-0 6-3 ①	0-0 2-H 1B ②	2 0 1 0 0 0 0 2 0 1 1 1 0 1						
Inning Stats	R: 0 H: 0 E: 0 LOB: 0 K: 0 BB: 0 S: 3 P: 3	R: 0 H: 1 E: 0 LOB: 1 K: 0 BB: 1 S: 3 P: 7	R: 0 H: 1 E: 0 LOB: 1 K: 0 BB: 0 S: 4 P: 4	R: 0 H: 0 E: 0 LOB: 0 K: 0 BB: 0 S: 3 P: 3	R: 0 H: 1 E: 0 LOB: 0 K: 0 BB: 0 S: 3 P: 3	R: 0 H: 0 E: 0 LOB: 0 K: 1 BB: 0 S: 5 P: 5	R: 0 H: 1 E: 0 LOB: 1 K: 0 BB: 0 S: 4 P: 4	R: 0 H: 1 E: 0 LOB: 1 K: 0 BB: 1 S: 3 P: 7	R: 3 H: 3 E: 0 LOB: 0 K: 0 BB: 0 S: 6 P: 6	R: 0 H: 1 E: 0 LOB: 2 K: 0 BB: 1 S: 4 P: 8	R: 3 H: 4 E: 0 LOB: 1 K: 0 BB: 0 S: 7 P: 7	1B: 8 SF: 0 2B: 4 SAC: 0 3B: 0 DP: 3 HR: 1 HBP: 0	WP: 0 PA: 46 PB: 0 SB: 0 CS: 0					
PITCHER	IP WLS BF H R ER SO BB IBB HBP BLK WP HR S P ERA WHIP																	
Jack Billingham, R (1, 1) ERA: 3.72	8.1		31	7	2	2	1	2	0	0	0	0	0	0	31	39	2.16	1.080
Rawly Eastwick, R (9, 1) ERA: 2.55	1.1		7	2	1	1	0	0	1	0	0	0	0	1	6	10	6.75	1.500
Woodie Fryman, L (10, 1) ERA: 5.73	0.1		1	0	0	0	0	0	0	0	0	0	0	1	1	0.00	0.000	
Dale Murray, R (11, 1) ERA: 5.02	1.0	L	7	4	3	3	0	0	0	0	0	0	0	7	7	27.00	4.000	

Houston Astros @ Cincinnati Reds
Riverfront Stadium, Cincinnati, OH
Thu Jun 02 1977, 7:05 PM EDT
Att. 23,503 - Unknown

livebaseballscorecards.com

AB	43
R	6
H	13
RBI	6
BB	3
SO	1
LOB	15



Batter	1	2	3	4	5	6	7	8	9	10	11	AB R H RBI BB SO LOB	
Pete Rose, S (1, 5) OBP: 0.410, SLG: 0.459 Ray Knight, R (9, 5) OBP: 0.250, SLG: 0.375	0-0 F9	4-0 WP BB		0-0 F9		0-0 1-3		0-0 PB 1B		0-0 F9		4 0 1 1 1 0 1 1 0 0 0 0 0 1	
Ken Griffey, L (1, 9) OBP: 0.367, SLG: 0.464	0-0 F9	0-3 K			0-3 K		0-0 P5	0-0 4-3		4-0 S IBB		5 0 0 0 1 2 3	
Joe Morgan, L (1, 4) OBP: 0.439, SLG: 0.497 Doug Flynn, R (8, 4) OBP: 0.100, SLG: 0.158	0-0 S 1B			4-0 F9 S BB		0-0 S 1B 2B		4-0 CS BB		0-0 F6-3	0-3 K	2 1 2 0 2 0 0 2 0 0 0 0 1 2	
George Foster, R (1, 7) OBP: 0.385, SLG: 0.560	4-0 BB			0-3 K		0-3 K		4-0 2B BB		0-0 1-3		4 1 1 0 2 2 2	
Dave Concepcion, R (1, 6) OBP: 0.321, SLG: 0.345	0-3 K			0-0 F9		0-0 S 1B		0-0 1-3 2B		0-0 3B		6 0 4 1 0 1 3	
Dan Driessen, L (1, 3) OBP: 0.354, SLG: 0.437		0-3 K		4-0 BB		0-0 6-3		0-0 3-1		4-0 IBB		4 0 1 1 2 1 3	
Bill Plummer, R (1, 2) OBP: 0.275, SLG: 0.250 Mike Lum, L (9, PH) OBP: 0.192, SLG: 0.208 Johnny Bench, R (10, 2) OBP: 0.266, SLG: 0.449		0-0 6-3		0-0 F8			0-0 6-3		0-0 4-3 1B	0-3 K		4 1 1 0 0 0 2 1 0 0 0 0 1 2 1 0 0 0 0 0 2	
Cesar Geronimo, L (1, 8) OBP: 0.307, SLG: 0.401		4-0 2B BB			0-3 K		0-0 F7		0-3 K		0-0 P6	0-0 G3	5 1 0 0 1 2 3
Jack Billingham, R (1, 1) OBP: 0.226, SLG: 0.258 Rawly Eastwick, R (9, 1) OBP: 0.333, SLG: 0.333 Woodie Fryman, R (10, 1) OBP: 0.306, SLG: 0.308 Champ Summers, L (10, PH) OBP: 0.235, SLG: 0.438 Ed Ambrosier, R (10, PR) OBP: 0.364, SLG: 0.526 Dale Murray, R (11, 1)		0-0 WP 2B			0-3 K		0-0 1B		0-0 4-3		4-0 F9 S BB		4 0 2 1 0 1 1 0 0 0 0 0 0 0 0 0 0 0 0 0 0 0 0 0 0 0 1 0 0 0 0 0 0 0 0 0 0 0 0 0 0 0 0 0 0

Inning Stats	R: 0	H: 1	E: 0	K: 1	S: 6	P: 10	R: 1	H: 1	E: 0	K: 2	S: 8	P: 16	R: 0	H: 0	E: 0	K: 1	S: 5	P: 13	R: 0	H: 0	E: 0	K: 2	S: 7	P: 7	R: 1	H: 2	E: 0	K: 2	S: 9	P: 9	R: 0	H: 1	E: 0	K: 0	S: 4	P: 4	R: 0	H: 1	E: 0	K: 0	S: 3	P: 11	R: 1	H: 2	E: 1	K: 1	S: 7	P: 7	R: 0	H: 1	E: 0	K: 1	S: 6	P: 10	R: 0	H: 0	E: 0	K: 1	S: 5	P: 13	R: 1	H: 3	E: 0	K: 0	S: 5	P: 5
1B: 8	SF: 0	2B: 3	SAC: 0	3B: 1	DP: 1	HR: 0	HBP: 0	WP: 1	PA: 53	PB: 1	SB: 6	CS: 1																																																						

PITCHER	IP	WLS	BF	H	R	ER	SO	BB	IBB	HBP	BLK	WP	HR	S	P	ERA	WHIP
Floyd Bannister, L (1, 1) ERA: 6.65	6.2		32	6	2	2	8	7	0	0	0	1	0	41	69	2.70	1.950
Joe Sambito, L (7, 1) ERA: 2.15	1.1		6	2	1	0	1	0	0	0	0	0	0	8	8	0.00	1.500
Gene Pentz, R (9, 1) ERA: 1.59	2.0	W	10	1	0	0	2	1	2	0	0	0	0	11	23	0.00	1.000
Ken Forsch, R (11, 1) ERA: 3.53	1.0	S	5	3	1	1	0	0	0	0	0	0	0	5	5	9.00	3.000

BOTTOM

Houston Astros @ Cincinnati Reds
Riverfront Stadium, Cincinnati, OH
Thu Jun 02 1977, 7:05 PM EDT
Att. 23,503 - Unknown

livebaseballscorecards.com

AB	43
R	4
H	12
RBI	4
BB	10
SO	11
LOB	25



Batter	1	2	3	4	5	6	7	8	9	AB R H RBI BB SO LOB	TOP
Wilbur Howard, S OBP: 0.211, SLG: 0.270 (1, 8) X	0-0 1-3	0-3 K			0-0 1-3			0-0 B3		4 0 0 0 0 1 3	
Enos Cabell, R OBP: 0.312, SLG: 0.411 (1, 5) B B B	4-0 1B BB				0-0 F8			0-0 P4		2 0 0 0 2 0 0	
Jose Cruz, L OBP: 0.316, SLG: 0.389 (1, 9) X	0-0 G4-3 1B				0-0 F8			0-3 K		4 0 1 0 0 1 1	
Joe Ferguson, R OBP: 0.394, SLG: 0.490 (1, 2) X	0-0 G4-3 1-2f				0-0 F7			4-0 5-3 BB		2 0 0 0 2 0 2	
Bob Watson, R OBP: 0.354, SLG: 0.455 (1, 3)		0-3 K			0-0 F7			0-0 5-3 1-2		4 0 0 0 0 1 2	
Cliff Johnson, R OBP: 0.409, SLG: 0.587 (1, 7)		4-0 2B BB			4-0 FC6-4 BB			0-0 F6		2 0 0 0 2 0 1	
Art Howe, R OBP: 0.350, SLG: 0.456 (1, 4)		0-0 1-3 2B			0-0 F3			4-0 FC4-6 BB		3 0 1 0 1 0 1	
Rob Sperring, R OBP: 0.238, SLG: 0.190 Ken Boswell, L OBP: 0.366, SLG: 0.314 (9, PH)		4-0 IBB			0-0 FC6-4 1-2f			0-0 P4		2 0 0 0 1 0 1 1 0 0 0 0 0 2	
Mark Lemongello, R Joe Niekro, R OBP: 0.250, SLG: 0.250 Leon Roberts, R OBP: 0.136, SLG: 0.095 Joe Sambito, L OBP: 0.500, SLG: 0.500 (7, 1)		0-3 K			0-0 F7			0-0 F8		1 0 0 0 0 1 3 1 0 0 0 0 0 1 1 0 0 0 0 0 0 0 0 0 0 0 0 0	
Inning Stats	R: 0 H: 1 E: 0 LOB: 1 K: 0 BB: 1 S: 3 P: 7	R: 0 H: 1 E: 0 LOB: 3 K: 3 BB: 2 S: 10 P: 18	R: 0 H: 0 E: 0 LOB: 1 K: 0 BB: 2 S: 2 P: 10	R: 0 H: 0 E: 0 LOB: 1 K: 0 BB: 1 S: 3 P: 7	R: 0 H: 0 E: 0 LOB: 0 K: 0 BB: 0 S: 3 P: 3	R: 0 H: 0 E: 0 LOB: 0 K: 0 BB: 0 S: 3 P: 3	R: 0 H: 0 E: 0 LOB: 0 K: 1 BB: 0 S: 5 P: 5	R: 0 H: 0 E: 0 LOB: 2 K: 0 BB: 2 S: 3 P: 11	1B: 1 SF: 0 2B: 1 SAC: 0 3B: 0 DP: 1 HR: 0 HBP: 0	WP: 0 PA: 35 PB: 0 SB: 0 CS: 1	
PITCHER Fred Norman, L ERA: 3.01 (1, 1)	IP WLS BF H R ER SO BB IBB HBP BLK WP HR S P ERA WHIP										
	9.0 W 35 2 0 0 4 7 1 0 0 0 0 0 35 67 0.00 1.000										

Houston Astros @ Cincinnati Reds
Riverfront Stadium, Cincinnati, OH
Fri Jun 03 1977, 7:05 PM EDT
Att. 33,150 - Unknown

livebaseballscorecards.com

AB 27
R 0
H 2
RBI 0
BB 8
SO 4
LOB 17



Batter	1	2	3	4	5	6	7	8	9
Pete Rose, S OBP: 0.405, SLG: 0.452 (1, 5) X	0-0 4-3 ① X	0-0 3-1 ③		0-0 4-3 ① X		0-0 FC4-6 1-2 1B		0-0 F9 ③ X	
Ken Griffey, L OBP: 0.364, SLG: 0.457 (1, 9) X	0-0 4-3 ②		4-0 BB 1B 2B	0-0 F8 ② X		0-0 FC4-6 1-2f 2-3			
Joe Morgan, L OBP: 0.441, SLG: 0.497 (1, 4) X	0-0 1B		0-0 1-2 2B 1B	0-3 K ③ X		0-0 G3			
Dan Driessen, L OBP: 0.345, SLG: 0.425 (1, 3) X	0-0 F8 ③		0-3 K ① S S S		0-0 G3 ① X		0-3 K ①		
George Foster, R OBP: 0.387, SLG: 0.564 (1, 7)		0-0 HR 1B	0-0 PB 1H 2-H 2B		0-0 6-3 ② X		0-3 K ②		
Johnny Bench, R OBP: 0.272, SLG: 0.467 (1, 2)		0-0 HR 1H	0-0 P6 ② X		4-0 BB		0-3 K ③		
Dave Concepcion, R OBP: 0.319, SLG: 0.343 (1, 6)		0-0 L3 ① S S S	0-3 K BB		0-0 5-3 ③ X		0-0 P1-6 1B 1B		
Doug Flynn, R OBP: 0.100, SLG: 0.158 (8, PR) (9, 6)			2-3						
Cesar Geronimo, L OBP: 0.323, SLG: 0.409 (1, 8)		4-0 SH1-4 BB	4-0 1-2 BB			0-0 FC1-6 1B		0-0 1-2 1B	
Fred Norman, S OBP: 0.115, SLG: 0.115 (1, 1)		0-0 SH1-4 1-2	0-3 K ③ S S S			0-0 FC1-6 1B 1-2f		0-0 P1-6 ① ② 2-3f	

AB	R	H	RBI	BB	SO	LOB
5	0	1	0	0	0	2
3	1	0	0	1	0	2
4	1	2	0	0	1	2
4	0	0	0	0	2	3
4	1	2	2	0	1	0
3	1	1	2	1	1	1
4	0	1	0	0	1	2
0	0	0	0	0	0	0
2	0	2	0	2	0	0
3	0	0	0	0	1	6

BOTTOM

Houston Astros @ Cincinnati Reds
Riverfront Stadium, Cincinnati, OH
Fri Jun 03 1977, 7:05 PM EDT
Att. 33,150 - Unknown

livebaseballscorecards.com

AB	32
R	4
H	9
RBI	4
BB	4
SO	7
LOB	18



1B: 7	SF: 0
2B: 2	SAC: 1
3B: 0	DP: 1
HR: 1	HBP: 0

WP: 0	PA: 37
PB: 1	
SB: 0	
CS: 0	

Inning Stats	R: 0	H: 1	E: 0	K: 0	S: 4	LOB: 1	BB: 0	P: 4
	R: 2	H: 2	E: 0	K: 0	S: 5	LOB: 1	BB: 1	P: 9
	R: 2	H: 2	E: 0	K: 3	S: 12	LOB: 3	BB: 2	P: 20
	R: 0	H: 0	E: 0	K: 1	S: 5	LOB: 0	BB: 0	P: 5
	R: 0	H: 0	E: 0	K: 0	S: 3	LOB: 1	BB: 1	P: 7
	R: 0	H: 2	E: 0	K: 0	S: 5	LOB: 2	BB: 0	P: 5
	R: 0	H: 0	E: 0	K: 3	S: 9	LOB: 0	BB: 0	P: 9
	R: 0	H: 2	E: 0	K: 0	S: 4	LOB: 1	BB: 0	P: 4

PITCHER	IP	WLS	BF	H	R	ER	SO	BB	IBB	HBP	BLK	WP	HR	S	P	ERA	WHIP
Mark Lemongello, R ERA: 4.21 (1, 1)	2.1	L	14	5	4	4	1	2	0	0	0	0	1	14	22	15.43	3.000
Joe Niekro, R ERA: 3.21 (3, 1)	3.2		16	2	0	0	3	2	0	0	0	0	0	20	28	0.00	1.091
Joe Sambito, L ERA: 2.01 (7, 1)	2.0		7	2	0	0	3	0	0	0	0	0	0	13	13	0.00	1.000

Batter	1	2	3	4	5	6	7	8	9	AB R H RBI BB SO LOB	TOP									
Julio Gonzalez, R (1, 6) OBP: 0.288, SLG: 0.326	0-3 K		0-0 SH3-4	0-0 G3		0-0 L3		0-0 1B		4 0 1 1 0 1 0										
Enos Cabell, R (1, 5) OBP: 0.314, SLG: 0.411	0-0 F6		0-0 E8 2B 1B	0-0 1B		0-0 1-3		0-0 FC5 2-3f		5 1 2 1 0 0 2										
Jose Cruz, L (1, 8) (5, 9) OBP: 0.318, SLG: 0.385	0-3 K		4-0 S 2B BB	0-0 FC6-4 1B		0-0 F7		0-0 F8		4 1 1 0 1 1 0										
Willie Crawford, L (1, 7) OBP: 0.340, SLG: 0.333		0-0 1B 1B	4-0 2B 2B IBB	0-3 K		0-0 4-3		0-0 FC5-4 1B		4 1 2 0 1 1 2										
Joe Ferguson, R (1, 2) OBP: 0.394, SLG: 0.494		0-0 1B	0-0 2B 2B	0-0 FC6-4 1-2f		0-0 4-3		0-0 FC5-4 1B 1-2f		5 1 2 2 0 0 3										
Bob Watson, R (1, 3) Wilbur Howard, S (5, 8) OBP: 0.354, SLG: 0.459 OBP: 0.250, SLG: 0.308	0-3 K		0-0 HR 2B		0-0 F6-3		0-0 2B 1B	0-0 PO 1B		3 1 1 2 0 1 2 2 0 2 0 0 0 0										
Cliff Johnson, R (1, 9) (5, 3) OBP: 0.405, SLG: 0.585	0-0 F3		0-0 5-3		0-0 G3		0-0 1B 1B 2B	0-0 PO		4 1 1 0 0 0 3										
Art Howe, R (1, 4) OBP: 0.355, SLG: 0.486	0-0 L8		0-0 HR		0-0 F8		0-0 FC5 1B 1B			4 1 2 2 0 0 2										
Joaquin Andujar, S (1, 1) Joe Sambito, L (9, 1) OBP: 0.259, SLG: 0.269 OBP: 0.500, SLG: 0.500			0-0 E 1B			0-0 F6-3		0-0 F8		4 1 1 0 0 0 2 0 0 0 0 0 0 0										
Inning Stats	R: 0 E: 0 K: 2 S: 7	H: 0 LOB: 0 BB: 0 P: 7	R: 0 E: 0 K: 1 S: 7	H: 2 LOB: 2 BB: 0 P: 7	R: 7 E: 1 K: 0 S: 8	H: 5 LOB: 0 BB: 2 P: 16	R: 0 E: 0 K: 1 S: 7	H: 2 LOB: 2 BB: 0 P: 7	R: 0 E: 0 K: 0 S: 3	H: 0 LOB: 0 BB: 0 P: 3	R: 0 E: 0 K: 0 S: 3	H: 0 LOB: 0 BB: 0 P: 3	R: 0 E: 0 K: 0 S: 6	H: 4 LOB: 2 BB: 0 P: 6	R: 0 E: 0 K: 0 S: 4	H: 2 LOB: 1 BB: 0 P: 4	1B: 11 2B: 3 3B: 0 HR: 1	SF: 0 SAC: 1 DP: 0 HBP: 0	WP: 0 PB: 0 SB: 1 CS: 0	PA: 43
PITCHER	IP WLS BF H R ER SO BB IBB HBP BLK WP HR S P ERA WHIP																			
Tom Hume, R (1, 1) ERA: 13.5	2.1 L 14 5 5 5 3 1 1 0 0 0 0 0 18 26 19.29 2.571																			
Dale Murray, R (3, 1) ERA: 5.34	1.2 9 4 2 2 1 0 0 0 0 0 0 1 11 11 10.80 2.400																			
Mike Caldwell, L (5, 1) ERA: 3.48	3.0 9 0 0 0 0 0 0 0 0 0 0 0 9 9 0.00 0.000																			
Rawly Eastwick, R (8, 1) ERA: 2.65	2.0 10 6 1 1 0 0 0 0 0 0 0 0 10 10 4.50 3.000																			

Houston Astros @ Cincinnati Reds
Riverfront Stadium, Cincinnati, OH
Sat Jun 04 1977, 7:05 PM EDT
Att. 45,414 - Unknown

livebaseballscorecards.com

AB	39
R	8
H	15
RBI	8
BB	2
SO	4
LOB	16



Batter	1	2	3	4	5	6	7	8	9	AB R H RBI BB SO LOB
Pete Rose, S OBP: 0.405, SLG: 0.447 (1, 5)	0-0 F7		4-0 FC3-6 BB		0-0 1B		0-0 6-3		0-0 F9	4 0 1 0 1 0 3
Ken Griffey, L OBP: 0.362, SLG: 0.453 (1, 9)	0-3 K		0-0 FC3-6 1-2f		0-0 F9			0-0 FC5-4 1B		4 0 1 0 0 1 2
Joe Morgan, L OBP: 0.432, SLG: 0.485 (1, 4)	0-0 F8		0-0 F9			0-0 4-3		0-0 F9		4 0 0 0 0 0 2
Dan Driessen, L OBP: 0.343, SLG: 0.416 (1, 3)		4-0 1B S 2B BB	0-0 4-3			0-0 F7		0-0 F7		3 1 0 0 1 0 2
George Foster, R OBP: 0.389, SLG: 0.560 (1, 7)		0-0 2B 1-3 1B		0-0 5-3		4-0 BB		0-0 FC5-4 1-2f		3 0 1 0 1 0 1
Johnny Bench, R OBP: 0.271, SLG: 0.468 (1, 2)		0-0 1-3 3-H 2B		0-0 F7		0-0 F8		0-0 F7		4 0 1 1 0 0 1
Cesar Geronimo, L OBP: 0.322, SLG: 0.405 (1, 8)		0-0 1-3		0-0 F7			0-0 G4-6-3 1B 1B		0-3 K	4 0 1 0 0 1 2
Doug Flynn, R OBP: 0.167, SLG: 0.217 (1, 6)		0-0 F4			0-0 F5-3		0-0 G4-6-3 1-2 1B		0-0 2B 1B	4 0 2 0 0 0 2
Tom Hume, R Dale Murray, R Mike Caldwell, R Champ Summers, L Rawly Eastwick, R Bob Bailey, R		0-3 K		0-0 4-3			0-0 G4-6-3 1-2f 2-3		0-0 1-3 2B	1 0 0 0 0 0 1 2 0 0 0 0 0 0 0 0 1 0 0 0 0 0 0 0 1 0 0 0 0 0 0 2 0 0 0 0 0 0 0 0 1 0 1 0 0 0 0 0

BOTTOM

Houston Astros @ Cincinnati Reds
Riverfront Stadium, Cincinnati, OH
Sat Jun 04 1977, 7:05 PM EDT
Att. 45,414 - Unknown

livebaseballscorecards.com

AB	34
R	1
H	8
RBI	1
BB	3
SO	3
LOB	19



Inning Stats	R: 0	H: 0	E: 0	K: 1	S: 5	LOB: 0	BB: 0	P: 5	R: 1	H: 2	E: 0	K: 1	S: 7	LOB: 2	BB: 1	P: 11	R: 0	H: 0	E: 0	K: 0	S: 3	LOB: 1	BB: 1	P: 7	R: 0	H: 0	E: 0	K: 0	S: 3	LOB: 0	BB: 0	P: 3	R: 0	H: 1	E: 0	K: 0	S: 4	LOB: 1	BB: 0	P: 4	R: 0	H: 0	E: 0	K: 0	S: 3	LOB: 1	BB: 1	P: 7	R: 0	H: 2	E: 0	K: 0	S: 4	LOB: 1	BB: 0	P: 4	R: 0	H: 1	E: 0	K: 0	S: 4	LOB: 1	BB: 0	P: 4	R: 0	H: 2	E: 0	K: 1	S: 7	LOB: 2	BB: 0	P: 7	1B: 6	SF: 0	2B: 2	SAC: 0	3B: 0	DP: 1	HR: 0	HBP: 0	WP: 0	PA: 37
PITCHER	IP	WLS	BF	H	R	ER	SO	BB	IBB	HBP	BLK	WP	HR	S	P	ERA	WHIP																																																																	
Joaquin Andujar, R ERA: 3.86 (1, 1)	8.0	W	32	6	1	1	2	3	0	0	0	0	0	33	45	1.12	1.125																																																																	
Joe Sambito, L ERA: 1.95 (9, 1)	1.0		5	2	0	0	1	0	0	0	0	0	0	7	7	0.00	2.000																																																																	

WP: 0 PA: 37

ERA WHIP

Batter	1	2	3	4	5	6	7	8	9	AB R H RBI BB SO LOB	TOP											
Cesar Cedeno, R (1, 8) OBP: 0.324, SLG: 0.281	0-0 F7		0-0 F5			0-0 1B		0-0 1B HR 1B		4 2 2 0 0 0 0	Houston Astros @ Cincinnati Reds Riverfront Stadium, Cincinnati, OH Sun Jun 05 1977, 3:33 AM EDT Att. 32,772 - Unknown											
Enos Cabell, R (1, 5) OBP: 0.323, SLG: 0.424	0-0 2B			0-0 1B		0-0 1B		0-0 L5		4 0 3 0 0 0 1												
Jose Cruz, L (1, 9) OBP: 0.317, SLG: 0.383	0-0 F7			0-0 1B		0-0 1B		0-0 1B HR		4 1 1 0 0 0 4												
Willie Crawford, L (1, 7) OBP: 0.346, SLG: 0.374	0-0 F9			0-3 K		0-0 1B		0-0 HR		4 1 2 4 0 1 2												
Joe Ferguson, R (1, 2) OBP: 0.388, SLG: 0.484		0-3 K		0-0 F7		0-0 F8-4		0-0 F8		3 0 0 0 0 1 3												
Rob Sperring, R (7, 6) OBP: 0.234, SLG: 0.186										1 0 0 0 0 0 0												
Bob Watson, R (1, 3) OBP: 0.347, SLG: 0.448		0-0 G3			0-0 6-3		0-0 F1-4-3		0-0 F9			4 0 0 0 0 0 0										
Art Howe, R (1, 4) OBP: 0.347, SLG: 0.473		0-0 F3			0-0 6-3		0-0 L6		0-0 F8			3 0 0 0 0 0 0										
Wilbur Howard, S (8, 4) OBP: 0.244, SLG: 0.300										1 0 0 0 0 0 0												
Julio Gonzalez, R (1, 6) OBP: 0.289, SLG: 0.326			0-0 5-3		0-0 1B		0-0 F9		0-0 F9			3 0 1 0 0 0 0										
Gene Pentz, R (7, 1)										0 0 0 0 0 0 0												
Art Gardner, L (9, PH) OBP: 0.158, SLG: 0.135										1 0 0 0 0 0 0												
J.R. Richard, R (1, 1) OBP: 0.133, SLG: 0.241			0-0 F5		0-0 1-3			0-0 F8		1 0 0 0 0 0 0												
Dan Larson, R (4, 1)										1 0 0 0 0 0 1												
Ed Herrmann, L (7, 2) OBP: 0.192, SLG: 0.160										1 0 0 0 0 0 0												
Inning Stats	R: 0 E: 0 K: 0 S: 4	H: 1 LOB: 1 BB: 0 P: 4	R: 0 E: 0 K: 1 S: 5	H: 0 LOB: 0 BB: 0 P: 5	R: 0 E: 0 K: 0 S: 3	H: 0 LOB: 0 BB: 0 P: 3	R: 0 E: 0 K: 1 S: 6	H: 1 LOB: 1 BB: 0 P: 6	R: 0 E: 0 K: 0 S: 4	H: 1 LOB: 1 BB: 0 P: 4	R: 1 E: 0 K: 0 S: 5	H: 3 LOB: 1 BB: 0 P: 5	R: 0 E: 0 K: 0 S: 3	H: 0 LOB: 0 BB: 0 P: 3	R: 3 E: 0 K: 0 S: 6	H: 3 LOB: 0 BB: 0 P: 6	R: 0 E: 0 K: 0 S: 3	H: 0 LOB: 0 BB: 0 P: 3	1B: 7 2B: 2 3B: 0 HR: 1	SF: 0 SAC: 0 DP: 1 HBP: 0	WP: 0 PB: 0 SB: 0 CS: 0	PA: 35
PITCHER	IP WLS BF H R ER SO BB IBB HBP BLK WP HR S P ERA WHIP																					
Gary Nolan, R (1, 1) ERA: 2.83	6.0 W 23 6 1 1 2 0 0 0 0 0 0 0 27 27 1.50 1.000																					
Pedro Borbon, R (7, 1) ERA: 3.08	3.0 12 3 3 3 0 0 0 0 0 0 0 1 12 12 9.00 1.000																					

livebaseballscores.com

AB	35
R	4
H	9
RBI	4
BB	0
SO	2
LOB	11



Batter	1	2	3	4	5	6	7	8	9	AB	R	H	RBI	BB	SO	LOB
Pete Rose, S OBP: 0.413, SLG: 0.459 Pedro Borbon, R OBP: 0.571, SLG: 0.714										4	2	3	0	0	0	2
Ken Griffey, L OBP: 0.363, SLG: 0.451 Mike Lum, L OBP: 0.185, SLG: 0.200										5	1	2	0	0	0	4
Joe Morgan, L OBP: 0.429, SLG: 0.497 Doug Flynn, R OBP: 0.192, SLG: 0.240										4	1	1	3	0	0	1
Dan Driessen, L OBP: 0.348, SLG: 0.416										5	2	2	0	1	1	2
George Foster, R OBP: 0.394, SLG: 0.562 Champ Summers, L OBP: 0.211, SLG: 0.389										3	2	1	0	2	1	2
Johnny Bench, R OBP: 0.288, SLG: 0.513 Bill Plummer, R OBP: 0.269, SLG: 0.244										2	3	2	5	2	0	0
Dave Concepcion, R OBP: 0.332, SLG: 0.348										3	2	2	1	2	1	3
Cesar Geronimo, L OBP: 0.318, SLG: 0.411										5	0	1	2	0	1	3
Gary Nolan, R OBP: 0.077, SLG: 0.077 Ray Knight, R OBP: 0.400, SLG: 0.700										3	0	0	0	0	2	3

Inning Stats	R: 5	H: 5	R: 0	H: 1	R: 0	H: 1	R: 4	H: 4	R: 2	H: 2	R: 2	H: 3	R: 1	H: 1	R: 0	H: 0
	E: 1	LOB: 2	E: 0	LOB: 3	E: 0	LOB: 1	E: 0	LOB: 2	E: 0	LOB: 1	E: 0	LOB: 1	E: 0	LOB: 1	E: 0	LOB: 1
	K: 2	BB: 1	K: 1	BB: 3	K: 0	BB: 0	K: 1	BB: 1	K: 1	BB: 1	K: 1	BB: 0	K: 1	BB: 1	K: 1	BB: 1
	S: 13	P: 17	S: 6	P: 14	S: 4	P: 4	S: 9	P: 14	S: 7	P: 11	S: 6	P: 6	S: 6	P: 10	S: 5	P: 9

PITCHER	IP	WLS	BF	H	R	ER	SO	BB	IBB	HBP	BLK	WP	HR	S	P	ERA	WHIP
J.R. Richard, R ERA: 3.54	(1, 1)	3.1	25	10	9	9	3	4	0	0	0	1	2	27	43	24.30	4.200
Dan Larson, R ERA: 6.41	(4, 1)	2.2	16	6	4	4	2	1	0	1	0	1	1	18	23	13.50	2.625
Gene Pentz, R ERA: 2.03	(7, 1)	2.0	9	1	1	1	2	2	0	0	0	0	0	11	19	4.50	1.500

BOTTOM

Houston Astros @ Cincinnati Reds
Riverfront Stadium, Cincinnati, OH

Sun Jun 05 1977, 3:33 AM EDT
Att. 32,772 - Unknown

AB	42
R	14
H	17
RBI	13
BB	7
SO	7
LOB	22

livebaseballscorecards.com

WP	HR	S	P	ERA	WHIP
2	1	10	10	4.50	1.500

Batter	1	2	3	4	5	6	7	8	9	AB R H RBI BB SO LOB	TOP																			
Pete Rose, S (1, 5) OBP: 0.406, SLG: 0.449	0-3 K		0-3 K			0-0 G3		0-3 K		4 0 0 0 0 3 2																				
Ken Griffey, L (1, 9) OBP: 0.361, SLG: 0.445	0-0 4-3		0-3 K			0-0 1-3			4-0 BB G4-6-3 BB	3 0 0 0 1 1 1																				
Joe Morgan, L (1, 4) OBP: 0.421, SLG: 0.485	0-0 1-3			0-0 L4		0-0 L8			0-0 G4-6-3 1-2f	4 0 0 0 0 0 1																				
Dan Driessen, L (1, 3) OBP: 0.352, SLG: 0.418		0-0 S 1B		0-0 P6			0-3 K		0-0 1B	4 0 2 0 0 1 0																				
George Foster, R (1, 7) OBP: 0.387, SLG: 0.549		0-3 K 1-2		0-0 F3			0-3 K		0-3 K	4 0 0 0 0 3 2																				
Johnny Bench, R (1, 2) OBP: 0.283, SLG: 0.503		0-3 K			0-0 F8		0-0 5-3			3 0 0 0 0 1 1																				
Dave Concepcion, R (1, 6) OBP: 0.327, SLG: 0.342		0-0 F8			0-0 5-3			0-0 4-3		3 0 0 0 0 0 1																				
Cesar Geronimo, L (1, 8) OBP: 0.330, SLG: 0.422			0-0 SH2-4 S 1B		0-0 1B			0-0 1B		3 0 3 0 0 0 0																				
Pat Zachry, R (1, 1) OBP: 0.200, SLG: 0.158			0-0 SH2-4		0-3 K			0-0 P5		0 0 0 0 0 0 0																				
Champ Summers, L (5, PH) OBP: 0.200, SLG: 0.368			1-3							1 0 0 0 0 1 1																				
Woodie Fryman, R (5, 1) OBP: 0.308, SLG: 0.308										0 0 0 0 0 0 0																				
Mike Lum, L (8, PH) OBP: 0.179, SLG: 0.192										1 0 0 0 0 0 1																				
Mike Caldwell, R (8, 1) OBP: 0.750, SLG: 1.333										0 0 0 0 0 0 0																				
Inning Stats	R: 0 E: 0 K: 1 S: 5	H: 0 LOB: 0 BB: 0 P: 5	R: 0 E: 0 K: 2 S: 8	H: 1 LOB: 1 BB: 0 P: 8	R: 0 E: 0 K: 0 S: 3	H: 0 LOB: 0 BB: 0 P: 3	R: 0 E: 0 K: 1 S: 6	H: 1 LOB: 1 BB: 0 P: 6	R: 0 E: 0 K: 0 S: 3	H: 0 LOB: 0 BB: 0 P: 3	R: 0 E: 0 K: 2 S: 7	H: 0 LOB: 0 BB: 0 P: 7	R: 0 E: 0 K: 1 S: 6	H: 1 LOB: 1 BB: 0 P: 6	R: 0 E: 0 K: 1 S: 5	H: 1 LOB: 1 BB: 1 P: 9	1B: 5 2B: 0 3B: 0 HR: 0	SF: 0 SAC: 1 DP: 1 HBP: 0	WP: 0 PB: 0 SB: 2 CS: 0	PA: 32										
PITCHER Tom Seaver, R (1, 1) ERA: 3.21	IP 9.0	WLS W	BF 32	H 5	R 0	ER 0	SO 10	BB 1	IBB 0	HBP 0	BLK 0	WP 0	HR 0	S 51	P 55	ERA 0.00	WHIP 0.667													
											PITCHER	IP	WLS	BF	H	R	ER	SO	BB	IBB	HBP	BLK	WP	HR	S	P	ERA	WHIP		

Cincinnati Reds @ New York Mets
 Shea Stadium, Flushing, NY
 Tue Jun 07 1977, 7:05 PM EDT
 Att. 16,067 - Unknown

livebaseballscorecards.com

AB	30
R	0
H	5
RBI	0
BB	1
SO	10
LOB	10



Batter	1	2	3	4	5	6	7	8	9
Lenny Randle, S OBP: 0.393, SLG: 0.445	0-3 K		0-0 6-3	0-0 4-3		4-0 FC6-4 BB		0-0 FC4-6 1B 1-2f	
Felix Millan, R OBP: 0.241, SLG: 0.248	0-0 F8		0-0 5-3		0-0 5-3	0-0 FC6-4 1-2f		0-0 1B 1-3	
John Milner, L OBP: 0.367, SLG: 0.479	0-0 S 1B			4-0 1B 1B BB	0-0 1B HBP FC5-4 1B		0-0 F8	0-0 1-3 3-H 1B	
Dave Kingman, R OBP: 0.276, SLG: 0.406	0-0 5-3 1-2			0-0 P5	1-0 FC5-4 1B 1-2 HBP		0-0 5-3	0-3 K	
Ed Kranepool, L OBP: 0.368, SLG: 0.548		0-0 CS 1B		0-0 1B 1B	0-0 1-2 2-3 1B		0-3 K		
Mike Vail, R OBP: 0.414, SLG: 0.513									
Bruce Boisclair, L OBP: 0.343, SLG: 0.366									
John Stearns, R OBP: 0.369, SLG: 0.482		0-3 K 1-2		4-0 1B E IBB	0-0 FC5-4			0-0 1B 2B	
Lee Mazzilli, S OBP: 0.310, SLG: 0.289		0-0 S 1B		0-0 E SF7 1B 1-2 2-H 3-H	0-3 K			0-0 F7 1B 2-H	
Bud Harrelson, S OBP: 0.244, SLG: 0.246		0-0 4-3 1-2		0-0 E3		0-0 F7		0-0 F7	
Tom Seaver, R OBP: 0.219, SLG: 0.172			0-0 P6	0-0 SF7		0-0 4-3		0-0 FC4-6 1B 3-H	

Inning Stats	R: 0	H: 1	E: 0	K: 1	S: 6	LOB: 1	BB: 0	P: 6	R: 0	H: 2	E: 0	K: 1	S: 6	LOB: 1	BB: 0	P: 6	R: 0	H: 0	E: 0	K: 0	S: 3	LOB: 0	BB: 0	P: 3	R: 4	H: 2	E: 1	K: 0	S: 6	LOB: 1	BB: 2	P: 14	R: 1	H: 2	E: 0	K: 1	S: 7	LOB: 2	BB: 0	P: 8	R: 0	H: 0	E: 0	K: 0	S: 3	LOB: 1	BB: 1	P: 7	R: 0	H: 0	E: 0	K: 1	S: 5	LOB: 0	BB: 0	P: 5	R: 3	H: 5	E: 0	K: 1	S: 10	LOB: 2	BB: 0	P: 10
--------------	------	------	------	------	------	--------	-------	------	------	------	------	------	------	--------	-------	------	------	------	------	------	------	--------	-------	------	------	------	------	------	------	--------	-------	-------	------	------	------	------	------	--------	-------	------	------	------	------	------	------	--------	-------	------	------	------	------	------	------	--------	-------	------	------	------	------	------	-------	--------	-------	-------

PITCHER	IP	WLS	BF	H	R	ER	SO	BB	IBB	HBP	BLK	WP	HR	S	P	ERA	WHIP
Pat Zachry, R ERA: 5.19	(1, 1)	4.0	L	19	5	4	2	2	1	0	0	0	0	21	29	4.50	1.500
Woodie Fryman, L ERA: 5.55	(5, 1)	3.0		13	2	1	2	1	0	1	0	0	0	15	20	3.00	1.000
Mike Caldwell, L ERA: 4.57	(8, 1)	1.0		8	5	3	3	1	0	0	0	0	0	10	10	27.00	5.000

BOTTOM

Cincinnati Reds @ New York Mets
Shea Stadium, Flushing, NY
Tue Jun 07 1977, 7:05 PM EDT
Att. 16,067 - Unknown

livebaseballscorecards.com

AB	35
R	8
H	12
RBI	7
BB	3
SO	5
LOB	15



1B: 11	SF: 1	WP: 0	PA: 40
2B: 2	SAC: 0	PB: 0	
3B: 0	DP: 1	SB: 2	
HR: 0	HBP: 1	CS: 1	

PITCHER	IP	WLS	BF	H	R	ER	SO	BB	IBB	HBP	BLK	WP	HR	S	P	ERA	WHIP
---------	----	-----	----	---	---	----	----	----	-----	-----	-----	----	----	---	---	-----	------

Batter	1	2	3	4	5	6	7	8	9	AB R H RBI BB SO LOB	TOP									
Pete Rose, S (1, 5) OBP: 0.402, SLG: 0.441 Doug Flynn, R (9, 5) OBP: 0.192, SLG: 0.240	0-0 F9 BB	4-0 FC3-6 BB		0-0 6-3			0-0 5-3		0-3 K	4 0 0 0 1 1 0 0 0 0 0 0 0 0										
Ken Griffey, L (1, 9) OBP: 0.358, SLG: 0.437	4-0 BB HR BB	0-0 FC3-6 1-2f			0-0 6-3		0-0 6-3		0-0 6-3	4 1 0 0 1 0 1										
Joe Morgan, L (1, 4) OBP: 0.427, SLG: 0.489	4-0 1-2 HR BB		0-0 F9 BLK 2B 1B		0-0 P4		0-0 1B			3 2 2 0 1 0 0										
George Foster, R (1, 7) OBP: 0.384, SLG: 0.559	0-0 1-H 2-H HR		0-0 F9 1-3		0-0 F8		0-3 K			4 1 1 3 0 1 2										
Johnny Bench, R (1, 2) OBP: 0.282, SLG: 0.503	0-3 K		0-0 2B		0-0 5-3		0-0 5-3		0-0 5-3	4 0 1 1 0 1 0										
Dave Concepcion, R (1, 6) OBP: 0.335, SLG: 0.351	0-0 1B		0-0 5-3		0-0 BB 1B		0-0 CS E 1B			4 1 3 0 0 0 1										
Dan Driessen, L (1, 3) OBP: 0.349, SLG: 0.410	0-0 F7		0-3 K		4-0 1B 1-2 BB		0-0 E3		0-0 G3	3 0 0 0 1 1 3										
Cesar Geronimo, L (1, 8) OBP: 0.333, SLG: 0.424		0-0 G3		0-0 G3-6-4 1B		0-0 1-3 2-H 1B		0-0 G3		4 0 2 1 0 0 2										
Jack Billingham, R (1, 1) OBP: 0.200, SLG: 0.229		0-0 G3		0-0 G3-6-4 1-2f		0-3 K		0-3 K		4 0 0 0 0 2 2										
Inning Stats	R: 3 E: 0 K: 1 S: 7	H: 2 LOB: 1 BB: 2 P: 15	R: 0 E: 0 K: 0 S: 3	H: 0 LOB: 1 BB: 1 P: 7	R: 1 E: 0 K: 1 S: 7	H: 2 LOB: 1 BB: 0 P: 7	R: 0 E: 0 K: 0 S: 3	H: 1 LOB: 0 BB: 0 P: 3	R: 0 E: 0 K: 1 S: 6	H: 2 LOB: 1 BB: 1 P: 10	R: 0 E: 0 K: 1 S: 6	H: 1 LOB: 1 BB: 0 P: 6	R: 0 E: 1 K: 0 S: 4	H: 1 LOB: 1 BB: 0 P: 4	R: 0 E: 0 K: 2 S: 7	H: 0 LOB: 0 BB: 0 P: 7	1B: 7 2B: 1 3B: 0 HR: 1	SF: 0 SAC: 0 DP: 1 HBP: 0	WP: 0 PB: 0 SB: 0 CS: 1	PA: 38
PITCHER	IP WLS BF H R ER SO BB IBB HBP BLK WP HR S P ERA WHIP																			
Jerry Koosman, L (1, 1) ERA: 3.1	8.0 L 35 9 5 5 4 4 0 0 0 1 0 1 39 55 5.62 1.625																			
Rick Baldwin, R (9, 1) ERA:	1.0 3 0 0 0 2 0 0 0 0 0 0 0 7 7 0.00 0.000																			

Cincinnati Reds @ New York Mets
 Shea Stadium, Flushing, NY
 Wed Jun 08 1977, 7:05 PM EDT
 Att: 19,681 - Unknown

livebaseballscores.com

AB	34
R	5
H	9
RBI	5
BB	4
SO	6
LOB	11



Batter	1	2	3	4	5	6	7	8	9	AB R H RBI BB SO LOB
Lenny Randle, S (1, 5) OBP: 0.403, SLG: 0.455	0-0 G1-4-3 1B		0-0 F7		0-0 1B			0-0 1B		4 0 3 0 0 0 1
Felix Millan, R (1, 4) OBP: 0.242, SLG: 0.255	0-0 G1-4-3 1-2f			0-0 BB 2B	0-0 L7			0-0 P6		4 0 1 0 0 0 3
John Milner, L (1, 3) OBP: 0.364, SLG: 0.472	0-0 F9			0-3 K		0-0 6-3		0-0 1-2 1B		4 0 1 0 0 1 1
Dave Kingman, R (1, 7) OBP: 0.275, SLG: 0.402		0-0 F3		0-0 F8		0-0 G4-6-3 1B		0-0 F7		4 0 1 0 0 0 3
Ed Kranepool, L (1, 9) OBP: 0.364, SLG: 0.535		0-0 F8		4-0 BB BB		0-0 G4-6-3 1-2f		0-3 K		3 0 0 0 1 1 1
John Stearns, R (1, 2) OBP: 0.366, SLG: 0.472		0-3 K		4-0 1-2 2-3 BB		0-0 F8		0-0 4-3		3 0 0 0 1 1 0
Lee Mazzilli, S (1, 8) OBP: 0.309, SLG: 0.289			0-0 4-3 1B	0-0 4-3		0-3 K		0-0 F7		4 0 1 0 0 1 3
Bud Harrelson, S (1, 6) OBP: 0.246, SLG: 0.248			0-0 4-3		0-0 CS 1B		0-0 F8			3 0 1 0 0 0 1
Jerry Koosman, R (1, 1) OBP: 0.094, SLG: 0.194			0-0 5-3		0-3 K			0-0 5-3		2 0 0 0 0 1 2
Mike Phillips, L (8, PH) OBP: 0.205, SLG: 0.227										1 0 0 0 0 0 0
Rick Baldwin, L (9, 1)										0 0 0 0 0 0 0

Inning Stats	R: 0 E: 0 K: 0 S: 3	H: 1 LOB: 0 BB: 0 P: 3	R: 0 E: 0 K: 1 S: 5	H: 0 LOB: 0 BB: 0 P: 5	R: 0 E: 0 K: 0 S: 4	H: 1 LOB: 1 BB: 0 P: 4	R: 0 E: 0 K: 1 S: 6	H: 1 LOB: 3 BB: 2 P: 14	R: 0 E: 0 K: 1 S: 6	H: 2 LOB: 1 BB: 0 P: 6	R: 0 E: 0 K: 0 S: 3	H: 1 LOB: 0 BB: 0 P: 3	R: 0 E: 0 K: 1 S: 5	H: 0 LOB: 0 BB: 0 P: 5	R: 0 E: 0 K: 1 S: 5	H: 2 LOB: 2 BB: 0 P: 5	R: 0 E: 0 K: 1 S: 5	H: 0 LOB: 0 BB: 0 P: 5	1B: 7 2B: 1 3B: 0 HR: 0	SF: 0 SAC: 0 DP: 2 HBP: 0	WP: 0 PB: 0 SB: 0 CS: 1	PA: 34
PITCHER Jack Billingham, R (1, 1) ERA: 3.34	IP 9.0 WLS W BF 34 H 8 R 0 ER 0 SO 5 BB 2 IBB 0 HBP 0 BLK 0 WP 0 HR 0 S 42 P 50 ERA 0.00 WHIP 1.111																					

BOTTOM

Cincinnati Reds @ New York Mets
 Shea Stadium, Flushing, NY
 Wed Jun 08 1977, 7:05 PM EDT
 Att. 19,681 - Unknown

livebaseballscorecards.com

AB	32
R	0
H	8
RBI	0
BB	2
SO	5
LOB	15



Batter	1	2	3	4	5	6	7	8	9	AB R H RBI BB SO LOB	TOP		
Dave Cash, R (1, 4) OBP: 0.339, SLG: 0.356 Pete Mackanin, R (6, 4) OBP: 0.310, SLG: 0.393 (8, 9)	4-0 BB G6-4-3		4-0 BB 1-2		0-0 1-2f			0-3 K		1 0 0 0 2 0 1 1 0 0 0 0 1 0	Montreal Expos @ Cincinnati Reds Riverfront Stadium, Cincinnati, OH Fri Jun 10 1977, 7:05 PM EDT Att: 35,148 - Unknown livebaseballscorecards.com		
Chris Speier, R (1, 6) OBP: 0.317, SLG: 0.331 Pepe Frias, R (6, 6) OBP: 0.091, SLG: 0.091	0-0 G6-4-3 1-2f		0-0 F9 2-3			0-0 F9		0-0 1-3		3 0 0 0 0 0 3 1 0 0 0 0 0 0			
Ellis Valentine, R (1, 9) OBP: 0.360, SLG: 0.534 Wayne Garrett, L (8, 4) OBP: 0.250, SLG: 0.310	0-3 K			0-0 FC6-4 BB 1B		0-0 S 1B		0-0 5-3		4 0 2 0 0 1 0 0 0 0 0 0 0 0			
Tony Perez, R (1, 3) OBP: 0.347, SLG: 0.441 Jose Morales, R (6, 3) OBP: 0.136, SLG: 0.100		0-0 F2		4-0 FC6-4 BB 1-2		0-3 K 1-2		0-0 F4-3		2 0 0 0 1 1 1 1 0 0 0 0 0 0			
Gary Carter, R (1, 2) OBP: 0.355, SLG: 0.550		4-0 G6-3 BB		0-0 F9		0-0 F7		0-3 K		3 0 0 0 1 1 3			
Warren Cromartie, L (1, 7) OBP: 0.318, SLG: 0.409		0-0 G6-3 1-2f		0-0 FC6-4 1-2f 2-3			0-0 6-3		0-0 F4-3	4 0 0 0 0 0 3			
Larry Parrish, R (1, 5) OBP: 0.316, SLG: 0.407			0-3 K	0-0 F9		0-0 F1-4-3				3 0 0 0 0 1 2			
Andre Dawson, R (1, 8) OBP: 0.299, SLG: 0.408			0-0 S BB 1B		0-0 4-3		0-0 HR			3 1 2 1 0 0 0			
Stan Bahnsen, R (1, 1) OBP: 0.500, SLG: 0.667 Dan Warthen, S (3, 1) OBP: 0.200, SLG: 0.111 Sam Mejias, R (5, PH) OBP: 0.296, SLG: 0.500 Santo Alcalá, R (5, 1) OBP: 0.125, SLG: 0.500 Barry Foote, R (7, PH) OBP: 0.308, SLG: 0.489 Tom Walker, R (7, 1)			0-0 F2		0-0 G4-6-3 1B		0-0 G3			1 0 0 0 0 0 1 0 0 0 0 0 0 0 1 0 1 0 0 0 0 0 0 0 0 0 0 0 1 0 0 0 0 0 0 0 0 0 0 0 0 0			
Inning Stats	R: 0 H: 0 E: 0 LOB: 0 K: 1 BB: 1 S: 4 P: 8	R: 0 H: 0 E: 0 LOB: 0 K: 0 BB: 1 S: 2 P: 6	R: 0 H: 1 E: 0 LOB: 2 K: 1 BB: 1 S: 6 P: 10	R: 0 H: 1 E: 0 LOB: 2 K: 0 BB: 1 S: 4 P: 8	R: 0 H: 1 E: 0 LOB: 0 K: 0 BB: 0 S: 3 P: 3	R: 0 H: 1 E: 0 LOB: 1 K: 1 BB: 0 S: 6 P: 6	R: 1 H: 1 E: 0 LOB: 0 K: 0 BB: 0 S: 4 P: 4	R: 0 H: 0 E: 0 LOB: 0 K: 1 BB: 0 S: 5 P: 5	R: 0 H: 0 E: 0 LOB: 0 K: 1 BB: 0 S: 5 P: 5	1B: 4 SF: 0 2B: 0 SAC: 0 3B: 0 DP: 3 HR: 1 HBP: 0		WP: 0 PA: 33 PB: 0 SB: 2 CS: 0	
PITCHER	IP WLS BF H R ER SO BB IBB HBP BLK WP HR S P ERA WHIP											PITCHER	IP WLS BF H R ER SO BB IBB HBP BLK WP HR S P ERA WHIP
Fred Norman, L (1, 1) ERA: 2.78 Pedro Borbon, R (7, 1) ERA: 3.07	6.0 W 23 4 0 0 3 4 0 0 0 0 0 0 25 41 0.00 1.333												



Batter	1	2	3	4	5	6	7	8	9	AB	R	H	RBI	BB	SO	LOB
Pete Rose, S OBP: 0.399, SLG: 0.442 Doug Flynn, R OBP: 0.185, SLG: 0.231 (1, 5) (6, 5) (7, 4)	0-0 F8	0-0 4-3		0-0 6-3	0-0 1B 2B		0-3 K			4	1	1	1	0	0	2
Ken Griffey, L OBP: 0.363, SLG: 0.440 Champ Summers, L OBP: 0.200, SLG: 0.368 (1, 9) (9, 9)	0-0 4-3		0-0 2B 1B	0-0 G3 1B	0-0 1B			0-0 F7		5	2	3	1	0	0	0
Joe Morgan, L OBP: 0.423, SLG: 0.489 Ray Knight, R OBP: 0.455, SLG: 0.700 (1, 4) (7, 5)	0-0 4-3		0-0 1B 2B	0-0 G3	0-0 F9			4-0 HR BB		4	0	1	0	0	0	2
Dan Driessen, L OBP: 0.356, SLG: 0.434 (1, 3)		0-0 2B 1B	0-0 4-3	0-0 HR 1B		0-0 6-3		0-0 HR		5	3	3	3	0	0	2
George Foster, R OBP: 0.385, SLG: 0.571 (1, 7)		0-0 6-3	0-0 2B 1B	0-0 HR		0-0 5-3		0-0 6-3		5	2	2	3	0	0	1
Johnny Bench, R OBP: 0.287, SLG: 0.509 Pedro Borbon, R OBP: 0.500, SLG: 0.625 (1, 2) (7, 1)		0-0 FC3-6 1B 2B	0-0 2B 1B	0-0 1-3		0-0 F7		0-3 K		4	2	2	1	0	0	0
Dave Concepcion, R OBP: 0.343, SLG: 0.361 (1, 6)		4-0 FC3-6 BB	0-0 1B 2B		0-0 2B 1B		0-0 F8			3	1	2	2	1	0	0
Cesar Geronimo, L OBP: 0.337, SLG: 0.439 (1, 8)		0-0 FC3-6 1B	4-0 BB		0-0 F7		0-0 HR			3	1	1	1	1	0	3
Fred Norman, S OBP: 0.138, SLG: 0.138 Bill Plummer, R OBP: 0.264, SLG: 0.239 (1, 1) (7, 2)		0-0 1B	0-3 K		0-0 P5		0-0 6-3			3	0	1	1	0	1	3

Inning Stats	R: 0	H: 0	E: 0	K: 0	S: 3	LOB: 0	BB: 0	P: 3	R: 2	H: 3	E: 0	K: 0	S: 6	LOB: 2	BB: 1	P: 10	R: 3	H: 5	E: 0	K: 1	S: 9	LOB: 0	BB: 0	P: 6	R: 3	H: 3	E: 0	K: 0	S: 6	LOB: 1	BB: 0	P: 6	R: 0	H: 0	E: 0	K: 0	S: 3	LOB: 0	BB: 0	P: 3	R: 1	H: 1	E: 0	K: 1	S: 6	LOB: 0	BB: 0	P: 6	R: 2	H: 1	E: 0	K: 1	S: 6	LOB: 0	BB: 1	P: 10
--------------	------	------	------	------	------	--------	-------	------	------	------	------	------	------	--------	-------	-------	------	------	------	------	------	--------	-------	------	------	------	------	------	------	--------	-------	------	------	------	------	------	------	--------	-------	------	------	------	------	------	------	--------	-------	------	------	------	------	------	------	--------	-------	-------

PITCHER	IP	WLS	BF	H	R	ER	SO	BB	IBB	HBP	BLK	WP	HR	S	P	ERA	WHIP
Stan Bahnsen, R ERA: 7.09 (1, 1)	2.2	L	16	8	5	5	0	1	0	0	0	0	0	15	19	16.88	3.375
Dan Warthen, L ERA: 7.97 (3, 1)	1.1		8	3	3	3	1	1	0	0	1	0	1	9	13	20.25	3.000
Santo Alcala, R ERA: 7.64 (5, 1)	2.0		9	3	2	2	0	0	0	0	0	0	0	9	9	9.00	1.500
Tom Walker, R ERA: 11.25 (7, 1)	2.0		9	2	3	3	2	1	0	0	0	0	2	12	16	13.50	1.500


BOTTOM

Montreal Expos @ Cincinnati Reds
Riverfront Stadium, Cincinnati, OH

Fri Jun 10 1977, 7:05 PM EDT
Att. 35,148 - Unknown

AB	39
R	13
H	16
RBI	13
BB	3
SO	3
LOB	13

WP: 0 PA: 42
PB: 0
SB: 0
CS: 0



livebaseballscorecards.com

Batter	1	2	3	4	5	6	7	8	9	AB R H RBI BB SO LOB	TOP		
Dave Cash, R OBP: 0.344, SLG: 0.361 (1, 4)	0-0 SH5-3 3B 1B	0-0 4-3			0-0 2B 1B	0-0 G1-6-3 1B			0-0 F9	5 2 3 0 0 0 0			
Chris Speier, R OBP: 0.319, SLG: 0.329 (1, 6)	4-0 SH5-3 3B BB		0-3 K		0-0 2B 1B	0-0 G1-6-3 1B			0-0 6-3	4 2 1 0 1 1 2			
Ellis Valentine, R OBP: 0.362, SLG: 0.539 (1, 9)	0-0 SH5-3 1-2 2-3		0-0 6-3		0-0 2B 2B			0-0 P4	0-0 BB 1B	4 1 2 1 0 0 0			
Tony Perez, R OBP: 0.353, SLG: 0.458 (1, 3)	0-0 1B 2-H 3-H		0-0 5-3		0-0 2B			0-3 K	4-0 1-2 BB	4 1 2 4 1 1 0			
Warren Cromartie, L OBP: 0.320, SLG: 0.408 Sam Mejias, R OBP: 0.286, SLG: 0.500 (1, 7) (9, 8)	0-0 1B 3-H			0-0 BLK 1B	0-0 6-3			0-0 4-3	0-0 F5	5 0 2 1 0 0 2 0 0 0 0 0 0 0			
Gary Carter, R OBP: 0.353, SLG: 0.542 (1, 2)	0-3 K			0-0 5-3 1-2	0-0 E5			0-0 SH1-3 1B		4 0 1 0 0 1 2			
Larry Parrish, R OBP: 0.312, SLG: 0.400 (1, 5)	0-3 K			0-3 K	0-0 F8			0-0 SH1-3 1-3		3 0 0 0 0 2 3			
Andre Dawson, R OBP: 0.305, SLG: 0.406 (1, 8) (9, 7)				4-0 IBB		0-0 6-3		0-0 5-3		3 0 1 0 1 0 1			
Jackie Brown, R OBP: 0.200, SLG: 0.143 Wayne Garrett, L OBP: 0.242, SLG: 0.300 Joe Kerrigan, R (8, 1)		0-0 G5-6-4-3 1-2f		0-3 K		0-0 1B 1B		0-0 L4		3 0 1 0 0 1 3 1 0 0 0 0 0 1 0 0 0 0 0 0 0			
Inning Stats	R: 3 E: 0 K: 2 S: 10 H: 3 LOB: 1 BB: 1 P: 14	R: 0 E: 0 K: 0 S: 3 H: 1 LOB: 0 BB: 0 P: 3	R: 0 E: 0 K: 1 S: 5 H: 0 LOB: 0 BB: 0 P: 5	R: 0 E: 0 K: 2 S: 8 H: 1 LOB: 2 BB: 1 P: 12	R: 3 E: 1 K: 0 S: 7 H: 4 LOB: 1 BB: 0 P: 7	R: 0 E: 0 K: 0 S: 4 H: 2 LOB: 1 BB: 0 P: 4	R: 0 E: 0 K: 1 S: 5 H: 0 LOB: 0 BB: 0 P: 5	R: 0 E: 0 K: 0 S: 4 H: 1 LOB: 1 BB: 0 P: 4	R: 0 E: 0 K: 0 S: 4 H: 1 LOB: 2 BB: 1 P: 8	1B: 10 2B: 2 3B: 1 HR: 0 SF: 0 SAC: 2 DP: 2 HBP: 0	WP: 0 PB: 0 SB: 2 CS: 0 PA: 41		
PITCHER	IP WLS BF H R ER SO BB IBB HBP BLK WP HR S P ERA WHIP											PITCHER	IP WLS BF H R ER SO BB IBB HBP BLK WP HR S P ERA WHIP
Gary Nolan, R ERA: 3.92 (1, 1)	4.0 L 21 8 6 6 5 1 1 0 1 0 0 29 37 13.50 2.250												
Dale Murray, R ERA: 5.01 (5, 1)	2.0 8 3 0 0 0 0 0 0 0 0 0 8 8 0.00 1.500												
Tom Hume, R ERA: 10.03 (7, 1)	3.0 12 2 0 0 1 1 0 0 0 0 0 13 17 0.00 1.000												

Montreal Expos @ Cincinnati Reds
Riverfront Stadium, Cincinnati, OH
Sat Jun 11 1977, 7:05 PM EDT
Att. 36,300 - Unknown

livebaseballscorecards.com

AB	36
R	6
H	13
RBI	6
BB	3
SO	6
LOB	14



BOTTOM

Montreal Expos @ Cincinnati Reds
 Riverfront Stadium, Cincinnati, OH
 Sat Jun 11 1977, 7:05 PM EDT
 Att. 36,300 - Unknown

livebaseballscorecards.com

AB	34
R	4
H	9
RBI	4
BB	4
SO	1
LOB	16



WP: 0	PA: 38
PB: 0	
SB: 1	
CS: 0	

AB	R	H	RBI	BB	SO	LOB
4	1	1	1	1	0	0
4	1	1	0	1	0	1
4	0	1	0	0	0	2
4	0	0	0	0	0	4
4	0	2	1	0	0	0
3	1	1	0	1	0	2
0	0	0	0	0	0	0
0	0	0	0	0	0	0
4	1	2	2	0	0	2
3	0	1	0	1	0	2
2	0	0	0	0	0	2
0	0	0	0	0	0	0
1	0	0	0	0	0	1
0	0	0	0	0	0	0
1	0	0	0	0	1	0

Batter	1	2	3	4	5	6	7	8	9
Pete Rose, S (1, 5) OBP: 0.399, SLG: 0.452	0-0 4-3 ①		0-0 1-3 ①		4-0 FC4-6 BB		0-0 HR		0-0 F8 ②
Ken Griffey, L (1, 9) OBP: 0.364, SLG: 0.437	4-0 FC4-6 BB		0-0 S 1B		0-0 FC4-6 1B 1-2f		0-0 3-1		0-0 F7 ③
Joe Morgan, L (1, 4) OBP: 0.420, SLG: 0.484	0-0 F5		0-0 F2		0-0 1B 1-2		0-0 F3		
Dan Driessen, L (1, 3) OBP: 0.349, SLG: 0.424	0-0 FC4-6 1-2f		0-0 3-1		0-0 P6		0-0 F7		
George Foster, R (1, 7) OBP: 0.387, SLG: 0.569		0-0 6-3 ①		0-0 F8		0-0 1B 1-3 2-H		0-0 FC1-5 BB 1B	
Johnny Bench, R (1, 2) OBP: 0.292, SLG: 0.506		0-0		0-0 P5		0-0 P6		4-0 FC1-5 BB	
Ed Armbuster, R (8, PR) OBP: 0.364, SLG: 0.526		HR 1B						1-2	
Bill Plummer, R (9, 2) OBP: 0.264, SLG: 0.239								0-0 FC1-5 BB	
Dave Concepcion, R (1, 6) OBP: 0.346, SLG: 0.385		0-0 HR		0-0 2B		0-0 F8		0-0 FC1-5 G6-4-3	
Cesar Geronimo, L (1, 8) OBP: 0.340, SLG: 0.438		0-0 F7		4-0 FC5-4 IBB		0-0 L3 1B		0-0 G6-4-3	
Gary Nolan, R (1, 1) OBP: 0.067, SLG: 0.067		0-0 F9		0-0 FC5-4		0-0 L3		0-3 K	
Dale Murray, R (5, 1)									
Champ Summers, L (6, PH) OBP: 0.190, SLG: 0.350									
Tom Hume, R (7, 1)									
Mike Lum, L (9, PH) OBP: 0.172, SLG: 0.185									

Inning Stats	R: 0	H: 0	E: 0	K: 0	S: 3	H: 0	LOB: 1	BB: 1	P: 7	R: 2	H: 2	E: 0	K: 0	S: 5	R: 0	H: 1	E: 0	K: 0	S: 4	R: 0	H: 1	E: 0	K: 0	S: 4	R: 1	H: 2	E: 0	K: 0	S: 5	R: 0	H: 1	E: 0	K: 0	S: 3	R: 1	H: 1	E: 0	K: 0	S: 4	R: 0	H: 1	E: 0	K: 0	S: 3	R: 0	H: 0	E: 0	K: 1	S: 5	1B: 6	SF: 0	2B: 2	SAC: 0	3B: 0	DP: 2	HR: 2	HBP: 0	WP: 0	PA: 38
--------------	------	------	------	------	------	------	--------	-------	------	------	------	------	------	------	------	------	------	------	------	------	------	------	------	------	------	------	------	------	------	------	------	------	------	------	------	------	------	------	------	------	------	------	------	------	------	------	------	------	------	-------	-------	-------	--------	-------	-------	-------	--------	-------	--------

PITCHER	IP	WLS	BF	H	R	ER	SO	BB	IBB	HBP	BLK	WP	HR	S	P	ERA	WHIP
Jackie Brown, R (1, 1) ERA: 3.58	7.0	W	31	8	4	4	0	2	1	0	0	0	2	28	40	5.14	1.429
Joe Kerrigan, R (8, 1) ERA: 2.58	2.0	S	7	1	0	0	1	1	0	0	0	0	0	8	12	0.00	1.000

Batter	1	2	3	4	5	6	7	8	9	AB R H RBI BB SO LOB	TOP																										
Dave Cash, R OBP: 0.345, SLG: 0.370 (1, 4) X	0-0 4-3 ①		0-3 K ③			0-0 4-3 3B		0-0 1-3 1B	0-0 F5-3 ③	5 1 2 0 0 1 1																											
Chris Speier, R OBP: 0.314, SLG: 0.324 Pepe Frias, R OBP: 0.083, SLG: 0.083 (1, 6) X (6, 6)	0-0 F2 ②			0-0 G3 ①		0-0 4-3 ②		0-0 1-3 ②		3 0 0 1 0 0 0 1 0 0 0 0 0 1																											
Ellis Valentine, R OBP: 0.365, SLG: 0.538 (1, 9) X	0-0 1B			0-0 G6-4-3 1B		0-0 1-3		0-0 L6 ③		4 0 2 0 0 0 1																											
Tony Perez, R OBP: 0.351, SLG: 0.454 Sam Mejias, R OBP: 0.286, SLG: 0.500 (1, 3) X (9, PR) (9, 8)	0-0 4-3 ③			0-0 G6-4-3 ② ③ 1-2f			0-0 F9 ①		0-0 2B 1B	4 0 1 0 0 0 2 0 1 0 0 0 0 0																											
Warren Cromartie, L OBP: 0.319, SLG: 0.410 (1, 7) (9, 3)		0-0 P6 ①			0-0 G3 ①		0-0 F9 ②		0-0 F8 1B 2B	4 1 1 1 0 0 0																											
Gary Carter, R OBP: 0.350, SLG: 0.541 (1, 2)		0-0 1-3 ②			0-0 2B		0-0 F3 ③		0-0 F8 ① 2-3	4 0 1 0 0 0 2																											
Larry Parrish, R OBP: 0.315, SLG: 0.402 (1, 5)		0-3 K ③			0-0 L6 ②			0-0 HR 1B	0-0 1B SF8 1B	4 2 2 1 0 1 1																											
Andre Dawson, R OBP: 0.310, SLG: 0.432 (1, 8) (9, 7)			0-0 F8 ①		0-0 6-3 ③			0-0 HR 1B	0-0 1B	4 1 2 2 0 0 1																											
Steve Rogers, R OBP: 0.143, SLG: 0.100 Will McEnaney, L (6, 1) Del Unser, L OBP: 0.333, SLG: 0.473 (8, PH) Tom Walker, R (8, 1) Wayne Garrett, L OBP: 0.235, SLG: 0.300 (9, PH) Joe Kerrigan, R (9, 1)			0-3 K ②			0-0 3-1 ①		0-0 4-3 ①	0-0 SF8 ② 3-H	2 0 0 0 0 0 1 0 0 0 0 0 0 0 0 0 1 0 0 0 0 0 0 0 0 0 0 0 0 0 0 0 0 0 0 0 1 0 0 0 0 0 0 0 0 0 0 0																											
Inning Stats	R: 0 E: 0 K: 0 S: 4	H: 1 LOB: 1 BB: 0 P: 4	R: 0 E: 0 K: 1 S: 5	H: 0 LOB: 0 BB: 0 P: 5	R: 0 E: 0 K: 2 S: 7	H: 0 LOB: 0 BB: 0 P: 7	R: 0 E: 0 K: 0 S: 3	H: 1 LOB: 0 BB: 0 P: 3	R: 0 E: 0 K: 0 S: 4	H: 1 LOB: 1 BB: 0 P: 4	R: 1 E: 0 K: 0 S: 4	H: 1 LOB: 0 BB: 0 P: 4	R: 0 E: 0 K: 0 S: 3	H: 0 LOB: 0 BB: 0 P: 3	R: 2 E: 0 K: 0 S: 6	H: 3 LOB: 1 BB: 0 P: 6	R: 3 E: 0 K: 0 S: 7	H: 4 LOB: 1 BB: 0 P: 7	1B: 7 2B: 2 3B: 1 HR: 1	SF: 1 SAC: 0 DP: 1 HBP: 0	WP: 0 PB: 0 SB: 0 CS: 0	PA: 37															
PITCHER	IP WLS BF H R ER SO BB IBB HBP BLK WP HR S P ERA WHIP																																				
Pat Zachry, R ERA: 5.04 (1, 1)	7.1		28	7	3	3	3	0	0	0	0	0	1	34	34	3.68	0.955																				
Rawly Eastwick, R ERA: 3.29 (8, 1)	1.0		6	3	3	3	0	0	0	0	0	0	0	6	6	27.00	3.000																				
Pedro Borbon, R ERA: 3.02 (9, 1)	0.2	W	3	1	0	0	0	0	0	0	0	0	0	3	3	0.00	1.500																				

Montreal Expos @ Cincinnati Reds
 Riverfront Stadium, Cincinnati, OH
 Sun Jun 12 1977, 3:33 AM EDT
 Unknown

livebaseballscorecards.com

AB	36
R	6
H	11
RBI	6
BB	0
SO	3
LOB	9



Batter	1	2	3	4	5	6	7	8	9	AB R H RBI BB SO LOB
Pete Rose, S (1, 5) Doug Flynn, R (8, 5) Ed Arbrister, R (9, PR) OBP: 0.397, SLG: 0.453 OBP: 0.214, SLG: 0.259 OBP: 0.364, SLG: 0.526	0-0 F9		0-0 6-3		0-0 G3	0-0 2B			0-0 BB 1B FC4 1B	4 0 1 0 0 0 0 1 0 1 0 0 0 0 0 1 0 0 0 0 0
Ken Griffey, L (1, 9) OBP: 0.368, SLG: 0.445	0-0 4-3		0-0 HR 2B		0-0 1B	0-0 F9			0-0 FC4 BB 1-2 1B	5 1 3 0 0 0 1
Joe Morgan, L (1, 4) OBP: 0.420, SLG: 0.495	0-0 L6		0-0 HR 2-H		0-0 F9		4-0 FC6-4 BB		0-0 F7	4 1 1 2 1 0 3
Dan Driessen, L (1, 3) OBP: 0.345, SLG: 0.414		0-0 4-3	0-0 L9		0-0 L9		0-0 FC6-4 FC5-4		4-0 FC4 BB 1-2 2-3	4 0 0 0 1 0 2
George Foster, R (1, 7) OBP: 0.387, SLG: 0.568		0-0 1B 2B	0-0 F9			4-0 1B SF9 BB			0-0 F9	4 2 1 1 1 0 3
Johnny Bench, R (1, 2) OBP: 0.302, SLG: 0.506		4-0 FC3-6 1B BB		4-0 FC4-6 BB		0-0 1-3 HR 1B			0-0 FC5-4	2 1 1 0 2 0 1
Dave Concepcion, R (1, 6) OBP: 0.349, SLG: 0.389		0-0 FC3-6 1-2 2-H 1B		0-0 F9		0-0 SF9 1-2 3-H			0-0 1B	3 0 2 2 0 0 1
Cesar Geronimo, L (1, 8) OBP: 0.338, SLG: 0.450		0-0 FC3-6 1-2f 2-3		0-0 FC4-6 1-2f		0-0 HR 2-H			0-3 K 1-2	4 1 1 2 0 1 4
Pat Zachry, R (1, 1) Rawly Eastwick, R (8, 1) Pedro Borbon, R (9, 1) OBP: 0.174, SLG: 0.136 OBP: 0.250, SLG: 0.250 OBP: 0.500, SLG: 0.625		0-3 K		0-3 K		0-0 P3			0-3 K	3 0 0 0 0 2 3 1 0 0 0 0 1 0 0 0 0 0 0 0 0

Inning Stats	R: 0 E: 0 K: 0 S: 3	H: 0 LOB: 0 BB: 0 P: 3	R: 1 E: 0 K: 1 S: 7	H: 2 LOB: 2 BB: 1 P: 11	R: 2 E: 0 K: 0 S: 5	H: 2 LOB: 0 BB: 0 P: 5	R: 0 E: 0 K: 1 S: 5	H: 0 LOB: 1 BB: 1 P: 9	R: 0 E: 0 K: 0 S: 4	H: 1 LOB: 1 BB: 0 P: 4	R: 3 E: 0 K: 0 S: 6	H: 3 LOB: 1 BB: 1 P: 10	R: 0 E: 0 K: 0 S: 3	H: 0 LOB: 1 BB: 1 P: 7	R: 0 E: 0 K: 2 S: 7	H: 1 LOB: 0 BB: 0 P: 7	R: 1 E: 0 K: 0 S: 4	H: 2 LOB: 3 BB: 1 P: 8	1B: 6 2B: 3 3B: 0 HR: 2	SF: 1 SAC: 0 DP: 0 HBP: 0	WP: 0 PB: 0 SB: 0 CS: 0	PA: 41	
PITCHER	IP	WLS	BF	H	R	ER	SO	BB	IBB	HBP	BLK	WP	HR	S	P	ERA	WHIP						
Steve Rogers, R (1, 1) ERA: 2.13	5.1		26	7	6	6	2	3	0	0	0	0	2	27	39	10.12	1.875						
Will McEnaney, L (6, 1) ERA: 3.2	1.2		7	1	0	0	0	1	0	0	0	0	0	6	10	0.00	1.200						
Tom Walker, R (8, 1) ERA: 9.0	1.0		3	1	0	0	2	0	0	0	0	0	0	7	7	0.00	1.000						
Joe Kerrigan, R (9, 1) ERA: 2.79	0.1	L	5	2	1	1	0	1	0	0	0	0	0	4	8	27.00	9.000						

Montreal Expos @ Cincinnati Reds
Riverfront Stadium, Cincinnati, OH
Sun Jun 12 1977, 3:33 AM EDT
Unknown

livebaseballscorecards.com

AB	35
R	7
H	11
RBI	7
BB	5
SO	4
LOB	18



Batter	1	2	3	4	5	6	7	8	9	AB R H RBI BB SO LOB	TOP														
Dave Cash, R OBP: 0.354, SLG: 0.381 (1, 4) X	0-0 PB 2B 1B	0-0 3-H 1B HR 1B		0-0 1B E 2B		4-0 1B BB		0-0 F8 2		4 3 3 1 1 0 0															
Del Unser, L OBP: 0.344, SLG: 0.487 (1, 3) X	0-0 1-3 1-H 1B 2B	0-0 1-3 HR 1B		0-0 P3 1		0-0 1-2 1B		0-0 6-3 3		5 2 3 1 0 0 1															
Ellis Valentine, R OBP: 0.370, SLG: 0.554 (1, 9) X	0-0 1-3 2-3	0-0 1-H HR		0-0 E SF7 1B		0-0 P6 1		0-0 2B 1B		5 2 3 3 0 0 3															
Warren Cromartie, L OBP: 0.316, SLG: 0.405 (1, 7) X	0-0 1B 1B 3-H	0-0 1-3 2		0-0 E1 1-3 3-H		0-0 F8 2		0-0 P6 1		5 0 1 1 0 0 4															
Andre Dawson, R OBP: 0.313, SLG: 0.441 (1, 8) X	0-0 1-2 1B	0-0 F4-3 3		0-0 SF7 3-H 2		0-0 F7 3		0-0 1-3 2B		4 0 2 1 0 0 2															
Larry Parrish, R OBP: 0.313, SLG: 0.397 (1, 5) S S S	0-3 K 2		0-0 2B FC4-6-2 1B	0-3 K 3		0-3 K 1		0-3 K 2	S S S	5 0 1 0 0 4 5															
Pete Mackanin, R OBP: 0.294, SLG: 0.394 (1, 6) S S S	0-3 K 3		0-0 1-3 FC4-6-2 CS 2B		0-0 6-3 1		0-0 5-3 2	0-0 6-3 3		5 0 1 0 0 1 4															
Barry Foote, R OBP: 0.302, SLG: 0.469 (1, 2)		0-0 SH3-4 WP 1B 1B	0-0 FC4-6-2 1		0-3 K 2		0-0 F4 3			4 1 1 0 0 1 2															
Don Stanhouse, R OBP: 0.296, SLG: 0.269 (1, 1)		0-0 SH3-4 1	0-3 K 2		0-0 F9 3			0-0 P2 1		1 0 0 0 0 0 1 2															
Bill Atkinson, L OBP: 0.500, SLG: 0.500 (3, 1)										0 0 0 0 0 0 0 0															
Tom Walker, R (4, 1)										1 0 0 0 0 0 0 0															
Will McEnaney, L (6, 1)										0 0 0 0 0 0 0 0															
Wayne Garrett, L OBP: 0.229, SLG: 0.290 (8, PH)										1 0 0 0 0 0 0 0															
Joe Kerrigan, R (8, 1)										0 0 0 0 0 0 0 0															
Inning Stats	R: 2 E: 0 K: 2 S: 11	H: 4 LOB: 2 BB: 0 P: 11	R: 4 E: 0 K: 0 S: 7	H: 4 LOB: 0 BB: 0 P: 7	R: 0 E: 0 K: 1 S: 6	H: 2 LOB: 2 BB: 0 P: 6	R: 2 E: 1 K: 1 S: 8	H: 2 LOB: 1 BB: 0 P: 8	R: 0 E: 0 K: 1 S: 5	H: 0 LOB: 0 BB: 0 P: 5	R: 0 E: 0 K: 0 S: 4	H: 1 LOB: 2 BB: 1 P: 8	R: 0 E: 0 K: 1 S: 5	H: 0 LOB: 0 BB: 0 P: 5	R: 0 E: 0 K: 0 S: 3	H: 0 LOB: 0 BB: 0 P: 3	R: 0 E: 0 K: 1 S: 7	H: 2 LOB: 2 BB: 0 P: 7	1B: 10 2B: 5 3B: 0 HR: 1	SF: 1 SAC: 1 DP: 1 HBP: 0	WP: 1 PB: 1 SB: 0 CS: 1	PA: 43			
PITCHER	IP WLS BF H R ER SO BB IBB HBP BLK WP HR S P ERA WHIP																								
Jack Billingham, R ERA: 3.8 (1, 1)	1.1		11	7	5	5	2	0	0	0	0	1	0	15	15	33.75	5.250								
Dale Murray, R ERA: 4.89 (2, 1)	2.2		13	5	3	1	2	0	0	0	0	0	1	17	17	3.38	1.875								
Rawly Eastwick, R ERA: 2.91 (5, 1)	5.0	W	19	3	0	0	3	1	0	0	0	0	0	24	28	0.00	0.800								

Montreal Expos @ Cincinnati Reds
Riverfront Stadium, Cincinnati, OH
 Sun Jun 12 1977, 3:38 AM EDT
 Att: 42,684 - Unknown

livebaseballscorecards.com

AB 40
R 8
H 15
RBI 7
BB 1
SO 7
LOB 23



Batter	1	2	3	4	5	6	7	8	9
Pete Rose, S (1, 5) OBP: 0.401, SLG: 0.466 Ray Knight, R (8, 5) OBP: 0.417, SLG: 0.636	0-0 4-3 2B	0-0 G4-3 1-2f		0-0 F9		0-0 FC3-6 1B	0-0 1B FC5 1B	0-0 E6 FC4-8 2-H 3-H	
Ken Griffey, L (1, 9) OBP: 0.372, SLG: 0.448	0-0 4-3 2-3		0-0 2B	0-0 2B SF8 1B		4-0 FC3-6 BB	0-3 K	0-0 FC4-6 1-2f	
Dan Driessen, L (1, 3) OBP: 0.356, SLG: 0.441	0-0 FC4-6-2-5 2B		0-0 1B G6-4-3 2B	0-0 SF8 HR 2B		0-0 FC3-6 1B	0-0 FC5 1B		
George Foster, R (1, 7) OBP: 0.391, SLG: 0.569	4-0 FC4-6-2-5 BB		0-0 G6-4-3 1B	0-0 SF8		0-0 1B 1B	0-0 FC5		
Dave Concepcion, R (1, 6) OBP: 0.350, SLG: 0.404	0-0 FC4-6-2-5 1-2 2-H		0-0 G6-4-3	0-0 HR		0-0 1B 1B	0-0 L4		
Cesar Geronimo, L (1, 8) OBP: 0.350, SLG: 0.465		0-0 SH BB 1B	0-0 3B 1B	0-3 K		0-0 F8 1B	0-0 SH3 E 2B		
Doug Flynn, R (1, 4) OBP: 0.242, SLG: 0.344		0-3 K	0-0 1-H 3B		0-0 F7	0-0 1-2 3-H 1B	0-0 F3		
Bill Plummer, R (1, 2) OBP: 0.276, SLG: 0.224		4-0 SH BB	0-3 K2-3		0-0 F7	0-0 F8	4-0 SH3 E BB		
Jack Billingham, R (1, 1) OBP: 0.200, SLG: 0.229 Dale Murray, R (2, 1) Champ Summers, L (4, PH) OBP: 0.227, SLG: 0.524 Rawly Eastwick, R (5, 1) OBP: 0.167, SLG: 0.167		0-0 SH G4-3 1-2 2-3		0-0 IHR	0-3 K	0-0 4-3	0-0 SH3		

Inning Stats	R: 1	H: 2	E: 0	K: 0	S: 4	R: 0	H: 1	E: 1	K: 1	S: 6	R: 0	H: 5	E: 0	K: 1	S: 9	R: 4	H: 4	E: 0	K: 1	S: 9	R: 0	H: 0	E: 0	K: 1	S: 5	R: 4	H: 5	E: 0	K: 0	S: 8	R: 0	H: 2	E: 0	K: 1	S: 7	R: 2	H: 1	E: 1	K: 0	S: 5
	LOB: 1	BB: 1	P: 8	LOB: 2	BB: 1	P: 10	LOB: 1	BB: 0	P: 9	LOB: 0	BB: 0	P: 9	LOB: 0	BB: 0	P: 5	LOB: 2	BB: 1	P: 12	LOB: 2	BB: 0	P: 7	LOB: 1	BB: 1	P: 9	LOB: 1	BB: 1	P: 9	LOB: 0	SAC: 2	DP: 3	HBP: 0	WP: 0	PA: 47	ERA	WHIP					

PITCHER	IP	WLS	BF	H	R	ER	SO	BB	IBB	HBP	BLK	WP	HR	S	P	ERA	WHIP
Don Stanhouse, R (1, 1) ERA: 4.72	2.2		15	7	4	4	1	2	0	0	0	0	0	15	23	13.50	3.375
Bill Atkinson, R (3, 1) ERA: 3.18	1.0		8	5	4	4	1	0	0	0	0	0	1	10	10	36.00	5.000
Tom Walker, R (4, 1) ERA: 12.15	1.2	L	9	3	4	4	2	1	0	0	0	0	0	12	16	21.60	2.400
Will McEnaney, L (6, 1) ERA: 3.09	1.2		9	4	0	0	1	0	0	0	0	0	0	11	11	0.00	2.400
Joe Kerrigan, R (8, 1) ERA: 2.72	1.0		6	1	2	0	0	1	0	0	0	0	0	5	9	0.00	2.000

AB R H RBI BB SO LOB

5 2 3 0 0 0 3
1 0 0 0 0 0 0

5 2 2 0 1 1 3

5 3 4 2 0 0 2

3 1 2 2 1 0 2

5 2 2 3 0 0 5

5 2 4 1 0 1 0

5 0 2 2 0 1 2

3 1 0 0 2 1 3

0 0 0 0 0 0 0
0 0 0 0 0 0 0
1 1 1 1 0 0 0
2 0 0 0 0 1 2

1B: 10 SF: 1
2B: 8 SAC: 2
3B: 1 DP: 3
HR: 2 HBP: 0


WP: 0 PA: 47
PB: 0
SB: 0
CS: 0

AB 40
R 14
H 20
RBI 11
BB 4
SO 5
LOB 22

MONTECALMO

REDS

Montreal Expos @ Cincinnati Reds
Riverfront Stadium, Cincinnati, OH
Sun Jun 12 1977, 3:38 AM EDT
Att. 42,684 - Unknown

Batter	1	2	3	4	5	6	7	8	9	AB R H RBI BB SO LOB	TOP	
Garry Maddox, R OBP: 0.303, SLG: 0.427 (1, 8) X	0-0 SH5-3 WP 2B		0-0 F7		0-0 4-3		0-0 P6 1-2			4 1 1 0 0 0 1		
Larry Bowa, S OBP: 0.306, SLG: 0.347 (1, 6) X	0-0 SH5-3 2-3		0-0 F8		0-3 K			0-0 S 3B 1B		3 1 1 0 0 1 0		
Mike Schmidt, R OBP: 0.361, SLG: 0.492 (1, 5) X	0-0 HR			0-3 K		0-3 K		0-0 F8 1-2		4 1 1 1 0 2 1		
Greg Luzinski, R OBP: 0.377, SLG: 0.665 (1, 7) S S S	0-3 K			4-0 1B 1B SF7 BB		0-3 K		0-0 3B		3 1 1 1 1 2 0		
Davey Johnson, R OBP: 0.370, SLG: 0.507 Richie Hebner, L OBP: 0.388, SLG: 0.468 (1, 3) S S S (8, PH) (8, 3)	0-3 K			0-0 1B 1-2 1B		4-0 BB		0-0 L3		2 0 1 0 1 1 0 1 0 0 0 0 0 1		
Tim McCarver, L OBP: 0.429, SLG: 0.518 Bob Boone, R OBP: 0.315, SLG: 0.379 (1, 2) (7, 2)		0-0 L5		0-0 1B 1-2 2-3 1B		0-3 K		0-0 5-3		3 0 1 0 0 1 1 1 0 0 0 0 0 1		
Jerry Martin, R OBP: 0.343, SLG: 0.441 Jay Johnstone, L OBP: 0.312, SLG: 0.369 (1, 9) (9, PH) (9, 9)		0-0 F9		0-0 SF7			0-3 K		0-0 F9	2 0 0 1 0 1 0 1 0 0 0 0 0 0	AB 32 R 4 H 7 RBI 3 BB 2 SO 10 LOB 7	
Ted Sizemore, R OBP: 0.332, SLG: 0.354 (1, 4)		0-0 6-3		0-0 6-3			0-0 F9		0-0 F8	4 0 0 0 0 0 2		
Steve Carlton, L OBP: 0.263, SLG: 0.314 Warren Brusstar, R OBP: 0.296, SLG: 0.262 Ollie Brown, R OBP: 0.250, SLG: 0.286 Tom Underwood, R OBP: 0.167, SLG: 0.091 (1, 1) (6, 1) (7, PH) (7, 1) (9, PH) (9, 1)			0-3 K		0-3 K		0-0 S 1B		0-0 F9	2 0 0 0 0 0 2 0 0 0 0 0 0 0 0 0 1 0 0 1 0 0 0 0 0 0 0 0 0 0 0 0 1 0 0 0 0 0 0 0 0 0 0 0 0 0 0 0		
Inning Stats	R: 2 H: 2 E: 0 LOB: 0 K: 2 BB: 0 S: 9 P: 9	R: 0 H: 0 E: 0 LOB: 0 K: 0 BB: 0 S: 3 P: 3	R: 0 H: 0 E: 0 LOB: 0 K: 1 BB: 0 S: 5 P: 5	R: 1 H: 2 E: 0 LOB: 2 K: 1 BB: 1 S: 7 P: 11	R: 0 H: 0 E: 0 LOB: 0 K: 2 BB: 0 S: 7 P: 7	R: 0 H: 0 E: 0 LOB: 1 K: 3 BB: 1 S: 9 P: 13	R: 0 H: 1 E: 0 LOB: 1 K: 1 BB: 0 S: 6 P: 6	R: 1 H: 2 E: 0 LOB: 1 K: 0 BB: 0 S: 5 P: 5	R: 0 H: 0 E: 0 LOB: 0 K: 0 BB: 0 S: 3 P: 3	1B: 4 SF: 1 2B: 1 SAC: 1 3B: 1 DP: 0 HR: 1 HBP: 0	WP: 1 PA: 36 PB: 0 SB: 2 CS: 0	
PITCHER Woody Fryman, L ERA: 5.33 Pedro Borbon, R ERA: 3.09 (1, 1) (8, 1)	IP WLS BF H R ER SO BB IBB HBP BLK WP HR S P ERA WHIP											PITCHER IP WLS BF H R ER SO BB IBB HBP BLK WP HR S P ERA WHIP
	7.0 28 5 3 3 10 2 0 0 0 1 1 46 54 3.86 1.000											

Philadelphia Phillies @ Cincinnati Reds
Riverfront Stadium, Cincinnati, OH
Mon Jun 13 1977, 7:05 PM EDT
Att. 27,147 - Unknown

livebaseballscorecards.com

Batter	1	2	3	4	5	6	7	8	9	AB R H RBI BB SO LOB
Pete Rose, S OBP: 0.402, SLG: 0.466 (1, 5)	0-0 1B S FC3-2-5 1B		0-0 5-3		0-0 F8		0-0 1-2 1B			4 0 2 0 0 0 0
Ken Griffey, L OBP: 0.374, SLG: 0.453 (1, 9)	0-0 1-3 HR 1B		0-0 2B			0-3 K	0-3 K			4 1 2 0 0 2 2
Joe Morgan, L OBP: 0.426, SLG: 0.497 (1, 4)	0-0 FC3-2-5 1-2 HR		4-0 G6-4-3 BB			0-0 E S WP 1B		0-0 S 1B		3 2 2 0 1 0 2
George Foster, R OBP: 0.393, SLG: 0.583 (1, 7)	0-0 1-1 2-1 HR		0-0 G6-4-3			0-0 BB S 1B		0-0 L8		4 1 2 3 0 0 3
Johnny Bench, R OBP: 0.306, SLG: 0.500 (1, 2)	0-0 4-3			0-0 F7		4-0 BB S 1B		4-0 CS IBB		2 0 0 0 2 0 0
Dave Concepcion, R OBP: 0.344, SLG: 0.396 (1, 6)	0-0 6-3			0-0 L6		0-3 K		0-3 K		4 0 0 0 0 2 3
Dan Driessen, L OBP: 0.354, SLG: 0.454 (1, 3)		0-3 K		0-0 4-3			0-3 K2-3		0-0 HR	4 1 1 1 0 2 0
Cesar Geronimo, L OBP: 0.350, SLG: 0.460 (1, 8)		4-0 4-3 BB			0-0 F8		0-0 3-1			2 0 0 0 1 0 0
Woodie Fryman, R OBP: 0.267, SLG: 0.267 (1, 1)		0-0 4-3			0-0 1-3		0-0 1B			2 0 0 0 0 0 1
Ray Knight, R OBP: 0.462, SLG: 0.667 (7, PH)										1 0 1 0 0 0 0
Pedro Borbon, R OBP: 0.500, SLG: 0.625 (8, 1)		1-2								0 0 0 0 0 0 0

Inning Stats	R: 3	H: 3	E: 0	K: 0	S: 6	LOB: 0	BB: 0	P: 6	R: 0	H: 0	E: 0	K: 1	S: 4	LOB: 0	BB: 1	P: 8	R: 0	H: 1	E: 0	K: 0	S: 3	LOB: 1	BB: 1	P: 7	R: 0	H: 0	E: 0	K: 0	S: 3	LOB: 0	BB: 0	P: 3	R: 0	H: 0	E: 0	K: 0	S: 3	LOB: 0	BB: 0	P: 3	R: 1	H: 2	E: 0	K: 2	S: 8	LOB: 1	BB: 1	P: 12	R: 0	H: 2	E: 0	K: 2	S: 9	LOB: 2	BB: 0	P: 9	R: 0	H: 1	E: 0	K: 1	S: 5	LOB: 2	BB: 1	P: 9	R: 1	H: 1	E: 0	K: 0	S: 1	LOB: 0	BB: 0	P: 1	1B: 7	2B: 2	3B: 0	HR: 2	SF: 0	SAC: 0	DP: 2	HBP: 0	WP: 1	PB: 0	SB: 4	CS: 1	PA: 34
--------------	------	------	------	------	------	--------	-------	------	------	------	------	------	------	--------	-------	------	------	------	------	------	------	--------	-------	------	------	------	------	------	------	--------	-------	------	------	------	------	------	------	--------	-------	------	------	------	------	------	------	--------	-------	-------	------	------	------	------	------	--------	-------	------	------	------	------	------	------	--------	-------	------	------	------	------	------	------	--------	-------	------	-------	-------	-------	-------	-------	--------	-------	--------	-------	-------	-------	-------	--------

PITCHER	IP	WLS	BF	H	R	ER	SO	BB	IBB	HBP	BLK	WP	HR	S	P	ERA	WHIP
Steve Carlton, L ERA: 3.08 (1, 1)	5.1		22	6	4	4	2	2	0	0	0	1	1	24	32	6.75	1.500
Warren Brusstar, R ERA: 1.61 (6, 1)	0.2		2	0	0	0	1	1	0	0	0	0	0	3	7	0.00	1.500
Tom Underwood, L ERA: 4.96 (7, 1)	2.0		9	3	0	0	3	0	1	0	0	0	0	14	18	0.00	1.500
Wayne Twitchell, R ERA: 4.53 (9, 1)	0.0	L	1	1	1	1	0	0	0	0	0	0	1	1	1	∞	∞

BOTTOM

Philadelphia Phillies @ Cincinnati Reds
Riverfront Stadium, Cincinnati, OH
Mon Jun 13 1977, 7:05 PM EDT
Att. 27,147 - Unknown

livebaseballscorecards.com

AB	30
R	5
H	10
RBI	4
BB	4
SO	6
LOB	11



Batter	1	2	3	4	5	6	7	8	9	AB R H RBI BB SO LOB	TOP											
Garry Maddox, R (1, 8) OBP: 0.302, SLG: 0.424	0-0 F5		0-0 1B			0-0 4-3		0-0 P4		4 0 1 0 0 0 0												
Larry Bowa, S (1, 6) OBP: 0.300, SLG: 0.340	0-0 5-3		0-3 K			0-3 K		0-0 F9		4 0 0 0 0 2 1												
Mike Schmidt, R (1, 5) OBP: 0.363, SLG: 0.513	0-3 K			0-0 HR		0-0 2B		0-3 K		4 1 2 1 0 2 0												
Greg Luzinski, R (1, 7) OBP: 0.374, SLG: 0.654		0-3 K		0-0 F8		4-0 IBB		0-0 F9		3 0 0 0 1 1 0												
Davey Johnson, R (1, 3) OBP: 0.364, SLG: 0.486		4-0 CS BB		0-0 G3		0-0 P4		0-0 F7		3 0 0 0 1 0 2												
Bob Boone, R (1, 2) OBP: 0.309, SLG: 0.370		0-0 F5		0-0 F8			0-0 F8		0-0 F9	4 0 0 0 0 0 1												
Jerry Martin, R (1, 9) OBP: 0.361, SLG: 0.500	0-0 CS		0-0 HR		0-0 CS 1B		0-0 2B			3 1 3 1 0 0 0												
Ted Sizemore, R (1, 4) OBP: 0.327, SLG: 0.348			0-0 6-3		0-0 F9		0-0 F7			3 0 0 0 0 0 2												
Jim Kaat, L (1, 1) OBP: 0.067, SLG: 0.067			0-3 K		0-3 K		0-0 P5			2 0 0 0 0 2 1												
Warren Brusstar, R (6, 1)										0 0 0 0 0 0 0												
Ollie Brown, R (7, PH) OBP: 0.205, SLG: 0.256										1 0 0 0 0 0 1												
Ron Reed, R (7, 1)										0 0 0 0 0 0 0												
Inning Stats	R: 0 E: 0 K: 1 S: 5	H: 0 LOB: 0 BB: 0 P: 5	R: 0 E: 0 K: 1 S: 4	H: 0 LOB: 0 BB: 1 P: 8	R: 1 E: 0 K: 2 S: 9	H: 2 LOB: 1 BB: 0 P: 9	R: 1 E: 0 K: 0 S: 4	H: 1 LOB: 0 BB: 0 P: 4	R: 0 E: 0 K: 1 S: 5	H: 1 LOB: 0 BB: 0 P: 5	R: 0 E: 0 K: 1 S: 6	H: 1 LOB: 2 BB: 1 P: 10	R: 0 E: 0 K: 0 S: 4	H: 1 LOB: 1 BB: 0 P: 4	R: 0 E: 0 K: 1 S: 5	H: 0 LOB: 0 BB: 0 P: 5	R: 0 E: 0 K: 0 S: 3	H: 0 LOB: 0 BB: 0 P: 3	1B: 2 2B: 2 3B: 0 HR: 2	SF: 0 SAC: 0 DP: 0 HBP: 0	WP: 0 PB: 0 SB: 0 CS: 2	PA: 34
PITCHER Fred Norman, L (1, 1) ERA: 2.7	IP: 9.0 WLS: W BF: 33 H: 6 R: 2 ER: 2 SO: 7 BB: 1 IBB: 1 HBP: 0 BLK: 0 WP: 0 HR: 2 S: 45 P: 53 ERA: 2.00 WHIP: 0.778											PITCHER IP: WLS: BF: H: R: ER: SO: BB: IBB: HBP: BLK: WP: HR: S: P: ERA: WHIP:										

Philadelphia Phillies @ Cincinnati Reds
Riverfront Stadium, Cincinnati, OH
Tue Jun 14 1977, 7:05 PM EDT
Att. 30,036 - Unknown

livebaseballscorecards.com

AB	31
R	2
H	6
RBI	2
BB	2
SO	7
LOB	8



Batter	1	2	3	4	5	6	7	8	9	AB	R	H	RBI	BB	SO	LOB
Pete Rose, S OBP: 0.404, SLG: 0.465 (1, 5) X	0-0 G6-4-3 1B		0-0 6-3			4-0 1B FC6-4 BB		0-0 F8		3	1	1	0	1	0	0
Ken Griffey, L OBP: 0.375, SLG: 0.452 (1, 9) X	0-0 G6-4-3 1-2f			4-0 G5-3 1B BB		0-0 FC6-4 1-3 CS 1B		0-0 F7		3	0	1	0	1	0	1
Joe Morgan, L OBP: 0.429, SLG: 0.497 (1, 4) X	0-0 F7			0-0 G5-3 1-2 1B		4-0 FC6-4 1-2 BB				2	1	1	0	1	0	0
George Foster, R OBP: 0.388, SLG: 0.574 (1, 7) X		0-0 P5		0-0 G5-3 1-2 2-3f		0-3 K				3	0	0	0	0	1	5
Johnny Bench, R OBP: 0.311, SLG: 0.520 (1, 2) X		0-0 HR		0-0 FC6-4 2-H 1B		0-0 FC6-4 1-2f 2-3 3-H				3	1	2	3	0	0	2
Dave Concepcion, R OBP: 0.344, SLG: 0.395 (1, 6) X		0-0 F9		0-0 FC6-4 1-2f		0-0 CS 3-H	0-0 FC3-6 1B			3	0	1	0	0	0	1
Dan Driessen, L OBP: 0.354, SLG: 0.452 (1, 3) X		0-0 F2			0-0 FC6-4 1B		0-0 FC3-6 CS 1-2f			3	0	1	0	0	0	1
Cesar Geronimo, L OBP: 0.345, SLG: 0.453 (1, 8) X			0-0 G3		0-0 FC6-4 1-2f G2-6-3		0-0 F8 1-2			3	0	0	0	0	0	2
Fred Norman, S OBP: 0.125, SLG: 0.125 (1, 1) S			0-3 K		0-0 G2-6-3 1-2f			0-0 4-3		3	0	0	0	0	1	1

Inning Stats	R: 0	H: 1	E: 0	LOB: 0	K: 0	BB: 0	S: 3	P: 3	R: 1	H: 1	E: 0	LOB: 0	K: 0	BB: 0	S: 4	P: 4	R: 0	H: 0	E: 0	LOB: 0	K: 1	BB: 0	S: 5	P: 5	R: 1	H: 2	E: 0	LOB: 1	K: 0	BB: 1	S: 4	P: 8	R: 0	H: 1	E: 0	LOB: 0	K: 0	BB: 0	S: 3	P: 3	R: 1	H: 1	E: 0	LOB: 1	K: 1	BB: 2	S: 5	P: 13	R: 0	H: 1	E: 0	LOB: 0	K: 0	BB: 0	S: 3	P: 3	R: 0	H: 0	E: 0	LOB: 0	K: 0	BB: 0	S: 3	P: 3
--------------	------	------	------	--------	------	-------	------	------	------	------	------	--------	------	-------	------	------	------	------	------	--------	------	-------	------	------	------	------	------	--------	------	-------	------	------	------	------	------	--------	------	-------	------	------	------	------	------	--------	------	-------	------	-------	------	------	------	--------	------	-------	------	------	------	------	------	--------	------	-------	------	------

PITCHER	IP	WLS	BF	H	R	ER	SO	BB	IBB	HBP	BLK	WP	HR	S	P	ERA	WHIP
Jim Kaat, L ERA: 6.85 (1, 1)	5.0	L	21	6	3	3	1	3	0	0	0	0	1	20	32	5.40	1.800
Warren Brusstar, R ERA: 1.54 (6, 1)	1.0		2	0	0	0	1	0	0	0	0	0	0	4	4	0.00	0.000
Ron Reed, R ERA: 2.51 (7, 1)	2.0		6	1	0	0	0	0	0	0	0	0	0	6	6	0.00	0.500


BOTTOM

Philadelphia Phillies @ Cincinnati Reds
Riverfront Stadium, Cincinnati, OH

Tue Jun 14 1977, 7:05 PM EDT
Att. 30,036 - Unknown

AB	26
R	3
H	7
RBI	3
BB	3
SO	2
LOB	13

livebaseballscorecards.com



1B:	6	SF:	0	WP:	0	PA:	30
2B:	0	SAC:	0	PB:	0		
3B:	0	DP:	3	SB:	0		
HR:	1	HBP:	0	CS:	2		

Batter	1	2	3	4	5	6	7	8	9	10	AB R H RBI BB SO LOB	TOP														
Garry Maddox, R OBP: 0.307, SLG: 0.426 (1, 8) X	0-0 HR 1B	0-0 BB 2B 1B	0-0 FC5-2 G4-6-3 1-2 2-3 3-HF		0-0 6-3		0-0 F9 2-3			0-0 S 1B	6 2 3 0 0 0 4	Philadelphia Phillies @ Cincinnati Reds Riverfront Stadium, Cincinnati, OH Wed Jun 15 1977, 7:05 PM EDT Att. 31,214 - Unknown														
Jay Johnstone, L OBP: 0.306, SLG: 0.356 (1, 9) X	0-0 F8	4-0 2B 1-2 BB	0-0 G4-6-3		0-0 G1			0-0 4-3		0-0 F5 1-2	5 0 0 0 1 0 5															
Mike Schmidt, R OBP: 0.364, SLG: 0.530 (1, 5) X	0-0 1-H HR	0-0 1-3 2-H 2B		0-0 F2	0-0 5-3			0-0 F8			5 1 2 3 0 0 0															
Greg Luzinski, R OBP: 0.375, SLG: 0.668 Jerry Martin, R OBP: 0.361, SLG: 0.500 (1, 7) X (8, 7)	0-0 HR 2B	0-3 K		0-0 HR		0-0 1-4-3		0-0 6-3			5 2 2 1 0 1 2 0 0 0 0 0 0 0															
Richie Hebner, L OBP: 0.395, SLG: 0.492 Tom Hutton, L OBP: 0.250, SLG: 0.286 (1, 3) X (9, 3)	0-0 2-H HR	4-0 IBB		0-0 1B 1B		0-0 1-3		0-0 4-3			4 2 2 2 1 0 0 0 0 0 0 0 0 0															
Bob Boone, R OBP: 0.306, SLG: 0.365 (1, 2) X	0-0 FC6-4 1B	0-0 P4		0-0 F7		0-0 6-3		0-0 P6			5 0 1 0 0 0 4															
Larry Bowa, S OBP: 0.307, SLG: 0.346 (1, 6) X	0-0 F8		0-0 1B BB FC5-2 1B	0-0 1-2 1B			0-0 WP SH2-3 1B		0-0 F8		5 0 3 0 0 0 1															
Ted Sizemore, R OBP: 0.328, SLG: 0.346 (1, 4) X	0-0 FC6-4 1-2f		4-0 FC5-2 1B BB	0-0 1-3 2-H 1B			0-0 F3		0-0 6-3		4 0 1 1 1 0 2															
Randy Lerch, L OBP: 0.207, SLG: 0.185 Gene Garber, R (7, 1) Tim McCarver, L OBP: 0.423, SLG: 0.509 Tom Underwood, R (10, 1) (10, 1)		0-0 G3	0-0 FC5-2 1B	0-3 K			0-0 SH2-3		0-0 F9		3 0 1 0 0 1 2 0 0 0 0 0 0 0 1 0 0 0 0 0 0 0 0 0 0 0 0 0															
Inning Stats	R: 4 E: 0 K: 0 S: 8	H: 5 LOB: 1 BB: 0 P: 8	R: 1 E: 0 K: 1 S: 7	H: 2 LOB: 3 BB: 2 P: 15	R: 0 E: 0 K: 0 S: 4	H: 2 LOB: 2 BB: 1 P: 8	R: 2 E: 0 K: 1 S: 9	H: 4 LOB: 2 BB: 0 P: 9	R: 0 E: 0 K: 0 S: 3	H: 0 LOB: 0 BB: 0 P: 3	R: 0 E: 0 K: 0 S: 4		H: 1 LOB: 1 BB: 0 P: 4	R: 0 E: 0 K: 0 S: 3	H: 0 LOB: 0 BB: 0 P: 3	R: 0 E: 0 K: 0 S: 3	H: 0 LOB: 0 BB: 0 P: 3	R: 0 E: 0 K: 0 S: 4	H: 1 LOB: 1 BB: 0 P: 4	1B: 10 2B: 2 3B: 0 HR: 3	SF: 0 SAC: 1 DP: 1 HBP: 0	WP: 1 PB: 0 SB: 1 CS: 0	PA: 47			
PITCHER	IP WLS BF H R ER SO BB IBB HBP BLK WP HR S P ERA WHIP	IP WLS BF H R ER SO BB IBB HBP BLK WP HR S P ERA WHIP	IP WLS BF H R ER SO BB IBB HBP BLK WP HR S P ERA WHIP	IP WLS BF H R ER SO BB IBB HBP BLK WP HR S P ERA WHIP	IP WLS BF H R ER SO BB IBB HBP BLK WP HR S P ERA WHIP	IP WLS BF H R ER SO BB IBB HBP BLK WP HR S P ERA WHIP	IP WLS BF H R ER SO BB IBB HBP BLK WP HR S P ERA WHIP	IP WLS BF H R ER SO BB IBB HBP BLK WP HR S P ERA WHIP	IP WLS BF H R ER SO BB IBB HBP BLK WP HR S P ERA WHIP	IP WLS BF H R ER SO BB IBB HBP BLK WP HR S P ERA WHIP	IP WLS BF H R ER SO BB IBB HBP BLK WP HR S P ERA WHIP	IP WLS BF H R ER SO BB IBB HBP BLK WP HR S P ERA WHIP	IP WLS BF H R ER SO BB IBB HBP BLK WP HR S P ERA WHIP	IP WLS BF H R ER SO BB IBB HBP BLK WP HR S P ERA WHIP	IP WLS BF H R ER SO BB IBB HBP BLK WP HR S P ERA WHIP	IP WLS BF H R ER SO BB IBB HBP BLK WP HR S P ERA WHIP	IP WLS BF H R ER SO BB IBB HBP BLK WP HR S P ERA WHIP	IP WLS BF H R ER SO BB IBB HBP BLK WP HR S P ERA WHIP	IP WLS BF H R ER SO BB IBB HBP BLK WP HR S P ERA WHIP	IP WLS BF H R ER SO BB IBB HBP BLK WP HR S P ERA WHIP	IP WLS BF H R ER SO BB IBB HBP BLK WP HR S P ERA WHIP	IP WLS BF H R ER SO BB IBB HBP BLK WP HR S P ERA WHIP	IP WLS BF H R ER SO BB IBB HBP BLK WP HR S P ERA WHIP	IP WLS BF H R ER SO BB IBB HBP BLK WP HR S P ERA WHIP	IP WLS BF H R ER SO BB IBB HBP BLK WP HR S P ERA WHIP	
Gary Nolan, R ERA: 4.81 (1, 1)	0.1																									
Tom Hume, R ERA: 9.6 (1, 1)	3.1	20	8	3	3	1	2	1	0	0	0	0	1	19	31	8.10	3.000									
Dale Murray, R ERA: 4.71 (4, 1)	1.1	4	0	0	0	0	1	0	0	0	0	0	0	6	6	0.00	0.000									
Mike Caldwell, L ERA: 4.01 (6, 1)	3.0	10	1	0	0	0	0	0	0	0	0	1	0	10	10	0.00	0.333									
Pedro Borbon, R ERA: 2.96 (9, 1)	2.0	W	7	1	0	0	0	0	0	0	0	0	0	7	7	0.00	0.500									

AB	43
R	7
H	15
RBI	7
BB	3
SO	2
LOB	20



BOTTOM

Philadelphia Phillies @ Cincinnati Reds
Riverfront Stadium, Cincinnati, OH
Wed Jun 15 1977, 7:05 PM EDT
Att: 31,214 - Unknown

livebaseballscorecards.com

AB	44
R	8
H	17
RBI	7
BB	0
SO	2
LOB	16



WP:	1	PA:	46
PB:	0		
SB:	1		
CS:	0		

AB	6	R	1	H	3	RBI	1	BB	0	SO	0	LOB	1
----	---	---	---	---	---	-----	---	----	---	----	---	-----	---

AB	5	R	2	H	4	RBI	0	BB	0	SO	0	LOB	0
----	---	---	---	---	---	-----	---	----	---	----	---	-----	---

AB	4	R	1	H	1	RBI	1	BB	0	SO	1	LOB	4
----	---	---	---	---	---	-----	---	----	---	----	---	-----	---

AB	5	R	2	H	2	RBI	3	BB	0	SO	0	LOB	4
----	---	---	---	---	---	-----	---	----	---	----	---	-----	---

AB	4	R	0	H	1	RBI	1	BB	0	SO	0	LOB	2
----	---	---	---	---	---	-----	---	----	---	----	---	-----	---

AB	0	R	0	H	0	RBI	0	BB	0	SO	0	LOB	0
----	---	---	---	---	---	-----	---	----	---	----	---	-----	---

AB	0	R	0	H	0	RBI	0	BB	0	SO	0	LOB	0
----	---	---	---	---	---	-----	---	----	---	----	---	-----	---

AB	5	R	0	H	1	RBI	0	BB	0	SO	0	LOB	1
----	---	---	---	---	---	-----	---	----	---	----	---	-----	---

AB	5	R	0	H	1	RBI	0	BB	0	SO	0	LOB	1
----	---	---	---	---	---	-----	---	----	---	----	---	-----	---

AB	5	R	0	H	1	RBI	0	BB	0	SO	0	LOB	1
----	---	---	---	---	---	-----	---	----	---	----	---	-----	---

AB	0	R	0	H	0	RBI	0	BB	0	SO	0	LOB	0
AB	1	R	1	H	1	RBI	0	BB	0	SO	0	LOB	0
AB	0	R	0	H	0	RBI	0	BB	0	SO	0	LOB	0
AB	1	R	0	H	1	RBI	0	BB	0	SO	0	LOB	0
AB	1	R	0	H	0	RBI	0	BB	0	SO	0	LOB	0
AB	1	R	0	H	0	RBI	0	BB	0	SO	0	LOB	0
AB	0	R	0	H	0	RBI	0	BB	0	SO	0	LOB	0
AB	1	R	0	H	1	RBI	0	BB	0	SO	0	LOB	0
AB	0	R	0	H	0	RBI	0	BB	0	SO	0	LOB	0
AB	0	R	1	H	0	RBI	0	BB	0	SO	0	LOB	0

1B:	12	SF:	2
2B:	3	SAC:	0
3B:	0	DP:	0
HR:	2	HBP:	0

Batter	1	2	3	4	5	6	7	8	9	10
Pete Rose, S OBP: 0.406, SLG: 0.466 (1, 5)	0-0 FC1-2-5-2 1B		0-0 F9		0-0 F9		0-0 1B 2B 1B	0-0 6-3		0-0 1-2 2-H 1B
Ken Griffey, L OBP: 0.383, SLG: 0.463 (1, 9)	0-0 FC1-2-5-2 1-3 1B		0-0 WP SF8 2B		0-0 FC3-6 1-2 1B		0-0 1-2 1B 2B 1B		0-0 6-3	
Joe Morgan, L OBP: 0.424, SLG: 0.492 (1, 4)	0-0 1-3		0-0 SF8 2-H		0-0 FC3-6 1-2f 2-3		0-0 1-2 2-3 SF8 1B		0-3 K	
George Foster, R OBP: 0.389, SLG: 0.589 (1, 7)	0-0 FC1-2-5-2 FC5-4 2-3 3-H		0-0 F8		0-0 F9		0-0 1-3 2-H 3-H E 2B		0-0 HR	
Johnny Bench, R OBP: 0.308, SLG: 0.514 (1, 2)	0-0 FC5-4						0-0 SF8		0-0	
Ed Armbrister, R OBP: 0.364, SLG: 0.526 (9, PR)							0-0 2-H 3-H		0-0	
Bill Plummer, R OBP: 0.276, SLG: 0.224 (10, 2)									0-0 1B	
Dave Concepcion, R OBP: 0.341, SLG: 0.391 (1, 6)		0-0 6-3					0-0 F9		0-0 F8	
Dan Driessen, L OBP: 0.350, SLG: 0.450 (1, 3)		0-0 F8					0-0 1B 2B			0-0 F7
Cesar Geronimo, L OBP: 0.341, SLG: 0.446 (1, 8)		0-0 1-3					0-0 FC6-4 2-3 1B		0-0 4-3	0-0 1-3
Gary Nolan, R Tom Hume, R Dale Murphy, R Ray Knight, R Mike Castwell, R Mike Lum, L Pedro Borbon, R Bob Bates, R Chamgo Summers, L			0-0 HR				0-0 FC3-6 1B		0-3 K	0-0 1B

Inning Stats	R: 0	H: 2	R: 0	H: 0	R: 2	H: 2	R: 0	H: 1	R: 0	H: 2	R: 4	H: 4	R: 0	H: 0	R: 1	H: 2	R: 1	H: 2	R: 0	H: 2	1B: 12	SF: 2
	E: 0	LOB: 2	E: 0	LOB: 0	E: 0	LOB: 0	E: 0	LOB: 1	E: 0	LOB: 2	E: 1	LOB: 0	E: 0	LOB: 0	E: 0	LOB: 1	E: 0	LOB: 2	E: 0	LOB: 2	2B: 3	SAC: 0
	K: 0	BB: 0	K: 0	BB: 0	K: 0	BB: 0	K: 0	BB: 0	K: 0	BB: 0	K: 0	BB: 0	K: 1	BB: 0	K: 1	BB: 0	K: 0	BB: 0	K: 0	BB: 0	3B: 0	DP: 0
	S: 5	P: 5	S: 3	P: 3	S: 5	P: 5	S: 4	P: 4	S: 5	P: 5	S: 7	P: 7	S: 5	P: 5	S: 7	P: 7	S: 4	P: 4	S: 4	P: 4	HR: 2	HBP: 0

PITCHER	IP	WLS	BF	H	R	ER	SO	BB	IBB	HBP	BLK	WP	HR	S	P	ERA	WHIP
Randy Lerch, L ERA: 4.57 (1, 1)	6.0		29	11	4	4	0	0	0	0	0	1	1	29	29	6.00	1.833
Gene Garber, R ERA: 3.07 (7, 1)	3.0		13	4	3	2	2	0	0	0	0	0	1	17	17	6.00	1.333
Tom Underwood, L ERA: 5.13 (10, 1)	0.2	L	4	2	1	1	0	0	0	0	0	0	0	4	4	13.50	3.000

Batter	1	2	3	4	5	6	7	8	9	AB R H RBI BB SO LOB	TOP											
Pete Rose, S (1, 5) OBP: 0.402, SLG: 0.468	0-0 E1		0-0 1-3		0-3 K	0-0 1B 3B	0-0 F7			5 1 1 2 0 1 2												
Ken Griffey, L (1, 9) OBP: 0.384, SLG: 0.460	4-0 BB		0-0 1B		0-0 G3	0-0 G3		0-0 G3		4 1 1 0 1 0 1												
Joe Morgan, L (1, 4) OBP: 0.429, SLG: 0.497 Ray Knight, R (6, PR) OBP: 0.467, SLG: 0.643	0-3 K		0-0 1B		0-0 1B HR	0-0 1B WP		0-0 5-3		4 1 3 2 0 1 2 1 1 0 0 0 0 0												
Dan Driessen, L (1, 3) OBP: 0.356, SLG: 0.451	0-0 F7		4-0 BB		0-0 1B HR	0-0 1B		0-0 G3		4 1 2 1 1 0 2												
George Foster, R (1, 7) OBP: 0.389, SLG: 0.612	0-0 5-3		0-0 F3		0-0 1B HR	0-0 4-3			0-0 HR	5 2 2 4 0 0 5												
Dave Concepcion, R (1, 6) OBP: 0.338, SLG: 0.384		0-0 F9		4-0 1B S BB	0-0 6-3		0-0 5-3		0-0 1-3	4 0 0 0 1 0 0												
Cesar Geronimo, L (1, 8) OBP: 0.347, SLG: 0.444		0-0 6-3		0-3 K		4-0 SH5-4 1B 3B BB	0-0 6-4 BB 1B		4-0 BB	3 1 1 0 2 1 1												
Bill Plummer, R (1, 2) OBP: 0.302, SLG: 0.245		0-3 K		0-0 G6-4-3 1B		0-0 SH5-4 3B 1B	4-0 6-4 BB		0-0 P3	4 1 2 0 1 1 1												
Jack Billingham, R (1, 1) OBP: 0.184, SLG: 0.211 Dale Murray, R (8, 1)			0-0 5-3		0-0 G6-4-3	0-0 SH5-4	0-0 6-4		0-0 5-3	3 0 0 0 0 0 4 1 0 0 0 0 0 1												
Inning Stats	R: 0 E: 1 K: 1 S: 6	H: 0 LOB: 2 BB: 1 P: 10	R: 0 E: 0 K: 1 S: 5	H: 0 LOB: 0 BB: 0 P: 5	R: 1 E: 1 K: 0 S: 5	H: 2 LOB: 2 BB: 1 P: 9	R: 0 E: 0 K: 1 S: 5	H: 1 LOB: 1 BB: 1 P: 9	R: 3 E: 0 K: 1 S: 8	H: 3 LOB: 0 BB: 0 P: 8	R: 4 E: 0 K: 0 S: 7	H: 4 LOB: 1 BB: 1 P: 11	R: 0 E: 0 K: 0 S: 4	H: 1 LOB: 2 BB: 1 P: 8	R: 0 E: 0 K: 0 S: 3	H: 0 LOB: 0 BB: 0 P: 3	R: 1 E: 0 K: 0 S: 4	H: 1 LOB: 1 BB: 1 P: 8	1B: 9 2B: 0 3B: 1 HR: 2	SF: 0 SAC: 1 DP: 1 HBP: 0	WP: 1 PB: 0 SB: 2 CS: 0	PA: 45
PITCHER	IP WLS BF H R ER SO BB IBB HBP BLK WP HR S P ERA WHIP																					
Steve Rogers, R (1, 1) ERA: 2.47	5.1 L 28 8 7 6 4 4 0 0 0 0 0 1 32 48 10.12 2.250																					
Will McEnaney, L (6, 1) ERA: 3.23	0.2 4 2 1 1 0 0 0 0 0 0 1 0 4 4 13.50 3.000																					
Tom Walker, R (7, 1) ERA: 9.35	1.0 5 1 0 0 0 1 0 0 0 0 0 0 4 8 0.00 2.000																					
Bill Atkinson, R (8, 1) ERA: 3.26	2.0 8 1 1 1 0 1 0 0 0 0 0 1 7 11 4.50 1.000																					

Cincinnati Reds @ Montreal Expos
Olympic Stadium, Montreal, QB
 Fri Jun 17 1977, 7:05 PM EDT
 Att: 26,284 - Unknown

livebaseballscorecards.com

AB 38
R 9
H 12
RBI 9
BB 6
SO 4
LOB 19



BOTTOM

Cincinnati Reds @ Montreal Expos
Olympic Stadium, Montreal, QB


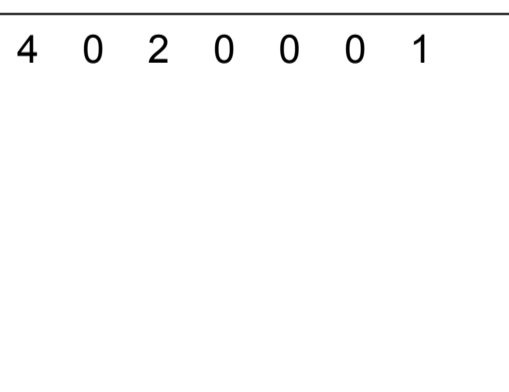
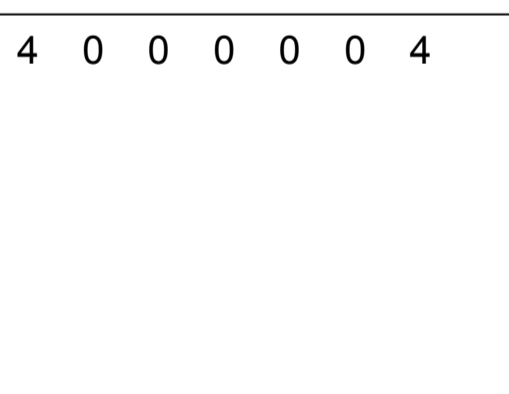
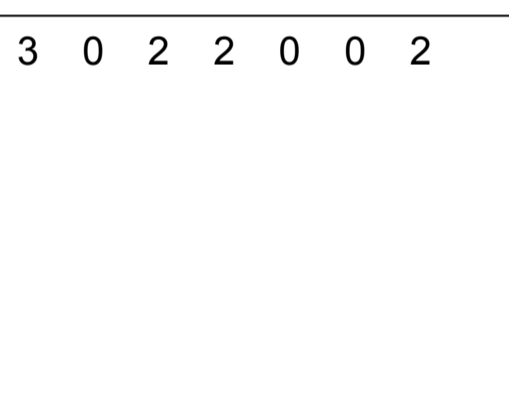



AB	36
R	4
H	11
RBI	4
BB	3
SO	3
LOB	25



WP	0	PA	40
PB	0		
SB	0		
CS	1		

Fri Jun 17 1977, 7:05 PM EDT
Att. 26,284 - Unknown

AB R H RBI BB SO LOB



1B	10	SF	1
2B	1	SAC	0
3B	0	DP	1
HR	0	HBP	0

1B	10	SF	1
2B	1	SAC	0
3B	0	DP	1
HR	0	HBP	0

1B	10	SF	1
2B	1	SAC	0
3B	0	DP	1
HR	0	HBP	0

Batter	1	2	3	4	5	6	7	8	9
Dave Cash, R OBP: 0.356, SLG: 0.374 (1, 4)	4-0 1B BB		0-0 1B 1B	0-0 F7			0-0 1-2 1B		4-0 FC6-5 BB
Chris Speier, R OBP: 0.320, SLG: 0.341 (1, 6)	0-0 1B 1B		0-0 BB 1B SF8 1B		0-0 L4		0-0 F9		0-0 E4 FC6-5
Ellis Valentine, R OBP: 0.368, SLG: 0.543 (1, 9)	0-0 1B 3-H		0-0 P6		0-0 5-3		0-0 G3		0-0 FC6-5 2-3f
Tony Perez, R OBP: 0.350, SLG: 0.449 (1, 3)	0-3 K		0-0 1B BB 1B 3-H		0-0 5-3			0-0 6-3 1B 2B	0-0 F3
Warren Cromartie, L OBP: 0.319, SLG: 0.408 (1, 7)	0-0 F6		4-0 1B BB 2-3		0-0 3-1			0-0 6-3 2-3	
Gary Carter, R OBP: 0.337, SLG: 0.515 (1, 2)	0-0 F9		0-0 SF8 3-H		0-0 G6-4-3 1B			0-0 6-3 1B 3-H	
Andre Dawson, R OBP: 0.319, SLG: 0.430 (1, 8)		0-0 5-3	0-0 6-3		0-0 G6-4-3 1-2f			0-0 6-3 1-2	
Larry Parrish, R OBP: 0.312, SLG: 0.393 (1, 5)		0-0 CS 1B		0-0 6-3				0-0 FC4-6 1B	0-0 1-3
Steve Rogers, R OBP: 0.136, SLG: 0.095 Will McEnaney, L Tom Walker, R Wayne Garrett, L OBP: 0.233, SLG: 0.263 Bill Atkinson, L OBP: 0.500, SLG: 0.500 Del Unser, L OBP: 0.339, SLG: 0.479 (1, 1) (6, 1) (7, 1) (7, PH) (8, 1) (9, PH)		0-0 L7 1-2		0-3 K			0-0 FC4-6 1B 1-2f		0-3 K

Inning Stats	R: 1 E: 0 K: 1 S: 7	H: 2 LOB: 2 BB: 1 P: 11	R: 0 E: 0 K: 0 S: 3	H: 1 LOB: 0 BB: 0 P: 3	R: 2 E: 0 K: 0 S: 6	H: 3 LOB: 2 BB: 1 P: 10	R: 0 E: 0 K: 1 S: 5	H: 0 LOB: 0 BB: 0 P: 5	R: 0 E: 0 K: 0 S: 3	H: 1 LOB: 0 BB: 0 P: 3	R: 0 E: 0 K: 0 S: 5	H: 2 LOB: 2 BB: 0 P: 5	R: 1 E: 0 K: 0 S: 5	H: 2 LOB: 1 BB: 0 P: 5	R: 0 E: 1 K: 1 S: 6	H: 0 LOB: 2 BB: 1 P: 10	1B: 10 2B: 1 3B: 0 HR: 0	SF: 1 SAC: 0 DP: 1 HBP: 0	WP: 0 PB: 0 SB: 0 CS: 1	PA: 40
--------------	------------------------------	----------------------------------	------------------------------	---------------------------------	------------------------------	----------------------------------	------------------------------	---------------------------------	------------------------------	---------------------------------	------------------------------	---------------------------------	------------------------------	---------------------------------	------------------------------	----------------------------------	-----------------------------------	------------------------------------	----------------------------------	--------

PITCHER	IP	WLS	BF	H	R	ER	SO	BB	IBB	HBP	BLK	WP	HR	S	P	ERA	WHIP
Jack Billingham, R ERA: 3.88 (1, 1)	7.1	W	33	11	4	4	2	2	0	0	0	0	0	35	43	4.91	1.773
Dale Murray, R ERA: 4.5 (8, 1)	1.2		7	0	0	0	1	1	0	0	0	0	0	8	12	0.00	0.600

PITCHER	IP	WLS	BF	H	R	ER	SO	BB	IBB	HBP	BLK	WP	HR	S	P	ERA	WHIP
---------	----	-----	----	---	---	----	----	----	-----	-----	-----	----	----	---	---	-----	------

Batter	1	2	3	4	5	6	7	8	9	AB R H RBI BB SO LOB	TOP		
Pete Rose, S (1, 5) OBP: 0.406, SLG: 0.473	4-0 1B SF8 BB		0-0 F7		0-0 F9		0-0 2B	0-0 FC4-6 1B		4 1 2 1 1 0 1			
Ken Griffey, L (1, 9) OBP: 0.380, SLG: 0.455	0-0 1-3 S 1B		0-3 K		0-0 F8		0-0 4-3	0-0 FC4-6 1-2f		5 0 1 0 0 1 4			
Joe Morgan, L (1, 4) OBP: 0.430, SLG: 0.498 Ray Knight, R (8, 4) OBP: 0.438, SLG: 0.600	0-0 1-2 3-H SF8		0-0 F8		0-0 1B			4-0 HBP 1B BB	0-3 K2-3	2 1 1 1 1 0 1 1 0 0 0 0 1 0			
Dan Driessen, L (1, 3) OBP: 0.348, SLG: 0.440	0-3 K			0-3 K	0-0 3-1			0-0 P5	0-3 K	5 0 0 0 0 3 3			
George Foster, R (1, 7) OBP: 0.385, SLG: 0.616	0-0 L5			0-0 HR		0-0 F2		0-3 K	0-0 1-3	5 1 1 1 0 1 2			
Johnny Bench, R (1, 2) OBP: 0.322, SLG: 0.525		4-0 G4-6-3 BB		0-0 4-3 2B		0-0 G6-3 1B		1-0 BB 1B HBP		2 1 2 0 1 0 0			
Cesar Geronimo, L (1, 8) OBP: 0.345, SLG: 0.441		0-3 K		0-0 4-3		0-0 G6-3		0-0 1-2 2-H 1B 1B		4 1 1 1 0 1 3			
Dave Concepcion, R (1, 6) OBP: 0.340, SLG: 0.380		0-0 G4-6-3		4-0 S IBB			0-0 E3 CS	4-0 1B 1B BB		2 1 0 0 2 0 1			
Tom Seaver, R (1, 1) OBP: 0.237, SLG: 0.200			0-0 1B	0-3 K			0-3 K	0-0 1B 1B		4 0 2 2 0 2 3			
Inning Stats	R: 1 E: 0 K: 1 S: 6 H: 1 LOB: 1 BB: 1 P: 10	R: 0 E: 0 K: 1 S: 4 H: 0 LOB: 0 BB: 1 P: 8	R: 0 E: 0 K: 1 S: 6 H: 1 LOB: 1 BB: 0 P: 6	R: 1 E: 0 K: 2 S: 9 H: 2 LOB: 2 BB: 1 P: 13	R: 0 E: 0 K: 0 S: 4 H: 1 LOB: 1 BB: 0 P: 4	R: 0 E: 0 K: 0 S: 3 H: 1 LOB: 0 BB: 0 P: 3	R: 0 E: 1 K: 1 S: 6 H: 1 LOB: 1 BB: 0 P: 6	R: 4 E: 0 K: 1 S: 8 H: 3 LOB: 2 BB: 2 P: 17	R: 0 E: 0 K: 2 S: 7 H: 0 LOB: 0 BB: 0 P: 7	1B: 7 2B: 2 3B: 0 HR: 1 SF: 1 SAC: 0 DP: 2 HBP: 1	WP: 0 PB: 0 SB: 2 CS: 1 PA: 41		
PITCHER	IP WLS BF H R ER SO BB IBB HBP BLK WP HR S P ERA WHIP											PITCHER	IP WLS BF H R ER SO BB IBB HBP BLK WP HR S P ERA WHIP
Santo Alcala, R (1, 1) ERA: 6.75	0.0 L 0 0 0 0 0 0 0 0 0 0 0 0 0 ∞ ∞												
Will McEnaney, L (8, 1) ERA: 3.21	0.1 2 1 0 0 0 0 0 0 0 0 0 0 2 2 0.00 3.000												
Joe Kerrigan, R (9, 1) ERA: 2.55	1.0 3 0 0 0 0 2 0 0 0 0 0 0 7 7 0.00 0.000												

Cincinnati Reds @ Montreal Expos
Olympic Stadium, Montreal, QB
Sat Jun 18 1977, 3:33 AM EDT
Att: 29,155 - Unknown

livebaseballscorecards.com

AB	34
R	6
H	10
RBI	6
BB	5
SO	9
LOB	18



Batter	1	2	3	4	5	6	7	8	9	AB R H RBI BB SO LOB
--------	---	---	---	---	---	---	---	---	---	----------------------

Dave Cash, R <small>OBP: 0.355, SLG: 0.372</small> (1, 4)	0-0 		0-0 			0-0 			0-0 	4 0 1 0 0 0 2
Chris Speier, R <small>OBP: 0.313, SLG: 0.333</small> (1, 6)	0-3 			0-0 		0-3 			0-3 	4 0 0 0 0 3 2
Ellis Valentine, R <small>OBP: 0.361, SLG: 0.534</small> (1, 9)	0-0 			0-0 			0-0 		0-0 	4 0 0 0 0 0 1
Tony Perez, R <small>OBP: 0.344, SLG: 0.440</small> (1, 3)		0-0 		0-3 			0-0 		0-0 	4 0 0 0 0 1 1
Warren Cromartie, L <small>OBP: 0.319, SLG: 0.407</small> (1, 7)		0-0 			0-0 			0-0 		3 0 1 0 0 0 0
Gary Carter, R <small>OBP: 0.332, SLG: 0.506</small> (1, 2)		0-0 			0-0 		0-3 			3 0 0 0 0 1 1
Andre Dawson, R <small>OBP: 0.314, SLG: 0.422</small> (1, 8)			0-0 		0-0 			0-0 		3 0 0 0 0 0 0
Larry Parrish, R <small>OBP: 0.312, SLG: 0.392</small> (1, 5)			0-0 			0-0 		0-3 		3 0 1 0 0 1 0
Santo Alcala, R <small>OBP: 0.071, SLG: 0.286</small> (1, 1)			0-3 			0-3 		0-0 		2 0 0 0 0 2 1
Will McEnaney, L (8, 1)										0 0 0 0 0 0 0
Wayne Garrett, L <small>OBP: 0.227, SLG: 0.256</small> (8, PH)										1 0 0 0 0 0 0
Joe Kerrigan, R (9, 1)										0 0 0 0 0 0 0

Inning Stats	R: 0	H: 0	E: 0	LOB: 0	K: 1	BB: 0	S: 5	P: 5	R: 0	H: 0	E: 0	LOB: 0	K: 0	BB: 0	S: 3	P: 3	R: 0	H: 1	E: 0	LOB: 1	K: 1	BB: 0	S: 6	P: 6	R: 0	H: 0	E: 0	LOB: 0	K: 1	BB: 0	S: 5	P: 5	R: 0	H: 0	E: 0	LOB: 1	K: 2	BB: 0	S: 8	P: 8	R: 0	H: 1	E: 0	LOB: 1	K: 1	BB: 0	S: 6	P: 6	R: 0	H: 0	E: 0	LOB: 0	K: 1	BB: 0	S: 5	P: 5	R: 0	H: 1	E: 0	LOB: 1	K: 1	BB: 0	S: 6	P: 6	R: 0	H: 0	E: 0	LOB: 0	K: 1	BB: 0	S: 5	P: 5
PITCHER Tom Seaver, R <small>ERA: 2.74</small> (1, 1)	IP	WLS	BF	H	R	ER	SO	BB	IBB	HBP	BLK	WP	HR	S	P	ERA	WHIP																																																							
																		PITCHER IP WLS BF H R ER SO BB IBB HBP BLK WP HR S P ERA WHIP																																																						

BOTTOM

Cincinnati Reds @ Montreal Expos
 Olympic Stadium, Montreal, QB
 Sat Jun 18 1977, 3:33 AM EDT
 Att. 29,155 - Unknown

AB	31
R	0
H	3
RBI	0
BB	0
SO	8
LOB	8



WP: 1	PA: 31
PB: 0	SB: 0
CS: 0	

Batter	1	2	3	4	5	6	7	8	9	AB R H RBI BB SO LOB	TOP												
Pete Rose, S (1, 5) OBP: 0.402, SLG: 0.465	0-0 F8		0-0 F7		0-0 L9		4-0 FC4-6 BB		0-3 K 1-2 3-H	4 0 0 0 1 1 5													
Ken Griffey, L (1, 9) OBP: 0.382, SLG: 0.455	0-0 CS 1B			0-0 4-3	0-0 1B 1B		0-0 FC4-6 1-2f			4 0 2 1 0 0 1													
Dan Driessen, L (1, 3) OBP: 0.351, SLG: 0.441	0-0 6-3 1-2			0-0 2B 1B	0-0 1B 1B			0-3 K		4 1 2 1 0 1 1													
George Foster, R (1, 7) OBP: 0.383, SLG: 0.614		0-0 F2		0-0 1B 2B	0-3 K			0-0 4-3		4 0 1 1 0 1 2													
Johnny Bench, R (1, 2) OBP: 0.316, SLG: 0.513		0-3 K		0-0 P6		0-0 4-3		0-0 4-3		4 0 0 0 0 1 1													
Dave Concepcion, R (1, 6) OBP: 0.339, SLG: 0.375		0-0 F9		0-0 4-3		0-3 K			4-0 F8 BB WP BB	3 1 0 0 1 1 1													
Cesar Geronimo, L (1, 8) OBP: 0.344, SLG: 0.434			0-3 K		1-0 2B 1B HBP	0-0 1-3			0-0 F7	3 1 0 0 0 1 1													
Ray Knight, R (1, 4) OBP: 0.450, SLG: 0.611			0-0 3-1		0-0 1B 1B 2B		0-0 F9		4-0 WP BB	3 1 1 0 1 0 0													
Woodie Fryman, R (1, 1) OBP: 0.313, SLG: 0.313 Tom Hume, R (4, 1) OBP: 0.333, SLG: 1.333 Champ Summers, L (5, PH) OBP: 0.291, SLG: 0.524 Doug Capilla, L (5, 1) Mike Lum, L (7, PH) OBP: 0.167, SLG: 0.172 Dale Murray, R (7, 1) Joe Morgan, L (9, PH) OBP: 0.429, SLG: 0.495			0-0 1B		1-0 1B HBP		0-0 F2		0-0 F8 2-3	1 0 1 0 1 0 0 0 0 0 0 0 0 0 0 0 0 0 1 0 0 0 0 0 2													
Inning Stats	R: 0 E: 0 K: 0 S: 3	H: 1 LOB: 0 BB: 0 P: 3	R: 0 E: 0 K: 1 S: 5	H: 0 LOB: 0 BB: 0 P: 5	R: 0 E: 0 K: 1 S: 6	H: 1 LOB: 1 BB: 0 P: 6	R: 1 E: 0 K: 0 S: 5	H: 2 LOB: 1 BB: 0 P: 5	R: 2 E: 0 K: 1 S: 7	H: 3 LOB: 2 BB: 0 P: 9	R: 0 E: 0 K: 1 S: 5	H: 0 LOB: 0 BB: 0 P: 5	R: 0 E: 0 K: 0 S: 3	H: 0 LOB: 1 BB: 1 P: 7	R: 0 E: 0 K: 1 S: 5	H: 0 LOB: 0 BB: 0 P: 5	R: 1 E: 0 K: 1 S: 5	H: 0 LOB: 1 BB: 2 P: 13	1B: 5 2B: 2 3B: 0 HR: 0	SF: 0 SAC: 0 DP: 0 HBP: 2	WP: 1 PB: 0 SB: 0 CS: 1	PA: 37	
PITCHER Wayne Twitchell, R (1, 1) ERA: 4.62 Don Stanhouse, R (6, 1) ERA: 4.43	IP WLS BF H R ER SO BB IBB HBP BLK WP HR S P ERA WHIP	5.0 W 22 7 3 3 3 0 0 2 0 0 0 26 28 5.40 1.400	4.0 S 15 0 1 1 3 3 0 0 0 1 0 18 30 2.25 0.750																				

Cincinnati Reds @ Montreal Expos
Olympic Stadium, Montreal, QB
Sun Jun 19 1977, 3:33 AM EDT
Att: 28,179 - Unknown

livebaseballscorecards.com

AB	32
R	4
H	7
RBI	3
BB	3
SO	6
LOB	14



Batter	1	2	3	4	5	6	7	8	9	AB	R	H	RBI	BB	SO	LOB	BOTTOM		
Dave Cash, R (1, 4) OBP: 0.359, SLG: 0.374	0-0 F8		4-0 1B BB	0-0 1-2 HR 1B		0-0 1-2 BB 1B		0-0 F9		4	1	2	0	1	0	0	Cincinnati Reds @ Montreal Expos Olympic Stadium, Montreal, QB Sun Jun 19 1977, 3:33 AM EDT Att. 28,179 - Unknown		
Chris Speier, R (1, 6) OBP: 0.316, SLG: 0.332	0-0 F9		0-0 FC5-4 1B	0-3 K		0-3 K		4-0 1B BB		4	0	1	1	1	2	4			
Ellis Valentine, R (1, 9) OBP: 0.366, SLG: 0.546	0-3 K		0-0 FC5-4	0-0 1-H 2-H HR		4-0 1-2 2-3 BB		0-0 1-2 1B		4	1	2	3	1	1	2			
Tony Perez, R (1, 3) OBP: 0.341, SLG: 0.432		0-3 K		0-0 HR BB K		0-0 P3		0-0 L4		4	1	0	0	1	2	5			
Gary Carter, R (1, 2) OBP: 0.335, SLG: 0.522		0-0 4-3		0-0 1-H HR	0-0 1B		0-0 F3		4	1	2	2	0	0	0	0			
Warren Cromartie, L (1, 7) OBP: 0.318, SLG: 0.402		0-3 K		4-0 HR BB	0-3 K		0-0 6-3		3	1	0	0	1	2	0	0			
Sam Mejias, R (8, 8) OBP: 0.286, SLG: 0.500									0	0	0	0	0	0	0	0			
Andre Dawson, R (1, 8) OBP: 0.318, SLG: 0.443			0-0 L6	0-0 1-H HR	0-0 L7		0-0 1B		4	1	2	2	0	0	0	0			
Larry Parrish, R (1, 5) OBP: 0.315, SLG: 0.388			4-0 BB 1B BB	0-0 F9		4-0 FC5-4 BB		0-0 4-3		2	1	0	0	2	0	1			
Wayne Twitchell, R (1, 1) OBP: 0.214, SLG: 0.154			0-3 K	0-0 1B HR 1B		0-0 FC5-4 BB 1B		0-0 F7		2	1	1	0	0	1	1			
Don Stanhouse, R (6, 1) OBP: 0.276, SLG: 0.250									2	0	0	0	0	0	0	1			
Inning Stats	R: 0 E: 0 K: 1 S: 5	H: 0 LOB: 0 BB: 0 P: 5	R: 0 E: 0 K: 2 S: 7	H: 0 LOB: 0 BB: 0 P: 7	R: 1 E: 0 K: 1 S: 6	H: 1 LOB: 2 BB: 2 P: 14	R: 7 E: 0 K: 2 S: 12	H: 5 LOB: 0 BB: 2 P: 20	R: 0 E: 0 K: 1 S: 6	H: 1 LOB: 3 BB: 2 P: 14	R: 0 E: 0 K: 0 S: 4	H: 1 LOB: 1 BB: 0 P: 4	R: 0 E: 0 K: 0 S: 4	H: 1 LOB: 2 BB: 1 P: 8	1B: 7 2B: 0 3B: 0 HR: 3	SF: 0 SAC: 0 DP: 0 HBP: 0	WP: 0 PB: 0 SB: 0 CS: 0	PA: 40 ERA WHIP	
PITCHER	IP WLS BF H R ER SO	IP WLS BF H R ER SO	IP WLS BF H R ER SO	IP WLS BF H R ER SO	IP WLS BF H R ER SO	IP WLS BF H R ER SO	IP WLS BF H R ER SO	IP WLS BF H R ER SO	IP WLS BF H R ER SO	IP WLS BF H R ER SO	IP WLS BF H R ER SO	IP WLS BF H R ER SO	IP WLS BF H R ER SO	IP WLS BF H R ER SO	IP WLS BF H R ER SO	IP WLS BF H R ER SO	IP WLS BF H R ER SO	IP WLS BF H R ER SO	
Woodie Fryman, L (1, 1) ERA: 5.97	3.1 L																		
Tom Hume, R (4, 1) ERA: 10.34	0.2																		
Doug Capilla, L (5, 1) ERA: 8.31	2.0																		
Dale Murray, R (7, 1) ERA: 4.28	2.0																		

Cincinnati Reds @ Montreal Expos
Olympic Stadium, Montreal, QB
Sun Jun 19 1977, 3:33 AM EDT
Att. 28,179 - Unknown

AB 33
R 8
H 10
RBI 8
BB 7
SO 8
LOB 14



Batter	1	2	3	4	5	6	7	8	9	AB R H RBI BB SO LOB	TOP
Pete Rose, S (1, 5) OBP: 0.404, SLG: 0.474	0-0 FC3-2-5 3B		0-0 1-2 2-H G6-3 1B		0-0 1-2f G4-6-3			0-0 6-3		4 0 2 1 0 0 1	
Ken Griffey, L (1, 9) OBP: 0.380, SLG: 0.452	0-3 K		0-0 1-2f 2-3 G6-3			0-0 4-3		0-0 2B 1B		4 1 1 0 0 1 3	
Joe Morgan, L (1, 4) OBP: 0.434, SLG: 0.505	0-0 FC3-2-5		0-0 3-H WP 1B			0-0 1B		0-0 1-H 2B		4 0 3 1 0 0 1	
George Foster, R (1, 8) OBP: 0.377, SLG: 0.603	0-0 3-H F9		0-3 1-2 K			0-0 F8		0-0 F8		4 0 0 0 0 1 4	
Johnny Bench, R (1, 2) OBP: 0.310, SLG: 0.503		0-0 F5		0-0 F7		0-0 F7			0-0 1-3	4 0 0 0 0 0 1	
Dave Concepcion, R (1, 6) OBP: 0.333, SLG: 0.368		0-0 1-3		0-3 K			0-0 F8		0-0 F9	4 0 0 0 0 1 0	
Bob Bailey, R (1, 3) OBP: 0.381, SLG: 0.459		0-0 5-3		0-0 F8			0-0 P4		0-0 HR	4 1 1 1 0 0 0	
Ed Armbuster, R (1, 7) OBP: 0.440, SLG: 0.667			0-0 E 1B		4-0 G4-6-3 BB		0-0 3B		0-0 4-3	2 1 2 0 1 0 0	
Pedro Borbon, R (7, 1) OBP: 0.500, SLG: 0.625										0 0 0 0 0 0 0	
Dan Driessen, L (9, PH) OBP: 0.349, SLG: 0.439										1 0 0 0 0 0 0	
Fred Norman, S (1, 1) OBP: 0.121, SLG: 0.121			0-0 E4 1B		0-0 P9			0-0 5-3		1 1 0 0 0 0 1	
Dale Murray, R (4, 1)										0 0 0 0 0 0 0	
Rick Auerbach, R (5, PH)										1 0 0 0 0 0 1	
Tom Hume, R (5, 1) OBP: 0.333, SLG: 1.333										0 0 0 0 0 0 0	
Ray Knight, R (7, 7) OBP: 0.429, SLG: 0.579										1 0 0 0 0 0 0	
Inning Stats	R: 0 H: 1 E: 0 LOB: 1 K: 1 BB: 0 S: 6 P: 6	R: 0 H: 0 E: 0 LOB: 0 K: 0 BB: 0 S: 3 P: 3	R: 2 H: 3 E: 1 LOB: 1 K: 1 BB: 0 S: 8 P: 8	R: 0 H: 0 E: 0 LOB: 0 K: 1 BB: 0 S: 5 P: 5	R: 0 H: 0 E: 0 LOB: 0 K: 0 BB: 1 S: 2 P: 6	R: 0 H: 1 E: 0 LOB: 1 K: 0 BB: 0 S: 4 P: 4	R: 0 H: 1 E: 0 LOB: 1 K: 0 BB: 0 S: 3 P: 3	R: 1 H: 2 E: 0 LOB: 1 K: 0 BB: 0 S: 5 P: 5	R: 1 H: 1 E: 0 LOB: 0 K: 0 BB: 0 S: 4 P: 4	1B: 5 SF: 0 2B: 1 SAC: 0 3B: 2 DP: 2 HR: 1 HBP: 0	WP: 2 PA: 35 PB: 0 SB: 0 CS: 0
PITCHER Jim Kaat, L (1, 1) ERA: 6.2	IP WLS BF H R ER SO BB IBB HBP BLK WP HR S P ERA WHIP	9.0 W 35 9 4 3 3 1 0 0 0 2 1 40 44 3.00 1.111									
PITCHER	IP WLS BF H R ER SO BB IBB HBP BLK WP HR S P ERA WHIP										

Cincinnati Reds @ Philadelphia Phillies
Veterans Stadium, Philadelphia, PA
Mon Jun 20 1977, 7:05 PM EDT
Att: 38,121 - Unknown

livebaseballscorecards.com

AB	34
R	4
H	9
RBI	3
BB	1
SO	3
LOB	12



Batter	1	2	3	4	5	6	7	8	9
Garry Maddox, R OBP: 0.311, SLG: 0.427 Bake McBride, L OBP: 0.292, SLG: 0.406 (1, 8) (8, PH) (9, 8)	0-0 P4		0-0 6-3	0-3 K		0-0 F8		0-0 6-3	
Jerry Martin, R OBP: 0.366, SLG: 0.495 Jay Johnstone, L OBP: 0.316, SLG: 0.367 (1, 9) (4, PH) (5, 9)	4-0 HR BB		0-0 BB BLK 1B	0-0 1-2 3-H SF7		0-0 1B 2B 1B		0-0 G5-4-3 1B	
Mike Schmidt, R OBP: 0.371, SLG: 0.550 (1, 5)	0-0 1-H HR		4-0 BB BB 1-2 BB	0-0 2-H 1B		0-0 F8		0-0 G5-4-3 1-2f	
Greg Luzinski, R OBP: 0.387, SLG: 0.665 (1, 7)	0-3 K		4-0 1-2 2-3 BB BB		4-0 2B 3B BB	0-0 1-3 2B 1B			
Richie Hebner, L OBP: 0.412, SLG: 0.538 (1, 3)	4-0 CS BB		0-0 F9		0-0 1-3 3B 2B	0-0 1-H 3-H 2B			
Bob Boone, R OBP: 0.314, SLG: 0.379 (1, 2)	0-0 1-2 CS	0-0 P4	4-0 1-2 2-3 3-H BB		0-0 2-H 3-H 3B	0-0 F7			
Larry Bowa, S OBP: 0.305, SLG: 0.351 (1, 6)		0-0 HR	0-0 G3		0-0 4-3		0-0 4-3		
Ted Sizemore, R OBP: 0.329, SLG: 0.347 (1, 4)		0-0 G3		0-0 SH SF7 2B	0-3 K		0-0 G3		
Jim Kaat, L OBP: 0.056, SLG: 0.056 (1, 1)		0-3 K		0-0 SH SF7 1B	0-0 F8		0-0 P5		

Inning Stats	R: 2 E: 0 K: 1 S: 5	H: 1 LOB: 0 BB: 2 P: 13	R: 1 E: 0 K: 1 S: 6	H: 1 LOB: 0 BB: 0 P: 6	R: 1 E: 0 K: 0 S: 4	H: 1 LOB: 3 BB: 3 P: 16	R: 2 E: 0 K: 1 S: 7	H: 2 LOB: 1 BB: 0 P: 7	R: 2 E: 0 K: 1 S: 7	H: 2 LOB: 1 BB: 1 P: 11	R: 2 E: 0 K: 0 S: 6	H: 3 LOB: 1 BB: 0 P: 6	R: 0 E: 0 K: 0 S: 3	H: 0 LOB: 0 BB: 0 P: 3	R: 0 E: 0 K: 0 S: 3	H: 1 LOB: 0 BB: 0 P: 3
1B: 5 2B: 3 3B: 1 HR: 2	SF: 1 SAC: 1 DP: 1 HBP: 0	WP: 0 PA: 40	ERA WHIP	ERA WHIP	ERA WHIP	ERA WHIP	ERA WHIP	ERA WHIP	ERA WHIP	ERA WHIP	ERA WHIP	ERA WHIP	ERA WHIP	ERA WHIP	ERA WHIP	

PITCHER	IP	WLS	BF	H	R	ER	SO	BB	IBB	HBP	BLK	WP	HR	S	P	ERA	WHIP
Fred Norman, L ERA: 3.21 (1, 1)	3.0	L	18	4	6	6	2	5	0	0	1	0	0	17	37	18.00	3.000
Dale Murray, R ERA: 4.17 (4, 1)	1.0		3	1	0	0	1	0	0	0	0	0	0	5	5	0.00	1.000
Tom Hume, R ERA: 11.21 (5, 1)	2.0		12	5	4	4	1	1	0	0	0	0	0	13	17	18.00	3.000
Pedro Borbon, R ERA: 2.83 (7, 1)	2.0		6	1	0	0	0	0	0	0	0	0	0	6	6	0.00	0.500

BOTTOM

Cincinnati Reds @ Philadelphia Phillies
Veterans Stadium, Philadelphia, PA
Mon Jun 20 1977, 7:05 PM EDT
Att. 38,121 - Unknown

livebaseballscorecards.com

AB	31
R	10
H	11
RBI	10
BB	6
SO	4
LOB	14



Batter	1	2	3	4	5	6	7	8	9	AB R H RBI BB SO LOB	TOP																	
Pete Rose, S (1, 5) <small>OBP: 0.399, SLG: 0.471</small> Ray Knight, R (9, 5) <small>OBP: 0.429, SLG: 0.579</small>	0-3 K	0-0 FC4		0-0 F9	0-0 FC6-4		0-0 2B		0-0 L6	6 0 1 0 0 1 5 0 0 0 0 0 0 0																		
Ken Griffey, L (1, 9) <small>OBP: 0.384, SLG: 0.459</small>	0-0 1B 2B		0-0 6-3	0-0 1B		0-0 BB 1B	0-0 5-3			5 2 3 0 0 0 1																		
Joe Morgan, L (1, 4) <small>OBP: 0.437, SLG: 0.502</small>	4-0 1B BB		0-0 HR 1B	0-0 4-3		4-0 1-2 HR BB		0-0 G3		3 2 1 0 2 0 1																		
George Foster, R (1, 7) <small>OBP: 0.378, SLG: 0.612</small>	0-0 FC6-4 1B		0-3 K 1B		0-3 K	0-0 1-H 2-H HR	0-0 5-3			5 1 2 4 0 2 1																		
Johnny Bench, R (1, 2) <small>OBP: 0.317, SLG: 0.520</small> Bill Plummer, R (9, 2) <small>OBP: 0.302, SLG: 0.245</small>	0-0 FC6-4		0-0 HR		0-0 PB 1B FC 1B	0-0 P3		0-0 1B		5 2 3 2 0 0 1 0 0 0 0 0 0 0																		
Dave Concepcion, R (1, 6) <small>OBP: 0.335, SLG: 0.369</small>		0-0 F9	0-0 1B		0-0 FC PB 1B FC6-4	0-0 6-3		0-3 K		5 1 2 0 0 1 1																		
Dan Driessen, L (1, 3) <small>OBP: 0.350, SLG: 0.438</small>		0-0 1B 1B	0-0 4-3		0-0 FC 1B E	0-0 G3		0-0 SH5-3 BB 1B		5 1 2 1 0 0 2																		
Cesar Geronimo, L (1, 8) <small>OBP: 0.354, SLG: 0.438</small>		0-0 FC4 1B		0-0 L1	4-0 FC6-4 IBB		0-0 G1-3-6-3 1B		4-0 L6 SH5-3 BB	3 0 2 0 2 0 0																		
Paul Moskau, R (1, 1) <small>OBP: 0.333, SLG: 1.333</small> Pedro Borbon, R (5, 1) <small>OBP: 0.444, SLG: 0.556</small>		0-3 K		0-0 HR	0-0 FC6-4		0-0 G1-3-6-3		0-0 SH5-3	3 1 1 2 0 1 3 1 0 0 0 0 0 1																		
Inning Stats	R: 1 H: 2 E: 0 LOB: 1 K: 1 BB: 1 S: 6 P: 10	R: 0 H: 2 E: 0 LOB: 2 K: 1 BB: 0 S: 7 P: 7	R: 2 H: 3 E: 0 LOB: 1 K: 1 BB: 0 S: 8 P: 8	R: 1 H: 2 E: 0 LOB: 1 K: 0 BB: 0 S: 5 P: 5	R: 3 H: 2 E: 1 LOB: 1 K: 1 BB: 1 S: 8 P: 12	R: 3 H: 2 E: 0 LOB: 0 K: 0 BB: 1 S: 5 P: 9	R: 0 H: 2 E: 0 LOB: 1 K: 0 BB: 0 S: 4 P: 4	R: 0 H: 1 E: 0 LOB: 1 K: 1 BB: 0 S: 6 P: 6	R: 0 H: 1 E: 0 LOB: 1 K: 0 BB: 1 S: 3 P: 7	1B: 12 SF: 0 2B: 3 SAC: 1 3B: 0 DP: 2 HR: 3 HBP: 0	WP: 0 PA: 46 PB: 1 SB: 2 CS: 0																	
PITCHER	IP WLS BF H R ER SO BB IBB HBP BLK WP HR S P ERA WHIP											PITCHER	IP WLS BF H R ER SO BB IBB HBP BLK WP HR S P ERA WHIP															
Randy Lerch, L (1, 1) <small>ERA: 4.78</small> Warren Brusstar, R (5, 1) <small>ERA: 2.63</small> Tug McGraw, L (7, 1) <small>ERA: 1.8</small> Gene Garber, R (8, 1) <small>ERA: 2.82</small>	4.0		21	9	4	4	3	1	0	0	0	0	2	26	30	9.00	2.500											
	2.0	L	13	4	6	3	1	1	1	0	0	0	1	13	21	13.50	2.500											
	1.0		4	2	0	0	0	0	0	0	0	0	0	4	4	0.00	2.000											
	2.0		8	2	0	0	1	1	0	0	0	0	0	9	13	0.00	1.500											

Cincinnati Reds @ Philadelphia Phillies
 Veterans Stadium, Philadelphia, PA
 Tue Jun 21 1977, 7:05 PM EDT
 Att: 45,091 - Unknown

livebaseballscorecards.com

AB 41
R 10
H 17
RBI 9
BB 4
SO 5
LOB 16



Batter	1	2	3	4	5	6	7	8	9	AB	R	H	RBI	BB	SO	LOB
Garry Maddox, R OBP: 0.314, SLG: 0.426 Jay Johnstone, L OBP: 0.320, SLG: 0.371	0-0 1B		4-0 1B SF8 BB	0-0 F9		0-0 FC5-4 2B		0-0 1B		3	2	1	0	1	0	2
Bake McBride, L OBP: 0.303, SLG: 0.417	4-0 1-2 BB		0-0 1-3 1B		0-0 4-3	0-0 2B		0-0 L6		4	0	2	1	1	0	1
Mike Schmidt, R OBP: 0.364, SLG: 0.541	0-0 P7		0-0 SF8		0-0 F8	0-3 K		0-0 F7		4	0	0	1	0	1	4
Greg Luzinski, R OBP: 0.383, SLG: 0.654	0-0 G4-6-3 1-2f		0-0 1-3		0-0 1B 1B		0-0 P4	0-0 4-3		5	0	1	0	0	0	4
Richie Hebner, L OBP: 0.417, SLG: 0.537		0-0 1-3		0-0 P5	0-0 1B BB		4-0 1B BB BB		0-0 G4-3 1B	4	0	2	0	1	0	0
Bob Boone, R OBP: 0.325, SLG: 0.396		0-0 HR		4-0 1B PB BB	4-0 1-2 BB		4-0 1-2 BB		0-0 G4-3 1-2f	2	2	1	1	3	0	1
Larry Bowa, S OBP: 0.306, SLG: 0.352		0-0 1B		0-0 1B SF9 1B	0-0 F8		0-0 P4		0-0 4-3	5	1	2	0	0	0	5
Ted Sizemore, R OBP: 0.332, SLG: 0.350		0-3 K		0-0 SF9 1-3 3-H 1B	0-0 F9		0-0 1-2 2-3 1B			4	0	2	1	0	1	1
Randy Lerch, L OBP: 0.260, SLG: 0.179 Tim McCarver, L OBP: 0.416, SLG: 0.492 Warren Brusstar, R Tom Hutton, L OBP: 0.265, SLG: 0.300 Tug McGraw, R Ollie Brown, R OBP: 0.213, SLG: 0.328 Gene Garber, R	0-0 F8		0-0 SF9		0-0 FC5-4 1B		0-0 F8			1	0	0	0	0	0	1

Inning Stats	R: 0	H: 1	E: 0	K: 3	S: 7	R: 1	H: 2	E: 0	K: 1	S: 7	R: 1	H: 1	E: 0	K: 0	S: 3	R: 2	H: 2	E: 0	K: 0	S: 5	R: 0	H: 2	E: 0	K: 0	S: 5	R: 1	H: 2	E: 0	K: 1	S: 7	R: 0	H: 1	E: 0	K: 0	S: 4	R: 0	H: 1	E: 0	K: 0	S: 4	R: 0	H: 1	E: 0	K: 0	S: 3	R: 0	H: 1	E: 0	K: 0	S: 3
	LOB: 1	BB: 1	P: 7			LOB: 1	BB: 0	P: 7			LOB: 1	BB: 1	P: 9			LOB: 3	BB: 1	P: 9			LOB: 1	BB: 0	P: 7			LOB: 3	BB: 2	P: 12			LOB: 1	BB: 0	P: 4			LOB: 0	BB: 0	P: 3			LOB: 0	BB: 0	P: 3			LOB: 0	BB: 0	P: 3		

PITCHER	IP	WLS	BF	H	R	ER	SO	BB	IBB	HBP	BLK	WP	HR	S	P	ERA	WHIP
Paul Moskau, R ERA: 7.71	(1, 1)	4.2	24	8	4	4	1	4	0	0	0	0	1	22	38	7.71	2.571
Pedro Borbon, R ERA: 2.77	(5, 1)	4.1	19	5	1	1	1	2	0	0	0	0	0	19	27	2.08	1.615

BOTTOM

Cincinnati Reds @ Philadelphia Phillies
Veterans Stadium, Philadelphia, PA

Tue Jun 21 1977, 7:05 PM EDT
Att. 45,091 - Unknown

AB	35
R	5
H	13
RBI	5
BB	6
SO	2
LOB	22



WP	HR	S	P	ERA	WHIP
0	1	43			

Batter	1	2	3	4	5	6	7	8	9	AB R H RBI BB SO LOB	TOP																									
Pete Rose, S OBP: 0.397, SLG: 0.471 (1, 5) X	0-0 BB HR 1B	0-0 F8 1B 2B		X 0-0 5-3	X 0-0 4-3		X 0-0 5-3		X 0-0 5-3 1-2 2-3	6 2 2 0 0 0 3																										
Ken Griffey, L OBP: 0.380, SLG: 0.463 (1, 9) X	0-0 F8	0-0 F8 2-3		X 0-0 L4		X 0-0 HR		X 0-0 3-1	X 0-0 F9	6 1 1 1 0 0 4																										
Joe Morgan, L OBP: 0.432, SLG: 0.493 Doug Capilla, L (8, 1)	0-0 P6	0-0 P5		X 0-0 4-3		X 0-0 P4		B B B B 4-0 1B BB		4 0 0 0 1 0 2 0 0 0 0 0 0 0																										
Dan Driessen, L OBP: 0.364, SLG: 0.449 (1, 3) B B B B	4-0 HR 1-2 BB	0-0 FC5-4 1B			X 0-0 1B HR 1B	X 0-0 2B 1B		X 0-0 1-2 FC6-4 1B		4 3 4 1 1 0 0																										
George Foster, R OBP: 0.382, SLG: 0.628 (1, 7) X	0-0 HR 1-H 2-H	0-0 FC5-4 1-2f			X 0-0 1-3 HR 1B	X 0-0 1-H 2B		S S S 0-3 K		5 2 3 4 0 1 3																										
Johnny Bench, R OBP: 0.318, SLG: 0.530 (1, 2) B B B B	4-0 2B BB		X 0-0 P5		X 0-0 1-H 3-H HR	X 0-0 P6		X 0-0 1-2f FC6-4		4 1 1 3 1 0 3																										
Dave Concepcion, R OBP: 0.336, SLG: 0.374 (1, 6) X	0-0 1-3 2B		X 0-0 4-3		X 0-0 P4	X 0-0 F8			X 0-0 FC5-4 1B	5 0 2 0 0 0 1																										
Cesar Geronimo, L OBP: 0.359, SLG: 0.441 (1, 8) S S S S	4-0 IBB		X 0-0 2B		B B B B 4-0 BB		X 0-0 4-3		X 0-0 1-2f FC5-4 5-3 BB	3 0 1 0 2 0 1																										
Jack Billingham, R OBP: 0.171, SLG: 0.195 Dale Murray, R (5, 1) S S S S Ray Knight, R OBP: 0.450, SLG: 0.550 (7, PH) Tom Hume, R OBP: 0.333, SLG: 1.333 (7, 1) Joe Hoerner, R (7, 1) Rick Auerbach, R (8, 4)	0-3 K		0-3 K		X 0-0 B3		X 0-0 F8		B B B B 4-0 1-2 5-3 BB	3 0 0 0 0 0 2 5 0 0 0 0 0 0 0 0 1 0 1 0 0																										
Inning Stats	R: 3 E: 0 K: 1 S: 8	H: 3 LOB: 3 BB: 3 P: 20	R: 1 E: 0 K: 0 S: 5	H: 2 LOB: 1 BB: 0 P: 5	R: 0 E: 0 K: 1 S: 6	H: 1 LOB: 1 BB: 0 P: 6	R: 0 E: 0 K: 0 S: 3	H: 0 LOB: 0 BB: 0 P: 3	R: 3 E: 0 K: 0 S: 6	H: 3 LOB: 1 BB: 1 P: 10	R: 2 E: 0 K: 0 S: 6	H: 3 LOB: 1 BB: 0 P: 6	R: 0 E: 0 K: 0 S: 3	H: 0 LOB: 0 BB: 0 P: 3	R: 0 E: 0 K: 1 S: 6	H: 1 LOB: 2 BB: 1 P: 10	R: 0 E: 0 K: 0 S: 4	H: 1 LOB: 2 BB: 1 P: 8	1B: 7 2B: 4 3B: 0 HR: 3	SF: 0 SAC: 0 DP: 0 HBP: 0	WP: 0 PA: 47 PB: 0 SB: 0 CS: 0															
PITCHER	IP WLS BF H R ER SO BB IBB HBP BLK WP HR S P ERA WHIP																																			
Larry Christenson, R ERA: 5.81 (1, 1)	5.0		28	9	7	7	2	3	1	0	0	0	2	28	44	12.60	2.400																			
Ron Reed, R ERA: 2.61 (6, 1)	1.0		6	3	2	2	0	0	0	0	0	0	1	6	6	18.00	3.000																			
Tug McGraw, L ERA: 1.13 (7, 1)	3.0	W	13	2	0	0	1	2	0	0	0	0	0	13	21	0.00	1.333																			

Cincinnati Reds @ Philadelphia Phillies
Veterans Stadium, Philadelphia, PA
Wed Jun 22 1977, 7:05 PM EDT
Att: 47,148 - Unknown

livebaseballscorecards.com

AB	41
R	9
H	14
RBI	9
BB	6
SO	3
LOB	22



Batter	1	2	3	4	5	6	7	8	9
Garry Maddox, R OBP: 0.323, SLG: 0.431 (1, 8)	0-0 FC4 1B		1-0 HR HBP		0-0 HR 1B	0-0 1B	0-3 K		
Bake McBride, L OBP: 0.306, SLG: 0.434 (1, 9)	0-0 FC4 1-2f G6-4-3		0-0 HR 1-H 2-H		4-0 HR 1-2 BB	0-0 1-3		0-0 F9	
Mike Schmidt, R OBP: 0.364, SLG: 0.564 (1, 5)	0-0 G6-4-3 1-2f		0-0 6-3		0-0 HR 1-H 2-H		0-0 F3	0-0 HR	
Greg Luzinski, R OBP: 0.383, SLG: 0.647 Jerry Martin, R OBP: 0.366, SLG: 0.495 (1, 7) (9, 7)		0-0 F9	0-3 K		0-0 1B 1B		4-0 BB WP BB	0-3 K	
Richie Hebner, L OBP: 0.428, SLG: 0.563 (1, 3)		0-0 HR		4-0 BB G6-4-3	0-0 1B G6-4-3		0-0 WP HR BB 1B	0-3 K	
Barry Foote, R OBP: 0.298, SLG: 0.442 (1, 2)		0-0 L7		0-0 G6-4-3 1-2f	0-0 G6-4-3 1-2f		4-0 WP HR BB		
Ted Sizemore, R OBP: 0.330, SLG: 0.345 (1, 4)		0-3 K		0-0 6-3		0-0 L6	4-0 HR IBB		
Larry Bowa, S OBP: 0.317, SLG: 0.381 (1, 6)			0-0 SH1-4 HR 1B		0-0 F8 1B 2B	0-0 3-1 1B	0-0 HR		
Larry Christenson, R OBP: 0.219, SLG: 0.167 Tim McCarver, L OBP: 0.410, SLG: 0.484 Ron Reed, R Tom Hutton, L OBP: 0.257, SLG: 0.290 Tug McGraw, R (5, PH) (6, 1) (6, PH) (7, 1)			0-0 SH1-4		0-0 F8	0-0 3-1	0-3 K		

AB	R	H	RBI	BB	SO	LOB
4	2	3	2	0	1	0
4	2	1	3	1	0	2
5	2	2	4	0	0	1
4	1	1	0	1	2	0
0	0	0	0	0	0	0
4	2	3	1	1	1	0
3	1	0	0	1	0	3
3	1	0	0	1	1	0
4	4	4	4	0	0	0
0	0	0	0	0	0	0
1	0	0	0	0	0	1
0	0	0	0	0	0	0
1	0	0	0	0	0	1
1	0	0	0	0	1	0

Inning Stats	R: 0	H: 1	E: 0	LOB: 0	K: 0	BB: 0	S: 3	P: 3
	R: 1	H: 1	E: 0	LOB: 0	K: 1	BB: 0	S: 6	P: 6
	R: 3	H: 2	E: 0	LOB: 0	K: 1	BB: 0	S: 7	P: 8
	R: 0	H: 0	E: 0	LOB: 0	K: 0	BB: 1	S: 2	P: 6
	R: 4	H: 5	E: 1	LOB: 1	K: 0	BB: 1	S: 7	P: 11
	R: 1	H: 2	E: 0	LOB: 1	K: 0	BB: 0	S: 5	P: 5
	R: 5	H: 2	E: 0	LOB: 0	K: 2	BB: 3	S: 9	P: 21
	R: 1	H: 1	E: 0	LOB: 0	K: 2	BB: 0	S: 8	P: 8

PITCHER	IP	WLS	BF	H	R	ER	SO	BB	IBB	HBP	BLK	WP	HR	S	P	ERA	WHIP
Jack Billingham, R ERA: 4.35 (1, 1)	4.1		20	6	7	7	2	2	0	1	0	0	2	21	30	14.54	1.846
Dale Murray, R ERA: 4.43 (5, 1)	1.2		9	5	2	2	0	0	0	0	0	0	1	9	9	10.80	3.000
Tom Hume, R ERA: 12.5 (7, 1)	0.1	L	4	1	3	3	0	2	0	0	0	0	0	2	10	81.00	9.000
Joe Hoerner, L ERA: 27.0 (7, 1)	0.2		4	1	2	2	2	0	1	0	0	1	1	7	11	27.00	1.500
Doug Capilla, L ERA: 8.44 (8, 1)	1.0		4	1	1	1	2	0	0	0	0	0	1	8	8	9.00	1.000

BOTTOM

Cincinnati Reds @ Philadelphia Phillies
Veterans Stadium, Philadelphia, PA

Wed Jun 22 1977, 7:05 PM EDT
Att. 47,148 - Unknown

livebaseballscorecards.com

AB	34
R	15
H	14
RBI	14
BB	5
SO	6
LOB	8



WP: 1	PA: 41
PB: 0	
SB: 0	
CS: 0	

Batter	1	2	3	4	5	6	7	8	9	AB R H RBI BB SO LOB	TOP		
Davey Lopes, R (1, 4) OBP: 0.366, SLG: 0.388	4-0 1B S 1B BB		0-0 F8		0-0 F9		0-0 1-3		0-0 FC6-4	4 1 0 0 1 0 4			
Bill Russell, R (1, 6) OBP: 0.310, SLG: 0.362	0-0 1-3 1B BB		0-0 L5			0-0 F9 BB 1B 1B		0-0 6-3		4 2 2 0 0 0 0			
Reggie Smith, S (1, 9) OBP: 0.427, SLG: 0.576	0-0 G3 1-2		0-3 K			4-0 1B BB 1-2		0-0 F9		3 0 0 0 1 1 2			
Ron Cey, R (1, 5) OBP: 0.407, SLG: 0.545	0-3 K			0-0 P6		0-0 F9 2-3		0-0 FC6-4 1B		4 0 1 0 0 1 4			
Steve Garvey, R (1, 3) OBP: 0.343, SLG: 0.530	0-0 2-H 3-H 1B			0-0 L5		0-0 F2		0-0 FC6-4		4 0 1 2 0 0 3			
Rick Monday, L (1, 8) OBP: 0.363, SLG: 0.451	0-3 K			0-3 K		0-0 1-3 3-H 1B				4 0 2 1 0 2 1			
Dusty Baker Jr., R (1, 7) OBP: 0.361, SLG: 0.513		0-0 5-3			0-0 F9 2B		0-0 1-3		0-0 F9	4 0 1 0 0 0 3			
Steve Yeager, R (1, 2) OBP: 0.382, SLG: 0.458		0-0 P4			0-0 F9 2-3			0-0 CS 1B	0-0 F9	4 0 1 0 0 0 2			
Tommy John, R (1, 1) OBP: 0.188, SLG: 0.188		0-0 5-3			0-0 5-3		0-0 B1		0-0 FC6-4 1B	4 0 1 0 0 0 2			
Inning Stats	R: 2 E: 0 K: 2 S: 9 H: 2 LOB: 1 BB: 1 P: 13	R: 0 E: 0 K: 0 S: 3 H: 0 LOB: 0 BB: 0 P: 3	R: 0 E: 0 K: 1 S: 5 H: 0 LOB: 0 BB: 0 P: 5	R: 0 E: 0 K: 1 S: 5 H: 0 LOB: 0 BB: 0 P: 5	R: 0 E: 0 K: 0 S: 4 H: 1 LOB: 1 BB: 0 P: 4	R: 1 E: 0 K: 0 S: 5 H: 2 LOB: 2 BB: 1 P: 9	R: 0 E: 0 K: 0 S: 3 H: 1 LOB: 0 BB: 0 P: 3	R: 0 E: 0 K: 0 S: 4 H: 1 LOB: 1 BB: 0 P: 4	R: 0 E: 0 K: 0 S: 5 H: 2 LOB: 2 BB: 0 P: 5	1B: 8 2B: 1 3B: 0 HR: 0 SF: 0 SAC: 0 DP: 0 HBP: 0	WP: 0 PB: 0 SB: 1 CS: 1 PA: 37		
PITCHER	IP WLS BF H R ER SO BB IBB HBP BLK WP HR S P ERA WHIP											PITCHER	IP WLS BF H R ER SO BB IBB HBP BLK WP HR S P ERA WHIP
Tom Seaver, R (1, 1) ERA: 2.79	8.0 L 32 7 3 3 4 2 0 0 0 0 0 0 38 46 3.38 1.125												
Pedro Borbon, R (9, 1) ERA: 2.72	1.0 5 2 0 0 0 0 0 0 0 0 0 0 5 5 0.00 2.000												

Los Angeles Dodgers @ Cincinnati Reds
Riverfront Stadium, Cincinnati, OH
Fri Jun 24 1977, 7:05 PM EDT
Att: 51,864 - Unknown

livebaseballscorecards.com

AB	35
R	3
H	9
RBI	3
BB	2
SO	4
LOB	21



Los Angeles Dodgers @ Cincinnati Reds
 Riverfront Stadium, Cincinnati, OH

Sat Jun 25 1977, 3:33 AM EDT
 Att. 50,062 - Unknown

livebaseballscorecards.com

AB	38
R	6
H	15
RBI	5
BB	6
SO	4
LOB	25



WP:	0	PA:	45
PB:	0		
SB:	0		
CS:	1		

Batter	1	2	3	4	5	6	7	8	9	AB	R	H	RBI	BB	SO	LOB
Davey Lopes, R (1, 4) OBP: 0.367, SLG: 0.395	0-0 6-3	4-0 G6-4-3 IBB		0-0 1-H CS 3B		0-0 F8		0-3 K		4	0	1	1	1	1	2
Bill Russell, R (1, 6) OBP: 0.315, SLG: 0.374	0-0 HR	0-0 G6-4-3		0-0 5-3			4-0 1B BB	0-0 1B		4	2	2	1	1	0	4
Reggie Smith, S (1, 9) OBP: 0.427, SLG: 0.572	0-0 L8-6 BB 1B		0-0 P6		0-0 F9		0-0 F8	0-0 1B		5	0	2	1	0	0	1
Ron Cey, R (1, 5) OBP: 0.410, SLG: 0.544	4-0 1-2 BB		0-0 BB 1B		0-0 P5		0-0 E7 1B	0-0 F7		4	1	2	0	1	0	3
Steve Garvey, R (1, 3) OBP: 0.348, SLG: 0.528	0-0 L8-6		4-0 1-2 FC6-4 BB		4-0 BB		0-0 1B		0-0 F8	3	0	1	1	2	0	2
Dusty Baker Jr., R (1, 7) OBP: 0.362, SLG: 0.523		0-0 HR	0-0 F8		0-0 1-3		0-3 K		0-0 FC4-6 1B	5	1	2	1	0	1	4
Rick Monday, L (1, 8) OBP: 0.364, SLG: 0.447		4-0 1B BB	0-0 FC6-4		0-0 4-3		0-3 K		0-0 FC4-6 1B	4	0	1	0	1	1	3
Steve Yeager, R (1, 2) OBP: 0.386, SLG: 0.461		0-0 SH2-4 1B		0-0 3B 1B		0-0 F9		0-0 1B 1B	0-0 FC4-6	3	1	2	0	0	0	0
Ed Goodson, L (8, PH) OBP: 0.192, SLG: 0.200		1-3							1-2 2-3	1	0	1	0	0	0	0
Johnny Oates, L (8, PR) OBP: 0.339, SLG: 0.294										1	1	0	0	0	0	2
Don Sutton, R (1, 1) OBP: 0.206, SLG: 0.161		0-0 SH2-4		0-3 K		0-0 1B		0-0 P6	0-0 F4	2	0	1	0	0	1	1
Al Downing, R (6, 1)										0	0	0	0	0	0	0
Boog Powell, L (8, PH) OBP: 0.400, SLG: 0.250										1	0	0	0	0	0	1
Stan Wall, L (8, 1)										0	0	0	0	0	0	0
Manny Mota, R (9, PH) OBP: 0.588, SLG: 0.455		1-2								1	0	0	0	0	0	2

Inning Stats	R: 1	H: 2	R: 1	H: 2	R: 0	H: 1	R: 1	H: 2	R: 0	H: 0	R: 0	H: 1	R: 2	H: 2	R: 1	H: 3	R: 0	H: 2	1B: 12	SF: 0	WP: 0	PA: 45
E: 0	LOB: 1	E: 0	LOB: 2	E: 0	LOB: 2	E: 0	LOB: 1	E: 1	LOB: 1	E: 0	LOB: 2	E: 0	LOB: 3	E: 0	LOB: 3	E: 0	LOB: 2	E: 0	LOB: 2	2B: 1	SAC: 1	PB: 0
K: 0	BB: 1	K: 0	BB: 2	K: 0	BB: 1	K: 1	BB: 0	K: 2	BB: 1	K: 0	BB: 0	K: 1	BB: 0	K: 0	BB: 0	K: 0	BB: 0	K: 0	BB: 0	3B: 1	DP: 2	SB: 0
S: 4	P: 8	S: 4	P: 12	S: 4	P: 8	S: 6	P: 6	S: 9	P: 13	S: 8	P: 8	S: 5	P: 5	S: 5	P: 5	S: 5	P: 5	S: 5	P: 5	HR: 2	HBP: 0	CS: 1

PITCHER	IP	WLS	BF	H	R	ER	SO	BB	IBB	HBP	BLK	WP	HR	S	P	ERA	WHIP
Woody Fryman, L (1, 1) ERA: 5.83	6.0	W	28	8	3	3	1	4	1	0	0	0	2	25	45	4.50	2.000
Joe Henderson, R (7, 1) ERA: 10.8	1.2		11	5	3	2	3	1	0	0	0	0	0	16	20	10.80	3.600
Pedro Borbon, R (8, 1) ERA: 2.65	1.1	S	6	2	0	0	0	0	0	0	0	0	0	6	6	0.00	1.500

BOTTOM

Los Angeles Dodgers @ Cincinnati Reds
Riverfront Stadium, Cincinnati, OH

Sat Jun 25 1977, 3:33 AM EDT
Att. 50,062 - Unknown

livebaseballscorecards.com

AB	35
R	7
H	11
RBI	7
BB	2
SO	3
LOB	14



WP:	0	PA:	37
PB:	0	SB:	1
CS:	0		

AB	R	H	RBI	BB	SO	LOB	
5	0	1	1	0	0	2	
4	0	2	1	0	0	1	
3	1	0	0	1	1	3	
3	1	2	1	1	0	1	
4	1	0	1	0	0	3	
4	2	3	3	0	0	0	
4	0	0	0	0	0	1	
4	1	2	0	0	1	1	
2	1	1	0	0	0	1	
1	0	0	0	0	1	1	
0	0	0	0	0	0	0	
1	0	0	0	0	0	0	
1B:	4	SF:	0	WP:	0	PA:	37
2B:	4	SAC:	0	PB:	0	SB:	1
3B:	0	DP:	0	CS:	0		
HR:	3	HBP:	0				

Batter	1	2	3	4	5	6	7	8	9
Pete Rose, S (1, 5) OBP: 0.389, SLG: 0.463	0-0 4-3 1B		0-0 2B 2-H	0-0 L8		0-0 F7		0-0 6-3	
Ken Griffey, L (1, 9) OBP: 0.383, SLG: 0.468	0-0 1B S		0-0 F9		0-0 6-3	0-0 2B 2-H			
Joe Morgan, L (1, 4) OBP: 0.431, SLG: 0.500	0-3 1-2 K		0-0 F5		4-0 1B FC6-4 BB	0-0 F2			
Dan Driessen, L (1, 3) OBP: 0.369, SLG: 0.464	0-0 4-3		4-0 BB		0-0 1B FC6-4		0-0 HR		
George Foster, R (1, 7) OBP: 0.382, SLG: 0.620		0-0 5-3	0-0 P5		0-0 FC6-4 1-2f HR 3-H		0-0 5-3		
Johnny Bench, R (1, 2) OBP: 0.325, SLG: 0.563		0-0 2B		0-0 HR	0-0 HR 1-H		0-0 L5		
Dave Concepcion, R (1, 6) OBP: 0.326, SLG: 0.362		0-0 6-3		0-0 F9	0-0 4-3		0-0 F9		
Cesar Geronimo, L (1, 8) OBP: 0.361, SLG: 0.445		0-0 4-3		0-0 1B		0-0 2B 2B		0-3 K	
Woodie Fryman, R (1, 1) OBP: 0.333, SLG: 0.333			0-0 E1 2B		0-0 B3			0-0 F9	
Champ Summers, L (6, PH) OBP: 0.250, SLG: 0.500									
Joe Henderson, L (7, 1)									
Pedro Borbon, R (8, 1) OBP: 0.400, SLG: 0.500									

Inning	R	H	E	K	S	P	BB	SO
1	0	1	0	1	6	4	0	0
2	0	1	0	0	4	4	0	0
3	1	2	1	0	5	9	0	0
4	1	2	0	0	5	9	0	0
5	3	2	0	0	9	9	0	0
6	1	2	0	1	7	7	0	0
7	1	1	0	0	4	4	0	0
8	0	0	0	1	5	5	0	0
9	0	0	0	0	5	5	0	0

PITCHER	IP	WLS	BF	H	R	ER	SO	BB	IBB	HBP	BLK	WP	HR	S	P	ERA	WHIP
Don Sutton, R (1, 1) ERA: 2.88	5.2	L	29	10	6	5	2	2	0	0	0	0	2	31	39	7.94	2.118
Al Downing, L (6, 1) ERA: 5.19	1.1		5	1	1	1	0	0	0	0	0	0	1	5	5	6.75	0.750
Stan Wall, L (8, 1) ERA: 4.2	1.0		3	0	0	0	1	0	0	0	0	0	0	5	5	0.00	0.000

Los Angeles Dodgers @ Cincinnati Reds
 Riverfront Stadium, Cincinnati, OH

Sun Jun 26 1977, 3:33 AM EDT
 Unknown

AB	37
R	4
H	11
RBI	4
BB	3
SO	3
LOB	18



AB	R	H	RBI	BB	SO	LOB
4	1	2	0	1	0	0
5	0	0	0	0	0	4
4	2	2	1	1	0	0
5	0	2	1	0	1	1
4	0	2	0	0	0	2
4	0	1	0	0	0	3
4	0	0	1	0	0	4
3	1	2	1	0	0	0
0	0	0	0	1	0	0
0	0	0	0	0	0	0
2	0	0	0	0	1	0
1	0	0	0	0	1	1
0	0	0	0	0	0	0
1	0	0	0	0	0	3
0	0	0	0	0	0	0

Batter	1	2	3	4	5	6	7	8	9												
Davey Lopes, R (1, 4) OBP: 0.371, SLG: 0.401	0-0 F7		0-0 1-3		0-0 1B		4-0 BB		0-0 1B 2B												
Bill Russell, R (1, 6) OBP: 0.309, SLG: 0.368	0-0 6-3		0-0 5-3		0-0 F8		0-0 F8		0-0 L7												
Reggie Smith, S (1, 9) OBP: 0.430, SLG: 0.575	0-0 F9			0-0 2B		0-0 F8		4-0 1B 1B FC3-6 BB	0-0 2B 1B												
Ron Cey, R (1, 5) OBP: 0.410, SLG: 0.545		0-3 K		0-0 2B		0-0 FC6-4 1B		0-0 P4	0-0 6-3												
Steve Garvey, R (1, 3) OBP: 0.350, SLG: 0.528		0-0 1B		0-0 F5		0-0 F7		0-0 FC3-6 1B 1B													
Dusty Baker Jr., R (1, 7) OBP: 0.360, SLG: 0.518		0-0 F8		0-0 6-3		0-0 FC6-4		0-0 FC3-6 1B													
Rick Monday, L (1, 8) OBP: 0.358, SLG: 0.439		0-0 G3		0-0 4-3		0-0 1-3		0-0 FC3-6 BB													
Steve Yeager, R (1, 2) OBP: 0.370, SLG: 0.480			0-0 HR		0-0 P6		0-0 WP 1B	4-0 1-2 BB													
Boog Powell, L (8, PH) OBP: 0.423, SLG: 0.250																					
Johnny Oates, L (8, PR) OBP: 0.339, SLG: 0.294																					
Rick Rhoden, R (1, 1) OBP: 0.194, SLG: 0.250		0-3 K		0-0 F8		0-3 K		0-0 G3													
Glenn Burke, R (7, PH) OBP: 0.229, SLG: 0.212																					
Al Downing, R (7, 1)																					
Ed Goodson, L (8, PH) OBP: 0.185, SLG: 0.192																					
Mike Garman, R (8, 1)																					
Inning Stats	R: 0 E: 0 K: 0 S: 3	H: 0 LOB: 0 BB: 0 P: 3	R: 0 E: 0 K: 1 S: 6	H: 1 LOB: 1 BB: 0 P: 6	R: 1 E: 0 K: 1 S: 6	H: 1 LOB: 0 BB: 0 P: 6	R: 1 E: 0 K: 0 S: 5	H: 2 LOB: 1 BB: 0 P: 5	R: 0 E: 0 K: 0 S: 4	H: 1 LOB: 1 BB: 0 P: 4	R: 0 E: 0 K: 1 S: 6	H: 1 LOB: 2 BB: 1 P: 10	R: 1 E: 0 K: 0 S: 5	H: 2 LOB: 3 BB: 2 P: 13	R: 1 E: 0 K: 0 S: 4	H: 2 LOB: 0 BB: 0 P: 4	1B: 7 2B: 3 3B: 0 HR: 1	SF: 0 SAC: 0 DP: 0 HBP: 0	WP: 1 PB: 0 SB: 0 CS: 0	PA: 40	
PITCHER	IP	WLS	BF	H	R	ER	SO	BB	IBB	HBP	BLK	WP	HR	S	P	ERA	WHIP				
Fred Norman, L (1, 1) ERA: 3.26	7.0	W	30	7	3	3	3	2	0	0	0	1	1	34	42	3.86	1.286				
Pedro Borbon, R (8, 1) ERA: 2.72	2.0	S	10	4	1	1	0	1	0	0	0	0	0	9	13	4.50	2.500				

Batter	1	2	3	4	5	6	7	8	9	AB	R	H	RBI	BB	SO	LOB
Pete Rose, S OBP: 0.390, SLG: 0.460 (1, 5)	4-0 2B G3 BB	0-0 F7			0-0 F7		4-0 S BB			2	1	0	0	2	0	0
Ken Griffey, L OBP: 0.381, SLG: 0.468 (1, 9)	0-0 G3 1B 2B		0-3 K		0-0 F7		0-3 K			4	1	1	0	0	2	1
Joe Morgan, L OBP: 0.424, SLG: 0.491 (1, 4)	0-0 G3		0-0 F8		0-0 1-3		0-0 F9			4	0	0	1	0	0	2
Dan Driessen, L OBP: 0.379, SLG: 0.484 (1, 3)	0-0 E S 1B		0-0 HR			4-0 BB		0-0 S 1B		3	2	3	2	1	0	0
George Foster, R OBP: 0.380, SLG: 0.614 (1, 7)	0-0 BB 1B		0-0 P5			0-0 F7		0-0 F3		4	0	1	1	0	0	2
Johnny Bench, R OBP: 0.323, SLG: 0.555 (1, 2)	4-0 BB			0-3 K		0-3 K		0-0 F7		3	0	0	0	1	2	2
Cesar Geronimo, L OBP: 0.359, SLG: 0.439 (1, 8)	0-0 F5			4-0 BB		0-0 P4		0-0 6-3		3	0	0	0	1	0	3
Dave Concepcion, R OBP: 0.326, SLG: 0.373 (1, 6)		0-0 6-3			0-3 K		0-0 HR			3	1	1	1	0	1	1
Fred Norman, S OBP: 0.111, SLG: 0.111 (1, 1)		0-0 3-1			0-3 K		0-0 6-3			3	0	0	0	0	1	1
Pedro Borbon, R OBP: 0.400, SLG: 0.500 (8, 1)										0	0	0	0	0	0	0

Inning Stats	R: 3	H: 3	E: 0	K: 0	S: 5	LOB: 1	BB: 2	P: 13	R: 0	H: 0	E: 0	K: 0	S: 3	R: 1	H: 1	E: 0	K: 1	S: 6	R: 0	H: 0	E: 0	K: 3	S: 9	R: 0	H: 0	E: 0	K: 0	S: 3	R: 0	H: 0	E: 0	K: 1	S: 5	R: 1	H: 1	E: 0	K: 1	S: 6	R: 0	H: 1	E: 0	K: 0	S: 4	LOB: 1	BB: 1	P: 4	LOB: 1	BB: 0	P: 4	1B: 3	2B: 1	3B: 0	HR: 2	SF: 0	SAC: 0	DP: 0	HBP: 0	WP: 0	PB: 0	SB: 3	CS: 0	PA: 34
--------------	------	------	------	------	------	--------	-------	-------	------	------	------	------	------	------	------	------	------	------	------	------	------	------	------	------	------	------	------	------	------	------	------	------	------	------	------	------	------	------	------	------	------	------	------	--------	-------	------	--------	-------	------	-------	-------	-------	-------	-------	--------	-------	--------	-------	-------	-------	-------	--------

PITCHER	IP	WLS	BF	H	R	ER	SO	BB	IBB	HBP	BLK	WP	HR	S	P	ERA	WHIP
Rick Rhoden, R ERA: 4.22 (1, 1)	6.0	L	25	4	4	3	5	4	0	0	0	0	1	31	47	4.50	1.333
Al Downing, L ERA: 5.4 (7, 1)	1.0		5	1	1	1	1	1	0	0	0	0	1	6	10	9.00	2.000
Mike Garman, R ERA: 2.7 (8, 1)	1.0		4	1	0	0	0	0	0	0	0	0	0	4	4	0.00	1.000

Los Angeles Dodgers @ Cincinnati Reds
Riverfront Stadium, Cincinnati, OH
Sun Jun 26 1977, 3:33 AM EDT
Unknown

AB	29
R	5
H	6
RBI	5
BB	5
SO	6
LOB	12



Los Angeles Dodgers @ Cincinnati Reds
 Riverfront Stadium, Cincinnati, OH

Sun Jun 26 1977, 3:38 AM EDT
 Att. 51,715 - Unknown

AB	41
R	9
H	15
RBI	9
BB	7
SO	3
LOB	27



Batter	1	2	3	4	5	6	7	8	9	AB R H RBI BB SO LOB
Davey Lopes, R (1, 4) OBP: 0.374, SLG: 0.403										6 1 3 1 0 0 2
Bill Russell, R (1, 6) OBP: 0.307, SLG: 0.367										6 1 1 1 0 0 4
Reggie Smith, S (1, 9) OBP: 0.431, SLG: 0.576										5 1 2 1 1 1 1
Glenn Burke, R (9, 9) OBP: 0.229, SLG: 0.212										0 0 0 0 0 0 0
Ron Cey, R (1, 5) OBP: 0.410, SLG: 0.539										3 1 0 0 2 0 2
Steve Garvey, R (1, 3) OBP: 0.350, SLG: 0.546										5 2 2 3 0 1 4
Rick Monday, L (1, 8) OBP: 0.363, SLG: 0.438										3 2 1 0 2 0 3
John Hale, L (1, 7) OBP: 0.400, SLG: 0.360										3 0 2 1 2 1 1
Johnny Oates, L (1, 2) OBP: 0.361, SLG: 0.339										5 1 3 2 0 0 5
Doug Rau, L (1, 1) OBP: 0.184, SLG: 0.167										5 0 1 0 0 0 5

Inning Stats	R: 6	H: 6	R: 0	H: 0	R: 0	H: 1	R: 1	H: 3	R: 0	H: 1	R: 0	H: 1	R: 2	H: 3	R: 0	H: 0	1B: 10	SF: 0	WP: 0	PA: 48
	E: 0	LOB: 2	E: 0	LOB: 3	E: 0	LOB: 0	E: 0	LOB: 2	E: 1	LOB: 1	E: 0	LOB: 1	E: 0	LOB: 2	E: 0	LOB: 0	2B: 3	SAC: 0	PB: 0	
	K: 0	BB: 2	K: 0	BB: 3	K: 0	BB: 0	K: 1	BB: 0	K: 0	BB: 0	K: 0	BB: 0	K: 1	BB: 1	K: 0	BB: 0	3B: 0	DP: 2	SB: 0	
	S: 9	P: 17	S: 3	P: 15	S: 3	P: 3	S: 8	P: 8	S: 4	P: 4	S: 5	P: 9	S: 8	P: 12	S: 3	P: 3	HR: 2	HBP: 0	CS: 0	

PITCHER	IP	WLS	BF	H	R	ER	SO	BB	IBB	HBP	BLK	WP	HR	S	P	ERA	WHIP
Paul Moskau, R (1, 1) ERA: 18.0	0.1	L	7	4	6	6	0	2	0	0	0	0	1	5	13	162.00	18.000
Dale Murray, R (1, 1) ERA: 4.17	2.2		13	3	0	0	0	3	0	0	0	0	0	10	22	0.00	2.250
Joe Henderson, R (4, 1) ERA: 7.36	2.0		10	4	1	1	1	0	0	0	0	0	0	12	12	4.50	2.000
Joe Hoerner, L (6, 1) ERA: 6.75	2.0		8	1	0	0	1	1	0	0	0	0	0	9	13	0.00	1.000
Pedro Borbon, R (8, 1) ERA: 2.93	2.0		10	3	2	2	1	1	0	0	0	0	1	11	15	9.00	2.000

WP: 0	PA: 48
PB: 0	
SB: 0	
CS: 0	

San Francisco Giants @ Cincinnati Reds
 Riverfront Stadium, Cincinnati, OH
 Mon Jun 27 1977, 7:05 PM EDT
 Att. 27,188 - Unknown

livebaseballscorecards.com

AB	37
R	14
H	12
RBI	14
BB	4
SO	7
LOB	12



WP:	0	PA:	44
PB:	0		
SB:	0		
CS:	1		

AB	R	H	RBI	BB	SO	LOB
3	1	2	2	0	0	0
0	0	0	0	0	0	0
1	1	0	0	1	0	0

3	1	0	1	2	2	1
---	---	---	---	---	---	---

4	2	1	1	0	0	1
---	---	---	---	---	---	---

3	2	1	2	0	0	1
---	---	---	---	---	---	---

4	2	2	5	0	0	1
1	0	0	0	0	1	1

5	1	2	1	0	0	0
---	---	---	---	---	---	---

5	3	3	1	0	1	1
---	---	---	---	---	---	---

4	1	1	1	1	0	1
---	---	---	---	---	---	---

1	0	0	0	0	1	2
0	0	0	0	0	0	0
1	0	0	0	0	0	1
2	0	0	0	0	2	2

Batter	1	2	3	4	5	6	7	8	9
Bill Madlock, R (1, 5) OBP: 0.351, SLG: 0.433	0-0 CS 1B		0-0 F3		0-0 2-H HR	4-0 HBP BB 1-2 HBP BB	0-0 6-3		
Terry Cornutt, R (5, 1)									
Rob Andrews, R (6, PH) OBP: 0.371, SLG: 0.311									
Derrel Thomas, S (1, 6) OBP: 0.318, SLG: 0.296	0-3 K 1-2		0-3 K		0-0 F8	4-0 HBP HBP 1-2 HR BB 2-3 3-H		4-0 BB	
Darrell Evans, L (1, 7) OBP: 0.356, SLG: 0.405	0-0 F9		0-0 G3					0-0 F7	
Gary Thomasson, L (1, 8) OBP: 0.371, SLG: 0.482		0-0 2B 1B		0-0 F7				0-0 F8	
Willie McCovey, L (1, 3) OBP: 0.391, SLG: 0.513		0-0 G3		0-0 F8				0-3 K	
Gary Lavelle, S (6, 1)									
Terry Whitfield, L (1, 9) OBP: 0.352, SLG: 0.470		0-0 1-H 2B		0-0 F7					0-0 4-3
Vic Harris, S (1, 4) OBP: 0.433, SLG: 0.615		0-3 K			0-0 6-3 HR 1B	0-0 1B BB 1-3 BB 2B	0-0 HR		0-0 4-3
Marc Hill, R (1, 2) OBP: 0.293, SLG: 0.308		4-0 BB			0-0 6-3	0-0 BB BB HBP 1B 2-3 3-H	0-0 F3		0-0 F3
John Curtis, L (1, 1) OBP: 0.250, SLG: 0.417		0-3 K							
Dave Heaverlo, R (2, 1)									
Johnnie LeMaster, R (5, PH) OBP: 0.163, SLG: 0.071									
Jack Clark, R (6, PH) OBP: 0.293, SLG: 0.421					0-0 P6	0-3 K	0-3 K		

Inning Stats	R: 0	H: 1	E: 0	LOB: 0	K: 1	P: 5	R: 1	H: 2	E: 0	LOB: 2	K: 2	P: 13	R: 0	H: 0	E: 0	LOB: 0	K: 1	P: 5	R: 0	H: 0	E: 0	LOB: 0	K: 0	P: 3	R: 2	H: 2	E: 0	LOB: 0	K: 0	P: 5	R: 10	H: 6	E: 0	LOB: 0	K: 1	P: 21	R: 1	H: 1	E: 0	LOB: 0	K: 1	P: 6	R: 0	H: 0	E: 0	LOB: 1	K: 1	P: 9	R: 0	H: 0	E: 0	LOB: 0	K: 0	P: 3	R: 0	H: 0	E: 0	LOB: 0	K: 0	P: 3	1B: 5	SF: 1	2B: 2	SAC: 0	3B: 1	DP: 0	HR: 4	HBP: 2	WP: 0	PA: 44
--------------	------	------	------	--------	------	------	------	------	------	--------	------	-------	------	------	------	--------	------	------	------	------	------	--------	------	------	------	------	------	--------	------	------	-------	------	------	--------	------	-------	------	------	------	--------	------	------	------	------	------	--------	------	------	------	------	------	--------	------	------	------	------	------	--------	------	------	-------	-------	-------	--------	-------	-------	-------	--------	-------	--------

PITCHER	IP	WLS	BF	H	R	ER	SO	BB	IBB	HBP	BLK	WP	HR	S	P	ERA	WHIP
Jack Billingham, R (1, 1) ERA: 4.73	5.1		25	9	7	7	4	1	0	0	0	0	2	32	36	11.81	1.875
Joe Henderson, R (6, 1) ERA: 13.5	0.1	L	4	1	0	0	1	2	0	0	0	0	0	4	12	0.00	9.000
Joe Hoerner, L (6, 1) ERA: 15.0	0.1		4	1	6	6	0	0	0	2	0	0	1	2	4	162.00	3.000
Dale Murray, R (7, 1) ERA: 4.18	2.0		8	1	1	1	2	1	0	0	0	0	1	11	15	4.50	1.000
Pedro Borbon, R (9, 1) ERA: 2.88	1.0		3	0	0	0	0	0	0	0	0	0	0	3	3	0.00	0.000

Batter	1	2	3	4	5	6	7	8	9	AB R H RBI BB SO LOB	TOP		
Rob Andrews, R (1, 4) OBP: 0.368, SLG: 0.308	0-0 BB 1B	0-0 6-3		0-0 F8			0-0 F8	0-0 6-3		5 0 1 0 0 0 4			
Derrel Thomas, S (1, 8) OBP: 0.322, SLG: 0.302 Gary Thomasson, L (5, 8) OBP: 0.368, SLG: 0.477	4-0 1-2 BB		0-0 F9 L7-2 2B		0-0 L6		0-0 F7	0-0 P3		2 0 1 0 1 0 0 2 0 0 0 0 0 0			
Bill Madlock, R (1, 5) OBP: 0.349, SLG: 0.427	0-3 K		0-0 F9 2-3		0-0 6-3		4-0 HR BB	0-0 F8		4 1 0 0 1 1 3			
Jack Clark, R (1, 9) OBP: 0.291, SLG: 0.432	0-3 K		0-0 L7-2 3-H		0-0 F8		0-0 1-H HR	0-3 K		5 1 1 2 0 2 3			
Willie McCovey, L (1, 3) OBP: 0.396, SLG: 0.517 Johnnie LeMaster, R (7, PR) OBP: 0.103, SLG: 0.071	0-0 L4			4-0 1B 1B BB		0-0 2B 2B	4-0 1B BB			2 1 1 0 2 0 2 0 0 0 0 0 0 0			
Vic Harris, S (1, 6) OBP: 0.441, SLG: 0.633		0-3 K		0-3 K		0-0 2B 2B	0-0 1-2 1B			4 0 2 1 0 2 1			
Darrell Evans, L (1, 7) OBP: 0.358, SLG: 0.404		0-0 E1 2B		0-0 1B 1B		4-0 BB G6-3 BB	0-0 G3			3 1 1 0 1 0 2			
Marc Hill, R (1, 2) OBP: 0.292, SLG: 0.313 Ken Rudolph, R (8, 2) OBP: 0.308, SLG: 0.250		0-0 1-H 2B		0-0 P4		0-0 P4		0-0 F9		4 0 1 1 0 0 4 0 0 0 0 0 0 0			
Bob Knepper, L (1, 1) OBP: 0.267, SLG: 0.214 Gary Alexander, R (8, PH) OBP: 0.288, SLG: 0.187 Terry Cornutt, R (6, 1) John Curtis, L (7, 1) OBP: 0.259, SLG: 0.417 Randy Moffitt, R (7, 1) Terry Whitfield, L (8, PH) OBP: 0.350, SLG: 0.487 Tommy Toms, R (8, 1)		0-0 6-3		0-0 1-2 2-3 1B		0-0 G6-3 1-2f		0-0 F7		2 0 1 0 0 0 1 1 0 0 0 0 0 2 0 1 0 0 0 0 0 0 0 0 0 0 0 0 0			
Inning Stats	R: 0 H: 1 E: 0 LOB: 2 K: 2 BB: 1 S: 8 P: 12	R: 1 H: 1 E: 1 LOB: 1 K: 1 BB: 0 S: 7 P: 7	R: 0 H: 1 E: 0 LOB: 0 K: 0 BB: 0 S: 3 P: 3	R: 0 H: 2 E: 0 LOB: 3 K: 1 BB: 1 S: 7 P: 11	R: 0 H: 0 E: 0 LOB: 0 K: 0 BB: 0 S: 3 P: 3	R: 1 H: 2 E: 0 LOB: 1 K: 0 BB: 1 S: 4 P: 8	R: 2 H: 2 E: 0 LOB: 2 K: 0 BB: 2 S: 5 P: 13	R: 0 H: 0 E: 0 LOB: 0 K: 0 BB: 0 S: 3 P: 3	R: 0 H: 0 E: 0 LOB: 0 K: 1 BB: 0 S: 5 P: 5	1B: 4 SF: 0 2B: 5 SAC: 0 3B: 0 DP: 2 HR: 1 HBP: 0	WP: 0 PA: 40 PB: 0 SB: 0 CS: 0		
PITCHER	IP WLS BF H R ER SO BB IBB HBP BLK WP HR S P ERA WHIP											PITCHER	IP WLS BF H R ER SO BB IBB HBP BLK WP HR S P ERA WHIP
Doug Capilla, L (1, 1) ERA: 5.84 Paul Moskau, R (8, 1) ERA: 12.86	7.0 W 34 9 4 3 4 5 0 0 0 0 0 1 37 57 3.86 2.000												

San Francisco Giants @ Cincinnati Reds
Riverfront Stadium, Cincinnati, OH
Tue Jun 28 1977, 7:05 PM EDT
Att: 21,959 - Unknown

livebaseballscorecards.com

AB	35
R	4
H	9
RBI	4
BB	5
SO	5
LOB	22



Batter	1	2	3	4	5	6	7	8	9
Pete Rose, S OBP: 0.396, SLG: 0.458 Ray Knight, R OBP: 0.417, SLG: 0.545	0-0 6-3		0-0 E 1B	0-0 E5 3B		0-0 FC4-6 2B	4-0 HR IBB		
Ken Griffey, L OBP: 0.375, SLG: 0.485	0-0 1-3		0-0 E3 SF7	0-0 3B		0-0 F8	0-0 HR		
Joe Morgan, L OBP: 0.433, SLG: 0.498 Rick Auerbach, R OBP: 0.381, SLG: 0.603	0-0 S 1B		0-0 FC5-4 HBP 1-3 2-H	4-0 BB		4-0 FC4-6 BB	0-0 1B 2B 1B		
George Foster, R OBP: 0.381, SLG: 0.603	0-0 L4		1-0 FC5-4 HBP	0-0 F9		0-0 FC4-6 2B	0-0 2B WP 1B		
Johnny Bench, R OBP: 0.331, SLG: 0.586 Paul Moskau, R OBP: 0.333, SLG: 1.333		0-0 F7	0-0 SF7		0-0 HR	0-0 1-H 3-H 2B	0-0 WP 1B 2B		
Dave Concepcion, R OBP: 0.325, SLG: 0.375		4-0 2-3 S BB	0-0 FC5-4 S 1-2f 2-3		0-0 F8	0-0 P4	0-0 2-H 3-H 1B		
Dan Driessen, L OBP: 0.378, SLG: 0.477		4-0 2-3 BB	0-3 K		0-3 K		0-3 K	0-0 G4-6-3 1B	
Ed Arbrister, R OBP: 0.457, SLG: 0.621		0-0 2-3		0-3 K	0-0 E3		4-0 S HR BB	0-0 G4-6-3	
Doug Capilla, L Mike Lum, L OBP: 0.156, SLG: 0.167 Bill Plummer, R OBP: 0.294, SLG: 0.228		0-3 K		0-3 K	0-0 1-3		0-3 K	0-3 K	

Inning Stats	R: 0 E: 0 K: 0 S: 4	H: 1 LOB: 1 BB: 0 P: 4	R: 0 E: 0 K: 1 S: 5	H: 0 LOB: 2 BB: 2 P: 13	R: 2 E: 2 K: 1 S: 8	H: 1 LOB: 2 BB: 0 P: 9	R: 1 E: 1 K: 2 S: 9	H: 1 LOB: 2 BB: 1 P: 13	R: 1 E: 1 K: 1 S: 7	H: 1 LOB: 1 BB: 0 P: 7	R: 2 E: 0 K: 0 S: 5	H: 2 LOB: 1 BB: 1 P: 9	R: 5 E: 0 K: 2 S: 11	H: 5 LOB: 2 BB: 2 P: 19	R: 0 E: 0 K: 1 S: 5	H: 1 LOB: 0 BB: 0 P: 5
--------------	------------------------------	---------------------------------	------------------------------	----------------------------------	------------------------------	---------------------------------	------------------------------	----------------------------------	------------------------------	---------------------------------	------------------------------	---------------------------------	-------------------------------	----------------------------------	------------------------------	---------------------------------

PITCHER	IP	WLS	BF	H	R	ER	SO	BB	IBB	HBP	BLK	WP	HR	S	P	ERA	WHIP
Bob Knepper, L ERA: 3.8	(1, 1)	5.0	27	4	4	1	5	3	0	0	0	0	1	33	46	1.80	1.400
Terry Cornutt, R ERA: 3.41	(6, 1)	1.1	8	2	3	3	1	2	0	0	0	0	0	8	16	20.25	3.000
John Curtis, L ERA: 6.49	(7, 1)	0.1	4	2	2	2	1	0	1	0	0	0	1	5	9	54.00	6.000
Randy Moffitt, R ERA: 2.93	(7, 1)	0.1	3	3	2	2	0	0	0	0	0	1	0	3	3	54.00	9.000
Tommy Toms, R ERA: 6.75	(8, 1)	1.0	3	1	0	0	1	0	0	0	0	0	0	5	5	0.00	1.000


BOTTOM

AB	R	H	RBI	BB	SO	LOB
4	4	2	0	1	0	0
0	0	0	0	0	0	0
5	2	2	4	0	0	2
3	1	2	0	2	0	1
0	0	0	0	0	0	0
4	2	1	0	0	0	5
4	1	3	5	0	0	0
0	0	0	0	0	0	0
4	0	1	0	1	0	3
4	0	1	0	1	3	2
4	1	0	0	1	1	3
3	0	0	0	0	2	3
1	0	0	0	0	1	1
1	0	0	0	0	1	0

San Francisco Giants @ Cincinnati Reds
Riverfront Stadium, Cincinnati, OH
Tue Jun 28 1977, 7:05 PM EDT
Att. 21,959 - Unknown

livebaseballscorecards.com

AB	37
R	11
H	12
RBI	9
BB	6
SO	8
LOB	20



PITCHER	IP	WLS	BF	H	R	ER	SO	BB	IBB	HBP	BLK	WP	HR	S	P	ERA	WHIP
Bob Knepper, L ERA: 3.8	(1, 1)	5.0	27	4	4	1	5	3	0	0	0	0	1	33	46	1.80	1.400
Terry Cornutt, R ERA: 3.41	(6, 1)	1.1	8	2	3	3	1	2	0	0	0	0	0	8	16	20.25	3.000
John Curtis, L ERA: 6.49	(7, 1)	0.1	4	2	2	2	1	0	1	0	0	0	1	5	9	54.00	6.000
Randy Moffitt, R ERA: 2.93	(7, 1)	0.1	3	3	2	2	0	0	0	0	0	1	0	3	3	54.00	9.000
Tommy Toms, R ERA: 6.75	(8, 1)	1.0	3	1	0	0	1	0	0	0	0	0	0	5	5	0.00	1.000

Batter	1	2	3	4	5	6	7	8	9	10	11	AB R H RBI BB SO LOB	TOP															
Rob Andrews, R (1, 4) OBP: 0.368, SLG: 0.311	0-0 2B 1B		0-0 FC1-6 1B		0-3 K		0-0 6-3		0-0 E6 FC6-4			5 0 2 0 0 1 3	<p>San Francisco Giants @ Cincinnati Reds</p> <p>Riverfront Stadium, Cincinnati, OH</p> <p>Wed Jun 29 1977, 7:05 PM EDT</p> <p>Att. 34,503 - Unknown</p>															
Terry Whitfield, L (1, 7) OBP: 0.341, SLG: 0.453	0-3 K		0-0 FC1-6 G4-6-3 1-2f		0-0 P6		0-0 6-3		0-3 K			5 0 0 0 0 2 6																
Darrell Evans, L (1, 5) Johnnie LeMaster, R (4, 6) OBP: 0.359, SLG: 0.409 OBP: 0.125, SLG: 0.129	0-0 1-3 2B		0-0 G4-6-3 1-2f						0-0 E6 FC6-4			2 0 1 0 0 0 1 3 1 1 0 0 0 2																
Gary Thomasson, L (1, 8) OBP: 0.360, SLG: 0.466	0-3 K				0-3 K		0-3 K		0-0 F8 2-3			5 0 0 0 0 3 4																
Willie McCovey, L (1, 3) OBP: 0.393, SLG: 0.508	4-0 FC6-4 IBB				0-3 K		0-0 F8		0-3 K			4 0 0 0 1 3 2																
Jack Clark, R (1, 9) OBP: 0.289, SLG: 0.426	0-0 FC6-4 1-2f				0-0 F7		0-0 FC6-4 1-2f		0-0 1B			5 0 1 1 0 0 4																
Vic Harris, S (1, 6) OBP: 0.436, SLG: 0.618			0-0 F8				4-0 SH3 1B WP BB		0-0 F9			4 2 1 0 1 0 1																
Marc Hill, R (1, 2) Mike Sadek, R (7, PR) OBP: 0.298, SLG: 0.337 OBP: 0.295, SLG: 0.341			0-3 K				0-0 WP SH3 1B 2-H		0-0 E SH1-4 1B			3 1 2 2 0 1 0 2 0 1 0 0 0 0																
Jim Barr, R (1, 1) Dave Heavey, R (6, 1) Derrel Thomas, S (9, PH) Gary Lavelle, S (9, 1) Bill Madlock, R (11, PH) John Curtis, L (11, 1) OBP: 0.233, SLG: 0.195 OBP: 0.322, SLG: 0.302 OBP: 0.345, SLG: 0.426 OBP: 0.250, SLG: 0.417			0-0 P6				0-0 SH3 1-2 2-3		0-0 SH1-4 1-2			2 0 1 0 0 0 0 0 0 0 0 0 0 0 0 0																
Inning Stats	R: 0 E: 0 K: 2 S: 9	H: 2 LOB: 3 BB: 1 P: 13	R: 0 E: 0 K: 1 S: 5	H: 0 LOB: 0 BB: 0 P: 5	R: 0 E: 0 K: 0 S: 3	H: 1 LOB: 0 BB: 0 P: 3	R: 0 E: 0 K: 2 S: 7	H: 0 LOB: 0 BB: 0 P: 7	R: 2 E: 0 K: 1 S: 7	H: 2 LOB: 0 BB: 0 P: 7	R: 0 E: 1 K: 1 S: 6	H: 0 LOB: 1 BB: 0 P: 6		R: 1 E: 0 K: 0 S: 4	H: 1 LOB: 2 BB: 1 P: 8	R: 1 E: 0 K: 1 S: 7	H: 2 LOB: 1 BB: 0 P: 7	R: 0 E: 0 K: 1 S: 5	H: 0 LOB: 0 BB: 0 P: 5	R: 0 E: 0 K: 0 S: 3	H: 0 LOB: 0 BB: 0 P: 3	1B: 5 2B: 3 3B: 0 HR: 1	SF: 0 SAC: 2 DP: 1 HBP: 0	WP: 1 PB: 0 SB: 0 CS: 0	PA: 45			
PITCHER	IP WLS BF H R ER SO BB IBB HBP BLK WP HR S P ERA WHIP													IP WLS BF H R ER SO BB IBB HBP BLK WP HR S P ERA WHIP														
Tom Seaver, R (1, 1) ERA: 2.9	8.0	34	8	4	4	8	1	1	0	0	0	1	1	48	56	4.50	1.125											
Pedro Borbon, R (9, 1) ERA: 2.79	2.0	8	1	0	0	2	0	0	0	0	0	0	0	12	12	0.00	0.500											
Dale Murray, R (11, 1) ERA: 4.1	1.0	W 3	0	0	0	0	0	0	0	0	0	0	0	3	3	0.00	0.000											

livebaseballscorecards.com

AB	41
R	4
H	9
RBI	3
BB	2
SO	10
LOB	23



Batter	1	2	3	4	5	6	7	8	9	AB R H RBI BB SO LOB	TOP											
Rob Andrews, R (1, 4) OBP: 0.361, SLG: 0.303	0-0 F9		0-0 6-3			0-0 5-3	0-0 5-3		0-3 K	5 0 0 0 0 1 0												
Vic Harris, S (1, 5) OBP: 0.465, SLG: 0.611	0-0 F7			4-0 BB		4-0 2B BB		0-0 HR BB 1B		2 2 1 0 2 0 0												
Gary Alexander, R (1, 9) OBP: 0.278, SLG: 0.250	0-3 K		0-3 K			0-0 BB BB 2B		0-3 K		4 1 1 1 0 3 2												
Jack Clark, R (1, 8) OBP: 0.298, SLG: 0.423		4-0 1B S BB		0-0 F7		4-0 BB BB BB		4-0 HR BB 1-2		1 1 0 0 3 0 1												
Randy Elliott, R (1, 7) OBP: 0.260, SLG: 0.353		0-0 CS 1B		0-0 F7		4-0 BB BB 1-2 2-3		0-0 F8		3 0 1 0 1 0 3												
Gary Thomasson, L (1, 3) OBP: 0.362, SLG: 0.478		0-3 K 1-2		0-3 K		4-0 BB 1-2 2-3 3-H		0-0 HR 1-H 2-H		3 1 1 4 1 2 2												
Johnnie LeMaster, R (1, 6) OBP: 0.111, SLG: 0.114		0-3 K		0-0 F8		0-0 F7		0-0 4-3		4 0 0 0 0 1 4												
Marc Hill, R (1, 2) OBP: 0.295, SLG: 0.333			0-0 F8		0-0 6-3		0-0 F8		0-3 K	2 0 0 0 0 0 0												
Terry Cornutt, R (5, 1)										0 0 0 0 0 0 0												
Mike Sadek, R (7, PH) OBP: 0.292, SLG: 0.337										1 0 0 0 0 0 0												
Tommy Toms, R (7, 1)										0 0 0 0 0 0 0												
Terry Whitfield, L (9, PH) OBP: 0.339, SLG: 0.451										1 0 0 0 0 1 0												
Ed Halicki, R (1, 1) OBP: 0.200, SLG: 0.256			0-3 K			0-0 F9		0-3 K		1 0 0 0 0 1 0												
Ken Rudolph, R (5, 2) OBP: 0.250, SLG: 0.200										3 0 0 0 0 1 0												
Inning Stats	R: 0 E: 0 K: 1 S: 5	H: 0 LOB: 0 BB: 0 P: 5	R: 0 E: 0 K: 2 S: 7	H: 1 LOB: 1 BB: 1 P: 11	R: 0 E: 0 K: 1 S: 5	H: 0 LOB: 0 BB: 0 P: 5	R: 0 E: 0 K: 1 S: 5	H: 0 LOB: 1 BB: 1 P: 9	R: 0 E: 0 K: 1 S: 5	H: 0 LOB: 0 BB: 0 P: 5	R: 2 E: 0 K: 0 S: 4	H: 1 LOB: 3 BB: 4 P: 20	R: 0 E: 0 K: 1 S: 5	H: 0 LOB: 0 BB: 0 P: 5	R: 3 E: 0 K: 1 S: 7	H: 2 LOB: 0 BB: 1 P: 11	R: 0 E: 0 K: 2 S: 7	H: 0 LOB: 0 BB: 0 P: 7	1B: 2 2B: 2 3B: 0 HR: 1	SF: 0 SAC: 0 DP: 1 HBP: 0	WP: 0 PB: 0 SB: 1 CS: 1	PA: 37
PITCHER	IP WLS BF H R ER SO BB IBB HBP BLK WP HR S P ERA WHIP																					
Woodie Fryman, L (1, 1) ERA: 5.58	6.0 W 25 2 2 2 6 6 0 0 0 0 0 0 31 55 3.00 1.333																					
Joe Henderson, R (7, 1) ERA: 14.29	1.2 8 2 3 3 2 1 0 0 0 0 1 11 15 16.20 1.800																					
Dale Murray, R (8, 1) ERA: 3.99	1.1 S 4 0 0 0 2 0 0 0 0 0 0 8 8 0.00 0.000																					

San Francisco Giants @ Cincinnati Reds
Riverfront Stadium, Cincinnati, OH
Thu Jun 30 1977, 3:33 AM EDT
Att. 36,901 - Unknown

AB	30
R	5
H	4
RBI	5
BB	7
SO	10
LOB	12



Batter	1	2	3	4	5	6	7	8	9	AB	R	H	RBI	BB	SO	LOB
Pete Rose, S OBP: 0.387, SLG: 0.444 Ray Knight, R OBP: 0.462, SLG: 0.565	0-0 4-3	0-0 G3		0-0 F8	0-3 K			0-0 E 1B BB 1B		4	0	0	0	0	1	2
Ken Griffey, L OBP: 0.387, SLG: 0.490	0-0 F9		0-0 4-3	4-0 BB 2B BB		4-0 FC4-6 BB		0-0 BB E 1-2 FC6-2 1B		3	1	1	0	2	0	0
Joe Morgan, L OBP: 0.441, SLG: 0.496	4-0 S 1B BB		4-0 S 1B BB	4-0 1-2 2B BB		0-0 FC4-6 1-2f 1B		0-0 FC6-2 1-2 2-3 G4-3 BB		2	5	0	0	3	0	3
Dan Driessen, L OBP: 0.388, SLG: 0.490	0-0 S 1B		0-0 1B 1B	0-0 P6		0-0 FC6-4 2-H 1B		4-0 FC6-2 1-2 2-3 3-H G4-3 BB		4	2	3	4	1	0	2
George Foster, R OBP: 0.381, SLG: 0.598	0-3 K		0-0 FC5-4 1B 1B	0-0 1-3 1B 2B		0-0 FC6-4 1-2f 1B		0-0 FC6-2 E G4-3 1B		5	2	2	2	0	1	5
Cesar Geronimo, L OBP: 0.356, SLG: 0.424		0-0 P6	0-0 FC5-4 1B	4-0 IBB		0-0 4-3		0-0 G4-3		4	0	1	3	1	0	2
Bill Plummer, R OBP: 0.289, SLG: 0.206 Johnny Bench, R OBP: 0.332, SLG: 0.586		4-0 SH1-4 BB BB	0-0 FC5-4 1B	0-3 K		0-0 P6		0-0 3-H 1B		3	0	0	0	1	1	4
Rick Auerbach, R OBP: 0.333, SLG: 0.222		4-0 SH1-4 BB	0-0 1-3 3-H 1B		0-0 6-3		0-0 6-3	0-0 F9		4	0	1	1	1	0	1
Woodie Fryman, R OBP: 0.300, SLG: 0.300 Joe Henderson, L Dale Murray, R		0-0 SH1-4	0-0 1-3		0-0 F7		0-0 F7			2	0	0	0	0	0	2

Inning Stats	R: 1	H: 1	E: 0	K: 1	S: 6	L: 1	LOB: 1	BB: 1	P: 10	R: 0	H: 0	E: 0	K: 0	S: 3	R: 3	H: 4	E: 0	K: 0	S: 7	R: 2	H: 1	E: 0	K: 1	S: 6	R: 0	H: 0	E: 0	K: 1	S: 5	R: 1	H: 1	E: 1	K: 0	S: 4	R: 0	H: 0	E: 0	K: 0	S: 3	R: 4	H: 3	E: 2	K: 0	S: 7	L: 3	LOB: 1	BB: 1	P: 11
--------------	------	------	------	------	------	------	--------	-------	-------	------	------	------	------	------	------	------	------	------	------	------	------	------	------	------	------	------	------	------	------	------	------	------	------	------	------	------	------	------	------	------	------	------	------	------	------	--------	-------	-------


PITCHER	IP	WLS	BF	H	R	ER	SO	BB	IBB	HBP	BLK	WP	HR	S	P	ERA	WHIP
Ed Halicki, R ERA: 3.18	(1, 1)	4.0	L	25	6	6	6	2	6	1	0	0	0	22	50	13.50	3.000
Terry Cornutt, R ERA: 3.46	(5, 1)	2.0		8	1	1	1	1	0	0	0	0	0	9	13	4.50	1.000
Tommy Toms, R ERA: 2.7	(7, 1)	2.0		11	3	4	0	0	1	0	0	0	0	10	14	0.00	2.000

BOTTOM

San Francisco Giants @ Cincinnati Reds
Riverfront Stadium, Cincinnati, OH

Thu Jun 30 1977, 3:33 AM EDT
Att. 36,901 - Unknown

AB	34
R	11
H	10
RBI	11
BB	9
SO	3
LOB	21



WP	PA	ERA	WHIP
0	44		

Batter	1	2	3	4	5	6	7	8	9	AB R H RBI BB SO LOB	TOP									
Pete Rose, S (1, 5) OBP: 0.384, SLG: 0.438	0-3 K	4-0 IBB		0-0 F3			0-0 3-1		0-0 F8	4 0 0 0 1 1 1										
Ken Griffey, L (1, 9) OBP: 0.391, SLG: 0.490	4-0 E BB	0-0 4-3			0-0 CS 1B		4-0 CS BB			2 0 1 0 2 0 3										
Dave Concepcion, R (1, 6) OBP: 0.328, SLG: 0.377	0-0 E6 BB		0-0 HR 1B		0-0 CS 1B		0-3 K			4 1 2 0 0 1 2										
George Foster, R (1, 8) OBP: 0.383, SLG: 0.606 (8, 7)	4-0 G6-4-3 BB		0-0 HR		0-0 L7		0-0 5-3			3 1 1 2 1 0 2										
Johnny Bench, R (1, 2) OBP: 0.335, SLG: 0.582	0-0 G6-4-3		0-0 G6-4-3 1B		4-0 FC5-4 IBB		0-0 6-3			3 0 1 0 1 0 3										
Bob Bailey, R (1, 3) OBP: 0.347, SLG: 0.409		0-0 SH2-3 BB 1B	0-0 G6-4-3		0-0 FC5-4		0-0 P6			4 0 1 0 0 0 3										
Ray Knight, R (1, 4) OBP: 0.414, SLG: 0.500		0-0 F9	0-3 K		0-0 6-3			0-0 F5	3 0 0 0 0 1 1		AB 29									
Joe Morgan, L (9, PH) OBP: 0.439, SLG: 0.494 (9, 4)									1 0 0 0 0 0 0		R 2									
Ed Arbrister, R (1, 7) OBP: 0.447, SLG: 0.581		4-0 SH2-3 BB		0-0 4-3		0-0 5-3		0-0 SH1-4 1B	2 0 0 0 1 0 0		H 7									
Cesar Geronimo, L (8, 8) OBP: 0.358, SLG: 0.427		1-2 BB							1 0 1 0 0 0 0		RBI 2									
Fred Norman, S (1, 1) OBP: 0.105, SLG: 0.105		0-0 SH2-3		0-0 F8		0-0 F7		0-0 SH1-4	2 0 0 0 0 0 0		SO 3									
Inning Stats	R: 0 E: 1 K: 1 S: 5	H: 0 LOB: 2 BB: 2 P: 13	R: 0 E: 0 K: 0 S: 4	H: 1 LOB: 3 BB: 2 P: 12	R: 2 E: 0 K: 1 S: 7	H: 3 LOB: 0 BB: 0 P: 7	R: 0 E: 0 K: 0 S: 3	H: 0 LOB: 0 BB: 0 P: 3	R: 0 E: 0 K: 1 S: 4	H: 0 LOB: 1 BB: 1 P: 8	R: 0 E: 0 K: 0 S: 3	H: 0 LOB: 0 BB: 0 P: 3	R: 0 E: 0 K: 1 S: 4	H: 0 LOB: 0 BB: 0 P: 3	R: 0 E: 0 K: 0 S: 4	H: 1 LOB: 1 BB: 0 P: 4	1B: 6 2B: 1 3B: 0 HR: 1	SF: 0 SAC: 2 DP: 3 HBP: 0	WP: 0 PB: 0 SB: 0 CS: 3	PA: 37
PITCHER	IP WLS BF H R ER SO BB IBB HBP BLK WP HR S P ERA WHIP																			
Bob Shirley, L (1, 1) ERA: 3.48	5.0 L 24 6 2 2 2 3 2 0 0 0 0 1 23 43 3.60 1.800																			
Rick Sawyer, R (6, 1) ERA: 5.35	3.0 9 0 0 0 1 1 0 0 0 0 0 0 10 14 0.00 0.333																			
Rollie Fingers, R (9, 1) ERA: 3.17	1.0 4 1 0 0 0 0 0 0 0 0 0 0 4 4 0.00 1.000																			

Cincinnati Reds @ San Diego Padres
 San Diego Stadium, San Diego, CA
 Fri Jul 01 1977, 10:05 PM EDT
 Att: 19,884 - Unknown

livebaseballscorecards.com



Batter	1	2	3	4	5	6	7	8	9	AB	R	H	RBI	BB	SO	LOB
Gene Richards, L (1, 7) OBP: 0.338, SLG: 0.342	0-3 K		0-0 F9		0-0 F9			0-0 F2		2	0	0	0	0	1	0
Merv Rettenmund, R (5, PH) OBP: 0.442, SLG: 0.519										1	0	0	0	0	0	1
Rick Sawyer, R (6, 1) OBP: 0.364, SLG: 0.176										0	0	0	0	0	0	0
Dave Roberts, R (8, PH) OBP: 0.274, SLG: 0.333										1	0	0	0	0	0	0
Rollie Fingers, R (9, 1)										0	0	0	0	0	0	0
Gary Sutherland, R (1, 4) OBP: 0.397, SLG: 0.442	0-0 6-3		0-0 4-3			0-3 K		0-0 F9		4	0	0	0	0	1	0
Mike Ivie, R (1, 3) OBP: 0.338, SLG: 0.437	0-0 P4			0-0 1B		4-0 BB		0-0 F9		3	0	1	0	1	0	0
Dave Winfield, R (1, 9) OBP: 0.359, SLG: 0.539		0-3 K		0-3 K		0-0 P5		0-0 F8		4	0	0	0	0	2	2
George Hendrick, R (1, 8) OBP: 0.367, SLG: 0.459		0-0 F8		0-0 P4		0-0 F8		0-0 F7		4	0	0	0	0	0	2
Gene Tenace, R (1, 2) OBP: 0.401, SLG: 0.424		0-0 1B 1B		0-0 P6			0-3 K		0-0 HR	4	1	2	1	0	1	1
Tucker Ashford, R (1, 5) OBP: 0.500, SLG: 0.333		0-0 FC6-4 1B		0-3 K		4-0 FC6-4 BB		0-0 P4		3	0	1	0	1	1	0
Bill Almon, R (1, 6) OBP: 0.276, SLG: 0.299		0-0 FC6-4		0-0 2B		0-0 FC6-4		0-3 K		3	0	1	0	0	0	3
Bob Shirley, R (1, 1) OBP: 0.108, SLG: 0.057			0-0 F8		0-3 K					1	0	0	0	0	0	0
Dave Kingman, R (5, PH) OBP: 0.257, SLG: 0.366										2	0	0	0	0	2	2

Inning Stats	R: 0	H: 0	E: 0	K: 1	S: 5	R: 0	H: 2	E: 0	K: 1	S: 7	R: 0	H: 0	E: 0	K: 0	S: 3	R: 0	H: 1	E: 0	K: 1	S: 6	R: 0	H: 1	E: 0	K: 2	S: 8	R: 0	H: 0	E: 0	K: 1	S: 5	R: 0	H: 0	E: 0	K: 2	S: 7	R: 0	H: 0	E: 0	K: 0	S: 3	R: 1	H: 1	E: 0	K: 0	S: 4	1B: 3	SF: 0	2B: 1	SAC: 0	3B: 0	DP: 0	HR: 1	HBP: 0	WP: 0	PA: 34
PITCHER Fred Norman, L (1, 1) ERA: 3.07	IP	WLS	BF	H	R	ER	SO	BB	IBB	HBP	BLK	WP	HR	S	P	ERA	WHIP																																						
																	PITCHER	IP	WLS	BF	H	R	ER	SO	BB	IBB	HBP	BLK	WP	HR	S	P	ERA	WHIP																					


BOTTOM

Cincinnati Reds @ San Diego Padres
San Diego Stadium, San Diego, CA

Fri Jul 01 1977, 10:05 PM EDT
Att. 19,884 - Unknown

livebaseballscorecards.com

AB	32
R	1
H	5
RBI	1
BB	2
SO	8
LOB	11



Batter	1	2	3	4	5	6	7	8	9	AB R H RBI BB SO LOB	TOP										
Ed Armbrister, R (1, 9) OBP: 0.452, SLG: 0.588 Ken Griffey, L (8, PH) OBP: 0.393, SLG: 0.495 (8, 9)	0-0 2B	4-0 BB		0-0 FC4-6		0-0 5-3		0-0 1B 2B		3 1 1 0 1 0 3 1 1 1 0 0 0 0											
Dave Concepcion, R (1, 6) OBP: 0.332, SLG: 0.389	0-0 1B 2B	0-0 CS			0-0 L9		0-0 F9	0-0 1B		5 1 3 2 0 0 0											
Joe Morgan, L (1, 4) OBP: 0.439, SLG: 0.496	0-0 P6			0-0 F7		0-0 2B	0-0 1B HR 1B	0-3 K		5 1 2 0 0 1 3											
George Foster, R (1, 7) OBP: 0.383, SLG: 0.601	4-0 E BB			0-0 F8		0-3 K	0-0 1-3 HR 1B	0-3 K		4 1 1 0 1 2 2											
Bob Bailey, R (1, 3) OBP: 0.358, SLG: 0.404 Dan Driessen, L (9, PH) OBP: 0.387, SLG: 0.488 (9, 3)	0-0 E7 L5-4 1-3 2-H 1B			0-0 6-3		4-0 IBB	0-3 K	0-3 K		3 0 1 0 1 1 3 1 0 0 0 0 1 0											
Ray Knight, R (1, 5) OBP: 0.412, SLG: 0.567	4-0 IBB			0-0 E4 1B		0-0 5-3	0-0 1-H 3-H HR	0-0 F8		4 1 1 3 1 0 2											
Bill Plummer, R (1, 2) OBP: 0.275, SLG: 0.194	0-0 L5-4 2-3			0-3 K		0-0 F8	0-0 5-3			4 0 0 0 0 1 4											
Cesar Geronimo, L (1, 8) OBP: 0.357, SLG: 0.424		0-0 P6		0-3 K		0-3 K SH3-4		0-0 1B		4 0 1 0 0 2 1											
Paul Moskau, R (1, 1) OBP: 0.400, SLG: 1.000 Dale Murray, R (4, 1) Pete Rose, S (8, PH) OBP: 0.383, SLG: 0.437 Pedro Borbon, R (8, 1) OBP: 0.400, SLG: 0.500		0-0 6-3		0-0 FC4-6 1B		0-0 SH3-4		0-0 F7		2 0 1 0 0 0 0 0 0 0 0 0 0 0 1 0 0 0 0 0 0 0 0 0 0 0 0 0											
Inning Stats	R: 2 E: 1 K: 0 S: 5	H: 3 LOB: 2 BB: 2 P: 13	R: 0 E: 0 K: 0 S: 2	H: 0 LOB: 0 BB: 1 P: 6	R: 0 E: 0 K: 0 S: 4	H: 1 LOB: 1 BB: 0 P: 4	R: 0 E: 1 K: 2 S: 9	H: 1 LOB: 2 BB: 0 P: 9	R: 0 E: 0 K: 1 S: 6	H: 0 LOB: 1 BB: 0 P: 6	R: 3 E: 0 K: 1 S: 8	H: 3 LOB: 0 BB: 0 P: 8	R: 1 E: 0 K: 1 S: 7	H: 3 LOB: 1 BB: 0 P: 7	R: 0 E: 0 K: 2 S: 7	H: 0 LOB: 0 BB: 0 P: 7	1B: 6 2B: 6 3B: 0 HR: 1	SF: 0 SAC: 1 DP: 1 HBP: 0	WP: 1 PB: 0 SB: 0 CS: 1	PA: 43	
PITCHER	IP WLS BF H R ER SO BB IBB HBP BLK WP HR S P ERA WHIP																			PITCHER	IP WLS BF H R ER SO BB IBB HBP BLK WP HR S P ERA WHIP
Bob Owchinko, L (1, 1) ERA: 5.47	7.0 L 34 9 5 5 5 2 2 0 0 1 1 40 56 6.43 1.571																				
Dan Spillner, R (8, 1) ERA: 3.0	0.2 4 3 1 1 0 0 0 0 0 0 0 0 4 4 13.50 4.500																				
Dave Tomlin, L (8, 1) ERA: 4.09	0.1 1 0 0 0 0 1 0 0 0 0 0 0 3 3 0.00 0.000																				
Rollie Fingers, R (9, 1) ERA: 3.13	1.0 3 0 0 0 0 2 0 0 0 0 0 0 7 7 0.00 0.000																				

Cincinnati Reds @ San Diego Padres
San Diego Stadium, San Diego, CA
Sat Jul 02 1977, 10:05 PM EDT
Att: 21,981 - Unknown

livebaseballscorecards.com

AB	37
R	6
H	12
RBI	5
BB	4
SO	8
LOB	18



Batter	1	2	3	4	5	6	7	8	9	AB	R	H	RBI	BB	SO	LOB
George Hendrick, R (1, 8) OBP: 0.365, SLG: 0.454	0-3 K		0-0 F7		0-0 1B S	0-0 1-3		0-3 K		5	0	1	0	0	2	4
Tucker Ashford, R (1, 5) OBP: 0.444, SLG: 0.500 Rollie Fingers, R (9, 1)	0-0 F8		0-0 1B 2B		0-0 F9		0-0 5-3 SF7 1B	0-0 P4		5	2	2	1	0	0	2
Mike Ivie, R (1, 3) OBP: 0.340, SLG: 0.436	0-0 E9		0-0 1B		0-3 K		0-0 5-3 1B		0-0 P4	5	0	2	1	0	1	1
Dave Winfield, R (1, 9) OBP: 0.357, SLG: 0.533	0-0 G3		0-0 4-3		4-0 1B IBB		0-0 5-3	0-3 K		4	0	0	0	1	1	4
Dave Kingman, R (1, 7) OBP: 0.256, SLG: 0.364		0-0 5-3		0-0 F8	0-0 1-3 2-3 1B		0-0 SF7	0-0 F5		4	0	1	1	0	0	0
Gene Tenace, R (1, 2) OBP: 0.402, SLG: 0.421		0-0 F8		4-0 6-3 1B BB		0-0 F7	4-0 BB			2	0	0	0	2	0	0
Gary Sutherland, R (1, 4) OBP: 0.393, SLG: 0.436 Jerry Turner, L (7, PH) OBP: 0.349, SLG: 0.442 Dan Spillner, R (8, 1) Dave Tomlin, L (8, 1) OBP: 0.400, SLG: 0.400 Pat Scanlon, L (9, 5) OBP: 0.174, SLG: 0.143		0-0 4-3		0-0 6-3 1B		0-0 4-3	0-0 F7			3	0	1	0	0	0	0
Bill Almon, R (1, 6) OBP: 0.278, SLG: 0.302			0-0 SH1-4 2B 1B		0-0 6-3		0-0 BB 1B	0-3 K		4	1	2	0	0	1	2
Bob Owchinko, L (1, 1) OBP: 0.278, SLG: 0.133 Mike Champion, R (8, 4) OBP: 0.273, SLG: 0.307 Gene Richards, L (8, PH) OBP: 0.340, SLG: 0.345 Dave Roberts, R (9, 4) OBP: 0.274, SLG: 0.333			0-0 SH1-4		0-3 K		4-0 BB 1B	0-0 1B		1	0	0	0	1	1	2

Inning Stats	R: 0	H: 0	E: 1	LOB: 1	K: 1	BB: 0	S: 6	P: 6	R: 0	H: 0	E: 0	LOB: 0	K: 0	BB: 0	S: 3	P: 3	R: 2	H: 3	E: 0	LOB: 1	K: 0	BB: 0	S: 6	P: 6	R: 0	H: 1	E: 0	LOB: 2	K: 1	BB: 1	S: 6	P: 10	R: 0	H: 2	E: 0	LOB: 2	K: 0	BB: 1	S: 6	P: 10	R: 1	H: 2	E: 0	LOB: 2	K: 0	BB: 1	S: 5	P: 9	R: 0	H: 1	E: 0	LOB: 1	K: 2	BB: 0	S: 8	P: 8	R: 0	H: 0	E: 0	LOB: 0	K: 1	BB: 0	S: 5	P: 5	1B: 9	SF: 1	2B: 1	SAC: 1	3B: 0	DP: 0	HR: 0	HBP: 0	WP: 0	PA: 41
--------------	------	------	------	--------	------	-------	------	------	------	------	------	--------	------	-------	------	------	------	------	------	--------	------	-------	------	------	------	------	------	--------	------	-------	------	-------	------	------	------	--------	------	-------	------	-------	------	------	------	--------	------	-------	------	------	------	------	------	--------	------	-------	------	------	------	------	------	--------	------	-------	------	------	-------	-------	-------	--------	-------	-------	-------	--------	-------	--------

PITCHER	IP	WLS	BF	H	R	ER	SO	BB	IBB	HBP	BLK	WP	HR	S	P	ERA	WHIP
Paul Moskau, R (1, 1) ERA: 10.45	3.1		15	3	2	2	1	1	0	0	0	0	0	16	20	5.40	1.200
Dale Murray, R (4, 1) ERA: 3.88	3.2	W	19	6	1	1	2	2	1	0	0	0	0	20	32	2.46	2.182
Pedro Borbon, R (8, 1) ERA: 2.7	2.0	S	7	1	0	0	3	0	0	0	0	0	0	13	13	0.00	0.500

BOTTOM

Cincinnati Reds @ San Diego Padres
San Diego Stadium, San Diego, CA
Sat Jul 02 1977, 10:05 PM EDT
Att. 21,981 - Unknown

livebaseballscores.com

AB	35
R	3
H	10
RBI	3
BB	4
SO	6
LOB	17



Batter	1	2	3	4	5	6	7	8	9	AB R H RBI BB SO LOB	TOP																
Pete Rose, S (1, 5) OBP: 0.386, SLG: 0.438	4-0 3B BB	0-0 FC3-6 1B		0-0 F5		0-0 2-H 1B			0-0 F7	4 1 2 0 1 0 0																	
Ken Griffey, L (1, 9) OBP: 0.393, SLG: 0.503	0-0 4-3 3B	0-0 FC3-6 1B		0-0 F8			0-0 4-3		0-0 HR 2B	5 2 2 1 0 0 2																	
Joe Morgan, L (1, 4) OBP: 0.436, SLG: 0.492	0-0 4-3	0-0		0-0 F8			0-3 K		0-3 K	4 0 1 2 0 1 0																	
Ray Knight, R (7, 4) OBP: 0.400, SLG: 0.548	0-0 3-H	0-0 1B								1 0 0 0 0 1 1																	
Dan Driessen, L (1, 3) OBP: 0.387, SLG: 0.498	0-0 4-3	0-0 G3					0-0 F8		0-0 HR	5 1 2 2 0 0 2																	
George Foster, R (1, 7) OBP: 0.383, SLG: 0.611	0-0 HR			0-0 6-3 2B		0-3 K		0-0 F7	0-0 F7	5 2 2 1 0 1 1																	
Cesar Geronimo, L (1, 8) OBP: 0.359, SLG: 0.425	0-0 1B			0-3 K		0-3 K2-3		0-0 BB 1B		4 0 2 0 0 2 1																	
Dave Concepcion, R (1, 6) OBP: 0.334, SLG: 0.388	0-3 K			0-0 6-3				4-0 SH1-4 1B	1-2 BB	3 0 1 0 1 1 2																	
Bill Plummer, R (1, 2) OBP: 0.277, SLG: 0.214				0-3 K		0-3 K		0-0 F2		3 0 1 1 0 2 1																	
Johnny Bench, R (8, PH) OBP: 0.333, SLG: 0.580				0-0 2B				0-0 F8		1 0 0 0 0 0 2																	
Jack Billingham, R (1, 1) OBP: 0.196, SLG: 0.217				3-H 2B				0-0 SH1-4		2 1 1 0 0 0 1																	
Joe Henderson, L (6, 1)				0-0 G3				0-0 F8		0 0 0 0 0 0 0																	
Mike Lum, L (8, PH) OBP: 0.147, SLG: 0.156				FC3-6 1B				1-2		1 0 0 0 0 0 2																	
Doug Capilla, L (8, 1)				1B						0 0 0 0 0 0 0																	
Inning Stats	R: 3 E: 0 K: 1 S: 8	H: 3 LOB: 1 BB: 1 P: 12	R: 1 E: 0 K: 1 S: 8	H: 3 LOB: 2 BB: 0 P: 8	R: 1 E: 0 K: 1 S: 7	H: 2 LOB: 1 BB: 0 P: 7	R: 0 E: 0 K: 0 S: 3	H: 0 LOB: 0 BB: 0 P: 3	R: 0 E: 0 K: 2 S: 7	H: 1 LOB: 0 BB: 0 P: 7	R: 0 E: 0 K: 1 S: 6	H: 2 LOB: 2 BB: 0 P: 6	R: 0 E: 0 K: 1 S: 5	H: 0 LOB: 0 BB: 0 P: 5	R: 0 E: 0 K: 0 S: 4	H: 1 LOB: 2 BB: 1 P: 8	R: 2 E: 0 K: 1 S: 7	H: 2 LOB: 0 BB: 0 P: 7	1B: 8 2B: 3 3B: 1 HR: 2	SF: 0 SAC: 1 DP: 0 HBP: 0	WP: 0 PB: 0 SB: 1 CS: 1	PA: 41					
PITCHER	IP WLS BF H R ER SO BB IBB HBP BLK WP HR S P ERA WHIP																										
Dave Freisleben, R (1, 1) ERA: 7.91	1.1		10	5	4	4	2	1	0	0	0	0	1	13	17	27.00	4.500										
Dave Tomlin, L (2, 1) ERA: 4.13	1.2		8	3	1	1	1	0	0	0	0	0	0	10	10	5.40	1.800										
Dave Wehmeister, R (4, 1) ERA: 4.63	1.0		3	0	0	0	0	0	0	0	0	0	0	3	3	0.00	0.000										
Dan Spillner, R (5, 1) ERA: 2.82	3.1	W	13	4	0	0	4	1	0	0	0	0	0	20	24	0.00	1.500										
Rollie Fingers, R (8, 1) ERA: 3.29	1.2	S	7	2	2	2	1	0	0	0	0	0	1	9	9	10.80	1.200										

Cincinnati Reds @ San Diego Padres
San Diego Stadium, San Diego, CA
Sun Jul 03 1977, 6:33 AM EDT
Att: 21,265 - Unknown

livebaseballscorecards.com

AB	38
R	7
H	14
RBI	7
BB	2
SO	8
LOB	15



Batter	1	2	3	4	5	6	7	8	9	AB	R	H	RBI	BB	SO	LOB
George Hendrick, R OBP: 0.358, SLG: 0.445 (1, 8) X	0-0 2-3 ①		0-0 F7 ① X	0-0 F8 ②		0-0 F7 ① X	0-0 5-3 ③			5	0	0	0	0	0	5
Tucker Ashford, R OBP: 0.357, SLG: 0.385 (1, 5) X	0-0 1-3 ②		0-0 F7 ② S S S	0-3 K ③		0-0 SF9 HBP 1-2 HR 1B		0-0 P3 ①		5	1	1	0	0	1	4
Mike Ivie, R OBP: 0.341, SLG: 0.433 (1, 3) S S S	0-3 K ③		0-0 E5 BB 1-2 2-3 1B		0-0 1B SF9 1B	1-0 HR HBP 1-2 2-3		0-0 P6 ②		4	3	1	0	0	1	2
Dave Winfield, R OBP: 0.357, SLG: 0.531 (1, 9) B B B		0-0 G3 ① B B B	4-0 1B BB 1-2 2-3 3-H		0-0 SF9 BB 1-3 1B	0-0 SF9 ②		0-0 1-3 ③		3	0	1	2	1	0	0
Dave Kingman, R OBP: 0.267, SLG: 0.382 (1, 7) H		1-0 HBP	0-0 1B 1-2 2-H 3-H		4-0 BB 1-2 1B	0-0 HR 1-H 3-H				2	1	2	5	1	0	0
Gene Tenace, R OBP: 0.400, SLG: 0.418 (1, 2) S S S		0-3 K ② S S S	0-3 K ③		0-0 SF9 ① B B B	4-0 BB 2-3 3-H				2	0	0	1	1	2	3
Gary Sutherland, R OBP: 0.397, SLG: 0.439 (1, 4) X	0-0 6-3 ③			0-0 1B 1B		0-0 P4 ② X	0-0 F9 ③			2	0	1	0	0	0	1
Jerry Turner, L OBP: 0.347, SLG: 0.438 (5, PH)										1	0	0	0	0	0	2
Mike Champion, R OBP: 0.272, SLG: 0.305 (6, 4)										1	0	0	0	0	0	1
Bill Almon, R OBP: 0.278, SLG: 0.301 (1, 6) X			0-0 E BB BB 1B	0-0 L7 ① X	0-0 F9 ③		0-0 6-3 ①			4	1	1	0	0	0	3
Dave Freisleben, R OBP: 0.250, SLG: 0.250 (1, 1) B B B			4-0 BB E 1B	0-0 1B 1B		4-0 HBP 1B SF9 BB	0-3 K ②			0	0	0	0	0	0	0
Dave Tomlin, L OBP: 0.400, SLG: 0.400 (2, 1) B B B										0	0	0	0	0	0	0
Gene Richards, L OBP: 0.342, SLG: 0.345 (3, PH) B B B										0	1	0	0	1	0	0
Dave Wehrmeister, R OBP: 0.342, SLG: 0.345 (4, 1) B B B										0	0	0	0	0	0	0
Merv Rettenmund, R OBP: 0.448, SLG: 0.524 (4, PH) B B B										1	0	1	0	0	0	0
Dan Spillner, R OBP: 0.448, SLG: 0.524 (5, 1) B B B										1	1	0	0	1	1	0
Rollie Fingers, R OBP: 0.448, SLG: 0.524 (8, 1) B B B										0	0	0	0	0	0	0

Inning Stats	R: 0	H: 0	E: 0	LOB: 0	K: 1	BB: 0	S: 5	P: 5
	R: 0	H: 0	E: 0	LOB: 1	K: 1	BB: 0	S: 5	P: 6
	R: 3	H: 2	E: 1	LOB: 2	K: 1	BB: 2	S: 8	P: 16
	R: 0	H: 2	E: 0	LOB: 2	K: 1	BB: 0	S: 7	P: 7
	R: 1	H: 2	E: 0	LOB: 2	K: 0	BB: 1	S: 5	P: 9
	R: 4	H: 2	E: 0	LOB: 1	K: 0	BB: 2	S: 5	P: 14
	R: 0	H: 0	E: 0	LOB: 0	K: 1	BB: 0	S: 5	P: 5
	R: 0	H: 0	E: 0	LOB: 0	K: 0	BB: 0	S: 3	P: 3

PITCHER	IP	WLS	BF	H	R	ER	SO	BB	IBB	HBP	BLK	WP	HR	S	P	ERA	WHIP
Jack Billingham, R ERA: 4.89 (1, 1)	5.2	L	32	8	8	5	4	4	0	2	0	0	1	34	52	7.94	2.118
Joe Henderson, R ERA: 11.57 (6, 1)	1.1		5	0	0	0	1	1	0	0	0	0	0	6	10	0.00	0.750
Doug Capilla, L ERA: 5.4 (8, 1)	1.0		3	0	0	0	0	0	0	0	0	0	0	3	3	0.00	0.000

BOTTOM

Cincinnati Reds @ San Diego Padres
San Diego Stadium, San Diego, CA
Sun Jul 03 1977, 6:33 AM EDT
Att. 21,265 - Unknown

livebaseballscorecards.com

AB	31
R	8
H	8
RBI	8
BB	5
SO	5
LOB	21



1B: 7	SF: 2
2B: 0	SAC: 0
3B: 0	DP: 0
HR: 1	HBP: 2

WP: 0	PA: 40
PB: 0	
SB: 0	
CS: 0	

Batter	1	2	3	4	5	6	7	8	9	AB R H RBI BB SO LOB	TOP											
Pete Rose, S (1, 5) OBP: 0.389, SLG: 0.436 Ray Knight, R (8, 5) OBP: 0.400, SLG: 0.548	0-0 BB 1B	0-0 1-3		0-0 F8		4-0 BB		1-0 HBP		3 1 1 0 1 0 2 0 0 0 0 0 0 0												
Cesar Geronimo, L (1, 8) OBP: 0.353, SLG: 0.417	0-0 P6	0-0 4-3			0-3 K	0-0 F8		0-3 K		5 0 0 0 0 2 7												
Joe Morgan, L (1, 4) OBP: 0.439, SLG: 0.496	4-0 1B 1-2 BB		0-0 G5-3 BB 1B		0-0 WP FC4-6 2B		0-3 K		0-3 K	4 1 2 0 1 2 0												
Dan Driessen, L (1, 3) OBP: 0.394, SLG: 0.512	0-0 S 1-3 2-H 1B		4-0 G5-3 BB		4-0 FC4-6 BB		0-0 G3		0-0 HR	3 1 2 2 2 0 0												
George Foster, R (1, 7) OBP: 0.378, SLG: 0.601	0-0 P4		0-0 G5-3		0-0 FC4-6 CS		0-0 F2		0-0 4-3	5 0 0 1 0 0 5												
Johnny Bench, R (1, 2) OBP: 0.359, SLG: 0.590	4-0 FC6-4 BB		0-0 5-3		0-0 CS	4-0 SH1-4 1B BB		0-0 HR	0-0 F9	3 1 1 1 2 0 1												
Mike Lum, L (1, 9) OBP: 0.158, SLG: 0.143	0-0 FC6-4			4-0 S BB		0-3 K		0-0 6-3		3 0 0 0 1 1 4												
Dave Concepcion, R (1, 6) OBP: 0.340, SLG: 0.395		4-0 CS BB		0-0 F8		0-0 SH1-4 1B		0-0 2B		3 0 2 0 1 0 1												
Tom Seaver, R (1, 1) OBP: 0.250, SLG: 0.200		4-0 1-3 BB		0-3 K		0-0 SH1-4		0-3 K		2 0 0 0 1 2 2												
Inning Stats	R: 1 E: 0 K: 0 S: 5	H: 2 LOB: 3 BB: 2 P: 13	R: 0 E: 0 K: 0 S: 2	H: 0 LOB: 1 BB: 2 P: 10	R: 0 E: 0 K: 1 S: 3	H: 1 LOB: 1 BB: 1 P: 7	R: 0 E: 0 K: 1 S: 5	H: 0 LOB: 1 BB: 1 P: 9	R: 1 E: 0 K: 1 S: 5	H: 1 LOB: 0 BB: 1 P: 9	R: 0 E: 0 K: 1 S: 6	H: 1 LOB: 3 BB: 2 P: 14	R: 0 E: 0 K: 1 S: 5	H: 0 LOB: 0 BB: 0 P: 5	R: 1 E: 0 K: 2 S: 9	H: 2 LOB: 2 BB: 0 P: 10	R: 1 E: 0 K: 1 S: 6	H: 1 LOB: 0 BB: 0 P: 6	1B: 4 2B: 2 3B: 0 HR: 2	SF: 0 SAC: 1 DP: 1 HBP: 1	WP: 1 PB: 0 SB: 2 CS: 2	PA: 43
PITCHER	IP WLS BF H R ER SO BB IBB HBP BLK WP HR S P ERA WHIP																					
Phil Niekro, R (1, 1) ERA: 4.44 Rick Camp, R (9, 1) ERA: 3.45	8.0 W 38 7 3 3 6 9 0 1 0 1 1 40 77 3.38 2.000																					
	1.0 S 4 1 1 1 1 0 0 0 0 0 0 1 6 6 9.00 1.000																					

Cincinnati Reds @ Atlanta Braves
Atlanta-Fulton County Stadium, Atlanta, GA

Mon Jul 04 1977, 7:05 PM EDT
Att: 50,595 - Unknown

AB	31
R	4
H	8
RBI	4
BB	9
SO	7
LOB	22



Batter	1	2	3	4	5	6	7	8	9	AB	R	H	RBI	BB	SO	LOB
Gary Matthews, R OBP: 0.354, SLG: 0.450 (1, 7)	0-0 F9			0-0 4-3		0-0 6-3		0-3 K		4	0	0	0	0	1	1
Rowland Office, L OBP: 0.276, SLG: 0.312 (1, 8)	0-0 G3			0-0 L6		0-0 F7		0-0 2B 1B		4	1	1	0	0	0	0
Willie Montanez, L OBP: 0.350, SLG: 0.511 (1, 3)	0-0 P3			0-0 HR		0-0 1B 2B		4-0 2B BB		3	3	2	1	1	0	0
Jeff Burroughs, R OBP: 0.372, SLG: 0.519 (1, 9)		0-0 F7		0-0 E5 1B		0-0 1B		0-3 K		4	0	2	1	0	1	3
Biff Pocaroba, S OBP: 0.392, SLG: 0.484 (1, 2)		0-0 G3		4-0 IBB		0-0 4-3		0-0 2B		3	0	1	3	1	0	1
Junior Moore, R OBP: 0.325, SLG: 0.350 Rick Camp, R (9, 1)		0-0 G3		0-0 6-3			0-0 L9	0-0 P4		4	0	0	0	0	0	4
Rod Gilbreath, R OBP: 0.330, SLG: 0.320 (1, 4)			0-0 F9		0-0 CS 1B		0-0 F9			3	0	1	0	0	0	0
Darrel Chaney, S OBP: 0.290, SLG: 0.338 (1, 6)			0-3 K		0-0 F8 1-2		0-3 K			3	0	0	0	0	2	1
Phil Niekro, R OBP: 0.214, SLG: 0.204 Joe Nolan, L OBP: 0.423, SLG: 0.391 Jerry Royster, R OBP: 0.296, SLG: 0.275 (8, PH) (8, PR) (9, 5)			0-3 K		0-3 K			0-0 BB 1B 2B 1B		2	0	0	0	0	2	0

Inning Stats	R: 0	H: 0	E: 0	LOB: 0	K: 0	BB: 0	S: 3	P: 3
	R: 0	H: 0	E: 0	LOB: 0	K: 0	BB: 0	S: 3	P: 3
	R: 0	H: 0	E: 0	LOB: 0	K: 2	BB: 0	S: 7	P: 7
	R: 1	H: 2	E: 1	LOB: 2	K: 0	BB: 1	S: 5	P: 9
	R: 0	H: 1	E: 0	LOB: 0	K: 1	BB: 0	S: 5	P: 5
	R: 1	H: 2	E: 0	LOB: 1	K: 0	BB: 0	S: 5	P: 5
	R: 0	H: 0	E: 0	LOB: 0	K: 1	BB: 0	S: 5	P: 5
	R: 3	H: 3	E: 0	LOB: 2	K: 2	BB: 1	S: 10	P: 14

PITCHER	IP	WLS	BF	H	R	ER	SO	BB	IBB	HBP	BLK	WP	HR	S	P	ERA	WHIP
Tom Seaver, R ERA: 3.07 (1, 1)	8.0	L	33	8	5	5	6	1	1	0	0	0	1	43	51	5.62	1.125

BOTTOM

Cincinnati Reds @ Atlanta Braves
Atlanta-Fulton County Stadium, Atlanta, GA

Mon Jul 04 1977, 7:05 PM EDT
Att. 50,595 - Unknown

AB	31
R	5
H	8
RBI	5
BB	2
SO	6
LOB	10

livebaseballscorecards.com



WP: 0	PA: 33
PB: 0	
SB: 0	
CS: 1	

Batter	1	2	3	4	5	6	7	8	9	AB R H RBI BB SO LOB	TOP
Pete Rose, S (1, 5) <small>OBP: 0.395, SLG: 0.444</small> Pedro Borbon, R (7, 1) <small>OBP: 0.364, SLG: 0.455</small>	4-0 FC6-4 BLK BB	0-0 1-2 1B		0-0 S HR 1B	0-0 5-3		0-0 E9 1-H 2-H 2B		0-3 K	4 1 3 1 1 0 3 1 0 0 0 0 1 1	
Ed Armbrister, R (1, 9) <small>OBP: 0.457, SLG: 0.658</small> Ken Griffey, L (7, PH) <small>OBP: 0.397, SLG: 0.505</small> (7, 9)	0-0 F9 1-2	0-0 4-3		0-0 1-H HR		0-0 CS 1B	4-0 L3 BB		0-0 2-3 1B	4 1 2 2 0 0 3 1 0 1 0 1 0 0	
Joe Morgan, L (1, 4) <small>OBP: 0.437, SLG: 0.488</small>	4-0 FC6-4 BB		4-0 G5-3 E BB	0-0 G3		0-3 K 1-2	0-0 L3 1-2		0-3 K	4 0 0 0 2 2 5	
George Foster, R (1, 7) <small>OBP: 0.375, SLG: 0.604</small>	0-0 FC6-4 1-2f 2-3		0-0 E6 G5-3 1-2		0-0 HR	0-3 K		0-0 E5 FC5-4		5 1 1 1 0 1 3	
Johnny Bench, R (1, 2) <small>OBP: 0.337, SLG: 0.584</small> Bill Plummer, R (7, 2) <small>OBP: 0.274, SLG: 0.211</small>	0-3 K		0-0 G5-3 1-2 2-3f		0-3 K		0-0 HR 1B	0-0 FC5-4 FC5-4 1-2f		4 1 1 0 0 2 4 1 0 0 0 0 0 1	
Dave Concepcion, R (1, 6) <small>OBP: 0.341, SLG: 0.413</small>		0-0 G3 3B	0-0 5-3		0-0 L6		0-0 1-H HR	0-0 FC5-4 1-2f		5 2 2 2 0 0 2	
Dan Driessen, L (1, 3) <small>OBP: 0.395, SLG: 0.520</small>		0-0 G3 3-H		0-0 HR 1B BB	4-0 1B BB		0-0 4-3	0-0 G3		4 1 1 2 1 0 1	
Cesar Geronimo, L (1, 8) <small>OBP: 0.353, SLG: 0.414</small>		0-0 F7 3-H		0-3 K 1-3 1B	0-0 BB 1B		4-0 HBP 2B BB		0-0 6-3	4 1 1 0 1 1 0	
Woodie Fryman, R (1, 1) <small>OBP: 0.348, SLG: 0.318</small> Mike Lum, L (7, PH) <small>OBP: 0.179, SLG: 0.143</small> Ray Knight, R (7, 5) <small>OBP: 0.417, SLG: 0.594</small>		0-0 1B 1B		0-3 K 1-2 BB	4-0 1-2 BB		1-0 2B E HBP		0-0 1B 2B	2 0 1 0 1 1 0 0 1 0 0 0 0 0 1 0 1 0 0 0 0	
Inning Stats	R: 0 H: 0 E: 0 LOB: 2 K: 1 BB: 2 S: 5 P: 13	R: 1 H: 3 E: 0 LOB: 2 K: 0 BB: 0 S: 6 P: 6	R: 0 H: 0 E: 1 LOB: 1 K: 0 BB: 1 S: 3 P: 7	R: 3 H: 3 E: 0 LOB: 0 K: 2 BB: 0 S: 10 P: 10	R: 1 H: 2 E: 0 LOB: 3 K: 1 BB: 2 S: 7 P: 15	R: 0 H: 1 E: 0 LOB: 0 K: 2 BB: 0 S: 7 P: 7	R: 4 H: 3 E: 1 LOB: 1 K: 0 BB: 2 S: 5 P: 14	R: 0 H: 0 E: 1 LOB: 1 K: 0 BB: 0 S: 4 P: 4	R: 0 H: 2 E: 0 LOB: 2 K: 2 BB: 0 S: 9 P: 9	1B: 7 SF: 0 2B: 3 SAC: 0 3B: 1 DP: 2 HR: 4 HBP: 1	WP: 0 PA: 48 PB: 0 SB: 1 CS: 1
PITCHER Don Collins, L (1, 1) <small>ERA: 5.44</small> Buzz Capra, R (5, 1) <small>ERA: 6.19</small> Jamie Easterly, L (5, 1) <small>ERA: 5.69</small> Max Leon, R (7, 1) <small>ERA: 4.63</small> Steve Kline, R (7, 1) <small>ERA: 5.06</small>	IP WLS BF H R ER SO BB IBB HBP BLK WP HR S P ERA WHIP 4.0 L 21 6 4 4 3 3 0 0 0 0 2 24 36 9.00 2.250	IP WLS BF H R ER SO BB IBB HBP BLK WP HR S P ERA WHIP 0.2 6 2 1 1 1 2 0 0 0 0 1 6 14 13.50 6.000	IP WLS BF H R ER SO BB IBB HBP BLK WP HR S P ERA WHIP 1.1 4 1 0 0 2 0 0 0 0 0 0 8 8 0.00 0.750	IP WLS BF H R ER SO BB IBB HBP BLK WP HR S P ERA WHIP 0.1 6 3 4 3 0 1 0 1 0 0 1 4 9 81.00 12.000	IP WLS BF H R ER SO BB IBB HBP BLK WP HR S P ERA WHIP 1.2 6 0 0 0 0 1 0 0 0 0 0 0 5 9 0.00 0.600	PITCHER Dick Ruthven, R (9, 1) <small>ERA: 3.14</small>	IP WLS BF H R ER SO BB IBB HBP BLK WP HR S P ERA WHIP 1.0 5 2 0 0 2 0 0 0 0 0 0 9 9 0.00 2.000				

Cincinnati Reds @ Atlanta Braves
 Atlanta-Fulton County Stadium, Atlanta, GA

Tue Jul 05 1977, 7:05 PM EDT
 Att. 14,344 - Unknown

livebaseballscorecards.com

AB	40
R	9
H	14
RBI	8
BB	7
SO	8
LOB	23



Batter	1	2	3	4	5	6	7	8	9	AB	R	H	RBI	BB	SO	LOB
Junior Moore, R OBP: 0.327, SLG: 0.348 (1, 5)	4-0 SH1-4 BB		0-3 K	0-3 K		0-0 1B		0-0 G4-6-3		4	0	1	0	1	2	4
Rowland Office, L OBP: 0.281, SLG: 0.316 (1, 8)	0-0 SH1-4 1-2		0-0 1B	0-3 K		0-0 F8		0-0 BB 1B		4	0	2	0	0	1	4
Willie Montanez, L OBP: 0.355, SLG: 0.511 (1, 3)	0-3 K		0-0 1B		0-0 BB 1B		0-0 F8	4-0 FC6-4 BB		4	1	2	0	1	1	1
Jeff Burroughs, R OBP: 0.370, SLG: 0.512 (1, 9)	0-0 F7		0-3 K		4-0 1B BB		0-0 F9	0-0 FC6-4		4	0	0	0	1	1	5
Gary Matthews, R OBP: 0.354, SLG: 0.449 (1, 7)		0-3 K		0-0 E 1B 1B		0-0 F2		0-0 BB 1B		5	1	2	0	0	2	2
Biff Pocaroba, S OBP: 0.401, SLG: 0.495 (1, 2)		0-0 2B		0-0 E4 1B 1B		0-0 G4-3 1B		4-0 FC6 BB		4	0	3	1	1	0	0
Rod Gilbreath, R OBP: 0.327, SLG: 0.313 (1, 4)		0-0 1-3		4-0 1B BB		0-0 G4-3		0-0 FC6		4	0	0	0	1	0	5
Darrel Chaney, S OBP: 0.286, SLG: 0.333 (1, 6)		0-3 K		0-3 K		0-0 5-3		4-0 1B G4-6-3 BB		2	0	0	0	0	2	4
Jerry Royster, R OBP: 0.298, SLG: 0.274 (6, PH) (7, 6)		0-3 K		0-0 5-3		0-0 K		0-0 G4-6-3 1B		1	1	0	0	1	0	0
Don Collins, R Cito Gaston, R Buzz Capra, R James Edwards, L Tom Pagano, R Max Leoni, R Steve Kline, R Brian Asselstine, L Dick Ruthven, R										1	0	0	0	0	0	0

Inning Stats	R: 0	H: 0	E: 0	K: 1	S: 5	LOB: 1	BB: 1	P: 9	R: 0	H: 1	E: 0	K: 2	S: 8	LOB: 1	BB: 0	P: 8	R: 0	H: 2	E: 0	K: 2	S: 9	LOB: 2	BB: 0	P: 9	R: 1	H: 3	E: 1	K: 3	S: 12	LOB: 3	BB: 1	P: 16	R: 1	H: 2	E: 0	K: 0	S: 4	LOB: 1	BB: 1	P: 8	R: 0	H: 1	E: 0	K: 1	S: 6	LOB: 1	BB: 0	P: 6	R: 0	H: 1	E: 0	K: 0	S: 4	LOB: 2	BB: 1	P: 8	R: 1	H: 2	E: 0	K: 0	S: 4	LOB: 2	BB: 2	P: 12	R: 0	H: 0	E: 0	K: 1	S: 5	LOB: 0	BB: 0	P: 5	1B: 11	SF: 0	2B: 1	SAC: 1	3B: 0	DP: 2	HR: 0	HBP: 0	WP: 0	PA: 43
PITCHER	IP	WLS	BF	H	R	ER	SO	BB	IBB	HBP	BLK	WP	HR	S	P	ERA	WHIP																																																																	
Woodie Fryman, L ERA: 5.38 (1, 1)	6.0	W	29	9	2	2	9	3	0	0	0	0	0	44	56	3.00	2.000																																																																	
Pedro Borbon, R ERA: 2.71 (7, 1)	3.0	S	14	3	1	1	1	3	0	0	0	0	0	13	25	3.00	2.000																																																																	

BOTTOM

Cincinnati Reds @ Atlanta Braves
Atlanta-Fulton County Stadium, Atlanta, GA

Tue Jul 05 1977, 7:05 PM EDT
Att. 14,344 - Unknown

livebaseballscorecards.com

AB	36
R	3
H	12
RBI	2
BB	6
SO	10
LOB	25



Batter	1	2	3	4	5	6	7	8	9	AB R H RBI BB SO LOB	TOP																								
Pete Rose, S (1, 5) OBP: 0.403, SLG: 0.460 Ray Knight, R (8, 5) OBP: 0.432, SLG: 0.606	0-0 1B	0-0 HR 1B		0-0 HR	0-0 1B			4-0 FC4-6 BB	0-0 FC6-4 1B	4 2 4 4 1 0 0 1 0 1 0 0 0 0																									
Ken Griffey, L (1, 9) OBP: 0.395, SLG: 0.511	0-0 1B	0-0 HR		0-0 4-1	0-0 L7			0-0 FC4-6 WP BB 1B	0-0 FC6-4 BB	6 2 2 2 0 0 4																									
Joe Morgan, L (1, 4) OBP: 0.439, SLG: 0.487 Bill Plummer, R (8, 2) OBP: 0.271, SLG: 0.208	0-0 F5	4-0 HBP BB		0-0 P6				4-0 WP 1B BB	0-0 F7	3 1 1 0 2 0 2 1 0 0 0 0 0 1																									
Dan Driessen, L (1, 3) OBP: 0.397, SLG: 0.514	0-0 G6-4-3 1-2f	1-0 HBP						4-0 1B HR BB	4-0 BB	3 1 0 0 2 1 3																									
George Foster, R (1, 7) OBP: 0.374, SLG: 0.599		5-3 P3						0-0 WP BB 1B	0-0 P6	6 2 2 2 0 0 5																									
Johnny Bench, R (1, 2) OBP: 0.338, SLG: 0.591 Rick Auerbach, R (8, 4) OBP: 0.333, SLG: 0.222		0-0 HR	0-0 5-3					0-3 K 1B	0-0 F7	4 2 1 1 1 1 2 0 0 0 0 0 0 0																									
Dave Concepcion, R (1, 6) OBP: 0.345, SLG: 0.428		0-0 2B 2B	0-0 4-3					4-0 BB WP 1B BB	0-0 6-3	4 3 2 4 1 0 0																									
Cesar Geronimo, L (1, 8) OBP: 0.354, SLG: 0.415		0-0 1B 2B	0-0 F3					4-0 BB 1B IBB	0-0 6-3	4 2 1 1 1 0 0																									
Fred Norman, S (1, 1) OBP: 0.125, SLG: 0.125 Dale Murray, R (4, 1) OBP: 0.250, SLG: 0.500 Champ Summers, L (5, PH) OBP: 0.333, SLG: 0.417 Pedro Borbon, R (5, 1) OBP: 0.175, SLG: 0.139 Mike Lum, L (8, PH) OBP: 0.196, SLG: 0.217 Jack Gillingham, R (8, 1)		0-0 F2						0-0 1B	4-0 1B BB	2 0 1 0 0 0 1 0 0 0 0 0 0 0 0 0 0 0 1 1 0 0 1 0 0 0 0 0 0 0 1 0 0 0 0 0 0 0 0 0 0 0 0 0 0 0																									
Inning Stats	R: 0 E: 0 K: 0 S: 4	H: 2 LOB: 1 BB: 0 P: 4	R: 5 E: 0 K: 0 S: 8	H: 5 LOB: 2 BB: 1 P: 13	R: 0 E: 0 K: 0 S: 3	H: 0 LOB: 0 BB: 0 P: 3	R: 1 E: 0 K: 0 S: 4	H: 2 LOB: 0 BB: 0 P: 4	R: 3 E: 0 K: 2 S: 9	H: 2 LOB: 2 BB: 3 P: 21	R: 0 E: 0 K: 0 S: 4	H: 1 LOB: 1 BB: 0 P: 4	R: 0 E: 0 K: 0 S: 3	H: 0 LOB: 0 BB: 0 P: 3	R: 6 E: 0 K: 0 S: 5	H: 2 LOB: 0 BB: 4 P: 21	R: 0 E: 0 K: 0 S: 4	H: 1 LOB: 2 BB: 1 P: 8	1B: 9 2B: 2 3B: 0 HR: 4	SF: 0 SAC: 0 DP: 1 HBP: 1	WP: 2 PB: 0 SB: 0 CS: 0	PA: 50													
PITCHER	IP WLS BF H R ER SO BB IBB HBP BLK WP HR S P ERA WHIP																																		
Steve Hargan, R (1, 1) ERA: 6.14	1.2	9	5	3	3	0	0	0	0	0	0	1	9	9	16.20	3.000																			
Jamie Easterly, L (2, 1) ERA: 6.02	0.0	4	2	2	2	0	1	0	1	0	0	1	2	7	∞	∞																			
Dick Ruthven, R (2, 1) ERA: 3.18	2.1	8	2	1	1	0	0	0	0	0	0	1	8	8	3.86	0.857																			
Rick Camp, R (5, 1) ERA: 3.84	1.0	9	3	3	3	2	2	1	0	0	1	0	10	22	27.00	5.000																			
Dave Campbell, R (6, 1) ERA: 4.67	2.1	L	10	0	3	3	0	3	0	0	0	1	0	7	11.57	1.286																			
PITCHER	IP WLS BF H R ER SO BB IBB HBP BLK WP HR S P ERA WHIP																																		
Steve Kline, R (8, 1) ERA: 6.11	1.2	10	3	3	3	0	1	1	0	0	0	0	3	3	16.20	2.400																			

Cincinnati Reds @ Atlanta Braves
Atlanta-Fulton County Stadium, Atlanta, GA

Wed Jul 06 1977, 7:05 PM EDT
Att: 13,707 - Unknown

livebaseballscorecards.com

AB	40
R	15
H	15
RBI	15
BB	9
SO	2
LOB	18



BOTTOM

Cincinnati Reds @ Atlanta Braves
Atlanta-Fulton County Stadium, Atlanta, GA

Wed Jul 06 1977, 7:05 PM EDT
Att. 13,707 - Unknown

livebaseballscorecards.com

AB	40
R	13
H	14
RBI	9
BB	6
SO	1
LOB	17



WP	1	PA	48
PB	0		
SB	0		
CS	0		

AB R H RBI BB SO LOB

5	0	1	1	1	0	1
6	1	1	0	0	0	2
6	3	2	0	0	0	1
2	1	1	0	3	0	0
5	2	3	3	0	0	3
3	0	0	2	1	0	4
3	1	1	0	0	0	2
0	0	0	0	0	0	0
1	1	1	0	0	0	0
0	0	0	0	0	0	0
1	1	1	2	0	0	0
0	0	0	0	0	0	0
0	0	0	0	0	0	0
1	0	0	0	0	0	1
2	1	0	0	0	0	3

Batter	1	2	3	4	5	6	7	8	9
Junior Moore, R OBP: 0.327, SLG: 0.345 (1, 5)	0-0 F2		0-0 6-3	4-0 E BB		0-0 G3-6-3 1-2f		0-0 6-3	0-0 G6-4-3 2-H 1B
Jerry Royster, R OBP: 0.295, SLG: 0.271 (1, 6) (6, 4)	0-0 F9			0-0 FC5-4 1B			0-0 F7	0-0 F5	0-0 G6-4-3 1-2f
Willie Montanez, L OBP: 0.355, SLG: 0.511 (1, 3)	0-0 4-3			0-0 E1 FC5-4 1-3 SF8 BB	0-0 F8		0-0 1B E 1B	0-0 1B 2B	0-0 L8
Jeff Burroughs, R OBP: 0.376, SLG: 0.512 (1, 9)		4-0 BB		4-0 FC5-4 1-2 BB	0-0 F9		0-0 1B E 1B	4-0 1B BB	
Gary Matthews, R OBP: 0.359, SLG: 0.464 (1, 7)		0-0 F7		0-0 FC5-4 2B WP 1-2f 2-3 3-H	0-0 HR		0-0 SH1-4 E 1B	0-0 1B	
Biff Pocoroba, S OBP: 0.396, SLG: 0.487 (1, 2)		0-0 F7		0-0 SF8	4-0 FC4-6 BB		0-0 E3 SH1-4	0-0 6-3	
Rod Gilbreath, R OBP: 0.328, SLG: 0.318 Steve Kline, R (8, 1)		0-0 1-3		0-0 WP 1B 2B	0-0 FC4-6		0-0 SH1-4		
Joe Nolan, L OBP: 0.444, SLG: 0.417 (9, PH)				1-3 1B 2B	1-2f		1-2 2-3		0-0 1B E 1B
Rowland Office, L OBP: 0.295, SLG: 0.326 (1, 8)			0-0 F7	0-0 HR 1B		0-0 G3-6-3 1B	4-0 FC6-4 IBB	0-0 1B E 1B	0-0 E4 1B
Steve Hagan, R Jamie Easterly, L Dick Ruthven, R Cito Gaston, M Rick Camp, R Dave Campbell, R Craig Robinson, R Brian Asselstine, L Darrel Chaney, S			0-3 K	0-0 HR		0-0 F8	0-0 FC6-4	0-0 1B E 1B	0-0 1B E 1B

Inning Stats	R: 0	H: 0	E: 0	LOB: 0	K: 0	BB: 0	S: 3	P: 3	R: 0	H: 0	E: 0	LOB: 1	K: 0	BB: 1	S: 3	P: 7	R: 0	H: 0	E: 0	LOB: 0	K: 1	BB: 0	S: 5	P: 5	R: 6	H: 4	E: 2	LOB: 1	K: 0	BB: 2	S: 8	P: 16	R: 1	H: 1	E: 0	LOB: 1	K: 0	BB: 1	S: 4	P: 8	R: 0	H: 1	E: 0	LOB: 0	K: 0	BB: 0	S: 3	P: 3	R: 2	H: 3	E: 1	LOB: 3	K: 0	BB: 1	S: 7	P: 11	R: 1	H: 2	E: 0	LOB: 2	K: 0	BB: 1	S: 5	P: 9	R: 3	H: 3	E: 1	LOB: 0	K: 0	BB: 0	S: 6	P: 6	1B: 10	SF: 1	2B: 2	SAC: 1	3B: 0	DP: 2	HR: 2	HBP: 0	WP: 1	PA: 48
--------------	------	------	------	--------	------	-------	------	------	------	------	------	--------	------	-------	------	------	------	------	------	--------	------	-------	------	------	------	------	------	--------	------	-------	------	-------	------	------	------	--------	------	-------	------	------	------	------	------	--------	------	-------	------	------	------	------	------	--------	------	-------	------	-------	------	------	------	--------	------	-------	------	------	------	------	------	--------	------	-------	------	------	--------	-------	-------	--------	-------	-------	-------	--------	-------	--------

PITCHER	IP	WLS	BF	H	R	ER	SO	BB	IBB	HBP	BLK	WP	HR	S	P	ERA	WHIP
Fred Norman, L ERA: 2.96 (1, 1)	3.2		18	4	6	0	1	2	0	0	0	1	1	18	26	0.00	1.636
Dale Murray, R ERA: 3.86 (4, 1)	0.1		2	0	0	0	0	1	0	0	0	0	0	1	5	0.00	3.000
Pedro Borbon, R ERA: 2.86 (5, 1)	3.0	W	16	5	3	2	0	1	1	0	0	0	1	14	22	6.00	2.000
Jack Billingham, R ERA: 4.97 (8, 1)	2.0		12	5	4	2	0	1	0	0	0	0	0	11	15	9.00	3.000

Batter	1	2	3	4	5	6	7	8	9	AB R H RBI BB SO LOB	TOP											
Pete Rose, S (1, 5) OBP: 0.401, SLG: 0.456 Ray Knight, R (8, 5) OBP: 0.432, SLG: 0.606	0-3 K		0-3 K		0-0 4-3		0-0 FC4-6 1-3 HR 1B	0-0 4-3		5 1 1 0 0 2 0 0 0 0 0 0 0 0	Cincinnati Reds @ Houston Astros Astrodome, Houston, TX Fri Jul 08 1977 8:05 PM EDT Att. 25,962 - Dome											
Ken Griffey, L (1, 9) OBP: 0.395, SLG: 0.509	0-3 K			0-0 BB 2B 1B	0-0 5-3		0-0 FC4-6 1-2 3-H 1B	0-0 F8		5 1 2 1 0 1 0												
Joe Morgan, L (1, 4) OBP: 0.442, SLG: 0.487	0-0 F9			4-0 2B 1-2 SF7 BB		0-0 F8 FC5-2 1B	0-0 FC4-6 1-2f 2-3 HR	0-0 1B	4 2 2 0 1 0 2													
George Foster, R (1, 8) OBP: 0.375, SLG: 0.608 (7, 7)		0-0 F8		0-0 1-3 2-H 2B		0-0 F8	0-0 1-H 3-H HR	0-3 K	5 1 2 4 0 1 2													
Johnny Bench, R (1, 2) OBP: 0.336, SLG: 0.581		0-3 K		4-0 BB		0-0 FC5-2 BB 3-H	0-0 1-6-3		4 0 0 0 1 2 2													
Dave Concepcion, R (1, 6) OBP: 0.349, SLG: 0.429		0-0 S 1B		0-3 K		4-0 BB 1-2 BB	0-0 1B 2B 1B		4 1 2 0 1 2 3													
Dan Driessen, L (1, 3) OBP: 0.397, SLG: 0.511		0-3 K		0-0 SF7		4-0 1-2 2-3 BB	0-0 1-3 2B 1B		3 1 1 1 1 1 1													
Ed Armbuster, R (1, 7) OBP: 0.429, SLG: 0.610 Cesar Geronimo, L (7, PH) OBP: 0.356, SLG: 0.421 (7, 8)			0-0 F3	0-3 K		0-0 6-3	0-0 1-H 3-H 2B		3 0 0 0 0 1 5 1 0 1 2 0 0 0													
Doug Capilla, L (1, 1) Bob Bailey, R (7, PH) OBP: 0.370, SLG: 0.404 Rick Auerbach, R (7, PR) OBP: 0.333, SLG: 0.222 Champ Summers, L (7, PH) OBP: 0.269, SLG: 0.478 Dale Murray, R (7, 1)			0-3 K		0-3 K		0-0 1B BB F7		2 0 0 0 0 2 0 0 0 0 0 1 0 0 0 1 0 0 0 0 0 1 0 0 0 0 0 2 0 0 0 0 0 0 0													
Inning Stats	R: 0 E: 0 K: 2 S: 7	H: 0 LOB: 0 BB: 0 P: 7	R: 0 E: 0 K: 2 S: 8	H: 1 LOB: 1 BB: 0 P: 8	R: 0 E: 0 K: 2 S: 7	H: 0 LOB: 0 BB: 0 P: 7	R: 2 E: 0 K: 2 S: 9	H: 2 LOB: 2 BB: 2 P: 17	R: 0 E: 0 K: 1 S: 5	H: 0 LOB: 0 BB: 0 P: 5		R: 0 E: 0 K: 0 S: 4	H: 1 LOB: 3 BB: 2 P: 12	R: 6 E: 1 K: 0 S: 9	H: 6 LOB: 2 BB: 1 P: 13	R: 0 E: 0 K: 1 S: 6	H: 1 LOB: 1 BB: 0 P: 6	R: 0 E: 0 K: 2 S: 7	H: 0 LOB: 0 BB: 0 P: 7	1B: 8 2B: 2 3B: 0 HR: 1	SF: 1 SAC: 0 DP: 0 HBP: 0	WP: 0 PB: 0 SB: 2 CS: 0
PITCHER Floyd Bannister, L (1, 1) ERA: 4.75 Bo McLaughlin, R (7, 1) ERA: 4.39	IP 6.1	WLS L	BF 31	H 7	R 7	ER 7	SO 9	BB 5	IBB 0	HBP 0	BLK 0	WP 0	HR 1	S 44	P 64	ERA 9.95	WHIP 1.895					PITCHER IP WLS BF H R ER SO BB IBB HBP BLK WP HR S P ERA WHIP

livebaseballscorecards.com

AB	37
R	8
H	11
RBI	8
BB	5
SO	12
LOB	17



Batter	1	2	3	4	5	6	7	8	9	AB	R	H	RBI	BB	SO	LOB
Wilbur Howard, S OBP: 0.232, SLG: 0.241 (1, 8)	0-3 K	0-0 G5-2-3		0-0 G3		0-3 K			4-0 WP 1B BB	4	1	0	0	1	2	3
Enos Cabell, R OBP: 0.319, SLG: 0.427 (1, 5)	4-0 CS BB		0-0 F2		0-0 HR 1B		0-0 6-3		0-0 6-3	4	1	1	1	1	0	1
Jose Cruz, L OBP: 0.349, SLG: 0.444 (1, 9)	4-0 1B BB		0-0 F8 S 1B		4-0 HR BB		0-3 K		0-0 FC6-4 1B	3	1	2	1	2	1	0
Bob Watson, R OBP: 0.355, SLG: 0.486 (1, 3)	0-0 1B		4-0 HBP BB		0-0 F7		0-0 4-3		0-0 F8	4	0	1	0	1	0	3
Joe Ferguson, R OBP: 0.380, SLG: 0.461 (1, 2)	0-0 3-1		0-0 F8		0-0 HR			0-3 K	0-0 FC6-4	5	1	1	3	0	1	5
Julio Gonzalez, R OBP: 0.298, SLG: 0.337 (1, 4)		0-0 G5-2-3 3B	1-0 HBP		0-0 P4			0-0 5-3		3	0	1	0	0	0	0
Jim Fuller, R OBP: 0.250, SLG: 0.325 (1, 7)		0-0 E5 BB	0-0 F7		0-0 5-3			4-0 BB		3	0	0	0	1	0	4
Roger Metzger, S OBP: 0.260, SLG: 0.307 (1, 6)		4-0 1B BB		0-3 K		0-0 F9		0-0 3-1		3	0	0	0	1	1	1
Floyd Bannister, L OBP: 0.281, SLG: 0.258 Bo McLaughlin, R OBP: 0.328, SLG: 0.294 (7, 1) Ken Boswell, L (9, PH)		0-3 K		0-3 K		0-3 K			0-0 WP BB 6-3 1B	3	0	0	0	0	3	3
										0	0	0	0	0	0	0
										1	1	1	0	0	0	0

Inning Stats	R: 0	H: 1	E: 0	K: 1	S: 5	LOB: 2	BB: 2	P: 13	R: 0	H: 1	E: 1	K: 1	S: 6	LOB: 2	BB: 1	P: 10	R: 0	H: 1	E: 0	K: 0	S: 4	LOB: 3	BB: 1	P: 9	R: 0	H: 0	E: 0	K: 2	S: 7	LOB: 0	BB: 0	P: 7	R: 3	H: 2	E: 0	K: 0	S: 5	LOB: 0	BB: 1	P: 9	R: 0	H: 0	E: 0	K: 2	S: 7	LOB: 0	BB: 0	P: 7	R: 0	H: 0	E: 0	K: 1	S: 5	LOB: 0	BB: 0	P: 5	R: 0	H: 0	E: 0	K: 1	S: 5	LOB: 1	BB: 1	P: 9	R: 2	H: 2	E: 0	K: 0	S: 5	LOB: 1	BB: 1	P: 9	1B: 5	SF: 0	2B: 0	SAC: 0	3B: 1	DP: 1	HR: 1	HBP: 1	WP: 1	PA: 41
PITCHER	IP	WLS	BF	H	R	ER	SO	BB	IBB	HBP	BLK	WP	HR	S	P	ERA	WHIP																																																																	
Doug Capilla, L ERA: 5.12 (1, 1)	6.0	W	28	5	3	3	6	5	0	1	0	0	1	34	55	4.50	1.667																																																																	
Dale Murray, R ERA: 3.97 (7, 1)	3.0	S	13	2	2	2	2	2	0	0	0	1	0	15	23	6.00	1.333																																																																	

BOTTOM

Cincinnati Reds @ Houston Astros
Astrodome, Houston, TX
Fri Jul 08 1977, 8:05 PM EDT
Att. 25,962 - Dome

livebaseballscorecards.com

AB	33
R	5
H	7
RBI	5
BB	7
SO	8
LOB	20



Batter	1	2	3	4	5	6	7	8	9	AB R H RBI BB SO LOB	TOP
Pete Rose, S (1, 5) OBP: 0.399, SLG: 0.454 Ray Knight, R (8, 5) OBP: 0.432, SLG: 0.606	0-0 FC4-6 1B		0-0 F7		0-0 7-5 2-3f			0-0 F7		4 0 1 0 0 0 1 0 0 0 0 0 0 0	
Ken Griffey, L (1, 9) OBP: 0.394, SLG: 0.509	0-0 FC4-6 1-2f		0-0 E 2B			0-0 1-3		0-0 4-3		4 1 1 0 0 0 1	
Joe Morgan, L (1, 4) OBP: 0.442, SLG: 0.485	0-3 K		0-0 E9 F5 2-H 1B			0-0 4-3		4-0 F7 BB		3 0 1 0 1 1 1	
Dan Driessen, L (1, 3) OBP: 0.392, SLG: 0.504	0-0 6-3		0-0 F5 1-2			0-0 P4		0-0 F7 1-2		4 0 0 0 0 0 3	
George Foster, R (1, 7) OBP: 0.377, SLG: 0.609		0-0 HR 1B		0-0 G4-3 1B			0-0 1-3			3 1 2 0 0 0 0	
Johnny Bench, R (1, 2) OBP: 0.336, SLG: 0.590		0-0 1-H HR		0-0 F8			0-3 K			3 1 1 2 0 1 1	
Cesar Geronimo, L (1, 8) OBP: 0.353, SLG: 0.417		0-0 4-3		0-0 G4-3 1-2f			0-0 3-1			3 0 0 0 0 0 1	
Dave Concepcion, R (1, 6) OBP: 0.349, SLG: 0.428		0-0 1-3			0-0 7-5 SH2-4 1B			0-0 1-3		3 0 1 0 0 0 0	
Tom Seaver, R (1, 1) OBP: 0.239, SLG: 0.190		0-3 K			0-0 SH2-4 1-2			0-0 L3		2 0 0 0 0 1 0	
Inning Stats	R: 0 E: 0 K: 1 S: 6 H: 1 LOB: 1 BB: 0 P: 6	R: 2 E: 0 K: 1 S: 7 H: 2 LOB: 0 BB: 0 P: 7	R: 1 E: 1 K: 0 S: 4 H: 2 LOB: 0 BB: 0 P: 4	R: 0 E: 0 K: 0 S: 3 H: 1 LOB: 0 BB: 0 P: 3	R: 0 E: 0 K: 0 S: 3 H: 1 LOB: 0 BB: 0 P: 3	R: 0 E: 0 K: 0 S: 3 H: 0 LOB: 0 BB: 0 P: 3	R: 0 E: 0 K: 1 S: 5 H: 0 LOB: 0 BB: 0 P: 5	R: 0 E: 0 K: 0 S: 3 H: 0 LOB: 0 BB: 0 P: 3	R: 0 E: 0 K: 0 S: 2 H: 0 LOB: 0 BB: 1 P: 6	1B: 5 2B: 2 3B: 0 HR: 1 SF: 0 SAC: 1 DP: 2 HBP: 0	WP: 0 PB: 0 SB: 0 CS: 0 PA: 31
PITCHER Joaquin Andujar, R (1, 1) ERA: 3.49	IP 9.0 WLS L BF 31 H 7 R 3 ER 2 SO 3 BB 1 IBB 0 HBP 0 BLK 0 WP 0 HR 1 S 36 P 40 ERA 2.00 WHIP 0.889										

Cincinnati Reds @ Houston Astros
Astrodome, Houston, TX
Sat Jul 09 1977, 8:05 PM EDT
Att. 40,718 - Dome

livebaseballscorecards.com

AB	29
R	3
H	7
RBI	2
BB	1
SO	3
LOB	8



Batter	1	2	3	4	5	6	7	8	9	AB R H RBI BB SO LOB
Julio Gonzalez, R (1, 4) OBP: 0.296, SLG: 0.333 Ken Boswell, L (6, 4) OBP: 0.322, SLG: 0.288	0-0 F7		0-0 F8		0-0 P6		0-0 3-1			3 0 0 0 0 0 0 1 0 0 0 0 0 0
Enos Cabell, R (1, 5) OBP: 0.318, SLG: 0.425	0-0 4-3		0-0 1B 1B		0-3 K			0-0 5-3		4 0 1 0 0 1 0
Cesar Cedeno, R (1, 8) OBP: 0.318, SLG: 0.298	0-0 S 1B		0-0 1-2 1B		0-3 K			0-0 P5		4 0 2 0 0 1 0
Bob Watson, R (1, 3) OBP: 0.354, SLG: 0.482	0-0 1-2 F8		0-0 F7			0-0 1B		0-0 F9		4 0 1 0 0 0 3
Jose Cruz, L (1, 9) OBP: 0.354, SLG: 0.453		0-0 3B		0-0 2B 1B		0-0 F7		4-0 BB BB		3 1 2 0 1 0 1
Joe Ferguson, R (1, 2) OBP: 0.379, SLG: 0.462		0-3 K		0-0 1-H 2B		0-0 F7		0-0 F8		4 0 1 1 0 1 3
Jim Fuller, R (1, 7) OBP: 0.239, SLG: 0.309		0-3 K		0-0 F7		0-3 K		0-0 P4		4 0 0 0 0 2 4
Roger Metzger, S (1, 6) OBP: 0.253, SLG: 0.297 Ed Hermann, L (9, PH) OBP: 0.238, SLG: 0.220		0-0 6-3		0-0 F7			0-0 4-3	0-0 6-3		3 0 0 0 0 0 2 1 0 0 0 0 0 1
Joaquin Andujar, S (1, 1) OBP: 0.256, SLG: 0.268			0-3 K		0-3 K		0-3 K			3 0 0 0 0 3 1

Inning Stats	R: 0 H: 1 E: 0 LOB: 1 K: 0 BB: 0 S: 4 P: 4	R: 0 H: 1 E: 0 LOB: 1 K: 2 BB: 0 S: 8 P: 8	R: 0 H: 2 E: 0 LOB: 2 K: 1 BB: 0 S: 7 P: 7	R: 1 H: 2 E: 0 LOB: 1 K: 1 BB: 0 S: 7 P: 7	R: 0 H: 0 E: 0 LOB: 0 K: 2 BB: 0 S: 7 P: 7	R: 0 H: 1 E: 0 LOB: 1 K: 1 BB: 0 S: 6 P: 6	R: 0 H: 0 E: 0 LOB: 0 K: 1 BB: 0 S: 5 P: 5	R: 0 H: 0 E: 0 LOB: 0 K: 0 BB: 0 S: 3 P: 3	R: 0 H: 0 E: 0 LOB: 1 K: 0 BB: 1 S: 3 P: 7	1B: 5 SF: 0 2B: 1 SAC: 0 3B: 1 DP: 0 HR: 0 HBP: 0
PITCHER Tom Seaver, R (1, 1) ERA: 2.93	IP 9.0 WLS W BF 35 H 7 R 1 ER 1 SO 8 BB 1 IBB 0 HBP 0 BLK 0 WP 0 HR 0 S 50 P 54 ERA 1.00 WHIP 0.889									
PITCHER	IP WLS BF H R ER SO BB IBB HBP BLK WP HR S P ERA WHIP									

BOTTOM

Cincinnati Reds @ Houston Astros
Astrodome, Houston, TX

Sat Jul 09 1977, 8:05 PM EDT
Att. 40,718 - Dome

livebaseballscorecards.com

AB	34
R	1
H	7
RBI	1
BB	1
SO	8
LOB	15



Cincinnati Reds @ Houston Astros
Astrodome, Houston, TX

Sun Jul 10 1977, 4:33 AM EDT
Att. 25,265 - Dome

livebaseballscorecards.com

AB	34
R	5
H	8
RBI	5
BB	5
SO	7
LOB	13



AB R H RBI BB SO LOB

3	1	1	0	1	0	1	4	2	2	0	1	1	1	5	1	1	4	0	1	1	4	0	1	0	0	0	0	4	1	1	0	0	1	1	4	0	2	1	0	2	1	2	0	0	0	2	1	2	4	0	0	0	0	1	4	1	0	0	0	1	0	0	1	0	0	0	0	0	1	0	0	0	0	0	0	0	1	0	0	0	0	0	1
---	---	---	---	---	---	---	---	---	---	---	---	---	---	---	---	---	---	---	---	---	---	---	---	---	---	---	---	---	---	---	---	---	---	---	---	---	---	---	---	---	---	---	---	---	---	---	---	---	---	---	---	---	---	---	---	---	---	---	---	---	---	---	---	---	---	---	---	---	---	---	---	---	---	---	---	---	---	---	---	---	---	---	---

WP: 3	PA: 39
PB: 0	
SB: 1	
CS: 0	

Batter	1	2	3	4	5	6	7	8	9
Pete Rose, S (1, 5) OBP: 0.400, SLG: 0.453 Ray Knight, R (7, 5) OBP: 0.421, SLG: 0.588	0-0 1B HR 1B	0-0 F7		0-0 F7			4-0 1B BB		0-0 F8
Ken Griffey, L (1, 9) OBP: 0.397, SLG: 0.509	0-0 1-3 HR 1B	4-0 BB		0-3 K			0-0 1-3 WP 4-3 1B		0-0 6-3
Joe Morgan, L (1, 4) OBP: 0.439, SLG: 0.491	0-0 1-H 3-H HR	0-3 K			0-0 G1		0-0 2-H 4-3		0-0 F8
Dan Driessen, L (1, 3) OBP: 0.390, SLG: 0.500	0-0 S 1B		0-0 F7		0-0 F7		0-0 1-3		
George Foster, R (1, 7) OBP: 0.376, SLG: 0.604	0-0 1-2 F7		0-3 K		0-0 1-3			0-0 2B 1B	
Johnny Bench, R (1, 2) OBP: 0.338, SLG: 0.593	0-3 K		0-0 WP 1B		0-3 K			0-0 1-H 2B	
Dave Concepcion, R (1, 6) OBP: 0.351, SLG: 0.425	4-0 BB		0-3 K2-3 1-2		4-0 WP BB		0-0 F8		0-0 G3
Cesar Geronimo, L (1, 8) OBP: 0.348, SLG: 0.410	0-3 K		0-0 F7		0-0 F9		0-0 1-2 1-3		0-0 5-3
Paul Moskau, R (1, 1) OBP: 0.429, SLG: 0.833 Mike Lum, L (6, PH) OBP: 0.171, SLG: 0.135 Dale Murray, R (6, 1) Pedro Borbon, R (7, 1) OBP: 0.308, SLG: 0.385		0-0 F9		4-0 BB					

Inning Stats	R: 3	H: 4	E: 0	K: 2	S: 11	H: 4	LOB: 2	BB: 1	P: 15	R: 0	H: 0	E: 0	K: 1	S: 5	H: 0	LOB: 1	BB: 1	P: 9	R: 0	H: 1	E: 0	K: 2	S: 8	H: 1	LOB: 1	BB: 0	P: 8	R: 0	H: 0	E: 0	K: 1	S: 5	H: 0	LOB: 1	BB: 1	P: 9	R: 0	H: 0	E: 0	K: 0	S: 3	H: 0	LOB: 0	BB: 0	P: 3	R: 0	H: 0	E: 0	K: 1	S: 5	H: 0	LOB: 1	BB: 1	P: 9	R: 1	H: 1	E: 0	K: 0	S: 3	H: 1	LOB: 0	BB: 1	P: 7	R: 1	H: 2	E: 0	K: 0	S: 5	H: 2	LOB: 1	BB: 0	P: 5	R: 0	H: 0	E: 0	K: 0	S: 3	H: 0	LOB: 0	BB: 0	P: 3	1B: 6	SF: 0	2B: 1	SAC: 0	3B: 0	DP: 0	HR: 1	HBP: 0	WP: 3	PA: 39
--------------	------	------	------	------	-------	------	--------	-------	-------	------	------	------	------	------	------	--------	-------	------	------	------	------	------	------	------	--------	-------	------	------	------	------	------	------	------	--------	-------	------	------	------	------	------	------	------	--------	-------	------	------	------	------	------	------	------	--------	-------	------	------	------	------	------	------	------	--------	-------	------	------	------	------	------	------	------	--------	-------	------	------	------	------	------	------	------	--------	-------	------	-------	-------	-------	--------	-------	-------	-------	--------	-------	--------

PITCHER	IP	WLS	BF	H	R	ER	SO	BB	IBB	HBP	BLK	WP	HR	S	P	ERA	WHIP
Gene Pentz, R (1, 1) ERA: 4.46	6.1		29	6	4	4	7	5	0	0	0	2	1	38	58	5.68	1.737
Joe Sambito, L (7, 1) ERA: 1.96	0.2		2	0	0	0	0	0	0	0	0	1	0	2	2	0.00	0.000
Joe Niekro, R (8, 1) ERA: 2.8	1.0	W	5	2	1	1	0	0	0	0	0	0	0	5	5	9.00	2.000
Bo McLaughlin, R (9, 1) ERA: 4.31	1.0	S	3	0	0	0	0	0	0	0	0	0	0	3	3	0.00	0.000

Batter	1	2	3	4	5	6	7	8	9	AB R H RBI BB SO LOB	TOP																				
Pete Rose, S (1, 5) OBP: 0.398, SLG: 0.450	0-0 3-1		0-0 G3 1-2 1B			0-0 6-3		0-0 F8		4 0 1 0 0 0 1																					
Ken Griffey, L (1, 9) OBP: 0.392, SLG: 0.503	0-0 6-3		0-0 G3 1-2 2-3			0-0 6-3		0-0 4-3		4 0 0 0 0 0 3																					
Joe Morgan, L (1, 4) OBP: 0.440, SLG: 0.489	4-0 BB		0-0 F7			0-0 F9			0-0 1B	3 0 1 0 1 0 2																					
Dan Driessen, L (1, 3) OBP: 0.388, SLG: 0.496	0-3 K			0-0 1B			0-0 F8		0-0 G4-3-6-3 1-2f	4 0 1 0 0 1 2																					
George Foster, R (1, 7) OBP: 0.374, SLG: 0.600		0-3 K		0-3 K			0-0 FC6-4 1B		0-0 F3	4 0 1 0 0 2 0																					
Cesar Geronimo, L (1, 8) OBP: 0.344, SLG: 0.406		0-0 5-3		0-0 1-3			0-0 F7			3 0 0 0 0 0 1																					
Dave Concepcion, R (1, 6) OBP: 0.348, SLG: 0.421			0-0 L8		0-0 F8		0-0 FC6-4 1-2f			3 0 0 0 0 0 1																					
Bill Plummer, R (1, 2) OBP: 0.284, SLG: 0.216			0-0 G3 1B 1B		0-0 5-3			4-0 BB		2 0 1 0 1 0 0																					
Fred Norman, S (1, 1) OBP: 0.119, SLG: 0.119			0-3 K		0-3 K			0-0 P9		2 0 0 0 0 2 1																					
Mike Lum, L (8, PH) OBP: 0.167, SLG: 0.132										1 0 0 0 0 0 1																					
Jack Billingham, R (8, 1) OBP: 0.196, SLG: 0.217										0 0 0 0 0 0 0																					
Inning Stats	R: 0 E: 0 K: 1 S: 5	H: 0 LOB: 1 BB: 1 P: 9	R: 0 E: 0 K: 1 S: 5	H: 0 LOB: 0 BB: 0 P: 5	R: 0 E: 0 K: 1 S: 7	H: 2 LOB: 2 BB: 0 P: 7	R: 0 E: 0 K: 1 S: 5	H: 1 LOB: 0 BB: 0 P: 5	R: 0 E: 0 K: 1 S: 5	H: 0 LOB: 0 BB: 0 P: 5	R: 0 E: 0 K: 0 S: 3	H: 0 LOB: 0 BB: 0 P: 3	R: 0 E: 0 K: 0 S: 4	H: 1 LOB: 1 BB: 0 P: 4	R: 0 E: 0 K: 0 S: 3	H: 0 LOB: 1 BB: 1 P: 7	R: 0 E: 0 K: 0 S: 3	H: 1 LOB: 0 BB: 0 P: 3	1B: 5 2B: 0 3B: 0 HR: 0	SF: 0 SAC: 0 DP: 1 HBP: 0	WP: 0 PB: 0 SB: 0 CS: 0	PA: 32									
PITCHER J.R. Richard, R (1, 1) ERA: 2.79	IP 9.0	WLS W	BF 32	H 5	R 0	ER 0	SO 5	BB 2	IBB 0	HBP 0	BLK 0	WP 0	HR 0	S 40	P 48	ERA 0.00	WHIP 0.778														
											PITCHER	IP	WLS	BF	H	R	ER	SO	BB	IBB	HBP	BLK	WP	HR	S	P	ERA	WHIP			

Cincinnati Reds @ Houston Astros
Astrodome, Houston, TX
Mon Jul 11 1977, 8:05 PM EDT
Att. 17,835 - Dome

livebaseballscorecards.com

AB 30
R 0
H 5
RBI 0
BB 2
SO 5
LOB 12



Batter	1	2	3	4	5	6	7	8	9
Julio Gonzalez, R (1, 4) OBP: 0.297, SLG: 0.338	0-0 1-3			0-0 4-3		0-0 WP 2B 1B		0-0 2B	
Enos Cabell, R (1, 5) OBP: 0.316, SLG: 0.420	0-0 F7			0-3 K		0-3 K		0-0 1-3	
Cesar Cedeno, R (1, 8) OBP: 0.323, SLG: 0.307	0-0 4-3			0-0 L7		4-0 2B IBB		0-0 5-3	
Bob Watson, R (1, 3) OBP: 0.352, SLG: 0.481		0-0 F6			0-3 K	0-0 2B			
Joe Ferguson, R (1, 2) OBP: 0.377, SLG: 0.458		0-3 K			0-0 F9	0-0 F9			
Jose Cruz, L (1, 9) OBP: 0.352, SLG: 0.459		0-0 G3			0-0 1B		0-0 G3		
Jim Fuller, R (1, 7) OBP: 0.231, SLG: 0.298 Wilbur Howard, S (8, 7) OBP: 0.253, SLG: 0.253			0-0 5-3		0-0 P6		0-0 F8		
Roger Metzger, S (1, 6) OBP: 0.248, SLG: 0.289			0-0 F9			0-0 F7	0-0 6-3		
J.R. Richard, R (1, 1) OBP: 0.208, SLG: 0.340			0-3 K			0-0 WP 2B 1B		0-3 K2-3	

Inning Stats	R: 0	H: 0	E: 0	K: 0	S: 3	R: 0	H: 0	E: 0	K: 1	S: 5	R: 0	H: 0	E: 0	K: 1	S: 5	R: 0	H: 1	E: 0	K: 1	S: 6	R: 2	H: 3	E: 0	K: 1	S: 8	R: 0	H: 0	E: 0	K: 0	S: 3	R: 0	H: 1	E: 0	K: 1	S: 6
	LOB: 0	BB: 0	BB: 0	BB: 0	BB: 0	LOB: 0	LOB: 0	LOB: 0	LOB: 0	LOB: 0	LOB: 1	LOB: 1	LOB: 0	LOB: 0	LOB: 0	LOB: 2	LOB: 0	LOB: 0	LOB: 0	LOB: 0	LOB: 1	LOB: 2	LOB: 0	LOB: 1	LOB: 0	LOB: 0	LOB: 0	LOB: 0	LOB: 1	LOB: 1	LOB: 0	LOB: 0	LOB: 0	LOB: 0	

PITCHER	IP	WLS	BF	H	R	ER	SO	BB	IBB	HBP	BLK	WP	HR	S	P	ERA	WHIP
Fred Norman, L (1, 1) ERA: 2.94	7.0	L	26	4	2	2	5	0	0	0	0	1	0	35	39	2.57	0.571
Jack Billingham, R (8, 1) ERA: 4.92	1.0		4	1	0	0	1	0	0	0	0	0	0	6	6	0.00	1.000

BOTTOM

Cincinnati Reds @ Houston Astros
Astrodome, Houston, TX

Mon Jul 11 1977, 8:05 PM EDT
Att. 17,835 - Dome

AB	R	H	RBI	BB	SO	LOB
4	1	2	0	0	0	0
4	0	0	0	0	2	3
3	0	0	0	1	0	1
3	0	1	2	0	1	0
3	0	0	0	0	1	2
3	0	1	0	0	0	0
3	0	0	0	0	0	1
0	0	0	0	0	0	0
3	0	0	0	0	0	0
3	1	1	0	0	2	0

AB	29
R	2
H	5
RBI	2
BB	1
SO	6
LOB	7



1B: 3	SF: 0	WP: 1	PA: 30
2B: 2	SAC: 0	PB: 0	
3B: 0	DP: 0	SB: 0	
HR: 0	HBP: 0	CS: 0	

livebaseballscorecards.com

Batter	1	2	3	4	5	6	7	8	9	AB R H RBI BB SO LOB	TOP																
Rowland Office, L (1, 8) OBP: 0.296, SLG: 0.310	0-0 4-3		0-0 F7			4-0 SH1-4 2B BB	0-0 FC4 1B		4-0 BB	3 1 1 2 2 0 0																	
Rod Gilbreath, R (1, 4) OBP: 0.313, SLG: 0.302	0-0 4-1			0-3 K		0-0 SH1-4 1-2	0-0 FC4 1-2f		0-0 L3-6 2-3	4 0 0 0 0 1 3																	
Willie Montanez, L (1, 3) OBP: 0.359, SLG: 0.526	0-3 K			0-0 4-3		0-0 FC5 2H		0-0 P4		4 0 1 1 0 1 0																	
Jeff Burroughs, R (1, 9) OBP: 0.367, SLG: 0.491		0-0 FC5-4 1B		0-3 K		0-0 6-3		0-0 P4		4 0 1 0 0 1 1																	
Gary Matthews, R (1, 7) OBP: 0.349, SLG: 0.443		0-0 FC5-4 5-3 1-2f			0-0 P3	0-0 FC5 2-3		0-0 1B		4 0 1 0 0 0 2																	
Junior Moore, R (1, 5) OBP: 0.340, SLG: 0.357		0-0 5-3			0-0 FC5-4 BB 1B		0-0 SH S 1B	0-0 P6		4 1 2 0 0 0 2																	
Jerry Royster, R (8, 5) OBP: 0.289, SLG: 0.265		1-2								0 0 0 0 0 0 0																	
Biff Pocaroba, S (1, 2) OBP: 0.395, SLG: 0.470		0-0 F7			4-0 FC5-4 1-2 BB		0-0 SH 5-3 1B		4-0 1B BLK SF9 BB	1 2 0 0 2 0 1	AB 31 R 4 H 7 RBI 4 BB 4 SO 4 LOB 17																
Craig Robinson, R (1, 6) OBP: 0.250, SLG: 0.261			0-0 F8		0-0 FC5-4 FC6-4 1-2f 2-3		0-0 5-3		0-0 L3-6 SF9 1B	2 0 0 0 0 0 2																	
Cito Gaston, R (7, PH) OBP: 0.276, SLG: 0.389					0-0 FC6-4 1-2f		0-0 F2		0-0 SF9	1 0 0 0 0 0 2																	
Darrel Chaney, S (7, 6) OBP: 0.270, SLG: 0.307										1 0 1 0 0 0 0																	
Phil Niekro, R (1, 1) OBP: 0.194, SLG: 0.183			0-3 K						0-0 SF9	3 0 0 0 0 1 4																	
Joe Nolan, L (9, PH) OBP: 0.452, SLG: 0.464									1-2 3-H	0 0 0 0 0 0 0																	
Tom Paciorek, R (9, PH) OBP: 0.271, SLG: 0.366										0 0 0 1 0 0 0																	
Rick Camp, R (9, 1)										0 0 0 0 0 0 0																	
Inning Stats	R: 0 E: 0 K: 1 S: 5	H: 0 LOB: 0 BB: 0 P: 5	R: 0 E: 0 K: 0 S: 4	H: 1 LOB: 1 BB: 0 P: 4	R: 0 E: 0 K: 1 S: 5	H: 0 LOB: 0 BB: 0 P: 5	R: 0 E: 0 K: 2 S: 7	H: 0 LOB: 0 BB: 0 P: 7	R: 0 E: 0 K: 0 S: 4	H: 1 LOB: 2 BB: 1 P: 8	R: 1 E: 0 K: 0 S: 4	H: 1 LOB: 1 BB: 1 P: 8	R: 2 E: 0 K: 0 S: 6	H: 2 LOB: 1 BB: 0 P: 6	R: 0 E: 0 K: 0 S: 4	H: 1 LOB: 1 BB: 0 P: 4	R: 1 E: 0 K: 0 S: 3	H: 1 LOB: 1 BB: 2 P: 11	1B: 6 2B: 2 3B: 0 HR: 0	SF: 1 SAC: 2 DP: 1 HBP: 0	WP: 0 PB: 0 SB: 1 CS: 0	PA: 38					
PITCHER	IP	WLS	BF	H	R	ER	SO	BB	IBB	HBP	BLK	WP	HR	S	P	ERA	WHIP										
Doug Capilla, L (1, 1) ERA: 4.78	7.0		29	5	3	3	4	2	0	0	0	0	0	35	43	3.86	1.000										
Joe Henderson, R (8, 1) ERA: 11.25	1.0	L	6	2	1	1	0	1	0	0	1	0	0	5	9	9.00	3.000										
Joe Hoerner, L (9, 1) ERA: 13.5	0.1		2	0	0	0	0	1	0	0	0	0	0	1	5	0.00	3.000										
Dale Murray, R (9, 1) ERA: 4.42	0.2		1	0	0	0	0	0	0	0	0	0	0	1	1	0.00	0.000										

Atlanta Braves @ Cincinnati Reds
Riverfront Stadium, Cincinnati, OH
Tue Jul 12 1977, 7:05 PM EDT
Att. 30,541 - Unknown

livebaseballscorecards.com



Batter	1	2	3	4	5	6	7	8	9	AB	R	H	RBI	BB	SO	LOB	
Pete Rose, S OBP: 0.398, SLG: 0.449 (1, 5)	0-0 1-3		0-0 BB 1B		0-0 F8		0-0 F8		0-0 1-3 1B	5	0	2	0	0	0	0	
Dave Concepcion, R OBP: 0.345, SLG: 0.417 (1, 6)	0-0 E 1B		0-0 F8		0-0 G3		0-0 P4		0-0 L4	5	0	1	0	0	0	3	
Joe Morgan, L OBP: 0.443, SLG: 0.505 (1, 4)	0-0 E4 G5-3 1-3		4-0 BB 1-2 BB		0-0 HR		0-0 SF8 2B		0-0 3B 2B	3	2	2	1	1	0	1	
Dan Driessen, L OBP: 0.389, SLG: 0.493 (1, 3)	4-0 BB		0-3 K		4-0 CS BB		0-0 4-3		0-0 2-3	2	0	0	0	2	1	3	
George Foster, R OBP: 0.370, SLG: 0.594 (1, 7)	0-0 G5-3 2-3f		0-0 F8		0-0 CS 1-2		0-0 L7		0-0 SF8 3-H	3	0	0	1	0	0	5	
Johnny Bench, R OBP: 0.337, SLG: 0.586 (1, 2)		0-3 K		4-0 BB 3-1 BB		0-3 K		0-0 5-3		0-0 5-3	3	0	0	0	1	2	0
Cesar Geronimo, L OBP: 0.340, SLG: 0.400 (1, 8)		0-0 P6		0-0 3-1 BB		0-0 5-3		0-0 1-6-3		4	0	0	0	0	0	1	
Champ Summers, L OBP: 0.300, SLG: 0.577 (1, 9)		4-0 BB		0-0 F8		0-0 HR		0-0 3-1		3	1	1	1	1	0	1	
Doug Capilla, L Mike Lum, L Joe Henderson, L Joe Hoerner, R Dale Murray, R Ken Griffey, L Ed Armbrister, R		0-0 5-3		0-0 L3		0-3 K		4-0 1B BB		2	0	0	0	0	0	2	

BOTTOM

Atlanta Braves @ Cincinnati Reds
Riverfront Stadium, Cincinnati, OH
Tue Jul 12 1977, 7:05 PM EDT
Att. 30,541 - Unknown

livebaseballscorecards.com

AB	31
R	3
H	6
RBI	3
BB	6
SO	4
LOB	16



Inning Stats	R: 0	H: 1	E: 1	LOB: 2	K: 0	BB: 1	S: 4	P: 8	R: 0	H: 0	E: 0	LOB: 1	K: 1	BB: 1	S: 5	P: 9	R: 0	H: 1	E: 0	LOB: 2	K: 1	BB: 1	S: 6	P: 10	R: 0	H: 0	E: 0	LOB: 1	K: 0	BB: 1	S: 3	P: 7	R: 1	H: 1	E: 0	LOB: 0	K: 0	BB: 1	S: 3	P: 7	R: 0	H: 0	E: 0	LOB: 0	K: 1	BB: 0	S: 5	P: 5	R: 1	H: 1	E: 0	LOB: 0	K: 1	BB: 0	S: 6	P: 6	R: 1	H: 1	E: 0	LOB: 0	K: 0	BB: 0	S: 4	P: 4	R: 0	H: 1	E: 0	LOB: 2	K: 0	BB: 1	S: 4	P: 8	1B: 3	SF: 1	2B: 1	SAC: 0	3B: 0	DP: 1	HR: 2	HBP: 0	WP: 0	PA: 39
--------------	------	------	------	--------	------	-------	------	------	------	------	------	--------	------	-------	------	------	------	------	------	--------	------	-------	------	-------	------	------	------	--------	------	-------	------	------	------	------	------	--------	------	-------	------	------	------	------	------	--------	------	-------	------	------	------	------	------	--------	------	-------	------	------	------	------	------	--------	------	-------	------	------	------	------	------	--------	------	-------	------	------	-------	-------	-------	--------	-------	-------	-------	--------	-------	--------

PITCHER	IP	WLS	BF	H	R	ER	SO	BB	IBB	HBP	BLK	WP	HR	S	P	ERA	WHIP
Phil Niekro, R ERA: 4.34 (1, 1)	8.0	W	33	5	3	3	4	5	0	0	0	0	2	36	56	3.38	1.250
Rick Camp, R ERA: 3.56 (9, 1)	1.0	S	5	1	0	0	0	1	0	0	0	0	0	4	8	0.00	2.000

Batter	1	2	3	4	5	6	7	8	9	AB R H RBI BB SO LOB	TOP
Rowland Office, L OBP: 0.294, SLG: 0.309 (1, 8)	4-0 BB G4-6-3 BB		0-0 L5			0-0 4-3			0-0 E 2B	3 1 1 0 1 0 0	
Junior Moore, R OBP: 0.339, SLG: 0.349 (1, 5)	4-0 BB G4-6-3 BB			0-0 4-3		0-0 L3		0-0 F9	0-0 F9	3 0 0 0 1 0 1	
Willie Montanez, L OBP: 0.360, SLG: 0.527 (1, 3)	0-0 G4-6-3 1-2f 2-3			0-0 F7		0-0 2B		0-0 FC3-6 BB	4-0 FC3-6 BB	3 0 1 0 1 0 2	
Jeff Burroughs, R OBP: 0.362, SLG: 0.482 (1, 9)	0-3 K			0-3 K		0-0 6-3		0-0 FC3-6	0-0 FC3-6 1-2f 2-H	4 0 0 0 0 2 3	
Biff Pocoroba, S OBP: 0.382, SLG: 0.452 (1, 2)		0-0 4-3			0-0 3-1		0-0 F9		0-0 F8	4 0 0 0 0 0 2	
Brian Assestine, L OBP: 0.254, SLG: 0.259 (1, 7)		0-0 3-1			0-0 F3			0-0 F7		3 0 0 0 0 0 0	
Darrel Chaney, S OBP: 0.272, SLG: 0.314 Steve Hargan, R (5, 1) Joe Nolan, L OBP: 0.455, SLG: 0.448 (8, PH) Steve Kline, R (8, 1)		0-3 K			0-0 F9			4-0 FC4-6 BB		2 0 0 0 0 1 0 0 0 0 0 0 0 0 0 0 0 0 1 0 0 0 0 0 0 0 0 0	AB 28 R 1 H 2 RBI 0 BB 4 SO 7 LOB 10
Rod Gilbreath, R OBP: 0.316, SLG: 0.311 (1, 4)			0-3 K			0-3 K		0-0 FC4-6 1-2f		3 0 0 0 0 2 1	
Dick Ruthven, R OBP: 0.235, SLG: 0.294 Jerry Royster, R OBP: 0.287, SLG: 0.263 (5, 6)			0-3 K			0-0 1-3		0-3 K		1 0 0 0 0 1 0 2 0 0 0 0 1 1	
Inning Stats	R: 0 E: 0 K: 1 S: 4 H: 0 LOB: 1 BB: 2 P: 12	R: 0 E: 0 K: 1 S: 5 H: 0 LOB: 0 BB: 0 P: 5	R: 0 E: 0 K: 2 S: 7 H: 0 LOB: 0 BB: 0 P: 7	R: 0 E: 0 K: 1 S: 5 H: 0 LOB: 0 BB: 0 P: 5	R: 0 E: 0 K: 0 S: 3 H: 0 LOB: 0 BB: 0 P: 3	R: 0 E: 0 K: 1 S: 5 H: 0 LOB: 0 BB: 0 P: 5	R: 0 E: 0 K: 0 S: 4 H: 1 LOB: 1 BB: 0 P: 4	R: 0 E: 0 K: 1 S: 5 H: 0 LOB: 1 BB: 1 P: 9	R: 1 E: 1 K: 0 S: 4 H: 1 LOB: 1 BB: 1 P: 8	1B: 0 2B: 2 3B: 0 HR: 0 SF: 0 SAC: 0 DP: 1 HBP: 0	WP: 0 PB: 0 SB: 0 CS: 0 PA: 32
PITCHER Tom Seaver, R ERA: 2.76 (1, 1)	IP 9.0 WLS W BF 32 H 2 R 1 ER 0 SO 7 BB 4 IBB 0 HBP 0 BLK 0 WP 0 HR 0 S 42 P 58 ERA 0.00 WHIP 0.667	PITCHER IP WLS BF H R ER SO BB IBB HBP BLK WP HR S P ERA WHIP									

Atlanta Braves @ Cincinnati Reds
Riverfront Stadium, Cincinnati, OH

Thu Jul 14 1977, 7:05 PM EDT
Att. 30,143 - Unknown

livebaseballscorecards.com



Batter	1	2	3	4	5	6	7	8	9	AB	R	H	RBI	BB	SO	LOB
Pete Rose, S OBP: 0.402, SLG: 0.451 Ray Knight, R OBP: 0.421, SLG: 0.588	0-0 G4-6-3 1B		0-0 FC1-6 1B		0-0 5-3	0-0 G3				4	0	2	0	0	0	0
Ken Griffey, L OBP: 0.391, SLG: 0.497	0-0 G4-6-3 1-2f		0-0 FC1-6 1-2f		0-0 F8					4	0	0	0	0	1	2
Joe Morgan, L OBP: 0.442, SLG: 0.500	0-0 F3		0-0 F9		4-0 S HR BB					3	1	1	0	1	0	1
Dan Driessen, L OBP: 0.392, SLG: 0.495		0-0 1B 2B	0-0 F7		4-0 1-2 HR BB					3	2	1	0	1	0	2
George Foster, R OBP: 0.373, SLG: 0.628		0-0 6-3		0-0 HR	0-0 1-H 2-H HR					4	3	3	5	0	0	1
Johnny Bench, R OBP: 0.338, SLG: 0.574		4-0 1B BB	0-0 P5		4-0 BB BB					1	0	0	0	3	0	0
Dave Concepcion, R OBP: 0.341, SLG: 0.411 Rick Auerbach, R OBP: 0.308, SLG: 0.200		0-0 F9	0-0 F9		0-0 5-3	0-0 1-3				3	0	0	0	0	0	3
Mike Lum, L OBP: 0.184, SLG: 0.222		0-0 1-2 2-H 1B	0-0 4-3			0-3 K				4	0	1	1	0	2	1
Tom Seaver, R OBP: 0.240, SLG: 0.261		0-3 K			0-0 HR	0-3 K				4	1	1	1	0	2	3

Inning Stats	R: 0	H: 1	E: 0	K: 0	S: 3	LOB: 0	BB: 0	P: 3	R: 1	H: 2	E: 0	K: 1	S: 7	LOB: 2	BB: 1	P: 11	R: 0	H: 1	E: 0	K: 0	S: 4	LOB: 1	BB: 0	P: 4	R: 1	H: 1	E: 0	K: 0	S: 4	LOB: 0	BB: 0	P: 4	R: 4	H: 2	E: 0	K: 0	S: 5	LOB: 1	BB: 3	P: 17	R: 0	H: 0	E: 0	K: 2	S: 7	LOB: 0	BB: 0	P: 7	R: 0	H: 1	E: 0	K: 1	S: 5	LOB: 0	BB: 0	P: 5	R: 1	H: 1	E: 0	K: 1	S: 6	LOB: 1	BB: 1	P: 10
--------------	------	------	------	------	------	--------	-------	------	------	------	------	------	------	--------	-------	-------	------	------	------	------	------	--------	-------	------	------	------	------	------	------	--------	-------	------	------	------	------	------	------	--------	-------	-------	------	------	------	------	------	--------	-------	------	------	------	------	------	------	--------	-------	------	------	------	------	------	------	--------	-------	-------

PITCHER	IP	WLS	BF	H	R	ER	SO	BB	IBB	HBP	BLK	WP	HR	S	P	ERA	WHIP
Dick Ruthven, R ERA: 3.76	(1, 1)	4.2	L	23	7	6	6	1	3	0	0	0	3	22	34	11.57	2.143
Steve Hargan, R ERA: 6.34	(5, 1)	2.1		8	1	0	3	1	0	0	0	0	0	13	17	0.00	0.857
Steve Kline, R ERA: 6.64	(8, 1)	1.0		5	1	1	1	1	0	0	0	0	1	6	10	9.00	2.000

BOTTOM

Atlanta Braves @ Cincinnati Reds
Riverfront Stadium, Cincinnati, OH

Thu Jul 14 1977, 7:05 PM EDT
Att. 30,143 - Unknown

AB	31
R	7
H	9
RBI	7
BB	5
SO	5
LOB	14

WP: 0 PA: 36
PB: 0
SB: 1
CS: 0



1B	2B	3B	HR	SF	SAC	DP	HBP	WP	HR	S	P	ERA	WHIP
4	1	0	4	0	0	2	0	0	3	10			

Batter	1	2	3	4	5	6	7	8	9	AB R H RBI BB SO LOB	TOP											
Terry Puhl, L (1, 8) OBP: 0.200, SLG: 0.267	0-0 F8		0-0 F7			0-0 L7		0-0 5-3	0-0 G3	5 0 0 0 0 0 2												
Enos Cabell, R (1, 5) OBP: 0.316, SLG: 0.420	0-0 2-3			0-0 SF8 2B		0-0 F7		0-0 P6		4 1 1 0 0 0 0												
Jose Cruz, L (1, 9) OBP: 0.369, SLG: 0.483	4-0 BB			0-0 SF8 2-H		0-0 2B		4-0 BB		1 0 1 1 2 0 0												
Bob Watson, R (1, 3) OBP: 0.346, SLG: 0.472	0-0 P6			0-0 L9		0-0 F7		0-0 6-3		4 0 0 0 0 0 3												
Joe Ferguson, R (1, 2) OBP: 0.376, SLG: 0.457		0-0 6-3		0-0 F2			0-0 1B G6-4-3 2B		4-0 1B G3 1B BB	3 2 1 0 1 0 0												
Ken Boswell, L (1, 4) OBP: 0.303, SLG: 0.279		0-0 F7			0-0 6-3		0-0 G6-4-3 1B		0-0 G3 1B 1B	4 0 2 0 0 0 0												
Wilbur Howard, S (1, 7) OBP: 0.261, SLG: 0.261		0-0 1-3			0-0 F7		0-0 G6-4-3 1-2 3-H		0-0 G3 1B	4 0 1 0 0 0 1												
Roger Metzger, S (1, 6) OBP: 0.258, SLG: 0.288			0-0 F8		4-0 BB		0-0 1B		0-0 G3	3 0 1 1 1 0 2												
Gene Pentz, R (1, 1) Joe Sambito, L (6, 1) Art Gardner, L (7, PH) Joe Niekro, R (7, 1) Dan Larson, R (7, 1) Ed Herrmann, L (8, PH)			0-0 1-3		0-0 K		0-0 F8		0-0 F7	2 0 0 0 0 0 1 1 0 0 0 0 0 0 0 0 1 0 0 0 0 0 0 1 0 0 0 0 0 0 0 0 0 0 0 0 0 0 0 0 1 0 0 0 0 0 0 2												
Inning Stats	R: 0 E: 0 K: 0 S: 3	H: 0 LOB: 1 BB: 1 P: 7	R: 0 E: 0 K: 0 S: 3	H: 0 LOB: 0 BB: 0 P: 3	R: 0 E: 0 K: 0 S: 3	H: 0 LOB: 0 BB: 0 P: 3	R: 1 E: 0 K: 0 S: 4	H: 1 LOB: 0 BB: 0 P: 4	R: 0 E: 0 K: 1 S: 5	H: 0 LOB: 1 BB: 1 P: 9	R: 0 E: 0 K: 0 S: 4	H: 1 LOB: 1 BB: 0 P: 4	R: 1 E: 0 K: 0 S: 5	H: 3 LOB: 1 BB: 0 P: 5	R: 0 E: 0 K: 0 S: 3	H: 0 LOB: 1 BB: 1 P: 7	R: 1 E: 0 K: 0 S: 5	H: 2 LOB: 2 BB: 1 P: 9	1B: 4 2B: 3 3B: 0 HR: 0	SF: 1 SAC: 0 DP: 1 HBP: 0	WP: 0 PB: 0 SB: 1 CS: 0	PA: 37
PITCHER	IP WLS BF H R ER SO BB IBB HBP BLK WP HR S P ERA WHIP																					
Paul Moskau, R (1, 1) ERA: 5.91	6.0 W 24 4 2 2 1 2 0 0 0 0 0 0 24 32 3.00 1.000																					
Dale Murray, R (7, 1) ERA: 4.43	2.0 10 3 1 1 0 2 0 0 0 0 0 0 8 16 4.50 2.500																					
Pedro Borbon, R (9, 1) ERA: 3.01	1.0 3 0 0 0 0 0 0 0 0 0 0 0 3 3 0.00 0.000																					

Houston Astros @ Cincinnati Reds
Riverfront Stadium, Cincinnati, OH
Fri Jul 15 1977, 7:05 PM EDT
Att: 46,953 - Unknown

livebaseballscorecards.com

AB	32
R	3
H	7
RBI	2
BB	4
SO	1
LOB	12



Batter	1	2	3	4	5	6	7	8	9
Pete Rose, S (1, 5) OBP: 0.403, SLG: 0.450 Ray Knight, R (8, 5) OBP: 0.410, SLG: 0.571	0-0 F7		0-0 S 2-H 1B		0-0 4-3		4-0 PB BB 1-2 BB	0-0 P5	
Dan Driessen, L (1, 3) OBP: 0.390, SLG: 0.491	0-0 F9		0-0 1-3			0-0 F8 S HR 1B	0-3 K		
Joe Morgan, L (1, 4) OBP: 0.442, SLG: 0.497	0-0 F8			4-0 6-3 2B BB		0-0 F8 1-3	4-0 BB PB 1-2 2-3 1B BB		
George Foster, R (1, 8) OBP: 0.377, SLG: 0.638		0-0 FC1-4 1B		0-0 6-3 1-2		0-0 HR	4-0 BB 1-2 2-3 1B BB		
Johnny Bench, R (1, 2) OBP: 0.340, SLG: 0.575 Bill Plummer, R (9, 2) OBP: 0.284, SLG: 0.216		0-0 FC1-4 G4-6-3 1-2f		0-0 2B 2-H		0-0 P3	4-0 1B 1-2 2-3 3-H BB		
Mike Lum, L (1, 7) OBP: 0.208, SLG: 0.245		0-0 G4-6-3 1-2f		0-3 K		0-0 1B	0-0 1B 1-2 2-3 3-H		
Champ Summers, L (1, 9) OBP: 0.297, SLG: 0.545			0-0 1B 2B		0-0 F9	0-0 6-3	0-0 F9		
Dave Concepcion, R (1, 6) OBP: 0.338, SLG: 0.407 Bob Bailey, R (8, PH) OBP: 0.364, SLG: 0.396 Rick Auerbach, R (9, 6) OBP: 0.308, SLG: 0.200			0-0 4-3		0-0 E5 CS		0-0 5-3	0-0 1-3	
Paul Moskau, R (1, 1) OBP: 0.333, SLG: 0.625 Ed Ambrister, R (7, 9) OBP: 0.431, SLG: 0.605 Dale Murray, R (7, 1) OBP: 0.308, SLG: 0.385			0-0 P5		0-0 F9 1-2		0-0 BB BB PB 1B	0-0 P3	

Inning Stats	R: 0 E: 0 K: 0 S: 3	H: 0 LOB: 0 BB: 0 P: 3	R: 0 E: 0 K: 0 S: 3	H: 1 LOB: 0 BB: 0 P: 3	R: 1 E: 0 K: 0 S: 5	H: 2 LOB: 1 BB: 0 P: 5	R: 1 E: 0 K: 1 S: 6	H: 1 LOB: 1 BB: 1 P: 10	R: 0 E: 1 K: 0 S: 3	H: 0 LOB: 0 BB: 0 P: 3	R: 2 E: 0 K: 0 S: 6	H: 3 LOB: 1 BB: 0 P: 6	R: 4 E: 0 K: 1 S: 7	H: 2 LOB: 2 BB: 4 P: 23	R: 0 E: 0 K: 0 S: 3	H: 0 LOB: 0 BB: 0 P: 3
--------------	------------------------------	---------------------------------	------------------------------	---------------------------------	------------------------------	---------------------------------	------------------------------	----------------------------------	------------------------------	---------------------------------	------------------------------	---------------------------------	------------------------------	----------------------------------	------------------------------	---------------------------------

PITCHER	IP	WLS	BF	H	R	ER	SO	BB	IBB	HBP	BLK	WP	HR	S	P	ERA	WHIP
Gene Pentz, R (1, 1) ERA: 4.7	5.2	L	24	7	4	4	1	1	0	0	0	0	1	25	29	6.35	1.412
Joe Sambito, L (6, 1) ERA: 2.36	0.1		1	0	0	0	0	0	0	0	0	0	0	1	1	0.00	0.000
Joe Niekro, R (7, 1) ERA: 3.25	0.2		7	1	4	4	1	4	0	0	0	0	0	5	21	54.00	7.500
Dan Larson, R (7, 1) ERA: 5.93	1.1		5	1	0	0	0	0	0	0	0	0	0	5	5	0.00	0.750

BOTTOM

AB	R	H	RBI	BB	SO	LOB
3	1	1	1	1	0	0
1	0	0	0	0	0	0
4	1	1	0	0	1	3
2	2	0	0	2	0	1
3	2	2	2	1	0	1
3	0	1	2	1	0	1
0	0	0	0	0	0	0
4	0	2	2	0	1	2
3	1	1	0	0	0	2
3	0	0	0	0	0	1
1	0	0	0	0	0	0
0	0	0	0	0	0	0
2	0	0	0	0	0	2
2	1	1	0	0	0	0
1	0	0	0	0	0	2
0	0	0	0	0	0	0

livebaseballscorecards.com

AB	32
R	8
H	9
RBI	7
BB	5
SO	2
LOB	15

REDS

WP	PA
0	37
PB	1
SB	2
CS	1

Houston Astros @ Cincinnati Reds
Riverfront Stadium, Cincinnati, OH
Fri Jul 15 1977, 7:05 PM EDT
Att. 46,953 - Unknown

Houston Astros @ Cincinnati Reds

Riverfront Stadium, Cincinnati, OH

Sat Jul 16 1977, 7:05 PM EDT
Att: 52,286 - Unknown

AB	37
R	8
H	13
RBI	8
BB	3
SO	5
LOB	13



AB R H RBI BB SO LOB

4	0	1	1	0	0	0
5	1	1	0	0	0	2
5	1	1	2	0	1	1
4	2	2	0	1	1	0
4	1	1	0	1	0	2
5	2	2	3	0	1	2
4	1	4	1	0	0	0
2	0	0	1	1	0	3
3	0	1	0	0	1	2
1	0	0	0	0	1	1

Batter	1	2	3	4	5	6	7	8	9
Terry Puhl, L (1, 8) OBP: 0.211, SLG: 0.263	0-0 P6		0-0 SH1-3		0-0 FC6-4		0-0 3-1		0-0 L3
Enos Cabell, R (1, 5) OBP: 0.315, SLG: 0.416	0-0 5-3		0-0 FC6-5		0-0 FC6-4		0-0 P2		0-0 HR
Jose Cruz, L (1, 9) OBP: 0.366, SLG: 0.488	0-3 K		0-0 1-3				0-0 5-3		0-0 HR
Bob Watson, R (1, 3) OBP: 0.350, SLG: 0.476		0-0 FC1-6		0-3 K				4-0 1B	0-0 F8
Joe Ferguson, R (1, 2) OBP: 0.376, SLG: 0.454		0-0 FC1-6		0-0 3-1				0-0 5-4-3	0-0 1B
Wilbur Howard, S (1, 7) OBP: 0.268, SLG: 0.301		0-3 K		0-0 6-3				0-0 2B	0-0 F8
Julio Gonzalez, R (1, 4) OBP: 0.302, SLG: 0.345		0-0 1B			0-0 WP			0-0 3-4-3	
Roger Metzger, S (1, 6) OBP: 0.260, SLG: 0.283		0-0 F9			0-0 SH1-4			0-0 3-4-3	
J.R. Richard, R (1, 1) OBP: 0.216, SLG: 0.340			0-0 FC6-5		0-3 K			0-3 K	
Joe Sambito, L (7, 1) OBP: 0.143, SLG: 0.143									0-0 F8

Inning Stats	R: 0	H: 0	E: 0	K: 1	S: 5	R: 0	H: 2	E: 0	K: 1	S: 7	R: 0	H: 1	E: 0	K: 0	S: 4	R: 0	H: 0	E: 0	K: 1	S: 5	R: 1	H: 2	E: 0	K: 1	S: 7	R: 3	H: 3	E: 0	K: 0	S: 5	R: 0	H: 0	E: 0	K: 0	S: 3	R: 2	H: 2	E: 0	K: 1	S: 7	R: 2	H: 3	E: 0	K: 0	S: 6	1B: 9	2B: 2	3B: 0	HR: 2	SF: 0	SAC: 2	DP: 0	HBP: 0	WP: 1	PA: 42
--------------	------	------	------	------	------	------	------	------	------	------	------	------	------	------	------	------	------	------	------	------	------	------	------	------	------	------	------	------	------	------	------	------	------	------	------	------	------	------	------	------	------	------	------	------	------	-------	-------	-------	-------	-------	--------	-------	--------	-------	--------

PITCHER	IP	WLS	BF	H	R	ER	SO	BB	IBB	HBP	BLK	WP	HR	S	P	ERA	WHIP
Fred Norman, L (1, 1) ERA: 3.06	7.0	L	30	8	4	4	4	2	0	0	0	1	1	36	44	5.14	1.429
Dale Murray, R (8, 1) ERA: 4.65	1.0		6	2	2	2	1	1	0	0	0	0	0	7	11	18.00	3.000
Joe Henderson, R (9, 1) ERA: 12.0	1.0		6	3	2	2	0	0	0	0	0	0	1	6	6	18.00	3.000

Batter	1	2	3	4	5	6	7	8	9	AB R H RBI BB SO LOB	TOP		
Terry Puhl, L (1, 8) OBP: 0.182, SLG: 0.227	0-3 K		0-0 4-3			0-0 P6		0-0 SH1-4		3 0 0 0 0 1 0	Houston Astros @ Cincinnati Reds Riverfront Stadium, Cincinnati, OH Sun Jul 17 1977, 3:33 AM EDT Att. 37,499 - Unknown livebaseballscorecards.com		
Enos Cabell, R (1, 5) OBP: 0.314, SLG: 0.423	0-0 L4			0-0 5-3		0-0 HR		0-0 6-3		4 1 1 1 0 0 1			
Jose Cruz, L (1, 9) OBP: 0.362, SLG: 0.482	0-0 F7			0-0 F8		0-3 K		0-0 F9		4 0 0 0 0 1 1			
Bob Watson, R (1, 3) OBP: 0.349, SLG: 0.482		0-0 P6		0-0 HR		0-3 K		0-0 F8		4 1 1 1 0 1 0			
Joe Ferguson, R (1, 2) OBP: 0.378, SLG: 0.458		0-0 F7 2B		0-0 6-3		0-0 4-3 1B		0-0 5-3		4 1 2 0 0 0 0			
Wilbur Howard, S (1, 7) OBP: 0.257, SLG: 0.289		0-0 F7 2-3		0-0 F9		0-0 4-3		0-0 6-3		4 0 0 0 0 0 2			
Julio Gonzalez, R (1, 4) OBP: 0.302, SLG: 0.345		0-3 K		0-0 4-3		0-0 2-H 1B				3 0 1 1 0 1 1			
Roger Metzger, S (1, 6) OBP: 0.254, SLG: 0.276			0-0 6-3		0-0 F9		0-0 4-3			3 0 0 0 0 0 1			
Mark Lemongello, R (1, 1) OBP: 0.029, SLG: 0.029			0-3 K		0-0 4-3		0-0 SH1-4 1B			2 0 0 0 0 1 0			
Joe Niekro, R (7, 1) OBP: 0.250, SLG: 0.250										1 0 1 0 0 0 0			
Inning Stats	R: 0 E: 0 K: 1 S: 5 H: 0 LOB: 0 BB: 0 P: 5	R: 0 E: 0 K: 1 S: 6 H: 1 LOB: 1 BB: 0 P: 6	R: 0 E: 0 K: 1 S: 5 H: 0 LOB: 0 BB: 0 P: 5	R: 1 E: 0 K: 0 S: 4 H: 1 LOB: 0 BB: 0 P: 4	R: 0 E: 0 K: 0 S: 3 H: 0 LOB: 0 BB: 0 P: 3	R: 1 E: 0 K: 1 S: 6 H: 1 LOB: 0 BB: 0 P: 6	R: 1 E: 0 K: 1 S: 7 H: 2 LOB: 1 BB: 0 P: 7	R: 0 E: 0 K: 0 S: 4 H: 1 LOB: 1 BB: 0 P: 4	R: 0 E: 0 K: 0 S: 3 H: 0 LOB: 0 BB: 0 P: 3	1B: 3 2B: 1 3B: 0 HR: 2 SF: 0 SAC: 1 DP: 0 HBP: 0	WP: 0 PB: 0 SB: 0 CS: 0 PA: 33		
PITCHER	IP WLS BF H R ER SO BB IBB HBP BLK WP HR S P ERA WHIP											PITCHER	IP WLS BF H R ER SO BB IBB HBP BLK WP HR S P ERA WHIP
Doug Capilla, L (1, 1) ERA: 4.45	6.0 L 21 3 2 2 4 0 0 0 0 0 2 29 29 3.00 0.500											Jack Billingham, R (7, 1) ERA: 4.81	3.0 L 12 3 1 1 1 0 0 0 0 0 0 14 14 3.00 1.000

AB	32
R	3
H	6
RBI	3
BB	0
SO	5
LOB	6



BOTTOM

Houston Astros @ Cincinnati Reds
Riverfront Stadium, Cincinnati, OH

Sun Jul 17 1977, 3:33 AM EDT
Att. 37,499 - Unknown

livebaseballscorecards.com

AB	35
R	1
H	8
RBI	1
BB	2
SO	5
LOB	20



WP:	0	PA:	38
PB:	0		
SB:	0		
CS:	0		

AB R H RBI BB SO LOB

5 0 1 0 0 0 3

5 1 1 0 0 0 3

4 0 2 1 0 1 1

4 0 1 0 0 1 1

3 0 1 0 0 2 2

4 0 0 0 0 1 3

3 0 0 0 0 0 1

1 0 1 0 0 0 0

0 0 0 0 0 0 0

3 0 1 0 1 0 2

2 0 0 0 0 0 3

1 0 0 0 0 0 1

0 0 0 0 0 0 0

0 0 0 0 1 0 0

1B:	5	SF:	0
2B:	3	SAC:	0
3B:	0	DP:	1
HR:	0	HBP:	0

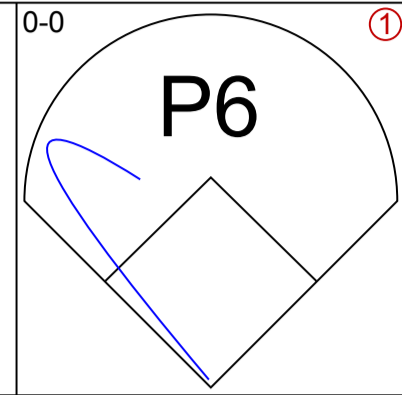
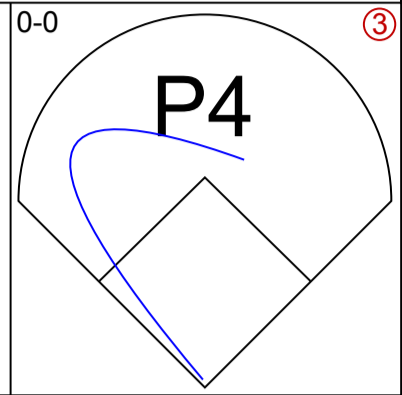
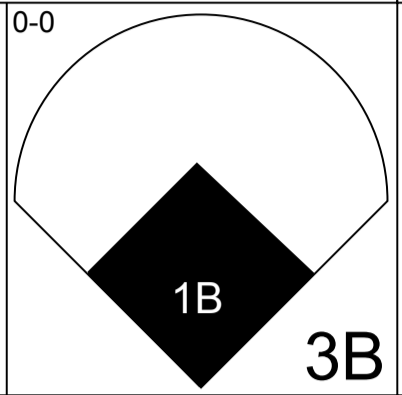
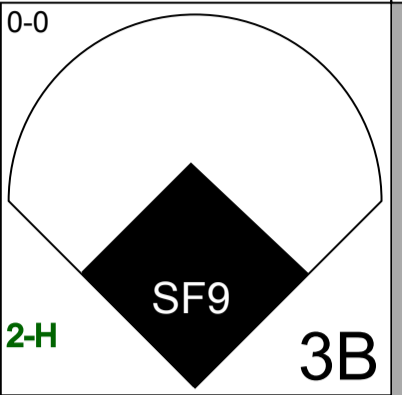
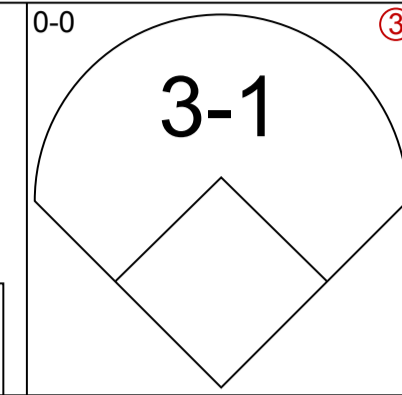
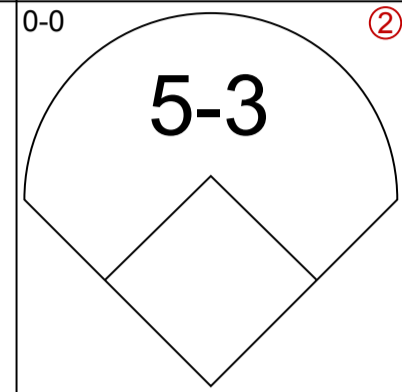
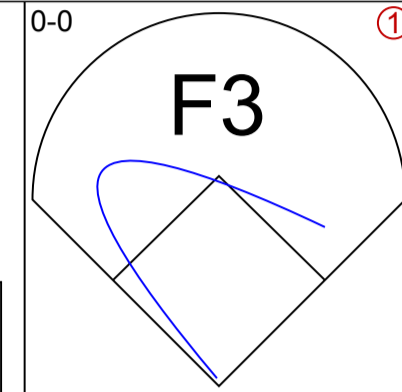
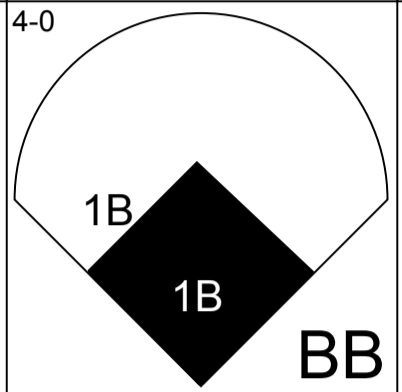
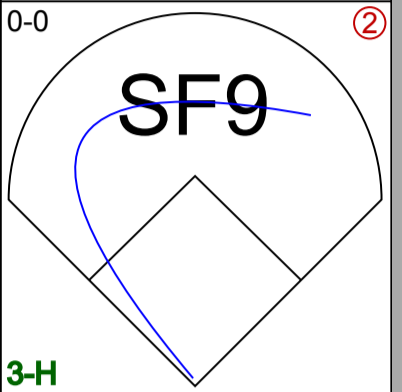
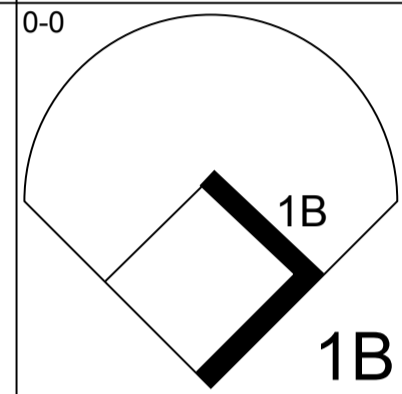
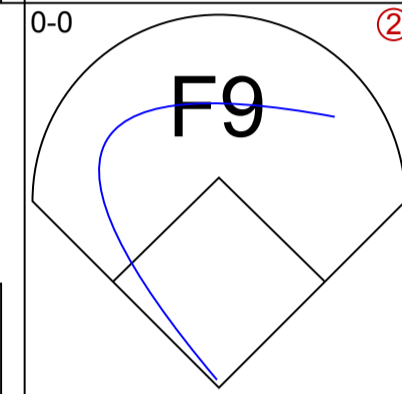
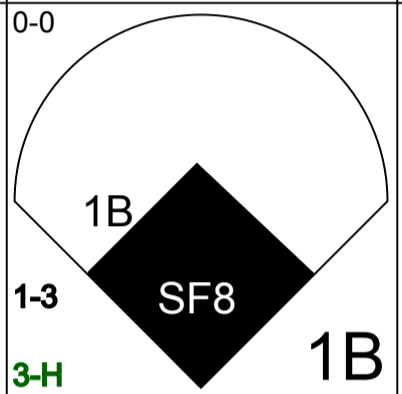
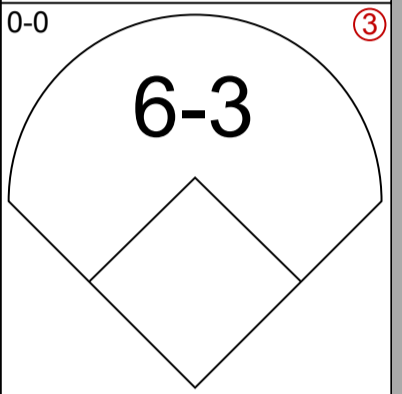
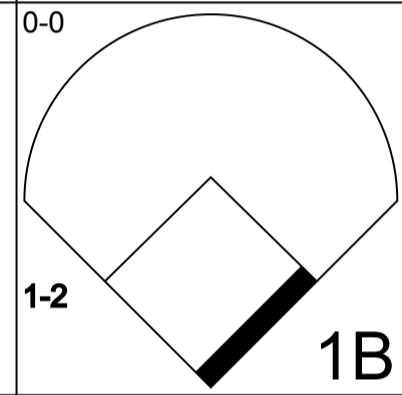
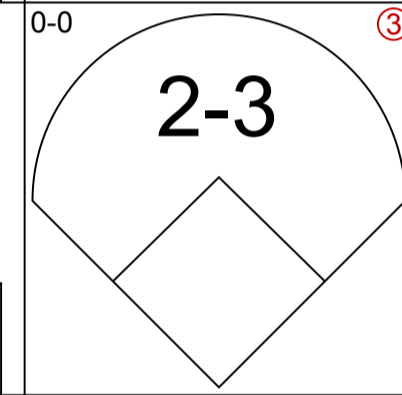
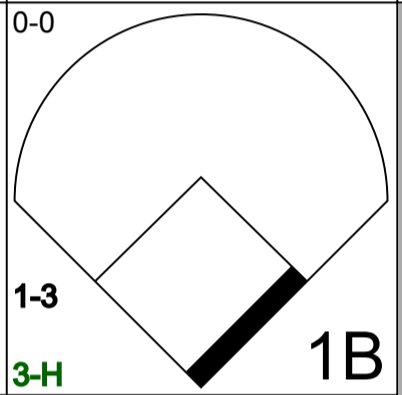
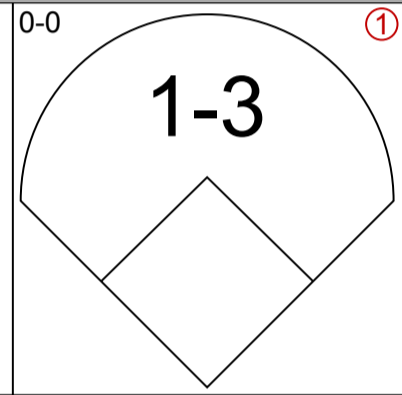
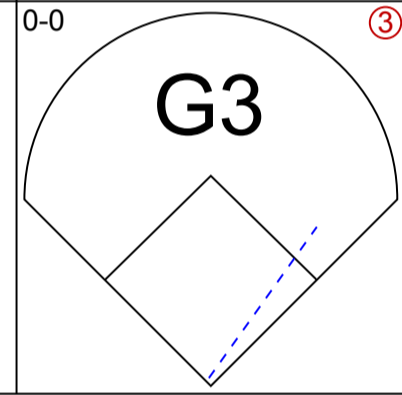
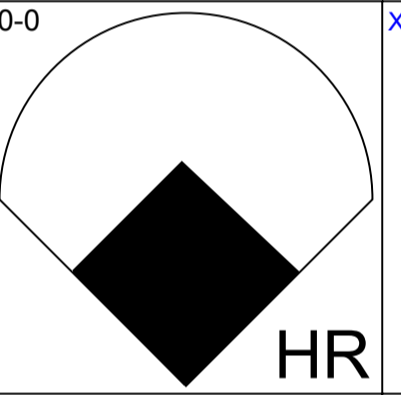
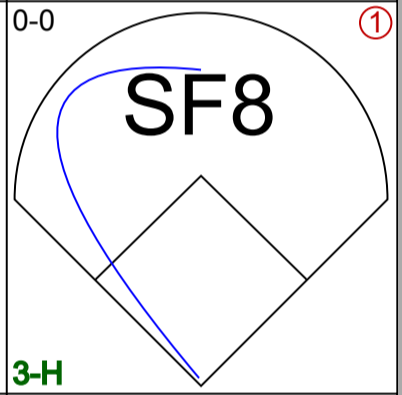
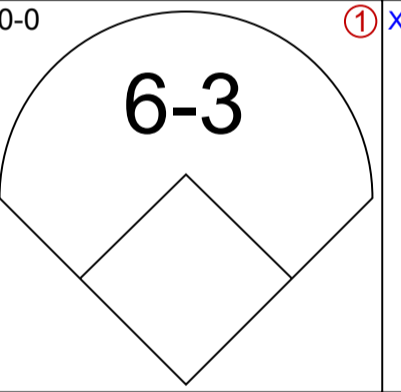
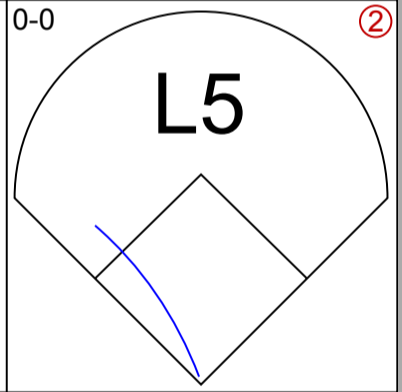
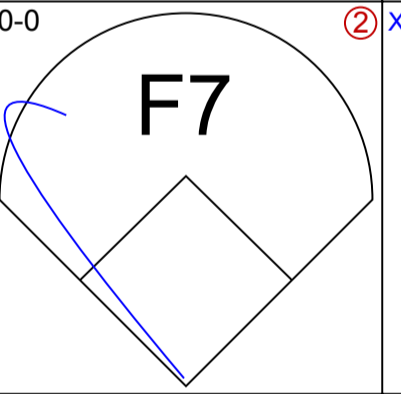
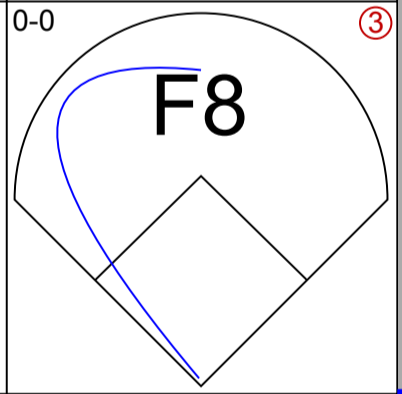
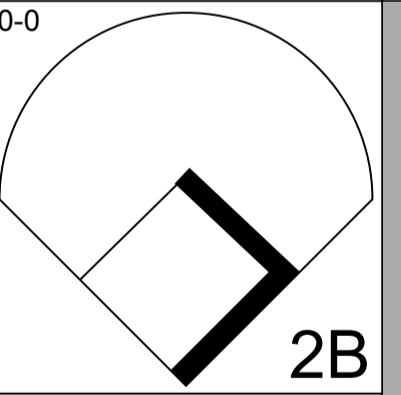
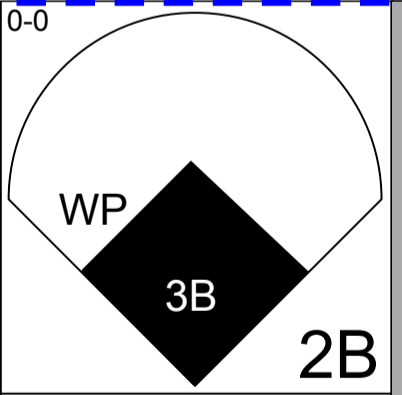
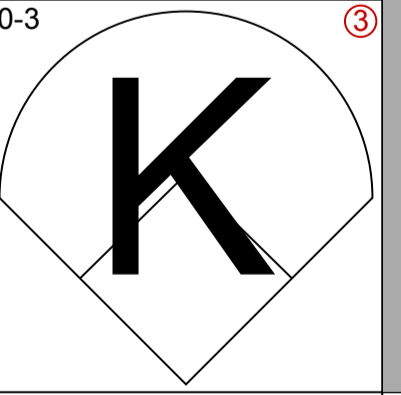
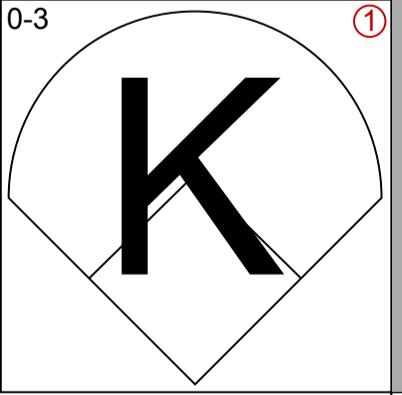
Batter	1	2	3	4	5	6	7	8	9
Pete Rose, S (1, 5) OBP: 0.397, SLG: 0.441	0-0 F9	0-0 6-3			0-0 6-3		0-0 G4-6-3 1B		0-0 F7
Champ Summers, L (1, 9) OBP: 0.267, SLG: 0.488	0-0 1B 2B		0-0 3-1		0-0 5-3		0-0 F8		0-0 F9
Dan Driessen, L (1, 3) OBP: 0.387, SLG: 0.485	0-0 5-3 2-H 1B		0-3 K		0-0 1B 1B		0-0 G4-6-3 1-2f		
George Foster, R (1, 8) OBP: 0.374, SLG: 0.629	0-0 5-3 1-2		0-3 K		0-0 1-2 1B			0-0 P2	
Johnny Bench, R (1, 2) OBP: 0.342, SLG: 0.577	0-1 CI			0-0 2B	0-3 K			0-3 K	
Mike Lum, L (1, 7) OBP: 0.200, SLG: 0.232	0-0 4-3		0-3 K		0-0 6-3			0-0 F2	
Ray Knight, R (1, 4) OBP: 0.381, SLG: 0.526		0-0 E8		0-0 L4		0-0 F9		0-0 FC9-6 1B	
Cesar Geronimo, L (9, PH) OBP: 0.340, SLG: 0.399									
Rick Auerbach, R (9, PR) OBP: 0.308, SLG: 0.200									
Dave Concepcion, R (1, 6) OBP: 0.345, SLG: 0.415		0-0 F7		4-0 IBB		0-0 2B		0-0 FC9-6 BB 1-2f	
Doug Capilla, L (1, 1) OBP: 0.392, SLG: 0.496		0-0 6-3		0-0 4-3		0-0 6-3		4-0 BB 1-2	
Ken Griffey, L (6, PH) OBP: 0.184, SLG: 0.204									
Jack Billingham, R (7, 1) OBP: 0.442, SLG: 0.491									
Joe Morgan, L (9, PH) OBP: 0.442, SLG: 0.491									

Inning Stats	R: 1	H: 2	E: 1	K: 0	S: 6	R: 0	H: 0	E: 1	K: 0	S: 4	R: 0	H: 0	E: 0	K: 2	S: 7	R: 0	H: 1	E: 0	K: 1	S: 6	R: 0	H: 2	E: 0	K: 1	S: 7	R: 0	H: 1	E: 0	K: 0	S: 4	R: 0	H: 1	E: 0	K: 1	S: 3	R: 0	H: 0	E: 0	K: 1	S: 5	R: 0	H: 1	E: 0	K: 0	S: 4	R: 0	H: 1	E: 0	K: 0	S: 4	1B: 5	2B: 3	3B: 0	HR: 0	SF: 0	SAC: 0	DP: 1	HBP: 0	WP: 0	PB: 0	SB: 0	CS: 0
--------------	------	------	------	------	------	------	------	------	------	------	------	------	------	------	------	------	------	------	------	------	------	------	------	------	------	------	------	------	------	------	------	------	------	------	------	------	------	------	------	------	------	------	------	------	------	------	------	------	------	------	-------	-------	-------	-------	-------	--------	-------	--------	-------	-------	-------	-------

PITCHER	IP	WLS	BF	H	R	ER	SO	BB	IBB	HBP	BLK	WP	HR	S	P	ERA	WHIP
Mark Lemongello, R (1, 1) ERA: 4.15	6.0	W	27	6	1	1	4	0	0	0	0	0	0	34	38	1.50	1.000
Joe Niekro, R (7, 1) ERA: 3.09	3.0	S	11	2	0	0	1	1	0	0	0	0	0	12	16	0.00	1.000

Batter	1	2	3	4	5	6	7	8	9	AB R H RBI BB SO LOB	TOP									
Pete Rose, S OBP: 0.395, SLG: 0.447 (1, 5) X	0-0 6-3		0-0 4-3			0-0 1-4-3			0-0 HR	4 1 1 1 0 0 0	Cincinnati Reds @ Pittsburgh Pirates Three Rivers Stadium, Pittsburgh, PA Thu Jul 21 1977, 7:05 PM EDT Att. 21,713 - Unknown livebaseballscorecards.com									
Ken Griffey, L OBP: 0.391, SLG: 0.496 (1, 9) S S S	0-3 K			0-0 4-3 9-2 2B		0-0 F8			0-3 K	4 0 1 0 0 2 0										
Joe Morgan, L OBP: 0.437, SLG: 0.485 (1, 4) S S S	0-3 K			0-0 4-3		0-0 E3			0-0 6-3	4 0 0 0 0 1 1										
George Foster, R OBP: 0.376, SLG: 0.627 (1, 7)		0-0 FC1-6 BB 1B		0-0 9-2		0-0 G6-4-3			0-0 E 2B 1B	4 1 2 0 0 0 2										
Johnny Bench, R OBP: 0.341, SLG: 0.571 (1, 2) B B B B		4-0 FC1-6 BB			0-3 K		0-0 6-3		0-0 E5	3 0 0 0 1 1 1										
Dave Concepcion, R OBP: 0.344, SLG: 0.416 (1, 6) X		0-0 FC1-6			0-0 6-3		0-0 F9		0-0 2B	4 0 1 1 0 0 2										
Dan Driessen, L OBP: 0.388, SLG: 0.483 (1, 3) X		0-0 G6-3			4-0 S BB		0-0 1B		0-0 6-3	3 0 1 0 1 0 4										
Cesar Geronimo, L OBP: 0.337, SLG: 0.395 (1, 8)			0-0 L6		0-3 K		0-3 K			3 0 0 0 0 2 2										
Fred Norman, S OBP: 0.111, SLG: 0.111 (1, 1)			0-0 4-3			0-3 K		0-3 K		1 0 0 0 0 0 0										
Ray Knight, R OBP: 0.372, SLG: 0.513 (6, PH)										1 0 0 0 0 1 0										
Mario Soto, R (6, 1)										0 0 0 0 0 0 0										
Ed Armbuster, R OBP: 0.415, SLG: 0.578 (8, PH)										1 0 0 0 0 1 1										
Dale Murray, R (8, 1)										0 0 0 0 0 0 0										
Inning Stats	R: 0 E: 0 K: 2 S: 7	H: 0 LOB: 0 BB: 0 P: 7	R: 0 E: 0 K: 0 S: 3	H: 1 LOB: 1 BB: 1 P: 7	R: 0 E: 0 K: 0 S: 3	H: 0 LOB: 0 BB: 0 P: 3	R: 0 E: 0 K: 0 S: 3	H: 1 LOB: 0 BB: 0 P: 3	R: 0 E: 1 K: 0 S: 3	H: 0 LOB: 0 BB: 0 P: 3	R: 0 E: 0 K: 2 S: 8	H: 1 LOB: 1 BB: 0 P: 8	R: 2 E: 1 K: 1 S: 9	H: 3 LOB: 2 BB: 0 P: 9	1B: 3 2B: 3 3B: 0 HR: 1	SF: 0 SAC: 0 DP: 3 HBP: 0	WP: 0 PB: 0 SB: 1 CS: 0	PA: 34		
PITCHER Jerry Reuss, L ERA: 3.96 (1, 1)	IP 9.0	WLS W	BF 34	H 6	R 2	ER 1	SO 8	BB 2	IBB 0	HBP 0	BLK 0	WP 0	HR 1	S 48	P 56	ERA 1.00	WHIP 0.889			
																			PITCHER IP WLS BF H R ER SO BB IBB HBP BLK WP HR S P ERA WHIP	



Batter	1	2	3	4	5	6	7	8	9	AB	R	H	RBI	BB	SO	LOB	BOTTOM							
Frank Taveras, R <small>OBP: 0.297, SLG: 0.294</small> (1, 6) X	0-0 P6 	0-0 P4 				0-0 1B 		0-0 SF9 		0-0 3-1 						5	2	2	1	0	0	2	<p align="center">Cincinnati Reds @ Pittsburgh Pirates Three Rivers Stadium, Pittsburgh, PA Thu Jul 21 1977, 7:05 PM EDT Att. 21,713 - Unknown</p>	
Phil Garner, R <small>OBP: 0.314, SLG: 0.445</small> (1, 5) X	0-0 5-3 		0-0 F3 			4-0 1B 		0-0 SF9 									2	1	0	1	1	0		0
Dave Parker, L <small>OBP: 0.376, SLG: 0.545</small> (1, 9) X	0-0 1B 		0-0 F9 			0-0 1B 		0-0 6-3 									4	1	2	1	0	0		0
Bill Robinson, R <small>OBP: 0.345, SLG: 0.498</small> (1, 3) X	0-0 1B 		0-0 2-3 			0-0 1B 				0-0 1-3 							4	0	2	1	0	0		0
Al Oliver, L <small>OBP: 0.322, SLG: 0.460</small> (1, 7) X	0-0 G3 				0-0 HR 			0-0 SF8 									3	1	1	2	0	0		2
Rennie Stennett, R <small>OBP: 0.375, SLG: 0.431</small> (1, 4)					0-0 6-3 			0-0 L5 									4	0	2	0	0	0		1
Duffy Dyer, R <small>OBP: 0.392, SLG: 0.347</small> (1, 2)					0-0 F7 			0-0 F8 									4	0	1	0	0	0		2
Omar Moreno, L <small>OBP: 0.297, SLG: 0.352</small> (1, 8)					0-0 2B 			0-0 WP 									4	1	2	0	0	0		2
Jerry Reuss, L <small>OBP: 0.300, SLG: 0.267</small> (1, 1)					0-3 K 			0-3 K 									4	0	0	0	0	4		4
Inning Stats	R: 0 E: 0 K: 0 S: 5	H: 2 LOB: 2 BB: 0 P: 5	R: 0 E: 0 K: 1 S: 7	H: 2 LOB: 2 BB: 0 P: 7	R: 0 E: 0 K: 0 S: 3	H: 0 LOB: 0 BB: 0 P: 3	R: 1 E: 0 K: 1 S: 7	H: 2 LOB: 1 BB: 0 P: 7	R: 3 E: 0 K: 0 S: 6	H: 3 LOB: 1 BB: 1 P: 10	R: 2 E: 0 K: 1 S: 7	H: 2 LOB: 0 BB: 0 P: 7	R: 0 E: 0 K: 0 S: 4	H: 1 LOB: 1 BB: 0 P: 4	R: 0 E: 0 K: 1 S: 5	H: 0 LOB: 0 BB: 0 P: 5	1B: 6 2B: 3 3B: 2 HR: 1	SF: 2 SAC: 0 DP: 0 HBP: 0	WP: 1 PB: 0 SB: 0 CS: 0	PA: 37	ERA	WHIP		
PITCHER	IP	WLS	BF	H	R	ER	SO	BB	IBB	HBP	BLK	WP	HR	S	P	ERA	WHIP							
Fred Norman, L <small>ERA: 3.23</small> (1, 1)	5.0	L	25	9	4	4	2	1	0	0	0	0	0	1	28	32	7.20	2.000						
Mario Soto, R <small>ERA: 9.0</small> (6, 1)	2.0		9	3	2	2	1	0	0	0	0	1	0	11	11	9.00	1.500							
Dale Murray, R <small>ERA: 4.57</small> (8, 1)	1.0		3	0	0	0	1	0	0	0	0	0	0	5	5	0.00	0.000							

Cincinnati Reds @ Pittsburgh Pirates
Three Rivers Stadium, Pittsburgh, PA
Thu Jul 21 1977, 7:05 PM EDT
Att. 21,713 - Unknown

livebaseballscorecards.com

AB 34
R 6
H 12
RBI 6
BB 1
SO 4
LOB 13



Batter	1	2	3	4	5	6	7	8	9	10	11	12	AB R H RBI BB SO LOB	TOP															
Pete Rose, S OBP: 0.394, SLG: 0.454 (1, 5)	0-0 6-3		0-0 HR		0-0 4-1		0-0 P4		0-0 HR PB 1B	0-0 6-3			6 2 2 2 0 0 3	Cincinnati Reds @ Pittsburgh Pirates Three Rivers Stadium, Pittsburgh, PA Fri Jul 22 1977, 7:05 PM EDT Att. 38,888 - Unknown															
Ken Griffey, L OBP: 0.390, SLG: 0.491 (1, 9)	0-0 1B 1B 1B		0-3 K			0-0 F7		0-0 F8	4-0 HR BB 1B		0-0 F3		5 1 1 0 1 1 0																
Joe Morgan, L OBP: 0.435, SLG: 0.492 (1, 4)	0-0 1B 1-2 1B		0-0 F9			0-0 G3		0-0 4-3	0-0 HR 1-1 2-H		0-0 G3		6 1 2 3 0 0 0																
George Foster, R OBP: 0.375, SLG: 0.621 (1, 7)	0-0 F3		0-0 F8			0-0 F9		4-0 1B BB	0-0 1B		0-0 F7		5 0 1 0 1 0 2																
Johnny Bench, R OBP: 0.344, SLG: 0.580 (1, 2)	0-0 FC6-4 1-2 2-3 1B			0-0 F9			0-0 HR	0-0 1-3 1B	0-0 F7			0-0 P3	6 1 3 1 0 0 1																
Dave Concepcion, R OBP: 0.346, SLG: 0.421 (1, 6)	0-0 FC6-4 1-2f			0-0 F9			0-0 1B 1B	0-3 K		0-0 E9 1B 2B		0-0 1B	6 1 3 0 0 1 5																
Dan Driessen, L OBP: 0.393, SLG: 0.488 (1, 3)		0-0 SH2-3 K 2B		0-3 K			0-0 1B		4-0 1B BB 4-3	0-0 FC4-6 3-H 1B		0-0 P6	5 1 3 1 1 1 1																
Cesar Geronimo, L OBP: 0.331, SLG: 0.388 (1, 8)		0-0 SH2-3 2-3			0-0 F7		0-3 K		0-3 K	0-0 FC4-6 1-2f		0-3 K	5 0 0 0 0 3 5																
Tom Seaver, R OBP: 0.236, SLG: 0.255 (1, 1)		0-3 K			0-0 F9		0-3 K		0-0 4-3	0-3 K		0-3 K	1 0 0 0 0 0 1 1																
Ed Armbrister, R OBP: 0.107, SLG: 0.565 (5, PH)													1 0 0 0 0 0 0 0																
Pedro Borbon, R OBP: 0.389, SLG: 0.385 (5, 1)													0 0 0 0 0 0 0 0																
Bob Bailey, R OBP: 0.380, SLG: 0.385 (7, PH)													1 0 0 0 0 0 1 2																
Manny Sarmiento, R OBP: 0.301, SLG: 0.380 (7, 1)													0 0 0 0 0 0 0 1																
Mike Lum, L OBP: 0.197, SLG: 0.228 (9, PH)													1 0 0 0 0 0 0 1																
Dale Murray, R OBP: 0.184, SLG: 0.204 (10, 1)													1 0 0 0 0 0 1 1																
Jack Billingham, R OBP: 0.184, SLG: 0.204 (10, 1)													0 0 0 0 0 0 0 0																
Inning Stats	R: 0 E: 0 K: 0 S: 6	H: 3 LOB: 3 BB: 0 P: 6	R: 0 E: 0 K: 1 S: 5	H: 1 LOB: 0 BB: 0 P: 5	R: 1 E: 0 K: 1 S: 6	H: 1 LOB: 0 BB: 0 P: 6	R: 0 E: 0 K: 1 S: 5	H: 0 LOB: 0 BB: 0 P: 5	R: 0 E: 0 K: 0 S: 3	H: 0 LOB: 0 BB: 0 P: 3	R: 0 E: 0 K: 0 S: 3	H: 0 LOB: 0 BB: 0 P: 3	R: 0 E: 0 K: 1 S: 6	H: 1 LOB: 2 BB: 1 P: 10	R: 0 E: 0 K: 1 S: 8	H: 3 LOB: 1 BB: 2 P: 16	R: 1 E: 1 K: 1 S: 7	H: 2 LOB: 1 BB: 0 P: 7	R: 0 E: 0 K: 0 S: 3	H: 0 LOB: 0 BB: 0 P: 3	R: 0 E: 0 K: 1 S: 6	H: 1 LOB: 1 BB: 0 P: 6	1B: 10 2B: 2 3B: 0 HR: 3	SF: 0 SAC: 1 DP: 0 HBP: 0	WP: 0 PA: 53 PB: 1 SB: 1 CS: 0				
PITCHER	IP WLS BF H R ER SO BB IBB HBP BLK WP HR S P ERA WHIP																												
John Candelaria, L ERA: 2.69 (1, 1)	7.2																												
Kent Tekulve, R ERA: 3.5 (8, 1)	1.0	5	1	2	2	2	1	0	0	0	0	0	0	0	8	12	18.00	2.000											
Terry Forster, L ERA: 5.4 (9, 1)	0.0	3	2	2	2	0	1	0	0	0	0	1	2	6															
Odell Jones, R ERA: 5.12 (9, 1)	0.1	1	0	0	0	0	0	0	0	0	0	0	1	1	0.00	0.000													
Grant Jackson, L ERA: 5.0 (10, 1)	3.0	W 12	3	1	1	2	0	0	0	0	0	0	0	16	16	3.00	1.000												

AB	49
R	7
H	15
RBI	7
BB	3
SO	9
LOB	22



Batter	1	2	3	4	5	6	7	8	9	10	11	12	AB	R	H	RBI	BB	SO	LOB						
Frank Taveras, R (1, 6) OBP: 0.293, SLG: 0.290 Jerry Hairston, S (12, PH) OBP: 0.370, SLG: 0.447	0-0 4-3		0-3 K	0-0 F9			0-0 6-3		0-0 5-3			0-0 F8	5	0	0	0	0	1	1						
Phil Garner, R (1, 5) OBP: 0.309, SLG: 0.437	0-0 P3		0-3 K			0-0 F9	0-0 F7			0-0 6-3		0-0 5-3	6	0	0	0	0	1	0						
Dave Parker, L (1, 9) OBP: 0.380, SLG: 0.554	0-0 5-3			0-0 1B 2B		0-0 5-3	0-0 2B			0-0 3B 1B		0-0 1B 2B	6	3	4	0	0	0	0						
Bill Robinson, R (1, 3)		0-0 1B G4-6-3		0-0 L4		0-0 5-3	0-0 F7			0-0 1H 9-2 3B		0-0 2H 1B	6	1	3	2	0	0	2						
Al Oliver, L (1, 7) OBP: 0.328, SLG: 0.463		0-0 1B G4-6-3		0-0 1B 1B			0-0 1B E		0-0 G3			4-0 IBB	4	2	3	0	1	0	0						
Rennie Stennett, R (1, 4) OBP: 0.376, SLG: 0.431		0-0 G4-6-3		0-0 3B 1B			0-0 CS E 1B		0-0 5-3			0-0 9-2	5	1	2	2	0	0	3						
Ed Ott, L (1, 2) OBP: 0.347, SLG: 0.395		0-0 1B		0-0 3B 3B			0-0 E6 CS		0-0 F7			0-0 1-3	5	1	2	2	0	0	1						
Omar Moreno, L (1, 8) OBP: 0.292, SLG: 0.344		0-0 G3		0-0 F5			0-0 F8			0-0 F7		0-0 1-3	5	0	0	0	0	0	4						
John Candelaria, L (1, 1) OBP: 0.213, SLG: 0.244 Kent Isakovic, R (8, 1) OBP: 0.286, SLG: 0.286 Terry Frazier, L (8, 1) OBP: 0.235, SLG: 0.353 Odein Jones, R (8, 1) OBP: 0.250, SLG: 0.250 Bobby Tolliv, L (8, PH) OBP: 0.307, SLG: 0.293 Grant Jackson, S (10, 1) OBP: 0.286, SLG: 0.429			0-0 4-3	0-0 3B			0-3 K			0-0 6-3		0-0 1-3	3	0	1	1	0	1	1						
Inning Stats	R: 0 E: 0 K: 0 S: 3	H: 0 LOB: 0 BB: 0 P: 3	R: 1 E: 0 K: 0 S: 5	H: 3 LOB: 1 BB: 0 P: 5	R: 0 E: 0 K: 2 S: 7	H: 0 LOB: 0 BB: 0 P: 7	R: 4 E: 0 K: 0 S: 8	H: 5 LOB: 1 BB: 0 P: 8	R: 0 E: 0 K: 0 S: 3	H: 0 LOB: 0 BB: 0 P: 3	R: 1 E: 1 K: 1 S: 7	H: 2 LOB: 1 BB: 0 P: 7	R: 0 E: 0 K: 0 S: 4	H: 1 LOB: 1 BB: 0 P: 4	R: 0 E: 0 K: 0 S: 3	H: 0 LOB: 0 BB: 0 P: 3	R: 1 E: 0 K: 0 S: 4	H: 2 LOB: 1 BB: 1 P: 8	R: 0 E: 0 K: 0 S: 3	H: 0 LOB: 0 BB: 0 P: 3	R: 1 E: 0 K: 0 S: 4	H: 2 LOB: 1 BB: 0 P: 4	1B: 9 2B: 4 3B: 3 HR: 0	SF: 0 SAC: 0 DP: 2 HBP: 0	WP: 0 PA: 49 PB: 0 SB: 1 CS: 2

BOTTOM


Cincinnati Reds @ Pittsburgh Pirates
Three Rivers Stadium, Pittsburgh, PA
Fri Jul 22 1977, 7:05 PM EDT
Att: 38,888 - Unknown

livebaseballscorecards.com

AB	48
R	8
H	15
RBI	7
BB	1
SO	3
LOB	12



PITCHER	IP	WLS	BF	H	R	ER	SO	BB	IBB	HBP	BLK	WP	HR	S	P	ERA	WHIP
Tom Seaver, R (1, 1) ERA: 2.98	4.0		19	8	5	5	2	0	0	0	0	0	0	23	23	11.25	2.000
Pedro Borbon, R (5, 1) ERA: 3.05	2.0		8	2	1	1	1	0	0	0	0	0	0	10	10	4.50	1.000
Manny Sarmiento, R (7, 1) ERA:	2.0		7	1	0	0	0	0	0	0	0	0	0	7	7	0.00	0.500
Dale Murray, R (9, 1) ERA: 4.62	1.1		7	2	1	1	0	0	1	0	0	0	0	6	10	6.75	1.500
Jack Billingham, R (10, 1) ERA: 4.79	2.1	L	8	2	1	1	0	0	0	0	0	0	0	8	8	3.86	0.857

Batter	1	2	3	4	5	6	7	8	9	AB R H RBI BB SO LOB	TOP		
Pete Rose, S OBP: 0.397, SLG: 0.456 (1, 5) X	0-0 1-3		X 0-0 G4-6-3 1-2 2-3 1B		X 0-0 FC4-6 1B		X 0-0 S 1B		X 0-0 F8	5 0 3 1 0 0 0	<p>Cincinnati Reds @ Pittsburgh Pirates</p> <p>Three Rivers Stadium, Pittsburgh, PA</p> <p>Sat Jul 23 1977, 3:33 AM EDT Att. 28,625 - Unknown</p> <hr/> <p>AB 34 R 4 H 9 RBI 4 BB 3 SO 4 LOB 12</p> 		
Ken Griffey, L OBP: 0.385, SLG: 0.485 (1, 9) X	0-0 4-3		X 0-0 G4-6-3 1-2f		X 0-0 FC4-6 HR		X 0-0 L9 1-2		X 0-3 K	5 1 0 1 0 1 5			
Joe Morgan, L OBP: 0.432, SLG: 0.497 (1, 4) X	0-0 F9			X 0-0 F8 1-H	X 0-0 HR		X 0-0 G3		X 0-0 4-3	5 1 1 2 0 0 1			
George Foster, R OBP: 0.371, SLG: 0.614 (1, 7) (8, 8)		X 0-0 F9		X 0-0 6-3	X 0-0 6-3			X 0-3 K		4 0 0 0 0 1 0			
Johnny Bench, R OBP: 0.346, SLG: 0.578 (1, 2)		X 0-0 F7		B B B B 4-0 FC6 BB		X 0-0 L8		X 0-0 FC5-4 1B		3 0 1 0 1 0 0			
Dave Concepcion, R OBP: 0.343, SLG: 0.416 (1, 6)		X 0-0 5-3		X 0-0 FC6 1-2f		X 0-0 F7		X 0-0 FC5-4 2B 1-2f		4 0 0 0 0 0 2			
Dan Driessen, L OBP: 0.397, SLG: 0.493 (1, 3)			S S S 0-3 K		B B B B 4-0 1B BB	X 0-0 1B		X 0-0 2B 1-3		3 1 2 0 1 1 0			
Cesar Geronimo, L OBP: 0.334, SLG: 0.391 (1, 8) Bob Bailey, R OBP: 0.362, SLG: 0.380 (8, PH) Mario Soto, R (8, 1)			X 0-0 1B SH 1B		S S S 0-0 1B SH1-3 FC4-6 1B	X 0-3 K		4-0 IBB		3 1 2 0 0 1 1 0 0 0 0 1 0 0 0 0 0 0 0 0 0			
Doug Capilla, L (1, 1) Pedro Borbon, R OBP: 0.308, SLG: 0.385 (7, 1) Ed Armbrister, R OBP: 0.400, SLG: 0.553 (8, PH) (8, 7)		X 0-0 SH 1B 1-2		X 0-0 SH1-3 1-2			X 0-0 4-3	X 0-0 P4		1 0 0 0 0 0 0 0 0 0 0 0 0 0 1 0 0 0 0 0 3			
Inning Stats	R: 0 E: 0 K: 0 S: 3 H: 0 LOB: 0 BB: 0 P: 3	R: 0 E: 0 K: 0 S: 3 H: 0 LOB: 0 BB: 0 P: 3	R: 0 E: 0 K: 1 S: 7 H: 2 LOB: 2 BB: 0 P: 7	R: 0 E: 0 K: 0 S: 3 H: 0 LOB: 1 BB: 1 P: 7	R: 4 E: 0 K: 0 S: 6 H: 3 LOB: 0 BB: 1 P: 10	R: 0 E: 0 K: 1 S: 6 H: 1 LOB: 1 BB: 0 P: 6	R: 0 E: 0 K: 0 S: 4 H: 1 LOB: 1 BB: 0 P: 4	R: 0 E: 0 K: 1 S: 7 H: 2 LOB: 3 BB: 1 P: 11	R: 0 E: 0 K: 1 S: 5 H: 0 LOB: 0 BB: 0 P: 5	1B: 7 2B: 1 3B: 0 HR: 1 SF: 0 SAC: 2 DP: 1 HBP: 0		WP: 0 PB: 0 SB: 1 CS: 0 PA: 39	
PITCHER	IP WLS BF H R ER SO BB IBB HBP BLK WP HR S P ERA WHIP											PITCHER	IP WLS BF H R ER SO BB IBB HBP BLK WP HR S P ERA WHIP
Jim Rooker, L ERA: 3.9 (1, 1)	7.0 W 30 7 4 4 2 2 0 0 0 0 0 1 32 40 5.14 1.286												
Kent Tekulve, R ERA: 3.47 (8, 1)	0.2 4 2 0 0 1 0 0 0 0 0 0 0 6 6 0.00 3.000												
Grant Jackson, L ERA: 4.86 (8, 1)	1.1 S 5 0 0 0 1 0 0 1 0 0 0 0 6 10 0.00 0.000												

Batter	1	2	3	4	5	6	7	8	9
Frank Taveras, R (1, 6) OBP: 0.290, SLG: 0.287 Jim Fregosi, R (7, PH) OBP: 0.404, SLG: 0.514 Kent Tekulve, R (8, 1) OBP: 0.286, SLG: 0.286 Grant Jackson, S (8, 1) OBP: 0.286, SLG: 0.429	0-0 1-3			0-0 F7		0-0 F8	0-0 1B		
Phil Garner, R (1, 5) OBP: 0.308, SLG: 0.433	4-0 BB			0-0 F7		0-0 5-3	0-0 L5		
Dave Parker, L (1, 9) OBP: 0.382, SLG: 0.556	0-3 K			0-0 1B			0-0 1B 2B	0-0 F7	
Bill Robinson, R (1, 3) OBP: 0.347, SLG: 0.502		0-0 F8		0-0 5-3			0-0 FC4-6 1B	0-3 K	
Al Oliver, L (1, 7) OBP: 0.327, SLG: 0.460		0-0 G6-3 1B			0-0 F7		0-0 FC4-6 2B	0-0 F8	
Rennie Stennett, R (1, 4) OBP: 0.378, SLG: 0.444		0-0 G6-3			0-0 HR		0-0 1B 2B		
Duffy Dyer, R (1, 2) OBP: 0.387, SLG: 0.341			0-0 F5		0-0 4-3		0-0 F2		
Omar Moreno, L (1, 8) OBP: 0.289, SLG: 0.342 Fernando Gonzalez, R (7, PH) OBP: 0.323, SLG: 0.482 Mario Mendoza, R (8, 6) OBP: 0.209, SLG: 0.256			0-0 4-3		0-0 F7		0-0 1B BB		
Jim Rooker, R (1, 1) OBP: 0.225, SLG: 0.162 Jerry Hairston, S (7, PH) OBP: 0.382, SLG: 0.458			0-0 5-3			0-3 K	0-0 1B		

AB	R	H	RBI	BB	SO	LOB
3	0	0	0	0	0	0
1	0	1	2	0	0	0
0	0	0	0	0	0	0
0	0	0	0	0	0	0
3	0	0	0	1	0	2
4	1	2	0	0	1	1
4	0	1	1	0	1	1
4	1	1	0	0	0	1
3	2	2	2	0	0	1
3	0	0	0	0	0	1
2	0	0	0	0	0	0
0	1	0	0	1	0	0
0	0	0	0	0	0	0
2	0	0	0	0	1	0
1	0	1	0	0	0	0
1B: 5	SF: 0	2B: 2	SAC: 0	3B: 0	DP: 1	HR: 1
	HBP: 0					

BOTTOM

Cincinnati Reds @ Pittsburgh Pirates

Three Rivers Stadium, Pittsburgh, PA

Sat Jul 23 1977, 3:33 AM EDT

Att. 28,625 - Unknown

AB	30
R	5
H	8
RBI	5
BB	2
SO	3
LOB	7

Inning Stats		R: 0	H: 0	R: 0	H: 1	R: 0	H: 0	R: 1	H: 1	R: 0	H: 0	R: 4	H: 5	R: 0	H: 0
E: 0	LOB: 0	E: 0	LOB: 0	E: 0	LOB: 0	E: 0	LOB: 1	E: 0	LOB: 0	E: 0	LOB: 0	E: 0	LOB: 2	E: 0	LOB: 0
K: 1	BB: 1	K: 0	BB: 0	K: 0	BB: 0	K: 0	BB: 0	K: 0	BB: 0	K: 1	BB: 0	K: 0	BB: 1	K: 1	BB: 0
S: 4	P: 8	S: 3	P: 3	S: 3	P: 3	S: 4	P: 4	S: 4	P: 4	S: 5	P: 5	S: 8	P: 12	S: 5	P: 5

PITCHER	IP	WLS	BF	H	R	ER	SO	BB	IBB	HBP	BLK	WP	HR	S	P	ERA	WHIP
Doug Capilla, L (1, 1) ERA: 4.85	6.2	L	28	8	5	5	2	2	0	0	0	0	1	30	38	6.75	1.500
Pedro Borbon, R (7, 1) ERA: 3.04	0.1		1	0	0	0	0	0	0	0	0	0	0	1	1	0.00	0.000
Mario Soto, R (8, 1) ERA: 6.0	1.0		3	0	0	0	1	0	0	0	0	0	0	5	5	0.00	0.000

Cincinnati Reds @ St. Louis Cardinals
 Busch Stadium, St. Louis, MO
 Sun Jul 24 1977, 3:33 AM CDT
 Att: 45,881 - Unknown

livebaseballscorecards.com

AB	30
R	0
H	4
RBI	0
BB	2
SO	5
LOB	10



WP:	0	PA:	32
PB:	0		
SB:	0		
CS:	0		

AB R H RBI BB SO LOB

4	0	0	0	0	0	2
4	0	0	0	0	0	2
4	0	1	0	0	2	0
4	0	2	0	0	1	1
4	0	0	0	0	0	3
2	0	0	0	1	1	1
3	0	0	0	0	1	1
3	0	1	0	0	0	0
1	0	0	0	1	0	0
0	0	0	0	0	0	0
1	0	0	0	0	0	0
0	0	0	0	0	0	0

1B:	4	SF:	0
2B:	0	SAC:	0
3B:	0	DP:	1
HR:	0	HBP:	0

1B:	4	SF:	0
2B:	0	SAC:	0
3B:	0	DP:	1
HR:	0	HBP:	0

Batter	1	2	3	4	5	6	7	8	9									
Pete Rose, S (1, 5) OBP: 0.393, SLG: 0.451	0-0 4-3		0-0 FC3-6			0-0 F7		0-0 G3										
Ken Griffey, L (1, 9) OBP: 0.381, SLG: 0.479	0-0 4-3		0-0 L8			0-0 F8		0-0 F7										
Joe Morgan, L (1, 4) OBP: 0.430, SLG: 0.494	0-3 K			0-3 K		0-0 F8		0-0 1B										
Dan Driessen, L (1, 3) OBP: 0.398, SLG: 0.494		0-0 G6-4-3 1B		0-0 6-3 1B		0-0 1-3		0-3 K										
George Foster, R (1, 7) OBP: 0.368, SLG: 0.607		0-0 G6-4-3		0-0 6-3		0-0 6-3		0-0 F2										
Johnny Bench, R (1, 2) OBP: 0.346, SLG: 0.573		0-0 6-3		0-3 K		4-0 BB												
Dave Concepcion, R (1, 6) OBP: 0.340, SLG: 0.412			0-0 F8		0-0 5-3		0-3 K											
Cesar Geronimo, L (1, 8) OBP: 0.334, SLG: 0.390			0-0 FC3-6 BB 1B		0-0 1-3		0-0 G3											
Paul Moskau, R (1, 1) OBP: 0.364, SLG: 0.556			4-0 FC3-6 BB		0-0 F8		0-0 F9											
Pedro Borbon, R (6, 1) OBP: 0.308, SLG: 0.385																		
Mike Lum, L (8, PH) OBP: 0.194, SLG: 0.224																		
Dale Murray, R (8, 1)																		
Inning Stats	R: 0 E: 0 K: 1 S: 5	H: 0 LOB: 0 BB: 0 P: 5	R: 0 E: 0 K: 0 S: 3	H: 1 LOB: 0 BB: 0 P: 3	R: 0 E: 0 K: 0 S: 4	H: 1 LOB: 2 BB: 1 P: 8	R: 0 E: 0 K: 2 S: 8	H: 1 LOB: 1 BB: 0 P: 8	R: 0 E: 0 K: 0 S: 3	H: 0 LOB: 0 BB: 0 P: 3	R: 0 E: 0 K: 0 S: 3	H: 0 LOB: 1 BB: 1 P: 9	R: 0 E: 0 K: 1 S: 5	H: 0 LOB: 1 BB: 1 P: 9	R: 0 E: 0 K: 0 S: 3	H: 0 LOB: 0 BB: 0 P: 3	R: 0 E: 0 K: 1 S: 6	H: 1 LOB: 1 BB: 0 P: 6

PITCHER Eric Rasmussen, R (1, 1)
ERA: 3.63

IP WLS BF H R ER SO BB IBB HBP BLK WP HR S P ERA WHIP

9.0 W 32 4 0 0 5 2 0 0 0 0 0 0 40 48 0.00 0.667

PITCHER

IP WLS BF H R ER SO BB IBB HBP BLK WP HR S P ERA WHIP

Batter	1	2	3	4	5	6	7	8	9
Lou Brock, L (1, 7) OBP: 0.308, SLG: 0.370 Hector Cruz, R (5, 7) OBP: 0.357, SLG: 0.383	0-0 1B 1B		0-0 F7 1B			0-0 F8 1B 2B	0-0 5-3		
Garry Templeton, S (1, 6) OBP: 0.326, SLG: 0.429	0-0 1-2 1B		0-0 L4-6 2B			0-3 K2-3		0-0 PB 1B 1B	
Tony Scott, S (1, 8) OBP: 0.377, SLG: 0.414	0-0 F7		0-0 L4-6 2-3			4-0 1B BB		0-0 1-2 PB 1B	
Ted Simmons, S (1, 2) OBP: 0.407, SLG: 0.527	0-0 F7			0-0 F8		0-0 F8		0-0 FC5-4 1B	
Keith Hernandez, L (1, 3) OBP: 0.402, SLG: 0.467	0-0 1-6-3			0-0 CS 1B		0-0 1-3 3-H 4-0 1B		0-0 L6	
Jerry Mumphrey, S (1, 9) OBP: 0.394, SLG: 0.451		0-0 BLK 1B		0-3 K 1-2		0-0 IBB		0-0 FC5-4 FC4-6 1-2f	
Ken Reitz, R (1, 5) OBP: 0.315, SLG: 0.452		0-0 F7 1-2			0-3 K	0-0 F8		0-0 FC4-6 1-2f	
Mike Tyson, R (1, 4) OBP: 0.298, SLG: 0.345		0-3 K			0-0 6-3		0-0 F8		
Eric Rasmussen, R (1, 1) OBP: 0.180, SLG: 0.229		0-3 K			0-3 K		0-0 6-3		

Inning Stats	R: 0	H: 2	E: 0	K: 5	S: 5	LOB: 2	BB: 0	P: 5
	R: 0	H: 1	E: 0	K: 2	S: 8	LOB: 1	BB: 1	P: 8
	R: 0	H: 1	E: 0	K: 0	S: 3	LOB: 0	BB: 0	P: 3
	R: 0	H: 1	E: 0	K: 1	S: 5	LOB: 1	BB: 0	P: 5
	R: 0	H: 0	E: 0	K: 2	S: 7	LOB: 0	BB: 0	P: 7
	R: 1	H: 2	E: 0	K: 1	S: 7	LOB: 3	BB: 2	P: 15
	R: 0	H: 0	E: 0	K: 0	S: 3	LOB: 0	BB: 0	P: 3
	R: 2	H: 3	E: 0	K: 0	S: 6	LOB: 1	BB: 0	P: 6

PITCHER														PITCHER																			
IP	WLS	BF	H	R	ER	SO	BB	IBB	HBP	BLK	WP	HR	S	P	ERA	WHIP	IP	WLS	BF	H	R	ER	SO	BB	IBB	HBP	BLK	WP	HR	S	P	ERA	WHIP
Paul Moskau, R (1, 1) ERA: 5.0	5.2	L	23	7	1	1	6	1	0	0	1	0	34	38	1.59	1.412																	
Pedro Borbon, R (6, 1) ERA: 2.99	1.1		5	0	0	0	0	0	1	0	0	0	4	8	0.00	0.000																	
Dale Murray, R (8, 1) ERA: 4.68	1.0		6	3	2	1	0	0	0	0	0	0	6	6	9.00	3.000																	

AB R H RBI BB SO LOB

2 0 1 0 0 0 0
2 1 1 0 0 0 0

4 1 3 0 0 1 1

3 1 1 0 1 0 3

4 0 1 2 0 0 4

4 0 2 1 0 0 3

3 0 1 0 1 1 2

4 0 0 0 0 1 5

3 0 0 0 0 1 1

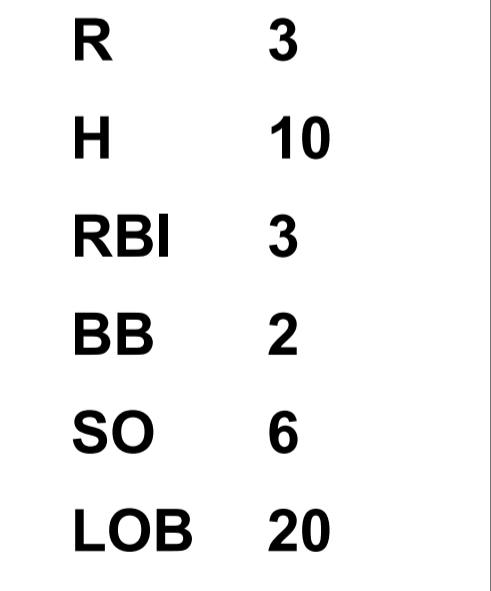
3 0 0 0 0 2 1

1B: 8 SF: 0
2B: 4 SAC: 0
3B: 0 DP: 2
HR: 0 HBP: 0

WP: 0 PA: 34
PB: 1
SB: 0
CS: 1

AB 32
R 3
H 10
RBI 3
BB 2
SO 6
LOB 20

livebaseballscorecards.com



Cincinnati Reds @ St. Louis Cardinals
Busch Stadium, St. Louis, MO
 Sun Jul 24 1977, 3:33 AM CDT
 Att. 45,881 - Unknown

Batter	1	2	3	4	5	6	7	8	9	AB R H RBI BB SO LOB	TOP												
Pete Rose, S OBP: 0.393, SLG: 0.450 (1, 5) X	0-0 6-3		0-0 5-3	0-0 E8 1-H 1B		0-0 F9		0-0 FC4-6 1B		5 0 2 0 0 0 1													
Ken Griffey, L OBP: 0.381, SLG: 0.477 (1, 9) B B B	4-0 BB BB		0-3 K	0-0 F7			0-0 G6-3 BB 1B	0-0 FC4-6 1-2f		4 0 1 0 1 1 2													
Joe Morgan, L OBP: 0.433, SLG: 0.490 (1, 4) B B B	4-0 1-2 BB		4-0 HR BB	0-0 F7			4-0 G6-3 BB 1-2	0-0 F5		2 1 0 0 3 0 1													
George Foster, R OBP: 0.368, SLG: 0.621 (1, 7) S S S (8, 8)	0-3 K		0-0 1-H HR		0-3 K		0-0 G6-3 1-2f 2-3	0-0 HR		5 2 2 3 0 2 4													
Johnny Bench, R OBP: 0.350, SLG: 0.583 (1, 2) X	0-0 F8		0-0 HR		4-0 CS BB		0-0 5-3	0-0 2B E 1B		4 2 2 1 1 0 3													
Dave Concepcion, R OBP: 0.341, SLG: 0.408 (1, 6)		0-0 L3	4-0 BB	0-0 6-3 1-2			4-0 FC3-6 BB	0-0 P4		3 0 0 0 2 0 2													
Dan Driessen, L OBP: 0.398, SLG: 0.494 (1, 3) B B B		4-0 FC6-4 BB	0-0 F8		0-3 K		0-0 FC3-6 1-2f HR	0-0 E9 1-H 2B		4 1 1 0 1 1 2													
Cesar Geronimo, L OBP: 0.334, SLG: 0.390 (1, 8) (8, PH)		0-3 K		0-0 1B E 1B		0-3 K		0-0 6-3		3 1 1 0 0 2 1 1 0 0 0 0 1 1													
Ray Knight, R OBP: 0.364, SLG: 0.500 (8, 7)										1 0 0 0 0 0 1													
Mike Lum, L OBP: 0.190, SLG: 0.220 (9, PH)										2 0 0 0 1 0 2													
Jack Billingham, R OBP: 0.192, SLG: 0.196 (1, 1)		0-0 FC6-4	0-0 B3			4-0 BB		0-0 1-H HR		0 0 0 0 0 0 0 0 0 0 0 0 0 0 1 1 1 2 0 0 0 0 0 0 0 0 0 0													
Joe Hoerner, R (6, 1)																							
Manny Sarmiento, R (7, 1)																							
Bob Bailey, R OBP: 0.373, SLG: 0.451 (8, PH)																							
Pedro Borbon, R OBP: 0.308, SLG: 0.385 (8, 1)																							
Inning Stats	R: 0 E: 0 K: 1 S: 5	H: 0 LOB: 2 BB: 2 P: 13	R: 0 E: 0 K: 1 S: 5	H: 0 LOB: 1 BB: 1 P: 9	R: 3 E: 0 K: 1 S: 7	H: 2 LOB: 1 BB: 2 P: 15	R: 1 E: 1 K: 0 S: 5	H: 2 LOB: 1 BB: 0 P: 5	R: 0 E: 0 K: 1 S: 4	H: 0 LOB: 0 BB: 1 P: 8	R: 0 E: 0 K: 2 S: 7	H: 0 LOB: 1 BB: 1 P: 11	R: 0 E: 0 K: 0 S: 3	H: 1 LOB: 1 BB: 1 P: 7	R: 2 E: 0 K: 1 S: 7	H: 2 LOB: 1 BB: 1 P: 11	R: 2 E: 1 K: 0 S: 6	H: 3 LOB: 1 BB: 0 P: 6	1B: 5 2B: 1 3B: 0 HR: 4	SF: 0 SAC: 0 DP: 1 HBP: 0	WP: 0 PB: 0 SB: 0 CS: 1	PA: 44	
PITCHER	IP WLS BF H R ER SO BB IBB HBP BLK WP HR S P ERA WHIP																						
Pete Falcone, L ERA: 5.4 (1, 1)	3.1		19	4	4	4	3	5	0	0	0	0	2	20	40	10.80	2.700						
Buddy Schultz, L ERA: 1.29 (4, 1)	2.2	W	9	0	0	0	3	2	0	0	0	0	0	13	21	0.00	0.750						
Al Hrabosky, L ERA: 4.55 (7, 1)	2.0		10	3	2	2	1	2	0	0	0	0	1	10	18	9.00	2.500						
Rawly Eastwick, R ERA: 3.31 (9, 1)	0.1		3	2	2	1	0	0	0	0	0	0	1	3	3	27.00	6.000						
Butch Metzger, R ERA: 3.84 (9, 1)	0.2	S	3	1	0	0	0	0	0	0	0	0	0	3	3	0.00	1.500						

Cincinnati Reds @ St. Louis Cardinals

Busch Stadium, St. Louis, MO

Mon Jul 25 1977, 7:05 PM CDT

Att: 37,022 - Unknown

livebaseballscorecards.com

AB	35
R	8
H	10
RBI	6
BB	9
SO	7
LOB	20



Batter	1	2	3	4	5	6	7	8	9	AB R H RBI BB SO LOB	BOTTOM													
Jerry Mumphy, S (1, 9) OBP: 0.398, SLG: 0.459	0-0 4-3 1B	0-0 6-3		0-0 G3		0-0 BLK E 1B		0-0 1B 2B		5 2 3 1 0 0 1	Cincinnati Reds @ St. Louis Cardinals Busch Stadium, St. Louis, MO Mon Jul 25 1977, 7:05 PM CDT Att. 37,022 - Unknown													
Garry Templeton, S (1, 6) OBP: 0.330, SLG: 0.430	0-0 4-3 1-2		4-0 S 2B BB	0-0 6-3		0-0 3-H E8 1-H 1B		0-0 2-H 1B		4 1 2 2 1 0 1														
Tony Scott, S (1, 8) OBP: 0.374, SLG: 0.408	0-3 K2-3		1-0 2B HBP	0-0 5-3		0-0 4-3		0-0 F7		4 1 0 0 0 1 3														
Ted Simmons, S (1, 2) OBP: 0.410, SLG: 0.541	0-3 K		0-0 1B 2B		0-0 G6-4-3 1B		0-0 HR	0-0 P6		5 1 3 3 0 1 2														
Keith Hernandez, L (1, 3) OBP: 0.396, SLG: 0.460		0-3 K	0-0 F7		0-0 G6-4-3 1-2 1B		0-0 F8	0-0 G3		5 0 0 0 0 1 3														
Hector Cruz, R (1, 7) OBP: 0.360, SLG: 0.390		0-0 F8	0-0 FC3-5-2-6 1B	0-0 5-3		0-0 1B 2B				4 1 2 0 0 0 0														
Ken Reitz, R (1, 5) OBP: 0.316, SLG: 0.451		1-0 HR HBP	0-0 FC3-5-2-6 1-3 3-H			0-0 3-1 SH1-4 1B		0-0 2-H 1B		1 1 0 0 0 0 2														
Mike Phillips, L (5, 5) OBP: 0.241, SLG: 0.264										2 1 2 1 0 0 0														
Mike Tyson, R (1, 4) OBP: 0.302, SLG: 0.358		0-0 1-H HR	0-0 4-0 IBB			0-0 SH1-4 1-2		0-3 K		2 1 1 2 1 1 1														
Pete Falcone, L (1, 1) OBP: 0.306, SLG: 0.324		0-0 1B	0-0 F5			0-0 3-1		0-0 6-3		2 0 1 0 0 0 3														
Buddy Schultz, R (4, 1) OBP: 0.333, SLG: 0.250										0 0 0 0 0 0 0														
Dane Iorg, L (6, PH) OBP: 0.225, SLG: 0.231										1 0 0 0 0 0 1														
Al Hrabosky, R (7, 1)										1 0 0 0 0 0 1														
Rawly Eastwick, R (9, 1) OBP: 0.300, SLG: 0.222										0 0 0 0 0 0 0														
Butch Metzger, R (9, 1)										0 0 0 0 0 0 0														
Inning Stats	R: 0 E: 0 K: 2 S: 8	H: 1 LOB: 1 BB: 0 P: 8	R: 2 E: 0 K: 1 S: 7	H: 2 LOB: 1 BB: 0 P: 8	R: 2 E: 0 K: 0 S: 5	H: 2 LOB: 3 BB: 2 P: 14	R: 0 E: 0 K: 0 S: 3	H: 0 LOB: 0 BB: 0 P: 3	R: 0 E: 0 K: 0 S: 3	H: 1 LOB: 0 BB: 0 P: 3	R: 2 E: 1 K: 0 S: 6	H: 3 LOB: 1 BB: 0 P: 6	R: 2 E: 0 K: 1 S: 8	H: 3 LOB: 1 BB: 0 P: 8	R: 1 E: 0 K: 0 S: 5	H: 2 LOB: 1 BB: 0 P: 5	1B: 9 2B: 3 3B: 0 HR: 2	SF: 0 SAC: 1 DP: 1 HBP: 2	WP: 0 PB: 0 SB: 1 CS: 0	PA: 41 ERA WHIP				
PITCHER	IP WLS BF H R ER SO BB IBB HBP BLK WP HR S P ERA WHIP	IP WLS BF H R ER SO BB IBB HBP BLK WP HR S P ERA WHIP	IP WLS BF H R ER SO BB IBB HBP BLK WP HR S P ERA WHIP	IP WLS BF H R ER SO BB IBB HBP BLK WP HR S P ERA WHIP	IP WLS BF H R ER SO BB IBB HBP BLK WP HR S P ERA WHIP	IP WLS BF H R ER SO BB IBB HBP BLK WP HR S P ERA WHIP	IP WLS BF H R ER SO BB IBB HBP BLK WP HR S P ERA WHIP	IP WLS BF H R ER SO BB IBB HBP BLK WP HR S P ERA WHIP	IP WLS BF H R ER SO BB IBB HBP BLK WP HR S P ERA WHIP	IP WLS BF H R ER SO BB IBB HBP BLK WP HR S P ERA WHIP	IP WLS BF H R ER SO BB IBB HBP BLK WP HR S P ERA WHIP	IP WLS BF H R ER SO BB IBB HBP BLK WP HR S P ERA WHIP	IP WLS BF H R ER SO BB IBB HBP BLK WP HR S P ERA WHIP	IP WLS BF H R ER SO BB IBB HBP BLK WP HR S P ERA WHIP	IP WLS BF H R ER SO BB IBB HBP BLK WP HR S P ERA WHIP	IP WLS BF H R ER SO BB IBB HBP BLK WP HR S P ERA WHIP	IP WLS BF H R ER SO BB IBB HBP BLK WP HR S P ERA WHIP	IP WLS BF H R ER SO BB IBB HBP BLK WP HR S P ERA WHIP	IP WLS BF H R ER SO BB IBB HBP BLK WP HR S P ERA WHIP	IP WLS BF H R ER SO BB IBB HBP BLK WP HR S P ERA WHIP	IP WLS BF H R ER SO BB IBB HBP BLK WP HR S P ERA WHIP			
Jack Billingham, R (1, 1) ERA: 5.0	5.2 L	28 6	8 6	6 6	3 3	1 1	1 1	2 2	0 0	0 0	1 1	0 0	1 1	6 6	27.00 6.000	6.000 6.000								
Joe Hoerner, L (6, 1) ERA: 15.75	0.2	6 4	4 2	2 2	0 0	0 0	0 0	0 1	0 0	0 0	0 1	0 6	0 6	6 6	27.00 6.000	6.000 6.000								
Manny Sarmiento, R (7, 1) ERA:	0.2	2 0	0 0	0 0	1 1	0 0	0 0	0 0	0 0	0 0	0 0	4 4	4 4	0.00 0.000	0.000 0.000									
Pedro Borbon, R (8, 1) ERA: 3.07	1.0	5 2	2 1	1 1	0 0	0 0	0 0	0 0	0 0	0 0	0 0	5 5	5 5	9.00 2.000	2.000 2.000									

livebaseballscorecards.com

AB	36
R	9
H	14
RBI	9
BB	2
SO	4
LOB	18



Batter	1	2	3	4	5	6	7	8	9	AB R H RBI BB SO LOB	TOP											
Pete Rose, S OBP: 0.389, SLG: 0.445 (1, 5)	2-2 L5		0-0 F8			0-0 F7		0-0 4-3		4 0 0 0 0 0 0												
Ken Griffey, L OBP: 0.382, SLG: 0.480 (1, 9)	0-0 1B			0-0 F7		0-0 1B 2B		0-0 4-3		4 0 2 0 0 0 0												
Joe Morgan, L OBP: 0.431, SLG: 0.487 (1, 4)	1-2 L6			0-0 6-3		0-0 1B		0-3 K		4 0 1 0 0 1 1												
Dan Driessen, L OBP: 0.395, SLG: 0.489 (1, 3)		0-0 4-3		0-0 E1		0-0 L9		0-0 1B		3 0 0 0 0 0 2												
Mike Lum, L OBP: 0.203, SLG: 0.233 (9, PH)										1 0 1 0 0 0 0												
George Foster, R OBP: 0.367, SLG: 0.617 (1, 7)		0-0 1B		0-0 4-3		0-0 F7		0-0 3-1		4 0 1 0 0 0 2												
Johnny Bench, R OBP: 0.347, SLG: 0.577 (1, 2)		0-3 K		0-3 K		0-0 3-1				3 0 0 0 0 2 1												
Cesar Geronimo, L OBP: 0.331, SLG: 0.386 (1, 8)		0-0 FC6-4		0-0 L8		0-0 4-3				3 0 0 0 0 0 1												
Dave Concepcion, R OBP: 0.338, SLG: 0.405 (1, 6)			0-3 K		0-0 1-3		0-0 L8			3 0 0 0 0 1 0												
Fred Norman, S OBP: 0.106, SLG: 0.106 (1, 1)			0-0 3-1			0-3 K		0-3 K		2 0 0 0 0 1 0												
Champ Summers, L OBP: 0.261, SLG: 0.476 (8, PH)										1 0 0 0 0 1 0												
Pedro Borbon, R OBP: 0.308, SLG: 0.385 (8, 1)										0 0 0 0 0 0 0												
Inning Stats	R: 0 E: 0 K: 0 S: 9	H: 1 LOB: 0 BB: 0 P: 12	R: 0 E: 0 K: 1 S: 6	H: 1 LOB: 1 BB: 0 P: 6	R: 0 E: 0 K: 1 S: 5	H: 0 LOB: 0 BB: 0 P: 5	R: 0 E: 1 K: 0 S: 4	H: 0 LOB: 1 BB: 0 P: 4	R: 0 E: 0 K: 1 S: 9	H: 0 LOB: 0 BB: 0 P: 10	R: 0 E: 0 K: 1 S: 7	H: 2 LOB: 2 BB: 0 P: 7	R: 0 E: 0 K: 0 S: 3	H: 0 LOB: 0 BB: 0 P: 3	R: 0 E: 0 K: 1 S: 5	H: 0 LOB: 0 BB: 0 P: 5	R: 0 E: 0 K: 1 S: 6	H: 1 LOB: 1 BB: 0 P: 6	1B: 4 2B: 1 3B: 0 HR: 0	SF: 0 SAC: 0 DP: 0 HBP: 0	WP: 0 PB: 0 SB: 1 CS: 1	PA: 32
PITCHER Rick Reuschel, R ERA: 2.15 (1, 1)	IP: 9.0 WLS: W BF: 32 H: 5 R: 0 ER: 0 SO: 6 BB: 0 IBB: 0 HBP: 0 BLK: 0 WP: 0 HR: 0 S: 54 P: 58 ERA: 0.00 WHIP: 0.556											PITCHER IP: WLS: BF: H: R: ER: SO: BB: IBB: HBP: BLK: WP: HR: S: P: ERA: WHIP:										

Cincinnati Reds @ Chicago Cubs
 Wrigley Field, Chicago, IL
 Tue Jul 26 1977, 3:33 AM CDT
 Att. 38,113 - Sunny - 72 F

livebaseballscorecards.com

AB	32
R	0
H	5
RBI	0
BB	0
SO	6
LOB	7



BOTTOM

Cincinnati Reds @ Chicago Cubs

Wrigley Field, Chicago, IL

Tue Jul 26 1977, 3:33 AM CDT

Att: 38,113 - Sunny - 72 F

livebaseballscorecards.com

AB	31
R	3
H	9
RBI	3
BB	1
SO	7
LOB	14



WP: 2	PA: 33
PB: 0	SB: 0
CS: 0	

AB R H RBI BB SO LOB

4	2	2	1	0	1	0
4	0	2	1	0	1	0
3	0	0	0	0	1	2
1	0	0	0	0	0	0
3	1	2	0	1	0	1
3	0	0	0	0	0	3
4	0	2	0	0	0	2
3	0	1	1	0	1	2
3	0	0	0	0	2	3
3	0	0	0	0	1	1

1B: 5	SF: 0
2B: 2	SAC: 1
3B: 1	DP: 1
HR: 1	HBP: 0

PITCHER

ERA WHIP

Batter	1	2	3	4	5	6	7	8	9
Jose Cardenal, R (1, 7) OBP: 0.331, SLG: 0.346	0-0 3B 2B		0-0 L7		0-0 HR		0-3 K		
Larry Bittner, L (1, 3) OBP: 0.335, SLG: 0.428	0-0 2-H 3B		0-0 FC6-4 1B		0-0 G3		0-3 K		
Gene Clines, R (1, 9) OBP: 0.397, SLG: 0.450 Bobby Murcer, L (8, 9) OBP: 0.359, SLG: 0.455	0-0 L5-3		0-0 FC6-4 WP 1-2f		0-3 K		0-0 F5		
Jerry Morales, R (1, 8) OBP: 0.391, SLG: 0.500	4-0 G4-3 BB		0-0 6-3 1-2		0-0 SH5-4 1B 2B		0-0 1B		
Steve Ontiveros, S (1, 5) OBP: 0.381, SLG: 0.395	0-0 G4-3 1-2f		1-2 5-3		0-0 SH5-4 2-3		0-0 F9		
Manny Trillo, R (1, 4) OBP: 0.349, SLG: 0.420		0-0 FC5-4 1B		0-0 WP 1B		0-0 P8		0-0 F9	
George Mitterwald, R (1, 2) OBP: 0.312, SLG: 0.391		0-0 FC5-4 1-2f		0-3 K 1-2		0-0 K 3-H 1B			
Ivan De Jesus, R (1, 6) OBP: 0.306, SLG: 0.318		0-3 K		0-3 K		0-0 6-3			
Rick Reuschel, R (1, 1) OBP: 0.231, SLG: 0.280		0-3 K			0-0 5-3		0-0 6-3		

Inning Stats	R: 1	H: 2	E: 0	LOB: 1	K: 0	S: 4	R: 0	H: 1	E: 0	LOB: 1	K: 2	S: 8	R: 0	H: 1	E: 0	LOB: 1	K: 0	S: 4	R: 0	H: 1	E: 0	LOB: 1	K: 2	S: 12	R: 1	H: 1	E: 0	LOB: 0	K: 1	S: 6	R: 1	H: 2	E: 0	LOB: 1	K: 0	S: 5	R: 0	H: 0	E: 0	LOB: 0	K: 2	S: 7	R: 0	H: 1	E: 0	LOB: 1	K: 0	S: 4
--------------	------	------	------	--------	------	------	------	------	------	--------	------	------	------	------	------	--------	------	------	------	------	------	--------	------	-------	------	------	------	--------	------	------	------	------	------	--------	------	------	------	------	------	--------	------	------	------	------	------	--------	------	------

PITCHER	IP	WLS	BF	H	R	ER	SO	BB	IBB	HBP	BLK	WP	HR	S	P	ERA	WHIP
Fred Norman, L (1, 1) ERA: 3.26	7.0	L	29	8	3	3	7	1	0	0	0	2	1	46	51	3.86	1.286
Pedro Borbon, R (8, 1) ERA: 3.03	1.0		4	1	0	0	0	0	0	0	0	0	0	4	4	0.00	1.000

Batter	1	2	3	4	5	6	7	8	9	AB R H RBI BB SO LOB	TOP		
Ken Griffey, L (1, 9) OBP: 0.385, SLG: 0.480	0-0 1B		0-3 K		4-0 BB		0-2 FC4-6 PB 1-2f		3-2 BB SF8 1B	4 1 2 0 1 1 1			
Pete Rose, S (1, 5) OBP: 0.387, SLG: 0.441	0-0 F8		0-3 K		3-2 F8		0-3 K		4-0 SF8 E BB 1-2	4 1 0 0 1 2 3			
Joe Morgan, L (1, 4) OBP: 0.428, SLG: 0.481	0-0 F8			0-0 4-3	0-0 9-3		0-0 G3		4-0 E IBB BB 1-2 2-3	4 0 0 0 1 0 3			
George Foster, R (1, 7) OBP: 0.370, SLG: 0.626 (9, 8)	0-0 L8			0-0 BB 1B		1-2 HR		0-0 S 1B	0-0 SF8 2-3 2-3 3-H	4 3 3 2 0 0 1			
Johnny Bench, R (1, 2) OBP: 0.350, SLG: 0.574		0-3 K		4-0 1B 1B BB 1-2		0-0 F8		0-0 FC6-4 1B 1-H	4-0 E IBB 1-2	3 1 1 1 2 1 0			
Cesar Geronimo, L (1, 8) OBP: 0.336, SLG: 0.391		0-0 FC6-4 1B		0-0 1B 1B 1-2 2-H		0-0 1B		0-0 L7	0-0 E5 1-2 2-3 3-H	4 0 3 1 0 0 1 1 0 0 1 0 0 2			
Bob Bailey, R (9, PH) OBP: 0.367, SLG: 0.442 (9, 3)													
Dave Concepcion, R (1, 6) OBP: 0.333, SLG: 0.399		0-0 F9		0-0 P4		0-0 L9		0-0 FC6-4 BB 1-2f	0-0 P5	5 0 0 0 0 0 8			
Mike Lum, L (1, 3) OBP: 0.221, SLG: 0.238		0-0 FC6-4		0-0 1B 1-2 2-H		0-0 F7		4-0 FC4-6 BB 1-2	0-0 F8	3 0 1 1 1 0 2 1 0 0 0 0 0 3			
Ed Armbrister, R (9, PH) OBP: 0.393, SLG: 0.542 (9, 7)													
Mario Soto, R (1, 1)			0-0 4-3	2-2 1-3			4-0 FC4-6 BB 1-2f		0-0 FC4-6	3 0 0 0 1 0 4			
Inning Stats	R: 0 E: 0 K: 0 S: 4 H: 1 LOB: 1 BB: 0 P: 4	R: 0 E: 0 K: 1 S: 6 H: 1 LOB: 1 BB: 0 P: 6	R: 0 E: 0 K: 2 S: 7 H: 0 LOB: 0 BB: 0 P: 7	R: 2 E: 0 K: 0 S: 9 H: 3 LOB: 2 BB: 1 P: 15	R: 0 E: 0 K: 0 S: 6 H: 0 LOB: 0 BB: 1 P: 13	R: 1 E: 0 K: 0 S: 9 H: 2 LOB: 1 BB: 0 P: 10	R: 0 E: 0 K: 1 S: 8 H: 0 LOB: 1 BB: 1 P: 12	R: 1 E: 0 K: 0 S: 5 H: 2 LOB: 2 BB: 1 P: 9	R: 2 E: 1 K: 0 S: 8 H: 1 LOB: 3 BB: 3 P: 23	1B: 9 2B: 1 3B: 0 HR: 1 SF: 1 SAC: 0 DP: 1 HBP: 0	WP: 0 PB: 1 SB: 1 CS: 0 PA: 44		
PITCHER	IP WLS BF H R ER SO BB IBB HBP BLK WP HR S P ERA WHIP											PITCHER	IP WLS BF H R ER SO BB IBB HBP BLK WP HR S P ERA WHIP
Mike Krukow, R (1, 1) ERA: 4.45	3.2 L 17 5 2 2 3 1 0 0 0 0 0 22 26 4.91 1.636												
Pete Broberg, R (4, 1) ERA: 5.79	3.1 13 2 1 1 1 1 2 0 0 0 0 1 27 41 2.70 1.200												
Paul Reuschel, R (8, 1) ERA: 2.73	1.0 9 3 3 3 0 0 3 0 0 0 0 0 9 24 27.00 6.000												
Donnie Moore, R (9, 1) ERA: 3.55	0.1 1 0 0 0 0 0 0 0 0 0 0 0 1 1 0.00 0.000												
Willie Hernandez, L (9, 1) ERA: 2.14	0.2 4 0 0 0 0 0 0 1 0 0 0 0 3 7 0.00 0.000												

Cincinnati Reds @ Chicago Cubs

Wrigley Field, Chicago, IL

Wed Jul 27 1977, 3:33 AM CDT

Sunny - 71 F

livebaseballscorecards.com

AB	36
R	6
H	10
RBI	6
BB	7
SO	4
LOB	28




Batter	1	2	3	4	5	6	7	8	9	AB R H RBI BB SO LOB
Joe Wallis, S OBP: 0.413, SLG: 0.435 (1, 8) X	0-0 2B K		0-3 K		0-3 K			0-3 K		4 0 1 0 0 3 0
Larry Bittner, L OBP: 0.331, SLG: 0.423 (1, 7) S S S (9, 3)	0-3 K		1-2 F9			0-0 P6		0-0 F7		4 0 0 0 0 1 1
Bill Buckner, L OBP: 0.313, SLG: 0.390 Gene Clines, R OBP: 0.397, SLG: 0.450 (1, 3) X (8, PR) (9, 7)	0-0 F8		0-3 K			0-0 WP 1B		0-0 2B		4 1 2 0 0 1 1 0 0 0 0 0 0 0
Bobby Murcer, L OBP: 0.363, SLG: 0.456 (1, 9) X	0-0 4-3			0-0 1B		1-2 CS 1B		4-0 BB		3 0 2 1 1 0 1
Steve Ontiveros, S OBP: 0.383, SLG: 0.406 (1, 5) X		0-0 HR		0-0 1B		0-3 K		0-0 F6		4 1 2 1 0 1 3
Manny Trillo, R OBP: 0.348, SLG: 0.416 (1, 4) B B B B		4-0 5-3 BB		0-0 F4		2-2 F7		0-0 F9		3 0 0 0 1 0 2
George Mitterwald, R OBP: 0.313, SLG: 0.391 Jose Cardenal, R OBP: 0.331, SLG: 0.346 Paul Reuschel, R OBP: 0.290, SLG: 0.143 Donnie Moore, L OBP: 0.250, SLG: 0.143 Willie Hernandez, L OBP: 0.393, SLG: 0.505 (1, 2) (7, PR) (8, 1) (9, 1) (9, 1) (9, PH)		0-0 5-3		0-0 G6-4-3		0-0 E8 1B		0-0 2B		3 0 1 0 0 0 3 0 1 0 1 0 0 0 0
Ivan De Jesus, R OBP: 0.303, SLG: 0.314 (1, 6) X		0-0 5-3		0-0 B2		0-0 L7		0-0 6-3		4 0 0 0 0 0 3
Mike Krukow, R OBP: 0.162, SLG: 0.189 Pete Broberg, R OBP: 0.357, SLG: 0.380 Steve Swisher, R OBP: 0.223, SLG: 0.268 (1, 1) (4, 1) (7, PH) (8, 2)		0-0 5-3		0-3 K		1-3 K		2-3 K		1 0 0 0 0 0 1 1 0 0 0 0 1 0 1 0 0 0 0 1 1 1 0 0 0 0 1 1

AB	R	H	RBI	BB	SO	LOB
34	2	9	2	2	9	17

WP: 1 PA: 36
 PB: 0
 SB: 0
 CS: 1

Cincinnati Reds @ Chicago Cubs
 Wrigley Field, Chicago, IL
 Wed Jul 27 1977, 3:33 AM CDT
 Sunny - 71 F



Inning	1	2	3	4	5	6	7	8	9									
Inning Stats	R: 0 E: 0 K: 1 S: 6	H: 1 LOB: 1 BB: 0 P: 6	R: 1 E: 0 K: 0 S: 4	H: 1 LOB: 1 BB: 1 P: 8	R: 0 E: 0 K: 2 S: 10	H: 0 LOB: 0 BB: 0 P: 11	R: 0 E: 0 K: 2 S: 7	H: 0 LOB: 0 BB: 0 P: 7	R: 1 E: 0 K: 1 S: 10	H: 2 LOB: 0 BB: 0 P: 11	R: 0 E: 1 K: 1 S: 10	H: 1 LOB: 1 BB: 0 P: 13	R: 0 E: 0 K: 1 S: 6	H: 1 LOB: 2 BB: 1 P: 10	R: 0 E: 0 K: 1 S: 7	H: 1 LOB: 1 BB: 0 P: 9	1B: 5 2B: 3 3B: 0 HR: 1	SF: 0 SAC: 0 DP: 1 HBP: 0

PITCHER	IP	WLS	BF	H	R	ER	SO	BB	IBB	HBP	BLK	WP	HR	S	P	ERA	WHIP
Mario Soto, R ERA: 3.0 (1, 1)	9.0	W	36	9	2	2	9	2	0	0	0	1	1	64	79	2.00	1.222

Batter	1	2	3	4	5	6	7	8	9	AB R H RBI BB SO LOB	TOP	
Ken Griffey, L (1, 9) X OBP: 0.383, SLG: 0.477	0-0 FC4-6 1B		0-0 F8			0-3 K			0-0 5-3	4 0 1 0 0 1 0		
Pete Rose, S (1, 5) X OBP: 0.384, SLG: 0.436	0-0 FC4-6 1-2f 2B		2-2 1-3			0-0 4-3			0-0 4-3	4 1 0 0 0 0 1		
Joe Morgan, L (1, 4) X OBP: 0.424, SLG: 0.475	0-0 F7			0-0 F8			0-0 L8		0-3 K	4 0 0 0 0 1 1		
George Foster, R (1, 7) X OBP: 0.369, SLG: 0.627	0-0 1-H 2B			0-0 6-3			1-2 6-3			3 0 1 1 0 0 0		
Cesar Geronimo, L (1, 8) X OBP: 0.333, SLG: 0.387	0-0 F7			0-3 K			0-0 P6			3 0 0 0 0 1 1		
Dave Concepcion, R (1, 6) S OBP: 0.331, SLG: 0.395		0-3 K			0-3 K			0-0 F8		3 0 0 0 0 2 0		
Mike Lum, L (1, 3) S OBP: 0.211, SLG: 0.227		3-3 K			2-2 P6			0-0 4-3		3 0 0 0 0 1 0		
Bill Plummer, R (1, 2) X OBP: 0.283, SLG: 0.231		0-0 P4			0-0 P4			0-0 2B		3 0 1 0 0 0 0		
Doug Capilla, L (1, 1) Manny Sarmiento, R (8, 1) X			0-0 6-3			0-0 5-3		0-0 L8		3 0 0 0 0 0 1 0 0 0 0 0 0 0		
Inning Stats	R: 1 E: 0 K: 0 S: 5 H: 2 LOB: 1 BB: 0 P: 5	R: 0 E: 0 K: 2 S: 9 H: 0 LOB: 0 BB: 0 P: 12	R: 0 E: 0 K: 0 S: 6 H: 0 LOB: 0 BB: 0 P: 8	R: 0 E: 0 K: 1 S: 5 H: 0 LOB: 0 BB: 0 P: 5	R: 0 E: 0 K: 1 S: 9 H: 0 LOB: 0 BB: 0 P: 11	R: 0 E: 0 K: 1 S: 5 H: 0 LOB: 0 BB: 0 P: 5	R: 0 E: 0 K: 0 S: 7 H: 0 LOB: 0 BB: 0 P: 8	R: 0 E: 0 K: 0 S: 4 H: 1 LOB: 1 BB: 0 P: 4	R: 0 E: 0 K: 1 S: 5 H: 0 LOB: 0 BB: 0 P: 5	1B: 1 SF: 0 2B: 2 SAC: 0 3B: 0 DP: 0 HR: 0 HBP: 0	WP: 0 PA: 30 PB: 0 SB: 0 CS: 0	
PITCHER Steve Renko, R (1, 1) ERA: 3.97 Willie Hernandez, L (9, 1) ERA: 2.11	IP WLS BF H R ER SO BB IBB HBP BLK WP HR S P ERA WHIP											PITCHER IP WLS BF H R ER SO BB IBB HBP BLK WP HR S P ERA WHIP

Cincinnati Reds @ Chicago Cubs
Wrigley Field, Chicago, IL
 Wed Jul 27 1977, 3:38 AM CDT
 Att. 41,105 - Sunny - 71 F

livebaseballscorecards.com

AB	30
R	1
H	3
RBI	1
BB	0
SO	6
LOB	4



Batter	1	2	3	4	5	6	7	8	9
Jose Cardenal, R (1, 7) OBP: 0.335, SLG: 0.351	0-3 K		0-0 G5-4-3			0-0 1B		3-2 1B SF8 1B	
Larry Bittner, L (1, 3) OBP: 0.336, SLG: 0.425	4-0 1B BB		0-0 6-3			0-0 1B		0-0 1B BB 1B	
Bobby Murcer, L (1, 9) OBP: 0.362, SLG: 0.452	0-3 K				0-3 K			4-0 1B SF9 BB	
Jerry Morales, R (1, 8) OBP: 0.391, SLG: 0.503	0-0 1-2 1B				0-0 4-3			0-0 SF8	
Steve Ontiveros, S (1, 5) OBP: 0.384, SLG: 0.405	0-0 1-3				0-0 5-3			3-H 1B	
Manny Trillo, R (1, 4) OBP: 0.344, SLG: 0.413		0-0 6-3			0-0 5-3			0-0 SF9	
George Mitterwald, R (1, 2) OBP: 0.312, SLG: 0.386		4-0 G4-6-3 BB			0-0 6-3			0-0 F9	
Ivan De Jesus, R (1, 6) OBP: 0.303, SLG: 0.320		0-0 G4-6-3			0-0 6-3			0-0 FC6 3B	
Steve Renko, R (1, 1) Gene Clines, R (8, PH) Willie Hernandez, L (9, 1)			4-0 G5-4-3 BB			0-3 K		0-0 FC6 1B	

Inning Stats	R: 0	H: 1	E: 0	K: 2	S: 8	LOB: 2	BB: 1	P: 12
	R: 0	H: 0	E: 0	K: 0	S: 2	LOB: 0	BB: 1	P: 6
	R: 0	H: 0	E: 0	K: 0	S: 2	LOB: 0	BB: 1	P: 6
	R: 0	H: 0	E: 0	K: 1	S: 5	LOB: 0	BB: 0	P: 5
	R: 0	H: 0	E: 0	K: 0	S: 3	LOB: 0	BB: 0	P: 3
	R: 0	H: 2	E: 0	K: 2	S: 8	LOB: 1	BB: 0	P: 8
	R: 0	H: 0	E: 1	K: 1	S: 9	LOB: 1	BB: 1	P: 15
	R: 5	H: 4	E: 0	K: 0	S: 11	LOB: 1	BB: 1	P: 18

PITCHER	IP	WLS	BF	H	R	ER	SO	BB	IBB	HBP	BLK	WP	HR	S	P	ERA	WHIP
Doug Capilla, L (1, 1) ERA: 5.09	7.0	L	30	6	5	5	6	5	0	0	0	0	0	44	69	6.43	1.571
Manny Sarmiento, R (8, 1) ERA:	1.0		4	1	0	0	0	0	0	0	0	0	0	4	4	0.00	1.000


BOTTOM

Cincinnati Reds @ Chicago Cubs
 Wrigley Field, Chicago, IL
 Wed Jul 27 1977, 3:38 AM CDT
 Att: 41,105 - Sunny - 71 F

AB	R	H	RBI	BB	SO	LOB
4	1	2	0	0	1	1
3	1	2	1	1	0	0
3	1	0	0	1	3	2
3	0	1	1	0	0	0
3	0	1	1	1	0	2
3	0	0	1	0	0	2
3	0	0	0	1	1	2
3	1	1	0	0	0	1
1	0	0	0	1	1	0
1	1	0	1	0	0	0
0	0	0	0	0	0	0

AB	27
R	5
H	7
RBI	5
BB	5
SO	6
LOB	10

WP: 0 PA: 34
 PB: 0
 SB: 0
 CS: 0



livebaseballscorecards.com

Batter	1	2	3	4	5	6	7	8	9	10	11	12	13	AB R H RBI BB SO LOB	TOP																
Pete Rose, S OBP: 0.384, SLG: 0.442 (1, 5)	0-0 HR	0-0 4-3	3-2 1B		0-0 4-3		4-0 2B		0-0 E4		0-0 SH1-4	0-3 K		6 1 2 1 1 1 3																	
Ken Griffey, L OBP: 0.388, SLG: 0.493 (1, 9)	2-2 1B	0-0 L9	0-0 1B			0-0 HR	0-0 2B		0-3 K		0-3 K		0-0 FC5-4	8 2 5 4 0 2 2																	
Joe Morgan, L OBP: 0.420, SLG: 0.473 (1, 4)	0-0 1B	3-2 L8	0-0 P4			0-0 2B	0-0 K		0-0 E3		0-0 G3		0-0 F2	8 1 2 0 0 1 7																	
George Foster, R OBP: 0.374, SLG: 0.627 (1, 7)	0-3 K		0-0 2B	0-0 G4-6-3		0-0 5-3	4-0 IBB		2-3 K			0-0 E	4-0 FC5-4	6 2 3 0 2 2 5																	
Johnny Bench, R OBP: 0.354, SLG: 0.578 (1, 2)	0-0 HR		4-0 2B	4-0 G4-6-3		0-0 L7	0-0 F9		0-3 K			4-0 IBB	0-0 FC5-4	5 2 1 3 3 1 8																	
Cesar Geronimo, L OBP: 0.331, SLG: 0.396 (1, 8)	0-0 L7		0-0 1B	0-0 G4-6-3		0-0 L7		0-0 HR		0-0 F7		0-0 F7	0-0 G3	8 2 2 2 0 0 7																	
Dave Concepcion, R OBP: 0.332, SLG: 0.394 (1, 6)	0-0 HR		0-0 FC4-6	0-0 6-3			4-0 S	0-0 F8		0-3 K		0-0 FC1		6 2 2 2 1 1 2																	
Mike Lum, L OBP: 0.244, SLG: 0.282 (1, 3)	0-0 HR		0-0 FC4-6		0-0 B1-6-4		4-2 S	0-0 F2		0-3 K		4-0 IBB		5 3 2 2 2 1 1																	
Dale Murray, R Pedro Borbon, R Ed Armbrister, R Manny Sarmiento, R Joe Hoerner, R Fred Norman, S Champ Summers, L Jack Billingham, R OBP: 0.192, SLG: 0.196 (1, 1) (2, 1) (7, PH) (7, PH) (8, 1) (8, 1) (12, PH) (12, PH)	0-3 K		0-0 B2		0-0 B1-6-4		0-3 K	0-0 G3			4-2 SH1-4	0-3 K		1 0 0 0 0 0 1 0 2 0 0 0 0 0 0 2 1 0 0 0 0 0 1 2 1 0 1 0 0 1 0 0 0 0 0 1 3 0 0 0 0 0 0 0 0																	
Inning Stats	R: 6 E: 0 K: 2 S: 16	H: 6 LOB: 0 BB: 0 P: 18	R: 0 E: 0 K: 0 S: 6	H: 0 LOB: 0 BB: 0 P: 9	R: 4 E: 0 K: 0 S: 11	H: 5 LOB: 2 BB: 1 P: 18	R: 0 E: 0 K: 0 S: 3	H: 1 LOB: 1 BB: 1 P: 7	R: 0 E: 0 K: 0 S: 3	H: 1 LOB: 0 BB: 0 P: 3	R: 1 E: 0 K: 0 S: 5	H: 2 LOB: 1 BB: 0 P: 5	R: 2 E: 0 K: 2 S: 13	H: 1 LOB: 3 BB: 4 P: 29	R: 1 E: 0 K: 0 S: 4	H: 1 LOB: 0 BB: 0 P: 4	R: 0 E: 2 K: 3 S: 13	H: 0 LOB: 2 BB: 0 P: 15	R: 0 E: 0 K: 2 S: 7	H: 0 LOB: 0 BB: 0 P: 7	R: 0 E: 0 K: 1 S: 9	H: 0 LOB: 1 BB: 1 P: 13	R: 1 E: 1 K: 2 S: 9	H: 1 LOB: 3 BB: 2 P: 17	R: 0 E: 0 K: 0 S: 4	H: 1 LOB: 2 BB: 1 P: 8	1B: 9 2B: 5 3B: 0 HR: 5	SF: 0 SAC: 1 DP: 2 HBP: 0	WP: 0 PB: 0 SB: 6 CS: 0	PA: 69	
PITCHER	IP WLS BF H R ER SO BB IBB HBP BLK WP HR S P ERA WHIP	2.0 14 7 8 8 8 2 1 0 0 0 0 3 23 32 36.00 4.000	1.0 9 5 2 2 0 1 0 0 0 0 0 0 11 18 18.00 6.000	3.1 13 3 3 3 1 2 0 0 0 0 1 18 26 8.10 1.500	1.2 9 2 1 1 1 0 2 0 0 0 1 9 17 5.40 1.200	3.0 12 0 0 0 6 1 0 0 0 0 0 0 29 35 0.00 0.333	12.1 1.1 10 2 1 0 2 1 0 2 1 1 0 23 23 0.00 2.250	13.1 0.2 2 0 0 0 0 0 0 0 0 0 0 2 2 0.00 0.000																							

Cincinnati Reds @ Chicago Cubs
Wrigley Field, Chicago, IL
Thu Jul 28 1977, 3:33 AM CDT
Att. 32,155 - Overcast - 80 F

livebaseballscorecards.com

AB	58
R	15
H	19
RBI	14
BB	10
SO	12
LOB	42



Batter	1	2	3	4	5	6	7	8	9	10	11	12	13	AB R H RBI BB SO LOB	BOTTOM													
Ivan De Jesus, R (1, 6) Catcher OBP: 0.302, SLG: 0.321 Jose Cardenal, R (8, PH) Pitcher OBP: 0.335, SLG: 0.345	0-0 HR 2B	0-0 E3 FC4-6 1B	0-3 K		0-0 F8		0-3 K	0-0 F8		4-0 FC1-4 BB		0-0 5-3		5 2 1 0 0 2 2 2 0 0 0 1 0 4	<p>Cincinnati Reds @ Chicago Cubs Wrigley Field, Chicago, IL Thu Jul 28 1977, 3:33 AM CDT Att: 32,155 - Overcast - 80 F</p>													
Larry Blittner, L (1, 7) Pitcher OBP: 0.340, SLG: 0.425	4-0 HR BB	0-0 FC4-6 1B		0-0 L9 1B 1B	0-3 K			0-0 HR 1B	0-3 K	0-0 FC1-4		0-0 L8		7 3 3 1 1 2 3														
Bill Buckner, L (1, 3) Pitcher OBP: 0.311, SLG: 0.417	0-0 HR	0-0 F9		0-0 F8		0-0 F9		1-2 HR	0-0 F8	0-0 6-3			0-0 6-3	8 2 2 5 0 0 5														
Bobby Murcer, L (1, 3) Pitcher OBP: 0.311, SLG: 0.417	0-0 HR	0-0 FC4-6		0-0 1B 1B	0-3 K			0-3 K	0-0 BB 1B				0-0 F8	8 3 3 2 0 0 3 1														
Jerry Morales, R (1, 8) Pitcher OBP: 0.392, SLG: 0.509 Pete Broberg, R (12, 1) Pitcher OBP: 0.245, SLG: 0.294 Rick Reuschel, R (13, 1) Pitcher OBP: 0.245, SLG: 0.294	0-0 P3	0-0 K		0-0 L9		0-0 BB 1B		0-0 HR	4-0 BB 1B				0-0 1B 1B	6 1 2 1 1 2 3 0 0 0 0 0 0 0 1 1 1 0 0 0 0														
Steve Ontiveros, S (1, 5) Pitcher OBP: 0.389, SLG: 0.407	2-3 K		0-3 K	0-0 1B 1B		4-0 BB 1B		4-0 2B BB	0-0 BB 1B			0-0 P4	0-0 1B 1B	6 0 3 2 2 2 0														
Manny Trillo, R (1, 1) Pitcher OBP: 0.229, SLG: 0.289 Donnie Moore, L (3, 1) Pitcher OBP: 0.333, SLG: 0.500 Paul Reuschel, R (4, 1) Pitcher OBP: 0.333, SLG: 0.500 Mick Kelleher, R (7, 4) Pitcher OBP: 0.313, SLG: 0.355 Greg Gross, L (8, PH) Pitcher OBP: 0.200, SLG: 0.111 Bruce Sutter, R (9, 1) Pitcher OBP: 0.399, SLG: 0.459 Gene Clines, R (12, 8) Pitcher OBP: 0.399, SLG: 0.459	0-0 6-3		4-0 3B BB	0-0 1B 1B		0-0 F9		0-0 F5	0-0 L3			0-0 6-3	0-0 1B	3 1 1 1 1 0 0 2 0 0 0 0 0 0 0 0 1 0 0 0 0 0 0 1 3 0 1 1 0 0 0 2														
George Mitterwald, R (1, 2) Pitcher OBP: 0.315, SLG: 0.416		0-0 HR	0-0 L5	0-0 F8			0-0 L9	0-0 2B		0-3 K		0-0 HR		7 2 3 2 0 1 3														
Ray Burris, R (1, 1) Pitcher OBP: 0.229, SLG: 0.289 Donnie Moore, L (3, 1) Pitcher OBP: 0.333, SLG: 0.500 Paul Reuschel, R (4, 1) Pitcher OBP: 0.333, SLG: 0.500 Mick Kelleher, R (7, 4) Pitcher OBP: 0.313, SLG: 0.355 Greg Gross, L (8, PH) Pitcher OBP: 0.200, SLG: 0.111 Bruce Sutter, R (9, 1) Pitcher OBP: 0.399, SLG: 0.459 Gene Clines, R (12, 8) Pitcher OBP: 0.399, SLG: 0.459		0-0 E 1B 2B	0-0 1H 3B		0-3 K		0-0 F2	4-0 IBB		0-0 FC1-4 BB 1B		0-0 2B		1 1 1 1 0 0 0 0 1 0 1 1 0 0 0 0 1 0 0 0 0 0 1 0 1 0 0 0 0 0 0 0 0 0 0 0 1 0 0 0 1 0 1 0 0 0 0 0 1 0 1 0 0 0 0 0														
Inning Stats	R: 4 E: 0 K: 1 S: 10	H: 3 LOB: 0 BB: 1 P: 16	R: 3 E: 1 K: 1 S: 10	H: 3 LOB: 1 BB: 1 P: 12	R: 1 E: 0 K: 2 S: 8	H: 1 LOB: 1 BB: 1 P: 12	R: 2 E: 0 K: 0 S: 7	H: 4 LOB: 2 BB: 0 P: 7	R: 0 E: 0 K: 1 S: 6	H: 1 LOB: 2 BB: 1 P: 10	R: 0 E: 0 K: 1 S: 5	H: 0 LOB: 0 BB: 0 P: 5	R: 3 E: 0 K: 1 S: 12	H: 4 LOB: 3 BB: 2 P: 21		R: 1 E: 0 K: 1 S: 7	H: 2 LOB: 2 BB: 1 P: 11	R: 0 E: 0 K: 2 S: 8	H: 0 LOB: 0 BB: 0 P: 10	R: 1 E: 0 K: 0 S: 5	H: 2 LOB: 1 BB: 0 P: 5	R: 1 E: 0 K: 0 S: 5	H: 3 LOB: 2 BB: 0 P: 5	R: 1 E: 0 K: 0 S: 5	H: 3 LOB: 2 BB: 0 P: 5	1B: 13 2B: 4 3B: 1 HR: 6	SF: 0 SAC: 0 DP: 0 HBP: 0	WP: 0 PA: 70 PB: 0 SB: 0 CS: 0
PITCHER Dale Murray, R (1, 1) ERA: 5.43 Pedro Borbon, R (2, 1) ERA: 3.17 Manny Sarmiento, R (7, 1) ERA: 4.76 Joe Hoerner, L (9, 1) ERA: 15.43 Fred Norman, L (9, 1) ERA: 3.2	IP WLS BF H R ER SO BB IBB HBP BLK WP HR S P ERA WHIP	1.0 0 9 5 6 6 1 1 0 0 0 0 3 12 18 54.00 6.000	5.0 25 7 4 3 6 2 0 0 0 0 0 0 37 47 5.40 1.800	2.0 12 4 3 3 2 1 1 0 0 0 2 17 26 13.50 2.500	0.2 3 1 1 1 1 0 0 0 0 0 0 5 5 13.50 1.500	2.1 11 2 0 0 3 2 0 0 0 0 0 16 26 0.00 1.714		PITCHER Jack Billingham, R (12, 1) ERA: 5.07	IP WLS BF H R ER SO BB IBB HBP BLK WP HR S P ERA WHIP	1.2 10 5 2 2 0 0 0 0 0 0 0 1 10 10 10.80 3.000																		

livebaseballscorecards.com

AB	63
R	16
H	24
RBI	16
BB	7
SO	13
LOB	26



Batter	1	2	3	4	5	6	7	8	9	AB R H RBI BB SO LOB	TOP									
Jerry Mumphrey, S OBP: 0.393, SLG: 0.456 (1, 7) (7, 8)	0-0 3-1 2B		0-0 F7		0-3 K		0-0 1B 1-2 2-H			4 0 2 1 0 1 1										
Garry Templeton, S OBP: 0.324, SLG: 0.426 (1, 6)	0-0 6-3		0-0 F8			0-0 1-3	0-0 L6			4 0 0 0 0 0 4										
Tony Scott, S OBP: 0.376, SLG: 0.409 Clay Carroll, R OBP: 0.100, SLG: 0.100 (1, 8) (7, 1)	0-0 3-1 2-3		0-0 G3			0-0 4-3	0-0 1B 1-3 2-H			4 0 1 1 0 0 2 0 0 0 0 0 0 0										
Dave Rader, L OBP: 0.329, SLG: 0.409 Don Kessinger, S OBP: 0.314, SLG: 0.269 (1, 2) (7, 4)	0-0 P6			0-0 F9		0-0 F7		0-3 K		3 0 0 0 0 0 1 1 0 0 0 0 1 0										
Keith Hernandez, L OBP: 0.394, SLG: 0.460 (1, 3)		0-0 4-3		0-0 FC4-6 1B			4-0 2B BB	0-3 K		3 1 1 0 1 1 0										
Mike Anderson, R OBP: 0.281, SLG: 0.378 (1, 9)		0-0 3-1		0-0 FC4-6 1-2f			0-0 1B 2B	0-0 6-3		4 1 1 1 0 0 1										
Ken Reitz, R OBP: 0.309, SLG: 0.447 (1, 5)		0-0 HR		0-0 F8			0-3 K		0-0 F8	4 1 1 1 0 1 2										
Mike Tyson, R OBP: 0.296, SLG: 0.350 Lou Brock, L OBP: 0.310, SLG: 0.367 (1, 4) (7, PH) (7, 7)		0-0 F9			0-0 1-3		0-0 BB 1B 2-H		0-0 4-3	2 0 0 0 0 0 0 2 1 1 1 0 0 0										
Rawly Eastwick, R OBP: 0.384, SLG: 0.300 Buddy Schultz, R OBP: 0.300, SLG: 0.222 Mike Phillips, L OBP: 0.238, SLG: 0.261 Pete Falcone, L OBP: 0.308, SLG: 0.324 Ted Simmons, S OBP: 0.411, SLG: 0.535 (1, 1) (3, 1) (5, PH) (5, 1) (7, PH) (7, 2)			0-0 1B		0-0 F9		4-0 1B BB		0-3 K	1 0 1 0 0 0 0 0 0 0 0 0 0 0 1 0 0 0 0 0 0 0 0 0 0 0 0 0 1 1 0 0 1 1 0										
Inning Stats	R: 0 E: 0 K: 0 S: 4	H: 1 LOB: 1 BB: 0 P: 4	R: 1 E: 0 K: 0 S: 4	H: 1 LOB: 0 BB: 0 P: 4	R: 0 E: 0 K: 0 S: 4	H: 1 LOB: 1 BB: 0 P: 4	R: 0 E: 0 K: 1 S: 5	H: 0 LOB: 0 BB: 0 P: 5	R: 0 E: 0 K: 0 S: 3	H: 0 LOB: 0 BB: 0 P: 3	R: 4 E: 0 K: 1 S: 8	H: 4 LOB: 2 BB: 2 P: 16	R: 0 E: 0 K: 2 S: 7	H: 0 LOB: 0 BB: 0 P: 7	R: 0 E: 0 K: 1 S: 5	H: 0 LOB: 0 BB: 0 P: 5	1B: 5 2B: 2 3B: 0 HR: 1	SF: 0 SAC: 0 DP: 0 HBP: 0	WP: 0 PB: 0 SB: 0 CS: 0	PA: 36
PITCHER	IP WLS BF H R ER SO BB IBB HBP BLK WP HR S P ERA WHIP																			
Paul Moskau, R ERA: 5.4 (1, 1)	6.1 W 28 7 5 5 2 2 0 0 0 0 0 1 30 38 7.11 1.421																			
Pedro Borbon, R ERA: 3.07 (7, 1)	2.2 S 8 1 0 0 3 0 0 0 0 0 0 0 14 14 0.00 0.375																			

St. Louis Cardinals @ Cincinnati Reds
Riverfront Stadium, Cincinnati, OH
Fri Jul 29 1977, 7:05 PM EDT
Unknown

livebaseballscorecards.com

AB 34
R 5
H 8
RBI 5
BB 2
SO 5
LOB 11



Batter	1	2	3	4	5	6	7	8	9
Pete Rose, S OBP: 0.387, SLG: 0.449 (1, 5)	0-0 F8		0-0 1B	0-0 1B		0-0 3B		0-0 F7	
Ken Griffey, L OBP: 0.386, SLG: 0.488 (1, 9)	4-0 BB		0-0 1B	0-0 F7		0-3 K		0-0 3-1	
Joe Morgan, L OBP: 0.421, SLG: 0.472 (1, 4)	0-0 L4		0-0 1B		0-0 F8	4-0 BB			
George Foster, R OBP: 0.378, SLG: 0.630 (1, 7)	0-0 1-4-3		0-0 1B		0-0 2B	4-0 BB			
Dan Driessen, L OBP: 0.391, SLG: 0.484 (1, 3)		0-0 4-3	0-0 SF9		0-3 K	0-0 P6			
Johnny Bench, R OBP: 0.353, SLG: 0.572 (1, 2)		0-0 6-3	0-0 FC6-4		4-0 IBB		0-3 K		
Cesar Geronimo, L OBP: 0.330, SLG: 0.401 (1, 8)		0-0 F7		0-0 SF9	0-0 3B		0-3 K2-3		
Rick Auerbach, R OBP: 0.235, SLG: 0.154 (1, 6)			0-0 F8	0-0 SF9		0-0 F3	0-0 1-3		
Paul Moskau, R OBP: 0.429, SLG: 0.667 (1, 1)			0-0 1B		0-3 K			0-0 P4	
Pedro Borbon, R OBP: 0.250, SLG: 0.313 (7, 1)						0-0 3B			

Inning Stats	R: 0	H: 0	E: 0	K: 3	S: 3	LOB: 1	BB: 1	P: 7
	R: 0	H: 0	E: 0	K: 0	S: 3	LOB: 0	BB: 0	P: 3
	R: 4	H: 4	E: 1	K: 0	S: 8	LOB: 1	BB: 0	P: 8
	R: 1	H: 2	E: 0	K: 1	S: 7	LOB: 1	BB: 0	P: 7
	R: 0	H: 1	E: 0	K: 1	S: 6	LOB: 2	BB: 1	P: 10
	R: 1	H: 2	E: 0	K: 1	S: 7	LOB: 3	BB: 2	P: 15
	R: 0	H: 0	E: 0	K: 2	S: 7	LOB: 0	BB: 0	P: 7
	R: 0	H: 0	E: 0	K: 0	S: 3	LOB: 0	BB: 0	P: 3

PITCHER	IP	WLS	BF	H	R	ER	SO	BB	IBB	HBP	BLK	WP	HR	S	P	ERA	WHIP
Rawly Eastwick, R ERA: 3.45 (1, 1)	2.1	L	13	4	4	2	0	0	1	0	0	0	0	12	16	7.71	2.143
Buddy Schultz, L ERA: 1.36 (3, 1)	1.2		7	2	1	1	1	0	0	0	0	0	0	9	9	5.40	1.200
Pete Falcone, L ERA: 5.38 (5, 1)	2.0		12	3	1	1	2	2	1	0	0	0	0	13	25	4.50	2.500
Clay Carroll, R ERA: 2.44 (7, 1)	2.0		6	0	0	0	2	0	0	0	0	0	0	10	10	0.00	0.000


BOTTOM

St. Louis Cardinals @ Cincinnati Reds
Riverfront Stadium, Cincinnati, OH
Fri Jul 29 1977, 7:05 PM EDT
Unknown

AB	R	H	RBI	BB	SO	LOB
5	1	3	1	0	0	0
4	1	0	0	1	1	4
3	1	1	2	1	0	1
3	0	2	1	1	0	1
3	0	0	1	0	1	4
3	0	0	0	1	1	1
4	1	1	0	0	1	2
3	0	0	1	0	0	0
3	2	2	0	0	1	0
1	0	0	0	0	0	0

AB	32
R	6
H	9
RBI	6
BB	4
SO	5
LOB	13

WP: 0 PA: 38
PB: 0
SB: 1
CS: 0



St. Louis Cardinals @ Cincinnati Reds
Riverfront Stadium, Cincinnati, OH

Fri Jul 29 1977, 7:05 PM EDT
Att: 50,366 - Unknown

livebaseballscorecards.com



WP: 0 PA: 45
PB: 0
SB: 0
CS: 1

AB R H RBI BB SO LOB

4 1 2 1 0 0 1
1 0 0 0 0 1 0

3 1 1 1 0 0 2
2 0 1 0 0 0 0

5 1 3 0 0 0 2

4 2 1 1 1 0 1

4 2 2 4 0 1 1
1 0 0 0 0 0 0

3 1 2 1 1 0 0

4 1 0 0 1 0 3

5 1 1 2 0 1 0

2 0 1 0 1 0 0

1B: 12 SF: 0
2B: 0 SAC: 2
3B: 0 DP: 0
HR: 2 HBP: 0

Batter	1	2	3	4	5	6	7	8	9
Lou Brock, L (1, 7) OBP: 0.313, SLG: 0.369 Mike Anderson, R (5, 9) OBP: 0.278, SLG: 0.373	0-0 6-3	0-0 1B BB 1B	0-0 1-2 1B		0-0 F7		0-3 K		
Garry Templeton, S (1, 6) OBP: 0.324, SLG: 0.426 Don Kessinger, S (3, 6) OBP: 0.317, SLG: 0.273	0-0 F8	0-0 1-2 BB HR 1B	0-0 4-3		0-0 1-2 1B			0-0 P6	
Jerry Mumphrey, S (1, 8) OBP: 0.397, SLG: 0.459	0-0 CS 1B	0-0 1-2 2-3 HR 1B		0-0 FC4-6 1B	0-0 P6			0-0 F7	
Ted Simmons, S (1, 2) OBP: 0.411, SLG: 0.532	0-0 CS	0-0 SH3 1B		0-0 FC4-6 BB	0-0 P5			0-0 F9	
Keith Hernandez, L (1, 3) OBP: 0.395, SLG: 0.469 Roger Freed, R (7, 3) OBP: 0.491, SLG: 0.568		0-0 SH3 1B		0-3 K	0-0 6-3			0-0 5-3	
Hector Cruz, R (1, 9) OBP: 0.366, SLG: 0.400		0-0 SH3		4-0 1-2 BB	0-0 1B			0-0 HR	
Ken Reitz, R (1, 5) OBP: 0.307, SLG: 0.442		4-0 SH3-4 1B IBB	0-0 4-3	0-0 5-3	0-0 F2			0-0 6-3	
Mike Tyson, R (1, 4) OBP: 0.294, SLG: 0.347		0-0 1-2 2-3 3-H 1B SH3-4 1B	0-3 K		0-0 3-1		0-0 5-3	0-0 F7	
Eric Rasmussen, R (1, 1) OBP: 0.208, SLG: 0.240		0-0 SH3-4	4-0 1B BB		0-0 1B		0-0 6-3		

Inning Stats	R: 0	H: 1	E: 0	K: 0	S: 3	P: 3	R: 9	H: 7	E: 0	K: 0	S: 10	P: 18	R: 0	H: 1	E: 0	K: 1	S: 6	P: 10	R: 0	H: 1	E: 0	K: 1	S: 6	P: 10	R: 0	H: 2	E: 0	K: 0	S: 5	P: 5	R: 0	H: 1	E: 0	K: 0	S: 4	P: 4	R: 0	H: 0	E: 0	K: 1	S: 5	P: 5	R: 0	H: 0	E: 0	K: 0	S: 3	P: 3	R: 1	H: 1	E: 0	K: 0	S: 4	P: 4
--------------	------	------	------	------	------	------	------	------	------	------	-------	-------	------	------	------	------	------	-------	------	------	------	------	------	-------	------	------	------	------	------	------	------	------	------	------	------	------	------	------	------	------	------	------	------	------	------	------	------	------	------	------	------	------	------	------

PITCHER	IP	WLS	BF	H	R	ER	SO	BB	IBB	HBP	BLK	WP	HR	S	P	ERA	WHIP
Jack Billingham, R (1, 1) ERA: 5.6	1.2	L	14	8	9	9	0	1	1	0	0	0	1	12	20	48.60	5.400
Dale Murray, R (2, 1) ERA: 5.02	5.1		23	5	0	0	3	2	0	0	0	0	0	27	35	0.00	1.312
Manny Sarmiento, R (8, 1) ERA: 4.7	2.0		7	1	1	1	0	0	0	0	0	0	1	7	7	4.50	0.500

PITCHER	IP	WLS	BF	H	R	ER	SO	BB	IBB	HBP	BLK	WP	HR	S	P	ERA	WHIP
---------	----	-----	----	---	---	----	----	----	-----	-----	-----	----	----	---	---	-----	------

Batter	1	2	3	4	5	6	7	8	9	AB	R	H	RBI	BB	SO	LOB
Pete Rose, S (1, 5) OBP: 0.389, SLG: 0.449 Rick Auerbach, R (7, 4) OBP: 0.222, SLG: 0.143	4-0 L6-4 1B BB		x 0-0 F7			x 0-0 1B	x 0-0 P3			2	0	1	0	1	0	0
Cesar Geronimo, L (1, 8) OBP: 0.332, SLG: 0.405	x 0-0 1-2 1B			x 0-0 4-3		x 0-0 P5		x 0-0 F9 2B		4	0	2	0	0	0	1
Dan Driessen, L (1, 3) OBP: 0.387, SLG: 0.478	x 0-0 L6-4 2-3			x 0-0 F8		x 0-0 F8		x 0-0 F9 2-3		4	0	0	0	0	0	4
George Foster, R (1, 7) OBP: 0.376, SLG: 0.625	x 0-0 P6			BB x 4-0 1B BB		SS x 0-3 K		x 0-0 G3		3	0	0	0	1	1	3
Mike Lum, L (1, 9) OBP: 0.256, SLG: 0.293		x 0-0 1-3		x 0-0 1-2 1B		x 0-0 FC5-4 1B		x 0-0 F9		4	0	2	0	0	0	1
Dave Concepcion, R (1, 6) OBP: 0.332, SLG: 0.393		x 0-0 6-3		x 0-0 5-3		x 0-0 FC5-4 2B 1-2f HR		x 0-0 1B		4	1	1	0	0	0	3
Ray Knight, R (1, 4) OBP: 0.375, SLG: 0.523 (7, 5)		x 0-0 5-3			x 0-0 G1-6-3 1B		x 0-0 HR 2B		x 0-0 F9	4	1	2	0	0	0	1
Bill Plummer, R (1, 2) OBP: 0.281, SLG: 0.268			SS x 0-3 K		SS x 0-3 K		x 0-0 HR 2B		SS x 0-3 K	4	1	1	3	0	3	2
Jack Billingham, R (1, 1) OBP: 0.192, SLG: 0.196 Dale Murray, R (2, 1) Champ Summers, L (7, PH) OBP: 0.250, SLG: 0.455 Manny Sarmiento, R (8, 1) Ken Griffey, L (9, PH) OBP: 0.385, SLG: 0.487			SS x 0-3 K		x 0-0 G1-6-3 1-2f		x 0-0 F8		x 0-0 F7	0	0	0	0	0	0	0

Inning Stats	R: 0	H: 1	E: 0	K: 0	S: 3	LOB: 1	BB: 1	P: 7	R: 0	H: 0	E: 0	K: 0	S: 3	LOB: 0	BB: 0	P: 3	R: 0	H: 0	E: 0	K: 2	S: 7	LOB: 0	BB: 0	P: 7	R: 0	H: 1	E: 0	K: 0	S: 4	LOB: 2	BB: 1	P: 8	R: 0	H: 1	E: 0	K: 1	S: 5	LOB: 0	BB: 0	P: 5	R: 0	H: 1	E: 0	K: 1	S: 6	LOB: 1	BB: 0	P: 6	R: 3	H: 3	E: 0	K: 0	S: 6	LOB: 0	BB: 0	P: 6	R: 0	H: 1	E: 0	K: 0	S: 4	LOB: 1	BB: 0	P: 4	R: 0	H: 1	E: 0	K: 1	S: 6	LOB: 1	BB: 0	P: 6	1B: 6	SF: 0	2B: 3	SAC: 0	3B: 0	DP: 2	HR: 1	HBP: 0	WP: 0	PA: 36
--------------	------	------	------	------	------	--------	-------	------	------	------	------	------	------	--------	-------	------	------	------	------	------	------	--------	-------	------	------	------	------	------	------	--------	-------	------	------	------	------	------	------	--------	-------	------	------	------	------	------	------	--------	-------	------	------	------	------	------	------	--------	-------	------	------	------	------	------	------	--------	-------	------	------	------	------	------	------	--------	-------	------	-------	-------	-------	--------	-------	-------	-------	--------	-------	--------

PITCHER	IP	WLS	BF	H	R	ER	SO	BB	IBB	HBP	BLK	WP	HR	S	P	ERA	WHIP	PITCHER	IP	WLS	BF	H	R	ER	SO	BB	IBB	HBP	BLK	WP	HR	S	P	ERA	WHIP																							
Eric Rasmussen, R (1, 1) ERA: 3.59	9.0	W	36	9	3	3	5	2	0	0	0	0	1	44	52	3.00	1.222																																									

BOTTOM

St. Louis Cardinals @ Cincinnati Reds
Riverfront Stadium, Cincinnati, OH
Fri Jul 29 1977, 7:05 PM EDT
Att. 50,366 - Unknown

AB	34
R	3
H	9
RBI	3
BB	2
SO	5
LOB	17



WP: 0	PA: 36
PB: 0	SB: 0
CS: 0	

ERA	3.59	WHIP	1.222
-----	------	------	-------

Batter	1	2	3	4	5	6	7	8	9	AB R H RBI BB SO LOB	TOP											
Jerry Mumphrey, S (1, 8) OBP: 0.397, SLG: 0.462	0-0 CS 1B		0-0 6-3		0-0 L4		0-0 G3		0-0 2B	5 0 2 2 0 0 1												
Garry Templeton, S (1, 6) OBP: 0.325, SLG: 0.425	0-0 E 1B		0-0 1B		0-3 K			0-0 6-3	0-0 F8	5 0 2 0 0 1 1												
Hector Cruz, R (1, 7) OBP: 0.364, SLG: 0.395	0-0 E6 1-2		0-0 L8		0-0 P6			4-0 BB G6-4-3		3 0 0 0 1 0 2												
Ted Simmons, S (1, 2) OBP: 0.406, SLG: 0.526	0-0 F6		0-0 P4		0-0 F9			0-0 G6-4-3 1-2f		4 0 0 0 0 0 4												
Keith Hernandez, L (1, 3) OBP: 0.399, SLG: 0.477	0-3 K			4-0 BB FC6-4 BB	0-0 HR			4-0 FC4-6 SH1-4 2B BB	4-0 FC4-6 SH1-4 2B BB	2 2 1 1 2 1 2												
Mike Anderson, R (1, 9) OBP: 0.269, SLG: 0.360		0-0 L5		0-0 F8	0-3 K			0-0 SH1-4	0-0 SH1-4	3 0 0 0 0 1 1												
Ken Reitz, R (1, 5) OBP: 0.312, SLG: 0.442		4-0 BB BB BB BB		0-0 F5			0-0 SH1-4 1B	4-0 FC4-6 IBB		2 0 1 0 2 0 1												
Mike Tyson, R (1, 4) OBP: 0.291, SLG: 0.343		0-0 P6		0-0 FC6-4 1-2f			0-0 SH1-4	0-0 FC4-6 2B	0-0 FC4-6 2B	3 1 0 0 0 0 4												
John Denny, R (1, 1) OBP: 0.152, SLG: 0.125		0-0 1-3			0-0 6-3		0-3 K	0-0 2B	0-0 2B	1 0 0 0 0 0 1												
Don Kessinger, S (5, PH) OBP: 0.315, SLG: 0.270										1 0 0 0 0 0 0												
Buddy Schultz, R (5, 1) OBP: 0.300, SLG: 0.222										0 0 0 0 0 0 0												
Roger Freed, R (7, PH) OBP: 0.482, SLG: 0.556										1 0 0 0 0 0 1												
Butch Metzger, R (7, 1)										0 0 0 0 0 0 0												
Tony Scott, S (9, PH) OBP: 0.378, SLG: 0.414										1 1 1 1 0 0 0												
Al Hrabosky, R (9, 1)										0 0 0 0 0 0 0												
Inning Stats	R: 0 E: 1 K: 1 S: 7	H: 2 LOB: 2 BB: 0 P: 7	R: 0 E: 0 K: 0 S: 3	H: 0 LOB: 1 BB: 1 P: 7	R: 0 E: 0 K: 0 S: 4	H: 1 LOB: 1 BB: 1 P: 4	R: 0 E: 0 K: 0 S: 3	H: 0 LOB: 1 BB: 1 P: 7	R: 0 E: 0 K: 1 S: 5	H: 0 LOB: 0 BB: 0 P: 5	R: 1 E: 0 K: 1 S: 6	H: 1 LOB: 0 BB: 0 P: 6	R: 0 E: 0 K: 1 S: 6	H: 1 LOB: 1 BB: 0 P: 6	R: 0 E: 0 K: 0 S: 2	H: 0 LOB: 0 BB: 1 P: 6	R: 3 E: 0 K: 0 S: 5	H: 2 LOB: 1 BB: 2 P: 13	1B: 4 2B: 2 3B: 0 HR: 1	SF: 0 SAC: 2 DP: 1 HBP: 0	WP: 0 PB: 0 SB: 0 CS: 1	PA: 38
PITCHER Fred Norman, L (1, 1) ERA: 3.25	IP: 9.0 WLS: L BF: 38 H: 7 R: 4 ER: 4 SO: 4 BB: 4 IBB: 1 HBP: 0 BLK: 0 WP: 0 HR: 1 S: 41 P: 61 ERA: 4.00 WHIP: 1.222																					
PITCHER	IP	WLS	BF	H	R	ER	SO	BB	IBB	HBP	BLK	WP	HR	S	P	ERA	WHIP					

St. Louis Cardinals @ Cincinnati Reds
Riverfront Stadium, Cincinnati, OH
Sat Jul 30 1977, 7:05 PM EDT
Att: 50,023 - Unknown

livebaseballscorecards.com

AB	31
R	4
H	7
RBI	4
BB	5
SO	4
LOB	18



Batter	1	2	3	4	5	6	7	8	9	AB R H RBI BB SO LOB
Pete Rose, S OBP: 0.390, SLG: 0.450 (1, 5)	0-3 K	0-0 4-3			0-0 FC4-6 1B			0-0 FC5-6 1B		4 0 2 0 0 1 1
Ken Griffey, L OBP: 0.381, SLG: 0.482 (1, 9)	0-3 K		0-0 F7		0-0 FC4-6 1-2f			0-0 FC5-6 1-2f		4 0 0 0 0 1 2
Joe Morgan, L OBP: 0.422, SLG: 0.474 (1, 4)	0-0 PB 2B		4-0 6-3 BB		0-0 6-3		0-0 6-3	0-0 F7		3 0 1 0 1 0 1
George Foster, R OBP: 0.375, SLG: 0.621 (1, 7)	4-0 FC6-4 2-3 BB		0-0 6-3 1-2		0-0 6-3		0-3 K	0-3 K		3 0 0 0 1 2 2
Dan Driessen, L OBP: 0.385, SLG: 0.479 (1, 3)	0-0 FC6-4 1-2f		0-0 F8		0-3 K		0-3 K	0-0 4-3 2B		4 0 1 0 0 1 2
Johnny Bench, R OBP: 0.354, SLG: 0.578 (1, 2)		0-0 2B 2B		0-0 8-4 2B		0-3 K		0-0 4-3		4 1 2 0 0 1 1
Cesar Geronimo, L OBP: 0.335, SLG: 0.410 (1, 8)		0-0 F8 2-H 2B		0-0 8-4 2-3f		0-0		0-3 K		3 0 2 1 0 0 1
Ray Knight, R OBP: 0.367, SLG: 0.511 (9, PH)								0-3 K		1 0 0 0 0 1 1
Dave Concepcion, R OBP: 0.328, SLG: 0.388 (1, 6)		0-0 F8 2-3		0-0 F9		0-3 K		0-0 F8		4 0 0 0 0 1 3
Fred Norman, S OBP: 0.118, SLG: 0.100 (1, 1)		0-3 K		0-3 K		0-0 F3				3 0 0 0 0 2 2

Inning Stats	R: 0 E: 0 K: 2 S: 8	H: 1 LOB: 2 BB: 1 P: 12	R: 1 E: 0 K: 1 S: 7	H: 2 LOB: 1 BB: 0 P: 7	R: 0 E: 0 K: 0 S: 2	H: 0 LOB: 0 BB: 1 P: 6	R: 0 E: 0 K: 0 S: 3	H: 1 LOB: 0 BB: 0 P: 3	R: 0 E: 0 K: 1 S: 6	H: 1 LOB: 1 BB: 0 P: 6	R: 0 E: 0 K: 2 S: 7	H: 0 LOB: 0 BB: 0 P: 7	R: 0 E: 0 K: 2 S: 8	H: 1 LOB: 1 BB: 0 P: 8	R: 0 E: 0 K: 1 S: 6	H: 1 LOB: 1 BB: 0 P: 6	R: 0 E: 0 K: 1 S: 6	H: 1 LOB: 1 BB: 0 P: 6	1B: 3 2B: 6 3B: 0 HR: 0	SF: 0 SAC: 0 DP: 1 HBP: 0	WP: 0 PB: 1 SB: 0 CS: 0	PA: 35
--------------	------------------------------	----------------------------------	------------------------------	---------------------------------	------------------------------	---------------------------------	------------------------------	---------------------------------	------------------------------	---------------------------------	------------------------------	---------------------------------	------------------------------	---------------------------------	------------------------------	---------------------------------	------------------------------	---------------------------------	----------------------------------	------------------------------------	----------------------------------	--------

PITCHER	IP	WLS	BF	H	R	ER	SO	BB	IBB	HBP	BLK	WP	HR	S	P	ERA	WHIP
John Denny, R ERA: 3.55 (1, 1)	4.0		16	4	1	1	3	2	0	0	0	0	0	20	28	2.25	1.500
Buddy Schultz, L ERA: 1.3 (5, 1)	2.0		7	1	0	0	3	0	0	0	0	0	0	13	13	0.00	0.500
Butch Metzger, R ERA: 3.63 (7, 1)	2.0	W	8	2	0	0	3	0	0	0	0	0	0	14	14	0.00	1.000
Al Hrabosky, L ERA: 4.45 (9, 1)	1.0	S	4	1	0	0	1	0	0	0	0	0	0	6	6	0.00	1.000

BOTTOM

St. Louis Cardinals @ Cincinnati Reds
Riverfront Stadium, Cincinnati, OH
Sat Jul 30 1977, 7:05 PM EDT
Att. 50,023 - Unknown

livebaseballscorecards.com

AB	33
R	1
H	8
RBI	1
BB	2
SO	10
LOB	16



Batter	1	2	3	4	5	6	7	8	9	AB	R	H	RBI	BB	SO	LOB
Lou Brock, L (1, 7) OBP: 0.309, SLG: 0.364	0-0 F7		0-0 4-3		0-3 K		0-0 4-3			4	0	0	0	0	1	1
Garry Templeton, S (1, 6) OBP: 0.327, SLG: 0.426	0-0 6-3			0-0 1B E 1B	0-0 1B			0-0 G3		4	1	2	1	0	0	0
Jerry Mumphrey, S (1, 8) OBP: 0.395, SLG: 0.458	0-3 K			0-0 E7 WP 1-H 1B	0-3 K			0-0 F7		4	0	1	0	0	2	1
Ted Simmons, S (1, 2) OBP: 0.407, SLG: 0.527		0-0 4-3		0-0 P6		4-0 G3 BB		0-0 2B		3	0	1	0	1	0	1
Butch Metzger, R (8, 1)				2-3						0	0	0	0	0	0	0
Keith Hernandez, L (1, 3) OBP: 0.400, SLG: 0.476		0-0 1B S 1B		4-0 BB		0-0 G3		0-0 4-3		3	0	1	0	1	0	2
Hector Cruz, R (1, 9) OBP: 0.362, SLG: 0.392		0-0 G6-4-3 1-3 1B		0-0 P6		0-0 6-3		0-0 F8		4	0	1	0	0	0	3
Ken Reitz, R (1, 5) OBP: 0.309, SLG: 0.439		0-0 G6-4-3		0-0 F8		0-0 1-3		0-0 5-3		3	0	0	0	0	0	5
Al Hrabosky, R (6, 1)		1-2								0	0	0	0	0	0	0
Dave Rader, L (8, 2) OBP: 0.324, SLG: 0.403										1	0	0	0	0	0	0
Mike Tyson, R (1, 4) OBP: 0.288, SLG: 0.339			0-3 K		0-0 6-3		0-0 F9		0-0 F8	3	0	0	0	0	1	0
Mike Phillips, L (7, 5) OBP: 0.236, SLG: 0.259										1	0	0	0	0	0	0
Bob Forsch, R (1, 1) OBP: 0.189, SLG: 0.216		0-0 L3		0-0 1B 2B		0-0 F7				1	0	0	0	0	0	0
Clay Carroll, R (3, 1) OBP: 0.100, SLG: 0.100										0	0	0	0	0	0	0
Mike Anderson, R (5, PH) OBP: 0.277, SLG: 0.379										1	1	1	0	0	0	0
Rawly Eastwick, R (5, 1) OBP: 0.384, SLG: 0.330										0	0	0	0	0	0	0
Don Kessinger, S (6, 5) OBP: 0.312, SLG: 0.288										1	0	0	0	0	0	0
										0	0	0	0	0	0	0

St. Louis Cardinals @ Cincinnati Reds
Riverfront Stadium, Cincinnati, OH
Sun Jul 31 1977, 3:33 AM EDT
Att: 40,561 - Unknown

livebaseballscorecards.com

AB	33
R	2
H	7
RBI	1
BB	2
SO	4
LOB	13



Inning Stats	R: 0 E: 0 K: 1 S: 5	H: 0 LOB: 0 BB: 0 P: 5	R: 0 E: 0 K: 0 S: 4	H: 2 LOB: 1 BB: 0 P: 4	R: 0 E: 0 K: 1 S: 5	H: 0 LOB: 0 BB: 0 P: 5	R: 1 E: 1 K: 0 S: 5	H: 2 LOB: 2 BB: 1 P: 9	R: 1 E: 0 K: 2 S: 9	H: 2 LOB: 1 BB: 0 P: 9	R: 0 E: 0 K: 0 S: 3	H: 0 LOB: 1 BB: 1 P: 7	R: 0 E: 0 K: 0 S: 3	H: 0 LOB: 0 BB: 0 P: 3	R: 0 E: 0 K: 0 S: 4	H: 1 LOB: 1 BB: 0 P: 4	R: 0 E: 0 K: 0 S: 3	H: 0 LOB: 0 BB: 0 P: 3	1B: 5 2B: 2 3B: 0 HR: 0	SF: 0 SAC: 0 DP: 1 HBP: 0	WP: 1 PB: 0 SB: 1 CS: 0	PA: 35
--------------	------------------------------	---------------------------------	------------------------------	---------------------------------	------------------------------	---------------------------------	------------------------------	---------------------------------	------------------------------	---------------------------------	------------------------------	---------------------------------	------------------------------	---------------------------------	------------------------------	---------------------------------	------------------------------	---------------------------------	----------------------------------	------------------------------------	----------------------------------	--------

PITCHER	IP	WLS	BF	H	R	ER	SO	BB	IBB	HBP	BLK	WP	HR	S	P	ERA	WHIP
Doug Capilla, L (1, 1) ERA: 4.85	6.0	W	25	6	2	2	4	2	0	0	0	1	0	31	39	3.00	1.333
Pedro Borbon, R (7, 1) ERA: 2.97	3.0	S	10	1	0	0	0	0	0	0	0	0	0	10	10	0.00	0.333

Batter	1	2	3	4	5	6	7	8	9	AB	R	H	RBI	BB	SO	LOB
Pete Rose, S OBP: 0.388, SLG: 0.449 (1, 5)	F7	F7		2B		F8		F7		5	0	1	0	0	0	2
Ken Griffey, L OBP: 0.386, SLG: 0.486 (1, 9)	G3		1B		HR	BB		FC6-4		5	2	4	0	0	0	0
Joe Morgan, L OBP: 0.426, SLG: 0.487 (1, 4)	CS		1B		HR	BB		F8		5	1	4	2	0	0	1
George Foster, R OBP: 0.376, SLG: 0.617 (1, 7)	CS	6-3	FC1-6		F3	BB		FC6-4		4	0	1	1	1	0	1
Dan Driessen, L OBP: 0.384, SLG: 0.476 (1, 3)		G3	FC1-6			P6				4	0	1	0	0	0	5
Johnny Bench, R OBP: 0.353, SLG: 0.574 (1, 2)		2B	G1-4-3		K			P4		4	1	1	0	0	1	3
Cesar Geronimo, L OBP: 0.334, SLG: 0.412 (1, 8)		1B			K	G3		F5		4	1	1	1	0	1	1
Dave Concepcion, R OBP: 0.335, SLG: 0.398 (1, 6)		1B	IBB		FC5-6	HR		BB		1	1	1	1	3	0	0
Doug Capilla, L OBP: 0.063, SLG: 0.063 (1, 1)					FC5-6	F7		6-3		3	0	1	1	0	0	1
Pedro Borbon, R OBP: 0.235, SLG: 0.294 (7, 1)					2B					1	0	0	0	0	0	1


Inning Stats	R: 0	H: 1	E: 0	K: 0	S: 3	H: 1	LOB: 0	BB: 0	P: 3	R: 2	H: 3	E: 0	K: 0	S: 6	R: 1	H: 3	E: 0	K: 0	S: 5	R: 0	H: 1	E: 0	K: 1	S: 5	R: 2	H: 3	E: 0	K: 1	S: 8	R: 1	H: 3	E: 0	K: 0	S: 6	R: 0	H: 0	E: 0	K: 0	S: 3	R: 0	H: 1	E: 0	K: 0	S: 4
--------------	------	------	------	------	------	------	--------	-------	------	------	------	------	------	------	------	------	------	------	------	------	------	------	------	------	------	------	------	------	------	------	------	------	------	------	------	------	------	------	------	------	------	------	------	------

PITCHER	IP	WLS	BF	H	R	ER	SO	BB	IBB	HBP	BLK	WP	HR	S	P	ERA	WHIP
Bob Forsch, R ERA: 3.76 (1, 1)	2.0	L	13	7	3	3	0	0	1	0	0	0	0	12	16	13.50	3.500
Clay Carroll, R ERA: 2.38 (3, 1)	2.0		6	1	0	0	1	1	0	0	0	0	0	7	11	0.00	1.000
Rawly Eastwick, R ERA: 3.75 (5, 1)	1.2		11	6	3	3	1	0	0	0	1	0	2	13	13	16.20	3.600
Al Hrabosky, L ERA: 4.35 (6, 1)	1.1		6	0	0	0	0	2	0	0	0	0	0	4	12	0.00	1.500
Butch Metzger, R ERA: 3.58 (8, 1)	1.0		4	1	0	0	0	0	0	0	0	0	0	4	4	0.00	1.000

BOTTOM

St. Louis Cardinals @ Cincinnati Reds
Riverfront Stadium, Cincinnati, OH
Sun Jul 31 1977, 3:33 AM EDT
Att. 40,561 - Unknown

AB	36
R	6
H	15
RBI	6
BB	4
SO	2
LOB	15



WP	PA	ERA	WHIP
0	41		

Chicago Cubs @ Cincinnati Reds
 Riverfront Stadium, Cincinnati, OH

Mon Aug 01 1977, 7:05 PM EDT
 Att. 35,385 - Unknown - 70 F

AB	37
R	6
H	11
RBI	6
BB	2
SO	10
LOB	12



WP	1	PA	40
PB	0		
SB	1		
CS	0		

Batter	1	2	3	4	5	6	7	8	9	AB	R	H	RBI	BB	SO	LOB
Ivan De Jesus, R (1, 6) OBP: 0.301, SLG: 0.319 Gene Clines, R (9, PH) OBP: 0.397, SLG: 0.456	K		K		4-3		K		L9	4	0	0	0	0	3	2
Larry Bittner, L (1, 7) OBP: 0.340, SLG: 0.420	2B		BB		F7		1B		4-3	4	1	2	1	1	0	0
Bill Buckner, L (1, 3) OBP: 0.307, SLG: 0.433	HR		L8				SF8		HR	4	2	2	3	0	1	1
Jerry Morales, R (1, 8) OBP: 0.382, SLG: 0.494	F9		K				L9		L9	5	0	1	0	0	1	2
Bobby Murcer, L (1, 9) OBP: 0.365, SLG: 0.461	HR				4-3		F3			4	1	2	2	0	0	2
Steve Ontiveros, S (1, 5) OBP: 0.394, SLG: 0.417	L7		2B				F7			3	0	1	0	1	0	0
Mick Kelleher, R (1, 4) OBP: 0.300, SLG: 0.338 Greg Gross, L (6, PH) OBP: 0.353, SLG: 0.370 Manny Trillo, R (6, 4) OBP: 0.341, SLG: 0.405			F2		L9				F8	2	0	0	0	0	0	1
Steve Swisher, R (1, 2) OBP: 0.240, SLG: 0.292			5-3		K					1	0	0	0	0	1	2
Steve Renko, R (1, 1) Dave Roberts, L (4, 1) Jose Cardenal, R (7, PH) Paul Reuschel, R (7, 1) Bruce Sutter, R (7, 1) Joe Wallis, S (8, PH) Pete Broberg, R (8, 1)			K				K		K	4	1	2	0	0	1	1
							WP			1	0	0	0	0	1	0
							1B			1	0	0	0	0	1	0
							1B			1	1	1	0	0	0	0
							1B			0	0	0	0	0	0	0
							1B			0	0	0	0	0	0	0
							SF8			1	0	0	0	0	1	1
							1B			0	0	0	0	0	0	0

Batter	1	2	3	4	5	6	7	8	9	AB	R	H	RBI	BB	SO	LOB
Ivan De Jesus, R (1, 6) OBP: 0.301, SLG: 0.319 Gene Clines, R (9, PH) OBP: 0.397, SLG: 0.456	K		K		4-3		K		L9	4	0	0	0	0	3	2
Larry Bittner, L (1, 7) OBP: 0.340, SLG: 0.420	2B		BB		F7		1B		4-3	4	1	2	1	1	0	0
Bill Buckner, L (1, 3) OBP: 0.307, SLG: 0.433	HR		L8				SF8		HR	4	2	2	3	0	1	1
Jerry Morales, R (1, 8) OBP: 0.382, SLG: 0.494	F9		K				L9		L9	5	0	1	0	0	1	2
Bobby Murcer, L (1, 9) OBP: 0.365, SLG: 0.461	HR				4-3		F3			4	1	2	2	0	0	2
Steve Ontiveros, S (1, 5) OBP: 0.394, SLG: 0.417	L7		2B				F7			3	0	1	0	1	0	0
Mick Kelleher, R (1, 4) OBP: 0.300, SLG: 0.338 Greg Gross, L (6, PH) OBP: 0.353, SLG: 0.370 Manny Trillo, R (6, 4) OBP: 0.341, SLG: 0.405			F2		L9				F8	2	0	0	0	0	0	1
Steve Swisher, R (1, 2) OBP: 0.240, SLG: 0.292			5-3		K					1	0	0	0	0	1	2
Steve Renko, R (1, 1) Dave Roberts, L (4, 1) Jose Cardenal, R (7, PH) Paul Reuschel, R (7, 1) Bruce Sutter, R (7, 1) Joe Wallis, S (8, PH) Pete Broberg, R (8, 1)			K				K		K	4	1	2	0	0	1	1
							WP			1	0	0	0	0	1	0
							1B			1	0	0	0	0	1	0
							1B			1	1	1	0	0	0	0
							1B			0	0	0	0	0	0	0
							1B			0	0	0	0	0	0	0
							SF8			1	0	0	0	0	1	1
							1B			0	0	0	0	0	0	0

Inning	1	2	3	4	5	6	7	8	9	1B	2B	3B	HR	SF	HBP							
1	R: 3 E: 0 K: 1 S: 8	H: 3 LOB: 0 BB: 0 P: 8	R: 0 E: 0 K: 1 S: 5	H: 0 LOB: 0 BB: 0 P: 5	R: 0 E: 0 K: 2 S: 7	H: 1 LOB: 1 BB: 1 P: 11	R: 0 E: 0 K: 1 S: 8	H: 1 LOB: 1 BB: 0 P: 11	R: 0 E: 0 K: 1 S: 7	H: 0 LOB: 0 BB: 0 P: 9	R: 0 E: 0 K: 2 S: 15	H: 1 LOB: 2 BB: 1 P: 25	R: 2 E: 0 K: 1 S: 12	H: 4 LOB: 2 BB: 0 P: 14	R: 0 E: 0 K: 1 S: 6	H: 1 LOB: 1 BB: 0 P: 6	R: 1 E: 0 K: 0 S: 4	H: 1 LOB: 0 BB: 0 P: 4	1B: 6 2B: 3 3B: 0 HR: 2	SF: 1 SAC: 0 DP: 0 HBP: 0	WP: 1 PB: 0 SB: 1 CS: 0	PA: 40

PITCHER	IP	WLS	BF	H	R	ER	SO	BB	IBB	HBP	BLK	WP	HR	S	P	ERA	WHIP
Tom Seaver, R (1, 1) ERA: 3.15	6.1		28	7	5	5	9	2	0	0	0	1	1	55	74	7.11	1.421
Joe Hoerner, L (7, 1) ERA: 14.4	0.1		2	1	0	0	0	0	0	0	0	0	0	2	2	0.00	3.000
Pedro Borbon, R (7, 1) ERA: 2.99	2.1	W	10	3	1	1	1	0	0	0	0	0	1	15	17	3.86	1.286

Batter	1	2	3	4	5	6	7	8	9	AB	R	H	RBI	BB	SO	LOB
Pete Rose, S OBP: 0.388, SLG: 0.446 (1, 5) X	0-0 6-3 ①		0-0 G1 ①	4-0 IBB ①		4-0 IBB ①		0-0 F8 ①		3	0	0	0	2	0	0
Ken Griffey, L OBP: 0.384, SLG: 0.483 (1, 9) X	0-0 P9 ②		0-3 K ②	3-3 K ②		0-3 K ③		0-0 P5 ②		3	0	0	0	0	2	3
Mike Lum, L OBP: 0.250, SLG: 0.286 (6, 9)										2	0	0	0	0	1	2
Joe Morgan, L OBP: 0.426, SLG: 0.483 (1, 4) B B B B	4-0 HR BB		4-0 HR BB	0-0 4-3 ③				0-0 L7 ①	0-0 6-3 ③	3	2	0	0	2	0	3
George Foster, R OBP: 0.379, SLG: 0.632 (1, 7) X	0-0 1-H HR		0-0 1-H HR		0-0 L9 ①			4-0 3B BB		3	3	2	4	1	0	0
Dan Driessen, L OBP: 0.385, SLG: 0.482 (1, 3) X	0-0 1B		0-0 L8 ③		0-0 1-3 ②			0-0 1B 3B		4	1	2	1	0	0	0
Johnny Bench, R OBP: 0.355, SLG: 0.583 (1, 2) X	0-0 5-3 ③			0-0 HR	0-0 F8 ③			0-0 BB 1B		4	1	2	2	0	0	1
Cesar Geronimo, L OBP: 0.336, SLG: 0.411 (1, 8)		0-3 K ①		0-0 SH1-3 1B		0-0 4-3 ①		4-0 1-2 BB		3	0	1	0	1	1	0
Dave Concepcion, R OBP: 0.337, SLG: 0.399 (1, 6)		0-0 F9 ②		0-0 SH1-3 1B		0-0 SH2 1B		0-0 P8 ②		4	0	2	0	0	0	2
Tom Seaver, R OBP: 0.231, SLG: 0.250 (7, 1)		0-3 K ③		0-0 SH1-3 ①		0-0 SH2 ②		0-3 K ③		1	0	0	0	0	1	0
Joe Hoerner, R (7, 1)				1-2 2-3		1-2				0	0	0	0	0	0	0
Pedro Borbon, R OBP: 0.222, SLG: 0.278 (7, 1)										1	0	0	0	0	1	2

Inning Stats	R: 2	H: 2	E: 0	K: 5	S: 5	LOB: 1	BB: 1	P: 9	R: 0	H: 0	E: 0	K: 2	S: 7	LOB: 0	BB: 0	P: 7	R: 0	H: 1	E: 0	K: 1	S: 6	LOB: 0	BB: 1	P: 10	R: 1	H: 3	E: 0	K: 1	S: 10	LOB: 3	BB: 1	P: 17	R: 0	H: 0	E: 0	K: 0	S: 3	LOB: 0	BB: 0	P: 3	R: 0	H: 1	E: 0	K: 1	S: 6	LOB: 2	BB: 1	P: 10	R: 2	H: 2	E: 0	K: 1	S: 7	LOB: 2	BB: 2	P: 15	R: 0	H: 0	E: 0	K: 0	S: 3	LOB: 0	BB: 0	P: 3
--------------	------	------	------	------	------	--------	-------	------	------	------	------	------	------	--------	-------	------	------	------	------	------	------	--------	-------	-------	------	------	------	------	-------	--------	-------	-------	------	------	------	------	------	--------	-------	------	------	------	------	------	------	--------	-------	-------	------	------	------	------	------	--------	-------	-------	------	------	------	------	------	--------	-------	------

PITCHER	IP	WLS	BF	H	R	ER	SO	BB	IBB	HBP	BLK	WP	HR	S	P	ERA	WHIP
Steve Renko, R ERA: 4.86 (1, 1)	3.0		15	4	5	5	3	2	2	0	0	0	0	19	27	15.00	2.000
Dave Roberts, L ERA: 5.03 (4, 1)	3.0		14	3	0	0	2	0	2	0	0	0	0	18	29	0.00	1.000
Paul Reuschel, R ERA: 4.04 (7, 1)	0.1	L	3	1	2	2	0	1	0	0	0	0	0	2	6	54.00	6.000
Bruce Sutter, R ERA: 1.06 (7, 1)	0.2		4	1	0	0	1	1	0	0	0	0	0	5	9	0.00	3.000
Pete Broberg, R ERA: 4.26 (8, 1)	1.0		3	0	0	0	0	0	0	0	0	0	0	3	3	0.00	0.000


BOTTOM

Chicago Cubs @ Cincinnati Reds
Riverfront Stadium, Cincinnati, OH
Mon Aug 01 1977, 7:05 PM EDT
Att: 35,385 - Unknown - 70 F

AB	R	H	RBI	BB	SO	LOB
31	7	9	7	6	6	13

livebaseballscores.com

AB	31	R	7	H	9	RBI	7	BB	6	SO	6	LOB	13
----	----	---	---	---	---	-----	---	----	---	----	---	-----	----



WP	HR	S	P	ERA	WHIP
0	0	0	39		

Chicago Cubs @ Cincinnati Reds
Riverfront Stadium, Cincinnati, OH

Tue Aug 02 1977, 7:05 PM EDT
Att. 34,091 - Unknown - 73 F

AB	35
R	5
H	10
RBI	5
BB	4
SO	5
LOB	13



WP:	0	PA:	39
PB:	0		
SB:	0		
CS:	0		

AB R H RBI BB SO LOB

5	0	2	0	0	0	0
5	0	1	0	0	0	1
3	0	0	0	1	0	2
0	1	0	0	0	0	0
1	0	0	0	0	1	0
0	0	0	0	0	0	0
4	1	2	0	0	1	2
3	1	0	0	1	0	3
3	1	2	1	1	0	0
2	0	0	0	0	1	2
1	0	0	0	0	1	0
0	0	0	0	0	0	0
0	1	0	1	1	0	0
3	0	1	0	0	0	1
1	0	1	1	0	0	0
2	0	0	0	0	1	1
1	0	0	0	0	0	1
1	0	1	2	0	0	0

1B:	7	SF:	0
2B:	4	SAC:	0
3B:	0	DP:	1
HR:	0	HBP:	0

Batter	1	2	3	4	5	6	7	8	9
Ivan De Jesus, R OBP: 0.302, SLG: 0.323 (1, 6)	0-0 F8		0-0 F7			0-0 1B FC1-2-5-1 2B		1-2 6-3	0-0 L4-3 1B
Larry Bittner, L OBP: 0.338, SLG: 0.417 (1, 7) (8, 3)	0-0 4-3			0-0 F7		0-0 2-3 1B FC1-2-5-1		0-0 4-3	0-0 L4-3 1-2 1B
Bill Buckner, L OBP: 0.306, SLG: 0.426 Dave Rosello, R OBP: 0.317, SLG: 0.280 Pete Broberg, R (8, 1) Dave Roberts, L (9, 1)	0-0 G3			0-0 G3		0-0 1-3 3-H 1B FC1-2-5-1		4-0 BB 1B BB	0-3 K
Jerry Morales, R OBP: 0.383, SLG: 0.497 (1, 8)		0-0 6-3		0-0 2B		0-3 K		0-0 1-2 BB 1B BB	
Bobby Murcer, L OBP: 0.364, SLG: 0.457 (1, 9)		0-0 3-1		0-0 F9		0-0 5-3		4-0 1-2 2-3 1B BB	
Steve Ontiveros, S OBP: 0.397, SLG: 0.422 (1, 5)		0-0 2B			0-0 1B		0-0 F6	4-0 1-2 2-3 3-H 1B BB	
Mick Kelleher, R OBP: 0.292, SLG: 0.329 Gene Clines, R OBP: 0.395, SLG: 0.452 Willie Hernandez, L OBP: 0.111, SLG: 0.111 Jose Cardenal, R OBP: 0.345, SLG: 0.359 (8, 7)		0-3 K			0-0 F3		0-3 K	4-2 1-2 2-3 3-H 1B BB	
Steve Swisher, R OBP: 0.242, SLG: 0.293 Manny Trillo, R OBP: 0.342, SLG: 0.407 (7, 4)			0-0 F7		0-0 F9		0-0 1B	0-0 1-2 2-3 3-H 1B 1B	
Bill Bonham, R OBP: 0.200, SLG: 0.240 Greg Gross, L OBP: 0.351, SLG: 0.367 George Mittenwald, R OBP: 0.318, SLG: 0.416 (7, 2)			0-0 5-3		0-3 K		0-0 4-3	0-0 1-3 2-H 3-H 1B	

Inning Stats	R: 0	H: 0	R: 0	H: 1	R: 0	H: 0	R: 0	H: 1	R: 0	H: 1	R: 0	H: 2	R: 0	H: 1	R: 5	H: 3	R: 0	H: 1
E: 0	LOB: 0	E: 0	LOB: 1	E: 0	LOB: 0	E: 0	LOB: 1	E: 0	LOB: 1	E: 0	LOB: 2	E: 0	LOB: 1	E: 0	LOB: 2	E: 0	LOB: 0	
K: 0	BB: 0	K: 1	BB: 0	K: 0	BB: 0	K: 1	BB: 0	K: 1	BB: 0	K: 1	BB: 0	K: 1	BB: 0	K: 1	BB: 0	K: 0	BB: 4	
S: 3	P: 3	S: 6	P: 6	S: 3	P: 3	S: 4	P: 4	S: 6	P: 6	S: 7	P: 7	S: 6	P: 6	S: 6	P: 6	S: 11	P: 28	

PITCHER	IP	WLS	BF	H	R	ER	SO	BB	IBB	HBP	BLK	WP	HR	S	P	ERA	WHIP
Mario Soto, R ERA: 4.12 (1, 1)	7.2	L	34	7	5	5	4	4	0	0	0	0	0	44	61	5.87	1.435
Dale Murray, R ERA: 5.0 (8, 1)	0.1		2	2	0	0	0	0	0	0	0	0	0	2	2	0.00	6.000
Manny Sarmiento, R ERA: 4.15 (9, 1)	1.0		3	1	0	0	1	0	0	0	0	0	0	5	5	0.00	1.000

Batter	1	2	3	4	5	6	7	8	9	AB	R	H	RBI	BB	SO	LOB
Pete Rose, S (1, 5) OBP: 0.387, SLG: 0.444	0-0 L8		0-0 6-3			0-0 F9		0-0 FC5-4 1B		4	0	1	0	0	0	0
Dave Concepcion, R (1, 6) OBP: 0.333, SLG: 0.395	0-0 6-3		0-0 F7			0-0 5-3		0-0 FC5-4 1-2f		4	0	0	0	0	0	1
Joe Morgan, L (1, 4) OBP: 0.424, SLG: 0.483 Rick Auerbach, R (9, 4) OBP: 0.222, SLG: 0.143	0-0 L7				0-0 P6		0-0 2B		0-0 6-3		4	0	1	0	0	1
George Foster, R (1, 7) OBP: 0.382, SLG: 0.639		4-0 1B 1B BB		0-3 K		4-0 FC6-4 IBB			0-0 HR		2	2	1	1	2	1
Dan Driessen, L (1, 3) OBP: 0.384, SLG: 0.478		3-2 F5		4-0 BB		0-0 FC6-4 1-2f			0-0 3-1		3	0	0	0	1	0
Johnny Bench, R (1, 2) OBP: 0.354, SLG: 0.578		0-0 1B 1-2 1B		0-3 K			1-3 K		0-0 F8		4	0	1	0	0	2
Cesar Geronimo, L (1, 8) OBP: 0.336, SLG: 0.410 Ed Armbrister, R (9, PH) OBP: 0.379, SLG: 0.520		0-0 G1-6-3 1-2 2-H 1B			0-0 F7		0-0 4-3		0-0 G3		3	0	1	1	0	0
Mike Lum, L (1, 9) OBP: 0.241, SLG: 0.275		0-0 G1-6-3 1-2f			0-3 K		0-0 4-3				3	0	0	0	0	1
Mario Soto, R (1, 1) Dale Murray, R (8, 1) Ken Griffey, L (8, PH) OBP: 0.383, SLG: 0.481 Manny Sarmiento, R (9, 1)			0-3 K			0-0 4-3		2-3 K			2	0	0	0	0	1

BOTTOM

Chicago Cubs @ Cincinnati Reds
Riverfront Stadium, Cincinnati, OH
Tue Aug 02 1977, 7:05 PM EDT
Att: 34,091 - Unknown - 73 F

livebaseballscorecards.com

AB	31
R	2
H	5
RBI	2
BB	3
SO	6
LOB	8



Inning	R	H	E	K	S	H	LOB	BB	IBB	HBP	BLK	WP	HR	S	P	ERA	WHIP
1	0	0	0	0	3	2	0	0	0	0	0	0	0	31	46	1.50	0.833
2	1	2	0	0	7	1	1	0	0	0	0	0	0	6	7	0.00	0.000
3	0	0	0	0	3	0	0	0	0	0	0	0	1	10	12	9.00	2.000
4	0	0	0	0	3	0	0	0	0	0	0	0	0	3	3	0.00	0.000

PITCHER	IP	WLS	BF	H	R	ER	SO	BB	IBB	HBP	BLK	WP	HR	S	P	ERA	WHIP
Bill Bonham, R (1, 1) ERA: 4.09	6.0		23	3	1	1	4	2	1	0	0	0	0	31	46	1.50	0.833
Willie Hernandez, L (7, 1) ERA: 2.24	1.0	W	3	0	0	0	1	0	0	0	0	0	0	6	7	0.00	0.000
Pete Broberg, R (8, 1) ERA: 4.61	1.0		5	2	1	1	1	0	0	0	0	0	1	10	12	9.00	2.000
Dave Roberts, L (9, 1) ERA: 5.0	1.0	S	3	0	0	0	0	0	0	0	0	0	0	3	3	0.00	0.000

WP	PA	ERA	WHIP
0	34		
0			
0			
0			

Batter	1	2	3	4	5	6	7	8	9	10	AB R H RBI BB SO LOB	TOP												
Ivan De Jesus, R OBP: 0.301, SLG: 0.320 (1, 6)	4-0 BB		0-3 K		0-0 L8		1-3 K		0-0 P6		4 0 0 0 1 2 1	Chicago Cubs @ Cincinnati Reds Riverfront Stadium, Cincinnati, OH Wed Aug 03 1977, 7:05 PM EDT Att: 38,505 - Cloudy - 74 F												
Jose Cardenal, R OBP: 0.341, SLG: 0.349 (1, 7)	2-3 K		1-2 F9		0-0 F8		4-0 2B		0-0 6-3		4 1 0 0 1 1 1													
Larry Bittner, L OBP: 0.347, SLG: 0.423 (1, 3)	4-0 BB		0-0 1B			4-0 BB	0-0 2B		4-0 BB		2 0 2 2 3 0 0													
Jerry Morales, R OBP: 0.378, SLG: 0.491 (1, 8)	0-0 L9		0-0 F7			0-0 L8	0-3 K		0-0 L6		5 0 0 0 0 1 6													
Bobby Murcer, L OBP: 0.364, SLG: 0.455 (1, 9)	1-2 6-3			0-0 1B		4-0 BB		0-0 5-3		0-0 6-3	4 0 1 0 1 0 2													
Steve Ontiveros, S OBP: 0.397, SLG: 0.425 (1, 5)		0-0 F8		0-3 K		0-3 K		0-0 2B		3-2 1B	5 0 2 0 0 2 3													
Mick Kelleher, R OBP: 0.276, SLG: 0.311 (1, 4)		0-0 F8		0-3 K		0-0 L8		0-0 6-3		0-0 F8	4 0 0 0 0 1 3													
Greg Gross, L OBP: 0.349, SLG: 0.364 (10, PH)											1 0 0 0 0 0 1													
Manny Trillo, R OBP: 0.342, SLG: 0.407 (10, 4)											0 0 0 0 0 0 0													
Steve Swisher, R OBP: 0.255, SLG: 0.323 (1, 2)		0-0 WP 1B			0-0 HR		0-0 E5 FC5-6	4-0 IBB		0-3 K	4 1 2 1 1 1 1													
Rick Reuschel, R OBP: 0.228, SLG: 0.273 (1, 1)		0-0 4-3			0-3 K		0-0 FC5-6 BB 2B				3 1 0 0 0 1 2													
Willie Hernandez, L OBP: 0.100, SLG: 0.100 (7, 1)											1 0 0 0 0 1 2													
Inning Stats	R: 0 E: 0 K: 1 S: 10	H: 0 LOB: 2 BB: 2 P: 21	R: 0 E: 0 K: 0 S: 4	H: 1 LOB: 1 BB: 0 P: 4	R: 0 E: 0 K: 1 S: 9	H: 1 LOB: 1 BB: 0 P: 10	R: 0 E: 0 K: 2 S: 7	H: 1 LOB: 0 BB: 0 P: 7	R: 1 E: 0 K: 1 S: 6	H: 1 LOB: 0 BB: 0 P: 6	R: 0 E: 0 K: 1 S: 5	H: 0 LOB: 2 BB: 2 P: 13	R: 2 E: 1 K: 2 S: 10	H: 1 LOB: 1 BB: 1 P: 15	R: 0 E: 0 K: 1 S: 6	H: 1 LOB: 2 BB: 1 P: 10	R: 0 E: 0 K: 0 S: 3	H: 0 LOB: 1 BB: 1 P: 7	R: 0 E: 0 K: 1 S: 11	H: 1 LOB: 1 BB: 0 P: 14	1B: 4 2B: 3 3B: 0 HR: 1	SF: 0 SAC: 0 DP: 1 HBP: 0	WP: 1 PB: 0 SB: 1 CS: 1	PA: 44
PITCHER	IP WLS BF H R ER SO BB IBB HBP BLK WP HR S P ERA WHIP																							
Paul Moskau, R ERA: 4.69 (1, 1)	7.0		5	3	1	8	5	0	0	0	0	1	1	76	1.29	1.429								
Jack Billingham, R ERA: 5.52 (8, 1)	2.0		1	0	0	1	1	1	0	0	0	0	0	9	0.00	1.000								
Pedro Borbon, R ERA: 2.96 (10, 1)	1.0	W	4	1	0	1	0	0	0	0	0	0	0	11	0.00	1.000								

livebaseballscorecards.com

AB	37
R	3
H	7
RBI	3
BB	7
SO	10
LOB	22



Chicago Cubs @ Cincinnati Reds
 Riverfront Stadium, Cincinnati, OH

Wed Aug 03 1977, 7:05 PM EDT
 Att. 38,505 - Cloudy - 74 F

livebaseballscorecards.com



Batter	1	2	3	4	5	6	7	8	9	10	AB	R	H	RBI	BB	SO	LOB	BOTTOM									
Pete Rose, S OBP: 0.389, SLG: 0.447 (1, 5)	0-0 6-3 ①		0-0 F7 ③		0-0 2B ①		0-0 FC5-4 1B ③		4-0 S BB		4	0	2	0	1	0	1	AB 36 R 5 H 9 RBI 5 BB 5 SO 10 LOB 12									
Dave Concepcion, R OBP: 0.332, SLG: 0.391 (1, 6)	0-3 K ②			0-0 F8 ①	4-0 BB ①		0-0 FC5-4 1-2f ③		0-0 6-3 ③		4	0	0	0	1	1	2										
Joe Morgan, L OBP: 0.424, SLG: 0.480 (1, 4)	0-0 4-3 ③			4-0 1B FC3-2 BB	0-0 3-1 ③			0-0 HR 1B		0-0 G3 ①	4	1	1	0	1	0	2										
George Foster, R OBP: 0.385, SLG: 0.646 (1, 7)		0-3 K ①		0-0 FC3-2 BB 1B 1-3		0-3 K ①		0-0 HR 1-H		0-0 HR 1B	5	2	3	2	0	2	0										
Dan Driessen, L OBP: 0.384, SLG: 0.484 (1, 3)	0-0 6-3 ②			4-0 FC3-2 BB 1-2		1-3 K ②		0-3 K ①		0-0 HR 1-H	4	1	1	2	1	2	0										
Cesar Geronimo, L OBP: 0.335, SLG: 0.408 (1, 8)	0-0 4-3 ③			0-0 FC3-2 ②		2-3 K ③		0-0 1B ②			4	0	1	0	0	1	3										
Mike Lum, L OBP: 0.242, SLG: 0.310 (1, 9)			0-0 4-3 ①	0-0 F8 ③			2-2 HR		0-0 1-3 ③		4	1	1	1	0	0	3										
Bill Plummer, R OBP: 0.283, SLG: 0.262 (1, 2)			4-0 BB		0-0 5-3 ①		0-0 5-3 ①		0-3 K ①		2	0	0	0	0	1	0		0								
Johnny Bench, R OBP: 0.353, SLG: 0.576 (9, PH)											1	0	0	0	0	1	0										
Paul Moskau, R OBP: 0.375, SLG: 0.571 (1, 1)			0-3 K ②		0-3 K ②		0-3 K ②		0-0 6-3 ②		2	0	0	0	0	2	1										
Champ Summers, L OBP: 0.250, SLG: 0.455 (7, PH)											0	0	0	0	0	0	0										
Ed Armbrister, R OBP: 0.375, SLG: 0.610 (7, PH)											1	0	0	0	0	1	0										
Jack Billingham, R OBP: 0.152, SLG: 0.196 (8, 1)											0	0	0	0	0	0	0										
Bob Bailey, R OBP: 0.361, SLG: 0.434 (9, PH)											1	0	0	0	0	0	0										
Pedro Borbon, R OBP: 0.222, SLG: 0.278 (10, 1)											0	0	0	0	0	0	0										
Inning Stats	R: 0 E: 0 K: 1 S: 6	H: 0 LOB: 0 BB: 0 P: 6	R: 0 E: 0 K: 1 S: 5	H: 0 LOB: 0 BB: 0 P: 5	R: 0 E: 0 K: 1 S: 5	H: 0 LOB: 1 BB: 1 P: 9	R: 0 E: 0 K: 0 S: 4	H: 1 LOB: 3 BB: 2 P: 12	R: 0 E: 0 K: 1 S: 6	H: 0 LOB: 2 BB: 1 P: 10	R: 0 E: 0 K: 3 S: 13	H: 0 LOB: 0 BB: 0 P: 16	R: 1 E: 0 K: 1 S: 11	H: 2 LOB: 1 BB: 0 P: 13	R: 2 E: 0 K: 1 S: 7	H: 3 LOB: 0 BB: 0 P: 7	R: 0 E: 0 K: 1 S: 5	H: 0 LOB: 1 BB: 1 P: 9	R: 2 E: 0 K: 0 S: 3	H: 2 LOB: 0 BB: 0 P: 3	1B: 5 2B: 1 3B: 0 HR: 3	SF: 0 SAC: 0 DP: 0 HBP: 0	WP: 0 PB: 0 SB: 1 CS: 0	PA: 41			
PITCHER	IP	WLS	BF	H	R	ER	SO	BB	IBB	HBP	BLK	WP	HR	S	P	ERA	WHIP										
Rick Reuschel, R ERA: 2.25 (1, 1)	6.1		26	3	1	1	7	4	0	0	0	0	1	44	65	1.42	1.105										
Willie Hernandez, L ERA: 2.63 (7, 1)	3.0	L	15	6	4	4	3	1	0	0	0	0	2	21	25	12.00	2.333										

Batter	1	2	3	4	5	6	7	8	9	AB R H RBI BB SO LOB	TOP		
Frank Taveras, R (1, 6) OBP: 0.305, SLG: 0.303 Mario Mendoza, R (9, PR) OBP: 0.200, SLG: 0.244 (9, 6)	0-0 F8	4-0 1B HR BB	0-0 FC6 2B		0-0 F8 HR 2B		4-0 BB BB		1-0 HBP	3 3 1 0 2 0 1 0 0 0 0 0 0 0			
Fernando Gonzalez, R (1, 5)	0-0 HBP 1B	0-0 1-2 HR 1B	0-0 1-H E 2B		0-0 F8 2-3		0-0 F3		0-0 F9	6 2 3 2 0 0 4			
Dave Parker, L (1, 9) OBP: 0.384, SLG: 0.548 Jerry Hairston, S (7, PR) OBP: 0.343, SLG: 0.390 (7, 9)	0-3 K	0-0 1-H 2-H HR	0-0 E7 2B		0-0 2-3		4-0 G5-4-3 BB			4 3 2 5 1 1 1 0 0 0 0 0 0 0			
Bill Robinson, R (1, 3) OBP: 0.354, SLG: 0.536 Ken Macha, R (1, PR) OBP: 0.200, SLG: 0.300 (1, 3)	1-0 1-2 HBP	0-0 F8	0-0 2-H 2B		0-0 6-3		0-0 G5-4-3			0 0 0 0 0 0 0 4 0 1 1 0 0 3			
Al Oliver, L (1, 7) OBP: 0.322, SLG: 0.456	0-3 K	0-0 3B	0-0 4-3			0-3 K		4-0 G4-6-3 BB		4 0 1 0 1 2 3			
Rennie Stennett, R (1, 4) OBP: 0.377, SLG: 0.436				0-0 6-3		0-0 BB 1B		0-0 F8		5 1 2 0 0 0 2			
Duffy Dyer, R (1, 2) OBP: 0.387, SLG: 0.335		0-0 2B 4-3 1B	0-3 K	0-0 F9		4-0 G6-3 BB		0-0 G4-6-3		4 1 1 0 1 1 1			
Omar Moreno, L (1, 8) OBP: 0.304, SLG: 0.377		0-0 S 1B 2B	0-0 S 1B 1B	0-0 F7		0-0 G6-3		0-0 P5		5 2 2 1 0 0 2			
Jerry Reuss, L (1, 1) OBP: 0.288, SLG: 0.259		0-0 4-3	0-0 FC6 1B		0-0 4-3		0-0 BB BB 1B		0-3 K	5 0 2 2 0 1 1			
Inning Stats	R: 0 E: 0 K: 2 S: 8 H: 1 LOB: 2 BB: 0 P: 9	R: 6 E: 0 K: 0 S: 9 H: 6 LOB: 1 BB: 1 P: 13	R: 4 E: 1 K: 1 S: 10 H: 4 LOB: 1 BB: 0 P: 10	R: 0 E: 0 K: 0 S: 3 H: 0 LOB: 0 BB: 0 P: 3	R: 2 E: 0 K: 0 S: 5 H: 2 LOB: 0 BB: 0 P: 5	R: 0 E: 0 K: 1 S: 5 H: 1 LOB: 1 BB: 1 P: 9	R: 0 E: 0 K: 0 S: 3 H: 1 LOB: 3 BB: 2 P: 11	R: 0 E: 0 K: 0 S: 2 H: 0 LOB: 0 BB: 1 P: 6	R: 0 E: 0 K: 1 S: 5 H: 0 LOB: 1 BB: 0 P: 6	1B: 8 2B: 4 3B: 1 HR: 2 SF: 0 SAC: 0 DP: 3 HBP: 2	WP: 0 PB: 0 SB: 3 CS: 0 PA: 47		
PITCHER	IP WLS BF H R ER SO BB IBB HBP BLK WP HR S P ERA WHIP											PITCHER	IP WLS BF H R ER SO BB IBB HBP BLK WP HR S P ERA WHIP
Fred Norman, L (1, 1) ERA: 3.59	1.1 L 12 6 6 6 2 1 0 0 0 0 1 14 19 40.50 5.250												
Manny Sarmiento, R (2, 1) ERA: 5.23	1.2 11 5 4 2 1 0 0 0 0 0 0 0 13 13 10.80 3.000												
Dale Murray, R (4, 1) ERA: 4.91	5.0 20 4 2 2 1 4 0 0 0 0 1 18 34 3.60 1.600												
Joe Hoerner, L (9, 1) ERA: 12.71	0.2 3 0 0 0 1 0 0 0 1 0 0 0 4 5 0.00 0.000												
Pedro Borbon, R (9, 1) ERA: 2.95	0.1 1 0 0 0 0 0 0 0 0 0 0 0 1 1 0.00 0.000												

Pittsburgh Pirates @ Cincinnati Reds
Riverfront Stadium, Cincinnati, OH
Fri Aug 05 1977, 7:05 PM EDT
Unknown

livebaseballscorecards.com

AB 40
R 12
H 15
RBI 11
BB 5
SO 5
LOB 18



Batter	1	2	3	4	5	6	7	8	9	AB	R	H	RBI	BB	SO	LOB
Pete Rose, S OBP: 0.388, SLG: 0.446 Ray Knight, R OBP: 0.365, SLG: 0.500 (1, 5) (4, 5) (7, 4)	0-3 K ①			x 0-0 P4 ①		x 0-0 6-3 WP 1-2 1B		x 0-0 F9 ③		1	0	0	0	0	1	0
Ken Griffey, L OBP: 0.383, SLG: 0.481 Champ Summers, L OBP: 0.260, SLG: 0.457 (1, 9) (5, 9) (7, 5)	0-3 K ②			x 0-0 G3 WP 1B		s s s 0-3 K ①		x 0-0 6-3 4-3 1B		2	0	1	0	0	1	0
Dave Concepcion, R OBP: 0.332, SLG: 0.389 Mike Lum, L OBP: 0.239, SLG: 0.306 (1, 6) (7, 9)	0-0 6-3 ③			x 4-0 G3 1-2 BB		x 0-0 6-3 ②		x 0-0 4-3 ①		2	0	0	1	1	0	1
George Foster, R OBP: 0.381, SLG: 0.640 (1, 8)		x 0-0 F7 ①		x 0-0 G3 ②		s s s 0-3 K ③		x 0-0 6-3 ②		4	0	0	0	0	1	4
Johnny Bench, R OBP: 0.352, SLG: 0.575 Bill Plummer, R OBP: 0.275, SLG: 0.253 (1, 2) (4, PH) (5, 2)		x 0-0 F9 ②		s s s 0-3 K ③		s s s 0-3 K ①		x 0-0 F8 ③		1	0	0	0	0	0	0
Bob Bailey, R OBP: 0.344, SLG: 0.411 (1, 3)		x 0-0 5-3 ③		s s s 0-3 K ①		x 0-0 F9 ②		x 0-0 F8 ③		3	0	0	0	0	1	0
Ed Arbrister, R OBP: 0.355, SLG: 0.481 (1, 7)			x 0-0 1-3 ①		x 0-0 5-3 ②		x 0-0 1-3 ③			3	0	0	0	0	0	0
Rick Auerbach, R OBP: 0.190, SLG: 0.118 (1, 4) (7, 6)			x 0-0 4-3 ②		x 0-0 F8 ③			x 0-0 F7 ①		3	0	0	0	0	0	0
Fred Norman, S OBP: 0.178, SLG: 0.100 Manny Sarmiento, R OBP: 0.353, SLG: 0.533 Paul Moskau, R OBP: 0.190, SLG: 0.100 Dale Murray, R OBP: 0.234, SLG: 0.407 Cesar Geronimo, L OBP: 0.234, SLG: 0.407 Joe Hoerner, R OBP: 0.222, SLG: 0.278 (1, 1) (2, 1) (3, PH) (4, 1) (8, PH) (9, 1) (9, 1)			x 0-0 5-3 ③		x 0-0 WP 1B 6-3 1B			x 0-0 P5 ②		0	0	0	0	0	0	0
Inning Stats	R: 0 H: 0 E: 0 LOB: 0 K: 2 BB: 0 S: 7 P: 7	R: 0 H: 0 E: 0 LOB: 0 K: 0 BB: 0 S: 3 P: 3	R: 0 H: 0 E: 0 LOB: 0 K: 0 BB: 0 S: 3 P: 3	R: 0 H: 1 E: 0 LOB: 2 K: 1 BB: 1 S: 6 P: 10	R: 0 H: 0 E: 0 LOB: 0 K: 1 BB: 0 S: 5 P: 5	R: 1 H: 2 E: 0 LOB: 1 K: 2 BB: 0 S: 9 P: 9	R: 0 H: 0 E: 0 LOB: 0 K: 1 BB: 0 S: 5 P: 5	R: 0 H: 0 E: 0 LOB: 0 K: 0 BB: 0 S: 3 P: 3	R: 0 H: 1 E: 0 LOB: 1 K: 0 BB: 0 S: 4 P: 4	1B: 4 2B: 0 3B: 0 HR: 0 SF: 0 SAC: 0 DP: 0 HBP: 0	WP: 2 PB: 0 SB: 0 CS: 0	PA: 32				

BOTTOM

Pittsburgh Pirates @ Cincinnati Reds
Riverfront Stadium, Cincinnati, OH
Fri Aug 05 1977, 7:05 PM EDT
Unknown

livebaseballscorecards.com

AB	31
R	1
H	4
RBI	1
BB	1
SO	7
LOB	11



PITCHER	IP	WLS	BF	H	R	ER	SO	BB	IBB	HBP	BLK	WP	HR	S	P	ERA	WHIP
Jerry Reuss, L ERA: 3.95 (1, 1)	9.0	W	32	4	1	1	7	1	0	0	0	2	0	45	49	1.00	0.556

Batter	1	2	3	4	5	6	7	8	9	AB	R	H	RBI	BB	SO	LOB	TOP						
Frank Taveras, R (1, 6) OBP: 0.306, SLG: 0.312	0-0 6-3	0-0 IHR		0-0 5-3		0-0 G4-6-3 1B		0-0 1-3		5	1	2	4	0	0	0							
Fernando Gonzalez, R (1, 5) OBP: 0.323, SLG: 0.438	0-0 4-3	0-0 4-3		0-0 P4		0-0 G4-6-3 1B		0-0 F7		5	0	0	0	0	0	2							
Dave Parker, L (1, 9) OBP: 0.391, SLG: 0.555	4-0 FC4 BB	0-0 WP 1B			4-0 F8 BB	4-0 HR BB		0-0 2B		2	2	2	0	3	0	0							
Bill Robinson, R (1, 3) OBP: 0.358, SLG: 0.546	0-0 FC4	0-0 CS 1B			4-0 1-2 BB	0-0 1-H 3-H HR		0-0 F9		4	1	2	4	1	0	2							
Al Oliver, L (1, 7) OBP: 0.323, SLG: 0.456				0-0 P6		0-0 L8		0-0 F7		5	1	2	0	0	0	2							
Rennie Stennett, R (1, 4) OBP: 0.377, SLG: 0.435		0-0 1B IHR		0-0 F8		0-0 F8		0-0 4-3		3	1	1	0	0	0	2							
Mario Mendoza, R (6, 5) OBP: 0.213, SLG: 0.255		1-2 1B IHR		1-2 1B		2-3		0-0 1B		2	0	1	0	0	0	0							
Ed Ott, L (1, 2) OBP: 0.359, SLG: 0.426		0-0 1B IHR		4-0 BB		0-0 1-3		0-0 2B		4	1	2	1	1	1	3							
Omar Moreno, L (1, 8) OBP: 0.302, SLG: 0.377		0-3 K		0-3 K2-3		0-0 E9 1B		0-0 P6		5	1	1	0	0	2	5							
Odell Jones, R (1, 1) OBP: 0.227, SLG: 0.190		4-0 1B IHR		0-3 K		0-0 G4-6-3 1B		0-3 K		1	1	0	0	1	1	0							
Grant Jackson, S (4, 1) OBP: 0.300, SLG: 0.400		1-2 IHR				3-H HR				2	1	1	1	0	1	1							
Rich Gossage, R (9, 1) OBP: 0.250, SLG: 0.313		1-2 IHR								0	0	0	0	0	0	0							
Inning Stats	R: 0 E: 0 K: 0 S: 3	H: 0 LOB: 1 BB: 1 P: 7	R: 6 E: 0 K: 1 S: 10	H: 6 LOB: 0 BB: 1 P: 14	R: 0 E: 0 K: 1 S: 5	H: 0 LOB: 1 BB: 1 P: 9	R: 0 E: 0 K: 1 S: 5	H: 0 LOB: 0 BB: 0 P: 5	R: 0 E: 0 K: 0 S: 3	H: 0 LOB: 2 BB: 2 P: 11	R: 4 E: 1 K: 0 S: 6	H: 4 LOB: 0 BB: 1 P: 10	R: 0 E: 0 K: 1 S: 6	H: 1 LOB: 1 BB: 0 P: 6	R: 0 E: 0 K: 0 S: 4	H: 1 LOB: 1 BB: 0 P: 4	R: 0 E: 0 K: 1 S: 6	H: 2 LOB: 1 BB: 0 P: 6	1B: 8 2B: 4 3B: 0 HR: 2	SF: 0 SAC: 0 DP: 1 HBP: 0	WP: 1 PB: 0 SB: 0 CS: 1	PA: 45	
PITCHER	IP WLS BF H R ER SO BB IBB HBP BLK WP HR S P ERA WHIP	IP WLS BF H R ER SO BB IBB HBP BLK WP HR S P ERA WHIP	IP WLS BF H R ER SO BB IBB HBP BLK WP HR S P ERA WHIP	IP WLS BF H R ER SO BB IBB HBP BLK WP HR S P ERA WHIP	IP WLS BF H R ER SO BB IBB HBP BLK WP HR S P ERA WHIP	IP WLS BF H R ER SO BB IBB HBP BLK WP HR S P ERA WHIP	IP WLS BF H R ER SO BB IBB HBP BLK WP HR S P ERA WHIP	IP WLS BF H R ER SO BB IBB HBP BLK WP HR S P ERA WHIP	IP WLS BF H R ER SO BB IBB HBP BLK WP HR S P ERA WHIP	IP WLS BF H R ER SO BB IBB HBP BLK WP HR S P ERA WHIP	IP WLS BF H R ER SO BB IBB HBP BLK WP HR S P ERA WHIP	IP WLS BF H R ER SO BB IBB HBP BLK WP HR S P ERA WHIP	IP WLS BF H R ER SO BB IBB HBP BLK WP HR S P ERA WHIP	IP WLS BF H R ER SO BB IBB HBP BLK WP HR S P ERA WHIP	IP WLS BF H R ER SO BB IBB HBP BLK WP HR S P ERA WHIP	IP WLS BF H R ER SO BB IBB HBP BLK WP HR S P ERA WHIP	IP WLS BF H R ER SO BB IBB HBP BLK WP HR S P ERA WHIP	IP WLS BF H R ER SO BB IBB HBP BLK WP HR S P ERA WHIP	IP WLS BF H R ER SO BB IBB HBP BLK WP HR S P ERA WHIP	IP WLS BF H R ER SO BB IBB HBP BLK WP HR S P ERA WHIP	IP WLS BF H R ER SO BB IBB HBP BLK WP HR S P ERA WHIP	IP WLS BF H R ER SO BB IBB HBP BLK WP HR S P ERA WHIP	IP WLS BF H R ER SO BB IBB HBP BLK WP HR S P ERA WHIP

Pittsburgh Pirates @ Cincinnati Reds
 Riverfront Stadium, Cincinnati, OH
 Fri Aug 05 1977, 7:05 PM EDT
 Att: 50,085 - Unknown

livebaseballscorecards.com

AB	38
R	10
H	14
RBI	10
BB	6
SO	5
LOB	17



Batter 1 2 3 4 5 6 7 8 9 AB R H RBI BB SO LOB BOTTOM

Pete Rose, S (1, 5) BB 4-0 FC6-4 BB FC6 1-2f 1B 1B G4-6-3 1-2f

Ken Griffey, L (1, 9) X 0-0 FC6-4 1-2f 2B F7 5-3 1-2 1B 4-0 1B BB

Joe Morgan, L (1, 4) X 0-0 1-H 2B 2B 4-3 HR BB 4-3 1-2 1B

George Foster, R (1, 7) X 0-0 E 2-H 2B 0-0 HR 1-H HR F8 F9

Dan Driessen, L (1, 3) S 0-3 K K 0-0 1B P4 P4

Johnny Bench, R (1, 2) X 0-0 E6 S 2-3 HR K E5 K

Cesar Geronimo, L (1, 8) S 0-3 K 1-2 F7 F8 G3

Dave Concepcion, R (1, 6) X 0-0 5-3 6-3 L3 F8

Doug Capilla, L (1, 1) X 0-0 4-3 F9 FC6 HBP G4-6-3 BB

Inning Stats table with columns for R, H, E, K, S, LOB, BB, P, SO, WP, HR, S, P, ERA, WHIP, 1B, 2B, 3B, HR, SF, SAC, DP, HBP, WP, PA, ERA, WHIP.

PITCHER table with columns for IP, WLS, BF, H, R, ER, SO, BB, IBB, HBP, BLK, WP, HR, S, P, ERA, WHIP, IP, WLS, BF, H, R, ER, SO, BB, IBB, HBP, BLK, WP, HR, S, P, ERA, WHIP.

Pittsburgh Pirates @ Cincinnati Reds Riverfront Stadium, Cincinnati, OH

Fri Aug 05 1977, 7:05 PM EDT Att. 50,085 - Unknown

Summary table with columns AB 37, R 6, H 9, RBI 6, BB 4, SO 5, LOB 18.



Batter	1	2	3	4	5	6	7	8	9	AB R H RBI BB SO LOB	TOP											
Frank Taveras, R (1, 6) OBP: 0.303, SLG: 0.309	0-3 K		0-3 K			0-0 1-3		0-3 K		4 0 0 0 0 3 0												
Ed Ott, L (1, 2) OBP: 0.357, SLG: 0.422	0-0 1B			0-3 K		0-3 K		0-3 K		4 0 1 0 0 3 0												
Dave Parker, L (1, 9) OBP: 0.392, SLG: 0.553	0-0 L6			4-0 BB		0-0 1B		0-0 4-3		3 0 1 0 1 0 1												
Bill Robinson, R (1, 5) OBP: 0.356, SLG: 0.552	0-0 F8			0-0 G6-4-3		0-0 P4			0-0 HR	4 1 1 1 0 0 3												
Al Oliver, L (1, 7) OBP: 0.324, SLG: 0.463		0-0 F8			0-0 HR		0-0 F8		0-0 FC4-6	4 1 2 1 0 0 0												
Bobby Tolan, L (1, 3) OBP: 0.279, SLG: 0.386		0-0 4-3			0-0 HR		0-0 1B		0-0 F7	4 1 2 1 0 0 1												
Fernando Gonzalez, R (1, 4) OBP: 0.320, SLG: 0.430		0-0 F9			0-0 F8		0-0 1B		0-0 F9	4 0 1 0 0 0 1												
Omar Moreno, L (1, 8) OBP: 0.299, SLG: 0.372			0-3 K		0-0 F8		0-0 F8		0-0 FC4-6	4 0 0 0 0 1 3												
Terry Forster, L (1, 1) OBP: 0.211, SLG: 0.316			0-3 K		0-0 6-3		0-0 4-3			2 0 0 0 0 1 0												
Jerry Hairston, S (7, PH) OBP: 0.338, SLG: 0.383										1 0 0 0 0 0 2												
Larry Demery, R (7, 1) OBP: 0.188, SLG: 0.313										0 0 0 0 0 0 0												
Inning Stats	R: 0 E: 0 K: 1 S: 6	H: 1 LOB: 1 BB: 0 P: 6	R: 0 E: 0 K: 0 S: 3	H: 0 LOB: 0 BB: 0 P: 3	R: 0 E: 0 K: 3 S: 9	H: 0 LOB: 0 BB: 0 P: 9	R: 0 E: 0 K: 1 S: 4	H: 0 LOB: 0 BB: 1 P: 8	R: 2 E: 0 K: 0 S: 5	H: 2 LOB: 0 BB: 0 P: 5	R: 0 E: 0 K: 1 S: 6	H: 1 LOB: 1 BB: 0 P: 6	R: 0 E: 0 K: 0 S: 5	H: 2 LOB: 2 BB: 0 P: 5	R: 0 E: 0 K: 2 S: 7	H: 0 LOB: 0 BB: 0 P: 7	R: 1 E: 0 K: 0 S: 5	H: 2 LOB: 1 BB: 0 P: 5	1B: 5 2B: 0 3B: 0 HR: 3	SF: 0 SAC: 0 DP: 1 HBP: 0	WP: 0 PB: 0 SB: 0 CS: 0	PA: 35
PITCHER Tom Seaver, R (1, 1) ERA: 3.14	IP: 9.0 WLS: W BF: 35 H: 8 R: 3 ER: 3 SO: 8 BB: 1 IBB: 0 HBP: 0 BLK: 0 WP: 0 HR: 3 S: 50 P: 54 ERA: 3.00 WHIP: 1.000											PITCHER	IP: WLS: BF: H: R: ER: SO: BB: IBB: HBP: BLK: WP: HR: S: P: ERA: WHIP:									

Pittsburgh Pirates @ Cincinnati Reds
Riverfront Stadium, Cincinnati, OH
Sat Aug 06 1977, 3:33 AM EDT
Att: 44,267 - Unknown

livebaseballscorecards.com

AB	34
R	3
H	8
RBI	3
BB	1
SO	8
LOB	11



Batter	1	2	3	4	5	6	7	8	9	AB R H RBI BB SO LOB
Pete Rose, S OBP: 0.386, SLG: 0.444 (1, 5) X	0-0 1-4-3	0-0 2B 2B		0-3 K	0-0 5-3			0-0 6-3		5 1 1 2 0 1 1
Ken Griffey, L OBP: 0.386, SLG: 0.479 (1, 9) X	0-0 BB 1B	0-0 6-3		0-0 BB 1B		0-0 4-3		4-0 HR BB		4 1 2 0 1 0 2
Joe Morgan, L OBP: 0.430, SLG: 0.497 (1, 4) B B B B	4-0 1-2 BB	0-0 2B		0-0 BB 1B		0-0 F7		0-0 1-H HR		4 1 3 4 1 0 0
George Foster, R OBP: 0.382, SLG: 0.650 (1, 7) S S S	0-3 K	0-0 F9		4-0 1-2 2-3 BB		0-3 K		0-0 5-3		4 0 0 0 1 2 3
Johnny Bench, R OBP: 0.348, SLG: 0.582 (1, 2) X	0-0 F8		0-0 HR	0-0 F3		0-0 5-3		0-3 K		5 1 1 1 0 1 5
Dave Concepcion, R OBP: 0.328, SLG: 0.383 (1, 6)		0-0 4-3	0-0 1B	0-0 F8		0-0 E5 1B WP				4 1 1 0 0 0 3
Dan Driessen, L OBP: 0.385, SLG: 0.486 (1, 3)		0-0 1B 2B 2B	0-0 F8		0-0 SH3-4 1B		0-0 WP WP 1-3 1B			4 1 3 0 0 0 1
Cesar Geronimo, L OBP: 0.327, SLG: 0.398 (1, 8)		0-0 FC 1B 2B	0-0 F7		0-0 F7		0-0 P6			4 1 0 0 0 0 4
Tom Seaver, R OBP: 0.236, SLG: 0.255 (1, 1)		0-0 2B 2B 1B	0-0 6-3		0-0 SH3-4		0-3 K			3 1 1 0 0 1 2

Inning Stats	R: 0	H: 1	E: 0	K: 1	S: 6	LOB: 2	BB: 1	P: 10
	R: 4	H: 4	E: 0	K: 0	S: 8	LOB: 1	BB: 0	P: 8
	R: 1	H: 2	E: 0	K: 0	S: 5	LOB: 1	BB: 0	P: 5
	R: 0	H: 2	E: 0	K: 1	S: 7	LOB: 3	BB: 1	P: 11
	R: 0	H: 1	E: 0	K: 0	S: 4	LOB: 1	BB: 0	P: 4
	R: 0	H: 0	E: 0	K: 1	S: 5	LOB: 0	BB: 0	P: 5
	R: 1	H: 1	E: 1	K: 1	S: 7	LOB: 1	BB: 0	P: 7
	R: 2	H: 1	E: 0	K: 1	S: 6	LOB: 0	BB: 1	P: 10

PITCHER	IP	WLS	BF	H	R	ER	SO	BB	IBB	HBP	BLK	WP	HR	S	P	ERA	WHIP
Terry Forster, L ERA: 5.26 (1, 1)	6.0	L	31	10	5	5	3	2	0	0	0	0	1	35	43	7.50	2.000
Larry Demery, R ERA: 5.43 (7, 1)	2.0		10	2	3	2	2	1	0	0	0	2	1	13	17	9.00	1.500


BOTTOM

Pittsburgh Pirates @ Cincinnati Reds
Riverfront Stadium, Cincinnati, OH

Sat Aug 06 1977, 3:33 AM EDT
Att. 44,267 - Unknown

livebaseballscorecards.com

AB	37
R	8
H	12
RBI	7
BB	3
SO	5
LOB	21



1B: 7	SF: 0	WP: 2	PA: 41
2B: 3	SAC: 1	PB: 0	
3B: 0	DP: 0	SB: 0	
HR: 2	HBP: 0	CS: 0	

Batter	1	2	3	4	5	6	7	8	9	AB R H RBI BB SO LOB	TOP											
Frank Taveras, R (1, 6) OBP: 0.300, SLG: 0.306	0-0 B5-3		0-0 F9			0-0 4-3		0-0 L6		4 0 0 0 0 0 0												
Ed Ott, L (1, 2) OBP: 0.360, SLG: 0.424	0-0 PO WP 1B			0-3 K		0-0 1B		0-0 F9		4 0 2 0 0 1 0												
Dave Parker, L (1, 9) OBP: 0.395, SLG: 0.555	0-0 F7			0-0 1B		0-0 L1-3 1B			0-0 G5-4-3 1B	4 0 3 0 0 0 1												
Bill Robinson, R (1, 5) OBP: 0.352, SLG: 0.545	0-0 PO 1-3	0-3 K		0-0 F7		0-0 L1-3		0-0 G5-4-3	0-0 G5-4-3 1B	4 0 0 0 0 1 4												
Al Oliver, L (1, 7) OBP: 0.326, SLG: 0.469				0-0 F7		0-0 1-3 1B			0-0 F7	4 0 2 0 0 0 0												
Bobby Tolan, L (1, 3) OBP: 0.281, SLG: 0.373				0-0 BB		0-0 F8				2 0 0 0 1 0 3												
Fernando Gonzalez, R (1, 4) OBP: 0.311, SLG: 0.417				0-0 P6		0-0 6-3				3 0 0 0 0 1 2												
Omar Moreno, L (1, 8) OBP: 0.299, SLG: 0.370				0-0 F6		0-0 F3				2 0 0 0 1 0 0												
Jim Rooker, R (1, 1) OBP: 0.250, SLG: 0.182				0-3 K		0-0 6-3				2 0 0 0 0 1 0												
Jerry Hairston, S (8, PH) OBP: 0.333, SLG: 0.377										1 0 0 0 0 0 0												
Kent Tekulve, R (8, 1) OBP: 0.250, SLG: 0.250										0 0 0 0 0 0 0												
Inning Stats	R: 0 E: 0 K: 0 S: 3	H: 1 LOB: 0 BB: 0 P: 3	R: 0 E: 0 K: 1 S: 5	H: 0 LOB: 1 BB: 1 P: 9	R: 0 E: 0 K: 1 S: 5	H: 0 LOB: 0 BB: 0 P: 5	R: 0 E: 0 K: 1 S: 7	H: 2 LOB: 2 BB: 0 P: 7	R: 0 E: 0 K: 0 S: 3	H: 0 LOB: 0 BB: 0 P: 3	R: 0 E: 0 K: 1 S: 4	H: 2 LOB: 1 BB: 0 P: 4	R: 0 E: 0 K: 1 S: 5	H: 1 LOB: 1 BB: 1 P: 9	R: 0 E: 0 K: 0 S: 3	H: 0 LOB: 0 BB: 0 P: 3	R: 0 E: 0 K: 0 S: 3	H: 1 LOB: 0 BB: 0 P: 3	1B: 6 2B: 1 3B: 1 HR: 0	SF: 0 SAC: 0 DP: 2 HBP: 0	WP: 1 PB: 0 SB: 0 CS: 1	PA: 34
PITCHER Mario Soto, R (1, 1) ERA: 2.83	IP: 9.0 WLS: W BF: 32 H: 7 R: 0 ER: 0 SO: 4 BB: 1 IBB: 1 HBP: 0 BLK: 0 WP: 1 HR: 0 S: 38 P: 46 ERA: 0.00 WHIP: 0.889											PITCHER	IP: WLS: BF: H: R: ER: SO: BB: IBB: HBP: BLK: WP: HR: S: P: ERA: WHIP:									

Pittsburgh Pirates @ Cincinnati Reds
Riverfront Stadium, Cincinnati, OH

Sun Aug 07 1977, 3:33 AM EDT
Att: 40,028 - Unknown

livebaseballscorecards.com

AB 30
R 0
H 7
RBI 0
BB 2
SO 4
LOB 10



Batter	1	2	3	4	5	6	7	8	9	AB R H RBI BB SO LOB
Pete Rose, S OBP: 0.387, SLG: 0.444 (1, 5) X	0-0 F8 ①			X 0-0 G6-3 1B 1B		X 0-0 6-3 ① X	0-0 S E 1B			4 1 2 1 0 0 0
Ken Griffey, L OBP: 0.385, SLG: 0.477 (1, 9) X	0-0 1-3 ②			X 0-0 G6-3 1B 1-2		X 0-0 F7 ② X	0-0 1-3 ③ 3-H 1-H			4 0 1 0 0 0 0
Joe Morgan, L OBP: 0.426, SLG: 0.492 (1, 4) X	0-0 F7 ③			X 0-0 G6-3 ① ② 1-2f 2-3		X 0-0 F7 ③		X 0-0 4-3 ①		4 0 0 0 0 0 2
George Foster, R OBP: 0.385, SLG: 0.655 (1, 7)		0-3 K ①		4-0 BB ①			0-0 1B E 2B	0-0 1B 1B 2B		3 2 2 0 1 1 0
Johnny Bench, R OBP: 0.349, SLG: 0.581 (1, 2)		0-3 K ②		0-0 F3 ③			0-0 2B E 1B	0-0 1B 1B		4 1 2 0 0 1 2
Dave Concepcion, R OBP: 0.327, SLG: 0.382 (1, 6)		0-0 6-3 ③			0-3 K ①		0-0 E1 FC5-2 1-H 3-H	0-0 G4-6-3 1B 1-2 3-H		4 0 1 1 0 1 0
Dan Driessen, L OBP: 0.384, SLG: 0.483 (1, 3)			0-3 K ①		0-0 1B ②		0-0 FC5-2 WP S SF9 3-H	0-0 G4-6-3 1-2f ② ③		4 1 1 0 0 1 3
Cesar Geronimo, L OBP: 0.327, SLG: 0.395 (1, 8)			0-0 6-3 ②		0-0 F9 ②		4-0 SF9 WP 1B BB 1-2			2 1 0 0 1 0 1
Mario Soto, R (1, 1)			0-3 K ③		0-0 F8 ③		0-0 SF9 ② 1-3 2-H			2 0 0 1 0 1 1


Inning Stats	R: 0	H: 0	E: 0	LOB: 0	K: 0	BB: 0	S: 3	P: 3	R: 0	H: 0	E: 0	LOB: 0	K: 2	BB: 0	S: 7	P: 7	R: 0	H: 0	E: 0	LOB: 0	K: 2	BB: 0	S: 7	P: 7	R: 0	H: 2	E: 0	LOB: 2	K: 0	BB: 1	S: 4	P: 8	R: 0	H: 1	E: 0	LOB: 1	K: 1	BB: 0	S: 6	P: 6	R: 0	H: 0	E: 0	LOB: 0	K: 0	BB: 0	S: 3	P: 3	R: 5	H: 3	E: 1	LOB: 0	K: 0	BB: 1	S: 7	P: 11	R: 1	H: 3	E: 0	LOB: 1	K: 0	BB: 0	S: 5	P: 5
Jim Rooker, L ERA: 3.73 (1, 1)	7.0	WLS: L	BF: 29	H: 6	R: 5	ER: 0	SO: 5	BB: 2	IBB: 0	HBP: 0	BLK: 0	WP: 1	HR: 0	S: 37	P: 45	ERA: 0.00	WHIP: 1.143																																															
Kent Tekulve, R ERA: 3.45 (8, 1)	1.0		5	3	1	1	0	0	0	0	0	0	0	0	0	9.00	3.000																																															

BOTTOM

Pittsburgh Pirates @ Cincinnati Reds
Riverfront Stadium, Cincinnati, OH

Sun Aug 07 1977, 3:33 AM EDT
Att. 40,028 - Unknown

AB	31
R	6
H	9
RBI	3
BB	2
SO	5
LOB	9



1B: 7	SF: 1	WP: 1	PA: 34
2B: 2	SAC: 0	PB: 0	
3B: 0	DP: 2	SB: 2	
HR: 0	HBP: 0	CS: 0	

livebaseballscorecards.com

Batter	1	2	3	4	5	6	7	8	9	AB R H RBI BB SO LOB	TOP
Pete Rose, S (1, 5) <small>OBP: 0.386, SLG: 0.442</small> Ray Knight, R (3, 5) <small>OBP: 0.345, SLG: 0.471</small>	0-3 K		0-0 2-3		0-0 4-3			0-3 K		2 0 0 0 0 1 0 2 0 0 0 0 1 0	Cincinnati Reds @ Los Angeles Dodgers Dodger Stadium, Los Angeles, CA Mon Aug 08 1977, 7:05 PM PDT Att: 48,242 - Unknown livebaseballscorecards.com
Ken Griffey, L (1, 9) <small>OBP: 0.383, SLG: 0.477</small>	0-0 F9		0-0 2B		0-0 6-3			0-0 G3	4 0 1 0 0 0 0		
Joe Morgan, L (1, 4) <small>OBP: 0.423, SLG: 0.487</small>	0-0 F8		0-3 K		0-0 1-3			0-0 4-3	4 0 0 0 0 1 1		
George Foster, R (1, 7) <small>OBP: 0.384, SLG: 0.651</small>		0-0 SH1-3 E 1B		0-0 6-3		0-0 F9		0-0 6-3	4 0 1 0 0 0 0		
Johnny Bench, R (1, 2) <small>OBP: 0.347, SLG: 0.575</small>		0-0 E3 SH1-3 1-2		0-0 F9		0-0 5-3			3 0 0 0 0 0 1		
Dave Concepcion, R (1, 6) <small>OBP: 0.328, SLG: 0.381</small>		0-0 SH1-3 1-2 2-3		4-0 BB		0-0 6-3			1 0 0 0 1 0 0		
Dan Driessen, L (1, 3) <small>OBP: 0.381, SLG: 0.479</small>		0-3 K		0-0 F3		0-0 4-3			3 0 0 0 0 1 3		
Cesar Geronimo, L (1, 8) <small>OBP: 0.325, SLG: 0.392</small>		0-0 4-3			0-0 4-3			0-0 G3	3 0 0 0 0 0 2		
Paul Moskau, R (1, 1) <small>OBP: 0.316, SLG: 0.471</small> Ed Armbrister, R (8, PH) <small>OBP: 0.359, SLG: 0.473</small> Pedro Borbon, R (8, 1) <small>OBP: 0.222, SLG: 0.278</small>		0-3 K		0-0 6-3				0-0 5-3	2 0 0 0 0 1 0 1 0 0 0 0 0 0 0 0 0 0 0 0 0		
Inning Stats	R: 0 H: 0 E: 0 LOB: 0 K: 1 BB: 0 S: 5 P: 5	R: 0 H: 1 E: 1 LOB: 2 K: 1 BB: 0 S: 7 P: 7	R: 0 H: 1 E: 0 LOB: 1 K: 2 BB: 0 S: 8 P: 8	R: 0 H: 0 E: 0 LOB: 1 K: 0 BB: 1 S: 3 P: 7	R: 0 H: 0 E: 0 LOB: 0 K: 0 BB: 0 S: 3 P: 3	R: 0 H: 0 E: 0 LOB: 0 K: 0 BB: 0 S: 3 P: 3	R: 0 H: 0 E: 0 LOB: 0 K: 0 BB: 0 S: 3 P: 3	R: 0 H: 0 E: 0 LOB: 0 K: 1 BB: 0 S: 5 P: 5	R: 0 H: 0 E: 0 LOB: 0 K: 0 BB: 0 S: 3 P: 3	1B: 1 SF: 0 2B: 1 SAC: 1 3B: 0 DP: 0 HR: 0 HBP: 0	
PITCHER Tommy John, L (1, 1) <small>ERA: 2.74</small>	IP: 9.0 WLS: W BF: 31 H: 2 R: 0 ER: 0 SO: 5 BB: 1 IBB: 0 HBP: 0 BLK: 0 WP: 0 HR: 0 S: 40 P: 44 ERA: 0.00 WHIP: 0.333										

AB	29
R	0
H	2
RBI	0
BB	1
SO	5
LOB	7



Batter	1	2	3	4	5	6	7	8	9	AB	R	H	RBI	BB	SO	LOB
Davey Lopes, R OBP: 0.358, SLG: 0.400 (1, 4)	0-0 F7		0-0 F9		0-0 6-3		0-0 5-3			4	0	0	0	0	0	0
Bill Russell, R OBP: 0.313, SLG: 0.375 (1, 6)	0-0 6-3		0-0 HR		0-0 6-3			0-0 P4		4	1	1	0	0	0	0
Reggie Smith, S OBP: 0.432, SLG: 0.571 (1, 9)	0-0 P4		0-0 HR			0-0 G3		0-0 F8		4	1	1	2	0	0	0
Ron Cey, R OBP: 0.381, SLG: 0.494 (1, 5)		0-0 FC4-6	0-0 F7			0-0 5-3		0-0 1B		4	1	3	0	0	0	0
Steve Garvey, R OBP: 0.335, SLG: 0.519 (1, 3)		0-3 K		0-0 F8		0-0 5-3		0-0 L3		4	0	0	0	0	1	3
Rick Monday, L OBP: 0.355, SLG: 0.412 (1, 8)		0-0 FC4-6		4-0 BB		0-0 1B				2	0	1	1	1	0	1
Glenn Burke, R OBP: 0.284, SLG: 0.299 (6, PR) (7, 8)		0-0 FC6-4				0-0 1B				0	0	0	0	0	0	0
Dusty Baker Jr., R OBP: 0.332, SLG: 0.458 (1, 7)		0-0 FC6-4		0-0 L9		0-0 P3				3	0	0	0	0	0	3
Steve Yeager, R OBP: 0.344, SLG: 0.446 (1, 2)			0-0 6-3	0-3 K			0-0 6-3			3	0	0	0	0	1	1
Tommy John, R OBP: 0.216, SLG: 0.275 (1, 1)			0-0 HR		0-0 6-3		0-0 F7			3	1	1	1	0	0	0

Inning Stats	R: 0	H: 0	E: 0	K: 0	S: 3	LOB: 0	BB: 0	P: 3	R: 0	H: 1	E: 0	K: 1	S: 6	LOB: 1	BB: 0	P: 6	R: 3	H: 3	E: 0	K: 0	S: 6	LOB: 0	BB: 0	P: 6	R: 0	H: 0	E: 0	K: 1	S: 5	LOB: 1	BB: 1	P: 9	R: 0	H: 0	E: 0	K: 0	S: 3	LOB: 0	BB: 0	P: 3	R: 1	H: 2	E: 0	K: 0	S: 5	LOB: 1	BB: 0	P: 5	R: 0	H: 0	E: 0	K: 0	S: 3	LOB: 0	BB: 0	P: 3	R: 0	H: 1	E: 0	K: 0	S: 4	LOB: 1	BB: 0	P: 4
1B: 4	SF: 0	2B: 1	SAC: 0	3B: 0	DP: 0	HR: 2	HBP: 0	WP: 0	PA: 32																																																							


PITCHER	IP	WLS	BF	H	R	ER	SO	BB	IBB	HBP	BLK	WP	HR	S	P	ERA	WHIP
Paul Moskau, R ERA: 4.75 (1, 1)	7.0	L	28	6	4	4	2	1	0	0	0	0	2	31	35	5.14	1.000
Pedro Borbon, R ERA: 2.85 (8, 1)	1.0		4	1	0	0	0	0	0	0	0	0	0	4	4	0.00	1.000

BOTTOM

Cincinnati Reds @ Los Angeles Dodgers
Dodger Stadium, Los Angeles, CA

Mon Aug 08 1977, 7:05 PM PDT
Att. 48,242 - Unknown

AB	31
R	4
H	7
RBI	4
BB	1
SO	2
LOB	8



Batter	1	2	3	4	5	6	7	8	9	AB R H RBI BB SO LOB	TOP	
Pete Rose, S OBP: 0.384, SLG: 0.446 (1, 5) X	0-0 6-3		0-0 G6-4-3 1-2f		0-0 6-3			0-0 1-H HR	0-0 1-3	5 1 1 2 0 0 3		
Ken Griffey, L OBP: 0.384, SLG: 0.476 (1, 9) X	0-0 P6			0-0 FC6-4 1B		0-0 4-3		4-0 1B BB		3 2 1 0 1 0 0		
Joe Morgan, L OBP: 0.423, SLG: 0.487 (1, 4) X	0-0 F8			0-0 FC6-4 1-2 1B		0-0 6-3		0-0 1-2 1B		4 0 2 0 0 0 0		
George Foster, R OBP: 0.380, SLG: 0.645 (1, 7) X		0-0 F9		0-0 FC6-4 1-2f 2-3 1B		0-0 5-3		0-0 F8		4 0 0 0 0 0 4		
Johnny Bench, R OBP: 0.349, SLG: 0.576 (1, 2) S		0-1 CI		0-0 G5-4-3 1-2 1B			0-3 K	0-0 1-2 2-H FC6-4 1B		3 0 2 2 0 1 0		
Dave Concepcion, R OBP: 0.325, SLG: 0.377 (1, 6) X		0-0 L4		0-0 G5-4-3 1-2f			0-0 6-3	0-0 1-2f FC6-4		4 0 0 0 0 0 5		
Dan Driessen, L OBP: 0.382, SLG: 0.479 (1, 3) X		0-0 F9				0-0 S 1B	0-0 CS 1B		0-0 4-3	4 0 2 0 0 0 1		
Cesar Geronimo, L OBP: 0.329, SLG: 0.394 (1, 8) H			1-0 G6-4-3 HBP		0-0 5-3 1-2		0-0 CS	0-0 HR 1B	0-0 PB 1B	3 1 2 0 0 0 1		
Doug Capilla, L OBP: 0.095, SLG: 0.050 (1, 1) X			0-0 F2			0-3 K		0-3 K		3 0 0 0 0 2 3		
Pedro Borbon, R OBP: 0.211, SLG: 0.263 (8, 1) X									0-0 1-3	1 0 0 0 0 0 1		
Inning Stats	R: 0 E: 0 K: 0 S: 3 H: 0 LOB: 0 BB: 0 P: 3	R: 0 E: 1 K: 0 S: 4 H: 0 LOB: 1 BB: 0 P: 4	R: 0 E: 0 K: 0 S: 2 H: 0 LOB: 0 BB: 0 P: 3	R: 1 E: 0 K: 0 S: 5 H: 3 LOB: 1 BB: 0 P: 5	R: 0 E: 0 K: 1 S: 6 H: 1 LOB: 1 BB: 0 P: 6	R: 0 E: 0 K: 0 S: 3 H: 0 LOB: 0 BB: 0 P: 3	R: 0 E: 0 K: 1 S: 5 H: 1 LOB: 0 BB: 0 P: 5	R: 3 E: 0 K: 1 S: 9 H: 4 LOB: 2 BB: 1 P: 13	R: 0 E: 0 K: 0 S: 4 H: 1 LOB: 1 BB: 0 P: 4	1B: 9 2B: 0 3B: 0 HR: 1 SF: 0 SAC: 0 DP: 2 HBP: 1	WP: 0 PB: 1 SB: 1 CS: 1 PA: 38	
PITCHER Doug Rau, L (1, 1) ERA: 3.6 Mike Garman, R (8, 1) ERA: 2.28 Lance Rautzhan, L (9, 1) ERA: 3.52	IP 7.1 WLS L BF 30 H 8 R 4 ER 4 SO 3 BB 1 IBB 0 HBP 1 BLK 0 WP 0 HR 1 S 34 P 39 ERA 4.91 WHIP 1.227											PITCHER IP WLS BF H R ER SO BB IBB HBP BLK WP HR S P ERA WHIP

Cincinnati Reds @ Los Angeles Dodgers
 Dodger Stadium, Los Angeles, CA
 Tue Aug 09 1977, 7:05 PM PDT
 Att: 53,385 - Unknown

AB	34
R	4
H	10
RBI	4
BB	1
SO	3
LOB	18



Batter	1	2	3	4	5	6	7	8	9	AB	R	H	RBI	BB	SO	LOB
Davey Lopes, R (1, 4) OBP: 0.356, SLG: 0.397	0-0 5-3			4-0 BB		0-0 F8		0-0 G6-4-3		3	0	0	0	1	0	3
Bill Russell, R (1, 6) OBP: 0.311, SLG: 0.372	0-0 4-3			0-3 K			0-0 F9		0-0 P6	4	0	0	0	0	1	1
Reggie Smith, S (1, 9) OBP: 0.428, SLG: 0.564	0-3 K			0-0 L7			0-3 K		0-0 F7	4	0	0	0	0	2	1
Ron Cey, R (1, 5) OBP: 0.380, SLG: 0.491		0-0 5-3		0-0 L6			0-0 1B		0-0 F9	4	0	1	0	0	0	1
Steve Garvey, R (1, 3) OBP: 0.333, SLG: 0.515		0-3 K			0-0 6-3			0-3 K		3	0	0	0	0	2	1
Dusty Baker Jr., R (1, 7) OBP: 0.329, SLG: 0.454		0-0 6-3			0-0 6-3			0-0 E3		3	0	0	0	0	0	0
Glenn Burke, R (1, 8) OBP: 0.279, SLG: 0.293			0-0 L6		0-0 F8			4-0 BB		2	0	0	0	0	0	0
Lee Lacy, R (8, PH) OBP: 0.298, SLG: 0.422								1-2 BB		0	0	0	0	1	0	0
Lance Rautzhan, R (9, 1)								BB		0	0	0	0	0	0	0
Steve Yeager, R (1, 2) OBP: 0.341, SLG: 0.443			0-0 L7			0-3 K		4-0 G6-4-3		2	0	0	0	0	1	0
Boog Powell, L (8, PH) OBP: 0.444, SLG: 0.265								1-2 BB		0	0	0	0	1	0	0
Ted Martinez, R (8, PR) OBP: 0.299, SLG: 0.374								2-3 BB		0	0	0	0	0	0	0
Kevin Pasley, R (9, 2) OBP: 0.333, SLG: 0.333								BB		0	0	0	0	0	0	0
Doug Rau, L (1, 1) OBP: 0.207, SLG: 0.185			0-0 4-3			0-0 G3		0-3 K		2	0	0	0	0	0	0
Mike Garman, R (8, 1)										0	0	0	0	0	0	0
Rick Monday, L (8, PH) OBP: 0.353, SLG: 0.411										1	0	0	0	0	1	3

Inning Stats	R: 0	H: 0	E: 0	LOB: 0	K: 1	BB: 0	S: 5	P: 5	R: 0	H: 0	E: 0	LOB: 0	K: 1	BB: 0	S: 5	P: 5	R: 0	H: 0	E: 0	LOB: 0	K: 0	BB: 0	S: 3	P: 3	R: 0	H: 0	E: 0	LOB: 0	K: 0	BB: 0	S: 3	P: 3	R: 0	H: 1	E: 0	LOB: 1	K: 2	BB: 0	S: 8	P: 8	R: 0	H: 0	E: 1	LOB: 3	K: 1	BB: 2	S: 5	P: 13	R: 0	H: 0	E: 0	LOB: 0	K: 0	BB: 0	S: 3	P: 3	1B: 1	SF: 0	2B: 0	SAC: 0	3B: 0	DP: 1	HR: 0	HBP: 0	WP: 0	PA: 31
--------------	------	------	------	--------	------	-------	------	------	------	------	------	--------	------	-------	------	------	------	------	------	--------	------	-------	------	------	------	------	------	--------	------	-------	------	------	------	------	------	--------	------	-------	------	------	------	------	------	--------	------	-------	------	-------	------	------	------	--------	------	-------	------	------	-------	-------	-------	--------	-------	-------	-------	--------	-------	--------

PITCHER	IP	WLS	BF	H	R	ER	SO	BB	IBB	HBP	BLK	WP	HR	S	P	ERA	WHIP
Doug Capilla, L (1, 1) ERA: 5.15	7.0	W	25	1	0	0	6	2	0	0	0	0	0	35	43	0.00	0.429
Pedro Borbon, R (8, 1) ERA: 2.79	2.0	S	6	0	0	0	1	1	0	0	0	0	0	7	11	0.00	0.500

BOTTOM

Cincinnati Reds @ Los Angeles Dodgers
 Dodger Stadium, Los Angeles, CA

Tue Aug 09 1977, 7:05 PM PDT
 Att. 53,385 - Unknown

livebaseballscorecards.com

AB	28
R	0
H	1
RBI	0
BB	3
SO	7
LOB	10



Batter	1	2	3	4	5	6	7	8	9	AB R H RBI BB SO LOB	TOP								
Pete Rose, S (1, 5) OBP: 0.381, SLG: 0.442	0-3 K		0-0 6-3			0-0 4-3		0-0 6-3		4 0 0 0 0 1 1	Cincinnati Reds @ Los Angeles Dodgers Dodger Stadium, Los Angeles, CA Wed Aug 10 1977, 7:05 PM PDT Att: 52,969 - Unknown livebaseballscorecards.com								
Ken Griffey, L (1, 9) OBP: 0.381, SLG: 0.472	0-0 F8			0-0 F8		0-0 4-3		0-0 F7	4 0 0 0 0 0 0										
Joe Morgan, L (1, 4) OBP: 0.422, SLG: 0.483	4-0 E S BB			0-0 4-3		0-0 F9		0-0 F8	3 0 0 0 1 0 0										
George Foster, R (1, 7) OBP: 0.377, SLG: 0.639	0-0 5-3			0-0 L5		0-0 F9		0-0 L6	4 0 0 0 0 0 1										
Dan Driessen, L (1, 3) OBP: 0.379, SLG: 0.475		0-3 K			0-0 F8		0-0 4-3		3 0 0 0 0 1 0										
Johnny Bench, R (1, 2) OBP: 0.346, SLG: 0.571		0-0 5-3			0-0 E5		0-0 P6		3 0 0 0 0 0 0										
Cesar Geronimo, L (1, 8) OBP: 0.326, SLG: 0.391		0-3 K			0-0 P4			0-0 4-3	3 0 0 0 0 1 1										
Dave Concepcion, R (1, 6) OBP: 0.327, SLG: 0.379			0-0 6-3		0-0 FC6-4			0-0 1B	3 0 2 0 0 0 0										
Fred Norman, S (1, 1) OBP: 0.113, SLG: 0.096			0-0 G3		0-0 FC6-4			0-0 L6	2 0 0 0 0 0 2										
Jack Billingham, R (7, 1) OBP: 0.192, SLG: 0.196									0 0 0 0 0 0 0										
Mike Lum, L (8, PH) OBP: 0.237, SLG: 0.302									1 0 0 0 0 0 1										
Pedro Borbon, R (8, 1) OBP: 0.211, SLG: 0.263									0 0 0 0 0 0 0										
Inning Stats	R: 0 E: 0 K: 1 S: 5	H: 0 LOB: 1 BB: 1 P: 9	R: 0 E: 0 K: 2 S: 7	H: 0 LOB: 0 BB: 0 P: 7	R: 0 E: 0 K: 0 S: 3	H: 0 LOB: 0 BB: 0 P: 3	R: 0 E: 1 K: 0 S: 5	H: 1 LOB: 2 BB: 0 P: 5	R: 0 E: 0 K: 0 S: 3	H: 0 LOB: 0 BB: 0 P: 3	R: 0 E: 0 K: 0 S: 4	H: 1 LOB: 1 BB: 0 P: 4	R: 0 E: 0 K: 0 S: 3	H: 0 LOB: 0 BB: 0 P: 3	1B: 2 2B: 0 3B: 0 HR: 0	SF: 0 SAC: 0 DP: 0 HBP: 0	WP: 0 PB: 0 SB: 1 CS: 0	PA: 31	
PITCHER Rick Rhoden, R (1, 1) ERA: 3.82	IP 9.0	WLS W	BF 31	H 2	R 0	ER 0	SO 3	BB 1	IBB 0	HBP 0	BLK 0	WP 0	HR 0	S 36	P 40	ERA 0.00	WHIP 0.333		
PITCHER IP WLS BF H R ER SO BB IBB HBP BLK WP HR S P ERA WHIP																			

AB	30
R	0
H	2
RBI	0
BB	1
SO	3
LOB	6



Batter	1	2	3	4	5	6	7	8	9
Davey Lopes, R OBP: 0.360, SLG: 0.397 (1, 4) X	0-0 1B 1B		4-0 SH5-3 CS 1B BB		4-0 SH5-4 BB		0-0 F7		
Bill Russell, R OBP: 0.309, SLG: 0.370 (1, 6) X	0-0 F8		0-0 SH5-3		0-0 SH5-4		0-0 L8		
Reggie Smith, S OBP: 0.431, SLG: 0.565 (1, 9) X	0-0 1-2 1B		0-0 FC5-4 3-H 1B		4-0 G4-6-3 IBB		0-0 P6		
Ron Cey, R OBP: 0.377, SLG: 0.486 (1, 5) X	0-0 P5		0-0 FC5-4		0-0 G4-6-3		0-0 F7		
Steve Garvey, R OBP: 0.330, SLG: 0.511 (1, 3) X	0-0 F8		0-0 F3		0-3 K		0-0 6-3		
Dusty Baker Jr., R OBP: 0.332, SLG: 0.456 (1, 7) X		0-0 FC6-4 1B		0-0 F7		0-0 FC5-4 1B			
Glenn Burke, R OBP: 0.271, SLG: 0.284 (1, 8) X		0-0 F8		0-0 5-3		0-3 K			
Steve Yeager, R OBP: 0.338, SLG: 0.438 (1, 2) X		0-0 P6		0-3 K		0-0 FC5-4			
Rick Rhoden, R OBP: 0.217, SLG: 0.367 (1, 1) X		0-0 FC6-4			0-0 E7 SH5-4 1B		0-3 K		

Inning Stats	R: 0	H: 2	E: 0	K: 0	S: 5	LOB: 2	BB: 0	P: 5
	R: 0	H: 1	E: 0	K: 0	S: 4	LOB: 1	BB: 0	P: 4
	R: 1	H: 1	E: 0	K: 0	S: 4	LOB: 1	BB: 1	P: 8
	R: 0	H: 0	E: 0	K: 1	S: 5	LOB: 0	BB: 0	P: 5
	R: 0	H: 1	E: 1	K: 0	S: 3	LOB: 2	BB: 2	P: 11
	R: 0	H: 1	E: 0	K: 2	S: 8	LOB: 1	BB: 0	P: 8
	R: 0	H: 0	E: 0	K: 1	S: 5	LOB: 0	BB: 0	P: 5
	R: 0	H: 0	E: 0	K: 0	S: 3	LOB: 0	BB: 0	P: 3

PITCHER	IP	WLS	BF	H	R	ER	SO	BB	IBB	HBP	BLK	WP	HR	S	P	ERA	WHIP
Fred Norman, L ERA: 3.45 (1, 1)	6.0	L	26	6	1	0	3	2	1	0	0	0	0	29	41	0.00	1.333
Jack Billingham, R ERA: 5.53 (7, 1)	1.0		3	0	0	0	1	0	0	0	0	0	0	5	5	0.00	0.000
Pedro Borbon, R ERA: 2.76 (8, 1)	1.0		3	0	0	0	0	0	0	0	0	0	0	3	3	0.00	0.000

AB R H RBI BB SO LOB

2	1	1	0	2	0	0
2	0	0	0	0	0	1
3	0	2	1	1	0	0
4	0	0	0	0	0	6
4	0	0	0	0	1	3
3	0	2	0	0	0	0
3	0	0	0	0	1	2
3	0	0	0	0	1	2
3	0	1	0	0	1	1

1B: 6	SF: 0	WP: 0	PA: 32
2B: 0	SAC: 2	PB: 0	
3B: 0	DP: 1	SB: 0	
HR: 0	HBP: 0	CS: 1	

PITCHER	IP	WLS	BF	H	R	ER	SO	BB	IBB	HBP	BLK	WP	HR	S	P	ERA	WHIP

Cincinnati Reds @ Los Angeles Dodgers
Dodger Stadium, Los Angeles, CA
 Wed Aug 10 1977, 7:05 PM PDT
 Att. 52,969 - Unknown

livebaseballscorecards.com

AB	27
R	1
H	6
RBI	1
BB	3
SO	4
LOB	15



Batter	1	2	3	4	5	6	7	8	9	AB R H RBI BB SO LOB	TOP											
Pete Rose, S (1, 5) OBP: 0.379, SLG: 0.442	0-0 L3	0-3 K			0-0 1B 2B		0-0 F7		0-0 P6	5 1 1 0 0 1 3												
Ken Griffey, L (1, 9) OBP: 0.378, SLG: 0.467	0-0 4-3		0-0 4-3		0-0 F5		0-0 6-3			4 0 0 0 0 0 1												
Joe Morgan, L (1, 4) OBP: 0.423, SLG: 0.482	4-0 1B HR BB		0-0 P3		0-0 1B			0-0 P3		3 1 1 1 1 0 0												
George Foster, R (1, 7) OBP: 0.376, SLG: 0.635	0-0 1-2 HR 1B		0-0 F8		0-0 P5			0-3 K		4 1 1 0 0 1 1												
Dan Driessen, L (1, 3) OBP: 0.381, SLG: 0.484	0-0 1-H 2-H HR			0-0 2B 1B	0-3 K			0-0 F3		4 2 2 3 0 1 1												
Johnny Bench, R (1, 2) OBP: 0.348, SLG: 0.572	0-0 P4			0-0 SH1-3 1-H 2B		4-0 E L5 BB		0-0 F7		3 0 1 1 1 0 0												
Cesar Geronimo, L (1, 8) OBP: 0.324, SLG: 0.388		0-0 F9		0-0 SH1-3		0-3 K		0-0 E4 SH5-4 S		3 0 0 0 0 1 1												
Dave Concepcion, R (1, 6) OBP: 0.329, SLG: 0.379		0-0 SH1 1B		0-0 1-3		0-0 L5		4-0 SH5-4 BB		3 0 1 0 1 0 2												
Tom Seaver, R (1, 1) OBP: 0.228, SLG: 0.245		0-0 SH1		0-0 5-3			0-0 P5		0-0 SH5-4	2 0 0 0 0 0 1												
Inning Stats	R: 3 E: 0 K: 0 S: 5	H: 2 LOB: 0 BB: 1 P: 9	R: 0 E: 0 K: 1 S: 6	H: 1 LOB: 1 BB: 0 P: 6	R: 0 E: 0 K: 0 S: 3	H: 0 LOB: 0 BB: 0 P: 3	R: 1 E: 0 K: 0 S: 5	H: 2 LOB: 1 BB: 0 P: 5	R: 1 E: 0 K: 1 S: 7	H: 2 LOB: 1 BB: 0 P: 7	R: 0 E: 1 K: 1 S: 4	H: 0 LOB: 0 BB: 1 P: 8	R: 0 E: 0 K: 0 S: 3	H: 0 LOB: 0 BB: 0 P: 3	R: 0 E: 0 K: 1 S: 5	H: 0 LOB: 0 BB: 0 P: 5	R: 0 E: 1 K: 0 S: 4	H: 0 LOB: 2 BB: 1 P: 8	1B: 4 2B: 3 3B: 0 HR: 1	SF: 0 SAC: 3 DP: 1 HBP: 0	WP: 0 PB: 0 SB: 1 CS: 0	PA: 37
PITCHER	IP WLS BF H R ER SO BB IBB HBP BLK WP HR S P ERA WHIP																					
Burt Hooton, R (1, 1) ERA: 2.66	6.0 L 26 7 5 5 3 2 0 0 0 0 0 1 30 38 7.50 1.500																					
Elias Sosa, R (7, 1) ERA: 2.61	1.0 3 0 0 0 0 0 0 0 0 0 0 0 3 3 0.00 0.000																					
Charlie Hough, R (8, 1) ERA: 3.4	2.0 8 0 0 0 0 1 1 0 0 0 0 0 9 13 0.00 0.500																					

Cincinnati Reds @ Los Angeles Dodgers
 Dodger Stadium, Los Angeles, CA
 Thu Aug 11 1977, 7:05 PM PDT
 Att: 53,022 - Unknown

AB	31
R	5
H	7
RBI	5
BB	3
SO	4
LOB	10



Batter	1	2	3	4	5	6	7	8	9	AB R H RBI BB SO LOB
Davey Lopes, R OBP: 0.364, SLG: 0.411 (1, 4) X	0-0 HR		0-3 K			4-0 BB		0-0 1B 2B		3 2 2 2 1 1 0
Bill Russell, R OBP: 0.309, SLG: 0.369 (1, 6) X	0-0 6-3			0-0 1-3		0-0 F8		0-0 1B		4 0 1 1 0 0 1
Reggie Smith, S OBP: 0.429, SLG: 0.570 (1, 9) X (8, 8)	0-0 G1			0-0 F8			0-0 HR	0-0 F8		4 1 1 1 0 0 1
Ron Cey, R OBP: 0.374, SLG: 0.482 (1, 5) S S S	0-3 K		0-3 K				0-3 K		0-0 6-3	4 0 0 0 0 3 0
Steve Garvey, R OBP: 0.327, SLG: 0.506 (1, 3) X		0-0 6-3			0-0 F3		0-0 6-3		0-0 F8	4 0 0 0 0 0 0
Rick Monday, L OBP: 0.353, SLG: 0.410 (1, 8) X		0-0		0-3 K		0-0 1-4-3			0-0 G3	3 0 1 0 0 1 0
Charlie Hough, R OBP: 0.105, SLG: 0.222 (8, 1) X		G1-4-3 1B								0 0 0 0 0 0 0
Boog Powell, L OBP: 0.435, SLG: 0.257 (9, PH) X		G1-4-3 1-2f			0-0 F7					1 0 0 0 0 0 0
Dusty Baker Jr., R OBP: 0.329, SLG: 0.452 (1, 7) X		0-0 G1-4-3						0-3 K		3 0 0 0 0 1 1
Steve Yeager, R OBP: 0.336, SLG: 0.435 (1, 2) S S S			0-3 K			0-0 F2		0-0 2B 1B		2 0 0 0 0 1 0
Elias Sosa, R OBP: 0.333, SLG: 0.333 (7, 1) X										0 0 0 0 0 0 0
Lee Lacy, R OBP: 0.303, SLG: 0.427 (8, 9) X										1 1 1 0 0 0 0
Burt Hooton, R OBP: 0.180, SLG: 0.184 (1, 1) X			0-0 F3			0-0 6-3		0-0 F9		1 0 0 0 0 0 0
Johnny Oates, L OBP: 0.339, SLG: 0.371 (6, PH) X (7, 2)										2 0 0 0 0 0 1

Inning Stats	R: 1	H: 1	R: 0	H: 1	R: 0	H: 0	R: 0	H: 0	R: 0	H: 0	R: 1	H: 1	R: 2	H: 3	R: 0	H: 0	1B: 3	SF: 0
	E: 0	LOB: 0	E: 0	LOB: 0	E: 0	LOB: 0	E: 0	LOB: 0	E: 0	LOB: 1	E: 0	LOB: 0	E: 0	LOB: 1	E: 0	LOB: 0	2B: 1	SAC: 0
	K: 1	BB: 0	K: 0	BB: 0	K: 1	BB: 0	K: 1	BB: 0	K: 1	BB: 1	K: 1	BB: 0	K: 1	BB: 0	K: 0	BB: 0	3B: 0	DP: 1
	S: 6	P: 6	S: 3	P: 3	S: 7	P: 7	S: 5	P: 5	S: 5	P: 7	S: 6	P: 6	S: 8	P: 8	S: 3	P: 3	HR: 2	HBP: 0

PITCHER	IP	WLS	BF	H	R	ER	SO	BB	IBB	HBP	BLK	WP	HR	S	P	ERA	WHIP	PITCHER	IP	WLS	BF	H	R	ER	SO	BB	IBB	HBP	BLK	WP	HR	S	P	ERA	WHIP	
Tom Seaver, R ERA: 3.18 (1, 1)	9.0	W	33	6	4	4	7	1	0	0	0	0	2	46	50	4.00	0.778																			

BOTTOM

Cincinnati Reds @ Los Angeles Dodgers
Dodger Stadium, Los Angeles, CA
 Thu Aug 11 1977, 7:05 PM PDT
 Att. 53,022 - Unknown

AB	32
R	4
H	6
RBI	4
BB	1
SO	7
LOB	4



WP:	0	PA:	33
PB:	0		
SB:	0		
CS:	0		

Batter	1	2	3	4	5	6	7	8	9	AB R H RBI BB SO LOB	TOP									
Pete Rose, S (1, 5) OBP: 0.380, SLG: 0.442	0-0 G4-6-3 1B		0-0 S 1B			0-0 F9		0-0 FC6		4 0 2 0 0 0 1	Cincinnati Reds @ San Francisco Giants Candlestick Park, San Francisco, CA Fri Aug 12 1977, 10:05 PM EDT Att. 9,240 - Unknown livebaseballscorecards.com									
Ken Griffey, L (1, 9) OBP: 0.377, SLG: 0.465	0-0 G4-6-3 1-2f		0-3 K			0-3 K			0-0 BB 1B	4 1 1 0 0 2 2										
Joe Morgan, L (1, 4) OBP: 0.423, SLG: 0.479	0-0 F7			4-0 S SF8 BB		0-0 F8			4-0 BB 1B BB	2 1 0 0 2 0 0										
Dan Driessen, L (1, 3) OBP: 0.377, SLG: 0.479		0-0 F8		0-0 4-3		0-0 G3			0-3 K	4 0 0 0 0 1 3										
Johnny Bench, R (1, 2) OBP: 0.344, SLG: 0.567		0-3 K		0-0 SF8		0-0 F9			0-0 F9	3 0 0 1 0 1 2										
Mike Lum, L (1, 7) OBP: 0.240, SLG: 0.337		0-0		0-3 K		0-3 K			0-0	3 1 1 1 0 2 0										
Bob Bailey, R (9, PH) OBP: 0.354, SLG: 0.421				3-H 0-3 K					1-2 2-H 1B	1 0 1 1 0 0 0										
Ed Arbrister, R (9, PR) OBP: 0.359, SLG: 0.473		HR								0 0 0 0 0 0 0										
Cesar Geronimo, L (1, 8) OBP: 0.322, SLG: 0.385		0-3 K			0-0 F8			0-3 K	0-3 K	3 0 0 0 0 2 0										
Ray Knight, R (9, PH) OBP: 0.339, SLG: 0.462										1 0 0 0 0 1 2										
Dave Concepcion, R (1, 6) OBP: 0.327, SLG: 0.376			0-3 K		0-0 F3			0-0 F9		3 0 0 0 0 1 0										
Mario Soto, R (1, 1) OBP: 0.275, SLG: 0.468			0-0 F9		0-3 K			0-0 FC6 1B		2 0 0 0 0 1 0										
Champ Summers, L (8, PH) OBP: 0.275, SLG: 0.468										1 0 1 0 0 0 0										
Dale Murray, R (8, 1) OBP: 0.100, SLG: 0.100										0 0 0 0 0 0 0										
Inning Stats	R: 0 E: 0 K: 0 S: 3	H: 1 LOB: 0 BB: 0 P: 3	R: 1 E: 0 K: 2 S: 8	H: 1 LOB: 0 BB: 0 P: 8	R: 0 E: 0 K: 2 S: 8	H: 1 LOB: 1 BB: 0 P: 8	R: 1 E: 0 K: 1 S: 5	H: 0 LOB: 0 BB: 1 P: 9	R: 0 E: 0 K: 1 S: 5	H: 0 LOB: 0 BB: 0 P: 5	R: 0 E: 0 K: 1 S: 5	H: 0 LOB: 0 BB: 0 P: 5	R: 0 E: 0 K: 1 S: 6	H: 1 LOB: 1 BB: 0 P: 6	R: 1 E: 0 K: 2 S: 9	H: 2 LOB: 2 BB: 1 P: 13	1B: 5 2B: 0 3B: 0 HR: 1	SF: 1 SAC: 0 DP: 1 HBP: 0	WP: 0 PB: 0 SB: 2 CS: 0	PA: 34
PITCHER	IP WLS BF H R ER SO BB IBB HBP BLK WP HR S P ERA WHIP																			
John Montefusco, R (1, 1) ERA: 3.69	8.0 W 30 5 3 3 9 2 0 0 0 0 1 46 54 3.38 0.875																			
Gary Lavelle, L (9, 1) ERA: 1.74	0.2 3 1 0 0 1 0 0 0 0 0 0 5 5 0.00 1.500																			
Randy Moffitt, R (9, 1) ERA: 3.8	0.1 S 1 0 0 0 1 0 0 0 0 0 0 3 3 0.00 0.000																			



Batter	1	2	3	4	5	6	7	8	9	AB	R	H	RBI	BB	SO	LOB
Derrel Thomas, S (1, 8) OBP: 0.307, SLG: 0.333	4-0 HBP 1B WP BB	0-0 6-3			0-0 SF8 3B		0-0 1B			3	2	2	1	1	0	1
Rob Andrews, R (1, 4) OBP: 0.355, SLG: 0.308	0-0 WP HBP 1-2 1B		0-0 F8		0-0 SF8 3B		0-0 F8			3	0	1	1	0	0	1
Bill Madlock, R (1, 5) OBP: 0.356, SLG: 0.414 Darrell Evans, L (2, 5) OBP: 0.337, SLG: 0.389	1-0 WP 1-2 2-3 HBP		0-0 F4		0-0 F9			0-0 F5		0	0	0	0	0	0	0
Willie McCovey, L (1, 3) OBP: 0.373, SLG: 0.497	0-3 K		0-0 F7		0-0 F7			0-3 K		4	0	0	0	0	2	3
Jack Clark, R (1, 9) OBP: 0.338, SLG: 0.432	0-3 K 1-2 2-3 3-H			0-3 K		0-0 F6		0-0 6-3		4	0	0	0	0	2	2
Gary Thomasson, L (1, 7) OBP: 0.350, SLG: 0.459	0-0 G3			0-0 F6		0-0 F9				3	0	0	0	0	0	2
Tim Foli, R (1, 6) OBP: 0.252, SLG: 0.358		0-0 F7		0-0 6-3			0-0 F5			3	0	0	0	0	0	0
Gary Alexander, R (1, 2) OBP: 0.442, SLG: 0.645		4-0 SH1-4 BB			0-0 3B 3B		0-0 HR			2	2	2	1	1	0	0
John Montefusco, R (1, 1) OBP: 0.162, SLG: 0.200 Gary Lavelle, S (9, 1) Randy Moffitt, R (9, 1)		0-0 SH1-4 1-2			0-0 4-3		0-0 F9			2	0	0	0	0	0	1

Inning Stats	R: 1	H: 1	E: 0	K: 2	S: 8	LOB: 2	BB: 1	P: 13	R: 0	H: 0	E: 0	K: 0	S: 3	LOB: 1	BB: 1	P: 7	R: 0	H: 0	E: 0	K: 0	S: 3	LOB: 0	BB: 0	P: 3	R: 0	H: 0	E: 0	K: 1	S: 5	LOB: 0	BB: 0	P: 5	R: 2	H: 2	E: 0	K: 0	S: 5	LOB: 0	BB: 0	P: 5	R: 0	H: 0	E: 0	K: 0	S: 3	LOB: 0	BB: 0	P: 3	R: 1	H: 2	E: 0	K: 0	S: 5	LOB: 1	BB: 0	P: 5	R: 0	H: 0	E: 0	K: 1	S: 5	LOB: 0	BB: 0	P: 5
PITCHER	IP	WLS	BF	H	R	ER	SO	BB	IBB	HBP	BLK	WP	HR	S	P	ERA	WHIP																																															
Mario Soto, R (1, 1) ERA: 3.28	7.0	L	29	5	4	4	3	2	0	1	0	1	1	32	41	5.14	1.000																																															
Dale Murray, R (8, 1) ERA: 4.85	1.0		3	0	0	0	1	0	0	0	0	0	0	5	5	0.00	0.000																																															

BOTTOM

Cincinnati Reds @ San Francisco Giants
Candlestick Park, San Francisco, CA

Fri Aug 12 1977, 10:05 PM EDT
Att. 9,240 - Unknown

AB	27
R	4
H	5
RBI	3
BB	2
SO	4
LOB	10

livebaseballscorecards.com



WP	HR	S	P	ERA	WHIP
1	0	7	1	5.14	1.000
0	0	1	1	0.00	0.000

Batter	1	2	3	4	5	6	7	8	9	AB R H RBI BB SO LOB	TOP									
Pete Rose, S (1, 5) OBP: 0.377, SLG: 0.438	0-0 4-3			0-0 4-3		0-0 FC6-4 L6-3			0-0 F7	4 0 0 0 0 0 1										
Ken Griffey, L (1, 9) OBP: 0.378, SLG: 0.465	0-0 F8			4-0 BB		0-0 L6-3			0-0 BB 1B 3B 1B	3 1 1 0 1 0 1										
Joe Morgan, L (1, 4) OBP: 0.424, SLG: 0.479	0-0 F7			0-0 F8			0-0 4-3 1B		0-0 BB 3B 1B	4 1 2 0 0 0 1										
Dan Driessen, L (1, 3) OBP: 0.374, SLG: 0.475		0-0 F9		0-0 F9			0-0 4-3		4-0 BB 3B BB	3 0 0 0 0 0 2										
Bob Bailey, R (9, PH) OBP: 0.364, SLG: 0.421							1-2		1-2 2-3 BB	0 1 0 0 1 0 0										
Johnny Bench, R (1, 2) OBP: 0.346, SLG: 0.571		0-0 5-3			4-0 BB BB 1B BB		0-0 5-3		0-0 1-H 2-H 3-H 3B	3 0 1 3 1 0 0										
Mike Lum, L (1, 7) OBP: 0.230, SLG: 0.323		0-0 F7			0-0 F8			0-0 F6	0-0 G3	4 0 0 0 0 0 2										
Cesar Geronimo, L (1, 8) OBP: 0.322, SLG: 0.384			0-0 4-3		0-0 G5-4-3 1B			0-0 F7		3 0 1 0 0 0 0										
Dave Concepcion, R (1, 6) OBP: 0.324, SLG: 0.373			0-0 5-3		0-0 G5-4-3			0-0 F7		3 0 0 0 0 0 2										
Paul Moskau, R (1, 1) OBP: 0.333, SLG: 0.474			0-0 1-3			0-0 FC6-4 1B			0-0 G3	2 0 1 0 0 0 0										
Dale Murray, R (8, 1) OBP: 0.100, SLG: 0.100										0 0 0 0 0 0 0										
Champ Summers, L (9, PH) OBP: 0.269, SLG: 0.458										1 0 0 0 0 0 0										
Pedro Borbon, R (9, 1) OBP: 0.211, SLG: 0.263										0 0 0 0 0 0 0										
Inning Stats	R: 0 E: 0 K: 0 S: 3	H: 0 LOB: 0 BB: 0 P: 3	R: 0 E: 0 K: 0 S: 3	H: 0 LOB: 0 BB: 0 P: 3	R: 0 E: 0 K: 0 S: 3	H: 0 LOB: 1 BB: 1 P: 7	R: 0 E: 0 K: 0 S: 3	H: 1 LOB: 1 BB: 1 P: 7	R: 0 E: 0 K: 0 S: 3	H: 1 LOB: 0 BB: 0 P: 3	R: 0 E: 0 K: 0 S: 3	H: 1 LOB: 0 BB: 0 P: 3	R: 0 E: 0 K: 0 S: 3	H: 0 LOB: 0 BB: 0 P: 3	R: 3 E: 0 K: 0 S: 6	H: 3 LOB: 1 BB: 1 P: 10	1B: 5 2B: 1 3B: 1 HR: 0	SF: 0 SAC: 0 DP: 2 HBP: 0	WP: 0 PB: 0 SB: 0 CS: 0	PA: 33
PITCHER	IP WLS BF H R ER SO BB IBB HBP BLK WP HR S P ERA WHIP																			
Jim Barr, R (1, 1) ERA: 4.33	8.2 L 30 5 2 2 0 2 0 0 0 0 0 0 0 28 36 2.08 0.808																			
Gary Lavelle, L (9, 1) ERA: 1.83	0.1 3 1 1 1 0 1 0 0 0 0 0 0 0 2 6 27.00 6.000																			

Cincinnati Reds @ San Francisco Giants
 Candlestick Park, San Francisco, CA
 Sat Aug 13 1977, 6:33 AM EDT
 Att: 14,917 - Unknown

AB	30
R	3
H	6
RBI	3
BB	3
SO	0
LOB	9



Batter	1	2	3	4	5	6	7	8	9	AB R H RBI BB SO LOB
Derrel Thomas, S (1, 8) OBP: 0.308, SLG: 0.332	4-0 1B CS BB	0-3 K		0-0 1B			0-3 K		0-0 G4-6-3 1-2f	4 0 1 0 1 2 2
Rob Andrews, R (1, 4) OBP: 0.355, SLG: 0.307	0-0 1-3 CS 1B		0-0 1-6-3	0-0 G3			0-3 K		4-0 BB	4 0 1 0 1 1 1
Gary Thomasson, L (1, 7) OBP: 0.351, SLG: 0.457	0-3 1-2 K		4-0 1B BB		0-0 4-3		0-0 1B 1B		0-0 F8	4 0 1 0 1 1 3
Willie McCovey, L (1, 3) OBP: 0.377, SLG: 0.499	4-0 3-H IBB		0-0 1-3 BB 1B		0-0 F5		0-0 1-3 1B			3 0 2 0 1 0 0
Jack Clark, R (1, 9) OBP: 0.340, SLG: 0.429	0-3 K		4-0 1-2 FC6-4 BB		4-0 BB BB		0-0 F9			2 0 0 0 2 1 4
Darrell Evans, L (1, 5) OBP: 0.336, SLG: 0.388		0-0 3-1	0-3 K		0-0 4-3			0-0 G1-6-3 1B		4 0 1 0 0 1 4
Tim Foli, R (1, 6) OBP: 0.252, SLG: 0.360		0-0 2B 2B	0-0 FC6-4			0-0 F9		0-0 G1-6-3 1-2f		4 1 1 0 0 0 4
Gary Alexander, R (1, 2) OBP: 0.420, SLG: 0.606		0-3 K		0-0 2-3		0-0 F8		0-3 K		4 0 0 0 0 2 1
Jim Barr, R (1, 1) OBP: 0.194, SLG: 0.169		0-0 2B		0-0 F8		0-0 F9			0-0 G4-6-3 1B	3 0 1 1 0 0 0
Gary Lavelle, S (9, 1)										0 0 0 0 0 0 0
Terry Whitfield, L (9, PH) OBP: 0.333, SLG: 0.447		2-H 2B								1 0 1 0 0 0 0

Inning Stats	R: 0 E: 0 K: 2 S: 7	H: 1 LOB: 2 BB: 2 P: 15	R: 1 E: 0 K: 2 S: 9	H: 2 LOB: 1 BB: 0 P: 9	R: 0 E: 0 K: 1 S: 6	H: 1 LOB: 3 BB: 2 P: 14	R: 0 E: 0 K: 0 S: 4	H: 1 LOB: 1 BB: 0 P: 4	R: 0 E: 0 K: 0 S: 3	H: 0 LOB: 1 BB: 1 P: 7	R: 0 E: 0 K: 0 S: 3	H: 0 LOB: 0 BB: 0 P: 3	R: 0 E: 0 K: 2 S: 9	H: 2 LOB: 2 BB: 0 P: 9	R: 0 E: 0 K: 1 S: 5	H: 1 LOB: 0 BB: 0 P: 5	R: 0 E: 0 K: 0 S: 3	H: 1 LOB: 1 BB: 1 P: 7	1B: 7 2B: 3 3B: 0 HR: 0	SF: 0 SAC: 0 DP: 3 HBP: 0	WP: 0 PB: 0 SB: 0 CS: 2	PA: 39
--------------	------------------------------	----------------------------------	------------------------------	---------------------------------	------------------------------	----------------------------------	------------------------------	---------------------------------	------------------------------	---------------------------------	------------------------------	---------------------------------	------------------------------	---------------------------------	------------------------------	---------------------------------	------------------------------	---------------------------------	----------------------------------	------------------------------------	----------------------------------	--------

PITCHER	IP	WLS	BF	H	R	ER	SO	BB	IBB	HBP	BLK	WP	HR	S	P	ERA	WHIP
Paul Moskau, R (1, 1) ERA: 4.25	7.2		34	8	1	1	7	4	1	0	0	0	0	43	63	1.17	1.565
Dale Murray, R (8, 1) ERA: 4.83	0.1	W	1	0	0	0	1	0	0	0	0	0	0	3	3	0.00	0.000
Pedro Borbon, R (9, 1) ERA: 2.74	1.0	S	4	1	0	0	0	1	0	0	0	0	0	3	7	0.00	2.000

BOTTOM

Cincinnati Reds @ San Francisco Giants
Candlestick Park, San Francisco, CA
Sat Aug 13 1977, 6:33 AM EDT
Att. 14,917 - Unknown

livebaseballscores.com

AB	33
R	1
H	9
RBI	1
BB	6
SO	8
LOB	19



Batter	1	2	3	4	5	6	7	8	9	AB R H RBI BB SO LOB	TOP																				
Pete Rose, S (1, 5) OBP: 0.376, SLG: 0.436	0-0 6-3		4-0 BB		0-0 G4-6-3			0-0 5-3		3 0 0 0 1 0 1	Cincinnati Reds @ San Francisco Giants Candlestick Park, San Francisco, CA Sun Aug 14 1977, 6:33 AM EDT Unknown																				
Dave Concepcion, R (1, 6) OBP: 0.326, SLG: 0.372	0-0 5-3		4-0 BB		0-0 L1			4-0 BB		2 0 0 0 2 0 0																					
Johnny Bench, R (1, 2) OBP: 0.345, SLG: 0.566	4-0 BB		0-0 BB		0-0 G6-4-3			0-0 FC6-4		3 0 0 0 1 0 3																					
George Foster, R (1, 8) OBP: 0.375, SLG: 0.634	0-0 F3				0-0 FC6-5			0-0 FC6-4		4 0 1 0 0 0 2																					
Bob Bailey, R (1, 3) OBP: 0.371, SLG: 0.407		4-0 BB			0-0 6-3			0-0 4-3		2 0 0 0 2 0 1																					
Ray Knight, R (1, 7) OBP: 0.350, SLG: 0.464		0-0 BB			0-0 FC6-5			0-0 FC6-4		4 1 2 0 0 0 2																					
Ed Arbrister, R (1, 9) OBP: 0.353, SLG: 0.475		0-0 1B			0-0 2B			0-0 G6-3		4 0 1 1 0 1 3																					
Rick Auerbach, R (1, 4) OBP: 0.167, SLG: 0.100		0-0 2B			0-3 K			0-0 G6-3		3 0 0 0 0 2 2																					
Doug Capilla, L (1, 1) OBP: 0.091, SLG: 0.048		0-3 K			0-0 1B			0-3 K		1 0 0 0 0 1 0																					
Dale Murray, R (4, 1) OBP: 0.182, SLG: 0.182										1 0 1 0 0 0 0																					
Mike Lum, L (7, PH) OBP: 0.228, SLG: 0.319										1 0 0 0 0 1 0																					
Manny Sarmiento, R (7, 1)										0 0 0 0 0 0 0																					
Inning Stats	R: 0 E: 0 K: 0 S: 3	H: 0 LOB: 1 BB: 1 P: 7	R: 0 E: 0 K: 0 S: 3	H: 1 LOB: 1 BB: 1 P: 7	R: 0 E: 0 K: 1 S: 4	H: 0 LOB: 1 BB: 2 P: 12	R: 1 E: 0 K: 1 S: 7	H: 2 LOB: 1 BB: 0 P: 7	R: 0 E: 0 K: 0 S: 3	H: 1 LOB: 0 BB: 0 P: 3	R: 0 E: 0 K: 3 S: 9	H: 0 LOB: 0 BB: 0 P: 9	R: 0 E: 0 K: 0 S: 3	H: 0 LOB: 1 BB: 1 P: 7	R: 0 E: 0 K: 0 S: 3	H: 1 LOB: 0 BB: 0 P: 3	1B: 3 2B: 2 3B: 0 HR: 0	SF: 0 SAC: 0 DP: 4 HBP: 0	WP: 0 PB: 0 SB: 0 CS: 0	PA: 34											
PITCHER Bob Knepper, L (1, 1) ERA: 3.11	IP 9.0	WLS W	BF 34	H 5	R 1	ER 1	SO 5	BB 6	IBB 0	HBP 0	BLK 0	WP 0	HR 0	S 38	P 62	ERA 1.00	WHIP 1.222														
											PITCHER	IP	WLS	BF	H	R	ER	SO	BB	IBB	HBP	BLK	WP	HR	S	P	ERA	WHIP			

livebaseballscorecards.com

AB 28
R 1
H 5
RBI 1
BB 6
SO 5
LOB 14



Batter	1	2	3	4	5	6	7	8	9	AB R H RBI BB SO LOB
Derrel Thomas, S (1, 8) OBP: 0.310, SLG: 0.334	0-0 1B 1B		0-0 4-3	0-0 1-3 2-H 1B		0-0 6-3				4 0 2 1 0 0 0
Rob Andrews, R (1, 4) OBP: 0.357, SLG: 0.309	0-0 1-3 1B		0-0 FC6-4 1B	0-0 L3		0-0 4-3				4 0 2 0 0 0 2
Bill Madlock, R (1, 5) OBP: 0.355, SLG: 0.412	0-3 K		0-0 FC6-4 1-2f		0-0 CS 1B	0-0 6-3				4 0 1 0 0 1 2
Jack Clark, R (1, 9) OBP: 0.342, SLG: 0.426	0-0 P4			4-0 WP HR BB	4-0 1-2 HR BB		0-3 K			2 2 0 0 2 1 1
Willie McCovey, L (1, 3) OBP: 0.378, SLG: 0.507		0-0 4-3		0-0 1-H HR	0-0 1-2 HR 1B		0-0 F9			4 2 2 2 0 0 0
Randy Elliott, R (1, 7) OBP: 0.305, SLG: 0.432		0-3 K		0-0 5-3	0-0 1-H 2-H HR		0-3 K			2 0 0 0 0 1 0
Darrell Evans, L (5, PH) OBP: 0.337, SLG: 0.397										2 1 1 3 0 1 0
Tim Foli, R (1, 6) OBP: 0.254, SLG: 0.359		4-0 BB 1B		0-0 BB 1B	0-0 P4		0-0 F8			3 1 1 0 1 0 0
Gary Alexander, R (1, 2) OBP: 0.424, SLG: 0.594		0-3 K		4-0 1B 1-2 BB	0-0 1B		0-3 K			3 0 1 0 1 2 1
Bob Knepper, L (1, 1) OBP: 0.235, SLG: 0.212			0-3 K	0-3 K	0-0 4-3		0-0 F6			4 0 0 0 0 2 3

Inning Stats	R: 0 E: 0 K: 1 S: 6	H: 2 LOB: 1 BB: 0 P: 6	R: 0 E: 0 K: 2 S: 7	H: 0 LOB: 1 BB: 1 P: 11	R: 0 E: 0 K: 1 S: 6	H: 1 LOB: 1 BB: 0 P: 6	R: 3 E: 0 K: 1 S: 8	H: 3 LOB: 2 BB: 2 P: 16	R: 3 E: 0 K: 0 S: 6	H: 4 LOB: 1 BB: 1 P: 10	R: 0 E: 0 K: 0 S: 3	H: 0 LOB: 0 BB: 0 P: 3	R: 0 E: 0 K: 2 S: 7	H: 0 LOB: 0 BB: 0 P: 7	R: 0 E: 0 K: 1 S: 5	H: 0 LOB: 0 BB: 0 P: 5	1B: 8 2B: 0 3B: 0 HR: 2	SF: 0 SAC: 0 DP: 0 HBP: 0
--------------	------------------------------	---------------------------------	------------------------------	----------------------------------	------------------------------	---------------------------------	------------------------------	----------------------------------	------------------------------	----------------------------------	------------------------------	---------------------------------	------------------------------	---------------------------------	------------------------------	---------------------------------	----------------------------------	------------------------------------

PITCHER	IP	WLS	BF	H	R	ER	SO	BB	IBB	HBP	BLK	WP	HR	S	P	ERA	WHIP
Doug Capilla, L (1, 1) ERA: 5.27	3.2	L	19	6	3	3	5	3	0	0	0	1	1	26	38	7.36	2.455
Dale Murray, R (4, 1) ERA: 5.02	2.1		11	4	3	3	0	1	0	0	0	0	1	10	14	11.57	2.143
Manny Sarmiento, R (7, 1) ERA: 4.05	2.0		6	0	0	0	3	0	0	0	0	0	0	12	12	0.00	0.000

BOTTOM

Cincinnati Reds @ San Francisco Giants
Candlestick Park, San Francisco, CA

Sun Aug 14 1977, 6:33 AM EDT
Unknown

AB	32
R	6
H	10
RBI	6
BB	4
SO	8
LOB	9

WP: 1 PA: 36
PB: 0
SB: 0
CS: 1



PITCHER	IP	WLS	BF	H	R	ER	SO	BB	IBB	HBP	BLK	WP	HR	S	P	ERA	WHIP
---------	----	-----	----	---	---	----	----	----	-----	-----	-----	----	----	---	---	-----	------

Batter	1	2	3	4	5	6	7	8	9	AB R H RBI BB SO LOB	TOP		
Pete Rose, S (1, 5) OBP: 0.374, SLG: 0.433 Ray Knight, R (8, 5) OBP: 0.350, SLG: 0.464	0-0 F7	0-0 F9			0-0 HR 1B		0-0 G3	0-0 L1-3		5 1 1 0 0 0 2 0 0 0 0 0 0 0			
Joe Morgan, L (1, 4) OBP: 0.426, SLG: 0.495	4-0 S BB		0-0 1-3		0-0 HR		0-0 HR		0-0 F5	4 2 2 5 1 0 0			
Ken Griffey, L (1, 9) OBP: 0.380, SLG: 0.465	4-0 1-2 BB		0-0 1B		0-0 F6		0-0 G3		0-0 1B	4 0 2 0 1 0 0			
Dan Driessen, L (1, 3) OBP: 0.372, SLG: 0.470	0-0 F7		0-0 F6		0-0 4-3		4-0 E HR BB		0-0 F8	4 1 0 0 1 0 3			
Mike Lum, L (1, 7) OBP: 0.217, SLG: 0.303	0-3 K			0-0 6-3	0-0 F6		0-0 E6 HR		0-0 5-3	5 1 0 0 0 1 4			
Cesar Geronimo, L (1, 8) OBP: 0.323, SLG: 0.392		0-3 K		4-0 G1-6-3 BB		0-0 F4	0-0 HR			3 1 1 3 1 1 0			
Dave Concepcion, R (1, 6) Rick Auerbach, R (7, 6) OBP: 0.167, SLG: 0.100		0-0 5-3 1B 1B		0-0 G1-6-3		4-0 BB	0-0 F8			3 1 1 0 1 0 1 0 0 0 0 0 0 0			
Bill Plummer, R (1, 2) OBP: 0.264, SLG: 0.242		0-0 5-3			0-0 E5 1B HR		0-0 F8		0-0 F3	4 1 0 0 0 0 2			
Fred Norman, S (1, 1) OBP: 0.158, SLG: 0.111		0-0 1B			4-0 HR 1B BB		0-0 4-3		4-0 L1-3 BB	2 1 1 1 2 0 1			
Inning Stats	R: 0 E: 0 K: 1 S: 5 H: 0 LOB: 2 BB: 2 P: 13	R: 1 E: 0 K: 1 S: 7 H: 2 LOB: 1 BB: 0 P: 7	R: 0 E: 0 K: 0 S: 3 H: 1 LOB: 0 BB: 0 P: 3	R: 0 E: 0 K: 0 S: 2 H: 0 LOB: 0 BB: 1 P: 6	R: 4 E: 1 K: 0 S: 6 H: 2 LOB: 0 BB: 1 P: 10	R: 0 E: 0 K: 0 S: 3 H: 0 LOB: 1 BB: 1 P: 7	R: 4 E: 1 K: 0 S: 6 H: 2 LOB: 0 BB: 1 P: 10	R: 0 E: 0 K: 0 S: 2 H: 0 LOB: 0 BB: 1 P: 6	R: 0 E: 0 K: 0 S: 4 H: 1 LOB: 1 BB: 0 P: 4	1B: 5 2B: 1 3B: 0 HR: 3 SF: 0 SAC: 0 DP: 2 HBP: 0	WP: 0 PB: 0 SB: 1 CS: 0 PA: 41		
PITCHER	IP WLS BF H R ER SO BB IBB HBP BLK WP HR S P ERA WHIP											PITCHER	IP WLS BF H R ER SO BB IBB HBP BLK WP HR S P ERA WHIP
Charlie Williams, R (1, 1) ERA: 4.52	5.0 L 23 5 5 4 2 4 0 0 0 0 1 23 39 7.20 1.800												
Lynn McGlothen, R (6, 1) ERA: 5.68	2.0 11 2 4 1 0 2 0 0 0 0 2 9 17 4.50 2.000												
John Curtis, L (8, 1) ERA: 5.97	1.0 3 0 0 0 0 1 0 0 0 0 0 2 6 0.00 1.000												
Dave Heaverlo, R (9, 1) ERA: 2.5	1.0 4 1 0 0 0 0 0 0 0 0 0 0 4 4 0.00 1.000												

Cincinnati Reds @ San Francisco Giants
Candlestick Park, San Francisco, CA
 Sun Aug 14 1977, 6:38 AM EDT
 Att: 37,943 - Unknown

livebaseballscorecards.com

AB	34
R	9
H	8
RBI	9
BB	7
SO	2
LOB	13



BOTTOM

Cincinnati Reds @ San Francisco Giants
Candlestick Park, San Francisco, CA
Sun Aug 14 1977, 6:38 AM EDT
Att. 37,943 - Unknown

livebaseballscorecards.com

AB	33
R	3
H	7
RBI	3
BB	5
SO	3
LOB	21



WP: 0	PA: 39
PB: 0	SB: 0
CS: 0	

Batter	1	2	3	4	5	6	7	8	9	AB	R	H	RBI	BB	SO	LOB
Derrel Thomas, S OBP: 0.306, SLG: 0.330 (1, 8) X	0-0 F7 X	0-0 F9 X			0-0 F9 X		0-0 F8 X		0-0 F9 X	5	0	0	0	0	0	1
Rob Andrews, R OBP: 0.358, SLG: 0.311 (1, 4) X	0-0 2B 1B X		0-0 F8 X			0-0 6-3 X	0-0 F9 X		0-0 1B X	5	0	2	0	0	0	0
Bill Madlock, R OBP: 0.358, SLG: 0.416 (1, 5) X	0-0 1-3 2B X		0-0 5-3 X			0-0 BB 1B FC 1B X		4-0 BB 1B 4-3 BB X	0-0 G3 X	4	2	2	0	1	0	1
Jack Clark, R OBP: 0.347, SLG: 0.429 (1, 9) X	4-0 IBB X		0-0 F8 X			0-0 FC BB 1-2 SF8 1B X		0-0 4-3 BB 1-2 1B X		3	1	2	0	1	0	0
Gary Thomasson, L OBP: 0.355, SLG: 0.455 (1, 3) X	0-0 F4 X			4-0 BB G6-4-3 BB X		4-0 FC BB 1-2 2-3 X		4-0 1-2 2-3 BB 4-3 BB X		1	0	0	0	3	0	3
Randy Elliott, R OBP: 0.295, SLG: 0.418 (1, 7) X	0-3 K X		0-0 F4 X		0-0 FC 1-2 2-3 3-H X		0-3 K X		0-3 K X	4	0	0	1	0	2	9
Marc Hill, R OBP: 0.317, SLG: 0.368 (1, 2) X		0-0 F8 X		0-0 G6-4-3 X		0-0 SF8 X		0-0 4-3 X		2	0	0	1	0	0	1
John Curtis, L OBP: 0.308, SLG: 0.417 (8, 1) X										0	0	0	0	0	0	0
Darrell Evans, L OBP: 0.336, SLG: 0.396 (8, PH) X										1	0	0	1	0	0	2
Dave Heaverlo, R (9, 1) X										0	0	0	0	0	0	0
Johnnie LeMaster, R OBP: 0.232, SLG: 0.258 (1, 6) X		0-0 6-3 X			0-3 K X		0-0 F2 X		0-0 F9 X	2	0	0	0	0	1	0
Tim Foli, R OBP: 0.253, SLG: 0.357 (6, PH) X										2	0	0	0	0	0	4
(7, 6) X																
Charlie Williams, R OBP: 0.286, SLG: 0.286 (1, 1) X		0-0 1B X			0-0 3-1 X				0-0 F9 X							
Terry Whitfield, L OBP: 0.332, SLG: 0.445 (5, PH) X										1	0	1	0	0	0	0
Lynn McGlothen, L OBP: 0.150, SLG: 0.158 (6, 1) X										0	0	0	0	0	0	0
Gary Alexander, R OBP: 0.414, SLG: 0.577 (7, PH) X										2	0	0	0	0	0	0
(8, 2) X																

Inning Stats	R: 0 E: 0 K: 1 S: 7	H: 2 LOB: 3 BB: 1 P: 11	R: 0 E: 0 K: 0 S: 4	H: 1 LOB: 1 BB: 0 P: 4	R: 0 E: 0 K: 0 S: 3	H: 0 LOB: 0 BB: 0 P: 3	R: 0 E: 0 K: 0 S: 2	H: 0 LOB: 0 BB: 1 P: 6	R: 0 E: 0 K: 1 S: 5	H: 0 LOB: 0 BB: 0 P: 5	R: 2 E: 0 K: 0 S: 6	H: 2 LOB: 2 BB: 1 P: 10	R: 0 E: 0 K: 0 S: 3	H: 0 LOB: 0 BB: 0 P: 3	R: 1 E: 0 K: 1 S: 6	H: 1 LOB: 2 BB: 2 P: 14	R: 0 E: 0 K: 0 S: 4	H: 1 LOB: 1 BB: 0 P: 4	1B: 6 2B: 1 3B: 0 HR: 0	SF: 1 SAC: 0 DP: 1 HBP: 0	WP: 0 PB: 0 SB: 0 CS: 0	PA: 39
---------------------	------------------------------	----------------------------------	------------------------------	---------------------------------	------------------------------	---------------------------------	------------------------------	---------------------------------	------------------------------	---------------------------------	------------------------------	----------------------------------	------------------------------	---------------------------------	------------------------------	----------------------------------	------------------------------	---------------------------------	----------------------------------	------------------------------------	----------------------------------	--------

PITCHER Fred Norman, L ERA: 3.42 (1, 1)	IP 9.0	WLS W	BF 39	H 7	R 3	ER 3	SO 3	BB 4	IBB 1	HBP 0	BLK 0	WP 0	HR 0	S 40	P 60	ERA 3.00	WHIP 1.222	PITCHER	IP 9.0	WLS W	BF 39	H 7	R 3	ER 3	SO 3	BB 4	IBB 1	HBP 0	BLK 0	WP 0	HR 0	S 40	P 60	ERA 3.00	WHIP 1.222
---	-----------	----------	----------	--------	--------	---------	---------	---------	----------	----------	----------	---------	---------	---------	---------	-------------	---------------	----------------	-----------	----------	----------	--------	--------	---------	---------	---------	----------	----------	----------	---------	---------	---------	---------	-------------	---------------

Batter	1	2	3	4	5	6	7	8	9	AB R H RBI BB SO LOB	TOP									
Gene Richards, L (1, 7) OBP: 0.359, SLG: 0.362	0-0 3-1		0-0 5-3			0-0 1-2 1B			0-0 G4-3 1B	4 0 2 0 0 0 0	San Diego Padres @ Cincinnati Reds Riverfront Stadium, Cincinnati, OH Mon Aug 15 1977, 7:05 PM EDT Att: 29,729 - Unknown livebaseballscorecards.com									
Bill Almon, R (1, 6) OBP: 0.294, SLG: 0.313 Jerry Turner, L (9, PH) OBP: 0.316, SLG: 0.417	0-3 K			0-0 F7		0-0 F8		0-0 G4-3 1-2f	3 0 0 0 0 1 2 1 0 0 0 0 0 1											
Mike Ivie, R (1, 3) OBP: 0.343, SLG: 0.409	0-0 F9			0-0 P6		0-0 P6		0-0 2B	4 0 1 0 0 0 2											
Dave Winfield, R (1, 9) OBP: 0.356, SLG: 0.510		0-0 F7		0-0 P4			0-3 K	0-0 6-3	4 0 0 0 0 1 1											
George Hendrick, R (1, 8) OBP: 0.370, SLG: 0.478		0-0 F8			0-0 4-3		0-0 F9		3 0 0 0 0 0 0											
Gene Tenace, R (1, 2) OBP: 0.415, SLG: 0.411		0-0 1B			0-0 5-3		0-0 5-3		3 0 1 0 0 0 0											
Mike Champion, R (1, 4) OBP: 0.261, SLG: 0.276		0-3 K			0-3 K			0-0 F9	3 0 0 0 0 2 1											
Tucker Ashford, R (1, 5) OBP: 0.281, SLG: 0.335			0-0 6-3			0-0 F9		0-3 K	3 0 0 0 0 1 0											
Randy Jones, R (1, 1) OBP: 0.226, SLG: 0.207 Pat Scanlon, L (6, PH) OBP: 0.304, SLG: 0.224 Dave Tomlin, L (6, 1) OBP: 0.333, SLG: 0.333 Merv Rettenmund, R (8, PH) OBP: 0.438, SLG: 0.505 Dan Spillner, R (8, 1) OBP: 0.333, SLG: 0.143		0-3 K		0-3 K		4-0 1B BB		0-0 1-3	1 0 0 0 0 1 0 0 0 0 0 1 0 0 0 0 0 0 0 0 0 1 0 0 0 0 0 0 0 0 0 0 0 0 0											
Inning Stats	R: 0 E: 0 K: 1 S: 5	H: 0 LOB: 0 BB: 0 P: 5	R: 0 E: 0 K: 1 S: 6	H: 1 LOB: 1 BB: 0 P: 6	R: 0 E: 0 K: 1 S: 5	H: 0 LOB: 0 BB: 0 P: 5	R: 0 E: 0 K: 0 S: 3	H: 0 LOB: 0 BB: 0 P: 3	R: 0 E: 0 K: 1 S: 5	H: 0 LOB: 0 BB: 0 P: 5		R: 0 E: 0 K: 0 S: 4	H: 1 LOB: 2 BB: 1 P: 8	R: 0 E: 0 K: 1 S: 5	H: 0 LOB: 0 BB: 0 P: 5	R: 0 E: 0 K: 0 S: 5	H: 2 LOB: 1 BB: 0 P: 4	1B: 3 2B: 1 3B: 0 HR: 0	SF: 0 SAC: 0 DP: 1 HBP: 0	WP: 0 PB: 0 SB: 0 CS: 0
PITCHER Jack Billingham, R (1, 1) ERA: 5.27 Pedro Borbon, R (8, 1) ERA: 2.68	IP: 7.0 WLS: W BF: 24 H: 2 R: 0 ER: 0 SO: 5 BB: 1 IBB: 0 HBP: 0 BLK: 0 WP: 0 HR: 0 S: 33 P: 37 ERA: 0.00 WHIP: 0.429	IP: 2.0 WLS: S BF: 7 H: 2 R: 0 ER: 0 SO: 1 BB: 0 IBB: 0 HBP: 0 BLK: 0 WP: 0 HR: 0 S: 9 P: 9 ERA: 0.00 WHIP: 1.000	PITCHER IP WLS BF H R ER SO BB IBB HBP BLK WP HR S P ERA WHIP																	

AB	30
R	0
H	4
RBI	0
BB	1
SO	6
LOB	7



Batter	1	2	3	4	5	6	7	8	9	AB R H RBI BB SO LOB	TOP																													
Gene Richards, L (1, 7) OBP: 0.358, SLG: 0.361	0-0 F7		0-0 6-3 S 1B		0-0 P6			0-0 G3		4 0 1 0 0 0 0																														
Bill Almon, R (1, 6) OBP: 0.292, SLG: 0.310	0-0 4-3		0-0 6-3 1-3			0-0 5-3			0-0 6-3	4 0 0 0 0 0 1																														
Mike Ivie, R (1, 3) OBP: 0.340, SLG: 0.405	0-3 K		0-0 F9			0-0 F9			0-0 4-3	4 0 0 0 0 1 1																														
Dave Winfield, R (1, 9) OBP: 0.354, SLG: 0.505		0-0 F8		0-0 6-3		0-0 6-3			0-0 4-3	4 0 0 0 0 0 0																														
George Hendrick, R (1, 8) OBP: 0.370, SLG: 0.476		0-0 E S 1B 1B		0-0 F9			0-0 1-3			3 1 1 0 0 0 0																														
Gene Tenace, R (1, 2) OBP: 0.415, SLG: 0.413		0-0 F2 1-3		0-0 2B			0-3 K			3 0 1 0 0 1 1																														
Mike Champion, R (1, 4) OBP: 0.262, SLG: 0.277		0-0 3-H 1B		0-0 4-3			0-0 6-3			3 0 1 1 0 0 1																														
Tucker Ashford, R (1, 5) OBP: 0.277, SLG: 0.331		0-0 F7			0-0 F8			0-0 F8		2 0 0 0 0 0 1																														
Pat Scanlon, L (8, PH) OBP: 0.298, SLG: 0.220 (8, 5)										1 0 0 0 0 0 0																														
Bob Owchinko, L (1, 1) OBP: 0.206, SLG: 0.100			0-3 K		0-3 K					2 0 0 0 0 2 0																														
Dan Spillner, R (6, 1) OBP: 0.333, SLG: 0.143										0 0 0 0 0 0 0																														
Dave Kingman, R (8, PH) OBP: 0.276, SLG: 0.415										1 0 1 0 0 0 0																														
Rick Sawyer, R (8, 1) OBP: 0.320, SLG: 0.150										0 0 0 0 0 0 0																														
Dave Tomlin, L (8, 1) OBP: 0.333, SLG: 0.333										0 0 0 0 0 0 0																														
Inning Stats	R: 0 E: 0 K: 1 S: 5	H: 0 LOB: 0 BB: 0 P: 5	R: 1 E: 0 K: 0 S: 5	H: 2 LOB: 1 BB: 0 P: 5	R: 0 E: 0 K: 1 S: 6	H: 1 LOB: 1 BB: 0 P: 6	R: 0 E: 0 K: 0 S: 4	H: 1 LOB: 1 BB: 0 P: 4	R: 0 E: 0 K: 1 S: 5	H: 0 LOB: 0 BB: 0 P: 5	R: 0 E: 0 K: 1 S: 3	H: 0 LOB: 0 BB: 0 P: 3	R: 0 E: 0 K: 1 S: 5	H: 0 LOB: 0 BB: 0 P: 5	R: 0 E: 0 K: 0 S: 3	H: 1 LOB: 0 BB: 0 P: 3	R: 0 E: 0 K: 0 S: 3	H: 0 LOB: 0 BB: 0 P: 3	1B: 4 2B: 1 3B: 0 HR: 0	SF: 0 SAC: 0 DP: 0 HBP: 0	WP: 0 PB: 0 SB: 2 CS: 0	PA: 31																		
PITCHER Tom Seaver, R (1, 1) ERA: 3.03	IP 9.0	WLS W	BF 31	H 5	R 1	ER 0	SO 4	BB 0	IBB 0	HBP 0	BLK 0	WP 0	HR 0	S 39	P 39	ERA 0.00	WHIP 0.556						PITCHER	IP 9.0	WLS W	BF 31	H 5	R 1	ER 0	SO 4	BB 0	IBB 0	HBP 0	BLK 0	WP 0	HR 0	S 39	P 39	ERA 0.00	WHIP 0.556

San Diego Padres @ Cincinnati Reds
Riverfront Stadium, Cincinnati, OH
Tue Aug 16 1977, 7:05 PM EDT
Att: 30,610 - Unknown

livebaseballscorecards.com

AB	31
R	1
H	5
RBI	1
BB	0
SO	4
LOB	5



Batter	1	2	3	4	5	6	7	8	9	AB R H RBI BB SO LOB
Pete Rose, S OBP: 0.374, SLG: 0.441 (1, 5)	0-0 1-3		0-0 F9		0-0 6-3		0-0 1-H HR			4 1 1 2 0 0 1
Joe Morgan, L OBP: 0.431, SLG: 0.497 (1, 4)	4-0 S BB		4-0 BB BB			0-0 WP 3B 2B	0-0 P6			2 1 1 0 2 0 0
Ken Griffey, L OBP: 0.378, SLG: 0.464 (1, 9)	0-3 K 1-2		4-0 BB 1-2 2-3			0-0 WP 3B 2-H	0-0 F7			3 1 1 1 1 1 1
George Foster, R OBP: 0.373, SLG: 0.627 (1, 8) (8, 7)	0-3 K		0-3 K			0-0 F9 3-H		0-0 5-3		4 0 0 0 0 2 4
Johnny Bench, R OBP: 0.346, SLG: 0.575 (1, 2)		0-3 K		0-3 K		0-3 K 3-H		0-0 FC6-4 WP 1B		4 0 1 0 0 3 0
Dave Concepcion, R OBP: 0.328, SLG: 0.371 (1, 6)		0-0 CS 1B		0-0 G4-6-3 1B		0-0 L8		4-0 FC6-4 1-2 BB		3 0 2 0 1 0 0
Dan Driessen, L OBP: 0.372, SLG: 0.474 (1, 3)		0-3 K 1-2		0-0 G4-6-3 1-2f			0-0 HR	0-0 FC6-4 1-2f 2-3		4 1 1 1 0 1 4
Ed Armbuster, R OBP: 0.357, SLG: 0.467 Cesar Geronimo, L OBP: 0.321, SLG: 0.387 (7, PH) (8, 8)			4-0 BB SH1-4 BB		0-0 F9		0-0 G3	0-0 F5		1 0 0 0 1 0 0 2 0 0 0 0 0 2
Tom Seaver, R OBP: 0.237, SLG: 0.255 (1, 1)			0-0 SH1-4 1-2		0-3 K		0-0 HR 1B			2 1 1 0 0 1 0

Inning Stats	R: 0 E: 0 K: 2 S: 7	H: 0 LOB: 1 BB: 1 P: 11	R: 0 E: 0 K: 2 S: 7	H: 1 LOB: 0 BB: 0 P: 7	R: 0 E: 0 K: 1 S: 5	H: 0 LOB: 3 BB: 3 P: 17	R: 0 E: 0 K: 1 S: 5	H: 1 LOB: 0 BB: 0 P: 5	R: 0 E: 0 K: 1 S: 5	H: 0 LOB: 0 BB: 0 P: 5	R: 2 E: 0 K: 1 S: 7	H: 2 LOB: 0 BB: 0 P: 7	R: 3 E: 0 K: 0 S: 6	H: 3 LOB: 0 BB: 0 P: 6	R: 0 E: 0 K: 0 S: 4	H: 1 LOB: 2 BB: 1 P: 8
--------------	------------------------------	----------------------------------	------------------------------	---------------------------------	------------------------------	----------------------------------	------------------------------	---------------------------------	------------------------------	---------------------------------	------------------------------	---------------------------------	------------------------------	---------------------------------	------------------------------	---------------------------------

PITCHER	IP	WLS	BF	H	R	ER	SO	BB	IBB	HBP	BLK	WP	HR	S	P	ERA	WHIP
Bob Owchinko, L ERA: 4.47 (1, 1)	5.0	L	21	4	2	2	7	4	0	0	0	1	0	31	47	3.60	1.600
Dan Spillner, R ERA: 3.66 (6, 1)	2.0		9	3	3	3	1	0	0	0	0	1	2	11	11	13.50	1.500
Rick Sawyer, R ERA: 5.63 (8, 1)	0.1		3	1	0	0	0	1	0	0	0	1	0	2	6	0.00	6.000
Dave Tomlin, L ERA: 3.55 (8, 1)	0.2		2	0	0	0	0	0	0	0	0	0	0	2	2	0.00	0.000

BOTTOM

San Diego Padres @ Cincinnati Reds
Riverfront Stadium, Cincinnati, OH

Tue Aug 16 1977, 7:05 PM EDT
Att. 30,610 - Unknown

AB	29
R	5
H	8
RBI	4
BB	5
SO	8
LOB	12

livebaseballscorecards.com



1B: 4	SF: 0	WP: 3	PA: 35
2B: 1	SAC: 1	PB: 0	
3B: 1	DP: 1	SB: 1	
HR: 2	HBP: 0	CS: 1	

Batter	1	2	3	4	5	6	7	8	9	AB R H RBI BB SO LOB	TOP											
Gene Richards, L OBP: 0.361, SLG: 0.362 (1, 3) (6, 7)	0-0 S 1B		0-0 G3	0-0 E S 1B	4-0 BB IBB		0-0 F8			4 1 2 0 1 0 1												
Gene Tenace, R OBP: 0.419, SLG: 0.414 (1, 2) S S S	0-3 K 1-2		1-0 1B HBP	0-0 FC6-4 1B	4-0 L4-3 BB			4-0 2-3 BB		2 0 1 2 2 1 1												
Mike Ivie, R OBP: 0.338, SLG: 0.403 (1, 5) (6, 3)	0-0 F2		0-0 FC6-4 1B	0-0 F5	0-0 L4-3			0-0 F3		5 0 1 0 0 0 6												
Dave Winfield, R OBP: 0.350, SLG: 0.500 (1, 9)	0-0 F9		0-0 F9	0-0 FC6-4		0-0 6-3		0-0 2-3		5 0 0 0 0 0 5												
George Hendrick, R OBP: 0.370, SLG: 0.477 (1, 8)		0-0 E6 E BB	0-0 FC6-4		0-0 E 1B 2B	0-0 L6		4-0 2-3 IBB		4 1 1 0 1 0 2												
Jerry Turner, L OBP: 0.319, SLG: 0.413 (1, 7)		4-0 L4 E 1-2 BB		4-0 1B HR BB	0-0 E9 1B	0-0 G3		0-0 1-3		2 2 0 0 2 0 1 1 0 0 0 0 0 2												
Tucker Ashford, R OBP: 0.276, SLG: 0.329 (6, 5)																						
Pat Scanlon, L OBP: 0.306, SLG: 0.222 (1, 4)		0-0 E3 1-2 2-3		0-0 HR 1B	4-0 E 1B BB IBB		0-0 F2		0-0 F7	4 2 1 0 1 0 2												
Bill Almon, R OBP: 0.295, SLG: 0.321 (1, 6)		0-0 L4 2-3		0-0 HR 1B	0-0 E7 BB 1B		0-0 FC2-5 2B		0-0 F7	5 1 3 5 0 0 3												
Bob Shirley, R OBP: 0.127, SLG: 0.113 (1, 1)		0-3 K		0-3 K	0-0 6-3		0-0 FC2-5		0-3 K	4 0 0 0 0 2 5 1 0 0 0 0 1 0												
Rollie Fingers, R (7, 1)																						
Inning Stats	R: 0 E: 0 K: 1 S: 6	H: 1 LOB: 1 BB: 0 P: 6	R: 0 E: 2 K: 1 S: 6	H: 0 LOB: 2 BB: 1 P: 10	R: 0 E: 0 K: 0 S: 4	H: 1 LOB: 2 BB: 0 P: 5	R: 4 E: 0 K: 1 S: 9	H: 4 LOB: 1 BB: 1 P: 13	R: 3 E: 2 K: 0 S: 5	H: 2 LOB: 2 BB: 3 P: 17	R: 0 E: 0 K: 0 S: 3	H: 0 LOB: 0 BB: 0 P: 3	R: 0 E: 0 K: 0 S: 4	H: 1 LOB: 1 BB: 0 P: 4	R: 0 E: 0 K: 0 S: 3	H: 0 LOB: 2 BB: 2 P: 11	R: 0 E: 0 K: 1 S: 5	H: 0 LOB: 0 BB: 0 P: 5	1B: 6 2B: 4 3B: 0 HR: 1	SF: 0 SAC: 0 DP: 2 HBP: 1	WP: 0 PB: 0 SB: 2 CS: 0	PA: 45
PITCHER	IP WLS BF H R ER SO BB IBB HBP BLK WP HR S P ERA WHIP																					
Mario Soto, R ERA: 4.31 (1, 1)	4.0 L 26 8 7 6 3 2 1 1 0 0 0 1 28 41 13.50 2.500																					
Dale Murray, R ERA: 4.9 (5, 1)	2.0 7 0 0 0 0 1 1 0 0 0 0 5 13 0.00 0.500																					
Manny Sarmiento, R ERA: 3.52 (7, 1)	2.0 9 1 0 0 0 1 1 0 0 0 0 7 15 0.00 1.000																					
Pedro Borbon, R ERA: 2.66 (9, 1)	1.0 3 0 0 0 0 1 0 0 0 0 0 5 5 0.00 0.000																					

San Diego Padres @ Cincinnati Reds
Riverfront Stadium, Cincinnati, OH
Wed Aug 17 1977, 7:05 PM EDT
Att: 29,795 - Unknown

AB	37
R	7
H	9
RBI	7
BB	7
SO	4
LOB	28



WP: 0	PA: 45
PB: 0	
SB: 2	
CS: 0	

Batter	1	2	3	4	5	6	7	8	9	AB R H RBI BB SO LOB
Pete Rose, S OBP: 0.375, SLG: 0.440 (1, 5) X	0-0 4-3 ①		X 0-0 FC4-6 1-2 1B		X 0-0 FC4-6 BB E 1-2f		X 0-0 BB HR 1B		X 0-0 6-3 ①	5 2 2 0 0 0 1
Joe Morgan, L OBP: 0.431, SLG: 0.494 (1, 4) X	0-0 F8 ②		X 0-0 FC4-6 1-2f 2-3		BB BB BB BB E BB 1-2		BB BB BB BB 1-2 HR BB		SS SS SS SS 0-3 K ②	3 1 0 0 2 1 2
Ken Griffey, L OBP: 0.380, SLG: 0.463 (1, 9) B BB BB	4-0 FC5-4 BB		SS SS SS 0-3 K ③		BB BB BB BB 1-2 2-3 E BB		SS SS SS SS 0-3 K ①		X 0-0 K 1B	3 0 1 0 2 2 4
George Foster, R OBP: 0.372, SLG: 0.629 (1, 8) X (9, 7)	0-0 FC5-4 1-2f ③			X 0-0 4-3 ①	X 0-0 E6 1-2 2-3 3-H		X 0-0 1-H 2-H HR ②		SS SS SS SS 0-3 K ③	5 1 1 3 0 1 4
Johnny Bench, R OBP: 0.342, SLG: 0.569 (1, 2)		X 0-0 6-3 ①		X 0-0 F7 ②	X 0-0 F2 ③		X 0-0 F8 ②			4 0 0 0 0 0 3
Dave Concepcion, R OBP: 0.330, SLG: 0.371 (1, 6)		X 0-0 F8 ②		BB BB BB BB 4-0 BB		X 0-0 1B ①		X 0-0 F8 ③		3 0 1 0 1 0 0
Dan Driessen, L OBP: 0.371, SLG: 0.472 (7, 1)		X 0-0 4-1 ③		SS SS SS 0-3 K ③		SS SS SS SS 0-3 K ①		X 0-0 F9 ①		2 0 0 0 0 1 1
Manny Sarmiento, R (8, PH)										0 0 0 0 0 0 0
Champ Summers, L OBP: 0.264, SLG: 0.449 (9, 1)										1 0 0 0 0 0 0
Pedro Borbon, R OBP: 0.200, SLG: 0.250 (9, 1)										0 0 0 0 0 0 0
Ed Arbrister, R OBP: 0.342, SLG: 0.444 (8, PH)			X 0-0 F9 ①		X 0-0 1-3 ①		X 0-3 K ②		X 0-0 F9 ②	3 0 0 0 0 1 1
Cesar Geronimo, L OBP: 0.320, SLG: 0.386 (9, 8)					SS SS SS 0-0 1-3 ①		SS SS SS SS 0-0 K ③			1 0 0 0 0 0 0
Mario Soto, R OBP: 0.167, SLG: 0.100 (5, 3)			X 0-0 FC4-6 1B		X 0-0 FC4-6 1B		X 0-0 F8 ③		X 0-0 P6 ③	1 0 1 0 0 0 0
Bob Bailey, R OBP: 0.370, SLG: 0.403 (5, 1)										3 0 1 0 0 0 1
Dale Murray, R OBP: 0.182, SLG: 0.182 (6, PH)										0 0 0 0 0 0 0
Ray Knight, R OBP: 0.339, SLG: 0.448 (6, PH)										1 0 0 0 0 1 1

Inning Stats	R: 0	H: 0	E: 0	K: 0	S: 3	LOB: 1	BB: 1	P: 7	R: 0	H: 0	E: 0	K: 0	S: 3	LOB: 0	BB: 0	P: 3	R: 0	H: 2	E: 0	K: 1	S: 7	LOB: 2	BB: 0	P: 7	R: 0	H: 0	E: 0	K: 1	S: 5	LOB: 1	BB: 1	P: 9	R: 1	H: 1	E: 1	K: 0	S: 5	LOB: 3	BB: 2	P: 13	R: 0	H: 1	E: 0	K: 2	S: 8	LOB: 1	BB: 0	P: 8	R: 3	H: 2	E: 0	K: 1	S: 7	LOB: 0	BB: 1	P: 11	R: 0	H: 0	E: 0	K: 0	S: 3	LOB: 0	BB: 0	P: 3	R: 0	H: 1	E: 0	K: 2	S: 8	LOB: 1	BB: 0	P: 8	R: 0	H: 1	E: 0	K: 2	S: 8	LOB: 1	BB: 0	P: 8	1B: 6	SF: 0	2B: 0	SAC: 0	3B: 0	DP: 0	HR: 1	HBP: 0	WP: 0	PA: 40
--------------	------	------	------	------	------	--------	-------	------	------	------	------	------	------	--------	-------	------	------	------	------	------	------	--------	-------	------	------	------	------	------	------	--------	-------	------	------	------	------	------	------	--------	-------	-------	------	------	------	------	------	--------	-------	------	------	------	------	------	------	--------	-------	-------	------	------	------	------	------	--------	-------	------	------	------	------	------	------	--------	-------	------	------	------	------	------	------	--------	-------	------	-------	-------	-------	--------	-------	-------	-------	--------	-------	--------

PITCHER	IP	WLS	BF	H	R	ER	SO	BB	IBB	HBP	BLK	WP	HR	S	P	ERA	WHIP
Bob Shirley, L ERA: 4.12 (1, 1)	6.1	W	31	6	4	3	5	5	0	0	0	0	1	36	56	4.26	1.737
Rollie Fingers, R ERA: 2.83 (7, 1)	2.2	S	9	1	0	0	2	0	0	0	0	0	0	13	13	0.00	0.375

BOTTOM

San Diego Padres @ Cincinnati Reds
Riverfront Stadium, Cincinnati, OH

Wed Aug 17 1977, 7:05 PM EDT
Att. 29,795 - Unknown

AB	35
R	4
H	7
RBI	3
BB	5
SO	7
LOB	18



PITCHER	IP	WLS	BF	H	R	ER	SO	BB	IBB	HBP	BLK	WP	HR	S	P	ERA	WHIP
---------	----	-----	----	---	---	----	----	----	-----	-----	-----	----	----	---	---	-----	------

Batter	1	2	3	4	5	6	7	8	9	AB R H RBI BB SO LOB	TOP
Pete Rose, S (1, 5) OBP: 0.375, SLG: 0.440	0-0 F9		0-3 K		0-0 5-3		0-0 S 1B		0-0 K 1B	5 0 2 0 0 1 1	
Dave Concepcion, R (1, 6) OBP: 0.328, SLG: 0.369	0-3 K		0-0 F4-3		0-0 1B		0-0 SF7		0-3 K	4 0 1 1 0 2 2	
Ken Griffey, L (1, 9) OBP: 0.383, SLG: 0.462	4-0 BB			4-0 1B 2B BB	0-3 K		4-0 BB			1 1 0 0 3 1 1	
George Foster, R (1, 8) OBP: 0.373, SLG: 0.635 (7, 7)	0-3 K			0-0 1-2 2B 1B		0-0 HR	0-0 F2			4 2 2 1 0 1 3	
Johnny Bench, R (1, 2) OBP: 0.339, SLG: 0.563		0-0 F7		0-0 F4		0-0 6-3		0-0 F7		4 0 0 0 0 0 2	
Ray Knight, R (1, 4) OBP: 0.338, SLG: 0.459		0-0 6-3		0-0 1-H 2-H 2B		0-0 F4-3		0-3 K		3 0 1 2 0 0 0	
Joe Morgan, L (8, PH) OBP: 0.430, SLG: 0.493 (8, 4)										1 0 0 0 0 1 0	
Dan Driessen, L (1, 3) OBP: 0.370, SLG: 0.470		0-0 3-1		0-3 K		0-3 K		0-0 CS 1B		4 0 1 0 0 2 1	
Ed Armbuster, R (1, 7) OBP: 0.342, SLG: 0.455			0-0 SH1-4 2B	0-3 K		0-3 K	0-0 K	0-0 CS	0-0 F8	3 0 1 0 0 2 1	
Cesar Geronimo, L (7, 8) OBP: 0.320, SLG: 0.385								1-2		1 0 0 0 0 0 0	
Doug Capilla, L (1, 1) OBP: 0.120, SLG: 0.083			0-0 SH1-4	0-3 K		0-0 1B SF7 1B			0-3 K	3 1 1 0 0 2 0	
Inning Stats	R: 0 E: 0 K: 2 S: 7 H: 0 LOB: 1 BB: 1 P: 11	R: 0 E: 0 K: 0 S: 3 H: 0 LOB: 0 BB: 0 P: 3	R: 0 E: 0 K: 1 S: 6 H: 1 LOB: 1 BB: 0 P: 6	R: 2 E: 0 K: 2 S: 9 H: 2 LOB: 1 BB: 1 P: 13	R: 0 E: 0 K: 2 S: 8 H: 1 LOB: 1 BB: 0 P: 8	R: 1 E: 0 K: 1 S: 6 H: 1 LOB: 0 BB: 0 P: 6	R: 1 E: 0 K: 1 S: 7 H: 2 LOB: 2 BB: 1 P: 11	R: 0 E: 0 K: 1 S: 5 H: 1 LOB: 0 BB: 0 P: 5	R: 0 E: 0 K: 2 S: 8 H: 1 LOB: 1 BB: 0 P: 8	1B: 6 2B: 2 3B: 0 HR: 1 SF: 1 SAC: 1 DP: 0 HBP: 0	WP: 0 PB: 0 SB: 1 CS: 1 PA: 39
PITCHER	IP WLS BF H R ER SO BB IBB HBP BLK WP HR S P ERA WHIP										
Jon Matlack, L (1, 1) ERA: 3.9	6.2 L 30 7 4 4 9 3 0 0 0 0 0 1 45 57 5.40 1.500										
Skip Lockwood, R (7, 1) ERA: 3.12	2.1 8 2 0 0 3 0 0 0 0 0 0 0 14 14 0.00 0.857										

Cincinnati Reds @ New York Mets
Shea Stadium, Flushing, NY
Fri Aug 19 1977, 7:05 PM EDT
Unknown

livebaseballscorecards.com

AB	33
R	4
H	9
RBI	4
BB	3
SO	12
LOB	11



Batter	1	2	3	4	5	6	7	8	9	AB	R	H	RBI	BB	SO	LOB	BOTTOM
--------	---	---	---	---	---	---	---	---	---	----	---	---	-----	----	----	-----	--------

Lenny Randle, S OBP: 0.385, SLG: 0.417 (1, 5)	0-0 E 1B 1B	0-0 E1 1-3 1B		0-0 G5-4-3 1-2f			0-3 K			4	1	2	0	0	1	1	Cincinnati Reds @ New York Mets Shea Stadium, Flushing, NY Fri Aug 19 1977, 7:05 PM EDT Unknown
Bud Harrelson, S OBP: 0.251, SLG: 0.227 (1, 6)	0-3 K 1-3	0-0 6-3		0-0 5-3			0-0 3-1			4	0	0	0	0	1	3	
Steve Henderson, R OBP: 0.373, SLG: 0.520 (1, 7)	0-0 1B 3-H 1B		0-0 P3		0-0 6-3		0-0 4-3			4	0	1	1	0	0	0	
John Milner, L OBP: 0.370, SLG: 0.428 (1, 3)	0-3 K		4-0 HBP BB BB		0-0 G3		0-0 F9			3	0	0	0	1	1	1	
Mike Vail, R OBP: 0.316, SLG: 0.408 (1, 9)	0-0 1-3 1B		4-0 HBP BB		0-3 K		0-0 2B			3	0	2	0	1	1	0	
John Stearns, R OBP: 0.383, SLG: 0.443 (1, 2)	0-0 5-3		1-0 HBP 2-3		0-0 6-3		0-0 F9			3	0	0	0	0	0	3	
Lee Mazzilli, S OBP: 0.326, SLG: 0.305 (1, 8)		0-0 F7	0-0 F9		0-3 K		0-0 F7			4	0	0	0	0	1	3	
Doug Flynn, R OBP: 0.256, SLG: 0.284 Skip Lockwood, R OBP: 0.143, SLG: 0.143 Bobby Valentine, R OBP: 0.222, SLG: 0.222 (9, PH)		4-0 FC5-6 BB	0-0 F4		0-0 F7		0-0 F8			2	0	0	0	1	0	3	
Jon Mattack, L OBP: 0.189, SLG: 0.087 Joel Youngblood, R OBP: 0.336, SLG: 0.302 (7, 4)		0-0 FC5-6 E 1B 1-2f		0-0 G5-4-3 1B		0-0 L6		0-3 K		2	0	1	0	0	0	1	
										2	0	0	0	0	1	0	

Inning Stats	R: 1	H: 3	LOB: 2	K: 2	S: 10	P: 10	R: 0	H: 1	LOB: 2	K: 0	S: 4	P: 8	R: 0	H: 0	LOB: 3	K: 0	S: 3	P: 12	R: 0	H: 1	LOB: 0	K: 0	S: 3	P: 3	R: 0	H: 0	LOB: 0	K: 1	S: 5	P: 5	R: 0	H: 0	LOB: 0	K: 1	S: 5	P: 5	R: 0	H: 1	LOB: 1	K: 0	S: 4	P: 4	R: 0	H: 0	LOB: 0	K: 1	S: 5	P: 5	R: 0	H: 0	LOB: 0	K: 1	S: 5	P: 5
PITCHER Doug Capilla, L ERA: 4.77 (1, 1)	IP	WLS	BF	H	R	ER	SO	BB	IBB	HBP	BLK	WP	HR	S	P	ERA	WHIP	IP	WLS	BF	H	R	ER	SO	BB	IBB	HBP	BLK	WP	HR	S	P	ERA	WHIP	IP	WLS	BF	H	R	ER	SO	BB	IBB	HBP	BLK	WP	HR	S	P	ERA	WHIP			
	9.0	W	36	6	1	1	6	3	0	1	0	0	0	44	57	1.00	1.000																																					

AB	32
R	1
H	6
RBI	1
BB	3
SO	6
LOB	15



WP: 0	PA: 36
PB: 0	
SB: 0	
CS: 0	

Batter	1	2	3	4	5	6	7	8	9	AB R H RBI BB SO LOB	TOP
Pete Rose, S OBP: 0.372, SLG: 0.436 (1, 5)	0-3 K		0-0 F8		0-0 F7		0-0 F7			4 0 0 0 0 1 1	
Joe Morgan, L OBP: 0.427, SLG: 0.489 (1, 4)	0-3 K		0-0 P5		0-0 1-3			0-0 1B SF8 2B		3 0 0 0 0 1 0	
Rick Auerbach, R OBP: 0.200, SLG: 0.190 (7, 4)										1 1 1 0 0 0 0	
Ken Griffey, L OBP: 0.386, SLG: 0.471 (1, 9)	0-0 HR 1B		0-0 HR		0-0 L3			0-0 F4-6-3 1B		4 2 3 1 0 0 0	
George Foster, R OBP: 0.372, SLG: 0.639 (1, 7)	0-0 HR 1-H		0-0 E5 1B		0-0 F8			0-0 SF8		3 1 1 3 0 0 0	
Dan Driessen, L OBP: 0.369, SLG: 0.467 (1, 3)	0-0 G3		0-0 1-3 1B		0-0 G3			0-0 F4-6-3 1-2		4 0 1 0 0 0 1	
Cesar Geronimo, L OBP: 0.316, SLG: 0.381 (1, 8)		0-0 F4	0-0 P6		0-0 3-1			0-0 F7		4 0 0 0 0 0 2	
Dave Concepcion, R OBP: 0.328, SLG: 0.368 (1, 6)				0-0 5-3 1B	0-0 5-3		0-3 K	0-0 F4-3		4 0 1 0 0 1 0	
Bill Plummer, R OBP: 0.255, SLG: 0.232 (1, 2)				0-0 5-3 1-2	0-3 K		0-3 K	0-0 F8		4 0 0 0 0 2 1	
Paul Moskau, R OBP: 0.333, SLG: 0.455 (1, 1)				0-0 1-3	0-3 K		0-0 1B			3 0 1 0 0 1 1	
Pedro Borbon, R OBP: 0.200, SLG: 0.250 (8, 1)										0 0 0 0 0 0 0	
Inning Stats	R: 2 H: 2 E: 0 LOB: 0 K: 2 BB: 0 S: 9 P: 9	R: 0 H: 1 E: 0 LOB: 1 K: 0 BB: 0 S: 4 P: 4	R: 1 H: 2 E: 1 LOB: 2 K: 0 BB: 0 S: 6 P: 6	R: 0 H: 0 E: 0 LOB: 0 K: 2 BB: 0 S: 7 P: 7	R: 0 H: 0 E: 0 LOB: 0 K: 0 BB: 0 S: 3 P: 3	R: 0 H: 0 E: 0 LOB: 0 K: 0 BB: 0 S: 3 P: 3	R: 0 H: 1 E: 0 LOB: 1 K: 2 BB: 0 S: 8 P: 8	R: 1 H: 2 E: 0 LOB: 0 K: 0 BB: 0 S: 4 P: 4	R: 0 H: 0 E: 0 LOB: 0 K: 0 BB: 0 S: 3 P: 3	1B: 5 SF: 1 2B: 1 SAC: 0 3B: 0 DP: 1 HR: 2 HBP: 0	WP: 0 PA: 35 PB: 0 SB: 0 CS: 0
PITCHER Nino Espinosa, R ERA: 4.02 (1, 1)	IP: 7.0 WLS: L BF: 28 H: 6 R: 3 ER: 3 SO: 6 BB: 0 IBB: 0 HBP: 0 BLK: 0 WP: 0 HR: 2 S: 40 P: 40 ERA: 3.86 WHIP: 0.857										
PITCHER Bob Myrick, L ERA: 3.02 (8, 1)	IP: 2.0 WLS: L BF: 7 H: 2 R: 1 ER: 1 SO: 0 BB: 0 IBB: 0 HBP: 0 BLK: 0 WP: 0 HR: 0 S: 7 P: 7 ERA: 4.50 WHIP: 1.000										

Cincinnati Reds @ New York Mets
Shea Stadium, Flushing, NY
Fri Aug 19 1977, 7:05 PM EDT
Att: 36,771 - Unknown

livebaseballscorecards.com

AB	34
R	4
H	8
RBI	4
BB	0
SO	6
LOB	6



BOTTOM

Cincinnati Reds @ New York Mets
 Shea Stadium, Flushing, NY
 Fri Aug 19 1977, 7:05 PM EDT
 Att. 36,771 - Unknown

livebaseballscores.com

AB	34
R	3
H	8
RBI	2
BB	3
SO	7
LOB	14



WP: 1	PA: 38
PB: 0	
SB: 0	
CS: 1	

Batter	1	2	3	4	5	6	7	8	9	AB	R	H	RBI	BB	SO	LOB
Lenny Randle, S OBP: 0.383, SLG: 0.416 (1, 5)	0-3 K ①		0-0 F7 ②		0-0 F5 ②			0-0 F9 WP 2B	0-3 K ②	5	1	1	0	0	2	2
Bud Harrelson, S OBP: 0.247, SLG: 0.223 (1, 6) Joel Youngblood, R OBP: 0.333, SLG: 0.299 (9, PH)	0-3 K ②		0-3 K ③		0-0 P4 ③			0-0 F9 2-3	0-0 4-3 ③	4	0	0	0	0	2	2
Steve Henderson, R OBP: 0.371, SLG: 0.512 (1, 7)	4-0 BB				0-0 F8 ①			0-3 K G3 1B		3	1	0	0	1	1	0
John Milner, L OBP: 0.366, SLG: 0.429 (1, 3)	0-3 K ③				0-0 1B 2B			0-0 G3 1-2		4	1	1	0	0	1	2
Mike Vail, R OBP: 0.315, SLG: 0.403 (1, 9)		0-3 K ①			0-0 6-3 ②			4-0 1B BB		3	0	0	0	1	1	1
Bruce Boisclair, L OBP: 0.342, SLG: 0.382 (1, 8)		4-0 CS BB			0-0 1B 2-H			0-0 3-1		3	0	2	2	1	0	0
Ron Hodges, L OBP: 0.343, SLG: 0.364 (1, 2)		0-0 FC5-4 1B 1-2			0-0 P4 ③			0-0 1B		4	0	2	0	0	0	3
Doug Flynn, R OBP: 0.256, SLG: 0.283 (1, 4)		0-0 FC5-4 1-2			0-0 SH1-4 1B			0-0 F8 ②		4	0	1	0	0	0	2
Nino Espinosa, R OBP: 0.150, SLG: 0.108 (1, 1) Lee Mazzilli, S OBP: 0.325, SLG: 0.304 (7, PH) Bob Myrick, R OBP: 0.500, SLG: 0.500 (8, 1) Ed Kranepool, L OBP: 0.324, SLG: 0.464 (9, PH) John Stearns, R OBP: 0.383, SLG: 0.443 (9, PR)			0-0 P6 ①		0-0 SH1-4 1-2			0-0 L7 ③		1	0	0	0	0	0	0
										1	0	0	0	0	0	1
										0	0	0	0	0	0	0
										1	0	1	0	0	0	0
										0	0	0	0	0	0	0

Inning Stats	R: 0 H: 0 E: 0 LOB: 1 K: 3 BB: 1 S: 9 P: 13	R: 0 H: 1 E: 0 LOB: 1 K: 1 BB: 1 S: 5 P: 9	R: 0 H: 0 E: 0 LOB: 0 K: 1 BB: 0 S: 5 P: 5	R: 1 H: 2 E: 0 LOB: 1 K: 0 BB: 0 S: 5 P: 5	R: 0 H: 1 E: 0 LOB: 1 K: 0 BB: 0 S: 4 P: 4	R: 0 H: 0 E: 0 LOB: 0 K: 0 BB: 0 S: 3 P: 3	R: 0 H: 1 E: 0 LOB: 1 K: 0 BB: 0 S: 4 P: 4	R: 2 H: 2 E: 0 LOB: 2 K: 1 BB: 1 S: 8 P: 12	R: 0 H: 1 E: 0 LOB: 1 K: 1 BB: 0 S: 6 P: 6	1B: 6 SF: 0 2B: 2 SAC: 1 3B: 0 DP: 0 HR: 0 HBP: 0	WP: 1 PA: 38 PB: 0 SB: 0 CS: 1
--------------	--	---	---	---	---	---	---	--	---	--	---

PITCHER	IP	WLS	BF	H	R	ER	SO	BB	IBB	HBP	BLK	WP	HR	S	P	ERA	WHIP
Paul Moskau, R ERA: 3.92 (1, 1)	7.0	W	27	5	1	1	5	2	0	0	0	0	0	35	43	1.29	1.000
Pedro Borbon, R ERA: 2.78 (8, 1)	2.0	S	11	3	2	2	2	1	0	0	0	1	0	14	18	9.00	2.000

Batter	1	2	3	4	5	6	7	8	9	AB	R	H	RBI	BB	SO	LOB	TOP							
Pete Rose, S (1, 5) OBP: 0.369, SLG: 0.433 Ray Knight, R (6, 5) OBP: 0.333, SLG: 0.459	0-0 4-3	0-0 F6-3		0-0 F8		0-0 4-3		0-0 SF9		4	0	0	0	0	0	0								
Joe Morgan, L (1, 4) OBP: 0.428, SLG: 0.489 Rick Auerbach, R (7, 4) OBP: 0.192, SLG: 0.182	0-0 BB PB 1B		0-0 E S 2B 1B		0-0 F7		0-0 F7	0-0 3-H P5		4	2	2	0	0	0	0								
Ken Griffey, L (1, 9) OBP: 0.390, SLG: 0.474	4-0 PB BB 2B BB		0-0 E1 2B SF8 1B		0-0 2B 1B		0-0 G5-4-3 1B		0-0 FC4-6 1B	4	3	3	0	1	0	1								
George Foster, R (1, 7) OBP: 0.374, SLG: 0.640	4-0 PB 2B BB		0-0 2B		0-0 2B 1B		0-0 G5-4-3 1-2f		0-3 K	4	2	2	1	1	1	2								
Dan Driessen, L (1, 3) OBP: 0.371, SLG: 0.474	0-0 1-H 2-H 3-H 2B		0-0 F8		0-0 2B 2B		0-0 1B		0-0 FC4-6 1-2f 1B	5	0	3	3	0	0	3								
Johnny Bench, R (1, 2) OBP: 0.340, SLG: 0.565	0-3 K		0-0 SF8		0-0 G5-3 2B		0-0 F9		0-0 1B	4	0	2	2	0	1	2								
Cesar Geronimo, L (1, 8) OBP: 0.317, SLG: 0.382	0-0 F6		0-0 F6		0-0 IBB				0-3 1B SF9 2B K	4	1	1	0	1	1	4								
Dave Concepcion, R (1, 6) OBP: 0.327, SLG: 0.367		0-0 5-3		0-0 F9		0-0 G5-3		0-0 2B 1B		4	0	1	0	0	0	3								
Fred Norman, S (1, 1) OBP: 0.148, SLG: 0.103		0-3 K		0-3 K				0-3 K		4	0	0	0	0	4	2								
Inning Stats	R: 3 E: 0 K: 1 S: 7	H: 2 LOB: 1 BB: 2 P: 15	R: 0 E: 0 K: 1 S: 5	H: 0 LOB: 0 BB: 0 P: 5	R: 2 E: 1 K: 0 S: 6	H: 2 LOB: 1 BB: 0 P: 6	R: 0 E: 0 K: 1 S: 5	H: 0 LOB: 0 BB: 0 P: 5	R: 2 E: 0 K: 0 S: 6	H: 4 LOB: 2 BB: 1 P: 10	R: 0 E: 0 K: 1 S: 5	H: 0 LOB: 0 BB: 0 P: 5	R: 0 E: 0 K: 0 S: 4	H: 2 LOB: 1 BB: 0 P: 4	R: 1 E: 0 K: 1 S: 7	H: 2 LOB: 1 BB: 0 P: 7	R: 0 E: 0 K: 2 S: 9	H: 2 LOB: 2 BB: 0 P: 9	1B: 9 2B: 5 3B: 0 HR: 0	SF: 2 SAC: 0 DP: 2 HBP: 0	WP: 0 PB: 1 SB: 1 CS: 0	PA: 43		
PITCHER	IP	WLS	BF	H	R	ER	SO	BB	IBB	HBP	BLK	WP	HR	S	P	ERA	WHIP							
Craig Swan, R (1, 1) ERA: 3.99	4.1	L	24	8	7	4	3	2	0	0	0	0	0	28	36	8.31	2.308							
Rick Baldwin, R (5, 1) ERA: 4.78	2.2		9	2	0	0	1	0	1	0	0	0	0	10	14	0.00	0.750							
Paul Siebert, L (8, 1) ERA: 3.43	2.0		10	4	1	1	3	0	0	0	0	0	0	16	16	4.50	2.000							

Cincinnati Reds @ New York Mets
Shea Stadium, Flushing, NY
Sat Aug 20 1977, 3:33 AM EDT
Att: 26,124 - Unknown

livebaseballscorecards.com

AB 38
R 8
H 14
RBI 7
BB 3
SO 7
LOB 18



Batter	1	2	3	4	5	6	7	8	9	AB	R	H	RBI	BB	SO	LOB
Lee Mazzilli, S (1, 8) OBP: 0.324, SLG: 0.302 Paul Siebert, L (8, 1)	4-0 FC6-4 BB		0-0 4-3			0-0 6-3	0-0 F7			3	0	0	0	1	0	2
Doug Flynn, R (1, 6) OBP: 0.251, SLG: 0.277	0-0 FC6-4 1B 1-2f		0-0 F8			0-0 F6-3		0-0 F9		4	0	0	0	0	0	1
Steve Henderson, R (1, 7) OBP: 0.375, SLG: 0.512 Bobby Valentine, R (7, 5) OBP: 0.220, SLG: 0.221	0-0 FC4-6 1B 1-2		0-3 K			4-0 BB		0-0 6-3		2	0	1	0	1	1	0
John Milner, L (1, 3) OBP: 0.367, SLG: 0.437	0-0 FC4-6 1-2f 2-3		0-3 K		0-3 K	0-3 K		0-0 HR		4	1	1	1	0	2	3
Mike Vail, R (1, 9) OBP: 0.314, SLG: 0.413	0-3 K		0-0 F8		0-0 F8		0-0 HR	0-0 F7		4	1	1	1	0	1	2
Joel Youngblood, R (1, 5) OBP: 0.323, SLG: 0.288 (7, 7) (8, 8)		0-0 5-3		0-0 P4		0-3 K		0-0 F8		4	0	0	0	0	1	0
Jerry Grote, R (1, 2) OBP: 0.325, SLG: 0.310		0-0 1B			0-0 5-3		0-0 F3		0-0 F7	4	0	1	0	0	0	0
Leo Foster, R (1, 4) OBP: 0.200, SLG: 0.158		0-0 F3			0-3 K		0-0 E 1B		0-0 P5	4	0	1	0	0	1	1
Craig Swan, R (1, 1) OBP: 0.122, SLG: 0.122 Rick Baldwin, L (5, 1) Bruce Boisclair, L (7, PH) OBP: 0.341, SLG: 0.380 (8, 7)		0-0 F7			0-3 K		0-0 E3 1-2			1	0	0	0	0	0	1
										1	0	0	0	0	1	0
										1	0	0	0	0	1	0

Inning Stats	R: 0	H: 1	E: 0	LOB: 2	K: 1	P: 10	R: 0	H: 1	E: 0	LOB: 1	K: 0	P: 4	R: 0	H: 0	E: 0	LOB: 0	K: 1	P: 5	R: 0	H: 0	E: 0	LOB: 0	K: 1	P: 5	R: 0	H: 0	E: 0	LOB: 1	K: 1	P: 9	R: 1	H: 2	E: 1	LOB: 2	K: 1	P: 8	R: 1	H: 1	E: 0	LOB: 0	K: 0	P: 4	R: 0	H: 0	E: 0	LOB: 0	K: 0	P: 3	1B: 3	SF: 0	2B: 0	SAC: 0	3B: 0	DP: 0	HR: 2	HBP: 0	WP: 0	PA: 35
--------------	------	------	------	--------	------	-------	------	------	------	--------	------	------	------	------	------	--------	------	------	------	------	------	--------	------	------	------	------	------	--------	------	------	------	------	------	--------	------	------	------	------	------	--------	------	------	------	------	------	--------	------	------	-------	-------	-------	--------	-------	-------	-------	--------	-------	--------

PITCHER	IP	WLS	BF	H	R	ER	SO	BB	IBB	HBP	BLK	WP	HR	S	P	ERA	WHIP	PITCHER	IP	WLS	BF	H	R	ER	SO	BB	IBB	HBP	BLK	WP	HR	S	P	ERA	WHIP														
Fred Norman, L (1, 1) ERA: 3.35	9.0	W	35	5	2	2	7	2	0	0	0	0	2	47	55	2.00	0.778																																

BOTTOM

Cincinnati Reds @ New York Mets
Shea Stadium, Flushing, NY
Sat Aug 20 1977, 3:33 AM EDT
Att. 26,124 - Unknown

livebaseballscores.com

AB	33
R	2
H	5
RBI	2
BB	2
SO	7
LOB	11



Batter	1	2	3	4	5	6	7	8	9	AB R H RBI BB SO LOB	TOP															
Pete Rose, S OBP: 0.370, SLG: 0.435 (1, 5) X	0-0 F4-3 1B 2B		0-0 F4-3 1B		0-0 2-H 1B			0-0 F4 1B 1-2		4 2 2 1 0 0 1																
Joe Morgan, L OBP: 0.426, SLG: 0.487 (1, 4) X	0-0 6-3 1B		0-0 F4-3 1B			0-3 K		0-0 1-3 2-H 1B 1B		4 1 1 1 0 1 1																
Ken Griffey, L OBP: 0.389, SLG: 0.472 (1, 9) X	0-0 F4-3 2-3 1B		0-3 K			0-3 K		0-0 8-3 2-H 3-H 1B		4 0 1 2 0 2 1																
George Foster, R OBP: 0.373, SLG: 0.637 (1, 8) (8, 7) X	0-0 BB 3-H 1B			0-0 F8		0-0 F9		0-0 8-3 1-2f		4 0 1 1 0 0 1																
Johnny Bench, R OBP: 0.341, SLG: 0.566 (1, 2) B B B B	4-0 1-2 BB			0-0 L5			0-0 5-3		0-0 2B	3 0 1 0 1 0 0																
Dave Concepcion, R OBP: 0.324, SLG: 0.364 (1, 6) X	0-0 F4			0-3 K			0-0 F9		0-0 F6-3	4 0 0 0 0 1 3																
Dan Driessen, L OBP: 0.372, SLG: 0.473 (1, 3) X		0-0 CS 1B			0-0 L6		0-3 K		4-0 FC6-4 IBB	3 0 1 0 1 1 0																
Ed Arbrister, R OBP: 0.342, SLG: 0.441 (1, 7)		4-0 BB			0-3 K			0-3 K	0-3 K	2 0 0 0 1 2 0																
Cesar Geronimo, L OBP: 0.317, SLG: 0.381 (8, 8)		1-2 BB								1 0 0 0 0 1 2																
Tom Seaver, R OBP: 0.238, SLG: 0.271 (1, 1) X		0-0 F4-6-3 1-2			0-0 1B 2B			0-0 E6 1B	0-0 FC6-4 1-2f	4 2 1 0 0 0 3																
Inning Stats	R: 1 E: 0 K: 0 S: 5	H: 2 LOB: 2 BB: 1 P: 9	R: 0 E: 0 K: 0 S: 2	H: 1 LOB: 0 BB: 1 P: 6	R: 0 E: 0 K: 1 S: 5	H: 0 LOB: 0 BB: 0 P: 5	R: 0 E: 0 K: 1 S: 5	H: 0 LOB: 0 BB: 0 P: 5	R: 1 E: 0 K: 1 S: 6	H: 2 LOB: 1 BB: 0 P: 6	R: 0 E: 0 K: 2 S: 7	H: 0 LOB: 0 BB: 0 P: 7	R: 0 E: 0 K: 1 S: 5	H: 0 LOB: 0 BB: 0 P: 5	R: 3 E: 2 K: 1 S: 8	H: 2 LOB: 0 BB: 0 P: 8	R: 0 E: 0 K: 1 S: 6	H: 1 LOB: 2 BB: 1 P: 10	1B: 5 2B: 4 3B: 0 HR: 0	SF: 0 SAC: 0 DP: 2 HBP: 0	WP: 0 PB: 0 SB: 0 CS: 1	PA: 36				
PITCHER	IP	WLS	BF	H	R	ER	SO	BB	IBB	HBP	BLK	WP	HR	S	P	ERA	WHIP									
Jerry Koosman, L ERA: 3.23 (1, 1)	7.1	L	30	7	5	2	7	2	0	0	0	0	0	42	50	2.46	1.227									
Skip Lockwood, R ERA: 3.09 (8, 1)	0.2		1	0	0	0	0	0	0	0	0	0	0	1	1	0.00	0.000									
Bob Apodaca, R ERA: 3.03 (9, 1)	1.0		5	1	0	0	1	0	1	0	0	0	0	6	10	0.00	1.000									

Cincinnati Reds @ New York Mets
Shea Stadium, Flushing, NY
Sun Aug 21 1977, 3:33 AM EDT
Att: 46,265 - Unknown

livebaseballscorecards.com

AB	33
R	5
H	8
RBI	5
BB	3
SO	8
LOB	12



Batter	1	2	3	4	5	6	7	8	9	AB R H RBI BB SO LOB	TOP
Dave Cash, R (1, 4) OBP: 0.351, SLG: 0.370	0-0 4-3		0-0 4-3		0-0 HR	0-0 WP 1B			0-0 2B	5 1 3 1 0 0 0	
Warren Cromartie, L (1, 7) OBP: 0.321, SLG: 0.402	0-0 1B		0-0 F8		0-0 HR	0-0 6-3			0-0 5-3	5 1 2 2 0 0 3	
Del Unser, L (1, 9) OBP: 0.340, SLG: 0.478	0-0 F9		0-0 4-3		0-0 P6	0-0 F8			0-3 K	5 0 0 0 0 1 4	
Tony Perez, R (1, 3) OBP: 0.355, SLG: 0.432	0-0 L4			0-0 E 1B	0-0 5-3				0-0 5-3	5 0 1 0 0 0 2	
Gary Carter, R (1, 2) OBP: 0.345, SLG: 0.496		0-3 K		0-0 F7		4-0 SH 2B BB			0-0 F8	3 1 0 0 1 1 1	
Larry Parrish, R (1, 5) OBP: 0.316, SLG: 0.385		0-3 K		0-0 E5 FC6-4		0-0 SH 2B 1B			0-0 6-3	3 1 0 0 0 1 1	
Sam Mejias, R (1, 8) OBP: 0.319, SLG: 0.514		0-0 2B		0-0 F2		0-0 1B 2B			0-0 G4-6-3 1B	4 1 3 1 0 0 2	
Chris Speier, R (1, 6) OBP: 0.330, SLG: 0.352		4-0 IBB		0-0 FC6-4		0-0 4-3			0-0 F8	3 0 0 0 1 0 5	
Wayne Twitchell, R (1, 1) Joe Kerrigan, R (9, 1) OBP: 0.237, SLG: 0.200		0-3 K			0-0 F8	0-0 WP 1B			0-0 G4-6-3	4 0 1 1 0 1 3 0 0 0 0 0 0 0	
Inning Stats	R: 0 H: 1 E: 0 LOB: 1 K: 0 BB: 0 S: 4 P: 4	R: 0 H: 1 E: 0 LOB: 2 K: 3 BB: 1 S: 10 P: 14	R: 0 H: 0 E: 0 LOB: 0 K: 0 BB: 0 S: 3 P: 3	R: 0 H: 1 E: 1 LOB: 2 K: 0 BB: 0 S: 5 P: 5	R: 2 H: 2 E: 0 LOB: 0 K: 0 BB: 0 S: 5 P: 5	R: 3 H: 3 E: 0 LOB: 2 K: 0 BB: 1 S: 7 P: 11	R: 0 H: 0 E: 0 LOB: 0 K: 0 BB: 0 S: 3 P: 3	R: 0 H: 1 E: 0 LOB: 0 K: 0 BB: 0 S: 3 P: 3	R: 0 H: 1 E: 0 LOB: 1 K: 1 BB: 0 S: 6 P: 6	1B: 6 SF: 0 2B: 3 SAC: 1 3B: 0 DP: 1 HR: 1 HBP: 0	WP: 1 PA: 40 PB: 0 SB: 0 CS: 0
PITCHER	IP WLS BF H R ER SO BB IBB HBP BLK WP HR S P ERA WHIP										
Jack Billingham, R (1, 1) ERA: 5.21	5.0 L 22 5 2 2 3 0 1 0 0 0 0 1 27 31 3.60 1.000										
Pedro Borbon, R (6, 1) ERA: 2.98	2.0 11 3 3 3 0 1 0 0 0 0 1 0 10 14 13.50 2.000										
Dale Murray, R (8, 1) ERA: 4.78	2.0 7 2 0 0 1 0 0 0 0 0 0 0 9 9 0.00 1.000										

Montreal Expos @ Cincinnati Reds
Riverfront Stadium, Cincinnati, OH
Mon Aug 22 1977, 7:05 PM EDT
Att: 29,768 - Unknown

livebaseballscores.com

AB 37
R 5
H 10
RBI 5
BB 2
SO 4
LOB 21



Batter	1	2	3	4	5	6	7	8	9	AB R H RBI BB SO LOB	TOP									
Dave Cash, R (1, 4) OBP: 0.351, SLG: 0.371	0-0 WP SF8 2B	0-0 G3		0-0 FC3-6 2B SF7		0-0 FC6-4 1B		0-0 4-3	0-0 4-3	6 2 2 1 0 0 4										
Warren Cromartie, L (1, 7) OBP: 0.321, SLG: 0.403	0-0 SF8 2-H	0-0 4-3		0-0 2B		0-0 F7		4-0 4-3 BB	0-0 L4	4 0 1 1 1 0 4										
Del Unser, L (1, 9) OBP: 0.341, SLG: 0.478	0-0 2B 1B		0-0 FC6-5 1B	0-0 SF7		0-3 K		0-0 4-3		4 0 2 1 0 1 2										
Tony Perez, R (1, 3) OBP: 0.357, SLG: 0.435	0-0 2B		0-0 BB FC6-5 1B	0-3 K		0-0 FC6-4		4-0 FC5-4 IBB		4 0 2 0 1 1 2										
Gary Carter, R (1, 2) OBP: 0.346, SLG: 0.501	4-0 IBB		0-0 F8		0-0 HR		0-3 K	0-0 FC5-4		4 1 1 1 1 1 4										
Sam Mejias, R (1, 8) OBP: 0.312, SLG: 0.493	0-0 P5		0-0 FC6-5 BB	1-2 2-3f		0-0 4-3 1B		0-0 2-3	0-0 F9	5 0 1 0 0 0 5										
Larry Parrish, R (1, 5) OBP: 0.320, SLG: 0.391	0-0 1-3		4-0 BB	1-2 2-3 BB		0-3 K		4-0 1B BB	0-0 4-3 3B	3 1 1 0 2 1 4										
Chris Speier, R (1, 6) OBP: 0.333, SLG: 0.354		0-0 FC3-6 1B	0-3 K	4-3		0-0 4-3		0-0 1-3 1B	1-0 4-3 BB HBP	4 0 2 0 0 1 4										
Steve Rogers, R (1, 1) OBP: 0.150, SLG: 0.105		0-0 FC3-6		0-0 1-3		0-0 1-3		0-0 F8	4-0 4-3 BB	3 0 1 0 0 0 2										
Jose Morales, R (7, PH) OBP: 0.231, SLG: 0.288										1 0 0 0 0 0 2										
Will McEnaney, L (7, 1)										0 0 0 0 0 0 0										
Don Stanhouse, R (8, 1) OBP: 0.233, SLG: 0.268										0 0 0 0 1 0 0										
Inning Stats	R: 1 E: 0 K: 0 S: 6	H: 3 LOB: 3 BB: 1 P: 10	R: 0 E: 0 K: 0 S: 4	H: 1 LOB: 1 BB: 0 P: 4	R: 0 E: 0 K: 1 S: 7	H: 2 LOB: 3 BB: 1 P: 11	R: 1 E: 0 K: 1 S: 7	H: 2 LOB: 1 BB: 0 P: 7	R: 0 E: 0 K: 1 S: 6	H: 1 LOB: 1 BB: 0 P: 6	R: 0 E: 0 K: 1 S: 6	H: 1 LOB: 2 BB: 1 P: 10	R: 0 E: 0 K: 0 S: 3	H: 0 LOB: 2 BB: 2 P: 11	R: 1 E: 0 K: 0 S: 4	H: 1 LOB: 2 BB: 1 P: 9	1B: 8 2B: 3 3B: 1 HR: 1	SF: 2 SAC: 0 DP: 0 HBP: 1	WP: 1 PB: 0 SB: 0 CS: 0	PA: 47
PITCHER	IP WLS BF H R ER SO BB IBB HBP BLK WP HR S P ERA WHIP																			
Paul Moskau, R (1, 1) ERA: 4.03	5.0 L 27 10 3 3 3 1 1 0 0 1 1 31 39 5.40 2.200																			
Manny Sarmiento, R (6, 1) ERA: 3.31	1.0 4 1 0 0 1 0 0 0 0 0 0 6 6 0.00 1.000																			
Dale Murray, R (7, 1) ERA: 4.67	2.0 10 1 0 0 1 2 1 0 0 0 0 9 21 0.00 1.500																			
Pedro Borbon, R (9, 1) ERA: 3.04	1.0 6 1 1 1 0 1 0 1 0 0 0 4 9 9.00 2.000																			

Montreal Expos @ Cincinnati Reds
Riverfront Stadium, Cincinnati, OH
Tue Aug 23 1977, 7:05 PM EDT
Att: 27,474 - Unknown

livebaseballscorecards.com

AB	38
R	4
H	13
RBI	4
BB	6
SO	5
LOB	33



BOTTOM

Montreal Expos @ Cincinnati Reds
Riverfront Stadium, Cincinnati, OH
Tue Aug 23 1977, 7:05 PM EDT
Att. 27,474 - Unknown

livebaseballscorecards.com

AB	33
R	2
H	9
RBI	2
BB	5
SO	1
LOB	22



WP	0	PA	40
PB	0		
SB	0		
CS	0		

AB	R	H	RBI	BB	SO	LOB
4	0	0	0	1	0	4
5	1	2	0	0	0	2
4	1	1	0	1	1	2
5	0	2	1	0	0	2
3	0	0	0	1	0	2
3	0	2	1	0	0	0
3	0	1	0	0	0	3
0	0	0	0	1	0	0
1	0	0	0	0	0	0
0	0	0	0	0	0	0
1	0	0	0	0	0	3
0	0	0	0	0	0	0
1	0	0	0	0	0	2
0	0	0	0	0	0	0

Batter	1	2	3	4	5	6	7	8	9
Pete Rose, S OBP: 0.366, SLG: 0.429 (1, 5)	0-0 4-3 ①		0-0 F7 ②		0-0 1-3 ②	0-0 G3-2-3 ③ 3-Hf			4-0 1-3 BB
Joe Morgan, L OBP: 0.425, SLG: 0.488 (1, 4)	0-0 3B		0-0 4-3 ③		0-0 1B 1B		0-0 F9 ①	0-0 F9 ①	0-0 F9 ①
Ken Griffey, L OBP: 0.392, SLG: 0.470 (1, 9)	0-3 K ②			4-0 1B SF7 BB	0-0 1B		0-0 6-3 ②	0-0 1-3 ②	0-0 1-3 ②
George Foster, R OBP: 0.370, SLG: 0.629 (1, 7) (9, 8)	0-0 F8 ③			0-0 FC5 BB 1-3 1B	0-0 1-2 1B		0-0 F3 ③	0-0 5-3 ③	0-0 5-3 ③
Dan Driessen, L OBP: 0.368, SLG: 0.465 (1, 3)		0-0 1-4-3 ①		4-0 1-2 BB	0-0 F8 ③			0-0 4-3 ①	
Johnny Bench, R OBP: 0.343, SLG: 0.565 (1, 2)		0-0 1B ②		0-0 SF7 ①		0-0 SH 1B FC3-2 1B		0-0 F7 ②	
Cesar Geronimo, L OBP: 0.316, SLG: 0.379 (1, 8) Ray Knight, R OBP: 0.343, SLG: 0.459 (8, PH) Ed Armbrister, R OBP: 0.342, SLG: 0.441 (9, 7)		0-0 G4-3-6-3 ② ③ 1-2f		0-0 F7 ②		0-0 FC3-2 SH 1-2 G3-2-3 1B		4-0 1B BB	
Dave Concepcion, R OBP: 0.324, SLG: 0.363 (1, 6)			0-0 1-3 ①	0-0 FC5 ③ 2-3f		0-0 SH FC3-2 1-2 2-3		0-0 1-2 1B	
Paul Moskau, R OBP: 0.360, SLG: 0.455 (5, PH) Champ Summers, L OBP: 0.259, SLG: 0.449 (6, 1) Manny Sarmiento, R (6, 1) Mike Lum, L OBP: 0.218, SLG: 0.294 (8, PH) Dale Murray, R OBP: 0.182, SLG: 0.182 (7, 1) Bob Bailey, R OBP: 0.365, SLG: 0.397 (8, PH) Pedro Borbon, R OBP: 0.200, SLG: 0.250 (9, 1)			4-0 BB		0-0 4-3 ①	0-0 FC3-2 ①		0-0 F3 ③	

Inning Stats	R: 0	H: 1	E: 0	LOB: 1	K: 1	P: 6	R: 0	H: 1	E: 0	LOB: 0	K: 0	P: 3	R: 0	H: 0	E: 0	LOB: 1	K: 0	P: 3	R: 1	H: 1	E: 0	LOB: 2	K: 0	P: 12	R: 1	H: 3	E: 0	LOB: 2	K: 0	P: 6	R: 0	H: 2	E: 0	LOB: 2	K: 0	P: 5	R: 0	H: 0	E: 0	LOB: 0	K: 0	P: 3	R: 0	H: 1	E: 0	LOB: 2	K: 0	P: 8	R: 0	H: 0	E: 0	LOB: 1	K: 0	P: 7
	0	1	0	1	1	6	0	1	0	0	0	3	0	0	0	0	0	0	0	1	1	0	2	0	12	1	3	0	2	0	6	0	2	0	5	0	0	0	0	3	0	1	0	2	0	8	0	0	1	0	7			

PITCHER	IP	WLS	BF	H	R	ER	SO	BB	IBB	HBP	BLK	WP	HR	S	P	ERA	WHIP
Steve Rogers, R ERA: 2.93 (1, 1)	6.0	W	28	8	2	2	1	3	0	0	0	0	0	27	39	3.00	1.833
Will McEnaney, L ERA: 4.06 (7, 1)	1.2		7	1	0	0	0	1	0	0	0	0	0	6	10	0.00	1.200
Don Stanhouse, R ERA: 3.98 (8, 1)	1.1	S	5	0	0	0	0	1	0	0	0	0	0	4	8	0.00	0.750

Batter	1	2	3	4	5	6	7	8	9	AB R H RBI BB SO LOB	TOP	
Lenny Randle, S (1, 5) OBP: 0.381, SLG: 0.411 Bruce Boisclair, L (6, 3) OBP: 0.345, SLG: 0.386	4-0 G3 S BB		0-0 F9			0-0 G5-4-3 1-2 1B		0-0 4-3		2 0 1 0 1 0 1 1 0 0 0 0 0 0		
Doug Flynn, R (1, 6) OBP: 0.240, SLG: 0.260	0-0 F5-3 1-2		0-0 F9			0-3 K		0-0 F9		4 0 0 0 0 1 4		
Steve Henderson, R (1, 7) OBP: 0.371, SLG: 0.498	0-0 G3 2-3			0-0 5-3		0-0 G5-4-3 1-2f			0-0 HR 1B	4 1 1 0 0 0 3		
Mike Vail, R (1, 9) OBP: 0.316, SLG: 0.421	0-3 K			0-3 K			0-0 F9		0-0 HR 1-H	4 1 1 2 0 2 1		
John Stearns, R (1, 2) OBP: 0.381, SLG: 0.433		4-0 G6-4-3 BB		0-0 5-3			4-0 2B BB		4-0 BLK S SF8 BB	1 2 0 0 3 0 0		
Lee Mazzilli, S (1, 8) OBP: 0.325, SLG: 0.304		0-0 G6-4-3 1-2f			0-0 F9		0-0 3-1 1-H 2B		4-0 BLK BB	3 0 1 1 1 0 1		
Bobby Valentine, R (1, 3) OBP: 0.216, SLG: 0.216 John Milner, L (9, PH) OBP: 0.361, SLG: 0.425		0-0 F9			0-3 K		0-0 3-1		0-0 F5	3 0 0 0 0 1 1 1 0 0 0 0 0 2		
Leo Foster, R (1, 4) OBP: 0.231, SLG: 0.240 Paul Siebert, L (7, 1) Ed Kranepool, L (9, PH) OBP: 0.336, SLG: 0.477			0-0 2B		0-0 F8		0-0 6-3		0-0 SF8	2 0 1 0 0 0 0 0 0 0 0 0 0 0 0 0 0 1 0 0 0		
Jon Matlack, L (1, 1) OBP: 0.185, SLG: 0.085 Rick Baldwin, L (5, 1) Joel Youngblood, R (5, 4) OBP: 0.313, SLG: 0.278 Ron Hodges, L (7, PH) OBP: 0.320, SLG: 0.338			0-3 K			0-0 E5 1B		0-0 5-3	0-3 K	1 0 0 0 0 1 1 0 0 0 0 0 0 0 3 0 0 0 0 1 1 1 0 0 0 0 0 1		
Inning Stats	R: 0 H: 0 E: 0 LOB: 1 K: 1 BB: 1 S: 5 P: 9	R: 0 H: 0 E: 0 LOB: 0 K: 0 BB: 1 S: 2 P: 6	R: 0 H: 1 E: 0 LOB: 1 K: 1 BB: 0 S: 6 P: 6	R: 0 H: 0 E: 0 LOB: 0 K: 1 BB: 0 S: 5 P: 5	R: 0 H: 0 E: 0 LOB: 0 K: 1 BB: 0 S: 5 P: 5	R: 0 H: 1 E: 1 LOB: 1 K: 1 BB: 0 S: 6 P: 6	R: 1 H: 1 E: 0 LOB: 1 K: 0 BB: 1 S: 4 P: 8	R: 0 H: 0 E: 0 LOB: 0 K: 0 BB: 0 S: 3 P: 3	R: 3 H: 2 E: 0 LOB: 1 K: 1 BB: 2 S: 7 P: 15	1B: 2 SF: 1 2B: 2 SAC: 0 3B: 0 DP: 2 HR: 1 HBP: 0	WP: 0 PA: 36 PB: 0 SB: 2 CS: 0	
PITCHER Doug Capilla, L (1, 1) ERA: 4.75 Manny Sarmiento, R (9, 1) ERA: 3.12	IP WLS BF H R ER SO BB IBB HBP BLK WP HR S P ERA WHIP	8.0 W 32 5 4 4 5 4 0 0 0 0 1 38 54 4.50 1.125	1.0 4 0 0 0 1 1 0 0 1 0 0 5 9 0.00 1.000	PITCHER IP WLS BF H R ER SO BB IBB HBP BLK WP HR S P ERA WHIP								

New York Mets @ Cincinnati Reds
Riverfront Stadium, Cincinnati, OH
Wed Aug 24 1977, 7:05 PM EDT
Att: 28,832 - Unknown

livebaseballscorecards.com

AB	30
R	4
H	5
RBI	4
BB	5
SO	6
LOB	16



BOTTOM

New York Mets @ Cincinnati Reds
 Riverfront Stadium, Cincinnati, OH
 Wed Aug 24 1977, 7:05 PM EDT
 Att. 28,832 - Unknown

livebaseballscorecards.com

AB	39
R	11
H	15
RBI	11
BB	3
SO	2
LOB	17



WP: 1	PA: 44
PB: 0	
SB: 0	
CS: 0	

AB	R	H	RBI	BB	SO	LOB
3	1	2	1	0	0	0
1	0	1	0	0	0	0
4	1	2	2	0	0	1
0	0	0	0	1	0	0
5	1	1	0	0	0	4
4	2	2	1	0	0	0
1	0	1	0	0	0	0
4	1	1	2	0	1	1
1	0	0	0	0	0	1
2	2	0	0	1	0	2
2	0	0	0	0	0	1
4	2	4	2	1	0	0
5	1	1	2	0	1	6
3	0	0	1	0	0	1
0	0	0	0	0	0	0
1B: 9	SF: 2					
2B: 3	SAC: 0					
3B: 1	DP: 0					
HR: 2	HBP: 0					

Batter	1	2	3	4	5	6	7	8	9							
Pete Rose, S (1, 5) OBP: 0.367, SLG: 0.431 Ray Knight, R (6, 5) OBP: 0.353, SLG: 0.468	0-0 HR 1B	0-0 FC4-6 1B		0-0 F6-3	0-0 SF7		0-0 BB 1B									
Joe Morgan, L (1, 4) OBP: 0.425, SLG: 0.495 Rick Auerbach, R (6, 4) OBP: 0.222, SLG: 0.182	0-0 1-H HR	0-0 FC4-6 1-2f		0-0 G3	0-0 FC1-6 1B		4-0 BB 1-2 BB									
Ken Griffey, L (1, 9) OBP: 0.390, SLG: 0.467	0-0 F7	0-0 F8			0-0 1B FC1-6 1-2f		0-0 F8									
George Foster, R (1, 7) OBP: 0.371, SLG: 0.634 Mike Lum, L (7, 7) OBP: 0.225, SLG: 0.301	0-0 HR		0-0 F6 1B		0-0 1-2 2B 1B	0-0 F3		0-0 BB 1B								
Johnny Bench, R (1, 2) OBP: 0.342, SLG: 0.564 Champ Summers, L (8, 7) OBP: 0.255, SLG: 0.431	0-0 F8		0-0 F7		0-0 1-H 2-H 2B 2B	0-3 K		0-0 L3								
Bob Bailey, R (1, 3) OBP: 0.364, SLG: 0.385 Bill Plummer, R (6, 2) OBP: 0.250, SLG: 0.227	4-0 2B BB		0-0 F7		0-0 2B 1B	0-0 5-3		0-0 F7								
Dave Concepcion, R (1, 6) OBP: 0.331, SLG: 0.378	0-0 1-H 2B		0-0 1-2 1B		0-0 1-3 2-H 1B 2B		0-0 BB BB BB SF9 3B	4-0 1-2 BB								
Cesar Geronimo, L (1, 8) OBP: 0.315, SLG: 0.377	0-0 F8		0-0 F9		0-0 WP SF7 1B		0-3 K	0-0 P4								
Doug Capilla, L (1, 1) OBP: 0.103, SLG: 0.074 Manny Sarmiento, R (9, 1)		0-0 4-3		0-0 F8	0-0 F7		0-0 SF9									
Inning Stats	R: 4 E: 0 K: 0 S: 7	H: 4 LOB: 1 BB: 1 P: 11	R: 0 E: 0 K: 0 S: 4	H: 1 LOB: 1 BB: 0 P: 4	R: 0 E: 1 K: 0 S: 5	H: 1 LOB: 2 BB: 0 P: 5	R: 0 E: 0 K: 0 S: 3	H: 0 LOB: 0 BB: 0 P: 3	R: 6 E: 1 K: 0 S: 10	H: 6 LOB: 1 BB: 0 P: 10	R: 0 E: 0 K: 1 S: 5	H: 0 LOB: 0 BB: 0 P: 5	R: 1 E: 0 K: 1 S: 7	H: 2 LOB: 2 BB: 1 P: 11	R: 0 E: 0 K: 0 S: 4	H: 1 LOB: 2 BB: 1 P: 8

PITCHER	IP	WLS	BF	H	R	ER	SO	BB	IBB	HBP	BLK	WP	HR	S	P	ERA	WHIP
Jon Matlack, L (1, 1) ERA: 4.24	4.0	L	25	10	9	9	0	1	0	0	0	0	2	24	28	20.25	2.750
Rick Baldwin, R (5, 1) ERA: 4.76	2.0		8	2	1	0	1	0	0	0	0	1	0	10	10	0.00	1.000
Paul Siebert, L (7, 1) ERA: 3.52	2.0		11	3	1	1	1	2	0	0	0	0	0	11	19	4.50	2.500

PITCHER	IP	WLS	BF	H	R	ER	SO	BB	IBB	HBP	BLK	WP	HR	S	P	ERA	WHIP
---------	----	-----	----	---	---	----	----	----	-----	-----	-----	----	----	---	---	-----	------

Batter	1	2	3	4	5	6	7	8	9	AB R H RBI BB SO LOB
Lee Mazzilli, S (1, 8) OBP: 0.325, SLG: 0.304	0-0 F7			0-0 F8		0-0 1B		0-0 F8		4 0 1 0 0 0 0
Doug Flynn, R (1, 6) OBP: 0.236, SLG: 0.256	0-0 F7			0-3 K		0-0 F4		0-0 F4		4 0 0 0 0 1 1
Lenny Randle, S (1, 5) OBP: 0.382, SLG: 0.419	0-3 K			0-0 WP 1B			0-0 HR	0-0 1-3		4 1 2 1 0 1 0
Steve Henderson, R (1, 7) OBP: 0.369, SLG: 0.493			0-3 K	0-3 K 1-2			0-0 1B SF7 1B		0-3 K	4 1 1 0 0 3 1
Mike Vail, R (1, 9) OBP: 0.312, SLG: 0.416 Bruce Boisclair, L (9, PH) OBP: 0.348, SLG: 0.389			0-0 6-3		0-0 E3 CS		0-3 K		0-0 BB 1B	3 0 0 0 0 1 1 1 0 1 0 0 0 0
John Milner, L (1, 3) OBP: 0.359, SLG: 0.423			0-0 1-3		0-0 L9 1-2		0-0 BB 1B		0-0 P5	4 0 1 0 0 0 2
John Stearns, R (1, 2) OBP: 0.379, SLG: 0.430 Ed Kranepool, L (9, PH) OBP: 0.338, SLG: 0.477 Bud Harrelson, S (9, PR) OBP: 0.248, SLG: 0.225			0-3 K		0-3 K 1-2		0-0 SF7		4-0 BB 1-2 BB	2 0 0 1 0 2 0 0 0 0 0 1 0 0 0 0 0 0 0 0 0
Leo Foster, R (1, 4) OBP: 0.241, SLG: 0.222 Ron Hodges, L (9, PH) OBP: 0.316, SLG: 0.333			0-0 F7		0-0 F9		0-0 FC6-4 BB		0-0 F7	2 0 0 0 1 0 0 1 0 0 0 0 0 2
Bob Myrick, R (1, 1) OBP: 0.250, SLG: 0.250 Bob Apodaca, R (6, 1) OBP: 0.200, SLG: 0.200 Skip Lockwood, R (7, 1) OBP: 0.143, SLG: 0.143			0-0 F2		0-0 F7		0-0 FC6-4 1-2f			2 0 0 0 0 0 0 1 0 0 0 0 0 2 0 0 0 0 0 0 0

New York Mets @ Cincinnati Reds
Riverfront Stadium, Cincinnati, OH
Thu Aug 25 1977, 7:05 PM EDT
Att: 27,060 - Unknown

livebaseballscorecards.com

AB	32
R	2
H	6
RBI	2
BB	2
SO	8
LOB	9



Inning Stats	R: 0	H: 0	R: 0	H: 0	R: 0	H: 0	R: 0	H: 0	R: 0	H: 1	R: 2	H: 3	R: 0	H: 0	R: 0	H: 1	1B: 5	SF: 1	WP: 1	PA: 35
E: 0	LOB: 0	E: 0	LOB: 0	E: 0	LOB: 0	E: 1	LOB: 0	E: 0	LOB: 1	E: 0	LOB: 2	E: 0	LOB: 0	E: 0	LOB: 2	2B: 0	SAC: 0	PB: 0		
K: 1	BB: 0	K: 1	BB: 0	K: 2	BB: 0	K: 1	BB: 0	K: 1	BB: 0	K: 1	BB: 1	K: 1	BB: 0	K: 1	BB: 1	3B: 0	DP: 0	SB: 0		
S: 5	P: 5	S: 5	P: 5	S: 8	P: 8	S: 5	P: 5	S: 4	P: 4	S: 8	P: 12	S: 3	P: 3	S: 6	P: 10	HR: 1	HBP: 0	CS: 1		

PITCHER	IP	WLS	BF	H	R	ER	SO	BB	IBB	HBP	BLK	WP	HR	S	P	ERA	WHIP
Fred Norman, L (1, 1) ERA: 3.32	7.0	W	27	5	2	2	7	1	0	0	0	1	1	40	44	2.57	0.857
Pedro Borbon, R (8, 1) ERA: 2.98	2.0	S	8	1	0	0	1	1	0	0	0	0	0	9	13	0.00	1.000

BOTTOM

New York Mets @ Cincinnati Reds
Riverfront Stadium, Cincinnati, OH

Thu Aug 25 1977, 7:05 PM EDT
Att. 27,060 - Unknown

livebaseballscorecards.com

AB	32
R	3
H	9
RBI	3
BB	2
SO	8
LOB	14



WP:	0	PA:	34
PB:	0		
SB:	1		
CS:	1		

AB R H RBI BB SO LOB

4	1	2	0	0	0	2
3	0	1	0	1	0	2
4	0	1	1	0	1	2
4	0	0	0	0	2	4
4	1	1	0	0	0	0
2	0	1	0	0	0	0
1	1	1	0	1	0	0
4	0	1	2	0	2	3
3	0	0	0	0	1	1
2	0	0	0	0	2	0
1	0	1	0	0	0	0
0	0	0	0	0	0	0
0	0	0	0	0	0	0

1B:	7	SF:	0
2B:	2	SAC:	0
3B:	0	DP:	1
HR:	0	HBP:	0

WP:	0	PA:	34
PB:	0		
SB:	1		
CS:	1		

Batter	1	2	3	4	5	6	7	8	9
Pete Rose, S OBP: 0.368, SLG: 0.433 (1, 5)	0-0 FC4-6 2B		0-0 1-3			0-0 BB 1B	0-0 FC3-2		
Joe Morgan, L OBP: 0.426, SLG: 0.494 (1, 4)	0-0 FC4-6 1B			0-0 F9		4-0 BB 1B	0-0 P3		
Ken Griffey, L OBP: 0.389, SLG: 0.466 (1, 9)	0-0 FC4-6 F6-4-3 1-2f 2-3			0-0 F8		0-0 1-2 2-H 1B		0-3 K	
George Foster, R OBP: 0.369, SLG: 0.629 (1, 7)	0-0 F6-4-3 1-2			0-0 1-3		0-3 K		0-3 K	
Johnny Bench, R OBP: 0.341, SLG: 0.561 (1, 2)		0-0 F8			0-0 F6-3		0-0 E5 2B 1B	0-0 E6 1B	
Bob Bailey, R OBP: 0.367, SLG: 0.388 Dan Driessen, L OBP: 0.371, SLG: 0.469 (1, 3) (7, 3)		0-0 CS 1B			0-0 F6-3		0-0 1-3 1B 2B	4-0 IBB	
Dave Concepcion, R OBP: 0.331, SLG: 0.377 (1, 6)		0-0 F8 1-2			0-3 K		0-0 FC2-6 1B 2-H 3-H	0-3 K	
Cesar Geronimo, L OBP: 0.313, SLG: 0.374 (1, 8)			0-3 K			0-0 F7	0-0 FC2-6 1B S FC3-2 1-2f		
Fred Norman, S OBP: 0.143, SLG: 0.100 Mike Lum, L OBP: 0.232, SLG: 0.308 Ed Ambrister, R OBP: 0.342, SLG: 0.441 Pedro Borbon, R OBP: 0.200, SLG: 0.250 (1, 1) (7, PH) (7, PR) (8, 1)			0-3 K			0-3 K	0-0 FC3-2 1B		

Inning Stats	R: 0	H: 2	E: 0	K: 0	S: 4	LOB: 1	BB: 0	P: 4	R: 0	H: 1	E: 0	K: 0	S: 3	LOB: 0	BB: 0	P: 3	R: 0	H: 0	E: 0	K: 2	S: 7	LOB: 0	BB: 0	P: 7	R: 0	H: 0	E: 0	K: 0	S: 3	R: 0	H: 0	E: 0	K: 1	S: 5	LOB: 2	BB: 1	P: 13	R: 2	H: 3	E: 1	K: 0	S: 7	LOB: 2	BB: 0	P: 7	R: 0	H: 1	E: 1	K: 3	S: 10	LOB: 2	BB: 1	P: 14
--------------	------	------	------	------	------	--------	-------	------	------	------	------	------	------	--------	-------	------	------	------	------	------	------	--------	-------	------	------	------	------	------	------	------	------	------	------	------	--------	-------	-------	------	------	------	------	------	--------	-------	------	------	------	------	------	-------	--------	-------	-------

PITCHER	IP	WLS	BF	H	R	ER	SO	BB	IBB	HBP	BLK	WP	HR	S	P	ERA	WHIP
Bob Myrick, L ERA: 2.88 (1, 1)	5.2		21	5	1	1	4	1	0	0	0	0	0	28	32	1.59	1.059
Bob Apodaca, R ERA: 3.14 (6, 1)	0.2	L	6	3	2	1	1	0	0	0	0	0	0	8	8	13.50	4.500
Skip Lockwood, R ERA: 2.9 (7, 1)	1.2		7	1	0	0	3	0	1	0	0	0	0	12	16	0.00	0.600

Batter	1	2	3	4	5	6	7	8	9	AB R H RBI BB SO LOB	TOP
--------	---	---	---	---	---	---	---	---	---	----------------------	-----

Bake McBride, L OBP: 0.356, SLG: 0.510 (1, 8) X	0-0 F8	0-0 F8			X 0-0 FC4-6 1B	X 0-0 1-3			BBB 4-0 BB	4 0 1 0 1 0 2	
Larry Bowa, S OBP: 0.312, SLG: 0.342 (1, 6) X	0-0 E BB 1B		X 0-0 F8		X 0-0 FC4-6 BB BB 1-2		X 0-0 F9	X 0-0 P6	X 0-0 P6	5 0 1 0 0 0 2	
Mike Schmidt, R OBP: 0.391, SLG: 0.587 (1, 5) BBB	4-0 1-2 E BB		X 0-0 F8		BBB 4-0 1-2 BB BB		BBB 4-0 1B BB	BBB 0-3 K	BBB 0-3 K	2 0 0 0 3 1 1	
Greg Luzinski, R OBP: 0.386, SLG: 0.615 (1, 7) S	4-0 1-2 2-3 IBB		X 0-0 HR		BBB 4-0 1-2 2-3 BB		X 0-0 F9	X 0-0 6-3	X 0-0 6-3	3 1 1 1 2 0 2	
Richie Hebner, L OBP: 0.385, SLG: 0.496 (1, 3) S	0-3 K		X 0-0 G3		X 0-0 F5		X 0-0 1-3 1B			4 0 1 0 0 1 6	
Tom Hutton, L OBP: 0.333, SLG: 0.356 (1, 9) X	0-0 F8			X 0-0 L4	BBB 4-0 SH5-4 BB SF9 BB		BBB 0-3 K			3 1 0 0 1 1 5	
Tim McCarver, L OBP: 0.424, SLG: 0.537 (1, 2) X		X 0-0		X 0-0 F8	BBB 4-0 SF9 SH5-4 1-2 BB		BBB 0-3 K			3 0 1 0 1 1 0	
Tug McGraw, R OBP: 0.429, SLG: 0.429 (8, 1)			X 0-0 S 1B							0 0 0 0 0 0 0	
Ted Sizemore, R OBP: 0.343, SLG: 0.355 (1, 4) S		0-3 K		X 0-0 F8	X 0-0 SH5-4		BBB 0-3 K	BBB 0-3 K	BBB 0-3 K	3 0 0 0 0 2 1	
Steve Carlton, L OBP: 0.268, SLG: 0.377 (1, 1) S		0-3 K			X 0-0 P5		X 0-0 SF9	X 0-0 F2	X 0-0 F2	2 0 0 1 0 1 1	
Jerry Martin, R OBP: 0.350, SLG: 0.477 (8, PH) S										1 0 0 0 0 0 0	
Barry Foote, R OBP: 0.290, SLG: 0.413 (8, 2) S										0 0 0 0 0 0 0	

Inning Stats	R: 0	H: 1	E: 1	K: 1	S: 6	P: 14	R: 0	H: 1	E: 0	K: 2	S: 8	P: 8	R: 1	H: 1	E: 0	K: 0	S: 4	P: 4	R: 0	H: 0	E: 0	K: 0	S: 3	P: 3	R: 0	H: 1	E: 0	K: 0	S: 4	P: 12	R: 1	H: 0	E: 0	K: 0	S: 3	P: 11	R: 0	H: 1	E: 0	K: 1	S: 6	P: 10	R: 0	H: 0	E: 0	K: 2	S: 7	P: 7	R: 0	H: 0	E: 0	K: 1	S: 5	P: 9	R: 0	H: 0	E: 0	K: 1	S: 5	P: 9	1B: 4	2B: 0	3B: 0	HR: 1	SF: 1	SAC: 1	DP: 0	HBP: 0	WP: 0	PA: 40
PITCHER Tom Seaver, R ERA: 2.89 (1, 1)	IP: 9.0	WLS: W	BF: 40	H: 5	R: 2	ER: 2	SO: 7	BB: 7	IBB: 1	HBP: 0	BLK: 0	WP: 0	HR: 1	S: 46	P: 78	ERA: 2.00	WHIP: 1.333																																																					

Philadelphia Phillies @ Cincinnati Reds
Riverfront Stadium, Cincinnati, OH

AB	30
R	2
H	5
RBI	2
BB	8
SO	7
LOB	20



WP	0	PA	40
PB	0	SB	1
CS	0		

Fri Aug 26 1977, 7:05 PM EDT
Att: 46,079 - Unknown

livebaseballscorecards.com

Batter	1	2	3	4	5	6	7	8	9
Pete Rose, S OBP: 0.368, SLG: 0.437 (1, 5) X	0-0 F8		0-0 S BB 1B	0-0 5-3		0-0 1-H CS 3B		0-0 5-3	
Joe Morgan, L OBP: 0.426, SLG: 0.491 (1, 4) X	0-0 P4		4-0 S BB		0-0 P6	4-0 S BB		0-0 G3	
Ken Griffey, L OBP: 0.389, SLG: 0.466 (1, 9) X	0-0 6-3		0-3 K		0-0 6-3	0-0 CS	4-0 FC6-4 BB	0-0 2B	
George Foster, R OBP: 0.367, SLG: 0.624 (1, 7) X		0-3 K	0-0 6-3		0-0 BB 1B		0-0 FC6-4 E 1B	0-0 P4	
Johnny Bench, R OBP: 0.345, SLG: 0.564 (1, 2) X		0-0 S 2B		0-0 S BLK 1B	4-0 BB		0-0 E5 1B		
Dave Concepcion, R OBP: 0.330, SLG: 0.376 (1, 6) X		0-0 6-3		0-0 5-3	0-0 1-3		0-0 1B		
Dan Driessen, L OBP: 0.374, SLG: 0.470 (1, 3) X		0-0 F8		1-0 S HBP		0-0 FC4-6 1B	0-0 S 1B		
Cesar Geronimo, L OBP: 0.314, SLG: 0.377 (1, 8) X			0-0 1B 2B	4-0 1-2 BB		0-0 FC4-6 FC1-6 1-2f	0-0 F8		
Tom Seaver, R OBP: 0.224, SLG: 0.254 (1, 1) X			0-3 K	0-3 K		0-0 FC1-6 1-2f 3B	0-0 P6		

AB R H RBI BB SO LOB

5	0	2	2	0	0	3
3	0	0	0	2	0	0
4	0	1	0	1	1	2
5	1	1	0	0	1	4
3	1	2	0	1	0	1
4	0	1	1	0	0	4
3	0	2	1	0	0	1
3	1	1	0	1	0	3
4	1	0	0	0	2	7

1B: 6	SF: 0	WP: 0	PA: 41
2B: 3	SAC: 0	PB: 0	
3B: 1	DP: 0	SB: 6	
HR: 0	HBP: 1	CS: 1	

AB	34
R	4
H	10
RBI	4
BB	5
SO	4
LOB	25



Philadelphia Phillies @ Cincinnati Reds
 Riverfront Stadium, Cincinnati, OH
 Fri Aug 26 1977, 7:05 PM EDT
 Att. 46,079 - Unknown

Inning Stats	R: 0	H: 0	E: 0	K: 0	S: 3	LOB: 0	BB: 0	P: 3																							
Steve Carlton, L ERA: 2.87 (1, 1)	7.0	WLS	36	H	9	R	4	ER	3	SO	4	BB	5	IBB	0	HBP	1	BLK	1	WP	0	HR	0	S	38	P	59	ERA	3.86	WHIP	2.000
Tug McGraw, L ERA: 2.38 (8, 1)	1.0		4	H	1	R	0	ER	0	SO	0	BB	0	IBB	0	HBP	0	BLK	0	WP	0	HR	0	S	4	P	4	ERA	0.00	WHIP	1.000

Batter	1	2	3	4	5	6	7	8	9	AB R H RBI BB SO LOB	BOTTOM
--------	---	---	---	---	---	---	---	---	---	----------------------	--------

Pete Rose, S OBP: 0.370, SLG: 0.437 (1, 5)	4-0 BB		0-0 BB WP 1B		0-0 F7		0-0 F7	0-0 1B		4 0 2 1 1 0 0	Philadelphia Phillies @ Cincinnati Reds Riverfront Stadium, Cincinnati, OH Sat Aug 27 1977, 3:33 AM EDT Att. 46,139 - Unknown
Joe Morgan, L OBP: 0.427, SLG: 0.497 (1, 4)	0-0 F7		4-0 BB 1-2 BB		0-0 HR		4-0 E S WP BB	0-0 F8		3 2 1 1 2 0 3	
Ken Griffey, L OBP: 0.393, SLG: 0.467 (1, 9)	0-0 F7		4-0 FC6-4 1-2 2-3 BB		0-0 1B		4-0 1-H 1B BB		0-0 CS 1B	3 0 2 0 2 0 1	
George Foster, R OBP: 0.365, SLG: 0.620 (1, 7)	0-0 F8		0-0 FC6-4 1-2f		0-3 K		0-0 1-2 1B		0-3 K 1-2	5 0 1 0 0 2 6	
Dan Driessen, L OBP: 0.372, SLG: 0.474 (1, 3)		0-0 1-3		0-0 4-3		0-0 F8	0-0 L7		0-0 IHR	5 1 1 1 0 0 2	
Johnny Bench, R OBP: 0.345, SLG: 0.569 (1, 2)		0-3 K		4-0 HBP BB		0-0 6-3	0-0 4-3		0-0 HR	4 1 1 1 1 1 2	
Cesar Geronimo, L OBP: 0.316, SLG: 0.379 (1, 8)		0-0 4-3		1-0 G6-4-3 HBP		0-0 1B 2B		0-0 F8		3 1 1 0 0 0 0	
Dave Concepcion, R OBP: 0.329, SLG: 0.375 (1, 6)			0-0 5-3	0-0 G6-4-3 1-2f		0-0 2-H 1B		0-0 5-3		4 0 1 1 0 0 2	
Mario Soto, R OBP: 0.143, SLG: 0.083 (6, PH) Mike Lunn, L OBP: 0.250, SLG: 0.395 (7, 1) Manny Sarmiento, R OBP: 0.375, SLG: 0.426 (8, PH) Ed Armbrister, R OBP: 0.442, SLG: 0.441 (8, PR) Jack Billingham, R OBP: 0.162, SLG: 0.185 (9, 1)			0-0 P6		0-0 5-3	0-3 K		0-0 1B 3B		2 0 0 0 0 0 0 1 0 0 0 0 0 1 1 0 0 0 0 0 0 0 0 1 0 1 0 0 0 0 0 0 1 0 0 0 0 0 0 0 0 0 0 0 0 0 0	

Inning Stats	R: 0 E: 0 K: 0 S: 3	H: 0 LOB: 1 BB: 1 P: 7	R: 0 E: 0 K: 1 S: 5	H: 0 LOB: 0 BB: 0 P: 5	R: 0 E: 0 K: 0 S: 4	H: 1 LOB: 3 BB: 2 P: 12	R: 0 E: 0 K: 0 S: 2	H: 0 LOB: 1 BB: 1 P: 7	R: 1 E: 0 K: 1 S: 7	H: 2 LOB: 1 BB: 0 P: 7	R: 1 E: 0 K: 1 S: 7	H: 2 LOB: 1 BB: 0 P: 7	R: 1 E: 0 K: 0 S: 4	H: 1 LOB: 2 BB: 2 P: 12	R: 1 E: 0 K: 0 S: 5	H: 2 LOB: 2 BB: 0 P: 5	R: 2 E: 0 K: 1 S: 6	H: 3 LOB: 0 BB: 0 P: 6	1B: 6 2B: 2 3B: 1 HR: 3	SF: 0 SAC: 0 DP: 2 HBP: 1	WP: 2 PB: 0 SB: 1 CS: 1	PA: 42
--------------	------------------------------	---------------------------------	------------------------------	---------------------------------	------------------------------	----------------------------------	------------------------------	---------------------------------	------------------------------	---------------------------------	------------------------------	---------------------------------	------------------------------	----------------------------------	------------------------------	---------------------------------	------------------------------	---------------------------------	----------------------------------	------------------------------------	----------------------------------	--------

PITCHER	IP	WLS	BF	H	R	ER	SO	BB	IBB	HBP	BLK	WP	HR	S	P	ERA	WHIP	PITCHER	IP	WLS	BF	H	R	ER	SO	BB	IBB	HBP	BLK	WP	HR	S	P	ERA	WHIP		
Jim Lonborg, R ERA: 3.66 (1, 1)	6.1		31	6	3	3	3	6	0	1	0	2	1	30	55	4.26	1.895																				
Tug McGraw, L ERA: 2.77 (7, 1)	2.1	L	11	5	3	3	1	0	0	0	0	0	1	13	13	11.57	2.143																				



livebaseballscorecards.com

Philadelphia Phillies @ Cincinnati Reds

Riverfront Stadium, Cincinnati, OH

Sun Aug 28 1977, 3:33 AM EDT
Att. 43,512 - Unknown

livebaseballscorecards.com



WP: 0 PA: 34
PB: 0
SB: 0
CS: 0

AB	R	H	RBI	BB	SO	LOB
----	---	---	-----	----	----	-----

4	0	0	0	0	0	1
---	---	---	---	---	---	---

4	0	2	0	0	0	0
0	0	0	0	0	0	0

4	0	0	0	0	1	2
---	---	---	---	---	---	---

3	0	0	0	1	3	1
---	---	---	---	---	---	---

4	0	2	0	0	0	1
---	---	---	---	---	---	---

4	0	1	0	0	0	2
---	---	---	---	---	---	---

4	0	0	0	0	2	3
---	---	---	---	---	---	---

3	0	2	0	0	0	1
0	0	0	0	0	0	0

0	0	0	0	0	0	0
1	0	0	0	0	1	0
1	0	0	0	0	0	1
0	0	0	0	0	0	0
1	0	0	0	0	0	1

1B:	6	SF:	0
2B:	1	SAC:	0
3B:	0	DP:	1
HR:	0	HBP:	0

Batter	1	2	3	4	5	6	7	8	9
Jay Johnstone, L (1, 9) OBP: 0.342, SLG: 0.466	0-0 P6 1B		0-0 F2 1B		0-0 G6-3 1-2f			0-0 5-3	
Larry Bowa, S (1, 6) OBP: 0.314, SLG: 0.343	0-0 1B		0-0 FC5-4 1B			0-0 L8		0-0 4-3	
Terry Harmon, R (8, 6) OBP: 0.315, SLG: 0.383			0-0 FC5-4 1-2f			0-0 F8		0-3 K	
Mike Schmidt, R (1, 5) OBP: 0.390, SLG: 0.586	0-0 F9		0-0 FC5-4 1-2f			0-0 F8		0-3 K	
Greg Luzinski, R (1, 7) OBP: 0.385, SLG: 0.608	0-3 K		0-3 K			4-0 BB		0-3 K	
Richie Hebner, L (1, 3) OBP: 0.381, SLG: 0.493		0-0 2B		0-0 1B		0-0 F9		0-0 F8	
Bob Boone, R (1, 2) OBP: 0.334, SLG: 0.430		0-0 F9		0-0 F7		0-0 6-3		0-0 FC6-4 1B	
Jerry Martin, R (1, 8) OBP: 0.340, SLG: 0.457		0-3 K		0-0 5-3		0-3 K		0-0 FC6-4 1-2f	
Ted Sizemore, R (1, 4) OBP: 0.343, SLG: 0.355		0-0 6-3			0-0 G6-3 1B		0-0 FC6-4 1B		
Gene Garber, R (7, 1)									
Randy Lerch, L (1, 1) OBP: 0.170, SLG: 0.156			0-3 K		0-0 F4		0-0 FC6-4 1-2f		
Warren Brusstar, R (2, 1)									
Garry Maddox, R (5, PH) OBP: 0.314, SLG: 0.426									
Ron Reed, R (5, 1) OBP: 0.167, SLG: 0.250									
Davey Johnson, R (7, PH) OBP: 0.403, SLG: 0.612									

Inning Stats	R: 0 E: 0 K: 1 S: 6	H: 1 LOB: 1 BB: 0 P: 6	R: 0 E: 0 K: 1 S: 6	H: 1 LOB: 1 BB: 0 P: 6	R: 0 E: 0 K: 1 S: 6	H: 1 LOB: 1 BB: 0 P: 6	R: 0 E: 0 K: 0 S: 3	H: 0 LOB: 1 BB: 1 P: 7	R: 0 E: 0 K: 1 S: 6	H: 1 LOB: 1 BB: 0 P: 6	R: 0 E: 0 K: 1 S: 5	H: 0 LOB: 0 BB: 0 P: 5	R: 0 E: 0 K: 1 S: 6	H: 1 LOB: 1 BB: 0 P: 6
--------------	------------------------------	---------------------------------	------------------------------	---------------------------------	------------------------------	---------------------------------	------------------------------	---------------------------------	------------------------------	---------------------------------	------------------------------	---------------------------------	------------------------------	---------------------------------

PITCHER	IP	WLS	BF	H	R	ER	SO	BB	IBB	HBP	BLK	WP	HR	S	P	ERA	WHIP
Paul Moskau, R (1, 1) ERA: 3.55	9.0	W	34	7	0	0	7	1	0	0	0	0	0	47	51	0.00	0.889

PITCHER	IP	WLS	BF	H	R	ER	SO	BB	IBB	HBP	BLK	WP	HR	S	P	ERA	WHIP
---------	----	-----	----	---	---	----	----	----	-----	-----	-----	----	----	---	---	-----	------

Batter	1	2	3	4	5	6	7	8	9	AB	R	H	RBI	BB	SO	LOB
Pete Rose, S OBP: 0.372, SLG: 0.436 (1, 5)	1-0 1B HBP 2B	0-0 FC6-4 1B	0-0 1-3		4-0 BB			0-0 4-3		3	1	1	0	1	0	1
Joe Morgan, L OBP: 0.429, SLG: 0.498 Rick Auerbach, R OBP: 0.207, SLG: 0.167 (5, 4) (8, 6)	0-0 2B 1-3 2B 1B	0-0 FC6-4 BB HR		0-0 FC3-6 1B	0-0 F3			0-0 5-3		3	2	2	0	0	0	1
Ken Griffey, L OBP: 0.395, SLG: 0.470 Mike Lum, L OBP: 0.224, SLG: 0.296 (1, 9) (4, 9)	0-0 2B 1-3 2B	4-0 HR BB		0-0 FC3-6 1B 2B			0-0 P4	0-0 F9		1	2	1	1	1	0	0
George Foster, R OBP: 0.366, SLG: 0.625 (1, 7)	0-3 K	0-0 HR		0-0 2B 1B			0-3 K			4	2	2	3	0	2	2
Johnny Bench, R OBP: 0.349, SLG: 0.568 Bill Plummer, R OBP: 0.250, SLG: 0.227 (1, 2) (8, 2)	4-0 2B FC1-2 IBB	0-0 1B		0-3 K			4-0 BB			2	0	1	0	2	1	2
Dave Concepcion, R OBP: 0.331, SLG: 0.380 Ray Knight, R OBP: 0.353, SLG: 0.468 (1, 6) (8, 4)	0-0 FC1-2 E 2B	0-0 G6-4-3		0-0 2B			0-0 F9			4	1	2	4	0	0	2
Dan Driessen, L OBP: 0.369, SLG: 0.469 (1, 3)	0-0 FC1-2 E S 2B		0-3 K	0-0 F8			0-0 3-1			4	0	0	0	0	1	3
Cesar Geronimo, L OBP: 0.313, SLG: 0.375 (1, 8)	0-0 E3 S 2B		0-3 K		0-3 K		0-0 G3			4	0	0	0	0	2	1
Paul Moskau, R OBP: 0.345, SLG: 0.423 (1, 1)	0-0 4-3 1-2 2B		0-0 1B		0-3 K		0-0 F7			4	0	1	0	0	1	2

Inning Stats	R: 4 E: 1 K: 1 S: 9	H: 3 LOB: 2 BB: 1 P: 14	R: 3 E: 0 K: 0 S: 5	H: 3 LOB: 0 BB: 1 P: 9	R: 0 E: 0 K: 2 S: 8	H: 1 LOB: 1 BB: 0 P: 8	R: 2 E: 0 K: 1 S: 8	H: 3 LOB: 1 BB: 0 P: 8	R: 0 E: 0 K: 2 S: 7	H: 0 LOB: 1 BB: 1 P: 11	R: 0 E: 0 K: 1 S: 5	H: 0 LOB: 1 BB: 1 P: 9	R: 0 E: 0 K: 0 S: 3	H: 0 LOB: 0 BB: 0 P: 3	R: 0 E: 0 K: 0 S: 3	H: 0 LOB: 0 BB: 0 P: 3
--------------	------------------------------	----------------------------------	------------------------------	---------------------------------	------------------------------	---------------------------------	------------------------------	---------------------------------	------------------------------	----------------------------------	------------------------------	---------------------------------	------------------------------	---------------------------------	------------------------------	---------------------------------


PITCHER	IP	WLS	BF	H	R	ER	SO	BB	IBB	HBP	BLK	WP	HR	S	P	ERA	WHIP
Randy Lerch, L ERA: 5.58 (1, 1)	1.1	L	12	4	6	5	1	1	1	1	0	0	0	11	20	33.75	3.750
Warren Brusstar, R ERA: 3.04 (2, 1)	2.2		13	6	3	3	3	0	0	0	0	0	1	19	19	10.12	2.250
Ron Reed, R ERA: 2.6 (5, 1)	2.0		8	0	0	0	3	2	0	0	0	0	0	12	20	0.00	1.000
Gene Garber, R ERA: 2.7 (7, 1)	2.0		6	0	0	0	0	0	0	0	0	0	0	6	6	0.00	0.000

BOTTOM

Philadelphia Phillies @ Cincinnati Reds

Riverfront Stadium, Cincinnati, OH
Sun Aug 28 1977, 3:33 AM EDT
Att. 43,512 - Unknown

AB	34
R	9
H	10
RBI	8
BB	4
SO	7
LOB	16




WP	0	PA	39
PB	0	CS	0
SB	2		
CS	0		

livebaseballscorecards.com

Batter	1	2	3	4	5	6	7	8	9	AB R H RBI BB SO LOB
--------	---	---	---	---	---	---	---	---	---	----------------------

Pete Rose, S <small>OBP: 0.370, SLG: 0.433</small> (1, 5) X	0-0 ¹ 6-3		X 0-0 ¹ 4-3		X 0-0 ³ F8			X 0-0 ¹ 4-3		4 0 0 0 0 0 1
Joe Morgan, L <small>OBP: 0.429, SLG: 0.505</small> (1, 4) X	0-0 ¹ SF7 3B		X 0-0 ² P6			X 0-0 2B		X 0-0 ² F8		4 1 2 0 0 0 0
Ken Griffey, L <small>OBP: 0.393, SLG: 0.468</small> (1, 9) X	0-0 ² SF7		X 0-0 ³ 4-3			S S S 0-3 ¹ K		X 0-0 ³ 6-3		2 0 0 1 0 1 1
Jack Billingham, R <small>OBP: 0.182, SLG: 0.185</small> (6, 1)										0 0 0 0 0 0 0
Champ Summers, L <small>OBP: 0.250, SLG: 0.423</small> (8, PH)										1 0 0 0 0 0 0
Manny Sarmiento, R <small>OBP: 0.250, SLG: 0.423</small> (8, 1)										0 0 0 0 0 0 0
George Foster, R <small>OBP: 0.366, SLG: 0.622</small> (1, 7) X	0-0 ³ F2			X 0-0 ¹ 6-3		B B B 4-0 BB		X 0-0 ¹ 5-3		3 0 0 0 1 0 0
Dan Driessen, L <small>OBP: 0.366, SLG: 0.465</small> (1, 3)		X 0-0 ¹ F8		X 0-0 ² 4-1		S S S 0-3 ² K		S S S 0-3 ² K		4 0 0 0 0 2 2
Johnny Bench, R <small>OBP: 0.348, SLG: 0.573</small> (1, 2)		X 0-0 HR		S S S 0-3 ³ K		S S S 0-3 ³ K		X 0-0 ³ F8		4 1 1 1 0 2 2
Cesar Geronimo, L <small>OBP: 0.313, SLG: 0.377</small> (1, 8)		X 0-0 2B			X 0-0 ¹ F9		S S S 0-3 ¹ K			3 0 1 0 0 1 0
Dave Concepcion, R <small>OBP: 0.331, SLG: 0.380</small> (1, 6)		0-0 ² K			X 0-0 WP S FC5-2 1B		X 0-0 ² F8			3 0 1 0 0 1 1
Doug Capilla, L <small>OBP: 0.097, SLG: 0.069</small> (1, 1)		0-0 ³ K			X 0-0 ² FC5-2		X 0-0 ³ F2			2 0 0 0 0 1 2
Dale Murray, R <small>OBP: 0.182, SLG: 0.182</small> (5, 1)										0 0 0 0 0 0 0
Mike Lum, L <small>OBP: 0.222, SLG: 0.294</small> (6, 9)										1 0 0 0 0 0 0

TOP	
Cincinnati Reds @ Montreal Expos	Olympic Stadium, Montreal, QB
Mon Aug 29 1977, 7:05 PM EDT Att: 22,476 - Unknown	
AB 31	R 2
H 5	RBI 2
BB 1	SO 8
LOB 9	
WP: 1	PA: 33
PB: 0	
SB: 1	
CS: 0	

Inning Stats																		
R: 1	H: 1	R: 1	H: 2	R: 0	H: 0	R: 0	H: 1	R: 0	H: 1	R: 0	H: 0	R: 0	H: 0	R: 0	H: 0	R: 0	H: 0	
E: 0	LOB: 0	E: 0	LOB: 1	E: 0	LOB: 0	E: 0	LOB: 1	E: 0	LOB: 2	E: 0	LOB: 0	E: 0	LOB: 0	E: 0	LOB: 0	E: 0	LOB: 0	
K: 0	BB: 0	K: 2	BB: 0	K: 0	BB: 0	K: 1	BB: 0	K: 3	BB: 1	K: 1	BB: 0	K: 1	BB: 0	K: 1	BB: 0	K: 1	BB: 0	
S: 4	P: 4	S: 9	P: 9	S: 3	P: 3	S: 5	P: 5	S: 10	P: 14	S: 5	P: 5	S: 3	P: 3	S: 5	P: 5	S: 3	P: 3	

PITCHER																	
Fred Holdsworth, R <small>ERA: 3.97</small> (1, 1)	IP: 5.0	WLS: W	BF: 19	H: 4	R: 2	ER: 2	SO: 3	BB: 0	IBB: 0	HBP: 0	BLK: 0	WP: 1	HR: 1	S: 25	P: 25	ERA: 3.60	WHIP: 0.800
Don Stanhouse, R <small>ERA: 3.91</small> (6, 1)	IP: 4.0	WLS: S	BF: 14	H: 1	R: 0	ER: 0	SO: 5	BB: 1	IBB: 0	HBP: 0	BLK: 0	WP: 0	HR: 0	S: 23	P: 27	ERA: 0.00	WHIP: 0.500

Batter	1	2	3	4	5	6	7	8	9	AB R H RBI BB SO LOB	TOP									
Pete Rose, S (1, 5) OBP: 0.370, SLG: 0.433	0-0 F9		0-0 G3		0-0 5-3		0-0 FC3-6 1B		0-0 1B	5 0 2 0 0 0 1	<p>Cincinnati Reds @ Montreal Expos</p> <p>Olympic Stadium, Montreal, QB</p> <p>Tue Aug 30 1977, 7:05 PM EDT</p> <p>Att: 19,739 - Unknown</p>									
Cesar Geronimo, L (1, 8) OBP: 0.312, SLG: 0.375	0-0 F9		0-0 4-3		0-0 F7		0-0 FC3-6 1B		0-0 1B	5 0 1 0 0 0 3										
Joe Morgan, L (1, 4) OBP: 0.427, SLG: 0.500	4-0 HR BB		0-0 F8		0-0 4-3		0-0 F9		0-0 F5	4 1 0 0 1 0 5										
George Foster, R (1, 7) OBP: 0.368, SLG: 0.627	0-0 1-H HR		0-0 5-3		0-0 FC3-6 1B		0-0 1B		0-0 FC6-2-5	5 1 3 3 0 0 2										
Dan Driessen, L (1, 3) OBP: 0.366, SLG: 0.464	0-0 1B		0-0 1B FC4-6		0-0 FC3-6 1B		0-0 4-3		0-3 K	5 1 2 0 0 1 5										
Johnny Bench, R (1, 2) OBP: 0.351, SLG: 0.577	0-0 F7		0-0 FC4-6 1B		0-0 BB 1B		0-0 2B			4 0 3 0 0 0 1										
Mike Lum, L (1, 9) OBP: 0.223, SLG: 0.286		0-3 K	0-0 FC4-6		4-0 BB 1B		0-0 P6			3 0 0 1 1 1 2										
Dave Concepcion, R (1, 6) OBP: 0.328, SLG: 0.377		0-0 G3	0-0 4-3		0-0 9-2		0-3 K			4 0 0 0 0 1 5										
Fred Norman, S (1, 1) OBP: 0.164, SLG: 0.127		0-0 4-3		0-0 5-3 2B		4-0 FC3-6 1B BB		0-0 P2		3 1 1 0 1 0 1										
Pedro Borbon, R (9, 1) OBP: 0.200, SLG: 0.250										0 0 0 0 0 0 0										
Inning Stats	R: 2 E: 0 K: 0 S: 5	H: 2 LOB: 1 BB: 1 P: 9	R: 0 E: 0 K: 1 S: 5	H: 0 LOB: 0 BB: 0 P: 5	R: 0 E: 0 K: 0 S: 3	H: 0 LOB: 0 BB: 0 P: 3	R: 1 E: 0 K: 0 S: 5	H: 2 LOB: 1 BB: 0 P: 5	R: 0 E: 0 K: 0 S: 4	H: 2 LOB: 2 BB: 1 P: 8	R: 1 E: 0 K: 0 S: 5	H: 2 LOB: 2 BB: 1 P: 9	R: 0 E: 0 K: 1 S: 6	H: 1 LOB: 1 BB: 0 P: 6	R: 0 E: 0 K: 1 S: 7	H: 2 LOB: 2 BB: 0 P: 7	1B: 9 2B: 3 3B: 0 HR: 1	SF: 0 SAC: 0 DP: 1 HBP: 0	WP: 0 PB: 0 SB: 0 CS: 0	PA: 41
PITCHER	IP WLS BF H R ER SO BB IBB HBP BLK WP HR S P ERA WHIP																			
Jackie Brown, R (1, 1) ERA: 4.33	6.0 L 28 8 4 4 1 3 0 0 0 0 0 1 27 39 6.00 1.833																			
Bill Atkinson, R (7, 1) ERA: 3.6	1.0 4 1 0 0 0 0 0 0 0 0 0 0 4 4 0.00 1.000																			
Joe Kerrigan, R (8, 1) ERA: 3.03	2.0 9 3 0 0 0 2 0 0 0 0 0 0 13 13 0.00 1.500																			

livebaseballscores.com

AB 38
R 4
H 12
RBI 4
BB 3
SO 3
LOB 25



BOTTOM

Cincinnati Reds @ Montreal Expos
Olympic Stadium, Montreal, QB
Tue Aug 30 1977, 7:05 PM EDT
Att. 19,739 - Unknown

livebaseballscorecards.com

AB	36
R	3
H	10
RBI	3
BB	4
SO	8
LOB	23



WP	0	PA	40
PB	0		
SB	0		
CS	0		

AB R H RBI BB SO LOB

Batter	1	2	3	4	5	6	7	8	9
Dave Cash, R OBP: 0.348, SLG: 0.366 (1, 4)	0-0 6-3	0-0 1-3		0-0 F4			4-0 1B BB		0-0 4-3
Warren Cromartie, L OBP: 0.327, SLG: 0.408 (1, 7)	0-0 BB 5-3 1B		4-0 BB BB		0-0 FC6-4 1B		0-0 P6		0-0 3-H 2B 1B
Andre Dawson, R OBP: 0.321, SLG: 0.463 (1, 8)	0-0 5-3 1-2 BB 1B		0-3 K		0-0 F3		0-0 1-2 1B		0-0 F9
Tony Perez, R OBP: 0.364, SLG: 0.459 (1, 3)	4-0 1-2 2-3 5-3 BB		4-0 1-2 BB		0-3 K		0-0 F8		0-0 1-H 2B
Gary Carter, R OBP: 0.344, SLG: 0.504 (1, 2)	0-0 5-3 1-2 2-3 3-H		0-3 K		0-0 FC6-4 1-2			0-3 K	
Sam Mejias, R OBP: 0.276, SLG: 0.435 (1, 9)	0-0 5-3		0-3 K			0-3 K		0-0 5-3	
Larry Parrish, R OBP: 0.316, SLG: 0.387 (1, 5)						0-0 5-3		0-0 F7	
Chris Speier, R OBP: 0.326, SLG: 0.342 (1, 6)						0-3 K			0-0 2B 4-3 1B
Jackie Brown, R OBP: 0.145, SLG: 0.130 (1, 1)									0-0 1B 2B
Bill Atkinson, L OBP: 0.200, SLG: 0.200 (7, 1)									
Pete Mackanin, R OBP: 0.260, SLG: 0.301 (7, PH)									
Joe Kerrigan, R (8, 1)									
Jose Morales, R OBP: 0.239, SLG: 0.311 (9, PH)									

Inning Stats	R: 1 E: 0 K: 5 S: 5	H: 2 LOB: 2 BB: 1 P: 9	R: 0 E: 0 K: 4 S: 4	H: 1 LOB: 1 BB: 0 P: 4	R: 0 E: 0 K: 3 S: 9	H: 0 LOB: 2 BB: 2 P: 17	R: 0 E: 0 K: 1 S: 6	H: 1 LOB: 1 BB: 0 P: 6	R: 0 E: 0 K: 1 S: 6	H: 0 LOB: 0 BB: 0 P: 7	R: 0 E: 0 K: 2 S: 7	H: 0 LOB: 0 BB: 0 P: 7	R: 0 E: 0 K: 1 S: 5	H: 0 LOB: 0 BB: 0 P: 5	R: 2 E: 0 K: 0 S: 6	H: 4 LOB: 2 BB: 0 P: 6	1B: 7 2B: 3 3B: 0 HR: 0	SF: 0 SAC: 0 DP: 0 HBP: 0
--------------	------------------------------	---------------------------------	------------------------------	---------------------------------	------------------------------	----------------------------------	------------------------------	---------------------------------	------------------------------	---------------------------------	------------------------------	---------------------------------	------------------------------	---------------------------------	------------------------------	---------------------------------	----------------------------------	------------------------------------

PITCHER	IP	WLS	BF	H	R	ER	SO	BB	IBB	HBP	BLK	WP	HR	S	P	ERA	WHIP
Fred Norman, L ERA: 3.22 (1, 1)	8.0	W	34	6	1	1	8	4	0	0	0	0	0	46	62	1.12	1.250
Pedro Borbon, R ERA: 3.12 (9, 1)	1.0	S	6	4	2	2	0	0	0	0	0	0	0	6	6	18.00	4.000

Batter	1	2	3	4	5	6	7	8	9	AB R H RBI BB SO LOB	TOP	
Pete Rose, S OBP: 0.369, SLG: 0.433 (1, 5)	0-0 F7		0-0 F9		0-0 F7			0-0 2B		4 0 1 0 0 0 0	Cincinnati Reds @ Montreal Expos Olympic Stadium, Montreal, QB Wed Aug 31 1977, 7:05 PM EDT Att: 18,840 - Unknown	
Dave Concepcion, R OBP: 0.326, SLG: 0.373 (1, 6)	0-0 L4		0-0 F9		0-3 K		0-0 6-3		4 0 0 0 0 1 1			
Joe Morgan, L OBP: 0.429, SLG: 0.508 (1, 4)	0-0 WP 1B		0-0 HR		0-0 G3		4-0 IBB		3 2 2 1 1 0 0			
George Foster, R OBP: 0.367, SLG: 0.624 (1, 7)	4-0 1B BB		0-0 4-3		0-3 K		0-0 G5-4-3		3 1 0 0 1 1 2			
Dan Driessen, L OBP: 0.369, SLG: 0.467 (1, 3)	0-0 1B		0-0 1B 1B		0-0 G3		0-0 2B		4 2 3 2 0 0 0			
Cesar Geronimo, L OBP: 0.314, SLG: 0.379 (1, 8)	0-3 K		0-0 1B		0-0 3-1		0-0 SF8		4 1 2 1 0 1 1			
Champ Summers, L OBP: 0.233, SLG: 0.400 (1, 9)		0-0 1-3		0-0 G4-6-3		0-0 3-1		0-0 SF8	3 0 0 1 0 0 2			
Bill Plummer, R OBP: 0.250, SLG: 0.228 (1, 2)		0-0 6-3		0-0 1B		0-3 K		0-0 P4	4 0 1 1 0 1 0			
Tom Seaver, R OBP: 0.211, SLG: 0.239 (1, 1)		0-0 F8		0-3 K		0-0 F3		0-3 K	4 0 0 0 0 2 1			
Inning Stats	R: 2 H: 2 E: 0 LOB: 1 K: 1 BB: 1 S: 7 P: 11	R: 0 H: 0 E: 0 LOB: 0 K: 0 BB: 0 S: 3 P: 3	R: 1 H: 1 E: 0 LOB: 0 K: 0 BB: 0 S: 4 P: 4	R: 1 H: 3 E: 0 LOB: 1 K: 1 BB: 0 S: 7 P: 7	R: 0 H: 0 E: 0 LOB: 0 K: 1 BB: 0 S: 5 P: 5	R: 0 H: 0 E: 0 LOB: 0 K: 1 BB: 0 S: 5 P: 5	R: 0 H: 0 E: 0 LOB: 0 K: 1 BB: 0 S: 5 P: 5	R: 0 H: 1 E: 0 LOB: 1 K: 0 BB: 1 S: 3 P: 7	R: 2 H: 2 E: 0 LOB: 0 K: 1 BB: 0 S: 7 P: 7	1B: 6 SF: 1 2B: 2 SAC: 0 3B: 0 DP: 2 HR: 1 HBP: 0	WP: 1 PA: 36 PB: 0 SB: 2 CS: 0	
PITCHER	IP WLS BF H R ER SO BB IBB HBP BLK WP HR S P ERA WHIP											
Wayne Twitchell, R ERA: 4.77 (1, 1)	6.0 L 24 6 4 4 4 1 0 0 0 0 1 1 31 35 6.00 1.167											
Santo Alcala, R ERA: 4.99 (7, 1)	0.0 0 0 0 0 0 0 0 0 0 0 0 0 0 0 ∞ ∞											
Joe Kerrigan, R ERA: 3.22 (9, 1)	1.0 5 2 2 2 1 0 0 0 0 0 0 0 7 7 18.00 2.000											

livebaseballscorecards.com

AB 33
R 6
H 9
RBI 6
BB 2
SO 6
LOB 7



Batter	1	2	3	4	5	6	7	8	9	AB	R	H	RBI	BB	SO	LOB
Dave Cash, R OBP: 0.345, SLG: 0.363 (1, 4)	0-0 4-3		0-0 G4-6-3			0-0 6-3		0-0 6-3		4	0	0	0	0	0	2
Warren Cromartie, L OBP: 0.324, SLG: 0.405 (1, 7)	0-0 F7			0-0 F7		0-0 F7			0-0 4-3	4	0	0	0	0	0	0
Andre Dawson, R OBP: 0.323, SLG: 0.462 (1, 8)	0-3 K			4-0 BB			0-0 1B		0-0 F9	3	0	1	0	1	1	0
Tony Perez, R OBP: 0.363, SLG: 0.457 (1, 3)		0-0 F7		0-0 F9			0-0 1B		0-0 P3	4	0	1	0	0	0	1
Gary Carter, R OBP: 0.342, SLG: 0.500 (1, 2)		0-3 K		0-0 F5			0-0 F7			3	0	0	0	0	1	3
Del Unser, L OBP: 0.339, SLG: 0.473 (1, 9)		0-0 G3			0-3 K		0-3 K			3	0	0	0	0	2	2
Larry Parrish, R OBP: 0.316, SLG: 0.386 (1, 5)			0-0 BB 1B		0-0 F9		0-3 K			3	0	1	0	0	1	2
Chris Speier, R OBP: 0.324, SLG: 0.340 (1, 6)			0-0		0-0 6-3			0-0 P6		3	0	0	0	0	0	1
Wayne Twitchell, R OBP: 0.256, SLG: 0.200 (1, 1)			4-0 BB		0-3 K			0-0 F9		0	0	0	0	1	0	0
Pepe Frias, R OBP: 0.222, SLG: 0.241 (6, PH)										1	0	0	0	0	1	0
Santo Alcala, R OBP: 0.074, SLG: 0.185 (7, 1)			0-0 G4-6-3							0	0	0	0	0	0	0
Jose Morales, R OBP: 0.235, SLG: 0.306 (8, PH)			1-2 BB							1	0	0	0	0	0	0
Joe Kerrigan, R (9, 1)										0	0	0	0	0	0	0

Inning Stats	R: 0 E: 0 K: 1 S: 5	H: 0 LOB: 0 BB: 0 P: 5	R: 0 E: 0 K: 1 S: 5	H: 0 LOB: 0 BB: 0 P: 5	R: 0 E: 0 K: 0 S: 3	H: 1 LOB: 1 BB: 1 P: 7	R: 0 E: 0 K: 0 S: 3	H: 0 LOB: 1 BB: 1 P: 7	R: 0 E: 0 K: 1 S: 5	H: 0 LOB: 0 BB: 0 P: 5	R: 0 E: 0 K: 2 S: 9	H: 2 LOB: 2 BB: 0 P: 9	R: 0 E: 0 K: 0 S: 3	H: 0 LOB: 0 BB: 0 P: 3	R: 0 E: 0 K: 0 S: 3	H: 0 LOB: 0 BB: 0 P: 3	1B: 3 2B: 0 3B: 0 HR: 0	SF: 0 SAC: 0 DP: 1 HBP: 0
---------------------	------------------------------	---------------------------------	------------------------------	---------------------------------	------------------------------	---------------------------------	------------------------------	---------------------------------	------------------------------	---------------------------------	------------------------------	---------------------------------	------------------------------	---------------------------------	------------------------------	---------------------------------	----------------------------------	------------------------------------

PITCHER Tom Seaver, R ERA: 2.77 (1, 1)	IP 9.0	WLS W	BF 31	H 3	R 0	ER 0	SO 6	BB 2	IBB 0	HBP 0	BLK 0	WP 0	HR 0	S 41	P 49	ERA 0.00	WHIP 0.556
PITCHER	IP	WLS	BF	H	R	ER	SO	BB	IBB	HBP	BLK	WP	HR	S	P	ERA	WHIP

BOTTOM

Cincinnati Reds @ Montreal Expos
Olympic Stadium, Montreal, QB
Wed Aug 31 1977, 7:05 PM EDT
Att. 18,840 - Unknown

livebaseballscorecards.com

AB	29
R	0
H	3
RBI	0
BB	2
SO	6
LOB	11



WP: 0	PA: 31
PB: 0	
SB: 0	
CS: 0	

Batter	1	2	3	4	5	6	7	8	9	AB R H RBI BB SO LOB	TOP								
Pete Rose, S (1, 5) OBP: 0.369, SLG: 0.432	0-0 F7			0-0 F8	4-0 BB		0-0 1B		0-0 4-3	4 0 1 0 1 0 1									
Ken Griffey, L (1, 9) OBP: 0.390, SLG: 0.465	0-0 4-3			0-0 F8	0-3 K		0-0 F7			4 0 0 0 0 1 4									
Joe Morgan, L (1, 4) OBP: 0.432, SLG: 0.511	0-0 P5			0-0 BB 1B		0-0 F8 2B		4-0 4-3 S BB		3 0 2 0 1 0 0									
George Foster, R (1, 7) OBP: 0.368, SLG: 0.621		0-0 L4		4-0 1-2 BB		4-0 FC4-6 BB		0-3 1-2 K		2 0 0 0 2 1 1									
Dan Driessen, L (1, 3) OBP: 0.367, SLG: 0.463		0-0 4-3		0-3 K		0-0 F8		0-0 2-3 4-3		4 0 0 0 0 1 5									
Johnny Bench, R (1, 2) OBP: 0.348, SLG: 0.571		0-0 6-3			0-0 6-3	0-0 P6		0-3 K		4 0 0 0 0 1 3									
Cesar Geronimo, L (1, 8) OBP: 0.315, SLG: 0.382			0-0 G3		0-0 SH1-4 BB 1B	0-0 FC4-6			0-0 2B	4 0 2 0 0 0 2									
Dave Concepcion, R (1, 6) OBP: 0.325, SLG: 0.371			0-0 F7		4-0 SH1-4 BB		0-3 K		0-3 K	3 0 0 0 1 2 1									
Mario Soto, R (1, 1) OBP: 0.133, SLG: 0.077			0-0 6-3		0-0 SH1-4		0-0 F7		0-0 P6	1 0 0 0 0 0 0									
Champ Summers, L (7, PH) OBP: 0.230, SLG: 0.393										1 0 0 0 0 0 0									
Doug Capilla, L (7, 1) OBP: 0.097, SLG: 0.069										0 0 0 0 0 0 0									
Mike Lum, L (9, PH) OBP: 0.221, SLG: 0.283					1-2 2-3					1 0 0 0 0 0 1									
Inning Stats	R: 0 E: 0 K: 0 S: 3	H: 0 LOB: 0 BB: 0 P: 3	R: 0 E: 0 K: 0 S: 3	H: 0 LOB: 0 BB: 0 P: 3	R: 0 E: 0 K: 1 S: 6	H: 1 LOB: 2 BB: 1 P: 10	R: 0 E: 0 K: 1 S: 6	H: 1 LOB: 3 BB: 2 P: 14	R: 0 E: 0 K: 1 S: 4	H: 1 LOB: 1 BB: 0 P: 6	R: 0 E: 0 K: 2 S: 7	H: 0 LOB: 1 BB: 1 P: 11	R: 0 E: 0 K: 1 S: 6	H: 1 LOB: 1 BB: 0 P: 6	1B: 3 2B: 2 3B: 0 HR: 0	SF: 0 SAC: 1 DP: 0 HBP: 0	WP: 0 PB: 0 SB: 1 CS: 0	PA: 37	
PITCHER Jim Lonborg, R (1, 1) ERA: 3.42	IP 9.0	WLS W	BF 37	H 5	R 0	ER 0	SO 6	BB 5	IBB 0	HBP 0	BLK 0	WP 0	HR 0	S 44	P 64	ERA 0.00	WHIP 1.111		
PITCHER	IP	WLS	BF	H	R	ER	SO	BB	IBB	HBP	BLK	WP	HR	S	P	ERA	WHIP		

Cincinnati Reds @ Philadelphia Phillies
Veterans Stadium, Philadelphia, PA
Fri Sep 02 1977, 7:05 PM EDT
Att: 47,732 - Unknown

livebaseballscorecards.com

AB	31
R	0
H	5
RBI	0
BB	5
SO	6
LOB	18



Batter	1	2	3	4	5	6	7	8	9	AB	R	H	RBI	BB	SO	LOB
Bake McBride, L (1, 8) OBP: 0.359, SLG: 0.528	0-0 1-3		0-0 2B		0-0 HR		0-0 2B			4	1	3	3	0	0	0
Larry Bowa, S (1, 6) OBP: 0.312, SLG: 0.337	0-0 P4		0-3 K		0-0 F5		4-0 BB			3	0	0	0	1	1	1
Mike Schmidt, R (1, 5) OBP: 0.395, SLG: 0.580	4-0 BB		0-3 K			0-0 F7	4-0 IBB			2	0	0	0	2	1	1
Greg Luzinski, R (1, 7) OBP: 0.390, SLG: 0.604	0-0 F7			0-0 1B		4-0 BB	0-0 G5-4-3			3	0	1	0	1	0	4
Jay Johnstone, L (1, 9) OBP: 0.348, SLG: 0.464		0-0 F8		0-0 F8		0-0 4-3		0-0 5-3		3	0	0	0	0	0	2
Jerry Martin, R (8, PH) OBP: 0.332, SLG: 0.444 (9, 9)						1-2				1	0	0	0	0	0	0
Richie Hebner, L (1, 3) OBP: 0.379, SLG: 0.486		0-0 G3		0-0 F2		4-0 IBB		4-0 BB		2	0	0	0	1	0	1
Davey Johnson, R (8, PH) OBP: 0.408, SLG: 0.595										0	0	0	0	1	0	0
Tom Hutton, L (9, 3) OBP: 0.343, SLG: 0.356										0	0	0	0	0	0	0
Bob Boone, R (1, 2) OBP: 0.335, SLG: 0.431		0-0 G3		0-0 5-3		0-3 K		0-3 K		4	0	0	0	0	2	4
Ted Sizemore, R (1, 4) OBP: 0.348, SLG: 0.361			4-0 SH1-4 2B BB		0-3 K		4-0 SH1-4 2B BB	0-0 FC6-4		2	2	0	0	2	1	1
Jim Lonborg, R (1, 1) OBP: 0.098, SLG: 0.075			0-0 SH1-4		0-3 K		0-0 SH1-4			1	0	0	0	0	1	0

Inning Stats	R: 0	H: 0	E: 0	LOB: 1	K: 0	BB: 1	S: 3	P: 7	R: 0	H: 0	E: 0	LOB: 0	K: 0	BB: 0	S: 3	P: 3	R: 1	H: 1	E: 0	LOB: 1	K: 2	BB: 1	S: 8	P: 12	R: 0	H: 1	E: 0	LOB: 1	K: 0	BB: 0	S: 4	P: 4	R: 1	H: 1	E: 0	LOB: 0	K: 2	BB: 0	S: 8	P: 8	R: 0	H: 0	E: 0	LOB: 2	K: 1	BB: 2	S: 5	P: 13	R: 1	H: 1	E: 0	LOB: 2	K: 0	BB: 3	S: 3	P: 15	R: 0	H: 0	E: 0	LOB: 1	K: 1	BB: 1	S: 5	P: 9
1B: 1	SF: 0	2B: 2	SAC: 2	3B: 0	DP: 1	HR: 1	HBP: 0	WP: 0	PA: 35	ERA: 3.00	WHIP: 1.000	ERA: 4.50	WHIP: 2.000	ERA: 4.18	WHIP: 1.000	ERA: 4.91	WHIP: 2.000																																															
PITCHER	IP	WLS	BF	H	R	ER	SO	BB	IBB	HBP	BLK	WP	HR	S	P	ERA	WHIP																																															
Mario Soto, R (1, 1)	6.0	L	25	3	2	2	5	3	1	0	0	0	0	31	47	3.00	1.000																																															
Doug Capilla, L (7, 1)	2.0		10	1	1	1	1	3	1	0	0	0	0	8	24	4.50	2.000																																															

BOTTOM

Cincinnati Reds @ Philadelphia Phillies
Veterans Stadium, Philadelphia, PA
 Fri Sep 02 1977, 7:05 PM EDT
 Att. 47,732 - Unknown

livebaseballscorecards.com

AB	25
R	3
H	4
RBI	3
BB	8
SO	6
LOB	14



Batter	1	2	3	4	5	6	7	8	9	AB R H RBI BB SO LOB	TOP		
Pete Rose, S (1, 5) OBP: 0.368, SLG: 0.431	0-0 1B 1B	0-0 F7			0-0 5-3		0-0 SF7		0-0 FC5-2-6	4 1 1 1 0 0 3			
Ken Griffey, L (1, 9) OBP: 0.390, SLG: 0.464	0-0 1B S 1B		0-0 4-3		0-0 5-3		0-3 K			3 1 1 0 0 0 0			
Tom Hume, R (5, 1) OBP: 0.333, SLG: 1.333										0 0 0 0 0 0 0			
Mike Lum, L (7, PH) OBP: 0.220, SLG: 0.281										1 0 0 0 0 1 1			
Dale Murray, R (7, 1) OBP: 0.182, SLG: 0.182										0 0 0 0 0 0 0			
Joe Morgan, L (1, 4) OBP: 0.432, SLG: 0.510	0-3 K 1-2		4-0 1B S BB			0-0 P4		0-0 G6-4-3 1B		3 0 1 0 1 1 2			
George Foster, R (1, 7) OBP: 0.369, SLG: 0.620	0-0 1B 1B		0-0 G6-3 1B			0-0 P3		0-0 G6-4-3 1-2f		4 0 2 1 0 0 1			
Dan Driessen, L (1, 3) OBP: 0.368, SLG: 0.463	0-0 G6-4-3 1-3 3-H 1B		0-0 G6-3 1-2f			0-0 FC5-4 1B		0-0 F9		4 0 2 1 0 0 2			
Johnny Bench, R (1, 2) OBP: 0.345, SLG: 0.566	0-0 G6-4-3 1-2f		0-0 F7			0-0 FC5-4 1-2f		0-0 F2		4 0 0 0 0 0 3			
Cesar Geronimo, L (1, 8) OBP: 0.317, SLG: 0.386		0-3 K	0-0 5-3			0-0 1B SF7 2B		0-0 FC5-4 1B		4 1 2 0 0 1 0			
Dave Concepcion, R (1, 6) OBP: 0.326, SLG: 0.371		4-0 BB BB	0-3 K			0-0 SF7 1B		0-0 FC5-4 E S 1-2f FC5-2-6		3 0 1 0 1 1 1			
Paul Moskau, R (1, 1) OBP: 0.333, SLG: 0.407		0-3 K				0-0 F5		4-0 FC5-2-6 BB		1 0 0 0 0 1 1			
Manny Sarmiento, R (3, 1) OBP: 0.222, SLG: 0.379										0 0 0 0 0 0 0			
Champ Summers, L (5, PH) OBP: 0.222, SLG: 0.379										2 0 0 0 0 0 2			
Bob Bailey, R (9, PH) OBP: 0.383, SLG: 0.426										0 0 0 0 1 0 0			
Inning Stats	R: 2 E: 0 K: 1 S: 8 H: 4 LOB: 1 BB: 0 P: 8	R: 0 E: 0 K: 2 S: 7 H: 0 LOB: 1 BB: 1 P: 11	R: 0 E: 0 K: 0 S: 3 H: 1 LOB: 1 BB: 1 P: 7	R: 0 E: 0 K: 1 S: 5 H: 0 LOB: 0 BB: 0 P: 5	R: 0 E: 0 K: 0 S: 3 H: 0 LOB: 0 BB: 0 P: 3	R: 0 E: 0 K: 0 S: 4 H: 1 LOB: 1 BB: 0 P: 4	R: 1 E: 0 K: 1 S: 7 H: 2 LOB: 1 BB: 0 P: 7	R: 0 E: 0 K: 0 S: 3 H: 1 LOB: 0 BB: 0 P: 3	R: 0 E: 0 K: 0 S: 4 H: 1 LOB: 2 BB: 1 P: 8	1B: 9 2B: 1 3B: 0 HR: 0 SF: 1 SAC: 0 DP: 3 HBP: 0	WP: 0 PB: 0 SB: 3 CS: 0 PA: 37		
PITCHER	IP WLS BF H R ER SO BB IBB HBP BLK WP HR S P ERA WHIP											PITCHER	IP WLS BF H R ER SO BB IBB HBP BLK WP HR S P ERA WHIP
Larry Christenson, R (1, 1) ERA: 4.54	7.0 W 29 8 3 3 5 2 0 0 0 0 0 0 37 45 3.86 1.429												
Tug McGraw, L (8, 1) ERA: 2.62	2.0 8 2 0 0 0 1 0 0 0 0 0 0 7 11 0.00 1.500												

Cincinnati Reds @ Philadelphia Phillies
 Veterans Stadium, Philadelphia, PA
 Sat Sep 03 1977, 7:05 PM EDT
 Att: 55,062 - Unknown

livebaseballscorecards.com

AB	33
R	3
H	10
RBI	3
BB	3
SO	5
LOB	16



BOTTOM

Cincinnati Reds @ Philadelphia Phillies
Veterans Stadium, Philadelphia, PA
Sat Sep 03 1977, 7:05 PM EDT
Att. 55,062 - Unknown

livebaseballscorecards.com

AB 39
R 9
H 16
RBI 9
BB 3
SO 6
LOB 17



WP: 1 PA: 43
PB: 0
SB: 1
CS: 0

AB R H RBI BB SO LOB

5 1 3 3 0 0 3

5 1 1 0 0 0 3

5 2 2 0 0 1 2

4 1 1 1 1 3 2

0 0 0 0 0 0 0

5 1 1 1 0 0 2

4 2 2 1 1 0 0

0 0 0 0 0 0 0

4 0 2 2 0 0 1

4 1 3 1 0 0 1

3 0 1 0 0 2 3

0 0 0 0 1 0 0

0 0 0 0 0 0 0

1B: 12 SF: 0
2B: 3 SAC: 1
3B: 0 DP: 0
HR: 1 HBP: 0

Batter	1	2	3	4	5	6	7	8	9
Bake McBride, L OBP: 0.362, SLG: 0.539 (1, 8) X	0-0 S 1B		0-0 HR F8			0-0 F8	0-0 1-2 3-H 1B		
Larry Bowa, S OBP: 0.311, SLG: 0.338 (1, 6) X	0-0 P6		0-0 1B 2B	0-0 6-3		0-0 3-1	0-0 5-3		
Mike Schmidt, R OBP: 0.395, SLG: 0.580 (1, 5) S S S	0-3 K 1-2		0-0 1-3	0-0 F8		0-0 2B 1B		0-0 4-3 1B 2B	
Greg Luzinski, R OBP: 0.390, SLG: 0.603 (1, 7) S S S	0-3 K		4-0 WP 1B BB	0-3 K		0-0 1-H 2B		0-3 K	
Tom Hutton, L OBP: 0.343, SLG: 0.356 (9, 3) S S S	0-3 K								
Jay Johnstone, L OBP: 0.345, SLG: 0.460 (1, 9) X		0-0 F7	0-0 WP 1B 1B		0-0 4-3	0-0 L9		0-0 4-3	
Richie Hebner, L OBP: 0.382, SLG: 0.486 (1, 3) X	0-0 L3		4-0 1B 1B IBB		0-0 4-3		0-0 4-3 SH1-4 1B 1B	0-0 3-H 1B	
Jerry Martin, R OBP: 0.332, SLG: 0.444 (9, 7) X	0-0 L3		1-2 2-3						
Bob Boone, R OBP: 0.337, SLG: 0.432 (1, 2) X	0-0 F9		0-0 1B 1B 1B		0-0 1B 1B		0-0 SH1-4	0-0 1-3	
Ted Sizemore, R OBP: 0.351, SLG: 0.365 (1, 4) X			0-0 HR 1B		0-0 1-2 1B		0-0 4-3		
Larry Christenson, R OBP: 0.210, SLG: 0.259 (1, 1) S			0-0 K		0-0 K		0-0 2-3		
Tim McCarver, L OBP: 0.439, SLG: 0.540 (7, PH) S			0-0 K		0-3 K		4-0 1B BB		
Tug McGraw, R OBP: 0.375, SLG: 0.375 (8, 1) S			0-0 K						

Inning Stats	R: 0	H: 1	E: 0	K: 2	S: 8	LOB: 1	BB: 0	P: 8
	R: 0	H: 0	E: 0	K: 0	S: 3	LOB: 0	BB: 0	P: 3
	R: 6	H: 7	E: 0	K: 1	S: 12	LOB: 3	BB: 2	P: 20
	R: 0	H: 0	E: 0	K: 1	S: 5	LOB: 0	BB: 0	P: 5
	R: 0	H: 2	E: 0	K: 1	S: 7	LOB: 2	BB: 0	P: 7
	R: 1	H: 2	E: 0	K: 0	S: 5	LOB: 1	BB: 0	P: 5
	R: 1	H: 2	E: 0	K: 0	S: 5	LOB: 2	BB: 1	P: 9
	R: 1	H: 2	E: 0	K: 1	S: 7	LOB: 1	BB: 0	P: 7

PITCHER	IP	WLS	BF	H	R	ER	SO	BB	IBB	HBP	BLK	WP	HR	S	P	ERA	WHIP
Paul Moskau, R ERA: 4.12 (1, 1)	2.2	L	18	8	6	6	3	1	1	0	0	1	1	22	30	20.25	3.375
Manny Sarmiento, R ERA: 2.91 (3, 1)	1.1		4	0	0	0	1	0	0	0	0	0	0	6	6	0.00	0.000
Tom Hume, R ERA: 11.7 (5, 1)	2.0		10	4	1	1	1	0	0	0	0	0	0	12	12	4.50	2.000
Dale Murray, R ERA: 4.94 (7, 1)	2.0		11	4	2	2	1	1	0	0	0	0	0	12	16	9.00	2.500

Batter	1	2	3	4	5	6	7	8	9	AB	R	H	RBI	BB	SO	LOB	TOP										
Pete Rose, S (1, 5) OBP: 0.370, SLG: 0.434 Ray Knight, R (8, 5) OBP: 0.353, SLG: 0.468	0-0 FC6-4 1B	0-0 1-3 1B		0-0 6-3		0-0 FC6-4 1-2f		0-0 1B 2B		5	1	3	0	0	0	1											
Dave Concepcion, R (1, 6) OBP: 0.323, SLG: 0.367	0-0 FC6-4 BB 1B 1-2f	0-0 P3		0-0 F9		0-3 K		0-3 K		5	1	0	0	0	2	5											
Joe Morgan, L (1, 4) OBP: 0.432, SLG: 0.509	0-0 F9	0-0 F8						0-0 2B 1B		5	0	2	1	0	1	3											
George Foster, R (1, 7) OBP: 0.372, SLG: 0.630	0-0 BB 1-2 1B			0-0 1B 1B		0-0 HR		0-0 1B 1B 2B 1-H		5	3	4	1	0	0	1											
Johnny Bench, R (1, 9) OBP: 0.348, SLG: 0.567 Mike Lum, L (9, 9) OBP: 0.220, SLG: 0.281	4-0 1B 1-2 2-3 BB			0-0 P5		0-0 2B		0-0 1B 2-3 1B		4	0	2	0	1	0	1											
Dan Driessen, L (1, 3) OBP: 0.370, SLG: 0.465	0-0 1-3 2-H 3-H 1B			0-0 1-2 1B		0-0 G3		0-0 1-2 3-H 1B		5	0	3	3	0	0	1											
Bill Plummer, R (1, 2) OBP: 0.248, SLG: 0.219	0-0 P5			0-0 P4		0-0 5-3		0-3 K		4	0	0	0	1	1	7											
Cesar Geronimo, L (1, 8) OBP: 0.316, SLG: 0.383		0-0 1B 1B		0-0 P6		0-3 K		0-0 1-3		5	0	1	0	0	1	5											
Fred Norman, S (1, 1) OBP: 0.169, SLG: 0.134		0-3 K		0-0 F7		0-0 FC6-4 1B		0-3 K		4	0	1	0	0	2	1											
Inning Stats	R: 2 E: 0 K: 0 S: 6	H: 3 LOB: 2 BB: 1 P: 10	R: 0 E: 0 K: 1 S: 7	H: 2 LOB: 2 BB: 0 P: 7	R: 0 E: 0 K: 0 S: 5	H: 2 LOB: 0 BB: 0 P: 5	R: 0 E: 0 K: 0 S: 3	H: 0 LOB: 0 BB: 0 P: 3	R: 1 E: 0 K: 1 S: 7	H: 2 LOB: 1 BB: 0 P: 7	R: 0 E: 0 K: 2 S: 8	H: 1 LOB: 1 BB: 0 P: 8	R: 1 E: 0 K: 1 S: 8	H: 4 LOB: 2 BB: 0 P: 8	R: 1 E: 0 K: 2 S: 9	H: 2 LOB: 1 BB: 0 P: 9	R: 0 E: 0 K: 0 S: 3	H: 0 LOB: 1 BB: 1 P: 7	1B: 12 2B: 3 3B: 0 HR: 1	SF: 0 SAC: 0 DP: 0 HBP: 0	WP: 0 PB: 0 SB: 0 CS: 0	PA: 44					
PITCHER	IP	WLS	BF	H	R	ER	SO	BB	IBB	HBP	BLK	WP	HR	S	P	ERA	WHIP										
Jim Kaat, L (1, 1) ERA: 5.16	4.1	L	23	9	3	3	2	1	0	0	0	0	1	26	30	6.23	2.308										
Warren Brusstar, R (5, 1) ERA: 3.0	0.2		2	0	0	0	0	0	0	0	0	0	0	2	2	0.00	0.000										
Gene Garber, R (6, 1) ERA: 2.68	2.0		10	5	1	1	3	0	0	0	0	0	0	16	16	4.50	2.500										
Tug McGraw, L (8, 1) ERA: 2.69	2.0		9	2	1	1	2	1	0	0	0	0	0	12	16	4.50	1.500										

Cincinnati Reds @ Philadelphia Phillies
Veterans Stadium, Philadelphia, PA
 Sun Sep 04 1977, 3:33 AM EDT
 Att: 40,051 - Unknown

AB	42
R	5
H	16
RBI	5
BB	2
SO	7
LOB	25



livebaseballscorecards.com

Batter	1	2	3	4	5	6	7	8	9	AB	R	H	RBI	BB	SO	LOB
Garry Maddox, R OBP: 0.314, SLG: 0.434 (1, 8)	0-0 HR		0-0 F6		0-0 F8		0-3 K		0-0 FC5	5	1	1	1	0	1	5
Larry Bowa, S OBP: 0.309, SLG: 0.335 (1, 6)	0-0 6-3		0-0 3-1		0-0 P3			0-0 4-3		4	0	0	0	0	0	1
Mike Schmidt, R OBP: 0.394, SLG: 0.576 (1, 5)	0-0 5-3		4-0 E BB		0-3 K			0-3 K		3	0	0	0	1	2	1
Greg Luzinski, R OBP: 0.389, SLG: 0.600 (1, 7)	4-0 BB		0-3 K		0-0 F8			0-0 P4		3	0	0	0	1	1	1
Davey Johnson, R OBP: 0.404, SLG: 0.584 (1, 3)	0-0 4-3		0-0 F8		0-0 6-3			0-0 2B 1B		4	0	1	0	0	0	1
Jerry Martin, R OBP: 0.330, SLG: 0.440 (1, 9)		0-0 1B 1B	0-3 K		0-3 K			0-0 F3		4	0	1	0	0	2	1
Bob Boone, R OBP: 0.338, SLG: 0.434 (1, 2)		0-0 F8	0-0 L4			4-0 BB		0-0 FC5 2B		3	0	1	0	1	0	1
Ted Sizemore, R OBP: 0.355, SLG: 0.371 (1, 4)		0-0 G4-6-3 1B	0-0 S E 2B		0-0 F7			0-0 1B		4	1	3	0	0	0	1
Jim Kaat, L OBP: 0.240, SLG: 0.271 Warren Bruslar, R OBP: 0.286, SLG: 0.379 Ollie Brown, R Gene Garber, R Tim McCarver, L Tug McGraw, R Bake McBride, L	0-0 G4-6-3 1-2f	0-0 G4-6-3	4-0 2-H BB		0-0 P4			0-3 K		1	0	0	0	0	0	2

Inning Stats	R: 1	H: 1	E: 0	K: 0	S: 4	R: 0	H: 2	E: 0	K: 0	S: 4	R: 0	H: 0	E: 1	K: 1	S: 5	R: 0	H: 0	E: 0	K: 1	S: 5	R: 1	H: 1	E: 0	K: 1	S: 6	R: 0	H: 0	E: 0	K: 1	S: 5	R: 0	H: 0	E: 0	K: 1	S: 5	R: 0	H: 0	E: 0	K: 1	S: 5	R: 0	H: 3	E: 0	K: 1	S: 8	1B: 4	2B: 2	3B: 0	HR: 1	SF: 0	SAC: 0	DP: 1	HBP: 0	WP: 0	PA: 37
PITCHER Fred Norman, L ERA: 3.17 (1, 1)	IP	WLS	BF	H	R	ER	SO	BB	IBB	HBP	BLK	WP	HR	S	P	ERA	WHIP																																						


BOTTOM

Cincinnati Reds @ Philadelphia Phillies
Veterans Stadium, Philadelphia, PA

Sun Sep 04 1977, 3:33 AM EDT
Att. 40,051 - Unknown

livebaseballscorecards.com

AB	33
R	2
H	7
RBI	1
BB	4
SO	7
LOB	18



Batter	1	2	3	4	5	6	7	8	9	AB R H RBI BB SO LOB	TOP	
Pete Rose, S (1, 5) OBP: 0.371, SLG: 0.440 Jack Billingham, R (8, 1) OBP: 0.182, SLG: 0.185	0-0 		0-0 			0-0 		0-0 		4 0 2 0 0 0 0 0 0 0 0 0 0 0		
Dave Concepcion, R (1, 6) OBP: 0.323, SLG: 0.366	0-0 		0-0 			0-0 		0-0 		4 0 1 0 0 0 2		
Joe Morgan, L (1, 4) OBP: 0.431, SLG: 0.505	0-0 				0-0 	4-0 		0-0 		3 0 0 0 1 0 2		
George Foster, R (1, 7) OBP: 0.370, SLG: 0.625	0-0 				0-0 	0-0 		0-3 		4 0 0 0 0 1 3		
Dan Driessen, L (1, 3) OBP: 0.367, SLG: 0.461		0-3 			0-0 	0-0 		0-0 		4 0 0 0 0 1 2		
Johnny Bench, R (1, 2) OBP: 0.347, SLG: 0.564		0-0 			0-0 		0-3 	0-0 		4 0 1 0 0 1 0		
Cesar Geronimo, L (1, 8) OBP: 0.316, SLG: 0.383		0-0 			0-0 		0-0 			3 0 1 0 0 0 0		
Mike Lum, L (1, 9) OBP: 0.214, SLG: 0.274 Dan Dumoulin, R (7, 1) Ray Knight, R (8, 5) OBP: 0.353, SLG: 0.468		0-0 			0-3 		0-0 			3 0 0 0 0 1 2 0 0 0 0 0 0 0 0 0 0 0 0 0 0		
Tom Seaver, R (1, 1) OBP: 0.219, SLG: 0.290 Champ Summers, L (7, 9) OBP: 0.219, SLG: 0.373			0-0 			0-0 		0-0 		2 1 1 1 0 0 0 1 0 0 0 0 0 0		
Inning Stats	R: 0 H: 1 E: 0 LOB: 1 K: 0 BB: 0 S: 4 P: 4	R: 0 H: 2 E: 0 LOB: 1 K: 1 BB: 0 S: 6 P: 6	R: 0 H: 0 E: 0 LOB: 0 K: 0 BB: 0 S: 3 P: 3	R: 0 H: 0 E: 0 LOB: 0 K: 0 BB: 0 S: 3 P: 3	R: 0 H: 0 E: 0 LOB: 0 K: 1 BB: 0 S: 5 P: 5	R: 1 H: 2 E: 0 LOB: 2 K: 0 BB: 1 S: 5 P: 9	R: 0 H: 0 E: 0 LOB: 0 K: 1 BB: 0 S: 5 P: 5	R: 0 H: 1 E: 0 LOB: 1 K: 0 BB: 0 S: 4 P: 4	R: 0 H: 0 E: 0 LOB: 0 K: 1 BB: 0 S: 5 P: 5	1B: 3 SF: 0 2B: 1 SAC: 0 3B: 1 DP: 0 HR: 1 HBP: 0	WP: 0 PA: 33 PB: 0 SB: 0 CS: 0	
PITCHER Mark Lemongello, R (1, 1) ERA: 3.77	IP WLS BF H R ER SO BB IBB HBP BLK WP HR S P ERA WHIP	9.0 W 33 6 1 1 4 1 0 0 0 0 1 40 44 1.00 0.778										

Cincinnati Reds @ Houston Astros
 Astrodome, Houston, TX
 Mon Sep 05 1977, 8:05 PM EDT
 Att. 20,485 - Unknown

livebaseballscorecards.com

AB 32
 R 1
 H 6
 RBI 1
 BB 1
 SO 4
 LOB 11



Batter	1	2	3	4	5	6	7	8	9	AB	R	H	RBI	BB	SO	LOB
Wilbur Howard, S OBP: 0.276, SLG: 0.321 (1, 7)	0-0 6-3		0-0 F6		0-0 F6		0-3 K			4	0	0	0	0	1	0
Enos Cabell, R OBP: 0.313, SLG: 0.448 (1, 5)	0-0 HR		4-0 BB			0-0 3B 1B	0-3 K			3	2	2	1	1	1	0
Cesar Cedeno, R OBP: 0.325, SLG: 0.393 (1, 8)	0-0 6-3		0-0 F7			0-0 SF7 3B	0-0 5-3			4	1	1	1	0	0	1
Jose Cruz, L OBP: 0.367, SLG: 0.462 (1, 9)	0-0 1B		0-0 F7			0-0 SF7		0-0 4-3		3	0	1	1	0	0	1
Joe Ferguson, R OBP: 0.375, SLG: 0.436 (1, 2)	0-0 F8			0-0 6-3		0-0 1B 2B		0-0 F8		4	1	1	0	0	0	1
Bob Watson, R OBP: 0.354, SLG: 0.466 (1, 3)		0-0 6-3		0-0 F8		0-0 FC5-4 1B		0-0 HBP 1B		4	0	2	1	0	0	0
Art Howe, R OBP: 0.337, SLG: 0.404 (1, 6)		0-3 K		0-0 6-3		0-0 FC5-4 1B		0-0 HBP 1B		3	0	0	0	0	1	1
Roger Metzger, S OBP: 0.275, SLG: 0.250 (6, PR)						1-2f		1-2 HBP 1B		1	0	1	0	0	0	0
Julio Gonzalez, R OBP: 0.292, SLG: 0.330 (1, 4)		0-0 6-3			0-0 5-3		0-0 1B	1-0 HBP		3	0	1	0	0	0	0
Mark Lemongello, R OBP: 0.097, SLG: 0.129 (1, 1)			0-0 E2		0-3 K	0-3 K		0-3 K		4	1	1	0	0	3	5

Inning Stats	R: 1	H: 2	E: 0	K: 0	S: 5	R: 0	H: 0	E: 0	K: 1	S: 5	R: 1	H: 1	E: 1	K: 0	S: 4	R: 0	H: 0	E: 0	K: 0	S: 3	R: 0	H: 0	E: 0	K: 1	S: 5	R: 3	H: 5	E: 0	K: 1	S: 10	R: 0	H: 0	E: 0	K: 2	S: 7	R: 0	H: 2	E: 0	K: 1	S: 7		
	LOB: 1	BB: 0	P: 5	LOB: 0	BB: 0	P: 5	LOB: 1	BB: 1	P: 8	LOB: 0	BB: 0	P: 3	LOB: 0	BB: 0	P: 5	LOB: 2	BB: 0	P: 10	LOB: 0	BB: 0	P: 7	LOB: 3	BB: 0	P: 8	LOB: 0	BB: 0	P: 8	LOB: 0	BB: 0	P: 8	LOB: 0	BB: 0	P: 8	LOB: 0	BB: 0	P: 8	LOB: 0	BB: 0	P: 8	LOB: 0	BB: 0	P: 8

PITCHER	IP	WLS	BF	H	R	ER	SO	BB	IBB	HBP	BLK	WP	HR	S	P	ERA	WHIP
Tom Seaver, R ERA: 2.9 (1, 1)	6.0	L	27	8	5	5	3	1	0	0	0	0	1	32	36	7.50	1.500
Dan Dumoulin, R ERA: (7, 1)	1.0		3	0	0	0	2	0	0	0	0	0	0	7	7	0.00	0.000
Jack Billingham, R ERA: 5.19 (8, 1)	1.0		6	2	0	0	1	0	0	1	0	0	0	7	8	0.00	2.000

BOTTOM

Cincinnati Reds @ Houston Astros
Astrodome, Houston, TX

Mon Sep 05 1977, 8:05 PM EDT
Att. 20,485 - Unknown

AB	33
R	5
H	10
RBI	4
BB	1
SO	6
LOB	9

livebaseballscorecards.com



1B: 6	SF: 1	WP: 0	PA: 36
2B: 1	SAC: 0	PB: 0	
3B: 2	DP: 0	SB: 1	
HR: 1	HBP: 1	CS: 0	

Batter	1	2	3	4	5	6	7	8	9	AB R H RBI BB SO LOB	TOP											
Pete Rose, S (1, 5) OBP: 0.371, SLG: 0.440	0-0 SH FC3-2 1B		0-0 1-3		0-0 FC5-4 1B		0-0 F3		0-0 F9	5 0 2 1 0 0 0												
Dave Concepcion, R (1, 6) OBP: 0.321, SLG: 0.364	0-0 SH FC3-2 1-3		0-0 4-3		0-0 FC5-4 E 1-2f		0-0 6-3			3 0 0 0 0 0 1												
Joe Morgan, L (1, 4) OBP: 0.429, SLG: 0.502	0-0 FC3-2 1-2 3-H		4-0 CS BB		0-0 F7 1-3		0-3 K			3 0 0 0 1 1 3												
George Foster, R (1, 7) OBP: 0.371, SLG: 0.624	0-0 L5		0-0 CS 1-2		0-0 1B 1B		0-0 5-3			4 1 2 0 0 0 2												
Dan Driessen, L (1, 3) OBP: 0.368, SLG: 0.461	0-0 1-3		0-0 F5		0-0 SH1-4 1B 4-3 1B		0-0 FC6-4 1B			4 1 2 0 0 0 3												
Johnny Bench, R (1, 2) OBP: 0.346, SLG: 0.561		0-0 5-3		0-3 K		0-0 4-3 SH1-4 1B 1-2 2-H		0-0 FC6-4 1-2f		4 0 1 1 0 1 2												
Cesar Geronimo, L (1, 8) OBP: 0.316, SLG: 0.381		4-0 FC4-6 BB		0-0 F7		0-0 SH1-4 1-2 2-3		0-3 K		2 0 0 0 1 1 2												
Champ Summers, L (1, 9) OBP: 0.209, SLG: 0.355		0-0 FC4-6		0-0 E4 4-3 WP 1B		0-0 4-3		0-0 F8		3 1 0 1 0 0 2												
Dan Dumoulin, R (6, 1)										0 0 0 0 0 0 0												
Jack Billingham, R (7, 1) OBP: 0.182, SLG: 0.185										0 0 0 0 0 0 0												
Ray Knight, R (9, PH) OBP: 0.348, SLG: 0.460										1 0 0 0 0 0 0												
Doug Capilla, L (1, 1) OBP: 0.094, SLG: 0.067										1 0 0 0 0 0 1												
Tom Hume, R (3, 1) OBP: 0.333, SLG: 1.333										0 0 0 0 0 0 0												
Mike Lum, L (5, PH) OBP: 0.213, SLG: 0.271										1 0 0 0 0 0 1												
Dale Murray, R (5, 1) OBP: 0.182, SLG: 0.182										0 0 0 0 0 0 0												
Ken Griffey, L (6, PH) OBP: 0.388, SLG: 0.462										2 0 0 0 0 0 1												
Inning Stats	R: 0 E: 1 K: 0 S: 5	H: 1 LOB: 2 BB: 0 P: 5	R: 0 E: 0 K: 0 S: 3	H: 0 LOB: 1 BB: 1 P: 7	R: 0 E: 0 K: 1 S: 2	H: 0 LOB: 0 BB: 1 P: 6	R: 0 E: 0 K: 1 S: 6	H: 1 LOB: 1 BB: 0 P: 6	R: 1 E: 2 K: 0 S: 5	H: 1 LOB: 1 BB: 0 P: 5	R: 2 E: 0 K: 0 S: 6	H: 3 LOB: 1 BB: 0 P: 6	R: 0 E: 0 K: 1 S: 5	H: 0 LOB: 0 BB: 0 P: 5	R: 0 E: 0 K: 1 S: 6	H: 1 LOB: 1 BB: 0 P: 6	R: 0 E: 0 K: 0 S: 3	H: 0 LOB: 0 BB: 0 P: 3	1B: 7 2B: 0 3B: 0 HR: 0	SF: 0 SAC: 2 DP: 0 HBP: 0	WP: 1 PB: 0 SB: 0 CS: 1	PA: 38
PITCHER	IP WLS BF H R ER SO BB IBB HBP BLK WP HR S P ERA WHIP																					
Joaquin Andujar, R (1, 1) ERA: 3.42	6.0 W 27 6 3 2 1 2 0 0 0 1 0 27 35 3.00 1.333																					
Joe Sambito, L (7, 1) ERA: 2.37	3.0 S 10 1 0 0 2 0 0 0 0 0 0 14 14 0.00 0.333																					

Cincinnati Reds @ Houston Astros
Astrodome, Houston, TX
Tue Sep 06 1977, 8:05 PM EDT
Att. 14,653 - Unknown

livebaseballscorecards.com

AB	33
R	3
H	7
RBI	3
BB	2
SO	3
LOB	18



Batter	1	2	3	4	5	6	7	8	9
Wilbur Howard, S OBP: 0.274, SLG: 0.318 (1, 7)	0-0 6-3 ①		0-0 FC6-4 1B		0-0 F7 ②	0-0 P5 ②		0-0 4-3 ②	
Enos Cabell, R OBP: 0.314, SLG: 0.453 (1, 5)	0-3 K ②		0-0 FC6-4 E S FC 1-2f		0-0 HR	0-0 1B		0-0 5-3 ③	
Cesar Cedeno, R OBP: 0.324, SLG: 0.394 (1, 8)	0-0 5-3 ③		0-0 FC E S 4-3 1-H		0-0 WP 2B	0-0 P5 ③			
Bob Watson, R OBP: 0.355, SLG: 0.471 (1, 3)		0-0 FC4 1B 2B	0-0 4-3 1-H		0-0 4-3 2-3		0-0 WP 4-3 2B		
Joe Ferguson, R OBP: 0.376, SLG: 0.434 (1, 2)		4-0 FC4 BB	0-0 G3			4-0 1B 2B BB	0-3 K 2-3		
Jose Cruz, L OBP: 0.367, SLG: 0.461 (1, 9)		0-0 FC4 FC6-4 1B 1-2f 2-3		0-0 4-3 ①		0-0 2B 1B	0-0 4-3 ②		
Art Howe, R OBP: 0.339, SLG: 0.408 (1, 6) (7, 4)		0-0 FC6-4 1B 1-2 3-H		0-0 5-3 ②		0-0 SH2-4 1H 2H WP 2B	0-0 F8 ③		
Julio Gonzalez, R OBP: 0.291, SLG: 0.328 Joe Sambito, L OBP: 0.154, SLG: 0.154 (1, 4) (7, 1)		0-0 FC6-4 1-2f 2-3	0-3 K ③		0-3 K ③	0-0 SH2-4 2-3		0-0 4-3 ①	
Joaquin Andujar, S OBP: 0.229, SLG: 0.239 Danny Walton, R OBP: 1.000, SLG: 1.000 Roger Metzger, S OBP: 0.276, SLG: 0.258 (1, 1) (6, PH) (6, PR) (7, 6)		0-0 L4 ③			0-3 K ①	0-0 1B 1B 3-H		0-0 4-3 2B	

Inning Stats	R: 0 E: 0 K: 1 S: 5	H: 0 LOB: 0 BB: 0 P: 5	R: 1 E: 0 K: 0 S: 5	H: 2 LOB: 2 BB: 1 P: 9	R: 2 E: 0 K: 0 S: 5	H: 1 LOB: 0 BB: 0 P: 5	R: 0 E: 0 K: 1 S: 5	H: 0 LOB: 0 BB: 0 P: 5	R: 1 E: 0 K: 1 S: 7	H: 2 LOB: 1 BB: 0 P: 7	R: 3 E: 0 K: 0 S: 7	H: 4 LOB: 2 BB: 1 P: 11	R: 1 E: 0 K: 1 S: 6	H: 1 LOB: 0 BB: 0 P: 6	R: 0 E: 0 K: 0 S: 4	H: 1 LOB: 1 BB: 0 P: 4
--------------	------------------------------	---------------------------------	------------------------------	---------------------------------	------------------------------	---------------------------------	------------------------------	---------------------------------	------------------------------	---------------------------------	------------------------------	----------------------------------	------------------------------	---------------------------------	------------------------------	---------------------------------

PITCHER	IP	WLS	BF	H	R	ER	SO	BB	IBB	HBP	BLK	WP	HR	S	P	ERA	WHIP
Doug Capilla, L ERA: 4.9 (1, 1)	2.0	L	9	2	1	1	1	1	1	0	0	0	0	10	14	4.50	1.500
Tom Hume, R ERA: 10.64 (3, 1)	2.0		8	1	2	0	1	0	0	0	0	0	0	10	10	0.00	0.500
Dale Murray, R ERA: 4.98 (5, 1)	1.0		5	2	1	1	1	0	0	0	0	1	1	7	7	9.00	2.000
Dan Dumoulin, R ERA: 13.5 (6, 1)	1.0		8	4	3	3	0	1	0	0	0	1	0	7	11	27.00	5.000
Jack Billingham, R ERA: 5.18 (7, 1)	2.0		8	2	1	1	1	0	0	0	0	1	0	10	10	4.50	1.000

BOTTOM


Cincinnati Reds @ Houston Astros
Astrodome, Houston, TX

Tue Sep 06 1977, 8:05 PM EDT
Att. 14,653 - Unknown

AB	R	H	RBI	BB	SO	LOB
5	0	1	0	0	0	2
5	2	2	1	0	1	2
4	1	1	1	0	0	2
4	2	2	1	0	0	1
2	1	0	0	2	1	1
4	1	1	1	0	0	2
4	1	2	3	0	0	0
2	0	0	0	0	1	2
1	0	0	0	0	0	0
2	0	0	0	0	1	2
1	0	1	0	0	0	0
1	0	1	0	0	0	0

AB	35
R	8
H	11
RBI	7
BB	2
SO	4
LOB	14

livebaseballscorecards.com



WP	3	PA	38
PB	0		
SB	2		
CS	0		

Batter	1	2	3	4	5	6	7	8	9	AB R H RBI BB SO LOB	TOP																												
Derrel Thomas, S (1, 8) X OBP: 0.319, SLG: 0.375 Terry Whitfield, L (6, 8) OBP: 0.313, SLG: 0.420	0-0 BB 2B 1B	4-0 CS BB		0-0 L4		0-0 F7		0-0 F7		3 1 1 0 1 0 0 1 0 0 0 0 0 2																													
Rob Andrews, R (1, 4) B B B OBP: 0.347, SLG: 0.300	4-0 2B 1-2 BB	0-0 F8		0-3 K		0-0 F9		0-0 E6 1B		4 1 1 0 1 1 1																													
Darrell Evans, L (1, 5) X OBP: 0.354, SLG: 0.426	0-0 F7		0-0 HR 1B		0-0 BB 1B		0-0 F7		0-0 L4	5 1 2 0 0 0 3																													
Willie McCovey, L (1, 3) X OBP: 0.366, SLG: 0.495	0-0 E 1B 1-H 2-H 2B		0-0 1-H HR		0-3 K		0-0 G3		0-0 L7	5 2 2 4 0 1 2																													
Jack Clark, R (1, 9) S S S OBP: 0.336, SLG: 0.413	0-3 K		0-3 K		4-0 BB 1-2 BB		0-0 F9		0-0 5-3	4 0 0 0 1 2 2																													
Gary Thomasson, L (1, 7) OBP: 0.351, SLG: 0.453	4-0 E 1B IBB		0-0 F8		0-0 F7		0-0 F7			3 0 0 0 1 0 2																													
Tim Foli, R (1, 6) X OBP: 0.241, SLG: 0.332	0-0 E6 1B 1-2 2-3		0-0 FC5-4 1B		0-0 P4		0-0 1B S 1B			4 0 2 0 0 0 4																													
Marc Hill, R (1, 2) X OBP: 0.309, SLG: 0.352	0-0 1-2 2-H 3-H 1B		0-0 FC5-4		0-0 P6		0-0 1-3 1B			4 0 2 1 0 0 1																													
Ed Halicki, R (1, 1) OBP: 0.211, SLG: 0.260 Gary Lavelle, S (6, 1)		0-0 F8		0-0 1-3		0-0 HR		0-3 K		3 1 1 1 0 0 0 1 0 0 0 0 1 2																													
Inning Stats	R: 3 E: 1 K: 1 S: 8	H: 3 LOB: 2 BB: 2 P: 16	R: 0 E: 0 K: 0 S: 2	H: 0 LOB: 0 BB: 1 P: 6	R: 2 E: 0 K: 1 S: 8	H: 3 LOB: 1 BB: 0 P: 8	R: 0 E: 0 K: 1 S: 5	H: 0 LOB: 0 BB: 0 P: 5	R: 0 E: 0 K: 1 S: 6	H: 1 LOB: 2 BB: 1 P: 10	R: 1 E: 0 K: 0 S: 4	H: 1 LOB: 0 BB: 0 P: 4	R: 0 E: 0 K: 0 S: 3	H: 0 LOB: 0 BB: 0 P: 3	R: 0 E: 0 K: 1 S: 7	H: 2 LOB: 2 BB: 0 P: 7	R: 0 E: 1 K: 0 S: 4	H: 1 LOB: 1 BB: 0 P: 4	1B: 8 2B: 1 3B: 0 HR: 2	SF: 0 SAC: 0 DP: 0 HBP: 0	WP: 0 PB: 0 SB: 1 CS: 1	PA: 41																	
PITCHER	IP	WLS	BF	H	R	ER	SO	BB	IBB	HBP	BLK	WP	HR	S	P	ERA	WHIP					PITCHER	IP	WLS	BF	H	R	ER	SO	BB	IBB	HBP	BLK	WP	HR	S	P	ERA	WHIP
Mario Soto, R (1, 1) ERA: 4.53 Manny Sarmiento, R (5, 1) ERA: 3.04 Pedro Borbon, R (7, 1) ERA: 3.06 Dale Murray, R (9, 1) ERA: 4.93	4.0	L	20	6	5	4	3	2	1	0	0	0	1	23	35	9.00	2.000																						

San Francisco Giants @ Cincinnati Reds
 Riverfront Stadium, Cincinnati, OH
 Wed Sep 07 1977, 7:05 PM EDT
 Att: 19,351 - Unknown

AB	37
R	6
H	11
RBI	6
BB	4
SO	5
LOB	19




livebaseballscorecards.com

Batter	1	2	3	4	5	6	7	8	9	AB R H RBI BB SO LOB	TOP																										
Gary Thomasson, L (1, 7) OBP: 0.354, SLG: 0.453	4-0 1B BLK BB	0-3 K			0-0 F9		0-0 FC6-4 1B		0-0 1B	4 1 2 1 1 1 0																											
Rob Andrews, R (1, 4) OBP: 0.345, SLG: 0.299	0-0 6-3 BLK 1B		0-0 F8		0-0 F9		0-0 FC6-4		0-0 1-3	5 1 1 0 0 0 4																											
Darrell Evans, L (1, 5) OBP: 0.351, SLG: 0.422	0-0 6-3 1-3 3-H		0-3 K			0-0 G3		0-0 P6		4 0 0 0 0 1 1																											
Willie McCovey, L (1, 3) OBP: 0.369, SLG: 0.511	0-0 3-H HR		4-0 BB			0-0 HR		0-0 6-3		3 2 2 3 1 0 0																											
Jack Clark, R (1, 9) OBP: 0.333, SLG: 0.409	0-0 F8		0-0 F8			0-0 F5		0-0 F7		4 0 0 0 0 0 1																											
Terry Whitfield, L (1, 8) OBP: 0.316, SLG: 0.428	0-0 3B		0-0 4-3			0-3 K			0-0 1B 1B	4 1 2 0 0 1 0																											
Tim Foli, R (1, 6) OBP: 0.241, SLG: 0.332	0-0 6-3		0-0 P3				0-0 F7		0-0 1B 1B	4 0 1 0 0 0 1																											
Johnnie LeMaster, R (9, PR) OBP: 0.245, SLG: 0.240										0 0 0 0 0 0 0																											
Marc Hill, R (1, 2) OBP: 0.309, SLG: 0.352		0-0 P4							0-0 P6	3 0 1 0 0 0 0																											
Mike Sadek, R (7, PR) OBP: 0.298, SLG: 0.324			0-0 P4						FC5-4 1B	0 0 0 0 0 0 0																											
Derrel Thomas, S (9, PH) OBP: 0.319, SLG: 0.374										1 0 0 0 0 0 2																											
Randy Moffitt, R (9, 1)										0 0 0 0 0 0 0																											
Charlie Williams, R (1, 1) OBP: 0.235, SLG: 0.235		0-3 K			0-3 K		0-0 FC5-4 1B		0-3 K	1 0 0 0 0 1 0																											
Vic Harris, S (5, PH) OBP: 0.327, SLG: 0.354										1 0 0 0 0 1 0																											
John Curtis, L (5, 1) OBP: 0.296, SLG: 0.385										0 0 0 0 0 0 0																											
Bill Madlock, R (7, PH) OBP: 0.363, SLG: 0.432										1 0 0 0 0 0 1																											
Dave Heaverlo, R (7, 1) OBP: 0.363, SLG: 0.432										0 0 0 0 0 0 0																											
Gary Alexander, R (9, PH) OBP: 0.411, SLG: 0.505										1 0 0 0 0 1 2																											
Inning Stats	R: 3 E: 0 K: 0 S: 6	H: 3 LOB: 1 BB: 1 P: 10	R: 0 E: 0 K: 2 S: 7	H: 0 LOB: 0 BB: 0 P: 7	R: 0 E: 0 K: 1 S: 5	H: 0 LOB: 1 BB: 1 P: 9	R: 0 E: 0 K: 0 S: 3	H: 0 LOB: 0 BB: 0 P: 3	R: 0 E: 0 K: 1 S: 5	H: 0 LOB: 0 BB: 0 P: 5	R: 1 E: 0 K: 1 S: 6	H: 1 LOB: 0 BB: 0 P: 6	R: 0 E: 0 K: 0 S: 5	H: 2 LOB: 2 BB: 0 P: 5	R: 0 E: 0 K: 0 S: 3	H: 0 LOB: 0 BB: 0 P: 3	R: 1 E: 0 K: 1 S: 8	H: 3 LOB: 2 BB: 0 P: 8	1B: 6 2B: 0 3B: 1 HR: 2	SF: 0 SAC: 0 DP: 0 HBP: 0	WP: 0 PB: 0 SB: 0 CS: 0	PA: 38															
PITCHER	IP WLS BF H R ER SO BB IBB HBP BLK WP HR S P ERA WHIP																																				
Paul Moskau, R (1, 1) ERA: 4.25	6.0	24	4	4	4	5	2	0	0	0	1	0	2	32	40	6.00	1.000																				
Pedro Borbon, R (7, 1) ERA: 3.06	3.0	W	14	5	1	1	1	0	0	0	0	0	0	16	16	3.00	1.667																				

San Francisco Giants @ Cincinnati Reds
Riverfront Stadium, Cincinnati, OH
Thu Sep 08 1977, 7:05 PM EDT
Att: 18,379 - Unknown

AB	36
R	5
H	9
RBI	4
BB	2
SO	6
LOB	12



Batter	1	2	3	4	5	6	7	8	9	AB	R	H	RBI	BB	SO	LOB	BOTTOM									
Pete Rose, S OBP: 0.370, SLG: 0.436 (1, 5)	0-0 1-3	0-0 6-3		0-0 F7			0-0 SH1-3 1B		0-0 E3 1B SF8	5	1	1	0	0	0	0	San Francisco Giants @ Cincinnati Reds Riverfront Stadium, Cincinnati, OH Thu Sep 08 1977, 7:05 PM EDT Att. 18,379 - Unknown AB 31 R 6 H 8 RBI 6 BB 6 SO 2 LOB 12 									
Ken Griffey, L OBP: 0.386, SLG: 0.462 (1, 9)	0-0 6-3	0-0 F7		0-0 6-3			0-0 SH1-3 1-2		0-0 1B 1B	4	0	1	0	0	0	0										
Joe Morgan, L OBP: 0.429, SLG: 0.503 (1, 4)	4-0 2B S BB			4-0 1B S BB		0-0 P4	0-0 L9		4-0 1B 1-2 IBB	2	2	0	0	3	0	1										
George Foster, R OBP: 0.371, SLG: 0.625 (1, 7)	4-0 1-2 2B BB			0-0 5-3 1B		0-0 F8	0-0 5-3		0-0 SF8	3	1	1	1	1	0	1										
Dan Driessen, L OBP: 0.368, SLG: 0.460 (1, 3)	0-0 1-H 2-H E 2B			0-0 F5		0-0 4-3		4-0 CS BB		3	1	1	2	1	0	2										
Johnny Bench, R OBP: 0.349, SLG: 0.559 (1, 2)	0-0 2-H E8 1B 1B			0-0 5-3 1-2 3-H		0-0 SH1-4 1B		0-3 K 1-2		4	1	2	2	0	1	2										
Cesar Geronimo, L OBP: 0.322, SLG: 0.384 (1, 8)	0-0 2-H S 1B			4-0 IBB		0-0 SH1-4 1-2		0-0 1B		2	0	2	1	1	0	0										
Rick Auerbach, R OBP: 0.167, SLG: 0.129 (1, 6)	0-0 1-2 P3			0-0 5-3		0-3 K		0-0 F3		4	0	0	0	0	1	5										
Paul Moskau, R OBP: 0.313, SLG: 0.379 (1, 1)				0-0 F8		0-0 L4		0-0 4-3		2	0	0	0	0	0	0										
Bob Bailey, R OBP: 0.378, SLG: 0.420 (6, PH)										1	0	0	0	0	0	1										
Pedro Borbon, R OBP: 0.200, SLG: 0.250 (7, 1)										0	0	0	0	0	0	0										
Mike Lum, L OBP: 0.209, SLG: 0.267 (9, PH)										1	0	0	0	0	0	0										
Inning Stats	R: 4 E: 1 K: 0 S: 6	H: 3 LOB: 1 BB: 2 P: 14	R: 0 E: 0 K: 0 S: 3	H: 0 LOB: 0 BB: 0 P: 3	R: 1 E: 0 K: 0 S: 4	H: 1 LOB: 2 BB: 2 P: 12	R: 0 E: 0 K: 0 S: 3	H: 0 LOB: 0 BB: 0 P: 3	R: 0 E: 0 K: 1 S: 6	H: 1 LOB: 1 BB: 0 P: 6	R: 0 E: 0 K: 0 S: 4	H: 1 LOB: 1 BB: 0 P: 4	R: 0 E: 0 K: 1 S: 5	H: 1 LOB: 1 BB: 1 P: 9	R: 1 E: 1 K: 0 S: 4	H: 1 LOB: 2 BB: 1 P: 8		1B: 7 2B: 2 3B: 0 HR: 0	SF: 1 SAC: 2 DP: 1 HBP: 0	WP: 0 PB: 0 SB: 4 CS: 1	PA: 40					
PITCHER	IP	WLS	BF	H	R	ER	SO	BB	IBB	HBP	BLK	WP	HR	S	P	ERA	WHIP									
Charlie Williams, R ERA: 4.0 (1, 1)	4.0		20	4	5	4	0	3	1	0	0	0	0	0	16	32	9.00	1.750								
John Curtis, L ERA: 5.75 (5, 1)	2.0		7	1	0	0	1	0	0	0	0	0	0	9	9	0.00	0.500									
Dave Heaverlo, R ERA: 2.72 (7, 1)	2.0	L	8	2	0	0	1	1	0	0	0	0	0	9	13	0.00	1.500									
Randy Moffitt, R ERA: 3.57 (9, 1)	0.2	L	5	1	1	0	0	0	1	0	0	0	0	4	8	0.00	1.500									

Batter	1	2	3	4	5	6	7	8	9	AB R H RBI BB SO LOB	TOP		
Davey Lopes, R <small>OBP: 0.365, SLG: 0.397</small> (1, 4)	0-3 (1)		0-0 (2)		0-0 (3)		0-0 (2)		4-0 (1)	4 1 0 0 1 1 3			
Bill Russell, R <small>OBP: 0.305, SLG: 0.364</small> (1, 6)	0-0 (2)		0-3 (3)			0-3 (1)	0-0 (3)		0-0 (3)	5 0 2 1 0 2 1			
Reggie Smith, S <small>OBP: 0.434, SLG: 0.577</small> (1, 9)	4-0 (1)			0-3 (1)		0-0 (1)		0-0 (1)	0-0 (3)	4 1 1 0 1 1 1			
Ron Cey, R <small>OBP: 0.362, SLG: 0.475</small> (1, 5)	0-3 (3)			0-0 (1)		0-0 (2)		4-0 (1)		3 0 1 0 1 1 2			
Steve Garvey, R <small>OBP: 0.318, SLG: 0.481</small> (1, 3)		0-0 (1)		0-0 (2)		4-0 (1)		0-0 (2)		3 1 0 0 1 0 2			
Dusty Baker Jr., R <small>OBP: 0.358, SLG: 0.493</small> (1, 7)		0-3 (2)		0-3 (3)		0-0 (1)		0-0 (1)		4 1 2 3 0 2 1			
Glenn Burke, R <small>OBP: 0.266, SLG: 0.271</small> (1, 8)			0-0 (3)		0-0 (1)		0-0 (3)		0-0 (3)	4 0 1 0 0 0 2			
Steve Yeager, R <small>OBP: 0.334, SLG: 0.441</small> (1, 2)			0-0 (1)		0-3 (1)		0-0 (1)		0-0 (1)	4 0 1 0 0 1 1			
Tommy John, R <small>OBP: 0.211, SLG: 0.257</small> (1, 1)			0-0 (1)		0-0 (2)		0-0 (1)		0-0 (2)	4 0 1 0 0 0 2			
Inning Stats	R: 0 E: 0 K: 2 S: 7 H: 0 LOB: 1 BB: 1 P: 11	R: 0 E: 0 K: 1 S: 5 H: 0 LOB: 0 BB: 0 P: 5	R: 0 E: 0 K: 1 S: 6 H: 1 LOB: 1 BB: 0 P: 6	R: 0 E: 0 K: 2 S: 8 H: 1 LOB: 1 BB: 0 P: 8	R: 0 E: 0 K: 1 S: 6 H: 1 LOB: 1 BB: 0 P: 6	R: 3 E: 0 K: 1 S: 7 H: 2 LOB: 0 BB: 1 P: 11	R: 0 E: 0 K: 0 S: 4 H: 2 LOB: 2 BB: 0 P: 4	R: 0 E: 0 K: 0 S: 4 H: 1 LOB: 2 BB: 1 P: 8	R: 1 E: 0 K: 0 S: 4 H: 1 LOB: 1 BB: 1 P: 8	1B: 7 2B: 1 3B: 0 HR: 1 SF: 0 SAC: 0 DP: 0 HBP: 0	WP: 0 PB: 0 SB: 2 CS: 0 PA: 39		
PITCHER Fred Norman, L <small>ERA: 3.19</small> (1, 1)	IP: 7.0 WLS: L BF: 29 H: 7 R: 3 ER: 3 SO: 8 BB: 2 IBB: 0 HBP: 0 BLK: 0 WP: 0 HR: 1 S: 43 P: 51 ERA: 3.86 WHIP: 1.286											PITCHER Manny Sarmiento, R <small>ERA: 3.16</small> (8, 1)	IP: 2.0 WLS: L BF: 10 H: 2 R: 1 ER: 1 SO: 0 BB: 2 IBB: 0 HBP: 0 BLK: 0 WP: 0 HR: 0 S: 8 P: 16 ERA: 4.50 WHIP: 2.000

Los Angeles Dodgers @ Cincinnati Reds
 Riverfront Stadium, Cincinnati, OH

Fri Sep 09 1977, 7:05 PM EDT
 Att: 39,518 - Unknown

livebaseballscores.com

AB 35
R 4
H 9
RBI 4
BB 4
SO 8
LOB 15



Batter	1	2	3	4	5	6	7	8	9	AB	R	H	RBI	BB	SO	LOB
--------	---	---	---	---	---	---	---	---	---	----	---	---	-----	----	----	-----

Pete Rose, S OBP: 0.369, SLG: 0.435 (1, 5)	0-0 4-3 1B			0-0 1-3 1B	0-3 K		0-0 1-2 1B			4	0	1	0	0	1	1
Ken Griffey, L OBP: 0.387, SLG: 0.461 (1, 9)	0-0 G4-6-3 1B			4-0 1B BB		0-0 4-3	0-0 G1-2-3			3	1	1	0	1	0	3
Joe Morgan, L OBP: 0.428, SLG: 0.501 (1, 4)	0-0 G4-6-3 1-2f			0-0 1B 1-2 1B		0-0 P2	3-Hf		0-0 4-3	4	0	1	0	0	0	1
George Foster, R OBP: 0.372, SLG: 0.623 (1, 7)		0-0 1-3		0-0 FC5-4 1B		4-0 2B BB		0-0 4-3		3	0	1	1	1	0	0
Johnny Bench, R OBP: 0.350, SLG: 0.561 (1, 2)		0-0 1-3		0-0 L6		0-0 1-3 2B		0-0 1B		4	0	2	0	0	0	2
Dave Concepcion, R OBP: 0.319, SLG: 0.361 (1, 6)		0-3 K		0-0 FC5-4 1-2f		0-0 F9		0-0 4-3		4	0	0	0	0	1	5
Dan Driessen, L OBP: 0.367, SLG: 0.459 (1, 3)			0-3 K		0-0 4-3		0-0 FC5-6 1B		0-0 1-3	4	0	1	0	0	1	0
Cesar Geronimo, L OBP: 0.321, SLG: 0.383 (1, 8)			0-0 G3		0-0 SH1-4 1B		0-0 FC5-6 1B G1-2-3		0-0 4-3	4	0	1	0	0	0	1
Fred Norman, S OBP: 0.167, SLG: 0.132 (1, 1)			0-3 K		0-0 SH1-4		0-0 1B		0-0 5-3	1	0	0	0	0	1	0
Bob Bailey, R OBP: 0.386, SLG: 0.429 (7, PH)										1	0	1	0	0	0	0
Ed Armbrister, R OBP: 0.350, SLG: 0.449 (7, PR)										0	0	0	0	0	0	0
Manny Sarmiento, R (8, 1)										0	0	0	0	0	0	0
Ray Knight, R OBP: 0.338, SLG: 0.446 (9, PH)					1-2		1-3			1	0	0	0	0	0	0

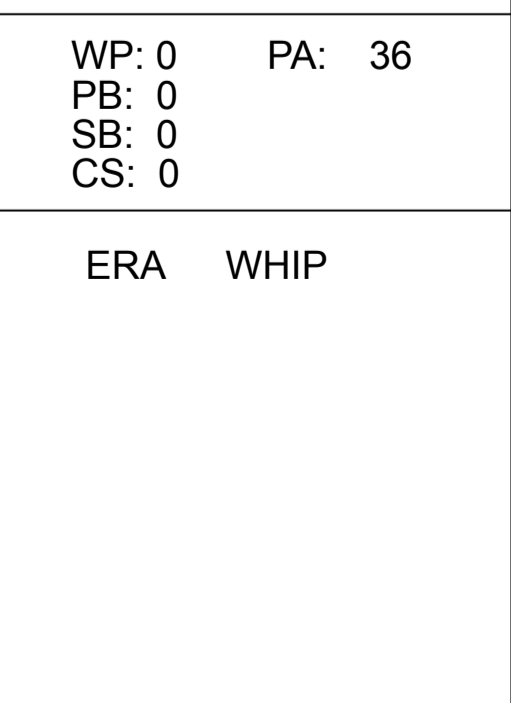
Inning Stats	R: 0	H: 1	E: 0	LOB: 0	K: 0	BB: 0	S: 3	P: 3	R: 0	H: 0	E: 0	LOB: 0	K: 1	BB: 0	S: 5	P: 5	R: 0	H: 0	E: 0	LOB: 0	K: 2	BB: 0	S: 7	P: 7	R: 1	H: 2	E: 0	LOB: 2	K: 0	BB: 1	S: 5	P: 9	R: 0	H: 1	E: 0	LOB: 1	K: 1	BB: 0	S: 6	P: 6	R: 0	H: 1	E: 0	LOB: 2	K: 0	BB: 1	S: 4	P: 8	R: 0	H: 3	E: 0	LOB: 2	K: 0	BB: 0	S: 5	P: 5	R: 0	H: 1	E: 0	LOB: 1	K: 0	BB: 0	S: 4	P: 4	R: 0	H: 0	E: 0	LOB: 0	K: 0	BB: 0	S: 3	P: 3	1B: 8	SF: 0	2B: 1	SAC: 1	3B: 0	DP: 2	HR: 0	HBP: 0	WP: 0	PA: 36
--------------	------	------	------	--------	------	-------	------	------	------	------	------	--------	------	-------	------	------	------	------	------	--------	------	-------	------	------	------	------	------	--------	------	-------	------	------	------	------	------	--------	------	-------	------	------	------	------	------	--------	------	-------	------	------	------	------	------	--------	------	-------	------	------	------	------	------	--------	------	-------	------	------	------	------	------	--------	------	-------	------	------	-------	-------	-------	--------	-------	-------	-------	--------	-------	--------

PITCHER	IP	WLS	BF	H	R	ER	SO	BB	IBB	HBP	BLK	WP	HR	S	P	ERA	WHIP	PITCHER	IP	WLS	BF	H	R	ER	SO	BB	IBB	HBP	BLK	WP	HR	S	P	ERA	WHIP
---------	----	-----	----	---	---	----	----	----	-----	-----	-----	----	----	---	---	-----	------	---------	----	-----	----	---	---	----	----	----	-----	-----	-----	----	----	---	---	-----	------

BOTTOM

Los Angeles Dodgers @ Cincinnati Reds
Riverfront Stadium, Cincinnati, OH
Fri Sep 09 1977, 7:05 PM EDT
Att. 39,518 - Unknown

AB	33
R	1
H	9
RBI	1
BB	2
SO	4
LOB	13



Batter	1	2	3	4	5	6	7	8	9	AB R H RBI BB SO LOB	TOP	
Davey Lopes, R (1,4) Rafael Landestoy, S (7,4) OBP: 0.366, SLG: 0.402 OBP: 1.000, SLG: 1.000	0-0 WP 3B		0-0 S 1B		0-0 5-3		0-0 5-3		0-0 HBP 3B 1B	4 1 2 0 0 0 0 1 1 1 0 0 0 0		
Bill Russell, R (1,6) Ron Washington, R (7,6) OBP: 0.305, SLG: 0.363	0-3 K 3-H		0-0 F3 1-2		0-0 BB 1B		0-0 6-3		1-0 3B HBP	4 0 1 0 0 1 1 0 1 0 0 0 0 0		
Reggie Smith, S (1,9) Jeffrey Leonard, R (7,9) OBP: 0.435, SLG: 0.579 OBP: 1.000, SLG: 1.667	0-0 F8 2B		0-3 K S S S		4-0 BB 1-2 BB			0-0 2B 1B	0-0 1-H 2-H 9-2 3B	2 0 1 0 1 1 1 2 1 2 2 0 0 0		
Ron Cey, R (1,5) Lee Lacy, R (7,5) OBP: 0.360, SLG: 0.472 OBP: 0.299, SLG: 0.423	0-0 F8 2-3		0-0 P4		0-0 5-3			0-0 1B 1-3 2B	0-0 9-2 3-H	3 0 0 0 0 0 4 2 0 1 0 0 0 1		
Steve Garvey, R (1,3) Ed Goodson, L (8,3) OBP: 0.320, SLG: 0.482 OBP: 0.191, SLG: 0.261	0-0 P4				0-0 1B		0-0 P6		0-0 1B 2-3 3-H	4 0 2 1 0 0 1 0 0 0 0 0 0 0		
Rick Monday, L (1,8) Glenn Burke, R (8,8) OBP: 0.336, SLG: 0.385 OBP: 0.266, SLG: 0.271		0-3 K S S S		0-3 K S S S		0-0 F8		0-0 F6		4 0 0 0 0 2 3 0 0 0 0 0 0 0		
Dusty Baker Jr., R (1,7) Joe Simpson, L (8,7) OBP: 0.357, SLG: 0.491 OBP: 0.154, SLG: 0.083		0-3 K S S S		0-0 P4		0-0 FC6-4 1B		0-0 P3		4 0 1 0 0 1 3 0 0 0 0 0 0 0		
Steve Yeager, R (1,2) Hank Webb, R (6,1) Vic Davalillo, L (8, PH) Charlie Hough, R (8,1) OBP: 0.334, SLG: 0.440 OBP: 0.370, SLG: 0.444 OBP: 0.105, SLG: 0.222		0-0 FC6-4 1B		0-0 F8		0-0 FC6-4 1-2f		0-0 F8		3 0 1 0 0 0 2 0 0 0 0 0 0 0 1 0 0 0 0 0 2 0 0 0 0 0 0 0		
Doug Rau, L (1,1) Bobby Castillo, R (5,1) Johnny Oates, L (6,2) OBP: 0.222, SLG: 0.169 OBP: 0.309, SLG: 0.357		0-0 FC6-4 1-2f				0-0 5-3		0-0 G3		2 0 0 0 0 0 1 0 0 0 0 0 0 0 2 0 0 0 0 0 0		
Inning Stats	R: 1 H: 2 E: 0 LOB: 1 K: 1 BB: 0 S: 7 P: 7	R: 0 H: 1 E: 0 LOB: 1 K: 2 BB: 0 S: 8 P: 8	R: 0 H: 1 E: 0 LOB: 1 K: 1 BB: 0 S: 6 P: 6	R: 0 H: 1 E: 0 LOB: 1 K: 1 BB: 0 S: 6 P: 6	R: 0 H: 1 E: 0 LOB: 2 K: 0 BB: 1 S: 4 P: 8	R: 0 H: 1 E: 0 LOB: 1 K: 0 BB: 0 S: 4 P: 4	R: 0 H: 0 E: 0 LOB: 0 K: 0 BB: 0 S: 3 P: 3	R: 1 H: 3 E: 0 LOB: 2 K: 0 BB: 0 S: 6 P: 6	R: 2 H: 2 E: 0 LOB: 0 K: 0 BB: 0 S: 4 P: 5	1B: 8 SF: 0 2B: 3 SAC: 0 3B: 2 DP: 1 HR: 0 HBP: 1	WP: 1 PA: 40 PB: 0 SB: 1 CS: 0	
PITCHER	IP WLS BF H R ER SO BB IBB HBP BLK WP HR S P ERA WHIP											
Tom Seaver, R (1,1) ERA: 2.88	8.0 W 35 10 2 2 5 1 0 0 0 1 0 44 48 2.25 1.375											
Pedro Borbon, R (9,1) ERA: 3.19	1.0 5 2 2 2 0 0 0 0 1 0 0 0 4 5 18.00 2.000											

Los Angeles Dodgers @ Cincinnati Reds
Riverfront Stadium, Cincinnati, OH

Sat Sep 10 1977, 7:05 PM EDT
Att: 49,209 - Unknown

livebaseballscorecards.com

AB	38
R	4
H	12
RBI	3
BB	1
SO	5
LOB	19



Batter	1	2	3	4	5	6	7	8	9	AB	R	H	RBI	BB	SO	LOB	BOTTOM	
Pete Rose, S (1, 5) OBP: 0.370, SLG: 0.434 Don Werner, R (7, 2)	0-0 5-3	0-0 6-3			0-0 5-3 2B	4-0 1B BB		0-0 F8		3	1	1	0	1	0	0		
Ken Griffey, L (1, 9) OBP: 0.389, SLG: 0.462	0-0 PB 1B		0-0 FC6-4 1B		0-0 5-3	0-0 SF8		4-0 PB 1B BB		3	1	2	1	1	0	1		
Dave Concepcion, R (1, 6) OBP: 0.323, SLG: 0.364	0-0 1-H 1B		0-0 F7		4-0 2B BB	0-0 FC6-4 1B		0-0 PB 1B		4	2	3	2	1	0	1		
George Foster, R (1, 7) OBP: 0.372, SLG: 0.622	0-0 1-2 1B		0-0 FC6-4		0-0 2B	0-0 FC6-4		4-0 1-2 2-3 BB		4	0	1	2	1	0	4		
Johnny Bench, R (1, 2) OBP: 0.350, SLG: 0.559 Dan Driessen, L (7, 3) OBP: 0.366, SLG: 0.457	0-0 2-H 1B		0-0 4-3		0-0 6-3		0-0 4-3	0-3 K		3	0	1	1	0	0	2		
Bob Bailey, R (1, 3) OBP: 0.372, SLG: 0.411 Ray Knight, R (7, 5) OBP: 0.333, SLG: 0.439	0-3 K			0-0 6-3	0-0 6-3		0-3 K			3	0	0	0	0	1	2		
Cesar Geronimo, L (1, 8) OBP: 0.320, SLG: 0.380		0-0 F7		0-3 K		0-3 K	1-0 FC6-4 HBP			3	0	0	0	0	2	0		
Rick Auerbach, R (1, 4) OBP: 0.200, SLG: 0.200		0-3 K		0-0 1B		0-0 BB SF8 2B	0-0 FC6-4			4	1	2	0	0	1	1		
Tom Seaver, R (1, 1) OBP: 0.237, SLG: 0.347 Champ Summers, L (8, PH) OBP: 0.206, SLG: 0.349 Pedro Borbon, R (9, 1) OBP: 0.200, SLG: 0.250		0-0 HR		0-3 K		0-0 BB 1B	0-3 K			3	2	2	1	0	1	1		
Inning Stats	R: 2 E: 0 K: 1 S: 8	H: 3 LOB: 1 BB: 0 P: 8	R: 1 E: 0 K: 1 S: 6	H: 1 LOB: 0 BB: 0 P: 6	R: 0 E: 0 K: 0 S: 4	H: 1 LOB: 1 BB: 0 P: 4	R: 0 E: 0 K: 2 S: 8	H: 1 LOB: 1 BB: 0 P: 8	R: 2 E: 0 K: 1 S: 8	H: 3 LOB: 2 BB: 1 P: 12	R: 0 E: 0 K: 1 S: 5	H: 0 LOB: 1 BB: 0 P: 6	R: 0 E: 0 K: 2 S: 8	H: 1 LOB: 3 BB: 2 P: 16				
PITCHER	IP WLS BF H R ER SO BB IBB HBP BLK WP HR S P ERA WHIP																	
Doug Rau, L (1, 1) ERA: 3.52	4.1	L	22	8	5	5	4	1	0	0	0	0	0	0	0	0	10.38	2.077
Bobby Castillo, R (5, 1) ERA: 13.5	1.1		8	3	2	1	1	0	0	0	0	0	0	0	0	0	13.50	3.000
Hank Webb, R (6, 1) ERA:	1.1		5	0	0	0	1	0	0	1	0	0	0	0	0	0	0.00	0.000
Charlie Hough, R (8, 1) ERA: 3.44	1.0		6	1	0	0	2	2	0	0	0	0	0	0	0	0	0.00	3.000
PITCHER	IP WLS BF H R ER SO BB IBB HBP BLK WP HR S P ERA WHIP																	


Los Angeles Dodgers @ Cincinnati Reds
Riverfront Stadium, Cincinnati, OH
Sat Sep 10 1977, 7:05 PM EDT
Att. 49,209 - Unknown

livebaseballscores.com

AB	35
R	7
H	12
RBI	7
BB	4
SO	8
LOB	15



WP: 0	PA: 41
PB: 2	
SB: 0	
CS: 0	

Batter	1	2	3	4	5	6	7	8	9	AB R H RBI BB SO LOB	TOP																																
Davey Lopes, R (1, 4) OBP: 0.366, SLG: 0.401	0-3 K		4-0 1B HBP BB		0-0 6-3		0-0 FC4 1B		0-0 G3	4 1 1 0 1 1 0																																	
Bill Russell, R (1, 6) OBP: 0.304, SLG: 0.361	0-0 3-1		1-0 1B HBP		0-0 F7		0-0 FC4			3 0 0 0 0 0 2																																	
Reggie Smith, S (1, 9) OBP: 0.432, SLG: 0.574	0-0 F8		0-0 P6		0-3 K		0-0 1-4-3			4 0 0 0 0 1 5																																	
Ron Cey, R (1, 5) OBP: 0.359, SLG: 0.473		0-0 F4	0-0 SF7			0-0 P4		0-0 2B		3 0 1 1 0 0 0																																	
Steve Garvey, R (1, 3) OBP: 0.322, SLG: 0.483		4-0 1B BB	0-0 FC6-4 1B			0-0 1B		0-0 L8		3 0 2 1 1 0 1																																	
Rick Monday, L (1, 8) OBP: 0.337, SLG: 0.385		0-0 1B BB	0-0 FC6-4			4-0 BB		0-0 F7		3 0 1 0 1 0 3																																	
Dusty Baker Jr., R (1, 7) OBP: 0.357, SLG: 0.488		4-0 G6-4-3 BB		0-0 1-3		0-0 1-3		0-0 5-3		3 0 0 0 1 0 2																																	
Steve Yeager, R (1, 2) OBP: 0.332, SLG: 0.438	0-0 G6-4-3			0-0 6-3			0-3 K		0-0 F2	2 0 0 0 0 0 3																																	
Ed Goodson, L (7, PH) OBP: 0.188, SLG: 0.255										1 0 0 0 0 1 0																																	
Jerry Grote, R (7, 2) OBP: 0.326, SLG: 0.301	1-2f									1 0 0 0 0 0 0																																	
Rick Rhoden, R (1, 1) OBP: 0.247, SLG: 0.411			0-0 HBP BB SF7 1B	0-3 K			0-0 FC4 1B		0-0 6-3	2 1 1 0 0 1 0																																	
Vic Davalillo, L (7, PH) OBP: 0.393, SLG: 0.464										1 0 1 0 0 0 0																																	
Charlie Hough, R (7, 1) OBP: 0.105, SLG: 0.222										0 0 0 0 0 0 0																																	
Lee Lacy, R (9, PH) OBP: 0.297, SLG: 0.420										1 0 0 0 0 0 0																																	
Inning Stats	R: 0 E: 0 K: 1 S: 5	H: 0 LOB: 0 BB: 0 P: 5	R: 0 E: 0 K: 0 S: 3	H: 1 LOB: 2 BB: 2 P: 11	R: 2 E: 0 K: 0 S: 5	H: 2 LOB: 2 BB: 1 P: 10	R: 0 E: 0 K: 1 S: 5	H: 0 LOB: 0 BB: 0 P: 5	R: 0 E: 0 K: 1 S: 5	H: 0 LOB: 0 BB: 0 P: 5	R: 0 E: 0 K: 0 S: 3	H: 1 LOB: 1 BB: 1 P: 7	R: 0 E: 0 K: 1 S: 7	H: 2 LOB: 2 BB: 0 P: 7	R: 0 E: 0 K: 0 S: 4	H: 1 LOB: 1 BB: 0 P: 4	R: 0 E: 0 K: 0 S: 3	H: 0 LOB: 0 BB: 0 P: 3	1B: 6 2B: 1 3B: 0 HR: 0	SF: 1 SAC: 0 DP: 1 HBP: 1	WP: 0 PB: 0 SB: 0 CS: 0	PA: 37																					
PITCHER Jack Billingham, R (1, 1) ERA: 5.23	IP	WLS	BF	H	R	ER	SO	BB	IBB	HBP	BLK	WP	HR	S	P	ERA	WHIP																										
Tom Hume, R (3, 1) ERA: 8.07	7.0	W	26	5	0	0	3	1	0	0	0	0	0	31	35	0.00	0.857																										

Los Angeles Dodgers @ Cincinnati Reds
 Riverfront Stadium, Cincinnati, OH
 Sun Sep 11 1977, 3:33 AM EDT
 Att. 44,694 - Unknown

livebaseballscorecards.com

AB	31
R	2
H	7
RBI	2
BB	4
SO	4
LOB	16

Batter	1	2	3	4	5	6	7	8	9	AB	R	H	RBI	BB	SO	LOB
Pete Rose, S OBP: 0.369, SLG: 0.433 (1, 5) X	0-0 F7 (1) X	0-0 6-3 (2)		0-0 CS 1B (2-H)			0-0 4-3 (1) X			4	0	1	1	0	0	0
Ken Griffey, L OBP: 0.388, SLG: 0.460 (1, 9) X	0-0 G3 (2) X	0-0 1B		0-0 CS 1B (1-2)	0-3 K (1)		0-0 L5 (2) X			4	0	1	0	0	1	0
Joe Morgan, L OBP: 0.428, SLG: 0.500 (1, 4) B B B B	4-0 1B WP BB (S)	0-3 K (3)			0-0 1B (S)		0-0 F5 (3) X			3	1	1	0	1	1	1
George Foster, R OBP: 0.373, SLG: 0.621 (1, 8) X	0-0 WP BB 2B 1B (1-3)		0-0 6-3 (1) X		0-0 F3 (2) X			4-0 FC6 BB (B B B B)		3	1	1	0	1	0	1
Dan Driessen, L OBP: 0.365, SLG: 0.454 (1, 3) B B B B	4-0 WP 2B BB (1-2)		0-3 K (2) X		0-0 F7 (3) X			0-0 FC6 1B (1-2f)		3	2	0	0	1	1	2
Johnny Bench, R OBP: 0.349, SLG: 0.559 (1, 2) X	0-0 1B 2B (1-H, 2-H, 3-H)		0-3 K (3) X			0-0 F8 (1) X		0-3 K (2) X		4	1	1	2	0	2	1
Dave Concepcion, R OBP: 0.324, SLG: 0.365 (1, 6) X	0-0 1B (2-H)			0-0 6-3 (1) X		0-0 F9 (2) X		0-0 1B (2-H)		4	0	2	2	0	0	0
Champ Summers, L OBP: 0.236, SLG: 0.379 (1, 7) X	0-0 F7 (3) X			0-0 SH1-4 1B (1)		0-0 2B (1)		4-0 IBB (1-2)		3	1	2	0	1	0	1
Jack Billingham, R OBP: 0.179, SLG: 0.182 (1, 1)		0-3 K (1) X		0-0 SH1-4 (2) X		0-3 K (3) X		0-0 4-3 (3) X		1	0	0	0	0	1	0
Tom Hume, R OBP: 0.200, SLG: 0.800 (3, 1)				0-0 SH1-4 (1-2)						2	0	0	0	0	1	3


Inning Stats	R: 4	H: 3	E: 0	LOB: 1	K: 0	S: 6	P: 14	R: 0	H: 1	E: 0	LOB: 1	K: 2	S: 8	P: 8	R: 0	H: 0	E: 0	LOB: 0	K: 2	S: 7	P: 7	R: 1	H: 2	E: 0	LOB: 0	K: 0	S: 4	P: 4	R: 0	H: 1	E: 0	LOB: 1	K: 1	S: 6	P: 6	R: 0	H: 0	E: 0	LOB: 0	K: 0	S: 3	P: 3	R: 1	H: 1	E: 0	LOB: 2	K: 1	S: 6	P: 14
PITCHER	IP	WLS	BF	H	R	ER	SO	BB	IBB	HBP	BLK	WP	HR	S	P	ERA	WHIP																																
Rick Rhoden, R ERA: 3.68 (1, 1)	6.0	L	27	8	5	5	6	2	0	0	0	1	0	37	45	7.50	1.667																																
Charlie Hough, R ERA: 3.46 (7, 1)	2.0		9	1	1	1	1	1	1	0	0	0	0	9	17	4.50	1.000																																

BOTTOM

Los Angeles Dodgers @ Cincinnati Reds
Riverfront Stadium, Cincinnati, OH

Sun Sep 11 1977, 3:33 AM EDT
Att. 44,694 - Unknown

AB	31
R	6
H	9
RBI	5
BB	4
SO	7
LOB	9



Batter	1	2	3	4	5	6	7	8	9	AB	R	H	RBI	BB	SO	LOB	TOP					
Terry Puhl, L (1, 7) OBP: 0.378, SLG: 0.381	0-0 F7	0-3 K		4-0 BB		0-3 K		4-0 1B FC6-2 BB		3	0	0	0	2	2	3						
Enos Cabell, R (1, 5) OBP: 0.313, SLG: 0.451	0-3 K		0-0 5-3	0-3 K		0-0 FC1-6 PO		0-0 FC6-2 1B		5	0	1	0	0	2	3						
Cesar Cedeno, R (1, 8) OBP: 0.335, SLG: 0.434	0-0 HR 3B		0-0 HR		0-0 HR	0-0 PO	0-0 E 1B	0-0 FC6-2		5	4	4	2	0	0	2						
Jose Cruz, L (1, 9) OBP: 0.364, SLG: 0.469	0-0 HR		0-0 HR		0-0 6-3		0-0 3-1 1-H	0-0 3-1		5	2	2	3	0	0	2						
Bob Watson, R (1, 3) OBP: 0.353, SLG: 0.469	0-0 6-3		0-0 F9		0-3 K		0-0 HR		0-0 P4	5	1	1	1	0	1	0						
Art Howe, R (1, 4) OBP: 0.339, SLG: 0.414		0-3 K	0-3 K		0-0 2B		0-0 4-3		4-0 L3 BB	4	0	1	0	1	2	0						
Ed Herrmann, L (1, 2) OBP: 0.345, SLG: 0.355		0-0 BB 1B		4-0 BB BB	4-0 BB	4-0 BB	4-0 BB		0-0 L3	2	0	1	0	3	0	1						
Roger Metzger, S (1, 6) OBP: 0.280, SLG: 0.271		4-0 BB		0-3 K	0-3 K		0-0 F7			3	0	0	0	1	2	4						
J.R. Richard, R (1, 1) OBP: 0.241, SLG: 0.359		0-0 P4		0-3 K		0-0 FC1-6 1B		0-0 5-3		4	0	1	0	0	1	3						
Joe Sambito, L (9, 1) OBP: 0.154, SLG: 0.154										0	0	0	0	0	0	0						
Inning Stats	R: 2 E: 0 K: 1 S: 7	H: 2 LOB: 0 BB: 0 P: 7	R: 0 E: 0 K: 2 S: 8	H: 1 LOB: 2 BB: 1 P: 12	R: 2 E: 0 K: 1 S: 7	H: 2 LOB: 0 BB: 0 P: 7	R: 0 E: 0 K: 3 S: 9	H: 0 LOB: 2 BB: 2 P: 17	R: 1 E: 0 K: 2 S: 9	H: 2 LOB: 2 BB: 1 P: 13	R: 0 E: 0 K: 1 S: 5	H: 1 LOB: 0 BB: 0 P: 5	R: 2 E: 1 K: 0 S: 5	H: 2 LOB: 1 BB: 1 P: 9	R: 0 E: 0 K: 0 S: 4	H: 1 LOB: 2 BB: 1 P: 8	R: 0 E: 0 K: 0 S: 2	H: 0 LOB: 0 BB: 1 P: 6	1B: 4 2B: 2 3B: 1 HR: 5	SF: 0 SAC: 0 DP: 1 HBP: 0	WP: 0 PB: 0 SB: 2 CS: 0	PA: 44
PITCHER	IP WLS BF H R ER SO BB IBB HBP BLK WP HR S P ERA WHIP																		PITCHER	IP WLS BF H R ER SO BB IBB HBP BLK WP HR S P ERA WHIP		
Mario Soto, R (1, 1) ERA: 4.91	3.0 L 15 5 4 4 4 1 0 0 0 0 3 22 26 12.00 2.000																					
Angel Torres, L (4, 1) ERA: 4.5	2.0 11 2 1 1 5 3 0 0 0 0 1 18 30 4.50 2.500																					
Dale Murray, R (6, 1) ERA: 5.01	2.0 9 3 2 2 1 1 0 0 0 0 1 10 14 9.00 2.000																					
Dan Dumoulin, R (8, 1) ERA: 9.0	1.0 5 1 0 0 0 1 0 0 0 0 0 4 8 0.00 2.000																					
Manny Sarmiento, R (9, 1) ERA: 3.04	1.0 3 0 0 0 0 1 0 0 0 0 0 2 6 0.00 1.000																					

Houston Astros @ Cincinnati Reds
Riverfront Stadium, Cincinnati, OH
Mon Sep 12 1977, 7:05 PM EDT
Att: 17,857 - Unknown

livebaseballscorecards.com

AB	36
R	7
H	11
RBI	6
BB	7
SO	10
LOB	18



Batter	1	2	3	4	5	6	7	8	9	AB R H RBI BB SO LOB
Pete Rose, S (1, 5) OBP: 0.373, SLG: 0.436	0-0 F7		0-0 2B				0-0 BB		4-0 1B	3 1 2 0 2 0 0
Ken Griffey, L (1, 9) OBP: 0.388, SLG: 0.462	0-0 4-3		0-0 2B				0-3 K		0-3 K	5 0 2 2 0 2 2
Joe Morgan, L (1, 4) OBP: 0.426, SLG: 0.496	0-0 F8		0-0 F8				4-0 BB		0-3 K	4 0 0 0 1 1 4
George Foster, R (1, 8) OBP: 0.373, SLG: 0.619			0-3 K				0-0 2B		0-0 K	5 0 2 0 0 3 3
Dan Driessen, L (1, 3) OBP: 0.365, SLG: 0.455							0-0 1B		0-0 F8	5 0 2 0 0 0 2
Dave Concepcion, R (1, 6) OBP: 0.324, SLG: 0.364							0-0 2B			4 0 1 0 0 2 3
Champ Summers, L (1, 7) OBP: 0.237, SLG: 0.362							0-0 5-3			3 0 0 0 1 3 3
Bill Plummer, R (1, 2) OBP: 0.248, SLG: 0.213							0-0 K			3 1 0 0 1 1 4
Mario Soto, R Ed Armbrister, R Angel Torres, L Milver Lugo, L Dane Mayfield, R Ray Knight, L Dan Dumoulin, R Bob Bailey, R Manny Sarmiento, R							0-0 F8			0 0 0 0 0 0 0

BOTTOM

Houston Astros @ Cincinnati Reds
Riverfront Stadium, Cincinnati, OH
Mon Sep 12 1977, 7:05 PM EDT
Att. 17,857 - Unknown

livebaseballscorecards.com

AB	36
R	2
H	9
RBI	2
BB	5
SO	13
LOB	24



Inning Stats	R: 0	H: 0	E: 0	K: 0	S: 3	R: 0	H: 1	E: 0	K: 3	S: 10	R: 2	H: 2	E: 0	K: 2	S: 9	R: 0	H: 0	E: 0	K: 2	S: 7	R: 0	H: 1	E: 0	K: 1	S: 6	R: 0	H: 2	E: 0	K: 2	S: 7	R: 0	H: 1	E: 0	K: 2	S: 8	R: 0	H: 1	E: 0	K: 0	S: 4	R: 0	H: 1	E: 0	K: 2	S: 8	R: 0	H: 1	E: 0	K: 2	S: 8	1B: 6	SF: 0	2B: 3	SAC: 0	3B: 0	DP: 0	HR: 0	HBP: 0	WP: 0	PA: 41
PITCHER	IP	WLS	BF	H	R	ER	SO	BB	IBB	HBP	BLK	WP	HR	S	P	ERA	WHIP																																											
J.R. Richard, R (1, 1) ERA: 2.9	8.0		37	8	2	2	11	5	0	0	0	0	0	54	74	2.25	1.625																																											
Joe Sambito, L (9, 1) ERA: 2.27	1.0		4	1	0	0	2	0	0	0	0	0	0	8	8	0.00	1.000																																											

Batter	1	2	3	4	5	6	7	8	9	AB R H RBI BB SO LOB	TOP
Terry Puhl, L (1, 7) OBP: 0.383, SLG: 0.380	0-0 F7	4-0 1B BB	0-0 F7			4-0 S BB			0-0 1B 1B	3 2 1 0 2 0 1	
Enos Cabell, R (1, 5) OBP: 0.314, SLG: 0.450	0-0 F4	0-0 1B 1B		0-3 K		0-0 F7			0-0 1B 1B	5 2 2 1 0 1 1	
Cesar Cedeno, R (1, 8) OBP: 0.339, SLG: 0.449	0-0 3B	0-0 1B 1B		0-0 5-3			0-0 HR		0-0 1B 1B	5 4 4 3 0 0 0	
Jose Cruz, L (1, 9) OBP: 0.366, SLG: 0.474	0-0 3B	0-0 1B 1B		0-0 F7			0-0 4-3		0-0 2B 1B	5 2 3 3 0 0 0	
Bob Watson, R (1, 3) OBP: 0.355, SLG: 0.477 Danny Walton, R (9, 3) OBP: 0.500, SLG: 0.500	4-0 BB	0-0 HR			0-0 F8		0-0 F8		0-0 4-3 2B	4 2 2 4 1 0 0 0 0 0 0 0 0 0	
Art Howe, R (1, 4) OBP: 0.335, SLG: 0.408	0-0 F7	0-0 F7			0-0 6-3		0-3 K		0-0 4-3	5 0 0 1 0 1 3	
Ed Herrmann, L (1, 2) OBP: 0.339, SLG: 0.342		0-0 F3		4-0 2-3 1B BB		0-0 1-3		0-0 4-3	0-0 4-3	4 0 0 1 1 0 0	
Roger Metzger, S (1, 6) OBP: 0.282, SLG: 0.271 Mike Fischlin, R (9, 6)		4-0 SH1-4 1B BB		0-0 2-3		0-0 4-3		0-3 K	0-0 1B	4 1 1 0 1 1 1 0 0 0 0 0 0 0	
Floyd Bannister, L (1, 1) OBP: 0.222, SLG: 0.205 Gene Pentz, R (7, 1)		0-0 SH1-4		0-0 2-H 1B		0-0 6-3		0-3 K	0-3 K	2 0 1 0 0 0 0 2 0 0 0 0 2 1	
Inning Stats	R: 1 H: 2 E: 0 LOB: 2 K: 0 BB: 1 S: 5 P: 9	R: 6 H: 4 E: 0 LOB: 0 K: 0 BB: 2 P: 15	R: 0 H: 1 E: 0 LOB: 1 K: 0 BB: 1 P: 7	R: 0 H: 0 E: 0 LOB: 0 K: 1 BB: 0 P: 5	R: 0 H: 0 E: 0 LOB: 0 K: 0 BB: 0 P: 3	R: 0 H: 0 E: 0 LOB: 1 K: 0 BB: 1 P: 7	R: 1 H: 1 E: 0 LOB: 0 K: 1 BB: 0 P: 6	R: 0 H: 0 E: 0 LOB: 0 K: 2 BB: 0 P: 7	R: 5 H: 6 E: 0 LOB: 1 K: 1 BB: 0 P: 11	1B: 9 SF: 0 2B: 1 SAC: 1 3B: 2 DP: 0 HR: 2 HBP: 0	WP: 0 PA: 45 PB: 0 SB: 1 CS: 0
PITCHER	IP WLS BF H R ER SO BB IBB HBP BLK WP HR S P ERA WHIP	PITCHER IP WLS BF H R ER SO BB IBB HBP BLK WP HR S P ERA WHIP									
Paul Moskau, R (1, 1) ERA: 4.8	1.2 L 13 5 6 6 0 3 0 0 0 0 0 0 10 22 32.40 4.800										
Dale Murray, R (2, 1) ERA: 5.04	1.1 6 2 1 1 0 1 0 0 0 0 0 1 5 9 6.75 2.250										
Manny Sarmiento, R (4, 1) ERA: 2.83	2.0 6 0 0 0 1 0 0 0 0 0 0 0 8 8 0.00 0.000										
Angel Torres, L (6, 1) ERA: 4.5	2.0 8 1 1 1 1 1 0 0 0 0 1 9 13 4.50 1.000										
Dan Dumoulin, R (8, 1) ERA: 14.4	2.0 12 6 5 5 3 0 0 0 0 0 0 0 18 18 22.50 3.000										

Houston Astros @ Cincinnati Reds
Riverfront Stadium, Cincinnati, OH
Tue Sep 13 1977, 7:05 PM EDT
Att. 18,594 - Unknown

livebaseballscorecards.com

AB 39
R 13
H 14
RBI 13
BB 5
SO 5
LOB 7



Batter	1	2	3	4	5	6	7	8	9	AB R H RBI BB SO LOB
Pete Rose, S (1, 5) OBP: 0.373, SLG: 0.436	0-0 F8		0-0 1B		0-0 6-3		0-0 1B 1-2		0-0 4-3	5 0 2 0 0 0 1
Ken Griffey, L (1, 9) OBP: 0.388, SLG: 0.463	0-0 2B		0-3 K		0-0 L3		0-0 F7		0-0 1B 1B 2-H	5 1 2 1 0 1 3
Dave Concepcion, R (1, 6) OBP: 0.326, SLG: 0.366	0-3 K		0-0 F9			0-0 BB 1B	0-0 1B 1-2 2-H		0-0 1B 1B 1-3	5 0 3 1 0 1 2
George Foster, R (1, 8) OBP: 0.377, SLG: 0.625	4-0 BB			0-0 HR		4-0 1-2 BB	0-0 5-3		0-0 1B 1B 1-2 3-H	3 1 2 2 2 0 2
Ray Knight, R (1, 7) OBP: 0.308, SLG: 0.403	0-0 F8			0-0 F9		0-3 K		0-0 6-3	0-0 F9	5 0 0 0 0 1 6
Dan Driessen, L (1, 3) OBP: 0.364, SLG: 0.454		0-0 3-1		0-0 F8 WP 1B		0-3 K		0-0 G3		4 0 1 0 0 1 2
Don Werner, R (1, 2) OBP: 0.364, SLG: 0.454		0-0 F7		0-0 F8 1-3		0-0 F7		0-3 K		4 0 0 0 0 1 3
Rick Auerbach, R (1, 4) OBP: 0.209, SLG: 0.211		0-0 F9		0-0 F8			0-0 1B 1B		0-0 F8	3 1 1 0 0 0 1
Mike Lum, L (9, PH) OBP: 0.206, SLG: 0.262									0-0 F8	1 0 0 0 0 0 0
Paul Moskau, R Dale Murray, R Ed Armbrator, R Manny Ramirez, R Bill Plummer, R Angel Torres, L Bob Bailey, R Dan Dumoulin, R Champ Summers, L			0-3 K		0-3 K		0-0 F7		0-0 E3 1B 4-3	0 0 0 0 0 0 0 0 0 0 0 0 0 1 0 1 1 0 0 0 0 0

BOTTOM

Houston Astros @ Cincinnati Reds
Riverfront Stadium, Cincinnati, OH

Tue Sep 13 1977, 7:05 PM EDT
Att. 18,594 - Unknown

livebaseballscorecards.com

AB	39
R	4
H	11
RBI	4
BB	2
SO	7
LOB	21



Inning Stats	R: 0	H: 1	E: 0	K: 1	S: 6	LOB: 2	BB: 1	P: 10	R: 0	H: 0	E: 0	K: 0	S: 3	LOB: 0	BB: 0	P: 3	R: 0	H: 1	E: 0	K: 2	S: 8	LOB: 1	BB: 0	P: 8	R: 1	H: 2	E: 0	K: 0	S: 5	LOB: 1	BB: 0	P: 5	R: 0	H: 0	E: 0	K: 1	S: 5	LOB: 0	BB: 0	P: 5	R: 0	H: 1	E: 0	K: 2	S: 8	LOB: 2	BB: 1	P: 12	R: 1	H: 3	E: 0	K: 0	S: 6	LOB: 2	BB: 0	P: 6	R: 0	H: 0	E: 0	K: 1	S: 5	LOB: 0	BB: 0	P: 5	R: 2	H: 3	E: 1	K: 0	S: 7	LOB: 2	BB: 0	P: 7	1B: 9	2B: 1	3B: 0	HR: 1	SF: 0	SAC: 0	DP: 0	HBP: 0	WP: 1	PA: 41
--------------	------	------	------	------	------	--------	-------	-------	------	------	------	------	------	--------	-------	------	------	------	------	------	------	--------	-------	------	------	------	------	------	------	--------	-------	------	------	------	------	------	------	--------	-------	------	------	------	------	------	------	--------	-------	-------	------	------	------	------	------	--------	-------	------	------	------	------	------	------	--------	-------	------	------	------	------	------	------	--------	-------	------	-------	-------	-------	-------	-------	--------	-------	--------	-------	--------

PITCHER	IP	WLS	BF	H	R	ER	SO	BB	IBB	HBP	BLK	WP	HR	S	P	ERA	WHIP
Floyd Bannister, L (1, 1) ERA: 4.26	6.0	W	26	6	2	2	6	2	0	0	0	1	1	36	44	3.00	1.333
Gene Pentz, R (7, 1) ERA: 4.21	3.0	S	15	5	2	0	1	0	0	0	0	0	0	17	17	0.00	1.667

Batter	1	2	3	4	5	6	7	8	9	AB R H RBI BB SO LOB	TOP																
Pete Rose, S (1, 5) OBP: 0.373, SLG: 0.435 Dale Murray, R (9, 1) OBP: 0.182, SLG: 0.182	0-0 4-3	0-0 E6			0-0 FC4-6 1B		0-0 G3		0-0 1-2 HR 1B	5 1 2 0 0 0 0 0 0 0 0 0 0 0																	
Ken Griffey, L (1, 9) OBP: 0.388, SLG: 0.468	0-0 4-3	0-3 K			0-0 FC4-6 6-3 1-2f			0-0 1B 1B	0-0 1-H HR	5 2 2 2 0 1 2																	
Dave Concepcion, R (1, 6) OBP: 0.327, SLG: 0.369	0-0 HR 2B			0-0 6-3	0-0 6-3 1-2			0-0 L9	0-0 1B	5 1 2 0 0 0 2																	
George Foster, R (1, 7) OBP: 0.377, SLG: 0.628	0-0 2-H HR			0-0 P4	0-0 6-3			0-0 4-3 1B 1-3 HR 1B	0-0 L7	5 2 2 2 0 0 2																	
Johnny Bench, R (1, 2) OBP: 0.350, SLG: 0.557	0-0 1B			0-0 F8			0-0 F9	0-0 1-2 3-H HR 4-3 1B	0-3 K	5 1 2 1 0 1 1																	
Dan Driessen, L (1, 3) OBP: 0.364, SLG: 0.451	0-0 L5				4-0 BB		0-0 1-3	0-0 4-3 1-2 2-3		3 0 0 0 1 0 3																	
Cesar Geronimo, L (1, 8) OBP: 0.322, SLG: 0.388					0-0 L8		0-0 G3	0-0 2-H 3-H HR		4 1 2 3 0 0 1																	
Rick Auerbach, R (1, 4) OBP: 0.196, SLG: 0.195 Ray Knight, R (8, PH) OBP: 0.304, SLG: 0.397 (8, 4) (9, 5)					0-3 K		0-0 5-3	0-0 1-3		3 0 0 0 0 1 2 1 0 0 0 0 0 0																	
Fred Norman, S (1, 1) OBP: 0.176, SLG: 0.130 Manny Sarmiento, R (4, 1) Ed Ambrister, R (7, PH) OBP: 0.637, SLG: 0.431 Pedro Borbon, R (7, 1) OBP: 0.200, SLG: 0.250 Joe Morgan, L (9, PH) OBP: 0.427, SLG: 0.496 (9, 4)					0-3 K		0-0 6-3		4-0 CS BB	1 1 0 0 0 1 1 1 0 0 0 0 0 0 0 0 1 0 1 0 0																	
Inning Stats	R: 2 E: 0 K: 0 S: 6	H: 3 LOB: 1 BB: 0 P: 6	R: 1 E: 1 K: 1 S: 6	H: 1 LOB: 1 BB: 1 P: 10	R: 0 E: 0 K: 0 S: 3	H: 0 LOB: 0 BB: 0 P: 3	R: 0 E: 0 K: 2 S: 7	H: 0 LOB: 1 BB: 1 P: 11	R: 0 E: 0 K: 0 S: 4	H: 1 LOB: 1 BB: 0 P: 4	R: 0 E: 0 K: 0 S: 3	H: 0 LOB: 0 BB: 0 P: 3	R: 0 E: 0 K: 0 S: 3	H: 0 LOB: 0 BB: 0 P: 3	R: 4 E: 0 K: 0 S: 7	H: 4 LOB: 0 BB: 0 P: 7	R: 2 E: 0 K: 1 S: 7	H: 3 LOB: 1 BB: 1 P: 11	1B: 8 2B: 1 3B: 0 HR: 3	SF: 0 SAC: 0 DP: 1 HBP: 0	WP: 1 PB: 0 SB: 0 CS: 1	PA: 41					
PITCHER Tommy John, L (1, 1) ERA: 2.73 Elias Sosa, R (9, 1) ERA: 2.24	IP: 8.1 WLS: L BF: 38 H: 11 R: 9 ER: 8 SO: 3 BB: 3 IBB: 0 HBP: 0 BLK: 0 WP: 1 HR: 3 S: 41 P: 53 ERA: 8.64 WHIP: 1.680	IP: 0.2 WLS: L BF: 3 H: 1 R: 0 ER: 0 SO: 1 BB: 0 IBB: 0 HBP: 0 BLK: 0 WP: 0 HR: 0 S: 5 P: 5 ERA: 0.00 WHIP: 1.500												PITCHER	IP: 8.1 WLS: L BF: 38 H: 11 R: 9 ER: 8 SO: 3 BB: 3 IBB: 0 HBP: 0 BLK: 0 WP: 1 HR: 3 S: 41 P: 53 ERA: 8.64 WHIP: 1.680	IP: 0.2 WLS: L BF: 3 H: 1 R: 0 ER: 0 SO: 1 BB: 0 IBB: 0 HBP: 0 BLK: 0 WP: 0 HR: 0 S: 5 P: 5 ERA: 0.00 WHIP: 1.500											

Cincinnati Reds @ Los Angeles Dodgers
 Dodger Stadium, Los Angeles, CA
 Wed Sep 14 1977, 7:05 PM PDT
 Att: 50,203 - Unknown

AB	38
R	9
H	12
RBI	8
BB	3
SO	4
LOB	14



livebaseballscorecards.com

Batter	1	2	3	4	5	6	7	8	9	AB	R	H	RBI	BB	SO	LOB
Davey Lopes, R (1, 4) OBP: 0.374, SLG: 0.412	0-0 HR	4-0 BB		0-0 1B	0-0 P4		0-0 4-3		0-0 1B	5	2	3	1	1	0	1
Bill Russell, R (1, 6) OBP: 0.307, SLG: 0.363	0-0 FC6-4 1B	0-0 F8		0-0 1B	0-0 F7		0-0 FC6 1B		0-0 FC6-4 1B	6	1	4	0	0	0	4
Reggie Smith, S (1, 9) OBP: 0.434, SLG: 0.578	0-0 FC6-4		0-0 1B	4-0 1B		0-3 K	0-0 FC6		0-0 F9	1	0	0	0	0	0	1
Lee Lacy, R (2, 9) OBP: 0.303, SLG: 0.424				1-2 BB						3	2	1	0	1	1	1
Joe Simpson, L (8, 9) OBP: 0.200, SLG: 0.077				1-3 1B						0	0	0	0	0	0	0
Manny Mota, R (9, PH) OBP: 0.513, SLG: 0.419	1-2f			2B	1-2 BB		1-2f			1	0	0	0	0	0	2
Ron Cey, R (1, 5) OBP: 0.362, SLG: 0.476	0-0 F8		0-3 K	0-0 1B	0-0 1B	0-0 5-3		0-0 5-3	0-0 FC6-4	6	0	1	2	0	1	4
Steve Garvey, R (1, 3) OBP: 0.327, SLG: 0.490	0-0 F7		0-0 1B	0-0 1B	0-0 1B	0-0 HR		0-0 E		5	1	4	3	0	0	1
Dusty Baker Jr., R (1, 7) OBP: 0.356, SLG: 0.499		0-0 P4	0-0 FC1-2-5 1B	0-0 F8	0-0 P3			0-0 E6		5	0	1	0	0	0	3
Glenn Burke, R (1, 8) OBP: 0.282, SLG: 0.301		0-0 F8	0-0 FC1-2-5	0-3 K			0-0 HR	0-0 P6		5	1	1	0	0	1	6
Steve Yeager, R (1, 2) OBP: 0.333, SLG: 0.440		4-0 BB	0-3 K		0-0 6-3		0-0 HR	0-0 6-3		4	1	1	2	1	1	4
Tommy John, R (1, 1) OBP: 0.227, SLG: 0.250		4-0 BB		0-0 6-3	4-0 BB				0-0 F5	2	0	0	0	2	0	0
Elias Sosa, R (9, 1) OBP: 0.250, SLG: 0.250										0	0	0	0	0	0	0
Vic Davalillo, L (9, PH) OBP: 0.367, SLG: 0.433	1-2 BB									1	0	0	0	0	0	0


Inning Stats	R: 1	H: 2	E: 0	K: 5	S: 5	R: 0	H: 0	E: 0	K: 3	S: 3	R: 0	H: 0	E: 0	K: 2	S: 10	R: 1	H: 3	E: 0	K: 2	S: 10	R: 3	H: 4	E: 0	K: 1	S: 9	R: 0	H: 0	E: 0	K: 3	S: 3	R: 1	H: 1	E: 0	K: 1	S: 6	R: 2	H: 3	E: 0	K: 0	S: 6	R: 0	H: 1	E: 1	K: 0	S: 5	R: 0	H: 2	E: 0	K: 0	S: 5	R: 0	H: 2	E: 0	K: 0	S: 5	1B: 11	SF: 0	2B: 2	SAC: 0	3B: 0	DP: 0	HR: 3	HBP: 0	WP: 0	PA: 49
--------------	------	------	------	------	------	------	------	------	------	------	------	------	------	------	-------	------	------	------	------	-------	------	------	------	------	------	------	------	------	------	------	------	------	------	------	------	------	------	------	------	------	------	------	------	------	------	------	------	------	------	------	------	------	------	------	------	--------	-------	-------	--------	-------	-------	-------	--------	-------	--------

PITCHER	IP	WLS	BF	H	R	ER	SO	BB	IBB	HBP	BLK	WP	HR	S	P	ERA	WHIP
Fred Norman, L (1, 1) ERA: 3.36	3.1		23	9	5	5	2	4	0	0	0	0	1	23	39	13.50	3.900
Manny Sarmiento, R (4, 1) ERA: 2.87	2.2		10	1	1	1	2	1	0	0	0	0	1	13	17	3.38	0.750
Pedro Borbon, R (7, 1) ERA: 3.29	2.0	W	11	4	2	2	0	0	0	0	0	0	1	11	11	9.00	2.000
Dale Murray, R (9, 1) ERA: 4.99	1.0	S	5	2	0	0	0	0	0	0	0	0	0	5	5	0.00	2.000

BOTTOM

Cincinnati Reds @ Los Angeles Dodgers
Dodger Stadium, Los Angeles, CA
 Wed Sep 14 1977, 7:05 PM PDT
 Att. 50,203 - Unknown

AB	44
R	8
H	16
RBI	8
BB	5
SO	4
LOB	27



livebaseballscorecards.com

Batter	1	2	3	4	5	6	7	8	9	AB R H RBI BB SO LOB	TOP	
Pete Rose, S OBP: 0.372, SLG: 0.434 (1, 5) X	0-0 G3		0-0 G6-4-3			0-0 5-3		0-0 1B 1B 1B		4 0 1 0 0 0 1		
Ken Griffey, L OBP: 0.385, SLG: 0.465 (1, 9) X	0-0 G3			0-0 6-3		0-3 K		0-3 K		4 0 0 0 0 2 1		
Joe Morgan, L OBP: 0.428, SLG: 0.494 (1, 4) B B B	4-0 BB			4-0 CS BB		0-0 G3		0-3 K		2 0 0 0 2 1 1		
George Foster, R OBP: 0.378, SLG: 0.627 (1, 8) (9, 7) X	0-0 F9			0-0 6-3			0-0 1B 1B	0-0 1B 1-2		4 1 2 0 0 0 2		
Johnny Bench, R OBP: 0.353, SLG: 0.558 (1, 2) S S		0-3 K			4-0 2B 4-3 BB		0-0 1B 1-2 G1-2-3 1B	0-0 1B 1-2 2-H		3 1 2 0 1 1 0		
Dave Concepcion, R OBP: 0.328, SLG: 0.372 (1, 6) S S		0-3 K			0-0 4-3 1B 2B		0-0 1-3 2-H 1B		0-0 F3	4 1 2 1 0 1 0		
Bob Bailey, R OBP: 0.356, SLG: 0.390 (1, 7) X		0-0 4-3			0-0 4-3		0-0 6-3		0-0 5-3	2 0 0 1 0 0 1		
Mike Lum, L OBP: 0.206, SLG: 0.262 (7, PH)										0 0 0 0 0 0 0		
Ray Knight, R OBP: 0.296, SLG: 0.387 (7, PH)										2 0 0 0 0 0 2		
Cesar Geronimo, L OBP: 0.322, SLG: 0.388 (9, 8)										0 0 0 0 0 0 0		
Dan Driessen, L OBP: 0.366, SLG: 0.454 (1, 3) X			0-0 F7			0-0 CS 1B		4-0 IBB		3 0 2 1 1 0 0		
Tom Seaver, R OBP: 0.238, SLG: 0.333 (1, 1) B B B			4-0 G6-4-3 BB			0-3 K		0-0 G1-2-3		3 0 0 0 1 1 5		
Inning Stats	R: 0 E: 0 K: 0 S: 3 H: 0 LOB: 1 BB: 1 P: 7	R: 0 E: 0 K: 2 S: 7 H: 0 LOB: 0 BB: 0 P: 7	R: 0 E: 0 K: 0 S: 2 H: 0 LOB: 0 BB: 1 P: 6	R: 0 E: 0 K: 0 S: 2 H: 0 LOB: 0 BB: 1 P: 6	R: 2 E: 0 K: 1 S: 6 H: 2 LOB: 0 BB: 1 P: 10	R: 0 E: 0 K: 1 S: 5 H: 0 LOB: 0 BB: 0 P: 5	R: 1 E: 0 K: 0 S: 5 H: 3 LOB: 2 BB: 1 P: 9	R: 0 E: 0 K: 2 S: 9 H: 3 LOB: 2 BB: 0 P: 9	R: 0 E: 0 K: 0 S: 4 H: 1 LOB: 1 BB: 0 P: 4	1B: 7 2B: 2 3B: 0 HR: 0 SF: 0 SAC: 0 DP: 2 HBP: 0	WP: 0 PB: 0 SB: 0 CS: 2 PA: 36	
PITCHER	IP WLS BF H R ER SO BB IBB HBP BLK WP HR S P ERA WHIP											
Doug Rau, L ERA: 3.55 (1, 1)	6.0 L 23 4 3 3 4 4 0 0 0 0 0 0 27 43 4.50 1.333											
Mike Garman, R ERA: 2.43 (7, 1)	0.0 1 1 0 0 0 0 0 0 0 0 0 0 1 1 ∞ ∞											
Lance Rautzhan, L ERA: 4.24 (7, 1)	0.1 2 0 0 0 0 0 0 1 0 0 0 0 1 5 0.00 0.000											
Elias Sosa, R ERA: 2.14 (7, 1)	2.2 10 4 0 0 0 2 0 0 0 0 0 0 14 14 0.00 1.500											

Cincinnati Reds @ Los Angeles Dodgers
 Dodger Stadium, Los Angeles, CA
 Thu Sep 15 1977, 7:05 PM PDT
 Att: 52,224 - Unknown

AB	31
R	3
H	9
RBI	3
BB	5
SO	6
LOB	13



Batter	1	2	3	4	5	6	7	8	9	AB	R	H	RBI	BB	SO	LOB
Davey Lopes, R (1, 4) OBP: 0.374, SLG: 0.411	0-0 S S 1B		4-0 G6-3 BB		0-0 P7		0-0 P3		0-0 1-3	4	0	1	0	1	0	2
Bill Russell, R (1, 6) OBP: 0.305, SLG: 0.361	0-0 F8 1-2		0-0 G6-3 1-2f		0-0 6-3		0-0 4-3			4	0	0	0	0	0	2
Reggie Smith, S (1, 9) OBP: 0.433, SLG: 0.574	0-3 K 2-3		0-0 F8		4-0 1B BB			0-0 F8		3	0	0	0	1	1	1
Ron Cey, R (1, 5) OBP: 0.362, SLG: 0.474	0-0 6-3			0-3 K	0-0 1B BB			0-0 F9		4	0	1	0	0	1	1
Steve Garvey, R (1, 3) OBP: 0.325, SLG: 0.486		0-0 6-3		0-3 K	0-0 4-3			0-0 E6		4	0	0	0	0	1	2
Dusty Baker Jr., R (1, 7) OBP: 0.357, SLG: 0.498		0-0 1B		4-0 HR BB		0-3 K		0-0 F8		3	1	1	0	1	1	1
Rick Monday, L (1, 8) OBP: 0.341, SLG: 0.392		4-0 1B BB		0-0 HR		0-0 4-3			4-0 SH2-4 BB	2	1	1	2	2	0	0
Glenn Burke, R (9, PR) OBP: 0.282, SLG: 0.301				1-H HR		0-0 5-3				0	0	0	0	0	0	0
Steve Yeager, R (1, 2) OBP: 0.335, SLG: 0.445		0-0 1B		0-0 2B		0-0 K			0-0 SH2-4	3	0	2	0	0	0	0
Elias Sosa, R (7, 1) OBP: 0.250, SLG: 0.250		0-0 1B		0-0 3-1					0-0 K	0	0	0	0	0	0	0
Manny Mota, R (9, PH) OBP: 0.513, SLG: 0.419		0-0 F8							0-3 K	0	0	0	0	0	0	0
Doug Rau, L (1, 1) OBP: 0.216, SLG: 0.164										2	0	0	0	0	0	3
Mike Garman, R (7, 1)										0	0	0	0	0	0	0
Lance Rautzhan, R (7, 1)										0	0	0	0	0	0	0
Jerry Grote, R (7, 2) OBP: 0.324, SLG: 0.298										1	0	0	0	0	1	0
Vic Davalillo, L (9, PH) OBP: 0.355, SLG: 0.419										1	0	0	0	0	1	2

BOTTOM																			
Cincinnati Reds @ Los Angeles Dodgers Dodger Stadium, Los Angeles, CA Thu Sep 15 1977, 7:05 PM PDT Att. 52,224 - Unknown																			
										AB	31								
										R	2								
										H	6								
										RBI	2								
										BB	5								
										SO	6								
										LOB	14								
										WP: 0	PA: 37	PB: 0	SB: 2	CS: 0					

Inning Stats	R: 0	H: 1	E: 0	LOB: 1	K: 1	BB: 0	S: 6	P: 6	R: 0	H: 2	E: 0	LOB: 2	K: 0	BB: 1	S: 4	P: 8	R: 0	H: 0	E: 0	LOB: 0	K: 0	BB: 1	S: 2	P: 6	R: 2	H: 2	E: 0	LOB: 1	K: 2	BB: 1	S: 9	P: 13	R: 0	H: 1	E: 0	LOB: 2	K: 1	BB: 1	S: 4	P: 8	R: 0	H: 0	E: 0	LOB: 0	K: 1	BB: 0	S: 5	P: 5	R: 0	H: 0	E: 0	LOB: 0	K: 1	BB: 0	S: 5	P: 5	R: 0	H: 0	E: 1	LOB: 1	K: 0	BB: 0	S: 4	P: 4	R: 0	H: 0	E: 0	LOB: 2	K: 1	BB: 1	S: 5	P: 9	1B: 4	2B: 1	3B: 0	HR: 1	SF: 0	SAC: 1	DP: 1	HBP: 0	WP: 0	PA: 37	ERA	WHIP
PITCHER Tom Seaver, R (1, 1) ERA: 2.84	IP	WLS	BF	H	R	ER	SO	BB	IBB	HBP	BLK	WP	HR	S	P	ERA	WHIP																																																																			
	9.0	W	37	6	2	2	6	5	0	0	0	0	1	44	64	2.00	1.222																																																																			
																			PITCHER	IP	WLS	BF	H	R	ER	SO	BB	IBB	HBP	BLK	WP	HR	S	P	ERA	WHIP																																																



Batter	1	2	3	4	5	6	7	8	9	AB R H RBI BB SO LOB	TOP
Pete Rose, S (1, 5) OBP: 0.374, SLG: 0.436 Ray Knight, R (9, 5) OBP: 0.296, SLG: 0.387	0-0 FC1-6 1B	0-0 1-H 2-H 1B			0-0 2B 1B		0-0 G1 1B			4 0 3 1 0 0 0 0 0 0 0 0 0 0	Cincinnati Reds @ San Francisco Giants Candlestick Park, San Francisco, CA Fri Sep 16 1977, 10:05 PM EDT Att. 3,014 - Unknown livebaseballscorecards.com
Ken Griffey, L (1, 9) OBP: 0.386, SLG: 0.467	0-3 K		0-0 2B 1B		0-0 G3 1-H E 2B		0-0 F7			4 2 2 0 0 1 1	
Joe Morgan, L (1, 4) OBP: 0.425, SLG: 0.490	0-0 FC1-6 FC6-4 1-2f		0-0 F9		0-0 G3 2-3		0-3 K			4 0 0 0 0 1 3	
George Foster, R (1, 7) OBP: 0.377, SLG: 0.624	0-0 FC6-4 1-2f		0-0 F8		0-0 E4 3-H		0-0 3B 1B			4 1 1 0 0 0 2	
Dan Driessen, L (1, 3) OBP: 0.369, SLG: 0.465		0-0 1B 1B 2B	0-0 1-H 2B		0-0 F7		0-0 L1-5 3B			4 1 3 2 0 0 1	
Johnny Bench, R (1, 2) OBP: 0.354, SLG: 0.558 Bill Plummer, R (4, 2) OBP: 0.250, SLG: 0.209		0-0 1B 1B 2-3	0-3 K			4-0 BB G5-4-3		0-0 L1-5		2 1 1 0 0 1 1 1 0 0 0 1 0 1	
Dave Concepcion, R (1, 6) OBP: 0.329, SLG: 0.373		0-0 1-2 3-H 1B 1B		0-0 5-3		0-0 G5-4-3 1-2f		0-0 CS 1B		4 0 2 1 0 0 1	
Cesar Geronimo, L (1, 8) OBP: 0.319, SLG: 0.384		0-0 F6		0-3 K		0-0 G3		0-0 F9		4 0 0 0 0 1 3	
Doug Capilla, L (1, 1) OBP: 0.088, SLG: 0.063 Champ Summers, L (7, PH) OBP: 0.231, SLG: 0.352 Tom Hume, R (7, 1) OBP: 0.200, SLG: 0.800 Angel Torres, L (8, 1) Pedro Borbon, R (8, 1) OBP: 0.190, SLG: 0.238		0-3 K		0-3 K			0-0 3-1		0-3 K 1-2	2 0 0 0 0 2 2 1 0 1 0 0 0 0 1 1	
Inning Stats	R: 0 H: 1 E: 0 LOB: 1 K: 1 BB: 0 S: 6 P: 6	R: 2 H: 4 E: 0 LOB: 2 K: 1 BB: 0 S: 8 P: 8	R: 1 H: 2 E: 0 LOB: 1 K: 1 BB: 0 S: 7 P: 7	R: 0 H: 0 E: 0 LOB: 0 K: 2 BB: 0 S: 7 P: 7	R: 1 H: 2 E: 1 LOB: 1 K: 0 BB: 0 S: 5 P: 5	R: 0 H: 0 E: 0 LOB: 0 K: 0 BB: 1 S: 2 P: 6	R: 0 H: 0 E: 0 LOB: 0 K: 0 BB: 0 S: 3 P: 3	R: 1 H: 2 E: 0 LOB: 0 K: 1 BB: 0 S: 6 P: 6	R: 0 H: 1 E: 0 LOB: 1 K: 1 BB: 0 S: 5 P: 5	1B: 8 SF: 0 2B: 5 SAC: 0 3B: 1 DP: 3 HR: 0 HBP: 0	
PITCHER	IP WLS BF H R ER SO BB IBB HBP BLK WP HR S P ERA WHIP										
Greg Minton, R (1, 1) ERA: 3.86	7.0 L 29 9 4 3 5 1 0 0 0 0 0 0 38 42 3.86 1.429										
Dave Heaverlo, R (8, 1) ERA: 2.77	1.0 4 2 1 1 1 0 0 0 0 0 0 6 6 9.00 2.000										
Randy Moffitt, R (9, 1) ERA: 3.42	1.0 3 1 0 0 1 0 0 0 0 0 0 5 5 0.00 1.000										

Batter	1	2	3	4	5	6	7	8	9	AB R H RBI BB SO LOB
Derrel Thomas, S OBP: 0.322, SLG: 0.387 (1, 8)	0-3 K	0-0 F7			4-0 BB		0-0 6-3		0-3 K	4 0 0 0 1 2 2
Tim Foli, R OBP: 0.237, SLG: 0.321 (1, 6)	4-0 WP 1B BB		0-0 4-3		0-0 F9		0-0 F7		0-0 G3	4 0 0 0 1 0 1
Bill Madlock, R OBP: 0.359, SLG: 0.428 (1, 4)	0-0 WP 1-2 1B		0-3 K		0-0 P6			0-0 1B WP 2B	0-0 F9	5 1 2 0 0 1 1
Willie McCovey, L OBP: 0.364, SLG: 0.500 Skip James, L (1, 3) (5, 3)	0-3 K		0-0 2B		4-0 1-2 BB			4-0 WP 1B 1B BB		2 0 1 0 0 1 2 0 1 0 0 2 0 0
Randy Elliott, R OBP: 0.280, SLG: 0.415 (1, 7)	0-0 6-3		0-0 F9		0-0 F9			0-0 1B WP SF8 1B		4 1 1 0 0 0 5
Darrell Evans, L OBP: 0.345, SLG: 0.410 (1, 5)		0-0 4-3		0-0 3-1		0-0 F8		0-3 K		4 0 0 0 0 1 2
Gary Thomasson, L OBP: 0.353, SLG: 0.440 (1, 9)		0-3 K		4-0 WP BB		0-0 G6-4-3 1B		0-0 1B		3 0 2 1 1 1 0
Marc Hill, R OBP: 0.300, SLG: 0.339 (1, 2)		4-0 BB BB		0-0 5-3		0-0 G6-4-3 1-2f		0-0 SF8		2 0 0 1 1 0 2
Greg Minton, S Vic Harris, S Dave Heaverlo, R Jack Clark, R Randy Moffitt, R (1, 1) (7, PH) (8, 1) (8, PH) (9, 1)		4-0 1-2 BB		0-3 K			0-3 K	0-3 K		1 0 0 0 1 1 1 1 0 0 0 0 1 0 0 0 0 0 0 0 0 1 0 0 0 0 1 1 0 0 0 0 0 0 0

Inning Stats	R: 0 E: 0 K: 2 S: 8	H: 1 LOB: 2 BB: 1 P: 12	R: 0 E: 0 K: 1 S: 5	H: 0 LOB: 2 BB: 2 P: 13	R: 0 E: 0 K: 1 S: 6	H: 1 LOB: 1 BB: 0 P: 6	R: 0 E: 0 K: 1 S: 5	H: 0 LOB: 1 BB: 1 P: 9	R: 0 E: 0 K: 0 S: 3	H: 1 LOB: 2 BB: 2 P: 11	R: 0 E: 0 K: 1 S: 5	H: 0 LOB: 0 BB: 0 P: 5	R: 3 E: 0 K: 2 S: 10	H: 3 LOB: 1 BB: 1 P: 14	R: 0 E: 0 K: 1 S: 5	H: 0 LOB: 0 BB: 0 P: 5	1B: 4 2B: 2 3B: 0 HR: 0	SF: 1 SAC: 0 DP: 1 HBP: 0	WP: 3 PB: 0 SB: 0 CS: 0	PA: 39
--------------	------------------------------	----------------------------------	------------------------------	----------------------------------	------------------------------	---------------------------------	------------------------------	---------------------------------	------------------------------	----------------------------------	------------------------------	---------------------------------	-------------------------------	----------------------------------	------------------------------	---------------------------------	----------------------------------	------------------------------------	----------------------------------	--------

PITCHER	IP	WLS	BF	H	R	ER	SO	BB	IBB	HBP	BLK	WP	HR	S	P	ERA	WHIP
Doug Capilla, L ERA: 4.61 (1, 1)	6.0	W	26	3	0	0	5	6	0	0	0	2	0	30	54	0.00	1.500
Tom Hume, R ERA: 8.7 (7, 1)	1.0		6	2	3	3	1	1	0	0	0	0	0	7	11	27.00	3.000
Angel Torres, L ERA: 4.15 (8, 1)	0.1		2	1	0	0	1	0	0	0	0	1	0	4	4	0.00	3.000
Pedro Borbon, R ERA: 3.24 (8, 1)	1.2	S	5	0	0	0	2	0	0	0	0	0	0	9	9	0.00	0.000

BOTTOM

Cincinnati Reds @ San Francisco Giants
Candlestick Park, San Francisco, CA
Fri Sep 16 1977, 10:05 PM EDT
Att. 3,014 - Unknown

livebaseballscores.com

AB	31
R	3
H	6
RBI	2
BB	7
SO	9
LOB	17



Batter	1	2	3	4	5	6	7	8	9	10	AB R H RBI BB SO LOB	TOP											
Pete Rose, S (1, 5) OBP: 0.376, SLG: 0.437	0-0 G3		0-0 3-1		0-0 1B		0-0 FC5-2 1B 1-2 E 1B		0-0 1-3	0-0 BB 1B	6 1 3 1 0 0 2	Cincinnati Reds @ San Francisco Giants Candlestick Park, San Francisco, CA Sat Sep 17 1977, 6:33 AM EDT Att: 5,870 - Unknown											
Ken Griffey, L (1, 9) OBP: 0.389, SLG: 0.467	0-0 4-3		0-0 3-H 3-H 1B		0-0 F9		0-0 FC5-2 1-2 E 1B 2-3		4-0 IBB	4-0 BB	4 1 2 1 2 0 1												
Joe Morgan, L (1, 4) OBP: 0.423, SLG: 0.488	0-0 3-1		0-0 1-3				0-0 FC5-2 1-2 E 2-3 3-H		0-3 K	0-3 K	2 0 0 0 0 0 0 1 0 0 0 0 0 0 0 0 1 0 0 0 0 0 0 0 0 0 0 0 0 0 0 0 1 1 0 0 0 0 0 3 0 0 0 0 0 0 0 0 1 0 0 0 0 0 1 2 1 0 0 0 0 0 1 2												
Angel Torres, L (3, 1) OBP: 0.195, SLG: 0.347									0-3 K														
Cham Summers, L (6, PH) OBP: 0.228, SLG: 0.347																							
Dale Murray, R (6, 1) OBP: 0.182, SLG: 0.182																							
Bob Bailey, R (7, PH) OBP: 0.352, SLG: 0.385																							
Dan Dumoulin, R (7, 1) OBP: 0.175, SLG: 0.179																							
Jack Billingham, R (7, 1) OBP: 0.182, SLG: 0.227																							
Pedro Borbon, R (9, 1)																							
George Foster, R (1, 7) OBP: 0.379, SLG: 0.628		0-0 L6 2B		0-0 4-3		0-0 1B 1B	0-0 E9 1-H 2-H 3-H 2B		0-3 K		5 0 3 3 0 1 2												
Dan Driessen, L (1, 3) OBP: 0.371, SLG: 0.465	0-0 L6 2-3		0-0 6-3 BB		4-0 1-3 1B		0-3 K			0-0 1B HR 1B	4 1 2 0 1 1 2												
Dave Concepcion, R (1, 6) OBP: 0.328, SLG: 0.371	0-0 4-3		0-0 6-3		0-0 1-2 K		0-3 K	0-0 F9		0-0 1-2 HR 1B	5 1 1 0 0 1 3												
Cesar Geronimo, L (1, 8) OBP: 0.320, SLG: 0.385			0-0 SH1 1B 3-1 1B		0-0 F9		0-3 K	0-0 CS 1B		0-0 F2	2 1 1 0 0 0 1 3 0 1 0 0 1 4												
Johnny Bench, R (6, PH) OBP: 0.353, SLG: 0.556																							
Bill Plummer, R (1, 2) OBP: 0.250, SLG: 0.211			0-0 3-1 SH1 1B 1B		0-0 6-3		0-3 K	0-3 K		0-0 HR	4 1 1 0 0 2 1 1 1 1 3 0 0 0												
Mike Lum, L (8, 7) OBP: 0.212, SLG: 0.293																							
Mario Soto, R (1, 1) OBP: 0.188, SLG: 0.077			0-0 SH1		0-0 F9		4-0 1B FC5-2 BB		4-0 1-3 BB	0-0 5-3	0 2 0 0 0 2 0 0												
Ed Armbrister, R (3, PH) OBP: 0.337, SLG: 0.431																							
Rick Auerbach, R (3, 4) OBP: 0.196, SLG: 0.195																							
Ray Knight, R (4, 4) OBP: 0.306, SLG: 0.377																							
Inning Stats	R: 0 E: 0 K: 0 S: 3	H: 0 LOB: 0 BB: 0 P: 3	R: 0 E: 0 K: 0 S: 3	H: 1 LOB: 0 BB: 0 P: 3	R: 2 E: 0 K: 0 S: 6	H: 3 LOB: 1 BB: 0 P: 6	R: 0 E: 0 K: 0 S: 3	H: 0 LOB: 1 BB: 1 P: 7	R: 0 E: 0 K: 0 S: 4	H: 2 LOB: 2 BB: 0 P: 9	R: 3 E: 1 K: 2 S: 10	H: 3 LOB: 1 BB: 1 P: 14	R: 0 E: 0 K: 1 S: 5	H: 1 LOB: 0 BB: 0 P: 5	R: 0 E: 0 K: 2 S: 7	H: 0 LOB: 2 BB: 2 P: 15	R: 3 E: 0 K: 1 S: 9	H: 4 LOB: 2 BB: 1 P: 13	1B: 12 2B: 3 3B: 0 HR: 1	SF: 0 SAC: 1 DP: 1 HBP: 0	WP: 0 PB: 0 SB: 0 CS: 1	PA: 48	
PITCHER	IP WLS BF H R ER SO BB IBB HBP BLK WP HR S P ERA WHIP																						
Jim Barr, R (1, 1) ERA: 4.72	5.1																						
Gary Lavelle, L (6, 1) ERA: 2.13	2.2																						
Randy Moffitt, R (9, 1) ERA: 3.65	2.0	L																					

livebaseballscorecards.com

AB 42
R 8
H 15
RBI 8
BB 5
SO 8
LOB 24



Batter	1	2	3	4	5	6	7	8	9	10	AB	R	H	RBI	BB	SO	LOB					
Terry Whitfield, L (1, 8) OBP: 0.318, SLG: 0.444	0-0 HR	0-0 4-3		0-0 F8			0-0 SH1-4 SH 1B		0-0 3B 1B	0-0 D1 2B	6	2	4	1	0	0	2					
Gary Thomasson, L (1, 9) (8, 7) OBP: 0.355, SLG: 0.444	0-3 K		4-0 WP BB		4-0 FC6-4 BB		0-0 SH G5-3 SH1-4 1-2		0-0 3B 1B	0-0 4-3	3	0	1	1	2	1	1					
Bill Madlock, R (1, 4) OBP: 0.359, SLG: 0.425	0-3 K		0-0 F7		0-0 FC6-4 4-3 1-2f		0-0 SH1-4		4-0 IBB IBB		3	0	0	0	1	1	2					
Darrell Evans, L (1, 5) OBP: 0.345, SLG: 0.407	0-0 3-1		0-3 K		0-0 4-3		4-0 IBB		4-0 G4-6-3 IBB		3	0	0	0	2	1	2					
Randy Elliott, R (1, 7) Johnnie LeMaster, R (8, 6) Derrel Thomas, S (9, PH) OBP: 0.280, SLG: 0.407 OBP: 0.235, SLG: 0.222 OBP: 0.322, SLG: 0.386		0-0 1-3	0-0 F3		4-0 FC5-4 IBB		0-0 G5-3		0-0 F7		3	0	0	0	1	0	4					
Skip James, L (1, 3) OBP: 0.333, SLG: 0.286		0-0 HR 2B		0-0 4-3		0-0 FC5-4 1-2f		0-0 4-3	0-0 G4-6-3		5	1	1	0	0	0	5					
Tim Foli, R (1, 6) Jack Clark, R (8, 9) OBP: 0.240, SLG: 0.322 OBP: 0.333, SLG: 0.408		4-0 HR BB		0-0 E S 1B		0-0 F8		4-0 1B BB		0-0 E1 5-3 SF9 1B	2	1	1	0	1	0	0					
Marc Hill, R (1, 2) Mike Sadek, R (8, PR) OBP: 0.305, SLG: 0.352 OBP: 0.300, SLG: 0.314		0-0 HR		4-0 SH1-4 BB		0-0 F8		0-0 G1-6-3 1B		0-0 5-3	3	1	2	3	1	0	0					
Jim Barr, R (1, 1) Gary Lavelle, S (6, 1) Willie McCovey, L (8, PH) Randy Moffitt, R (9, 1) Vic Harris, S (10, PH) OBP: 0.164, SLG: 0.143 OBP: 0.364, SLG: 0.499 OBP: 0.321, SLG: 0.349		0-3 K		0-0 SH1-4		0-3 K		0-0 G1-6-3		0-0 SF9	1	0	0	0	0	1	0					
Inning Stats	R: 1 E: 0 K: 2 S: 8	H: 1 LOB: 0 BB: 0 P: 8	R: 3 E: 0 K: 1 S: 7	H: 2 LOB: 0 BB: 1 P: 11	R: 0 E: 0 K: 1 S: 5	H: 0 LOB: 1 BB: 1 P: 9	R: 0 E: 0 K: 0 S: 4	H: 1 LOB: 2 BB: 1 P: 8	R: 0 E: 0 K: 0 S: 3	H: 0 LOB: 0 BB: 0 P: 5	R: 0 E: 0 K: 0 S: 4	H: 1 LOB: 2 BB: 1 P: 8	R: 0 E: 0 K: 0 S: 3	H: 1 LOB: 2 BB: 1 P: 7	R: 1 E: 0 K: 0 S: 4	H: 2 LOB: 2 BB: 2 P: 12	R: 1 E: 1 K: 0 S: 5	H: 2 LOB: 1 BB: 0 P: 5	1B: 5 2B: 2 3B: 1 HR: 2	SF: 1 SAC: 3 DP: 3 HBP: 0	WP: 2 PB: 0 SB: 1 CS: 0	PA: 47

BOTTOM

Cincinnati Reds @ San Francisco Giants
Candlestick Park, San Francisco, CA

Sat Sep 17 1977, 6:33 AM EDT
Att. 5,870 - Unknown

AB	34
R	6
H	10
RBI	6
BB	9
SO	5
LOB	22

PITCHER	IP	WLS	BF	H	R	ER	SO	BB	IBB	HBP	BLK	WP	HR	S	P	ERA	WHIP
Mario Soto, R (1, 1) ERA: 5.34	2.0		10	3	4	4	3	1	0	0	0	0	2	15	19	18.00	2.000
Angel Torres, L (3, 1) ERA: 2.45	3.0		14	1	0	0	1	3	1	0	0	1	0	12	28	0.00	1.333
Dale Murray, R (6, 1) ERA: 4.93	1.0		3	0	0	0	1	0	0	0	0	0	0	5	5	0.00	0.000
Dan Dumoulin, R (7, 1) ERA: 13.5	0.1		4	1	0	0	0	0	1	0	0	0	0	3	7	0.00	3.000
Jack Billingham, R (7, 1) ERA: 5.23	1.2		9	3	1	1	0	1	2	0	0	0	0	6	18	5.40	2.400

PITCHER	IP	WLS	BF	H	R	ER	SO	BB	IBB	HBP	BLK	WP	HR	S	P	ERA	WHIP
Pedro Borbon, R (9, 1) ERA: 3.26	2.0		7	2	1	1	0	0	0	0	0	0	0	7	7	4.50	1.000

Batter	1	2	3	4	5	6	7	8	9	AB R H RBI BB SO LOB	TOP																						
Pete Rose, S OBP: 0.374, SLG: 0.435 (1, 5) X	0-0 L1 ①		0-0 F8 1B 1B		0-0 5-3 ①		0-3 K ③		0-0 F9 ③	5 0 1 0 0 1 0																							
Ken Griffey, L OBP: 0.390, SLG: 0.466 (1, 9) S S S	0-3 K ②		0-0 1-2 1B		0-3 K ②			4-0 1B BB 5-3		3 1 1 0 1 2 0																							
Dave Concepcion, R OBP: 0.328, SLG: 0.370 (1, 6) X	0-0 S 1B		0-0 F8 ① ② 2-3		0-0 F9 ③			0-0 5-3 ① 1-2		4 0 1 0 0 0 3																							
George Foster, R OBP: 0.379, SLG: 0.625 (1, 8) B B B B (8, 7)	4-0 1-2 BB		0-0 4-3 ③		0-0 4-3 ①			4-0 1B IBB		2 0 0 0 2 0 1																							
Johnny Bench, R OBP: 0.353, SLG: 0.552 Cesar Geronimo, L OBP: 0.320, SLG: 0.385 (1, 7) S S S (8, 8)	0-3 K ③			4-0 SH3 BB		0-3 K ②		0-0 F8 ②		3 0 0 0 1 2 4 0 0 0 0 0 0 0																							
Ray Knight, R OBP: 0.318, SLG: 0.380 (1, 4)		4-0 S BB		0-0 SH3 ① 1-2		0-3 K ③		0-0 1-2 2-H 1B		2 0 1 1 1 1 0																							
Dan Driessen, L OBP: 0.370, SLG: 0.462 (1, 3)			0-0 F9 ①		4-0 FC6 BB		0-3 K ① X		0-0 6-3 ③	3 0 0 0 1 1 3																							
Don Werner, R OBP: 0.111, SLG: 0.444 (1, 2)			0-0 F8 ② 1-2		0-0 F8 ②		0-0 HR		0-0 5-3 ①	4 1 1 1 0 0 3																							
Paul Moskau, R OBP: 0.286, SLG: 0.344 Dale Murray, R OBP: 0.182, SLG: 0.182 Bob Bailey, R OBP: 0.348, SLG: 0.380 Pedro Borbon, R OBP: 0.182, SLG: 0.227 (1, 1) (8, 1) (9, PH) (9, 1)			0-0 G3 ③		0-0 FC6 ③ 1-2f		0-0 L1 ②		0-0 P6 ②	3 0 0 0 0 0 3 0 0 0 0 0 0 0 1 0 0 0 0 0 0 0 0 0 0 0 0 0																							
Inning Stats	R: 0 E: 0 K: 2 S: 8	H: 1 LOB: 2 BB: 1 P: 12	R: 0 E: 0 K: 0 S: 3	H: 0 LOB: 1 BB: 1 P: 7	R: 0 E: 0 K: 0 S: 4	H: 2 LOB: 1 BB: 0 P: 4	R: 0 E: 0 K: 0 S: 3	H: 0 LOB: 2 BB: 2 P: 11	R: 0 E: 0 K: 1 S: 5	H: 0 LOB: 0 BB: 0 P: 5	R: 0 E: 0 K: 2 S: 7	H: 0 LOB: 0 BB: 0 P: 7	R: 1 E: 0 K: 2 S: 8	H: 1 LOB: 0 BB: 0 P: 8	R: 1 E: 0 K: 0 S: 4	H: 1 LOB: 2 BB: 2 P: 12	R: 0 E: 0 K: 0 S: 3	H: 0 LOB: 0 BB: 0 P: 3	1B: 4 2B: 0 3B: 0 HR: 1	SF: 0 SAC: 1 DP: 0 HBP: 0	WP: 0 PB: 0 SB: 2 CS: 0	PA: 37											
PITCHER Bob Knepper, L ERA: 2.96 (1, 1)	IP 9.0	WLS W	BF 37	H 5	R 2	ER 2	SO 7	BB 5	IBB 1	HBP 0	BLK 0	WP 0	HR 1	S 45	P 69	ERA 2.00	WHIP 1.111																
											PITCHER	IP	WLS	BF	H	R	ER	SO	BB	IBB	HBP	BLK	WP	HR	S	P	ERA	WHIP					

Cincinnati Reds @ San Francisco Giants
 Candlestick Park, San Francisco, CA
 Sun Sep 18 1977, 6:33 AM EDT
 Att: 24,426 - Unknown

AB	30
R	2
H	5
RBI	2
BB	6
SO	7
LOB	17



Batter	1	2	3	4	5	6	7	8	9	AB R H RBI BB SO LOB
Derrel Thomas, S OBP: 0.322, SLG: 0.386 (1, 8) (9, 6)	0-0 1B 1B		0-0 F6		0-0 G3		0-0 F9		0-0 1B 1B	5 1 2 0 0 0 1
Gary Thomasson, L OBP: 0.358, SLG: 0.447 (1, 9) (9, 7)	0-0 1-3 1B		0-3 K		4-0 S BB			0-0 1B 2B	0-0 F7	4 1 2 0 1 1 1
Bill Madlock, R OBP: 0.361, SLG: 0.427 (1, 4)	0-0 P3		0-0 S 1B		0-0 F9			0-0 1B SF8 1B	0-0 1-3 1B 1B	5 1 3 0 0 0 3
Willie McCovey, L OBP: 0.364, SLG: 0.497 (1, 3)	0-3 K		4-0 1-2 BB			0-0 P3		0-0 F2	0-0 1-2 1B	4 0 1 1 1 1 4
Darrell Evans, L OBP: 0.344, SLG: 0.406 (1, 5)	0-0 F8		0-0 P6			0-0 F8		0-0 SF8 E 1B		4 0 1 1 0 0 4
Terry Whitfield, L OBP: 0.317, SLG: 0.438 (1, 7) (9, 8)		0-0 CS 1B		0-3 K		0-3 K		0-0 E6 FC6-4		4 0 1 0 0 2 2
Marc Hill, R OBP: 0.308, SLG: 0.353 (1, 2)		0-0 FC6-4 1-2 1B		4-0 CS BB			0-0 F8	0-0 SF8		2 0 1 1 1 0 0
Johnnie LeMaster, R OBP: 0.230, SLG: 0.216 Jack Clark, R OBP: 0.332, SLG: 0.407 (8, PH) (9, 9)		0-3 K		0-3 K			0-0 F7	0-0 FC6-4		3 0 0 0 0 2 2 1 0 0 0 0 0 2
Bob Knepper, L OBP: 0.232, SLG: 0.208 Vic Harris, S OBP: 0.319, SLG: 0.347 (1, 1) (9, PH)		0-0 FC6-4		0-3 K			4-0 BB		0-0 F9	2 0 0 0 1 1 1 1 0 0 0 0 0 0

Inning Stats	R: 0 E: 0 K: 1 S: 7	H: 2 LOB: 2 BB: 0 P: 7	R: 0 E: 0 K: 1 S: 6	H: 2 LOB: 1 BB: 0 P: 6	R: 0 E: 0 K: 1 S: 6	H: 1 LOB: 2 BB: 1 P: 10	R: 0 E: 0 K: 2 S: 6	H: 0 LOB: 1 BB: 1 P: 10	R: 0 E: 0 K: 1 S: 5	H: 0 LOB: 1 BB: 1 P: 9	R: 0 E: 0 K: 1 S: 5	H: 0 LOB: 0 BB: 0 P: 5	R: 0 E: 0 K: 0 S: 3	H: 0 LOB: 1 BB: 1 P: 7	R: 2 E: 1 K: 0 S: 7	H: 3 LOB: 2 BB: 0 P: 7	R: 1 E: 0 K: 0 S: 5	H: 3 LOB: 2 BB: 0 P: 5	1B: 10 2B: 2 3B: 0 HR: 0	SF: 1 SAC: 0 DP: 1 HBP: 0
--------------	------------------------------	---------------------------------	------------------------------	---------------------------------	------------------------------	----------------------------------	------------------------------	----------------------------------	------------------------------	---------------------------------	------------------------------	---------------------------------	------------------------------	---------------------------------	------------------------------	---------------------------------	------------------------------	---------------------------------	-----------------------------------	------------------------------------

BOTTOM

Cincinnati Reds @ San Francisco Giants
Candlestick Park, San Francisco, CA

Sun Sep 18 1977, 6:33 AM EDT
Att. 24,426 - Unknown

AB	35
R	3
H	11
RBI	3
BB	4
SO	7
LOB	20

livebaseballscorecards.com



PITCHER	IP	WLS	BF	H	R	ER	SO	BB	IBB	HBP	BLK	WP	HR	S	P	ERA	WHIP
Paul Moskau, R ERA: 4.52 (1, 1)	7.1		32	8	2	1	7	4	0	0	0	0	0	42	58	1.23	1.636
Dale Murray, R ERA: 4.9 (8, 1)	0.2		3	0	0	0	0	0	0	0	0	0	0	3	3	0.00	0.000
Pedro Borbon, R ERA: 3.32 (9, 1)	0.2	L	5	3	1	1	0	0	0	0	0	0	0	5	5	13.50	4.500

Batter	1	2	3	4	5	6	7	8	9	AB R H RBI BB SO LOB	TOP											
Pete Rose, S (1, 5) OBP: 0.374, SLG: 0.434 Ray Knight, R (9, 5) OBP: 0.318, SLG: 0.380	0-3 K	0-0 2-H 1B			0-0 6-3		0-0 6-3			4 0 1 0 0 1 0 0 0 0 0 0 0 0												
Ken Griffey, L (1, 9) OBP: 0.390, SLG: 0.464	4-0 5-3 HR BB		0-0 F7		0-0 6-3		4-0 BB			2 1 0 0 2 0 0												
Joe Morgan, L (1, 4) OBP: 0.424, SLG: 0.491	0-0 5-3 1-2		0-0		4-0 BB BB		0-0 L3			3 0 1 0 1 0 2												
George Foster, R (1, 8) OBP: 0.380, SLG: 0.629 (8, 7)	0-0 2-H HR		0-0 P3		4-0 1-2 BB		0-0 P4			3 1 1 2 1 0 1												
Johnny Bench, R (1, 7) OBP: 0.352, SLG: 0.549 Cesar Geronimo, L (8, 8) OBP: 0.320, SLG: 0.385	0-3 K		0-3 K		0-3 K		4-0 BB BB			3 0 0 0 1 3 3 0 0 0 0 0 0 0												
Dave Concepcion, R (1, 6) OBP: 0.325, SLG: 0.367		0-3 K		0-0 F8		0-0 E6 G5-4-3		0-0 G6-4-3 1-2f		4 0 0 0 0 1 1												
Dan Driessen, L (1, 3) OBP: 0.370, SLG: 0.459		4-0 1B E BB		0-0 F9		0-3 K		0-0 F2		3 1 0 0 1 1 1												
Don Werner, R (1, 2) OBP: 0.154, SLG: 0.615		0-3 K		0-0		0-0 G5-4-3 1-2f		0-3 K		4 1 1 1 0 2 2												
Tom Seaver, R (1, 1) OBP: 0.238, SLG: 0.329		0-0 E6 1-H 1B 1B		0-3 K		0-0 5-3		0-0 F9		4 0 1 0 0 1 0												
Inning Stats	R: 2 E: 0 K: 2 S: 8	H: 1 LOB: 0 BB: 1 P: 12	R: 1 E: 1 K: 2 S: 8	H: 2 LOB: 2 BB: 1 P: 12	R: 0 E: 0 K: 1 S: 6	H: 1 LOB: 1 BB: 0 P: 6	R: 1 E: 0 K: 1 S: 6	H: 1 LOB: 0 BB: 0 P: 6	R: 0 E: 0 K: 1 S: 5	H: 0 LOB: 2 BB: 2 P: 13	R: 0 E: 1 K: 0 S: 5	H: 0 LOB: 0 BB: 0 P: 5	R: 0 E: 0 K: 0 S: 3	H: 0 LOB: 1 BB: 1 P: 7	R: 0 E: 0 K: 0 S: 2	H: 0 LOB: 0 BB: 1 P: 6	R: 0 E: 0 K: 1 S: 5	H: 0 LOB: 0 BB: 0 P: 5	1B: 2 2B: 0 3B: 1 HR: 2	SF: 0 SAC: 0 DP: 2 HBP: 0	WP: 0 PB: 0 SB: 0 CS: 0	PA: 36
PITCHER	IP WLS BF H R ER SO BB IBB HBP BLK WP HR S P ERA WHIP																					
Bob Owchinko, L (1, 1) ERA: 4.36	6.0 L 26 5 4 4 8 4 0 0 0 0 2 38 54 6.00 1.500																					
Dave Tomlin, L (7, 1) ERA: 3.04	2.0 7 0 0 0 0 2 0 0 0 0 0 5 13 0.00 1.000																					
Dan Spillner, R (9, 1) ERA: 3.59	1.0 3 0 0 0 0 1 0 0 0 0 0 5 5 0.00 0.000																					

Cincinnati Reds @ San Diego Padres
San Diego Stadium, San Diego, CA
Tue Sep 20 1977, 10:05 PM EDT
Att: 11,302 - Unknown

livebaseballscorecards.com

AB	30
R	4
H	5
RBI	3
BB	6
SO	9
LOB	10



Batter	1	2	3	4	5	6	7	8	9	AB	R	H	RBI	BB	SO	LOB
Gene Richards, L (1, 7) OBP: 0.360, SLG: 0.381	0-0 4-3		0-0 6-3			0-0 1-3			0-0 F7	4	0	0	0	0	0	0
Bill Almon, R (1, 6) OBP: 0.301, SLG: 0.338	0-0 6-3			0-0 F7			0-0 F8 2B		0-0 F8	4	0	1	0	0	0	0
Dave Roberts, R (1, 2) OBP: 0.279, SLG: 0.337	0-0 F8			0-3 K			0-0 5-3		0-0 P6	4	0	0	0	0	1	1
George Hendrick, R (1, 8) OBP: 0.378, SLG: 0.474		0-0 F9		0-0 L7			4-0 BB			2	0	0	0	1	0	0
Dave Winfield, R (1, 9) OBP: 0.340, SLG: 0.475		0-0 1B			0-0 L4		0-0 F8 2-3			3	0	1	0	0	0	2
Gene Tenace, R (1, 3) OBP: 0.414, SLG: 0.402		0-0 F3 1-2		0-3 K			0-0 F2			3	0	0	0	0	1	3
Tucker Ashford, R (1, 5) OBP: 0.285, SLG: 0.340		0-3 K			0-0 6-3			0-0 6-3		3	0	0	0	0	1	1
Mike Champion, R (1, 4) OBP: 0.272, SLG: 0.290			0-0 6-3			0-0 F3		0-0 1-3		3	0	0	0	0	0	0
Bob Owchinko, L (1, 1) OBP: 0.163, SLG: 0.089			0-3 K			0-0 P4		0-3 K		1	0	0	0	0	1	0
Merv Rettenmund, R (6, PH) OBP: 0.436, SLG: 0.459										1	0	0	0	0	0	0
Dave Tomlin, L (7, 1) OBP: 0.286, SLG: 0.286										0	0	0	0	0	0	0
Jerry Turner, L (8, PH) OBP: 0.319, SLG: 0.411										1	0	0	0	0	1	0
Dan Spillner, R (9, 1) OBP: 0.286, SLG: 0.118										0	0	0	0	0	0	0

Inning Stats	R: 0	H: 0	R: 0	H: 1	R: 0	H: 0	R: 0	H: 0	R: 0	H: 0	R: 0	H: 1	R: 0	H: 0	R: 0	H: 0	R: 0	H: 0	R: 0	H: 0	R: 0	H: 0	1B: 1	SF: 0	WP: 0	PA: 30	
E: 0	LOB: 0	E: 0	LOB: 1	E: 0	LOB: 0	E: 0	LOB: 0	E: 0	LOB: 0	E: 0	LOB: 0	E: 0	LOB: 2	E: 0	LOB: 0	E: 0	LOB: 0	E: 0	LOB: 0	E: 0	LOB: 0	E: 0	LOB: 0	2B: 1	SAC: 0	PB: 0	
K: 0	BB: 0	K: 1	BB: 0	K: 1	BB: 0	K: 1	BB: 0	K: 0	BB: 0	K: 0	BB: 0	K: 1	BB: 1	K: 1	BB: 0	K: 0	BB: 0	K: 0	BB: 0	K: 0	BB: 0	K: 0	BB: 0	3B: 0	DP: 0	SB: 1	
S: 3	P: 3	S: 6	P: 6	S: 5	P: 5	S: 5	P: 5	S: 5	P: 5	S: 3	P: 3	S: 4	P: 8	S: 5	P: 5	S: 3	P: 3	S: 3	P: 3	S: 3	P: 3	S: 3	P: 3	HR: 0	HBP: 0	CS: 0	

PITCHER	IP	WLS	BF	H	R	ER	SO	BB	IBB	HBP	BLK	WP	HR	S	P	ERA	WHIP	PITCHER	IP	WLS	BF	H	R	ER	SO	BB	IBB	HBP	BLK	WP	HR	S	P	ERA	WHIP	
Tom Seaver, R (1, 1) ERA: 2.74	9.0	W	30	2	0	0	5	1	0	0	0	0	0	39	43	0.00	0.333																			

BOTTOM

Cincinnati Reds @ San Diego Padres
San Diego Stadium, San Diego, CA
Tue Sep 20 1977, 10:05 PM EDT
Att. 11,302 - Unknown

livebaseballscorecards.com

AB	29
R	0
H	2
RBI	0
BB	1
SO	5
LOB	7



Batter	1	2	3	4	5	6	7	8	9	AB R H RBI BB SO LOB	TOP	
Pete Rose, S (1, 5) OBP: 0.371, SLG: 0.431	0-0 F8		0-0 L9			0-0 6-3		0-0 F3		4 0 0 0 0 0 0	Cincinnati Reds @ San Diego Padres San Diego Stadium, San Diego, CA Wed Sep 21 1977, 10:05 PM EDT Att: 11,669 - Unknown	
Ken Griffey, L (1, 9) OBP: 0.391, SLG: 0.464	0-0 FC3-6 1B			0-0 4-3		0-0 4-3		4-0 3B BB		3 1 1 0 1 0 0		
Joe Morgan, L (1, 4) OBP: 0.424, SLG: 0.495	0-0 FC3-6 1-2f			0-0 F8		0-0 1B		0-0 1B 3B		4 1 2 1 0 0 1		
George Foster, R (1, 7) OBP: 0.378, SLG: 0.625	0-0 4-3			0-0 E6		0-0 6-3		0-0 F6		4 0 0 0 0 0 3		
Johnny Bench, R (1, 3) OBP: 0.351, SLG: 0.546 (8, 2)		0-0 6-3		0-0 1-3			0-0 5-3	0-0 1B		4 0 1 1 0 0 1		
Dave Concepcion, R (1, 6) OBP: 0.325, SLG: 0.368		0-0 6-3			0-0 F8		0-0 5-3 1B 2B	0-3 K		4 1 1 0 0 1 1		
Bill Plummer, R (1, 2) OBP: 0.244, SLG: 0.205 Dan Driessen, L (8, 3) OBP: 0.369, SLG: 0.458		0-0 5-3			0-0 F9		0-0 5-3		0-0 F8	3 0 0 0 0 0 1 1 0 0 0 0 0 0		
Cesar Geronimo, L (1, 8) OBP: 0.321, SLG: 0.386			0-0 6-3		0-0 1B		0-0 2-3 1B		0-0 F5	4 0 2 1 0 0 0		
Fred Norman, S (1, 1) OBP: 0.171, SLG: 0.127 Ed Armbrister, R (7, PH) OBP: 0.333, SLG: 0.425 Dale Murray, R (7, 1) OBP: 0.167, SLG: 0.167			0-0 1-3		0-0 F8		0-0 1-3		0-0 F9	2 0 0 0 0 0 1 1 0 0 0 0 0 1 1 0 0 0 0 0 0		
Inning Stats	R: 0 E: 0 K: 0 S: 4 H: 1 LOB: 1 BB: 0 P: 4	R: 0 E: 0 K: 0 S: 3 H: 0 LOB: 0 BB: 0 P: 3	R: 0 E: 0 K: 0 S: 3 H: 0 LOB: 0 BB: 0 P: 3	R: 0 E: 1 K: 0 S: 4 H: 0 LOB: 1 BB: 0 P: 4	R: 0 E: 0 K: 0 S: 4 H: 1 LOB: 1 BB: 0 P: 4	R: 0 E: 0 K: 0 S: 4 H: 1 LOB: 1 BB: 0 P: 4	R: 1 E: 0 K: 0 S: 5 H: 2 LOB: 1 BB: 0 P: 5	R: 2 E: 0 K: 1 S: 7 H: 2 LOB: 1 BB: 1 P: 11	R: 0 E: 0 K: 0 S: 3 H: 0 LOB: 0 BB: 0 P: 3	1B: 5 2B: 1 3B: 1 HR: 0 SF: 0 SAC: 0 DP: 0 HBP: 0		WP: 0 PB: 0 SB: 0 CS: 0 PA: 36
PITCHER Randy Jones, L (1, 1) ERA: 4.58 Rollie Fingers, R (8, 1) ERA: 3.03	IP WLS BF H R ER SO BB IBB HBP BLK WP HR S P ERA WHIP											PITCHER IP WLS BF H R ER SO BB IBB HBP BLK WP HR S P ERA WHIP

livebaseballscorecards.com

AB	35
R	3
H	7
RBI	3
BB	1
SO	1
LOB	9



Batter	1	2	3	4	5	6	7	8	9	AB	R	H	RBI	BB	SO	LOB	BOTTOM
--------	---	---	---	---	---	---	---	---	---	----	---	---	-----	----	----	-----	--------

Gene Richards, L (1, 7) 0-0 G3 ①			X 0-0 4-3 ①		X 0-0 F9 ①		X 0-0 5-3 ①		X 0-0 G6-4-3 ① ②	5	0	0	0	0	0	1	Cincinnati Reds @ San Diego Padres San Diego Stadium, San Diego, CA Wed Sep 21 1977, 10:05 PM EDT Att. 11,669 - Unknown livebaseballscorecards.com
-----------------------------------	--	--	-------------	--	------------	--	-------------	--	------------------	---	---	---	---	---	---	---	---

Bill Almon, R (1, 6) 4-0 FC6-4 BB			X 0-0 2B		0-3 K ②		X 0-0 1B		X 0-0 E5	4	0	2	0	1	1	0	
------------------------------------	--	--	----------	--	---------	--	----------	--	----------	---	---	---	---	---	---	---	--

Dave Roberts, R (1, 2) 0-0 F7 ②			X 0-0 F5 ②		X 0-0 6-3 ③		X 0-0 FC1-6 BB ②		X 0-0 F8 ③	5	0	0	0	0	0	4	
----------------------------------	--	--	------------	--	-------------	--	------------------	--	------------	---	---	---	---	---	---	---	--

George Hendrick, R (1, 8) 0-0 FC6-4 ③			X 0-0 G3 ③				X 0-0 HR		X 4-0 1-2 BB ③	3	1	1	1	1	0	2	
--	--	--	------------	--	--	--	----------	--	----------------	---	---	---	---	---	---	---	--

Dave Winfield, R (1, 9) 0-3 K ①			X 0-0 P4 ①		X 0-0 4-3 ①		X 0-0 4-3 ③			4	0	0	0	0	1	2	
----------------------------------	--	--	------------	--	-------------	--	-------------	--	--	---	---	---	---	---	---	---	--

Gene Tenace, R (1, 3) 0-3 K ②			X 0-3 K ②		X 0-0 F3 ②		X 0-0 6-3 ①			4	0	0	0	0	2	0	
--------------------------------	--	--	-----------	--	------------	--	-------------	--	--	---	---	---	---	---	---	---	--

Mike Champion, R (1, 4) 4-0 1B BB			X 0-0 E 3B		X 0-0 WP 1B		X 0-3 K ②			3	1	2	0	1	1	0	
------------------------------------	--	--	------------	--	-------------	--	-----------	--	--	---	---	---	---	---	---	---	--

Tucker Ashford, R (1, 5) 0-0 E5			X 0-0 3-H		X 4-0 1-2 IBB		X 0-0 F9 ③			2	0	1	0	1	0	0	
----------------------------------	--	--	-----------	--	---------------	--	------------	--	--	---	---	---	---	---	---	---	--

Mike Ivie, R (8, PH) 1-2 1B			X 0-3 K ③		X 0-0 5-3 ③				X 0-0 1B	1	0	0	0	0	0	0	
------------------------------	--	--	-----------	--	-------------	--	--	--	----------	---	---	---	---	---	---	---	--

Gary Sutherland, R (9, 5) 0-0 1B										0	0	0	0	0	0	0	
-----------------------------------	--	--	--	--	--	--	--	--	--	---	---	---	---	---	---	---	--

Randy Jones, R (1, 1) 0-3 K ③									X 0-0 G6-4-3 1B	3	0	0	0	0	2	5	
--------------------------------	--	--	--	--	--	--	--	--	-----------------	---	---	---	---	---	---	---	--

Rollie Fingers, R (8, 1) 0-0 K ③										0	0	0	0	0	0	0	
-----------------------------------	--	--	--	--	--	--	--	--	--	---	---	---	---	---	---	---	--

Jerry Turner, L (9, PH) 0-0 K ③										1	0	1	0	0	0	0	
----------------------------------	--	--	--	--	--	--	--	--	--	---	---	---	---	---	---	---	--

Inning Stats		R: 0 E: 0 K: 0 S: 3	H: 0 LOB: 1 BB: 1 P: 7	R: 0 E: 0 K: 3 S: 10	H: 1 LOB: 2 BB: 1 P: 14	R: 0 E: 0 K: 0 S: 4	H: 1 LOB: 1 BB: 0 P: 4	R: 1 E: 1 K: 2 S: 9	H: 1 LOB: 1 BB: 0 P: 9	R: 0 E: 0 K: 1 S: 5	H: 0 LOB: 0 BB: 0 P: 5	R: 1 E: 0 K: 0 S: 5	H: 2 LOB: 2 BB: 1 P: 9	R: 0 E: 0 K: 0 S: 4	H: 1 LOB: 2 BB: 1 P: 8	R: 0 E: 0 K: 1 S: 5	H: 0 LOB: 0 BB: 0 P: 5	R: 0 E: 1 K: 0 S: 4	H: 1 LOB: 1 BB: 0 P: 4	1B: 4 2B: 1 3B: 1 HR: 1	SF: 0 SAC: 0 DP: 1 HBP: 0	WP: 1 PB: 0 SB: 0 CS: 0	PA: 39
--------------	--	------------------------------	---------------------------------	-------------------------------	----------------------------------	------------------------------	---------------------------------	------------------------------	---------------------------------	------------------------------	---------------------------------	------------------------------	---------------------------------	------------------------------	---------------------------------	------------------------------	---------------------------------	------------------------------	---------------------------------	----------------------------------	------------------------------------	----------------------------------	--------

PITCHER		IP	WLS	BF	H	R	ER	SO	BB	IBB	HBP	BLK	WP	HR	S	P	ERA	WHIP	PITCHER				IP	WLS	BF	H	R	ER	SO	BB	IBB	HBP	BLK	WP	HR	S	P	ERA	WHIP
Fred Norman, L (1, 1) ERA: 3.31		6.0		27	5	2	1	6	2	1	0	0	1	1	36	48	1.50	1.167																					
Dale Murray, R (7, 1) ERA: 4.75		3.0	W	12	2	0	0	1	1	0	0	0	0	0	13	17	0.00	1.000																					



Batter	1	2	3	4	5	6	7	8	9	AB R H RBI BB SO LOB	TOP		
Pete Rose, S (1, 5) OBP: 0.370, SLG: 0.428	0-0 F8		0-0 6-3		0-0 4-3	0-0 F9			4-0 G5-4-3 BB	4 0 0 0 1 0 1			
Ed Armbrister, R (1, 9) OBP: 0.333, SLG: 0.421	0-0 F8		0-0 1B		0-0 6-3		0-3 K		0-3 K	3 0 1 0 0 0 0			
Champ Summers, L (7, PH) OBP: 0.225, SLG: 0.342										1 0 0 0 0 1 0			
Rick Auerbach, R (9, PH) OBP: 0.191, SLG: 0.190										0 0 0 0 0 0 0			
Paul Moskau, R (9, PH) OBP: 0.286, SLG: 0.344										1 0 0 0 0 1 2			
Dave Concepcion, R (1, 6) OBP: 0.326, SLG: 0.374	0-0 L8		0-0 F8		0-0 HR		0-0 1B		0-0 G5-4-3 1-2f	5 1 2 1 0 0 3			
George Foster, R (1, 8) OBP: 0.382, SLG: 0.629		0-0 FC1-5 BB 1B	0-0 1-3 1B		0-0 2B		0-0 1-2 1B			4 0 4 0 0 0 0			
Johnny Bench, R (1, 7) OBP: 0.352, SLG: 0.544		4-0 4-3 FC1-5 BB	0-0 F7		4-0 FC4-6 IBB		0-0 L5-3			2 0 0 0 2 0 4			
Ray Knight, R (1, 4) OBP: 0.308, SLG: 0.366		0-0 FC1-5		0-0 P4	0-0 FC4-6		0-0 3-1			3 0 0 0 0 0 4			
Joe Morgan, L (8, PH) OBP: 0.424, SLG: 0.494		1-2 2-3f			1-2f					1 0 0 0 0 0 0			
Dan Driessen, L (1, 3) OBP: 0.368, SLG: 0.457		0-0 4-3		0-0 4-3		0-0 1B		0-0 F8		4 0 1 0 0 0 2			
Don Werner, R (1, 2) OBP: 0.235, SLG: 0.533		4-0 IBB		4-0 BB		0-0 F8		0-0 P4		2 0 0 0 2 0 1			
Doug Capilla, L (1, 1) OBP: 0.083, SLG: 0.059		0-3 K		0-0 F7		0-3 K			4-0 BB BB	2 0 0 0 0 1 4			
Mike Lum, L (6, PH) OBP: 0.211, SLG: 0.290										1 0 0 0 0 1 1			
Manny Sarmiento, R (6, 1)										0 0 0 0 0 0 0			
Ken Griffey, L (9, PH) OBP: 0.392, SLG: 0.464										0 0 0 0 1 0 0			
Inning Stats	R: 0 E: 0 K: 0 S: 3 H: 0 LOB: 0 BB: 0 P: 3	R: 0 E: 0 K: 1 S: 6 H: 1 LOB: 3 BB: 2 P: 14	R: 0 E: 0 K: 0 S: 5 H: 2 LOB: 2 BB: 0 P: 5	R: 0 E: 0 K: 0 S: 3 H: 0 LOB: 1 BB: 1 P: 7	R: 1 E: 0 K: 0 S: 5 H: 2 LOB: 2 BB: 1 P: 9	R: 0 E: 0 K: 1 S: 6 H: 1 LOB: 1 BB: 0 P: 6	R: 0 E: 0 K: 1 S: 6 H: 2 LOB: 1 BB: 0 P: 6	R: 0 E: 0 K: 0 S: 3 H: 0 LOB: 0 BB: 0 P: 3	R: 0 E: 0 K: 1 S: 4 H: 0 LOB: 1 BB: 2 P: 12	1B: 6 2B: 2 3B: 0 HR: 1 SF: 0 SAC: 0 DP: 2 HBP: 0	WP: 0 PB: 0 SB: 0 CS: 0 PA: 39		
PITCHER	IP WLS BF H R ER SO BB IBB HBP BLK WP HR S P ERA WHIP											PITCHER	IP WLS BF H R ER SO BB IBB HBP BLK WP HR S P ERA WHIP
Bob Shirley, L (1, 1) ERA: 3.93	6.0 W 28 6 1 1 2 2 2 0 0 0 0 1 28 44 1.50 1.333												
Dan Spillner, R (7, 1) ERA: 3.53	2.0 9 2 0 0 1 2 0 0 0 0 0 0 9 17 0.00 2.000												
Dave Tomlin, L (9, 1) ERA: 3.03	0.1 1 0 0 0 1 0 0 0 0 0 0 0 3 3 0.00 0.000												
Rollie Fingers, R (9, 1) ERA: 3.02	0.2 S 1 0 0 0 0 0 0 0 0 0 0 0 1 1 0.00 0.000												

Cincinnati Reds @ San Diego Padres
 San Diego Stadium, San Diego, CA
 Thu Sep 22 1977, 6:33 AM EDT
 Att. 6,370 - Unknown

livebaseballscorecards.com

AB	33
R	1
H	8
RBI	1
BB	6
SO	4
LOB	22



Batter	1	2	3	4	5	6	7	8	9	AB R H RBI BB SO LOB	TOP		
Pete Rose, S (1, 5) X OBP: 0.370, SLG: 0.427 Ray Knight, R (9, 5) OBP: 0.308, SLG: 0.366	0-0 5-3 ①		0-0 FC4-6 1B	4-0 BB 1-2 BB		0-0 F9 ②		0-0 F7 ③		4 0 1 0 1 0 2 0 0 0 0 0 0 0			
Ken Griffey, L (1, 9) X OBP: 0.389, SLG: 0.460	0-0 L3 ②		0-0 FC4-6 1B ①	0-0 F7 ③		0-0 F7 ③			0-3 K ①	5 0 0 0 0 1 3			
Joe Morgan, L (1, 4) X OBP: 0.424, SLG: 0.492	0-0 1B		0-0 P3 ②		4-0 WP S 3B BB		0-0 F9 ①		0-0 G3 ②	4 1 1 0 1 0 1			
George Foster, R (1, 8) S S S (8, 7) ③	0-3 K ③		0-0 1B	0-0 FC5-4 3B 1-H		0-0 G4-3 1B		0-0 HR		5 2 4 2 0 1 1			
Johnny Bench, R (1, 7) (8, 2)		0-0 F8 ①	0-0 P3 ③		4-0 FC5-4 BB BB		0-0 G4-3 ② ③		0-0 1B	4 0 1 0 1 0 3			
Dave Concepcion, R (1, 6)		0-0 E S SF9 1B		0-0 E S SF9 1B		0-0 L4 ①		0-3 K ①	0-0 F8 ③	5 2 2 0 0 1 3			
Dan Driessen, L (1, 3)		4-0 FC4-6 BB 1-3		0-0 SF9 ①	4-0 FC5-4 BB 1-2		0-0 4-3 ②			1 0 0 1 2 0 0			
Don Werner, R (1, 2) OBP: 0.250, SLG: 0.529 Cesar Geronimo, L (8, PH) OBP: 0.323, SLG: 0.387 (8, 8)		0-0 SF9 ②		0-0 FC5-4 1B ①	0-0 FC5-4 CS ②		0-0 BB 1B			2 0 1 2 0 0 2 1 0 1 0 0 0 0			
Paul Moskau, R (1, 1) OBP: 0.263, SLG: 0.314 Dale Murray, R (6, 1) OBP: 0.167, SLG: 0.167 Mike Lum, L (8, PH) OBP: 0.216, SLG: 0.290 Pedro Borbon, R (8, 1) OBP: 0.182, SLG: 0.227		0-0 FC4-6 ③		0-0 FC5-4 BB ②	0-0 CS ③	0-3 K ①		4-0 BB 1B		3 0 0 0 0 1 2 0 0 0 0 0 0 0 0 0 0 0 1 0 0 0 0 0 0 0 0 0			
Inning Stats	R: 0 H: 1 E: 0 LOB: 1 K: 1 BB: 0 S: 6 P: 6	R: 1 H: 1 E: 0 LOB: 1 K: 0 BB: 1 S: 4 P: 8	R: 0 H: 2 E: 0 LOB: 2 K: 0 BB: 0 S: 5 P: 5	R: 1 H: 2 E: 1 LOB: 2 K: 0 BB: 1 S: 5 P: 9	R: 2 H: 1 E: 0 LOB: 1 K: 0 BB: 3 S: 3 P: 15	R: 0 H: 0 E: 0 LOB: 0 K: 1 BB: 0 S: 5 P: 5	R: 0 H: 1 E: 0 LOB: 0 K: 0 BB: 0 S: 3 P: 3	R: 0 H: 1 E: 0 LOB: 2 K: 1 BB: 1 S: 6 P: 10	R: 1 H: 2 E: 0 LOB: 1 K: 1 BB: 0 S: 7 P: 7	1B: 9 SF: 2 2B: 0 SAC: 0 3B: 1 DP: 1 HR: 1 HBP: 0	WP: 1 PA: 43 PB: 0 SB: 2 CS: 1		
PITCHER	IP WLS BF H R ER SO BB IBB HBP BLK WP HR S P ERA WHIP											PITCHER	IP WLS BF H R ER SO BB IBB HBP BLK WP HR S P ERA WHIP
Mickey Mahler, L (1, 1) ERA: 6.17	4.0 L 22 7 4 2 1 3 0 0 0 1 0 21 33 4.50 2.500												
Preston Hanna, R (5, 1) ERA: 5.19	1.0 4 0 0 0 0 2 0 0 0 0 0 2 10 0.00 2.000												
Mike Davey, L (6, 1) ERA: 3.86	2.0 6 1 0 0 1 0 0 0 0 0 0 8 8 0.00 0.500												
Buzz Capra, R (8, 1) ERA: 5.41	2.0 10 3 1 1 2 1 0 0 0 0 1 13 17 4.50 2.000												

Cincinnati Reds @ Atlanta Braves
 Atlanta-Fulton County Stadium, Atlanta, GA

Fri Sep 23 1977, 7:05 PM EDT
 Att: 9,471 - Unknown

livebaseballscorecards.com

AB 34
 R 5
 H 11
 RBI 5
 BB 6
 SO 4
 LOB 17



BOTTOM

Cincinnati Reds @ Atlanta Braves
Atlanta-Fulton County Stadium, Atlanta, GA

Fri Sep 23 1977, 7:05 PM EDT
Att. 9,471 - Unknown

livebaseballscores.com

AB	36
R	1
H	11
RBI	1
BB	1
SO	3
LOB	21



WP:	0	PA:	37
PB:	0		
SB:	0		
CS:	0		

Batter	1	2	3	4	5	6	7	8	9	AB	R	H	RBI	BB	SO	LOB
Jerry Royster, R OBP: 0.284, SLG: 0.275 (1, 4)	0-0 G4-6-3 1B		0-0 6-3		0-0 F8		0-0 F3		0-0 6-3	5	0	1	0	0	0	7
Rowland Office, L OBP: 0.285, SLG: 0.314 (1, 8) Brian Asselstine, L OBP: 0.272, SLG: 0.354 (7, PH) (8, 8)	0-0 G4-6-3 1-2f			0-0 4-1		0-0 P4	0-0 1B 2-3			3	0	0	0	0	0	1
Jeff Burroughs, R OBP: 0.368, SLG: 0.530 (1, 9)	0-0 1-3			0-0 F8		0-0 1B 1B	0-0 F7			4	1	1	0	0	0	3
Willie Montanez, L OBP: 0.327, SLG: 0.455 (1, 3)		0-0 F5		0-0 P6		0-0 1B 1-3		0-0 F8		4	0	1	0	0	0	0
Gary Matthews, R OBP: 0.358, SLG: 0.427 (1, 7)		0-0 6-3			0-0 1B 1B	0-0 1B 1-2		0-0 6-3		4	0	2	1	0	0	0
Dale Murphy, R OBP: 0.256, SLG: 0.535 (1, 2)		0-3 K		0-0 F3	0-0 G6-4-3 1-2f	0-0 G6-4-3 3-H		0-3 K		4	0	0	0	0	2	3
Barry Bonnell, R OBP: 0.366, SLG: 0.342 (1, 5)			0-0 G3 1B		0-0 1B 1-2		0-0 6-3		0-0 6-3 2B	4	0	3	0	0	0	0
Pat Rockett, R OBP: 0.349, SLG: 0.310 (1, 6)			0-0 G3 1-2		0-0 1B 1-2 2-3		0-0 1B 1B BB		0-0 F2	3	0	1	0	1	0	2
Mickey Mahler, S OBP: 0.060, SLG: 0.067 (1, 1) Preston Hanna, R OBP: 0.214, SLG: 0.083 (5, 1) Darrel Chaney, S OBP: 0.257, SLG: 0.279 (5, PH) Mike Davey, R OBP: 0.266, SLG: 0.356 (6, 1) Tom Paciorek, R OBP: 0.184, SLG: 0.114 (7, PH) Buzz Capra, R OBP: 0.304, SLG: 0.429 (8, 1) Cito Gaston, R (9, PH)			0-0 6-3		0-3 K		0-0 1B 1-2		0-0 6-3 2-3	1	0	0	0	0	0	1

Inning Stats	R: 0	H: 1	E: 0	LOB: 0	K: 0	S: 3	P: 3	R: 0	H: 0	E: 0	LOB: 0	K: 1	S: 5	P: 5	R: 0	H: 1	E: 0	LOB: 1	K: 0	S: 4	P: 4	R: 0	H: 0	E: 0	LOB: 0	K: 0	S: 3	P: 3	R: 0	H: 3	E: 0	LOB: 3	K: 1	S: 8	P: 8	R: 1	H: 3	E: 0	LOB: 1	K: 0	S: 5	P: 5	R: 0	H: 2	E: 0	LOB: 3	K: 0	S: 5	P: 9	R: 0	H: 0	E: 0	LOB: 0	K: 1	S: 5	P: 5	R: 0	H: 1	E: 0	LOB: 1	K: 0	S: 4	P: 4	1B: 10	SF: 0	2B: 1	SAC: 0	3B: 0	DP: 2	HR: 0	HBP: 0	WP: 0	PA: 37	ERA	WHIP
--------------	------	------	------	--------	------	------	------	------	------	------	--------	------	------	------	------	------	------	--------	------	------	------	------	------	------	--------	------	------	------	------	------	------	--------	------	------	------	------	------	------	--------	------	------	------	------	------	------	--------	------	------	------	------	------	------	--------	------	------	------	------	------	------	--------	------	------	------	--------	-------	-------	--------	-------	-------	-------	--------	-------	--------	-----	------

PITCHER	IP	WLS	BF	H	R	ER	SO	BB	IBB	HBP	BLK	WP	HR	S	P	ERA	WHIP
Paul Moskau, R ERA: 4.36 (1, 1)	5.1	W	23	8	1	1	2	0	0	0	0	0	0	27	27	1.69	1.500
Dale Murray, R ERA: 4.68 (6, 1)	1.2		7	2	0	0	0	1	0	0	0	0	0	6	10	0.00	1.800
Pedro Borbon, R ERA: 3.27 (8, 1)	2.0	S	7	1	0	0	1	0	0	0	0	0	0	9	9	0.00	0.500

PITCHER	IP	WLS	BF	H	R	ER	SO	BB	IBB	HBP	BLK	WP	HR	S	P	ERA	WHIP
---------	----	-----	----	---	---	----	----	----	-----	-----	-----	----	----	---	---	-----	------

Batter	1		2		3		4		5		6		7		8		9		AB R H RBI BB SO LOB	TOP		
Pete Rose, S (1, 5) x OBP: 0.372, SLG: 0.427 Ray Knight, R (8, 5) OBP: 0.308, SLG: 0.366	0-0 F7	1-2 BB	0-0 BB BB 2-H 3-H 1B	0-0 F9	-		-		x	0-0 1B	-		-		4-0 WP BB	-		4 1 2 2 1 0 0 0 0 0 0 0 0 0				
Ken Griffey, L (1, 9) x OBP: 0.389, SLG: 0.458	0-0 1B E	4-0 BB BB 1-2 1B BB	0-3 K	-		-		-		x	0-0 F9	-		-		0-0 F8	-		4 2 1 0 1 1 3			
Joe Morgan, L (1, 4) x OBP: 0.422, SLG: 0.488	0-0 F8	4-0 1B BB 1-2 2-3 BB	-		-		-		x	0-0 F8	-		-		x	0-0 F8	-		4 0 0 0 1 0 3			
George Foster, R (1, 7) x OBP: 0.385, SLG: 0.636	0-0 E7 1-H 1B	0-3 K	-		-		-		x	0-0 F8	-		-		x	0-0 2-3	-		4 0 1 0 1 1 4			
Dan Driessen, L (1, 3) x OBP: 0.368, SLG: 0.452	0-0 2-3	4-0 1B 1-2 2-3 3-H BB	-		-		-		x	0-0 F7	-		-		x	0-0 G3	-		4 0 0 1 1 0 3			
Johnny Bench, R (1, 2) OBP: 0.354, SLG: 0.540 Manny Sarmiento, R (7, 1)	-		0-0 E BB	-		-		-		S	0-3 K	-		-		S	0-0 6-3	-		3 1 1 1 1 2 0 0 0 0 0 0 0 0		
Champ Summers, L (9, PH) OBP: 0.222, SLG: 0.338 Dale Murray, R (9, 1) OBP: 0.167, SLG: 0.167 Pedro Borbon, R (9, 1) OBP: 0.182, SLG: 0.227	-		0-0 FC6-4 1B	-		-		-		S	0-3 K	-		-		x	0-0 2B	-		0 0 0 0 0 0 0 0 0 0 0 0 0 0		
Dave Concepcion, R (1, 6) OBP: 0.328, SLG: 0.377	-		0-0 E 1B	-		-		-		S	0-3 K	-		-		x	0-0 2B	-		4 1 2 0 1 1 3		
Cesar Geronimo, L (1, 8) OBP: 0.325, SLG: 0.396	-		0-0 E9 1-3 3-H 1B 1B	-		0-0 HR	-		-		x	0-0 1B	-		-		x	0-0 F8	-		5 2 3 2 0 0 2	
Tom Hume, R (1, 1) OBP: 0.125, SLG: 0.500 Don Werner, R (7, 2) OBP: 0.273, SLG: 0.526	-		0-0 F5	-		0-0 F8	-		-		x	0-0 F7	-		-		x	0-0 F8 F8 BB WP 1B	-		3 0 0 0 0 0 3 2 1 1 0 0 0 1	
Inning Stats	R: 1 E: 1 K: 0 S: 5	H: 2 LOB: 1 BB: 0 P: 5	R: 5 E: 1 K: 1 S: 9	H: 4 LOB: 3 BB: 4 P: 25	R: 1 E: 0 K: 1 S: 6	H: 1 LOB: 0 BB: 0 P: 6	R: 0 E: 0 K: 0 S: 3	H: 0 LOB: 0 BB: 0 P: 3	R: 0 E: 0 K: 2 S: 8	H: 1 LOB: 1 BB: 0 P: 8	R: 0 E: 0 K: 0 S: 4	H: 1 LOB: 1 BB: 0 P: 4	R: 0 E: 0 K: 1 S: 6	H: 1 LOB: 1 BB: 0 P: 6	R: 1 E: 0 K: 0 S: 4	H: 1 LOB: 2 BB: 2 P: 12	R: 0 E: 0 K: 0 S: 3	H: 0 LOB: 1 BB: 1 P: 7	1B: 9 2B: 1 3B: 0 HR: 1	SF: 0 SAC: 0 DP: 0 HBP: 0	WP: 1 PB: 0 SB: 0 CS: 0	PA: 45
PITCHER	IP	WLS	BF	H	R	ER	SO	BB	IBB	HBP	BLK	WP	HR	S	P	ERA	WHIP					
Dick Ruthven, R (1, 1) ERA: 4.41	1.1	L	12	5	6	5	0	3	0	0	0	0	0	9	21	33.75	6.000					
Preston Hanna, R (2, 1) ERA: 5.13	0.2		4	1	0	0	1	1	0	0	0	0	0	5	9	0.00	3.000					
Don Collins, L (3, 1) ERA: 5.04	3.0		11	2	1	1	3	0	0	0	0	0	1	17	17	3.00	0.667					
Larry Bradford, L (6, 1) ERA:	2.0		8	2	0	0	1	0	0	0	0	0	0	10	10	0.00	1.000					
Mike Davey, L (8, 1) ERA: 4.2	1.0		6	1	1	1	0	1	1	0	0	1	0	4	12	9.00	2.000					
PITCHER	IP	WLS	BF	H	R	ER	SO	BB	IBB	HBP	BLK	WP	HR	S	P	ERA	WHIP					
Joey McLaughlin, R (9, 1) ERA: 15.0	1.0		4	0	0	0	0	1	0	0	0	0	0	3	7	0.00	1.000					

Cincinnati Reds @ Atlanta Braves
Atlanta-Fulton County Stadium, Atlanta, GA

Sat Sep 24 1977, 7:05 PM EDT
Att: 25,893 - Unknown

livebaseballscorecards.com

AB	38
R	8
H	11
RBI	6
BB	7
SO	5
LOB	22



Batter	1	2	3	4	5	6	7	8	9	AB	R	H	RBI	BB	SO	LOB	BOTTOM					
Jerry Royster, R (1, 4) OBP: 0.283, SLG: 0.274	0-0 F8	0-0 6-3			0-0 4-3		0-3 K		0-0 F8 1B SF9 1B	5	1	1	0	0	1	2		<p style="text-align: center;">Cincinnati Reds @ Atlanta Braves Atlanta-Fulton County Stadium, Atlanta, GA</p> <p style="text-align: right; font-size: small;">Sat Sep 24 1977, 7:05 PM EDT Att. 25,893 - Unknown</p>				
Brian Aselstine, L (1, 8) OBP: 0.287, SLG: 0.370	0-0 2B		0-0 1-3		0-0 6-3		4-0 BB		0-0 1B 1B	4	1	2	1	1	0	0						
Jeff Burroughs, R (1, 9) OBP: 0.365, SLG: 0.525	0-3 K		0-0 F9		0-0 6-3		0-3 K		0-0 F8	5	0	0	0	0	2	4						
Willie Montanez, L (1, 3) OBP: 0.328, SLG: 0.456	0-0 6-3		0-0 L3			0-0 HR 1B		0-0 1B 1B	0-0 SF9	4	1	2	1	0	0	1						
Gary Matthews, R (1, 7) OBP: 0.362, SLG: 0.435		4-0 1B BB			0-0 FC4-6 1B		0-0 HR 1B		0-0 F2 1B	4	2	3	2	1	0	1						
Barry Bonnell, R (1, 5) OBP: 0.366, SLG: 0.343		0-0 1B 1B		0-0 FC4-6 FC6-4		0-0 5-3		0-0 P4 1B	0-0 1B	5	0	2	1	0	0	2						
Dale Murphy, R (1, 2) OBP: 0.271, SLG: 0.521		0-0 1-2 2-H 1B		0-0 F8		0-0 F8		0-0 1-2 1B	0-0 F8	5	0	2	1	0	0	3						
Pat Rockett, R (1, 6) OBP: 0.344, SLG: 0.305		0-0 F7		0-0 FC6-4		0-0 F2		0-0 F7		4	0	0	0	0	0	5						
Dick Ruthven, R Preston Hanna, R Larry Whisenand, L Don Cosins, R Darrel Chaney, S Larry Bradford, R Tom Paciorek, R Mike Davey, R Joey McLaughlin, R Joe Nolan, L Rob Bellori, R		0-3 K				0-0 HR		0-0 5-3		0-0 1B 1B												
Inning Stats	R: 0 E: 0 K: 1 S: 6	H: 1 LOB: 1 BB: 0 P: 6	R: 1 E: 0 K: 1 S: 7	H: 2 LOB: 2 BB: 1 P: 11	R: 0 E: 0 K: 0 S: 3	H: 0 LOB: 0 BB: 0 P: 3	R: 0 E: 0 K: 0 S: 4	H: 1 LOB: 1 BB: 0 P: 4	R: 1 E: 0 K: 0 S: 4	H: 1 LOB: 0 BB: 0 P: 4	R: 2 E: 0 K: 0 S: 5	H: 2 LOB: 0 BB: 0 P: 5	R: 0 E: 0 K: 2 S: 7	H: 0 LOB: 1 BB: 1 P: 11	R: 0 E: 0 K: 0 S: 5	H: 2 LOB: 2 BB: 0 P: 5	R: 3 E: 0 K: 0 S: 8	H: 5 LOB: 2 BB: 0 P: 8	1B: 11 2B: 1 3B: 0 HR: 2	SF: 1 SAC: 0 DP: 0 HBP: 0	WP: 0 PB: 0 SB: 0 CS: 0	PA: 43
PITCHER	IP WLS W	WLS BF W	H R ER 4	R ER LOB 4	BB IBB HBP 0	BLK WP HR 2	S P 29 33	ERA WHIP 6.00 1.333	PITCHER	IP WLS BF H R ER SO BB IBB HBP BLK WP HR S P	ERA WHIP											
Tom Hume, R (1, 1) ERA: 8.25	6.0	26	7	4	2	1	0	0	0	0	0	12	16	0.00	1.500							
Manny Sarmiento, R (7, 1) ERA: 2.48	2.0	9	2	0	0	0	0	0	0	0	0	3	3	∞	∞							
Dale Murray, R (9, 1) ERA: 4.94	0.0	3	3	3	0	0	0	0	0	0	0	5	5	0.00	2.000							
Pedro Borbon, R (9, 1) ERA: 3.24	1.0	5	2	0	0	0	0	0	0	0	0	0	0	0	0							



livebaseballscores.com

AB 40
R 7
H 14
RBI 7
BB 2
SO 4
LOB 20

Batter	1	2	3	4	5	6	7	8	9	AB R H RBI BB SO LOB										
Pete Rose, S (1, 5) OBP: 0.375, SLG: 0.431 Ray Knight, R (9, 5) OBP: 0.308, SLG: 0.366	0-0 CS 1B		0-0 1-3			0-0 1B		4-0 1B FC6-2 BB	0-0 2-H 2B	4 0 3 1 1 0 0 0 0 0 0 0 0 0										
Ken Griffey, L (1, 9) OBP: 0.389, SLG: 0.458	0-0 1-2 1B			0-0 3-1		0-3 K		0-0 FC6-2 2B 1B	0-0 F7	5 1 2 0 0 1 2										
Joe Morgan, L (1, 4) OBP: 0.419, SLG: 0.484	0-0 P6			0-0 F8		0-0 F9		0-0 F9		4 0 0 0 0 0 4										
George Foster, R (1, 7) OBP: 0.384, SLG: 0.639	0-0 5-3			0-0 5-3				0-0 FC6-2 2B S		4 2 1 1 0 0 3										
Dan Driessen, L (1, 3) OBP: 0.372, SLG: 0.458						4-0 FC4-6 BB		0-0 6-3 PB 1B	0-0 1-H 3-H 2B	3 0 3 2 1 0 0										
Johnny Bench, R (1, 2) OBP: 0.351, SLG: 0.536						0-0 FC4-6 1-2		0-0 L4 1-2	0-0 6-3	4 0 0 0 0 1 4										
Dave Concepcion, R (1, 6) OBP: 0.326, SLG: 0.374						0-0 F7		0-0 6-3		4 0 0 0 0 1 2										
Cesar Geronimo, L (1, 8) OBP: 0.327, SLG: 0.395						0-0 6-3		4-0 IBB		3 1 1 0 1 0 1										
Tom Seaver, R (1, 1) OBP: 0.230, SLG: 0.317						0-0 6-3		0-0 6-3		3 0 0 0 0 0 2										
Inning Stats	R: 0 E: 0 K: 0 S: 4	H: 2 LOB: 1 BB: 0 P: 4	R: 0 E: 0 K: 2 S: 7	H: 1 LOB: 0 BB: 0 P: 7	R: 0 E: 0 K: 0 S: 3	H: 0 LOB: 0 BB: 0 P: 3	R: 0 E: 0 K: 0 S: 3	H: 0 LOB: 0 BB: 0 P: 3	R: 0 E: 0 K: 1 S: 6	H: 1 LOB: 1 BB: 0 P: 6	R: 1 E: 0 K: 0 S: 5	H: 2 LOB: 2 BB: 1 P: 9	R: 2 E: 0 K: 0 S: 5	H: 2 LOB: 1 BB: 1 P: 9	R: 1 E: 0 K: 0 S: 5	H: 2 LOB: 1 BB: 0 P: 5	1B: 7 2B: 3 3B: 0 HR: 1	SF: 0 SAC: 1 DP: 1 HBP: 0	WP: 0 PB: 1 SB: 1 CS: 2	PA: 38
PITCHER	IP WLS BF H R ER SO BB IBB HBP BLK WP HR S P ERA WHIP																			
Phil Niekro, R (1, 1) ERA: 3.94	8.0 L 33 8 3 3 3 2 1 0 0 0 0 1 36 48 3.38 1.250																			
Dave Campbell, R (9, 1) ERA: 3.18	1.0 5 2 1 1 0 0 0 0 0 0 0 0 5 5 9.00 2.000																			

Cincinnati Reds @ Atlanta Braves
Atlanta-Fulton County Stadium, Atlanta, GA

Sun Sep 25 1977, 3:33 AM EDT
Att: 12,859 - Unknown

livebaseballscorecards.com

AB 34
R 4
H 10
RBI 4
BB 3
SO 3
LOB 18



Batter	1	2	3	4	5	6	7	8	9	AB R H RBI BB SO LOB
Jerry Royster, R (1, 4) OBP: 0.283, SLG: 0.276	0-0 F9 ①		0-3 K ③			0-3 K ②			0-0 F8 2B	4 0 1 0 0 2 0
Brian Asselstine, L (1, 8) OBP: 0.286, SLG: 0.365	0-0 1B			0-0 F9 ①		0-0 L3 ③			0-0 F8 ①	4 0 1 0 0 0 1
Jeff Burroughs, R (1, 9) OBP: 0.364, SLG: 0.522	0-0 F9 ②			0-0 F9 ②			4-0 G3-6-1 BB		0-0 F8 ②	3 0 0 0 1 0 2
Willie Montanez, L (1, 3) OBP: 0.327, SLG: 0.453	0-0 P6 ③			4-0 BB			0-0 G3-6-1 ① ②		0-0 P6 ③	3 0 0 0 1 0 3
Gary Matthews, R (1, 7) OBP: 0.360, SLG: 0.433		0-3 K ①		0-0 F9 ③			0-3 K ③			3 0 0 0 0 2 1
Barry Bonnell, R (1, 5) OBP: 0.366, SLG: 0.341		4-0 CS BB			0-0 6-3 ①			0-0 4-3 ①		2 0 0 0 1 0 0
Dale Murphy, R (1, 2) OBP: 0.275, SLG: 0.529		0-0 5-3 ② ③			0-0 F9 ②			0-0 2B		3 0 1 0 0 0 1
Pat Rockett, R (1, 6) OBP: 0.342, SLG: 0.302			0-0 P6 ①		0-0 F7 ③			0-3 K ②		2 0 0 0 0 0 0
Joe Nolan, L (8, PH) OBP: 0.383, SLG: 0.438										1 0 0 0 0 1 1
Rob Belloir, R (9, 6)										0 0 0 0 0 0 0
Phil Niekro, R (1, 1) OBP: 0.174, SLG: 0.178			0-0 6-3 ②			0-0 P6 ①		0-0 F9 ③		2 0 0 0 0 0 0
Rowland Office, L (8, PH) OBP: 0.285, SLG: 0.314										1 0 0 0 0 0 1
Dave Campbell, R (9, 1) OBP: 0.091, SLG: 0.091										0 0 0 0 0 0 0

Inning Stats	R: 0	H: 1	E: 0	K: 0	S: 4	LOB: 1	BB: 0	P: 4	R: 0	H: 0	E: 0	K: 1	S: 4	LOB: 0	BB: 1	P: 8	R: 0	H: 0	E: 0	K: 1	S: 5	LOB: 0	BB: 0	P: 5	R: 0	H: 0	E: 0	K: 0	S: 3	LOB: 1	BB: 1	P: 7	R: 0	H: 0	E: 0	K: 0	S: 3	LOB: 0	BB: 0	P: 3	R: 0	H: 0	E: 0	K: 1	S: 5	LOB: 0	BB: 0	P: 5	R: 0	H: 0	E: 0	K: 1	S: 4	LOB: 0	BB: 1	P: 8	R: 0	H: 1	E: 0	K: 1	S: 6	LOB: 1	BB: 0	P: 6	R: 0	H: 1	E: 0	K: 0	S: 4	LOB: 1	BB: 0	P: 4
PITCHER Tom Seaver, R (1, 1) ERA: 2.64	IP	WLS	BF	H	R	ER	SO	BB	IBB	HBP	BLK	WP	HR	S	P	ERA	WHIP	IP	WLS	BF	H	R	ER	SO	BB	IBB	HBP	BLK	WP	HR	S	P	ERA	WHIP	IP	WLS	BF	H	R	ER	SO	BB	IBB	HBP	BLK	WP	HR	S	P	ERA	WHIP																					

BOTTOM

Cincinnati Reds @ Atlanta Braves
Atlanta-Fulton County Stadium, Atlanta, GA

Sun Sep 25 1977, 3:33 AM EDT
Att. 12,859 - Unknown

livebaseballscorecards.com

AB	28
R	0
H	3
RBI	0
BB	3
SO	5
LOB	10



WP: 0	PA: 31
PB: 0	
SB: 0	
CS: 1	

Batter	1	2	3	4	5	6	7	8	9	AB R H RBI BB SO LOB	TOP											
Gene Richards, L (1, 7) OBP: 0.357, SLG: 0.378	0-0 F8		0-0 1-3		0-0 P6			0-0 1B		4 0 1 0 0 0 0												
Bill Almon, R (1, 6) OBP: 0.305, SLG: 0.337	0-3 K		4-0 CS BB		0-0 P4			0-0 P4		3 0 0 0 1 1 1												
Mike Ivie, R (1, 3) OBP: 0.328, SLG: 0.396	0-0 P6		0-3 K 1-2		0-0 F3			0-0 F8		4 0 0 0 0 1 2												
George Hendrick, R (1, 8) OBP: 0.382, SLG: 0.495		0-0 5-3		0-0 HR		0-0 6-3		0-0 G3		4 1 1 1 0 0 1												
Dave Winfield, R (1, 9) OBP: 0.335, SLG: 0.464		0-0 HBP BB WP 1B		0-0 2B		0-0 P4		0-0 1-3		4 2 2 0 0 0 0												
Gene Tenace, R (1, 2) OBP: 0.415, SLG: 0.415		4-0 WP HBP BB 1-2		0-0 2B 2-H		0-3 K		0-0 1B 1B		3 0 2 1 1 1 0												
Mike Champion, R (1, 4) OBP: 0.278, SLG: 0.295		1-0 WP HBP 1-2 2-3		0-0 F3		0-0 F8		0-0 1B 1-3		3 0 1 0 0 0 1												
Tucker Ashford, R (1, 5) OBP: 0.291, SLG: 0.338		4-0 G6-4-3 IBB 1-2 2-3 3-H		0-0 6-3		0-0 F9		0-0 F8		3 0 0 0 1 0 2												
Bob Shirley, R (1, 1) OBP: 0.125, SLG: 0.129		0-0 G6-4-3		0-0 F8		0-0 4-3				3 0 0 0 0 0 4												
Rollie Fingers, R (9, 1) OBP: 0.050, SLG: 0.050										0 0 0 0 0 0 0												
Inning Stats	R: 0 E: 0 K: 1 S: 5	H: 0 LOB: 0 BB: 0 P: 5	R: 1 E: 0 K: 0 S: 3	H: 1 LOB: 2 BB: 2 P: 12	R: 0 E: 0 K: 1 S: 4	H: 0 LOB: 0 BB: 1 P: 8	R: 2 E: 0 K: 0 S: 6	H: 3 LOB: 1 BB: 0 P: 6	R: 0 E: 0 K: 0 S: 3	H: 0 LOB: 0 BB: 0 P: 3	R: 0 E: 0 K: 0 S: 5	H: 0 LOB: 0 BB: 0 P: 5	R: 0 E: 0 K: 0 S: 3	H: 0 LOB: 0 BB: 0 P: 3	R: 0 E: 0 K: 0 S: 4	H: 1 LOB: 1 BB: 0 P: 4	R: 0 E: 0 K: 0 S: 4	H: 2 LOB: 1 BB: 0 P: 4	1B: 4 2B: 2 3B: 0 HR: 1	SF: 0 SAC: 0 DP: 1 HBP: 1	WP: 1 PB: 0 SB: 0 CS: 1	PA: 35
PITCHER	IP WLS BF H R ER SO BB IBB HBP BLK WP HR S P ERA WHIP																				PITCHER	IP WLS BF H R ER SO BB IBB HBP BLK WP HR S P ERA WHIP
Fred Norman, L (1, 1) ERA: 3.39	3.0 L 15 4 3 3 2 2 1 1 0 1 1 15 28 9.00 2.000																					
Manny Sarmiento, R (4, 1) ERA: 2.35	2.0 6 0 0 0 0 0 0 0 0 0 0 0 6 6 0.00 0.000																					
Doug Capilla, L (6, 1) ERA: 4.56	2.0 6 0 0 0 1 0 0 0 0 0 0 0 8 8 0.00 0.000																					
Pedro Borbon, R (8, 1) ERA: 3.19	2.0 8 3 0 0 0 0 0 0 0 0 0 0 8 8 0.00 1.500																					

San Diego Padres @ Cincinnati Reds
Riverfront Stadium, Cincinnati, OH

AB	31
R	3
H	7
RBI	2
BB	3
SO	3
LOB	11



Tue Sep 27 1977, 7:05 PM EDT
Att. 13,652 - Unknown

livebaseballscorecards.com

Batter	1	2	3	4	5	6	7	8	9	AB	R	H	RBI	BB	SO	LOB
Pete Rose, S (1, 5) OBP: 0.374, SLG: 0.430	0-0 6-3		0-0 1B		0-0 F9		0-0 6-3			4	0	1	0	0	0	2
Ken Griffey, L (1, 9) OBP: 0.388, SLG: 0.456	0-3 K		0-3 K		0-0 F8			0-0 G3-6-3 1B		4	0	1	0	0	2	1
Joe Morgan, L (1, 4) OBP: 0.418, SLG: 0.482	0-0 1B		0-3 K		0-0 F8			0-0 G3-6-3 1-2f		4	0	1	0	0	1	2
George Foster, R (1, 7) OBP: 0.382, SLG: 0.635	0-0 F9			0-0 5-3		0-0 F9		0-0 F9		4	0	0	0	0	0	1
Johnny Bench, R (1, 2) OBP: 0.352, SLG: 0.541		0-3 K		0-0 HR		0-0 1B			0-3 K	4	1	2	1	0	2	0
Dave Concepcion, R (1, 6) OBP: 0.325, SLG: 0.372 Champ Summers, L (9, PH) OBP: 0.232, SLG: 0.347		0-0 P4		0-3 K		0-0 5-3			0-0 1B	3	0	0	0	0	1	1
Dan Driessen, L (1, 3) OBP: 0.374, SLG: 0.461		4-0 S BB		0-0 2B				0-0 FC4-6 1B		3	0	2	0	1	1	1
Cesar Geronimo, L (1, 8) OBP: 0.324, SLG: 0.392		0-3 K		0-0 F7				0-0 FC4-6 WP 1-2f		4	0	0	0	0	2	4
Fred Norman, S (1, 1) OBP: 0.189, SLG: 0.125 Manny Sarmiento, R (4, 1) Ed Armbrister, R (5, PH) OBP: 0.341, SLG: 0.429 Doug Capilla, L (6, 1) OBP: 0.053, SLG: 0.059 Ray Knight, R (7, PH) OBP: 0.204, SLG: 0.361 Pedro Borbon, R (8, 1) OBP: 0.182, SLG: 0.227			0-0 1-3		0-0 CS 1B			0-3 K		1	0	0	0	0	0	0

Inning Stats	R: 0	H: 1	E: 0	K: 1	S: 6	LOB: 1	BB: 0	P: 6	R: 0	H: 0	E: 0	K: 2	S: 7	LOB: 1	BB: 1	P: 11	R: 0	H: 1	E: 0	K: 2	S: 8	LOB: 1	BB: 0	P: 8	R: 1	H: 2	E: 0	K: 1	S: 7	LOB: 1	BB: 0	P: 7	R: 0	H: 1	E: 0	K: 0	S: 3	LOB: 0	BB: 0	P: 3	R: 0	H: 1	E: 0	K: 0	S: 4	LOB: 1	BB: 0	P: 4	R: 0	H: 1	E: 0	K: 1	S: 6	LOB: 1	BB: 0	P: 6	R: 0	H: 1	E: 0	K: 3	S: 10	LOB: 1	BB: 0	P: 10	1B: 7	2B: 1	3B: 0	HR: 1	SF: 0	SAC: 0	DP: 1	HBP: 0	WP: 2	PB: 0	SB: 1	CS: 1	PA: 35
PITCHER	IP	WLS	BF	H	R	ER	SO	BB	IBB	HBP	BLK	WP	HR	S	P	ERA	WHIP																																																												
Bob Shirley, L (1, 1) ERA: 3.82	8.0	W	31	8	1	1	7	1	0	0	0	1	1	44	48	1.12	1.125																																																												
Rollie Fingers, R (9, 1) ERA: 3.02	1.0	S	4	1	0	0	3	0	0	0	0	0	0	10	10	0.00	1.000																																																												

BOTTOM

San Diego Padres @ Cincinnati Reds
Riverfront Stadium, Cincinnati, OH
Tue Sep 27 1977, 7:05 PM EDT
Att. 13,652 - Unknown

livebaseballscorecards.com

AB	34
R	1
H	9
RBI	1
BB	1
SO	10
LOB	13



Batter	1	2	3	4	5	6	7	8	9	AB R H RBI BB SO LOB	TOP											
Gene Richards, L (1, 3) OBP: 0.358, SLG: 0.381	0-0 CS 2B		0-3 K			0-0 S 1B		0-3 K		4 0 2 0 0 2 1	San Diego Padres @ Cincinnati Reds Riverfront Stadium, Cincinnati, OH Wed Sep 28 1977, 7:05 PM EDT Att: 13,010 - Unknown livebaseballscorecards.com											
Bill Almon, R (1, 6) OBP: 0.303, SLG: 0.334	0-3 K			0-0 F7		0-0 4-3 1-2		0-0 F8		4 0 0 0 0 1 2												
Jerry Turner, L (1, 7) OBP: 0.318, SLG: 0.407	0-0 P4			0-0 3-1			0-3 K	0-3 K		4 0 0 0 0 2 0												
George Hendrick, R (1, 8) OBP: 0.382, SLG: 0.493		0-0 G6-4-3 1B		0-0 F8			0-0 5-3	0-0 F7		4 0 1 0 0 0 0												
Dave Winfield, R (1, 9) OBP: 0.335, SLG: 0.465		0-0 G6-4-3 1-2f		0-0 5-3			0-0 5-3 2B			3 0 1 0 0 0 1												
Gene Tenace, R (1, 2) OBP: 0.414, SLG: 0.413		4-0 BB		0-3 K			0-0 P5			2 0 0 0 1 1 1												
Mike Champion, R (1, 4) OBP: 0.277, SLG: 0.293		0-0 F8		0-0 3-1				0-0 L3		3 0 0 0 0 0 1												
Tucker Ashford, R (1, 5) OBP: 0.287, SLG: 0.333			0-0 5-3			0-0 5-3		0-0 F8		3 0 0 0 0 0 0												
John D'Acquisto, R (1, 1)			0-3 K			0-0 5-3		0-0 2B		1 0 0 0 0 1 0												
Merv Rettenmund, R (6, PH) OBP: 0.431, SLG: 0.448										1 0 0 0 0 0 0												
Dave Tomlin, L (6, 1) OBP: 0.286, SLG: 0.286										0 0 0 0 0 0 0												
Pat Scanlon, L (8, PH) OBP: 0.305, SLG: 0.214										1 0 1 0 0 0 0												
Dan Spillner, R (8, 1) OBP: 0.286, SLG: 0.118										0 0 0 0 0 0 0												
Inning Stats	R: 0 E: 0 K: 1 S: 5	H: 1 LOB: 0 BB: 0 P: 5	R: 0 E: 0 K: 0 S: 3	H: 1 LOB: 1 BB: 1 P: 7	R: 0 E: 0 K: 2 S: 7	H: 0 LOB: 0 BB: 0 P: 7	R: 0 E: 0 K: 0 S: 3	H: 0 LOB: 0 BB: 0 P: 3	R: 0 E: 0 K: 1 S: 5	H: 0 LOB: 0 BB: 0 P: 5	R: 0 E: 0 K: 0 S: 4	H: 1 LOB: 1 BB: 0 P: 4	R: 0 E: 0 K: 1 S: 6	H: 1 LOB: 1 BB: 0 P: 6	R: 0 E: 0 K: 1 S: 6	H: 1 LOB: 1 BB: 0 P: 6	R: 0 E: 0 K: 1 S: 5	H: 0 LOB: 0 BB: 0 P: 5	1B: 2 2B: 3 3B: 0 HR: 0	SF: 0 SAC: 0 DP: 1 HBP: 0	WP: 0 PB: 0 SB: 1 CS: 1	PA: 31
PITCHER Paul Moskau, R (1, 1) ERA: 4.0	IP: 9.0 WLS: W BF: 31 H: 5 R: 0 ER: 0 SO: 7 BB: 1 IBB: 0 HBP: 0 BLK: 0 WP: 0 HR: 0 S: 44 P: 48 ERA: 0.00 WHIP: 0.667											PITCHER	IP: WLS: BF: H: R: ER: SO: BB: IBB: HBP: BLK: WP: HR: S: P: ERA: WHIP:									

Batter	1	2	3	4	5	6	7	8	9	AB	R	H	RBI	BB	SO	LOB
Pete Rose, S OBP: 0.376, SLG: 0.431 (1, 5) X	0-0 FC1-6 1B	4-0 BB BB		0-0 L8-4 2-3			0-0 BB 1B 1B			3	1	2	0	1	0	1
Ken Griffey, L OBP: 0.389, SLG: 0.455 (1, 9) X	0-0 FC1-6 BB 1B 1-2f	4-0 BB BB					4-0 K 1B 1B 1-2			2	2	0	0	2	1	1
Joe Morgan, L OBP: 0.418, SLG: 0.482 (1, 4) B B B B	4-0 1B 1-2 HR BB	0-3 K					0-0 P4 1B 1B 1-3 2-H			3	1	1	1	1	1	2
George Foster, R OBP: 0.384, SLG: 0.640 (1, 7) B B B B	4-0 1B 1-2 HR BB	0-0 F8					0-0 HR 1B 1-2 3-H			3	2	2	2	1	0	2
Dan Driessen, L OBP: 0.374, SLG: 0.459 (1, 3) X	0-0 1-2 2-3 3-H HR 1B		0-0 4-3				0-3 K F2			4	1	1	1	0	1	2
Johnny Bench, R OBP: 0.351, SLG: 0.545 (1, 2) X	0-0 1-H 2-H 3-H HR		0-0 L5				0-0 6-3 F8			4	1	1	4	0	0	2
Cesar Geronimo, L OBP: 0.322, SLG: 0.389 (1, 8) X	0-0 4-3		0-0 G3				0-0 3-1 K			4	0	0	0	0	1	0
Ray Knight, R OBP: 0.305, SLG: 0.353 (1, 6) S S S S	0-3 K			4-0 L8-4 SH1-4 BB			0-0 5-3			2	0	0	0	1	1	0
Rick Auerbach, R OBP: 0.208, SLG: 0.209 (7, 6)										1	0	1	0	0	0	0
Paul Moskau, R OBP: 0.244, SLG: 0.289 (1, 1) S S S S		0-3 K		0-0 SH1-4 1-2			0-0 1-3 G6-4-3 1B			3	0	0	0	0	1	1

Inning Stats	R: 5	H: 3	E: 0	K: 1	S: 8	LOB: 0	BB: 2	P: 16	R: 0	H: 0	E: 0	K: 2	S: 7	LOB: 2	BB: 2	P: 15	R: 0	H: 0	E: 0	K: 0	S: 3	LOB: 0	BB: 0	P: 3	R: 0	H: 0	E: 0	K: 0	S: 2	LOB: 0	BB: 1	P: 6	R: 1	H: 1	E: 0	K: 2	S: 8	LOB: 0	BB: 0	P: 8	R: 0	H: 0	E: 0	K: 0	S: 3	LOB: 0	BB: 0	P: 3	R: 2	H: 3	E: 0	K: 0	S: 6	LOB: 2	BB: 1	P: 10	R: 0	H: 1	E: 0	K: 1	S: 5	LOB: 0	BB: 0	P: 5
--------------	------	------	------	------	------	--------	-------	-------	------	------	------	------	------	--------	-------	-------	------	------	------	------	------	--------	-------	------	------	------	------	------	------	--------	-------	------	------	------	------	------	------	--------	-------	------	------	------	------	------	------	--------	-------	------	------	------	------	------	------	--------	-------	-------	------	------	------	------	------	--------	-------	------

PITCHER	IP	WLS	BF	H	R	ER	SO	BB	IBB	HBP	BLK	WP	HR	S	P	ERA	WHIP
John D'Acquisto, R ERA: 6.54 (1, 1)	5.0	L	23	4	6	6	5	5	0	0	0	0	2	28	48	10.80	1.800
Dave Tomlin, L ERA: 3.1 (6, 1)	2.0		10	3	2	2	0	1	0	0	0	0	0	9	13	9.00	2.000
Dan Spillner, R ERA: 3.6 (8, 1)	1.0		3	1	0	0	1	0	0	0	0	0	0	5	5	0.00	1.000

BOTTOM

San Diego Padres @ Cincinnati Reds
Riverfront Stadium, Cincinnati, OH

Wed Sep 28 1977, 7:05 PM EDT
Att. 13,010 - Unknown

AB	29
R	8
H	8
RBI	8
BB	6
SO	6
LOB	11



1B: 6	SF: 0	WP: 0	PA: 36
2B: 1	SAC: 1	PB: 0	
3B: 0	DP: 2	SB: 0	
HR: 2	HBP: 0	CS: 0	

PITCHER	IP	WLS	BF	H	R	ER	SO	BB	IBB	HBP	BLK	WP	HR	S	P	ERA	WHIP
---------	----	-----	----	---	---	----	----	----	-----	-----	-----	----	----	---	---	-----	------

Batter	1	2	3	4	5	6	7	8	9	AB R H RBI BB SO LOB	TOP													
Jerry Royster, R (1, 4) OBP: 0.279, SLG: 0.287	0-3 K		0-0 SH1-3		0-0 HR		0-0 F7			3 1 1 1 0 1 0														
Brian Asselstine, L (1, 8) OBP: 0.271, SLG: 0.367	0-0 6-3		0-0 F7		0-0 4-3			0-0 P4		4 0 0 0 0 0 1														
Jeff Burroughs, R (1, 9) OBP: 0.363, SLG: 0.522	0-0 2B		0-0 P3		0-0 1B			0-0 5-3		4 0 2 0 0 0 1														
Willie Montanez, L (1, 3) OBP: 0.328, SLG: 0.452	0-0 F7			0-0 F8	0-0 F9			0-0 6-3		4 0 0 0 0 0 2														
Gary Matthews, R (1, 7) OBP: 0.362, SLG: 0.440		0-3 K		0-0 6-3		0-3 K		0-0 F8		4 0 0 0 0 2 0														
Dale Murphy, R (1, 2) OBP: 0.313, SLG: 0.537		0-0 F8		0-0 1B	0-0 1B	0-0 G1-6-3		0-0 6-3		4 0 2 0 0 0 0														
Barry Bonnell, R (1, 5) OBP: 0.362, SLG: 0.338		0-0 1B		0-0 1B	0-0 1B	0-0 G1-6-3		0-3 K		4 0 2 0 0 1 1														
Pat Rockett, R (1, 6) OBP: 0.334, SLG: 0.307		0-0 F9		0-0 F9			0-0 6-3			3 0 0 0 0 0 3														
Phil Niekro, R (1, 1) OBP: 0.180, SLG: 0.183			0-0 SH1-3		0-0 P3		0-3 K			2 0 1 0 0 0 0														
Rowland Office, L (7, PH) OBP: 0.284, SLG: 0.312										1 0 0 0 0 1 0														
Don Collins, R (7, 1)										0 0 0 0 0 0 0														
Duane Theiss, R (7, 1)										0 0 0 0 0 0 0														
Inning Stats	R: 0 E: 0 K: 1 S: 6	H: 1 LOB: 1 BB: 0 P: 6	R: 0 E: 0 K: 1 S: 6	H: 1 LOB: 1 BB: 0 P: 6	R: 0 E: 0 K: 0 S: 4	H: 1 LOB: 1 BB: 0 P: 4	R: 0 E: 0 K: 0 S: 5	H: 2 LOB: 2 BB: 0 P: 5	R: 1 E: 0 K: 0 S: 5	H: 2 LOB: 1 BB: 0 P: 5	R: 0 E: 0 K: 1 S: 5	H: 1 LOB: 0 BB: 0 P: 5	R: 0 E: 0 K: 1 S: 5	H: 0 LOB: 0 BB: 0 P: 5	R: 0 E: 0 K: 0 S: 3	H: 0 LOB: 0 BB: 0 P: 3	R: 0 E: 0 K: 1 S: 5	H: 0 LOB: 0 BB: 0 P: 5	R: 0 E: 0 K: 1 S: 5	H: 0 LOB: 0 BB: 0 P: 5	1B: 6 2B: 1 3B: 0 HR: 1	SF: 0 SAC: 1 DP: 1 HBP: 0	WP: 0 PB: 0 SB: 0 CS: 0	PA: 34
PITCHER Tom Seaver, R (1, 1) ERA: 2.58	IP: 9.0 WLS: W BF: 34 H: 8 R: 1 ER: 1 SO: 5 BB: 0 IBB: 0 HBP: 0 BLK: 0 WP: 0 HR: 1 S: 44 P: 44 ERA: 1.00 WHIP: 0.889																				PITCHER	IP: 0.0 WLS: 0 BF: 0 H: 0 R: 0 ER: 0 SO: 0 BB: 0 IBB: 0 HBP: 0 BLK: 0 WP: 0 HR: 0 S: 0 P: 0 ERA: 0.00 WHIP: 0.000		

Atlanta Braves @ Cincinnati Reds
Riverfront Stadium, Cincinnati, OH
Fri Sep 30 1977, 7:05 PM EDT
Att. 19,653 - Unknown

livebaseballscorecards.com

AB	33
R	1
H	8
RBI	1
BB	0
SO	5
LOB	8



Batter	1	2	3	4	5	6	7	8	9
Pete Rose, S OBP: 0.377, SLG: 0.431 (1, 5) X	0-0 3-1 1B		0-0 3B 1B		0-0 F7		0-0 WP G3 E 1B		
Ken Griffey, L OBP: 0.391, SLG: 0.467 (1, 9) X	0-0 1B 2B		0-0 1-H 5-3 3B		0-0 1-H HR		0-0 G3 1-2		
Dan Driessen, L OBP: 0.374, SLG: 0.459 (1, 3) X	0-0 2-H 1B		0-0 1-3		0-3 K		0-0 E3 FC5 2-H 1B		
George Foster, R OBP: 0.385, SLG: 0.638 (1, 7) S S S	0-3 K		0-0 5-3		4-0 2B BB		4-0 FC5 IBB		
Johnny Bench, R OBP: 0.351, SLG: 0.546 Don Werner, R OBP: 0.261, SLG: 0.500 (1, 2) X (6, 2)	0-0 6-3		0-0 3-H P5		0-0 1-H 2B		0-0 FC5 1-2 2-3f FC4-6		
Cesar Geronimo, L OBP: 0.321, SLG: 0.388 (1, 8) X		0-0 4-3		0-0 CS 1B	0-0 4-3		0-0 FC4-6 1-2f		
Dave Concepcion, R OBP: 0.323, SLG: 0.370 (1, 6) S S S		0-3 K		0-0 F9 1-2		0-3 K		0-0 F9	
Ray Knight, R OBP: 0.303, SLG: 0.348 Rick Auerbach, R OBP: 0.208, SLG: 0.209 (1, 4) X (9, 4) S S S		0-0 E6 PB 1B		0-3 K		0-0 F7		0-0 6-3	
Tom Seaver, R OBP: 0.231, SLG: 0.314 (1, 1) S S S		0-3 K		0-0 HR 1B		0-3 K		0-0 P6	

Inning Stats	R: 1 E: 0 K: 1 S: 7	H: 2 LOB: 1 BB: 0 P: 7	R: 0 E: 1 K: 2 S: 8	H: 1 LOB: 1 BB: 0 P: 8	R: 2 E: 0 K: 0 S: 5	H: 2 LOB: 0 BB: 0 P: 5	R: 0 E: 0 K: 1 S: 5	H: 1 LOB: 0 BB: 0 P: 5	R: 3 E: 0 K: 1 S: 8	H: 3 LOB: 1 BB: 1 P: 12	R: 0 E: 0 K: 2 S: 7	H: 0 LOB: 0 BB: 0 P: 7	R: 1 E: 1 K: 0 S: 5	H: 2 LOB: 2 BB: 1 P: 9	R: 0 E: 0 K: 0 S: 3	H: 0 LOB: 0 BB: 0 P: 3
1B: 7 2B: 2 3B: 1 HR: 1	SF: 0 SAC: 0 DP: 0 HBP: 0	WP: 1 PB: 1 SB: 0 CS: 1	PA: 36													

PITCHER	IP	WLS	BF	H	R	ER	SO	BB	IBB	HBP	BLK	WP	HR	S	P	ERA	WHIP
Phil Niekro, R ERA: 4.03 (1, 1)	6.0	L	27	9	6	6	7	1	0	0	0	0	1	40	44	9.00	1.667
Don Collins, L ERA: 5.14 (7, 1)	0.1		3	2	1	1	0	0	0	0	0	1	0	3	3	27.00	6.000
Duane Theiss, R ERA: 6.64 (7, 1)	1.2		6	0	0	0	0	0	1	0	0	0	0	5	9	0.00	0.000

BOTTOM


Atlanta Braves @ Cincinnati Reds
Riverfront Stadium, Cincinnati, OH

Fri Sep 30 1977, 7:05 PM EDT
Att. 19,653 - Unknown

livebaseballscorecards.com

AB	34
R	7
H	11
RBI	6
BB	2
SO	7
LOB	12



Batter	1	2	3	4	5	6	7	8	9	AB R H RBI BB SO LOB	TOP											
Jerry Royster, R (1, 4) OBP: 0.277, SLG: 0.284	0-0 F9		0-0 FC4-6			0-0 F8		0-3 K		4 0 0 0 0 1 1	<p>Atlanta Braves @ Cincinnati Reds</p> <p>Riverfront Stadium, Cincinnati, OH</p> <p>Sat Oct 01 1977, 3:33 AM EDT</p> <p>Att: 20,701 - Unknown</p>											
Brian Assestine, L (1, 8) OBP: 0.263, SLG: 0.355	0-3 K			0-3 K		0-0 4-3		0-3 K		4 0 0 0 0 3 0												
Jeff Burroughs, R (1, 9) OBP: 0.362, SLG: 0.520	0-0 F8			0-0 6-3			0-0 2B		0-3 K	4 1 1 0 0 1 0												
Willie Montanez, L (1, 3) OBP: 0.329, SLG: 0.460		0-0 F7		0-0 L7			0-0 2B		0-0 HR	4 1 2 2 0 0 0												
Gary Matthews, R (1, 7) OBP: 0.360, SLG: 0.437		0-3 K			0-0 6-3		0-0 6-3		0-0 F3	4 0 0 0 0 1 1												
Dale Murphy, R (1, 2) OBP: 0.310, SLG: 0.521		0-0 5-3			0-0 FC4-6		0-0 5-3		0-0 F8	4 0 1 0 0 0 1												
Barry Bonnell, R (1, 5) OBP: 0.362, SLG: 0.336			0-0 5-3		0-0 FC4-6		4-0 IBB			2 0 0 0 1 0 1												
Pat Rockett, R (1, 6) OBP: 0.331, SLG: 0.304			0-0 F7		0-0 FC6-4		0-3 K			3 0 0 0 0 1 3												
Dave Campbell, R (7, 1) OBP: 0.091, SLG: 0.091					0-0 FC6-4					0 0 0 0 0 0 0												
Craig Robinson, R (8, 6) OBP: 0.233, SLG: 0.241					1-2f					0 0 0 0 0 0 0												
Preston Hanna, R (1, 1) OBP: 0.235, SLG: 0.071			4-0 FC4-6			0-0 6-3		0-0 F2		1 0 0 0 0 1 0 0												
Rob Belloir, R (7, 8)									0 0 0 0 0 0 0 0													
Rowland Office, L (8, PH) OBP: 0.253, SLG: 0.311										0 0 0 0 0 0 0 0												
Mike Davey, R (8, 1)										0 0 0 0 0 0 0 0												
Duane Theiss, R (8, 1)										0 0 0 0 0 0 0 0												
Don Collins, R (8, 1)										0 0 0 0 0 0 0 0												
Inning Stats	R: 0 E: 0 K: 1 S: 5	H: 0 LOB: 0 BB: 0 P: 5	R: 0 E: 0 K: 1 S: 5	H: 0 LOB: 0 BB: 0 P: 5	R: 0 E: 0 K: 0 S: 3	H: 0 LOB: 1 BB: 1 P: 7	R: 0 E: 0 K: 1 S: 5	H: 0 LOB: 0 BB: 0 P: 5	R: 0 E: 0 K: 0 S: 4	H: 1 LOB: 1 BB: 0 P: 4	R: 0 E: 0 K: 0 S: 3	H: 0 LOB: 0 BB: 0 P: 3	R: 1 E: 0 K: 1 S: 7	H: 2 LOB: 2 BB: 1 P: 11	R: 0 E: 0 K: 2 S: 7	H: 0 LOB: 0 BB: 0 P: 7	R: 1 E: 0 K: 1 S: 6	H: 1 LOB: 0 BB: 0 P: 6	1B: 2 2B: 1 3B: 0 HR: 1	SF: 0 SAC: 0 DP: 0 HBP: 0	WP: 0 PB: 0 SB: 0 CS: 0	PA: 33
PITCHER	IP WLS BF H R ER SO BB IBB HBP BLK WP HR S P ERA WHIP																					
Tom Hume, R (1, 1) ERA: 7.12	7.0 W 26 3 1 1 4 1 1 0 0 0 0 32 40 1.29 0.571																					
Manny Sarmiento, R (8, 1) ERA: 2.45	2.0 S 7 1 1 1 3 0 0 0 0 0 1 13 13 4.50 0.500																					

livebaseballscorecards.com

AB	31
R	2
H	4
RBI	2
BB	2
SO	7
LOB	7

Batter	1	2	3	4	5	6	7	8	9	AB	R	H	RBI	BB	SO	LOB	BOTTOM	
Pete Rose, S (1, 5) OBP: 0.377, SLG: 0.433 Ray Knight, R (7, 5) OBP: 0.317, SLG: 0.363	0-0 G3		0-0 WP 1-3 2B		0-3 K		0-0 BB 1B 1-3 2-H 3-H 1B	0-0 1B 1-2 2-3		3	0	1	0	0	1	0	Atlanta Braves @ Cincinnati Reds Riverfront Stadium, Cincinnati, OH Sat Oct 01 1977, 3:33 AM EDT Att. 20,701 - Unknown livebaseballscorecards.com	
Ken Griffey, L (1, 9) OBP: 0.390, SLG: 0.465	0-0 1-3		0-0 FC5-2-6 WP 3-H			0-0 6-3	0-0 BB 1B 1-2 3-H 1B	0-3 K		5	0	1	1	0	1	5		
Joe Morgan, L (1, 4) OBP: 0.418, SLG: 0.479	4-0 S BB		0-3 K 1-2 2-3			0-3 K	4-0 BB 1B 1-2 2-3 BB	0-0 G3		3	0	0	0	2	2	5		
George Foster, R (1, 7) OBP: 0.382, SLG: 0.633	0-0 P4 1-2		0-3 K			0-0 F8	0-0 F9			4	0	0	0	0	1	6		
Dan Driessen, L (1, 3) OBP: 0.375, SLG: 0.465		0-0 HR		0-0 4-3			0-0 1-3	0-0 2B 1B 1B		4	2	2	1	0	0	0		
Cesar Geronimo, L (1, 8) OBP: 0.323, SLG: 0.391		0-3 K		0-3 K			0-0 BB 1B 1B	0-0 1B 2B 1-3		4	2	2	0	0	2	0		
Don Werner, R (1, 2) OBP: 0.240, SLG: 0.455 Champ Summers, L (7, PH) OBP: 0.241, SLG: 0.347 Dave Concepcion, R (8, 6) OBP: 0.324, SLG: 0.371		0-0 5-3		0-0 F8			4-0 BB 1B BB 1B	0-0 1B SH 1B 2-H 3-H		2	0	0	0	0	0	0		
Rick Auerbach, R (1, 6) OBP: 0.200, SLG: 0.200 Mike Lum, L (7, PH) OBP: 0.222, SLG: 0.290 Manny Sarmiento, R (8, 1)		0-0 F3		0-0 1-3			4-0 BB 1B BB 1B	0-0 SH 1B 1-2		2	0	0	0	0	0	0		
Tom Hume, R (1, 1) OBP: 0.200, SLG: 0.500 Johnny Bench, R (7, PH) OBP: 0.350, SLG: 0.544			0-0 2B FC5-2-6 1B		0-0 G3		0-0 F2	0-3 K		2	0	1	0	0	0	0		
Inning Stats	R: 0 E: 0 K: 0 S: 3	H: 0 LOB: 1 BB: 1 P: 7	R: 1 E: 0 K: 1 S: 6	H: 1 LOB: 0 BB: 0 P: 6	R: 0 E: 0 K: 2 S: 9	H: 2 LOB: 2 BB: 0 P: 9	R: 0 E: 0 K: 1 S: 5	H: 0 LOB: 0 BB: 0 P: 5	R: 0 E: 0 K: 1 S: 5	H: 0 LOB: 0 BB: 0 P: 5	R: 3 E: 0 K: 0 S: 6	H: 3 LOB: 3 BB: 3 P: 18	R: 2 E: 1 K: 2 S: 12	H: 4 LOB: 3 BB: 0 P: 12	1B: 7 2B: 2 3B: 0 HR: 1	SF: 0 SAC: 1 DP: 0 HBP: 0		
PITCHER	IP WLS L	BF H R ER SO	H R ER SO	BB IBB HBP BLK	WP HR S P	ERA WHIP	PITCHER	IP WLS L	BF H R ER SO	BB IBB HBP BLK	WP HR S P	ERA WHIP						
Preston Hanna, R (1, 1) ERA: 4.95	6.1	25	4	3	3	6	2	0	0	0	0	1	1	35	43	4.26		0.947
Dave Campbell, R (7, 1) ERA: 3.15	0.2	6	2	1	1	0	2	0	0	0	0	0	0	4	12	13.50		6.000
Mike Davey, L (8, 1) ERA: 5.06	0.0	4	3	2	2	0	0	0	0	0	0	0	0	4	4	∞		∞
Duane Theiss, R (8, 1) ERA: 6.53	0.1	2	1	0	0	1	0	0	0	0	0	0	0	4	4	0.00		3.000
Don Collins, L (8, 1) ERA: 5.09	0.2	2	0	0	0	1	0	0	0	0	0	0	0	4	4	0.00	0.000	

AB	34
R	6
H	10
RBI	6
BB	4
SO	8
LOB	21



Batter	1	2	3	4	5	6	7	8	9	AB R H RBI BB SO LOB	TOP			
Jerry Royster, R OBP: 0.278, SLG: 0.288 (1, 4)	0-3 	0-0 		0-0 		0-0 		0-0 		5 1 2 1 0 1 3				
Barry Bonnell, R OBP: 0.368, SLG: 0.339 (1, 8) (7, 9)	4-0 	4-0 			0-0 	0-0 		0-0 		3 2 2 2 2 0 2				
Gary Matthews, R OBP: 0.362, SLG: 0.438 (1, 7)	0-0 	0-0 			4-0 		4-0 	0-0 		3 1 1 0 2 0 3				
Willie Montanez, L OBP: 0.328, SLG: 0.458 (1, 3)	0-0 		0-0 		0-0 		0-0 		0-0 	5 0 1 1 0 0 4				
Dale Murphy, R OBP: 0.316, SLG: 0.526 (1, 2)	0-0 		0-0 		0-0 		0-0 		0-0 	5 0 2 1 0 0 2				
Tom Paciorek, R OBP: 0.282, SLG: 0.348 (1, 9) Rowland Office, L OBP: 0.282, SLG: 0.311 (7, 8)	0-0 		0-0 		0-0 		0-0 		0-0 	4 0 1 0 0 0 3 1 0 0 0 0 0 2				
Rod Gilbreath, R OBP: 0.320, SLG: 0.349 (1, 5)	0-0 		0-0 			0-0 		0-0 	0-0 	5 1 1 0 0 0 5				
Pat Rockett, R OBP: 0.330, SLG: 0.303 (1, 6)		0-0 		0-0 		0-0 		0-3 		4 1 1 0 0 1 1				
Mickey Mahler, S OBP: 0.625, SLG: 0.667 (1, 1) Dave Campbell, R OBP: 0.083, SLG: 0.083 (7, 1)		0-0 		0-0 		0-0 		0-0 		2 0 2 0 0 0 0 1 0 0 0 0 0 1				
Inning Stats	R: 2 H: 2 E: 1 LOB: 2 K: 1 BB: 1 S: 8 P: 12	R: 1 H: 2 E: 0 LOB: 1 K: 0 BB: 1 S: 4 P: 8	R: 0 H: 1 E: 0 LOB: 1 K: 0 BB: 0 S: 4 P: 4	R: 0 H: 1 E: 0 LOB: 0 K: 0 BB: 0 S: 3 P: 3	R: 1 H: 1 E: 1 LOB: 1 K: 0 BB: 1 S: 4 P: 8	R: 0 H: 2 E: 0 LOB: 2 K: 0 BB: 0 S: 5 P: 5	R: 0 H: 0 E: 0 LOB: 1 K: 0 BB: 1 S: 3 P: 7	R: 2 H: 2 E: 1 LOB: 1 K: 1 BB: 0 S: 8 P: 8	R: 0 H: 2 E: 0 LOB: 1 K: 0 BB: 0 S: 4 P: 4	1B: 10 SF: 0 2B: 3 SAC: 1 3B: 0 DP: 4 HR: 0 HBP: 0	WP: 1 PA: 43 PB: 0 SB: 1 CS: 0			
PITCHER	IP WLS BF H R ER SO BB IBB HBP BLK WP HR S P ERA WHIP												PITCHER	IP WLS BF H R ER SO BB IBB HBP BLK WP HR S P ERA WHIP
Fred Norman, L ERA: 3.38 (1, 1)	6.0 L 29 9 4 2 1 3 0 0 0 0 1 0 28 40 3.00 2.000													
Doug Capilla, L ERA: 4.47 (7, 1)	2.0 10 2 2 0 1 1 0 0 0 0 0 0 11 15 0.00 1.500													
Angel Torres, L ERA: 2.16 (9, 1)	1.0 4 2 0 0 0 0 0 0 0 0 0 0 4 4 0.00 2.000													

Atlanta Braves @ Cincinnati Reds
Riverfront Stadium, Cincinnati, OH

Sun Oct 02 1977, 3:33 AM EDT
Att: 40,204 - Unknown

AB	38
R	6
H	13
RBI	5
BB	4
SO	2
LOB	26



livebaseballscorecards.com

Batter	1	2	3	4	5	6	7	8	9	AB	R	H	RBI	BB	SO	LOB
Pete Rose, S (1, 5) Doug Capilla, L (7, 1) Champ Summers, L (8, PH) Angel Torres, L (9, 1)	0-0 5-3 1B		0-0 1B			0-0 F9		0-0 G4-6-3		3	0	1	0	0	0	0
Ken Griffey, L (1, 9)	0-0 SF9 3B		0-3 K			0-0 F7		0-0 F8		4	1	1	0	0	1	1
Joe Morgan, L (1, 4) Rick Auerbach, R (5, 4) Mike Lum, L (9, PH)	0-0 SF9		0-3 K			4-0 PB 1B BB		0-3 K		1	0	0	1	0	1	0
George Foster, R (1, 7)	0-0 F9		0-0 5-3			0-0 3B 1B		0-0 L9		4	1	1	1	0	0	0
Johnny Bench, R (1, 2) Don Werner, R (8, 2)		0-0 5-3		0-3 K		0-0 P6		0-0 F7		3	0	0	0	0	1	1
Dave Concepcion, R (1, 6)		0-3 K		0-3 K		0-3 K		0-3 K		3	0	0	0	0	3	1
Dan Driessen, L (1, 3)		0-0 4-3		0-0 6-3		0-0 3B		0-3 K		3	0	1	1	0	0	0
Cesar Geronimo, L (1, 8)			0-0 F9		0-0 F7					3	0	0	0	0	1	1
Fred Norman, S (1, 1) Ed Ambrister, R (6, PH) Ray Knight, R (7, 5)			0-0 4-3		0-3 K			0-0 1B		1	0	0	0	0	0	0
										1	0	0	0	0	1	0
										1	0	1	0	0	0	0

Inning Stats	R: 1	H: 1	E: 0	K: 0	S: 4	LOB: 0	BB: 0	P: 4	R: 0	H: 0	E: 0	K: 1	S: 5	LOB: 0	BB: 0	P: 5	R: 0	H: 0	E: 0	K: 2	S: 7	LOB: 0	BB: 0	P: 7	R: 0	H: 0	E: 0	K: 1	S: 5	LOB: 0	BB: 0	P: 5	R: 2	H: 2	E: 0	K: 2	S: 9	LOB: 1	BB: 1	P: 13	R: 0	H: 1	E: 0	K: 0	S: 3	LOB: 0	BB: 0	P: 3	R: 0	H: 0	E: 0	K: 1	S: 5	LOB: 0	BB: 0	P: 5	1B: 3	SF: 1	2B: 0	3B: 2	HR: 0	SAC: 0	DP: 1	HBP: 0	WP: 1	PB: 1	SB: 0	CS: 0	PA: 32
--------------	------	------	------	------	------	--------	-------	------	------	------	------	------	------	--------	-------	------	------	------	------	------	------	--------	-------	------	------	------	------	------	------	--------	-------	------	------	------	------	------	------	--------	-------	-------	------	------	------	------	------	--------	-------	------	------	------	------	------	------	--------	-------	------	-------	-------	-------	-------	-------	--------	-------	--------	-------	-------	-------	-------	--------

PITCHER	IP	WLS	BF	H	R	ER	SO	BB	IBB	HBP	BLK	WP	HR	S	P	ERA	WHIP
Mickey Mahler, L (1, 1) ERA: 6.26	6.0	W	22	3	3	3	6	1	0	0	0	0	0	33	37	4.50	0.667
Dave Campbell, R (7, 1) ERA: 3.05	3.0	S	10	2	0	0	3	0	0	0	0	1	0	16	16	0.00	0.667

BOTTOM

Atlanta Braves @ Cincinnati Reds
 Riverfront Stadium, Cincinnati, OH
 Sun Oct 02 1977, 3:33 AM EDT
 Att. 40,204 - Unknown

livebaseballscorecards.com

AB	30
R	3
H	5
RBI	3
BB	1
SO	9
LOB	5

