

Cincinnati Reds - 1977

Batter	1	2	3	4	5	6	7	8	9	AB	R	H	RBI	BB	SO	LOB	TOP					
Gene Richards, L (1,7) OBP: 0.333, SLG: 0.143 Butch Metzger, R (7,1) Bobby Valentine, R (9,PH)										4	0	0	0	0	1	2	San Diego Padres @ Cincinnati Reds Riverfront Stadium, Cincinnati, OH Fri Apr 08 1977, 6:05 PM EST Att: 24,588 - Unknown					
Mike Champion, R (1,4) OBP: 0.444, SLG: 0.500										3	0	0	0	1	0							
Dave Winfield, R (1,9) OBP: 0.444, SLG: 0.286										4	1	2	0	0	1							
George Hendrick, R (1,8) OBP: 0.556, SLG: 0.429										4	0	2	0	0	2							
Gene Tenace, R (1,2) OBP: 0.333, SLG: 0.778										4	1	2	2	0	2							
Mike Ivie, R (1,3) OBP: 0.444, SLG: 0.889										4	1	1	0	0	2							
Doug Rader, R (1,5) OBP: 0.375, SLG: 0.571										3	0	2	0	1	0	1						
Bill Almon, R (1,6)										4	0	0	0	0	4	5						
Brent Strom, R (1,1) Victor Bernal, R (6,1) Jerry Turner, L (7,PH) Jerry Turner, L (7,7)										1	0	0	0	0	1	0						
Inning Stats	R: 0 E: 0 K: 1 S: 6	H: 1 LOB: 1 BB: 0 P: 6	R: 0 E: 0 K: 1 S: 6	H: 1 LOB: 1 BB: 0 P: 6	R: 0 E: 0 K: 1 S: 5	H: 0 LOB: 0 BB: 0 P: 5	R: 0 E: 0 K: 0 S: 4	H: 1 LOB: 1 BB: 0 P: 4	R: 0 E: 0 K: 1 S: 5	H: 0 LOB: 1 BB: 1 P: 9	R: 0 E: 0 K: 0 S: 3	H: 1 LOB: 1 BB: 1 P: 7	R: 0 E: 0 K: 1 S: 7	H: 2 LOB: 1 BB: 0 P: 7	R: 2 E: 0 K: 0 S: 5	H: 2 LOB: 0 BB: 0 P: 5	R: 0 E: 0 K: 1 S: 6	H: 1 LOB: 1 BB: 0 P: 6	1B: 5 2B: 3 3B: 0 HR: 1	SF: 0 SAC: 1 DP: 1 HBP: 0	WP: 0 PB: 0 SB: 1 CS: 0	PA: 37
PITCHER	IP WLS BF H R ER SO BB IBB HBP BLK WP HR S P ERA WHIP																					
Jack Billingham, R (1,1) ERA: 3.52	7.2 W 32 8 3 3 5 2 0 0 0 0 1 40 48 3.52 1.304																					
Dale Murray, R (8,1) ERA:	1.1 S 5 1 0 0 1 0 0 0 0 0 0 7 7 0.00 0.750																					

Batter	1	2	3	4	5	6	7	8	9	AB	R	H	RBI	BB	SO	LOB	BOTTOM			
Pete Rose, S (1,5) OBP: 0.250, SLG: 0.286 Doug Flynn, R (8,5)										3	3	1	0	1	0	2	San Diego Padres @ Cincinnati Reds Riverfront Stadium, Cincinnati, OH Fri Apr 08 1977, 6:05 PM EST Att: 24,588 - Unknown			
Ken Griffey, L (1,9) OBP: 0.625, SLG: 0.714										3	2	1	0	1	0	1				
Joe Morgan, L (1,4) OBP: 0.375, SLG: 1.000										2	1	1	4	1	0	0				
George Foster, R (1,7) OBP: 0.250, SLG: 0.500										4	0	0	1	0	1	2				
Dave Concepcion, R (1,6) OBP: 0.375, SLG: 0.500										4	0	1	1	0	0	1				
Dan Driessen, L (1,3)										4	0	0	0	0	0	2				
Bill Plummer, R (1,2) OBP: 0.250, SLG: 0.250										4	0	0	0	0	0	1				
Cesar Geronimo, L (1,8) OBP: 0.571, SLG: 1.333										2	0	2	0	1	0	0				
Jack Billingham, R (1,1) Dale Murray, R (8,1)										2	0	0	0	0	0	3				
Inning Stats	R: 2 E: 0 K: 0 S: 3	H: 0 LOB: 3 BB: 3 P: 15	R: 0 E: 0 K: 0 S: 4	H: 1 LOB: 1 BB: 0 P: 4	R: 0 E: 0 K: 0 S: 3	H: 0 LOB: 0 BB: 0 P: 3	R: 0 E: 0 K: 0 S: 3	H: 0 LOB: 0 BB: 0 P: 3	R: 3 E: 0 K: 1 S: 8	H: 3 LOB: 0 BB: 0 P: 8	R: 0 E: 0 K: 0 S: 4	H: 1 LOB: 2 BB: 1 P: 8	R: 1 E: 0 K: 0 S: 4	H: 1 LOB: 0 BB: 0 P: 4	R: 0 E: 0 K: 0 S: 3	H: 0 LOB: 0 BB: 0 P: 3	1B: 3 2B: 1 3B: 1 HR: 1	SF: 1 SAC: 1 DP: 0 HBP: 0	WP: 0 PB: 0 SB: 1 CS: 0	PA: 34
PITCHER	IP WLS BF H R ER SO BB IBB HBP BLK WP HR S P ERA WHIP																			
Brent Strom, L (1,1) ERA: 7.94	5.2 L 26 5 5 5 5 3 1 0 0 0 0 24 40 7.94 1.412																			
Victor Bernal, R (6,1) ERA:	0.1 1 0 0 0 0 0 0 0 0 0 0 1 1 0.00 0.000																			
Butch Metzger, R (7,1) ERA: 4.5	2.0 7 1 1 1 0 0 0 0 0 0 0 7 7 4.50 0.500																			

AB	34
R	3
H	9
RBI	3
BB	2
SO	6
LOB	18



Batter	1	2	3	4	5	6	7	8	9	AB	R	H	RBI	BB	SO	LOB	TOP								
Gene Richards, L (1,7) OBP: 0.397, SLG: 0.364	F2		4-3			1B BB		5-3		4	2	1	0	1	0	0	San Diego Padres @ Cincinnati Reds Riverfront Stadium, Cincinnati, OH Sat Apr 09 1977, 3:33 AM EST Att: 21,101 - Unknown								
Mike Champion, R (1,4) OBP: 0.500, SLG: 0.455	BB		1B BB			K		4-3		3	0	1	1	2	1	1									
Dave Winfield, R (1,9) OBP: 0.500, SLG: 0.417	K		FC5-4 1B			1B BB		K		5	1	3	0	0	2	2									
George Hendrick, R (1,8) OBP: 0.500, SLG: 0.417	F6		FC5-4 1B			1B BB		FC3-6 1B		5	1	2	1	0	0	4									
Gene Tenace, R (1,2)	F8					1B BB		FC3-6 1B E		4	1	2	1	1	0	1									
Mike Ivie, R (1,3) OBP: 0.429, SLG: 0.857	1B					F7		F9		5	1	2	2	0	0	4									
Doug Rader, R (1,5) OBP: 0.308, SLG: 0.417	F3					K		K		5	0	1	0	0	2	5									
Bill Almon, R (1,6) OBP: 0.154, SLG: 0.154	L8					1B		K		5	0	2	1	0	1	4									
Dave Freisleben, R (1,1)						1-3		K		3	0	0	0	0	2	2									
Jerry Turner, L (8,PH)			K			1-3				1	0	0	0	0	0	0									
Rolie Fingers, R (8,1)										1	0	0	0	0	0	1									
Inning Stats	R: 0 E: 0 K: 1 S: 5	H: 0 LOB: 1 BB: 1 P: 9	R: 0 E: 0 K: 0 S: 4	H: 1 LOB: 1 BB: 0 P: 4	R: 0 E: 0 K: 1 S: 6	H: 1 LOB: 2 BB: 1 P: 10	R: 0 E: 0 K: 1 S: 6	H: 1 LOB: 2 BB: 1 P: 10	R: 2 E: 0 K: 2 S: 10	H: 3 LOB: 2 BB: 1 P: 14	R: 1 E: 0 K: 3 S: 11	H: 2 LOB: 1 BB: 0 P: 11	R: 0 E: 1 K: 0 S: 5	H: 2 LOB: 2 BB: 0 P: 5	R: 0 E: 0 K: 0 S: 3	H: 0 LOB: 0 BB: 0 P: 3	R: 3 E: 0 K: 0 S: 7	H: 4 LOB: 1 BB: 0 P: 7	1B: 12 2B: 0 3B: 2 HR: 0	SF: 0 SAC: 0 DP: 1 HBP: 0	WP: 0 PB: 0 SB: 0 CS: 0	PA: 45			
PITCHER	IP WLS BF H R ER SO BB IBB HBP BLK WP HR S P ERA WHIP	IP WLS BF H R ER SO BB IBB HBP BLK WP HR S P ERA WHIP	IP WLS BF H R ER SO BB IBB HBP BLK WP HR S P ERA WHIP	IP WLS BF H R ER SO BB IBB HBP BLK WP HR S P ERA WHIP	IP WLS BF H R ER SO BB IBB HBP BLK WP HR S P ERA WHIP	IP WLS BF H R ER SO BB IBB HBP BLK WP HR S P ERA WHIP	IP WLS BF H R ER SO BB IBB HBP BLK WP HR S P ERA WHIP	IP WLS BF H R ER SO BB IBB HBP BLK WP HR S P ERA WHIP	IP WLS BF H R ER SO BB IBB HBP BLK WP HR S P ERA WHIP	IP WLS BF H R ER SO BB IBB HBP BLK WP HR S P ERA WHIP	IP WLS BF H R ER SO BB IBB HBP BLK WP HR S P ERA WHIP	IP WLS BF H R ER SO BB IBB HBP BLK WP HR S P ERA WHIP	IP WLS BF H R ER SO BB IBB HBP BLK WP HR S P ERA WHIP	IP WLS BF H R ER SO BB IBB HBP BLK WP HR S P ERA WHIP	IP WLS BF H R ER SO BB IBB HBP BLK WP HR S P ERA WHIP	IP WLS BF H R ER SO BB IBB HBP BLK WP HR S P ERA WHIP	IP WLS BF H R ER SO BB IBB HBP BLK WP HR S P ERA WHIP	IP WLS BF H R ER SO BB IBB HBP BLK WP HR S P ERA WHIP	IP WLS BF H R ER SO BB IBB HBP BLK WP HR S P ERA WHIP	IP WLS BF H R ER SO BB IBB HBP BLK WP HR S P ERA WHIP	IP WLS BF H R ER SO BB IBB HBP BLK WP HR S P ERA WHIP	IP WLS BF H R ER SO BB IBB HBP BLK WP HR S P ERA WHIP	IP WLS BF H R ER SO BB IBB HBP BLK WP HR S P ERA WHIP	IP WLS BF H R ER SO BB IBB HBP BLK WP HR S P ERA WHIP	IP WLS BF H R ER SO BB IBB HBP BLK WP HR S P ERA WHIP

AB	41
R	6
H	14
RBI	6
BB	4
SO	8
LOB	24



Batter	1	2	3	4	5	6	7	8	9	AB	R	H	RBI	BB	SO	LOB	BOTTOM								
Pete Rose, S (1,5) OBP: 0.250, SLG: 0.200	F7							L7		3	1	0	0	1	0	0	San Diego Padres @ Cincinnati Reds Riverfront Stadium, Cincinnati, OH Sat Apr 09 1977, 3:33 AM EST Att: 21,101 - Unknown								
Doug Flynn, R (9,5)			HR BB					L7		0	0	0	0	0	0	0									
Ken Griffey, L (1,9) OBP: 0.583, SLG: 0.909	F7		1H 2H HR			WP 4-3 1B		L7		4	1	2	3	0	0	0									
Joe Morgan, L (1,4) OBP: 0.333, SLG: 0.667	BB		3-1			4-3		F2		3	0	0	0	1	0	1									
Johnny Bench, R (1,2)	K		F2			K		F8		4	0	0	0	0	2	2									
George Foster, R (1,7) OBP: 0.250, SLG: 0.333	F8					P4		P4		3	0	0	0	0	0	1									
Dan Driessen, L (1,3)	L4							4-3		3	0	0	0	0	1	0									
Rawly Eastwick, R (8,1)	L4							K		0	0	0	0	0	0	0									
Champ Summers, L (9,PH)								K		1	0	0	0	0	0	1									
Dave Concepcion, R (1,6) OBP: 0.273, SLG: 0.364	4-3					F3		L6		3	0	0	0	0	0	0									
Cesar Geronimo, L (1,8) OBP: 0.600, SLG: 1.222			HR 2B			6-3		CS 1B		3	1	2	0	0	0	0									
Fred Norman, S (1,1)			B2-3			5-3		CS		2	0	0	0	0	0	1									
Pedro Borbon, R (7,1)						5-3		K		0	0	0	0	0	0	0									
Mike Lum, L (7,PH) (8,3)								K		1	0	0	0	0	1	0									
Inning Stats	R: 0 E: 0 K: 1 S: 5	H: 0 LOB: 1 BB: 1 P: 9	R: 0 E: 0 K: 0 S: 3	H: 0 LOB: 0 BB: 0 P: 3	R: 3 E: 0 K: 0 S: 5	H: 2 LOB: 1 BB: 1 P: 9	R: 0 E: 0 K: 0 S: 3	H: 0 LOB: 0 BB: 0 P: 3	R: 0 E: 0 K: 1 S: 6	H: 1 LOB: 1 BB: 0 P: 6	R: 0 E: 0 K: 1 S: 5	H: 1 LOB: 0 BB: 0 P: 5	R: 0 E: 0 K: 1 S: 5	H: 0 LOB: 0 BB: 0 P: 5	R: 0 E: 0 K: 0 S: 3	H: 0 LOB: 1 BB: 0 P: 4	1B: 2 2B: 1 3B: 0 HR: 1	SF: 0 SAC: 0 DP: 0 HBP: 1	WP: 1 PB: 0 SB: 1 CS: 1	PA: 34					
PITCHER	IP WLS BF H R ER SO BB IBB HBP BLK WP HR S P ERA WHIP	IP WLS BF H R ER SO BB IBB HBP BLK WP HR S P ERA WHIP	IP WLS BF H R ER SO BB IBB HBP BLK WP HR S P ERA WHIP	IP WLS BF H R ER SO BB IBB HBP BLK WP HR S P ERA WHIP	IP WLS BF H R ER SO BB IBB HBP BLK WP HR S P ERA WHIP	IP WLS BF H R ER SO BB IBB HBP BLK WP HR S P ERA WHIP	IP WLS BF H R ER SO BB IBB HBP BLK WP HR S P ERA WHIP	IP WLS BF H R ER SO BB IBB HBP BLK WP HR S P ERA WHIP	IP WLS BF H R ER SO BB IBB HBP BLK WP HR S P ERA WHIP	IP WLS BF H R ER SO BB IBB HBP BLK WP HR S P ERA WHIP	IP WLS BF H R ER SO BB IBB HBP BLK WP HR S P ERA WHIP	IP WLS BF H R ER SO BB IBB HBP BLK WP HR S P ERA WHIP	IP WLS BF H R ER SO BB IBB HBP BLK WP HR S P ERA WHIP	IP WLS BF H R ER SO BB IBB HBP BLK WP HR S P ERA WHIP	IP WLS BF H R ER SO BB IBB HBP BLK WP HR S P ERA WHIP	IP WLS BF H R ER SO BB IBB HBP BLK WP HR S P ERA WHIP	IP WLS BF H R ER SO BB IBB HBP BLK WP HR S P ERA WHIP	IP WLS BF H R ER SO BB IBB HBP BLK WP HR S P ERA WHIP	IP WLS BF H R ER SO BB IBB HBP BLK WP HR S P ERA WHIP	IP WLS BF H R ER SO BB IBB HBP BLK WP HR S P ERA WHIP	IP WLS BF H R ER SO BB IBB HBP BLK WP HR S P ERA WHIP	IP WLS BF H R ER SO BB IBB HBP BLK WP HR S P ERA WHIP	IP WLS BF H R ER SO BB IBB HBP BLK WP HR S P ERA WHIP	IP WLS BF H R ER SO BB IBB HBP BLK WP HR S P ERA WHIP	IP WLS BF H R ER SO BB IBB HBP BLK WP HR S P ERA WHIP



Batter	1	2	3	4	5	6	7	8	9	AB	R	H	RBI	BB	SO	LOB	TOP								
Pete Rose, S OBP: 0.318, SLG: 0.278 (1, 5)	0-0 3-1		4-0 FC3-6 BB		0-0 F7		0-3 K		0-0 1B 1-2 2-H	4	0	1	1	1	1	1	Cincinnati Reds @ Houston Astros Astrodome, Houston, TX Mon Apr 11 1977, 7:05 PM EST Att: 10,807 - Dome								
Ken Griffey, L OBP: 0.364, SLG: 0.667 (1, 9)	0-0 6-3		0-0 FC3-6 1-2			0-0 HR	0-0 F8		0-0 F8	5	1	1	1	0	0	3									
Joe Morgan, L OBP: 0.350, SLG: 0.429 (1, 4)	4-0 BB		0-0 F5			0-0 F3		4-0 G6-4-3 BB		2	0	0	0	2	0	1									
Johnny Bench, R OBP: 0.091, SLG: 0.091 (1, 2)	0-0 P3			0-0 5-3			0-0 1B 1B		0-0 F5	4	1	1	0	0	0	2									
George Foster, R OBP: 0.250, SLG: 0.294 (1, 7)		0-0 6-3		0-0 L8			0-0 1B 1-2 FC5-2-4 1B		0-0 G6-4-3 1-2	4	0	1	0	0	0	1									
Dan Driessen, L OBP: 0.105, SLG: 0.105 (1, 3)		0-0 F7		0-0 3-1			0-0 FC5-2-4 1-3 2-H 1B		0-0 1B 1B	4	1	2	1	0	0	0									
Dave Concepcion, R OBP: 0.421, SLG: 0.412 (1, 6)		4-0 BB		0-0 5-3		0-0 FC5-2-6			0-0 1B 1-2 1B	3	0	1	0	1	0	2									
Cesar Geronimo, L OBP: 0.389, SLG: 0.706 (1, 8)		0-0 4-3		0-0 1B		0-0 K			0-0 F7	4	0	1	0	0	1	5									
Woodie Fryman, R (1, 1)			0-3 K		0-3 K		0-0 F9		0-3 K	2	0	0	0	0	2	1									
Mike Lum, L (7, PH)										1	0	0	0	0	0	0									
Pedro Borbon, R OBP: 1.000, SLG: 2.000 (9, PH)										0	0	0	0	0	0	0									
Champ Summers, L (9, PH)										1	0	0	0	0	1	2									
Inning Stats	R: 0 E: 0 K: 0 S: 3	H: 0 LOB: 1 BB: 1 P: 7	R: 0 E: 0 K: 0 S: 3	H: 0 LOB: 1 BB: 1 P: 7	R: 0 E: 0 K: 1 S: 5	H: 0 LOB: 0 BB: 1 P: 9	R: 0 E: 0 K: 0 S: 3	H: 0 LOB: 0 BB: 0 P: 3	R: 0 E: 0 K: 1 S: 6	H: 1 LOB: 1 BB: 0 P: 6	R: 2 E: 0 K: 1 S: 9	H: 4 LOB: 2 BB: 0 P: 9	R: 0 E: 0 K: 1 S: 5	H: 0 LOB: 0 BB: 0 P: 5	R: 0 E: 0 K: 0 S: 2	H: 0 LOB: 0 BB: 1 P: 6	R: 1 E: 0 K: 1 S: 8	H: 3 LOB: 2 BB: 0 P: 8	1B: 7 2B: 0 3B: 0 HR: 1	SF: 0 SAC: 0 DP: 1 HBP: 0	WP: 0 PB: 0 SB: 0 CS: 0	PA: 38			
PITCHER	IP	WLS	BF	H	R	ER	SO	BB	IBB	HBP	BLK	WP	HR	S	P	ERA	WHIP								
Doug Koniczny, R ERA: 3.38 (1, 1)	5.1	W	24	5	2	2	2	3	0	0	0	0	1	25	37	3.38	1.500								
Joe Niekro, R ERA: 2.45 (6, 1)	3.2	S	14	3	1	1	3	1	0	0	0	0	0	19	23	2.46	1.091								

AB	34
R	3
H	8
RBI	3
BB	4
SO	5
LOB	18



Batter	1	2	3	4	5	6	7	8	9	AB	R	H	RBI	BB	SO	LOB	BOTTOM								
Julio Gonzalez, R OBP: 0.235, SLG: 0.235 (1, 4)	0-3 K	0-0 4-3			0-0 SH1-4 1-2		0-0 5-3			3	0	0	0	0	1	0	Cincinnati Reds @ Houston Astros Astrodome, Houston, TX Mon Apr 11 1977, 7:05 PM EST Att: 10,807 - Dome								
Enos Cabell, R OBP: 0.333, SLG: 0.250 (1, 5)	1-0 1B S HBP	0-0 CS 1B			0-0 1-3 2-3		0-0 4-3			3	1	1	0	0	0	1									
Jose Cruz, L OBP: 0.235, SLG: 0.286 (7, 9)	0-0 1B 6-3 1B	0-0 CS 1-2	0-0 6-3		0-0 F6		0-0 F8		0-0 F8	4	1	1	0	0	0	1									
Bob Watson, R OBP: 0.294, SLG: 0.400 (1, 3)	0-0 1-3 3-H HR 1B		0-0 4-3		0-0 F8		0-0 5-3			4	1	1	1	0	0	0									
Joe Ferguson, R OBP: 0.500, SLG: 0.615 (1, 2)	0-0 6-3 1-2 3-H		0-0 5-3		0-3 K					3	0	0	1	0	1	1									
Cliff Johnson, R OBP: 0.500, SLG: 0.714 (1, 7)	0-0 2-H HR			0-3 K		4-0 BB				2	1	1	2	1	1	0									
Leon Roberts, R (1, 9)	4-0 FC6-4 BB			0-3 K		0-0 F8				2	0	0	0	1	1	1									
Art Gardner, L (7, 8)										0	0	0	0	0	0	0									
Roger Metzger, S OBP: 0.250, SLG: 0.182 (1, 6)	0-0 FC6-4 1-2		0-0 F7		0-0 L9					3	0	0	0	0	0	1									
Doug Koniczny, R OBP: 0.500, SLG: 0.500 (1, 1)		0-0 5-3			0-0 1-3 SH1-4 1B		0-0 F8			2	0	1	0	0	0	0									
Joe Niekro, R (6, 1)										1	0	0	0	0	0	0									
Inning Stats	R: 4 E: 0 K: 1 S: 8	H: 3 LOB: 1 BB: 1 P: 13	R: 0 E: 0 K: 0 S: 3	H: 1 LOB: 0 BB: 0 P: 3	R: 0 E: 0 K: 2 S: 7	H: 0 LOB: 0 BB: 0 P: 7	R: 0 E: 0 K: 0 S: 4	H: 0 LOB: 1 BB: 0 P: 4	R: 0 E: 0 K: 1 S: 5	H: 0 LOB: 1 BB: 1 P: 9	R: 0 E: 0 K: 0 S: 3	H: 0 LOB: 0 BB: 0 P: 3	R: 0 E: 0 K: 0 S: 3	H: 0 LOB: 0 BB: 0 P: 3	R: 0 E: 0 K: 0 S: 3	H: 0 LOB: 0 BB: 0 P: 3	1B: 4 2B: 0 3B: 0 HR: 1	SF: 0 SAC: 1 DP: 0 HBP: 1	WP: 0 PB: 0 SB: 1 CS: 1	PA: 32					
PITCHER	IP	WLS	BF	H	R	ER	SO	BB	IBB	HBP	BLK	WP	HR	S	P	ERA	WHIP								
Woodie Fryman, L ERA: 5.56 (1, 1)	6.0	L	25	5	4	4	4	2	0	1	0	0	0	6	6	6.00	1.167								
Pedro Borbon, R ERA: 1.5 (7, 1)	2.0		6	0	0	0	0	0	0	0	0	0	0	6	6	0.00	0.000								

AB	27
R	4
H	5
RBI	4
BB	2
SO	4
LOB	5



Batter	1	2	3	4	5	6	7	8	9	AB	R	H	RBI	BB	SO	LOB	TOP		
Pete Rose, S (1,5) OBP: 0.346, SLG: 0.364										4	1	2	0	0	0	1	Cincinnati Reds @ Houston Astros Astrodome, Houston, TX Tue Apr 12 1977, 7:05 PM EST Att: 14,029 - Dome		
Ken Griffey, L (1,9) OBP: 0.308, SLG: 0.560										4	0	0	0	0	0	2			
Joe Morgan, L (1,4) OBP: 0.333, SLG: 0.389										4	0	1	1	0	0	1			
Johnny Bench, R (1,2) OBP: 0.133, SLG: 0.133										4	1	1	0	0	0	1			
George Foster, R (1,7) OBP: 0.292, SLG: 0.300										3	1	1	0	1	1	0			
Dan Driessen, L (1,3) OBP: 0.130, SLG: 0.130										4	0	1	1	0	0	3			
Dave Concepcion, R (1,6) OBP: 0.456, SLG: 0.450										3	0	2	0	0	0	1			
Cesar Geronimo, L (1,8) OBP: 0.318, SLG: 0.571										4	0	0	1	0	0	4			
Pat Zachry, R (1,1)										1	0	0	0	0	1	0			
Mike Lum, L (7,PH)										1	0	0	0	0	0	1			
Rawly Eastwick, R (7,1)										0	0	0	0	0	0	0			
Champ Summers, L (8,PH)										1	0	0	0	0	0	1			
Inning Stats	R: 1 E: 0 K: 0 S: 5	H: 2 LOB: 2 BB: 1 P: 9	R: 0 E: 0 K: 0 S: 4	H: 1 LOB: 0 BB: 0 P: 4	R: 0 E: 0 K: 0 S: 3	H: 0 LOB: 0 BB: 0 P: 3	R: 0 E: 0 K: 1 S: 6	H: 1 LOB: 1 BB: 0 P: 6	R: 0 E: 0 K: 0 S: 5	H: 0 LOB: 0 BB: 0 P: 5	R: 0 E: 0 K: 0 S: 3	H: 1 LOB: 1 BB: 0 P: 4	R: 0 E: 0 K: 0 S: 3	H: 1 LOB: 0 BB: 0 P: 3	R: 2 E: 1 K: 0 S: 6	H: 2 LOB: 1 BB: 0 P: 6	1B: 7 2B: 2 3B: 0 HR: 0	SF: 0 SAC: 2 DP: 1 HBP: 0	WP: 0 PA: 36 PB: 2 SB: 1 CS: 0
PITCHER	IP WLS BF H R ER SO BB IBB HBP BLK WP HR S P ERA WHIP																		
J.R. Richard, R (1,1) ERA: 1.69	7.0 W 27 5 1 1 2 1 0 0 0 0 0 0 30 34 1.29 0.857																		
Ken Forsch, R (8,1) ERA: 2.25	2.0 S 9 3 2 1 0 0 0 0 0 0 0 0 9 9 4.50 1.500																		

AB	33
R	3
H	8
RBI	3
BB	1
SO	2
LOB	15



Batter	1	2	3	4	5	6	7	8	9	AB	R	H	RBI	BB	SO	LOB	BOTTOM
Julio Gonzalez, R (1,4) OBP: 0.286, SLG: 0.286										4	1	2	0	0	0	1	Cincinnati Reds @ Houston Astros Astrodome, Houston, TX Tue Apr 12 1977, 7:05 PM EST Att: 14,029 - Dome
Enos Cabell, R (1,5) OBP: 0.394, SLG: 0.400										4	1	2	1	0	1	1	
Jose Cruz, L (1,9) OBP: 0.238, SLG: 0.278										4	1	1	1	0	0	2	
Bob Watson, R (1,3) OBP: 0.333, SLG: 0.389										3	1	1	0	1	0	0	
Willie Crawford, L (1,7) OBP: 0.250, SLG: 0.286										2	0	0	1	1	0	1	
Wilbur Howard, S (7,7) OBP: 0.500, SLG: 0.500										1	0	0	0	0	0	0	
Joe Ferguson, R (1,2) OBP: 0.474, SLG: 0.563										3	0	1	1	0	2	1	
Ed Herrmann, L (8,2)										1	0	0	0	0	0	0	
Art Gardner, L (1,8)										3	0	0	0	0	0	3	
Roger Metzger, S (1,6) OBP: 0.267, SLG: 0.214										3	0	1	0	0	0	0	
J.R. Richard, R (1,1)										2	0	0	0	0	2	0	
Ken Forsch, R (8,1)										0	0	0	0	0	0	0	
Inning Stats	R: 3 E: 0 K: 1 S: 9	H: 4 LOB: 1 BB: 0 P: 9	R: 0 E: 0 K: 1 S: 6	H: 1 LOB: 0 BB: 0 P: 6	R: 1 E: 0 K: 0 S: 3	H: 1 LOB: 2 BB: 2 P: 11	R: 0 E: 0 K: 1 S: 5	H: 0 LOB: 0 BB: 0 P: 5	R: 0 E: 0 K: 1 S: 7	H: 2 LOB: 2 BB: 0 P: 7	R: 0 E: 0 K: 0 S: 3	H: 0 LOB: 0 BB: 0 P: 3	R: 0 E: 0 K: 0 S: 3	H: 0 LOB: 0 BB: 0 P: 3	1B: 7 2B: 1 3B: 1 HR: 0	SF: 0 SAC: 1 DP: 1 HBP: 0	WP: 0 PA: 33 PB: 0 SB: 0 CS: 0
PITCHER	IP WLS BF H R ER SO BB IBB HBP BLK WP HR S P ERA WHIP																
Pat Zachry, R (1,1) ERA: 6.0	6.0 L 25 6 4 4 4 2 0 0 0 0 0 0 31 39 6.00 1.333																
Rawly Eastwick, R (7,1) ERA: 3.95	2.0 8 2 0 0 1 0 0 0 0 0 0 0 10 10 0.00 1.000																

AB	30
R	4
H	8
RBI	4
BB	2
SO	5
LOB	9



Batter	1	2	3	4	5	6	7	8	9	AB R H RBI BB SO LOB	TOP								
Pete Rose, S OBP: 0.397, SLG: 0.423 (1, 5)	4-0 1B 2B BB		0-0 1B 4-3	0-0 1B 2B			0-0 4-3		0-3 K	4 3 2 0 1 1 1	Cincinnati Reds @ Houston Astros Astrodome, Houston, TX Wed Apr 13 1977, 7:05 PM EST Att. 17,492 - Dome								
Ken Griffey, L OBP: 0.367, SLG: 0.586 (1, 9)	0-0 2B FC1-5-2 1B		0-0 1-3 4-3 1B	0-0 1B			0-0 L6			4 1 3 2 0 0 0									
Joe Morgan, L OBP: 0.321, SLG: 0.409 (1, 4)	0-0 FC1-5-2 SF9 2B		0-0 4-3	0-0 L6			0-0 F8			4 1 1 2 0 0 2									
Johnny Bench, R OBP: 0.105, SLG: 0.105 (1, 2)	0-0 FC1-5-2 SF9 2-3 3-H		0-0 1-3				0-0 2-3			4 0 0 0 0 0 3									
George Foster, R OBP: 0.321, SLG: 0.348 (1, 7)	0-0 SF9 2-3 3-H		0-0 1B				0-0 K	0-0 FC6-4 1B		3 0 2 2 0 1 0									
Dan Driessen, L OBP: 0.111, SLG: 0.111 (1, 3)	0-3 K		0-3 1-3				0-0 F8	0-0 F8		4 0 0 0 0 1 3									
Dave Concepcion, R OBP: 0.385, SLG: 0.375 (1, 6)		0-0 6-3		0-0 L5			0-0 4-3	0-0 FC6-4 1-2		4 0 0 0 0 0 1									
Cesar Geronimo, L OBP: 0.269, SLG: 0.480 (1, 8)		0-3 K		0-3 K			0-0 5-3	0-0 3-1		4 0 0 0 0 2 0									
Jack Billingham, R OBP: 0.200, SLG: 0.200 Dale Murray, R (6, 1)		0-0 F9		0-0 2B 1B			0-0 4-3	0-0 CS 1B		3 1 1 0 0 0 0									
Mike Lum, L OBP: 0.250, SLG: 0.250 Ed Armbrister, R (9, PH)										0 0 0 0 0 0 0									
Pedro Borbon, R OBP: 1.000, SLG: 2.000 (9, 1)										0 0 0 0 0 0 0									
Inning Stats	R: 2 E: 0 K: 1 S: 7	H: 2 LOB: 1 BB: 1 P: 11	R: 0 E: 0 K: 1 S: 5	H: 0 LOB: 0 BB: 0 P: 5	R: 2 E: 0 K: 0 S: 6	H: 3 LOB: 1 BB: 0 P: 6	R: 2 E: 0 K: 1 S: 8	H: 3 LOB: 1 BB: 0 P: 8	R: 0 E: 0 K: 0 S: 3	H: 0 LOB: 0 BB: 0 P: 3	R: 0 E: 0 K: 0 S: 3	H: 0 LOB: 0 BB: 0 P: 3	R: 0 E: 0 K: 0 S: 4	H: 1 LOB: 1 BB: 0 P: 4	R: 0 E: 0 K: 1 S: 5	H: 1 LOB: 1 BB: 0 P: 5	1B: 8 2B: 2 3B: 0 HR: 0	SF: 1 SAC: 0 DP: 0 HBP: 0	WP: 0 PA: 37 PB: 0 SB: 0 CS: 1
PITCHER	IP WLS BF H R ER SO BB IBB HBP BLK WP HR S P ERA WHIP											IP WLS BF H R ER SO BB IBB HBP BLK WP HR S P ERA WHIP							
Joaquin Andujar, R ERA: 3.09 (1, 1)	2.2 14 5 4 4 2											2.2 14 5 4 4 2							
Joe Sambitto, L ERA: 5.4 (3, 1)	3.1 13 3 2 2 2											3.1 13 3 2 2 2							
Dan Larson, R ERA: (7, 1)	2.0 7 1 0 0 0											2.0 7 1 0 0 0							
Ken Forsch, R ERA: 1.8 (9, 1)	1.0 W 3 1 0 0 1											1.0 W 3 1 0 0 1							

Batter	1	2	3	4	5	6	7	8	9	AB R H RBI BB SO LOB	BOTTOM										
Julio Gonzalez, R OBP: 0.273, SLG: 0.273 Rob Sperring, R OBP: 0.200, SLG: 0.200 (1, 4)	0-0 6-3			0-3 K	0-0 1-2 1B		0-0 F9		0-3 K	1 0 0 0 0 0 0	Cincinnati Reds @ Houston Astros Astrodome, Houston, TX Wed Apr 13 1977, 7:05 PM EST Att. 17,492 - Dome										
Enos Cabell, R OBP: 0.333, SLG: 0.360 (1, 5)	0-0 1-3			0-0 2B 1B	0-0 6-3		0-0 6-3	0-0 L8		5 1 1 0 0 0 2											
Jose Cruz, L OBP: 0.308, SLG: 0.435 (1, 9)	0-0 3-1			0-0 6-3 1B 1-H 2B		0-0 BB 1B 1B	0-0 F9	0-0 1B 2B		5 3 3 1 0 0 0											
Bob Watson, R OBP: 0.346, SLG: 0.364 (1, 3)		0-3 K		0-0 6-3	0-0 2-3 1B	0-0 1B BB 1B	0-0 6-3	4-0 1B BB		4 1 1 0 1 1 1											
Willie Crawford, L OBP: 0.462, SLG: 0.455 (1, 7)		0-0 5-3		0-0 1B	0-0 1B BB 1B	0-0 1B BB 1B		0-0 SH1-4 1B	0-0 1-2 2-H 1B	4 1 3 2 1 0 0											
Art Gardner, L OBP: 0.133, SLG: 0.071 (1, 8)		0-0 1-3		0-0 F7	0-0 G4-6-3 1B	0-0 G4-6-3 1B		0-0 SH1-4		3 1 1 1 0 0 1											
Ed Herrmann, L OBP: 0.400, SLG: 0.400 (1, 2)			0-3 K		0-0 G3	0-0 G4-6-3 1B		0-0 2-3 1B		4 0 2 1 0 1 0											
Roger Metzger, S OBP: 0.211, SLG: 0.167 (1, 6)			0-0 1-3		0-0 F9	0-0 G4-6-3 1B		0-0 L6		4 0 0 0 0 0 4											
Joaquin Andujar, S OBP: 0.333, SLG: 0.333 Joe Sambitto, L OBP: 0.200, SLG: 0.200 Ken Forsch, R OBP: 1.000, SLG: 1.000 Dan Larson, R OBP: 0.250, SLG: 0.250 Joe Ferguson, R OBP: 0.500, SLG: 0.500 Ken Forsch, R (1, 1)			0-3 K		0-0 1B	0-0 1B		0-0 P6		0 0 0 0 0 0 0											
Inning Stats	R: 0 E: 0 K: 0 S: 3	H: 0 LOB: 0 BB: 0 P: 3	R: 0 E: 0 K: 1 S: 5	H: 0 LOB: 0 BB: 0 P: 5	R: 0 E: 0 K: 2 S: 7	H: 0 LOB: 0 BB: 0 P: 7	R: 2 E: 0 K: 1 S: 8	H: 3 LOB: 1 BB: 0 P: 8	R: 0 E: 0 K: 0 S: 5	H: 2 LOB: 2 BB: 0 P: 5		R: 4 E: 0 K: 0 S: 7	H: 5 LOB: 1 BB: 1 P: 11	R: 0 E: 0 K: 0 S: 3	H: 0 LOB: 0 BB: 0 P: 3	R: 0 E: 0 K: 0 S: 5	H: 2 LOB: 2 BB: 0 P: 5	R: 1 E: 0 K: 1 S: 6	H: 2 LOB: 2 BB: 1 P: 10	1B: 12 2B: 2 3B: 0 HR: 0	SF: 0 SAC: 1 DP: 1 HBP: 0
PITCHER	IP WLS BF H R ER SO BB IBB HBP BLK WP HR S P ERA WHIP											IP WLS BF H R ER SO BB IBB HBP BLK WP HR S P ERA WHIP									
Jack Billingham, R ERA: 5.68 (1, 1)	5.0 23 5 1 1 0											5.0 23 5 1 1 0									
Dale Murray, R ERA: 7.11 (6, 1)	3.0 13 5 1 1 0											3.0 13 5 1 1 0									
Pedro Borbon, R ERA: 2.7 (9, 1)	0.2 L 5 2 1 1 1											0.2 L 5 2 1 1 1									

Batter	1	2	3	4	5	6	7	8	9	AB	R	H	RBI	BB	SO	LOB	TOP						
Pete Rose, S OBP: 0.417, SLG: 0.448 Doug Flynn, R (8, 5)	4-0 E SF9 1B BB		0-0 1B 2B		0-0 1-3	4-0 1-2 BB		0-0 4-3		3 2 1 0 2 0 1 0 0 0 0 0 0 0													
Ken Griffey, L OBP: 0.343, SLG: 0.529 (1, 9)	0-3 K		0-0 BLK HR 1B		0-0 F7	0-3 K		0-0 L7	5 1 1 1 0 2 4														
Joe Morgan, L OBP: 0.394, SLG: 0.577 (1, 4)	0-0 E9 SF9 1B		0-0 HR		4-0 FC6-4 BB		0-0 G3	0-0 HR 1B	4 2 3 2 1 0 0														
George Foster, R OBP: 0.303, SLG: 0.444 (1, 7)	0-0 SF9		0-0 F8		0-0 FC6-4 BB		0-0 F8	0-0 HR 1B	4 1 1 3 0 0 1														
Johnny Bench, R OBP: 0.167, SLG: 0.333 (1, 2)	0-0 1-3		0-0 5-3		0-0 HR 1B 2B		0-0 1B 2B	0-0 F9	5 2 2 1 0 0 1														
Dave Concepcion, R OBP: 0.387, SLG: 0.379 (1, 6)		0-0 G3 SF8 1B	0-3 K		0-0 1-6-3		0-0 2H 1B	0-0 F9	5 1 2 1 0 1 0														
Dan Driessen, L OBP: 0.129, SLG: 0.161 (1, 3)		0-0 G3		0-0 F7		0-0 1B 2B		0-0 6-3	4 0 1 0 0 0 1														
Cesar Geronimo, L OBP: 0.267, SLG: 0.464 (1, 8)		0-0 SF8		0-0 F9		0-0 BB 1B		0-0 F7	3 0 1 1 0 0 0														
Fred Norman, S Santo Alcalá, R Champ Summers, L (6, PH) Pedro Borbon, R Rawly Eastwick, R (8, 1)	0-0 P4		0-0 5-3		0-0 P5		0-0 1B		1 0 0 0 0 0 0 1 0 0 0 0 0 0 1 0 0 0 0 0 2 1 0 1 0 0 0 0 0 0 0 0 0 0 0														
Inning Stats	R: 1 E: 1 K: 1 S: 6	H: 1 LOB: 1 BB: 1 P: 10	R: 1 E: 0 K: 0 S: 4	H: 1 LOB: 0 BB: 0 P: 4	R: 3 E: 0 K: 1 S: 8	H: 3 LOB: 0 BB: 0 P: 8	R: 0 E: 0 K: 0 S: 3	H: 0 LOB: 0 BB: 0 P: 3	R: 0 E: 0 K: 0 S: 3	H: 0 LOB: 1 BB: 1 P: 7	R: 1 E: 0 K: 1 S: 8	H: 3 LOB: 3 BB: 1 P: 12	R: 1 E: 0 K: 0 S: 4	H: 2 LOB: 1 BB: 0 P: 4	R: 0 E: 0 K: 0 S: 4	H: 1 LOB: 1 BB: 0 P: 4	R: 2 E: 0 K: 0 S: 5	H: 2 LOB: 0 BB: 0 P: 5	1B: 7 2B: 3 3B: 0 HR: 3	SF: 2 SAC: 0 DP: 0 HBP: 0	WP: 0 PA: 42 PB: 0 SB: 1 CS: 0		
PITCHER	IP WLS BF H R ER SO BB IBB HBP BLK WP HR S P ERA WHIP	2.0 L 14 3 1 1 1 1 0 0 0 0 1 13 17 18.00 3.000	3.1 L 14 3 1 1 1 1 0 0 0 0 1 15 19 2.70 1.200	6.1 L 11 3 1 1 1 1 0 0 0 0 1 12 16 3.38 1.500	9.1 L 5 2 2 2 0 0 0 0 0 0 1 5 5 18.00 2.000																		

Cincinnati Reds @ San Diego Padres
San Diego Stadium, San Diego, CA
Fri Apr 15 1977, 9:05 PM EST
Att: 28,330 - Unknown

AB	37
R	9
H	13
RBI	9
BB	3
SO	3
LOB	10





Batter	1	2	3	4	5	6	7	8	9	AB	R	H	RBI	BB	SO	LOB	BOTTOM						
Jerry Turner, L OBP: 0.333, SLG: 0.462 (1, 7)	4-0 FC6-4 BB		0-0 WP 1B 1B	0-0 L6		0-0 F8		0-0 P6	4 1 1 0 1 0 0														
Mike Champion, R OBP: 0.297, SLG: 0.194 Dave Roberts, R (9, PH)	0-3 K		0-0 1B BB		0-0 P4		0-0 L3	0-3 K	3 0 0 0 1 1 1 1 0 0 0 0 1 0														
Dave Winfield, R OBP: 0.343, SLG: 0.364 (1, 9)	0-3 K		0-0 1-2 2H 1B		0-0 E S 1B 1B		0-0 6-3		4 1 2 1 0 1 1														
George Hendrick, R OBP: 0.457, SLG: 0.500 (1, 8)	0-0 FC6-4		0-3 K		0-0 F9		0-0 1B 1B		4 0 1 0 0 1 4														
Gene Tenace, R OBP: 0.353, SLG: 0.484 (1, 2)		0-0 F7	0-3 K		0-0 1B		0-0 F7		4 0 1 1 0 1 3														
Mike Ivie, R OBP: 0.333, SLG: 0.563 Rollie Fingers, R (6, 1) Merv Rettenmund, R (8, PH) Enzo Hernandez, R (9, 6)	0-0 1-3		0-0 3B 2B		0-0 F8		0-0 1-2 1B		3 1 1 0 0 0 1 0 0 0 0 0 0 0 1 0 1 0 0 0 0 0 0 0 0 0 0 0														
Doug Rader, R OBP: 0.433, SLG: 0.583 (1, 5)	0-0 F2		0-0 6-3		0-0 6-3		0-0 F8		4 0 0 0 0 0 3														
Bill Almon, R OBP: 0.207, SLG: 0.276 Bobby Valentine, R (8, PH) Butch Metzger, R (9, 1)			0-0 1B WP 1B	0-0 SH3-4 3B		0-3 K		0-0 1-3	3 2 2 1 0 1 0 1 0 0 0 0 0 2 0 0 0 0 0 0 0														
Brent Strom, R Dave Freisleben, R (3, 1) Gene Richards, L (6, 3)			0-0 F9	0-0 SH3-4		0-0 G3		0-3 K	0 0 0 0 0 0 0 1 0 0 1 0 0 1 2 0 0 0 0 1 0														
Inning Stats	R: 0 E: 0 K: 2 S: 7	H: 0 LOB: 1 BB: 1 P: 11	R: 0 E: 0 K: 0 S: 3	H: 0 LOB: 0 BB: 0 P: 3	R: 2 E: 0 K: 2 S: 10	H: 3 LOB: 2 BB: 1 P: 14	R: 2 E: 0 K: 0 S: 5	H: 2 LOB: 0 BB: 0 P: 5	R: 1 E: 0 K: 0 S: 5	H: 2 LOB: 1 BB: 0 P: 5	R: 0 E: 0 K: 1 S: 5	H: 0 LOB: 0 BB: 0 P: 5	R: 0 E: 0 K: 0 S: 3	H: 0 LOB: 0 BB: 0 P: 3	R: 0 E: 0 K: 0 S: 5	H: 2 LOB: 2 BB: 0 P: 5	R: 0 E: 0 K: 2 S: 7	H: 0 LOB: 0 BB: 0 P: 7	1B: 7 2B: 1 3B: 1 HR: 0	SF: 0 SAC: 1 DP: 0 HBP: 0	WP: 1 PA: 38 PB: 0 SB: 1 CS: 0		
PITCHER	IP WLS BF H R ER SO BB IBB HBP BLK WP HR S P ERA WHIP	2.1 W 14 5 3 3 2 1 0 0 0 1 0 17 21 10.12 2.250	2.2 W 14 5 3 3 2 1 0 0 0 1 0 17 21 10.12 2.250	2.1 S 9 2 0 0 1 0 0 0 0 0 11 11 0.00 0.857	1.2 S 5 0 0 0 2 0 0 0 0 0 9 9 0.00 0.000																		

Cincinnati Reds @ San Diego Padres
San Diego Stadium, San Diego, CA
Fri Apr 15 1977, 9:05 PM EST
Att: 28,330 - Unknown

AB	35
R	5
H	9
RBI	4
BB	2
SO	7
LOB	16



Batter	1	2	3	4	5	6	7	8	9	AB	R	H	RBI	BB	SO	LOB	TOP										
Pete Rose, S OBP: 0.425, SLG: 0.455 Doug Flynn, R OBP: 1.000, SLG: 1.000	FC3-6 1B		1B HR		F7		FC3-6 1-2		1B 1-2	4	1	2	0	0	0	1	Cincinnati Reds @ San Diego Padres San Diego Stadium, San Diego, CA Sat Apr 16 1977, 9:05 PM EST Att: 41,029 - Unknown AB 36 R 4 H 12 RBI 3 BB 2 SO 2 LOB 13 										
Ken Griffey, L OBP: 0.375, SLG: 0.538	FC3-6 1B		HR		4-3		G3		1B 1-2 2-H	5	1	3	0	0	0	1											
Joe Morgan, L OBP: 0.378, SLG: 0.633	FC3-6 1-2 2-3		HR		G1				P5	4	1	1	3	0	0	2											
George Foster, R OBP: 0.270, SLG: 0.387	L6-3 1-2		HR						4-3	4	0	0	0	0	0	2											
Johnny Bench, R OBP: 0.250, SLG: 0.346			F8		CS		FC5-4 BB		1B	2	0	1	0	2	0	0											
Dave Concepcion, R OBP: 0.371, SLG: 0.364			F7		F8		F8		G3	4	1	1	0	0	0	3											
Bob Bailey, R OBP: 0.500, SLG: 0.333 Dan Driessen, L OBP: 0.125, SLG: 0.156			F8		F8		FC5-4 1-2		P6	3	0	1	0	0	0	1											
Cesar Geronimo, L OBP: 0.265, SLG: 0.438	FC3-6 1-2 2-H		K		K		4-3		1B 1B	4	0	1	0	0	1	1											
Woodie Fryman, R OBP: 0.143, SLG: 0.143 Dale Murray, R OBP: 0.200, SLG: 0.200 Rawly Eastwick, R	4-3		K		K		FC3-6 1B		F9	3	0	1	0	0	1	1											
Inning Stats	R: 0 E: 0 K: 0 S: 4	H: 2 LOB: 1 BB: 0 P: 4	R: 1 E: 1 K: 0 S: 5	H: 2 LOB: 1 BB: 0 P: 5	R: 3 E: 0 K: 0 S: 5	H: 3 LOB: 0 BB: 1 P: 9	R: 0 E: 0 K: 2 S: 7	H: 0 LOB: 0 BB: 0 P: 7	R: 0 E: 0 K: 0 S: 3	H: 0 LOB: 1 BB: 1 P: 7	R: 0 E: 0 K: 0 S: 4	H: 1 LOB: 0 BB: 0 P: 4	R: 0 E: 0 K: 0 S: 4	H: 1 LOB: 1 BB: 0 P: 4	R: 0 E: 0 K: 0 S: 5	H: 3 LOB: 2 BB: 0 P: 5		1B: 11 2B: 1 3B: 0 HR: 1	SF: 0 SAC: 0 DP: 1 HBP: 0	WP: 0 PB: 0 SB: 0 CS: 1	PA: 38						
PITCHER	IP	WLS	BF	H	R	ER	SO	BB	IBB	HBP	BLK	WP	HR	S	P	ERA	WHIP										
Randy Jones, L ERA: 5.87	2.1		14	7	4	3	0	1	0	0	0	0	1	13	17	11.57	3.429										
Tom Griffin, R ERA: 3.0	3.2		11	0	0	0	2	1	0	0	0	0	0	14	18	0.00	0.273										
Dave Tomlin, L ERA:	2.0		8	2	0	0	0	0	0	0	0	0	0	8	8	0.00	1.000										
Rollie Fingers, R ERA: 1.17	1.0	W	5	3	0	0	0	0	0	0	0	0	0	5	5	0.00	3.000										

Batter	1	2	3	4	5	6	7	8	9	AB	R	H	RBI	BB	SO	LOB	BOTTOM											
Jerry Turner, L OBP: 0.350, SLG: 0.444 Enzo Hernandez, R	4-3		K		K2-3		BB 3B		1B	5	1	2	0	0	2	2	Cincinnati Reds @ San Diego Padres San Diego Stadium, San Diego, CA Sat Apr 16 1977, 9:05 PM EST Att: 41,029 - Unknown AB 35 R 5 H 13 RBI 5 BB 6 SO 9 LOB 20 											
Bill Almon, R OBP: 0.273, SLG: 0.313 Bobby Valentine, R OBP: 0.350, SLG: 0.500 Rollie Fingers, R	F9 1B		FC4-6 BB		K		BB 3B		1-3	3	1	2	0	1	1	0												
Dave Winfield, R OBP: 0.375, SLG: 0.459	F9 1-3		FC4-6 BB		6-3		SF9 3B		2B	4	1	2	2	1	0	1												
George Hendrick, R OBP: 0.475, SLG: 0.500	BB		FC4-6 BB		1B		K		1B 2B	4	1	2	0	1	1	3												
Gene Tenace, R OBP: 0.359, SLG: 0.471	L7		G5-4-3 BB		F8		SF9		2B 1B	3	0	1	1	1	0	3												
Doug Rader, R OBP: 0.457, SLG: 0.679			G5-4-3 HR				FC6-4 BB		K	4	1	2	1	1	1	5												
Dave Roberts, R OBP: 0.167, SLG: 0.333	F9		K		K		FC6-4 1-2		2B	5	0	1	1	0	2	2												
Mike Champion, R OBP: 0.317, SLG: 0.235	SH3-4 BB						L9		K	3	0	1	0	1	1	1												
Randy Jones, R OBP: 0.420, SLG: 0.250 Tom Griffin, R OBP: 0.350, SLG: 0.250 Merv Rettenmund, R OBP: 0.250, SLG: 1.250 Dave Tomlin, L OBP: 0.278, SLG: 0.250 Gene Richards, L	SH3-4 1-2		6-3				F9		K	0	0	0	0	0	0	0												
Inning Stats	R: 0 E: 0 K: 0 S: 4	H: 1 LOB: 2 BB: 1 P: 8	R: 1 E: 0 K: 1 S: 6	H: 1 LOB: 1 BB: 1 P: 10	R: 0 E: 0 K: 0 S: 3	H: 1 LOB: 2 BB: 2 P: 11	R: 0 E: 0 K: 2 S: 8	H: 1 LOB: 1 BB: 0 P: 8	R: 0 E: 0 K: 1 S: 6	H: 1 LOB: 1 BB: 0 P: 6	R: 3 E: 0 K: 1 S: 7	H: 2 LOB: 1 BB: 2 P: 15	R: 0 E: 0 K: 2 S: 8	H: 1 LOB: 1 BB: 0 P: 8	R: 1 E: 0 K: 1 S: 7	H: 4 LOB: 2 BB: 0 P: 7		1B: 8 2B: 3 3B: 1 HR: 1	SF: 1 SAC: 1 DP: 1 HBP: 0	WP: 0 PB: 0 SB: 1 CS: 0	PA: 43							
PITCHER	IP	WLS	BF	H	R	ER	SO	BB	IBB	HBP	BLK	WP	HR	S	P	ERA	WHIP											
Woodie Fryman, L ERA: 5.19	6.0		29	7	3	3	5	5	0	0	0	0	0	1	34	54	4.50	2.000										
Dale Murray, R ERA: 6.49	2.0		9	2	1	1	3	1	0	0	0	0	0	14	18	4.50	1.500											
Rawly Eastwick, R ERA: 3.86	0.2	L	5	4	1	1	1	0	0	0	0	0	0	7	7	13.50	6.000											

Batter	1	2	3	4	5	6	7	8	9	AB	R	H	RBI	BB	SO	LOB	TOP					
Pete Rose, S OBP: 0.409, SLG: 0.444 Doug Flynn, R OBP: 1.000, SLG: 1.000										3	1	1	1	0	0	2	Cincinnati Reds @ San Diego Padres San Diego Stadium, San Diego, CA Sun Apr 17 1977, 6:33 AM EST Att: 42,142 - Unknown					
Ken Griffey, L OBP: 0.341, SLG: 0.488										4	1	0	0	0	0	3						
Joe Morgan, L OBP: 0.390, SLG: 0.618										4	1	2	0	0	1	1						
George Foster, R OBP: 0.293, SLG: 0.429										4	0	2	2	0	1	2						
Johnny Bench, R OBP: 0.281, SLG: 0.345										3	0	1	0	1	0	1						
Dave Concepcion, R OBP: 0.333, SLG: 0.324										4	0	0	0	0	1	4						
Ed Arbrister, R OBP: 0.400, SLG: 0.250 Cesar Geronimo, L OBP: 0.257, SLG: 0.424										3	0	1	0	0	1	1						
Bill Plummer, R OBP: 0.231, SLG: 0.308										4	1	1	0	0	1	1						
Pat Zachry, R OBP: 0.400, SLG: 0.400										4	0	2	0	0	0	0						
Inning Stats	R: 3 E: 2 K: 0 S: 6	H: 2 LOB: 1 BB: 1 P: 10	R: 0 E: 1 K: 1 S: 6	H: 0 LOB: 1 BB: 0 P: 6	R: 0 E: 0 K: 2 S: 8	H: 1 LOB: 1 BB: 0 P: 8	R: 0 E: 0 K: 0 S: 4	H: 2 LOB: 1 BB: 0 P: 4	R: 0 E: 0 K: 1 S: 5	H: 0 LOB: 0 BB: 0 P: 5	R: 0 E: 0 K: 1 S: 5	H: 0 LOB: 0 BB: 0 P: 5	R: 1 E: 0 K: 0 S: 4	H: 2 LOB: 0 BB: 0 P: 4	R: 0 E: 0 K: 0 S: 4	H: 2 LOB: 1 BB: 0 P: 4		R: 0 E: 0 K: 0 S: 3	H: 0 LOB: 0 BB: 0 P: 3	1B: 8 2B: 2 3B: 0 HR: 0	SF: 1 SAC: 0 DP: 3 HBP: 0	WP: 0 PB: 0 SB: 0 CS: 2
PITCHER	IP WLS BF H R ER SO BB IBB HBP BLK WP HR S P ERA WHIP																					
Bob Shirley, L ERA: 0.54 Dave Tomlin, L ERA:	(1, 1) 8.0 L 33 10 4 1 5 1 0 0 0 0 0 0 0 0 0 0 1.12 1.375																					
(9, 1) 1.0 3 0 0 0 0 0 0 0 0 0 0 0 0 0 3 3 0.00 0.000																						

Batter	1	2	3	4	5	6	7	8	9	AB	R	H	RBI	BB	SO	LOB	BOTTOM					
Gene Richards, L OBP: 0.250, SLG: 0.229										4	0	0	0	0	0	3	Cincinnati Reds @ San Diego Padres San Diego Stadium, San Diego, CA Sun Apr 17 1977, 6:33 AM EST Att: 42,142 - Unknown					
Bill Almon, R OBP: 0.306, SLG: 0.400 Merv Rettenmund, R OBP: 0.400, SLG: 1.000										3	1	2	0	0	0	1						
Jerry Turner, L OBP: 0.333, SLG: 0.409										4	0	1	1	0	0	1						
Dave Winfield, R OBP: 0.364, SLG: 0.439										4	0	1	0	0	0	2						
George Hendrick, R OBP: 0.455, SLG: 0.474										4	0	1	0	0	1	1						
Gene Tenace, R OBP: 0.326, SLG: 0.421										4	0	0	0	0	1	3						
Doug Rader, R OBP: 0.447, SLG: 0.633										2	0	0	0	1	2	0						
Mike Champion, R OBP: 0.326, SLG: 0.250 Dave Roberts, R OBP: 0.143, SLG: 0.286										2	0	1	0	0	1	0						
Bob Shirley, R OBP: 0.286, SLG: 0.167 Bobby Valentine, R OBP: 0.143, SLG: 0.286 Dave Tomlin, L ERA:										2	0	1	0	0	1	1						
(9, 1) 0.0 0 0 0 0 0 0 0 0 0 0 0 0 0 0 0 0 0.00 0.000																						
Inning Stats	R: 1 E: 0 K: 0 S: 4	H: 2 LOB: 0 BB: 0 P: 4	R: 0 E: 0 K: 2 S: 7	H: 0 LOB: 0 BB: 0 P: 7	R: 0 E: 0 K: 1 S: 5	H: 1 LOB: 0 BB: 0 P: 5	R: 0 E: 0 K: 0 S: 3	H: 1 LOB: 0 BB: 0 P: 3	R: 0 E: 0 K: 2 S: 7	H: 0 LOB: 0 BB: 0 P: 7	R: 0 E: 0 K: 1 S: 6	H: 1 LOB: 1 BB: 0 P: 6	R: 0 E: 0 K: 0 S: 4	H: 1 LOB: 1 BB: 0 P: 4	R: 0 E: 0 K: 0 S: 3	H: 0 LOB: 1 BB: 1 P: 7	R: 0 E: 1 K: 0 S: 5	H: 1 LOB: 2 BB: 0 P: 5	1B: 6 2B: 0 3B: 1 HR: 0	SF: 0 SAC: 0 DP: 2 HBP: 0	WP: 0 PB: 0 SB: 0 CS: 1	PA: 34
PITCHER	IP WLS BF H R ER SO BB IBB HBP BLK WP HR S P ERA WHIP																					
Pat Zachry, R ERA: 3.0	(1, 1) 9.0 W 33 7 1 1 6 1 0 0 0 0 0 0 0 0 0 0 1.00 0.889																					

Batter	1	2	3	4	5	6	7	8	9	AB	R	H	RBI	BB	SO	LOB	TOP					
Davey Lopes, R OBP: 0.420, SLG: 0.415										5	1	2	0	0	0	2	Los Angeles Dodgers @ Cincinnati Reds Riverfront Stadium, Cincinnati, OH Mon Apr 18 1977, 6:05 PM EST Att: 23,368 - Unknown					
Bill Russell, R OBP: 0.300, SLG: 0.404										5	0	0	0	0	1	2						
Reggie Smith, S OBP: 0.490, SLG: 0.842										3	1	2	1	1	0	0						
Ron Cey, R OBP: 0.510, SLG: 0.675										4	1	1	0	1	1	1						
Steve Garvey, R OBP: 0.348, SLG: 0.558										5	3	3	3	0	0	2						
Rick Monday, L OBP: 0.400, SLG: 0.459										3	1	0	0	2	0	2						
Dusty Baker Jr., R OBP: 0.366, SLG: 0.424										3	0	1	0	0	0	3						
John Hale, L OBP: 0.400, SLG: 0.250										1	0	0	0	0	0	0						
Steve Yeager, R OBP: 0.541, SLG: 0.724										3	0	1	1	1	1	1						
Rick Rhoden, R OBP: 0.167, SLG: 0.333										3	0	0	0	0	0	2						
Mike Garman, R Stan Wall, L										0	0	0	0	0	0	0						
Inning Stats	R: 0 E: 0 K: 0 S: 4	H: 1 LOB: 1 BB: 0 P: 4	R: 0 E: 0 K: 1 S: 6	H: 1 LOB: 1 BB: 0 P: 6	R: 0 E: 0 K: 1 S: 5	H: 1 LOB: 0 BB: 0 P: 5	R: 2 E: 1 K: 1 S: 8	H: 2 LOB: 2 BB: 1 P: 12	R: 1 E: 0 K: 0 S: 4	H: 1 LOB: 0 BB: 0 P: 4	R: 1 E: 0 K: 0 S: 5	H: 1 LOB: 0 BB: 1 P: 12	R: 3 E: 0 K: 0 S: 5	H: 2 LOB: 0 BB: 1 P: 9	R: 0 E: 0 K: 0 S: 3	H: 0 LOB: 0 BB: 0 P: 3	R: 0 E: 0 K: 0 S: 4	H: 1 LOB: 2 BB: 1 P: 8	1B: 5 2B: 3 3B: 1 HR: 1	SF: 1 SAC: 1 DP: 0 HBP: 0	WP: 1 PB: 0 SB: 1 CS: 1	PA: 42
PITCHER	IP WLS BF H R ER SO BB IBB HBP BLK WP HR S P ERA WHIP																					
Jack Billingham, R ERA: 6.16	(1, 1) 6.1 L 32 9 7 5 3 3 1 0 0 0 1 1 34 50 7.11 1.895																					
Mike Caldwell, L ERA: 4.91	(7, 1) 1.2 5 0 0 0 0 0 0 0 0 0 0 0 5 5 0.00 0.000																					
Santo Alcala, R ERA: 9.95	(9, 1) 1.0 5 1 0 0 0 0 1 0 0 0 0 0 0 4 8 0.00 2.000																					

AB	35
R	7
H	10
RBI	5
BB	5
SO	3
LOB	15



Batter	1	2	3	4	5	6	7	8	9	AB	R	H	RBI	BB	SO	LOB	BOTTOM					
Pete Rose, S OBP: 0.417, SLG: 0.513										3	1	1	2	1	1	0	Los Angeles Dodgers @ Cincinnati Reds Riverfront Stadium, Cincinnati, OH Mon Apr 18 1977, 6:05 PM EST Att: 23,368 - Unknown					
Ken Griffey, L OBP: 0.313, SLG: 0.447										4	0	0	0	0	0	2						
Joe Morgan, L OBP: 0.400, SLG: 0.622										3	0	1	0	1	0	0						
George Foster, R OBP: 0.267, SLG: 0.385										4	0	0	0	0	0	2						
Dan Driessen, L OBP: 0.167, SLG: 0.306										4	1	2	1	0	0	0						
Johnny Bench, R OBP: 0.278, SLG: 0.313										3	0	0	0	1	0	1						
Dave Concepcion, R OBP: 0.326, SLG: 0.317										4	0	1	0	0	0	1						
Cesar Geronimo, L OBP: 0.231, SLG: 0.378										4	0	0	0	0	1	2						
Jack Billingham, R OBP: 0.167, SLG: 0.167										1	0	0	0	0	0	0						
Mike Lum, L OBP: 0.333, SLG: 0.500										1	1	1	0	0	0	0						
Santo Alcala, R										0	0	0	0	0	0	0						
Inning Stats	R: 0 E: 0 K: 0 S: 3	H: 0 LOB: 0 BB: 0 P: 3	R: 0 E: 0 K: 0 S: 3	H: 0 LOB: 0 BB: 0 P: 3	R: 0 E: 0 K: 0 S: 4	H: 1 LOB: 1 BB: 0 P: 8	R: 0 E: 0 K: 0 S: 4	H: 1 LOB: 0 BB: 0 P: 4	R: 0 E: 0 K: 1 S: 5	H: 0 LOB: 0 BB: 0 P: 5	R: 0 E: 0 K: 1 S: 5	H: 0 LOB: 1 BB: 1 P: 9	R: 0 E: 0 K: 0 S: 3	H: 0 LOB: 0 BB: 0 P: 3	R: 2 E: 0 K: 0 S: 6	H: 3 LOB: 1 BB: 0 P: 6	R: 1 E: 0 K: 0 S: 3	H: 1 LOB: 0 BB: 1 P: 7	1B: 1 2B: 3 3B: 0 HR: 2	SF: 0 SAC: 1 DP: 1 HBP: 0	WP: 0 PB: 0 SB: 0 CS: 0	PA: 35
PITCHER	IP WLS BF H R ER SO BB IBB HBP BLK WP HR S P ERA WHIP																					
Rick Rhoden, R ERA: 7.11	(1, 1) 7.2 W 30 5 2 2 2 2 2 0 0 0 0 1 32 40 2.35 0.913																					
Mike Garman, R ERA: 7.71	(8, 1) 0.2 4 1 1 1 0 1 0 0 0 0 0 1 3 7 13.50 3.000																					
Stan Wall, L ERA: 13.5	(9, 1) 0.2 1 0 0 0 0 0 0 0 0 0 0 0 1 1 0.00 0.000																					

AB	31
R	3
H	6
RBI	3
BB	3
SO	2
LOB	8



Batter	1	2	3	4	5	6	7	8	9	AB	R	H	RBI	BB	SO	LOB	TOP							
Davey Lopes, R OBP: 0.444, SLG: 0.500 Ted Martinez, R (8, 4)	0-0 HR		0-0 1B			4-0 HR BB	0-3 K			3	2	1	1	1	1	2								
Bill Russell, R OBP: 0.278, SLG: 0.373 (1, 6)	0-0 F8		0-0 G4-6-3			0-3 K		0-0 F7		4	0	0	0	0	1	2								
Reggie Smith, S OBP: 0.453, SLG: 0.762 (1, 9)	0-3 K			0-0 F8		0-3 K		0-0 F7		4	0	0	0	0	2	1								
Ron Cey, R OBP: 0.509, SLG: 0.721 (1, 5)	4-0 BB			0-3 K		0-0 HR		0-0 6-3		3	1	1	2	1	1	0								
Steve Garvey, R OBP: 0.340, SLG: 0.532 (1, 3)	0-0 P6			0-3 K		0-0 1-3			0-0 FC4-6 1B	4	0	1	0	0	1	1								
Rick Monday, L OBP: 0.388, SLG: 0.439 (1, 8)		0-0 1-3			0-0 5-3 1B		0-3 K		0-3 K	4	0	1	0	0	2	1								
Dusty Baker Jr., R OBP: 0.341, SLG: 0.389 John Hale, L OBP: 0.333, SLG: 0.200 (7, 7)		0-0 F9			0-3 K		0-0 P6		0-3 K	3	0	0	0	0	1	1								
Steve Yeager, R OBP: 0.512, SLG: 0.656 (1, 2)		0-0 5-3			0-0 5-3		4-0 BB		0-0 FC4-6 1-2	3	0	0	0	1	0	2								
Don Sutton, R OBP: 0.333, SLG: 0.143 (1, 1)			0-0 F9		0-0 1-3		4-0 BB			2	0	0	0	1	0	1								
Inning Stats	R: 1 E: 0 K: 1 S: 6	H: 1 LOB: 1 BB: 1 P: 10	R: 0 E: 0 K: 0 S: 3	H: 0 LOB: 0 BB: 0 P: 3	R: 0 E: 0 K: 0 S: 3	H: 1 LOB: 0 BB: 0 P: 3	R: 0 E: 0 K: 2 S: 7	H: 0 LOB: 0 BB: 0 P: 7	R: 0 E: 0 K: 1 S: 6	H: 1 LOB: 1 BB: 0 P: 6	R: 2 E: 0 K: 2 S: 8	H: 1 LOB: 0 BB: 1 P: 12	R: 0 E: 0 K: 2 S: 7	H: 0 LOB: 2 BB: 2 P: 15	R: 0 E: 0 K: 0 S: 3	H: 0 LOB: 0 BB: 0 P: 3	R: 0 E: 0 K: 2 S: 8	H: 1 LOB: 1 BB: 0 P: 8	1B: 3 2B: 0 3B: 0 HR: 2	SF: 0 SAC: 0 DP: 1 HBP: 0	WP: 0 PB: 0 SB: 0 CS: 0	PA: 35		
PITCHER	IP WLS BF H R ER SO BB IBB HBP BLK WP HR S P ERA WHIP	7.0 L 28 4 3 3 8 4 0 0 0 0 2 40 56 3.86 1.143	2.0 7 1 0 0 2 0 0 0 0 0 0 0 11 11 0.00 0.500																					

Los Angeles Dodgers @ Cincinnati Reds
Riverfront Stadium, Cincinnati, OH
Wed Apr 20 1977, 3:33 AM EST
Att: 26,314 - Unknown

livebaseballscorecards.com

AB 31
R 3
H 5
RBI 3
BB 4
SO 10
LOB 12



Batter	1	2	3	4	5	6	7	8	9	AB	R	H	RBI	BB	SO	LOB	BOTTOM							
Pete Rose, S OBP: 0.396, SLG: 0.500 (1, 5)	0-0 5-3		0-0 G3		0-0 L9		0-0 E3 2B		0-0 F7	5	0	1	0	0	0	2								
Ken Griffey, L OBP: 0.327, SLG: 0.471 (1, 9)	0-0 3-1		0-0 3-1		0-0 1-3 2-H 2B		E3 1B			4	0	2	1	0	0	0								
Joe Morgan, L OBP: 0.408, SLG: 0.590 (1, 4)	4-0 BB			4-0 1B BB	0-0 P3		E3 1-3 2-H			2	0	0	0	2	0	4								
George Foster, R OBP: 0.286, SLG: 0.381 (1, 7)	0-0 6-3			0-0 4-3 1-3 1B		4-0 2B BB	0-0 5-3			3	0	1	0	1	0	3								
Dan Driessen, L OBP: 0.175, SLG: 0.325 (1, 3)		0-0 P6		0-0 4-3		0-0 1-3 2B		0-0 F5		4	0	1	0	0	0	1								
Johnny Bench, R OBP: 0.275, SLG: 0.333 (1, 2)		0-0 2B		0-0 F8		0-3 K		0-0 F8		4	0	1	0	0	1	3								
Dave Concepcion, R OBP: 0.298, SLG: 0.289 (1, 6)		0-0 F7			0-0 5-3		0-0 P4		0-0 F9	4	0	0	0	0	0	3								
Cesar Geronimo, L OBP: 0.233, SLG: 0.366 (1, 8)		0-0 G3			0-0 E 2B 1B		0-0 F7		0-0 P4	4	1	1	0	0	0	3								
Fred Norman, S Champ Summers, L Rawly Eastwick, R Mike Lum, L (9, PH) OBP: 0.286, SLG: 0.429 (8, PH)			0-3 K		0-0 E2 2B		0-0 5-3		0-0 F8	2	0	0	0	0	1	1								
Inning Stats	R: 0 E: 0 K: 0 S: 3	H: 0 LOB: 1 BB: 1 P: 7	R: 0 E: 0 K: 0 S: 4	H: 1 LOB: 0 BB: 0 P: 4	R: 0 E: 0 K: 1 S: 5	H: 0 LOB: 0 BB: 0 P: 5	R: 0 E: 0 K: 0 S: 3	H: 1 LOB: 1 BB: 1 P: 7	R: 1 E: 1 K: 0 S: 6	H: 2 LOB: 2 BB: 0 P: 6	R: 0 E: 0 K: 1 S: 6	H: 1 LOB: 2 BB: 1 P: 10	R: 0 E: 1 K: 0 S: 5	H: 2 LOB: 2 BB: 0 P: 5	R: 0 E: 0 K: 0 S: 3	H: 0 LOB: 0 BB: 0 P: 3	R: 0 E: 0 K: 0 S: 3	H: 0 LOB: 0 BB: 0 P: 3	1B: 3 2B: 4 3B: 0 HR: 0	SF: 0 SAC: 0 DP: 0 HBP: 0	WP: 0 PB: 0 SB: 1 CS: 0	PA: 37		
PITCHER	IP WLS BF H R ER SO BB IBB HBP BLK WP HR S P ERA WHIP	9.0 W 37 7 1 0 2 3 0 0 0 0 0 38 50 0.00 1.111																						

Los Angeles Dodgers @ Cincinnati Reds
Riverfront Stadium, Cincinnati, OH
Wed Apr 20 1977, 3:33 AM EST
Att: 26,314 - Unknown

livebaseballscorecards.com

AB 34
R 1
H 7
RBI 1
BB 3
SO 2
LOB 20



Batter	1	2	3	4	5	6	7	8	9	AB	R	H	RBI	BB	SO	LOB	TOP			
Pete Rose, S OBP: 0.404, SLG: 0.500 (1, 5)	0-0 1B		0-0 4-3 2H 1B		0-0 4-3			0-0 4-3		4	0	2	1	0	0	1	Cincinnati Reds @ Chicago Cubs Wrigley Field, Chicago, IL Sat Apr 23 1977, 3:33 AM CST Att: 14,454 - Sunny - 53 F			
Ken Griffey, L OBP: 0.321, SLG: 0.444 (1, 9)	2-2 L9		0-0 4-3			4-0 6-3 BB		0-0 4-3		3	0	0	0	1	0	2				
Joe Morgan, L OBP: 0.377, SLG: 0.535 (1, 4)	0-3 K		0-0 F9			0-0 P4		1-2 F8		4	0	0	0	0	1	3				
George Foster, R OBP: 0.302, SLG: 0.378 (1, 7)	0-0 1-3			4-0 CS BB		0-0 6-3		1-2	0-0 1B	3	0	1	0	1	0	2				
Dan Driessen, L OBP: 0.159, SLG: 0.295 (1, 3)		2-2 F7		0-0 F7		3-2 F8		0-3 K		4	0	0	0	0	1	3				
Johnny Bench, R OBP: 0.250, SLG: 0.300 (1, 2)		0-0 6-3		0-0 F3			0-0 F5		0-3 K	4	0	0	0	0	1	2				
Dave Concepcion, R OBP: 0.333, SLG: 0.327 (1, 6)		0-3 K			0-0 1B		0-0 1B		1-2 1B	4	0	3	0	0	1	0				
Cesar Geronimo, L OBP: 0.234, SLG: 0.341 (1, 8)			4-0 SH3-4 1B BB		0-0 L8		0-0 F7		0-0 4-3	3	1	0	0	1	0	4				
Pat Zachry, R OBP: 0.333, SLG: 0.333 (1, 1)			0-0 SH3-4		0-0 K		0-3 K			1	0	0	0	0	1	1				
Mike Lum, L OBP: 0.250, SLG: 0.375 (7, PH)			1-2							1	0	0	0	0	1	1				
Rawly Eastwick, R (7, 1)										0	0	0	0	0	0	0				
Inning Stats	R: 0 E: 0 K: 1 S: 9	H: 1 LOB: 1 BB: 0 P: 11	R: 0 E: 0 K: 1 S: 8	H: 0 LOB: 0 BB: 0 P: 10	R: 1 E: 0 K: 0 S: 4	H: 1 LOB: 1 BB: 1 P: 8	R: 0 E: 0 K: 0 S: 2	H: 0 LOB: 0 BB: 1 P: 6	R: 0 E: 0 K: 1 S: 6	H: 1 LOB: 1 BB: 0 P: 6	R: 0 E: 0 K: 1 S: 6	H: 1 LOB: 1 BB: 0 P: 6	R: 0 E: 0 K: 0 S: 6	H: 0 LOB: 0 BB: 0 P: 7	R: 0 E: 0 K: 2 S: 11	H: 2 LOB: 2 BB: 0 P: 11	1B: 6 2B: 0 3B: 0 HR: 0	SF: 0 SAC: 1 DP: 0 HBP: 0	WP: 0 PB: 0 SB: 0 CS: 1	PA: 35
PITCHER	IP WLS BF H R ER SO BB IBB HBP BLK WP HR S P ERA WHIP																			
Bill Bonham, R ERA: 2.45 (1, 1)	8.0 W 31 5 1 1 4 3 0 0 0 0 0 0 48 68 1.12 1.000																			
Bruce Sutter, R ERA: 0.62 (9, 1)	1.0 S 4 1 0 0 2 0 0 0 0 0 0 0 10 10 0.00 1.000																			

Batter	1	2	3	4	5	6	7	8	9	AB	R	H	RBI	BB	SO	LOB	BOTTOM			
Ivan De Jesus, R OBP: 0.319, SLG: 0.372 (1, 6)	0-0 F9		0-0 F8		3-2 F9		0-0 5-3			4	0	0	0	0	0	0	Cincinnati Reds @ Chicago Cubs Wrigley Field, Chicago, IL Sat Apr 23 1977, 3:33 AM CST Att: 14,454 - Sunny - 53 F			
Jose Cardenal, R OBP: 0.256, SLG: 0.206 (1, 7)	0-0 2B		0-0 6-3			0-0 L7		0-0 L8		4	0	1	0	0	0	0				
Bill Buckner, L OBP: 0.400, SLG: 0.400 (1, 3)	0-0 P7			0-0 4-3		0-0 1B 1B		0-0 4-3		4	1	1	0	0	0	1				
Bobby Murcer, L OBP: 0.356, SLG: 0.600 (1, 9)	0-0 P3			4-0 2B BB		0-0 F5		0-0 F9		3	1	0	0	1	0	2				
Jerry Morales, R OBP: 0.326, SLG: 0.405 (1, 8)		0-0 CS 1B		0-0 1H 2B		0-0 1B 1B		1-3 1B		3	0	3	1	0	0	0				
Manny Trillo, R OBP: 0.415, SLG: 0.526 (1, 4)		0-0 1-2 1B		0-0 L9		0-0 1-2 1B		0-0 3H F9		3	0	2	1	0	0	1				
Steve Ontiveros, S OBP: 0.317, SLG: 0.351 (1, 5)		0-0 L9		0-0 P4			0-0 F9			3	0	0	0	0	0	4				
George Mitterwald, R OBP: 0.310, SLG: 0.385 (1, 2)		0-3 K			0-0 P3		0-3 K			3	0	0	0	0	2	1				
Bill Bonham, R OBP: 0.143, SLG: 0.143 (1, 1)				0-0 5-3		0-0 F9		0-0 4-3		3	0	0	0	0	0	0				
Bruce Sutter, R (9, 1)										0	0	0	0	0	0	0				
Inning Stats	R: 0 E: 0 K: 0 S: 4	H: 1 LOB: 1 BB: 0 P: 4	R: 0 E: 0 K: 1 S: 6	H: 2 LOB: 1 BB: 0 P: 6	R: 0 E: 0 K: 0 S: 3	H: 0 LOB: 0 BB: 0 P: 3	R: 1 E: 0 K: 0 S: 4	H: 1 LOB: 1 BB: 1 P: 8	R: 0 E: 0 K: 0 S: 6	H: 0 LOB: 0 BB: 0 P: 9	R: 1 E: 0 K: 0 S: 6	H: 3 LOB: 2 BB: 0 P: 6	R: 0 E: 0 K: 1 S: 5	H: 0 LOB: 0 BB: 0 P: 5	R: 0 E: 0 K: 0 S: 3	H: 0 LOB: 0 BB: 0 P: 3	1B: 5 2B: 2 3B: 0 HR: 0	SF: 0 SAC: 0 DP: 0 HBP: 0	WP: 0 PB: 0 SB: 0 CS: 1	PA: 31
PITCHER	IP WLS BF H R ER SO BB IBB HBP BLK WP HR S P ERA WHIP																			
Pat Zachry, R ERA: 3.0 (1, 1)	6.0 L 25 7 2 2 1 1 0 0 0 0 0 0 29 36 3.00 1.333																			
Rawly Eastwick, R ERA: 2.7 (7, 1)	2.0 6 0 0 0 1 0 0 0 0 0 0 0 8 8 0.00 0.000																			

AB	31
R	1
H	6
RBI	1
BB	3
SO	6
LOB	19



AB	30
R	2
H	7
RBI	2
BB	1
SO	2
LOB	9



Batter	1	2	3	4	5	6	7	8	9	AB	R	H	RBI	BB	SO	LOB	TOP						
Pete Rose, S OBP: 0.397, SLG: 0.472 (1.5)	0-0 6-3		0-0 1B 2H	0-0 1-3			0-0 6-3		0-3 K	5	0	1	1	0	1	2							
Dave Concepcion, R OBP: 0.394, SLG: 0.358 (1.6)	3-2 FC6-4 1B		0-0 1-2 1B		0-0 F3		0-0 FC5-4 1B			4	0	3	0	0	0	0							
Ken Griffey, L OBP: 0.300, SLG: 0.414 (1.9)	0-0 FC6-4 1-2		0-0 F5		0-3 K		0-0 FC5-4 1-2			4	0	0	0	0	1	4							
Joe Morgan, L OBP: 0.386, SLG: 0.532 (1.4)	2-3 K		0-0 1-2 2-3 1B		0-0 F8			3-2 FC6-4 1B		4	0	2	0	0	1	1							
George Foster, R OBP: 0.316, SLG: 0.388 (1.7)		0-0 FC4-6 1B		0-0 P6			0-0 2B 1B		0-0 FC6-4 1-2 1B	4	0	2	0	0	0	4							
Dan Driessen, L OBP: 0.188, SLG: 0.333 (1.3)		0-0 FC4-6 1-2 G6-3		0-0 P6			0-0 1-1 2B		0-0 G4-6-3 1-2 1B	4	0	2	0	0	0	1							
Cesar Geronimo, L OBP: 0.235, SLG: 0.333 (1.8)		0-0 G6-3 1-2		0-0 1B 1B			3-2 L8		0-0 G4-6-3 1-2	4	0	1	0	0	0	4							
Bill Plummer, R OBP: 0.176, SLG: 0.235 (1.2)			0-0 5-3		2-2 F7		0-3 K		0-0 6-3	4	0	0	0	0	1	2							
Woodie Fryman, R OBP: 0.143, SLG: 0.143 (1.1) Mike Caldwell, L OBP: 1.000, SLG: 2.000 (4. PH) Charlie Summers, L OBP: 0.187, SLG: 0.187 (4.1) Santo Alcala, R OBP: 0.000, SLG: 0.000 (5.1) Dale Murray, R OBP: 0.333, SLG: 0.200 (7. PH) Ed Ambrister, R OBP: 1.000, SLG: 1.500 (7.1) Pedro Borbon, R OBP: 0.000, SLG: 0.000 (7.2) Mike Lum, L OBP: 0.000, SLG: 0.000 (9. PH)			0-0 1B 2B		0-0 1-2 1B			0-0 5-3		2-2 1-3	0	0	0	0	0	0							
Inning Stats	R: 0 E: 0 K: 1 S: 10	H: 1 LOB: 1 BB: 0 P: 15	R: 0 E: 0 K: 0 S: 3	H: 1 LOB: 0 BB: 0 P: 3	R: 1 E: 0 K: 0 S: 7	H: 4 LOB: 3 BB: 0 P: 7	R: 0 E: 0 K: 0 S: 8	H: 2 LOB: 0 BB: 0 P: 10	R: 0 E: 0 K: 1 S: 5	H: 0 LOB: 0 BB: 0 P: 5	R: 0 E: 0 K: 0 S: 10	H: 2 LOB: 1 BB: 0 P: 13	R: 0 E: 0 K: 0 S: 4	H: 1 LOB: 1 BB: 0 P: 4	R: 0 E: 0 K: 0 S: 7	H: 2 LOB: 1 BB: 0 P: 10	R: 0 E: 0 K: 1 S: 9	H: 0 LOB: 0 BB: 0 P: 11	1B: 11 2B: 2 3B: 0 HR: 0	SF: 0 SAC: 0 DP: 2 HBP: 0	WP: 0 PB: 0 CS: 0	PA: 37	
PITCHER Ray Burris, R ERA: 2.63 (1.1)	IP: 9.0 WLS: W BF: 37 H: 13 R: 1 ER: 1 SO: 4 BB: 0 IBB: 0 HBP: 0 BLK: 0 WP: 0 HR: 0 S: 63 P: 78 ERA: 1.00 WHIP: 1.444											PITCHER	IP: 9.0 WLS: W BF: 37 H: 13 R: 1 ER: 1 SO: 4 BB: 0 IBB: 0 HBP: 0 BLK: 0 WP: 0 HR: 0 S: 63 P: 78 ERA: 1.00 WHIP: 1.444										

Cincinnati Reds @ Chicago Cubs
Wrigley Field, Chicago, IL
Sun Apr 24 1977, 3:33 AM CDT
Att: 18,651 - Unknown - 51 F

AB	37
R	1
H	13
RBI	1
BB	0
SO	4
LOB	18



Batter	1	2	3	4	5	6	7	8	9	AB	R	H	RBI	BB	SO	LOB	BOTTOM						
Ivan De Jesus, R OBP: 0.346, SLG: 0.417 (1.6)	1-2 1B 1B		0-3 K		0-0 1B 2B		0-0 F9		0-0 G6-4-3 1B	5	2	3	0	0	1	2							
Jose Cardenal, R OBP: 0.250, SLG: 0.205 (1.7)	2-2 PB HR 1B		0-0 6-3		0-2 P4		0-0 E5 1-3 2H		0-0 G6-4-3 1-2	5	1	1	0	0	0	3							
Bill Buckner, L OBP: 0.500, SLG: 0.500 (1.3)	0-0 HR 1B		0-0		0-0 BB 1B		0-0 1-3		0-0 G3	5	1	3	2	0	0	2							
Bobby Murcer, L OBP: 0.367, SLG: 0.659 (1.9)	0-0 HR		0-0 F5		0-0 BB 1B		1-2 F8			4	1	2	3	0	0	1							
Jerry Morales, R OBP: 0.362, SLG: 0.477 (1.8)	0-0 HR		0-0		4-0 BB G6-4-3 BB		4-0 1-2 2-3 BB		0-3 K	2	1	1	1	2	1	0							
Manny Trillo, R OBP: 0.400, SLG: 0.488 (1.4)	4-0 FC5-4 BB		0-0 G6-4-3 1-2		0-3 K		0-0 F9			3	0	0	0	1	1	4							
Steve Ontiveros, S OBP: 0.341, SLG: 0.359 (1.5) Dave Rosello, R ERA: 2.7 (6.5)	0-0 L9		0-0 FC6-4 1B		1-0 FC5-4 HBP		0-0 5-3			2	0	1	0	0	0	1							
George Mitterwald, R OBP: 0.273, SLG: 0.333 (1.2)	0-0 FC5-4 1-2 FC6-4		0-0 FC6-4 1-2		0-0 FC5-4 PB HBP E		0-0 L1			4	1	0	0	0	0	3							
Ray Burris, R ERA: 1.64 (1.1)	0-0 FC6-4 1-2				3-2 L6		1-0 E PB HBP		0-0 6-3	3	0	0	0	0	0	1							
Inning Stats	R: 5 E: 0 K: 0 S: 14	H: 5 LOB: 1 BB: 1 P: 21	R: 0 E: 0 K: 1 S: 6	H: 1 LOB: 1 BB: 0 P: 6	R: 0 E: 0 K: 0 S: 3	H: 1 LOB: 1 BB: 1 P: 7	R: 1 E: 0 K: 1 S: 17	H: 3 LOB: 3 BB: 1 P: 24	R: 1 E: 1 K: 0 S: 4	H: 0 LOB: 2 BB: 0 P: 6	R: 0 E: 0 K: 1 S: 8	H: 0 LOB: 0 BB: 0 P: 9	R: 0 E: 0 K: 0 S: 3	H: 0 LOB: 0 BB: 0 P: 3	R: 0 E: 0 K: 0 S: 3	H: 1 LOB: 0 BB: 0 P: 3	1B: 8 2B: 1 3B: 0 HR: 2	SF: 0 SAC: 0 DP: 2 HBP: 2	WP: 0 PB: 2 CS: 0	PA: 39			
PITCHER Woodie Fryman, L ERA: 7.79 (1.1) Mike Caldwell, L ERA: 2.7 (1.1) Santo Alcala, R ERA: 9.39 (4.1) Dale Murray, R ERA: 5.4 (5.1) Pedro Borbon, R ERA: 1.64 (7.1)	IP: 0.0 WLS: L BF: 5 H: 5 R: 5 ER: 5 SO: 0 BB: 0 IBB: 0 HBP: 0 BLK: 0 WP: 0 HR: 2 S: 11 P: 14 ERA: ∞ WHIP: ∞											PITCHER	IP: 0.0 WLS: L BF: 5 H: 5 R: 5 ER: 5 SO: 0 BB: 0 IBB: 0 HBP: 0 BLK: 0 WP: 0 HR: 2 S: 11 P: 14 ERA: ∞ WHIP: ∞										

Cincinnati Reds @ Chicago Cubs
Wrigley Field, Chicago, IL
Sun Apr 24 1977, 3:33 AM CDT
Att: 18,651 - Unknown - 51 F

AB	34
R	7
H	11
RBI	6
BB	3
SO	3
LOB	17



Batter	1	2	3	4	5	6	7	8	9	AB	R	H	RBI	BB	SO	LOB	TOP					
Pete Rose, S OBP: 0.403, SLG: 0.500 Doug Flynn, R OBP: 0.333, SLG: 0.333	L3	1B		1B		1B		F7		5	1	3	0	0	0	1						
Dave Concepcion, R OBP: 0.338, SLG: 0.333	5-3		K	K				F8		5	0	1	1	0	2	2						
Ken Griffey, L OBP: 0.371, SLG: 0.477	2B		HR					F7		4	3	3	0	1	0	1						
Joe Morgan, L OBP: 0.448, SLG: 0.560 Bill Plummer, R OBP: 0.156, SLG: 0.211	BB		P4							2	1	0	0	3	0	2						
Dan Driessen, L OBP: 0.276, SLG: 0.500	P5		HR							5	2	3	6	0	0	3						
George Foster, R OBP: 0.373, SLG: 0.569		HR								5	1	2	0	0	2	2						
Johnny Bench, R OBP: 0.296, SLG: 0.480 Champ Summers, L OBP: 0.111, SLG: 0.111 Ray Knight, R	HR		K					F9		4	1	1	2	0	2	3						
Cesar Geronimo, L OBP: 0.210, SLG: 0.339	F9									5	0	0	0	0	0	0						
Fred Norman, S Rawly Eastwick, R OBP: 1.000, SLG: 1.000	K		K							3	0	0	0	0	2	0						
Inning Stats	R: 0 E: 0 K: 0 S: 4	H: 1 LOB: 2 BB: 1 P: 8	R: 2 E: 0 K: 1 S: 7	H: 3 LOB: 1 BB: 0 P: 7	R: 2 E: 0 K: 2 S: 10	H: 3 LOB: 1 BB: 0 P: 10	R: 0 E: 0 K: 2 S: 8	H: 1 LOB: 1 BB: 0 P: 8	R: 1 E: 0 K: 1 S: 6	H: 1 LOB: 1 BB: 1 P: 10	R: 1 E: 0 K: 0 S: 5	H: 2 LOB: 1 BB: 0 P: 5	R: 0 E: 0 K: 2 S: 7	H: 0 LOB: 1 BB: 1 P: 11	R: 0 E: 0 K: 0 S: 4	H: 1 LOB: 1 BB: 0 P: 4	R: 3 E: 0 K: 0 S: 5	H: 2 LOB: 0 BB: 1 P: 9	1B: 7 2B: 3 3B: 1 HR: 3	SF: 0 SAC: 0 DP: 0 HBP: 0	WP: 0 PB: 0 SB: 5 CS: 0	PA: 44
PITCHER	IP	WLS	BF	H	R	ER	SO	BB	IBB	HBP	BLK	WP	HR	S	P	ERA	WHIP					
Frank LaCorte, R ERA: 11.34	4.1	L	23	9	5	5	5	2	0	0	0	0	2	31	39	10.38	2.538					
Buzz Capra, R ERA: 4.5	2.2		11	2	1	1	3	1	0	0	0	0	0	16	20	3.38	1.125					
Bob Johnson, R ERA: 11.74	2.0		10	3	3	3	0	1	0	0	0	0	1	9	13	13.50	2.000					

Cincinnati Reds @ Atlanta Braves
Atlanta-Fulton County Stadium, Atlanta, GA
Tue Apr 26 1977, 7:05 PM EDT
Att: 11,095 - Unknown

AB 40
R 9
H 14
RBI 9
BB 4
SO 8
LOB 14



Batter	1	2	3	4	5	6	7	8	9	AB	R	H	RBI	BB	SO	LOB	BOTTOM				
Rowland Office, L OBP: 0.325, SLG: 0.377	WP 1B		4-3					F7		4	0	1	0	0	0	0					
Jerry Royster, R OBP: 0.284, SLG: 0.333	K		K					K		4	0	0	0	0	3	1					
Willie Montanez, L OBP: 0.280, SLG: 0.423	F9		HR					1-3		4	1	1	1	0	1	1					
Jeff Burroughs, R OBP: 0.392, SLG: 0.609	6-3									2	0	0	0	2	1	1					
Gary Matthews, R OBP: 0.465, SLG: 0.547		BB 1B BB	E4					F8		3	0	0	0	1	0	2					
Vic Correll, R OBP: 0.407, SLG: 0.542 Biff Pocoroba, S OBP: 0.317, SLG: 0.389	BB 1B		F8					F8		3	0	1	0	0	0	2					
Rod Gilbreath, R OBP: 0.309, SLG: 0.297		4-3 1-2 2-3 BB						F9		3	0	0	0	1	1	1					
Pat Rockett, R OBP: 0.349, SLG: 0.316		L4-3								3	0	0	0	0	1	3					
Frank LaCorte, R OBP: 0.200, SLG: 0.200 Buzz Capra, R Tom Paciorek, R Bob Johnson, L	4-3		K					F9		2	0	0	0	0	1	2					
Inning Stats	R: 0 E: 0 K: 1 S: 6	H: 1 LOB: 1 BB: 0 P: 6	R: 0 E: 0 K: 0 S: 3	H: 1 LOB: 2 BB: 2 P: 11	R: 1 E: 1 K: 1 S: 7	H: 1 LOB: 2 BB: 1 P: 11	R: 0 E: 0 K: 3 S: 9	H: 0 LOB: 0 BB: 0 P: 9	R: 0 E: 0 K: 1 S: 5	H: 0 LOB: 0 BB: 0 P: 5	R: 0 E: 0 K: 1 S: 3	H: 0 LOB: 0 BB: 0 P: 3	R: 0 E: 0 K: 1 S: 5	H: 0 LOB: 0 BB: 0 P: 5	R: 0 E: 0 K: 0 S: 3	H: 0 LOB: 1 BB: 1 P: 7	1B: 2 2B: 1 3B: 0 HR: 1	SF: 0 SAC: 0 DP: 1 HBP: 0	WP: 1 PB: 0 SB: 0 CS: 0	PA: 34	
PITCHER	IP	WLS	BF	H	R	ER	SO	BB	IBB	HBP	BLK	WP	HR	S	P	ERA	WHIP				
Fred Norman, L ERA: 3.8	6.0	W	24	3	1	1	7	3	0	0	0	0	1	35	47	1.50	1.000				
Rawly Eastwick, R ERA: 2.2	3.0	S	10	0	0	0	1	1	0	0	0	0	0	11	15	0.00	0.333				

Cincinnati Reds @ Atlanta Braves
Atlanta-Fulton County Stadium, Atlanta, GA
Tue Apr 26 1977, 7:05 PM EDT
Att: 11,095 - Unknown

AB 30
R 1
H 3
RBI 1
BB 4
SO 8
LOB 14



Batter	1	2	3	4	5	6	7	8	9	AB	R	H	RBI	BB	SO	LOB	TOP				
Pete Rose, S OBP: 0.408, SLG: 0.492 Doug Flynn, R OBP: 0.333, SLG: 0.333	4-0 2B BB		0-0 4-3 S 1B	0-0 1-3			0-0 3-1			3	1	1	0	1	0	2					
Dave Concepcion, R OBP: 0.319, SLG: 0.313	0-0 F9		0-0 5-3				0-0 6-3			4	0	0	0	0	0	2					
Ken Griffey, L OBP: 0.378, SLG: 0.493	0-0 1B 2B		0-0 4-3				0-0 6-3			4	1	2	1	0	0	1					
Joe Morgan, L OBP: 0.423, SLG: 0.519	0-0 P6		0-0 F5				0-0 P6			4	0	0	0	0	0	3					
Dan Driessen, L OBP: 0.290, SLG: 0.500	0-0 CS 1B			0-0 S 1B			0-0 F9			4	1	2	1	0	0	1					
George Foster, R OBP: 0.366, SLG: 0.548	0-0 CS	0-0 G4-3-6 1B		0-0 F9			0-0 6-3			4	0	1	0	0	0	1					
Johnny Bench, R OBP: 0.293, SLG: 0.463		0-0 G4-3-6		0-0 FC1-5 BB 1B			0-0 F9			4	0	1	1	0	0	1					
Cesar Geronimo, L OBP: 0.227, SLG: 0.355				4-0 FC1-5 BB			0-0 F8			3	0	1	0	1	1	0					
Pat Zachry, R OBP: 0.222, SLG: 0.222				0-0 FC1-5			0-0 1-3			3	0	0	0	0	0	3					
Inning Stats	R: 2 E: 0 K: 0 S: 4	H: 2 LOB: 0 BB: 1 P: 8	R: 0 E: 0 K: 0 S: 4	H: 2 LOB: 1 BB: 0 P: 4	R: 0 E: 0 K: 0 S: 4	H: 1 LOB: 1 BB: 0 P: 4	R: 1 E: 0 K: 0 S: 5	H: 2 LOB: 2 BB: 1 P: 9	R: 0 E: 0 K: 0 S: 3	H: 0 LOB: 0 BB: 0 P: 3	R: 0 E: 0 K: 0 S: 3	H: 0 LOB: 0 BB: 0 P: 3	R: 0 E: 0 K: 1 S: 5	H: 0 LOB: 0 BB: 0 P: 5	R: 0 E: 0 K: 1 S: 5	H: 0 LOB: 0 BB: 0 P: 5	1B: 6 2B: 2 3B: 0 HR: 0	SF: 0 SAC: 0 DP: 1 HBP: 0	WP: 0 PB: 0 SB: 2 CS: 1	PA: 36	
PITCHER	IP	WLS	BF	H	R	ER	SO	BB	IBB	HBP	BLK	WP	HR	S	P	ERA	WHIP				
Dick Ruthven, R ERA: 2.7	(1, 1)	7.0	L 29	8	3	3	0	2	0	0	0	0	0	27	35	3.86	1.429				
Rick Camp, R ERA: 3.38	(8, 1)	2.0	6	0	0	0	1	0	0	0	0	0	0	8	8	0.00	0.000				

Cincinnati Reds @ Atlanta Braves
Atlanta-Fulton County Stadium, Atlanta, GA
Wed Apr 27 1977, 7:05 PM EDT
Att: 12,100 - Unknown

AB 33
R 3
H 8
RBI 3
BB 2
SO 1
LOB 14



Batter	1	2	3	4	5	6	7	8	9	AB	R	H	RBI	BB	SO	LOB	BOTTOM				
Rowland Office, L OBP: 0.325, SLG: 0.375 Brian Asselstine, L OBP: 0.300, SLG: 0.222	0-0 F8		0-0 1B				0-0 1-6-3			3	0	1	0	0	0	0					
Jerry Royster, R OBP: 0.265, SLG: 0.315	0-0 F9		0-0 F9				0-0 P3			4	0	0	0	0	0	2					
Willie Montanez, L OBP: 0.266, SLG: 0.400	0-0 5-3		0-0 G3				0-3 K			4	0	0	0	0	1	1					
Jeff Burroughs, R OBP: 0.397, SLG: 0.603		0-0 2B SF7 1B		0-0 BB 1B			0-0 F3			4	1	2	0	0	0	0					
Gary Matthews, R OBP: 0.440, SLG: 0.515		0-0 F2		0-0 F9			0-0 F8			4	0	0	0	0	0	2					
Biff Pocoroba, S OBP: 0.311, SLG: 0.400		0-0 1-3 2B		0-0 P6			0-0 1-3			4	0	1	0	0	0	2					
Rod Gilbreath, R OBP: 0.319, SLG: 0.292		0-0 SF7		4-0 BB 1B			4-0 BB			1	0	0	1	2	0	1					
Pat Rockett, R OBP: 0.338, SLG: 0.305 Cito Gaston, R (7, PH)		0-0 3-H F2		0-0 G3			0-3 K			2	0	0	0	0	0	3					
Craig Robinson, R OBP: 0.500, SLG: 0.500				0-0 G3			0-0 K			1	0	0	0	0	0	1					
Dick Ruthven, R OBP: 0.308, SLG: 0.385 Joe Nolan, L OBP: 0.500, SLG: 0.750 Rick Camp, R ERA: 2.4	(1, 1)	(7, PH)	(8, 1)	0-0 F8			0-3 K			2	0	0	0	0	1	0					
Inning Stats	R: 0 E: 0 K: 0 S: 3	H: 0 LOB: 0 BB: 0 P: 3	R: 1 E: 0 K: 0 S: 5	H: 2 LOB: 1 BB: 0 P: 5	R: 0 E: 0 K: 0 S: 4	H: 1 LOB: 1 BB: 0 P: 4	R: 0 E: 0 K: 0 S: 4	H: 1 LOB: 2 BB: 1 P: 8	R: 0 E: 0 K: 1 S: 5	H: 0 LOB: 0 BB: 0 P: 5	R: 0 E: 0 K: 1 S: 5	H: 0 LOB: 0 BB: 0 P: 5	R: 0 E: 0 K: 1 S: 5	H: 1 LOB: 1 BB: 0 P: 3	R: 0 E: 1 K: 0 S: 4	H: 0 LOB: 1 BB: 0 P: 4	1B: 4 2B: 1 3B: 0 HR: 0	SF: 1 SAC: 0 DP: 1 HBP: 0	WP: 0 PB: 0 SB: 0 CS: 0	PA: 34	
PITCHER	IP	WLS	BF	H	R	ER	SO	BB	IBB	HBP	BLK	WP	HR	S	P	ERA	WHIP				
Pat Zachry, R ERA: 2.4	(1, 1)	9.0	W 34	5	1	1	3	2	0	0	0	0	0	38	46	1.00	0.778				

Cincinnati Reds @ Atlanta Braves
Atlanta-Fulton County Stadium, Atlanta, GA
Wed Apr 27 1977, 7:05 PM EDT
Att: 12,100 - Unknown

AB 31
R 1
H 5
RBI 1
BB 2
SO 3
LOB 13



Batter	1	2	3	4	5	6	7	8	9	AB	R	H	RBI	BB	SO	LOB	TOP		
Pete Rose, S OBP: 0.450, SLG: 0.512 (1, 5)	F9		K		1B FC4-6		1B		1B BB	4	1	2	0	1	1	0	Cincinnati Reds @ Pittsburgh Pirates Three Rivers Stadium, Pittsburgh, PA Fri May 06 1977, 7:05 PM EDT Att: 16,258 - Unknown		
Ken Griffey, L OBP: 0.390, SLG: 0.489 (1, 9)	K			HBP 1B SF7	1B FC4-6		K		1B	5	1	3	0	0	2	1			
Joe Morgan, L OBP: 0.423, SLG: 0.467 (1, 4)	CS 1B			1B HBP SF8	1B FC4-6		K		K	5	1	2	1	0	2	4			
George Foster, R OBP: 0.365, SLG: 0.488 (1, 8)	CS	K		SF8 1B HBP	K		F9			3	0	0	0	0	2	2			
Johnny Bench, R OBP: 0.293, SLG: 0.427 (1, 7)		BB		SF7	F7		F9			2	0	0	1	1	0	1			
Bob Bailey, R OBP: 0.375, SLG: 0.286 (1, 3)	F8			SF8 1B	F8		F7			4	0	1	0	0	0	1			
Dave Concepcion, R OBP: 0.270, SLG: 0.279 (1, 6)	1-3			SF8	F3		K			3	0	0	1	0	1	1			
Bill Plummer, R OBP: 0.227, SLG: 0.200 (1, 2)				F7	IBB		1-4-3			1	0	0	0	2	0	0			
Mike Lum, L OBP: 0.231, SLG: 0.308 (9, PH)							BB			1	0	0	0	0	0	0			
Jack Billingham, R OBP: 0.235, SLG: 0.235 (1, 1)				6-3	K		4-3		K	2	0	0	0	0	1	3			
Mike Caldwell, R OBP: 1.000, SLG: 2.000 (5, 1)										0	0	0	0	0	0	0			
Ed Armbriester, R OBP: 0.333, SLG: 0.250 (6, PH)										1	0	0	0	0	0	1			
Pedro Borbon, R OBP: 1.000, SLG: 1.500 (6, 1)										0	0	0	0	0	0	0			
Dan Driessen, L OBP: 0.310, SLG: 0.421 (9, PH)										1	0	0	0	0	1	0			
Inning Stats	R: 0 E: 0 K: 1 S: 5	H: 1 LOB: 0 BB: 0 P: 5	R: 0 E: 0 K: 1 S: 5	H: 0 LOB: 1 BB: 1 P: 9	R: 0 E: 0 K: 1 S: 5	H: 0 LOB: 0 BB: 0 P: 5	R: 2 E: 0 K: 1 S: 8	H: 3 LOB: 3 BB: 1 P: 13	R: 1 E: 0 K: 1 S: 7	H: 2 LOB: 1 BB: 0 P: 7	R: 0 E: 0 K: 2 S: 3	H: 0 LOB: 1 BB: 1 P: 7	R: 0 E: 0 K: 2 S: 8	H: 1 LOB: 1 BB: 0 P: 8	R: 0 E: 0 K: 1 S: 5	H: 0 LOB: 2 BB: 1 P: 12	1B: 8 2B: 0 3B: 0 HR: 0	SF: 2 SAC: 0 DP: 0 HBP: 1	WP: 0 PA: 40 PB: 0 SB: 0 CS: 1
PITCHER	IP WLS BF H R ER SO BB IBB HBP BLK WP HR S P ERA WHIP	6.0 W 28 7 3 3 5 2 1 1 0 0 0 34 47 4.50 1.500	3.0 S 11 1 0 0 5 1 0 0 0 0 0 20 24 0.00 0.667																

AB	32
R	3
H	8
RBI	3
BB	4
SO	10
LOB	14



Batter	1	2	3	4	5	6	7	8	9	AB	R	H	RBI	BB	SO	LOB	BOTTOM		
Omar Moreno, L OBP: 0.317, SLG: 0.342 (1, 8)	1B S	IBB		F9 S 1B	FC3-6 3B		4-3			4	1	2	0	1	0	1	Cincinnati Reds @ Pittsburgh Pirates Three Rivers Stadium, Pittsburgh, PA Fri May 06 1977, 7:05 PM EDT Att: 16,258 - Unknown		
Frank Taveras, R OBP: 0.272, SLG: 0.302 (1, 6)	P5	F7		F2	1B 3B			1B		5	1	2	1	0	0	5			
Dave Parker, L OBP: 0.461, SLG: 0.681 (1, 9)	F6			F9	S 1B			1B		5	0	3	1	0	0	2			
Al Oliver, L OBP: 0.349, SLG: 0.421 (1, 7)				4-3	K			FC6-4-5		4	1	1	0	1	1	4			
Willie Stargell, L OBP: 0.357, SLG: 0.641 (1, 3)	K			5-3 BB	1B		P6		K	5	1	2	0	0	2	3			
Rennie Stennett, R OBP: 0.355, SLG: 0.405 (1, 4)		1B S 1B		5-3 BB	F8		CS 1B			3	0	2	0	1	0	1			
Phil Garner, R OBP: 0.341, SLG: 0.432 (1, 5)		6-3		5-3	1B BB		F9			3	1	0	1	1	0	4			
Duffy Dyer, R OBP: 0.349, SLG: 0.513 (1, 2)		SH3-4 1B		1B IBB	1B		K			3	1	2	1	1	1	0			
John Candelaria, L OBP: 0.222, SLG: 0.125 (1, 1)		SH3-4		4-3	FC3-6 1B		K			2	0	1	2	0	0	3			
Rich Gossage, R OBP: 0.333, SLG: 0.667 (7, 1)										1	0	0	0	0	1	0			
Inning Stats	R: 0 E: 0 K: 1 S: 7	H: 2 LOB: 2 BB: 0 P: 7	R: 0 E: 0 K: 0 S: 5	H: 2 LOB: 3 BB: 1 P: 9	R: 1 E: 0 K: 0 S: 4	H: 2 LOB: 3 BB: 3 P: 16	R: 0 E: 0 K: 0 S: 4	H: 1 LOB: 1 BB: 0 P: 4	R: 5 E: 0 K: 1 S: 10	H: 5 LOB: 1 BB: 1 P: 14	R: 0 E: 0 K: 0 S: 3	H: 1 LOB: 0 BB: 0 P: 3	R: 0 E: 0 K: 2 S: 7	H: 0 LOB: 0 BB: 0 P: 7	R: 0 E: 0 K: 1 S: 6	H: 2 LOB: 1 BB: 0 P: 6	1B: 14 2B: 1 3B: 1 HR: 0	SF: 0 SAC: 1 DP: 1 HBP: 0	WP: 1 PA: 41 PB: 0 SB: 4 CS: 2
PITCHER	IP WLS BF H R ER SO BB IBB HBP BLK WP HR S P ERA WHIP	4.2 L 29 11 6 6 1 3 2 0 0 0 0 4 4 0.00 3.000	0.1 L 2 1 0 0 1 0 0 0 0 0 0 4 4 0.00 3.000																

AB	35
R	6
H	15
RBI	6
BB	5
SO	5
LOB	23



Batter	1	2	3	4	5	6	7	8	9	AB	R	H	RBI	BB	SO	LOB	TOP					
Pete Rose, S OBP: 0.448, SLG: 0.506 (1, 5)										5	1	2	0	0	1	2	Cincinnati Reds @ Pittsburgh Pirates Three Rivers Stadium, Pittsburgh, PA Sat May 07 1977, 3:33 AM EDT Att: 16,799 - Unknown					
Ken Griffey, L OBP: 0.371, SLG: 0.464 (1, 9)										5	0	0	0	0	1	3						
Joe Morgan, L OBP: 0.422, SLG: 0.494 (1, 4)										4	2	1	1	1	0	2						
Dan Driessen, L OBP: 0.337, SLG: 0.481 (1, 3)										3	3	2	3	2	0	0						
George Foster, R OBP: 0.366, SLG: 0.517 (1, 7)										5	1	2	1	0	1	2						
Johnny Bench, R OBP: 0.287, SLG: 0.430 (1, 2)										4	1	1	1	0	1	1						
Cesar Geronimo, L OBP: 0.256, SLG: 0.345 (1, 8)										4	1	2	1	1	0	1						
Dave Concepcion, R OBP: 0.266, SLG: 0.275 (1, 6)										5	1	1	0	0	0	4						
Pat Zachry, R ERA: 2.31, SLG: 0.231 (5, 1)										2	0	1	0	0	1	0						
Ed Ambrister, R ERA: 4.40, SLG: 0.556 (6, PH)										0	0	0	0	0	0	0						
Dale Murray, R ERA: 7.45 (6, 1)										1	0	1	0	0	0	0						
Pedro Borbon, R ERA: 1.00, SLG: 1.500 (7, 1)										0	0	0	0	0	0	0						
Ray Knight, R ERA: 3.20, SLG: 0.607 (8, PH)										1	0	1	2	0	0	0						
Rawly Eastwick, R ERA: 1.00, SLG: 1.000 (8, 1)										0	0	0	0	0	0	0						
Inning Stats	R: 4 E: 0 K: 0 S: 6	H: 3 LOB: 0 BB: 1 P: 10	R: 0 E: 0 K: 0 S: 3	H: 1 LOB: 0 BB: 0 P: 3	R: 2 E: 0 K: 0 S: 5	H: 2 LOB: 2 BB: 2 P: 13	R: 0 E: 0 K: 2 S: 7	H: 0 LOB: 0 BB: 0 P: 7	R: 0 E: 0 K: 0 S: 3	H: 0 LOB: 0 BB: 0 P: 3	R: 0 E: 0 K: 1 S: 5	H: 2 LOB: 1 BB: 0 P: 5	R: 0 E: 0 K: 1 S: 5	H: 0 LOB: 1 BB: 1 P: 9	R: 2 E: 0 K: 2 S: 11	H: 4 LOB: 2 BB: 0 P: 11	R: 1 E: 0 K: 0 S: 5	H: 2 LOB: 1 BB: 0 P: 5	1B: 7 2B: 3 3B: 1 HR: 3	SF: 1 SAC: 0 DP: 0 HBP: 0	WP: 0 PB: 0 SB: 1 CS: 1	PA: 45
PITCHER	IP	WLS	BF	H	R	ER	SO	BB	IBB	HBP	BLK	WP	HR	S	P	ERA	WHIP					
Bruce Kison, R ERA: 3.78 (1, 1)	2.1		14	6	6	6	0	2	0	0	0	0	3	12	20	23.14	3.429					
Terry Forster, L ERA: 7.27 (3, 1)	3.1	W	13	2	1	1	2	1	0	0	0	0	0	16	20	2.70	0.900					
Grant Jackson, L ERA: 2.53 (6, 1)	2.1		12	4	2	2	3	1	0	0	0	0	0	16	21	7.71	2.143					
Kent Tekulve, R ERA: 2.45 (9, 1)	1.0	S	5	2	1	1	0	0	0	0	0	0	0	5	5	9.00	2.000					

AB	39
R	10
H	14
RBI	10
BB	4
SO	5
LOB	15



Batter	1	2	3	4	5	6	7	8	9	AB	R	H	RBI	BB	SO	LOB	BOTTOM				
Omar Moreno, L OBP: 0.322, SLG: 0.372 (1, 8)										5	1	2	1	0	0	1	Cincinnati Reds @ Pittsburgh Pirates Three Rivers Stadium, Pittsburgh, PA Sat May 07 1977, 3:33 AM EDT Att: 16,799 - Unknown				
Frank Taveras, R OBP: 0.288, SLG: 0.289 (1, 6)										4	0	0	0	1	1	3					
Dave Parker, L OBP: 0.458, SLG: 0.663 (1, 9)										4	2	1	1	1	0	1					
Al Oliver, L OBP: 0.364, SLG: 0.463 (1, 7)										4	3	2	2	1	1	1					
Willie Stargell, L OBP: 0.404, SLG: 0.791 (1, 3)										4	3	3	4	1	1	0					
Rennie Stennett, R OBP: 0.385, SLG: 0.419 (1, 4)										2	0	1	0	1	0	1					
Phil Garner, R OBP: 0.337, SLG: 0.417 (1, 5)										3	1	0	0	1	1	3					
Duffy Dyer, R OBP: 0.340, SLG: 0.524 (1, 2)										3	1	1	1	0	0	0					
Bruce Kison, R OBP: 0.238, SLG: 0.400 (1, 1)										1	1	1	0	0	0	0					
Terry Forster, L OBP: 0.500, SLG: 0.500 (3, 1)										2	0	1	0	0	0	0					
Grant Jackson, S OBP: 0.500, SLG: 1.000 (6, 1)										1	0	1	2	0	0	0					
Kent Tekulve, R ERA: 1.86 (9, 1)										0	0	0	0	0	0	0					
Inning Stats	R: 3 E: 0 K: 1 S: 7	H: 2 LOB: 1 BB: 2 P: 15	R: 2 E: 0 K: 1 S: 8	H: 3 LOB: 0 BB: 0 P: 8	R: 0 E: 0 K: 0 S: 2	H: 0 LOB: 0 BB: 1 P: 6	R: 0 E: 0 K: 0 S: 4	H: 1 LOB: 1 BB: 0 P: 4	R: 3 E: 0 K: 0 S: 5	H: 4 LOB: 2 BB: 2 P: 13	R: 0 E: 0 K: 1 S: 5	H: 0 LOB: 0 BB: 0 P: 5	R: 4 E: 1 K: 0 S: 7	H: 3 LOB: 1 BB: 1 P: 11	R: 0 E: 0 K: 1 S: 5	H: 0 LOB: 0 BB: 0 P: 5	1B: 6 2B: 3 3B: 1 HR: 3	SF: 1 SAC: 1 DP: 1 HBP: 0	WP: 0 PB: 0 SB: 2 CS: 1	PA: 41	
PITCHER	IP	WLS	BF	H	R	ER	SO	BB	IBB	HBP	BLK	WP	HR	S	P	ERA	WHIP				
Pat Zachry, R ERA: 4.01 (1, 1)	4.0	L	23	8	8	8	2	4	0	0	0	0	3	23	39	18.00	3.000				
Santo Alcala, R ERA: 7.45 (5, 1)	1.0		4	2	0	0	0	1	0	0	0	0	0	3	7	0.00	3.000				
Dale Murray, R ERA: 7.5 (6, 1)	1.1		9	3	4	3	1	0	1	0	0	0	0	10	14	20.25	2.250				
Pedro Borbon, R ERA: 1.13 (7, 1)	0.2		2	0	0	0	0	0	0	0	0	0	0	2	2	0.00	0.000				
Rawly Eastwick, R ERA: 1.86 (8, 1)	1.0		3	0	0	0	1	0	0	0	0	0	0	5	5	0.00	0.000				

AB	33
R	12
H	13
RBI	11
BB	6
SO	4
LOB	10



Batter	1	2	3	4	5	6	7	8	9	AB	R	H	RBI	BB	SO	LOB	TOP				
Pete Rose, S OBP: 0.431, SLG: 0.484 (1, 5)	4-3		5-3		5-3		L5-3			4	0	1	0	0	1		Cincinnati Reds @ Pittsburgh Pirates Three Rivers Stadium, Pittsburgh, PA Sun May 08 1977, 3:33 AM EDT Att: 27,003 - Unknown				
Ken Griffey, L OBP: 0.358, SLG: 0.446 (1, 9)	1-3			F7	F8			4-3		4	0	0	0	0	0						
Joe Morgan, L OBP: 0.425, SLG: 0.488 (1, 4)	K			WP HR 1B		FC6-5 1B BB		K		3	1	1	0	1	2	0					
George Foster, R OBP: 0.371, SLG: 0.511 (7, 7)		K		F8		FC4-6 FC6-5 1B		1B BB		3	0	1	0	1	1	1					
Johnny Bench, R OBP: 0.297, SLG: 0.470 (1, 2)	6-3			HR		FC6-5 FC4-6		1B BB		4	1	2	2	0	0	2					
Bob Bailey, R OBP: 0.400, SLG: 0.333 (6, PH)				HR		FC4-6		1B		2	0	1	0	0	0	0					
Dan Driessen, L OBP: 0.330, SLG: 0.469 (6, 3)		1B		5-3		FC4-6		F5		2	0	0	0	0	0	4					
Dave Concepcion, R OBP: 0.265, SLG: 0.274 (1, 6)	1-3					5-3		F9		4	1	1	0	0	0	3					
Ed Armbuster, R OBP: 0.417, SLG: 0.500 (7, PH)	1-3			WP SH3-4 5-3 BB				F8		1	1	0	0	1	0	0					
Cesar Geronimo, L OBP: 0.250, SLG: 0.337 (7, 8)										2	0	0	0	0	1	0					
Fred Norman, S OBP: 0.154, SLG: 0.154 (1, 1)	F8							P3		2	0	1	0	0	0	0					
Pedro Borbon, R OBP: 1.000, SLG: 1.500 (8, 1)										0	0	0	0	0	0	0					
Mike Lum, L OBP: 0.214, SLG: 0.286 (9, PH)										1	0	0	0	0	0	0					
Inning Stats	R: 0 E: 0 K: 1 S: 5	H: 0 LOB: 0 BB: 0 P: 5	R: 0 E: 0 K: 1 S: 6	H: 1 LOB: 1 BB: 0 P: 6	R: 0 E: 0 K: 0 S: 3	H: 0 LOB: 0 BB: 0 P: 3	R: 2 E: 0 K: 0 S: 5	H: 2 LOB: 0 BB: 0 P: 5	R: 2 E: 0 K: 0 S: 4	H: 1 LOB: 0 BB: 1 P: 8	R: 0 E: 0 K: 1 S: 5	H: 1 LOB: 2 BB: 0 P: 5	R: 0 E: 0 K: 1 S: 6	H: 1 LOB: 2 BB: 1 P: 10	R: 0 E: 0 K: 0 S: 3	H: 0 LOB: 0 BB: 0 P: 3	1B: 6 2B: 1 3B: 0 HR: 1	SF: 0 SAC: 1 DP: 1 HBP: 0	WP: 2 PB: 0 SB: 1 CS: 0	PA: 36	
PITCHER	IP	WLS	BF	H	R	ER	SO	BB	IBB	HBP	BLK	WP	HR	S	P	ERA	WHIP				
Jerry Reuss, L ERA: 4.91 (1, 1)	5.0		22	5	4	4	2	2	0	0	0	2	1	24	32	7.20	1.400				
Odell Jones, R ERA: 6.75 (6, 1)	2.0	W	6	1	0	0	1	0	0	0	0	0	0	8	8	0.00	0.500				
Rich Gossage, R ERA: 1.14 (8, 1)	2.0	S	8	1	0	0	1	1	0	0	0	0	0	9	13	0.00	1.000				

Batter	1	2	3	4	5	6	7	8	9	AB	R	H	RBI	BB	SO	LOB	BOTTOM				
Frank Taveras, R OBP: 0.287, SLG: 0.304 (1, 6)	S SH3 E BB		FC5		L1-3		1B 2B BB			2	2	1	0	2	0	1	Cincinnati Reds @ Pittsburgh Pirates Three Rivers Stadium, Pittsburgh, PA Sun May 08 1977, 3:33 AM EDT Att: 27,003 - Unknown				
Miguel Dilone, S OBP: 0.197, SLG: 0.138 (1, 8)	SH3		FC5			B3		2B 1B		2	0	0	0	0	0	1					
Fernando Gonzalez, R OBP: 0.333, SLG: 0.667 (7, PH)	1-2		2-3			2B 1B		1B		1	0	1	1	0	0	0					
Rich Gossage, R OBP: 0.333, SLG: 0.667 (8, 1)										0	0	0	0	0	0	0					
Dave Parker, L OBP: 0.459, SLG: 0.667 (1, 9)	F9		4-3			BB 1B		2B		4	0	2	2	0	0	1					
Al Oliver, L OBP: 0.370, SLG: 0.458 (1, 7)	4-3					BB 1B		2B		3	0	1	0	1	0	0					
Bill Robinson, R OBP: 0.385, SLG: 0.553 (1, 3)						G4-6-3 BB		1-4-3		4	1	1	1	0	2	3					
Willie Stargell, L OBP: 0.404, SLG: 0.791 (9, 3)				K		G4-6-3		K		0	0	0	0	0	0	0					
Rennie Stennett, R OBP: 0.380, SLG: 0.411 (1, 4)	F7					1-2 1B		4-3		4	1	1	0	0	0	1					
Phil Garner, R OBP: 0.340, SLG: 0.453 (1, 5)	6-3					HR		SH 1B 2B		2	2	1	1	0	0	0					
Duffy Dyer, R OBP: 0.340, SLG: 0.511 (1, 2)	K					L1-3 1B		K		3	0	1	0	0	2	2					
Jerry Reuss, L OBP: 0.231, SLG: 0.231 (1, 1)								F7		2	0	0	0	0	1	1					
Odell Jones, R (6, 1)										0	0	0	0	0	0	0					
Tommy Helms, R (7, PH)										1	0	0	0	0	0	2					
Omar Moreno, L OBP: 0.322, SLG: 0.372 (8, 8)										0	0	0	0	0	0	0					
Inning Stats	R: 1 E: 0 K: 0 S: 3	H: 0 LOB: 0 BB: 1 P: 7	R: 1 E: 0 K: 1 S: 6	H: 1 LOB: 0 BB: 0 P: 6	R: 0 E: 0 K: 1 S: 6	H: 1 LOB: 0 BB: 0 P: 6	R: 0 E: 0 K: 1 S: 5	H: 1 LOB: 0 BB: 0 P: 5	R: 1 E: 0 K: 0 S: 4	H: 2 LOB: 0 BB: 0 P: 4	R: 0 E: 0 K: 0 S: 3	H: 1 LOB: 1 BB: 1 P: 7	R: 3 E: 1 K: 1 S: 8	H: 3 LOB: 2 BB: 1 P: 12	R: 0 E: 0 K: 1 S: 5	H: 0 LOB: 0 BB: 0 P: 5	1B: 5 2B: 3 3B: 0 HR: 2	SF: 0 SAC: 2 DP: 3 HBP: 0	WP: 0 PB: 0 SB: 1 CS: 0	PA: 33	
PITCHER	IP	WLS	BF	H	R	ER	SO	BB	IBB	HBP	BLK	WP	HR	S	P	ERA	WHIP				
Fred Norman, L ERA: 3.28 (1, 1)	7.0	L	30	9	6	2	4	3	0	0	0	0	0	35	47	2.57	1.714				
Pedro Borbon, R ERA: 1.00 (8, 1)	1.0		3	0	0	0	1	0	0	0	0	0	0	5	5	0.00	0.000				



Batter	1	2	3	4	5	6	7	8	9	10	AB	R	H	RBI	BB	SO	LOB	TOP						
Pete Rose, S OBP: 0.421, SLG: 0.480 Rawly Eastwick, R OBP: 1.000, SLG: 1.000 Ray Knight, R OBP: 0.500, SLG: 0.750 Dale Murray, R OBP: 0.500, SLG: 0.750	4-3		K		F7	1B 2B		6-3		2B 1B	5	1	1	1	0	1	3							
Ken Griffey, L OBP: 0.374, SLG: 0.467	6-3				F7				1B BB	1B	6	0	4	2	0	0	1							
Joe Morgan, L OBP: 0.423, SLG: 0.471	G3		P3			P5			1B BB		3	0	0	0	2	0	3							
Dan Driessen, L OBP: 0.323, SLG: 0.453		F8	P4		1-3		4-3				5	0	1	0	0	0	4							
George Foster, R OBP: 0.354, SLG: 0.495				6-3		K	K		K		5	0	1	0	0	3	3							
Johnny Bench, R OBP: 0.302, SLG: 0.511		F7		F5		HR			K		5	1	2	1	0	1	4							
Cesar Geronimo, L OBP: 0.260, SLG: 0.367 Bob Bailey, R OBP: 0.354, SLG: 0.300 Ed Armbrister, R OBP: 0.417, SLG: 0.500		5-3		BLK 1B		1B 3B	L6		K		4	1	2	0	0	0	2	AB 43 R 5 H 15 RBI 5 BB 3 SO 7 LOB 24						
Dave Concepcion, R OBP: 0.272, SLG: 0.273			1B BB	F8		SH1-3 2B 1B		6-3		L4	4	2	1	1	1	0	1							
Woodie Fryman, R OBP: 0.250, SLG: 0.250 Pedro Borbon, R OBP: 1.000, SLG: 1.500 Champ Summers, L OBP: 0.091, SLG: 0.091 Doug Flynn, R OBP: 0.111, SLG: 0.111						SH1-3 1B	4-3		K		2	0	2	0	0	0	0							
Inning Stats	R: 0 E: 0 K: 0 S: 3	H: 0 LOB: 0 BB: 0 P: 3	R: 0 E: 0 K: 0 S: 4	H: 1 LOB: 1 BB: 0 P: 4	R: 1 E: 0 K: 1 S: 7	H: 2 LOB: 2 BB: 1 P: 11	R: 0 E: 0 K: 0 S: 4	H: 1 LOB: 2 BB: 0 P: 4	R: 0 E: 0 K: 0 S: 4	H: 1 LOB: 1 BB: 1 P: 8	R: 4 E: 0 K: 1 S: 10	H: 5 LOB: 1 BB: 0 P: 10	R: 0 E: 0 K: 1 S: 6	H: 1 LOB: 1 BB: 0 P: 6	R: 0 E: 0 K: 3 S: 11	H: 2 LOB: 3 BB: 1 P: 15	R: 0 E: 0 K: 1 S: 6	H: 2 LOB: 2 BB: 0 P: 6	1B: 10 2B: 3 3B: 1 HR: 1	SF: 0 SAC: 1 DP: 0 HBP: 0	WP: 0 PB: 0 SB: 0 CS: 0	PA: 47		
PITCHER	IP 5.2	WLS 28	BF 9	H 5	R 5	ER 5	SO 2	BB 2	IBB 0	HBP 0	BLK 1	WP 0	HR 1	S 30	P 38	ERA 7.94	WHIP 1.941							
Bob Forsch, R ERA: 2.98 Buddy Schultz, L ERA: 1.86 Clay Carroll, R ERA: 3.6 Al Hrabosky, L ERA: 2.35	(1.1)	(6.1)	(7.1)	(9.1)	(1.1)	(6.1)	(7.1)	(9.1)	(1.1)	(6.1)	(7.1)	(9.1)	(1.1)	(6.1)	(7.1)	(9.1)	(1.1)	(6.1)	(7.1)	(9.1)				

Cincinnati Reds @ St. Louis Cardinals
Busch Stadium, St. Louis, MO
Mon May 09 1977, 7:05 PM CDT
Att. 17,586 - Unknown

AB	43
R	5
H	15
RBI	5
BB	3
SO	7
LOB	24



Batter	1	2	3	4	5	6	7	8	9	10	AB	R	H	RBI	BB	SO	LOB	BOTTOM						
Lou Brock, L OBP: 0.326, SLG: 0.448 Al Hrabosky, R	5-3	K		E4 G5-4-3			F9 1B 2B	K			5	1	1	0	0	2	3							
Garry Templeton, S OBP: 0.307, SLG: 0.381	E S 1B		CS 1B	G5-4-3 1-2			F9 2-3		F8		5	1	2	0	0	0	3							
Tony Scott, S OBP: 0.453, SLG: 0.500	F9		FC6-4 1B		P4			1B	4-3		5	0	2	1	0	0	1							
Hector Cruz, R OBP: 0.379, SLG: 0.416 Mike Anderson, R OBP: 0.313, SLG: 0.429		BB 1B	FC6-4 2B				F2		K		5	1	2	1	0	1	2							
Ted Simmons, S OBP: 0.471, SLG: 0.690		1-2 BB	1B 2B		P6		F8			HR	4	2	2	2	1	0	2							
Keith Hernandez, L OBP: 0.400, SLG: 0.553	K				1-3			HR			4	1	2	2	0	1	3							
Ken Reitz, R OBP: 0.245, SLG: 0.344			1-3	5-3		5-3		G3			4	0	0	0	0	0	1	AB 39 R 6 H 14 RBI 6 BB 1 SO 5 LOB 16						
Don Kessinger, S OBP: 0.317, SLG: 0.222			SH1-4 1B		FC1-6 1B		F7		K		4	0	2	0	0	1	0							
Bob Forsch, R ERA: 2.98 Buddy Schultz, L ERA: 1.86 Jerry Humphrey, S ERA: 3.6 Clay Carroll, R ERA: 3.6 Bake McBride, L ERA: 2.35	(1.1)	(6.1)	(7.1)	(9.1)	(1.1)	(6.1)	(7.1)	(9.1)	(1.1)	(6.1)	(7.1)	(9.1)	(1.1)	(6.1)	(7.1)	(9.1)	(1.1)	(6.1)	(7.1)	(9.1)				
Inning Stats	R: 1 E: 0 K: 1 S: 7	H: 2 LOB: 2 BB: 1 P: 11	R: 0 E: 0 K: 1 S: 6	H: 1 LOB: 1 BB: 0 P: 6	R: 2 E: 0 K: 0 S: 6	H: 4 LOB: 1 BB: 0 P: 6	R: 0 E: 1 K: 0 S: 4	H: 1 LOB: 1 BB: 0 P: 4	R: 0 E: 0 K: 0 S: 4	H: 1 LOB: 1 BB: 0 P: 4	R: 0 E: 0 K: 0 S: 3	H: 0 LOB: 0 BB: 0 P: 3	R: 1 E: 0 K: 2 S: 5	H: 2 LOB: 1 BB: 0 P: 5	R: 1 E: 0 K: 2 S: 9	H: 2 LOB: 1 BB: 0 P: 9	R: 0 E: 0 K: 1 S: 5	H: 0 LOB: 0 BB: 0 P: 5	R: 1 E: 0 K: 0 S: 1	H: 1 LOB: 0 BB: 0 P: 1	1B: 10 2B: 2 3B: 0 HR: 2	SF: 0 SAC: 1 DP: 1 HBP: 0	WP: 0 PB: 0 SB: 1 CS: 1	PA: 41
PITCHER	IP 4.1	WLS 22	BF 9	H 3	R 3	ER 3	SO 2	BB 1	IBB 0	HBP 0	BLK 0	WP 0	HR 0	S 25	P 29	ERA 6.23	WHIP 2.308							
Woodie Fryman, L ERA: 6.31 Pedro Borbon, R ERA: 1.37 Rawly Eastwick, R ERA: 2.11 Dale Murray, R ERA: 8.25	(1.1)	(5.1)	(8.1)	(10.1)	(1.1)	(5.1)	(8.1)	(10.1)	(1.1)	(5.1)	(8.1)	(10.1)	(1.1)	(5.1)	(8.1)	(10.1)	(1.1)	(5.1)	(8.1)	(10.1)				

Cincinnati Reds @ St. Louis Cardinals
Busch Stadium, St. Louis, MO
Mon May 09 1977, 7:05 PM CDT
Att. 17,586 - Unknown

AB	39
R	6
H	14
RBI	6
BB	1
SO	5
LOB	16



Batter	1	2	3	4	5	6	7	8	9	AB	R	H	RBI	BB	SO	LOB	TOP	
Pete Rose, S OBP: 0.412, SLG: 0.466 (1, 5)	4-3			F9		FC6-4		L8		5	0	1	1	0	0	3	Cincinnati Reds @ St. Louis Cardinals Busch Stadium, St. Louis, MO Tue May 10 1977, 7:05 PM CDT Att: 15,421 - Unknown	
Doug Flynn, R OBP: 0.111, SLG: 0.111 (8, 5)		2H 1B								0	0	0	0	0	0	0		
Ken Griffey, L OBP: 0.367, SLG: 0.455 (1, 9)	K	L6						F8	6-3	5	0	1	0	0	1	1		
Joe Morgan, L OBP: 0.422, SLG: 0.461 (1, 4)	1B		5-3		F6		F8		WP S BB	4	0	1	0	1	0	1		
George Foster, R OBP: 0.374, SLG: 0.510 (8, 7)	1B		K		BB		1B		1-3	5	0	3	0	0	2	1		
Johnny Bench, R OBP: 0.310, SLG: 0.505 (1, 2)	CI		P6		BB					3	0	1	0	1	1	1		
Bob Bailey, R OBP: 0.333, SLG: 0.286 Dan Driessen, L OBP: 0.323, SLG: 0.453 (9, 3)	F8			1B SF8	F2					4	1	1	0	0	1	7		
Dave Concepcion, R OBP: 0.271, SLG: 0.272 (1, 6)		6-3				5-3		F9		4	0	1	0	0	0	0		
Ed Armbrister, R OBP: 0.436, SLG: 0.538 Cesar Geronimo, L OBP: 0.260, SLG: 0.367 (8, 8)				SH3	SF8				FC1-8	3	1	2	1	0	1	0		
Gary Nolan, R OBP: 1.000, SLG: 1.000 Pedro Borbon, R OBP: 0.697, SLG: 1.000 Rawly Eastwick, R OBP: 1.000, SLG: 1.000 (9, 1)		SH2-4		SH3				FC1-6		1	0	1	0	0	0	0		
Inning Stats	R: 0 E: 1 K: 1 S: 8	H: 2 LOB: 3 BB: 0 P: 8	R: 1 E: 0 K: 0 S: 5	H: 2 LOB: 1 BB: 0 P: 5	R: 0 E: 0 K: 1 S: 5	H: 0 LOB: 0 BB: 0 P: 5	R: 1 E: 0 K: 0 S: 5	H: 2 LOB: 1 BB: 0 P: 5	R: 0 E: 0 K: 0 S: 4	H: 2 LOB: 2 BB: 1 P: 8	R: 0 E: 0 K: 1 S: 7	H: 2 LOB: 2 BB: 0 P: 7	R: 0 E: 0 K: 0 S: 4	H: 1 LOB: 1 BB: 0 P: 4	R: 0 E: 0 K: 2 S: 7	H: 0 LOB: 1 BB: 1 P: 11	1B: 11 SF: 1 2B: 1 SAC: 2 3B: 0 DP: 0 HR: 0 HBP: 0	WP: 1 PA: 41 PB: 0 SB: 1 CS: 1
PITCHER	IP WLS BF H R ER SO BB IBB HBP BLK WP HR S P ERA WHIP																	
Pete Falcone, L ERA: 4.93 John Ureia, R ERA: 1.53 (9, 1)	8.0 L 37 12 2 2 4 1 0 0 0 0 0 0 44 48 2.25 1.625																	

AB	35
R	2
H	12
RBI	2
BB	2
SO	6
LOB	15



Batter	1	2	3	4	5	6	7	8	9	AB	R	H	RBI	BB	SO	LOB	BOTTOM			
Lou Brock, L OBP: 0.313, SLG: 0.429 (1, 7)	K		5-3			L8		6-3		4	0	0	0	0	1	0	Cincinnati Reds @ St. Louis Cardinals Busch Stadium, St. Louis, MO Tue May 10 1977, 7:05 PM CDT Att: 15,421 - Unknown			
Gary Templeton, S OBP: 0.295, SLG: 0.366 (1, 6)	K		1-4-3			4-3		6-3		4	0	0	0	0	1	0				
Tony Scott, S OBP: 0.456, SLG: 0.500 (1, 8)					E3	F7				4	0	2	0	0	0	0				
Hector Cruz, R OBP: 0.374, SLG: 0.400 (1, 9)	1-3				P4		F5		BB	3	0	0	0	1	0	2				
Ted Simmons, S OBP: 0.453, SLG: 0.659 (1, 2)			L9		6-3		K		G4-6-3	4	0	0	0	0	1	2				
Keith Hernandez, L OBP: 0.398, SLG: 0.557 (1, 3)			F9		K		1B			3	1	1	0	0	1	1				
Ken Reitz, R OBP: 0.257, SLG: 0.354 Joel Youngblood, R OBP: 0.389, SLG: 0.333 Mike Tyson, R OBP: 0.212, SLG: 0.164 (8, 4)					CS	F7		2B		3	0	2	1	0	0	0				
Don Kessinger, S OBP: 0.318, SLG: 0.231 (8, 5)					1B		2H	1B		0	0	0	0	0	0	0				
Don Kessinger, S OBP: 0.318, SLG: 0.231 (8, 5)					P6		F7			3	0	1	0	0	0	1				
Pete Falcone, L OBP: 0.091, SLG: 0.091 Bake McBride, L OBP: 0.262, SLG: 0.361 John Ureia, R ERA: 2.05 (9, 1)			CS		F5			4-3		2	0	0	0	0	1	0				
Inning Stats	R: 0 E: 0 K: 2 S: 8	H: 1 LOB: 1 BB: 0 P: 8	R: 0 E: 0 K: 0 S: 4	H: 2 LOB: 1 BB: 0 P: 4	R: 0 E: 0 K: 0 S: 3	H: 0 LOB: 0 BB: 0 P: 3	R: 0 E: 1 K: 1 S: 6	H: 0 LOB: 1 BB: 0 P: 6	R: 0 E: 0 K: 1 S: 5	H: 0 LOB: 0 BB: 0 P: 5	R: 0 E: 0 K: 0 S: 3	H: 0 LOB: 0 BB: 0 P: 3	R: 1 E: 0 K: 1 S: 7	H: 2 LOB: 1 BB: 0 P: 7	R: 0 E: 0 K: 0 S: 3	H: 0 LOB: 0 BB: 0 P: 3	R: 0 E: 0 K: 0 S: 2	H: 1 LOB: 0 BB: 1 P: 6	1B: 5 SF: 0 2B: 1 SAC: 0 3B: 0 DP: 1 HR: 0 HBP: 0	WP: 0 PA: 33 PB: 0 SB: 0 CS: 1
PITCHER	IP WLS BF H R ER SO BB IBB HBP BLK WP HR S P ERA WHIP																			
Gary Nolan, R ERA: 1.57 Pedro Borbon, R ERA: 1.57 Rawly Eastwick, R ERA: 2.05 (9, 1)	3.1 S 13 3 1 1 1 1 0 0 0 0 0 0 14 18 2.70 1.200																			
Rawly Eastwick, R ERA: 2.05 (9, 1)	0.2 S 1 0 0 0 0 0 0 0 0 0 0 0 1 1 0.00 0.000																			

AB	31
R	1
H	6
RBI	1
BB	1
SO	5
LOB	6



Batter	1	2	3	4	5	6	7	8	9	AB	R	H	RBI	BB	SO	LOB	TOP								
Pete Rose, S OBP: 0.419, SLG: 0.467 Doug Flynn, R OBP: 0.111, SLG: 0.111	0-0 G3 1B		0-0 1B	4-0 G4-6-3 BB			0-0 4-3		0-0 FC3-6 FC6-4	4	1	2	1	1	0	1									
Ken Griffey, L OBP: 0.360, SLG: 0.444	0-0 G3		0-0 1B	0-0 G4-6-3			0-3 K		0-0 FC6-4	5	1	1	0	0	1	5									
Joe Morgan, L OBP: 0.425, SLG: 0.462	0-0 F7		0-0 1B		0-0 1B		0-0 6-3			4	0	2	1	0	0	1									
Dan Driessen, L OBP: 0.320, SLG: 0.444	0-0 S 1B		0-0 P6		0-0 F9			0-0 1-3		4	0	1	1	0	0	2									
George Foster, R OBP: 0.378, SLG: 0.509	0-0 F9			0-0 S 2B	0-0 G6-4-3 1B			0-0 F9		4	1	2	0	0	0	1									
Johnny Bench, R OBP: 0.308, SLG: 0.505		0-0 F3		0-0 1B	0-0 G6-4-3 1B			0-0 6-3		4	1	1	1	0	0	2									
Cesar Geronimo, L OBP: 0.260, SLG: 0.362		0-0 6-3		0-0 1B		0-3 K			0-3 K	4	0	1	0	0	2	0	AB 36								
Dave Concepcion, R OBP: 0.279, SLG: 0.280		0-0 F9		0-0 S 1B		0-0 6-3			0-0 S FC3-6 1B	4	1	2	1	0	0	0	R 5								
Jack Billingham, R OBP: 0.200, SLG: 0.200 Mike Caldwell, R OBP: 1.000, SLG: 2.000			0-3 K	0-3 K		0-0 1-3			4-0 FC3-6 BB	3	0	0	0	0	2	2	H 12								
				1-2						0	0	0	0	1	0	0	RBI 5								
Inning Stats	R: 1 E: 0 K: 0 S: 5	H: 2 LOB: 1 BB: 0 P: 5	R: 0 E: 0 K: 0 S: 3	H: 0 LOB: 0 BB: 0 P: 3	R: 1 E: 0 K: 1 S: 7	H: 3 LOB: 1 BB: 0 P: 7	R: 2 E: 0 K: 1 S: 8	H: 4 LOB: 2 BB: 1 P: 12	R: 0 E: 0 K: 0 S: 4	H: 2 LOB: 1 BB: 0 P: 4	R: 0 E: 0 K: 1 S: 5	H: 0 LOB: 0 BB: 0 P: 5	R: 0 E: 0 K: 0 S: 5	H: 0 LOB: 0 BB: 0 P: 5	R: 0 E: 0 K: 0 S: 3	H: 0 LOB: 0 BB: 0 P: 3	R: 1 E: 0 K: 1 S: 6	H: 1 LOB: 1 BB: 1 P: 10	1B: 11 2B: 1 3B: 0 HR: 0	SF: 0 SAC: 0 DP: 2 HBP: 0	WP: 0 PB: 0 SB: 5 CS: 0	PA: 38			
PITCHER	IP	WLS	BF	H	R	ER	SO	BB	IBB	HBP	BLK	WP	HR	S	P	ERA	WHIP								
Eric Rasmussen, R ERA: 3.26	3.0	L	17	9	4	4	1	0	0	0	0	0	0	19	19	12.00	3.000								
Buddy Schultz, L ERA: 1.59	1.0		3	0	0	0	1	1	0	0	0	0	0	4	8	0.00	1.000								
Clay Carroll, R ERA: 3.18	2.0		7	2	0	0	1	0	0	0	0	0	0	9	9	0.00	1.000								
Doug Capilla, L ERA: 1.93	2.0		6	0	0	0	1	0	0	0	0	0	0	8	8	0.00	0.000								
John Urrrea, R ERA: 1.93	1.0		5	1	1	1	1	1	0	0	0	0	0	6	10	9.00	2.000								
Batter	1	2	3	4	5	6	7	8	9	AB	R	H	RBI	BB	SO	LOB	BOTTOM								
Jerry Mumphrey, S OBP: 0.469, SLG: 0.607	0-0 S 1B	0-0 1-3 2B		0-3 K		0-0 4-3		4-0 1-2 BB		4	1	2	0	1	1	3									
Bake McBride, L OBP: 0.243, SLG: 0.333	0-0 F5	0-0 L3		0-0 4-3			0-0 F7	0-3 K		5	0	0	0	0	1	7									
Tony Scott, S OBP: 0.452, SLG: 0.492	0-0 CS 1B		0-0 L4		0-0 F9		0-0 1B		0-0 1-3	5	0	2	1	0	0	0									
Ted Simmons, S OBP: 0.459, SLG: 0.663	4-0 BB 1-2 BB		0-0 2B		0-0 F8		0-0 BB	0-3 K		4	0	2	0	1	1	0									
Keith Hernandez, L OBP: 0.417, SLG: 0.556	4-0 1-2 BB		0-3 K		4-0 BB		4-0 BB	4-0 BB		2	0	1	0	3	1	1									
Garry Templeton, S OBP: 0.287, SLG: 0.356 Lou Brock, L OBP: 0.313, SLG: 0.429 Mike Anderson, R OBP: 0.294, SLG: 0.400 Mike Tyson, R OBP: 0.209, SLG: 0.161	0-0 L6		0-0 F7		0-3 K		0-0 G6-4-3	0-3 K		3	0	0	0	0	1	4									
Ken Reitz, R OBP: 0.267, SLG: 0.360		0-0 FC1-6 1B		0-0 FC1-6 1B		0-0 F9		0-0 4-3		4	0	2	0	0	0	0	AB 36								
Don Kessinger, S OBP: 0.333, SLG: 0.256		0-0 F8		0-0 FC1-6 BB		0-0 1B		0-0 BB 1B		4	0	2	0	0	2		R 1								
Eric Rasmussen, R OBP: 0.214, SLG: 0.357 Buddy Schultz, R OBP: 0.167, SLG: 0.167 Roger Freed, R OBP: 0.167, SLG: 0.167 Clay Carroll, R OBP: 0.167, SLG: 0.167 Joel Youngblood, R OBP: 0.370, SLG: 0.370 Doug Capilla, L OBP: 0.370, SLG: 0.370 Hector Cruz, R OBP: 0.370, SLG: 0.370 John Urrrea, R OBP: 0.370, SLG: 0.370	0-0 FC1-6 2B		4-0 1-2 BB		4-0 K		0-3 K		0-0 P6	1	0	0	0	0	0	1	H 11								
Inning Stats	R: 1 E: 0 K: 0 S: 4	H: 2 LOB: 2 BB: 2 P: 12	R: 0 E: 0 K: 0 S: 5	H: 2 LOB: 0 BB: 0 P: 5	R: 0 E: 0 K: 1 S: 6	H: 1 LOB: 1 BB: 0 P: 6	R: 0 E: 0 K: 1 S: 6	H: 1 LOB: 2 BB: 1 P: 10	R: 0 E: 0 K: 1 S: 5	H: 0 LOB: 1 BB: 1 P: 9	R: 0 E: 0 K: 1 S: 6	H: 1 LOB: 0 BB: 0 P: 6	R: 0 E: 0 K: 0 S: 4	H: 2 LOB: 2 BB: 1 P: 8	R: 0 E: 0 K: 1 S: 6	H: 1 LOB: 1 BB: 1 P: 10	R: 0 E: 0 K: 1 S: 6	H: 1 LOB: 1 BB: 0 P: 6	1B: 9 2B: 2 3B: 0 HR: 0	SF: 0 SAC: 0 DP: 1 HBP: 0	WP: 0 PB: 0 SB: 1 CS: 1	PA: 42			
PITCHER	IP	WLS	BF	H	R	ER	SO	BB	IBB	HBP	BLK	WP	HR	S	P	ERA	WHIP								
Jack Billingham, R ERA: 4.79	6.1	W	32	9	1	1	4	5	0	0	0	0	0	35	55	1.42	2.211								
Mike Caldwell, L ERA: 3.09	2.2	S	10	2	0	0	2	1	0	0	0	0	0	13	17	0.00	1.125								

Cincinnati Reds @ St. Louis Cardinals
 Busch Stadium, St. Louis, MO
 Wed May 11 1977, 7:05 PM CDT
 Att: 15,290 - Unknown

AB 36
 R 5
 H 12
 RBI 5
 BB 2
 SO 5
 LOB 14



Cincinnati Reds @ St. Louis Cardinals
 Busch Stadium, St. Louis, MO
 Wed May 11 1977, 7:05 PM CDT
 Att: 15,290 - Unknown

AB 36
 R 1
 H 11
 RBI 1
 BB 6
 SO 6
 LOB 24

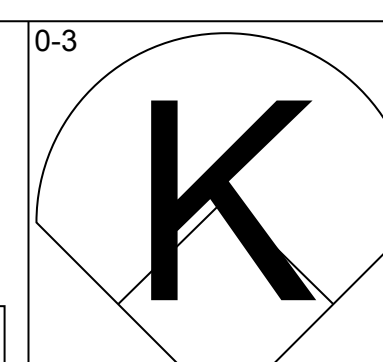
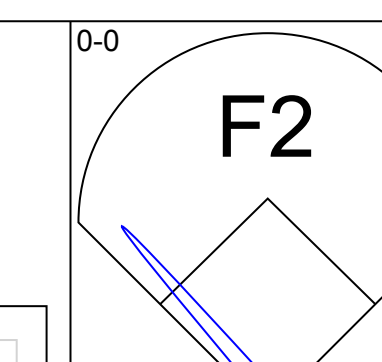
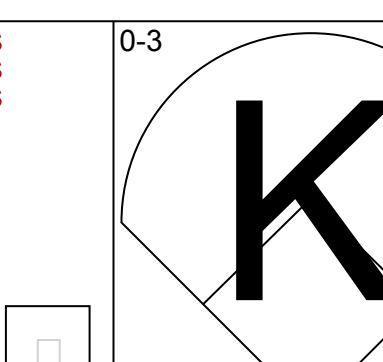
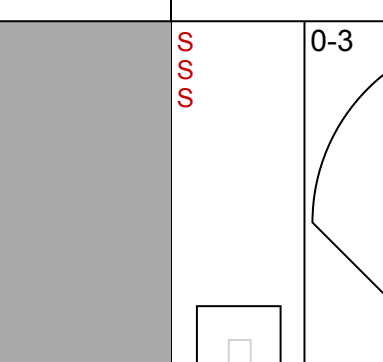
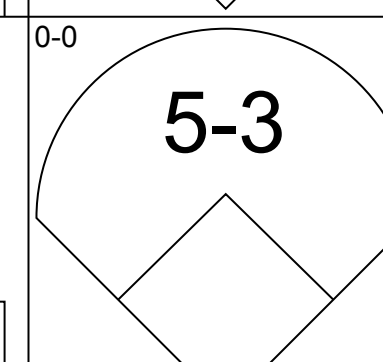
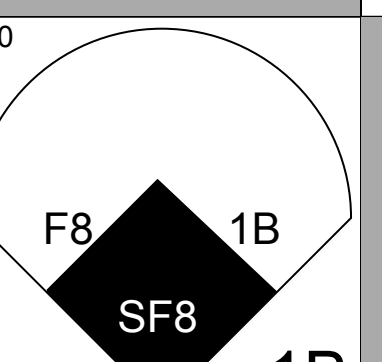
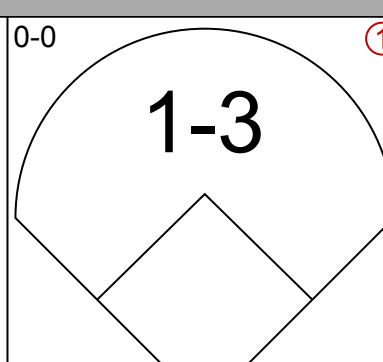
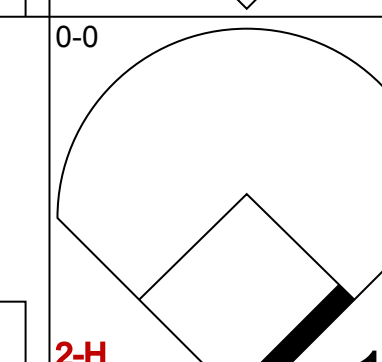
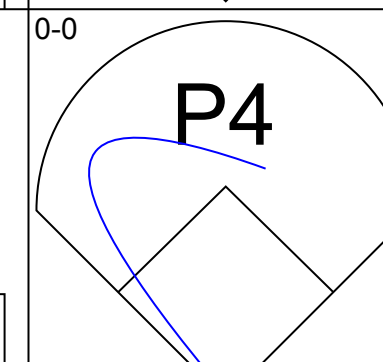
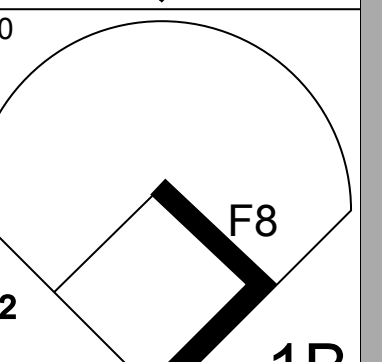
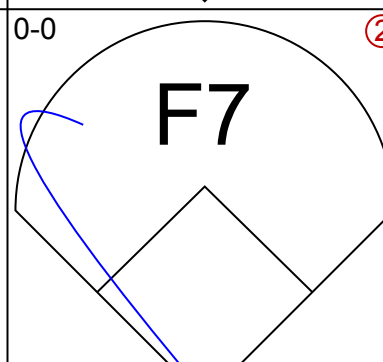
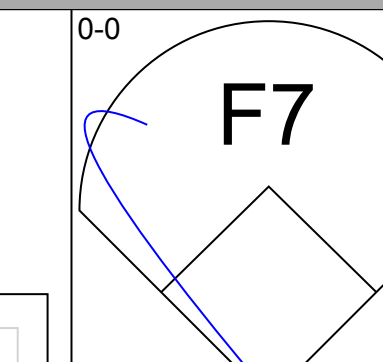
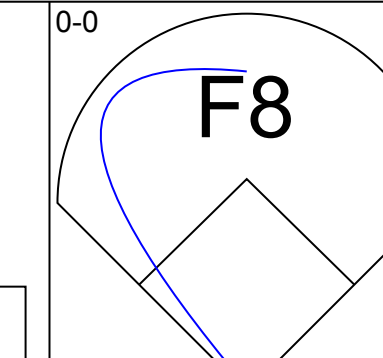
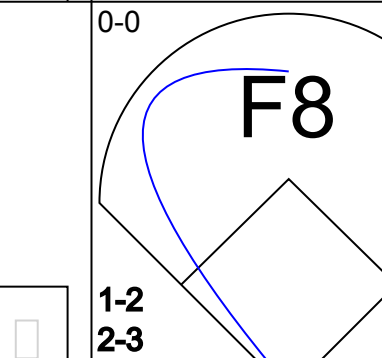
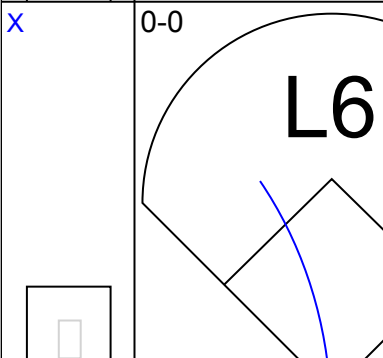
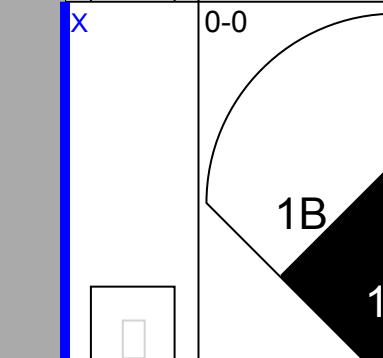
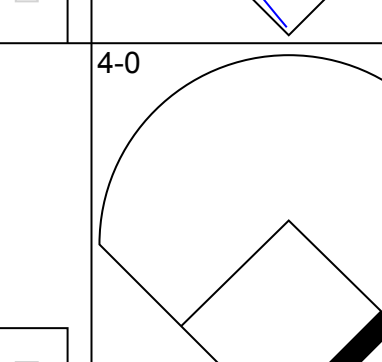
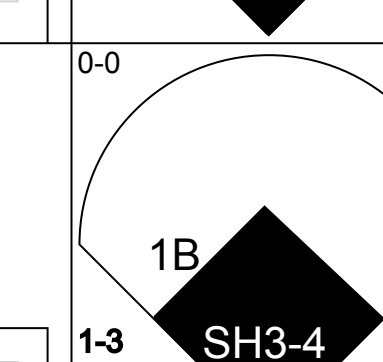
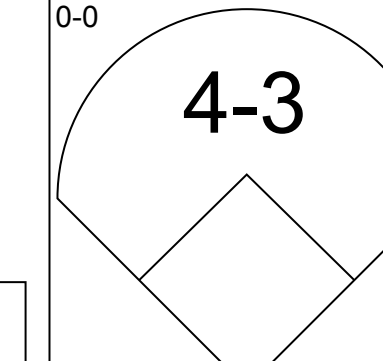
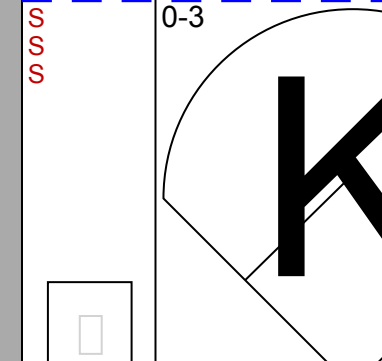
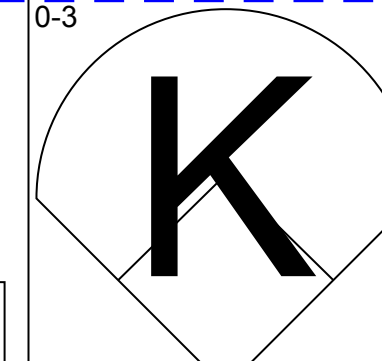
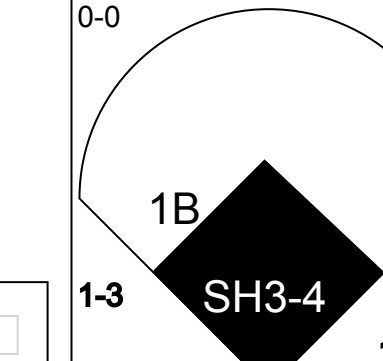
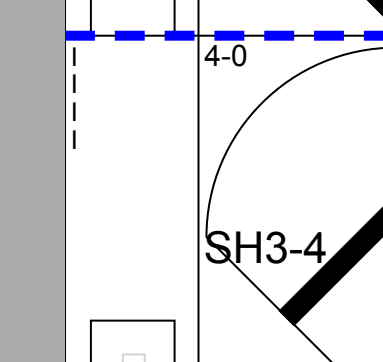
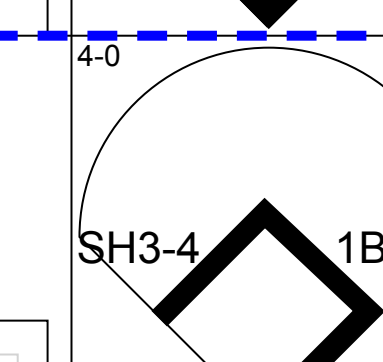
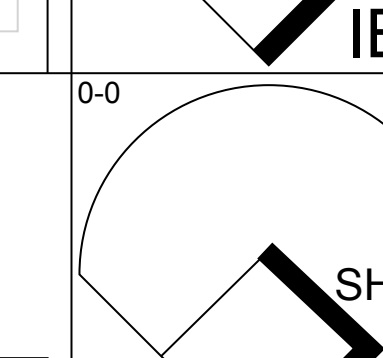
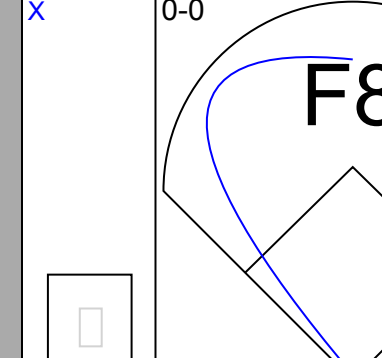
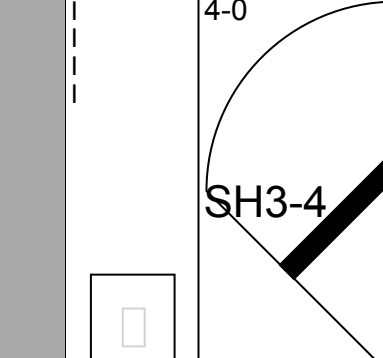
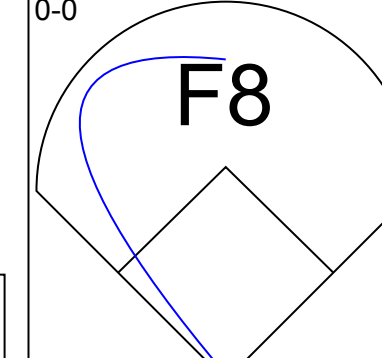
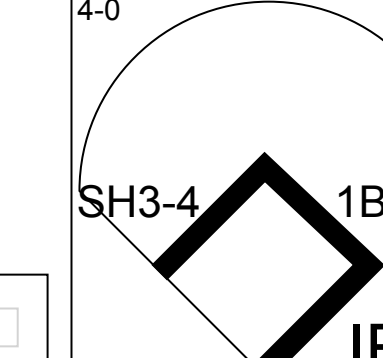
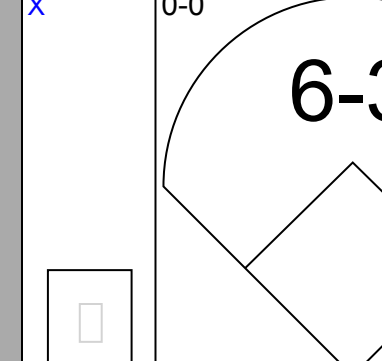
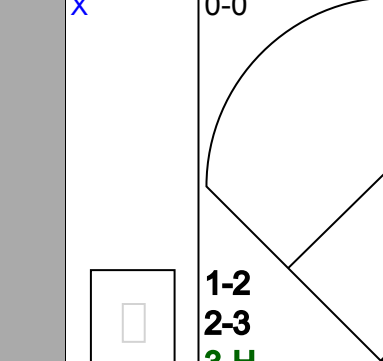
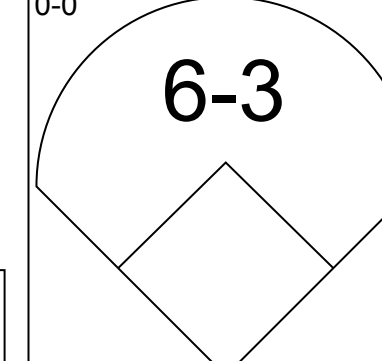
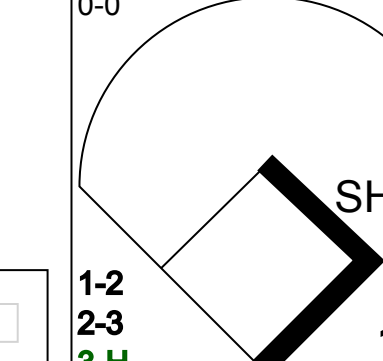
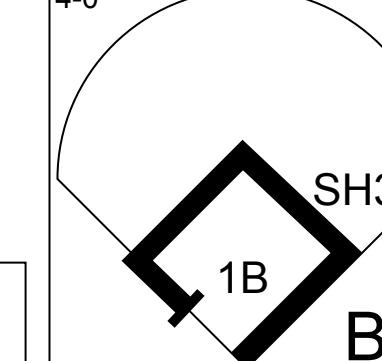
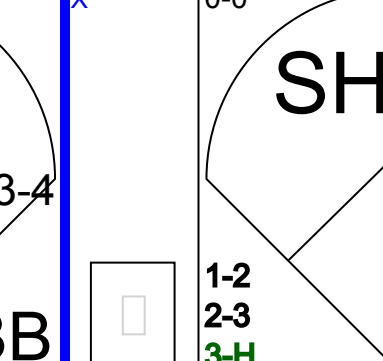
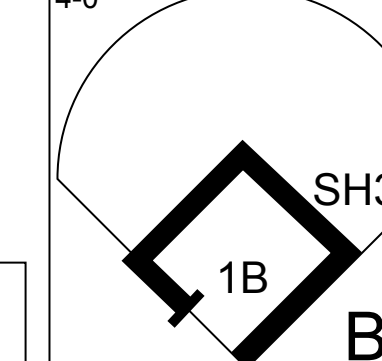
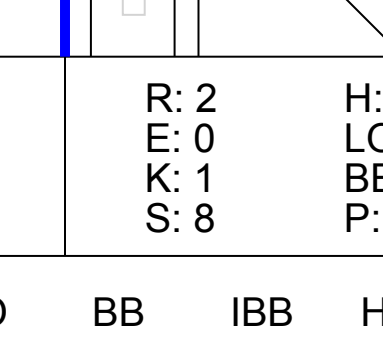
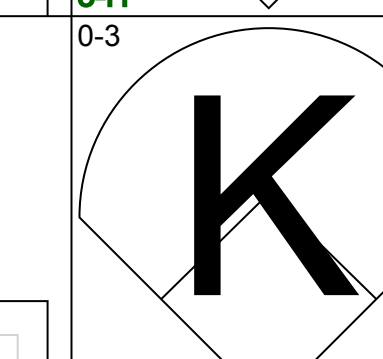
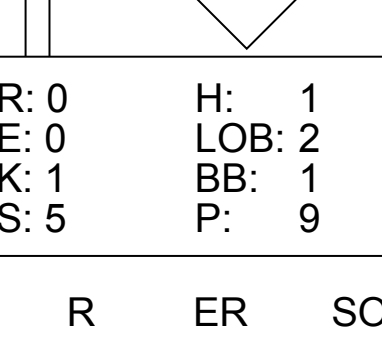
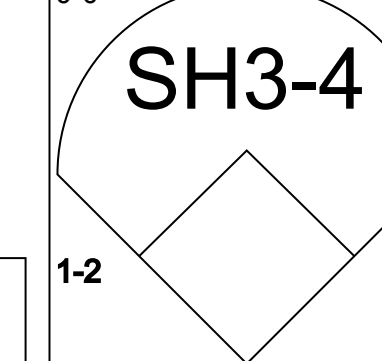
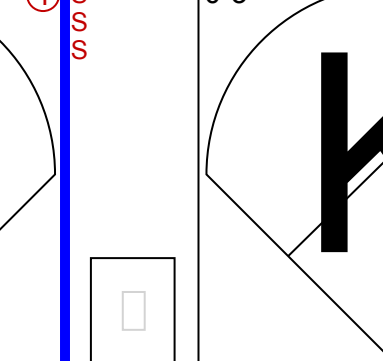
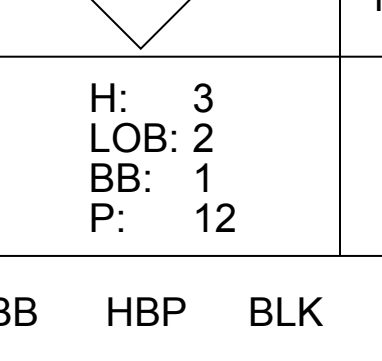


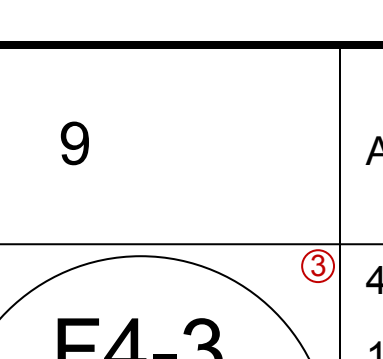


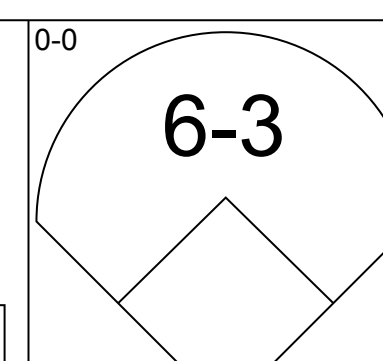
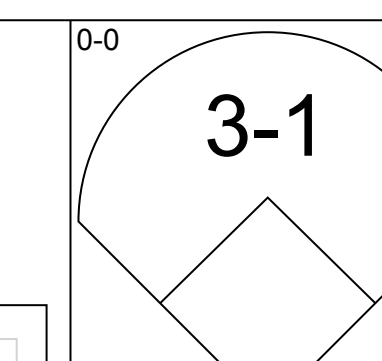
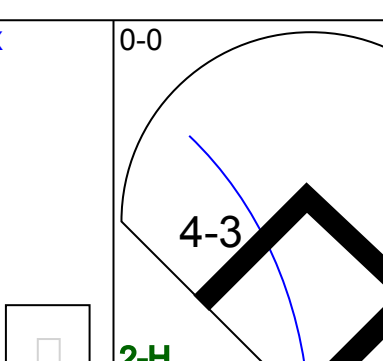
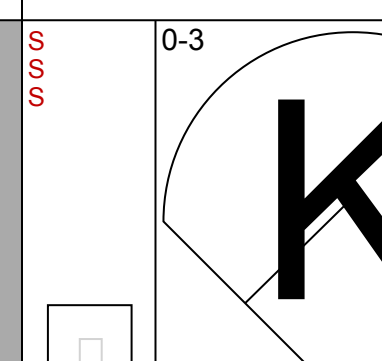
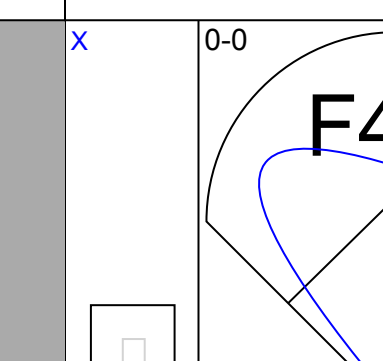
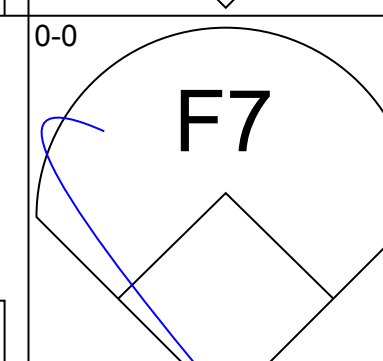
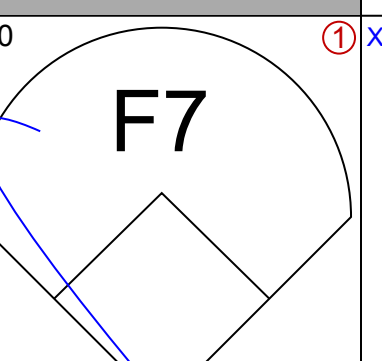
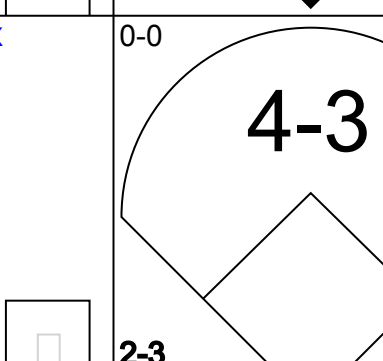
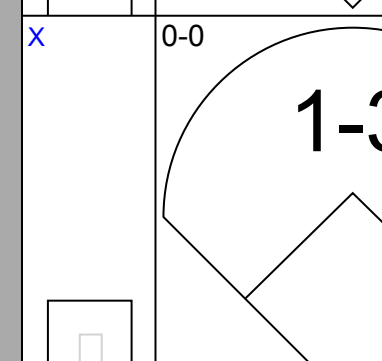
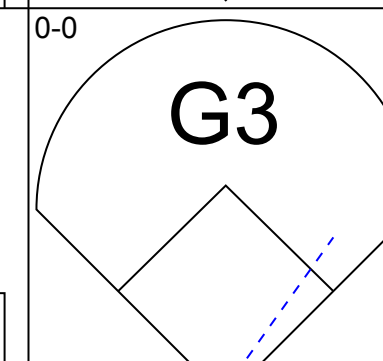
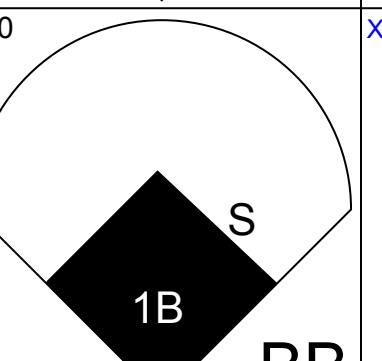
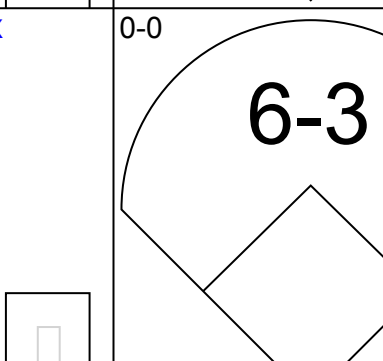
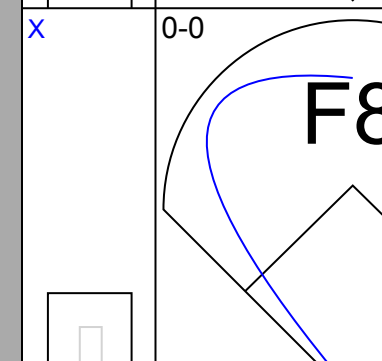
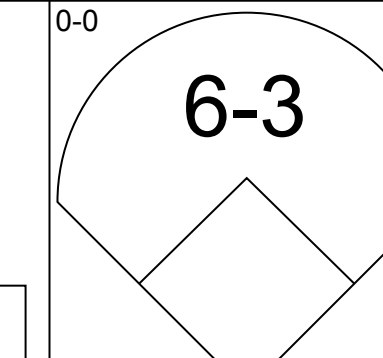
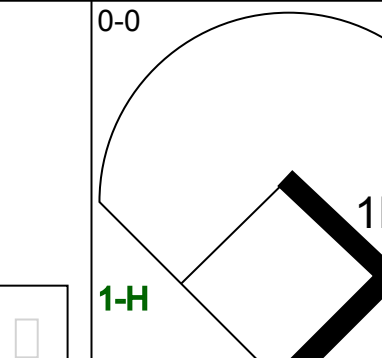
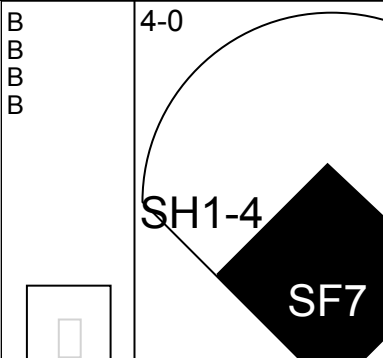
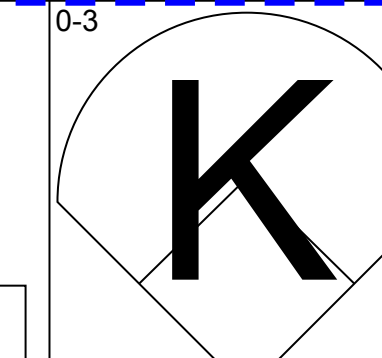
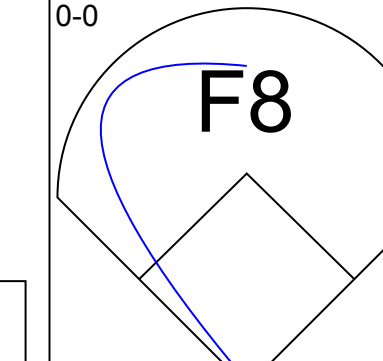
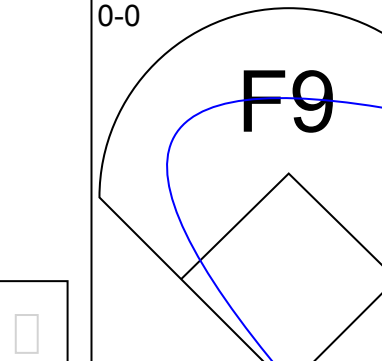
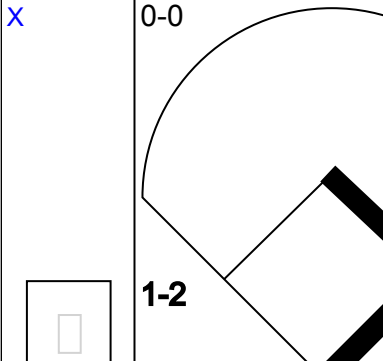
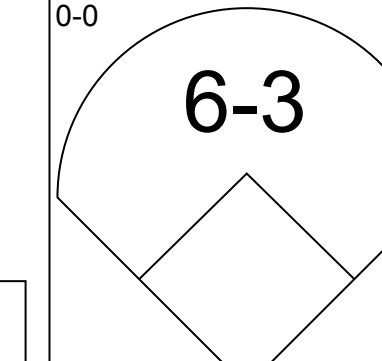
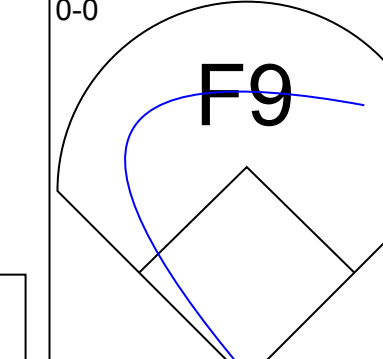
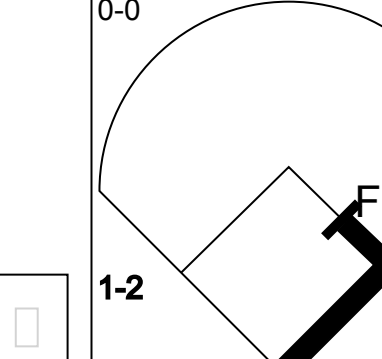
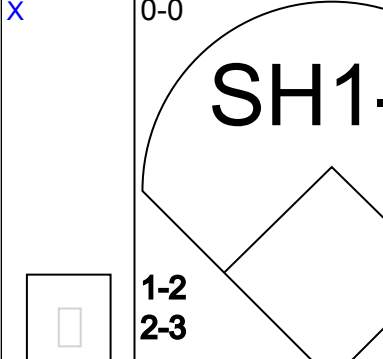
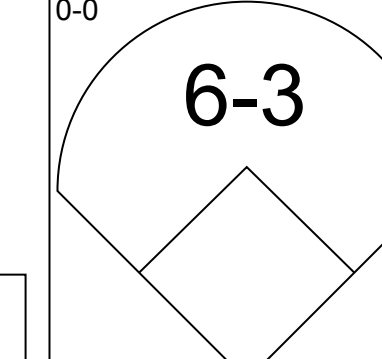
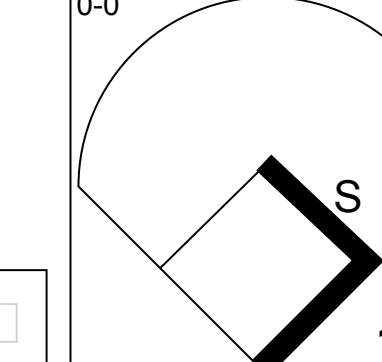
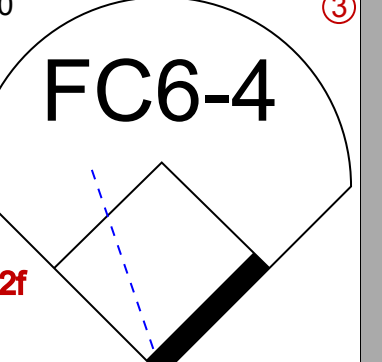
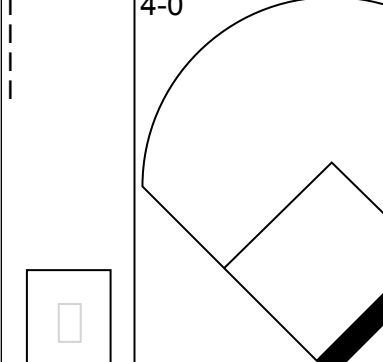
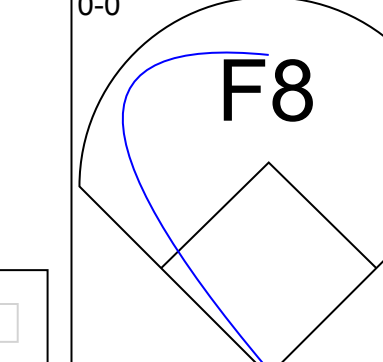
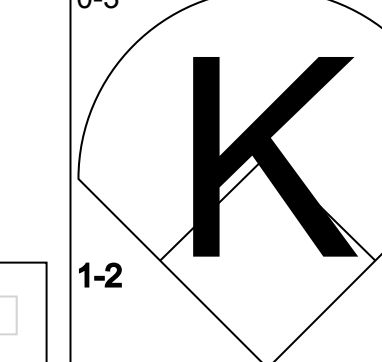
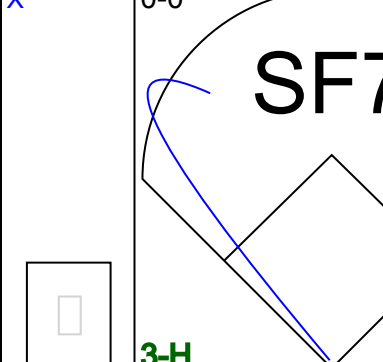
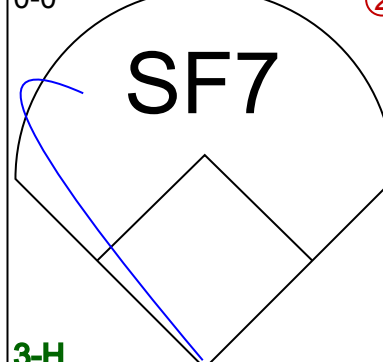
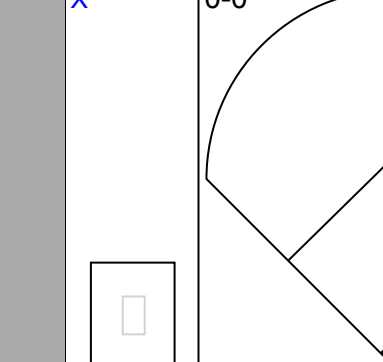
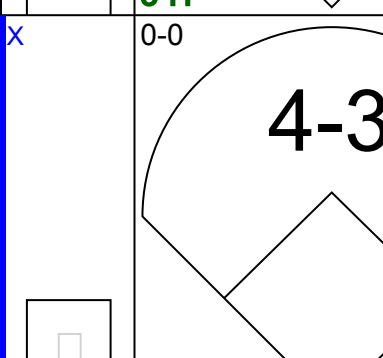
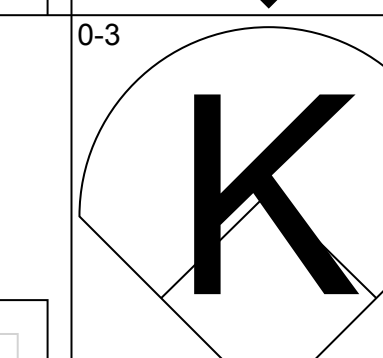
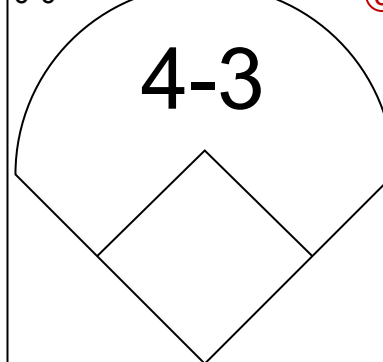
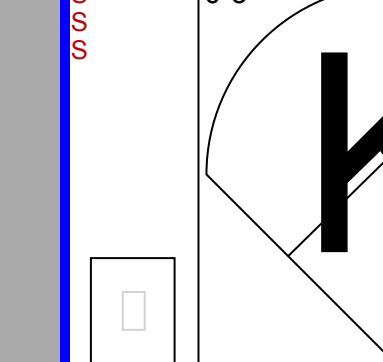
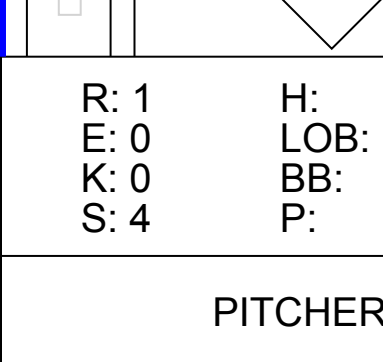
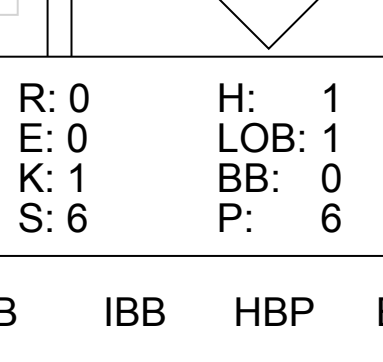
Batter	1	2	3	4	5	6	7	8	9	AB	R	H	RBI	BB	SO	LOB	TOP										
Pete Rose, S OBP: 0.414, SLG: 0.455 (1, 5)	4-0 6-3 WP SF8 BB		0-3 K		0-0 6-3			0-0 6-3		3	1	0	0	1	1	1	Cincinnati Reds @ St. Louis Cardinals Busch Stadium, St. Louis, MO Thu May 12 1977, 3:33 AM CDT Att: 23,812 - Sunny										
Doug Flynn, R OBP: 0.111, SLG: 0.111 (8, 4)	0-0 6-3		4-0 BB BB		0-0 4-3			0-0 BB 2B		3	0	1	0	1	0	1											
Ken Griffey, L OBP: 0.384, SLG: 0.450 (1, 9)	0-0 6-3		1-2 BB BB		0-0 4-3			0-3 K 2B		3	0	0	0	1	1	3											
Joe Morgan, L OBP: 0.419, SLG: 0.448 Pedro Borbon, R OBP: 0.667, SLG: 1.000 (8, 1)	4-0 SF8 BB		0-0 P5		0-0 1-3			0-3 K		3	0	0	0	1	1	3											
Dan Driessen, L OBP: 0.317, SLG: 0.435 (1, 3)	0-0 SF8		4-0 BB BB		0-0 F9			0-3 K		2	0	0	1	1	1	0											
George Foster, R OBP: 0.366, SLG: 0.491 (1, 7)	0-3 K		0-0 F2		0-0 P3			0-0 6-3		4	0	0	0	0	1	4											
Cesar Geronimo, L OBP: 0.250, SLG: 0.347 (1, 8)		0-0 F8		0-0 F8				0-0 4-3		4	0	0	0	0	0	0											
Dave Concepcion, R OBP: 0.272, SLG: 0.273 (1, 6)		0-0 4-3		0-3 K				0-3 K		3	0	0	0	0	2	0											
Bill Plummer, R OBP: 0.200, SLG: 0.174 (1, 2)		0-3 K		0-3 K				0-0 F2		3	0	0	0	0	2	0											
Pat Zachry, R OBP: 0.267, SLG: 0.214 Dale Murray, R (6, PH) Ray Knight, R OBP: 0.400, SLG: 0.600 (8, 5)			4-0 BB BB BB		0-3 K			0-3 K		1	0	0	0	1	1	0											
Inning Stats	R: 1 E: 0 K: 1 S: 5	H: 0 LOB: 1 BB: 2 P: 13	R: 0 E: 0 K: 1 S: 5	H: 0 LOB: 0 BB: 0 P: 5	R: 0 E: 0 K: 1 S: 5	H: 0 LOB: 3 BB: 3 P: 17	R: 0 E: 0 K: 2 S: 7	H: 0 LOB: 0 BB: 0 P: 7	R: 0 E: 0 K: 1 S: 5	H: 0 LOB: 0 BB: 0 P: 5	R: 0 E: 0 K: 1 S: 5	H: 0 LOB: 0 BB: 0 P: 5	R: 0 E: 0 K: 2 S: 8	H: 1 LOB: 1 BB: 0 P: 8	R: 0 E: 0 K: 1 S: 5	H: 0 LOB: 0 BB: 0 P: 5	1B: 0 2B: 1 3B: 0 HR: 0	SF: 1 SAC: 0 DP: 0 HBP: 0	WP: 1 PB: 0 SB: 0 CS: 0	PA: 33							
PITCHER	IP	WLS	BF	H	R	ER	SO	BB	IBB	HBP	BLK	WP	HR	S	P	ERA	WHIP										
John D'Acquisto, R ERA: 2.25 Buddy Schultz, L ERA: 1.23 Al Hrabosky, L ERA: 2.2	(1, 1)	4.0	17	0	1	1	5	5	0	0	0	1	0	22	42	2.25	1.250										
PITCHER	IP	WLS	BF	H	R	ER	SO	BB	IBB	HBP	BLK	WP	HR	S	P	ERA	WHIP										
John D'Acquisto, R ERA: 2.25 Buddy Schultz, L ERA: 1.23 Al Hrabosky, L ERA: 2.2	(5, 1)	4.0	W	13	1	0	0	4	0	0	0	0	0	21	21	0.00	0.250										
John D'Acquisto, R ERA: 2.2	(9, 1)	1.0	3	0	0	0	1	0	0	0	0	0	0	5	5	0.00	0.000										

Batter	1	2	3	4	5	6	7	8	9	AB	R	H	RBI	BB	SO	LOB	BOTTOM										
Lou Brock, L OBP: 0.316, SLG: 0.430 Hector Cruz, R OBP: 0.358, SLG: 0.381 (4, 9)	0-0 P4		0-0 CS 1B		0-0 F9			0-3 K		2	0	1	0	0	0	0	Cincinnati Reds @ St. Louis Cardinals Busch Stadium, St. Louis, MO Thu May 12 1977, 3:33 AM CDT Att: 23,812 - Sunny										
Don Kessinger, S OBP: 0.355, SLG: 0.319 (1, 6)	0-0 1B 2B		0-0 F5		0-0 F8		0-0 1B 2B	4-0 2B BB		4	2	2	2	1	0	1											
Tony Scott, S OBP: 0.462, SLG: 0.500 (1, 8)	0-0 G6-4-3 1B		0-3 K		0-0 S 1B		0-0 2B 1B	0-0 F7		5	1	3	2	0	1	1											
Ted Simmons, S OBP: 0.466, SLG: 0.677 Al Hrabosky, R (9, 1)	0-0 G6-4-3		4-0 BB 1B BB		0-0 F7		0-0 1B 2B	0-0 2B		4	3	2	1	1	0	3											
Keith Hernandez, L OBP: 0.425, SLG: 0.559 (1, 3)		4-0 F9 HBP BB		0-0 L8		0-3 K		4-0 1B BB		3	0	1	2	2	1	2											
Jerry Mumphrey, S OBP: 0.514, SLG: 0.613 (4, 7)		1-0 HBP		0-0 1B BB SF8 1B		0-0 1B BB		0-0 F7		3	2	2	1	1	0	0											
Ken Reitz, R OBP: 0.275, SLG: 0.359 (1, 5)		0-0 F9		4-0 SF8 1B BB		0-0 F6		0-0 F7		3	1	1	0	1	0	4											
Mike Tyson, R OBP: 0.211, SLG: 0.167 (1, 4)		0-0 P4		0-0 SF8 1B		0-0 F5		0-0 G3		4	0	1	1	0	0	4											
John D'Acquisto, R Bake McBride, L (4, PH) Buddy Schultz, R Dave Rader, L (9, 2)		0-3 K		0-0 SF8		0-0 2B 1B BB		0-0 4-3		1	0	0	0	0	1	2											
Inning Stats	R: 0 E: 0 K: 0 S: 4	H: 2 LOB: 1 BB: 0 P: 4	R: 0 E: 0 K: 1 S: 5	H: 0 LOB: 2 BB: 1 P: 10	R: 0 E: 0 K: 1 S: 5	H: 1 LOB: 0 BB: 0 P: 5	R: 2 E: 0 K: 0 S: 5	H: 2 LOB: 2 BB: 2 P: 13	R: 0 E: 0 K: 1 S: 6	H: 1 LOB: 1 BB: 0 P: 6	R: 6 E: 0 K: 1 S: 10	H: 5 LOB: 3 BB: 3 P: 22	R: 0 E: 0 K: 0 S: 3	H: 0 LOB: 0 BB: 0 P: 3	R: 2 E: 0 K: 0 S: 4	H: 2 LOB: 0 BB: 1 P: 8		1B: 8 2B: 5 3B: 0 HR: 0	SF: 1 SAC: 0 DP: 1 HBP: 1	WP: 0 PB: 0 SB: 1 CS: 1	PA: 42						
PITCHER	IP	WLS	BF	H	R	ER	SO	BB	IBB	HBP	BLK	WP	HR	S	P	ERA	WHIP										
Pat Zachry, R ERA: 4.84 Dale Murray, R ERA: 8.1 Pedro Borbon, R ERA: 2.25	(1, 1)	5.2	L	30	9	7	4	5	0	1	0	0	0	6	10	6.75	2.250										
PITCHER	IP	WLS	BF	H	R	ER	SO	BB	IBB	HBP	BLK	WP	HR	S	P	ERA	WHIP										
Pat Zachry, R ERA: 4.84 Dale Murray, R ERA: 8.1 Pedro Borbon, R ERA: 2.25	(6, 1)	1.1	7	2	1	1	0	1	0	0	0	0	0	6	10	6.75	2.250										
Pat Zachry, R ERA: 4.84 Dale Murray, R ERA: 8.1 Pedro Borbon, R ERA: 2.25	(8, 1)	1.0	5	2	2	2	0	1	0	0	0	0	0	4	8	18.00	3.000										

Batter	1	2	3	4	5	6	7	8	9	AB	R	H	RBI	BB	SO	LOB	TOP																	
Tim Foli, R OBP: 0.233, SLG: 0.350 (1, 6)										5	0	1	0	0	0	2	San Francisco Giants @ Cincinnati Reds Riverfront Stadium, Cincinnati, OH Fri May 13 1977, 7:05 PM EDT Att: 32,539 - Unknown livebaseballscorecards.com																	
Rob Andrews, R OBP: 0.333, SLG: 0.278 (1, 4)										5	0	0	0	0	1	3																		
Jack Clark, R OBP: 0.247, SLG: 0.265 (1, 9)										4	0	1	0	0	0	0																		
Bill Madlock, R OBP: 0.328, SLG: 0.402 (1, 5)										4	0	0	0	0	1	1																		
Willie McCovey, L OBP: 0.397, SLG: 0.528 Johnnie LeMaster, R OBP: 0.167, SLG: 0.118 (1, 3) (8, 6)										3	0	2	0	1	0	0																		
Larry Hemdon, R OBP: 0.231, SLG: 0.333 (1, 8)										4	1	1	0	0	0	4																		
Darrell Evans, L OBP: 0.413, SLG: 0.437 (1, 7) (8, 3)										1	1	0	0	3	0	0																		
Marc Hill, R OBP: 0.296, SLG: 0.342 Gary Thomasson, L OBP: 0.316, SLG: 0.380 (1, 2) (9, PH)										3	1	2	0	0	0	0																		
Jim Barr, R John Curtis, L Terry Whittell, R Terry Cornutt, R Randy Elliott, R Dave Heaverlo, R Gary Lavelle, S Derrel Thomas, S (1, 1) (2, 1) (5, PH) (5, 1) (7, PH) (7, 1) (9, PH)										0	0	0	0	0	0	0																		
Inning Stats	R: 0 E: 0 K: 1 S: 5	H: 0 LOB: 0 BB: 0 P: 5	R: 0 E: 0 K: 1 S: 6	H: 2 LOB: 2 BB: 1 P: 10	R: 0 E: 0 K: 1 S: 5	H: 0 LOB: 0 BB: 0 P: 5	R: 0 E: 0 K: 0 S: 4	H: 1 LOB: 1 BB: 0 P: 4	R: 0 E: 0 K: 1 S: 5	H: 0 LOB: 0 BB: 0 P: 5	R: 0 E: 0 K: 0 S: 3	H: 0 LOB: 0 BB: 0 P: 3	R: 4 E: 0 K: 0 S: 7	H: 4 LOB: 1 BB: 1 P: 11	R: 0 E: 0 K: 0 S: 3	H: 1 LOB: 2 BB: 1 P: 7		R: 0 E: 0 K: 0 S: 4	H: 1 LOB: 2 BB: 1 P: 8	1B: 8 2B: 0 3B: 0 HR: 1	SF: 0 SAC: 0 DP: 1 HBP: 0	WP: 0 PA: 38 PB: 0 SB: 0 CS: 0												
PITCHER	IP WLS BF H R ER SO BB IBB HBP BLK WP HR S P ERA WHIP																																	
Fred Norman, L ERA: 3.61 Rawly Eastwick, R ERA: 1.85	(1, 1) (7, 1)	6.2 S	27 11	6 3	4 0	4 0	4 0	2 2	0 0	0 0	0 0	0 0	0 0	0 9	33 17	41 17	5.40 0.00	1.200 2.143																

Batter	1	2	3	4	5	6	7	8	9	AB	R	H	RBI	BB	SO	LOB	BOTTOM			
Pete Rose, S OBP: 0.424, SLG: 0.469 Doug Flynn, R OBP: 0.100, SLG: 0.100 (1, 5) (7, 5)										3	2	2	0	1	0	0	San Francisco Giants @ Cincinnati Reds Riverfront Stadium, Cincinnati, OH Fri May 13 1977, 7:05 PM EDT Att: 32,539 - Unknown livebaseballscorecards.com			
Ken Griffey, L OBP: 0.376, SLG: 0.472 (1, 9)										3	1	2	1	1	0	2				
Joe Morgan, L OBP: 0.422, SLG: 0.455 (1, 4)										3	1	1	2	0	0	2				
Dan Driessen, L OBP: 0.324, SLG: 0.448 (1, 3)										4	0	2	1	0	0	3				
George Foster, R OBP: 0.362, SLG: 0.478 (1, 7)										3	0	0	0	1	0	1				
Cesar Geronimo, L OBP: 0.250, SLG: 0.343 (1, 8)										4	1	1	0	0	0	2				
Dave Concepcion, R OBP: 0.280, SLG: 0.301 (1, 6)										3	1	1	2	1	1	0				
Bill Plummer, R OBP: 0.172, SLG: 0.148 (1, 2)										4	0	0	0	0	3	2				
Fred Norman, S OBP: 0.188, SLG: 0.188 Rawly Eastwick, R OBP: 0.500, SLG: 0.500 (1, 1) (7, 1)										3	0	1	0	0	1	0				
Inning Stats	R: 5 E: 0 K: 1 S: 10	H: 6 LOB: 0 BB: 0 P: 10	R: 0 E: 0 K: 0 S: 3	H: 1 LOB: 2 BB: 1 P: 8	R: 0 E: 0 K: 1 S: 5	H: 0 LOB: 1 BB: 1 P: 9	R: 1 E: 0 K: 0 S: 5	H: 2 LOB: 1 BB: 0 P: 5	R: 0 E: 0 K: 1 S: 5	H: 0 LOB: 0 BB: 0 P: 5	R: 0 E: 0 K: 1 S: 5	H: 0 LOB: 0 BB: 0 P: 5	R: 0 E: 0 K: 0 S: 3	H: 1 LOB: 2 BB: 2 P: 11	R: 0 E: 1 K: 2 S: 8	H: 0 LOB: 1 BB: 0 P: 8		1B: 4 2B: 5 3B: 0 HR: 1	SF: 0 SAC: 0 DP: 1 HBP: 1	WP: 0 PA: 37 PB: 0 SB: 2 CS: 0
PITCHER	IP WLS BF H R ER SO BB IBB HBP BLK WP HR S P ERA WHIP																			
Jim Barr, R John Curtis, L Terry Cornutt, R Dave Heaverlo, R Gary Lavelle, L (1, 1) (2, 1) (5, 1) (7, 1) (7, 1)	1.0 3.0 2.0 0.0 2.0	L 12 6 1 8	10 2 0 0 1	7 1 0 0 0	5 1 0 0 0	5 1 0 0 2	1 0 0 0 1	0 1 0 0 0	0 0 0 0 0	0 0 0 0 0	0 0 0 0 0	0 0 0 0 0	0 0 0 0 0	0 0 0 0 0	0 0 0 0 0	0 0 0 0 0	45.00 3.00 0.00 ∞ 0.00	8.000 1.000 0.000 ∞ 0.500		

Batter	1	2	3	4	5	6	7	8	9	AB	R	H	RBI	BB	SO	LOB	TOP																	
Derrel Thomas, S OBP: 0.261, SLG: 0.212 (1, 4)										4	0	0	0	0	3	2	San Francisco Giants @ Cincinnati Reds Riverfront Stadium, Cincinnati, OH Sat May 14 1977, 7:05 PM EDT Att: 32,682 - Unknown																	
Bill Madlock, R OBP: 0.333, SLG: 0.405 (1, 5)										4	1	2	0	0	0	0																		
Darrell Evans, L OBP: 0.407, SLG: 0.429 (1, 7) (9, 3)										4	0	1	0	0	0	0																		
Terry Whitfield, L OBP: 0.354, SLG: 0.455 (9, PH)										3	0	0	0	0	0	2																		
Jack Clark, R OBP: 0.256, SLG: 0.274 (9, 9)										1	1	1	0	0	0	0																		
Willie McCovey, L OBP: 0.400, SLG: 0.523 (9, PR)										3	0	1	0	1	1	0																		
Larry Herndon, R OBP: 0.231, SLG: 0.333 (9, 8)										0	1	0	0	0	0	0																		
Randy Elliott, R OBP: 0.216, SLG: 0.400 (9, 7)										0	0	0	0	0	0	0																		
Gary Thomasson, L OBP: 0.313, SLG: 0.370 (1, 8) (9, 7) (9, 8)										2	0	0	1	1	0	0																		
Tim Foli, R OBP: 0.242, SLG: 0.380 (1, 6)										4	1	2	2	0	0	2																		
Marc Hill, R OBP: 0.298, SLG: 0.333 (1, 2)										2	0	0	0	1	0	0																		
Johnnie LeMaster, R OBP: 0.167, SLG: 0.118 (8, PR)										0	0	0	0	1	0	0																		
Mike Sadek, R OBP: 0.219, SLG: 0.138 (8, 2)										0	0	0	0	1	0	0																		
Ed Halicki, R OBP: 0.182, SLG: 0.182 (1, 1)										2	0	0	0	0	0	0																		
John Curtis, L OBP: 0.750, SLG: 1.250 (6, 1)										0	0	0	0	0	0	0																		
Randy Moffitt, R OBP: 0.333, SLG: 0.278 (8, PH)										0	0	0	0	0	0	0																		
Rob Andrews, R OBP: 0.333, SLG: 0.278 (8, 1)										1	0	0	0	0	1	2																		
Gary Lavelle, S										1	0	0	0	0	1	2																		
Inning Stats	R: 0 E: 0 K: 1 S: 5	H: 0 LOB: 0 BB: 0 P: 5	R: 0 E: 0 K: 0 S: 3	H: 0 LOB: 0 BB: 0 P: 3	R: 1 E: 0 K: 0 S: 4	H: 1 LOB: 0 BB: 0 P: 4	R: 1 E: 0 K: 0 S: 5	H: 2 LOB: 2 BB: 1 P: 9	R: 0 E: 0 K: 1 S: 5	H: 0 LOB: 0 BB: 0 P: 5	R: 0 E: 0 K: 1 S: 5	H: 0 LOB: 0 BB: 0 P: 5	R: 0 E: 0 K: 1 S: 5	H: 1 LOB: 2 BB: 1 P: 9	R: 2 E: 0 K: 1 S: 8	H: 3 LOB: 2 BB: 1 P: 12	1B: 6 2B: 0 3B: 0 HR: 1	SF: 1 SAC: 2 DP: 0 HBP: 0	WP: 0 PA: 36 PB: 0 SB: 0 CS: 0															
PITCHER	IP WLS BF H R ER SO BB IBB HBP BLK WP HR S P ERA WHIP																																	
Santo Alcala, R ERA: 5.74 (1, 1)	6.0		22	3	2	2	2	0	1	0	0	0	0	1	25	29	3.00	0.500																
Woodie Fryman, L ERA: 6.35 (7, 1)	2.1	L	10	3	2	2	2	1	0	0	0	0	0	0	13	17	7.71	1.714																
Pedro Borbon, R ERA: 2.19 (9, 1)	0.2		4	1	0	0	1	0	1	0	0	0	0	0	5	9	0.00	1.500																

Batter	1	2	3	4	5	6	7	8	9	AB	R	H	RBI	BB	SO	LOB	BOTTOM																	
Pete Rose, S OBP: 0.419, SLG: 0.470 (1, 5)										4	0	1	1	0	1	1	San Francisco Giants @ Cincinnati Reds Riverfront Stadium, Cincinnati, OH Sat May 14 1977, 7:05 PM EDT Att: 32,682 - Unknown																	
Doug Flynn, R OBP: 0.091, SLG: 0.091 (8, 5)										1	0	0	0	0	0	1																		
Ken Griffey, L OBP: 0.365, SLG: 0.457 (1, 9)										4	0	0	0	0	0	1																		
Joe Morgan, L OBP: 0.417, SLG: 0.441 (1, 4)										3	1	0	0	1	0	1																		
Mike Lum, L OBP: 0.278, SLG: 0.294 (1, 3)										3	1	1	1	1	1	0																		
George Foster, R OBP: 0.359, SLG: 0.470 (1, 7)										4	0	1	0	0	0	1																		
Cesar Geronimo, L OBP: 0.252, SLG: 0.343 (1, 8)										3	0	1	0	0	0	0																		
Dave Concepcion, R OBP: 0.287, SLG: 0.302 (1, 6)										3	0	1	0	1	0	2																		
Bill Plummer, R OBP: 0.212, SLG: 0.233 (1, 2)										3	1	2	1	0	1	1																		
Ed Ambrister, R OBP: 0.438, SLG: 0.538 (9, PR)										0	0	0	0	0	0	0																		
Santo Alcala, R OBP: 0.313, SLG: 0.267 (1, 1)										2	0	0	0	0	2	2																		
Champ Summers, L OBP: 0.083, SLG: 0.083 (6, PH)										1	0	0	0	0	0	2																		
Woodie Fryman, R OBP: 0.250, SLG: 0.250 (7, 1)										0	0	0	0	0	0	0																		
Pedro Borbon, R OBP: 0.667, SLG: 1.000 (9, 1)										0	0	0	0	0	0	0																		
Bob Bailey, R OBP: 0.313, SLG: 0.267 (9, PH)										1	0	0	0	0	1	1																		
Inning Stats	R: 0 E: 0 K: 0 S: 3	H: 0 LOB: 0 BB: 0 P: 3	R: 0 E: 0 K: 0 S: 3	H: 0 LOB: 0 BB: 0 P: 3	R: 0 E: 0 K: 2 S: 8	H: 1 LOB: 1 BB: 0 P: 8	R: 1 E: 0 K: 0 S: 5	H: 2 LOB: 2 BB: 1 P: 9	R: 1 E: 0 K: 1 S: 7	H: 2 LOB: 1 BB: 0 P: 7	R: 1 E: 0 K: 0 S: 4	H: 1 LOB: 2 BB: 2 P: 12	R: 0 E: 0 K: 1 S: 5	H: 0 LOB: 0 BB: 0 P: 5	R: 0 E: 0 K: 1 S: 5	H: 0 LOB: 0 BB: 0 P: 5		R: 0 E: 0 K: 1 S: 6	H: 1 LOB: 1 BB: 0 P: 6	1B: 5 2B: 2 3B: 0 HR: 0	SF: 1 SAC: 1 DP: 0 HBP: 0	WP: 0 PA: 37 PB: 0 SB: 3 CS: 0												
PITCHER	IP WLS BF H R ER SO BB IBB HBP BLK WP HR S P ERA WHIP																																	
Ed Halicki, R ERA: 4.23 (1, 1)	5.0		23	6	3	3	3	2	0	0	0	0	0	1	27	35	5.40	1.600																
John Curtis, L ERA: 1.45 (6, 1)	0.1		2	0	0	0	0	0	1	0	0	0	0	0	1	5	0.00	0.000																
Randy Moffitt, R ERA: 1.26 (6, 1)	1.2		5	0	0	0	1	0	0	0	0	0	0	0	7	7	0.00	0.000																
Gary Lavelle, L ERA: 0.42 (8, 1)	2.0	W	7	1	0	0	2	0	0	0	0	0	0	0	11	11	0.00	0.500																



Batter	1	2	3	4	5	6	7	8	9	AB	R	H	RBI	BB	SO	LOB	TOP										
Derrel Thomas, S (1, 4) OBP: 0.250, SLG: 0.202	0-0 6-3		0-0 6-3		0-0 F9			0-0 F7		4	0	0	0	0	0	0											
Bill Madlock, R (1, 5) OBP: 0.338, SLG: 0.438	0-0 FC6-5 2B		0-0 HR		0-0 5-3			0-0 1-3		4	1	2	1	0	0	0											
Darrell Evans, L (1, 7) OBP: 0.402, SLG: 0.415	4-0 BB FC6-5 BB		0-0 F2		0-0 3-1			0-0 3-1		3	0	0	0	1	0	0											
Terry Whitfield, L (1, 9) OBP: 0.346, SLG: 0.500	0-0 FC6-5 BB 1-2 2-3		0-0 HR		0-0 1-3			0-0 F5		4	1	1	1	0	0	2											
Willie McCovey, L (1, 3) OBP: 0.403, SLG: 0.514	4-0 1-2 2-3 BB		4-0 BB		0-3 K			0-0 4-3		2	0	0	0	2	1	0											
Gary Thomasson, L (1, 8) OBP: 0.299, SLG: 0.351	0-0 3-1		0-0 4-3		0-0 F8			0-0 P3		4	0	0	0	0	0	4											
Tim Foli, R (1, 6) OBP: 0.244, SLG: 0.379		0-0 F8		0-0 F7				0-0 1B		3	0	1	0	0	0	0											
Marc Hill, R (1, 2) OBP: 0.287, SLG: 0.321		0-0 L7		0-0 6-3				0-0 5-3		3	0	0	0	0	0	0											
Lynn McClothen, L (1, 1) OBP: 0.071, SLG: 0.071		0-0 4-3		0-3 K				0-0 F8		2	0	0	0	0	1	0											
Rob Andrews, R (7, PH) OBP: 0.330, SLG: 0.275										1	0	0	0	0	0	0											
Dave Heaverlo, R (7, 1)										0	0	0	0	0	0	0											
Inning Stats	R: 0 E: 0 K: 0 S: 4	H: 1 LOB: 3 BB: 2 P: 12	R: 0 E: 0 K: 0 S: 3	H: 0 LOB: 0 BB: 0 P: 3	R: 2 E: 0 K: 0 S: 5	H: 2 LOB: 1 BB: 1 P: 9	R: 0 E: 0 K: 1 S: 5	H: 0 LOB: 0 BB: 0 P: 5	R: 0 E: 0 K: 0 S: 3	H: 0 LOB: 0 BB: 0 P: 3	R: 0 E: 0 K: 0 S: 3	H: 1 LOB: 0 BB: 0 P: 3	R: 0 E: 0 K: 0 S: 3	H: 0 LOB: 0 BB: 0 P: 3	R: 0 E: 0 K: 0 S: 3	H: 0 LOB: 0 BB: 0 P: 3	1B: 1 2B: 1 3B: 0 HR: 2	SF: 0 SAC: 0 DP: 0 HBP: 0	WP: 0 PA: 33 PB: 0 SB: 0 CS: 0								
PITCHER	IP	WLS	BF	H	R	ER	SO	BB	IBB	HBP	BLK	WP	HR	S	P	ERA	WHIP										
Gary Nolan, R (1, 1) ERA: 1.5	7.0	W	27	4	2	2	2	3	0	0	0	0	2	28	40	2.57	1.000										
Rawly Eastwick, R (8, 1) ERA: 1.71	2.0		6	0	0	0	0	0	0	0	0	0	0	6	6	0.00	0.000										

San Francisco Giants @ Cincinnati Reds
Riverfront Stadium, Cincinnati, OH
Sun May 15 1977, 3:33 AM EDT
Att: 30,616 - Unknown

AB	30
R	2
H	4
RBI	2
BB	3
SO	2
LOB	6



Batter	1	2	3	4	5	6	7	8	9	AB	R	H	RBI	BB	SO	LOB	BOTTOM										
Pete Rose, S (1, 5) OBP: 0.421, SLG: 0.488	0-0 E 2B			0-0 1-H 2B				0-3 K		4	1	2	1	0	2	0											
Rawly Eastwick, R (8, 1) OBP: 0.500, SLG: 0.500										0	0	0	0	0	0	0											
Ken Griffey, L (1, 9) OBP: 0.382, SLG: 0.446	4-0 FC4-6 BB		0-0 6-3	0-0 4-3				0-0 6-3		3	0	0	0	1	0	1											
Joe Morgan, L (1, 4) OBP: 0.419, SLG: 0.457	0-0 FC4-6 1B SF9 1-2 2-H		0-0 PB 3B	4-0 G4-6-3 BB				0-3 K		3	2	1	0	1	1	1											
Dan Driessen, L (1, 3) OBP: 0.330, SLG: 0.444	0-0 SF9 S 2-3 1B		4-0 L3-6 BB	0-0 G4-6-3				0-0 4-3		3	1	1	0	1	0	1											
George Foster, R (1, 8) OBP: 0.370, SLG: 0.471	4-0 S 1-2 BB		4-0 BB	0-0 CS 1B				0-0 F3		2	0	1	0	2	0	0											
Mike Lum, L (1, 7) OBP: 0.238, SLG: 0.263	0-0 SF9		0-0 L3-6	0-0 CS 1B				0-0 F9		2	0	0	1	0	1	2											
Cesar Geronimo, L (7, 8) OBP: 0.250, SLG: 0.340	0-0 2-3 3-H		0-0 2-3	0-0 1-2				0-0 F7		1	0	0	0	0	0	0											
Dave Concepcion, R (1, 6) OBP: 0.280, SLG: 0.294	0-0 L6 1-2 3-H		0-3 K	0-0 F7				0-0 F8		3	0	0	0	0	1	1											
Bill Plummer, R (1, 2) OBP: 0.222, SLG: 0.219		0-3 K		4-0 FC5-6 BB				0-0 F8		2	0	0	0	1	1	0											
Gary Nolan, R (1, 1) OBP: 0.333, SLG: 0.333		0-3 K		0-0 FC5-6				0-0 HR		2	1	0	0	0	1	1											
Champ Summers, L (7, PH) OBP: 0.154, SLG: 0.385				0-0 2B						1	1	1	1	0	0	0											
Doug Flynn, R (8, 5) OBP: 0.091, SLG: 0.091				1-2						0	0	0	0	0	0	0											
Inning Stats	R: 3 E: 1 K: 0 S: 5	H: 2 LOB: 1 BB: 2 P: 13	R: 0 E: 0 K: 3 S: 9	H: 0 LOB: 0 BB: 0 P: 9	R: 1 E: 0 K: 0 S: 3	H: 1 LOB: 1 BB: 2 P: 11	R: 1 E: 0 K: 1 S: 6	H: 1 LOB: 1 BB: 1 P: 10	R: 0 E: 0 K: 0 S: 2	H: 0 LOB: 0 BB: 1 P: 6	R: 0 E: 0 K: 1 S: 5	H: 0 LOB: 0 BB: 0 P: 5	R: 1 E: 0 K: 2 S: 8	H: 1 LOB: 0 BB: 0 P: 8	R: 0 E: 0 K: 0 S: 3	H: 0 LOB: 0 BB: 0 P: 3	1B: 2 2B: 3 3B: 1 HR: 1	SF: 1 SAC: 0 DP: 2 HBP: 0	WP: 0 PA: 34 PB: 1 SB: 3 CS: 1								
PITCHER	IP	WLS	BF	H	R	ER	SO	BB	IBB	HBP	BLK	WP	HR	S	P	ERA	WHIP										
Lynn McClothen, R (1, 1) ERA: 4.75	6.0	L	26	5	5	4	5	6	0	0	0	0	0	30	54	6.00	1.833										
Dave Heaverlo, R (7, 1) ERA: 2.19	2.0		7	1	1	1	2	0	0	0	0	0	1	11	11	4.50	0.500										

San Francisco Giants @ Cincinnati Reds
Riverfront Stadium, Cincinnati, OH
Sun May 15 1977, 3:33 AM EDT
Att: 30,616 - Unknown

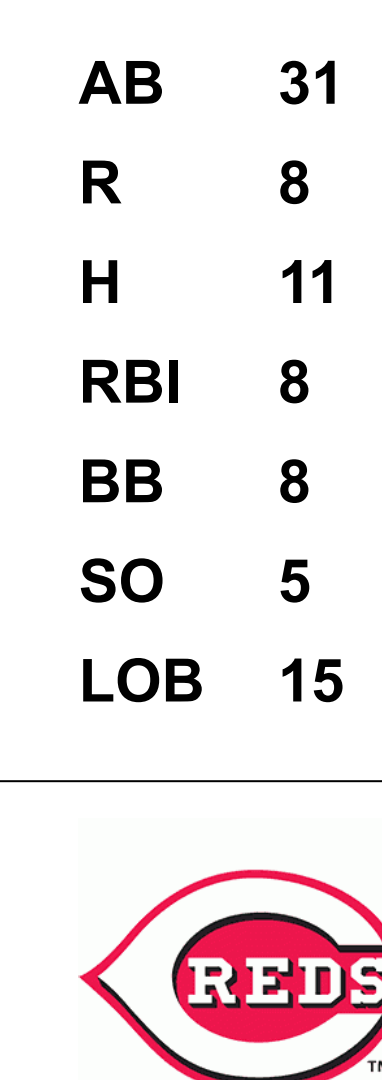
AB	26
R	6
H	6
RBI	3
BB	6
SO	7
LOB	7





Batter	1	2	3	4	5	6	7	8	9	AB	R	H	RBI	BB	SO	LOB	TOP										
Omar Moreno, L (1, 8) OBP: 0.331, SLG: 0.355	F8		F8			HR		4-3		3	1	1	0	1	0	1	Pittsburgh Pirates @ Cincinnati Reds Riverfront Stadium, Cincinnati, OH Wed May 18, 1977, 3:33 AM EDT Att: 28,011 - Unknown										
Frank Taveras, R (1, 6) OBP: 0.308, SLG: 0.331	K2-3		1B			F6		5-3		4	0	1	0	0	1	2											
Dave Parker, L (1, 9) OBP: 0.432, SLG: 0.628	L9		P4			HR		4-3		4	1	1	0	0	0	3											
Al Oliver, L (1, 7) OBP: 0.368, SLG: 0.474		F8		P6		HR		3-1		4	1	1	3	0	0	1											
Bill Robinson, R (1, 3) OBP: 0.339, SLG: 0.474	F8		K			K				4	0	1	0	0	2	0											
Rennie Stennett, R (1, 4) OBP: 0.326, SLG: 0.353		BB		6-3		G3		F9		3	0	0	0	1	0	1											
Phil Garner, R (1, 5) OBP: 0.305, SLG: 0.381	F3				6-3		K	F8		4	0	0	0	0	1	2											
Duffy Dyer, R (1, 2) OBP: 0.380, SLG: 0.433			5-3			F9		P4		4	0	1	0	0	0	0											
Jerry Reuss, L (1, 1) OBP: 0.235, SLG: 0.188						6-3		P4		1	0	0	0	1	0	0											
Terry Forster, L (5, 1) OBP: 0.500, SLG: 0.500								K		0	0	0	0	0	0	0											
Ed Kirkpatrick, L (7, PH) OBP: 0.290, SLG: 0.261			1B							1	0	0	0	0	0	0											
Grant Jackson, S (7, 1) OBP: 0.500, SLG: 1.000										0	0	0	0	0	0	0											
Tommy Helms, R (9, PH) OBP: 0.500, SLG: 1.000			BB							1	0	0	0	0	1	2											
Inning Stats	R: 0 E: 0 K: 1 S: 5	H: 0 LOB: 0 BB: 0 P: 5	R: 0 E: 0 K: 0 S: 3	H: 0 LOB: 1 BB: 1 P: 7	R: 0 E: 0 K: 0 S: 4	H: 1 LOB: 2 BB: 1 P: 8	R: 0 E: 0 K: 1 S: 5	H: 0 LOB: 0 BB: 0 P: 5	R: 0 E: 0 K: 0 S: 3	H: 0 LOB: 0 BB: 0 P: 3	R: 3 E: 0 K: 1 S: 7	H: 2 LOB: 0 BB: 1 P: 11	R: 0 E: 0 K: 1 S: 5	H: 0 LOB: 0 BB: 0 P: 5	R: 0 E: 0 K: 0 S: 4	H: 1 LOB: 1 BB: 0 P: 4	R: 0 E: 0 K: 1 S: 7	H: 2 LOB: 2 BB: 0 P: 7	1B: 4 2B: 1 3B: 0 HR: 1	SF: 0 SAC: 0 DP: 0 HBP: 0	WP: 0 PB: 0 SB: 0 CS: 0	PA: 36					
PITCHER	IP	WLS	BF	H	R	ER	SO	BB	IBB	HBP	BLK	WP	HR	S	P	ERA	WHIP										
Fred Norman, L (1, 1) ERA: 3.78	5.1	W	22	3	3	3	2	3	0	0	0	0	1	23	35	5.06	1.125										
Pedro Borbon, R (6, 1) ERA: 1.91	3.2	S	14	3	0	0	3	0	0	0	0	0	0	20	20	0.00	0.818										

Batter	1	2	3	4	5	6	7	8	9	AB	R	H	RBI	BB	SO	LOB	BOTTOM										
Pete Rose, S (1, 5) OBP: 0.416, SLG: 0.473	S			4-3		4-3		K		4	1	1	0	1	1	3	Pittsburgh Pirates @ Cincinnati Reds Riverfront Stadium, Cincinnati, OH Wed May 18, 1977, 3:33 AM EDT Att: 28,011 - Unknown										
Doug Flynn, R (9, 5) OBP: 0.091, SLG: 0.091	BB									0	0	0	0	0	0	0											
Ken Griffey, L (1, 9) OBP: 0.373, SLG: 0.445	S		1-3			S		4-3		3	2	1	0	2	0	0											
Joe Morgan, L (1, 4) OBP: 0.414, SLG: 0.438	K		F8			SF9		CS		3	1	1	0	2	1	2											
Bob Bailey, R (1, 7) OBP: 0.318, SLG: 0.350	E2		F7			SF9		CS		2	1	1	3	0	0	0											
Ed Ambrister, R (6, 7) OBP: 0.391, SLG: 0.556	1B					1-3		2B		2	1	1	0	0	1	2											
Dave Concepcion, R (1, 6) OBP: 0.278, SLG: 0.299	K		F9			1-3		1B		4	1	1	2	0	1	1											
Dan Driessen, L (1, 3) OBP: 0.342, SLG: 0.447	BB		F9			4-3		BB		3	1	1	1	1	0	0											
Bill Plummer, R (1, 2) OBP: 0.275, SLG: 0.265	1B					K		BB		2	0	1	0	2	1	0											
Cesar Geronimo, L (1, 8) OBP: 0.259, SLG: 0.345			F7					4-3		4	0	2	2	0	0	3											
Fred Norman, S (1, 1) OBP: 0.167, SLG: 0.167	4-3					B1		1B		2	0	0	0	0	0	3											
Pedro Borbon, R (6, 1) OBP: 0.600, SLG: 0.800			5-3					1B		2	0	1	0	0	0	1											
Inning Stats	R: 4 E: 1 K: 2 S: 9	H: 2 LOB: 2 BB: 4 P: 25	R: 0 E: 0 K: 0 S: 3	H: 1 LOB: 0 BB: 0 P: 3	R: 0 E: 0 K: 0 S: 3	H: 0 LOB: 0 BB: 0 P: 3	R: 0 E: 0 K: 0 S: 4	H: 1 LOB: 1 BB: 0 P: 4	R: 2 E: 0 K: 1 S: 6	H: 0 LOB: 0 BB: 2 P: 11	R: 0 E: 0 K: 1 S: 6	H: 1 LOB: 0 BB: 0 P: 6	R: 2 E: 0 K: 0 S: 6	H: 4 LOB: 2 BB: 1 P: 10	R: 0 E: 0 K: 2 S: 8	H: 2 LOB: 2 BB: 1 P: 12	1B: 8 2B: 2 3B: 1 HR: 0	SF: 1 SAC: 0 DP: 0 HBP: 0	WP: 0 PB: 0 SB: 0 CS: 1	PA: 40							
PITCHER	IP	WLS	BF	H	R	ER	SO	BB	IBB	HBP	BLK	WP	HR	S	P	ERA	WHIP										
Jerry Reuss, L (1, 1) ERA: 5.48	4.0	L	21	4	6	6	2	6	0	0	0	0	0	19	43	13.50	2.500										
Terry Forster, L (5, 1) ERA: 5.69	2.0		7	1	0	0	1	0	0	0	0	0	0	9	9	0.00	0.500										
Grant Jackson, L (7, 1) ERA: 3.38	2.0		12	6	2	2	2	2	0	0	0	0	0	14	22	9.00	4.000										

AB 33
R 3
H 6
RBI 3
BB 3
SO 5
LOB 12



Batter	1	2	3	4	5	6	7	8	9	AB	R	H	RBI	BB	SO	LOB	TOP			
Lenny Randle, S (1,4) OBP: 0.317, SLG: 0.611	0-3 K	0-0 1B			4-0 1B BB		0-3 K		0-0 1B	4	0	2	0	1	2	0	<p>New York Mets @ Cincinnati Reds Riverfront Stadium, Cincinnati, OH Fri May 20 1977, 7:05 PM EDT Att: 31,504 - Unknown</p> <p>livebaseballscores.com</p> <p>AB 36 R 2 H 9 RBI 2 BB 3 SO 9 LOB 17</p> 			
Jerry Grote, R (1,5) OBP: 0.338, SLG: 0.300	0-0 1B	0-0 6-3			0-0 1-3 1B		4-0 1B BB		0-0 F7	4	1	2	0	1	0	2				
John Milner, L (1,7) OBP: 0.317, SLG: 0.514	0-0 F8		0-3 K		0-3 K		0-0 1-2 1B		0-0 1-3	5	0	1	0	0	2	4				
Dave Kingman, R (1,9) OBP: 0.291, SLG: 0.446	0-0 1B		0-0 L5		0-3 K		0-0 P2			4	0	1	0	0	1	4				
Ed Kranepool, L (1,3) OBP: 0.333, SLG: 0.526	0-0 1B		0-0 5-3			0-0 HR		0-3 K		4	1	2	2	0	1	2				
Lee Mazzilli, S (1,8) OBP: 0.336, SLG: 0.292	4-0 1-2 BB		0-0 F9		0-0 P5			0-0 5-3		3	0	0	0	1	0	0				
Ron Hodges, L (1,2) John Stearns, R (8,PH) OBP: 0.350, SLG: 0.412	0-3 K		0-0 F4-3		0-0 1B			0-0 F8		3	0	1	0	0	1	3				
Bud Harrelson, S (1,6) Mike Phillips, L (6,PH) Leo Foster, R (8,PH) Tom Seaver, R (1,1) Bruce Boisclair, L (6,PH) Bob Myrick, R (6,1) Mike Vail, R (8,PH)		0-0 F4-3		0-0 3-1		0-3 K		0-0 F8		2	0	0	0	0	0	0				
		0-3 K		0-0 5-3		0-0 F8			0-0 1-3	1	0	0	0	0	0	1				
										1	0	0	0	0	0	0				
Inning Stats	R: 1 E: 0 K: 2 S: 10	H: 3 LOB: 3 BB: 1 P: 14	R: 0 E: 0 K: 1 S: 6	H: 1 LOB: 1 BB: 0 P: 6	R: 0 E: 0 K: 1 S: 5	H: 0 LOB: 0 BB: 0 P: 5	R: 0 E: 0 K: 0 S: 3	H: 0 LOB: 0 BB: 0 P: 3	R: 0 E: 0 K: 2 S: 8	H: 1 LOB: 2 BB: 1 P: 12	R: 0 E: 0 K: 2 S: 8	H: 1 LOB: 2 BB: 1 P: 12	R: 0 E: 0 K: 0 S: 3	H: 0 LOB: 0 BB: 0 P: 3	R: 0 E: 0 K: 0 S: 4	H: 1 LOB: 1 BB: 0 P: 4	1B: 8 2B: 0 3B: 0 HR: 1	SF: 0 SAC: 0 DP: 0 HBP: 0	WP: 0 PB: 0 SB: 0 CS: 0	PA: 39
PITCHER	IP WLS BF H R ER SO BB IBB HBP BLK WP HR S P ERA WHIP																			
Gary Nolan, R (1,1) ERA: 1.89	7.0 W 32 8 2 2 9 3 0 0 0 0 1 47 59 2.57 1.571																			
Woodie Fryman, L (8,1) ERA: 6.05	2.0 S 7 1 0 0 0 0 0 0 0 0 0 0 7 7 0.00 0.500																			

Batter	1	2	3	4	5	6	7	8	9	AB	R	H	RBI	BB	SO	LOB	BOTTOM			
Pete Rose, S (1,5) OBP: 0.416, SLG: 0.466	0-0 E7 WP SF8		0-0 L6		4-0 2B BB		0-0 BB	0-0 F9		4	2	1	0	1	0	1	<p>New York Mets @ Cincinnati Reds Riverfront Stadium, Cincinnati, OH Fri May 20 1977, 7:05 PM EDT Att: 31,504 - Unknown</p> <p>livebaseballscores.com</p> <p>AB 31 R 6 H 9 RBI 6 BB 3 SO 5 LOB 13</p> 			
Ken Griffey, L (1,9) OBP: 0.383, SLG: 0.457	0-0 SF8 2B		4-0 F8 S BB		0-0 1B 1-H		0-0 F7			3	2	2	1	1	0	1				
Dan Driessen, L (1,3) OBP: 0.331, SLG: 0.434	0-0 SF8		0-0 F8		0-0 P4		0-0 P6			3	0	0	1	0	0	3				
George Foster, R (1,7) OBP: 0.371, SLG: 0.468	0-0 2B		0-0 P3		0-0 F8		4-0 BB			3	0	1	1	1	0	2				
Johnny Bench, R (1,2) OBP: 0.295, SLG: 0.476	0-0 P3			0-3 K	0-0 1B 2-H		0-3 K			4	0	1	1	0	2	3				
Cesar Geronimo, L (1,8) OBP: 0.258, SLG: 0.342	0-3 K		0-0 3-1		0-3 K			0-0 1B SF9		4	1	1	0	0	2	2				
Dave Concepcion, R (1,6) OBP: 0.285, SLG: 0.305		0-0 6-3		0-0 2B 1B		0-0 6-3		0-0 1B SH1-3		4	1	2	0	0	0	0				
Doug Flynn, R (1,4) OBP: 0.133, SLG: 0.214		0-0 F2-3		0-0 1B 1-H		0-0 F6-3		0-0 SF9		3	0	1	2	0	0	0				
Gary Nolan, R (1,1) Woodie Fryman, R (8,1)		0-0 6-3		0-0 1-3		0-3 K		0-0 SH1-3		3	0	0	0	0	1	1				
										0	0	0	0	0	0	0				
Inning Stats	R: 2 E: 1 K: 1 S: 8	H: 2 LOB: 1 BB: 0 P: 8	R: 0 E: 0 K: 0 S: 3	H: 0 LOB: 0 BB: 0 P: 3	R: 0 E: 0 K: 0 S: 3	H: 0 LOB: 1 BB: 1 P: 7	R: 1 E: 0 K: 1 S: 7	H: 2 LOB: 1 BB: 0 P: 7	R: 2 E: 0 K: 1 S: 7	H: 2 LOB: 1 BB: 1 P: 11	R: 0 E: 0 K: 1 S: 5	H: 0 LOB: 0 BB: 0 P: 5	R: 0 E: 0 K: 1 S: 6	H: 1 LOB: 2 BB: 1 P: 10	R: 1 E: 0 K: 0 S: 5	H: 2 LOB: 1 BB: 0 P: 5	1B: 6 2B: 3 3B: 0 HR: 0	SF: 2 SAC: 1 DP: 0 HBP: 0	WP: 1 PB: 0 SB: 1 CS: 0	PA: 37
PITCHER	IP WLS BF H R ER SO BB IBB HBP BLK WP HR S P ERA WHIP																			
Tom Seaver, R (1,1) ERA: 3.17	5.0 L 24 3 1 1 2 2 0 0 0 0 0 0 16 20 3.00 1.333																			
Bob Myrick, L (6,1) ERA: 3.5	3.0 13 3 1 1 2 1 0 0 0 0 0 0 16 20 3.00 1.333																			

Batter	1	2	3	4	5	6	7	8	9	AB	R	H	RBI	BB	SO	LOB	TOP				
Lee Mazzilli, S OBP: 0.331, SLG: 0.283 (1, 8)	0-0 3-1		0-0 G3			0-0 G3	0-0 F9			4	0	0	0	0	0	2					
Lenny Randle, S OBP: 0.463, SLG: 0.567 (1, 4)	0-0 6-3			0-0 6-3		0-0 1B		4-0 BB		3	0	1	0	1	0	0					
Bruce Boisclair, L OBP: 0.370, SLG: 0.375 Mike Vail, R OBP: 0.408, SLG: 0.465 (8, PH) (8, 9)	0-0 F7			0-0 1B		0-0 F7		0-0 1-3		3	1	1	0	0	0	1					
John Milner, L OBP: 0.310, SLG: 0.494 (1, 3)		0-0 4-3		0-3 K		0-0 1B		0-0 F8		4	0	1	0	0	1	2					
Ed Kranepool, L OBP: 0.349, SLG: 0.545 Dave Kingman, R OBP: 0.281, SLG: 0.430 (8, PH) (8, 7)		4-0 BB		0-0 1B		0-0 G3		0-0 5-3		2	0	1	1	1	0	2					
Jerry Grote, R OBP: 0.317, SLG: 0.278 (1, 2)		0-3 K		0-0 4-3				0-0 6-3		4	0	0	0	0	2	2					
Roy Staiger, R OBP: 0.247, SLG: 0.333 (1, 5)		0-0 F8			0-0 5-3		0-0 FC3-6		0-0 5-3	4	0	1	0	0	0	1					
Bud Harrelson, S OBP: 0.215, SLG: 0.143 (1, 6)			0-0 4-3		0-0 F7		0-0 FC3-6		0-0 E5	4	0	1	0	0	0	0					
Jerry Koosman, R OBP: 0.120, SLG: 0.250 Bob Apodaca, R (5, 1)			0-3 K		0-3 K		0-0 FC3-6		0-0 1-3	2	0	0	0	0	2	0					
Mike Phillips, L OBP: 0.200, SLG: 0.238 Bob Myrick, R (7, 1)							1-2 2-3			0	0	0	0	0	0	0					
Joe Torre, R OBP: 0.182, SLG: 0.286 (9, PH)										1	0	0	0	0	0	1					
Inning Stats	R: 0 E: 0 K: 0 S: 3	H: 0 LOB: 0 BB: 0 P: 3	R: 0 E: 0 K: 1 S: 5	H: 0 LOB: 1 BB: 1 P: 9	R: 0 E: 0 K: 1 S: 5	H: 0 LOB: 0 BB: 0 P: 5	R: 1 E: 0 K: 1 S: 7	H: 2 LOB: 1 BB: 0 P: 7	R: 0 E: 0 K: 0 S: 5	H: 2 LOB: 2 BB: 0 P: 5	R: 0 E: 0 K: 0 S: 5	H: 2 LOB: 2 BB: 0 P: 5	R: 0 E: 0 K: 0 S: 3	H: 0 LOB: 1 BB: 1 P: 7	R: 0 E: 1 K: 1 S: 6	H: 0 LOB: 1 BB: 0 P: 6	1B: 6 2B: 0 3B: 0 HR: 0	SF: 0 SAC: 0 DP: 0 HBP: 0	WP: 0 PB: 0 SB: 1 CS: 0	PA: 36	
PITCHER	IP WLS BF H R ER SO BB IBB HBP BLK WP HR S P ERA WHIP	IP WLS BF H R ER SO BB IBB HBP BLK WP HR S P ERA WHIP	IP WLS BF H R ER SO BB IBB HBP BLK WP HR S P ERA WHIP	IP WLS BF H R ER SO BB IBB HBP BLK WP HR S P ERA WHIP	IP WLS BF H R ER SO BB IBB HBP BLK WP HR S P ERA WHIP	IP WLS BF H R ER SO BB IBB HBP BLK WP HR S P ERA WHIP	IP WLS BF H R ER SO BB IBB HBP BLK WP HR S P ERA WHIP	IP WLS BF H R ER SO BB IBB HBP BLK WP HR S P ERA WHIP	IP WLS BF H R ER SO BB IBB HBP BLK WP HR S P ERA WHIP	IP WLS BF H R ER SO BB IBB HBP BLK WP HR S P ERA WHIP	IP WLS BF H R ER SO BB IBB HBP BLK WP HR S P ERA WHIP	IP WLS BF H R ER SO BB IBB HBP BLK WP HR S P ERA WHIP	IP WLS BF H R ER SO BB IBB HBP BLK WP HR S P ERA WHIP	IP WLS BF H R ER SO BB IBB HBP BLK WP HR S P ERA WHIP	IP WLS BF H R ER SO BB IBB HBP BLK WP HR S P ERA WHIP	IP WLS BF H R ER SO BB IBB HBP BLK WP HR S P ERA WHIP	IP WLS BF H R ER SO BB IBB HBP BLK WP HR S P ERA WHIP	IP WLS BF H R ER SO BB IBB HBP BLK WP HR S P ERA WHIP	IP WLS BF H R ER SO BB IBB HBP BLK WP HR S P ERA WHIP	IP WLS BF H R ER SO BB IBB HBP BLK WP HR S P ERA WHIP	IP WLS BF H R ER SO BB IBB HBP BLK WP HR S P ERA WHIP

New York Mets @ Cincinnati Reds
Riverfront Stadium, Cincinnati, OH
Sun May 22 1977, 3:33 AM EDT
Unknown

AB 34
R 1
H 6
RBI 1
BB 2
SO 5
LOB 15



Batter	1	2	3	4	5	6	7	8	9	AB	R	H	RBI	BB	SO	LOB	BOTTOM				
Pete Rose, S OBP: 0.407, SLG: 0.468 Doug Flynn, R OBP: 0.125, SLG: 0.200 (7, 4)	0-0 6-3	0-0 FC1-4		0-0 FC6-4	0-0 F8			0-0 F5-3		4	0	0	0	0	0	5					
Ken Griffey, L OBP: 0.380, SLG: 0.463 (1, 9)	0-0 4-3	0-0 1B			0-0 BB	0-0 F9		0-0 4-3		5	1	2	0	0	0	0					
Joe Morgan, L OBP: 0.418, SLG: 0.432 Ray Knight, R OBP: 0.333, SLG: 0.500 (7, 5)	0-0 HR	0-3 K			4-0 BB	0-0 F8		0-0 BB		3	2	1	0	1	1	2					
George Foster, R OBP: 0.364, SLG: 0.447 (6, 7)	4-0 HR			0-0 5-3	4-0 BB	0-0 6-3				2	2	0	0	2	0	0					
Johnny Bench, R OBP: 0.308, SLG: 0.527 (6, 3)	0-0 HR			0-0 F7	4-0 BB			0-0 1-3		3	2	1	4	1	0	0					
Mike Lum, L OBP: 0.227, SLG: 0.250 (9, 3)	1-1 HR			0-0 F7	1-2 BB					0	0	0	0	0	0	0					
Bob Bailey, R OBP: 0.320, SLG: 0.348 Cesar Geronimo, L OBP: 0.272, SLG: 0.361 (5, FR) (6, 8)	0-0 F8			0-0 5-3	0-0 E			0-3 K		3	0	1	2	0	0	0					
Dave Concepcion, R OBP: 0.290, SLG: 0.294 (1, 6)		0-0 E5		0-0 F9	0-0 E1			4-0 BB		3	1	0	0	1	0	1					
Bill Plummer, R OBP: 0.273, SLG: 0.243 (1, 2)		0-3 K		4-0 FC1-6	0-0 1-3			0-3 K		3	0	0	0	1	2	5					
Jack Billingham, R OBP: 0.200, SLG: 0.200 Mike Caldwell, R OBP: 1.000, SLG: 2.000 (8, 1)		0-0 FC1-4		0-0 FC1-6	0-3 K			0-0 F5-3		3	0	1	1	0	1	4					
Inning Stats	R: 3 E: 0 K: 0 S: 5	H: 2 LOB: 0 BB: 1 P: 9	R: 1 E: 1 K: 2 S: 10	H: 2 LOB: 2 BB: 0 P: 10	R: 0 E: 0 K: 0 S: 3	H: 0 LOB: 1 BB: 1 P: 7	R: 4 E: 1 K: 1 S: 8	H: 2 LOB: 3 BB: 3 P: 20	R: 0 E: 0 K: 0 S: 3	H: 0 LOB: 0 BB: 0 P: 3	R: 0 E: 0 K: 2 S: 7	H: 0 LOB: 1 BB: 1 P: 11	R: 0 E: 0 K: 0 S: 3	H: 1 LOB: 0 BB: 0 P: 3	1B: 4 2B: 2 3B: 0 HR: 1	SF: 0 SAC: 0 DP: 0 HBP: 0	WP: 0 PB: 0 SB: 2 CS: 0	PA: 38			
PITCHER	IP WLS BF H R ER SO BB IBB HBP BLK WP HR S P ERA WHIP	IP WLS BF H R ER SO BB IBB HBP BLK WP HR S P ERA WHIP	IP WLS BF H R ER SO BB IBB HBP BLK WP HR S P ERA WHIP	IP WLS BF H R ER SO BB IBB HBP BLK WP HR S P ERA WHIP	IP WLS BF H R ER SO BB IBB HBP BLK WP HR S P ERA WHIP	IP WLS BF H R ER SO BB IBB HBP BLK WP HR S P ERA WHIP	IP WLS BF H R ER SO BB IBB HBP BLK WP HR S P ERA WHIP	IP WLS BF H R ER SO BB IBB HBP BLK WP HR S P ERA WHIP	IP WLS BF H R ER SO BB IBB HBP BLK WP HR S P ERA WHIP	IP WLS BF H R ER SO BB IBB HBP BLK WP HR S P ERA WHIP	IP WLS BF H R ER SO BB IBB HBP BLK WP HR S P ERA WHIP	IP WLS BF H R ER SO BB IBB HBP BLK WP HR S P ERA WHIP	IP WLS BF H R ER SO BB IBB HBP BLK WP HR S P ERA WHIP	IP WLS BF H R ER SO BB IBB HBP BLK WP HR S P ERA WHIP	IP WLS BF H R ER SO BB IBB HBP BLK WP HR S P ERA WHIP	IP WLS BF H R ER SO BB IBB HBP BLK WP HR S P ERA WHIP	IP WLS BF H R ER SO BB IBB HBP BLK WP HR S P ERA WHIP	IP WLS BF H R ER SO BB IBB HBP BLK WP HR S P ERA WHIP	IP WLS BF H R ER SO BB IBB HBP BLK WP HR S P ERA WHIP	IP WLS BF H R ER SO BB IBB HBP BLK WP HR S P ERA WHIP	IP WLS BF H R ER SO BB IBB HBP BLK WP HR S P ERA WHIP

New York Mets @ Cincinnati Reds
Riverfront Stadium, Cincinnati, OH
Sun May 22 1977, 3:33 AM EDT
Unknown

AB 32
R 8
H 7
RBI 7
BB 6
SO 5
LOB 18



Batter	1	2	3	4	5	6	7	8	9	10	11	AB	R	H	RBI	BB	SO	LOB	TOP					
Lenny Randle, S OBP: 0.444, SLG: 0.538 (1, 8)	0-0 1-3 1B		0-0 6-3			0-0 1-3	0-0 5-3			0-0 4-3		5	0	1	0	0	0	1						
Felix Milan, R OBP: 0.250, SLG: 0.250 (1, 4)	0-0 1-3 1-2		0-0 5-3			0-0 1B	0-0 6-3			0-0 1B		5	0	2	0	0	0	2						
Mike Vail, R OBP: 0.389, SLG: 0.438 Jackson Todd, R OBP: 0.333, SLG: 0.333 (1, 9)	0-0 P4				0-3 K					0-0 6-3		5	0	1	0	0	1	2						
Dave Kingman, R OBP: 0.278, SLG: 0.429 (7, 3)	0-3 K				0-3 K							5	1	1	0	0	2	3						
John Stearns, R OBP: 0.364, SLG: 0.472 (1, 2)					0-0 HR					0-0 F8		5	1	1	1	0	2	3						
Joe Torre, R OBP: 0.191, SLG: 0.311 Leo Foster, R OBP: 0.188, SLG: 0.133 (7, 6)					0-0 6-3					0-0 6-3		3	0	1	0	0	0	0						
Bruce Boisclair, L OBP: 0.366, SLG: 0.370 Mike Phillips, L OBP: 0.212, SLG: 0.250 (9, 6)										0-0 2B		1	0	0	0	0	0	0						
Roy Staiger, R OBP: 0.244, SLG: 0.337 (1, 5)					0-3 K					0-0 P2		5	1	1	1	0	1	2						
Bud Harrelson, S OBP: 0.211, SLG: 0.140 Jerry Grote, R OBP: 0.317, SLG: 0.278 Ed Kranepool, L OBP: 0.355, SLG: 0.559 Lee Mazzilli, S OBP: 0.327, SLG: 0.279 (7, 8)					0-0 5-3					0-0 K		2	0	0	0	0	1	1						
Nino Espinosa, R Skip Lockwood, R OBP: 0.500, SLG: 0.500 John Milner, L OBP: 0.307, SLG: 0.488 (10, 9)					0-0 K					0-0 F7		2	0	0	0	0	1	0						
Inning Stats	R: 0 E: 0 K: 1 S: 6	H: 1 LOB: 1 BB: 0 P: 6	R: 0 E: 1 K: 2 S: 8	H: 0 LOB: 1 BB: 0 P: 8	R: 0 E: 0 K: 1 S: 5	H: 0 LOB: 0 BB: 0 P: 5	R: 1 E: 0 K: 2 S: 8	H: 1 LOB: 0 BB: 0 P: 8	R: 0 E: 0 K: 1 S: 5	H: 0 LOB: 0 BB: 0 P: 5	R: 2 E: 1 K: 0 S: 6	H: 3 LOB: 1 BB: 0 P: 6	R: 0 E: 0 K: 0 S: 3	H: 0 LOB: 0 BB: 0 P: 3	R: 0 E: 0 K: 1 S: 5	H: 0 LOB: 0 BB: 0 P: 5	R: 0 E: 0 K: 0 S: 4	H: 1 LOB: 1 BB: 0 P: 4	R: 1 E: 0 K: 1 S: 7	H: 2 LOB: 1 BB: 0 P: 7	1B: 5 2B: 4 3B: 0 HR: 1	SF: 0 SAC: 0 DP: 0 HBP: 0	WP: 0 PB: 0 SB: 0 CS: 0	PA: 44
PITCHER	IP ERA WLS BF H R ER SO BB IBB HBP BLK WP HR S P ERA WHIP	6.0 3.86 1.0 4 1 0 0 0 0 0 0 0 0 0 0 4 4 0.00 1.000	7.1 6.35 2.0 6 0 0 0 1 0 0 0 0 0 0 0 8 8 0.00 0.000	10.1 1.76 2.0 9 3 1 1 1 0 0 0 0 0 0 0 11 11 4.50 1.500	PITCHER										IP WLS BF H R ER SO BB IBB HBP BLK WP HR S P ERA WHIP	6.0 3.86 1.0 4 1 0 0 0 0 0 0 0 0 0 4 4 0.00 1.000	7.1 6.35 2.0 6 0 0 0 1 0 0 0 0 0 0 0 8 8 0.00 0.000	10.1 1.76 2.0 9 3 1 1 1 0 0 0 0 0 0 0 11 11 4.50 1.500	1B: 5 2B: 4 3B: 0 HR: 1	SF: 0 SAC: 0 DP: 0 HBP: 0	WP: 0 PB: 0 SB: 0 CS: 0	PA: 44		

New York Mets @ Cincinnati Reds
Riverfront Stadium, Cincinnati, OH
Sun May 22 1977, 3:38 AM EDT
Att: 38,419 - Unknown


AB 44
R 4
H 10
RBI 4
BB 0
SO 9
LOB 16



Batter	1	2	3	4	5	6	7	8	9	10	11	AB	R	H	RBI	BB	SO	LOB	BOTTOM					
Pete Rose, S OBP: 0.393, SLG: 0.449 (1, 5)	0-0 4-3		0-0 FC		0-0 F9		0-0 F8			0-0 F8	0-0 6-3	6	0	0	0	0	0	2						
Ken Griffey, L OBP: 0.381, SLG: 0.461 (1, 9)	0-0 F7		0-0 F9			0-0 2B	0-0 1B			0-0 1B		5	1	2	0	0	0	2						
Joe Morgan, L OBP: 0.430, SLG: 0.480 (1, 4)	0-0 F8				0-0 HR		0-0 1B			0-0 1B		5	2	4	1	0	0	0						
Dan Driessen, L OBP: 0.354, SLG: 0.455 (1, 3)					0-0 K		0-0 1B			0-0 F7		3	0	1	0	2	1	1						
George Foster, R OBP: 0.365, SLG: 0.437 (1, 7)					0-0 P4		0-0 L5			0-0 P7		3	0	0	0	1	0	7						
Cesar Geronimo, L OBP: 0.269, SLG: 0.355 (1, 8)					0-0 K		0-0 F8			0-0 P5		5	0	1	1	0	1	7						
Dave Concepcion, R OBP: 0.293, SLG: 0.295 (1, 6)					0-0 P4		0-0 BB			0-0 SF8		3	0	1	1	1	1	0						
Bill Plummer, R OBP: 0.283, SLG: 0.256 Johnny Bench, R OBP: 0.301, SLG: 0.513 (7, 2)					0-0 FC3-6		0-0 1B			0-0 CS		2	0	1	0	0	0	0						
Fred Norman, S OBP: 0.102, SLG: 0.100 Dale Murray, R OBP: 0.143, SLG: 0.137 Champ Summers, L OBP: 0.143, SLG: 0.137 Rawly Eastwick, R OBP: 0.177, SLG: 0.178 Mike Lundy, L OBP: 0.143, SLG: 0.137 Pedro Borbon, R OBP: 0.143, SLG: 0.137 Bob Bailey, R OBP: 0.143, SLG: 0.137 (11, 1)					0-0 FC3-6		0-0 K2-3			0-0 PO		2	0	0	0	0	0	1						
Inning Stats	R: 0 E: 0 K: 0 S: 3	H: 0 LOB: 0 BB: 0 P: 3	R: 0 E: 0 K: 2 S: 6	H: 0 LOB: 0 BB: 0 P: 7	R: 0 E: 0 K: 0 S: 5	H: 1 LOB: 2 BB: 0 P: 5	R: 1 E: 0 K: 0 S: 4	H: 2 LOB: 1 BB: 0 P: 8	R: 0 E: 0 K: 1 S: 5	H: 0 LOB: 0 BB: 0 P: 5	R: 2 E: 0 K: 0 S: 5	H: 3 LOB: 1 BB: 1 P: 9	R: 0 E: 0 K: 0 S: 4	H: 0 LOB: 2 BB: 1 P: 8	R: 0 E: 0 K: 2 S: 7	H: 0 LOB: 0 BB: 0 P: 7	R: 0 E: 0 K: 0 S: 5	H: 2 LOB: 3 BB: 1 P: 9	R: 0 E: 0 K: 1 S: 6	H: 1 LOB: 1 BB: 0 P: 6	1B: 8 2B: 1 3B: 0 HR: 1	SF: 1 SAC: 0 DP: 0 HBP: 1	WP: 0 PB: 1 SB: 3 CS: 1	PA: 48
PITCHER	IP ERA WLS BF H R ER SO BB IBB HBP BLK WP HR S P ERA WHIP	5.0 4.17 4.0 15 2 0 0 3 0 1 0 0 0 0 11 15 0.00 1.500	6.1 4.17 4.0 15 2 0 0 3 0 1 0 0 0 0 11 15 0.00 1.500	7.1 6.35 2.0 9 3 1 1 1 0 0 0 0 0 0 11 11 4.50 1.500	PITCHER										IP WLS BF H R ER SO BB IBB HBP BLK WP HR S P ERA WHIP	5.0 4.17 4.0 15 2 0 0 3 0 1 0 0 0 0 11 15 0.00 1.500	6.1 4.17 4.0 15 2 0 0 3 0 1 0 0 0 0 11 15 0.00 1.500	7.1 6.35 2.0 9 3 1 1 1 0 0 0 0 0 11 11 4.50 1.500	1B: 8 2B: 1 3B: 0 HR: 1	SF: 1 SAC: 0 DP: 0 HBP: 1	WP: 0 PB: 1 SB: 3 CS: 1	PA: 48		

New York Mets @ Cincinnati Reds
Riverfront Stadium, Cincinnati, OH
Sun May 22 1977, 3:38 AM EDT
Att: 38,419 - Unknown

AB 40
R 3
H 10
RBI 3
BB 4
SO 7
LOB 22



Batter	1	2	3	4	5	6	7	8	9	AB	R	H	RBI	BB	SO	LOB	TOP				
Pete Rose, S OBP: 0.491, SLG: 0.473 (1, 5)										3	1	2	1	1	0	1					
Ken Griffey, L OBP: 0.378, SLG: 0.456 (1, 9)										4	0	1	0	0	0	1					
Joe Morgan, L OBP: 0.426, SLG: 0.472 (1, 4)										4	1	1	0	0	0	2					
Johnny Bench, R OBP: 0.307, SLG: 0.521 (1, 2)										4	1	2	1	0	0	0					
George Foster, R OBP: 0.369, SLG: 0.482 (1, 8)										4	2	2	3	0	1	1					
Bob Bailey, R OBP: 0.333, SLG: 0.357 (8, PR)										4	0	2	0	0	1	0					
Ed Armbrister, R OBP: 0.381, SLG: 0.556 (8, 7)										0	0	0	0	0	0	0					
Dave Concepcion, R OBP: 0.305, SLG: 0.308 (1, 6)										4	0	3	0	0	1	1					
Dan Driessen, L OBP: 0.343, SLG: 0.440 (1, 3)										4	0	0	0	0	0	2					
Tom Hume, R (1, 1)										0	0	0	0	0	0	0					
Woody Fryman, R OBP: 0.306, SLG: 0.306 (5, PH)										1	0	1	0	0	0	0					
Charlie Summers, L OBP: 0.133, SLG: 0.133 (5, PH)										1	0	0	0	0	0	0					
Mike Caldwell, L OBP: 0.095, SLG: 0.200 (7, PH)										0	0	0	0	0	0	0					
Ray Knight, R OBP: 0.326, SLG: 0.429 (7, PH)										1	0	0	0	0	0	0					
Dale Murray, R (7, PH)										0	0	0	0	0	0	0					
Doug Flynn, R OBP: 0.116, SLG: 0.188 (9, PH)										1	0	0	0	0	0	0					
Inning Stats	R: 0 E: 0 K: 0 S: 3	H: 1 LOB: 0 BB: 0 P: 3	R: 1 E: 0 K: 1 S: 7	H: 2 LOB: 1 BB: 0 P: 7	R: 0 E: 0 K: 0 S: 3	H: 1 LOB: 0 BB: 0 P: 3	R: 2 E: 0 K: 0 S: 5	H: 3 LOB: 0 BB: 0 P: 5	R: 0 E: 0 K: 2 S: 4	H: 1 LOB: 2 BB: 1 P: 8	R: 1 E: 0 K: 0 S: 4	H: 1 LOB: 0 BB: 0 P: 4	R: 1 E: 0 K: 0 S: 4	H: 3 LOB: 1 BB: 0 P: 4	R: 0 E: 0 K: 0 S: 3	H: 1 LOB: 0 BB: 0 P: 3	1B: 10 2B: 1 3B: 0 HR: 3	SF: 0 SAC: 0 DP: 4 HBP: 0	WP: 0 PB: 0 SB: 1 CS: 2	PA: 38	
PITCHER	IP	WLS	BF	H	R	ER	SO	BB	IBB	HBP	BLK	WP	HR	S	P	ERA	WHIP				
John Curtis, L ERA: 2.96 (1, 1)	4.0		16	7	3	3	1	0	0	0	0	0	2	18	18	6.75	1.750				
Charlie Williams, R ERA: 3.65 (5, 1)	3.0	W	14	4	2	2	2	1	0	0	0	0	1	17	21	6.00	1.667				
Randy Moffitt, R ERA: 1.59 (8, 1)	1.0		4	3	0	0	0	0	0	0	0	0	0	4	4	0.00	3.000				
Gary Lavelle, L ERA: 0.59 (9, 1)	1.0	S	2	0	0	0	0	0	0	0	0	0	0	2	2	0.00	0.000				

Cincinnati Reds @ San Francisco Giants
Candlestick Park, San Francisco, CA
Wed May 25 1977, 10:05 PM EDT
Att: 7,041 - Unknown

AB 35
R 5
H 14
RBI 5
BB 1
SO 3
LOB 8



Batter	1	2	3	4	5	6	7	8	9	AB	R	H	RBI	BB	SO	LOB	BOTTOM				
Derrel Thomas, S OBP: 0.267, SLG: 0.238 (1, 4)										4	1	2	0	0	0	2					
Bill Madlock, R OBP: 0.358, SLG: 0.441 (1, 5)										3	1	2	1	1	0	1					
Darrell Evans, L OBP: 0.380, SLG: 0.378 (1, 7)										3	1	1	2	1	0	1					
Terry Whitfield, L OBP: 0.351, SLG: 0.521 (1, 9)										3	1	0	0	1	1	4					
Charlie Williams, R (5, 1)										1	0	0	0	0	0	0					
Randy Moffitt, R (8, 1)										0	0	0	0	0	0	0					
Gary Lavelle, S (9, 1)										0	0	0	0	0	0	0					
Willie McCovey, L OBP: 0.391, SLG: 0.485 (1, 3)										4	0	0	0	0	2	2					
Gary Thomasson, L OBP: 0.315, SLG: 0.423 (1, 8)										4	1	1	3	0	0	0					
Tim Foli, R OBP: 0.244, SLG: 0.358 (1, 6)										4	0	0	0	0	1	0					
Marc Hill, R OBP: 0.264, SLG: 0.301 (1, 2)										3	1	0	0	1	1	0					
John Curtis, L OBP: 0.600, SLG: 1.000 (1, 1)										1	0	0	0	0	1	1					
Jack Clark, R OBP: 0.262, SLG: 0.258 (4, PH)										1	0	0	0	1	0	0					
Inning Stats	R: 5 E: 0 K: 2 S: 12	H: 4 LOB: 1 BB: 1 P: 16	R: 0 E: 0 K: 0 S: 3	H: 1 LOB: 0 BB: 0 P: 3	R: 0 E: 0 K: 2 S: 7	H: 0 LOB: 0 BB: 0 P: 7	R: 1 E: 0 K: 0 S: 3	H: 0 LOB: 3 BB: 4 P: 19	R: 0 E: 0 K: 0 S: 3	H: 0 LOB: 0 BB: 0 P: 3	R: 0 E: 0 K: 0 S: 4	H: 1 LOB: 1 BB: 0 P: 4	R: 0 E: 0 K: 1 S: 5	H: 0 LOB: 0 BB: 0 P: 5	R: 0 E: 0 K: 1 S: 5	H: 0 LOB: 0 BB: 0 P: 5	1B: 2 2B: 3 3B: 0 HR: 1	SF: 0 SAC: 0 DP: 0 HBP: 0	WP: 2 PB: 0 SB: 0 CS: 0	PA: 36	
PITCHER	IP	WLS	BF	H	R	ER	SO	BB	IBB	HBP	BLK	WP	HR	S	P	ERA	WHIP				
Tom Hume, R ERA: 135.0 (1, 1)	0.1	L	6	4	5	5	0	1	0	0	0	0	0	5	9		135.000				
Woody Fryman, L ERA: 5.77 (1, 1)	3.2		17	1	1	1	4	4	0	0	0	2	0	20	36	2.46	1.364				
Mike Caldwell, L ERA: 3.24 (5, 1)	2.0		7	1	0	0	0	0	0	0	0	0	0	7	7	0.00	0.500				
Dale Murray, R ERA: 5.68 (7, 1)	2.0		6	0	0	0	2	0	0	0	0	0	0	10	10	0.00	0.000				

Cincinnati Reds @ San Francisco Giants
Candlestick Park, San Francisco, CA
Wed May 25 1977, 10:05 PM EDT
Att: 7,041 - Unknown

AB 31
R 6
H 6
RBI 6
BB 5
SO 6
LOB 11



Batter	1	2	3	4	5	6	7	8	9	AB	R	H	RBI	BB	SO	LOB	TOP										
Pete Rose, S OBP: 0.395, SLG: 0.461 (1, 5)	0-0 3-1		0-0 4-3		0-0 6-3		0-0 F9	4-0 IBB		4	0	0	0	1	0	0	Cincinnati Reds @ San Francisco Giants Candlestick Park, San Francisco, CA Thu May 26 1977, 10:05 PM EDT Att: 5,702 - Unknown										
Ken Griffey, L OBP: 0.373, SLG: 0.448 (1, 9)	0-0 F7		0-3 K		0-0 2-3 1B		0-0 6-3	0-0 4-3		5	0	1	0	0	1	2											
Joe Morgan, L OBP: 0.431, SLG: 0.500 (1, 4)	0-0 F7		0-0 HR		0-0 2-3 1B		0-0 S 1B		0-0 3-1	5	1	3	1	0	0	0											
Johnny Bench, R OBP: 0.303, SLG: 0.504 (1, 2)		0-0 3-1	0-3 K		0-0 2-3		4-0 1-2 IBB		0-3 K	4	0	0	0	1	2	2											
Dan Driessen, L OBP: 0.353, SLG: 0.458 (1, 3)		0-3 K		0-0 2B 1B		4-0 BB		0-0 4-3	0-0 3B	4	1	2	0	1	1	2											
George Foster, R OBP: 0.370, SLG: 0.486 (1, 7)		0-0 HR 1B		0-0 4-3 1-H 2B		0-3 K		0-3 K	0-0 4-3	5	1	2	1	0	2	4											
Cesar Geronimo, L OBP: 0.276, SLG: 0.378 (1, 8)		0-0 1-H HR		0-0 4-3		0-0 6-3		4-0 1B BB		3	2	1	2	1	0	1											
Dave Concepcion, R OBP: 0.310, SLG: 0.308 (1, 6)		4-0 S BB		0-0 P4		0-0 F9		0-0 FC6-4 1B		3	0	1	0	1	0	1											
Gary Nolan, R OBP: 0.125, SLG: 0.125 (5, 1) Mike Caldwell, L OBP: 0.200, SLG: 0.200 (5, 1) Dale Murray, R (5, 1) Bob Bailey, R OBP: 0.345, SLG: 0.345 (8, PH) Ed Armbrister, R OBP: 0.550, SLG: 0.550 (8, PH) Pedro Borbon, R OBP: 0.900, SLG: 0.900 (8, 1)		0-0 F8		0-0 6-3		0-0 6-3		0-0 FC6-4 S 1-2 2-H		2	0	0	0	0	0	2											
Inning Stats	R: 0 E: 0 K: 0 S: 3	H: 0 LOB: 0 BB: 0 P: 3	R: 2 E: 0 K: 1 S: 7	H: 2 LOB: 1 BB: 1 P: 11	R: 1 E: 0 K: 2 S: 8	H: 1 LOB: 0 BB: 0 P: 8	R: 1 E: 0 K: 0 S: 5	H: 2 LOB: 1 BB: 0 P: 5	R: 0 E: 0 K: 1 S: 7	H: 2 LOB: 3 BB: 1 P: 11	R: 0 E: 0 K: 0 S: 4	H: 1 LOB: 2 BB: 1 P: 8	R: 1 E: 1 K: 1 S: 6	H: 1 LOB: 2 BB: 2 P: 14	R: 0 E: 0 K: 1 S: 6	H: 1 LOB: 1 BB: 0 P: 6	1B: 6 2B: 1 3B: 1 HR: 2	SF: 0 SAC: 0 DP: 0 HBP: 0	WP: 0 PB: 0 SB: 3 CS: 0	PA: 42							
PITCHER	IP	WLS	BF	H	R	ER	SO	BB	IBB	HBP	BLK	WP	HR	S	P	ERA	WHIP										
John Montefusco, R ERA: 3.92 (1, 1)	2.0		9	2	2	2	1	1	0	0	0	0	1	10	14	9.00	1.500										
Terry Cornutt, R ERA: 3.8 (3, 1)	2.0		9	3	2	2	2	0	0	0	0	0	1	13	13	9.00	1.500										
Dave Heaverlo, R ERA: 1.56 (5, 1)	2.0		9	2	0	0	1	1	0	0	0	0	0	10	14	0.00	1.500										
Gary Lavelle, L ERA: 0.55 (7, 1)	2.0	W	11	2	1	0	1	1	2	0	0	0	0	10	22	0.00	1.500										
Randy Moffitt, R ERA: 1.5 (9, 1)	1.0	S	4	1	0	0	1	0	0	0	0	0	0	6	6	0.00	1.000										

AB	37
R	5
H	10
RBI	4
BB	5
SO	6
LOB	15



Batter	1	2	3	4	5	6	7	8	9	AB	R	H	RBI	BB	SO	LOB	BOTTOM										
Derrel Thomas, S OBP: 0.274, SLG: 0.246 (1, 4)	0-0 4-3 1B		0-0 F5		0-0 S 1B		0-0 6-3	0-0 SH1-4		4	1	2	1	0	0	2	Cincinnati Reds @ San Francisco Giants Candlestick Park, San Francisco, CA Thu May 26 1977, 10:05 PM EDT Att: 5,702 - Unknown										
Bill Madlock, R OBP: 0.365, SLG: 0.445 (1, 5)	0-0 F9		0-0 F9 1B		0-0 5-3		4-0 1B BB	4-0 FC9-6 IBB		3	1	1	0	2	0	2											
Darrell Evans, L OBP: 0.381, SLG: 0.379 (1, 7) (8, 3)	0-0 4-3		0-3 K		0-0 1B G1-2-3		0-0 1-2 2-H 1B	0-0 FC9-6 1B		5	0	2	0	0	1	4											
Terry Whitfield, L OBP: 0.378, SLG: 0.539 (1, 9)	0-0 2-H 1B		0-0 F9		0-0 1-3 1B		0-0 2B SF9	0-0 FC6-4 1B		5	1	4	2	0	0	1											
Willie McCovey, L OBP: 0.400, SLG: 0.496 (1, 3) Larry Hemdon, R OBP: 0.290, SLG: 0.357 (7, PR) (8, 8)	0-0 F7		0-0 3-H 1B		0-0 IBB		0-0 SF9 2B	0-0 FC6-4 1-2		3	0	2	1	1	0	1											
Gary Thomasson, L OBP: 0.313, SLG: 0.410 (1, 8) (8, 7)		0-0 F5		0-0 4-3		0-3 K		4-0 G4-6-3 IBB		3	0	0	0	1	1	4											
Tim Foli, R OBP: 0.250, SLG: 0.377 (1, 6)		0-0 E SH3-4 2B		0-0 4-1 1B 2B		0-0 G1-2-3		0-0 SF9		3	2	2	1	0	0	3											
Marc Hill, R OBP: 0.264, SLG: 0.301 (2, PH) Mike Sadek, R OBP: 0.227, SLG: 0.220 (3, 2)		0-0 E3 SH3-4		0-0 4-1		0-0 2-3		0-0 G4-6-3		0	0	0	0	0	0	0											
John Montefusco, R OBP: 0.180, SLG: 0.286 (3, 1) Terry Cornutt, R OBP: 0.286, SLG: 0.286 (4, PH) Jack Clark, R OBP: 0.326, SLG: 0.326 (5, 1) Dave Heaverlo, R OBP: 0.247, SLG: 0.247 (7, 1) Gary Lavelle, S (8, PH) Vic Harris, S OBP: 1.000, SLG: 1.000 (8, 1) Randy Moffitt, R (8, 1)		0-0 SH3-4		0-0 F3		4-0 6-3 1B BB		0-0 FC9-6 SH1-4 1B		0	0	0	1	0	0	0											
Inning Stats	R: 1 E: 0 K: 0 S: 5	H: 2 LOB: 1 BB: 0 P: 5	R: 1 E: 0 K: 0 S: 5	H: 1 LOB: 1 BB: 0 P: 5	R: 1 E: 0 K: 1 S: 7	H: 2 LOB: 1 BB: 0 P: 7	R: 1 E: 0 K: 0 S: 5	H: 2 LOB: 1 BB: 0 P: 5	R: 0 E: 0 K: 0 S: 3	H: 2 LOB: 2 BB: 1 P: 10	R: 0 E: 0 K: 0 S: 4	H: 1 LOB: 2 BB: 2 P: 11	R: 1 E: 0 K: 0 S: 4	H: 2 LOB: 2 BB: 1 P: 8	R: 1 E: 0 K: 0 S: 5	H: 2 LOB: 2 BB: 1 P: 9	1B: 10 2B: 4 3B: 0 HR: 0	SF: 1 SAC: 2 DP: 2 HBP: 0	WP: 0 PB: 0 SB: 1 CS: 0	PA: 41							
PITCHER	IP	WLS	BF	H	R	ER	SO	BB	IBB	HBP	BLK	WP	HR	S	P	ERA	WHIP										
Gary Nolan, R ERA: 2.74 (1, 1)	4.0		22	9	4	3	1	0	0	0	0	0	0	3	7	0.00	0.000										
Mike Caldwell, L ERA: 3.19 (5, 1)	0.1		2	0	0	0	1	0	1	0	0	0	0	3	7	0.00	0.000										
Dale Murray, R ERA: 5.4 (5, 1)	2.2		11	3	1	1	0	2	1	0	0	0	0	8	20	3.38	1.875										
Pedro Borbon, R ERA: 2.81 (8, 1)	1.0	L	6	2	1	1	0	0	1	0	0	0	0	5	9	9.00	2.000										

AB	33
R	6
H	14
RBI	6
BB	5
SO	2
LOB	25



Batter	1	2	3	4	5	6	7	8	9	AB	R	H	RBI	BB	SO	LOB	TOP					
Pete Rose, S OBP: 0.396, SLG: 0.459 (1,5)										5	1	2	0	0	0	0	Cincinnati Reds @ Los Angeles Dodgers Dodger Stadium, Los Angeles, CA Fri May 27 1977, 7:05 PM PDT Att: 53,055 - Unknown					
Ken Griffey, L OBP: 0.365, SLG: 0.437 (1,9)										4	0	0	0	0	1	2						
Joe Morgan, L OBP: 0.439, SLG: 0.500 (1,4)										2	1	1	0	2	0	1						
Johnny Bench, R OBP: 0.294, SLG: 0.488 (1,2)										4	0	0	0	0	0	3						
George Foster, R OBP: 0.373, SLG: 0.503 (1,7)										3	1	1	1	1	0	1						
Bob Bailey, R OBP: 0.371, SLG: 0.333 (1,3)										1	0	0	0	3	0	1						
Dave Concepcion, R OBP: 0.315, SLG: 0.313 (1,6)										4	0	2	0	0	0	2						
Cesar Geronimo, L OBP: 0.268, SLG: 0.366 (1,8)										4	0	0	0	0	1	4						
Pat Zachry, R OBP: 0.236, SLG: 0.188 (4, PH)										1	0	0	0	0	1	2						
Ed Applegate, R OBP: 0.394, SLG: 0.526 (4, PH)										1	0	0	0	0	1	1						
Dale Murray, R OBP: 0.329, SLG: 0.323 (4, PH)										0	0	0	0	0	0	0						
Doug Flynn, R OBP: 0.171, SLG: 0.176 (6, PH)										1	0	0	0	0	0	0						
Rawly Eastwick, R OBP: 0.357, SLG: 0.308 (6, PH)										0	0	0	0	0	0	0						
Mike Caldwell, L OBP: 0.109, SLG: 0.200 (8, PH)										0	0	0	0	0	0	0						
Mike Lum, L OBP: 0.026, SLG: 0.227 (9, PH)										1	0	0	0	0	0	0						
Inning Stats	R: 0 E: 0 K: 0 S: 4	H: 1 LOB: 1 BB: 0 P: 4	R: 0 E: 0 K: 1 S: 6	H: 1 LOB: 2 BB: 1 P: 10	R: 0 E: 0 K: 1 S: 5	H: 0 LOB: 1 BB: 1 P: 9	R: 1 E: 2 K: 1 S: 6	H: 2 LOB: 1 BB: 2 P: 10	R: 2 E: 1 K: 0 S: 5	H: 1 LOB: 2 BB: 2 P: 13	R: 0 E: 0 K: 0 S: 3	H: 0 LOB: 0 BB: 0 P: 5	R: 0 E: 0 K: 0 S: 3	H: 1 LOB: 0 BB: 0 P: 3	R: 0 E: 0 K: 0 S: 2	H: 0 LOB: 0 BB: 1 P: 6	R: 0 E: 0 K: 0 S: 3	H: 0 LOB: 0 BB: 0 P: 3	1B: 5 2B: 0 3B: 0 HR: 1	SF: 0 SAC: 0 DP: 2 HBP: 0	WP: 0 PB: 0 SB: 0 CS: 1	PA: 37
PITCHER	IP WLS BF H R ER SO BB IBB HBP BLK WP HR S P ERA WHIP																					
Tommy John, L ERA: 3.58 (1, 1)	7.0 W 31 6 3 1 4 5 0 0 0 0 0 1 34 54 1.29 1.571																					
Charlie Hough, R ERA: 2.24 (8, 1)	2.0 S 6 0 0 0 0 1 0 0 0 0 0 0 5 9 0.00 0.500																					



Batter	1	2	3	4	5	6	7	8	9	AB	R	H	RBI	BB	SO	LOB	BOTTOM			
Davey Lopes, R OBP: 0.401, SLG: 0.453 (1,4)										4	2	2	0	1	0	0	Cincinnati Reds @ Los Angeles Dodgers Dodger Stadium, Los Angeles, CA Fri May 27 1977, 7:05 PM PDT Att: 53,055 - Unknown			
Bill Russell, R OBP: 0.287, SLG: 0.309 (1,6)										4	1	1	0	1	0	3				
Reggie Smith, S OBP: 0.441, SLG: 0.664 (1,9)										5	2	3	2	0	0	3				
Ron Cey, R OBP: 0.440, SLG: 0.632 (1,5)										5	1	2	2	0	1	3				
Steve Garvey, R OBP: 0.343, SLG: 0.492 (1,3)										4	1	3	1	0	0	0				
Ed Goodson, L OBP: 0.154, SLG: 0.083 (7, PR)										0	0	0	0	0	0	0				
Lee Lacy, R OBP: 0.333, SLG: 0.520 (8, PH)										1	0	1	1	0	0	0				
John Hales, L OBP: 0.371, SLG: 0.387 (9, PH)										0	0	0	0	0	0	0				
Rick Monday, L OBP: 0.380, SLG: 0.478 (1,8)										3	1	2	1	2	0	0				
Dusty Baker Jr., R OBP: 0.390, SLG: 0.530 (1,7)										4	2	2	2	1	0	5				
Steve Yeager, R OBP: 0.370, SLG: 0.477 (1,2)										4	0	1	1	1	0	2				
Tommy John, R OBP: 0.150, SLG: 0.150 (1, 1)										3	0	0	0	0	0	0				
Boog Powell, L OBP: 0.357, SLG: 0.308 (7, PH)										1	0	0	0	0	0	2				
Charlie Hough, R OBP: 0.167, SLG: 0.364 (8, 1)										1	0	0	0	0	0	1				
Inning Stats	R: 1 E: 0 K: 0 S: 6	H: 4 LOB: 3 BB: 1 P: 10	R: 2 E: 0 K: 1 S: 6	H: 1 LOB: 1 BB: 2 P: 14	R: 2 E: 0 K: 0 S: 5	H: 2 LOB: 0 BB: 0 P: 5	R: 0 E: 2 K: 0 S: 3	H: 0 LOB: 0 BB: 0 P: 3	R: 0 E: 1 K: 0 S: 5	H: 0 LOB: 2 BB: 2 P: 11	R: 0 E: 0 K: 0 S: 4	H: 1 LOB: 0 BB: 0 P: 5	R: 0 E: 0 K: 0 S: 4	H: 2 LOB: 2 BB: 1 P: 8	R: 5 E: 0 K: 0 S: 9	H: 7 LOB: 1 BB: 0 P: 9	1B: 12 2B: 3 3B: 0 HR: 2	SF: 0 SAC: 0 DP: 2 HBP: 0	WP: 0 PB: 1 SB: 0 CS: 1	PA: 45
PITCHER	IP WLS BF H R ER SO BB IBB HBP BLK WP HR S P ERA WHIP																			
Pat Zachry, R ERA: 5.76 (1, 1)	3.0 L 18 7 5 5 1 2 3 0 0 0 0 0 2 17 29 15.00 3.333																			
Dale Murray, R ERA: 4.94 (4, 1)	2.0 8 0 0 0 0 2 0 0 0 0 0 0 6 14 0.00 1.000																			
Rawly Eastwick, R ERA: 2.45 (6, 1)	2.1 14 6 3 3 0 1 0 0 0 0 0 0 13 17 11.57 3.000																			
Mike Caldwell, L ERA: 4.08 (8, 1)	0.2 5 4 2 2 0 0 0 0 0 0 0 0 5 5 27.00 6.000																			



Batter	1	2	3	4	5	6	7	8	9	AB	R	H	RBI	BB	SO	LOB	TOP											
Pete Rose, S OBP: 0.396, SLG: 0.463 (1, 5)	G3	HR		F2			4-3		1-3	5	1	2	2	0	0	0	Cincinnati Reds @ Los Angeles Dodgers Dodger Stadium, Los Angeles, CA Sat May 28 1977, 3:33 AM PDT Att: 52,636 - Unknown											
Doug Flynn, R OBP: 0.111, SLG: 0.176 (9, 5)		2H 3H							2B	0	0	0	0	0	0	0												
Ken Griffey, L OBP: 0.260, SLG: 0.448 (1, 9)	5-3	HR		K			L6		K	5	1	1	2	0	2	2												
Joe Morgan, L OBP: 0.438, SLG: 0.493 (1, 4)	E S						F6		F2	4	0	1	0	1	1	2												
Johnny Bench, R OBP: 0.286, SLG: 0.473 Bill Plummer, R OBP: 0.293, SLG: 0.256 (1, 2) (9, 2)	K	K					L7		K	4	0	0	0	0	3	2												
Dan Driessen, L OBP: 0.357, SLG: 0.460 (1, 3)		G3		F8						4	0	2	0	0	0	0												
George Foster, R OBP: 0.376, SLG: 0.543 (1, 7)		HR		HR			1B		K	4	2	2	2	0	2	2												
Cesar Geronimo, L OBP: 0.275, SLG: 0.370 (1, 8)		SH5-4		3-1			CS		K	4	1	2	0	0	1	1												
Dave Concepcion, R OBP: 0.313, SLG: 0.312 (1, 6)		SH5-4		5-3			4-3		F8	4	1	1	0	0	0	1												
Jack Billingham, R OBP: 0.185, SLG: 0.185 Pedro Borbon, R OBP: 0.667, SLG: 0.833 (1, 1) (8, 1)	SH5-4			K			4-3		2B	2	0	0	0	0	1	0												
Inning Stats	R: 0 E: 0 K: 1 S: 6	H: 1 LOB: 1 BB: 0 P: 6	R: 5 E: 0 K: 1 S: 10	H: 5 LOB: 1 BB: 1 P: 14	R: 1 E: 0 K: 0 S: 4	H: 1 LOB: 0 BB: 0 P: 4	R: 0 E: 0 K: 2 S: 7	H: 0 LOB: 0 BB: 0 P: 7	R: 0 E: 0 K: 2 S: 8	H: 1 LOB: 1 BB: 0 P: 8	R: 0 E: 0 K: 0 S: 3	H: 0 LOB: 0 BB: 0 P: 3	R: 0 E: 0 K: 3 S: 10	H: 1 LOB: 1 BB: 0 P: 10	R: 0 E: 0 K: 1 S: 7	H: 2 LOB: 2 BB: 0 P: 7	1B: 8 2B: 1 3B: 0 HR: 3	SF: 0 SAC: 1 DP: 0 HBP: 0	WP: 0 PB: 0 CS: 2 SB: 1	PA: 39								
PITCHER	IP	WLS	BF	H	R	ER	SO	BB	IBB	HBP	BLK	WP	HR	S	P	ERA	WHIP											
Don Sutton, R ERA: 3.29 (1, 1)	3.0	L	17	7	6	6	2	1	0	0	0	0	0	3	20	24	18.00	2.667										
Al Downing, L ERA: 5.06 (4, 1)	1.2		6	1	0	0	3	0	0	0	0	0	0	0	12	12	0.00	0.600										
Elias Sosa, R ERA: 6.1 (5, 1)	0.1		1	0	0	0	1	0	0	0	0	0	0	0	3	3	0.00	0.000										
Mike Garman, R ERA: 2.51 (6, 1)	2.0		6	1	0	0	0	0	0	0	0	0	0	6	6	0.00	0.500											
Stan Wall, L ERA: 3.55 (8, 1)	2.0		9	3	0	0	4	0	0	0	0	0	0	17	17	0.00	1.500											

Batter	1	2	3	4	5	6	7	8	9	AB	R	H	RBI	BB	SO	LOB	BOTTOM											
Davey Lopes, R OBP: 0.393, SLG: 0.442 (1, 4)	F8		L6		F5		F9			4	0	0	0	0	0	1	Cincinnati Reds @ Los Angeles Dodgers Dodger Stadium, Los Angeles, CA Sat May 28 1977, 3:33 AM PDT Att: 52,636 - Unknown											
Bill Russell, R OBP: 0.282, SLG: 0.303 (1, 6)	L7			3-1		F8		P4	4	0	0	0	0	0	0													
Reggie Smith, S OBP: 0.437, SLG: 0.651 (1, 9)	F8			2B	G3	E5	WP	P2	3	1	0	0	1	0	0													
Ron Cey, R OBP: 0.447, SLG: 0.639 (1, 5)		F8		G3	2B	G6-4-3	BB	FC6-4	3	0	2	0	1	0	0													
Ed Goodson, L OBP: 0.118, SLG: 0.063 (1, 3)		G3		G3	G6-4-3	FC6-4	1B		4	0	0	1	0	0	4													
Rick Monday, L OBP: 0.383, SLG: 0.475 (1, 8)		BB		6-3		F7		2-3	3	0	1	0	1	0	1													
Dusty Baker Jr., R OBP: 0.386, SLG: 0.542 (1, 7)		F8			5-3		HR	2-3	4	1	1	1	0	0	2													
Steve Yeager, R OBP: 0.367, SLG: 0.492 (1, 2)				4-3		HR		F5-3	4	1	1	1	0	1	1													
Don Sutton, R ERA: 3.29 John Hall, R ERA: 3.29 Al Downing, R ERA: 5.06 Elias Sosa, R ERA: 6.1 Manny Mota, R ERA: 3.29 Mike Garman, R ERA: 2.51 Ross Powell, L ERA: 3.29 Red Magrane, R ERA: 3.29 Stan Wall, L ERA: 3.55 Steve Garvey, R ERA: 3.29				4-3		F9		F9	0	0	0	0	0	0	0													
Inning Stats	R: 0 E: 0 K: 0 S: 3	H: 0 LOB: 0 BB: 0 P: 3	R: 0 E: 0 K: 0 S: 3	H: 0 LOB: 1 BB: 1 P: 7	R: 0 E: 0 K: 0 S: 3	H: 0 LOB: 0 BB: 0 P: 3	R: 1 E: 0 K: 0 S: 4	H: 1 LOB: 1 BB: 1 P: 8	R: 1 E: 0 K: 0 S: 4	H: 1 LOB: 0 BB: 0 P: 4	R: 0 E: 0 K: 0 S: 3	H: 0 LOB: 1 BB: 1 P: 7	R: 1 E: 0 K: 1 S: 6	H: 1 LOB: 1 BB: 1 P: 10	R: 0 E: 0 K: 0 S: 4	H: 1 LOB: 1 BB: 0 P: 4		R: 0 E: 0 K: 0 S: 4	H: 1 LOB: 1 BB: 0 P: 4	1B: 2 2B: 1 3B: 0 HR: 2	SF: 0 SAC: 0 DP: 1 HBP: 0	WP: 1 PB: 0 CS: 0	PA: 36					
PITCHER	IP	WLS	BF	H	R	ER	SO	BB	IBB	HBP	BLK	WP	HR	S	P	ERA	WHIP											
Jack Billingham, R ERA: 3.91 (1, 1)	7.0	W	28	3	3	3	1	4	0	0	0	0	0	2	26	42	3.86	1.000										
Pedro Borbon, R ERA: 2.65 (8, 1)	2.0	S	8	2	0	0	0	0	0	0	0	0	0	8	8	0.00	1.000											



Batter	1	2	3	4	5	6	7	8	9	AB	R	H	RBI	BB	SO	LOB	TOP				
Pete Rose, S OBP: 0.491, SLG: 0.470 (1, 5)	0-0 1B HR	4-0 HR		0-3 K			0-0 2B		0-0 6-3	4	2	2	0	1	1	1	Cincinnati Reds @ Los Angeles Dodgers Dodger Stadium, Los Angeles, CA Sun May 29 1977, 3:33 AM PDT Att: 52,889 - Unknown livebaseballscorecards.com				
Doug Flynn, R OBP: 0.111, SLG: 0.176 (9, 5)	0-0 1B HR	4-0 HR					0-0 6-3		0-3 K	5	2	3	2	0	1	1					
Ken Griffey, L OBP: 0.366, SLG: 0.469 (1, 9)	0-0 1B HR	0-0 1B HR					0-0 1B		0-3 K	3	2	1	1	2	0	1					
Joe Morgan, L OBP: 0.442, SLG: 0.511 (1, 4)	4-0 1B HR	0-0 F3					0-0 F8		0-0 HR	3	2	1	1	2	0	1					
Johnny Bench, R OBP: 0.283, SLG: 0.485 (1, 2)	0-0 HR			0-0 5-3			0-0 F8		0-0 5-3	5	1	1	4	0	0	3					
Dan Driessen, L OBP: 0.347, SLG: 0.445 (1, 3)	0-0 F8			0-0 F5			0-0 4-3		0-0 G3	4	0	0	0	0	0	1					
George Foster, R OBP: 0.373, SLG: 0.555 (1, 7)	0-0 P6			0-3 K			0-3 K		0-0 HR	4	1	1	1	0	2	0					
Cesar Geronimo, L OBP: 0.281, SLG: 0.374 (1, 8)	0-0 P5			0-0 SH1-4 1B			0-0 F9		0-0 1B	4	0	2	0	0	0	0					
Dave Concepcion, R OBP: 0.306, SLG: 0.304 (1, 6)		0-0 F7		0-0 F7			0-0 6-3		0-0 F9	4	0	0	0	0	0	2					
Fred Norman, S OBP: 0.130, SLG: 0.130 (1, 1)		0-3 K		0-0 SH1-4			0-0 4-3		0-0 2-3	3	0	0	0	0	1	1					
Inning Stats	R: 4 E: 0 K: 0 S: 6	H: 3 LOB: 0 BB: 1 P: 10	R: 2 E: 0 K: 1 S: 6	H: 1 LOB: 0 BB: 1 P: 10	R: 0 E: 0 K: 1 S: 5	H: 0 LOB: 0 BB: 0 P: 5	R: 0 E: 0 K: 1 S: 6	H: 1 LOB: 1 BB: 0 P: 6	R: 0 E: 0 K: 0 S: 4	H: 0 LOB: 2 BB: 0 P: 5	R: 0 E: 0 K: 0 S: 4	H: 1 LOB: 2 BB: 1 P: 8	R: 1 E: 0 K: 0 S: 5	H: 2 LOB: 1 BB: 0 P: 5	R: 1 E: 0 K: 1 S: 6	H: 1 LOB: 0 BB: 0 P: 6	1B: 5 2B: 1 3B: 0 HR: 4	SF: 0 SAC: 1 DP: 0 HBP: 0	WP: 0 PB: 0 SB: 0 CS: 0	PA: 40	
PITCHER	IP WLS BF H R ER SO BB IBB HBP BLK WP HR S P ERA WHIP	IP WLS BF H R ER SO BB IBB HBP BLK WP HR S P ERA WHIP	IP WLS BF H R ER SO BB IBB HBP BLK WP HR S P ERA WHIP	IP WLS BF H R ER SO BB IBB HBP BLK WP HR S P ERA WHIP	IP WLS BF H R ER SO BB IBB HBP BLK WP HR S P ERA WHIP	IP WLS BF H R ER SO BB IBB HBP BLK WP HR S P ERA WHIP	IP WLS BF H R ER SO BB IBB HBP BLK WP HR S P ERA WHIP	IP WLS BF H R ER SO BB IBB HBP BLK WP HR S P ERA WHIP	IP WLS BF H R ER SO BB IBB HBP BLK WP HR S P ERA WHIP	IP WLS BF H R ER SO BB IBB HBP BLK WP HR S P ERA WHIP	IP WLS BF H R ER SO BB IBB HBP BLK WP HR S P ERA WHIP	IP WLS BF H R ER SO BB IBB HBP BLK WP HR S P ERA WHIP	IP WLS BF H R ER SO BB IBB HBP BLK WP HR S P ERA WHIP	IP WLS BF H R ER SO BB IBB HBP BLK WP HR S P ERA WHIP	IP WLS BF H R ER SO BB IBB HBP BLK WP HR S P ERA WHIP	IP WLS BF H R ER SO BB IBB HBP BLK WP HR S P ERA WHIP	IP WLS BF H R ER SO BB IBB HBP BLK WP HR S P ERA WHIP	IP WLS BF H R ER SO BB IBB HBP BLK WP HR S P ERA WHIP	IP WLS BF H R ER SO BB IBB HBP BLK WP HR S P ERA WHIP	IP WLS BF H R ER SO BB IBB HBP BLK WP HR S P ERA WHIP	IP WLS BF H R ER SO BB IBB HBP BLK WP HR S P ERA WHIP
Rick Rhoden, R ERA: 4.5 (1, 1)	6.2 L	30 7	6 6	6 4	3 0	0 0	0 0	0 0	0 0	0 0	2 35	47	8.10	1.500							
Elias Sosa, R ERA: 5.91 (7, 1)	0.1 1	0 0	0 0	0 0	0 0	0 0	0 0	0 0	0 0	0 0	1 1	1	0.00	0.000							
Stan Wall, L ERA: 4.3 (8, 1)	2.0 9	3 2	2 2	1 1	0 0	0 0	0 0	0 0	0 0	2 11	11	9.00	1.500								

Batter	1	2	3	4	5	6	7	8	9	AB	R	H	RBI	BB	SO	LOB	BOTTOM					
Davey Lopes, R OBP: 0.388, SLG: 0.435 (1, 4)	0-0 5-3		0-0 F9		0-0 1B			0-3 K	0-0 L7	5	0	1	0	0	1	1	Cincinnati Reds @ Los Angeles Dodgers Dodger Stadium, Los Angeles, CA Sun May 29 1977, 3:33 AM PDT Att: 52,889 - Unknown livebaseballscorecards.com					
Bill Russell, R OBP: 0.281, SLG: 0.302 (1, 6)	0-0 F9			0-0 1B		0-0 F8		0-0 6-3		4	0	1	0	0	0	0						
Reggie Smith, S OBP: 0.433, SLG: 0.638 (1, 9)	0-3 K			0-0 P4		0-3 K		4-0 2B BB		3	1	0	0	1	2	1						
Ron Cey, R OBP: 0.453, SLG: 0.638 (1, 5)		0-0 5-3		0-0 1B		4-0 FC6-4 BB		4-0 2B BB		2	0	1	0	2	0	0						
Steve Garvey, R OBP: 0.345, SLG: 0.495 (8, PR)		0-0 FC1-6 1B		0-0 F7		0-0 FC6-4		0-0 1-3 2-H 2B		4	0	2	1	0	0	3						
Ted Martinez, R OBP: 0.350, SLG: 0.550 (8, PR)										0	0	0	0	0	0	0						
Ed Goodson, L OBP: 0.118, SLG: 0.063 (9, 3)										0	0	0	0	0	0	0						
Rick Monday, L OBP: 0.375, SLG: 0.464 (1, 8)		0-0 FC1-6		0-0 4-3			0-0 4-3		0-3 K	4	0	0	0	0	1	5						
Dusty Baker Jr., R OBP: 0.389, SLG: 0.541 (1, 7)		0-3 K					0-0 F7		0-0 1B	4	0	2	0	0	1	1						
Steve Yeager, R OBP: 0.357, SLG: 0.478 (1, 2)				0-0 6-3			0-0 P6		0-0 F8	4	0	0	0	0	2	2						
Rick Rhoden, R OBP: 0.208, SLG: 0.250 (1, 1)				0-0 6-3			0-0 L4		0-0 F3	2	0	1	0	0	0	0						
Elias Sosa, R (7, 1)										0	0	0	0	0	0	0						
Manny Mota, R OBP: 0.428, SLG: 0.400 (7, PH)										1	0	0	0	0	0	1						
Stan Wall, L (8, 1)										0	0	0	0	0	0	0						
Lee Lacy, R OBP: 0.327, SLG: 0.510 (9, PH)										1	0	0	0	0	1	1						
Inning Stats	R: 0 E: 0 K: 1 S: 5	H: 0 LOB: 0 BB: 0 P: 5	R: 0 E: 0 K: 1 S: 6	H: 1 LOB: 1 BB: 0 P: 6	R: 0 E: 0 K: 0 S: 3	H: 0 LOB: 0 BB: 0 P: 3	R: 0 E: 0 K: 0 S: 5	H: 2 LOB: 2 BB: 0 P: 5	R: 0 E: 0 K: 0 S: 4	H: 2 LOB: 2 BB: 0 P: 4	R: 0 E: 0 K: 1 S: 5	H: 0 LOB: 1 BB: 1 P: 9	R: 0 E: 0 K: 0 S: 4	H: 1 LOB: 1 BB: 0 P: 4	R: 1 E: 0 K: 2 S: 8	H: 1 LOB: 2 BB: 2 P: 16	R: 0 E: 0 K: 0 S: 4	H: 1 LOB: 1 BB: 0 P: 4	1B: 7 2B: 1 3B: 0 HR: 0	SF: 0 SAC: 0 DP: 0 HBP: 0	WP: 0 PB: 0 SB: 0 CS: 0	PA: 37
PITCHER	IP WLS BF H R ER SO BB IBB HBP BLK WP HR S P ERA WHIP	IP WLS BF H R ER SO BB IBB HBP BLK WP HR S P ERA WHIP	IP WLS BF H R ER SO BB IBB HBP BLK WP HR S P ERA WHIP	IP WLS BF H R ER SO BB IBB HBP BLK WP HR S P ERA WHIP	IP WLS BF H R ER SO BB IBB HBP BLK WP HR S P ERA WHIP	IP WLS BF H R ER SO BB IBB HBP BLK WP HR S P ERA WHIP	IP WLS BF H R ER SO BB IBB HBP BLK WP HR S P ERA WHIP	IP WLS BF H R ER SO BB IBB HBP BLK WP HR S P ERA WHIP	IP WLS BF H R ER SO BB IBB HBP BLK WP HR S P ERA WHIP	IP WLS BF H R ER SO BB IBB HBP BLK WP HR S P ERA WHIP	IP WLS BF H R ER SO BB IBB HBP BLK WP HR S P ERA WHIP	IP WLS BF H R ER SO BB IBB HBP BLK WP HR S P ERA WHIP	IP WLS BF H R ER SO BB IBB HBP BLK WP HR S P ERA WHIP	IP WLS BF H R ER SO BB IBB HBP BLK WP HR S P ERA WHIP	IP WLS BF H R ER SO BB IBB HBP BLK WP HR S P ERA WHIP	IP WLS BF H R ER SO BB IBB HBP BLK WP HR S P ERA WHIP	IP WLS BF H R ER SO BB IBB HBP BLK WP HR S P ERA WHIP	IP WLS BF H R ER SO BB IBB HBP BLK WP HR S P ERA WHIP	IP WLS BF H R ER SO BB IBB HBP BLK WP HR S P ERA WHIP	IP WLS BF H R ER SO BB IBB HBP BLK WP HR S P ERA WHIP	IP WLS BF H R ER SO BB IBB HBP BLK WP HR S P ERA WHIP	
Fred Norman, L ERA: 3.45 (1, 1)	9.0 W	37 8	1 1	1 5	3 0	0 0	0 0	0 44	56	1.00	1.222											

Batter	1	2	3	4	5	6	7	8	9	AB	R	H	RBI	BB	SO	LOB	TOP														
Jerry Royster, R OBP: 0.318, SLG: 0.285 (1, 6)										3	0	1	0	1	0	2															
Darrel Chaney, S OBP: 0.297, SLG: 0.309 (1, 4)										2	0	0	0	2	1	0															
Willie Montanez, L OBP: 0.283, SLG: 0.392 (1, 3)										4	0	0	0	0	0	4															
Jeff Burroughs, R OBP: 0.382, SLG: 0.527 (1, 9)										4	1	1	1	0	1	2															
Gary Matthews, R OBP: 0.357, SLG: 0.465 (1, 7)										4	0	0	0	0	1	0															
Biff Pocoroba, S OBP: 0.398, SLG: 0.466 (1, 2)										2	0	0	0	2	0	0															
Junior Moore, R OBP: 0.352, SLG: 0.376 (1, 5)										4	1	1	0	0	1	2															
Barry Bonnell, R OBP: 0.466, SLG: 0.442 (1, 8)										2	0	0	0	1	0	1															
Jamie Easterly, L OBP: 0.286, SLG: 0.429 (7, PH)										2	0	1	1	0	0	1															
Tom Paciorek, R OBP: 0.276, SLG: 0.375 (7, 1)										1	0	0	0	0	1	0															
Don Collins, R (7, 1)										0	0	0	0	0	0	0															
Inning Stats	R: 0 E: 0 K: 1 S: 4	H: 0 LOB: 1 BB: 2 P: 12	R: 1 E: 0 K: 1 S: 7	H: 2 LOB: 2 BB: 1 P: 11	R: 1 E: 0 K: 1 S: 6	H: 1 LOB: 0 BB: 0 P: 6	R: 0 E: 0 K: 1 S: 5	H: 0 LOB: 1 BB: 1 P: 9	R: 0 E: 0 K: 0 S: 3	H: 1 LOB: 0 BB: 1 P: 7	R: 0 E: 0 K: 0 S: 2	H: 0 LOB: 0 BB: 1 P: 6	R: 0 E: 0 K: 1 S: 5	H: 0 LOB: 0 BB: 0 P: 5	R: 0 E: 0 K: 0 S: 3	H: 0 LOB: 0 BB: 0 P: 3	R: 0 E: 0 K: 0 S: 3	H: 0 LOB: 0 BB: 0 P: 3	R: 0 E: 0 K: 0 S: 3	H: 0 LOB: 0 BB: 0 P: 3	1B: 3 2B: 1 3B: 0 HR: 1	SF: 0 SAC: 0 DP: 3 HBP: 0	WP: 0 PB: 0 SB: 1 CS: 0	PA: 34							
PITCHER Pat Zachry, R ERA: 5.23 (1, 1)	IP: 9.0 WLS: W BF: 34 H: 4 R: 2 ER: 2 SO: 5 BB: 6 IBB: 0 HBP: 0 BLK: 0 WP: 0 HR: 1 S: 38 P: 62 ERA: 2.00 WHIP: 1.111															PITCHER Pat Zachry, R ERA: 5.23 (1, 1)	IP: 9.0 WLS: W BF: 34 H: 4 R: 2 ER: 2 SO: 5 BB: 6 IBB: 0 HBP: 0 BLK: 0 WP: 0 HR: 1 S: 38 P: 62 ERA: 2.00 WHIP: 1.111														

Atlanta Braves @ Cincinnati Reds
Riverfront Stadium, Cincinnati, OH
Wed Jun 01 1977, 7:05 PM EDT
Att: 18,604 - Unknown

AB 28
R 2
H 4
RBI 2
BB 6
SO 5
LOB 12



Batter	1	2	3	4	5	6	7	8	9	AB	R	H	RBI	BB	SO	LOB	BOTTOM														
Pete Rose, S OBP: 0.410, SLG: 0.463 (1, 5)										4	1	2	0	0	0	0															
Doug Flynn, R OBP: 0.111, SLG: 0.176 (9, 5)										0	0	0	0	0	0	0															
Ken Griffey, L OBP: 0.373, SLG: 0.476 (1, 9)										4	0	1	0	0	1	1															
Joe Morgan, L OBP: 0.428, SLG: 0.484 (1, 4)										4	0	0	1	0	1	1															
Johnny Bench, R OBP: 0.268, SLG: 0.452 (1, 2)										4	0	0	0	0	1	1															
George Foster, R OBP: 0.381, SLG: 0.567 (1, 7)										2	3	1	0	1	1	0															
Dave Concepcion, R OBP: 0.309, SLG: 0.315 (1, 6)										4	1	2	1	0	1	1															
Dan Driessen, L OBP: 0.348, SLG: 0.442 (1, 3)										3	0	1	2	0	1	2															
Cesar Geronimo, L OBP: 0.312, SLG: 0.415 (1, 8)										2	0	1	1	1	0	1															
Pat Zachry, R OBP: 0.200, SLG: 0.158 (1, 1)										3	0	0	0	0	2	3															
Inning Stats	R: 0 E: 0 K: 2 S: 7	H: 0 LOB: 0 BB: 0 P: 7	R: 2 E: 0 K: 1 S: 6	H: 2 LOB: 0 BB: 0 P: 7	R: 1 E: 1 K: 1 S: 7	H: 2 LOB: 1 BB: 0 P: 7	R: 1 E: 0 K: 0 S: 5	H: 2 LOB: 1 BB: 0 P: 5	R: 0 E: 0 K: 0 S: 3	H: 0 LOB: 0 BB: 0 P: 3	R: 1 E: 0 K: 2 S: 8	H: 1 LOB: 2 BB: 2 P: 16	R: 0 E: 0 K: 0 S: 3	H: 1 LOB: 0 BB: 0 P: 3	R: 0 E: 0 K: 2 S: 7	H: 0 LOB: 0 BB: 0 P: 7	R: 0 E: 0 K: 2 S: 7	H: 0 LOB: 0 BB: 0 P: 7	R: 0 E: 0 K: 0 S: 3	H: 0 LOB: 0 BB: 0 P: 3	1B: 7 2B: 1 3B: 0 HR: 0	SF: 0 SAC: 0 DP: 2 HBP: 1	WP: 0 PB: 0 SB: 1 CS: 0	PA: 33							
PITCHER Jamie Easterly, L ERA: 5.33 (1, 1)	IP: 6.0 WLS: L BF: 27 H: 7 R: 5 ER: 5 SO: 6 BB: 1 IBB: 1 HBP: 1 BLK: 0 WP: 0 HR: 0 S: 36 P: 45 ERA: 7.50 WHIP: 1.333															PITCHER Don Collins, L ERA: 5.4 (7, 1)	IP: 2.0 WLS: 6 BF: 1 H: 0 R: 0 ER: 0 SO: 2 BB: 0 IBB: 0 HBP: 0 BLK: 0 WP: 0 HR: 0 S: 10 P: 10 ERA: 0.00 WHIP: 0.500														

Atlanta Braves @ Cincinnati Reds
Riverfront Stadium, Cincinnati, OH
Wed Jun 01 1977, 7:05 PM EDT
Att: 18,604 - Unknown

AB 30
R 5
H 8
RBI 5
BB 2
SO 8
LOB 10




Batter	1	2	3	4	5	6	7	8	9	10	11	AB	R	H	RBI	BB	SO	LOB						
Cesar Cedeno, R OBP: 0.320, SLG: 0.275 Ken Forsch, R (1.1)	2-3		F7			K		F4-6-3			F9	5	0	0	0	1	1	4						
Julio Gonzalez, R OBP: 0.289, SLG: 0.328 (1.6)	6-3		FC6			6-3				6-3	P3	5	0	0	0	0	0	3						
Jose Cruz, L OBP: 0.317, SLG: 0.392 (1.9)	1-3				G1						FC5	5	1	1	0	0	0	2						
Joe Ferguson, R OBP: 0.391, SLG: 0.497 Ed Herrmann, L OBP: 0.200, SLG: 0.167 (8.2)		F7			P4			F6			G3	3	0	0	0	0	0	0						
Bob Watson, R OBP: 0.362, SLG: 0.466 (1.3)					6-3						1B	5	2	4	3	0	0	0						
Willie Crawford, L OBP: 0.143, SLG: 0.139 Joe Sambito, L OBP: 0.000, SLG: 0.000 Ken Forsch, R OBP: 0.000, SLG: 0.000 Gene Pentz, R OBP: 0.000, SLG: 0.000 Art Gardner, L OBP: 0.162, SLG: 0.139 (11.8)					G3						F9	2	0	0	0	0	1	0						
Enos Cabell, R OBP: 0.308, SLG: 0.416 (1.5)					G5-4-3						G3	5	1	2	0	0	0	2						
Art Howe, R OBP: 0.345, SLG: 0.450 (1.4)					G6-4-3						2B	5	1	3	2	0	0	1						
Floyd Bannister, L OBP: 0.143, SLG: 0.143 Cliff Johnson, R OBP: 0.407, SLG: 0.597 (7.7)					FC6			F7			6-3	2	0	1	0	0	0	0						
Inning Stats	R: 0 E: 0 K: 0 S: 3	H: 0 LOB: 0 BB: 0 P: 3	R: 0 E: 0 K: 0 S: 3	H: 1 LOB: 1 BB: 1 P: 7	R: 0 E: 0 K: 0 S: 4	H: 1 LOB: 1 BB: 0 P: 4	R: 0 E: 0 K: 0 S: 3	H: 0 LOB: 0 BB: 0 P: 3	R: 0 E: 0 K: 1 S: 5	H: 1 LOB: 1 BB: 0 P: 5	R: 0 E: 0 K: 0 S: 4	H: 1 LOB: 1 BB: 1 P: 4	R: 0 E: 0 K: 0 S: 3	H: 3 LOB: 0 BB: 1 P: 7	R: 0 E: 0 K: 0 S: 6	H: 1 LOB: 2 BB: 0 P: 6	R: 0 E: 0 K: 0 S: 4	H: 1 LOB: 1 BB: 1 P: 8	R: 3 E: 0 K: 0 S: 7	H: 4 LOB: 1 BB: 0 P: 7	1B: 8 2B: 4 3B: 0 HR: 1	SF: 0 SAC: 0 DP: 3 HBP: 0	WP: 0 PB: 0 SB: 0 CS: 0	PA: 46
PITCHER	IP ERA WLS BF H R ER SO BB IBB HBP BLK WP HR S P ERA WHIP	1.1 3.72 1.1 7 2 1 1 0 0 1 0 0 0 1 6 10 6.75 1.500	10.1 2.56 10.1 1 0 0 0 0 0 0 0 0 0 0 1 1 0.00 0.000	11.1 5.02 11.1 1.0 L 7 4 3 3 0 0 0 0 0 0 7 7 27.00 4.000	PITCHER										IP ERA WLS BF H R ER SO BB IBB HBP BLK WP HR S P ERA WHIP									

Houston Astros @ Cincinnati Reds
Riverfront Stadium, Cincinnati, OH
Thu Jun 02 1977, 7:05 PM EDT
Att: 23,503 - Unknown

livebaseballscorecards.com

AB 43
R 6
H 13
RBI 6
BB 3
SO 1
LOB 15



Batter	1	2	3	4	5	6	7	8	9	10	11	AB	R	H	RBI	BB	SO	LOB							
Pete Rose, S OBP: 0.410, SLG: 0.459 Ray Knight, R OBP: 0.250, SLG: 0.375 (9.5)	F9				F9					F9		4	0	1	1	1	0	1							
Ken Griffey, L OBP: 0.307, SLG: 0.464 (1.9)	F9				K			P5		4-3		5	0	0	0	1	2	3							
Joe Morgan, L OBP: 0.439, SLG: 0.497 Doug Flynn, R OBP: 0.100, SLG: 0.158 (8.4)												2	1	2	0	2	0	0							
George Foster, R OBP: 0.385, SLG: 0.560 (1.7)												2	0	0	0	0	1	2							
Dave Concepcion, R OBP: 0.321, SLG: 0.345 (1.6)												6	0	4	1	0	1	3							
Dan Driessen, L OBP: 0.354, SLG: 0.437 (1.3)												4	0	1	1	2	1	3							
Bill Plummer, R OBP: 0.275, SLG: 0.250 Mike Lum, L OBP: 0.192, SLG: 0.208 Johnny Bench, R OBP: 0.266, SLG: 0.449 (10.2)												4	1	1	0	0	0	2							
Cesar Geronimo, L OBP: 0.307, SLG: 0.401 (1.8)												5	1	0	0	1	2	3							
Jack Billingham, R OBP: 0.000, SLG: 0.000 Rawly Eastwick, R OBP: 0.000, SLG: 0.000 Woodie Fryman, L OBP: 0.000, SLG: 0.000 Cherry Summers, R OBP: 0.000, SLG: 0.000 Ed Armstrong, R OBP: 0.000, SLG: 0.000 Dale Murray, R OBP: 0.000, SLG: 0.000 (11.1)												4	0	2	1	0	1	1							
Inning Stats	R: 0 E: 0 K: 1 S: 6	H: 1 LOB: 2 BB: 1 P: 10	R: 1 E: 0 K: 2 S: 8	H: 1 LOB: 2 BB: 2 P: 16	R: 0 E: 0 K: 1 S: 5	H: 0 LOB: 2 BB: 2 P: 13	R: 0 E: 0 K: 2 S: 7	H: 0 LOB: 0 BB: 0 P: 7	R: 1 E: 0 K: 2 S: 9	H: 2 LOB: 1 BB: 0 P: 9	R: 0 E: 0 K: 0 S: 4	H: 1 LOB: 1 BB: 2 P: 4	R: 0 E: 0 K: 1 S: 5	H: 0 LOB: 3 BB: 2 P: 13	R: 1 E: 0 K: 0 S: 5	H: 3 LOB: 1 BB: 0 P: 5	1B: 8 2B: 3 3B: 1 HR: 0	SF: 0 SAC: 0 DP: 1 HBP: 0	WP: 1 PB: 1 SB: 0 CS: 1	PA: 53					
PITCHER	IP ERA WLS BF H R ER SO BB IBB HBP BLK WP HR S P ERA WHIP	6.65 1.1 2.0 1.0	6.2 1.1 2.0 1.0	6.2 1.1 2.0 1.0	6.2 1.1 2.0 1.0	6.2 1.1 2.0 1.0	6.2 1.1 2.0 1.0	6.2 1.1 2.0 1.0	6.2 1.1 2.0 1.0	6.2 1.1 2.0 1.0	6.2 1.1 2.0 1.0	6.2 1.1 2.0 1.0	6.2 1.1 2.0 1.0	6.2 1.1 2.0 1.0	6.2 1.1 2.0 1.0	6.2 1.1 2.0 1.0	6.2 1.1 2.0 1.0	6.2 1.1 2.0 1.0	6.2 1.1 2.0 1.0	6.2 1.1 2.0 1.0	6.2 1.1 2.0 1.0	6.2 1.1 2.0 1.0	6.2 1.1 2.0 1.0	6.2 1.1 2.0 1.0	6.2 1.1 2.0 1.0

Houston Astros @ Cincinnati Reds
Riverfront Stadium, Cincinnati, OH
Thu Jun 02 1977, 7:05 PM EDT
Att: 23,503 - Unknown

livebaseballscorecards.com

AB 43
R 4
H 12
RBI 4
BB 10
SO 11
LOB 25



Batter	1	2	3	4	5	6	7	8	9	AB	R	H	RBI	BB	SO	LOB	TOP
Wilbur Howard, S (1, 8) OBP: 0.211, SLG: 0.270	0-0 1-3	0-3 K			0-0 1-3			0-0 B3		4	0	0	0	0	1	3	
Enos Cabell, R (1, 5) OBP: 0.312, SLG: 0.411	4-0 1B BB		4-0 CS BB		0-0 F8			0-0 P4		2	0	0	0	2	0	0	
Jose Cruz, L (1, 9) OBP: 0.316, SLG: 0.389	0-0 G4-3 1B		0-0 F6 1-2		0-0 F8			0-3 K		4	0	1	0	0	1	1	
Joe Ferguson, R (1, 2) OBP: 0.394, SLG: 0.490	0-0 G4-3		4-0 BB		0-0 F7			4-0 5-3 BB		2	0	0	0	2	0	2	
Bob Watson, R (1, 3) OBP: 0.354, SLG: 0.455		0-3 K	0-0 F7		0-0 3-1			0-0 5-3		4	0	0	0	0	1	2	
Cliff Johnson, R (1, 7) OBP: 0.409, SLG: 0.587		4-0 2B BB		4-0 FC6-4 BB		0-0 F2		0-0 F6		2	0	0	0	2	0	1	
Art Howe, R (1, 4) OBP: 0.350, SLG: 0.456		0-0 2B		0-0 F3			0-0 F8	4-0 FC4-6 BB		3	0	1	0	1	0	1	
Rob Sperring, R (1, 6) OBP: 0.238, SLG: 0.190		4-0 IBB		0-0 FC6-4			0-0 P4	0-0 FC4-6		2	0	0	0	1	0	1	
Ken Boswell, L (9, PH) OBP: 0.356, SLG: 0.314				1-2				1-2		1	0	0	0	0	0	2	
Mark Lemongello, R (1, 1) OBP: 0.250, SLG: 0.250		0-3 K		0-0 F7			0-0 F8			1	0	0	0	0	1	3	
Joe Niekro, R (3, 1) OBP: 0.136, SLG: 0.095										1	0	0	0	0	0	1	
Leon Roberts, R (7, PH) OBP: 0.500, SLG: 0.500										1	0	0	0	0	0	0	
Joe Sambito, L (7, 1) OBP: 0.500, SLG: 0.500										0	0	0	0	0	0	0	
Inning Stats	R: 0 E: 0 K: 0 S: 3	H: 1 LOB: 1 BB: 1 P: 7	R: 0 E: 0 K: 3 S: 10	H: 1 LOB: 3 BB: 2 P: 18	R: 0 E: 0 K: 0 S: 2	H: 0 LOB: 1 BB: 2 P: 10	R: 0 E: 0 K: 0 S: 3	H: 0 LOB: 0 BB: 0 P: 3	R: 0 E: 0 K: 0 S: 3	H: 0 LOB: 0 BB: 0 P: 3	R: 0 E: 0 K: 1 S: 5	H: 0 LOB: 0 BB: 0 P: 5	R: 0 E: 0 K: 0 S: 3	H: 0 LOB: 2 BB: 2 P: 11	1B: 1 2B: 1 3B: 0 HR: 0	SF: 0 SAC: 0 DP: 1 HBP: 0	WP: 0 PA: 35 PB: 0 SB: 0 CS: 1
PITCHER Fred Norman, L (1, 1) ERA: 3.01	IP: 9.0 WLS: W BF: 35 H: 2 R: 0 ER: 0 SO: 4 BB: 7 IBB: 1 HBP: 0 BLK: 0 WP: 0 HR: 0 S: 35 P: 67 ERA: 0.00 WHIP: 1.000																

Houston Astros @ Cincinnati Reds
Riverfront Stadium, Cincinnati, OH
Fri Jun 03 1977, 7:05 PM EDT
Att: 33,150 - Unknown

AB	27
R	0
H	2
RBI	0
BB	8
SO	4
LOB	17



Batter	1	2	3	4	5	6	7	8	9	AB	R	H	RBI	BB	SO	LOB	BOTTOM		
Pete Rose, S (1, 5) OBP: 0.405, SLG: 0.452	0-0 4-3	0-0 3-1		0-0 4-3		0-0 FC4-6 1B		0-0 F9		5	0	1	0	0	0	2			
Ken Griffey, L (1, 9) OBP: 0.364, SLG: 0.457	0-0 4-3		4-0 1B 2B BB	0-0 F8		0-0 FC4-6		1-2 2-3		3	1	0	0	1	0	2			
Joe Morgan, L (1, 4) OBP: 0.441, SLG: 0.497	0-0 1B		0-0 2B 1B	0-3 K		0-0 G3		0-0 K		4	1	2	0	0	1	2			
Dan Driessen, L (1, 3) OBP: 0.345, SLG: 0.425	0-0 F8		0-3 K		0-0 G3		0-3 K			4	0	0	0	0	2	3			
George Foster, R (1, 7) OBP: 0.397, SLG: 0.564		0-0 HR 1B	0-0 PB 1H 2H 2B		0-0 6-3		0-3 K			4	1	2	2	0	1	0			
Johnny Bench, R (1, 2) OBP: 0.272, SLG: 0.467		0-0 HR	0-0 P6		4-0 BB		0-3 K			3	1	1	2	1	1	1			
Dave Concepcion, R (1, 6) OBP: 0.219, SLG: 0.343		0-0 L3		0-3 K		0-0 5-3		0-0 P1-6 1B		4	0	1	0	0	1	2			
Doug Flynn, R (6, PR) OBP: 0.100, SLG: 0.158				2-3						0	0	0	0	0	0	0			
Cesar Geronimo, L (1, 8) OBP: 0.323, SLG: 0.409		4-0 SH1-4 BB	4-0 1-2 BB		0-0 FC1-6 1B			0-0 1B		2	0	2	0	2	0	0			
Fred Norman, S (1, 1) OBP: 0.115, SLG: 0.115		0-0 SH1-4	0-3 K		0-0 FC1-6 1B			0-0 P1-6		3	0	0	0	0	1	6			
Inning Stats	R: 0 E: 0 K: 0 S: 4	H: 1 LOB: 1 BB: 0 P: 4	R: 2 E: 0 K: 0 S: 5	H: 2 LOB: 1 BB: 1 P: 9	R: 2 E: 0 K: 3 S: 12	H: 2 LOB: 3 BB: 2 P: 20	R: 0 E: 0 K: 1 S: 5	H: 0 LOB: 0 BB: 0 P: 5	R: 0 E: 0 K: 0 S: 3	H: 0 LOB: 0 BB: 1 P: 7	R: 0 E: 0 K: 0 S: 5	H: 2 LOB: 2 BB: 0 P: 5	R: 0 E: 0 K: 3 S: 9	H: 0 LOB: 0 BB: 0 P: 9	R: 0 E: 0 K: 0 S: 4	H: 2 LOB: 1 BB: 0 P: 4	1B: 7 2B: 2 3B: 0 HR: 1	SF: 0 SAC: 1 DP: 1 HBP: 0	WP: 0 PA: 37 PB: 1 SB: 0 CS: 0
PITCHER Mark Lemongello, R (1, 1) ERA: 4.21	IP: 2.1 WLS: L BF: 14 H: 5 R: 4 ER: 4 SO: 4 BB: 2 IBB: 0 HBP: 0 BLK: 0 WP: 0 HR: 1 S: 14 P: 22 ERA: 15.43 WHIP: 3.000																		
Joe Niekro, R (3, 1) ERA: 3.21	3.2	16	2	0	0	3	2	0	0	0	0	0	20	28	0.00	1.091			
Joe Sambito, L (7, 1) ERA: 2.01	2.0	7	2	0	0	3	0	0	0	0	0	0	13	13	0.00	1.000			

Houston Astros @ Cincinnati Reds
Riverfront Stadium, Cincinnati, OH
Fri Jun 03 1977, 7:05 PM EDT
Att: 33,150 - Unknown

AB	32
R	4
H	9
RBI	4
BB	4
SO	7
LOB	18

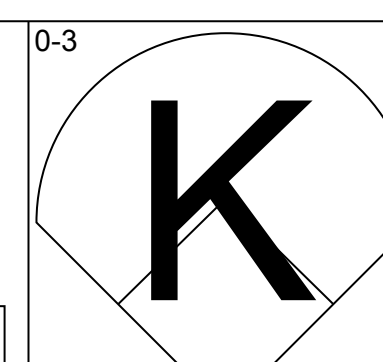
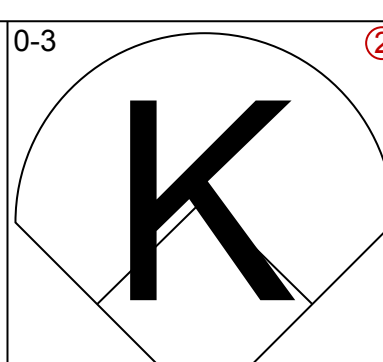
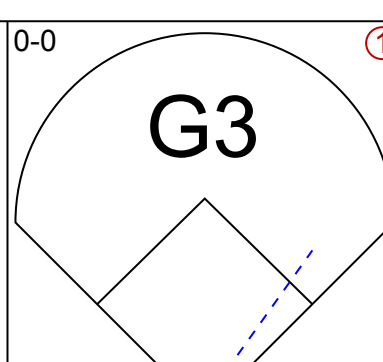
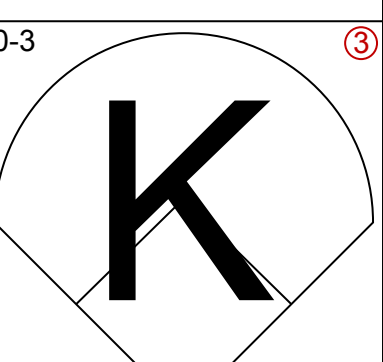
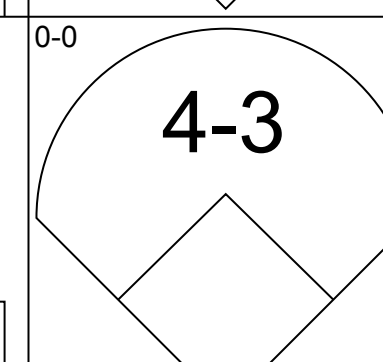
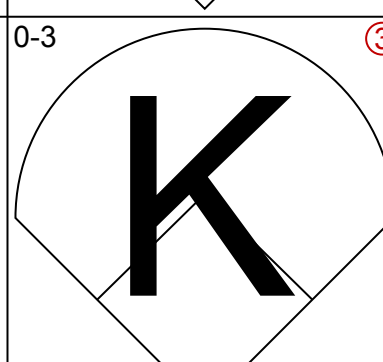
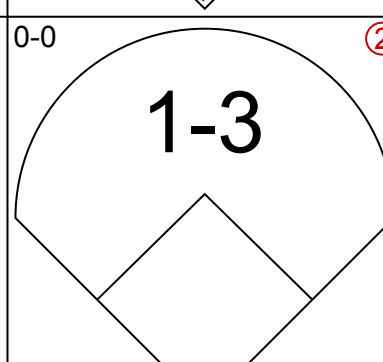
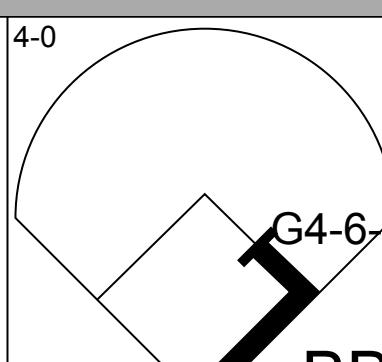
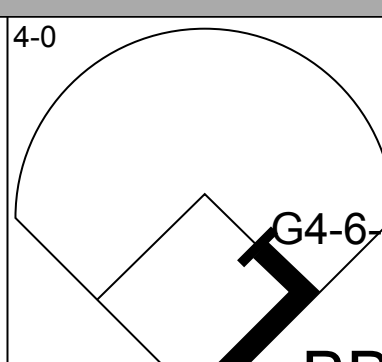
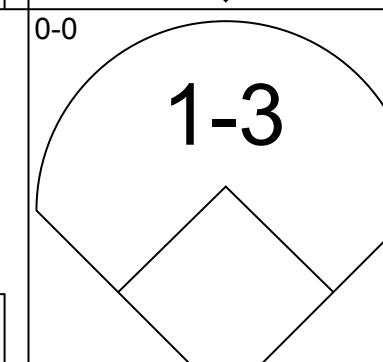
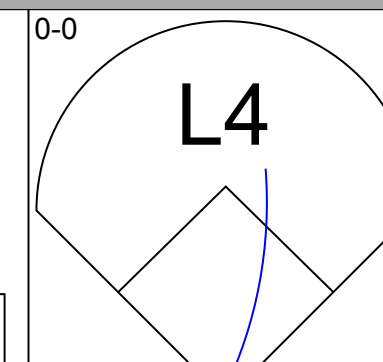
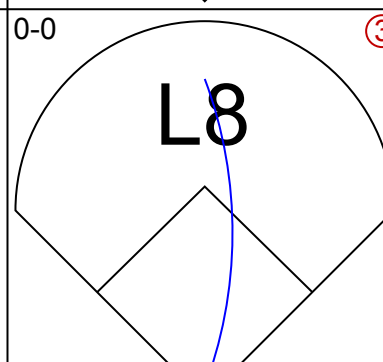
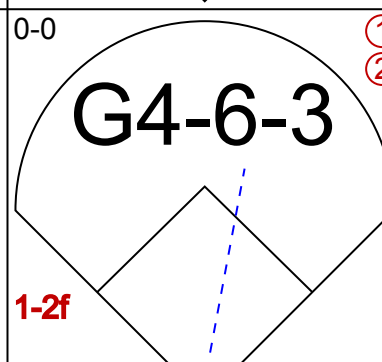
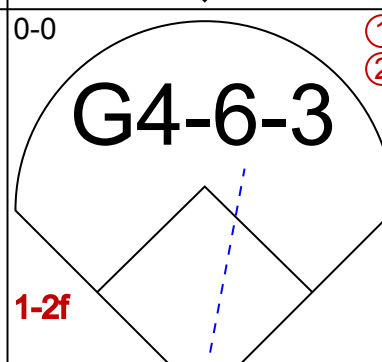
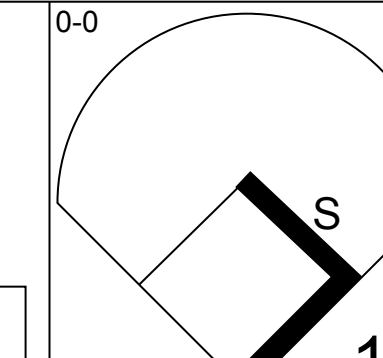
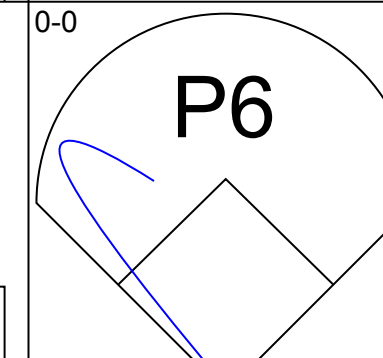
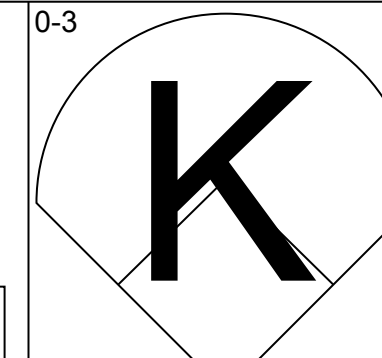
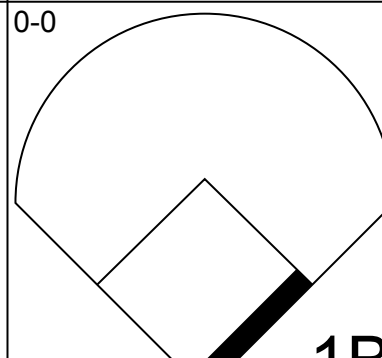
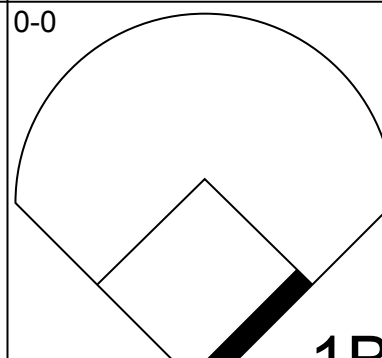
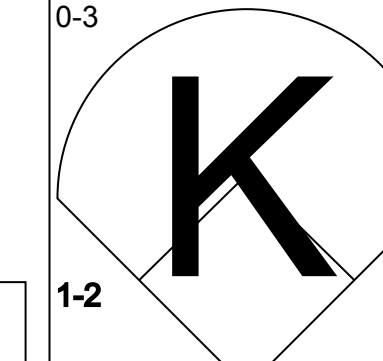
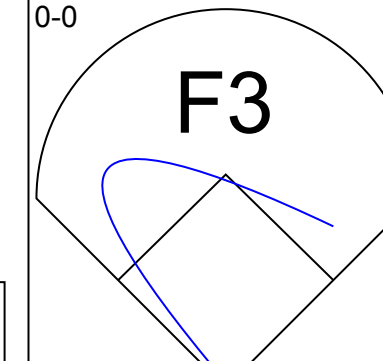
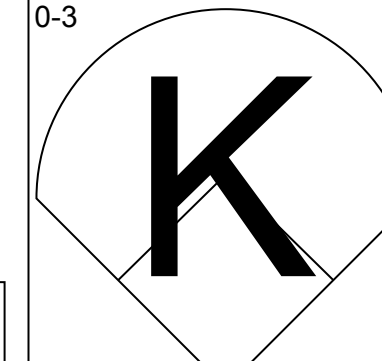
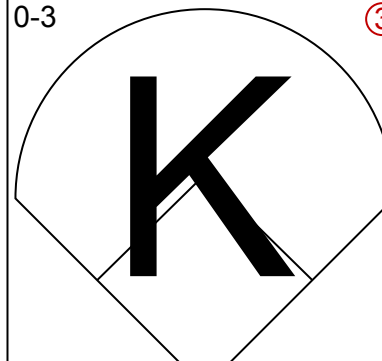
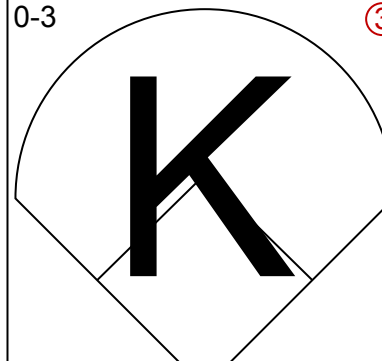
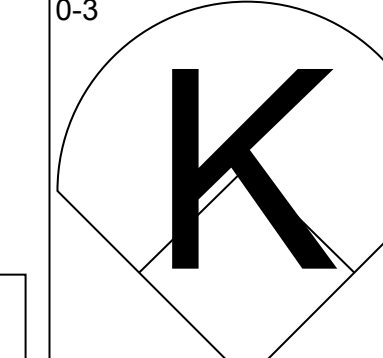
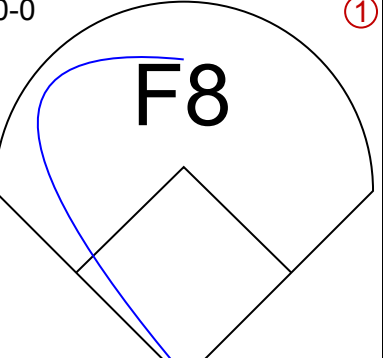
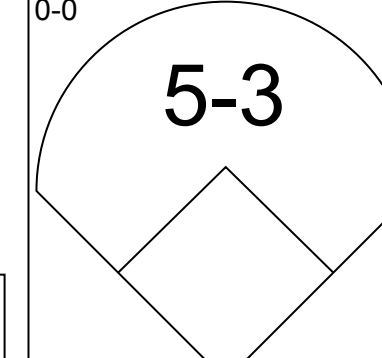
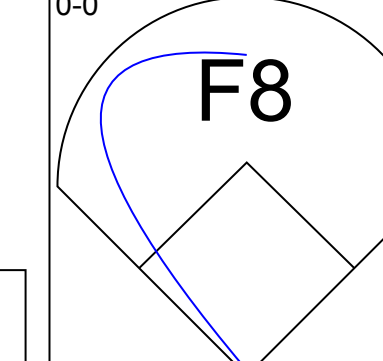
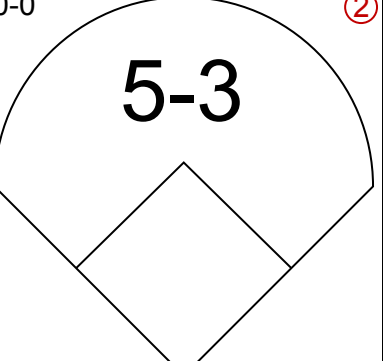
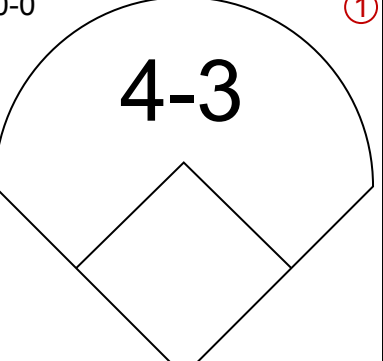
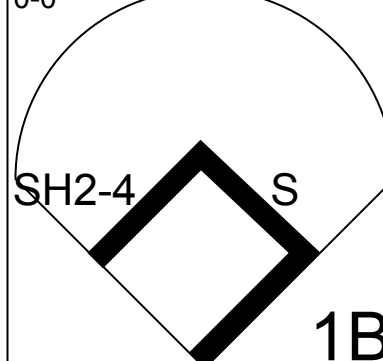
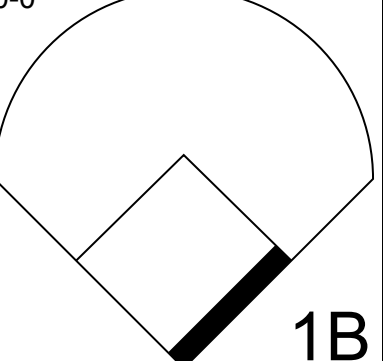
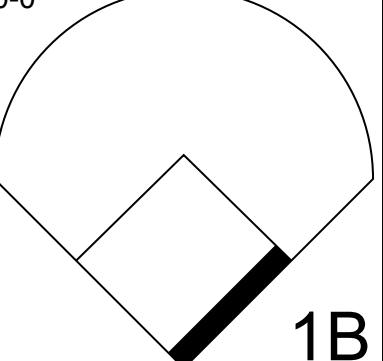
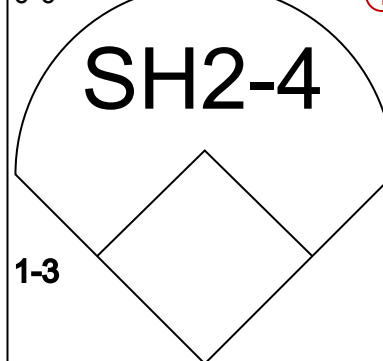
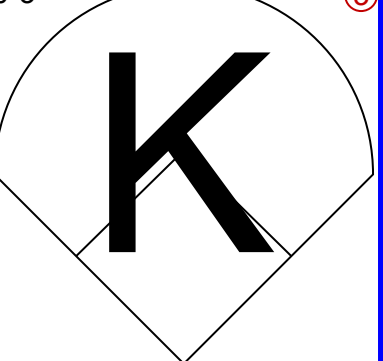
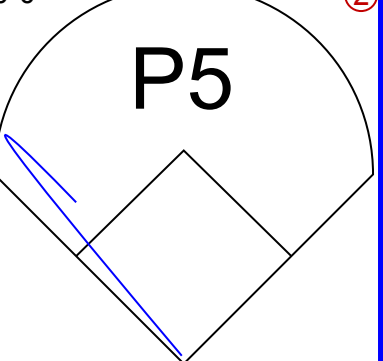


Batter	1	2	3	4	5	6	7	8	9	AB	R	H	RBI	BB	SO	LOB	TOP		
Julio Gonzalez, R OBP: 0.288, SLG: 0.326 (1, 6)	K		SH3-4	G3		L3				4	0	1	1	0	1	0	Houston Astros @ Cincinnati Reds Riverfront Stadium, Cincinnati, OH Sat Jun 04 1977, 7:05 PM EDT Att: 45,414 - Unknown		
Enos Cabell, R OBP: 0.314, SLG: 0.411 (1, 5)	F6		E8	1B		1-3		FC5		5	1	2	1	0	0	2			
Jose Cruz, L OBP: 0.318, SLG: 0.385 (1, 8) (5, 9)	K		2B	1B					F8	4	1	1	0	1	1	0			
Willie Crawford, L OBP: 0.340, SLG: 0.333 (1, 7)		1B	2B	K					FC5-4	4	1	2	0	1	1	2			
Joe Ferguson, R OBP: 0.394, SLG: 0.494 (1, 2)		1B	2B	FC6-4					FC5-4	5	1	2	2	0	0	3			
Bob Watson, R OBP: 0.354, SLG: 0.459 Wilbur Howard, S OBP: 0.250, SLG: 0.308 (1, 3) (5, 8)	K		HR			F6-3			PO	3	1	1	2	0	1	2			
Cliff Johnson, R OBP: 0.405, SLG: 0.585 (1, 9) (5, 3)	F3		5-3	G3					PO	4	1	1	0	0	0	3			
Art Howe, R OBP: 0.355, SLG: 0.486 (1, 4)	L8		HR			F8				4	1	2	2	0	0	2			
Joaquin Andujar, S OBP: 0.259, SLG: 0.269 Joe Sambito, L OBP: 0.500, SLG: 0.500 (1, 1) (9, 1)						F6-3			F8	4	1	1	0	0	0	2			
Inning Stats	R: 0 E: 0 K: 2 S: 7	H: 0 LOB: 0 BB: 0 P: 7	R: 0 E: 0 K: 1 S: 7	H: 2 LOB: 2 BB: 0 P: 7	R: 7 E: 1 K: 0 S: 8	H: 5 LOB: 0 BB: 2 P: 16	R: 0 E: 0 K: 1 S: 7	H: 2 LOB: 2 BB: 0 P: 7	R: 0 E: 0 K: 0 S: 3	H: 0 LOB: 0 BB: 0 P: 3	R: 0 E: 0 K: 0 S: 3	H: 0 LOB: 0 BB: 0 P: 3	R: 0 E: 0 K: 0 S: 6	H: 4 LOB: 2 BB: 0 P: 6	R: 0 E: 0 K: 0 S: 4	H: 2 LOB: 1 BB: 0 P: 4		1B: 11 2B: 3 3B: 0 HR: 1	SF: 0 SAC: 1 DP: 0 HBP: 0
PITCHER	IP	WLS	BF	H	R	ER	SO	BB	IBB	HBP	BLK	WP	HR	S	P	ERA	WHIP		
Tom Hume, R ERA: 13.5 (1, 1)	2.1	L	14	5	5	5	3	1	1	0	0	0	0	18	26	19.29	2.571		
Dale Murray, R ERA: 5.34 (3, 1)	1.2		9	4	2	2	1	0	0	0	0	0	1	11	11	10.80	2.400		
Mike Caldwell, L ERA: 3.48 (5, 1)	3.0		9	0	0	0	0	0	0	0	0	0	0	9	9	0.00	0.000		
Rawly Eastwick, R ERA: 2.85 (8, 1)	2.0		10	6	1	1	0	0	0	0	0	0	0	10	10	4.50	3.000		

Batter	1	2	3	4	5	6	7	8	9	AB	R	H	RBI	BB	SO	LOB	BOTTOM				
Pete Rose, S OBP: 0.405, SLG: 0.447 (1, 5)	F7		FC3-6						F9	4	0	1	0	1	0	3	Houston Astros @ Cincinnati Reds Riverfront Stadium, Cincinnati, OH Sat Jun 04 1977, 7:05 PM EDT Att: 45,414 - Unknown				
Ken Griffey, L OBP: 0.382, SLG: 0.453 (1, 9)	K		FC3-6							4	0	1	0	0	1	2					
Joe Morgan, L OBP: 0.432, SLG: 0.485 (1, 4)	F8		F9							4	0	0	0	0	0	2					
Dan Driessen, L OBP: 0.343, SLG: 0.416 (1, 3)		1B	4-3							3	1	0	0	1	0	2					
George Foster, R OBP: 0.389, SLG: 0.560 (1, 7)		2B							FC5-4	3	0	1	0	1	0	1					
Johnny Bench, R OBP: 0.271, SLG: 0.468 (1, 2)		1B							F7	4	0	1	1	0	0	1					
Cesar Geronimo, L OBP: 0.322, SLG: 0.405 (1, 8)		1-3								4	0	1	0	0	1	2					
Doug Flynn, R OBP: 0.167, SLG: 0.217 (1, 6)		F4								4	0	2	0	0	0	2					
Tom Hume, R ERA: 13.5 (1, 1)										1	0	0	0	0	1	2					
Dale Murray, R ERA: 5.34 (3, 1)										0	0	0	0	0	0	0					
Mike Caldwell, L ERA: 3.48 (5, 1)										1	0	0	0	0	0	0					
Rawly Eastwick, R ERA: 2.85 (8, 1)										1	0	0	0	0	0	2					
Bob Bailey, R OBP: 0.376, SLG: 0.375 (9, 1)										1	0	1	0	0	0	0					
Inning Stats	R: 0 E: 0 K: 1 S: 5	H: 0 LOB: 0 BB: 0 P: 5	R: 1 E: 0 K: 1 S: 7	H: 2 LOB: 1 BB: 1 P: 11	R: 0 E: 0 K: 0 S: 3	H: 0 LOB: 0 BB: 1 P: 7	R: 0 E: 0 K: 0 S: 3	H: 0 LOB: 0 BB: 0 P: 3	R: 0 E: 0 K: 0 S: 4	H: 1 LOB: 1 BB: 0 P: 4	R: 0 E: 0 K: 0 S: 3	H: 0 LOB: 1 BB: 1 P: 7	R: 0 E: 0 K: 0 S: 4	H: 2 LOB: 1 BB: 0 P: 4	R: 0 E: 0 K: 0 S: 4	H: 1 LOB: 1 BB: 0 P: 4	R: 0 E: 0 K: 1 S: 7	H: 2 LOB: 2 BB: 0 P: 7	1B: 6 2B: 2 3B: 0 HR: 0	SF: 0 SAC: 0 DP: 1 HBP: 0	WP: 0 PA: 37 PB: 0 SB: 1 CS: 0
PITCHER	IP	WLS	BF	H	R	ER	SO	BB	IBB	HBP	BLK	WP	HR	S	P	ERA	WHIP				
Joaquin Andujar, R ERA: 3.86 (1, 1)	8.0	W	32	6	1	1	2	3	0	0	0	0	0	33	45	1.12	1.125				
Joe Sambito, L ERA: 1.95 (9, 1)	1.0		5	2	0	0	1	0	0	0	0	0	0	7	7	0.00	2.000				

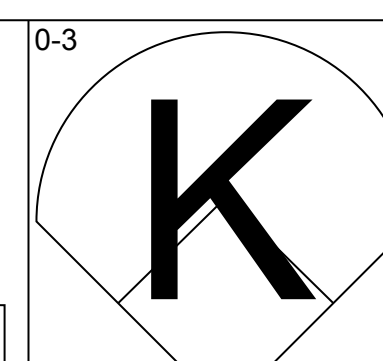
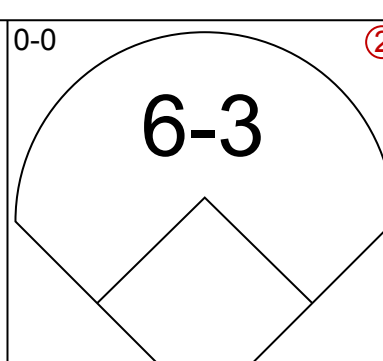
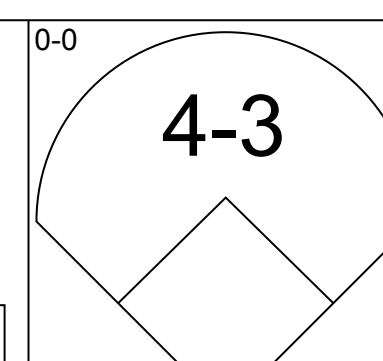
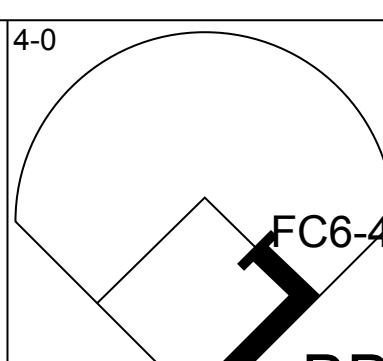
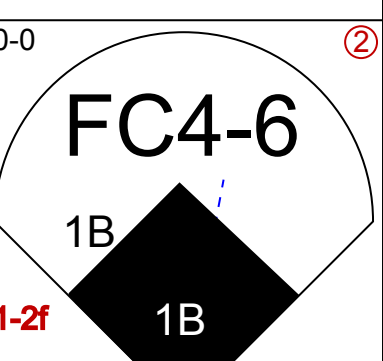
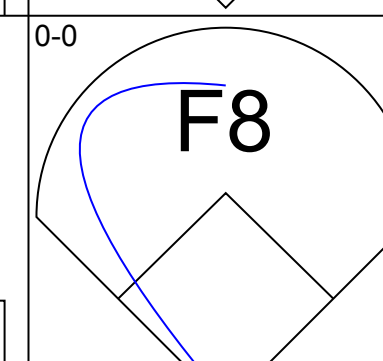
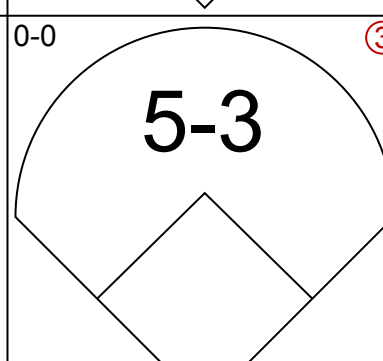
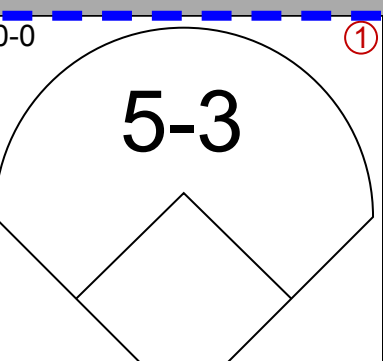
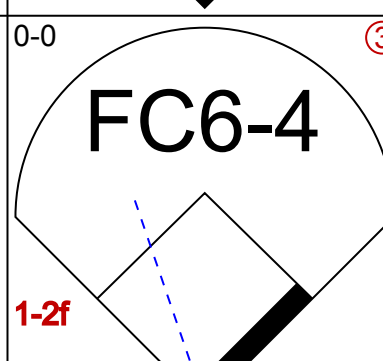
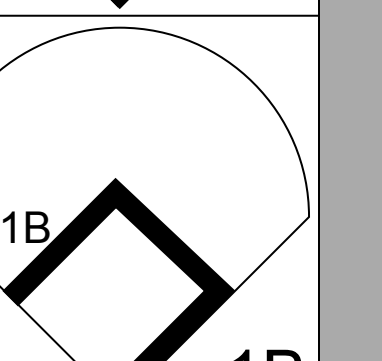
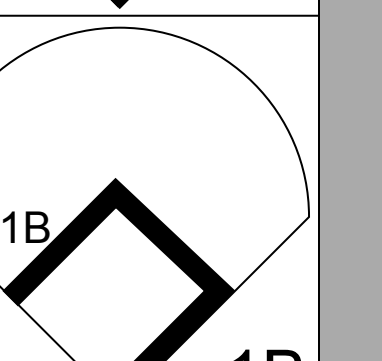
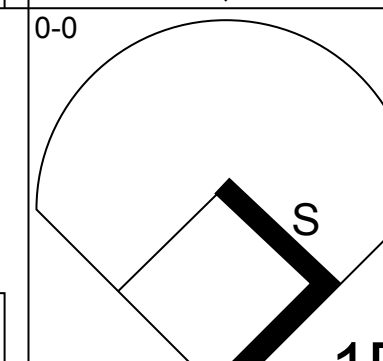
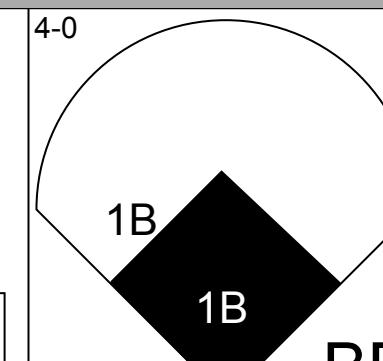
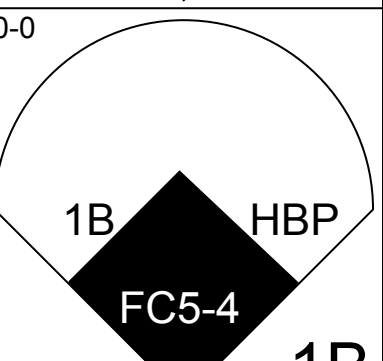


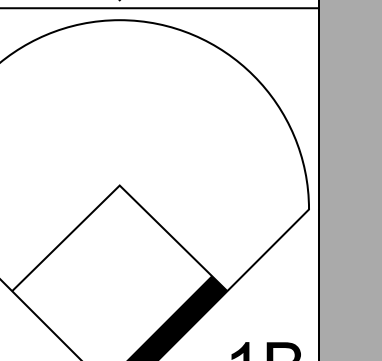
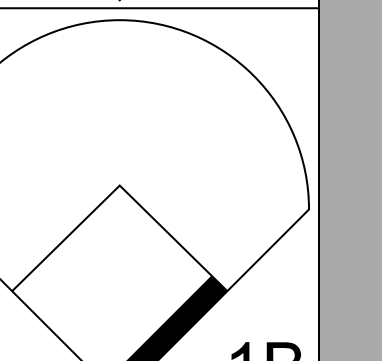
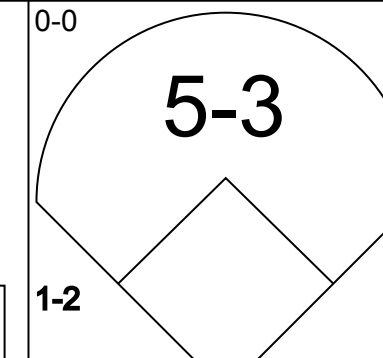
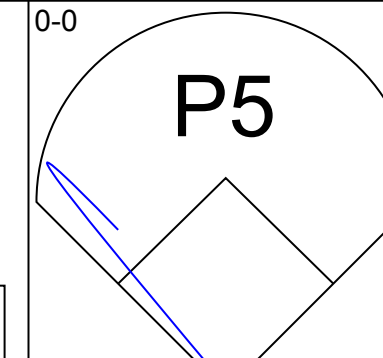
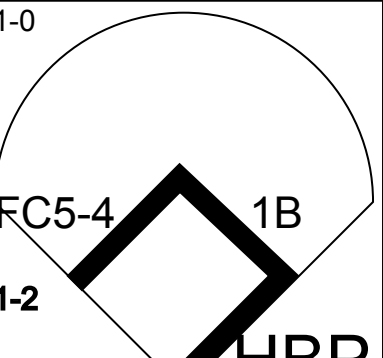


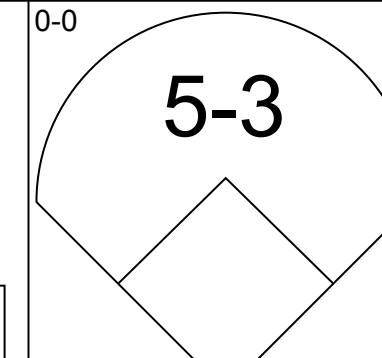
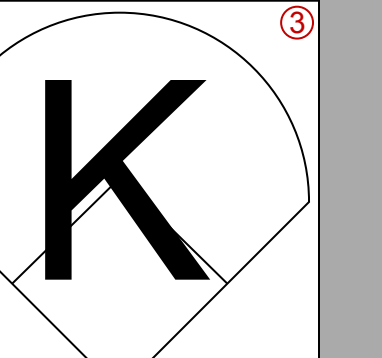
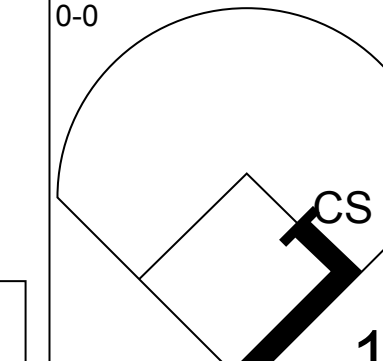
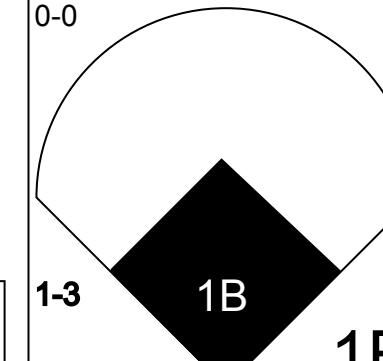
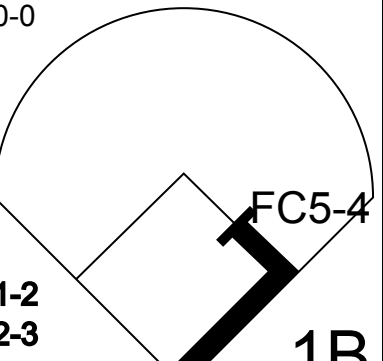

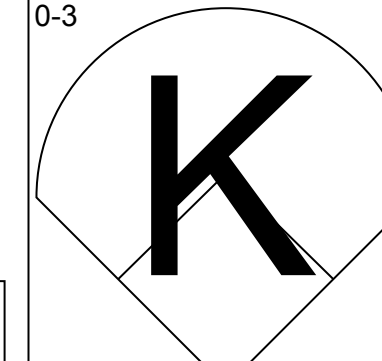
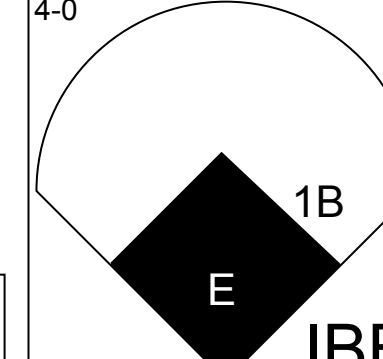
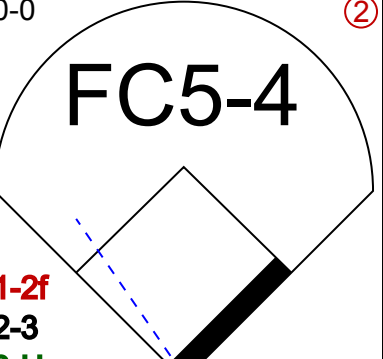

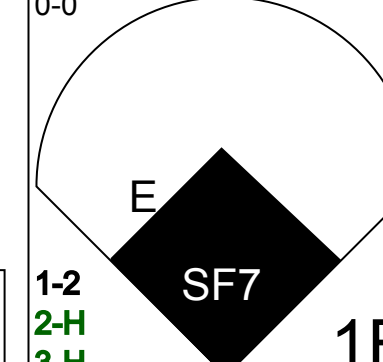
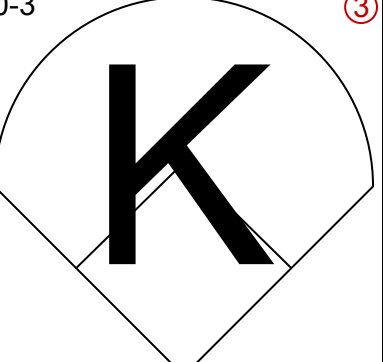

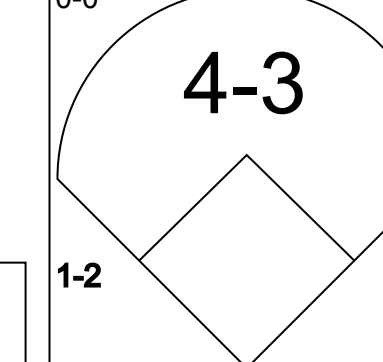
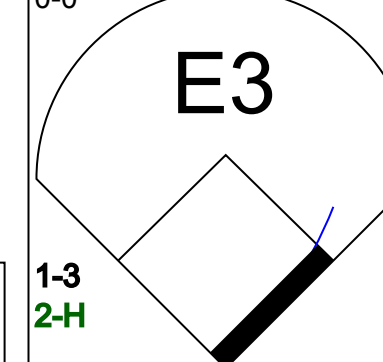

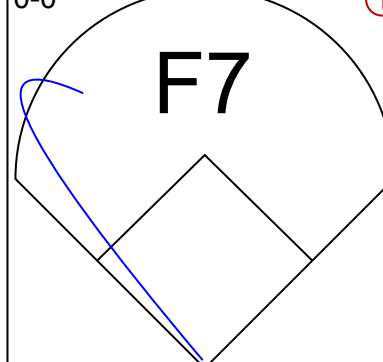
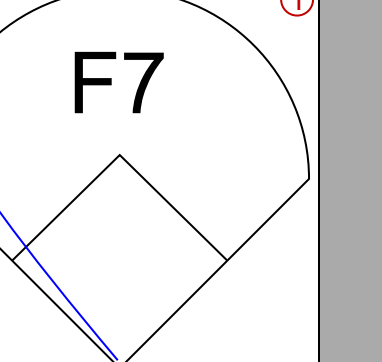
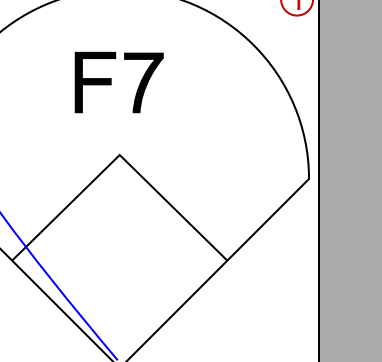
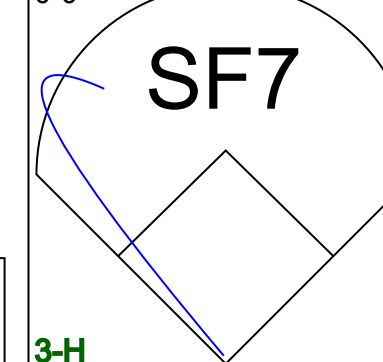

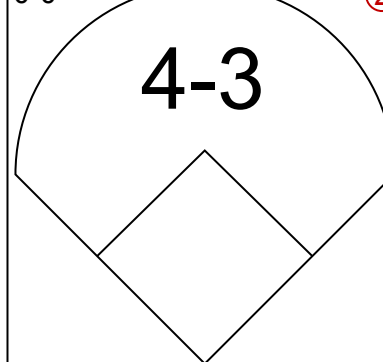
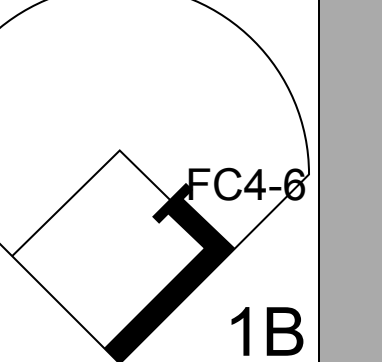
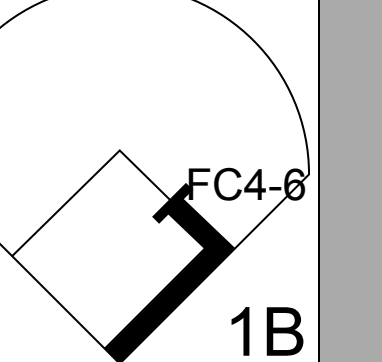
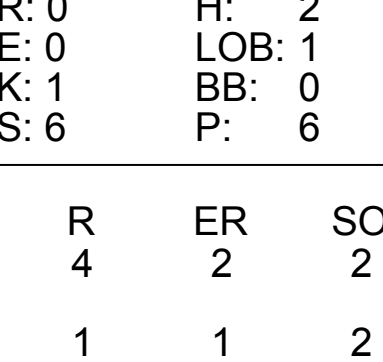
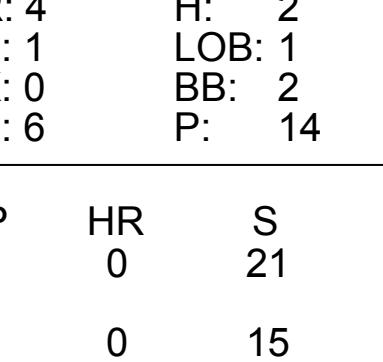
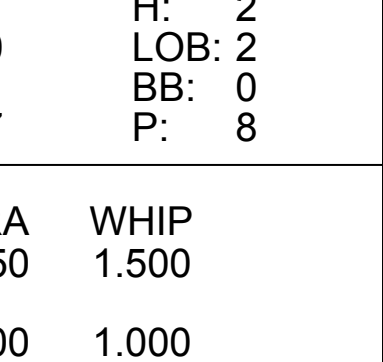
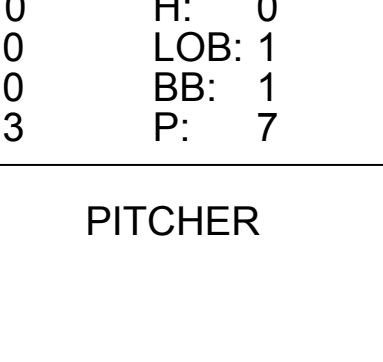
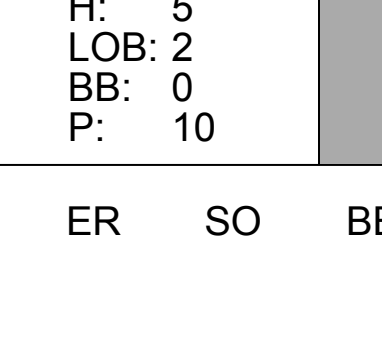
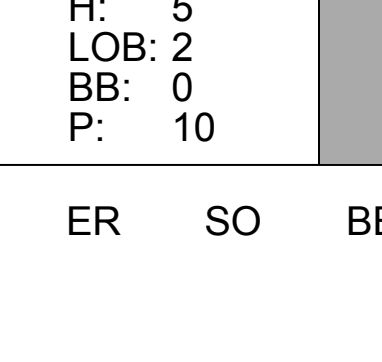





Batter	1	2	3	4	5	6	7	8	9	AB	R	H	RBI	BB	SO	LOB	TOP				
Cesar Cedeno, R OBP: 0.324, SLG: 0.281 (1, 8)										4	2	2	0	0	0	0	Houston Astros @ Cincinnati Reds Riverfront Stadium, Cincinnati, OH Sun Jun 05 1977, 3:33 AM EDT Att: 32,772 - Unknown				
Enos Cabell, R OBP: 0.323, SLG: 0.424 (1, 5)										4	0	3	0	0	0	1					
Jose Cruz, L OBP: 0.317, SLG: 0.383 (1, 9)										4	1	1	0	0	0	4					
Willie Crawford, L OBP: 0.346, SLG: 0.374 (1, 7)										4	1	2	4	0	1	2					
Joe Ferguson, R OBP: 0.388, SLG: 0.484 Rob Sperring, R OBP: 0.234, SLG: 0.186 (7, 6)										3	0	0	0	0	1	3					
Bob Watson, R OBP: 0.347, SLG: 0.448 (1, 3)										4	0	0	0	0	0	0					
Art Howe, R Wilbur Howard, S OBP: 0.244, SLG: 0.300 (8, 4)										3	0	0	0	0	0	0					
Julio Gonzalez, R Gene Pentz, R OBP: 0.289, SLG: 0.326 (7, 1)										3	0	1	0	0	0	0					
Art Gardner, L OBP: 0.158, SLG: 0.135 (9, PH)										0	0	0	0	0	0	0					
J.R. Richard, R Dan Larson, R OBP: 0.133, SLG: 0.241 (4, 1)										1	0	0	0	0	0	0					
Ed Herrmann, L OBP: 0.192, SLG: 0.160 (7, 2)										1	0	0	0	0	0	0					
Inning Stats	R: 0 E: 0 K: 0 S: 4	H: 1 LOB: 1 BB: 0 P: 4	R: 0 E: 0 K: 1 S: 5	H: 0 LOB: 0 BB: 0 P: 5	R: 0 E: 0 K: 0 S: 3	H: 1 LOB: 1 BB: 0 P: 6	R: 0 E: 0 K: 0 S: 4	H: 1 LOB: 1 BB: 0 P: 4	R: 1 E: 0 K: 0 S: 5	H: 3 LOB: 1 BB: 0 P: 5	R: 0 E: 0 K: 0 S: 3	H: 0 LOB: 0 BB: 0 P: 3	R: 3 E: 0 K: 0 S: 6	H: 3 LOB: 0 BB: 0 P: 6	R: 0 E: 0 K: 0 S: 3	H: 0 LOB: 0 BB: 0 P: 3		1B: 7 2B: 2 3B: 0 HR: 1	SF: 0 SAC: 0 DP: 1 HBP: 0	WP: 0 PB: 0 SB: 0 CS: 0	PA: 35
PITCHER	IP WLS BF H R ER SO BB IBB HBP BLK WP HR S P ERA WHIP																				
Gary Nolan, R ERA: 2.83 Pedro Borbon, R ERA: 3.09	(1, 1) 6.0 W 23 6 1 1 2 0 0 0 0 0 0 0 0 0 1 27 27 1.50 1.000																				

Batter	1	2	3	4	5	6	7	8	9	AB	R	H	RBI	BB	SO	LOB	BOTTOM				
Pete Rose, S OBP: 0.413, SLG: 0.459 Pedro Borbon, R OBP: 0.571, SLG: 0.714 (7, 1)										4	2	3	0	0	0	2	Houston Astros @ Cincinnati Reds Riverfront Stadium, Cincinnati, OH Sun Jun 05 1977, 3:33 AM EDT Att: 32,772 - Unknown				
Ken Griffey, L OBP: 0.383, SLG: 0.451 Mike Lum, L OBP: 0.185, SLG: 0.200 (8, 7)										5	1	2	0	0	0	4					
Joe Morgan, L Doug Flynn, R OBP: 0.429, SLG: 0.497 OBP: 0.192, SLG: 0.240 (6, 4)										4	1	1	3	0	0	1					
Dan Driessen, L OBP: 0.348, SLG: 0.416 (1, 3)										5	2	2	0	1	1	2					
George Foster, R Champ Summers, L OBP: 0.394, SLG: 0.562 OBP: 0.211, SLG: 0.389 (8, 9)										3	2	1	0	2	1	2					
Johnny Bench, R Bill Plummer, R OBP: 0.288, SLG: 0.513 OBP: 0.269, SLG: 0.244 (6, 2)										2	3	2	5	2	0	0					
Dave Concepcion, R OBP: 0.332, SLG: 0.348 (1, 6)										3	2	2	1	2	1	3					
Cesar Geronimo, L OBP: 0.318, SLG: 0.411 (1, 8)										5	0	1	2	0	1	3					
Gary Nolan, R Ray Knight, R OBP: 0.077, SLG: 0.077 OBP: 0.400, SLG: 0.700 (7, 5)										3	0	0	0	0	2	3					
Inning Stats	R: 5 E: 1 K: 2 S: 13	H: 5 LOB: 2 BB: 1 P: 17	R: 0 E: 0 K: 1 S: 6	H: 1 LOB: 3 BB: 2 P: 14	R: 0 E: 0 K: 0 S: 4	H: 1 LOB: 1 BB: 0 P: 4	R: 4 E: 0 K: 1 S: 9	H: 4 LOB: 2 BB: 1 P: 14	R: 2 E: 0 K: 1 S: 7	H: 2 LOB: 1 BB: 1 P: 11	R: 2 E: 0 K: 0 S: 6	H: 3 LOB: 1 BB: 0 P: 6	R: 1 E: 0 K: 1 S: 6	H: 1 LOB: 1 BB: 1 P: 10	R: 0 E: 0 K: 1 S: 5	H: 0 LOB: 1 BB: 1 P: 9		1B: 10 2B: 2 3B: 2 HR: 3	SF: 0 SAC: 0 DP: 0 HBP: 1	WP: 2 PB: 1 SB: 1 CS: 0	PA: 50
PITCHER	IP WLS BF H R ER SO BB IBB HBP BLK WP HR S P ERA WHIP																				
J.R. Richard, R Dan Larson, R Gene Pentz, R ERA: 2.03	(1, 1) 3.1 L 25 6 4 4 2 1 0 1 0 1 1 18 23 13.50 2.625																				

Batter	1	2	3	4	5	6	7	8	9	AB	R	H	RBI	BB	SO	LOB	TOP					
Pete Rose, S OBP: 0.406, SLG: 0.449 (1,5)										4	0	0	0	0	3	2	<p>Cincinnati Reds @ New York Mets Shea Stadium, Flushing, NY Tue Jun 07 1977, 7:05 PM EDT Att: 16,067 - Unknown</p>					
Ken Griffey, L OBP: 0.361, SLG: 0.445 (1,9)										3	0	0	0	1	1							
Joe Morgan, L OBP: 0.421, SLG: 0.485 (1,4)										4	0	0	0	0	0	1						
Dan Driessen, L OBP: 0.352, SLG: 0.418 (1,3)										4	0	2	0	0	1	0						
George Foster, R OBP: 0.397, SLG: 0.549 (1,7)										4	0	0	0	0	3	2						
Johnny Bench, R OBP: 0.283, SLG: 0.503 (1,2)										3	0	0	0	0	1	1						
Dave Concepcion, R OBP: 0.327, SLG: 0.342 (1,6)										3	0	0	0	0	0	1						
Cesar Geronimo, L OBP: 0.330, SLG: 0.422 (1,8)										3	0	3	0	0	0	0						
Pat Zachry, R OBP: 0.200, SLG: 0.158 (5, PH)										0	0	0	0	0	0	0						
Champ Summers, L OBP: 0.200, SLG: 0.368 (5, PH)										1	0	0	0	0	1	1						
Woodie Fryman, R OBP: 0.308, SLG: 0.308 (5, 1)										0	0	0	0	0	0	0						
Mike Lum, L OBP: 0.179, SLG: 0.192 (8, PH)										1	0	0	0	0	0	1						
Mike Caldwell, R OBP: 0.150, SLG: 1.333 (8, 1)										0	0	0	0	0	0	0						
Inning Stats	R: 0 E: 0 K: 1 S: 5	H: 0 LOB: 0 BB: 0 P: 5	R: 0 E: 0 K: 2 S: 8	H: 1 LOB: 1 BB: 0 P: 8	R: 0 E: 0 K: 2 S: 8	H: 1 LOB: 1 BB: 0 P: 8	R: 0 E: 0 K: 0 S: 3	H: 0 LOB: 0 BB: 0 P: 3	R: 0 E: 0 K: 1 S: 6	H: 1 LOB: 1 BB: 0 P: 6	R: 0 E: 0 K: 0 S: 3	H: 0 LOB: 0 BB: 0 P: 3	R: 0 E: 0 K: 2 S: 7	H: 0 LOB: 0 BB: 0 P: 7	R: 0 E: 0 K: 1 S: 6	H: 1 LOB: 1 BB: 0 P: 6	R: 0 E: 0 K: 1 S: 5	H: 1 LOB: 1 BB: 1 P: 9	1B: 5 2B: 0 3B: 0 HR: 0	SF: 0 SAC: 1 DP: 1 HBP: 0	WP: 0 PB: 0 SB: 2 CS: 0	PA: 32
PITCHER Tom Seaver, R ERA: 3.21 (1, 1)	IP: 9.0 WLS: W BF: 32 H: 5 R: 0 ER: 0 SO: 10 BB: 1 IBB: 0 HBP: 0 BLK: 0 WP: 0 HR: 0 S: 51 P: 55 ERA: 0.00 WHIP: 0.667															PITCHER						

AB	30
R	0
H	5
RBI	0
BB	1
SO	10
LOB	10




Batter	1	2	3	4	5	6	7	8	9	AB	R	H	RBI	BB	SO	LOB	BOTTOM			
Lenny Randle, S OBP: 0.393, SLG: 0.445 (1,5)										4	1	0	0	1	1	2	<p>Cincinnati Reds @ New York Mets Shea Stadium, Flushing, NY Tue Jun 07 1977, 7:05 PM EDT Att: 16,067 - Unknown</p>			
Felix Milan, R OBP: 0.241, SLG: 0.248 (1,4)										5	0	1	0	0	0	1				
John Milner, L OBP: 0.367, SLG: 0.479 (1,3)										4	2	3	1	1	0	0				
Dave Kingman, R OBP: 0.276, SLG: 0.406 (1,7)										4	0	0	0	0	1	4				
Ed Kranepool, L OBP: 0.368, SLG: 0.548 (5, PH)										2	1	2	0	0	0	0				
Mike Vail, R OBP: 0.414, SLG: 0.513 (6, 9)										2	0	1	0	0	1	0				
Bruce Boisclair, L OBP: 0.343, SLG: 0.366 (8, 9)										0	0	0	0	0	0	0				
John Stearns, R OBP: 0.369, SLG: 0.482 (1,2)										3	2	1	1	1	1	3				
Lee Mazzilli, S OBP: 0.310, SLG: 0.289 (1,8)										4	2	3	3	0	1	2				
Bud Harrelson, S OBP: 0.244, SLG: 0.246 (1,6)										4	0	0	0	0	0	3				
Tom Seaver, R OBP: 0.219, SLG: 0.172 (1, 1)										3	0	1	2	0	0	0				
Inning Stats	R: 0 E: 0 K: 1 S: 6	H: 1 LOB: 1 BB: 0 P: 6	R: 0 E: 0 K: 1 S: 6	H: 2 LOB: 1 BB: 0 P: 6	R: 0 E: 0 K: 0 S: 3	H: 0 LOB: 0 BB: 0 P: 3	R: 4 E: 1 K: 0 S: 6	H: 2 LOB: 1 BB: 2 P: 14	R: 1 E: 0 K: 1 S: 7	H: 2 LOB: 2 BB: 0 P: 8	R: 0 E: 0 K: 0 S: 3	H: 0 LOB: 1 BB: 1 P: 7	R: 0 E: 0 K: 1 S: 5	H: 0 LOB: 0 BB: 0 P: 5	R: 3 E: 0 K: 1 S: 10	H: 5 LOB: 2 BB: 0 P: 10	1B: 11 2B: 2 3B: 0 HR: 0	SF: 1 SAC: 0 DP: 1 HBP: 1	WP: 0 PB: 0 SB: 2 CS: 1	PA: 40
PITCHER Pat Zachry, R ERA: 5.19 (1, 1)	IP: 4.0 WLS: L BF: 19 H: 4 R: 4 ER: 2 SO: 2 BB: 1 IBB: 1 HBP: 0 BLK: 0 WP: 0 HR: 0 S: 21 P: 29 ERA: 4.50 WHIP: 1.500															PITCHER				
Woodie Fryman, L ERA: 5.55 (5, 1)	3.0 13 2 1 1 2 1 0 0 0 0 0 15 20 3.00 1.000																			
Mike Caldwell, L ERA: 4.57 (8, 1)	1.0 8 5 3 3 1 0 0 0 0 0 0 10 10 27.00 5.000																			



Batter	1	2	3	4	5	6	7	8	9	AB	R	H	RBI	BB	SO	LOB	TOP						
Pete Rose, S OBP: 0.402, SLG: 0.441 Doug Flynn, R OBP: 0.192, SLG: 0.240	F9	FC3-6 BB		6-3			5-3		K	4	0	0	0	1	1	0							
Ken Griffey, L OBP: 0.358, SLG: 0.437	BB HR	FC3-6		6-3			6-3		6-3	4	1	0	0	1	0	1							
Joe Morgan, L OBP: 0.427, SLG: 0.489	HR			F9 2B			P4			3	2	2	0	1	0	0							
George Foster, R OBP: 0.384, SLG: 0.559	HR			F9			F8		K	4	1	1	3	0	1	2							
Johnny Bench, R OBP: 0.282, SLG: 0.503	K			2B			5-3		5-3	4	0	1	1	0	1	0							
Dave Concepcion, R OBP: 0.335, SLG: 0.351	1B			5-3			BB 1B		CS E 1B	4	1	3	0	0	0	1							
Dan Driessen, L OBP: 0.349, SLG: 0.410	F7			K			1B BB		E3	3	0	0	0	1	1	3							
Cesar Geronimo, L OBP: 0.333, SLG: 0.424		G3		G3-6-4 1B			1B BB		G3	4	0	2	1	0	0	2							
Jack Billingham, R OBP: 0.200, SLG: 0.229		G3		G3-6-4			K		K	4	0	0	0	0	2	2							
Inning Stats	R: 3 E: 0 K: 1 S: 7	H: 2 LOB: 1 BB: 2 P: 15	R: 0 E: 0 K: 0 S: 3	H: 0 LOB: 1 BB: 1 P: 7	R: 1 E: 0 K: 1 S: 7	H: 2 LOB: 1 BB: 0 P: 7	R: 0 E: 0 K: 0 S: 3	H: 1 LOB: 0 BB: 0 P: 3	R: 0 E: 0 K: 0 S: 3	H: 0 LOB: 0 BB: 0 P: 3	R: 1 E: 0 K: 1 S: 6	H: 2 LOB: 1 BB: 1 P: 10	R: 0 E: 0 K: 1 S: 6	H: 1 LOB: 1 BB: 0 P: 6	R: 0 E: 1 K: 0 S: 4	H: 1 LOB: 1 BB: 0 P: 4	R: 0 E: 0 K: 2 S: 7	H: 0 LOB: 0 BB: 0 P: 7	1B: 7 2B: 1 3B: 0 HR: 1	SF: 0 SAC: 0 DP: 1 HBP: 0	WP: 0 PB: 0 SB: 0 CS: 1	PA: 38	
PITCHER	IP	WLS	BF	H	R	ER	SO	BB	IBB	HBP	BLK	WP	HR	S	P	ERA	WHIP						
Jerry Koosman, L ERA: 3.1	(1, 1)	8.0	L	35	9	5	5	4	4	0	0	1	0	1	39	55	5.62	1.625					
Rick Baldwin, R ERA:	(9, 1)	1.0		3	0	0	0	2	0	0	0	0	0	0	7	7	0.00	0.000					

Cincinnati Reds @ New York Mets
Shea Stadium, Flushing, NY
Wed Jun 08 1977, 7:05 PM EDT
Att: 19,681 - Unknown


AB	34
R	5
H	9
RBI	5
BB	4
SO	6
LOB	11



Batter	1	2	3	4	5	6	7	8	9	AB	R	H	RBI	BB	SO	LOB	BOTTOM					
Lenny Randle, S OBP: 0.403, SLG: 0.455	G1-4-3 1B		F7					1B		4	0	3	0	0	0	1						
Felix Milan, R OBP: 0.242, SLG: 0.255	G1-4-3			BB 2B			L7		P6	4	0	1	0	0	0	3						
John Milner, L OBP: 0.364, SLG: 0.472	F9			K			6-3		1B	4	0	1	0	0	1	1						
Dave Kingman, R OBP: 0.275, SLG: 0.402		F3		F8			G4-6-3 1B		F7	4	0	1	0	0	0	3						
Ed Kranepool, L OBP: 0.364, SLG: 0.535		F8		BB BB			G4-6-3		K	3	0	0	0	1	1	1						
John Stearns, R OBP: 0.366, SLG: 0.472		K		BB			F8		4-3	3	0	0	0	1	1	0						
Lee Mazzilli, S OBP: 0.309, SLG: 0.289				4-3 1B			4-3		F7	4	0	1	0	0	1	3						
Bud Harrelson, S OBP: 0.246, SLG: 0.248				4-3			CS 1B		F8	3	0	1	0	0	0	1						
Jerry Koosman, R OBP: 0.094, SLG: 0.194	(1, 1)			5-3			K		5-3	2	0	0	0	0	1	2						
Mike Phillips, L OBP: 0.205, SLG: 0.227	(8, PH)									1	0	0	0	0	0	0						
Rick Baldwin, L ERA:	(9, 1)									0	0	0	0	0	0	0						
Inning Stats	R: 0 E: 0 K: 0 S: 3	H: 1 LOB: 0 BB: 0 P: 3	R: 0 E: 0 K: 1 S: 5	H: 0 LOB: 0 BB: 0 P: 5	R: 0 E: 0 K: 0 S: 4	H: 1 LOB: 1 BB: 0 P: 4	R: 0 E: 0 K: 1 S: 6	H: 1 LOB: 3 BB: 2 P: 14	R: 0 E: 0 K: 1 S: 6	H: 2 LOB: 1 BB: 0 P: 6	R: 0 E: 0 K: 0 S: 3	H: 1 LOB: 0 BB: 0 P: 3	R: 0 E: 0 K: 1 S: 5	H: 0 LOB: 0 BB: 0 P: 5	R: 0 E: 0 K: 0 S: 5	H: 2 LOB: 2 BB: 0 P: 5	R: 0 E: 0 K: 1 S: 5	H: 0 LOB: 0 BB: 0 P: 5	1B: 7 2B: 1 3B: 0 HR: 0	SF: 0 SAC: 0 DP: 2 HBP: 0	WP: 0 PB: 0 SB: 0 CS: 1	PA: 34
PITCHER	IP	WLS	BF	H	R	ER	SO	BB	IBB	HBP	BLK	WP	HR	S	P	ERA	WHIP					
Jack Billingham, R ERA: 3.34	(1, 1)	9.0	W	34	8	0	0	5	2	0	0	0	0	42	50	0.00	1.111					

Cincinnati Reds @ New York Mets
Shea Stadium, Flushing, NY
Wed Jun 08 1977, 7:05 PM EDT
Att: 19,681 - Unknown

AB	32
R	0
H	8
RBI	0
BB	2
SO	5
LOB	15



Batter	1	2	3	4	5	6	7	8	9	AB	R	H	RBI	BB	SO	LOB	TOP			
Dave Cash, R OBP: 0.339, SLG: 0.356 Pete Mackanin, R OBP: 0.310, SLG: 0.393	4-0 BB G6-4-3		4-0 BB 1-2		0-0 1-2			0-3 K		1	0	0	0	2	0	1	Montreal Expos @ Cincinnati Reds Riverfront Stadium, Cincinnati, OH Fri Jun 10 1977, 7:05 PM EDT Att: 35,148 - Unknown			
Chris Spajer, R OBP: 0.317, SLG: 0.331 Pepe Frias, R OBP: 0.091, SLG: 0.091	0-0 G6-4-3 1-2		0-0 F9 2-3		0-0 1-2		0-0 F9	0-0 1-3		3	0	0	0	0	0	3				
Ellis Valentine, R OBP: 0.360, SLG: 0.534 Wayne Garrett, L OBP: 0.250, SLG: 0.310	0-3 K			0-0 FC6-4 1B			0-0 1B	0-0 5-3		4	0	2	0	0	1	0				
Tony Perez, R OBP: 0.347, SLG: 0.441 Jose Morales, R OBP: 0.136, SLG: 0.100		0-0 F2		4-0 FC6-4 BB		0-3 K		0-0 F4-3		2	0	0	0	1	1	1				
Gary Carter, R OBP: 0.355, SLG: 0.550	4-0 BB G6-3		0-0 F9		0-0 F7			0-3 K		3	0	0	0	1	1	3				
Warren Cromartie, L OBP: 0.318, SLG: 0.409	0-0 G6-3 1-2		0-0 FC6-4		0-0 6-3			0-0 F4-3		4	0	0	0	0	0	3				
Larry Parrish, R OBP: 0.316, SLG: 0.407		0-3 K		0-0 F9				0-0 F1-4-3		3	0	0	0	0	1	2				
Andre Dawson, R OBP: 0.299, SLG: 0.408		0-0 S BB 1B		0-0 4-3				0-0 HR		3	1	2	1	0	0	0				
Stan Bahnsen, R OBP: 0.206, SLG: 0.687 Dan Warthen, S OBP: 0.200, SLG: 0.111 Sam Mize, R OBP: 0.126, SLG: 0.500 Santo Alcala, R OBP: 0.150, SLG: 0.500 Barry Foote, R OBP: 0.196, SLG: 0.489 Tom Walker, R OBP: 0.150, SLG: 0.489		0-0 F2		0-0 G4-6-3 1B				0-0 G3		1	0	0	0	0	0	1				
Inning Stats	R: 0 E: 0 K: 1 S: 4	H: 0 LOB: 0 BB: 1 P: 8	R: 0 E: 0 K: 0 S: 2	H: 0 LOB: 0 BB: 1 P: 6	R: 0 E: 0 K: 1 S: 6	H: 1 LOB: 2 BB: 1 P: 10	R: 0 E: 0 K: 0 S: 4	H: 1 LOB: 0 BB: 1 P: 8	R: 0 E: 0 K: 0 S: 3	H: 1 LOB: 1 BB: 0 P: 6	R: 1 E: 0 K: 0 S: 4	H: 1 LOB: 0 BB: 0 P: 4	R: 0 E: 0 K: 1 S: 5	H: 0 LOB: 0 BB: 0 P: 5	R: 0 E: 0 K: 1 S: 5	H: 0 LOB: 0 BB: 0 P: 5		1B: 4 2B: 0 3B: 0 HR: 1	SF: 0 SAC: 0 DP: 3 HBP: 0	WP: 0 PB: 0 SB: 2 CS: 0
PITCHER	IP WLS BF H R ER SO BB IBB HBP BLK WP HR S P ERA WHIP	IP WLS BF H R ER SO BB IBB HBP BLK WP HR S P ERA WHIP																		
Fred Norman, L ERA: 2.78	(1, 1)	6.0	W	23	4	0	0	3	4	0	0	0	0	0	0	0	0	0.00	1.333	
Pedro Borbon, R ERA: 3.07	(7, 1)	3.0	S	10	1	1	1	2	0	0	0	0	0	0	1	14	14	3.00	0.333	

AB	29
R	1
H	5
RBI	1
BB	4
SO	5
LOB	14



Batter	1	2	3	4	5	6	7	8	9	AB	R	H	RBI	BB	SO	LOB	BOTTOM			
Pete Rose, S OBP: 0.399, SLG: 0.442 Doug Flynn, R OBP: 0.185, SLG: 0.231	0-0 F8	0-0 4-3		0-0 6-3	0-0 1B 2B		0-3 K			4	1	1	1	0	0	2	Montreal Expos @ Cincinnati Reds Riverfront Stadium, Cincinnati, OH Fri Jun 10 1977, 7:05 PM EDT Att: 35,148 - Unknown			
Ken Griffey, L OBP: 0.383, SLG: 0.440 Champ Summers, L OBP: 0.200, SLG: 0.368	0-0 4-3		0-0 2B 1B	0-0 G3 BLK 1B	0-0 2H 1B			0-0 F7		5	2	3	1	0	0	0				
Joe Morgan, L OBP: 0.423, SLG: 0.489 Ray Knight, R OBP: 0.455, SLG: 0.700	0-0 4-3		0-0 1B 2B	0-0 G3 1B	0-0 F9			4-0 HR BB		4	0	1	0	0	0	2				
Dan Driessen, L OBP: 0.356, SLG: 0.434		0-0 6-3 2B 1B	0-0 4-3	0-0 HR 1B		0-0 6-3		0-0 1H HR		5	3	3	3	0	0	2				
George Foster, R OBP: 0.385, SLG: 0.571		0-0 6-3 1-2	0-0 2B 1B	0-0 HR 1B		0-0 5-3		0-0 6-3		5	2	2	3	0	0	1				
Johnny Bench, R OBP: 0.287, SLG: 0.509 Pedro Borbon, R OBP: 0.500, SLG: 0.625		0-0 FC3-6 2B	0-0 2B 1B	0-0 1-3 1B	0-0 1-3		0-0 F7		0-3 K	4	2	2	1	0	0	0				
Dave Concepcion, R OBP: 0.343, SLG: 0.361		4-0 FC3-6 BB	0-0 1H 2H 2B		0-0 2B 1B			0-0 F8		3	1	2	2	1	0	0				
Cesar Geronimo, L OBP: 0.337, SLG: 0.439		0-0 FC3-6 1B	0-0 1-2 2-3	0-0 BB		0-0 F7		0-0 HR		3	1	1	1	1	0	3				
Fred Norman, S OBP: 0.138, SLG: 0.138 Bill Plummer, R OBP: 0.264, SLG: 0.239		0-0 1-2 3H 1B	0-0 K		0-0 P5			0-0 6-3		3	0	1	1	0	1	3				
Inning Stats	R: 0 E: 0 K: 0 S: 3	H: 0 LOB: 0 BB: 0 P: 3	R: 2 E: 0 K: 0 S: 6	H: 3 LOB: 2 BB: 1 P: 10	R: 3 E: 0 K: 1 S: 9	H: 5 LOB: 2 BB: 1 P: 13	R: 3 E: 0 K: 0 S: 6	H: 3 LOB: 0 BB: 0 P: 6	R: 2 E: 0 K: 0 S: 6	H: 3 LOB: 1 BB: 0 P: 6	R: 0 E: 0 K: 0 S: 3	H: 0 LOB: 0 BB: 0 P: 3	R: 1 E: 0 K: 1 S: 6	H: 1 LOB: 0 BB: 0 P: 6	R: 2 E: 0 K: 1 S: 6	H: 1 LOB: 0 BB: 1 P: 10		1B: 9 2B: 4 3B: 0 HR: 3	SF: 0 SAC: 0 DP: 0 HBP: 0	WP: 0 PB: 0 SB: 0 CS: 0
PITCHER	IP WLS BF H R ER SO BB IBB HBP BLK WP HR S P ERA WHIP	IP WLS BF H R ER SO BB IBB HBP BLK WP HR S P ERA WHIP																		
Stan Bahnsen, R ERA: 7.09	(1, 1)	2.2	L	16	8	5	5	0	1	0	0	0	0	0	0	0	0	16.88	3.375	
Dan Warthen, L ERA: 7.97	(3, 1)	1.1		8	3	3	3	1	1	0	0	1	0	0	1	9	13	20.25	3.000	
Santo Alcala, R ERA: 7.64	(5, 1)	2.0		9	3	2	2	0	0	0	0	0	0	0	9	9	9.00	1.500		
Tom Walker, R ERA: 11.25	(7, 1)	2.0		9	2	3	3	2	1	0	0	0	0	2	12	16	13.50	1.500		



Batter	1	2	3	4	5	6	7	8	9	AB	R	H	RBI	BB	SO	LOB	TOP										
Dave Cash, R OBP: 0.344, SLG: 0.361 (1, 4)	0-0 SH5-3 3B 1B	0-0 4-3			0-0 2B 1B	0-0 G1-6-3 1B			0-0 F9	5	2	3	0	0	0	0											
Chris Speier, R OBP: 0.319, SLG: 0.329 (1, 6)	4-0 SH5-3 3B BB		0-3 K		0-0 2B 1B	0-0 G1-6-3 1B			0-0 6-3	4	2	1	0	1	1	2											
Ellis Valentine, R OBP: 0.362, SLG: 0.539 (1, 9)	0-0 SH5-3 1-2 2-3		0-0 6-3		0-0 2B 2B			0-0 P4	4	1	2	1	0	0	0	0											
Tony Perez, R OBP: 0.353, SLG: 0.458 (1, 3)	0-0 1B 2H 3-H		0-0 5-3		0-0 2B			0-3 K	4	1	2	4	1	1	0	0											
Warren Cromartie, L OBP: 0.320, SLG: 0.408 Sam Mejias, R OBP: 0.266, SLG: 0.500 (1, 7) (9, 8)	0-0 1B			0-0 BLK 1B	0-0 6-3			0-0 4-3	5	0	2	1	0	0	0	2											
Gary Carter, R OBP: 0.353, SLG: 0.542 (1, 2)	0-3 K		0-3 K		0-0 5-3	0-0 E5		0-0 SH1-3 S 1B	4	0	1	0	0	0	1	2											
Larry Parrish, R OBP: 0.312, SLG: 0.400 (1, 5)	0-3 K		0-3 K		0-0 F8			0-0 SH1-3 1-3	3	0	0	0	0	0	2	3											
Andre Dawson, R OBP: 0.305, SLG: 0.406 (1, 8) (9, 7)		0-0 2B 6-4-3 1B		4-0 IBB	0-0 6-3			0-0 5-3	3	0	1	0	1	0	1	1											
Jackie Brown, R OBP: 0.200, SLG: 0.143 Wayne Garrett, L OBP: 0.242, SLG: 0.300 Joe Kerrigan, R (8, PH) (8, 1)		0-0 G5-6-4-3 1-2		0-3 K	0-0 1B			0-0 L4	3	0	1	0	0	0	1	3											
Inning Stats	R: 3 E: 0 K: 2 S: 10	H: 3 LOB: 1 BB: 1 P: 14	R: 0 E: 0 K: 0 S: 3	H: 1 LOB: 0 BB: 0 P: 3	R: 0 E: 0 K: 1 S: 5	H: 0 LOB: 0 BB: 0 P: 5	R: 0 E: 0 K: 2 S: 8	H: 1 LOB: 2 BB: 1 P: 12	R: 3 E: 1 K: 0 S: 7	H: 4 LOB: 1 BB: 0 P: 7	R: 0 E: 0 K: 0 S: 4	H: 2 LOB: 1 BB: 0 P: 4	R: 0 E: 0 K: 1 S: 5	H: 0 LOB: 0 BB: 0 P: 5	R: 0 E: 0 K: 0 S: 4	H: 1 LOB: 1 BB: 0 P: 4	R: 0 E: 0 K: 0 S: 4	H: 1 LOB: 2 BB: 1 P: 8	R: 0 E: 0 K: 0 S: 4	H: 1 LOB: 2 BB: 1 P: 8	1B: 10 2B: 2 3B: 1 HR: 0	SF: 0 SAC: 2 DP: 2 HBP: 0	WP: 0 PB: 0 SB: 2 CS: 0	PA: 41			
PITCHER	IP	WLS	BF	H	R	ER	SO	BB	IBB	HBP	BLK	WP	HR	S	P	ERA	WHIP										
Gary Nolan, R ERA: 3.92 Dale Murray, R ERA: 5.01 Tom Hume, R ERA: 10.03	(1, 1) (5, 1) (7, 1)	4.0 2.0 3.0	L 8 12	21 3 2	8 0 0	6 0 0	5 0 1	1 0 1	1 0 0	0 0 0	1 0 0	0 0 0	0 0 0	0 8 13	29 8 17	13.50 0.00 0.00	2.250 1.500 1.000										

Montreal Expos @ Cincinnati Reds
Riverfront Stadium, Cincinnati, OH
Sat Jun 11 1977, 7:05 PM EDT
Att: 36,300 - Unknown

AB	36
R	6
H	13
RBI	6
BB	3
SO	6
LOB	14



Batter	1	2	3	4	5	6	7	8	9	AB	R	H	RBI	BB	SO	LOB	BOTTOM										
Pete Rose, S OBP: 0.399, SLG: 0.452 (1, 5)	0-0 4-3		0-0 1-3		4-0 FC4-6 BB		0-0 HR		0-0 F8	4	1	1	1	1	0	0											
Ken Griffey, L OBP: 0.364, SLG: 0.437 (1, 9)	4-0 FC4-6 BB		0-0 S 1B		0-0 FC4-6 1B		0-0 3-1		0-0 F7	4	1	1	0	1	0	1											
Joe Morgan, L OBP: 0.420, SLG: 0.484 (1, 4)	0-0 F5		0-0 F2		0-0 1B		0-0 F3			4	0	1	0	0	0	2											
Dan Driessen, L OBP: 0.349, SLG: 0.424 (1, 3)	0-0 FC4-6 1-2		0-0 3-1		0-0 P6		0-0 F7			4	0	0	0	0	0	4											
George Foster, R OBP: 0.397, SLG: 0.569 (1, 7)		0-0 6-3		0-0 F8	0-0 1-3 2-H 1B			0-0 FC1-5 BB 1B	4	0	2	1	0	0	0	0											
Johnny Bench, R OBP: 0.292, SLG: 0.506 Ed Armbrister, R OBP: 0.364, SLG: 0.526 Bill Plummer, R OBP: 0.264, SLG: 0.239 (1, 2) (8, FR) (9, 2)		0-0 HR 1B		0-0 P5	0-0 P6			4-0 FC1-5 BB	3	1	1	0	1	0	2	0											
Dave Concepcion, R OBP: 0.346, SLG: 0.385 (1, 6)		0-0 HR		0-0 2B				0-0 FC1-5 BB	0	0	0	0	0	0	0	0											
Cesar Geronimo, L OBP: 0.340, SLG: 0.438 (1, 8)		0-0 F7		4-0 FC5-4 IBB				0-0 FC1-5 BB	4	1	2	2	0	0	2	0											
Gary Nolan, R OBP: 0.067, SLG: 0.067 Dale Murray, R (5, 1) Champ Summers, L OBP: 0.190, SLG: 0.350 Tom Hume, R (7, 1) Mike Lum, L OBP: 0.172, SLG: 0.185 (9, PH)		0-0 F9		0-0 FC5-4	0-0 L3 1B			0-0 FC1-5 BB	4	1	2	2	0	0	2	0											
Inning Stats	R: 0 E: 0 K: 0 S: 3	H: 0 LOB: 1 BB: 1 P: 7	R: 2 E: 0 K: 0 S: 5	H: 2 LOB: 0 BB: 0 P: 5	R: 0 E: 0 K: 0 S: 4	H: 1 LOB: 2 BB: 1 P: 4	R: 0 E: 0 K: 0 S: 4	H: 1 LOB: 2 BB: 1 P: 8	R: 1 E: 0 K: 0 S: 5	H: 2 LOB: 2 BB: 1 P: 9	R: 0 E: 0 K: 0 S: 3	H: 1 LOB: 0 BB: 0 P: 3	R: 1 E: 0 K: 0 S: 4	H: 1 LOB: 0 BB: 0 P: 4	R: 0 E: 0 K: 0 S: 3	H: 1 LOB: 2 BB: 1 P: 7	R: 0 E: 0 K: 1 S: 5	H: 0 LOB: 0 BB: 0 P: 5	1B: 6 2B: 2 3B: 0 HR: 2	SF: 0 SAC: 0 DP: 2 HBP: 0	WP: 0 PB: 0 SB: 1 CS: 0	PA: 38					
PITCHER	IP	WLS	BF	H	R	ER	SO	BB	IBB	HBP	BLK	WP	HR	S	P	ERA	WHIP										
Jackie Brown, R ERA: 3.58 Joe Kerrigan, R ERA: 2.58	(1, 1) (8, 1)	7.0 2.0	W S	31 7	8 1	4 0	4 0	0 1	2 1	0 0	0 0	0 0	0 0	2 8	28 12	5.14 0.00	1.429 1.000										

Montreal Expos @ Cincinnati Reds
Riverfront Stadium, Cincinnati, OH
Sat Jun 11 1977, 7:05 PM EDT
Att: 36,300 - Unknown

AB	34
R	4
H	9
RBI	4
BB	4
SO	1
LOB	16



Batter	1	2	3	4	5	6	7	8	9	AB	R	H	RBI	BB	SO	LOB	TOP								
Dave Cash, R OBP: 0.345, SLG: 0.370 (1, 4)	4-3		K			4-3 3B		1-3 1B	F5-3	5	1	2	0	0	1	1									
Chris Speier, R OBP: 0.314, SLG: 0.324 Pepe Frias, R OBP: 0.083, SLG: 0.083 (1, 6) (6, 6)	F2			G3		4-3		1-3 1-2		3	0	0	1	0	0	0									
Ellis Valentine, R OBP: 0.365, SLG: 0.538 (1, 9)						1-3 3-H		L6		4	0	2	0	0	0	1									
Tony Perez, R OBP: 0.351, SLG: 0.454 Sam Mejias, R OBP: 0.296, SLG: 0.500 (1, 3) (9, PR) (9, 8)	4-3			G6-4-3 1B						4	0	1	0	0	0	2									
Warren Cromartie, L OBP: 0.319, SLG: 0.410 (1, 7) (9, 3)		P6			G3			F9		4	1	1	1	0	0	0									
Gary Carter, R OBP: 0.350, SLG: 0.541 (1, 2)	1-3							F3		4	0	1	0	0	0	2									
Larry Parrish, R OBP: 0.315, SLG: 0.402 (1, 5)			K		L6					4	2	2	1	0	1	1									
Andre Dawson, R OBP: 0.310, SLG: 0.432 (1, 8) (9, 7)				F8		6-3				4	1	2	2	0	0	1									
Steve Rogers, R OBP: 0.143, SLG: 0.100 Will McEnaney, L OBP: 0.333, SLG: 0.473 Del Unser, L OBP: 0.250, SLG: 0.300 Tom Walker, R OBP: 0.250, SLG: 0.300 Wayne Garrett, L OBP: 0.250, SLG: 0.300 Joe Kerrigan, R OBP: 0.250, SLG: 0.300 (1, 1) (6, 1) (8, 1) (9, PH) (9, 1) (9, 1)			K			3-1		4-3	SF8	2	0	0	0	0	1	0									
Inning Stats	R: 0 E: 0 K: 0 S: 4	H: 1 LOB: 1 BB: 0 P: 4	R: 0 E: 0 K: 1 S: 5	H: 0 LOB: 0 BB: 0 P: 5	R: 0 E: 0 K: 2 S: 7	H: 0 LOB: 0 BB: 0 P: 7	R: 0 E: 0 K: 0 S: 3	H: 1 LOB: 0 BB: 0 P: 3	R: 0 E: 0 K: 0 S: 4	H: 1 LOB: 1 BB: 0 P: 4	R: 1 E: 0 K: 0 S: 4	H: 1 LOB: 0 BB: 0 P: 4	R: 0 E: 0 K: 0 S: 3	H: 0 LOB: 0 BB: 0 P: 3	R: 2 E: 0 K: 0 S: 6	H: 3 LOB: 1 BB: 0 P: 6	R: 3 E: 0 K: 0 S: 7	H: 4 LOB: 1 BB: 0 P: 7	1B: 7 2B: 2 3B: 1 HR: 1	SF: 1 SAC: 0 DP: 1 HBP: 0	WP: 0 PB: 0 SB: 0 CS: 0	PA: 37			
PITCHER	IP	WLS	BF	H	R	ER	SO	BB	IBB	HBP	BLK	WP	HR	S	P	ERA	WHIP								
Pat Zachry, R ERA: 5.04 (1, 1)	7.1		28	7	3	3	3	0	0	0	0	0	1	34	34	3.68	0.955								
Rawly Eastwick, R ERA: 3.29 (8, 1)	1.0		6	3	3	3	0	0	0	0	0	0	0	6	6	27.00	3.000								
Pedro Borbon, R ERA: 3.02 (9, 1)	0.2	W	3	1	0	0	0	0	0	0	0	0	0	3	3	0.00	1.500								

Montreal Expos @ Cincinnati Reds
Riverfront Stadium, Cincinnati, OH
Sun Jun 12 1977, 3:33 AM EDT
Unknown

AB	36
R	6
H	11
RBI	6
BB	0
SO	3
LOB	9





Batter	1	2	3	4	5	6	7	8	9	AB	R	H	RBI	BB	SO	LOB	BOTTOM								
Pete Rose, S OBP: 0.397, SLG: 0.453 Doug Flynn, R OBP: 0.214, SLG: 0.259 Ed Armbrister, R OBP: 0.364, SLG: 0.526 (1, 5) (8, 5) (9, PR)	F9		6-3		G3					4	0	1	0	0	0	0									
Ken Griffey, L OBP: 0.388, SLG: 0.445 (1, 9)	4-3			HR		F9				5	1	3	0	0	0	1									
Joe Morgan, L OBP: 0.420, SLG: 0.495 (1, 4)	L6				F9					4	1	1	2	1	0	3									
Dan Driessen, L OBP: 0.345, SLG: 0.414 (1, 3)		4-3	L9		L9			FC6-4		4	0	0	0	1	0	2									
George Foster, R OBP: 0.397, SLG: 0.568 (1, 7)			F9					F9		4	2	1	1	1	0	3									
Johnny Bench, R OBP: 0.302, SLG: 0.506 (1, 2)										2	1	1	0	2	0	1									
Dave Concepcion, R OBP: 0.349, SLG: 0.389 (1, 6)					F9					3	0	2	2	0	0	1									
Cesar Geronimo, L OBP: 0.338, SLG: 0.450 (1, 8)		FC3-6			FC4-6					4	1	1	2	0	1	4									
Pat Zachry, R OBP: 0.174, SLG: 0.136 Rawly Eastwick, R OBP: 0.250, SLG: 0.250 Pedro Borbon, R OBP: 0.500, SLG: 0.625 (1, 1) (8, 1) (9, 1)										3	0	0	0	0	2	3									
Inning Stats	R: 0 E: 0 K: 0 S: 3	H: 0 LOB: 0 BB: 0 P: 3	R: 1 E: 0 K: 1 S: 7	H: 2 LOB: 1 BB: 1 P: 11	R: 2 E: 0 K: 0 S: 5	H: 2 LOB: 0 BB: 0 P: 5	R: 0 E: 0 K: 1 S: 5	H: 0 LOB: 1 BB: 1 P: 9	R: 0 E: 0 K: 0 S: 4	H: 1 LOB: 1 BB: 0 P: 4	R: 3 E: 0 K: 0 S: 6	H: 3 LOB: 1 BB: 1 P: 10	R: 0 E: 0 K: 0 S: 3	H: 0 LOB: 1 BB: 1 P: 7	R: 0 E: 0 K: 2 S: 7	H: 1 LOB: 0 BB: 0 P: 7	R: 1 E: 0 K: 0 S: 4	H: 2 LOB: 3 BB: 1 P: 8	1B: 6 2B: 3 3B: 0 HR: 2	SF: 1 SAC: 0 DP: 0 HBP: 0	WP: 0 PB: 0 SB: 0 CS: 0	PA: 41			
PITCHER	IP	WLS	BF	H	R	ER	SO	BB	IBB	HBP	BLK	WP	HR	S	P	ERA	WHIP								
Steve Rogers, R ERA: 2.13 (1, 1)	5.1		26	7	6	6	2	3	0	0	0	0	2	27	39	10.12	1.875								
Will McEnaney, L ERA: 3.2 (6, 1)	1.2		7	1	0	0	0	1	0	0	0	0	0	6	10	0.00	1.200								
Tom Walker, R ERA: 9.0 (8, 1)	1.0		3	1	0	0	2	0	0	0	0	0	0	7	7	0.00	1.000								
Joe Kerrigan, R ERA: 2.79 (9, 1)	0.1	L	5	2	1	1	0	1	0	0	0	0	0	4	8	27.00	9.000								

Montreal Expos @ Cincinnati Reds
Riverfront Stadium, Cincinnati, OH
Sun Jun 12 1977, 3:33 AM EDT
Unknown

AB	35
R	7
H	11
RBI	7
BB	5
SO	4
LOB	18



Batter	1	2	3	4	5	6	7	8	9	AB	R	H	RBI	BB	SO	LOB	TOP							
Garry Maddox, R OBP: 0.302, SLG: 0.424 (1, 8)	F5		1B			4-3		P4		4	0	1	0	0	0	0	Philadelphia Phillies @ Cincinnati Reds Riverfront Stadium, Cincinnati, OH Tue Jun 14 1977, 7:05 PM EDT Att: 30,036 - Unknown AB 31 R 2 H 6 RBI 2 BB 2 SO 7 LOB 8 							
Larry Bowa, S OBP: 0.300, SLG: 0.340 (1, 6)	5-3		K			K		F9		4	0	0	0	0	2	1								
Mike Schmidt, R OBP: 0.363, SLG: 0.513 (1, 5)	K			HR				K		4	1	2	1	0	2	0								
Greg Luzinski, R OBP: 0.374, SLG: 0.654 (1, 7)		K			F8				F9	3	0	0	0	1	1	0								
Davey Johnson, R OBP: 0.364, SLG: 0.486 (1, 3)		CS BB			G3			P4	F7	3	0	0	0	1	0	2								
Bob Boone, R OBP: 0.309, SLG: 0.370 (1, 2)	F5				F8				F9	4	0	0	0	0	0	1								
Jerry Martin, R OBP: 0.361, SLG: 0.500 (1, 9)	CS		HR			CS 1B				3	1	3	1	0	0	0								
Ted Sizemore, R OBP: 0.327, SLG: 0.348 (1, 4)			6-3			F9		F7		3	0	0	0	0	0	2								
Jim Kaat, L OBP: 0.067, SLG: 0.067 Warren Brusstar, R (6, 1)			K			K				2	0	0	0	0	0	2								
Ollie Brown, R OBP: 0.205, SLG: 0.256 Ron Reed, R (7, 1)						1-2		P5		0	0	0	0	0	0	1								
Inning Stats	R: 0 E: 0 K: 1 S: 5	H: 0 LOB: 0 BB: 0 P: 5	R: 0 E: 0 K: 1 S: 4	H: 0 LOB: 0 BB: 1 P: 8	R: 1 E: 0 K: 2 S: 9	H: 2 LOB: 1 BB: 0 P: 9	R: 1 E: 0 K: 0 S: 4	H: 1 LOB: 0 BB: 0 P: 4	R: 0 E: 0 K: 1 S: 5	H: 1 LOB: 0 BB: 0 P: 5	R: 0 E: 0 K: 1 S: 6	H: 1 LOB: 1 BB: 1 P: 10	R: 0 E: 0 K: 0 S: 4	H: 1 LOB: 1 BB: 0 P: 4	R: 0 E: 0 K: 1 S: 5	H: 0 LOB: 0 BB: 0 P: 5	R: 0 E: 0 K: 0 S: 3	H: 0 LOB: 0 BB: 0 P: 3	R: 0 E: 0 K: 0 S: 3	H: 0 LOB: 0 BB: 0 P: 3	1B: 2 2B: 2 3B: 0 HR: 2	SF: 0 SAC: 0 DP: 0 HBP: 0	WP: 0 PB: 0 SB: 0 CS: 2	PA: 34
PITCHER Fred Norman, L ERA: 2.7 (1, 1)	IP: 9.0 WLS: W BF: 33 H: 6 R: 2 ER: 2 SO: 7 BB: 1 IBB: 1 HBP: 0 BLK: 0 WP: 0 HR: 2 S: 45 P: 53 ERA: 2.00 WHIP: 0.778															PITCHER								

Batter	1	2	3	4	5	6	7	8	9	AB	R	H	RBI	BB	SO	LOB	BOTTOM					
Pete Rose, S OBP: 0.404, SLG: 0.465 (1, 5)	G6-4-3 1B		6-3			1B FC6-4 BB		F8		3	1	1	0	1	0	0	Philadelphia Phillies @ Cincinnati Reds Riverfront Stadium, Cincinnati, OH Tue Jun 14 1977, 7:05 PM EDT Att: 30,036 - Unknown AB 26 R 3 H 7 RBI 3 BB 3 SO 2 LOB 13 					
Ken Griffey, L OBP: 0.375, SLG: 0.452 (1, 9)	G6-4-3 1-2			G5-3 1B BB		FC6-4 CS 1B		F7		3	0	1	0	1	0	1						
Joe Morgan, L OBP: 0.429, SLG: 0.497 (1, 4)	F7			G5-3 1B 1-2		FC6-4 BB				2	1	1	0	1	0	0						
George Foster, R OBP: 0.388, SLG: 0.574 (1, 7)		P5		G5-3 1-2 2-3		K				3	0	0	0	0	1	5						
Johnny Bench, R OBP: 0.311, SLG: 0.520 (1, 2)		HR		FC6-4 1B 2-H		FC6-4 1-2 2-3 3-H				3	1	2	3	0	0	2						
Dave Concepcion, R OBP: 0.344, SLG: 0.395 (1, 6)		F9		FC6-4 1-2		CS		FC3-6 1B		3	0	1	0	0	0	1						
Dan Driessen, L OBP: 0.354, SLG: 0.452 (1, 3)		F2				FC6-4 1B		FC3-6 CS 1-2		3	0	1	0	0	0	1						
Cesar Geronimo, L OBP: 0.345, SLG: 0.453 (1, 8)			G3			FC6-4 G2-6-3 1-2		F8		3	0	0	0	0	0	2						
Fred Norman, S OBP: 0.125, SLG: 0.125 (1, 1)			K			G2-6-3 1-2		4-3		3	0	0	0	0	1	1						
Inning Stats	R: 0 E: 0 K: 0 S: 3	H: 1 LOB: 0 BB: 0 P: 3	R: 1 E: 0 K: 0 S: 4	H: 1 LOB: 0 BB: 0 P: 4	R: 0 E: 0 K: 1 S: 5	H: 0 LOB: 0 BB: 0 P: 5	R: 1 E: 0 K: 0 S: 4	H: 2 LOB: 1 BB: 1 P: 8	R: 0 E: 0 K: 0 S: 3	H: 1 LOB: 0 BB: 0 P: 3	R: 1 E: 0 K: 0 S: 5	H: 1 LOB: 2 BB: 2 P: 13	R: 0 E: 0 K: 0 S: 3	H: 1 LOB: 0 BB: 0 P: 3	R: 0 E: 0 K: 0 S: 3	H: 0 LOB: 0 BB: 0 P: 3		R: 0 E: 0 K: 0 S: 3	H: 0 LOB: 0 BB: 0 P: 3	1B: 6 2B: 0 3B: 0 HR: 1	SF: 0 SAC: 0 DP: 3 HBP: 0	WP: 0 PB: 0 SB: 0 CS: 2
PITCHER Jim Kaat, L ERA: 6.85 Warren Brusstar, R ERA: 1.54 Ron Reed, R ERA: 2.51 (1, 1)	IP: 5.0 WLS: L BF: 21 H: 6 R: 3 ER: 3 SO: 1 BB: 3 IBB: 0 HBP: 0 BLK: 0 WP: 0 HR: 1 S: 20 P: 32 ERA: 5.40 WHIP: 1.800															PITCHER						

Batter	1	2	3	4	5	6	7	8	9	AB	R	H	RBI	BB	SO	LOB	TOP								
Pete Rose, S OBP: 0.402, SLG: 0.468 (1, 5)	E1		1-3		K	1B	F7			5	1	1	2	0	1	2	Cincinnati Reds @ Montreal Expos Olympic Stadium, Montreal, QB Fri Jun 17 1977, 7:05 PM EDT Att: 26,284 - Unknown								
Ken Griffey, L OBP: 0.384, SLG: 0.460 (1, 9)	BB		1B		G3	G3		G3		4	1	1	0	1	0	1									
Joe Morgan, L OBP: 0.429, SLG: 0.497 Ray Knight, R OBP: 0.467, SLG: 0.643 (6, PR) (6, 4)	K		1B		1B	1B		5-3		4	1	3	2	0	1	2									
Dan Driessen, L OBP: 0.356, SLG: 0.451 (1, 3)	F7		1B		HR	1B		G3		4	1	2	1	1	0	2									
George Foster, R OBP: 0.389, SLG: 0.612 (1, 7)	5-3		F3		HR	1B			HR	5	2	4	0	0	5										
Dave Concepcion, R OBP: 0.338, SLG: 0.384 (1, 6)		F9		1B	6-3			5-3	1-3	4	0	0	0	1	0	0									
Cesar Geronimo, L OBP: 0.347, SLG: 0.444 (1, 8)	6-3		K			SH5-4		6-4	BB	3	1	1	0	2	1	1									
Bill Plummer, R OBP: 0.302, SLG: 0.245 (1, 2)	K					SH5-4		6-4	P3	4	1	2	0	1	1	1									
Jack Billingham, R OBP: 0.184, SLG: 0.211 Dale Murray, R (8, 1)			5-3	G6-4-3	1B	SH5-4		6-4	5-3	3	0	0	0	0	0	4									
Inning Stats	R: 0 E: 1 K: 1 S: 6	H: 0 LOB: 2 BB: 1 P: 10	R: 0 E: 0 K: 1 S: 5	H: 0 LOB: 0 BB: 0 P: 5	R: 1 E: 1 K: 0 S: 5	H: 2 LOB: 2 BB: 1 P: 9	R: 0 E: 0 K: 1 S: 5	H: 1 LOB: 1 BB: 1 P: 9	R: 3 E: 0 K: 1 S: 8	H: 3 LOB: 0 BB: 0 P: 8	R: 4 E: 0 K: 0 S: 7	H: 4 LOB: 1 BB: 1 P: 11	R: 0 E: 0 K: 0 S: 4	H: 1 LOB: 2 BB: 1 P: 8	R: 0 E: 0 K: 0 S: 3	H: 0 LOB: 0 BB: 0 P: 3	R: 1 E: 0 K: 0 S: 4	H: 1 LOB: 1 BB: 1 P: 8	1B: 9 2B: 0 3B: 1 HR: 2	SF: 0 SAC: 1 DP: 1 HBP: 0	WP: 1 PB: 0 SB: 2 CS: 0	PA: 45			
PITCHER	IP	WLS	BF	H	R	ER	SO	BB	IBB	HBP	BLK	WP	HR	S	P	ERA	WHIP								
Steve Rogers, R ERA: 2.47 (1, 1)	5.1	L	28	8	7	6	4	4	0	0	0	0	1	32	48	10.12	2.250								
Will McEnaney, L ERA: 3.23 (6, 1)	0.2		4	2	1	1	0	0	0	0	0	1	0	4	4	13.50	3.000								
Tom Walker, R ERA: 9.35 (7, 1)	1.0		5	1	0	0	0	1	0	0	0	0	0	4	8	0.00	2.000								
Bill Atkinson, R ERA: 3.26 (8, 1)	2.0		8	1	1	1	0	1	0	0	0	0	1	7	11	4.50	1.000								

Batter	1	2	3	4	5	6	7	8	9	AB	R	H	RBI	BB	SO	LOB	BOTTOM								
Dave Cash, R OBP: 0.356, SLG: 0.374 (1, 4)	1B		1B	F7					FC6-5	3	2	2	0	2	0	0	Cincinnati Reds @ Montreal Expos Olympic Stadium, Montreal, QB Fri Jun 17 1977, 7:05 PM EDT Att: 26,284 - Unknown								
Chris Speier, R OBP: 0.320, SLG: 0.341 (1, 6)	1B		1B		L4		F9		E4	5	1	2	0	0	0	3									
Ellis Valentine, R OBP: 0.368, SLG: 0.543 (1, 9)	1B		P6		5-3		G3		FC6-5	5	0	1	1	0	0	6									
Tony Perez, R OBP: 0.350, SLG: 0.449 (1, 3)	K		1B		5-3				F3	5	1	2	1	0	1	4									
Warren Cromartie, L OBP: 0.319, SLG: 0.408 (1, 7)	F6		1B			3-1		6-3		3	0	0	0	1	0	3									
Gary Carter, R OBP: 0.337, SLG: 0.515 (1, 2)	F9		SF8				G6-4-3	6-3		3	0	2	2	0	0	2									
Andre Dawson, R OBP: 0.319, SLG: 0.430 (1, 8)		5-3	6-3		G6-4-3			6-3		4	0	0	0	0	0	4									
Larry Parrish, R OBP: 0.312, SLG: 0.393 (1, 5)				6-3				1-3		4	0	2	0	0	0	1									
Steve Rogers, R OBP: 0.336, SLG: 0.095 (6, 1) Will McEnaney, L (7, 1) Tom Walker, R (7, 1) Wayne Garrett, L OBP: 0.233, SLG: 0.263 (8, 1) Bill Atkinson, R OBP: 0.302, SLG: 0.500 (8, 1) Del Unser, L OBP: 0.333, SLG: 0.479 (8, 1)		L7		K			FC4-6		K	2	0	0	0	0	1	1									
Inning Stats	R: 1 E: 0 K: 1 S: 7	H: 2 LOB: 2 BB: 1 P: 11	R: 0 E: 0 K: 0 S: 3	H: 1 LOB: 0 BB: 0 P: 3	R: 2 E: 0 K: 0 S: 6	H: 3 LOB: 2 BB: 1 P: 10	R: 0 E: 0 K: 1 S: 5	H: 0 LOB: 0 BB: 0 P: 5	R: 0 E: 0 K: 0 S: 3	H: 0 LOB: 0 BB: 0 P: 3	R: 0 E: 0 K: 0 S: 5	H: 2 LOB: 2 BB: 0 P: 5	R: 1 E: 0 K: 0 S: 5	H: 2 LOB: 1 BB: 0 P: 5	R: 0 E: 1 K: 1 S: 6	H: 0 LOB: 2 BB: 1 P: 10	1B: 10 2B: 1 3B: 0 HR: 0	SF: 1 SAC: 0 DP: 1 HBP: 0	WP: 0 PB: 0 SB: 0 CS: 1	PA: 40					
PITCHER	IP	WLS	BF	H	R	ER	SO	BB	IBB	HBP	BLK	WP	HR	S	P	ERA	WHIP								
Jack Billingham, R ERA: 3.88 (1, 1)	7.1	W	33	11	4	4	2	2	0	0	0	0	0	35	43	4.91	1.773								
Dale Murray, R ERA: 4.5 (8, 1)	1.2		7	0	0	0	1	1	0	0	0	0	0	8	12	0.00	0.600								

Batter	1	2	3	4	5	6	7	8	9	AB	R	H	RBI	BB	SO	LOB	TOP								
Pete Rose, S OBP: 0.402, SLG: 0.465 (1, 5)										4	0	0	0	1	1	5	Cincinnati Reds @ Montreal Expos Olympic Stadium, Montreal, QB Sun Jun 19 1977, 3:33 AM EDT Att: 28,179 - Unknown								
Ken Griffey, L OBP: 0.382, SLG: 0.455 (1, 9)										4	0	2	1	0	0	1									
Dan Driessen, L OBP: 0.351, SLG: 0.441 (1, 3)										4	1	2	1	0	1	1									
George Foster, R OBP: 0.383, SLG: 0.614 (1, 7)										4	0	1	1	0	1	2									
Johnny Bench, R OBP: 0.316, SLG: 0.513 (1, 2)										4	0	0	0	0	1	1									
Dave Concepcion, R OBP: 0.339, SLG: 0.375 (1, 6)										3	1	0	0	1	1	1									
Cesar Geronimo, L OBP: 0.344, SLG: 0.434 (1, 8)										3	1	0	0	0	1	1									
Ray Knight, R OBP: 0.450, SLG: 0.611 (1, 4)										3	1	1	0	1	0	0									
Woodie Fryman, R OBP: 0.313, SLG: 0.313 (1, 1)										1	0	1	0	0	0	0									
Tom Hume, R OBP: 0.330, SLG: 1.330 (4, 1)										0	0	0	0	0	0	0									
Champ Summers, L OBP: 0.247, SLG: 0.524 (5, PH)										0	0	0	0	0	0	0									
Doug Capilla, L OBP: 0.302, SLG: 0.172 (5, 1)										0	0	0	0	0	0	0									
Mike Lum, L OBP: 0.162, SLG: 0.172 (7, PH)										0	0	0	0	0	0	0									
Dale Murray, R OBP: 0.420, SLG: 0.495 (7, 1)										1	0	0	0	0	0	2									
Joe Morgan, L OBP: 0.420, SLG: 0.495 (9, PH)										1	0	0	0	0	0	2									
Inning Stats	R: 0 E: 0 K: 0 S: 3	H: 1 LOB: 0 BB: 0 P: 3	R: 0 E: 0 K: 1 S: 5	H: 0 LOB: 0 BB: 0 P: 5	R: 0 E: 0 K: 1 S: 6	H: 1 LOB: 1 BB: 0 P: 6	R: 1 E: 0 K: 0 S: 5	H: 2 LOB: 1 BB: 0 P: 5	R: 2 E: 0 K: 1 S: 7	H: 3 LOB: 2 BB: 0 P: 9	R: 0 E: 0 K: 1 S: 5	H: 0 LOB: 0 BB: 0 P: 5	R: 0 E: 0 K: 0 S: 3	H: 0 LOB: 1 BB: 1 P: 7	R: 0 E: 0 K: 1 S: 5	H: 0 LOB: 0 BB: 0 P: 5	R: 1 E: 0 K: 1 S: 5	H: 0 LOB: 1 BB: 2 P: 13	1B: 5 2B: 2 3B: 0 HR: 0	SF: 0 SAC: 0 DP: 0 HBP: 2	WP: 1 PB: 0 SB: 0 CS: 1	PA: 37			
PITCHER	IP	WLS	BF	H	R	ER	SO	BB	IBB	HBP	BLK	WP	HR	S	P	ERA	WHIP								
Wayne Twitchell, R ERA: 4.62 (1, 1)	5.0	W	22	7	3	3	3	0	0	2	0	0	0	26	28	5.40	1.400								
Don Stanhouse, R ERA: 4.43 (6, 1)	4.0	S	15	0	1	1	3	3	0	0	0	1	0	18	30	2.25	0.750								

AB	32
R	4
H	7
RBI	3
BB	3
SO	6
LOB	14



Batter	1	2	3	4	5	6	7	8	9	AB	R	H	RBI	BB	SO	LOB	BOTTOM									
Dave Cash, R OBP: 0.359, SLG: 0.374 (1, 4)										4	1	2	0	1	0	0	Cincinnati Reds @ Montreal Expos Olympic Stadium, Montreal, QB Sun Jun 19 1977, 3:33 AM EDT Att: 28,179 - Unknown									
Chris Speier, R OBP: 0.316, SLG: 0.332 (1, 6)										4	0	1	1	1	2	4										
Ellis Valentine, R OBP: 0.366, SLG: 0.546 (1, 9)										4	1	2	3	1	1	2										
Tony Perez, R OBP: 0.341, SLG: 0.432 (1, 3)										4	1	0	0	1	2	5										
Gary Carter, R OBP: 0.335, SLG: 0.522 (1, 2)										4	1	2	2	0	0	0										
Warren Cromartie, L OBP: 0.318, SLG: 0.402 (1, 7)										3	1	0	0	1	2	0										
Sam Mejias, R OBP: 0.280, SLG: 0.500 (8, 8)										0	0	0	0	0	0	0										
Andre Dawson, R OBP: 0.318, SLG: 0.443 (8, 7)										4	1	2	2	0	0	0										
Larry Parrish, R OBP: 0.315, SLG: 0.388 (1, 5)										2	1	0	0	2	0	1										
Wayne Twitchell, R OBP: 0.214, SLG: 0.154 (1, 1)										2	1	1	0	0	1	1										
Don Stanhouse, R OBP: 0.276, SLG: 0.250 (6, 1)										2	0	0	0	0	0	1										
Inning Stats	R: 0 E: 0 K: 1 S: 5	H: 0 LOB: 0 BB: 0 P: 5	R: 0 E: 0 K: 2 S: 7	H: 0 LOB: 0 BB: 0 P: 7	R: 1 E: 0 K: 1 S: 6	H: 1 LOB: 2 BB: 2 P: 14	R: 7 E: 0 K: 2 S: 12	H: 5 LOB: 0 BB: 2 P: 20	R: 0 E: 0 K: 1 S: 5	H: 1 LOB: 0 BB: 0 P: 5	R: 0 E: 0 K: 1 S: 6	H: 1 LOB: 3 BB: 2 P: 14	R: 0 E: 0 K: 0 S: 4	H: 1 LOB: 1 BB: 0 P: 4	R: 0 E: 0 K: 0 S: 4	H: 1 LOB: 2 BB: 1 P: 8	1B: 7 2B: 0 3B: 0 HR: 3	SF: 0 SAC: 0 DP: 0 HBP: 0	WP: 0 PB: 0 SB: 0 CS: 0	PA: 40						
PITCHER	IP	WLS	BF	H	R	ER	SO	BB	IBB	HBP	BLK	WP	HR	S	P	ERA	WHIP									
Woodie Fryman, L ERA: 5.97 (1, 1)	3.1	L	18	4	6	6	4	4	0	0	0	0	1	8	8	27.00	3.000									
Tom Hume, R ERA: 10.34 (4, 1)	0.2		4	2	2	2	2	0	0	0	0	0	0	1	8	8	27.00	3.000								
Doug Capilla, L ERA: 8.31 (5, 1)	2.0		9	2	0	0	2	2	0	0	0	0	0	11	19	0.00	2.000									
Dale Murray, R ERA: 4.28 (7, 1)	2.0		9	2	0	0	0	1	0	0	0	0	0	8	12	0.00	1.500									

AB	33
R	8
H	10
RBI	8
BB	7
SO	8
LOB	14



Batter	1	2	3	4	5	6	7	8	9	AB	R	H	RBI	BB	SO	LOB	TOP			
Pete Rose, S OBP: 0.404, SLG: 0.474 (1.5)										4	0	2	1	0	0	1	Cincinnati Reds @ Philadelphia Phillies Veterans Stadium, Philadelphia, PA Mon Jun 20 1977, 7:05 PM EDT Att: 38,121 - Unknown			
Ken Griffey, L OBP: 0.380, SLG: 0.452 (1.9)										4	1	1	0	0	1	3				
Joe Morgan, L OBP: 0.434, SLG: 0.505 (1.4)										4	0	3	1	0	0	1				
George Foster, R OBP: 0.377, SLG: 0.603 (1.8)										4	0	0	0	0	1	4				
Johnny Bench, R OBP: 0.310, SLG: 0.503 (1.2)										4	0	0	0	0	0	1				
Dave Concepcion, R OBP: 0.333, SLG: 0.368 (1.6)										4	0	0	0	0	1	0				
Bob Bailey, R OBP: 0.361, SLG: 0.459 (1.3)										4	1	1	1	0	0	0				
Ed Arbrister, R OBP: 0.440, SLG: 0.667 (1.7)										2	1	2	0	1	0	0				
Pedro Borbon, R OBP: 0.500, SLG: 0.625 (7.1)										0	0	0	0	0	0	0				
Dan Driessen, L OBP: 0.349, SLG: 0.439 (9. PH)										1	0	0	0	0	0	0				
Fred Norman, S OBP: 0.121, SLG: 0.121 (1.1)										1	1	0	0	0	0	1				
Dale Murray, R (4.1)										0	0	0	0	0	0	0				
Rick Auerbach, R (5. PH)										1	0	0	0	0	0	1				
Tom Hume, R OBP: 0.333, SLG: 1.333 (5.1)										0	0	0	0	0	0	0				
Ray Knight, R OBP: 0.429, SLG: 0.579 (7.7)										1	0	0	0	0	0	0				
Inning Stats	R: 0 E: 0 K: 1 S: 6	H: 1 LOB: 1 BB: 0 P: 6	R: 0 E: 0 K: 0 S: 3	H: 0 LOB: 0 BB: 0 P: 3	R: 2 E: 1 K: 1 S: 8	H: 3 LOB: 1 BB: 0 P: 8	R: 0 E: 0 K: 1 S: 5	H: 0 LOB: 0 BB: 0 P: 5	R: 0 E: 0 K: 0 S: 4	H: 1 LOB: 1 BB: 0 P: 4	R: 0 E: 0 K: 0 S: 3	H: 1 LOB: 1 BB: 0 P: 3	R: 1 E: 0 K: 0 S: 5	H: 2 LOB: 1 BB: 0 P: 5	R: 1 E: 0 K: 0 S: 4	H: 1 LOB: 0 BB: 0 P: 4	1B: 5 2B: 1 3B: 2 HR: 1	SF: 0 SAC: 0 DP: 2 HBP: 0	WP: 2 PB: 2 SB: 0 CS: 0	PA: 35
PITCHER	IP WLS BF H R ER SO BB IBB HBP BLK WP HR S P ERA WHIP																			
Jim Kaat, L ERA: 6.2 (1.1)	9.0 W 35 9 4 3 3 1 0 0 0 2 1 40 44 3.00 1.111																			

Batter	1	2	3	4	5	6	7	8	9	AB	R	H	RBI	BB	SO	LOB	BOTTOM				
Garry Maddox, R OBP: 0.311, SLG: 0.427 (1.8)										4	0	0	0	0	1	2	Cincinnati Reds @ Philadelphia Phillies Veterans Stadium, Philadelphia, PA Mon Jun 20 1977, 7:05 PM EDT Att: 38,121 - Unknown				
Bake McBride, L OBP: 0.292, SLG: 0.406 (8. PH)										1	2	1	0	1	0	0					
Jerry Martin, R OBP: 0.386, SLG: 0.495 (1.9)										2	1	2	1	0	0	0					
Jay Johnstone, L OBP: 0.316, SLG: 0.367 (5.9)										4	1	2	3	1	0	2					
Mike Schmidt, R OBP: 0.371, SLG: 0.550 (1.5)										4	1	2	3	1	0	2					
Greg Luzinski, R OBP: 0.387, SLG: 0.665 (1.7)										2	2	1	0	2	1	0					
Richie Hebner, L OBP: 0.412, SLG: 0.538 (1.3)										3	1	2	2	1	0	3					
Bob Boone, R OBP: 0.314, SLG: 0.379 (1.2)										3	0	1	3	1	0	1					
Larry Bowa, S OBP: 0.305, SLG: 0.351 (1.6)										4	1	1	1	0	0	4					
Ted Sizemore, R OBP: 0.329, SLG: 0.347 (1.4)										4	1	1	0	0	1	1					
Jim Kaat, L OBP: 0.056, SLG: 0.056 (1.1)										3	1	0	0	0	1	1					
Inning Stats	R: 2 E: 0 K: 1 S: 5	H: 1 LOB: 0 BB: 2 P: 13	R: 1 E: 0 K: 1 S: 6	H: 1 LOB: 0 BB: 0 P: 6	R: 1 E: 0 K: 0 S: 4	H: 1 LOB: 3 BB: 3 P: 16	R: 2 E: 0 K: 1 S: 7	H: 2 LOB: 1 BB: 0 P: 7	R: 2 E: 0 K: 1 S: 7	H: 2 LOB: 1 BB: 1 P: 11	R: 2 E: 0 K: 0 S: 6	H: 3 LOB: 1 BB: 0 P: 6	R: 0 E: 0 K: 0 S: 3	H: 0 LOB: 0 BB: 0 P: 3	R: 0 E: 0 K: 0 S: 3	H: 1 LOB: 0 BB: 0 P: 3		1B: 5 2B: 3 3B: 1 HR: 2	SF: 1 SAC: 1 DP: 1 HBP: 0	WP: 0 PB: 0 SB: 0 CS: 1	PA: 40
PITCHER	IP WLS BF H R ER SO BB IBB HBP BLK WP HR S P ERA WHIP																				
Fred Norman, L ERA: 3.21 (1.1)	3.0 L 18 4 6 6 2 5 0 0 0 0 2 17 37 18.00 3.000																				
Dale Murray, R ERA: 4.17 (4.1)	1.0 3 1 0 0 1 0 0 0 0 0 0 5 5 0.00 1.000																				
Tom Hume, R ERA: 11.21 (5.1)	2.0 12 5 4 4 1 1 0 0 0 0 0 13 17 18.00 3.000																				
Pedro Borbon, R ERA: 2.83 (7.1)	2.0 6 1 0 0 0 0 0 0 0 0 0 6 6 0.00 0.500																				

Batter	1	2	3	4	5	6	7	8	9	AB	R	H	RBI	BB	SO	LOB	TOP								
Pete Rose, S OBP: 0.399, SLG: 0.471 Ray Knight, R OBP: 0.429, SLG: 0.579	0-3 K	0-0 FC4		0-0 F9	0-0 FC6-4				0-0 L6	6	0	1	0	0	1	5	Cincinnati Reds @ Philadelphia Phillies Veterans Stadium, Philadelphia, PA Tue Jun 21 1977, 7:05 PM EDT Att: 45,091 - Unknown								
Ken Griffey, L OBP: 0.384, SLG: 0.459	0-0 1B		0-0 6-3							5	2	3	0	0	0	1									
Joe Morgan, L OBP: 0.437, SLG: 0.502	4-0 1B		0-0 HR	0-0 4-3						3	2	1	0	2	0	1									
George Foster, R OBP: 0.378, SLG: 0.612	0-0 FC6-4		0-3 K						0-0 5-3	5	1	2	4	0	2	1									
Johnny Bench, R OBP: 0.317, SLG: 0.520 Bill Plummer, R OBP: 0.302, SLG: 0.245	0-0 FC6-4		0-0 HR							5	2	3	2	0	0	1									
Dave Concepcion, R OBP: 0.335, SLG: 0.369		0-0 F9								5	1	2	0	0	1	1									
Dan Driessen, L OBP: 0.350, SLG: 0.438		0-0 1B	0-0 4-3							5	1	2	1	0	0	2									
Cesar Geronimo, L OBP: 0.354, SLG: 0.438	0-0 FC4			0-0 L1	4-0 FC6-4				4-0 L6	3	0	2	0	2	0	0									
Paul Moskau, R OBP: 0.333, SLG: 1.333 Pedro Borbon, R OBP: 0.444, SLG: 0.556	0-3 K			0-0 HR	0-0 FC6-4				0-0 SH5-3	3	1	1	2	0	1	3									
Inning Stats	R: 1 E: 0 K: 1 S: 6	H: 2 LOB: 1 BB: 1 P: 10	R: 0 E: 0 K: 1 S: 7	H: 2 LOB: 2 BB: 0 P: 7	R: 2 E: 0 K: 1 S: 8	H: 3 LOB: 1 BB: 0 P: 8	R: 1 E: 0 K: 0 S: 5	H: 2 LOB: 1 BB: 0 P: 5	R: 3 E: 1 K: 1 S: 8	H: 2 LOB: 1 BB: 1 P: 12	R: 3 E: 0 K: 0 S: 5	H: 2 LOB: 1 BB: 0 P: 9	R: 0 E: 0 K: 0 S: 4	H: 2 LOB: 0 BB: 0 P: 4	R: 0 E: 0 K: 1 S: 6	H: 1 LOB: 1 BB: 0 P: 6		R: 0 E: 0 K: 0 S: 3	H: 1 LOB: 1 BB: 1 P: 7	1B: 12 2B: 3 3B: 0 HR: 3	SF: 0 SAC: 1 DP: 2 HBP: 0	WP: 0 PB: 1 SB: 2 CS: 0	PA: 46		
PITCHER	IP	WLS	BF	H	R	ER	SO	BB	IBB	HBP	BLK	WP	HR	S	P	ERA	WHIP								
Randy Lerch, L ERA: 4.78	4.0		21	9	4	4	3	1	0	0	0	0	2	26	30	9.00	2.500								
Warren Brusstar, R ERA: 2.53	2.0	L	13	4	6	3	1	1	1	0	0	0	1	13	21	13.50	2.500								
Tug McGraw, L ERA: 1.8	1.0		4	2	0	0	0	0	0	0	0	0	0	4	4	0.00	2.000								
Gene Garber, R ERA: 2.82	2.0		8	2	0	0	1	1	0	0	0	0	0	9	13	0.00	1.500								

AB	41
R	10
H	17
RBI	9
BB	4
SO	5
LOB	16



Batter	1	2	3	4	5	6	7	8	9	AB	R	H	RBI	BB	SO	LOB	BOTTOM								
Garry Maddox, R OBP: 0.314, SLG: 0.426 Jay Johnstone, L OBP: 0.320, SLG: 0.371	0-0 S		4-0 1B	0-0 F9		0-0 FC5-4				3	2	1	0	1	0	2	Cincinnati Reds @ Philadelphia Phillies Veterans Stadium, Philadelphia, PA Tue Jun 21 1977, 7:05 PM EDT Att: 45,091 - Unknown								
Bake McBride, L OBP: 0.303, SLG: 0.417	4-0 1B		0-0 BB							4	0	2	1	1	0	1									
Mike Schmidt, R OBP: 0.364, SLG: 0.541	0-0 P7		0-0 SF8	0-0 F8						4	0	0	1	0	1	4									
Greg Luzinski, R OBP: 0.383, SLG: 0.654	0-0 G4-6-3		0-0 1-3							5	0	1	0	0	0	4									
Richie Hebner, L OBP: 0.417, SLG: 0.537		0-0 1-3		0-0 P5	0-0 BB					4	0	2	0	1	0	0									
Bob Boone, R OBP: 0.325, SLG: 0.396		0-0 HR		4-0 1B	4-0 1B					2	2	1	1	3	0	1									
Larry Bowa, S OBP: 0.306, SLG: 0.352		0-0 1B		0-0 1B	0-0 F8					5	1	2	0	0	0	5									
Ted Sizemore, R OBP: 0.332, SLG: 0.350		0-3 K		0-0 SF9						4	0	2	1	0	1	1									
Randy Lerch, L OBP: 0.200, SLG: 0.179 Tim Lincecum, L OBP: 0.416, SLG: 0.482 Warren Brusstar, R OBP: 0.385, SLG: 0.300 Tug McGraw, R OBP: 0.213, SLG: 0.326 Ollie Brown, R OBP: 0.213, SLG: 0.326 Gene Garber, R OBP: 0.213, SLG: 0.326	0-0 F8		0-0 SF9	0-0 SF9						1	0	0	0	0	0	1									
Inning Stats	R: 0 E: 0 K: 0 S: 3	H: 1 LOB: 1 BB: 1 P: 7	R: 1 E: 0 K: 1 S: 7	H: 2 LOB: 0 BB: 0 P: 7	R: 1 E: 0 K: 0 S: 3	H: 1 LOB: 0 BB: 1 P: 7	R: 2 E: 0 K: 0 S: 5	H: 2 LOB: 1 BB: 1 P: 9	R: 0 E: 0 K: 0 S: 5	H: 2 LOB: 3 BB: 1 P: 9	R: 1 E: 0 K: 1 S: 7	H: 2 LOB: 1 BB: 0 P: 7	R: 0 E: 0 K: 0 S: 4	H: 1 LOB: 3 BB: 2 P: 12	R: 0 E: 0 K: 0 S: 4	H: 1 LOB: 1 BB: 0 P: 4		R: 0 E: 0 K: 0 S: 3	H: 1 LOB: 0 BB: 0 P: 3	1B: 11 2B: 1 3B: 0 HR: 1	SF: 2 SAC: 0 DP: 2 HBP: 0	WP: 0 PB: 1 SB: 1 CS: 0	PA: 43		
PITCHER	IP	WLS	BF	H	R	ER	SO	BB	IBB	HBP	BLK	WP	HR	S	P	ERA	WHIP								
Paul Moskau, R ERA: 7.71	4.2		24	8	4	4	1	4	0	0	0	0	0	19	27	7.71	2.571								
Pedro Borbon, R ERA: 2.77	4.1	W	19	5	1	1	1	2	0	0	0	0	0	19	27	2.08	1.615								



Batter	1	2	3	4	5	6	7	8	9	AB	R	H	RBI	BB	SO	LOB	TOP					
Pete Rose, S OBP: 0.397, SLG: 0.471 (1, 5)										6	2	2	0	0	0	3	Cincinnati Reds @ Philadelphia Phillies Veterans Stadium, Philadelphia, PA Wed Jun 22 1977, 7:05 PM EDT Att: 47,148 - Unknown					
Ken Griffey, L OBP: 0.380, SLG: 0.463 (1, 9)										6	1	1	1	0	0	4						
Joe Morgan, L Doug Capilla, L (1, 4) (8, 1)										4	0	0	0	1	0	2						
Dan Driessen, L OBP: 0.364, SLG: 0.449 (1, 3)										4	3	4	1	1	0	0						
George Foster, R OBP: 0.382, SLG: 0.628 (1, 7)										5	2	3	4	0	1	3						
Johnny Bench, R OBP: 0.318, SLG: 0.530 (1, 2)										4	1	1	3	1	0	3						
Dave Concepcion, R OBP: 0.336, SLG: 0.374 (1, 6)										5	0	2	0	0	0	1						
Cesar Geronimo, L OBP: 0.359, SLG: 0.441 (1, 8)										3	0	1	0	2	0	1						
Jack Billingham, R Dale Murray, R Ray Knight, R Tom Hume, R Joe Hoerner, R Rick Auerbach, R (1, 1) (5, 1) (7, PH) (7, 1) (7, 1) (8, 4)										3	0	0	0	0	0	2						
Inning Stats	R: 3 E: 0 K: 1 S: 8	H: 3 LOB: 3 BB: 3 P: 20	R: 1 E: 0 K: 0 S: 5	H: 2 LOB: 1 BB: 0 P: 5	R: 0 E: 0 K: 1 S: 6	H: 1 LOB: 1 BB: 0 P: 6	R: 0 E: 0 K: 0 S: 3	H: 0 LOB: 0 BB: 0 P: 3	R: 3 E: 0 K: 0 S: 6	H: 3 LOB: 1 BB: 1 P: 10	R: 2 E: 0 K: 0 S: 6	H: 3 LOB: 1 BB: 0 P: 6	R: 0 E: 0 K: 0 S: 3	H: 0 LOB: 0 BB: 0 P: 3	R: 0 E: 0 K: 1 S: 6	H: 1 LOB: 2 BB: 1 P: 10		R: 0 E: 0 K: 0 S: 4	H: 1 LOB: 2 BB: 1 P: 8	1B: 7 2B: 4 3B: 0 HR: 3	SF: 0 SAC: 0 DP: 0 HBP: 0	WP: 0 PB: 0 SB: 0 CS: 0
PITCHER	IP WLS BF H R ER SO BB IBB HBP BLK WP HR S P ERA WHIP	IP WLS BF H R ER SO BB IBB HBP BLK WP HR S P ERA WHIP																				
Larry Christenson, R ERA: 5.81 (1, 1)	5.0 28 9 7 7 2 3 1 0 0 0 2 28 44 12.60 2.400																					
Ron Reed, R ERA: 2.61 (6, 1)	1.0 6 3 2 2 0 0 0 0 0 0 1 6 6 18.00 3.000																					
Tug McGraw, L ERA: 1.13 (7, 1)	3.0 W 13 2 0 0 1 2 0 0 0 0 0 13 21 0.00 1.333																					

AB	41
R	9
H	14
RBI	9
BB	6
SO	3
LOB	22



Batter	1	2	3	4	5	6	7	8	9	AB	R	H	RBI	BB	SO	LOB	BOTTOM			
Garry Maddox, R OBP: 0.323, SLG: 0.431 (1, 8)										4	2	3	2	0	1	0	Cincinnati Reds @ Philadelphia Phillies Veterans Stadium, Philadelphia, PA Wed Jun 22 1977, 7:05 PM EDT Att: 47,148 - Unknown			
Bake McBride, L OBP: 0.306, SLG: 0.434 (1, 9)										4	2	1	3	1	0	2				
Mike Schmidt, R OBP: 0.364, SLG: 0.564 (1, 5)										5	2	2	4	0	0	1				
Greg Luzinski, R Jerry Martin, R OBP: 0.383, SLG: 0.647 OBP: 0.366, SLG: 0.495 (1, 7) (9, 7)									4	1	1	0	1	2	0	0				
Richie Hebner, L OBP: 0.428, SLG: 0.563 (1, 3)								4	2	3	1	1	1	1	0	0				
Barry Foote, R OBP: 0.298, SLG: 0.442 (1, 2)							3	1	0	0	1	0	3							
Ted Sizemore, R OBP: 0.330, SLG: 0.345 (1, 4)								3	1	0	0	1	1	0	0					
Larry Bowa, S OBP: 0.317, SLG: 0.381 (1, 6)									4	4	4	4	0	0	0	0				
Larry Christenson, R Tim McCarver, L Ron Reed, R Tom Hutton, L Tug McGraw, R (1, 1) (5, PH) (6, 1) (6, PH) (7, 1)									0	0	0	0	0	0	0	0				
Inning Stats	R: 0 E: 0 K: 0 S: 3	H: 1 LOB: 0 BB: 0 P: 3	R: 1 E: 0 K: 1 S: 6	H: 1 LOB: 0 BB: 0 P: 6	R: 3 E: 0 K: 1 S: 7	H: 2 LOB: 0 BB: 0 P: 8	R: 0 E: 0 K: 0 S: 2	H: 0 LOB: 1 BB: 1 P: 6	R: 4 E: 1 K: 0 S: 7	H: 5 LOB: 1 BB: 1 P: 11	R: 1 E: 0 K: 0 S: 5	H: 2 LOB: 1 BB: 0 P: 5	R: 5 E: 0 K: 2 S: 9	H: 2 LOB: 0 BB: 3 P: 21	R: 1 E: 0 K: 2 S: 8	H: 1 LOB: 0 BB: 0 P: 8		1B: 8 2B: 1 3B: 0 HR: 5	SF: 0 SAC: 1 DP: 3 HBP: 1	WP: 1 PB: 0 SB: 0 CS: 0
PITCHER	IP WLS BF H R ER SO BB IBB HBP BLK WP HR S P ERA WHIP	IP WLS BF H R ER SO BB IBB HBP BLK WP HR S P ERA WHIP																		
Jack Billingham, R ERA: 4.35 (1, 1)	1.2 9 5 2 2 0 0 0 0 0 0 1 9 9 10.80 3.000																			
Dale Murray, R ERA: 4.43 (5, 1)	0.1 L 4 1 3 3 0 2 0 0 0 0 0 0 2 10 81.00 9.000																			
Tom Hume, R ERA: 12.5 (7, 1)	0.2 4 1 2 2 2 0 1 0 0 1 1 7 11 27.00 1.500																			
Joe Hoerner, L ERA: 27.0 (7, 1)	1.0 4 1 1 1 2 0 0 0 0 0 1 8 8 9.00 1.000																			





Batter	1	2	3	4	5	6	7	8	9	AB	R	H	RBI	BB	SO	LOB	TOP			
Davey Lopes, R OBP: 0.366, SLG: 0.388 (1, 4)										4	1	0	0	1	0	4	Los Angeles Dodgers @ Cincinnati Reds Riverfront Stadium, Cincinnati, OH Fri Jun 24 1977, 7:05 PM EDT Att: 51,864 - Unknown AB 35 R 3 H 9 RBI 3 BB 2 SO 4 LOB 21 			
Bill Russell, R OBP: 0.310, SLG: 0.362 (1, 6)										4	2	2	0	0	0	0				
Reggie Smith, S OBP: 0.427, SLG: 0.576 (1, 9)										3	0	0	0	1	1	2				
Ron Cey, R OBP: 0.407, SLG: 0.545 (1, 5)										4	0	1	0	0	1	4				
Steve Garvey, R OBP: 0.343, SLG: 0.530 (1, 3)										4	0	1	2	0	0	3				
Rick Monday, L OBP: 0.363, SLG: 0.451 (1, 8)										4	0	2	1	0	2	1				
Dusty Baker Jr., R OBP: 0.361, SLG: 0.513 (1, 7)										4	0	1	0	0	0	3				
Steve Yeager, R OBP: 0.362, SLG: 0.458 (1, 2)										4	0	1	0	0	0	2				
Tommy John, R OBP: 0.188, SLG: 0.188 (1, 1)										4	0	1	0	0	0	2				
Inning Stats	R: 2 E: 0 K: 2 S: 9	H: 2 LOB: 1 BB: 1 P: 13	R: 0 E: 0 K: 0 S: 3	H: 0 LOB: 0 BB: 0 P: 3	R: 0 E: 0 K: 1 S: 5	H: 0 LOB: 0 BB: 0 P: 5	R: 0 E: 0 K: 1 S: 5	H: 1 LOB: 1 BB: 0 P: 5	R: 0 E: 0 K: 0 S: 4	H: 1 LOB: 2 BB: 1 P: 9	R: 0 E: 0 K: 0 S: 3	H: 1 LOB: 1 BB: 0 P: 3	R: 0 E: 0 K: 0 S: 4	H: 1 LOB: 2 BB: 0 P: 4	R: 0 E: 0 K: 0 S: 5	H: 2 LOB: 2 BB: 0 P: 5	1B: 8 2B: 1 3B: 0 HR: 0	SF: 0 SAC: 0 DP: 0 HBP: 0	WP: 0 PB: 0 SB: 1 CS: 1	PA: 37
PITCHER	IP WLS BF H R ER SO BB IBB HBP BLK WP HR S P ERA WHIP	8.0 L 32 7 3 3 4 2 0 0 0 0 0 0 38 46 3.38 1.125	1.0 5 2 0 0 0 0 0 0 0 0 0 0 0 5 5 0.00 2.000	PITCHER																

Batter	1	2	3	4	5	6	7	8	9	AB	R	H	RBI	BB	SO	LOB	BOTTOM					
Pete Rose, S OBP: 0.392, SLG: 0.464 (1, 5)										4	0	0	0	0	1	1	Los Angeles Dodgers @ Cincinnati Reds Riverfront Stadium, Cincinnati, OH Fri Jun 24 1977, 7:05 PM EDT Att: 51,864 - Unknown AB 32 R 2 H 10 RBI 2 BB 0 SO 6 LOB 11 					
Ken Griffey, L OBP: 0.381, SLG: 0.464 (1, 9)										4	1	2	0	0	2	0						
Joe Morgan, L OBP: 0.433, SLG: 0.507 (1, 4)										4	1	2	2	0	0	1						
George Foster, R OBP: 0.387, SLG: 0.630 (1, 7)										4	0	3	0	0	0	1						
Johnny Bench, R OBP: 0.317, SLG: 0.525 (1, 2)										4	0	1	0	0	0	3						
Dave Concepcion, R OBP: 0.331, SLG: 0.368 (1, 6)										4	0	0	0	0	0	3						
Dan Driessen, L OBP: 0.363, SLG: 0.447 (1, 3)										3	0	1	0	0	0	0						
Cesar Geronimo, L OBP: 0.359, SLG: 0.439 (1, 8)										3	0	1	0	0	2	2						
Tom Seaver, R OBP: 0.231, SLG: 0.194 (1, 1)										1	0	0	0	0	1	0						
Ed Ambrister, R OBP: 0.423, SLG: 0.636 (8, PH)										1	0	0	0	0	0	0						
Pedro Borbon, R OBP: 0.444, SLG: 0.556 (9, 1)										0	0	0	0	0	0	0						
Inning Stats	R: 0 E: 0 K: 1 S: 5	H: 0 LOB: 0 BB: 0 P: 5	R: 0 E: 0 K: 0 S: 3	H: 1 LOB: 0 BB: 0 P: 3	R: 0 E: 0 K: 0 S: 4	H: 1 LOB: 1 BB: 0 P: 4	R: 0 E: 0 K: 1 S: 5	H: 1 LOB: 0 BB: 0 P: 5	R: 0 E: 0 K: 0 S: 3	H: 1 LOB: 1 BB: 0 P: 3	R: 0 E: 0 K: 2 S: 7	H: 0 LOB: 0 BB: 0 P: 7	R: 2 E: 0 K: 1 S: 9	H: 4 LOB: 2 BB: 0 P: 9	R: 0 E: 0 K: 1 S: 6	H: 1 LOB: 1 BB: 0 P: 6	R: 0 E: 0 K: 0 S: 3	H: 1 LOB: 0 BB: 0 P: 3	1B: 9 2B: 0 3B: 0 HR: 1	SF: 0 SAC: 1 DP: 4 HBP: 0	WP: 0 PB: 0 SB: 1 CS: 0	PA: 33
PITCHER	IP WLS BF H R ER SO BB IBB HBP BLK WP HR S P ERA WHIP	9.0 W 33 10 2 2 6 0 0 0 0 0 1 45 45 2.00 1.111	PITCHER																			

Batter	1	2	3	4	5	6	7	8	9	AB	R	H	RBI	BB	SO	LOB	TOP								
Davey Lopes, R OBP: 0.367, SLG: 0.395 (1,4)	6-3	G6-4-3 IBB		CS 3B		F8		K		4	0	1	1	1	1	2	Los Angeles Dodgers @ Cincinnati Reds Riverfront Stadium, Cincinnati, OH Sat Jun 25 1977, 3:33 AM EDT Att: 50,062 - Unknown AB 38 R 6 H 15 RBI 5 BB 6 SO 4 LOB 25								
Bill Russell, R OBP: 0.315, SLG: 0.374 (1,6)	HR	G6-4-3		5-3			E BB	1B		4	2	2	1	1	0	4									
Reggie Smith, S OBP: 0.427, SLG: 0.572 (1,9)	L8-6 BB		P6		F9		F8	1B		5	0	2	1	0	0	1									
Ron Cey, R OBP: 0.410, SLG: 0.544 (1,5)	1B			BB		P5	E7 BB	F7		4	1	2	0	1	0	3									
Steve Garvey, R OBP: 0.348, SLG: 0.528 (1,3)	L8-6			BB			1B			3	0	1	1	2	0	2									
Dusty Baker Jr, R OBP: 0.382, SLG: 0.523 (1,7)										5	1	2	1	0	1	4									
Rick Monday, L OBP: 0.364, SLG: 0.447 (1,8)										4	0	1	0	1	1	3									
Steve Yeager, R OBP: 0.366, SLG: 0.461 (8, PH)										3	1	2	0	0	0	0									
Ed Goodson, L OBP: 0.192, SLG: 0.200 (8, PH)										1	0	1	0	0	0	0									
Johnny Oates, L OBP: 0.339, SLG: 0.294 (8, 2)										1	1	0	0	0	0	2									
Don Sutton, R OBP: 0.206, SLG: 0.161 (6, 1)										2	0	1	0	0	1	1									
Al Downing, R OBP: 0.400, SLG: 0.250 (8, PH)										0	0	0	0	0	0	0									
Boog Powell, L OBP: 0.400, SLG: 0.250 (8, 1)										1	0	0	0	0	0	1									
Stan Wall, L OBP: 0.588, SLG: 0.455 (8, PH)										0	0	0	0	0	0	0									
Manny Mota, R OBP: 0.400, SLG: 0.455 (8, PH)										1	0	0	0	0	0	2									
Inning Stats	R: 1 E: 0 K: 0 S: 4	H: 2 LOB: 1 BB: 1 P: 8	R: 1 E: 0 K: 0 S: 4	H: 2 LOB: 2 BB: 2 P: 12	R: 0 E: 0 K: 0 S: 4	H: 1 LOB: 2 BB: 1 P: 8	R: 1 E: 0 K: 1 S: 6	H: 2 LOB: 0 BB: 0 P: 6	R: 0 E: 0 K: 0 S: 3	H: 0 LOB: 1 BB: 1 P: 7	R: 0 E: 0 K: 0 S: 4	H: 1 LOB: 1 BB: 0 P: 4	R: 2 E: 1 K: 2 S: 9	H: 2 LOB: 1 BB: 1 P: 13	R: 1 E: 0 K: 1 S: 8	H: 3 LOB: 3 BB: 0 P: 8	R: 0 E: 0 K: 0 S: 5	H: 2 LOB: 2 BB: 0 P: 5	1B: 12 2B: 1 3B: 1 HR: 2	SF: 0 SAC: 1 DP: 2 HBP: 0	WP: 0 PB: 0 SB: 0 CS: 1	PA: 45			
PITCHER	IP	WLS	BF	H	R	ER	SO	BB	IBB	HBP	BLK	WP	HR	S	P	ERA	WHIP								
Woodie Fryman, L ERA: 5.83 (1, 1)	6.0	W	28	8	3	3	1	4	1	0	0	0	2	25	45	4.50	2.000								
Joe Henderson, R ERA: 10.8 (7, 1)	1.2		11	5	3	2	3	1	0	0	0	0	0	16	20	10.80	3.600								
Pedro Borbon, R ERA: 2.65 (8, 1)	1.1	S	6	2	0	0	0	0	0	0	0	0	0	6	6	0.00	1.500								

Batter	1	2	3	4	5	6	7	8	9	AB	R	H	RBI	BB	SO	LOB	BOTTOM								
Pete Rose, S OBP: 0.389, SLG: 0.463 (1,5)	4-3			L8		F7		6-3		5	0	1	1	0	0	2	Los Angeles Dodgers @ Cincinnati Reds Riverfront Stadium, Cincinnati, OH Sat Jun 25 1977, 3:33 AM EDT Att: 50,062 - Unknown AB 35 R 7 H 11 RBI 7 BB 2 SO 3 LOB 14								
Ken Griffey, L OBP: 0.383, SLG: 0.468 (1,9)			F9			6-3				4	0	2	1	0	0	1									
Joe Morgan, L OBP: 0.431, SLG: 0.500 (1,4)										3	1	0	0	1	1	3									
Dan Driessen, L OBP: 0.369, SLG: 0.464 (1,3)	4-3									3	1	2	1	1	0	1									
George Foster, R OBP: 0.382, SLG: 0.620 (1,7)										4	1	0	1	0	0	3									
Johnny Bench, R OBP: 0.325, SLG: 0.563 (1,2)										4	2	3	3	0	0	0									
Dave Concepcion, R OBP: 0.326, SLG: 0.362 (1,6)										4	0	0	0	0	0	1									
Cesar Geronimo, L OBP: 0.361, SLG: 0.445 (1,8)	4-3									4	1	2	0	0	1	1									
Woodie Fryman, R OBP: 0.333, SLG: 0.333 (1, 1)										2	1	1	0	0	0	1									
Champ Summers, L OBP: 0.250, SLG: 0.500 (6, PH)										1	0	0	0	0	1	1									
Joe Henderson, L OBP: 0.400, SLG: 0.500 (7, 1)										0	0	0	0	0	0	0									
Pedro Borbon, R OBP: 0.400, SLG: 0.500 (8, 1)										1	0	0	0	0	0	0									
Inning Stats	R: 0 E: 0 K: 1 S: 6	H: 1 LOB: 1 BB: 0 P: 6	R: 0 E: 0 K: 0 S: 4	H: 1 LOB: 1 BB: 0 P: 4	R: 1 E: 1 K: 0 S: 5	H: 2 LOB: 2 BB: 1 P: 9	R: 1 E: 0 K: 0 S: 5	H: 2 LOB: 1 BB: 0 P: 5	R: 3 E: 0 K: 0 S: 5	H: 2 LOB: 0 BB: 1 P: 9	R: 1 E: 0 K: 1 S: 7	H: 2 LOB: 1 BB: 0 P: 7	R: 1 E: 0 K: 0 S: 4	H: 1 LOB: 0 BB: 0 P: 4	R: 0 E: 0 K: 1 S: 5	H: 0 LOB: 0 BB: 0 P: 5	1B: 4 2B: 4 3B: 0 HR: 3	SF: 0 SAC: 0 DP: 0 HBP: 0	WP: 0 PB: 0 SB: 1 CS: 0	PA: 37					
PITCHER	IP	WLS	BF	H	R	ER	SO	BB	IBB	HBP	BLK	WP	HR	S	P	ERA	WHIP								
Don Sutton, R ERA: 2.88 (1, 1)	5.2	L	29	10	6	5	2	2	0	0	0	0	2	31	39	7.94	2.118								
Al Downing, L ERA: 5.19 (6, 1)	1.1		5	1	1	1	0	0	0	0	0	0	1	5	5	6.75	0.750								
Stan Wall, L ERA: 4.2 (8, 1)	1.0		3	0	0	0	1	0	0	0	0	0	0	5	5	0.00	0.000								

Batter	1	2	3	4	5	6	7	8	9	AB	R	H	RBI	BB	SO	LOB	TOP			
Davey Lopes, R OBP: 0.371, SLG: 0.401 (1,4)	F7		1-3						1B	4	1	2	0	1	0	0	Los Angeles Dodgers @ Cincinnati Reds Riverfront Stadium, Cincinnati, OH Sun Jun 26 1977, 3:33 AM EDT Unknown AB 37 R 4 H 11 RBI 4 BB 3 SO 3 LOB 18 			
Bill Russell, R OBP: 0.309, SLG: 0.368 (1,6)	6-3		5-3				F8		L7	5	0	0	0	0	0	4				
Reggie Smith, S OBP: 0.430, SLG: 0.575 (1,9)	F9						F8		1B	4	2	2	1	1	0	0				
Ron Cey, R OBP: 0.410, SLG: 0.545 (1,5)		K							6-3	5	0	2	1	0	1	1				
Steve Garvey, R OBP: 0.350, SLG: 0.528 (1,3)							F7			4	0	2	0	0	0	2				
Dusty Baker Jr., R OBP: 0.330, SLG: 0.518 (1,7)	F8						FC6-4			4	0	1	0	0	0	3				
Rick Monday, L OBP: 0.358, SLG: 0.439 (1,8)	G3								FC3-6	4	0	0	1	0	0	4				
Steve Yeager, R OBP: 0.370, SLG: 0.480 (8, PH)										3	1	2	1	0	0	0				
Boog Powell, L OBP: 0.423, SLG: 0.250 (8, PR)										0	0	0	0	1	0	0				
Johnny Oates, L OBP: 0.339, SLG: 0.294 (8, 2)										0	0	0	0	0	0	0				
Rick Rhoden, R OBP: 0.194, SLG: 0.250 (7, PH)										2	0	0	0	0	1	0				
Glenn Burke, R OBP: 0.229, SLG: 0.212 (7, 1)										1	0	0	0	0	1	1				
Al Downing, R (7, 1)										0	0	0	0	0	0	0				
Ed Goodson, L OBP: 0.185, SLG: 0.192 (8, PH)										1	0	0	0	0	0	3				
Mike Garman, R (8, 1)										0	0	0	0	0	0	0				
Inning Stats	R: 0 E: 0 K: 0 S: 3	H: 0 LOB: 0 BB: 0 P: 3	R: 0 E: 0 K: 1 S: 6	H: 1 LOB: 1 BB: 0 P: 6	R: 1 E: 0 K: 1 S: 6	H: 1 LOB: 0 BB: 0 P: 6	R: 1 E: 0 K: 0 S: 5	H: 2 LOB: 1 BB: 0 P: 5	R: 0 E: 0 K: 0 S: 4	H: 1 LOB: 1 BB: 0 P: 4	R: 0 E: 0 K: 1 S: 6	H: 1 LOB: 2 BB: 1 P: 10	R: 1 E: 0 K: 0 S: 5	H: 2 LOB: 3 BB: 2 P: 13	R: 1 E: 0 K: 0 S: 4	H: 2 LOB: 0 BB: 0 P: 4	1B: 7 2B: 3 3B: 0 HR: 1	SF: 0 SAC: 0 DP: 0 HBP: 0	WP: 1 PB: 0 SB: 0 CS: 0	PA: 40
PITCHER	IP WLS BF H R ER SO BB IBB HBP BLK WP HR S P ERA WHIP																			
Fred Norman, L ERA: 3.26 (1, 1)	7.0 W 30 7 3 3 3 2 0 0 0 1 1 34 42 3.86 1.286																			
Pedro Borbon, R ERA: 2.72 (8, 1)	2.0 S 10 4 1 1 0 1 0 0 0 0 0 9 13 4.50 2.500																			

Batter	1	2	3	4	5	6	7	8	9	AB	R	H	RBI	BB	SO	LOB	BOTTOM			
Pete Rose, S OBP: 0.390, SLG: 0.460 (1,5)	2B	F7								2	1	0	0	2	0	0	Los Angeles Dodgers @ Cincinnati Reds Riverfront Stadium, Cincinnati, OH Sun Jun 26 1977, 3:33 AM EDT Unknown AB 29 R 5 H 6 RBI 5 BB 5 SO 6 LOB 12 			
Ken Griffey, L OBP: 0.381, SLG: 0.468 (1,9)	G3		K							4	1	1	0	0	2	1				
Joe Morgan, L OBP: 0.424, SLG: 0.491 (1,4)	G3		F8							4	0	0	1	0	0	2				
Dan Driessen, L OBP: 0.379, SLG: 0.484 (1,3)	E									3	2	3	2	1	0	0				
George Foster, R OBP: 0.380, SLG: 0.614 (1,7)	3H									4	0	1	1	0	0	2				
Johnny Bench, R OBP: 0.323, SLG: 0.555 (1,2)	1H									3	0	0	0	1	2	2				
Cesar Geronimo, L OBP: 0.359, SLG: 0.439 (1,8)	1-2									3	0	0	0	1	0	3				
Dave Concepcion, R OBP: 0.326, SLG: 0.373 (1,6)										3	1	1	1	0	1	1				
Fred Norman, S OBP: 0.111, SLG: 0.111 (1, 1)										3	0	0	0	0	1	1				
Pedro Borbon, R OBP: 0.400, SLG: 0.500 (8, 1)										0	0	0	0	0	0	0				
Inning Stats	R: 3 E: 0 K: 0 S: 5	H: 3 LOB: 1 BB: 2 P: 13	R: 0 E: 0 K: 0 S: 3	H: 0 LOB: 0 BB: 0 P: 3	R: 1 E: 0 K: 1 S: 6	H: 1 LOB: 0 BB: 0 P: 6	R: 0 E: 0 K: 3 S: 9	H: 0 LOB: 1 BB: 1 P: 13	R: 0 E: 0 K: 0 S: 3	H: 0 LOB: 0 BB: 0 P: 3	R: 0 E: 0 K: 1 S: 5	H: 0 LOB: 1 BB: 1 P: 9	R: 1 E: 0 K: 1 S: 6	H: 1 LOB: 1 BB: 1 P: 10	R: 0 E: 0 K: 0 S: 4	H: 1 LOB: 1 BB: 0 P: 4	1B: 3 2B: 1 3B: 0 HR: 2	SF: 0 SAC: 0 DP: 0 HBP: 0	WP: 0 PB: 0 SB: 3 CS: 0	PA: 34
PITCHER	IP WLS BF H R ER SO BB IBB HBP BLK WP HR S P ERA WHIP																			
Rick Rhoden, R ERA: 4.22 (7, 1)	6.0 L 25 4 4 4 3 5 4 0 0 0 0 1 31 47 4.50 1.333																			
Al Downing, L ERA: 5.5 (8, 1)	1.0 5 1 1 1 1 1 0 0 0 0 0 1 6 10 9.00 2.000																			
Mike Garman, R ERA: 2.7 (8, 1)	1.0 4 1 0 0 0 0 0 0 0 0 0 0 4 4 0.00 1.000																			

Batter	1	2	3	4	5	6	7	8	9	AB	R	H	RBI	BB	SO	LOB	TOP			
Davey Lopes, R OBP: 0.374, SLG: 0.403 (1, 4)										6	1	3	1	0	0	2	Los Angeles Dodgers @ Cincinnati Reds Riverfront Stadium, Cincinnati, OH Sun Jun 26 1977, 3:38 AM EDT Att: 51,715 - Unknown			
Bill Russell, R OBP: 0.307, SLG: 0.367 (1, 6)										6	1	1	1	0	0	4				
Reggie Smith, S OBP: 0.431, SLG: 0.576 Glenn Burke, R OBP: 0.229, SLG: 0.212 (1, 9) (9, 9)										5	1	2	1	1	1	1				
Ron Cey, R OBP: 0.410, SLG: 0.539 (1, 5)										3	1	0	0	2	0	2				
Steve Garvey, R OBP: 0.350, SLG: 0.546 (1, 3)										5	2	2	3	0	1	4				
Rick Monday, L OBP: 0.363, SLG: 0.438 (1, 8)										3	2	1	0	2	0	3				
John Hale, L OBP: 0.400, SLG: 0.360 (1, 7)										3	0	2	1	2	1	1				
Johnny Oates, L OBP: 0.361, SLG: 0.339 (1, 2)										5	1	3	2	0	0	5				
Doug Rau, L OBP: 0.184, SLG: 0.167 (1, 1)										5	0	1	0	0	0	5				
Inning Stats	R: 6 E: 0 K: 0 S: 9	H: 6 LOB: 2 BB: 2 P: 17	R: 0 E: 0 K: 0 S: 3	H: 0 LOB: 3 BB: 3 P: 15	R: 0 E: 0 K: 0 S: 3	H: 1 LOB: 0 BB: 0 P: 3	R: 1 E: 0 K: 1 S: 8	H: 3 LOB: 2 BB: 0 P: 8	R: 0 E: 1 K: 0 S: 4	H: 0 LOB: 1 BB: 1 P: 9	R: 0 E: 0 K: 0 S: 4	H: 1 LOB: 1 BB: 0 P: 4	R: 2 E: 0 K: 1 S: 8	H: 3 LOB: 2 BB: 1 P: 12	R: 0 E: 0 K: 0 S: 3	H: 0 LOB: 0 BB: 0 P: 3		1B: 10 2B: 3 3B: 0 HR: 2	SF: 0 SAC: 0 DP: 2 HBP: 0	WP: 0 PB: 0 SB: 0 CS: 0
PITCHER	IP WLS BF H R ER SO BB IBB HBP BLK WP HR S P ERA WHIP																			
Paul Moskau, R ERA: 18.0 (1, 1)	0.1 L 7 4 6 6 0 2 0 0 0 0 0 1 5 13 162.00 18.000																			
Dale Murray, R ERA: 4.17 (1, 1)	2.2 13 3 0 0 0 3 0 0 0 0 0 0 10 22 0.00 2.250																			
Joe Henderson, R ERA: 7.36 (4, 1)	2.0 10 4 1 1 1 0 0 0 0 0 0 0 12 22 4.50 2.000																			
Joe Hoerner, L ERA: 6.75 (6, 1)	2.0 8 1 0 0 1 1 0 0 0 0 0 0 9 13 0.00 1.000																			
Pedro Borbon, R ERA: 2.93 (8, 1)	2.0 10 3 2 2 1 1 0 0 0 0 0 1 11 15 9.00 2.000																			

Batter	1	2	3	4	5	6	7	8	9	AB	R	H	RBI	BB	SO	LOB	BOTTOM			
Pete Rose, S OBP: 0.397, SLG: 0.455 (1, 5)										5	0	1	0	0	0	4	Los Angeles Dodgers @ Cincinnati Reds Riverfront Stadium, Cincinnati, OH Sun Jun 26 1977, 3:38 AM EDT Att: 51,715 - Unknown			
Ken Griffey, L OBP: 0.379, SLG: 0.460 (1, 9) Joe Rizzo, R OBP: 0.281, SLG: 0.524 (5, PH) Ray Knight, P OBP: 0.321, SLG: 0.524 (5, PH) Joe Hoerner, R OBP: 0.372, SLG: 0.447 (8, 1) Bob Bailey, R OBP: 0.400, SLG: 0.500 (8, 1)										2	0	0	0	0	1	1				
Joe Morgan, L OBP: 0.418, SLG: 0.485 (1, 4)										3	0	0	1	0	0	0				
George Foster, R OBP: 0.378, SLG: 0.609 (1, 7)										4	1	1	0	0	0	1				
Dave Concepcion, R OBP: 0.328, SLG: 0.383 (1, 6)										4	1	2	1	0	1	0				
Dan Driessen, L OBP: 0.374, SLG: 0.476 (1, 3)										4	0	0	0	0	1	2				
Cesar Geronimo, L OBP: 0.357, SLG: 0.436 (1, 8)										4	0	1	1	0	0	1				
Bill Plummer, R OBP: 0.299, SLG: 0.232 (1, 2)										3	0	0	0	1	0	1				
Paul Moskau, R OBP: 0.333, SLG: 1.333 (1, 1) Dale Murray, R (1, 1) Ed Armbriester, R OBP: 0.500, SLG: 0.720 (3, PH) (4, 9)										0	0	0	0	0	0	0				
Inning Stats	R: 0 E: 0 K: 1 S: 5	H: 0 LOB: 0 BB: 0 P: 5	R: 0 E: 0 K: 1 S: 6	H: 1 LOB: 0 BB: 0 P: 6	R: 0 E: 0 K: 0 S: 3	H: 0 LOB: 1 BB: 1 P: 7	R: 2 E: 0 K: 0 S: 6	H: 3 LOB: 1 BB: 0 P: 6	R: 1 E: 0 K: 0 S: 5	H: 2 LOB: 1 BB: 0 P: 5	R: 0 E: 0 K: 0 S: 3	H: 0 LOB: 0 BB: 0 P: 3	R: 0 E: 0 K: 1 S: 5	H: 1 LOB: 1 BB: 0 P: 5	R: 0 E: 0 K: 0 S: 4	H: 0 LOB: 0 BB: 0 P: 8		1B: 5 2B: 3 3B: 0 HR: 0	SF: 1 SAC: 0 DP: 0 HBP: 0	WP: 1 PB: 0 SB: 1 CS: 0
PITCHER	IP WLS BF H R ER SO BB IBB HBP BLK WP HR S P ERA WHIP																			
Doug Rau, L ERA: 4.02 (1, 1)	9.0 W 37 8 3 3 3 2 0 0 0 1 0 0 41 49 3.00 1.111																			



Batter	1	2	3	4	5	6	7	8	9	AB	R	H	RBI	BB	SO	LOB	TOP										
Bill Madlock, R (1,5) OBP: 0.391, SLG: 0.433 Terry Cornutt, R (5,1) Rob Andrews, R (6,PH) OBP: 0.371, SLG: 0.311	0-0 CS 1B		0-0 F3		0-0 2H HR	4-0 HBP BB HBP BB	0-0 6-3			3	1	2	2	0	0	0											
Derrel Thomas, S (1,6) OBP: 0.318, SLG: 0.296	0-3 K		0-3 K		0-0 F8	4-0 HBP HBP HR BB		4-0 BB		3	1	0	1	2	2	1											
Darrell Evans, L (1,7) OBP: 0.356, SLG: 0.405	0-0 F9		0-0 G3					0-0 F7		4	2	1	1	0	0	1											
Gary Thomasson, L (1,8) OBP: 0.371, SLG: 0.482		0-0 2B 1B		0-0 F7		SF8		0-0 F8		3	2	1	2	0	0	1											
Willie McCovey, L (1,3) OBP: 0.391, SLG: 0.513 Gary Lavelle, S (6,1)		0-0 G3		0-0 F8				0-3 K		4	2	2	5	0	0	1											
Terry Whitfield, L (1,9) OBP: 0.352, SLG: 0.470		0-0 2B		0-0 F7				0-0 4-3		5	1	2	1	0	0	0											
Vic Harris, S (1,4) OBP: 0.433, SLG: 0.615		0-3 K			0-0 6-3 HR 1B	0-0 1B 2B	0-0 HR	0-0 4-3		5	3	3	1	0	1	1											
Marc Hill, R (1,2) OBP: 0.293, SLG: 0.308		4-0 BB			0-0 6-3	0-0 BB HBP 1B	0-0 F3	0-0 F3		4	1	1	1	1	0	1											
John Curtis, L (1,1) OBP: 0.236, SLG: 0.417 Dave Heaverlo, R (2,1) Johnnie LeMaster, R (5,PH) OBP: 0.103, SLG: 0.071 Jack Clark, R (6,PH) OBP: 0.250, SLG: 0.421		0-3 K			0-0 P6	0-3 K	0-3 K			1	0	0	0	0	1	2											
Inning Stats	R: 0 E: 0 K: 1 S: 5	H: 1 LOB: 0 BB: 0 P: 5	R: 1 E: 0 K: 2 S: 9	H: 2 LOB: 2 BB: 1 P: 13	R: 0 E: 0 K: 1 S: 5	H: 0 LOB: 0 BB: 0 P: 5	R: 0 E: 0 K: 0 S: 3	H: 0 LOB: 0 BB: 0 P: 3	R: 2 E: 0 K: 0 S: 5	H: 2 LOB: 0 BB: 0 P: 5	R: 10 E: 0 K: 1 S: 11	H: 6 LOB: 0 BB: 2 P: 21	R: 1 E: 0 K: 1 S: 6	H: 1 LOB: 0 BB: 0 P: 6	R: 0 E: 0 K: 1 S: 5	H: 0 LOB: 1 BB: 1 P: 9	R: 0 E: 0 K: 0 S: 3	H: 0 LOB: 0 BB: 0 P: 3	1B: 5 2B: 2 3B: 1 HR: 4	SF: 1 SAC: 0 DP: 0 HBP: 2	WP: 0 PA: 44 PB: 0 SB: 0 CS: 1						
PITCHER	IP	WLS	BF	H	R	ER	SO	BB	IBB	HBP	BLK	WP	HR	S	P	ERA	WHIP										
Jack Billingham, R (1,1) ERA: 4.73	5.1		25	9	7	7	4	1	0	0	0	0	2	32	36	11.81	1.875										
Joe Henderson, R (6,1) ERA: 13.5	0.1	L	4	1	0	0	1	2	0	0	0	0	0	4	12	0.00	9.000										
Joe Hoerner, L (6,1) ERA: 15.0	0.1		4	1	6	6	0	0	0	2	0	0	1	2	4	162.00	3.000										
Dale Murray, R (7,1) ERA: 4.18	2.0		8	1	1	1	2	1	0	0	0	0	1	11	15	4.50	1.000										
Pedro Borbon, R (9,1) ERA: 2.89	1.0		3	0	0	0	0	0	0	0	0	0	0	3	3	0.00	0.000										

San Francisco Giants @ Cincinnati Reds
Riverfront Stadium, Cincinnati, OH
Mon Jun 27 1977, 7:05 PM EDT
Att: 27,188 - Unknown

AB 37
R 14
H 12
RBI 14
BB 4
SO 7
LOB 12

GIANTS

Batter	1	2	3	4	5	6	7	8	9	AB	R	H	RBI	BB	SO	LOB	BOTTOM										
Pete Rose, S (1,5) OBP: 0.393, SLG: 0.457	0-0 1B 2B	4-0 1B 2B S BB	0-0 F7		0-0 FC3-6 1B		0-0 1B		0-0 4-3	5	2	3	0	1	0	1											
Ken Griffey, L (1,9) OBP: 0.375, SLG: 0.469	0-0 F8	0-0 B5	0-0 HR		0-0 FC3-6		0-0 L6		0-0 6-3	6	1	1	2	0	0	4											
Joe Morgan, L (1,4) OBP: 0.427, SLG: 0.496	0-0 2B	0-0 2B	0-0 2B		0-0 F8		0-0 1B	4-0 1B BB	0-0 1B	5	3	4	0	1	0	1											
George Foster, R (1,7) OBP: 0.380, SLG: 0.608	4-0 2B	0-0 2B	0-0 3-1		0-0 5-3		0-0 1B	0-0 1B BB	0-3 K	5	2	2	2	1	1	3											
Johnny Bench, R (1,2) OBP: 0.325, SLG: 0.560	0-0 2B	0-0 F8 2B		0-3 K		0-0 F7		0-0 F8		5	0	2	4	0	1	2											
Dave Concepcion, R (1,6) OBP: 0.324, SLG: 0.377 Dale Murray, R (7,1) Ray Knight, R (8,PH) OBP: 0.417, SLG: 0.545	0-3 K	0-0 F8		0-0 1-3		0-0 F9		0-0 1B		4	0	0	0	0	1	2											
Dan Driessen, L (1,3) OBP: 0.378, SLG: 0.481	4-0 BB	0-0 1-3		0-0 2B		0-3 K		0-0 1B		4	0	2	0	1	1	1											
Cesar Geronimo, L (1,8) OBP: 0.354, SLG: 0.428	0-3 K		0-3 K		4-0 IBB		0-0 1-3	0-3 K		4	0	0	0	1	3	5											
Jack Billingham, R (1,1) OBP: 0.182, SLG: 0.205 Joe Henderson, L (6,1) Joe Hoerner, R (6,1) Rick Auerbach, R (7,6) Bob Bailey, R (8,PH) OBP: 0.342, SLG: 0.438 Pedro Borbon, R (9,1) OBP: 0.200, SLG: 0.500	0-3 K		0-0 HR 1B		0-3 K		0-0 F9	0-0 5-3		3	1	1	0	0	2	5											
Inning Stats	R: 3 E: 1 K: 3 S: 13	H: 3 LOB: 3 BB: 2 P: 21	R: 3 E: 0 K: 0 S: 6	H: 3 LOB: 1 BB: 1 P: 10	R: 2 E: 0 K: 1 S: 8	H: 3 LOB: 1 BB: 0 P: 8	R: 0 E: 0 K: 2 S: 8	H: 1 LOB: 2 BB: 1 P: 12	R: 0 E: 0 K: 0 S: 4	H: 0 LOB: 0 BB: 0 P: 5	R: 0 E: 0 K: 1 S: 5	H: 0 LOB: 0 BB: 0 P: 5	R: 0 E: 0 K: 0 S: 4	H: 1 LOB: 1 BB: 0 P: 4	R: 1 E: 0 K: 1 S: 8	H: 3 LOB: 3 BB: 1 P: 12	R: 0 E: 0 K: 1 S: 6	H: 1 LOB: 1 BB: 0 P: 6	1B: 10 2B: 5 3B: 0 HR: 1	SF: 0 SAC: 0 DP: 0 HBP: 0	WP: 0 PA: 49 PB: 0 SB: 1 CS: 0						
PITCHER	IP	WLS	BF	H	R	ER	SO	BB	IBB	HBP	BLK	WP	HR	S	P	ERA	WHIP										
John Curtis, L (1,1) ERA: 6.0	1.1		14	6	6	6	3	2	1	0	0	0	1	17	29	40.50	6.000										
Dave Heaverlo, R (2,1) ERA: 2.47	2.2		13	4	2	2	3	0	1	0	0	0	1	18	22	6.75	1.500										
Terry Cornutt, R (5,1) ERA: 2.78	1.0	W	4	1	0	0	0	0	0	0	0	0	0	4	4	0.00	1.000										
Gary Lavelle, L (6,1) ERA: 1.43	4.0	S	18	5	1	1	3	1	0	0	0	0	0	23	27	2.25	1.500										

San Francisco Giants @ Cincinnati Reds
Riverfront Stadium, Cincinnati, OH
Mon Jun 27 1977, 7:05 PM EDT
Att: 27,188 - Unknown

AB 44
R 9
H 16
RBI 9
BB 5
SO 9
LOB 27

REDS

Batter	1	2	3	4	5	6	7	8	9	AB	R	H	RBI	BB	SO	LOB	TOP										
Rob Andrews, R (1,4) OBP: 0.361, SLG: 0.303	F9		6-3			5-3	5-3		K	5	0	0	0	0	1	0											
Vic Harris, S (1,5) OBP: 0.465, SLG: 0.611	F7			BB		2B		HR		2	2	1	0	2	0	0											
Gary Alexander, R (1,9) OBP: 0.278, SLG: 0.250	K			K		BB		K		4	1	1	1	0	3	2											
Jack Clark, R (1,8) OBP: 0.298, SLG: 0.423		1B		F7		BB		HR		1	1	0	0	3	0	1											
Randy Elliott, R (1,7) OBP: 0.260, SLG: 0.353		CS		F7		BB		F8		3	0	1	0	1	0	3											
Gary Thomasson, L (1,3) OBP: 0.362, SLG: 0.478	K									3	1	1	4	1	2	2											
Johnnie LetMaster, R (1,6) OBP: 0.111, SLG: 0.114	K			F8		F7		HR		4	0	0	0	0	1	4											
Marc Hill, R (1,2) OBP: 0.295, SLG: 0.333				F8						2	0	0	0	0	0	0											
Terry Cornutt, R (5,1) OBP: 0.292, SLG: 0.337				6-3						0	0	0	0	0	0	0											
Mike Sadek, R (7, PH) OBP: 0.339, SLG: 0.451										1	0	0	0	0	0	0											
Tommy Toms, R (7,1) OBP: 0.339, SLG: 0.451										0	0	0	0	0	0	0											
Terry Whitfield, L (9, PH) OBP: 0.200, SLG: 0.256										1	0	0	0	0	1	0											
Ed Halicki, R (1,1) OBP: 0.200, SLG: 0.256										3	0	0	0	0	1	0											
Ken Rudolph, R (5,2) OBP: 0.250, SLG: 0.200										0	0	0	0	0	1	0											
Inning Stats	R: 0 E: 0 K: 1 S: 5	H: 0 LOB: 0 BB: 0 P: 5	R: 0 E: 0 K: 2 S: 7	H: 1 LOB: 1 BB: 1 P: 11	R: 0 E: 0 K: 1 S: 5	H: 0 LOB: 0 BB: 0 P: 5	R: 0 E: 0 K: 1 S: 5	H: 0 LOB: 1 BB: 1 P: 9	R: 0 E: 0 K: 1 S: 5	H: 0 LOB: 0 BB: 0 P: 5	R: 2 E: 0 K: 0 S: 4	H: 1 LOB: 3 BB: 4 P: 20	R: 0 E: 0 K: 1 S: 5	H: 0 LOB: 0 BB: 0 P: 5	R: 3 E: 0 K: 1 S: 7	H: 2 LOB: 0 BB: 1 P: 11	R: 0 E: 0 K: 2 S: 7	H: 0 LOB: 0 BB: 0 P: 7	1B: 2 2B: 2 3B: 0 HR: 1	SF: 0 SAC: 0 DP: 1 HBP: 0	WP: 0 PA: 37 PB: 0 SB: 1 CS: 1						
PITCHER	IP	WLS	BF	H	R	ER	SO	BB	IBB	HBP	BLK	WP	HR	S	P	ERA	WHIP										
Woodie Fryman, L (1,1) ERA: 5.58	6.0	W	25	2	2	2	6	6	0	0	0	0	0	31	55	3.00	1.333										
Joe Henderson, R (7,1) ERA: 14.29	1.2		8	2	3	3	2	1	0	0	0	0	1	11	15	16.20	1.800										
Dale Murray, R (8,1) ERA: 3.99	1.1	S	4	0	0	0	2	0	0	0	0	0	0	8	8	0.00	0.000										

San Francisco Giants @ Cincinnati Reds
Riverfront Stadium, Cincinnati, OH
Thu Jun 30 1977, 3:33 AM EDT
Att: 36,901 - Unknown

AB 30
R 5
H 4
RBI 5
BB 7
SO 10
LOB 12

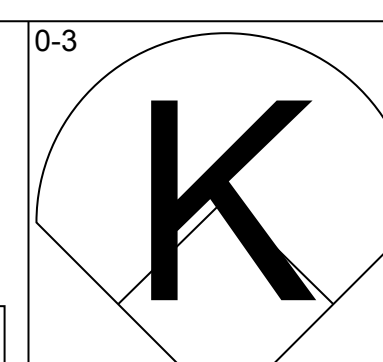
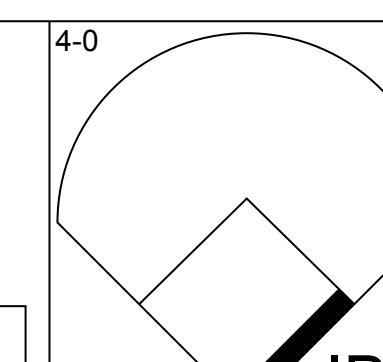
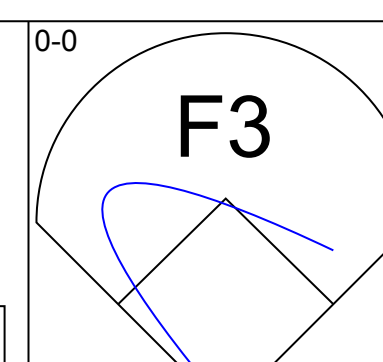
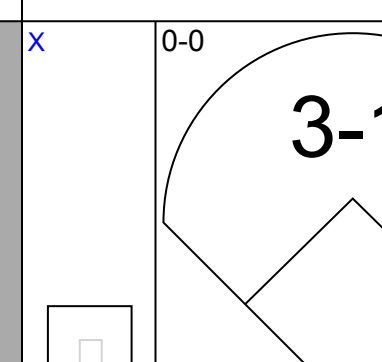
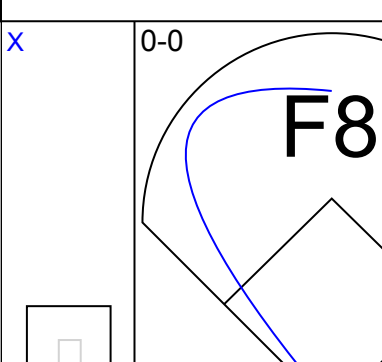
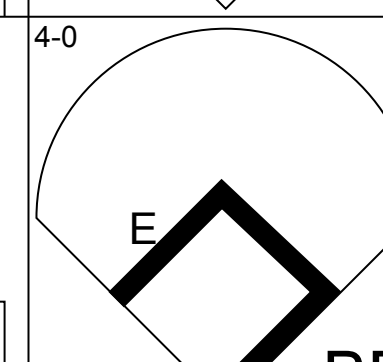
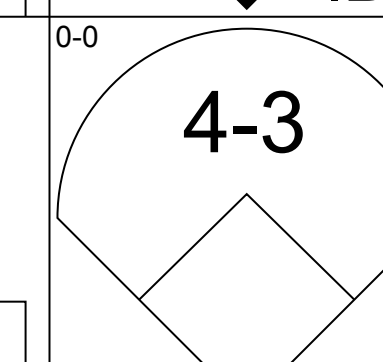
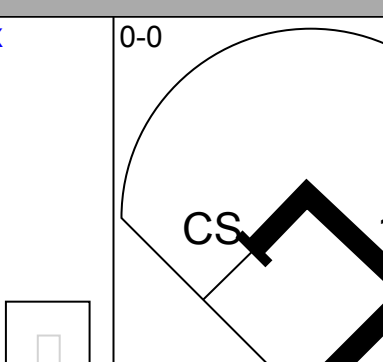
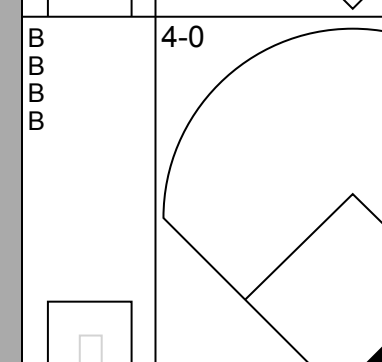
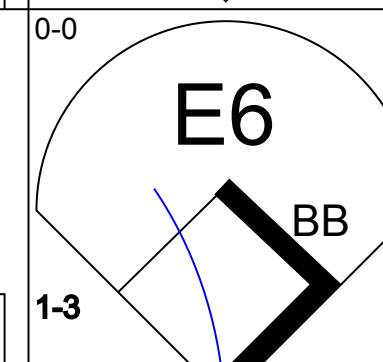
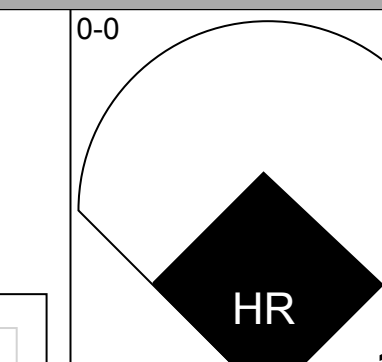
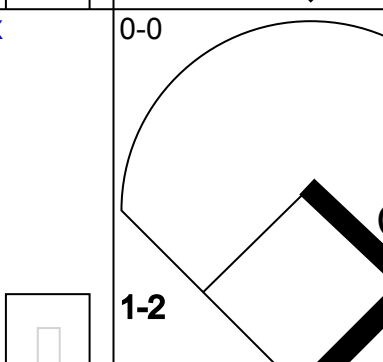
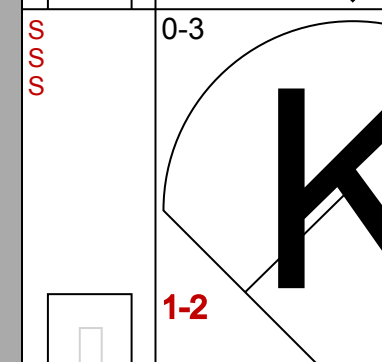
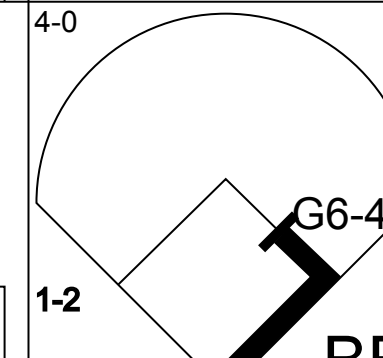
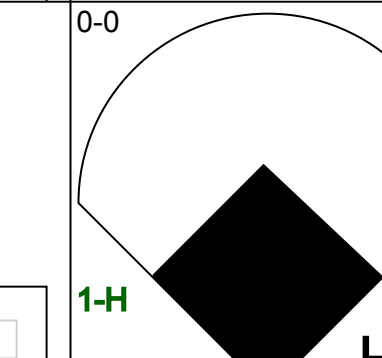
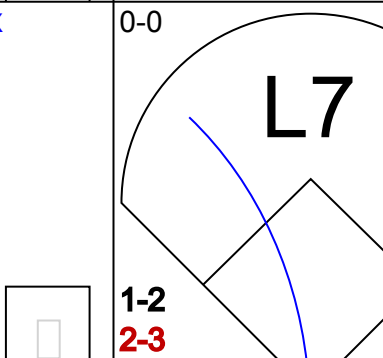
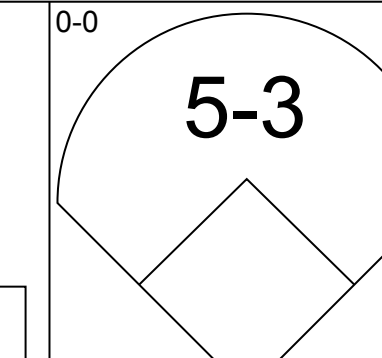
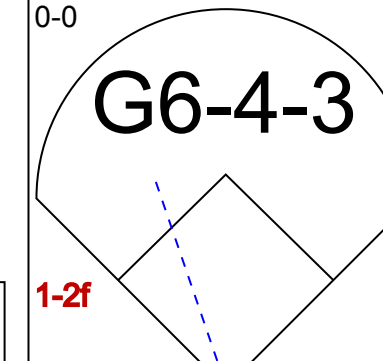
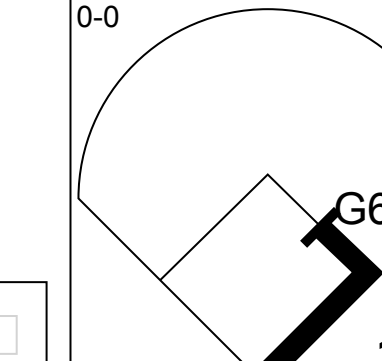
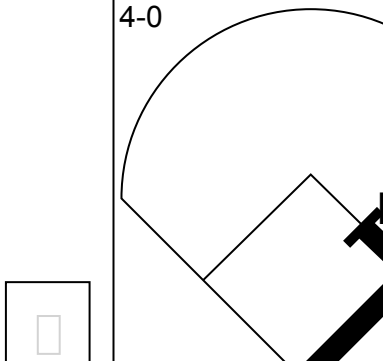
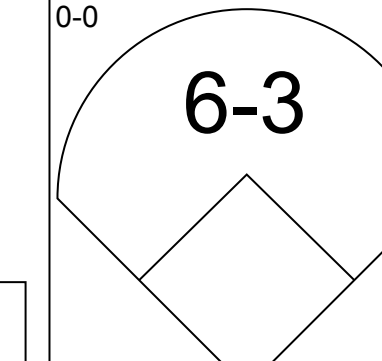
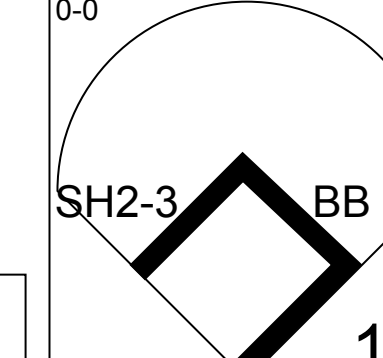
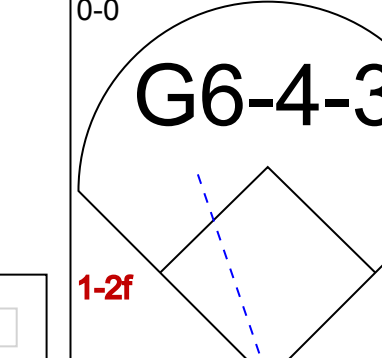
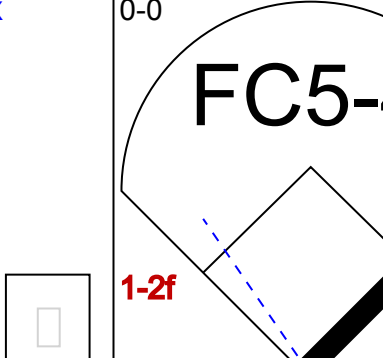
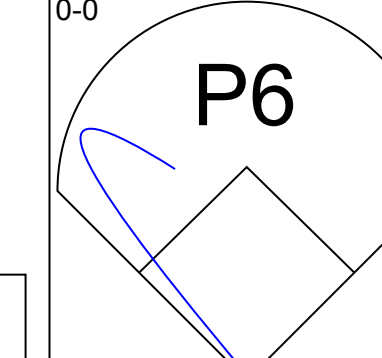
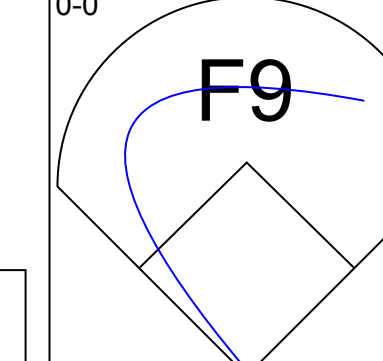
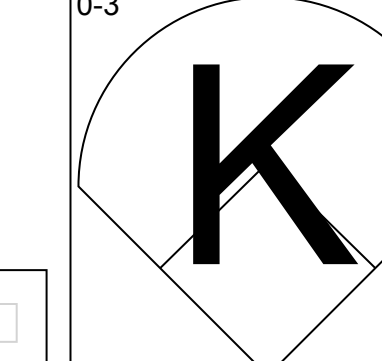
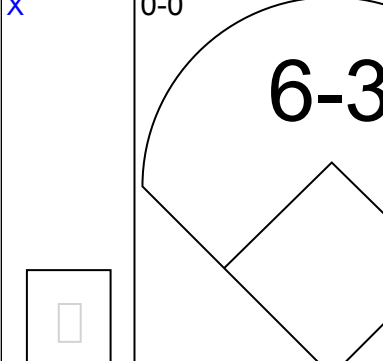
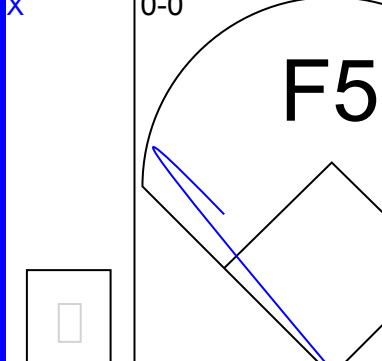
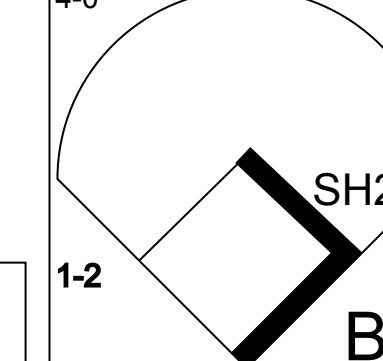
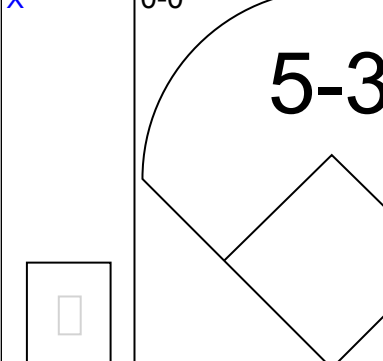
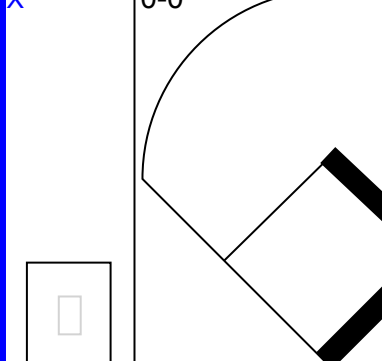
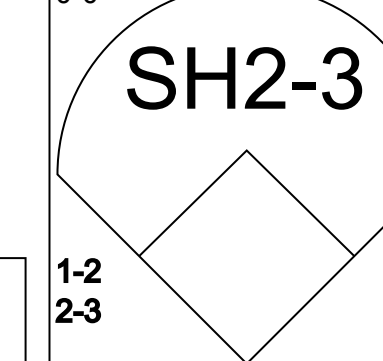
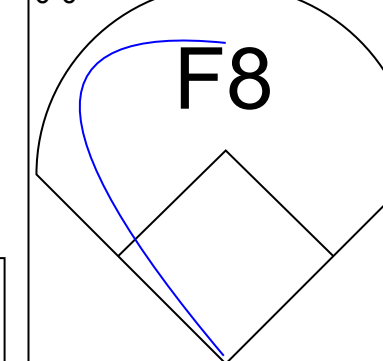
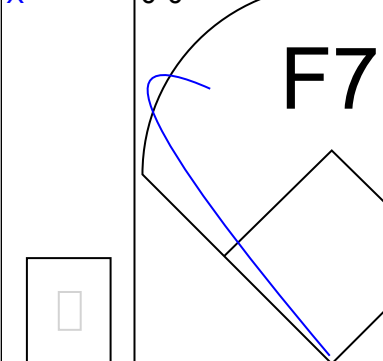
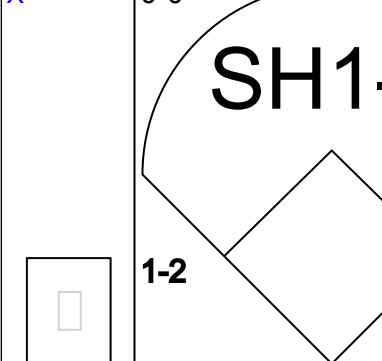
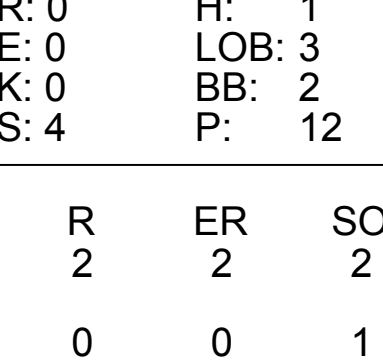


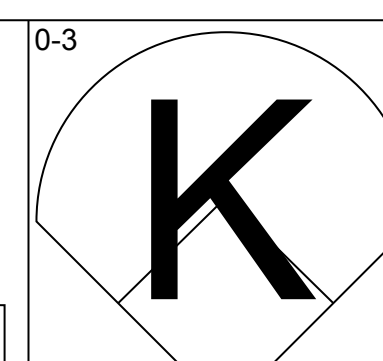
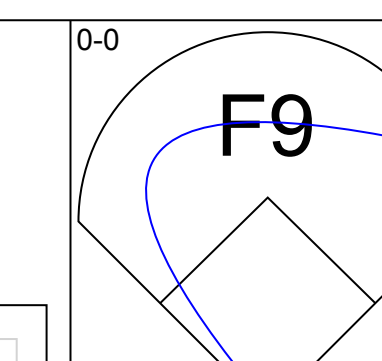
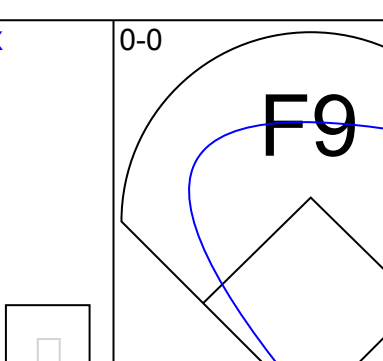
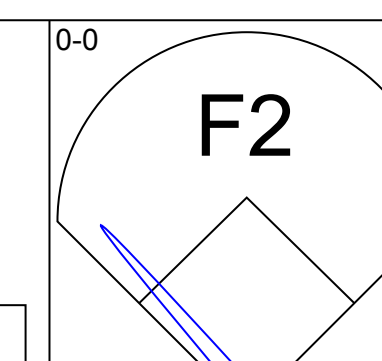
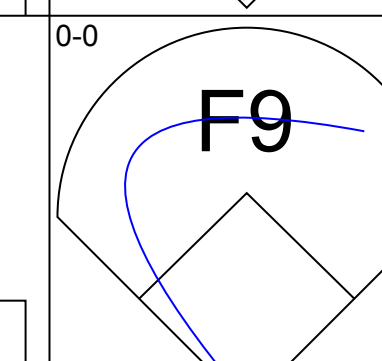
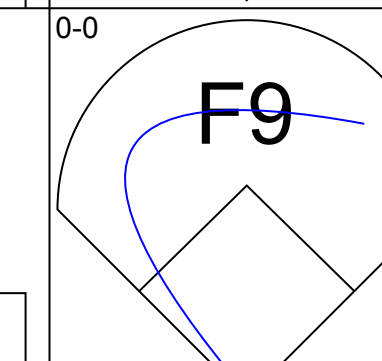


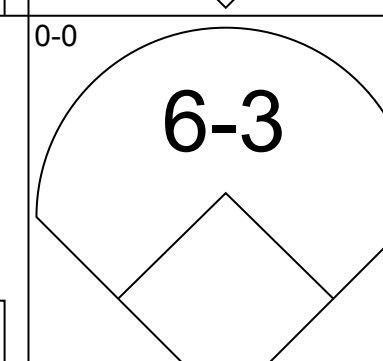
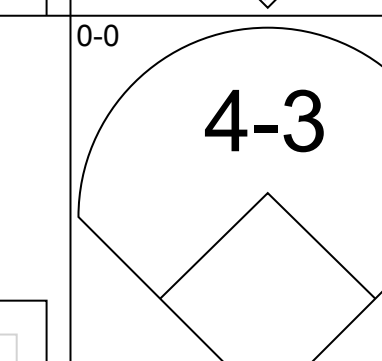
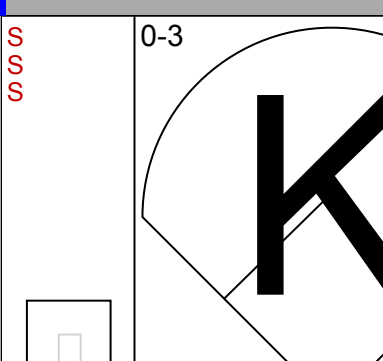
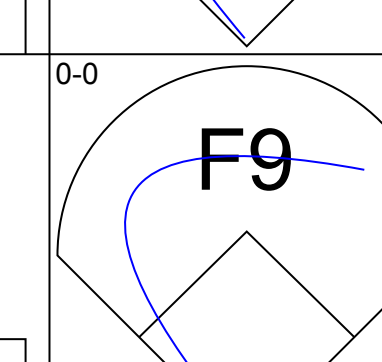
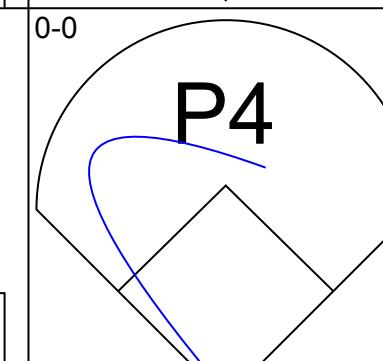
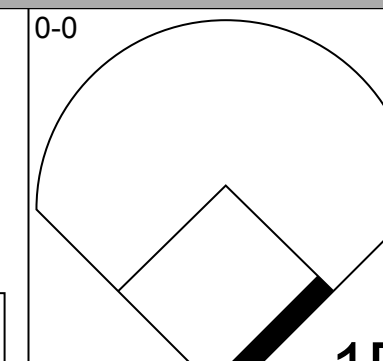
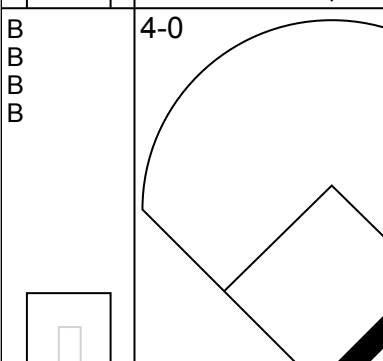
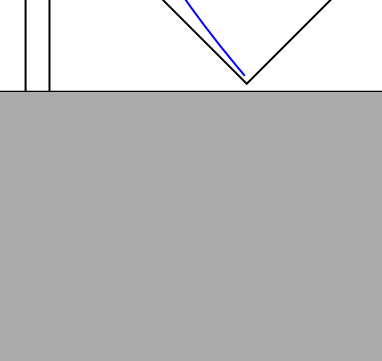
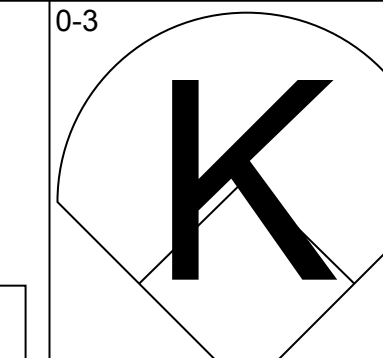
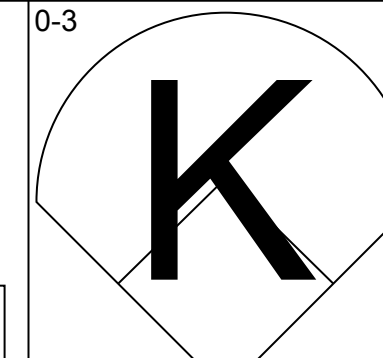
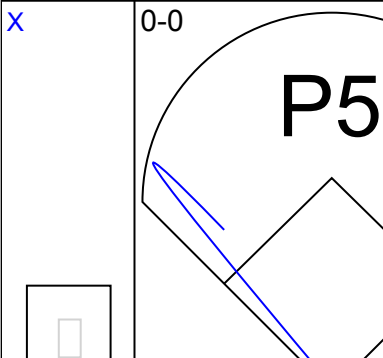
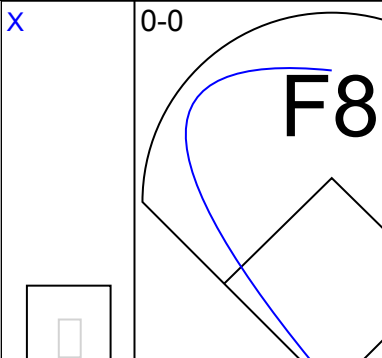
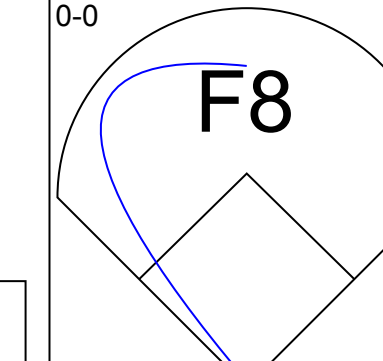
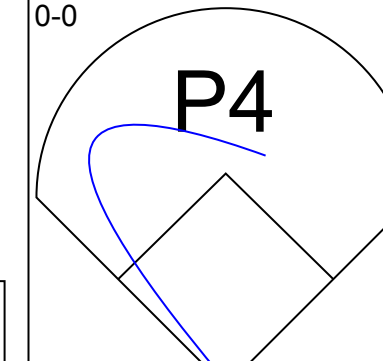
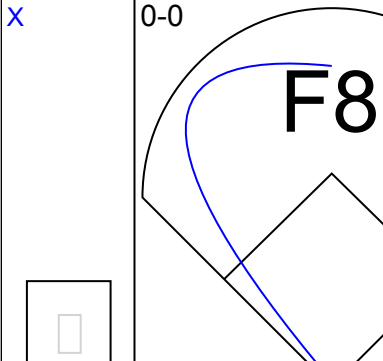
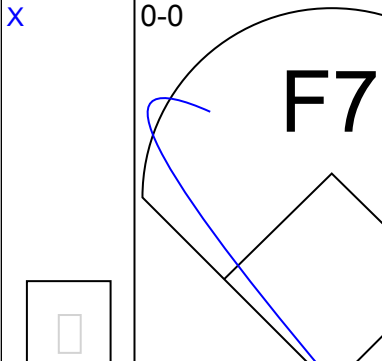
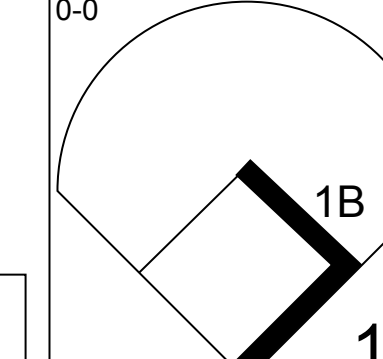
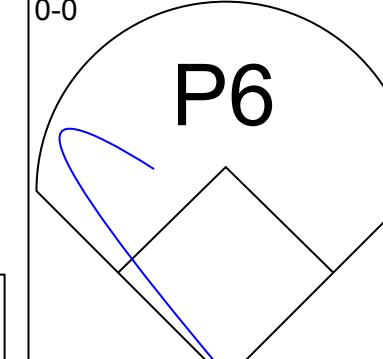
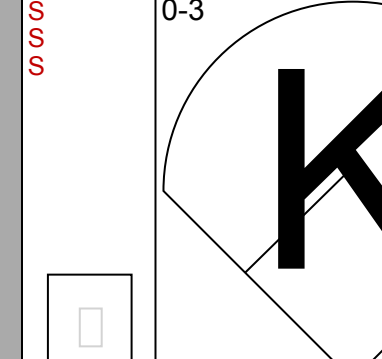
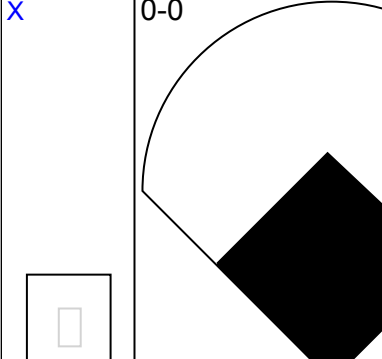
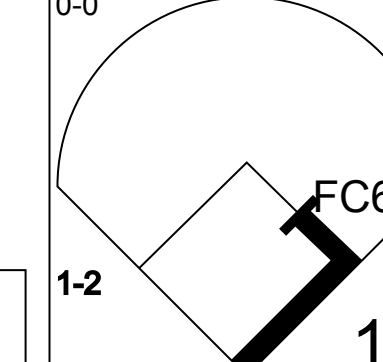
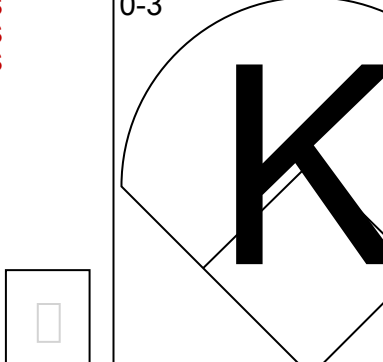
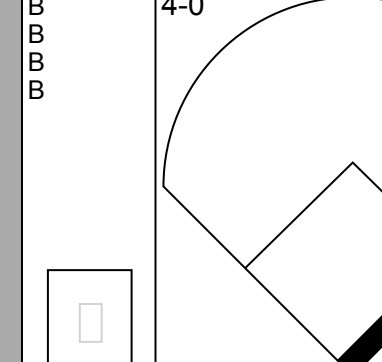
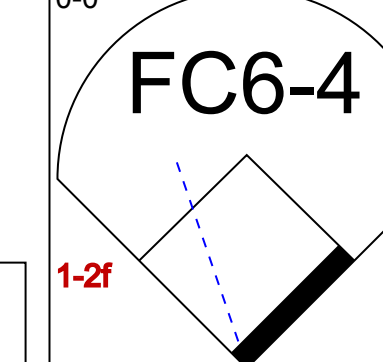
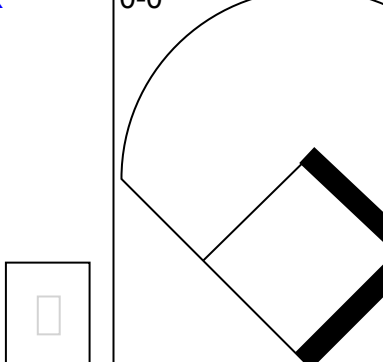
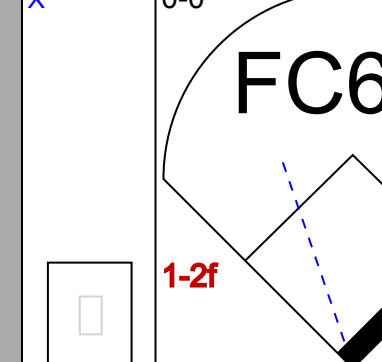
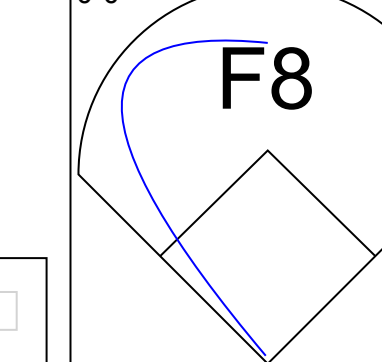
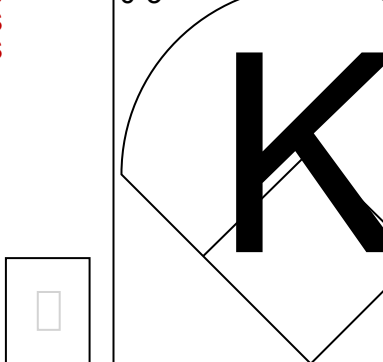
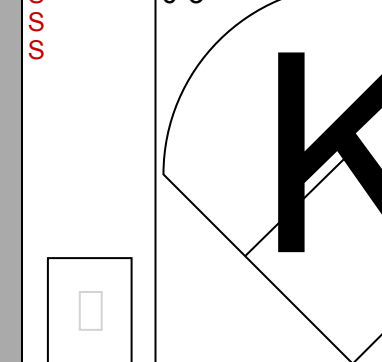
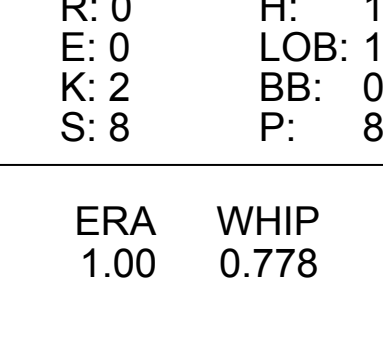
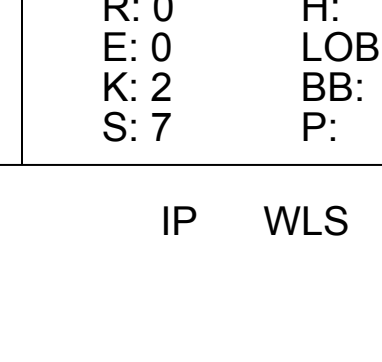
Batter	1	2	3	4	5	6	7	8	9	AB	R	H	RBI	BB	SO	LOB	BOTTOM										
Pete Rose, S (1,5) OBP: 0.397, SLG: 0.444	4-3			F8						4	0	0	0	0	1	2											
Ray Knight, R (6,5) OBP: 0.462, SLG: 0.565		G3			K					1	1	1	0	0	0	0											
Ken Griffey, L (1,9) OBP: 0.387, SLG: 0.490	F9		4-3	BB		FC4-6		BB		3	1	1	0	2	0	0											
Joe Morgan, L (1,4) OBP: 0.441, SLG: 0.496	BB	S	BB	BB	BB	BB	BB	BB		2	5	0	0	3	0	3											
Dan Driessen, L (1,3) OBP: 0.388, SLG: 0.490	BB	S	BB	BB	BB	BB	BB	BB		4	2	3	4	1	0	2											
George Foster, R (1,7) OBP: 0.381, SLG: 0.598	K		BB	BB	BB	BB	BB	BB		5	2	2	2	0	1	5											
Cesar Geronimo, L (1,8) OBP: 0.356, SLG: 0.424		P6		BB		BB		BB		4	0	1	3	1	0	2											
Bill Plummer, R (1,2) OBP: 0.289, SLG: 0.206		BB		BB		BB		BB		3	0	0	0	1	1	4											
Johnny Bench, R (8,2) OBP: 0.332, SLG: 0.586		BB	BB	BB	BB	BB	BB	BB		1	0	1	1	0	0	0											
Rick Auerbach, R (1,6) OBP: 0.333, SLG: 0.222		BB	BB	BB	BB	BB	BB	BB		4	0	1	1	1	0	1											
Woodie Fryman, R (1,1) OBP: 0.300, SLG: 0.300		BB	BB	BB	BB	BB	BB	BB		2	0	0	0	0	0	2											
Joe Henderson, L (7,1) ERA: 3.69		BB	BB	BB	BB	BB	BB	BB		1	0	0	0	0	0	0											
Dale Murray, R (8,1) ERA: 2.7		BB	BB	BB	BB	BB	BB	BB		0	0	0	0	0	0	0											
Inning Stats	R: 1 E: 0 K: 1 S: 6	H: 1 LOB: 1 BB: 1 P: 10	R: 0 E: 0 K: 0 S: 3	H: 0 LOB: 2 BB: 2 P: 11	R: 3 E: 0 K: 0 S: 7	H: 4 LOB: 1 BB: 1 P: 11	R: 2 E: 0 K: 1 S: 6	H: 1 LOB: 2 BB: 3 P: 18	R: 0 E: 0 K: 1 S: 5	H: 0 LOB: 0 BB: 0 P: 5	R: 1 E: 1 K: 0 S: 4	H: 1 LOB: 1 BB: 1 P: 8	R: 0 E: 0 K: 0 S: 3	H: 0 LOB: 0 BB: 0 P: 3	R: 4 E: 2 K: 0 S: 7	H: 3 LOB: 1 BB: 1 P: 11	1B: 9 2B: 1 3B: 0 HR: 0	SF: 0 SAC: 1 DP: 0 HBP: 0	WP: 0 PA: 44 PB: 0 SB: 3 CS: 0								
PITCHER	IP	WLS	BF	H	R	ER	SO	BB	IBB	HBP	BLK	WP	HR	S	P	ERA	WHIP										
Ed Halicki, R (1,1) ERA: 3.18	4.0	L	25	6	6	6	2	6	1	0	0	0	0	22	50	13.50	3.000										
Terry Cornutt, R (5,1) ERA: 3.69	2.0		8	1	1	1	1	1	0	0	0	0	0	9	13	4.50	1.000										
Tommy Toms, R (7,1) ERA: 2.7	2.0		11	3	4	0	0	1	0	0	0	0	0	10	14	0.00	2.000										

San Francisco Giants @ Cincinnati Reds
Riverfront Stadium, Cincinnati, OH
Thu Jun 30 1977, 3:33 AM EDT
Att: 36,901 - Unknown

AB 34
R 11
H 10
RBI 11
BB 9
SO 3
LOB 21



Batter	1	2	3	4	5	6	7	8	9	AB	R	H	RBI	BB	SO	LOB	TOP		
Pete Rose, S OBP: 0.384, SLG: 0.438 (1, 5)	 0-3	 4-0		 0-0			 0-0		 0-0	4	0	0	0	1	1	1	Cincinnati Reds @ San Diego Padres San Diego Stadium, San Diego, CA Fri Jul 01 1977, 10:05 PM EDT Att: 19,884 - Unknown		
Ken Griffey, L OBP: 0.391, SLG: 0.490 (1, 9)	 4-0	 0-0			 0-0		 4-0			2	0	1	0	2	0	3			
Dave Concepcion, R OBP: 0.328, SLG: 0.377 (1, 6)	 0-0			 0-0		 0-0		 0-3		4	1	2	0	0	1	2			
George Foster, R OBP: 0.383, SLG: 0.606 (8, 7)	 4-0			 0-0		 0-0		 0-0		3	1	1	2	1	0	2			
Johnny Bench, R OBP: 0.335, SLG: 0.582 (1, 2)	 0-0			 0-0		 4-0		 0-0		3	0	1	0	1	0	3			
Bob Bailey, R OBP: 0.347, SLG: 0.409 (1, 3)		 0-0		 0-0		 0-0		 0-0		4	0	1	0	0	0	3			
Ray Knight, R OBP: 0.414, SLG: 0.500 (9, PH)		 0-0		 0-3			 0-0		 0-0	3	0	0	0	0	1	1			
Joe Morgan, L OBP: 0.439, SLG: 0.494 (9, 4)		 4-0					 0-0		 0-0	2	0	0	0	1	0	0			
Ed Arbrister, R OBP: 0.447, SLG: 0.581 (8, 8)		 1-2		 0-0			 0-0		 1-2	2	0	0	0	0	0	0			
Fred Norman, S OBP: 0.105, SLG: 0.105 (1, 1)		 0-0								2	0	0	0	0	0	0			
Inning Stats	R: 0 E: 1 K: 1 S: 5	H: 0 LOB: 2 BB: 2 P: 13	R: 0 E: 0 K: 0 S: 4	H: 1 LOB: 3 BB: 2 P: 12	R: 2 E: 0 K: 1 S: 7	H: 3 LOB: 0 BB: 0 P: 7	R: 0 E: 0 K: 0 S: 3	H: 0 LOB: 0 BB: 0 P: 3	R: 0 E: 0 K: 0 S: 4	H: 2 LOB: 2 BB: 1 P: 8	R: 0 E: 0 K: 0 S: 3	H: 0 LOB: 1 BB: 0 P: 3	R: 0 E: 0 K: 0 S: 4	H: 0 LOB: 0 BB: 0 P: 3	R: 0 E: 0 K: 0 S: 3	H: 1 LOB: 1 BB: 0 P: 4	1B: 6 2B: 1 3B: 0 HR: 1	SF: 0 SAC: 2 DP: 3 HBP: 0	WP: 0 PA: 37 PB: 0 SB: 0 CS: 3
PITCHER	IP	WLS	BF	H	R	ER	SO	BB	IBB	HBP	BLK	WP	HR	S	P	ERA	WHIP		
Bob Shirley, L ERA: 3.48 (1, 1)	5.0	L	24	6	2	2	2	3	2	0	0	0	1	23	43	3.60	1.800		
Rick Sawyer, R ERA: 5.35 (6, 1)	3.0		9	0	0	0	1	1	0	0	0	0	0	10	14	0.00	0.333		
Rollie Fingers, R ERA: 3.17 (9, 1)	1.0		4	1	0	0	0	0	0	0	0	0	0	4	4	0.00	1.000		

Batter	1	2	3	4	5	6	7	8	9	AB	R	H	RBI	BB	SO	LOB	BOTTOM			
Gene Richards, L OBP: 0.338, SLG: 0.342 (1, 7)	 0-3		 0-0		 0-0			 0-0		2	0	0	0	0	1	0	Cincinnati Reds @ San Diego Padres San Diego Stadium, San Diego, CA Fri Jul 01 1977, 10:05 PM EDT Att: 19,884 - Unknown			
Merv Rettenmund, R OBP: 0.442, SLG: 0.519 (5, PH)								 0-0		1	0	0	0	0	0	1				
Rick Sawyer, R OBP: 0.364, SLG: 0.176 (6, 1)								 0-0		0	0	0	0	0	0	0				
Dave Roberts, R OBP: 0.274, SLG: 0.333 (8, PH)								 0-0		1	0	0	0	0	0	0				
Rollie Fingers, R (9, 1)								 0-0		0	0	0	0	0	0	0				
Gary Sutherland, R OBP: 0.397, SLG: 0.442 (1, 4)	 0-0		 0-0			 0-3		 0-0		4	0	0	0	0	1	0				
Mike Ivie, R OBP: 0.338, SLG: 0.437 (1, 3)	 0-0				 0-0		 4-0		 0-0	3	0	1	0	1	0	0				
Dave Winfield, R OBP: 0.359, SLG: 0.539 (1, 9)		 0-3		 0-3		 0-0		 0-0		4	0	0	0	0	2	2				
George Hendrick, R OBP: 0.367, SLG: 0.459 (1, 8)		 0-0		 0-0		 0-0		 0-0		4	0	0	0	0	0	2				
Gene Tenace, R OBP: 0.401, SLG: 0.424 (1, 2)		 0-0		 0-0			 0-3		 0-0	4	1	2	1	0	1	1				
Tucker Ashford, R OBP: 0.500, SLG: 0.333 (1, 5)		 0-0				 0-3		 4-0		3	0	1	0	1	1	0				
Bill Almon, R OBP: 0.276, SLG: 0.299 (1, 6)		 0-0				 0-0		 0-0		3	0	1	0	0	0	3				
Bob Shirley, R OBP: 0.108, SLG: 0.057 (1, 1)			 0-0			 0-3		 0-3		1	0	0	0	0	0	0				
Dave Kingman, R OBP: 0.257, SLG: 0.366 (5, PH)						 0-3		 0-3		2	0	0	0	0	2	2				
Inning Stats	R: 0 E: 0 K: 1 S: 5	H: 0 LOB: 0 BB: 0 P: 5	R: 0 E: 0 K: 1 S: 7	H: 2 LOB: 2 BB: 0 P: 7	R: 0 E: 0 K: 0 S: 3	H: 0 LOB: 0 BB: 0 P: 3	R: 0 E: 0 K: 1 S: 6	H: 1 LOB: 1 BB: 0 P: 6	R: 0 E: 0 K: 2 S: 8	H: 1 LOB: 1 BB: 0 P: 8	R: 0 E: 0 K: 1 S: 5	H: 0 LOB: 1 BB: 1 P: 9	R: 0 E: 0 K: 2 S: 7	H: 0 LOB: 1 BB: 1 P: 11	R: 0 E: 0 K: 0 S: 3	R: 1 E: 0 K: 0 S: 4	H: 1 LOB: 0 BB: 0 P: 4	1B: 3 2B: 1 3B: 0 HR: 1	SF: 0 SAC: 0 DP: 0 HBP: 0	WP: 0 PA: 34 PB: 0 SB: 0 CS: 0
PITCHER	IP	WLS	BF	H	R	ER	SO	BB	IBB	HBP	BLK	WP	HR	S	P	ERA	WHIP			
Fred Norman, L ERA: 3.07 (1, 1)	9.0	W	34	5	1	1	8	2	0	0	0	0	1	48	56	1.00	0.778			

Batter	1	2	3	4	5	6	7	8	9	AB	R	H	RBI	BB	SO	LOB	TOP										
Ed Armbrister, R OBP: 0.452, SLG: 0.588 Ken Griffey, L OBP: 0.393, SLG: 0.495										3	1	1	0	1	0	3	Cincinnati Reds @ San Diego Padres San Diego Stadium, San Diego, CA Sat Jul 02 1977, 10:05 PM EDT Att: 21,981 - Unknown										
Dave Concepcion, R OBP: 0.332, SLG: 0.389										5	1	3	2	0	0	0											
Joe Morgan, L OBP: 0.439, SLG: 0.496										5	1	2	0	0	1	3											
George Foster, R OBP: 0.383, SLG: 0.601										4	1	1	0	1	2	2											
Bob Bailey, R OBP: 0.358, SLG: 0.404 Dan Driessen, L OBP: 0.387, SLG: 0.488										3	0	1	0	1	1	3											
Ray Knight, R OBP: 0.412, SLG: 0.567										4	1	1	3	1	0	2											
Bill Plummer, R OBP: 0.275, SLG: 0.194										4	0	0	0	0	1	4											
Cesar Geronimo, L OBP: 0.357, SLG: 0.424										4	0	1	0	0	2	1											
Paul Moskau, R OBP: 0.400, SLG: 1.000 Dale Murray, R										2	0	1	0	0	0	0											
Pete Rose, S OBP: 0.383, SLG: 0.437 Pedro Borbon, R OBP: 0.400, SLG: 0.500										0	0	0	0	0	0	0											
Inning Stats	R: 2 E: 1 K: 0 S: 5	H: 3 LOB: 2 BB: 2 P: 13	R: 0 E: 0 K: 0 S: 2	H: 0 LOB: 0 BB: 1 P: 6	R: 0 E: 0 K: 0 S: 4	H: 1 LOB: 1 BB: 0 P: 4	R: 0 E: 1 K: 2 S: 9	H: 1 LOB: 2 BB: 0 P: 9	R: 0 E: 0 K: 1 S: 6	H: 0 LOB: 1 BB: 0 P: 6	R: 3 E: 0 K: 1 S: 8	H: 3 LOB: 1 BB: 0 P: 8	R: 1 E: 0 K: 1 S: 7	H: 3 LOB: 1 BB: 0 P: 7	R: 0 E: 0 K: 2 S: 7	H: 0 LOB: 0 BB: 0 P: 7	1B: 6 2B: 6 3B: 0 HR: 1	SF: 0 SAC: 1 DP: 1 HBP: 0	WP: 1 PB: 0 SB: 0 CS: 1	PA: 43							
PITCHER	IP	WLS	BF	H	R	ER	SO	BB	IBB	HBP	BLK	WP	HR	S	P	ERA	WHIP										
Bob Owchinko, L ERA: 5.47	7.0	L	34	9	5	5	5	2	2	0	0	1	1	40	56	6.43	1.571										
Dan Spillner, R ERA: 3.0	0.2		4	3	1	1	0	0	0	0	0	0	0	4	4	13.50	4.500										
Dave Tomlin, L ERA: 4.09	0.1		1	0	0	0	1	0	0	0	0	0	0	3	3	0.00	0.000										
Rollie Fingers, R ERA: 3.13	1.0		3	0	0	0	2	0	0	0	0	0	0	7	7	0.00	0.000										
Batter	1	2	3	4	5	6	7	8	9	AB	R	H	RBI	BB	SO	LOB	BOTTOM										
George Hendrick, R OBP: 0.365, SLG: 0.454										5	0	1	0	0	2	4	Cincinnati Reds @ San Diego Padres San Diego Stadium, San Diego, CA Sat Jul 02 1977, 10:05 PM EDT Att: 21,981 - Unknown										
Tucker Ashford, R OBP: 0.444, SLG: 0.500 Rollie Fingers, R										5	2	2	1	0	0	2											
Mike Ivie, R OBP: 0.340, SLG: 0.436										5	0	2	1	0	1	1											
Dave Winfield, R OBP: 0.357, SLG: 0.533										4	0	0	0	1	1	4											
Dave Kingman, R OBP: 0.256, SLG: 0.364										4	0	1	1	0	0	0											
Gene Tenace, R OBP: 0.402, SLG: 0.421										2	0	0	0	2	0	0											
Gary Sutherland, R OBP: 0.393, SLG: 0.436 Jerry Turner, L OBP: 0.349, SLG: 0.442 Dan Spillner, R										3	0	1	0	0	0	0											
Dave Tomlin, L OBP: 0.400, SLG: 0.400 Pat Scanlon, L OBP: 0.174, SLG: 0.143										0	0	0	0	0	0	0											
Bill Almon, R OBP: 0.278, SLG: 0.302										4	1	2	0	0	1	2											
Bob Owchinko, L OBP: 0.278, SLG: 0.133 Mike Champion, R OBP: 0.273, SLG: 0.307 Gene Richards, L OBP: 0.340, SLG: 0.345 Dave Roberts, R OBP: 0.274, SLG: 0.333										1	0	0	0	1	1	2											
Inning Stats	R: 0 E: 1 K: 1 S: 6	H: 0 LOB: 0 BB: 0 P: 6	R: 0 E: 0 K: 0 S: 3	H: 0 LOB: 0 BB: 0 P: 3	R: 2 E: 0 K: 0 S: 6	H: 3 LOB: 1 BB: 0 P: 6	R: 0 E: 0 K: 1 S: 6	H: 1 LOB: 2 BB: 1 P: 10	R: 0 E: 0 K: 0 S: 4	H: 1 LOB: 2 BB: 1 P: 8	R: 1 E: 0 K: 0 S: 5	H: 2 LOB: 2 BB: 1 P: 9	R: 0 E: 0 K: 2 S: 8	H: 1 LOB: 1 BB: 0 P: 8	R: 0 E: 0 K: 1 S: 5	H: 0 LOB: 0 BB: 0 P: 5	1B: 9 2B: 1 3B: 0 HR: 0	SF: 1 SAC: 1 DP: 0 HBP: 0	WP: 0 PB: 0 SB: 1 CS: 0	PA: 41							
PITCHER	IP	WLS	BF	H	R	ER	SO	BB	IBB	HBP	BLK	WP	HR	S	P	ERA	WHIP										
Paul Moskau, R ERA: 10.45	3.1		15	3	2	2	1	1	0	0	0	0	0	16	20	5.40	1.200										
Dale Murray, R ERA: 3.89	3.2	W	19	6	1	1	2	2	1	0	0	0	0	20	32	2.46	2.182										
Pedro Borbon, R ERA: 2.7	2.0	S	7	1	0	0	3	0	0	0	0	0	0	13	13	0.00	0.500										

Batter	1	2	3	4	5	6	7	8	9	AB	R	H	RBI	BB	SO	LOB	TOP					
Pete Rose, S OBP: 0.386, SLG: 0.438 (1, 5)										4	1	2	0	1	0	0	Cincinnati Reds @ San Diego Padres San Diego Stadium, San Diego, CA Sun Jul 03 1977, 6:33 AM EDT Att: 21,265 - Unknown					
Ken Griffey, L OBP: 0.393, SLG: 0.503 (1, 9)										5	2	2	1	0	0	2						
Joe Morgan, L OBP: 0.386, SLG: 0.492 Ray Knight, R OBP: 0.400, SLG: 0.548 (7, 4)										4	0	1	2	0	1	0						
Dan Driessen, L OBP: 0.387, SLG: 0.498 (1, 3)										5	1	2	2	0	0	2						
George Foster, R OBP: 0.393, SLG: 0.611 (1, 7)											5	2	2	1	0	1						
Cesar Geronimo, L OBP: 0.359, SLG: 0.425 (1, 8)											4	0	2	0	0	2						
Dave Concepcion, R OBP: 0.334, SLG: 0.388 (1, 6)											3	0	1	0	1	2						
Bill Plummer, R OBP: 0.277, SLG: 0.214 Johnny Bench, R OBP: 0.333, SLG: 0.550 (8, PH)											3	0	1	1	0	2						
Jack Billingham, R OBP: 0.196, SLG: 0.217 Joe Henderson, L (6, PH)											2	1	1	0	0	0						
Mike Lum, L OBP: 0.147, SLG: 0.156 Doug Capilla, L (8, 1)											0	0	0	0	0	0						
Inning Stats	R: 3 E: 0 K: 1 S: 8	H: 3 LOB: 1 BB: 1 P: 12	R: 1 E: 0 K: 1 S: 8	H: 3 LOB: 2 BB: 0 P: 8	R: 1 E: 0 K: 1 S: 7	H: 2 LOB: 1 BB: 0 P: 7	R: 0 E: 0 K: 0 S: 3	H: 0 LOB: 0 BB: 0 P: 3	R: 0 E: 0 K: 2 S: 7	H: 1 LOB: 0 BB: 0 P: 7	R: 0 E: 0 K: 1 S: 6	H: 2 LOB: 2 BB: 0 P: 6	R: 0 E: 0 K: 1 S: 5	H: 0 LOB: 0 BB: 0 P: 5	R: 0 E: 0 K: 0 S: 4	H: 1 LOB: 2 BB: 1 P: 8	R: 2 E: 0 K: 1 S: 7	H: 2 LOB: 0 BB: 0 P: 7	1B: 8 2B: 3 3B: 1 HR: 2	SF: 0 SAC: 1 DP: 0 HBP: 0	WP: 0 PB: 0 SB: 1 CS: 1	PA: 41
PITCHER	IP WLS BF H R ER SO BB IBB HBP BLK WP HR S P ERA WHIP	IP WLS BF H R ER SO BB IBB HBP BLK WP HR S P ERA WHIP																				
Dave Freisleben, R ERA: 7.91 (1, 1)	1.1 10 5 4 4 2 1 0 0 0 0 0 1 13 17 27.00 4.500																					
Dave Tomlin, L ERA: 4.13 (2, 1)	1.2 8 3 1 1 1 0 0 0 0 0 0 0 10 10 5.40 1.800																					
Dave Wehrmeister, R ERA: 4.63 (4, 1)	1.0 3 0 0 0 0 0 0 0 0 0 0 0 3 3 0.00 0.000																					
Dan Spillner, R ERA: 2.82 (5, 1)	3.1 W 13 4 0 0 4 1 0 0 0 0 0 0 20 24 0.00 1.500																					
Rollie Fingers, R ERA: 3.28 (8, 1)	1.2 S 7 2 2 2 1 0 0 0 0 0 0 1 9 9 10.80 1.200																					

Batter	1	2	3	4	5	6	7	8	9	AB	R	H	RBI	BB	SO	LOB	BOTTOM			
George Hendrick, R OBP: 0.358, SLG: 0.445 (1, 8)										5	0	0	0	0	0	5	Cincinnati Reds @ San Diego Padres San Diego Stadium, San Diego, CA Sun Jul 03 1977, 6:33 AM EDT Att: 21,265 - Unknown			
Tucker Ashford, R OBP: 0.357, SLG: 0.385 (1, 5)										5	1	1	0	0	1	4				
Mike Ivie, R OBP: 0.341, SLG: 0.433 (1, 3)										4	3	1	0	0	1	2				
Dave Winfield, R OBP: 0.357, SLG: 0.531 (1, 9)										3	0	1	2	1	0	0				
Dave Kingman, R OBP: 0.267, SLG: 0.382 (1, 7)										2	1	2	5	1	0	0				
Gene Tenace, R OBP: 0.400, SLG: 0.418 (1, 2)										2	0	0	1	1	2	3				
Gary Sutherland, R OBP: 0.397, SLG: 0.439 Jerry Turner, L OBP: 0.347, SLG: 0.438 Mike Champion, R OBP: 0.272, SLG: 0.305 (6, PH)										2	0	1	0	0	0	1				
Bill Almon, R OBP: 0.278, SLG: 0.301 (1, 6)										4	1	1	0	0	0	3				
Dave Freisleben, R OBP: 0.358, SLG: 0.250 Dave Tomlin, L OBP: 0.400, SLG: 0.400 Gene Richards, L OBP: 0.340, SLG: 0.340 Dave Wehrmeister, R OBP: 0.400, SLG: 0.400 Merv Rettenmund, R OBP: 0.448, SLG: 0.524 Dan Spillner, R OBP: 0.340, SLG: 0.340 Rollie Fingers, R OBP: 0.340, SLG: 0.340 (1, 1)										0	0	0	0	0	0	0				
Inning Stats	R: 0 E: 0 K: 1 S: 5	H: 0 LOB: 0 BB: 0 P: 5	R: 0 E: 0 K: 1 S: 5	H: 0 LOB: 1 BB: 0 P: 6	R: 3 E: 1 K: 1 S: 8	H: 2 LOB: 2 BB: 2 P: 16	R: 0 E: 0 K: 1 S: 7	H: 2 LOB: 2 BB: 0 P: 7	R: 1 E: 0 K: 0 S: 5	H: 2 LOB: 2 BB: 1 P: 9	R: 4 E: 0 K: 0 S: 5	H: 1 LOB: 1 BB: 2 P: 14	R: 0 E: 0 K: 1 S: 5	H: 0 LOB: 0 BB: 0 P: 5	R: 0 E: 0 K: 0 S: 3	H: 0 LOB: 0 BB: 0 P: 3		1B: 7 2B: 0 3B: 0 HR: 1	SF: 2 SAC: 0 DP: 0 HBP: 2	WP: 0 PB: 0 SB: 0 CS: 0
PITCHER	IP WLS BF H R ER SO BB IBB HBP BLK WP HR S P ERA WHIP	IP WLS BF H R ER SO BB IBB HBP BLK WP HR S P ERA WHIP																		
Jack Billingham, R ERA: 4.89 (1, 1)	5.2 L 32 8 8 5 4 1 0 0 0 0 0 0 6 10 0.00 0.750																			
Joe Henderson, R ERA: 11.57 (6, 1)	1.1 5 0 0 0 1 1 0 0 0 0 0 0 3 3 0.00 0.000																			
Doug Capilla, L ERA: 5.4 (8, 1)	1.0 3 0 0 0 0 0 0 0 0 0 0 0 3 3 0.00 0.000																			

Batter	1	2	3	4	5	6	7	8	9	AB	R	H	RBI	BB	SO	LOB	TOP											
Pete Rose, S OBP: 0.389, SLG: 0.436 Ray Knight, R OBP: 0.400, SLG: 0.548	0-0 BB 1B	0-0 1-3		0-0 F8		4-0 BB		1-0 HBP		3	1	1	0	1	0	2												
Cesar Geronimo, L OBP: 0.353, SLG: 0.417	0-0 P6	0-0 4-3			0-3 K	0-0 F8		0-3 K		5	0	0	0	0	0	2												
Joe Morgan, L OBP: 0.439, SLG: 0.496	4-0 1B 1-2 BB		0-0 G5-3 BB 1B		0-0 WP FC4-6 2B		0-3 K		0-3 K	4	1	2	0	1	2	0												
Dan Driessen, L OBP: 0.394, SLG: 0.512	0-0 S 1-3 2H 1B		4-0 G5-3 BB		4-0 FC4-6 BB		0-0 G3		0-0 HR	3	1	2	2	2	0	0												
George Foster, R OBP: 0.378, SLG: 0.601	0-0 P4		0-0 G5-3		0-0 FC4-6 CS		0-0 F2		0-0 4-3	5	0	0	1	0	0	5												
Johnny Bench, R OBP: 0.339, SLG: 0.590	4-0 FC6-4 BB		0-0 5-3		0-0 CS	4-0 SH1-4 1B BB		0-0 HR		3	1	1	1	2	0	1												
Mike Lum, L OBP: 0.158, SLG: 0.143	0-0 FC6-4		4-0 S BB		0-3 K		0-0 6-3			3	0	0	0	1	1	4												
Dave Concepcion, R OBP: 0.340, SLG: 0.395		4-0 CS BB		0-0 F8		0-0 SH1-4 1B		0-0 2B		3	0	2	0	1	0	1												
Tom Seaver, R OBP: 0.250, SLG: 0.200		4-0 1-3 BB		0-3 K		0-0 SH1-4		0-3 K		2	0	0	0	1	2	2												
Inning Stats	R: 1 E: 0 K: 0 S: 5	H: 2 LOB: 3 BB: 2 P: 13	R: 0 E: 0 K: 0 S: 2	H: 0 LOB: 1 BB: 2 P: 10	R: 0 E: 0 K: 1 S: 3	H: 1 LOB: 1 BB: 1 P: 7	R: 0 E: 0 K: 1 S: 5	H: 0 LOB: 0 BB: 1 P: 9	R: 1 E: 0 K: 1 S: 6	H: 1 LOB: 0 BB: 2 P: 14	R: 0 E: 0 K: 1 S: 5	H: 0 LOB: 0 BB: 0 P: 5	R: 1 E: 0 K: 2 S: 9	H: 2 LOB: 2 BB: 0 P: 10	R: 1 E: 0 K: 1 S: 6	H: 1 LOB: 0 BB: 0 P: 6	1B: 4 2B: 2 3B: 0 HR: 2	SF: 0 SAC: 1 DP: 1 HBP: 1	WP: 1 PB: 0 SB: 2 CS: 2	PA: 43								
PITCHER	IP	WLS	BF	H	R	ER	SO	BB	IBB	HBP	BLK	WP	HR	S	P	ERA	WHIP											
Phil Niekro, R ERA: 4.44	(1, 1)	8.0	W	38	7	3	3	6	9	0	1	0	1	1	40	77	3.38	2.000										
Rick Camp, R ERA: 3.45	(9, 1)	1.0	S	4	1	1	1	1	0	0	0	0	0	1	6	6	9.00	1.000										

Cincinnati Reds @ Atlanta Braves
Atlanta-Fulton County Stadium, Atlanta, GA
Mon Jul 04 1977, 7:05 PM EDT
Att: 50,595 - Unknown

AB 31
R 4
H 8
RBI 4
BB 9
SO 7
LOB 22



Batter	1	2	3	4	5	6	7	8	9	AB	R	H	RBI	BB	SO	LOB	BOTTOM										
Gary Matthews, R OBP: 0.354, SLG: 0.450	0-0 F9			0-0 4-3		0-0 6-3		0-3 K		4	0	0	0	0	1	1											
Rowland Office, L OBP: 0.276, SLG: 0.312	0-0 G3			0-0 L6		0-0 F7		0-0 BB 1B		4	1	1	0	0	0	0											
Willie Montanez, L OBP: 0.350, SLG: 0.511	0-0 P3			0-0 HR		0-0 1B 2B		4-0 1-2 2-3 BB		3	3	2	1	1	0	0											
Jeff Burroughs, R OBP: 0.372, SLG: 0.519		0-0 F7		0-0 E5 1B		0-0 2H 1B		0-3 K		4	0	2	1	0	1	3											
Biff Pocoroba, S OBP: 0.392, SLG: 0.484		0-0 G3		4-0 IBB		0-0 4-3		0-0 1H 2H 3H 2B		3	0	1	3	1	0	1											
Junior Moore, R OBP: 0.325, SLG: 0.350 Rick Camp, R ERA: 3.45		0-0 G3		0-0 6-3			0-0 L9	0-0 P4		4	0	0	0	0	0	4											
Rod Gilbreath, R OBP: 0.330, SLG: 0.320			0-0 F9		0-0 CS 1B		0-0 F9			3	0	1	0	0	0	0											
Darrel Chaney, S OBP: 0.290, SLG: 0.338			0-3 K		0-0 F8		0-3 K			3	0	0	0	0	2	1											
Phil Niekro, R OBP: 0.214, SLG: 0.204 Joe Nolan, L OBP: 0.423, SLG: 0.391 Jerry Royster, R OBP: 0.296, SLG: 0.275			0-3 K		0-3 K			0-0 BB 1B 2B 1B		2	0	0	0	0	2	0											
Inning Stats	R: 0 E: 0 K: 0 S: 3	H: 0 LOB: 0 BB: 0 P: 3	R: 0 E: 0 K: 0 S: 3	H: 0 LOB: 0 BB: 0 P: 3	R: 0 E: 0 K: 2 S: 7	H: 0 LOB: 0 BB: 0 P: 7	R: 1 E: 1 K: 0 S: 5	H: 2 LOB: 2 BB: 1 P: 9	R: 0 E: 0 K: 1 S: 5	H: 1 LOB: 0 BB: 0 P: 5	R: 1 E: 0 K: 0 S: 5	H: 2 LOB: 1 BB: 0 P: 5	R: 0 E: 0 K: 1 S: 5	H: 0 LOB: 0 BB: 0 P: 5	R: 3 E: 0 K: 2 S: 10	H: 3 LOB: 2 BB: 1 P: 14	1B: 5 2B: 2 3B: 0 HR: 1	SF: 0 SAC: 0 DP: 0 HBP: 0	WP: 0 PB: 0 SB: 0 CS: 1	PA: 33							
PITCHER	IP	WLS	BF	H	R	ER	SO	BB	IBB	HBP	BLK	WP	HR	S	P	ERA	WHIP										
Tom Seaver, R ERA: 3.07	(1, 1)	8.0	L	33	8	5	5	6	1	1	0	0	1	43	51	5.62	1.125										

Cincinnati Reds @ Atlanta Braves
Atlanta-Fulton County Stadium, Atlanta, GA
Mon Jul 04 1977, 7:05 PM EDT
Att: 50,595 - Unknown

AB 31
R 5
H 8
RBI 5
BB 2
SO 6
LOB 10



Batter	1	2	3	4	5	6	7	8	9	AB	R	H	RBI	BB	SO	LOB	TOP					
Pete Rose, S (1,5) OBP: 0.395, SLG: 0.444	4-0 FC6-4 BLK BB	0-0	0-0	0-0	0-0	0-0	0-0	0-0	0-3	4	1	3	1	1	0	3	Cincinnati Reds @ Atlanta Braves Atlanta-Fulton County Stadium, Atlanta, GA Tue Jul 05 1977, 7:05 PM EDT Att: 14,344 - Unknown					
Pedro Borbon, R (7,1) OBP: 0.364, SLG: 0.455	1-2	1-2	1-2	1-2	5-3			1-2	K	1	0	0	0	0	1							
Ed Ambrister, R (1,9) OBP: 0.457, SLG: 0.658	0-0	0-0	0-0	0-0	0-0	0-0	0-0	0-0	4	1	2	2	0	0	3							
Ken Griffey, L (7,PH) OBP: 0.397, SLG: 0.505	1-2	4-3		1-H	1-H	CS	1-3	2-3	1	0	1	0	1	0	0							
Joe Morgan, L (1,4) OBP: 0.437, SLG: 0.488	4-0		4-0	0-0	0-0	0-3	0-0	0-3	4	0	0	0	2	2	5							
George Foster, R (1,7) OBP: 0.375, SLG: 0.604	0-0		0-0	0-0	0-0	0-3		0-0	5	1	1	1	0	1	3							
Johnny Bench, R (1,2) OBP: 0.337, SLG: 0.584	0-3		0-0	0-0	0-3		0-0		4	1	1	0	0	2	4							
Bill Plummer, R (7,2) OBP: 0.274, SLG: 0.211	K		G5-3	1-2	K		HR	1-2	1	0	0	0	0	0	1							
Dave Concepcion, R (1,6) OBP: 0.341, SLG: 0.413		0-0	0-0	0-0	0-0	0-0	0-0	0-0	5	2	2	2	0	0	2							
Dan Driessen, L (1,3) OBP: 0.395, SLG: 0.520		0-0	0-0	0-0	4-0	0-0	0-0	0-0	4	1	1	2	1	0	1							
Cesar Geronimo, L (1,8) OBP: 0.353, SLG: 0.414		0-0	0-0	0-3	0-0	0-0	0-0	0-0	4	1	1	0	1	1	0							
Woodie Fryman, R (1,1) OBP: 0.348, SLG: 0.318		0-0	0-0	0-3	4-0	1-0			2	0	1	0	1	1	0							
Mike Lum, L (7,PH) OBP: 0.179, SLG: 0.143									0	1	0	0	0	0	0							
Ray Knight, R (7,5) OBP: 0.417, SLG: 0.594	1-2				1-2	2B	E		1	0	1	0	0	0	0							
Inning Stats	R: 0 E: 0 K: 1 S: 5	H: 0 LOB: 2 BB: 2 P: 13	R: 1 E: 0 K: 0 S: 6	H: 3 LOB: 2 BB: 0 P: 6	R: 0 E: 1 K: 0 S: 3	H: 0 LOB: 1 BB: 1 P: 7	R: 3 E: 0 K: 2 S: 10	H: 3 LOB: 0 BB: 0 P: 10	R: 1 E: 0 K: 1 S: 7	H: 2 LOB: 3 BB: 2 P: 15	R: 0 E: 0 K: 2 S: 7	H: 1 LOB: 0 BB: 0 P: 7	R: 4 E: 1 K: 0 S: 5	H: 3 LOB: 1 BB: 2 P: 14	R: 0 E: 1 K: 0 S: 4	H: 0 LOB: 1 BB: 0 P: 4	R: 0 E: 0 K: 2 S: 9	H: 2 LOB: 2 BB: 0 P: 9	1B: 7 2B: 3 3B: 1 HR: 4	SF: 0 SAC: 0 DP: 2 HBP: 1	WP: 0 PB: 0 SB: 1 CS: 1	PA: 48
PITCHER	IP	WLS	BF	H	R	ER	SO	BB	IBB	HBP	BLK	WP	HR	S	P	ERA	WHIP					
Don Collins, L (1,1) ERA: 5.44	4.0	L	21	6	4	4	3	3	0	0	1	0	2	24	36	9.00	2.250					
Buzz Capra, R (5,1) ERA: 9.19	0.2		6	2	1	1	1	2	0	0	0	0	1	6	14	13.50	6.000					
Jamie Easterly, L (5,1) ERA: 5.69	1.1		4	1	0	0	2	0	0	0	0	0	0	8	8	0.00	0.750					
Max Leon, R (7,1) ERA: 4.63	0.1		6	3	4	3	0	1	0	1	0	0	1	4	9	81.00	12.000					
Steve Kline, R (7,1) ERA: 5.69	1.2		6	0	0	0	0	1	0	0	0	0	0	5	9	0.00	0.600					

AB	40
R	9
H	14
RBI	8
BB	7
SO	8
LOB	23



Batter	1	2	3	4	5	6	7	8	9	AB	R	H	RBI	BB	SO	LOB	BOTTOM					
Junior Moore, R (1,5) OBP: 0.327, SLG: 0.348	4-0		0-3	0-3		0-0		0-0	4	0	1	0	1	2	4		Cincinnati Reds @ Atlanta Braves Atlanta-Fulton County Stadium, Atlanta, GA Tue Jul 05 1977, 7:05 PM EDT Att: 14,344 - Unknown					
Rowland Office, L (1,8) OBP: 0.281, SLG: 0.316	0-0	0-0	0-0	0-3		0-0		0-0	4	0	2	0	0	1	4							
Willie Montanez, L (1,3) OBP: 0.355, SLG: 0.511	0-3		0-0	0-0		0-0		4-0	4	1	2	0	1	1	1							
Jeff Burroughs, R (1,9) OBP: 0.370, SLG: 0.512	0-0	0-0	0-3	0-0	4-0	0-0	0-0	0-0	4	0	0	0	1	1	5							
Gary Matthews, R (1,7) OBP: 0.354, SLG: 0.449		0-3		0-0	0-0	0-0	0-0	0-3	5	1	2	0	0	2	2							
Biff Pocoreba, S (1,2) OBP: 0.401, SLG: 0.495		0-0		0-0	0-0	4-0	0-0	0-0	4	0	3	1	1	0	0							
Rod Gilbreath, R (1,4) OBP: 0.327, SLG: 0.313		0-0		4-0	0-0	0-0	0-0	0-0	4	0	0	0	1	0	5							
Darrel Chaney, S (1,6) OBP: 0.286, SLG: 0.333		0-3		0-3		0-0		4-0	2	0	0	0	0	2	4							
Jerry Royster, R (6,PH) OBP: 0.236, SLG: 0.274									1	1	0	0	1	0	0							
Don Collins, R (1,1) Cito Gaston, R Buzz Capra, R Jamie Easterly, L Tom Piskorski, R Max Leon, R Steve Kline, R Brian Anderson, L Dick Ruthven, R			0-0	0-0	0-0	0-3		0-0	1	0	0	0	0	0	0							
Inning Stats	R: 0 E: 0 K: 1 S: 5	H: 0 LOB: 1 BB: 1 P: 9	R: 0 E: 0 K: 2 S: 8	H: 1 LOB: 0 BB: 0 P: 8	R: 0 E: 0 K: 2 S: 9	H: 2 LOB: 2 BB: 0 P: 9	R: 1 E: 1 K: 3 S: 12	H: 3 LOB: 3 BB: 1 P: 16	R: 1 E: 0 K: 0 S: 4	H: 2 LOB: 1 BB: 1 P: 8	R: 0 E: 0 K: 1 S: 6	H: 1 LOB: 1 BB: 0 P: 6	R: 0 E: 0 K: 0 S: 4	H: 1 LOB: 2 BB: 1 P: 8	R: 1 E: 0 K: 0 S: 4	H: 2 LOB: 2 BB: 2 P: 12	R: 0 E: 0 K: 1 S: 5	H: 0 LOB: 0 BB: 0 P: 5	1B: 11 2B: 1 3B: 0 HR: 0	SF: 0 SAC: 1 DP: 2 HBP: 0	WP: 0 PB: 0 SB: 0 CS: 0	PA: 43
PITCHER	IP	WLS	BF	H	R	ER	SO	BB	IBB	HBP	BLK	WP	HR	S	P	ERA	WHIP					
Woodie Fryman, L (1,1) ERA: 5.38	6.0	W	29	9	2	2	9	3	0	0	0	0	0	13	25	3.00	2.000					
Pedro Borbon, R (7,1) ERA: 2.71	3.0	S	14	3	1	1	1	3	0	0	0	0	0	13	25	3.00	2.000					



Batter	1	2	3	4	5	6	7	8	9	AB	R	H	RBI	BB	SO	LOB	TOP										
Pete Rose, S OBP: 0.403, SLG: 0.460 Ray Knight, R OBP: 0.432, SLG: 0.606	0-0 1B	0-0 HR 1B		0-0 HR	0-0 1B			4-0 FC4-6 BB	0-0 FC6-4 1B	4	2	4	4	1	0	0											
Ken Griffey, L OBP: 0.395, SLG: 0.511	0-0 1B	0-0 HR 1B		0-0 4-1	0-0 L7			0-0 FC4-6 WP BB 1B	0-0 FC6-4 BB	6	2	2	2	0	0	4											
Joe Morgan, L OBP: 0.439, SLG: 0.487 Bill Plummer, R OBP: 0.271, SLG: 0.208	0-0 F5	4-0 HBP BB		0-0 P6				4-0 WP BB 1B	0-0 F7	3	1	1	0	2	0	2											
Dan Driessen, L OBP: 0.397, SLG: 0.514	0-0 G6-4-3	1-0 HBP						4-0 1B HR BB	4-0 BB	3	1	0	0	2	1	3											
George Foster, R OBP: 0.374, SLG: 0.599		5-3						0-0 WP BB 1B	0-0 P6	6	2	2	2	0	0	5											
Johnny Bench, R OBP: 0.338, SLG: 0.591 Rick Auerbach, R OBP: 0.333, SLG: 0.222		0-0 HR	0-0 5-3		0-0 K	0-0 F7		4-0 HR 1B		4	2	1	1	1	1	2											
Dave Concepcion, R OBP: 0.345, SLG: 0.428		0-0 2B	0-0 4-3		4-0 BB WP 1B BB		0-0 6-3	0-0 HR		4	3	2	4	1	0	0											
Cesar Geronimo, L OBP: 0.354, SLG: 0.415		0-0 1B	0-0 F3		4-0 1B IBB		0-0 6-3	0-0 F8		4	2	1	1	1	0	0											
Fred Norman, S OBP: 0.125, SLG: 0.125 Dale Murray, R OBP: 0.286, SLG: 0.550 Champ Summers, L OBP: 0.173, SLG: 0.447 Pedro Borbon, R OBP: 0.138, SLG: 0.138 Mike Lum, L OBP: 0.196, SLG: 0.217 Jack Billingham, R OBP: 0.196, SLG: 0.217		0-0 F2		0-0 1B	0-0 1B	4-0 1B BB	0-0 F4	0-0 P6		2	0	1	0	0	0	1											
Inning Stats	R: 0 E: 0 K: 0 S: 4	H: 2 LOB: 1 BB: 0 P: 4	R: 5 E: 0 K: 0 S: 8	H: 5 LOB: 2 BB: 1 P: 13	R: 0 E: 0 K: 0 S: 3	H: 0 LOB: 0 BB: 0 P: 3	R: 1 E: 0 K: 0 S: 4	H: 2 LOB: 0 BB: 0 P: 4	R: 3 E: 0 K: 2 S: 9	H: 2 LOB: 2 BB: 3 P: 21	R: 0 E: 0 K: 0 S: 4	H: 1 LOB: 1 BB: 0 P: 4	R: 0 E: 0 K: 0 S: 3	H: 0 LOB: 0 BB: 0 P: 3	R: 6 E: 0 K: 0 S: 5	H: 2 LOB: 2 BB: 4 P: 21	R: 0 E: 0 K: 0 S: 4	H: 1 LOB: 2 BB: 1 P: 8	1B: 9 2B: 2 3B: 0 HR: 4	SF: 0 SAC: 0 DP: 1 HBP: 1	WP: 2 PB: 0 SB: 0 CS: 0	PA: 50					
PITCHER	IP	WLS	BF	H	R	ER	SO	BB	IBB	HBP	BLK	WP	HR	S	P	ERA	WHIP										
Steve Hargan, R ERA: 6.14	1.2		9	5	3	0	0	0	0	0	0	0	1	9	9	16.20	3.000										
Jamie Easterly, L ERA: 6.02	0.0		4	2	2	2	0	1	0	1	0	0	1	2	7	∞	∞										
Dick Ruthven, R ERA: 3.18	2.1		8	2	1	1	0	0	0	0	0	0	1	8	8	3.86	0.857										
Rick Camp, R ERA: 3.84	1.0		9	3	3	3	2	2	1	0	0	1	0	10	22	27.00	5.000										
Dave Campbell, R ERA: 4.67	2.1	L	10	0	3	3	0	3	0	0	0	1	0	7	19	11.57	1.286										

Cincinnati Reds @ Atlanta Braves
Atlanta-Fulton County Stadium, Atlanta, GA
Wed Jul 06 1977, 7:05 PM EDT
Att: 13,707 - Unknown

AB	40
R	15
H	15
RBI	15
BB	9
SO	2
LOB	18



Batter	1	2	3	4	5	6	7	8	9	AB	R	H	RBI	BB	SO	LOB	BOTTOM										
Junior Moore, R OBP: 0.327, SLG: 0.345	0-0 F2		0-0 6-3	4-0 E BB		0-0 G3-6-3		0-0 6-3	0-0 G6-4-3 1B	5	0	1	1	1	0	1											
Jerry Royster, R OBP: 0.295, SLG: 0.271	0-0 F9			0-0 FC4-6 1B				0-0 F7	0-0 F5	6	1	1	0	0	0	2											
Willie Montanez, L OBP: 0.355, SLG: 0.511	0-0 4-3			0-0 E1 FC5-4 BB SF8	0-0 F8			0-0 1B E 1B	0-0 1B 2B	6	3	2	0	0	0	1											
Jeff Burroughs, R OBP: 0.376, SLG: 0.512		4-0 BB		4-0 FC5-4 BB	0-0 F9			0-0 E 1B	4-0 1B BB	2	1	1	0	3	0	0											
Gary Matthews, R OBP: 0.359, SLG: 0.464		0-0 F7		0-0 FC5-4 2B WP	0-0 HR			0-0 SH1-4 E 1B	0-0 1B	5	2	3	3	0	0	3											
Biff Pocoroba, S OBP: 0.396, SLG: 0.487		0-0 F7		0-0 SF8	4-0 FC4-6 BB			0-0 E3 SH1-4	0-0 6-3	3	0	0	2	1	0	4											
Rod Gilbreath, R OBP: 0.328, SLG: 0.318 Steve Kline, R OBP: 0.444, SLG: 0.417		0-0 1-3		0-0 WP 1B 2B	0-0 FC4-6			0-0 SH1-4		3	1	1	0	0	0	2											
Joe Nolan, L OBP: 0.444, SLG: 0.417				1-3 1B 2B	1-2 1B			1-2 2-3		1	1	1	0	0	0	0											
Rowland Office, L OBP: 0.295, SLG: 0.326			0-0 F7	0-0 HR 1B				0-0 G3-6-3 1B	4-0 FC6-4 IBB	4	2	3	1	1	0	0											
Steve Hargan, R ERA: 2.96 Jamie Easterly, L ERA: 3.96 Dick Ruthven, R ERA: 3.84 Rick Camp, R ERA: 3.84 Dave Campbell, R ERA: 4.67 Chris Robinson, R ERA: 4.67 Brian Abertson, L ERA: 4.67 Dave Campbell, R ERA: 4.67			0-0 K	0-0 HR				0-0 F8	0-0 FC6-4	8	0	0	0	0	0	0											
Inning Stats	R: 0 E: 0 K: 0 S: 3	H: 0 LOB: 0 BB: 0 P: 3	R: 0 E: 0 K: 0 S: 5	H: 0 LOB: 0 BB: 1 P: 7	R: 0 E: 0 K: 1 S: 5	H: 0 LOB: 0 BB: 0 P: 5	R: 6 E: 2 K: 0 S: 8	H: 4 LOB: 1 BB: 2 P: 16	R: 1 E: 0 K: 0 S: 4	H: 1 LOB: 1 BB: 1 P: 8	R: 0 E: 0 K: 0 S: 3	H: 1 LOB: 3 BB: 1 P: 3	R: 2 E: 1 K: 0 S: 7	H: 3 LOB: 3 BB: 1 P: 11	R: 1 E: 0 K: 0 S: 5	H: 2 LOB: 2 BB: 1 P: 9	R: 3 E: 1 K: 0 S: 6	H: 3 LOB: 0 BB: 0 P: 6	1B: 10 2B: 2 3B: 0 HR: 2	SF: 1 SAC: 1 DP: 2 HBP: 0	WP: 1 PB: 0 SB: 0 CS: 0	PA: 48					
PITCHER	IP	WLS	BF	H	R	ER	SO	BB	IBB	HBP	BLK	WP	HR	S	P	ERA	WHIP										
Fred Norman, L ERA: 2.96	3.2		18	4	6	0	1	2	0	0	0	0	1	18	26	0.00	1.636										
Dale Murray, R ERA: 3.96	0.1		2	0	0	0	0	1	0	0	0	0	0	1	5	0.00	3.000										
Pedro Borbon, R ERA: 2.86	3.0	W	16	5	3	2	0	1	1	0	0	0	1	14	22	6.00	2.000										
Jack Billingham, R ERA: 4.97	2.0		12	5	4	2	0	1	0	0	0	0	0	11	15	9.00	3.000										

Cincinnati Reds @ Atlanta Braves
Atlanta-Fulton County Stadium, Atlanta, GA
Wed Jul 06 1977, 7:05 PM EDT
Att: 13,707 - Unknown

AB	40
R	13
H	14
RBI	9
BB	6
SO	1
LOB	17



Batter	1	2	3	4	5	6	7	8	9	AB	R	H	RBI	BB	SO	LOB	TOP																						
Pete Rose, S OBP: 0.401, SLG: 0.456 Ray Knight, R OBP: 0.432, SLG: 0.606	0-3 K		0-3 K		0-0 4-3		0-0 FC4-6 1B HR	0-0 4-3		5	1	1	0	0	2	0																							
Ken Griffey, L OBP: 0.355, SLG: 0.509	0-3 K			0-0 2B 1B	0-0 5-3		0-0 FC4-6 1B	F8		5	1	2	1	0	1	0																							
Joe Morgan, L OBP: 0.442, SLG: 0.487	0-0 F9			4-0 2B SF7 BB		0-0 F8 FC5-2 1B	0-0 FC4-6 HR			4	2	2	0	1	0	2																							
George Foster, R OBP: 0.375, SLG: 0.608		0-0 F8		0-0 2B		0-0 F8	0-0 HR	0-3 K		5	1	2	4	0	1	2																							
Johnny Bench, R OBP: 0.336, SLG: 0.581	0-3 K			4-0 BB		0-0 FC5-2 BB	0-0 1-6-3		0-3 K	4	0	0	0	1	2	2																							
Dave Concepcion, R OBP: 0.348, SLG: 0.429	0-0 S 1B			0-3 K		4-0 BB	0-0 1B 2B 1B		0-3 K	4	1	2	0	1	2	3																							
Dan Driessen, L OBP: 0.397, SLG: 0.511	0-3 K			0-0 SF7		4-0 1-2 2-3 BB	0-0 2B 1B		0-0 F5	3	1	1	1	1	1	1																							
Ed Armbrister, R OBP: 0.429, SLG: 0.610 Cesar Geronimo, L OBP: 0.356, SLG: 0.421			0-0 F3	0-3 K		0-0 6-3	0-0 2B			3	0	0	0	0	1	5																							
Doug Capilla, L Bob Bailey, R Rick Auerbach, R Champ Summers, L Dale Murray, R			0-3 K		0-3 K		0-0 1B BB F7			2	0	0	0	0	2	0																							
Inning Stats	R: 0 E: 0 K: 2 S: 7	H: 0 LOB: 0 BB: 0 P: 7	R: 0 E: 0 K: 2 S: 8	H: 1 LOB: 1 BB: 0 P: 8	R: 0 E: 0 K: 2 S: 7	H: 0 LOB: 0 BB: 0 P: 7	R: 2 E: 0 K: 2 S: 9	H: 2 LOB: 2 BB: 2 P: 17	R: 0 E: 0 K: 1 S: 5	H: 0 LOB: 3 BB: 2 P: 12	R: 6 E: 1 K: 0 S: 9	H: 6 LOB: 2 BB: 1 P: 13	R: 0 E: 0 K: 1 S: 6	H: 1 LOB: 1 BB: 0 P: 6	R: 0 E: 0 K: 2 S: 7	H: 0 LOB: 0 BB: 0 P: 7	1B: 8 2B: 2 3B: 0 HR: 1	SF: 1 SAC: 0 DP: 0 HBP: 0	WP: 0 PB: 0 SB: 2 CS: 0	PA: 43																			
PITCHER	IP	WLS	BF	H	R	ER	SO	BB	IBB	HBP	BLK	WP	HR	S	P	ERA	WHIP	PITCHER				IP	WLS	BF	H	R	ER	SO	BB	IBB	HBP	BLK	WP	HR	S	P	ERA	WHIP	
Floyd Bannister, L ERA: 4.75 Bo McLaughlin, R ERA: 4.39	(1, 1)	6.1	L	31	7	7	9	5	0	0	0	0	0	1	44	64	9.95	1.895					(7, 1)	2.2	12	4	1	1	3	0	0	0	0	0	0	18	18	3.38	1.500

Cincinnati Reds @ Houston Astros
Astrodome, Houston, TX
Fri Jul 08 1977, 8:05 PM EDT
Att: 25,962 - Dome

AB	37
R	8
H	11
RBI	8
BB	5
SO	12
LOB	17



Batter	1	2	3	4	5	6	7	8	9	AB	R	H	RBI	BB	SO	LOB	BOTTOM																						
Wilbur Howard, S OBP: 0.232, SLG: 0.241	0-3 K	0-0 G5-2-3		0-0 G3		0-3 K			4-0 WP 1B BB	4	1	0	0	1	2	3																							
Enos Cabell, R OBP: 0.319, SLG: 0.427	4-0 CS BB		0-0 F2		0-0 BB HR 1B		0-0 6-3		0-0 6-3	4	1	1	1	1	0	1																							
Jose Cruz, L OBP: 0.349, SLG: 0.444	4-0 1-2 BB		0-0 F8 S 1B		4-0 1-2 HR BB		0-3 K		0-0 FC6-4 1B	3	1	2	1	2	1	0																							
Bob Watson, R OBP: 0.355, SLG: 0.486	0-0 1-2 1B		4-0 HBP BB		0-0 F7		0-0 4-3		0-0 F8	4	0	1	0	1	0	3																							
Joe Ferguson, R OBP: 0.380, SLG: 0.461	0-0 3-1		0-0 F8		0-0 1-1 2-H HR			0-3 K	0-0 FC6-4	5	1	1	3	0	1	5																							
Julio Gonzalez, R OBP: 0.298, SLG: 0.337		0-0 G5-2-3 3B	1-0 HBP		0-0 P4			0-0 5-3		3	0	1	0	0	0	0																							
Jim Fuller, R OBP: 0.250, SLG: 0.325		0-0 E5 BB	0-0 F7		0-0 5-3			4-0 BB		3	0	0	0	1	0	4																							
Roger Metzger, S OBP: 0.260, SLG: 0.307		4-0 1-2 BB		0-3 K		0-0 F9		0-0 3-1		3	0	0	0	1	1	1																							
Floyd Bannister, L OBP: 0.281, SLG: 0.258 Bo McLaughlin, R Ken Boswell, L OBP: 0.328, SLG: 0.294		0-3 K		0-3 K		0-3 K		0-0 WP BB 6-3 1B		3	0	0	0	0	3	3																							
Inning Stats	R: 0 E: 0 K: 1 S: 5	H: 1 LOB: 2 BB: 2 P: 13	R: 0 E: 1 K: 1 S: 6	H: 1 LOB: 1 BB: 1 P: 10	R: 0 E: 0 K: 0 S: 4	H: 1 LOB: 3 BB: 1 P: 9	R: 0 E: 0 K: 2 S: 7	H: 0 LOB: 0 BB: 0 P: 7	R: 3 E: 0 K: 0 S: 5	H: 2 LOB: 0 BB: 1 P: 9	R: 0 E: 0 K: 1 S: 5	H: 0 LOB: 0 BB: 0 P: 5	R: 0 E: 0 K: 1 S: 5	H: 0 LOB: 1 BB: 1 P: 9	R: 2 E: 0 K: 0 S: 5	H: 2 LOB: 1 BB: 1 P: 9	1B: 5 2B: 0 3B: 1 HR: 1	SF: 0 SAC: 0 DP: 1 HBP: 1	WP: 1 PB: 0 SB: 1 CS: 1	PA: 41																			
PITCHER	IP	WLS	BF	H	R	ER	SO	BB	IBB	HBP	BLK	WP	HR	S	P	ERA	WHIP	PITCHER				IP	WLS	BF	H	R	ER	SO	BB	IBB	HBP	BLK	WP	HR	S	P	ERA	WHIP	
Doug Capilla, L ERA: 5.12 Dale Murray, R ERA: 3.97	(1, 1)	6.0	W	28	5	3	6	5	0	1	0	0	0	1	34	55	4.50	1.667					(7, 1)	3.0	13	2	2	2	2	2	0	0	0	1	0	15	23	6.00	1.333

Cincinnati Reds @ Houston Astros
Astrodome, Houston, TX
Fri Jul 08 1977, 8:05 PM EDT
Att: 25,962 - Dome

AB	33
R	5
H	7
RBI	5
BB	7
SO	8
LOB	20



Batter	1	2	3	4	5	6	7	8	9	AB R H RBI BB SO LOB	TOP							
Pete Rose, S (1,5) OBP: 0.399, SLG: 0.454 Ray Knight, R (8,5) OBP: 0.432, SLG: 0.606	0-0 FC4-6 1B		0-0 F7		0-0 7-5			0-0 F7		4 0 1 0 0 0 1 0 0 0 0 0 0 0								
Ken Griffey, L (1,9) OBP: 0.394, SLG: 0.509	0-0 FC4-6 1-2		0-0 E			0-0 1-3		0-0 4-3		4 1 1 0 0 0 1								
Joe Morgan, L (1,4) OBP: 0.442, SLG: 0.485	0-3 K		0-0 E9 F5 1B			0-0 4-3		4-0 F7 BB		3 0 1 0 1 1 1								
Dan Driessen, L (1,3) OBP: 0.392, SLG: 0.504	0-0 6-3		0-0 F5 1-2			0-0 P4		0-0 F7 1-2		4 0 0 0 0 0 3								
George Foster, R (1,7) OBP: 0.377, SLG: 0.609		0-0 HR 1B		0-0 G4-3 1B			0-0 1-3			3 1 2 0 0 0 0								
Johnny Bench, R (1,2) OBP: 0.336, SLG: 0.590		0-0 HR		0-0 F8 1-H			0-3 K			3 1 1 2 0 1 1								
Cesar Geronimo, L (1,8) OBP: 0.353, SLG: 0.417		0-0 4-3		0-0 G4-3 1-2			0-0 3-1			3 0 0 0 0 0 1								
Dave Concepcion, R (1,6) OBP: 0.349, SLG: 0.428		0-0 1-3				0-0 7-5 SH2-4 1B		0-0 1-3		3 0 1 0 0 0 0								
Tom Seaver, R (1,1) OBP: 0.239, SLG: 0.190		0-3 K				0-0 SH2-4 1-2		0-0 L3		2 0 0 0 0 1 0								
Inning Stats	R: 0 E: 0 K: 1 S: 6	H: 1 LOB: 1 BB: 0 P: 6	R: 2 E: 0 K: 1 S: 7	H: 2 LOB: 0 BB: 7	R: 1 E: 1 K: 0 S: 4	H: 2 LOB: 0 BB: 0 P: 4	R: 0 E: 0 K: 0 S: 3	H: 1 LOB: 0 BB: 0 P: 3	R: 0 E: 0 K: 1 S: 5	H: 0 LOB: 0 BB: 0 P: 5	R: 0 E: 0 K: 0 S: 3	H: 0 LOB: 0 BB: 1 P: 6	R: 0 E: 0 K: 0 S: 2	H: 0 LOB: 0 BB: 1 P: 6	1B: 5 2B: 2 3B: 0 HR: 1	SF: 0 SAC: 1 DP: 2 HBP: 0	WP: 0 PB: 0 SB: 0 CS: 0	PA: 31
PITCHER Joaquin Andujar, R (1,1) ERA: 3.49	IP: 9.0 WLS: L BF: 31	H: 7 R: 3 ER: 2 SO: 3	BB: 1 IBB: 0 HBP: 0 BLK: 0	WP: 0 HR: 1 S: 36 P: 40	ERA: 2.00 WHIP: 0.889													

Cincinnati Reds @ Houston Astros
Astrodome, Houston, TX
Sat Jul 09 1977, 8:05 PM EDT
Att: 40,718 - Dome

AB 29
R 3
H 7
RBI 2
BB 1
SO 3
LOB 8



Batter	1	2	3	4	5	6	7	8	9	AB R H RBI BB SO LOB	BOTTOM									
Julio Gonzalez, R (1,4) OBP: 0.296, SLG: 0.333 Ken Boswell, L (6,4) OBP: 0.322, SLG: 0.288	0-0 F7		0-0 F8		0-0 P6		0-0 3-1			3 0 0 0 0 0 0 1 0 0 0 0 0 0										
Enos Cabell, R (1,5) OBP: 0.318, SLG: 0.425	0-0 4-3		0-0 1B		0-3 K		0-0 5-3			4 0 1 0 0 1 0										
Cesar Cedeno, R (1,8) OBP: 0.318, SLG: 0.298	0-0 S 1B		0-0 1-2 1B		0-3 K		0-0 P5			4 0 2 0 0 1 0										
Bob Watson, R (1,3) OBP: 0.354, SLG: 0.482	0-0 F8 1-2		0-0 F7			0-0 1B		0-0 F9		4 0 1 0 0 0 3										
Jose Cruz, L (1,9) OBP: 0.354, SLG: 0.453		0-0 3B		0-0 2B 1B		0-0 F7		4-0 BB		3 1 2 0 1 0 1										
Joe Ferguson, R (1,2) OBP: 0.379, SLG: 0.462	0-3 K		0-0 K		0-0 1-H 2B		0-0 F7		0-0 F8	4 0 1 1 0 1 3										
Jim Fuller, R (1,7) OBP: 0.239, SLG: 0.309	0-3 K		0-0 F7			0-3 K		0-0 P4		4 0 0 0 0 2 4										
Roger Metzger, S (1,6) OBP: 0.253, SLG: 0.297 Ed Herrmann, L (9, PH) OBP: 0.236, SLG: 0.220	0-0 6-3		0-0 F7				0-0 4-3		0-0 6-3	3 0 0 0 0 0 2 1 0 0 0 0 0 1										
Joaquin Andujar, S (1,1) OBP: 0.256, SLG: 0.268			0-3 K		0-3 K		0-3 K			3 0 0 0 0 3 1										
Inning Stats	R: 0 E: 0 K: 0 S: 4	H: 1 LOB: 1 BB: 0 P: 4	R: 0 E: 0 K: 2 S: 8	H: 1 LOB: 1 BB: 0 P: 8	R: 0 E: 0 K: 1 S: 7	H: 2 LOB: 2 BB: 0 P: 7	R: 1 E: 0 K: 1 S: 7	H: 2 LOB: 1 BB: 0 P: 7	R: 0 E: 0 K: 2 S: 7	H: 0 LOB: 0 BB: 0 P: 7	R: 0 E: 0 K: 1 S: 6	H: 1 LOB: 1 BB: 0 P: 6	R: 0 E: 0 K: 0 S: 5	H: 0 LOB: 0 BB: 0 P: 5	R: 0 E: 0 K: 0 S: 3	H: 0 LOB: 1 BB: 1 P: 7	1B: 5 2B: 1 3B: 1 HR: 0	SF: 0 SAC: 0 DP: 0 HBP: 0	WP: 0 PB: 0 SB: 1 CS: 0	PA: 35
PITCHER Tom Seaver, R (1,1) ERA: 2.93	IP: 9.0 WLS: W BF: 35	H: 7 R: 1 ER: 1 SO: 8	BB: 1 IBB: 0 HBP: 0 BLK: 0	WP: 0 HR: 0 S: 50 P: 54	ERA: 1.00 WHIP: 0.889															

Cincinnati Reds @ Houston Astros
Astrodome, Houston, TX
Sat Jul 09 1977, 8:05 PM EDT
Att: 40,718 - Dome

AB 34
R 1
H 7
RBI 1
BB 1
SO 8
LOB 15



Batter	1	2	3	4	5	6	7	8	9	AB	R	H	RBI	BB	SO	LOB	TOP																
Pete Rose, S OBP: 0.400, SLG: 0.453 (1, 5)										3	1	1	0	1	0	1	Cincinnati Reds @ Houston Astros Astrodome, Houston, TX Sun Jul 10 1977, 4:33 AM EDT Att: 25,265 - Dome																
Ray Knight, R OBP: 0.421, SLG: 0.588 (7, 5)										4	2	2	0	1	1	1																	
Ken Griffey, L OBP: 0.397, SLG: 0.509 (1, 9)										5	1	1	4	0	1	1																	
Joe Morgan, L OBP: 0.439, SLG: 0.491 (1, 4)										4	0	1	0	0	0	0																	
Dan Driessen, L OBP: 0.390, SLG: 0.500 (1, 3)										4	1	1	0	0	1	1																	
George Foster, R OBP: 0.376, SLG: 0.604 (1, 7)										4	0	2	1	0	2	1																	
Johnny Bench, R OBP: 0.338, SLG: 0.593 (1, 2)										2	0	0	0	2	1	2																	
Dave Concepcion, R OBP: 0.351, SLG: 0.425 (1, 6)										2	0	0	0	2	1	2																	
Cesar Geronimo, L OBP: 0.348, SLG: 0.410 (1, 8)										4	0	0	0	0	1	4																	
Paul Moskau, R OBP: 0.429, SLG: 0.833 (1, 1)										1	0	0	0	1	0	0																	
Mike Lum, L OBP: 0.171, SLG: 0.135 (6, PH)										1	0	0	0	0	0	1																	
Dale Murray, R (6, 1)										0	0	0	0	0	0	0																	
Pedro Borbon, R OBP: 0.308, SLG: 0.385 (7, 1)										1	0	0	0	0	0	1																	
Inning Stats	R: 3 E: 0 K: 2 S: 11	H: 4 LOB: 2 BB: 1 P: 15	R: 0 E: 0 K: 1 S: 5	H: 0 LOB: 1 BB: 1 P: 9	R: 0 E: 0 K: 2 S: 8	H: 1 LOB: 1 BB: 0 P: 8	R: 0 E: 0 K: 1 S: 5	H: 0 LOB: 1 BB: 1 P: 9	R: 0 E: 0 K: 1 S: 5	H: 0 LOB: 0 BB: 0 P: 3	R: 1 E: 0 K: 0 S: 3	H: 1 LOB: 0 BB: 1 P: 7	R: 1 E: 0 K: 0 S: 5	H: 2 LOB: 1 BB: 0 P: 5	R: 0 E: 0 K: 0 S: 3	H: 0 LOB: 0 BB: 0 P: 3	1B: 6 2B: 1 3B: 0 HR: 1	SF: 0 SAC: 0 DP: 0 HBP: 0	WP: 3 PB: 0 SB: 1 CS: 0	PA: 39													
PITCHER	IP WLS BF H R ER SO BB IBB HBP BLK WP HR S P ERA WHIP																																
Gene Pentz, R ERA: 4.46 (1, 1)	6.1	29	6	4	4	7	5	0	0	0	0	2	1	38	58	5.68	1.737																
Joe Sambito, L ERA: 1.95 (7, 1)	0.2	2	0	0	0	0	0	0	0	0	0	1	0	2	2	0.00	0.000																
Joe Niekro, R ERA: 2.8 (8, 1)	1.0	W	5	2	1	1	0	0	0	0	0	0	0	5	5	9.00	2.000																
Bo McLaughlin, R ERA: 4.31 (9, 1)	1.0	S	3	0	0	0	0	0	0	0	0	0	0	3	3	0.00	0.000																

Cincinnati Reds @ Houston Astros
Astrodome, Houston, TX
Sun Jul 10 1977, 4:33 AM EDT
Att: 25,265 - Dome

AB	34
R	5
H	8
RBI	5
BB	5
SO	7
LOB	13



Batter	1	2	3	4	5	6	7	8	9	AB	R	H	RBI	BB	SO	LOB	BOTTOM																
Wilbur Howard, S OBP: 0.253, SLG: 0.253 (1, 7)										4	1	2	0	1	0	1	Cincinnati Reds @ Houston Astros Astrodome, Houston, TX Sun Jul 10 1977, 4:33 AM EDT Att: 25,265 - Dome																
Ken Boswell, L OBP: 0.317, SLG: 0.273 (1, 4)										3	1	0	1	1	0	2																	
Cesar Cedeno, R OBP: 0.324, SLG: 0.310 (1, 8)										3	0	2	3	0	0	0																	
Bob Watson, R OBP: 0.352, SLG: 0.479 (1, 3)										4	0	1	0	0	1	2																	
Jose Cruz, L OBP: 0.352, SLG: 0.460 (1, 9)										4	1	1	1	0	1	2																	
Enos Cabell, R OBP: 0.320, SLG: 0.426 (1, 5)										4	1	2	0	0	0	0																	
Ed Herrmann, L OBP: 0.242, SLG: 0.226 (1, 2)										3	0	1	0	0	0	1																	
Roger Metzger, S OBP: 0.295, SLG: 0.298 (1, 6)										3	1	1	0	0	0	1																	
Julio Gonzalez, R OBP: 0.295, SLG: 0.332 (8, PH) (9, 6)										1	0	0	0	0	0	1																	
Gene Pentz, R ERA: 7.04 (7, PH) Art Gardner, R ERA: 4.47 (8, PH) Joe Ferguson, R ERA: 3.06 (9, 1)										2	0	0	0	0	1	1																	
Inning Stats	R: 0 E: 0 K: 1 S: 5	H: 1 LOB: 0 BB: 0 P: 6	R: 0 E: 0 K: 0 S: 3	H: 0 LOB: 0 BB: 0 P: 3	R: 0 E: 0 K: 1 S: 6	H: 1 LOB: 0 BB: 0 P: 6	R: 0 E: 0 K: 1 S: 5	H: 0 LOB: 0 BB: 0 P: 5	R: 0 E: 0 K: 0 S: 4	H: 2 LOB: 1 BB: 0 P: 4	R: 0 E: 0 K: 0 S: 5	H: 2 LOB: 2 BB: 0 P: 5	R: 4 E: 0 K: 0 S: 6	H: 3 LOB: 1 BB: 2 P: 14	R: 2 E: 0 K: 0 S: 6	H: 3 LOB: 1 BB: 0 P: 6	1B: 10 2B: 0 3B: 1 HR: 1	SF: 0 SAC: 1 DP: 1 HBP: 1	WP: 1 PB: 0 SB: 0 CS: 1	PA: 37													
PITCHER	IP WLS BF H R ER SO BB IBB HBP BLK WP HR S P ERA WHIP																																
Paul Moskau, R ERA: 7.04 (1, 1)	5.0	18	4	4	4	0	2	0	0	0	0	0	0	9	17	21.60	3.600																
Dale Murray, R ERA: 4.47 (6, 1)	1.2	11	4	4	4	0	0	0	0	0	0	0	0	9	17	21.60	3.600																
Pedro Borbon, R ERA: 3.06 (7, 1)	1.1	L	8	4	2	2	0	0	0	0	0	1	8	8	13.50	3.000																	

Cincinnati Reds @ Houston Astros
Astrodome, Houston, TX
Sun Jul 10 1977, 4:33 AM EDT
Att: 25,265 - Dome

AB	33
R	6
H	12
RBI	6
BB	2
SO	3
LOB	11



Batter	1	2	3	4	5	6	7	8	9	AB	R	H	RBI	BB	SO	LOB	TOP					
Pete Rose, S OBP: 0.398, SLG: 0.450 (1, 5)	0-0 3-1		0-0 G3 1-2 1B			0-0 6-3		0-0 F8		4	0	1	0	0	0	1	Cincinnati Reds @ Houston Astros Astrodome, Houston, TX Mon Jul 11 1977, 8:05 PM EDT Att: 17,835 - Dome					
Ken Griffey, L OBP: 0.392, SLG: 0.503 (1, 9)	0-0 6-3		0-0 G3 1-2 2-3			0-0 6-3		0-0 4-3		4	0	0	0	0	0	3						
Joe Morgan, L OBP: 0.440, SLG: 0.489 (1, 4)	4-0 BB		0-0 F7			0-0 F9			0-0 1B 2-3-6-3	3	0	1	0	1	0	2						
Dan Driessen, L OBP: 0.388, SLG: 0.496 (1, 3)	0-3 K			0-0 1B				0-0 F8	0-0 G4-3-6-3 1-2	4	0	1	0	0	1	2						
George Foster, R OBP: 0.374, SLG: 0.600 (1, 7)		0-3 K		0-3 K				0-0 FC6-4 1B	0-0 F3	4	0	1	0	0	2	0						
Cesar Geronimo, L OBP: 0.344, SLG: 0.406 (1, 8)		0-0 5-3		0-0 1-3				0-0 F7		3	0	0	0	0	0	1						
Dave Concepcion, R OBP: 0.348, SLG: 0.421 (1, 6)		0-0 L8			0-0 F8			0-0 FC6-4 1-2		3	0	0	0	0	0	1						
Bill Plummer, R OBP: 0.284, SLG: 0.216 (1, 2)			0-0 G3 1B 1B		0-0 5-3			4-0 BB BB		2	0	1	0	1	0	0						
Fred Norman, S OBP: 0.119, SLG: 0.119 (1, 1)			0-3 K					0-0 P9		2	0	0	0	0	2	1						
Mike Lum, L OBP: 0.167, SLG: 0.132 (8, PH)					0-0 K					1	0	0	0	0	0	1						
Jack Billingham, R OBP: 0.196, SLG: 0.217 (8, 1)										0	0	0	0	0	0	0						
Inning Stats	R: 0 E: 0 K: 1 S: 5	H: 0 LOB: 1 BB: 1 P: 9	R: 0 E: 0 K: 1 S: 5	H: 0 LOB: 0 BB: 0 P: 5	R: 0 E: 0 K: 1 S: 7	H: 2 LOB: 2 BB: 0 P: 7	R: 0 E: 0 K: 1 S: 5	H: 1 LOB: 0 BB: 0 P: 5	R: 0 E: 0 K: 1 S: 5	H: 0 LOB: 0 BB: 0 P: 5	R: 0 E: 0 K: 0 S: 3	H: 0 LOB: 0 BB: 0 P: 3	R: 0 E: 0 K: 0 S: 4	H: 1 LOB: 1 BB: 0 P: 4	R: 0 E: 0 K: 0 S: 3	H: 0 LOB: 1 BB: 1 P: 7	R: 0 E: 0 K: 0 S: 3	H: 1 LOB: 0 BB: 0 P: 3	1B: 5 2B: 0 3B: 0 HR: 0	SF: 0 SAC: 0 DP: 1 HBP: 0	WP: 0 PB: 0 SB: 0 CS: 0	PA: 32
PITCHER J.R. Richard, R ERA: 2.79 (1, 1)	IP: 9.0 WLS: W BF: 32 H: 5 R: 0 ER: 0 SO: 5 BB: 2 IBB: 0 HBP: 0 BLK: 0 WP: 0 HR: 0 S: 40 P: 48 ERA: 0.00 WHIP: 0.778																					

Batter	1	2	3	4	5	6	7	8	9	AB	R	H	RBI	BB	SO	LOB	BOTTOM			
Julio Gonzalez, R OBP: 0.297, SLG: 0.338 (1, 4)	0-0 1-3			0-0 4-3		0-0 WP 2B 1B		0-0 2B		4	1	2	0	0	0	0	Cincinnati Reds @ Houston Astros Astrodome, Houston, TX Mon Jul 11 1977, 8:05 PM EDT Att: 17,835 - Dome			
Enos Cabell, R OBP: 0.316, SLG: 0.420 (1, 5)	0-0 F7			0-3 K		0-3 K 1-2 2-3		0-0 1-3		4	0	0	0	0	2	3				
Cesar Cedeno, R OBP: 0.323, SLG: 0.307 (1, 8)	0-0 4-3			0-0 L7		4-0 2B IBB		0-0 5-3		3	0	0	0	1	0	1				
Bob Watson, R OBP: 0.352, SLG: 0.481 (1, 3)		0-0 F6			0-3 K	0-0 2B		0-0 2B 1-3 2H 3H		3	0	1	2	0	1	0				
Joe Ferguson, R OBP: 0.377, SLG: 0.458 (1, 2)		0-3 K			0-0 F9	0-0 F9			0-0 12	3	0	0	0	0	1	2				
Jose Cruz, L OBP: 0.352, SLG: 0.459 (1, 9)		0-0 G3			0-0 1B			0-0 G3		3	0	1	0	0	0	0				
Jim Fuller, R OBP: 0.231, SLG: 0.298 (1, 7)				0-0 5-3					0-0 F8	3	0	0	0	0	0	1				
Wilbur Howard, S OBP: 0.253, SLG: 0.253 (8, 7)					0-0 P6					0	0	0	0	0	0	0				
Roger Metzger, S OBP: 0.248, SLG: 0.289 (1, 6)				0-0 F9		0-0 F7		0-0 6-3		3	0	0	0	0	0	0				
J.R. Richard, R OBP: 0.208, SLG: 0.340 (1, 1)				0-3 K		0-0 WP 2B 1B		0-3 K2-3		3	1	1	0	0	2	0				
Inning Stats	R: 0 E: 0 K: 0 S: 3	H: 0 LOB: 0 BB: 0 P: 3	R: 0 E: 0 K: 1 S: 5	H: 0 LOB: 0 BB: 0 P: 5	R: 0 E: 0 K: 1 S: 5	H: 0 LOB: 0 BB: 0 P: 5	R: 0 E: 0 K: 1 S: 6	H: 1 LOB: 1 BB: 0 P: 6	R: 2 E: 0 K: 1 S: 8	H: 3 LOB: 2 BB: 1 P: 12	R: 0 E: 0 K: 0 S: 3	H: 0 LOB: 0 BB: 0 P: 3	R: 0 E: 0 K: 1 S: 6	H: 1 LOB: 1 BB: 0 P: 6	R: 0 E: 0 K: 0 S: 3	H: 0 LOB: 0 BB: 0 P: 6	1B: 3 2B: 2 3B: 0 HR: 0	SF: 0 SAC: 0 DP: 0 HBP: 0	WP: 1 PB: 0 SB: 0 CS: 0	PA: 30
PITCHER Fred Norman, L ERA: 2.94 (1, 1)	IP: 7.0 WLS: L BF: 26 H: 4 R: 2 ER: 2 SO: 5 BB: 0 IBB: 1 HBP: 0 BLK: 0 WP: 1 HR: 0 S: 35 P: 39 ERA: 2.57 WHIP: 0.571																			
Jack Billingham, R ERA: 4.92 (8, 1)	IP: 1.0 WLS: L BF: 4 H: 1 R: 0 ER: 0 SO: 1 BB: 0 IBB: 0 HBP: 0 BLK: 0 WP: 0 HR: 0 S: 6 P: 6 ERA: 0.00 WHIP: 1.000																			

AB	30
R	0
H	5
RBI	0
BB	2
SO	5
LOB	12



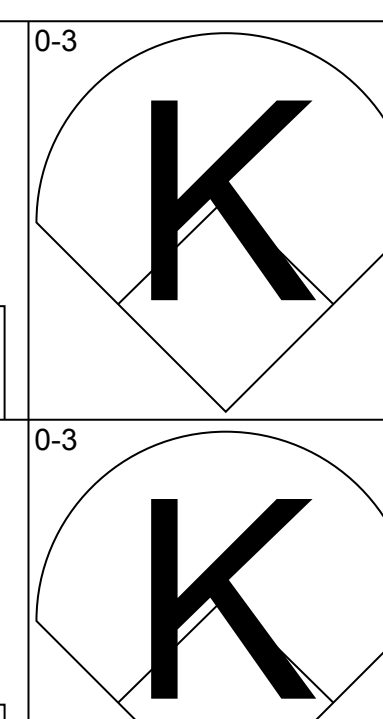
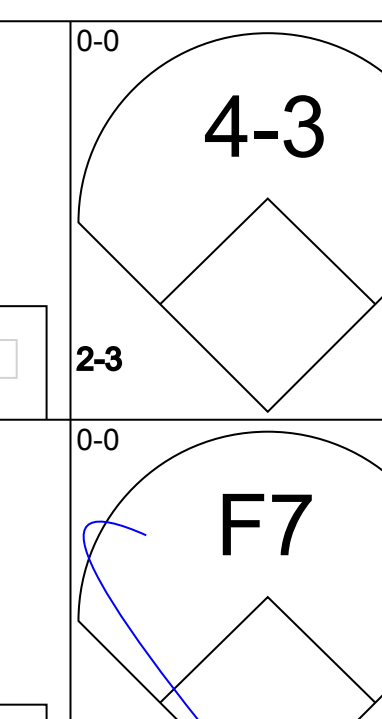
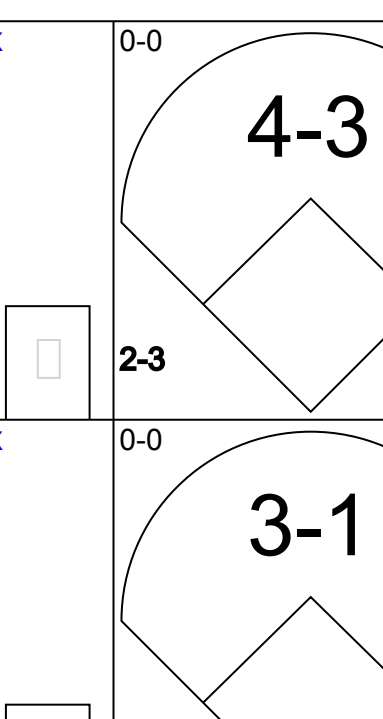
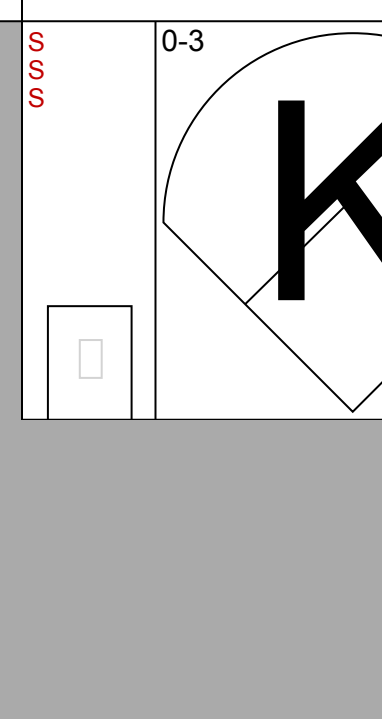
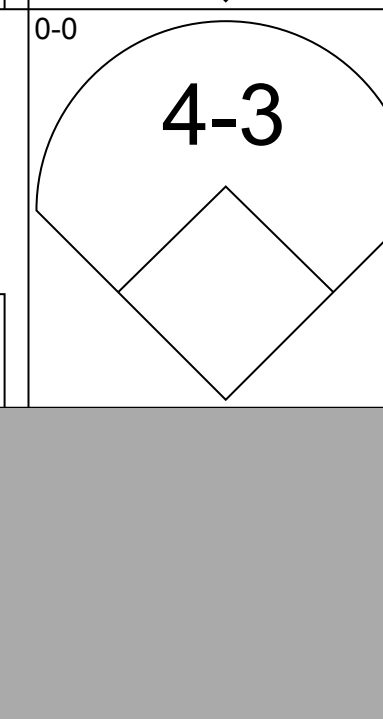


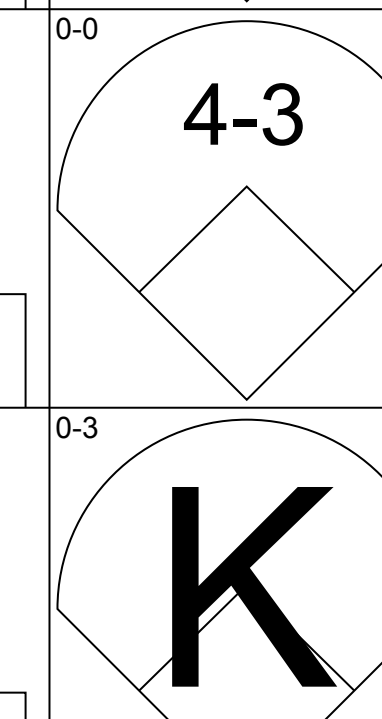

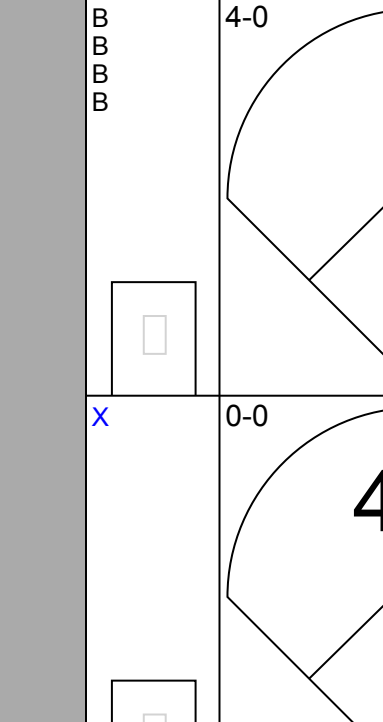
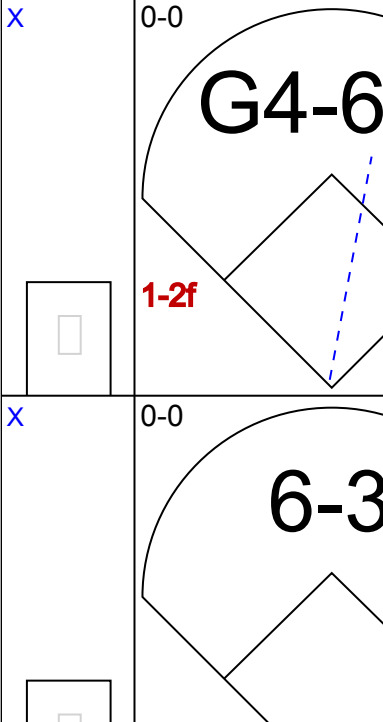






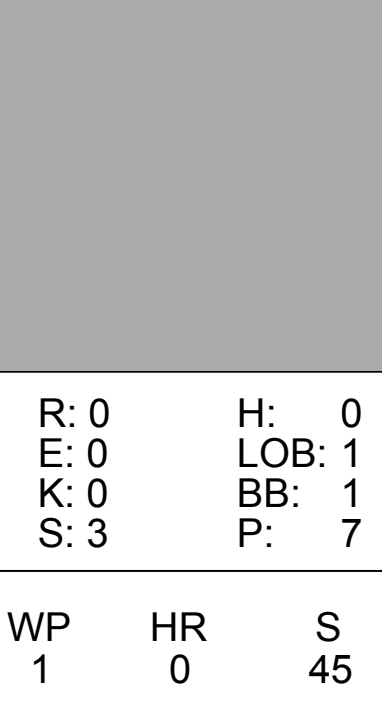

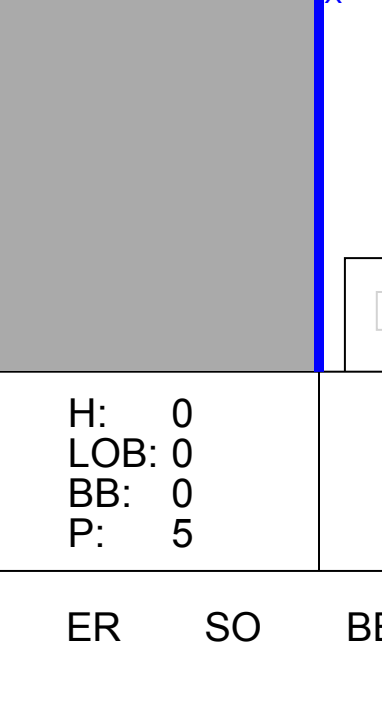
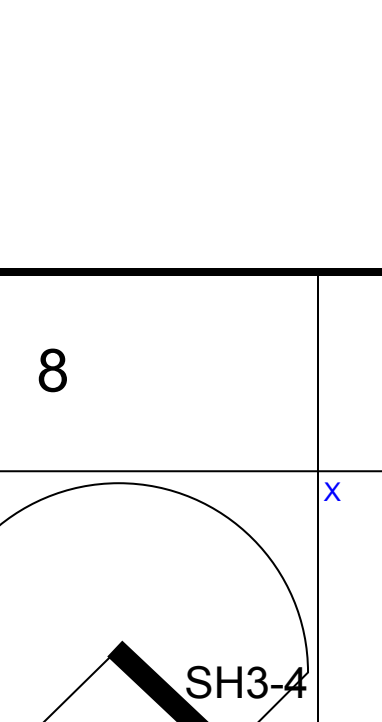


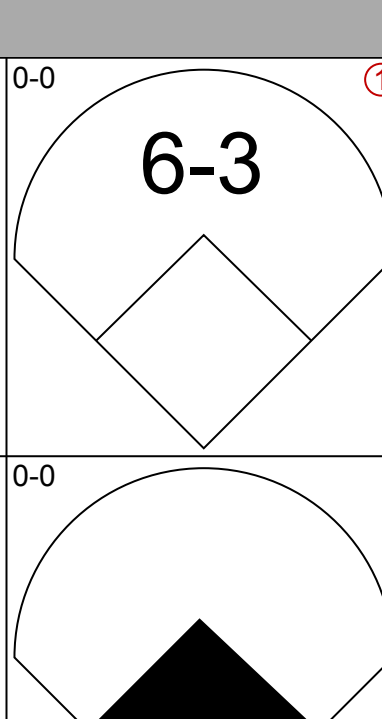
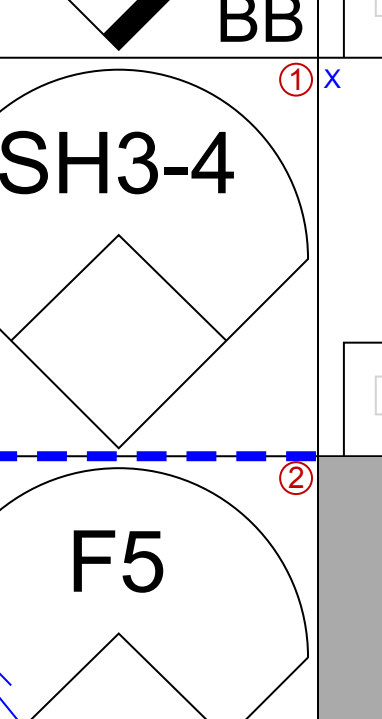
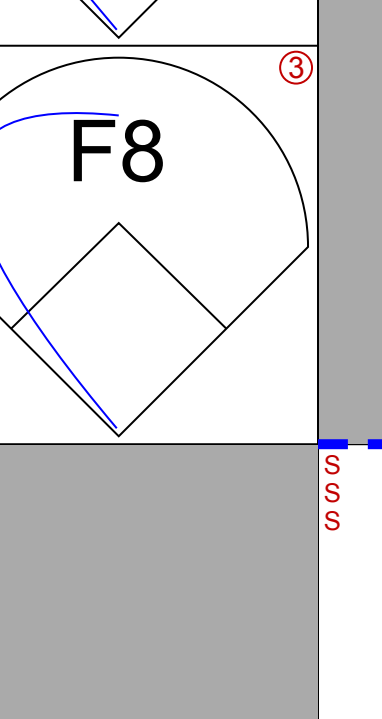
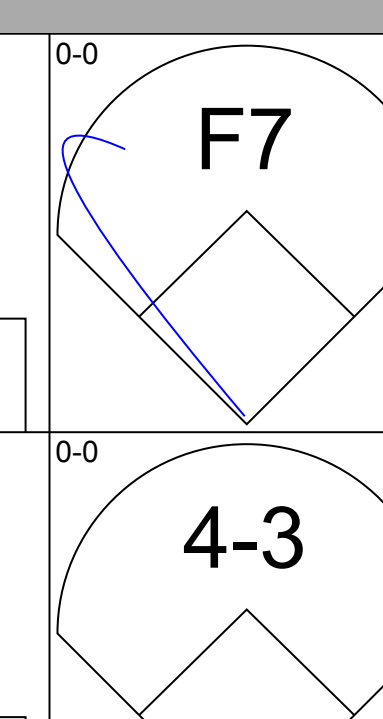

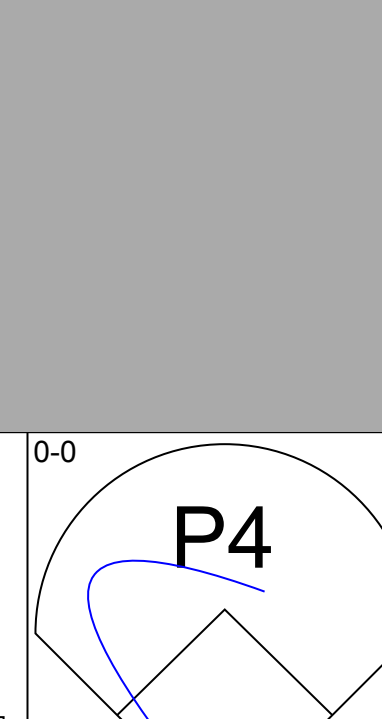
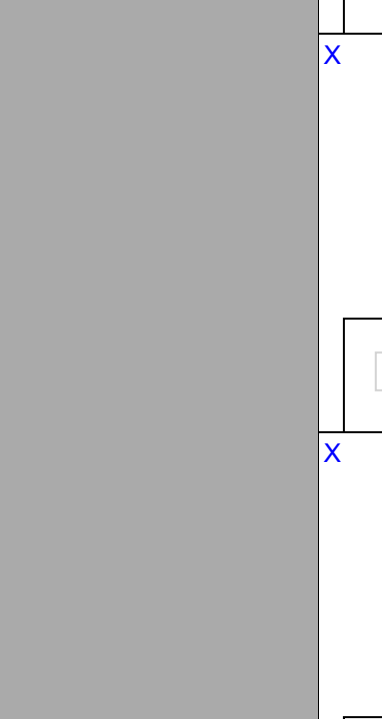
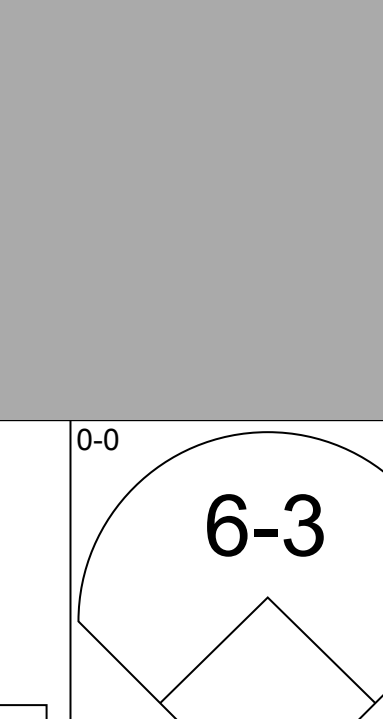
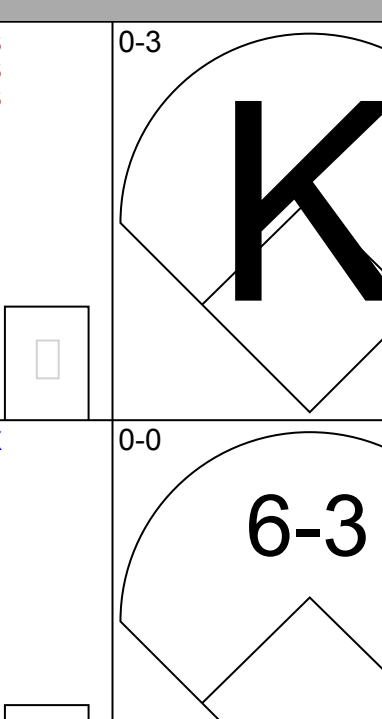
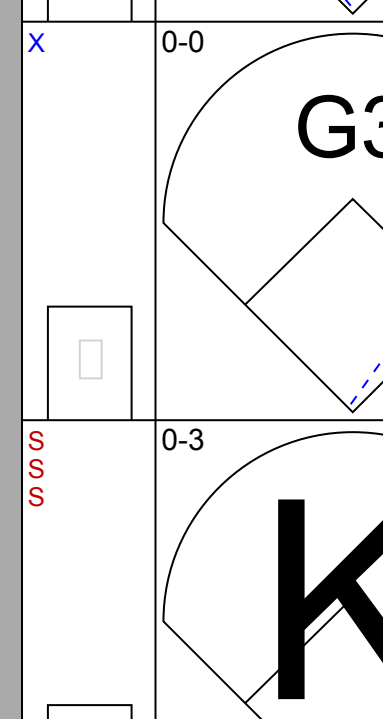
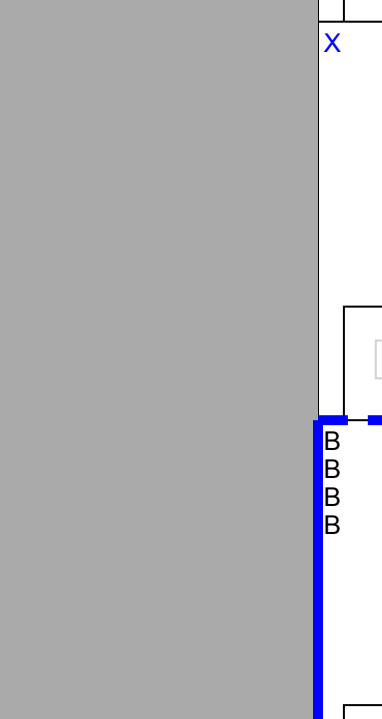
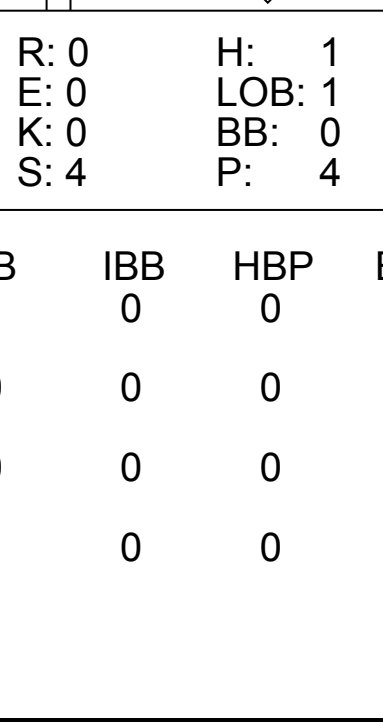
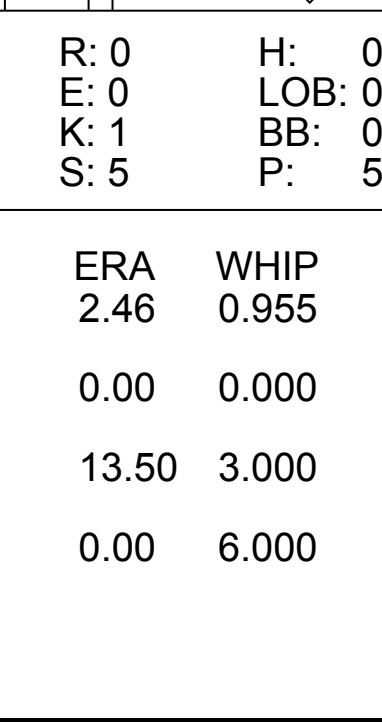
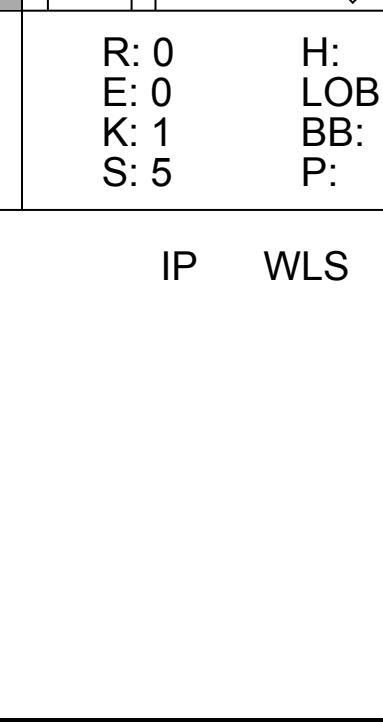
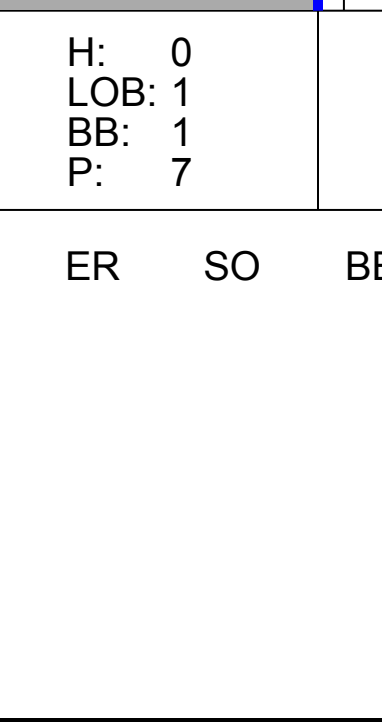
Batter	1	2	3	4	5	6	7	8	9	AB	R	H	RBI	BB	SO	LOB	TOP					
Rowland Office, L OBP: 0.296, SLG: 0.310	4-3		F7			SH1-4 2B BB	FC4 1B		BB 4-0 BB	3	1	2	2	0	0		Atlanta Braves @ Cincinnati Reds Riverfront Stadium, Cincinnati, OH Tue Jul 12 1977, 7:05 PM EDT Att: 30,541 - Unknown					
Rod Gilbreath, R OBP: 0.313, SLG: 0.302	4-1			K		SH1-4	FC4		BB L3-6	4	0	0	0	0	1	3						
Willie Montanez, L OBP: 0.359, SLG: 0.526	K			4-3		FC5 2H	2B		P4	4	0	1	1	0	1	0						
Jeff Burroughs, R OBP: 0.367, SLG: 0.491		FC5-4 1B		K		6-3			P4	4	0	1	0	0	1	1						
Gary Matthews, R OBP: 0.349, SLG: 0.443		FC5-4 5-3 1-2			P3	FC5			1B	4	0	1	0	0	0	2						
Junior Moore, R OBP: 0.340, SLG: 0.261		5-3			FC5-4 BB 1B				P6	4	1	2	0	0	0	2						
Jerry Royster, R OBP: 0.289, SLG: 0.265		5-3			FC5-4 BB 1B		SH S 1B		1B	0	0	0	0	0	0	0						
Biff Pocoroba, S OBP: 0.395, SLG: 0.470			F7		FC5-4 BB		SH 5-3 1B		1B BLK SF9 BB	1	2	0	0	2	0	1						
Craig Robinson, R OBP: 0.250, SLG: 0.261			F8		FC5-4		5-3		L3-6 SF9 1B	2	0	0	0	0	0	2						
Cito Gaston, R OBP: 0.276, SLG: 0.389					FC5-4 FC6-4 1-2 2-3		5-3		1B	1	0	0	0	0	0	2						
Darrel Chaney, S OBP: 0.270, SLG: 0.307					FC6-4		F2		SF9	1	0	1	0	0	0	0						
Phil Niekro, R OBP: 0.194, SLG: 0.183			K		FC6-4				SF9	3	0	0	0	0	1	4						
Joe Nolan, L OBP: 0.452, SLG: 0.464										0	0	0	0	0	0	0						
Tom Paciorek, R OBP: 0.271, SLG: 0.366										0	0	0	1	0	0	0						
Rick Camp, R OBP: 0.271, SLG: 0.366										0	0	0	0	0	0	0						
Inning Stats	R: 0 E: 0 K: 1 S: 5	H: 0 LOB: 0 BB: 0 P: 5	R: 0 E: 0 K: 0 S: 4	H: 1 LOB: 1 BB: 0 P: 4	R: 0 E: 0 K: 1 S: 5	H: 0 LOB: 0 BB: 0 P: 5	R: 0 E: 0 K: 2 S: 7	H: 0 LOB: 0 BB: 0 P: 7	R: 0 E: 0 K: 0 S: 4	H: 1 LOB: 2 BB: 1 P: 8	R: 1 E: 0 K: 0 S: 4	H: 1 LOB: 1 BB: 1 P: 8	R: 2 E: 0 K: 0 S: 6	H: 2 LOB: 1 BB: 0 P: 6	R: 0 E: 0 K: 0 S: 4	H: 1 LOB: 1 BB: 0 P: 4	R: 0 E: 0 K: 0 S: 3	H: 1 LOB: 1 BB: 2 P: 11	1B: 6 2B: 2 3B: 0 HR: 0	SF: 1 SAC: 2 DP: 1 HBP: 0	WP: 0 PB: 0 SB: 1 CS: 0	PA: 38
PITCHER	IP WLS BF H R ER SO BB IBB HBP BLK WP HR S P ERA WHIP																					
Doug Capilla, L ERA: 4.78	(1, 1) 7.0 29 5 3 3 4 2 0 0 0 0 0 0 35 43 3.86 1.000																					
Joe Henderson, R ERA: 11.25	(8, 1) 1.0 L 6 2 1 1 0 1 0 0 0 1 0 0 5 9 9.00 3.000																					
Joe Hoerner, L ERA: 13.5	(9, 1) 0.1 2 0 0 0 0 1 0 0 0 0 0 0 1 5 0.00 3.000																					
Dale Murray, R ERA: 4.42	(9, 1) 0.2 1 0 0 0 0 0 0 0 0 0 0 0 1 1 0.00 0.000																					

AB	31
R	4
H	7
RBI	4
BB	4
SO	4
LOB	17



Batter	1	2	3	4	5	6	7	8	9	AB	R	H	RBI	BB	SO	LOB	BOTTOM					
Pete Rose, S OBP: 0.398, SLG: 0.449	1-3		BB 1B		F8		F8		1-3 1B	5	0	2	0	0	0	0	Atlanta Braves @ Cincinnati Reds Riverfront Stadium, Cincinnati, OH Tue Jul 12 1977, 7:05 PM EDT Att: 30,541 - Unknown					
Dave Concepcion, R OBP: 0.345, SLG: 0.417	E 1B		F8		G3		P4		L4	5	0	1	0	0	0	3						
Joe Morgan, L OBP: 0.443, SLG: 0.505	E4 G5-3 1-3		4-0 1-2 BB		HR				4-3 SF8 2B	3	2	2	1	1	0	1						
Dan Driessen, L OBP: 0.389, SLG: 0.493	BB		K		CS BB				4-3	2	0	0	0	2	1	3						
George Foster, R OBP: 0.370, SLG: 0.594	G5-3 2-3		F8		CS		L7		SF8	3	0	0	1	0	0	5						
Johnny Bench, R OBP: 0.337, SLG: 0.586		K		3-1 BB		K			5-3	3	0	0	0	1	2	0						
Cesar Geronimo, L OBP: 0.340, SLG: 0.400		P6		3-1		5-3			1-6-3	4	0	0	0	0	0	1						
Champ Summers, L OBP: 0.300, SLG: 0.577					F8		HR		3-1	3	1	1	1	1	0	1						
Doug Capilla, L ERA: 4.78	(1, 1)				L3		K		1B BB	2	0	0	0	0	0	2						
Mike Lum, L OBP: 0.163, SLG: 0.128	(7, PH)									1	0	0	0	0	0	0						
Joe Henderson, L ERA: 11.25	(8, 1)									0	0	0	0	0	0	0						
Joe Hoerner, R ERA: 13.5	(9, 1)									0	0	0	0	0	0	0						
Dale Murray, R ERA: 4.42	(9, 1)									0	0	0	0	0	0	0						
Ken Griffey, L OBP: 0.364, SLG: 0.503	(9, PH)									0	0	0	0	1	0	0						
Ed Armbrister, R OBP: 0.200, SLG: 0.610	(9, PH)									0	0	0	0	0	0	0						
Inning Stats	R: 0 E: 1 K: 0 S: 4	H: 1 LOB: 2 BB: 1 P: 8	R: 0 E: 0 K: 1 S: 5	H: 0 LOB: 1 BB: 1 P: 9	R: 0 E: 0 K: 1 S: 6	H: 1 LOB: 2 BB: 1 P: 10	R: 0 E: 0 K: 0 S: 3	H: 0 LOB: 1 BB: 1 P: 7	R: 1 E: 0 K: 0 S: 3	H: 1 LOB: 0 BB: 0 P: 7	R: 0 E: 0 K: 1 S: 5	H: 0 LOB: 0 BB: 0 P: 5	R: 1 E: 0 K: 0 S: 6	H: 1 LOB: 0 BB: 0 P: 6	R: 1 E: 0 K: 0 S: 4	H: 1 LOB: 0 BB: 0 P: 4	R: 0 E: 0 K: 0 S: 4	H: 1 LOB: 2 BB: 1 P: 8	1B: 3 2B: 1 3B: 0 HR: 2	SF: 1 SAC: 0 DP: 1 HBP: 0	WP: 0 PB: 0 SB: 0 CS: 1	PA: 39
PITCHER	IP WLS BF H R ER SO BB IBB HBP BLK WP HR S P ERA WHIP																					
Phil Niekro, R ERA: 4.34	(1, 1) 8.0 W 33 5 3 3 4 5 0 0 0 0 0 0 2 36 56 3.38 1.250																					
Rick Camp, R ERA: 3.56	(9, 1) 1.0 S 5 1 0 0 0 1 0 0 0 0 0 0 4 8 0.00 2.000																					

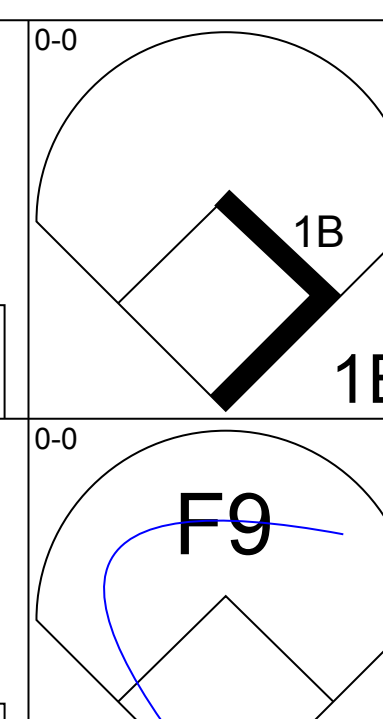
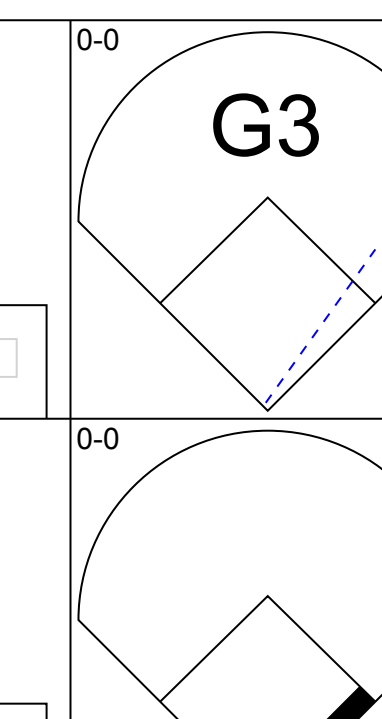
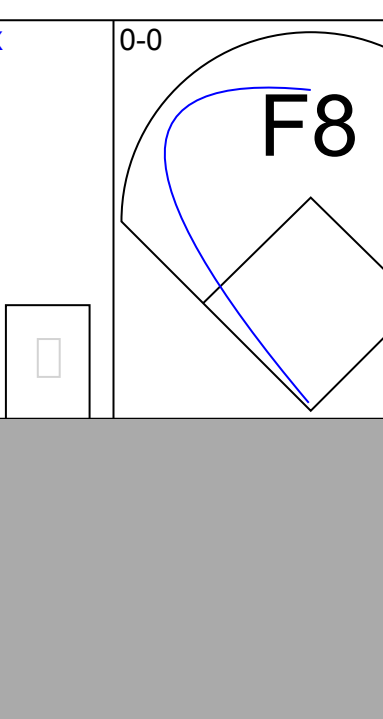
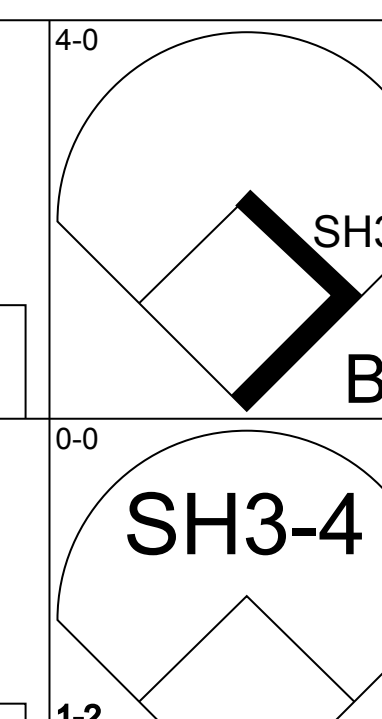
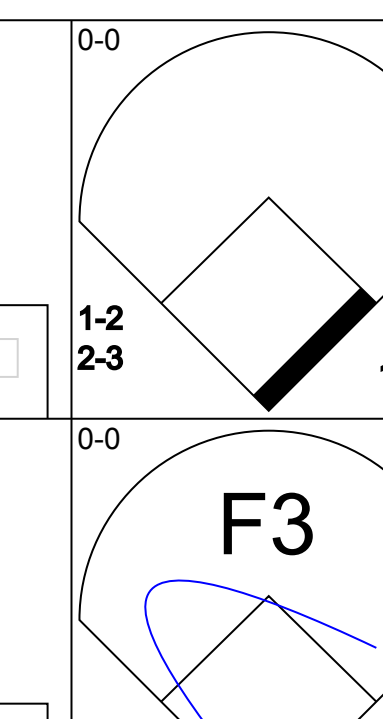
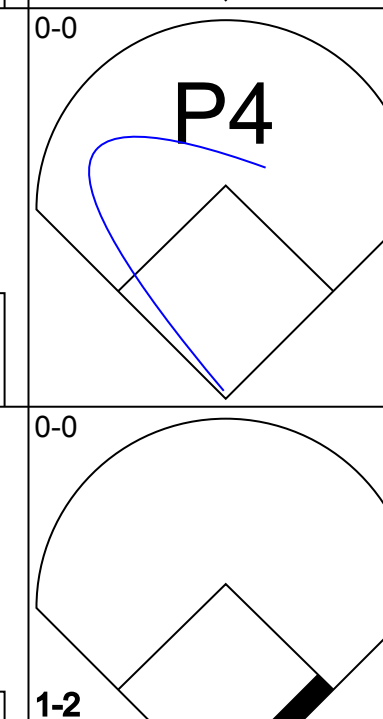
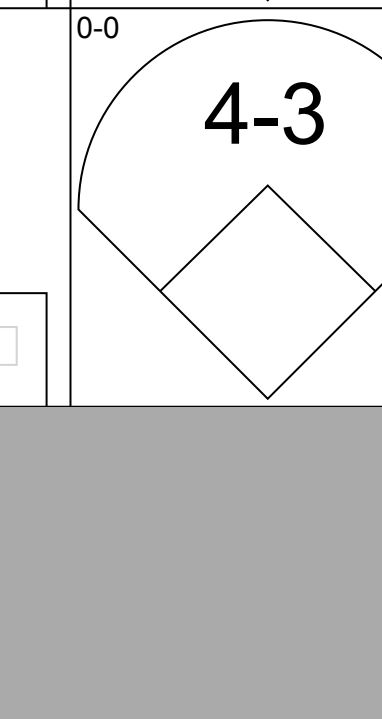
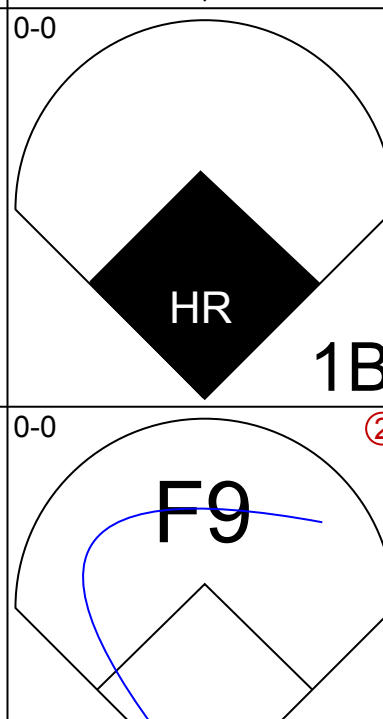
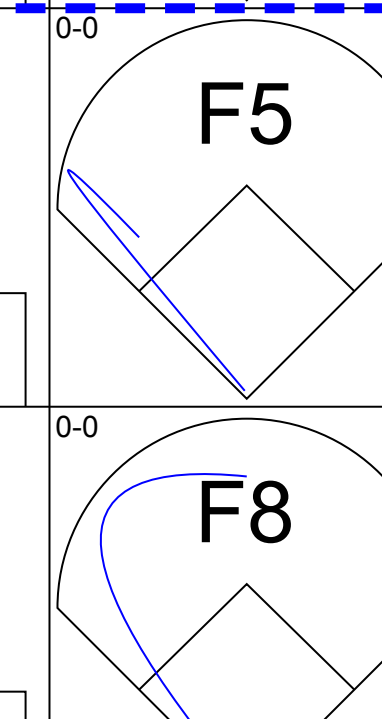

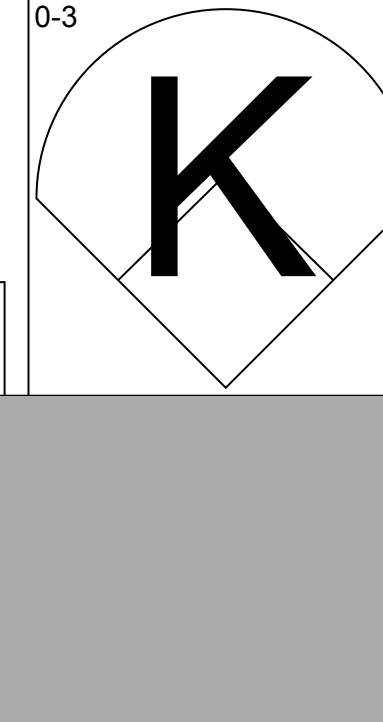

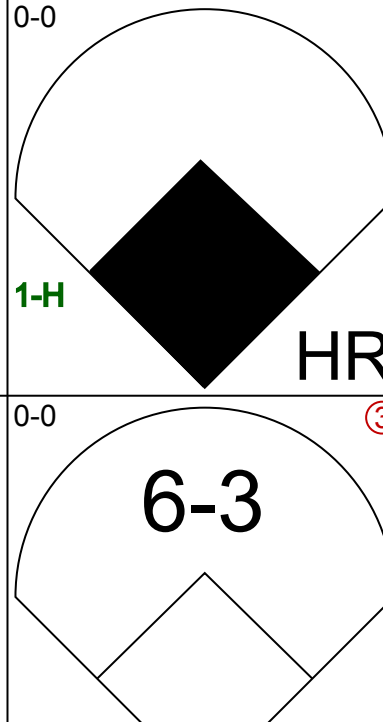


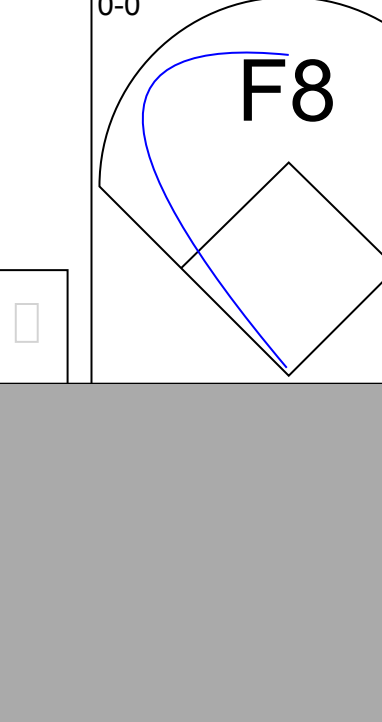


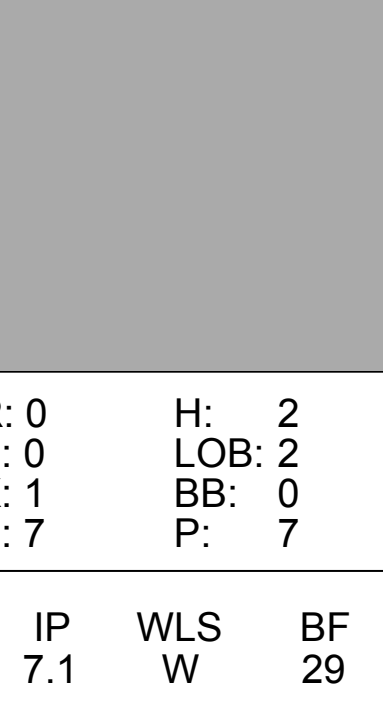
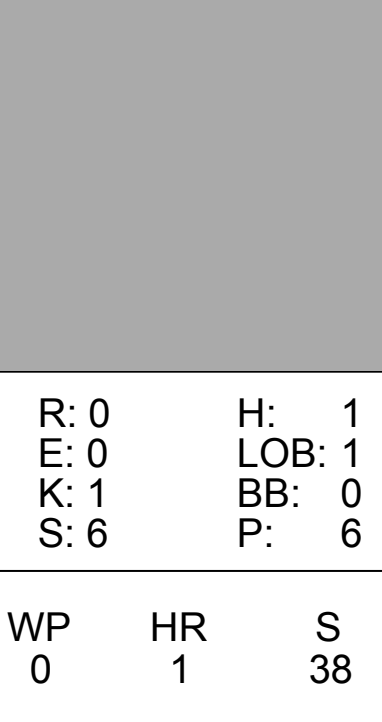

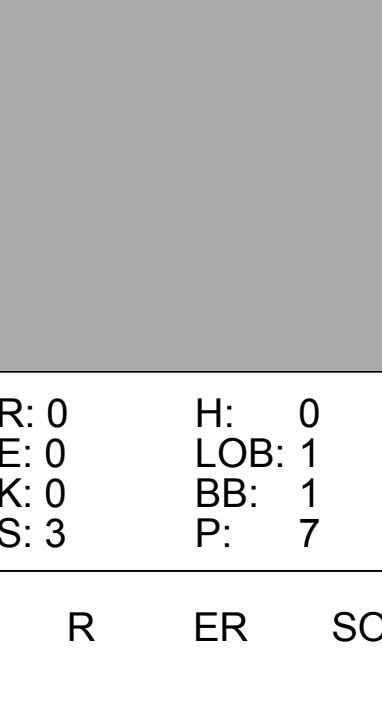






Batter	1	2	3	4	5	6	7	8	9	AB	R	H	RBI	BB	SO	LOB	TOP					
Rowland Office, L OBP: 0.290, SLG: 0.304										4	0	0	0	0	2	3						
Biff Pocoroba, S OBP: 0.388, SLG: 0.461										4	0	0	0	0	1	1						
Willie Montanez, L OBP: 0.358, SLG: 0.525										4	1	1	0	0	0	0						
Jeff Burroughs, R OBP: 0.366, SLG: 0.488										4	0	1	1	0	1	0						
Gary Matthews, R OBP: 0.348, SLG: 0.442										1	0	0	0	0	1	0						
Brian Asselstine, L OBP: 0.269, SLG: 0.275										1	1	0	0	2	0	1						
Junior Moore, R OBP: 0.340, SLG: 0.354										2	0	0	0	1	0	1						
Jerry Royster, R OBP: 0.289, SLG: 0.265										0	0	0	0	0	0	0						
Rod Gilbreath, R OBP: 0.320, SLG: 0.315										4	1	3	1	0	1	1						
Darrel Chaney, S OBP: 0.275, SLG: 0.318										4	1	2	1	0	0	2						
Buzz Capra, R OBP: 0.188, SLG: 0.071										1	0	0	0	0	0	1						
Jamie Easterly, L OBP: 0.267, SLG: 0.400										0	0	0	0	0	0	0						
Joe Nolan, L OBP: 0.438, SLG: 0.448										1	0	0	0	0	0	1						
Dave Campbell, R OBP: 0.441, SLG: 0.502										0	0	0	0	0	0	0						
Rick Camp, R OBP: 0.396, SLG: 0.503										0	0	0	0	0	0	0						
Inning Stats	R: 0 E: 0 K: 2 S: 7	H: 0 LOB: 0 BB: 0 P: 7	R: 0 E: 0 K: 2 S: 7	H: 0 LOB: 1 BB: 1 P: 11	R: 1 E: 0 K: 0 S: 4	H: 1 LOB: 0 BB: 0 P: 4	R: 0 E: 0 K: 0 S: 3	H: 0 LOB: 1 BB: 1 P: 7	R: 1 E: 0 K: 0 S: 5	H: 2 LOB: 1 BB: 0 P: 5	R: 1 E: 0 K: 0 S: 4	H: 2 LOB: 0 BB: 0 P: 4	R: 0 E: 0 K: 1 S: 6	H: 1 LOB: 1 BB: 0 P: 6	R: 0 E: 0 K: 1 S: 5	H: 0 LOB: 0 BB: 0 P: 5	R: 1 E: 0 K: 0 S: 4	H: 1 LOB: 1 BB: 1 P: 8	1B: 4 2B: 3 3B: 0 HR: 0	SF: 0 SAC: 3 DP: 1 HBP: 0	WP: 1 PB: 0 SB: 1 CS: 0	PA: 36
PITCHER Jack Billingham, R ERA: 4.86	IP: 9.0 WLS: L BF: 36 H: 7 R: 4 ER: 4 SO: 6 BB: 3 IBB: 0 HBP: 0 BLK: 0 WP: 1 HR: 0 S: 45 P: 57 ERA: 4.00 WHIP: 1.111																					

Atlanta Braves @ Cincinnati Reds
Riverfront Stadium, Cincinnati, OH
Wed Jul 13 1977, 7:05 PM EDT
Att: 30,524 - Unknown

AB 30
R 4
H 7
RBI 3
BB 3
SO 6
LOB 11



Batter	1	2	3	4	5	6	7	8	9	AB	R	H	RBI	BB	SO	LOB	BOTTOM									
Pete Rose, S OBP: 0.401, SLG: 0.450										4	0	2	0	1	0	0										
Dave Concepcion, R OBP: 0.344, SLG: 0.415										4	0	1	0	0	0	4										
Joe Morgan, L OBP: 0.441, SLG: 0.502										4	1	1	0	0	0	3										
Dan Driessen, L OBP: 0.391, SLG: 0.493										4	0	2	0	0	0	2										
George Foster, R OBP: 0.369, SLG: 0.599										4	1	1	2	0	3	3										
Johnny Bench, R OBP: 0.332, SLG: 0.576										4	0	0	0	0	0	1										
Cesar Geronimo, L OBP: 0.338, SLG: 0.397										2	0	0	0	0	0	1										
Mike Lum, L OBP: 0.178, SLG: 0.220										2	1	1	1	0	0	0										
Champ Summers, L OBP: 0.294, SLG: 0.533										4	0	1	0	0	2	0										
Ed Ambrister, R OBP: 0.429, SLG: 0.610										0	0	0	0	0	0	0										
Jack Billingham, R OBP: 0.184, SLG: 0.204										3	0	0	0	0	1	0										
Ken Griffey, L OBP: 0.396, SLG: 0.503										0	0	0	0	1	0	0										
Inning Stats	R: 0 E: 0 K: 1 S: 7	H: 2 LOB: 2 BB: 0 P: 7	R: 0 E: 0 K: 1 S: 5	H: 0 LOB: 0 BB: 0 P: 5	R: 0 E: 0 K: 0 S: 4	H: 1 LOB: 1 BB: 0 P: 4	R: 0 E: 0 K: 1 S: 6	H: 1 LOB: 0 BB: 0 P: 6	R: 0 E: 0 K: 0 S: 5	H: 2 LOB: 0 BB: 0 P: 5	R: 0 E: 0 K: 1 S: 5	H: 0 LOB: 0 BB: 0 P: 5	R: 0 E: 0 K: 0 S: 3	H: 0 LOB: 1 BB: 1 P: 7	R: 1 E: 0 K: 1 S: 8	H: 3 LOB: 3 BB: 1 P: 12	1B: 7 2B: 0 3B: 0 HR: 2	SF: 0 SAC: 1 DP: 0 HBP: 0	WP: 0 PB: 0 SB: 1 CS: 0	PA: 38						
PITCHER Buzz Capra, R ERA: 5.96	IP: 7.1 WLS: W BF: 29 H: 6 R: 2 ER: 2 SO: 5 BB: 1 IBB: 0 HBP: 0 BLK: 0 WP: 0 HR: 1 S: 38 P: 42 ERA: 2.46 WHIP: 0.955																									
Jamie Easterly, L ERA: 5.96	0.2	2	0	0	0	0	0	0	0	0	0	2	2	0.00	0.000											
Dave Campbell, R ERA: 4.46	0.2	4	2	1	1	1	0	0	0	0	1	6	6	13.50	3.000											
Rick Camp, R ERA: 3.55	0.1	S	3	1	0	0	0	1	0	0	0	2	6	0.00	6.000											

Atlanta Braves @ Cincinnati Reds
Riverfront Stadium, Cincinnati, OH
Wed Jul 13 1977, 7:05 PM EDT
Att: 30,524 - Unknown


AB 35
R 3
H 9
RBI 3
BB 2
SO 6
LOB 14



Batter	1	2	3	4	5	6	7	8	9	AB	R	H	RBI	BB	SO	LOB	TOP			
Rowland Office, L OBP: 0.294, SLG: 0.309										3	1	1	0	1	0	0				
Junior Moore, R OBP: 0.335, SLG: 0.349										3	0	0	0	1	0	1				
Willie Montanez, L OBP: 0.360, SLG: 0.527										3	0	1	0	1	0	2				
Jeff Burroughs, R OBP: 0.362, SLG: 0.482										4	0	0	0	0	2	3				
Biff Pocoroba, S OBP: 0.382, SLG: 0.452										4	0	0	0	0	0	2				
Brian Asselstine, L OBP: 0.254, SLG: 0.259										3	0	0	0	0	0	0				
Darrel Chaney, S OBP: 0.272, SLG: 0.314										2	0	0	0	0	1	0	AB 28			
Steve Hargan, R										0	0	0	0	0	0	0	R 1			
Joe Nolan, L OBP: 0.455, SLG: 0.448										0	0	0	0	1	0	0	H 2			
Steve Kline, R										0	0	0	0	0	0	0	RBI 0			
Rod Gilbreath, R OBP: 0.316, SLG: 0.311										3	0	0	0	0	2	1	BB 4			
Dick Ruthven, R OBP: 0.235, SLG: 0.294										1	0	0	0	0	1	0	SO 7			
Jerry Royster, R OBP: 0.287, SLG: 0.263										2	0	0	0	0	1	1	LOB 10			
Inning Stats	R: 0 E: 0 K: 1 S: 4	H: 0 LOB: 1 BB: 2 P: 12	R: 0 E: 0 K: 1 S: 5	H: 0 LOB: 0 BB: 0 P: 5	R: 0 E: 0 K: 2 S: 7	H: 0 LOB: 0 BB: 0 P: 7	R: 0 E: 0 K: 1 S: 5	H: 0 LOB: 0 BB: 0 P: 5	R: 0 E: 0 K: 1 S: 3	H: 0 LOB: 0 BB: 0 P: 3	R: 0 E: 0 K: 1 S: 5	H: 1 LOB: 1 BB: 0 P: 4	R: 0 E: 0 K: 1 S: 5	H: 0 LOB: 1 BB: 1 P: 9	R: 1 E: 1 K: 0 S: 4	H: 1 LOB: 1 BB: 1 P: 8	1B: 0 2B: 2 3B: 0 HR: 0	SF: 0 SAC: 0 DP: 1 HBP: 0	WP: 0 PB: 0 SB: 0 CS: 0	PA: 32
PITCHER Tom Seaver, R ERA: 2.76	IP: 9.0 WLS: W BF: 32	H: 2 R: 1 ER: 0 SO: 7	BB: 4 IBB: 0 HBP: 0 BLK: 0	WP: 0 HR: 0 S: 42 P: 58	ERA: 0.00 WHIP: 0.667															

Atlanta Braves @ Cincinnati Reds
Riverfront Stadium, Cincinnati, OH
Thu Jul 14 1977, 7:05 PM EDT
Att: 30,143 - Unknown


AB 28
R 1
H 2
RBI 0
BB 4
SO 7
LOB 10



Batter	1	2	3	4	5	6	7	8	9	AB	R	H	RBI	BB	SO	LOB	BOTTOM			
Pete Rose, S OBP: 0.402, SLG: 0.451										4	0	2	0	0	0	0				
Ray Knight, R OBP: 0.421, SLG: 0.588										0	0	0	0	0	0	0				
Ken Griffey, L OBP: 0.391, SLG: 0.497										4	0	0	0	0	1	2				
Joe Morgan, L OBP: 0.442, SLG: 0.500										3	1	1	0	1	0	1				
Dan Driessen, L OBP: 0.392, SLG: 0.495										3	2	1	0	1	0	2				
George Foster, R OBP: 0.373, SLG: 0.628										4	3	3	5	0	0	1				
Johnny Bench, R OBP: 0.338, SLG: 0.574										1	0	0	0	3	0	0				
Dave Concepcion, R OBP: 0.341, SLG: 0.411										3	0	0	0	0	0	3	AB 31			
Rick Auerbach, R OBP: 0.308, SLG: 0.200										1	0	0	0	0	0	1	R 7			
Mike Lum, L OBP: 0.184, SLG: 0.222										4	0	1	1	0	2	1	H 9			
Tom Seaver, R OBP: 0.240, SLG: 0.261										4	1	1	1	0	2	3	RBI 7			
Inning Stats	R: 0 E: 0 K: 0 S: 3	H: 1 LOB: 0 BB: 0 P: 3	R: 1 E: 0 K: 1 S: 7	H: 2 LOB: 2 BB: 1 P: 11	R: 0 E: 0 K: 0 S: 4	H: 1 LOB: 1 BB: 0 P: 4	R: 1 E: 0 K: 0 S: 4	H: 1 LOB: 0 BB: 0 P: 4	R: 4 E: 0 K: 0 S: 5	H: 2 LOB: 1 BB: 3 P: 17	R: 0 E: 0 K: 2 S: 7	H: 0 LOB: 0 BB: 0 P: 7	R: 0 E: 0 K: 1 S: 5	H: 1 LOB: 0 BB: 0 P: 5	R: 1 E: 0 K: 1 S: 6	H: 1 LOB: 1 BB: 1 P: 10	1B: 4 2B: 1 3B: 0 HR: 4	SF: 0 SAC: 0 DP: 2 HBP: 0	WP: 0 PB: 0 SB: 1 CS: 0	PA: 36
PITCHER Dick Ruthven, R ERA: 3.76	IP: 4.2 WLS: L BF: 23	H: 7 R: 6 ER: 6 SO: 1	BB: 3 IBB: 0 HBP: 0 BLK: 0	WP: 0 HR: 3 S: 22 P: 34	ERA: 0.00 WHIP: 2.143															
Steve Hargan, R ERA: 6.34	IP: 2.1 WLS: 8 BF: 1	H: 1 R: 0 ER: 0 SO: 3	BB: 1 IBB: 0 HBP: 0 BLK: 0	WP: 0 HR: 0 S: 13 P: 17	ERA: 0.00 WHIP: 0.857															
Steve Kline, R ERA: 6.64	IP: 1.0 WLS: 5 BF: 1	H: 1 R: 1 ER: 1 SO: 1	BB: 0 IBB: 0 HBP: 0 BLK: 0	WP: 0 HR: 1 S: 6 P: 10	ERA: 9.00 WHIP: 2.000															

Atlanta Braves @ Cincinnati Reds
Riverfront Stadium, Cincinnati, OH
Thu Jul 14 1977, 7:05 PM EDT
Att: 30,143 - Unknown

AB 31
R 7
H 9
RBI 7
BB 5
SO 5
LOB 14



Batter	1	2	3	4	5	6	7	8	9	AB	R	H	RBI	BB	SO	LOB	TOP			
Terry Puhl, L OBP: 0.200, SLG: 0.267 (1, 8)										5	0	0	0	0	0	2				
Enos Cabell, R OBP: 0.316, SLG: 0.420 (1, 5)										4	1	1	0	0	0	0				
Jose Cruz, L OBP: 0.369, SLG: 0.483 (1, 9)										1	0	1	1	2	0	0				
Bob Watson, R OBP: 0.346, SLG: 0.472 (1, 3)										4	0	0	0	0	0	3				
Joe Ferguson, R OBP: 0.376, SLG: 0.457 (1, 2)										3	2	1	0	1	0	0				
Ken Boswell, L OBP: 0.303, SLG: 0.279 (1, 4)										4	0	2	0	0	0	0				
Wilbur Howard, S OBP: 0.261, SLG: 0.261 (1, 7)										4	0	1	0	0	0	1				
Roger Metzger, S OBP: 0.256, SLG: 0.288 (1, 6)										3	0	1	1	1	0	2				
Gene Pentz, R Joe Sambito, L Art Gardner, S Joe Niecko, R Dan Larson, R Ed Herrmann, L (1, 1) (6, 1) (7, PH) (7, 1) (7, 1) (6, PH)										2	0	0	0	0	0	1				
Inning Stats	R: 0 E: 0 K: 0 S: 3	H: 0 LOB: 1 BB: 1 P: 7	R: 0 E: 0 K: 0 S: 3	H: 0 LOB: 0 BB: 0 P: 3	R: 0 E: 0 K: 0 S: 3	H: 0 LOB: 0 BB: 0 P: 3	R: 1 E: 0 K: 1 S: 4	H: 1 LOB: 1 BB: 0 P: 4	R: 0 E: 0 K: 0 S: 4	H: 0 LOB: 1 BB: 1 P: 9	R: 1 E: 0 K: 0 S: 5	H: 3 LOB: 1 BB: 0 P: 5	R: 0 E: 0 K: 0 S: 3	H: 0 LOB: 1 BB: 1 P: 7	R: 1 E: 0 K: 0 S: 5	H: 2 LOB: 2 BB: 1 P: 9	1B: 4 2B: 3 3B: 0 HR: 0	SF: 1 SAC: 0 DP: 1 HBP: 0	WP: 0 PA: 37 PB: 0 SB: 1 CS: 0	
PITCHER	IP WLS BF H R ER SO BB IBB HBP BLK WP HR S P ERA WHIP	IP WLS BF H R ER SO BB IBB HBP BLK WP HR S P ERA WHIP	IP WLS BF H R ER SO BB IBB HBP BLK WP HR S P ERA WHIP	IP WLS BF H R ER SO BB IBB HBP BLK WP HR S P ERA WHIP	IP WLS BF H R ER SO BB IBB HBP BLK WP HR S P ERA WHIP	IP WLS BF H R ER SO BB IBB HBP BLK WP HR S P ERA WHIP	IP WLS BF H R ER SO BB IBB HBP BLK WP HR S P ERA WHIP	IP WLS BF H R ER SO BB IBB HBP BLK WP HR S P ERA WHIP	IP WLS BF H R ER SO BB IBB HBP BLK WP HR S P ERA WHIP	IP WLS BF H R ER SO BB IBB HBP BLK WP HR S P ERA WHIP	IP WLS BF H R ER SO BB IBB HBP BLK WP HR S P ERA WHIP	IP WLS BF H R ER SO BB IBB HBP BLK WP HR S P ERA WHIP	IP WLS BF H R ER SO BB IBB HBP BLK WP HR S P ERA WHIP	IP WLS BF H R ER SO BB IBB HBP BLK WP HR S P ERA WHIP	IP WLS BF H R ER SO BB IBB HBP BLK WP HR S P ERA WHIP	IP WLS BF H R ER SO BB IBB HBP BLK WP HR S P ERA WHIP	IP WLS BF H R ER SO BB IBB HBP BLK WP HR S P ERA WHIP	IP WLS BF H R ER SO BB IBB HBP BLK WP HR S P ERA WHIP	IP WLS BF H R ER SO BB IBB HBP BLK WP HR S P ERA WHIP	
Paul Moskau, R ERA: 5.91 (1, 1)	6.0 W 24 4 2 2 1 2 0 0 0 0 0 0 24 32 3.00 1.000	2.0 10 3 1 1 0 2 0 0 0 0 0 0 8 16 4.50 2.500	1.0 3 0 0 0 0 0 0 0 0 0 0 0 3 3 0.00 0.000																	
Dale Murray, R ERA: 4.43 (7, 1)																				
Pedro Borbon, R ERA: 3.01 (9, 1)																				

Houston Astros @ Cincinnati Reds
Riverfront Stadium, Cincinnati, OH
Fri Jul 15 1977, 7:05 PM EDT
Att: 46,953 - Unknown

AB	32
R	3
H	7
RBI	2
BB	4
SO	1
LOB	12



Batter	1	2	3	4	5	6	7	8	9	AB	R	H	RBI	BB	SO	LOB	BOTTOM			
Pete Rose, S OBP: 0.403, SLG: 0.450 Ray Knight, R OBP: 0.410, SLG: 0.571 (1, 5) (8, 5)										3	1	1	1	1	0	0				
Dan Driessen, L OBP: 0.390, SLG: 0.491 (1, 3)										4	1	1	0	0	1	3				
Joe Morgan, L OBP: 0.442, SLG: 0.497 (1, 4)										2	2	0	0	2	0	1				
George Foster, R OBP: 0.377, SLG: 0.638 (1, 8)										3	2	2	2	1	0	1				
Johnny Bench, R OBP: 0.340, SLG: 0.575 Bill Plummer, R OBP: 0.284, SLG: 0.216 (1, 2) (9, 2)										3	0	1	2	1	0	1				
Mike Lum, L OBP: 0.208, SLG: 0.245 (1, 7)										4	0	2	2	0	1	2				
Champ Summers, L OBP: 0.297, SLG: 0.545 (1, 9)										3	1	1	0	0	0	2				
Dave Concepcion, R OBP: 0.338, SLG: 0.407 Bob Bailey, R OBP: 0.364, SLG: 0.386 Rick Auerbach, R OBP: 0.308, SLG: 0.200 (1, 6) (8, PH) (9, 6)										3	0	0	0	0	0	1				
Paul Moskau, R OBP: 0.333, SLG: 0.625 Ed Armbrister, R OBP: 0.431, SLG: 0.605 Dale Murray, R Pedro Borbon, R OBP: 0.308, SLG: 0.385 (1, 1) (7, 9) (7, 1) (9, 1)										2	0	0	0	0	0	2				
Inning Stats	R: 0 E: 0 K: 0 S: 3	H: 0 LOB: 0 BB: 0 P: 3	R: 0 E: 0 K: 0 S: 3	H: 1 LOB: 0 BB: 0 P: 3	R: 1 E: 0 K: 1 S: 6	H: 2 LOB: 1 BB: 0 P: 5	R: 1 E: 0 K: 1 S: 6	H: 1 LOB: 1 BB: 1 P: 10	R: 0 E: 1 K: 0 S: 3	H: 0 LOB: 0 BB: 0 P: 3	R: 2 E: 0 K: 0 S: 6	H: 3 LOB: 1 BB: 0 P: 6	R: 4 E: 0 K: 1 S: 7	H: 2 LOB: 2 BB: 4 P: 23	R: 0 E: 0 K: 0 S: 3	H: 0 LOB: 0 BB: 0 P: 3	1B: 6 2B: 2 3B: 0 HR: 1	SF: 0 SAC: 0 DP: 1 HBP: 0	WP: 0 PA: 37 PB: 1 SB: 2 CS: 1	
PITCHER	IP WLS BF H R ER SO BB IBB HBP BLK WP HR S P ERA WHIP	IP WLS BF H R ER SO BB IBB HBP BLK WP HR S P ERA WHIP	IP WLS BF H R ER SO BB IBB HBP BLK WP HR S P ERA WHIP	IP WLS BF H R ER SO BB IBB HBP BLK WP HR S P ERA WHIP	IP WLS BF H R ER SO BB IBB HBP BLK WP HR S P ERA WHIP	IP WLS BF H R ER SO BB IBB HBP BLK WP HR S P ERA WHIP	IP WLS BF H R ER SO BB IBB HBP BLK WP HR S P ERA WHIP	IP WLS BF H R ER SO BB IBB HBP BLK WP HR S P ERA WHIP	IP WLS BF H R ER SO BB IBB HBP BLK WP HR S P ERA WHIP	IP WLS BF H R ER SO BB IBB HBP BLK WP HR S P ERA WHIP	IP WLS BF H R ER SO BB IBB HBP BLK WP HR S P ERA WHIP	IP WLS BF H R ER SO BB IBB HBP BLK WP HR S P ERA WHIP	IP WLS BF H R ER SO BB IBB HBP BLK WP HR S P ERA WHIP	IP WLS BF H R ER SO BB IBB HBP BLK WP HR S P ERA WHIP	IP WLS BF H R ER SO BB IBB HBP BLK WP HR S P ERA WHIP	IP WLS BF H R ER SO BB IBB HBP BLK WP HR S P ERA WHIP	IP WLS BF H R ER SO BB IBB HBP BLK WP HR S P ERA WHIP	IP WLS BF H R ER SO BB IBB HBP BLK WP HR S P ERA WHIP	IP WLS BF H R ER SO BB IBB HBP BLK WP HR S P ERA WHIP	
Gene Pentz, R ERA: 4.7 (1, 1)	5.2 L 24 7 4 4 4 0 0 0 0 0 0 1 1 0.00 0.000	0.1 1 0 0 0 0 0 0 0 0 0 0 0 1 1 0.00 0.000	0.2 7 1 4 4 1 4 0 0 0 0 0 0 5 21 54.00 7.500	1.1 5 1 0 0 0 0 0 0 0 0 0 0 5 5 0.00 0.750																

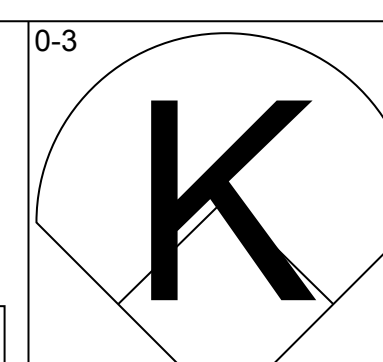
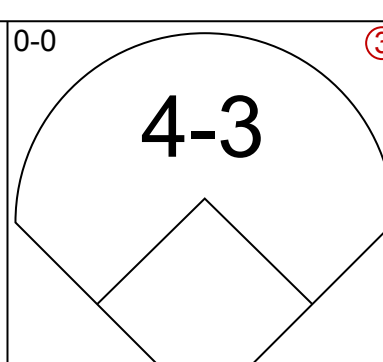
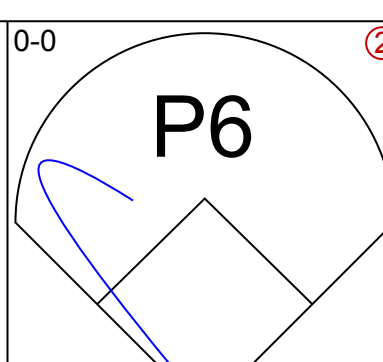
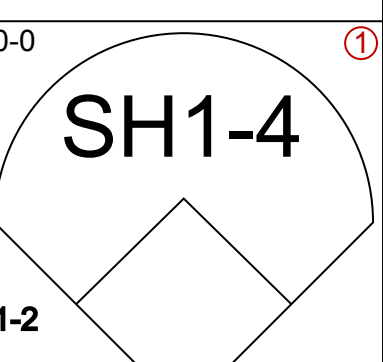
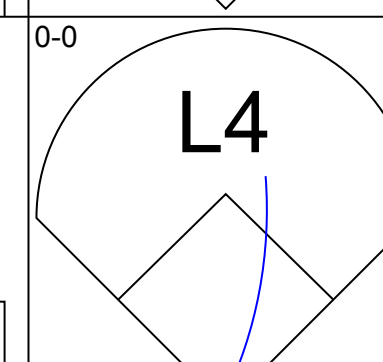
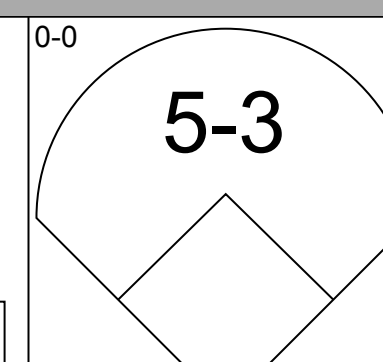
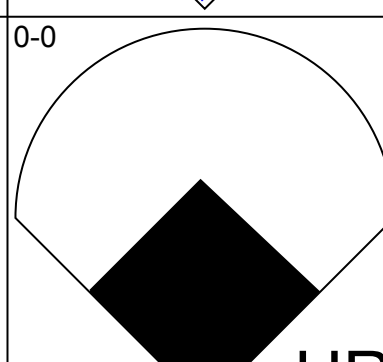
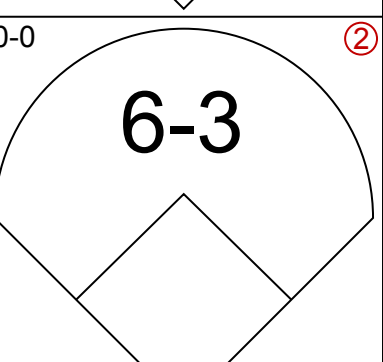
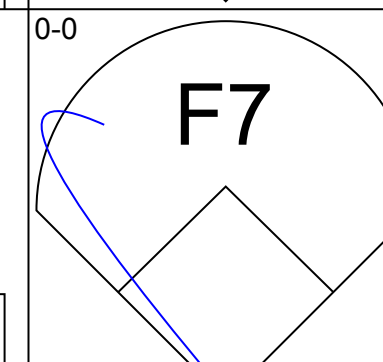
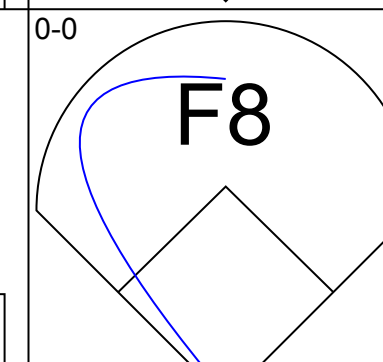
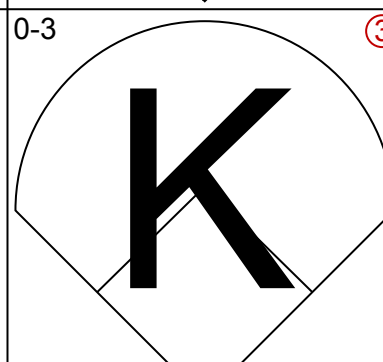
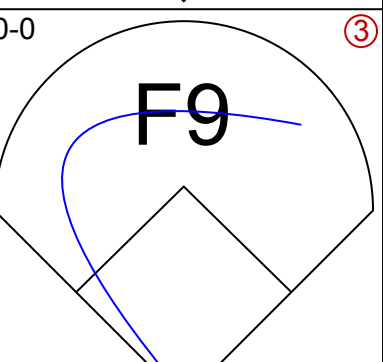
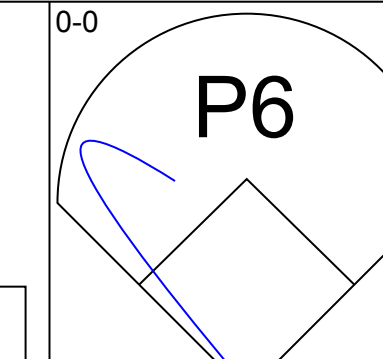
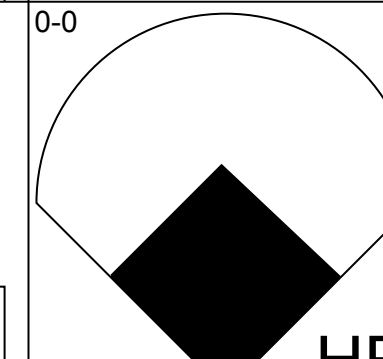
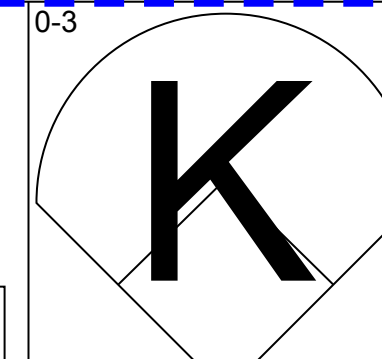
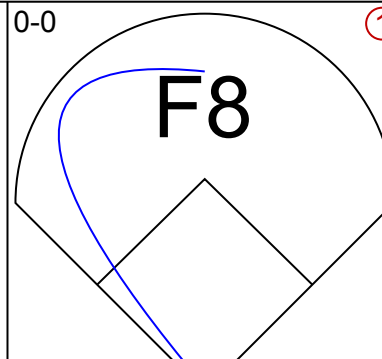
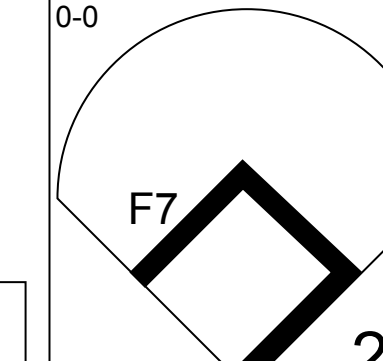
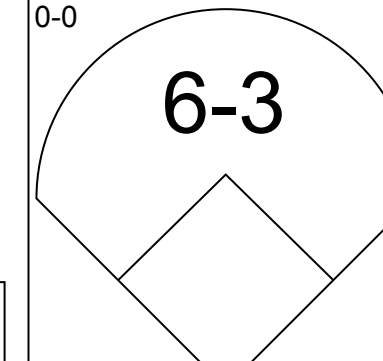
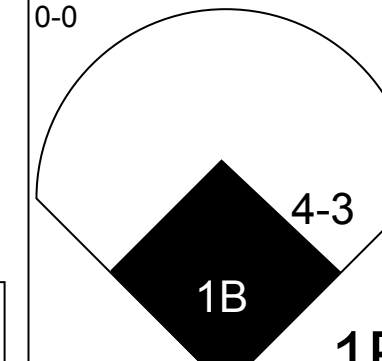
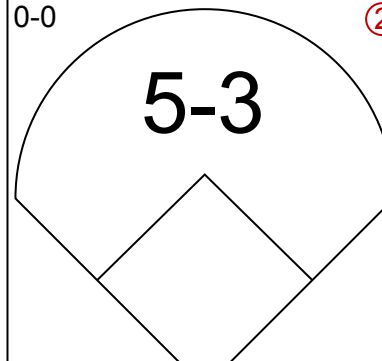
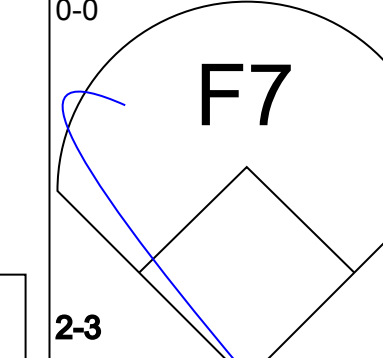
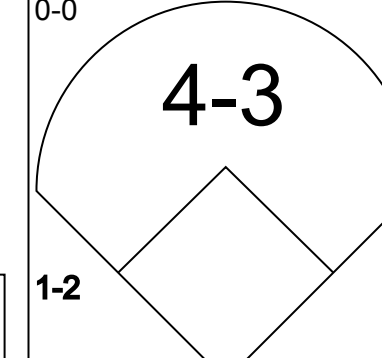
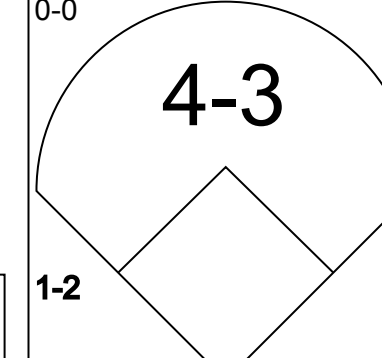
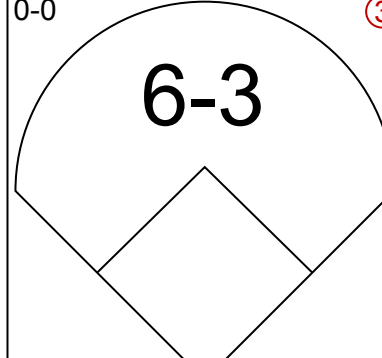
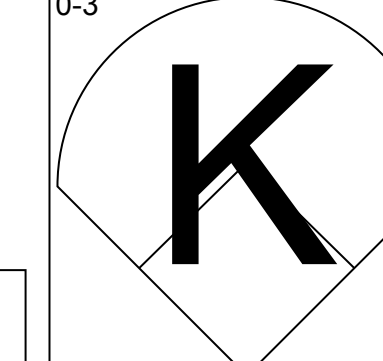
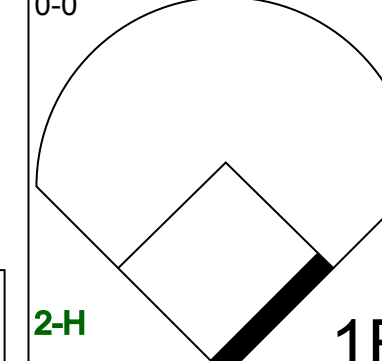
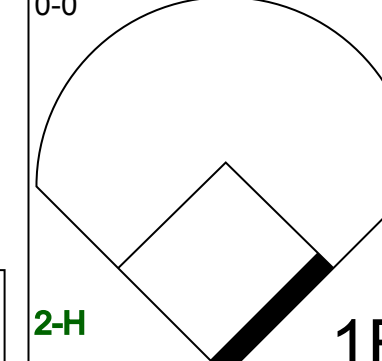
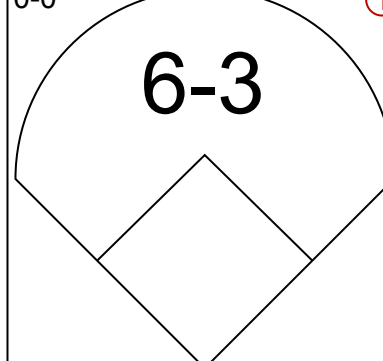
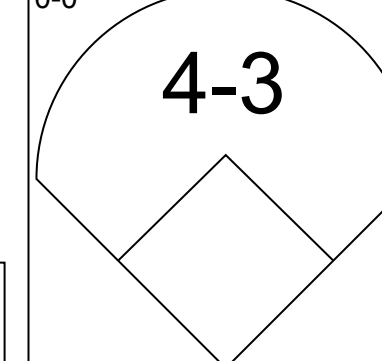
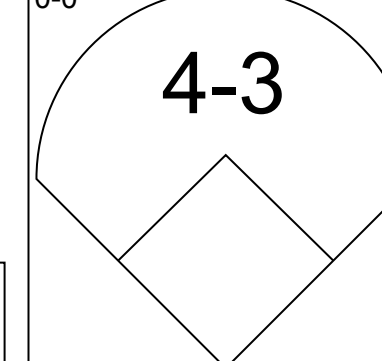
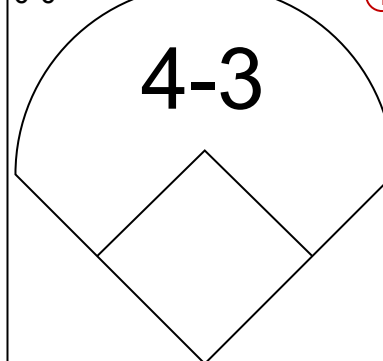
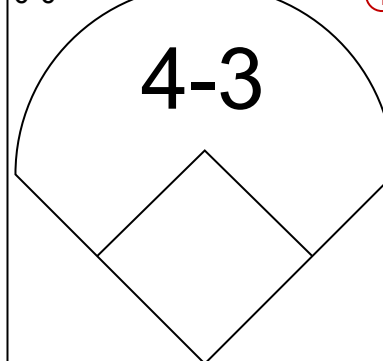
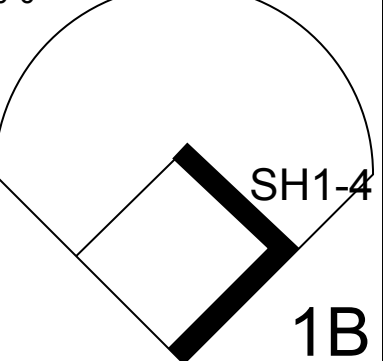
Houston Astros @ Cincinnati Reds
Riverfront Stadium, Cincinnati, OH
Fri Jul 15 1977, 7:05 PM EDT
Att: 46,953 - Unknown

AB	32
R	8
H	9
RBI	7
BB	5
SO	2
LOB	15



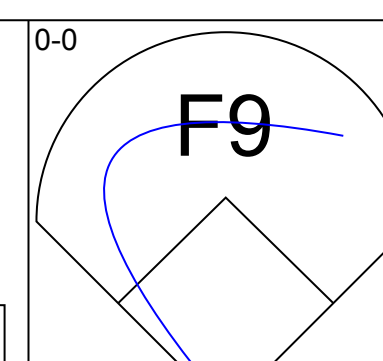
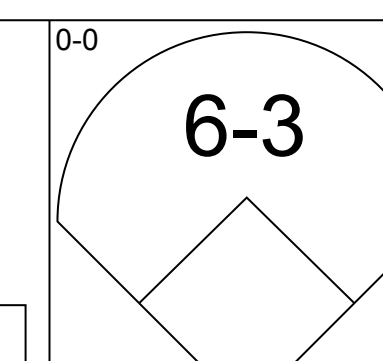
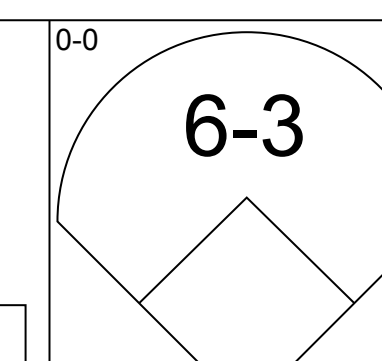
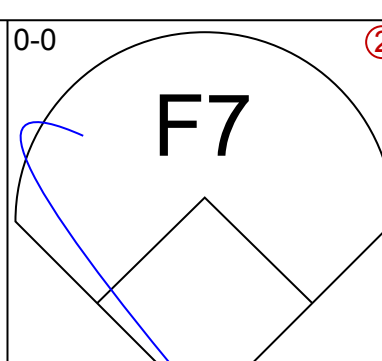
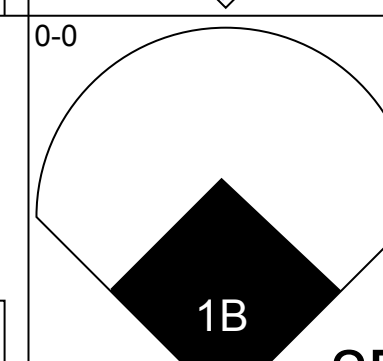
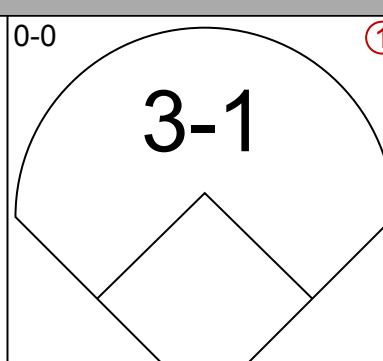
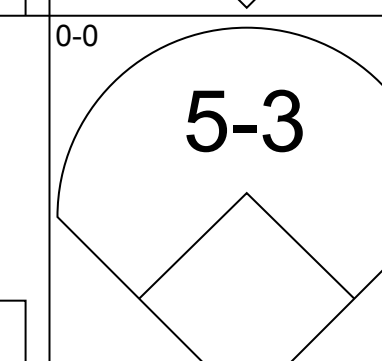
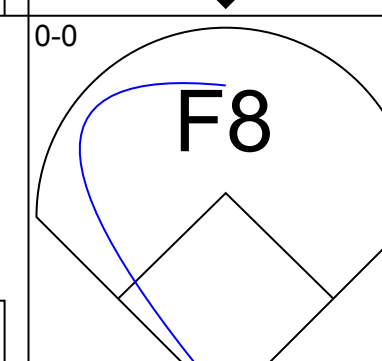
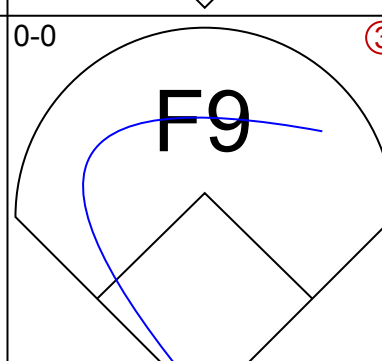
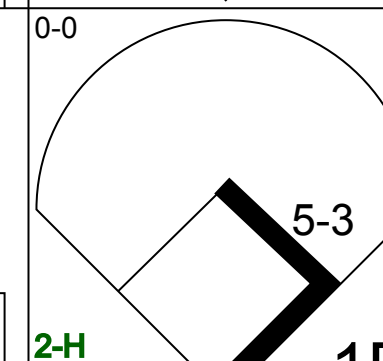
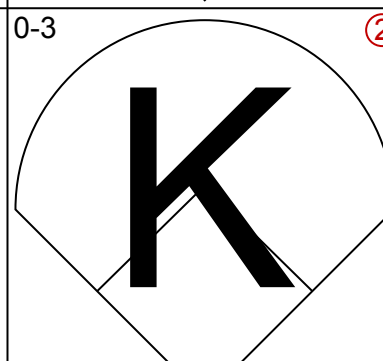
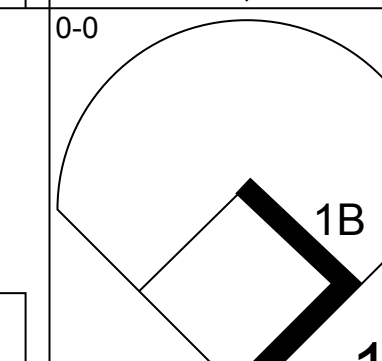
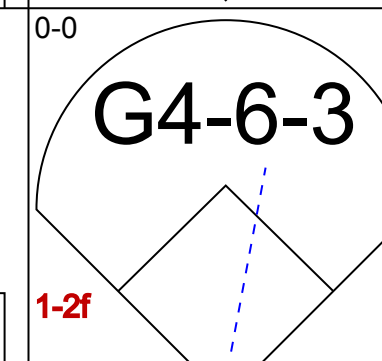
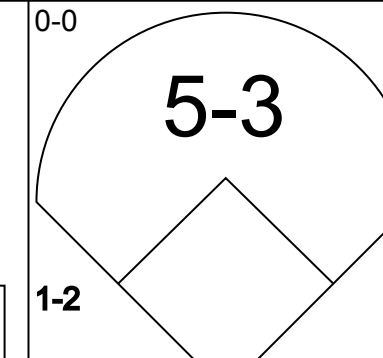
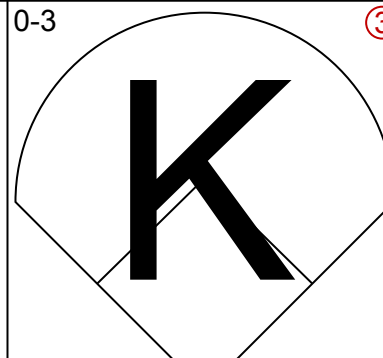
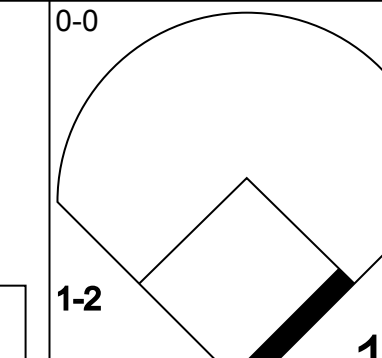

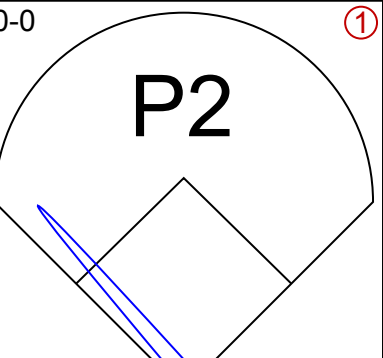
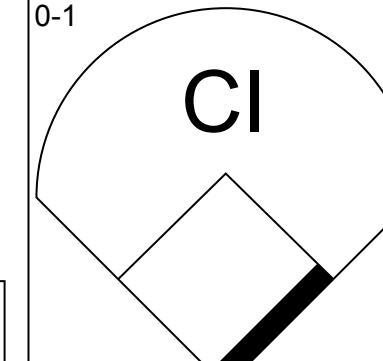
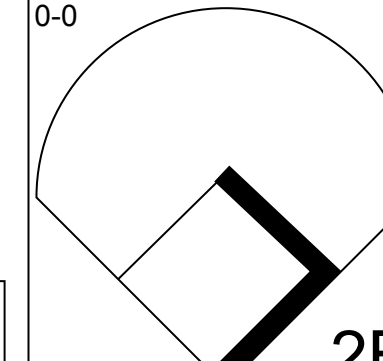
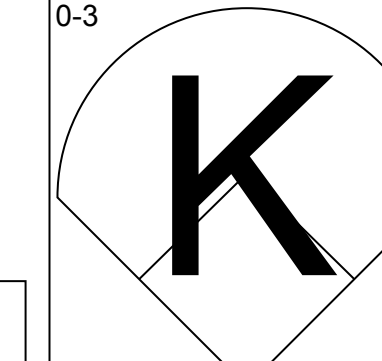
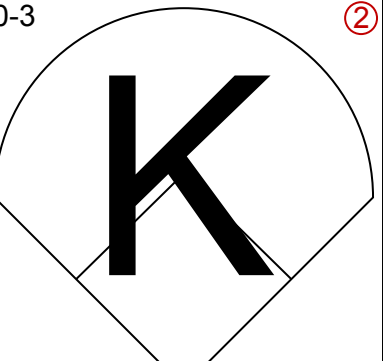
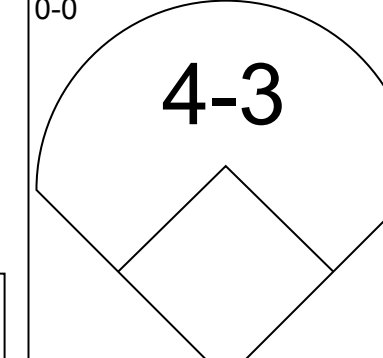
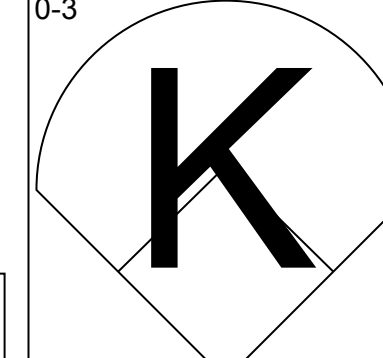
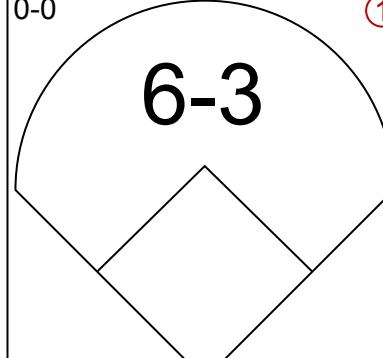
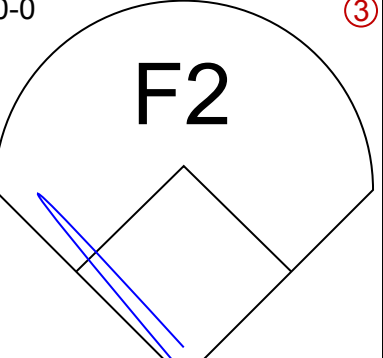
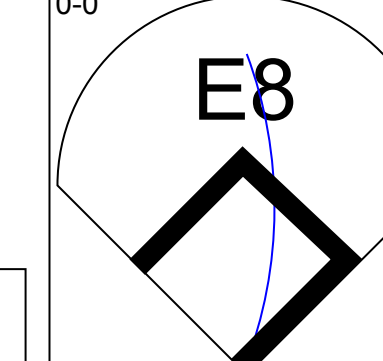
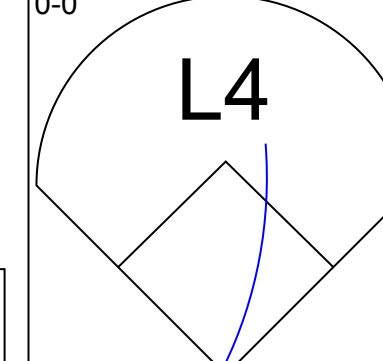
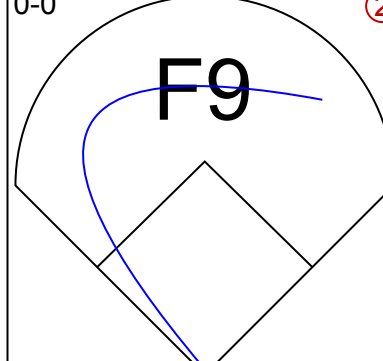
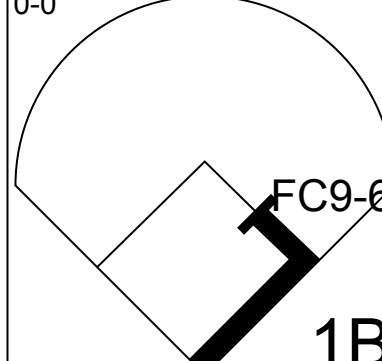
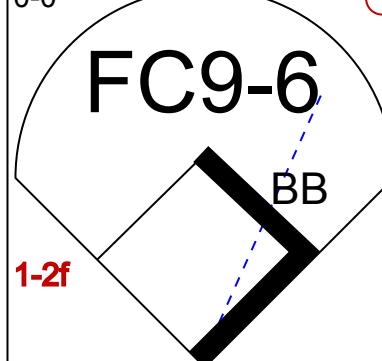
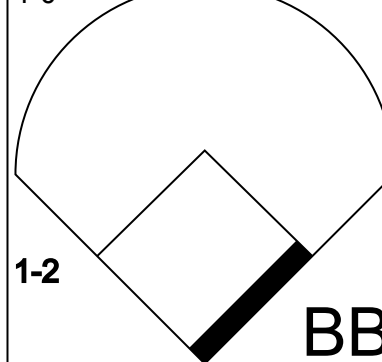
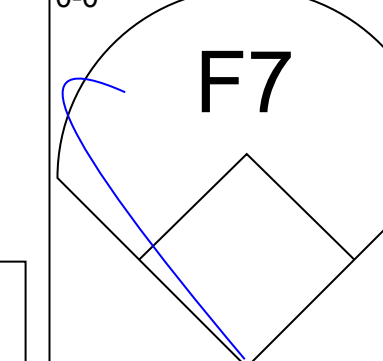
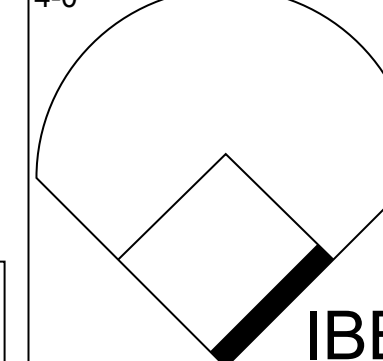
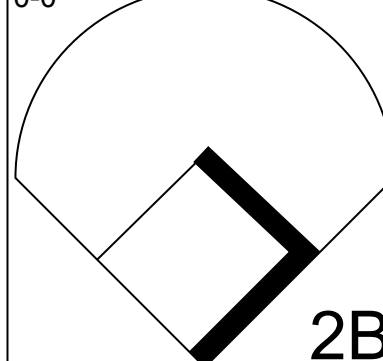
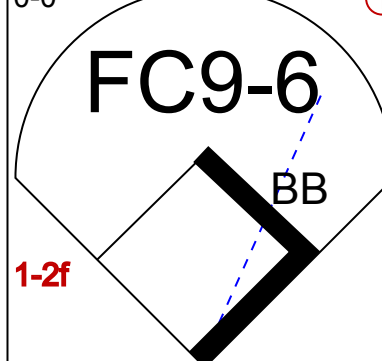
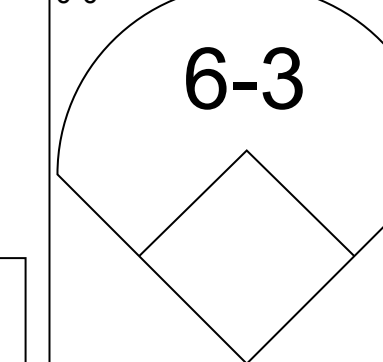
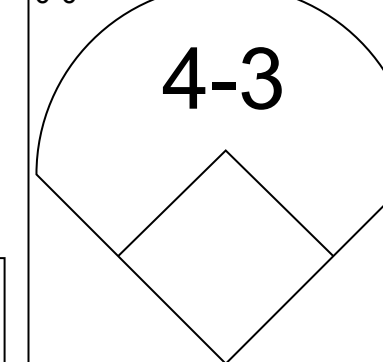
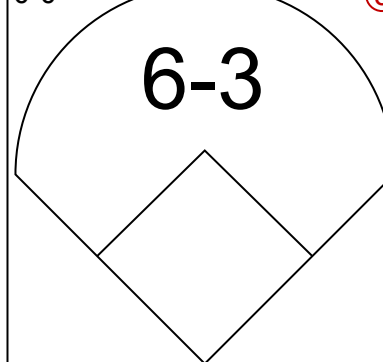
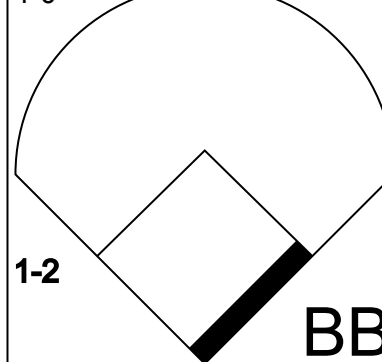
Batter	1	2	3	4	5	6	7	8	9	AB	R	H	RBI	BB	SO	LOB	TOP								
Terry Puhl, L OBP: 0.211, SLG: 0.263 (1, 8)	P6		SH1-3				3-1		L3	4	0	1	1	0	0	0	Houston Astros @ Cincinnati Reds Riverfront Stadium, Cincinnati, OH Sat Jul 16 1977, 7:05 PM EDT Att: 52,286 - Unknown								
Enos Cabell, R OBP: 0.315, SLG: 0.416 (1, 5)	5-3		FC6-5				P2		HR	5	1	1	0	0	0	2									
Jose Cruz, L OBP: 0.366, SLG: 0.488 (1, 9)	K		1-3				5-3		HR	5	1	1	2	0	1	1									
Bob Watson, R OBP: 0.350, SLG: 0.476 (1, 3)									HR	4	2	2	0	1	1	0									
Joe Ferguson, R OBP: 0.376, SLG: 0.454 (1, 2)									F8	4	1	1	0	1	0	2									
Wilbur Howard, S OBP: 0.288, SLG: 0.301 (1, 7)									HR	5	2	2	3	0	1	2									
Julio Gonzalez, R OBP: 0.302, SLG: 0.345 (1, 4)									F8	4	1	4	1	0	0	0									
Roger Metzger, S OBP: 0.260, SLG: 0.283 (1, 6)									HR	2	0	0	1	1	0	3									
J.R. Richard, R OBP: 0.216, SLG: 0.340 Joe Sambito, L OBP: 0.143, SLG: 0.143 (7, 1)									K	3	0	1	0	0	1	2									
Inning Stats	R: 0 E: 0 K: 1 S: 5	H: 0 LOB: 0 BB: 0 P: 5	R: 0 E: 0 K: 1 S: 7	H: 2 LOB: 2 BB: 0 P: 7	R: 0 E: 0 K: 0 S: 4	H: 1 LOB: 1 BB: 0 P: 4	R: 0 E: 0 K: 1 S: 5	H: 0 LOB: 0 BB: 0 P: 5	R: 1 E: 0 K: 1 S: 7	H: 2 LOB: 1 BB: 0 P: 7	R: 3 E: 0 K: 0 S: 5	H: 3 LOB: 1 BB: 2 P: 13	R: 0 E: 0 K: 0 S: 3	H: 0 LOB: 0 BB: 0 P: 3	R: 2 E: 0 K: 1 S: 7	H: 2 LOB: 1 BB: 1 P: 11	R: 2 E: 0 K: 0 S: 6	H: 3 LOB: 1 BB: 0 P: 6	1B: 9 2B: 2 3B: 0 HR: 2	SF: 0 SAC: 2 DP: 0 HBP: 0	WP: 1 PB: 0 SB: 0 CS: 0	PA: 42			
PITCHER	IP	WLS	BF	H	R	ER	SO	BB	IBB	HBP	BLK	WP	HR	S	P	ERA	WHIP								
Fred Norman, L ERA: 3.06 (1, 1)	7.0	L	30	8	4	4	4	2	0	0	0	1	1	36	44	5.14	1.429								
Dale Murray, R ERA: 4.85 (8, 1)	1.0		6	2	2	2	1	1	0	0	0	0	0	7	11	18.00	3.000								
Joe Henderson, R ERA: 12.0 (9, 1)	1.0		6	3	2	2	0	0	0	0	0	0	1	6	6	18.00	3.000								

Batter	1	2	3	4	5	6	7	8	9	AB	R	H	RBI	BB	SO	LOB	BOTTOM								
Pete Rose, S OBP: 0.399, SLG: 0.444 (1, 5)	4-3		CI				F9		F8	4	0	0	0	0	0	3	Houston Astros @ Cincinnati Reds Riverfront Stadium, Cincinnati, OH Sat Jul 16 1977, 7:05 PM EDT Att: 52,286 - Unknown								
Dan Driessen, L OBP: 0.386, SLG: 0.485 (1, 3)	K		F8				FC6-4			4	0	0	0	0	2	5									
Joe Morgan, L OBP: 0.440, SLG: 0.491 Rick Auerbach, R OBP: 0.308, SLG: 0.200 (9, 4)	K						1-3			3	0	0	0	1	1	2									
George Foster, R OBP: 0.376, SLG: 0.633 (1, 8)										0	0	0	0	0	0	0									
Johnny Bench, R OBP: 0.342, SLG: 0.576 Joe Henderson, L (9, 1)										4	0	1	0	0	1	3									
Mike Lum, L OBP: 0.214, SLG: 0.250 Ed Armbrister, R OBP: 0.423, SLG: 0.591 (8, PH) (9, 9)										3	0	1	0	0	0	1									
Champ Summers, L OBP: 0.275, SLG: 0.500 Bob Bailey, R OBP: 0.357, SLG: 0.388 (8, PH) (9, 7)										1	0	0	0	0	1	1									
Dave Concepcion, R OBP: 0.343, SLG: 0.413 (1, 6)										3	0	2	0	1	0	0									
Fred Norman, S OBP: 0.114, SLG: 0.114 Ken Griffey, L OBP: 0.393, SLG: 0.497 (7, PH) Dale Murray, R (8, 1) Bill Plummer, R OBP: 0.281, SLG: 0.213 (9, 2)										2	0	0	0	0	1	2									
Inning Stats	R: 0 E: 0 K: 2 S: 7	H: 0 LOB: 0 BB: 0 P: 7	R: 0 E: 0 K: 1 S: 5	H: 0 LOB: 1 BB: 1 P: 9	R: 0 E: 0 K: 0 S: 3	H: 0 LOB: 0 BB: 0 P: 3	R: 0 E: 0 K: 2 S: 8	H: 1 LOB: 3 BB: 0 P: 8	R: 0 E: 0 K: 2 S: 9	H: 2 LOB: 2 BB: 0 P: 9	R: 0 E: 0 K: 0 S: 3	H: 0 LOB: 2 BB: 2 P: 11	R: 0 E: 0 K: 2 S: 8	H: 1 LOB: 1 BB: 0 P: 8	R: 0 E: 0 K: 0 S: 3	H: 0 LOB: 0 BB: 0 P: 3	1B: 3 2B: 2 3B: 0 HR: 0	SF: 0 SAC: 0 DP: 0 HBP: 0	WP: 0 PB: 0 SB: 0 CS: 0	PA: 37					
PITCHER	IP	WLS	BF	H	R	ER	SO	BB	IBB	HBP	BLK	WP	HR	S	P	ERA	WHIP								
J.R. Richard, R ERA: 2.69 (1, 1)	6.0	W	27	4	0	0	7	4	0	0	0	0	0	37	53	0.00	1.333								
Joe Sambito, L ERA: 2.22 (7, 1)	3.0	S	10	1	0	0	2	0	0	0	0	0	0	14	14	0.00	0.333								

Batter	1	2	3	4	5	6	7	8	9	AB	R	H	RBI	BB	SO	LOB	TOP				
Terry Puhl, L (1, 8) OBP: 0.182, SLG: 0.227										3	0	0	0	0	1	0	Houston Astros @ Cincinnati Reds Riverfront Stadium, Cincinnati, OH Sun Jul 17 1977, 3:33 AM EDT Att: 37,499 - Unknown				
Enos Cabell, R (1, 5) OBP: 0.314, SLG: 0.423										4	1	1	1	0	0	1					
Jose Cruz, L (1, 9) OBP: 0.362, SLG: 0.482										4	0	0	0	0	1	1					
Bob Watson, R (1, 3) OBP: 0.349, SLG: 0.482										4	1	1	1	0	1	0					
Joe Ferguson, R (1, 2) OBP: 0.378, SLG: 0.458										4	1	2	0	0	0	0					
Wilbur Howard, S (1, 7) OBP: 0.257, SLG: 0.289										4	0	0	0	0	0	2					
Julio Gonzalez, R (1, 4) OBP: 0.302, SLG: 0.345										3	0	1	1	0	1	1					
Roger Metzger, S (1, 6) OBP: 0.254, SLG: 0.276										3	0	0	0	0	0	1					
Mark Lemongello, R (1, 1) OBP: 0.029, SLG: 0.029										2	0	0	0	0	1	0					
Joe Niekro, R (7, 1) OBP: 0.250, SLG: 0.250										1	0	1	0	0	0	0					
Inning Stats	R: 0 E: 0 K: 1 S: 5	H: 0 LOB: 0 BB: 0 P: 5	R: 0 E: 0 K: 1 S: 6	H: 1 LOB: 1 BB: 0 P: 6	R: 0 E: 0 K: 1 S: 5	H: 0 LOB: 0 BB: 0 P: 5	R: 1 E: 0 K: 0 S: 4	H: 1 LOB: 0 BB: 0 P: 4	R: 0 E: 0 K: 0 S: 3	H: 0 LOB: 0 BB: 0 P: 3	R: 1 E: 0 K: 1 S: 6	H: 1 LOB: 0 BB: 0 P: 6	R: 1 E: 0 K: 1 S: 7	H: 2 LOB: 1 BB: 0 P: 7	R: 0 E: 0 K: 0 S: 4	H: 1 LOB: 1 BB: 0 P: 4	R: 0 E: 0 K: 0 S: 3	H: 0 LOB: 0 BB: 0 P: 3	1B: 3 2B: 1 3B: 0 HR: 2	SF: 0 SAC: 1 DP: 0 HBP: 0	WP: 0 PA: 33 PB: 0 SB: 0 CS: 0
PITCHER	IP WLS BF H R ER SO BB IBB HBP BLK WP HR S P ERA WHIP																				
Doug Capilla, L (1, 1) ERA: 4.45	6.0 L 21 3 2 2 4 0 0 0 0 0 2 29 29 3.00 0.500																				
Jack Billingham, R (7, 1) ERA: 4.51	3.0 12 3 1 1 1 0 0 0 0 0 0 0 14 14 3.00 1.000																				

AB	32
R	3
H	6
RBI	3
BB	0
SO	5
LOB	6



Batter	1	2	3	4	5	6	7	8	9	AB	R	H	RBI	BB	SO	LOB	BOTTOM				
Pete Rose, S (1, 5) OBP: 0.397, SLG: 0.441										5	0	1	0	0	0	3	Houston Astros @ Cincinnati Reds Riverfront Stadium, Cincinnati, OH Sun Jul 17 1977, 3:33 AM EDT Att: 37,499 - Unknown				
Champ Summers, L (1, 9) OBP: 0.392, SLG: 0.488										5	1	1	0	0	0	3					
Dan Driessen, L (1, 3) OBP: 0.387, SLG: 0.485										4	0	2	1	0	1	1					
George Foster, R (1, 8) OBP: 0.374, SLG: 0.629										4	0	1	0	0	1	1					
Johnny Bench, R (1, 2) OBP: 0.342, SLG: 0.577										3	0	1	0	0	2	2					
Mike Lum, L (1, 7) OBP: 0.200, SLG: 0.232										4	0	0	0	0	1	3					
Ray Knight, R (1, 4) OBP: 0.381, SLG: 0.526										3	0	0	0	0	0	1					
Cesar Geronimo, L (9, PH) OBP: 0.340, SLG: 0.399										1	0	1	0	0	0	0					
Rick Auerbach, R (9, PR) OBP: 0.308, SLG: 0.200										0	0	0	0	0	0	0					
Dave Concepcion, R (1, 6) OBP: 0.345, SLG: 0.415										3	0	1	0	1	0	2					
Doug Capilla, L (1, 1) Ken Griffey, L (6, PH) OBP: 0.392, SLG: 0.496										2	0	0	0	0	0	3					
Jack Billingham, R (7, 1) OBP: 0.184, SLG: 0.204										1	0	0	0	0	0	1					
Joe Morgan, L (9, PH) OBP: 0.442, SLG: 0.491										0	0	0	0	0	0	0					
Inning Stats	R: 1 E: 1 K: 0 S: 6	H: 2 LOB: 2 BB: 0 P: 6	R: 0 E: 1 K: 0 S: 4	H: 0 LOB: 1 BB: 0 P: 4	R: 0 E: 0 K: 2 S: 7	H: 0 LOB: 0 BB: 0 P: 7	R: 0 E: 0 K: 1 S: 6	H: 1 LOB: 2 BB: 1 P: 10	R: 0 E: 0 K: 1 S: 7	H: 2 LOB: 2 BB: 0 P: 7	R: 0 E: 0 K: 0 S: 4	H: 1 LOB: 1 BB: 0 P: 4	R: 0 E: 0 K: 0 S: 3	H: 1 LOB: 0 BB: 0 P: 3	R: 0 E: 0 K: 1 S: 5	H: 0 LOB: 0 BB: 0 P: 5	R: 0 E: 0 K: 0 S: 4	H: 1 LOB: 2 BB: 1 P: 8	1B: 5 2B: 3 3B: 0 HR: 0	SF: 0 SAC: 0 DP: 1 HBP: 0	WP: 0 PA: 38 PB: 0 SB: 0 CS: 0
PITCHER	IP WLS BF H R ER SO BB IBB HBP BLK WP HR S P ERA WHIP																				
Mark Lemongello, R (1, 1) ERA: 4.15	6.0 W 27 6 1 1 4 0 0 0 0 0 0 34 38 1.50 1.000																				
Joe Niekro, R (7, 1) ERA: 3.09	3.0 S 11 2 0 0 1 1 0 0 0 0 0 0 12 16 0.00 1.000																				

AB	35
R	1
H	8
RBI	1
BB	2
SO	5
LOB	20



Batter	1	2	3	4	5	6	7	8	9	AB	R	H	RBI	BB	SO	LOB	TOP								
Pete Rose, S (1,5) OBP: 0.397, SLG: 0.456	1-3		G4-6-3 1B		FC4-6 1B		S 1B		F8	5	0	3	1	0	0	0	Cincinnati Reds @ Pittsburgh Pirates Three Rivers Stadium, Pittsburgh, PA Sat Jul 23 1977, 3:33 AM EDT Att: 28,625 - Unknown								
Ken Griffey, L (1,9) OBP: 0.385, SLG: 0.485	4-3		G4-6-3 1-2 2-3 3-H		FC4-6 HR		L9 1-2		K	5	1	0	1	0	1	5									
Joe Morgan, L (1,4) OBP: 0.432, SLG: 0.497	F9				F8 1-H		G3		4-3	5	1	1	2	0	0	1									
George Foster, R (1,7) (8,8) OBP: 0.371, SLG: 0.614		F9			6-3		6-3		K	4	0	0	0	0	1	0									
Johnny Bench, R (1,2) OBP: 0.346, SLG: 0.578		F7			FC6 BB		L8		FC5-4 1B	3	0	1	0	1	0	0									
Dave Concepcion, R (1,6) OBP: 0.343, SLG: 0.416		5-3			FC6 1-2		F7		FC5-4 2B 1-2	4	0	0	0	0	0	2									
Dan Driessen, L (1,3) OBP: 0.397, SLG: 0.493			K				1B 1B BB		1-3 2B	3	1	2	0	1	1	0									
Cesar Geronimo, L (1,8) OBP: 0.334, SLG: 0.391							1B 1B SH1-3		4-0 IBB	3	1	2	0	0	1	1									
Bob Bailey, R (8,PH) OBP: 0.362, SLG: 0.380			1B SH 1B		1B SH1-3 FC4-6 1B		K			0	0	0	0	1	0	0									
Mario Soto, R (8,1) OBP: 0.400, SLG: 0.553										0	0	0	0	0	0	0									
Doug Capilla, L (1,1) OBP: 0.308, SLG: 0.385			SH 1B		SH1-3		4-3		P4	1	0	0	0	0	0	0									
Pedro Borbon, R (7,1) OBP: 0.400, SLG: 0.553										1	0	0	0	0	0	3									
Ed Armbrister, R (8,7) OBP: 0.400, SLG: 0.553										1	0	0	0	0	0	3									
Inning Stats	R: 0 E: 0 K: 0 S: 3	H: 0 LOB: 0 BB: 0 P: 3	R: 0 E: 0 K: 0 S: 3	H: 0 LOB: 0 BB: 0 P: 3	R: 0 E: 0 K: 1 S: 7	H: 2 LOB: 2 BB: 0 P: 7	R: 0 E: 0 K: 0 S: 3	H: 0 LOB: 1 BB: 1 P: 7	R: 4 E: 0 K: 0 S: 6	H: 3 LOB: 0 BB: 1 P: 10	R: 0 E: 0 K: 1 S: 6	H: 1 LOB: 1 BB: 0 P: 6	R: 0 E: 0 K: 0 S: 4	H: 1 LOB: 1 BB: 0 P: 4	R: 0 E: 0 K: 1 S: 7	H: 2 LOB: 3 BB: 1 P: 11	R: 0 E: 0 K: 1 S: 5	H: 0 LOB: 0 BB: 0 P: 5	1B: 7 2B: 1 3B: 0 HR: 1	SF: 0 SAC: 2 DP: 1 HBP: 0	WP: 0 PB: 0 SB: 1 CS: 0	PA: 39			
PITCHER	IP	WLS	BF	H	R	ER	SO	BB	IBB	HBP	BLK	WP	HR	S	P	ERA	WHIP								
Jim Rooker, L (1,1) ERA: 3.9	7.0	W	30	7	4	4	2	2	0	0	0	0	1	32	40	5.14	1.286								
Kent Tekulve, R (8,1) ERA: 3.57	0.2		4	2	0	0	1	0	0	0	0	0	0	6	6	0.00	3.000								
Grant Jackson, L (8,1) ERA: 4.86	1.1	S	5	0	0	0	1	0	1	0	0	0	0	6	10	0.00	0.000								

Batter	1	2	3	4	5	6	7	8	9	AB	R	H	RBI	BB	SO	LOB	BOTTOM								
Frank Taveras, R (1,6) OBP: 0.290, SLG: 0.287	1-3				F7		F8			3	0	0	0	0	0	0	Cincinnati Reds @ Pittsburgh Pirates Three Rivers Stadium, Pittsburgh, PA Sat Jul 23 1977, 3:33 AM EDT Att: 28,625 - Unknown								
Jim Fregosi, R (7,PH) OBP: 0.404, SLG: 0.514										1	0	1	2	0	0	0									
Kent Tekulve, R (8,1) OBP: 0.286, SLG: 0.286										0	0	0	0	0	0	0									
Grant Jackson, S (8,1) OBP: 0.286, SLG: 0.429										0	0	0	0	0	0	0									
Phil Garner, R (1,5) OBP: 0.308, SLG: 0.433	4-0				F7		5-3		L5	3	0	0	0	1	0	2									
Dave Parker, L (1,9) OBP: 0.382, SLG: 0.556	0-3								F7	4	1	2	0	0	1	1									
Bill Robinson, R (1,3) OBP: 0.347, SLG: 0.502					F8		5-3			4	0	1	1	0	1	1									
Al Oliver, L (1,7) OBP: 0.327, SLG: 0.460										4	1	1	0	0	0	1									
Rennie Stennett, R (1,4) OBP: 0.378, SLG: 0.444					G6-3 1B		F7		F8	3	2	2	2	0	0	1									
Duffy Dyer, R (1,2) OBP: 0.387, SLG: 0.341										3	0	0	0	0	0	1									
Omar Moreno, L (1,8) OBP: 0.289, SLG: 0.342										2	0	0	0	0	0	0									
Fernando Gonzalez, R (7,PH) OBP: 0.323, SLG: 0.482										0	1	0	0	1	0	0									
Mario Mendoza, R (8,6) OBP: 0.209, SLG: 0.256										0	0	0	0	0	0	0									
Jim Rooker, R (1,1) OBP: 0.225, SLG: 0.162										2	0	0	0	0	1	0									
Jerry Hairston, S (7,PH) OBP: 0.382, SLG: 0.458										1	0	1	0	0	0	0									
Inning Stats	R: 0 E: 0 K: 1 S: 4	H: 0 LOB: 0 BB: 1 P: 8	R: 0 E: 0 K: 0 S: 3	H: 1 LOB: 0 BB: 0 P: 3	R: 0 E: 0 K: 0 S: 3	H: 0 LOB: 0 BB: 0 P: 3	R: 0 E: 0 K: 0 S: 4	H: 1 LOB: 1 BB: 0 P: 4	R: 1 E: 0 K: 0 S: 4	H: 1 LOB: 0 BB: 0 P: 4	R: 0 E: 0 K: 1 S: 5	H: 0 LOB: 0 BB: 0 P: 5	R: 4 E: 0 K: 0 S: 8	H: 5 LOB: 2 BB: 1 P: 12	R: 0 E: 0 K: 1 S: 5	H: 0 LOB: 0 BB: 0 P: 5	1B: 5 2B: 2 3B: 0 HR: 1	SF: 0 SAC: 0 DP: 1 HBP: 0	WP: 0 PB: 0 SB: 0 CS: 1	PA: 32					
PITCHER	IP	WLS	BF	H	R	ER	SO	BB	IBB	HBP	BLK	WP	HR	S	P	ERA	WHIP								
Doug Capilla, L (1,1) ERA: 4.85	6.2	L	28	8	5	5	2	2	0	0	0	0	1	30	38	6.75	1.500								
Pedro Borbon, R (7,1) ERA: 3.04	0.1		1	0	0	0	0	0	0	0	0	0	0	1	1	0.00	0.000								
Mario Soto, R (8,1) ERA: 6.0	1.0		3	0	0	0	1	0	0	0	0	0	0	5	5	0.00	0.000								



Batter	1	2	3	4	5	6	7	8	9	AB	R	H	RBI	BB	SO	LOB	TOP		
Pete Rose, S OBP: 0.393, SLG: 0.450 (1.5)	0-0 6-3		0-0 5-3	0-0 E8		0-0 F9		0-0 FC4-6		5	0	2	0	0	0	1	Cincinnati Reds @ St. Louis Cardinals Busch Stadium, St. Louis, MO Mon Jul 25 1977, 7:05 PM CDT Att: 37,022 - Unknown		
Ken Griffey, L OBP: 0.381, SLG: 0.477 (1.9)	4-0 BB		0-3 K	0-0 F7			0-0 G6-3	0-0 FC4-6		4	0	1	0	1	1	2			
Joe Morgan, L OBP: 0.433, SLG: 0.490 (1.4)	4-0 1-2		4-0 HR	0-0 F7			4-0 G6-3		0-0 F5	2	1	0	0	3	0	1			
George Foster, R OBP: 0.368, SLG: 0.621 (8.8)	0-3 K		0-0 HR		0-3 K		0-0 G6-3		0-0 HR	5	2	2	3	0	2	4			
Johnny Bench, R OBP: 0.350, SLG: 0.583 (1.2)	0-0 F8		0-0 HR		4-0 CS		0-0 5-3		0-0 2B	4	2	2	1	1	0	3			
Dave Concepcion, R OBP: 0.341, SLG: 0.408 (1.6)		0-0 L3	4-0 BB		0-0 6-3			4-0 FC3-6	0-0 P4	3	0	0	0	2	0	2			
Dan Driessen, L OBP: 0.398, SLG: 0.494 (1.3)	4-0 FC6-4		0-0 F8			0-3 K		0-0 FC3-6	0-0 E9	4	1	1	0	1	1	2			
Cesar Geronimo, L OBP: 0.334, SLG: 0.390 (8. PH)	0-3 K		0-0 1B			0-3 K		0-3 K	0-0 6-3	3	1	1	0	0	2	1			
Ray Knight, R OBP: 0.364, SLG: 0.500 (8.7)										1	0	0	0	0	1	1			
Mike Lum, L OBP: 0.190, SLG: 0.220 (9. PH)										1	0	0	0	0	0	1			
Jack Billingham, R OBP: 0.192, SLG: 0.196 (1.1)										2	0	0	0	1	0	2			
Joe Hoerner, R (6.1)										0	0	0	0	0	0	0			
Manny Sarmiento, R (7.1)										0	0	0	0	0	0	0			
Bob Bailey, R OBP: 0.373, SLG: 0.451 (8. PH)										1	1	1	2	0	0	0			
Pedro Borbon, R OBP: 0.308, SLG: 0.385 (8.1)										0	0	0	0	0	0	0			
Inning Stats	R: 0 E: 0 K: 1 S: 5	H: 0 LOB: 2 BB: 2 P: 13	R: 0 E: 0 K: 1 S: 5	H: 0 LOB: 1 BB: 1 P: 9	R: 3 E: 0 K: 1 S: 7	H: 2 LOB: 1 BB: 2 P: 15	R: 1 E: 1 K: 0 S: 5	H: 2 LOB: 0 BB: 0 P: 5	R: 0 E: 0 K: 1 S: 4	H: 0 LOB: 0 BB: 1 P: 8	R: 0 E: 0 K: 0 S: 3	H: 1 LOB: 1 BB: 1 P: 7	R: 2 E: 0 K: 1 S: 7	H: 2 LOB: 1 BB: 1 P: 11	R: 2 E: 1 K: 0 S: 6	H: 3 LOB: 1 BB: 0 P: 6	1B: 5 2B: 1 3B: 0 HR: 4	SF: 0 SAC: 0 DP: 1 HBP: 0	WP: 0 PA: 44 PB: 0 SB: 0 CS: 1
PITCHER	IP WLS BF H R ER SO BB IBB HBP BLK WP HR S P ERA WHIP																		
Pete Falcone, L ERA: 5.4 (1.1)	3.1	19	4	4	4	3	5	0	0	0	0	0	2	20	40	10.80	2.700		
Buddy Schultz, L ERA: 1.29 (4.1)	2.2	W 9	0	0	0	3	2	0	0	0	0	0	0	13	21	0.00	0.750		
Al Hrabosky, L ERA: 4.55 (7.1)	2.0	10	3	2	2	1	2	0	0	0	0	1	1	10	18	9.00	2.500		
Rawly Eastwick, R ERA: 3.31 (9.1)	0.1	3	2	2	1	0	0	0	0	0	0	1	3	3	27.00	6.000			
Butch Metzger, R ERA: 3.84 (9.1)	0.2	S 3	1	0	0	0	0	0	0	0	0	0	3	3	0.00	1.500			



Batter	1	2	3	4	5	6	7	8	9	AB	R	H	RBI	BB	SO	LOB	BOTTOM
Jerry Mumphrey, S OBP: 0.398, SLG: 0.459 (1.9)	0-0 4-3	0-0 6-3		0-0 G3		0-0 BLK		0-0 1B		5	2	3	1	0	0	1	Cincinnati Reds @ St. Louis Cardinals Busch Stadium, St. Louis, MO Mon Jul 25 1977, 7:05 PM CDT Att: 37,022 - Unknown
Garry Templeton, S OBP: 0.330, SLG: 0.430 (1.6)	0-0 4-3		4-0 S	0-0 6-3		0-0 E8		0-0 1B		4	1	2	2	1	0	1	
Tony Scott, S OBP: 0.374, SLG: 0.408 (1.8)	0-3 K2-3		1-0 2B	0-0 5-3		0-0 4-3		0-0 F7		4	1	0	0	0	1	3	
Ted Simmons, S OBP: 0.410, SLG: 0.541 (1.2)	0-3 K		0-0 1B	0-0 G6-4-3		0-0 HR		0-0 P6		5	1	3	3	0	1	2	
Keith Hernandez, L OBP: 0.396, SLG: 0.460 (1.3)		0-3 K	0-0 F7		0-0 G6-4-3		0-0 F8	0-0 G3		5	0	0	0	0	1	3	
Hector Cruz, R OBP: 0.360, SLG: 0.390 (1.7)		0-0 F8	0-0 FC3-5-2-6		0-0 5-3		0-0 1B	0-0 2B		4	1	2	0	0	0	0	
Ken Reitz, R OBP: 0.316, SLG: 0.451 (1.5)		1-0 HR	0-0 FC3-5-2-6			0-0 SH1-4		0-0 1B		1	1	0	0	0	0	2	
Mike Phillips, L OBP: 0.241, SLG: 0.264 (5.5)			0-0 HR			0-0 SH1-4		0-0 1B		2	1	2	1	0	0	0	
Mike Tyson, R OBP: 0.302, SLG: 0.358 (1.4)		0-0 1-2	0-0 HR			0-0 SH1-4		0-0 K		2	1	1	2	1	1	1	
Pete Falcone, L ERA: 5.4 (1.1)										2	0	1	0	0	0	3	
Buddy Schultz, L ERA: 1.29 (4.1)										0	0	0	0	0	0	0	
Dane Sardis, L ERA: 15.75 (6. PH)										1	0	0	0	0	0	1	
Al Hrabosky, L ERA: 4.55 (7.1)										1	0	0	0	0	0	1	
Rawly Eastwick, R ERA: 3.31 (9.1)										0	0	0	0	0	0	1	
Butch Metzger, R ERA: 3.84 (9.1)										0	0	0	0	0	0	0	
Inning Stats	R: 0 E: 0 K: 2 S: 8	H: 1 LOB: 1 BB: 0 P: 8	R: 2 E: 0 K: 1 S: 7	H: 2 LOB: 0 BB: 0 P: 8	R: 2 E: 0 K: 0 S: 5	H: 2 LOB: 3 BB: 2 P: 14	R: 0 E: 0 K: 0 S: 3	H: 0 LOB: 0 BB: 0 P: 3	R: 0 E: 0 K: 0 S: 6	H: 3 LOB: 1 BB: 0 P: 6	R: 2 E: 0 K: 1 S: 8	H: 3 LOB: 1 BB: 0 P: 8	R: 1 E: 0 K: 0 S: 5	H: 2 LOB: 1 BB: 0 P: 5	1B: 9 2B: 3 3B: 0 HR: 2	SF: 0 SAC: 1 DP: 1 HBP: 2	WP: 0 PA: 41 PB: 0 SB: 1 CS: 0
PITCHER	IP WLS BF H R ER SO BB IBB HBP BLK WP HR S P ERA WHIP																
Jack Billingham, R ERA: 5.0 (1.1)	5.2	L 28	8	6	6	3	1	0	0	1	30	40	9.53	1.588			
Joe Hoerner, L ERA: 15.75 (6.1)	0.2	6	4	2	2	0	0	0	0	1	6	6	27.00	6.000			
Manny Sarmiento, R ERA: 3.07 (7.1)	0.2	2	0	0	0	1	0	0	0	0	4	4	0.00	0.000			
Pedro Borbon, R ERA: 3.07 (8.1)	1.0	5	2	1	1	0	0	0	0	0	5	5	9.00	2.000			



Batter	1	2	3	4	5	6	7	8	9	AB	R	H	RBI	BB	SO	LOB	TOP						
Pete Rose, S OBP: 0.389, SLG: 0.445 (1,5)	L5		F8			F7		4-3		4	0	0	0	0	0	0							
Ken Griffey, L OBP: 0.382, SLG: 0.480 (1,9)	CS 1B			F7		1B 2B		4-3		4	0	2	0	0	0	0							
Joe Morgan, L OBP: 0.431, SLG: 0.487 (1,4)	L6			6-3		1B		K		4	0	1	0	0	1	1							
Dan Driessen, L OBP: 0.395, SLG: 0.489 (1,3)																							
Mike Lum, L OBP: 0.203, SLG: 0.233 (9, PH)																							
George Foster, R OBP: 0.367, SLG: 0.617 (1,7)																							
Johnny Bench, R OBP: 0.347, SLG: 0.577 (1,2)																							
Cesar Geronimo, L OBP: 0.331, SLG: 0.386 (1,8)																							
Dave Concepcion, R OBP: 0.338, SLG: 0.405 (1,6)																							
Fred Norman, S OBP: 0.106, SLG: 0.106 (1,1)																							
Champ Summers, L OBP: 0.261, SLG: 0.476 (8, PH)																							
Pedro Borbon, R OBP: 0.308, SLG: 0.385 (8,1)																							
Inning Stats	R: 0 E: 0 K: 0 S: 9	H: 1 LOB: 0 BB: 0 P: 12	R: 0 E: 0 K: 1 S: 6	H: 1 LOB: 1 BB: 0 P: 6	R: 0 E: 0 K: 1 S: 5	H: 0 LOB: 0 BB: 0 P: 5	R: 0 E: 1 K: 0 S: 4	H: 0 LOB: 1 BB: 0 P: 4	R: 0 E: 0 K: 1 S: 9	H: 0 LOB: 0 BB: 0 P: 10	R: 0 E: 0 K: 1 S: 7	H: 2 LOB: 2 BB: 0 P: 7	R: 0 E: 0 K: 0 S: 3	H: 0 LOB: 0 BB: 0 P: 3	R: 0 E: 0 K: 1 S: 5	H: 0 LOB: 0 BB: 0 P: 5	R: 0 E: 0 K: 1 S: 6	H: 1 LOB: 1 BB: 0 P: 6	1B: 4 2B: 1 3B: 0 HR: 0	SF: 0 SAC: 0 DP: 0 HBP: 0	WP: 0 PB: 0 SB: 1 CS: 1	PA: 32	
PITCHER Rick Reuschel, R ERA: 2.15 (1,1)	IP: 9.0 WLS: W BF: 32 H: 5 R: 0 ER: 0 SO: 6 BB: 0 IBB: 0 HBP: 0 BLK: 0 WP: 0 HR: 0 S: 54 P: 58 ERA: 0.00 WHIP: 0.556											PITCHER	IP: 9.0 WLS: W BF: 32 H: 5 R: 0 ER: 0 SO: 6 BB: 0 IBB: 0 HBP: 0 BLK: 0 WP: 0 HR: 0 S: 54 P: 58 ERA: 0.00 WHIP: 0.556										

Cincinnati Reds @ Chicago Cubs
Wrigley Field, Chicago, IL
Tue Jul 26 1977, 3:33 AM CDT
Att: 38,113 - Sunny - 72 F

AB	32
R	0
H	5
RBI	0
BB	0
SO	6
LOB	7



Batter	1	2	3	4	5	6	7	8	9	AB	R	H	RBI	BB	SO	LOB	BOTTOM						
Jose Cardenal, R OBP: 0.331, SLG: 0.346 (1,7)	3B 2B		L7							4	2	2	1	0	1	0							
Larry Bittner, L OBP: 0.335, SLG: 0.428 (1,3)	2H 3B		FC6-4 1B							4	0	2	1	0	1	0							
Gene Clines, R OBP: 0.397, SLG: 0.450 (1,9)	L5-3		FC6-4 WP							3	0	0	0	0	1	2							
Bobby Murcer, L OBP: 0.359, SLG: 0.455 (8,9)	L5-3		1-2 WP							1	0	0	0	0	0	0							
Jerry Morales, R OBP: 0.391, SLG: 0.500 (1,8)	G4-3 BB		6-3							3	1	2	0	1	0	1							
Steve Ontiveros, S OBP: 0.381, SLG: 0.395 (1,5)	G4-3									3	0	0	0	0	0	3							
Manny Trillo, R OBP: 0.349, SLG: 0.420 (1,4)										4	0	2	0	0	0	2							
George Mitterwald, R OBP: 0.312, SLG: 0.391 (1,2)										3	0	1	1	0	1	2							
Ivan De Jesus, R OBP: 0.306, SLG: 0.318 (1,6)										3	0	0	0	0	2	3							
Rick Reuschel, R OBP: 0.231, SLG: 0.280 (1,1)										3	0	0	0	0	1	1							
Inning Stats	R: 1 E: 0 K: 0 S: 4	H: 2 LOB: 1 BB: 1 P: 8	R: 0 E: 0 K: 2 S: 8	H: 1 LOB: 0 BB: 0 P: 8	R: 0 E: 0 K: 0 S: 4	H: 1 LOB: 1 BB: 0 P: 4	R: 0 E: 0 K: 2 S: 12	H: 1 LOB: 1 BB: 0 P: 13	R: 1 E: 0 K: 1 S: 6	H: 1 LOB: 0 BB: 0 P: 6	R: 1 E: 0 K: 0 S: 5	H: 2 LOB: 1 BB: 0 P: 5	R: 0 E: 0 K: 2 S: 7	H: 0 LOB: 0 BB: 0 P: 7	R: 0 E: 0 K: 0 S: 4	H: 1 LOB: 1 BB: 0 P: 4	1B: 5 2B: 2 3B: 1 HR: 1	SF: 0 SAC: 1 DP: 1 HBP: 0	WP: 2 PB: 0 SB: 0 CS: 0	PA: 33			
PITCHER Fred Norman, L ERA: 3.26 (1,1)	IP: 7.0 WLS: L BF: 29 H: 8 R: 3 ER: 3 SO: 7 BB: 1 IBB: 0 HBP: 0 BLK: 0 WP: 2 HR: 1 S: 46 P: 51 ERA: 3.86 WHIP: 1.286											PITCHER	IP: 7.0 WLS: L BF: 29 H: 8 R: 3 ER: 3 SO: 7 BB: 1 IBB: 0 HBP: 0 BLK: 0 WP: 2 HR: 1 S: 46 P: 51 ERA: 3.86 WHIP: 1.286										
Pedro Borbon, R ERA: 3.03 (8,1)	IP: 1.0 WLS: L BF: 4 H: 1 R: 0 ER: 0 SO: 0 BB: 0 IBB: 0 HBP: 0 BLK: 0 WP: 0 HR: 0 S: 4 P: 4 ERA: 0.00 WHIP: 1.000											PITCHER	IP: 1.0 WLS: L BF: 4 H: 1 R: 0 ER: 0 SO: 0 BB: 0 IBB: 0 HBP: 0 BLK: 0 WP: 0 HR: 0 S: 4 P: 4 ERA: 0.00 WHIP: 1.000										

Cincinnati Reds @ Chicago Cubs
Wrigley Field, Chicago, IL
Tue Jul 26 1977, 3:33 AM CDT
Att: 38,113 - Sunny - 72 F

AB	31
R	3
H	9
RBI	3
BB	1
SO	7
LOB	14



Batter	1	2	3	4	5	6	7	8	9	AB	R	H	RBI	BB	SO	LOB	TOP								
Ken Griffey, L OBP: 0.385, SLG: 0.480 (1, 9)	0-0 1B		0-3 K		4-0 BB		0-2 FC4-6 PB		3-2 BB SF8 1B	4	1	2	0	1	1	1	Cincinnati Reds @ Chicago Cubs Wrigley Field, Chicago, IL Wed Jul 27 1977, 3:33 AM CDT Sunny - 71 F								
Pete Rose, S OBP: 0.387, SLG: 0.441 (1, 5)	0-0 F8		0-3 K		3-2 F8		0-3 K		4-0 SF8 BB E BB	4	1	0	0	1	2	3									
Joe Morgan, L OBP: 0.428, SLG: 0.481 (1, 4)	0-0 F8			0-0 4-3	0-0 9-3		0-0 G3		4-0 E IBB BB	4	0	0	0	1	0	3									
George Foster, R OBP: 0.370, SLG: 0.626 (1, 7) (9, 8)	0-0 L8			0-0 BB 1B		1-2 HR		0-0 1B	0-0 SF8	4	3	3	2	0	0	1									
Johnny Bench, R OBP: 0.350, SLG: 0.574 (1, 2)		0-3 K		4-0 1B BB		0-0 F8		0-0 FC6-4 1B	0-0 E IBB	3	1	1	1	2	1	0									
Cesar Geronimo, L OBP: 0.336, SLG: 0.391 (9, PH)		0-0 FC6-4 1B		0-0 1B		0-0 1B		0-0 L7	0-0 E5	4	0	3	1	0	0	1									
Bob Bailey, R OBP: 0.367, SLG: 0.442 (9, 3)				1-2 2-H 1B				1-2 2-3 3-H 1B	1-2 1-2 3-H IBB	1	0	0	1	0	0	2									
Dave Concepcion, R OBP: 0.333, SLG: 0.399 (1, 6)		0-0 F9		0-0 P4		0-0 L9		0-0 FC6-4 BB	0-0 P5	5	0	0	0	0	0	8									
Mike Lum, L OBP: 0.221, SLG: 0.238 (9, PH)		0-0 FC6-4		0-0 1B		0-0 F7		4-0 FC4-6 BB	0-0 F8	3	0	1	1	1	0	2									
Ed Armbrister, R OBP: 0.393, SLG: 0.542 (9, 7)		1-2 1B		1-2 2-H 1B				1-2 FC4-6 BB		1	0	0	0	0	0	3									
Mario Soto, R (1, 1)			0-0 4-3	0-0 1-3			4-0 FC4-6 BB	0-0 FC4-6		3	0	0	0	1	0	4									
Inning Stats	R: 0 E: 0 K: 0 S: 4	H: 1 LOB: 1 BB: 0 P: 4	R: 0 E: 0 K: 1 S: 6	H: 1 LOB: 1 BB: 0 P: 6	R: 0 E: 0 K: 2 S: 7	H: 0 LOB: 0 BB: 0 P: 7	R: 2 E: 0 K: 0 S: 9	H: 3 LOB: 2 BB: 1 P: 15	R: 0 E: 0 K: 0 S: 6	H: 0 LOB: 0 BB: 1 P: 13	R: 1 E: 0 K: 0 S: 9	H: 2 LOB: 1 BB: 0 P: 10	R: 0 E: 0 K: 1 S: 8	H: 0 LOB: 1 BB: 1 P: 12	R: 1 E: 0 K: 0 S: 5	H: 2 LOB: 2 BB: 1 P: 9	R: 2 E: 1 K: 0 S: 8	H: 1 LOB: 3 BB: 3 P: 23	1B: 9 2B: 1 3B: 0 HR: 1	SF: 1 SAC: 0 DP: 1 HBP: 0	WP: 0 PB: 1 SB: 1 CS: 0	PA: 44			
PITCHER	IP WLS BF H R ER SO BB IBB HBP BLK WP HR S P ERA WHIP	IP WLS BF H R ER SO BB IBB HBP BLK WP HR S P ERA WHIP	IP WLS BF H R ER SO BB IBB HBP BLK WP HR S P ERA WHIP	IP WLS BF H R ER SO BB IBB HBP BLK WP HR S P ERA WHIP	IP WLS BF H R ER SO BB IBB HBP BLK WP HR S P ERA WHIP	IP WLS BF H R ER SO BB IBB HBP BLK WP HR S P ERA WHIP	IP WLS BF H R ER SO BB IBB HBP BLK WP HR S P ERA WHIP	IP WLS BF H R ER SO BB IBB HBP BLK WP HR S P ERA WHIP	IP WLS BF H R ER SO BB IBB HBP BLK WP HR S P ERA WHIP	IP WLS BF H R ER SO BB IBB HBP BLK WP HR S P ERA WHIP	IP WLS BF H R ER SO BB IBB HBP BLK WP HR S P ERA WHIP	IP WLS BF H R ER SO BB IBB HBP BLK WP HR S P ERA WHIP	IP WLS BF H R ER SO BB IBB HBP BLK WP HR S P ERA WHIP	IP WLS BF H R ER SO BB IBB HBP BLK WP HR S P ERA WHIP	IP WLS BF H R ER SO BB IBB HBP BLK WP HR S P ERA WHIP	IP WLS BF H R ER SO BB IBB HBP BLK WP HR S P ERA WHIP	IP WLS BF H R ER SO BB IBB HBP BLK WP HR S P ERA WHIP	IP WLS BF H R ER SO BB IBB HBP BLK WP HR S P ERA WHIP	IP WLS BF H R ER SO BB IBB HBP BLK WP HR S P ERA WHIP	IP WLS BF H R ER SO BB IBB HBP BLK WP HR S P ERA WHIP	IP WLS BF H R ER SO BB IBB HBP BLK WP HR S P ERA WHIP	IP WLS BF H R ER SO BB IBB HBP BLK WP HR S P ERA WHIP	IP WLS BF H R ER SO BB IBB HBP BLK WP HR S P ERA WHIP	IP WLS BF H R ER SO BB IBB HBP BLK WP HR S P ERA WHIP	IP WLS BF H R ER SO BB IBB HBP BLK WP HR S P ERA WHIP

AB	36
R	6
H	10
RBI	6
BB	7
SO	4
LOB	28



Batter	1	2	3	4	5	6	7	8	9	AB	R	H	RBI	BB	SO	LOB	BOTTOM								
Joe Wallis, S OBP: 0.413, SLG: 0.435 (1, 8)	0-0 2B		0-3 K		0-3 K			0-3 K		4	0	1	0	0	3	0	Cincinnati Reds @ Chicago Cubs Wrigley Field, Chicago, IL Wed Jul 27 1977, 3:33 AM CDT Sunny - 71 F								
Larry Bittner, L OBP: 0.331, SLG: 0.423 (1, 7) (9, 3)	0-3 K		1-2 F9			0-0 P6		0-0 F7		4	0	0	0	0	1	1									
Bill Buckner, L OBP: 0.313, SLG: 0.390 (1, 3)	0-0 F8		0-3 K			0-0 WP 1B		0-0 2B		4	1	2	0	0	1	1									
Gene Clines, R OBP: 0.397, SLG: 0.450 (9, PR) (9, 7)						1B		2B		0	0	0	0	0	0	0									
Bobby Murcer, L OBP: 0.363, SLG: 0.456 (1, 9)	0-0 4-3			0-0 1B		1-2 CS 1B		4-0 BB		3	0	2	1	1	0	1									
Steve Ontiveros, S OBP: 0.383, SLG: 0.406 (1, 5)		0-0 HR		0-0 1B		0-3 K		0-0 F6		4	1	2	1	0	1	3									
Manny Trillo, R OBP: 0.348, SLG: 0.416 (1, 4)		4-0 5-3 BB		0-0 F4			2-2 F7		0-0 F9	3	0	0	0	1	0	2									
George Mitterwald, R OBP: 0.333, SLG: 0.391 (7, PR)		0-0 5-3		0-0 G6-4-3			0-0 E8		0-0 2B	3	0	1	0	0	0	3									
Ivan De Jesus, R OBP: 0.303, SLG: 0.314 (1, 6)		0-0 5-3		0-0 B2			0-0 L7		0-0 6-3	4	0	0	0	0	0	3									
Mike Krukow, R OBP: 0.162, SLG: 0.189 (4, 1)		0-0 5-3		0-3 K			1-3 K		2-3 K	1	0	0	0	0	0	1									
Steve Swisher, R OBP: 0.223, SLG: 0.268 (8, 2)										1	0	0	0	0	1	1									
Inning Stats	R: 0 E: 0 K: 1 S: 6	H: 1 LOB: 1 BB: 0 P: 6	R: 1 E: 0 K: 0 S: 4	H: 1 LOB: 1 BB: 1 P: 8	R: 0 E: 0 K: 2 S: 10	H: 0 LOB: 0 BB: 0 P: 11	R: 0 E: 0 K: 0 S: 4	H: 2 LOB: 1 BB: 0 P: 4	R: 0 E: 0 K: 2 S: 7	H: 0 LOB: 0 BB: 0 P: 7	R: 1 E: 0 K: 1 S: 10	H: 2 LOB: 0 BB: 0 P: 11	R: 0 E: 0 K: 1 S: 10	H: 1 LOB: 1 BB: 0 P: 13	R: 0 E: 0 K: 1 S: 6	H: 1 LOB: 2 BB: 1 P: 10	R: 0 E: 0 K: 1 S: 7	H: 1 LOB: 1 BB: 0 P: 9	1B: 5 2B: 3 3B: 0 HR: 1	SF: 0 SAC: 0 DP: 1 HBP: 0	WP: 1 PB: 0 SB: 0 CS: 1	PA: 36			
PITCHER	IP WLS BF H R ER SO BB IBB HBP BLK WP HR S P ERA WHIP	IP WLS BF H R ER SO BB IBB HBP BLK WP HR S P ERA WHIP	IP WLS BF H R ER SO BB IBB HBP BLK WP HR S P ERA WHIP	IP WLS BF H R ER SO BB IBB HBP BLK WP HR S P ERA WHIP	IP WLS BF H R ER SO BB IBB HBP BLK WP HR S P ERA WHIP	IP WLS BF H R ER SO BB IBB HBP BLK WP HR S P ERA WHIP	IP WLS BF H R ER SO BB IBB HBP BLK WP HR S P ERA WHIP	IP WLS BF H R ER SO BB IBB HBP BLK WP HR S P ERA WHIP	IP WLS BF H R ER SO BB IBB HBP BLK WP HR S P ERA WHIP	IP WLS BF H R ER SO BB IBB HBP BLK WP HR S P ERA WHIP	IP WLS BF H R ER SO BB IBB HBP BLK WP HR S P ERA WHIP	IP WLS BF H R ER SO BB IBB HBP BLK WP HR S P ERA WHIP	IP WLS BF H R ER SO BB IBB HBP BLK WP HR S P ERA WHIP	IP WLS BF H R ER SO BB IBB HBP BLK WP HR S P ERA WHIP	IP WLS BF H R ER SO BB IBB HBP BLK WP HR S P ERA WHIP	IP WLS BF H R ER SO BB IBB HBP BLK WP HR S P ERA WHIP	IP WLS BF H R ER SO BB IBB HBP BLK WP HR S P ERA WHIP	IP WLS BF H R ER SO BB IBB HBP BLK WP HR S P ERA WHIP	IP WLS BF H R ER SO BB IBB HBP BLK WP HR S P ERA WHIP	IP WLS BF H R ER SO BB IBB HBP BLK WP HR S P ERA WHIP	IP WLS BF H R ER SO BB IBB HBP BLK WP HR S P ERA WHIP	IP WLS BF H R ER SO BB IBB HBP BLK WP HR S P ERA WHIP	IP WLS BF H R ER SO BB IBB HBP BLK WP HR S P ERA WHIP	IP WLS BF H R ER SO BB IBB HBP BLK WP HR S P ERA WHIP	IP WLS BF H R ER SO BB IBB HBP BLK WP HR S P ERA WHIP

AB	34
R	2
H	9
RBI	2
BB	2
SO	9
LOB	17



Batter	1	2	3	4	5	6	7	8	9	AB	R	H	RBI	BB	SO	LOB	TOP										
Ken Griffey, L OBP: 0.383, SLG: 0.477 (1, 9)										4	0	1	0	0	1	0	Cincinnati Reds @ Chicago Cubs Wrigley Field, Chicago, IL Wed Jul 27 1977, 3:38 AM CDT Att: 41,105 - Sunny - 71 F										
Pete Rose, S OBP: 0.384, SLG: 0.436 (1, 5)										4	1	0	0	0	0	1											
Joe Morgan, L OBP: 0.424, SLG: 0.475 (1, 4)										4	0	0	0	0	1	1											
George Foster, R OBP: 0.369, SLG: 0.627 (1, 7)										3	0	1	1	0	0	0											
Cesar Geronimo, L OBP: 0.333, SLG: 0.387 (1, 8)										3	0	0	0	0	1	1											
Dave Concepcion, R OBP: 0.331, SLG: 0.395 (1, 6)										3	0	0	0	0	2	0											
Mike Lum, L OBP: 0.211, SLG: 0.227 (1, 3)										3	0	0	0	0	1	0											
Bill Plummer, R OBP: 0.284, SLG: 0.231 (1, 2)										3	0	1	0	0	0	0											
Doug Capilla, L Manny Sarmiento, R (8, 1)										3	0	0	0	0	0	1											
										0	0	0	0	0	0	0											
Inning Stats	R: 1 E: 0 K: 0 S: 5	H: 2 LOB: 1 BB: 0 P: 5	R: 0 E: 0 K: 2 S: 9	H: 0 LOB: 0 BB: 0 P: 12	R: 0 E: 0 K: 0 S: 6	H: 0 LOB: 0 BB: 0 P: 8	R: 0 E: 0 K: 1 S: 5	H: 0 LOB: 0 BB: 0 P: 5	R: 0 E: 0 K: 1 S: 9	H: 0 LOB: 0 BB: 0 P: 11	R: 0 E: 0 K: 0 S: 5	H: 0 LOB: 0 BB: 0 P: 5	R: 0 E: 0 K: 0 S: 7	H: 0 LOB: 0 BB: 0 P: 8	R: 0 E: 0 K: 0 S: 4	H: 1 LOB: 1 BB: 0 P: 4	R: 0 E: 0 K: 1 S: 5	H: 0 LOB: 0 BB: 0 P: 5	1B: 1 2B: 2 3B: 0 HR: 0	SF: 0 SAC: 0 DP: 0 HBP: 0	WP: 0 PB: 0 SB: 0 CS: 0	PA: 30					
PITCHER	IP	WLS	BF	H	R	ER	SO	BB	IBB	HBP	BLK	WP	HR	S	P	ERA	WHIP										
Steve Renko, R ERA: 3.97 Willie Hernandez, L ERA: 2.11	(1, 1)	8.0	W	27	3	1	1	5	0	0	0	0	0	50	58	1.12	0.375										
	(8, 1)	1.0		3	0	0	0	1	0	0	0	0	0	5	5	0.00	0.000										

AB	30
R	1
H	3
RBI	1
BB	0
SO	6
LOB	4



Batter	1	2	3	4	5	6	7	8	9	AB	R	H	RBI	BB	SO	LOB	BOTTOM										
Jose Cardenal, R OBP: 0.335, SLG: 0.351 (1, 7)										4	1	2	0	0	1	1	Cincinnati Reds @ Chicago Cubs Wrigley Field, Chicago, IL Wed Jul 27 1977, 3:38 AM CDT Att: 41,105 - Sunny - 71 F										
Larry Bittner, L OBP: 0.336, SLG: 0.425 (1, 3)										3	1	2	1	1	0	0											
Bobby Murcer, L OBP: 0.362, SLG: 0.452 (1, 9)										3	1	0	0	1	3	2											
Jerry Morales, R OBP: 0.391, SLG: 0.503 (1, 8)										3	0	1	1	0	0	0											
Steve Ontiveros, S OBP: 0.384, SLG: 0.405 (1, 5)										3	0	1	1	1	0	2											
Manny Trillo, R OBP: 0.344, SLG: 0.413 (1, 4)										3	0	0	1	0	0	2											
George Mitterwald, R OBP: 0.312, SLG: 0.386 (1, 2)										3	0	0	0	1	1	2											
Ivan De Jesus, R OBP: 0.303, SLG: 0.320 (1, 6)										3	1	1	0	0	0	1											
Steve Renko, R Gene Clines, R Willie Hernandez, L (8, Ph) (9, 1)										1	0	0	0	1	1	0											
										1	1	0	1	0	0	0											
										0	0	0	0	0	0	0											
Inning Stats	R: 0 E: 0 K: 2 S: 8	H: 1 LOB: 2 BB: 1 P: 12	R: 0 E: 0 K: 0 S: 2	H: 0 LOB: 0 BB: 1 P: 6	R: 0 E: 0 K: 0 S: 2	H: 0 LOB: 0 BB: 1 P: 6	R: 0 E: 0 K: 1 S: 5	H: 0 LOB: 0 BB: 0 P: 5	R: 0 E: 0 K: 2 S: 8	H: 2 LOB: 1 BB: 0 P: 8	R: 0 E: 1 K: 1 S: 9	H: 0 LOB: 1 BB: 1 P: 15	R: 5 E: 0 K: 0 S: 11	H: 4 LOB: 1 BB: 1 P: 18	R: 0 E: 0 K: 0 S: 4	H: 0 LOB: 0 BB: 0 P: 4	1B: 6 2B: 0 3B: 1 HR: 0	SF: 2 SAC: 0 DP: 3 HBP: 0	WP: 0 PB: 0 SB: 0 CS: 0	PA: 34							
PITCHER	IP	WLS	BF	H	R	ER	SO	BB	IBB	HBP	BLK	WP	HR	S	P	ERA	WHIP										
Doug Capilla, L Manny Sarmiento, R ERA	(1, 1)	7.0	L	30	6	5	5	6	5	0	0	0	0	44	69	6.43	1.571										
	(8, 1)	1.0		4	1	0	0	0	0	0	0	0	0	4	4	0.00	1.000										



Batter	1	2	3	4	5	6	7	8	9	AB	R	H	RBI	BB	SO	LOB	TOP				
Jerry Mumphrey, S OBP: 0.397, SLG: 0.462 (1, 8)										5	0	2	2	0	0	1					
Gary Templeton, S OBP: 0.325, SLG: 0.425 (1, 6)										5	0	2	0	0	1	1					
Hector Cruz, R OBP: 0.364, SLG: 0.395 (1, 7)										3	0	0	0	1	0	2					
Ted Simmons, S OBP: 0.406, SLG: 0.526 (1, 2)										4	0	0	0	0	0	4					
Keith Hernandez, L OBP: 0.399, SLG: 0.477 (1, 3)										2	2	1	1	2	1	2					
Mike Anderson, R OBP: 0.269, SLG: 0.360 (1, 9)										3	0	0	0	0	1	1					
Ken Reitz, R OBP: 0.312, SLG: 0.442 (1, 5)										2	0	1	0	2	0	1					
Mike Tyson, R OBP: 0.291, SLG: 0.343 (1, 4)										3	1	0	0	0	0	4					
John Denny, R Don Messinger, S Buddy Schultz, L Roger Freed, R Butch Metzger, R Tony Scott, S Al Hrabosky, R (1, 1) (5, PH) (5, 1) (7, PH) (7, 1) (9, 1)										1	0	0	0	0	0	1					
Inning Stats	R: 0 E: 1 K: 1 S: 7	H: 2 LOB: 2 BB: 0 P: 7	R: 0 E: 0 K: 0 S: 3	H: 0 LOB: 1 BB: 1 P: 7	R: 0 E: 0 K: 0 S: 4	H: 1 LOB: 1 BB: 0 P: 4	R: 0 E: 0 K: 0 S: 3	H: 0 LOB: 1 BB: 1 P: 7	R: 0 E: 0 K: 1 S: 5	H: 0 LOB: 0 BB: 0 P: 5	R: 1 E: 0 K: 1 S: 6	H: 1 LOB: 0 BB: 0 P: 6	R: 0 E: 0 K: 0 S: 2	H: 0 LOB: 1 BB: 1 P: 6	R: 0 E: 0 K: 0 S: 2	H: 0 LOB: 1 BB: 1 P: 6	R: 3 E: 0 K: 0 S: 5	H: 2 LOB: 1 BB: 2 P: 13	1B: 4 2B: 2 3B: 0 HR: 1	SF: 0 SAC: 2 DP: 1 HBP: 0	WP: 0 PA: 38 PB: 0 SB: 0 CS: 1
PITCHER Fred Norman, L ERA: 3.25 (1, 1)	IP: 9.0 WLS: L BF: 38 H: 7 R: 4 ER: 4 SO: 4 BB: 4 IBB: 1 HBP: 0 BLK: 0 WP: 0 HR: 1 S: 41 P: 61 ERA: 4.00 WHIP: 1.222															PITCHER	IP: 9.0 WLS: L BF: 38 H: 7 R: 4 ER: 4 SO: 4 BB: 4 IBB: 1 HBP: 0 BLK: 0 WP: 0 HR: 1 S: 41 P: 61 ERA: 4.00 WHIP: 1.222				

St. Louis Cardinals @ Cincinnati Reds
Riverfront Stadium, Cincinnati, OH
Sat Jul 30 1977, 7:05 PM EDT
Att: 50,023 - Unknown

AB 31
R 4
H 7
RBI 4
BB 5
SO 4
LOB 18



Batter	1	2	3	4	5	6	7	8	9	AB	R	H	RBI	BB	SO	LOB	BOTTOM				
Pete Rose, S OBP: 0.390, SLG: 0.450 (1, 5)										4	0	2	0	0	1	1					
Ken Griffey, L OBP: 0.381, SLG: 0.482 (1, 9)										4	0	0	0	0	1	2					
Joe Morgan, L OBP: 0.422, SLG: 0.474 (1, 4)										3	0	1	0	1	0	1					
George Foster, R OBP: 0.375, SLG: 0.621 (1, 7)										3	0	0	0	1	2	2					
Dan Driessen, L OBP: 0.385, SLG: 0.479 (1, 3)										4	0	1	0	0	1	2					
Johnny Bench, R OBP: 0.354, SLG: 0.578 (1, 2)										4	1	2	0	0	1	1					
Cesar Geronimo, L OBP: 0.335, SLG: 0.410 Ray Knight, R OBP: 0.367, SLG: 0.511 (1, 8) (9, PH)										3	0	2	1	0	0	1					
Dave Concepcion, R OBP: 0.328, SLG: 0.388 (1, 6)										4	0	0	0	0	1	3					
Fred Norman, S OBP: 0.118, SLG: 0.100 (1, 1)										3	0	0	0	0	2	2					
Inning Stats	R: 0 E: 0 K: 2 S: 8	H: 1 LOB: 2 BB: 1 P: 12	R: 1 E: 0 K: 1 S: 7	H: 2 LOB: 0 BB: 0 P: 7	R: 0 E: 0 K: 0 S: 2	H: 0 LOB: 0 BB: 1 P: 6	R: 0 E: 0 K: 0 S: 3	H: 1 LOB: 0 BB: 0 P: 3	R: 0 E: 0 K: 1 S: 6	H: 1 LOB: 1 BB: 0 P: 6	R: 0 E: 0 K: 2 S: 7	H: 0 LOB: 0 BB: 0 P: 7	R: 0 E: 0 K: 2 S: 8	H: 1 LOB: 1 BB: 0 P: 8	R: 0 E: 0 K: 1 S: 6	H: 1 LOB: 1 BB: 0 P: 6	R: 0 E: 0 K: 1 S: 6	H: 1 LOB: 1 BB: 0 P: 6	1B: 3 2B: 6 3B: 0 HR: 0	SF: 0 SAC: 0 DP: 1 HBP: 0	WP: 0 PA: 35 PB: 1 SB: 0 CS: 0
PITCHER John Denny, R ERA: 3.55 Buddy Schultz, L ERA: 1.3 Butch Metzger, R ERA: 3.63 Al Hrabosky, L ERA: 4.45 (1, 1) (5, 1) (7, 1) (9, 1)	IP: 4.0 WLS: 7 BF: 16 H: 4 R: 1 ER: 0 SO: 3 BB: 2 IBB: 0 HBP: 0 BLK: 0 WP: 0 HR: 0 S: 13 P: 20 ERA: 0.00 WHIP: 0.500															PITCHER	IP: 4.0 WLS: 7 BF: 16 H: 4 R: 1 ER: 0 SO: 3 BB: 2 IBB: 0 HBP: 0 BLK: 0 WP: 0 HR: 0 S: 13 P: 20 ERA: 0.00 WHIP: 0.500				

St. Louis Cardinals @ Cincinnati Reds
Riverfront Stadium, Cincinnati, OH
Sat Jul 30 1977, 7:05 PM EDT
Att: 50,023 - Unknown

AB 33
R 1
H 8
RBI 1
BB 2
SO 10
LOB 16



Batter	1	2	3	4	5	6	7	8	9	AB	R	H	RBI	BB	SO	LOB	TOP										
Lou Brock, L OBP: 0.309, SLG: 0.364 (1, 7)	F7		4-3		K		4-3			4	0	0	0	0	1	1											
Gary Templeton, S OBP: 0.327, SLG: 0.426 (1, 6)	6-3							G3		4	1	2	1	0	0	0											
Jerry Mumphrey, S OBP: 0.395, SLG: 0.458 (1, 8)	K							F7		4	0	1	0	0	2	1											
Ted Simmons, S OBP: 0.407, SLG: 0.527 Butch Metzger, R (8, 1)		4-3								3	0	1	0	1	0	1											
Keith Hernandez, L OBP: 0.400, SLG: 0.476 (1, 3)										0	0	0	0	0	0	0											
Hector Cruz, R OBP: 0.362, SLG: 0.392 (1, 9)										3	0	1	0	1	0	2											
Ken Reitz, R OBP: 0.309, SLG: 0.439 Al Hrabosky, R (6, 1)										4	0	1	0	0	0	3											
Dave Rader, L OBP: 0.324, SLG: 0.403 (8, 2)										3	0	0	0	0	0	5											
Mike Tyson, R OBP: 0.288, SLG: 0.339 Mike Phillips, L OBP: 0.236, SLG: 0.259 (7, 5)										0	0	0	0	0	0	0											
Bob Forsch, R OBP: 0.189, SLG: 0.216 Clay Carroll, R OBP: 0.106, SLG: 0.100 Mike Anderson, R OBP: 0.227, SLG: 0.276 Rawly Eastwick, R OBP: 0.346, SLG: 0.336 Don Kessinger, S OBP: 0.312, SLG: 0.288 (7, 4)										1	0	0	0	0	0	0											
Inning Stats	R: 0 E: 0 K: 1 S: 5	H: 0 LOB: 0 BB: 0 P: 5	R: 0 E: 0 K: 0 S: 4	H: 2 LOB: 1 BB: 0 P: 4	R: 0 E: 0 K: 1 S: 5	H: 0 LOB: 0 BB: 0 P: 5	R: 1 E: 1 K: 0 S: 5	H: 2 LOB: 2 BB: 0 P: 9	R: 1 E: 0 K: 2 S: 9	H: 2 LOB: 1 BB: 0 P: 9	R: 0 E: 0 K: 0 S: 3	H: 0 LOB: 0 BB: 0 P: 7	R: 0 E: 0 K: 0 S: 3	H: 0 LOB: 0 BB: 0 P: 3	R: 0 E: 0 K: 0 S: 4	H: 1 LOB: 1 BB: 0 P: 4	R: 0 E: 0 K: 0 S: 3	H: 0 LOB: 0 BB: 0 P: 3	1B: 5 2B: 2 3B: 0 HR: 0	SF: 0 SAC: 0 DP: 1 HBP: 0	WP: 1 PB: 0 SB: 1 CS: 0	PA: 35					
PITCHER	IP	WLS	BF	H	R	ER	SO	BB	IBB	HBP	BLK	WP	HR	S	P	ERA	WHIP										
Doug Capilla, L ERA: 4.85 (1, 1)	6.0	W	25	6	2	2	4	2	0	0	0	1	0	31	39	3.00	1.333										
Pedro Borbon, R ERA: 2.97 (7, 1)	3.0	S	10	1	0	0	0	0	0	0	0	0	0	10	10	0.00	0.333										

St. Louis Cardinals @ Cincinnati Reds
Riverfront Stadium, Cincinnati, OH
Sun Jul 31 1977, 3:33 AM EDT
Att: 40,561 - Unknown

AB 33
R 2
H 7
RBI 1
BB 2
SO 4
LOB 13



Batter	1	2	3	4	5	6	7	8	9	AB	R	H	RBI	BB	SO	LOB	BOTTOM										
Pete Rose, S OBP: 0.388, SLG: 0.449 (1, 5)	F7	F7						F7		5	0	1	0	0	0	2											
Ken Griffey, L OBP: 0.386, SLG: 0.486 (1, 9)	G3									5	2	4	0	0	0	0											
Joe Morgan, L OBP: 0.426, SLG: 0.487 (1, 4)										5	1	4	2	0	0	1											
George Foster, R OBP: 0.376, SLG: 0.617 (1, 7)	CS	6-3								4	0	1	1	1	0	1											
Dan Driessen, L OBP: 0.384, SLG: 0.476 (1, 3)										4	0	1	0	0	0	5											
Johnny Bench, R OBP: 0.353, SLG: 0.574 (1, 2)										4	1	1	0	0	1	3											
Cesar Geronimo, L OBP: 0.334, SLG: 0.412 (1, 8)										4	1	1	1	0	1	1											
Dave Concepcion, R OBP: 0.335, SLG: 0.398 (1, 6)										1	1	1	1	3	0	0											
Doug Capilla, L OBP: 0.063, SLG: 0.063 Pedro Borbon, R OBP: 0.235, SLG: 0.294 (7, 1)										3	0	1	1	0	0	1											
Inning Stats	R: 0 E: 0 K: 0 S: 3	H: 1 LOB: 0 BB: 0 P: 3	R: 2 E: 0 K: 0 S: 6	H: 3 LOB: 2 BB: 1 P: 10	R: 1 E: 0 K: 0 S: 5	H: 3 LOB: 1 BB: 0 P: 5	R: 0 E: 0 K: 1 S: 5	H: 1 LOB: 2 BB: 1 P: 9	R: 2 E: 0 K: 1 S: 8	H: 3 LOB: 1 BB: 0 P: 8	R: 1 E: 0 K: 0 S: 6	H: 3 LOB: 3 BB: 1 P: 10	R: 0 E: 0 K: 0 S: 3	H: 0 LOB: 1 BB: 1 P: 7	R: 0 E: 0 K: 0 S: 4	H: 1 LOB: 1 BB: 0 P: 4	1B: 11 2B: 2 3B: 0 HR: 2	SF: 0 SAC: 0 DP: 1 HBP: 0	WP: 0 PB: 0 SB: 0 CS: 1	PA: 41							
PITCHER	IP	WLS	BF	H	R	ER	SO	BB	IBB	HBP	BLK	WP	HR	S	P	ERA	WHIP										
Bob Forsch, R ERA: 3.76 (1, 1)	2.0	L	13	7	3	3	0	0	0	0	0	0	0	7	11	0.00	1.000										
Clay Carroll, R ERA: 2.38 (3, 1)	2.0		6	1	0	0	1	1	0	0	0	0	0	7	11	0.00	1.000										
Rawly Eastwick, R ERA: 3.75 (5, 1)	1.2		11	6	3	3	1	0	0	0	1	0	2	13	13	16.20	3.600										
Al Hrabosky, L ERA: 4.35 (6, 1)	1.1		6	0	0	0	0	2	0	0	0	0	0	4	12	0.00	1.500										
Butch Metzger, R ERA: 3.59 (8, 1)	1.0		4	1	0	0	0	0	0	0	0	0	0	4	4	0.00	1.000										

St. Louis Cardinals @ Cincinnati Reds
Riverfront Stadium, Cincinnati, OH
Sun Jul 31 1977, 3:33 AM EDT
Att: 40,561 - Unknown

AB 36
R 6
H 15
RBI 6
BB 4
SO 2
LOB 15



Batter	1	2	3	4	5	6	7	8	9	AB	R	H	RBI	BB	SO	LOB	TOP				
Ivan De Jesus, R (1,6) OBP: 0.301, SLG: 0.319 Gene Clines, R (9, PH) OBP: 0.397, SLG: 0.456	K		K		4-3		K		L9	4	0	0	0	0	3	2	<p>Chicago Cubs @ Cincinnati Reds</p> <p>Riverfront Stadium, Cincinnati, OH</p> <p>Mon Aug 01 1977, 7:05 PM EDT</p> <p>Att: 35,385 - Unknown - 70 F</p>				
Larry Blittner, L (1,7) OBP: 0.340, SLG: 0.420	2B		BB		F7		1B		4-3	4	1	2	1	1	0	0					
Bill Buckner, L (1,3) OBP: 0.307, SLG: 0.433	HR		L8				SF8		HR	4	2	2	3	0	1	1					
Jerry Morales, R (1,8) OBP: 0.382, SLG: 0.494	F9		K				L9		L9	5	0	1	0	0	1	2					
Bobby Murcer, L (1,9) OBP: 0.365, SLG: 0.461	HR				4-3		BB		F3	4	1	2	2	0	0	2					
Steve Ontiveros, S (1,5) OBP: 0.394, SLG: 0.417	L7						1B		F7	3	0	1	0	1	0	0					
Mick Kelleher, R (1,4) Greg Gross, L (6, PH) Manny Trillo, R (6,4) OBP: 0.353, SLG: 0.370 OBP: 0.341, SLG: 0.405	F2		L9				K		F8	2	0	0	0	0	0	1					
Steve Swisher, R (1,2) OBP: 0.240, SLG: 0.292	5-3						1B		2B	4	1	2	0	0	1	1					
Steve Renko, R (1,1) Dave Roberts, L (4,1) Jose Cardenal, R (7, PH) Paul Reuschel, R (7,1) Bruce Sutter, R (7,1) Joe Wallis, S (8, PH) Pete Broberg, R (8,1)	K				2-3		1B		K	1	0	0	0	0	1	0					
Inning Stats	R: 3 E: 0 K: 1 S: 8	H: 3 LOB: 0 BB: 0 P: 8	R: 0 E: 0 K: 1 S: 5	H: 0 LOB: 0 BB: 0 P: 5	R: 0 E: 0 K: 2 S: 7	H: 0 LOB: 1 BB: 1 P: 11	R: 0 E: 0 K: 1 S: 8	H: 1 LOB: 1 BB: 0 P: 11	R: 0 E: 0 K: 2 S: 15	H: 1 LOB: 2 BB: 1 P: 25	R: 2 E: 0 K: 1 S: 12	H: 4 LOB: 2 BB: 0 P: 14	R: 0 E: 0 K: 1 S: 6	H: 1 LOB: 1 BB: 0 P: 6	R: 1 E: 0 K: 0 S: 4	H: 1 LOB: 0 BB: 0 P: 4		1B: 6 2B: 3 3B: 0 HR: 2	SF: 1 SAC: 0 DP: 0 HBP: 0	WP: 1 PB: 0 SB: 1 CS: 0	PA: 40
PITCHER	IP	WLS	BF	H	R	ER	SO	BB	IBB	HBP	BLK	WP	HR	S	P	ERA	WHIP				
Tom Seaver, R (1,1) ERA: 3.15	6.1		28	7	5	5	9	2	0	0	0	1	1	55	74	7.11	1.421				
Joe Hoerner, L (7,1) ERA: 14.4	0.1		2	1	0	0	0	0	0	0	0	0	0	2	2	0.00	3.000				
Pedro Borbon, R (7,1) ERA: 2.99	2.1	W	10	3	1	1	1	0	0	0	0	0	1	15	17	3.86	1.286				

AB	37
R	6
H	11
RBI	6
BB	2
SO	10
LOB	12



Batter	1	2	3	4	5	6	7	8	9	AB	R	H	RBI	BB	SO	LOB	BOTTOM				
Pete Rose, S (1,5) OBP: 0.388, SLG: 0.446	6-3		G1					F8		3	0	0	0	2	0	0	<p>Chicago Cubs @ Cincinnati Reds</p> <p>Riverfront Stadium, Cincinnati, OH</p> <p>Mon Aug 01 1977, 7:05 PM EDT</p> <p>Att: 35,385 - Unknown - 70 F</p>				
Ken Griffey, L (1,9) OBP: 0.384, SLG: 0.483 Mike Lum, L (6,9) OBP: 0.250, SLG: 0.286	P9		K		IBB		K		P5	3	0	0	0	0	2	3					
Joe Morgan, L (1,4) OBP: 0.426, SLG: 0.483	HR		HR		4-3		L7		6-3	3	2	0	0	2	0	3					
George Foster, R (1,7) OBP: 0.379, SLG: 0.632	HR		HR				L9		3B	3	3	2	4	1	0	0					
Dan Driessen, L (1,3) OBP: 0.385, SLG: 0.482	1B		L8				1-3		1B	4	1	2	1	0	0	0					
Johnny Bench, R (1,2) OBP: 0.395, SLG: 0.583	5-3				HR		F8		BB	4	1	2	2	0	0	1					
Cesar Geronimo, L (1,8) OBP: 0.336, SLG: 0.411	K				SH1-3		4-3		BB	3	0	1	0	1	1	0					
Dave Concepcion, R (1,6) OBP: 0.337, SLG: 0.399	F9				SH1-3		SH2		P8	4	0	2	0	0	0	2					
Tom Seaver, R (1,1) OBP: 0.231, SLG: 0.250 Joe Hoerner, R (7,1)	K				SH1-3		SH2		K	1	0	0	0	0	1	0					
Pedro Borbon, R (7,1) OBP: 0.222, SLG: 0.278					1-2					1	0	0	0	0	1	2					
Inning Stats	R: 2 E: 0 K: 0 S: 5	H: 2 LOB: 1 BB: 1 P: 9	R: 0 E: 0 K: 2 S: 7	H: 0 LOB: 0 BB: 0 P: 7	R: 2 E: 0 K: 1 S: 6	H: 1 LOB: 0 BB: 1 P: 10	R: 1 E: 0 K: 1 S: 10	H: 3 LOB: 3 BB: 1 P: 17	R: 0 E: 0 K: 0 S: 3	H: 0 LOB: 0 BB: 0 P: 3	R: 0 E: 0 K: 1 S: 6	H: 1 LOB: 2 BB: 1 P: 10	R: 2 E: 0 K: 1 S: 7	H: 2 LOB: 2 BB: 2 P: 15	R: 0 E: 0 K: 0 S: 3	H: 0 LOB: 0 BB: 0 P: 3	1B: 5 2B: 0 3B: 1 HR: 3	SF: 0 SAC: 2 DP: 0 HBP: 0	WP: 0 PB: 0 SB: 0 CS: 0	PA: 39	
PITCHER	IP	WLS	BF	H	R	ER	SO	BB	IBB	HBP	BLK	WP	HR	S	P	ERA	WHIP				
Steve Renko, R (1,1) ERA: 4.86	3.0		15	4	5	5	3	2	0	0	0	0	0	18	29	0.00	1.000				
Dave Roberts, L (4,1) ERA: 5.03	3.0		14	3	0	0	2	0	2	0	0	0	0	18	29	0.00	1.000				
Paul Reuschel, R (7,1) ERA: 4.04	0.1	L	3	1	2	2	0	1	0	0	0	0	0	2	6	54.00	6.000				
Bruce Sutter, R (7,1) ERA: 1.06	0.2		4	1	0	0	1	1	0	0	0	0	0	5	9	0.00	3.000				
Pete Broberg, R (8,1) ERA: 4.26	1.0		3	0	0	0	0	0	0	0	0	0	0	3	3	0.00	0.000				

AB	31
R	7
H	9
RBI	7
BB	6
SO	6
LOB	13



Batter	1	2	3	4	5	6	7	8	9	AB	R	H	RBI	BB	SO	LOB	TOP																		
Ivan De Jesus, R OBP: 0.302, SLG: 0.323 (1, 6)										5	0	2	0	0	0	0	Chicago Cubs @ Cincinnati Reds Riverfront Stadium, Cincinnati, OH Tue Aug 02 1977, 7:05 PM EDT Att: 34,091 - Unknown - 73 F livebaseballscorecards.com																		
Larry Bittner, L OBP: 0.338, SLG: 0.417 (1, 7) (8, 3)										5	0	1	0	0	0	1																			
Bill Buckner, L OBP: 0.292, SLG: 0.426 Dave Rosello, R OBP: 0.317, SLG: 0.280 Pete Broberg, R (8, 1) Dave Roberts, L (9, 1)										3	0	0	0	1	0	2																			
Jerry Morales, R OBP: 0.383, SLG: 0.497 (1, 8)										4	1	2	0	0	1	2																			
Bobby Murcer, L OBP: 0.364, SLG: 0.457 (1, 9)										3	1	0	0	1	0	3																			
Steve Ontiveros, S OBP: 0.397, SLG: 0.422 (1, 5)										3	1	2	1	1	0	0																			
Mick Kelleher, R OBP: 0.329, SLG: 0.329 Gene Clines, R OBP: 0.395, SLG: 0.452 Willie Hernandez, L OBP: 0.111, SLG: 0.111 Jose Cardenal, R OBP: 0.345, SLG: 0.359 (8, 7)										2	0	0	0	0	1	2																			
Steve Swisher, R OBP: 0.242, SLG: 0.293 Manny Trillo, R OBP: 0.342, SLG: 0.407 (7, PR) (7, 4)										3	0	1	0	0	0	1																			
Bill Bonham, R OBP: 0.200, SLG: 0.240 Greg Gross, L OBP: 0.351, SLG: 0.367 George Mitterwald, R OBP: 0.319, SLG: 0.416 (7, PH) (7, 2)										2	0	0	0	0	1	1																			
Inning Stats	R: 0 E: 0 K: 0 S: 3	H: 0 LOB: 0 BB: 0 P: 3	R: 0 E: 0 K: 1 S: 6	H: 1 LOB: 1 BB: 0 P: 6	R: 0 E: 0 K: 0 S: 3	H: 0 LOB: 0 BB: 0 P: 3	R: 0 E: 0 K: 0 S: 4	H: 1 LOB: 1 BB: 0 P: 4	R: 0 E: 0 K: 1 S: 7	H: 2 LOB: 2 BB: 0 P: 7	R: 0 E: 0 K: 1 S: 6	H: 1 LOB: 1 BB: 0 P: 6	R: 5 E: 0 K: 0 S: 11	H: 3 LOB: 2 BB: 4 P: 28	R: 0 E: 0 K: 1 S: 5	H: 1 LOB: 0 BB: 0 P: 5		1B: 7 2B: 4 3B: 0 HR: 0	SF: 0 SAC: 0 DP: 1 HBP: 0	WP: 0 PA: 39 PB: 0 SB: 0 CS: 0															
PITCHER	IP WLS BF H R ER SO BB IBB HBP BLK WP HR S P ERA WHIP																																		
Mario Soto, R ERA: 4.12 Dale Murray, R ERA: 5.0 Manny Sarmiento, R ERA: 4.15	(1, 1) (8, 1) (9, 1)	7.2 0.1 1.0	L 2 3	34 2 3	7 2 1	5 0 0	5 0 0	4 0 1	4 0 0	0 0 0	0 0 0	0 0 0	0 0 0	0 2 5	44 2 5	61 2 5		5.87 0.00 0.00	1.435 6.000 1.000																

Batter	1	2	3	4	5	6	7	8	9	AB	R	H	RBI	BB	SO	LOB	BOTTOM															
Pete Rose, S OBP: 0.397, SLG: 0.444 (1, 5)										4	0	1	0	0	0	0	Chicago Cubs @ Cincinnati Reds Riverfront Stadium, Cincinnati, OH Tue Aug 02 1977, 7:05 PM EDT Att: 34,091 - Unknown - 73 F livebaseballscorecards.com															
Dave Concepcion, R OBP: 0.333, SLG: 0.395 (1, 6)										4	0	0	0	0	0	1																
Joe Morgan, L OBP: 0.424, SLG: 0.483 Rick Auerbach, R OBP: 0.222, SLG: 0.143 (1, 4) (9, 4)										4	0	1	0	0	0	1																
George Foster, R OBP: 0.382, SLG: 0.639 (1, 7)										2	2	1	1	2	1	0																
Dan Driessen, L OBP: 0.384, SLG: 0.478 (1, 3)										3	0	0	0	1	0	3																
Johnny Bench, R OBP: 0.354, SLG: 0.578 (1, 2)										4	0	1	0	0	2	1																
Cesar Geronimo, L OBP: 0.336, SLG: 0.410 Ed Ambrister, R OBP: 0.379, SLG: 0.520 (1, 8) (9, PH)										3	0	1	1	0	0	0																
Mike Lum, L OBP: 0.241, SLG: 0.275 (1, 9)										3	0	0	0	0	1	2																
Mario Soto, R Dale Murray, R Ken Griffey, L OBP: 0.383, SLG: 0.481 Manny Sarmiento, R (1, 1) (8, 1) (9, 1)										2	0	0	0	0	0	0																
Inning Stats	R: 0 E: 0 K: 0 S: 3	H: 0 LOB: 0 BB: 0 P: 3	R: 1 E: 0 K: 0 S: 7	H: 2 LOB: 1 BB: 1 P: 14	R: 0 E: 0 K: 1 S: 5	H: 0 LOB: 0 BB: 0 P: 5	R: 0 E: 0 K: 2 S: 7	H: 0 LOB: 1 BB: 1 P: 11	R: 0 E: 0 K: 1 S: 5	H: 0 LOB: 0 BB: 0 P: 5	R: 0 E: 0 K: 0 S: 4	H: 1 LOB: 2 BB: 1 P: 8	R: 0 E: 0 K: 1 S: 6	H: 0 LOB: 0 BB: 0 P: 7	R: 0 E: 0 K: 1 S: 9	H: 1 LOB: 1 BB: 0 P: 11		R: 1 E: 0 K: 0 S: 4	H: 1 LOB: 0 BB: 0 P: 4	1B: 3 2B: 1 3B: 0 HR: 1	SF: 0 SAC: 0 DP: 1 HBP: 0	WP: 0 PA: 34 PB: 0 SB: 0 CS: 0										
PITCHER	IP WLS BF H R ER SO BB IBB HBP BLK WP HR S P ERA WHIP																															
Bill Bonham, R ERA: 4.05 Willie Hernandez, L ERA: 2.24 Pete Broberg, R ERA: 4.81 Dave Roberts, L ERA: 5.0	(1, 1) (7, 1) (8, 1) (9, 1)	6.0 1.0 1.0 1.0	L W S	23 3 5 3	3 0 2 0	1 0 1 0	1 0 1 0	4 1 1 0	0 0 0 0	0 0 0 0	0 0 1 0	0 0 10 3	0 6 12 3	1.50 0.00 9.00 0.00	0.833 0.000 2.000 0.000																	

AB	35
R	5
H	10
RBI	5
BB	4
SO	5
LOB	13



AB	31
R	2
H	5
RBI	2
BB	3
SO	6
LOB	8



Batter	1	2	3	4	5	6	7	8	9	10	AB	R	H	RBI	BB	SO	LOB	TOP																	
Ivan De Jesus, R OBP: 0.301, SLG: 0.320	4-0 BB		0-3 K		0-0 L8		1-3 K		0-0 P6		4	0	0	0	1	2	1	Chicago Cubs @ Cincinnati Reds Riverfront Stadium, Cincinnati, OH Wed Aug 03 1977, 7:05 PM EDT Att: 38,505 - Cloudy - 74 F livebaseballscorecards.com																	
Jose Cardenal, R OBP: 0.341, SLG: 0.349	2-3 K		1-2 F9		0-0 F8		4-0 2B BB		0-0 6-3		4	1	0	0	1	1	1																		
Larry Blittner, L OBP: 0.347, SLG: 0.423	4-0 BB		0-0 1B		0-0 BB BB		0-0 2B 1-H 2-H		4-0 BB		2	0	2	2	3	0	0																		
Jerry Morales, R OBP: 0.378, SLG: 0.491	0-0 L9		0-0 F7		0-0 L8		0-3 K		0-0 L6		5	0	0	0	0	1	6																		
Bobby Murcer, L OBP: 0.378, SLG: 0.455	1-2 6-3				0-0 CS 1B		4-0 1-2 BB		0-0 5-3		4	0	1	0	1	0	2																		
Steve Ontiveros, S OBP: 0.397, SLG: 0.425		0-0 F8		0-3 K		0-3 K		0-0 2B		3-2 1B		5	0	2	0	2	3																		
Mick Kelleher, R OBP: 0.276, SLG: 0.311	0-0 F8		0-3 K		0-0 L8		0-0 6-3		0-0 F8		4	0	0	0	0	1	3																		
Greg Gross, L OBP: 0.349, SLG: 0.364		0-0 F8							0-0 F8		1	0	0	0	0	0	1																		
Manny Trillo, R OBP: 0.342, SLG: 0.407		0-0 F8							0-3 K		0	0	0	0	0	0	0																		
Steve Swisher, R OBP: 0.255, SLG: 0.323		0-0 WP 1B			0-0 HR		4-0 E5 FC5-6		4-0 K		4	1	2	1	1	1	1																		
Rick Reuschel, R OBP: 0.228, SLG: 0.273	0-0 4-3		0-3 K		0-3 K		0-0 FC5-6 2B		0-3 K		3	1	0	0	0	1	2																		
Willie Hernandez, L OBP: 0.100, SLG: 0.100		1-2 4-3					1-2 2B				1	0	0	0	0	1	2																		
Inning Stats	R: 0 E: 0 K: 1 S: 10	H: 0 LOB: 2 BB: 2 P: 21	R: 0 E: 0 K: 0 S: 4	H: 1 LOB: 1 BB: 0 P: 4	R: 0 E: 0 K: 1 S: 9	H: 1 LOB: 1 BB: 0 P: 10	R: 0 E: 0 K: 2 S: 7	H: 1 LOB: 0 BB: 0 P: 7	R: 1 E: 0 K: 1 S: 6	H: 1 LOB: 0 BB: 0 P: 6	R: 0 E: 0 K: 1 S: 5	H: 0 LOB: 2 BB: 2 P: 13	R: 2 E: 1 K: 2 S: 10	H: 1 LOB: 1 BB: 1 P: 15	R: 0 E: 0 K: 1 S: 6	H: 1 LOB: 2 BB: 1 P: 10	R: 0 E: 0 K: 0 S: 3	H: 0 LOB: 1 BB: 1 P: 7	R: 0 E: 0 K: 1 S: 11	H: 1 LOB: 1 BB: 0 P: 14	1B: 4 2B: 3 3B: 0 HR: 1	SF: 0 SAC: 0 DP: 1 HBP: 0	WP: 1 PB: 0 SB: 1 CS: 1	PA: 44											
PITCHER	IP 7.0	WLS 31	BF 5	H 3	R 1	ER 3	SO 8	BB 5	IBB 0	HBP 0	BLK 0	WP 0	HR 1	S 51	P 76	ERA 1.29	WHIP 1.429																		
Paul Moskau, R ERA: 4.69	(1, 1)																																		
Jack Billingham, R ERA: 5.52	(8, 1)	2.0	9	1	0	0	1	1	1	0	0	0	0	0	9	17	0.00	1.000																	
Pedro Borbon, R ERA: 2.96	(10, 1)	1.0	W	4	1	0	0	1	0	0	0	0	0	0	11	14	0.00	1.000																	

Batter	1	2	3	4	5	6	7	8	9	10	AB	R	H	RBI	BB	SO	LOB	BOTTOM															
Pete Rose, S OBP: 0.389, SLG: 0.447	0-0 6-3		0-0 F7		0-0 2B		0-0 FC5-4 1B		4-0 S BB		4	0	2	0	1	0	1	Chicago Cubs @ Cincinnati Reds Riverfront Stadium, Cincinnati, OH Wed Aug 03 1977, 7:05 PM EDT Att: 38,505 - Cloudy - 74 F livebaseballscorecards.com															
Dave Concepcion, R OBP: 0.332, SLG: 0.391	0-3 K				0-0 F8		4-0 FC5-4 1B		0-0 6-3		4	0	0	0	1	1	2																
Joe Morgan, L OBP: 0.424, SLG: 0.480	0-0 4-3				4-0 1B FC3-2 BB		0-0 3-1		0-0 G3		4	1	1	0	1	0	2																
George Foster, R OBP: 0.385, SLG: 0.646		0-3 K		0-0 FC3-2 BB 1B		0-3 K		0-0 HR 1B		0-0 HR 1B		5	2	3	2	0	2																
Dan Driessen, L OBP: 0.384, SLG: 0.484		0-0 6-3		4-0 FC3-2 BB		1-3 K		0-3 K		0-0 HR		4	1	1	2	1	0																
Cesar Geronimo, L OBP: 0.335, SLG: 0.408		0-0 4-3		0-0 FC3-2		2-3 K		0-0 1B		1-1 HR		4	0	1	0	0	1																
Mike Lum, L OBP: 0.242, SLG: 0.310			0-0 4-3		0-0 F8		2-2 HR		0-0 1-3		4	1	1	1	0	0	3																
Bill Plummer, R OBP: 0.283, SLG: 0.282					4-0 5-3		0-0 5-3		0-3 K		2	0	0	0	1	0	0																
Johnny Bench, R OBP: 0.353, SLG: 0.576					0-0 BB		0-0 K		0-0 6-3		1	0	0	0	0	1	0																
Paul Moskau, R ERA: 4.69	(1, 1)				0-3 K		0-3 K		0-0 6-3		2	0	0	0	0	2	1																
Chambers, Summers, L ERA: 2.25	(7, PH)										0	0	0	0	0	0	0																
Ed Ambrister, R ERA: 2.25	(7, PH)										1	0	0	0	0	1	0																
Jack Billingham, R ERA: 5.52	(8, 1)										0	0	0	0	0	0	0																
Bob Bailey, R ERA: 2.96	(8, PH)										1	0	0	0	0	0	0																
Pedro Borbon, R ERA: 2.96	(10, 1)										0	0	0	0	0	0	0																
Inning Stats	R: 0 E: 0 K: 1 S: 6	H: 0 LOB: 0 BB: 0 P: 6	R: 0 E: 0 K: 1 S: 5	H: 0 LOB: 0 BB: 0 P: 5	R: 0 E: 0 K: 1 S: 5	H: 0 LOB: 1 BB: 1 P: 9	R: 0 E: 0 K: 0 S: 4	H: 1 LOB: 3 BB: 2 P: 12	R: 0 E: 0 K: 1 S: 6	H: 1 LOB: 2 BB: 1 P: 10	R: 0 E: 0 K: 3 S: 13	H: 0 LOB: 0 BB: 0 P: 16	R: 1 E: 0 K: 1 S: 11	H: 2 LOB: 1 BB: 0 P: 13	R: 2 E: 0 K: 1 S: 7	H: 3 LOB: 0 BB: 0 P: 7	R: 0 E: 0 K: 1 S: 5	H: 0 LOB: 1 BB: 1 P: 9	R: 2 E: 0 K: 0 S: 3	H: 2 LOB: 0 BB: 0 P: 3	1B: 5 2B: 1 3B: 0 HR: 3	SF: 0 SAC: 0 DP: 0 HBP: 0	WP: 0 PB: 0 SB: 1 CS: 0	PA: 41									
PITCHER	IP 6.1	WLS 26	BF 6	H 4	R 1	ER 4	SO 7	BB 4	IBB 0	HBP 0	BLK 0	WP 0	HR 1	S 44	P 65	ERA 1.42	WHIP 1.105																
Rick Reuschel, R ERA: 2.25	(1, 1)																																
Willie Hernandez, L ERA: 2.96	(7, 1)	3.0	L	15	6	4	4	3	1	0	0	0	0	0	2	21	12.00	2.333															

Batter	1	2	3	4	5	6	7	8	9	AB	R	H	RBI	BB	SO	LOB	TOP										
Frank Taveras, R OBP: 0.305, SLG: 0.303 Mario Mendoza, R OBP: 0.200, SLG: 0.244	F8	1B HR BB	FC6 2B		F8 HR 2B		BB BB		HBP	3	3	1	0	2	0	1											
Fernando Gonzalez, R OBP: 0.341, SLG: 0.464	HBP 1B	1-2 HR 1B	1-H E 2B		2-3 F8		F3		F9	6	2	3	2	0	0	4											
Dave Parker, L OBP: 0.354, SLG: 0.548 Jerry Hairston, S OBP: 0.343, SLG: 0.390	K	1-H 2-H HR	2-H E7 2B		3-H HR		G5-4-3 BB			4	3	2	5	1	1	1											
Bill Robinson, R OBP: 0.354, SLG: 0.536 Ken Macha, R OBP: 0.200, SLG: 0.300	1-2 HBP	F8	2-H 2B		6-3		G5-4-3			0	0	0	0	0	0	0											
Al Oliver, L OBP: 0.322, SLG: 0.456	K	3B	4-3						G4-6-3 BB	4	0	1	0	1	2	3											
Rennie Stennett, R OBP: 0.377, SLG: 0.436		1B F2	6-3						F8	5	1	2	0	0	0	2											
Duffy Dyer, R OBP: 0.387, SLG: 0.335		2B 4-3 1B	K		F9		G6-3 BB		G4-6-3	4	1	1	0	1	1	1											
Omar Moreno, L OBP: 0.304, SLG: 0.377		S 1B 2B	S 1B 1B		F7		G6-3		P5	5	2	2	1	0	0	2											
Jerry Reuss, L OBP: 0.288, SLG: 0.259	4-3	4-3	FC6 1B		4-3		BB BB 1B		K	5	0	2	2	0	1	1											
Inning Stats	R: 0 E: 0 K: 2 S: 8	H: 1 LOB: 2 BB: 0 P: 9	R: 6 E: 0 K: 0 S: 9	H: 6 LOB: 1 BB: 1 P: 13	R: 4 E: 1 K: 1 S: 10	H: 4 LOB: 1 BB: 0 P: 10	R: 0 E: 0 K: 0 S: 3	H: 0 LOB: 0 BB: 0 P: 3	R: 2 E: 0 K: 0 S: 5	H: 2 LOB: 0 BB: 0 P: 5	R: 0 E: 0 K: 1 S: 5	H: 1 LOB: 3 BB: 2 P: 11	R: 0 E: 0 K: 0 S: 2	H: 0 LOB: 0 BB: 1 P: 6	R: 0 E: 0 K: 1 S: 5	H: 0 LOB: 1 BB: 0 P: 6	1B: 8 2B: 4 3B: 1 HR: 2	SF: 0 SAC: 0 DP: 3 HBP: 2	WP: 0 PB: 0 SB: 3 CS: 0	PA: 47							
PITCHER	IP	WLS	BF	H	R	ER	SO	BB	IBB	HBP	BLK	WP	HR	S	P	ERA	WHIP										
Fred Norman, L ERA: 3.59	1.1	L	12	6	6	6	2	1	0	0	0	0	1	14	19	40.50	5.250										
Manny Sarmiento, R ERA: 5.23	2.1		11	5	4	2	1	0	0	0	0	0	0	13	13	10.80	3.000										
Dale Murray, R ERA: 4.91	5.0		20	4	2	2	1	4	0	0	0	0	1	18	34	3.60	1.600										
Joe Hoerner, L ERA: 12.71	0.2		3	0	0	0	1	0	0	1	0	0	0	4	5	0.00	0.000										
Pedro Borbon, R ERA: 2.95	0.1		1	0	0	0	0	0	0	0	0	0	0	1	1	0.00	0.000										

Pittsburgh Pirates @ Cincinnati Reds
Riverfront Stadium, Cincinnati, OH
Fri Aug 05 1977, 7:05 PM EDT
Unknown

AB 40
R 12
H 15
RBI 11
BB 5
SO 5
LOB 18



Batter	1	2	3	4	5	6	7	8	9	AB	R	H	RBI	BB	SO	LOB	BOTTOM										
Pete Rose, S OBP: 0.388, SLG: 0.446 Ray Knight, R OBP: 0.365, SLG: 0.500	K			P4		6-3 WP 1B		F9		1	0	0	0	0	1	0											
Ken Griffey, L OBP: 0.383, SLG: 0.481 Champ Summers, L OBP: 0.260, SLG: 0.457	K			G3 WP 1B		1-2 2-3 K		6-3 4-3 1B		2	0	1	0	0	1	0											
Dave Concepcion, R OBP: 0.332, SLG: 0.389 Mike Lum, L OBP: 0.239, SLG: 0.306	6-3			G3 BB		6-3		4-3		2	0	0	1	1	0	1											
George Foster, R OBP: 0.381, SLG: 0.640		F7		G3		K		6-3		4	0	0	0	0	1	4											
Johnny Bench, R OBP: 0.352, SLG: 0.575 Bill Plummer, R OBP: 0.275, SLG: 0.253		F9		K				F8		1	0	0	0	0	0	0											
Bob Bailey, R OBP: 0.344, SLG: 0.411		5-3		K				F9		3	0	0	0	0	1	0											
Ed Arbrister, R OBP: 0.355, SLG: 0.481				1-3				1-3		3	0	0	0	0	0	0											
Rick Auerbach, R OBP: 0.190, SLG: 0.118				4-3				F7		3	0	0	0	0	0	0											
Fred Norman, S OBP: 0.118, SLG: 0.192 Manny Sarmiento, R OBP: 0.353, SLG: 0.533 Dale Murray, R OBP: 0.334, SLG: 0.639 Cesar Geronimo, L OBP: 0.267, SLG: 0.467 Joe Hoerner, R OBP: 0.222, SLG: 0.278				5-3		WP 1B 6-3 1B		P5		0	0	0	0	0	0	0											
Inning Stats	R: 0 E: 0 K: 2 S: 7	H: 0 LOB: 0 BB: 0 P: 7	R: 0 E: 0 K: 0 S: 3	H: 0 LOB: 0 BB: 0 P: 3	R: 0 E: 0 K: 1 S: 6	H: 1 LOB: 2 BB: 1 P: 10	R: 0 E: 0 K: 1 S: 5	H: 0 LOB: 0 BB: 0 P: 5	R: 1 E: 0 K: 2 S: 9	H: 2 LOB: 1 BB: 0 P: 9	R: 0 E: 0 K: 1 S: 5	H: 0 LOB: 0 BB: 0 P: 5	R: 0 E: 0 K: 0 S: 3	H: 0 LOB: 0 BB: 0 P: 3	R: 0 E: 0 K: 0 S: 4	H: 1 LOB: 1 BB: 0 P: 4	1B: 4 2B: 0 3B: 0 HR: 0	SF: 0 SAC: 0 DP: 0 HBP: 0	WP: 2 PB: 0 SB: 0 CS: 0	PA: 32							
PITCHER	IP	WLS	BF	H	R	ER	SO	BB	IBB	HBP	BLK	WP	HR	S	P	ERA	WHIP										
Jerry Reuss, L ERA: 3.95	9.0	W	32	4	1	1	7	1	0	0	0	2	0	45	49	1.00	0.556										

Pittsburgh Pirates @ Cincinnati Reds
Riverfront Stadium, Cincinnati, OH
Fri Aug 05 1977, 7:05 PM EDT
Unknown

AB 31
R 1
H 4
RBI 1
BB 1
SO 7
LOB 11



Batter	1	2	3	4	5	6	7	8	9	AB	R	H	RBI	BB	SO	LOB	TOP								
Frank Taveras, R OBP: 0.306, SLG: 0.312 (1, 6)	0-0 6-3	0-0 IHR		0-0 5-3		0-0 G4-6-3 1B		0-0 1-3		5	1	2	4	0	0	0	Pittsburgh Pirates @ Cincinnati Reds Riverfront Stadium, Cincinnati, OH Fri Aug 05 1977, 7:05 PM EDT Att: 50,085 - Unknown								
Fernando Gonzalez, R OBP: 0.323, SLG: 0.438 (1, 5) (6, 4)	0-0 4-3	0-0 4-3		0-0 P4		0-0 G4-6-3 1-2 2-3		0-0 F7		5	0	0	0	0	0	2									
Dave Parker, L OBP: 0.391, SLG: 0.555 (1, 9)	4-0 FC4 BB	0-0 WP 1B 2B			4-0 F8 BB	4-0 HR BB		0-0 2B		2	2	2	0	3	0	0									
Bill Robinson, R OBP: 0.358, SLG: 0.546 (1, 3)	0-0 FC4 1-2	0-0 CS 1B			4-0 1-2 BB	0-0 1-H 3-H HR		0-0 F9		4	1	2	4	1	0	2									
Al Oliver, L OBP: 0.323, SLG: 0.456 (1, 7)		0-0 1B CS	0-0 P6		0-0 L8	0-0 F7		0-0 1B		5	1	2	0	0	0	2									
Rennie Stennett, R OBP: 0.377, SLG: 0.435 (1, 4)		0-0 1B IHR	0-0 F8		0-0 F8		0-0 4-3		0-0 1B	3	1	1	0	0	0	2									
Mario Mendoza, R OBP: 0.213, SLG: 0.255 (6, 5)		1-2 IHR			2-3					2	0	1	0	0	0	0									
Ed Ott, L OBP: 0.359, SLG: 0.426 (1, 2)		0-0 1-3 2-H IHR	4-0 BB 1B	4-0 BB	0-0 1-3		0-0 2B		0-3 K	4	1	2	1	1	1	3									
Omar Moreno, L OBP: 0.302, SLG: 0.377 (1, 8)		0-3 K	0-3 K2-3		0-0 E9 1B 2B	0-0 P6		0-0 P6		5	1	1	0	0	2	5									
Odell Jones, R OBP: 0.227, SLG: 0.190 (1, 1)		4-0 1-2 IHR BB		0-3 K		0-0 C4-6-3 HR 1B		0-3 K		1	1	0	0	1	1	0									
Grant Jackson, S OBP: 0.300, SLG: 0.400 (4, 1)										2	1	1	1	0	1	1									
Rich Gossage, R OBP: 0.250, SLG: 0.313 (9, 1)										0	0	0	0	0	0	0									
Inning Stats	R: 0 E: 0 K: 0 S: 3	H: 0 LOB: 1 BB: 1 P: 7	R: 6 E: 0 K: 1 S: 10	H: 6 LOB: 0 BB: 1 P: 14	R: 0 E: 0 K: 1 S: 5	H: 0 LOB: 1 BB: 1 P: 9	R: 0 E: 0 K: 1 S: 5	H: 0 LOB: 0 BB: 0 P: 5	R: 0 E: 0 K: 0 S: 3	H: 2 LOB: 2 BB: 2 P: 11	R: 4 E: 1 K: 0 S: 6	H: 4 LOB: 0 BB: 1 P: 10	R: 0 E: 0 K: 1 S: 6	H: 1 LOB: 1 BB: 0 P: 6	R: 0 E: 0 K: 0 S: 4	H: 1 LOB: 1 BB: 0 P: 4	R: 0 E: 0 K: 1 S: 6	H: 2 LOB: 1 BB: 0 P: 6	1B: 8 2B: 4 3B: 0 HR: 2	SF: 0 SAC: 0 DP: 1 HBP: 0	WP: 1 PB: 0 SB: 0 CS: 1	PA: 45			
PITCHER	IP	WLS	BF	H	R	ER	SO	BB	IBB	HBP	BLK	WP	HR	S	P	ERA	WHIP								
Doug Capilla, L ERA: 5.77 (1, 1)	5.2	L	30	9	9	9	3	6	0	0	0	1	0	30	54	14.29	2.647								
Jack Billingham, R ERA: 5.57 (6, 1)	0.1		2	1	1	1	0	0	0	0	0	0	1	2	2	27.00	3.000								
Pedro Borbon, R ERA: 2.88 (7, 1)	2.0		8	2	0	0	1	0	0	0	0	0	0	10	10	0.00	1.000								
Manny Sarmiento, R ERA: 4.76 (9, 1)	1.0		4	2	0	0	1	0	0	0	0	0	0	6	6	0.00	2.000								

Batter	1	2	3	4	5	6	7	8	9	AB	R	H	RBI	BB	SO	LOB	BOTTOM								
Pete Rose, S OBP: 0.388, SLG: 0.444 (1, 5)	4-0 FC6-4 BB	0-0 4-3		0-0 FC6 1-2		0-0 1B		0-0 G4-6-3 1-2		4	0	1	0	1	0	2	Pittsburgh Pirates @ Cincinnati Reds Riverfront Stadium, Cincinnati, OH Fri Aug 05 1977, 7:05 PM EDT Att: 50,085 - Unknown								
Ken Griffey, L OBP: 0.383, SLG: 0.479 (1, 9)	0-0 FC6-4 2B		0-0 F7		0-0 5-3	0-0 1B		4-0 1B BB		4	1	1	0	1	0	1									
Joe Morgan, L OBP: 0.426, SLG: 0.483 (1, 4)	0-0 1-H 2B		0-0 4-3		4-0 HR BB	0-0 4-3		0-0 1-2 1B		4	2	2	1	1	0	2									
George Foster, R OBP: 0.384, SLG: 0.656 (1, 7)	0-0 E 2-H 2B		0-0 HR		0-0 1-H HR		0-0 F8		0-0 F9	5	2	3	4	0	0	2									
Dan Driessen, L OBP: 0.382, SLG: 0.480 (1, 3)	0-3 K		0-3 K		0-0 1B		0-0 P4		0-0 P4	5	0	1	0	0	2	3									
Johnny Bench, R OBP: 0.350, SLG: 0.578 (1, 2)	0-0 E6 2-3		0-0 HR		0-3 K		0-0 E5		0-3 K	5	1	1	1	0	2	4									
Cesar Geronimo, L OBP: 0.331, SLG: 0.402 (1, 8)	0-3 K		0-0 F7		0-0 F8		0-0 G3			4	0	0	0	0	1	4									
Dave Concepcion, R OBP: 0.329, SLG: 0.385 (1, 6)		0-0 5-3		0-0 6-3		0-0 L3		0-0 F8		4	0	0	0	0	0	0									
Doug Capilla, L ERA: 5.77 (1, 1)		0-0 4-3		1-0 FC6 HBP		0-0 F9		4-0 G4-6-3 BB		1	0	0	0	0	0	0									
Jack Billingham, R ERA: 5.57 (6, 1)										0	0	0	0	0	0	0									
Ray Knight, L OBP: 0.192, SLG: 0.196 (6, 9)										1	0	0	0	0	0	0									
Pedro Borbon, R ERA: 2.88 (7, 1)										0	0	0	0	0	0	0									
Ed Armbruster, R OBP: 0.362, SLG: 0.493 (8, 9)										0	0	0	0	1	0	0									
Manny Sarmiento, R ERA: 4.76 (9, 1)										0	0	0	0	0	0	0									
Inning Stats	R: 2 E: 1 K: 2 S: 10	H: 2 LOB: 2 BB: 1 P: 14	R: 0 E: 0 K: 0 S: 3	H: 0 LOB: 0 BB: 0 P: 3	R: 1 E: 0 K: 1 S: 6	H: 1 LOB: 0 BB: 0 P: 6	R: 1 E: 0 K: 0 S: 4	H: 1 LOB: 1 BB: 0 P: 5	R: 2 E: 0 K: 0 S: 7	H: 2 LOB: 1 BB: 1 P: 11	R: 0 E: 0 K: 0 S: 5	H: 2 LOB: 2 BB: 0 P: 5	R: 0 E: 1 K: 0 S: 4	H: 0 LOB: 1 BB: 0 P: 4	R: 0 E: 0 K: 0 S: 2	H: 0 LOB: 0 BB: 1 P: 6	R: 0 E: 0 K: 1 S: 6	H: 1 LOB: 2 BB: 1 P: 10	1B: 4 2B: 2 3B: 0 HR: 3	SF: 0 SAC: 0 DP: 1 HBP: 1	WP: 0 PB: 0 SB: 1 CS: 0	PA: 42			
PITCHER	IP	WLS	BF	H	R	ER	SO	BB	IBB	HBP	BLK	WP	HR	S	P	ERA	WHIP								
Odell Jones, R ERA: 5.27 (1, 1)	3.2		18	4	4	4	3	1	0	1	0	0	2	22	27	9.82	1.364								
Grant Jackson, L ERA: 4.37 (4, 1)	4.1	W	20	4	2	2	1	3	0	0	0	0	1	19	31	4.15	1.615								
Rich Gossage, R ERA: 1.66 (9, 1)	1.0		4	1	0	0	1	0	0	0	0	0	0	6	6	0.00	1.000								

AB	38
R	10
H	14
RBI	10
BB	6
SO	5
LOB	17

AB	37
R	6
H	9
RBI	6
BB	4
SO	5
LOB	18



Batter	1	2	3	4	5	6	7	8	9	AB	R	H	RBI	BB	SO	LOB	TOP					
Frank Taveras, R (1, 6) OBP: 0.303, SLG: 0.309	0-3 K		0-3 K					0-3 K		4	0	0	0	0	3	0	Pittsburgh Pirates @ Cincinnati Reds Riverfront Stadium, Cincinnati, OH Sat Aug 06 1977, 3:33 AM EDT Att: 44,267 - Unknown					
Ed Ott, L (1, 2) OBP: 0.357, SLG: 0.422	0-0 1B			0-3 K		0-3 K		0-3 K		4	0	1	0	0	3	0						
Dave Parker, L (1, 9) OBP: 0.392, SLG: 0.553	0-0 L6			4-0 BB		0-0 1B		0-0 4-3		3	0	1	0	1	0	1						
Bill Robinson, R (1, 5) OBP: 0.356, SLG: 0.552	0-0 F8			0-0 G6-4-3		0-0 P4			0-0 HR	4	1	1	1	0	0	3						
Al Oliver, L (1, 7) OBP: 0.324, SLG: 0.463		0-0 F8				0-0 HR		0-0 F8		4	1	2	1	0	0	0						
Bobby Tolan, L (1, 3) OBP: 0.279, SLG: 0.386		0-0 4-3				0-0 HR		0-0 1B		4	1	2	1	0	0	1						
Fernando Gonzalez, R (1, 4) OBP: 0.320, SLG: 0.430		0-0 F9				0-0 F8		0-0 1-2		4	0	1	0	0	0	1						
Omar Moreno, L (1, 8) OBP: 0.299, SLG: 0.372			0-3 K			0-0 F8		0-0 F8		4	0	0	0	0	1	3						
Terry Forster, L (1, 1) OBP: 0.211, SLG: 0.316			0-3 K			0-0 6-3		0-0 4-3		2	0	0	0	0	1	0						
Jerry Hairston, S (7, PH) OBP: 0.338, SLG: 0.383										1	0	0	0	0	0	2						
Larry Demery, R (7, 1) OBP: 0.188, SLG: 0.313										0	0	0	0	0	0	0						
Inning Stats	R: 0 E: 0 K: 1 S: 6	H: 1 LOB: 1 BB: 0 P: 6	R: 0 E: 0 K: 0 S: 3	H: 0 LOB: 0 BB: 0 P: 3	R: 0 E: 0 K: 3 S: 9	H: 0 LOB: 0 BB: 0 P: 9	R: 0 E: 0 K: 1 S: 4	H: 0 LOB: 0 BB: 1 P: 8	R: 2 E: 0 K: 0 S: 5	H: 2 LOB: 0 BB: 0 P: 5	R: 0 E: 0 K: 1 S: 6	H: 1 LOB: 1 BB: 0 P: 6	R: 0 E: 0 K: 0 S: 5	H: 2 LOB: 2 BB: 0 P: 5	R: 0 E: 0 K: 2 S: 7	H: 0 LOB: 0 BB: 0 P: 7	R: 1 E: 0 K: 0 S: 5	H: 2 LOB: 1 BB: 0 P: 5	1B: 5 2B: 0 3B: 0 HR: 3	SF: 0 SAC: 0 DP: 1 HBP: 0	WP: 0 PB: 0 SB: 0 CS: 0	PA: 35
PITCHER Tom Seaver, R (1, 1) ERA: 3.14	IP: 9.0 WLS: W BF: 35 H: 8 R: 3 ER: 3 SO: 8 BB: 1 IBB: 0 HBP: 0 BLK: 0 WP: 0 HR: 3 S: 50 P: 54 ERA: 3.00 WHIP: 1.000															PITCHER						

Batter	1	2	3	4	5	6	7	8	9	AB	R	H	RBI	BB	SO	LOB	BOTTOM			
Pete Rose, S (1, 5) OBP: 0.386, SLG: 0.444	0-0 1-4-3	0-0 2B		0-3 K	0-0 5-3			0-0 6-3		5	1	1	2	0	1	1	Pittsburgh Pirates @ Cincinnati Reds Riverfront Stadium, Cincinnati, OH Sat Aug 06 1977, 3:33 AM EDT Att: 44,267 - Unknown			
Ken Griffey, L (1, 9) OBP: 0.386, SLG: 0.479	0-0 BB	0-0 6-3		0-0 BB		0-0 4-3		4-0 HR		4	1	2	0	1	0	2				
Joe Morgan, L (1, 4) OBP: 0.430, SLG: 0.497	4-0 1-2	0-0 2B		0-0 BB		0-0 F7		0-0 HR		4	1	3	4	1	0	0				
George Foster, R (1, 7) OBP: 0.382, SLG: 0.650	0-3 K	0-0 F9		4-0 BB		0-3 K		0-0 5-3		4	0	0	0	1	2	3				
Johnny Bench, R (1, 2) OBP: 0.348, SLG: 0.582	0-0 F8		0-0 HR	0-0 F3		0-0 5-3		0-3 K		5	1	1	1	0	1	5				
Dave Concepcion, R (1, 6) OBP: 0.328, SLG: 0.383		0-0 4-3		0-0 1B		0-0 F8		0-0 E5		4	1	1	0	0	0	3				
Dan Driessen, L (1, 3) OBP: 0.385, SLG: 0.486		0-0 1B		0-0 F8		0-0 SH3-4		0-0 WP		4	1	3	0	0	0	1				
Cesar Geronimo, L (1, 8) OBP: 0.327, SLG: 0.398		0-0 FC		0-0 F7		0-0 F7		0-0 P6		4	1	0	0	0	0	4				
Tom Seaver, R (1, 1) OBP: 0.236, SLG: 0.255		0-0 2B		0-0 6-3		0-0 SH3-4		0-3 K		3	1	1	0	0	1	2				
Inning Stats	R: 0 E: 0 K: 1 S: 6	H: 1 LOB: 2 BB: 1 P: 10	R: 4 E: 0 K: 0 S: 8	H: 4 LOB: 1 BB: 0 P: 8	R: 1 E: 0 K: 0 S: 5	H: 2 LOB: 1 BB: 0 P: 5	R: 0 E: 0 K: 1 S: 7	H: 2 LOB: 3 BB: 1 P: 11	R: 0 E: 0 K: 0 S: 4	H: 1 LOB: 1 BB: 0 P: 4	R: 0 E: 0 K: 1 S: 5	H: 0 LOB: 0 BB: 0 P: 5	R: 1 E: 0 K: 1 S: 7	H: 1 LOB: 1 BB: 0 P: 7	R: 2 E: 0 K: 1 S: 6	H: 1 LOB: 0 BB: 1 P: 10		1B: 7 2B: 3 3B: 0 HR: 2	SF: 0 SAC: 1 DP: 0 HBP: 0	WP: 2 PB: 0 SB: 0 CS: 0
PITCHER Terry Forster, L (1, 1) ERA: 5.26	IP: 6.0 WLS: L BF: 31 H: 10 R: 5 ER: 5 SO: 3 BB: 2 IBB: 0 HBP: 0 BLK: 0 WP: 0 HR: 1 S: 35 P: 43 ERA: 7.50 WHIP: 2.000															PITCHER				
Larry Demery, R (7, 1) ERA: 5.43	IP: 2.0 WLS: L BF: 10 H: 2 R: 3 ER: 2 SO: 2 BB: 1 IBB: 0 HBP: 0 BLK: 0 WP: 2 HR: 1 S: 13 P: 17 ERA: 9.00 WHIP: 1.500															PITCHER				

AB	34
R	3
H	8
RBI	3
BB	1
SO	8
LOB	11




AB	37
R	8
H	12
RBI	7
BB	3
SO	5
LOB	21



Batter	1	2	3	4	5	6	7	8	9	AB	R	H	RBI	BB	SO	LOB	TOP			
Frank Taveras, R (1, 6) OBP: 0.300, SLG: 0.306	B5-3		F9			4-3		L6		4	0	0	0	0	0	0				
Ed Ott, L (1, 2) OBP: 0.360, SLG: 0.424	PO WP 1B			K				F9		4	0	2	0	0	1	0				
Dave Parker, L (1, 9) OBP: 0.395, SLG: 0.555	F7			1B 1B						4	0	3	0	0	0	1				
Bill Robinson, R (1, 5) OBP: 0.352, SLG: 0.545	PO 1-3	K		F7		L1-3		G5-4-3 1B		4	0	0	0	0	1	4				
Al Oliver, L (1, 7) OBP: 0.326, SLG: 0.469		F7								4	0	2	0	0	0	0				
Bobby Tolan, L (1, 3) OBP: 0.281, SLG: 0.373					F8		6-3			2	0	0	0	1	0	3				
Fernando Gonzalez, R (1, 4) OBP: 0.311, SLG: 0.417						6-3		K		3	0	0	0	0	1	2				
Omar Moreno, L (1, 8) OBP: 0.299, SLG: 0.370			F6		F3					2	0	0	0	1	0	0				
Jim Rooker, R (1, 1) OBP: 0.250, SLG: 0.182						6-3				2	0	0	0	0	1	0				
Jerry Hairston, S (8, PH) OBP: 0.333, SLG: 0.377										1	0	0	0	0	0	0				
Kent Tekulve, R (8, 1) OBP: 0.250, SLG: 0.250			K				CS	F8		0	0	0	0	0	0	0				
Inning Stats	R: 0 E: 0 K: 0 S: 3	H: 1 LOB: 0 BB: 0 P: 3	R: 0 E: 0 K: 1 S: 5	H: 0 LOB: 1 BB: 1 P: 9	R: 0 E: 0 K: 1 S: 5	H: 0 LOB: 0 BB: 0 P: 5	R: 0 E: 0 K: 1 S: 7	H: 2 LOB: 2 BB: 0 P: 7	R: 0 E: 0 K: 0 S: 3	H: 0 LOB: 0 BB: 0 P: 3	R: 0 E: 0 K: 0 S: 4	H: 2 LOB: 1 BB: 0 P: 4	R: 0 E: 0 K: 1 S: 5	H: 1 LOB: 1 BB: 1 P: 9	R: 0 E: 0 K: 0 S: 3	H: 0 LOB: 0 BB: 0 P: 3	1B: 6 2B: 1 3B: 1 HR: 0	SF: 0 SAC: 0 DP: 2 HBP: 0	WP: 1 PB: 0 SB: 0 CS: 1	PA: 34
PITCHER Mario Soto, R (1, 1) ERA: 2.83	IP: 9.0 WLS: W BF: 32 H: 7 R: 0 ER: 0 SO: 4 BB: 1 IBB: 1 HBP: 0 BLK: 0 WP: 1 HR: 0 S: 38 P: 46 ERA: 0.00 WHIP: 0.889															PITCHER				

Pittsburgh Pirates @ Cincinnati Reds
Riverfront Stadium, Cincinnati, OH
Sun Aug 07 1977, 3:33 AM EDT
Att: 40,028 - Unknown


AB 30
R 0
H 7
RBI 0
BB 2
SO 4
LOB 10



Batter	1	2	3	4	5	6	7	8	9	AB	R	H	RBI	BB	SO	LOB	BOTTOM			
Pete Rose, S (1, 5) OBP: 0.397, SLG: 0.444	F8			G6-3 1B 1B		6-3				4	1	2	1	0	0	0				
Ken Griffey, L (1, 9) OBP: 0.385, SLG: 0.477	1-3			G6-3 1B		F7		1-3		4	0	1	0	0	0	0				
Joe Morgan, L (1, 4) OBP: 0.426, SLG: 0.492	F7			G6-3 1-2 2-3		F7		4-3		4	0	0	0	0	0	2				
George Foster, R (1, 7) OBP: 0.385, SLG: 0.655		K						1B E 2B		3	2	2	0	1	1	0				
Johnny Bench, R (1, 2) OBP: 0.349, SLG: 0.581		K			F3			1B E 1B		4	1	2	0	0	1	2				
Dave Concepcion, R (1, 6) OBP: 0.327, SLG: 0.382		6-3				K		E1 FC5-2 1B		4	0	1	1	0	1	0				
Dan Driessen, L (1, 3) OBP: 0.384, SLG: 0.483			K					FC5-2 WP SF9 1B		4	1	1	0	0	1	3				
Cesar Geronimo, L (1, 8) OBP: 0.327, SLG: 0.395				6-3		F9		SF9 WP 1B BB		2	1	0	0	1	0	1				
Mario Soto, R (1, 1) ERA: 3.73				K				SF9		2	0	0	1	0	1	1				
Inning Stats	R: 0 E: 0 K: 0 S: 3	H: 0 LOB: 0 BB: 0 P: 3	R: 0 E: 0 K: 2 S: 7	H: 0 LOB: 0 BB: 0 P: 7	R: 0 E: 0 K: 2 S: 7	H: 0 LOB: 0 BB: 0 P: 7	R: 0 E: 0 K: 0 S: 4	H: 2 LOB: 2 BB: 1 P: 8	R: 0 E: 0 K: 1 S: 6	H: 1 LOB: 1 BB: 0 P: 6	R: 0 E: 0 K: 0 S: 3	H: 0 LOB: 0 BB: 0 P: 3	R: 5 E: 1 K: 0 S: 7	H: 3 LOB: 0 BB: 1 P: 11	R: 1 E: 0 K: 0 S: 5	H: 3 LOB: 1 BB: 0 P: 5	1B: 7 2B: 2 3B: 0 HR: 0	SF: 1 SAC: 0 DP: 2 HBP: 0	WP: 1 PB: 0 SB: 2 CS: 0	PA: 34
PITCHER Jim Rooker, L (1, 1) ERA: 3.73	IP: 7.0 WLS: L BF: 29 H: 6 R: 5 ER: 0 SO: 5 BB: 2 IBB: 0 HBP: 0 BLK: 0 WP: 0 HR: 0 S: 37 P: 45 ERA: 0.00 WHIP: 1.143															PITCHER				
Kent Tekulve, R (8, 1) ERA: 3.45	IP: 1.0 WLS: 5 BF: 3 H: 1 R: 1 ER: 1 SO: 0 BB: 0 IBB: 0 HBP: 0 BLK: 0 WP: 0 HR: 5 S: 5 P: 5 ERA: 9.00 WHIP: 3.000															PITCHER				

Pittsburgh Pirates @ Cincinnati Reds
Riverfront Stadium, Cincinnati, OH
Sun Aug 07 1977, 3:33 AM EDT
Att: 40,028 - Unknown

AB 31
R 6
H 9
RBI 3
BB 2
SO 5
LOB 9



Batter	1	2	3	4	5	6	7	8	9	AB	R	H	RBI	BB	SO	LOB	TOP			
Pete Rose, S OBP: 0.386, SLG: 0.442 Ray Knight, R OBP: 0.345, SLG: 0.471	(1,5) 0-3 K		(2) 0-0 2-3		(3) 0-0 4-3			(3) 0-3 K		2	0	0	0	0	1	0				
Ken Griffey, L OBP: 0.383, SLG: 0.477	(1,9) 0-0 F9					(1) 0-0 6-3			(1) 0-0 G3	4	0	1	0	0	0	0				
Joe Morgan, L OBP: 0.423, SLG: 0.487	(1,4) 0-0 F8		(3) 0-3 K			(2) 0-0 1-3			(2) 0-0 4-3	4	0	0	0	0	1	1				
George Foster, R OBP: 0.384, SLG: 0.651	(1,7)			(1) 0-0 6-3		(3) 0-0 F9			(3) 0-0 6-3	4	0	1	0	0	0	0				
Johnny Bench, R OBP: 0.347, SLG: 0.575	(1,2)			(2) 0-0 F9			(1) 0-0 5-3			3	0	0	0	0	0	1				
Dave Concepcion, R OBP: 0.328, SLG: 0.381	(1,6)			(1) 0-0 SH1-3		(2) 0-0 6-3				1	0	0	0	1	0	0				
Dan Driessen, L OBP: 0.381, SLG: 0.479	(1,3)			(2) 0-3 K		(3) 0-0 F3			(3) 0-0 4-3	3	0	0	0	0	1	3				
Cesar Geronimo, L OBP: 0.325, SLG: 0.392	(1,8)			(3) 0-0 4-3		(1) 0-0 4-3			(1) 0-0 G3	3	0	0	0	0	0	2				
Paul Moskau, R OBP: 0.316, SLG: 0.471 Ed Arbrister, R OBP: 0.359, SLG: 0.473 Pedro Borbon, R OBP: 0.222, SLG: 0.278	(1,1) 0-3 K				(2) 0-0 6-3			(2) 0-0 5-3		2	0	0	0	0	1	0				
										1	0	0	0	0	0	0				
										0	0	0	0	0	0	0				
Inning Stats	R: 0 E: 0 K: 1 S: 5	H: 0 LOB: 0 BB: 0 P: 5	R: 0 E: 1 K: 1 S: 7	H: 1 LOB: 2 BB: 0 P: 7	R: 0 E: 0 K: 2 S: 8	H: 1 LOB: 1 BB: 0 P: 8	R: 0 E: 0 K: 0 S: 3	H: 0 LOB: 1 BB: 1 P: 7	R: 0 E: 0 K: 0 S: 3	H: 0 LOB: 0 BB: 0 P: 3	R: 0 E: 0 K: 0 S: 3	H: 0 LOB: 0 BB: 0 P: 3	R: 0 E: 0 K: 1 S: 5	H: 0 LOB: 0 BB: 0 P: 5	R: 0 E: 0 K: 0 S: 3	H: 0 LOB: 0 BB: 0 P: 3	1B: 1 2B: 1 3B: 0 HR: 0	SF: 0 SAC: 1 DP: 0 HBP: 0	WP: 0 PB: 0 SB: 0 CS: 0	PA: 31
PITCHER Tommy John, L ERA: 2.74	IP: 9.0 WLS: W BF: 31 H: 2 R: 0 ER: 0 SO: 5 BB: 1 IBB: 0 HBP: 0 BLK: 0 WP: 0 HR: 0 S: 40 P: 44 ERA: 0.00 WHIP: 0.333																			

Cincinnati Reds @ Los Angeles Dodgers
Dodger Stadium, Los Angeles, CA
Mon Aug 08 1977, 7:05 PM PDT
Att: 48,242 - Unknown

AB	29
R	0
H	2
RBI	0
BB	1
SO	5
LOB	7



Batter	1	2	3	4	5	6	7	8	9	AB	R	H	RBI	BB	SO	LOB	BOTTOM
Davey Lopes, R OBP: 0.358, SLG: 0.400	(1,4) 0-0 F7		(2) 0-0 F9		(2) 0-0 6-3		(3) 0-0 5-3			4	0	0	0	0	0	0	
Bill Russell, R OBP: 0.313, SLG: 0.375	(1,6) 0-0 6-3				(3) 0-0 6-3			(1) 0-0 P4		4	1	1	0	0	0	0	
Reggie Smith, S OBP: 0.432, SLG: 0.571	(1,9) 0-0 P4					(1) 0-0 G3		(2) 0-0 F8		4	1	1	2	0	0	0	
Ron Cey, R OBP: 0.381, SLG: 0.494	(1,5)				(3) 0-0 F7			(2) 0-0 F8		4	1	3	0	0	0	0	
Steve Garvey, R OBP: 0.335, SLG: 0.519	(1,3)				(1) 0-3 K		(2) 0-0 F8		(3) 0-0 L3	4	0	0	0	0	1	3	
Rick Monday, L OBP: 0.355, SLG: 0.412 Glenn Burke, R OBP: 0.284, SLG: 0.299	(1,8) 0-0 FC4-6				(2) 0-0 FC4-6			(3) 0-0 L3		2	0	1	1	1	0	1	
										0	0	0	0	0	0	0	
Dusty Baker Jr., R OBP: 0.332, SLG: 0.458	(1,7) 0-0 FC6-4				(2) 0-0 L9			(3) 0-0 P3		3	0	0	0	0	0	3	
Steve Yeager, R OBP: 0.344, SLG: 0.446	(1,2)				(1) 0-0 6-3		(3) 0-3 K		(1) 0-0 6-3	3	0	0	0	0	1	1	
Tommy John, R OBP: 0.216, SLG: 0.275	(1,1)					(1) 0-0 6-3		(2) 0-0 F7		3	1	1	1	0	0	0	
										1B: 4 2B: 1 3B: 0 HR: 2	SF: 0 SAC: 0 DP: 0 HBP: 0	WP: 0 PB: 0 SB: 0 CS: 0	PA: 32				
PITCHER Paul Moskau, R ERA: 4.75 Pedro Borbon, R ERA: 2.65	IP: 7.0 WLS: L BF: 28 H: 6 R: 4 ER: 4 SO: 2 BB: 1 IBB: 0 HBP: 0 BLK: 0 WP: 0 HR: 2 S: 31 P: 35 ERA: 5.14 WHIP: 1.000																
PITCHER	IP: 1.0 WLS: L BF: 4 H: 1 R: 0 ER: 0 SO: 0 BB: 0 IBB: 0 HBP: 0 BLK: 0 WP: 0 HR: 0 S: 4 P: 4 ERA: 0.00 WHIP: 1.000																

Cincinnati Reds @ Los Angeles Dodgers
Dodger Stadium, Los Angeles, CA
Mon Aug 08 1977, 7:05 PM PDT
Att: 48,242 - Unknown

AB	31
R	4
H	7
RBI	4
BB	1
SO	2
LOB	8



Batter	1	2	3	4	5	6	7	8	9	AB	R	H	RBI	BB	SO	LOB	TOP								
Pete Rose, S OBP: 0.384, SLG: 0.446 (1, 5)	0-0 6-3		0-0 G6-4-3		0-0 6-3			0-0 1-H HR	0-0 1-3	5	1	1	2	0	0	3									
Ken Griffey, L OBP: 0.384, SLG: 0.476 (1, 9)	0-0 P6			0-0 FC6-4 1B		0-0 4-3		4-0 1B BB		3	2	1	0	1	0	0									
Joe Morgan, L OBP: 0.423, SLG: 0.487 (1, 4)	0-0 F8			0-0 FC6-4 1B		0-0 6-3		0-0 1B 1B		4	0	2	0	0	0	0									
George Foster, R OBP: 0.380, SLG: 0.645 (1, 7)		0-0 F9		0-0 FC6-4 1B		0-0 5-3		0-0 F8		4	0	0	0	0	0	4									
Johnny Bench, R OBP: 0.349, SLG: 0.576 (1, 2)		0-1 CI		0-0 G5-4-3 1B			0-3 K	0-0 FC6-4 1B		3	0	2	2	0	1	0									
Dave Concepcion, R OBP: 0.325, SLG: 0.377 (1, 6)		0-0 L4		0-0 G5-4-3 1B			0-0 6-3	0-0 FC6-4		4	0	0	0	0	0	5									
Dan Driessen, L OBP: 0.382, SLG: 0.479 (1, 3)		0-0 F9			0-0 S 1B			0-0 CS 1B	0-0 4-3	4	0	2	0	0	0	1									
Cesar Geronimo, L OBP: 0.329, SLG: 0.394 (1, 8)			1-0 G6-4-3 HBP		0-0 5-3		0-0 CS	0-0 HR 1B	0-0 PB 1B	3	1	2	0	0	0	1									
Doug Capilla, L OBP: 0.095, SLG: 0.050 Pedro Borbon, R OBP: 0.211, SLG: 0.263 (8, 1)			0-0 F2		0-3 K		0-3 K	0-3 K	0-0 1-3	3	0	0	0	0	2	3									
Inning Stats	R: 0 E: 0 K: 0 S: 3	H: 0 LOB: 0 BB: 0 P: 3	R: 0 E: 1 K: 0 S: 4	H: 0 LOB: 1 BB: 0 P: 4	R: 0 E: 0 K: 0 S: 2	H: 0 LOB: 0 BB: 0 P: 3	R: 1 E: 0 K: 0 S: 5	H: 3 LOB: 1 BB: 0 P: 5	R: 0 E: 0 K: 1 S: 6	H: 1 LOB: 1 BB: 0 P: 6	R: 0 E: 0 K: 0 S: 3	H: 0 LOB: 0 BB: 0 P: 3	R: 0 E: 0 K: 1 S: 5	H: 1 LOB: 1 BB: 0 P: 5	R: 3 E: 0 K: 1 S: 9	H: 4 LOB: 2 BB: 1 P: 13	R: 0 E: 0 K: 0 S: 4	H: 1 LOB: 1 BB: 0 P: 4	1B: 9 2B: 0 3B: 0 HR: 1	SF: 0 SAC: 0 DP: 2 HBP: 1	WP: 0 PB: 1 SB: 1 CS: 1	PA: 38			
PITCHER	IP	WLS	BF	H	R	ER	SO	BB	IBB	HBP	BLK	WP	HR	S	P	ERA	WHIP								
Doug Rau, L ERA: 3.6 (1, 1)	7.1	L	30	8	4	4	3	1	0	1	0	0	1	34	39	4.91	1.227								
Mike Garman, R ERA: 2.29 (8, 1)	0.2		3	1	0	0	0	0	0	0	0	0	0	3	3	0.00	1.500								
Lance Rautzhan, L ERA: 3.52 (9, 1)	1.0		4	1	0	0	0	0	0	0	0	0	0	4	4	0.00	1.000								

Cincinnati Reds @ Los Angeles Dodgers
 Dodger Stadium, Los Angeles, CA
 Tue Aug 09 1977, 7:05 PM PDT
 Att: 53,385 - Unknown

AB	34
R	4
H	10
RBI	4
BB	1
SO	3
LOB	18

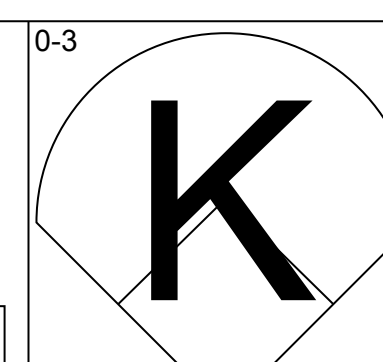
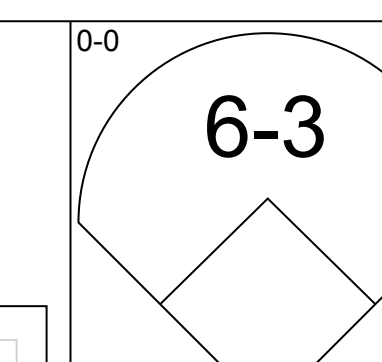
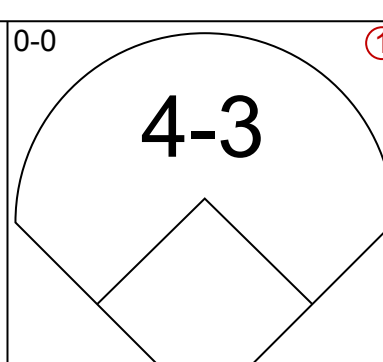
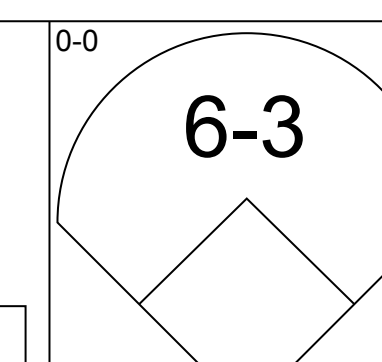
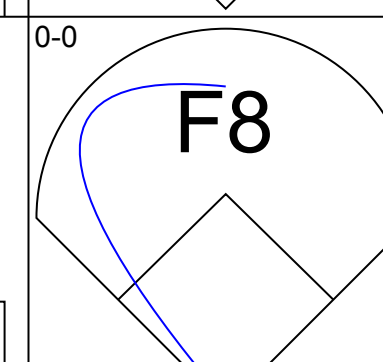
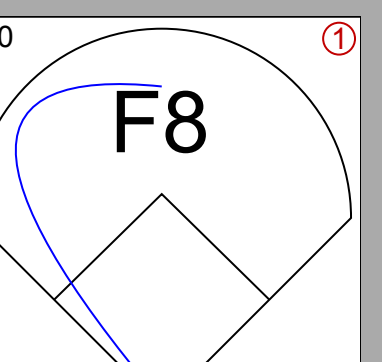
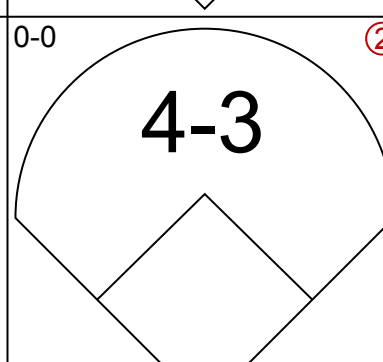
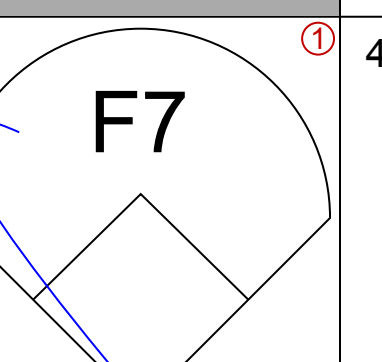
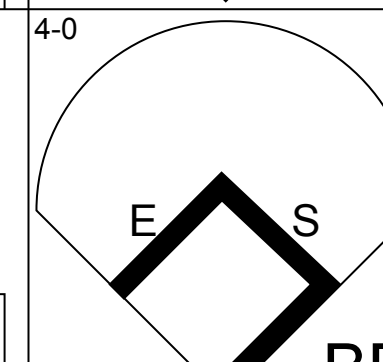
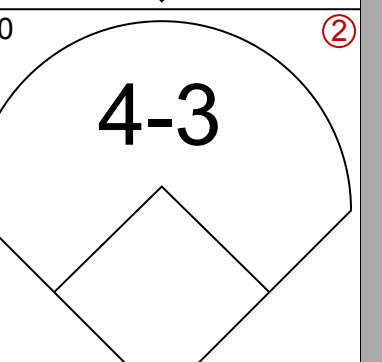
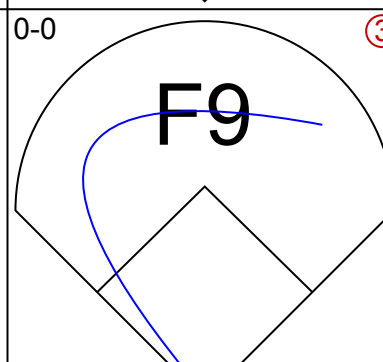
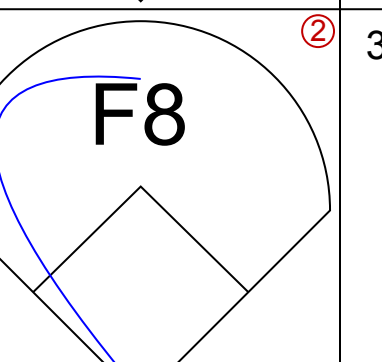
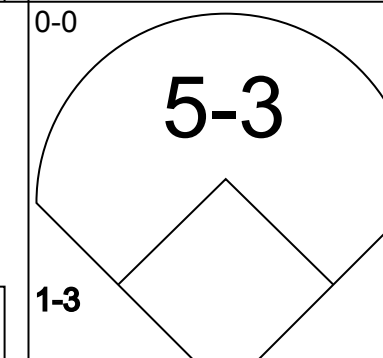
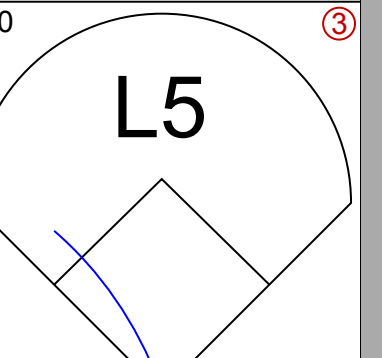
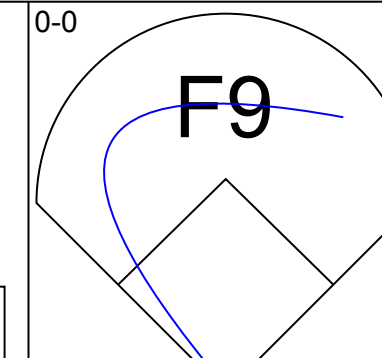
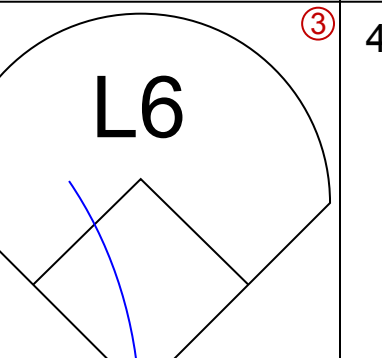
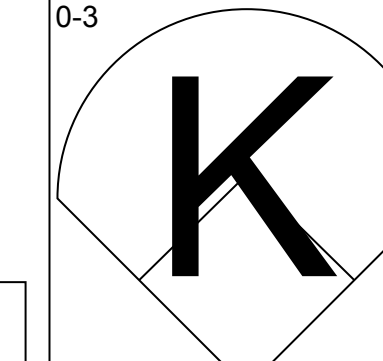
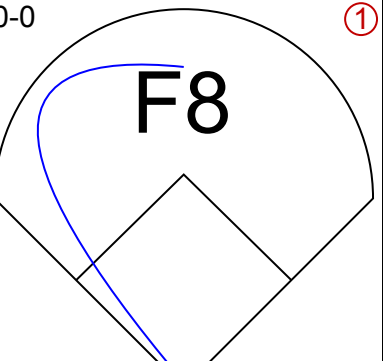
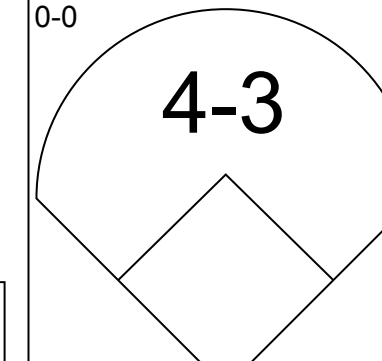
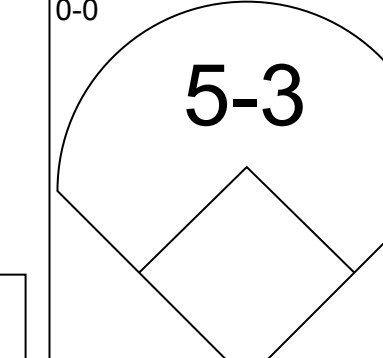
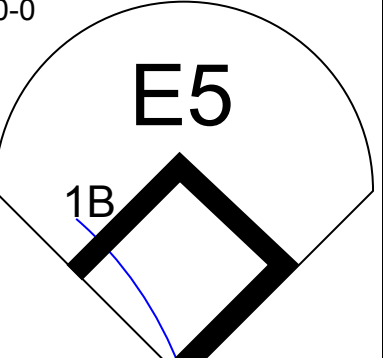
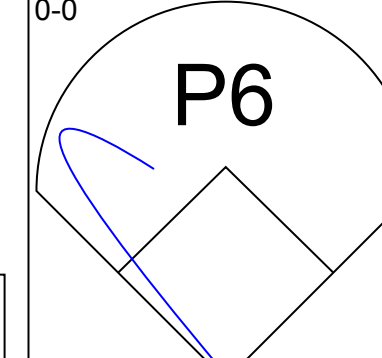
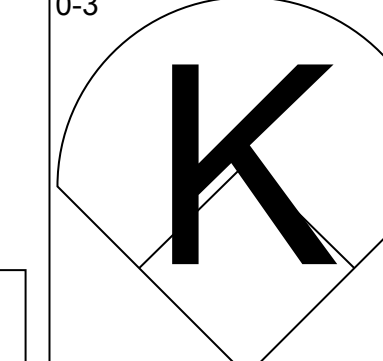
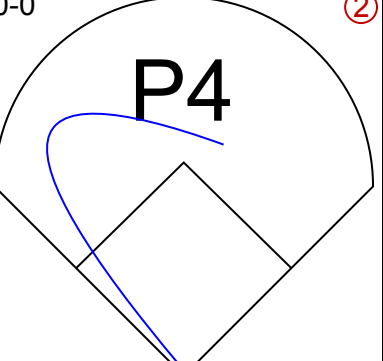
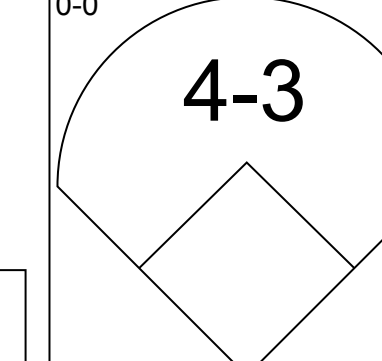
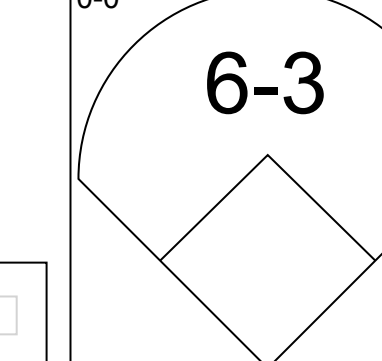
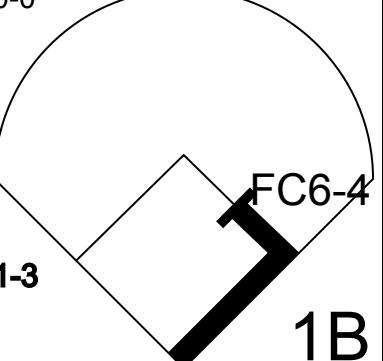
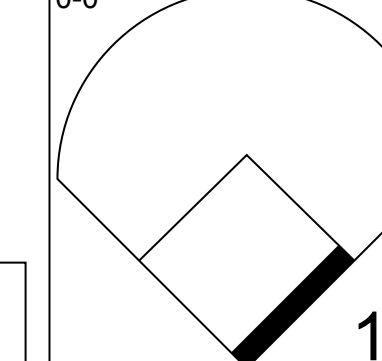
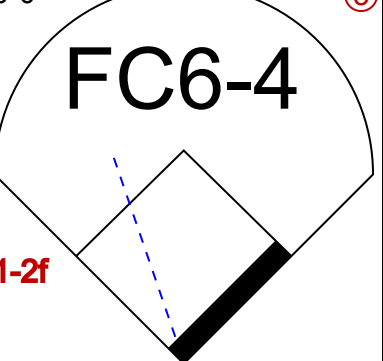
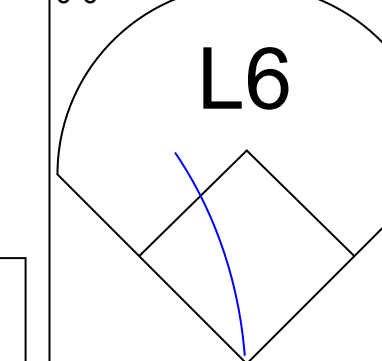
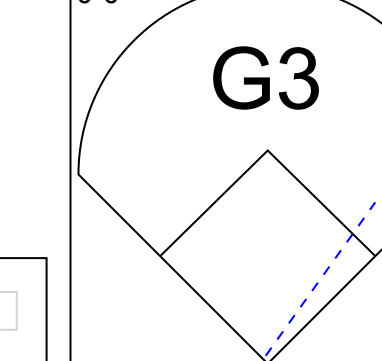


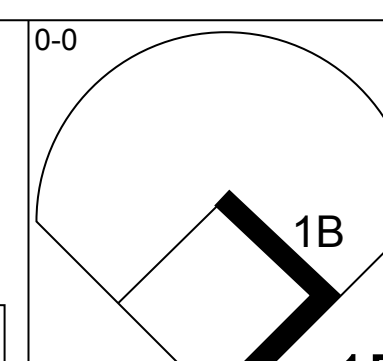
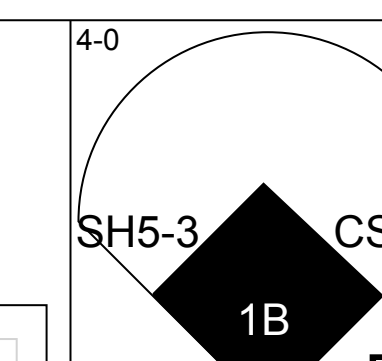
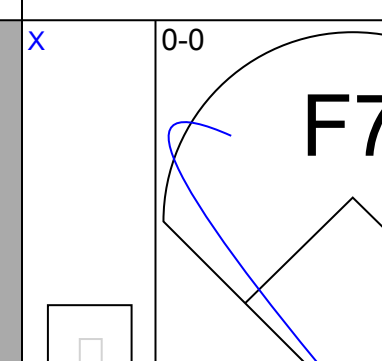
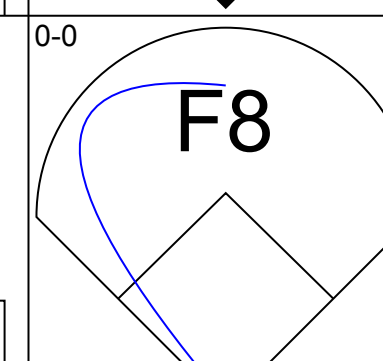
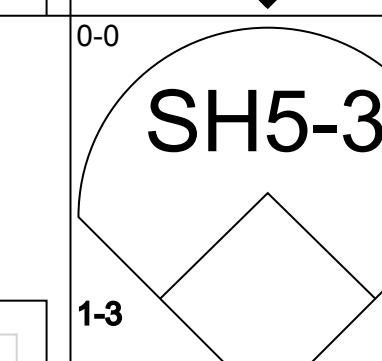
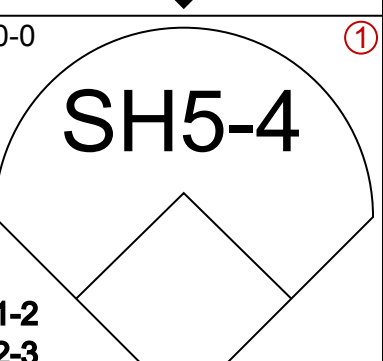
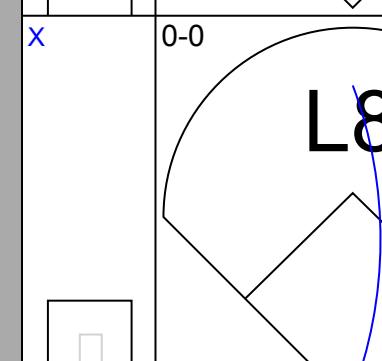
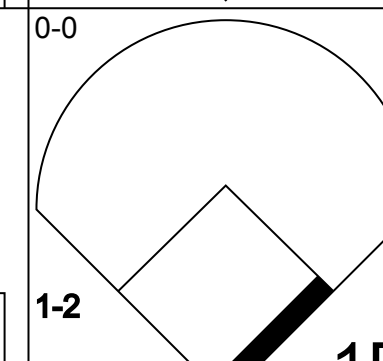
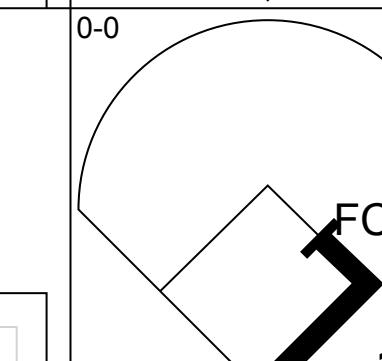
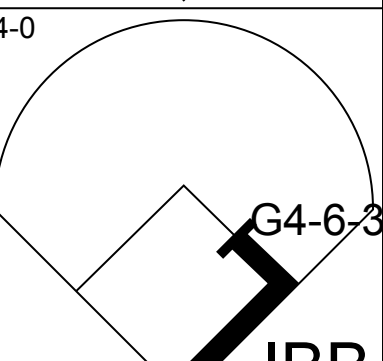
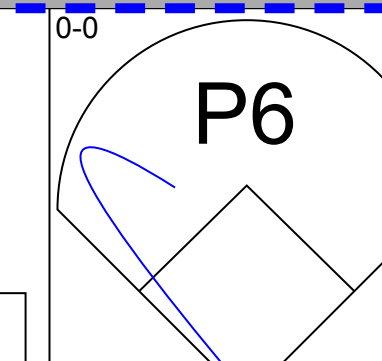
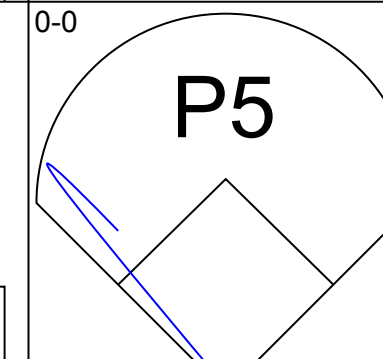
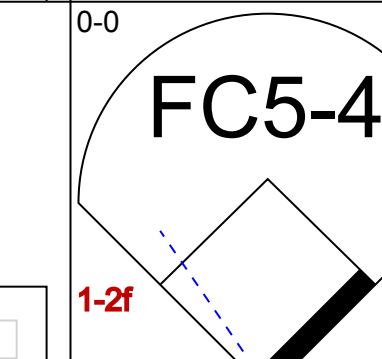
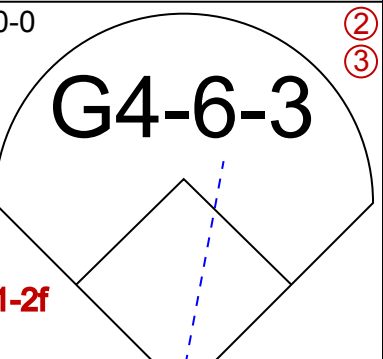
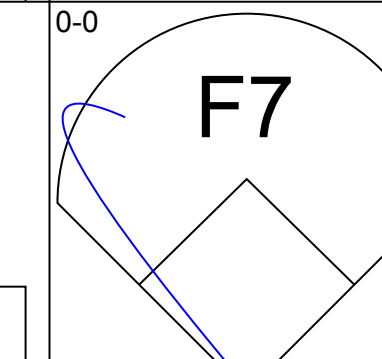
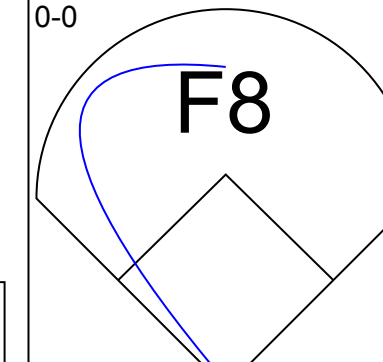
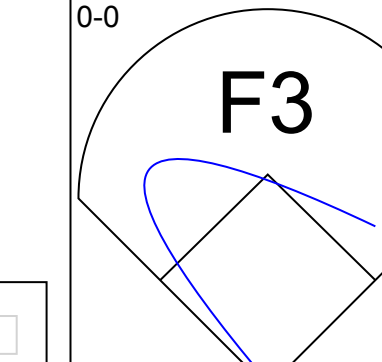
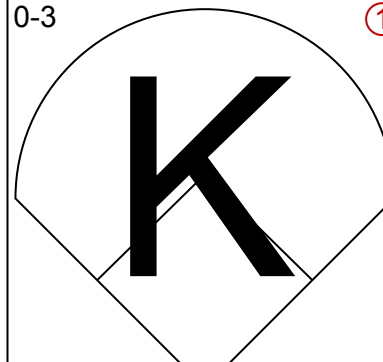
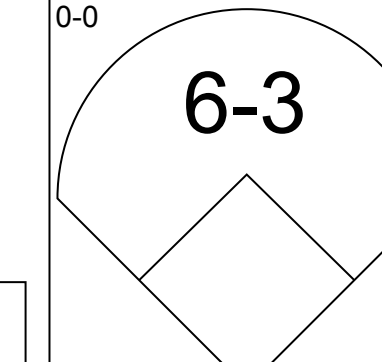
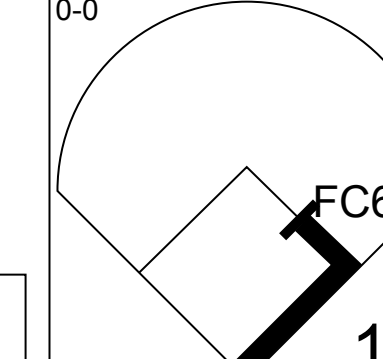
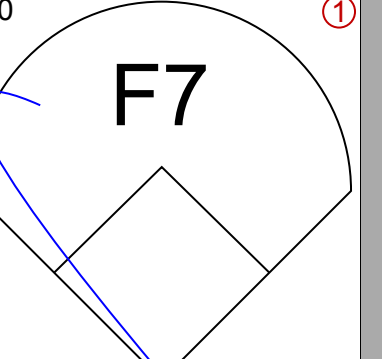
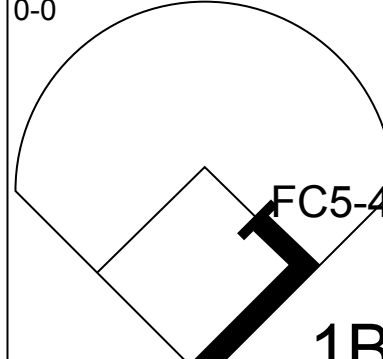
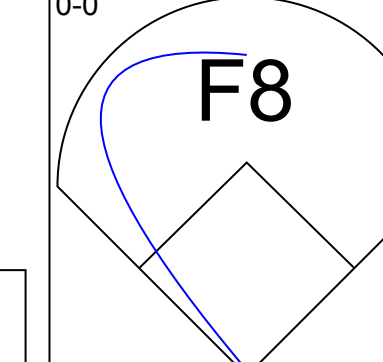
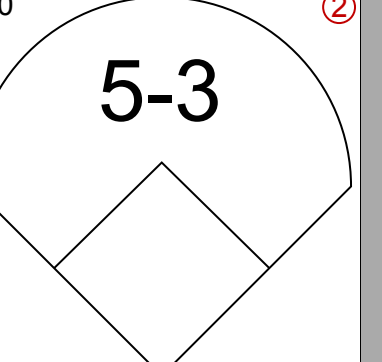
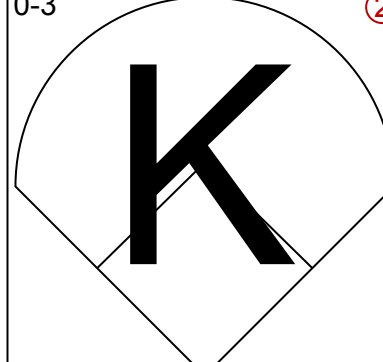
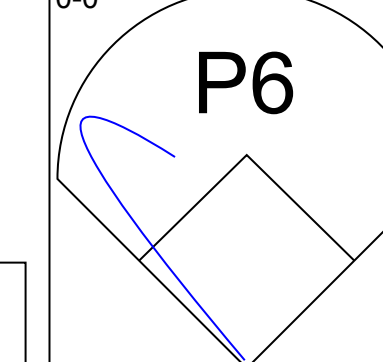

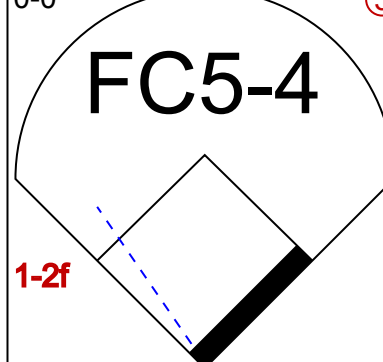
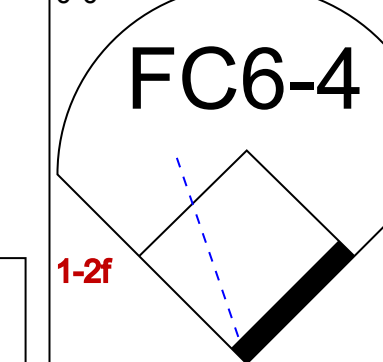
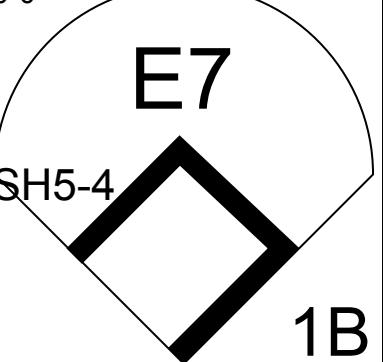
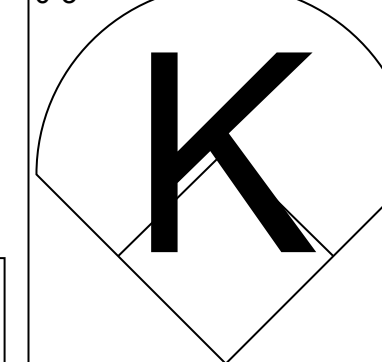
Batter	1	2	3	4	5	6	7	8	9	AB	R	H	RBI	BB	SO	LOB	BOTTOM								
Davey Lopes, R OBP: 0.356, SLG: 0.397 (1, 4)	0-0 5-3			4-0 BB		0-0 F8		0-0 G6-4-3		3	0	0	0	1	0	3									
Bill Russell, R OBP: 0.311, SLG: 0.372 (1, 6)	0-0 4-3			0-3 K			0-0 F9		0-0 P6	4	0	0	0	0	1	1									
Reggie Smith, S OBP: 0.428, SLG: 0.564 (1, 9)	0-3 K			0-0 L7			0-3 K		0-0 F7	4	0	0	0	0	2	1									
Ron Cey, R OBP: 0.380, SLG: 0.491 (1, 5)		0-0 5-3		0-0 L6			0-0 1B		0-0 F9	4	0	1	0	0	0	1									
Steve Garvey, R OBP: 0.333, SLG: 0.515 (1, 3)		0-3 K			0-0 6-3		0-3 K			3	0	0	0	0	2	1									
Dusty Baker Jr., R OBP: 0.329, SLG: 0.454 (1, 7)		0-0 6-3			0-0 6-3			0-0 E3 BB		3	0	0	0	0	0	0									
Glenn Burke, R OBP: 0.279, SLG: 0.293 Lee Lacy, R OBP: 0.298, SLG: 0.422 Lance Rautzhan, R (9, 1)			0-0 L6		0-0 F8			4-0 BB BB		2	0	0	0	0	0	0									
Steve Yeager, R OBP: 0.341, SLG: 0.443 Boo Powell, L OBP: 0.444, SLG: 0.265 Ted Martinez, R OBP: 0.299, SLG: 0.374 Kevin Pasley, R OBP: 0.333, SLG: 0.333 (9, 2)			0-0 L7			0-3 K		4-0 BB BB		2	0	0	0	0	1	0									
Doug Rau, L OBP: 0.207, SLG: 0.185 Mike Garman, R (8, 1)			0-0 4-3			0-0 G3		1-2 2-3 BB		2	0	0	0	0	0	0									
Rick Monday, L OBP: 0.353, SLG: 0.411 (9, 8)								0-3 K		1	0	0	0	0	1	3									
Inning Stats	R: 0 E: 0 K: 1 S: 5	H: 0 LOB: 0 BB: 0 P: 5	R: 0 E: 0 K: 1 S: 5	H: 0 LOB: 0 BB: 0 P: 5	R: 0 E: 0 K: 0 S: 3	H: 0 LOB: 0 BB: 0 P: 3	R: 0 E: 0 K: 1 S: 5	H: 0 LOB: 1 BB: 1 P: 9	R: 0 E: 0 K: 1 S: 5	H: 0 LOB: 0 BB: 0 P: 3	R: 0 E: 0 K: 2 S: 8	H: 1 LOB: 1 BB: 0 P: 8	R: 0 E: 1 K: 1 S: 5	H: 0 LOB: 3 BB: 2 P: 13	R: 0 E: 0 K: 0 S: 3	H: 0 LOB: 0 BB: 0 P: 3	1B: 1 2B: 0 3B: 0 HR: 0	SF: 0 SAC: 0 DP: 1 HBP: 0	WP: 0 PB: 0 SB: 0 CS: 0	PA: 31					
PITCHER	IP	WLS	BF	H	R	ER	SO	BB	IBB	HBP	BLK	WP	HR	S	P	ERA	WHIP								
Doug Capilla, L ERA: 5.15 (1, 1)	7.0	W	25	1	0	0	6	2	0	0	0	0	0	7	11	0.00	0.429								
Pedro Borbon, R ERA: 2.79 (8, 1)	2.0	S	6	0	0	0	1	1	0	0	0	0	0	7	11	0.00	0.500								

Cincinnati Reds @ Los Angeles Dodgers
 Dodger Stadium, Los Angeles, CA
 Tue Aug 09 1977, 7:05 PM PDT
 Att: 53,385 - Unknown

AB	28
R	0
H	1
RBI	0
BB	3
SO	7
LOB	10



Batter	1	2	3	4	5	6	7	8	9	AB	R	H	RBI	BB	SO	LOB	TOP						
Pete Rose, S OBP: 0.381, SLG: 0.442 (1, 5)										4	0	0	0	0	1	1	Cincinnati Reds @ Los Angeles Dodgers Dodger Stadium, Los Angeles, CA Wed Aug 10 1977, 7:05 PM PDT Att: 52,969 - Unknown livebaseballscorecards.com						
Ken Griffey, L OBP: 0.381, SLG: 0.472 (1, 9)										4	0	0	0	0	0	0							
Joe Morgan, L OBP: 0.422, SLG: 0.483 (1, 4)										3	0	0	0	1	0	0							
George Foster, R OBP: 0.377, SLG: 0.639 (1, 7)										4	0	0	0	0	0	1							
Dan Driessen, L OBP: 0.379, SLG: 0.475 (1, 3)										3	0	0	0	0	1	0							
Johnny Bench, R OBP: 0.346, SLG: 0.571 (1, 2)										3	0	0	0	0	0	0							
Cesar Geronimo, L OBP: 0.326, SLG: 0.391 (1, 8)										3	0	0	0	0	1	1							
Dave Concepcion, R OBP: 0.327, SLG: 0.379 (1, 6)										3	0	2	0	0	0	0							
Fred Norman, S OBP: 0.113, SLG: 0.096 (1, 1)										2	0	0	0	0	0	2							
Jack Billingham, R OBP: 0.192, SLG: 0.196 (7, 1)										0	0	0	0	0	0	0							
Mike Lum, L OBP: 0.237, SLG: 0.302 (6, PH)										1	0	0	0	0	0	1							
Pedro Borbon, R OBP: 0.211, SLG: 0.263 (8, 1)										0	0	0	0	0	0	0							
Inning Stats	R: 0 E: 0 K: 1 S: 5	H: 0 LOB: 1 BB: 1 P: 9	R: 0 E: 0 K: 2 S: 7	H: 0 LOB: 0 BB: 0 P: 7	R: 0 E: 0 K: 0 S: 3	H: 0 LOB: 0 BB: 0 P: 3	R: 0 E: 0 K: 0 S: 3	H: 0 LOB: 0 BB: 0 P: 3	R: 0 E: 0 K: 0 S: 3	H: 0 LOB: 0 BB: 0 P: 3	R: 0 E: 0 K: 0 S: 3	H: 0 LOB: 0 BB: 0 P: 3	R: 0 E: 0 K: 0 S: 4	H: 1 LOB: 1 BB: 0 P: 4	R: 0 E: 0 K: 0 S: 3	H: 0 LOB: 0 BB: 0 P: 3	1B: 2 2B: 0 3B: 0 HR: 0	SF: 0 SAC: 0 DP: 0 HBP: 0	WP: 0 PB: 0 SB: 1 CS: 0	PA: 31			
PITCHER Rick Rhoden, R ERA: 3.82 (1, 1)	IP: 9.0 WLS: W BF: 31	H: 2 R: 0 ER: 0	SO: 3	BB: 1	IBB: 0	HBP: 0	BLK: 0	WP: 0	HR: 0	S: 36	P: 40	ERA: 0.00	WHIP: 0.333										

Batter	1	2	3	4	5	6	7	8	9	AB	R	H	RBI	BB	SO	LOB	BOTTOM						
Davey Lopes, R OBP: 0.360, SLG: 0.397 (1, 4)										2	1	1	0	2	0	0	Cincinnati Reds @ Los Angeles Dodgers Dodger Stadium, Los Angeles, CA Wed Aug 10 1977, 7:05 PM PDT Att: 52,969 - Unknown livebaseballscorecards.com						
Bill Russell, R OBP: 0.309, SLG: 0.370 (1, 6)										2	0	0	0	0	0	1							
Reggie Smith, S OBP: 0.431, SLG: 0.565 (1, 9)										3	0	2	1	1	0	0							
Ron Cey, R OBP: 0.377, SLG: 0.486 (1, 5)										4	0	0	0	0	0	6							
Steve Garvey, R OBP: 0.330, SLG: 0.511 (1, 3)										4	0	0	0	0	1	3							
Dusty Baker Jr., R OBP: 0.332, SLG: 0.456 (1, 7)										3	0	2	0	0	0	0							
Glenn Burke, R OBP: 0.271, SLG: 0.284 (1, 8)										3	0	0	0	0	1	2							
Steve Yeager, R OBP: 0.338, SLG: 0.438 (1, 2)										3	0	0	0	0	1	2							
Rick Rhoden, R OBP: 0.217, SLG: 0.367 (1, 1)										3	0	1	0	0	1	1							
Inning Stats	R: 0 E: 0 K: 0 S: 5	H: 2 LOB: 2 BB: 0 P: 5	R: 0 E: 0 K: 0 S: 4	H: 1 LOB: 1 BB: 0 P: 4	R: 1 E: 0 K: 0 S: 4	H: 1 LOB: 1 BB: 1 P: 8	R: 0 E: 0 K: 1 S: 5	H: 0 LOB: 0 BB: 0 P: 5	R: 0 E: 0 K: 2 S: 8	H: 1 LOB: 1 BB: 0 P: 8	R: 0 E: 0 K: 1 S: 5	H: 0 LOB: 0 BB: 0 P: 5	R: 0 E: 0 K: 0 S: 3	H: 0 LOB: 0 BB: 0 P: 3	R: 0 E: 0 K: 0 S: 3	H: 0 LOB: 0 BB: 0 P: 3		1B: 6 2B: 0 3B: 0 HR: 0	SF: 0 SAC: 2 DP: 1 HBP: 0	WP: 0 PB: 0 SB: 0 CS: 1	PA: 32		
PITCHER Fred Norman, L ERA: 3.45 (1, 1)	IP: 6.0 WLS: L BF: 26	H: 6 R: 1 ER: 0	SO: 3	BB: 2	IBB: 1	HBP: 0	BLK: 0	WP: 0	HR: 0	S: 29	P: 41	ERA: 0.00	WHIP: 1.333										
Jack Billingham, R ERA: 5.53 (7, 1)	IP: 1.0 WLS: L BF: 3	H: 0 R: 0 ER: 0	SO: 1	BB: 0	IBB: 0	HBP: 0	BLK: 0	WP: 0	HR: 0	S: 5	P: 5	ERA: 0.00	WHIP: 0.000										
Pedro Borbon, R ERA: 2.76 (8, 1)	IP: 1.0 WLS: L BF: 3	H: 0 R: 0 ER: 0	SO: 0	BB: 0	IBB: 0	HBP: 0	BLK: 0	WP: 0	HR: 0	S: 3	P: 3	ERA: 0.00	WHIP: 0.000										

Batter	1	2	3	4	5	6	7	8	9	AB	R	H	RBI	BB	SO	LOB	TOP								
Pete Rose, S OBP: 0.379, SLG: 0.442 (1, 5)	L3	K					F7		P6	5	1	1	0	0	1	3	Cincinnati Reds @ Los Angeles Dodgers Dodger Stadium, Los Angeles, CA Thu Aug 11 1977, 7:05 PM PDT Att: 53,022 - Unknown livebaseballscores.com								
Ken Griffey, L OBP: 0.378, SLG: 0.467 (1, 9)	4-3		4-3		F5		6-3			4	0	0	0	0	0	1									
Joe Morgan, L OBP: 0.423, SLG: 0.482 (1, 4)	1B HR BB		P3		1B			P3		3	1	1	1	1	0	0									
George Foster, R OBP: 0.376, SLG: 0.635 (1, 7)	1-2 HR 1B		F8		P5			K		4	1	1	0	0	1	1									
Dan Driessen, L OBP: 0.381, SLG: 0.484 (1, 3)	1-H 2-H HR			2B 1B	K			F3		4	2	2	3	0	1	1									
Johnny Bench, R OBP: 0.348, SLG: 0.572 (1, 2)	P4			SH1-3 1-H 2B		4-0 E L5 BB		F7		3	0	1	1	1	0	0									
Cesar Geronimo, L OBP: 0.324, SLG: 0.388 (1, 8)			F9		SH1-3		K		E4 SH5-4 S	3	0	0	0	0	1	1									
Dave Concepcion, R OBP: 0.329, SLG: 0.379 (1, 6)				1-3		L5			SH5-4 BB	3	0	1	0	1	0	2									
Tom Seaver, R OBP: 0.228, SLG: 0.245 (1, 1)			SH1		5-3			P5	SH5-4	2	0	0	0	0	0	1									
Inning Stats	R: 3 E: 0 K: 0 S: 5	H: 2 LOB: 0 BB: 1 P: 9	R: 0 E: 0 K: 1 S: 6	H: 1 LOB: 1 BB: 0 P: 6	R: 0 E: 0 K: 0 S: 3	H: 0 LOB: 0 BB: 0 P: 3	R: 1 E: 0 K: 0 S: 5	H: 2 LOB: 1 BB: 0 P: 5	R: 1 E: 0 K: 1 S: 7	H: 2 LOB: 1 BB: 0 P: 7	R: 0 E: 1 K: 1 S: 4	H: 0 LOB: 0 BB: 1 P: 8	R: 0 E: 0 K: 0 S: 3	H: 0 LOB: 0 BB: 0 P: 3	R: 0 E: 0 K: 1 S: 5	H: 0 LOB: 0 BB: 1 P: 5	R: 0 E: 1 K: 0 S: 4	H: 0 LOB: 2 BB: 1 P: 8	1B: 4 2B: 3 3B: 0 HR: 1	SF: 0 SAC: 3 DP: 1 HBP: 0	WP: 0 PB: 0 SB: 1 CS: 0	PA: 37			
PITCHER	IP	WLS	BF	H	R	ER	SO	BB	IBB	HBP	BLK	WP	HR	S	P	ERA	WHIP								
Burt Hooton, R ERA: 2.66 (1, 1)	6.0	L	26	7	5	5	3	2	0	0	0	0	1	30	38	7.50	1.500								
Elias Sosa, R ERA: 2.51 (7, 1)	1.0		3	0	0	0	0	0	0	0	0	0	0	3	3	0.00	0.000								
Charlie Hough, R ERA: 3.4 (8, 1)	2.0		8	0	0	0	1	1	0	0	0	0	0	9	13	0.00	0.500								

Batter	1	2	3	4	5	6	7	8	9	AB	R	H	RBI	BB	SO	LOB	BOTTOM								
Davey Lopes, R OBP: 0.364, SLG: 0.411 (1, 4)	HR		K					1B 2B		3	2	2	2	1	1	0	Cincinnati Reds @ Los Angeles Dodgers Dodger Stadium, Los Angeles, CA Thu Aug 11 1977, 7:05 PM PDT Att: 53,022 - Unknown livebaseballscores.com								
Bill Russell, R OBP: 0.309, SLG: 0.369 (1, 6)	6-3			1-3		F8		2B 1B		4	0	1	1	0	0	1									
Reggie Smith, S OBP: 0.429, SLG: 0.570 (1, 9) (8, 8)	G1			F8			HR	F8		4	1	1	1	0	0	1									
Ron Cey, R OBP: 0.374, SLG: 0.482 (1, 5)	K			K					6-3	4	0	0	0	0	3	0									
Steve Garvey, R OBP: 0.327, SLG: 0.506 (1, 3)			6-3			F3		F8		4	0	0	0	0	0	0									
Rick Monday, L OBP: 0.353, SLG: 0.410 (1, 8)						K		G3		3	0	1	0	0	1	0									
Charlie Hough, R OBP: 0.105, SLG: 0.222 (8, 1)			G1-4-3 1B				1-4-3			0	0	0	0	0	0	0									
Boog Powell, L OBP: 0.435, SLG: 0.257 (8, PH)										1	0	0	0	0	0	0									
Dusty Baker Jr., R OBP: 0.329, SLG: 0.452 (1, 7)	G1-4-3 1-2				F7			K		3	0	0	0	0	1	1									
Steve Yeager, R OBP: 0.336, SLG: 0.435 (1, 2)						F2				2	0	0	0	0	1	0									
Elias Sosa, R OBP: 0.333, SLG: 0.333 (7, 1)										0	0	0	0	0	0	0									
Lee Lacy, R OBP: 0.303, SLG: 0.427 (8, 9)					K			2B 1B		1	1	1	0	0	0	0									
Burt Hooton, R OBP: 0.180, SLG: 0.184 (1, 1)										1	0	0	0	0	0	0									
Johnny Oates, L OBP: 0.339, SLG: 0.371 (6, PH) (7, 2)					F3			F9		2	0	0	0	0	0	1									
Inning Stats	R: 1 E: 0 K: 1 S: 6	H: 1 LOB: 0 BB: 0 P: 6	R: 0 E: 0 K: 0 S: 3	H: 1 LOB: 0 BB: 0 P: 3	R: 0 E: 0 K: 2 S: 7	H: 0 LOB: 0 BB: 0 P: 7	R: 0 E: 0 K: 1 S: 5	H: 0 LOB: 0 BB: 0 P: 5	R: 0 E: 0 K: 1 S: 5	H: 0 LOB: 0 BB: 0 P: 5	R: 0 E: 0 K: 0 S: 3	H: 0 LOB: 1 BB: 1 P: 7	R: 1 E: 0 K: 1 S: 6	H: 1 LOB: 0 BB: 0 P: 6	R: 2 E: 0 K: 1 S: 8	H: 3 LOB: 1 BB: 0 P: 8	R: 0 E: 0 K: 0 S: 3	H: 0 LOB: 0 BB: 0 P: 3	1B: 3 2B: 1 3B: 0 HR: 2	SF: 0 SAC: 0 DP: 1 HBP: 0	WP: 0 PB: 0 SB: 0 CS: 0	PA: 33			
PITCHER	IP	WLS	BF	H	R	ER	SO	BB	IBB	HBP	BLK	WP	HR	S	P	ERA	WHIP								
Tom Seaver, R ERA: 3.18 (1, 1)	9.0	W	33	6	4	4	7	1	0	0	0	0	2	46	50	4.00	0.778								

Batter	1	2	3	4	5	6	7	8	9	AB	R	H	RBI	BB	SO	LOB	TOP			
Pete Rose, S OBP: 0.380, SLG: 0.442 (1,5) X	0-0 G4-6-3 1B		0-0 S 1B			0-0 F9		0-0 FC6		4	0	2	0	0	0	1				
Ken Griffey, L OBP: 0.377, SLG: 0.465 (1,9) X	0-0 G4-6-3 1-2		0-3 K			0-3 K			0-0 BB 1B	4	1	1	0	0	2	2				
Joe Morgan, L OBP: 0.423, SLG: 0.479 (1,4) X	0-0 F7			4-0 S SF8 BB		0-0 F8			4-0 1B BB	2	1	0	0	2	0	0				
Dan Driessen, L OBP: 0.377, SLG: 0.479 (1,3) X		0-0 F8		0-0 4-3			0-0 G3		0-3 K	4	0	0	0	0	1	3				
Johnny Bench, R OBP: 0.344, SLG: 0.567 (1,2) X		0-3 K		0-0 SF8			0-0 F9		0-0 F9	3	0	0	1	0	1	2				
Mike Lum, L OBP: 0.240, SLG: 0.337 (1,7) X		0-0		0-3 3-H K			0-3 K		0-0	3	1	1	1	0	2	0				
Bob Bailey, R OBP: 0.354, SLG: 0.421 (9, PH) X									1-2 2-H 1B	1	0	1	1	0	0	0				
Ed Armbrister, R OBP: 0.359, SLG: 0.473 (9, FR) X		HR								0	0	0	0	0	0	0				
Cesar Geronimo, L OBP: 0.322, SLG: 0.385 (9, PH) X		0-3 K				0-0 F8		0-3 K	0-3 K	3	0	0	0	0	2	0				
Ray Knight, R OBP: 0.339, SLG: 0.462 (9, PH) X										1	0	0	0	0	1	2				
Dave Concepcion, R OBP: 0.327, SLG: 0.376 (1,6) X			0-3 K			0-0 F3			0-0 F9	3	0	0	0	0	1	0				
Mario Soto, R OBP: 0.100, SLG: 0.100 (8, PH) X						0-0 F9			0-0 FC6 1B	2	0	0	0	0	1	0				
Champ Summers, L OBP: 0.275, SLG: 0.468 (8, PH) X										1	0	1	0	0	0	0				
Dale Murray, R OBP: 0.100, SLG: 0.100 (8, 1) X										0	0	0	0	0	0	0				
Inning Stats	R: 0 E: 0 K: 0 S: 3	H: 1 LOB: 0 BB: 0 P: 3	R: 1 E: 0 K: 2 S: 8	H: 1 LOB: 0 BB: 0 P: 8	R: 0 E: 0 K: 2 S: 8	H: 1 LOB: 1 BB: 0 P: 8	R: 1 E: 0 K: 1 S: 5	H: 0 LOB: 0 BB: 1 P: 9	R: 0 E: 0 K: 1 S: 5	H: 0 LOB: 0 BB: 0 P: 5	R: 0 E: 0 K: 1 S: 5	H: 0 LOB: 0 BB: 0 P: 5	R: 0 E: 0 K: 1 S: 6	H: 1 LOB: 1 BB: 0 P: 6	R: 1 E: 0 K: 2 S: 9	H: 2 LOB: 2 BB: 1 P: 13	1B: 5 2B: 0 3B: 0 HR: 1	SF: 1 SAC: 0 DP: 1 HBP: 0	WP: 0 PB: 0 SB: 2 CS: 0	PA: 34
PITCHER	IP	WLS	BF	H	R	ER	SO	BB	IBB	HBP	BLK	WP	HR	S	P	ERA	WHIP			
John Montefusco, R ERA: 3.69 (1,1)	8.0	W	30	5	3	3	9	2	0	0	0	0	1	46	54	3.38	0.875			
Gary Lavelle, L ERA: 1.74 (9,1)	0.2		3	1	0	0	1	0	0	0	0	0	0	5	5	0.00	1.500			
Randy Moffitt, R ERA: 3.8 (9,1)	0.1	S	1	0	0	0	1	0	0	0	0	0	0	3	3	0.00	0.000			

Cincinnati Reds @ San Francisco Giants
Candlestick Park, San Francisco, CA
Fri Aug 12 1977, 10:05 PM EDT
Att: 9,240 - Unknown

AB	31
R	3
H	6
RBI	3
BB	2
SO	11
LOB	10



Batter	1	2	3	4	5	6	7	8	9	AB	R	H	RBI	BB	SO	LOB	BOTTOM			
Derrel Thomas, S OBP: 0.307, SLG: 0.333 (1,8) B	4-0 HBP 1B WP BB		0-0 6-3							3	2	2	1	1	0	1				
Rob Andrews, R OBP: 0.355, SLG: 0.308 (1,4) X	0-0 WP HBP 1B		0-0 F8		0-0 3-H SF8 3B		0-0 F8			3	0	1	1	0	0	1				
Bill Madlock, R OBP: 0.356, SLG: 0.414 (1,5) H	1-0		0-0 F4		0-0 3-H F9			0-0 F5		0	0	0	0	0	0	0				
Darrell Evans, L OBP: 0.337, SLG: 0.389 (2,5) X	1-2 2-3 HBP		0-0 F4		0-0 F9			0-0 F5		3	0	0	0	0	0	0				
Willie McCovey, L OBP: 0.373, SLG: 0.497 (1,3) X	0-3 K		0-0 F7			0-0 F7		0-3 K		4	0	0	0	0	2	3				
Jack Clark, R OBP: 0.338, SLG: 0.432 (1,9) X	0-3 K			0-3 K		0-0 F6		0-0 6-3		4	0	0	0	0	2	2				
Gary Thomasson, L OBP: 0.350, SLG: 0.459 (1,7) X	1-2 2-3 3-H		0-0 G3		0-0 F6		0-0 F9			3	0	0	0	0	0	2				
Tim Foli, R OBP: 0.252, SLG: 0.358 (1,6) X			0-0 F7		0-0 6-3			0-0 F5		3	0	0	0	0	0	0				
Gary Alexander, R OBP: 0.442, SLG: 0.645 (1,2) X		4-0 SH1-4 BB				0-0 3B 3B			0-0 HR	2	2	2	1	1	0	0				
John Montefusco, R OBP: 0.162, SLG: 0.200 (1,1) X			0-0 SH1-4		0-0 4-3				0-0 F9	2	0	0	0	0	0	1				
Gary Lavelle, S OBP: 0.328 (9,1) X										0	0	0	0	0	0	0				
Randy Moffitt, R OBP: 0.328 (9,1) X			1-2							0	0	0	0	0	0	0				
Inning Stats	R: 1 E: 0 K: 2 S: 8	H: 1 LOB: 2 BB: 1 P: 13	R: 0 E: 0 K: 0 S: 3	H: 0 LOB: 1 BB: 1 P: 7	R: 0 E: 0 K: 0 S: 3	H: 0 LOB: 0 BB: 0 P: 3	R: 0 E: 0 K: 1 S: 5	H: 0 LOB: 0 BB: 0 P: 5	R: 2 E: 0 K: 0 S: 5	H: 2 LOB: 0 BB: 0 P: 5	R: 0 E: 0 K: 0 S: 3	H: 0 LOB: 0 BB: 0 P: 3	R: 1 E: 0 K: 0 S: 5	H: 2 LOB: 1 BB: 0 P: 5	R: 0 E: 0 K: 1 S: 5	H: 0 LOB: 0 BB: 0 P: 5	1B: 2 2B: 0 3B: 2 HR: 1	SF: 1 SAC: 1 DP: 0 HBP: 1	WP: 1 PB: 0 SB: 0 CS: 0	PA: 32
PITCHER	IP	WLS	BF	H	R	ER	SO	BB	IBB	HBP	BLK	WP	HR	S	P	ERA	WHIP			
Mario Soto, R ERA: 3.28 (1,1)	7.0	L	29	5	4	4	3	2	0	1	0	0	0	32	41	5.14	1.000			
Dale Murray, R ERA: 4.85 (8,1)	1.0		3	0	0	0	1	0	0	0	0	0	0	5	5	0.00	0.000			

Cincinnati Reds @ San Francisco Giants
Candlestick Park, San Francisco, CA
Fri Aug 12 1977, 10:05 PM EDT
Att: 9,240 - Unknown

AB	27
R	4
H	5
RBI	3
BB	2
SO	4
LOB	10



Batter	1	2	3	4	5	6	7	8	9	AB	R	H	RBI	BB	SO	LOB	TOP										
Pete Rose, S OBP: 0.377, SLG: 0.438 (1, 5)	0-0 4-3			0-0 4-3		0-0 FC6-4 L6-3		0-0 F7	0-0 F7	4	0	0	0	0	0	1	Cincinnati Reds @ San Francisco Giants Candlestick Park, San Francisco, CA Sat Aug 13 1977, 6:33 AM EDT Att: 14,917 - Unknown										
Ken Griffey, L OBP: 0.378, SLG: 0.465 (1, 9)	0-0 F8			4-0 BB		0-0 L6-3		0-0 BB 1B	0-0 BB 1B	3	1	1	0	1	0	1											
Joe Morgan, L OBP: 0.424, SLG: 0.479 (1, 4)	0-0 F7			0-0 F8				0-0 1B	0-0 BB 1B	4	1	2	0	0	0	1											
Dan Driessen, L OBP: 0.374, SLG: 0.475 (9, PH) Bob Bailey, R OBP: 0.364, SLG: 0.421 (9, 3)		0-0 F9		0-0 F9			0-0 4-3	0-0 BB 1B	4-0 BB 1B	3	0	0	0	0	0	2											
Johnny Bench, R OBP: 0.346, SLG: 0.571 (1, 2)		0-0 5-3			4-0 BB 1B		0-0 5-3	0-0 BB 1B	0-0 BB	3	0	1	3	1	0	0											
Mike Lum, L OBP: 0.230, SLG: 0.323 (1, 7)		0-0 F7			0-0 BB 1B			0-0 G3	0-0 G3	4	0	0	0	0	0	2											
Cesar Geronimo, L OBP: 0.322, SLG: 0.384 (1, 8)			0-0 4-3		0-0 G5-4-3 1B			0-0 F7		3	0	1	0	0	0	0											
Dave Concepcion, R OBP: 0.324, SLG: 0.373 (1, 6)			0-0 5-3		0-0 G5-4-3			0-0 F7		3	0	0	0	0	0	2											
Paul Moskau, R OBP: 0.333, SLG: 0.474 (1, 1) Dale Murray, R OBP: 0.100, SLG: 0.100 (9, PH) Champ Summers, L OBP: 0.269, SLG: 0.458 (9, PH) Pedro Borbon, R OBP: 0.211, SLG: 0.263 (9, 1)			0-0 1-3			0-0 FC6-4 1B			0-0 G3	2	0	1	0	0	0	0											
Inning Stats	R: 0 E: 0 K: 0 S: 3	H: 0 LOB: 0 BB: 0 P: 3	R: 0 E: 0 K: 0 S: 3	H: 0 LOB: 0 BB: 0 P: 3	R: 0 E: 0 K: 0 S: 3	H: 0 LOB: 1 BB: 1 P: 7	R: 0 E: 0 K: 0 S: 3	H: 1 LOB: 1 BB: 1 P: 7	R: 0 E: 0 K: 0 S: 3	H: 0 LOB: 0 BB: 0 P: 3	R: 0 E: 0 K: 0 S: 3	H: 0 LOB: 0 BB: 0 P: 3	R: 0 E: 0 K: 0 S: 3	H: 0 LOB: 0 BB: 0 P: 3	R: 3 E: 0 K: 0 S: 6	H: 3 LOB: 1 BB: 1 P: 10		1B: 5 2B: 1 3B: 1 HR: 0	SF: 0 SAC: 0 DP: 2 HBP: 0	WP: 0 PB: 0 SB: 0 CS: 0	PA: 33						
PITCHER	IP	WLS	BF	H	R	ER	SO	BB	IBB	HBP	BLK	WP	HR	S	P	ERA	WHIP										
Jim Barr, R ERA: 4.33 (1, 1)	8.2	L	30	5	2	2	0	2	0	0	0	0	0	28	36	2.08	0.808										
Gary Lavelle, L ERA: 1.83 (9, 1)	0.1		3	1	1	1	0	1	0	0	0	0	0	2	6	27.00	6.000										

Batter	1	2	3	4	5	6	7	8	9	AB	R	H	RBI	BB	SO	LOB	BOTTOM										
Derrel Thomas, S OBP: 0.308, SLG: 0.332 (1, 8)	4-0 1B CS BB	0-3 K		0-0 1B			0-3 K		0-0 G4-6-3	4	0	1	0	1	2	2	Cincinnati Reds @ San Francisco Giants Candlestick Park, San Francisco, CA Sat Aug 13 1977, 6:33 AM EDT Att: 14,917 - Unknown										
Rob Andrews, R OBP: 0.335, SLG: 0.307 (1, 4)	0-0 CS 1B		0-0 1-6-3	0-0 G3		0-3 K		4-0 BB	4-0 BB	4	0	1	0	1	1	1											
Gary Thomasson, L OBP: 0.351, SLG: 0.457 (1, 7)	0-3 K		4-0 1B BB		0-0 4-3		0-0 1B 1B		0-0 F8	4	0	1	0	1	1	3											
Willie McCovey, L OBP: 0.377, SLG: 0.499 (1, 3)	4-0 IBB		0-0 BB 1B		0-0 F5		0-0 1B			3	0	2	0	1	0	0											
Jack Clark, R OBP: 0.340, SLG: 0.429 (1, 9)	0-3 K		4-0 FC6-4 BB		4-0 BB		0-0 F9			2	0	0	0	2	1	4											
Darrell Evans, L OBP: 0.336, SLG: 0.388 (1, 5)		0-0 3-1	0-3 K		0-0 4-3			0-0 G1-6-3 1B		4	0	1	0	0	1	4											
Tim Foli, R OBP: 0.252, SLG: 0.360 (1, 6)		0-0 2B 2B	0-0 FC6-4		0-0 4-3		0-0 F9		0-0 G1-6-3	4	1	1	0	0	0	4											
Gary Alexander, R OBP: 0.420, SLG: 0.606 (1, 2)		0-3 K		0-0 2-3		0-0 F8		0-3 K		4	0	0	0	0	2	1											
Jim Barr, R OBP: 0.194, SLG: 0.169 (1, 1) Gary Lavelle, S ERA: 4.53 (9, 1) Terry Whitfield, L OBP: 0.333, SLG: 0.447 (9, PH)		0-0 2B		0-0 F8		0-0 F9		0-0 G4-6-3 1B		3	0	1	1	0	0	0											
Inning Stats	R: 0 E: 0 K: 2 S: 7	H: 1 LOB: 2 BB: 2 P: 15	R: 1 E: 0 K: 2 S: 9	H: 2 LOB: 1 BB: 0 P: 9	R: 0 E: 0 K: 1 S: 6	H: 1 LOB: 3 BB: 2 P: 14	R: 0 E: 0 K: 0 S: 4	H: 1 LOB: 1 BB: 0 P: 4	R: 0 E: 0 K: 0 S: 3	H: 0 LOB: 0 BB: 0 P: 3	R: 0 E: 0 K: 2 S: 9	H: 2 LOB: 2 BB: 0 P: 9	R: 0 E: 0 K: 1 S: 5	H: 1 LOB: 0 BB: 0 P: 5	R: 0 E: 0 K: 0 S: 3	H: 1 LOB: 1 BB: 1 P: 7		1B: 7 2B: 3 3B: 0 HR: 0	SF: 0 SAC: 0 DP: 3 HBP: 0	WP: 0 PB: 0 SB: 0 CS: 2	PA: 39						
PITCHER	IP	WLS	BF	H	R	ER	SO	BB	IBB	HBP	BLK	WP	HR	S	P	ERA	WHIP										
Paul Moskau, R ERA: 4.25 (1, 1)	7.2		34	8	1	1	7	4	1	0	0	0	0	43	63	1.17	1.565										
Dale Murray, R ERA: 4.53 (8, 1)	0.1	W	1	0	0	0	1	0	0	0	0	0	0	3	3	0.00	0.000										
Pedro Borbon, R ERA: 2.74 (9, 1)	1.0	S	4	1	0	0	0	1	0	0	0	0	0	3	7	0.00	2.000										

AB	30
R	3
H	6
RBI	3
BB	3
SO	0
LOB	9



AB	33
R	1
H	9
RBI	1
BB	6
SO	8
LOB	19



Batter	1	2	3	4	5	6	7	8	9	AB	R	H	RBI	BB	SO	LOB	TOP					
Pete Rose, S OBP: 0.376, SLG: 0.436 (1,5)	0-0 6-3		4-0 BB BB		0-0 G4-6-3			0-0 5-3		3	0	0	0	1	0	1	Cincinnati Reds @ San Francisco Giants Candlestick Park, San Francisco, CA Sun Aug 14 1977, 6:33 AM EDT Unknown					
Dave Concepcion, R OBP: 0.326, SLG: 0.372 (1,6)	0-0 5-3		4-0 G6-4-3 BB		0-0 L1			4-0 FC6-4 BB		2	0	0	0	2	0	0						
Johnny Bench, R OBP: 0.345, SLG: 0.566 (1,2)	4-0 BB		0-0 G6-4-3		0-0 F8			0-0 FC6-4 FC6-4		3	0	0	0	1	0	3						
George Foster, R OBP: 0.375, SLG: 0.634 (1,8)	0-0 F3			0-0 FC6-5 2B				0-0 4-3		4	0	1	0	0	0	2						
Bob Bailey, R OBP: 0.371, SLG: 0.407 (1,3)		4-0 G6-4-3 1B BB		0-0 6-3				4-0 FC6-4 BB		2	0	0	0	2	0	1						
Ray Knight, R OBP: 0.350, SLG: 0.464 (1,7)		0-0 G6-4-3 1B		0-0 FC6-5 2B				0-0 FC6-4		4	1	2	0	0	0	2						
Ed Armbrister, R OBP: 0.353, SLG: 0.475 (1,9)		0-0 G6-4-3		0-0 2B						4	0	1	1	0	1	3						
Rick Auerbach, R OBP: 0.167, SLG: 0.100 (1,4)		0-0 5-3		0-3 K						3	0	0	0	0	2	2						
Doug Capilla, L OBP: 0.091, SLG: 0.048 (1,1)			0-3 K		0-0 1B					1	0	0	0	0	1	0						
Dale Murray, R OBP: 0.162, SLG: 0.182 (4,1)										1	0	1	0	0	0	0						
Mike Lum, L OBP: 0.228, SLG: 0.319 (7, PH)										1	0	0	0	0	1	0						
Manny Sarmiento, R OBP: 0.228, SLG: 0.319 (7,1)										0	0	0	0	0	0	0						
Inning Stats	R: 0 E: 0 K: 0 S: 3	H: 0 LOB: 1 BB: 1 P: 7	R: 0 E: 0 K: 0 S: 3	H: 1 LOB: 1 BB: 1 P: 7	R: 0 E: 0 K: 1 S: 4	H: 0 LOB: 1 BB: 2 P: 12	R: 1 E: 0 K: 1 S: 7	H: 2 LOB: 1 BB: 0 P: 7	R: 0 E: 0 K: 0 S: 3	H: 1 LOB: 0 BB: 0 P: 3	R: 0 E: 0 K: 0 S: 3	H: 0 LOB: 1 BB: 1 P: 7	R: 0 E: 0 K: 3 S: 9	H: 0 LOB: 0 BB: 0 P: 9	R: 0 E: 0 K: 0 S: 3	H: 0 LOB: 1 BB: 1 P: 7	R: 0 E: 0 K: 0 S: 3	H: 1 LOB: 0 BB: 0 P: 3	1B: 3 2B: 2 3B: 0 HR: 0	SF: 0 SAC: 0 DP: 4 HBP: 0	WP: 0 PB: 0 SB: 0 CS: 0	PA: 34
PITCHER Bob Knepper, L ERA: 3.11 (1,1)	IP: 9.0 WLS: W BF: 34 H: 5 R: 1 ER: 1 SO: 5 BB: 6 IBB: 0 HBP: 0 BLK: 0 WP: 0 HR: 0 S: 38 P: 62 ERA: 1.00 WHIP: 1.222															PITCHER						

Batter	1	2	3	4	5	6	7	8	9	AB	R	H	RBI	BB	SO	LOB	BOTTOM					
Derrel Thomas, S OBP: 0.310, SLG: 0.334 (1,8)	0-0 1B		0-0 4-3	0-0 1B		0-0 6-3				4	0	2	1	0	0	0	Cincinnati Reds @ San Francisco Giants Candlestick Park, San Francisco, CA Sun Aug 14 1977, 6:33 AM EDT Unknown					
Rob Andrews, R OBP: 0.357, SLG: 0.309 (1,4)	0-0 1B		0-0 FC6-4 1B	0-0 L3		0-0 4-3				4	0	2	0	0	0	2						
Bill Madlock, R OBP: 0.355, SLG: 0.412 (1,5)	0-3 K		0-0 FC6-4		0-0 CS 1B			0-0 6-3		4	0	1	0	0	1	2						
Jack Clark, R OBP: 0.342, SLG: 0.426 (1,9)	0-0 P4			4-0 WP HR BB	4-0 1B HR BB			0-3 K		2	2	0	0	2	1	1						
Willie McCovey, L OBP: 0.378, SLG: 0.507 (1,3)		0-0 4-3		0-0 1H HR	0-0 1B HR			0-0 F9		4	2	2	2	0	0	0						
Randy Elliott, R OBP: 0.305, SLG: 0.432 (1,7)		0-3 K		0-0 5-3		0-0 K		0-3 K		2	0	0	0	0	1	0						
Darrell Evans, L OBP: 0.337, SLG: 0.397 (6,7)				0-0 1H 2H HR						2	1	1	3	0	1	0						
Tim Foli, R OBP: 0.254, SLG: 0.359 (1,6)		4-0 BB		0-0 BB 1B				0-0 F8		3	1	1	0	1	0	0						
Gary Alexander, R OBP: 0.424, SLG: 0.594 (1,2)		0-3 K		4-0 1B BB				0-3 K		3	0	1	0	1	2	1						
Bob Knepper, L OBP: 0.235, SLG: 0.212 (1,1)			0-3 K	0-3 K				0-0 F6		4	0	0	0	0	2	3						
Inning Stats	R: 0 E: 0 K: 1 S: 6	H: 2 LOB: 1 BB: 0 P: 6	R: 0 E: 0 K: 2 S: 7	H: 0 LOB: 1 BB: 1 P: 11	R: 0 E: 0 K: 1 S: 6	H: 1 LOB: 1 BB: 0 P: 6	R: 3 E: 0 K: 1 S: 8	H: 3 LOB: 2 BB: 2 P: 16	R: 3 E: 0 K: 0 S: 6	H: 4 LOB: 1 BB: 1 P: 10	R: 0 E: 0 K: 0 S: 3	H: 0 LOB: 0 BB: 0 P: 3	R: 0 E: 0 K: 2 S: 7	H: 0 LOB: 0 BB: 0 P: 7	R: 0 E: 0 K: 1 S: 5	H: 0 LOB: 0 BB: 0 P: 5	R: 0 E: 0 K: 1 S: 5	H: 0 LOB: 0 BB: 0 P: 5	1B: 8 2B: 0 3B: 0 HR: 2	SF: 0 SAC: 0 DP: 0 HBP: 0	WP: 1 PB: 0 SB: 0 CS: 1	PA: 36
PITCHER Doug Capilla, L ERA: 5.27 (1,1)	IP: 3.2 WLS: L BF: 19 H: 6 R: 3 ER: 3 SO: 5 BB: 3 IBB: 0 HBP: 0 BLK: 0 WP: 1 HR: 1 S: 26 P: 38 ERA: 7.36 WHIP: 2.455															PITCHER						
Dale Murray, R ERA: 5.02 (4,1)	2.1 BF: 11 H: 4 R: 3 ER: 3 SO: 0 BB: 1 IBB: 0 HBP: 0 BLK: 0 WP: 0 HR: 1 S: 10 P: 14 ERA: 11.57 WHIP: 2.143																					
Manny Sarmiento, R ERA: 4.05 (7,1)	2.0 BF: 6 H: 0 R: 0 ER: 0 SO: 3 BB: 0 IBB: 0 HBP: 0 BLK: 0 WP: 0 HR: 0 S: 12 P: 12 ERA: 0.00 WHIP: 0.000																					



Batter	1	2	3	4	5	6	7	8	9	AB	R	H	RBI	BB	SO	LOB	TOP						
Pete Rose, S OBP: 0.374, SLG: 0.433 Ray Knight, R OBP: 0.350, SLG: 0.464	F7	F9					G3	L1-3		5	1	1	0	0	0	2							
Joe Morgan, L OBP: 0.426, SLG: 0.495	S BB		1-3				HR		F5	4	2	2	5	1	0	0							
Ken Griffey, L OBP: 0.380, SLG: 0.465	BB						HR			4	0	2	0	1	0	0							
Dan Driessen, L OBP: 0.372, SLG: 0.470	F7		F6				HR		F8	4	1	0	0	1	0	3							
Mike Lum, L OBP: 0.217, SLG: 0.303	K						HR		5-3	5	1	0	0	0	1	4							
Cesar Geronimo, L OBP: 0.323, SLG: 0.392		K					F4			3	1	1	3	1	1	0							
Dave Concepcion, R OBP: 0.371, SLG: 0.371 Rick Auerbach, R OBP: 0.167, SLG: 0.100		5-3 1B					BB		F8	3	1	1	0	1	0	1							
Bill Plummer, R OBP: 0.264, SLG: 0.242		5-3					HR		F3	4	1	0	0	0	2								
Fred Norman, S OBP: 0.158, SLG: 0.111							HR		L1-3 BB	2	1	1	1	2	0	1							
Inning Stats	R: 0 E: 0 K: 1 S: 5	H: 0 LOB: 2 BB: 2 P: 13	R: 1 E: 0 K: 1 S: 7	H: 2 LOB: 1 BB: 0 P: 7	R: 0 E: 0 K: 0 S: 3	H: 1 LOB: 0 BB: 0 P: 3	R: 0 E: 0 K: 0 S: 2	H: 0 LOB: 0 BB: 1 P: 6	R: 4 E: 1 K: 0 S: 6	H: 2 LOB: 0 BB: 1 P: 10	R: 0 E: 0 K: 0 S: 3	H: 0 LOB: 1 BB: 1 P: 7	R: 4 E: 1 K: 0 S: 6	H: 2 LOB: 0 BB: 1 P: 10	R: 0 E: 0 K: 0 S: 2	H: 0 LOB: 0 BB: 1 P: 6	R: 0 E: 0 K: 0 S: 4	H: 1 LOB: 1 BB: 0 P: 4	1B: 5 2B: 1 3B: 0 HR: 3	SF: 0 SAC: 0 DP: 2 HBP: 0	WP: 0 PB: 0 SB: 1 CS: 0	PA: 41	
PITCHER	IP	WLS	BF	H	R	ER	SO	BB	IBB	HBP	BLK	WP	HR	S	P	ERA	WHIP						
Charlie Williams, R ERA: 4.52	(1, 1)	5.0	L	23	5	5	4	2	4	0	0	0	0	1	23	39	7.20	1.800					
Lynn McGlothen, R ERA: 5.68	(6, 1)	2.0		11	2	4	1	0	2	0	0	0	2	9	17	4.50	2.000						
John Curtis, L ERA: 5.97	(8, 1)	1.0		3	0	0	0	1	0	0	0	0	0	2	6	0.00	1.000						
Dave Heaverlo, R ERA: 2.5	(9, 1)	1.0		4	1	0	0	0	0	0	0	0	0	4	4	0.00	1.000						

Cincinnati Reds @ San Francisco Giants
Candlestick Park, San Francisco, CA
Sun Aug 14 1977, 6:38 AM EDT
Att: 37,943 - Unknown

AB	34
R	9
H	8
RBI	9
BB	7
SO	2
LOB	13



Batter	1	2	3	4	5	6	7	8	9	AB	R	H	RBI	BB	SO	LOB	BOTTOM					
Derrel Thomas, S OBP: 0.306, SLG: 0.330	F7	F9			F9		F8		F9	5	0	0	0	0	0	1						
Rob Andrews, R OBP: 0.356, SLG: 0.311	2B 1B		F8			6-3	F9			5	0	2	0	0	0	0						
Bill Madlock, R OBP: 0.358, SLG: 0.416	1-3 2B		5-3			BB FC 1B	1B	BB 1B 4-3 BB	G3	4	2	2	0	1	0	1						
Jack Clark, R OBP: 0.347, SLG: 0.429	1B IBB		F8			FC BB SF8 1B	1B	4-3 BB 1B		3	1	2	0	1	0	0						
Gary Thomasson, L OBP: 0.355, SLG: 0.455	F4				G6-4-3 BB	FC BB	BB	4-3 BB		1	0	0	0	3	0	3						
Randy Elliott, R OBP: 0.295, SLG: 0.418	K				F4	FC	FC	K		4	0	0	1	0	2	9						
Marc Hill, R OBP: 0.317, SLG: 0.368 John Curtis, L OBP: 0.308, SLG: 0.417 Darrell Evans, L OBP: 0.336, SLG: 0.396 Dave Heaverlo, R OBP: 0.158, SLG: 0.111					G6-4-3		SF8	4-3		2	0	0	1	0	0	1						
Johnnie LeMaster, R OBP: 0.232, SLG: 0.258 Tim Foli, R OBP: 0.253, SLG: 0.357					1-2 2-3 3-H		F2	F9		2	0	0	0	0	1	0						
Charlie Williams, R OBP: 0.286, SLG: 0.286 Terry Whitfield, L OBP: 0.332, SLG: 0.445 Lynn McGlothen, L OBP: 0.150, SLG: 0.158 Gary Alexander, R OBP: 0.414, SLG: 0.577					3-1		F9	F9		1	0	0	0	0	0	0						
Inning Stats	R: 0 E: 0 K: 1 S: 7	H: 2 LOB: 3 BB: 1 P: 11	R: 0 E: 0 K: 0 S: 4	H: 1 LOB: 0 BB: 0 P: 4	R: 0 E: 0 K: 0 S: 3	H: 0 LOB: 0 BB: 0 P: 3	R: 0 E: 0 K: 0 S: 2	H: 0 LOB: 1 BB: 1 P: 6	R: 0 E: 0 K: 1 S: 5	H: 0 LOB: 0 BB: 0 P: 5	R: 2 E: 0 K: 0 S: 6	H: 2 LOB: 2 BB: 1 P: 10	R: 0 E: 0 K: 0 S: 3	H: 0 LOB: 0 BB: 0 P: 3	R: 1 E: 0 K: 1 S: 6	H: 1 LOB: 2 BB: 2 P: 14	R: 0 E: 0 K: 0 S: 4	H: 1 LOB: 1 BB: 0 P: 4	1B: 6 2B: 1 3B: 0 HR: 0	SF: 1 SAC: 0 DP: 1 HBP: 0	WP: 0 PB: 0 SB: 0 CS: 0	PA: 39
PITCHER	IP	WLS	BF	H	R	ER	SO	BB	IBB	HBP	BLK	WP	HR	S	P	ERA	WHIP					
Fred Norman, L ERA: 3.42	(1, 1)	9.0	W	39	7	3	3	3	4	1	0	0	0	40	60	3.00	1.222					

Cincinnati Reds @ San Francisco Giants
Candlestick Park, San Francisco, CA
Sun Aug 14 1977, 6:38 AM EDT
Att: 37,943 - Unknown

AB	33
R	3
H	7
RBI	3
BB	5
SO	3
LOB	21



Batter	1	2	3	4	5	6	7	8	9	AB	R	H	RBI	BB	SO	LOB	TOP											
Gene Richards, L (1, 7) OBP: 0.359, SLG: 0.362	0-0 3-1		0-0 5-3			0-0 1-2 1B		0-0 G4-3 1B	4 0 2 0 0 0 0								San Diego Padres @ Cincinnati Reds Riverfront Stadium, Cincinnati, OH Mon Aug 15 1977, 7:05 PM EDT Att: 29,729 - Unknown											
Bill Almon, R (1, 6) OBP: 0.294, SLG: 0.313 Jerry Turner, L (9, PH) OBP: 0.316, SLG: 0.417	0-3 K		0-0 F7			0-0 F8		0-0 G4-3 1-2	3 0 0 0 0 1 2 1 0 0 0 0 0 1																			
Mike Ivie, R (1, 3) OBP: 0.343, SLG: 0.409	0-0 F9		0-0 P6			0-0 P6		0-0 2B	4 0 1 0 0 0 2																			
Dave Winfield, R (1, 9) OBP: 0.356, SLG: 0.510		0-0 F7		0-0 P4			0-3 K	0-0 6-3	4 0 0 0 0 1 1																			
George Hendrick, R (1, 8) OBP: 0.370, SLG: 0.478		0-0 F8			0-0 4-3		0-0 F9		3 0 0 0 0 0 0																			
Gene Tenace, R (1, 2) OBP: 0.415, SLG: 0.411		0-0 1B		0-0 5-3		0-0 5-3			3 0 1 0 0 0 0																			
Mike Champion, R (1, 4) OBP: 0.261, SLG: 0.276	0-3 K		0-3 K		0-3 K		0-0 F9		3 0 0 0 0 2 1																			
Tucker Ashford, R (1, 5) OBP: 0.281, SLG: 0.335			0-0 6-3			0-0 F9		0-3 K	3 0 0 0 0 1 0																			
Randy Jones, R (1, 1) OBP: 0.226, SLG: 0.207 Pat Scanlon, L (6, PH) OBP: 0.304, SLG: 0.224 Dave Tomlin, L (6, 1) OBP: 0.333, SLG: 0.333 Merv Rettenmund, R (8, PH) OBP: 0.438, SLG: 0.505 Dan Spillner, R (8, 1) OBP: 0.333, SLG: 0.143			0-3 K		4-0 1B BB		0-0 1-3		1 0 0 0 0 1 0 0 0 0 0 0 1 0 0 0 0 0 0 0 0 1 0 0 0 0 0 0 0 0 0 0 0 0 0																			
Inning Stats	R: 0 E: 0 K: 1 S: 5	H: 0 LOB: 0 BB: 0 P: 5	R: 0 E: 0 K: 1 S: 6	H: 1 LOB: 1 BB: 0 P: 6	R: 0 E: 0 K: 1 S: 5	H: 0 LOB: 0 BB: 0 P: 5	R: 0 E: 0 K: 0 S: 3	H: 0 LOB: 0 BB: 0 P: 3	R: 0 E: 0 K: 1 S: 5	H: 0 LOB: 0 BB: 0 P: 5	R: 0 E: 0 K: 1 S: 4	H: 1 LOB: 2 BB: 1 P: 8	R: 0 E: 0 K: 1 S: 5	H: 0 LOB: 0 BB: 0 P: 5	R: 0 E: 0 K: 1 S: 5	H: 0 LOB: 0 BB: 0 P: 5		R: 0 E: 0 K: 0 S: 4	H: 2 LOB: 1 BB: 0 P: 4	1B: 3 2B: 1 3B: 0 HR: 0	SF: 0 SAC: 0 DP: 1 HBP: 0	WP: 0 PB: 0 SB: 0 CS: 0	PA: 31					
PITCHER	IP	WLS	BF	H	R	ER	SO	BB	IBB	HBP	BLK	WP	HR	S	P	ERA		WHIP	PITCHER									
Jack Billingham, R (1, 1) ERA: 5.27	7.0	W	24	2	0	0	5	1	0	0	0	0	0	33	37	0.00		0.429										
Pedro Borbon, R (8, 1) ERA: 2.69	2.0	S	7	2	0	0	1	0	0	0	0	0	0	9	9	0.00		1.000										


Batter	1	2	3	4	5	6	7	8	9	AB	R	H	RBI	BB	SO	LOB	BOTTOM											
Pete Rose, S (1, 5) OBP: 0.375, SLG: 0.436	0-0 6-3		0-0 1B		0-0 6-3		0-0 2B		4 0 2 0 0 0 0								San Diego Padres @ Cincinnati Reds Riverfront Stadium, Cincinnati, OH Mon Aug 15 1977, 7:05 PM EDT Att: 29,729 - Unknown											
Joe Morgan, L (1, 4) OBP: 0.428, SLG: 0.495	0-0 F9		0-0 FC6-4 1B		4-0 S BB		4-0 BB		2 0 1 0 2 0 0																			
Ken Griffey, L (1, 9) OBP: 0.377, SLG: 0.461	0-0 1-3		0-3 K		0-0 F8		0-0 P6		4 0 0 0 0 1 5																			
George Foster, R (1, 7) OBP: 0.376, SLG: 0.633		0-0 3B 1B	0-0 FC6-4 1-2		0-0 F7		0-0 IBB WP 1B		4 1 2 0 0 0 3																			
Johnny Bench, R (1, 2) OBP: 0.347, SLG: 0.579		0-0 1-H SF9 3B		0-0 HR		0-0 P6		0-0 F8 1-2	4 2 2 2 0 0 1																			
Dave Concepcion, R (1, 6) OBP: 0.325, SLG: 0.369		0-0 SF9		0-0 5-3		0-0 5-3		0-0 F8	3 0 0 1 0 0 1																			
Dan Driessen, L (1, 3) OBP: 0.374, SLG: 0.469		0-3 K		0-0 G3 1B		0-0 F9		4-0 IBB IBB	3 0 1 0 1 1 0																			
Cesar Geronimo, L (1, 8) OBP: 0.323, SLG: 0.389		0-0 1-3		0-0 G3		0-3 K		4-0 1-2 3 IBB	3 0 0 0 1 1 1																			
Jack Billingham, R (1, 1) OBP: 0.185, SLG: 0.189 Ray Knight, R (7, PH) OBP: 0.344, SLG: 0.456 Pedro Borbon, R (8, 1) OBP: 0.200, SLG: 0.250			0-0 4-3		0-0 6-3		0-0 F9	0-0 P3	2 0 0 0 0 0 1 1 0 0 0 0 0 0 1 0 0 0 0 0 3																			
Inning Stats	R: 0 E: 0 K: 0 S: 3	H: 0 LOB: 0 BB: 0 P: 3	R: 2 E: 0 K: 1 S: 7	H: 2 LOB: 0 BB: 0 P: 7	R: 0 E: 0 K: 1 S: 7	H: 2 LOB: 1 BB: 0 P: 7	R: 1 E: 0 K: 0 S: 5	H: 2 LOB: 1 BB: 0 P: 5	R: 0 E: 0 K: 0 S: 3	H: 0 LOB: 0 BB: 0 P: 3	R: 0 E: 0 K: 1 S: 6	H: 1 LOB: 2 BB: 1 P: 10	R: 0 E: 0 K: 0 S: 4	H: 1 LOB: 3 BB: 2 P: 12	1B: 5 2B: 1 3B: 1 HR: 1	SF: 1 SAC: 0 DP: 0 HBP: 0		WP: 1 PB: 0 SB: 1 CS: 0	PA: 36									
PITCHER	IP	WLS	BF	H	R	ER	SO	BB	IBB	HBP	BLK	WP	HR	S	P	ERA		WHIP	PITCHER									
Randy Jones, L (1, 1) ERA: 5.31	5.0	L	22	6	3	3	2	1	0	0	0	0	0	25	29	5.40		1.400										
Dave Tomlin, L (6, 1) ERA: 3.59	2.0		8	1	0	0	1	1	0	0	0	0	0	9	13	0.00		1.000										
Dan Spillner, R (8, 1) ERA: 3.45	1.0		6	1	0	0	0	0	2	0	0	1	0	4	12	0.00	1.000											


AB 30
R 0
H 4
RBI 0
BB 1
SO 6
LOB 7



AB 31
R 3
H 8
RBI 3
BB 4
SO 3
LOB 15



Batter	1	2	3	4	5	6	7	8	9	AB	R	H	RBI	BB	SO	LOB	TOP			
Gene Richards, L (1, 7) OBP: 0.358, SLG: 0.361	F7		6-3 S 1B		P6			G3		4	0	1	0	0	0	0	San Diego Padres @ Cincinnati Reds Riverfront Stadium, Cincinnati, OH Tue Aug 16 1977, 7:05 PM EDT Att: 30,610 - Unknown AB 31 R 1 H 5 RBI 1 BB 0 SO 4 LOB 5 			
Bill Almon, R (1, 6) OBP: 0.292, SLG: 0.310	4-3		6-3			5-3		6-3		4	0	0	0	0	0	1				
Mike Ivie, R (1, 3) OBP: 0.340, SLG: 0.405	K		F9			F9		4-3		4	0	0	0	0	1	1				
Dave Winfield, R (1, 9) OBP: 0.354, SLG: 0.505		F8		6-3		6-3		4-3		4	0	0	0	0	0	0				
George Hendrick, R (1, 8) OBP: 0.370, SLG: 0.476		E S 1B		F9			1-3			3	1	1	0	0	0	0				
Gene Tenace, R (1, 2) OBP: 0.415, SLG: 0.413		F2					K			3	0	1	0	0	1	1				
Mike Champion, R (1, 4) OBP: 0.262, SLG: 0.277				4-3			6-3			3	0	1	1	0	0	1				
Tucker Ashford, R (1, 5) OBP: 0.277, SLG: 0.331 (8, PH)										2	0	0	0	0	0	1				
Pat Scanlon, L (8, PH) OBP: 0.236, SLG: 0.220 (8, 5)										1	0	0	0	0	0	0				
Bob Ovwchinko, L (1, 1) OBP: 0.206, SLG: 0.100										2	0	0	0	0	2	0				
Dan Spillner, R (6, 1) OBP: 0.333, SLG: 0.143										0	0	0	0	0	0	0				
Dave Kingman, R (8, PH) OBP: 0.276, SLG: 0.415										1	0	1	0	0	0	0				
Rick Sawyer, R (8, 1) OBP: 0.320, SLG: 0.150										0	0	0	0	0	0	0				
Dave Tomlin, L (8, 1) OBP: 0.333, SLG: 0.333								1B		0	0	0	0	0	0	0				
Inning Stats	R: 0 E: 0 K: 1 S: 5	H: 0 LOB: 0 BB: 0 P: 5	R: 1 E: 0 K: 0 S: 5	H: 2 LOB: 1 BB: 0 P: 5	R: 0 E: 0 K: 1 S: 6	H: 1 LOB: 0 BB: 0 P: 6	R: 0 E: 0 K: 0 S: 4	H: 1 LOB: 1 BB: 0 P: 4	R: 0 E: 0 K: 1 S: 5	H: 0 LOB: 0 BB: 0 P: 5	R: 0 E: 0 K: 0 S: 3	H: 0 LOB: 0 BB: 0 P: 3	R: 0 E: 0 K: 1 S: 5	H: 1 LOB: 0 BB: 0 P: 3	R: 0 E: 0 K: 0 S: 3	H: 0 LOB: 0 BB: 0 P: 3		1B: 4 2B: 1 3B: 0 HR: 0	SF: 0 SAC: 0 DP: 0 HBP: 0	WP: 0 PB: 0 SB: 2 CS: 0
PITCHER Tom Seaver, R (1, 1) ERA: 3.03	IP: 9.0 WLS: W BF: 31 H: 5 R: 1 ER: 0 SO: 4 BB: 0 IBB: 0 HBP: 0 BLK: 0 WP: 0 HR: 0 S: 39 P: 39 ERA: 0.00 WHIP: 0.556															PITCHER	IP: 9.0 WLS: W BF: 31 H: 5 R: 1 ER: 0 SO: 4 BB: 0 IBB: 0 HBP: 0 BLK: 0 WP: 0 HR: 0 S: 39 P: 39 ERA: 0.00 WHIP: 0.556			

Batter	1	2	3	4	5	6	7	8	9	AB	R	H	RBI	BB	SO	LOB	BOTTOM				
Pete Rose, S (1, 5) OBP: 0.374, SLG: 0.441	1-3		F9		6-3					4	1	1	2	0	0	1	San Diego Padres @ Cincinnati Reds Riverfront Stadium, Cincinnati, OH Tue Aug 16 1977, 7:05 PM EDT Att: 30,610 - Unknown AB 29 R 5 H 8 RBI 4 BB 5 SO 8 LOB 12 				
Joe Morgan, L (1, 4) OBP: 0.431, SLG: 0.497										2	1	1	0	2	0	0					
Ken Griffey, L (1, 9) OBP: 0.378, SLG: 0.464										3	1	1	1	1	1	1					
George Foster, R (1, 8) OBP: 0.373, SLG: 0.627 (8, 7)										4	0	0	0	0	2	4					
Johnny Bench, R (1, 2) OBP: 0.346, SLG: 0.575										4	0	1	0	0	3	0					
Dave Concepcion, R (1, 6) OBP: 0.328, SLG: 0.371										3	0	2	0	1	0	0					
Dan Driessen, L (1, 3) OBP: 0.372, SLG: 0.474										4	1	1	1	0	1	4					
Ed Arbrister, R (1, 7) OBP: 0.357, SLG: 0.467										1	0	0	0	1	0	0					
Cesar Geronimo, L (7, PH) OBP: 0.321, SLG: 0.387 (8, 8)										2	0	0	0	0	0	2					
Tom Seaver, R (1, 1) OBP: 0.237, SLG: 0.255										2	1	1	0	0	1	0					
Inning Stats	R: 0 E: 0 K: 2 S: 7	H: 0 LOB: 1 BB: 1 P: 11	R: 0 E: 0 K: 2 S: 7	H: 1 LOB: 0 BB: 0 P: 7	R: 0 E: 0 K: 1 S: 5	H: 0 LOB: 3 BB: 3 P: 17	R: 0 E: 0 K: 1 S: 5	H: 1 LOB: 0 BB: 0 P: 5	R: 0 E: 0 K: 1 S: 5	H: 0 LOB: 0 BB: 0 P: 5	R: 2 E: 0 K: 0 S: 7	H: 2 LOB: 0 BB: 0 P: 7	R: 3 E: 0 K: 0 S: 6	H: 3 LOB: 0 BB: 0 P: 6	R: 0 E: 0 K: 0 S: 4	H: 1 LOB: 2 BB: 1 P: 8		1B: 4 2B: 1 3B: 1 HR: 2	SF: 0 SAC: 1 DP: 1 HBP: 0	WP: 3 PB: 0 SB: 1 CS: 1	PA: 35
PITCHER Bob Ovwchinko, L (1, 1) ERA: 4.47	IP: 5.0 WLS: L BF: 21 H: 4 R: 2 ER: 2 SO: 7 BB: 4 IBB: 2 HBP: 0 BLK: 0 WP: 1 HR: 0 S: 31 P: 47 ERA: 3.60 WHIP: 1.600															PITCHER		IP: 5.0 WLS: L BF: 21 H: 4 R: 2 ER: 2 SO: 7 BB: 4 IBB: 2 HBP: 0 BLK: 0 WP: 1 HR: 0 S: 31 P: 47 ERA: 3.60 WHIP: 1.600			
Dan Spillner, R (6, 1) ERA: 3.66	2.0 9 3 3 3 1 0 0 0 0 1 2 11 11 13.50 1.500															PITCHER		2.0 9 3 3 3 1 0 0 0 0 1 2 11 11 13.50 1.500			
Rick Sawyer, R (8, 1) ERA: 5.63	0.1 3 1 0 0 0 1 0 0 0 1 0 2 6 0.00 6.000															PITCHER		0.1 3 1 0 0 0 1 0 0 0 1 0 2 6 0.00 6.000			
Dave Tomlin, L (8, 1) ERA: 3.55	0.2 2 0 0 0 0 0 0 0 0 0 0 2 2 0.00 0.000															PITCHER		0.2 2 0 0 0 0 0 0 0 0 0 0 2 2 0.00 0.000			

Batter	1	2	3	4	5	6	7	8	9	AB	R	H	RBI	BB	SO	LOB	TOP								
Gene Richards, L OBP: 0.361, SLG: 0.362 (1, 3)										4	1	2	0	1	0	1	San Diego Padres @ Cincinnati Reds Riverfront Stadium, Cincinnati, OH Wed Aug 17 1977, 7:05 PM EDT Att: 29,795 - Unknown								
Gene Tenace, R OBP: 0.419, SLG: 0.414 (1, 2)										2	0	1	2	2	1	1									
Mike Ivie, R OBP: 0.338, SLG: 0.403 (1, 5)										5	0	1	0	0	0	6									
Dave Winfield, R OBP: 0.350, SLG: 0.500 (1, 9)										5	0	0	0	0	0	5									
George Hendrick, R OBP: 0.370, SLG: 0.477 (1, 8)										4	1	1	0	1	0	2									
Jerry Turner, L OBP: 0.319, SLG: 0.413 (1, 7)										2	2	0	0	2	0	1									
Tucker Ashford, R OBP: 0.276, SLG: 0.329 (6, 5)										1	0	0	0	0	0	2									
Pat Scanlon, L OBP: 0.306, SLG: 0.222 (1, 4)										4	2	1	0	1	0	2									
Bill Almon, R OBP: 0.295, SLG: 0.321 (1, 6)										5	1	3	5	0	0	3									
Bob Shirley, R OBP: 0.127, SLG: 0.113 (1, 1)										4	0	0	0	0	2	5									
Rollie Fingers, R (7, 1)										1	0	0	0	0	1	0									
Inning Stats	R: 0 E: 0 K: 1 S: 6	H: 1 LOB: 1 BB: 0 P: 6	R: 0 E: 2 K: 1 S: 6	H: 0 LOB: 2 BB: 1 P: 10	R: 0 E: 0 K: 0 S: 4	H: 1 LOB: 2 BB: 0 P: 5	R: 4 E: 0 K: 1 S: 9	H: 4 LOB: 1 BB: 1 P: 13	R: 3 E: 2 K: 0 S: 5	H: 2 LOB: 2 BB: 3 P: 17	R: 0 E: 0 K: 0 S: 3	H: 0 LOB: 0 BB: 0 P: 3	R: 0 E: 0 K: 0 S: 4	H: 1 LOB: 1 BB: 0 P: 4	R: 0 E: 0 K: 0 S: 3	H: 0 LOB: 2 BB: 2 P: 11	R: 0 E: 0 K: 1 S: 5	H: 0 LOB: 0 BB: 0 P: 5	1B: 6 2B: 4 3B: 0 HR: 1	SF: 0 SAC: 0 DP: 2 HBP: 1	WP: 0 PB: 0 SB: 2 CS: 0	PA: 45			
PITCHER	IP	WLS	BF	H	R	ER	SO	BB	IBB	HBP	BLK	WP	HR	S	P	ERA	WHIP								
Mario Soto, R ERA: 4.31 (1, 1)	4.0	L	26	8	7	6	3	2	1	1	0	0	1	28	41	13.50	2.500								
Dale Murray, R ERA: 4.9 (5, 1)	2.0		7	0	0	0	0	1	1	0	0	0	0	5	13	0.00	0.500								
Manny Sarmiento, R ERA: 3.52 (7, 1)	2.0		9	1	0	0	0	1	1	0	0	0	0	7	15	0.00	1.000								
Pedro Borbon, R ERA: 2.66 (9, 1)	1.0		3	0	0	0	1	0	0	0	0	0	0	5	5	0.00	0.000								

Batter	1	2	3	4	5	6	7	8	9	AB	R	H	RBI	BB	SO	LOB	BOTTOM								
Pete Rose, S OBP: 0.375, SLG: 0.440 (1, 5)										5	2	2	0	0	0	1	San Diego Padres @ Cincinnati Reds Riverfront Stadium, Cincinnati, OH Wed Aug 17 1977, 7:05 PM EDT Att: 29,795 - Unknown								
Joe Morgan, L OBP: 0.431, SLG: 0.494 (1, 4)										3	1	0	0	2	1	2									
Ken Griffey, L OBP: 0.380, SLG: 0.463 (1, 9)										3	0	1	0	2	2	4									
George Foster, R OBP: 0.372, SLG: 0.629 (1, 8)										5	1	1	3	0	1	4									
Johnny Bench, R OBP: 0.342, SLG: 0.569 (1, 2)										4	0	0	0	0	0	3									
Dave Concepcion, R OBP: 0.330, SLG: 0.371 (1, 6)										3	0	1	0	1	0	0									
Dan Driessen, L OBP: 0.167, SLG: 0.472 (1, 3)										2	0	0	0	0	1	1									
Manny Sarmiento, R (7, 1)										0	0	0	0	0	0	0									
Champ Summers, L OBP: 0.264, SLG: 0.449 (8, PH)										1	0	0	0	0	0	0									
Pedro Borbon, R OBP: 0.200, SLG: 0.250 (9, 1)										0	0	0	0	0	0	0									
Ed Arbrister, R OBP: 0.342, SLG: 0.444 (1, 7)										3	0	0	0	0	1	1									
Cesar Geronimo, L OBP: 0.182, SLG: 0.386 (8, PH)										1	0	0	0	0	0	0									
Mario Soto, R OBP: 0.167, SLG: 0.100 (1, 1)										1	0	1	0	0	0	0									
Bob Bailey, R OBP: 0.370, SLG: 0.403 (5, 3)										3	0	1	0	0	0	1									
Dale Murray, R OBP: 0.182, SLG: 0.182 (5, 1)										0	0	0	0	0	0	0									
Ray Knight, R OBP: 0.339, SLG: 0.448 (6, PH)										1	0	0	0	0	1	1									
Inning Stats	R: 0 E: 0 K: 0 S: 3	H: 0 LOB: 0 BB: 0 P: 7	R: 0 E: 0 K: 0 S: 3	H: 0 LOB: 0 BB: 0 P: 3	R: 0 E: 0 K: 1 S: 7	H: 2 LOB: 2 BB: 0 P: 7	R: 0 E: 0 K: 1 S: 5	H: 0 LOB: 1 BB: 1 P: 9	R: 1 E: 1 K: 0 S: 5	H: 1 LOB: 3 BB: 2 P: 13	R: 0 E: 0 K: 2 S: 8	H: 1 LOB: 1 BB: 0 P: 8	R: 3 E: 0 K: 1 S: 7	H: 2 LOB: 0 BB: 1 P: 11	R: 0 E: 0 K: 0 S: 3	H: 0 LOB: 0 BB: 0 P: 3	R: 0 E: 0 K: 2 S: 8	H: 1 LOB: 1 BB: 0 P: 8	1B: 6 2B: 0 3B: 0 HR: 1	SF: 0 SAC: 0 DP: 0 HBP: 0	WP: 0 PB: 0 SB: 0 CS: 0	PA: 40			
PITCHER	IP	WLS	BF	H	R	ER	SO	BB	IBB	HBP	BLK	WP	HR	S	P	ERA	WHIP								
Bob Shirley, L ERA: 4.12 (1, 1)	6.1	W	31	6	4	3	5	5	0	0	0	0	0	13	13	4.26	1.737								
Rollie Fingers, R ERA: 2.63 (7, 1)	2.2	S	9	1	0	0	2	0	0	0	0	0	0	13	13	0.00	0.375								

AB 37
R 7
H 9
RBI 7
BB 7
SO 4
LOB 28



AB 35
R 4
H 7
RBI 3
BB 5
SO 7
LOB 18



Batter	1	2	3	4	5	6	7	8	9	AB	R	H	RBI	BB	SO	LOB	TOP					
Pete Rose, S OBP: 0.375, SLG: 0.440 (1,5)										5	0	2	0	0	1	1	Cincinnati Reds @ New York Mets Shea Stadium, Flushing, NY Fri Aug 19 1977, 7:05 PM EDT Unknown					
Dave Concepcion, R OBP: 0.328, SLG: 0.369 (1,6)										4	0	1	1	0	2	2						
Ken Griffey, L OBP: 0.383, SLG: 0.462 (1,9)										1	1	0	0	3	1	1						
George Foster, R OBP: 0.373, SLG: 0.635 (7,7)										4	2	2	1	0	1	3						
Johnny Bench, R OBP: 0.339, SLG: 0.563 (1,2)										4	0	0	0	0	0	2						
Ray Knight, R OBP: 0.338, SLG: 0.459 (1,4)										3	0	1	2	0	0	0						
Joe Morgan, L OBP: 0.430, SLG: 0.493 (8,4)										1	0	0	0	0	1	0						
Dan Driessen, L OBP: 0.370, SLG: 0.470 (1,3)										4	0	1	0	0	2	1						
Ed Armbrister, R OBP: 0.342, SLG: 0.455 (1,7)										3	0	1	0	0	2	1						
Cesar Geronimo, L OBP: 0.320, SLG: 0.385 (7,8)										1	0	0	0	0	0	0						
Doug Capilla, L OBP: 0.120, SLG: 0.083 (1,1)										3	1	1	0	0	2	0						
Inning Stats	R: 0 E: 0 K: 2 S: 7	H: 0 LOB: 1 BB: 1 P: 11	R: 0 E: 0 K: 0 S: 3	H: 0 LOB: 0 BB: 0 P: 3	R: 0 E: 0 K: 1 S: 6	H: 1 LOB: 1 BB: 0 P: 6	R: 2 E: 0 K: 2 S: 9	H: 2 LOB: 1 BB: 1 P: 13	R: 0 E: 0 K: 2 S: 8	H: 1 LOB: 1 BB: 0 P: 8	R: 1 E: 0 K: 1 S: 6	H: 1 LOB: 0 BB: 0 P: 6	R: 1 E: 0 K: 1 S: 7	H: 2 LOB: 2 BB: 1 P: 11	R: 0 E: 0 K: 1 S: 5	H: 1 LOB: 0 BB: 0 P: 5	R: 0 E: 0 K: 2 S: 8	H: 1 LOB: 1 BB: 0 P: 8	1B: 6 2B: 2 3B: 0 HR: 1	SF: 1 SAC: 1 DP: 0 HBP: 0	WP: 0 PB: 0 SB: 1 CS: 1	PA: 39
PITCHER	IP WLS BF H R ER SO BB IBB HBP BLK WP HR S P ERA WHIP	IP WLS BF H R ER SO BB IBB HBP BLK WP HR S P ERA WHIP															IP WLS BF H R ER SO BB IBB HBP BLK WP HR S P ERA WHIP					
Jon Matlack, L ERA: 3.9 (1,1)	6.2 L 30 7 4 4 9 3 0 0 0 0 1 45 57 5.40 1.500																					
Skip Lockwood, R ERA: 3.12 (7,1)	2.1 8 2 0 0 3 0 0 0 0 0 0 0 14 14 0.00 0.857																					

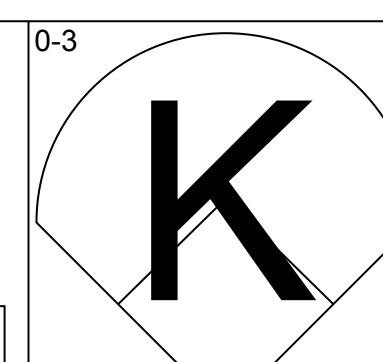
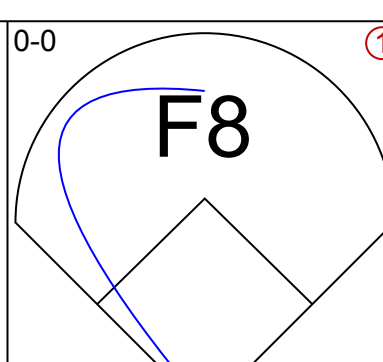
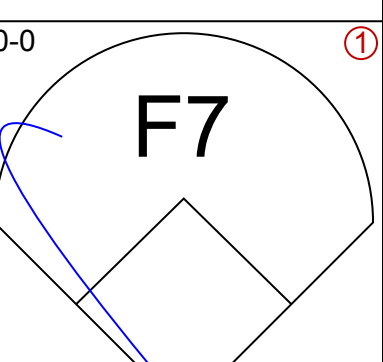
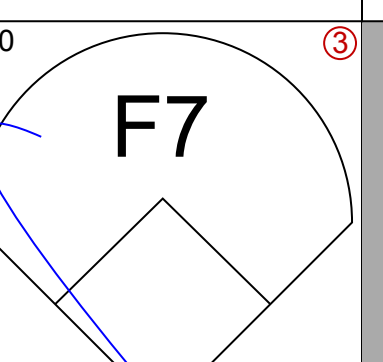
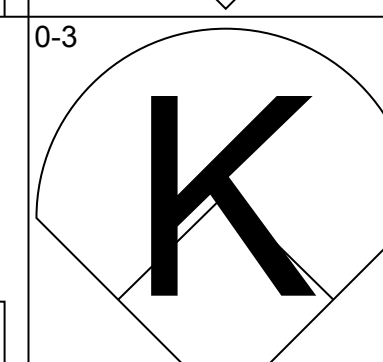
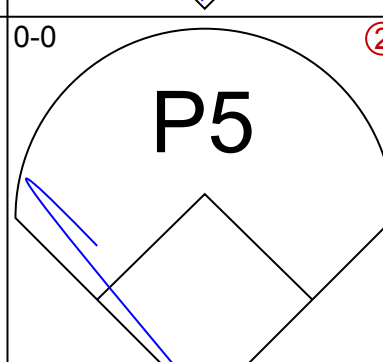
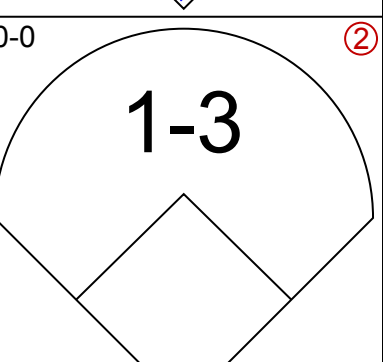
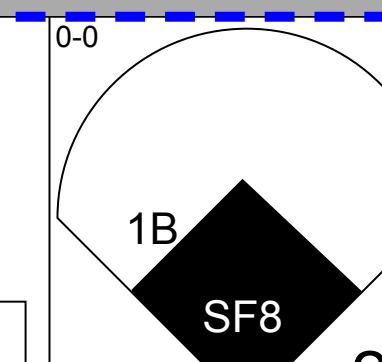
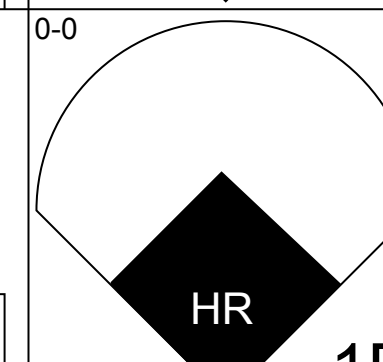
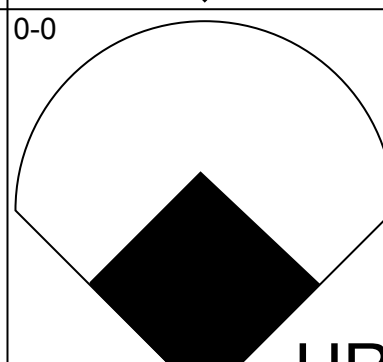
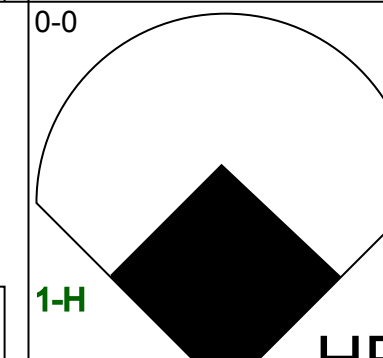
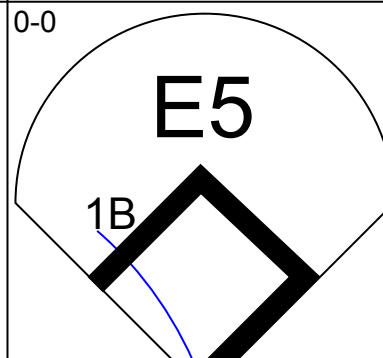

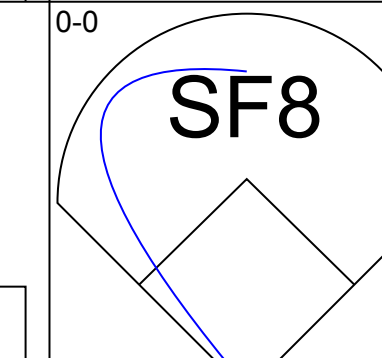
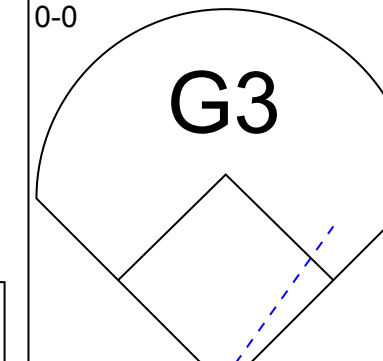
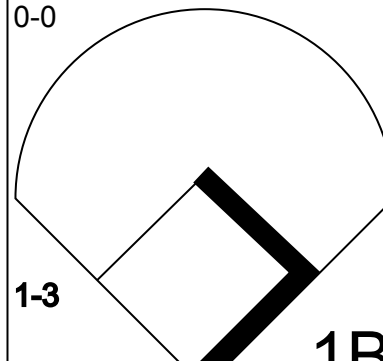
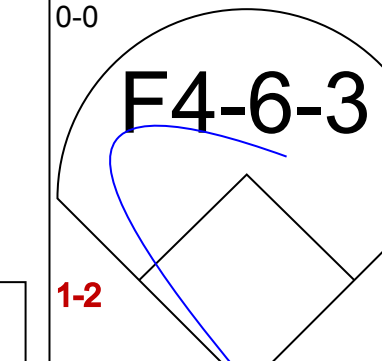

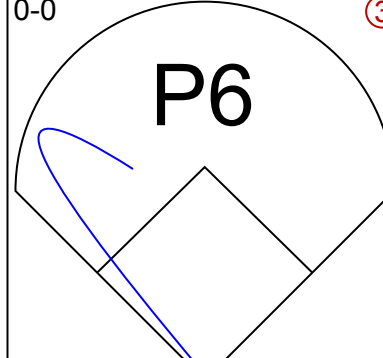

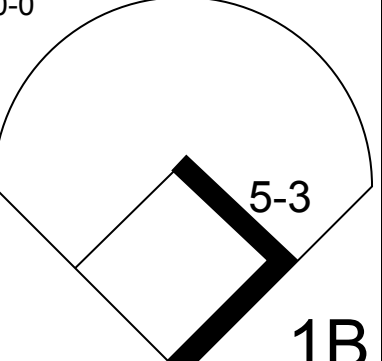

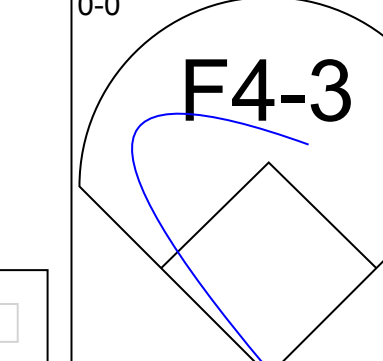
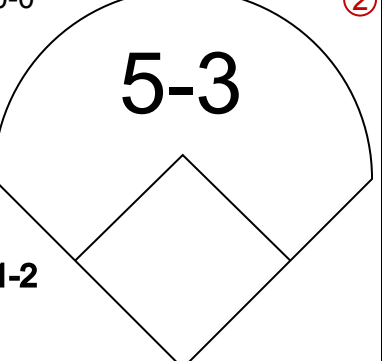
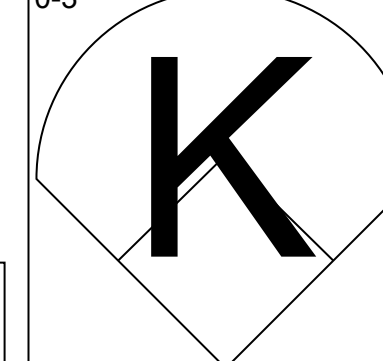

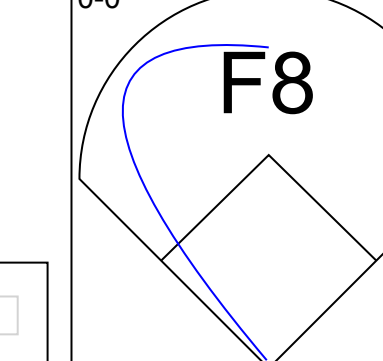
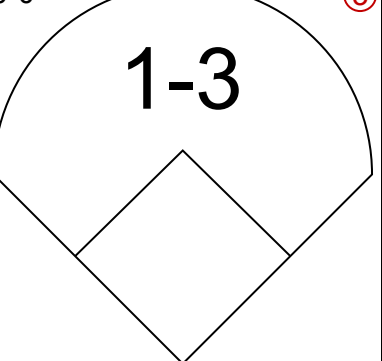
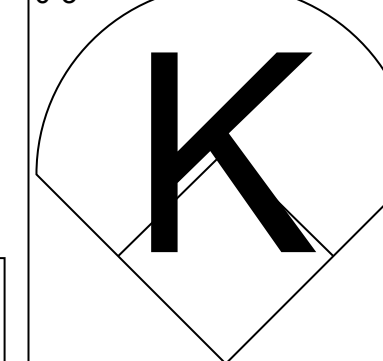
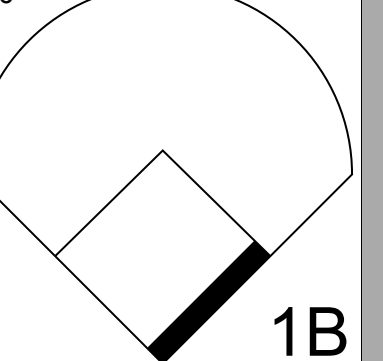

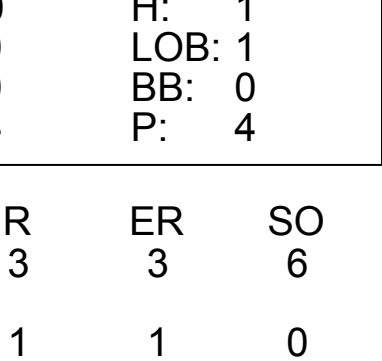
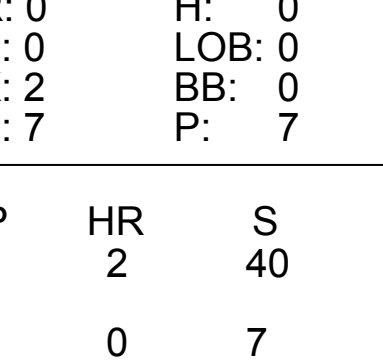
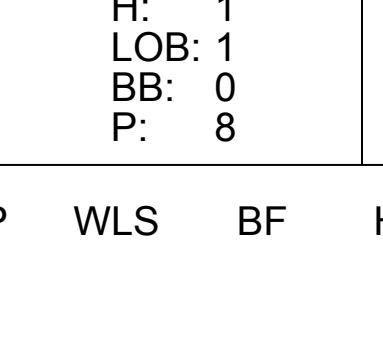
AB	33
R	4
H	9
RBI	4
BB	3
SO	12
LOB	11



Batter	1	2	3	4	5	6	7	8	9	AB	R	H	RBI	BB	SO	LOB	BOTTOM					
Lenny Randle, S OBP: 0.385, SLG: 0.417 (1,5)										4	1	2	0	0	1	1	Cincinnati Reds @ New York Mets Shea Stadium, Flushing, NY Fri Aug 19 1977, 7:05 PM EDT Unknown					
Bud Harrelson, S OBP: 0.251, SLG: 0.227 (1,6)										4	0	0	0	0	1	3						
Steve Henderson, R OBP: 0.373, SLG: 0.520 (1,7)										4	0	1	1	0	0	0						
John Milner, L OBP: 0.370, SLG: 0.428 (1,3)										3	0	0	0	1	1	1						
Mike Vail, R OBP: 0.316, SLG: 0.408 (1,9)										3	0	2	0	1	1	0						
John Stearns, R OBP: 0.383, SLG: 0.443 (1,2)										3	0	0	0	0	0	3						
Lee Mazzilli, S OBP: 0.326, SLG: 0.305 (1,8)										4	0	0	0	0	1	3						
Doug Flynn, R OBP: 0.256, SLG: 0.284 (1,4)										2	0	0	0	1	0	3						
Skip Lockwood, R OBP: 0.143, SLG: 0.143 (7,1)										0	0	0	0	0	0	0						
Bobby Valentine, R OBP: 0.222, SLG: 0.222 (9, PH)										1	0	0	0	0	0	0						
Jon Matlack, L OBP: 0.189, SLG: 0.087 (1,1)										2	0	1	0	0	0	1						
Joel Youngblood, R OBP: 0.336, SLG: 0.302 (7,4)										2	0	0	0	0	1	0						
Inning Stats	R: 1 E: 1 K: 2 S: 10	H: 3 LOB: 2 BB: 0 P: 10	R: 0 E: 1 K: 0 S: 4	H: 1 LOB: 2 BB: 1 P: 8	R: 0 E: 0 K: 0 S: 3	H: 0 LOB: 3 BB: 2 P: 12	R: 0 E: 0 K: 0 S: 3	H: 1 LOB: 0 BB: 0 P: 3	R: 0 E: 0 K: 1 S: 5	H: 0 LOB: 0 BB: 0 P: 5	R: 0 E: 0 K: 1 S: 5	H: 0 LOB: 0 BB: 0 P: 5	R: 0 E: 0 K: 1 S: 5	H: 0 LOB: 0 BB: 0 P: 5	R: 0 E: 0 K: 0 S: 4	H: 1 LOB: 1 BB: 0 P: 4	R: 0 E: 0 K: 1 S: 5	H: 0 LOB: 0 BB: 0 P: 5	1B: 5 2B: 1 3B: 0 HR: 0	SF: 0 SAC: 0 DP: 1 HBP: 1	WP: 0 PB: 0 SB: 0 CS: 0	PA: 36
PITCHER	IP WLS BF H R ER SO BB IBB HBP BLK WP HR S P ERA WHIP	IP WLS BF H R ER SO BB IBB HBP BLK WP HR S P ERA WHIP															IP WLS BF H R ER SO BB IBB HBP BLK WP HR S P ERA WHIP					
Doug Capilla, L ERA: 4.77 (1,1)	9.0 W 36 6 1 1 6 3 0 1 0 0 0 44 57 1.00 1.000																					

AB	32
R	1
H	6
RBI	1
BB	3
SO	6
LOB	15

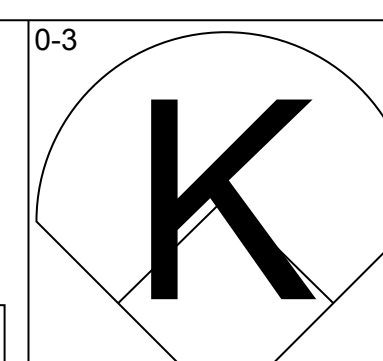
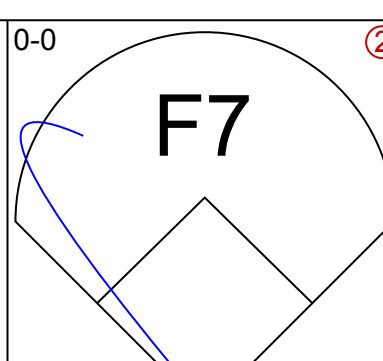
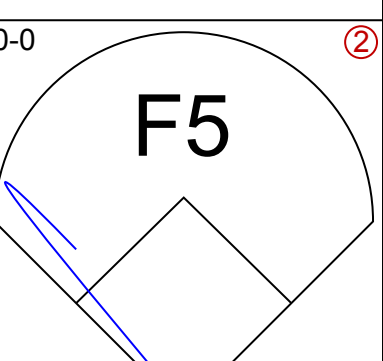
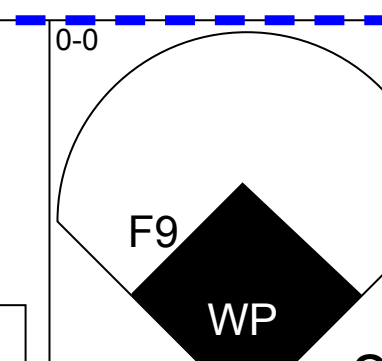
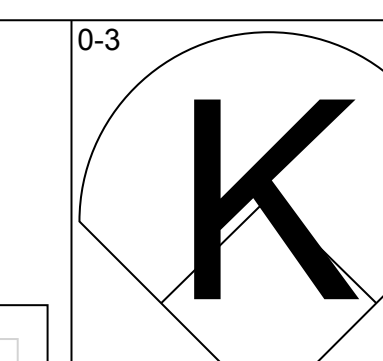
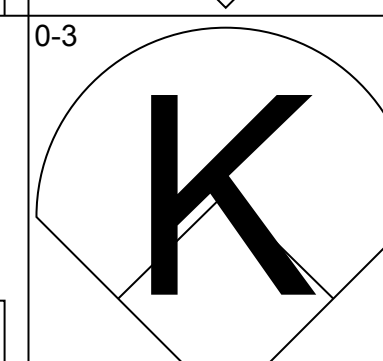
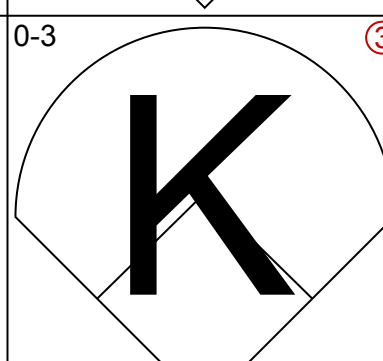
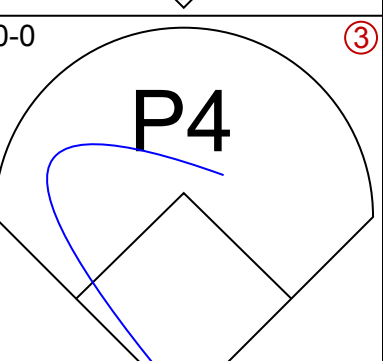
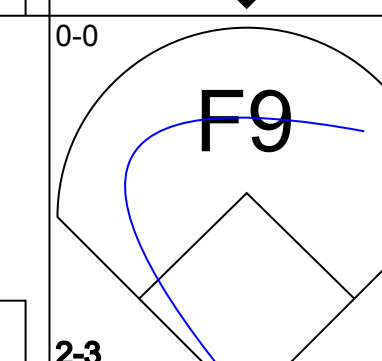
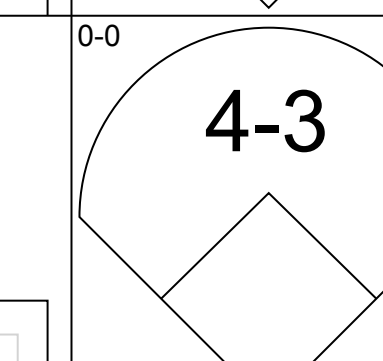

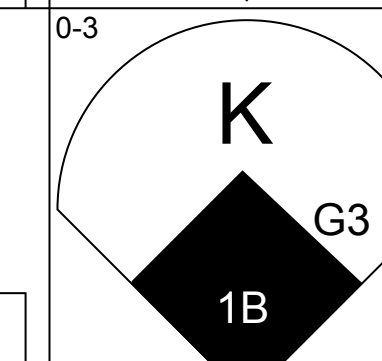
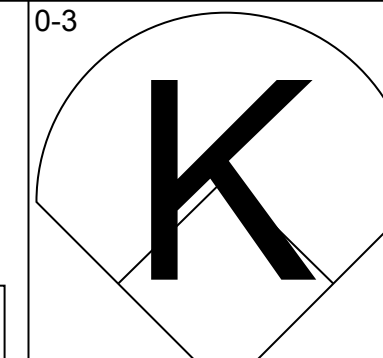
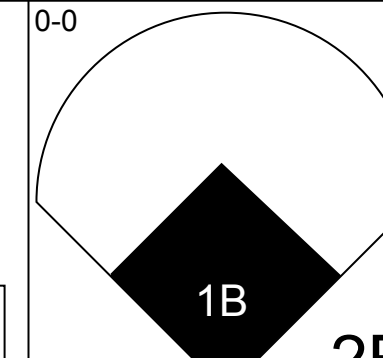
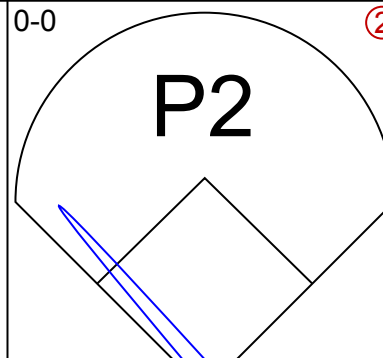
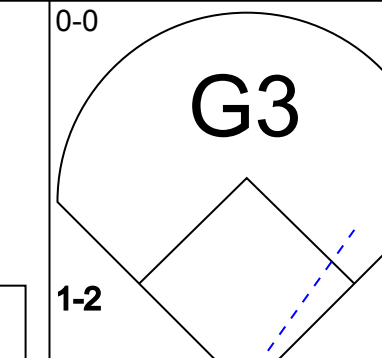

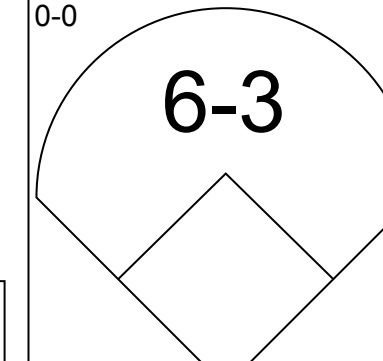
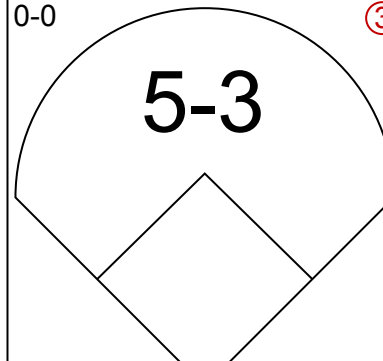
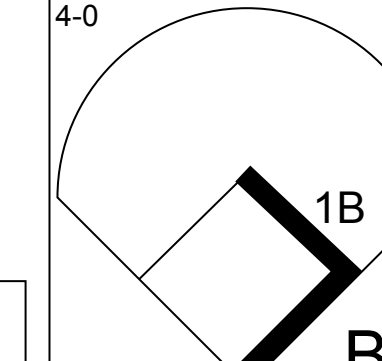
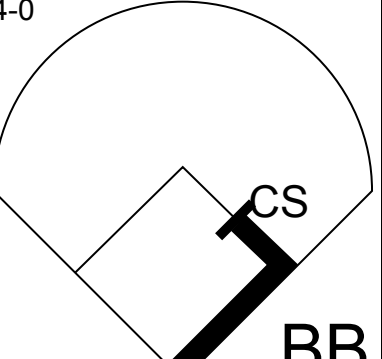
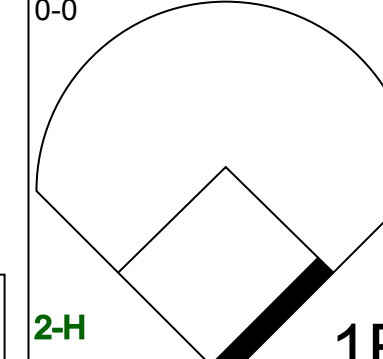

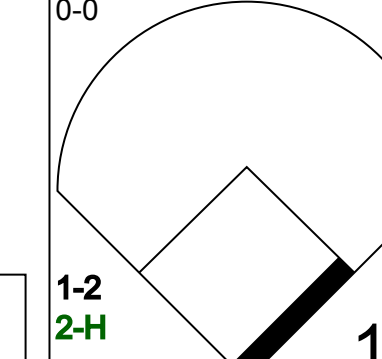
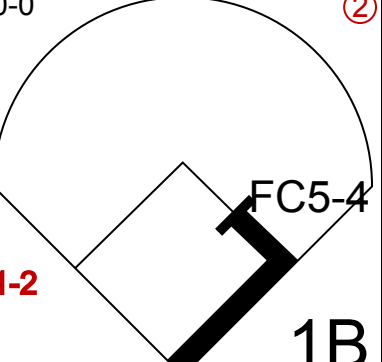
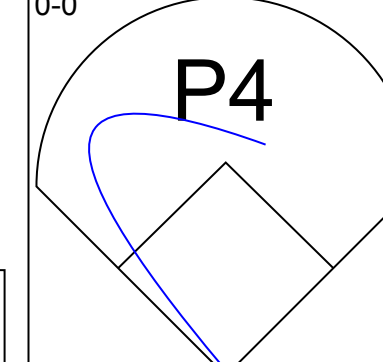
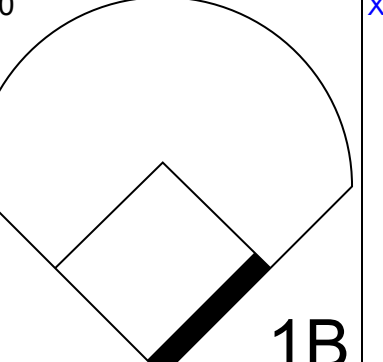
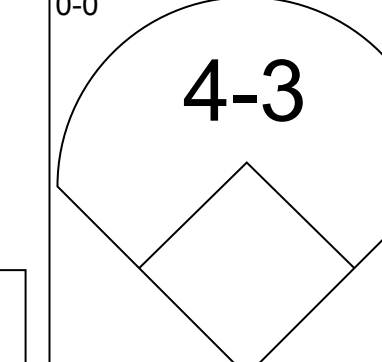
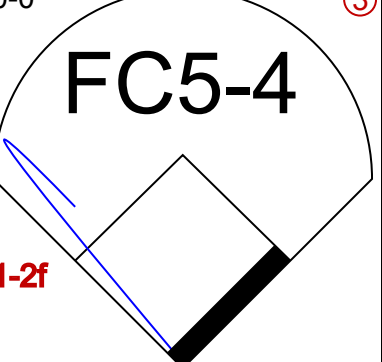

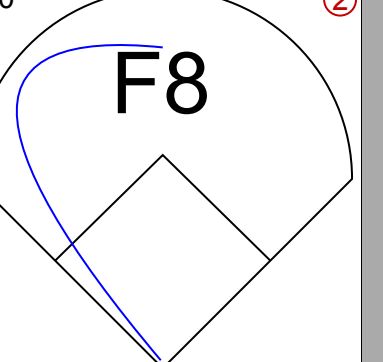


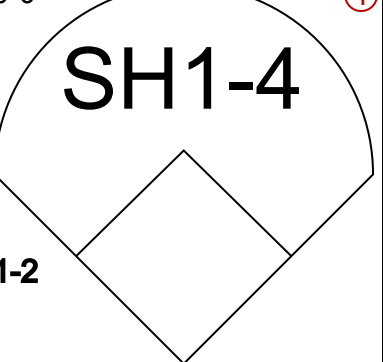
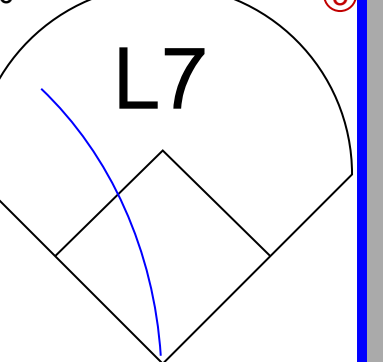
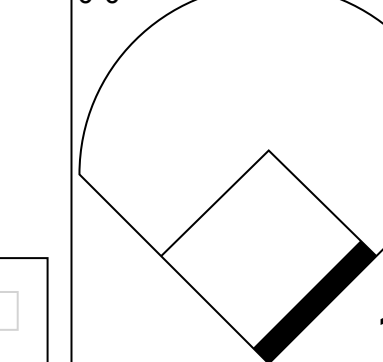
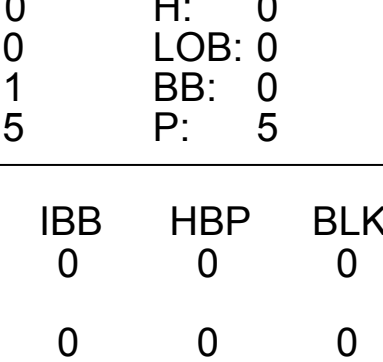


Batter	1	2	3	4	5	6	7	8	9	AB	R	H	RBI	BB	SO	LOB	TOP
Pete Rose, S OBP: 0.372, SLG: 0.436 (1, 5)										4	0	0	0	0	1	1	
Joe Morgan, L OBP: 0.427, SLG: 0.489 (1, 4)										3	0	0	0	0	1	0	
Rick Auerbach, R OBP: 0.200, SLG: 0.190 (7, 4)										1	1	1	0	0	0	0	
Ken Griffey, L OBP: 0.386, SLG: 0.471 (1, 9)										4	2	3	1	0	0	0	
George Foster, R OBP: 0.372, SLG: 0.639 (1, 7)										3	1	1	3	0	0	0	
Dan Driessen, L OBP: 0.369, SLG: 0.467 (1, 3)										4	0	1	0	0	0	1	
Cesar Geronimo, L OBP: 0.316, SLG: 0.381 (1, 8)										4	0	0	0	0	0	2	
Dave Concepcion, R OBP: 0.328, SLG: 0.368 (1, 6)										4	0	1	0	0	1	0	
Bill Plummer, R OBP: 0.255, SLG: 0.232 (1, 2)										4	0	0	0	0	2	1	
Paul Moskau, R OBP: 0.333, SLG: 0.455 (1, 1)										3	0	1	0	0	1	1	
Pedro Borbon, R OBP: 0.200, SLG: 0.250 (8, 1)										0	0	0	0	0	0	0	
Inning Stats	R: 2 H: 2 E: 0 K: 2 S: 9	H: 2 R: 0 ER: 0 LOB: 0 BB: 0 P: 9	H: 1 R: 0 ER: 0 LOB: 1 BB: 0 P: 4	H: 2 R: 1 ER: 0 LOB: 2 BB: 0 P: 6	H: 0 R: 0 ER: 0 LOB: 0 BB: 0 P: 7	H: 0 R: 0 ER: 0 LOB: 0 BB: 0 P: 3	H: 0 R: 0 ER: 0 LOB: 0 BB: 0 P: 3	H: 1 R: 0 ER: 0 LOB: 1 BB: 0 P: 8	H: 2 R: 0 ER: 0 LOB: 0 BB: 0 P: 4	H: 0 R: 0 ER: 0 LOB: 0 BB: 0 P: 3	1B: 5 2B: 1 3B: 0 HR: 2	SF: 1 SAC: 0 DP: 1 HBP: 0	WP: 0 PB: 0 SB: 0 CS: 0	PA: 35			
PITCHER	IP WLS BF H R ER SO BB IBB HBP BLK WP HR S P ERA WHIP																
Nino Espinosa, R ERA: 4.02 (1, 1)	7.0 L 28 6 3 3 6 0 0 0 0 0 0 2 40 40 3.86 0.857																
Bob Myrick, L ERA: 3.02 (8, 1)	2.0 7 2 1 1 0 0 0 0 0 0 0 0 7 7 4.50 1.000																

Cincinnati Reds @ New York Mets
Shea Stadium, Flushing, NY
Fri Aug 19 1977, 7:05 PM EDT
Att: 36,771 - Unknown

AB 34
R 4
H 8
RBI 4
BB 0
SO 6
LOB 6



Batter	1	2	3	4	5	6	7	8	9	AB	R	H	RBI	BB	SO	LOB	BOTTOM
Lenny Randle, S OBP: 0.383, SLG: 0.416 (1, 5)										5	1	1	0	0	2	2	
Bud Harrelson, S OBP: 0.247, SLG: 0.223 (1, 6)										4	0	0	0	0	2	2	
Joel Youngblood, R OBP: 0.333, SLG: 0.299 (8, PH)										1	0	0	0	0	0	1	
Steve Henderson, R OBP: 0.371, SLG: 0.512 (1, 7)										3	1	0	0	1	1	0	
John Milner, L OBP: 0.368, SLG: 0.429 (1, 3)										4	1	1	0	0	1	2	
Mike Vail, R OBP: 0.315, SLG: 0.403 (1, 9)										3	0	0	0	1	1	1	
Bruce Boisclair, L OBP: 0.342, SLG: 0.382 (1, 8)										3	0	2	2	1	0	0	
Ron Hodges, L OBP: 0.343, SLG: 0.364 (1, 2)										4	0	2	0	0	0	3	
Doug Flynn, R OBP: 0.256, SLG: 0.283 (1, 4)										4	0	1	0	0	0	2	
Nino Espinosa, R OBP: 0.150, SLG: 0.108 (1, 1)										1	0	0	0	0	0	0	
Lee Mazzilli, S OBP: 0.325, SLG: 0.304 (7, PH)										1	0	0	0	0	0	1	
Bob Myrick, R OBP: 0.500, SLG: 0.500 (8, 1)										0	0	0	0	0	0	0	
Ed Kranepool, L OBP: 0.324, SLG: 0.464 (8, PH)										1	0	1	0	0	0	0	
John Stearns, R OBP: 0.383, SLG: 0.443 (8, PR)										0	0	0	0	0	0	0	
Inning Stats	R: 0 H: 0 E: 0 K: 3 S: 9	H: 1 R: 0 ER: 0 LOB: 1 BB: 1 P: 13	H: 1 R: 0 ER: 0 LOB: 1 BB: 1 P: 9	H: 0 R: 0 ER: 0 LOB: 0 BB: 0 P: 5	H: 2 R: 1 ER: 0 LOB: 1 BB: 0 P: 5	H: 1 R: 0 ER: 0 LOB: 1 BB: 0 P: 4	H: 0 R: 0 ER: 0 LOB: 0 BB: 0 P: 3	H: 1 R: 0 ER: 0 LOB: 1 BB: 0 P: 4	H: 2 R: 0 ER: 0 LOB: 2 BB: 1 P: 12	H: 1 R: 0 ER: 0 LOB: 1 BB: 0 P: 6	1B: 6 2B: 2 3B: 0 HR: 0	SF: 0 SAC: 1 DP: 0 HBP: 0	WP: 1 PB: 0 SB: 0 CS: 1	PA: 38			
PITCHER	IP WLS BF H R ER SO BB IBB HBP BLK WP HR S P ERA WHIP																
Paul Moskau, R ERA: 3.92 (1, 1)	7.0 W 27 5 1 1 5 2 0 0 0 0 1 0 35 43 1.29 1.000																
Pedro Borbon, R ERA: 2.79 (8, 1)	2.0 S 11 3 2 2 2 1 0 0 0 0 1 0 14 18 9.00 2.000																

Cincinnati Reds @ New York Mets
Shea Stadium, Flushing, NY
Fri Aug 19 1977, 7:05 PM EDT
Att: 36,771 - Unknown

AB 34
R 3
H 8
RBI 2
BB 3
SO 7
LOB 14



Batter	1	2	3	4	5	6	7	8	9	AB	R	H	RBI	BB	SO	LOB	TOP								
Pete Rose, S OBP: 0.370, SLG: 0.435 (1,5) X	F4-3 1B 2B		F4-3 1					F4 1B 1-2		4	2	2	1	0	0	1	Cincinnati Reds @ New York Mets Shea Stadium, Flushing, NY Sun Aug 21 1977, 3:33 AM EDT Att: 46,265 - Unknown								
Joe Morgan, L OBP: 0.426, SLG: 0.487 (1,4) X	6-3		F4-3 2			K		F4 1B 1-3 2-H		4	1	1	1	0	1	1									
Ken Griffey, L OBP: 0.389, SLG: 0.472 (1,9) X	F4-3 2-3		K 3			K		F4 1B 2-H 3-H		4	0	1	2	0	2	1									
George Foster, R OBP: 0.373, SLG: 0.637 (1,8) X (8,7)	BB 1B 3-H			F8 1		F9 3		8-3 1B 1-2		4	0	1	1	0	0	1									
Johnny Bench, R OBP: 0.341, SLG: 0.566 (1,2) B B B	1-2 BB			L5 2			5-3 1			3	0	1	0	1	0	0									
Dave Concepcion, R OBP: 0.324, SLG: 0.364 (1,6) X	F4 3			K 3			F9 2		F6-3 1	4	0	0	0	0	1	3									
Dan Driessen, L OBP: 0.372, SLG: 0.473 (1,3) X					L6 1		K 3		FC6-4 IBB	3	0	1	0	1	1	0									
Ed Armbrister, R OBP: 0.342, SLG: 0.441 (1,7) B Cesar Geronimo, L OBP: 0.317, SLG: 0.381 (8,8) B	F4-6-3 1-2 BB			K 2			K 3		K 2	2	0	0	0	1	2	0									
Tom Seaver, R OBP: 0.238, SLG: 0.271 (1,1) X	F4-6-3 1-2							E6 1B E	FC6-4 1-2	4	2	1	0	0	0	3									
Inning Stats	R: 1 E: 0 K: 0 S: 5	H: 2 LOB: 2 BB: 1 P: 9	R: 0 E: 0 K: 2 S: 2	H: 1 LOB: 0 BB: 1 P: 6	R: 0 E: 0 K: 1 S: 5	H: 0 LOB: 0 BB: 0 P: 5	R: 0 E: 0 K: 1 S: 5	H: 0 LOB: 0 BB: 0 P: 5	R: 1 E: 0 K: 2 S: 6	H: 2 LOB: 1 BB: 0 P: 6	R: 0 E: 0 K: 2 S: 7	H: 0 LOB: 0 BB: 0 P: 7	R: 0 E: 0 K: 1 S: 5	H: 0 LOB: 0 BB: 0 P: 5	R: 3 E: 2 K: 1 S: 8	H: 2 LOB: 2 BB: 0 P: 8		R: 0 E: 0 K: 1 S: 6	H: 1 LOB: 2 BB: 1 P: 10	1B: 5 2B: 4 3B: 0 HR: 0	SF: 0 SAC: 0 DP: 2 HBP: 0	WP: 0 PB: 0 SB: 0 CS: 1	PA: 36		
PITCHER	IP	WLS	BF	H	R	ER	SO	BB	IBB	HBP	BLK	WP	HR	S	P	ERA	WHIP								
Jerry Koosman, L ERA: 3.23 (1,1)	7.1	L	30	7	5	2	7	2	0	0	0	0	0	42	50	2.46	1.227								
Skip Lockwood, R ERA: 3.09 (8,1)	0.2		1	0	0	0	0	0	0	0	0	0	0	1	1	0.00	0.000								
Bob Apodaca, R ERA: 3.03 (9,1)	1.0		5	1	0	0	1	0	1	0	0	0	0	6	10	0.00	1.000								

AB	33
R	5
H	8
RBI	5
BB	3
SO	8
LOB	12



Batter	1	2	3	4	5	6	7	8	9	AB	R	H	RBI	BB	SO	LOB	BOTTOM								
Lenny Randle, S OBP: 0.380, SLG: 0.412 (1,5) X	F7 1			1-3 1		K 1		K 1		4	0	0	0	0	2	1	Cincinnati Reds @ New York Mets Shea Stadium, Flushing, NY Sun Aug 21 1977, 3:33 AM EDT Att: 46,265 - Unknown								
Bud Harrelson, S OBP: 0.248, SLG: 0.224 (1,6) S John Stearns, R OBP: 0.382, SLG: 0.442 (8, PH) S Bob Apodaca, R OBP: 0.250, SLG: 0.250 (9,1) S	K 2			K 2		1B SF7 1B		G5-4-3 1-2		3	1	1	0	0	2	0									
Steve Henderson, R OBP: 0.377, SLG: 0.512 (1,7) S	K 3			1B 1		1B 1-3		K 1		4	0	2	0	0	2	0									
Ed Kranepool, L OBP: 0.327, SLG: 0.466 (1,9) S		K 1				SF7 2		4-3 1B		3	0	2	1	0	1	0									
John Milner, L OBP: 0.363, SLG: 0.431 (1,3) X	F4 2			F3 3		F7 3		4-3 2		4	0	0	0	0	0	4									
Ron Hodges, L OBP: 0.324, SLG: 0.343 (1,2) S	K 3					F7 1		K 3		4	0	0	0	0	2	1									
Lee Mazzilli, S OBP: 0.324, SLG: 0.302 (1,8) X			P4 1			K 2		CS 1B		3	0	1	0	0	1	0									
Doug Flynn, R OBP: 0.252, SLG: 0.275 (1,4) X (9,6)			F6-3 2			BB 3		F6 1-2		2	0	0	0	1	0	1									
Jerry Koosman, R OBP: 0.136, SLG: 0.172 (1,1) X Skip Lockwood, R OBP: 0.143, SLG: 0.143 (8,1) X Bruce Boisclair, L OBP: 0.344, SLG: 0.380 (6, PH) X Leo Foster, R OBP: 0.200, SLG: 0.158 (9,4) X			F9 3			K 3		G5-4-3 BB		2	0	0	0	0	1	1									
Inning Stats	R: 0 E: 0 K: 2 S: 7	H: 0 LOB: 0 BB: 0 P: 7	R: 0 E: 0 K: 2 S: 7	H: 0 LOB: 0 BB: 0 P: 7	R: 0 E: 0 K: 1 S: 7	H: 2 LOB: 2 BB: 0 P: 7	R: 0 E: 0 K: 2 S: 7	H: 0 LOB: 1 BB: 1 P: 11	R: 1 E: 0 K: 1 S: 7	H: 2 LOB: 1 BB: 0 P: 7	R: 0 E: 0 K: 0 S: 3	H: 1 LOB: 0 BB: 0 P: 3	R: 0 E: 0 K: 1 S: 4	H: 0 LOB: 0 BB: 1 P: 8	R: 0 E: 0 K: 2 S: 8	H: 1 LOB: 1 BB: 0 P: 8		1B: 6 2B: 0 3B: 0 HR: 0	SF: 1 SAC: 0 DP: 1 HBP: 0	WP: 0 PB: 0 SB: 0 CS: 1	PA: 33				
PITCHER	IP	WLS	BF	H	R	ER	SO	BB	IBB	HBP	BLK	WP	HR	S	P	ERA	WHIP								
Tom Seaver, R ERA: 2.93 (1,1)	9.0	W	33	6	1	1	11	2	0	0	0	0	0	53	61	1.00	0.889								



Batter	1	2	3	4	5	6	7	8	9	AB R H RBI BB SO LOB	TOP											
Dave Cash, R OBP: 0.351, SLG: 0.370 (1, 4)	4-3		4-3			HR	WP			5 1 3 1 0 0 0	Montreal Expos @ Cincinnati Reds Riverfront Stadium, Cincinnati, OH Mon Aug 22 1977, 7:05 PM EDT Att: 29,768 - Unknown											
Warren Cromartie, L OBP: 0.321, SLG: 0.452 (1, 7)			F8			HR	1B		5-3	5 1 2 2 0 0 3												
Del Unser, L OBP: 0.340, SLG: 0.478 (1, 9)	F9		4-3						K	5 0 0 0 0 1 4												
Tony Perez, R OBP: 0.355, SLG: 0.432 (1, 3)	L4								5-3	5 0 1 0 0 0 2												
Gary Carter, R OBP: 0.345, SLG: 0.496 (1, 2)		K								3 1 0 0 1 1 1												
Larry Parrish, R OBP: 0.316, SLG: 0.385 (1, 5)		K								3 1 0 0 0 1 1												
Sam Mejias, R OBP: 0.319, SLG: 0.514 (1, 8)										4 1 3 1 0 0 2												
Chris Speier, R OBP: 0.330, SLG: 0.352 (1, 6)										3 0 0 0 1 0 5												
Wayne Twitchell, R OBP: 0.237, SLG: 0.200 Joe Kerrigan, R (9, 1)										4 0 1 1 0 1 3 0 0 0 0 0 0 0												
Inning Stats	R: 0 E: 0 K: 0 S: 4	H: 1 LOB: 1 BB: 0 P: 4	R: 0 E: 0 K: 3 S: 10	H: 1 LOB: 2 BB: 1 P: 14	R: 0 E: 0 K: 0 S: 3	H: 0 LOB: 0 BB: 0 P: 3	R: 0 E: 1 K: 0 S: 5	H: 1 LOB: 2 BB: 0 P: 5	R: 2 E: 0 K: 0 S: 5	H: 2 LOB: 0 BB: 0 P: 5	R: 3 E: 0 K: 0 S: 7	H: 3 LOB: 2 BB: 1 P: 11	R: 0 E: 0 K: 0 S: 3	H: 0 LOB: 0 BB: 0 P: 3	R: 0 E: 0 K: 1 S: 6	H: 1 LOB: 1 BB: 0 P: 6	R: 0 E: 0 K: 1 S: 6	H: 1 LOB: 1 BB: 0 P: 6	1B: 6 2B: 3 3B: 0 HR: 1	SF: 0 SAC: 1 DP: 1 HBP: 0	WP: 1 PB: 0 CS: 0	PA: 40
PITCHER	IP WLS BF H R ER SO BB IBB HBP BLK WP HR S P ERA WHIP											PITCHER	IP WLS BF H R ER SO BB IBB HBP BLK WP HR S P ERA WHIP									
Jack Billingham, R ERA: 5.21 (1, 1)	5.0 L 22 5 2 2 3 0 1 0 0 0 0 1 27 31 3.60 1.000																					
Pedro Borbon, R ERA: 2.99 (6, 1)	2.0 11 3 3 3 0 1 0 0 0 1 0 10 14 13.50 2.000																					
Dale Murray, R ERA: 4.78 (8, 1)	2.0 7 2 0 0 1 0 0 0 0 0 0 9 9 0.00 1.000																					

AB	37
R	5
H	10
RBI	5
BB	2
SO	4
LOB	21



Batter	1	2	3	4	5	6	7	8	9	AB R H RBI BB SO LOB	BOTTOM											
Pete Rose, S OBP: 0.368, SLG: 0.433 (1, 5)	K		P6							3 0 0 1 0 1 0	Montreal Expos @ Cincinnati Reds Riverfront Stadium, Cincinnati, OH Mon Aug 22 1977, 7:05 PM EDT Att: 29,768 - Unknown											
Joe Morgan, L OBP: 0.425, SLG: 0.484 (1, 4)	G3									4 0 1 0 0 1 1												
Ken Griffey, L OBP: 0.392, SLG: 0.472 (1, 9)			4-3							2 0 1 0 2 0 1												
George Foster, R OBP: 0.370, SLG: 0.631 (8, 7)	K									4 0 0 0 0 1 3												
Dan Driessen, L OBP: 0.369, SLG: 0.468 (1, 3)										4 0 0 0 0 1 1												
Johnny Bench, R OBP: 0.341, SLG: 0.564 (1, 2)										3 0 1 0 0 0 0												
Mike Lum, L OBP: 0.182, SLG: 0.297 Dale Murray, R OBP: 0.182, SLG: 0.182 (8, 1)										2 1 0 0 1 0 1 0 0 0 0 0 0 0												
Dave Concepcion, R OBP: 0.324, SLG: 0.364 (1, 6)										3 0 1 0 0 2 1												
Jack Billingham, R OBP: 0.182, SLG: 0.185 Ed Ambrister, R OBP: 0.342, SLG: 0.441 (5, PH) Pedro Borbon, R OBP: 0.200, SLG: 0.250 Cesar Geronimo, L OBP: 0.316, SLG: 0.380 (8, 8)										1 0 1 0 0 0 0 0 0												
Inning Stats	R: 0 E: 0 K: 2 S: 7	H: 0 LOB: 1 BB: 1 P: 11	R: 0 E: 0 K: 1 S: 6	H: 1 LOB: 0 BB: 0 P: 6	R: 0 E: 0 K: 0 S: 4	H: 1 LOB: 1 BB: 0 P: 4	R: 0 E: 0 K: 0 S: 3	H: 0 LOB: 0 BB: 0 P: 3	R: 1 E: 0 K: 0 S: 4	H: 1 LOB: 1 BB: 1 P: 8	R: 0 E: 0 K: 0 S: 3	H: 1 LOB: 0 BB: 0 P: 3	R: 0 E: 0 K: 1 S: 5	H: 0 LOB: 0 BB: 0 P: 5	R: 0 E: 0 K: 1 S: 5	H: 0 LOB: 0 BB: 0 P: 5	R: 0 E: 0 K: 1 S: 4	H: 0 LOB: 0 BB: 1 P: 8	1B: 4 2B: 0 3B: 0 HR: 0	SF: 1 SAC: 1 DP: 2 HBP: 0	WP: 0 PB: 0 CS: 0	PA: 32
PITCHER	IP WLS BF H R ER SO BB IBB HBP BLK WP HR S P ERA WHIP											PITCHER	IP WLS BF H R ER SO BB IBB HBP BLK WP HR S P ERA WHIP									
Wayne Twitchell, R ERA: 4.71 (1, 1)	8.0 W 29 4 1 1 5 2 0 0 0 0 0 0 37 45 1.12 0.750																					
Joe Kerrigan, R ERA: 3.15 (9, 1)	1.0 3 0 0 0 1 1 0 0 0 0 0 0 4 8 0.00 1.000																					

AB	27
R	1
H	4
RBI	1
BB	3
SO	6
LOB	8



Batter	1	2	3	4	5	6	7	8	9	AB	R	H	RBI	BB	SO	LOB	TOP					
Lenny Randle, S (1.5) OBP: 0.381, SLG: 0.411 Bruce Boisclair, L (6.3) OBP: 0.345, SLG: 0.386										2	0	1	0	1	0	1						
Doug Flynn, R (1.6) OBP: 0.240, SLG: 0.260										4	0	0	0	0	1	4						
Steve Henderson, R (1.7) OBP: 0.371, SLG: 0.498										4	1	1	0	0	0	3						
Mike Vail, R (1.9) OBP: 0.316, SLG: 0.421										4	1	1	2	0	2	1						
John Stearns, R (1.2) OBP: 0.381, SLG: 0.433										1	2	0	0	3	0	0						
Lee Mazzilli, S (1.8) OBP: 0.325, SLG: 0.304										3	0	1	1	1	0	1						
Bobby Valentine, R (1.3) OBP: 0.216, SLG: 0.216										3	0	0	0	0	1	1						
John Milner, L (9, PH) OBP: 0.361, SLG: 0.425										1	0	0	0	0	2							
Leo Foster, R (1.4) OBP: 0.231, SLG: 0.240										2	0	1	0	0	0	0						
Paul Siebert, L (7, PH) OBP: 0.336, SLG: 0.477										0	0	0	0	0	0	0						
Ed Kranepool, L (9, PH) OBP: 0.336, SLG: 0.477										0	0	0	1	0	0	0						
Jon Matlack, L (1, 1) OBP: 0.185, SLG: 0.085										1	0	0	0	0	1	1						
Rick Baldwin, L (5, 1) OBP: 0.313, SLG: 0.278										0	0	0	0	0	0	0						
Joel Youngblood, R (5, 4) OBP: 0.313, SLG: 0.278										3	0	0	0	0	1	1						
Ron Hodges, L (7, PH) OBP: 0.320, SLG: 0.338										1	0	0	0	0	1							
Inning Stats	R: 0 E: 0 K: 1 S: 5	H: 0 LOB: 1 BB: 1 P: 9	R: 0 E: 0 K: 0 S: 2	H: 0 LOB: 0 BB: 1 P: 6	R: 0 E: 0 K: 1 S: 6	H: 1 LOB: 1 BB: 0 P: 6	R: 0 E: 0 K: 1 S: 5	H: 0 LOB: 0 BB: 0 P: 5	R: 0 E: 0 K: 1 S: 5	H: 0 LOB: 0 BB: 0 P: 5	R: 0 E: 1 K: 1 S: 6	H: 1 LOB: 1 BB: 0 P: 6	R: 1 E: 0 K: 0 S: 4	H: 1 LOB: 1 BB: 1 P: 8	R: 0 E: 0 K: 0 S: 3	H: 0 LOB: 0 BB: 0 P: 3	R: 3 E: 0 K: 1 S: 7	H: 2 LOB: 1 BB: 2 P: 15	1B: 2 2B: 2 3B: 0 HR: 1	SF: 1 SAC: 0 DP: 2 HBP: 0	WP: 0 PB: 0 SB: 2 CS: 0	PA: 36
PITCHER	IP WLS BF H R ER SO BB IBB HBP BLK WP HR S P ERA WHIP																					
Doug Capilla, L (1, 1) ERA: 4.75	8.0 W 32 5 4 4 5 4 0 0 0 0 0 1 38 54 4.50 1.125																					
Manny Sarmiento, R (9, 1) ERA: 3.12	1.0 4 0 0 0 1 1 0 0 1 0 0 5 9 0.00 1.000																					

New York Mets @ Cincinnati Reds
Riverfront Stadium, Cincinnati, OH
Wed Aug 24 1977, 7:05 PM EDT
Att: 28,832 - Unknown

AB 30
R 4
H 5
RBI 4
BB 5
SO 6
LOB 16

Batter	1	2	3	4	5	6	7	8	9	AB	R	H	RBI	BB	SO	LOB	BOTTOM					
Pete Rose, S (1.5) OBP: 0.367, SLG: 0.431 Ray Knight, R (6.5) OBP: 0.353, SLG: 0.468										3	1	2	1	0	0	0						
Joe Morgan, L (1, 4) OBP: 0.425, SLG: 0.495 Rick Auerbach, R (6, 4) OBP: 0.222, SLG: 0.182										4	1	2	2	0	0	1						
Ken Griffey, L (1, 9) OBP: 0.390, SLG: 0.467										5	1	1	0	0	0	4						
George Foster, R (1, 7) OBP: 0.371, SLG: 0.634 Mike Lum, L (7, 7) OBP: 0.225, SLG: 0.301										4	2	2	1	0	0	0						
Johnny Bench, R (1, 2) OBP: 0.342, SLG: 0.564										4	1	1	2	0	1	1						
Champ Summers, L (6, 7) OBP: 0.255, SLG: 0.431										1	0	0	0	0	0	1						
Bob Bailey, R (1, 3) OBP: 0.364, SLG: 0.385 Bill Plummer, R (6, 2) OBP: 0.250, SLG: 0.227										2	2	0	0	1	0	2						
Dave Concepcion, R (1, 6) OBP: 0.331, SLG: 0.378										4	2	4	2	1	0	0						
Cesar Geronimo, L (1, 8) OBP: 0.315, SLG: 0.377										5	1	1	2	0	1	6						
Doug Capilla, L (1, 1) OBP: 0.103, SLG: 0.074 Manny Sarmiento, R (9, 1) ERA: 3.52										3	0	0	1	0	0	1						
Inning Stats	R: 4 E: 0 K: 0 S: 7	H: 4 LOB: 1 BB: 1 P: 11	R: 0 E: 0 K: 0 S: 4	H: 1 LOB: 0 BB: 0 P: 4	R: 0 E: 1 K: 0 S: 5	H: 1 LOB: 2 BB: 0 P: 5	R: 0 E: 0 K: 0 S: 3	H: 0 LOB: 0 BB: 0 P: 3	R: 6 E: 1 K: 0 S: 10	H: 6 LOB: 1 BB: 0 P: 10	R: 0 E: 0 K: 1 S: 5	H: 0 LOB: 0 BB: 0 P: 5	R: 1 E: 0 K: 1 S: 7	H: 2 LOB: 2 BB: 1 P: 11	R: 0 E: 0 K: 0 S: 4	H: 1 LOB: 2 BB: 1 P: 8	R: 0 E: 0 K: 0 S: 4	H: 1 LOB: 2 BB: 1 P: 8	1B: 9 2B: 3 3B: 1 HR: 2	SF: 2 SAC: 0 DP: 0 HBP: 0	WP: 1 PB: 0 SB: 0 CS: 0	PA: 44
PITCHER	IP WLS BF H R ER SO BB IBB HBP BLK WP HR S P ERA WHIP																					
Jon Matlack, L (1, 1) ERA: 4.24	4.0 L 25 10 9 9 0 0 0 0 0 0 1 0 10 10 20.25 2.750																					
Rick Baldwin, R (5, 1) ERA: 4.75	2.0 8 2 1 0 1 0 0 0 0 0 1 0 10 10 0.00 1.000																					
Paul Siebert, L (7, 1) ERA: 3.52	2.0 11 3 1 1 1 2 0 0 0 0 0 0 11 19 4.50 2.500																					

New York Mets @ Cincinnati Reds
Riverfront Stadium, Cincinnati, OH
Wed Aug 24 1977, 7:05 PM EDT
Att: 28,832 - Unknown

AB 39
R 11
H 15
RBI 11
BB 3
SO 2
LOB 17

Batter	1	2	3	4	5	6	7	8	9	AB	R	H	RBI	BB	SO	LOB	TOP			
Lee Mazzilli, S (1, 8) OBP: 0.325, SLG: 0.304	F7			F8		F8		F8		4	0	1	0	0	0	0	New York Mets @ Cincinnati Reds Riverfront Stadium, Cincinnati, OH Thu Aug 25 1977, 7:05 PM EDT Att: 27,060 - Unknown			
Doug Flynn, R (1, 6) OBP: 0.236, SLG: 0.256	F7			K		F4		F4		4	0	0	0	0	1	1				
Lenny Randle, S (1, 5) OBP: 0.382, SLG: 0.419	K			K				1-3		4	1	2	1	0	1	0				
Steve Henderson, R (1, 7) OBP: 0.369, SLG: 0.493		K		K					K	4	1	1	0	0	3	1				
Mike Vail, R (1, 9) OBP: 0.312, SLG: 0.416 Bruce Boisclair, L (9, PH) OBP: 0.348, SLG: 0.389	6-3				E3				K	3	0	0	0	0	1	1				
John Milner, L (1, 3) OBP: 0.359, SLG: 0.423	1-3				L9				P5	4	0	1	0	0	0	2				
John Stearns, R (1, 2) OBP: 0.379, SLG: 0.430 Ed Kranepool, L (9, PH) OBP: 0.338, SLG: 0.477 Bud Harrelson, S (9, PR) OBP: 0.248, SLG: 0.225			K		K				SF7	2	0	0	1	0	2	0				
Leo Foster, R (1, 4) OBP: 0.241, SLG: 0.222 Ron Hodges, L (9, PH) OBP: 0.316, SLG: 0.333			F7		F7				BB	2	0	0	0	1	0	0				
Bob Myrick, R (1, 1) OBP: 0.250, SLG: 0.250 Bob Apodaca, R (6, 1) OBP: 0.200, SLG: 0.200 Skip Lockwood, R (7, 1) OBP: 0.143, SLG: 0.143			F2		F7				FC6-4	1	0	0	0	0	0	2				
									BB	0	0	0	0	0	0	0				
Inning Stats	R: 0 E: 0 K: 1 S: 5	H: 0 LOB: 0 BB: 0 P: 5	R: 0 E: 0 K: 1 S: 5	H: 0 LOB: 0 BB: 0 P: 5	R: 0 E: 0 K: 1 S: 5	H: 1 LOB: 1 BB: 0 P: 8	R: 0 E: 1 K: 1 S: 5	H: 0 LOB: 0 BB: 0 P: 5	R: 0 E: 0 K: 0 S: 4	H: 1 LOB: 1 BB: 0 P: 4	R: 2 E: 0 K: 1 S: 8	H: 3 LOB: 2 BB: 1 P: 12	R: 0 E: 0 K: 1 S: 3	H: 0 LOB: 0 BB: 0 P: 3	R: 0 E: 0 K: 1 S: 6	H: 1 LOB: 2 BB: 1 P: 10	1B: 5 2B: 0 3B: 0 HR: 1	SF: 1 SAC: 0 DP: 0 HBP: 0	WP: 1 PB: 0 SB: 0 CS: 1	PA: 35
PITCHER	IP WLS BF H R ER SO BB IBB HBP BLK WP HR S P ERA WHIP																			
Fred Norman, L (1, 1) ERA: 3.32	7.0 W 27 5 2 2 7 1 0 0 0 1 1 40 44 2.57 0.857																			
Pedro Borbon, R (8, 1) ERA: 2.99	2.0 S 8 1 0 0 1 1 0 0 0 0 0 9 13 0.00 1.000																			

AB	32
R	2
H	6
RBI	2
BB	2
SO	8
LOB	9



Batter	1	2	3	4	5	6	7	8	9	AB	R	H	RBI	BB	SO	LOB	BOTTOM			
Pete Rose, S (1, 5) OBP: 0.368, SLG: 0.433	FC4-6		1-3			BB	FC3-2			4	1	2	0	0	0	2	New York Mets @ Cincinnati Reds Riverfront Stadium, Cincinnati, OH Thu Aug 25 1977, 7:05 PM EDT Att: 27,060 - Unknown			
Joe Morgan, L (1, 4) OBP: 0.426, SLG: 0.494	FC4-6			F9		BB	P3			3	0	1	0	1	0	2				
Ken Griffey, L (1, 9) OBP: 0.389, SLG: 0.466	FC4-6			F8		BB				4	0	1	1	0	1	2				
George Foster, R (1, 7) OBP: 0.369, SLG: 0.629	F6-4-3			1-3						4	0	0	0	0	2	4				
Johnny Bench, R (1, 2) OBP: 0.341, SLG: 0.561		F8			F6-3		E5	E6		4	1	1	0	0	0	0				
Bob Bailey, R (1, 3) OBP: 0.367, SLG: 0.388 Dan Driessen, L (7, 3) OBP: 0.371, SLG: 0.469					F6-3		BB			2	0	1	0	0	0	0				
Dave Concepcion, R (1, 6) OBP: 0.331, SLG: 0.377		F8			K		BB	IBB		1	1	1	0	1	0	0				
Cesar Geronimo, L (1, 8) OBP: 0.313, SLG: 0.374			K			F7	FC2-6	K		4	0	1	2	0	2	3				
Fred Norman, S (1, 1) OBP: 0.143, SLG: 0.100 Mike Lum, L (7, PH) OBP: 0.232, SLG: 0.308 Ed Armbriester, R (7, PR) OBP: 0.342, SLG: 0.441 Pedro Borbon, R (8, 1) OBP: 0.200, SLG: 0.250			K				FC3-2			2	0	0	0	0	2	0				
										1	0	1	0	0	0	0				
										0	0	0	0	0	0	0				
Inning Stats	R: 0 E: 0 K: 0 S: 4	H: 2 LOB: 1 BB: 0 P: 4	R: 0 E: 0 K: 0 S: 3	H: 1 LOB: 0 BB: 0 P: 3	R: 0 E: 0 K: 2 S: 7	H: 0 LOB: 0 BB: 0 P: 7	R: 0 E: 0 K: 0 S: 3	H: 0 LOB: 0 BB: 0 P: 3	R: 0 E: 0 K: 1 S: 5	H: 0 LOB: 0 BB: 0 P: 5	R: 1 E: 0 K: 2 S: 9	H: 2 LOB: 2 BB: 1 P: 13	R: 2 E: 1 K: 0 S: 7	H: 3 LOB: 2 BB: 0 P: 7	R: 0 E: 1 K: 3 S: 10	H: 1 LOB: 2 BB: 1 P: 14	1B: 7 2B: 2 3B: 0 HR: 0	SF: 0 SAC: 0 DP: 1 HBP: 0	WP: 0 PB: 0 SB: 1 CS: 1	PA: 34
PITCHER	IP WLS BF H R ER SO BB IBB HBP BLK WP HR S P ERA WHIP																			
Bob Myrick, L (1, 1) ERA: 2.88	5.2 21 5 1 1 4 1 0 0 0 0 0 28 32 1.59 1.059																			
Bob Apodaca, R (6, 1) ERA: 3.14	0.2 L 6 3 2 1 1 0 0 0 0 0 0 8 8 13.50 4.500																			
Skip Lockwood, R (7, 1) ERA: 2.9	1.2 7 1 0 0 3 0 1 0 0 0 0 12 16 0.00 0.600																			

AB	32
R	3
H	9
RBI	3
BB	2
SO	8
LOB	14




Batter	1	2	3	4	5	6	7	8	9	AB	R	H	RBI	BB	SO	LOB	TOP		
Bake McBride, L OBP: 0.356, SLG: 0.510 (1, 8)	F8	F8				FC4-6 1B	1-3										4 0 1 0 1 0 2		
Larry Bowa, S OBP: 0.312, SLG: 0.342 (1, 6)	F BB 1B		F8			FC4-6 BB 1-2	F9		P6								5 0 1 0 0 0 2		
Mike Schmidt, R OBP: 0.391, SLG: 0.587 (1, 5)	E 1-2 BB		F8			BB 1-2 BB	1B BB		K								2 0 0 0 3 1 1		
Greg Luzinski, R OBP: 0.386, SLG: 0.615 (1, 7)	1-2 2-3 IBB					1-2 2-3 BB	F9		6-3								3 1 1 1 2 0 2		
Richie Hebner, L OBP: 0.385, SLG: 0.496 (1, 3)	K		G3			F5	1-3 1B										4 0 1 0 0 1 6		
Tom Hutton, L OBP: 0.333, SLG: 0.356 (1, 9)	F8				L4												3 1 0 0 1 1 5		
Tim McCarver, L OBP: 0.424, SLG: 0.537 (1, 2)					F8												3 0 1 0 1 1 0		
Tug McGraw, R OBP: 0.429, SLG: 0.429 (8, 1)																	0 0 0 0 0 0 0		
Ted Sizemore, R OBP: 0.343, SLG: 0.355 (1, 4)					F8												3 0 0 0 0 2 1		
Steve Carlton, L OBP: 0.268, SLG: 0.377 (1, 1)																	2 0 0 1 0 1 1		
Jerry Martin, R OBP: 0.350, SLG: 0.477 (8, PH)																	1 0 0 0 0 0 0		
Barry Foote, R OBP: 0.290, SLG: 0.413 (8, 2)																	0 0 0 0 0 0 0		
Inning Stats	R: 0 E: 1 K: 1 S: 6	H: 1 LOB: 3 BB: 2 P: 14	R: 0 E: 0 K: 2 S: 8	H: 1 LOB: 1 BB: 0 P: 8	R: 1 E: 0 K: 0 S: 4	H: 1 LOB: 0 BB: 0 P: 4	R: 0 E: 0 K: 0 S: 3	H: 0 LOB: 0 BB: 0 P: 3	R: 0 E: 0 K: 0 S: 4	H: 1 LOB: 3 BB: 2 P: 12	R: 0 E: 0 K: 1 S: 6	H: 1 LOB: 2 BB: 1 P: 10	R: 0 E: 0 K: 2 S: 7	H: 0 LOB: 0 BB: 0 P: 7	R: 0 E: 0 K: 1 S: 5	H: 0 LOB: 1 BB: 1 P: 9	1B: 4 2B: 0 3B: 0 HR: 1	SF: 1 SAC: 1 DP: 0 HBP: 0	WP: 0 PA: 40 PB: 0 SB: 1 CS: 0
PITCHER Tom Seaver, R ERA: 2.89 (1, 1)	IP: 9.0 WLS: W BF: 40 H: 5 R: 2 ER: 2 SO: 7 BB: 7 IBB: 1 HBP: 0 BLK: 0 WP: 0 HR: 1 S: 46 P: 78 ERA: 2.00 WHIP: 1.333															PITCHER			

Philadelphia Phillies @ Cincinnati Reds
Riverfront Stadium, Cincinnati, OH
Fri Aug 26 1977, 7:05 PM EDT
Att: 46,079 - Unknown

livebaseballscores.com

AB	30
R	2
H	5
RBI	2
BB	8
SO	7
LOB	20




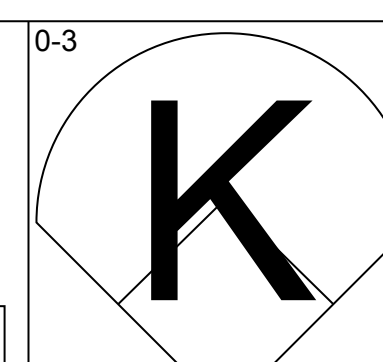
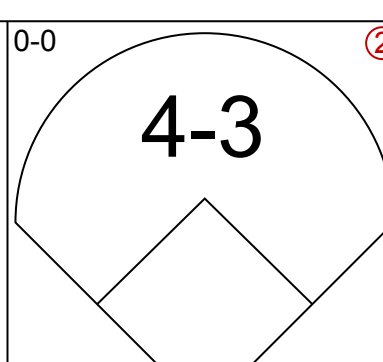
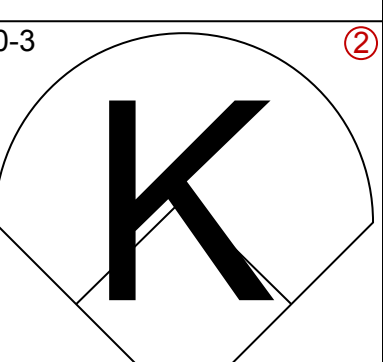
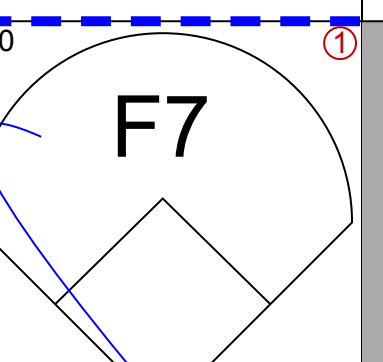
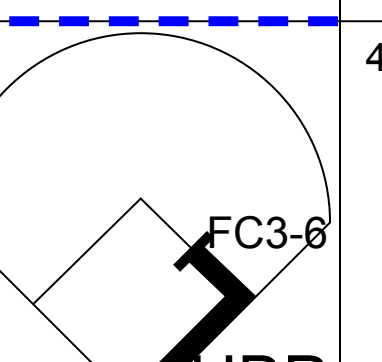
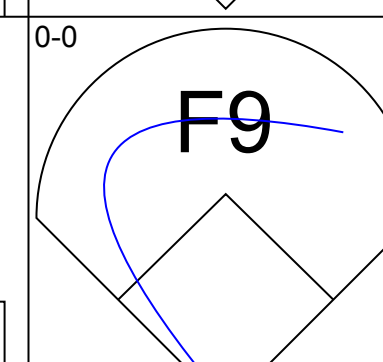
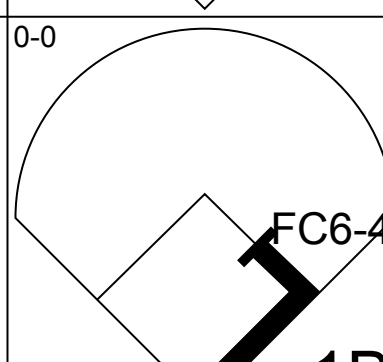
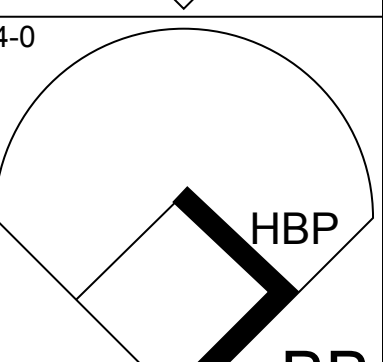
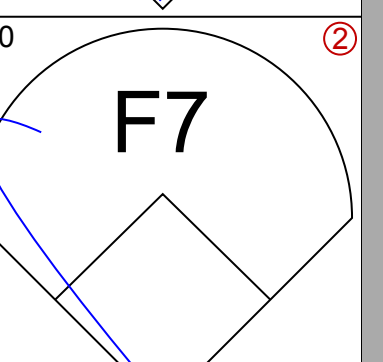
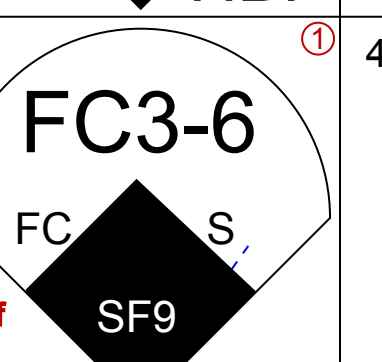
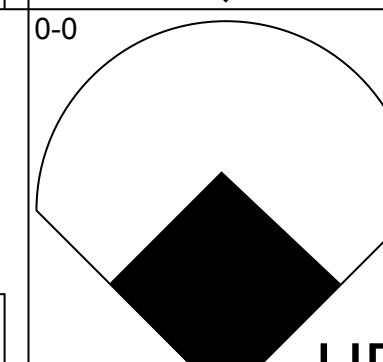
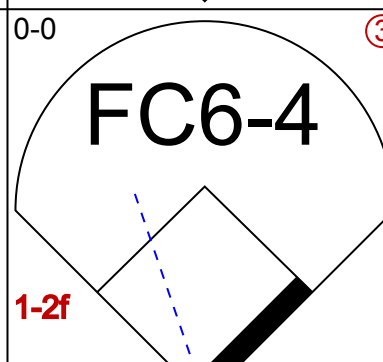
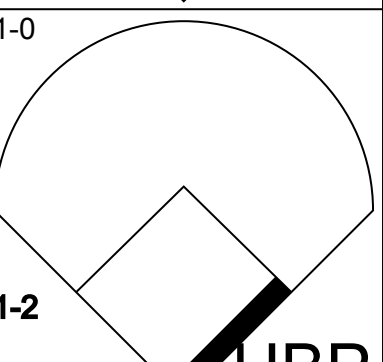
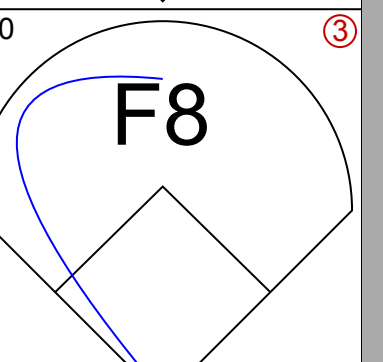
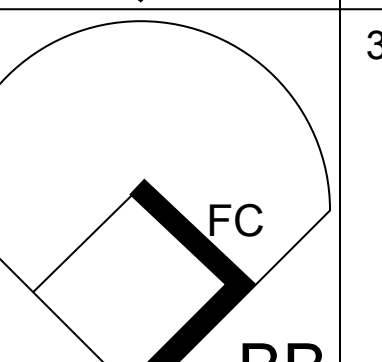
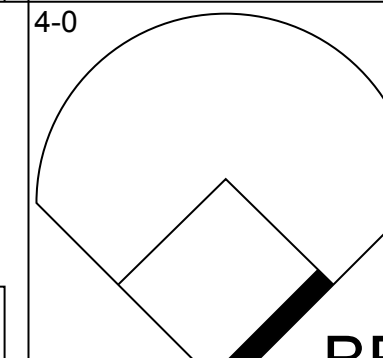
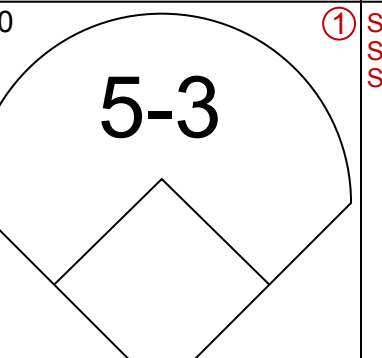
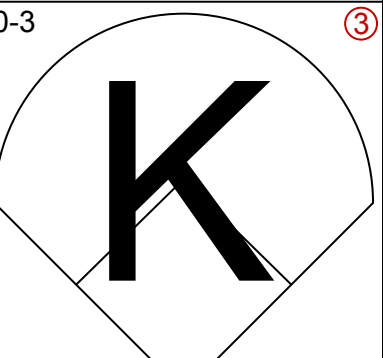
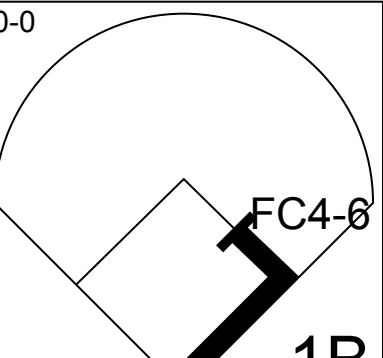
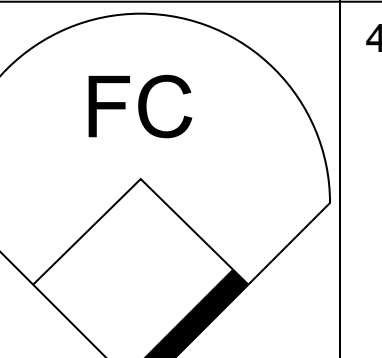
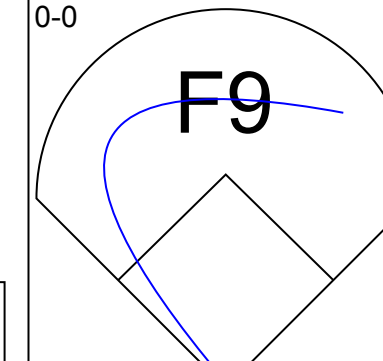
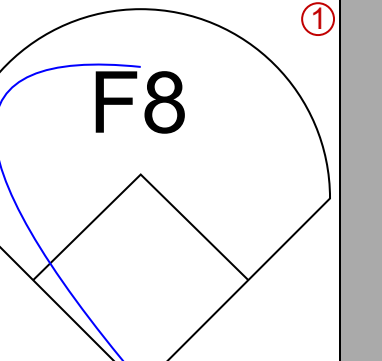
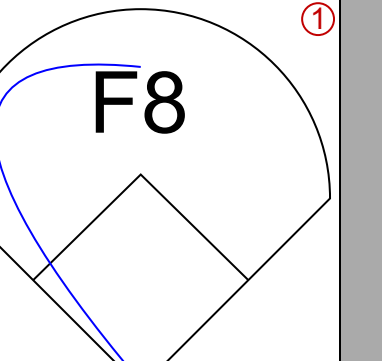
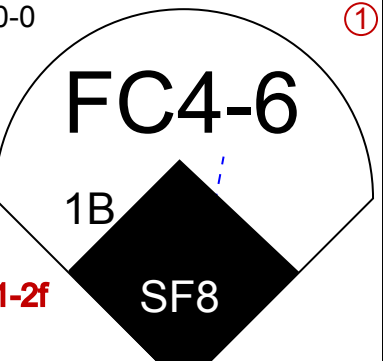
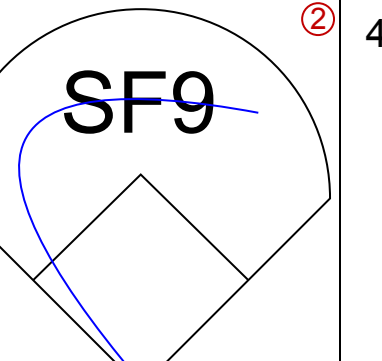
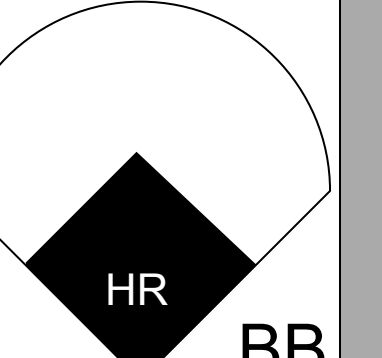
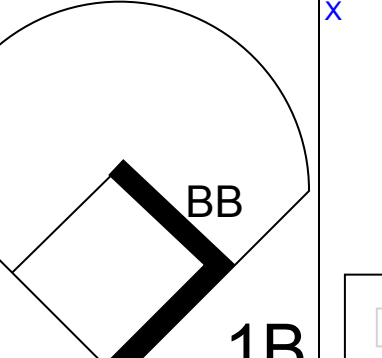
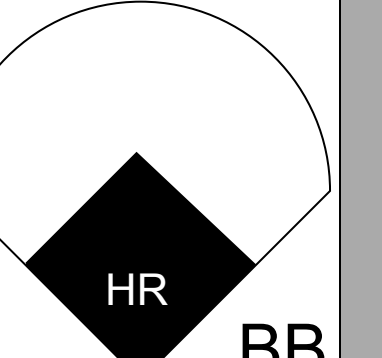
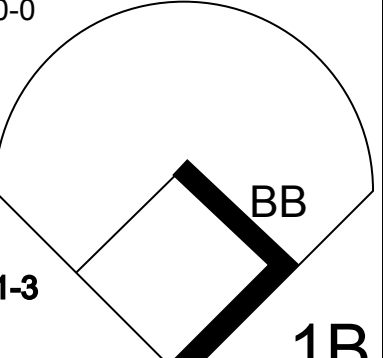
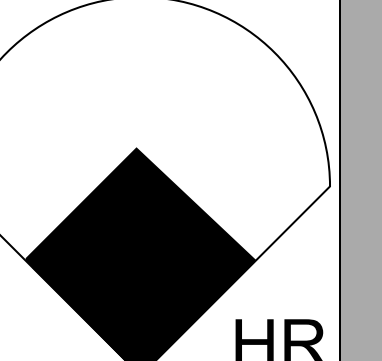

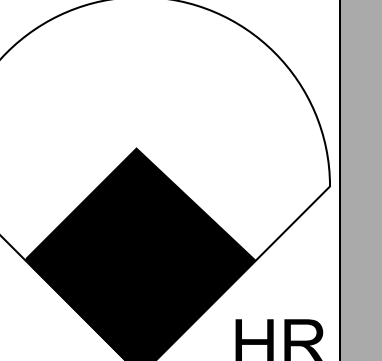
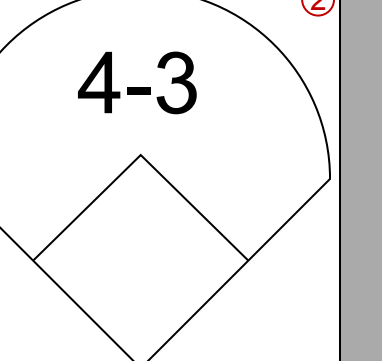
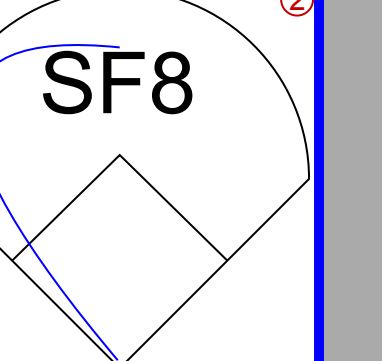
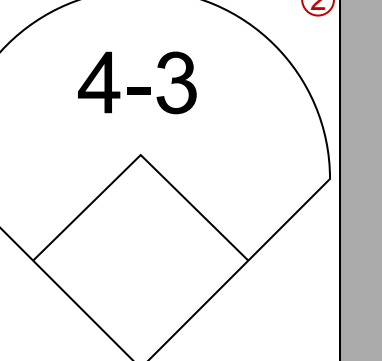
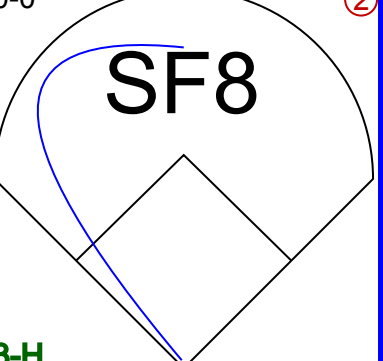
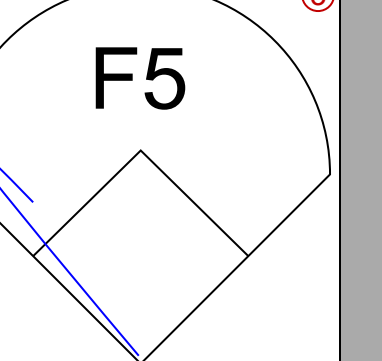
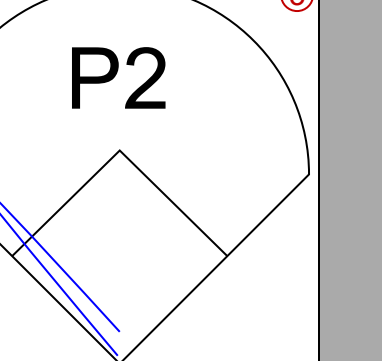
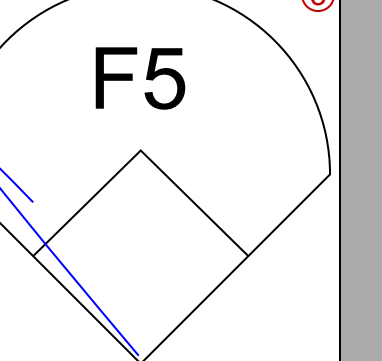
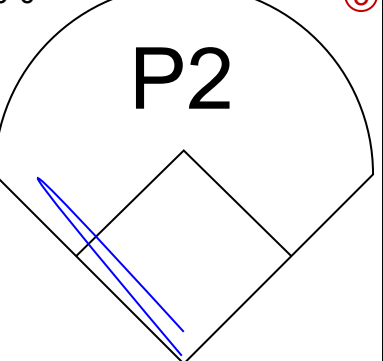
Batter	1	2	3	4	5	6	7	8	9	AB	R	H	RBI	BB	SO	LOB	BOTTOM
Pete Rose, S OBP: 0.368, SLG: 0.437 (1, 5)	F8		S BB 2H 1B	5-3		1-H CS 3B		5-3									5 0 2 2 0 0 3
Joe Morgan, L OBP: 0.426, SLG: 0.491 (1, 4)	P4		S 1-2 BB			P6	S BB	G3									3 0 0 0 2 0 0
Ken Griffey, L OBP: 0.389, SLG: 0.466 (1, 9)	6-3		K			6-3	CS 1-2 3-H										4 0 1 0 1 1 2
George Foster, R OBP: 0.367, SLG: 0.624 (1, 7)			6-3				FC6-4 E 1B	P4									5 1 1 0 0 1 4
Johnny Bench, R OBP: 0.345, SLG: 0.564 (1, 2)							E5 1B 1B										3 1 2 0 1 0 1
Dave Concepcion, R OBP: 0.330, SLG: 0.376 (1, 6)			6-3			5-3	1B 1-2 2-H	1B									4 0 1 1 0 0 4
Dan Driessen, L OBP: 0.374, SLG: 0.470 (1, 3)	F8						FC4-6 1B	S 1-3 2-H	1B								3 0 2 1 0 0 1
Cesar Geronimo, L OBP: 0.314, SLG: 0.377 (1, 8)							FC4-6 FC1-6 1-2	F8									3 1 1 0 1 0 3
Tom Seaver, R OBP: 0.224, SLG: 0.254 (1, 1)							FC1-6 1-2 3B	P6									4 1 0 0 0 2 7
Inning Stats	R: 0 E: 0 K: 0 S: 3	H: 0 LOB: 0 BB: 0 P: 3	R: 0 E: 0 K: 1 S: 6	H: 1 LOB: 1 BB: 0 P: 6	R: 1 E: 0 K: 2 S: 9	H: 2 LOB: 2 BB: 1 P: 13	R: 0 E: 0 K: 1 S: 6	H: 1 LOB: 3 BB: 1 P: 11	R: 0 E: 0 K: 0 S: 4	H: 1 LOB: 2 BB: 1 P: 8	R: 2 E: 1 K: 0 S: 6	H: 2 LOB: 2 BB: 1 P: 10	R: 0 E: 0 K: 0 S: 4	H: 1 LOB: 1 BB: 0 P: 4	1B: 6 2B: 3 3B: 1 HR: 0	SF: 0 SAC: 0 DP: 0 HBP: 1	WP: 0 PA: 41 PB: 0 SB: 6 CS: 1
PITCHER Steve Carlton, L ERA: 2.87 (1, 1)	IP: 7.0 WLS: L BF: 36 H: 9 R: 4 ER: 3 SO: 4 BB: 5 IBB: 0 HBP: 1 BLK: 1 WP: 0 HR: 0 S: 38 P: 59 ERA: 3.86 WHIP: 2.000															PITCHER	
Tug McGraw, L ERA: 2.35 (8, 1)	IP: 1.0 WLS: L BF: 4 H: 1 R: 0 ER: 0 SO: 0 BB: 0 IBB: 0 HBP: 0 BLK: 0 WP: 0 HR: 0 S: 4 P: 4 ERA: 0.00 WHIP: 1.000															PITCHER	

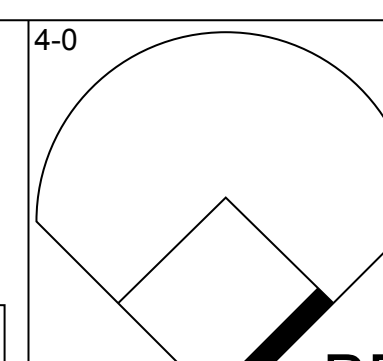
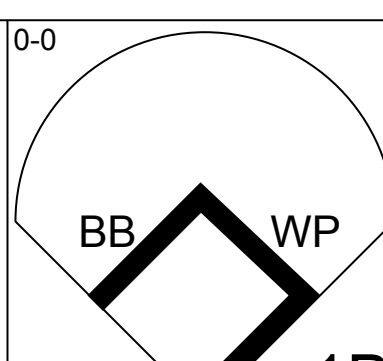
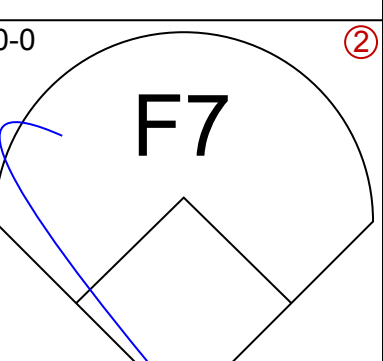
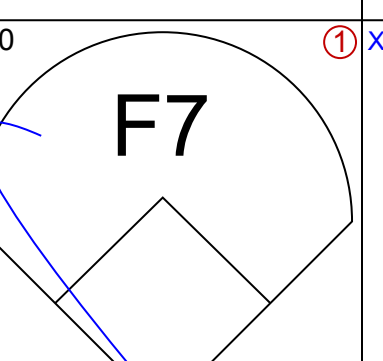
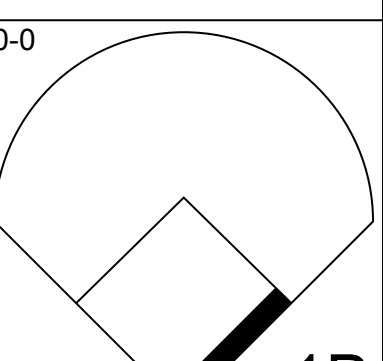
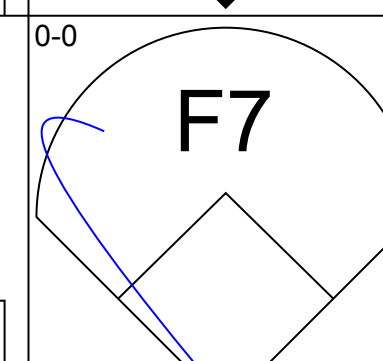
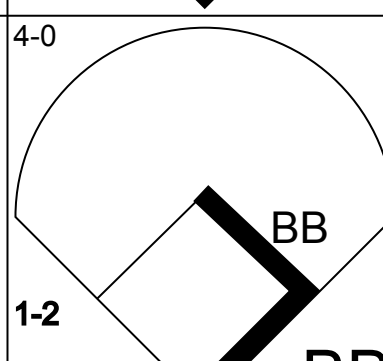
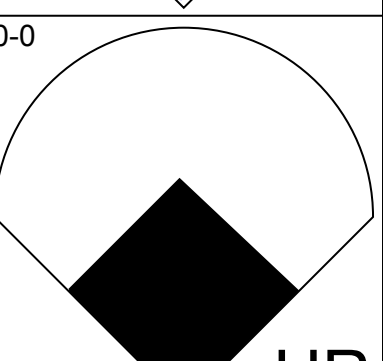
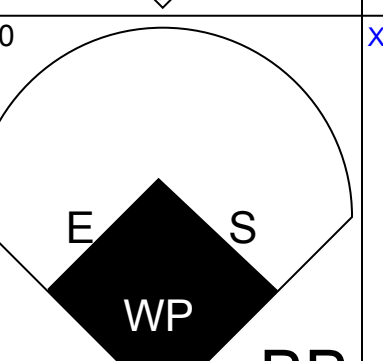
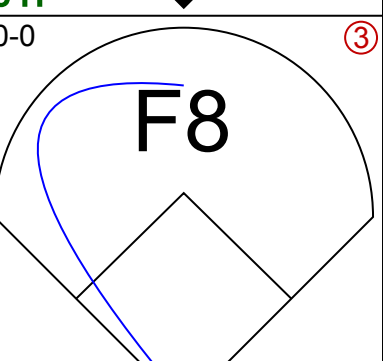
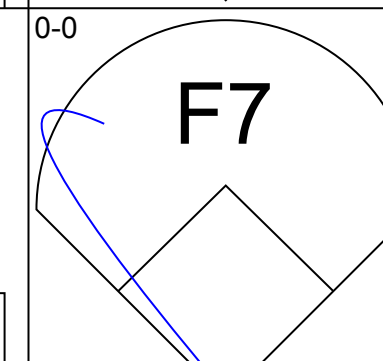
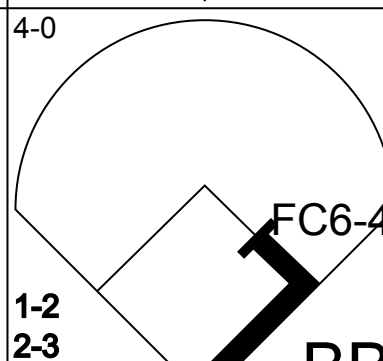
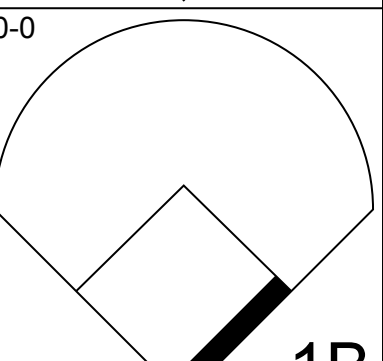
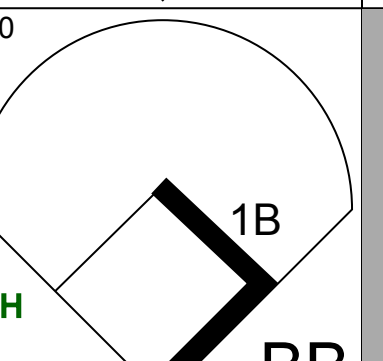
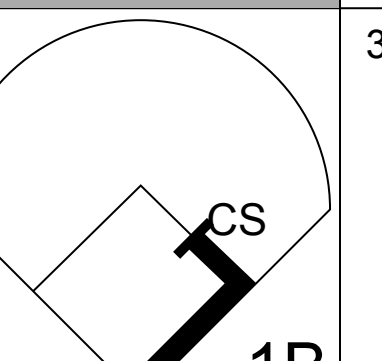
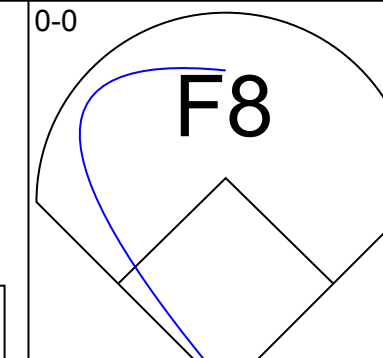
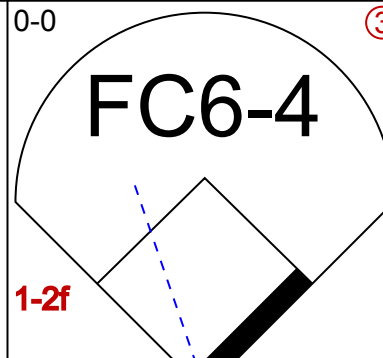
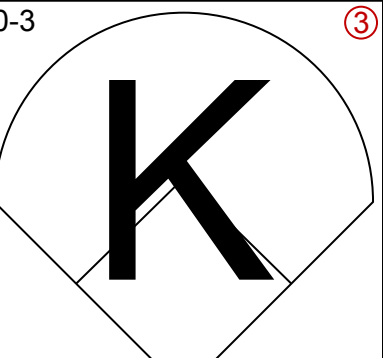
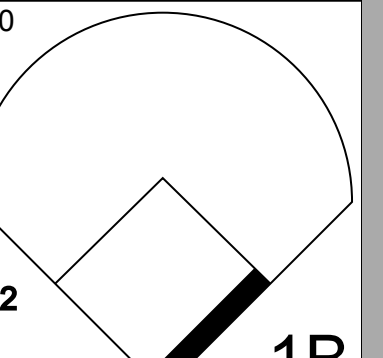
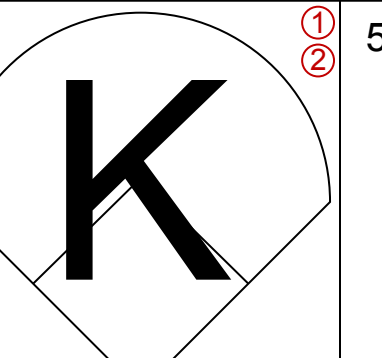
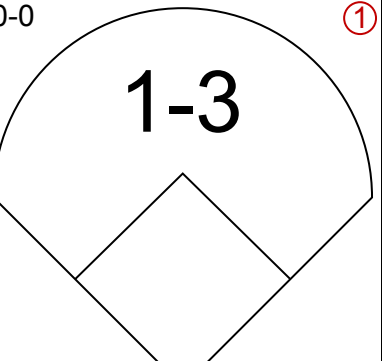
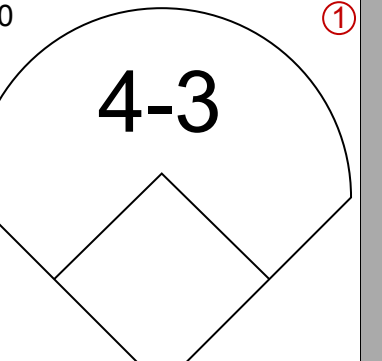
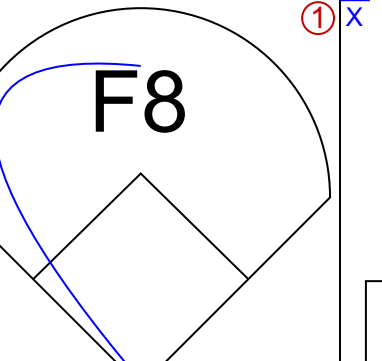
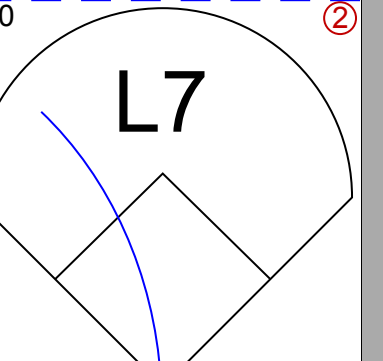
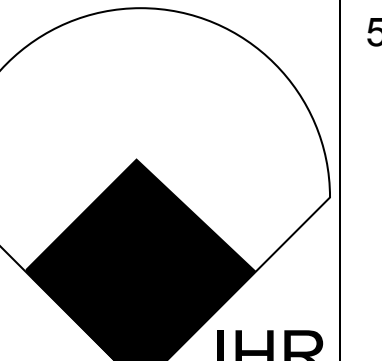

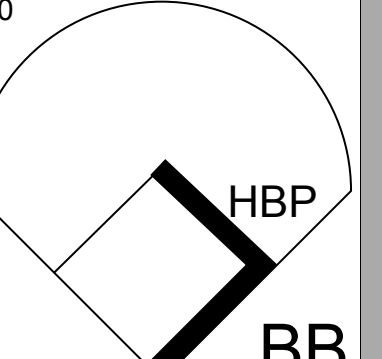
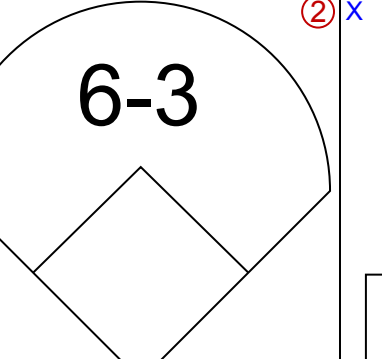
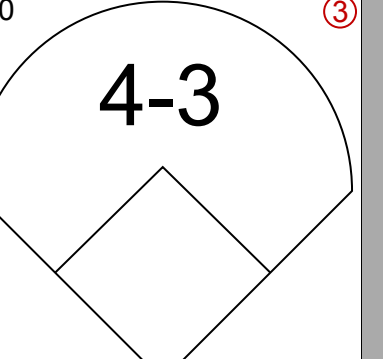
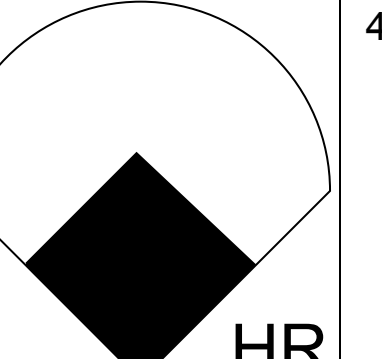

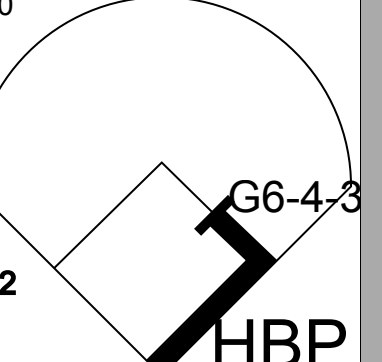
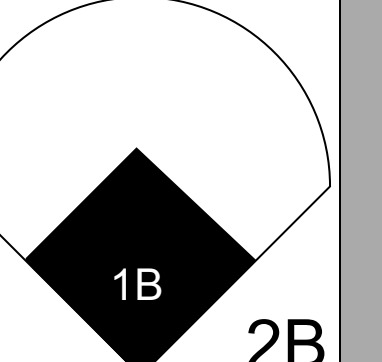
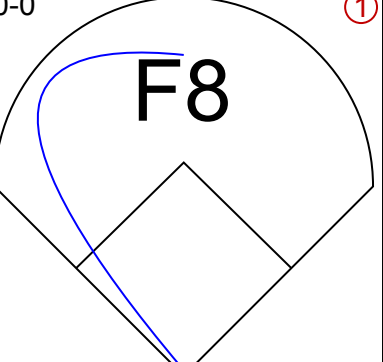
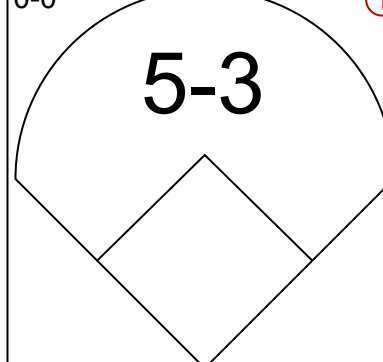
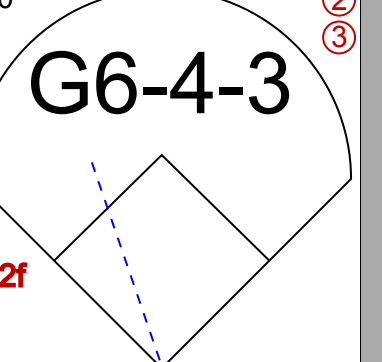
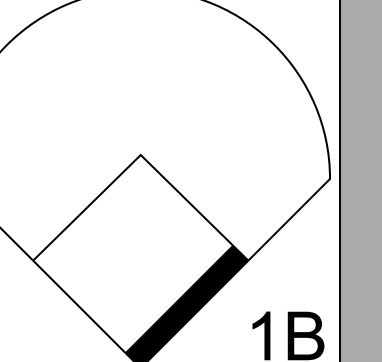
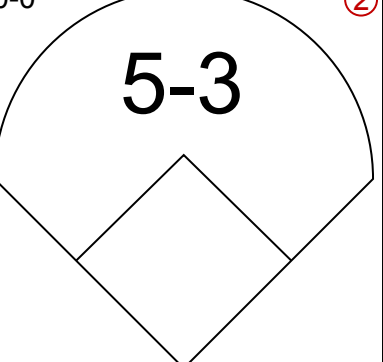
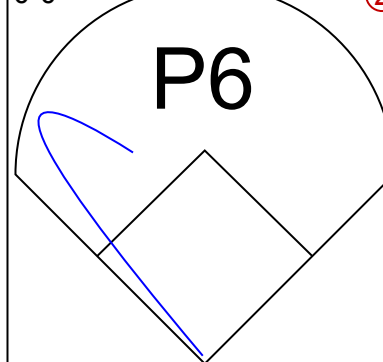
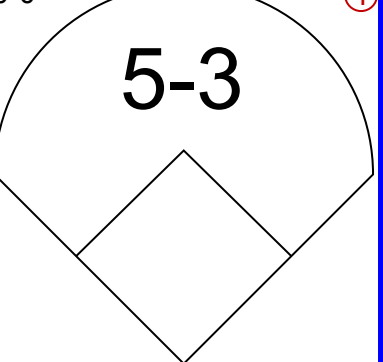
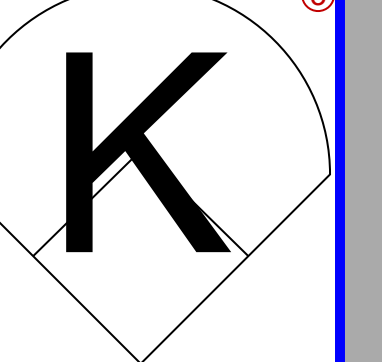
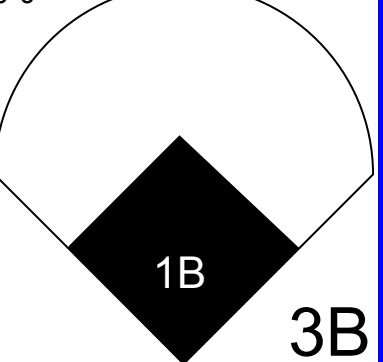
Philadelphia Phillies @ Cincinnati Reds
Riverfront Stadium, Cincinnati, OH
Fri Aug 26 1977, 7:05 PM EDT
Att: 46,079 - Unknown

livebaseballscores.com

AB	34
R	4
H	10
RBI	4
BB	5
SO	4
LOB	25



Batter	1	2	3	4	5	6	7	8	9	AB	R	H	RBI	BB	SO	LOB	TOP	
Jerry Martin, R OBP: 0.347, SLG: 0.467 (1, 8)										4	0	0	0	0	2	0	Philadelphia Phillies @ Cincinnati Reds Riverfront Stadium, Cincinnati, OH Sat Aug 27 1977, 3:33 AM EDT Att: 46,139 - Unknown	
Larry Bowa, S OBP: 0.313, SLG: 0.342 (1, 6)										4	1	1	0	1	0	1		
Mike Schmidt, R OBP: 0.393, SLG: 0.592 (1, 5)										3	1	1	1	1	0	1		
Greg Luzinski, R OBP: 0.386, SLG: 0.612 (1, 7)										4	0	1	0	1	1	4		
Richie Hebner, L OBP: 0.380, SLG: 0.490 (1, 3)										4	1	0	1	0	0	2		
Jay Johnstone, L OBP: 0.346, SLG: 0.473 (1, 9)										3	1	1	0	2	0	2		
Bob Boone, R OBP: 0.341, SLG: 0.432 Barry Foote, R OBP: 0.355, SLG: 0.510 (2, 2)										1	0	0	0	0	0	0		
Ted Sizemore, R OBP: 0.341, SLG: 0.353 Bake McBride, L OBP: 0.355, SLG: 0.510 Terry Harmon, R OBP: 0.315, SLG: 0.383 (8, 4)										3	0	0	0	0	0	2		
Jim Lonborg, R OBP: 0.100, SLG: 0.077 Tug McGraw, R OBP: 0.375, SLG: 0.375 (7, 1)										3	0	0	0	0	1	0		
Inning Stats	R: 1 E: 0 K: 1 S: 6	H: 1 LOB: 1 BB: 1 P: 10	R: 0 E: 0 K: 0 S: 3	H: 0 LOB: 0 BB: 0 P: 3	R: 0 E: 0 K: 1 S: 6	H: 1 LOB: 1 BB: 0 P: 6	R: 0 E: 0 K: 0 S: 4	H: 1 LOB: 2 BB: 1 P: 8	R: 0 E: 0 K: 0 S: 3	H: 0 LOB: 0 BB: 0 P: 3	R: 1 E: 0 K: 0 S: 5	H: 2 LOB: 2 BB: 1 P: 9	R: 1 E: 0 K: 0 S: 4	H: 0 LOB: 2 BB: 1 P: 9	1B: 4 2B: 0 3B: 0 HR: 2	SF: 2 SAC: 0 DP: 0 HBP: 2		WP: 0 PA: 42 PB: 0 SB: 1 CS: 0
PITCHER	IP WLS BF H R ER SO BB IBB HBP BLK WP HR S P ERA WHIP																	
Mario Soto, R ERA: 4.34 Manny Sarmiento, R ERA: 3.25 Jack Billingham, R ERA: 5.24	(1, 1) (7, 1) (9, 1)	6.0 2.0 1.0	WLS 9 W	BF 27 9 6	H 4 2 0	R 3 1 1	ER 3 1 1	SO 4 0 0	BB 4 1 1	IBB 0 0 0	HBP 1 0 1	BLK 0 0 0	WP 0 0 0	HR 2 8 4	S 30 12 9	P 47 12 9	ERA 4.50 4.50 9.00	WHIP 1.333 1.500 1.000

Batter	1	2	3	4	5	6	7	8	9	AB	R	H	RBI	BB	SO	LOB	BOTTOM		
Pete Rose, S OBP: 0.370, SLG: 0.437 (1, 5)										4	0	2	1	1	0	0	Philadelphia Phillies @ Cincinnati Reds Riverfront Stadium, Cincinnati, OH Sat Aug 27 1977, 3:33 AM EDT Att: 46,139 - Unknown		
Joe Morgan, L OBP: 0.427, SLG: 0.497 (1, 4)										3	2	1	1	2	0	3			
Ken Griffey, L OBP: 0.393, SLG: 0.467 (1, 9)										3	0	2	0	2	0	1			
George Foster, R OBP: 0.365, SLG: 0.620 (1, 7)										5	0	1	0	0	2	6			
Dan Driessen, L OBP: 0.372, SLG: 0.474 (1, 3)										5	1	1	1	0	0	2			
Johnny Bench, R OBP: 0.345, SLG: 0.569 (1, 2)										4	1	1	1	1	1	2			
Cesar Geronimo, L OBP: 0.316, SLG: 0.379 (1, 8)										3	1	1	0	0	0	0			
Dave Concepcion, R OBP: 0.329, SLG: 0.375 (1, 6)										4	0	1	1	0	0	2			
Mario Soto, R OBP: 0.142, SLG: 0.083 Mike Lutt, L OBP: 0.330, SLG: 0.392 Manny Sarmiento, R OBP: 0.315, SLG: 0.426 Bob Bailey, R OBP: 0.342, SLG: 0.441 Ed Armbruster, R OBP: 0.182, SLG: 0.185 (1, 1) (6, PH) (7, 1) (8, PH) (8, PH) (9, 1)										2	0	0	0	0	0	0			
Inning Stats	R: 0 E: 0 K: 0 S: 3	H: 0 LOB: 0 BB: 1 P: 7	R: 0 E: 0 K: 1 S: 5	H: 0 LOB: 0 BB: 0 P: 5	R: 0 E: 0 K: 0 S: 4	H: 1 LOB: 3 BB: 2 P: 12	R: 0 E: 0 K: 0 S: 2	H: 0 LOB: 1 BB: 1 P: 7	R: 1 E: 0 K: 1 S: 7	H: 2 LOB: 1 BB: 0 P: 7	R: 1 E: 0 K: 1 S: 4	H: 1 LOB: 2 BB: 2 P: 12	R: 1 E: 0 K: 0 S: 5	H: 2 LOB: 2 BB: 0 P: 5	R: 2 E: 0 K: 1 S: 6	H: 3 LOB: 0 BB: 0 P: 6		1B: 6 2B: 2 3B: 1 HR: 3	SF: 0 SAC: 0 DP: 2 HBP: 1
PITCHER	IP WLS BF H R ER SO BB IBB HBP BLK WP HR S P ERA WHIP																		
Jim Lonborg, R ERA: 3.66 Tug McGraw, L ERA: 2.77	(1, 1) (7, 1)	6.1 2.1	L	11	5	3	3	1	0	0	0	0	0	1	13	13	11.57	2.143	

AB	32
R	5
H	6
RBI	5
BB	6
SO	4
LOB	14



AB	35
R	6
H	11
RBI	5
BB	6
SO	4
LOB	17



Batter	1	2	3	4	5	6	7	8	9	AB	R	H	RBI	BB	SO	LOB	TOP
Jay Johnstone, L OBP: 0.342, SLG: 0.466 (1, 9)										4	0	0	0	0	0	1	Philadelphia Phillies @ Cincinnati Reds Riverfront Stadium, Cincinnati, OH Sun Aug 28 1977, 3:33 AM EDT Att: 43,512 - Unknown
Larry Bowa, S OBP: 0.314, SLG: 0.343 Terry Harmon, R OBP: 0.315, SLG: 0.383 (1, 6) (8, 6)										4	0	2	0	0	0	0	
Mike Schmidt, R OBP: 0.390, SLG: 0.586 (1, 5)										4	0	0	0	0	1	2	
Greg Luzinski, R OBP: 0.385, SLG: 0.608 (1, 7)										3	0	0	0	1	3	1	
Richie Hebner, L OBP: 0.381, SLG: 0.493 (1, 3)										4	0	2	0	0	0	1	
Bob Boone, R OBP: 0.334, SLG: 0.430 (1, 2)										4	0	1	0	0	0	2	
Jerry Martin, R OBP: 0.340, SLG: 0.457 (1, 8)										4	0	0	0	0	2	3	
Ted Sizemore, R OBP: 0.343, SLG: 0.355 Gene Garber, R (7, 1)										3	0	2	0	0	0	1	
Randy Lerch, L OBP: 0.175, SLG: 0.156 Warren Brusstar, R OBP: 0.314, SLG: 0.426 Garry Maddox, R OBP: 0.347, SLG: 0.459 Ron Reed, R OBP: 0.420, SLG: 0.612 (1, 1) (2, 1) (5, PH) (5, 1) (7, PH) (7, 4)										0	0	0	0	0	0	0	
Inning Stats	R: 0 E: 0 K: 1 S: 6	H: 1 LOB: 1 BB: 0 P: 6	R: 0 E: 0 K: 1 S: 6	H: 1 LOB: 1 BB: 0 P: 6	R: 0 E: 0 K: 1 S: 6	H: 1 LOB: 1 BB: 0 P: 6	R: 0 E: 0 K: 0 S: 3	H: 0 LOB: 1 BB: 1 P: 7	R: 0 E: 0 K: 1 S: 6	H: 1 LOB: 1 BB: 0 P: 6	R: 0 E: 0 K: 1 S: 5	H: 0 LOB: 0 BB: 0 P: 5	R: 0 E: 0 K: 1 S: 6	H: 1 LOB: 1 BB: 0 P: 6	1B: 6 2B: 1 3B: 0 HR: 0	SF: 0 SAC: 0 DP: 1 HBP: 0	
PITCHER Paul Moskau, R ERA: 3.55 (1, 1)	IP: 9.0 WLS: W BF: 34 H: 7 R: 0 ER: 0 SO: 7 BB: 1 IBB: 0 HBP: 0 BLK: 0 WP: 0 HR: 0 S: 47 P: 51 ERA: 0.00 WHIP: 0.889											PITCHER	IP: 9.0 WLS: W BF: 34 H: 7 R: 0 ER: 0 SO: 7 BB: 1 IBB: 0 HBP: 0 BLK: 0 WP: 0 HR: 0 S: 47 P: 51 ERA: 0.00 WHIP: 0.889				

Batter	1	2	3	4	5	6	7	8	9	AB	R	H	RBI	BB	SO	LOB	BOTTOM
Pete Rose, S OBP: 0.372, SLG: 0.436 (1, 5)										3	1	1	0	1	0	1	Philadelphia Phillies @ Cincinnati Reds Riverfront Stadium, Cincinnati, OH Sun Aug 28 1977, 3:33 AM EDT Att: 43,512 - Unknown
Joe Morgan, L OBP: 0.429, SLG: 0.498 Rick Auerbach, R OBP: 0.207, SLG: 0.167 (1, 4) (5, 4) (8, 6)										3	2	2	0	0	0	1	
Ken Griffey, L OBP: 0.395, SLG: 0.470 Mike Lum, L OBP: 0.224, SLG: 0.296 (1, 9) (4, 9)										1	2	1	1	1	0	0	
George Foster, R OBP: 0.366, SLG: 0.625 (1, 7)										4	2	2	3	0	2	2	
Johnny Bench, R OBP: 0.349, SLG: 0.568 Bill Plummer, R OBP: 0.250, SLG: 0.227 (1, 2) (8, 2)										2	0	1	0	2	1	2	
Dave Concepcion, R OBP: 0.331, SLG: 0.380 Ray Knight, R OBP: 0.353, SLG: 0.468 (1, 6) (8, 4)										4	1	2	4	0	0	2	
Dan Driessen, L OBP: 0.369, SLG: 0.469 (1, 3)										4	0	0	0	0	1	3	
Cesar Geronimo, L OBP: 0.313, SLG: 0.375 (1, 8)										4	0	0	0	0	2	1	
Paul Moskau, R OBP: 0.345, SLG: 0.423 (1, 1)										4	0	1	0	0	1	2	
Inning Stats	R: 4 E: 1 K: 1 S: 9	H: 3 LOB: 2 BB: 1 P: 14	R: 3 E: 0 K: 0 S: 5	H: 3 LOB: 0 BB: 1 P: 9	R: 0 E: 0 K: 2 S: 8	H: 1 LOB: 1 BB: 0 P: 8	R: 2 E: 0 K: 1 S: 8	H: 3 LOB: 1 BB: 0 P: 8	R: 0 E: 0 K: 2 S: 7	H: 0 LOB: 1 BB: 1 P: 11	R: 0 E: 0 K: 1 S: 5	H: 0 LOB: 0 BB: 0 P: 3	R: 0 E: 0 K: 0 S: 3	H: 0 LOB: 0 BB: 0 P: 3	1B: 6 2B: 3 3B: 0 HR: 1	SF: 0 SAC: 0 DP: 1 HBP: 1	
PITCHER Randy Lerch, L ERA: 5.58 Warren Brusstar, R ERA: 3.04 Ron Reed, R ERA: 2.6 Gene Garber, R ERA: 2.7 (1, 1) (2, 1) (5, 1) (7, 1)	IP: 1.1 WLS: L BF: 12 H: 4 R: 6 ER: 5 SO: 1 BB: 1 IBB: 1 HBP: 0 BLK: 0 WP: 0 HR: 1 S: 11 P: 20 ERA: 33.75 WHIP: 3.750											PITCHER	IP: 1.1 WLS: L BF: 12 H: 4 R: 6 ER: 5 SO: 1 BB: 1 IBB: 1 HBP: 0 BLK: 0 WP: 0 HR: 1 S: 11 P: 20 ERA: 33.75 WHIP: 3.750				

Batter	1	2	3	4	5	6	7	8	9	AB	R	H	RBI	BB	SO	LOB	TOP											
Pete Rose, S OBP: 0.370, SLG: 0.433 (1, 5)	6-3		4-3		F8			4-3		4	0	0	0	0	0	1	Cincinnati Reds @ Montreal Expos Olympic Stadium, Montreal, QB Mon Aug 29 1977, 7:05 PM EDT Att: 22,476 - Unknown											
Joe Morgan, L OBP: 0.429, SLG: 0.595 (1, 4)	SF7 3B		P6					F8		4	1	2	0	0	0	0												
Ken Griffey, L OBP: 0.393, SLG: 0.468 Jack Billingham, R OBP: 0.182, SLG: 0.185 Champ Summers, L (8, FH) OBP: 0.250, SLG: 0.423 Manny Sarmiento, R (8, 1)	SF7		4-3					6-3		2	0	0	1	0	1	1												
George Foster, R OBP: 0.366, SLG: 0.622 (1, 7)	F2				6-3			BB		3	0	0	0	1	0	0												
Dan Driessen, L OBP: 0.366, SLG: 0.465 (1, 3)			F8		4-1			K		4	0	0	0	0	2	2												
Johnny Bench, R OBP: 0.348, SLG: 0.573 (1, 2)					K			K		4	1	1	1	0	2	2												
Cesar Geronimo, L OBP: 0.313, SLG: 0.377 (1, 8)								F9		3	0	1	0	0	1	0												
Dave Concepcion, R OBP: 0.331, SLG: 0.380 (1, 6)								F8		3	0	1	0	0	1	1												
Doug Capilla, L OBP: 0.097, SLG: 0.069 Dale Murray, R OBP: 0.162, SLG: 0.182 Mike Lum, L OBP: 0.222, SLG: 0.294 (6, 9)								FC5-2 1B		2	0	0	0	0	1	2												
Inning Stats	R: 1 E: 0 K: 0 S: 4	H: 1 LOB: 0 BB: 0 P: 4	R: 1 E: 0 K: 2 S: 9	H: 2 LOB: 1 BB: 0 P: 9	R: 0 E: 0 K: 1 S: 3	H: 0 LOB: 0 BB: 0 P: 3	R: 0 E: 0 K: 1 S: 5	H: 0 LOB: 0 BB: 0 P: 5	R: 0 E: 0 K: 3 S: 10	H: 1 LOB: 2 BB: 1 P: 14	R: 0 E: 0 K: 1 S: 5	H: 0 LOB: 0 BB: 0 P: 5	R: 0 E: 0 K: 1 S: 5	H: 0 LOB: 0 BB: 0 P: 5	R: 0 E: 0 K: 1 S: 5	H: 0 LOB: 0 BB: 0 P: 5		1B: 1 2B: 2 3B: 1 HR: 1	SF: 1 SAC: 0 DP: 0 HBP: 0	WP: 1 PB: 0 SB: 1 CS: 0	PA: 33							
PITCHER	IP	WLS	BF	H	R	ER	SO	BB	IBB	HBP	BLK	WP	HR	S	P	ERA	WHIP											
Fred Holdsworth, R ERA: 3.97 Don Stanhouse, R ERA: 3.91	(1, 1)	5.0	W	19	4	2	2	3	0	0	0	0	1	1	25	25	3.60	0.800										
Don Stanhouse, R ERA: 3.91	(6, 1)	4.0	S	14	1	0	0	5	1	0	0	0	0	0	23	27	0.00	0.500										

AB	31
R	2
H	5
RBI	2
BB	1
SO	8
LOB	9



Batter	1	2	3	4	5	6	7	8	9	AB	R	H	RBI	BB	SO	LOB	BOTTOM										
Dave Cash, R OBP: 0.349, SLG: 0.369 (1, 4)			F8					P4		4	1	2	0	0	0	1	Cincinnati Reds @ Montreal Expos Olympic Stadium, Montreal, QB Mon Aug 29 1977, 7:05 PM EDT Att: 22,476 - Unknown										
Warren Cromartie, L OBP: 0.322, SLG: 0.405 (1, 7)								G4-3		4	1	2	1	0	1	2											
Andre Dawson, R OBP: 0.320, SLG: 0.463 (1, 8)			FC6 1B					4-3		4	1	0	0	0	0	3											
Tony Perez, R OBP: 0.361, SLG: 0.457 (1, 3)								1-6-3		4	2	2	3	0	0	1											
Gary Carter, R OBP: 0.347, SLG: 0.508 (1, 2)										4	2	3	2	0	1	0											
Sam Mejias, R OBP: 0.289, SLG: 0.457 Del Unser, L (5, FH) OBP: 0.343, SLG: 0.479 (6, 9)										2	0	0	0	0	0	1											
Del Unser, L (5, FH) OBP: 0.343, SLG: 0.479 (6, 9)										2	0	1	1	0	0	0											
Larry Parrish, R OBP: 0.314, SLG: 0.382 (1, 5)										3	0	1	0	1	0	1											
Chris Speier, R OBP: 0.327, SLG: 0.343 (1, 6)										3	0	0	0	1	0	2											
Fred Holdsworth, R Don Stanhouse, R OBP: 0.244, SLG: 0.279 (6, 1)										2	0	0	0	0	1	2											
Don Stanhouse, R OBP: 0.244, SLG: 0.279 (6, 1)										2	0	1	0	0	1	0											
Inning Stats	R: 0 E: 0 K: 1 S: 6	H: 1 LOB: 1 BB: 0 P: 6	R: 0 E: 0 K: 1 S: 6	H: 1 LOB: 2 BB: 1 P: 10	R: 2 E: 0 K: 0 S: 6	H: 3 LOB: 1 BB: 0 P: 6	R: 0 E: 0 K: 1 S: 4	H: 0 LOB: 0 BB: 1 P: 8	R: 4 E: 0 K: 0 S: 8	H: 5 LOB: 1 BB: 0 P: 8	R: 0 E: 0 K: 0 S: 3	H: 1 LOB: 0 BB: 0 P: 3	R: 1 E: 0 K: 0 S: 4	H: 1 LOB: 0 BB: 0 P: 4	R: 0 E: 0 K: 1 S: 5	H: 0 LOB: 0 BB: 0 P: 5	1B: 7 2B: 3 3B: 0 HR: 2	SF: 0 SAC: 0 DP: 2 HBP: 0	WP: 1 PB: 0 SB: 1 CS: 0	PA: 36							
PITCHER	IP	WLS	BF	H	R	ER	SO	BB	IBB	HBP	BLK	WP	HR	S	P	ERA	WHIP										
Doug Capilla, L ERA: 4.92 Dale Murray, R ERA: 4.94 Jack Billingham, R ERA: 5.23 Manny Sarmiento, R ERA: 3.1	(1, 1)	4.1	L	21	7	4	4	3	2	0	0	0	0	5	5	27.00	4.500										
Jack Billingham, R ERA: 5.23 Manny Sarmiento, R ERA: 3.1	(6, 1)	2.0		7	2	1	1	0	0	0	0	0	1	7	7	4.50	1.000										
Manny Sarmiento, R ERA: 3.1	(8, 1)	1.0		3	0	0	0	1	0	0	0	0	0	5	5	0.00	0.000										



Batter	1	2	3	4	5	6	7	8	9	AB	R	H	RBI	BB	SO	LOB	TOP			
Pete Rose, S OBP: 0.369, SLG: 0.433 (1, 5)	F7		F9		F7			2B		4	0	1	0	0	0	0	Cincinnati Reds @ Montreal Expos Olympic Stadium, Montreal, QB Wed Aug 31 1977, 7:05 PM EDT Att: 18,840 - Unknown			
Dave Concepcion, R OBP: 0.326, SLG: 0.373 (1, 6)	L4		F9		K			6-3		4	0	0	0	0	1	1				
Joe Morgan, L OBP: 0.429, SLG: 0.508 (1, 4)	WP 1B		HR		G3			G5-4-3 IBB		3	2	2	1	1	0	0				
George Foster, R OBP: 0.367, SLG: 0.624 (1, 7)	WP 1B BB		4-3		K			G5-4-3 1-2		3	1	0	0	1	1	2				
Dan Driessen, L OBP: 0.369, SLG: 0.467 (1, 3)	E 1B			G4-6-3 1B 1B		G3		2B 1B		4	2	3	2	0	0	0				
Cesar Geronimo, L OBP: 0.314, SLG: 0.379 (1, 8)	K			G4-6-3 1B		3-1		SF8 2B		4	1	2	1	0	1	1				
Champ Summers, L OBP: 0.233, SLG: 0.400 (1, 9)		1-3		G4-6-3 1-2 2-3		3-1		SF8		3	0	0	1	0	0	2				
Bill Plummer, R OBP: 0.250, SLG: 0.228 (1, 2)	6-3			1B		K		P4		4	0	1	1	0	1	0				
Tom Seaver, R OBP: 0.211, SLG: 0.239 (1, 1)	F8			K		F3		K		4	0	0	0	0	2	1				
Inning Stats	R: 2 E: 0 K: 1 S: 7	H: 2 LOB: 1 BB: 1 P: 11	R: 0 E: 0 K: 0 S: 3	H: 0 LOB: 0 BB: 0 P: 3	R: 1 E: 0 K: 0 S: 4	H: 1 LOB: 0 BB: 0 P: 4	R: 1 E: 0 K: 1 S: 7	H: 3 LOB: 1 BB: 0 P: 7	R: 0 E: 0 K: 1 S: 5	H: 0 LOB: 0 BB: 0 P: 5	R: 0 E: 0 K: 1 S: 5	H: 0 LOB: 0 BB: 0 P: 5	R: 0 E: 0 K: 0 S: 3	H: 1 LOB: 1 BB: 1 P: 7	R: 2 E: 0 K: 1 S: 7	H: 2 LOB: 0 BB: 0 P: 7	1B: 6 2B: 2 3B: 0 HR: 1	SF: 1 SAC: 0 DP: 2 HBP: 0	WP: 1 PB: 0 SB: 2 CS: 0	PA: 36
PITCHER	IP	WLS	BF	H	R	ER	SO	BB	IBB	HBP	BLK	WP	HR	S	P	ERA	WHIP			
Wayne Twitchell, R ERA: 4.77 (1, 1)	6.0	L	24	6	4	4	4	1	0	0	0	1	1	31	35	6.00	1.167			
Santo Alcala, R ERA: 4.99 (7, 1)	0.0		0	0	0	0	0	0	0	0	0	0	0	0	0	∞	∞			
Joe Kerrigan, R ERA: 3.22 (9, 1)	1.0		5	2	2	2	1	0	0	0	0	0	0	7	7	18.00	2.000			

AB	33
R	6
H	9
RBI	6
BB	2
SO	6
LOB	7



Batter	1	2	3	4	5	6	7	8	9	AB	R	H	RBI	BB	SO	LOB	BOTTOM			
Dave Cash, R OBP: 0.345, SLG: 0.363 (1, 4)	4-3		G4-6-3 1-2			6-3		6-3		4	0	0	0	0	0	2	Cincinnati Reds @ Montreal Expos Olympic Stadium, Montreal, QB Wed Aug 31 1977, 7:05 PM EDT Att: 18,840 - Unknown			
Warren Cromaris, L OBP: 0.354, SLG: 0.405 (1, 7)	F7			F7		F7		4-3		4	0	0	0	0	0	0				
Andre Dawson, R OBP: 0.323, SLG: 0.462 (1, 8)	K			BB		1B 1B		F9		3	0	1	0	1	1	0				
Tony Perez, R OBP: 0.363, SLG: 0.457 (1, 3)		F7		F9		1-2 1B		P3		4	0	1	0	0	0	1				
Gary Carter, R OBP: 0.342, SLG: 0.500 (1, 2)	K			F5		F7				3	0	0	0	0	1	3				
Del Unser, L OBP: 0.339, SLG: 0.473 (1, 9)	G3				K		K			3	0	0	0	0	2	2				
Larry Parrish, R OBP: 0.316, SLG: 0.386 (1, 5)			BB 1B		F9		K			3	0	1	0	0	1	2				
Chris Speier, R OBP: 0.324, SLG: 0.340 (1, 6)					6-3			P6		3	0	0	0	0	0	1				
Wayne Twitchell, R OBP: 0.256, SLG: 0.200 (1, 1)								F9		0	0	0	0	1	0	0				
Pepe Frias, R OBP: 0.222, SLG: 0.241 (6, PH)										1	0	0	0	0	1	0				
Santo Alcala, R OBP: 0.074, SLG: 0.185 (7, 1)										0	0	0	0	0	0	0				
Jose Morales, R OBP: 0.235, SLG: 0.306 (8, PH)										1	0	0	0	0	0	0				
Joe Kerrigan, R OBP: 0.235, SLG: 0.306 (9, 1)										0	0	0	0	0	0	0				
Inning Stats	R: 0 E: 0 K: 1 S: 5	H: 0 LOB: 0 BB: 0 P: 5	R: 0 E: 0 K: 1 S: 5	H: 0 LOB: 0 BB: 0 P: 5	R: 0 E: 0 K: 0 S: 3	H: 1 LOB: 1 BB: 1 P: 7	R: 0 E: 0 K: 0 S: 3	H: 0 LOB: 1 BB: 1 P: 7	R: 0 E: 0 K: 1 S: 5	H: 0 LOB: 0 BB: 0 P: 5	R: 0 E: 0 K: 2 S: 9	H: 2 LOB: 2 BB: 0 P: 9	R: 0 E: 0 K: 0 S: 3	H: 0 LOB: 0 BB: 0 P: 3	R: 0 E: 0 K: 0 S: 3	H: 0 LOB: 0 BB: 0 P: 3	1B: 3 2B: 0 3B: 0 HR: 0	SF: 0 SAC: 0 DP: 1 HBP: 0	WP: 0 PB: 0 SB: 0 CS: 0	PA: 31
PITCHER	IP	WLS	BF	H	R	ER	SO	BB	IBB	HBP	BLK	WP	HR	S	P	ERA	WHIP			
Tom Seaver, R ERA: 2.77 (1, 1)	9.0	W	31	3	0	0	6	2	0	0	0	0	0	41	49	0.00	0.556			

AB	29
R	0
H	3
RBI	0
BB	2
SO	6
LOB	11



Batter	1	2	3	4	5	6	7	8	9	AB	R	H	RBI	BB	SO	LOB	TOP			
Pete Rose, S (1, 5) OBP: 0.369, SLG: 0.432	F7			F8					4-3	4	0	1	0	1	0	1	Cincinnati Reds @ Philadelphia Phillies Veterans Stadium, Philadelphia, PA Fri Sep 02 1977, 7:05 PM EDT Att: 47,732 - Unknown			
Ken Griffey, L (1, 9) OBP: 0.390, SLG: 0.465	4-3			F8						4	0	0	0	0	1	4				
Joe Morgan, L (1, 4) OBP: 0.432, SLG: 0.511	P5									3	0	2	0	1	0	0				
George Foster, R (1, 7) OBP: 0.368, SLG: 0.621		L4								2	0	0	0	2	1	1				
Dan Driessen, L (1, 3) OBP: 0.367, SLG: 0.463	4-3									4	0	0	0	0	1	5				
Johnny Bench, R (1, 2) OBP: 0.348, SLG: 0.571	6-3									4	0	0	0	0	1	3				
Cesar Geronimo, L (1, 8) OBP: 0.315, SLG: 0.382			G3							4	0	2	0	0	0	2				
Dave Concepcion, R (1, 6) OBP: 0.325, SLG: 0.371			F7							3	0	0	0	1	2	1				
Mario Soto, R (1, 1) OBP: 0.133, SLG: 0.077			6-3							1	0	0	0	0	0	0				
Champ Summers, L (7, PH) OBP: 0.230, SLG: 0.393										1	0	0	0	0	0	0				
Doug Capilla, L (7, PH) OBP: 0.097, SLG: 0.069										0	0	0	0	0	0	0				
Mike Lum, L (9, PH) OBP: 0.221, SLG: 0.283										1	0	0	0	0	0	1				
Inning Stats	R: 0 E: 0 K: 0 S: 3	H: 0 LOB: 0 BB: 0 P: 3	R: 0 E: 0 K: 0 S: 3	H: 0 LOB: 0 BB: 0 P: 3	R: 0 E: 0 K: 0 S: 3	H: 0 LOB: 0 BB: 0 P: 3	R: 0 E: 0 K: 1 S: 6	H: 1 LOB: 2 BB: 1 P: 10	R: 0 E: 0 K: 1 S: 4	H: 1 LOB: 2 BB: 1 P: 8	R: 0 E: 0 K: 1 S: 6	H: 1 LOB: 0 BB: 0 P: 6	R: 0 E: 0 K: 2 S: 7	H: 0 LOB: 1 BB: 1 P: 11	R: 0 E: 0 K: 1 S: 6	H: 1 LOB: 1 BB: 0 P: 6	1B: 3 2B: 2 3B: 0 HR: 0	SF: 0 SAC: 1 DP: 0 HBP: 0	WP: 0 PB: 0 SB: 1 CS: 0	PA: 37
PITCHER Jim Lonborg, R (1, 1) ERA: 3.42	IP: 9.0 WLS: W BF: 37 H: 5 R: 0 ER: 0 SO: 6 BB: 5 IBB: 0 HBP: 0 BLK: 0 WP: 0 HR: 0 S: 44 P: 64 ERA: 0.00 WHIP: 1.111																			

AB	31
R	0
H	5
RBI	0
BB	5
SO	6
LOB	18



Batter	1	2	3	4	5	6	7	8	9	AB	R	H	RBI	BB	SO	LOB	BOTTOM	
Bake McBride, L (1, 8) OBP: 0.359, SLG: 0.528	1-3									4	1	3	3	0	0	0	Cincinnati Reds @ Philadelphia Phillies Veterans Stadium, Philadelphia, PA Fri Sep 02 1977, 7:05 PM EDT Att: 47,732 - Unknown	
Larry Bowa, S (1, 6) OBP: 0.312, SLG: 0.337	P4									3	0	0	0	1	1	1		
Mike Schmidt, R (1, 5) OBP: 0.395, SLG: 0.580										2	0	0	0	2	1	1		
Greg Luzinski, R (1, 7) OBP: 0.390, SLG: 0.604	F7									3	0	1	0	1	0	4		
Jay Johnstone, L (1, 9) OBP: 0.348, SLG: 0.464										3	0	0	0	0	0	2		
Jerry Martin, R (8, PH) OBP: 0.332, SLG: 0.444										1	0	0	0	0	0	0		
Richie Hebner, L (1, 3) OBP: 0.379, SLG: 0.486										2	0	0	0	1	0	1		
Davey Johnson, R (8, PH) OBP: 0.408, SLG: 0.595										0	0	0	0	1	0	0		
Tom Hutton, L (9, 3) OBP: 0.343, SLG: 0.356										0	0	0	0	0	0	0		
Bob Boone, R (1, 2) OBP: 0.335, SLG: 0.431										4	0	0	0	0	2	4		
Ted Sizemore, R (1, 4) OBP: 0.348, SLG: 0.361										2	2	0	0	2	1	1		
Jim Lonborg, R (1, 1) OBP: 0.098, SLG: 0.075										1	0	0	0	0	1	0		
Inning Stats	R: 0 E: 0 K: 0 S: 3	H: 0 LOB: 1 BB: 1 P: 7	R: 0 E: 0 K: 0 S: 3	H: 0 LOB: 0 BB: 0 P: 3	R: 1 E: 0 K: 2 S: 8	H: 1 LOB: 1 BB: 1 P: 12	R: 0 E: 0 K: 0 S: 4	H: 1 LOB: 0 BB: 0 P: 4	R: 0 E: 0 K: 1 S: 5	H: 0 LOB: 2 BB: 2 P: 13	R: 1 E: 0 K: 0 S: 3	H: 1 LOB: 2 BB: 3 P: 15	R: 0 E: 0 K: 1 S: 5	H: 0 LOB: 1 BB: 1 P: 9	1B: 1 2B: 2 3B: 0 HR: 1	SF: 0 SAC: 2 DP: 1 HBP: 0	WP: 0 PB: 0 SB: 2 CS: 0	PA: 35
PITCHER Mario Soto, R (1, 1) ERA: 4.18	IP: 6.0 WLS: L BF: 25 H: 3 R: 2 ER: 2 SO: 5 BB: 3 IBB: 0 HBP: 0 BLK: 0 WP: 0 HR: 1 S: 31 P: 47 ERA: 3.00 WHIP: 1.000																	
Doug Capilla, L (7, 1) ERA: 4.91	IP: 2.0 WLS: L BF: 10 H: 1 R: 1 ER: 1 SO: 1 BB: 3 IBB: 1 HBP: 0 BLK: 0 WP: 0 HR: 0 S: 8 P: 24 ERA: 4.50 WHIP: 2.000																	



Batter	1	2	3	4	5	6	7	8	9	AB	R	H	RBI	BB	SO	LOB	TOP									
Pete Rose, S OBP: 0.368, SLG: 0.431										4	1	1	1	0	0	3	Cincinnati Reds @ Philadelphia Phillies Veterans Stadium, Philadelphia, PA Sat Sep 03 1977, 7:05 PM EDT Att: 55,062 - Unknown									
Ken Griffey, L OBP: 0.390, SLG: 0.464										3	1	1	0	0	0	0										
Tom Hume, R OBP: 0.333, SLG: 1.333										0	0	0	0	0	0	0										
Mike Lum, L OBP: 0.220, SLG: 0.281										1	0	0	0	0	1	1										
Dale Murray, R OBP: 0.182, SLG: 0.182										0	0	0	0	0	0	0										
Joe Morgan, L OBP: 0.432, SLG: 0.510										3	0	1	0	1	1	2										
George Foster, R OBP: 0.369, SLG: 0.620										4	0	2	1	0	0	1										
Dan Driessen, L OBP: 0.368, SLG: 0.463										4	0	2	1	0	0	2										
Johnny Bench, R OBP: 0.345, SLG: 0.566										4	0	0	0	0	0	3										
Cesar Geronimo, L OBP: 0.317, SLG: 0.386										4	1	2	0	0	1	0										
Dave Concepcion, R OBP: 0.326, SLG: 0.371										3	0	1	0	1	1	1										
Paul Moskau, R OBP: 0.333, SLG: 0.407										1	0	0	0	0	1	1										
Manny Sarmiento, R OBP: 0.222, SLG: 0.379										0	0	0	0	0	0	0										
Champ Summers, L OBP: 0.222, SLG: 0.379										2	0	0	0	0	0	2										
Bob Bailey, R OBP: 0.383, SLG: 0.426										0	0	0	0	1	0	0										
Inning Stats	R: 2 E: 0 K: 1 S: 8	H: 4 LOB: 1 BB: 0 P: 8	R: 0 E: 0 K: 2 S: 7	H: 0 LOB: 1 BB: 1 P: 11	R: 0 E: 0 K: 0 S: 3	H: 1 LOB: 1 BB: 1 P: 7	R: 0 E: 0 K: 1 S: 5	H: 0 LOB: 0 BB: 0 P: 5	R: 0 E: 0 K: 0 S: 3	H: 0 LOB: 0 BB: 0 P: 3	R: 0 E: 0 K: 0 S: 4	H: 1 LOB: 1 BB: 0 P: 4	R: 1 E: 0 K: 1 S: 7	H: 2 LOB: 1 BB: 0 P: 7	R: 0 E: 0 K: 0 S: 3	H: 1 LOB: 0 BB: 0 P: 3	R: 0 E: 0 K: 0 S: 4	H: 1 LOB: 2 BB: 1 P: 8	1B: 9 2B: 1 3B: 0 HR: 0	SF: 1 SAC: 0 DP: 3 HBP: 0	WP: 0 PB: 0 SB: 3 CS: 0	PA: 37				
PITCHER	IP	WLS	BF	H	R	ER	SO	BB	IBB	HBP	BLK	WP	HR	S	P	ERA	WHIP									
Larry Christenson, R ERA: 4.54	(1, 1)	7.0	W	29	8	3	3	5	2	0	0	0	0	0	37	45	3.86	1.429								
Tug McGraw, L ERA: 2.62	(8, 1)	2.0		8	2	0	0	0	1	0	0	0	0	0	7	11	0.00	1.500								

Batter	1	2	3	4	5	6	7	8	9	AB	R	H	RBI	BB	SO	LOB	BOTTOM								
Bake McBride, L OBP: 0.362, SLG: 0.539										5	1	3	3	0	0	3	Cincinnati Reds @ Philadelphia Phillies Veterans Stadium, Philadelphia, PA Sat Sep 03 1977, 7:05 PM EDT Att: 55,062 - Unknown								
Larry Bowa, S OBP: 0.311, SLG: 0.338										5	1	1	0	0	0	3									
Mike Schmidt, R OBP: 0.395, SLG: 0.580										5	2	2	0	0	1	2									
Greg Luzinski, R OBP: 0.390, SLG: 0.603										4	1	1	1	1	3	2									
Tom Hutton, L OBP: 0.343, SLG: 0.356										0	0	0	0	0	0	0									
Jay Johnstone, L OBP: 0.345, SLG: 0.460										5	1	1	1	0	0	2									
Richie Hebner, L OBP: 0.382, SLG: 0.486										4	2	2	1	1	0	0									
Jerry Martin, R OBP: 0.332, SLG: 0.444										0	0	0	0	0	0	0									
Bob Boone, R OBP: 0.337, SLG: 0.432										4	0	2	2	0	0	1									
Ted Sizemore, R OBP: 0.351, SLG: 0.365										4	1	3	1	0	0	1									
Larry Christenson, R OBP: 0.210, SLG: 0.259	(1, 1)	2.2	L	18	8	6	3	1	1	1	22	30	0.00	20.25	3.375										
Tim McCarver, L ERA: 2.91	(7, PH)	1.1		4	0	0	0	1	0	0	0	6	6	0.00	0.000										
Tom Hume, R ERA: 11.7	(5, 1)	2.0		10	4	1	1	1	0	0	0	12	12	4.50	2.000										
Dale Murray, R ERA: 4.94	(7, 1)	2.0		11	4	2	2	1	1	0	0	12	16	9.00	2.500										
Inning Stats	R: 0 E: 0 K: 2 S: 8	H: 1 LOB: 1 BB: 0 P: 8	R: 0 E: 0 K: 0 S: 3	H: 0 LOB: 0 BB: 0 P: 3	R: 6 E: 0 K: 1 S: 12	H: 7 LOB: 3 BB: 2 P: 20	R: 0 E: 0 K: 1 S: 5	H: 0 LOB: 0 BB: 0 P: 5	R: 0 E: 0 K: 1 S: 7	H: 2 LOB: 2 BB: 0 P: 7	R: 1 E: 0 K: 0 S: 5	H: 2 LOB: 1 BB: 0 P: 5	R: 1 E: 0 K: 0 S: 5	H: 2 LOB: 2 BB: 1 P: 9	R: 0 E: 0 K: 1 S: 7	H: 2 LOB: 1 BB: 0 P: 7	R: 1 E: 0 K: 1 S: 7	H: 2 LOB: 1 BB: 0 P: 7	1B: 12 2B: 3 3B: 0 HR: 1	SF: 0 SAC: 1 DP: 0 HBP: 0	WP: 1 PB: 0 SB: 1 CS: 0	PA: 43			
PITCHER	IP	WLS	BF	H	R	ER	SO	BB	IBB	HBP	BLK	WP	HR	S	P	ERA	WHIP								



Batter	1	2	3	4	5	6	7	8	9	AB	R	H	RBI	BB	SO	LOB	TOP					
Pete Rose, S OBP: 0.370, SLG: 0.434 (1, 5)										5	1	3	0	0	0	1	Cincinnati Reds @ Philadelphia Phillies Veterans Stadium, Philadelphia, PA Sun Sep 04 1977, 3:33 AM EDT Att: 40,051 - Unknown					
Ray Knight, R OBP: 0.353, SLG: 0.468 (8, 5)										5	1	0	0	0	2	5						
Dave Concepcion, R OBP: 0.323, SLG: 0.367 (1, 6)										5	0	2	1	0	1	3						
Joe Morgan, L OBP: 0.432, SLG: 0.509 (1, 4)										5	3	4	1	0	0	1						
George Foster, R OBP: 0.372, SLG: 0.630 (1, 7)										4	0	2	0	1	0	1						
Johnny Bench, R OBP: 0.348, SLG: 0.567 (1, 9)										0	0	0	0	0	0	0						
Mike Lum, L OBP: 0.220, SLG: 0.281 (9, 9)										5	0	3	3	0	0	1						
Dan Driessen, L OBP: 0.370, SLG: 0.465 (1, 3)										4	0	0	0	1	1	7						
Bill Plummer, R OBP: 0.248, SLG: 0.219 (1, 2)										5	0	1	0	0	1	5						
Cesar Geronimo, L OBP: 0.316, SLG: 0.383 (1, 8)										4	0	1	0	0	2	1						
Fred Norman, S OBP: 0.169, SLG: 0.134 (1, 1)										4	0	1	0	0	2	1						
Inning Stats	R: 2 E: 0 K: 0 S: 6	H: 3 LOB: 2 BB: 1 P: 10	R: 0 E: 0 K: 1 S: 7	H: 2 LOB: 2 BB: 0 P: 7	R: 0 E: 0 K: 0 S: 5	H: 2 LOB: 0 BB: 0 P: 5	R: 0 E: 0 K: 0 S: 3	H: 0 LOB: 0 BB: 0 P: 3	R: 1 E: 0 K: 1 S: 7	H: 2 LOB: 1 BB: 0 P: 7	R: 0 E: 0 K: 2 S: 8	H: 1 LOB: 1 BB: 0 P: 8	R: 1 E: 0 K: 1 S: 8	H: 4 LOB: 2 BB: 0 P: 8	R: 1 E: 0 K: 2 S: 9	H: 2 LOB: 1 BB: 0 P: 9	R: 0 E: 0 K: 0 S: 3	H: 0 LOB: 1 BB: 1 P: 7	1B: 12 2B: 3 3B: 0 HR: 1	SF: 0 SAC: 0 DP: 0 HBP: 0	WP: 0 PB: 0 SB: 0 CS: 0	PA: 44
PITCHER	IP WLS BF H R ER SO BB IBB HBP BLK WP HR S P ERA WHIP																					
Jim Kaat, L ERA: 5.16 (1, 1)	4.1 L 23 9 3 3 2 1 0 0 0 0 0 1 26 30 6.23 2.308																					
Warren Brusstar, R ERA: 3.0 (5, 1)	0.2 2 0 0 0 0 0 0 0 0 0 0 0 2 2 0.00 0.000																					
Gene Garber, R ERA: 2.68 (6, 1)	2.0 10 5 1 1 3 0 0 0 0 0 0 0 16 16 4.50 2.500																					
Tug McGraw, L ERA: 2.69 (8, 1)	2.0 9 2 1 1 2 1 0 0 0 0 0 0 12 16 4.50 1.500																					

AB	42
R	5
H	16
RBI	5
BB	2
SO	7
LOB	25



Batter	1	2	3	4	5	6	7	8	9	AB	R	H	RBI	BB	SO	LOB	BOTTOM					
Garry Maddox, R OBP: 0.314, SLG: 0.434 (1, 8)										5	1	1	1	0	1	5	Cincinnati Reds @ Philadelphia Phillies Veterans Stadium, Philadelphia, PA Sun Sep 04 1977, 3:33 AM EDT Att: 40,051 - Unknown					
Larry Bowa, S OBP: 0.309, SLG: 0.335 (1, 6)										4	0	0	0	0	0	1						
Mike Schmidt, R OBP: 0.394, SLG: 0.576 (1, 5)										3	0	0	0	1	2	1						
Greg Luzinski, R OBP: 0.389, SLG: 0.600 (1, 7)										3	0	0	0	1	1	1						
Davey Johnson, R OBP: 0.404, SLG: 0.584 (1, 3)										4	0	1	0	0	0	1						
Jerry Martin, R OBP: 0.330, SLG: 0.440 (1, 9)										4	0	1	0	0	2	1						
Bob Boone, R OBP: 0.338, SLG: 0.434 (1, 2)										3	0	1	0	1	0	1						
Ted Sizemore, R OBP: 0.355, SLG: 0.371 (1, 4)										4	1	3	0	0	0	1						
Jim Kaat, L OBP: 0.240, SLG: 0.271 (5, 1)										1	0	0	0	0	0	2						
Warren Brusstar, R OBP: 0.298, SLG: 0.379 (5, PH)										0	0	0	0	0	0	0						
Ollie Brown, R OBP: 0.286, SLG: 0.379 (6, PH)										0	0	0	0	0	0	0						
Gene Garber, R OBP: 0.286, SLG: 0.379 (6, PH)										0	0	0	0	0	0	0						
Tim McCarver, L OBP: 0.346, SLG: 0.538 (7, PH)										0	0	0	0	0	0	1						
Tug McGraw, R OBP: 0.370, SLG: 0.375 (8, PH)										0	0	0	0	0	0	0						
Bake McBride, L OBP: 0.261, SLG: 0.538 (9, PH)										0	0	0	0	0	0	3						
Inning Stats	R: 1 E: 0 K: 0 S: 4	H: 1 LOB: 1 BB: 1 P: 8	R: 0 E: 0 K: 0 S: 4	H: 2 LOB: 1 BB: 0 P: 4	R: 0 E: 1 K: 1 S: 5	H: 0 LOB: 1 BB: 1 P: 9	R: 0 E: 0 K: 1 S: 5	H: 0 LOB: 0 BB: 0 P: 5	R: 1 E: 0 K: 1 S: 6	H: 1 LOB: 1 BB: 1 P: 10	R: 0 E: 0 K: 1 S: 5	H: 0 LOB: 0 BB: 0 P: 5	R: 0 E: 0 K: 1 S: 5	H: 0 LOB: 1 BB: 1 P: 9	R: 0 E: 0 K: 1 S: 5	H: 0 LOB: 0 BB: 0 P: 5	R: 0 E: 0 K: 1 S: 8	H: 3 LOB: 3 BB: 0 P: 8	1B: 4 2B: 2 3B: 0 HR: 1	SF: 0 SAC: 0 DP: 1 HBP: 0	WP: 0 PB: 0 SB: 1 CS: 0	PA: 37
PITCHER	IP WLS BF H R ER SO BB IBB HBP BLK WP HR S P ERA WHIP																					
Fred Norman, L ERA: 3.17 (1, 1)	9.0 W 37 7 2 2 7 4 0 0 0 0 0 1 47 63 2.00 1.222																					

AB	33
R	2
H	7
RBI	1
BB	4
SO	7
LOB	18



Batter	1	2	3	4	5	6	7	8	9	AB	R	H	RBI	BB	SO	LOB	TOP					
Pete Rose, S OBP: 0.371, SLG: 0.440 Jack Billingham, R OBP: 0.182, SLG: 0.185	0-0 3B		0-0 4-3			0-0 G3		0-0 2B		4	0	2	0	0	0	0	Cincinnati Reds @ Houston Astros Astrodome, Houston, TX Mon Sep 05 1977, 8:05 PM EDT Att: 20,485 - Unknown					
Dave Concepcion, R OBP: 0.323, SLG: 0.366	0-0 5-3		0-0 F4			0-0 1B		0-0 G3		4	0	1	0	0	0	2						
Joe Morgan, L OBP: 0.431, SLG: 0.505	0-0 FC6-5-2			0-0 F8		4-0 1B		0-0 4-3		3	0	0	0	1	0	2						
George Foster, R OBP: 0.370, SLG: 0.625	0-0 5-3			0-0 6-3		0-0 F3			0-3 K	4	0	0	0	0	1	3						
Dan Driessen, L OBP: 0.367, SLG: 0.461		0-3 K		0-0 F9		0-0 1-3			0-0 F8	4	0	0	0	0	1	2						
Johnny Bench, R OBP: 0.347, SLG: 0.564		0-0 1B			0-0 F3		0-3 K		0-0 F8	4	0	1	0	0	1	0						
Cesar Geronimo, L OBP: 0.316, SLG: 0.383					0-0 F7		0-0 F7			3	0	1	0	0	0	0						
Mike Lum, L OBP: 0.214, SLG: 0.274 Dan Dumoulin, R OBP: 0.353, SLG: 0.468					0-0 4-3		0-0 K			3	0	0	0	0	1	2						
Tom Seaver, R OBP: 0.219, SLG: 0.290 Champ Summers, L OBP: 0.219, SLG: 0.373				0-0 6-3						2	1	1	1	0	0	0						
										1	0	0	0	0	0	0						
Inning Stats	R: 0 E: 0 K: 0 S: 4	H: 1 LOB: 1 BB: 0 P: 4	R: 0 E: 0 K: 1 S: 6	H: 2 LOB: 1 BB: 0 P: 6	R: 0 E: 0 K: 0 S: 3	H: 0 LOB: 0 BB: 0 P: 3	R: 0 E: 0 K: 0 S: 3	H: 0 LOB: 0 BB: 0 P: 3	R: 0 E: 0 K: 1 S: 5	H: 0 LOB: 0 BB: 0 P: 5	R: 1 E: 0 K: 0 S: 5	H: 2 LOB: 2 BB: 1 P: 9	R: 0 E: 0 K: 1 S: 5	H: 0 LOB: 0 BB: 0 P: 5	R: 0 E: 0 K: 0 S: 4	H: 1 LOB: 1 BB: 0 P: 4	R: 0 E: 0 K: 1 S: 5	H: 0 LOB: 0 BB: 0 P: 5	1B: 3 2B: 1 3B: 1 HR: 1	SF: 0 SAC: 0 DP: 0 HBP: 0	WP: 0 PB: 0 SB: 0 CS: 0	PA: 33
PITCHER Mark Lemongello, R ERA: 3.77	IP: 9.0 WLS: W BF: 33 H: 6 R: 1 ER: 1 SO: 4 BB: 1 IBB: 0 HBP: 0 BLK: 0 WP: 0 HR: 1 S: 40 P: 44 ERA: 1.00 WHIP: 0.778															PITCHER						

Batter	1	2	3	4	5	6	7	8	9	AB	R	H	RBI	BB	SO	LOB	BOTTOM					
Wilbur Howard, S OBP: 0.276, SLG: 0.321	0-0 6-3		0-0 F6			0-0 F6		0-3 K		4	0	0	0	0	1	0	Cincinnati Reds @ Houston Astros Astrodome, Houston, TX Mon Sep 05 1977, 8:05 PM EDT Att: 20,485 - Unknown					
Enos Cabell, R OBP: 0.313, SLG: 0.448			4-0 BB			0-0 3B		0-3 K		3	2	2	1	1	1	0						
Cesar Cedeno, R OBP: 0.325, SLG: 0.393	0-0 6-3		0-0 F7			0-0 1B		0-0 5-3		4	1	1	1	0	0	1						
Jose Cruz, L OBP: 0.367, SLG: 0.462	0-0 1B		0-0 F7			0-0 SF7		0-0 4-3		3	0	1	1	0	0	1						
Joe Ferguson, R OBP: 0.375, SLG: 0.436	0-0 F8			0-0 6-3		0-0 1B		0-0 F8		4	1	1	0	0	0	1						
Bob Watson, R OBP: 0.354, SLG: 0.466		0-0 6-3		0-0 F8		0-0 2B		0-0 1B		4	0	2	1	0	0	0						
Art Howe, R OBP: 0.337, SLG: 0.404 Roger Metzger, S OBP: 0.275, SLG: 0.250		0-3 K		0-0 6-3		0-0 1B		0-0 HBP		3	0	0	0	0	1	1						
Julio Gonzalez, R OBP: 0.292, SLG: 0.330		0-0 6-3			0-0 5-3		0-0 1B		1-0 1B	3	0	1	0	0	0	0						
Mark Lemongello, R OBP: 0.097, SLG: 0.129			0-0 E2		0-3 K		0-3 K		0-3 K	4	1	1	0	0	3	5						
										1B: 6 2B: 1 3B: 2 HR: 1	SF: 1 SAC: 0 DP: 0 HBP: 1	WP: 0 PB: 0 SB: 1 CS: 0	PA: 36									
Inning Stats	R: 1 E: 0 K: 0 S: 5	H: 2 LOB: 1 BB: 0 P: 5	R: 0 E: 0 K: 1 S: 5	H: 0 LOB: 0 BB: 0 P: 5	R: 1 E: 1 K: 0 S: 4	H: 1 LOB: 1 BB: 1 P: 8	R: 0 E: 0 K: 0 S: 3	H: 0 LOB: 0 BB: 0 P: 3	R: 0 E: 0 K: 1 S: 5	H: 0 LOB: 0 BB: 0 P: 5	R: 3 E: 0 K: 2 S: 7	H: 5 LOB: 2 BB: 0 P: 10	R: 0 E: 0 K: 2 S: 7	H: 0 LOB: 0 BB: 0 P: 7	R: 0 E: 0 K: 1 S: 7	H: 2 LOB: 2 BB: 0 P: 8	R: 0 E: 0 K: 1 S: 7	H: 0 LOB: 0 BB: 0 P: 8	1B: 6 2B: 1 3B: 2 HR: 1	SF: 1 SAC: 0 DP: 0 HBP: 1	WP: 0 PB: 0 SB: 1 CS: 0	PA: 36
PITCHER Tom Seaver, R ERA: 2.9 Dan Dumoulin, R ERA: 5.19 Jack Billingham, R ERA: 5.19	IP: 6.0 WLS: L BF: 27 H: 8 R: 5 ER: 5 SO: 3 BB: 1 IBB: 0 HBP: 0 BLK: 0 WP: 0 HR: 1 S: 32 P: 36 ERA: 7.50 WHIP: 1.500															PITCHER						

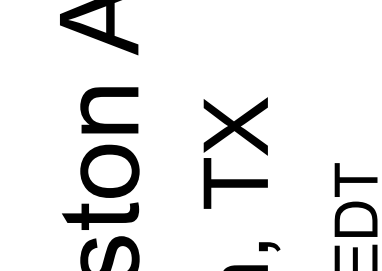
Batter	1	2	3	4	5	6	7	8	9	AB	R	H	RBI	BB	SO	LOB	TOP										
Pete Rose, S OBP: 0.371, SLG: 0.440 (1, 5)										5	0	2	1	0	0	0	Cincinnati Reds @ Houston Astros Astrodome, Houston, TX Tue Sep 06 1977, 8:05 PM EDT Att: 14,653 - Unknown										
Dave Concepcion, R OBP: 0.321, SLG: 0.364 (1, 6)										3	0	0	0	0	0	1											
Joe Morgan, L OBP: 0.429, SLG: 0.502 (1, 4)										3	0	0	0	1	1	3											
George Foster, R OBP: 0.371, SLG: 0.624 (1, 7)										4	1	2	0	0	0	2											
Dan Driessen, L OBP: 0.368, SLG: 0.461 (1, 3)										4	1	2	0	0	0	3											
Johnny Bench, R OBP: 0.346, SLG: 0.561 (1, 2)										4	0	1	1	0	1	2											
Cesar Geronimo, L OBP: 0.316, SLG: 0.381 (1, 8)										2	0	0	0	1	1	2											
Champ Summers, L OBP: 0.209, SLG: 0.355 (1, 9)										3	1	0	1	0	0	2											
Dan Dumoulin, R (6, 1)										0	0	0	0	0	0	0											
Jack Billingham, R OBP: 0.182, SLG: 0.185 (7, 1)										1	0	0	0	0	0	0											
Ray Knight, R OBP: 0.348, SLG: 0.460 (9, PH)										1	0	0	0	0	0	0											
Doug Capilla, L OBP: 0.094, SLG: 0.067 (3, 1)										1	0	0	0	0	0	1											
Tom Hume, R OBP: 0.333, SLG: 1.333 (5, PH)										0	0	0	0	0	0	0											
Mike Lundy, L OBP: 0.271, SLG: 0.271 (5, 1)										1	0	0	0	0	0	1											
Dale Murray, R OBP: 0.162, SLG: 0.162 (6, PH)										0	0	0	0	0	0	0											
Ken Griffey, L OBP: 0.361, SLG: 0.462 (6, PH)										2	0	0	0	0	0	1											
Ken Griffey, L OBP: 0.361, SLG: 0.462 (6, PH)										2	0	0	0	0	0	1											
Inning Stats	R: 0 E: 1 K: 0 S: 5	H: 1 LOB: 2 BB: 0 P: 5	R: 0 E: 0 K: 0 S: 3	H: 0 LOB: 1 BB: 1 P: 7	R: 0 E: 0 K: 1 S: 2	H: 0 LOB: 0 BB: 1 P: 6	R: 0 E: 0 K: 1 S: 6	H: 1 LOB: 1 BB: 0 P: 6	R: 1 E: 2 K: 0 S: 5	H: 1 LOB: 1 BB: 0 P: 5	R: 2 E: 0 K: 0 S: 6	H: 3 LOB: 1 BB: 0 P: 6	R: 0 E: 0 K: 1 S: 5	H: 0 LOB: 0 BB: 0 P: 5	R: 0 E: 0 K: 0 S: 6	H: 1 LOB: 1 BB: 0 P: 6	R: 0 E: 0 K: 0 S: 3	H: 0 LOB: 0 BB: 0 P: 3	1B: 7 2B: 0 3B: 0 HR: 0	SF: 0 SAC: 2 DP: 0 HBP: 0	WP: 1 PB: 0 SB: 0 CS: 1	PA: 38					
PITCHER	IP	WLS	BF	H	R	ER	SO	BB	IBB	HBP	BLK	WP	HR	S	P	ERA	WHIP										
Joaquin Andujar, R ERA: 3.42	6.0	W	27	6	3	2	1	2	0	0	0	1	0	27	35	3.00	1.333										
Joe Sambito, L ERA: 2.37	3.0	S	10	1	0	0	2	0	0	0	0	0	0	14	14	0.00	0.333										

Batter	1	2	3	4	5	6	7	8	9	AB	R	H	RBI	BB	SO	LOB	BOTTOM										
Wilbur Howard, S OBP: 0.274, SLG: 0.318 (1, 7)										5	0	1	0	0	0	2	Cincinnati Reds @ Houston Astros Astrodome, Houston, TX Tue Sep 06 1977, 8:05 PM EDT Att: 14,653 - Unknown										
Enos Cabell, R OBP: 0.314, SLG: 0.453 (1, 5)										5	2	2	1	0	1	2											
Cesar Cedeno, R OBP: 0.324, SLG: 0.394 (1, 8)										4	1	1	1	0	0	2											
Bob Watson, R OBP: 0.355, SLG: 0.471 (1, 3)										4	2	2	1	0	0	1											
Joe Ferguson, R OBP: 0.376, SLG: 0.434 (1, 2)										2	1	0	0	2	1	1											
Jose Cruz, L OBP: 0.367, SLG: 0.461 (1, 9)										4	1	1	1	0	0	2											
Art Howe, R OBP: 0.339, SLG: 0.408 (7, 4)										4	1	2	3	0	0	0											
Julio Gonzalez, R OBP: 0.291, SLG: 0.328 (1, 4)										2	0	0	0	0	1	2											
Joe Sambito, L OBP: 0.154, SLG: 0.154 (7, 1)										1	0	0	0	0	0	0											
Joaquin Andujar, S OBP: 0.229, SLG: 0.239 (1, 1)										2	0	0	0	0	1	2											
Danny Walton, R OBP: 1.000, SLG: 1.000 (6, PH)										1	0	1	0	0	0	0											
Roger Metzger, S OBP: 0.278, SLG: 0.258 (7, 6)										1	0	1	0	0	0	0											
Inning Stats	R: 0 E: 0 K: 1 S: 5	H: 0 LOB: 0 BB: 0 P: 5	R: 1 E: 0 K: 0 S: 5	H: 2 LOB: 1 BB: 1 P: 9	R: 2 E: 0 K: 0 S: 5	H: 1 LOB: 0 BB: 0 P: 5	R: 0 E: 0 K: 1 S: 5	H: 0 LOB: 0 BB: 0 P: 5	R: 1 E: 0 K: 1 S: 7	H: 2 LOB: 1 BB: 0 P: 7	R: 3 E: 0 K: 0 S: 7	H: 4 LOB: 2 BB: 1 P: 11	R: 1 E: 0 K: 1 S: 6	H: 1 LOB: 0 BB: 0 P: 6	R: 0 E: 0 K: 0 S: 4	H: 1 LOB: 1 BB: 0 P: 4	1B: 5 2B: 5 3B: 0 HR: 1	SF: 0 SAC: 1 DP: 0 HBP: 0	WP: 3 PB: 0 SB: 2 CS: 0	PA: 38							
PITCHER	IP	WLS	BF	H	R	ER	SO	BB	IBB	HBP	BLK	WP	HR	S	P	ERA	WHIP										
Doug Capilla, L ERA: 4.9	2.0	L	9	2	1	1	1	0	0	0	0	0	0	10	10	4.50	1.500										
Tom Hume, R ERA: 10.64	2.0		8	1	2	0	1	0	0	0	0	0	0	10	10	0.00	0.500										
Dale Murray, R ERA: 4.98	1.0		5	2	1	1	1	0	0	0	0	1	1	7	7	9.00	2.000										
Dan Dumoulin, R ERA: 13.5	1.0		8	4	3	3	0	1	0	0	0	1	0	7	11	27.00	5.000										
Jack Billingham, R ERA: 5.18	2.0		8	2	1	1	1	0	0	0	0	1	0	10	10	4.50	1.000										

AB 33
R 3
H 7
RBI 3
BB 2
SO 3
LOB 18



AB 35
R 8
H 11
RBI 7
BB 2
SO 4
LOB 14



Batter	1	2	3	4	5	6	7	8	9	AB	R	H	RBI	BB	SO	LOB	TOP							
Derrel Thomas, S (1, 8) OBP: 0.319, SLG: 0.375 Terry Whitfield, L (6, 8) OBP: 0.313, SLG: 0.420	0-0 BB 2B 1B	4-0 CS BB		0-0 L4		0-0 F7		0-0 F7		3	1	1	0	1	0	0								
Rob Andrews, R (1, 4) OBP: 0.347, SLG: 0.300	4-0 2B BB	0-0 F8		0-3 K		0-0 F9			0-0 E6 1B	4	1	1	0	1	1	1								
Darrell Evans, L (1, 5) OBP: 0.354, SLG: 0.426	0-0 F7			0-0 HR 1B		0-0 BB 1B		0-0 F7		5	1	2	0	0	0	3								
Willie McCovey, L (1, 3) OBP: 0.366, SLG: 0.495	0-0 E 1B 2B			0-0 HR		0-3 K		0-0 G3		5	2	2	4	0	1	2								
Jack Clark, R (1, 9) OBP: 0.336, SLG: 0.413	0-3 K			0-3 K		4-0 BB		0-0 F9		4	0	0	0	1	2	2								
Gary Thomasson, L (1, 7) OBP: 0.351, SLG: 0.453	4-0 E 1B IBB			0-0 F8		0-0 F7		0-0 F7		3	0	0	0	1	0	2								
Tim Foli, R (1, 6) OBP: 0.241, SLG: 0.332	0-0 E6 1B			0-0 FC5-4 1B		0-0 P4		0-0 1B S		4	0	2	0	0	0	4								
Marc Hill, R (1, 2) OBP: 0.309, SLG: 0.352	0-0 1-2 2-3 1B			0-0 FC5-4		0-0 P6		0-0 1-3 1B		4	0	2	1	0	0	1								
Ed Halicki, R (1, 1) OBP: 0.211, SLG: 0.260 Gary Lavelle, S (6, 1)		0-0 F8		0-0 1-3		0-0 HR		0-3 K		3	1	1	1	0	0	0								
										1	0	0	0	0	1	2								
Inning Stats	R: 3 E: 1 K: 1 S: 8	H: 3 LOB: 2 BB: 2 P: 16	R: 0 E: 0 K: 0 S: 2	H: 0 LOB: 0 BB: 1 P: 6	R: 2 E: 0 K: 1 S: 8	H: 3 LOB: 1 BB: 0 P: 8	R: 0 E: 0 K: 1 S: 5	H: 0 LOB: 0 BB: 0 P: 5	R: 0 E: 0 K: 1 S: 6	H: 1 LOB: 2 BB: 1 P: 10	R: 1 E: 0 K: 0 S: 4	H: 1 LOB: 0 BB: 0 P: 4	R: 0 E: 0 K: 0 S: 3	H: 0 LOB: 0 BB: 0 P: 3	R: 0 E: 0 K: 1 S: 7	H: 2 LOB: 2 BB: 0 P: 7	R: 0 E: 1 K: 0 S: 4	H: 1 LOB: 1 BB: 0 P: 4	1B: 8 2B: 1 3B: 0 HR: 2	SF: 0 SAC: 0 DP: 0 HBP: 0	WP: 0 PB: 0 SB: 1 CS: 1	PA: 41		
PITCHER	IP	WLS	BF	H	R	ER	SO	BB	IBB	HBP	BLK	WP	HR	S	P	ERA	WHIP							
Mario Soto, R (1, 1) ERA: 4.53	4.0	L	20	6	5	4	3	2	1	0	0	0	1	23	35	9.00	2.000							
Manny Sarmiento, R (5, 1) ERA: 3.04	2.0		9	2	1	1	1	1	0	0	0	0	1	10	14	4.50	1.500							
Pedro Borbon, R (7, 1) ERA: 3.06	2.0		8	2	0	0	1	0	0	0	0	0	0	10	10	0.00	1.000							
Dale Murray, R (9, 1) ERA: 4.93	1.0		4	1	0	0	0	0	0	0	0	0	0	4	4	0.00	1.000							

San Francisco Giants @ Cincinnati Reds
Riverfront Stadium, Cincinnati, OH
Wed Sep 07 1977, 7:05 PM EDT
Att: 19,351 - Unknown

AB	37
R	6
H	11
RBI	6
BB	4
SO	5
LOB	19

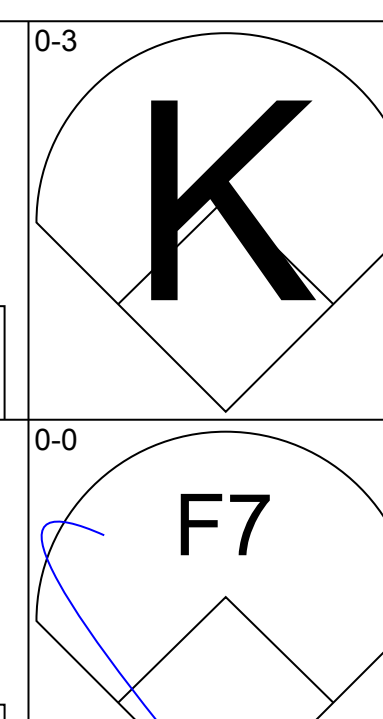
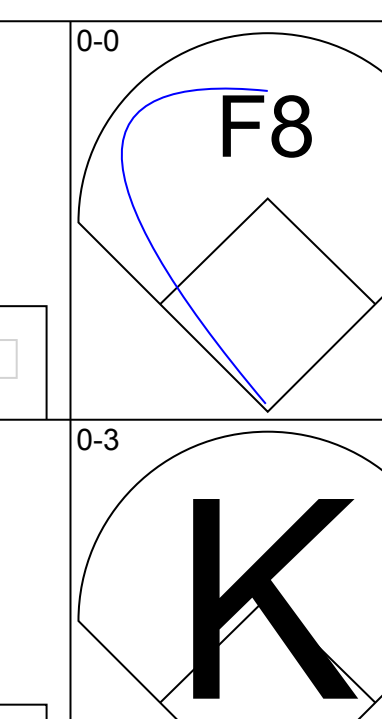
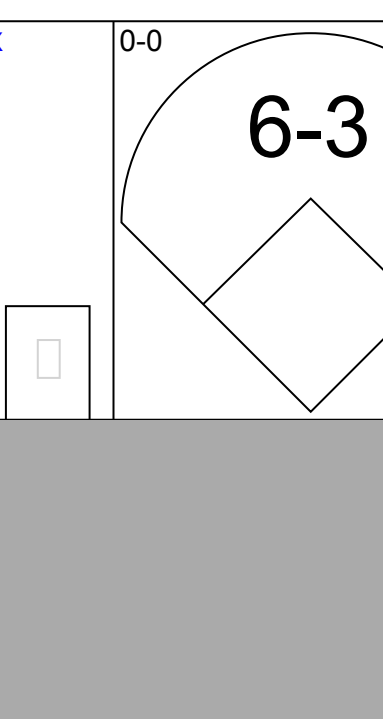
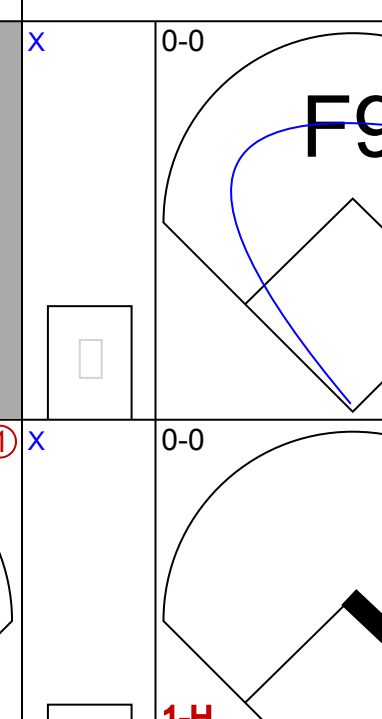
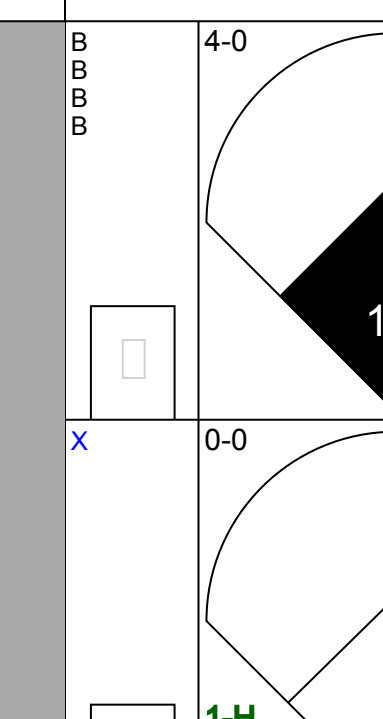
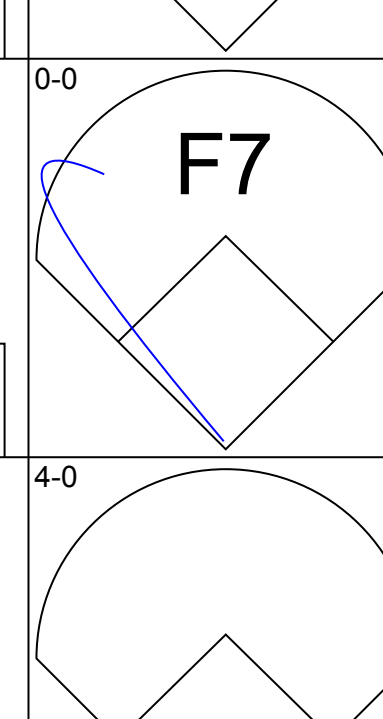
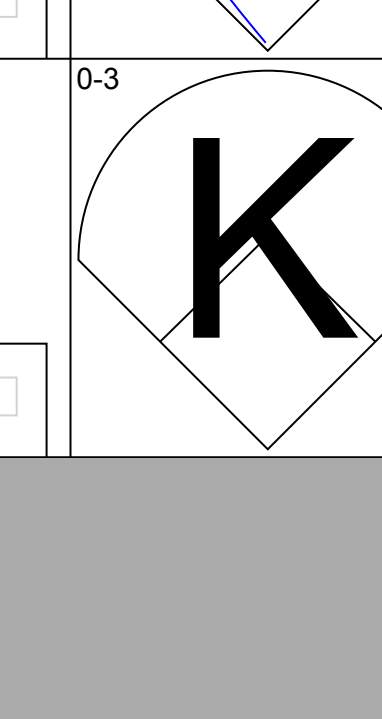
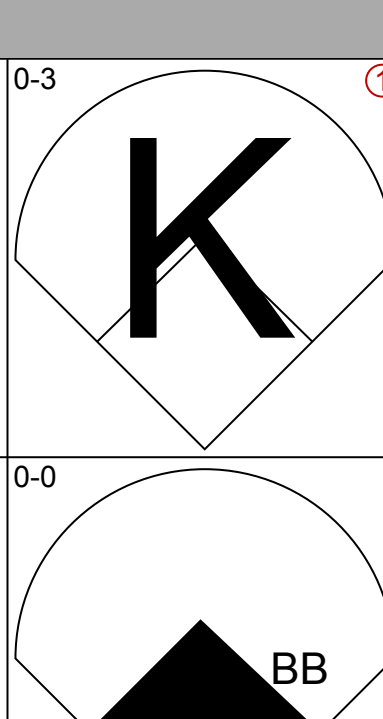
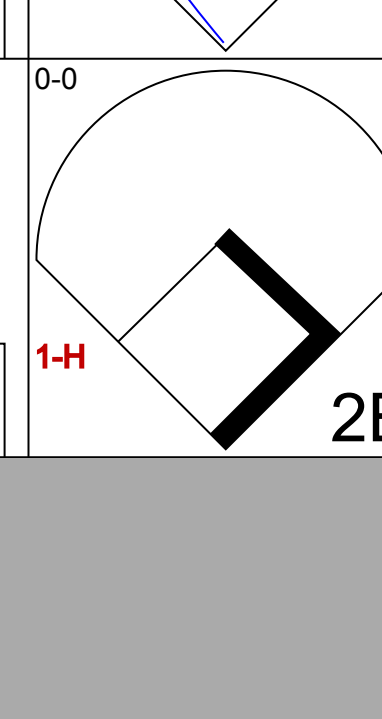
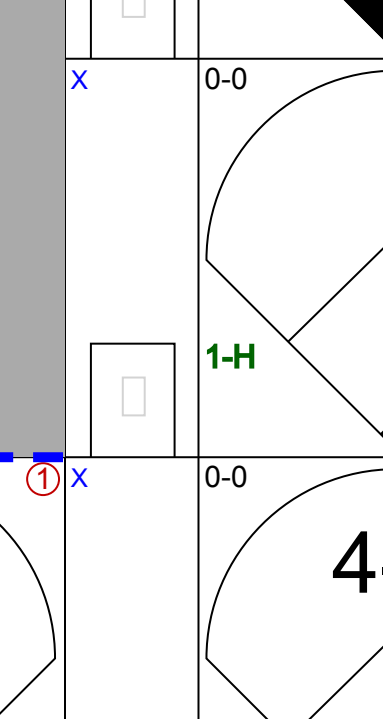
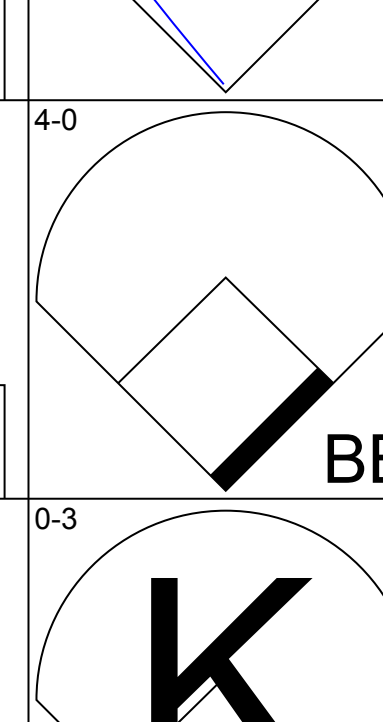
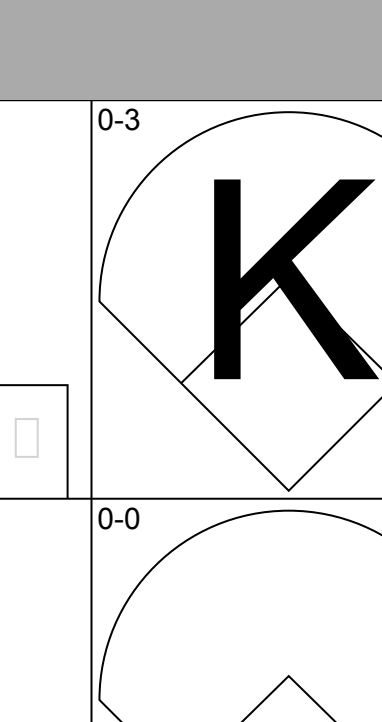
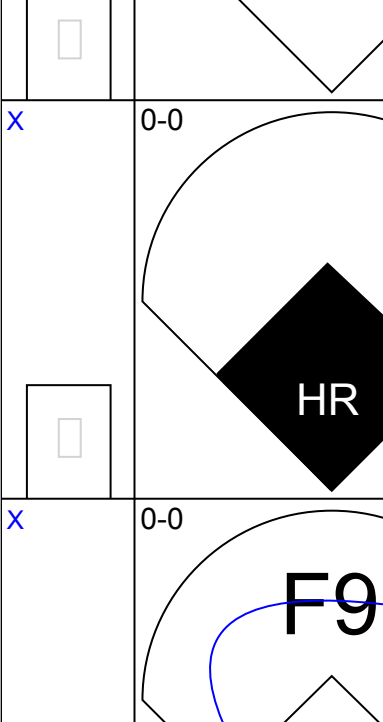
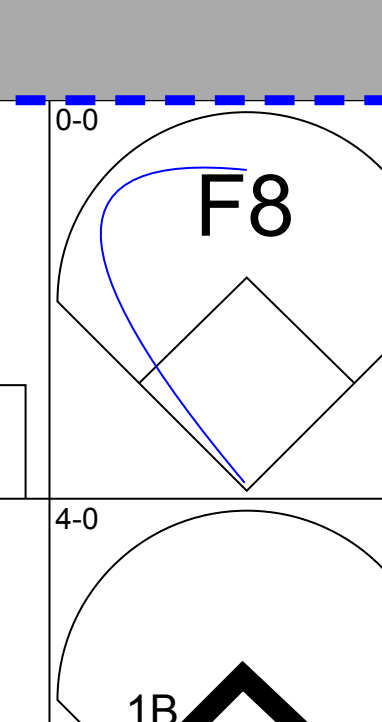
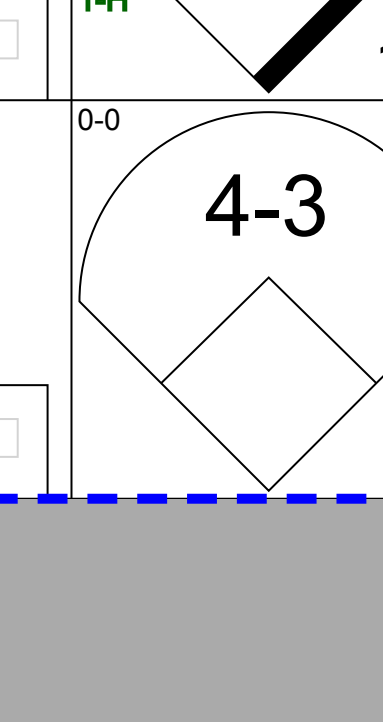
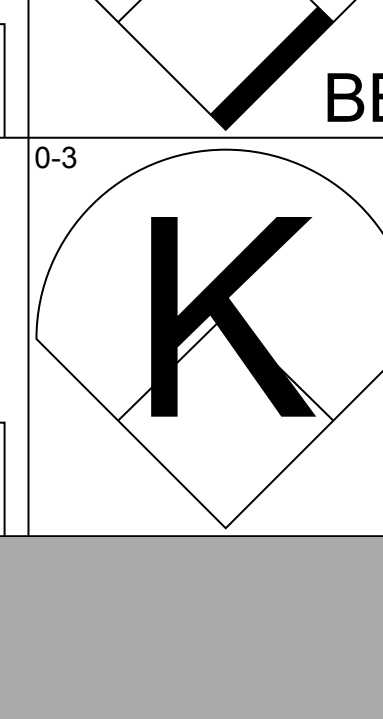
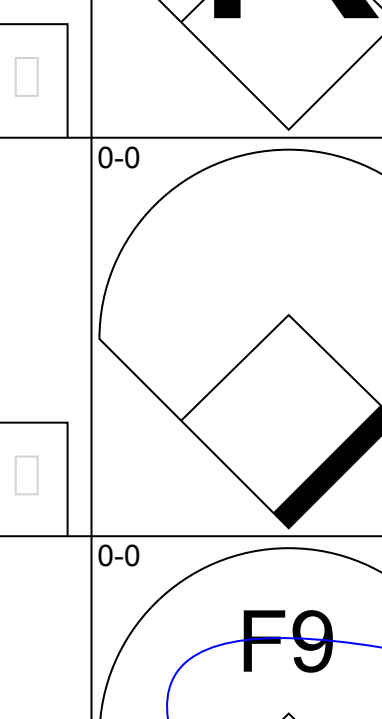
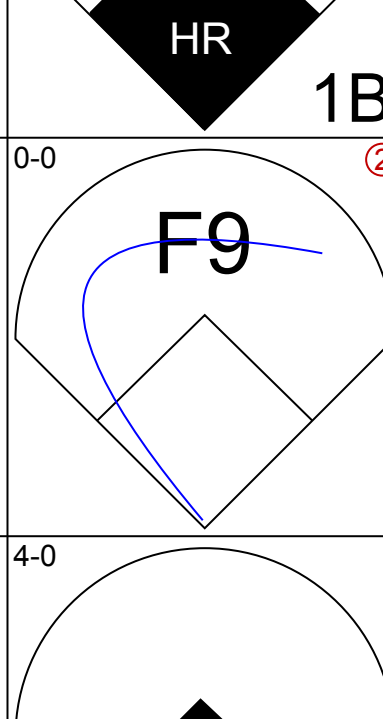
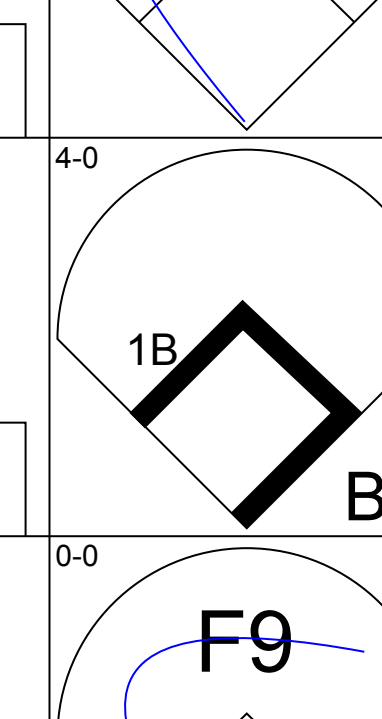
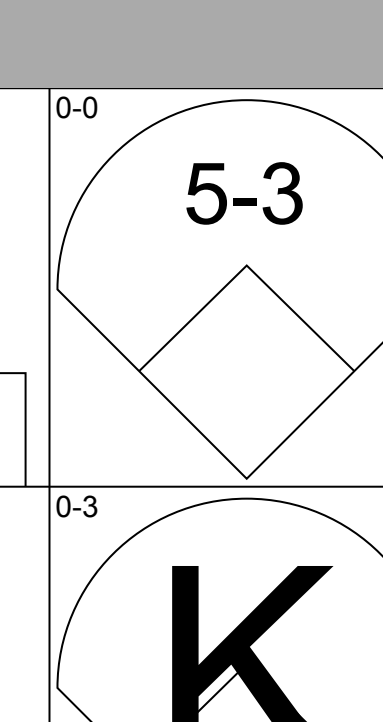
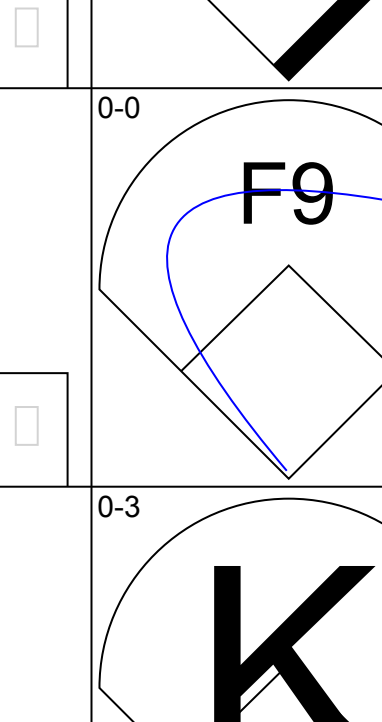
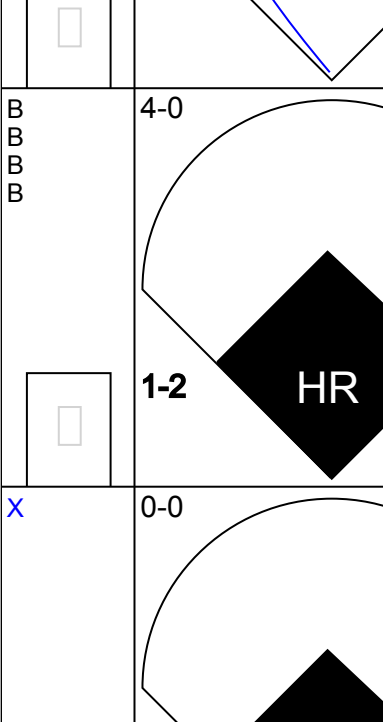
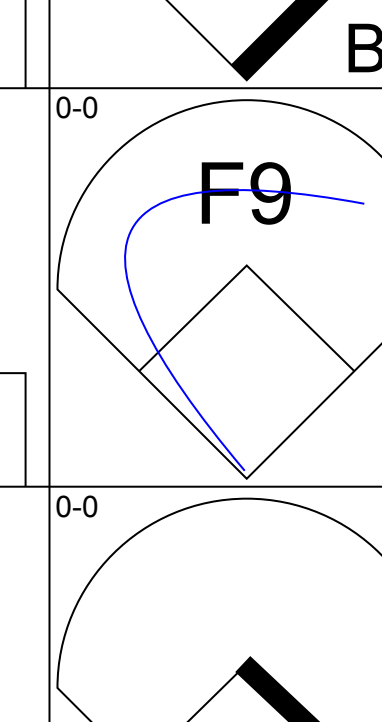


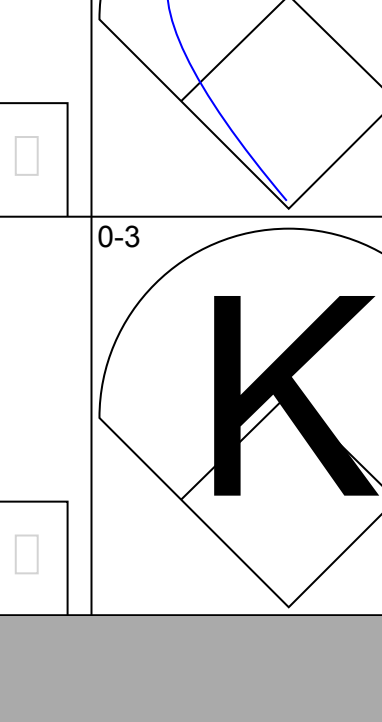
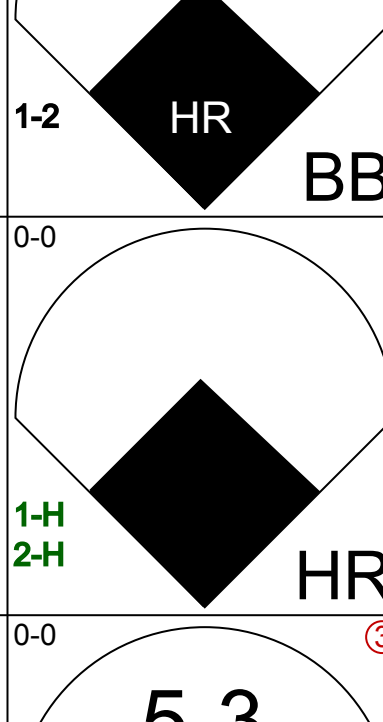
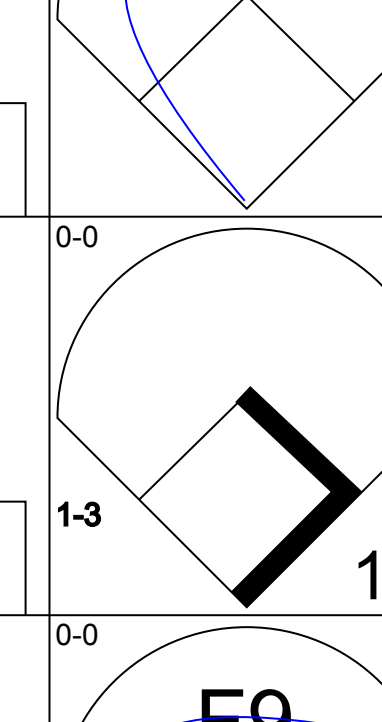

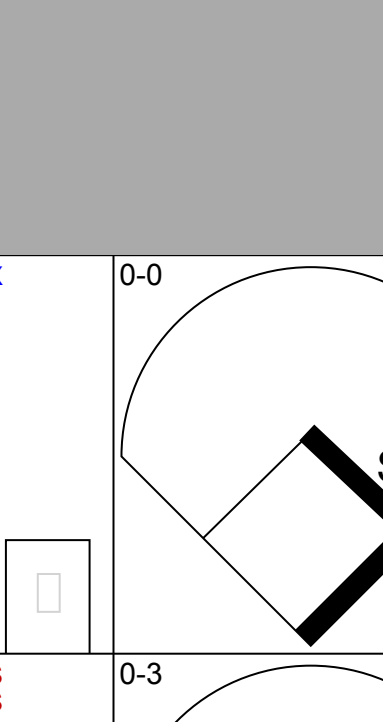
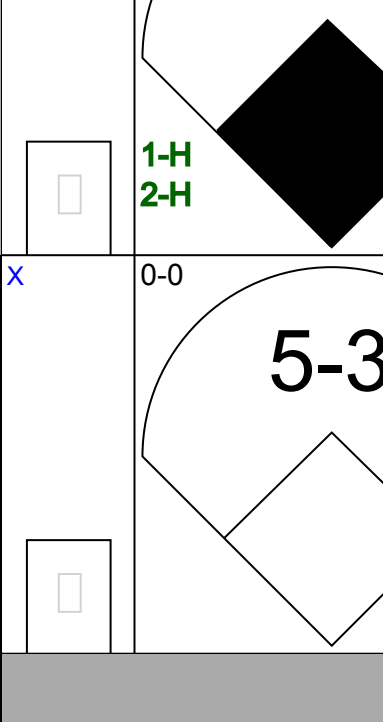
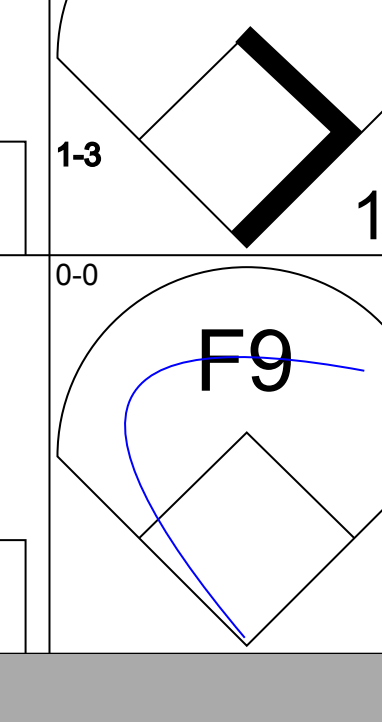
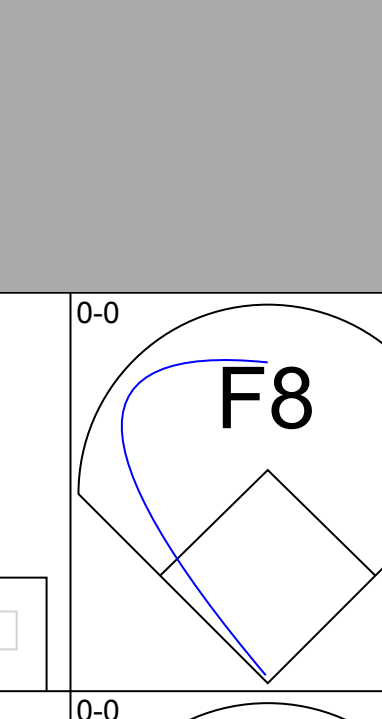
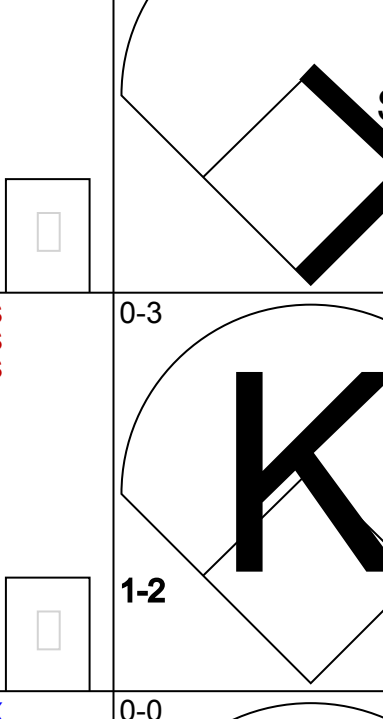
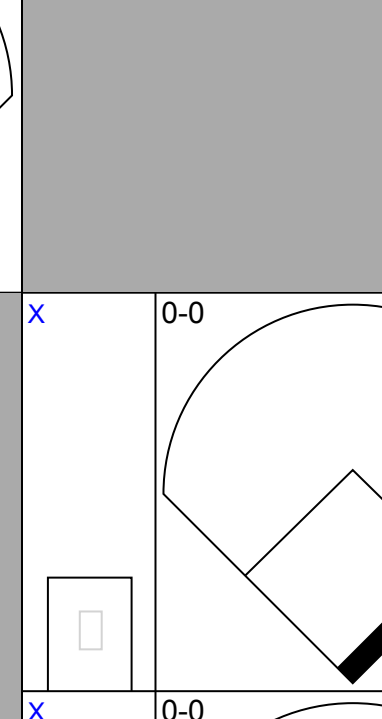
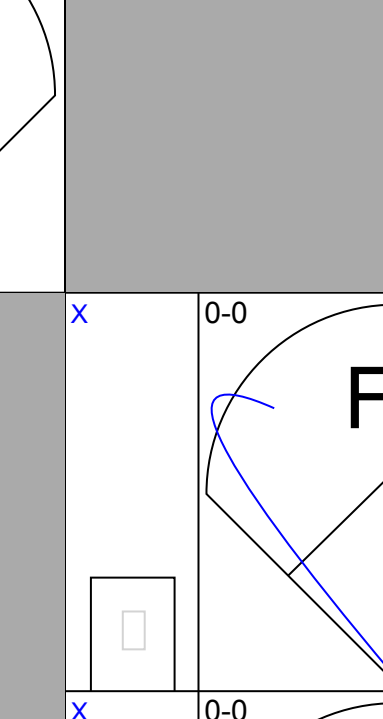
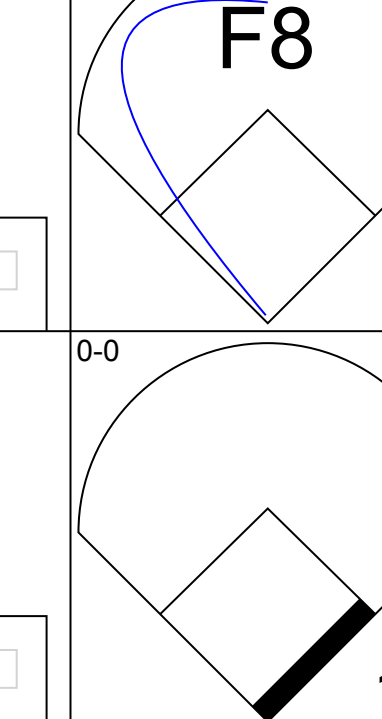
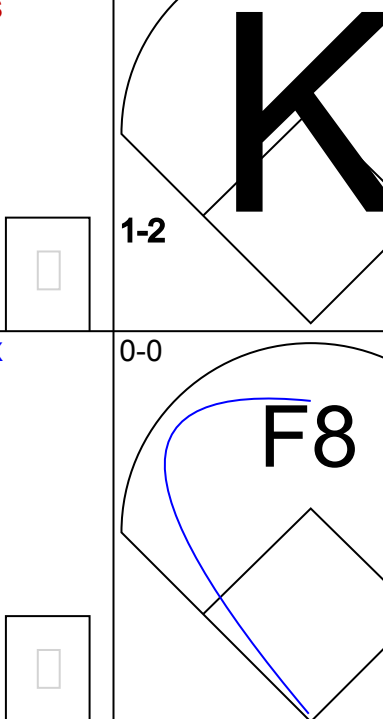
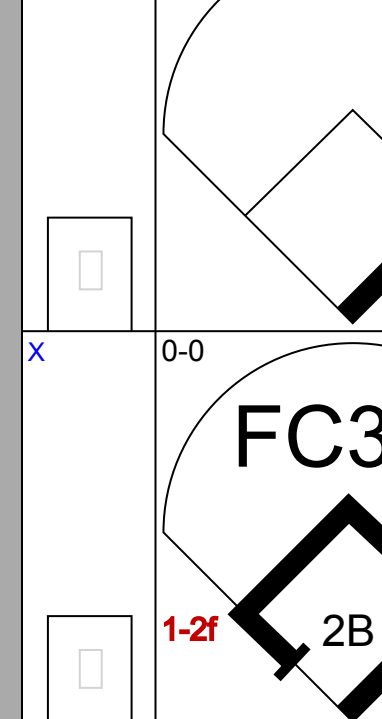
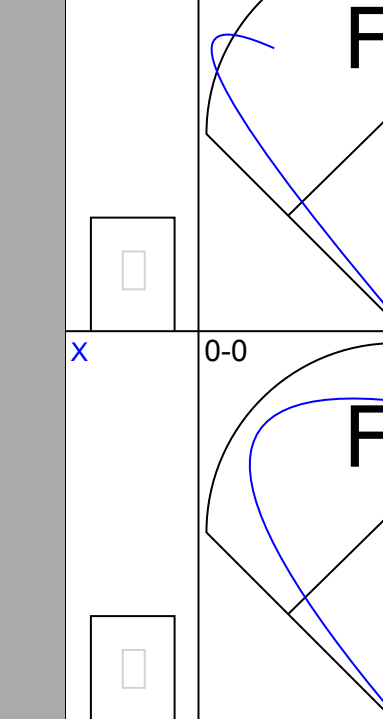


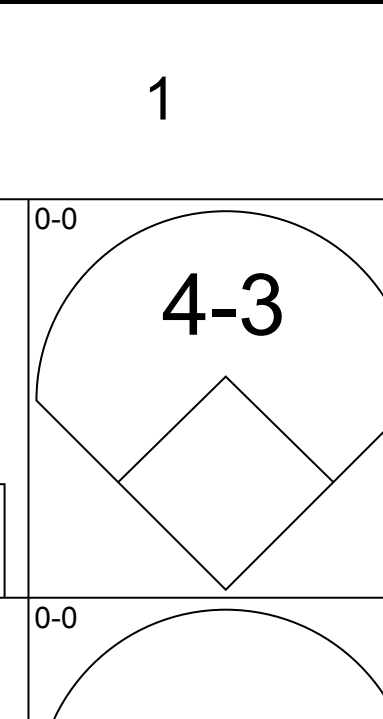
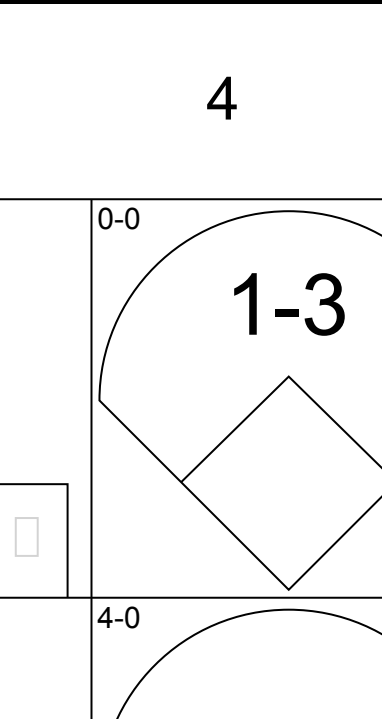
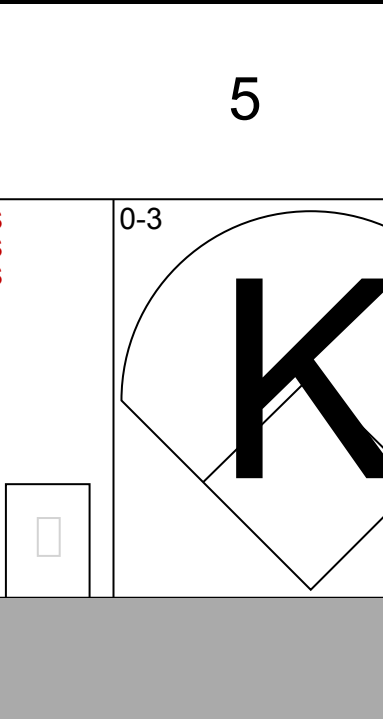
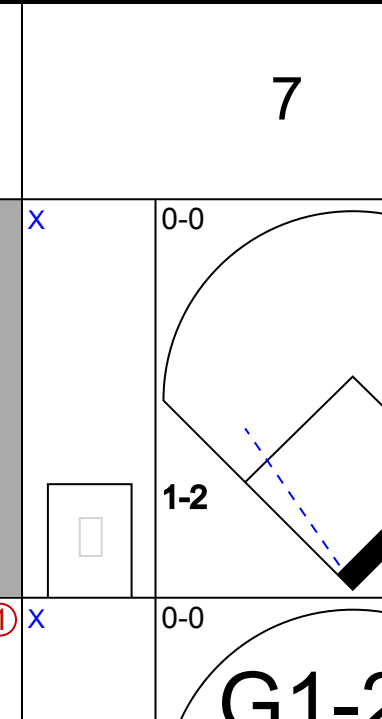
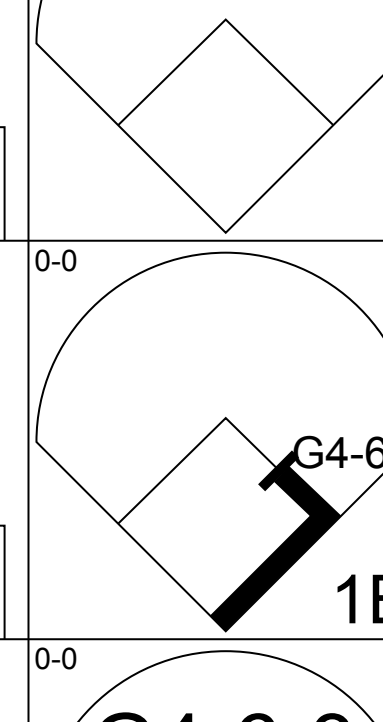
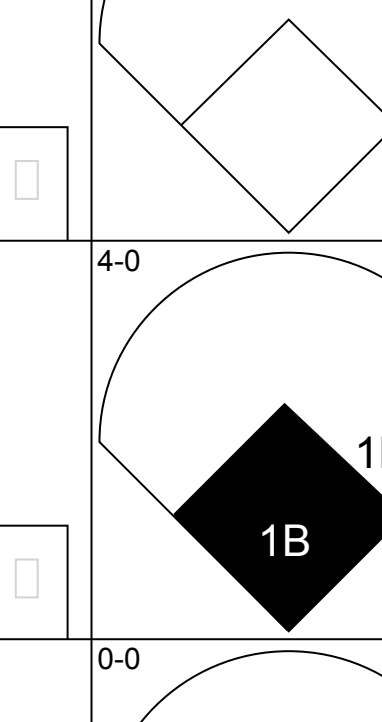
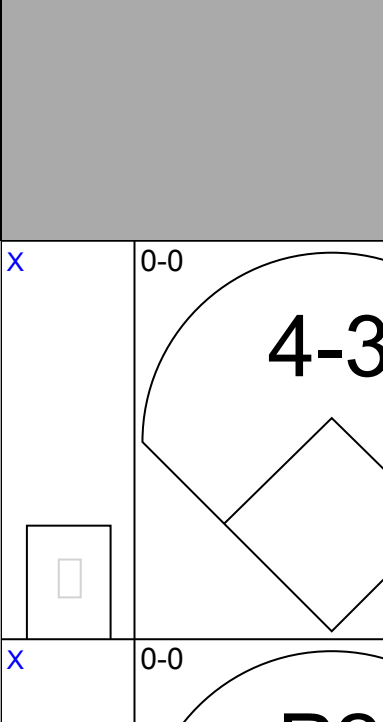
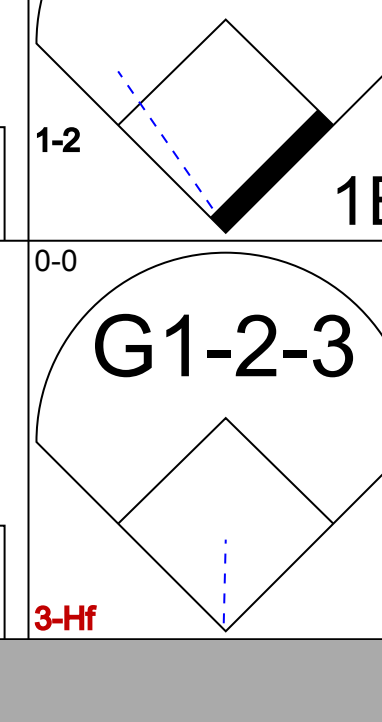
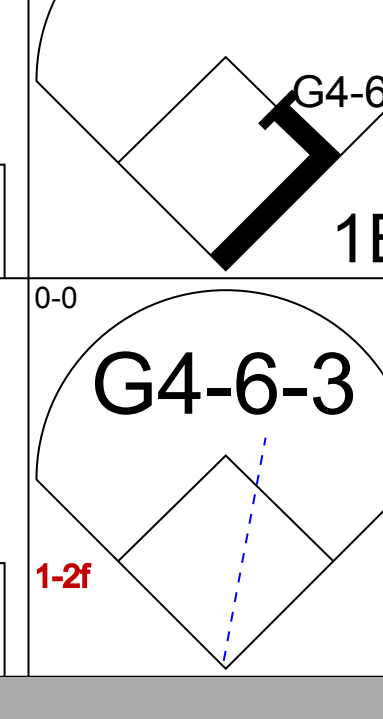
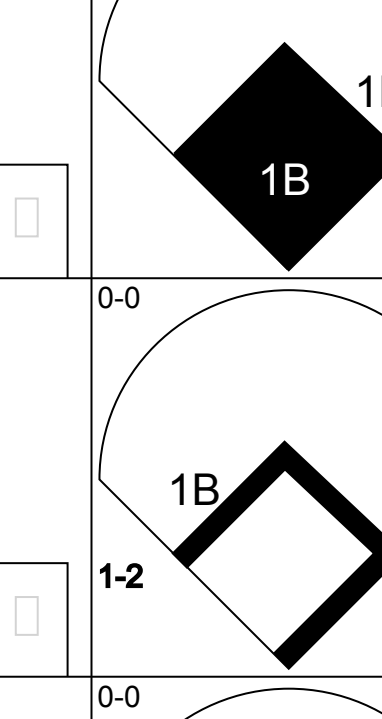
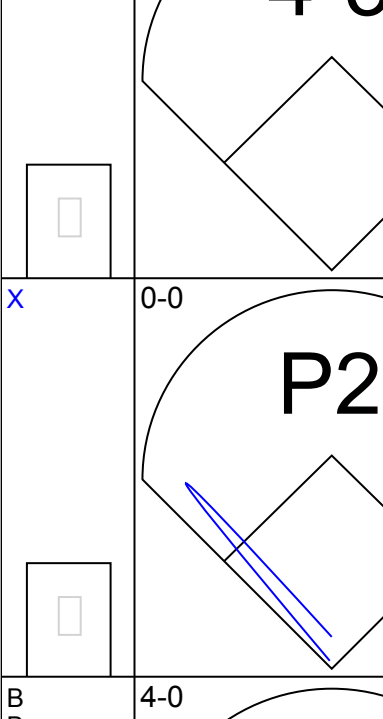
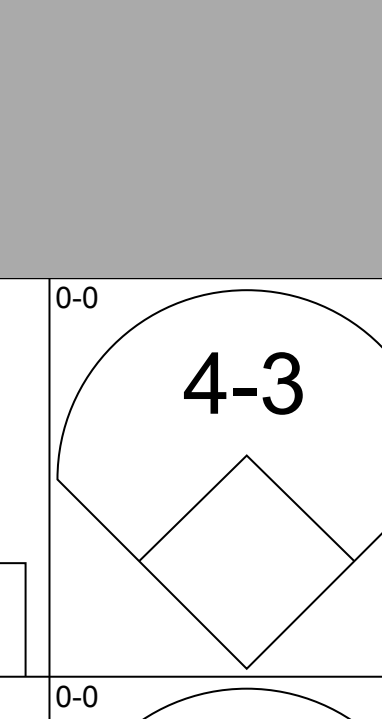
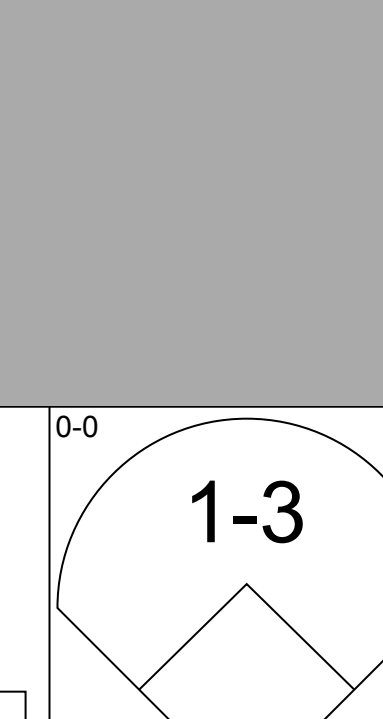
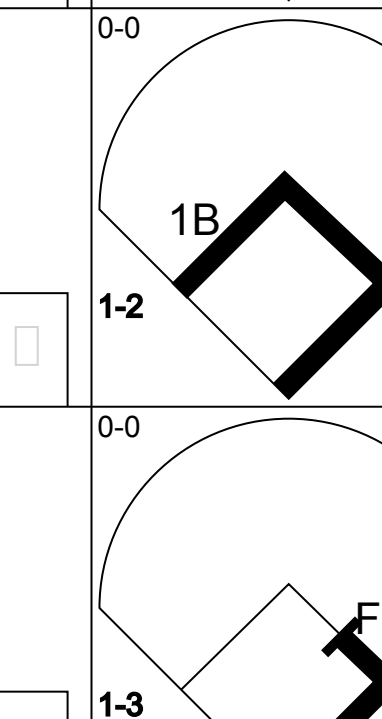
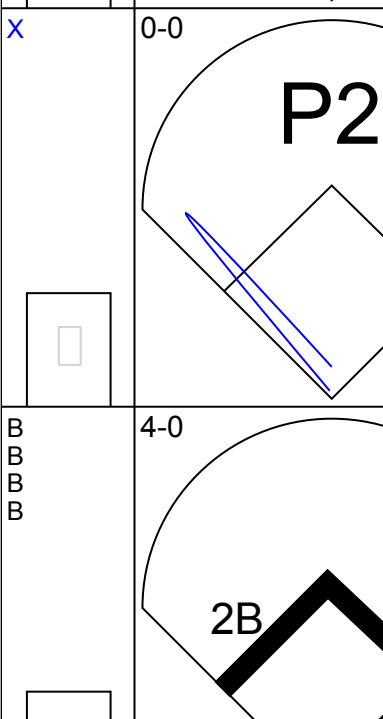
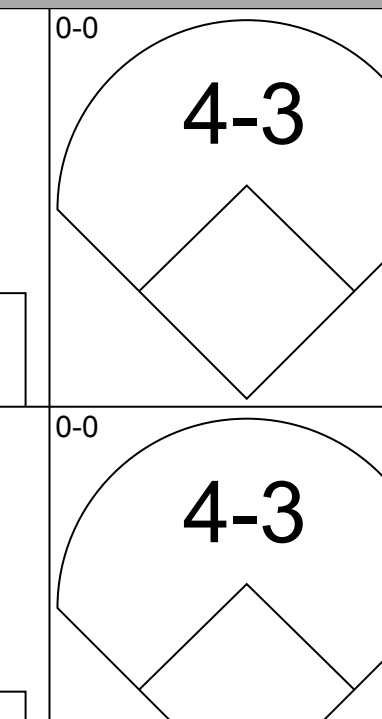
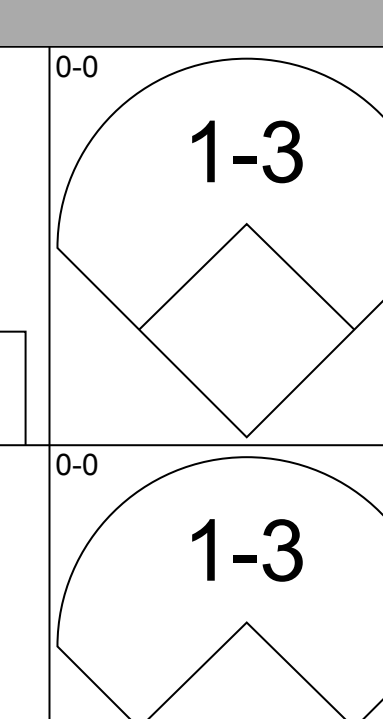
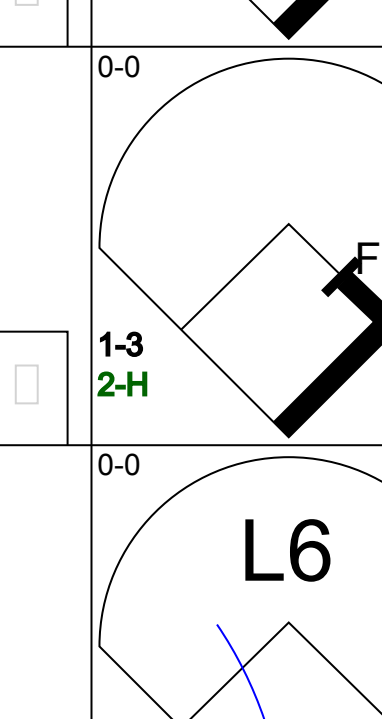
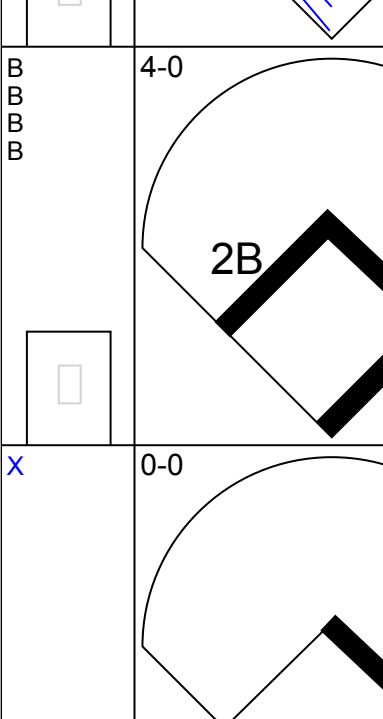
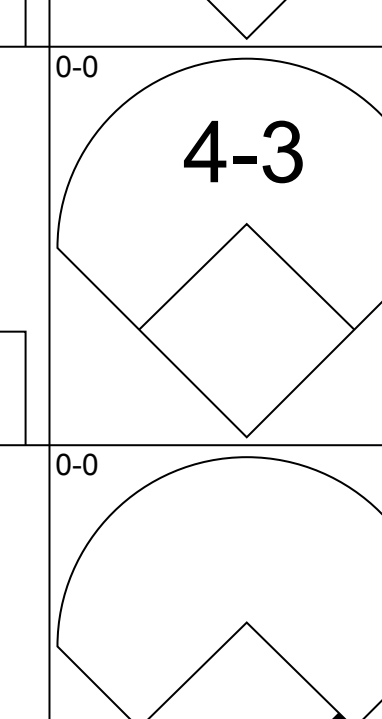

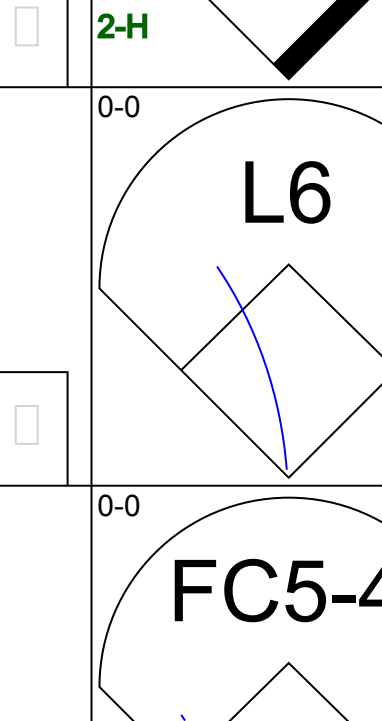
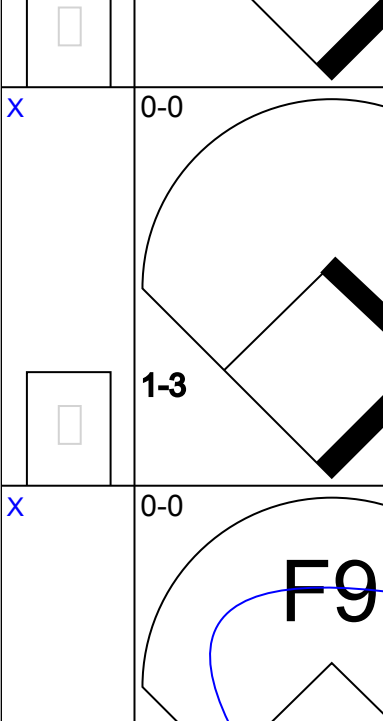
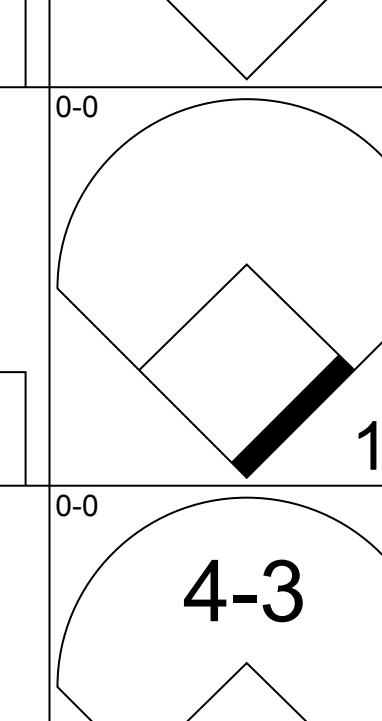


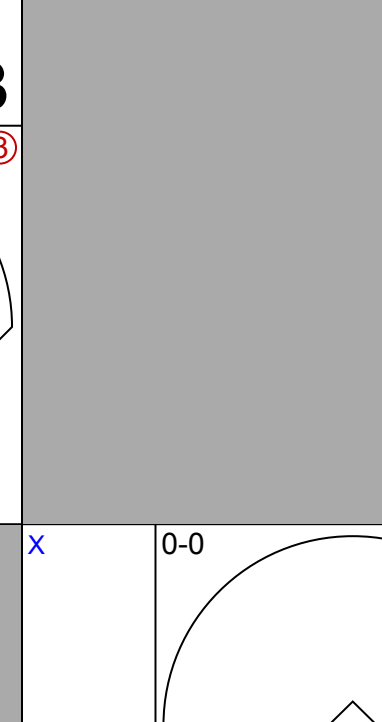
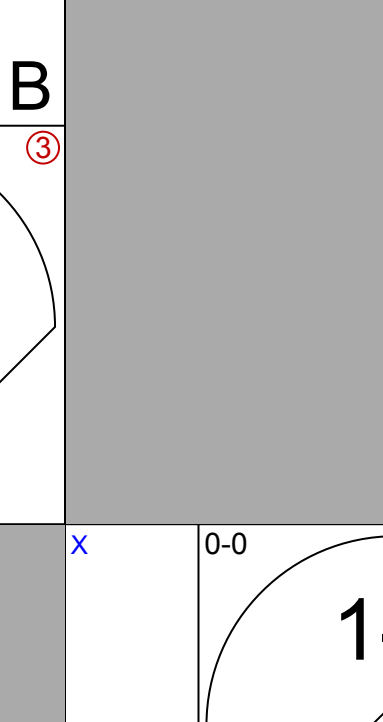
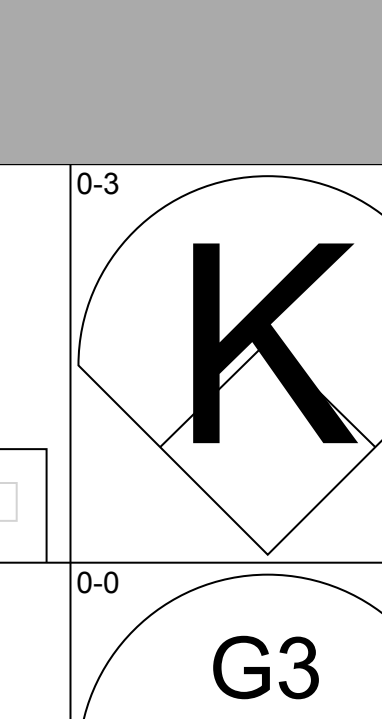
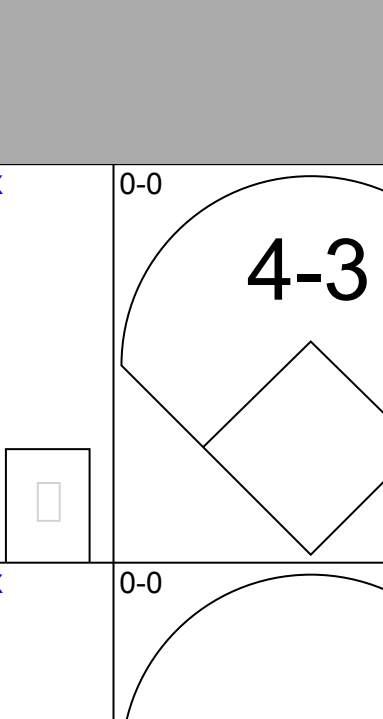
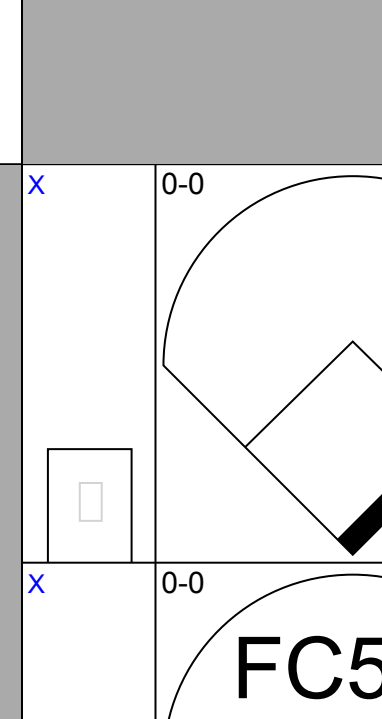
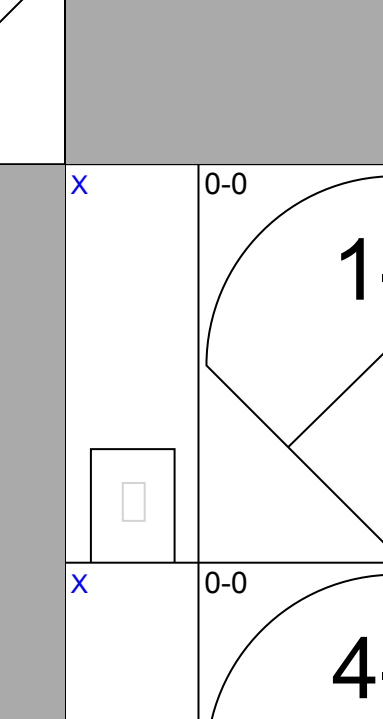
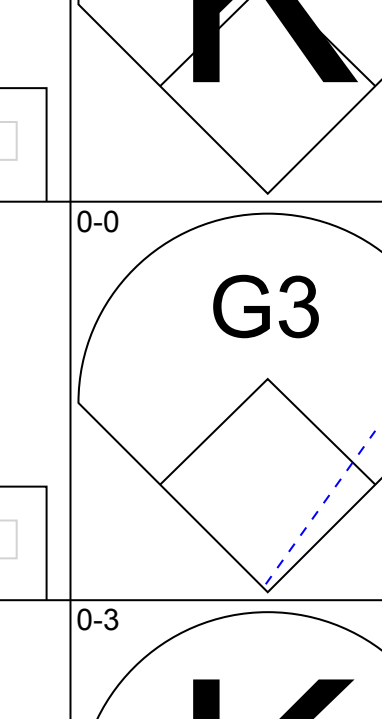
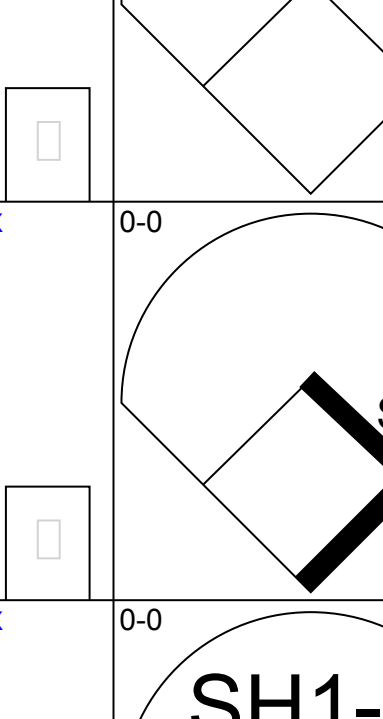
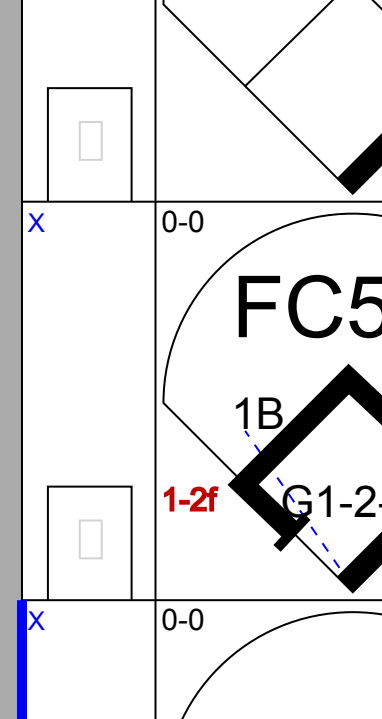
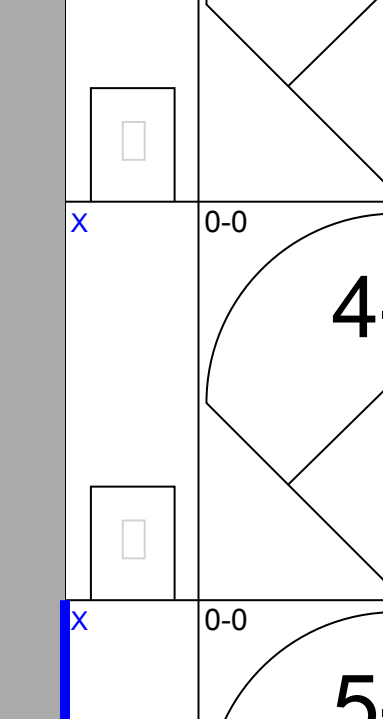
Batter	1	2	3	4	5	6	7	8	9	AB	R	H	RBI	BB	SO	LOB	BOTTOM							
Pete Rose, S (1, 5) OBP: 0.371, SLG: 0.438	0-0 F7	0-0 F7		4-0 BB		0-0 F7			0-0 FC6-4 1B	4	0	1	0	1	0	3								
Ken Griffey, L (1, 9) OBP: 0.387, SLG: 0.463	0-0 HR 3B	0-0 6-3		0-0 F7		0-3 K			0-0 FC6-4 2-3	5	1	1	0	0	1	7								
Joe Morgan, L (1, 4) OBP: 0.427, SLG: 0.505	0-0 HR			0-0 P5		0-3 K		0-3 K		5	1	1	2	0	2	1								
George Foster, R (1, 7) OBP: 0.371, SLG: 0.627	0-3 K			0-0 2-3		0-0 HR		4-0 FC5-4 BB		4	1	1	1	1	1	1								
Dan Driessen, L (1, 3) OBP: 0.367, SLG: 0.459	0-0 1B			0-0 F7		0-3 K		0-3 K		4	0	1	0	0	2	1								
Johnny Bench, R (1, 2) OBP: 0.348, SLG: 0.560	0-3 K			0-0 SH1-3 1B		4-0 BB		0-0 FC5-4		3	0	1	0	1	1	2								
Cesar Geronimo, L (1, 8) OBP: 0.317, SLG: 0.381		1-0 HBP HBP		0-0 SH1-3 1B		0-0 1-3		0-3 K		3	0	1	0	0	1	1								
Dave Concepcion, R (1, 6) OBP: 0.321, SLG: 0.364 Rick Auerbach, R (2, 6) OBP: 0.188, SLG: 0.148		0-0 P4		0-0 SH1-3				0-3 K		0	0	0	0	0	0	0								
				1-2 2-3				0-0 F9		3	0	0	0	0	1	1								
Mario Soto, R (1, 1) OBP: 0.188, SLG: 0.077 Mike Lutt, L (4, PH) OBP: 0.311, SLG: 0.392 Manny Sarmiento, R (5, 1) OBP: 0.387, SLG: 0.463 Ed Armbrister, R (6, PH) OBP: 0.326, SLG: 0.449 Pedro Borbon, R (7, 1) OBP: 0.303, SLG: 0.250 Ray Knight, R (8, PH) OBP: 0.343, SLG: 0.403 Dale Murray, R (9, 1) OBP: 0.182, SLG: 0.182		1-0 HBP		0-3 K		0-0 1B		0-0 G3		0	0	0	0	0	0	0								
Inning Stats	R: 2 E: 0 K: 2 S: 10	H: 3 LOB: 1 BB: 0 P: 10	R: 0 E: 0 K: 0 S: 3	H: 0 LOB: 0 BB: 0 P: 5	R: 0 E: 0 K: 1 S: 7	H: 2 LOB: 3 BB: 1 P: 11	R: 1 E: 0 K: 2 S: 8	H: 1 LOB: 1 BB: 0 P: 8	R: 0 E: 0 K: 2 S: 7	H: 0 LOB: 1 BB: 1 P: 11	R: 0 E: 0 K: 1 S: 5	H: 0 LOB: 0 BB: 0 P: 5	R: 0 E: 0 K: 0 S: 4	H: 1 LOB: 1 BB: 0 P: 4	R: 0 E: 0 K: 0 S: 4	H: 1 LOB: 1 BB: 0 P: 4	1B: 5 2B: 0 3B: 1 HR: 2	SF: 0 SAC: 1 DP: 0 HBP: 2	WP: 0 PB: 0 SB: 0 CS: 0	PA: 40				
PITCHER	IP	WLS	BF	H	R	ER	SO	BB	IBB	HBP	BLK	WP	HR	S	P	ERA	WHIP							
Ed Halicki, R (1, 1) ERA: 3.4	5.2	W	28	7	3	3	6	2	0	2	0	0	2	36	46	4.76	1.588							
Gary Lavelle, L (6, 1) ERA: 1.97	3.1	S	12	1	0	0	4	1	0	0	0	0	0	19	23	0.00	0.600							

San Francisco Giants @ Cincinnati Reds
Riverfront Stadium, Cincinnati, OH
Wed Sep 07 1977, 7:05 PM EDT
Att: 19,351 - Unknown

AB	34
R	3
H	8
RBI	3
BB	3
SO	10
LOB	19



Batter	1	2	3	4	5	6	7	8	9	AB	R	H	RBI	BB	SO	LOB	TOP					
Davey Lopes, R OBP: 0.365, SLG: 0.397 (1, 4)										4	1	0	0	1	1	3	Los Angeles Dodgers @ Cincinnati Reds Riverfront Stadium, Cincinnati, OH Fri Sep 09 1977, 7:05 PM EDT Att: 39,518 - Unknown livebaseballscorecards.com					
Bill Russell, R OBP: 0.305, SLG: 0.364 (1, 6)									5	0	2	1	0	2	1							
Reggie Smith, S OBP: 0.434, SLG: 0.577 (1, 9)										4	1	1	0	1	1							
Ron Cey, R OBP: 0.362, SLG: 0.475 (1, 5)										3	0	1	0	1	1							
Steve Garvey, R OBP: 0.318, SLG: 0.481 (1, 3)										3	1	0	0	1	0							
Dusty Baker Jr., R OBP: 0.358, SLG: 0.493 (1, 7)										4	1	2	3	0	2							
Glenn Burke, R OBP: 0.266, SLG: 0.271 (1, 8)										4	0	1	0	0	0							
Steve Yeager, R OBP: 0.334, SLG: 0.441 (1, 2)										4	0	1	0	0	1							
Tommy John, R OBP: 0.211, SLG: 0.257 (1, 1)										4	0	1	0	0	0							
Inning Stats	R: 0 E: 0 K: 2 S: 7	H: 0 LOB: 1 BB: 1 P: 11	R: 0 E: 0 K: 1 S: 5	H: 0 LOB: 0 BB: 0 P: 5	R: 0 E: 0 K: 1 S: 6	H: 1 LOB: 1 BB: 0 P: 6	R: 0 E: 0 K: 2 S: 8	H: 1 LOB: 1 BB: 0 P: 8	R: 0 E: 0 K: 1 S: 6	H: 1 LOB: 1 BB: 0 P: 6	R: 3 E: 0 K: 1 S: 7	H: 2 LOB: 2 BB: 0 P: 11	R: 0 E: 0 K: 0 S: 4	H: 2 LOB: 2 BB: 0 P: 4	R: 0 E: 0 K: 0 S: 4	H: 1 LOB: 2 BB: 1 P: 8	R: 1 E: 0 K: 0 S: 4	H: 1 LOB: 1 BB: 1 P: 8	1B: 7 2B: 1 3B: 0 HR: 1	SF: 0 SAC: 0 DP: 0 HBP: 0	WP: 0 PB: 0 SB: 2 CS: 0	PA: 39
PITCHER	IP WLS BF H R ER SO BB IBB HBP BLK WP HR S P ERA WHIP																					
Fred Norman, L ERA: 3.19 (1, 1)	7.0 L 29 7 3 3 8 2 0 0 0 0 0 1 43 51 3.86 1.286																					
Manny Sarmiento, R ERA: 3.16 (8, 1)	2.0 10 2 1 1 0 2 0 0 0 0 0 0 8 16 4.50 2.000																					

Batter	1	2	3	4	5	6	7	8	9	AB	R	H	RBI	BB	SO	LOB	BOTTOM					
Pete Rose, S OBP: 0.369, SLG: 0.435 (1, 5)										4	0	1	0	0	1	1	Los Angeles Dodgers @ Cincinnati Reds Riverfront Stadium, Cincinnati, OH Fri Sep 09 1977, 7:05 PM EDT Att: 39,518 - Unknown livebaseballscorecards.com					
Ken Griffey, L OBP: 0.387, SLG: 0.461 (1, 9)										3	1	1	0	1	0							
Joe Morgan, L OBP: 0.428, SLG: 0.501 (1, 4)										4	0	1	0	0	0							
George Foster, R OBP: 0.372, SLG: 0.623 (1, 7)										3	0	1	1	1	0							
Johnny Bench, R OBP: 0.350, SLG: 0.561 (1, 2)										4	0	2	0	0	0							
Dave Concepcion, R OBP: 0.319, SLG: 0.361 (1, 6)										4	0	0	0	0	1							
Dan Driessen, L OBP: 0.367, SLG: 0.459 (1, 3)										4	0	1	0	0	1							
Cesar Geronimo, L OBP: 0.321, SLG: 0.383 (1, 8)										4	0	1	0	0	0							
Fred Norman, S OBP: 0.167, SLG: 0.132 (1, 1)										1	0	0	0	0	1							
Bob Bailey, R OBP: 0.366, SLG: 0.429 (7, PH)										1	0	1	0	0	0							
Ed Armbuster, R OBP: 0.350, SLG: 0.449 (7, PR)										0	0	0	0	0	0							
Manny Sarmiento, R (8, 1)										0	0	0	0	0	0							
Ray Knight, R OBP: 0.338, SLG: 0.446 (9, PH)										1	0	0	0	0	0							
Inning Stats	R: 0 E: 0 K: 0 S: 3	H: 1 LOB: 0 BB: 0 P: 3	R: 0 E: 0 K: 1 S: 5	H: 0 LOB: 0 BB: 0 P: 5	R: 0 E: 0 K: 2 S: 7	H: 0 LOB: 0 BB: 0 P: 7	R: 1 E: 0 K: 0 S: 5	H: 2 LOB: 2 BB: 1 P: 9	R: 0 E: 0 K: 1 S: 6	H: 1 LOB: 1 BB: 0 P: 6	R: 0 E: 0 K: 0 S: 4	H: 1 LOB: 2 BB: 1 P: 8	R: 0 E: 0 K: 0 S: 5	H: 3 LOB: 2 BB: 0 P: 5	R: 0 E: 0 K: 0 S: 4	H: 1 LOB: 1 BB: 0 P: 4	R: 0 E: 0 K: 0 S: 3	H: 0 LOB: 0 BB: 0 P: 3	1B: 8 2B: 1 3B: 0 HR: 0	SF: 0 SAC: 1 DP: 2 HBP: 0	WP: 0 PB: 0 SB: 0 CS: 0	PA: 36
PITCHER	IP WLS BF H R ER SO BB IBB HBP BLK WP HR S P ERA WHIP																					
Tommy John, L ERA: 2.47 (1, 1)	9.0 W 36 9 1 1 4 2 0 0 0 0 0 0 42 50 1.00 1.222																					

Batter	1	2	3	4	5	6	7	8	9	AB	R	H	RBI	BB	SO	LOB	TOP			
Davey Lopes, R OBP: 0.366, SLG: 0.401	K		HBP 1B BB		6-3		FC4 1B		G3	4	1	1	0	1	1	0	Los Angeles Dodgers @ Cincinnati Reds Riverfront Stadium, Cincinnati, OH Sun Sep 11 1977, 3:33 AM EDT Att: 44,694 - Unknown			
Bill Russell, R OBP: 0.304, SLG: 0.361	3-1		1B HBP		F7		FC4			3	0	0	0	0	0	2				
Reggie Smith, S OBP: 0.432, SLG: 0.574	F8		P6		K		1-4-3			4	0	0	0	0	1	5				
Ron Cey, R OBP: 0.359, SLG: 0.473		F4	SF7			P4				3	0	1	1	0	0	0				
Steve Garvey, R OBP: 0.322, SLG: 0.483		1B BB	FC6-4 1B					2B		3	0	2	1	1	0	1				
Rick Monday, L OBP: 0.337, SLG: 0.385		1B BB	FC6-4 1B					F7		3	0	1	0	1	0	3				
Dusty Baker Jr., R OBP: 0.357, SLG: 0.488		G6-4-3 BB		1-3		1-3		5-3		3	0	0	0	1	0	2				
Steve Yeager, R OBP: 0.332, SLG: 0.438		G6-4-3		6-3					F2	2	0	0	0	0	0	3				
Ed Goodson, L OBP: 0.188, SLG: 0.255										1	0	0	0	0	1	0				
Jerry Grote, R OBP: 0.326, SLG: 0.301							K			1	0	0	0	0	0	0				
Rick Rhoden, R OBP: 0.247, SLG: 0.411										2	1	1	0	0	1	0				
Vic Davallo, L OBP: 0.393, SLG: 0.464			HBP BB SF7 1B		K		FC4 1B		6-3	1	0	1	0	0	0	0				
Charlie Hough, R OBP: 0.105, SLG: 0.222										0	0	0	0	0	0	0				
Lee Lacy, R OBP: 0.297, SLG: 0.420										1	0	0	0	0	0	0				
Inning Stats	R: 0 E: 0 K: 1 S: 5	H: 0 LOB: 0 BB: 0 P: 5	R: 0 E: 0 K: 0 S: 3	H: 1 LOB: 2 BB: 2 P: 11	R: 2 E: 0 K: 0 S: 5	H: 2 LOB: 2 BB: 1 P: 10	R: 0 E: 0 K: 1 S: 5	H: 0 LOB: 0 BB: 0 P: 5	R: 0 E: 0 K: 1 S: 5	H: 1 LOB: 1 BB: 1 P: 7	R: 0 E: 0 K: 1 S: 7	H: 2 LOB: 2 BB: 0 P: 7	R: 0 E: 0 K: 0 S: 4	H: 1 LOB: 1 BB: 0 P: 4	R: 0 E: 0 K: 0 S: 3	H: 0 LOB: 0 BB: 0 P: 3	1B: 6 2B: 1 3B: 0 HR: 0	SF: 1 SAC: 0 DP: 1 HBP: 1	WP: 0 PB: 0 SB: 0 CS: 0	PA: 37
PITCHER	IP WLS BF H R ER SO BB IBB HBP BLK WP HR S P ERA WHIP															IP WLS BF H R ER SO BB IBB HBP BLK WP HR S P ERA WHIP				
Jack Billingham, R ERA: 5.23	(1, 1) 2.0 11 2 2 2 1 3 0 1 0 0 0 0 9 22 9.00 2.500																			
Tom Hume, R ERA: 8.07	(3, 1) 7.0 W 26 5 0 0 3 1 0 0 0 0 0 0 31 35 0.00 0.857																			

Batter	1	2	3	4	5	6	7	8	9	AB	R	H	RBI	BB	SO	LOB	BOTTOM				
Pete Rose, S OBP: 0.369, SLG: 0.433	F7	6-3		CS 1B			4-3			4	0	1	1	0	0	0	Los Angeles Dodgers @ Cincinnati Reds Riverfront Stadium, Cincinnati, OH Sun Sep 11 1977, 3:33 AM EDT Att: 44,694 - Unknown				
Ken Griffey, L OBP: 0.388, SLG: 0.460	G3			CS 1B	K		L5			4	0	1	0	0	1	0					
Joe Morgan, L OBP: 0.428, SLG: 0.500	1B WP BB	K			S 1B		F5			3	1	1	0	1	1	1					
George Foster, R OBP: 0.373, SLG: 0.621	WP BB 2B 1B			6-3	F3			FC6 BB		3	1	1	0	1	0	1					
Dan Driessen, L OBP: 0.365, SLG: 0.454	WP 2B BB			K	F7			FC6 S 1B		3	2	0	0	1	1	2					
Johnny Bench, R OBP: 0.348, SLG: 0.559	1B 2B			K			F8	K		4	1	1	2	0	2	1					
Dave Concepcion, R OBP: 0.324, SLG: 0.365					6-3		F9	S 1B		4	0	2	2	0	0	0					
Champ Summers, L OBP: 0.236, SLG: 0.379	F7			SH1-4 1B 1B						3	1	2	0	1	0	1					
Jack Billingham, R OBP: 0.179, SLG: 0.182					SH1-4					1	0	0	0	0	1	0					
Tom Hume, R OBP: 0.200, SLG: 0.800							K			2	0	0	0	0	1	3					
Inning Stats	R: 4 E: 0 K: 0 S: 6	H: 3 LOB: 1 BB: 2 P: 14	R: 0 E: 0 K: 2 S: 8	H: 1 LOB: 1 BB: 0 P: 8	R: 0 E: 0 K: 2 S: 7	H: 0 LOB: 0 BB: 0 P: 7	R: 1 E: 0 K: 0 S: 4	H: 2 LOB: 0 BB: 0 P: 4	R: 0 E: 0 K: 1 S: 6	H: 1 LOB: 1 BB: 0 P: 6	R: 0 E: 0 K: 0 S: 3	H: 0 LOB: 0 BB: 0 P: 3	R: 1 E: 0 K: 1 S: 6	H: 1 LOB: 2 BB: 2 P: 14	R: 0 E: 0 K: 0 S: 6	H: 0 LOB: 0 BB: 0 P: 3		1B: 7 2B: 2 3B: 0 HR: 0	SF: 0 SAC: 1 DP: 0 HBP: 0	WP: 1 PB: 0 SB: 3 CS: 1	PA: 37
PITCHER	IP WLS BF H R ER SO BB IBB HBP BLK WP HR S P ERA WHIP															IP WLS BF H R ER SO BB IBB HBP BLK WP HR S P ERA WHIP					
Rick Rhoden, R ERA: 3.68	(1, 1) 6.0 L 27 8 5 5 6 2 0 0 0 0 0 0 37 45 7.50 1.667																				
Charlie Hough, R ERA: 3.46	(7, 1) 2.0 9 1 1 1 1 1 1 0 0 0 0 0 9 17 4.50 1.000																				

Batter	1	2	3	4	5	6	7	8	9	AB	R	H	RBI	BB	SO	LOB	TOP					
Terry Puhl, L OBP: 0.378, SLG: 0.381	F7	K				K		FC6-2 BB		3	0	0	0	2	2	3						
Enos Cabell, R OBP: 0.313, SLG: 0.451	K		5-3			FC1-6 PO		FC6-2 1B		5	0	1	0	0	2	3						
Cesar Cedeno, R OBP: 0.335, SLG: 0.434	HR					PO		FC6-2		5	4	4	2	0	0	2						
Jose Cruz, L OBP: 0.364, SLG: 0.469	HR					6-3		3-1		5	2	2	3	0	0	2						
Bob Watson, R OBP: 0.353, SLG: 0.469	6-3		F9			K		HR		5	1	1	1	0	1	0						
Art Howe, R OBP: 0.339, SLG: 0.414			K					4-3		4	0	1	0	1	2	0						
Ed Herrmann, L OBP: 0.345, SLG: 0.355								L3 BB		2	0	1	0	3	0	1						
Roger Metzger, S OBP: 0.280, SLG: 0.271						K		F7		3	0	0	0	1	2	4						
J.R. Richard, R OBP: 0.241, SLG: 0.359										4	0	1	0	0	1	3						
Joe Sambito, L OBP: 0.154, SLG: 0.154	P4							5-3		0	0	0	0	0	0	0						
Inning Stats	R: 2 E: 0 K: 1 S: 7	H: 2 LOB: 0 BB: 0 P: 7	R: 0 E: 0 K: 2 S: 8	H: 1 LOB: 2 BB: 1 P: 12	R: 2 E: 0 K: 1 S: 7	H: 2 LOB: 0 BB: 0 P: 7	R: 0 E: 0 K: 3 S: 9	H: 0 LOB: 2 BB: 2 P: 17	R: 1 E: 0 K: 2 S: 9	H: 2 LOB: 2 BB: 1 P: 13	R: 0 E: 0 K: 1 S: 5	H: 1 LOB: 0 BB: 0 P: 5	R: 2 E: 1 K: 0 S: 5	H: 2 LOB: 1 BB: 1 P: 9	R: 0 E: 0 K: 0 S: 4	H: 1 LOB: 2 BB: 1 P: 8	R: 0 E: 0 K: 0 S: 2	H: 0 LOB: 0 BB: 1 P: 6	1B: 4 2B: 2 3B: 1 HR: 5	SF: 0 SAC: 0 DP: 1 HBP: 0	WP: 0 PB: 0 SB: 2 CS: 0	PA: 44
PITCHER	IP	WLS	BF	H	R	ER	SO	BB	IBB	HBP	BLK	WP	HR	S	P	ERA	WHIP					
Mario Soto, R ERA: 4.91	3.0	L	15	5	4	4	4	1	0	0	0	0	3	22	26	12.00	2.000					
Angel Torres, L ERA: 4.5	2.0		11	2	1	1	5	3	0	0	0	0	1	18	30	4.50	2.500					
Dale Murray, R ERA: 5.01	2.0		9	3	2	2	1	1	0	0	0	0	1	10	14	9.00	2.000					
Dan Dumoulin, R ERA: 9.0	1.0		5	1	0	0	0	1	0	0	0	0	0	4	8	0.00	2.000					
Manny Sarmiento, R ERA: 3.04	1.0		3	0	0	0	0	1	0	0	0	0	0	2	6	0.00	1.000					

Houston Astros @ Cincinnati Reds
Riverfront Stadium, Cincinnati, OH
Mon Sep 12 1977, 7:05 PM EDT
Att: 17,857 - Unknown

AB 36
R 7
H 11
RBI 6
BB 7
SO 10
LOB 18



Batter	1	2	3	4	5	6	7	8	9	AB	R	H	RBI	BB	SO	LOB	BOTTOM					
Pete Rose, S OBP: 0.373, SLG: 0.436	F7									3	1	2	0	2	0	0						
Ken Griffey, L OBP: 0.388, SLG: 0.462	4-3									5	0	2	2	0	2	2						
Joe Morgan, L OBP: 0.426, SLG: 0.496	F8									4	0	0	0	1	1	4						
George Foster, R OBP: 0.373, SLG: 0.619										5	0	2	0	0	3	3						
Dan Driessen, L OBP: 0.365, SLG: 0.455										5	0	2	0	0	0	2						
Dave Concepcion, R OBP: 0.324, SLG: 0.364										4	0	1	0	0	2	3						
Champ Summers, L OBP: 0.237, SLG: 0.362										3	0	0	0	1	3	3						
Bill Plummer, R OBP: 0.248, SLG: 0.213										3	1	0	0	1	1	4						
Mario Soto, R Ed Armbrister, R Angel Torres, L Walt Lutz, L Dale Murray, R Dan Dumoulin, R Dan Dumoulin, R Bob Batty, R Manny Sarmiento, R										0	0	0	0	0	0	0						
Inning Stats	R: 0 E: 0 K: 0 S: 3	H: 0 LOB: 0 BB: 0 P: 3	R: 0 E: 0 K: 3 S: 10	H: 1 LOB: 0 BB: 0 P: 10	R: 2 E: 0 K: 2 S: 9	H: 2 LOB: 1 BB: 1 P: 13	R: 0 E: 0 K: 2 S: 7	H: 0 LOB: 0 BB: 0 P: 7	R: 0 E: 0 K: 1 S: 6	H: 1 LOB: 2 BB: 1 P: 10	R: 0 E: 0 K: 1 S: 7	H: 2 LOB: 2 BB: 0 P: 7	R: 0 E: 0 K: 2 S: 8	H: 1 LOB: 2 BB: 1 P: 12	R: 0 E: 0 K: 0 S: 4	H: 1 LOB: 2 BB: 1 P: 8	R: 0 E: 0 K: 2 S: 8	H: 1 LOB: 2 BB: 1 P: 12	1B: 6 2B: 3 3B: 0 HR: 0	SF: 0 SAC: 0 DP: 0 HBP: 0	WP: 0 PB: 0 SB: 2 CS: 0	PA: 41
PITCHER	IP	WLS	BF	H	R	ER	SO	BB	IBB	HBP	BLK	WP	HR	S	P	ERA	WHIP					
J.R. Richard, R ERA: 2.9	8.0	W	37	8	2	2	11	5	0	0	0	0	0	8	8	0.00	1.625					
Joe Sambito, L ERA: 2.27	1.0		4	1	0	0	2	0	0	0	0	0	0	8	8	0.00	1.000					

Houston Astros @ Cincinnati Reds
Riverfront Stadium, Cincinnati, OH
Mon Sep 12 1977, 7:05 PM EDT
Att: 17,857 - Unknown

AB 36
R 2
H 9
RBI 2
BB 5
SO 13
LOB 24



Batter	1	2	3	4	5	6	7	8	9	AB R H RBI BB SO LOB	TOP											
Terry Puhl, L OBP: 0.383, SLG: 0.380 (1, 7)	F7	1B BB	F7			S BB			1B	3 2 1 0 2 0 1	Houston Astros @ Cincinnati Reds Riverfront Stadium, Cincinnati, OH Tue Sep 13 1977, 7:05 PM EDT Att: 18,594 - Unknown											
Enos Cabell, R OBP: 0.314, SLG: 0.450 (1, 5)	F4	1B 1B		K		F7			1B	5 2 2 1 0 1 1												
Cesar Cedeno, R OBP: 0.339, SLG: 0.449 (1, 8)	3B	HR 1B		5-3			HR		1B	5 4 4 3 0 0 0												
Jose Cruz, L OBP: 0.366, SLG: 0.474 (1, 9)		HR 1B		F7			4-3		1B	5 2 3 3 0 0 0												
Bob Watson, R OBP: 0.355, SLG: 0.477 Danny Walton, R OBP: 0.500, SLG: 0.500 (1, 3) (9, 3)	BB				F8		F8		1B	4 2 2 4 1 0 0 0 0 0 0 0 0 0												
Art Howe, R OBP: 0.335, SLG: 0.408 (1, 4)	F7	F7			6-3		K		1B	5 0 0 1 0 1 3												
Ed Herrmann, L OBP: 0.339, SLG: 0.342 (1, 2)		F3	2-3 1B BB		1-3			4-3	4-3	4 0 0 1 1 0 0												
Roger Metzger, S OBP: 0.282, SLG: 0.271 Mike Fischlin, R (9, 6)		SH1-4 1B BB	2-3			4-3		K	1B	4 1 1 0 1 1 1 0 0 0 0 0 0 0												
Floyd Bannister, L OBP: 0.222, SLG: 0.205 Gene Pentz, R (7, 1)		SH1-4				6-3		K	K	2 0 1 0 0 0 0 2 0 0 0 0 2 1												
Inning Stats	R: 1 E: 0 K: 0 S: 5	H: 2 LOB: 2 BB: 1 P: 9	R: 6 E: 0 K: 0 S: 7	H: 4 LOB: 0 BB: 2 P: 15	R: 0 E: 0 K: 0 S: 3	H: 1 LOB: 1 BB: 1 P: 7	R: 0 E: 0 K: 1 S: 5	H: 0 LOB: 0 BB: 0 P: 5	R: 0 E: 0 K: 0 S: 3	H: 0 LOB: 1 BB: 1 P: 7		R: 1 E: 0 K: 1 S: 6	H: 1 LOB: 0 BB: 0 P: 6	R: 0 E: 0 K: 2 S: 7	H: 0 LOB: 0 BB: 0 P: 7	R: 5 E: 0 K: 1 S: 11	H: 6 LOB: 1 BB: 0 P: 11	1B: 9 2B: 1 3B: 2 HR: 2	SF: 0 SAC: 1 DP: 0 HBP: 0	WP: 0 PB: 0 SB: 1 CS: 0	PA: 45	
PITCHER	IP WLS BF H R ER SO BB IBB HBP BLK WP HR S P ERA WHIP											IP WLS BF H R ER SO BB IBB HBP BLK WP HR S P ERA WHIP										
Paul Moskau, R ERA: 4.8 (1, 1)	1.2 L 13 5 6 6 0 3 0 0 0 0 0 0 10 22 32.40 4.800																					
Dale Murray, R ERA: 5.04 (2, 1)	1.1 6 2 1 1 0 1 0 0 0 0 0 1 5 9 6.75 2.250																					
Manny Sarmiento, R ERA: 2.83 (4, 1)	2.0 6 0 0 0 1 0 0 0 0 0 0 0 8 8 0.00 0.000																					
Angel Torres, L ERA: 4.5 (6, 1)	2.0 8 1 1 1 1 1 0 0 0 0 0 1 9 13 4.50 1.000																					
Dan Dumoulin, R ERA: 14.4 (8, 1)	2.0 12 6 5 5 3 0 0 0 0 0 0 0 18 18 22.50 3.000																					
Batter	1	2	3	4	5	6	7	8	9	AB R H RBI BB SO LOB	BOTTOM											
Pete Rose, S OBP: 0.373, SLG: 0.436 (1, 5)	F8		1B		6-3		1B		4-3	5 0 2 0 0 0 1	Houston Astros @ Cincinnati Reds Riverfront Stadium, Cincinnati, OH Tue Sep 13 1977, 7:05 PM EDT Att: 18,594 - Unknown											
Ken Griffey, L OBP: 0.388, SLG: 0.463 (1, 9)	2B		K		L3		F7		1B	5 1 2 1 0 1 3												
Dave Concepcion, R OBP: 0.326, SLG: 0.366 (1, 6)	K		F9			BB 1B	1B		1B	5 0 3 1 0 1 2												
George Foster, R OBP: 0.377, SLG: 0.625 (1, 8)	BB			HR		1B	5-3		1B	3 1 2 2 2 0 2												
Ray Knight, R OBP: 0.308, SLG: 0.403 (1, 7)	F8		F9			K		6-3	F9	5 0 0 0 0 1 6												
Dan Driessen, L OBP: 0.384, SLG: 0.454 (1, 3)		3-1		F8 WP 1B		K		G3		4 0 1 0 0 1 2												
Don Werner, R (1, 2)	F7		F8			F7		K		4 0 0 0 0 1 3												
Rick Auerbach, R OBP: 0.209, SLG: 0.211 Mike Lum, L OBP: 0.206, SLG: 0.262 (9, PH)	F9		F8			1B 1B			F8	3 1 1 0 0 0 1 1 0 0 0 0 0 0												
			K		K		F7		E3 1B													
Inning Stats	R: 0 E: 0 K: 1 S: 6	H: 1 LOB: 2 BB: 1 P: 10	R: 0 E: 0 K: 0 S: 3	H: 0 LOB: 0 BB: 0 P: 3	R: 0 E: 0 K: 2 S: 8	H: 1 LOB: 1 BB: 0 P: 8	R: 1 E: 0 K: 0 S: 5	H: 2 LOB: 1 BB: 0 P: 5	R: 0 E: 0 K: 1 S: 5	H: 0 LOB: 0 BB: 0 P: 5		R: 0 E: 0 K: 2 S: 8	H: 1 LOB: 2 BB: 1 P: 12	R: 1 E: 0 K: 0 S: 6	H: 3 LOB: 2 BB: 0 P: 6	R: 0 E: 0 K: 1 S: 5	H: 0 LOB: 0 BB: 0 P: 5	R: 2 E: 1 K: 0 S: 7	H: 3 LOB: 2 BB: 0 P: 7	1B: 9 2B: 1 3B: 0 HR: 1	SF: 0 SAC: 0 DP: 0 HBP: 0	WP: 1 PB: 0 SB: 0 CS: 0
PITCHER	IP WLS BF H R ER SO BB IBB HBP BLK WP HR S P ERA WHIP											IP WLS BF H R ER SO BB IBB HBP BLK WP HR S P ERA WHIP										
Floyd Bannister, L ERA: 4.26 (1, 1)	6.0 W 26 5 2 2 6 2 0 0 0 0 0 0 1 36 44 3.00 1.333																					
Gene Pentz, R ERA: 4.21 (7, 1)	3.0 S 15 5 2 0 1 0 0 0 0 0 0 0 17 17 0.00 1.667																					

AB	39
R	13
H	14
RBI	13
BB	5
SO	5
LOB	7



Batter	1	2	3	4	5	6	7	8	9	AB	R	H	RBI	BB	SO	LOB	TOP							
Pete Rose, S OBP: 0.372, SLG: 0.434 (1, 5)	G3		G6-4-3			5-3		1B		4	0	1	0	0	0	1								
Ken Griffey, L OBP: 0.385, SLG: 0.465 (1, 9)	G3			6-3		K		K		4	0	0	0	0	2	1								
Joe Morgan, L OBP: 0.428, SLG: 0.494 (1, 4)	BB			CS BB		G3		K		2	0	0	0	2	1	1								
George Foster, R OBP: 0.378, SLG: 0.627 (1, 8)	F9			6-3			1B	1B		4	1	2	0	0	0	2								
Johnny Bench, R OBP: 0.353, SLG: 0.558 (1, 2)								1B		3	1	2	0	1	1	0								
Dave Concepcion, R OBP: 0.328, SLG: 0.372 (1, 6)								1B		4	1	2	1	0	1	0								
Bob Bailey, R OBP: 0.296, SLG: 0.390 (7, PH)										2	0	0	1	0	0	1								
Mike Lum, L OBP: 0.206, SLG: 0.262 (7, PH)										0	0	0	0	0	0	0								
Ray Knight, R OBP: 0.296, SLG: 0.387 (7, 7)										2	0	0	0	0	0	2								
Cesar Geronimo, L OBP: 0.322, SLG: 0.388 (9, 8)										0	0	0	0	0	0	0								
Dan Driessen, L OBP: 0.366, SLG: 0.454 (1, 3)										3	0	2	1	1	0	0								
Tom Seaver, R OBP: 0.238, SLG: 0.333 (1, 1)										3	0	0	0	1	1	5								
Inning Stats	R: 0 E: 0 K: 0 S: 3	H: 0 LOB: 1 BB: 1 P: 7	R: 0 E: 0 K: 2 S: 7	H: 0 LOB: 0 BB: 0 P: 7	R: 0 E: 0 K: 0 S: 2	H: 0 LOB: 0 BB: 1 P: 6	R: 0 E: 0 K: 0 S: 2	H: 0 LOB: 0 BB: 1 P: 6	R: 2 E: 0 K: 1 S: 6	H: 2 LOB: 0 BB: 1 P: 10	R: 0 E: 0 K: 1 S: 5	H: 0 LOB: 0 BB: 0 P: 5	R: 1 E: 0 K: 0 S: 5	H: 3 LOB: 2 BB: 1 P: 9	R: 0 E: 0 K: 2 S: 9	H: 3 LOB: 2 BB: 0 P: 9	R: 0 E: 0 K: 0 S: 4	H: 1 LOB: 1 BB: 0 P: 4	1B: 7 2B: 2 3B: 0 HR: 0	SF: 0 SAC: 0 DP: 2 HBP: 0	WP: 0 PB: 0 SB: 0 CS: 2	PA: 36		
PITCHER	IP	WLS	BF	H	R	ER	SO	BB	IBB	HBP	BLK	WP	HR	S	P	ERA	WHIP							
Doug Rau, L ERA: 3.55	6.0	L	23	4	3	3	4	4	0	0	0	0	0	27	43	4.50	1.333							
Mike Garman, R ERA: 2.43	0.0		1	1	0	0	0	0	0	0	0	0	0	1	1	∞	∞							
Lance Rautzhan, L ERA: 4.24	0.1		2	0	0	0	0	0	1	0	0	0	0	1	5	0.00	0.000							
Elias Sosa, R ERA: 2.14	2.2		10	4	0	0	2	0	0	0	0	0	0	14	14	0.00	1.500							

Cincinnati Reds @ Los Angeles Dodgers
 Dodger Stadium, Los Angeles, CA
 Thu Sep 15 1977, 7:05 PM PDT
 Att: 52,224 - Unknown

AB	31
R	3
H	9
RBI	3
BB	5
SO	6
LOB	13



Batter	1	2	3	4	5	6	7	8	9	AB	R	H	RBI	BB	SO	LOB	BOTTOM							
Davey Lopes, R OBP: 0.374, SLG: 0.411 (1, 4)	S 1B		G6-3 BB		P7		P3		1-3	4	0	1	0	1	0	2								
Bill Russell, R OBP: 0.305, SLG: 0.361 (1, 6)	F8		G6-3		6-3		4-3			4	0	0	0	0	0	2								
Reggie Smith, S OBP: 0.433, SLG: 0.574 (1, 9)	K		F8					F8		3	0	0	0	1	1	1								
Ron Cey, R OBP: 0.362, SLG: 0.474 (1, 5)	6-3			K				F9		4	0	1	0	0	1	1								
Steve Garvey, R OBP: 0.325, SLG: 0.486 (1, 3)				K				E6		4	0	0	0	0	1	2								
Dusty Baker Jr., R OBP: 0.357, SLG: 0.498 (1, 7)				HR BB				F8		3	1	1	0	1	1	1								
Rick Monday, L OBP: 0.341, SLG: 0.392 (9, PR)										2	1	1	2	2	0	0								
Glenn Burke, R OBP: 0.282, SLG: 0.301 (9, PH)				HR				SH2-4 BB		0	0	0	0	0	0	0								
Steve Yeager, R OBP: 0.335, SLG: 0.445 (7, 1)										3	0	2	0	0	0	0								
Elias Sosa, R OBP: 0.250, SLG: 0.250 (9, PH)								SH2-4		0	0	0	0	0	0	0								
Manny Mota, R OBP: 0.513, SLG: 0.419 (9, PH)										0	0	0	0	0	0	0								
Doug Rau, L OBP: 0.216, SLG: 0.164 (7, 1)										2	0	0	0	0	0	3								
Mike Garman, R (7, 1)										0	0	0	0	0	0	0								
Lance Rautzhan, R (7, 1)										0	0	0	0	0	0	0								
Jerry Grote, R OBP: 0.324, SLG: 0.298 (7, 2)										1	0	0	0	0	1	0								
Vic Davallo, L OBP: 0.355, SLG: 0.419 (9, PH)										1	0	0	0	0	1	2								
Inning Stats	R: 0 E: 0 K: 1 S: 6	H: 1 LOB: 1 BB: 0 P: 6	R: 0 E: 0 K: 0 S: 4	H: 2 LOB: 2 BB: 1 P: 8	R: 0 E: 0 K: 0 S: 2	H: 0 LOB: 0 BB: 1 P: 6	R: 2 E: 0 K: 2 S: 9	H: 2 LOB: 1 BB: 1 P: 13	R: 0 E: 0 K: 0 S: 4	H: 1 LOB: 2 BB: 1 P: 8	R: 0 E: 0 K: 1 S: 5	H: 0 LOB: 0 BB: 0 P: 5	R: 0 E: 1 K: 0 S: 4	H: 0 LOB: 1 BB: 0 P: 4	R: 0 E: 0 K: 1 S: 5	H: 0 LOB: 2 BB: 1 P: 9	1B: 4 2B: 1 3B: 0 HR: 1	SF: 0 SAC: 1 DP: 1 HBP: 0	WP: 0 PB: 0 SB: 2 CS: 0	PA: 37				
PITCHER	IP	WLS	BF	H	R	ER	SO	BB	IBB	HBP	BLK	WP	HR	S	P	ERA	WHIP							
Tom Seaver, R ERA: 2.84	9.0	W	37	6	2	2	6	5	0	0	0	0	1	44	64	2.00	1.222							

Cincinnati Reds @ Los Angeles Dodgers
 Dodger Stadium, Los Angeles, CA
 Thu Sep 15 1977, 7:05 PM PDT
 Att: 52,224 - Unknown

AB	31
R	2
H	6
RBI	2
BB	5
SO	6
LOB	14



Batter	1	2	3	4	5	6	7	8	9	AB	R	H	RBI	BB	SO	LOB	TOP										
Pete Rose, S OBP: 0.374, SLG: 0.436 Ray Knight, R OBP: 0.296, SLG: 0.387										4	0	3	1	0	0	0	Cincinnati Reds @ San Francisco Giants Candlestick Park, San Francisco, CA Fri Sep 16 1977, 10:05 PM EDT Att: 3,014 - Unknown										
Ken Griffey, L OBP: 0.386, SLG: 0.467										4	2	2	0	0	1	1											
Joe Morgan, L OBP: 0.425, SLG: 0.490										4	0	0	0	0	1	3											
George Foster, R OBP: 0.377, SLG: 0.624										4	1	1	0	0	0	2											
Dan Driessen, L OBP: 0.369, SLG: 0.465										4	1	3	2	0	0	1											
Johnny Bench, R OBP: 0.354, SLG: 0.558 Bill Plummer, R OBP: 0.250, SLG: 0.209										2	1	1	0	0	1	1											
Dave Concepcion, R OBP: 0.329, SLG: 0.373										4	0	2	1	0	0	1											
Cesar Geronimo, L OBP: 0.319, SLG: 0.384										4	0	0	0	0	1	3											
Doug Capilla, L OBP: 0.088, SLG: 0.063 Champ Summers, L OBP: 0.231, SLG: 0.352 Tom Hume, R OBP: 0.200, SLG: 0.800 Angel Torres, L OBP: 0.190, SLG: 0.238										2	0	0	0	0	2	2											
Pedro Borbon, R OBP: 0.329, SLG: 0.238										1	0	0	0	0	0	1											
Inning Stats	R: 0 E: 0 K: 1 S: 6	H: 1 LOB: 1 BB: 0 P: 6	R: 2 E: 0 K: 1 S: 8	H: 4 LOB: 2 BB: 0 P: 8	R: 1 E: 0 K: 1 S: 7	H: 2 LOB: 1 BB: 0 P: 7	R: 0 E: 0 K: 2 S: 7	H: 0 LOB: 0 BB: 0 P: 7	R: 1 E: 1 K: 0 S: 5	H: 2 LOB: 1 BB: 0 P: 5	R: 0 E: 0 K: 0 S: 2	H: 0 LOB: 0 BB: 1 P: 6	R: 0 E: 0 K: 0 S: 3	H: 0 LOB: 0 BB: 0 P: 3	R: 1 E: 0 K: 1 S: 6	H: 2 LOB: 0 BB: 0 P: 6	R: 0 E: 0 K: 1 S: 5	H: 1 LOB: 1 BB: 0 P: 5	1B: 8 2B: 5 3B: 1 HR: 0	SF: 0 SAC: 0 DP: 3 HBP: 0	WP: 0 PB: 0 SB: 0 CS: 1	PA: 36					
PITCHER	IP	WLS	BF	H	R	ER	SO	BB	IBB	HBP	BLK	WP	HR	S	P	ERA	WHIP										
Greg Minton, R ERA: 3.86	7.0	L	29	9	4	3	5	1	0	0	0	0	0	38	42	3.86	1.429										
Dave Heaverlo, R ERA: 2.77	1.0		4	2	1	1	1	0	0	0	0	0	0	6	6	9.00	2.000										
Randy Moffitt, R ERA: 3.42	1.0		3	1	0	0	1	0	0	0	0	0	0	5	5	0.00	1.000										

Batter	1	2	3	4	5	6	7	8	9	AB	R	H	RBI	BB	SO	LOB	BOTTOM										
Derrel Thomas, S OBP: 0.322, SLG: 0.387										4	0	0	0	1	2	2	Cincinnati Reds @ San Francisco Giants Candlestick Park, San Francisco, CA Fri Sep 16 1977, 10:05 PM EDT Att: 3,014 - Unknown										
Tim Foli, R OBP: 0.237, SLG: 0.321										4	0	0	0	1	0	1											
Bill Madlock, R OBP: 0.359, SLG: 0.428										5	1	2	0	0	1	1											
Willie McCovey, L OBP: 0.364, SLG: 0.500 Skip James, L OBP: 0.190, SLG: 0.238										2	0	1	0	0	1	2											
Randy Elliott, R OBP: 0.280, SLG: 0.415										4	1	1	0	0	0	5											
Darrell Evans, L OBP: 0.345, SLG: 0.410										4	0	0	0	0	1	2											
Gary Thomasson, L OBP: 0.353, SLG: 0.440										3	0	2	1	1	1	0											
Marc Hill, R OBP: 0.300, SLG: 0.339										2	0	0	1	1	0	2											
Greg Minton, S OBP: 0.323, SLG: 0.349 Vic Harris, S OBP: 0.200, SLG: 0.800 Dave Heaverlo, R OBP: 0.329, SLG: 0.406 Jack Clark, R OBP: 0.329, SLG: 0.406 Randy Moffitt, R OBP: 0.190, SLG: 0.238										1	0	0	0	1	1	1											
Inning Stats	R: 0 E: 0 K: 2 S: 8	H: 1 LOB: 2 BB: 1 P: 12	R: 0 E: 0 K: 1 S: 5	H: 0 LOB: 2 BB: 2 P: 13	R: 0 E: 0 K: 1 S: 6	H: 1 LOB: 1 BB: 0 P: 6	R: 0 E: 0 K: 1 S: 5	H: 0 LOB: 1 BB: 1 P: 9	R: 0 E: 0 K: 0 S: 3	H: 1 LOB: 0 BB: 0 P: 3	R: 0 E: 0 K: 1 S: 5	H: 0 LOB: 0 BB: 0 P: 5	R: 0 E: 0 K: 2 S: 10	H: 3 LOB: 1 BB: 1 P: 14	R: 0 E: 0 K: 1 S: 5	H: 0 LOB: 0 BB: 0 P: 5		1B: 4 2B: 2 3B: 0 HR: 0	SF: 1 SAC: 0 DP: 1 HBP: 0	WP: 3 PB: 0 SB: 0 CS: 0	PA: 39						
PITCHER	IP	WLS	BF	H	R	ER	SO	BB	IBB	HBP	BLK	WP	HR	S	P	ERA	WHIP										
Doug Capilla, L ERA: 4.61	6.0	W	26	3	0	0	0	6	0	0	0	0	0	30	54	0.00	1.500										
Tom Hume, R ERA: 8.7	1.0		6	2	3	3	1	1	0	0	0	0	0	7	11	27.00	3.000										
Angel Torres, L ERA: 4.15	0.1		2	1	0	0	1	0	0	0	0	1	0	4	4	0.00	3.000										
Pedro Borbon, R ERA: 3.24	1.2	S	5	0	0	0	2	0	0	0	0	0	0	9	9	0.00	0.000										



Batter	1	2	3	4	5	6	7	8	9	AB	R	H	RBI	BB	SO	LOB	TOP			
Pete Rose, S OBP: 0.374, SLG: 0.435 (1.5)	L1		F8 1B		5-3		K		F9	5	0	1	0	0	1	0	Cincinnati Reds @ San Francisco Giants Candlestick Park, San Francisco, CA Sun Sep 18 1977, 6:33 AM EDT Att: 24,426 - Unknown			
Ken Griffey, L OBP: 0.390, SLG: 0.466 (1.9)	K		1B		K			5-3 1B BB		3	1	1	0	1	2	0				
Dave Concepcion, R OBP: 0.328, SLG: 0.370 (1.6)	1B		F8 2-3		F9			5-3 1-2		4	0	1	0	0	0	3				
George Foster, R OBP: 0.379, SLG: 0.625 (8.7)	1-2 BB		4-3		4-3			1B IBB		2	0	0	0	2	0	1				
Johnny Bench, R OBP: 0.353, SLG: 0.552 (8.8)	K			SH3 BB		K		F8		3	0	0	0	1	2	4				
Cesar Geronimo, L OBP: 0.320, SLG: 0.385 (8.8)	K					K				0	0	0	0	0	0	0				
Ray Knight, R OBP: 0.318, SLG: 0.380 (1.4)		4-0 BB		SH3 1-2		K		1-2 2-H 1B		2	0	1	1	1	1	0				
Dan Driessen, L OBP: 0.370, SLG: 0.462 (1.3)			F9				K	6-3		3	0	0	0	1	1	3				
Don Werner, R OBP: 0.111, SLG: 0.444 (1.2)			F8 1-2		F8			5-3		4	1	1	1	0	0	3				
Paul Moskau, R OBP: 0.286, SLG: 0.344 (1.1)					FC6		L1		P6	3	0	0	0	0	0	3				
Dale Murray, R OBP: 0.162, SLG: 0.182 (8.1)			G3		FC6 1-2					0	0	0	0	0	0	0				
Bob Bailey, R OBP: 0.348, SLG: 0.380 (9. PH)										1	0	0	0	0	0	0				
Pedro Borbon, R OBP: 0.182, SLG: 0.227 (9.1)										0	0	0	0	0	0	0				
Inning Stats	R: 0 E: 0 K: 2 S: 8	H: 1 LOB: 2 BB: 1 P: 12	R: 0 E: 0 K: 0 S: 3	H: 0 LOB: 1 BB: 1 P: 7	R: 0 E: 0 K: 0 S: 4	H: 2 LOB: 1 BB: 0 P: 4	R: 0 E: 0 K: 0 S: 3	H: 0 LOB: 2 BB: 2 P: 11	R: 0 E: 0 K: 1 S: 5	H: 0 LOB: 0 BB: 0 P: 5	R: 1 E: 0 K: 2 S: 8	H: 1 LOB: 0 BB: 0 P: 8	R: 1 E: 0 K: 0 S: 4	H: 1 LOB: 2 BB: 0 P: 12	R: 0 E: 0 K: 0 S: 3	H: 0 LOB: 0 BB: 0 P: 3	1B: 4 2B: 0 3B: 0 HR: 1	SF: 0 SAC: 1 DP: 0 HBP: 0	WP: 0 PB: 0 SB: 2 CS: 0	PA: 37
PITCHER Bob Knepper, L ERA: 2.96 (1.1)	IP: 9.0 WLS: W BF: 37 H: 5 R: 2 ER: 2 SO: 7 BB: 5 IBB: 1 HBP: 0 BLK: 0 WP: 0 HR: 1 S: 45 P: 69 ERA: 2.00 WHIP: 1.111															PITCHER				

Batter	1	2	3	4	5	6	7	8	9	AB	R	H	RBI	BB	SO	LOB	BOTTOM											
Derrel Thomas, S OBP: 0.322, SLG: 0.386 (1.8)	1B		F6		G3		F9		1B 1B	5	1	2	0	0	0	1	Cincinnati Reds @ San Francisco Giants Candlestick Park, San Francisco, CA Sun Sep 18 1977, 6:33 AM EDT Att: 24,426 - Unknown											
Gary Thomasson, L OBP: 0.358, SLG: 0.447 (1.9)	1B		K		S BB			1B 2B	F7	4	1	2	0	1	1	1												
Bill Madlock, R OBP: 0.361, SLG: 0.427 (1.4)	P3		S 1B		F9 1-2			1B SF8 1B	1B	5	1	3	0	0	0	3												
Willie McCovey, L OBP: 0.364, SLG: 0.497 (1.3)	K		4-0 BB		P3			F2	1B	4	0	1	1	1	1	4												
Darrell Evans, L OBP: 0.344, SLG: 0.406 (1.5)	F8		P6		F8			SF8 E 1B		4	0	1	1	0	0	4												
Terry Whitfield, L OBP: 0.317, SLG: 0.438 (1.7)		CS 1B			K			E6 FC6-4		4	0	1	0	0	2	2												
Marc Hill, R OBP: 0.308, SLG: 0.353 (1.2)		FC6-4 1B			CS BB			F8 SF8		2	0	1	1	1	0	0												
Johnnie LeMaster, R OBP: 0.230, SLG: 0.216 (1.6)					K			F7 FC6-4		3	0	0	0	0	2	2												
Jack Clark, R OBP: 0.332, SLG: 0.407 (8. PH)					K					1	0	0	0	0	0	2												
Bob Knepper, L OBP: 0.232, SLG: 0.208 (1.1)					K					2	0	0	0	1	1	1												
Vic Harris, S OBP: 0.319, SLG: 0.347 (9. PH)		FC6-4							F9	1	0	0	0	0	0	0												
Inning Stats	R: 0 E: 0 K: 1 S: 7	H: 2 LOB: 2 BB: 0 P: 7	R: 0 E: 0 K: 1 S: 6	H: 2 LOB: 0 BB: 0 P: 6	R: 0 E: 0 K: 1 S: 6	H: 1 LOB: 1 BB: 1 P: 10	R: 0 E: 0 K: 2 S: 6	H: 0 LOB: 1 BB: 1 P: 10	R: 0 E: 0 K: 1 S: 5	H: 0 LOB: 1 BB: 1 P: 9	R: 0 E: 0 K: 1 S: 3	H: 0 LOB: 1 BB: 1 P: 7	R: 2 E: 1 K: 0 S: 7	H: 3 LOB: 2 BB: 0 P: 7	R: 1 E: 0 K: 0 S: 5	H: 3 LOB: 2 BB: 0 P: 5	1B: 10 2B: 2 3B: 0 HR: 0	SF: 1 SAC: 0 DP: 1 HBP: 0	WP: 0 PB: 0 SB: 2 CS: 2	PA: 40								
PITCHER Paul Moskau, R ERA: 4.52 (1.1)	IP: 7.1 WLS: 3 BF: 32 H: 8 R: 2 ER: 1 SO: 7 BB: 4 IBB: 0 HBP: 0 BLK: 0 WP: 0 HR: 0 S: 42 P: 58 ERA: 1.23 WHIP: 1.636															PITCHER												
Dale Murray, R ERA: 4.5 (8.1)	0.2	3	0	0	0	0	0	0	0	3	3	0.00	0.000															
Pedro Borbon, R ERA: 3.32 (9.1)	0.2	L	5	3	1	1	0	0	0	0	5	5	13.50	4.500														



Batter	1	2	3	4	5	6	7	8	9	AB	R	H	RBI	BB	SO	LOB	TOP					
Pete Rose, S OBP: 0.374, SLG: 0.434 Ray Knight, R OBP: 0.318, SLG: 0.380	0-3 K	0-0 1B			0-0 6-3		0-0 6-3			4	0	1	0	0	1	0	Cincinnati Reds @ San Diego Padres San Diego Stadium, San Diego, CA Tue Sep 20 1977, 10:05 PM EDT Att: 11,302 - Unknown					
Ken Griffey, L OBP: 0.390, SLG: 0.464	4-0 HR		0-0 F7		0-0 6-3		4-0 BB			2	1	0	0	2	0	0						
Joe Morgan, L OBP: 0.424, SLG: 0.491	0-0 5-3		0-0 3B		4-0 BB		0-0 L3			3	0	1	0	1	0	2						
George Foster, R OBP: 0.380, SLG: 0.629	0-0 HR		0-0 P3		4-0 BB		0-0 P4			3	1	1	2	1	0	1						
Johnny Bench, R OBP: 0.352, SLG: 0.549 Cesar Geronimo, L OBP: 0.320, SLG: 0.385	0-3 K		0-3 K		0-3 K		4-0 BB		0-0 BB	3	0	0	0	1	3	3						
Dave Concepcion, R OBP: 0.325, SLG: 0.367		0-3 K		0-0 F8		0-0 E6		0-0 G6-4-3		4	0	0	0	0	1	1						
Dan Driessen, L OBP: 0.370, SLG: 0.459		4-0 1B		0-0 F9		0-3 K		0-0 F2		3	1	0	0	1	1	1						
Don Werner, R OBP: 0.154, SLG: 0.615		0-3 K		0-0 HR		0-0 G5-4-3		0-3 K		4	1	1	1	0	2	2						
Tom Seaver, R OBP: 0.238, SLG: 0.329		0-0 E6		0-3 K			0-0 5-3		0-0 F9	4	0	1	0	0	1	0						
Inning Stats	R: 2 E: 0 K: 2 S: 8	H: 1 LOB: 0 BB: 1 P: 12	R: 1 E: 1 K: 2 S: 8	H: 2 LOB: 2 BB: 1 P: 12	R: 0 E: 0 K: 1 S: 6	H: 1 LOB: 1 BB: 0 P: 6	R: 1 E: 0 K: 1 S: 6	H: 1 LOB: 0 BB: 0 P: 6	R: 0 E: 0 K: 1 S: 5	H: 0 LOB: 2 BB: 2 P: 13	R: 0 E: 1 K: 0 S: 3	H: 0 LOB: 1 BB: 1 P: 7	R: 0 E: 0 K: 0 S: 2	H: 0 LOB: 0 BB: 1 P: 6	R: 0 E: 0 K: 1 S: 5	H: 0 LOB: 0 BB: 0 P: 5	1B: 2 2B: 0 3B: 1 HR: 2	SF: 0 SAC: 0 DP: 2 HBP: 0	WP: 0 PB: 0 SB: 0 CS: 0	PA: 36		
PITCHER	IP	WLS	BF	H	R	ER	SO	BB	IBB	HBP	BLK	WP	HR	S	P	ERA	WHIP					
Bob Ovwchinko, L ERA: 4.36	(1, 1)	6.0	L	26	5	4	4	8	4	0	0	0	0	2	38	54	6.00	1.500				
Dave Tomlin, L ERA: 3.04	(7, 1)	2.0		7	0	0	0	0	2	0	0	0	0	0	5	13	0.00	1.000				
Dan Spillner, R ERA: 3.59	(9, 1)	1.0		3	0	0	0	1	0	0	0	0	0	0	5	5	0.00	0.000				

AB	30
R	4
H	5
RBI	3
BB	6
SO	9
LOB	10



Batter	1	2	3	4	5	6	7	8	9	AB	R	H	RBI	BB	SO	LOB	BOTTOM					
Gene Richards, L OBP: 0.360, SLG: 0.381	0-0 4-3		0-0 6-3			0-0 1-3			0-0 F7	4	0	0	0	0	0	0	Cincinnati Reds @ San Diego Padres San Diego Stadium, San Diego, CA Tue Sep 20 1977, 10:05 PM EDT Att: 11,302 - Unknown					
Bill Almon, R OBP: 0.301, SLG: 0.338	0-0 6-3			0-0 F7		0-0 F8		0-0 F8	4	0	1	0	0	0	0	0						
Dave Roberts, R OBP: 0.279, SLG: 0.337	0-0 F8			0-3 K		0-0 5-3		0-0 P6	4	0	0	0	0	1	1	1						
George Hendrick, R OBP: 0.378, SLG: 0.474		0-0 F9		0-0 L7		4-0 BB			2	0	0	0	1	0	0	0						
Dave Winfield, R OBP: 0.340, SLG: 0.475		0-0 S			0-0 L4		0-0 F8		0-0 F8	3	0	1	0	0	0	2						
Gene Tenace, R OBP: 0.414, SLG: 0.402		0-0 F3		0-3 K		0-0 F2			3	0	0	0	0	1	3	3						
Tucker Ashford, R OBP: 0.285, SLG: 0.340		0-3 K			0-0 6-3		0-0 6-3		0-0 6-3	3	0	0	0	0	1	1						
Mike Champion, R OBP: 0.272, SLG: 0.290			0-0 6-3			0-0 F3		0-0 1-3	3	0	0	0	0	0	0	0						
Bob Ovwchinko, L OBP: 0.163, SLG: 0.089 Merv Rettenmund, R OBP: 0.436, SLG: 0.459 Dave Tomlin, L OBP: 0.286, SLG: 0.286 Jerry Turner, L OBP: 0.319, SLG: 0.411 Dan Spillner, R OBP: 0.286, SLG: 0.118			0-3 K		0-0 P4		0-3 K		0-0 K	1	0	0	0	0	1	0						
Inning Stats	R: 0 E: 0 K: 0 S: 3	H: 0 LOB: 0 BB: 0 P: 3	R: 0 E: 0 K: 1 S: 6	H: 1 LOB: 1 BB: 0 P: 6	R: 0 E: 0 K: 1 S: 5	H: 0 LOB: 0 BB: 0 P: 5	R: 0 E: 0 K: 1 S: 5	H: 0 LOB: 0 BB: 0 P: 5	R: 0 E: 0 K: 0 S: 3	H: 0 LOB: 0 BB: 0 P: 3	R: 0 E: 0 K: 0 S: 4	H: 1 LOB: 2 BB: 1 P: 8	R: 0 E: 0 K: 1 S: 5	H: 0 LOB: 0 BB: 0 P: 5	R: 0 E: 0 K: 0 S: 3	H: 0 LOB: 0 BB: 0 P: 3	1B: 1 2B: 1 3B: 0 HR: 0	SF: 0 SAC: 0 DP: 0 HBP: 0	WP: 0 PB: 0 SB: 1 CS: 0	PA: 30		
PITCHER	IP	WLS	BF	H	R	ER	SO	BB	IBB	HBP	BLK	WP	HR	S	P	ERA	WHIP					
Tom Seaver, R ERA: 2.74	(1, 1)	9.0	W	30	2	0	0	5	1	0	0	0	0	0	39	43	0.00	0.333				



Batter	1	2	3	4	5	6	7	8	9	AB	R	H	RBI	BB	SO	LOB	TOP	
Pete Rose, S OBP: 0.371, SLG: 0.431 (1, 5)	F8		L9			6-3		F3		4	0	0	0	0	0	0	Cincinnati Reds @ San Diego Padres San Diego Stadium, San Diego, CA Wed Sep 21 1977, 10:05 PM EDT Att: 11,669 - Unknown livebaseballscorecards.com	
Ken Griffey, L OBP: 0.391, SLG: 0.464 (1, 9)	FC3-6 1B			4-3		4-3		3B BB		3	1	1	0	1	0	0		
Joe Morgan, L OBP: 0.424, SLG: 0.495 (1, 4)	FC3-6 1-2			F8				1B 3B		4	1	2	1	0	0	1		
George Foster, R OBP: 0.378, SLG: 0.625 (1, 7)	4-3			E6		6-3		F6		4	0	0	0	0	0	3		
Johnny Bench, R OBP: 0.351, SLG: 0.546 (1, 3) (8, 2)		6-3		1-3			5-3	1B		4	0	1	1	0	0	1		
Dave Concepcion, R OBP: 0.325, SLG: 0.368 (1, 6)	6-3				F8		5-3 1B 2B	K		4	1	1	0	0	1	1		
Bill Plummer, R OBP: 0.205, SLG: 0.205 (1, 2) Dan Driessen, L OBP: 0.369, SLG: 0.458 (8, 3)	5-3				F9		5-3	F8		3	0	0	0	0	0	1		
Cesar Geronimo, L OBP: 0.321, SLG: 0.386 (1, 8)			6-3				2-3	F5		4	0	2	1	0	0	0		
Fred Norman, S OBP: 0.171, SLG: 0.127 (1, 1) Ed Ambrister, R OBP: 0.333, SLG: 0.425 (7, PH) Dale Murray, R OBP: 0.167, SLG: 0.167 (7, 1)	1-3			1-3		F8		F9		2	0	0	0	0	0	1		
Inning Stats	R: 0 E: 0 K: 0 S: 4	H: 1 LOB: 1 BB: 0 P: 4	R: 0 E: 0 K: 0 S: 3	H: 0 LOB: 0 BB: 0 P: 3	R: 0 E: 1 K: 0 S: 4	H: 0 LOB: 1 BB: 0 P: 4	R: 0 E: 0 K: 0 S: 4	H: 1 LOB: 1 BB: 0 P: 4	R: 1 E: 0 K: 0 S: 5	H: 2 LOB: 1 BB: 0 P: 5	R: 2 E: 0 K: 1 S: 7	H: 2 LOB: 1 BB: 1 P: 11	R: 0 E: 0 K: 0 S: 3	H: 0 LOB: 0 BB: 0 P: 3	1B: 5 2B: 1 3B: 1 HR: 0	SF: 0 SAC: 0 DP: 0 HBP: 0		WP: 0 PA: 36 PB: 0 SB: 0 CS: 0
PITCHER	IP	WLS	BF	H	R	ER	SO	BB	IBB	HBP	BLK	WP	HR	S	P	ERA	WHIP	
Randy Jones, L ERA: 4.58 (1, 1)	7.0		27	5	1	1	0	0	0	0	0	0	0	27	27	1.29	0.714	
Rollie Fingers, R ERA: 3.03 (8, 1)	2.0	L	9	2	2	2	1	1	0	0	0	0	0	10	14	9.00	1.500	

Batter	1	2	3	4	5	6	7	8	9	AB	R	H	RBI	BB	SO	LOB	BOTTOM		
Gene Richards, L OBP: 0.356, SLG: 0.377 (1, 7)	G3		4-3				5-3		G6-4-3	5	0	0	0	0	0	1	Cincinnati Reds @ San Diego Padres San Diego Stadium, San Diego, CA Wed Sep 21 1977, 10:05 PM EDT Att: 11,669 - Unknown livebaseballscorecards.com		
Bill Almon, R OBP: 0.304, SLG: 0.341 (1, 6)	FC6-4 BB				K		FC1-6 1B		E5	4	0	2	0	1	1	0			
Dave Roberts, R OBP: 0.272, SLG: 0.328 (1, 2)	F7		F5		6-3		FC1-6 BB		F8	5	0	0	0	0	0	4			
George Hendrick, R OBP: 0.379, SLG: 0.479 (1, 8)	FC6-4 1-2		G3			HR	1-2 BB			3	1	1	1	1	0	2			
Dave Winfield, R OBP: 0.338, SLG: 0.472 (1, 9)		K		P4		4-3	4-3			4	0	0	0	0	1	2			
Gene Tenace, R OBP: 0.411, SLG: 0.398 (1, 3)		K		K			F3		6-3	4	0	0	0	0	2	0			
Mike Champion, R OBP: 0.275, SLG: 0.297 (1, 4)		1B BB			E 3B		WP 1B		K	3	1	2	0	1	1	0			
Tucker Ashford, R OBP: 0.290, SLG: 0.341 (1, 5) Mike Ivie, R OBP: 0.336, SLG: 0.409 (8, PH) Gary Sutherland, R OBP: 0.287, SLG: 0.297 (9, 5)				E5			1-2 IBB		F9	2	0	1	0	1	0	0			
Randy Jones, R OBP: 0.156, SLG: 0.140 (1, 1) Rollie Fingers, R OBP: 0.050, SLG: 0.050 (8, 1) Jerry Turner, L OBP: 0.321, SLG: 0.413 (9, PH)				K			5-3		G6-4-3 1B	3	0	0	0	0	2	5			
Inning Stats	R: 0 E: 0 K: 0 S: 3	H: 0 LOB: 1 BB: 1 P: 7	R: 0 E: 0 K: 3 S: 10	H: 1 LOB: 2 BB: 1 P: 14	R: 0 E: 0 K: 0 S: 4	H: 1 LOB: 1 BB: 0 P: 4	R: 1 E: 1 K: 2 S: 9	H: 1 LOB: 1 BB: 0 P: 9	R: 0 E: 0 K: 1 S: 5	H: 0 LOB: 0 BB: 0 P: 5	R: 1 E: 0 K: 0 S: 4	H: 1 LOB: 2 BB: 1 P: 8	R: 0 E: 0 K: 1 S: 5	H: 0 LOB: 0 BB: 0 P: 5	R: 0 E: 1 K: 0 S: 4	H: 1 LOB: 1 BB: 0 P: 4		1B: 4 2B: 1 3B: 1 HR: 1	SF: 0 SAC: 0 DP: 1 HBP: 0
PITCHER	IP	WLS	BF	H	R	ER	SO	BB	IBB	HBP	BLK	WP	HR	S	P	ERA	WHIP		
Fred Norman, L ERA: 3.31 (1, 1)	6.0		27	5	2	1	6	2	1	0	0	0	0	36	48	1.50	1.167		
Dale Murray, R ERA: 4.75 (7, 1)	3.0	W	12	2	0	0	1	1	0	0	0	0	0	13	17	0.00	1.000		

Batter	1	2	3	4	5	6	7	8	9	AB	R	H	RBI	BB	SO	LOB	TOP								
Pete Rose, S OBP: 0.370, SLG: 0.428 (1,5)										4	0	0	0	1	0	1	Cincinnati Reds @ San Diego Padres San Diego Stadium, San Diego, CA Thu Sep 22 1977, 6:33 AM EDT Att: 6,370 - Unknown								
Ed Ambrister, R OBP: 0.333, SLG: 0.421 (1,9)										3	0	1	0	0	0	0									
Champ Summers, L OBP: 0.225, SLG: 0.342 (7,PH)										1	0	0	0	0	1	0									
Rick Auerbach, R OBP: 0.191, SLG: 0.190 (9,PH)										0	0	0	0	0	0	0									
Paul Moskau, R OBP: 0.286, SLG: 0.344 (9,PH)										1	0	0	0	0	1	2									
Dave Concepcion, R OBP: 0.326, SLG: 0.374 (1,6)										5	1	2	1	0	0	3									
George Foster, R OBP: 0.382, SLG: 0.629 (1,8)										4	0	4	0	0	0	0									
Johnny Bench, R OBP: 0.352, SLG: 0.544 (1,7)										2	0	0	0	2	0	4									
Ray Knight, R OBP: 0.308, SLG: 0.366 (1,4)										3	0	0	0	0	0	4									
Joe Morgan, L OBP: 0.424, SLG: 0.494 (8,PH)										1	0	0	0	0	0	0									
Dan Driessen, L OBP: 0.368, SLG: 0.457 (1,3)										4	0	1	0	0	0	2									
Don Werner, R OBP: 0.235, SLG: 0.533 (1,2)										2	0	0	0	2	0	1									
Doug Capilla, L OBP: 0.083, SLG: 0.059 (1,1)										2	0	0	0	0	1	4									
Mike Lum, L OBP: 0.211, SLG: 0.290 (6,PH)										1	0	0	0	0	1	1									
Manny Sarmiento, R OBP: 0.392, SLG: 0.464 (9,PH)										0	0	0	0	0	0	0									
Ken Griffey, L OBP: 0.392, SLG: 0.464 (9,PH)										0	0	0	0	1	0	0									
Inning Stats	R: 0 E: 0 K: 0 S: 3	H: 0 LOB: 0 BB: 0 P: 3	R: 0 E: 0 K: 1 S: 6	H: 1 LOB: 3 BB: 2 P: 14	R: 0 E: 0 K: 0 S: 5	H: 2 LOB: 2 BB: 0 P: 5	R: 0 E: 0 K: 0 S: 3	H: 0 LOB: 1 BB: 1 P: 7	R: 1 E: 0 K: 0 S: 5	H: 2 LOB: 2 BB: 1 P: 9	R: 0 E: 0 K: 1 S: 6	H: 1 LOB: 1 BB: 0 P: 6	R: 0 E: 0 K: 0 S: 6	H: 2 LOB: 1 BB: 0 P: 6	R: 0 E: 0 K: 0 S: 3	H: 0 LOB: 0 BB: 2 P: 3	R: 0 E: 0 K: 1 S: 4	H: 0 LOB: 1 BB: 2 P: 12	1B: 6 2B: 2 3B: 0 HR: 1	SF: 0 SAC: 0 DP: 2 HBP: 0	WP: 0 PB: 0 SB: 0 CS: 0	PA: 39			
PITCHER	IP	WLS	BF	H	R	ER	SO	BB	IBB	HBP	BLK	WP	HR	S	P	ERA	WHIP	PITCHER							
Bob Shirley, L ERA: 3.93 (1,1)	6.0	W	28	6	1	1	2	2	2	0	0	0	1	28	44	1.50	1.333								
Dan Spillner, R ERA: 3.53 (7,1)	2.0		9	2	0	0	1	2	0	0	0	0	0	9	17	0.00	2.000								
Dave Tomlin, L ERA: 3.03 (9,1)	0.1		1	0	0	0	1	0	0	0	0	0	0	3	3	0.00	0.000								
Rollie Fingers, R ERA: 3.02 (9,1)	0.2	S	1	0	0	0	0	0	0	0	0	0	0	1	1	0.00	0.000								

Batter	1	2	3	4	5	6	7	8	9	AB	R	H	RBI	BB	SO	LOB	BOTTOM								
Gene Richards, L OBP: 0.356, SLG: 0.376 (1,7)										4	0	1	0	0	0	0	Cincinnati Reds @ San Diego Padres San Diego Stadium, San Diego, CA Thu Sep 22 1977, 6:33 AM EDT Att: 6,370 - Unknown								
Bill Almon, R OBP: 0.305, SLG: 0.342 (1,6)										4	1	2	0	0	0	0									
Mike Ivie, R OBP: 0.335, SLG: 0.406 (1,3)										3	1	0	0	1	0	3									
George Hendrick, R OBP: 0.382, SLG: 0.479 (1,8)										2	1	1	1	2	0	0									
Dave Winfield, R OBP: 0.337, SLG: 0.470 (1,9)										4	0	1	0	0	1	4									
Gene Tenace, R OBP: 0.411, SLG: 0.399 (1,2)										4	0	2	1	0	1	0									
Mike Champion, R OBP: 0.273, SLG: 0.294 (1,4)										4	0	0	0	0	0	3									
Tucker Ashford, R OBP: 0.289, SLG: 0.339 (1,5)										4	0	1	0	0	1	1									
Bob Shirley, R OBP: 0.130, SLG: 0.134 (1,1)										2	0	0	0	0	1	1									
Merv Rettenmund, R OBP: 0.433, SLG: 0.455 (6,PH)										1	0	0	0	0	0	0									
Dan Spillner, R OBP: 0.286, SLG: 0.118 (7,1)										0	0	0	0	0	0	0									
Dave Tomlin, L OBP: 0.286, SLG: 0.286 (9,1)										0	0	0	0	0	0	0									
Rollie Fingers, R OBP: 0.050, SLG: 0.050 (9,1)										0	0	0	0	0	0	0									
Inning Stats	R: 1 E: 0 K: 0 S: 4	H: 1 LOB: 1 BB: 1 P: 8	R: 0 E: 0 K: 2 S: 7	H: 0 LOB: 0 BB: 0 P: 7	R: 0 E: 0 K: 1 S: 7	H: 2 LOB: 3 BB: 1 P: 11	R: 0 E: 0 K: 0 S: 4	H: 1 LOB: 1 BB: 0 P: 4	R: 2 E: 1 K: 0 S: 6	H: 3 LOB: 2 BB: 1 P: 10	R: 0 E: 0 K: 0 S: 3	H: 0 LOB: 0 BB: 0 P: 3	R: 0 E: 0 K: 0 S: 3	H: 0 LOB: 0 BB: 0 P: 3	R: 0 E: 0 K: 1 S: 6	H: 1 LOB: 1 BB: 0 P: 6	1B: 8 2B: 0 3B: 0 HR: 0	SF: 0 SAC: 0 DP: 0 HBP: 0	WP: 2 PB: 0 SB: 1 CS: 0	PA: 35					
PITCHER	IP	WLS	BF	H	R	ER	SO	BB	IBB	HBP	BLK	WP	HR	S	P	ERA	WHIP	PITCHER							
Doug Capilla, L ERA: 4.64 (1,1)	5.0	L	25	7	3	3	3	3	0	0	0	0	0	28	40	5.40	2.000								
Manny Sarmiento, R ERA: 2.62 (6,1)	3.0		10	1	0	0	1	0	0	0	0	0	0	12	12	0.00	0.333								

AB	33
R	1
H	8
RBI	1
BB	6
SO	4
LOB	22



AB	32
R	3
H	8
RBI	2
BB	3
SO	4
LOB	12



Batter	1	2	3	4	5	6	7	8	9	AB	R	H	RBI	BB	SO	LOB	TOP								
Pete Rose, S OBP: 0.372, SLG: 0.427 Ray Knight, R OBP: 0.308, SLG: 0.366	F7	BB BB BB	F9			1B		WP BB		4	1	2	2	1	0	0									
Ken Griffey, L OBP: 0.389, SLG: 0.458	E	BB BB BB	K			F9		F8		4	2	1	0	1	1	3									
Joe Morgan, L OBP: 0.422, SLG: 0.488	F8	1B BB BB				F2		F8		4	0	0	0	1	0	3									
George Foster, R OBP: 0.385, SLG: 0.636	E7	K				2-3		3-H 4-0		4	0	1	0	1	1	4									
Dan Driessen, L OBP: 0.368, SLG: 0.452	2-3	1B BB				F7		F8		4	0	0	1	1	0	3									
Johnny Bench, R OBP: 0.354, SLG: 0.540 Manny Sarmiento, R OBP: 0.222, SLG: 0.338		E BB				K				3	1	1	1	1	2	0									
Champ Summers, L OBP: 0.167, SLG: 0.167 Dale Murray, R OBP: 0.167, SLG: 0.167 Pedro Borbon, R OBP: 0.182, SLG: 0.227						K				1	0	0	0	0	0	0									
Dave Concepcion, R OBP: 0.328, SLG: 0.377		1B				K				4	1	2	0	1	1	3									
Cesar Geronimo, L OBP: 0.325, SLG: 0.396		E9						G3		5	2	3	2	0	0	2									
Tom Hume, R OBP: 0.125, SLG: 0.500 Don Werner, R OBP: 0.273, SLG: 0.526		F5				F7		F8		3	0	0	0	0	0	3									
Inning Stats	R: 1 E: 1 K: 0 S: 5	H: 2 LOB: 1 BB: 0 P: 5	R: 5 E: 1 K: 1 S: 9	H: 4 LOB: 3 BB: 4 P: 25	R: 1 E: 0 K: 1 S: 6	H: 1 LOB: 0 BB: 0 P: 6	R: 0 E: 0 K: 0 S: 3	H: 0 LOB: 0 BB: 0 P: 3	R: 0 E: 0 K: 2 S: 8	H: 1 LOB: 1 BB: 0 P: 8	R: 0 E: 0 K: 1 S: 4	H: 1 LOB: 1 BB: 0 P: 4	R: 0 E: 0 K: 1 S: 6	H: 1 LOB: 2 BB: 2 P: 6	R: 1 E: 0 K: 0 S: 4	H: 1 LOB: 1 BB: 1 P: 12	R: 0 E: 0 K: 0 S: 3	H: 0 LOB: 1 BB: 1 P: 7	1B: 9 2B: 1 3B: 0 HR: 1	SF: 0 SAC: 0 DP: 0 HBP: 0	WP: 1 PB: 0 SB: 0 CS: 0	PA: 45			
PITCHER	IP	WLS	BF	H	R	ER	SO	BB	IBB	HBP	BLK	WP	HR	S	P	ERA	WHIP								
Dick Ruthven, R ERA: 4.41	1.1	L	12	5	6	5	0	3	0	0	0	0	0	9	21	33.75	6.000								
Preston Hanna, R ERA: 5.13	0.2		4	1	0	0	1	1	0	0	0	0	0	5	9	0.00	3.000								
Don Collins, L ERA: 5.04	3.0		11	2	1	1	3	0	0	0	0	0	1	17	17	3.00	0.667								
Larry Bradford, L ERA: 4.2	2.0		8	2	0	0	1	0	0	0	0	0	0	10	10	0.00	1.000								
Mike Davey, L ERA: 4.2	1.0		6	1	1	1	0	1	1	0	0	1	0	4	12	9.00	2.000								

Cincinnati Reds @ Atlanta Braves
Atlanta-Fulton County Stadium, Atlanta, GA
Sat Sep 24 1977, 7:05 PM EDT
Att: 25,893 - Unknown

AB	38
R	8
H	11
RBI	6
BB	7
SO	5
LOB	22



Batter	1	2	3	4	5	6	7	8	9	AB	R	H	RBI	BB	SO	LOB	BOTTOM								
Jerry Royster, R OBP: 0.283, SLG: 0.274	F8	6-3				4-3				5	1	1	0	0	1	2									
Brian Asseistine, L OBP: 0.287, SLG: 0.370			1-3			6-3				4	1	2	1	1	0	0									
Jeff Burroughs, R OBP: 0.365, SLG: 0.525	K		F9			6-3				5	0	0	0	0	2	4									
Willie Montanez, L OBP: 0.328, SLG: 0.456	6-3		L3							4	1	2	1	0	0	1									
Gary Matthews, R OBP: 0.362, SLG: 0.435		1B BB				FC4-6				4	2	3	2	1	0	1									
Barry Bonnell, R OBP: 0.386, SLG: 0.343		1B				FC4-6				5	0	2	1	0	0	2									
Dale Murphy, R OBP: 0.271, SLG: 0.521		1B				F8				5	0	2	1	0	0	3									
Pat Rockett, R OBP: 0.344, SLG: 0.305		1B				F7				4	0	0	0	0	0	5									
Dick Ruthven, R ERA: 8.25 Preston Hanna, R ERA: 5.13 Larry Bradford, L ERA: 5.04 Don Collins, L ERA: 5.13 Dave Concepcion, R ERA: 4.94 Tom Hume, R ERA: 4.94 Mike Davey, L ERA: 4.2 Joe Nease, L ERA: 4.2 Rob Bellor, R ERA: 4.2			K							0	0	0	0	0	0	0									
Inning Stats	R: 0 E: 0 K: 1 S: 6	H: 1 LOB: 1 BB: 0 P: 6	R: 1 E: 0 K: 1 S: 7	H: 2 LOB: 2 BB: 1 P: 11	R: 0 E: 0 K: 0 S: 3	H: 0 LOB: 0 BB: 0 P: 3	R: 0 E: 0 K: 0 S: 4	H: 1 LOB: 1 BB: 0 P: 4	R: 1 E: 0 K: 0 S: 4	H: 1 LOB: 0 BB: 0 P: 4	R: 2 E: 0 K: 0 S: 5	H: 2 LOB: 1 BB: 1 P: 5	R: 0 E: 0 K: 2 S: 7	H: 0 LOB: 1 BB: 1 P: 11	R: 0 E: 0 K: 0 S: 5	H: 2 LOB: 2 BB: 0 P: 5	R: 3 E: 0 K: 0 S: 8	H: 5 LOB: 2 BB: 0 P: 8	1B: 11 2B: 1 3B: 0 HR: 2	SF: 1 SAC: 0 DP: 0 HBP: 0	WP: 0 PB: 0 SB: 0 CS: 0	PA: 43			
PITCHER	IP	WLS	BF	H	R	ER	SO	BB	IBB	HBP	BLK	WP	HR	S	P	ERA	WHIP								
Tom Hume, R ERA: 8.25	6.0	W	26	7	4	4	2	1	0	0	0	0	0	29	33	6.00	1.333								
Manny Sarmiento, R ERA: 2.49	2.0		9	2	0	0	2	1	0	0	0	0	0	12	16	0.00	1.500								
Dale Murray, R ERA: 4.94	0.0		3	3	3	3	0	0	0	0	0	0	0	3	3	∞	∞								
Pedro Borbon, R ERA: 3.24	1.0	S	5	2	0	0	0	0	0	0	0	0	0	5	5	0.00	2.000								

Cincinnati Reds @ Atlanta Braves
Atlanta-Fulton County Stadium, Atlanta, GA
Sat Sep 24 1977, 7:05 PM EDT
Att: 25,893 - Unknown

AB	40
R	7
H	14
RBI	7
BB	2
SO	4
LOB	20



Batter	1	2	3	4	5	6	7	8	9	AB	R	H	RBI	BB	SO	LOB	TOP										
Pete Rose, S (1,5) OBP: 0.375, SLG: 0.431 Ray Knight, R (9,5) OBP: 0.308, SLG: 0.366	0-0 CS 1B		0-0 1-3			0-0 1B		4-0 1B FC6-2 BB	0-0 2B	4	0	3	1	1	0	0	Cincinnati Reds @ Atlanta Braves Atlanta-Fulton County Stadium, Atlanta, GA Sun Sep 25 1977, 3:33 AM EDT Att: 12,859 - Unknown livebaseballscorecards.com										
Ken Griffey, L (1,9) OBP: 0.389, SLG: 0.458	0-0 1-2 1B			0-0 3-1		0-3 K		0-0 FC6-2 1-3 2B 1B	0-0 F7	5	1	2	0	0	1	2											
Joe Morgan, L (1,4) OBP: 0.419, SLG: 0.484	0-0 P6			0-0 F8		0-0 F9		0-0 F9		4	0	0	0	0	0	4											
George Foster, R (1,7) OBP: 0.384, SLG: 0.639	0-0 5-3			0-0 5-3			0-0 HR	0-0 FC6-2 2-3 3-H 2B		4	2	1	1	0	0	3											
Dan Driessen, L (1,3)		0-0 CS 1B			4-0 FC4-6 BB		0-0 6-3 PB 1B	0-0 1-1 H 3-H 2B		3	0	3	2	1	0	0											
Johnny Bench, R (1,2) OBP: 0.351, SLG: 0.536		0-3 K			0-0 FC4-6 1-2		0-0 L4	0-0 6-3		4	0	0	0	0	1	4											
Dave Concepcion, R (1,6) OBP: 0.326, SLG: 0.374		0-3 K			0-0 F7		0-0 6-3		0-0 P4	4	0	0	0	0	1	2											
Cesar Geronimo, L (1,8) OBP: 0.327, SLG: 0.395			0-0 4-3		0-0 6-3		4-0 IBB		0-0 SH1-4 2B 1B	3	1	1	0	1	0	1											
Tom Seaver, R (1,1) OBP: 0.230, SLG: 0.317			0-0 5-3			0-0 6-3		0-0 6-3	0-0 SH1-4	3	0	0	0	0	0	2											
Inning Stats	R: 0 E: 0 K: 0 S: 4	H: 2 LOB: 1 BB: 0 P: 4	R: 0 E: 0 K: 2 S: 7	H: 1 LOB: 0 BB: 0 P: 7	R: 0 E: 0 K: 0 S: 3	H: 0 LOB: 0 BB: 0 P: 3	R: 0 E: 0 K: 0 S: 3	H: 0 LOB: 1 BB: 0 P: 7	R: 0 E: 0 K: 1 S: 6	H: 1 LOB: 1 BB: 0 P: 6	R: 1 E: 0 K: 0 S: 5	H: 2 LOB: 2 BB: 1 P: 9	R: 2 E: 0 K: 0 S: 5	H: 2 LOB: 1 BB: 1 P: 9	R: 1 E: 0 K: 0 S: 5	H: 2 LOB: 1 BB: 0 P: 5	1B: 7 2B: 3 3B: 0 HR: 1	SF: 0 SAC: 1 DP: 1 HBP: 0	WP: 0 PB: 1 SB: 1 CS: 2	PA: 38							
PITCHER	IP	WLS	BF	H	R	ER	SO	BB	IBB	HBP	BLK	WP	HR	S	P	ERA	WHIP										
Phil Niekro, R (1,1) ERA: 3.94	8.0	L	33	8	3	3	3	2	1	0	0	0	1	36	48	3.38	1.250										
Dave Campbell, R (9,1) ERA: 3.16	1.0		5	2	1	1	0	0	0	0	0	0	0	5	5	9.00	2.000										

Batter	1	2	3	4	5	6	7	8	9	AB	R	H	RBI	BB	SO	LOB	BOTTOM										
Jerry Royster, R (1,4) OBP: 0.283, SLG: 0.276	0-0 F9		0-3 K			0-3 K			0-0 F8 2B	4	0	1	0	0	2	0	Cincinnati Reds @ Atlanta Braves Atlanta-Fulton County Stadium, Atlanta, GA Sun Sep 25 1977, 3:33 AM EDT Att: 12,859 - Unknown livebaseballscorecards.com										
Brian Asseistine, L (1,8) OBP: 0.286, SLG: 0.365	0-0 1B			0-0 F9		0-0 L3		0-0 2-3 F8	4	0	1	0	0	0	1												
Jeff Burroughs, R (1,9) OBP: 0.364, SLG: 0.522	0-0 F9			0-0 F9		4-0 G3-6-1 BB		0-0 F8	3	0	0	0	1	0	2												
Willie Montanez, L (1,3) OBP: 0.327, SLG: 0.453	0-0 P6			4-0 BB		0-0 G3-6-1 1-2		0-0 P6	3	0	0	0	1	0	3												
Gary Matthews, R (1,7) OBP: 0.360, SLG: 0.433		0-3 K		0-0 F9		0-3 K			0-0 3 0 0 0 2 1	3	0	0	0	0	2	1											
Barry Bonnell, R (1,5) OBP: 0.386, SLG: 0.341		4-0 CS BB			0-0 6-3		0-0 4-3		2	0	0	0	1	0	0												
Dale Murphy, R (1,2) OBP: 0.275, SLG: 0.529		0-0 5-3 1-2			0-0 F9		0-0 2B		3	0	1	0	0	0	1												
Pat Rockett, R (1,6) OBP: 0.342, SLG: 0.302 Joe Nolan, L (8, PH) OBP: 0.283, SLG: 0.438 Rob Belloir, R (9,6)			0-0 P6		0-0 F7		0-3 K		2	0	0	0	0	0	0	0											
Phil Niekro, R (1,1) OBP: 0.174, SLG: 0.178 Rowland Office, L (8, PH) OBP: 0.285, SLG: 0.314 Dave Campbell, R (9,1) OBP: 0.091, SLG: 0.091			0-0 6-3			0-0 P6		0-0 F9	2	0	0	0	0	0	0	0											
Inning Stats	R: 0 E: 0 K: 0 S: 4	H: 1 LOB: 1 BB: 0 P: 4	R: 0 E: 0 K: 1 S: 4	H: 0 LOB: 0 BB: 1 P: 8	R: 0 E: 0 K: 1 S: 5	H: 0 LOB: 0 BB: 0 P: 5	R: 0 E: 0 K: 0 S: 3	H: 0 LOB: 1 BB: 1 P: 7	R: 0 E: 0 K: 0 S: 3	H: 0 LOB: 0 BB: 0 P: 3	R: 0 E: 0 K: 1 S: 5	H: 0 LOB: 0 BB: 0 P: 5	R: 0 E: 0 K: 1 S: 4	H: 0 LOB: 0 BB: 1 P: 8	R: 0 E: 0 K: 1 S: 6	H: 1 LOB: 1 BB: 0 P: 6	R: 0 E: 0 K: 0 S: 4	H: 1 LOB: 1 BB: 0 P: 4	1B: 1 2B: 2 3B: 0 HR: 0	SF: 0 SAC: 0 DP: 1 HBP: 0	WP: 0 PB: 0 SB: 0 CS: 1	PA: 31					
PITCHER	IP	WLS	BF	H	R	ER	SO	BB	IBB	HBP	BLK	WP	HR	S	P	ERA	WHIP										
Tom Seaver, R (1,1) ERA: 2.64	9.0	W	31	3	0	0	5	3	0	0	0	0	0	38	50	0.00	0.667										



Batter	1	2	3	4	5	6	7	8	9	AB	R	H	RBI	BB	SO	LOB	TOP			
Gene Richards, L (1, 3) OBP: 0.358, SLG: 0.381										4	0	2	0	0	2	1	San Diego Padres @ Cincinnati Reds Riverfront Stadium, Cincinnati, OH Wed Sep 28 1977, 7:05 PM EDT Att: 13,010 - Unknown			
Bill Almon, R (1, 6) OBP: 0.303, SLG: 0.334										4	0	0	0	0	1	2				
Jerry Turner, L (1, 7) OBP: 0.318, SLG: 0.407											4	0	0	0	0	2				
George Hendrick, R (1, 8) OBP: 0.382, SLG: 0.493											4	0	1	0	0	0				
Dave Winfield, R (1, 9) OBP: 0.335, SLG: 0.465											3	0	1	0	0	0				
Gene Tenace, R (1, 2) OBP: 0.414, SLG: 0.413											2	0	0	0	1	1				
Mike Champion, R (1, 4) OBP: 0.277, SLG: 0.293											3	0	0	0	0	0				
Tucker Ashford, R (1, 5) OBP: 0.287, SLG: 0.333											3	0	0	0	0	0				
John D'Acquisto, R (1, 1) Merv Rettenmund, R (6, PH) Dave Tomlin, L (6, PH) Pat Scanlon, L (8, PH) Dan Spillner, R (8, PH)											1	0	0	0	0	1				
Inning Stats	R: 0 E: 0 K: 1 S: 5	H: 1 LOB: 0 BB: 0 P: 5	R: 0 E: 0 K: 0 S: 3	H: 1 LOB: 1 BB: 1 P: 7	R: 0 E: 0 K: 2 S: 7	H: 0 LOB: 0 BB: 0 P: 7	R: 0 E: 0 K: 0 S: 3	H: 0 LOB: 0 BB: 0 P: 3	R: 0 E: 0 K: 1 S: 5	H: 0 LOB: 0 BB: 0 P: 5	R: 0 E: 0 K: 0 S: 4	H: 1 LOB: 1 BB: 0 P: 4	R: 0 E: 0 K: 1 S: 6	H: 1 LOB: 1 BB: 0 P: 6	R: 0 E: 0 K: 1 S: 6	H: 1 LOB: 0 BB: 0 P: 5		1B: 2 2B: 3 3B: 0 HR: 0	SF: 0 SAC: 0 DP: 1 HBP: 0	WP: 0 PB: 0 SB: 1 CS: 1
PITCHER Paul Moskau, R (1, 1) ERA: 4.0	IP: 9.0 WLS: W BF: 31 H: 5 R: 0 ER: 0 SO: 7 BB: 1 IBB: 0 HBP: 0 BLK: 0 WP: 0 HR: 0 S: 44 P: 48 ERA: 0.00 WHIP: 0.667															PITCHER				

Batter	1	2	3	4	5	6	7	8	9	AB	R	H	RBI	BB	SO	LOB	BOTTOM			
Pete Rose, S (1, 5) OBP: 0.376, SLG: 0.431										3	1	2	0	1	0	1	San Diego Padres @ Cincinnati Reds Riverfront Stadium, Cincinnati, OH Wed Sep 28 1977, 7:05 PM EDT Att: 13,010 - Unknown			
Ken Griffey, L (1, 9) OBP: 0.389, SLG: 0.455										2	2	0	0	2	1	1				
Joe Morgan, L (1, 4) OBP: 0.418, SLG: 0.482										3	1	1	1	1	1	2				
George Foster, R (1, 7) OBP: 0.384, SLG: 0.640										3	2	2	2	1	0	2				
Dan Driessen, L (1, 3) OBP: 0.374, SLG: 0.459											4	1	1	1	0	1				
Johnny Bench, R (1, 2) OBP: 0.351, SLG: 0.545											4	1	1	4	0	0				
Cesar Geronimo, L (1, 8) OBP: 0.322, SLG: 0.389											4	0	0	0	0	1				
Ray Knight, R (1, 6) OBP: 0.305, SLG: 0.353											2	0	0	0	1	1				
Rick Auerbach, R (7, 6) OBP: 0.209, SLG: 0.209											1	0	1	0	0	0				
Paul Moskau, R (1, 1) OBP: 0.244, SLG: 0.289											3	0	0	0	0	1				
Inning Stats	R: 5 E: 0 K: 1 S: 8	H: 3 LOB: 0 BB: 2 P: 16	R: 0 E: 0 K: 2 S: 7	H: 0 LOB: 2 BB: 2 P: 15	R: 0 E: 0 K: 0 S: 3	H: 0 LOB: 0 BB: 0 P: 3	R: 0 E: 0 K: 0 S: 2	H: 0 LOB: 0 BB: 1 P: 6	R: 1 E: 0 K: 2 S: 8	H: 1 LOB: 0 BB: 0 P: 8	R: 0 E: 0 K: 0 S: 3	H: 0 LOB: 0 BB: 0 P: 3	R: 2 E: 0 K: 0 S: 6	H: 3 LOB: 2 BB: 1 P: 10	R: 0 E: 0 K: 1 S: 5	H: 1 LOB: 0 BB: 0 P: 5	1B: 6 2B: 1 3B: 0 HR: 2	SF: 0 SAC: 1 DP: 2 HBP: 0	WP: 0 PB: 0 SB: 0 CS: 0	PA: 36
PITCHER John D'Acquisto, R (1, 1) ERA: 6.54 Dave Tomlin, L (6, 1) ERA: 3.1 Dan Spillner, R (8, 1) ERA: 3.6	IP: 5.0 WLS: L BF: 23 H: 4 R: 6 ER: 6 SO: 5 BB: 5 IBB: 0 HBP: 0 BLK: 0 WP: 0 HR: 2 S: 28 P: 48 ERA: 10.80 WHIP: 1.800															PITCHER				

AB 30
R 0
H 5
RBI 0
BB 1
SO 7
LOB 6



AB 29
R 8
H 8
RBI 8
BB 6
SO 6
LOB 11



Batter	1	2	3	4	5	6	7	8	9	AB	R	H	RBI	BB	SO	LOB	TOP		
Jerry Royster, R OBP: 0.279, SLG: 0.287 (1, 4)			SH1-3 1-2		HR		F7			3	1	1	1	0	1	0	Atlanta Braves @ Cincinnati Reds Riverfront Stadium, Cincinnati, OH Fri Sep 30 1977, 7:05 PM EDT Att: 19,653 - Unknown		
Brian Asseline, L OBP: 0.271, SLG: 0.367 (1, 8)	6-3		F7		4-3			P4		4	0	0	0	0	0	1			
Jeff Burroughs, R OBP: 0.363, SLG: 0.522 (1, 9)			P3		1B			5-3		4	0	2	0	0	0	1			
Willie Montanez, L OBP: 0.328, SLG: 0.452 (1, 3)	F7				F8			F9		4	0	0	0	0	0	2			
Gary Matthews, R OBP: 0.362, SLG: 0.440 (1, 7)			6-3					F8		4	0	0	0	0	2	0			
Dale Murphy, R OBP: 0.313, SLG: 0.537 (1, 2)	F8		1B		1B		G1-6-3	6-3		4	0	2	0	0	0	0			
Barry Bonnell, R OBP: 0.362, SLG: 0.338 (1, 5)			1B		1B		G1-6-3	K		4	0	2	0	0	1	1			
Pat Rockett, R OBP: 0.334, SLG: 0.307 (1, 6)	F9		F9				6-3			3	0	0	0	0	0	3			
Phil Niekro, R OBP: 0.180, SLG: 0.183 (7, PH)			SH1-3		P3		K			2	0	1	0	0	0	0			
Rowland Office, L OBP: 0.284, SLG: 0.312 (7, 1)			1B							1	0	0	0	0	1	0			
Don Collins, R (7, 1)										0	0	0	0	0	0	0			
Duane Theiss, R (7, 1)										0	0	0	0	0	0	0			
Inning Stats	R: 0 E: 0 K: 1 S: 6	H: 1 LOB: 1 BB: 0 P: 6	R: 0 E: 0 K: 1 S: 6	H: 1 LOB: 1 BB: 0 P: 6	R: 0 E: 0 K: 0 S: 4	H: 1 LOB: 1 BB: 0 P: 4	R: 0 E: 0 K: 0 S: 5	H: 2 LOB: 2 BB: 0 P: 5	R: 1 E: 0 K: 1 S: 5	H: 2 LOB: 1 BB: 0 P: 5	R: 0 E: 0 K: 1 S: 5	H: 0 LOB: 0 BB: 0 P: 5	R: 0 E: 0 K: 0 S: 3	H: 0 LOB: 0 BB: 0 P: 3	R: 0 E: 0 K: 1 S: 5	H: 0 LOB: 0 BB: 0 P: 5	1B: 6 2B: 1 3B: 0 HR: 1	SF: 0 SAC: 1 DP: 1 HBP: 0	WP: 0 PA: 34 PB: 0 SB: 0 CS: 0
PITCHER Tom Seaver, R ERA: 2.88 (1, 1)	IP: 9.0 WLS: W BF: 34 H: 8 R: 1 ER: 1 SO: 5 BB: 0 IBB: 0 HBP: 0 BLK: 0 WP: 0 HR: 1 S: 44 P: 44 ERA: 1.00 WHIP: 0.889															PITCHER			

Batter	1	2	3	4	5	6	7	8	9	AB	R	H	RBI	BB	SO	LOB	BOTTOM		
Pete Rose, S OBP: 0.377, SLG: 0.431 (1, 5)	3-1		3B		F7		WP G3 E			4	2	2	0	0	0	1	Atlanta Braves @ Cincinnati Reds Riverfront Stadium, Cincinnati, OH Fri Sep 30 1977, 7:05 PM EDT Att: 19,653 - Unknown		
Ken Griffey, L OBP: 0.391, SLG: 0.467 (1, 9)			1B		HR		G3			4	3	3	3	0	0	1			
Dan Driessen, L OBP: 0.374, SLG: 0.459 (1, 3)			1-3		K		E3 FC5			4	0	2	1	0	1	1			
George Foster, R OBP: 0.385, SLG: 0.638 (1, 7)	K		5-3		2B		FC5 IBB			2	1	0	1	2	1	1			
Johnny Bench, R OBP: 0.351, SLG: 0.546 (6, 2)	6-3		P5		2B		FC5 FC4-6			3	0	1	1	0	0	1			
Don Werner, R OBP: 0.261, SLG: 0.500 (6, 2)							FC5 FC4-6			1	0	0	0	0	0	2			
Cesar Geronimo, L OBP: 0.321, SLG: 0.388 (1, 8)			4-3		4-3		FC4-6			4	0	1	0	0	0	3			
Dave Concepcion, R OBP: 0.323, SLG: 0.370 (1, 6)			F9		K		F9			4	0	0	0	0	2	1			
Ray Knight, R OBP: 0.303, SLG: 0.348 (9, 4)	E6 PB		K		F7		6-3			4	0	1	0	0	1	0			
Rick Auerbach, R OBP: 0.208, SLG: 0.209 (9, 4)					K					0	0	0	0	0	0	0			
Tom Seaver, R OBP: 0.231, SLG: 0.314 (1, 1)			HR		K		P6			4	1	1	0	0	2	1			
Inning Stats	R: 1 E: 0 K: 1 S: 7	H: 2 LOB: 1 BB: 0 P: 7	R: 0 E: 1 K: 2 S: 8	H: 1 LOB: 1 BB: 0 P: 8	R: 2 E: 0 K: 0 S: 5	H: 2 LOB: 0 BB: 0 P: 5	R: 0 E: 0 K: 1 S: 5	H: 1 LOB: 0 BB: 0 P: 5	R: 3 E: 0 K: 1 S: 8	H: 3 LOB: 1 BB: 1 P: 12	R: 0 E: 0 K: 2 S: 7	H: 0 LOB: 0 BB: 0 P: 7	R: 1 E: 1 K: 0 S: 5	H: 2 LOB: 2 BB: 1 P: 9	R: 0 E: 0 K: 0 S: 3	H: 0 LOB: 0 BB: 0 P: 3	1B: 7 2B: 2 3B: 1 HR: 1	SF: 0 SAC: 0 DP: 0 HBP: 0	WP: 1 PA: 36 PB: 1 SB: 0 CS: 1
PITCHER Phil Niekro, R ERA: 4.03 (7, 1)	IP: 6.0 WLS: L BF: 27 H: 9 R: 6 ER: 6 SO: 7 BB: 1 IBB: 0 HBP: 0 BLK: 0 WP: 1 HR: 1 S: 40 P: 44 ERA: 9.00 WHIP: 1.667															PITCHER			
Don Collins, L ERA: 5.14 (7, 1)	0.1	3	2	1	1	0	0	0	0	0	0	0	0	0	0	0	27.00	6.000	
Duane Theiss, R ERA: 6.64 (7, 1)	1.2	6	0	0	0	0	0	1	0	0	0	0	0	0	0	0	0.00	0.000	

