Cincinnati Reds - 1978

Batter	1	2	3	4	5	6	7	8	9	AB	R	H	RBI	BB	SO	LOB
Terry Puhl, L (1, 7) OBP: 0.600, SLG: 1.250	HR		F7		FC6-4 1B		FC4-6		BB 1B 1B	4	2	2	1	1	0	1
Enos Cabell, R (1, 5) OBP: 0.200, SLG: 0.200	K		F8		FC6-4 S 1B		K		BB 1B	5	1	1	1	0	2	2
Cesar Cedeno, R (1, 8) OBP: 0.600, SLG: 1.250	S 1B			HR	F7			F7	1B	4	1	2	2	1	0	1
Jose Cruz, L (1, 9) OBP: 0.600, SLG: 0.800	6-3			1B 2B				4-3	FC6-4	5	1	3	2	0	0	1
Bob Watson, R (1, 3) OBP: 0.200, SLG: 0.200	4-3			HR 1B		K		F8	FC6-4	5	1	1	1	0	1	3
Joe Ferguson, R (1, 2) OBP: 0.250, SLG: 1.000		K		HR		K			K	4	1	1	2	0	3	0
Art Howe, R (1, 4) OBP: 0.250, SLG: 0.500		P4		6-3		P4			G3 2B	4	1	1	0	0	0	0
Roger Metzger, S (1, 6) Dave Bergman, L (9, PH)		4-3		F8			1-3		G3	3 1	0 0	0 0	0 0	0 0	0 0	0 1
J.R. Richard, R (1, 1) Gene Pentz, R (5, 1) Denny Walling, L (7, PH) OBP: 1.000, SLG: 1.000 Tom Dixon, R (7, 1) Joe Sambito, L (7, 1) Wilbur Howard, S (9, PH)			K	F8			FC4-6 1B		1B BB BB HBP	2 0 1 0 0 0	0 0 0 0 0 1	0 0 1 0 0 0	0 0 0 0 0 0	0 0 0 0 0 0	1 0 0 0 0 0	0 0 0 0 0 0
Inning Stats	R: 1 H: 2 E: 0 LOB: 1 K: 1 BB: 0 S: 7 P: 7	R: 0 H: 0 E: 0 LOB: 0 K: 1 BB: 0 S: 5 P: 5	R: 0 H: 0 E: 0 LOB: 0 K: 1 BB: 0 S: 5 P: 5	R: 4 H: 4 E: 0 LOB: 0 K: 0 BB: 0 S: 7 P: 7	R: 0 H: 2 E: 0 LOB: 2 K: 0 BB: 0 S: 4 P: 4	R: 0 H: 0 E: 0 LOB: 0 K: 2 BB: 0 S: 7 P: 7	R: 0 H: 1 E: 0 LOB: 1 K: 1 BB: 0 S: 6 P: 6	R: 0 H: 0 E: 0 LOB: 0 K: 0 BB: 0 S: 3 P: 3	R: 4 H: 3 E: 0 LOB: 2 K: 1 BB: 2 S: 8 P: 17	1B: 7 SF: 0 2B: 2 SAC: 0 3B: 0 DP: 0 HR: 3 HBP: 1						

PITCHER	IP	WLS	BF	H	R	ER	SO	BB	IBB	HBP	BLK	WP	HR	S	P	ERA	WHIP
Tom Seaver, R (1, 1) ERA: 15.0	3.0		15	6	5	5	3	0	0	0	0	0	3	21	21	15.00	2.000
Pedro Borbon, R (4, 1) ERA:	2.0	W	7	2	0	0	0	0	0	0	0	0	0	7	7	0.00	1.000
Dale Murray, R (6, 1) ERA: 9.82	3.2		16	3	4	4	4	1	0	1	0	0	0	22	27	9.82	1.091
Doug Bair, R (9, 1) ERA:	0.0		1	0	0	0	0	1	0	0	0	0	0	0	4	∞	∞
Dave Tomlin, L (9, 1) ERA:	0.1	S	2	1	0	0	0	0	0	0	0	0	0	2	2	0.00	3.000

PITCHER	IP	WLS	BF	H	R	ER	SO	BB	IBB	HBP	BLK	WP	HR	S	P	ERA	WHIP

TOP

Houston Astros @ Cincinnati Reds

Riverfront Stadium, Cincinnati, OH

Thu Apr 06 1978, 3:33 AM EST

Att. 52,378 - Overcast

livebaseballscorecards.com

AB	38
R	9
H	12
RBI	9
BB	2
SO	7
LOB	9

PA: 41

WP: 0
PB: 0
SB: 2
CS: 0

BOTTOM

Houston Astros @ Cincinnati Reds

Riverfront Stadium, Cincinnati, OH

Thu Apr 06 1978, 3:33 AM EST

Att. 52,378 - Overcast

livebaseballscorecards.com

Batter	1	2	3	4	5	6	7	8	9	AB	R	H	RBI	BB	SO	LOB
Pete Rose, S (1, 5)	6-3		6-3		3-1		E 1B 2B BB			4	1	1	0	1	0	3
Ray Knight, R (8, 5)										0	0	0	0	0	0	0
Ken Griffey, L (1, 9) OBP: 0.600, SLG: 0.500	K		PB BB		2B 1B	P6	E9 S 2B 1B			4	2	2	0	1	1	0
Joe Morgan, L (1, 4) OBP: 0.800, SLG: 2.000	HR		K		WP BLK 2B	1B S 1B BB	1B K 2B			4	3	3	5	1	1	1
George Foster, R (1, 7) OBP: 0.400, SLG: 0.600	1-3		K		BB 1B 2B	E4 1B 1B	CS 1B			5	2	2	0	0	1	2
Dan Driessen, L (1, 3) OBP: 0.600, SLG: 0.500		4-3		S 1B	1B BB BB	6-3 1B 1B	K			4	2	2	0	1	1	2
Johnny Bench, R (1, 2) OBP: 0.400, SLG: 0.400		2B 1B	K	K	K	6-3 1B		L5		5	0	2	2	0	2	3
Dave Concepcion, R (1, 6) OBP: 0.400, SLG: 0.250		K	CS	BB 1B BB	6-3			K		4	0	1	1	1	2	3
Cesar Geronimo, L (1, 8) OBP: 0.600, SLG: 0.750		1-3 2B	K	BB 1B	IBB			F5		4	0	2	1	1	1	1
Tom Seaver, R (1, 1)		K			2B 2B 1B	K				1	0	0	0	0	1	2
Pedro Borbon, R (4, 1)										0	0	0	0	0	0	0
Dave Collins, S (5, PH) OBP: 1.000, SLG: 1.000										1	1	1	1	1	0	0
Dale Murray, R (6, 1)										1	0	0	0	0	1	3
Doug Bair, R (9, 1)										0	0	0	0	0	0	0
Dave Tomlin, L (9, 1)										0	0	0	0	0	0	0
Inning Stats	R: 1 E: 0 K: 1 S: 6 H: 1 LOB: 0 BB: 0 P: 6	R: 0 E: 0 K: 2 S: 9 H: 2 LOB: 2 BB: 0 P: 9	R: 0 E: 0 K: 2 S: 7 H: 0 LOB: 1 BB: 1 P: 11	R: 1 E: 0 K: 2 S: 8 H: 2 LOB: 0 BB: 0 P: 8	R: 5 E: 0 K: 1 S: 10 H: 6 LOB: 3 BB: 3 P: 22	R: 2 E: 1 K: 1 S: 8 H: 2 LOB: 3 BB: 2 P: 16	R: 2 E: 1 K: 1 S: 6 H: 3 LOB: 2 BB: 1 P: 10	R: 0 E: 0 K: 1 S: 5 H: 0 LOB: 0 BB: 0 P: 5		1B: 10 2B: 5 3B: 1 HR: 1 SF: 0 SAC: 0 DP: 0 HBP: 0						

	AB	37
	R	11
	H	16
	RBI	10
	BB	7
	SO	11
	LOB	20

WP: 1 PB: 1 SB: 3 CS: 2 PA: 44

PITCHER		IP	WLS	BF	H	R	ER	SO	BB	IBB	HBP	BLK	WP	HR	S	P	ERA	WHIP
J.R. Richard, R (1, 1) ERA: 13.5		4.2	L	26	11	7	7	8	3	0	0	1	1	1	39	51	13.50	3.000
Gene Pentz, R (5, 1) ERA: 6.75		1.1		10	2	2	1	1	2	1	0	0	0	0	9	21	6.75	3.000
Tom Dixon, R (7, 1) ERA:		0.0		4	3	2	2	0	1	0	0	0	0	0	3	7	∞	∞
Joe Sambito, L (7, 1) ERA:		2.0		4	0	0	0	2	0	0	0	0	0	0	8	8	0.00	0.000

PITCHER	IP	WLS	BF	H	R	ER	SO	BB	IBB	HBP	BLK	WP	HR	S	P	ERA	WHIP

Batter	1	2	3	4	5	6	7	8	9	AB	R	H	RBI	BB	SO	LOB
Terry Puhl, L (1, 7) OBP: 0.400, SLG: 0.625	4-3		BBB 2B BB		4-3		F9		B5	4	1	0	0	1	0	2
Enos Cabell, R (1, 5) OBP: 0.300, SLG: 0.400	F9		1-H 2B		1B 1B		4-3		F7	5	1	2	1	0	0	2
Cesar Cedeno, R (1, 8) OBP: 0.500, SLG: 0.778	4-3		P6		1B 4-3 1-2 1B		1B		G3	5	1	2	0	0	0	3
Jose Cruz, L (1, 9) OBP: 0.444, SLG: 0.556		4-3		SSS K	4-3 1-3 2-H 1B		4-3			4	0	1	1	0	1	1
Bob Watson, R (1, 3) OBP: 0.222, SLG: 0.222		F9		2B 1B	4-3 1-2 3-H			6-3		4	0	1	1	0	0	1
Joe Ferguson, R (1, 2) OBP: 0.250, SLG: 1.000		HR		SSS K	6-3			F9		4	1	1	1	0	1	2
Art Howe, R (1, 4) OBP: 0.250, SLG: 0.500		6-3		1-3 2B		F7		6-3		4	0	1	0	0	0	0
Roger Metzger, S (1, 6) Wilbur Howard, S (9, PH) OBP: 1.000, SLG: 1.000			4-3	IBB		SSS K			1B 1B	2 1	0 0	0 1	0 0	1 0	1 0	0 0
Joe Niekro, R (1, 1) Denny Walling, L (6, PH) OBP: 0.500, SLG: 0.500 Joe Sambito, L (6, 1) Dave Bergman, L (9, PH) Jesus Alou, R (9, PH) OBP: 1.000, SLG: 1.000 Jimmy Sexton, R (9, PR)			SSS K	SSS K		1-3			1-2 1B	2 1 0 0 1 0	0 0 0 0 0 0	0 0 0 0 1 0	0 0 0 0 0 0	0 0 0 0 0 0	2 0 0 0 0 0	3 0 0 0 0 0
Inning Stats	R: 0 E: 0 K: 0 S: 3 H: 0 LOB: 0 BB: 0 P: 3	R: 1 E: 0 K: 0 S: 4 H: 1 LOB: 0 BB: 0 P: 4	R: 1 E: 0 K: 1 S: 6 H: 1 LOB: 1 BB: 1 P: 10	R: 0 E: 0 K: 3 S: 11 H: 2 LOB: 3 BB: 1 P: 15	R: 2 E: 0 K: 0 S: 6 H: 3 LOB: 1 BB: 0 P: 6	R: 0 E: 0 K: 1 S: 5 H: 0 LOB: 0 BB: 0 P: 5	R: 0 E: 0 K: 0 S: 4 H: 1 LOB: 1 BB: 0 P: 4	R: 0 E: 0 K: 0 S: 3 H: 0 LOB: 0 BB: 0 P: 3	R: 0 E: 0 K: 0 S: 5 H: 2 LOB: 2 BB: 0 P: 5	1B: 7 2B: 2 3B: 0 HR: 1 SF: 0 SAC: 0 DP: 0 HBP: 0						

PITCHER	IP	WLS	BF	H	R	ER	SO	BB	IBB	HBP	BLK	WP	HR	S	P	ERA	WHIP
Bill Bonham, R (1, 1) ERA: 4.5	8.0	W	35	9	4	4	5	1	1	0	0	0	1	43	51	4.50	1.250
Dave Tomlin, L (9, 1) ERA:	0.1		2	1	0	0	0	0	0	0	0	0	0	2	2	0.00	3.000
Pedro Borbon, R (9, 1) ERA:	0.2	S	2	0	0	0	0	0	0	0	0	0	0	2	2	0.00	0.000

PITCHER	IP	WLS	BF	H	R	ER	SO	BB	IBB	HBP	BLK	WP	HR	S	P	ERA	WHIP

TOP

Houston Astros @ Cincinnati Reds

Riverfront Stadium, Cincinnati, OH

Fri Apr 07 1978, 6:05 PM EST
Att. 22,883 - Unknown

livebaseballscorecards.com

AB	37
R	4
H	10
RBI	4
BB	2
SO	5
LOB	14

PA: 39
WP: 0
PB: 0
SB: 0
CS: 0

Batter	1	2	3	4	5	6	7	8	9	AB	R	H	RBI	BB	SO	LOB
Pete Rose, S (1, 5) OBP: 0.400, SLG: 0.444 Ray Knight, R (9, 5)	4-3		G3		4-3 HR 1B	1B		5-3		5 0	1 0	2 0	0 0	0 0	0 0	0 0
Ken Griffey, L (1, 9) OBP: 0.400, SLG: 0.250	G3		BB S BB		4-3 1-2	K		F7		4	0	0	0	1	1	2
Joe Morgan, L (1, 4) OBP: 0.667, SLG: 1.333	6-3		BB 1-2 BB		HR BB	K				2	1	0	0	2	1	1
George Foster, R (1, 7) OBP: 0.667, SLG: 1.125		1B BB 1B 1B	G4-6-3 1-2 2-3 BB		1-H 2-H HR		SH5-3 1B			3	2	3	3	1	0	0
Dan Driessen, L (1, 3) OBP: 0.625, SLG: 0.400		1B 1-2 BB	G4-6-3 1-2f		F9 S BB		SH5-3 1-2			1	0	0	0	2	0	3
Johnny Bench, R (1, 2) OBP: 0.556, SLG: 0.857	K			HR	1-2 BB		IBB			2	1	1	1	2	1	2
Dave Concepcion, R (1, 6) OBP: 0.333, SLG: 0.250		1B 1-3 2-3 1B		6-3	F9 2-3		F8			4	0	1	0	0	0	4
Cesar Geronimo, L (1, 8) OBP: 0.444, SLG: 0.500		1-3 3-H 1B		3-1	F7		F7			4	0	1	1	0	0	4
Bill Bonham, R (1, 1) Dave Tomlin, L (9, 1) Pedro Borbon, R (9, 1)		1-3		F3		K		4-3		4 0 0	0 0 0	0 0 0	0 0 0	0 0 0	1 0 0	2 0 0
Inning Stats	R: 0 E: 0 K: 0 S: 3 H: 0 LOB: 0 BB: 0 P: 3	R: 1 E: 0 K: 1 S: 7 H: 3 LOB: 2 BB: 1 P: 11	R: 0 E: 0 K: 0 S: 2 H: 0 LOB: 2 BB: 3 P: 14	R: 1 E: 0 K: 0 S: 4 H: 1 LOB: 0 BB: 0 P: 4	R: 3 E: 0 K: 0 S: 5 H: 2 LOB: 2 BB: 3 P: 17	R: 0 E: 0 K: 3 S: 10 H: 1 LOB: 1 BB: 0 P: 10	R: 0 E: 0 K: 0 S: 4 H: 1 LOB: 2 BB: 1 P: 8	R: 0 E: 0 K: 0 S: 3 H: 0 LOB: 0 BB: 0 P: 3		1B: 6 2B: 0 3B: 0 HR: 2 SF: 0 SAC: 1 DP: 1 HBP: 0						

BOTTOM

Houston Astros @ Cincinnati Reds

Riverfront Stadium, Cincinnati, OH

Fri Apr 07 1978, 6:05 PM EST

Att. 22,883 - Unknown

livebaseballscorecards.com

AB	29
R	5
H	8
RBI	5
BB	8
SO	4
LOB	18

PITCHER		IP	WLS	BF	H	R	ER	SO	BB	IBB	HBP	BLK	WP	HR	S	P	ERA	WHIP
Joe Niekro, R ERA: 9.0	(1, 1)	5.0	L	26	6	5	5	1	7	0	0	0	0	2	21	49	9.00	2.600
Joe Sambito, L ERA:	(6, 1)	3.0		12	2	0	0	3	0	1	0	0	0	0	17	21	0.00	0.667

PITCHER	IP	WLS	BF	H	R	ER	SO	BB	IBB	HBP	BLK	WP	HR	S	P	ERA	WHIP

Houston Astros @ Cincinnati Reds

Riverfront Stadium, Cincinnati, OH

Sat Apr 08 1978, 3:33 AM EST

Att. 17,958 - Unknown

TOP

livebaseballscorecards.com

Batter	1	2	3	4	5	6	7	8	9	AB	R	H	RBI	BB	SO	LOB
Terry Puhl, L (1, 7) OBP: 0.357, SLG: 0.500	0-0 1B SF7 1B		0-0 F7		0-0 L4			0-0 1-3		4	1	1	0	0	0	1
Enos Cabell, R (1, 5) OBP: 0.286, SLG: 0.357	0-0 1-3 1B		0-0 E5 S			0-3 K		0-0 F8		4	0	1	0	0	1	0
Cesar Cedeno, R (1, 8) OBP: 0.357, SLG: 0.538	0-3 K		0-3 K 1-2			0-0 F8		0-3 K		4	0	0	0	0	3	3
Bob Watson, R (1, 3) OBP: 0.154, SLG: 0.167	0-0 SF7 3-H			0-0 F7		0-0 F7			0-0 5-3	3	0	0	1	0	0	0
Jose Cruz, L (1, 9) OBP: 0.385, SLG: 0.462	0-0 P4			0-0 P6			0-0 F7		0-0 BB 1B	4	0	1	0	0	0	1
Joe Ferguson, R (1, 2) OBP: 0.250, SLG: 0.727		0-3 K		0-0 4-3			4-0 1-3 BB		0-0 F5	3	0	0	0	1	1	1
Art Howe, R (1, 4) OBP: 0.250, SLG: 0.364 Jimmy Sexton, R (9, PR)		0-3 K			0-0 1-3		0-0 1-3 1-2		4-0 BB 1-2	3	0	0	0	1	1	1
										0	0	0	0	0	0	0
Roger Metzger, S (1, 6) OBP: 0.333, SLG: 0.143 Wilbur Howard, S (9, PH) OBP: 0.667, SLG: 0.500		0-0 6-3			0-0 SH1-4 1B		4-0 IBB		0-3 K	2	0	1	0	1	0	0
										1	0	0	0	0	1	2
Joaquin Andujar, S (1, 1)			0-0 F7		0-0 SH1-4 1-2		0-3 K			2	0	0	0	0	1	2

Inning Stats	R: 1 E: 0 K: 1 S: 7	H: 2 LOB: 1 BB: 0 P: 7	R: 0 E: 0 K: 2 S: 7	H: 0 LOB: 0 BB: 0 P: 7	R: 0 E: 1 K: 1 S: 6	H: 0 LOB: 1 BB: 0 P: 6	R: 0 E: 0 K: 0 S: 3	H: 0 LOB: 0 BB: 0 P: 3	R: 0 E: 0 K: 0 S: 4	H: 1 LOB: 1 BB: 0 P: 4	R: 0 E: 0 K: 1 S: 5	H: 0 LOB: 0 BB: 0 P: 5	R: 0 E: 0 K: 1 S: 5	H: 0 LOB: 2 BB: 2 P: 13	R: 0 E: 0 K: 1 S: 5	H: 0 LOB: 0 BB: 0 P: 5	R: 0 E: 0 K: 1 S: 6	H: 1 LOB: 2 BB: 1 P: 10	1B: 4 2B: 0 3B: 0 HR: 0	SF: 1 SAC: 1 DP: 0 HBP: 0	WP: 0 PB: 0 SB: 1 CS: 0	PA: 35

PITCHER		IP	WLS	BF	H	R	ER	SO	BB	IBB	HBP	BLK	WP	HR	S	P	ERA	WHIP
Fred Norman, L ERA: 1.08	(1, 1)	8.1	W	32	4	1	1	7	1	1	0	0	0	0	44	52	1.08	0.600
Doug Bair, R ERA:	(9, 1)	0.2	S	3	0	0	0	1	1	0	0	0	0	0	4	8	0.00	1.500

PITCHER	IP	WLS	BF	H	R	ER	SO	BB	IBB	HBP	BLK	WP	HR	S	P	ERA	WHIP

AB	30
R	1
H	4
RBI	1
BB	3
SO	8
LOB	11

Houston Astros @ Cincinnati Reds

Riverfront Stadium, Cincinnati, OH

Sat Apr 08 1978, 3:33 AM EST

Att. 17,958 - Unknown

livebaseballscorecards.com

BOTTOM

Batter	1	2	3	4	5	6	7	8	9	AB	R	H	RBI	BB	SO	LOB
Pete Rose, S (1, 5) OBP: 0.357, SLG: 0.385	4-3		1-3		G4-6-3 1B			1-3		4	0	1	0	0	0	0
Ray Knight, R (9, 5)										0	0	0	0	0	0	0
Ken Griffey, L (1, 9) OBP: 0.357, SLG: 0.250	6-3		F7		G4-6-3 1-2f			E 1B		4	0	1	0	0	0	1
Joe Morgan, L (1, 4) OBP: 0.692, SLG: 1.125	3-1		FC6-4 1B			BBBB CS BB		BBBB 1-2 BB		2	0	1	0	2	0	0
George Foster, R (1, 7) OBP: 0.538, SLG: 1.083		HR	FC6-4 1-2f			SSS K 1-2		F9		4	1	1	1	0	1	4
Dan Driessen, L (1, 3) OBP: 0.417, SLG: 0.222		F9		F7		F8		G3		4	0	0	0	0	0	2
Johnny Bench, R (1, 2) OBP: 0.583, SLG: 0.750		SSS K		BBBB BB			BBBB SH1-4 BB			1	0	0	0	2	1	0
Dave Concepcion, R (1, 6) OBP: 0.364, SLG: 0.300		3B 1B		F9			SH1-4 1-2			2	1	1	0	0	0	1
Cesar Geronimo, L (1, 8) OBP: 0.417, SLG: 0.636		1-H 3B		1-3			6-3			3	0	1	1	0	0	2
Fred Norman, S (1, 1)		6-3			F5		1-3			3	0	0	0	0	0	2
Doug Bair, R (9, 1)										0	0	0	0	0	0	0
Inning Stats	R: 0 E: 0 K: 0 S: 3 H: 0 LOB: 0 BB: 0 P: 3	R: 2 E: 0 K: 1 S: 8 H: 3 LOB: 1 BB: 0 P: 8	R: 0 E: 0 K: 0 S: 4 H: 1 LOB: 1 BB: 0 P: 4	R: 0 E: 0 K: 0 S: 3 H: 0 LOB: 1 BB: 1 P: 7	R: 0 E: 0 K: 0 S: 3 H: 1 LOB: 0 BB: 0 P: 3	R: 0 E: 0 K: 1 S: 4 H: 0 LOB: 0 BB: 1 P: 8	R: 0 E: 0 K: 0 S: 3 H: 0 LOB: 1 BB: 1 P: 7	R: 0 E: 1 K: 0 S: 4 H: 1 LOB: 2 BB: 1 P: 8		1B: 4 2B: 0 3B: 1 HR: 1	SF: 0 SAC: 1 DP: 1 HBP: 0						

PITCHER	IP	WLS	BF	H	R	ER	SO	BB	IBB	HBP	BLK	WP	HR	S	P	ERA	WHIP
Joaquin Andujar, R (1, 1) ERA: 2.25	8.0	L	32	6	2	2	2	4	0	0	0	0	1	32	48	2.25	1.250

PITCHER	IP	WLS	BF	H	R	ER	SO	BB	IBB	HBP	BLK	WP	HR	S	P	ERA	WHIP

AB	27
R	2
H	6
RBI	2
BB	4
SO	2
LOB	12

PA: 32

WP: 0 PB: 0 SB: 0 CS: 1

Batter	1	2	3	4	5	6	7	8	9	AB	R	H	RBI	BB	SO	LOB
Terry Puhl, L (1, 7) OBP: 0.263, SLG: 0.375	F9	SF8 2-3 3-H		G3 2-3		6-3			3-1	4	0	0	1	0	0	1
Enos Cabell, R (1, 5) OBP: 0.316, SLG: 0.368	G6-3 1B	K		K			5-3		FC6-4 1B	5	0	2	0	0	2	3
Cesar Cedeno, R (1, 8) OBP: 0.368, SLG: 0.500	G6-3 1-2f		1B	4-3			CS 1B		FC6-4 1-2f	5	0	2	0	0	0	3
Jose Cruz, L (1, 9) OBP: 0.412, SLG: 0.529		1B 1B BB 1B	F9 2B	4-3			K 1-2			4	1	2	0	0	1	1
Bob Watson, R (1, 3) OBP: 0.235, SLG: 0.200 Ed Herrmann, L (8, 2)	F9	BB HBP		K				1B		3 0	0 0	1 0	0 0	0 0	1 0	1 0
Joe Ferguson, R (1, 2) OBP: 0.313, SLG: 0.667 Ken Forsch, R (8, 1)	BB 1B BB 1-2 1B	F9 2-3		1B				K		4 0	1 0	2 0	0 0	0 0	1 0	3 0
Art Howe, R (1, 4) OBP: 0.313, SLG: 0.357	BB BB SF8 1-2 2-3 1B	FC4-6 1-2 BB		5-3				F9		3	1	1	0	1	0	2
Roger Metzger, S (1, 6) OBP: 0.308, SLG: 0.100	SF8 BB 1-2 2-3 3-H BB	FC4-6 1-2f				1-3		F7		3	0	0	1	1	0	4
Mark Lemongello, R (1, 1) OBP: 1.000, SLG: 2.000 Denny Walling, L (6, PH) OBP: 0.333, SLG: 0.333 Gene Pentz, R (6, 1) Dave Bergman, L (8, 3)	 1-2 2-3 3-H BB			G3 2B		1-3			K	1 1 0 1	0 0 0 0	1 0 0 0	1 0 0 0	1 0 0 1	0 0 0 0	0 0 0 0
Inning Stats	R: 0 E: 0 K: 0 S: 3 H: 1 LOB: 0 BB: 0 P: 3	R: 3 E: 0 K: 1 S: 8 H: 3 LOB: 2 BB: 2 P: 16	R: 0 E: 0 K: 0 S: 4 H: 2 LOB: 3 BB: 1 P: 9	R: 0 E: 0 K: 1 S: 6 H: 1 LOB: 1 BB: 0 P: 6	R: 0 E: 0 K: 1 S: 6 H: 1 LOB: 1 BB: 0 P: 6	R: 0 E: 0 K: 0 S: 3 H: 0 LOB: 0 BB: 0 P: 3	R: 0 E: 0 K: 1 S: 5 H: 1 LOB: 0 BB: 0 P: 5	R: 0 E: 0 K: 1 S: 6 H: 1 LOB: 1 BB: 0 P: 6	R: 0 E: 0 K: 1 S: 6 H: 1 LOB: 1 BB: 0 P: 6	1B: 9 2B: 2 3B: 0 HR: 0 SF: 1 SAC: 0 DP: 1 HBP: 1						

TOP

Houston Astros @ Cincinnati Reds

Riverfront Stadium, Cincinnati, OH

Sun Apr 09 1978, 3:33 AM EST

Att. 42,667 - Unknown

livebaseballscorecards.com

AB	34
R	3
H	11
RBI	3
BB	3
SO	6
LOB	18

PITCHER		IP	WLS	BF	H	R	ER	SO	BB	IBB	HBP	BLK	WP	HR	S	P	ERA	WHIP
Tom Hume, R ERA: 3.86	(1, 1)	7.0	W	31	9	3	3	4	3	0	1	0	0	0	35	48	3.86	1.714
Manny Sarmiento, R ERA:	(8, 1)	1.0		4	1	0	0	1	0	0	0	0	0	0	6	6	0.00	1.000
Dave Tomlin, L ERA:	(9, 1)	1.0		4	1	0	0	1	0	0	0	0	0	0	6	6	0.00	1.000

PITCHER	IP	WLS	BF	H	R	ER	SO	BB	IBB	HBP	BLK	WP	HR	S	P	ERA	WHIP

Houston Astros @ Cincinnati Reds

Riverfront Stadium, Cincinnati, OH

Sun Apr 09 1978, 3:33 AM EST

Att. 42,667 - Unknown

livebaseballscorecards.com

BOTTOM

Batter	1	2	3	4	5	6	7	8	9	AB	R	H	RBI	BB	SO	LOB
Pete Rose, S (1, 5) OBP: 0.333, SLG: 0.353	HR SH1-3 1B		4-3		F9		K			4	1	1	0	0	1	0
Manny Sarmiento, R (8, 1)										0	0	0	0	0	0	0
Junior Kennedy, R (9, 4)										0	0	0	0	0	0	0
Ken Griffey, L (1, 9) OBP: 0.353, SLG: 0.267	SH1-3 1-2		F7		4-3		WP HR 1B			3	1	1	0	0	0	0
Joe Morgan, L (1, 4) OBP: 0.588, SLG: 1.083	F2		5-3		F8		1-H HR			4	1	1	2	0	0	1
Dave Tomlin, L (9, 1)										0	0	0	0	0	0	0
George Foster, R (1, 7) OBP: 0.588, SLG: 1.000	HR BB			S 1B 1B		K	HBP			2	2	1	0	1	1	0
Dan Driessen, L (1, 3) OBP: 0.438, SLG: 0.615	1-H 2-H HR			P4 1-2		4-3 2B	F7			4	2	2	3	0	0	2
Johnny Bench, R (1, 2) OBP: 0.438, SLG: 0.500	K			K		4-3 2-3	F7			4	0	0	0	0	2	3
Dave Concepcion, R (1, 6) OBP: 0.400, SLG: 0.429		6-3		S HR 2-H 1B		2B 3-H		6-3		4	1	2	2	0	0	0
Cesar Geronimo, L (1, 8) OBP: 0.500, SLG: 0.857		4-3		1-H HR		IBB		G4-6-3 1B		3	1	2	2	1	0	0
Tom Hume, R (1, 1)		G3		5-3		K		G4-6-3 1-2f		3	0	0	0	0	1	2
Ray Knight, R (8, 5)										1	0	0	0	0	0	1
Inning Stats	R: 3 E: 0 K: 1 S: 7 H: 2 LOB: 0 BB: 1 P: 11	R: 0 E: 0 K: 0 S: 3 H: 0 LOB: 0 BB: 0 P: 3	R: 0 E: 0 K: 0 S: 3 H: 0 LOB: 0 BB: 0 P: 3	R: 3 E: 0 K: 1 S: 8 H: 3 LOB: 0 BB: 0 P: 8	R: 0 E: 0 K: 0 S: 3 H: 0 LOB: 0 BB: 0 P: 3	R: 1 E: 0 K: 2 S: 9 H: 2 LOB: 2 BB: 1 P: 13	R: 2 E: 0 K: 1 S: 7 H: 2 LOB: 1 BB: 0 P: 8	R: 0 E: 0 K: 0 S: 3 H: 1 LOB: 0 BB: 0 P: 3		1B: 5 2B: 2 3B: 0 HR: 3	SF: 0 SAC: 1 DP: 1 HBP: 1						

	AB	32
	R	9
	H	10
	RBI	9
	BB	2
	SO	5
	LOB	9

WP: 1 PB: 0 SB: 2 CS: 0 PA: 36

PITCHER		IP	WLS	BF	H	R	ER	SO	BB	IBB	HBP	BLK	WP	HR	S	P	ERA	WHIP
Mark Lemongello, R ERA: 10.8	(1, 1)	5.0	L	21	5	6	6	2	1	0	0	0	0	2	24	28	10.80	1.200
Gene Pentz, R ERA: 10.8	(6, 1)	2.0		12	4	3	3	3	0	1	1	0	1	1	16	21	13.50	2.000
Ken Forsch, R ERA:	(8, 1)	1.0		3	1	0	0	0	0	0	0	0	0	0	3	3	0.00	1.000

PITCHER	IP	WLS	BF	H	R	ER	SO	BB	IBB	HBP	BLK	WP	HR	S	P	ERA	WHIP

Batter	1	2	3	4	5	6	7	8	9	AB	R	H	RBI	BB	SO	LOB
Larry Herndon, R (1, 8) OBP: 0.444, SLG: 0.467	SSS 0-3 ① K		BBBB 4-0 BB		x 0-0 ② F9		x 0-0 1B			3	0	1	0	1	1	1
Rob Andrews, R (1, 4) OBP: 0.500, SLG: 0.571	x 0-0 ② 6-3		x 0-0 ③ 4-3		x 0-0 1-3 1B		x 0-0 ③ 1-3			4	0	1	0	0	0	3
Darrell Evans, L (1, 5) OBP: 0.438, SLG: 0.643	x 0-0 ③ P5			x 0-0 HR	x 0-0 ③ 3-1			x 0-0 ① F7		4	1	1	1	0	0	2
Willie McCovey, L (1, 3) Skip James, L (8, 3)		SSS 0-3 ① K		x 0-0 ① G3		x 0-0 ① F5		x 0-0 ② 1-3		4 0	0 0	0 0	0 0	0 0	1 0	0 0
Jack Clark, R (1, 9) OBP: 0.333, SLG: 0.529		x 0-0 ② P4		x 0-0 ② 6-3		x 0-0 E7		x 0-0 HR		4	1	1	1	0	0	0
Terry Whitfield, L (1, 7) OBP: 0.133, SLG: 0.357		SSS 0-3 ③ K		x 0-0 HR		x 0-0 ② F8		x 0-0 ③ 5-3		4	1	1	1	0	1	1
Marc Hill, R (1, 2) OBP: 0.400, SLG: 0.500			x 0-0 2B	SSS 0-3 ③ K		x 0-0 ③ F8			x 0-0 ① 5-3	4	0	1	0	0	1	1
Johnnie LeMaster, R (1, 6) OBP: 0.071, SLG: 0.071			SSS 0-3 ① K		x 0-0 1B 1B		x 0-0 ① 6-3		x 0-0 ② 1-3	4	0	1	0	0	1	1
Bob Knepper, L (1, 1) Gary Lavelle, S (7, 1)			SSS 0-3 ② K		SSS 0-3 ① K		SSS 0-3 ② K		x 0-0 ③ F8	3 1	0 0	0 0	0 0	0 0	3 0	2 0
Inning Stats	R: 0 E: 0 K: 1 S: 5 H: 0 LOB: 0 BB: 0 P: 5	R: 0 E: 0 K: 2 S: 7 H: 0 LOB: 0 BB: 0 P: 7	R: 0 E: 0 K: 2 S: 8 H: 1 LOB: 2 BB: 1 P: 12	R: 2 E: 0 K: 1 S: 7 H: 2 LOB: 0 BB: 0 P: 7	R: 0 E: 0 K: 1 S: 7 H: 2 LOB: 2 BB: 0 P: 7	R: 0 E: 1 K: 0 S: 4 H: 0 LOB: 1 BB: 0 P: 4	R: 0 E: 0 K: 1 S: 6 H: 1 LOB: 1 BB: 0 P: 6	R: 1 E: 0 K: 0 S: 4 H: 1 LOB: 0 BB: 0 P: 4	R: 0 E: 0 K: 0 S: 3 H: 0 LOB: 0 BB: 0 P: 3	1B: 3 2B: 1 3B: 0 HR: 3 SF: 0 SAC: 0 DP: 0 HBP: 0						

PITCHER		IP	WLS	BF	H	R	ER	SO	BB	IBB	HBP	BLK	WP	HR	S	P	ERA	WHIP
Tom Seaver, R ERA: 6.3	(1, 1)	7.0		29	6	2	2	8	1	0	0	0	0	2	44	48	2.57	1.000
Dave Tomlin, L ERA: 3.38	(8, 1)	1.0	L	4	1	1	1	0	0	0	0	0	0	1	4	4	9.00	1.000
Pedro Borbon, R ERA:	(9, 1)	1.0		3	0	0	0	0	0	0	0	0	0	0	3	3	0.00	0.000

PITCHER	IP	WLS	BF	H	R	ER	SO	BB	IBB	HBP	BLK	WP	HR	S	P	ERA	WHIP

San Francisco Giants @ Cincinnati Reds

Riverfront Stadium, Cincinnati, OH

Tue Apr 11 1978, 6:05 PM EST

Att. 16,134 - Unknown

TOP

livebaseballscorecards.com

AB	35
R	3
H	7
RBI	3
BB	1
SO	8
LOB	11

WP: 0	PA: 36
PB: 0	
SB: 0	
CS: 0	

Batter	1	2	3	4	5	6	7	8	9	AB	R	H	RBI	BB	SO	LOB
Pete Rose, S (1, 5) OBP: 0.304, SLG: 0.364	SH1-3 1B 2B		5-3		F8		F9		F8	5	1	1	0	0	0	3
Ken Griffey, L (1, 9) OBP: 0.350, SLG: 0.278	SH1-3 2-3		K			F8		E S 1B		3	0	1	0	0	1	0
Joe Morgan, L (1, 4) OBP: 0.571, SLG: 1.000	5-3 1B 3-H		2B			6-3		K		4	0	2	1	0	1	1
George Foster, R (1, 7) OBP: 0.524, SLG: 0.833	5-3 1-2		K			1B		K 1-3		4	0	1	0	0	2	3
Johnny Bench, R (1, 2) OBP: 0.350, SLG: 0.375	F5			F9		K		F8		4	0	0	0	0	1	3
Dave Concepcion, R (1, 6) OBP: 0.368, SLG: 0.389		K		6-3			1B SF9 1B		L6	4	1	1	0	0	1	0
Dan Driessen, L (1, 3) OBP: 0.400, SLG: 0.529		6-3		P6			1-3 1B		P6	4	0	1	0	0	0	0
Cesar Geronimo, L (1, 8) OBP: 0.474, SLG: 0.750 Ray Knight, R (9, PH) OBP: 0.500, SLG: 0.500 Rick Auerbach, R (9, PR)	BB				4-3		K		BB 1B	2 1 0	0 0 0	0 1 0	0 0 0	1 0 0	1 0 0	2 0 0
Tom Seaver, R (1, 1) Dave Collins, S (7, PH) OBP: 0.667, SLG: 1.000 Dave Tomlin, L (8, 1) Pedro Borbon, R (9, 1) Junior Kennedy, R (9, PH)		K			4-3		SF9 3-H		BB 1-2	2 0 0 0 0	0 0 0 0 0	0 1 0 0 0	0 0 0 0 0	0 0 0 0 0	1 0 0 0 1	1 0 0 0 0
Inning Stats	R: 1 H: 2 E: 0 LOB: 1 K: 0 BB: 0 S: 5 P: 5	R: 0 H: 0 E: 0 LOB: 1 K: 2 BB: 1 S: 7 P: 11	R: 0 H: 1 E: 0 LOB: 1 K: 2 BB: 0 S: 8 P: 8	R: 0 H: 0 E: 0 LOB: 0 K: 0 BB: 0 S: 3 P: 3	R: 0 H: 0 E: 0 LOB: 0 K: 0 BB: 0 S: 3 P: 3	R: 0 H: 1 E: 0 LOB: 1 K: 1 BB: 0 S: 6 P: 6	R: 1 H: 2 E: 0 LOB: 1 K: 1 BB: 0 S: 7 P: 7	R: 0 H: 1 E: 0 LOB: 1 K: 2 BB: 0 S: 8 P: 8	R: 0 H: 1 E: 0 LOB: 2 K: 0 BB: 1 S: 4 P: 8	1B: 6 SF: 1 2B: 2 SAC: 1 3B: 0 DP: 0 HR: 0 HBP: 0						

PITCHER		IP	WLS	BF	H	R	ER	SO	BB	IBB	HBP	BLK	WP	HR	S	P	ERA	WHIP
Bob Knepper, L ERA: 3.0	(1, 1)	6.0		25	6	2	2	5	1	0	0	0	0	0	34	38	3.00	1.167
Gary Lavelle, L ERA: 2.57	(7, 1)	3.0	W	12	2	0	0	3	1	0	0	0	0	0	17	21	0.00	1.000

PITCHER	IP	WLS	BF	H	R	ER	SO	BB	IBB	HBP	BLK	WP	HR	S	P	ERA	WHIP

BOTTOM

San Francisco Giants @ Cincinnati Reds

Riverfront Stadium, Cincinnati, OH

Tue Apr 11 1978, 6:05 PM EST

Att. 16,134 - Unknown

livebaseballscorecards.com

AB	33
R	2
H	8
RBI	2
BB	2
SO	8
LOB	13

WP: 0		PA:	37
PB: 0			
SB: 1			
CS: 0			

Batter	1	2	3	4	5	6	7	8	9	AB	R	H	RBI	BB	SO	LOB
Larry Herndon, R (1, 8) OBP: 0.364, SLG: 0.368	1-3		5-3		F8			6-3		4	0	0	0	0	0	0
Rob Andrews, R (1, 4) OBP: 0.455, SLG: 0.556	K		6-3			G3 1B 2B		6-3		4	1	1	0	0	1	0
Darrell Evans, L (1, 5) OBP: 0.350, SLG: 0.500	K		1-3			G3 2-3		P6		4	0	0	0	0	1	1
Willie McCovey, L (1, 3) OBP: 0.316, SLG: 0.438		HR 2B		6-3		3-H 1B			K	4	1	2	1	0	1	0
Jack Clark, R (1, 9) OBP: 0.273, SLG: 0.429		1-3		6-3		F9			P6	4	0	0	0	0	0	2
Terry Whitfield, L (1, 7) OBP: 0.211, SLG: 0.667		2-H HR		3B		G3			K	4	1	2	2	0	1	1
Marc Hill, R (1, 2) OBP: 0.333, SLG: 0.412		3-1		F5			F7			3	0	0	0	0	0	1
Johnnie LeMaster, R (1, 6) OBP: 0.125, SLG: 0.067 Vic Harris, S (7, PH) (7, 6)		BB			3-1		F8			1 1	0 0	0 0	0 0	1 0	0 0	0 0
Vida Blue, S (1, 1) Lynn McGlothen, L (6, 1) Skip James, L (7, PH) John Curtis, L (7, 1)		K			K		K			2 0 1 0	0 0 0 0	0 0 0 0	0 0 0 0	0 0 0 0	2 0 1 0	1 0 0 0
Inning Stats	R: 0 E: 0 K: 2 S: 7 H: 0 LOB: 0 BB: 0 P: 7	R: 2 E: 0 K: 1 S: 7 H: 2 LOB: 1 BB: 1 P: 11	R: 0 E: 0 K: 0 S: 3 H: 0 LOB: 0 BB: 0 P: 3	R: 0 E: 0 K: 0 S: 4 H: 1 LOB: 1 BB: 0 P: 4	R: 0 E: 0 K: 1 S: 5 H: 0 LOB: 0 BB: 0 P: 5	R: 1 E: 0 K: 0 S: 5 H: 2 LOB: 1 BB: 0 P: 5	R: 0 E: 0 K: 1 S: 5 H: 0 LOB: 0 BB: 0 P: 5	R: 0 E: 0 K: 0 S: 3 H: 0 LOB: 0 BB: 0 P: 3	R: 0 E: 0 K: 2 S: 7 H: 0 LOB: 0 BB: 0 P: 7	1B: 1 2B: 2 3B: 1 HR: 1	SF: 0 SAC: 0 DP: 0 HBP: 0						

TOP

San Francisco Giants @ Cincinnati Reds

Riverfront Stadium, Cincinnati, OH

Wed Apr 12 1978, 6:05 PM EST

Att. 17,123 - Unknown

livebaseballscorecards.com

AB	32
R	3
H	5
RBI	3
BB	1
SO	7
LOB	6

WP: 0 PB: 0 SB: 0 CS: 0 PA: 33

PITCHER	IP	WLS	BF	H	R	ER	SO	BB	IBB	HBP	BLK	WP	HR	S	P	ERA	WHIP
Bill Bonham, R (1, 1) ERA: 3.71	9.0	W	33	5	3	3	7	1	0	0	0	0	1	46	50	3.00	0.667

PITCHER	IP	WLS	BF	H	R	ER	SO	BB	IBB	HBP	BLK	WP	HR	S	P	ERA	WHIP

Batter	1	2	3	4	5	6	7	8	9	AB	R	H	RBI	BB	SO	LOB
Pete Rose, S (1, 5) OBP: 0.321, SLG: 0.407 Ray Knight, R (9, 5) OBP: 0.500, SLG: 0.500	FC1-5-6 2B	1B		6-3		1-3		4-3		5 0	0 0	2 0	0 0	0 0	0 0	2 0
Ken Griffey, L (1, 9) OBP: 0.400, SLG: 0.522	FC1-5-6 2B 2-3	F5			SF8 3B	2B 2B 2-H		1B 2B		5	4	3	1	0	0	2
Joe Morgan, L (1, 4) OBP: 0.577, SLG: 1.050 Junior Kennedy, R (9, 4)	E E 2B 2-H		P4		SF8 3-H	2B 2-H		1B 1B 1B 2-H		4 0	2 0	3 0	4 0	0 0	0 0	0 0
George Foster, R (1, 7) OBP: 0.500, SLG: 0.739 Mike Lum, L (9, 7)	E6 E 2-3		L4		BB 2B 1B	6-3		1B 1B 1-2 1B		5 0	1 0	2 0	0 0	0 0	0 0	2 0
Johnny Bench, R (1, 2) OBP: 0.440, SLG: 0.500 Don Werner, R (9, 2)	E6 G6-4-3 1-3 3-H		1B	B B B B 4-0 2B 1-2 BB			4-3 WP 2B	WP 1B 1B 1-2 2-H 1B		4 0	3 0	3 0	2 0	1 0	0 0	1 0
Dave Concepcion, R (1, 6) OBP: 0.375, SLG: 0.435 Rick Auerbach, R (9, 6)	G6-4-3 1-2f	4-3		1-H 2-H 2B			4-3 2-3	1B WP 1-2 2-H 1B		5 0	0 0	2 0	2 0	0 0	0 0	4 0
Dan Driessen, L (1, 3) OBP: 0.440, SLG: 0.524		S 1B 1B		4-3	5-3		B B B B 4-0 FC5-4 3-H BB	BB 1-3 2-H 1B		4	1	2	1	1	0	0
Cesar Geronimo, L (1, 8) OBP: 0.500, SLG: 0.700		CS 1-H 1B		SH2-4 1B		F7	FC5-4 1-2f	4-0 1-2 BB		4	0	2	1	1	0	1
Bill Bonham, R (1, 1) OBP: 0.125, SLG: 0.250		K 1-2		SH2-4 1-2		2B 2B	K	1-3		4	1	1	0	0	2	5
Inning Stats	R: 2 E: 2 K: 0 S: 6 H: 2 LOB: 1 BB: 0 P: 6	R: 1 E: 0 K: 1 S: 7 H: 3 LOB: 1 BB: 0 P: 7	R: 0 E: 0 K: 0 S: 4 H: 1 LOB: 1 BB: 0 P: 4	R: 0 E: 0 K: 0 S: 4 H: 1 LOB: 1 BB: 0 P: 4	R: 3 E: 0 K: 0 S: 5 H: 3 LOB: 0 BB: 1 P: 9	R: 2 E: 0 K: 0 S: 6 H: 3 LOB: 1 BB: 0 P: 6	R: 1 E: 0 K: 1 S: 6 H: 1 LOB: 1 BB: 1 P: 10	R: 3 E: 0 K: 0 S: 8 H: 6 LOB: 3 BB: 1 P: 12		1B: 11 2B: 8 3B: 1 HR: 0 SF: 1 SAC: 1 DP: 1 HBP: 0						

PITCHER		IP	WLS	BF	H	R	ER	SO	BB	IBB	HBP	BLK	WP	HR	S	P	ERA	WHIP
Vida Blue, L ERA: 9.0	(1, 1)	5.0	L	25	10	6	5	1	1	0	0	0	0	0	26	30	9.00	2.200
Lynn McGlothen, R ERA: 11.57	(6, 1)	1.0		6	3	2	2	0	0	0	0	0	0	0	6	6	18.00	3.000
John Curtis, L ERA: 15.43	(7, 1)	2.0		14	7	4	4	1	2	0	0	0	2	0	14	22	18.00	4.500

PITCHER	IP	WLS	BF	H	R	ER	SO	BB	IBB	HBP	BLK	WP	HR	S	P	ERA	WHIP

BOTTOM

San Francisco Giants @ Cincinnati Reds

Riverfront Stadium, Cincinnati, OH

Wed Apr 12 1978, 6:05 PM EST

Att. 17,123 - Unknown

livebaseballscorecards.com

AB	40
R	12
H	20
RBI	11
BB	3
SO	2
LOB	17

WP: 2	PA: 45				
PB: 0					
SB: 1					
CS: 1					

Batter	1	2	3	4	5	6	7	8	9	10	11	12	13	AB	R	H	RBI	BB	SO	LOB
Larry Herndon, R (1, 8) OBP: 0.333, SLG: 0.333	F8		F8		F2		CS 1B		4-3 1-2		G3-6-1 1-2f			5	0	1	0	0	0	2
Charlie Williams, R (9, 1)														0	0	0	0	0	0	0
Willie McCovey, L (11, PH) OBP: 0.300, SLG: 0.412														1	0	0	0	0	0	1
John Curtis, L (11, 1)														0	0	0	0	0	0	0
Rob Andrews, R (1, 4) OBP: 0.393, SLG: 0.458	F7		HR 2-3 1B		5-3		F9 1-2		K			F8		6	1	1	0	0	1	2
Mike Ivie, R (1, 3) OBP: 0.500, SLG: 1.200	1B 1B		1-H 3-H HR		6-3			1B 1B 1B	BB			5-3		4	2	3	3	0	0	0
Skip James, L (8, 3)														1	0	0	0	1	0	0
Jack Clark, R (1, 9) OBP: 0.321, SLG: 0.423	1-2 1B		F9			BB		1-3 1B	G3			K		5	1	2	0	1	1	2
Marc Hill, R (1, 2) OBP: 0.292, SLG: 0.348	F8		F9			F8		FC6-5 SH5-4 2-H 3-H 1B		P6			F7	6	0	1	2	0	0	3
Darrell Evans, L (1, 5) OBP: 0.280, SLG: 0.391		G3		G3		P5		SH5-4 1-2		F7			F8	5	0	0	0	0	0	1
Vic Harris, S (1, 7) (9, 8)		F8		F8		P1		FC6-5 2-3		4-3			F2	6	0	0	0	0	0	2
Johnnie LeMaster, R (1, 6) OBP: 0.143, SLG: 0.100		5-3		1B			5-3	1-3			5-3			5	0	1	0	0	0	1
John Montefusco, R (1, 1) OBP: 0.250, SLG: 0.500			1B HR 2B				HR		4-3 1B		G3-6-1 1B			2	1	1	0	0	1	1
Tom Heintzelman, R (7, PH) OBP: 0.500, SLG: 2.000														1	1	1	1	0	0	0
Gary Lavelle, S (7, 1)														0	0	0	0	0	0	0
Randy Moffitt, R (8, 1)														0	0	0	0	0	0	0
Terry Whitfield, L (9, PH) OBP: 0.286, SLG: 0.700														2	0	2	0	0	0	0
Inning Stats	R: 0 E: 0 K: 0 S: 5 H: 2 LOB: 2 BB: 0 P: 5	R: 0 E: 0 K: 0 S: 3 H: 0 LOB: 0 BB: 0 P: 3	R: 3 E: 0 K: 0 S: 6 H: 3 LOB: 0 BB: 0 P: 6	R: 0 E: 0 K: 1 S: 6 H: 1 LOB: 1 BB: 0 P: 6	R: 0 E: 0 K: 0 S: 3 H: 0 LOB: 0 BB: 0 P: 3	R: 0 E: 0 K: 0 S: 3 H: 0 LOB: 1 BB: 1 P: 7	R: 1 E: 0 K: 0 S: 4 H: 2 LOB: 0 BB: 0 P: 4	R: 2 E: 0 K: 0 S: 6 H: 3 LOB: 1 BB: 0 P: 6	R: 0 E: 0 K: 1 S: 6 H: 1 LOB: 2 BB: 1 P: 10	R: 0 E: 0 K: 0 S: 3 H: 0 LOB: 0 BB: 0 P: 3	R: 0 E: 0 K: 0 S: 3 H: 1 LOB: 0 BB: 0 P: 3	R: 0 E: 0 K: 1 S: 5 H: 0 LOB: 0 BB: 0 P: 5	R: 0 E: 0 K: 0 S: 3 H: 0 LOB: 0 BB: 0 P: 3	1B: 10 2B: 1 3B: 0 HR: 2	SF: 0 SAC: 1 DP: 1 HBP: 0	WP: 0 PB: 0 SB: 0 CS: 1	PA: 52			

PITCHER		IP	WLS	BF	H	R	ER	SO	BB	IBB	HBP	BLK	WP	HR	S	P	ERA	WHIP
Fred Norman, L ERA: 3.07	(1, 1)	6.1		28	8	4	4	1	1	0	0	0	0	2	29	33	5.68	1.421
Pedro Borbon, R ERA: 4.15	(7, 1)	0.2		4	3	2	2	0	0	0	0	0	0	0	4	4	27.00	4.500
Dave Tomlin, L ERA: 2.45	(8, 1)	1.0		3	0	0	0	0	0	0	0	0	0	0	3	3	0.00	0.000
Doug Bair, R ERA:	(9, 1)	3.0		11	2	0	0	1	1	0	0	0	0	0	12	16	0.00	1.000
Manny Sarmiento, R ERA:	(12, 1)	2.0	W	6	0	0	0	1	0	0	0	0	0	0	8	8	0.00	0.000

PITCHER	IP	WLS	BF	H	R	ER	SO	BB	IBB	HBP	BLK	WP	HR	S	P	ERA	WHIP

TOP

San Francisco Giants @ Cincinnati Reds

Riverfront Stadium, Cincinnati, OH

Thu Apr 13 1978, 3:33 AM EST

Att. 19,309 - Unknown

livebaseballscorecards.com

AB	49
R	6
H	13
RBI	6
BB	2
SO	3
LOB	15

San Francisco Giants @ Cincinnati Reds

Riverfront Stadium, Cincinnati, OH

Thu Apr 13 1978, 3:33 AM EST

Att. 19,309 - Unknown

livebaseballscorecards.com

BOTTOM

Batter	1	2	3	4	5	6	7	8	9	10	11	12	13	AB	R	H	RBI	BB	SO	LOB
Pete Rose, S (1, 5) OBP: 0.333, SLG: 0.469	G3	1B		4-3		4-3		3B			F8		2B	5	0	2	1	0	0	0
Doug Bair, R (9, 1)														0	0	0	0	0	0	0
Junior Kennedy, R (11, PH)														1	0	0	0	0	0	0
Manny Sarmiento, R (12, 1)														0	0	0	0	0	0	0
Rick Auerbach, R (13, PH) OBP: 1.000, SLG: 2.000														1	0	1	1	0	0	0
Ken Griffey, L (1, 9) OBP: 0.387, SLG: 0.483	S 1B	G3			FC3-6 1B		E7 L6	K			F8			6	0	2	0	0	1	4
Joe Morgan, L (1, 4) OBP: 0.531, SLG: 0.880	G6-4-3 BB		F7		FC3-6 FC5-4		L6		F2		1B			5	0	1	0	1	0	2
George Foster, R (1, 7) OBP: 0.438, SLG: 0.607	G6-4-3	HBP			FC5-4 HR		F8		K		F9			5	1	0	0	0	1	4
Dan Driessen, L (1, 3) OBP: 0.484, SLG: 0.640		S 1B BB	1B		HR			2B BB	L9			1-3		4	3	2	2	2	0	0
Johnny Bench, R (1, 2) OBP: 0.452, SLG: 0.480		P4	K		1B			2B SF8		F8		CS 1B		5	1	2	0	1	1	3
Dave Collins, S (12, PR) OBP: 0.667, SLG: 1.000														0	0	0	0	0	0	0
Don Werner, R (13, 2)														0	0	0	0	0	0	0
Dave Concepcion, R (1, 6) OBP: 0.400, SLG: 0.464	1B BB 1B		K		F9			3B 2B		5-3 BB		K		5	1	2	2	1	2	4
Cesar Geronimo, L (1, 8) OBP: 0.433, SLG: 0.583	1B BB		K		6-3			SF8		5-3		CS	4-3	4	0	0	1	1	1	1
Fred Norman, S (1, 1)		F2	K		F5			F5		6-3			2B BB	3	0	0	0	0	1	2
Pedro Borbon, R (7, 1)														0	0	0	0	0	0	0
Dave Tomlin, L (8, 1)														0	0	0	0	0	0	0
Mike Lum, L (8, PH)														1	0	0	0	0	0	1
Ray Knight, R (9, 5) OBP: 0.500, SLG: 0.333														1	1	0	0	1	0	1
Inning Stats	R: 0 E: 0 K: 0 S: 3 H: 1 LOB: 1 BB: 1 P: 7	R: 1 E: 0 K: 0 S: 5 H: 2 LOB: 3 BB: 2 P: 13	R: 0 E: 0 K: 2 S: 8 H: 1 LOB: 2 BB: 0 P: 9	R: 0 E: 0 K: 2 S: 7 H: 0 LOB: 0 BB: 0 P: 7	R: 2 E: 0 K: 0 S: 6 H: 3 LOB: 1 BB: 0 P: 6	R: 0 E: 0 K: 0 S: 3 H: 0 LOB: 0 BB: 0 P: 3	R: 0 E: 1 K: 0 S: 3 H: 0 LOB: 0 BB: 0 P: 3	R: 3 E: 0 K: 1 S: 7 H: 2 LOB: 1 BB: 2 P: 15	R: 0 E: 0 K: 1 S: 5 H: 0 LOB: 0 BB: 0 P: 5	R: 0 E: 0 K: 0 S: 3 H: 0 LOB: 1 BB: 1 P: 7	R: 0 E: 0 K: 0 S: 4 H: 1 LOB: 1 BB: 0 P: 4	R: 0 E: 0 K: 1 S: 5 H: 1 LOB: 1 BB: 0 P: 5	R: 1 E: 0 K: 0 S: 2 H: 1 LOB: 1 BB: 1 P: 6	1B: 8 2B: 3 3B: 1 HR: 1	SF: 1 SAC: 0 DP: 2 HBP: 1	WP: 0 PB: 0 SB: 2 CS: 1	PA: 56					

AB	46
R	7
H	12
RBI	7
BB	7
SO	7
LOB	22

PITCHER		IP	WLS	BF	H	R	ER	SO	BB	IBB	HBP	BLK	WP	HR	S	P	ERA	WHIP
John Montefusco, R ERA: 2.38	(1, 1)	6.0		28	7	3	3	4	3	0	1	0	0	1	32	45	4.50	1.667
Gary Lavelle, L ERA: 4.5	(7, 1)	1.0		5	0	2	2	0	2	0	0	0	0	0	3	11	18.00	2.000
Randy Moffitt, R ERA: 6.0	(8, 1)	1.0		5	2	1	1	1	0	0	0	0	0	0	7	7	9.00	2.000
Charlie Williams, R ERA:	(9, 1)	2.0		7	0	0	0	1	1	0	0	0	0	0	8	12	0.00	0.500
John Curtis, L ERA: 9.64	(11, 1)	2.1	L	10	3	1	1	1	1	0	0	0	0	0	11	15	3.86	1.714

PITCHER		IP	WLS	BF	H	R	ER	SO	BB	IBB	HBP	BLK	WP	HR	S	P	ERA	WHIP

Batter	1	2	3	4	5	6	7	8	9	AB	R	H	RBI	BB	SO	LOB
Pete Rose, S (1, 5) OBP: 0.368, SLG: 0.457	BBBB 4-0 FC3-6 1B WP BB	x 0-0 2-H 3-H 1B		x 0-0 ① 4-3		x 0-0 ① 3-1		I I I 4-0 1B IBB		3	1	1	2	2	0	0
Ray Knight, R (8, 5) OBP: 0.500, SLG: 0.333										0	0	0	0	0	0	0
Ken Griffey, L (1, 9) OBP: 0.417, SLG: 0.529	x 0-0 1-2 FC3-6 1B	x 0-0 ③ F8		x 0-0 2B		x 0-0 ② 1-3		x 0-0 ③ 1-3 2-H 1B		5	0	3	1	0	0	1
Joe Morgan, L (1, 4) OBP: 0.486, SLG: 0.800	x 0-0 ① FC3-6 WP 1-2f 2-3 1B		x 0-0 WP 1B 2B	x 0-0 ② P5		x 0-0 ③ F9			x 0-0 ① F5	5	2	1	0	0	0	3
George Foster, R (1, 7) OBP: 0.432, SLG: 0.606	x 0-0 G4-6-3 1-H 3-H 1B	SSS 0-3 ① K 2-3	x 0-0 ③ 6-3			SSS 0-3 ① K		x 0-0 E HR 2B	5	1	2	1	0	2	2
Dan Driessen, L (1, 3) OBP: 0.444, SLG: 0.567	x 0-0 ② ③ G4-6-3 1-2f	x 0-0 BB WP 3-H 1B		x 0-0 ① F8		x 0-0 ② F7			x 0-0 ② F9 2-3	5	0	1	1	0	0	2
Johnny Bench, R (1, 2) OBP: 0.472, SLG: 0.621		x 0-0 SH2-3 1B 2B	BBBB 4-0 BB 1-2 BB	SSS 0-3 ② K		x 0-0 ③ 5-3			x 0-0 3-H HR	4	2	2	2	1	1	0
Dave Concepcion, R (1, 6) OBP: 0.412, SLG: 0.433		x 0-0 ① SH2-3 2-3	BBBB 4-0 1-2 2-3 BB	BBBB 4-0 BB BB		x 0-0 ① 5-3		x 0-0 ③ F8		2	0	0	0	2	0	0
Cesar Geronimo, L (1, 8) OBP: 0.471, SLG: 0.560		BBBB 4-0 SH2-4 1B BB	SSS 0-3 ② K	BBBB 4-0 1-2 BB		BBBB 4-0 SH1-4 1B BB				1	2	0	0	3	1	3
Tom Hume, R (1, 1) Dale Murray, R (6, 1)	x 0-0 ② SH2-4 1-2	SSS 0-3 ③ K		x 0-0 ③ 6-3		x 0-0 ② SH1-4 1-2				2	0	0	0	0	1	5
										0	0	0	0	0	0	0
Inning Stats	R: 2 E: 0 K: 0 S: 4 H: 2 LOB: 0 BB: 1 P: 8	R: 2 E: 0 K: 0 S: 5 H: 2 LOB: 1 BB: 1 P: 9	R: 1 E: 0 K: 3 S: 11 H: 2 LOB: 3 BB: 2 P: 19	R: 0 E: 0 K: 0 S: 4 H: 1 LOB: 1 BB: 0 P: 4	R: 0 E: 0 K: 1 S: 5 H: 0 LOB: 2 BB: 2 P: 13	R: 0 E: 0 K: 0 S: 3 H: 0 LOB: 0 BB: 0 P: 3	R: 0 E: 0 K: 1 S: 5 H: 0 LOB: 0 BB: 0 P: 5	R: 1 E: 0 K: 0 S: 3 H: 1 LOB: 2 BB: 2 P: 11	R: 2 E: 1 K: 0 S: 5 H: 2 LOB: 0 BB: 0 P: 5	1B: 5 2B: 4 3B: 0 HR: 1 SF: 0 SAC: 3 DP: 1 HBP: 0						

TOP

Cincinnati Reds @ Houston Astros

Astrodome, Houston, TX

Fri Apr 14 1978, 7:05 PM EST

Att. 25,583 - Dome

livebaseballscorecards.com

AB	32
R	8
H	10
RBI	7
BB	8
SO	5
LOB	16

WP: 3 PB: 0 SB: 0 CS: 0 — PA: 43

PITCHER		IP	WLS	BF	H	R	ER	SO	BB	IBB	HBP	BLK	WP	HR	S	P	ERA	WHIP
Joaquin Andujar, R ERA: 5.59	(1, 1)	1.2	L	10	4	4	4	0	2	0	0	0	1	0	8	16	21.60	3.600
Ken Forsch, R ERA: 10.13	(2, 1)	0.1		1	0	0	0	0	0	0	0	0	0	0	1	1	0.00	0.000
Floyd Bannister, L ERA: 3.6	(3, 1)	3.0		16	3	1	1	4	4	0	0	0	2	0	20	36	3.00	2.333
Gene Pentz, R ERA: 7.0	(6, 1)	2.0		6	0	0	0	1	0	0	0	0	0	0	8	8	0.00	0.000
Joe Sambito, L ERA: 3.0	(8, 1)	2.0		10	3	3	3	0	1	1	0	0	0	1	8	16	13.50	2.000

PITCHER	IP	WLS	BF	H	R	ER	SO	BB	IBB	HBP	BLK	WP	HR	S	P	ERA	WHIP

Cincinnati Reds @ Houston Astros

Astrodome, Houston, TX

Fri Apr 14 1978, 7:05 PM EST

Att. 25,583 - Dome

livebaseballscorecards.com

BOTTOM

Batter	1	2	3	4	5	6	7	8	9	AB	R	H	RBI	BB	SO	LOB
Terry Puhl, L (1, 7) OBP: 0.361, SLG: 0.438	0-0 1B		0-0 1-3 2-H 2B		0-0 G1-6-3 1B		0-0 2-3		0-0 G6-4-3 1-2f	5	0	3	1	0	0	1
Enos Cabell, R (1, 5) OBP: 0.257, SLG: 0.371	0-0 F8		0-0 G3		0-0 G1-6-3 1-2f		0-0 6-3			4	0	0	0	0	0	4
Cesar Cedeno, R (1, 8) OBP: 0.371, SLG: 0.485	0-0 F8		0-0 P8			0-0 F8		0-0 1B SF8 1B		4	1	1	0	0	0	3
Jose Cruz, L (1, 9) OBP: 0.364, SLG: 0.438	0-0 4-3		0-0 2-3			0-0 6-3 WP 2B		0-0 1-3 FC5-4 1B		4	1	2	0	0	0	3
Bob Watson, R (1, 3) OBP: 0.273, SLG: 0.323		0-3 K		0-0 P4		0-0 6-3 2-3		0-3 K		4	0	0	0	0	2	3
Joe Ferguson, R (1, 2) OBP: 0.313, SLG: 0.593		0-0 F8		B B B 4-0 BB		B B B B 4-0 WP 1B BB		0-0 SF8 3-H		1	1	0	1	2	0	0
Art Howe, R (1, 4) OBP: 0.290, SLG: 0.448		0-0 F8		0-0 F7		0-0 1-H 3-H 1B		0-0 FC5-4 1-2f		4	0	1	1	0	0	2
Roger Metzger, S (1, 6) OBP: 0.292, SLG: 0.150			0-0 BB 2B 1B	S S S 0-3 K		S S S 0-3 K			0-0 F7	2	1	1	0	0	1	1
Dave Bergman, L (6, PH)										1	0	0	0	0	1	1
Jimmy Sexton, R (7, 6)										1	0	0	0	0	0	0
Joaquin Andujar, S (1, 1)			B B B B 4-0 2B 1-2 BB		S S S 0-3 K		0-0 1-3		0-0 G6-4-3 1B	0	0	0	0	0	0	0
Ken Forsch, R (2, 1)										0	0	0	0	0	0	0
Floyd Bannister, L (3, 1)										0	0	0	0	0	1	0
Denny Walling, L (5, PH) OBP: 0.200, SLG: 0.200										1	0	0	0	0	1	0
Gene Pentz, R (6, 1)										0	0	0	0	0	0	0
Wilbur Howard, S (7, PH) OBP: 0.500, SLG: 0.400										1	0	0	0	0	0	0
Joe Sambito, L (8, 1)										0	0	0	0	0	0	0
Ed Herrmann, L (9, PH) OBP: 1.000, SLG: 1.000										1	0	1	0	0	0	0
Inning Stats	R: 0 E: 0 K: 0 S: 4 H: 1 LOB: 1 BB: 0 P: 4	R: 0 E: 0 K: 1 S: 5 H: 0 LOB: 0 BB: 0 P: 5	R: 1 E: 0 K: 0 S: 5 H: 2 LOB: 2 BB: 1 P: 9	R: 0 E: 0 K: 1 S: 5 H: 0 LOB: 1 BB: 1 P: 9	R: 0 E: 0 K: 1 S: 5 H: 1 LOB: 0 BB: 0 P: 5	R: 2 E: 0 K: 1 S: 7 H: 2 LOB: 1 BB: 1 P: 11	R: 0 E: 0 K: 0 S: 3 H: 0 LOB: 0 BB: 0 P: 3	R: 1 E: 0 K: 1 S: 7 H: 2 LOB: 1 BB: 0 P: 7	R: 0 E: 0 K: 0 S: 3 H: 1 LOB: 0 BB: 0 P: 3	1B: 7 2B: 2 3B: 0 HR: 0	SF: 1 SAC: 0 DP: 2 HBP: 0						

	AB	33
	R	4
	H	9
	RBI	3
	BB	3
	SO	5
	LOB	18

WP: 1 PB: 0 SB: 0 CS: 0 PA: 37

PITCHER		IP	WLS	BF	H	R	ER	SO	BB	IBB	HBP	BLK	WP	HR	S	P	ERA	WHIP
Tom Hume, R ERA: 4.26	(1, 1)	5.2	W	25	6	3	3	3	3	0	0	0	1	0	28	40	4.76	1.588
Dale Murray, R ERA: 6.43	(6, 1)	3.1	S	12	3	1	1	2	0	0	0	0	0	0	16	16	2.70	0.900

PITCHER	IP	WLS	BF	H	R	ER	SO	BB	IBB	HBP	BLK	WP	HR	S	P	ERA	WHIP

Batter	1	2	3	4	5	6	7	8	9	AB	R	H	RBI	BB	SO	LOB
Pete Rose, S (1, 5) OBP: 0.333, SLG: 0.410	1-3			B2-3		4-3		4-3		4	0	0	0	0	0	1
Ken Griffey, L (1, 9) OBP: 0.425, SLG: 0.541	F7			K			WP, BB		6-3, 2B	3	0	1	0	1	1	0
Joe Morgan, L (1, 4) OBP: 0.463, SLG: 0.727	F8			BB			F2 (1-2)		L4	3	0	0	0	1	0	2
George Foster, R (1, 7) OBP: 0.390, SLG: 0.541		F8		F9			P3		6-3 (2-3)	4	0	0	0	0	0	3
Dan Driessen, L (1, 3) OBP: 0.400, SLG: 0.500		4-3			4-3		6-3		K	4	0	0	0	0	1	2
Johnny Bench, R (1, 2) OBP: 0.462, SLG: 0.688		F8			L4			HR		3	1	1	1	0	0	0
Dave Concepcion, R (1, 6) OBP: 0.378, SLG: 0.394			F8		6-3			K		3	0	0	0	0	1	0
Cesar Geronimo, L (1, 8) OBP: 0.459, SLG: 0.536			F8			F7		FC1-4, 1B		3	0	1	0	0	0	0
Doug Capilla, L (1, 1) Manny Sarmiento, R (4, 1) Dave Collins, S (6, PH) OBP: 0.500, SLG: 0.500 Pedro Borbon, R (6, 1) Mike Lum, L (8, PH) Doug Bair, R (8, 1)			K			6-3		FC1-4 (1-2f)		1 0 1 0 1 0	0 0 0 0 0 0	0 0 0 0 0 0	0 0 0 0 0 0	1 0 0 0 0 0	0 0 0 0 1 0	0 0 0 0 1 0
Inning Stats	R: 0 E: 0 K: 0 S: 3 H: 0 LOB: 0 BB: 0 P: 3	R: 0 E: 0 K: 0 S: 3 H: 0 LOB: 0 BB: 0 P: 3	R: 0 E: 0 K: 1 S: 5 H: 0 LOB: 0 BB: 0 P: 5	R: 0 E: 0 K: 1 S: 5 H: 0 LOB: 1 BB: 1 P: 9	R: 0 E: 0 K: 0 S: 3 H: 0 LOB: 0 BB: 0 P: 3	R: 0 E: 0 K: 0 S: 3 H: 0 LOB: 0 BB: 0 P: 3	R: 0 E: 0 K: 0 S: 3 H: 0 LOB: 1 BB: 1 P: 7	R: 1 E: 0 K: 1 S: 7 H: 2 LOB: 1 BB: 0 P: 7	R: 0 E: 0 K: 1 S: 6 H: 1 LOB: 1 BB: 0 P: 6	1B: 1 2B: 1 3B: 0 HR: 1	SF: 0 SAC: 0 DP: 0 HBP: 0			WP: 1 PB: 0 SB: 0 CS: 0	PA: 32		

PITCHER	IP	WLS	BF	H	R	ER	SO	BB	IBB	HBP	BLK	WP	HR	S	P	ERA	WHIP
Mark Lemongello, R (1, 1) ERA: 4.5	9.0	W	32	3	1	1	4	2	0	0	0	1	1	38	46	1.00	0.556

PITCHER	IP	WLS	BF	H	R	ER	SO	BB	IBB	HBP	BLK	WP	HR	S	P	ERA	WHIP

TOP

Cincinnati Reds @ Houston Astros

Astrodome, Houston, TX

Sat Apr 15 1978, 7:05 PM EST

Att. 34,858 - Dome

livebaseballscorecards.com

AB	30
R	1
H	3
RBI	1
BB	2
SO	4
LOB	9

Batter	1	2	3	4	5	6	7	8	9	AB	R	H	RBI	BB	SO	LOB
Terry Puhl, L (1, 7) OBP: 0.350, SLG: 0.400	P5		F9		K		1B IBB			3	1	0	0	1	1	0
Enos Cabell, R (1, 5) OBP: 0.308, SLG: 0.462	BB 1B		SF7 3B		F9		1B 1-2 2-H 3-H 1B			4	1	3	2	0	0	0
Cesar Cedeno, R (1, 8) OBP: 0.410, SLG: 0.486	G4-6-3 1-2 BB		S BB		F8		1-3 2-H 1B			2	0	1	1	2	0	0
Bob Watson, R (1, 3) OBP: 0.243, SLG: 0.294	G4-6-3 1-2f		SF7 1-2 3-H			K	6-3			3	0	0	1	0	1	3
Dave Bergman, L (9, 3)										0	0	0	0	0	0	0
Jose Cruz, L (1, 9) OBP: 0.351, SLG: 0.417		4-3	4-3			G1-4-3 1B		F2		4	0	1	0	0	0	1
Joe Ferguson, R (1, 2) OBP: 0.333, SLG: 0.567		HR 1B		BB		G1-4-3 1-2f		F2		3	1	1	0	1	0	1
Art Howe, R (1, 4) OBP: 0.314, SLG: 0.576		1-H HR		F2			1B 2B	E6		4	2	2	2	0	0	1
Roger Metzger, S (1, 6) OBP: 0.321, SLG: 0.208		5-3		L1-3 1-3 1B			SH1 2-3 1B	1-3		4	1	2	0	0	0	1
Mark Lemongello, R (1, 1) OBP: 0.500, SLG: 0.667		G3		L1-3 1-2			SH1 1-2			2	0	0	0	0	0	2
Inning Stats	R: 0 E: 0 K: 0 S: 3 H: 1 LOB: 1 BB: 1 P: 7	R: 2 E: 0 K: 0 S: 5 H: 2 LOB: 0 BB: 0 P: 5	R: 1 E: 0 K: 0 S: 4 H: 1 LOB: 1 BB: 1 P: 8	R: 0 E: 0 K: 0 S: 3 H: 1 LOB: 1 BB: 1 P: 7	R: 0 E: 0 K: 1 S: 5 H: 0 LOB: 0 BB: 0 P: 5	R: 0 E: 0 K: 1 S: 5 H: 1 LOB: 0 BB: 0 P: 5	R: 3 E: 0 K: 0 S: 6 H: 4 LOB: 1 BB: 1 P: 10	R: 0 E: 1 K: 0 S: 4 H: 0 LOB: 1 BB: 0 P: 4		1B: 7 2B: 2 3B: 1 HR: 1	SF: 1 SAC: 1 DP: 3 HBP: 0					

PITCHER		IP	WLS	BF	H	R	ER	SO	BB	IBB	HBP	BLK	WP	HR	S	P	ERA	WHIP
Doug Capilla, L ERA: 9.0	(1, 1)	3.0	L	15	4	3	3	0	3	0	0	0	0	1	12	24	9.00	2.333
Manny Sarmiento, R ERA:	(4, 1)	2.0		6	1	0	0	1	0	0	0	0	0	0	8	8	0.00	0.500
Pedro Borbon, R ERA: 7.11	(6, 1)	2.0		10	5	3	3	1	0	1	0	0	0	0	11	15	13.50	2.500
Doug Bair, R ERA:	(8, 1)	1.0		4	0	0	0	0	0	0	0	0	0	0	4	4	0.00	0.000

PITCHER	IP	WLS	BF	H	R	ER	SO	BB	IBB	HBP	BLK	WP	HR	S	P	ERA	WHIP

BOTTOM

Cincinnati Reds @ Houston Astros

Astrodome, Houston, TX

Sat Apr 15 1978, 7:05 PM EST

Att. 34,858 - Dome

livebaseballscorecards.com

AB	29
R	6
H	10
RBI	6
BB	4
SO	2
LOB	9

Batter	1	2	3	4	5	6	7	8	9	10	11	12	13	AB	R	H	RBI	BB	SO	LOB
Pete Rose, S (1, 5) OBP: 0.347, SLG: 0.372	1-3		BB FC6		1-3			BB SH1-3	BB 1-2 2-3 3-H		4-3		F7	4	0	0	1	3	0	0
Ken Griffey, L (1, 9) OBP: 0.422, SLG: 0.524	4-1 WP S 1B		FC6 S 1-2f		1B			SH1-3 1-2	P6		K			5	1	2	0	0	1	4
Joe Morgan, L (1, 4) OBP: 0.422, SLG: 0.649 Junior Kennedy, R (8, 4)	4-1 1-3		P4 1-2		4-3			K	P4		F8			4 2	0 0	0 0	0 0	0 0	1 0	4 3
George Foster, R (1, 7) OBP: 0.383, SLG: 0.500 (9, 8)	BB 3-H		K	K		K		G3		1-3 1B 1B		4-3		5	0	1	0	1	2	2
Dan Driessen, L (1, 3) OBP: 0.413, SLG: 0.487	4-3			S BB		4-3			BB BB FC5-2 1B	F9		CS 1B		5	0	2	0	1	0	2
Johnny Bench, R (1, 2) OBP: 0.467, SLG: 0.639		K		F7 1-2		K	K		FC5-2 BB 1-2 1B	1-3 1-2		BB 1-2		4	1	1	0	2	2	1
Dave Concepcion, R (1, 6) OBP: 0.372, SLG: 0.351		BB		K			K		1B FC5-2 BB 1-2 2-3	1-3 1-2 2-3		1-6-3		4	1	0	0	2	2	4
Cesar Geronimo, L (1, 8) OBP: 0.425, SLG: 0.484 Ray Knight, R (9, PH) OBP: 0.400, SLG: 0.250 Doug Capilla, L (9, PR) Mike Lum, L (9, 7)	F8			K			F8		FC5-2 BB 1B 1-2 2-3 3-Hf	IBB			F8	3 1 0 1	0 0 0 0	0 0 0 0	0 0 0 1	0 0 0 0	1 0 0 0	2 3 0 0
Tom Seaver, R (1, 1) Dave Collins, S (7, PH) OBP: 0.400, SLG: 0.333 Dale Murray, R (7, 1) Don Werner, R (9, PH) OBP: 1.000, SLG: 1.000 Dave Tomlin, L (9, 1) Rick Auerbach, R (10, PH) OBP: 0.500, SLG: 1.000 Manny Sarmiento, R (10, 1)		K			K		K		BB 1-2 2-3 3-H	P3			K	2 1 0 1 0 1 1	0 0 0 0 0 0 0	0 0 0 1 0 0 0	0 0 0 0 0 0 0	2 1 0 0 0 0 0	1 0 0 0 0 0 0	0 0 0 0 0 3 0
Inning Stats	R: 1 E: 0 K: 0 S: 4 H: 1 LOB: 1 BB: 1 P: 8	R: 0 E: 0 K: 2 S: 7 H: 0 LOB: 1 BB: 1 P: 11	R: 0 E: 0 K: 1 S: 5 H: 0 LOB: 1 BB: 1 P: 9	R: 0 E: 0 K: 2 S: 7 H: 0 LOB: 1 BB: 1 P: 11	R: 0 E: 0 K: 1 S: 6 H: 1 LOB: 1 BB: 0 P: 6	R: 0 E: 0 K: 2 S: 7 H: 0 LOB: 0 BB: 0 P: 7	R: 0 E: 0 K: 2 S: 7 H: 0 LOB: 0 BB: 0 P: 7	R: 0 E: 0 K: 1 S: 5 H: 0 LOB: 1 BB: 1 P: 9	R: 2 E: 0 K: 0 S: 5 H: 2 LOB: 3 BB: 3 P: 17	R: 0 E: 0 K: 0 S: 5 H: 2 LOB: 3 BB: 1 P: 9	R: 0 E: 0 K: 1 S: 5 H: 0 LOB: 0 BB: 0 P: 5	R: 0 E: 0 K: 0 S: 3 H: 1 LOB: 1 BB: 1 P: 7	R: 0 E: 0 K: 1 S: 5 H: 0 LOB: 0 BB: 0 P: 5	1B: 7 2B: 0 3B: 0 HR: 0	SF: 0 SAC: 1 DP: 0 HBP: 0	WP: 1 PB: 0 SB: 3 CS: 1	PA: 55			

PITCHER		IP	WLS	BF	H	R	ER	SO	BB	IBB	HBP	BLK	WP	HR	S	P	ERA	WHIP
J.R. Richard, R ERA: 4.15	(1, 1)	8.0		34	3	3	3	11	7	0	0	0	1	0	49	77	3.38	1.250
Joe Sambito, L ERA: 2.7	(9, 1)	1.0		5	1	0	0	0	1	0	0	0	0	0	4	8	0.00	2.000
Gene Pentz, R ERA: 5.73	(10, 1)	2.0		9	2	0	0	1	0	1	0	0	0	0	10	14	0.00	1.000
Tom Dixon, R ERA: 9.0	(12, 1)	2.0	W	7	1	0	0	1	1	0	0	0	0	0	8	12	0.00	1.000

PITCHER	IP	WLS	BF	H	R	ER	SO	BB	IBB	HBP	BLK	WP	HR	S	P	ERA	WHIP

TOP

Cincinnati Reds @ Houston Astros

Astrodome, Houston, TX

Sun Apr 16 1978, 4:33 AM EST

Att. 27,700 - Dome

livebaseballscorecards.com

AB	44
R	3
H	7
RBI	2
BB	10
SO	13
LOB	29

Batter	1	2	3	4	5	6	7	8	9	10	11	12	13	AB	R	H	RBI	BB	SO	LOB
Terry Puhl, L (1, 7) OBP: 0.340, SLG: 0.366	P6	F2		BB		F9			K		FC5 S 1B		P6	6	0	1	0	1	1	1
Enos Cabell, R (1, 5) OBP: 0.304, SLG: 0.435	FC5-4 1B		L5	1-3			6-3		F9		FC5 1-3		2-H 1B	7	0	2	1	0	0	3
Cesar Cedeno, R (1, 8) OBP: 0.422, SLG: 0.500	FC5-4 1-2f		E S SF9 1B		6-3 2B		K			SH1-4 BB		F4		5	2	2	0	1	1	1
Jose Cruz, L (1, 9) OBP: 0.405, SLG: 0.436	1B 1-2 BB		SF9 1-3 BB		F9		E 1B			SH1-4 1-2		S 1B		3	0	2	0	2	0	1
Bob Watson, R (1, 3) OBP: 0.279, SLG: 0.297	1-3 2-H 1B		SF9 1-2 3-H		6-3 2-3		3-1 1-2			FC6-4 IBB		1B 1-2 IBB		3	0	1	2	2	0	2
Joe Ferguson, R (1, 2) OBP: 0.310, SLG: 0.486	F8		P4	BB		F8				F7		F7		5	0	0	0	1	0	7
Art Howe, R (1, 4) OBP: 0.341, SLG: 0.632		HR		FC2-6 BB	F9		6-3			FC6-4 1-2f		1-2 2-H 1B		5	1	2	1	1	0	4
Roger Metzger, S (1, 6) OBP: 0.313, SLG: 0.214 Denny Walling, L (11, PH) OBP: 0.167, SLG: 0.167 Jimmy Sexton, R (12, 6)	F7			FC2-6 1-2f SH1		B2-6 1B	1-3				P2		S 1B BB	4 1 0	0 0 1	1 0 0	0 0 0	0 0 1	0 0 0	1 0 0
J.R. Richard, R (1, 1) OBP: 0.143, SLG: 0.143 Joe Sambito, L (9, 1) Wilbur Howard, S (9, PH) OBP: 0.429, SLG: 0.333 Gene Pentz, R (10, 1) Dave Bergman, L (11, PH) Tom Dixon, R (12, 1)	K			SH1 1-2		B2-6 1-2f	5-3				K		K 1-2	2 0 1 0 1 1	0 0 0 0 0 0	0 0 0 0 0 1	0 0 0 0 0 1	1 0 0 0 1 1	0 0 0 0 0 0	1 0 0 0 0 1
Inning Stats	R: 1 H: 2 E: 0 LOB: 2 K: 0 BB: 1 S: 5 P: 9	R: 1 H: 1 E: 0 LOB: 0 K: 1 BB: 0 S: 6 P: 6	R: 1 H: 1 E: 0 LOB: 1 K: 0 BB: 1 S: 4 P: 8	R: 0 H: 0 E: 0 LOB: 2 K: 0 BB: 2 S: 3 P: 11	R: 0 H: 1 E: 0 LOB: 2 K: 0 BB: 1 S: 4 P: 8	R: 0 H: 1 E: 0 LOB: 0 K: 0 BB: 0 S: 3 P: 3	R: 0 H: 1 E: 1 LOB: 1 K: 1 BB: 0 S: 6 P: 6	R: 0 H: 0 E: 0 LOB: 0 K: 0 BB: 0 S: 3 P: 3	R: 0 H: 0 E: 0 LOB: 0 K: 1 BB: 0 S: 5 P: 5	R: 0 H: 0 E: 0 LOB: 2 K: 0 BB: 2 S: 3 P: 11	R: 0 H: 1 E: 0 LOB: 1 K: 1 BB: 0 S: 6 P: 6	R: 0 H: 2 E: 0 LOB: 2 K: 0 BB: 1 S: 4 P: 8	R: 1 H: 1 E: 0 LOB: 1 K: 1 BB: 1 S: 5 P: 9	1B: 9 2B: 1 3B: 0 HR: 1	SF: 1 SAC: 2 DP: 1 HBP: 0		WP: 0 PB: 0 SB: 5 CS: 0	PA: 56	

PITCHER		IP	WLS	BF	H	R	ER	SO	BB	IBB	HBP	BLK	WP	HR	S	P	ERA	WHIP
Tom Seaver, R ERA: 5.06	(1, 1)	6.0		28	6	3	2	1	5	0	0	0	0	1	25	45	3.00	1.833
Dale Murray, R ERA: 5.0	(7, 1)	2.0		7	1	0	0	1	0	0	0	0	0	0	9	9	0.00	0.500
Dave Tomlin, L ERA: 1.93	(9, 1)	1.0		3	0	0	0	1	0	0	0	0	0	0	5	5	0.00	0.000
Manny Sarmiento, R ERA: 1.04	(10, 1)	3.2	L	18	4	1	1	2	2	2	0	0	0	0	18	34	2.46	1.636

PITCHER	IP	WLS	BF	H	R	ER	SO	BB	IBB	HBP	BLK	WP	HR	S	P	ERA	WHIP

BOTTOM

Cincinnati Reds @ Houston Astros

Astrodome, Houston, TX

Sun Apr 16 1978, 4:33 AM EST

Att. 27,700 - Dome

livebaseballscorecards.com

AB	44
R	4
H	11
RBI	4
BB	9
SO	5
LOB	22

Cincinnati Reds @ Los Angeles Dodgers

Dodger Stadium, Los Angeles, CA

Mon Apr 17 1978, 6:05 PM PST

Att. 40,527 - Unknown

TOP

livebaseballscorecards.com

Batter	1	2	3	4	5	6	7	8	9	AB	R	H	RBI	BB	SO	LOB
Pete Rose, S (1, 5) OBP: 0.340, SLG: 0.362	0-0 BB E 1B	0-0 3-1	0-0 F7		0-3 K		0-0 6-3			4	1	1	0	0	1	3
Junior Kennedy, R (6, 5) (8, 4)										1	0	0	0	0	0	0
Ken Griffey, L (1, 9) OBP: 0.400, SLG: 0.478	BBBB 4-0 1-2 FC4-6 BB		SSS 0-3 K	0-0 F5	0-0 4-3		0-0 F8			4	0	0	0	1	1	0
Joe Morgan, L (1, 4) OBP: 0.440, SLG: 0.714	0-0 FC4-6 1-2f 2-H 2B		0-0 E7 S 2B	0-0 WP 1B 2B		0-0 1B 2B		0-0 G3		5	4	3	0	0	0	1
Rick Auerbach, R (8, 5) OBP: 0.500, SLG: 1.000										0	0	0	0	0	0	0
George Foster, R (1, 7) OBP: 0.404, SLG: 0.500	0-0 F2		0-0 P3	BBBB 4-0 BB 1B 2-3 BB		0-0 2-H 1B		0-0 1B 1B		4	0	2	1	1	0	2
Dan Driessen, L (1, 3) OBP: 0.451, SLG: 0.524	0-0 1-H 2B		BBBB 4-0 S 2B BB	0-0 F3		BBBB 4-0 1B BB		0-0 G5-4-3 1-3 1B		3	1	2	1	2	0	2
Johnny Bench, R (1, 2) OBP: 0.460, SLG: 0.634	0-0 F5		0-0 1-H 3-H 1B 2B	0-0 BB 1-2 3-H 1B		SSS 0-3 K		0-0 G5-4-3 1-2f		5	1	2	2	0	1	4
Dave Concepcion, R (1, 6) OBP: 0.417, SLG: 0.390		0-0 CS 1B	0-0 2-H 1B	BBBB 4-0 FC4-6 1-2 2-3 BB		0-0 1-3 1B			0-0 F7	4	1	3	1	1	0	0
Cesar Geronimo, L (1, 8) OBP: 0.422, SLG: 0.472		0-0 SH3-4 1-2 1B	0-0 BB 2-H 1B	0-0 FC4-6 1-2f		0-0 L4			0-0 F9	5	0	2	1	0	0	5
Bill Bonham, R (1, 1) OBP: 0.167, SLG: 0.182		0-0 SH3-4 1-2	BBBB 4-0 1-2 BB		0-0 4-3		0-0 F2		0-0 F8	3	0	0	0	1	0	0
Dave Tomlin, L (9, 1)										0	0	0	0	0	0	0
Inning Stats	R: 2 E: 1 K: 0 S: 5 H: 2 LOB: 1 BB: 1 P: 9	R: 0 E: 0 K: 0 S: 4 H: 2 LOB: 1 BB: 0 P: 4	R: 4 E: 1 K: 1 S: 9 H: 4 LOB: 2 BB: 2 P: 17	R: 1 E: 0 K: 0 S: 5 H: 2 LOB: 3 BB: 2 P: 13	R: 0 E: 0 K: 1 S: 5 H: 0 LOB: 0 BB: 0 P: 5	R: 1 E: 0 K: 1 S: 7 H: 3 LOB: 2 BB: 1 P: 11	R: 0 E: 0 K: 0 S: 3 H: 0 LOB: 0 BB: 0 P: 3	R: 0 E: 0 K: 0 S: 4 H: 2 LOB: 1 BB: 0 P: 4	R: 0 E: 0 K: 0 S: 3 H: 0 LOB: 0 BB: 0 P: 3	1B: 10 2B: 5 3B: 0 HR: 0 SF: 0 SAC: 1 DP: 1 HBP: 0							

	AB	38
	R	8
	H	15
	RBI	6
	BB	6
	SO	3
	LOB	17

WP: 1 PB: 0 SB: 2 CS: 1 PA: 45

PITCHER		IP	WLS	BF	H	R	ER	SO	BB	IBB	HBP	BLK	WP	HR	S	P	ERA	WHIP
Burt Hooton, R ERA: 7.27	(1, 1)	2.2	L	17	8	6	6	1	2	0	0	0	0	0	17	25	20.25	3.750
Charlie Hough, R ERA: 7.88	(3, 1)	4.1		21	5	2	2	2	4	0	0	0	1	0	21	37	4.15	2.077
Mike Garman, R ERA: 4.5	(8, 1)	2.0		7	2	0	0	0	0	0	0	0	0	0	7	7	0.00	1.000

PITCHER	IP	WLS	BF	H	R	ER	SO	BB	IBB	HBP	BLK	WP	HR	S	P	ERA	WHIP

Cincinnati Reds @ Los Angeles Dodgers

Dodger Stadium, Los Angeles, CA

Mon Apr 17 1978, 6:05 PM PST

Att. 40,527 - Unknown

BOTTOM

Batter	1	2	3	4	5	6	7	8	9	AB	R	H	RBI	BB	SO	LOB
Davey Lopes, R (1, 4) OBP: 0.419, SLG: 0.355	4-0 6-3 BB		0-0 FC1-6 1-2f			S S S 0-3 K		B B B B 4-0 G6-4-3 BB 1-2 2-3		2	0	0	0	2	1	1
Bill Russell, R (1, 6) OBP: 0.214, SLG: 0.175	0-0 6-3 1-2		0-0 F9			0-0 F9		0-0 G6-4-3 1-2f 2-3 3-H		4	0	0	0	0	0	4
Reggie Smith, S (1, 9) OBP: 0.351, SLG: 0.500 Glenn Burke, R (9, 8) OBP: 0.200, SLG: 0.200	S S S 0-3 K			0-0 F8		0-0 6-3		S S S 0-3 K		4	0	0	0	0	2	2
										0	0	0	0	0	0	0
Ron Cey, R (1, 5) OBP: 0.500, SLG: 0.556	0-0 6-3			0-0 P6			0-0 P4		0-0 E 1B 1B	4	0	1	0	0	0	1
Steve Garvey, R (1, 3) OBP: 0.366, SLG: 0.513		0-0 L6		0-0 F9			0-0 1-3		0-0 E 1-2 1B	4	0	1	0	0	0	0
Dusty Baker Jr., R (1, 7) OBP: 0.359, SLG: 0.294 Mike Garman, R (8, 1) Manny Mota, R (9, PH)		S S S 0-3 K	B B B 4-0 BB				S S S 0-3 K		0-0 E6 FC5-4 1-2 2-3	2	0	0	0	1	2	0
										0	0	0	0	0	0	0
										1	0	0	0	0	0	2
Rick Monday, L (1, 8) OBP: 0.436, SLG: 0.794 (9, 9)		S S S 0-3 K	S S S 0-3 K					0-0 HR	S S S 0-3 K	4	1	1	1	0	3	4
Steve Yeager, R (1, 2) OBP: 0.433, SLG: 0.385 Johnny Oates, L (7, 2) OBP: 1.000, SLG: 1.000 Lee Lacy, R (9, PH) OBP: 0.333, SLG: 0.333			0-0 FC1-6 1B		S S S 0-3 K			0-0 BB BB G6-4-3 1B	S S S 0-3 K	2	0	1	0	0	1	1
										1	1	1	0	0	0	0
										1	0	0	0	0	1	3
Burt Hooton, R (1, 1) Charlie Hough, R (3, 1) OBP: 0.333, SLG: 0.333 Vic Davalillo, L (8, 7) OBP: 0.400, SLG: 0.250 Ted Martinez, R (9, PH)			0-0 P6		S S S 0-3 K			B B B B 4-0 G6-4-3 BB 1-2 BB	0-0 FC5-4 1-2f	0	0	0	0	0	0	0
										2	0	0	0	0	1	2
										0	0	0	0	0	1	0
										1	0	0	0	0	0	3
Inning Stats	R: 0 E: 0 K: 1 S: 5 H: 0 LOB: 1 BB: 1 P: 9	R: 0 E: 0 K: 2 S: 7 H: 0 LOB: 0 BB: 0 P: 7	R: 0 E: 0 K: 0 S: 4 H: 1 LOB: 1 BB: 0 P: 4	R: 0 E: 0 K: 0 S: 3 H: 0 LOB: 0 BB: 0 P: 3	R: 0 E: 0 K: 3 S: 9 H: 0 LOB: 1 BB: 1 P: 13	R: 0 E: 0 K: 1 S: 5 H: 0 LOB: 0 BB: 0 P: 5	R: 0 E: 0 K: 1 S: 5 H: 0 LOB: 0 BB: 0 P: 5	R: 2 E: 0 K: 1 S: 6 H: 2 LOB: 1 BB: 2 P: 14	R: 0 E: 1 K: 2 S: 10 H: 2 LOB: 3 BB: 0 P: 10	1B: 4 2B: 0 3B: 0 HR: 1	SF: 0 SAC: 0 DP: 1 HBP: 0						

PITCHER		IP	WLS	BF	H	R	ER	SO	BB	IBB	HBP	BLK	WP	HR	S	P	ERA	WHIP
Bill Bonham, R ERA: 3.24	(1, 1)	8.0	W	33	5	2	2	9	4	0	0	0	0	1	47	63	2.25	1.125
Dave Tomlin, L ERA: 1.59	(9, 1)	1.0		3	0	0	0	2	0	0	0	0	0	0	7	7	0.00	0.000

PITCHER	IP	WLS	BF	H	R	ER	SO	BB	IBB	HBP	BLK	WP	HR	S	P	ERA	WHIP

AB	32
R	2
H	5
RBI	1
BB	4
SO	11
LOB	23

livebaseballscorecards.com

1B: 4 SF: 0
2B: 0 SAC: 0
3B: 0 DP: 1
HR: 1 HBP: 0

WP: 0 PA: 36
PB: 0
SB: 0
CS: 0

Batter	1	2	3	4	5	6	7	8	9	AB	R	H	RBI	BB	SO	LOB
Pete Rose, S (1, 5) OBP: 0.362, SLG: 0.385	1-3		HR 1B 1-2	F8		1B 1-2		1B 3-H		5	1	3	1	0	0	1
Mike Grace, R (8, 5)										0	0	0	0	0	0	0
Ken Griffey, L (1, 9) OBP: 0.400, SLG: 0.529	4-3		HR 1-H 2-H		HR 1B	K		G3		5	2	2	3	0	1	2
Joe Morgan, L (1, 4) OBP: 0.436, SLG: 0.739	F8		4-3		HR 1-H	K			BB 4-3 BLK 4-3	4	2	1	2	1	1	2
Junior Kennedy, R (9, 4)										0	0	0	0	0	0	0
George Foster, R (1, 7) OBP: 0.404, SLG: 0.549		1B G1-4-3 1B	HR		K		P4		4-3 1-3	5	2	2	1	0	1	1
Dan Driessen, L (1, 3) OBP: 0.429, SLG: 0.489		G1-4-3 1B 1-3	K		K		K		4-3 3-H	5	0	1	1	0	3	0
Johnny Bench, R (1, 2) OBP: 0.473, SLG: 0.696		G1-4-3 1-2f 3-H		F7	1B		FC5-4 1B		HR	5	1	3	1	0	0	1
Dave Concepcion, R (1, 6) OBP: 0.392, SLG: 0.364		6-3		E6 6-3 1B	F9		FC5-4 1-2f		BB	3	1	0	0	0	0	1
Rick Auerbach, R (5, 6) OBP: 0.500, SLG: 0.667										1	0	0	0	1	0	1
Cesar Geronimo, L (1, 8) OBP: 0.400, SLG: 0.463			P3	6-3 1-2		1-3		SH3-4 1B 2B	K	5	1	1	0	0	1	2
Fred Norman, S (1, 1) OBP: 0.333, SLG: 0.333			HR 1B 1B	2-H 1B		1B		2-3		3	1	3	1	0	0	0
Dale Murray, R (6, 1)										0	0	0	0	0	0	0

Inning Stats	1	2	3	4	5	6	7	8	9
	R: 0 E: 0 K: 0 S: 3	R: 1 E: 0 K: 0 S: 4	R: 4 E: 0 K: 1 S: 9	R: 1 E: 1 K: 0 S: 5	R: 2 E: 0 K: 2 S: 10	R: 0 E: 0 K: 2 S: 9	R: 0 E: 0 K: 1 S: 6	R: 1 E: 0 K: 0 S: 4	R: 2 E: 0 K: 1 S: 6
	H: 0 LOB: 0 BB: 0 P: 3	H: 2 LOB: 0 BB: 0 P: 4	H: 4 LOB: 0 BB: 0 P: 9	H: 1 LOB: 1 BB: 0 P: 5	H: 3 LOB: 1 BB: 0 P: 10	H: 2 LOB: 2 BB: 0 P: 9	H: 1 LOB: 1 BB: 0 P: 6	H: 2 LOB: 0 BB: 0 P: 4	H: 1 LOB: 1 BB: 2 P: 14

1B: 11 SF: 0
2B: 1 SAC: 1
3B: 0 DP: 1
HR: 4 HBP: 0

WP: 0 PA: 44
PB: 0
SB: 0
CS: 0

PITCHER		IP	WLS	BF	H	R	ER	SO	BB	IBB	HBP	BLK	WP	HR	S	P	ERA	WHIP
Don Sutton, R ERA: 9.45	(1, 1)	4.0	L	21	9	8	7	1	0	0	0	0	0	3	23	23	15.75	2.250
Bobby Castillo, R ERA: 1.42	(5, 1)	2.0		9	3	0	0	4	0	0	0	0	0	0	17	17	0.00	1.500
Mike Garman, R ERA: 4.5	(7, 1)	2.0		8	3	1	1	1	0	0	0	0	0	0	10	10	4.50	1.500
Terry Forster, L ERA: 3.68	(9, 1)	1.0		6	1	2	2	1	2	0	0	1	0	1	6	14	18.00	3.000

PITCHER	IP	WLS	BF	H	R	ER	SO	BB	IBB	HBP	BLK	WP	HR	S	P	ERA	WHIP

TOP

Cincinnati Reds @ Los Angeles Dodgers

Dodger Stadium, Los Angeles, CA

Tue Apr 18 1978, 6:05 PM PST
Att. 50,374 - Unknown

livebaseballscorecards.com

AB	41
R	11
H	16
RBI	10
BB	2
SO	7
LOB	11

Batter	1	2	3	4	5	6	7	8	9	AB	R	H	RBI	BB	SO	LOB
Davey Lopes, R (1, 4) OBP: 0.417, SLG: 0.389	E6 G5-4-3		1B 1-2 1B		2B 2B	1-3			E9	5	1	2	0	0	0	2
Bill Russell, R (1, 6) OBP: 0.213, SLG: 0.178	G5-4-3 1-2f		1-2 2-3 1B		F7	F7			5-3	5	0	1	0	0	0	3
Reggie Smith, S (1, 9) OBP: 0.341, SLG: 0.500	1-3		P4		2-H 2B	F9				4	0	1	1	0	0	3
Ron Cey, R (1, 5) OBP: 0.478, SLG: 0.525		FC4-6 1B	F7		F2	5-3				4	0	1	0	0	0	4
Steve Garvey, R (1, 3) OBP: 0.356, SLG: 0.558		F7		HR		P4		5-3		4	1	1	1	0	0	1
Dusty Baker Jr., R (1, 7) OBP: 0.349, SLG: 0.289 Terry Forster, L (9, 1)		F9		F7		FC5-4 1B 1B		G3		4 0	1 0	1 0	0 0	0 0	0 0	1 0
Rick Monday, L (1, 8) OBP: 0.436, SLG: 0.794 Glenn Burke, R (1, 8) OBP: 0.222, SLG: 0.222	FC4-6 1-2f			4-3		FC5-4 1-2 1B		4-3		0 4	0 0	0 1	0 0	0 0	0 0	0 1
Steve Yeager, R (1, 2) OBP: 0.382, SLG: 0.333			F8	5-3		FC5-4 1B 1-2f 2-3			K	4	0	0	0	0	1	2
Don Sutton, R (1, 1) Bobby Castillo, R (5, 1) Vic Davalillo, L (6, PH) OBP: 0.500, SLG: 0.400 Mike Garman, R (7, 1) Lee Lacy, R (9, 7) OBP: 0.250, SLG: 0.250			BB 1B 1B		6-3	1-3 3-H 1B			4-3	0 1 1 0 1	0 0 0 0 0	0 0 1 0 0	0 0 1 0 0	1 0 0 0 0	0 0 0 0 0	0 0 0 0 0
Inning Stats	R: 0 E: 1 K: 0 S: 3 H: 0 LOB: 0 BB: 0 P: 3	R: 0 E: 0 K: 0 S: 4 H: 1 LOB: 1 BB: 0 P: 4	R: 0 E: 0 K: 0 S: 5 H: 2 LOB: 3 BB: 1 P: 9	R: 1 E: 0 K: 0 S: 4 H: 1 LOB: 0 BB: 0 P: 4	R: 1 E: 0 K: 0 S: 5 H: 2 LOB: 1 BB: 0 P: 5	R: 1 E: 0 K: 0 S: 6 H: 3 LOB: 2 BB: 0 P: 6	R: 0 E: 0 K: 0 S: 3 H: 0 LOB: 0 BB: 0 P: 3	R: 0 E: 0 K: 0 S: 3 H: 0 LOB: 0 BB: 0 P: 3	R: 0 E: 1 K: 1 S: 6 H: 0 LOB: 1 BB: 0 P: 6	1B: 6 2B: 2 3B: 0 HR: 1	SF: 0 SAC: 0 DP: 1 HBP: 0					

PITCHER		IP	WLS	BF	H	R	ER	SO	BB	IBB	HBP	BLK	WP	HR	S	P	ERA	WHIP
Fred Norman, L ERA: 3.6	(1, 1)	5.1	W	25	8	3	3	0	1	0	0	0	0	1	24	28	5.06	1.688
Dale Murray, R ERA: 3.55	(6, 1)	3.2	S	13	1	0	0	1	0	0	0	0	0	0	15	15	0.00	0.273

PITCHER	IP	WLS	BF	H	R	ER	SO	BB	IBB	HBP	BLK	WP	HR	S	P	ERA	WHIP

BOTTOM

Cincinnati Reds @ Los Angeles Dodgers

Dodger Stadium, Los Angeles, CA

Tue Apr 18 1978, 6:05 PM PST

Att. 50,374 - Unknown

livebaseballscorecards.com

AB	37
R	3
H	9
RBI	3
BB	1
SO	1
LOB	17

Batter	1	2	3	4	5	6	7	8	9	AB	R	H	RBI	BB	SO	LOB
Pete Rose, S (1, 5) OBP: 0.349, SLG: 0.368	4-3		4-3		4-3			1B	5-3	5	0	1	0	0	0	2
Ken Griffey, L (1, 9) OBP: 0.407, SLG: 0.527	4-3 1B			1B G5-4-3 1B	K			K		4	1	2	0	0	2	1
Joe Morgan, L (1, 4) OBP: 0.424, SLG: 0.700	4-3 1-2			G5-4-3 1-3 1B		F2		4-3		4	0	1	0	0	0	2
George Foster, R (1, 7) OBP: 0.377, SLG: 0.509	K			G5-4-3 1-2f 3-H		F8			K	4	0	0	0	0	2	2
Johnny Bench, R (1, 2) OBP: 0.492, SLG: 0.714		CS 1B		1B 2B		5-3			FC4-6 BB	3	1	2	0	1	0	0
Dan Driessen, L (1, 3) OBP: 0.417, SLG: 0.460		4-3 1-2		1B BB			K		FC4-6 E 1-2f 1B	3	1	0	0	1	1	2
Rick Auerbach, R (1, 6) OBP: 0.375, SLG: 0.429		6-3		1-2 2-H 1B			B2-3		E4 1B 1-3 1B	4	1	1	1	0	0	1
Cesar Geronimo, L (1, 8) OBP: 0.396, SLG: 0.455 Doug Bair, R (7, 1) Dave Concepcion, R (9, PH) OBP: 0.404, SLG: 0.378			1-3 6-3				1B		E 1B 1-2 3-H 1B	3 0 1	0 0 0	1 0 1	0 0 1	0 0 1	0 0 0	2 0 0
Tom Hume, R (1, 1) Dave Collins, S (7, 8) OBP: 0.429, SLG: 0.400			5-3		5-3			K	E5 1-3 2-H 1B	2 2	0 0	0 1	0 1	0 0	0 1	0 0
Inning Stats	R: 0 E: 0 K: 1 S: 6 H: 1 LOB: 1 BB: 0 P: 6	R: 0 E: 0 K: 0 S: 3 H: 1 LOB: 0 BB: 0 P: 3	R: 0 E: 0 K: 0 S: 3 H: 0 LOB: 0 BB: 0 P: 3	R: 2 E: 0 K: 0 S: 6 H: 4 LOB: 2 BB: 1 P: 10	R: 0 E: 0 K: 1 S: 5 H: 0 LOB: 0 BB: 0 P: 5	R: 0 E: 0 K: 0 S: 3 H: 0 LOB: 0 BB: 0 P: 3	R: 0 E: 0 K: 1 S: 5 H: 1 LOB: 1 BB: 0 P: 5	R: 0 E: 0 K: 2 S: 8 H: 1 LOB: 1 BB: 0 P: 8	R: 2 E: 2 K: 1 S: 8 H: 2 LOB: 2 BB: 1 P: 12	1B: 9 2B: 1 3B: 0 HR: 0 SF: 0 SAC: 0 DP: 1 HBP: 0						

TOP

Cincinnati Reds @ Los Angeles Dodgers

Dodger Stadium, Los Angeles, CA

Wed Apr 19 1978, 6:05 PM PST

Att. 49,333 - Unknown

livebaseballscorecards.com

AB	35
R	4
H	10
RBI	3
BB	2
SO	6
LOB	12

PITCHER	IP	WLS	BF	H	R	ER	SO	BB	IBB	HBP	BLK	WP	HR	S	P	ERA	WHIP
Tommy John, L (1, 1) ERA: 1.75	9.0	W	37	10	4	2	6	2	0	0	0	0	0	47	55	2.00	1.333

PITCHER	IP	WLS	BF	H	R	ER	SO	BB	IBB	HBP	BLK	WP	HR	S	P	ERA	WHIP

Batter	1	2	3	4	5	6	7	8	9	AB	R	H	RBI	BB	SO	LOB
Davey Lopes, R (1, 4) OBP: 0.423, SLG: 0.400	8-3	CS			2-3		6-3			4	0	2	0	0	0	0
Bill Russell, R (1, 6) OBP: 0.235, SLG: 0.224	8-3 1-2f	CS 1-2	F8		1B		2B			4	0	2	0	0	0	1
Reggie Smith, S (1, 9) OBP: 0.356, SLG: 0.571	HR		4-3		G6-4-3 1-2		F5			4	1	2	1	0	0	1
Ron Cey, R (1, 5) OBP: 0.460, SLG: 0.500	5-3		1B		G6-4-3 1-2f			F8		4	0	1	0	0	0	2
Steve Garvey, R (1, 3) OBP: 0.347, SLG: 0.532		1B HR 1B	F8			1-3		5-3		4	1	1	0	0	0	1
Dusty Baker Jr., R (1, 7) OBP: 0.362, SLG: 0.310		HR 1-2 1B		F9		4-3		BB 1B		4	1	2	0	0	0	0
Rick Monday, L (1, 8) OBP: 0.488, SLG: 0.973		HR 1-H 2-H		FC5-4 1B		HR		BB 1-2		3	2	3	4	1	0	0
Steve Yeager, R (1, 2) OBP: 0.342, SLG: 0.294		4-3		F9		5-3		L7		4	0	0	0	0	0	3
Tommy John, R (1, 1) OBP: 0.250, SLG: 0.250		K		FC5-4 1-2f			6-3			3	0	0	0	0	1	1
Inning Stats	R: 1 E: 0 K: 0 S: 4 H: 2 LOB: 0 BB: 0 P: 4	R: 3 E: 0 K: 1 S: 8 H: 4 LOB: 0 BB: 0 P: 8	R: 0 E: 0 K: 0 S: 4 H: 1 LOB: 1 BB: 0 P: 4	R: 0 E: 0 K: 0 S: 4 H: 1 LOB: 1 BB: 0 P: 4	R: 0 E: 0 K: 0 S: 4 H: 2 LOB: 1 BB: 0 P: 4	R: 1 E: 0 K: 0 S: 4 H: 1 LOB: 0 BB: 0 P: 4	R: 0 E: 0 K: 0 S: 4 H: 1 LOB: 1 BB: 0 P: 4	R: 0 E: 0 K: 0 S: 4 H: 1 LOB: 2 BB: 1 P: 8		1B: 9 2B: 2 3B: 0 HR: 3 SF: 0 SAC: 0 DP: 2 HBP: 0						

PITCHER		IP	WLS	BF	H	R	ER	SO	BB	IBB	HBP	BLK	WP	HR	S	P	ERA	WHIP
Tom Hume, R ERA: 5.3	(1, 1)	6.0	L	26	11	5	5	1	0	0	0	0	0	3	28	28	7.50	1.833
Doug Bair, R ERA:	(7, 1)	2.0		9	2	0	0	0	1	0	0	0	0	0	8	12	0.00	1.500

PITCHER	IP	WLS	BF	H	R	ER	SO	BB	IBB	HBP	BLK	WP	HR	S	P	ERA	WHIP

BOTTOM

Cincinnati Reds @ Los Angeles Dodgers

Dodger Stadium, Los Angeles, CA

Wed Apr 19 1978, 6:05 PM PST

Att. 49,333 - Unknown

livebaseballscorecards.com

AB	34
R	5
H	13
RBI	5
BB	1
SO	1
LOB	9

Batter	1	2	3	4	5	6	7	8	9	AB	R	H	RBI	BB	SO	LOB
Pete Rose, S (1, 5) OBP: 0.343, SLG: 0.361	4-3		1-3			FC5-6 1B			1-3	4	0	1	0	0	0	0
Ken Griffey, L (1, 9) OBP: 0.381, SLG: 0.492	1-3		1-3			FC5-6 CS 1-2f			4-3	4	0	0	0	0	0	1
Joe Morgan, L (1, 4) OBP: 0.429, SLG: 0.673	S BB		K			CS BB 1-2			3-1	2	0	0	0	2	1	0
George Foster, R (1, 7) OBP: 0.359, SLG: 0.483	K 1-2			K		CS 1-2	K			3	0	0	0	0	3	1
Johnny Bench, R (1, 3) OBP: 0.468, SLG: 0.673		K		K			F3			3	0	0	0	0	2	0
Dave Concepcion, R (1, 6) OBP: 0.400, SLG: 0.375		1B S 1B		4-3			6-3			3	0	1	0	0	0	0
Don Werner, R (1, 2) OBP: 0.250, SLG: 0.250		L8 1-2			4-3			F3		3	0	0	0	0	0	1
Cesar Geronimo, L (1, 8) OBP: 0.400, SLG: 0.457		S 2-3 1B			K			K		2	0	1	0	0	1	0
Dave Collins, S (8, PH) OBP: 0.375, SLG: 0.333 (8, 8)										1	0	0	0	0	1	0
Tom Seaver, R (1, 1)		K 1-2			6-3			K		2	0	0	0	0	1	2
Junior Kennedy, R (8, PH)										1	0	0	0	0	1	0
Dale Murray, R (8, 1)										0	0	0	0	0	0	0
Inning Stats	R: 0 E: 0 K: 1 S: 5 H: 0 LOB: 1 BB: 1 P: 9	R: 0 E: 0 K: 2 S: 9 H: 2 LOB: 2 BB: 0 P: 9	R: 0 E: 0 K: 1 S: 5 H: 0 LOB: 0 BB: 0 P: 5	R: 0 E: 0 K: 2 S: 7 H: 0 LOB: 0 BB: 0 P: 7	R: 0 E: 0 K: 1 S: 5 H: 0 LOB: 0 BB: 0 P: 5	R: 0 E: 0 K: 0 S: 2 H: 1 LOB: 0 BB: 1 P: 6	R: 0 E: 0 K: 1 S: 5 H: 0 LOB: 0 BB: 0 P: 5	R: 0 E: 0 K: 2 S: 7 H: 0 LOB: 0 BB: 0 P: 7	R: 0 E: 0 K: 0 S: 3 H: 0 LOB: 0 BB: 0 P: 3	1B: 3 2B: 0 3B: 0 HR: 0	SF: 0 SAC: 0 DP: 0 HBP: 0						

TOP

Cincinnati Reds @ San Francisco Giants

Candlestick Park, San Francisco, CA

Fri Apr 21 1978, 9:05 PM EST
Att. 26,576 - Unknown

livebaseballscorecards.com

AB	28
R	0
H	3
RBI	0
BB	2
SO	10
LOB	5

PITCHER		IP	WLS	BF	H	R	ER	SO	BB	IBB	HBP	BLK	WP	HR	S	P	ERA	WHIP
Bob Knepper, L ERA: 1.64	(1, 1)	9.0	W	30	3	0	0	10	2	0	0	0	0	0	48	56	0.00	0.556

PITCHER	IP	WLS	BF	H	R	ER	SO	BB	IBB	HBP	BLK	WP	HR	S	P	ERA	WHIP

Batter	1	2	3	4	5	6	7	8	9	AB	R	H	RBI	BB	SO	LOB
Larry Herndon, R (1, 8) OBP: 0.346, SLG: 0.370	F8		F2		F9			F9 WP FC4-6 1B		4	1	1	0	0	0	0
Darrell Evans, L (1, 5) OBP: 0.306, SLG: 0.310	P3		3-1			SH3 SF9 2B		BBBB 1-2 FC4-6 BB		3	1	1	0	1	0	0
Bill Madlock, R (1, 4) OBP: 0.278, SLG: 0.200	F8		BBBB BB			2-3 SH3		2-3 F9		2	0	0	0	1	0	2
Willie McCovey, L (1, 3) OBP: 0.275, SLG: 0.444		BB BB 1B	4-3			IBB		1-2f 3-H FC4-6 1B		2	0	1	0	1	0	1
Skip James, L (8, 3) OBP: 0.250, SLG: 0.286										1	1	0	1	0	0	1
Jack Clark, R (1, 9) OBP: 0.346, SLG: 0.400		SSS K		SSS K		3-H SF9		2-H FC5 1B		3	0	1	2	0	2	1
Terry Whitfield, L (1, 7) OBP: 0.273, SLG: 0.512		BBBB 1-2 BB BB		4-3		4-3		2-3 FC5		3	0	0	0	1	0	2
Marc Hill, R (1, 2) OBP: 0.286, SLG: 0.282		BBBB 1-2 2-3 BB		SSS K			F7			2	0	0	0	1	1	0
Johnnie LeMaster, R (1, 6) OBP: 0.179, SLG: 0.189		SSS K			F4		6-3			3	0	0	0	0	1	3
Bob Knepper, L (1, 1)		SSS K			SSS K		SSS K			3	0	0	0	0	3	3
Inning Stats	R: 0 H: 0 E: 0 LOB: 0 K: 0 BB: 0 S: 3 P: 3	R: 0 H: 1 E: 0 LOB: 3 K: 3 BB: 2 S: 10 P: 18	R: 0 H: 0 E: 0 LOB: 1 K: 0 BB: 1 S: 3 P: 7	R: 0 H: 0 E: 0 LOB: 0 K: 2 BB: 0 S: 7 P: 7	R: 0 H: 0 E: 0 LOB: 0 K: 1 BB: 0 S: 5 P: 5	R: 1 H: 1 E: 0 LOB: 1 K: 0 BB: 1 S: 4 P: 8	R: 0 H: 0 E: 0 LOB: 0 K: 1 BB: 0 S: 5 P: 5	R: 2 H: 2 E: 1 LOB: 1 K: 0 BB: 1 S: 5 P: 9		1B: 3 SF: 1 2B: 1 SAC: 1 3B: 0 DP: 0 HR: 0 HBP: 0						

PITCHER		IP	WLS	BF	H	R	ER	SO	BB	IBB	HBP	BLK	WP	HR	S	P	ERA	WHIP
Tom Seaver, R ERA: 3.91	(1, 1)	7.0	L	27	2	1	1	7	3	1	0	0	0	0	37	53	1.29	0.714
Dale Murray, R ERA: 3.95	(8, 1)	1.0		6	2	2	1	0	1	0	0	0	1	0	5	9	9.00	3.000

PITCHER	IP	WLS	BF	H	R	ER	SO	BB	IBB	HBP	BLK	WP	HR	S	P	ERA	WHIP

BOTTOM

Cincinnati Reds @ San Francisco Giants

Candlestick Park, San Francisco, CA

Fri Apr 21 1978, 9:05 PM EST

Att. 26,576 - Unknown

livebaseballscorecards.com

AB	26
R	3
H	4
RBI	3
BB	5
SO	7
LOB	13

Batter	1	2	3	4	5	6	7	8	9	10	AB	R	H	RBI	BB	SO	LOB
Pete Rose, S (1, 5) OBP: 0.347, SLG: 0.379	G3	1-3 2-H 2B		F8			FC4 1B		1-3		5	0	2	1	0	0	1
Ken Griffey, L (1, 9) OBP: 0.368, SLG: 0.469	K	4-3		K			B5			1B 5-3 FC6-4 1B	5	1	1	0	0	2	4
Joe Morgan, L (1, 4) OBP: 0.412, SLG: 0.625	BB BB		3-1		P4		K			5-3 1-2	4	0	0	0	1	1	2
George Foster, R (1, 7) OBP: 0.362, SLG: 0.468	1-2 BB		K		K		FC4 1-2f			FC6-4 2-3 1B	4	0	1	0	1	2	1
Johnny Bench, R (1, 2) OBP: 0.433, SLG: 0.614	F3		K		F8			K		FC6-4 S 1-2f 3-H	5	0	0	1	0	2	3
Dan Driessen, L (1, 3) OBP: 0.400, SLG: 0.436		S 2B 1B		E9 2B		6-3		L4		K 1-2	5	2	1	0	0	1	1
Rick Auerbach, R (1, 6) OBP: 0.417, SLG: 0.700		F8 1-2		2B BB		HR		5-3			3	2	1	1	1	0	1
Cesar Geronimo, L (1, 8) OBP: 0.407, SLG: 0.480		2B 1B		1-H 3-H 2B		1-3			K		4	0	2	2	0	1	0
Doug Capilla, L (1, 1)		K		K		K				F9	1	0	0	0	0	1	2
Pedro Borbon, R (2, 1)											0	0	0	0	0	0	0
Mike Grace, R (4, PH)											1	0	0	0	0	1	1
Manny Sarmiento, R (4, 1)											1	0	0	0	0	1	0
Dave Collins, S (9, PH) OBP: 0.333, SLG: 0.286											1	0	0	0	0	0	0
Doug Bair, R (9, 1)											0	0	0	0	0	0	0
Dave Tomlin, L (9, 1)											0	0	0	0	0	0	0
Inning Stats	R: 0 E: 0 K: 1 S: 5 H: 0 LOB: 2 BB: 2 P: 13	R: 1 E: 0 K: 1 S: 8 H: 3 LOB: 2 BB: 0 P: 8	R: 0 E: 0 K: 2 S: 7 H: 0 LOB: 0 BB: 0 P: 7	R: 2 E: 1 K: 2 S: 9 H: 1 LOB: 1 BB: 1 P: 13	R: 0 E: 0 K: 1 S: 5 H: 0 LOB: 0 BB: 0 P: 5	R: 1 E: 0 K: 1 S: 6 H: 1 LOB: 0 BB: 0 P: 6	R: 0 E: 0 K: 1 S: 6 H: 1 LOB: 1 BB: 0 P: 6	R: 0 E: 0 K: 1 S: 5 H: 0 LOB: 0 BB: 0 P: 5	R: 0 E: 0 K: 1 S: 5 H: 0 LOB: 0 BB: 0 P: 5	R: 1 E: 0 K: 1 S: 7 H: 2 LOB: 1 BB: 0 P: 7	1B: 5 2B: 2 3B: 0 HR: 1 SF: 0 SAC: 0 DP: 0 HBP: 0						

PITCHER		IP	WLS	BF	H	R	ER	SO	BB	IBB	HBP	BLK	WP	HR	S	P	ERA	WHIP
Vida Blue, L ERA: 3.86	(1, 1)	9.0		37	6	4	3	11	3	0	0	0	0	1	56	68	3.00	1.000
Gary Lavelle, L ERA: 4.09	(10, 1)	1.0	L	5	2	1	1	1	0	0	0	0	0	0	7	7	9.00	2.000

PITCHER	IP	WLS	BF	H	R	ER	SO	BB	IBB	HBP	BLK	WP	HR	S	P	ERA	WHIP

TOP

Cincinnati Reds @ San Francisco Giants

Candlestick Park, San Francisco, CA

Sat Apr 22 1978, 6:33 AM EST
Att. 24,677 - Unknown

livebaseballscorecards.com

AB	39
R	5
H	8
RBI	5
BB	3
SO	12
LOB	16

WP: 0 PB: 0 SB: 2 CS: 0 PA: 42

Cincinnati Reds @ San Francisco Giants

Candlestick Park, San Francisco, CA

Sat Apr 22 1978, 6:33 AM EST

Att. 24,677 - Unknown

livebaseballscorecards.com

Batter	1	2	3	4	5	6	7	8	9	10	AB	R	H	RBI	BB	SO	LOB
Larry Herndon, R (1, 8) OBP: 0.333, SLG: 0.340	BBBB 4-0 1B 2B BB	x 0-0 ② P4		x 0-0 ③ P4		x 0-0 ③ P5			x 0-0 ② 6-3 2-3		4	1	0	0	1	0	4
Darrell Evans, L (1, 5) OBP: 0.333, SLG: 0.348	x 0-0 1-3 2B 1B	x 0-0 1-3 2-H 2B			BBBB 4-0 F8 BB BB		x 0-0 ① F7		x 0-0 ③ F9		4	1	2	1	1	0	2
Bill Madlock, R (1, 4) OBP: 0.348, SLG: 0.222	SSS 0-3 ① K	x 0-0 ③ F8			BBBB 4-0 1-2 BB		BBBB 4-0 G4-6-3 BB			x 0-0 FC5-4 1B 1B	3	0	1	0	2	1	4
Willie McCovey, L (1, 3) OBP: 0.289, SLG: 0.463 Skip James, L (10, PR) OBP: 0.250, SLG: 0.286	x 0-0 1-H 3-H 2B		x 0-0 ① F7		x 0-0 ① L4		x 0-0 ② ③ G4-6-3 1-2f			x 0-0 FC5-4 1-2 1B	5	0	2	2	0	0	3
											0	0	0	0	0	0	0
Jack Clark, R (1, 9) OBP: 0.333, SLG: 0.380	SSS 0-3 ② K		x 0-0 E9 1B		x 0-0 ② F8 2-3			x 0-0 ① F7		x 0-0 ① ② FC5-4 PB 1-2 2-3	5	0	1	0	0	1	5
Terry Whitfield, L (1, 7) OBP: 0.245, SLG: 0.457	x 0-0 ③ 4-3		x 0-0 ② 1-3		x 0-0 ③ B1-3			x 0-0 ② F8		x 0-0 ③ G3 1-2	5	0	0	0	0	0	5
Marc Hill, R (1, 2) OBP: 0.261, SLG: 0.256		x 0-0 ① 1-3	x 0-0 ③ P4			x 0-0 ① F2		x 0-0 ③ 6-3			4	0	0	0	0	0	1
Johnnie LeMaster, R (1, 6) OBP: 0.190, SLG: 0.200 Mike Ivie, R (9, PH) OBP: 0.500, SLG: 1.000 Rob Andrews, R (9, PR) OBP: 0.379, SLG: 0.440 Gary Lavelle, S (10, 1)		x 0-0 BB 2B 1B		x 0-0 ① 6-3		x 0-0 ② F7			x 0-0 6-3 4-3 1B		3	1	1	0	0	0	0
											1	0	1	0	0	0	0
											0	0	0	0	0	0	0
											0	0	0	0	0	0	0
Vida Blue, S (1, 1) OBP: 0.429, SLG: 0.800 Vic Harris, S (9, PH) (10, 6)	BBBB 4-0 2B 1-2 BB			SSS 0-3 ② K		x 0-0 HR			x 0-0 ① 4-3 1-2		2	1	1	1	1	1	0
											1	0	0	0	0	0	1
Inning Stats	R: 2 E: 0 K: 2 S: 9 H: 2 LOB: 1 BB: 1 P: 13	R: 1 E: 0 K: 0 S: 5 H: 2 LOB: 2 BB: 1 P: 9	R: 0 E: 1 K: 0 S: 4 H: 1 LOB: 1 BB: 0 P: 4	R: 0 E: 0 K: 1 S: 5 H: 0 LOB: 0 BB: 0 P: 5	R: 0 E: 1 K: 0 S: 3 H: 0 LOB: 2 BB: 2 P: 11	R: 1 E: 0 K: 0 S: 4 H: 1 LOB: 0 BB: 0 P: 4	R: 0 E: 0 K: 0 S: 2 H: 0 LOB: 0 BB: 1 P: 6	R: 0 E: 0 K: 0 S: 3 H: 0 LOB: 0 BB: 0 P: 3	R: 0 E: 0 K: 0 S: 4 H: 1 LOB: 2 BB: 0 P: 4	R: 0 E: 0 K: 0 S: 4 H: 2 LOB: 2 BB: 0 P: 4	1B: 6 2B: 2 3B: 0 HR: 1 SF: 0 SAC: 0 DP: 2 HBP: 0						

BOTTOM

AB	37
R	4
H	9
RBI	4
BB	5
SO	3
LOB	25

WP: 0 PB: 1 SB: 0 CS: 0 PA: 42

PITCHER		IP	WLS	BF	H	R	ER	SO	BB	IBB	HBP	BLK	WP	HR	S	P	ERA	WHIP
Doug Capilla, L ERA: 11.57	(1, 1)	1.2		11	4	3	3	2	2	0	0	0	0	0	13	21	16.20	3.600
Pedro Borbon, R ERA: 5.87	(2, 1)	1.1		5	1	0	0	0	0	0	0	0	0	0	5	5	0.00	0.750
Manny Sarmiento, R ERA: 1.32	(4, 1)	5.0		18	1	1	1	1	3	0	0	0	0	1	17	29	1.80	0.800
Doug Bair, R ERA:	(9, 1)	0.2		3	1	0	0	0	0	0	0	0	0	0	3	3	0.00	1.500
Dave Tomlin, L ERA: 1.29	(9, 1)	1.1	W	5	2	0	0	0	0	0	0	0	0	0	5	5	0.00	1.500

PITCHER	IP	WLS	BF	H	R	ER	SO	BB	IBB	HBP	BLK	WP	HR	S	P	ERA	WHIP

Batter	1	2	3	4	5	6	7	8	9	10	AB	R	H	RBI	BB	SO	LOB
Pete Rose, S (1, 5) OBP: 0.351, SLG: 0.371	E4 G3		1-3		BB		F7			2B 1B 1B	4	1	1	0	1	0	0
Doug Bair, R (10, 1)											0	0	0	0	0	0	0
Ken Griffey, L (1, 9) OBP: 0.370, SLG: 0.471	BB G3		F9		F7			F7		1B 1-3 2B	4	0	1	0	1	0	2
Joe Morgan, L (1, 4) OBP: 0.397, SLG: 0.583	G3 1-2 2-3			F7		F9		F9		1B IBB	4	0	0	0	1	0	2
George Foster, R (1, 7) OBP: 0.378, SLG: 0.470	K			1B		3B BB		K		1-2 2-3 3-H 1B	4	1	2	1	1	2	2
Dan Driessen, L (1, 3) OBP: 0.386, SLG: 0.450	P6			K		1-H FC5-2 3B			K K	K	5	0	1	1	0	3	6
Johnny Bench, R (1, 2) OBP: 0.408, SLG: 0.574		6-3		F2		FC5-2 3-H			K		4	0	0	0	0	1	2
Cesar Geronimo, L (1, 8) OBP: 0.397, SLG: 0.481		4-3			SH1-3 2B	G3			6-3		4	0	1	0	0	0	1
Rick Auerbach, R (1, 6) OBP: 0.357, SLG: 0.583		K			SH1-3 2-3		K			K	2	0	0	0	0	2	0
Dave Collins, S (10, PH) OBP: 0.300, SLG: 0.250											1	0	0	0	0	1	0
Junior Kennedy, R (10, 5)											0	0	0	0	0	0	0
Fred Norman, S (1, 1) OBP: 0.250, SLG: 0.250			K		4-3		6-3			5-3	3	0	0	0	0	1	1
Dale Murray, R (7, 1)											0	0	0	0	0	0	0
Dave Concepcion, R (10, PH) OBP: 0.393, SLG: 0.367											1	0	0	0	0	0	0
(10, 6)																	
Inning Stats	R: 0 E: 1 K: 1 S: 6 H: 0 LOB: 2 BB: 1 P: 10	R: 0 E: 0 K: 1 S: 5 H: 0 LOB: 0 BB: 0 P: 5	R: 0 E: 0 K: 1 S: 5 H: 0 LOB: 0 BB: 0 P: 5	R: 0 E: 0 K: 1 S: 6 H: 1 LOB: 1 BB: 0 P: 6	R: 0 E: 0 K: 0 S: 4 H: 1 LOB: 2 BB: 1 P: 8	R: 1 E: 0 K: 0 S: 4 H: 1 LOB: 1 BB: 1 P: 8	R: 0 E: 0 K: 1 S: 5 H: 0 LOB: 0 BB: 0 P: 5	R: 0 E: 0 K: 1 S: 5 H: 0 LOB: 0 BB: 0 P: 5	R: 0 E: 0 K: 2 S: 7 H: 0 LOB: 0 BB: 0 P: 7	R: 1 E: 0 K: 2 S: 10 H: 3 LOB: 3 BB: 1 P: 14	1B: 3 2B: 2 3B: 1 HR: 0	SF: 0 SAC: 1 DP: 0 HBP: 0						

PITCHER		IP	WLS	BF	H	R	ER	SO	BB	IBB	HBP	BLK	WP	HR	S	P	ERA	WHIP
John Montefusco, R ERA: 1.37	(1, 1)	7.0		28	3	1	1	5	3	0	0	0	0	0	35	47	1.29	0.857
Gary Lavelle, L ERA: 3.75	(8, 1)	1.0		3	0	0	0	1	0	0	0	0	0	0	5	5	0.00	0.000
Randy Moffitt, R ERA: 3.86	(9, 1)	1.2	L	9	3	1	1	3	0	1	0	0	0	0	14	18	5.40	1.800
John Curtis, L ERA: 7.5	(10, 1)	0.1		1	0	0	0	1	0	0	0	0	0	0	3	3	0.00	0.000

PITCHER	IP	WLS	BF	H	R	ER	SO	BB	IBB	HBP	BLK	WP	HR	S	P	ERA	WHIP

TOP

Cincinnati Reds @ San Francisco Giants

Candlestick Park, San Francisco, CA

Sun Apr 23 1978, 6:33 AM EST

Att. 50,510 - Unknown

livebaseballscorecards.com

AB	36
R	2
H	6
RBI	2
BB	4
SO	10
LOB	16

1B: 3 SF: 0
2B: 2 SAC: 1
3B: 1 DP: 0
HR: 0 HBP: 0

WP: 0 PA: 41
PB: 0
SB: 0
CS: 0

Cincinnati Reds @ San Francisco Giants

Candlestick Park, San Francisco, CA

Sun Apr 23 1978, 6:33 AM EST
Att. 50,510 - Unknown

livebaseballscorecards.com

Batter	1	2	3	4	5	6	7	8	9	10	AB	R	H	RBI	BB	SO	LOB
Larry Herndon, R (1, 8) OBP: 0.328, SLG: 0.321	F2		BB	F7			SH1-4		K		3	0	0	0	1	1	3
Darrell Evans, L (1, 5) OBP: 0.339, SLG: 0.327	F2		K		1-3		BB		WP BB		3	0	0	0	2	1	2
Bill Madlock, R (1, 4) OBP: 0.321, SLG: 0.182	5-3		P4		P4		L8		IBB		4	0	0	0	1	0	4
Jack Clark, R (1, 9) OBP: 0.339, SLG: 0.358		E BB		5-3 G3 E BB	P3		F7		F3		3	1	0	0	2	0	4
Mike Ivie, R (1, 3) OBP: 0.333, SLG: 0.643		F8		G3	K			K	K		5	0	0	0	0	3	4
Marc Hill, R (1, 2) OBP: 0.255, SLG: 0.234 Mike Sadek, R (10, PR) OBP: 0.250, SLG: 0.250	K		5-3		1-3			F8		SH5-4 BB	4 0	0 0	0 0	0 0	1 0	1 0	2 0
Terry Whitfield, L (1, 7) OBP: 0.264, SLG: 0.438	K			E1 BB S		BB		2B BB		SH5-4	2	0	0	0	2	1	1
Johnnie LeMaster, R (1, 6) OBP: 0.217, SLG: 0.233 Vic Harris, S (10, PH)			5-3	BB		P2		2B		K	3 1	0 0	1 0	0 0	1 0	0 1	1 2
John Montefusco, R (1, 1) OBP: 0.375, SLG: 0.333 Willie McCovey, L (7, PH) OBP: 0.304, SLG: 0.476 Rob Andrews, R (7, PR) OBP: 0.379, SLG: 0.440 Gary Lavelle, S (8, 1) Skip James, L (8, PH) OBP: 0.222, SLG: 0.250 Randy Moffitt, R (9, 1) OBP: 0.500, SLG: 0.500 John Curtis, L (10, 1) Tom Heintzelman, R (10, PH) OBP: 0.250, SLG: 0.625			BB	1-2 BB			SH1-4 1B	K		L7	0 1 0 0 1 0 0 0 1	0 0 0 0 0 0 0 0 0	0 1 0 0 0 0 0 0 0	0 0 0 0 0 0 1 0 0	2 0 0 0 0 0 0 0 0	0 0 0 0 0 1 0 0 0	0 0 0 0 0 2 0 0 2
Inning Stats	R: 0 H: 0 E: 0 LOB: 0 K: 0 BB: 0 S: 3 P: 3	R: 0 H: 0 E: 1 LOB: 1 K: 2 BB: 1 S: 7 P: 11	R: 0 H: 0 E: 0 LOB: 2 K: 1 BB: 2 S: 5 P: 13	R: 1 H: 0 E: 1 LOB: 3 K: 0 BB: 3 S: 4 P: 16	R: 0 H: 0 E: 0 LOB: 0 K: 0 BB: 0 S: 3 P: 3	R: 0 H: 0 E: 0 LOB: 1 K: 1 BB: 1 S: 5 P: 9	R: 0 H: 1 E: 0 LOB: 2 K: 0 BB: 1 S: 4 P: 8	R: 0 H: 1 E: 0 LOB: 2 K: 2 BB: 1 S: 8 P: 12	R: 0 H: 0 E: 0 LOB: 2 K: 2 BB: 2 S: 7 P: 15	R: 0 H: 0 E: 0 LOB: 2 K: 1 BB: 1 S: 5 P: 9	1B: 1 SF: 0 2B: 1 SAC: 2 3B: 0 DP: 0 HR: 0 HBP: 0						

PITCHER	IP	WLS	BF	H	R	ER	SO	BB	IBB	HBP	BLK	WP	HR	S	P	ERA	WHIP
Fred Norman, L (1, 1) ERA: 2.77	6.0		27	1	1	0	4	7	0	0	0	0	0	28	56	0.00	1.333
Dale Murray, R (7, 1) ERA: 3.24	3.0	W	14	1	0	0	4	3	1	0	0	1	0	18	34	0.00	1.333
Doug Bair, R (10, 1) ERA:	1.0	S	4	0	0	0	1	1	0	0	0	0	0	5	9	0.00	1.000

PITCHER	IP	WLS	BF	H	R	ER	SO	BB	IBB	HBP	BLK	WP	HR	S	P	ERA	WHIP

BOTTOM

AB	31
R	1
H	2
RBI	0
BB	12
SO	9
LOB	27

WP: 1 PA: 45
PB: 0
SB: 1
CS: 0

Los Angeles Dodgers @ Cincinnati Reds

Riverfront Stadium, Cincinnati, OH

Tue Apr 25 1978, 6:05 PM EST

Att. 27,361 - Unknown

TOP

livebaseballscorecards.com

Batter	1	2	3	4	5	6	7	8	9	AB	R	H	RBI	BB	SO	LOB
Davey Lopes, R (1, 4) OBP: 0.413, SLG: 0.452	E8 SF8 1B	F8		K			5-3			4	1	1	0	0	1	2
Bill Russell, R (1, 6) OBP: 0.239, SLG: 0.239	SF8 3-H		5-3		6-3			L3		3	0	0	1	0	0	0
Reggie Smith, S (1, 9) OBP: 0.358, SLG: 0.483	F8		F8		K			F5		4	0	0	0	0	1	0
Ron Cey, R (1, 5) OBP: 0.472, SLG: 0.517	K		E 1B 1B 1B		K			HR		4	2	2	1	0	2	0
Steve Garvey, R (1, 3) OBP: 0.357, SLG: 0.544		BB 1B 1B	E7 1B 1-3 1B			K		P3		4	1	2	0	0	1	0
Dusty Baker Jr., R (1, 7) OBP: 0.373, SLG: 0.333		SH1-4 1B 1-2 BB	 1-2 3-H 1B			P4			6-3	3	0	1	1	1	0	0
Rick Monday, L (1, 8) OBP: 0.444, SLG: 0.870		SH1-4 1-2 2-H 1B	F9			6-3			F7	4	0	1	1	0	0	2
Steve Yeager, R (1, 2) OBP: 0.352, SLG: 0.298		K		6-3			1-3		F8	4	0	0	0	0	1	2
Tommy John, R (1, 1) OBP: 0.200, SLG: 0.200		SH1-4 1-2 2-3		4-3			4-3			2	0	0	0	0	0	0

	AB	R	H	RBI	BB	SO	LOB
	32	4	7	4	1	6	6

Inning Stats	1	2	3	4	5	6	7	8	9	1B	SF	WP	PA
R	1	1	1	0	0	0	0	1	0	6	1	0	35
E	1	0	1	0	0	0	0	0	0	2B	SAC	PB	
K	1	1	0	1	2	1	0	0	0	0	1	0	
S	6	7	6	5	7	5	3	4	3	3B	DP	SB	
H	1	2	3	0	0	0	0	1	0	0	0	0	
LOB	0	2	2	0	0	0	0	0	0	HR	HBP	CS	
BB	0	1	0	0	0	0	0	0	0	1	0	0	
P	6	11	6	5	7	5	3	4	3				

PITCHER		IP	WLS	BF	H	R	ER	SO	BB	IBB	HBP	BLK	WP	HR	S	P	ERA	WHIP
Tom Hume, R ERA: 4.73	(1, 1)	8.0	L	32	7	4	3	6	1	0	0	0	0	1	43	47	3.38	1.000
Manny Sarmiento, R ERA: 1.23	(9, 1)	1.0		3	0	0	0	0	0	0	0	0	0	0	3	3	0.00	0.000

PITCHER		IP	WLS	BF	H	R	ER	SO	BB	IBB	HBP	BLK	WP	HR	S	P	ERA	WHIP

Batter	1	2	3	4	5	6	7	8	9	AB	R	H	RBI	BB	SO	LOB
Pete Rose, S (1, 5) OBP: 0.346, SLG: 0.378	K		6-3			6-3		3B 2B		4	1	1	0	0	1	0
Ken Griffey, L (1, 9) OBP: 0.377, SLG: 0.500	K		4-3			FC6-4 1B		2-H 3B		4	0	2	1	0	1	0
Joe Morgan, L (1, 4) OBP: 0.390, SLG: 0.556	BB 1B S		F9			FC6-4 1-2f		K		3	1	0	0	1	1	2
Manny Sarmiento, R (9, 1)										0	0	0	0	0	0	0
George Foster, R (1, 7) OBP: 0.385, SLG: 0.464	1B 1-H 1B			6-3		F9		BB FC4-6		3	0	1	1	1	0	1
Johnny Bench, R (1, 2) OBP: 0.413, SLG: 0.563	1-2 1B			BB G4-6-3			E6 G3	FC4-6 1-2f		3	0	1	0	1	0	2
Dave Concepcion, R (1, 6) OBP: 0.367, SLG: 0.340	1-3			G4-6-3 1-2f			F8		6-3	4	0	0	0	0	0	4
Dan Driessen, L (1, 3) OBP: 0.378, SLG: 0.438		FC6-4 1B			4-3		G3 1-2		K	4	0	1	0	0	1	1
Cesar Geronimo, L (1, 8) OBP: 0.373, SLG: 0.448		FC6-4 G6-3 1-2f			5-3		K		F8	4	0	0	0	0	1	2
Tom Hume, R (1, 1)		G6-3 1-2f			6-3			K		2	0	0	0	0	0	1
Dave Collins, S (8, PH) OBP: 0.273, SLG: 0.222										1	0	0	0	0	1	0
Junior Kennedy, R (9, 4)										0	0	0	0	0	0	0
Inning Stats	R: 1 H: 2 E: 0 LOB: 2 K: 2 BB: 1 S: 9 P: 13	R: 0 H: 1 E: 0 LOB: 0 K: 0 BB: 0 S: 3 P: 3	R: 0 H: 0 E: 0 LOB: 0 K: 0 BB: 0 S: 3 P: 3	R: 0 H: 0 E: 0 LOB: 0 K: 0 BB: 1 S: 2 P: 6	R: 0 H: 0 E: 0 LOB: 0 K: 0 BB: 0 S: 3 P: 3	R: 0 H: 1 E: 0 LOB: 1 K: 0 BB: 0 S: 4 P: 4	R: 0 H: 0 E: 1 LOB: 1 K: 1 BB: 0 S: 6 P: 6	R: 1 H: 2 E: 0 LOB: 2 K: 2 BB: 1 S: 9 P: 13	R: 0 H: 0 E: 0 LOB: 0 K: 1 BB: 0 S: 5 P: 5	1B: 4 SF: 0 2B: 1 SAC: 0 3B: 1 DP: 2 HR: 0 HBP: 0						

PITCHER	IP	WLS	BF	H	R	ER	SO	BB	IBB	HBP	BLK	WP	HR	S	P	ERA	WHIP
Tommy John, L (1, 1) ERA: 1.82	9.0	W	35	6	2	2	6	3	0	0	0	0	0	44	56	2.00	1.000

PITCHER	IP	WLS	BF	H	R	ER	SO	BB	IBB	HBP	BLK	WP	HR	S	P	ERA	WHIP

BOTTOM

Los Angeles Dodgers @ Cincinnati Reds

Riverfront Stadium, Cincinnati, OH

Tue Apr 25 1978, 6:05 PM EST

Att. 27,361 - Unknown

livebaseballscorecards.com

AB	32
R	2
H	6
RBI	2
BB	3
SO	6
LOB	13

REDS

Los Angeles Dodgers @ Cincinnati Reds

Riverfront Stadium, Cincinnati, OH

Wed Apr 26 1978, 6:05 PM EST

Att. 32,872 - Unknown

livebaseballscorecards.com

Batter	1	2	3	4	5	6	7	8	9	AB	R	H	RBI	BB	SO	LOB
Davey Lopes, R (1, 4) OBP: 0.432, SLG: 0.500	0-3 K		4-0 1B 1B BB	0-0 HR		0-0 2B 1B		0-0 6-3	4-0 HR 1-2 2-3 3-H BB	4	3	2	2	2	1	0
Bill Russell, R (1, 6) OBP: 0.273, SLG: 0.333	0-0 1B		0-0 1B 1-2 1B 1B	0-0 HR		0-0 1-H 2B		0-0 6-3	0-0 SF8 3-H	5	2	4	2	0	0	0
Reggie Smith, S (1, 9) OBP: 0.342, SLG: 0.500	0-0 F8		0-3 K	0-0 G3		0-0 G3		0-3 K	0-0 1-H 2-H HR	6	1	1	3	0	2	4
Ron Cey, R (1, 5) OBP: 0.462, SLG: 0.500	0-0 F8		0-0 1B 1-2 2-H 1B		0-0 2-3	0-3 K			2B 1B 1B K	6	1	2	1	0	2	2
Steve Garvey, R (1, 3) OBP: 0.360, SLG: 0.534		0-0 6-3	0-3 K		0-0 PB 1B SF7 1B		0-0 2B 1B		0-0 F9	5	2	2	0	0	1	3
Dusty Baker Jr., R (1, 7) OBP: 0.417, SLG: 0.431		0-0 1B 2B	0-0 1-2 2-H 1B		0-0 PB 1-2 1B		0-0 1-H 2B		0-0 1B 1-3 1B 2B	5	2	5	2	0	0	0
Rick Monday, L (1, 8) OBP: 0.456, SLG: 0.842		0-0 2-H 1B	0-3 K		4-0 1-2 2-3 IBB		0-3 K		4-0 1B 1B BB IBB	3	1	1	1	2	2	3
Steve Yeager, R (1, 2) OBP: 0.339, SLG: 0.294		0-3 K		0-3 K	0-0 SF7 3-H		0-0 F8		0-0 BB 1B 1-2 2-3 3-H SF8 1B	4	1	1	2	0	2	2
Doug Rau, L (1, 1) OBP: 0.182, SLG: 0.182		0-0 G3		0-0 F8	0-0 G3		0-3 K		0-0 BB 1-2 2-3 3-H HR 1B	5	1	1	1	0	1	4

Inning Stats	1	2	3	4	5	6	7	8	9	
	R: 0 H: 1 E: 0 LOB: 1 K: 1 BB: 0 S: 6 P: 6	R: 1 H: 2 E: 0 LOB: 1 K: 1 BB: 0 S: 7 P: 7	R: 2 H: 3 E: 0 LOB: 2 K: 3 BB: 1 S: 12 P: 16	R: 2 H: 2 E: 0 LOB: 0 K: 1 BB: 0 S: 7 P: 7	R: 1 H: 2 E: 0 LOB: 2 K: 0 BB: 1 S: 5 P: 9	R: 0 H: 2 E: 0 LOB: 1 K: 1 BB: 0 S: 6 P: 6	R: 1 H: 2 E: 0 LOB: 1 K: 2 BB: 0 S: 9 P: 9	R: 0 H: 0 E: 0 LOB: 0 K: 1 BB: 0 S: 5 P: 5	R: 7 H: 5 E: 0 LOB: 0 K: 1 BB: 2 S: 10 P: 18	1B: 12 SF: 2 2B: 4 SAC: 0 3B: 0 DP: 0 HR: 3 HBP: 0	WP: 0 PA: 49 PB: 1 SB: 0 CS: 0

PITCHER		IP	WLS	BF	H	R	ER	SO	BB	IBB	HBP	BLK	WP	HR	S	P	ERA	WHIP
Tom Seaver, R ERA: 5.0	(1, 1)	4.0	L	21	8	5	5	6	1	0	0	0	0	2	32	36	11.25	2.250
Dale Murray, R ERA: 3.38	(5, 1)	2.0		10	4	1	1	1	0	1	0	0	0	0	11	15	4.50	2.000
Doug Capilla, L ERA: 9.45	(7, 1)	2.0		8	2	1	1	3	0	0	0	0	0	0	14	14	4.50	1.000
Pedro Borbon, R ERA: 12.46	(9, 1)	1.0		10	5	7	7	1	1	1	0	0	0	1	10	18	63.00	6.000

PITCHER	IP	WLS	BF	H	R	ER	SO	BB	IBB	HBP	BLK	WP	HR	S	P	ERA	WHIP

Batter	1	2	3	4	5	6	7	8	9	AB	R	H	RBI	BB	SO	LOB
Pete Rose, S (1, 5) OBP: 0.349, SLG: 0.380	4-3	1B		B1-3		BB			F8	5	0	2	1	0	0	0
Ken Griffey, L (1, 9) OBP: 0.378, SLG: 0.487	4-3	K		4-3		BB			HR	4	1	1	0	1	1	3
Joe Morgan, L (1, 4) OBP: 0.390, SLG: 0.582	2B BB	P4			F2	P8			HR	4	2	1	2	1	0	6
George Foster, R (1, 7) OBP: 0.398, SLG: 0.479	2B	1B	1B		L3		5-3		BB	4	0	2	1	1	0	0
Johnny Bench, R (1, 2) OBP: 0.400, SLG: 0.529	FC5-4 BB	K			F9		L5		F7	4	0	0	0	1	1	2
Dave Concepcion, R (1, 6) OBP: 0.354, SLG: 0.328	FC5-4	K				L7	F9		1B	5	0	1	0	0	1	3
Dan Driessen, L (1, 3) OBP: 0.392, SLG: 0.464		1B	1B			FC6-4 2B		G3	F5	5	1	3	0	0	0	2
Cesar Geronimo, L (1, 8) OBP: 0.371, SLG: 0.433		SH1-3	6-3			FC6-4 BB		F7		2	0	0	0	1	0	2
Tom Seaver, R (1, 1) Mike Grace, R (4, PH) Dale Murray, R (5, 1) Dave Collins, S (6, PH) OBP: 0.250, SLG: 0.200 Doug Capilla, L (7, 1) Junior Kennedy, R (8, PH) Pedro Borbon, R (9, 1)		BB		K		FC6-4 BB		K		0 1 0 1 0 0 1 0	0 0 0 0 0 0 0 0	0 0 0 0 0 0 0 0	0 0 0 0 0 0 0 0	1 1 0 0 0 0 1 0	0 0 0 0 0 0 0 0	0 0 0 2 0 0 0 0
Inning Stats	R: 1 E: 0 K: 0 S: 4 H: 1 LOB: 2 BB: 2 P: 12	R: 0 E: 0 K: 1 S: 7 H: 2 LOB: 3 BB: 1 P: 11	R: 0 E: 0 K: 2 S: 9 H: 2 LOB: 2 BB: 0 P: 9	R: 0 E: 0 K: 1 S: 5 H: 0 LOB: 0 BB: 0 P: 5	R: 0 E: 0 K: 0 S: 3 H: 0 LOB: 0 BB: 0 P: 3	R: 1 E: 0 K: 0 S: 5 H: 2 LOB: 3 BB: 2 P: 13	R: 0 E: 0 K: 0 S: 3 H: 0 LOB: 0 BB: 0 P: 3	R: 0 E: 0 K: 1 S: 5 H: 0 LOB: 0 BB: 0 P: 5	R: 2 E: 0 K: 0 S: 6 H: 3 LOB: 2 BB: 1 P: 10	1B: 7 2B: 2 3B: 0 HR: 1 SF: 0 SAC: 1 DP: 0 HBP: 0						

PITCHER	IP	WLS	BF	H	R	ER	SO	BB	IBB	HBP	BLK	WP	HR	S	P	ERA	WHIP
Doug Rau, L (1, 1) ERA: 2.25	9.0	W	43	10	4	4	5	6	0	0	0	0	1	47	71	4.00	1.778

PITCHER	IP	WLS	BF	H	R	ER	SO	BB	IBB	HBP	BLK	WP	HR	S	P	ERA	WHIP

BOTTOM

Los Angeles Dodgers @ Cincinnati Reds

Riverfront Stadium, Cincinnati, OH

Wed Apr 26 1978, 6:05 PM EST

Att. 32,872 - Unknown

livebaseballscorecards.com

AB	36
R	4
H	10
RBI	4
BB	6
SO	5
LOB	20

1B: 7	SF: 0	WP: 0	PA: 43
2B: 2	SAC: 1	PB: 0	
3B: 0	DP: 0	SB: 0	
HR: 1	HBP: 0	CS: 0	

Batter	1	2	3	4	5	6	7	8	9	AB	R	H	RBI	BB	SO	LOB
Pete Rose, S (1, 5) OBP: 0.352, SLG: 0.393	F8 SF8 2B		F1-6-3	FC4-6 1-2 3-H 1B		F8		4-3		5	1	2	1	0	0	3
Ken Griffey, L (1, 9) OBP: 0.356, SLG: 0.457	F8 2-3		L9	FC4-6 1-2f			F7		5-3	5	0	0	0	0	0	3
George Foster, R (1, 7) OBP: 0.409, SLG: 0.558	SF8 3-H		HR		F6-3 1B		K		E 3B	4	2	3	2	0	1	0
Johnny Bench, R (1, 2) OBP: 0.388, SLG: 0.507	F9		5-3		F6-3 1-2 1B		1B		F6 4-3 E 3-H	5	0	1	0	0	0	1
Dave Concepcion, R (1, 6) OBP: 0.357, SLG: 0.381		CS 1B		HR	K		K		E5 4-3 1-2	5	1	2	1	0	2	3
Dan Driessen, L (1, 3) OBP: 0.393, SLG: 0.459		BB 1-2 1B		FC5-4 1B	F6-3			F6	4-3 1-2 2-3	5	0	2	0	0	0	3
Junior Kennedy, R (1, 4)		K		FC5-4 1B 1-2f		SH1-4 BB		1B FC5-2 BB	4-3	3	1	0	0	2	1	4
Cesar Geronimo, L (1, 8) OBP: 0.392, SLG: 0.444		BB 1-2		1B 1-3 1B		K		FC5-2 1-3 1B		3	0	2	0	1	1	1
Fred Norman, S (1, 1) OBP: 0.214, SLG: 0.214		K		K		SH1-4 1-2		FC5-2 1-2 3-H		2	0	0	0	0	2	4
Manny Sarmiento, R (7, 1)										1	0	0	0	0	0	2

TOP

Cincinnati Reds @ New York Mets

Shea Stadium, Flushing, NY

Fri Apr 28 1978, 6:05 PM EST

Att. 15,842 - Unknown

livebaseballscorecards.com

AB	38
R	5
H	12
RBI	4
BB	3
SO	7
LOB	24

Inning Stats	1	2	3	4	5	6	7	8	9	1B: 8	SF: 1	WP: 0	PA: 43
R:	1	0	1	2	0	0	0	0	1	2B: 1	SAC: 1	PB: 0	
E:	0	0	0	0	0	0	0	0	0	3B: 1	DP: 0	SB: 0	
K:	0	2	0	1	1	1	2	0	2	HR: 2	HBP: 0	CS: 1	
S:	4	8	4	9	6	5	8	4	6				
H:	1	2	1	4	1	0	1	1	1				
LOB:	0	2	0	2	1	1	1	2	2				
BB:	0	1	0	0	0	1	0	1	0				
P:	4	12	4	9	6	9	8	8	6				

PITCHER		IP	WLS	BF	H	R	ER	SO	BB	IBB	HBP	BLK	WP	HR	S	P	ERA	WHIP
Jerry Koosman, L ERA: 2.78	(1, 1)	5.0	L	24	9	4	4	4	1	0	0	0	0	2	31	35	7.20	2.000
Butch Metzger, R ERA: 5.63	(6, 1)	2.0		8	1	0	0	3	1	0	0	0	0	0	13	17	0.00	1.000
Bob Myrick, L ERA: 1.84	(8, 1)	2.0		11	2	1	0	0	1	0	0	0	0	0	10	14	0.00	1.500

PITCHER		IP	WLS	BF	H	R	ER	SO	BB	IBB	HBP	BLK	WP	HR	S	P	ERA	WHIP

Batter	1	2	3	4	5	6	7	8	9	AB	R	H	RBI	BB	SO	LOB
Steve Henderson, R (1, 7) OBP: 0.227, SLG: 0.386	P4		BB 1B		F9			4-3		4	0	1	0	0	0	0
Elliott Maddox, R (1, 9) OBP: 0.667, SLG: 0.333	FC4-6 BB		1-2 BB			G4-6-3 BB FC5-2		FC4-6 1B		1	0	1	0	3	0	0
Lee Mazzilli, S (1, 8) OBP: 0.309, SLG: 0.411	K		K			G4-6-3 1-2 BB		F5		3	0	0	0	1	2	4
Willie Montanez, L (1, 3) OBP: 0.224, SLG: 0.304	FC4-6 1-2f			K		G4-6-3 1-2f 2-3		FC4-6 1-2f		4	0	0	0	0	1	4
John Stearns, R (1, 2) OBP: 0.254, SLG: 0.217		FC1-6 BB		P4		FC5-2 3-H			K	3	0	0	0	1	1	1
Bobby Valentine, R (1, 4) OBP: 0.250, SLG: 0.263		FC1-6 CS 1-2f		K					P6	3	0	0	0	1	1	1
Lenny Randle, S (1, 5) OBP: 0.325, SLG: 0.209		6-3 1-2			F9 6-3 2B		F7		BB	3	1	1	0	1	0	2
Doug Flynn, R (1, 6) OBP: 0.306, SLG: 0.265			F5-3		F9 2-3		F9		F9	4	0	0	0	0	0	3
Jerry Koosman, R (1, 1)			K		6-3 3-H		1-3			1	0	0	0	0	1	0
Joel Youngblood, R (5, PH) OBP: 0.333, SLG: 0.333										1	0	0	1	0	0	0
Butch Metzger, R (6, 1)										0	0	0	0	0	0	0
Bruce Boisclair, L (7, PH) OBP: 0.327, SLG: 0.300										1	0	0	0	0	0	1
Bob Myrick, R (8, 1)										0	0	0	0	0	0	0
Inning Stats	R: 0 E: 0 K: 1 S: 5 H: 0 LOB: 1 BB: 1 P: 9	R: 0 E: 0 K: 0 S: 2 H: 0 LOB: 0 BB: 1 P: 6	R: 0 E: 0 K: 2 S: 8 H: 1 LOB: 2 BB: 1 P: 12	R: 0 E: 0 K: 2 S: 7 H: 0 LOB: 0 BB: 0 P: 7	R: 1 E: 0 K: 0 S: 4 H: 1 LOB: 0 BB: 0 P: 4	R: 0 E: 0 K: 0 S: 2 H: 0 LOB: 1 BB: 2 P: 10	R: 0 E: 0 K: 0 S: 3 H: 0 LOB: 1 BB: 1 P: 7	R: 0 E: 0 K: 0 S: 4 H: 1 LOB: 1 BB: 0 P: 4	R: 0 E: 0 K: 1 S: 5 H: 0 LOB: 1 BB: 1 P: 9	1B: 2 2B: 1 3B: 0 HR: 0	SF: 0 SAC: 0 DP: 1 HBP: 0						

PITCHER	IP	WLS	BF	H	R	ER	SO	BB	IBB	HBP	BLK	WP	HR	S	P	ERA	WHIP
Fred Norman, L (1, 1) ERA: 2.53	6.0	W	23	2	1	1	5	5	0	0	0	0	0	28	48	1.50	1.167
Manny Sarmiento, R (7, 1) ERA: 1.02	3.0	S	12	1	0	0	1	2	0	0	0	0	0	12	20	0.00	1.000

PITCHER	IP	WLS	BF	H	R	ER	SO	BB	IBB	HBP	BLK	WP	HR	S	P	ERA	WHIP

BOTTOM

Cincinnati Reds @ New York Mets

Shea Stadium, Flushing, NY

Fri Apr 28 1978, 6:05 PM EST

Att. 15,842 - Unknown

livebaseballscorecards.com

AB	28
R	1
H	3
RBI	1
BB	7
SO	6
LOB	16

PA: 35

WP: 0 PB: 0 SB: 0 CS: 1

Cincinnati Reds @ New York Mets

Shea Stadium, Flushing, NY

Sat Apr 29 1978, 3:33 AM EST

Att. 17,347 - Unknown

TOP

Batter	1	2	3	4	5	6	7	8	9	AB	R	H	RBI	BB	SO	LOB
Pete Rose, S (1, 5) OBP: 0.381, SLG: 0.522	K		2B 1B	HR	2-H HR		1B 1B	HR		6	4	5	4	0	1	0
Mike Grace, R (8, 5)										0	0	0	0	0	0	0
Ken Griffey, L (1, 9) OBP: 0.366, SLG: 0.506	F6-3		1-3 2B	HR	BB 1B		F7	K		6	1	3	1	0	1	1
Joe Morgan, L (1, 4) OBP: 0.398, SLG: 0.569	S 1B		F2	4-3	1-2 FC6-4 BB		1B 2B 1B	F9		5	1	2	0	1	0	2
Junior Kennedy, R (9, 4)										0	0	0	0	0	0	0
George Foster, R (1, 7) OBP: 0.415, SLG: 0.554	K 1-2	K		BB 1B FC6-4 1-2f			2B 1B		FC6-4 1B	6	2	3	1	0	2	5
Dan Driessen, L (1, 3) OBP: 0.400, SLG: 0.506		HR	IBB		K K		F6-3 2B		FC6-4 1-2f FC6-4	5	1	2	3	1	2	2
Dave Concepcion, R (1, 6) OBP: 0.355, SLG: 0.368		K	K		1-2 2B BB	S 1B 1B	F6-3 2-3		F8	5	2	1	0	1	2	5
Rick Auerbach, R (9, 6) OBP: 0.357, SLG: 0.583										0	0	0	0	0	0	0
Cesar Geronimo, L (1, 8) OBP: 0.400, SLG: 0.500		K		HR	S 1-H 2-H 1B 2B	K 1-2	IBB		FC6-4 1-2f	5	2	2	3	1	2	2
Don Werner, R (1, 2) OBP: 0.444, SLG: 0.286		BB	K	SH3-4 HR 2-H 1B		1B IBB	F8			3	1	1	1	2	1	2
Doug Capilla, L (1, 1)		K		F7	SH3-4 1-2	1-3 2-H 1B		K		0	0	0	0	0	0	0
Dale Murray, R (1, 1)										1	0	0	0	0	1	1
Dave Collins, S (4, PH) OBP: 0.231, SLG: 0.182										1	0	0	0	0	0	0
Pedro Borbon, R (4, 1) OBP: 1.000, SLG: 1.000										1	0	1	1	0	0	0
Doug Bair, R (6, 1)										1	0	0	0	0	1	0
Inning Stats	R: 0 E: 0 K: 2 S: 8 H: 1 LOB: 1 BB: 0 P: 8	R: 1 E: 0 K: 3 S: 10 H: 1 LOB: 1 BB: 1 P: 14	R: 0 E: 0 K: 2 S: 9 H: 2 LOB: 3 BB: 1 P: 13	R: 3 E: 0 K: 1 S: 8 H: 3 LOB: 0 BB: 0 P: 8	R: 5 E: 0 K: 1 S: 10 H: 5 LOB: 2 BB: 2 P: 18	R: 1 E: 0 K: 2 S: 8 H: 2 LOB: 2 BB: 1 P: 12	R: 3 E: 0 K: 0 S: 7 H: 4 LOB: 2 BB: 1 P: 11	R: 1 E: 0 K: 2 S: 8 H: 1 LOB: 0 BB: 0 P: 8	R: 0 E: 0 K: 0 S: 4 H: 1 LOB: 1 BB: 0 P: 4	1B: 11 2B: 3 3B: 0 HR: 6 SF: 0 SAC: 1 DP: 0 HBP: 0						

AB	45
R	14
H	20
RBI	14
BB	6
SO	13
LOB	20

WP: 0 PB: 0 SB: 3 CS: 0 PA: 52

livebaseballscorecards.com

PITCHER		IP	WLS	BF	H	R	ER	SO	BB	IBB	HBP	BLK	WP	HR	S	P	ERA	WHIP
Nino Espinosa, R ERA: 3.99	(1, 1)	3.2		20	7	4	4	8	1	1	0	0	0	4	34	42	9.82	2.182
Mardie Cornejo, R ERA: 5.68	(4, 1)	1.0	L	8	4	5	5	1	1	0	0	0	0	1	9	13	45.00	5.000
Paul Siebert, L ERA: 2.7	(5, 1)	1.1		8	3	1	1	2	1	1	0	0	0	0	10	18	6.75	3.000
Butch Metzger, R ERA: 8.1	(7, 1)	2.0		12	5	4	4	2	0	1	0	0	0	1	15	19	18.00	2.500
Bob Myrick, L ERA: 1.72	(9, 1)	1.0		4	1	0	0	0	0	0	0	0	0	0	4	4	0.00	1.000

PITCHER	IP	WLS	BF	H	R	ER	SO	BB	IBB	HBP	BLK	WP	HR	S	P	ERA	WHIP

BOTTOM

Cincinnati Reds @ New York Mets

Shea Stadium, Flushing, NY

Sat Apr 29 1978, 3:33 AM EST

Att. 17,347 - Unknown

Batter	1	2	3	4	5	6	7	8	9	AB	R	H	RBI	BB	SO	LOB
Lenny Randle, S (1, 5) OBP: 0.330, SLG: 0.200	BBBB 4-0 S 1B BB	BBBB 4-0 BB	x 0-0 ③ B3-1			x 0-0 ① 4-3 2-3		SSS 0-3 ② K		3	1	0	0	2	1	3
Elliott Maddox, R (1, 9) OBP: 0.500, SLG: 0.167 Butch Metzger, R (7, 1) Ed Kranepool, L (8, PH) OBP: 0.304, SLG: 0.350 Bob Myrick, R (9, 1)	BBBB 4-0 1B SF8 1-2 BB	SSS 0-3 ② K		x 0-0 ① F8		x 0-0 ② 6-3 3-H		x 0-0 ③ 6-3		3 0 1 0	1 0 0 0	0 0 0 0	1 0 0 0	1 0 0 0	1 0 0 0	1 0 0 0
Steve Henderson, R (1, 7) OBP: 0.238, SLG: 0.378	x 0-0 BB S E 1-3 2-H 1B	x 0-0 ③ 6-3		x 0-0 ② 6-3		BBBB 4-0 BB			x 0-0 ① P4	4	1	1	1	1	0	1
Willie Montanez, L (1, 3) OBP: 0.235, SLG: 0.315	x 0-0 ① SF8 1-2 3-H		x 0-0 1B 2B 1B	x 0-0 ③ F8		x 0-0 ③ F8			x 0-0 1-3 BB 1B	4	1	2	1	0	0	1
John Stearns, R (1, 2) OBP: 0.292, SLG: 0.226	BBBB 4-0 BB E BB		x 0-0 2B 1-2 FC4 1B		x 0-0 ① L7		BBBB 4-0 F3-6 1B BB		BBBB 4-0 1-2 1-3 BB	2	2	1	0	3	0	0
Lee Mazzilli, S (1, 8) OBP: 0.314, SLG: 0.416	BBBB 4-0 E 1-2 2-3 BB		x 0-0 FC4 1-3 2-H 2B		x 0-0 ② P4		x 0-0 ① P6		x 0-0 ② 1-3 1-2 2-3	4	0	1	1	1	0	3
Bobby Valentine, R (1, 4) OBP: 0.360, SLG: 0.348	x 0-0 E7 F6-3 1-3 2-H 3-H 1B		IIII 4-0 FC4 IBB		x 0-0 1B		x 0-0 1-2 1B		x 0-0 ③ 6-3	4	0	3	2	1	0	2
Doug Flynn, R (1, 6) OBP: 0.289, SLG: 0.250	x 0-0 ② ③ F6-3 2-3		x 0-0 ① FC4 1-2f 2-3 3-H		x 0-0 ③ F9		x 0-0 ② ③ F3-6 2-3			4	0	0	1	0	0	7
Nino Espinosa, R (1, 1) OBP: 0.100, SLG: 0.100 Mardie Cornejo, R (4, 1) Paul Siebert, L (5, 1) Bruce Boisclair, L (6, PH) OBP: 0.333, SLG: 0.333 (7, 9)		SSS 0-3 ① K	SSS 0-3 ② K			x 0-0 4-3 6-3 2B		SSS 0-3 ① K		2 0 0 2	0 0 0 1	0 0 0 1	0 0 0 0	0 0 0 1	2 0 0 0	2 0 0 0
Inning Stats	R: 4 E: 1 K: 0 S: 4 H: 2 LOB: 1 BB: 4 P: 20	R: 0 E: 0 K: 2 S: 7 H: 0 LOB: 1 BB: 1 P: 11	R: 2 E: 0 K: 1 S: 8 H: 3 LOB: 2 BB: 1 P: 12	R: 0 E: 0 K: 0 S: 3 H: 0 LOB: 0 BB: 0 P: 3	R: 0 E: 0 K: 0 S: 4 H: 1 LOB: 1 BB: 0 P: 4	R: 1 E: 0 K: 0 S: 4 H: 1 LOB: 1 BB: 1 P: 8	R: 0 E: 0 K: 0 S: 3 H: 1 LOB: 1 BB: 1 P: 7	R: 0 E: 0 K: 2 S: 7 H: 0 LOB: 0 BB: 0 P: 7	R: 0 E: 0 K: 0 S: 4 H: 1 LOB: 2 BB: 1 P: 8	1B: 7 2B: 4 3B: 0 HR: 0 SF: 1 SAC: 0 DP: 2 HBP: 0						

	AB	33
	R	7
	H	9
	RBI	7
	BB	9
	SO	5
	LOB	20

	WP: 0	PA: 43
	PB: 0	
	SB: 2	
	CS: 0	

livebaseballscorecards.com

PITCHER		IP	WLS	BF	H	R	ER	SO	BB	IBB	HBP	BLK	WP	HR	S	P	ERA	WHIP
Doug Capilla, L ERA: 14.14	(1, 1)	0.1		6	1	4	4	0	4	0	0	0	0	0	2	18	108.00	15.000
Dale Murray, R ERA: 3.8	(1, 1)	2.2		13	4	2	2	3	1	1	0	0	0	0	17	25	6.75	1.875
Pedro Borbon, R ERA: 10.32	(4, 1)	2.2	W	11	2	1	1	0	1	0	0	0	0	0	10	14	3.38	1.125
Doug Bair, R ERA:	(6, 1)	3.1	S	13	2	0	0	2	2	0	0	0	0	0	15	23	0.00	1.200

PITCHER		IP	WLS	BF	H	R	ER	SO	BB	IBB	HBP	BLK	WP	HR	S	P	ERA	WHIP

Batter	1	2	3	4	5	6	7	8	9	AB	R	H	RBI	BB	SO	LOB
Pete Rose, S (1, 5) OBP: 0.373, SLG: 0.500	F7		E7 1B FC3-6	BBB F9 1B S BB		F6 1-2			F7	4	2	0	0	1	0	1
Ken Griffey, L (1, 9) OBP: 0.378, SLG: 0.511	BB 1B		FC3-6 2-3 1B	S 1-2 2-H 1B			3-1		1-3	5	0	3	1	0	0	0
Joe Morgan, L (1, 4) OBP: 0.387, SLG: 0.539	BBBB 1-2 BB		FC3-6 PB BB E 1-2f 3-H	F9 2-3			P4		P5	4	1	0	1	1	0	3
George Foster, R (1, 7) OBP: 0.398, SLG: 0.529	SSS K		F8	SSS K 1-2 3-H			SSS K			4	0	0	0	0	3	4
Dan Driessen, L (1, 3) OBP: 0.404, SLG: 0.500	F7		BBBB E PB 1-2 BB		F9			1B 1B		3	0	1	0	1	0	2
Johnny Bench, R (1, 2) OBP: 0.393, SLG: 0.506		1B	F6 1-3 2-H		F6-3			1-2 1B		4	0	2	0	0	0	1
Dave Concepcion, R (1, 6) OBP: 0.338, SLG: 0.347		F8	F9		F9			SSS K		4	0	0	0	0	1	5
Cesar Geronimo, L (1, 8) OBP: 0.393, SLG: 0.486		SSS K		SH2-4 1B 1B		SSS K		F7		4	1	1	0	0	2	3
Tom Hume, R (1, 1) Manny Sarmiento, R (4, 1) Dave Collins, S (6, PH) OBP: 0.286, SLG: 0.182 Dale Murray, R (6, 1) Mike Lum, L (8, PH) Dave Tomlin, L (8, 1)		F6		SH2-4 1-2		BBBB CS BB		K		1 0 0 0 1 0	0 0 0 0 0 0	0 0 0 0 0 0	0 0 1 0 0 1	0 0 0 0 0 0	0 0 0 0 0 0	1 0 0 0 2 0
Inning Stats	R: 0 E: 0 K: 1 S: 6 H: 1 LOB: 2 BB: 1 P: 10	R: 0 E: 0 K: 1 S: 6 H: 1 LOB: 1 BB: 0 P: 6	R: 2 E: 2 K: 0 S: 6 H: 1 LOB: 2 BB: 1 P: 10	R: 2 E: 0 K: 1 S: 7 H: 2 LOB: 1 BB: 1 P: 11	R: 0 E: 0 K: 0 S: 3 H: 0 LOB: 0 BB: 0 P: 3	R: 0 E: 0 K: 1 S: 4 H: 0 LOB: 0 BB: 1 P: 8	R: 0 E: 0 K: 1 S: 5 H: 0 LOB: 0 BB: 0 P: 5	R: 0 E: 0 K: 2 S: 9 H: 2 LOB: 2 BB: 0 P: 9	R: 0 E: 0 K: 0 S: 3 H: 0 LOB: 0 BB: 0 P: 3	1B: 7 2B: 0 3B: 0 HR: 0 SF: 0 SAC: 1 DP: 0 HBP: 0						

PITCHER		IP	WLS	BF	H	R	ER	SO	BB	IBB	HBP	BLK	WP	HR	S	P	ERA	WHIP
Pat Zachry, R ERA: 1.85	(1, 1)	6.0	W	28	5	4	2	4	4	0	0	0	0	0	32	48	3.00	1.500
Skip Lockwood, R ERA: 3.15	(7, 1)	3.0	S	11	2	0	0	3	0	0	0	0	0	0	17	17	0.00	0.667

PITCHER	IP	WLS	BF	H	R	ER	SO	BB	IBB	HBP	BLK	WP	HR	S	P	ERA	WHIP

Cincinnati Reds @ New York Mets

Shea Stadium, Flushing, NY

Sun Apr 30 1978, 3:33 AM EDT

Att. 20,092 - Unknown

TOP

livebaseballscorecards.com

AB	34
R	4
H	7
RBI	2
BB	4
SO	7
LOB	22

WP: 0	PB: 1	SB: 2	CS: 1	PA: 39														

Batter	1	2	3	4	5	6	7	8	9	AB	R	H	RBI	BB	SO	LOB
Lee Mazzilli, S (1, 8) OBP: 0.322, SLG: 0.444	P6	1B 2B 1-3 2-H		3-1 3-H 2B		F9				4	1	2	2	0	0	0
Bobby Valentine, R (1, 4) OBP: 0.414, SLG: 0.407	SH1-3 1B 1B	2-H 3-H 1B		3-1 2-3		FC6-4 1B				4	1	3	2	0	0	1
Bruce Boisclair, L (1, 9) OBP: 0.315, SLG: 0.311	SH1-3 1-2	K		F7		FC6-4 1-2f				3	0	0	0	0	1	3
Steve Henderson, R (1, 7) OBP: 0.250, SLG: 0.385	2-H 1B		6-3		K		CS 1B			4	0	2	1	0	1	0
Willie Montanez, L (1, 3) OBP: 0.224, SLG: 0.299	F8		4-3		K		K 1-2			4	0	0	0	0	2	2
John Stearns, R (1, 2) OBP: 0.289, SLG: 0.242		6-3	6-3		E 2B		K			4	0	1	0	0	1	0
Joel Youngblood, R (1, 5) OBP: 0.400, SLG: 0.333 Sergio Ferrer, S (9, 5)	BB 2B 1B			1B E BB BBB	E5 2-3			K		3 0	2 0	1 0	0 0	1 0	1 0	1 0
Doug Flynn, R (1, 6) OBP: 0.288, SLG: 0.250	F7			E7 SH3-4 1-H 2B 1B	F9			K		4	1	1	0	0	1	3
Pat Zachry, R (1, 1) Lenny Randle, S (6, PH) OBP: 0.326, SLG: 0.197 Skip Lockwood, R (7, 1)	2B 1B 1-2 BB BBB			SH3-4 2-3		G3		F9		0 1 1	1 0 0	0 0 0	0 0 0	1 0 0	0 0 0	0 0 0
Inning Stats	R: 1 E: 0 K: 0 S: 5 H: 2 LOB: 1 BB: 0 P: 5	R: 3 E: 0 K: 1 S: 8 H: 3 LOB: 1 BB: 1 P: 12	R: 0 E: 0 K: 0 S: 3 H: 0 LOB: 0 BB: 0 P: 3	R: 2 E: 1 K: 0 S: 5 H: 2 LOB: 1 BB: 1 P: 9	R: 0 E: 1 K: 2 S: 9 H: 1 LOB: 2 BB: 0 P: 9	R: 0 E: 0 K: 0 S: 4 H: 1 LOB: 1 BB: 0 P: 4	R: 0 E: 0 K: 2 S: 7 H: 1 LOB: 0 BB: 0 P: 7	R: 0 E: 0 K: 2 S: 7 H: 0 LOB: 0 BB: 0 P: 7		1B: 7 2B: 3 3B: 0 HR: 0 SF: 0 SAC: 2 DP: 0 HBP: 0						

PITCHER	IP	WLS	BF	H	R	ER	SO	BB	IBB	HBP	BLK	WP	HR	S	P	ERA	WHIP
Tom Hume, R (1, 1) ERA: 6.0	3.1	L	19	7	6	6	1	2	0	0	0	0	0	19	27	16.20	2.700
Manny Sarmiento, R (4, 1) ERA: 0.93	1.2		7	1	0	0	2	0	0	0	0	0	0	11	11	0.00	0.600
Dale Murray, R (6, 1) ERA: 3.47	2.0		7	2	0	0	2	0	0	0	0	0	0	11	11	0.00	1.000
Dave Tomlin, L (8, 1) ERA: 1.13	1.0		3	0	0	0	2	0	0	0	0	0	0	7	7	0.00	0.000

PITCHER	IP	WLS	BF	H	R	ER	SO	BB	IBB	HBP	BLK	WP	HR	S	P	ERA	WHIP

BOTTOM

Cincinnati Reds @ New York Mets

Shea Stadium, Flushing, NY

Sun Apr 30 1978, 3:33 AM EDT

Att. 20,092 - Unknown

livebaseballscorecards.com

AB	32
R	6
H	10
RBI	5
BB	2
SO	7
LOB	10

WP: 0 PB: 0 SB: 0 CS: 1 PA: 36

Philadelphia Phillies @ Cincinnati Reds

Riverfront Stadium, Cincinnati, OH

Mon May 01 1978, 7:05 PM EDT

Att. 21,476 - Unknown

TOP

livebaseballscorecards.com

Batter	1	2	3	4	5	6	7	8	9	AB	R	H	RBI	BB	SO	LOB
Bake McBride, L (1, 9) OBP: 0.329, SLG: 0.317	x 0-0 S 1B 1B		x 0-0 1-3 1-H 2B	x 0-0 ③ G3		S S S 0-3 K ③		x 0-0 FC1-6 1B FC6-4 1B 1-2 2-3 3-H	S S S 0-3 K ③	7	2	3	2	0	2	5
Larry Bowa, S (1, 6) OBP: 0.314, SLG: 0.354	S S S 0-3 K ① 1-2	x 0-0 E1 E S 1B	x 0-0 F7 ①		x 0-0 6-3 ①		x 0-0 FC6-5 2B	x 0-0 FC1-6 1B 1-2 2-H 3-H		6	1	2	2	0	1	2
Bud Harrelson, S (8, PR) OBP: 0.333, SLG: 0.333 (8, 6)										0	0	0	0	0	0	0
Mike Schmidt, R (1, 5) OBP: 0.395, SLG: 0.560	S S S 0-3 K ②	B B B B 4-0 S 1B 1-3 BB	B B B B 4-0 1-3 BB		B B B B 4-0 1B 1B BB		x 0-0 FC6-5 ① 1B 2-3	x 0-0 FC1-6 ① FC6-4 BB 1-2f 2-3		3	1	0	0	3	1	4
Greg Luzinski, R (1, 7) OBP: 0.418, SLG: 0.516	B B B B 4-0 1B 1B BB	S S S 0-3 K ① 1-2	x 0-0 1-3 ② 1-2 2-3		x 0-0 1B 1-2 1B		x 0-0 F8 ②	B B B B 4-0 FC6-4 1-2 BB		4	1	1	0	1	1	5
Jerry Martin, R (7, 7) OBP: 0.348, SLG: 0.450 (8, 8)										0	0	0	0	1	0	0
Richie Hebner, L (1, 3) OBP: 0.433, SLG: 0.396	x I I I 0-0 BB 1B BB 1B 1-2 2-H 1B	4-0 1B IBB	S S S 0-3 K ③		x 0-0 1-3 2-H 1B		x 0-0 1-3 1B	x 0-0 FC6-4 ② 1-2f 2-3 3-H		5	1	3	3	1	1	4
Garry Maddox, R (1, 8) OBP: 0.397, SLG: 0.388	x 0-0 BB BB 1B 1-2 2-H 1B	x 0-0 ② S 1-3 2-H 3-H 1B		x 0-0 4-3 ①	x 0-0 P3 ②		x 0-0 4-3 ③	x 0-0 F7 ③		6	1	2	2	0	0	6
Jay Johnstone, L (8, 7)										0	0	0	0	0	0	0
Tim McCarver, L (1, 2) OBP: 0.636, SLG: 0.462	B B B B 4-0 BB 1B 1-2 2-3 BB	B B B B 4-0 1-2 BB		B B B B 4-0 1B BB	S S S 0-3 K ③			x 0-0 E 1B 2B	S S S 0-3 K ①	3	2	1	0	3	2	2
Gene Garber, R (9, 1)										0	0	0	0	0	0	0
Jim Morrison, R (1, 4) OBP: 0.500, SLG: 0.300	B B B B 4-0 1B 1-2 2-3 3-H BB	x 0-0 F8 ③		S S S 0-3 K ②		S S S 0-3 K ①		B B B B 4-0 1B E 1B BB	x 0-0 1B	4	1	1	1	2	2	4
Steve Carlton, L (1, 1) OBP: 0.429, SLG: 0.500	x 0-0 1-3 2-H 3-H 1B		x 0-0 2B 1B	x 0-0 1-2 1B		x 0-0 F7 ②		x 0-0 E1 1B 1B 1-2 2-3	S S S 0-3 K ②	5	2	3	2	0	0	2
Barry Foote, R (9, PH) OBP: 0.400, SLG: 0.400 (9, 2)										1	0	0	0	0	1	1
Inning Stats	R: 5 E: 0 K: 2 S: 11 H: 4 LOB: 2 BB: 3 P: 23	R: 1 E: 1 K: 1 S: 6 H: 1 LOB: 3 BB: 3 P: 18	R: 1 E: 0 K: 1 S: 7 H: 2 LOB: 2 BB: 1 P: 11	R: 0 E: 0 K: 1 S: 6 H: 1 LOB: 2 BB: 1 P: 10	R: 1 E: 0 K: 1 S: 7 H: 2 LOB: 2 BB: 1 P: 11	R: 0 E: 0 K: 2 S: 7 H: 0 LOB: 0 BB: 0 P: 7	R: 0 E: 0 K: 0 S: 5 H: 2 LOB: 2 BB: 0 P: 5	R: 4 E: 1 K: 0 S: 7 H: 3 LOB: 2 BB: 2 P: 15	R: 0 E: 0 K: 3 S: 10 H: 1 LOB: 1 BB: 0 P: 10	1B: 13 2B: 3 3B: 0 HR: 0 SF: 0 SAC: 0 DP: 0 HBP: 0						

	AB	44
	R	12
	H	16
	RBI	12
	BB	11
	SO	11
	LOB	35

WP: 0 PB: 0 SB: 4 CS: 0 PA: 55

PITCHER		IP	WLS	BF	H	R	ER	SO	BB	IBB	HBP	BLK	WP	HR	S	P	ERA	WHIP
Tom Seaver, R ERA: 6.52	(1, 1)	2.0	L	19	7	7	6	3	5	1	0	0	0	0	19	43	27.00	6.000
Dale Murray, R ERA: 3.42	(3, 1)	3.0		15	3	1	1	3	3	0	0	0	0	0	18	30	3.00	2.000
Doug Capilla, L ERA: 11.0	(6, 1)	2.0		8	2	0	0	2	0	0	0	0	0	0	12	12	0.00	1.000
Dave Tomlin, L ERA: 3.0	(8, 1)	1.0		9	3	4	2	0	2	0	0	0	0	0	7	15	18.00	5.000
Doug Bair, R ERA:	(9, 1)	1.0		4	1	0	0	3	0	0	0	0	0	0	10	10	0.00	1.000

PITCHER	IP	WLS	BF	H	R	ER	SO	BB	IBB	HBP	BLK	WP	HR	S	P	ERA	WHIP

BOTTOM

Batter	1	2	3	4	5	6	7	8	9	AB	R	H	RBI	BB	SO	LOB
Pete Rose, S (1, 5) OBP: 0.358, SLG: 0.480	5-3		4-3			6-3 2-3		L8		4	0	0	0	0	0	2
Ken Griffey, L (1, 9) OBP: 0.373, SLG: 0.495	BB G6-4-3			4-3		4-3			L4	3	0	0	0	1	0	1
George Foster, R (1, 7) OBP: 0.382, SLG: 0.505	G6-4-3 1-2f			6-3			5-3		K	4	0	0	0	0	1	1
Johnny Bench, R (1, 2) OBP: 0.391, SLG: 0.538		5-3		F8			HR		BB	3	1	1	1	0	0	0
Mike Lum, L (9, PH)										0	0	0	0	1	0	0
Dave Concepcion, R (1, 6) OBP: 0.341, SLG: 0.351		F9			G6-4-3 1B		5-3		K	2	0	1	0	0	0	0
Doug Capilla, L (6, 1)										0	0	0	0	0	0	0
Mike Grace, R (7, PH)										1	0	0	0	0	0	0
Dave Tomlin, L (8, 1)										0	0	0	0	0	0	0
Doug Bair, R (9, 1)										0	0	0	0	0	0	0
Dave Collins, S (9, PH) OBP: 0.267, SLG: 0.167										1	0	0	0	0	1	1
Dan Driessen, L (1, 3) OBP: 0.402, SLG: 0.494		1B			F8		F5			3	0	1	0	0	0	1
Junior Kennedy, R (1, 4) OBP: 0.267, SLG: 0.167		K			G6-4-3 1-2f			2B		3	0	1	0	0	1	2
Cesar Geronimo, L (1, 8) OBP: 0.391, SLG: 0.493			1-3			6-3 2B		6-3		3	0	1	0	0	0	1
Tom Seaver, R (1, 1)			F8			F3		K		0	0	0	0	0	0	0
Dale Murray, R (3, 1)										1	0	0	0	0	0	0
Rick Auerbach, R (6, 6) OBP: 0.313, SLG: 0.500										2	0	0	0	0	1	2

Inning Stats	1	2	3	4	5	6	7	8	9	1B	SF	WP	PA
R	0	0	0	0	0	0	1	0	0	2	0	0	32
E	0	0	0	0	0	0	0	0	0	2	SAC: 0	PB: 0	
K	0	1	0	0	0	0	0	1	2	0	DP: 2	SB: 0	
S	2	6	3	3	3	4	4	6	7	HR: 1	HBP: 0	CS: 0	
H	0	1	0	0	1	1	1	1	0				
LOB	0	1	0	0	0	1	0	1	1				
BB	1	0	0	0	0	0	0	0	1				
P	6	6	3	3	3	4	4	6	11				

PITCHER		IP	WLS	BF	H	R	ER	SO	BB	IBB	HBP	BLK	WP	HR	S	P	ERA	WHIP
Steve Carlton, L ERA: 2.48	(1, 1)	8.0	W	28	5	1	1	2	1	0	0	0	0	1	31	35	1.12	0.750
Gene Garber, R ERA: 2.0	(9, 1)	1.0		4	0	0	0	2	1	0	0	0	0	0	7	11	0.00	1.000

PITCHER	IP	WLS	BF	H	R	ER	SO	BB	IBB	HBP	BLK	WP	HR	S	P	ERA	WHIP

Philadelphia Phillies @ Cincinnati Reds

Riverfront Stadium, Cincinnati, OH

Mon May 01 1978, 7:05 PM EDT

Att. 21,476 - Unknown

livebaseballscorecards.com

AB	30
R	1
H	5
RBI	1
BB	2
SO	4
LOB	11

Philadelphia Phillies @ Cincinnati Reds

Riverfront Stadium, Cincinnati, OH

Wed May 03 1978, 7:05 PM EDT

Att. 26,054 - Unknown

TOP

livebaseballscorecards.com

Batter	1	2	3	4	5	6	7	8	9	AB	R	H	RBI	BB	SO	LOB
Jerry Martin, R (1, 9) OBP: 0.321, SLG: 0.400	F9	P6			G5-4-3 1B		P6		FC6-4 1B 1B 1-2f	5	0	1	0	0	0	2
Larry Bowa, S (1, 6) OBP: 0.319, SLG: 0.356	BB BB 2B 1B	5-3			G5-4-3 1-2f		L6		1B 1-2 1B	5	1	2	0	0	0	2
Mike Schmidt, R (1, 5) OBP: 0.418, SLG: 0.564	BB 2B 1-2 BB		L6		1B		BB 1-2 BB		G6-4-3 1-2 2-3 1B	3	1	2	0	2	0	0
Greg Luzinski, R (1, 7) OBP: 0.405, SLG: 0.485	2B SF7 1-2 2-3 BB		K		F9		K		G6-4-3 1-2f	4	1	0	0	1	2	6
Jose Cardenal, R (1, 3) OBP: 0.353, SLG: 0.467	1-3 2-H 3-H 2B		5-3			2B		F9		4	0	2	2	0	0	0
Garry Maddox, R (1, 8) OBP: 0.390, SLG: 0.371	IBB			F7		5-3		P5		3	0	0	0	1	0	1
Bob Boone, R (1, 2) OBP: 0.431, SLG: 0.548	SF7 3-H			5-3		K		1B		3	0	1	1	0	1	1
Jim Morrison, R (1, 4) Ron Reed, R (8, 1)	K			BB		K		P6		2 0	0 0	0 0	0 0	1 0	2 0	3 0
Larry Christenson, R (1, 1) OBP: 0.455, SLG: 0.667 Jim Kaat, L (2, 1) Warren Brusstar, R (6, 1) Bud Harrelson, S (6, 4) OBP: 0.600, SLG: 0.600 Jay Johnstone, L (8, PH)		K		B1			BB 1B		FC6-4 1B	1 1 0 2 1	0 0 0 0 0	0 0 0 2 0	0 0 0 0 0	0 0 0 0 0	1 0 0 0 0	0 1 0 0 1

Inning Stats	R: 3 E: 0 K: 1 S: 7	H: 2 LOB: 2 BB: 3 P: 19	R: 0 E: 0 K: 1 S: 5	H: 0 LOB: 0 BB: 0 P: 5	R: 0 E: 0 K: 1 S: 5	H: 0 LOB: 0 BB: 0 P: 5	R: 0 E: 0 K: 0 S: 3	H: 0 LOB: 1 BB: 1 P: 7	R: 0 E: 0 K: 0 S: 4	H: 2 LOB: 1 BB: 0 P: 4	R: 0 E: 0 K: 2 S: 8	H: 1 LOB: 1 BB: 0 P: 8	R: 0 E: 0 K: 1 S: 6	H: 1 LOB: 2 BB: 1 P: 10	R: 0 E: 0 K: 0 S: 4	H: 1 LOB: 1 BB: 0 P: 4	R: 0 E: 0 K: 0 S: 5	H: 3 LOB: 2 BB: 0 P: 5

PITCHER		IP	WLS	BF	H	R	ER	SO	BB	IBB	HBP	BLK	WP	HR	S	P	ERA	WHIP	PITCHER	IP	WLS	BF	H	R	ER	SO	BB	IBB	HBP	BLK	WP	HR	S	P	ERA	WHIP
Fred Norman, L ERA: 2.77	(1, 1)	7.0	W	31	6	3	3	6	4	1	0	0	0	0	38	58	3.86	1.429																	
Manny Sarmiento, R ERA: 0.89	(8, 1)	1.0		4	1	0	0	0	0	0	0	0	0	0	4	4	0.00	1.000																	
Doug Bair, R ERA:	(9, 1)	1.0		5	3	0	0	0	0	0	0	0	0	0	5	5	0.00	3.000																	

AB	34
R	3
H	10
RBI	3
BB	5
SO	6
LOB	17

1B: 8 2B: 2 3B: 0 HR: 0	SF: 1 SAC: 0 DP: 2 HBP: 0	WP: 0 PB: 0 SB: 0 CS: 0	PA: 40
---	---	---	---

BOTTOM

Philadelphia Phillies @ Cincinnati Reds

Riverfront Stadium, Cincinnati, OH

Wed May 03 1978, 7:05 PM EDT

Att. 26,054 - Unknown

livebaseballscorecards.com

Batter	1	2	3	4	5	6	7	8	9	AB	R	H	RBI	BB	SO	LOB
Pete Rose, S (1, 5) OBP: 0.360, SLG: 0.495	0-0 WP 2B 1B	0-0 SF8 3-H		0-0 4-3 6-3 2B	0-0 SF7 3-H		0-0 3-1			3	2	2	2	0	0	0
Manny Sarmiento, R (8, 1)										0	0	0	0	0	0	0
Dave Collins, S (9, 8) OBP: 0.267, SLG: 0.167										0	0	0	0	0	0	0
Ken Griffey, L (1, 9) OBP: 0.374, SLG: 0.500	0-0 1B FC4-6 1-H 2B	0-0 BLK 2B 2-3 1B		0-0 4-3 2-3	0-0 4-3			SSS 0-3 K		5	2	2	1	0	1	2
Doug Bair, R (9, 1)										0	0	0	0	0	0	0
Joe Morgan, L (1, 4) OBP: 0.388, SLG: 0.532	SSS 0-3 K	0-0 SF7 3-H		0-0 6-3 3-H		0-0 1B 1B 1B		BBBB 4-0 G5-4-3 BB		3	1	1	2	1	1	1
George Foster, R (1, 7) OBP: 0.393, SLG: 0.521	0-0 FC4-6 2-3 1B	0-0 1-H 2B		SSS 0-3 K		0-0 1B 1-2 1B		0-0 G5-4-3 1-2f		5	0	3	1	0	1	1
Dan Driessen, L (1, 3) OBP: 0.406, SLG: 0.494	0-0 FC4-6 S 1-2f 3-H 2B	0-0 4-3			0-0 BB 2B 1B	0-0 G6-4-3 1-2 2-H 1B				4	2	2	2	0	0	2
Johnny Bench, R (1, 2) OBP: 0.396, SLG: 0.542	0-0 1B 1-H 2B		0-0 4-3		BBB 4-0 2B 1-2 1B BB	0-0 G6-4-3 1-2f				3	2	1	1	1	0	2
Don Werner, R (9, 2) OBP: 0.444, SLG: 0.286										0	0	0	0	0	0	0
Dave Concepcion, R (1, 6) OBP: 0.349, SLG: 0.372	0-0 2-H 1B		0-0 6-3		0-0 1B 1-3 2-H SF7 2B	SSS 0-3 K				4	1	2	2	0	1	1
Cesar Geronimo, L (1, 8) OBP: 0.396, SLG: 0.487		BBBB 4-0 SH SF8 BB	0-0 1B		0-0 P5		0-0 F7			3	1	1	0	1	0	2
Junior Kennedy, R (8, 5) OBP: 0.267, SLG: 0.167										0	0	0	0	0	0	0
Fred Norman, S (1, 1) OBP: 0.250, SLG: 0.250		0-0 SH 1B 1-3 SF7	0-0 4-3		0-0 2-3 3-H 1B		0-0 6-3			2	1	1	1	0	0	1
Mike Lum, L (7, PH)										1	0	0	0	0	0	0
(8, 8)																
(9, 9)																

Inning Stats																								
	R: 4	H: 5	R: 3	H: 2	R: 0	H: 1	R: 1	H: 1	R: 3	H: 3	R: 1	H: 3	R: 0	H: 0	R: 0	H: 0	1B: 10	SF: 3	WP: 1	PA: 40
	E: 0	LOB: 1	E: 1	LOB: 1	E: 0	LOB: 1	E: 0	LOB: 0	E: 0	LOB: 1	E: 0	LOB: 1	E: 0	LOB: 0	E: 0	LOB: 0	2B: 5	SAC: 1	PB: 0	
	K: 1	BB: 0	K: 0	BB: 1	K: 0	BB: 0	K: 1	BB: 0	K: 0	BB: 1	K: 0	BB: 0	K: 0	BB: 0	K: 1	BB: 1	3B: 0	DP: 2	SB: 1	
	S: 9	P: 9	S: 6	P: 10	S: 4	P: 4	S: 6	P: 6	S: 6	P: 10	S: 7	P: 7	S: 3	P: 3	S: 4	P: 8	HR: 0	HBP: 0	CS: 0	

	AB	33
	R	12
	H	15
	RBI	12
	BB	3
	SO	4
	LOB	12

PITCHER		IP	WLS	BF	H	R	ER	SO	BB	IBB	HBP	BLK	WP	HR	S	P	ERA	WHIP
Larry Christenson, R ERA: 4.34	(1, 1)	1.2	L	13	7	7	7	1	1	0	0	1	1	0	14	18	37.80	4.800
Jim Kaat, L ERA: 3.65	(2, 1)	3.1		19	8	5	5	1	1	0	0	0	0	0	20	24	13.50	2.700
Warren Brusstar, R ERA: 3.24	(6, 1)	2.0		5	0	0	0	1	0	0	0	0	0	0	7	7	0.00	0.000
Ron Reed, R ERA: 1.46	(8, 1)	1.0		3	0	0	0	1	1	0	0	0	0	0	4	8	0.00	1.000

PITCHER		IP	WLS	BF	H	R	ER	SO	BB	IBB	HBP	BLK	WP	HR	S	P	ERA	WHIP

Montreal Expos @ Cincinnati Reds

Riverfront Stadium, Cincinnati, OH

Fri May 05 1978, 7:05 PM EDT

Att. 37,823 - Unknown

TOP

livebaseballscorecards.com

Batter	1	2	3	4	5	6	7	8	9	AB	R	H	RBI	BB	SO	LOB
Warren Cromartie, L (1, 7) OBP: 0.284, SLG: 0.292	4-3		F8		4-3		FC4-6 1B 1-2f		3-1	4	0	0	0	0	0	1
Pepe Frias, R (7, 4) OBP: 0.500, SLG: 1.000										1	0	0	0	0	0	0
Dave Cash, R (1, 4) OBP: 0.407, SLG: 0.506	L8	1-3	K		K		1B 1-2		K	4	0	1	0	0	1	0
Sam Mejias, R (7, 7)										1	0	0	0	0	1	0
Andre Dawson, R (1, 8) OBP: 0.315, SLG: 0.432	K	K	1-3		3-1				3-1	5	0	0	0	0	2	2
Gary Carter, R (1, 2) OBP: 0.356, SLG: 0.442		BB F9 1B 1B	P6			BB FC5-4		P3		2	1	0	0	2	0	0
Tony Perez, R (1, 3) OBP: 0.287, SLG: 0.266		1B 1-2	5-3			FC5-4 1-2f		K		4	0	1	0	0	1	1
Del Unser, L (8, 3) OBP: 0.371, SLG: 0.323										0	0	0	0	0	0	0
Ellis Valentine, R (1, 9) OBP: 0.366, SLG: 0.471		F9 2-3	HR		F9			2B 1B		4	2	2	1	0	0	3
Larry Parrish, R (1, 5) OBP: 0.308, SLG: 0.447		F9	HR		K			BB 2-H 1B		4	1	2	2	0	1	3
Chris Speier, R (1, 6) OBP: 0.375, SLG: 0.443		1B 1-2 3-H	1B				F8	BB 1-2		3	0	2	1	1	0	0
Steve Rogers, R (1, 1) OBP: 0.250, SLG: 0.200		G3	4-3				FC4-6 1B	4-3		4	0	1	0	0	0	5

Inning Stats	1	2	3	4	5	6	7	8	9
	R: 0 H: 0 E: 0 LOB: 0 K: 1 BB: 0 S: 5 P: 5	R: 1 H: 2 E: 0 LOB: 2 K: 0 BB: 1 S: 5 P: 9	R: 0 H: 0 E: 0 LOB: 0 K: 1 BB: 0 S: 5 P: 5	R: 2 H: 3 E: 0 LOB: 1 K: 0 BB: 0 S: 6 P: 6	R: 0 H: 0 E: 0 LOB: 0 K: 1 BB: 0 S: 5 P: 5	R: 0 H: 0 E: 0 LOB: 1 K: 1 BB: 1 S: 5 P: 9	R: 0 H: 2 E: 0 LOB: 2 K: 0 BB: 0 S: 5 P: 5	R: 1 H: 2 E: 0 LOB: 2 K: 1 BB: 1 S: 7 P: 11	R: 0 H: 0 E: 0 LOB: 0 K: 1 BB: 0 S: 5 P: 5

1B: 6 SF: 0
2B: 1 SAC: 0
3B: 0 DP: 0
HR: 2 HBP: 0

WP: 0 PA: 39
PB: 0
SB: 0
CS: 0

	AB	36
	R	4
	H	9
	RBI	4
	BB	3
	SO	6
	LOB	15

PITCHER		IP	WLS	BF	H	R	ER	SO	BB	IBB	HBP	BLK	WP	HR	S	P	ERA	WHIP
Tom Hume, R ERA: 5.59	(1, 1)	7.0	L	30	7	3	3	4	2	0	0	0	0	2	36	44	3.86	1.286
Dale Murray, R ERA: 3.49	(8, 1)	2.0		9	2	1	1	2	1	0	0	0	0	0	12	16	4.50	1.500

PITCHER	IP	WLS	BF	H	R	ER	SO	BB	IBB	HBP	BLK	WP	HR	S	P	ERA	WHIP

Montreal Expos @ Cincinnati Reds

Riverfront Stadium, Cincinnati, OH

Fri May 05 1978, 7:05 PM EDT

Att. 37,823 - Unknown

BOTTOM

Batter	1	2	3	4	5	6	7	8	9	AB	R	H	RBI	BB	SO	LOB
Pete Rose, S (1, 5) OBP: 0.365, SLG: 0.495	E7		FC3-2 1B (2-3)		1B		6-3			4	0	2	0	0	0	1
Ken Griffey, L (1, 9) OBP: 0.360, SLG: 0.481	L7		FC3-2 (1-2, 3-H)		L3			K		4	0	0	0	0	1	4
Joe Morgan, L (1, 4) OBP: 0.392, SLG: 0.542	L9		K			2B		FC4-6 1B		4	0	2	0	0	1	3
George Foster, R (1, 7) OBP: 0.378, SLG: 0.500	4-3			5-3		K		FC4-6 HR (1-2f)		4	1	0	0	0	1	3
Dan Driessen, L (1, 3) OBP: 0.400, SLG: 0.516		K		F2		L7		HR (1-H)		4	1	1	2	0	1	1
Johnny Bench, R (1, 2) OBP: 0.390, SLG: 0.563		K		HR		6-3		K		4	1	1	1	0	2	1
Dave Concepcion, R (1, 6) OBP: 0.333, SLG: 0.354		K		5-3			6-3		F9	4	0	0	0	0	1	0
Cesar Geronimo, L (1, 8) OBP: 0.400, SLG: 0.475			1B SH3-4 FC3-2 BB		K		FC5-4 BB		K	2	0	0	0	2	2	0
Tom Hume, R (1, 1)			SH3-4 (1-2)		K		FC5-4 (1-2f)		4-3	1	0	0	0	0	1	0
Mike Lum, L (7, PH)										1	0	0	0	0	0	1
Dale Murray, R (8, 1)										0	0	0	0	0	0	0
Dave Collins, S (9, PH) OBP: 0.250, SLG: 0.154										1	0	0	0	0	0	0
Inning Stats	R: 0 E: 1 K: 0 S: 4 H: 0 LOB: 1 BB: 0 P: 4	R: 0 E: 0 K: 3 S: 9 H: 0 LOB: 0 BB: 0 P: 9	R: 0 E: 0 K: 1 S: 6 H: 1 LOB: 2 BB: 1 P: 10	R: 1 E: 0 K: 0 S: 4 H: 1 LOB: 0 BB: 0 P: 4	R: 0 E: 0 K: 2 S: 8 H: 1 LOB: 1 BB: 0 P: 8	R: 0 E: 0 K: 1 S: 6 H: 1 LOB: 1 BB: 0 P: 6	R: 0 E: 0 K: 0 S: 3 H: 0 LOB: 1 BB: 1 P: 7	R: 2 E: 0 K: 2 S: 9 H: 2 LOB: 0 BB: 0 P: 9	R: 0 E: 0 K: 1 S: 5 H: 0 LOB: 0 BB: 0 P: 5	1B: 3 2B: 1 3B: 0 HR: 2	SF: 0 SAC: 1 DP: 0 HBP: 0						

livebaseballscorecards.com

AB	33
R	3
H	6
RBI	3
BB	2
SO	10
LOB	14

WP: 0 PB: 0 SB: 0 CS: 0 PA: 36

PITCHER	IP	WLS	BF	H	R	ER	SO	BB	IBB	HBP	BLK	WP	HR	S	P	ERA	WHIP
Steve Rogers, R (1, 1) ERA: 3.43	9.0	W	36	6	3	3	10	2	0	0	0	0	2	54	62	3.00	0.889

PITCHER	IP	WLS	BF	H	R	ER	SO	BB	IBB	HBP	BLK	WP	HR	S	P	ERA	WHIP

Montreal Expos @ Cincinnati Reds

Riverfront Stadium, Cincinnati, OH

Sat May 06 1978, 3:33 AM EDT

Att. 50,142 - Unknown

TOP

livebaseballscorecards.com

Batter	1	2	3	4	5	6	7	8	9	AB	R	H	RBI	BB	SO	LOB
Warren Cromartie, L (1, 7) OBP: 0.295, SLG: 0.304	F8		G5-4-3 1B			FC4-6 1B SSS K				4	0	2	0	0	1	1
Dave Cash, R (1, 4) OBP: 0.400, SLG: 0.494	1B 1B		G5-4-3 1-2f			FC4-6 1B 1-2f	F9			4	0	1	0	0	0	3
Andre Dawson, R (1, 8) OBP: 0.323, SLG: 0.435	G5-4-3 1B 1-2			5-3		1B 1-2		5-3		4	0	2	0	0	0	0
Gary Carter, R (1, 2) OBP: 0.340, SLG: 0.420	G5-4-3 1-2f			F5		K SSS		P5		4	0	0	0	0	1	4
Tony Perez, R (1, 3) OBP: 0.275, SLG: 0.253		L8		L7		L7		K SSS		4	0	0	0	0	1	2
Ellis Valentine, R (1, 9) OBP: 0.360, SLG: 0.458		K SSS			F9		HR 1B		4-3	4	1	1	0	0	1	0
Larry Parrish, R (1, 5) OBP: 0.329, SLG: 0.494		BB BBBB			1B		HR 1-H		F8	3	1	2	2	1	0	0
Stan Papi, R (1, 6) OBP: 0.125, SLG: 0.250		K SSS			F9		2B		L9	4	0	1	0	0	1	2
Rudy May, L (1, 1) OBP: 0.250, SLG: 0.273			F8		G3		F7			0	0	0	0	0	0	0
Jerry White, S (3, PH)										1	0	0	0	0	0	0
Fred Holdsworth, R (3, 1)										0	0	0	0	0	0	0
Wayne Garrett, L (5, PH) OBP: 0.188, SLG: 0.133										1	0	0	0	0	0	1
Bill Atkinson, L (5, 1)										0	0	0	0	0	0	0
Del Unser, L (7, PH) OBP: 0.361, SLG: 0.313										1	0	0	0	0	0	1
Darold Knowles, L (7, 1) OBP: 1.000, SLG: 1.000										0	0	0	0	0	0	0
Inning Stats	R: 0 E: 0 K: 0 S: 4 H: 2 LOB: 1 BB: 0 P: 4	R: 0 E: 0 K: 2 S: 7 H: 0 LOB: 1 BB: 1 P: 11	R: 0 E: 0 K: 0 S: 3 H: 1 LOB: 0 BB: 0 P: 3	R: 0 E: 0 K: 0 S: 3 H: 0 LOB: 0 BB: 0 P: 3	R: 0 E: 0 K: 0 S: 4 H: 1 LOB: 1 BB: 0 P: 4	R: 0 E: 0 K: 1 S: 7 H: 2 LOB: 2 BB: 0 P: 7	R: 2 E: 0 K: 1 S: 8 H: 3 LOB: 1 BB: 0 P: 8	R: 0 E: 0 K: 1 S: 5 H: 0 LOB: 0 BB: 0 P: 5	R: 0 E: 0 K: 0 S: 3 H: 0 LOB: 0 BB: 0 P: 3	1B: 7 2B: 1 3B: 0 HR: 1 SF: 0 SAC: 0 DP: 2 HBP: 0						

	AB	34
	R	2
	H	9
	RBI	2
	BB	1
	SO	5
	LOB	14

WP: 0 PB: 0 SB: 0 CS: 0 PA: 35

PITCHER		IP	WLS	BF	H	R	ER	SO	BB	IBB	HBP	BLK	WP	HR	S	P	ERA	WHIP
Tom Seaver, R ERA: 5.91	(1, 1)	6.0	W	26	9	2	2	3	1	0	0	0	0	1	31	35	3.00	1.667
Pedro Borbon, R ERA: 8.16	(7, 1)	3.0	S	9	0	0	0	2	0	0	0	0	0	0	13	13	0.00	0.000

PITCHER		IP	WLS	BF	H	R	ER	SO	BB	IBB	HBP	BLK	WP	HR	S	P	ERA	WHIP

Montreal Expos @ Cincinnati Reds

Riverfront Stadium, Cincinnati, OH

Sat May 06 1978, 3:33 AM EDT

Att. 50,142 - Unknown

BOTTOM

Batter	1	2	3	4	5	6	7	8	9	AB	R	H	RBI	BB	SO	LOB
Pete Rose, S (1, 5) OBP: 0.367, SLG: 0.500	F9	4-3 1-H		F8		4-3		S SH1-3 SF7		5	2	2	1	0	0	0
Junior Kennedy, R (9, 5) OBP: 0.267, SLG: 0.167								1B		0	0	0	0	0	0	0
Ken Griffey, L (1, 9) OBP: 0.374, SLG: 0.486	1B 1B	4-3 2-3		BBBB 1B		FC5-4 S		SH1-3 1-2		3	1	2	0	1	0	1
Joe Morgan, L (1, 4) OBP: 0.402, SLG: 0.547	1B 1-2	3-H		L8		BBBB FC5-4 1-2		SF7 2-H		3	0	2	2	1	0	1
George Foster, R (1, 7) OBP: 0.379, SLG: 0.495	G6-4-3 1-2 2-H	4-3		1-2		FC5-4 1-2f 2-3		L5		5	0	2	1	0	0	3
Johnny Bench, R (1, 2) OBP: 0.375, SLG: 0.538	G6-4-3 1-2f		F9	F7		SSS K				4	0	0	0	0	1	6
Dave Concepcion, R (1, 6) OBP: 0.340, SLG: 0.372		2B 2B	1B 1B		L8		SSS K			4	1	2	0	0	1	0
Dan Driessen, L (1, 3) OBP: 0.413, SLG: 0.531		SH1-3 SH 2-H	1-2		SSS K		BBBB S			3	1	2	1	1	1	0
Cesar Geronimo, L (1, 8) OBP: 0.398, SLG: 0.470		SH1-3 2-3	SSS K		1B		SSS K 1-2			3	0	1	0	0	2	3
Tom Seaver, R (1, 1)		SH 2B 3-H	1-3	4-3			5-3			2	1	0	1	0	0	3
Pedro Borbon, R (7, 1) OBP: 0.500, SLG: 0.500										1	0	0	0	0	0	1
Inning Stats	R: 1 H: 3 E: 0 LOB: 1 K: 0 BB: 0 S: 5 P: 5	R: 4 H: 4 E: 0 LOB: 1 K: 0 BB: 0 S: 8 P: 8	R: 0 H: 2 E: 0 LOB: 2 K: 1 BB: 0 S: 7 P: 7	R: 0 H: 1 E: 0 LOB: 2 K: 0 BB: 1 S: 4 P: 8	R: 0 H: 1 E: 0 LOB: 1 K: 1 BB: 0 S: 6 P: 6	R: 0 H: 1 E: 0 LOB: 2 K: 1 BB: 1 S: 6 P: 10	R: 0 H: 0 E: 0 LOB: 1 K: 2 BB: 1 S: 7 P: 11	R: 1 H: 1 E: 0 LOB: 0 K: 0 BB: 0 S: 4 P: 4		1B: 10 SF: 1 2B: 3 SAC: 3 3B: 0 DP: 1 HR: 0 HBP: 0						

livebaseballscorecards.com

AB	33
R	6
H	13
RBI	6
BB	3
SO	5
LOB	18

WP: 0 PA: 40
PB: 0
SB: 3
CS: 0

PITCHER		IP	WLS	BF	H	R	ER	SO	BB	IBB	HBP	BLK	WP	HR	S	P	ERA	WHIP
Rudy May, L ERA: 3.79	(1, 1)	2.0	L	13	7	5	5	0	0	0	0	0	0	0	13	13	22.50	3.500
Fred Holdsworth, R ERA: 6.0	(3, 1)	2.0		10	3	0	0	1	1	0	0	0	0	0	11	15	0.00	2.000
Bill Atkinson, R ERA: 1.0	(5, 1)	2.0		9	2	0	0	2	1	0	0	0	0	0	12	16	0.00	1.500
Darold Knowles, L ERA: 3.72	(7, 1)	2.0		8	1	1	1	2	1	0	0	0	0	0	11	15	4.50	1.000

PITCHER		IP	WLS	BF	H	R	ER	SO	BB	IBB	HBP	BLK	WP	HR	S	P	ERA	WHIP

Montreal Expos @ Cincinnati Reds

Riverfront Stadium, Cincinnati, OH

Sun May 07 1978, 3:33 AM EDT

Unknown

TOP

livebaseballscorecards.com

Batter	1	2	3	4	5	6	7	8	9	AB	R	H	RBI	BB	SO	LOB
Warren Cromartie, L (1, 7) OBP: 0.325, SLG: 0.329	4-3		BBB; G3 1B BB	1B		1-2 2-H 1B	1-2 3-H 1B		4-3 1-2	4	1	3	2	1	0	0
Del Unser, L (8, 3) OBP: 0.351, SLG: 0.303										1	0	0	0	0	0	1
Dave Cash, R (1, 4) OBP: 0.390, SLG: 0.478	F9		G3 1-2	F7		6-3	1-2 2-H 1B		FC5-4 2-3 1B	5	0	1	1	0	0	4
Stan Papi, R (8, 5) OBP: 0.222, SLG: 0.333										1	0	1	0	0	0	0
Andre Dawson, R (1, 8) OBP: 0.324, SLG: 0.462	HR		SSS; K		SSS; K		BB 1B E 1B; L8		FC5-4 PB 1-2f 3B 3-H	6	3	2	2	0	2	4
Gary Carter, R (1, 2) OBP: 0.354, SLG: 0.430	1B		2B 2-H 1B		1-3		L8	HR 1B	BBBB; 3B 2-3 BB	5	1	3	1	0	0	1
Sam Mejias, R (8, PR) (8, 7) OBP: 0.667, SLG: 1.667										0	2	0	0	1	0	0
Tony Perez, R (1, 3) OBP: 0.292, SLG: 0.318	SSS; K		HR 2-H 2B		5-3		BB E 1-2 1B	1-H HR	2B 1-H 3-H 3B	5	3	3	3	0	1	1
Pepe Frias, R (8, 4) OBP: 0.667, SLG: 1.667										1	1	1	2	0	0	0
Ellis Valentine, R (1, 9) OBP: 0.363, SLG: 0.487		F9	HR 2-H			SSS; K	BBBB; E 1-2 2-3 BB	5-3	1B 3-H 2B	4	2	1	2	1	1	1
Bob Reece, R (8, 2) OBP: 0.500, SLG: 1.000										1	1	1	1	0	0	0
Larry Parrish, R (1, 5) OBP: 0.322, SLG: 0.500			1-3			6-3	E1 1-H 2-H 3-H 1B	SSS; K	1B 2-H 1B	5	2	1	0	0	1	1
Bill Atkinson, L (8, 1) OBP: 0.500, SLG: 0.500		SF9 3B								1	0	1	1	0	0	0
Chris Speier, R (1, 6) OBP: 0.384, SLG: 0.438		SF9 3-H		SSS; K		BBBB; BB 1B	BBBB; 1B 1B BB	1-3	1B	3	2	1	1	2	1	1
Wayne Twitchell, R (1, 1)		SSS; K		SSS; K		BBBB; 1B 1-2 BB	SSS; K		1B FC5-4 4-3 1B; K	3	0	0	0	1	3	2
Jerry White, S (8, 9) OBP: 0.167, SLG: 0.167										2	1	1	0	0	1	2

	AB	R	H	RBI	BB	SO	LOB
	47	19	20	16	6	10	18

Inning Stats	1	2	3	4	5	6	7	8	9
	R: 1 E: 0 K: 1 S: 7	H: 2 LOB: 1 BB: 0 P: 7	R: 1 E: 0 K: 1 S: 6	H: 1 LOB: 0 BB: 0 P: 6	R: 4 E: 0 K: 1 S: 8	H: 3 LOB: 0 BB: 1 P: 12	R: 0 E: 0 K: 2 S: 8	H: 1 LOB: 1 BB: 0 P: 8	R: 0 E: 0 K: 1 S: 5	H: 0 LOB: 0 BB: 0 P: 5
	R: 1 E: 0 K: 1 S: 6	H: 1 LOB: 2 BB: 2 P: 14	R: 5 E: 1 K: 1 S: 10	H: 4 LOB: 2 BB: 2 P: 18	R: 2 E: 0 K: 1 S: 7	H: 2 LOB: 1 BB: 0 P: 7	R: 5 E: 1 K: 1 S: 11	H: 6 LOB: 2 BB: 1 P: 15	1B: 13 2B: 2 3B: 2 HR: 3	SF: 1 SAC: 0 DP: 0 HBP: 0
	WP: 0 PB: 1 SB: 0 CS: 0	PA: 54								

PITCHER		IP	WLS	BF	H	R	ER	SO	BB	IBB	HBP	BLK	WP	HR	S	P	ERA	WHIP
Paul Moskau, R ERA: 13.5	(1, 1)	4.0	L	20	7	6	6	5	1	0	0	0	0	2	29	33	13.50	2.000
Doug Capilla, L ERA: 9.82	(5, 1)	2.0		9	1	1	1	2	2	0	0	0	0	0	11	19	4.50	1.500
Dale Murray, R ERA: 4.15	(7, 1)	2.0		15	6	7	3	2	2	0	0	0	0	1	17	25	13.50	4.000
Dave Tomlin, L ERA: 7.2	(9, 1)	1.0		10	6	5	5	1	1	0	0	0	0	0	11	15	45.00	7.000

PITCHER	IP	WLS	BF	H	R	ER	SO	BB	IBB	HBP	BLK	WP	HR	S	P	ERA	WHIP

Montreal Expos @ Cincinnati Reds

Riverfront Stadium, Cincinnati, OH

Sun May 07 1978, 3:33 AM EDT

Unknown

BOTTOM

Batter	1	2	3	4	5	6	7	8	9	AB	R	H	RBI	BB	SO	LOB
Pete Rose, S (1, 5) OBP: 0.360, SLG: 0.487	4-3		6-3	1-2 2-H 1B			6-3	G3		5	0	1	1	0	0	1
Ken Griffey, L (1, 9) OBP: 0.383, SLG: 0.500	2B		HR 1B	L8			1B		1-3	5	1	3	0	0	0	2
Joe Morgan, L (1, 4) OBP: 0.405, SLG: 0.573	P4		1-H HR		BBB CS BB		SSS K		F8	3	1	1	2	1	1	2
Rick Auerbach, R (8, 4) OBP: 0.294, SLG: 0.467										1	0	0	0	0	0	0
George Foster, R (1, 7) OBP: 0.372, SLG: 0.477	BBBB FC6-4 BB		P4		SSS K 1-2		4-3		6-3	4	0	0	0	1	1	2
Dan Driessen, L (1, 3) OBP: 0.407, SLG: 0.515	FC6-4 1-2f		F5		BBBB BB			F5		3	0	0	0	1	0	2
Johnny Bench, R (1, 2) OBP: 0.364, SLG: 0.521		L7		SSS K	L8			BBB HR BB		3	0	0	0	0	1	1
Don Werner, R (8, 2) OBP: 0.500, SLG: 0.286										0	1	0	0	1	0	0
Dave Concepcion, R (1, 6) OBP: 0.357, SLG: 0.422		WP 1B 1B		1B 1B		L7		1-H HR		4	2	3	2	0	0	0
Mike Lum, L (1, 8)		SSS K 1-2		F7		F5		4-3		4	0	0	0	0	1	2
Paul Moskau, R (1, 1) OBP: 1.000, SLG: 1.000		2-H 1B		1-2 1B		5-3		1B		1	0	1	0	0	0	0
Dave Collins, S (4, PH) OBP: 0.286, SLG: 0.214										1	0	1	0	0	0	0
Doug Capilla, L (5, 1)										0	0	0	0	0	0	0
Junior Kennedy, R (6, PH) OBP: 0.250, SLG: 0.154										1	0	0	0	0	0	0
Dale Murray, R (7, 1)										0	0	0	0	0	0	0
Cesar Geronimo, L (8, PH) OBP: 0.404, SLG: 0.476										1	0	1	0	0	0	0
Dave Tomlin, L (9, 1)										0	0	0	0	0	0	0
Inning Stats	R: 0 E: 0 K: 0 S: 4 H: 1 LOB: 2 BB: 1 P: 8	R: 0 E: 0 K: 1 S: 6 H: 2 LOB: 2 BB: 0 P: 6	R: 2 E: 0 K: 0 S: 5 H: 2 LOB: 0 BB: 0 P: 5	R: 1 E: 0 K: 1 S: 8 H: 3 LOB: 2 BB: 0 P: 8	R: 0 E: 0 K: 1 S: 4 H: 0 LOB: 1 BB: 2 P: 12	R: 0 E: 0 K: 0 S: 3 H: 0 LOB: 0 BB: 0 P: 3	R: 0 E: 0 K: 1 S: 6 H: 1 LOB: 1 BB: 0 P: 6	R: 2 E: 0 K: 0 S: 5 H: 2 LOB: 1 BB: 1 P: 9	R: 0 E: 0 K: 0 S: 3 H: 0 LOB: 0 BB: 0 P: 3	1B: 8 2B: 1 3B: 0 HR: 2	SF: 0 SAC: 0 DP: 0 HBP: 0						

livebaseballscorecards.com

AB	36
R	5
H	11
RBI	5
BB	4
SO	4
LOB	12

WP: 1 PB: 0 SB: 0 CS: 1 PA: 40

PITCHER		IP	WLS	BF	H	R	ER	SO	BB	IBB	HBP	BLK	WP	HR	S	P	ERA	WHIP
Wayne Twitchell, R ERA: 4.94	(1, 1)	7.0	W	31	9	3	3	4	3	0	0	0	1	1	36	48	3.86	1.714
Bill Atkinson, R ERA: 2.45	(8, 1)	2.0		9	2	2	2	0	1	0	0	0	0	1	8	12	9.00	1.500

PITCHER	IP	WLS	BF	H	R	ER	SO	BB	IBB	HBP	BLK	WP	HR	S	P	ERA	WHIP

Batter	1	2	3	4	5	6	7	8	9	AB	R	H	RBI	BB	SO	LOB
Warren Cromartie, L (1, 7) OBP: 0.310, SLG: 0.312	4-3		F7		F8			L3		4	0	0	0	0	0	0
Dave Cash, R (1, 4) OBP: 0.385, SLG: 0.468	F2		F7			HR 1B		K		4	1	1	0	0	1	0
Andre Dawson, R (1, 8) OBP: 0.349, SLG: 0.516	1B		1B			1-H HR		1B		4	1	4	2	0	0	0
Gary Carter, R (1, 2) OBP: 0.340, SLG: 0.411	K		F9			F7		4-3		4	0	0	0	0	1	3
Tony Perez, R (1, 3) OBP: 0.290, SLG: 0.315		P4		5-3		G5-4-3 1B			K	4	0	1	0	0	1	0
Ellis Valentine, R (1, 9) OBP: 0.357, SLG: 0.488		2B		P6		G5-4-3 1-2f			4-3	4	0	1	0	0	0	1
Larry Parrish, R (1, 5) OBP: 0.319, SLG: 0.489		K		1-3			5-3		1B 1B	4	0	1	0	0	1	1
Chris Speier, R (1, 6) OBP: 0.389, SLG: 0.434 Jerry White, S (9, PR) OBP: 0.167, SLG: 0.167		IBB			K		6-3		1-2 1B	3 0	0 0	1 0	0 0	1 0	1 0	0 0
Ross Grimsley, L (1, 1) OBP: 0.174, SLG: 0.095 Wayne Garrett, L (9, PH) OBP: 0.176, SLG: 0.125		F7			K		G1		F8	3 1	0 0	0 0	0 0	0 0	1 0	2 2
Inning Stats	R: 0 E: 0 K: 1 S: 6 H: 1 LOB: 1 BB: 0 P: 6	R: 0 E: 0 K: 1 S: 6 H: 1 LOB: 2 BB: 1 P: 10	R: 0 E: 0 K: 0 S: 4 H: 1 LOB: 1 BB: 0 P: 4	R: 0 E: 0 K: 0 S: 3 H: 0 LOB: 0 BB: 0 P: 3	R: 0 E: 0 K: 2 S: 7 H: 0 LOB: 0 BB: 0 P: 7	R: 2 E: 0 K: 0 S: 5 H: 3 LOB: 0 BB: 0 P: 5	R: 0 E: 0 K: 0 S: 3 H: 0 LOB: 0 BB: 0 P: 3	R: 0 E: 0 K: 1 S: 6 H: 1 LOB: 1 BB: 0 P: 6	R: 0 E: 0 K: 1 S: 7 H: 2 LOB: 2 BB: 0 P: 7	1B: 7 2B: 1 3B: 0 HR: 1 SF: 0 SAC: 0 DP: 1 HBP: 0							WP: 0 PB: 0 SB: 0 CS: 0 PA: 36

PITCHER	IP	WLS	BF	H	R	ER	SO	BB	IBB	HBP	BLK	WP	HR	S	P	ERA	WHIP
Manny Sarmiento, R (1, 1) ERA: 1.37	6.0	W	24	6	2	2	4	0	1	0	0	0	1	31	35	3.00	1.000
Doug Bair, R (7, 1) ERA:	3.0	S	12	3	0	0	2	0	0	0	0	0	0	16	16	0.00	1.000

PITCHER	IP	WLS	BF	H	R	ER	SO	BB	IBB	HBP	BLK	WP	HR	S	P	ERA	WHIP

Montreal Expos @ Cincinnati Reds

Riverfront Stadium, Cincinnati, OH

Sun May 07 1978, 3:38 AM EDT

Att. 35,037 - Unknown

TOP

livebaseballscorecards.com

AB	35
R	2
H	9
RBI	2
BB	1
SO	6
LOB	9

Montreal Expos @ Cincinnati Reds

Riverfront Stadium, Cincinnati, OH

Sun May 07 1978, 3:38 AM EDT

Att. 35,037 - Unknown

BOTTOM

Batter	1	2	3	4	5	6	7	8	9	AB	R	H	RBI	BB	SO	LOB
Ken Griffey, L (1, 9) OBP: 0.379, SLG: 0.491	4-3		G3		4-3		1B			4	0	1	0	0	0	0
Joe Morgan, L (1, 4) OBP: 0.400, SLG: 0.559	4-3		3B 1B		F8		F8			4	1	1	0	0	0	1
George Foster, R (1, 7) OBP: 0.384, SLG: 0.504	1B		1-H 3B			E SF8 1B	L8			4	1	3	1	0	0	1
Johnny Bench, R (1, 3) OBP: 0.351, SLG: 0.500 (9, 2)	L6		G3			E5 SF8 BB 1-3 FC1-2-5		L5		4	0	0	0	0	0	3
Dave Concepcion, R (1, 6) OBP: 0.363, SLG: 0.419		F8		F9		B B B B 4-0 FC1-2-5 SF8 E 1-2 BB		1B 1B		3	1	1	0	1	0	0
Don Werner, R (1, 2) OBP: 0.429, SLG: 0.300 Dan Driessen, L (9, 3) OBP: 0.407, SLG: 0.515		F8		S S S K		SF8 1-2 2-3 3-H		1-3 1B		3 0	0 0	1 0	1 0	0 0	1 0	0 0
Junior Kennedy, R (1, 5) OBP: 0.350, SLG: 0.250	1B			1B		FC1-2-5 S E 2-3 3-H		IBB		3	1	2	0	1	0	2
Cesar Geronimo, L (1, 8) OBP: 0.388, SLG: 0.455	4-3			F7		F9 1-H 3-H		S S S K		4	0	0	0	0	1	4
Manny Sarmiento, R (1, 1) Doug Bair, R (7, 1)			S S S K		S S S K		6-3			2 1	0 0	0 0	0 0	0 0	2 0	0 0
Inning Stats	R: 0 E: 0 K: 0 S: 4 H: 1 LOB: 1 BB: 0 P: 4	R: 0 E: 0 K: 0 S: 4 H: 1 LOB: 1 BB: 0 P: 4	R: 1 E: 0 K: 1 S: 7 H: 2 LOB: 1 BB: 0 P: 7	R: 0 E: 0 K: 1 S: 6 H: 1 LOB: 1 BB: 0 P: 6	R: 0 E: 0 K: 1 S: 5 H: 0 LOB: 0 BB: 0 P: 5	R: 3 E: 2 K: 0 S: 5 H: 1 LOB: 0 BB: 1 P: 9	R: 0 E: 0 K: 0 S: 4 H: 1 LOB: 1 BB: 0 P: 4	R: 0 E: 0 K: 1 S: 6 H: 2 LOB: 2 BB: 1 P: 10		1B: 8 2B: 0 3B: 1 HR: 0	SF: 1 SAC: 0 DP: 0 HBP: 0						

livebaseballscorecards.com

AB	32
R	4
H	9
RBI	2
BB	2
SO	4
LOB	11

WP: 0 PB: 0 SB: 1 CS: 0 PA: 35

PITCHER		IP	WLS	BF	H	R	ER	SO	BB	IBB	HBP	BLK	WP	HR	S	P	ERA	WHIP
Ross Grimsley, L ERA: 1.72	(1, 1)	8.0	L	35	9	4	1	4	1	1	0	0	0	0	41	49	1.12	1.250

PITCHER	IP	WLS	BF	H	R	ER	SO	BB	IBB	HBP	BLK	WP	HR	S	P	ERA	WHIP

Batter	1	2	3	4	5	6	7	8	9	10	AB	R	H	RBI	BB	SO	LOB
Lee Mazzilli, S (1, 8) OBP: 0.358, SLG: 0.504	5-3		1B 1B 1-2		K			5-3		BBBB SH1-4 1B BB	4	0	1	1	0	0	0
Bobby Valentine, R (1, 4) OBP: 0.373, SLG: 0.404	P4		1-3 2-H 1B		P4			6-3		SH1-4 1-2	3	0	0	0	1	0	0
Skip Lockwood, R (8, 1)											0	0	0	0	0	0	0
Bruce Boisclair, L (10, PH) OBP: 0.333, SLG: 0.308											1	0	1	1	0	0	0
Mardie Cornejo, R (10, 1)											0	0	0	0	0	0	0
Elliott Maddox, R (1, 9) OBP: 0.444, SLG: 0.280	K		BBBB BB			P2		F8		1B 2-H 1B	5	1	1	0	0	1	3
Steve Henderson, R (1, 7) OBP: 0.287, SLG: 0.377		K	F7			5-3			1B 1B 1B	F9	4	0	3	0	1	1	0
Willie Montanez, L (1, 3) OBP: 0.269, SLG: 0.327		K		S BB		CS 1B			FC6-5 1-2 1B	FC4-6 1-2 1B	5	0	0	0	0	1	5
John Stearns, R (1, 2) OBP: 0.333, SLG: 0.259		S S 1B		F7 1-2		CS 1-2	4-3		F8	FC4-6 1-2f	4	0	2	1	0	0	1
Joel Youngblood, R (1, 5) OBP: 0.346, SLG: 0.364		S 1-3		L5			L7		FC6-5 1-2 2-H 1B		4	0	1	0	0	2	2
(8, 4)											1	0	0	0	0	0	2
Ed Kranepool, L (9, PH) OBP: 0.286, SLG: 0.320											0	0	0	0	0	0	0
Sergio Ferrer, S (9, PR)																	
(9, 6)																	
Doug Flynn, R (1, 6) OBP: 0.284, SLG: 0.243			SSS K SSS K				1B		FC6-5 1-2 2-3f		4	1	1	0	0	0	3
(9, 4)																	
Mike Bruhert, R (1, 1) OBP: 0.143, SLG: 0.143			1B 1B 1B		F6-3		F6		F8		2	0	1	0	0	1	0
Lenny Randle, S (8, PH) OBP: 0.352, SLG: 0.241											1	1	0	0	1	0	0
(8, 5)																	
Inning Stats	R: 0 E: 0 K: 1 S: 5 H: 0 LOB: 0 BB: 0 P: 5	R: 0 E: 0 K: 2 S: 7 H: 1 LOB: 1 BB: 0 P: 7	R: 1 E: 0 K: 1 S: 7 H: 3 LOB: 2 BB: 1 P: 11	R: 0 E: 0 K: 1 S: 5 H: 0 LOB: 1 BB: 1 P: 9	R: 0 E: 0 K: 1 S: 5 H: 0 LOB: 0 BB: 0 P: 5	R: 0 E: 0 K: 0 S: 3 H: 1 LOB: 0 BB: 0 P: 3	R: 0 E: 0 K: 0 S: 4 H: 1 LOB: 1 BB: 0 P: 4	R: 0 E: 0 K: 0 S: 3 H: 0 LOB: 0 BB: 0 P: 3	R: 1 E: 0 K: 0 S: 6 H: 3 LOB: 2 BB: 0 P: 6	R: 1 E: 0 K: 0 S: 5 H: 2 LOB: 2 BB: 1 P: 9	1B: 11 2B: 0 3B: 0 HR: 0 SF: 0 SAC: 1 DP: 0 HBP: 0						

PITCHER	IP	WLS	BF	H	R	ER	SO	BB	IBB	HBP	BLK	WP	HR	S	P	ERA	WHIP
Fred Norman, L (1, 1) ERA: 2.66	8.1		34	9	2	2	6	2	0	0	0	0	0	43	51	2.16	1.320
Pedro Borbon, R (9, 1) ERA: 8.04	1.1	L	7	2	1	1	0	1	0	0	0	0	0	6	10	6.75	2.250
Dave Tomlin, L (10, 1) ERA: 6.97	0.1		1	0	0	0	0	0	0	0	0	0	0	1	1	0.00	0.000

PITCHER	IP	WLS	BF	H	R	ER	SO	BB	IBB	HBP	BLK	WP	HR	S	P	ERA	WHIP

TOP

New York Mets @ Cincinnati Reds

Riverfront Stadium, Cincinnati, OH

Mon May 08 1978, 7:05 PM EDT

Att. 16,094 - Unknown

livebaseballscorecards.com

AB	38
R	3
H	11
RBI	3
BB	3
SO	6
LOB	16

New York Mets @ Cincinnati Reds

Riverfront Stadium, Cincinnati, OH

Mon May 08 1978, 7:05 PM EDT

Att. 16,094 - Unknown

livebaseballscorecards.com

Batter	1	2	3	4	5	6	7	8	9	10	AB	R	H	RBI	BB	SO	LOB
Pete Rose, S (1, 5) OBP: 0.357, SLG: 0.487	5-3			3-1	4-3			2B		F8	4	0	1	0	0	0	1
Ray Knight, R (9, 5) OBP: 0.333, SLG: 0.200											1	0	0	0	0	0	1
Ken Griffey, L (1, 9) OBP: 0.367, SLG: 0.475	4-3			F7		F7		G3			4	0	0	0	0	0	1
Joe Morgan, L (1, 4) OBP: 0.403, SLG: 0.552	3-1			BB		4-3			1B		3	0	1	0	1	0	0
George Foster, R (1, 7) OBP: 0.372, SLG: 0.487		F8		5-3		F6-3			K		4	0	0	0	0	1	2
Dan Driessen, L (1, 3) OBP: 0.402, SLG: 0.534		L3			HR		F7		F7		4	1	1	1	0	0	1
Cesar Geronimo, L (1, 8) OBP: 0.383, SLG: 0.446		3-1			F6-3		1-3		F7		4	1	1	0	0	0	1
Dave Concepcion, R (1, 6) OBP: 0.349, SLG: 0.402			5-3		E5		1-3			6-3	4	0	0	0	0	0	1
Don Werner, R (1, 2) OBP: 0.353, SLG: 0.231			F6-3		F6-3			K		F8	3	0	0	1	0	1	1
Mike Lum, L (10, PH)											1	0	0	0	0	0	0
Fred Norman, S (1, 1) OBP: 0.211, SLG: 0.211			4-3		4-3			K		E6	3	0	0	0	0	1	1
Pedro Borbon, R (9, 1) OBP: 0.500, SLG: 0.500											0	0	0	0	0	0	0
Dave Tomlin, L (10, 1)											0	0	0	0	0	0	0
Johnny Bench, R (10, PH) OBP: 0.348, SLG: 0.495											1	0	0	0	0	0	0
Inning Stats	R: 0 H: 0 E: 0 LOB: 0 K: 0 BB: 0 S: 3 P: 3	R: 0 H: 0 E: 0 LOB: 0 K: 0 BB: 0 S: 3 P: 3	R: 0 H: 0 E: 0 LOB: 0 K: 0 BB: 0 S: 3 P: 3	R: 0 H: 0 E: 0 LOB: 1 K: 0 BB: 1 S: 3 P: 7	R: 2 H: 2 E: 1 LOB: 1 K: 0 BB: 0 S: 6 P: 6	R: 0 H: 0 E: 0 LOB: 0 K: 0 BB: 0 S: 3 P: 3	R: 0 H: 0 E: 0 LOB: 0 K: 0 BB: 0 S: 3 P: 3	R: 0 H: 1 E: 0 LOB: 1 K: 2 BB: 0 S: 8 P: 8	R: 0 H: 1 E: 0 LOB: 1 K: 1 BB: 0 S: 6 P: 6	R: 0 H: 0 E: 1 LOB: 1 K: 0 BB: 0 S: 4 P: 4	1B: 2 2B: 1 3B: 0 HR: 1	SF: 0 SAC: 0 DP: 0 HBP: 0					

PITCHER	IP	WLS	BF	H	R	ER	SO	BB	IBB	HBP	BLK	WP	HR	S	P	ERA	WHIP
Mike Bruhert, R (1, 1) ERA: 1.82	7.0		25	2	2	1	0	1	0	0	0	0	1	24	28	1.29	0.429
Skip Lockwood, R (8, 1) ERA: 3.47	2.0	W	8	2	0	0	3	0	0	0	0	0	0	14	14	0.00	1.000
Mardie Cornejo, R (10, 1) ERA: 4.19	1.0	S	4	0	0	0	0	0	0	0	0	0	0	4	4	0.00	0.000

PITCHER	IP	WLS	BF	H	R	ER	SO	BB	IBB	HBP	BLK	WP	HR	S	P	ERA	WHIP

AB	36
R	2
H	4
RBI	2
BB	1
SO	3
LOB	10

WP: 0 PA: 37
PB: 0
SB: 3
CS: 0

Batter	1	2	3	4	5	6	7	8	9	10	AB	R	H	RBI	BB	SO	LOB
Lenny Randle, S (1, 5) OBP: 0.363, SLG: 0.235	BBBB 4-0 E WP BB		BBBB 4-0 G5-4-3 BB		BBBB 4-0 1B SF8 BB		x 0-0 ① 1-3			SSS 0-3 ① K	2	2	0	0	3	1	0
Elliott Maddox, R (1, 9) OBP: 0.439, SLG: 0.300	x 0-0 ① 6-3 1-H		x 0-0 ① ② G5-4-3 1-2f		x 0-0 CS 1B 1-3 2-H		x 0-0 ② P8			x 0-0 G3-6 1B	5	0	2	1	0	0	1
Lee Mazzilli, S (1, 8) OBP: 0.344, SLG: 0.487	x 0-0 ② P4		x 0-0 ③ F7		x 0-0 ② SF8 3-H		x 0-0 ③ F8			x 0-0 ② ③ G3-6 1-2f	4	0	0	1	0	0	1
Willie Montanez, L (1, 3) OBP: 0.268, SLG: 0.318	x 0-0 ③ 4-3			x 0-0 ① F8	0-0 ③ CS 1-2	BBBB 4-0 HBP 1B SF7 BB		x 0-0 ① 3-1			3	1	0	0	1	0	0
Steve Henderson, R (1, 7) OBP: 0.294, SLG: 0.382		x 0-0 2B 1B		x 0-0 ② 4-3		x 0-0 HBP 1-2 1B		x 0-0 ② P3			4	1	2	0	0	0	0
Bobby Valentine, R (1, 4) OBP: 0.349, SLG: 0.375 Sergio Ferrer, S (8, 6)		x 0-0 ① F8		x 0-0 ③ F7		x 0-0 ① F8		SSS 0-3 ③ K			4 0	0 0	0 0	0 0	0 0	1 0	3 0
John Stearns, R (1, 2) OBP: 0.349, SLG: 0.284		x 0-0 1-H 2B			SSS 0-3 ① K	H 1-0 1-2 2-3 HBP			x 0-0 F6-4-3 1B		3	0	2	1	0	1	0
Doug Flynn, R (1, 6) OBP: 0.283, SLG: 0.255 (8, 4)		x 0-0 ② F1-3			x 0-0 2B 2B	x 0-0 ② SF7 3-H			x 0-0 ① ② F6-4-3 1-2		3	1	1	1	0	0	2
Jerry Koosman, R (1, 1) OBP: 0.063, SLG: 0.125 Bruce Boisclair, L (6, PH) OBP: 0.328, SLG: 0.302 Mardie Cornejo, R (6, 1) Bob Myrick, R (6, 1) Skip Lockwood, R (7, 1)		SSS 0-3 ③ K			x 0-0 1B 2B 2-H	x 0-0 ③ F7			SSS 0-3 ③ K		2 1 0 0 1	1 0 0 0 0	1 0 0 0 0	1 0 0 0 0	0 0 0 0 0	1 0 0 0 1	1 2 0 0 0
Inning Stats	R: 1 E: 1 K: 0 S: 3 / H: 0 LOB: 0 BB: 1 P: 7	R: 1 E: 0 K: 1 S: 7 / H: 2 LOB: 1 BB: 0 P: 7	R: 0 E: 0 K: 0 S: 2 / H: 0 LOB: 0 BB: 1 P: 6	R: 0 E: 0 K: 0 S: 3 / H: 0 LOB: 0 BB: 0 P: 3	R: 3 E: 0 K: 1 S: 7 / H: 3 LOB: 0 BB: 1 P: 11	R: 1 E: 0 K: 0 S: 4 / H: 1 LOB: 2 BB: 1 P: 9	R: 0 E: 0 K: 0 S: 3 / H: 0 LOB: 0 BB: 0 P: 3	R: 0 E: 0 K: 1 S: 5 / H: 0 LOB: 0 BB: 0 P: 5	R: 0 E: 0 K: 1 S: 5 / H: 1 LOB: 0 BB: 0 P: 5	R: 0 E: 0 K: 1 S: 5 / H: 1 LOB: 0 BB: 0 P: 5	1B: 5 2B: 3 3B: 0 HR: 0	SF: 2 SAC: 0 DP: 3 HBP: 1						

PITCHER	IP	WLS	BF	H	R	ER	SO	BB	IBB	HBP	BLK	WP	HR	S	P	ERA	WHIP
Tom Hume, R (1, 1) ERA: 5.88	4.1		20	5	5	4	2	3	0	0	0	1	0	21	33	8.31	1.846
Dale Murray, R (5, 1) ERA: 4.06	0.2		1	0	0	0	0	0	0	0	0	0	0	1	1	0.00	0.000
Pedro Borbon, R (6, 1) ERA: 8.1	1.0		6	1	1	1	0	1	0	1	0	0	0	4	9	9.00	2.000
Manny Sarmiento, R (7, 1) ERA: 1.27	2.0		6	0	0	0	1	0	0	0	0	0	0	8	8	0.00	0.000
Doug Bair, R (9, 1) ERA:	2.0	W	6	2	0	0	2	0	0	0	0	0	0	10	10	0.00	1.000

PITCHER	IP	WLS	BF	H	R	ER	SO	BB	IBB	HBP	BLK	WP	HR	S	P	ERA	WHIP

TOP

New York Mets @ Cincinnati Reds

Riverfront Stadium, Cincinnati, OH

Tue May 09 1978, 7:05 PM EDT

Att. 19,217 - Unknown

livebaseballscorecards.com

AB	32
R	6
H	8
RBI	5
BB	4
SO	5
LOB	10

1B: 5 SF: 2
2B: 3 SAC: 0
3B: 0 DP: 3
HR: 0 HBP: 1

WP: 1 PA: 40
PB: 0
SB: 0
CS: 1

Batter	1	2	3	4	5	6	7	8	9	10	AB	R	H	RBI	BB	SO	LOB
Pete Rose, S (1, 5) OBP: 0.351, SLG: 0.476	F6-3		F6-3		F9	2-3 1B		F5			5	0	1	0	0	0	3
Ken Griffey, L (1, 9) OBP: 0.361, SLG: 0.460	4-3		F7		1-2 BB HBP 1B BB	K		G3			4	1	0	0	1	1	4
Joe Morgan, L (1, 4) OBP: 0.403, SLG: 0.540	F6			S 1B	1-2 2-3 BB 1B HBP	F9			F3		4	1	1	0	0	0	2
George Foster, R (1, 7) OBP: 0.373, SLG: 0.504		K		F9 1-2	1-2 2-3 3-H 1B BB		F8		HR		4	1	1	2	1	1	1
Johnny Bench, R (1, 2) OBP: 0.350, SLG: 0.500		4-3 1B 2B		5-3	1-2 2-H 3-H 1B		K		F9		5	1	2	2	0	1	1
Dave Concepcion, R (1, 6) OBP: 0.342, SLG: 0.386		4-3 2-3		BB	F8		K		K		4	0	0	0	1	2	3
Dan Driessen, L (1, 3) OBP: 0.410, SLG: 0.561		FC6-4 3-H 1B		P4		4-3		FC4-6 BB		HR	4	1	2	2	1	0	2
Dave Collins, S (1, 8) OBP: 0.286, SLG: 0.176		FC6-4 1-2f			F6-3	2B BB		FC4-6 1B 1-2f			3	1	0	0	1	0	2
Tom Hume, R (1, 1)			K		HBP BB BB	1B 1-H 2B		1-2 1B			1	0	0	0	0	1	0
Dale Murray, R (5, 1)											0	0	0	0	0	0	0
Junior Kennedy, R (5, PH) OBP: 0.381, SLG: 0.250											0	1	0	0	1	0	0
Pedro Borbon, R (6, 1) OBP: 0.500, SLG: 0.500											0	0	0	0	0	0	0
Mike Lum, L (6, PH) OBP: 0.214, SLG: 0.167											1	0	1	1	0	0	0
Manny Sarmiento, R (7, 1)											0	0	0	0	0	0	0
Cesar Geronimo, L (8, PH) OBP: 0.389, SLG: 0.452											1	0	1	0	0	0	0
Doug Bair, R (9, 1)											0	0	0	0	0	0	0
Inning Stats	R: 0 E: 0 K: 0 S: 3 H: 0 LOB: 0 BB: 0 P: 3	R: 1 E: 0 K: 1 S: 7 H: 2 LOB: 1 BB: 0 P: 7	R: 0 E: 0 K: 1 S: 5 H: 0 LOB: 0 BB: 0 P: 5	R: 0 E: 0 K: 0 S: 4 H: 1 LOB: 2 BB: 1 P: 8	R: 3 E: 0 K: 0 S: 4 H: 1 LOB: 2 BB: 3 P: 17	R: 1 E: 0 K: 1 S: 7 H: 2 LOB: 2 BB: 1 P: 11	R: 0 E: 0 K: 2 S: 7 H: 0 LOB: 0 BB: 0 P: 7	R: 0 E: 0 K: 0 S: 4 H: 1 LOB: 2 BB: 1 P: 8	R: 1 E: 0 K: 1 S: 6 H: 1 LOB: 0 BB: 0 P: 6	R: 1 E: 0 K: 0 S: 1 H: 1 LOB: 0 BB: 0 P: 1	1B: 5 2B: 2 3B: 0 HR: 2	SF: 0 SAC: 0 DP: 0 HBP: 1						

PITCHER		IP	WLS	BF	H	R	ER	SO	BB	IBB	HBP	BLK	WP	HR	S	P	ERA	WHIP
Jerry Koosman, L ERA: 3.11	(1, 1)	5.0		24	4	4	4	2	4	0	1	0	0	0	23	40	7.20	1.600
Mardie Cornejo, R ERA: 4.58	(6, 1)	0.1		4	2	1	1	0	1	0	0	0	0	0	3	7	27.00	9.000
Bob Myrick, L ERA: 2.25	(6, 1)	0.2		2	0	0	0	1	0	0	0	0	0	0	4	4	0.00	0.000
Skip Lockwood, R ERA: 3.76	(7, 1)	3.0	L	13	3	2	2	3	1	0	0	0	0	2	18	22	6.00	1.333

PITCHER	IP	WLS	BF	H	R	ER	SO	BB	IBB	HBP	BLK	WP	HR	S	P	ERA	WHIP

New York Mets @ Cincinnati Reds

Riverfront Stadium, Cincinnati, OH

Tue May 09 1978, 7:05 PM EDT

Att. 19,217 - Unknown

BOTTOM

livebaseballscorecards.com

AB	36
R	7
H	9
RBI	7
BB	6
SO	6
LOB	18

Cincinnati Reds @ Philadelphia Phillies

Veterans Stadium, Philadelphia, PA

Thu May 11 1978, 7:05 PM EDT

Att. 32,580 - Unknown

TOP

livebaseballscorecards.com

Batter	1	2	3	4	5	6	7	8	9	AB	R	H	RBI	BB	SO	LOB
Pete Rose, S (1, 5) OBP: 0.345, SLG: 0.461	4-3 ①		4-3 ②		BBB 4-0 FC4-6 1-2 2-3 BB		F9 ②		F8 ②	4	0	0	0	1	0	0
Ken Griffey, L (1, 9) OBP: 0.355, SLG: 0.450	SSS 0-3 K ②		6-3 ③		FC4-6 ③ 1-2f		E 1B		SSS 0-3 K ③	5	0	1	0	0	2	3
Joe Morgan, L (1, 4) OBP: 0.398, SLG: 0.524	F8 ③			P5 ①		P4 ①	BBBB 4-0 1-2 BB			3	0	0	0	1	0	0
George Foster, R (1, 7) OBP: 0.370, SLG: 0.496 (8, 8)		SSS 0-3 K ①		5-3 ②		1B 1B 1B	SSS 0-3 K ③			4	1	1	0	0	2	2
Johnny Bench, R (1, 2) OBP: 0.355, SLG: 0.495		BBBB 4-0 BLK BB		SSS 0-3 K ③		FC4 1B 1-2 1B		5-3 ①		3	0	1	0	1	1	0
Dave Concepcion, R (1, 6) OBP: 0.339, SLG: 0.381		SSS 0-3 K ② 1-2			L4 ①	FC4 1-2 2-H 1B		F9 ②		4	0	1	1	0	1	1
Dan Driessen, L (1, 3) OBP: 0.421, SLG: 0.582		BBBB 4-0 BB			0-0 BB 2B	FC4 ② 1-2f 2-3		0-0 2B		3	0	2	0	1	0	2
Cesar Geronimo, L (1, 8) OBP: 0.378, SLG: 0.438 Ray Knight, R (8, PH) OBP: 0.286, SLG: 0.167 (8, 7)		0-0 1-4-3 ③			SSS 0-3 K ②	6-3 ③		0-0 6-3 ③		3 1	0 0	0 0	0 0	0 0	1 0	5 1
Tom Seaver, R (1, 1) Doug Bair, R (8, 1) Junior Kennedy, R (9, PH) OBP: 0.364, SLG: 0.235			0-0 P5 ①		BBBB 4-0 BB		SSS 0-3 K ①		SSS 0-3 K ①	2 0 1	0 0 0	0 0 0	0 0 0	1 0 0	1 0 1	0 0 0
Inning Stats	R: 0 E: 0 K: 1 S: 5 H: 0 LOB: 0 BB: 0 P: 5	R: 0 E: 0 K: 2 S: 7 H: 0 LOB: 2 BB: 2 P: 15	R: 0 E: 0 K: 0 S: 3 H: 0 LOB: 0 BB: 0 P: 3	R: 0 E: 0 K: 1 S: 5 H: 0 LOB: 0 BB: 0 P: 5	R: 0 E: 0 K: 1 S: 6 H: 1 LOB: 3 BB: 2 P: 14	R: 1 E: 0 K: 0 S: 6 H: 3 LOB: 2 BB: 0 P: 6	R: 0 E: 1 K: 2 S: 8 H: 1 LOB: 2 BB: 1 P: 12	R: 0 E: 0 K: 0 S: 4 H: 1 LOB: 1 BB: 0 P: 4	R: 0 E: 0 K: 2 S: 7 H: 0 LOB: 0 BB: 0 P: 7	1B: 4 2B: 2 3B: 0 HR: 0	SF: 0 SAC: 0 DP: 0 HBP: 0						

	AB	33
	R	1
	H	6
	RBI	1
	BB	5
	SO	9
	LOB	14

PITCHER	IP	WLS	BF	H	R	ER	SO	BB	IBB	HBP	BLK	WP	HR	S	P	ERA	WHIP
Steve Carlton, L (1, 1) ERA: 2.13	9.0	W	38	6	1	1	9	5	0	0	1	0	0	51	71	1.00	1.222

PITCHER	IP	WLS	BF	H	R	ER	SO	BB	IBB	HBP	BLK	WP	HR	S	P	ERA	WHIP

Batter	1	2	3	4	5	6	7	8	9	AB	R	H	RBI	BB	SO	LOB
Bake McBride, L (1, 9) OBP: 0.354, SLG: 0.376	3-1	IBB		F7			P6			3	0	0	0	1	0	0
Larry Bowa, S (1, 6) OBP: 0.353, SLG: 0.370	K	K		L4			F8			4	0	0	0	0	2	3
Mike Schmidt, R (1, 5) OBP: 0.393, SLG: 0.515	1B		5-3		K			1B, 3B		4	1	2	0	0	1	0
Greg Luzinski, R (1, 7) OBP: 0.417, SLG: 0.628	K		HR		4-3			3B 1-2		4	1	2	1	0	1	1
Jerry Martin, R (8, PR) OBP: 0.345, SLG: 0.423 (9, 7)										0	1	0	0	0	0	0
Richie Hebner, L (1, 3) OBP: 0.420, SLG: 0.470		2B	F8		P6			3B 1-H 2-H		4	1	2	2	0	0	0
Garry Maddox, R (1, 8) OBP: 0.364, SLG: 0.348		BB	1B			F8		P6		3	0	1	0	1	0	2
Tim McCarver, L (1, 2) OBP: 0.548, SLG: 0.429		1-3 2-H 2B	1-3 1B			F8		P6		4	0	2	1	0	0	2
Jim Morrison, R (1, 4) OBP: 0.351, SLG: 0.406		P5	F8			F9		K		4	0	0	0	0	1	6
Steve Carlton, L (1, 1) OBP: 0.350, SLG: 0.368		K		F9			K			3	0	0	0	0	2	2
Inning Stats	R: 0 H: 1 E: 0 LOB: 1 K: 2 BB: 0 S: 8 P: 8	R: 1 H: 2 E: 0 LOB: 3 K: 2 BB: 2 S: 9 P: 17	R: 1 H: 3 E: 0 LOB: 2 K: 0 BB: 0 S: 6 P: 6	R: 0 H: 0 E: 0 LOB: 0 K: 0 BB: 0 S: 3 P: 3	R: 0 H: 0 E: 0 LOB: 0 K: 1 BB: 0 S: 5 P: 5	R: 0 H: 0 E: 0 LOB: 0 K: 0 BB: 0 S: 3 P: 3	R: 0 H: 0 E: 0 LOB: 0 K: 1 BB: 0 S: 5 P: 5	R: 2 H: 3 E: 0 LOB: 2 K: 1 BB: 0 S: 8 P: 8		1B: 5 SF: 0 2B: 2 SAC: 0 3B: 1 DP: 0 HR: 1 HBP: 0						WP: 0 PA: 35 PB: 0 SB: 0 CS: 0	

PITCHER		IP	WLS	BF	H	R	ER	SO	BB	IBB	HBP	BLK	WP	HR	S	P	ERA	WHIP
Tom Seaver, R ERA: 5.79	(1, 1)	7.0	L	32	9	4	4	6	1	1	0	0	0	1	42	50	5.14	1.429
Doug Bair, R ERA:	(8, 1)	1.0		3	0	0	0	1	0	0	0	0	0	0	5	5	0.00	0.000

PITCHER	IP	WLS	BF	H	R	ER	SO	BB	IBB	HBP	BLK	WP	HR	S	P	ERA	WHIP

BOTTOM

Cincinnati Reds @ Philadelphia Phillies

Veterans Stadium, Philadelphia, PA

Thu May 11 1978, 7:05 PM EDT

Att. 32,580 - Unknown

livebaseballscorecards.com

AB	33
R	4
H	9
RBI	4
BB	2
SO	7
LOB	16

Cincinnati Reds @ Philadelphia Phillies

Veterans Stadium, Philadelphia, PA

Fri May 12 1978, 7:05 PM EDT

Att. 38,179 - Unknown

TOP

livebaseballscorecards.com

Batter	1	2	3	4	5	6	7	8	9	AB	R	H	RBI	BB	SO	LOB
Pete Rose, S (1, 5) OBP: 0.354, SLG: 0.485	BBBB 4-0 BLK S WP BB	x 0-0 ② F9		x 0-0 ② FC5-4 1-2f			x 0-0 1B 2B		x 0-0 3B	4	2	2	0	1	0	2
Ray Knight, R (9, 5) OBP: 0.286, SLG: 0.167										0	0	0	0	0	0	0
Ken Griffey, L (1, 9) OBP: 0.357, SLG: 0.439	BBBB 4-0 CS 1-H BB	BBB 4-0 BB		x 0-0 ③ 4-3			x 0-0 ② 5-3		SSS 0-3 ② K	3	0	0	0	2	1	3
Joe Morgan, L (1, 4) OBP: 0.398, SLG: 0.509	BBBB 4-0 ① BB S 1-2 BB	x 0-0 ③ G3			SSS 0-3 ① K		BBB 4-0 1B BB		SSS 0-3 ③ K	3	0	0	0	2	2	3
George Foster, R (1, 7) OBP: 0.373, SLG: 0.492	BBBB 4-0 BB 1-2 BB		SSS 0-3 ① K		x 0-0 ② 6-3		x 0-0 FC6-4 1-3 2-H 1B			3	0	1	1	1	1	0
Johnny Bench, R (1, 2) OBP: 0.344, SLG: 0.477	x 0-0 ② F8	x 0-0 ② F7			SSS 0-3 ③ K		x 0-0 ③ FC6-4 1-2f			4	0	0	0	0	1	4
Dave Concepcion, R (1, 6) OBP: 0.353, SLG: 0.389	BBBB 4-0 1-2 2-3 BB		x 0-0 ③ 6-3			x 0-0 G4-6-3 1B		x 0-0 CS 1B		3	0	2	0	1	0	0
Dan Driessen, L (1, 3) OBP: 0.415, SLG: 0.596	SSS 0-3 ③ K			x 0-0 HR		x 0-0 ①② G4-6-3 1-2f		SSS 0-3 ①② K 1-2		4	1	1	1	0	2	5
Cesar Geronimo, L (1, 8) OBP: 0.383, SLG: 0.434		BBB 4-0 SH2-4 BB		x 0-0 FC1-6 1B		x 0-0 ③ 4-3		x 0-0 ③ 6-3		3	0	1	0	1	0	0
Bill Bonham, R (1, 1) OBP: 0.143, SLG: 0.154		x 0-0 ① SH2-4 1-2		x 0-0 ① FC1-6 FC5-4 1-2f			SSS 0-3 ① K		x 0-0 ① 4-3	2	0	0	0	0	1	1
Paul Moskau, R (7, 1) OBP: 0.500, SLG: 0.500										1	0	0	0	0	0	0

Inning Stats										
	R: 1	H: 0	R: 0	H: 0	R: 0	H: 0	R: 1	H: 2	R: 0	H: 0
	E: 0	LOB: 3	E: 0	LOB: 2	E: 0	LOB: 0	E: 0	LOB: 1	E: 0	LOB: 0
	K: 1	BB: 5	K: 0	BB: 2	K: 1	BB: 0	K: 0	BB: 0	K: 2	BB: 0
	S: 4	P: 24	S: 3	P: 11	S: 5	P: 5	S: 5	P: 5	S: 7	P: 7

Inning Stats										
	R: 0	H: 1	R: 1	H: 2	R: 0	H: 1	R: 0	H: 0	1B: 4	SF: 0
	E: 0	LOB: 0	E: 0	LOB: 2	E: 0	LOB: 0	E: 0	LOB: 1	2B: 1	SAC: 1
	K: 0	BB: 0	K: 1	BB: 1	K: 1	BB: 0	K: 2	BB: 0	3B: 1	DP: 1
	S: 3	P: 3	S: 7	P: 11	S: 5	P: 5	S: 8	P: 8	HR: 1	HBP: 0

AB	30
R	3
H	7
RBI	2
BB	8
SO	8
LOB	18

WP: 1	PA: 39
PB: 0	
SB: 2	
CS: 2	

PITCHER		IP	WLS	BF	H	R	ER	SO	BB	IBB	HBP	BLK	WP	HR	S	P	ERA	WHIP
Randy Lerch, L ERA: 4.42	(1, 1)	6.2	L	31	5	3	3	5	8	0	0	1	1	1	33	65	4.05	1.950
Ron Reed, R ERA: 1.84	(7, 1)	0.1		1	0	0	0	0	0	0	0	0	0	0	1	1	0.00	0.000
Warren Brusstar, R ERA: 2.13	(8, 1)	2.0		7	2	0	0	3	0	0	0	0	0	0	13	13	0.00	1.000

PITCHER		IP	WLS	BF	H	R	ER	SO	BB	IBB	HBP	BLK	WP	HR	S	P	ERA	WHIP

Batter	1	2	3	4	5	6	7	8	9	AB	R	H	RBI	BB	SO	LOB
Jay Johnstone, L (1, 9) OBP: 0.333, SLG: 0.176	F7		FC6-4 1B			SH5-4 1B	K			4	0	2	0	0	1	3
Larry Bowa, S (1, 6) OBP: 0.353, SLG: 0.369	FC5-4 1B		FC6-4			SH5-4		F9		3	0	1	0	0	0	1
Mike Schmidt, R (1, 5) OBP: 0.380, SLG: 0.495	FC5-4 WP			6-3		FC5-2		K		4	0	0	0	0	1	3
Greg Luzinski, R (1, 7) OBP: 0.402, SLG: 0.600	K			5-3		5-3		F9		4	0	0	0	0	1	3
Richie Hebner, L (1, 3) OBP: 0.412, SLG: 0.449		K		F5			FC5-4 HBP		G3	3	0	0	0	0	1	0
Garry Maddox, R (1, 8) OBP: 0.364, SLG: 0.348 Jerry Martin, R (2, PH) OBP: 0.303, SLG: 0.367 (3, 8)		6-3			1-3		FC5-4 1B		6-3	0 4	0 0	0 0	0 0	0 0	0 0	0 1
Bob Boone, R (1, 2) OBP: 0.397, SLG: 0.500		CS 1B			6-3		1-3 1B		5-3	4	0	2	0	0	0	0
Jim Morrison, R (1, 4) OBP: 0.350, SLG: 0.382		CS	5-3		6-3		BB			2	0	0	0	1	0	0
Randy Lerch, L (1, 1) OBP: 0.467, SLG: 0.667 Ron Reed, R (7, 1) Tim McCarver, L (7, PH) OBP: 0.531, SLG: 0.409 Warren Brusstar, R (8, 1)			F8			SH5-4 1B FC5-2 1B	P1			2 0 1 0	0 0 0 0	1 0 0 0	0 0 0 0	0 0 0 0	0 0 0 0	0 0 3 0
Inning Stats	R: 0 H: 1 E: 0 LOB: 1 K: 1 BB: 0 S: 6 P: 6	R: 0 H: 1 E: 0 LOB: 0 K: 1 BB: 0 S: 5 P: 5	R: 0 H: 1 E: 0 LOB: 1 K: 0 BB: 0 S: 4 P: 4	R: 0 H: 0 E: 0 LOB: 0 K: 0 BB: 0 S: 3 P: 3	R: 0 H: 0 E: 0 LOB: 0 K: 0 BB: 0 S: 3 P: 3	R: 0 H: 2 E: 0 LOB: 2 K: 0 BB: 0 S: 5 P: 5	R: 0 H: 1 E: 0 LOB: 3 K: 1 BB: 1 S: 6 P: 11	R: 0 H: 0 E: 0 LOB: 0 K: 1 BB: 0 S: 5 P: 5	R: 0 H: 0 E: 0 LOB: 0 K: 0 BB: 0 S: 3 P: 3	1B: 6 2B: 0 3B: 0 HR: 0	SF: 0 SAC: 1 DP: 0 HBP: 1			WP: 1 PB: 0 SB: 0 CS: 1	PA: 35		

PITCHER		IP	WLS	BF	H	R	ER	SO	BB	IBB	HBP	BLK	WP	HR	S	P	ERA	WHIP
Bill Bonham, R ERA: 2.59	(1, 1)	6.1	W	26	6	0	0	2	1	0	1	0	1	0	28	33	0.00	1.105
Paul Moskau, R ERA: 8.1	(7, 1)	2.2	S	8	0	0	0	2	0	0	0	0	0	0	12	12	0.00	0.000

PITCHER	IP	WLS	BF	H	R	ER	SO	BB	IBB	HBP	BLK	WP	HR	S	P	ERA	WHIP

BOTTOM

Cincinnati Reds @ Philadelphia Phillies

Veterans Stadium, Philadelphia, PA

Fri May 12 1978, 7:05 PM EDT

Att. 38,179 - Unknown

livebaseballscorecards.com

AB	31
R	0
H	6
RBI	0
BB	1
SO	4
LOB	14

Cincinnati Reds @ Philadelphia Phillies

Veterans Stadium, Philadelphia, PA

Sat May 13 1978, 7:05 PM EDT

Att. 35,802 - Unknown

TOP

livebaseballscorecards.com

Batter	1	2	3	4	5	6	7	8	9	AB	R	H	RBI	BB	SO	LOB
Pete Rose, S (1, 5) OBP: 0.349, SLG: 0.471	L6	FC6-4 1-2f			F9		F7		BB FC6-4 1-2 2-3	4	0	0	0	1	0	2
Joe Morgan, L (1, 4) OBP: 0.391, SLG: 0.491	4-3		BB		F7			F8	FC6-4 1B 1-2f 2-H 3-H	4	0	0	1	1	0	1
Paul Moskau, R (9, PR) OBP: 0.500, SLG: 0.500										0	0	0	0	0	0	0
Manny Sarmiento, R (9, 1)										0	0	0	0	0	0	0
George Foster, R (1, 7) OBP: 0.374, SLG: 0.489	L3		F2			S 1B		K	FC6-4 1-3 1B	5	0	2	0	0	1	1
Johnny Bench, R (1, 9) OBP: 0.338, SLG: 0.466		P3	K			6-3 1-2		BB 1B	FC6-4 1-2f	5	0	1	0	0	1	4
(6, 2)																
Dave Concepcion, R (1, 6) OBP: 0.358, SLG: 0.382		BB 2B	F9			K		BB 1-2		2	1	0	0	2	1	2
Dan Driessen, L (1, 3) OBP: 0.418, SLG: 0.598		1B 1-H 2B		L6		IBB FC6		3-1		3	1	1	1	1	0	2
Don Werner, R (1, 2) OBP: 0.368, SLG: 0.267		1B 2-H		F8		FC6 1-2f			FC6-4 BB 2B	2	0	1	1	0	0	0
Ken Griffey, L (6, PH) OBP: 0.359, SLG: 0.448										2	1	1	0	0	0	2
(6, 9)																
Cesar Geronimo, L (1, 8) OBP: 0.378, SLG: 0.422		1B HBP		4-3			4-3		B2	3	0	0	0	0	0	1
Fred Norman, S (1, 1) OBP: 0.227, SLG: 0.227		FC6-4 1-3 1B			4-3		1-3		BB E	3	0	1	0	0	0	0
Doug Bair, R (8, 1)										0	0	0	0	0	0	0
Ray Knight, R (9, PH) OBP: 0.375, SLG: 0.167										0	0	0	0	1	0	0
Dave Collins, S (9, PR) OBP: 0.286, SLG: 0.176										0	1	0	0	0	0	0
Junior Kennedy, R (9, 4) OBP: 0.364, SLG: 0.235										0	0	0	0	0	0	0

AB	33
R	4
H	7
RBI	3
BB	6
SO	3
LOB	15

Inning Stats	1	2	3	4	5	6	7	8	9
	R: 0 E: 0 K: 0 S: 3	R: 2 E: 0 K: 0 S: 5	R: 0 E: 0 K: 1 S: 5	R: 0 E: 0 K: 0 S: 3	R: 0 E: 0 K: 0 S: 3	R: 0 E: 0 K: 1 S: 6	R: 0 E: 0 K: 0 S: 3	R: 0 E: 0 K: 1 S: 6	R: 2 E: 1 K: 0 S: 5
	H: 0 LOB: 0 BB: 0 P: 3	H: 3 LOB: 2 BB: 1 P: 10	H: 0 LOB: 1 BB: 1 P: 9	H: 0 LOB: 0 BB: 0 P: 3	H: 0 LOB: 0 BB: 0 P: 3	H: 1 LOB: 2 BB: 1 P: 10	H: 0 LOB: 0 BB: 0 P: 3	H: 1 LOB: 2 BB: 1 P: 10	H: 2 LOB: 2 BB: 2 P: 13

1B: 5	SF: 0
2B: 2	SAC: 0
3B: 0	DP: 0
HR: 0	HBP: 1

WP: 0	PA: 40
PB: 0	
SB: 1	
CS: 0	

PITCHER		IP	WLS	BF	H	R	ER	SO	BB	IBB	HBP	BLK	WP	HR	S	P	ERA	WHIP
Jim Kaat, L ERA: 3.63	(1, 1)	5.0		20	3	2	2	1	2	0	1	0	0	0	19	28	3.60	1.000
Gene Garber, R ERA: 1.13	(6, 1)	3.0		13	2	0	0	2	1	1	0	0	0	0	15	23	0.00	1.000
Tug McGraw, L ERA: 2.13	(9, 1)	1.0	L	7	2	2	2	0	2	0	0	0	0	0	5	13	18.00	4.000

PITCHER	IP	WLS	BF	H	R	ER	SO	BB	IBB	HBP	BLK	WP	HR	S	P	ERA	WHIP

Batter	1	2	3	4	5	6	7	8	9	AB	R	H	RBI	BB	SO	LOB
Jerry Martin, R (1, 8) OBP: 0.289, SLG: 0.324	S S S 0-3 K ①		S S S 0-3 K ②		x 0-0 F7 ③			B B B B 4-0 HR 1B BB	S S S 0-3 K ③	4	1	0	0	1	3	1
Jose Cardenal, R (1, 9) (9, 7) OBP: 0.429, SLG: 0.579	x 0-0 HBP BB 1B		x 0-0 2B			S S S 0-3 K ①		x 0-0 1-2 HR 1B		4	1	3	0	0	1	0
Mike Schmidt, R (1, 5) OBP: 0.384, SLG: 0.519	B B B B 4-0 1-2 HBP BB		x 0-0 1-3 ③			x 0-0 F7 ②		x 0-0 1-H 2-H HR		3	1	1	3	1	0	1
Greg Luzinski, R (1, 7) OBP: 0.405, SLG: 0.591 Tug McGraw, R (9, 1)	H 1-0 1-2 2-3 G4-3 HBP			x 0-0 G5-3 BB 1B		x 0-0 F8 ③		x 0-0 6-3 ②		3	0	1	0	0	0	0
										0	0	0	0	0	0	0
Davey Johnson, R (1, 3) OBP: 0.206, SLG: 0.207 Richie Hebner, L (8, PH) OBP: 0.419, SLG: 0.457 (9, 3) Tim McCarver, L (9, 3) OBP: 0.531, SLG: 0.409	x 0-0 1-2f G4-3 ② ③			B B B B 4-0 1-2 BB			x 0-0 5-3 ①	x 0-0 1B		2	0	0	0	1	0	3
										1	0	1	0	0	0	0
										0	0	0	0	0	0	0
Bob Boone, R (1, 2) OBP: 0.390, SLG: 0.484		x 0-0 F7 ①		x 0-0 P6 ①			x 0-0 FC6-4 1B	x 0-0 F8 ③		4	0	1	0	0	0	3
Jim Morrison, R (1, 4) OBP: 0.318, SLG: 0.342		x 0-0 P5 ②		x 0-0 G5-3 ② ③ 2-3f			x 0-0 F2 ②		x 0-0 F8 ①	4	0	0	0	0	0	3
Bud Harrelson, S (1, 6) OBP: 0.444, SLG: 0.375		S S S 0-3 K ③			S S S 0-3 K ①		x 0-0 FC6-4 ③ 1-2f		B B B B 4-0 BB	3	0	0	0	1	2	1
Jim Kaat, L (1, 1)			x 0-0 B1-3 ①		S S S 0-3 K ②			S S S 0-3 K ①	x 0-0 L9 ②	1	0	0	0	0	0	0
Garry Maddox, R (5, PH) OBP: 0.361, SLG: 0.344										1	0	0	0	0	1	0
Gene Garber, R (6, 1)										0	0	0	0	0	0	0
Barry Foote, R (8, PH) OBP: 0.333, SLG: 0.333										1	0	0	0	0	1	0
Jay Johnstone, L (9, 9) OBP: 0.318, SLG: 0.167										1	0	0	0	0	0	1
Inning Stats	R: 0 E: 0 K: 1 S: 5 H: 1 LOB: 2 BB: 1 P: 10	R: 0 E: 0 K: 1 S: 5 H: 0 LOB: 0 BB: 0 P: 5	R: 0 E: 0 K: 1 S: 6 H: 1 LOB: 1 BB: 0 P: 6	R: 0 E: 0 K: 0 S: 3 H: 1 LOB: 1 BB: 1 P: 7	R: 0 E: 0 K: 2 S: 7 H: 0 LOB: 0 BB: 0 P: 7	R: 0 E: 0 K: 1 S: 5 H: 0 LOB: 0 BB: 0 P: 5	R: 0 E: 0 K: 0 S: 4 H: 1 LOB: 1 BB: 0 P: 4	R: 3 E: 0 K: 1 S: 8 H: 3 LOB: 1 BB: 1 P: 12	R: 0 E: 0 K: 1 S: 5 H: 0 LOB: 1 BB: 1 P: 9	1B: 5 2B: 1 3B: 0 HR: 1	SF: 0 SAC: 0 DP: 2 HBP: 1						

PITCHER		IP	WLS	BF	H	R	ER	SO	BB	IBB	HBP	BLK	WP	HR	S	P	ERA	WHIP
Fred Norman, L ERA: 2.63	(1, 1)	7.1		29	5	2	2	7	3	0	1	0	0	0	39	52	2.46	1.091
Doug Bair, R ERA: 0.44	(8, 1)	0.2		4	2	1	1	0	0	0	0	0	0	1	4	4	13.50	3.000
Manny Sarmiento, R ERA: 1.23	(9, 1)	1.0	W	4	0	0	0	1	1	0	0	0	0	0	5	9	0.00	1.000

PITCHER	IP	WLS	BF	H	R	ER	SO	BB	IBB	HBP	BLK	WP	HR	S	P	ERA	WHIP

BOTTOM

Cincinnati Reds @ Philadelphia Phillies

Veterans Stadium, Philadelphia, PA

Sat May 13 1978, 7:05 PM EDT

Att. 35,802 - Unknown

livebaseballscorecards.com

AB	32
R	3
H	7
RBI	3
BB	4
SO	8
LOB	13

WP: 0	PA: 37		
PB: 0			
SB: 0			
CS: 0			

Batter	1	2	3	4	5	6	7	8	9	AB	R	H	RBI	BB	SO	LOB
Pete Rose, S (1, 5) OBP: 0.344, SLG: 0.461	6-3		F7		1B			4-3	K	5	0	1	0	0	1	1
Ken Griffey, L (1, 9) OBP: 0.362, SLG: 0.457	K		FC6-5-4 2B		4-3			2B 3B 1B		4	1	2	0	0	1	1
Dan Driessen, L (1, 3) OBP: 0.428, SLG: 0.608	BB 1B BLK		FC6-5-4 BLK 2-3			1B		1-3 3B 2B		3	2	2	0	1	0	1
George Foster, R (1, 7) OBP: 0.377, SLG: 0.504	1-H 1B		5-3 1-2			F9		2-H 3-H 4-3 3B		4	1	2	3	0	0	2
Johnny Bench, R (1, 2) OBP: 0.328, SLG: 0.450	L7			P4		K		3-H 4-3		4	0	0	1	0	1	2
Cesar Geronimo, L (1, 8) OBP: 0.374, SLG: 0.410		BB L4-3		F8		4-3		K		3	0	0	0	1	1	1
Dave Concepcion, R (1, 6) OBP: 0.354, SLG: 0.386		L4-3 1-2		4-3		K			WP 2B	4	0	1	0	0	1	1
Junior Kennedy, R (1, 4) OBP: 0.360, SLG: 0.250 Mike Lum, L (9, PH) OBP: 0.200, SLG: 0.154	1B				4-3	K			F8 2-3	3 1	0 0	1 0	0 0	0 0	1 0	0 1
Tom Hume, R (1, 1) Dale Murray, R (6, 1) Dave Collins, S (7, PH) OBP: 0.273, SLG: 0.167 Pedro Borbon, R (7, 1) OBP: 0.500, SLG: 0.500 Joe Morgan, L (9, PH) OBP: 0.388, SLG: 0.486		P4			K		4-3		5-3	2 0 1 0 1	0 0 0 0 0	0 0 0 0 0	0 0 0 0 0	0 0 0 0 0	1 0 0 0 0	1 0 0 0 1
Inning Stats	R: 1 H: 1 E: 0 LOB: 1 K: 1 BB: 1 S: 6 P: 10	R: 0 H: 1 E: 0 LOB: 1 K: 0 BB: 1 S: 3 P: 7	R: 0 H: 1 E: 0 LOB: 1 K: 0 BB: 0 S: 4 P: 4	R: 0 H: 0 E: 0 LOB: 0 K: 0 BB: 0 S: 3 P: 3	R: 0 H: 1 E: 0 LOB: 1 K: 1 BB: 0 S: 6 P: 6	R: 0 H: 1 E: 0 LOB: 1 K: 1 BB: 0 S: 6 P: 6	R: 0 H: 0 E: 0 LOB: 0 K: 2 BB: 0 S: 7 P: 7	R: 3 H: 3 E: 0 LOB: 0 K: 1 BB: 0 S: 8 P: 8	R: 0 H: 1 E: 0 LOB: 1 K: 1 BB: 0 S: 6 P: 6	1B: 5 2B: 4 3B: 1 HR: 0	SF: 0 SAC: 0 DP: 1 HBP: 0						

PITCHER	IP	WLS	BF	H	R	ER	SO	BB	IBB	HBP	BLK	WP	HR	S	P	ERA	WHIP
Larry Christenson, R (1, 1) ERA: 4.74	8.0	W	33	8	4	4	6	2	0	0	2	0	0	43	51	4.50	1.250
Ron Reed, R (9, 1) ERA: 1.72	1.0	S	4	1	0	0	1	0	0	0	0	1	0	6	6	0.00	1.000

PITCHER	IP	WLS	BF	H	R	ER	SO	BB	IBB	HBP	BLK	WP	HR	S	P	ERA	WHIP

TOP

Cincinnati Reds @ Philadelphia Phillies

Veterans Stadium, Philadelphia, PA

Sun May 14 1978, 3:33 AM EDT

Att. 30,482 - Unknown

livebaseballscorecards.com

AB	35
R	4
H	9
RBI	4
BB	2
SO	7
LOB	12

WP: 1 PA: 37
PB: 0
SB: 0
CS: 0

Batter	1	2	3	4	5	6	7	8	9	AB	R	H	RBI	BB	SO	LOB
Bud Harrelson, S (1, 6) OBP: 0.500, SLG: 0.455	2B 2B	FC6-4 BB			4-3	BB		4-3		3	1	1	0	2	0	1
Jay Johnstone, L (1, 9) OBP: 0.346, SLG: 0.238	1B 5-3 2-H 2B	FC6-4 CS 1-2f			CS BB	L9				3	1	1	1	1	0	4
Mike Schmidt, R (1, 5) OBP: 0.380, SLG: 0.536	K	CS 1-2	F8		CS 1-2	HR	F7			4	1	1	1	0	1	1
Greg Luzinski, R (1, 7) OBP: 0.417, SLG: 0.635 Jose Cardenal, R (8, 7) OBP: 0.429, SLG: 0.579	5-3 1B FC6 BB	F3				HR 2B	HR			3 0	3 0	2 0	1 0	1 0	0 0	0 0
Richie Hebner, L (1, 3) OBP: 0.422, SLG: 0.500	FC6 5-3 1-2 2-3 1B	4-3				2-H HR	K			4	1	2	2	0	1	0
Bob Boone, R (1, 2) OBP: 0.384, SLG: 0.471	5-3 1-2 2-3 3-H	5-3				FC2-6 1B 1B	P3			4	0	1	1	0	0	2
Jerry Martin, R (1, 8) OBP: 0.286, SLG: 0.316	FC6 FC6-4 2-3 3-H	6-3				FC2-6 1-2 1B		E7 SH1-4		4	0	1	1	0	0	1
Jim Morrison, R (1, 4) OBP: 0.298, SLG: 0.317	FC6-4 1-2f	F7				FC2-6 1-2f 2-3		SH1-4 1-2		3	0	0	0	0	0	4
Larry Christenson, R (1, 1) OBP: 0.313, SLG: 0.429 Tim McCarver, L (8, PH) OBP: 0.515, SLG: 0.391 Ron Reed, R (9, 1)		K			K	2-3 1-2		F7		3 1 0	0 0 0	0 0 0	0 0 0	0 0 0	2 0 0	2 1 0
Inning Stats	R: 3 H: 3 E: 0 LOB: 2 K: 1 BB: 1 S: 9 P: 13	R: 0 H: 0 E: 0 LOB: 0 K: 1 BB: 1 S: 4 P: 8	R: 0 H: 0 E: 0 LOB: 0 K: 0 BB: 0 S: 3 P: 3	R: 0 H: 0 E: 0 LOB: 0 K: 0 BB: 0 S: 3 P: 3	R: 0 H: 0 E: 0 LOB: 0 K: 1 BB: 1 S: 4 P: 8	R: 3 H: 5 E: 0 LOB: 3 K: 0 BB: 1 S: 8 P: 12	R: 1 H: 1 E: 0 LOB: 0 K: 1 BB: 0 S: 6 P: 6	R: 0 H: 0 E: 1 LOB: 1 K: 0 BB: 0 S: 4 P: 4		1B: 3 2B: 3 3B: 0 HR: 3	SF: 0 SAC: 1 DP: 0 HBP: 0			WP: 0 PB: 0 SB: 0 CS: 2	PA: 39	

PITCHER		IP	WLS	BF	H	R	ER	SO	BB	IBB	HBP	BLK	WP	HR	S	P	ERA	WHIP
Tom Hume, R ERA: 6.41	(1, 1)	5.0	L	24	7	6	6	3	3	0	0	0	0	2	27	39	10.80	2.000
Dale Murray, R ERA: 3.94	(6, 1)	1.0		5	1	0	0	0	1	0	0	0	0	0	4	8	0.00	2.000
Pedro Borbon, R ERA: 7.71	(7, 1)	2.0		8	1	1	1	1	0	0	0	0	0	1	10	10	4.50	0.500

PITCHER	IP	WLS	BF	H	R	ER	SO	BB	IBB	HBP	BLK	WP	HR	S	P	ERA	WHIP

BOTTOM

Cincinnati Reds @ Philadelphia Phillies

Veterans Stadium, Philadelphia, PA

Sun May 14 1978, 3:33 AM EDT

Att. 30,482 - Unknown

livebaseballscorecards.com

AB	32
R	7
H	9
RBI	7
BB	4
SO	4
LOB	16

Cincinnati Reds @ Montreal Expos

Olympic Stadium, Montreal, QB

Tue May 16 1978, 7:05 PM EDT

Att. 10,725 - Unknown

TOP

livebaseballscorecards.com

Batter	1	2	3	4	5	6	7	8	9	AB	R	H	RBI	BB	SO	LOB
Pete Rose, S (1, 5) OBP: 0.352, SLG: 0.479	2B	FC4-6 1-2 1B			1B 1-3 HR 2B		4-3 ①		F8 ②	5	2	3	0	0	0	1
Ken Griffey, L (1, 9) OBP: 0.357, SLG: 0.448	5-3 ①	FC4-6 ③ 1-2f			HR 2-3 3-H 1B		F7 ②		P6 ③	5	1	1	1	0	0	4
Joe Morgan, L (1, 4) OBP: 0.406, SLG: 0.535	2-H 2B		G6-4-3 1B		1-H 3-H HR		BBBBB 4-0 BB			3	1	3	4	1	0	0
Junior Kennedy, R (8, 4) OBP: 0.360, SLG: 0.250										0	0	0	0	0	0	0
George Foster, R (1, 7) OBP: 0.368, SLG: 0.489	SSS 0-3 ② K		0-0 ①② G6-4-3 1-2f		SSS 0-3 ① K		0-0 ③ F9			4	0	0	0	0	2	3
Dan Driessen, L (1, 3) OBP: 0.423, SLG: 0.593	IIII 4-0 IBB		0-0 ③ G3		0-0 ② F7			SSS 0-3 ① K		3	0	0	0	1	1	0
Johnny Bench, R (1, 2) OBP: 0.319, SLG: 0.435	0-0 ③ F5			0-0 ① F7	0-0 ③ 6-3			SSS 0-3 ② K		4	0	0	0	0	1	2
Dave Concepcion, R (1, 6) OBP: 0.344, SLG: 0.373		0-0 ① F3		0-0 ② L6		0-0 ① F9		0-0 ③ F9		4	0	0	0	0	0	0
Cesar Geronimo, L (1, 8) OBP: 0.370, SLG: 0.413		0-0 ② 2B		SSS 0-3 ③ K		0-0 ② L4			SSS 0-3 ① K	4	0	1	0	0	2	0
Tom Seaver, R (1, 1) OBP: 0.294, SLG: 0.154		BBBBB 4-0 1B BB			BBBBB 4-0 2B 1B BB	SSS 0-3 ③ K			0-0 2B	2	1	1	0	2	1	0

	AB	R	H	RBI	BB	SO	LOB
	34	5	9	5	4	7	10

Inning Stats																		
	R: 1	H: 2		R: 0	H: 2		R: 0	H: 1		R: 0	H: 0		R: 4	H: 3		R: 0	H: 0	
	E: 0	LOB: 2		E: 0	LOB: 2		E: 0	LOB: 0		E: 0	LOB: 0		E: 0	LOB: 0		E: 0	LOB: 0	
	K: 1	BB: 1		K: 0	BB: 1		K: 0	BB: 0		K: 1	BB: 0		K: 1	BB: 1		K: 1	BB: 0	
	S: 7	P: 11		S: 4	P: 8		S: 3	P: 3		S: 5	P: 5		S: 8	P: 12		S: 5	P: 5	

Inning Stats																		
	R: 0	H: 0		R: 0	H: 1		R: 0	H: 0		R: 0	H: 0		R: 0	H: 1		1B: 3	SF: 0	
	E: 0	LOB: 1		E: 0	LOB: 1		E: 0	LOB: 0		E: 0	LOB: 0		E: 1	LOB: 1		2B: 5	SAC: 0	
	K: 0	BB: 1		K: 2	BB: 0		K: 1	BB: 0		K: 1	BB: 0		K: 6	BB: 0		3B: 0	DP: 1	
	S: 3	P: 7		S: 7	P: 7		S: 6	P: 6		S: 6	P: 6		S: 6	P: 6		HR: 1	HBP: 0	

	WP: 0	PA: 38
	PB: 0	
	SB: 0	
	CS: 0	

PITCHER		IP	WLS	BF	H	R	ER	SO	BB	IBB	HBP	BLK	WP	HR	S	P	ERA	WHIP
Wayne Twitchell, R ERA: 5.08	(1, 1)	5.0	L	24	8	5	5	3	2	1	0	0	0	1	27	39	9.00	2.000
Dan Schatzeder, L ERA:	(6, 1)	2.0		7	0	0	0	1	1	0	0	0	0	0	8	12	0.00	0.500
Darold Knowles, L ERA: 2.45	(8, 1)	2.0		7	1	0	0	3	0	0	0	0	0	0	13	13	0.00	0.500

PITCHER	IP	WLS	BF	H	R	ER	SO	BB	IBB	HBP	BLK	WP	HR	S	P	ERA	WHIP

Batter	1	2	3	4	5	6	7	8	9	AB	R	H	RBI	BB	SO	LOB
Warren Cromartie, L (1, 7) OBP: 0.350, SLG: 0.358	1B		PB 5-3		6-3			K		4	1	2	0	0	1	0
Dave Cash, R (1, 4) OBP: 0.367, SLG: 0.429	1B 1-2		5-3 1-2			2B		4-3		4	0	2	0	0	0	1
Andre Dawson, R (1, 8) OBP: 0.336, SLG: 0.480	CS 1-3 2-H		F9 2-3			K		K		4	0	1	1	0	2	2
Gary Carter, R (1, 2) OBP: 0.351, SLG: 0.446	K 1-2		F7			K			E5 F9	4	0	0	0	0	2	4
Tony Perez, R (1, 3) OBP: 0.296, SLG: 0.310	P4			K		K			F9 1-2	4	0	0	0	0	2	3
Ellis Valentine, R (1, 9) OBP: 0.336, SLG: 0.426		K		K			4-3		G3	4	0	0	0	0	2	1
Larry Parrish, R (1, 5) OBP: 0.325, SLG: 0.462		2B		L8			BB		5-3	3	0	1	0	1	0	1
Chris Speier, R (1, 6) OBP: 0.369, SLG: 0.398		1B			K		K			3	0	1	0	0	2	1
Wayne Twitchell, R (1, 1)		K			F9		K			1	0	0	0	0	1	1
Jerry White, S (5, PH) OBP: 0.222, SLG: 0.222										1	0	0	0	0	0	0
Dan Schatzeder, L (6, 1)										0	0	0	0	0	0	0
Wayne Garrett, L (7, PH) OBP: 0.182, SLG: 0.100										1	0	0	0	0	1	1
Darold Knowles, L (8, 1) OBP: 1.000, SLG: 1.000										0	0	0	0	0	0	0
Inning Stats	R: 1 E: 0 K: 1 S: 7 H: 3 LOB: 1 BB: 0 P: 7	R: 0 E: 0 K: 2 S: 8 H: 2 LOB: 1 BB: 0 P: 8	R: 0 E: 0 K: 0 S: 4 H: 1 LOB: 1 BB: 0 P: 4	R: 0 E: 0 K: 2 S: 7 H: 0 LOB: 0 BB: 0 P: 7	R: 0 E: 0 K: 1 S: 5 H: 0 LOB: 0 BB: 0 P: 5	R: 0 E: 0 K: 3 S: 10 H: 1 LOB: 1 BB: 0 P: 10	R: 0 E: 0 K: 2 S: 7 H: 0 LOB: 1 BB: 1 P: 11	R: 0 E: 0 K: 2 S: 7 H: 0 LOB: 0 BB: 0 P: 7	R: 0 E: 1 K: 0 S: 4 H: 0 LOB: 1 BB: 0 P: 4	1B: 5 2B: 2 3B: 0 HR: 0 SF: 0 SAC: 0 DP: 0 HBP: 0						

PITCHER	IP	WLS	BF	H	R	ER	SO	BB	IBB	HBP	BLK	WP	HR	S	P	ERA	WHIP
Tom Seaver, R (1, 1) ERA: 4.94	9.0	W	34	7	1	1	13	1	0	0	0	0	0	59	63	1.00	0.889

PITCHER	IP	WLS	BF	H	R	ER	SO	BB	IBB	HBP	BLK	WP	HR	S	P	ERA	WHIP

Cincinnati Reds @ Montreal Expos

Olympic Stadium, Montreal, QB

Tue May 16 1978, 7:05 PM EDT

Att. 10,725 - Unknown

BOTTOM

livebaseballscorecards.com

AB	33
R	1
H	7
RBI	1
BB	1
SO	13
LOB	15

WP: 0 PB: 1 SB: 0 CS: 1 PA: 34

Batter	1	2	3	4	5	6	7	8	9	10	11	AB	R	H	RBI	BB	SO	LOB
Pete Rose, S (1, 5) OBP: 0.358, SLG: 0.473	6-3	4-3		F7		BB			SH1-4 1B		1B BB	4	0	1	0	2	0	0
Ken Griffey, L (1, 9) OBP: 0.365, SLG: 0.453	BB 2B 1B	F7		1B		F2			SH1-4 1-2		G1-6-3 1-2 1B	5	1	3	0	0	0	1
Joe Morgan, L (1, 4) OBP: 0.396, SLG: 0.513	2B 1-2 BB	3-1		F8		G3			F7		G1-6-3 1-2f	5	1	0	0	1	0	5
George Foster, R (1, 8) OBP: 0.375, SLG: 0.503	HR 1-H 2-H 2B		F9 FC1-5 2B		G5-4-3 BB		6-3		P2			4	1	2	2	1	0	1
Johnny Bench, R (1, 7) OBP: 0.315, SLG: 0.450	HR 2-H		F9 2-3		G5-4-3 1-2f		F7			F7		5	1	1	2	0	0	2
Dave Concepcion, R (1, 6) OBP: 0.353, SLG: 0.390	E BB 9-2 1B		FC1-5 1B 3-H		2B		K			G3 1B		5	0	3	0	0	1	1
Dan Driessen, L (1, 3) OBP: 0.429, SLG: 0.584	E 1-2 BB		1B IBB		IBB			4-3		G3 1-2		2	0	0	0	3	0	1
Don Werner, R (1, 2) OBP: 0.333, SLG: 0.250	E6 1-2 2-3		1-2 2-H 1B		K			F7		G3		5	0	1	0	0	1	5
Bill Bonham, R (1, 1) OBP: 0.118, SLG: 0.125	9-2 3-Hf			1-3		F8		F9			6-3	3	0	0	0	0	0	3
Manny Sarmiento, R (7, 1)												0	0	0	0	0	0	0
Ray Knight, R (8, PH) OBP: 0.333, SLG: 0.143												1	0	0	0	0	0	0
Dave Tomlin, L (8, 1)												0	0	0	0	0	0	0
Doug Bair, R (8, 1)												0	0	0	0	0	0	0
Dave Collins, S (11, PH) OBP: 0.261, SLG: 0.158												1	0	0	0	0	0	0
Dale Murray, R (11, 1)												0	0	0	0	0	0	0
Inning Stats	R: 4 E: 1 K: 0 S: 7 H: 4 LOB: 2 BB: 2 P: 15	R: 0 E: 0 K: 0 S: 3 H: 0 LOB: 0 BB: 0 P: 3	R: 0 E: 0 K: 0 S: 4 H: 2 LOB: 2 BB: 1 P: 8	R: 0 E: 0 K: 0 S: 4 H: 1 LOB: 1 BB: 0 P: 4	R: 0 E: 0 K: 1 S: 5 H: 1 LOB: 2 BB: 2 P: 13	R: 0 E: 0 K: 0 S: 3 H: 0 LOB: 1 BB: 1 P: 7	R: 0 E: 0 K: 1 S: 5 H: 0 LOB: 0 BB: 0 P: 5	R: 0 E: 0 K: 0 S: 3 H: 0 LOB: 0 BB: 0 P: 3	R: 0 E: 0 K: 0 S: 4 H: 1 LOB: 1 BB: 0 P: 4	R: 0 E: 0 K: 0 S: 4 H: 1 LOB: 1 BB: 0 P: 4	R: 0 E: 0 K: 0 S: 3 H: 1 LOB: 1 BB: 1 P: 7							

TOP

Cincinnati Reds @ Montreal Expos

Olympic Stadium, Montreal, QB

Wed May 17 1978, 7:05 PM EDT

Att. 11,826 - Unknown

livebaseballscorecards.com

AB	40
R	4
H	11
RBI	4
BB	7
SO	2
LOB	19

1B: 7 2B: 4 3B: 0 HR: 1 SF: 0 SAC: 1 DP: 3 HBP: 0 PA: 48 WP: 0 PB: 0 SB: 0 CS: 0

PITCHER		IP	WLS	BF	H	R	ER	SO	BB	IBB	HBP	BLK	WP	HR	S	P	ERA	WHIP
Ross Grimsley, L ERA: 2.45	(1, 1)	0.1		6	4	4	4	0	1	0	0	0	0	1	5	9	108.00	15.000
Hal Dues, R ERA: 3.86	(1, 1)	3.2		15	3	0	0	0	1	1	0	0	0	0	13	21	0.00	1.091
Bill Atkinson, R ERA: 3.0	(5, 1)	3.0		12	1	0	0	2	2	1	0	0	0	0	13	25	0.00	1.000
Darold Knowles, L ERA: 1.93	(8, 1)	4.0	W	15	3	0	0	0	1	0	0	0	0	0	14	18	0.00	1.000

PITCHER		IP	WLS	BF	H	R	ER	SO	BB	IBB	HBP	BLK	WP	HR	S	P	ERA	WHIP

Cincinnati Reds @ Montreal Expos

Olympic Stadium, Montreal, QB

Wed May 17 1978, 7:05 PM EDT

Att. 11,826 - Unknown

livebaseballscorecards.com

BOTTOM

Batter	1	2	3	4	5	6	7	8	9	10	11	AB	R	H	RBI	BB	SO	LOB
Warren Cromartie, L (1, 7) OBP: 0.357, SLG: 0.391	6-3 1B		1B 1B 1B		4-3		1-H 2-H HR	K		4-3		6	1	3	3	0	1	2
Dave Cash, R (1, 4) OBP: 0.372, SLG: 0.432	6-3 1-2		1B 1-2 1B		6-3		S 1B 1B	F8			E8 FC1-5 1B	6	1	3	0	0	0	2
Andre Dawson, R (1, 8) OBP: 0.342, SLG: 0.473	1-3		1-2 2-3 1B		K		1B 1-2 BB		K		FC1-6 WP FC1-5 IBB	4	1	1	0	2	2	1
Gary Carter, R (1, 2) OBP: 0.350, SLG: 0.444	1-3		K			2B	F8		FC6-4 BB		1-2 2-3f FC1-5 FC1-6	5	0	1	0	1	1	8
Ellis Valentine, R (1, 9) OBP: 0.319, SLG: 0.404		6-3		F2		L6	F9		F8		1-2f 2-3 FC1-6	6	0	0	0	0	0	6
Tony Perez, R (1, 3) OBP: 0.300, SLG: 0.308		6-3		1B 1B BB		K	1-3 2-H 1B		FC6-4 1-2f		3-H WP	5	0	1	1	1	1	3
Larry Parrish, R (1, 5) OBP: 0.323, SLG: 0.455	F9			L3-6 1B 1-2 1B		6-3	K			K		4	0	1	0	0	1	3
Darold Knowles, L (8, 1) OBP: 0.500, SLG: 0.500												1	0	0	0	0	1	0
Chris Speier, R (1, 6) OBP: 0.378, SLG: 0.417			4-3				1B HR 1B	FC4-5 2B		F9		5	1	3	0	0	0	0
Ross Grimsley, L (1, 1) OBP: 0.250, SLG: 0.130 Hal Dues, R (1, 1) OBP: 0.143, SLG: 0.143 Del Unser, L (4, PH) OBP: 0.358, SLG: 0.283 Bill Atkinson, L (5, 1) OBP: 0.667, SLG: 0.667 Wayne Garrett, L (7, PH) OBP: 0.240, SLG: 0.174 (8, 5)			1-3	L3-6 2-3			1-2 HR 1B	FC4-5 2-3		1B		0 1 1 0 3	0 0 0 0 1	0 0 0 0 2	0 0 0 0 0	0 0 0 0 0	0 0 0 0 0	0 0 3 0 1

Inning Stats										
	R: 0 E: 0 K: 0 S: 4	H: 1 LOB: 1 BB: 0 P: 4	R: 0 E: 0 K: 0 S: 3	H: 0 LOB: 0 BB: 0 P: 3	R: 0 E: 0 K: 1 S: 8	H: 3 LOB: 3 BB: 0 P: 8	R: 0 E: 0 K: 0 S: 4	H: 2 LOB: 2 BB: 1 P: 8	R: 0 E: 0 K: 1 S: 5	H: 0 LOB: 0 BB: 0 P: 5
	R: 0 E: 0 K: 1 S: 6	H: 1 LOB: 1 BB: 0 P: 6	R: 4 E: 0 K: 1 S: 10	H: 5 LOB: 2 BB: 1 P: 14	R: 0 E: 0 K: 1 S: 6	H: 1 LOB: 1 BB: 0 P: 6	R: 0 E: 0 K: 1 S: 5	H: 0 LOB: 1 BB: 1 P: 9	R: 0 E: 0 K: 1 S: 6	H: 1 LOB: 1 BB: 0 P: 6
	R: 1 E: 1 K: 0 S: 3	H: 1 LOB: 1 BB: 1 P: 7								

	1B: 12	SF: 0	WP: 1	PA: 51
	2B: 3	SAC: 0	PB: 0	
	3B: 0	DP: 1	SB: 1	
	HR: 1	HBP: 0	CS: 0	

	AB	47
	R	5
	H	15
	RBI	4
	BB	4
	SO	7
	LOB	29

PITCHER		IP	WLS	BF	H	R	ER	SO	BB	IBB	HBP	BLK	WP	HR	S	P	ERA	WHIP
Bill Bonham, R ERA: 3.13	(1, 1)	6.0		29	11	4	4	3	1	0	0	0	0	1	34	38	6.00	2.000
Manny Sarmiento, R ERA: 1.19	(7, 1)	1.0		5	1	0	0	1	1	0	0	0	0	0	6	10	0.00	2.000
Dave Tomlin, L ERA: 6.55	(8, 1)	0.2		3	1	0	0	1	0	0	0	0	0	0	5	5	0.00	1.500
Doug Bair, R ERA: 0.4	(8, 1)	2.1		9	1	0	0	2	1	0	0	0	0	0	12	16	0.00	0.857
Dale Murray, R ERA: 4.13	(11, 1)	0.2	L	5	1	1	1	0	0	1	0	0	1	0	3	7	13.50	1.500

PITCHER	IP	WLS	BF	H	R	ER	SO	BB	IBB	HBP	BLK	WP	HR	S	P	ERA	WHIP

Batter	1	2	3	4	5	6	7	8	9	AB	R	H	RBI	BB	SO	LOB
Pete Rose, S (1, 5) OBP: 0.349, SLG: 0.461	G3			L5		G1		K		4	0	0	0	0	1	2
Ken Griffey, L (1, 9) OBP: 0.380, SLG: 0.474	F8 1B			FC6-4 1B			FC4 BB 1B	1-H 1B 3-H 2B		4	1	4	2	0	0	0
Joe Morgan, L (1, 4) OBP: 0.392, SLG: 0.500	F8 1-2			F9			L9	IBB		3	0	0	0	1	0	3
George Foster, R (1, 8) OBP: 0.378, SLG: 0.500		5-3		FC6-4 1-2f			BBBB FC4 1-2 BB	1-2 2-H 1B		3	0	1	1	1	0	1
Dan Driessen, L (1, 3) OBP: 0.417, SLG: 0.566		F7			4-3		FC4 1-2f 2-3	F7		4	0	0	0	0	0	4
Johnny Bench, R (1, 2) OBP: 0.306, SLG: 0.436		SSS K			F2		SSS K		L6	4	0	0	0	0	2	2
Dave Concepcion, R (1, 6) OBP: 0.357, SLG: 0.402			4-3		6-3			6-3 2B 2B	E FC4-2-5 1B	4	1	2	0	0	0	0
Mike Lum, L (1, 7) OBP: 0.158, SLG: 0.118			P6			5-3		6-3 2-3	FC4-2-5 1-H	4	0	0	0	0	0	2
Fred Norman, S (1, 1) OBP: 0.208, SLG: 0.208 Dave Collins, S (8, PH) OBP: 0.292, SLG: 0.158 Pedro Borbon, R (8, 1) OBP: 0.333, SLG: 0.333			F8			SSS K		BBBB 2B BB	F9	2 0 1	0 1 0	0 0 0	0 0 0	1 1 0	0 0 0	0 0 1
Inning Stats	R: 0 E: 0 K: 0 S: 3 H: 1 LOB: 0 BB: 0 P: 3	R: 0 E: 0 K: 1 S: 5 H: 0 LOB: 0 BB: 0 P: 5	R: 0 E: 0 K: 0 S: 3 H: 0 LOB: 0 BB: 0 P: 3	R: 0 E: 0 K: 0 S: 4 H: 1 LOB: 1 BB: 0 P: 4	R: 0 E: 0 K: 0 S: 3 H: 0 LOB: 0 BB: 0 P: 3	R: 0 E: 0 K: 1 S: 5 H: 0 LOB: 0 BB: 0 P: 5	R: 0 E: 0 K: 1 S: 6 H: 1 LOB: 2 BB: 1 P: 10	R: 3 E: 0 K: 1 S: 8 H: 3 LOB: 2 BB: 2 P: 16	R: 0 E: 1 K: 0 S: 4 H: 1 LOB: 1 BB: 0 P: 4	1B: 5 2B: 2 3B: 0 HR: 0	SF: 0 SAC: 0 DP: 0 HBP: 0						

PITCHER	IP	WLS	BF	H	R	ER	SO	BB	IBB	HBP	BLK	WP	HR	S	P	ERA	WHIP
Steve Rogers, R (1, 1) ERA: 2.73	9.0	L	36	7	3	3	4	2	1	0	0	0	0	41	53	3.00	1.000

PITCHER	IP	WLS	BF	H	R	ER	SO	BB	IBB	HBP	BLK	WP	HR	S	P	ERA	WHIP

TOP

Cincinnati Reds @ Montreal Expos

Olympic Stadium, Montreal, QB

Thu May 18 1978, 7:05 PM EDT

Att. 9,435 - Unknown

livebaseballscorecards.com

AB	33
R	3
H	7
RBI	3
BB	3
SO	4
LOB	15

WP: 0 PA: 36
PB: 0
SB: 0
CS: 0

Batter	1	2	3	4	5	6	7	8	9	AB	R	H	RBI	BB	SO	LOB
Warren Cromartie, L (1, 7) OBP: 0.353, SLG: 0.381	4-3		FC5-4 BB		4-3			4-3		3	0	0	0	1	0	0
Dave Cash, R (1, 4) OBP: 0.369, SLG: 0.422	F9		FC5-4 1-2f		F5			FC6-4 BB		3	0	0	0	1	0	1
Andre Dawson, R (1, 8) OBP: 0.340, SLG: 0.467	K			E 1B BB 1B	K			FC6-4 FC6-4 1-2f		4	1	1	0	0	2	1
Gary Carter, R (1, 2) OBP: 0.347, SLG: 0.438		F8		BB E FC3-2-5 1-2 1B		L6		FC6-4 1-2f		4	0	1	0	0	0	1
Ellis Valentine, R (1, 9) OBP: 0.325, SLG: 0.427		HR		FC3-2-5 BB 1-2 2-3 BB		F8			5-3	3	1	1	1	1	0	0
Tony Perez, R (1, 3) OBP: 0.299, SLG: 0.300		L6		BB FC3-2-5 1-2 2-3 3-H BB		F8			F9	3	0	0	1	1	0	0
Larry Parrish, R (1, 5) OBP: 0.313, SLG: 0.440		5-3		FC3-2-5 BB 1-2 2-3 3-H			K		K	4	0	0	0	0	2	3
Chris Speier, R (1, 6) OBP: 0.377, SLG: 0.409			5-3	 1-2 2-3 BB			P6			2	0	0	0	1	0	0
Steve Rogers, R (1, 1) OBP: 0.167, SLG: 0.130			K	F8			5-3			3	0	0	0	0	1	3
Inning Stats	R: 0 E: 0 K: 1 S: 5 H: 0 LOB: 0 BB: 0 P: 5	R: 1 E: 0 K: 0 S: 4 H: 1 LOB: 0 BB: 0 P: 4	R: 0 E: 0 K: 1 S: 5 H: 0 LOB: 1 BB: 1 P: 9	R: 1 E: 1 K: 0 S: 4 H: 2 LOB: 3 BB: 3 P: 16	R: 0 E: 0 K: 1 S: 5 H: 0 LOB: 0 BB: 0 P: 5	R: 0 E: 0 K: 0 S: 3 H: 0 LOB: 0 BB: 0 P: 3	R: 0 E: 0 K: 1 S: 5 H: 0 LOB: 0 BB: 0 P: 5	R: 0 E: 0 K: 0 S: 3 H: 0 LOB: 1 BB: 1 P: 7	R: 0 E: 0 K: 1 S: 5 H: 0 LOB: 0 BB: 0 P: 5	1B: 2 2B: 0 3B: 0 HR: 1 SF: 0 SAC: 0 DP: 1 HBP: 0						

PITCHER		IP	WLS	BF	H	R	ER	SO	BB	IBB	HBP	BLK	WP	HR	S	P	ERA	WHIP
Fred Norman, L ERA: 2.63	(1, 1)	7.0	W	27	3	2	2	4	4	0	0	0	0	1	31	47	2.57	1.000
Pedro Borbon, R ERA: 6.97	(8, 1)	2.0	S	7	0	0	0	1	1	0	0	0	0	0	8	12	0.00	0.500

PITCHER	IP	WLS	BF	H	R	ER	SO	BB	IBB	HBP	BLK	WP	HR	S	P	ERA	WHIP

BOTTOM

Cincinnati Reds @ Montreal Expos

Olympic Stadium, Montreal, QB

Thu May 18 1978, 7:05 PM EDT

Att. 9,435 - Unknown

livebaseballscorecards.com

AB	29
R	2
H	3
RBI	2
BB	5
SO	5
LOB	9

Batter	1	2	3	4	5	6	7	8	9	AB	R	H	RBI	BB	SO	LOB
Gene Richards, L (1, 8) (7, 7) OBP: 0.377, SLG: 0.413	x 0-0 1B 2B		x 0-0 HR		x 0-0 ③ 4-3		x 0-0 1-2 1B			4	1	3	1	0	0	0
Ozzie Smith, S (1, 6) OBP: 0.290, SLG: 0.344	x 0-0 CS 2-3 1B		x 0-0 ② P6			x 0-0 SH2-4 1B 1B	x 0-0 ② ③ L4 2-3			4	1	2	0	0	0	2
Bill Almon, R (1, 5) OBP: 0.371, SLG: 0.385	x 0-0 ① ② 6-3 1-2		S S S 0-3 ③ K			x 0-0 ① SH2-4 1-2		S S S 0-3 ① K		3	0	0	0	0	2	2
George Hendrick, R (1, 9) OBP: 0.287, SLG: 0.327	S S S 0-3 ③ K			x 0-0 ① F8		x 0-0 CS 2-H 1B		x 0-0 1B		4	0	2	1	0	1	1
Oscar Gamble, L (1, 7) OBP: 0.322, SLG: 0.311 Derrel Thomas, S (7, 8) OBP: 0.291, SLG: 0.255		x 0-0 ① G3		B B B B 4-0 BB		B B B B 4-0 ② 1-2 BB		x 0-0 ② F9		1	0	0	0	2	0	0
										1	0	0	0	0	0	1
Gene Tenace, R (1, 3) OBP: 0.417, SLG: 0.447		x 0-0 1B		S S S 0-3 ② K		x 0-0 ③ F8		x 0-0 ③ F5		4	0	1	0	0	1	3
Rick Sweet, S (1, 2) OBP: 0.356, SLG: 0.295 Bob Davis, R (7, PR) OBP: 0.250, SLG: 0.257 (7, 2) Dave Winfield, R (9, PH) OBP: 0.312, SLG: 0.455		x 0-0 ② F7		S S S 0-3 ③ K			x 0-0 SH3 E 1B		x 0-0 ① F8	3	0	1	0	0	1	2
										0	1	0	0	0	0	0
										1	0	0	0	0	0	0
Chuck Baker, R (1, 4) OBP: 0.435, SLG: 0.455 Don Reynolds, R (9, PH) OBP: 0.500, SLG: 0.455		x 0-0 ③ 6-3			x 0-0 ① F2		x 0-0 ① SH3 1-2		S S S 0-3 ② K	2	0	0	0	0	0	1
										1	0	0	0	0	1	0
Randy Jones, R (1, 1) OBP: 0.158, SLG: 0.158 Jerry Turner, L (7, PH) OBP: 0.262, SLG: 0.450 Bob Owchinko, L (7, 1) OBP: 0.059, SLG: 0.118 Rollie Fingers, R (7, 1) OBP: 0.500, SLG: 0.500 Tucker Ashford, R (9, PH)			S S S 0-3 ① K		S S S 0-3 ② K		x 0-0 E4 L4 1B 2-H 1B		x 0-0 ③ F8	2	0	0	0	0	2	0
										1	0	1	0	0	0	0
										0	0	0	0	0	0	0
										0	0	0	0	0	0	0
										1	0	0	0	0	0	0
Inning Stats	R: 0 E: 0 K: 1 S: 6 H: 2 LOB: 1 BB: 0 P: 6	R: 0 E: 0 K: 0 S: 4 H: 1 LOB: 1 BB: 0 P: 4	R: 1 E: 0 K: 2 S: 8 H: 1 LOB: 0 BB: 0 P: 8	R: 0 E: 0 K: 2 S: 7 H: 0 LOB: 1 BB: 1 P: 11	R: 0 E: 0 K: 1 S: 5 H: 0 LOB: 0 BB: 0 P: 5	R: 1 E: 0 K: 0 S: 4 H: 2 LOB: 1 BB: 1 P: 8	R: 1 E: 1 K: 0 S: 5 H: 3 LOB: 1 BB: 0 P: 5	R: 0 E: 0 K: 1 S: 6 H: 1 LOB: 1 BB: 0 P: 6	R: 0 E: 0 K: 1 S: 5 H: 0 LOB: 0 BB: 0 P: 5	1B: 8 2B: 2 3B: 0 HR: 1	SF: 0 SAC: 2 DP: 1 HBP: 0						

PITCHER		IP	WLS	BF	H	R	ER	SO	BB	IBB	HBP	BLK	WP	HR	S	P	ERA	WHIP
Paul Moskau, R ERA: 6.23	(1, 1)	6.1		27	8	3	3	6	2	0	0	0	0	1	37	45	4.26	1.579
Dave Tomlin, L ERA: 6.17	(7, 1)	0.2	W	2	1	0	0	0	0	0	0	0	0	0	2	2	0.00	1.500
Doug Bair, R ERA: 0.36	(8, 1)	2.0	S	7	1	0	0	2	0	0	0	0	0	0	11	11	0.00	0.500

PITCHER	IP	WLS	BF	H	R	ER	SO	BB	IBB	HBP	BLK	WP	HR	S	P	ERA	WHIP

TOP

San Diego Padres @ Cincinnati Reds

Riverfront Stadium, Cincinnati, OH

Fri May 19 1978, 7:05 PM EDT

Att. 36,283 - Unknown

livebaseballscorecards.com

AB	32
R	3
H	10
RBI	2
BB	2
SO	8
LOB	12

1B: 8	SF: 0	WP: 0	PA: 36
2B: 2	SAC: 2	PB: 0	
3B: 0	DP: 1	SB: 0	
HR: 1	HBP: 0	CS: 2	

San Diego Padres @ Cincinnati Reds

Riverfront Stadium, Cincinnati, OH

Fri May 19 1978, 7:05 PM EDT

Att. 36,283 - Unknown

BOTTOM

Batter	1	2	3	4	5	6	7	8	9	AB	R	H	RBI	BB	SO	LOB
Pete Rose, S (1, 5) OBP: 0.341, SLG: 0.449	K		6-3		6-3		F8			4	0	0	0	0	1	0
Ken Griffey, L (1, 9) OBP: 0.371, SLG: 0.462	4-3		F9		G3		5-3			4	0	0	0	0	0	0
Joe Morgan, L (1, 4) OBP: 0.389, SLG: 0.516	4-3			G3	K 1B		HR			4	1	1	1	0	1	0
George Foster, R (1, 7) OBP: 0.387, SLG: 0.526		F8		1B 1B 1B	1-2 1B		HR			4	2	3	1	0	0	0
Johnny Bench, R (1, 2) OBP: 0.311, SLG: 0.445		F9 2B		1B 1B 1-2 1B	5-3		6-3			4	1	2	0	0	0	2
Dave Concepcion, R (1, 6) OBP: 0.361, SLG: 0.405		1B		1B 1-2 2-H 1B		5-3		K		4	0	2	1	0	1	0
Dan Driessen, L (1, 3) OBP: 0.406, SLG: 0.549		F9 2-3		P8		F8		G3		4	0	0	0	0	0	4
Dave Collins, S (1, 8) OBP: 0.333, SLG: 0.227		5-3		1-2 2-H 1B		1B		E4 FC6-4		3	0	2	1	0	0	2
Cesar Geronimo, L (8, 8) OBP: 0.367, SLG: 0.409										1	0	0	0	0	0	0
Paul Moskau, R (1, 1) OBP: 0.200, SLG: 0.200			6-3	G3		K		FC6-4 1-2f		3	0	0	0	0	1	3
Dave Tomlin, L (7, 1)										0	0	0	0	0	0	0
Doug Bair, R (8, 1)										1	0	0	0	0	0	1
Inning Stats	R: 0 E: 0 K: 1 S: 5 H: 0 LOB: 0 BB: 0 P: 5	R: 0 E: 0 K: 0 S: 5 H: 2 LOB: 2 BB: 0 P: 5	R: 0 E: 0 K: 0 S: 3 H: 0 LOB: 0 BB: 0 P: 3	R: 2 E: 0 K: 0 S: 7 H: 4 LOB: 2 BB: 0 P: 7	R: 0 E: 0 K: 1 S: 7 H: 1 LOB: 2 BB: 0 P: 7	R: 0 E: 0 K: 1 S: 6 H: 1 LOB: 1 BB: 0 P: 6	R: 2 E: 0 K: 0 S: 5 H: 2 LOB: 0 BB: 0 P: 5	R: 0 E: 1 K: 1 S: 6 H: 0 LOB: 1 BB: 0 P: 6		1B: 7 2B: 1 3B: 0 HR: 2	SF: 0 SAC: 0 DP: 0 HBP: 0						

livebaseballscorecards.com

	AB	36
	R	4
	H	10
	RBI	4
	BB	0
	SO	4
	LOB	12

WP: 1 PB: 0 SB: 0 CS: 0 PA: 36

PITCHER	IP	WLS	BF	H	R	ER	SO	BB	IBB	HBP	BLK	WP	HR	S	P	ERA	WHIP
Randy Jones, L (1, 1) ERA: 2.59	6.0		27	8	2	2	3	0	0	0	0	1	0	33	33	3.00	1.333
Bob Owchinko, L (7, 1) ERA: 3.47	0.2		3	1	1	1	0	0	0	0	0	0	1	3	3	13.50	1.500
Rollie Fingers, R (7, 1) ERA: 2.76	1.1	L	6	1	1	1	1	0	0	0	0	0	1	8	8	6.75	0.750

PITCHER	IP	WLS	BF	H	R	ER	SO	BB	IBB	HBP	BLK	WP	HR	S	P	ERA	WHIP

Batter	1	2	3	4	5	6	7	8	9	AB	R	H	RBI	BB	SO	LOB
Gene Richards, L (1, 8) (5, 7) OBP: 0.377, SLG: 0.412	1-3	1B PB 1-2 1B		4-3		CS 1B		K		5	0	2	0	0	1	1
Ozzie Smith, S (1, 6) OBP: 0.294, SLG: 0.341	1-4-3	1-3 2-H 1B		F5		P4 1-2			BB BB BB	4	0	1	1	1	0	1
Bill Almon, R (1, 5) OBP: 0.366, SLG: 0.373	P4	P4			6-3		F9		BB 1-2 BB	4	0	0	0	1	0	2
Don Reynolds, R (1, 7) OBP: 0.400, SLG: 0.357 Chuck Baker, R (5, 4) OBP: 0.417, SLG: 0.435 Oscar Gamble, L (9, PH) OBP: 0.320, SLG: 0.308		F3	2-3		6-3		6-3		K	3 1 1	0 0 0	0 0 0	0 0 0	0 0 0	0 0 1	0 0 2
George Hendrick, R (1, 9) OBP: 0.301, SLG: 0.333		BB 2B 1B	1B 1B		E5 WP 1B		4-3		F7	4	2	2	0	1	0	2
Gene Tenace, R (1, 3) OBP: 0.426, SLG: 0.450		1-2 FC6-4 2B 1B	P6		2-H 1B			E4 1B	1-2 2-3 BB	4	2	2	1	1	0	1
Derrel Thomas, S (1, 4) (5, 8) OBP: 0.311, SLG: 0.288		1-3 2-H E 2B	1B 1-2 1B		1-2 1B			SH1-4 3-H 1B	K	5	1	4	2	0	1	3
Rick Sweet, S (1, 2) OBP: 0.368, SLG: 0.302		FC6-4 IBB	1-2 2-H 1B		4-3			SH1-4 1-2		2	0	1	0	1	0	2
Gaylord Perry, R (1, 1) OBP: 0.150, SLG: 0.250 Mark Lee, R (6, 1) Rollie Fingers, R (7, 1) OBP: 0.333, SLG: 0.333 Dan Spillner, R (8, 1)		FC6-4 PB 1B 1-2f 2-H 3-H 1B		K		F8		5-3		3 0 1 0	1 0 0 0	0 0 0 0	1 0 0 0	0 0 0 0	1 0 0 0	1 0 1 0
Inning Stats	R: 0 E: 0 K: 0 S: 3 H: 0 LOB: 0 BB: 0 P: 3	R: 4 E: 1 K: 0 S: 7 H: 4 LOB: 2 BB: 2 P: 15	R: 0 E: 0 K: 0 S: 5 H: 3 LOB: 2 BB: 0 P: 5	R: 0 E: 0 K: 1 S: 5 H: 0 LOB: 0 BB: 0 P: 5	R: 1 E: 1 K: 0 S: 6 H: 3 LOB: 2 BB: 0 P: 6	R: 0 E: 0 K: 0 S: 3 H: 1 LOB: 0 BB: 0 P: 3	R: 0 E: 0 K: 0 S: 3 H: 0 LOB: 0 BB: 0 P: 3	R: 1 E: 1 K: 1 S: 7 H: 1 LOB: 1 BB: 0 P: 7	R: 0 E: 0 K: 2 S: 7 H: 0 LOB: 3 BB: 3 P: 19	1B: 11 2B: 1 3B: 0 HR: 0	SF: 0 SAC: 1 DP: 0 HBP: 0						

PITCHER		IP	WLS	BF	H	R	ER	SO	BB	IBB	HBP	BLK	WP	HR	S	P	ERA	WHIP
Tom Hume, R ERA: 6.49	(1, 1)	5.0		26	10	5	4	1	1	1	0	0	1	0	26	34	7.20	2.200
Pedro Borbon, R ERA: 6.65	(6, 1)	1.0		3	1	0	0	0	0	0	0	0	0	0	3	3	0.00	1.000
Dave Tomlin, L ERA: 5.27	(7, 1)	2.0	W	8	1	1	0	1	0	0	0	0	0	0	10	10	0.00	0.500
Doug Bair, R ERA: 0.35	(9, 1)	1.0		6	0	0	0	2	3	0	0	0	0	0	7	19	0.00	3.000

PITCHER	IP	WLS	BF	H	R	ER	SO	BB	IBB	HBP	BLK	WP	HR	S	P	ERA	WHIP

TOP

San Diego Padres @ Cincinnati Reds

Riverfront Stadium, Cincinnati, OH

Sat May 20 1978, 3:33 AM EDT

Att. 35,429 - Unknown

livebaseballscorecards.com

AB	37
R	6
H	12
RBI	5
BB	5
SO	4
LOB	16

1B: 11	SF: 0	WP: 1	PA: 43
2B: 1	SAC: 1	PB: 1	
3B: 0	DP: 0	SB: 0	
HR: 0	HBP: 0	CS: 1	

Batter	1	2	3	4	5	6	7	8	9	AB	R	H	RBI	BB	SO	LOB
Pete Rose, S (1, 5) OBP: 0.354, SLG: 0.460	4-3		2B		FC6-4 1-2 1B		1B 1B 1B BB	BB 3B BB		3	3	2	0	2	0	0
Don Werner, R (9, 2) OBP: 0.333, SLG: 0.250										0	0	0	0	0	0	0
Ken Griffey, L (1, 9) OBP: 0.372, SLG: 0.460	E5 E 1B		5-3		FC6-4 1-2f 2-3		1B 1B 1-2 8-2 1B	F7		5	1	2	0	0	0	6
Joe Morgan, L (1, 4) OBP: 0.395, SLG: 0.516	E2 CS 3-H BB		F9		SF8 3-H		1B 1-2 2-3 1B	3B 1-2 2-3 3-H BB		2	1	1	2	2	0	1
George Foster, R (1, 7) OBP: 0.393, SLG: 0.538	1-2 1B		2B BB		L7		P4	1B 1-H 2-H 3-H 3B		4	1	2	3	1	0	4
Dan Driessen, L (1, 3) OBP: 0.413, SLG: 0.558	P5		1-H 2-H 2B			F9	1-2 2-3 3-H 1B	BB 1B 3-H 1B		5	1	3	3	0	0	1
Johnny Bench, R (1, 2) OBP: 0.314, SLG: 0.440		K		F9		1B G5-2-3 1B	8-2 3-Hf	1B 1-2 BB		4	0	1	0	1	1	3
Doug Bair, R (9, 1)										0	0	0	0	0	0	0
Dave Concepcion, R (1, 6) OBP: 0.369, SLG: 0.426		F3		K2-3		S 1-3 1B		BB 3B 1-3 2-H 1B		5	1	3	1	0	1	0
Dave Collins, S (1, 8) OBP: 0.387, SLG: 0.250		1B		K		1-2 BB		BB S 3B BB		2	1	1	0	2	1	0
Ray Knight, R (9, 5) OBP: 0.333, SLG: 0.143										0	0	0	0	0	0	0
Tom Hume, R (1, 1)		5-3			FC6-4 SF8 1B	G5-2-3 3-Hf		F8 1-2		1	0	0	0	0	0	1
Mike Lum, L (5, PH) OBP: 0.200, SLG: 0.167										1	1	1	0	0	0	0
Pedro Borbon, R (6, 1) OBP: 0.333, SLG: 0.333										0	0	0	0	0	0	0
Cesar Geronimo, L (6, PH) OBP: 0.364, SLG: 0.405										1	0	0	0	0	0	3
Dave Tomlin, L (7, 1)										0	0	0	0	0	0	0
Ken Henderson, S (8, PH) OBP: 0.333, SLG: 0.435										1	0	0	0	0	0	2
(9, 8)																
Inning Stats	R: 1 E: 2 K: 0 S: 4 H: 2 LOB: 1 BB: 1 P: 8	R: 0 E: 0 K: 1 S: 6 H: 1 LOB: 1 BB: 0 P: 6	R: 1 E: 0 K: 0 S: 4 H: 2 LOB: 2 BB: 1 P: 8	R: 0 E: 0 K: 2 S: 7 H: 0 LOB: 0 BB: 0 P: 7	R: 1 E: 0 K: 0 S: 5 H: 2 LOB: 1 BB: 0 P: 5	R: 0 E: 0 K: 0 S: 4 H: 2 LOB: 2 BB: 1 P: 8	R: 1 E: 0 K: 0 S: 5 H: 3 LOB: 2 BB: 1 P: 9	R: 6 E: 0 K: 0 S: 6 H: 4 LOB: 2 BB: 4 P: 22		1B: 12 2B: 3 3B: 2 HR: 0 SF: 1 SAC: 0 DP: 2 HBP: 0						

PITCHER		IP	WLS	BF	H	R	ER	SO	BB	IBB	HBP	BLK	WP	HR	S	P	ERA	WHIP
Gaylord Perry, R ERA: 2.26	(1, 1)	5.1		25	9	3	3	3	2	0	0	0	0	0	29	37	5.06	2.062
Mark Lee, R ERA: 2.93	(6, 1)	0.2		5	2	1	1	0	2	0	0	0	0	0	3	11	13.50	6.000
Rollie Fingers, R ERA: 4.06	(7, 1)	1.2	L	10	3	5	5	0	3	0	0	0	0	0	7	19	27.00	3.600
Dan Spillner, R ERA: 4.35	(8, 1)	0.1		3	2	1	1	0	1	0	0	0	0	0	2	6	27.00	9.000

PITCHER	IP	WLS	BF	H	R	ER	SO	BB	IBB	HBP	BLK	WP	HR	S	P	ERA	WHIP

BOTTOM

San Diego Padres @ Cincinnati Reds

Riverfront Stadium, Cincinnati, OH

Sat May 20 1978, 3:33 AM EDT

Att. 35,429 - Unknown

livebaseballscorecards.com

AB	34
R	10
H	16
RBI	9
BB	8
SO	3
LOB	21

WP: 0 PA: 43
PB: 0
SB: 2
CS: 1

San Diego Padres @ Cincinnati Reds

Riverfront Stadium, Cincinnati, OH

Sun May 21 1978, 3:33 AM EDT

Unknown

TOP

livebaseballscorecards.com

Batter	1	2	3	4	5	6	7	8	9	AB	R	H	RBI	BB	SO	LOB
Gene Richards, L (1, 8) (6, 7) OBP: 0.389, SLG: 0.422	5-3	E6 2-3 3-H		IBB		6-3 2B IBB	2B 1-3		FC5 SH3 1B 1-3	4	1	2	0	2	0	1
Ozzie Smith, S (1, 6) OBP: 0.284, SLG: 0.328	1-3	F7		4-3		6-3 1-2 2-3 3-H	4-3		SH3 1-2 3-H	5	0	0	2	0	0	8
Oscar Gamble, L (1, 7) OBP: 0.320, SLG: 0.308	1B		K		F7	1B 2-H 3-H 2B		6-3	FC5 2-3	3	0	1	0	0	1	0
George Hendrick, R (6, PH) OBP: 0.307, SLG: 0.350										1	0	1	2	0	0	0
Chuck Baker, R (6, PR) (6, 4) OBP: 0.385, SLG: 0.400										2	1	0	0	0	0	1
Dave Winfield, R (1, 9) OBP: 0.322, SLG: 0.460	F9		6-3		S 1B	1B 2-H 1B		HBP 1B		5	0	3	1	0	0	1
Gene Tenace, R (1, 3) OBP: 0.442, SLG: 0.451		P3	S BB		G6-4-3 1-2 BB	FC4-6 1-2 1B		HBP 1-2 HBP		2	0	1	0	2	0	0
Derrel Thomas, S (1, 4) (6, 8) OBP: 0.307, SLG: 0.284		2B SH1-3 1B	4-3 1-2		G6-4-3 1-2f	FC4-6 1-2f		F8		5	1	1	0	0	0	7
Bill Almon, R (1, 5) OBP: 0.360, SLG: 0.374		SH1-3 1-3 E 2B		L5		E5 B3-4 E 6-3	5-3	P3		5	2	1	0	0	0	2
Rick Sweet, S (1, 2) OBP: 0.370, SLG: 0.288		E SH1-3 IBB		SH3-4 BB		E3 6-3 B3-4 1-2 2B	G3		P4	3	1	0	0	2	0	1
Bob Shirley, R (1, 1) OBP: 0.250, SLG: 0.182		SH1-3 1-2 2-3 3-H		SH3-4 1-2		B3-4 1-2 2-3	2B 1B		1B SH3 1B	3	1	2	1	0	0	2

	AB	38
	R	7
	H	12
	RBI	6
	BB	6
	SO	1
	LOB	23

Inning Stats																								
	R: 0	H: 1	R: 2	H: 2	R: 0	H: 0	R: 0	H: 0	R: 0	H: 1	R: 4	H: 3	R: 0	H: 2	R: 0	H: 1	R: 1	H: 2	1B: 9	SF: 0	WP: 0	PA: 48		
	E: 0	LOB: 1	E: 1	LOB: 2	E: 0	LOB: 1	E: 0	LOB: 2	E: 0	LOB: 1	E: 2	LOB: 2	E: 0	LOB: 2	E: 0	LOB: 2	E: 0	LOB: 1	2B: 3	SAC: 3	PB: 0			
	K: 0	BB: 0	K: 0	BB: 1	K: 1	BB: 1	K: 0	BB: 2	K: 0	BB: 1	K: 0	BB: 0	K: 0	BB: 0	K: 0	BB: 0	K: 0	BB: 0	3B: 0	DP: 1	SB: 2			
	S: 4	P: 4	S: 6	P: 10	S: 5	P: 9	S: 3	P: 11	S: 3	P: 7	S: 8	P: 12	S: 5	P: 5	S: 4	P: 5	S: 5	P: 5	HR: 0	HBP: 1	CS: 0			

PITCHER		IP	WLS	BF	H	R	ER	SO	BB	IBB	HBP	BLK	WP	HR	S	P	ERA	WHIP
Manny Sarmiento, R ERA: 1.27	(1, 1)	5.0	L	24	4	2	1	1	3	2	0	0	0	0	21	41	1.80	1.400
Dave Tomlin, L ERA: 4.6	(6, 1)	2.0		14	5	4	0	0	0	1	0	0	0	0	13	17	0.00	2.500
Pedro Borbon, R ERA: 6.46	(8, 1)	2.0		10	3	1	1	0	0	0	1	0	0	0	9	10	4.50	1.500

PITCHER	IP	WLS	BF	H	R	ER	SO	BB	IBB	HBP	BLK	WP	HR	S	P	ERA	WHIP

Batter	1	2	3	4	5	6	7	8	9	AB	R	H	RBI	BB	SO	LOB
Pete Rose, S (1, 5) OBP: 0.350, SLG: 0.452	6-3		K		1-3 1B		F8		4-3	5	0	1	0	0	1	1
Ken Griffey, L (1, 9) OBP: 0.367, SLG: 0.448	6-3		3-1		F5		BBBB 4-0 1B 1-2 BB		F8	4	0	0	0	1	0	2
Joe Morgan, L (1, 4) OBP: 0.388, SLG: 0.504	4-3		F9		4-3		1-3 2-H 1B			3	0	0	0	0	0	2
Junior Kennedy, R (7, 4) OBP: 0.385, SLG: 0.286										1	0	1	1	0	0	0
George Foster, R (1, 7) OBP: 0.390, SLG: 0.550		4-3		K		HR	P5			4	1	1	1	0	1	2
Johnny Bench, R (1, 3) OBP: 0.306, SLG: 0.428		6-3		P4		F8		K		4	0	0	0	0	1	0
Dave Concepcion, R (1, 6) OBP: 0.373, SLG: 0.436		1B BB 1B		2B		F8		1-3		4	0	2	0	0	0	0
Don Werner, R (1, 2) OBP: 0.321, SLG: 0.217		BBBB 4-0 1B 1-2 BB		1-3		K		E5		3	0	0	0	1	1	1
Dave Collins, S (1, 8) OBP: 0.371, SLG: 0.250		FC6-4 1-2 2-3 1B				6-3		1-3		4	0	1	0	0	0	1
Manny Sarmiento, R (1, 1) Rick Auerbach, R (5, PH) OBP: 0.333, SLG: 0.467 Dave Tomlin, L (6, 1) Ray Knight, R (7, PH) OBP: 0.400, SLG: 0.250 Pedro Borbon, R (8, 1) OBP: 0.333, SLG: 0.333 Ken Henderson, S (9, PH) OBP: 0.321, SLG: 0.417		FC6-4 1-2f				BBBB 4-0 1B BB			P3	1 0 0 1 0 1	0 0 0 1 0 0	0 0 0 1 0 0	0 0 0 1 0 0	0 1 0 0 0 0	0 0 0 0 0 0	3 0 0 0 0 0
Inning Stats	R: 0 E: 0 K: 0 S: 3 H: 0 LOB: 0 BB: 0 P: 3	R: 0 E: 0 K: 0 S: 5 H: 2 LOB: 3 BB: 1 P: 9	R: 0 E: 0 K: 1 S: 5 H: 0 LOB: 0 BB: 0 P: 5	R: 0 E: 0 K: 1 S: 6 H: 1 LOB: 1 BB: 0 P: 6	R: 0 E: 0 K: 0 S: 4 H: 1 LOB: 2 BB: 1 P: 8	R: 1 E: 0 K: 1 S: 6 H: 1 LOB: 0 BB: 0 P: 6	R: 1 E: 0 K: 0 S: 5 H: 2 LOB: 2 BB: 1 P: 9	R: 0 E: 1 K: 1 S: 6 H: 0 LOB: 1 BB: 0 P: 6	R: 0 E: 0 K: 0 S: 3 H: 0 LOB: 0 BB: 0 P: 3	1B: 5 2B: 1 3B: 0 HR: 1	SF: 0 SAC: 0 DP: 0 HBP: 0			WP: 0 PB: 0 SB: 0 CS: 0	PA: 38		

PITCHER	IP	WLS	BF	H	R	ER	SO	BB	IBB	HBP	BLK	WP	HR	S	P	ERA	WHIP
Bob Shirley, L (1, 1) ERA: 5.05	9.0	W	38	7	2	2	4	3	0	0	0	0	1	43	55	2.00	1.111

PITCHER	IP	WLS	BF	H	R	ER	SO	BB	IBB	HBP	BLK	WP	HR	S	P	ERA	WHIP

BOTTOM

San Diego Padres @ Cincinnati Reds

Riverfront Stadium, Cincinnati, OH

Sun May 21 1978, 3:33 AM EDT

Unknown

AB	35
R	2
H	7
RBI	2
BB	3
SO	4
LOB	12

livebaseballscorecards.com

San Diego Padres @ Cincinnati Reds

Riverfront Stadium, Cincinnati, OH

Sun May 21 1978, 3:38 AM EDT

Att. 38,295 - Unknown

TOP

livebaseballscorecards.com

Batter	1	2	3	4	5	6	7	8	9	AB	R	H	RBI	BB	SO	LOB
Gene Richards, L (1, 8) (7, 3) OBP: 0.379, SLG: 0.410	6-3		1-3			4-3		1-5-3		4	0	0	0	0	0	1
Ozzie Smith, S (1, 6) OBP: 0.276, SLG: 0.319	F7		F7			5-3		F8		4	0	0	0	0	0	1
Oscar Gamble, L (1, 7) (7, 9) OBP: 0.320, SLG: 0.303	F7			G3		BB		1B		2	0	0	0	1	0	0
George Hendrick, R (8, PH) (8, 9) OBP: 0.313, SLG: 0.356										1	0	1	0	0	0	0
Dave Winfield, R (1, 9) (7, 8) OBP: 0.327, SLG: 0.461		6-3 S 1B		G5-4-3 1B		K		K		4	0	2	0	0	2	2
Gene Tenace, R (1, 3) (7, 2) OBP: 0.427, SLG: 0.430		K 1-2		G5-4-3 1-2f			P6		K	4	0	0	0	0	2	2
Derrel Thomas, S (1, 4) OBP: 0.305, SLG: 0.283		6-3 2-3			4-3 1B		6-3		K	4	0	1	0	0	1	1
Tucker Ashford, R (1, 5) OBP: 0.167, SLG: 0.333		1-3			4-3 1-2		1B 2B		P4	3	0	1	0	0	0	2
Mark Lee, R (7, 1)										0	0	0	0	0	0	0
Don Reynolds, R (9, PH) OBP: 0.375, SLG: 0.333										1	0	0	0	0	0	0
Rick Sweet, S (1, 2) OBP: 0.373, SLG: 0.309			2B		K		BB			2	0	1	0	0	1	1
Jerry Turner, L (7, PH) (7, 7) OBP: 0.279, SLG: 0.450										0	0	0	0	1	0	0
John D'Acquisto, R (1, 1)			K		K		1-2 2-H 1B			2	0	0	0	0	2	2
Bill Almon, R (7, PH) (7, 5) OBP: 0.364, SLG: 0.379										1	0	1	0	0	0	0

Inning Stats	R: 0	E: 0	K: 0	S: 3	H: 0	LOB: 0	BB: 0	P: 3	R: 0	E: 0	K: 1	S: 6	H: 1	LOB: 1	BB: 0	P: 6	R: 0	E: 0	K: 1	S: 6	H: 1	LOB: 1	BB: 0	P: 6	R: 0	E: 0	K: 0	S: 3	H: 1	LOB: 0	BB: 0	P: 3
	R: 0	E: 0	K: 2	S: 8	H: 1	LOB: 1	BB: 0	P: 8	R: 0	E: 0	K: 1	S: 5	H: 0	LOB: 1	BB: 1	P: 9	R: 0	E: 0	K: 0	S: 4	H: 2	LOB: 2	BB: 1	P: 8	R: 0	E: 0	K: 1	S: 6	H: 1	LOB: 1	BB: 0	P: 6
	R: 0	E: 0	K: 2	S: 7	H: 0	LOB: 0	BB: 0	P: 7	1B: 5	2B: 2	3B: 0	HR: 0	SF: 0	SAC: 0	DP: 1	HBP: 0	WP: 0	PB: 0	SB: 1	CS: 0	PA: 34												

PITCHER		IP	WLS	BF	H	R	ER	SO	BB	IBB	HBP	BLK	WP	HR	S	P	ERA	WHIP
Tom Seaver, R ERA: 4.34	(1, 1)	7.0	W	27	6	0	0	5	2	0	0	0	0	0	35	43	0.00	1.143
Dave Tomlin, L ERA: 4.41	(8, 1)	0.2		2	0	0	0	0	0	0	0	0	0	0	2	2	0.00	0.000
Doug Bair, R ERA: 0.33	(8, 1)	1.1	S	5	1	0	0	3	0	0	0	0	0	0	11	11	0.00	0.750

PITCHER	IP	WLS	BF	H	R	ER	SO	BB	IBB	HBP	BLK	WP	HR	S	P	ERA	WHIP

AB	32
R	0
H	7
RBI	0
BB	2
SO	8
LOB	12

San Diego Padres @ Cincinnati Reds

Riverfront Stadium, Cincinnati, OH

Sun May 21 1978, 3:38 AM EDT

Att. 38,295 - Unknown

BOTTOM

livebaseballscorecards.com

Batter	1	2	3	4	5	6	7	8	9	AB	R	H	RBI	BB	SO	LOB
Pete Rose, S (1, 5) OBP: 0.353, SLG: 0.450	BBBB 4-3 BB		SSS 0-3 ② K		x 0-0 WP 1B 1-2 1B		x 0-0 ② B5-3			3	0	1	0	1	1	0
Ken Griffey, L (1, 9) OBP: 0.376, SLG: 0.473	x 0-0 ① L8		x 0-0 2B		x 0-0 WP 1-2 2-3 1B		x 0-0 3B			4	0	3	0	0	0	1
Dan Driessen, L (1, 3) OBP: 0.402, SLG: 0.542	x 0-0 ② 4-3 1-2		x 0-0 ③ F8		x 0-0 ② P8 1-2 2-3 3-H		x 0-0 ③ 4-3			4	0	0	0	0	0	5
George Foster, R (1, 7) OBP: 0.387, SLG: 0.540	x 0-0 ③ L7			SSS 0-3 ① K	x 0-0 ③ F9			BBBB 4-0 1-3 S BB		3	0	0	0	1	1	3
Johnny Bench, R (1, 2) OBP: 0.299, SLG: 0.416		SSS 0-3 ① K		SSS 0-3 ② K		x 0-0 ① P5		x 0-0 ①② 1-3 1-3		4	0	0	0	0	2	1
Mike Lum, L (1, 8) OBP: 0.261, SLG: 0.200		x 0-0 ② P6		x 0-0 1B		BBBB 4-0 FC6-4 BB		x 0-0 ③ 4-3		2	0	1	0	1	0	0
Cesar Geronimo, L (7, 8) OBP: 0.362, SLG: 0.402										1	0	0	0	0	0	0
Junior Kennedy, R (1, 4) OBP: 0.379, SLG: 0.292		x 0-0 1B		SSS 0-3 ③ K		x 0-0 ② FC6-4 1-2f				3	0	1	0	0	1	2
Rick Auerbach, R (1, 6) OBP: 0.333, SLG: 0.412		x 0-0 ③ G3			H 1-0 1B 1B WP HBP	x 0-0 ③ P6				2	1	0	0	0	0	2
Tom Seaver, R (1, 1) OBP: 0.263, SLG: 0.133			SSS 0-3 ① K		x 0-0 ① B3		x 0-0 ① F7			2	0	0	0	0	1	1
Dave Collins, S (7, PH) OBP: 0.361, SLG: 0.241										1	0	0	0	0	0	0
Dave Tomlin, L (8, 1)										0	0	0	0	0	0	0
Doug Bair, R (8, 1)										0	0	0	0	0	0	0
Inning Stats	R: 0 H: 0 E: 0 LOB: 1 K: 0 BB: 1 S: 3 P: 7	R: 0 H: 1 E: 0 LOB: 1 K: 1 BB: 0 S: 6 P: 6	R: 0 H: 1 E: 0 LOB: 1 K: 2 BB: 0 S: 8 P: 8	R: 0 H: 1 E: 0 LOB: 1 K: 3 BB: 0 S: 10 P: 10	R: 1 H: 2 E: 0 LOB: 2 K: 0 BB: 0 S: 5 P: 6	R: 0 H: 0 E: 0 LOB: 1 K: 0 BB: 1 S: 3 P: 7	R: 0 H: 1 E: 0 LOB: 1 K: 0 BB: 0 S: 4 P: 4	R: 0 H: 0 E: 0 LOB: 0 K: 0 BB: 1 S: 2 P: 6		1B: 4 SF: 0 2B: 1 SAC: 0 3B: 1 DP: 0 HR: 0 HBP: 1						

AB	29
R	1
H	6
RBI	0
BB	3
SO	6
LOB	15

WP: 1 PA: 33
PB: 0
SB: 1
CS: 0

PITCHER		IP	WLS	BF	H	R	ER	SO	BB	IBB	HBP	BLK	WP	HR	S	P	ERA	WHIP
John D'Acquisto, R ERA: 1.13	(1, 1)	6.0	L	26	5	1	1	6	2	0	1	0	1	0	35	44	1.50	1.167
Mark Lee, R ERA: 2.6	(7, 1)	2.0		7	1	0	0	0	1	0	0	0	0	0	6	10	0.00	1.000

PITCHER	IP	WLS	BF	H	R	ER	SO	BB	IBB	HBP	BLK	WP	HR	S	P	ERA	WHIP

Atlanta Braves @ Cincinnati Reds

Riverfront Stadium, Cincinnati, OH

Mon May 22 1978, 7:05 PM EDT

Att. 18,434 - Unknown

TOP

livebaseballscorecards.com

Batter	1	2	3	4	5	6	7	8	9	AB	R	H	RBI	BB	SO	LOB
Jerry Royster, R (1, 4) OBP: 0.357, SLG: 0.379	F9		K		F7			5-3		4	0	0	0	0	1	2
Brian Asselstine, L (1, 8) OBP: 0.372, SLG: 0.407	1B 2B		F8		K			F8		4	0	1	0	0	1	2
Gary Matthews, R (1, 9) OBP: 0.378, SLG: 0.774	5-3		P5			F8		6-3		4	0	0	0	0	0	1
Jeff Burroughs, R (1, 7) OBP: 0.458, SLG: 0.512	1B IBB			F8		F8			1-6-3	3	0	0	0	1	0	0
Biff Pocoroba, S (1, 2) OBP: 0.290, SLG: 0.272	FC6-4 1B 1-2 2-3			4-3		WP 1B			6-3	4	0	2	0	0	0	0
Dale Murphy, R (1, 3) OBP: 0.269, SLG: 0.295	FC6-4 1-2f			6-3		F7 1-2			F9	4	0	0	0	0	0	4
Darrel Chaney, S (1, 6) OBP: 0.421, SLG: 0.447		6-3			SH1-4 1B 1B		1-3			3	0	1	0	0	0	0
Rod Gilbreath, R (1, 5) OBP: 0.260, SLG: 0.308		K			SH1-4 1B 1-2		5-3			3	0	1	0	0	1	0
Mickey Mahler, S (1, 1)		F8			SH1-4 1-2 2-3		3-1			1	0	0	0	0	0	0
Rowland Office, L (7, PH) OBP: 0.287, SLG: 0.322										1	0	0	0	0	0	0
Eddie Solomon, R (7, 1) OBP: 0.167, SLG: 0.167										0	0	0	0	0	0	0
Dave Campbell, R (8, 1)										0	0	0	0	0	0	0

	AB	31
	R	0
	H	5
	RBI	0
	BB	1
	SO	3
	LOB	9

Inning Stats	1	2	3	4	5	6	7	8	9	1B: 4	SF: 0	WP: 1	PA: 33
	R: 0 E: 0 K: 0 S: 5	R: 0 E: 0 K: 1 S: 5	R: 0 E: 0 K: 1 S: 5	R: 0 E: 0 K: 0 S: 3	R: 0 E: 0 K: 1 S: 7	R: 0 E: 0 K: 0 S: 4	R: 0 E: 0 K: 0 S: 3	R: 0 E: 0 K: 0 S: 3	R: 0 E: 0 K: 0 S: 3	2B: 1 3B: 0 HR: 0	SAC: 1 DP: 0 HBP: 0	PB: 0 SB: 0 CS: 0	
	H: 2 LOB: 3 BB: 1 P: 9	H: 0 LOB: 0 BB: 0 P: 5	H: 0 LOB: 0 BB: 0 P: 5	H: 0 LOB: 0 BB: 0 P: 3	H: 2 LOB: 2 BB: 0 P: 7	H: 1 LOB: 1 BB: 0 P: 4	H: 0 LOB: 0 BB: 0 P: 3	H: 0 LOB: 0 BB: 0 P: 3	H: 0 LOB: 0 BB: 0 P: 3				

PITCHER		IP	WLS	BF	H	R	ER	SO	BB	IBB	HBP	BLK	WP	HR	S	P	ERA	WHIP
Bill Bonham, R ERA: 2.58	(1, 1)	8.0	W	30	5	0	0	3	0	1	0	0	1	0	35	39	0.00	0.625
Pedro Borbon, R ERA: 6.2	(9, 1)	1.0		3	0	0	0	0	0	0	0	0	0	0	3	3	0.00	0.000

PITCHER		IP	WLS	BF	H	R	ER	SO	BB	IBB	HBP	BLK	WP	HR	S	P	ERA	WHIP

Atlanta Braves @ Cincinnati Reds

Riverfront Stadium, Cincinnati, OH

Mon May 22 1978, 7:05 PM EDT

Att. 18,434 - Unknown

BOTTOM

Batter	1	2	3	4	5	6	7	8	9	AB	R	H	RBI	BB	SO	LOB
Pete Rose, S (1, 5) OBP: 0.356, SLG: 0.448	H 1-0 S HR HBP	x 0-0 ③ F9		x 0-0 ③ F9			x 0-0 1B 1B 1B	x 0-0 1-H 2-H HR		3	2	1	0	0	0	2
Ray Knight, R (8, 5) OBP: 0.455, SLG: 0.667										1	1	1	3	0	0	0
Ken Griffey, L (1, 9) OBP: 0.382, SLG: 0.491	x 0-0 1-H HR		x 0-0 ① F9		S S S 0-3 ① K		x 0-0 1B 1-2 1B 1B	B B B B 4-0 G6-4-3 BB		4	2	2	2	1	1	0
Pedro Borbon, R (9, 1) OBP: 0.333, SLG: 0.333										0	0	0	0	0	0	0
George Foster, R (1, 7) OBP: 0.387, SLG: 0.536	x 0-0 E 1B		S S S 0-3 ② K		S S S 0-3 ② K		x 0-0 1B 1-2 2-H 1B	x 0-0 ② ③ G6-4-3 1-2f		5	1	2	1	0	2	1
Johnny Bench, R (1, 2) OBP: 0.298, SLG: 0.412	x 0-0 ① F2		x 0-0 ③ F5		S S S 0-3 ③ K		x 0-0 FC5-4 1-3 2-H 1B			4	0	1	1	0	1	1
Don Werner, R (9, 2) OBP: 0.321, SLG: 0.217										0	0	0	0	0	0	0
Dave Concepcion, R (1, 6) OBP: 0.376, SLG: 0.451	x 0-0 E8 1-H 2B			x 0-0 1B 2B		x 0-0 ① 4-3	x 0-0 ③ FC5-4 1-2f			4	1	2	1	0	0	2
Rick Auerbach, R (9, 6) OBP: 0.333, SLG: 0.412										0	0	0	0	0	0	0
Dan Driessen, L (1, 3) OBP: 0.405, SLG: 0.538	S S S 0-3 ② K			x 0-0 CS 2-H 1B		x 0-0 ② F8		B B B B 4-0 FC5-4 BB		3	0	1	1	1	1	1
Junior Kennedy, R (1, 4) OBP: 0.333, SLG: 0.250	x 0-0 ③ F9			x 0-0 ① ② F8 1-2		x 0-0 ③ 5-3		x 0-0 ① FC5-4 1-2f 2B		4	1	0	0	0	0	3
Dave Collins, S (1, 8) OBP: 0.359, SLG: 0.226		x 0-0 ① 4-3		B B B B 4-0 HBP BB			x 0-0 ① 5-3	x 0-0 1-H HR 2B		2	0	0	0	1	0	0
Cesar Geronimo, L (8, 8) OBP: 0.366, SLG: 0.416										1	1	1	1	0	0	0
Bill Bonham, R (1, 1) OBP: 0.150, SLG: 0.111		x 0-0 ② G3		H 1-0 1-2 HBP			x 0-0 ② 6-3	x 0-0 HR 1B		2	0	0	0	0	0	0
Mike Lum, L (8, PH) (9, 9) OBP: 0.292, SLG: 0.238										1	1	1	0	0	0	0
Inning Stats	R: 3 H: 3 E: 1 LOB: 1 K: 1 BB: 0 S: 8 P: 9	R: 0 H: 0 E: 0 LOB: 0 K: 0 BB: 0 S: 3 P: 3	R: 0 H: 0 E: 0 LOB: 0 K: 1 BB: 0 S: 5 P: 5	R: 1 H: 2 E: 0 LOB: 2 K: 0 BB: 1 S: 4 P: 9	R: 0 H: 0 E: 0 LOB: 0 K: 3 BB: 0 S: 9 P: 9	R: 0 H: 0 E: 0 LOB: 0 K: 0 BB: 0 S: 3 P: 3	R: 2 H: 4 E: 0 LOB: 2 K: 0 BB: 0 S: 7 P: 7	R: 4 H: 3 E: 0 LOB: 0 K: 0 BB: 2 S: 5 P: 13		1B: 7 SF: 0 2B: 3 SAC: 0 3B: 0 DP: 1 HR: 2 HBP: 2						

livebaseballscorecards.com

AB	34
R	10
H	12
RBI	10
BB	3
SO	5
LOB	10

PITCHER		IP	WLS	BF	H	R	ER	SO	BB	IBB	HBP	BLK	WP	HR	S	P	ERA	WHIP
Mickey Mahler, L ERA: 1.5	(1, 1)	6.0	L	25	5	4	4	5	1	0	2	0	0	1	32	38	6.00	1.000
Eddie Solomon, R ERA: 4.18	(7, 1)	1.1		12	7	6	6	0	1	0	0	0	0	1	11	15	40.50	6.000
Dave Campbell, R ERA: 5.6	(8, 1)	0.2		2	0	0	0	0	1	0	0	0	0	0	1	5	0.00	1.500

PITCHER	IP	WLS	BF	H	R	ER	SO	BB	IBB	HBP	BLK	WP	HR	S	P	ERA	WHIP

Batter	1	2	3	4	5	6	7	8	9	AB	R	H	RBI	BB	SO	LOB
Jerry Royster, R (1, 4) OBP: 0.364, SLG: 0.378	L6		FC6-4 1B		BBB PB BB E BB		F9		BBBB 1B SF7 BB	3	2	1	0	2	0	0
Barry Bonnell, R (1, 8) (8, 7) OBP: 0.298, SLG: 0.287	S 1B		FC6-4 1-2f		BBB 1-2 E BB		6-3		PB S 1-3 1B	4	1	2	0	1	0	1
Gary Matthews, R (1, 9) OBP: 0.366, SLG: 0.743 Brian Asselstine, L (7, 9) OBP: 0.368, SLG: 0.407	F8 1-2			3B 2B	SSS K 2-3		L3		SF7 1-2 3-H	4 0	1 0	1 0	0 1	0 0	1 0	3 0
Jeff Burroughs, R (1, 7) OBP: 0.465, SLG: 0.528 Rowland Office, L (8, PR) (8, 8) OBP: 0.284, SLG: 0.318	F7			BLK 3B 2-H	BBB E 1-2 BB			BBB F8 SH1-4 1B BB	SSS K 2-3	2 1	1 1	1 0	1 0	2 0	0 1	1 1
Dale Murphy, R (1, 3) OBP: 0.261, SLG: 0.286		1-3		P4	E4 G6-4-3 1-2 2-H 3-H			SH1-4 1-2	SSS K	4	0	0	1	0	1	3
Biff Pocoroba, S (1, 2) OBP: 0.289, SLG: 0.265		F7		1-3	G6-4-3 1-2f			1B IBB		3	0	0	0	1	0	3
Rod Gilbreath, R (1, 5) OBP: 0.260, SLG: 0.298		P6		BBBB BLK BB BB		F7		F8 2-3		3	0	0	0	1	0	2
Pat Rockett, R (1, 6) OBP: 0.204, SLG: 0.135			F2	BBBB BLK 1-2 BB		1-3		1-2 3-H 1B		3	0	1	1	1	0	0
Preston Hanna, R (1, 1) OBP: 0.071, SLG: 0.071 Adrian Devine, R (8, 1)			SSS K	SSS K2-3 1-2 2-3 3-H		P6		1-3		4 0	0 0	0 0	0 0	0 0	2 0	4 0
Inning Stats	R: 0 E: 0 K: 0 S: 4 H: 1 LOB: 1 BB: 0 P: 4	R: 0 E: 0 K: 0 S: 3 H: 0 LOB: 0 BB: 0 P: 3	R: 0 E: 0 K: 1 S: 6 H: 1 LOB: 1 BB: 0 P: 6	R: 2 E: 0 K: 1 S: 7 H: 2 LOB: 2 BB: 2 P: 15	R: 2 E: 1 K: 1 S: 5 H: 0 LOB: 1 BB: 3 P: 17	R: 0 E: 0 K: 0 S: 3 H: 0 LOB: 0 BB: 0 P: 3	R: 0 E: 0 K: 0 S: 3 H: 0 LOB: 0 BB: 0 P: 3	R: 1 E: 0 K: 0 S: 4 H: 1 LOB: 2 BB: 2 P: 12	R: 1 E: 0 K: 2 S: 8 H: 1 LOB: 1 BB: 1 P: 12	1B: 4 2B: 1 3B: 1 HR: 0 SF: 1 SAC: 1 DP: 1 HBP: 0						WP: 0 PB: 2 SB: 2 CS: 0	PA: 41

PITCHER		IP	WLS	BF	H	R	ER	SO	BB	IBB	HBP	BLK	WP	HR	S	P	ERA	WHIP
Fred Norman, L ERA: 2.79	(1, 1)	6.0	L	27	4	4	3	3	5	0	0	1	0	0	28	48	4.50	1.500
Tom Hume, R ERA: 6.41	(7, 1)	2.0		9	1	1	1	0	1	1	0	0	0	0	7	15	4.50	1.000
Doug Bair, R ERA: 0.64	(9, 1)	1.0		5	1	1	1	2	1	0	0	0	0	0	8	12	9.00	2.000

PITCHER	IP	WLS	BF	H	R	ER	SO	BB	IBB	HBP	BLK	WP	HR	S	P	ERA	WHIP

TOP

Atlanta Braves @ Cincinnati Reds

Riverfront Stadium, Cincinnati, OH

Tue May 23 1978, 7:05 PM EDT

Att. 17,771 - Unknown

livebaseballscorecards.com

AB	31
R	6
H	6
RBI	4
BB	8
SO	5
LOB	18

Atlanta Braves @ Cincinnati Reds

Riverfront Stadium, Cincinnati, OH

Tue May 23 1978, 7:05 PM EDT

Att. 17,771 - Unknown

BOTTOM

livebaseballscorecards.com

Batter	1	2	3	4	5	6	7	8	9	AB	R	H	RBI	BB	SO	LOB
Pete Rose, S (1, 5) OBP: 0.362, SLG: 0.449	BBBB 4-0 G3 6-3 BB BB	x 0-0 ③ 5-3		x 0-0 1-3 1B			x 0-0 ① 6-3		x 0-0 FC6-4 1B	4	1	2	0	1	0	0
Ken Griffey, L (1, 9) OBP: 0.378, SLG: 0.486 Mike Lum, L (4, 9) OBP: 0.296, SLG: 0.375	x 0-0 ① 6-3 1-2		x 0-0 ① F7	x 0-0 ③ P4			x 0-0 HR		x 0-0 ① F7	2 3	0 1	0 1	0 1	0 0	0 0	1 3
Joe Morgan, L (1, 4) OBP: 0.382, SLG: 0.489	x 0-0 ② G3 2-3		BBBB 4-0 FC5-4 BB		x 0-0 ① L9		SSS 0-3 ② K		x 0-0 ② FC6-4 1-2f	4	0	0	0	1	1	2
George Foster, R (1, 7) OBP: 0.382, SLG: 0.523	BBBB 4-0 BB BB BB		x 0-0 ② FC5-4 1B 1-2f		x 0-0 ② F3		x 0-0 ③ P4		x 0-0 ③ 4-3	4	0	0	0	1	0	2
Dan Driessen, L (1, 3) OBP: 0.413, SLG: 0.537	BBBB 4-0 BB 1-2 BB		x 0-0 ③ FC5-4 1-3 1B		x 0-0 ③ 3-1			BBBB 4-0 FC4-6 1B 2B BB		2	1	1	0	2	0	0
Johnny Bench, R (1, 2) OBP: 0.302, SLG: 0.429	BBBB 4-0 1-2 2-3 3-H BB		x 0-0 ③ FC5-4 1-2f			x 0-0 HR		SSS 0-3 ① K		3	1	1	2	1	1	3
Dave Concepcion, R (1, 6) OBP: 0.373, SLG: 0.446	SSS 0-3 ③ K			x 0-0 ① 6-3		x 0-0 ① F9		x 0-0 FC4-6 1-2 1B		4	0	1	0	0	1	3
Ken Henderson, S (1, 8) OBP: 0.290, SLG: 0.370 Dave Collins, S (8, PH) OBP: 0.350, SLG: 0.219 Doug Bair, R (9, 1)		x 0-0 ① 4-3		x 0-0 ② F8			SSS 0-3 ② K	x 0-0 ② FC4-6 1-2f 2-3 2B		3 1 0	0 0 0	0 0 0	0 0 0	0 0 0	1 0 0	0 2 0
Fred Norman, S (1, 1) OBP: 0.231, SLG: 0.231 Rick Auerbach, R (6, PH) OBP: 0.318, SLG: 0.389 Tom Hume, R (7, 1) Cesar Geronimo, L (8, PH) OBP: 0.371, SLG: 0.430 (9, 8)		x 0-0 ② F8		x 0-0 1B 1B			SSS 0-3 ③ K	x 0-0 ③ 1-H 3-H 2B		2 1 0 1	0 0 0 0	1 0 0 1	0 0 0 1	0 1 0 0	0 0 0 0	0 0 0 0
Inning Stats	R: 1 E: 0 K: 1 S: 5 H: 0 LOB: 3 BB: 4 P: 21	R: 0 E: 0 K: 0 S: 3 H: 0 LOB: 0 BB: 0 P: 3	R: 0 E: 0 K: 0 S: 4 H: 1 LOB: 2 BB: 1 P: 8	R: 0 E: 0 K: 0 S: 5 H: 2 LOB: 2 BB: 0 P: 5	R: 0 E: 0 K: 0 S: 3 H: 0 LOB: 0 BB: 0 P: 3	R: 1 E: 0 K: 2 S: 8 H: 1 LOB: 0 BB: 0 P: 8	R: 1 E: 0 K: 1 S: 6 H: 1 LOB: 0 BB: 0 P: 6	R: 1 E: 0 K: 1 S: 6 H: 2 LOB: 2 BB: 1 P: 10	R: 0 E: 0 K: 0 S: 4 H: 1 LOB: 1 BB: 0 P: 4	1B: 5 2B: 1 3B: 0 HR: 2	SF: 0 SAC: 0 DP: 0 HBP: 0					

	AB	34
	R	4
	H	8
	RBI	4
	BB	6
	SO	5
	LOB	16

PITCHER		IP	WLS	BF	H	R	ER	SO	BB	IBB	HBP	BLK	WP	HR	S	P	ERA	WHIP
Preston Hanna, R ERA: 3.46	(1, 1)	7.0	W	32	5	4	4	4	6	0	0	0	0	2	34	58	5.14	1.571
Adrian Devine, R ERA: 5.67	(8, 1)	2.0	S	8	3	0	0	1	0	0	0	0	0	0	10	10	0.00	1.500

PITCHER	IP	WLS	BF	H	R	ER	SO	BB	IBB	HBP	BLK	WP	HR	S	P	ERA	WHIP

Atlanta Braves @ Cincinnati Reds

Riverfront Stadium, Cincinnati, OH

Wed May 24 1978, 3:33 AM EDT

Att. 23,891 - Unknown

TOP

livebaseballscorecards.com

Batter	1	2	3	4	5	6	7	8	9	AB	R	H	RBI	BB	SO	LOB
Jerry Royster, R (1, 4) OBP: 0.361, SLG: 0.370	F9		P4		BB 1-2			G3 2-3		3	0	0	0	1	0	1
Brian Asselstine, L (1, 8) OBP: 0.364, SLG: 0.402 (8, 9)	K S BB			4-3	SF8-2-5-4 2-3 3-H			SF7 3-H		1	0	0	2	1	0	0
Gary Matthews, R (1, 9) OBP: 0.356, SLG: 0.684	K 1-3			CS BB		F9		K		3	0	0	0	1	2	1
Rowland Office, L (8, 8) OBP: 0.284, SLG: 0.318										0	0	0	0	0	0	0
Jeff Burroughs, R (1, 7) OBP: 0.453, SLG: 0.512		5-3		K 1-2		F8			5-3	4	0	0	0	0	1	1
Biff Pocoroba, S (1, 2) OBP: 0.295, SLG: 0.267		4-3			1B BB	4-3			1B	3	1	1	0	1	0	0
Pat Rockett, R (9, PR) OBP: 0.204, SLG: 0.135										0	0	0	0	0	0	0
Dale Murphy, R (1, 3) OBP: 0.268, SLG: 0.287		HBP			BB 1B 1-3		F7		P6	3	1	1	0	0	0	1
Darrel Chaney, S (1, 6) OBP: 0.417, SLG: 0.429		F7			1B 1-2 SF8-2-5-4 BB		4-3		F9	2	1	0	0	1	0	1
Joe Nolan, L (9, PH) OBP: 0.296, SLG: 0.292										1	0	0	0	0	0	1
Rod Gilbreath, R (1, 5) OBP: 0.262, SLG: 0.299			F7		SF8-2-5-4 BB 1-3 2-H 3-H		F7			3	0	1	2	0	0	0
Jamie Easterly, L (1, 1) OBP: 0.286, SLG: 0.429			K		P2			G3 SF7 2B		3	1	1	0	0	1	2
Adrian Devine, R (8, 1)										0	0	0	0	0	0	0
Mickey Mahler, S (8, 1)										0	0	0	0	0	0	0
Rick Camp, R (8, 1)										0	0	0	0	0	0	0
Inning Stats	R: 0 E: 0 K: 1 S: 4 H: 0 LOB: 1 BB: 1 P: 8	R: 0 E: 0 K: 0 S: 3 H: 0 LOB: 1 BB: 0 P: 4	R: 0 E: 0 K: 1 S: 5 H: 0 LOB: 0 BB: 0 P: 5	R: 0 E: 0 K: 1 S: 4 H: 0 LOB: 1 BB: 1 P: 8	R: 3 E: 0 K: 0 S: 4 H: 2 LOB: 1 BB: 3 P: 16	R: 0 E: 0 K: 0 S: 3 H: 0 LOB: 0 BB: 0 P: 3	R: 0 E: 0 K: 0 S: 3 H: 0 LOB: 0 BB: 0 P: 3	R: 1 E: 0 K: 1 S: 6 H: 1 LOB: 0 BB: 0 P: 6	R: 0 E: 0 K: 0 S: 4 H: 1 LOB: 1 BB: 0 P: 4	1B: 3 2B: 3 3B: 0 HR: 0	SF: 2 SAC: 0 DP: 2 HBP: 1					

	AB	26
	R	4
	H	4
	RBI	4
	BB	5
	SO	4
	LOB	8

WP: 0 PB: 0 SB: 1 CS: 1 PA: 34

PITCHER	IP	WLS	BF	H	R	ER	SO	BB	IBB	HBP	BLK	WP	HR	S	P	ERA	WHIP
Paul Moskau, R (1, 1) ERA: 6.23	4.1		19	2	3	3	3	5	0	1	0	0	0	19	40	6.23	1.615
Manny Sarmiento, R (5, 1) ERA: 1.35	4.2	W	15	2	1	1	1	0	0	0	0	0	0	17	17	1.93	0.429

PITCHER	IP	WLS	BF	H	R	ER	SO	BB	IBB	HBP	BLK	WP	HR	S	P	ERA	WHIP

Atlanta Braves @ Cincinnati Reds

Riverfront Stadium, Cincinnati, OH

Wed May 24 1978, 3:33 AM EDT

Att. 23,891 - Unknown

BOTTOM

Batter	1	2	3	4	5	6	7	8	9	AB	R	H	RBI	BB	SO	LOB
Pete Rose, S (1, 5) OBP: 0.368, SLG: 0.453	4-3		2B	FC5-4 1-2		6-3		BB BB IBB		3	1	1	0	2	0	0
Dave Collins, S (1, 8) OBP: 0.364, SLG: 0.229	FC4-6 1B		2B FC4-6 BB	FC5-4 1-2f			5-3	BB 1-2 2-3 BB		3	1	1	0	1	0	2
Cesar Geronimo, L (8, PH) OBP: 0.376, SLG: 0.430 (9, 8)										0	0	0	0	1	0	0
Joe Morgan, L (1, 4) OBP: 0.383, SLG: 0.489	FC4-6 FC6-4 1-2f		FC4-6 1-3 2-H 2B		4-3		F2	1-2 2-3 3-H BB		4	0	1	2	1	0	1
George Foster, R (1, 7) OBP: 0.378, SLG: 0.511	FC6-4 1-2f		FC4-6 IBB		6-3		K	P4		4	0	0	0	1	1	4
Dave Concepcion, R (1, 6) OBP: 0.376, SLG: 0.454		5-3	FC4-6 1-2f 2-3 3-H		1B 1B			2B 2B		4	1	2	1	0	0	2
Dan Driessen, L (1, 3) OBP: 0.420, SLG: 0.550		L4-6 E 1B	K		S 1-3 1B			3-1 2-H 1B 2B		4	1	3	1	0	1	2
Ray Knight, R (1, 9) OBP: 0.357, SLG: 0.500	E3 1-2		K	K 1-2				3-1 2-3		3	0	0	0	0	2	3
Ken Griffey, L (8, PH) OBP: 0.376, SLG: 0.483 (9, 9)										1	0	0	0	0	0	1
Don Werner, R (1, 2) OBP: 0.290, SLG: 0.192	L4-6 2-3		K			F9		BB SH3-4 BB 3-H 1B		3	0	0	0	0	1	2
Mike Lum, L (8, PH) OBP: 0.321, SLG: 0.400										1	0	1	1	0	0	0
Rick Auerbach, R (8, PR) OBP: 0.318, SLG: 0.389										0	1	0	0	0	0	0
Johnny Bench, R (9, 2) OBP: 0.302, SLG: 0.429										0	0	0	0	0	0	0
Paul Moskau, R (1, 1) OBP: 0.286, SLG: 0.286			4-3	BB 1B		1-3		SH3-4 1-2		2	0	1	0	0	0	0
Manny Sarmiento, R (5, 1)										1	0	0	0	0	0	0
Inning Stats	R: 0 E: 0 K: 0 S: 4 H: 1 LOB: 1 BB: 0 P: 4	R: 0 E: 1 K: 0 S: 4 H: 1 LOB: 1 BB: 0 P: 4	R: 2 E: 0 K: 1 S: 7 H: 2 LOB: 2 BB: 2 P: 15	R: 0 E: 0 K: 2 S: 8 H: 1 LOB: 2 BB: 1 P: 12	R: 0 E: 0 K: 1 S: 7 H: 2 LOB: 2 BB: 0 P: 7	R: 0 E: 0 K: 0 S: 3 H: 0 LOB: 0 BB: 0 P: 3	R: 0 E: 0 K: 1 S: 5 H: 0 LOB: 0 BB: 0 P: 5	R: 3 E: 0 K: 0 S: 6 H: 3 LOB: 3 BB: 3 P: 18		1B: 6 2B: 5 3B: 0 HR: 0 SF: 0 SAC: 1 DP: 1 HBP: 0						

livebaseballscorecards.com

AB	33
R	5
H	10
RBI	5
BB	6
SO	5
LOB	17

WP: 0 PB: 0 SB: 1 CS: 0 PA: 40

PITCHER	IP	WLS	BF	H	R	ER	SO	BB	IBB	HBP	BLK	WP	HR	S	P	ERA	WHIP
Jamie Easterly, L (1, 1) ERA: 5.18	7.0		33	9	4	4	5	2	1	0	0	0	0	40	52	5.14	1.571
Adrian Devine, R (8, 1) ERA: 5.86	0.2	L	5	1	0	0	0	1	1	0	0	0	0	3	11	0.00	3.000
Mickey Mahler, L (8, 1) ERA: 1.5	0.0		1	0	1	1	0	1	0	0	0	0	0	0	4	∞	∞
Rick Camp, R (8, 1) ERA: 5.52	0.1		1	0	0	0	0	0	0	0	0	0	0	1	1	0.00	0.000

PITCHER	IP	WLS	BF	H	R	ER	SO	BB	IBB	HBP	BLK	WP	HR	S	P	ERA	WHIP

Cincinnati Reds @ San Diego Padres

San Diego Stadium, San Diego, CA

Fri May 26 1978, 10:05 PM EDT

Att. 34,227 - Unknown

livebaseballscorecards.com

Batter	1	2	3	4	5	6	7	8	9	AB	R	H	RBI	BB	SO	LOB
Pete Rose, S (1, 5) OBP: 0.376, SLG: 0.467	SH5-3 4-3 2B		K		IBB			2B		3	1	2	0	1	1	0
Ray Knight, R (8, 5) OBP: 0.357, SLG: 0.500										0	0	0	0	0	0	0
Ken Griffey, L (1, 9) OBP: 0.370, SLG: 0.475	SH5-3 2-3		K		CS 3-H	K		K		3	0	0	0	0	3	0
Joe Morgan, L (1, 4) OBP: 0.374, SLG: 0.476	4-3 3-H		4-3			K			G3	4	0	0	1	0	1	0
George Foster, R (1, 7) OBP: 0.380, SLG: 0.508	1B			5-3		BB			P3	3	0	1	0	1	0	0
Johnny Bench, R (1, 2) (5, 3) OBP: 0.301, SLG: 0.444	K			K		K			HR	4	1	1	1	0	3	2
Dave Concepcion, R (1, 6) OBP: 0.373, SLG: 0.455		4-3 SH1-3 2B		F8			5-3		K	4	1	1	0	0	1	0
Dan Driessen, L (1, 3) OBP: 0.421, SLG: 0.546		4-3 2-3			4-3 SH1-3 CS HBP		F7			1	0	0	0	0	0	1
Dave Collins, S (5, PR) OBP: 0.364, SLG: 0.229										0	0	0	0	0	0	0
Don Werner, R (5, 2) OBP: 0.281, SLG: 0.185										1	0	0	0	0	0	0
Cesar Geronimo, L (1, 8) OBP: 0.373, SLG: 0.426		SH1-3 3-H			SH1-3 1-2		F7			1	0	0	1	0	0	0
Tom Seaver, R (1, 1) OBP: 0.227, SLG: 0.111		F8			4-3 2-3			5-3		3	0	0	0	0	0	2
Doug Bair, R (8, 1)										0	0	0	0	0	0	0

TOP	
AB	27
R	3
H	5
RBI	3
BB	2
SO	9
LOB	5

Inning Stats	1	2	3	4	5	6	7	8	9
	R: 1 E: 0 K: 1 S: 7	H: 2 LOB: 1 BB: 0 P: 7	R: 1 E: 0 K: 0 S: 4	H: 1 LOB: 0 BB: 0 P: 4	R: 0 E: 0 K: 2 S: 7	H: 0 LOB: 0 BB: 0 P: 7	R: 0 E: 0 K: 1 S: 5	H: 0 LOB: 0 BB: 0 P: 5	R: 0 E: 0 K: 0 S: 2	H: 0 LOB: 1 BB: 1 P: 7	R: 0 E: 0 K: 3 S: 9	H: 0 LOB: 1 BB: 1 P: 13	R: 0 E: 0 K: 0 S: 3	H: 0 LOB: 0 BB: 0 P: 3	R: 0 E: 0 K: 1 S: 5	H: 1 LOB: 0 BB: 0 P: 5	R: 1 E: 0 K: 1 S: 6	H: 1 LOB: 0 BB: 0 P: 6

| | | | | | | | | | |

Batter	1	2	3	4	5	6	7	8	9	AB	R	H	RBI	BB	SO	LOB
Gene Richards, L (1, 8) (9, 7) OBP: 0.360, SLG: 0.385	G3		3-1			F6		FC4-6, 1-2f: 1B, 1B		4	1	0	0	0	0	1
Bill Almon, R (1, 5) OBP: 0.363, SLG: 0.374	BB		F8			2B		1B, 1-2: 1B		3	0	2	0	1	0	0
Oscar Gamble, L (1, 7) OBP: 0.331, SLG: 0.336 Ozzie Smith, S (8, PR) (9, 6) OBP: 0.275, SLG: 0.317	F7			K		K		1-3, 2-H: 1B		4 0	0 0	1 0	1 0	0 0	2 0	2 0
Dave Winfield, R (1, 9) OBP: 0.317, SLG: 0.439	F8			6-3			6-3	K		4	0	0	0	0	1	3
Gene Tenace, R (1, 3) OBP: 0.403, SLG: 0.386		K		K			F8		BB	3	0	0	0	1	2	0
Rick Sweet, S (1, 2) OBP: 0.378, SLG: 0.300		F8			FC1-6, 1B		FC6-4, 1B		P4	4	0	2	0	0	0	1
Tucker Ashford, R (1, 4) OBP: 0.316, SLG: 0.500		BB			FC1-6, G6-4-3, 1-2f		FC6-4, 1-2f		F8	3	0	0	0	1	0	3
Chuck Baker, R (1, 6) OBP: 0.333, SLG: 0.343 Derrel Thomas, S (8, PH) (9, 8) OBP: 0.312, SLG: 0.291		K			G6-4-3, 1-2f			FC4-6, 1B	K	2 2	0 0	0 1	0 0	0 1	1 1	2 1
Bob Shirley, R (1, 1) OBP: 0.214, SLG: 0.154 Jerry Turner, L (8, PH) OBP: 0.273, SLG: 0.439 Rollie Fingers, R (9, 1) OBP: 0.333, SLG: 0.333			K			F9		F9		2 1 0	0 0 0	0 0 0	0 0 0	0 0 0	1 0 0	0 1 0
Inning Stats	R: 0 E: 0 K: 0 S: 3 H: 0 LOB: 1 BB: 1 P: 7	R: 0 E: 0 K: 2 S: 7 H: 0 LOB: 1 BB: 1 P: 11	R: 0 E: 0 K: 1 S: 5 H: 0 LOB: 0 BB: 0 P: 5	R: 0 E: 0 K: 2 S: 7 H: 0 LOB: 0 BB: 0 P: 7	R: 0 E: 0 K: 0 S: 3 H: 1 LOB: 0 BB: 0 P: 3	R: 0 E: 0 K: 1 S: 6 H: 1 LOB: 1 BB: 0 P: 6	R: 0 E: 0 K: 0 S: 4 H: 1 LOB: 1 BB: 0 P: 4	R: 1 E: 0 K: 1 S: 8 H: 3 LOB: 2 BB: 0 P: 8	R: 0 E: 0 K: 1 S: 5 H: 0 LOB: 1 BB: 1 P: 9	1B: 5 2B: 1 3B: 0 HR: 0	SF: 0 SAC: 0 DP: 1 HBP: 0						

PITCHER		IP	WLS	BF	H	R	ER	SO	BB	IBB	HBP	BLK	WP	HR	S	P	ERA	WHIP
Tom Seaver, R ERA: 3.97	(1, 1)	7.2	W	30	6	1	1	6	2	0	0	0	0	0	40	48	1.17	1.043
Doug Bair, R ERA: 0.61	(8, 1)	1.1	S	5	0	0	0	2	1	0	0	0	0	0	8	12	0.00	0.750

PITCHER	IP	WLS	BF	H	R	ER	SO	BB	IBB	HBP	BLK	WP	HR	S	P	ERA	WHIP

BOTTOM

Cincinnati Reds @ San Diego Padres

San Diego Stadium, San Diego, CA

Fri May 26 1978, 10:05 PM EDT

Att. 34,227 - Unknown

livebaseballscorecards.com

AB	32
R	1
H	6
RBI	1
BB	3
SO	8
LOB	14

Cincinnati Reds @ San Diego Padres

San Diego Stadium, San Diego, CA

Sat May 27 1978, 10:05 PM EDT

Att. 43,484 - Unknown

livebaseballscorecards.com

Batter	1	2	3	4	5	6	7	8	9	AB	R	H	RBI	BB	SO	LOB
Pete Rose, S (1, 5) OBP: 0.371, SLG: 0.465 Manny Sarmiento, R (9, 1)	5-3		F9			P4	G6-4-3 1-2f		WP 1-H 1B 2B	5 0	1 0	1 0	1 0	0 0	0 0	1 0
Ken Griffey, L (1, 9) OBP: 0.386, SLG: 0.486	1B			BB 1B 1B		1B 1B 1B		BBBB 1B SF8 BB	2-H 1B	4	3	4	1	1	0	0
Joe Morgan, L (1, 4) OBP: 0.375, SLG: 0.469	P6			BBBB 1B 1-2 BB		1B 1-3 1B		F7	P6	4	0	1	0	1	0	3
George Foster, R (1, 7) OBP: 0.387, SLG: 0.511	2-3			G4-3 1-2 2-H 1B		1B IBB		1-3 1B		3	0	2	1	1	0	1
Johnny Bench, R (1, 3) OBP: 0.294, SLG: 0.436 (9, 2)		SSS K		P6		F2		SF8 3-H		3	0	0	1	0	1	5
Dave Concepcion, R (1, 6) OBP: 0.370, SLG: 0.450		5-3		G4-3 1-2f		1-2 2-3 3-H 1B		SSS K		4	0	1	1	0	1	3
Don Werner, R (1, 2) OBP: 0.257, SLG: 0.167 Dave Collins, S (9, PH) OBP: 0.356, SLG: 0.222 Ray Knight, R (9, 5) OBP: 0.357, SLG: 0.500		SSS K			F3	SSS K			SSS K	3 1 0	0 0 0	0 0 0	0 0 0	0 0 0	2 1 0	3 0 0
Cesar Geronimo, L (1, 8) OBP: 0.370, SLG: 0.415			SSS K		SSS K		BBBB FC1-6 BB		SSS K	3	0	0	0	1	3	0
Bill Bonham, R (1, 1) OBP: 0.130, SLG: 0.095 Dave Tomlin, L (8, 1) Mike Lum, L (9, PH) OBP: 0.345, SLG: 0.400 (9, 3)			P8		SSS K		FC1-6 1-2f G6-4-3		BBBB 2B BB	3 0 0	0 0 1	0 0 0	0 0 0	1 0 1	1 0 0	1 0 0
Inning Stats	R: 0 E: 0 K: 0 S: 4 H: 1 LOB: 1 BB: 0 P: 4	R: 0 E: 0 K: 2 S: 7 H: 0 LOB: 0 BB: 0 P: 7	R: 0 E: 0 K: 1 S: 5 H: 0 LOB: 0 BB: 0 P: 5	R: 1 E: 0 K: 0 S: 4 H: 2 LOB: 1 BB: 1 P: 8	R: 0 E: 0 K: 2 S: 7 H: 0 LOB: 0 BB: 0 P: 7	R: 1 E: 0 K: 1 S: 8 H: 3 LOB: 3 BB: 1 P: 12	R: 0 E: 0 K: 0 S: 2 H: 0 LOB: 0 BB: 1 P: 6	R: 1 E: 0 K: 1 S: 6 H: 1 LOB: 1 BB: 1 P: 10	R: 2 E: 0 K: 2 S: 9 H: 2 LOB: 1 BB: 1 P: 13	1B: 8 2B: 1 3B: 0 HR: 0 SF: 1 SAC: 0 DP: 2 HBP: 0						

TOP		
AB	33	
R	5	
H	9	
RBI	5	
BB	5	
SO	9	
LOB	17	

WP: 1 PA: 39
PB: 0
SB: 0
CS: 0

PITCHER		IP	WLS	BF	H	R	ER	SO	BB	IBB	HBP	BLK	WP	HR	S	P	ERA	WHIP
Bob Owchinko, L ERA: 3.73	(1, 1)	6.0	L	25	6	2	2	6	1	1	0	0	0	0	35	43	3.00	1.167
John D'Acquisto, R ERA: 1.23	(7, 1)	2.0		8	1	1	1	1	2	0	0	0	0	0	8	16	4.50	1.500
Mark Lee, R ERA: 4.34	(9, 1)	1.0		6	2	2	2	2	1	0	0	0	1	0	9	13	18.00	3.000

PITCHER	IP	WLS	BF	H	R	ER	SO	BB	IBB	HBP	BLK	WP	HR	S	P	ERA	WHIP

BOTTOM

Cincinnati Reds @ San Diego Padres

San Diego Stadium, San Diego, CA

Sat May 27 1978, 10:05 PM EDT

Att. 43,484 - Unknown

Batter	1	2	3	4	5	6	7	8	9	AB	R	H	RBI	BB	SO	LOB
Gene Richards, L (1, 8) (5, 7) OBP: 0.357, SLG: 0.377	K		F9			FC6-4 1B 1-2f		2B HBP 1-2		3	0	0	0	0	1	1
Ozzie Smith, S (1, 6) OBP: 0.276, SLG: 0.317	4-3		F8			1B 1-3		F2		3	0	1	0	0	0	0
Dave Winfield, R (8, PH) (9, 8) OBP: 0.315, SLG: 0.437										1	0	0	0	0	0	2
Jerry Turner, L (1, 9) OBP: 0.292, SLG: 0.467	1B			P4		K		2B 1-3 2-H		4	0	2	1	0	1	1
Oscar Gamble, L (1, 7) OBP: 0.326, SLG: 0.331	P5			K			FC4-6 1B	4-3		2	0	0	0	0	1	1
Derrel Thomas, S (5, 8) (9, 4) OBP: 0.314, SLG: 0.295										2	0	1	0	0	0	2
Gene Tenace, R (1, 3) OBP: 0.406, SLG: 0.419		FC5-4 1B		K			FC4-6 FC6-4 1B 1-2f		HR	4	1	2	1	0	1	1
Rick Sweet, S (1, 2) OBP: 0.363, SLG: 0.286		F8			1-3		F9		K	4	0	0	0	0	1	2
Bill Almon, R (1, 5) (9, 6) OBP: 0.355, SLG: 0.365		FC5-4 S 1B 1-2f			G3		FC6-4 1B 1-2f		F8	4	0	0	0	0	0	2
Tucker Ashford, R (1, 4) (9, 5) OBP: 0.261, SLG: 0.409		K 1-2			K			F8	F8	4	0	0	0	0	2	1
Bob Owchinko, L (1, 1) OBP: 0.095, SLG: 0.143			6-3			FC6-4 1B		HBP 2B BB		1	0	0	0	0	0	0
Mike Champion, R (6, PH) OBP: 0.393, SLG: 0.348										1	0	1	0	0	0	0
John D'Acquisto, R (7, 1)										0	0	0	0	0	0	0
Don Reynolds, R (8, PH) OBP: 0.444, SLG: 0.375										0	1	0	0	1	0	0
Mark Lee, R (9, 1)										0	0	0	0	0	0	0
Inning Stats	R: 0 E: 0 K: 1 S: 6 / H: 1 LOB: 1 BB: 0 P: 6	R: 0 E: 0 K: 1 S: 6 / H: 1 LOB: 1 BB: 0 P: 6	R: 0 E: 0 K: 0 S: 3 / H: 0 LOB: 0 BB: 0 P: 3	R: 0 E: 0 K: 2 S: 7 / H: 0 LOB: 0 BB: 0 P: 7	R: 0 E: 0 K: 1 S: 5 / H: 0 LOB: 0 BB: 0 P: 5	R: 0 E: 0 K: 1 S: 6 / H: 2 LOB: 1 BB: 0 P: 6	R: 0 E: 0 K: 0 S: 4 / H: 1 LOB: 1 BB: 0 P: 4	R: 1 E: 0 K: 0 S: 4 / H: 1 LOB: 2 BB: 1 P: 9	R: 1 E: 0 K: 1 S: 6 / H: 1 LOB: 0 BB: 0 P: 6	1B: 5 2B: 1 3B: 0 HR: 1	SF: 0 SAC: 0 DP: 0 HBP: 1			WP: 0 PB: 0 SB: 1 CS: 0	PA: 35		

livebaseballscorecards.com

	AB	33
	R	2
	H	7
	RBI	2
	BB	1
	SO	7
	LOB	13

PITCHER		IP	WLS	BF	H	R	ER	SO	BB	IBB	HBP	BLK	WP	HR	S	P	ERA	WHIP
Bill Bonham, R ERA: 2.39	(1, 1)	7.1	W	27	5	1	1	6	1	0	0	0	0	0	38	42	1.23	0.818
Dave Tomlin, L ERA: 4.24	(8, 1)	0.2		4	1	0	0	0	0	0	1	0	0	0	3	4	0.00	1.500
Manny Sarmiento, R ERA: 1.54	(9, 1)	1.0		4	1	1	1	1	0	0	0	0	0	1	6	6	9.00	1.000

PITCHER	IP	WLS	BF	H	R	ER	SO	BB	IBB	HBP	BLK	WP	HR	S	P	ERA	WHIP

Cincinnati Reds @ San Diego Padres

San Diego Stadium, San Diego, CA

Sun May 28 1978, 6:33 AM EDT

Att. 34,029 - Unknown

livebaseballscorecards.com

TOP

Batter	1	2	3	4	5	6	7	8	9	AB	R	H	RBI	BB	SO	LOB
Pete Rose, S (1, 3) OBP: 0.364, SLG: 0.455	5-3		F9			FC4 FC6-4 1-2f		F8		4	0	0	0	0	0	3
Ken Griffey, L (1, 9) OBP: 0.383, SLG: 0.481	1B			1-3		F8			F8	4	0	1	0	0	0	1
Joe Morgan, L (1, 4) OBP: 0.373, SLG: 0.466	4-3			K		FC6-4 1-2f			2B 1B	1	0	0	0	0	0	0
Junior Kennedy, R (3, 4) OBP: 0.333, SLG: 0.258										3	1	1	0	0	1	1
George Foster, R (1, 7) OBP: 0.389, SLG: 0.516		5-3		FC5-4 1B			F8		1-H 2B	4	0	2	1	0	0	0
Dave Concepcion, R (1, 6) OBP: 0.362, SLG: 0.439		6-3		FC5-4 1-2f			4-3		K	4	0	0	0	0	1	2
Ray Knight, R (1, 5) OBP: 0.294, SLG: 0.400		L9			4-3		5-3		P5	3	0	0	0	0	0	0
Mike Lum, L (9, PH) OBP: 0.333, SLG: 0.385										1	0	0	0	0	0	1
Don Werner, R (1, 2) OBP: 0.263, SLG: 0.182			G3 4-3 1B		4-3			6-3		3	0	1	0	0	0	0
Cesar Geronimo, L (1, 8) OBP: 0.362, SLG: 0.405			4-3 1-2		F7			3-1		3	0	0	0	0	0	1
Fred Norman, S (1, 1) OBP: 0.222, SLG: 0.222			G3 2-3			FC4 1B		BBBB BB		1	0	0	0	0	0	1
Dave Collins, S (6, PH) OBP: 0.370, SLG: 0.243										1	0	1	0	0	0	0
Pedro Borbon, R (6, 1) OBP: 0.333, SLG: 0.333										0	0	0	0	0	0	0
Rick Auerbach, R (8, PH) OBP: 0.348, SLG: 0.389										0	0	0	0	1	0	0
Dave Tomlin, L (8, 1)										0	0	0	0	0	0	0

	AB	32
	R	1
	H	6
	RBI	1
	BB	1
	SO	2
	LOB	10

Inning Stats										
	R: 0 E: 0 K: 0 S: 3	H: 1 LOB: 0 BB: 0 P: 3	R: 0 E: 0 K: 0 S: 3	H: 0 LOB: 0 BB: 0 P: 3	R: 0 E: 0 K: 0 S: 4	H: 1 LOB: 1 BB: 0 P: 6	R: 0 E: 0 K: 1 S: 6	H: 1 LOB: 1 BB: 0 P: 6	R: 0 E: 0 K: 0 S: 3	H: 0 LOB: 0 BB: 0 P: 3
	R: 0 E: 0 K: 0 S: 4	H: 1 LOB: 1 BB: 0 P: 4	R: 0 E: 0 K: 0 S: 3	H: 0 LOB: 0 BB: 0 P: 3	R: 0 E: 0 K: 0 S: 3	H: 0 LOB: 1 BB: 1 P: 7	R: 1 E: 0 K: 1 S: 7	H: 2 LOB: 1 BB: 0 P: 7	1B: 5 2B: 1 3B: 0 HR: 0	SF: 0 SAC: 0 DP: 0 HBP: 0
	WP: 0 PB: 0 SB: 0 CS: 0	PA: 33								

PITCHER		IP	WLS	BF	H	R	ER	SO	BB	IBB	HBP	BLK	WP	HR	S	P	ERA	WHIP
Randy Jones, L ERA: 2.42	(1, 1)	8.1	W	31	6	1	1	1	1	0	0	0	0	0	32	36	1.08	0.840
Rollie Fingers, R ERA: 3.89	(9, 1)	0.2	S	2	0	0	0	1	0	0	0	0	0	0	4	4	0.00	0.000

PITCHER	IP	WLS	BF	H	R	ER	SO	BB	IBB	HBP	BLK	WP	HR	S	P	ERA	WHIP

Batter	1	2	3	4	5	6	7	8	9	AB	R	H	RBI	BB	SO	LOB
Ozzie Smith, S (1, 6) OBP: 0.276, SLG: 0.322	SH5-3 1B 2B		F8		4-3			G3		4	1	1	0	0	0	0
Derrel Thomas, S (1, 8) OBP: 0.315, SLG: 0.295	SH5-3 2-3			5-3	5-3			S 1B		3	0	1	0	0	0	0
Oscar Gamble, L (1, 7) OBP: 0.331, SLG: 0.344 Gene Richards, L (9, 7) OBP: 0.357, SLG: 0.377	G6-4-3 3-H 1B			E 2B	4-3			P6 1-2		4 0	1 0	2 0	1 0	0 0	0 0	1 0
Dave Winfield, R (1, 9) OBP: 0.314, SLG: 0.429	G6-4-3 1-2f			E4 WP 2-H 1B	F9			BB		3	1	0	0	1	0	1
Gene Tenace, R (1, 3) OBP: 0.401, SLG: 0.407		K		BB 1B 2-3 BB	E5			F9		3	0	0	0	1	1	2
Bill Almon, R (1, 5) OBP: 0.354, SLG: 0.364		F8		BB 1-2 3-H 1B	F8					3	0	1	1	0	0	1
Tucker Ashford, R (1, 4) OBP: 0.269, SLG: 0.375		5-3		G5-4-3 1-2 2-3 BB		F8				2	0	0	0	1	0	0
Bob Davis, R (1, 2) OBP: 0.231, SLG: 0.237			6-3	G5-4-3 1-2f		4-3				3	0	0	0	0	0	3
Randy Jones, R (1, 1) OBP: 0.125, SLG: 0.125 Rollie Fingers, R (9, 1) OBP: 0.333, SLG: 0.333			6-3		K	K				3 0	0 0	0 0	0 0	0 0	2 0	0 0
Inning Stats	R: 1 H: 2 E: 0 LOB: 0 K: 0 BB: 0 S: 4 P: 4	R: 0 H: 0 E: 0 LOB: 0 K: 1 BB: 0 S: 5 P: 5	R: 0 H: 0 E: 0 LOB: 0 K: 0 BB: 0 S: 3 P: 3	R: 2 H: 2 E: 1 LOB: 2 K: 0 BB: 2 S: 5 P: 13	R: 0 H: 0 E: 0 LOB: 0 K: 1 BB: 0 S: 5 P: 5	R: 0 H: 0 E: 1 LOB: 1 K: 0 BB: 0 S: 4 P: 4	R: 0 H: 0 E: 0 LOB: 0 K: 1 BB: 0 S: 5 P: 5	R: 0 H: 1 E: 0 LOB: 2 K: 0 BB: 1 S: 4 P: 8		1B: 3 SF: 0 2B: 2 SAC: 1 3B: 0 DP: 2 HR: 0 HBP: 0						WP: 1 PA: 32 PB: 0 SB: 1 CS: 0

PITCHER		IP	WLS	BF	H	R	ER	SO	BB	IBB	HBP	BLK	WP	HR	S	P	ERA	WHIP
Fred Norman, L ERA: 2.85	(1, 1)	5.0	L	20	4	3	2	2	2	0	0	0	1	0	22	30	3.60	1.200
Pedro Borbon, R ERA: 5.74	(6, 1)	2.0		7	0	0	0	1	0	0	0	0	0	0	9	9	0.00	0.000
Dave Tomlin, L ERA: 4.0	(8, 1)	1.0		5	1	0	0	0	1	0	0	0	0	0	4	8	0.00	2.000

PITCHER	IP	WLS	BF	H	R	ER	SO	BB	IBB	HBP	BLK	WP	HR	S	P	ERA	WHIP

BOTTOM

Cincinnati Reds @ San Diego Padres

San Diego Stadium, San Diego, CA

Sun May 28 1978, 6:33 AM EDT

Att. 34,029 - Unknown

livebaseballscorecards.com

AB	28
R	3
H	5
RBI	2
BB	3
SO	3
LOB	8

Cincinnati Reds @ Atlanta Braves

Atlanta-Fulton County Stadium, Atlanta, GA

Mon May 29 1978, 7:05 PM EDT

Att. 12,569 - Unknown

TOP

livebaseballscorecards.com

Batter	1	2	3	4	5	6	7	8	9	AB	R	H	RBI	BB	SO	LOB
Pete Rose, S (1, 3) (8, 5) OBP: 0.368, SLG: 0.451	F8		BB		6-3	6-3		2B 1B BB	1B	4	1	1	0	2	0	0
Ken Griffey, L (1, 9) OBP: 0.386, SLG: 0.482	4-3		P3		1B HR BB	BB		1B HR 2B 1-3	K	4	2	1	0	2	1	2
Dave Concepcion, R (1, 6) OBP: 0.368, SLG: 0.440	BLK BB		F9		HR 1B 1-2	F8		HR 1B 2-3 3-H		4	2	2	1	1	0	2
George Foster, R (1, 7) OBP: 0.385, SLG: 0.524	K 1-2		K		HR 1-H 2-H		6-3	P4		5	1	1	3	0	2	4
Ray Knight, R (1, 5) OBP: 0.286, SLG: 0.421		E5 WP		F8	FC5 2B		5-3	HR 1-H 3-H		4	0	1	0	0	0	0
Mike Lum, L (8, PH) (8, 3) OBP: 0.355, SLG: 0.519										1	1	1	3	0	0	0
Junior Kennedy, R (1, 4) OBP: 0.390, SLG: 0.273		K 2-3		CS BB	FC5 BB		1B 1B	BB		2	0	1	0	3	1	1
Don Werner, R (1, 2) OBP: 0.256, SLG: 0.184		5-3		F9 1-2	FC5 1-2 2-3f		1B 1-3	K		5	0	1	0	0	1	5
Cesar Geronimo, L (1, 8) OBP: 0.363, SLG: 0.395	BB			BB	5-3		K		F7	3	0	0	0	2	1	4
Paul Moskau, R (1, 1) OBP: 0.222, SLG: 0.222		6-3		P4		F9		6-3	B5-3	2	0	0	0	0	0	4
Dave Collins, S (6, PH) OBP: 0.362, SLG: 0.237										1	0	0	0	0	0	0
Manny Sarmiento, R (6, 1)										0	0	0	0	0	0	0
Rick Auerbach, R (8, PH) OBP: 0.333, SLG: 0.368										1	0	0	0	0	0	0
Pedro Borbon, R (8, 1) OBP: 0.333, SLG: 0.333										0	0	0	0	0	0	0
Dave Tomlin, L (8, 1)										1	0	0	0	0	0	0
Doug Bair, R (9, 1)										0	0	0	0	0	0	0
Inning Stats	R: 0 E: 0 K: 1 S: 5 H: 0 LOB: 1 BB: 1 P: 9	R: 0 E: 1 K: 1 S: 6 H: 0 LOB: 2 BB: 1 P: 10	R: 0 E: 0 K: 1 S: 5 H: 0 LOB: 1 BB: 1 P: 9	R: 0 E: 0 K: 0 S: 3 H: 0 LOB: 2 BB: 2 P: 11	R: 3 E: 0 K: 0 S: 6 H: 3 LOB: 2 BB: 2 P: 14	R: 0 E: 0 K: 0 S: 3 H: 0 LOB: 1 BB: 1 P: 7	R: 0 E: 0 K: 1 S: 7 H: 2 LOB: 2 BB: 0 P: 7	R: 4 E: 0 K: 1 S: 8 H: 3 LOB: 1 BB: 2 P: 16	R: 0 E: 0 K: 1 S: 6 H: 1 LOB: 1 BB: 0 P: 6	1B: 5 2B: 2 3B: 0 HR: 2	SF: 0 SAC: 0 DP: 0 HBP: 0					

AB	37	
R	7	
H	9	
RBI	7	
BB	10	
SO	6	
LOB	22	

WP: 1 PB: 0 SB: 0 CS: 1 PA: 47

PITCHER		IP	WLS	BF	H	R	ER	SO	BB	IBB	HBP	BLK	WP	HR	S	P	ERA	WHIP
Mickey Mahler, L ERA: 2.1	(1, 1)	6.0		30	3	3	3	3	8	0	0	1	1	1	28	60	4.50	1.833
Adrian Devine, R ERA: 6.14	(7, 1)	0.2		4	2	0	0	0	0	0	0	0	0	0	4	4	0.00	3.000
Jamie Easterly, L ERA: 5.61	(7, 1)	0.2	L	4	1	2	2	1	1	0	0	0	0	0	5	9	27.00	3.000
Rick Camp, R ERA: 6.48	(8, 1)	0.2		5	2	2	2	1	1	0	0	0	0	1	6	10	27.00	4.500
Eddie Solomon, R ERA: 4.03	(9, 1)	1.0		4	1	0	0	1	0	0	0	0	0	0	6	6	0.00	1.000

PITCHER	IP	WLS	BF	H	R	ER	SO	BB	IBB	HBP	BLK	WP	HR	S	P	ERA	WHIP

Batter	1	2	3	4	5	6	7	8	9	AB	R	H	RBI	BB	SO	LOB
Jerry Royster, R (1, 4) OBP: 0.353, SLG: 0.356	CS 1B	CS 1B 2-H			F8 ①		F7 ①	FC4-6 1B 3-H		5	0	3	2	0	0	0
Brian Asselstine, L (1, 8) (8, 9) OBP: 0.354, SLG: 0.438	F9 ①② 1-2	F9 ②③ 1-2			F7 ②		HR	FC4-6 ③ 1-2f		5	1	1	1	0	0	3
Biff Pocoroba, S (1, 2) OBP: 0.311, SLG: 0.280	BB BB HBP BB		1-3 ①		G3 ③		BB 1B		F3 ①	4	1	1	0	1	0	0
Jeff Burroughs, R (1, 7) OBP: 0.475, SLG: 0.543 Rod Gilbreath, R (7, PR) (8, 5) OBP: 0.276, SLG: 0.313	HBP BB 1-2 BB		BB			E S 1B BB	1-2 BB		1B	0 1	1 0	0 1	0 0	4 0	0 0	0 0
Gary Matthews, R (1, 9) OBP: 0.344, SLG: 0.588 Rowland Office, L (8, 8) OBP: 0.281, SLG: 0.315 Cito Gaston, R (9, PH) OBP: 0.200, SLG: 0.170	HBP 1-2 2-3 BB		F9 ②			K ① 1-3	K ②		F9 ②	3 0 1	0 0 0	0 0 0	0 0 0	1 0 0	2 0 0	4 0 1
Dale Murphy, R (1, 3) OBP: 0.270, SLG: 0.273	HBP 1-2 2-3 3-H		K ③			BB 1B	P4 ③		K ③	3	0	0	1	1	2	4
Barry Bonnell, R (1, 5) (8, 7) OBP: 0.300, SLG: 0.297	F9 ③			F8 ①		1-3 3-H 1B		K ①		4	0	1	1	0	1	3
Darrel Chaney, S (1, 6) OBP: 0.421, SLG: 0.410		BB SH2-4 1B BB		G3 ②		F5 ②		4-3 WP 1B		3	2	1	0	1	0	2
Mickey Mahler, S (1, 1) Joe Nolan, L (6, PH) OBP: 0.276, SLG: 0.269 Adrian Devine, R (7, 1) Jamie Easterly, L (7, 1) OBP: 0.286, SLG: 0.429 Rick Camp, R (8, 1) Bob Beall, S (8, PH) OBP: 0.243, SLG: 0.125 Eddie Solomon, R (9, 1) OBP: 0.167, SLG: 0.167		SH2-4 ① 1-2		K ③		F2 ③		4-3 ② 1-3		1 1 0 0 0 0 1 0	0 0 0 0 0 0 0 0	0 0 0 0 0 0 0 0	0 0 0 0 0 0 0 0	1 0 0 0 0 0 0 0	0 2 0 0 0 0 0 0	0 0 0 0 0 0 1 0
Inning Stats	R: 1 E: 0 K: 0 S: 3 H: 1 LOB: 3 BB: 3 P: 16	R: 1 E: 0 K: 0 S: 3 H: 1 LOB: 0 BB: 1 P: 7	R: 0 E: 0 K: 1 S: 5 H: 0 LOB: 1 BB: 1 P: 9	R: 0 E: 0 K: 1 S: 5 H: 0 LOB: 0 BB: 0 P: 5	R: 0 E: 0 K: 0 S: 3 H: 0 LOB: 0 BB: 0 P: 3	R: 1 E: 0 K: 1 S: 6 H: 1 LOB: 2 BB: 2 P: 14	R: 1 E: 0 K: 1 S: 7 H: 2 LOB: 2 BB: 1 P: 11	R: 1 E: 0 K: 1 S: 7 H: 2 LOB: 1 BB: 0 P: 7	R: 0 E: 0 K: 1 S: 6 H: 1 LOB: 1 BB: 0 P: 6	1B: 7 2B: 0 3B: 0 HR: 1	SF: 0 SAC: 1 DP: 0 HBP: 1						

PITCHER		IP	WLS	BF	H	R	ER	SO	BB	IBB	HBP	BLK	WP	HR	S	P	ERA	WHIP
Paul Moskau, R ERA: 5.64	(1, 1)	5.0		21	2	2	2	2	5	0	1	0	0	0	19	40	3.60	1.400
Manny Sarmiento, R ERA: 1.88	(6, 1)	2.0	W	12	3	2	2	2	3	0	0	0	0	1	13	25	9.00	3.000
Pedro Borbon, R ERA: 5.93	(8, 1)	0.2		4	2	1	1	1	0	0	0	0	1	0	6	6	13.50	3.000
Dave Tomlin, L ERA: 3.86	(8, 1)	0.2		3	1	0	0	0	0	0	0	0	0	0	3	3	0.00	1.500
Doug Bair, R ERA: 0.6	(9, 1)	0.2	S	2	0	0	0	1	0	0	0	0	0	0	4	4	0.00	0.000

PITCHER	IP	WLS	BF	H	R	ER	SO	BB	IBB	HBP	BLK	WP	HR	S	P	ERA	WHIP

BOTTOM

Cincinnati Reds @ Atlanta Braves

Atlanta-Fulton County Stadium, Atlanta, GA

Mon May 29 1978, 7:05 PM EDT

Att. 12,569 - Unknown

livebaseballscorecards.com

AB	32
R	5
H	8
RBI	5
BB	8
SO	6
LOB	20

Batter	1	2	3	4	5	6	7	8	9	10	AB	R	H	RBI	BB	SO	LOB
Pete Rose, S (1, 5) (10, 7) OBP: 0.369, SLG: 0.447	CS 1B		FC1-2 1B BB	L3			F5			6-3	4	1	1	0	1	0	2
Ken Griffey, L (1, 9) OBP: 0.387, SLG: 0.480	F8 1-2		FC1-2 1B 1-2 2-3 3-Hf		5-3 WP 1B		K			WP 1B	5	1	2	0	0	1	4
Dave Concepcion, R (1, 6) OBP: 0.369, SLG: 0.439	K		1B 1B 1-2 2-H 3-H		K 1-2			G3-6-1 1B		5-3 1-2	5	0	2	2	0	2	2
George Foster, R (1, 7) (10, 8) OBP: 0.385, SLG: 0.518		K	FC6 1B 1-2 2-H		5-3 2-3			K		FC5-4 IBB	4	0	1	1	1	2	2
Cesar Geronimo, L (1, 8) OBP: 0.353, SLG: 0.383		4-1	FC6 1-2f		3-1			G3-6-1 1-2f		FC5-4 1-2f	4	0	0	0	0	0	4
Ray Knight, R (10, PH) (10, 5) OBP: 0.273, SLG: 0.400											1	0	0	0	0	0	2
Mike Lum, L (1, 3) OBP: 0.343, SLG: 0.467		1-3		SH1-4 BLK BB		K			G3		3	0	0	0	1	1	0
Junior Kennedy, R (1, 4) OBP: 0.378, SLG: 0.270			S BB FC1-2 1B	6-3 1-2		F3			F8		4	0	1	0	0	0	1
Don Werner, R (1, 2) OBP: 0.298, SLG: 0.200			FC1-2 S 1B BB 1-2	SH1-4 BB		F5				1B	2	1	1	0	2	0	0
Tom Hume, R (1, 1)			K 1-2 2-3	SH1-4 1-2 2-3			L4		K		1	0	0	0	0	1	2
Dave Collins, S (7, PH) OBP: 0.354, SLG: 0.231											1	0	0	0	0	0	0
Pedro Borbon, R (7, 1) OBP: 0.250, SLG: 0.250											1	0	0	0	0	1	1
Dave Tomlin, L (9, 1)											0	0	0	0	0	0	0
Doug Bair, R (9, 1)											0	0	0	0	0	0	0
Inning Stats	R: 0 E: 0 K: 1 S: 5 H: 1 LOB: 0 BB: 0 P: 5	R: 0 E: 0 K: 1 S: 5 H: 0 LOB: 0 BB: 0 P: 5	R: 3 E: 0 K: 1 S: 8 H: 3 LOB: 2 BB: 2 P: 16	R: 0 E: 0 K: 0 S: 3 H: 0 LOB: 2 BB: 2 P: 11	R: 0 E: 0 K: 1 S: 6 H: 1 LOB: 1 BB: 0 P: 6	R: 0 E: 0 K: 1 S: 5 H: 0 LOB: 0 BB: 0 P: 5	R: 0 E: 0 K: 1 S: 5 H: 0 LOB: 0 BB: 0 P: 5	R: 0 E: 0 K: 1 S: 5 H: 1 LOB: 0 BB: 0 P: 5	R: 0 E: 0 K: 1 S: 6 H: 1 LOB: 1 BB: 0 P: 6	R: 0 E: 0 K: 0 S: 4 H: 1 LOB: 2 BB: 1 P: 8	1B: 8 2B: 0 3B: 0 HR: 0	SF: 0 SAC: 1 DP: 1 HBP: 0					

PITCHER	IP	WLS	BF	H	R	ER	SO	BB	IBB	HBP	BLK	WP	HR	S	P	ERA	WHIP
Phil Niekro, R (1, 1) ERA: 3.0	9.0		36	7	3	3	8	4	0	0	1	1	0	48	64	3.00	1.222
Jamie Easterly, L (10, 1) ERA: 5.4	1.0	W	5	1	0	0	0	0	1	0	0	1	0	4	8	0.00	1.000

PITCHER	IP	WLS	BF	H	R	ER	SO	BB	IBB	HBP	BLK	WP	HR	S	P	ERA	WHIP

TOP

Cincinnati Reds @ Atlanta Braves

Atlanta-Fulton County Stadium, Atlanta, GA

Tue May 30 1978, 7:05 PM EDT

Att. 10,103 - Unknown

livebaseballscorecards.com

AB	35
R	3
H	8
RBI	3
BB	5
SO	8
LOB	20

WP: 2	PA: 41		
PB: 0			
SB: 2			
CS: 1			

Batter	1	2	3	4	5	6	7	8	9	10	AB	R	H	RBI	BB	SO	LOB
Jerry Royster, R (1, 4) OBP: 0.354, SLG: 0.357	1B		FC4-6 1B	B5-3 1-2		4-3			F7		5	0	2	0	0	0	2
Brian Asselstine, L (1, 8) OBP: 0.350, SLG: 0.430	FC6-4 1-3 1B		FC4-6 1-2f 2B	4-3			F8		1B 1-2 1B		4	1	1	0	0	0	2
Cito Gaston, R (9, PH) OBP: 0.214, SLG: 0.185											1	0	1	0	0	0	0
Pat Rockett, R (9, PR) OBP: 0.208, SLG: 0.132											0	0	0	0	0	0	0
Jamie Easterly, L (10, 1) OBP: 0.286, SLG: 0.429											0	0	0	0	0	0	0
Biff Pocoroba, S (1, 2) OBP: 0.320, SLG: 0.299	F9		F9 1-H 1B 2B		FC5 WP 1B		G3		1-3 2-H 1B		5	1	3	2	0	0	2
Jeff Burroughs, R (1, 7) OBP: 0.467, SLG: 0.528	P3		BBB 1B BB		SSS K 1-2		G2		F9		4	0	0	0	1	1	5
Gary Matthews, R (1, 9) OBP: 0.333, SLG: 0.607	FC6-4 1-2f		F9 2-3		6-3			F8		HR	5	1	1	1	0	0	5
Dale Murphy, R (1, 3) OBP: 0.282, SLG: 0.281		6-3	1-2 3-H 1B		BBBB BB			CS 1B			3	0	2	1	1	0	0
Barry Bonnell, R (1, 5) OBP: 0.289, SLG: 0.286		1-2-3	4-3		FC5 2-3f			P3 1-2			4	0	0	0	0	0	5
Darrel Chaney, S (1, 6) OBP: 0.413, SLG: 0.400		E7 1B		G3		3-1			F7		4	0	1	0	0	0	0
Phil Niekro, R (1, 1) OBP: 0.235, SLG: 0.273		F8		B5-3 1B		F9			1B 1B		3	0	1	0	0	0	1
Rowland Office, L (9, PH) OBP: 0.289, SLG: 0.322 (10, 8)											1	1	1	0	0	0	0
Inning Stats	R: 0 H: 2 E: 0 LOB: 2 K: 0 BB: 0 S: 5 P: 5	R: 0 H: 1 E: 1 LOB: 1 K: 0 BB: 0 S: 4 P: 4	R: 2 H: 3 E: 0 LOB: 2 K: 0 BB: 1 S: 6 P: 10	R: 0 H: 1 E: 0 LOB: 1 K: 0 BB: 0 S: 4 P: 4	R: 0 H: 1 E: 0 LOB: 2 K: 1 BB: 1 S: 6 P: 10	R: 0 H: 0 E: 0 LOB: 0 K: 0 BB: 0 S: 3 P: 3	R: 0 H: 0 E: 0 LOB: 0 K: 0 BB: 0 S: 3 P: 3	R: 0 H: 1 E: 0 LOB: 0 K: 0 BB: 0 S: 3 P: 3	R: 1 H: 3 E: 0 LOB: 0 K: 0 BB: 0 S: 6 P: 6	R: 1 H: 1 E: 0 LOB: 0 K: 0 BB: 0 S: 1 P: 1	1B: 11 SF: 0 2B: 1 SAC: 0 3B: 0 DP: 0 HR: 1 HBP: 0						

PITCHER		IP	WLS	BF	H	R	ER	SO	BB	IBB	HBP	BLK	WP	HR	S	P	ERA	WHIP
Tom Hume, R ERA: 6.07	(1, 1)	6.0		28	8	2	2	1	2	0	0	0	1	0	28	36	3.00	1.667
Pedro Borbon, R ERA: 5.7	(7, 1)	2.2		9	2	1	1	0	0	0	0	0	0	0	9	9	3.38	0.750
Dave Tomlin, L ERA: 3.86	(9, 1)	0.0		1	1	0	0	0	0	0	0	0	0	0	1	1	∞	∞
Doug Bair, R ERA: 0.89	(9, 1)	0.1	L	3	2	1	1	0	0	0	0	0	0	1	3	3	27.00	6.000

PITCHER	IP	WLS	BF	H	R	ER	SO	BB	IBB	HBP	BLK	WP	HR	S	P	ERA	WHIP

Cincinnati Reds @ Atlanta Braves

Atlanta-Fulton County Stadium, Atlanta, GA

Tue May 30 1978, 7:05 PM EDT

Att. 10,103 - Unknown

livebaseballscorecards.com

BOTTOM

AB	39
R	4
H	13
RBI	4
BB	2
SO	1
LOB	22

Cincinnati Reds @ Atlanta Braves

Atlanta-Fulton County Stadium, Atlanta, GA

Wed May 31 1978, 7:05 PM EDT

Att. 10,933 - Unknown

TOP

livebaseballscorecards.com

Batter	1	2	3	4	5	6	7	8	9	AB	R	H	RBI	BB	SO	LOB
Pete Rose, S (1, 5) OBP: 0.370, SLG: 0.461	F8		HR	F8	1B		F7			5	1	2	2	0	0	1
Ray Knight, R (7, 5) OBP: 0.273, SLG: 0.400										0	0	0	0	0	0	0
Ken Griffey, L (1, 9) OBP: 0.378, SLG: 0.468	4-3		E1	FC4	F8			P6		5	1	0	0	0	0	4
Dave Concepcion, R (1, 6) OBP: 0.365, SLG: 0.433	K		HR		F9	2-3		6-3		5	1	1	0	0	1	0
Rick Auerbach, R (8, 6) OBP: 0.333, SLG: 0.368			1B							0	0	0	0	0	0	0
George Foster, R (1, 7) OBP: 0.386, SLG: 0.535		6-3	HR		2B	K		1-3		5	2	2	3	0	1	0
Dan Driessen, L (1, 3) OBP: 0.426, SLG: 0.542		G3	1B		BB	BB			L4	3	2	1	0	2	0	0
Mike Lum, L (1, 8) OBP: 0.400, SLG: 0.618		2B	K		1B	BB			HR	4	2	3	2	1	1	1
Cesar Geronimo, L (9, 8) OBP: 0.353, SLG: 0.383										0	0	0	0	0	0	0
Junior Kennedy, R (1, 4) OBP: 0.400, SLG: 0.293		K	F9		IBB	1B			1B	4	0	2	1	1	1	2
Don Werner, R (1, 2) OBP: 0.288, SLG: 0.186			BB	F2	SF8		K		F9	3	1	0	1	1	1	1
Tom Seaver, R (1, 1) OBP: 0.280, SLG: 0.190			SH3-4	FC4	1B		K		F7	3	0	2	1	0	1	0
Dave Collins, S (9, PH) OBP: 0.347, SLG: 0.225										1	0	0	0	0	0	1
Manny Sarmiento, R (9, 1)										0	0	0	0	0	0	0
Inning Stats	R: 0 E: 0 K: 1 S: 5 H: 0 LOB: 0 BB: 0 P: 5	R: 0 E: 0 K: 1 S: 6 H: 1 LOB: 1 BB: 0 P: 6	R: 5 E: 1 K: 1 S: 10 H: 4 LOB: 1 BB: 1 P: 14	R: 0 E: 0 K: 0 S: 4 H: 1 LOB: 1 BB: 0 P: 4	R: 3 E: 0 K: 0 S: 7 H: 4 LOB: 3 BB: 2 P: 15	R: 1 E: 0 K: 1 S: 5 H: 1 LOB: 2 BB: 2 P: 13	R: 0 E: 0 K: 2 S: 7 H: 0 LOB: 0 BB: 0 P: 7	R: 0 E: 0 K: 0 S: 3 H: 0 LOB: 0 BB: 0 P: 3	R: 1 E: 0 K: 0 S: 5 H: 2 LOB: 1 BB: 0 P: 5	1B: 8 2B: 2 3B: 0 HR: 3 SF: 1 SAC: 1 DP: 0 HBP: 0	WP: 0 PB: 0 SB: 0 CS: 0 PA: 45					

	AB	38
	R	10
	H	13
	RBI	10
	BB	5
	SO	6
	LOB	10

PITCHER	IP	WLS	BF	H	R	ER	SO	BB	IBB	HBP	BLK	WP	HR	S	P	ERA	WHIP
Dick Ruthven, R (1, 1) ERA: 4.21	2.1	L	13	4	5	4	2	1	0	0	0	0	2	16	20	15.43	2.143
Craig Skok, L (3, 1) ERA:	1.2		7	2	0	0	1	0	0	0	0	0	0	9	9	0.00	1.200
Adrian Devine, R (5, 1) ERA: 6.9	0.2		7	3	3	3	0	1	1	0	0	0	0	5	13	40.50	6.000
Eddie Solomon, R (5, 1) ERA: 4.15	1.1		7	2	1	1	1	2	0	0	0	0	0	7	15	6.75	3.000
Dave Campbell, R (7, 1) ERA: 5.23	3.0		11	2	1	1	2	0	0	0	0	0	1	15	15	3.00	0.667

PITCHER	IP	WLS	BF	H	R	ER	SO	BB	IBB	HBP	BLK	WP	HR	S	P	ERA	WHIP

Cincinnati Reds @ Atlanta Braves

Atlanta-Fulton County Stadium, Atlanta, GA

Wed May 31 1978, 7:05 PM EDT

Att. 10,933 - Unknown

livebaseballscorecards.com

BOTTOM

Batter	1	2	3	4	5	6	7	8	9	AB	R	H	RBI	BB	SO	LOB
Jerry Royster, R (1, 4) OBP: 0.361, SLG: 0.360	FC5 S 1B		E6 HR 2-3 3-H	BBBB 4-0 BB			1B 1B		F8 ②	4	1	2	1	1	0	2
Brian Asselstine, L (1, 8) OBP: 0.339, SLG: 0.417 Rod Gilbreath, R (9, 5) OBP: 0.274, SLG: 0.310	SSS 0-3 K ① 1-2		0-0 SF7 ① 3-H	SSS 0-3 K ③			0-0 F9 ①		0-0 F9 ③	3 1	0 0	0 0	1 0	0 0	2 0	4 1
Biff Pocoroba, S (1, 2) OBP: 0.325, SLG: 0.326	0-0 F8 ②		0-0 HR 1-H		0-0 6-3 ①		0-0 G6-4-3 1-3 1B			4	1	2	2	0	0	1
Jeff Burroughs, R (1, 7) OBP: 0.468, SLG: 0.524	0-0 FC5 ③ 2-3		0-0 1B		BBB 4-0 5-3 BB		0-0 G6-4-3 ②③ 1-2f			3	0	1	0	1	0	3
Gary Matthews, R (1, 9) OBP: 0.329, SLG: 0.583		0-0 L8-3 1B	SSS 0-3 K ②		0-0 5-3 ② 1-2			SSS 0-3 K ①		4	0	1	0	0	2	2
Dale Murphy, R (1, 3) OBP: 0.275, SLG: 0.273		0-0 L8-3 ①② SSS 1-2	0-3 K ③		0-0 F7 ③			0-0 6-3 ②		4	0	0	0	0	1	3
Barry Bonnell, R (1, 5) OBP: 0.288, SLG: 0.294 (9, 8)		0-0 5-3 ③		0-0 6-3 2B	0-0 L5 ①			SSS 0-3 K ③		4	0	1	0	0	1	0
Darrel Chaney, S (1, 6) OBP: 0.417, SLG: 0.406			0-0 E3 2B E 1B	0-0 6-3 ① 2-3	0-0 F9 ②				0-0 1B	4	1	2	0	0	0	1
Dick Ruthven, R (1, 1) OBP: 0.056, SLG: 0.056 Craig Skok, R (3, 1) OBP: 1.000, SLG: 2.000 Bob Beall, S (4, PH) OBP: 0.237, SLG: 0.121 Adrian Devine, R (5, 1) Eddie Solomon, R (5, 1) OBP: 0.167, SLG: 0.167 Rowland Office, L (6, PH) OBP: 0.286, SLG: 0.319 Dave Campbell, R (7, 1) Joe Nolan, L (9, PH) OBP: 0.267, SLG: 0.259			0-0 E SF7 2B 2-3	SSS 0-3 K ②			SSS 0-3 K ③		0-0 F8 ①	0 1 1 0 0 1 0 0 1	0 1 0 0 0 0 0 0 0	0 1 0 0 0 1 0 0 1	0 0 0 0 0 0 0 0 0	0 0 0 0 0 0 0 0 0	0 0 0 0 0 0 0 0 0	0 0 0 0 0 0 0 0 0
Inning Stats	R: 0 E: 0 K: 1 S: 6 H: 1 LOB: 1 BB: 0 P: 6	R: 0 E: 0 K: 0 S: 3 H: 1 LOB: 0 BB: 0 P: 3	R: 4 E: 2 K: 2 S: 12 H: 4 LOB: 1 BB: 0 P: 12	R: 0 E: 0 K: 2 S: 8 H: 1 LOB: 2 BB: 1 P: 12	R: 0 E: 0 K: 0 S: 3 H: 0 LOB: 1 BB: 1 P: 7	R: 0 E: 0 K: 1 S: 5 H: 0 LOB: 0 BB: 0 P: 5	R: 0 E: 0 K: 0 S: 4 H: 2 LOB: 1 BB: 0 P: 4	R: 0 E: 0 K: 2 S: 7 H: 0 LOB: 0 BB: 0 P: 7	R: 0 E: 0 K: 0 S: 4 H: 1 LOB: 1 BB: 0 P: 4	1B: 7 2B: 3 3B: 0 HR: 1	SF: 1 SAC: 0 DP: 2 HBP: 0			WP: 0 PB: 0 SB: 1 CS: 0	PA: 38		

	AB	35
	R	4
	H	10
	RBI	4
	BB	2
	SO	8
	LOB	19

PITCHER		IP	WLS	BF	H	R	ER	SO	BB	IBB	HBP	BLK	WP	HR	S	P	ERA	WHIP
Tom Seaver, R ERA: 3.91	(1, 1)	8.0	W	34	9	4	3	8	2	0	0	0	0	1	48	56	3.38	1.375
Manny Sarmiento, R ERA: 1.84	(9, 1)	1.0		4	1	0	0	0	0	0	0	0	0	0	4	4	0.00	1.000

PITCHER	IP	WLS	BF	H	R	ER	SO	BB	IBB	HBP	BLK	WP	HR	S	P	ERA	WHIP

Batter	1	2	3	4	5	6	7	8	9	AB	R	H	RBI	BB	SO	LOB
Frank Taveras, R (1, 6) OBP: 0.308, SLG: 0.330	S S S 0-3 ① K		x 0-0 CS 1B		S S S 0-3 ① K	x 0-0 ③ B1-3		x 0-0 ② F9		5	0	1	0	0	2	3
Ed Ott, L (1, 2) OBP: 0.289, SLG: 0.355	S S S 0-3 ② K		x 0-0 ①② 5-3 1-2		x 0-0 ② 1-3		S S S 0-3 ① K	x 0-0 ③ FC5 2-3f		5	0	0	0	0	2	3
Dave Parker, L (1, 9) OBP: 0.332, SLG: 0.463	x 0-0 ③ F8		x 0-0 FC6-4 1B		x 0-0 S 1B		x 0-0 ② F7		x 0-0 ① 6-3	5	0	2	0	0	0	0
Bill Robinson, R (1, 7) OBP: 0.306, SLG: 0.385		x 0-0 ① F8	x 0-0 ③ FC6-4 1-2f		x 0-0 ③ F8 1-2		x 0-0 2B		x 0-0 ② F8	5	0	1	0	0	0	2
Rennie Stennett, R (1, 4) OBP: 0.294, SLG: 0.350		x 0-0 ② 6-3		x 0-0 ① 6-3		x 0-0 ① F3	B B B B 4-0 BB		x 0-0 ③ L8	4	0	0	0	1	0	0
John Milner, L (1, 3) OBP: 0.329, SLG: 0.328		B B B B 4-0 2B BB		x 0-0 ② 4-3		x 0-0 WP BLK 2B 1B	x 0-0 ③ P5			3	1	1	0	1	0	2
Phil Garner, R (1, 5) OBP: 0.319, SLG: 0.368		x 0-0 1-3 2B		B B B B 4-0 2B BB		x 0-0 ② 6-3 1-2		x 0-0 FC5 S 1B		3	0	2	0	1	0	1
Omar Moreno, L (1, 8) OBP: 0.323, SLG: 0.280		I I I I 4-0 IBB		x 0-0 1-3 2B		I I I I 4-0 WP 2B IBB		B B B B 4-0 1-2 BB		1	1	1	0	3	0	0
Jim Rooker, R (1, 1) OBP: 0.111, SLG: 0.167		x 0-0 ③ 3-1		x 0-0 ③ 1-3		x 0-0 1-H 2-H 2B		S S S 0-3 ① K		4	0	1	2	0	1	7
Inning Stats	R: 0 H: 0 E: 0 LOB: 0 K: 2 BB: 0 S: 7 P: 7	R: 0 H: 1 E: 0 LOB: 3 K: 0 BB: 2 S: 4 P: 12	R: 0 H: 2 E: 0 LOB: 1 K: 0 BB: 0 S: 4 P: 4	R: 0 H: 1 E: 0 LOB: 2 K: 0 BB: 1 S: 4 P: 8	R: 0 H: 1 E: 0 LOB: 1 K: 1 BB: 0 S: 6 P: 6	R: 2 H: 2 E: 0 LOB: 1 K: 0 BB: 1 S: 5 P: 9	R: 0 H: 1 E: 0 LOB: 2 K: 1 BB: 1 S: 6 P: 10	R: 0 H: 1 E: 0 LOB: 2 K: 1 BB: 1 S: 6 P: 10	R: 0 H: 0 E: 0 LOB: 0 K: 0 BB: 0 S: 3 P: 3	1B: 5 SF: 0 2B: 4 SAC: 0 3B: 0 DP: 0 HR: 0 HBP: 0						

PITCHER		IP	WLS	BF	H	R	ER	SO	BB	IBB	HBP	BLK	WP	HR	S	P	ERA	WHIP
Bill Bonham, R ERA: 2.41	(1, 1)	7.0		33	8	2	2	4	3	2	0	1	1	0	36	56	2.57	1.571
Manny Sarmiento, R ERA: 1.81	(8, 1)	0.2		4	1	0	0	1	1	0	0	0	0	0	5	9	0.00	3.000
Dave Tomlin, L ERA: 3.6	(8, 1)	1.1	W	4	0	0	0	0	0	0	0	0	0	0	4	4	0.00	0.000

PITCHER	IP	WLS	BF	H	R	ER	SO	BB	IBB	HBP	BLK	WP	HR	S	P	ERA	WHIP

TOP

Pittsburgh Pirates @ Cincinnati Reds

Riverfront Stadium, Cincinnati, OH

Fri Jun 02 1978, 7:05 PM EDT

Att. 40,495 - Unknown

livebaseballscorecards.com

AB	35
R	2
H	9
RBI	2
BB	6
SO	5
LOB	18

WP: 1 PA: 41
PB: 0
SB: 2
CS: 1

BOTTOM

Pittsburgh Pirates @ Cincinnati Reds

Riverfront Stadium, Cincinnati, OH

Fri Jun 02 1978, 7:05 PM EDT

Att. 40,495 - Unknown

livebaseballscorecards.com

Batter	1	2	3	4	5	6	7	8	9	AB	R	H	RBI	BB	SO	LOB
Pete Rose, S (1, 7) OBP: 0.368, SLG: 0.457	BB 1B		6-3		5-3		4-3 2-3			4	0	1	0	0	0	2
Ken Griffey, L (1, 9) OBP: 0.385, SLG: 0.465	G6-4-3 1-2 BB		BB		BB		K			1	0	0	0	3	1	1
Joe Morgan, L (1, 4) OBP: 0.365, SLG: 0.454	P6		F7		4-3			6-3		4	0	0	0	0	0	5
George Foster, R (1, 8) OBP: 0.383, SLG: 0.544	G6-4-3 1-2f		F7			F3		HR		4	1	1	1	0	0	3
Dave Concepcion, R (1, 6) OBP: 0.362, SLG: 0.434		2B		F9		P4		6-3		4	0	1	0	0	0	0
Dan Driessen, L (1, 3) OBP: 0.417, SLG: 0.528		F8		3-1		P5		F8		4	0	0	0	0	0	1
Ray Knight, R (1, 5) OBP: 0.231, SLG: 0.333		K		5-3			E5 2B 6-3		P6	4	1	0	0	0	1	1
Don Werner, R (1, 2) OBP: 0.321, SLG: 0.222		IBB			SH1 BB		4-3 1-3 2B		F3	2	0	1	0	2	0	0
Bill Bonham, R (1, 1) OBP: 0.125, SLG: 0.091 Dave Collins, S (7, PH) OBP: 0.340, SLG: 0.220 Manny Sarmiento, R (8, 1) Dave Tomlin, L (8, 1) Johnny Bench, R (9, PH) OBP: 0.298, SLG: 0.457		6-3			SH1 1-2		6-3 3-H		HR	1 1 0 0 1	0 0 0 0 1	0 0 0 0 1	0 1 0 0 0	0 0 0 0 0	0 0 0 0 0	2 1 0 0 0
Inning Stats	R: 0 E: 0 K: 0 S: 3 H: 1 LOB: 1 BB: 1 P: 7	R: 0 E: 0 K: 1 S: 6 H: 1 LOB: 2 BB: 1 P: 10	R: 0 E: 0 K: 0 S: 3 H: 0 LOB: 1 BB: 1 P: 7	R: 0 E: 0 K: 0 S: 3 H: 0 LOB: 0 BB: 0 P: 3	R: 0 E: 0 K: 0 S: 3 H: 0 LOB: 2 BB: 2 P: 11	R: 0 E: 0 K: 0 S: 3 H: 0 LOB: 0 BB: 0 P: 3	R: 1 E: 1 K: 1 S: 7 H: 1 LOB: 1 BB: 0 P: 7	R: 1 E: 0 K: 0 S: 4 H: 1 LOB: 0 BB: 0 P: 4	R: 1 E: 0 K: 0 S: 3 H: 1 LOB: 0 BB: 0 P: 3	1B: 1 2B: 2 3B: 0 HR: 2	SF: 0 SAC: 1 DP: 1 HBP: 0			WP: 0 PB: 0 SB: 0 CS: 0	PA: 36	

PITCHER	IP	WLS	BF	H	R	ER	SO	BB	IBB	HBP	BLK	WP	HR	S	P	ERA	WHIP
Jim Rooker, L (1, 1) ERA: 6.0	8.2	L	36	5	3	2	2	4	1	0	0	0	2	35	55	2.08	1.038

PITCHER	IP	WLS	BF	H	R	ER	SO	BB	IBB	HBP	BLK	WP	HR	S	P	ERA	WHIP

AB	30
R	3
H	5
RBI	3
BB	5
SO	2
LOB	16

Batter	1	2	3	4	5	6	7	8	9	AB	R	H	RBI	BB	SO	LOB
Frank Taveras, R (1, 6) OBP: 0.305, SLG: 0.332	F8	FC1-2 1-2 2-3 3-Hf		5-3		K		2B 2-H 3-H		5	0	1	2	0	1	5
Phil Garner, R (1, 5) OBP: 0.316, SLG: 0.369	K	K			2B	FC6-4 1-2f		P4		5	0	1	0	0	2	6
Dave Parker, L (1, 9) OBP: 0.330, SLG: 0.459	1B		3-1		K		5-3		P6	4	0	1	0	0	1	1
Dave Hamilton, L (7, 1)										0	0	0	0	0	0	0
John Milner, L (8, 9) OBP: 0.324, SLG: 0.323										1	0	0	0	0	0	0
Bill Robinson, R (1, 8) OBP: 0.302, SLG: 0.372	F8		1B BB		F2		F7		K	4	0	0	0	1	1	2
(7, 9)																
(8, 8)																
Rennie Stennett, R (1, 4) OBP: 0.304, SLG: 0.350		HBP 2B HBP	1-2 1B		IBB		P4		4-3	3	1	1	0	1	0	0
Manny Sanguillen, R (1, 3) OBP: 0.299, SLG: 0.400		2B 1-2 FC1-2 HBP	P4		F8			6-3		3	0	0	0	0	0	4
Steve Brye, R (1, 7) OBP: 0.368, SLG: 0.426		FC1-2 1-3 2-H 2B	6-3			6-3		G3 1B 2B 1B		4	1	2	1	0	0	2
Duffy Dyer, R (1, 2) OBP: 0.390, SLG: 0.400		FC1-2 BB		4-3		2B		G3 1-2 2B 1B		3	1	2	0	1	0	0
Don Robinson, R (1, 1) OBP: 0.179, SLG: 0.214		P4		5-3		FC6-4 BB		G3 1-2 2-3		2	0	0	0	0	0	3
Ken Macha, R (6, PH)										0	0	0	0	1	0	0
Jerry Reuss, L (6, 1)										0	0	0	0	0	0	0
Ed Whitson, R (6, 1)										0	0	0	0	0	0	0
Omar Moreno, L (7, 8) OBP: 0.322, SLG: 0.278										1	0	0	0	0	0	2
Kent Tekulve, R (8, 1) OBP: 0.167, SLG: 0.167										0	0	0	0	0	0	0
Inning Stats	R: 0 E: 0 K: 1 S: 6 H: 1 LOB: 1 BB: 0 P: 6	R: 1 E: 0 K: 1 S: 6 H: 1 LOB: 3 BB: 1 P: 12	R: 0 E: 0 K: 0 S: 4 H: 1 LOB: 2 BB: 1 P: 8	R: 0 E: 0 K: 0 S: 3 H: 0 LOB: 0 BB: 0 P: 3	R: 0 E: 0 K: 1 S: 6 H: 1 LOB: 2 BB: 1 P: 10	R: 0 E: 0 K: 1 S: 6 H: 1 LOB: 2 BB: 1 P: 10	R: 0 E: 0 K: 0 S: 3 H: 0 LOB: 0 BB: 0 P: 3	R: 2 E: 0 K: 0 S: 6 H: 3 LOB: 1 BB: 0 P: 6	R: 0 E: 0 K: 1 S: 5 H: 0 LOB: 0 BB: 0 P: 5	1B: 4 2B: 4 3B: 0 HR: 0 SF: 0 SAC: 0 DP: 0 HBP: 2						

PITCHER		IP	WLS	BF	H	R	ER	SO	BB	IBB	HBP	BLK	WP	HR	S	P	ERA	WHIP
Fred Norman, L ERA: 2.93	(1, 1)	7.1	W	35	7	3	3	4	3	1	2	0	0	0	37	55	3.68	1.364
Dave Tomlin, L ERA: 3.54	(8, 1)	0.1		2	1	0	0	0	0	0	0	0	0	0	2	2	0.00	3.000
Manny Sarmiento, R ERA: 1.76	(8, 1)	1.1	S	4	0	0	0	1	0	0	0	0	0	0	6	6	0.00	0.000

PITCHER	IP	WLS	BF	H	R	ER	SO	BB	IBB	HBP	BLK	WP	HR	S	P	ERA	WHIP

TOP

Pittsburgh Pirates @ Cincinnati Reds

Riverfront Stadium, Cincinnati, OH

Sat Jun 03 1978, 7:05 PM EDT

Att. 50,152 - Unknown

livebaseballscorecards.com

AB	35
R	3
H	8
RBI	3
BB	4
SO	5
LOB	25

WP: 0 PA: 41
PB: 0
SB: 0
CS: 0

BOTTOM

Pittsburgh Pirates @ Cincinnati Reds

Riverfront Stadium, Cincinnati, OH

Sat Jun 03 1978, 7:05 PM EDT

Att. 50,152 - Unknown

Batter	1	2	3	4	5	6	7	8	9	AB	R	H	RBI	BB	SO	LOB
Pete Rose, S (1, 5)	K		F7		1B		P4			4	0	1	0	0	1	0
Ray Knight, R (8, 5)										0	0	0	0	0	0	0
Ken Griffey, L (1, 9)	K		3-1		4-3		G3			4	0	1	0	0	1	1
Joe Morgan, L (1, 4)	F2		P6			P6	G3			4	0	0	0	0	0	1
George Foster, R (1, 7)		HR		L5		2B, BB	IBB			3	2	2	1	1	0	0
Dan Driessen, L (1, 3)		G3		F9		2B, BB	4-3			3	1	0	0	1	0	2
Dave Concepcion, R (1, 6)		1B, BB		4-3		2B		WP, S, CS, 1B		3	0	2	2	1	0	0
Mike Lum, L (1, 8)		1B			6-3	K		K		3	0	1	0	0	1	1
Cesar Geronimo, L (7, 8)										1	0	0	0	0	1	1
Don Werner, R (1, 2)		P4			SH1-4, 3B	BB		K		3	1	1	0	1	1	3
Fred Norman, S (1, 1)		K			SH1-4	K				2	0	0	1	0	2	4
Dave Tomlin, L (8, 1)										0	0	0	0	0	0	0
Manny Sarmiento, R (8, 1)										0	0	0	0	0	0	0

	AB	R	H	RBI	BB	SO	LOB
	30	4	8	4	4	7	13

Inning Stats	1	2	3	4	5	6	7	8	9
	R: 0 E: 0 K: 2 S: 7	H: 0 LOB: 0 BB: 0 P: 7	R: 1 E: 0 K: 1 S: 7	H: 2 LOB: 2 BB: 1 P: 11	R: 0 E: 0 K: 0 S: 3	H: 0 LOB: 0 BB: 0 P: 3	R: 0 E: 0 K: 0 S: 3	H: 0 LOB: 0 BB: 0 P: 3	R: 1 E: 0 K: 0 S: 5	H: 2 LOB: 1 BB: 0 P: 5	R: 2 E: 0 K: 2 S: 9	H: 2 LOB: 2 BB: 2 P: 17	R: 0 E: 0 K: 0 S: 4	H: 1 LOB: 2 BB: 1 P: 8	R: 0 E: 0 K: 2 S: 7	H: 1 LOB: 1 BB: 0 P: 7

	1B	SF	WP	PA
	5	0	1	35
	2	1	0	
	1	0	1	
	1	0	1	
	0	0	0	
	2B	SAC	PB	
	3B	DP	SB	
	HR	HBP	CS	

livebaseballscorecards.com

PITCHER		IP	WLS	BF	H	R	ER	SO	BB	IBB	HBP	BLK	WP	HR	S	P	ERA	WHIP
Don Robinson, R ERA: 2.72	(1, 1)	5.0	L	20	4	2	2	3	1	0	0	0	0	1	25	29	3.60	1.000
Jerry Reuss, L ERA: 6.03	(6, 1)	0.1		3	1	2	2	0	1	0	0	0	0	0	2	6	54.00	6.000
Ed Whitson, R ERA:	(6, 1)	0.2		4	1	0	0	2	1	0	0	0	0	0	7	11	0.00	3.000
Dave Hamilton, L ERA: 5.6	(7, 1)	1.0		5	1	0	0	0	0	1	0	0	0	0	4	8	0.00	1.000
Kent Tekulve, R ERA: 1.85	(8, 1)	1.0		3	1	0	0	2	0	0	0	0	1	0	7	7	0.00	1.000

PITCHER	IP	WLS	BF	H	R	ER	SO	BB	IBB	HBP	BLK	WP	HR	S	P	ERA	WHIP

Batter	1	2	3	4	5	6	7	8	9	AB	R	H	RBI	BB	SO	LOB
Frank Taveras, R (1, 6) OBP: 0.298, SLG: 0.323	F9	F9		L6		F7			F8	5	0	0	0	0	0	2
Omar Moreno, L (1, 8) OBP: 0.319, SLG: 0.272	CS S BB		K		6-3		4-3		F8	4	0	0	0	1	1	0
Rennie Stennett, R (1, 4) OBP: 0.297, SLG: 0.341	K 1-3		K		K		2-3			4	0	0	0	0	3	1
Bill Robinson, R (1, 9) OBP: 0.315, SLG: 0.402		1B 2B	1B 1B		E 2B		5-3			4	3	3	0	0	0	0
Willie Stargell, L (1, 3) OBP: 0.336, SLG: 0.406		1B SF8 BB	1B 1-2 1B		E4 1B 2-H			G3		3	1	1	0	1	0	0
John Milner, L (1, 7) OBP: 0.359, SLG: 0.364		SF8 BB 1-3 2-H 1B	1-2 2-H 1B		1-2 1B			1B		4	0	4	2	0	0	0
Ed Ott, L (1, 2) OBP: 0.288, SLG: 0.345		1-2 BB	K		G3			F7		3	0	0	0	1	1	5
Phil Garner, R (1, 5) OBP: 0.309, SLG: 0.363		SF8 2-3 3-H		5-3		F9		F7		3	0	0	1	0	0	1
Bert Blyleven, R (1, 1) OBP: 0.100, SLG: 0.069 Grant Jackson, S (7, 1)		K		6-3		1-3			6-3	3 1	0 0	0 0	0 0	0 0	1 0	2 0
Inning Stats	R: 0 E: 0 K: 1 S: 4 H: 0 LOB: 1 BB: 1 P: 8	R: 2 E: 0 K: 1 S: 7 H: 2 LOB: 2 BB: 2 P: 15	R: 1 E: 0 K: 3 S: 12 H: 3 LOB: 2 BB: 0 P: 12	R: 0 E: 0 K: 0 S: 3 H: 0 LOB: 0 BB: 0 P: 3	R: 1 E: 1 K: 1 S: 8 H: 2 LOB: 2 BB: 0 P: 8	R: 0 E: 0 K: 0 S: 3 H: 0 LOB: 0 BB: 0 P: 3	R: 0 E: 0 K: 0 S: 3 H: 0 LOB: 0 BB: 0 P: 3	R: 0 E: 0 K: 0 S: 4 H: 1 LOB: 1 BB: 0 P: 4	R: 0 E: 0 K: 0 S: 3 H: 0 LOB: 0 BB: 0 P: 3	1B: 6 2B: 3 3B: 0 HR: 0 SF: 1 SAC: 0 DP: 1 HBP: 0						

PITCHER	IP	WLS	BF	H	R	ER	SO	BB	IBB	HBP	BLK	WP	HR	S	P	ERA	WHIP
Paul Moskau, R (1, 1) ERA: 6.12	2.2	L	15	5	3	3	4	3	0	0	0	0	0	20	32	10.12	3.000
Dave Tomlin, L (3, 1) ERA: 3.04	3.1		13	2	1	0	2	0	0	0	0	0	0	17	17	0.00	0.600
Doug Bair, R (7, 1) ERA: 0.84	2.0		7	1	0	0	0	0	0	0	0	0	0	7	7	0.00	0.500
Manny Sarmiento, R (9, 1) ERA: 1.72	1.0		3	0	0	0	0	0	0	0	0	0	0	3	3	0.00	0.000

PITCHER	IP	WLS	BF	H	R	ER	SO	BB	IBB	HBP	BLK	WP	HR	S	P	ERA	WHIP

TOP

Pittsburgh Pirates @ Cincinnati Reds

Riverfront Stadium, Cincinnati, OH

Sun Jun 04 1978, 3:33 AM EDT

Att. 37,304 - Unknown

AB	34
R	4
H	8
RBI	3
BB	3
SO	6
LOB	11

livebaseballscorecards.com

Pittsburgh Pirates @ Cincinnati Reds

Riverfront Stadium, Cincinnati, OH

Sun Jun 04 1978, 3:33 AM EDT

Att. 37,304 - Unknown

livebaseballscorecards.com

BOTTOM

Batter	1	2	3	4	5	6	7	8	9	AB	R	H	RBI	BB	SO	LOB
Pete Rose, S (1, 5) (8, 7) OBP: 0.360, SLG: 0.444	4-3			F8		G1-6-3 (1-2f)		6-3		4	0	0	0	0	0	3
Ken Griffey, L (1, 9) OBP: 0.380, SLG: 0.462	L5			K			1B SF7 2B	F8		4	1	1	0	0	1	1
Joe Morgan, L (1, 4) OBP: 0.355, SLG: 0.438	L4			3-1			F9 S (2-3) 1B		4-3	4	0	1	0	0	0	0
George Foster, R (1, 7) (8, 8) OBP: 0.387, SLG: 0.552		1-3			6-3		BBBB 4-0 (1-2) BB		P3	3	0	0	0	1	0	0
Dan Driessen, L (1, 3) OBP: 0.410, SLG: 0.512		K			K		SF7 (3-H)		BBBB 4-0 FC6-4 BB	2	0	0	1	1	2	0
Dave Concepcion, R (1, 6) OBP: 0.363, SLG: 0.434		5-3			6-3		F9 (2-3)		FC6-4 (1-2f)	4	0	0	0	0	0	3
Mike Lum, L (1, 8) OBP: 0.400, SLG: 0.579			G3			BBBB 4-0 1B BB	6-3			1	0	0	0	1	0	0
Ray Knight, R (7, PH) (8, 5) OBP: 0.222, SLG: 0.320										1	0	0	0	0	0	2
Don Werner, R (1, 2) OBP: 0.333, SLG: 0.294			F9			SSS K		2B		3	0	1	0	0	1	1
Paul Moskau, R (1, 1) OBP: 0.222, SLG: 0.222			SSS K			G1-6-3 (1-2) 1B		SSS K		0	0	0	0	0	0	0
Dave Tomlin, L (3, 1)										1	0	0	0	0	1	0
Dave Collins, S (6, PH) OBP: 0.353, SLG: 0.238										1	0	1	0	0	0	0
Doug Bair, R (7, 1)										0	0	0	0	0	0	0
Junior Kennedy, R (8, PH) OBP: 0.392, SLG: 0.286										1	0	0	0	0	1	1
Manny Sarmiento, R (9, 1)										0	0	0	0	0	0	0
Inning Stats	R: 0 E: 0 K: 0 S: 3 H: 0 LOB: 0 BB: 0 P: 3	R: 0 E: 0 K: 1 S: 5 H: 0 LOB: 0 BB: 0 P: 5	R: 0 E: 0 K: 1 S: 5 H: 0 LOB: 0 BB: 0 P: 5	R: 0 E: 0 K: 1 S: 5 H: 0 LOB: 0 BB: 0 P: 5	R: 0 E: 0 K: 1 S: 5 H: 0 LOB: 0 BB: 0 P: 5	R: 0 E: 0 K: 1 S: 5 H: 1 LOB: 1 BB: 1 P: 9	R: 1 E: 0 K: 0 S: 5 H: 2 LOB: 2 BB: 1 P: 9	R: 0 E: 0 K: 1 S: 6 H: 1 LOB: 1 BB: 0 P: 6	R: 0 E: 0 K: 0 S: 3 H: 0 LOB: 1 BB: 1 P: 7	1B: 2 2B: 2 3B: 0 HR: 0	SF: 1 SAC: 0 DP: 1 HBP: 0						

	AB	29
	R	1
	H	4
	RBI	1
	BB	3
	SO	6
	LOB	11

WP: 0 PB: 0 SB: 1 CS: 0 PA: 33

PITCHER		IP	WLS	BF	H	R	ER	SO	BB	IBB	HBP	BLK	WP	HR	S	P	ERA	WHIP
Bert Blyleven, R ERA: 4.08	(1, 1)	6.0	W	22	3	1	1	5	2	0	0	0	0	0	30	38	1.50	0.833
Grant Jackson, L ERA: 2.86	(7, 1)	3.0	S	11	1	0	0	1	1	0	0	0	0	0	12	16	0.00	0.667

PITCHER	IP	WLS	BF	H	R	ER	SO	BB	IBB	HBP	BLK	WP	HR	S	P	ERA	WHIP

Batter	1	2	3	4	5	6	7	8	9	AB	R	H	RBI	BB	SO	LOB
Pete Rose, S (1, 5) OBP: 0.352, SLG: 0.434	G3		G1-6-3 1-2f		K		G3		F9	5	0	0	0	0	1	1
Ray Knight, R (9, 5) OBP: 0.222, SLG: 0.320										0	0	0	0	0	0	0
Ken Griffey, L (1, 9) OBP: 0.380, SLG: 0.460	S 1B		4-3		1B 1B		K		K	5	0	2	0	0	2	0
Joe Morgan, L (1, 4) OBP: 0.363, SLG: 0.438	1-2 BB			1-3	1-2 1B			FC S 1B BB		2	1	1	0	2	0	0
George Foster, R (1, 7) OBP: 0.385, SLG: 0.547	F7			1B BB 1B	K			FC G6-4-3 1B 1-3		4	1	1	0	0	1	5
Dan Driessen, L (1, 3) OBP: 0.412, SLG: 0.512	G3			BB S 1-3 1B	4-3			G6-4-3 1-2 3-H 1B		4	0	2	1	0	0	4
Dave Concepcion, R (1, 6) OBP: 0.356, SLG: 0.425		P3		K 1-2		6-3		G6-4-3 1-2f 2-3		4	0	0	0	0	1	4
Mike Lum, L (1, 8) OBP: 0.408, SLG: 0.550		4-3		BB IBB		1-3		IBB		2	0	0	0	2	0	0
Cesar Geronimo, L (8, PR) OBP: 0.351, SLG: 0.380 (8, 8)										0	0	0	0	0	0	0
Don Werner, R (1, 2) OBP: 0.328, SLG: 0.278		6-3		1-2 2-3 3-H BB		K		K		3	0	0	1	1	2	2
Tom Seaver, R (1, 1) OBP: 0.276, SLG: 0.200			G1-6-3 1B	6-3			5-3		K	4	0	1	0	0	1	3

TOP

Cincinnati Reds @ St. Louis Cardinals

Busch Stadium, St. Louis, MO

Mon Jun 05 1978, 7:05 PM CDT

Att. 32,057 - Unknown

livebaseballscorecards.com

AB	33
R	2
H	7
RBI	2
BB	5
SO	8
LOB	19

Inning Stats	1	2	3	4	5	6	7	8	9
R	0	0	0	1	0	0	0	1	0
E	0	0	0	0	0	0	0	0	0
K	0	0	0	1	2	1	1	1	2
S	4	3	3	7	9	5	5	6	7
H	1	0	1	2	2	0	0	1	0
LOB	2	0	0	3	2	0	0	2	0
BB	1	0	0	2	0	0	0	2	0
P	8	3	3	15	9	5	5	14	7

1B	7	SF	0
2B	0	SAC	0
3B	0	DP	2
HR	0	HBP	0

WP	0	PA	38
PB	0		
SB	3		
CS	0		

PITCHER		IP	WLS	BF	H	R	ER	SO	BB	IBB	HBP	BLK	WP	HR	S	P	ERA	WHIP
Bob Forsch, R ERA: 2.52	(1, 1)	7.0	L	32	7	2	2	5	3	1	0	0	0	0	38	54	2.57	1.429
Mark Littell, R ERA: 2.93	(8, 1)	2.0		6	0	0	0	3	0	1	0	0	0	0	11	15	0.00	0.000

PITCHER	IP	WLS	BF	H	R	ER	SO	BB	IBB	HBP	BLK	WP	HR	S	P	ERA	WHIP

Batter	1	2	3	4	5	6	7	8	9	AB	R	H	RBI	BB	SO	LOB
Lou Brock, L (1, 7) OBP: 0.278, SLG: 0.257	L7		K		L7		4-3			4	0	0	0	0	1	4
Garry Templeton, S (1, 6) OBP: 0.236, SLG: 0.266	K		E3 2-H 1B		BB 1-2 2-3		6-3			3	0	1	0	1	1	1
George Hendrick, R (1, 8) OBP: 0.296, SLG: 0.354	K		L6		F8			K		4	0	0	0	0	2	4
Ted Simmons, S (1, 2) OBP: 0.420, SLG: 0.551		F8		G3		BB FC1-4		K		3	0	0	0	1	1	0
Keith Hernandez, L (1, 3) OBP: 0.370, SLG: 0.410		1B		L3		P6		BB		3	0	1	0	1	0	1
Jerry Morales, R (1, 9) OBP: 0.272, SLG: 0.343		F2		F8		FC1-4 1-2f		F5		4	0	0	0	0	0	3
Ken Reitz, R (1, 5) OBP: 0.282, SLG: 0.343		5-3			FC2-6 1B	F8			K	3	0	1	0	0	0	2
Jim Dwyer, L (9, PH) OBP: 0.297, SLG: 0.298										1	0	0	0	0	1	0
Mike Phillips, L (1, 4) OBP: 0.289, SLG: 0.381			SH1 E 1B		BB 1-2 FC2-6 1B		G3		K	4	1	2	0	0	1	0
Bob Forsch, R (1, 1) OBP: 0.314, SLG: 0.457			SH1 1-2		FC2-6 1-2 2-3f BB		4-3 2B		K	2	0	1	0	0	0	2
Mark Littell, L (8, 1)										0	0	0	0	0	0	0
Roger Freed, R (9, PH) OBP: 0.286, SLG: 0.500										1	0	0	0	0	1	0
Inning Stats	R: 0 E: 0 K: 2 S: 7 H: 0 LOB: 0 BB: 0 P: 7	R: 0 E: 0 K: 0 S: 4 H: 1 LOB: 1 BB: 0 P: 4	R: 1 E: 1 K: 1 S: 7 H: 2 LOB: 1 BB: 0 P: 7	R: 0 E: 0 K: 0 S: 3 H: 0 LOB: 0 BB: 0 P: 3	R: 0 E: 0 K: 0 S: 5 H: 2 LOB: 3 BB: 1 P: 9	R: 0 E: 0 K: 0 S: 3 H: 0 LOB: 1 BB: 1 P: 7	R: 0 E: 0 K: 0 S: 4 H: 1 LOB: 1 BB: 0 P: 4	R: 0 E: 0 K: 2 S: 7 H: 0 LOB: 1 BB: 1 P: 11	R: 0 E: 0 K: 3 S: 9 H: 0 LOB: 0 BB: 0 P: 9	1B: 5 2B: 1 3B: 0 HR: 0 SF: 0 SAC: 1 DP: 0 HBP: 0						

PITCHER	IP	WLS	BF	H	R	ER	SO	BB	IBB	HBP	BLK	WP	HR	S	P	ERA	WHIP
Tom Seaver, R (1, 1) ERA: 3.48	9.0	W	36	6	1	0	8	3	0	0	0	0	0	49	61	0.00	1.000

PITCHER	IP	WLS	BF	H	R	ER	SO	BB	IBB	HBP	BLK	WP	HR	S	P	ERA	WHIP

BOTTOM

Cincinnati Reds @ St. Louis Cardinals

Busch Stadium, St. Louis, MO

Mon Jun 05 1978, 7:05 PM CDT

Att. 32,057 - Unknown

livebaseballscorecards.com

AB	32
R	1
H	6
RBI	0
BB	3
SO	8
LOB	17

PA: 36

WP: 0
PB: 0
SB: 0
CS: 0

Batter	1	2	3	4	5	6	7	8	9	AB	R	H	RBI	BB	SO	LOB
Pete Rose, S (1, 5) OBP: 0.347, SLG: 0.427	F8		F7		4-3		F7			4	0	0	0	0	0	2
Ken Griffey, L (1, 9) OBP: 0.374, SLG: 0.452	4-3		3-1			F8		4-3		4	0	0	0	0	0	0
Joe Morgan, L (1, 4) OBP: 0.366, SLG: 0.436	BB			G3		6-3 1B		4-3		3	1	1	0	1	0	0
George Foster, R (1, 7) OBP: 0.383, SLG: 0.539	F8			FC4-6 HBP		6-3 1-2		K		3	0	0	0	0	1	2
Dan Driessen, L (1, 3) OBP: 0.414, SLG: 0.509		FC6-4 BB		FC4-6 FC6-4 1-2f		1B 2-H			F9	3	0	1	1	1	0	1
Dave Concepcion, R (1, 6) OBP: 0.354, SLG: 0.421		FC6-4 1B 1-2f		FC6-4 1-2f		K			G4-6-3 1B	4	0	1	0	0	1	3
Mike Lum, L (1, 8) OBP: 0.415, SLG: 0.535		G6-4-3 1B 1-2			SH3-4 BB		L3		G4-6-3 1-2f	3	0	1	0	1	0	1
Don Werner, R (1, 2) OBP: 0.314, SLG: 0.263		G6-4-3 1-2f			P4		K			3	0	0	0	0	1	3
Tom Hume, R (1, 1)			K		SH3-4 1-2		1B			1	0	0	0	0	1	0
Dave Collins, S (7, PH) OBP: 0.365, SLG: 0.256										1	0	1	0	0	0	0
Pedro Borbon, R (7, 1) OBP: 0.250, SLG: 0.250										0	0	0	0	0	0	0
Inning Stats	R: 0 E: 0 K: 0 S: 3 H: 0 LOB: 1 BB: 1 P: 7	R: 0 E: 0 K: 0 S: 3 H: 1 LOB: 1 BB: 1 P: 7	R: 0 E: 0 K: 1 S: 5 H: 0 LOB: 0 BB: 0 P: 5	R: 0 E: 0 K: 0 S: 3 H: 0 LOB: 1 BB: 0 P: 4	R: 0 E: 0 K: 0 S: 3 H: 0 LOB: 1 BB: 1 P: 7	R: 1 E: 0 K: 1 S: 7 H: 2 LOB: 1 BB: 0 P: 7	R: 0 E: 0 K: 1 S: 6 H: 1 LOB: 1 BB: 0 P: 6	R: 0 E: 0 K: 1 S: 5 H: 0 LOB: 0 BB: 0 P: 5	R: 0 E: 0 K: 0 S: 3 H: 1 LOB: 0 BB: 0 P: 3	1B: 5 2B: 0 3B: 0 HR: 0 SF: 0 SAC: 1 DP: 2 HBP: 1						

PITCHER	IP	WLS	BF	H	R	ER	SO	BB	IBB	HBP	BLK	WP	HR	S	P	ERA	WHIP
John Denny, R (1, 1) ERA: 2.64	9.0	W	34	5	1	1	4	3	0	1	0	0	0	38	51	1.00	0.889

PITCHER	IP	WLS	BF	H	R	ER	SO	BB	IBB	HBP	BLK	WP	HR	S	P	ERA	WHIP

TOP

Cincinnati Reds @ St. Louis Cardinals

Busch Stadium, St. Louis, MO

Tue Jun 06 1978, 7:05 PM CDT

Att. 17,274 - Unknown

livebaseballscorecards.com

AB	29
R	1
H	5
RBI	1
BB	3
SO	4
LOB	12

WP: 0	PA: 34
PB: 0	
SB: 0	
CS: 0	

Batter	1	2	3	4	5	6	7	8	9	AB	R	H	RBI	BB	SO	LOB
Lou Brock, L (1, 7) OBP: 0.284, SLG: 0.259	BBB 4-0 S 1B BB	x 0-0 ① 6-3			x 0-0 ① P6			x 0-0 F9 5-3 1B		3	1	1	0	1	0	0
Mike Phillips, L (1, 5) OBP: 0.265, SLG: 0.348	x 0-0 ① L7 1-3	x 0-0 ② G3			x 0-0 ② 4-3			x 0-0 ① 5-3 1-2		4	0	0	0	0	0	2
George Hendrick, R (1, 8) OBP: 0.289, SLG: 0.344	SSS 0-3 ② K	SSS 0-3 ③ K			x 0-0 ③ 6-3			x 0-0 ② F9 2-3		4	0	0	0	0	2	2
Ted Simmons, S (1, 2) OBP: 0.417, SLG: 0.543	III 4-0 BB 1B IBB	x 0-0 ① G3				x 0-0 ① G3		x 0-0 ③ F7		3	1	0	0	1	0	1
Keith Hernandez, L (1, 3) OBP: 0.370, SLG: 0.406	BBB 4-0 1B 1-2 1B BB	SSS 0-3 ② K				x 0-0 ② 4-3				2	1	0	0	1	1	0
Jerry Morales, R (1, 9) OBP: 0.273, SLG: 0.343	x 0-0 1B WP 1-3 2-H 3-H 1B	x 0-0 ③ 6-3				x 0-0 ③ 6-3				3	1	1	2	0	0	0
Garry Templeton, S (1, 6) OBP: 0.238, SLG: 0.267	x 0-0 WP 1-3 3-H 1B			x 0-0 ① F5			x 0-0 ① 4-3			3	0	1	1	0	0	0
Mike Tyson, R (1, 4) OBP: 0.301, SLG: 0.359	III 4-0 1-2 3-H IBB			x 0-0 ② L9			x 0-0 ② F9			2	0	0	0	1	0	0
John Denny, R (1, 1) OBP: 0.212, SLG: 0.281	x 0-0 ③ 4-3			x 0-0 ③ 6-3			SSS 0-3 ③ K			3	0	0	0	0	1	2
Inning Stats	R: 4 H: 2 E: 0 LOB: 2 K: 1 BB: 4 S: 7 P: 23	R: 0 H: 0 E: 0 LOB: 0 K: 1 BB: 0 S: 5 P: 5	R: 0 H: 0 E: 0 LOB: 0 K: 1 BB: 0 S: 5 P: 5	R: 0 H: 0 E: 0 LOB: 0 K: 0 BB: 0 S: 3 P: 3	R: 0 H: 0 E: 0 LOB: 0 K: 0 BB: 0 S: 3 P: 3	R: 0 H: 0 E: 0 LOB: 0 K: 0 BB: 0 S: 3 P: 3	R: 0 H: 0 E: 0 LOB: 0 K: 1 BB: 0 S: 5 P: 5	R: 0 H: 1 E: 0 LOB: 1 K: 0 BB: 0 S: 4 P: 4		1B: 3 SF: 0 2B: 0 SAC: 0 3B: 0 DP: 0 HR: 0 HBP: 0						

PITCHER		IP	WLS	BF	H	R	ER	SO	BB	IBB	HBP	BLK	WP	HR	S	P	ERA	WHIP
Tom Hume, R ERA: 6.06	(1, 1)	6.0	L	24	2	4	4	3	2	2	0	0	1	0	26	42	6.00	0.667
Pedro Borbon, R ERA: 5.34	(7, 1)	2.0		7	1	0	0	1	0	0	0	0	0	0	9	9	0.00	0.500

PITCHER	IP	WLS	BF	H	R	ER	SO	BB	IBB	HBP	BLK	WP	HR	S	P	ERA	WHIP

BOTTOM

Cincinnati Reds @ St. Louis Cardinals

Busch Stadium, St. Louis, MO

Tue Jun 06 1978, 7:05 PM CDT

Att. 17,274 - Unknown

livebaseballscorecards.com

AB	27
R	4
H	3
RBI	3
BB	4
SO	4
LOB	7

WP: 1 PA: 31
PB: 0
SB: 2
CS: 0

Batter	1	2	3	4	5	6	7	8	9	AB	R	H	RBI	BB	SO	LOB
Pete Rose, S (1, 5) OBP: 0.348, SLG: 0.426	6-3	SF8 BB 1-2 SF8 1B	F8		K		1B		5-3	5	1	2	0	0	1	2
Dave Tomlin, L (7, 1)										0	0	0	0	0	0	0
Doug Bair, R (8, 1)										1	0	0	0	0	0	1
Ken Griffey, L (1, 9) OBP: 0.374, SLG: 0.457	2-2 SF8 3B	4-0 1-2 2-3 BB		0-0 6-3	0-0 F7		0-3 K			4	1	1	0	1	1	2
Joe Morgan, L (1, 4) OBP: 0.362, SLG: 0.431	0-0 SF8 3-H	0-0 SF8 2-3 3-H		4-0 BB		0-0 F2		1-2 F8		2	0	0	2	1	0	0
George Foster, R (1, 7) OBP: 0.387, SLG: 0.541	1-2 BB 2B HBP	0-0 SF8 3-H		0-0 L8		0-0 BB 1B		0-0 6-3 WP 1B		3	1	2	1	0	0	1
Dan Driessen, L (1, 3) OBP: 0.413, SLG: 0.500	4-0 2B 1-2 1B BB	0-0 3-1		0-0 F5		4-0 1-2 BB		0-0 6-3 1-3		3	1	0	0	2	0	3
Dave Concepcion, R (1, 6) OBP: 0.359, SLG: 0.441	0-0 1B 1-3 2-H 2B		3-2 1B 3B		0-0 2B 2B 1B		0-0 F9		0-0 4-3	5	3	3	1	0	0	3
Mike Lum, L (1, 8) OBP: 0.414, SLG: 0.542	3-2 2-H 3-H	0-0 6-3			0-0 1-3 2B	0-0 P9			0-0 F9	5	1	2	2	0	0	3
Cesar Geronimo, L (9, 8) OBP: 0.351, SLG: 0.380	2-H 3-H 1B				2B					0	0	0	0	0	0	0
Don Werner, R (1, 2) OBP: 0.307, SLG: 0.258	0-3 K	0-0 SH1-4 3-H 1B			0-0 F8		0-0 L4		0-0 L1	5	0	1	1	0	1	3
Bill Bonham, R (1, 1) OBP: 0.192, SLG: 0.208		0-0 BB 1B SF8 1B	0-0 SH1-4 1-2		0-0 2-H 3-H 2B		0-3 K		1-2 2B	2	1	2	2	0	0	0
Ray Knight, R (7, PH) OBP: 0.241, SLG: 0.370										2	0	1	0	0	1	0
(7, 5)																

Inning Stats									
	R: 4	H: 3	R: 2	H: 2	R: 1	H: 2	R: 0	H: 0	R: 2	H: 3
	E: 0	LOB: 1	E: 0	LOB: 1	E: 0	LOB: 1	E: 0	LOB: 1	E: 0	LOB: 1
	K: 1	BB: 1	K: 0	BB: 1	K: 0	BB: 0	K: 0	BB: 1	K: 1	BB: 0
	S: 19	P: 29	S: 5	P: 9	S: 8	P: 11	S: 3	P: 7	S: 8	P: 8

Inning Stats									
	R: 0	H: 1	R: 0	H: 1	R: 0	H: 1	R: 0	H: 1	
	E: 0	LOB: 2	E: 0	LOB: 1	E: 0	LOB: 1	E: 0	LOB: 1	
	K: 0	BB: 1	K: 2	BB: 0	K: 0	BB: 0	K: 0	BB: 0	
	S: 4	P: 8	S: 8	P: 8	S: 7	P: 8	S: 7	P: 8	

PITCHER		IP	WLS	BF	H	R	ER	SO	BB	IBB	HBP	BLK	WP	HR	S	P	ERA	WHIP	PITCHER	IP	WLS	BF	H	R	ER	SO	BB	IBB	HBP	BLK	WP	HR	S	P	ERA	WHIP
Ray Burris, R ERA: 4.82	(1, 1)	1.0	L	10	5	6	6	1	1	0	1	0	0	0	21	31	54.00	6.000																	
Woodie Fryman, L ERA: 5.17	(2, 1)	3.0		13	2	1	1	0	2	0	0	0	0	0	14	25	3.00	1.333																	
Paul Reuschel, R ERA: 6.38	(5, 1)	2.0		11	4	2	2	1	1	0	0	0	0	0	12	16	9.00	2.500																	
Willie Hernandez, L ERA: 2.73	(7, 1)	2.0		8	2	0	0	2	0	0	0	0	1	0	15	16	0.00	1.000																	
Donnie Moore, R ERA: 3.75	(9, 1)	1.0		4	1	0	0	0	0	0	0	0	0	0	7	8	0.00	1.000																	

TOP

Cincinnati Reds @ Chicago Cubs

Wrigley Field, Chicago, IL

Wed Jun 07 1978, 3:33 AM CDT

Att. 21,093 - Unknown - 71 F

livebaseballscorecards.com

AB	37
R	9
H	14
RBI	9
BB	4
SO	4
LOB	18

1B: 8	SF: 3	WP: 1	PA: 46
2B: 4	SAC: 1	PB: 0	
3B: 2	DP: 0	SB: 0	
HR: 0	HBP: 1	CS: 0	

Batter	1	2	3	4	5	6	7	8	9	AB	R	H	RBI	BB	SO	LOB
Ivan De Jesus, R (1, 6) OBP: 0.349, SLG: 0.360	K		5-3	L5		K		4-3 1B 1-3 2B	F9	6	1	1	0	0	2	4
Greg Gross, L (1, 8) OBP: 0.365, SLG: 0.461	E BB		4-3		F5	F8		4-3 2-3 3-H		3	0	0	0	1	0	0
Hector Cruz, R (8, PH) OBP: 0.264, SLG: 0.377										1	0	0	1	0	0	1
Donnie Moore, L (9, 1) OBP: 0.500, SLG: 0.500										0	0	0	0	0	0	0
Larry Bittner, L (1, 3) OBP: 0.344, SLG: 0.410	G6-4-3 1-2 BB		1B		HR 1B		L7	BB 3-H 1B		4	1	3	1	1	0	0
Dave Kingman, R (1, 7) OBP: 0.310, SLG: 0.517	G6-4-3 1-2f		5-3		1-H HR		K	K		5	1	1	2	0	2	4
Bobby Murcer, L (1, 9) OBP: 0.330, SLG: 0.363		B1-3		1B 1B 1B	F8 1B BB		BB 1B 1B	1-2 BB		3	1	2	0	2	0	0
Manny Trillo, R (1, 4) OBP: 0.350, SLG: 0.398		4-3		1B 1-2 1B	1-2 1B		1B 1-2 BB	1-6-3		4	0	2	0	1	0	2
Steve Ontiveros, S (1, 5) OBP: 0.264, SLG: 0.230	2B BB			1-2 2-3 1B	F8 2-3		1-2 2-H 1B		K	4	1	2	1	1	1	2
Dave Rader, L (1, 2) OBP: 0.304, SLG: 0.362	1-H 2B			F5	P6		K		1B	5	0	2	1	0	1	7
Ray Burris, R (1, 1) OBP: 0.174, SLG: 0.261	K			K		F7		L5 2B 4-3	K	0	0	0	0	0	0	0
Woodie Fryman, R (2, 1) OBP: 0.059, SLG: 0.125										1	0	0	0	0	1	1
Bill Buckner, L (4, PH) OBP: 0.350, SLG: 0.396										1	0	0	0	0	1	3
Paul Reuschel, R (5, 1)										0	0	0	0	0	0	0
Rudy Meoli, L (6, PH) OBP: 0.250, SLG: 0.100										1	0	0	0	0	0	0
Willie Hernandez, L (7, 1)										0	0	0	0	0	0	0
Gene Clines, R (8, PH) OBP: 0.340, SLG: 0.341										2	1	0	0	0	1	1
(9, 8)																
Inning Stats	R: 0 E: 1 K: 1 S: 8 H: 0 LOB: 1 BB: 2 P: 17	R: 1 E: 0 K: 1 S: 9 H: 1 LOB: 1 BB: 1 P: 16	R: 0 E: 0 K: 0 S: 4 H: 1 LOB: 1 BB: 0 P: 4	R: 0 E: 0 K: 1 S: 8 H: 3 LOB: 3 BB: 0 P: 8	R: 2 E: 0 K: 0 S: 9 H: 3 LOB: 2 BB: 1 P: 14	R: 0 E: 0 K: 1 S: 8 H: 0 LOB: 0 BB: 0 P: 10	R: 1 E: 0 K: 2 S: 10 H: 2 LOB: 2 BB: 1 P: 14	R: 2 E: 1 K: 1 S: 11 H: 2 LOB: 2 BB: 1 P: 16	R: 0 E: 0 K: 2 S: 8 H: 1 LOB: 1 BB: 0 P: 8	1B: 10 2B: 2 3B: 0 HR: 1 SF: 0 SAC: 0 DP: 1 HBP: 0						

PITCHER		IP	WLS	BF	H	R	ER	SO	BB	IBB	HBP	BLK	WP	HR	S	P	ERA	WHIP
Bill Bonham, R ERA: 2.6	(1, 1)	6.0	W	29	8	3	3	4	4	0	0	0	0	1	46	69	4.50	2.000
Dave Tomlin, L ERA: 3.6	(7, 1)	1.1		10	4	3	2	2	1	0	0	0	0	0	17	22	13.50	3.750
Doug Bair, R ERA: 0.79	(8, 1)	1.2	S	7	1	0	0	3	1	0	0	0	0	0	12	16	0.00	1.200

PITCHER	IP	WLS	BF	H	R	ER	SO	BB	IBB	HBP	BLK	WP	HR	S	P	ERA	WHIP

BOTTOM

Cincinnati Reds @ Chicago Cubs

Wrigley Field, Chicago, IL

Wed Jun 07 1978, 3:33 AM CDT

Att. 21,093 - Unknown - 71 F

livebaseballscorecards.com

AB	40
R	6
H	13
RBI	6
BB	6
SO	9
LOB	25

WP: 0 PA: 46
PB: 0
SB: 0
CS: 0

Cincinnati Reds @ Chicago Cubs

Wrigley Field, Chicago, IL

Thu Jun 08 1978, 3:33 AM CDT

Att. 21,137 - Unknown - 53 F

TOP

livebaseballscorecards.com

Batter	1	2	3	4	5	6	7	8	9	AB	R	H	RBI	BB	SO	LOB
Pete Rose, S (1, 5) OBP: 0.346, SLG: 0.423	F7			6-3		L7		1B		4	1	1	0	0	0	0
Rick Auerbach, R (8, 5) OBP: 0.333, SLG: 0.368										0	0	0	0	0	0	0
Ken Griffey, L (1, 9) OBP: 0.377, SLG: 0.463	6-3			5-3		2B		1-2 1B		4	0	2	0	0	0	0
Joe Morgan, L (1, 4) OBP: 0.364, SLG: 0.433	3-1			1B		P8		1-2 2-H 1B		4	0	2	1	0	0	1
Junior Kennedy, R (8, 4) OBP: 0.392, SLG: 0.286										0	0	0	0	0	0	0
George Foster, R (1, 7) OBP: 0.381, SLG: 0.531		1-3		1-3		K		K		4	0	0	0	0	2	4
Dave Tomlin, L (8, 1)										0	0	0	0	0	0	0
Dan Driessen, L (1, 3) OBP: 0.410, SLG: 0.494		L8			K		G5-4-3 1B		6-3	4	0	1	0	0	1	0
Dave Concepcion, R (1, 6) OBP: 0.357, SLG: 0.434	K				1B HBP		G5-4-3 1-2f		K	3	0	0	0	0	2	1
Mike Lum, L (1, 8) OBP: 0.403, SLG: 0.519			P6		1-2 1B		L6		F7	4	0	1	0	0	0	0
Don Werner, R (1, 2) OBP: 0.295, SLG: 0.246			K		K			P9		3	0	0	0	0	2	2
Fred Norman, S (1, 1) OBP: 0.200, SLG: 0.200										1	0	0	0	0	1	0
Pedro Borbon, R (4, 1) OBP: 0.250, SLG: 0.250										0	0	0	0	0	0	0
Dave Collins, S (5, PH) OBP: 0.358, SLG: 0.250										1	0	0	0	0	1	2
Manny Sarmiento, R (5, 1)										0	0	0	0	0	0	0
Ray Knight, R (8, PH) OBP: 0.233, SLG: 0.357					3-3 K			0-3 K		1	0	0	0	0	1	0
(8, 7)			2-3 K													
Inning Stats	R: 0 E: 0 K: 0 S: 3	H: 0 LOB: 0 BB: 0 P: 3	R: 0 E: 0 K: 1 S: 5	H: 0 LOB: 0 BB: 0 P: 5	R: 0 E: 0 K: 2 S: 9	H: 0 LOB: 0 BB: 0 P: 11	R: 0 E: 0 K: 0 S: 4	H: 1 LOB: 1 BB: 0 P: 4	R: 0 E: 0 K: 3 S: 22	H: 1 LOB: 2 BB: 0 P: 30	R: 0 E: 0 K: 1 S: 6	H: 1 LOB: 0 BB: 0 P: 6	R: 0 E: 0 K: 0 S: 6	H: 1 LOB: 1 BB: 0 P: 8	R: 1 E: 0 K: 2 S: 11	H: 3 LOB: 2 BB: 0 P: 11	R: 0 E: 0 K: 1 S: 5	H: 0 LOB: 0 BB: 0 P: 5	1B: 6 2B: 1 3B: 0 HR: 0	SF: 0 SAC: 0 DP: 1 HBP: 1	WP: 0 PB: 0 SB: 0 CS: 0	PA: 34

	AB	33
	R	1
	H	7
	RBI	1
	BB	0
	SO	10
	LOB	10

PITCHER		IP	WLS	BF	H	R	ER	SO	BB	IBB	HBP	BLK	WP	HR	S	P	ERA	WHIP
Rick Reuschel, R ERA: 2.18	(1, 1)	9.0	W	34	7	1	1	10	0	0	1	0	0	0	71	83	1.00	0.778

PITCHER	IP	WLS	BF	H	R	ER	SO	BB	IBB	HBP	BLK	WP	HR	S	P	ERA	WHIP

Batter	1	2	3	4	5	6	7	8	9	AB	R	H	RBI	BB	SO	LOB
Ivan De Jesus, R (1, 6) OBP: 0.350, SLG: 0.361	6-3	K		L8 S, 1B, 3-H		1-3		E, 1B, 1B		5	1	2	1	0	1	2
Gene Clines, R (1, 8) OBP: 0.330, SLG: 0.330	L9		K	L8, 1-3		F8		E8, 1B, 1-3, 1B		3	0	0	0	0	1	1
Joe Wallis, S (5, 8) OBP: 0.352, SLG: 0.408										2	1	1	0	0	0	0
Larry Biittner, L (1, 3) OBP: 0.347, SLG: 0.402	K		1B, 1B	HBP, IBB		4-3		L8		4	1	1	0	1	1	2
Dave Kingman, R (1, 7) OBP: 0.318, SLG: 0.513		E, 1B, BB	CS, 1B, 1-2, 1B	1-0, HBP, 1-2			E6, HR, 1B	K		3	2	1	0	1	1	2
Manny Trillo, R (1, 4) OBP: 0.361, SLG: 0.406		E5, FC6-2, 1-H, 1B	1-2, 2-H, 1B	P8			HR, 1-2, 1B	1B, IBB		4	1	3	1	1	0	3
Bobby Murcer, L (1, 9) OBP: 0.329, SLG: 0.376		FC6-2, 1B, 1B, 3-H	K, 2-3		4-3		HR, 1-H, 2-H	1-3, 2-H, 3-H, 1B		4	2	1	3	0	1	3
Greg Gross, L (8, 9) OBP: 0.371, SLG: 0.466										1	0	1	2	0	0	0
Steve Ontiveros, S (1, 5) OBP: 0.269, SLG: 0.236		1B, 1-3, 1B		E6, 2B	4-3, 1B		L6			4	1	2	0	0	0	0
Dave Rader, L (1, 2) OBP: 0.310, SLG: 0.374		1-2, 3-H, 1B		SH2-4, 1-H, 1B, 2B	4-3, 1-2		L9			4	1	2	2	0	0	1
Rick Reuschel, R (1, 1) OBP: 0.094, SLG: 0.033		F7		SH2-4, 2-3	F7		K			3	0	0	0	0	1	3
Inning Stats	R: 0 E: 0 K: 1 S: 5 / H: 0 LOB: 0 BB: 0 P: 5	R: 2 E: 1 K: 1 S: 8 / H: 3 LOB: 2 BB: 1 P: 12	R: 1 E: 0 K: 2 S: 9 / H: 3 LOB: 2 BB: 0 P: 9	R: 2 E: 1 K: 0 S: 9 / H: 2 LOB: 3 BB: 1 P: 16	R: 0 E: 0 K: 0 S: 11 / H: 1 LOB: 1 BB: 0 P: 14	R: 0 E: 0 K: 0 S: 3 / H: 0 LOB: 0 BB: 0 P: 3	R: 3 E: 1 K: 1 S: 8 / H: 2 LOB: 0 BB: 0 P: 8	R: 2 E: 1 K: 1 S: 7 / H: 3 LOB: 2 BB: 1 P: 11		1B: 12 2B: 2 3B: 0 HR: 1 / SF: 0 SAC: 1 DP: 1 HBP: 1						

PITCHER		IP	WLS	BF	H	R	ER	SO	BB	IBB	HBP	BLK	WP	HR	S	P	ERA	WHIP
Fred Norman, L ERA: 3.24	(1, 1)	3.1	L	19	8	5	4	4	1	0	0	0	0	0	26	30	10.80	2.700
Pedro Borbon, R ERA: 5.23	(4, 1)	0.2		4	0	0	0	0	0	1	1	0	0	0	5	12	0.00	0.000
Manny Sarmiento, R ERA: 1.98	(5, 1)	3.0		13	3	3	2	1	0	0	0	0	0	1	22	25	6.00	1.000
Dave Tomlin, L ERA: 4.15	(8, 1)	1.0		6	3	2	2	1	0	1	0	0	0	0	7	11	18.00	3.000

PITCHER	IP	WLS	BF	H	R	ER	SO	BB	IBB	HBP	BLK	WP	HR	S	P	ERA	WHIP

BOTTOM

Cincinnati Reds @ Chicago Cubs

Wrigley Field, Chicago, IL

Thu Jun 08 1978, 3:33 AM CDT

Att. 21,137 - Unknown - 53 F

livebaseballscorecards.com

AB	37
R	10
H	14
RBI	9
BB	3
SO	6
LOB	17

WP: 0 PB: 0 SB: 1 CS: 1 / PA: 42

Cincinnati Reds @ Pittsburgh Pirates

Three Rivers Stadium, Pittsburgh, PA

Fri Jun 09 1978, 7:05 PM EDT

Att. 21,710 - Unknown

TOP

livebaseballscorecards.com

Batter	1	2	3	4	5	6	7	8	9	AB	R	H	RBI	BB	SO	LOB
Pete Rose, S (1, 5) OBP: 0.343, SLG: 0.418	0-0 WP 1B 1B	0-0 F8 1-2		0-0 5-3		0-0 F7		0-0 F8		5	1	1	0	0	0	1
Ken Griffey, L (1, 9) OBP: 0.385, SLG: 0.470	0-0 S HR 1-H 1B	0-0 2B 2-H 1B		0-0 F9		0-0 1B		0-0 BB BB 1B		5	2	4	2	0	0	0
Joe Morgan, L (1, 4) OBP: 0.370, SLG: 0.437	B B B B 4-0 HR 1-2 BB	0-0 2B 2-H 2B		0-0 4-3		0-0 F9		B B B B 4-0 BB 1-2 BB		3	1	1	1	2	0	1
George Foster, R (1, 7) OBP: 0.389, SLG: 0.557	0-0 1-H 2-H HR	0-0 F7			0-0 2B 2B		0-0 4-3 1B 2B	B B B B 4-0 1-2 2-3 BB		4	3	3	3	1	0	1
Dan Driessen, L (1, 3) OBP: 0.406, SLG: 0.492	0-0 F8	0-0 4-3			0-0 PB 1B 2-H 2B		0-0 4-3 2-3	0-0 G3		5	1	1	1	0	0	4
Dave Concepcion, R (1, 6) OBP: 0.363, SLG: 0.435	B B B B 4-0 CS BB	0-0 6-3 BB 1B			0-0 G4-3-6-1-4 2-H 1B		S S S 0-3 K		S S S 0-3 K	4	0	2	1	1	2	1
Mike Lum, L (1, 8) OBP: 0.409, SLG: 0.509 Cesar Geronimo, L (7, 8) OBP: 0.351, SLG: 0.380 Junior Kennedy, R (9, PH) OBP: 0.385, SLG: 0.279	S S S 0-3 K 1-2	B B B 4-0 6-3 1-2 BB			0-0 G4-3-6-1-4 1-2f		0-0 3-H 1B	S S S 0-3 K		3 0 1	0 0 0	1 0 0	1 0 0	1 0 1	1 0 0	2 0 0
Don Werner, R (1, 2) OBP: 0.277, SLG: 0.229		0-0 F9	0-0 6-3 1-2 2-3		0-0 F3		0-0 5-3		0-0 6-3	5	0	0	0	0	0	3
Paul Moskau, R (1, 1) OBP: 0.250, SLG: 0.182 Dave Tomlin, L (6, 1) Pedro Borbon, R (6, 1) OBP: 0.250, SLG: 0.250 Doug Bair, R (7, 1) Dave Collins, S (8, PH) OBP: 0.352, SLG: 0.244 Manny Sarmiento, R (8, 1)		B B B B 4-0 WP 1B BB	0-0 4-3			0-0 3-1		0-0 P3		2 0 0 0 1 0	1 0 0 0 0 0	0 0 0 0 0 0	0 0 0 0 0 0	1 0 0 0 0 0	0 0 0 0 0 0	2 0 0 0 0 0
Inning Stats	R: 4 H: 3 E: 0 LOB: 0 K: 1 BB: 2 S: 7 P: 15	R: 2 H: 2 E: 0 LOB: 1 K: 0 BB: 1 S: 5 P: 9	R: 0 H: 1 E: 0 LOB: 2 K: 0 BB: 1 S: 4 P: 8	R: 0 H: 0 E: 0 LOB: 0 K: 0 BB: 0 S: 3 P: 3	R: 2 H: 3 E: 0 LOB: 0 K: 0 BB: 0 S: 5 P: 5	R: 0 H: 1 E: 0 LOB: 1 K: 0 BB: 0 S: 4 P: 4	R: 1 H: 2 E: 0 LOB: 1 K: 1 BB: 0 S: 7 P: 7	R: 0 H: 1 E: 0 LOB: 3 K: 0 BB: 2 S: 4 P: 12	R: 0 H: 0 E: 0 LOB: 0 K: 2 BB: 0 S: 7 P: 7	1B: 8 SF: 0 2B: 4 SAC: 0 3B: 0 DP: 1 HR: 1 HBP: 0						

AB	38
R	9
H	13
RBI	9
BB	6
SO	4
LOB	15

WP: 2 PB: 1 SB: 1 CS: 1 PA: 44

PITCHER		IP	WLS	BF	H	R	ER	SO	BB	IBB	HBP	BLK	WP	HR	S	P	ERA	WHIP
Don Robinson, R ERA: 3.33	(1, 1)	1.2		11	4	6	6	1	3	0	0	0	2	1	10	22	32.40	4.200
Jerry Reuss, L ERA: 5.97	(2, 1)	3.1		15	5	2	2	0	1	0	0	0	0	0	14	18	5.40	1.800
Ed Whitson, R ERA:	(6, 1)	1.0		4	1	0	0	0	0	0	0	0	0	0	4	4	0.00	1.000
Grant Jackson, L ERA: 3.04	(7, 1)	1.2	W	9	3	1	1	1	1	0	0	0	0	0	10	14	5.40	2.400
Kent Tekulve, R ERA: 2.68	(8, 1)	0.0		1	0	0	0	0	1	0	0	0	0	0	0	4	∞	∞

PITCHER		IP	WLS	BF	H	R	ER	SO	BB	IBB	HBP	BLK	WP	HR	S	P	ERA	WHIP
John Candelaria, L ERA: 3.41	(8, 1)	1.1	S	4	0	0	0	2	0	0	0	0	0	0	8	8	0.00	0.000

BOTTOM

Cincinnati Reds @ Pittsburgh Pirates

Three Rivers Stadium, Pittsburgh, PA

Fri Jun 09 1978, 7:05 PM EDT

Att. 21,710 - Unknown

livebaseballscorecards.com

Batter	1	2	3	4	5	6	7	8	9	AB	R	H	RBI	BB	SO	LOB
Frank Taveras, R (1, 6) OBP: 0.294, SLG: 0.323	6-3		L7		F2		4-3			5	1	1	1	0	0	3
John Milner, L (1, 7) OBP: 0.344, SLG: 0.346	4-3		F9			1B 2B 1B	F8			5	2	2	1	0	0	2
Omar Moreno, L (8, 8) OBP: 0.317, SLG: 0.271										0	0	0	0	0	0	0
Dave Parker, L (1, 9) OBP: 0.335, SLG: 0.468	1-3			P6		2B 1B 1B	1-2 2B 1B	3-1		5	2	2	0	0	0	0
Bill Robinson, R (1, 8) OBP: 0.329, SLG: 0.434		1B G4-6-3 1B		2B		1-3 1B 2B	1-H 2-H 2B 2B	L7		5	3	4	3	0	0	0
(8, 7)																
Willie Stargell, L (1, 3) OBP: 0.355, SLG: 0.432		G4-6-3 1-3 1B		F7		2B 6-3 2-H 3-H 1B	1B 2-H 2B	BB		4	2	3	3	1	0	1
Rennie Stennett, R (1, 4) OBP: 0.286, SLG: 0.333		G4-6-3 1-2f 3-H		F7		1-3 2B	K	F8		5	0	1	0	0	1	4
Ed Ott, L (1, 2) OBP: 0.300, SLG: 0.355		WP 1B			4-3	G3	1B 1B 4-3 2-H 1B			4	1	2	1	0	0	2
Phil Garner, R (1, 5) OBP: 0.311, SLG: 0.354		F7 1-2			FC5-4 1B	6-3 3-H	4-3 1B 1-2 1B			4	0	2	1	0	0	2
Don Robinson, R (1, 1) OBP: 0.179, SLG: 0.214			K		FC5-4 1-2f	P4	4-3 1-2 2-3 1B			0	0	0	0	0	0	0
Jerry Reuss, L (2, 1)										1	0	0	0	0	1	0
Ken Macha, R (5, PH) OBP: 0.667, SLG: 0.500										1	0	0	0	0	0	1
Ed Whitson, R (6, 1)										0	0	0	0	0	0	0
Manny Sanguillen, R (6, PH) OBP: 0.290, SLG: 0.388										1	0	0	0	0	0	1
Grant Jackson, S (7, 1) OBP: 0.200, SLG: 0.200										1	0	1	0	0	0	0
Kent Tekulve, R (8, 1) OBP: 0.143, SLG: 0.143										0	0	0	0	0	0	0
John Candelaria, L (8, 1) OBP: 0.286, SLG: 0.174										0	0	0	0	0	0	0
Inning Stats	R: 0 E: 0 K: 0 S: 3 H: 0 LOB: 0 BB: 0 P: 3	R: 1 E: 0 K: 0 S: 5 H: 3 LOB: 1 BB: 0 P: 5	R: 0 E: 0 K: 1 S: 5 H: 0 LOB: 0 BB: 0 P: 5	R: 0 E: 0 K: 0 S: 4 H: 1 LOB: 1 BB: 0 P: 4	R: 0 E: 0 K: 0 S: 4 H: 1 LOB: 1 BB: 0 P: 4	R: 4 E: 0 K: 0 S: 8 H: 5 LOB: 1 BB: 0 P: 8	R: 6 E: 0 K: 1 S: 13 H: 8 LOB: 2 BB: 0 P: 13	R: 0 E: 0 K: 0 S: 3 H: 0 LOB: 1 BB: 1 P: 7		1B: 12 2B: 6 3B: 0 HR: 0			SF: 0 SAC: 0 DP: 1 HBP: 0				

	AB	41
	R	11
	H	18
	RBI	10
	BB	1
	SO	2
	LOB	16

WP: 1 PA: 42
PB: 0
SB: 0
CS: 0

PITCHER		IP	WLS	BF	H	R	ER	SO	BB	IBB	HBP	BLK	WP	HR	S	P	ERA	WHIP
Paul Moskau, R ERA: 5.4	(1, 1)	5.0		19	5	1	1	1	0	0	0	0	1	0	21	21	1.80	1.000
Dave Tomlin, L ERA: 5.54	(6, 1)	0.0		4	4	4	4	0	0	0	0	0	0	0	4	4	∞	∞
Pedro Borbon, R ERA: 6.15	(6, 1)	1.0		8	5	4	4	0	0	0	0	0	0	0	8	8	36.00	5.000
Doug Bair, R ERA: 1.29	(7, 1)	1.0	L	7	4	2	2	1	0	0	0	0	0	0	9	9	18.00	4.000
Manny Sarmiento, R ERA: 1.94	(8, 1)	1.0		4	0	0	0	0	1	0	0	0	0	0	3	7	0.00	1.000

PITCHER	IP	WLS	BF	H	R	ER	SO	BB	IBB	HBP	BLK	WP	HR	S	P	ERA	WHIP

Cincinnati Reds @ Pittsburgh Pirates

Three Rivers Stadium, Pittsburgh, PA

Sat Jun 10 1978, 3:33 AM EDT

Att. 34,009 - Unknown

TOP

livebaseballscorecards.com

Batter	1	2	3	4	5	6	7	8	9	AB	R	H	RBI	BB	SO	LOB
Pete Rose, S (1, 5) OBP: 0.337, SLG: 0.410	F8		4-3		K	4-3		E5 1B		5	1	0	0	0	1	2
Ken Griffey, L (1, 9) OBP: 0.385, SLG: 0.468	B1-3		K		BB 1B 1B 1-2		L9	1B 1B 2-H		5	1	2	1	0	1	0
Joe Morgan, L (1, 4) OBP: 0.375, SLG: 0.455	F8			3-1	BB 1-2 2-3		HR	S 1-3		4	1	2	1	1	0	0
George Foster, R (1, 7) OBP: 0.385, SLG: 0.549		5-3 1B 1B		K	K		E5 1B	5-3 1-2		5	0	1	0	0	2	5
Dan Driessen, L (1, 3) OBP: 0.410, SLG: 0.511		5-3 1-2 1B		HR	S 1-3 2-H 3-H 1B		F4		K	5	1	3	3	0	1	1
Dave Concepcion, R (1, 6) OBP: 0.364, SLG: 0.435		5-3 1-2 2-3		S 1B	K 1-2		1-2 1B		6-3	5	0	2	0	0	1	4
Mike Lum, L (1, 8) OBP: 0.406, SLG: 0.491		5-3		BB 1-2		P4	F8		HR	2	0	0	0	1	0	2
Dave Collins, S (7, PH) OBP: 0.345, SLG: 0.239										1	0	0	0	0	0	2
Cesar Geronimo, L (7, 8) OBP: 0.355, SLG: 0.408										1	1	1	1	0	0	0
Don Werner, R (1, 2) OBP: 0.273, SLG: 0.227		4-3		F7		SH2-4 1B		6-3	F8	5	0	1	0	0	0	4
Tom Seaver, R (1, 1) OBP: 0.281, SLG: 0.214			F8		BB 1B 1B 1B	SH2-4 1-2		P6		3	1	1	0	0	0	0
Inning Stats	R: 0 E: 0 K: 0 S: 3 H: 0 LOB: 0 BB: 0 P: 3	R: 0 E: 0 K: 0 S: 5 H: 2 LOB: 2 BB: 0 P: 5	R: 0 E: 0 K: 1 S: 5 H: 0 LOB: 0 BB: 0 P: 5	R: 1 E: 0 K: 1 S: 7 H: 2 LOB: 2 BB: 1 P: 11	R: 2 E: 0 K: 3 S: 12 H: 3 LOB: 2 BB: 1 P: 16	R: 0 E: 0 K: 0 S: 4 H: 1 LOB: 1 BB: 0 P: 4	R: 1 E: 1 K: 0 S: 6 H: 2 LOB: 2 BB: 0 P: 6	R: 1 E: 1 K: 0 S: 6 H: 2 LOB: 2 BB: 0 P: 6	R: 1 E: 0 K: 1 S: 6 H: 1 LOB: 0 BB: 0 P: 6	1B: 10 2B: 0 3B: 0 HR: 3 SF: 0 SAC: 1 DP: 0 HBP: 0						

	AB	41
	R	6
	H	13
	RBI	6
	BB	2
	SO	6
	LOB	20

WP: 0 PB: 0 SB: 3 CS: 0 PA: 44

PITCHER		IP	WLS	BF	H	R	ER	SO	BB	IBB	HBP	BLK	WP	HR	S	P	ERA	WHIP
Bert Blyleven, R ERA: 4.19	(1, 1)	6.1		31	9	4	4	5	2	0	0	0	0	2	39	47	5.68	1.737
Grant Jackson, L ERA: 2.88	(7, 1)	1.1	L	8	3	1	0	0	0	0	0	0	0	0	8	8	0.00	2.250
Kent Tekulve, R ERA: 2.82	(8, 1)	1.1		5	1	1	1	1	0	0	0	0	0	1	7	7	6.75	0.750

PITCHER	IP	WLS	BF	H	R	ER	SO	BB	IBB	HBP	BLK	WP	HR	S	P	ERA	WHIP

Cincinnati Reds @ Pittsburgh Pirates

Three Rivers Stadium, Pittsburgh, PA

Sat Jun 10 1978, 3:33 AM EDT

Att. 34,009 - Unknown

BOTTOM

Batter	1	2	3	4	5	6	7	8	9	AB	R	H	RBI	BB	SO	LOB
Frank Taveras, R (1, 6) OBP: 0.301, SLG: 0.330	3-1 S 1B; 1B	4-3			S 1B; 1B		G3		1-2 1B	5	2	3	0	0	0	1
John Milner, L (1, 7) OBP: 0.351, SLG: 0.354	3-1; 1-3	P6			1B; 1-H 1B		CS; 1B		F7	4	0	2	1	0	0	1
Omar Moreno, L (7, PR) (8, 8) OBP: 0.316, SLG: 0.270										1	0	0	0	0	0	2
Dave Parker, L (1, 9) OBP: 0.338, SLG: 0.469	B1-3 2B; 3-H 1B	L8			1-2 1B		CS; 1-2	F5		4	1	2	1	0	0	0
Bill Robinson, R (1, 8) (8, 7) OBP: 0.320, SLG: 0.421	B1-3; 1-2	5-3			SSS K			SSS K		4	0	0	0	0	2	3
Willie Stargell, L (1, 3) OBP: 0.366, SLG: 0.471	2-H 2B			4-3		HR		BBBB BB		3	1	2	2	1	0	0
Rennie Stennett, R (1, 4) OBP: 0.282, SLG: 0.328	4-3			F8		4-3		SSS K		3	0	0	0	0	0	1
Mario Mendoza, R (7, 4) OBP: 0.313, SLG: 0.400										0	0	0	0	0	0	0
Ed Ott, L (8, PH) OBP: 0.298, SLG: 0.352										1	0	0	0	0	1	1
Ken Macha, R (9, 5) OBP: 0.667, SLG: 0.500										0	0	0	0	0	0	0
Duffy Dyer, R (1, 2) OBP: 0.383, SLG: 0.391		FC6-4 1B		SSS K		F9			F3	4	0	1	0	0	1	0
Phil Garner, R (1, 5) (9, 4) OBP: 0.310, SLG: 0.351		FC6-4 SH1; 1-2f			5-3	SSS K			FC5-4 1B	4	0	1	0	0	1	1
Bert Blyleven, R (1, 1) OBP: 0.097, SLG: 0.067							SSS K			1	0	0	0	0	0	0
Grant Jackson, S (7, 1) OBP: 0.167, SLG: 0.167										1	0	0	0	0	1	0
Kent Tekulve, R (8, 1) OBP: 0.143, SLG: 0.143										0	0	0	0	0	0	0
Manny Sanguillen, R (9, PH) OBP: 0.286, SLG: 0.382		SH1			1-3				FC5-4 1B; 1-2f	1	0	0	0	0	0	1
Inning Stats	R: 2 E: 0 K: 0 S: 6 H: 3 LOB: 1 BB: 0 P: 6	R: 0 E: 0 K: 0 S: 4 H: 1 LOB: 1 BB: 0 P: 4	R: 0 E: 0 K: 0 S: 3 H: 0 LOB: 0 BB: 0 P: 3	R: 0 E: 0 K: 1 S: 5 H: 0 LOB: 0 BB: 0 P: 5	R: 1 E: 0 K: 1 S: 8 H: 3 LOB: 2 BB: 0 P: 8	R: 1 E: 0 K: 1 S: 6 H: 1 LOB: 0 BB: 0 P: 6	R: 0 E: 0 K: 1 S: 5 H: 1 LOB: 1 BB: 0 P: 5	R: 0 E: 0 K: 2 S: 7 H: 0 LOB: 1 BB: 1 P: 11	R: 0 E: 0 K: 0 S: 5 H: 2 LOB: 2 BB: 0 P: 5	1B: 9 2B: 1 3B: 0 HR: 1	SF: 0 SAC: 1 DP: 0 HBP: 0						

livebaseballscorecards.com

AB	36
R	4
H	11
RBI	4
BB	1
SO	6
LOB	11

WP: 0 PB: 0 SB: 2 CS: 1 PA: 39

PITCHER		IP	WLS	BF	H	R	ER	SO	BB	IBB	HBP	BLK	WP	HR	S	P	ERA	WHIP
Tom Seaver, R ERA: 3.53	(1, 1)	9.0	W	38	11	4	4	6	1	0	0	0	0	1	49	53	4.00	1.333

Cincinnati Reds @ Pittsburgh Pirates

Three Rivers Stadium, Pittsburgh, PA

Sun Jun 11 1978, 3:33 AM EDT

Att. 24,972 - Unknown

TOP

livebaseballscorecards.com

Batter	1	2	3	4	5	6	7	8	9	AB	R	H	RBI	BB	SO	LOB
Pete Rose, S (1, 7) (8, 5) OBP: 0.332, SLG: 0.403	6-3		6-3			F9		FC6-4 1-2f		4	0	0	0	0	0	2
Ken Griffey, L (1, 9) OBP: 0.383, SLG: 0.465	F7			F7		L7			1B	4	0	1	0	0	0	0
Joe Morgan, L (1, 4) OBP: 0.377, SLG: 0.456	F7			S			4-3		1-2	4	0	2	0	0	0	0
George Foster, R (1, 8) (8, 7) OBP: 0.387, SLG: 0.561		HR		F9 1-2			G6-4-3		S S S	4	1	2	1	0	1	3
Dave Concepcion, R (1, 6) OBP: 0.357, SLG: 0.427		F8		S S S			G6-4-3 1-2f		F9	4	0	0	0	0	1	4
Dan Driessen, L (1, 3) OBP: 0.407, SLG: 0.505		P6			4-3			FC6-4 1B	F7	4	0	1	0	0	0	2
Ray Knight, R (1, 5) OBP: 0.219, SLG: 0.333		6-3			4-3			FC6-4 1-2		2	0	0	0	0	0	0
Cesar Geronimo, L (8, PH) (8, 8) OBP: 0.359, SLG: 0.412										1	0	1	0	0	0	0
Don Werner, R (1, 2) OBP: 0.264, SLG: 0.218			S S S		6-3			S S S		3	0	0	0	0	2	2
Tom Hume, R (1, 1)			S S S			L8				2	0	0	0	0	1	0
Mike Lum, L (8, PH) OBP: 0.406, SLG: 0.491										0	0	0	0	0	0	0
Johnny Bench, R (8, PH) OBP: 0.297, SLG: 0.455										1	0	0	0	0	0	2
Manny Sarmiento, R (8, 1)								1-2f 2-3		0	0	0	0	0	0	0
Inning Stats	R: 0 E: 0 K: 0 S: 3 H: 0 LOB: 0 BB: 0 P: 3	R: 1 E: 0 K: 0 S: 4 H: 1 LOB: 0 BB: 0 P: 4	R: 0 E: 0 K: 2 S: 7 H: 0 LOB: 0 BB: 0 P: 7	R: 0 E: 0 K: 1 S: 6 H: 1 LOB: 1 BB: 0 P: 6	R: 0 E: 0 K: 0 S: 3 H: 0 LOB: 0 BB: 0 P: 3	R: 0 E: 0 K: 0 S: 3 H: 0 LOB: 0 BB: 0 P: 3	R: 0 E: 0 K: 0 S: 3 H: 1 LOB: 0 BB: 0 P: 3	R: 0 E: 0 K: 1 S: 7 H: 2 LOB: 2 BB: 0 P: 7	R: 0 E: 0 K: 1 S: 7 H: 2 LOB: 2 BB: 0 P: 7	1B: 6 2B: 0 3B: 0 HR: 1	SF: 0 SAC: 0 DP: 1 HBP: 0						

AB	33
R	1
H	7
RBI	1
BB	0
SO	5
LOB	15

WP: 0 PB: 0 SB: 1 CS: 0 PA: 33

PITCHER		IP	WLS	BF	H	R	ER	SO	BB	IBB	HBP	BLK	WP	HR	S	P	ERA	WHIP
Jim Rooker, L ERA: 5.4	(1, 1)	7.0		23	3	1	1	3	0	0	0	0	0	1	29	29	1.29	0.429
Kent Tekulve, R ERA: 2.79	(8, 1)	0.1		3	2	0	0	1	0	0	0	0	0	0	5	5	0.00	6.000
Grant Jackson, L ERA: 2.81	(8, 1)	0.2	W	4	2	0	0	0	0	0	0	0	0	0	4	4	0.00	3.000
Ed Whitson, R ERA:	(9, 1)	1.0	S	3	0	0	0	1	0	0	0	0	0	0	5	5	0.00	0.000

PITCHER	IP	WLS	BF	H	R	ER	SO	BB	IBB	HBP	BLK	WP	HR	S	P	ERA	WHIP

BOTTOM

Batter	1	2	3	4	5	6	7	8	9	AB	R	H	RBI	BB	SO	LOB
Frank Taveras, R (1, 6) OBP: 0.305, SLG: 0.327	S S S 0-3 ① K		x 0-0 ② G3 1-2			H 1-0 CS HBP	H 1-0 1-2 2-3 3-H HBP			2	0	0	1	0	1	1
Omar Moreno, L (1, 8) OBP: 0.315, SLG: 0.265	x 0-0 ② B3		x 0-0 ③ G3			B B B B 4-0 ① S 1-2 BB	x 0-0 ③ 4-3			3	0	0	0	1	0	4
Dave Parker, L (1, 9) OBP: 0.341, SLG: 0.483	x 0-0 2B			x 0-0 ① 6-3		x 0-0 ② F9 1-2		x 0-0 SF7 3B		4	1	2	0	0	0	1
Bill Robinson, R (1, 7) OBP: 0.311, SLG: 0.409	S S S 0-3 ③ K			x 0-0 ② 6-3		S S S 0-3 ③ K		x 0-0 ① P4		4	0	0	0	0	2	3
Willie Stargell, L (1, 3) OBP: 0.363, SLG: 0.460		x 0-0 ① L9		S S S 0-3 ③ K			x 0-0 ① 4-3	4-0 2B IBB		3	1	0	0	1	1	0
Ed Ott, L (1, 2) OBP: 0.304, SLG: 0.360		x 0-0 ② L6			x 0-0 FC5-4 1B		x 0-0 1B 5-3 HBP 1B	x 0-0 ② SF7 3-H		3	1	2	1	0	0	0
Phil Garner, R (1, 5) OBP: 0.308, SLG: 0.354 (8, 4)		x 0-0 ③ F8			x 0-0 ① FC5-4 CS 1-2f		x 0-0 ② 5-3 1-2	x 0-0 1-H 2B		4	0	1	1	0	0	2
Mario Mendoza, R (1, 4) OBP: 0.324, SLG: 0.387 John Milner, L (7, PH) OBP: 0.358, SLG: 0.354 Ken Macha, R (7, PR) OBP: 0.500, SLG: 0.333 (8, 5)			x 0-0 ① F9		H 1-0 ② 1-2 HBP		4-0 HBP 1B IBB	x 0-0 ③ F9		1 0 1	0 0 0	0 0 0	0 0 0	0 1 0	0 0 0	0 0 1
Jim Rooker, R (1, 1) OBP: 0.150, SLG: 0.200 Manny Sanguillen, R (7, PH) OBP: 0.296, SLG: 0.391 Kent Tekulve, R (8, 1) OBP: 0.143, SLG: 0.143 Grant Jackson, S (8, 1) OBP: 0.167, SLG: 0.167 Ed Whitson, R (9, 1)			x 0-0 G3 1B		x 0-0 ③ 6-3		x 0-0 HBP 1-2 2-3 1B			2 1 0 0 0	0 0 0 0 0	1 1 0 0 0	0 0 0 0 0	0 0 0 0 0	0 0 0 0 0	1 0 0 0 0
Inning Stats	R: 0 E: 0 K: 2 S: 8 H: 1 LOB: 1 BB: 0 P: 8	R: 0 E: 0 K: 0 S: 3 H: 0 LOB: 0 BB: 0 P: 3	R: 0 E: 0 K: 0 S: 4 H: 1 LOB: 1 BB: 0 P: 4	R: 0 E: 0 K: 1 S: 5 H: 0 LOB: 0 BB: 0 P: 5	R: 0 E: 0 K: 0 S: 3 H: 1 LOB: 1 BB: 0 P: 4	R: 0 E: 0 K: 1 S: 4 H: 0 LOB: 1 BB: 1 P: 9	R: 1 E: 0 K: 0 S: 5 H: 2 LOB: 3 BB: 1 P: 10	R: 2 E: 0 K: 0 S: 5 H: 2 LOB: 1 BB: 1 P: 9		1B: 4 2B: 2 3B: 1 HR: 0	SF: 1 SAC: 0 DP: 0 HBP: 3			WP: 0 PB: 0 SB: 1 CS: 2	PA: 35	

PITCHER		IP	WLS	BF	H	R	ER	SO	BB	IBB	HBP	BLK	WP	HR	S	P	ERA	WHIP
Tom Hume, R ERA: 5.6	(1, 1)	7.0		29	5	1	1	4	1	1	3	0	0	0	32	43	1.29	0.857
Manny Sarmiento, R ERA: 2.25	(8, 1)	1.0	L	6	2	2	2	0	0	1	0	0	0	0	5	9	18.00	2.000

PITCHER	IP	WLS	BF	H	R	ER	SO	BB	IBB	HBP	BLK	WP	HR	S	P	ERA	WHIP

Cincinnati Reds @ Pittsburgh Pirates

Three Rivers Stadium, Pittsburgh, PA

Sun Jun 11 1978, 3:33 AM EDT

Att. 24,972 - Unknown

livebaseballscorecards.com

AB	28
R	3
H	7
RBI	3
BB	3
SO	4
LOB	13

Batter	1	2	3	4	5	6	7	8	9	AB	R	H	RBI	BB	SO	LOB
Ivan De Jesus, R (1, 6) OBP: 0.355, SLG: 0.367	x 0-0 ① F9		x 0-0 L9 SF8 2B		x 0-0 ② L9		B B B 4-0 S 1B BB		x 0-0 ② 4-3	4	2	1	0	1	0	0
Greg Gross, L (1, 8) OBP: 0.377, SLG: 0.465	x 0-0 ② P6		x 0-0 ① L9 2-3		x 0-0 ③ 5-3		x 0-0 1-H 1B		x 0-0 ③ 4-3	5	0	1	1	0	0	1
Larry Biittner, L (1, 3) OBP: 0.348, SLG: 0.423	x 0-0 1B		x 0-0 ② SF8 3-H			x 0-0 ① F5	x 0-0 ③ 4-3			3	0	1	1	0	0	1
Dave Kingman, R (1, 7) OBP: 0.316, SLG: 0.527	S S S 0-3 ③ K		x 0-0 ③ 6-3			x 0-0 E5 1B		x 0-0 E6 1B		4	0	1	0	0	1	1
Bobby Murcer, L (1, 9) OBP: 0.333, SLG: 0.377		B B B S S T B 4-2 4-3 BB		x 0-0 1-3 FC 1B		x 0-0 1-2 1B		S S S 0-3 ① K		3	1	2	0	1	1	1
Manny Trillo, R (1, 4) OBP: 0.349, SLG: 0.385		x 0-0 ① 4-3 1-2		x 0-0 ① 1-3 1-3		x 0-0 ② F7		x 0-0 ② G3		4	0	0	0	0	0	5
Steve Ontiveros, S (1, 5) OBP: 0.282, SLG: 0.258		B B B S S S T S 3-3 ② K		x 0-0 FC G4-6-3 3-H		x 0-0 ③ F5		B B B B 4-0 BB		3	0	0	1	1	1	3
Dave Rader, L (1, 2) OBP: 0.299, SLG: 0.348		I I I I 4-0 IBB		x 0-0 ② ③ G4-6-3 1-2f			x 0-0 ① F2	x 0-0 ③ F9		3	0	0	0	1	0	3
Rick Reuschel, R (1, 1) OBP: 0.088, SLG: 0.031 Rudy Meoli, L (7, PH) OBP: 0.235, SLG: 0.071 Ken Holtzman, R (7, 1)		x 0-0 ③ 4-3			x 0-0 ① F2		x 0-0 ② 4-3		x 0-0 ① F8	2 1 1	0 0 0	0 0 0	0 0 0	0 0 0	0 0 0	2 0 0
Inning Stats	R: 0 H: 1 E: 0 LOB: 1 K: 1 BB: 0 S: 6 P: 6	R: 0 H: 0 E: 0 LOB: 2 K: 1 BB: 2 S: 10 P: 21	R: 1 H: 1 E: 0 LOB: 0 K: 0 BB: 0 S: 4 P: 4	R: 1 H: 1 E: 0 LOB: 0 K: 0 BB: 0 S: 4 P: 4	R: 0 H: 0 E: 0 LOB: 0 K: 0 BB: 0 S: 3 P: 3	R: 0 H: 1 E: 1 LOB: 2 K: 0 BB: 0 S: 5 P: 5	R: 1 H: 1 E: 0 LOB: 1 K: 0 BB: 1 S: 4 P: 8	R: 0 H: 1 E: 1 LOB: 2 K: 1 BB: 1 S: 6 P: 10	R: 0 H: 0 E: 0 LOB: 0 K: 0 BB: 0 S: 3 P: 3	1B: 5 SF: 1 2B: 1 SAC: 0 3B: 0 DP: 1 HR: 0 HBP: 0						

TOP

Chicago Cubs @ Cincinnati Reds

Riverfront Stadium, Cincinnati, OH

Mon Jun 12 1978, 7:05 PM EDT

Att. 30,190 - Unknown - 74 F

livebaseballscorecards.com

AB	33
R	3
H	6
RBI	3
BB	4
SO	3
LOB	17

WP: 0 PA: 38
PB: 0
SB: 1
CS: 0

PITCHER		IP	WLS	BF	H	R	ER	SO	BB	IBB	HBP	BLK	WP	HR	S	P	ERA	WHIP
Bill Bonham, R ERA: 2.69	(1, 1)	8.0	L	35	6	3	3	3	3	1	0	0	0	0	42	61	3.38	1.125
Pedro Borbon, R ERA: 5.97	(9, 1)	1.0		3	0	0	0	0	0	0	0	0	0	0	3	3	0.00	0.000

PITCHER	IP	WLS	BF	H	R	ER	SO	BB	IBB	HBP	BLK	WP	HR	S	P	ERA	WHIP

Chicago Cubs @ Cincinnati Reds

Riverfront Stadium, Cincinnati, OH

Mon Jun 12 1978, 7:05 PM EDT

Att. 30,190 - Unknown - 74 F

livebaseballscorecards.com

BOTTOM

Batter	1	2	3	4	5	6	7	8	9	AB	R	H	RBI	BB	SO	LOB
Pete Rose, S (1, 5) OBP: 0.331, SLG: 0.409	3-1		6-3			G4-6-3 (1-2f)			4-3 3B	4	1	1	0	0	0	1
Ken Griffey, L (1, 9) OBP: 0.377, SLG: 0.457	K			1-4-3		3-1			4-3 (3-H)	4	0	0	1	0	1	0
Joe Morgan, L (1, 4) OBP: 0.375, SLG: 0.457	2B			4-3			G3		K	4	0	1	0	0	1	0
George Foster, R (1, 7) OBP: 0.385, SLG: 0.568	F8			6-3			HR		5-3	4	1	1	1	0	0	1
Dan Driessen, L (1, 3) OBP: 0.406, SLG: 0.508		4-3			4-3 2B		K			3	0	1	0	0	1	0
Cesar Geronimo, L (1, 8) OBP: 0.353, SLG: 0.403		K2-3			5-3		K			3	0	0	0	0	2	1
Don Werner, R (1, 2) OBP: 0.255, SLG: 0.210		L8			4-3 2-3			K		3	0	0	0	0	1	1
Rick Auerbach, R (1, 6) OBP: 0.296, SLG: 0.318			K		K			F3		3	0	0	0	0	2	1
Bill Bonham, R (1, 1) OBP: 0.214, SLG: 0.200			K			G4-6-3 BB		L6		1	0	0	0	1	1	0
Dave Collins, S (8, PH) OBP: 0.339, SLG: 0.234										1	0	0	0	0	0	0
Pedro Borbon, R (9, 1) OBP: 0.250, SLG: 0.250										0	0	0	0	0	0	0
Inning Stats	R: 0 E: 0 K: 1 S: 9 H: 1 LOB: 1 BB: 0 P: 12	R: 0 E: 0 K: 1 S: 5 H: 0 LOB: 0 BB: 0 P: 5	R: 0 E: 0 K: 2 S: 7 H: 0 LOB: 0 BB: 0 P: 7	R: 0 E: 0 K: 0 S: 6 H: 0 LOB: 0 BB: 0 P: 8	R: 0 E: 0 K: 1 S: 9 H: 1 LOB: 1 BB: 0 P: 12	R: 0 E: 0 K: 0 S: 2 H: 0 LOB: 0 BB: 1 P: 6	R: 1 E: 0 K: 2 S: 9 H: 1 LOB: 0 BB: 0 P: 10	R: 0 E: 0 K: 1 S: 5 H: 0 LOB: 0 BB: 0 P: 5	R: 1 E: 0 K: 1 S: 8 H: 1 LOB: 0 BB: 0 P: 8	1B: 0 2B: 2 3B: 1 HR: 1 SF: 0 SAC: 0 DP: 1 HBP: 0							

	AB	30
	R	2
	H	4
	RBI	2
	BB	1
	SO	9
	LOB	5

WP: 0 PB: 0 SB: 0 CS: 0 PA: 31

PITCHER		IP	WLS	BF	H	R	ER	SO	BB	IBB	HBP	BLK	WP	HR	S	P	ERA	WHIP
Rick Reuschel, R ERA: 2.06	(1, 1)	6.0	W	20	2	0	0	5	1	0	0	0	0	0	38	50	0.00	0.500
Ken Holtzman, L ERA: 4.35	(7, 1)	3.0	S	11	2	2	2	4	0	0	0	0	0	1	22	23	6.00	0.667

PITCHER	IP	WLS	BF	H	R	ER	SO	BB	IBB	HBP	BLK	WP	HR	S	P	ERA	WHIP

Chicago Cubs @ Cincinnati Reds

Riverfront Stadium, Cincinnati, OH

Tue Jun 13 1978, 7:05 PM EDT

Att. 31,283 - Unknown - 69 F

livebaseballscorecards.com

TOP

Batter	1	2	3	4	5	6	7	8	9	AB	R	H	RBI	BB	SO	LOB
Ivan De Jesus, R (1, 6) OBP: 0.355, SLG: 0.364	0-0 3-1		4-0 S BB			0-0 SH3-4 1-2			0-0 4-3	2	0	0	0	1	0	0
Gene Clines, R (1, 9) OBP: 0.339, SLG: 0.364	B S S F C 1-3 K		0-3 K 1-2			3-3 K			0-0 1B 2B	4	0	1	0	0	3	2
Larry Biittner, L (1, 3) OBP: 0.345, SLG: 0.416	0-0 4-3			B B B S S F S 3-3 K		0-0 L6			0-0 2-3 1B	4	0	1	0	0	1	1
Dave Kingman, R (1, 7) OBP: 0.315, SLG: 0.517		B B B S S F B 4-2 SH3 S BB		B B S S F X 2-2 P4			S S F S 0-3 K		S S S 0-3 K	3	0	0	0	1	2	2
Manny Trillo, R (1, 4) OBP: 0.344, SLG: 0.379		0-0 SH3 1-3		0-0 4-3			0-0 6-3		S S S 0-3 K	3	0	0	0	0	1	2
Bobby Murcer, L (1, 8) OBP: 0.329, SLG: 0.371		0-0 F3			S S S 0-3 K		0-0 4-3			3	0	0	0	0	1	1
Steve Ontiveros, S (1, 5) OBP: 0.283, SLG: 0.260		0-0 F9			0-0 G3-6-3 1B			0-0 6-3		3	0	1	0	0	0	1
Dave Rader, L (1, 2) OBP: 0.295, SLG: 0.343 Hector Cruz, R (8, PH) OBP: 0.269, SLG: 0.387 Larry Cox, R (8, 2) OBP: 0.295, SLG: 0.321			S S S 0-3 K		0-0 G3-6-3 1-2f			0-0 F9		2 1 0	0 0 0	0 0 0	0 0 0	0 0 0	1 0 0	1 0 0
Dennis Lamp, R (1, 1) OBP: 0.222, SLG: 0.222 Willie Hernandez, L (6, 1) Bill Buckner, L (8, PH) OBP: 0.352, SLG: 0.404 Dave Geisel, L (8, 1)			0-0 L9			0-0 SH3-4 1B		0-0 F5		2 0 1 0	0 0 0 0	1 0 0 0	0 0 0 0	0 0 0 0	0 0 0 0	0 0 0 0
Inning Stats	R: 0 H: 0 E: 0 LOB: 0 K: 1 BB: 0 S: 6 P: 7	R: 0 H: 0 E: 0 LOB: 1 K: 0 BB: 1 S: 6 P: 10	R: 0 H: 0 E: 0 LOB: 1 K: 2 BB: 1 S: 7 P: 11	R: 0 H: 0 E: 0 LOB: 0 K: 1 BB: 0 S: 9 P: 14	R: 0 H: 1 E: 0 LOB: 0 K: 1 BB: 0 S: 5 P: 5	R: 0 H: 1 E: 0 LOB: 1 K: 1 BB: 0 S: 7 P: 10	R: 0 H: 0 E: 0 LOB: 0 K: 1 BB: 0 S: 6 P: 6	R: 0 H: 0 E: 0 LOB: 0 K: 0 BB: 0 S: 3 P: 3	R: 0 H: 2 E: 0 LOB: 2 K: 2 BB: 0 S: 9 P: 9	1B: 3 SF: 0 2B: 1 SAC: 2 3B: 0 DP: 1 HR: 0 HBP: 0						

	AB	28
	R	0
	H	4
	RBI	0
	BB	2
	SO	9
	LOB	10

WP: 0 PA: 32
PB: 0
SB: 2
CS: 0

PITCHER		IP	WLS	BF	H	R	ER	SO	BB	IBB	HBP	BLK	WP	HR	S	P	ERA	WHIP
Fred Norman, L ERA: 2.95	(1, 1)	8.1	W	30	4	0	0	7	2	0	0	0	0	0	52	69	0.00	0.720
Doug Bair, R ERA: 1.26	(9, 1)	0.2	S	2	0	0	0	2	0	0	0	0	0	0	6	6	0.00	0.000

PITCHER	IP	WLS	BF	H	R	ER	SO	BB	IBB	HBP	BLK	WP	HR	S	P	ERA	WHIP

Chicago Cubs @ Cincinnati Reds

Riverfront Stadium, Cincinnati, OH

Tue Jun 13 1978, 7:05 PM EDT

Att. 31,283 - Unknown - 69 F

Batter	1	2	3	4	5	6	7	8	9	AB	R	H	RBI	BB	SO	LOB
Pete Rose, S (1, 5) OBP: 0.330, SLG: 0.404	6-3		L5		F8		SH5-4 1-2			3	0	0	0	1	0	1
Ken Griffey, L (1, 9) OBP: 0.375, SLG: 0.454	4-3		1-2 1B		F8		BB			4	0	1	0	0	1	2
Joe Morgan, L (1, 4) OBP: 0.377, SLG: 0.458	1B		F7			F7	K			4	0	2	0	0	0	2
George Foster, R (1, 7) OBP: 0.383, SLG: 0.561	K			L9 SF9		4-3 S 1B		F7		3	1	0	0	1	1	1
Dan Driessen, L (1, 3) OBP: 0.399, SLG: 0.497		F7		G3		4-3 1-2 IBB		5-3		4	0	0	0	0	0	3
Cesar Geronimo, L (1, 8) OBP: 0.352, SLG: 0.397		L6		S S HBP		4-3 1-2 2-3		3-1		2	0	0	0	0	0	2
Don Werner, R (1, 2) OBP: 0.258, SLG: 0.217		K		SF9 3-H		4-3				2	0	1	1	0	1	0
Rick Auerbach, R (1, 6) OBP: 0.267, SLG: 0.280			6-3	S 1-3			SH5-4 1B			4	0	0	0	0	0	2
Fred Norman, S (1, 1) OBP: 0.219, SLG: 0.219			1B 1B		F7		F8			2	0	1	0	0	0	0
Doug Bair, R (9, 1)										0	0	0	0	0	0	0

livebaseballscorecards.com

AB	28
R	1
H	5
RBI	1
BB	2
SO	3
LOB	13

Inning Stats	1	2	3	4	5	6	7	8	9			
	R: 0 H: 1 E: 0 LOB: 1 K: 1 BB: 0 S: 6 P: 6	R: 0 H: 0 E: 0 LOB: 0 K: 1 BB: 0 S: 5 P: 5	R: 0 H: 2 E: 0 LOB: 2 K: 0 BB: 0 S: 5 P: 5	R: 1 H: 0 E: 1 LOB: 1 K: 0 BB: 0 S: 3 P: 4	R: 0 H: 0 E: 0 LOB: 0 K: 0 BB: 0 S: 3 P: 3	R: 0 H: 1 E: 0 LOB: 2 K: 0 BB: 1 S: 8 P: 14	R: 0 H: 1 E: 0 LOB: 2 K: 1 BB: 1 S: 9 P: 14	R: 0 H: 0 E: 0 LOB: 0 K: 0 BB: 0 S: 3 P: 3		1B: 5 SF: 1 2B: 0 SAC: 1 3B: 0 DP: 0 HR: 0 HBP: 1	WP: 0 PA: 33 PB: 0 SB: 2 CS: 0	

PITCHER		IP	WLS	BF	H	R	ER	SO	BB	IBB	HBP	BLK	WP	HR	S	P	ERA	WHIP
Dennis Lamp, R ERA: 3.12	(1, 1)	5.1	L	23	4	1	0	2	0	1	1	0	0	0	24	29	0.00	0.750
Willie Hernandez, L ERA: 3.03	(6, 1)	1.2		7	1	0	0	1	1	0	0	0	0	0	15	22	0.00	1.200
Dave Geisel, L ERA:	(8, 1)	1.0		3	0	0	0	0	0	0	0	0	0	0	3	3	0.00	0.000

PITCHER	IP	WLS	BF	H	R	ER	SO	BB	IBB	HBP	BLK	WP	HR	S	P	ERA	WHIP

Batter	1	2	3	4	5	6	7	8	9	AB	R	H	RBI	BB	SO	LOB
Ivan De Jesus, R (1, 6) OBP: 0.353, SLG: 0.362	S S S 0-3 ① K		S S S 0-3 ③ K		x 0-0 ③ FC5-4 1-2f			B B B S S T X 3-2 1B		4	0	1	0	0	2	1
Greg Gross, L (1, 8) OBP: 0.376, SLG: 0.470 Dave Kingman, R (8, PH) OBP: 0.313, SLG: 0.514 Donnie Moore, L (8, 1) OBP: 0.400, SLG: 0.400	x 0-0 ② 2B			x 0-0 ① F7		x 0-0 ① G3		x 0-0 ② F8		3 1 0	0 0 0	1 0 0	0 0 0	0 0 0	0 0 0	0 1 0
Bill Buckner, L (1, 3) OBP: 0.342, SLG: 0.393	x 0-0 ③ 3-1			B S S T F X 1-2 ② 4-3		x 0-0 ② F8		B S S T X 1-2 ③ P4		4	0	0	0	0	0	1
Bobby Murcer, L (1, 9) OBP: 0.327, SLG: 0.365		x 0-0 ① P5		B B B 4-0 1B WP BB		x 0-0 E1 FC6			x 0-0 ① F9	3	1	0	0	1	0	0
Larry Biittner, L (1, 7) OBP: 0.350, SLG: 0.419		S S S 0-3 ② K		x 0-0 WP 1-3 1B		x 0-0 ③ FC6 1-2f			x 0-0 1B	4	0	2	0	0	1	1
Steve Ontiveros, S (1, 5) OBP: 0.278, SLG: 0.254		x 0-0 E6 FC5-4		B B S S F C 2-3 ③ K 1-2 3-H			x 0-0 4-3		x 0-0 ② L5	4	0	0	0	0	1	2
Manny Trillo, R (1, 4) OBP: 0.338, SLG: 0.372		x 0-0 ③ FC5-4 1-2f			x 0-0 ① F9		x 0-0 ② 6-3		x 0-0 ③ 5-3	4	0	0	0	0	0	2
Dave Rader, L (1, 2) OBP: 0.289, SLG: 0.336			x 0-0 ① F2		x 0-0 ② P4		x 0-0 ③ P6			3	0	0	0	0	0	0
Dave Roberts, L (1, 1) OBP: 0.438, SLG: 0.500 Hector Cruz, R (8, PH) OBP: 0.266, SLG: 0.382 (8, 8)			x 0-0 ② 4-3		B B B 4-0 FC5-4 BB			x 0-0 ① F7		1 1	0 0	0 0	0 0	1 0	0 0	0 0
Inning Stats	R: 0 H: 1 E: 0 LOB: 0 K: 1 BB: 0 S: 5 P: 5	R: 0 H: 0 E: 1 LOB: 1 K: 1 BB: 0 S: 6 P: 6	R: 0 H: 0 E: 0 LOB: 0 K: 1 BB: 0 S: 5 P: 5	R: 1 H: 1 E: 0 LOB: 1 K: 1 BB: 1 S: 11 P: 18	R: 0 H: 0 E: 0 LOB: 1 K: 0 BB: 1 S: 3 P: 7	R: 0 H: 0 E: 1 LOB: 1 K: 0 BB: 0 S: 4 P: 4	R: 0 H: 0 E: 0 LOB: 0 K: 0 BB: 0 S: 3 P: 3	R: 0 H: 1 E: 0 LOB: 1 K: 0 BB: 0 S: 10 P: 14	R: 0 H: 1 E: 0 LOB: 1 K: 0 BB: 0 S: 4 P: 4	1B: 3 SF: 0 2B: 1 SAC: 0 3B: 0 DP: 0 HR: 0 HBP: 0						

TOP

Chicago Cubs @ Cincinnati Reds

Riverfront Stadium, Cincinnati, OH

Wed Jun 14 1978, 3:33 AM EDT
Att. 34,658 - Unknown - 73 F

livebaseballscorecards.com

AB	32
R	1
H	4
RBI	0
BB	2
SO	4
LOB	8

WP: 1 PA: 34
PB: 0
SB: 0
CS: 0

PITCHER		IP	WLS	BF	H	R	ER	SO	BB	IBB	HBP	BLK	WP	HR	S	P	ERA	WHIP
Manny Sarmiento, R ERA: 2.21	(1, 1)	5.0	W	19	2	1	1	4	2	0	0	0	1	0	30	41	1.80	0.800
Dave Tomlin, L ERA: 4.91	(6, 1)	3.1		13	2	0	0	0	0	0	0	0	0	0	19	23	0.00	0.600
Doug Bair, R ERA: 1.24	(9, 1)	0.2	S	2	0	0	0	0	0	0	0	0	0	0	2	2	0.00	0.000

PITCHER	IP	WLS	BF	H	R	ER	SO	BB	IBB	HBP	BLK	WP	HR	S	P	ERA	WHIP

Chicago Cubs @ Cincinnati Reds

Riverfront Stadium, Cincinnati, OH

Wed Jun 14 1978, 3:33 AM EDT

Att. 34,658 - Unknown - 73 F

livebaseballscorecards.com

BOTTOM

Batter	1	2	3	4	5	6	7	8	9	AB	R	H	RBI	BB	SO	LOB
Pete Rose, S (1, 5) OBP: 0.332, SLG: 0.405	0-0 2B 6-3 1B	0-0 L6			0-0 1B			0-3 K		4	1	2	0	0	1	0
Ray Knight, R (9, 5) OBP: 0.219, SLG: 0.333										0	0	0	0	0	0	0
Ken Griffey, L (1, 9) OBP: 0.377, SLG: 0.458	0-0 1-3 1B 2B		0-0 L9		0-0 F8			0-0 PO 1B		4	1	2	0	0	0	1
Dave Concepcion, R (1, 6) OBP: 0.357, SLG: 0.425	0-0 6-3 3-H		0-0 G6-4-3 1B			0-0 F3		0-0 PO 1-2		3	0	1	1	0	0	1
George Foster, R (1, 7) OBP: 0.383, SLG: 0.557	4-0 1B 5-3 IBB		0-0 G6-4-3 1-2f			0-3 K				2	1	0	0	1	1	1
Dan Driessen, L (1, 3) OBP: 0.398, SLG: 0.495	0-0 5-3 1-3 2-H 1B			0-0 F9		2-2 L9				3	0	1	1	0	0	0
Junior Kennedy, R (1, 4) OBP: 0.364, SLG: 0.261	0-0 5-3 1-2 3-H			0-0 6-3			0-0 L9			3	0	0	1	0	0	1
Cesar Geronimo, L (1, 8) OBP: 0.346, SLG: 0.388	0-0 P6			0-0 5-3			0-0 4-3			3	0	0	0	0	0	1
Don Werner, R (1, 2) OBP: 0.250, SLG: 0.209		0-3 K			0-0 5-3		0-0 1-3			3	0	0	0	0	1	0
Manny Sarmiento, R (1, 1)		0-0 P5			0-3 K			0-3 K		1	0	0	0	0	0	0
Rick Auerbach, R (5, PH) OBP: 0.258, SLG: 0.269										1	0	0	0	0	1	0
Dave Tomlin, L (6, 1)										1	0	0	0	0	1	0
Doug Bair, R (9, 1)										0	0	0	0	0	0	0
Inning Stats	R: 3 E: 0 K: 0 S: 6 H: 3 LOB: 1 BB: 1 P: 10	R: 0 E: 0 K: 1 S: 5 H: 0 LOB: 0 BB: 0 P: 5	R: 0 E: 0 K: 0 S: 3 H: 1 LOB: 0 BB: 0 P: 3	R: 0 E: 0 K: 0 S: 3 H: 0 LOB: 0 BB: 0 P: 3	R: 0 E: 0 K: 1 S: 6 H: 1 LOB: 1 BB: 0 P: 6	R: 0 E: 0 K: 1 S: 8 H: 0 LOB: 0 BB: 0 P: 10	R: 0 E: 0 K: 0 S: 3 H: 0 LOB: 0 BB: 0 P: 3	R: 0 E: 0 K: 2 S: 7 H: 1 LOB: 0 BB: 0 P: 7		1B: 5 2B: 1 3B: 0 HR: 0 SF: 0 SAC: 0 DP: 1 HBP: 0						

	AB	28
	R	3
	H	6
	RBI	3
	BB	1
	SO	5
	LOB	5

WP: 0 PA: 30
PB: 0
SB: 0
CS: 0

PITCHER		IP	WLS	BF	H	R	ER	SO	BB	IBB	HBP	BLK	WP	HR	S	P	ERA	WHIP
Dave Roberts, L ERA: 2.9	(1, 1)	7.0	L	26	5	3	3	3	0	1	0	0	0	0	34	40	3.86	0.714
Donnie Moore, R ERA: 4.58	(8, 1)	1.0		3	1	0	0	2	0	0	0	0	0	0	7	7	0.00	1.000

PITCHER	IP	WLS	BF	H	R	ER	SO	BB	IBB	HBP	BLK	WP	HR	S	P	ERA	WHIP

Batter	1	2	3	4	5	6	7	8	9	AB	R	H	RBI	BB	SO	LOB
Lou Brock, L (1, 7) OBP: 0.258, SLG: 0.235	G3		4-3			F7			F7	4	0	0	0	0	0	1
Garry Templeton, S (1, 6) OBP: 0.245, SLG: 0.286	6-3		F7			F2			FC6-4 (1-2f)	4	0	0	0	0	0	1
George Hendrick, R (1, 8) OBP: 0.291, SLG: 0.352	4-3			K			P4		G3	4	0	0	0	0	1	1
Ted Simmons, S (1, 2) OBP: 0.402, SLG: 0.514		6-3		F8			4-3			3	0	0	0	0	0	0
Keith Hernandez, L (1, 3) OBP: 0.361, SLG: 0.409		BB		4-3			1-6-3			2	0	0	0	1	0	0
Jerry Morales, R (1, 9) OBP: 0.283, SLG: 0.345		K			5-3			5-3		3	0	0	0	0	1	1
Ken Reitz, R (1, 5) OBP: 0.292, SLG: 0.352		1-3 BB			F8			5-3		2	0	0	0	1	0	0
Mike Phillips, L (1, 4) OBP: 0.242, SLG: 0.293		4-3			G3			F7		3	0	0	0	0	0	2
John Denny, R (1, 1) OBP: 0.211, SLG: 0.250			K			F9				2	0	0	0	0	1	0
Buddy Schultz, R (7, 1)									FC6-4 BB	0	0	0	0	0	0	0
Jerry Mumphrey, S (9, PH) OBP: 0.244, SLG: 0.200										0	0	0	0	1	0	0
Inning Stats	R: 0 E: 0 K: 0 S: 3 H: 0 LOB: 0 BB: 0 P: 3	R: 0 E: 0 K: 1 S: 5 H: 0 LOB: 2 BB: 2 P: 13	R: 0 E: 0 K: 1 S: 5 H: 0 LOB: 0 BB: 0 P: 5	R: 0 E: 0 K: 1 S: 5 H: 0 LOB: 0 BB: 0 P: 5	R: 0 E: 0 K: 0 S: 3 H: 0 LOB: 0 BB: 0 P: 3	R: 0 E: 0 K: 0 S: 3 H: 0 LOB: 0 BB: 0 P: 3	R: 0 E: 0 K: 0 S: 3 H: 0 LOB: 0 BB: 0 P: 3	R: 0 E: 0 K: 0 S: 3 H: 0 LOB: 0 BB: 0 P: 3	R: 0 E: 0 K: 0 S: 3 H: 0 LOB: 1 BB: 1 P: 7	1B: 0 2B: 0 3B: 0 HR: 0	SF: 0 SAC: 0 DP: 0 HBP: 0						

St. Louis Cardinals @ Cincinnati Reds

Riverfront Stadium, Cincinnati, OH

Fri Jun 16 1978, 7:05 PM EDT

Att. 38,216 - Unknown

TOP

livebaseballscorecards.com

AB	27
R	0
H	0
RBI	0
BB	3
SO	3
LOB	6

PITCHER	IP	WLS	BF	H	R	ER	SO	BB	IBB	HBP	BLK	WP	HR	S	P	ERA	WHIP
Tom Seaver, R (1, 1) ERA: 3.22	9.0	W	30	0	0	0	3	3	0	0	0	0	0	33	45	0.00	0.333

PITCHER	IP	WLS	BF	H	R	ER	SO	BB	IBB	HBP	BLK	WP	HR	S	P	ERA	WHIP

BOTTOM

St. Louis Cardinals @ Cincinnati Reds

Riverfront Stadium, Cincinnati, OH

Fri Jun 16 1978, 7:05 PM EDT

Att. 38,216 - Unknown

Batter	1	2	3	4	5	6	7	8	9	AB	R	H	RBI	BB	SO	LOB
Pete Rose, S (1, 5) OBP: 0.334, SLG: 0.411	G3		4-3		E2		G4-6-3			4	1	2	2	0	0	0
Ray Knight, R (8, 5) OBP: 0.219, SLG: 0.333										0	0	0	0	0	0	0
Ken Griffey, L (1, 9) OBP: 0.372, SLG: 0.451	1-3		6-3		K		G4-6-3			4	0	0	0	0	1	3
Joe Morgan, L (1, 4) OBP: 0.383, SLG: 0.464	BB			G1-6-3 BB	2B		6-3			2	0	1	1	2	0	1
George Foster, R (1, 7) OBP: 0.381, SLG: 0.550	5-3			G1-6-3 BB	5-3			K		3	0	0	0	1	1	2
Dan Driessen, L (1, 3) OBP: 0.396, SLG: 0.505		4-3		G1-6-3		HR		K		4	1	1	1	0	1	2
Dave Concepcion, R (1, 6) OBP: 0.355, SLG: 0.422		4-3		1-3		6-3		1B		4	0	1	0	0	0	1
Cesar Geronimo, L (1, 8) OBP: 0.349, SLG: 0.387		BB			1B E 1B	4-3		F8		3	1	1	0	1	0	1
Don Werner, R (1, 2) OBP: 0.252, SLG: 0.213		5-3			1B E 1B	5-3				3	1	1	0	0	0	1
Tom Seaver, R (1, 1) OBP: 0.286, SLG: 0.200			K		K			BB		2	0	0	0	1	2	2
Inning Stats	R: 0 H: 0 E: 0 LOB: 1 K: 0 BB: 1 S: 3 P: 7	R: 0 H: 0 E: 1 LOB: 1 K: 0 BB: 1 S: 3 P: 7	R: 0 H: 0 E: 0 LOB: 0 K: 1 BB: 0 S: 5 P: 5	R: 0 H: 0 E: 0 LOB: 1 K: 0 BB: 2 S: 2 P: 10	R: 3 H: 4 E: 1 LOB: 1 K: 2 BB: 0 S: 11 P: 11	R: 1 H: 1 E: 0 LOB: 0 K: 0 BB: 0 S: 4 P: 4	R: 0 H: 1 E: 0 LOB: 1 K: 0 BB: 1 S: 3 P: 7	R: 0 H: 1 E: 0 LOB: 1 K: 2 BB: 0 S: 8 P: 8		1B: 4 SF: 0 2B: 2 SAC: 0 3B: 0 DP: 2 HR: 1 HBP: 0						

livebaseballscorecards.com

	AB	29
	R	4
	H	7
	RBI	4
	BB	5
	SO	5
	LOB	13

WP: 0 PA: 34
PB: 0
SB: 1
CS: 0

PITCHER		IP	WLS	BF	H	R	ER	SO	BB	IBB	HBP	BLK	WP	HR	S	P	ERA	WHIP
John Denny, R ERA: 2.85	(1, 1)	6.0	L	28	6	4	4	3	5	0	0	0	0	1	29	49	6.00	1.833
Buddy Schultz, L ERA: 3.89	(7, 1)	2.0		6	1	0	0	2	0	0	0	0	0	0	10	10	0.00	0.500

PITCHER	IP	WLS	BF	H	R	ER	SO	BB	IBB	HBP	BLK	WP	HR	S	P	ERA	WHIP

Batter	1	2	3	4	5	6	7	8	9	AB	R	H	RBI	BB	SO	LOB
Garry Templeton, S (1, 6) OBP: 0.248, SLG: 0.288	F8	F7		4-3			FC 5-3 S 2-3 1B		1B 1B	5	1	2	0	0	0	4
Jerry Mumphrey, S (1, 8) OBP: 0.250, SLG: 0.202	F9		BBB F8 HR S BB		F7		FC 5-3 1-3 3-H		1-2 1B	4	1	1	1	1	0	1
Jerry Morales, R (1, 9) OBP: 0.278, SLG: 0.338	P4		P6 1-2		F3		5-3 2-3 3-H		6-3	5	0	0	1	0	0	4
Buddy Schultz, R (9, 1)										0	0	0	0	0	0	0
Ted Simmons, S (1, 7) OBP: 0.395, SLG: 0.505		G3	F8 2-3		F7		6-3			4	0	0	0	0	0	2
(6, 2)																
Keith Hernandez, L (1, 3) OBP: 0.363, SLG: 0.421		BBB 1B 1B BB	3-H HR			G3		L9		3	2	1	2	1	0	0
Ken Reitz, R (1, 5) OBP: 0.291, SLG: 0.350		1B 1B 1-2 1B	5-3			F2		F7		4	0	1	0	0	0	0
Steve Swisher, R (1, 2) OBP: 0.308, SLG: 0.360						6-3				3	0	2	1	0	0	0
Tony Scott, S (6, 7) OBP: 0.283, SLG: 0.256		1B 1-2 2-H 1B		2B				CS 1B		1	0	1	0	0	0	0
(9, 9)																
Mike Tyson, R (1, 4) OBP: 0.286, SLG: 0.335		1B 1-2 2-3 1B		5-3			1B SH3-4 FC 1B	CS 1-2	F8	4	1	2	0	0	0	1
Pete Vuckovich, R (1, 1)		K		K			SH3-4 1-2		F8	2	0	0	0	0	2	4
Mark Littell, L (8, 1)										0	0	0	0	0	0	0
Lou Brock, L (9, PH) OBP: 0.257, SLG: 0.234										1	0	0	0	0	0	0
(9, 7)																
Inning Stats	R: 0 E: 0 K: 0 S: 3 H: 0 LOB: 0 BB: 0 P: 3	R: 1 E: 0 K: 1 S: 8 H: 3 LOB: 3 BB: 1 P: 12	R: 2 E: 0 K: 0 S: 4 H: 1 LOB: 0 BB: 1 P: 8	R: 0 E: 0 K: 1 S: 6 H: 1 LOB: 1 BB: 0 P: 6	R: 0 E: 0 K: 0 S: 3 H: 0 LOB: 0 BB: 0 P: 3	R: 0 E: 0 K: 0 S: 3 H: 0 LOB: 0 BB: 0 P: 3	R: 2 E: 1 K: 0 S: 6 H: 2 LOB: 1 BB: 0 P: 6	R: 0 E: 0 K: 0 S: 3 H: 1 LOB: 0 BB: 0 P: 3	R: 0 E: 0 K: 0 S: 5 H: 2 LOB: 2 BB: 0 P: 5	1B: 8 2B: 1 3B: 0 HR: 1 SF: 0 SAC: 1 DP: 0 HBP: 0						

PITCHER		IP	WLS	BF	H	R	ER	SO	BB	IBB	HBP	BLK	WP	HR	S	P	ERA	WHIP
Bill Bonham, R ERA: 2.76	(1, 1)	1.1		7	2	1	1	0	1	0	0	0	0	0	6	10	6.75	2.250
Tom Hume, R ERA: 5.65	(2, 1)	5.2		24	5	4	4	2	1	0	0	0	0	1	27	31	6.35	1.059
Pedro Borbon, R ERA: 5.65	(8, 1)	2.0	W	8	3	0	0	0	0	0	0	0	0	0	8	8	0.00	1.500

PITCHER	IP	WLS	BF	H	R	ER	SO	BB	IBB	HBP	BLK	WP	HR	S	P	ERA	WHIP

TOP

St. Louis Cardinals @ Cincinnati Reds

Riverfront Stadium, Cincinnati, OH

Sat Jun 17 1978, 3:33 AM EDT

Att. 40,262 - Unknown

livebaseballscorecards.com

AB	36
R	5
H	10
RBI	5
BB	2
SO	2
LOB	16

WP: 0 PB: 0 SB: 2 CS: 1 PA: 40

Batter	1	2	3	4	5	6	7	8	9	AB	R	H	RBI	BB	SO	LOB
Pete Rose, S (1, 5) OBP: 0.337, SLG: 0.412	0-0 1B SH5-3 1B 1B	0-0 3-1			0-1 CI		0-0 G3		0-0 S 1B 1B	4	2	2	0	0	0	1
Ken Griffey, L (1, 9) OBP: 0.370, SLG: 0.456	0-0 SH5-3 1-2		0-0 L6		0-0 4-3			0-0 1B 3B	0-0 P4 1-2	4	1	1	0	0	0	2
Joe Morgan, L (1, 4) OBP: 0.384, SLG: 0.462	0-0 5-3		0-0 4-1			0-0 G3		0-0 S 1B 1B 3-H	0-0 2-H 1B	5	1	2	2	0	0	1
George Foster, R (1, 7) OBP: 0.379, SLG: 0.544	B B B B 4-0 1B 1B BB		0-0 F2			0-0 F7		S S S 0-3 K 1-2		3	1	0	0	1	1	1
Mike Lum, L (1, 3) OBP: 0.425, SLG: 0.508	0-0 1B 1-2 2-3 1B			0-0 G4-6-3 1B		S S S 0-3 K		0-0 2-H 1B		4	0	3	1	0	1	0
Dave Concepcion, R (1, 6) OBP: 0.354, SLG: 0.419	0-0 1-2 2-H 3-H 1B			0-0 G4-6-3 1-2f			0-0 6-3	S S S 0-3 K		4	0	1	2	0	1	2
Cesar Geronimo, L (1, 8) OBP: 0.353, SLG: 0.407	0-0 4-3			S S S 0-3 K			0-0 HR	4-0 FC6-4 IBB		3	1	1	1	1	1	2
Don Werner, R (1, 2) OBP: 0.248, SLG: 0.209		0-0 F7			S S S 0-3 K		0-0 1B	0-0 FC6-4 1-2f		2	0	0	0	0	1	0
Dave Collins, S (7, PH) OBP: 0.351, SLG: 0.250										1	0	1	0	0	0	0
Vic Correll, R (8, 2)										1	0	0	0	0	0	2
Bill Bonham, R (1, 1) OBP: 0.214, SLG: 0.200		S S S 0-3 K			S S S 0-3 K		0-0 F8		0-0 F7	0	0	0	0	0	0	0
Tom Hume, R (2, 1)										2	0	0	0	0	2	0
Ken Henderson, S (7, PH) OBP: 0.281, SLG: 0.357										1	0	0	0	0	0	1
Pedro Borbon, R (8, 1) OBP: 0.250, SLG: 0.250										0	0	0	0	0	0	0
Ray Knight, R (9, PH) OBP: 0.212, SLG: 0.323										1	0	0	0	0	0	0
Inning Stats	R: 2 E: 0 K: 0 S: 6 H: 3 LOB: 2 BB: 1 P: 10	R: 0 E: 0 K: 1 S: 5 H: 0 LOB: 0 BB: 0 P: 5	R: 0 E: 0 K: 0 S: 3 H: 0 LOB: 0 BB: 0 P: 3	R: 0 E: 0 K: 1 S: 5 H: 1 LOB: 0 BB: 0 P: 5	R: 0 E: 1 K: 2 S: 8 H: 0 LOB: 1 BB: 0 P: 8	R: 0 E: 0 K: 1 S: 5 H: 0 LOB: 0 BB: 0 P: 5	R: 1 E: 0 K: 0 S: 5 H: 2 LOB: 1 BB: 0 P: 5	R: 2 E: 0 K: 2 S: 10 H: 3 LOB: 2 BB: 1 P: 14	R: 1 E: 0 K: 0 S: 4 H: 2 LOB: 1 BB: 0 P: 4	1B: 9 2B: 0 3B: 1 HR: 1	SF: 0 SAC: 1 DP: 1 HBP: 0						

PITCHER	IP	WLS	BF	H	R	ER	SO	BB	IBB	HBP	BLK	WP	HR	S	P	ERA	WHIP
Pete Vuckovich, R (1, 1) ERA: 2.49	7.0		30	8	5	5	5	1	0	0	0	0	1	39	43	6.43	1.286
Mark Littell, R (8, 1) ERA: 2.55	1.0		5	1	0	0	2	0	1	0	0	0	0	8	12	0.00	1.000
Buddy Schultz, L (9, 1) ERA: 4.06	0.2	L	4	2	1	1	0	0	0	0	0	0	0	4	4	13.50	3.000

PITCHER	IP	WLS	BF	H	R	ER	SO	BB	IBB	HBP	BLK	WP	HR	S	P	ERA	WHIP

BOTTOM

St. Louis Cardinals @ Cincinnati Reds

Riverfront Stadium, Cincinnati, OH

Sat Jun 17 1978, 3:33 AM EDT

Att. 40,262 - Unknown

livebaseballscorecards.com

AB	35
R	6
H	11
RBI	6
BB	2
SO	7
LOB	12

St. Louis Cardinals @ Cincinnati Reds

Riverfront Stadium, Cincinnati, OH

Sun Jun 18 1978, 3:33 AM EDT

Att. 40,016 - Unknown

TOP

Batter	1	2	3	4	5	6	7	8	9	AB	R	H	RBI	BB	SO	LOB
Garry Templeton, S (1, 6) OBP: 0.245, SLG: 0.284	F9	FC5-2 1-2 2-3 3-Hf			1-3		6-3			4	0	0	0	0	0	3
Jerry Mumphrey, S (1, 7) OBP: 0.250, SLG: 0.203	5-3	F2			5-3		1B			4	0	1	0	0	0	3
Keith Hernandez, L (1, 3) OBP: 0.361, SLG: 0.431	HR		G3		F2		F7			4	1	1	1	0	0	1
Ted Simmons, S (1, 2) OBP: 0.393, SLG: 0.500	6-3		5-3			E 1B 1B		K		4	0	1	0	0	1	0
George Hendrick, R (1, 8) OBP: 0.294, SLG: 0.354		1B 1B 1B	4-3			E 1-2 1B		K		2	1	1	0	0	0	0
Tony Scott, S (4, 8) OBP: 0.287, SLG: 0.261										2	0	1	0	0	1	0
Jerry Morales, R (1, 9) OBP: 0.281, SLG: 0.340		1B 1B 1-3 FC5-2 1B		1B		E6 G4-3 1-2 2-3		F7		4	0	2	0	0	0	2
Ken Reitz, R (1, 5) OBP: 0.287, SLG: 0.344		F9		F7		K			F5	4	0	0	0	0	1	6
Mike Tyson, R (1, 4) OBP: 0.287, SLG: 0.335		FC5-2 1B 1-2 3-H 1B		F7		G4-3 1-2f			F8	3	0	1	1	0	0	4
Mike Phillips, L (9, PH) OBP: 0.238, SLG: 0.288										1	0	0	0	0	0	0
Silvio Martinez, R (1, 1) OBP: 0.250, SLG: 0.333										2	0	1	0	0	1	1
Lou Brock, L (7, PH) OBP: 0.256, SLG: 0.232										1	0	0	0	0	0	0
John Urrea, R (7, 1) OBP: 0.125, SLG: 0.067										0	0	0	0	0	0	0
Roger Freed, R (9, PH) OBP: 0.283, SLG: 0.463		FC5-2 1-2 2-3 1B		K			L8		K	1	0	0	0	0	1	0
Inning Stats	R: 1 E: 0 K: 0 S: 4 H: 1 LOB: 0 BB: 0 P: 4	R: 1 E: 0 K: 0 S: 7 H: 4 LOB: 3 BB: 0 P: 7	R: 0 E: 0 K: 0 S: 3 H: 0 LOB: 0 BB: 0 P: 3	R: 0 E: 0 K: 1 S: 6 H: 1 LOB: 1 BB: 0 P: 6	R: 0 E: 0 K: 0 S: 3 H: 0 LOB: 0 BB: 0 P: 3	R: 0 E: 1 K: 1 S: 7 H: 2 LOB: 2 BB: 0 P: 7	R: 0 E: 0 K: 0 S: 4 H: 1 LOB: 1 BB: 0 P: 4	R: 0 E: 0 K: 2 S: 7 H: 0 LOB: 0 BB: 0 P: 7	R: 0 E: 0 K: 1 S: 5 H: 0 LOB: 0 BB: 0 P: 5	1B: 8 2B: 0 3B: 0 HR: 1	SF: 0 SAC: 0 DP: 1 HBP: 0						

	AB	36
	R	2
	H	9
	RBI	2
	BB	0
	SO	5
	LOB	20

WP: 0 PB: 0 SB: 0 CS: 0 PA: 36

livebaseballscorecards.com

PITCHER		IP	WLS	BF	H	R	ER	SO	BB	IBB	HBP	BLK	WP	HR	S	P	ERA	WHIP
Fred Norman, L ERA: 2.98	(1, 1)	5.0	W	23	8	2	2	1	0	0	0	0	0	1	25	25	3.60	1.600
Manny Sarmiento, R ERA: 2.07	(6, 1)	4.0	S	13	1	0	0	4	0	0	0	0	0	0	21	21	0.00	0.250

PITCHER	IP	WLS	BF	H	R	ER	SO	BB	IBB	HBP	BLK	WP	HR	S	P	ERA	WHIP

Batter	1	2	3	4	5	6	7	8	9	AB	R	H	RBI	BB	SO	LOB
Pete Rose, S (1, 5) OBP: 0.336, SLG: 0.410	F7	F7			4-3 1B		E8 SF8			4	1	1	0	0	0	2
Ray Knight, R (8, 5) OBP: 0.212, SLG: 0.323										0	0	0	0	0	0	0
Ken Griffey, L (1, 9) OBP: 0.368, SLG: 0.458	F7		G3 SF8 2B		4-3 1-2		SF8 3-H			3	1	1	1	0	0	1
Joe Morgan, L (1, 4) OBP: 0.378, SLG: 0.453	1-3		G3 2-3		4-3		K			4	0	0	0	0	1	2
Dan Driessen, L (1, 3) OBP: 0.402, SLG: 0.510		S 1B 1B	SF8 3-H			FC1-4-S 1B		BBBB CS BB		2	1	2	1	1	0	0
Mike Lum, L (1, 7) OBP: 0.416, SLG: 0.484		P4 1-2	L9			P6 1-2		BBBB 1B 1-2 BB		3	0	0	0	1	0	2
Dave Concepcion, R (1, 6) OBP: 0.356, SLG: 0.421		1B SF8 1B		F9		FC1-4-5 2-3		G4-6-3 1-3 1B		4	1	2	0	0	0	1
Cesar Geronimo, L (1, 8) OBP: 0.356, SLG: 0.405		SF8 1-3 2-H 1B		F8		IBB		G4-6-3 1-2f		3	0	1	1	1	0	2
Don Werner, R (1, 2) OBP: 0.241, SLG: 0.204		SF8 2-3 3-H		F3		G3				2	0	0	1	0	0	2
Fred Norman, S (1, 1) OBP: 0.235, SLG: 0.212		BBBB BB			SSS K		6-3			1	0	0	0	1	1	0
Manny Sarmiento, R (6, 1)										1	0	0	0	0	0	0
Inning Stats	R: 0 E: 0 K: 0 S: 3 H: 0 LOB: 0 BB: 0 P: 3	R: 2 E: 0 K: 0 S: 6 H: 3 LOB: 2 BB: 1 P: 10	R: 1 E: 0 K: 0 S: 4 H: 1 LOB: 0 BB: 0 P: 4	R: 0 E: 0 K: 0 S: 3 H: 0 LOB: 0 BB: 0 P: 3	R: 0 E: 0 K: 1 S: 6 H: 1 LOB: 1 BB: 0 P: 6	R: 0 E: 0 K: 0 S: 4 H: 1 LOB: 2 BB: 1 P: 8	R: 1 E: 1 K: 1 S: 6 H: 0 LOB: 0 BB: 0 P: 6	R: 0 E: 0 K: 0 S: 2 H: 1 LOB: 1 BB: 2 P: 10		1B: 6 2B: 1 3B: 0 HR: 0	SF: 3 SAC: 0 DP: 1 HBP: 0						

PITCHER	IP	WLS	BF	H	R	ER	SO	BB	IBB	HBP	BLK	WP	HR	S	P	ERA	WHIP
Silvio Martinez, R (1, 1) ERA: 3.69	6.0	L	26	6	3	3	1	1	1	0	0	0	0	26	34	4.50	1.167
John Urrea, R (7, 1) ERA: 5.45	2.0		8	1	1	0	1	2	0	0	0	0	0	8	16	0.00	1.500

PITCHER	IP	WLS	BF	H	R	ER	SO	BB	IBB	HBP	BLK	WP	HR	S	P	ERA	WHIP

BOTTOM

St. Louis Cardinals @ Cincinnati Reds

Riverfront Stadium, Cincinnati, OH

Sun Jun 18 1978, 3:33 AM EDT

Att. 40,016 - Unknown

livebaseballscorecards.com

AB	27
R	4
H	7
RBI	4
BB	4
SO	2
LOB	12

PA: 34

WP: 0 PB: 0 SB: 2 CS: 1

Cincinnati Reds @ San Francisco Giants

Candlestick Park, San Francisco, CA

Tue Jun 20 1978, 10:05 PM EDT

Att. 55,920 - Unknown

TOP

livebaseballscorecards.com

Batter	1	2	3	4	5	6	7	8	9	AB	R	H	RBI	BB	SO	LOB
Pete Rose, S (1, 5) OBP: 0.337, SLG: 0.413	SH5-3 SF8 2B	FC5-4 1-2f			4-3		E6 7-2		1-3 E 1B	5	2	2	0	0	0	1
Ray Knight, R (9, 5) OBP: 0.212, SLG: 0.323										0	0	0	0	0	0	0
Ken Griffey, L (1, 9) OBP: 0.370, SLG: 0.459	SH5-3 2-3		K 1B		G3		7-2 3-Hf		E4 2-H 3-H 1B	4	0	2	1	0	0	1
Joe Morgan, L (1, 4) OBP: 0.374, SLG: 0.449	SF8 3-H		K			P6		E6 3B 1B	F8	4	1	1	1	0	1	2
George Foster, R (1, 7) OBP: 0.386, SLG: 0.570	HR		K 1-2			1B 2B		CS 3B 3-H	IBB	4	2	3	2	1	1	1
Dan Driessen, L (1, 3) OBP: 0.406, SLG: 0.516	S 1B			2B		1-3 2-H 1B		1-3	6-3	5	0	3	1	0	0	3
Dave Concepcion, R (1, 6) OBP: 0.354, SLG: 0.415	F9 1-2			F3		1-3 1-2		CS IBB		3	0	0	0	1	0	3
Cesar Geronimo, L (1, 8) OBP: 0.354, SLG: 0.397		F8		F7		IBB		K 1-2 3-H		3	0	0	0	1	1	3
Don Werner, R (1, 2) OBP: 0.232, SLG: 0.196		K		K		K			F9	4	0	0	0	0	3	3
Paul Moskau, R (1, 1) OBP: 0.286, SLG: 0.167		FC5-4 BB			K		K		1B 1B	1	0	0	0	1	1	0
Junior Kennedy, R (7, PH) OBP: 0.357, SLG: 0.255										1	0	0	0	0	1	0
Pedro Borbon, R (7, 1) OBP: 0.250, SLG: 0.250										0	0	0	0	0	0	0
Doug Bair, R (8, 1) OBP: 0.200, SLG: 0.200										1	1	1	0	0	0	0
Dave Tomlin, L (9, 1)										0	0	0	0	0	0	0

	AB	35
	R	6
	H	12
	RBI	5
	BB	4
	SO	8
	LOB	17

Inning Stats										
	R: 2 E: 0 K: 0 S: 6	H: 3 LOB: 1 BB: 0 P: 6	R: 0 E: 0 K: 1 S: 5	H: 0 LOB: 1 BB: 1 P: 9	R: 0 E: 0 K: 2 S: 7	H: 1 LOB: 0 BB: 0 P: 7	R: 0 E: 0 K: 1 S: 6	H: 1 LOB: 1 BB: 0 P: 6	R: 0 E: 0 K: 1 S: 5	H: 0 LOB: 0 BB: 0 P: 5
	R: 1 E: 0 K: 1 S: 7	H: 2 LOB: 2 BB: 1 P: 11	R: 0 E: 1 K: 1 S: 5	H: 0 LOB: 0 BB: 0 P: 5	R: 1 E: 1 K: 1 S: 6	H: 2 LOB: 1 BB: 1 P: 10	R: 2 E: 1 K: 0 S: 6	H: 3 LOB: 2 BB: 1 P: 10	1B: 7 2B: 4 3B: 1 HR: 1	SF: 1 SAC: 1 DP: 1 HBP: 0

WP: 0 PB: 0 SB: 1 CS: 2 PA: 41

PITCHER		IP	WLS	BF	H	R	ER	SO	BB	IBB	HBP	BLK	WP	HR	S	P	ERA	WHIP
John Montefusco, R (1, 1) ERA: 3.41		6.0		26	7	3	3	6	1	1	0	0	0	1	36	44	4.50	1.333
Gary Lavelle, L (7, 1) ERA: 3.76		2.0	L	8	2	1	1	2	0	1	0	0	0	0	11	15	4.50	1.000
Randy Moffitt, R (9, 1) ERA: 2.63		0.1		3	2	2	2	0	0	0	0	0	0	0	3	3	54.00	6.000
John Curtis, L (9, 1) ERA: 3.0		0.2		4	1	0	0	0	0	1	0	0	0	0	3	7	0.00	1.500

PITCHER	IP	WLS	BF	H	R	ER	SO	BB	IBB	HBP	BLK	WP	HR	S	P	ERA	WHIP

Batter	1	2	3	4	5	6	7	8	9	AB	R	H	RBI	BB	SO	LOB
Terry Whitfield, L (1, 7) OBP: 0.330, SLG: 0.414	4-0 5-3 BB		0-0 1B 1B 1B	0-0 ③ 4-3			0-0 F8 SH1-4 1B		0-0 ① 4-3	4	1	2	0	1	0	0
Rob Andrews, R (1, 4) OBP: 0.333, SLG: 0.355	0-0 ① 5-3 1-2		0-0 ② F8		0-0 ① F8		0-0 ① SH1-4 1-2		0-0 1B 1B	4	0	1	0	0	0	2
Jack Clark, R (1, 9) OBP: 0.366, SLG: 0.523	0-0 ② F5		0-0 1B 1-3 3B 1B		0-0 ② F8		0-0 ② F8 2-3		0-0 L3 1-2 1B	5	1	2	0	0	0	2
Darrell Evans, L (1, 5) OBP: 0.392, SLG: 0.428	0-0 ③ P3		0-0 3B 1-3 3-H 1B		4-0 CS BB		4-0 IBB		0-0 ②③ L3 1-2	3	1	1	1	2	0	3
Jim Dwyer, L (1, 3) OBP: 0.333, SLG: 0.375		0-0 ① F9	0-0 2-H 3-H 3B		0-0 ③ CS 1-2	0-3 ① K	0-0 ③ P4			4	0	1	2	0	1	2
Larry Herndon, R (1, 8) OBP: 0.341, SLG: 0.346		0-0 2B	4-0 S BB			0-0 1B 1B		0-0 E6 SH1-4		3	0	2	0	1	0	0
Johnnie LeMaster, R (1, 6) OBP: 0.260, SLG: 0.282		0-0 ② 1-3	0-3 ③ K 1-2			0-0 1-2 1B		0-0 ① SH1-4 1-2		3	0	1	0	0	1	3
Mike Sadek, R (1, 2) OBP: 0.329, SLG: 0.293 Bill Madlock, R (8, PH) OBP: 0.388, SLG: 0.463 Marc Hill, R (9, 2) OBP: 0.281, SLG: 0.275		0-0 ③ F5		0-0 ① F7		0-0 ② F7		0-0 ② 6-3		3 1 0	0 0 0	0 0 0	0 0 0	0 0 0	0 0 0	3 1 0
John Montefusco, R (1, 1) OBP: 0.175, SLG: 0.111 Mike Ivie, R (6, PH) OBP: 0.383, SLG: 0.504 Gary Lavelle, S (7, 1) OBP: 0.143, SLG: 0.143 Hector Cruz, R (8, PH) OBP: 0.276, SLG: 0.410 Randy Moffitt, R (9, 1) OBP: 0.200, SLG: 0.200 John Curtis, L (9, 1)			0-3 ① K	0-0 ② 1-3		0-3 ③ K		0-0 ③ P4		2 1 0 1 0 0	0 0 0 0 0 0	0 0 0 0 0 0	0 0 0 0 0 0	1 0 0 0 0 0	0 1 0 1 0 0	0 2 0 1 0 0
Inning Stats	R: 0 H: 0 E: 0 LOB: 1 K: 0 BB: 1 S: 3 P: 7	R: 0 H: 1 E: 0 LOB: 1 K: 0 BB: 0 S: 4 P: 4	R: 3 H: 4 E: 0 LOB: 2 K: 2 BB: 1 S: 11 P: 15	R: 0 H: 0 E: 0 LOB: 0 K: 0 BB: 0 S: 3 P: 3	R: 0 H: 0 E: 0 LOB: 0 K: 0 BB: 1 S: 2 P: 6	R: 0 H: 2 E: 0 LOB: 2 K: 2 BB: 0 S: 9 P: 9	R: 0 H: 1 E: 0 LOB: 2 K: 0 BB: 1 S: 4 P: 8	R: 0 H: 0 E: 1 LOB: 1 K: 0 BB: 0 S: 4 P: 4	R: 0 H: 2 E: 0 LOB: 1 K: 0 BB: 0 S: 4 P: 4	1B: 8 2B: 2 3B: 1 HR: 0	SF: 0 SAC: 2 DP: 1 HBP: 0					

PITCHER		IP	WLS	BF	H	R	ER	SO	BB	IBB	HBP	BLK	WP	HR	S	P	ERA	WHIP
Paul Moskau, R ERA: 5.25	(1, 1)	6.0		27	7	3	3	4	3	0	0	0	0	0	32	44	4.50	1.667
Pedro Borbon, R ERA: 5.45	(7, 1)	1.1	W	7	1	0	0	0	0	1	0	0	0	0	6	10	0.00	0.750
Doug Bair, R ERA: 1.21	(8, 1)	1.0		5	2	0	0	0	0	0	0	0	0	0	5	5	0.00	2.000
Dave Tomlin, L ERA: 4.8	(9, 1)	0.2	S	1	0	0	0	0	0	0	0	0	0	0	1	1	0.00	0.000

PITCHER	IP	WLS	BF	H	R	ER	SO	BB	IBB	HBP	BLK	WP	HR	S	P	ERA	WHIP

BOTTOM

Cincinnati Reds @ San Francisco Giants

Candlestick Park, San Francisco, CA

Tue Jun 20 1978, 10:05 PM EDT

Att. 55,920 - Unknown

livebaseballscorecards.com

AB	34
R	3
H	10
RBI	3
BB	4
SO	4
LOB	19

WP: 0 PA: 41
PB: 0
SB: 1
CS: 1

Cincinnati Reds @ San Francisco Giants

Candlestick Park, San Francisco, CA

Wed Jun 21 1978, 10:05 PM EDT

Att. 37,334 - Unknown

livebaseballscorecards.com

Batter	1	2	3	4	5	6	7	8	9	AB	R	H	RBI	BB	SO	LOB
Pete Rose, S (1, 5) OBP: 0.336, SLG: 0.411	x 0-0 S 1B		x 0-0 F8 ②			x 0-0 E4 G3-6-3		x 0-0 6-3 ③		4	0	1	0	0	0	1
Ken Griffey, L (1, 9) OBP: 0.365, SLG: 0.452	S S S 0-3 K 1-2 ①		x 0-0 3-1 ③			x 0-0 G3-6-3 1-2f ① ②			x 0-0 5-3 ①	4	0	0	0	0	1	3
Joe Morgan, L (1, 4) OBP: 0.368, SLG: 0.440	S S S 0-3 K ②			x 0-0 P6 ①		S S S 0-3 K ③			x 0-0 1-6-3 ②	4	0	0	0	0	2	1
George Foster, R (1, 7) OBP: 0.384, SLG: 0.565	x 0-0 P4 ③			x 0-0 P3 ②			x 0-0 G3 1B		x 0-0 5-3 ③	4	0	1	0	0	0	1
Dan Driessen, L (1, 3) OBP: 0.405, SLG: 0.512		x 0-0 4-3 ①		B B B B 4-0 S BB			x 0-0 G3 1-2 ①			2	0	0	0	1	0	1
Cesar Geronimo, L (1, 8) OBP: 0.348, SLG: 0.390		x 0-0 3-1 ②		x 0-0 G3 1-2 ③			x 0-0 F9 ②			3	0	0	0	0	0	2
Dave Concepcion, R (1, 6) OBP: 0.350, SLG: 0.410		x 0-0 2-3 ③			x 0-0 1-6-3 ①		x 0-0 6-3 ③			3	0	0	0	0	0	1
Don Werner, R (1, 2) OBP: 0.237, SLG: 0.202			x 0-0 SH1-4 1B		x 0-0 5-3 ②			x 0-0 1-3 ①		2	0	1	0	0	0	0
Dave Collins, S (8, PH) OBP: 0.345, SLG: 0.245										1	0	0	0	0	0	0
Vic Correll, R (8, 2)										0	0	0	0	0	0	0
Tom Seaver, R (1, 1) OBP: 0.278, SLG: 0.194			x 0-0 SH1-4 1-2 ①		x 0-0 F8 ③			S S S 0-3 K ②		1	0	0	0	0	0	0
Ken Henderson, S (8, PH) OBP: 0.273, SLG: 0.345										1	0	0	0	0	1	0
Manny Sarmiento, R (8, 1)										0	0	0	0	0	0	0

Inning Stats	1	2	3	4	5	6	7	8	9		
	R: 0 H: 1	R: 0 H: 0	R: 0 H: 1	R: 0 H: 0	R: 0 H: 0	R: 0 H: 0	R: 0 H: 1	R: 0 H: 0	R: 0 H: 0	1B: 3 SF: 0	WP: 0 PA: 31
	E: 0 LOB: 1	E: 0 LOB: 0	E: 0 LOB: 1	E: 0 LOB: 1	E: 0 LOB: 0	E: 1 LOB: 0	E: 0 LOB: 1	E: 0 LOB: 0	E: 0 LOB: 0	2B: 0 SAC: 1	PB: 0
	K: 2 BB: 0	K: 0 BB: 0	K: 0 BB: 0	K: 0 BB: 1	K: 0 BB: 0	K: 1 BB: 0	K: 0 BB: 0	K: 1 BB: 0	K: 0 BB: 0	3B: 0 DP: 1	SB: 2
	S: 8 P: 8	S: 3 P: 3	S: 4 P: 4	S: 3 P: 7	S: 3 P: 3	S: 5 P: 5	S: 4 P: 4	S: 5 P: 5	S: 3 P: 3	HR: 0 HBP: 0	CS: 0

PITCHER		IP	WLS	BF	H	R	ER	SO	BB	IBB	HBP	BLK	WP	HR	S	P	ERA	WHIP
Ed Halicki, R (1, 1) ERA: 2.06		9.0	W	31	3	0	0	4	1	0	0	0	0	0	38	42	0.00	0.444

PITCHER	IP	WLS	BF	H	R	ER	SO	BB	IBB	HBP	BLK	WP	HR	S	P	ERA	WHIP

AB	R	H	RBI	BB	SO	LOB
4	0	1	0	0	0	1
4	0	0	0	0	1	3
4	0	0	0	0	2	1
4	0	1	0	0	0	1
2	0	0	0	1	0	1
3	0	0	0	0	0	2
3	0	0	0	0	0	1
2	0	1	0	0	0	0
1	0	0	0	0	0	0
0	0	0	0	0	0	0
1	0	0	0	0	0	0
1	0	0	0	0	1	0
0	0	0	0	0	0	0

AB	29
R	0
H	3
RBI	0
BB	1
SO	4
LOB	10

Batter	1	2	3	4	5	6	7	8	9	AB	R	H	RBI	BB	SO	LOB
Terry Whitfield, L (1, 7) OBP: 0.329, SLG: 0.408	K		F8	IBB			3-1			3	0	0	0	1	1	0
Rob Andrews, R (1, 4) OBP: 0.330, SLG: 0.350	F9		K	L6			1B			4	0	1	0	0	1	3
Darrell Evans, L (1, 5) OBP: 0.390, SLG: 0.422	P4			F7	K		BB			3	0	0	0	1	1	0
Willie McCovey, L (1, 3) OBP: 0.311, SLG: 0.405		F7		BB	F7		6-3			3	1	0	0	1	0	2
Jack Clark, R (1, 9) OBP: 0.368, SLG: 0.527		1B		2B	5-3			5-3		4	1	2	0	0	0	0
Jim Dwyer, L (1, 8) OBP: 0.330, SLG: 0.360 Larry Herndon, R (9, 8) OBP: 0.341, SLG: 0.346		F5		FC IBB		F9		F9		3 0	1 0	0 0	0 0	1 0	0 0	1 0
Roger Metzger, S (1, 6) OBP: 0.287, SLG: 0.277		1B		FC 2B		6-3		G3		4	0	2	2	0	0	0
Marc Hill, R (1, 2) OBP: 0.276, SLG: 0.269		6-3		FC SH1-4		F7				3	0	0	1	0	0	3
Ed Halicki, R (1, 1) OBP: 0.150, SLG: 0.105			5-3	SH1-4			K			2	0	0	0	0	1	0
Inning Stats	R: 0 E: 0 K: 1 S: 5 H: 0 LOB: 0 BB: 0 P: 5	R: 0 E: 0 K: 0 S: 5 H: 2 LOB: 2 BB: 0 P: 5	R: 0 E: 0 K: 1 S: 5 H: 0 LOB: 0 BB: 0 P: 5	R: 3 E: 0 K: 0 S: 6 H: 2 LOB: 3 BB: 3 P: 18	R: 0 E: 0 K: 1 S: 5 H: 0 LOB: 0 BB: 0 P: 5	R: 0 E: 0 K: 0 S: 3 H: 0 LOB: 0 BB: 0 P: 3	R: 0 E: 0 K: 1 S: 6 H: 1 LOB: 2 BB: 1 P: 10	R: 0 E: 0 K: 0 S: 3 H: 0 LOB: 0 BB: 0 P: 3		1B: 3 2B: 2 3B: 0 HR: 0 SF: 0 SAC: 1 DP: 0 HBP: 0						

PITCHER		IP	WLS	BF	H	R	ER	SO	BB	IBB	HBP	BLK	WP	HR	S	P	ERA	WHIP
Tom Seaver, R ERA: 3.26	(1, 1)	7.0	L	31	5	3	3	4	2	2	0	0	0	0	35	51	3.86	1.000
Manny Sarmiento, R ERA: 2.03	(8, 1)	1.0		3	0	0	0	0	0	0	0	0	0	0	3	3	0.00	0.000

PITCHER	IP	WLS	BF	H	R	ER	SO	BB	IBB	HBP	BLK	WP	HR	S	P	ERA	WHIP

BOTTOM

Cincinnati Reds @ San Francisco Giants

Candlestick Park, San Francisco, CA

Wed Jun 21 1978, 10:05 PM EDT

Att. 37,334 - Unknown

livebaseballscorecards.com

AB	29
R	3
H	5
RBI	3
BB	4
SO	4
LOB	9

Cincinnati Reds @ San Francisco Giants

Candlestick Park, San Francisco, CA

Thu Jun 22 1978, 10:05 PM EDT

Att. 40,039 - Unknown

TOP

livebaseballscorecards.com

Batter	1	2	3	4	5	6	7	8	9	AB	R	H	RBI	BB	SO	LOB
Pete Rose, S (1, 7) OBP: 0.337, SLG: 0.408 Cesar Geronimo, L (8, 8) OBP: 0.348, SLG: 0.390	4-3		F9	BB		FC6-4 (1-2f)		1B (1-2)		4 0	0 0	1 0	0 0	1 0	0 0	2 0
Ken Griffey, L (1, 9) OBP: 0.369, SLG: 0.455	E 1B, 1B		FC4 1B	F7			1B 1B	K		5	2	3	0	0	1	5
Dave Concepcion, R (1, 6) OBP: 0.351, SLG: 0.410	E8 1B (1-H)		FC4 (1-2f)		5-3		1B G6-4-3 (1-2)	F9		5	2	2	0	0	0	3
George Foster, R (1, 8) OBP: 0.385, SLG: 0.562 (8, 7)	FC5-4 (3-H)		F9		5-3		G6-4-3 (1-3, 2-H)		K	5	0	2	2	0	1	1
Ray Knight, R (1, 5) OBP: 0.211, SLG: 0.333	FC5-4 (1-2f)			4-3	K		G6-4-3 (1-2f, 3-H)		2B	5	0	1	0	0	1	2
Dan Driessen, L (1, 3) OBP: 0.405, SLG: 0.509	4-3			K		FC2-6 1B	FC4-6 1B		F5	5	0	2	0	0	1	2
Junior Kennedy, R (1, 4) OBP: 0.344, SLG: 0.235		1-3		BB 1B		FC2-6 1B (1-2f)	FC4-6 (1-2f)		6-3	4	1	0	0	1	0	3
Don Werner, R (1, 2) OBP: 0.246, SLG: 0.206		5-3		1B BB (1-2)		FC6-4 1B (1-3)		F9		3	0	1	0	1	0	0
Bill Bonham, R (1, 1) OBP: 0.226, SLG: 0.214 Manny Sarmiento, R (7, 1)		F9		BB (1-3, 2-H)		K		1B HBP		3 0	0 0	1 0	1 0	0 0	1 0	2 0
Inning Stats	R: 2 E: 1 K: 0 S: 6 H: 3 LOB: 1 BB: 0 P: 6	R: 0 E: 0 K: 0 S: 3 H: 0 LOB: 0 BB: 0 P: 3	R: 0 E: 0 K: 0 S: 4 H: 1 LOB: 1 BB: 0 P: 4	R: 1 E: 0 K: 1 S: 6 H: 1 LOB: 3 BB: 3 P: 18	R: 0 E: 0 K: 1 S: 5 H: 0 LOB: 0 BB: 0 P: 5	R: 0 E: 0 K: 1 S: 7 H: 2 LOB: 2 BB: 0 P: 7	R: 2 E: 0 K: 0 S: 6 H: 4 LOB: 1 BB: 0 P: 6	R: 0 E: 0 K: 1 S: 6 H: 1 LOB: 2 BB: 0 P: 7	R: 0 E: 0 K: 1 S: 6 H: 1 LOB: 1 BB: 0 P: 6	1B: 12 2B: 1 3B: 0 HR: 0 SF: 0 SAC: 0 DP: 1 HBP: 1						

	AB	39
	R	5
	H	13
	RBI	3
	BB	3
	SO	5
	LOB	20

	WP: 0	PA: 43
	PB: 0	
	SB: 0	
	CS: 0	

PITCHER		IP	WLS	BF	H	R	ER	SO	BB	IBB	HBP	BLK	WP	HR	S	P	ERA	WHIP
Bob Knepper, L ERA: 2.62	(1, 1)	6.0	L	28	7	3	3	3	3	0	0	0	0	0	31	43	4.50	1.667
Charlie Williams, R ERA: 4.6	(7, 1)	1.1		9	5	2	2	0	0	0	1	0	0	0	8	9	13.50	3.750
John Curtis, L ERA: 2.89	(8, 1)	0.2		2	0	0	0	1	0	0	0	0	0	0	4	4	0.00	0.000
Randy Moffitt, R ERA: 2.56	(9, 1)	1.0		4	1	0	0	1	0	0	0	0	0	0	6	6	0.00	1.000

PITCHER	IP	WLS	BF	H	R	ER	SO	BB	IBB	HBP	BLK	WP	HR	S	P	ERA	WHIP

BOTTOM

Cincinnati Reds @ San Francisco Giants

Candlestick Park, San Francisco, CA

Thu Jun 22 1978, 10:05 PM EDT

Att. 40,039 - Unknown

livebaseballscorecards.com

Batter	1	2	3	4	5	6	7	8	9	AB	R	H	RBI	BB	SO	LOB
Terry Whitfield, L (1, 7) OBP: 0.323, SLG: 0.400	G3			1-3		1-3		6-3		4	0	0	0	0	0	0
Rob Andrews, R (1, 4) OBP: 0.315, SLG: 0.333	5-3			5-3			5-3		L4	4	0	0	0	0	0	0
Darrell Evans, L (1, 5) OBP: 0.388, SLG: 0.419	4-3			G3			BB BB 1B		F2	4	0	1	0	0	0	0
Willie McCovey, L (1, 3) OBP: 0.320, SLG: 0.411		BBBB G4-6-3 BB			6-3		BBBB BB 1-2 BB		2B	2	0	1	0	2	0	0
Jim Barr, R (9, PR) OBP: 0.188, SLG: 0.188										0	0	0	0	0	0	0
Hector Cruz, R (1, 9) OBP: 0.286, SLG: 0.407		SSSS K			SH1-3 1B		BBBB BB 1-2 2-3 BB		F8	3	0	1	0	1	1	2
Larry Herndon, R (1, 8) OBP: 0.339, SLG: 0.343		G4-6-3 1-2f			SH1-3 1-2		F3			2	0	0	0	0	0	4
Roger Metzger, S (1, 6) OBP: 0.283, SLG: 0.273	L5				G3		F9			2	0	0	0	0	0	1
Jack Clark, R (7, PH) OBP: 0.367, SLG: 0.524										1	0	0	0	0	0	3
Johnnie LeMaster, R (8, 6) OBP: 0.260, SLG: 0.282										0	0	0	0	0	0	0
Marc Hill, R (1, 2) OBP: 0.271, SLG: 0.264	6-3					5-3		F9		3	0	0	0	0	0	0
Bob Knepper, L (1, 1) OBP: 0.140, SLG: 0.132										1	0	0	0	0	0	0
Vic Harris, S (6, PH) OBP: 0.116, SLG: 0.109										1	0	0	0	0	1	0
Charlie Williams, R (7, 1)										0	0	0	0	0	0	0
John Curtis, L (8, 1)										0	0	0	0	0	0	0
Jim Dwyer, L (8, PH) OBP: 0.328, SLG: 0.355										1	0	0	0	0	0	0
Randy Moffitt, R (9, 1) OBP: 0.200, SLG: 0.200	4-3					K		F9		0	0	0	0	0	0	0
Inning Stats	R: 0 H: 0 E: 0 LOB: 0 K: 0 BB: 0 S: 3 P: 3	R: 0 H: 0 E: 0 LOB: 0 K: 1 BB: 1 S: 4 P: 8	R: 0 H: 0 E: 0 LOB: 0 K: 0 BB: 0 S: 3 P: 3	R: 0 H: 0 E: 0 LOB: 0 K: 0 BB: 0 S: 3 P: 3	R: 0 H: 1 E: 0 LOB: 1 K: 0 BB: 0 S: 4 P: 4	R: 0 H: 0 E: 0 LOB: 0 K: 1 BB: 0 S: 5 P: 5	R: 0 H: 1 E: 0 LOB: 3 K: 0 BB: 2 S: 4 P: 12	R: 0 H: 0 E: 0 LOB: 0 K: 0 BB: 0 S: 3 P: 3	R: 0 H: 1 E: 0 LOB: 1 K: 0 BB: 0 S: 4 P: 4	1B: 2 SF: 0 2B: 1 SAC: 1 3B: 0 DP: 1 HR: 0 HBP: 0						

	AB	28
	R	0
	H	3
	RBI	0
	BB	3
	SO	2
	LOB	10

PITCHER	IP	WLS	BF	H	R	ER	SO	BB	IBB	HBP	BLK	WP	HR	S	P	ERA	WHIP
Bill Bonham, R (1, 1) ERA: 2.55	6.1	W	23	2	0	0	2	3	0	0	0	0	0	24	36	0.00	0.789
Manny Sarmiento, R (7, 1) ERA: 1.95	2.2	S	9	1	0	0	0	0	0	0	0	0	0	9	9	0.00	0.375

PITCHER	IP	WLS	BF	H	R	ER	SO	BB	IBB	HBP	BLK	WP	HR	S	P	ERA	WHIP

Batter	1	2	3	4	5	6	7	8	9	AB	R	H	RBI	BB	SO	LOB
Pete Rose, S (1, 5) OBP: 0.335, SLG: 0.406	1B		F7		G3			1-3		4	0	1	0	0	0	3
Ken Griffey, L (1, 9) OBP: 0.364, SLG: 0.448	F8		F8			F8		K		4	0	0	0	0	1	2
Dave Concepcion, R (1, 6) OBP: 0.346, SLG: 0.403	F9			F9		K			F8	4	0	0	0	0	1	1
George Foster, R (1, 7) OBP: 0.380, SLG: 0.554	F8			5-3		F5			5-3	4	0	0	0	0	0	1
Dan Driessen, L (1, 3) OBP: 0.402, SLG: 0.509		G3		F8			F9		2B	4	0	1	0	0	0	0
Cesar Geronimo, L (1, 8) OBP: 0.346, SLG: 0.386		K			FC3-5 BB 1B		6-3		F7	4	0	1	0	0	1	1
Junior Kennedy, R (1, 4) OBP: 0.359, SLG: 0.231		3-1			BB FC3-5 1-2		BB			1	0	0	0	2	0	0
Don Werner, R (1, 2) OBP: 0.250, SLG: 0.204			BB SH3-4		FC3-5 1-2 2-3f		4-3			1	0	0	0	1	0	2
Mike Lum, L (7, PH) OBP: 0.410, SLG: 0.477										1	0	0	0	0	0	1
Vic Correll, R (7, 2)										0	0	0	0	0	0	0
Fred Norman, S (1, 1) OBP: 0.229, SLG: 0.206			SH3-4 1-2		K			K		1	0	0	0	0	1	2
Dave Collins, S (8, PH) OBP: 0.339, SLG: 0.240										1	0	0	0	0	1	0
Doug Bair, R (8, 1) OBP: 0.200, SLG: 0.200										0	0	0	0	0	0	0
Inning Stats	R: 0 E: 0 K: 0 S: 4 H: 1 LOB: 1 BB: 0 P: 4	R: 0 E: 0 K: 1 S: 5 H: 0 LOB: 0 BB: 0 P: 5	R: 0 E: 0 K: 0 S: 3 H: 0 LOB: 0 BB: 1 P: 7	R: 0 E: 0 K: 0 S: 3 H: 0 LOB: 0 BB: 0 P: 3	R: 0 E: 0 K: 1 S: 6 H: 1 LOB: 2 BB: 1 P: 10	R: 0 E: 0 K: 1 S: 5 H: 0 LOB: 0 BB: 0 P: 5	R: 0 E: 0 K: 0 S: 3 H: 0 LOB: 1 BB: 1 P: 7	R: 0 E: 0 K: 2 S: 7 H: 0 LOB: 0 BB: 0 P: 7	R: 0 E: 0 K: 0 S: 4 H: 1 LOB: 1 BB: 0 P: 4	1B: 2 2B: 1 3B: 0 HR: 0 SF: 0 SAC: 1 DP: 0 HBP: 0						

PITCHER	IP	WLS	BF	H	R	ER	SO	BB	IBB	HBP	BLK	WP	HR	S	P	ERA	WHIP
Burt Hooton, R (1, 1) ERA: 3.3	9.0	W	33	3	0	0	5	3	0	0	0	0	0	40	52	0.00	0.667

PITCHER	IP	WLS	BF	H	R	ER	SO	BB	IBB	HBP	BLK	WP	HR	S	P	ERA	WHIP

TOP

Cincinnati Reds @ Los Angeles Dodgers

Dodger Stadium, Los Angeles, CA

Fri Jun 23 1978, 7:05 PM PDT

Att. 51,068 - Unknown

livebaseballscorecards.com

AB	29
R	0
H	3
RBI	0
BB	3
SO	5
LOB	13

WP	0
PB	0
SB	0
CS	0
PA	33

Batter	1	2	3	4	5	6	7	8	9	AB	R	H	RBI	BB	SO	LOB
Davey Lopes, R (1, 4) OBP: 0.413, SLG: 0.486	F7		FC6-4 1B		5-3		2-3 1B			4	0	2	0	0	0	1
Bill Russell, R (1, 6) OBP: 0.304, SLG: 0.355	L5		FC6-4 G5-4-3 1-2f			6-3	F8			4	0	0	0	0	0	3
Steve Garvey, R (1, 3) OBP: 0.327, SLG: 0.452	BB 1B		G5-4-3 1-2f			HR		P4		4	1	2	1	0	0	1
Ron Cey, R (1, 5) OBP: 0.389, SLG: 0.438	BBBB 4-0 1-2 BB			F7		2B		SSS 0-3 K		3	0	1	0	1	1	0
Dusty Baker Jr., R (1, 7) OBP: 0.323, SLG: 0.369	P6			4-3		5-3		BBBB 4-0 BB		3	0	0	0	1	0	3
Lee Lacy, R (1, 9) OBP: 0.364, SLG: 0.583		P6		6-3		6-3		F9		4	0	0	0	0	0	2
Bill North, S (1, 8) OBP: 0.385, SLG: 0.329		E5			FC5-4 1B		FC5-4 1B			3	0	2	0	0	0	0
Steve Yeager, R (1, 2) OBP: 0.311, SLG: 0.265		L6			FC5-4 SH3-4 1-2f		FC5-4 1B SH1-4 1-2f			3	0	0	0	0	0	3
Burt Hooton, R (1, 1) OBP: 0.167, SLG: 0.130		P6			SH3-4 1-2		SH1-4 1-2			1	0	0	0	0	0	1
Inning Stats	R: 0 H: 1 E: 0 LOB: 2 K: 0 BB: 1 S: 4 P: 8	R: 0 H: 0 E: 1 LOB: 1 K: 0 BB: 0 S: 4 P: 4	R: 0 H: 1 E: 0 LOB: 0 K: 0 BB: 0 S: 3 P: 3	R: 0 H: 0 E: 0 LOB: 0 K: 0 BB: 0 S: 3 P: 3	R: 0 H: 1 E: 0 LOB: 1 K: 0 BB: 0 S: 4 P: 4	R: 1 H: 2 E: 0 LOB: 1 K: 0 BB: 0 S: 5 P: 5	R: 0 H: 2 E: 0 LOB: 2 K: 0 BB: 0 S: 5 P: 5	R: 0 H: 0 E: 0 LOB: 1 K: 1 BB: 1 S: 5 P: 9		1B: 5 SF: 0 2B: 1 SAC: 2 3B: 0 DP: 1 HR: 1 HBP: 0						

PITCHER		IP	WLS	BF	H	R	ER	SO	BB	IBB	HBP	BLK	WP	HR	S	P	ERA	WHIP
Fred Norman, L ERA: 2.86	(1, 1)	7.0	L	29	7	1	1	0	1	0	0	0	0	1	28	32	1.29	1.143
Doug Bair, R ERA: 1.17	(8, 1)	1.0		4	0	0	0	1	1	0	0	0	0	0	5	9	0.00	1.000

PITCHER	IP	WLS	BF	H	R	ER	SO	BB	IBB	HBP	BLK	WP	HR	S	P	ERA	WHIP

BOTTOM

Cincinnati Reds @ Los Angeles Dodgers

Dodger Stadium, Los Angeles, CA

Fri Jun 23 1978, 7:05 PM PDT

Att. 51,068 - Unknown

livebaseballscorecards.com

AB	29
R	1
H	7
RBI	1
BB	2
SO	1
LOB	14

Batter	1	2	3	4	5	6	7	8	9	AB	R	H	RBI	BB	SO	LOB
Pete Rose, S (1, 5) OBP: 0.343, SLG: 0.416	2B		1B		1B		4-3		1B	5	1	4	0	0	0	1
Ken Griffey, L (1, 9) OBP: 0.361, SLG: 0.444	F7		L3 1-2		K 1-2		K		K	3	0	0	0	0	1	3
Mike Lum, L (7, PH) OBP: 0.405, SLG: 0.470										1	0	0	0	0	1	1
Manny Sarmiento, R (7, 1)										0	0	0	0	0	0	0
Ray Knight, R (9, PH) OBP: 0.205, SLG: 0.324										1	0	0	0	0	1	1
Dave Concepcion, R (1, 6) OBP: 0.351, SLG: 0.405	BB		FC6-4 1B		2-H 1B			L7	FC6-4 1-2f	4	0	2	1	1	0	1
George Foster, R (1, 7) OBP: 0.381, SLG: 0.564	F7		FC6-4 1-2f			FC6-4 1B		HR		4	1	2	1	0	0	3
Dan Driessen, L (1, 3) OBP: 0.396, SLG: 0.500	4-1			K		F5		4-1		4	0	0	0	0	1	3
Cesar Geronimo, L (1, 8) OBP: 0.354, SLG: 0.414		HR		1B 1B		F7		BB 1B		4	1	3	1	0	0	1
Junior Kennedy, R (1, 4) OBP: 0.358, SLG: 0.236		F8		FC6-4 1-3 1B		FC6-4 1-2f		BB 1-2		3	0	1	0	0	0	1
Joe Morgan, L (8, PH) OBP: 0.371, SLG: 0.440										0	0	0	0	1	0	0
Rick Auerbach, R (8, PR) OBP: 0.258, SLG: 0.269										0	0	0	0	0	0	0
(8, 4)																
Vic Correll, R (1, 2)		F7		FC6-4 1-2f			K2-3	P5		3	0	0	0	0	1	1
Ken Henderson, S (8, PH) OBP: 0.265, SLG: 0.333										1	0	0	0	0	0	2
Don Werner, R (8, 2) OBP: 0.250, SLG: 0.204										0	0	0	0	0	0	0
Tom Hume, R (1, 1)		K			6-3		4-3 S 1B		L9	2	0	0	0	0	1	0
Pedro Borbon, R (6, 1) OBP: 0.250, SLG: 0.250										0	0	0	0	0	0	0
Dave Collins, S (7, PH) OBP: 0.344, SLG: 0.250										2	0	1	0	0	0	0
(7, 9)																

Inning Stats	1	2	3	4	5	6	7	8	9
R	0	1	0	0	1	0	0	1	0
E	0	0	0	0	0	0	0	0	0
K	0	1	0	1	1	0	2	0	1
S	4	6	4	6	6	4	8	5	6
H	1	1	2	2	2	1	1	2	1
LOB	2	0	0	1	1	1	1	2	1
BB	1	0	0	0	0	0	0	1	0
P	8	6	4	6	6	4	8	9	6

PITCHER		IP	WLS	BF	H	R	ER	SO	BB	IBB	HBP	BLK	WP	HR	S	P	ERA	WHIP
Don Sutton, R ERA: 4.21	(1, 1)	6.0	W	25	9	2	2	3	1	0	0	0	0	1	30	34	3.00	1.667
Charlie Hough, R ERA: 2.74	(7, 1)	1.2		9	3	1	1	2	1	0	0	0	0	1	12	16	5.40	2.400
Bob Welch, R ERA:	(8, 1)	1.1	S	5	1	0	0	1	0	0	0	0	0	0	7	7	0.00	0.750

PITCHER	IP	WLS	BF	H	R	ER	SO	BB	IBB	HBP	BLK	WP	HR	S	P	ERA	WHIP

TOP

Cincinnati Reds @ Los Angeles Dodgers

Dodger Stadium, Los Angeles, CA

Sat Jun 24 1978, 3:33 AM PDT

Att. 46,274 - Unknown

livebaseballscorecards.com

AB	37
R	3
H	13
RBI	3
BB	2
SO	6
LOB	18

1B: 10	SF: 0	WP: 0	PA: 39
2B: 2	SAC: 0	PB: 0	
3B: 0	DP: 1	SB: 2	
HR: 2	HBP: 0	CS: 0	

Batter	1	2	3	4	5	6	7	8	9	AB	R	H	RBI	BB	SO	LOB
Davey Lopes, R (1, 4) OBP: 0.406, SLG: 0.477	P6		L7	P4		6-3 1-2 2-3 3-H				4	0	0	1	0	0	3
Bill Russell, R (1, 6) OBP: 0.303, SLG: 0.354	K		1B		6-3	F5				4	0	1	0	0	1	2
Steve Garvey, R (1, 3) OBP: 0.322, SLG: 0.445	K		P4		F8		F8			4	0	0	0	0	1	1
Ron Cey, R (1, 5) OBP: 0.394, SLG: 0.447		F8 2B 2B	FC6-4 1-2 1B		CS 1B		K			4	1	3	0	0	1	0
Dusty Baker Jr., R (1, 7) OBP: 0.322, SLG: 0.367 Bob Welch, R (8, 1)		F8 2-3	FC6-4 1-2f		CS 1-2	BB 1B BB 1B	P3			4 0	1 0	1 0	0 0	0 0	0 0	3 0
Lee Lacy, R (1, 9) OBP: 0.361, SLG: 0.573		P4	K			BB BB 6-3 1-2 1B		K		4	1	1	0	0	2	1
Bill North, S (1, 8) OBP: 0.388, SLG: 0.336		2B 3-H	1-3			6-3 BB 1-2 2-3 BB		K		3	0	1	1	1	1	0
Steve Yeager, R (1, 2) OBP: 0.318, SLG: 0.269 Jerry Grote, R (6, 2) OBP: 0.404, SLG: 0.417		IBB	PB 1B 1B			6-3 1-2 2-3 3-H BB		P6		1 1	1 0	1 0	0 1	1 1	0 0	0 0
Don Sutton, R (1, 1) OBP: 0.156, SLG: 0.069 Rick Monday, L (6, PH) OBP: 0.391, SLG: 0.602 Charlie Hough, R (7, 1) OBP: 0.444, SLG: 0.556 Vic Davalillo, L (8, 7) OBP: 0.326, SLG: 0.350		K	1-H 1B			P6				2 1 0 0	0 0 0 0	1 0 0 0	1 0 0 0	0 0 0 0	1 0 0 0	2 3 0 0
Inning Stats	R: 0 E: 0 K: 2 S: 7 H: 0 LOB: 0 BB: 0 P: 7	R: 1 E: 0 K: 1 S: 7 H: 2 LOB: 2 BB: 1 P: 11	R: 0 E: 0 K: 0 S: 5 H: 2 LOB: 2 BB: 0 P: 5	R: 1 E: 0 K: 1 S: 7 H: 2 LOB: 1 BB: 0 P: 7	R: 0 E: 0 K: 0 S: 3 H: 1 LOB: 0 BB: 0 P: 3	R: 2 E: 0 K: 0 S: 5 H: 2 LOB: 2 BB: 2 P: 13	R: 0 E: 0 K: 1 S: 5 H: 0 LOB: 0 BB: 0 P: 5	R: 0 E: 0 K: 2 S: 7 H: 0 LOB: 0 BB: 0 P: 7		1B: 7 2B: 2 3B: 0 HR: 0 SF: 0 SAC: 0 DP: 0 HBP: 0						

PITCHER	IP	WLS	BF	H	R	ER	SO	BB	IBB	HBP	BLK	WP	HR	S	P	ERA	WHIP
Tom Hume, R (1, 1) ERA: 5.64	5.0	L	25	9	4	3	4	1	1	0	0	0	0	31	39	5.40	2.000
Pedro Borbon, R (6, 1) ERA: 5.31	1.0		4	0	0	0	0	1	0	0	0	0	0	3	7	0.00	1.000
Manny Sarmiento, R (7, 1) ERA: 1.89	2.0		6	0	0	0	3	0	0	0	0	0	0	12	12	0.00	0.000

PITCHER	IP	WLS	BF	H	R	ER	SO	BB	IBB	HBP	BLK	WP	HR	S	P	ERA	WHIP

BOTTOM

Cincinnati Reds @ Los Angeles Dodgers

Dodger Stadium, Los Angeles, CA

Sat Jun 24 1978, 3:33 AM PDT

Att. 46,274 - Unknown

livebaseballscorecards.com

AB	32
R	4
H	9
RBI	4
BB	3
SO	7
LOB	15

Cincinnati Reds @ Los Angeles Dodgers

Dodger Stadium, Los Angeles, CA

Sun Jun 25 1978, 3:33 AM PDT

Att. 50,356 - Unknown

livebaseballscorecards.com

Batter	1	2	3	4	5	6	7	8	9	AB	R	H	RBI	BB	SO	LOB
Pete Rose, S (1, 5) OBP: 0.348, SLG: 0.419	1B G3 1B	1-3			FC4-6 1B		SH1-4 1-2 2-3		BBBB 3-1 E BB	3	1	2	0	1	0	1
Ray Knight, R (9, 5) OBP: 0.205, SLG: 0.324										0	0	0	0	0	0	0
Dave Collins, S (1, 9) OBP: 0.323, SLG: 0.232	G3 1-2		SSS K		FC4-6 FC6-4 1-2f		6-3 3-H		3-1 1-2	4	0	0	1	0	1	3
Pedro Borbon, R (7, 1) OBP: 0.250, SLG: 0.250										0	0	0	0	0	0	0
Joe Morgan, L (9, PH) OBP: 0.369, SLG: 0.438										1	0	0	0	0	0	1
Doug Bair, R (9, 1) OBP: 0.200, SLG: 0.200										0	0	0	0	0	0	0
Dave Concepcion, R (1, 6) OBP: 0.348, SLG: 0.401	2-3 1B		4-3		FC6-4 1-2f		1-3		E9 S 1B 2-H	5	1	1	0	0	0	2
George Foster, R (1, 7) OBP: 0.385, SLG: 0.563	SSS K		1B			SSS K		SH2-4 1B	E 1B 1-2 IBB	4	0	2	0	1	2	2
Dan Driessen, L (1, 3) OBP: 0.394, SLG: 0.496	F8		4-3			4-3		SH2-4 1-2	E7 1-3 2-H 1B	4	0	1	1	0	0	3
Junior Kennedy, R (1, 4) OBP: 0.347, SLG: 0.233		5-3		G6-4-3 1B		F8		SSS K	G3	5	0	1	0	0	1	3
Vic Correll, R (1, 2) OBP: 0.375, SLG: 0.429		1B 2B		G6-4-3 1-2f			1B 1B 1B	BBBB BB		3	2	2	0	1	0	1
Cesar Geronimo, L (1, 8) OBP: 0.352, SLG: 0.410		SSS K		4-3			SH1-4 1B 6-3 1-2	4-3		4	1	1	0	0	1	3
Paul Moskau, R (1, 1) OBP: 0.313, SLG: 0.214		2-H 1B			1-3		SH1-4 1-2 2-H		6-3	2	0	1	1	0	0	0
Ken Griffey, L (7, PH) OBP: 0.362, SLG: 0.444										2	0	1	1	0	0	0
(7, 9)																

TOP	
AB	37
R	5
H	12
RBI	4
BB	3
SO	5
LOB	19

Inning Stats	1	2	3	4	5	6	7	8	9	1B: 11	SF: 0	WP: 0	PA: 42
R	0	1	0	0	0	0	2	0	2	2B: 1	SAC: 2	PB: 0	
E	0	0	0	0	0	0	0	0	0	3B: 0	DP: 1	SB: 1	
K	1	1	1	0	0	1	0	1	2	HR: 0	HBP: 0	CS: 0	
S	7	7	6	3	4	5	6	6	5				
LOB	2	1	0	0	1	0	1	2	1				
BB	0	0	0	0	0	0	0	1	2				
P	7	7	6	3	4	5	6	10	13				
H	2	2	1	1	1	0	3	1	1				

PITCHER	IP	WLS	BF	H	R	ER	SO	BB	IBB	HBP	BLK	WP	HR	S	P	ERA	WHIP
Tommy John, L (1, 1) ERA: 3.89	8.2	L	41	12	5	3	5	2	1	0	0	0	0	48	60	3.12	1.615
Lance Rautzhan, L (9, 1) ERA: 0.5	0.1		1	0	0	0	0	0	0	0	0	0	0	1	1	0.00	0.000

PITCHER	IP	WLS	BF	H	R	ER	SO	BB	IBB	HBP	BLK	WP	HR	S	P	ERA	WHIP

Batter	1	2	3	4	5	6	7	8	9	AB	R	H	RBI	BB	SO	LOB
Davey Lopes, R (1, 4) OBP: 0.410, SLG: 0.495	E7 4-1 2B 1B	HR		1-2 1B			F8 ①		SF9 ① 3-H	4	2	3	2	0	0	0
Bill Russell, R (1, 6) OBP: 0.298, SLG: 0.348	4-1 ① 2-3	6-3 ②		F7 ②			6-3 ②		L6 ②③ 1-2	5	0	0	0	0	0	4
Steve Garvey, R (1, 3) OBP: 0.328, SLG: 0.451	2B 3-H 2B	BB		F9 ③			1B			3	1	2	1	1	0	2
Ron Cey, R (1, 5) OBP: 0.389, SLG: 0.440	F8 ②	K ③			K ①		F9 ③			4	0	0	0	0	2	3
Dusty Baker Jr., R (1, 7) OBP: 0.321, SLG: 0.369	BB 2-H 2B	F8 ①			K ②			4-1 ①		4	0	1	1	0	1	0
Lee Lacy, R (1, 9) OBP: 0.358, SLG: 0.560	BB BB	K ②			L4 ③			6-3 ②		3	0	0	0	1	1	0
Bill North, S (1, 8) OBP: 0.385, SLG: 0.329	FC6-4 1-2 2-3 BB	F7 ③				4-3 ①		4-3 ③		3	0	0	0	1	0	0
Jerry Grote, R (1, 2) OBP: 0.400, SLG: 0.400	FC6-4 ③ 1-2f			FC4-6 BB		F7 ②			1B SF9 1B	2	0	0	0	1	0	3
Vic Davalillo, L (9, PH) OBP: 0.341, SLG: 0.366										1	1	1	0	0	0	0
Tommy John, R (1, 1) OBP: 0.194, SLG: 0.172		F9 ①		FC4-6 ① 1B 1-2f		F6 ③			L6 1-3 1B	3	0	0	0	0	0	1
Lance Rautzhan, R (9, 1)										0	0	0	0	0	0	0
Rick Monday, L (9, PH) OBP: 0.394, SLG: 0.605										1	0	1	0	0	0	0
Ted Martinez, R (9, PR) OBP: 0.316, SLG: 0.235										0	0	0	0	0	0	0
Inning Stats	R: 2 E: 1 K: 0 S: 6 / H: 3 LOB: 3 BB: 2 P: 14	R: 1 E: 0 K: 1 S: 6 / H: 1 LOB: 1 BB: 1 P: 10	R: 0 E: 0 K: 1 S: 5 / H: 0 LOB: 0 BB: 0 P: 5	R: 0 E: 0 K: 0 S: 4 / H: 1 LOB: 2 BB: 1 P: 8	R: 0 E: 0 K: 2 S: 7 / H: 0 LOB: 0 BB: 0 P: 7	R: 0 E: 0 K: 0 S: 3 / H: 0 LOB: 0 BB: 0 P: 3	R: 0 E: 0 K: 0 S: 4 / H: 1 LOB: 1 BB: 0 P: 4	R: 0 E: 0 K: 0 S: 3 / H: 0 LOB: 0 BB: 0 P: 3	R: 1 E: 0 K: 0 S: 4 / H: 2 LOB: 1 BB: 0 P: 4	1B: 5 2B: 3 3B: 0 HR: 1 / SF: 1 SAC: 0 DP: 1 HBP: 0						

PITCHER	IP	WLS	BF	H	R	ER	SO	BB	IBB	HBP	BLK	WP	HR	S	P	ERA	WHIP
Paul Moskau, R (1, 1) ERA: 5.14	6.0		27	5	3	3	4	4	0	0	0	0	1	31	47	4.50	1.500
Pedro Borbon, R (7, 1) ERA: 5.05	2.0	W	7	1	0	0	0	0	0	0	0	0	0	7	7	0.00	0.500
Doug Bair, R (9, 1) ERA: 1.37	1.0	S	4	2	1	1	0	0	0	0	0	0	0	4	4	9.00	2.000

PITCHER	IP	WLS	BF	H	R	ER	SO	BB	IBB	HBP	BLK	WP	HR	S	P	ERA	WHIP

BOTTOM

Cincinnati Reds @ Los Angeles Dodgers

Dodger Stadium, Los Angeles, CA

Sun Jun 25 1978, 3:33 AM PDT

Att. 50,356 - Unknown

livebaseballscorecards.com

AB	33
R	4
H	8
RBI	4
BB	4
SO	4
LOB	13

WP: 0 PB: 0 SB: 0 CS: 0 PA: 38

Batter	1	2	3	4	5	6	7	8	9	AB	R	H	RBI	BB	SO	LOB
Pete Rose, S (1, 5) OBP: 0.345, SLG: 0.415	K		2B SF8 1-3 1B		6-3		G3 2-3		F8	5	1	1	0	0	1	2
Doug Bair, R (9, 1) OBP: 0.200, SLG: 0.200										0	0	0	0	0	0	0
Dave Tomlin, L (9, 1)										0	0	0	0	0	0	0
Ken Griffey, L (1, 9) OBP: 0.360, SLG: 0.445	F5		SF8 E 1-3 3-H 2B		F7		F9			4	1	1	1	0	0	1
Joe Morgan, L (1, 4) OBP: 0.371, SLG: 0.436	BB		SF8 2-3 3-H		3-1			BB G4-6-3		1	0	0	1	2	0	0
George Foster, R (1, 7) OBP: 0.380, SLG: 0.555	F8		E6 BB 3-H			5-3		F8		4	0	0	0	0	0	2
Dan Driessen, L (1, 3) OBP: 0.392, SLG: 0.489		P6	BB 1-2			4-1		G4-6-3 1-2f		3	0	0	0	1	0	1
Dave Concepcion, R (1, 6) OBP: 0.350, SLG: 0.402		P4	K			S 1B			SH SF7 1B	4	1	2	0	0	1	2
Cesar Geronimo, L (1, 8) OBP: 0.347, SLG: 0.402		K	F8			F5 1-2			SH 1-3	3	0	0	0	0	1	1
Don Werner, R (1, 2) OBP: 0.252, SLG: 0.200		F7	K				G3 SH2-4 HBP		F5	2	0	0	0	0	1	0
Ken Henderson, S (9, PH) OBP: 0.257, SLG: 0.323										1	0	0	0	0	0	2
Ray Knight, R (9, 5) OBP: 0.205, SLG: 0.324										0	0	0	0	0	0	0
Tom Seaver, R (1, 1) OBP: 0.289, SLG: 0.188			1B 2B BB				SH2-4 1-2		SF7 3-H	1	1	0	0	1	1	0
Dave Collins, S (9, PH) OBP: 0.318, SLG: 0.232										0	0	0	1	0	0	0
Vic Correll, R (9, 2) OBP: 0.375, SLG: 0.429										0	0	0	0	0	0	0
Inning Stats	R: 0 E: 0 K: 1 S: 5 H: 0 LOB: 1 BB: 1 P: 9	R: 0 E: 0 K: 1 S: 5 H: 0 LOB: 0 BB: 0 P: 5	R: 3 E: 1 K: 1 S: 8 H: 2 LOB: 2 BB: 2 P: 16	R: 0 E: 0 K: 2 S: 7 H: 0 LOB: 0 BB: 0 P: 7	R: 0 E: 0 K: 0 S: 3 H: 0 LOB: 0 BB: 0 P: 3	R: 0 E: 0 K: 0 S: 4 H: 1 LOB: 1 BB: 0 P: 4	R: 0 E: 0 K: 0 S: 3 H: 0 LOB: 1 BB: 0 P: 4	R: 0 E: 0 K: 0 S: 2 H: 0 LOB: 0 BB: 1 P: 6	R: 1 E: 1 K: 0 S: 5 H: 1 LOB: 1 BB: 0 P: 5	1B: 3 2B: 1 3B: 0 HR: 0 SF: 2 SAC: 2 DP: 1 HBP: 1	WP: 0 PB: 0 SB: 1 CS: 0 PA: 37					

PITCHER	IP	WLS	BF	H	R	ER	SO	BB	IBB	HBP	BLK	WP	HR	S	P	ERA	WHIP
Mark Lemongello, R (1, 1) ERA: 3.68	9.0	L	37	4	4	2	5	4	0	1	0	0	0	42	59	2.00	0.889

PITCHER	IP	WLS	BF	H	R	ER	SO	BB	IBB	HBP	BLK	WP	HR	S	P	ERA	WHIP

TOP

Cincinnati Reds @ Houston Astros

Astrodome, Houston, TX

Mon Jun 26 1978, 8:05 PM EDT

Att. 20,388 - Unknown

livebaseballscorecards.com

AB	28
R	4
H	4
RBI	3
BB	4
SO	5
LOB	11

Batter	1	2	3	4	5	6	7	8	9	AB	R	H	RBI	BB	SO	LOB
Terry Puhl, L (1, 8) OBP: 0.369, SLG: 0.413	3B 1B		F7		K		2-3 1B		6-3 1-2	5	1	2	0	0	1	1
Denny Walling, L (1, 7) OBP: 0.309, SLG: 0.352	1-H 6-3 3B		4-3		BB		F7			3	1	1	1	1	0	2
Enos Cabell, R (1, 5) OBP: 0.316, SLG: 0.375	6-3 3-H		K		F9			6-3		4	0	0	1	0	1	1
Jose Cruz, L (1, 9) OBP: 0.332, SLG: 0.385	2-3			3-1		K		WP SF9 2B		4	1	1	0	0	1	0
Bob Watson, R (1, 3) OBP: 0.348, SLG: 0.450	1B			1-3		5-3		SF9 2-H		3	0	1	1	0	0	0
Art Howe, R (1, 4) OBP: 0.345, SLG: 0.451	G3			2B		F7		5-3		4	0	1	0	0	0	1
Joe Ferguson, R (1, 2) OBP: 0.368, SLG: 0.396		5-3		IBB			FC6-4 BB		F8	2	0	0	0	2	0	0
Mike Fischlin, R (1, 6) OBP: 0.208, SLG: 0.136		F8		K			FC6-4 1B SH2 1-2f		4-3	1	0	0	0	0	0	0
Julio Gonzalez, R (4, PH) (5, 6) OBP: 0.326, SLG: 0.300										3	0	0	0	0	1	3
Mark Lemongello, R (1, 1) OBP: 0.188, SLG: 0.167		4-3			F3		SH2 1-2		S 1B	2	0	0	0	0	0	0
Dave Bergman, L (9, PH) OBP: 0.320, SLG: 0.154										1	0	1	0	0	0	0
Jimmy Sexton, R (9, PR) OBP: 0.219, SLG: 0.162										0	0	0	0	0	0	0
Inning Stats	R: 2 E: 0 K: 0 S: 6 H: 3 LOB: 1 BB: 0 P: 6		R: 0 E: 0 K: 0 S: 3 H: 0 LOB: 0 BB: 0 P: 3	R: 0 E: 0 K: 1 S: 5 H: 0 LOB: 0 BB: 0 P: 5	R: 0 E: 0 K: 1 S: 6 H: 1 LOB: 2 BB: 1 P: 10	R: 0 E: 0 K: 1 S: 5 H: 0 LOB: 1 BB: 1 P: 9	R: 0 E: 0 K: 1 S: 5 H: 0 LOB: 0 BB: 0 P: 5	R: 0 E: 0 K: 0 S: 4 H: 1 LOB: 2 BB: 1 P: 8	R: 1 E: 0 K: 0 S: 4 H: 1 LOB: 0 BB: 0 P: 4	R: 0 E: 0 K: 0 S: 4 H: 1 LOB: 2 BB: 0 P: 4		1B: 4 2B: 2 3B: 1 HR: 0	SF: 1 SAC: 1 DP: 0 HBP: 0		WP: 1 PB: 0 SB: 1 CS: 0	PA: 37	

PITCHER		IP	WLS	BF	H	R	ER	SO	BB	IBB	HBP	BLK	WP	HR	S	P	ERA	WHIP
Tom Seaver, R ERA: 3.27	(1, 1)	8.0	W	33	6	3	3	4	2	1	0	0	1	0	38	50	3.38	1.000
Doug Bair, R ERA: 1.35	(9, 1)	0.2		3	1	0	0	0	0	0	0	0	0	0	3	3	0.00	1.500
Dave Tomlin, L ERA: 4.75	(9, 1)	0.1	S	1	0	0	0	0	0	0	0	0	0	0	1	1	0.00	0.000

PITCHER	IP	WLS	BF	H	R	ER	SO	BB	IBB	HBP	BLK	WP	HR	S	P	ERA	WHIP

Cincinnati Reds @ Houston Astros

Astrodome, Houston, TX

Mon Jun 26 1978, 8:05 PM EDT

Att. 20,388 - Unknown

BOTTOM

livebaseballscorecards.com

AB	32
R	3
H	7
RBI	3
BB	3
SO	4
LOB	8

Batter	1	2	3	4	5	6	7	8	9	AB	R	H	RBI	BB	SO	LOB
Pete Rose, S (1, 5) OBP: 0.344, SLG: 0.413	4-3		FC4-6		G3		1B		K	4	1	1	1	0	0	1
Ray Knight, R (7, PR) OBP: 0.200, SLG: 0.316										1	1	0	0	0	1	0
(7, 5)																
Ken Griffey, L (1, 9) OBP: 0.358, SLG: 0.441	P6		G3			F7	1B		1-3	5	0	1	1	0	0	1
Joe Morgan, L (1, 4) OBP: 0.379, SLG: 0.439	BB		FC6-4	3-1		HBP	1B		F5	3	0	2	2	1	0	0
George Foster, R (1, 7) OBP: 0.375, SLG: 0.547	F9		FC6-4			K	F3			4	0	0	0	0	1	5
Dan Driessen, L (1, 3) OBP: 0.386, SLG: 0.481		K		3-1		F7		K		4	0	0	0	0	2	1
Dave Concepcion, R (1, 6) OBP: 0.356, SLG: 0.405		FC4-6 BB		F8			FC6 1B	1B		3	0	2	0	1	0	0
Cesar Geronimo, L (1, 8) OBP: 0.342, SLG: 0.395		FC4-6		P3			K	1-2		3	0	0	0	0	1	2
Johnny Bench, R (8, PH) OBP: 0.301, SLG: 0.458										1	0	1	0	0	0	0
Mike Lum, L (8, PR) OBP: 0.405, SLG: 0.470										0	0	0	0	0	0	0
(8, 8)																
Don Werner, R (1, 2) OBP: 0.246, SLG: 0.194		P6			K		FC6 1B 1-2f		K	3	1	0	0	0	1	2
Vic Correll, R (8, PH) OBP: 0.333, SLG: 0.375										1	0	0	0	0	1	2
(8, 2)																
Bill Bonham, R (1, 1) OBP: 0.250, SLG: 0.214			BB		F2		1B 1-3		K	0	0	0	0	1	0	0
Rick Auerbach, R (5, PH) OBP: 0.250, SLG: 0.259										1	0	0	0	0	0	0
Pedro Borbon, R (5, 1) OBP: 0.250, SLG: 0.250										0	0	0	0	0	0	0
Ken Henderson, S (7, PH) OBP: 0.278, SLG: 0.344										1	0	1	0	0	0	0
Tom Hume, R (7, PR)										0	1	0	0	0	0	0
Dave Tomlin, L (7, 1)										0	0	0	0	0	0	0
Dave Collins, S (8, PH) OBP: 0.313, SLG: 0.228										1	0	0	0	0	1	2
Manny Sarmiento, R (8, 1)										0	0	0	0	0	0	0
Inning Stats	R: 0 E: 0 K: 0 S: 3 H: 0 LOB: 1 BB: 1 P: 7	R: 0 E: 0 K: 1 S: 5 H: 0 LOB: 1 BB: 1 P: 9	R: 1 E: 0 K: 0 S: 4 H: 1 LOB: 1 BB: 1 P: 8	R: 0 E: 0 K: 0 S: 3 H: 0 LOB: 0 BB: 0 P: 3	R: 0 E: 0 K: 1 S: 5 H: 0 LOB: 0 BB: 0 P: 5	R: 0 E: 0 K: 1 S: 5 H: 0 LOB: 1 BB: 0 P: 6	R: 3 E: 0 K: 1 S: 10 H: 5 LOB: 2 BB: 0 P: 10	R: 0 E: 0 K: 3 S: 11 H: 2 LOB: 2 BB: 0 P: 11	R: 0 E: 0 K: 1 S: 5 H: 0 LOB: 0 BB: 0 P: 5	1B: 8 2B: 0 3B: 0 HR: 0	SF: 0 SAC: 0 DP: 0 HBP: 1						

Cincinnati Reds @ Houston Astros

Astrodome, Houston, TX

Tue Jun 27 1978, 8:05 PM EDT

Att. 16,848 - Unknown

TOP

livebaseballscorecards.com

AB	35
R	4
H	8
RBI	4
BB	3
SO	8
LOB	16

WP: 0 PB: 0 SB: 0 CS: 0 PA: 39

PITCHER		IP	WLS	BF	H	R	ER	SO	BB	IBB	HBP	BLK	WP	HR	S	P	ERA	WHIP
Joe Niekro, R ERA: 5.98	(1, 1)	7.0	W	31	6	4	4	4	3	0	1	0	0	0	35	48	5.14	1.286
Joe Sambito, L ERA: 3.06	(8, 1)	2.0	S	8	2	0	0	4	0	0	0	0	0	0	16	16	0.00	1.000

PITCHER	IP	WLS	BF	H	R	ER	SO	BB	IBB	HBP	BLK	WP	HR	S	P	ERA	WHIP

Batter	1	2	3	4	5	6	7	8	9	AB	R	H	RBI	BB	SO	LOB
Terry Puhl, L (1, 8) OBP: 0.373, SLG: 0.422	BBBB 4-0 4-3 S 1B BB	x 0-0 ② P6		x 0-0 1-H 1B 3B		x 0-0 1B	SSS 0-3 ③ K 3-H			4	2	2	1	1	1	1
Denny Walling, L (1, 7) OBP: 0.317, SLG: 0.352	x 0-0 ① 4-3 1-3	BBBB 4-0 1-2 2B BB		x 0-0 S 3-H 1B		x 0-0 ③ F7				3	1	1	1	1	0	2
Enos Cabell, R (1, 5) OBP: 0.318, SLG: 0.380	x 0-0 S 1B 3-H 1B	x 0-0 1-H 2-H 2B		x 0-0 ② L7 1-2			x 0-0 ① P4			4	1	2	3	0	0	1
Jose Cruz, L (1, 9) OBP: 0.327, SLG: 0.379	SSS 0-3 ② K 1-2	SSS 0-3 ③ K		x 0-0 ③ 4-3			x 0-0 ② 4-3			4	0	0	0	0	2	3
Bob Watson, R (1, 3) OBP: 0.350, SLG: 0.451 Dave Bergman, L (7, PR) OBP: 0.320, SLG: 0.154 (8, 3)	x 0-0 BB 2-H 1B		x 0-0 ① 1-3		x 0-0 ① F8		x 0-0 1B			4 0	0 0	2 0	1 0	0 0	0 0	0 0
Joe Ferguson, R (1, 2) OBP: 0.366, SLG: 0.388	BBBB 4-0 1-2 BB		x 0-0 ② L6		SSS 0-3 ② K		x 0-0 ③ F7			3	0	0	0	1	1	1
Julio Gonzalez, R (1, 4) OBP: 0.319, SLG: 0.295	x 0-0 ③ 4-3		SSS 0-3 ③ K		x 0-0 ③ 4-3			x 0-0 G3 SH5-4 BLK 1B		4	1	1	0	0	1	2
Mike Fischlin, R (1, 6) OBP: 0.185, SLG: 0.120		x 0-0 ① 6-3		x 0-0 ① 6-3		x 0-0 ① 5-3		x 0-0 ① SH5-4 1-2		3	0	0	0	0	0	0
Joe Niekro, R (1, 1) OBP: 0.263, SLG: 0.263 Joe Sambito, L (8, 1)		x 0-0 BB 2B 1B		x 0-0 3B 1B		x 0-0 ② 5-3		x 0-0 ② G3 2-3		3 1	2 0	2 0	0 0	0 0	0 0	0 1
Inning Stats	R: 2 E: 0 K: 1 S: 7 H: 2 LOB: 2 BB: 2 P: 15	R: 2 E: 0 K: 1 S: 7 H: 2 LOB: 1 BB: 1 P: 11	R: 0 E: 0 K: 1 S: 5 H: 0 LOB: 0 BB: 0 P: 5	R: 2 E: 0 K: 0 S: 6 H: 3 LOB: 1 BB: 0 P: 6	R: 0 E: 0 K: 1 S: 5 H: 0 LOB: 0 BB: 0 P: 5	R: 0 E: 0 K: 0 S: 4 H: 1 LOB: 1 BB: 0 P: 4	R: 0 E: 0 K: 0 S: 4 H: 1 LOB: 1 BB: 0 P: 4	R: 1 E: 0 K: 1 S: 6 H: 1 LOB: 0 BB: 0 P: 6		1B: 8 2B: 1 3B: 1 HR: 0 SF: 0 SAC: 1 DP: 0 HBP: 0						

BOTTOM

Cincinnati Reds @ Houston Astros

Astrodome, Houston, TX

Tue Jun 27 1978, 8:05 PM EDT

Att. 16,848 - Unknown

livebaseballscorecards.com

AB	33
R	7
H	10
RBI	6
BB	3
SO	5
LOB	11

WP: 0 PB: 0 SB: 3 CS: 0 PA: 37

PITCHER		IP	WLS	BF	H	R	ER	SO	BB	IBB	HBP	BLK	WP	HR	S	P	ERA	WHIP
Bill Bonham, R ERA: 3.06	(1, 1)	4.0	L	22	7	6	6	3	3	0	0	0	0	0	25	37	13.50	2.500
Pedro Borbon, R ERA: 4.81	(5, 1)	2.0		7	1	0	0	1	0	0	0	0	0	0	9	9	0.00	0.500
Dave Tomlin, L ERA: 4.6	(7, 1)	1.0		4	1	0	0	0	0	0	0	0	0	0	4	4	0.00	1.000
Manny Sarmiento, R ERA: 2.0	(8, 1)	1.0		4	1	1	1	1	0	0	0	1	0	0	6	6	9.00	1.000

PITCHER	IP	WLS	BF	H	R	ER	SO	BB	IBB	HBP	BLK	WP	HR	S	P	ERA	WHIP

Batter	1	2	3	4	5	6	7	8	9	AB	R	H	RBI	BB	SO	LOB
Pete Rose, S (1, 5) OBP: 0.343, SLG: 0.411	F8		G3			CS 1B		3-1		4	0	1	0	0	0	0
Ken Griffey, L (1, 9) OBP: 0.353, SLG: 0.435	4-3			F7		L4 1-2		F8		4	0	0	0	0	0	1
Joe Morgan, L (1, 4) OBP: 0.381, SLG: 0.450	2B			P3		2B			P6	4	0	2	0	0	0	0
George Foster, R (1, 7) OBP: 0.370, SLG: 0.540	F9			SSS K		F9			SSS K	4	0	0	0	0	2	2
Dan Driessen, L (1, 3) OBP: 0.388, SLG: 0.479		P4			BBBB 4-3 BB		F8		FC6-4 1B	3	0	1	0	1	0	0
Dave Concepcion, R (1, 6) OBP: 0.351, SLG: 0.399		F9			4-3 1-2		5-3		FC6-4 1-2f	4	0	0	0	0	0	2
Cesar Geronimo, L (1, 8) OBP: 0.342, SLG: 0.391		F7			L8		BBBB 4-0 BB			2	0	0	0	1	0	1
Don Werner, R (1, 2) OBP: 0.248, SLG: 0.191			6-3		BBBB 4-0 BB		F7			2	0	0	0	1	0	1
Fred Norman, S (1, 1) OBP: 0.216, SLG: 0.194			SSS K		F9			L5		2	0	0	0	0	1	2
Dave Collins, S (8, PH) OBP: 0.309, SLG: 0.224										1	0	0	0	0	0	0
Pedro Borbon, R (8, 1) OBP: 0.250, SLG: 0.250										0	0	0	0	0	0	0
Inning Stats	R: 0 E: 0 K: 0 S: 4 H: 1 LOB: 1 BB: 0 P: 4	R: 0 E: 0 K: 0 S: 3 H: 0 LOB: 0 BB: 0 P: 3	R: 0 E: 0 K: 1 S: 5 H: 0 LOB: 0 BB: 0 P: 5	R: 0 E: 0 K: 1 S: 5 H: 0 LOB: 0 BB: 0 P: 5	R: 0 E: 0 K: 0 S: 3 H: 0 LOB: 2 BB: 2 P: 11	R: 0 E: 0 K: 0 S: 4 H: 2 LOB: 1 BB: 0 P: 4	R: 0 E: 0 K: 0 S: 3 H: 0 LOB: 1 BB: 1 P: 7	R: 0 E: 0 K: 0 S: 3 H: 0 LOB: 0 BB: 0 P: 3	R: 0 E: 0 K: 1 S: 6 H: 1 LOB: 1 BB: 0 P: 6	1B: 2 2B: 2 3B: 0 HR: 0 SF: 0 SAC: 0 DP: 0 HBP: 0	WP: 0 PB: 0 SB: 0 CS: 1	PA: 33				

PITCHER	IP	WLS	BF	H	R	ER	SO	BB	IBB	HBP	BLK	WP	HR	S	P	ERA	WHIP
Tom Dixon, R (1, 1) ERA: 1.97	9.0	W	33	4	0	0	3	3	0	0	0	0	0	36	48	0.00	0.778

PITCHER	IP	WLS	BF	H	R	ER	SO	BB	IBB	HBP	BLK	WP	HR	S	P	ERA	WHIP

Cincinnati Reds @ Houston Astros

Astrodome, Houston, TX

Wed Jun 28 1978, 8:05 PM EDT

Att. 16,622 - Unknown

TOP

livebaseballscorecards.com

AB	30
R	0
H	4
RBI	0
BB	3
SO	3
LOB	9

Cincinnati Reds @ Houston Astros

Astrodome, Houston, TX

Wed Jun 28 1978, 8:05 PM EDT

Att. 16,622 - Unknown

BOTTOM

livebaseballscorecards.com

Batter	1	2	3	4	5	6	7	8	9	AB	R	H	RBI	BB	SO	LOB
Terry Puhl, L (1, 8) OBP: 0.373, SLG: 0.421	1B 5-3 1B		G3		SH2-4 1-2		FC1-6 S 1B 1-2f HR			3	1	1	0	0	0	1
Jesus Alou, R (1, 7) OBP: 0.317, SLG: 0.386	5-3 1-2		1-6-3		6-3 2-3		S HR 1B 1-2			4	0	1	0	0	0	2
Wilbur Howard, S (7, PR) OBP: 0.264, SLG: 0.333 (8, 7)										0	1	0	0	0	0	0
Enos Cabell, R (1, 5) OBP: 0.317, SLG: 0.378	BB 2-3 1B		6-3		F7		K 1-2 2-3			4	0	1	0	0	1	3
Bob Watson, R (1, 3) OBP: 0.356, SLG: 0.467	G6-4-3 1-2 BB			F7		BB 1B	HR 2-H 3-H			3	1	2	3	1	0	0
Art Howe, R (1, 4) OBP: 0.340, SLG: 0.443	G6-4-3 1-2f			5-3		F9	6-3			4	0	0	0	0	0	5
Joe Ferguson, R (1, 2) OBP: 0.363, SLG: 0.380		F8		E9		BB 1-2		F8		3	0	0	0	1	0	0
Denny Walling, L (1, 9) OBP: 0.314, SLG: 0.340		K		FC6-4 BB		F7		G3		3	0	0	0	1	1	2
Mike Fischlin, R (1, 6) OBP: 0.207, SLG: 0.148		1B		FC6-4 1-2f		6-3		P6		2	0	1	0	0	0	2
Julio Gonzalez, R (6, PH) OBP: 0.306, SLG: 0.283 (7, 6)										2	0	0	0	0	0	2
Tom Dixon, R (1, 1) OBP: 0.222, SLG: 0.176		K			6-3 SH2-4 1B		FC1-6 1B			3	0	2	0	0	1	1
Inning Stats	R: 0 E: 0 K: 0 S: 4 H: 2 LOB: 2 BB: 1 P: 8	R: 0 E: 0 K: 2 S: 8 H: 1 LOB: 1 BB: 0 P: 8	R: 0 E: 0 K: 0 S: 3 H: 0 LOB: 0 BB: 0 P: 3	R: 0 E: 1 K: 0 S: 4 H: 0 LOB: 2 BB: 1 P: 8	R: 0 E: 0 K: 0 S: 4 H: 1 LOB: 1 BB: 0 P: 4	R: 0 E: 0 K: 0 S: 4 H: 1 LOB: 2 BB: 1 P: 8	R: 3 E: 0 K: 1 S: 8 H: 3 LOB: 1 BB: 0 P: 8	R: 0 E: 0 K: 0 S: 3 H: 0 LOB: 0 BB: 0 P: 3								

	AB	31
	R	3
	H	8
	RBI	3
	BB	3
	SO	3
	LOB	18

	1B: 7	SF: 0	WP: 0	PA: 35
	2B: 0	SAC: 1	PB: 0	
	3B: 0	DP: 1	SB: 2	
	HR: 1	HBP: 0	CS: 0	

PITCHER	IP	WLS	BF	H	R	ER	SO	BB	IBB	HBP	BLK	WP	HR	S	P	ERA	WHIP
Fred Norman, L (1, 1) ERA: 2.93	7.0	L	32	8	3	3	3	3	0	0	0	0	1	35	47	3.86	1.571
Pedro Borbon, R (8, 1) ERA: 4.7	1.0		3	0	0	0	0	0	0	0	0	0	0	3	3	0.00	0.000

PITCHER	IP	WLS	BF	H	R	ER	SO	BB	IBB	HBP	BLK	WP	HR	S	P	ERA	WHIP

Batter	1	2	3	4	5	6	7	8	9	AB	R	H	RBI	BB	SO	LOB
Pete Rose, S (1, 5) OBP: 0.345, SLG: 0.413	0-0 2B		4-0 BB		0-0 6-3			0-0 F9		3	0	1	0	1	0	0
Ken Griffey, L (1, 9) OBP: 0.352, SLG: 0.436	0-0 2-3 2B		0-0 F7		0-0 4-3			0-0 4-3		4	0	1	0	0	0	1
Joe Morgan, L (1, 4) OBP: 0.383, SLG: 0.445	0-0 F2		0-0 F9			4-0 FC6-4 BB		4-0 FC6-4 BB		2	0	0	0	2	0	3
Rick Auerbach, R (8, 4) OBP: 0.250, SLG: 0.259										0	0	0	0	0	0	0
George Foster, R (1, 7) OBP: 0.366, SLG: 0.532	0-3 K			0-0 F8		0-0 F8		0-0 FC6-4 1-2f		4	0	0	0	0	1	4
Dave Concepcion, R (1, 6) OBP: 0.346, SLG: 0.393	0-3 K			0-0 F8		0-0 FC6-4 WP 1-2f			0-0 F9	4	0	0	0	0	1	3
Ken Henderson, S (1, 8) OBP: 0.275, SLG: 0.361		0-0 F9		0-0 E5 1B		0-3 K 1-2			0-0 4-3 2B	4	0	1	0	0	1	1
Dan Driessen, L (1, 3) OBP: 0.386, SLG: 0.476		0-3 K		0-0 1-2 1B			0-0 F7		0-0 4-3 2-3	4	0	1	0	0	1	1
Vic Correll, R (1, 2) OBP: 0.231, SLG: 0.250		0-0 F8		0-0 F7			0-0 F9		0-0 F9	4	0	0	0	0	0	3
Tom Hume, R (1, 1)			0-3 K		0-3 K		0-3 K			2	0	0	0	0	2	0
Junior Kennedy, R (7, PH) OBP: 0.342, SLG: 0.230										1	0	0	0	0	1	0
Dave Tomlin, L (7, 1)										0	0	0	0	0	0	0
Inning Stats	R: 0 E: 0 K: 2 S: 9 H: 2 LOB: 2 BB: 0 P: 9	R: 0 E: 0 K: 1 S: 5 H: 0 LOB: 0 BB: 0 P: 5	R: 0 E: 0 K: 1 S: 5 H: 0 LOB: 1 BB: 1 P: 9	R: 0 E: 1 K: 0 S: 5 H: 1 LOB: 2 BB: 0 P: 5	R: 0 E: 0 K: 1 S: 5 H: 0 LOB: 0 BB: 0 P: 5	R: 0 E: 0 K: 1 S: 5 H: 0 LOB: 1 BB: 1 P: 9	R: 0 E: 0 K: 1 S: 5 H: 0 LOB: 0 BB: 0 P: 5	R: 0 E: 0 K: 0 S: 3 H: 0 LOB: 1 BB: 1 P: 7	R: 0 E: 0 K: 0 S: 4 H: 1 LOB: 1 BB: 0 P: 4	1B: 1 2B: 3 3B: 0 HR: 0 SF: 0 SAC: 0 DP: 0 HBP: 0						

PITCHER	IP	WLS	BF	H	R	ER	SO	BB	IBB	HBP	BLK	WP	HR	S	P	ERA	WHIP
Floyd Bannister, L (1, 1) ERA: 2.61	9.0	W	35	4	0	0	7	3	0	0	0	1	0	46	58	0.00	0.778

PITCHER	IP	WLS	BF	H	R	ER	SO	BB	IBB	HBP	BLK	WP	HR	S	P	ERA	WHIP

TOP

Cincinnati Reds @ Houston Astros

Astrodome, Houston, TX

Thu Jun 29 1978, 8:05 PM EDT

Att. 17,564 - Unknown

livebaseballscorecards.com

AB	32
R	0
H	4
RBI	0
BB	3
SO	7
LOB	16

WP: 1 PB: 0 SB: 0 CS: 0 PA: 35

Batter	1	2	3	4	5	6	7	8	9	AB	R	H	RBI	BB	SO	LOB
Terry Puhl, L (1, 8) OBP: 0.373, SLG: 0.420	4-3	4-3		2-H 1B		WP S 1B		P6		5	0	2	0	0	0	2
Denny Walling, L (1, 7) OBP: 0.321, SLG: 0.340	1B 1B 1B	F9		BBB 4-0 BB		G3 1-3		2-H 3-H 1B		3	1	1	0	1	0	1
Jesus Alou, R (8, PH) OBP: 0.328, SLG: 0.397										1	0	1	2	0	0	0
Wilbur Howard, S (8, PR) OBP: 0.264, SLG: 0.333										0	0	0	0	0	0	0
(9, 7)																
Enos Cabell, R (1, 5) OBP: 0.318, SLG: 0.377	1B 1B 1-2 1B		BBB 4-0 BLK 1B BB	SSS 0-3 K			F7	5-3		4	2	1	0	1	1	3
Jose Cruz, L (1, 9) OBP: 0.333, SLG: 0.382	1B 1-2 2-H 1B		1-H CS 1B		P5		BBB 4-0 BB			3	0	2	2	1	0	0
Bob Watson, R (1, 3) OBP: 0.358, SLG: 0.472	S 1-3 2-H 1B		P5 1-2		2B		F9			4	0	2	1	0	0	2
Dave Bergman, L (8, 3) OBP: 0.320, SLG: 0.154										0	0	0	0	0	0	0
Art Howe, R (1, 4) OBP: 0.339, SLG: 0.440	P4 1-2		1B		F7		F9			4	0	1	0	0	0	4
Luis Pujols, R (1, 2)	BBB 4-0 FC4 BB		SSS 0-3 K		F8			BBB 4-0 SH1-4 BLK 1B BB		2	1	0	0	2	1	2
Mike Fischlin, R (1, 6) OBP: 0.242, SLG: 0.200	FC4 1-2f			1B 2B		6-3		BBBB 4-0 SH1-4 1-2 1B BB		3	1	1	0	1	0	3
Floyd Bannister, L (1, 1) OBP: 0.150, SLG: 0.105		6-3		SSS 0-3 K		4-3		SH1-4 1-2 2-3		3	0	0	0	0	1	1
Inning Stats	R: 2 E: 0 K: 0 S: 7 H: 4 LOB: 3 BB: 1 P: 11	R: 0 E: 0 K: 0 S: 3 H: 0 LOB: 0 BB: 0 P: 3	R: 1 E: 0 K: 1 S: 6 H: 2 LOB: 1 BB: 1 P: 10	R: 0 E: 0 K: 2 S: 8 H: 2 LOB: 2 BB: 1 P: 12	R: 0 E: 0 K: 0 S: 4 H: 1 LOB: 1 BB: 0 P: 4	R: 0 E: 0 K: 0 S: 4 H: 1 LOB: 1 BB: 0 P: 4	R: 0 E: 0 K: 0 S: 3 H: 0 LOB: 1 BB: 0 P: 7	R: 2 E: 0 K: 0 S: 4 H: 1 LOB: 1 BB: 2 P: 12		1B: 9 2B: 2 3B: 0 HR: 0 SF: 0 SAC: 1 DP: 0 HBP: 0						

PITCHER		IP	WLS	BF	H	R	ER	SO	BB	IBB	HBP	BLK	WP	HR	S	P	ERA	WHIP
Tom Hume, R ERA: 5.56	(1, 1)	6.0	L	29	10	3	3	3	3	0	0	1	1	0	32	44	4.50	2.167
Dave Tomlin, L ERA: 4.86	(7, 1)	2.0		10	1	2	2	0	3	0	0	1	0	0	7	19	9.00	2.000

PITCHER	IP	WLS	BF	H	R	ER	SO	BB	IBB	HBP	BLK	WP	HR	S	P	ERA	WHIP

BOTTOM

Cincinnati Reds @ Houston Astros

Astrodome, Houston, TX

Thu Jun 29 1978, 8:05 PM EDT

Att. 17,564 - Unknown

livebaseballscorecards.com

AB	32
R	5
H	11
RBI	5
BB	6
SO	3
LOB	18

1B: 9	SF: 0	WP: 1	PA: 39
2B: 2	SAC: 1	PB: 0	
3B: 0	DP: 0	SB: 2	
HR: 0	HBP: 0	CS: 1	

Los Angeles Dodgers @ Cincinnati Reds

Riverfront Stadium, Cincinnati, OH

Fri Jun 30 1978, 7:05 PM EDT

Unknown

TOP

livebaseballscorecards.com

Batter	1	2	3	4	5	6	7	8	9	AB	R	H	RBI	BB	SO	LOB
Davey Lopes, R (1, 4) OBP: 0.406, SLG: 0.492	BBBB 4-0 F9 BB		SSS 0-3 ③ K			x 0-0 G6-4-3 1B		x 0-0 1-H HR		3	1	2	2	1	1	1
Bill Russell, R (1, 6) OBP: 0.300, SLG: 0.350	x 0-0 ①② F9 1-2			x 0-0 ① F7		x 0-0 ②③ G6-4-3 1-2f		x 0-0 ① 5-3		4	0	0	0	0	0	2
Reggie Smith, S (1, 9) OBP: 0.384, SLG: 0.551	x 0-0 ③ F9			x 0-0 1B			x 0-0 F8 HR 2B	x 0-0 ② 4-3		4	1	2	0	0	0	0
Ron Cey, R (1, 5) OBP: 0.380, SLG: 0.457		SSS 0-3 ① K		x 0-0 ② F9			x 0-0 ① F8 2-3	x 0-0 HR		4	1	1	1	0	1	2
Steve Garvey, R (1, 3) OBP: 0.334, SLG: 0.457		x 0-0 ② 5-3		SSS 0-3 ③ K			x 0-0 3-H HR	SSS 0-3 ③ K		4	1	1	2	0	2	1
Dusty Baker Jr., R (1, 7) OBP: 0.309, SLG: 0.352		x 0-0 ③ F7			x 0-0 ① F7		x 0-0 1B		x 0-0 ① F3	4	0	1	0	0	0	0
Rick Monday, L (1, 8) OBP: 0.384, SLG: 0.585			BBBB 4-0 BB		SSS 0-3 ② K		x 0-0 ② F7		x 0-0 ② G3	2	0	0	0	1	1	1
Lance Rautzhan, R (8, 1)										1	0	0	0	0	0	0
Steve Yeager, R (1, 2) OBP: 0.308, SLG: 0.256			SSS 0-3 ① K		SSS 0-3 ③ K		x 0-0 ③ 4-3		x 0-0 1B	2	0	0	0	0	2	1
Vic Davalillo, L (7, PH) OBP: 0.319, SLG: 0.341										1	0	0	0	0	0	1
Jerry Grote, R (7, 2) OBP: 0.410, SLG: 0.412										1	0	1	0	0	0	0
Tommy John, R (1, 1) OBP: 0.182, SLG: 0.161			SSS 0-3 ② K			x 0-0 ① 5-3		BBBB 4-0 HR BB	x 0-0 ③ F8	2	0	0	0	0	1	1
Bill North, S (8, PH) OBP: 0.400, SLG: 0.327										1	1	0	0	1	0	1
(8, 8)																

	AB	33
	R	5
	H	8
	RBI	5
	BB	3
	SO	8
	LOB	11

Inning Stats	1	2	3	4	5	6	7	8	9	1B: 4 SF: 0	WP: 0 PA: 36
R:	0	0	0	0	0	0	2	3	0	2B: 1 SAC: 0	PB: 0
E:	0	0	0	0	0	0	0	0	0	3B: 0 DP: 1	SB: 0
K:	0	1	3	1	2	0	6	1	0	HR: 3 HBP: 0	CS: 0
S:	2	5	9	6	7	3	6	7	4		
H:	0	0	0	1	0	1	3	2	1		
LOB:	0	0	1	1	0	1	1	0	1		
BB:	1	0	1	0	0	0	0	1	0		
P:	6	5	13	6	7	3	6	11	4		

PITCHER		IP	WLS	BF	H	R	ER	SO	BB	IBB	HBP	BLK	WP	HR	S	P	ERA	WHIP
Paul Moskau, R ERA: 4.78	(1, 1)	7.0		26	5	2	2	7	2	0	0	0	0	1	38	46	2.57	1.000
Doug Bair, R ERA: 1.93	(8, 1)	2.0	L	10	3	3	3	1	1	0	0	0	0	2	11	15	13.50	2.000

PITCHER	IP	WLS	BF	H	R	ER	SO	BB	IBB	HBP	BLK	WP	HR	S	P	ERA	WHIP

Batter	1	2	3	4	5	6	7	8	9	AB	R	H	RBI	BB	SO	LOB
Pete Rose, S (1, 5) OBP: 0.346, SLG: 0.411	BBBB 4-0 2B 2B BB	x 0-0 ② 5-3		x 0-0 ③ 6-3			x 0-0 ① 6-3		x 0-0 1B	4	1	1	0	1	0	1
Ken Griffey, L (1, 9) OBP: 0.356, SLG: 0.440	x 0-0 1-3 2B 2B	x 0-0 S 1B			x 0-0 ① 4-3		BBBB 4-0 BB		SSS 0-3 ③ K	4	1	2	0	1	1	1
Dave Concepcion, R (1, 6) OBP: 0.345, SLG: 0.395	x 0-0 1B 2-H 3-H 2B	SSS 0-3 ③ K 1-2			x 0-0 ② 6-3		x 0-0 ②③ L6-4 2-3			4	1	1	2	0	1	3
George Foster, R (1, 7) OBP: 0.367, SLG: 0.535	x 0-0 FC6-4 E 2-H 1B		x 0-0 2B		x 0-0 ③ G3			SSS 0-3 ① K		4	0	2	1	0	1	0
Johnny Bench, R (1, 3) OBP: 0.296, SLG: 0.450 Dan Driessen, L (7, 3) OBP: 0.385, SLG: 0.474	x 0-0 E5 FC6-4 1-2		x 0-0 ① 5-3			x 0-0 ① F7 2B		x 0-0 ② 4-3		3 1	0 0	0 0	0 0	0 0	0 0	2 0
Ken Henderson, S (1, 8) OBP: 0.279, SLG: 0.385 Cesar Geronimo, L (6, PR) OBP: 0.345, SLG: 0.394 (7, 8)	x 0-0 ① FC6-4 FC6-4 1-2f 2-3		SSS 0-3 ② K			x 0-0 2B		x 0-0 1B		3 1	0 0	1 1	0 0	0 0	1 0	3 0
Junior Kennedy, R (1, 4) OBP: 0.325, SLG: 0.215	x 0-0 ② P1		SSS 0-3 ③ K			x 0-0 ② 6-3		x 0-0 ③ 1-4-3		4	0	0	0	0	1	5
Vic Correll, R (1, 2) OBP: 0.188, SLG: 0.200 Ray Knight, R (9, PH) OBP: 0.195, SLG: 0.308	x 0-0 ③ FC6-4 1-2f			x 0-0 ① 5-3		x 0-0 ③ F9			x 0-0 ① 4-3	3 1	0 0	0 0	0 0	0 0	0 0	3 0
Paul Moskau, R (1, 1) OBP: 0.316, SLG: 0.294 Dave Collins, S (7, PR) OBP: 0.309, SLG: 0.224 Doug Bair, R (8, 1) OBP: 0.200, SLG: 0.200 Joe Morgan, L (9, PH) OBP: 0.381, SLG: 0.443		x 0-0 ① 1-3		x 0-0 ② 4-3			x 0-0 L6-4 2B		x 0-0 ② G3	3 0 0 1	0 0 0 0	1 0 0 0	0 0 0 0	0 0 0 0	0 0 0 0	0 0 0 0
Inning Stats	R: 3 H: 3 E: 1 LOB: 2 K: 0 BB: 1 S: 7 P: 11	R: 0 H: 1 E: 0 LOB: 1 K: 1 BB: 0 S: 6 P: 6	R: 0 H: 1 E: 0 LOB: 1 K: 2 BB: 0 S: 8 P: 8	R: 0 H: 0 E: 0 LOB: 0 K: 0 BB: 0 S: 3 P: 3	R: 0 H: 0 E: 0 LOB: 0 K: 0 BB: 0 S: 3 P: 3	R: 0 H: 1 E: 0 LOB: 1 K: 0 BB: 0 S: 4 P: 4	R: 0 H: 1 E: 0 LOB: 2 K: 0 BB: 1 S: 3 P: 7	R: 0 H: 1 E: 0 LOB: 1 K: 1 BB: 0 S: 6 P: 6	R: 0 H: 1 E: 0 LOB: 1 K: 1 BB: 0 S: 6 P: 6	1B: 4 SF: 0 2B: 6 SAC: 0 3B: 0 DP: 1 HR: 0 HBP: 0						

PITCHER	IP	WLS	BF	H	R	ER	SO	BB	IBB	HBP	BLK	WP	HR	S	P	ERA	WHIP
Tommy John, L (1, 1) ERA: 3.89	7.0	W	30	7	3	3	3	2	0	0	0	0	0	34	42	3.86	1.286
Lance Rautzhan, L (8, 1) ERA: 0.44	2.0	S	8	2	0	0	2	0	0	0	0	0	0	12	12	0.00	1.000

PITCHER	IP	WLS	BF	H	R	ER	SO	BB	IBB	HBP	BLK	WP	HR	S	P	ERA	WHIP

BOTTOM

Los Angeles Dodgers @ Cincinnati Reds

Riverfront Stadium, Cincinnati, OH

Fri Jun 30 1978, 7:05 PM EDT

Unknown

livebaseballscorecards.com

AB	36
R	3
H	9
RBI	3
BB	2
SO	5
LOB	18

1B: 4	SF: 0	WP: 0	PA: 38
2B: 6	SAC: 0	PB: 0	
3B: 0	DP: 1	SB: 1	
HR: 0	HBP: 0	CS: 0	

Los Angeles Dodgers @ Cincinnati Reds

Riverfront Stadium, Cincinnati, OH

Fri Jun 30 1978, 7:05 PM EDT

Att. 50,370 - Unknown

TOP

livebaseballscorecards.com

Batter	1	2	3	4	5	6	7	8	9	AB	R	H	RBI	BB	SO	LOB
Davey Lopes, R (1, 4) OBP: 0.404, SLG: 0.485	F7		BB		FC5-4 1-2f		4-3			3	0	0	0	1	0	1
Bill Russell, R (1, 6) OBP: 0.300, SLG: 0.349	4-3		1-3			1B SF8 1B		F9		4	1	1	0	0	0	2
Reggie Smith, S (1, 9) OBP: 0.386, SLG: 0.555	K			1-3		1-3 1B		BLK SF8 2B		4	1	2	0	0	1	0
Ron Cey, R (1, 5) OBP: 0.375, SLG: 0.454		5-3		1-3		SF8 3-H		SF8 2-H		2	0	0	2	0	0	0
Steve Garvey, R (1, 3) OBP: 0.336, SLG: 0.459		K		5-3		HR BB		2B		3	1	1	0	1	1	0
Dusty Baker Jr., R (1, 7) OBP: 0.313, SLG: 0.364		K			S 1B BB	1-H HR		5-3		2	2	1	2	1	1	0
Terry Forster, L (7, 1) OBP: 0.333, SLG: 0.333										1	0	0	0	0	0	1
Charlie Hough, R (8, 1) OBP: 0.444, SLG: 0.556										0	0	0	0	0	0	0
Bill North, S (1, 8) OBP: 0.397, SLG: 0.325			SH1-4 1B		K 1-2	4-3			P6	4	0	1	0	0	1	1
Jerry Grote, R (1, 2) OBP: 0.391, SLG: 0.389			F9		F7		5-3		K	3	0	0	0	0	0	2
Steve Yeager, R (8, 2) OBP: 0.306, SLG: 0.254										1	0	0	0	0	1	0
Bob Welch, R (1, 1) OBP: 1.000, SLG: 1.000			SH1-4 1-2		FC5-4 2-H 1B		K		K	1	0	1	1	0	0	0
Rick Monday, L (7, PH) OBP: 0.380, SLG: 0.578										2	0	0	0	0	2	0
(7, 7)																

	AB	30
	R	5
	H	7
	RBI	5
	BB	3
	SO	7
	LOB	7

Inning Stats	1	2	3	4	5	6	7	8	9	1B: 4 SF: 2	WP: 0 PA: 36
	R: 0 H: 0 E: 0 LOB: 0 K: 1 BB: 0 S: 5 P: 5	R: 0 H: 0 E: 0 LOB: 0 K: 2 BB: 0 S: 7 P: 7	R: 0 H: 1 E: 0 LOB: 2 K: 0 BB: 1 S: 4 P: 8	R: 0 H: 0 E: 0 LOB: 0 K: 0 BB: 0 S: 3 P: 3	R: 1 H: 1 E: 0 LOB: 1 K: 1 BB: 1 S: 6 P: 10	R: 3 H: 3 E: 0 LOB: 0 K: 0 BB: 1 S: 5 P: 9	R: 0 H: 0 E: 0 LOB: 0 K: 1 BB: 0 S: 5 P: 5	R: 1 H: 2 E: 0 LOB: 1 K: 0 BB: 0 S: 5 P: 5	R: 0 H: 0 E: 0 LOB: 0 K: 2 BB: 0 S: 7 P: 7	2B: 2 SAC: 1 3B: 0 DP: 0 HR: 1 HBP: 0	PB: 0 SB: 1 CS: 0

PITCHER	IP	WLS	BF	H	R	ER	SO	BB	IBB	HBP	BLK	WP	HR	S	P	ERA	WHIP
Manny Sarmiento, R (1, 1) ERA: 2.29	7.0	L	28	5	4	4	5	3	0	0	0	0	1	35	47	5.14	1.143
Pedro Borbon, R (8, 1) ERA: 4.7	2.0		8	2	1	1	2	0	0	0	1	0	0	12	12	4.50	1.000

PITCHER	IP	WLS	BF	H	R	ER	SO	BB	IBB	HBP	BLK	WP	HR	S	P	ERA	WHIP

Batter	1	2	3	4	5	6	7	8	9	AB	R	H	RBI	BB	SO	LOB
Pete Rose, S (1, 5) (8, 7) (9, 5) OBP: 0.349, SLG: 0.414	P5		BLK 1B			4-3		E9 1B	1B	5	1	3	0	0	0	0
Ken Griffey, L (1, 9) OBP: 0.353, SLG: 0.436	4-3		F9 1-2			E 1B		K	2-3	5	0	1	0	0	1	2
Joe Morgan, L (1, 4) OBP: 0.379, SLG: 0.444	2B		K			F3		E8 1B FC4-6		4	0	1	0	0	1	2
Rick Auerbach, R (8, PR) (9, 4) OBP: 0.250, SLG: 0.259										0	1	0	0	0	0	0
George Foster, R (1, 7) (8, 8) OBP: 0.369, SLG: 0.535	F3			F8		E7 1-3		FC4-6 2-3		4	0	2	0	0	0	1
Dan Driessen, L (1, 3) OBP: 0.383, SLG: 0.474		2B		F8		L4		FC4-6 1B 1-2f 3-H		4	0	1	1	0	0	4
Dave Concepcion, R (1, 6) OBP: 0.347, SLG: 0.400		F3		3-1			2B	1-3 1B		4	0	2	0	0	0	1
Cesar Geronimo, L (1, 8) OBP: 0.341, SLG: 0.390		K			K		P6	G3		2	0	0	0	0	2	1
Ray Knight, R (7, PH) (8, 5) OBP: 0.190, SLG: 0.300										1	0	0	0	0	0	1
Mike Lum, L (8, PH) (9, 7) OBP: 0.400, SLG: 0.463										1	0	0	0	0	0	3
Don Werner, R (1, 2) OBP: 0.244, SLG: 0.188		G3			K		P3		G1-6-3 1B	2	0	0	0	0	1	1
Vic Correll, R (7, PH) (8, 2) OBP: 0.222, SLG: 0.235										2	0	1	0	0	0	1
Manny Sarmiento, R (1, 1)			K		K		K		G1-6-3 1-2f	2	0	0	0	0	2	0
Ken Henderson, S (7, PH) OBP: 0.273, SLG: 0.375										1	0	0	0	0	1	1
Pedro Borbon, R (8, 1) OBP: 0.250, SLG: 0.250										0	0	0	0	0	0	0
Dave Collins, S (9, PH) OBP: 0.304, SLG: 0.220										1	0	0	0	0	0	1
Inning Stats	R: 0 H: 1 E: 0 LOB: 1 K: 0 BB: 0 S: 4 P: 4	R: 0 H: 1 E: 0 LOB: 1 K: 1 BB: 0 S: 6 P: 6	R: 0 H: 1 E: 0 LOB: 1 K: 2 BB: 0 S: 8 P: 8	R: 0 H: 0 E: 0 LOB: 0 K: 0 BB: 0 S: 3 P: 3	R: 0 H: 0 E: 0 LOB: 0 K: 3 BB: 0 S: 9 P: 9	R: 0 H: 2 E: 1 LOB: 2 K: 0 BB: 0 S: 5 P: 5	R: 0 H: 1 E: 0 LOB: 1 K: 1 BB: 0 S: 6 P: 6	R: 2 H: 3 E: 2 LOB: 3 K: 1 BB: 0 S: 9 P: 9	R: 0 H: 2 E: 0 LOB: 1 K: 0 BB: 0 S: 4 P: 4	1B: 8 SF: 0 2B: 3 SAC: 0 3B: 0 DP: 1 HR: 0 HBP: 0				WP: 0 PA: 38 PB: 0 SB: 0 CS: 0			

PITCHER	IP	WLS	BF	H	R	ER	SO	BB	IBB	HBP	BLK	WP	HR	S	P	ERA	WHIP
Bob Welch, R (1, 1) ERA:	6.0	W	23	5	0	0	6	0	0	0	1	0	0	35	35	0.00	0.833
Terry Forster, L (7, 1) ERA: 3.16	1.2		10	4	2	0	2	0	0	0	0	0	0	14	14	0.00	2.400
Charlie Hough, R (8, 1) ERA: 2.42	1.1	S	5	2	0	0	0	0	0	0	0	0	0	5	5	0.00	1.500

PITCHER	IP	WLS	BF	H	R	ER	SO	BB	IBB	HBP	BLK	WP	HR	S	P	ERA	WHIP

BOTTOM

Los Angeles Dodgers @ Cincinnati Reds

Riverfront Stadium, Cincinnati, OH

Fri Jun 30 1978, 7:05 PM EDT

Att. 50,370 - Unknown

livebaseballscorecards.com

AB	38
R	2
H	11
RBI	1
BB	0
SO	8
LOB	19

Batter	1	2	3	4	5	6	7	8	9	AB	R	H	RBI	BB	SO	LOB
Davey Lopes, R (1, 4) OBP: 0.399, SLG: 0.478	6-3			K		5-3		F7		4	0	0	0	0	1	0
Bill Russell, R (1, 6) OBP: 0.302, SLG: 0.354	4-3			BB, 1B		2B		K		4	0	2	0	0	1	0
Reggie Smith, S (1, 9) OBP: 0.392, SLG: 0.554	F5			1-2, BB		G6-4-3, BB			1B, 1B	2	1	1	0	2	0	0
Ron Cey, R (1, 5) OBP: 0.371, SLG: 0.447		F9		K		G6-4-3 1-2f			F8	4	0	0	0	0	1	5
Steve Garvey, R (1, 3) OBP: 0.338, SLG: 0.469		L6		K			HR		1B 1-2	4	1	2	1	0	1	2
Dusty Baker Jr., R (1, 7) OBP: 0.312, SLG: 0.363		K			5-3		P6		F7 1-2 2-H	4	0	1	1	0	1	0
Bill North, S (1, 8) OBP: 0.389, SLG: 0.317			K		1-3		F8		F7 1-2	4	0	0	0	0	1	2
Steve Yeager, R (1, 2) OBP: 0.302, SLG: 0.250			K		E9		6-3			3	0	0	0	0	1	0
Rick Rhoden, R (1, 1) OBP: 0.200, SLG: 0.167			K		K			F7		3	0	0	0	0	2	1

TOP

Los Angeles Dodgers @ Cincinnati Reds

Riverfront Stadium, Cincinnati, OH

Sat Jul 01 1978, 7:05 PM EDT

Att. 48,044 - Unknown

livebaseballscorecards.com

AB	32
R	2
H	6
RBI	2
BB	2
SO	9
LOB	10

Inning Stats	1	2	3	4	5	6	7	8	9
	R: 0 E: 0 K: 0 S: 3	H: 0 LOB: 0 BB: 0 P: 3	R: 0 E: 0 K: 1 S: 5	H: 0 LOB: 0 BB: 0 P: 5	R: 0 E: 0 K: 3 S: 9	H: 0 LOB: 0 BB: 0 P: 9	R: 0 E: 0 K: 3 S: 10	H: 1 LOB: 2 BB: 1 P: 14	R: 0 E: 1 K: 1 S: 6
	H: 0 LOB: 1 BB: 0 P: 6	R: 0 E: 0 K: 0 S: 3	H: 1 LOB: 1 BB: 1 P: 7	R: 1 E: 0 K: 0 S: 4	H: 1 LOB: 0 BB: 0 P: 4	R: 0 E: 0 K: 1 S: 5	H: 0 LOB: 0 BB: 0 P: 5	R: 1 E: 0 K: 0 S: 5	H: 3 LOB: 1 BB: 0 P: 5

1B: 4	SF: 0
2B: 1	SAC: 0
3B: 0	DP: 1
HR: 1	HBP: 0

WP: 0	PA: 34
PB: 0	
SB: 0	
CS: 0	

PITCHER	IP	WLS	BF	H	R	ER	SO	BB	IBB	HBP	BLK	WP	HR	S	P	ERA	WHIP
Tom Seaver, R (1, 1) ERA: 3.18	9.0	L	34	6	2	2	9	2	0	0	0	0	1	50	58	2.00	0.889

PITCHER	IP	WLS	BF	H	R	ER	SO	BB	IBB	HBP	BLK	WP	HR	S	P	ERA	WHIP

Los Angeles Dodgers @ Cincinnati Reds

Riverfront Stadium, Cincinnati, OH

Sat Jul 01 1978, 7:05 PM EDT

Att. 48,044 - Unknown

livebaseballscorecards.com

BOTTOM

Batter	1	2	3	4	5	6	7	8	9	AB	R	H	RBI	BB	SO	LOB
Pete Rose, S (1, 5) OBP: 0.347, SLG: 0.414	F7		BB, 2B		F7		G3, 1-2, 2-3		4-3	5	0	1	0	0	0	5
Ken Griffey, L (1, 9) OBP: 0.355, SLG: 0.433	BB		BB		F7		K			2	0	0	0	2	1	4
George Foster, R (1, 7) OBP: 0.368, SLG: 0.530	F7		1-2, 2-3, BB			6-3		P6		3	0	0	0	1	0	1
Dan Driessen, L (1, 3) OBP: 0.384, SLG: 0.472	P6		G3			1B, BB		S, 1B		3	0	1	0	1	0	4
Dave Concepcion, R (1, 6) OBP: 0.345, SLG: 0.398		5-3		L4		1-3, 1B		1-2, K		4	0	1	0	0	1	1
Cesar Geronimo, L (1, 8) OBP: 0.335, SLG: 0.381		K		4-3		F8		F7		4	0	0	0	0	1	2
Vic Correll, R (1, 2) OBP: 0.200, SLG: 0.211 Mike Lum, L (7, PH) OBP: 0.407, SLG: 0.471 Rick Auerbach, R (7, PR) OBP: 0.250, SLG: 0.259 (8, 4) Joe Morgan, L (9, PH) OBP: 0.392, SLG: 0.447 Manny Sarmiento, R (9, PR)	K		K			G3, BB, 1B		E9, FC6-5, 1B		2 1 0 1 0	0 0 0 0 0	0 1 0 1 0	0 0 0 0 0	0 0 0 0 0	2 0 0 0 0	0 0 0 0 0
Junior Kennedy, R (1, 4) OBP: 0.329, SLG: 0.224 Dave Collins, S (7, PH) OBP: 0.314, SLG: 0.220 Don Werner, R (8, 2) OBP: 0.244, SLG: 0.188 Johnny Bench, R (9, PH) OBP: 0.294, SLG: 0.447			K		SH3-4, 1B				6-3	2 0 0 1	0 0 0 0	1 0 0 0	0 0 0 0	1 1 0 0	0 0 0 1	0 0 0 1
Tom Seaver, R (1, 1) OBP: 0.275, SLG: 0.176 Ken Henderson, S (9, PH) OBP: 0.267, SLG: 0.366			6-3		SH3-4, 1-2		K		FC6-5, 2-3	2 1	0 0	0 0	0 0	0 0	1 0	2 1
Inning Stats	R: 0 E: 0 K: 0 S: 3 H: 0 LOB: 1 BB: 1 P: 7	R: 0 E: 0 K: 2 S: 7 H: 0 LOB: 0 BB: 0 P: 7	R: 0 E: 0 K: 1 S: 6 H: 1 LOB: 3 BB: 2 P: 14	R: 0 E: 0 K: 1 S: 5 H: 0 LOB: 0 BB: 0 P: 5	R: 0 E: 0 K: 0 S: 4 H: 1 LOB: 1 BB: 0 P: 4	R: 0 E: 0 K: 0 S: 3 H: 1 LOB: 1 BB: 1 P: 7	R: 0 E: 0 K: 2 S: 8 H: 1 LOB: 3 BB: 1 P: 12	R: 0 E: 0 K: 1 S: 6 H: 1 LOB: 1 BB: 0 P: 6	R: 0 E: 1 K: 0 S: 4 H: 1 LOB: 2 BB: 0 P: 4	1B: 5 2B: 1 3B: 0 HR: 0	SF: 0 SAC: 1 DP: 0 HBP: 0			WP: 0 PB: 0 SB: 1 CS: 0	PA: 37	

AB	31
R	0
H	6
RBI	0
BB	5
SO	7
LOB	21

PITCHER	IP	WLS	BF	H	R	ER	SO	BB	IBB	HBP	BLK	WP	HR	S	P	ERA	WHIP
Rick Rhoden, R (1, 1) ERA: 3.89	9.0	W	37	6	0	0	7	5	0	0	0	0	0	46	66	0.00	1.222

PITCHER	IP	WLS	BF	H	R	ER	SO	BB	IBB	HBP	BLK	WP	HR	S	P	ERA	WHIP

Batter	1	2	3	4	5	6	7	8	9	AB	R	H	RBI	BB	SO	LOB
Davey Lopes, R (1, 4) OBP: 0.399, SLG: 0.474	P4		BBB 4-0 2B BB	0-0 FC6-4 2-3 1B		E5		SSS 0-3 K		4	0	1	0	1	1	0
Bill Russell, R (1, 6) OBP: 0.303, SLG: 0.364	5-3		1-3 2B	FC6-4 1-2f		SSS 0-3 K			5-3 3B	5	1	2	0	0	1	3
Reggie Smith, S (1, 9) OBP: 0.396, SLG: 0.551	L4		BBB 4-0 FC6-4 BB		2B 1B	SSS 0-3 K			BBB 4-0 5-3 BB	3	1	1	0	2	1	1
Ron Cey, R (1, 5) OBP: 0.371, SLG: 0.454		1B 2B 2B	SSS 0-3 K		1-H 2B 2B	SSS 0-3 K			SSS 0-3 K	5	2	2	1	0	3	6
Steve Garvey, R (1, 3) OBP: 0.336, SLG: 0.468		F9	FC6-4 1-2f		2-H 2B 2B		F9		5-3 1-2 3-H	5	1	1	2	0	0	5
Dusty Baker Jr., R (1, 7) OBP: 0.317, SLG: 0.371		2B 2-3 1B		2B 2B	L4		G4-6-3 1B		SSS 0-3 K	5	1	3	0	0	1	2
Joe Ferguson, R (1, 2) OBP: 0.361, SLG: 0.383		F9	6-3	1B CS 2-H 2B			G4-6-3 1-2f			4	0	1	1	0	0	4
Bill North, S (1, 8) OBP: 0.396, SLG: 0.329		1-H 3-H 2B	SSS 0-3 K	CS 2-3 1B				BBB 4-0 G6-3 BB		3	0	2	1	1	1	1
Doug Rau, L (1, 1) OBP: 0.222, SLG: 0.250			L4	1B 2-H 2B	4-3 1-2 3-H			0-0 G6-3 1-2f		3	0	1	1	0	0	2
Charlie Hough, R (7, 1) OBP: 0.444, SLG: 0.556										0	0	0	0	0	0	0
Vic Davalillo, L (8, PH) OBP: 0.313, SLG: 0.333										1	0	0	0	0	0	1
Lance Rautzhan, R (8, 1)										0	0	0	0	0	0	0
Inning Stats	R: 0 H: 0 E: 0 LOB: 0 K: 0 BB: 0 S: 3 P: 3	R: 1 H: 3 E: 0 LOB: 2 K: 0 BB: 0 S: 5 P: 5	R: 0 H: 1 E: 0 LOB: 3 K: 1 BB: 2 S: 6 P: 14	R: 1 H: 3 E: 0 LOB: 2 K: 1 BB: 0 S: 8 P: 8	R: 3 H: 5 E: 0 LOB: 1 K: 0 BB: 0 S: 7 P: 7	R: 0 H: 0 E: 1 LOB: 0 K: 3 BB: 0 S: 10 P: 10	R: 0 H: 1 E: 0 LOB: 0 K: 0 BB: 0 S: 3 P: 3	R: 0 H: 0 E: 0 LOB: 0 K: 1 BB: 1 S: 4 P: 8	R: 1 H: 1 E: 0 LOB: 1 K: 2 BB: 1 S: 8 P: 12	1B: 5 SF: 0 2B: 8 SAC: 0 3B: 1 DP: 2 HR: 0 HBP: 0						

PITCHER	IP	WLS	BF	H	R	ER	SO	BB	IBB	HBP	BLK	WP	HR	S	P	ERA	WHIP
Bill Bonham, R (1, 1) ERA: 3.32	4.0		22	9	4	4	2	2	0	0	0	0	0	24	32	9.00	2.750
Pedro Borbon, R (5, 1) ERA: 4.69	2.0		9	3	1	1	3	0	0	0	0	0	0	15	15	4.50	1.500
Doug Bair, R (7, 1) ERA: 2.0	3.0	W	11	2	1	1	3	2	0	0	0	0	0	15	23	3.00	1.333

PITCHER	IP	WLS	BF	H	R	ER	SO	BB	IBB	HBP	BLK	WP	HR	S	P	ERA	WHIP

TOP

Los Angeles Dodgers @ Cincinnati Reds

Riverfront Stadium, Cincinnati, OH

Sun Jul 02 1978, 3:33 AM EDT

Att. 46,067 - Unknown

livebaseballscorecards.com

AB	38
R	6
H	14
RBI	6
BB	4
SO	8
LOB	25

WP: 0 PA: 42
PB: 0
SB: 0
CS: 2

BOTTOM

Batter	1	2	3	4	5	6	7	8	9	AB	R	H	RBI	BB	SO	LOB
Pete Rose, S (1, 7) (8, 5) OBP: 0.348, SLG: 0.415	0-0 2B 2B	0-0 4-3 1-2		0-0 P4			0-3 K	4-0 FC6 1-2 BB		4	1	1	0	1	1	2
Ken Griffey, L (1, 9) OBP: 0.359, SLG: 0.437	0-0 1B 2-H 2B	4-0 BB		0-0 F8			0-0 1B HR 1B	0-0 FC6 1-2f		4	2	2	1	1	0	3
Dave Concepcion, R (1, 6) OBP: 0.347, SLG: 0.399	0-0 S 2-H 1B	0-3 K			0-0 1-3		0-0 1-2 HR 1B			4	2	2	1	0	1	2
George Foster, R (1, 8) (8, 7) OBP: 0.369, SLG: 0.545	0-3 K 1-2		0-0 3B		0-0 5-3		0-0 1-H 2-H HR			4	1	2	3	0	1	1
Johnny Bench, R (1, 2) OBP: 0.293, SLG: 0.443 Cesar Geronimo, L (8, 8) OBP: 0.335, SLG: 0.381	0-0 2-H 1B		0-3 K		0-3 K		0-3 K			4 0	0 0	1 0	1 0	0 0	3 0	1 0
Ray Knight, R (1, 5) OBP: 0.196, SLG: 0.295 Don Werner, R (8, 2) OBP: 0.244, SLG: 0.188	0-3 K		0-3 K			0-0 G4-6-3 1B	0-3 K			4 0	0 0	1 0	0 0	0 0	3 0	2 0
Dan Driessen, L (1, 3) OBP: 0.379, SLG: 0.465	0-0 4-3		0-0 P2			0-0 G4-6-3 1-2f		0-0 3-1		4	0	0	0	0	0	3
Junior Kennedy, R (1, 4) OBP: 0.329, SLG: 0.217 Doug Bair, R (7, 1) OBP: 0.167, SLG: 0.167		0-0 F9		4-0 SH1-4 BB		0-0 F8		0-0 1-3		2 1	0 0	0 0	0 0	1 0	0 0	0 0
Bill Bonham, R (1, 1) OBP: 0.273, SLG: 0.214 Pedro Borbon, R (5, 1) OBP: 0.250, SLG: 0.250 Rick Auerbach, R (7, 4) OBP: 0.294, SLG: 0.414		4-0 4-3 BB		0-0 SH1-4 1-2			0-0 HR	0-0 BB 1B		0 0 2	0 0 1	0 0 2	0 0 1	1 0 0	0 0 0	0 0 0
Inning Stats	R: 3 E: 0 K: 2 S: 11 H: 4 LOB: 1 BB: 0 P: 11	R: 0 E: 0 K: 1 S: 5 H: 0 LOB: 2 BB: 2 P: 13	R: 0 E: 0 K: 2 S: 8 H: 1 LOB: 1 BB: 0 P: 8	R: 0 E: 0 K: 0 S: 3 H: 0 LOB: 1 BB: 1 P: 7	R: 0 E: 0 K: 1 S: 5 H: 0 LOB: 0 BB: 0 P: 5	R: 0 E: 0 K: 0 S: 3 H: 1 LOB: 0 BB: 0 P: 3	R: 4 E: 0 K: 3 S: 13 H: 4 LOB: 0 BB: 0 P: 13	R: 0 E: 0 K: 0 S: 4 H: 1 LOB: 2 BB: 1 P: 8		1B: 6 2B: 2 3B: 1 HR: 2	SF: 0 SAC: 1 DP: 1 HBP: 0			WP: 0 PB: 0 SB: 1 CS: 0	PA: 38		

PITCHER		IP	WLS	BF	H	R	ER	SO	BB	IBB	HBP	BLK	WP	HR	S	P	ERA	WHIP
Doug Rau, L ERA: 3.47	(1, 1)	6.1	L	30	9	6	6	7	3	0	0	0	0	1	41	53	8.53	1.895
Charlie Hough, R ERA: 2.57	(7, 1)	0.2		3	1	1	1	2	0	0	0	0	0	1	7	7	13.50	1.500
Lance Rautzhan, L ERA: 0.42	(8, 1)	1.0		5	1	0	0	0	1	0	0	0	0	0	4	8	0.00	2.000

PITCHER	IP	WLS	BF	H	R	ER	SO	BB	IBB	HBP	BLK	WP	HR	S	P	ERA	WHIP

Los Angeles Dodgers @ Cincinnati Reds

Riverfront Stadium, Cincinnati, OH

Sun Jul 02 1978, 3:33 AM EDT

Att. 46,067 - Unknown

livebaseballscorecards.com

AB	33
R	7
H	11
RBI	7
BB	4
SO	9
LOB	14

Houston Astros @ Cincinnati Reds

Riverfront Stadium, Cincinnati, OH

Mon Jul 03 1978, 7:05 PM EDT

Att. 31,840 - Unknown

TOP

livebaseballscorecards.com

Batter	1	2	3	4	5	6	7	8	9	10	11	AB	R	H	RBI	BB	SO	LOB
Terry Puhl, L (1, 8) OBP: 0.358, SLG: 0.418	HR		4-3	F9			4-3		HBP		P6	5	1	1	2	0	0	0
Wilbur Howard, S (1, 9) OBP: 0.314, SLG: 0.365	K		2B	K			6-3		SF9		6-3	5	1	1	1	0	2	0
Enos Cabell, R (1, 5) OBP: 0.321, SLG: 0.384	5-3 BB		2B FC6-5 BB		L6		K		P9			3	2	0	0	2	1	2
Bob Watson, R (1, 3) OBP: 0.371, SLG: 0.482 Joe Sambito, L (9, 1)	5-3		FC6-5 2B		PO 1B			F7	3-1			5 0	0 0	2 0	1 0	0 0	0 0	3 0
Art Howe, R (1, 4) OBP: 0.338, SLG: 0.432	1B		IBB		F9			L7		BB		3	1	1	1	2	0	1
Jesus Alou, R (1, 7) OBP: 0.360, SLG: 0.400	1B		FC6-5		1B			4-3		SH3		4	0	2	1	0	0	2
Luis Pujols, R (1, 2) OBP: 0.348, SLG: 0.300		F8	1B		PO		5-3		BB 1B HBP	FC6-5		4 1	0 1	2 0	1 0	0 0	0 0	0 1
Jimmy Sexton, R (9, PR) OBP: 0.221, SLG: 0.167 (9, 6)																		
Mike Fischlin, R (1, 6) OBP: 0.178, SLG: 0.143		6-3	F8				4-3		HBP BB SF9	F8		3	0	0	0	0	0	2
Denny Walling, L (9, PH) OBP: 0.328, SLG: 0.346												1	1	1	0	0	0	0
Reggie Baldwin, R (9, 2) OBP: 0.241, SLG: 0.358												1	0	0	0	0	0	1
Floyd Bannister, L (1, 1) OBP: 0.136, SLG: 0.095		K		F8			K		HBP		3-1	2	0	0	0	0	1	0
Bo McLaughlin, R (5, 1)												1	0	0	0	0	1	0
Dave Bergman, L (9, PH) OBP: 0.293, SLG: 0.130 (9, 3)												1	0	0	0	1	0	0
Inning Stats	R: 2 E: 0 K: 1 S: 7 H: 3 LOB: 2 BB: 1 P: 11	R: 0 E: 0 K: 1 S: 5 H: 0 LOB: 0 BB: 0 P: 5	R: 3 E: 0 K: 0 S: 6 H: 3 LOB: 2 BB: 2 P: 14	R: 0 E: 0 K: 1 S: 5 H: 0 LOB: 0 BB: 0 P: 5	R: 0 E: 0 K: 0 S: 4 H: 2 LOB: 1 BB: 0 P: 4	R: 0 E: 0 K: 1 S: 5 H: 0 LOB: 0 BB: 0 P: 5	R: 0 E: 0 K: 1 S: 5 H: 0 LOB: 0 BB: 0 P: 5	R: 0 E: 0 K: 0 S: 3 H: 0 LOB: 0 BB: 0 P: 3	R: 2 E: 0 K: 0 S: 5 H: 2 LOB: 2 BB: 1 P: 10	R: 0 E: 0 K: 0 S: 3 H: 0 LOB: 1 BB: 1 P: 7	R: 0 E: 0 K: 0 S: 3 H: 0 LOB: 0 BB: 0 P: 3	1B: 7 2B: 2 3B: 0 HR: 1	SF: 1 SAC: 1 DP: 0 HBP: 1	WP: 0 PB: 0 SB: 0 CS: 0	PA: 48			

	AB	39
	R	7
	H	10
	RBI	7
	BB	5
	SO	5
	LOB	12

PITCHER		IP	WLS	BF	H	R	ER	SO	BB	IBB	HBP	BLK	WP	HR	S	P	ERA	WHIP
Fred Norman, L ERA: 3.16	(1, 1)	6.0		27	8	5	5	4	2	1	0	0	0	1	32	44	7.50	1.667
Manny Sarmiento, R ERA: 2.47	(7, 1)	2.0		9	2	2	2	1	1	0	0	0	0	0	10	14	9.00	1.500
Dave Tomlin, L ERA: 4.72	(9, 1)	1.0		4	0	0	0	0	0	0	1	0	0	0	3	4	0.00	0.000
Doug Bair, R ERA: 1.91	(10, 1)	2.0	W	7	0	0	0	0	1	0	0	0	0	0	6	10	0.00	0.500

PITCHER	IP	WLS	BF	H	R	ER	SO	BB	IBB	HBP	BLK	WP	HR	S	P	ERA	WHIP

Batter	1	2	3	4	5	6	7	8	9	10	11	AB	R	H	RBI	BB	SO	LOB
Pete Rose, S (1, 5) OBP: 0.353, SLG: 0.421	0-0 1B HR 2B	4-0 1-2 BB		0-0 L8		0-0 1B 1-2 2-H 1B		0-0 FC1-6 1B		0-0 4-3		5	1	3	1	1	0	0
Ken Griffey, L (1, 9) OBP: 0.358, SLG: 0.435	0-3 K	0-0 F8			0-0 F8	0-0 S 1-3 2-H 1B		0-0 FC1-6 S 1-2f		0-0 CS 1B		6	0	2	1	0	1	4
Dave Concepcion, R (1, 6) OBP: 0.344, SLG: 0.395	0-0 S HR 2-3 1B		0-0 F7		0-0 5-3	0-0 P6 1-2		0-0 P6 1-2		0-0 F9 1-2		6	1	1	0	0	0	4
George Foster, R (1, 7) OBP: 0.374, SLG: 0.558	0-0 1-H 3-H HR		0-0 HR 2B		1-0 BB HBP	0-0 5-3		4-0 IBB			0-0 5-3	4	2	2	3	1	0	2
Johnny Bench, R (1, 2) OBP: 0.294, SLG: 0.441 Rick Auerbach, R (11, PR) OBP: 0.294, SLG: 0.414	0-3 K	0-0 5-3		4-0 1-2 BB			0-0 F8	0-3 K			0-0 1B 2B	5 0	0 1	1 0	0 0	1 0	2 0	3 0
Dan Driessen, L (1, 3) OBP: 0.378, SLG: 0.473	0-0 4-3	0-0 2-H HR		0-0 P6			0-0 F8		0-0 FC1-6 1B		0-3 K	6	1	2	2	0	1	3
Junior Kennedy, R (1, 4) OBP: 0.341, SLG: 0.240		0-0 FC3-6 1B	0-0 5-3			0-0 E6 BLK 1B	0-0 1B 1B		0-0 FC1-6 S 1-2f		0-0 2-H 1B	6	1	3	1	0	0	1
Cesar Geronimo, L (1, 8) OBP: 0.333, SLG: 0.378 Ken Henderson, S (9, PH) OBP: 0.261, SLG: 0.357 (10, 8)	0-3 K			0-3 K		0-0 F7	0-0 1-3 1B		0-3 K 1-2			4 1	0 0	1 0	0 0	0 0	2 1	2 1
Fred Norman, S (1, 1) OBP: 0.200, SLG: 0.184 Dave Collins, S (6, PH) OBP: 0.324, SLG: 0.220 Manny Sarmiento, R (7, 1) Dave Tomlin, L (9, 1) Joe Morgan, L (9, PH) OBP: 0.380, SLG: 0.445 Doug Bair, R (10, 1) OBP: 0.167, SLG: 0.167	0-0 FC3-6 BB 1-2f			0-3 K		4-0 1-2 1B BB	0-0 5-3		0-0 F8			2 0 1 0 1 0	0 1 0 0 0 0	0 0 0 0 0 0	0 1 0 0 0 0	0 0 0 0 0 0	1 0 2 0 1 0	1 0 0 0 1 0
Inning Stats	R: 3 E: 0 K: 2 S: 10 H: 3 LOB: 0 BB: 0 P: 10	R: 0 E: 0 K: 1 S: 6 H: 1 LOB: 2 BB: 1 P: 10	R: 2 E: 0 K: 0 S: 5 H: 2 LOB: 0 BB: 0 P: 5	R: 0 E: 0 K: 2 S: 7 H: 0 LOB: 0 BB: 0 P: 7	R: 0 E: 0 K: 0 S: 3 H: 0 LOB: 2 BB: 1 P: 8	R: 2 E: 1 K: 0 S: 6 H: 2 LOB: 2 BB: 1 P: 10	R: 0 E: 0 K: 0 S: 5 H: 2 LOB: 2 BB: 0 P: 5	R: 0 E: 0 K: 1 S: 6 H: 1 LOB: 2 BB: 1 P: 10	R: 0 E: 0 K: 1 S: 6 H: 1 LOB: 1 BB: 0 P: 6	R: 0 E: 0 K: 0 S: 3 H: 1 LOB: 0 BB: 0 P: 3	R: 1 E: 0 K: 1 S: 6 H: 2 LOB: 2 BB: 0 P: 6	1B: 10 2B: 3 3B: 0 HR: 2	SF: 0 SAC: 0 DP: 0 HBP: 1	WP: 0 PB: 0 SB: 4 CS: 1	PA: 52			

PITCHER		IP	WLS	BF	H	R	ER	SO	BB	IBB	HBP	BLK	WP	HR	S	P	ERA	WHIP
Floyd Bannister, L ERA: 3.08	(1, 1)	4.0		19	6	5	5	5	1	0	0	0	0	2	28	32	11.25	1.750
Bo McLaughlin, R ERA: 4.15	(5, 1)	4.0		22	5	2	1	1	2	1	1	1	0	0	20	33	2.25	1.750
Joe Sambito, L ERA: 3.14	(9, 1)	2.2	L	11	4	1	1	2	0	0	0	0	0	0	15	15	3.38	1.500

PITCHER	IP	WLS	BF	H	R	ER	SO	BB	IBB	HBP	BLK	WP	HR	S	P	ERA	WHIP

BOTTOM

Houston Astros @ Cincinnati Reds

Riverfront Stadium, Cincinnati, OH

Mon Jul 03 1978, 7:05 PM EDT

Att. 31,840 - Unknown

livebaseballscorecards.com

AB	47
R	8
H	15
RBI	8
BB	4
SO	8
LOB	24

Batter	1	2	3	4	5	6	7	8	9	AB	R	H	RBI	BB	SO	LOB
Terry Puhl, L (1, 8) OBP: 0.356, SLG: 0.421	4-3 3B		G3		4-3		K		P6	5	1	1	0	0	1	2
Denny Walling, L (1, 7) OBP: 0.333, SLG: 0.345	4-3 3-H		E 1B 1B		4-3		BB 1-2			3	1	1	1	1	0	0
Enos Cabell, R (1, 5) OBP: 0.324, SLG: 0.386	F8		E 1B 1B 1-2			CS 1B	G3			4	0	2	0	0	0	3
Jose Cruz, L (1, 9) OBP: 0.337, SLG: 0.380	S 1B		E9 1B 1-H 2-H			K 1-2		5-3		4	0	2	1	0	1	1
Bob Watson, R (1, 3) OBP: 0.366, SLG: 0.474	F8 1-2		F7			F8		P6		4	0	0	0	0	0	2
Art Howe, R (1, 4) OBP: 0.341, SLG: 0.431		FC1-6 1B		F8			E6 2B 1B	BB		3	1	1	0	1	0	0
Luis Pujols, R (1, 2) OBP: 0.333, SLG: 0.333		K		F9			1B 2B 1-3	F9		4	0	1	0	0	1	2
Mike Fischlin, R (1, 6) Dave Bergman, L (7, PH) Jimmy Sexton, R (7, 6) OBP: 0.170, SLG: 0.136 OBP: 0.305, SLG: 0.149 OBP: 0.218, SLG: 0.164		FC1-6 1-2f		6-3			BB 1B 2-3 3-H		F8	2 1 1	0 0 0	0 1 0	0 1 0	0 0 0	0 0 0	1 0 0
J.R. Richard, R (1, 1) OBP: 0.122, SLG: 0.122		K			F7		B1		G3	4	0	0	0	0	1	3
Inning Stats	R: 1 E: 0 K: 0 S: 5 H: 2 LOB: 1 BB: 0 P: 5	R: 0 E: 0 K: 2 S: 8 H: 1 LOB: 1 BB: 0 P: 8	R: 1 E: 1 K: 0 S: 5 H: 3 LOB: 1 BB: 0 P: 5	R: 0 E: 0 K: 0 S: 3 H: 0 LOB: 0 BB: 0 P: 3	R: 0 E: 0 K: 0 S: 3 H: 0 LOB: 0 BB: 0 P: 3	R: 0 E: 0 K: 1 S: 5 H: 1 LOB: 0 BB: 0 P: 5	R: 1 E: 1 K: 1 S: 8 H: 2 LOB: 3 BB: 1 P: 12	R: 0 E: 0 K: 0 S: 3 H: 0 LOB: 1 BB: 1 P: 7	R: 0 E: 0 K: 0 S: 3 H: 0 LOB: 0 BB: 0 P: 3	1B: 7 2B: 1 3B: 1 HR: 0 SF: 0 SAC: 0 DP: 0 HBP: 0						

TOP

Houston Astros @ Cincinnati Reds

Riverfront Stadium, Cincinnati, OH

Tue Jul 04 1978, 7:05 PM EDT

Att. 31,705 - Unknown

livebaseballscorecards.com

AB	35
R	3
H	9
RBI	3
BB	2
SO	4
LOB	14

WP: 0 PB: 0 SB: 1 CS: 1 PA: 37

PITCHER		IP	WLS	BF	H	R	ER	SO	BB	IBB	HBP	BLK	WP	HR	S	P	ERA	WHIP
Tom Hume, R ERA: 5.38	(1, 1)	6.1	L	27	9	3	2	3	0	0	0	0	0	0	33	33	2.84	1.421
Dave Tomlin, L ERA: 4.5	(7, 1)	1.2		7	0	0	0	1	2	0	0	0	0	0	7	15	0.00	1.200
Pedro Borbon, R ERA: 4.59	(9, 1)	1.0		3	0	0	0	0	0	0	0	0	0	0	3	3	0.00	0.000

PITCHER	IP	WLS	BF	H	R	ER	SO	BB	IBB	HBP	BLK	WP	HR	S	P	ERA	WHIP

Batter	1	2	3	4	5	6	7	8	9	AB	R	H	RBI	BB	SO	LOB
Pete Rose, S (1, 5) OBP: 0.352, SLG: 0.419	F9 1B; 1B; 1B	6-3			4-3			F8		4	1	1	0	0	0	1
Ken Griffey, L (1, 9) OBP: 0.357, SLG: 0.433	1B S; 1-2; 1B		3-1			4-3			5-3	4	0	1	0	0	0	0
Dan Driessen, L (1, 3) OBP: 0.373, SLG: 0.466	F9; 2-3		1-3			3-1			F5	4	0	0	0	0	0	2
George Foster, R (1, 7) OBP: 0.373, SLG: 0.554	1-3; 3-H; 1B		K			K			K	4	0	1	1	0	3	0
Johnny Bench, R (1, 2) OBP: 0.295, SLG: 0.440 Rick Auerbach, R (7, PR) OBP: 0.294, SLG: 0.414 Vic Correll, R (8, 2) OBP: 0.200, SLG: 0.211	K			F7			G6-3; 1B			3 0 0	0 0 0	1 0 0	0 0 0	0 0 0	1 0 0	2 0 0
Dave Concepcion, R (1, 6) OBP: 0.341, SLG: 0.391	K			F8			P8			3	0	0	0	0	1	3
Cesar Geronimo, L (1, 8) OBP: 0.329, SLG: 0.372		6-3		K			G6-3; 1-2f			3	0	0	0	0	1	1
Junior Kennedy, R (1, 4) OBP: 0.344, SLG: 0.237 Joe Morgan, L (8, PH) OBP: 0.379, SLG: 0.443 Ray Knight, R (9, 4) OBP: 0.196, SLG: 0.295		BB; SH3-4			K			P4		1 1 0	0 0 0	0 0 0	0 0 0	1 0 0	1 0 0	0 0 0
Tom Hume, R (1, 1) Dave Tomlin, L (7, 1) Dave Collins, S (8, PH) OBP: 0.319, SLG: 0.217 Pedro Borbon, R (9, 1) OBP: 0.250, SLG: 0.250		SH3-4; 1-2			K			K		1 0 1 0	0 0 0 0	0 0 0 0	0 0 0 0	0 0 0 0	1 0 1 0	0 0 0 0
Inning Stats	R: 1 E: 0 K: 2 S: 10 H: 3 LOB: 2 BB: 0 P: 10	R: 0 E: 0 K: 0 S: 3 H: 0 LOB: 1 BB: 1 P: 7	R: 0 E: 0 K: 1 S: 5 H: 0 LOB: 0 BB: 0 P: 5	R: 0 E: 0 K: 1 S: 5 H: 0 LOB: 0 BB: 0 P: 5	R: 0 E: 0 K: 2 S: 7 H: 0 LOB: 0 BB: 0 P: 7	R: 0 E: 0 K: 1 S: 5 H: 0 LOB: 0 BB: 0 P: 5	R: 0 E: 0 K: 0 S: 3 H: 1 LOB: 1 BB: 0 P: 3	R: 0 E: 0 K: 1 S: 5 H: 0 LOB: 0 BB: 0 P: 5	R: 0 E: 0 K: 1 S: 5 H: 0 LOB: 0 BB: 0 P: 5	1B: 4 2B: 0 3B: 0 HR: 0	SF: 0 SAC: 1 DP: 1 HBP: 0						

PITCHER	IP	WLS	BF	H	R	ER	SO	BB	IBB	HBP	BLK	WP	HR	S	P	ERA	WHIP
J.R. Richard, R (1, 1) ERA: 3.66	9.0	W	31	4	1	1	9	1	0	0	0	0	0	48	52	1.00	0.556

PITCHER	IP	WLS	BF	H	R	ER	SO	BB	IBB	HBP	BLK	WP	HR	S	P	ERA	WHIP

BOTTOM

Houston Astros @ Cincinnati Reds

Riverfront Stadium, Cincinnati, OH

Tue Jul 04 1978, 7:05 PM EDT

Att. 31,705 - Unknown

livebaseballscorecards.com

AB	29
R	1
H	4
RBI	1
BB	1
SO	9
LOB	9

Batter	1	2	3	4	5	6	7	8	9	AB	R	H	RBI	BB	SO	LOB
Terry Puhl, L (1, 8) OBP: 0.354, SLG: 0.416	BBBB 4-0 FC6-4 BB		SSS 0-3 ① K		x 0-0 ③ F5			x 0-0 ① F7		3	0	0	0	1	1	0
Denny Walling, L (1, 7) OBP: 0.323, SLG: 0.333	x 0-0 ① F8		x 0-0 ② 4-3			x 0-0 ① F7		x 0-0 ② F8		4	0	0	0	0	0	1
Enos Cabell, R (1, 5) OBP: 0.326, SLG: 0.393	x 0-0 ② FC6-4 BB 1-2f		x 0-0 E 2B			x 0-0 2B 2B		SSS 0-3 ③ K		4	1	2	0	0	1	1
Jose Cruz, L (1, 9) OBP: 0.342, SLG: 0.387	BBBB 4-0 1-2 BB		x 0-0 ③ F7 2-3			x 0-0 2-H 2B			x 0-0 1B 1B FC5-2 1B	3	0	2	1	1	0	1
Bob Watson, R (1, 3) OBP: 0.364, SLG: 0.471	x 0-0 ③ P6			x 0-0 ① 5-3		x 0-0 ② 5-3			x 0-0 FC5-2 1B 1-2 1B	4	0	1	0	0	0	3
Art Howe, R (1, 4) OBP: 0.339, SLG: 0.428		x 0-0 ① 4-3		x 0-0 ② F9		x 0-0 ③ F7			x 0-0 FC5-2 1-2 2-3 1B	4	0	1	0	0	0	1
Luis Pujols, R (1, 2) OBP: 0.290, SLG: 0.286		x 0-0 ② 6-3		x 0-0 ③ 5-3			x 0-0 ① G3		x 0-0 ① FC5-2 G6-4-3 1-2 2-3 3-Hf	4	0	0	0	0	0	3
Mike Fischlin, R (1, 6) OBP: 0.184, SLG: 0.152 Dave Bergman, L (7, PH) OBP: 0.300, SLG: 0.146 Jimmy Sexton, R (7, 6) OBP: 0.218, SLG: 0.164 Wilbur Howard, S (9, PH) OBP: 0.310, SLG: 0.359		x 0-0 1B			x 0-0 ① 4-3		SSS 0-3 ② K		x 0-0 ②③ G6-4-3 1-2f	2 1 0 1	0 0 0 0	1 0 0 0	0 0 0 0	0 1 0 0	0 0 0 0	0 0 0 3
Joe Niekro, R (1, 1) OBP: 0.227, SLG: 0.227		SSS 0-3 ③ K			SSS 0-3 ② K		x 0-0 ③ F8			3	0	0	0	0	2	1
Inning Stats	R: 0 E: 0 K: 0 S: 3 H: 0 LOB: 2 BB: 2 P: 11	R: 0 E: 0 K: 1 S: 6 H: 1 LOB: 1 BB: 0 P: 6	R: 0 E: 1 K: 1 S: 6 H: 1 LOB: 1 BB: 0 P: 6	R: 0 E: 0 K: 0 S: 3 H: 0 LOB: 0 BB: 0 P: 3	R: 0 E: 0 K: 1 S: 5 H: 0 LOB: 0 BB: 0 P: 5	R: 1 E: 0 K: 0 S: 5 H: 2 LOB: 1 BB: 0 P: 5	R: 0 E: 0 K: 1 S: 5 H: 0 LOB: 0 BB: 0 P: 5	R: 0 E: 0 K: 1 S: 5 H: 0 LOB: 0 BB: 0 P: 5	R: 0 E: 0 K: 0 S: 5 H: 3 LOB: 2 BB: 0 P: 5	1B: 4 2B: 3 3B: 0 HR: 0 SF: 0 SAC: 0 DP: 1 HBP: 0						

PITCHER		IP	WLS	BF	H	R	ER	SO	BB	IBB	HBP	BLK	WP	HR	S	P	ERA	WHIP
Paul Moskau, R ERA: 4.26	(1, 1)	8.0	W	32	6	1	1	5	2	0	0	0	0	0	40	48	1.12	1.000
Doug Bair, R ERA: 1.88	(9, 1)	1.0	S	3	1	0	0	0	0	0	0	0	0	0	3	3	0.00	1.000

PITCHER		IP	WLS	BF	H	R	ER	SO	BB	IBB	HBP	BLK	WP	HR	S	P	ERA	WHIP

TOP

Houston Astros @ Cincinnati Reds

Riverfront Stadium, Cincinnati, OH

Wed Jul 05 1978, 7:05 PM EDT

Att. 30,320 - Unknown

livebaseballscorecards.com

AB	33
R	1
H	7
RBI	1
BB	2
SO	5
LOB	14

PA: 35

WP: 0
PB: 0
SB: 0
CS: 0

Batter	1	2	3	4	5	6	7	8	9	AB	R	H	RBI	BB	SO	LOB
Pete Rose, S (1, 5) OBP: 0.351, SLG: 0.417	3-1		4-3		F7		5-3 1B 1B			4	0	1	0	0	0	1
Ken Griffey, L (1, 9) OBP: 0.356, SLG: 0.431	6-3		4-3		F8		1-2 5-3 1B			4	0	1	0	0	0	1
Dave Concepcion, R (1, 6) OBP: 0.336, SLG: 0.385	4-3		F8			5-3	1-2 2-3 5-3			4	0	0	0	0	0	2
George Foster, R (1, 7) OBP: 0.377, SLG: 0.555		1B SF7 1B		BBBB WP BB		E BB 1B	F7			3	1	2	0	1	0	2
Dan Driessen, L (1, 3) OBP: 0.378, SLG: 0.469		1-3 S 2B 1B		F8 1-2		BBBB 1-2 E BB		F8 S CS 1B		3	1	2	0	1	0	1
Johnny Bench, R (1, 2) OBP: 0.289, SLG: 0.432		SF7 1-2 3-H		SSS K		E3 1-2 2-3		F8 1-3		3	0	0	1	0	1	4
Cesar Geronimo, L (1, 8) OBP: 0.327, SLG: 0.375		S 2-H 2B		6-3		SSS K		5-3 3-H		4	0	1	1	0	1	5
Junior Kennedy, R (1, 4) OBP: 0.333, SLG: 0.228		SSS K 2-3			6-3	L4				3	0	0	0	0	1	4
Paul Moskau, R (1, 1) OBP: 0.318, SLG: 0.263 Doug Bair, R (9, 1) OBP: 0.167, SLG: 0.167		SSS K			BBBB BB		F3			2 0	0 0	0 0	0 0	1 0	1 0	1 0
Inning Stats	R: 0 E: 0 K: 0 S: 3 H: 0 LOB: 0 BB: 0 P: 3	R: 2 E: 0 K: 2 S: 10 H: 3 LOB: 1 BB: 0 P: 10	R: 0 E: 0 K: 0 S: 3 H: 0 LOB: 0 BB: 0 P: 3	R: 0 E: 0 K: 1 S: 5 H: 0 LOB: 1 BB: 1 P: 9	R: 0 E: 0 K: 0 S: 3 H: 0 LOB: 1 BB: 1 P: 7	R: 0 E: 1 K: 1 S: 7 H: 1 LOB: 3 BB: 1 P: 11	R: 0 E: 0 K: 0 S: 5 H: 2 LOB: 2 BB: 0 P: 5	R: 0 E: 0 K: 0 S: 3 H: 1 LOB: 0 BB: 0 P: 3		1B: 6 2B: 1 3B: 0 HR: 0 SF: 1 SAC: 0 DP: 0 HBP: 0				WP: 1 PB: 0 SB: 3 CS: 1 PA: 34		

PITCHER		IP	WLS	BF	H	R	ER	SO	BB	IBB	HBP	BLK	WP	HR	S	P	ERA	WHIP
Joe Niekro, R ERA: 5.69	(1, 1)	8.0	L	34	7	2	2	4	3	0	0	0	1	0	39	51	2.25	1.250

PITCHER	IP	WLS	BF	H	R	ER	SO	BB	IBB	HBP	BLK	WP	HR	S	P	ERA	WHIP

Houston Astros @ Cincinnati Reds

Riverfront Stadium, Cincinnati, OH

Wed Jul 05 1978, 7:05 PM EDT

Att. 30,320 - Unknown

BOTTOM

livebaseballscorecards.com

AB	30
R	2
H	7
RBI	2
BB	3
SO	4
LOB	21

San Francisco Giants @ Cincinnati Reds

Riverfront Stadium, Cincinnati, OH

Fri Jul 07 1978, 7:05 PM EDT

Unknown

TOP

livebaseballscorecards.com

Batter	1	2	3	4	5	6	7	8	9	AB	R	H	RBI	BB	SO	LOB
Jim Dwyer, L (1, 8) OBP: 0.328, SLG: 0.340	G3	F8			K	F8		P5		5	0	0	0	0	1	4
Larry Herndon, R (8, 8) OBP: 0.356, SLG: 0.384										0	0	0	0	0	0	0
Terry Whitfield, L (1, 7) OBP: 0.346, SLG: 0.417	F8		K		E 1B / 1B		1-3		1-3	5	1	1	0	0	1	0
Jack Clark, R (1, 9) OBP: 0.365, SLG: 0.563	F8		F7		E7 / 4-3 / HR / 1-H / 1B		P4		1B	5	1	2	0	0	0	0
Willie McCovey, L (1, 3) OBP: 0.317, SLG: 0.455		HR	K		4-3 / 2-3		P5		P6	5	1	1	1	0	1	2
Darrell Evans, L (1, 5) OBP: 0.366, SLG: 0.401		E8 / SF7		F9	HR / 3-H			F7	F5	5	2	1	2	0	0	1
Gary Lavelle, S (9, 1) OBP: 0.143, SLG: 0.143										0	0	0	0	0	0	0
Vic Harris, S (1, 4) OBP: 0.214, SLG: 0.244		SF7 / 3-H		K	K			3-1		3	0	0	1	0	2	0
John Curtis, L (8, 1)										0	0	0	0	0	0	0
Randy Moffitt, R (9, 1) OBP: 0.286, SLG: 0.167										0	0	0	0	0	0	0
Hector Cruz, R (9, 5) OBP: 0.300, SLG: 0.367										0	0	0	0	0	0	0
Roger Metzger, S (1, 6) OBP: 0.316, SLG: 0.322		2B		1B		K		2B		4	1	3	0	0	1	0
Marc Hill, R (1, 2) OBP: 0.307, SLG: 0.286		K		1-2 / 1B		F8		1-H / 2B		4	1	2	1	0	1	1
Vida Blue, S (1, 1) OBP: 0.281, SLG: 0.213		BB		K		BB		2-H / 2B		1	0	0	0	2	1	2
Charlie Williams, R (6, 1)										0	0	0	0	0	0	0
Mike Ivie, R (8, PH) OBP: 0.373, SLG: 0.506										1	0	1	1	0	0	0
Rob Andrews, R (8, PR) OBP: 0.321, SLG: 0.316										0	0	0	0	0	0	0
(8, 4)																

AB	38
R	7
H	11
RBI	6
BB	2
SO	8
LOB	10

Inning Stats										
	R: 0 H: 0 E: 0 LOB: 0 K: 0 BB: 0 S: 3 P: 3	R: 2 H: 2 E: 1 LOB: 2 K: 1 BB: 1 S: 8 P: 12	R: 0 H: 0 E: 0 LOB: 0 K: 2 BB: 0 S: 7 P: 7	R: 0 H: 2 E: 0 LOB: 2 K: 2 BB: 0 S: 9 P: 9	R: 3 H: 3 E: 1 LOB: 0 K: 2 BB: 0 S: 10 P: 10	R: 0 H: 0 E: 0 LOB: 1 K: 1 BB: 1 S: 5 P: 9	R: 0 H: 0 E: 0 LOB: 0 K: 0 BB: 0 S: 3 P: 3	R: 2 H: 3 E: 0 LOB: 1 K: 0 BB: 0 S: 6 P: 6	R: 0 H: 1 E: 0 LOB: 1 K: 0 BB: 0 S: 4 P: 4	1B: 6 SF: 1 2B: 3 SAC: 0 3B: 0 DP: 0 HR: 2 HBP: 0	WP: 0 PA: 41 PB: 0 SB: 0 CS: 0

PITCHER		IP	WLS	BF	H	R	ER	SO	BB	IBB	HBP	BLK	WP	HR	S	P	ERA	WHIP
Tom Seaver, R ERA: 3.33	(1, 1)	5.0	L	24	7	5	4	7	1	0	0	0	0	2	37	41	7.20	1.600
Pedro Borbon, R ERA: 4.5	(6, 1)	1.0		4	0	0	0	1	1	0	0	0	0	0	5	9	0.00	1.000
Manny Sarmiento, R ERA: 2.63	(7, 1)	2.0		9	3	2	2	0	0	0	0	0	0	0	9	9	9.00	1.500
Dave Tomlin, L ERA: 4.38	(9, 1)	1.0		4	1	0	0	0	0	0	0	0	0	0	4	4	0.00	1.000

PITCHER	IP	WLS	BF	H	R	ER	SO	BB	IBB	HBP	BLK	WP	HR	S	P	ERA	WHIP

Batter	1	2	3	4	5	6	7	8	9	AB	R	H	RBI	BB	SO	LOB
Pete Rose, S (1, 5) OBP: 0.354, SLG: 0.420	S S S 0-3 ① K		x 0-0 1B 1B		x 0-0 1-3 2-H BB 1B		x 0-0 ① G3		x 0-0 5-3 6-3 1B 1B	5	1	3	1	0	1	0
Ken Griffey, L (1, 9) OBP: 0.356, SLG: 0.432	x 0-0 ② 5-3		x 0-0 ② 1-3 1B		x 0-0 ② SF7 3-H		x 0-0 ② 1-3		x 0-0 1-2 5-3 HR 1B	4	1	2	1	0	0	0
Dave Concepcion, R (1, 6) OBP: 0.340, SLG: 0.383	B B B B 4-0 1B BB		x 0-0 ③ P4		B B B B 4-0 1-2 FC5-4 BB		B B B B 4-0 1B WP BB		x 0-0 ① 1-2 2-3 5-3	2	1	0	0	3	0	3
George Foster, R (1, 7) OBP: 0.380, SLG: 0.556	x 0-0 1-3 1B			x 0-0 FC4-6 1B	x 0-0 ③ FC5-4 1-2f		x 0-0 WP 1-3 1B		x 0-0 ② 3-H 6-3	5	0	3	1	0	0	3
Johnny Bench, R (1, 2) OBP: 0.292, SLG: 0.444	x 0-0 ③ P3			x 0-0 ① F3		B B B B 4-0 BB 1B FC5-2 BB	S S S 0-3 ③ K 1-2 3-H		x 0-0 2-H HR	4	1	1	2	1	1	4
Dan Driessen, L (1, 3) OBP: 0.375, SLG: 0.464		S S S 0-3 ① K		x 0-0 ② FC4-6 CS 1-2f		x 0-0 FC5-2 BB 1-2 1B		x 0-0 ① 6-3	x 0-0 ③ F8	5	0	1	0	0	1	1
Junior Kennedy, R (1, 4) OBP: 0.326, SLG: 0.222 Joe Morgan, L (6, PH) (7, 4) OBP: 0.380, SLG: 0.441	x 0-0 ② G3			x 0-0 ③ CS 1-2	x 0-0 ① 4-3	B B B B 4-0 1-2 2-3 FC5-2 BB		x 0-0 ② F9		2 1	0 0	0 0	0 0	0 1	0 0	0 0
Cesar Geronimo, L (1, 8) OBP: 0.330, SLG: 0.378 Mike Lum, L (9, 8) OBP: 0.407, SLG: 0.471	x 0-0 ③ F7				x 0-0 1B 1B 1B	x 0-0 ① FC5-2 G4-6-3 1-2 2-3 3-Hf		x 0-0 1B		4 0	1 0	2 0	0 0	0 0	0 0	3 0
Tom Seaver, R (1, 1) OBP: 0.268, SLG: 0.171 Dave Collins, S (5, PH) OBP: 0.329, SLG: 0.230 Pedro Borbon, R (6, 1) OBP: 0.250, SLG: 0.250 Ken Henderson, S (6, PH) OBP: 0.255, SLG: 0.349 Manny Sarmiento, R (7, 1) Ray Knight, R (8, PH) OBP: 0.191, SLG: 0.289 Dave Tomlin, L (9, 1)			S S S 0-3 ① K		x 0-0 1B SF7 1-2 1B	x 0-0 ② ③ G4-6-3 1-2f		x 0-0 ③ F8		1 1 0 1 0 1 0	0 1 0 0 0 0 0	0 1 0 0 0 0 0	0 0 0 0 0 0 0	1 0 0 0 0 0 0	0 0 0 3 0 0 1	0 0 0 0 0 0 0
Inning Stats	R: 0 H: 1 E: 0 LOB: 2 K: 1 BB: 1 S: 6 P: 10	R: 0 H: 0 E: 0 LOB: 0 K: 1 BB: 0 S: 5 P: 5	R: 0 H: 2 E: 0 LOB: 1 K: 1 BB: 0 S: 6 P: 6	R: 0 H: 1 E: 0 LOB: 0 K: 0 BB: 0 S: 3 P: 3	R: 2 H: 3 E: 0 LOB: 2 K: 0 BB: 1 S: 6 P: 10	R: 0 H: 1 E: 0 LOB: 2 K: 0 BB: 2 S: 3 P: 11	R: 1 H: 1 E: 0 LOB: 1 K: 1 BB: 1 S: 6 P: 10	R: 0 H: 1 E: 0 LOB: 1 K: 0 BB: 0 S: 4 P: 4	R: 3 H: 3 E: 0 LOB: 0 K: 0 BB: 0 S: 6 P: 6	1B: 12 SF: 1 2B: 0 SAC: 0 3B: 0 DP: 1 HR: 1 HBP: 0						

PITCHER		IP	WLS	BF	H	R	ER	SO	BB	IBB	HBP	BLK	WP	HR	S	P	ERA	WHIP
Vida Blue, L ERA: 2.42	(1, 1)	5.0	W	24	8	2	2	3	3	0	0	0	0	0	27	39	3.60	2.200
Charlie Williams, R ERA: 5.0	(6, 1)	2.0		8	1	1	1	1	2	0	0	0	1	0	8	16	4.50	1.500
John Curtis, L ERA: 3.38	(8, 1)	1.0		6	3	2	2	0	0	0	0	0	0	0	6	6	18.00	3.000
Randy Moffitt, R ERA: 3.96	(9, 1)	0.2		3	1	1	1	0	0	0	0	0	0	1	3	3	13.50	1.500
Gary Lavelle, L ERA: 3.83	(9, 1)	0.1	S	1	0	0	0	0	0	0	0	0	0	0	1	1	0.00	0.000

PITCHER	IP	WLS	BF	H	R	ER	SO	BB	IBB	HBP	BLK	WP	HR	S	P	ERA	WHIP

BOTTOM

San Francisco Giants @ Cincinnati Reds

Riverfront Stadium, Cincinnati, OH

Fri Jul 07 1978, 7:05 PM EDT

Unknown

livebaseballscorecards.com

AB	36
R	6
H	13
RBI	5
BB	5
SO	4
LOB	18

REDS

San Francisco Giants @ Cincinnati Reds

Riverfront Stadium, Cincinnati, OH

Fri Jul 07 1978, 7:05 PM EDT

Att. 51,163 - Unknown

TOP

livebaseballscorecards.com

Batter	1	2	3	4	5	6	7	8	9	AB	R	H	RBI	BB	SO	LOB
Terry Whitfield, L (1, 7) OBP: 0.348, SLG: 0.416	L3	4-3			SH1-4 1B		BB 2B		SH3 1-2	3	0	1	0	1	0	3
Rob Andrews, R (1, 4) OBP: 0.315, SLG: 0.309	G3		6-3		SH1-4 1-2		F8		F6	2	0	0	0	0	0	0
Willie McCovey, L (7, PH) OBP: 0.315, SLG: 0.451 (7, 3)										2	0	0	0	0	0	2
Jack Clark, R (1, 9) OBP: 0.365, SLG: 0.564	1B		F8		K		2B 1-3		F8	5	0	2	0	0	1	2
Darrell Evans, L (1, 5) OBP: 0.365, SLG: 0.397	6-3		L5		F9		BB			3	0	0	0	1	0	2
Mike Ivie, R (1, 3) OBP: 0.371, SLG: 0.500		K		1B		5-3	K			4	0	1	0	0	2	3
John Curtis, L (7, 1)										0	0	0	0	0	0	0
Larry Herndon, R (1, 8) OBP: 0.351, SLG: 0.378		K		K		1-3		6-3		4	0	0	0	0	2	1
Roger Metzger, S (1, 6) OBP: 0.319, SLG: 0.326	1B 1B 1B			1-2 1B		6-3		3-1		4	0	2	0	0	0	0
Marc Hill, R (1, 2) OBP: 0.310, SLG: 0.290	1B 1-2 1B			K			E6 WP 1B	6-3		4	1	2	0	0	1	2
Jim Barr, R (1, 1) OBP: 0.208, SLG: 0.208										2	0	1	0	0	1	2
Jim Dwyer, L (7, PH) OBP: 0.325, SLG: 0.337										1	0	0	0	0	1	0
Vic Harris, S (7, 4) OBP: 0.222, SLG: 0.244	1-2 2-3 1B			K			K 3-H		SH3 BB	0	0	0	0	1	0	0
Inning Stats	R: 0 E: 0 K: 0 S: 4 H: 1 LOB: 1 BB: 0 P: 4	R: 0 E: 0 K: 2 S: 10 H: 3 LOB: 3 BB: 0 P: 10	R: 0 E: 0 K: 0 S: 3 H: 0 LOB: 0 BB: 0 P: 3	R: 0 E: 0 K: 3 S: 11 H: 2 LOB: 2 BB: 0 P: 11	R: 0 E: 0 K: 1 S: 6 H: 1 LOB: 1 BB: 0 P: 6	R: 0 E: 0 K: 0 S: 3 H: 0 LOB: 0 BB: 0 P: 3	R: 1 E: 1 K: 2 S: 9 H: 2 LOB: 3 BB: 2 P: 17	R: 0 E: 0 K: 0 S: 3 H: 0 LOB: 0 BB: 0 P: 3	R: 0 E: 0 K: 0 S: 3 H: 0 LOB: 1 BB: 1 P: 7	1B: 8 2B: 1 3B: 0 HR: 0 SF: 0 SAC: 2 DP: 0 HBP: 0						

	AB	34
	R	1
	H	9
	RBI	0
	BB	3
	SO	8
	LOB	17

WP: 1 PA: 39
PB: 0
SB: 0
CS: 0

PITCHER		IP	WLS	BF	H	R	ER	SO	BB	IBB	HBP	BLK	WP	HR	S	P	ERA	WHIP
Bill Bonham, R ERA: 3.19	(1, 1)	6.2	W	31	9	1	1	7	2	0	0	0	1	0	43	51	1.35	1.650
Doug Bair, R ERA: 1.79	(7, 1)	2.1	S	8	0	0	0	1	1	0	0	0	0	0	9	13	0.00	0.429

PITCHER		IP	WLS	BF	H	R	ER	SO	BB	IBB	HBP	BLK	WP	HR	S	P	ERA	WHIP

Batter	1	2	3	4	5	6	7	8	9	AB	R	H	RBI	BB	SO	LOB
Pete Rose, S (1, 5) OBP: 0.353, SLG: 0.418	6-3		1B		FC5-4 1-2f		4-3			4	0	1	0	0	0	1
Ken Griffey, L (1, 9) OBP: 0.352, SLG: 0.426	6-3		F7		5-3			6-3		4	0	0	0	0	0	2
Joe Morgan, L (1, 4) OBP: 0.375, SLG: 0.433	L4			F4		4-3		K		4	0	0	0	0	1	0
George Foster, R (1, 7) OBP: 0.376, SLG: 0.549		F7		1-3		P4		F8		4	0	0	0	0	0	0
Dan Driessen, L (1, 3) OBP: 0.375, SLG: 0.462		4-3		4-3		1B 1B				3	0	1	0	0	0	0
Dave Concepcion, R (1, 6) OBP: 0.347, SLG: 0.392		2B			HR 1B	1-2 1B				3	1	3	0	0	0	0
Mike Lum, L (1, 8) OBP: 0.405, SLG: 0.507		P4			1-H HR	F8				3	1	1	2	0	0	3
Vic Correll, R (1, 2) OBP: 0.261, SLG: 0.273			6-3		FC1-6 1B		CS 1B			3	0	2	0	0	0	0
Bill Bonham, R (1, 1) OBP: 0.257, SLG: 0.200			L3		FC1-6 FC5-4 1-2f		K 1-2			2	0	0	0	0	0	1
Doug Bair, R (7, 1) OBP: 0.143, SLG: 0.143										1	0	0	0	0	1	1
Inning Stats	R: 0 E: 0 K: 0 S: 3 H: 0 LOB: 0 BB: 0 P: 3	R: 0 E: 0 K: 0 S: 4 H: 1 LOB: 1 BB: 0 P: 4	R: 0 E: 0 K: 0 S: 4 H: 1 LOB: 1 BB: 0 P: 4	R: 0 E: 0 K: 0 S: 3 H: 0 LOB: 0 BB: 0 P: 3	R: 2 E: 0 K: 0 S: 6 H: 3 LOB: 1 BB: 0 P: 6	R: 0 E: 0 K: 0 S: 5 H: 2 LOB: 2 BB: 0 P: 5	R: 0 E: 0 K: 1 S: 5 H: 1 LOB: 0 BB: 0 P: 5	R: 0 E: 0 K: 1 S: 5 H: 0 LOB: 0 BB: 0 P: 5		1B: 6 2B: 1 3B: 0 HR: 1 SF: 0 SAC: 0 DP: 0 HBP: 0			WP: 0 PB: 0 SB: 0 CS: 1 PA: 31	

PITCHER		IP	WLS	BF	H	R	ER	SO	BB	IBB	HBP	BLK	WP	HR	S	P	ERA	WHIP
Jim Barr, R ERA: 2.51	(1, 1)	6.0	L	25	7	2	2	0	0	0	0	0	0	1	25	25	3.00	1.167
John Curtis, L ERA: 3.14	(7, 1)	2.0		6	1	0	0	2	0	0	0	0	0	0	10	10	0.00	0.500

PITCHER	IP	WLS	BF	H	R	ER	SO	BB	IBB	HBP	BLK	WP	HR	S	P	ERA	WHIP

BOTTOM

San Francisco Giants @ Cincinnati Reds

Riverfront Stadium, Cincinnati, OH

Fri Jul 07 1978, 7:05 PM EDT

Att. 51,163 - Unknown

livebaseballscorecards.com

AB	31
R	2
H	8
RBI	2
BB	0
SO	2
LOB	8

Batter	1	2	3	4	5	6	7	8	9	AB	R	H	RBI	BB	SO	LOB
Rob Andrews, R (1, 4) OBP: 0.310, SLG: 0.297	6-3		F9		L9			BB 1B 1B	F9	4	1	0	0	1	0	1
Darrell Evans, L (1, 5) OBP: 0.360, SLG: 0.390	F9		G3		4-3			F7	4-3	5	0	0	0	0	0	2
Jack Clark, R (1, 9) OBP: 0.364, SLG: 0.560	5-3		5-3		6-3			1-2 1B 2B 1B		4	1	1	0	0	0	0
Willie McCovey, L (1, 3) OBP: 0.314, SLG: 0.447 Vic Harris, S (8, PR) OBP: 0.222, SLG: 0.244 Roger Metzger, S (8, 6) OBP: 0.319, SLG: 0.326		4-3		G3		K		1-3 2-H 2B 1B		4 0 0	0 0 0	1 0 0	1 0 0	0 0 0	1 0 0	0 0 0
Hector Cruz, R (1, 7) OBP: 0.313, SLG: 0.382		BB FC5-4 BB 1B		BB 1B 1B		F8		G5-3 1-3 3-H 2B		3	1	2	1	1	0	0
Larry Herndon, R (1, 8) OBP: 0.354, SLG: 0.381 Terry Whitfield, L (8, PH) OBP: 0.351, SLG: 0.416 (8, 8)		BB 1-2 E 1B		BB 1-2 1B		5-3		IBB		3 0	1 0	2 0	0 0	0 1	0 0	0 0
Johnnie LeMaster, R (1, 6) OBP: 0.279, SLG: 0.313 Mike Ivie, R (8, PH) OBP: 0.368, SLG: 0.497 (8, 3)		FC5-4 1-2 2-3 BB		P3		F8		G5-3 2-3f		2 1	0 0	0 0	0 0	1 0	0 0	2 3
Marc Hill, R (1, 2) OBP: 0.314, SLG: 0.290		FC5-4 1-2f 2-H 3-H		1-2 2-3 BB		F8			FC3-6 1B	3	0	1	1	1	0	1
John Montefusco, R (1, 1) OBP: 0.163, SLG: 0.091 Gary Lavelle, S (6, 1) OBP: 0.111, SLG: 0.111		F7		K		K			FC3-6 1-2f	2 2	0 0	0 0	0 0	0 0	1 1	4 1
Inning Stats	R: 0 E: 0 K: 0 S: 3 H: 0 LOB: 0 BB: 0 P: 3	R: 2 E: 1 K: 0 S: 4 H: 1 LOB: 1 BB: 2 P: 12	R: 0 E: 0 K: 0 S: 3 H: 0 LOB: 0 BB: 0 P: 3	R: 0 E: 0 K: 1 S: 7 H: 2 LOB: 3 BB: 1 P: 11	R: 0 E: 0 K: 0 S: 3 H: 0 LOB: 0 BB: 0 P: 3	R: 0 E: 0 K: 1 S: 5 H: 0 LOB: 0 BB: 0 P: 5	R: 0 E: 0 K: 1 S: 5 H: 0 LOB: 0 BB: 0 P: 5	R: 2 E: 0 K: 0 S: 5 H: 3 LOB: 2 BB: 2 P: 13	R: 0 E: 0 K: 0 S: 4 H: 1 LOB: 1 BB: 0 P: 4	1B: 6 2B: 1 3B: 0 HR: 0 SF: 0 SAC: 0 DP: 1 HBP: 0						

PITCHER		IP	WLS	BF	H	R	ER	SO	BB	IBB	HBP	BLK	WP	HR	S	P	ERA	WHIP
Fred Norman, L ERA: 3.08	(1, 1)	6.0		24	3	2	1	2	3	0	0	0	0	0	25	37	1.50	1.000
Manny Sarmiento, R ERA: 2.81	(7, 1)	1.1	L	6	1	2	2	1	1	0	0	0	0	0	7	11	13.50	1.500
Dave Tomlin, L ERA: 4.38	(8, 1)	0.0		2	2	0	0	0	0	0	0	0	0	0	2	2	∞	∞
Pedro Borbon, R ERA: 4.35	(8, 1)	1.2		6	1	0	0	0	0	1	0	0	0	0	5	9	0.00	0.600

PITCHER	IP	WLS	BF	H	R	ER	SO	BB	IBB	HBP	BLK	WP	HR	S	P	ERA	WHIP

TOP

San Francisco Giants @ Cincinnati Reds

Riverfront Stadium, Cincinnati, OH

Sat Jul 08 1978, 7:05 PM EDT

Att. 43,316 - Unknown

AB	33
R	4
H	7
RBI	3
BB	5
SO	3
LOB	14

livebaseballscorecards.com

Batter	1	2	3	4	5	6	7	8	9	AB	R	H	RBI	BB	SO	LOB
Pete Rose, S (1, 5) OBP: 0.352, SLG: 0.416	6-3		1-3			1B	1-3			4	1	1	0	0	0	0
Ken Griffey, L (1, 9) OBP: 0.349, SLG: 0.422	4-3			F9		F7		K		4	0	0	0	0	1	1
Joe Morgan, L (1, 4) OBP: 0.373, SLG: 0.435	5-3			L4		1-3 2B		F3		4	1	1	0	0	0	0
George Foster, R (1, 7) OBP: 0.375, SLG: 0.544		F9		F2		BB		K		3	0	0	0	1	1	0
Dan Driessen, L (1, 3) OBP: 0.380, SLG: 0.468		BB			FC6 1B	1-3 2-H 3-H 2B			K	3	0	2	2	1	1	0
Johnny Bench, R (1, 2) OBP: 0.291, SLG: 0.438		K 1-2			P6	IBB			K	3	0	0	0	1	2	2
Mike Lum, L (1, 8) OBP: 0.395, SLG: 0.493 Ken Henderson, S (6, PH) OBP: 0.250, SLG: 0.341 Manny Sarmiento, R (7, 1) Dave Tomlin, L (8, 1) Pedro Borbon, R (8, 1) OBP: 0.250, SLG: 0.250 Ray Knight, R (9, PH) OBP: 0.208, SLG: 0.289		F7			FC6 1-2f	5-3			FC4 BB	2 1 0 0 0 0	0 0 0 0 0 0	0 0 0 0 0 0	0 0 0 0 0 0	0 0 0 0 1 0	0 0 0 0 0 0	2 3 0 0 0 0
Dave Concepcion, R (1, 6) OBP: 0.342, SLG: 0.387			F7		F7		1-3		FC4 1-2f	4	0	0	0	0	0	2
Fred Norman, S (1, 1) OBP: 0.200, SLG: 0.179 Dave Collins, S (6, PH) OBP: 0.320, SLG: 0.222 (7, 8)			F7			1-3	L4			1 2	0 0	0 0	0 0	0 0	0 0	0 0
Inning Stats	R: 0 E: 0 K: 0 S: 3 H: 0 LOB: 0 BB: 0 P: 3	R: 0 E: 0 K: 1 S: 5 H: 0 LOB: 1 BB: 1 P: 9	R: 0 E: 0 K: 0 S: 3 H: 0 LOB: 0 BB: 0 P: 3	R: 0 E: 0 K: 0 S: 3 H: 0 LOB: 0 BB: 0 P: 3	R: 0 E: 0 K: 0 S: 4 H: 1 LOB: 1 BB: 0 P: 4	R: 2 E: 0 K: 0 S: 6 H: 3 LOB: 3 BB: 2 P: 14	R: 0 E: 0 K: 0 S: 3 H: 0 LOB: 0 BB: 0 P: 3	R: 0 E: 0 K: 2 S: 7 H: 0 LOB: 0 BB: 0 P: 7	R: 0 E: 0 K: 2 S: 7 H: 0 LOB: 1 BB: 1 P: 11	1B: 2 2B: 2 3B: 0 HR: 0	SF: 0 SAC: 0 DP: 0 HBP: 0						

PITCHER		IP	WLS	BF	H	R	ER	SO	BB	IBB	HBP	BLK	WP	HR	S	P	ERA	WHIP
John Montefusco, R ERA: 3.69	(1, 1)	5.2		22	3	2	2	1	2	0	0	0	0	0	22	30	3.18	0.882
Gary Lavelle, L ERA: 3.59	(6, 1)	3.1	W	13	1	0	0	4	1	1	0	0	0	0	19	27	0.00	0.600

PITCHER	IP	WLS	BF	H	R	ER	SO	BB	IBB	HBP	BLK	WP	HR	S	P	ERA	WHIP

BOTTOM

San Francisco Giants @ Cincinnati Reds

Riverfront Stadium, Cincinnati, OH

Sat Jul 08 1978, 7:05 PM EDT

Att. 43,316 - Unknown

livebaseballscorecards.com

AB	31
R	2
H	4
RBI	2
BB	4
SO	5
LOB	10

REDS

San Francisco Giants @ Cincinnati Reds

Riverfront Stadium, Cincinnati, OH

Sun Jul 09 1978, 3:33 AM EDT

Att. 37,966 - Unknown

TOP

livebaseballscorecards.com

Batter	1	2	3	4	5	6	7	8	9	AB	R	H	RBI	BB	SO	LOB
Jim Dwyer, L (1, 8) OBP: 0.328, SLG: 0.340	F8		6-3		P4		4-3 1B		G6-4-3 1B	5	0	2	0	0	0	1
Terry Whitfield, L (1, 7) OBP: 0.348, SLG: 0.412	F3			1B 1B 1B	F7		4-3 1-2		K	5	1	1	0	0	1	2
Jack Clark, R (1, 9) OBP: 0.362, SLG: 0.554	5-3			P6	1B 1B		P4		G6-4-3 1-2f	5	0	1	0	0	0	3
Willie McCovey, L (1, 3) OBP: 0.320, SLG: 0.450 Dennis Littlejohn, R (8, 2)		F2		1B 1B 1-2 1B	1-3 1B		IBB			3 0	1 0	2 0	0 0	1 0	0 0	0 0
Darrell Evans, L (1, 5) OBP: 0.359, SLG: 0.389		F9		BB 1B 1-3 2-H 1B	F7		6-3			4	0	1	1	0	0	4
Vic Harris, S (1, 4) OBP: 0.223, SLG: 0.237		F8		B B B B 1B 1-2 BB		1-3		F7		3	0	0	0	1	0	0
Roger Metzger, S (1, 6) OBP: 0.323, SLG: 0.330			6-3	1-3 2-H 3-H 1B		G3 1B		6-3		4	0	2	1	0	0	0
Marc Hill, R (1, 2) OBP: 0.317, SLG: 0.288 (8, 3)			K	IBB		G3 1-2		B B B B BB		2	0	0	0	2	1	1
Ed Halicki, R (1, 1) OBP: 0.143, SLG: 0.111			1B	6-3		5-3		6-3		3	0	1	0	0	0	4
John Curtis, L (6, 1)										0	0	0	0	0	0	0
Randy Moffitt, R (7, 1) OBP: 0.286, SLG: 0.167										0	0	0	0	0	0	0
Hector Cruz, R (8, PH) OBP: 0.310, SLG: 0.379										1	0	0	0	0	0	1
Bob Knepper, L (8, 1) OBP: 0.140, SLG: 0.114										0	0	0	0	0	0	0
Inning Stats	R: 0 E: 0 K: 0 S: 3 H: 0 LOB: 0 BB: 0 P: 3	R: 0 E: 0 K: 0 S: 3 H: 0 LOB: 0 BB: 0 P: 3	R: 0 E: 0 K: 1 S: 6 H: 1 LOB: 1 BB: 0 P: 6	R: 2 E: 0 K: 0 S: 6 H: 4 LOB: 3 BB: 2 P: 14	R: 0 E: 0 K: 0 S: 5 H: 2 LOB: 2 BB: 0 P: 5	R: 0 E: 0 K: 0 S: 4 H: 1 LOB: 1 BB: 0 P: 4	R: 0 E: 0 K: 0 S: 4 H: 1 LOB: 2 BB: 1 P: 8	R: 0 E: 0 K: 0 S: 3 H: 0 LOB: 1 BB: 1 P: 7	R: 0 E: 0 K: 1 S: 5 H: 1 LOB: 0 BB: 0 P: 5	1B: 10 2B: 0 3B: 0 HR: 0 SF: 0 SAC: 0 DP: 1 HBP: 0						

	AB	35
	R	2
	H	10
	RBI	2
	BB	4
	SO	2
	LOB	16

		WP: 0	PA: 39
		PB: 0	
		SB: 0	
		CS: 0	

PITCHER		IP	WLS	BF	H	R	ER	SO	BB	IBB	HBP	BLK	WP	HR	S	P	ERA	WHIP
Paul Moskau, R ERA: 4.21	(1, 1)	5.0		23	7	2	2	1	1	1	0	0	0	0	23	31	3.60	1.600
Tom Hume, R ERA: 5.33	(6, 1)	1.0	W	4	1	0	0	0	0	0	0	0	0	0	4	4	0.00	1.000
Pedro Borbon, R ERA: 4.3	(7, 1)	0.2		3	1	0	0	0	0	0	0	0	0	0	3	3	0.00	1.500
Dave Tomlin, L ERA: 4.12	(7, 1)	2.1	S	9	1	0	0	1	1	1	0	0	0	0	9	17	0.00	0.857

PITCHER	IP	WLS	BF	H	R	ER	SO	BB	IBB	HBP	BLK	WP	HR	S	P	ERA	WHIP

BOTTOM

San Francisco Giants @ Cincinnati Reds

Riverfront Stadium, Cincinnati, OH

Sun Jul 09 1978, 3:33 AM EDT

Att. 37,966 - Unknown

livebaseballscorecards.com

Batter	1	2	3	4	5	6	7	8	9	AB	R	H	RBI	BB	SO	LOB
Pete Rose, S (1, 5) OBP: 0.355, SLG: 0.419	F8		1B			1B BLK 1B	SF9	WP BB 1B		4	1	3	1	0	0	0
Ray Knight, R (9, 5) OBP: 0.208, SLG: 0.289										0	0	0	0	0	0	0
Ken Griffey, L (1, 9) OBP: 0.352, SLG: 0.421	F8		3-1			BLK S 1B 1B	1B SF8 BB	WP BB		3	2	1	0	2	0	1
Joe Morgan, L (1, 4) OBP: 0.375, SLG: 0.433	F5			K		BB 1B BB	SF8 1B 1B	BB		3	1	1	2	1	1	0
Junior Kennedy, R (7, PR) OBP: 0.333, SLG: 0.222 (8, 4)										0	1	0	0	1	0	0
George Foster, R (1, 7) OBP: 0.372, SLG: 0.539		F3		6-3		1B BB	SF8	F7		3	0	0	1	1	0	3
Dan Driessen, L (1, 3) OBP: 0.381, SLG: 0.467		L3		P6		G6-3 1B	1B IBB			3	0	1	2	1	0	0
Mike Lum, L (1, 8) OBP: 0.398, SLG: 0.486		BB			F8	G6-3 1B	1B			1	0	0	0	1	0	0
Tom Hume, R (6, 1)										0	0	0	0	0	0	0
Dave Collins, S (6, PH) OBP: 0.316, SLG: 0.219										1	0	0	0	0	0	2
Pedro Borbon, R (7, 1) OBP: 0.250, SLG: 0.250										0	0	0	0	0	0	0
Dave Tomlin, L (7, 1) OBP: 0.250, SLG: 0.250							1B			1	0	1	1	0	0	0
Dave Concepcion, R (1, 6) OBP: 0.341, SLG: 0.385		K			K		WP SH SF9 1B L5			4	1	1	0	0	2	3
Vic Correll, R (1, 2) OBP: 0.231, SLG: 0.240			K		6-3		SH SF9 WP 1B	6-3		3	1	0	0	0	1	0
Paul Moskau, R (1, 1) OBP: 0.304, SLG: 0.250			P4			F8	BB 1B BB	1-3		1	0	0	0	0	0	0
Cesar Geronimo, L (6, 8) OBP: 0.330, SLG: 0.374										2	1	0	0	1	0	0
Inning Stats	R: 0 E: 0 K: 0 S: 3 H: 0 LOB: 0 BB: 0 P: 3	R: 0 E: 0 K: 1 S: 5 H: 0 LOB: 1 BB: 1 P: 9	R: 0 E: 0 K: 1 S: 6 H: 1 LOB: 1 BB: 0 P: 6	R: 0 E: 0 K: 1 S: 5 H: 0 LOB: 0 BB: 0 P: 5	R: 0 E: 0 K: 1 S: 5 H: 0 LOB: 0 BB: 0 P: 5	R: 3 E: 0 K: 0 S: 5 H: 3 LOB: 1 BB: 2 P: 13	R: 5 E: 1 K: 0 S: 7 H: 3 LOB: 2 BB: 3 P: 19	R: 0 E: 0 K: 0 S: 4 H: 1 LOB: 3 BB: 2 P: 12		1B: 8 2B: 0 3B: 0 HR: 0	SF: 2 SAC: 1 DP: 1 HBP: 0						

	AB	29
	R	8
	H	8
	RBI	7
	BB	8
	SO	4
	LOB	9

WP: 2 PB: 0 SB: 1 CS: 0 PA: 40

PITCHER		IP	WLS	BF	H	R	ER	SO	BB	IBB	HBP	BLK	WP	HR	S	P	ERA	WHIP
Ed Halicki, R ERA: 3.05	(1, 1)	5.1	L	22	3	3	3	4	3	0	0	1	0	0	27	39	5.06	1.125
John Curtis, L ERA: 3.64	(6, 1)	1.0		8	3	5	2	0	2	0	0	0	1	0	6	14	18.00	5.000
Randy Moffitt, R ERA: 3.91	(7, 1)	0.2		4	1	0	0	0	0	1	0	0	0	0	3	7	0.00	1.500
Bob Knepper, L ERA: 2.56	(8, 1)	1.0		6	1	0	0	0	2	0	0	0	1	0	4	12	0.00	3.000

PITCHER	IP	WLS	BF	H	R	ER	SO	BB	IBB	HBP	BLK	WP	HR	S	P	ERA	WHIP

Batter	1	2	3	4	5	6	7	8	9	AB	R	H	RBI	BB	SO	LOB
Lenny Randle, S (1, 5) OBP: 0.354, SLG: 0.344	F8		K		SF7			3-1		3	0	0	1	0	1	0
Tim Foli, R (1, 6) OBP: 0.268, SLG: 0.284	K		P4		K			K		4	0	0	0	0	3	0
Bobby Valentine, R (8, 4) OBP: 0.359, SLG: 0.341										0	0	0	0	0	0	0
Lee Mazzilli, S (1, 8) OBP: 0.348, SLG: 0.434	L7		1B			CS 1B		F9		4	0	2	0	0	0	0
Willie Montanez, L (1, 3) OBP: 0.324, SLG: 0.421		K	6-3			F8 1-2			F7	4	0	0	0	0	1	2
John Stearns, R (1, 2) OBP: 0.367, SLG: 0.394		E S E 1B		F3		F8			F9	4	1	1	0	0	0	0
Steve Henderson, R (1, 7) OBP: 0.312, SLG: 0.382		E6 WP S SF9 1-H		F8			K		BB	3	1	0	0	1	1	0
Elliott Maddox, R (1, 9) OBP: 0.396, SLG: 0.360		BB 1-3		CS BB			K		K	1	0	0	0	2	1	0
Skip Lockwood, R (7, 1)										1	0	0	0	0	1	1
Doug Flynn, R (1, 4) OBP: 0.271, SLG: 0.270		SF9 3-H		CS 1-2	SH3-4 SF7 2B		K			2	1	1	1	0	1	0
(8, 6)																
Jerry Koosman, R (1, 1) OBP: 0.098, SLG: 0.146		K								1	0	0	0	0	1	1
Joel Youngblood, R (7, 9) OBP: 0.282, SLG: 0.412					SH3-4 2-3			HR		1	1	1	1	0	0	0
Inning Stats	R: 0 E: 0 K: 1 S: 5 H: 0 LOB: 0 BB: 0 P: 5	R: 2 E: 1 K: 2 S: 9 H: 1 LOB: 1 BB: 1 P: 13	R: 0 E: 0 K: 1 S: 6 H: 1 LOB: 1 BB: 0 P: 6	R: 0 E: 0 K: 0 S: 2 H: 0 LOB: 0 BB: 1 P: 6	R: 1 E: 0 K: 1 S: 6 H: 1 LOB: 0 BB: 0 P: 6	R: 0 E: 0 K: 0 S: 3 H: 1 LOB: 0 BB: 0 P: 3	R: 0 E: 0 K: 3 S: 9 H: 0 LOB: 0 BB: 0 P: 9	R: 1 E: 0 K: 1 S: 6 H: 1 LOB: 0 BB: 0 P: 6	R: 0 E: 0 K: 1 S: 5 H: 0 LOB: 1 BB: 1 P: 9	1B: 3 2B: 1 3B: 0 HR: 1 SF: 2 SAC: 1 DP: 0 HBP: 0						

PITCHER	IP	WLS	BF	H	R	ER	SO	BB	IBB	HBP	BLK	WP	HR	S	P	ERA	WHIP
Tom Seaver, R (1, 1) ERA: 3.23	7.0	L	26	4	3	1	8	2	0	0	0	1	0	40	48	1.29	0.857
Manny Sarmiento, R (8, 1) ERA: 2.85	2.0		8	1	1	1	2	1	0	0	0	0	1	11	15	4.50	1.000

PITCHER	IP	WLS	BF	H	R	ER	SO	BB	IBB	HBP	BLK	WP	HR	S	P	ERA	WHIP

TOP

New York Mets @ Cincinnati Reds

Riverfront Stadium, Cincinnati, OH

Thu Jul 13 1978, 7:05 PM EDT

Att. 35,226 - Unknown

livebaseballscorecards.com

AB	28
R	4
H	5
RBI	3
BB	3
SO	10
LOB	4

WP: 1	PA: 35		
PB: 0			
SB: 2			
CS: 2			

New York Mets @ Cincinnati Reds

Riverfront Stadium, Cincinnati, OH

Thu Jul 13 1978, 7:05 PM EDT

Att. 35,226 - Unknown

BOTTOM

Batter	1	2	3	4	5	6	7	8	9	AB	R	H	RBI	BB	SO	LOB
Pete Rose, S (1, 5) OBP: 0.356, SLG: 0.422	F9		F9		6-3		2B		1B	5	0	2	1	0	0	0
Ken Griffey, L (1, 9) OBP: 0.350, SLG: 0.418	F4-3		BLK 1B		F4-3		F8		F7	5	1	1	0	0	0	3
Joe Morgan, L (1, 4) OBP: 0.376, SLG: 0.432	BB		1-H 1B		K			P4		3	0	1	1	1	1	0
George Foster, R (1, 7) OBP: 0.371, SLG: 0.536	F7		F9			5-3		BB 1B		4	0	1	0	0	0	2
Johnny Bench, R (1, 2) OBP: 0.300, SLG: 0.441		G3 1B		F6-4-3 1B		BB G6-3		F7		3	0	2	0	1	0	1
Dave Concepcion, R (1, 6) OBP: 0.340, SLG: 0.382		F9		1-2 F6-4-3		1-2f G6-3		1-2 BB		3	0	0	0	1	0	3
Dan Driessen, L (1, 3) OBP: 0.383, SLG: 0.463		1-2 G3		BB 1B			BB 1B 2B	F7		2	1	0	0	2	0	3
Cesar Geronimo, L (1, 8) OBP: 0.329, SLG: 0.371		K		1-2 1B			F8		F7	4	0	1	0	0	1	2
Tom Seaver, R (1, 1) OBP: 0.256, SLG: 0.162			6-3	K			1-3 2B 1B		4-3	2	0	0	0	0	1	2
Ken Henderson, S (7, PH) OBP: 0.265, SLG: 0.356										1	0	1	0	0	0	0
Rick Auerbach, R (7, PR) OBP: 0.294, SLG: 0.414										0	0	0	0	0	0	0
Manny Sarmiento, R (8, 1)										0	0	0	0	0	0	0
Mike Lum, L (9, PH) OBP: 0.393, SLG: 0.480										1	0	0	0	0	0	0
Inning Stats	R: 0 E: 0 K: 0 S: 3 H: 0 LOB: 1 BB: 1 P: 7	R: 0 E: 0 K: 1 S: 6 H: 1 LOB: 1 BB: 0 P: 6	R: 1 E: 0 K: 0 S: 5 H: 2 LOB: 1 BB: 0 P: 5	R: 0 E: 0 K: 1 S: 6 H: 2 LOB: 2 BB: 1 P: 10	R: 0 E: 0 K: 1 S: 5 H: 0 LOB: 0 BB: 0 P: 5	R: 0 E: 0 K: 0 S: 2 H: 0 LOB: 0 BB: 1 P: 6	R: 1 E: 0 K: 0 S: 4 H: 2 LOB: 2 BB: 1 P: 8	R: 0 E: 0 K: 0 S: 4 H: 1 LOB: 2 BB: 1 P: 8	R: 0 E: 0 K: 0 S: 4 H: 1 LOB: 1 BB: 0 P: 4	1B: 8 2B: 1 3B: 0 HR: 0	SF: 0 SAC: 0 DP: 2 HBP: 0						

livebaseballscorecards.com

AB	33
R	2
H	9
RBI	2
BB	5
SO	3
LOB	16

PITCHER		IP	WLS	BF	H	R	ER	SO	BB	IBB	HBP	BLK	WP	HR	S	P	ERA	WHIP
Jerry Koosman, L ERA: 4.03	(1, 1)	6.2	W	28	7	2	2	3	4	0	0	1	0	0	30	46	2.70	1.650
Skip Lockwood, R ERA: 3.39	(7, 1)	2.1	S	10	2	0	0	0	1	0	0	0	0	0	9	13	0.00	1.286

PITCHER	IP	WLS	BF	H	R	ER	SO	BB	IBB	HBP	BLK	WP	HR	S	P	ERA	WHIP

Batter	1	2	3	4	5	6	7	8	9	AB	R	H	RBI	BB	SO	LOB
Lenny Randle, S (1, 5) OBP: 0.349, SLG: 0.338	B5-3		F9		6-3			K		4	0	0	0	0	1	0
Tim Foli, R (1, 6) OBP: 0.263, SLG: 0.279	5-3		5-3		F3			K		4	0	0	0	0	1	1
Elliott Maddox, R (1, 9) (7, 8) OBP: 0.393, SLG: 0.374	HR			1-3		F9		L9		4	1	1	1	0	0	1
John Stearns, R (1, 2) OBP: 0.366, SLG: 0.403	F8			HR		4-3		K		4	1	1	1	0	1	1
Willie Montanez, L (1, 3) OBP: 0.326, SLG: 0.425		6-3		BB 1B		2B			F9	4	0	2	0	0	0	0
Steve Henderson, R (1, 7) OBP: 0.317, SLG: 0.384		CS 1B		BBBB 4-0 1-2 BB		F8			1B	3	0	2	0	1	0	1
Joel Youngblood, R (1, 8) OBP: 0.286, SLG: 0.444		1-2 HR		P4			3-1		K	2	1	1	1	0	0	2
Bruce Boisclair, L (7, PH) (7, 9) OBP: 0.323, SLG: 0.355										2	0	0	0	0	1	1
Doug Flynn, R (1, 4) OBP: 0.269, SLG: 0.268		F5-3		F8			F4		K	3	0	0	0	0	0	2
Lee Mazzilli, S (9, PH) OBP: 0.347, SLG: 0.433										1	0	0	0	0	1	1
Pat Zachry, R (1, 1) OBP: 0.136, SLG: 0.073			5-3		F9		K			3	0	0	0	0	1	0
Paul Siebert, L (7, 1)										0	0	0	0	0	0	0
Dwight Bernard, R (7, 1)										0	0	0	0	0	0	0
Inning Stats	R: 1 E: 0 K: 0 S: 4 H: 1 LOB: 0 BB: 0 P: 4	R: 1 E: 0 K: 0 S: 4 H: 2 LOB: 0 BB: 0 P: 4	R: 0 E: 0 K: 0 S: 3 H: 0 LOB: 0 BB: 0 P: 3	R: 1 E: 0 K: 0 S: 5 H: 2 LOB: 2 BB: 1 P: 9	R: 0 E: 0 K: 0 S: 3 H: 0 LOB: 0 BB: 0 P: 3	R: 0 E: 0 K: 0 S: 4 H: 1 LOB: 1 BB: 0 P: 4	R: 0 E: 0 K: 1 S: 5 H: 0 LOB: 0 BB: 0 P: 5	R: 0 E: 0 K: 3 S: 10 H: 0 LOB: 1 BB: 0 P: 10	R: 0 E: 0 K: 2 S: 8 H: 1 LOB: 1 BB: 0 P: 8	1B: 3 2B: 1 3B: 0 HR: 3	SF: 0 SAC: 0 DP: 0 HBP: 0						

PITCHER	IP	WLS	BF	H	R	ER	SO	BB	IBB	HBP	BLK	WP	HR	S	P	ERA	WHIP
Fred Norman, L (1, 1) ERA: 3.21	3.1		15	5	3	3	0	1	0	0	0	0	3	14	18	8.10	1.800
Pedro Borbon, R (4, 1) ERA: 4.17	1.2		5	0	0	0	0	0	0	0	0	0	0	5	5	0.00	0.000
Manny Sarmiento, R (6, 1) ERA: 2.82	1.0		4	1	0	0	0	0	0	0	0	0	0	4	4	0.00	1.000
Doug Bair, R (7, 1) ERA: 1.69	3.0	W	11	1	0	0	6	0	0	0	0	1	0	23	23	0.00	0.333

PITCHER	IP	WLS	BF	H	R	ER	SO	BB	IBB	HBP	BLK	WP	HR	S	P	ERA	WHIP

TOP

New York Mets @ Cincinnati Reds

Riverfront Stadium, Cincinnati, OH

Fri Jul 14 1978, 7:05 PM EDT

Att. 34,751 - Unknown

livebaseballscorecards.com

AB	34
R	3
H	7
RBI	3
BB	1
SO	6
LOB	10

1B: 3 SF: 0 WP: 1 PA: 35
2B: 1 SAC: 0 PB: 0
3B: 0 DP: 0 SB: 0
HR: 3 HBP: 0 CS: 1

Batter	1	2	3	4	5	6	7	8	9	AB	R	H	RBI	BB	SO	LOB
Pete Rose, S (1, 5) OBP: 0.356, SLG: 0.422	6-3		FC6-4 3-H 1B		2B 1B	FC4-6 1-2f		6-3		5	0	2	1	0	0	2
Ray Knight, R (9, 5) OBP: 0.208, SLG: 0.289										0	0	0	0	0	0	0
Ken Griffey, L (1, 9) OBP: 0.353, SLG: 0.421	BBBB 2B BB		FC6-4 1-2f		1-3 2B		BB 3B 1B	F7		4	1	2	0	1	0	1
Joe Morgan, L (1, 4) OBP: 0.377, SLG: 0.433	1-H 2B		F8		P6		BBBB 1-2 3B BB	F8		4	1	1	0	1	0	3
George Foster, R (1, 7) OBP: 0.370, SLG: 0.531	F7			F8	BBBB BB		SSS K			3	0	0	0	1	1	3
Dan Driessen, L (1, 3) OBP: 0.384, SLG: 0.469		F4-3		BBBB 1B 1B BB	SSS K		1-H 2-H 2B 3B			3	2	1	2	1	1	3
Johnny Bench, R (1, 2) OBP: 0.308, SLG: 0.449	6-3			1-2 1B E 1B		BBBB FC4-6 G3 BB	3-H 2B			3	1	2	1	1	0	0
Dave Concepcion, R (1, 6) OBP: 0.336, SLG: 0.377	F4		SSS K			1-2 G3	6-3			4	0	0	0	0	1	4
Cesar Geronimo, L (1, 8) OBP: 0.340, SLG: 0.382			SH2-4 1B 2B	1-H 2-H E2 CS 1B		BBBB FC4-6 BB	IIII IBB			2	1	2	1	2	0	0
Fred Norman, S (1, 1) OBP: 0.200, SLG: 0.179 Pedro Borbon, R (4, 1) OBP: 0.250, SLG: 0.250 Dave Collins, S (5, PH) OBP: 0.312, SLG: 0.215 Manny Sarmiento, R (6, 1) Mike Lum, L (6, PH) OBP: 0.389, SLG: 0.474 Doug Bair, R (7, 1) OBP: 0.125, SLG: 0.125			SH2-4 2-3	F 1-2	B5-3	FC4-6 1-2f 2-3 FC4-6	1-3			0 1 1 0 1 1	0 0 0 0 0 0	0 0 0 0 0 0	0 0 0 0 0 0	0 0 0 0 0 0	0 1 0 0 2 2	0 1 0 0 2 2
Inning Stats	R: 0 E: 0 K: 0 S: 3 H: 1 LOB: 1 BB: 1 P: 7	R: 0 E: 0 K: 0 S: 3 H: 0 LOB: 0 BB: 0 P: 3	R: 1 E: 0 K: 0 S: 5 H: 2 LOB: 1 BB: 0 P: 5	R: 2 E: 1 K: 1 S: 6 H: 2 LOB: 0 BB: 1 P: 10	R: 0 E: 0 K: 1 S: 7 H: 2 LOB: 3 BB: 1 P: 11	R: 0 E: 0 K: 0 S: 3 H: 0 LOB: 2 BB: 2 P: 11	R: 3 E: 0 K: 1 S: 8 H: 3 LOB: 2 BB: 2 P: 16	R: 0 E: 0 K: 0 S: 3 H: 0 LOB: 0 BB: 0 P: 3		1B: 5 2B: 4 3B: 1 HR: 0 SF: 0 SAC: 1 DP: 0 HBP: 0				WP: 0 PB: 0 SB: 0 CS: 1 PA: 40		

PITCHER		IP	WLS	BF	H	R	ER	SO	BB	IBB	HBP	BLK	WP	HR	S	P	ERA	WHIP
Pat Zachry, R ERA: 3.07	(1, 1)	6.0	L	30	8	4	3	2	5	0	0	0	0	0	28	48	4.50	2.167
Paul Siebert, L ERA: 4.79	(7, 1)	0.0		1	0	0	0	0	1	0	0	0	0	0	0	4	∞	∞
Dwight Bernard, R ERA: 3.86	(7, 1)	2.0		9	2	2	2	1	0	1	0	0	0	0	10	14	9.00	1.000

PITCHER	IP	WLS	BF	H	R	ER	SO	BB	IBB	HBP	BLK	WP	HR	S	P	ERA	WHIP

BOTTOM

New York Mets @ Cincinnati Reds

Riverfront Stadium, Cincinnati, OH

Fri Jul 14 1978, 7:05 PM EDT

Att. 34,751 - Unknown

livebaseballscorecards.com

AB	32
R	6
H	10
RBI	5
BB	7
SO	3
LOB	21

Batter	1	2	3	4	5	6	7	8	9	AB	R	H	RBI	BB	SO	LOB
Lenny Randle, S (1, 5) (8, 4) OBP: 0.344, SLG: 0.332	4-3	P3		F8		6-3			F9	5	0	0	0	0	0	3
Tim Foli, R (1, 6) OBP: 0.262, SLG: 0.278	6-3		F7	1B 1-2 1B			6-3		F7	5	0	1	0	0	0	0
Lee Mazzilli, S (1, 8) OBP: 0.348, SLG: 0.432	4-3		P6	FC5-4 1-2 2-3 1B			FC6-4 1B		F8	5	0	2	0	0	0	0
Willie Montanez, L (1, 3) OBP: 0.328, SLG: 0.429		F8 1B BLK 1B	FC5 2B	FC5-4 1-2f			SSS K			4	1	2	0	0	1	4
John Stearns, R (1, 2) OBP: 0.364, SLG: 0.401		BLK 1-2 1B 1B	FC5 2-3		P6		FC6-4 1-2f			4	1	1	0	0	0	2
Steve Henderson, R (1, 7) OBP: 0.319, SLG: 0.386		F8 2-3		SH5-4 1B 1B 1B	6-3			E8 1B G4-6-3 1B		4	2	2	0	0	0	2
Elliott Maddox, R (1, 9) (8, 5) OBP: 0.399, SLG: 0.381		SH5-4 1B 1-H 3-H 1B		SH5-4 1-2 1B	6-3			G4-6-3 2-3 1B		4	1	3	1	0	0	0
Doug Flynn, R (1, 4) OBP: 0.270, SLG: 0.269 Ed Kranepool, L (8, PH) (8, 9) OBP: 0.328, SLG: 0.375		SH5-4 1-2 1B		SH5-4 1-2 2-3		F1-3		G4-6-3 1-2f 3-H		2 1	0 0	1 0	0 0	0 0	0 0	0 1
Craig Swan, R (1, 1) OBP: 0.229, SLG: 0.206 Tom Grieve, R (6, PH) OBP: 0.286, SLG: 0.354 Paul Siebert, L (6, 1) Dale Murray, R (6, 1) Skip Lockwood, R (7, 1) Bruce Boisclair, L (8, PH) OBP: 0.321, SLG: 0.353 Dwight Bernard, R (8, 1)		SH5-4 1-2 2-3		1B 1B 2-H 3-H 1B		SSS K		SSS K		1 1 0 0 0 1 0	0 0 0 0 0 0 0	1 0 0 0 0 0 0	2 0 0 0 0 1 0	0 0 0 0 0 0 0	0 1 0 0 0 1 0	0 0 0 0 0 0 0
Inning Stats	R: 0 E: 0 K: 0 S: 3 H: 0 LOB: 0 BB: 0 P: 3	R: 2 E: 0 K: 0 S: 7 H: 4 LOB: 2 BB: 0 P: 7	R: 0 E: 0 K: 0 S: 4 H: 1 LOB: 1 BB: 0 P: 4	R: 2 E: 0 K: 0 S: 8 H: 5 LOB: 3 BB: 0 P: 8	R: 0 E: 0 K: 0 S: 3 H: 0 LOB: 0 BB: 0 P: 3	R: 0 E: 0 K: 1 S: 5 H: 0 LOB: 0 BB: 0 P: 5	R: 0 E: 0 K: 1 S: 6 H: 1 LOB: 1 BB: 0 P: 6	R: 1 E: 1 K: 1 S: 6 H: 2 LOB: 0 BB: 0 P: 6	R: 0 E: 0 K: 0 S: 3 H: 0 LOB: 0 BB: 0 P: 3	1B: 12 2B: 1 3B: 0 HR: 0	SF: 0 SAC: 2 DP: 1 HBP: 0						

PITCHER	IP	WLS	BF	H	R	ER	SO	BB	IBB	HBP	BLK	WP	HR	S	P	ERA	WHIP
Paul Moskau, R (1, 1) ERA: 4.55	3.1		18	8	4	4	0	0	0	0	1	0	0	18	18	10.80	2.400
Pedro Borbon, R (4, 1) ERA: 4.04	1.2		7	2	0	0	0	0	0	0	0	0	0	7	7	0.00	1.200
Dave Tomlin, L (6, 1) ERA: 3.92	2.0	W	7	1	0	0	2	0	0	0	0	0	0	11	11	0.00	0.500
Manny Sarmiento, R (8, 1) ERA: 2.75	2.0	S	7	2	1	0	1	0	0	0	0	0	0	9	9	0.00	1.000

PITCHER	IP	WLS	BF	H	R	ER	SO	BB	IBB	HBP	BLK	WP	HR	S	P	ERA	WHIP

TOP

New York Mets @ Cincinnati Reds

Riverfront Stadium, Cincinnati, OH

Sat Jul 15 1978, 7:05 PM EDT

Att. 50,125 - Unknown

livebaseballscorecards.com

AB	37
R	5
H	13
RBI	3
BB	0
SO	3
LOB	12

WP: 0 PB: 0 SB: 0 CS: 0 PA: 39

New York Mets @ Cincinnati Reds

Riverfront Stadium, Cincinnati, OH

Sat Jul 15 1978, 7:05 PM EDT

Att. 50,125 - Unknown

BOTTOM

Batter	1	2	3	4	5	6	7	8	9	AB	R	H	RBI	BB	SO	LOB
Pete Rose, S (1, 5) OBP: 0.360, SLG: 0.422	x 0-0 S 1B		x 0-0 ① F8			BBBB 4-0 BB 1B BB	BBBB 4-0 1B 1-2 1B BB	x 0-0 ③ 6-3		2	2	1	0	2	0	0
Junior Kennedy, R (8, 4) OBP: 0.330, SLG: 0.220										1	0	0	0	0	0	1
Ken Griffey, L (1, 9) OBP: 0.352, SLG: 0.419	x 0-0 ① 6-3 1-2		x 0-0 ② F4-3			x 0-0 ① F7	x 0-0 1B 1-2 2-3 SF7 1B			4	1	1	0	0	0	2
Joe Morgan, L (1, 4) OBP: 0.381, SLG: 0.436	x 0-0 ② 6-3		x 0-0 ③ 1B			BBBB 4-0 1B 1-2 1B BB	x 0-0 SF7 1-3 2-H 3-H 1B 1B			3	2	2	2	1	0	1
Manny Sarmiento, R (8, 1)										0	0	0	0	0	0	0
George Foster, R (1, 7) OBP: 0.369, SLG: 0.529	S S S 0-3 ③ K			x 0-0 ① 6-3		x 0-0 1B 1-2 2-H 1B	x 0-0 ② SF7 1-2 3-H			3	0	1	2	0	1	1
Dan Driessen, L (1, 3) OBP: 0.388, SLG: 0.474		x 0-0 1B 2B		S S S 0-3 ② K		x 0-0 1-3 2-H 1B	4-0 1B IBB			3	1	2	1	1	1	0
Johnny Bench, R (1, 2) OBP: 0.316, SLG: 0.453		x 0-0 FC6-4 2-H 1B		x 0-0 ③ F7		4-0 F6-4-3 IBB	x 0-0 ③ 1-3 2-H 1B			3	0	2	2	1	0	0
Dave Concepcion, R (1, 6) OBP: 0.335, SLG: 0.375		x 0-0 ① FC6-4 S 1-2f CS			x 0-0 ① 6-3	x 0-0 ② ③ F6-4-3 1-2		x 0-0 1B 1B		4	0	1	0	0	0	4
Cesar Geronimo, L (1, 8) OBP: 0.343, SLG: 0.382		BBBB 4-0 CS 1-3 BB			x 0-0 ② F9		x 0-0 ① 1-3	x 0-0 L3 1-3 1B		3	0	1	0	1	0	0
Paul Moskau, R (1, 1) OBP: 0.292, SLG: 0.238		x 0-0 ② ③ 5-3 1-2 3-H			x 0-0 ③ 1-5-3		x 0-0 ① ② 1B BB 1B 1B	x 0-0 ① ② L3 1-2		1	0	0	0	0	0	2
Pedro Borbon, R (4, 1) OBP: 0.250, SLG: 0.250										0	0	0	0	0	0	0
Dave Collins, S (5, PH) OBP: 0.308, SLG: 0.212										1	0	0	0	0	0	0
Dave Tomlin, L (6, 1) OBP: 0.250, SLG: 0.250										0	0	0	0	0	0	0
Mike Lum, L (7, PH) OBP: 0.396, SLG: 0.481										1	0	1	0	0	0	0
Rick Auerbach, R (7, PR) OBP: 0.294, SLG: 0.414										0	1	0	0	0	0	0
Ray Knight, R (8, 5) OBP: 0.204, SLG: 0.283										1	0	0	0	0	0	2
Inning Stats	R: 0 H: 1 E: 0 LOB: 1 K: 1 BB: 0 S: 6 P: 6	R: 1 H: 2 E: 0 LOB: 1 K: 0 BB: 1 S: 4 P: 8	R: 0 H: 1 E: 0 LOB: 1 K: 0 BB: 0 S: 3 P: 3	R: 0 H: 0 E: 0 LOB: 0 K: 1 BB: 0 S: 5 P: 5	R: 0 H: 0 E: 0 LOB: 0 K: 0 BB: 0 S: 3 P: 3	R: 2 H: 2 E: 0 LOB: 2 K: 0 BB: 3 S: 4 P: 16	R: 4 H: 4 E: 0 LOB: 2 K: 0 BB: 2 S: 6 P: 14	R: 0 H: 2 E: 0 LOB: 1 K: 0 BB: 0 S: 4 P: 4		1B: 11 SF: 1 2B: 2 SAC: 0 3B: 0 DP: 2 HR: 0 HBP: 0						

livebaseballscorecards.com

AB	30
R	7
H	12
RBI	7
BB	6
SO	2
LOB	13

WP: 0 PA: 37
PB: 0
SB: 3
CS: 2

PITCHER		IP	WLS	BF	H	R	ER	SO	BB	IBB	HBP	BLK	WP	HR	S	P	ERA	WHIP
Craig Swan, R ERA: 2.59	(1, 1)	5.0		18	4	1	1	2	1	0	0	0	0	0	21	25	1.80	1.000
Paul Siebert, L ERA: 5.57	(6, 1)	0.1		3	0	2	2	0	2	0	0	0	0	0	1	9	54.00	6.000
Dale Murray, R ERA: 4.64	(6, 1)	1.0	L	8	4	3	3	0	1	1	0	0	0	0	6	14	27.00	5.000
Skip Lockwood, R ERA: 3.49	(7, 1)	0.2		4	2	1	1	0	0	1	0	0	0	0	3	7	13.50	3.000
Dwight Bernard, R ERA: 3.18	(8, 1)	1.0		4	2	0	0	0	0	0	0	0	0	0	4	4	0.00	2.000

PITCHER	IP	WLS	BF	H	R	ER	SO	BB	IBB	HBP	BLK	WP	HR	S	P	ERA	WHIP

Batter	1	2	3	4	5	6	7	8	9	AB	R	H	RBI	BB	SO	LOB
Lenny Randle, S (1, 5) OBP: 0.341, SLG: 0.330	L5		F8		6-3			1B 1-3 2B 1B	F8	5	1	1	0	0	0	5
Tim Foli, R (1, 6) OBP: 0.261, SLG: 0.277	K		L6			E 1B		1-3 1-2		4	0	1	0	0	1	3
Lee Mazzilli, S (1, 8) OBP: 0.347, SLG: 0.430	4-3			4-3		P4		2B 1B 2-3		4	0	1	0	0	0	1
Willie Montanez, L (1, 3) OBP: 0.327, SLG: 0.430		K		F9		E6 G6-4-3 1-2		2B 1-3 3-H		4	0	1	1	0	1	1
John Stearns, R (1, 2) OBP: 0.362, SLG: 0.398		K		F7		G6-4-3 1-2f		F8		2	0	0	0	0	1	0
Bobby Valentine, R (5, 4) OBP: 0.352, SLG: 0.333										2	0	0	0	0	0	4
Steve Henderson, R (1, 7) OBP: 0.318, SLG: 0.382		F8			BB F9 1B 1-3		4-3		F3	3	1	0	0	1	0	0
Elliott Maddox, R (1, 9) OBP: 0.394, SLG: 0.376			F8		1-3 1-2		6-3		E5 4-3	3	0	0	0	0	0	1
Paul Siebert, L (7, 1)										0	0	0	0	0	0	0
Tom Grieve, R (9, PH) OBP: 0.282, SLG: 0.348										1	0	0	0	0	0	0
Doug Flynn, R (1, 4) OBP: 0.271, SLG: 0.271			BB 1B		F9 2-3		4-3		4-3 BB	2	0	1	0	0	0	1
Dwight Bernard, R (5, 1)										0	0	0	0	0	0	0
Bruce Boisclair, L (7, PH) OBP: 0.323, SLG: 0.350										1	0	0	0	1	0	0
(7, 9)																
Kevin Kobel, R (1, 1) OBP: 0.222, SLG: 0.125			BB 1-2		1B 3-H			4-3	4-3 1-2 2-3	0	0	0	0	1	0	0
Ron Hodges, L (5, PH) OBP: 0.312, SLG: 0.288										3	0	1	1	0	0	2
(5, 2)																
Inning Stats	R: 0 E: 0 K: 1 S: 5 H: 0 LOB: 0 BB: 0 P: 5	R: 0 E: 0 K: 2 S: 7 H: 0 LOB: 0 BB: 0 P: 7	R: 0 E: 0 K: 0 S: 4 H: 1 LOB: 2 BB: 1 P: 8	R: 0 E: 0 K: 0 S: 3 H: 0 LOB: 0 BB: 0 P: 3	R: 1 E: 0 K: 0 S: 4 H: 1 LOB: 1 BB: 1 P: 8	R: 0 E: 1 K: 0 S: 4 H: 1 LOB: 1 BB: 0 P: 4	R: 0 E: 0 K: 0 S: 3 H: 0 LOB: 0 BB: 0 P: 3	R: 1 E: 0 K: 0 S: 6 H: 3 LOB: 2 BB: 0 P: 6	R: 0 E: 1 K: 0 S: 4 H: 0 LOB: 2 BB: 1 P: 8	1B: 5 2B: 1 3B: 0 HR: 0	SF: 0 SAC: 0 DP: 1 HBP: 0						

TOP

New York Mets @ Cincinnati Reds

Riverfront Stadium, Cincinnati, OH

Sun Jul 16 1978, 3:33 AM EDT
Att. 33,519 - Unknown

livebaseballscorecards.com

AB	34
R	2
H	6
RBI	2
BB	3
SO	3
LOB	18

PITCHER		IP	WLS	BF	H	R	ER	SO	BB	IBB	HBP	BLK	WP	HR	S	P	ERA	WHIP
Tom Hume, R ERA: 5.04	(1, 1)	9.0	W	37	6	2	2	3	3	0	0	0	0	0	40	52	2.00	1.000

PITCHER	IP	WLS	BF	H	R	ER	SO	BB	IBB	HBP	BLK	WP	HR	S	P	ERA	WHIP

New York Mets @ Cincinnati Reds

Riverfront Stadium, Cincinnati, OH

Sun Jul 16 1978, 3:33 AM EDT

Att. 33,519 - Unknown

BOTTOM

Batter	1	2	3	4	5	6	7	8	9	AB	R	H	RBI	BB	SO	LOB
Pete Rose, S (1, 5) OBP: 0.358, SLG: 0.422 Dave Collins, S (7, PR) OBP: 0.308, SLG: 0.212 (8, 9)	E5 F9	6-3		F7		2B				5 0	1 0	1 0	0 0	0 0	0 0	2 0
Ken Griffey, L (1, 9) OBP: 0.350, SLG: 0.415 Mike Lum, L (8, 3) OBP: 0.396, SLG: 0.481	BB 1-2	L6	P6		F8	F8				4 0	1 0	0 0	0 0	1 0	0 0	1 0
Joe Morgan, L (1, 4) OBP: 0.383, SLG: 0.441 Junior Kennedy, R (6, 4) OBP: 0.327, SLG: 0.217	2B 1-3 2-H	1B E		F9	P5		F9			4 1	2 0	2 0	1 0	0 0	0 0	0 1
George Foster, R (1, 7) OBP: 0.366, SLG: 0.533	F4	F5		HR		6-3		F7		5	1	1	1	0	0	3
Johnny Bench, R (1, 2) OBP: 0.319, SLG: 0.448 (6, 3) Ray Knight, R (8, 5) OBP: 0.220, SLG: 0.298	IBB 1-2	E5		BB		F7		1B		2 1	2 0	0 1	0 0	2 0	0 0	1 0
Dave Concepcion, R (1, 6) OBP: 0.342, SLG: 0.397 Rick Auerbach, R (9, 6) OBP: 0.294, SLG: 0.414	2B 1-3 2-H 3-H	1B 1-2 2-3		HR 1-H		2B		F9		5 0	2 0	4 0	4 0	0 0	0 0	1 0
Ken Henderson, S (1, 8) OBP: 0.315, SLG: 0.408	E 2-H 3-H	1-2 2-3 3-H		5-3		IBB		2B 1-3		4	0	3	3	1	0	0
Dan Driessen, L (1, 3) OBP: 0.388, SLG: 0.471 Vic Correll, R (6, 2) OBP: 0.250, SLG: 0.231	K	1-3		HBP		P5		IBB		2 1	0 0	0 0	0 0	1 1	4 2	
Tom Hume, R (1, 1)	E8 1-3		K	L8			P3	F7		5	0	0	0	0	1	5
Inning Stats	R: 5 E: 2 K: 1 S: 10 H: 3 LOB: 2 BB: 2 P: 18	R: 1 E: 1 K: 0 S: 7 H: 3 LOB: 3 BB: 0 P: 7	R: 0 E: 0 K: 1 S: 5 H: 0 LOB: 0 BB: 0 P: 5	R: 3 E: 0 K: 0 S: 5 H: 2 LOB: 1 BB: 1 P: 10	R: 0 E: 0 K: 0 S: 3 H: 0 LOB: 0 BB: 0 P: 3	R: 0 E: 0 K: 0 S: 4 H: 1 LOB: 2 BB: 1 P: 8	R: 0 E: 0 K: 0 S: 4 H: 1 LOB: 1 BB: 0 P: 4	R: 0 E: 0 K: 0 S: 5 H: 2 LOB: 3 BB: 1 P: 9		1B: 5 2B: 5 3B: 0 HR: 2	SF: 0 SAC: 0 DP: 0 HBP: 1				WP: 0 PB: 0 SB: 0 CS: 0	PA: 45	

livebaseballscorecards.com

AB	39
R	9
H	12
RBI	9
BB	5
SO	2
LOB	20

PITCHER		IP	WLS	BF	H	R	ER	SO	BB	IBB	HBP	BLK	WP	HR	S	P	ERA	WHIP
Kevin Kobel, L ERA: 2.09	(1, 1)	4.0	L	27	8	9	7	2	2	1	1	0	0	2	27	40	15.75	2.500
Dwight Bernard, R ERA: 2.35	(5, 1)	2.0		8	1	0	0	0	0	1	0	0	0	0	7	11	0.00	0.500
Paul Siebert, L ERA: 5.09	(7, 1)	2.0		10	3	0	0	0	0	1	0	0	0	0	9	13	0.00	1.500

PITCHER		IP	WLS	BF	H	R	ER	SO	BB	IBB	HBP	BLK	WP	HR	S	P	ERA	WHIP

Montreal Expos @ Cincinnati Reds

Riverfront Stadium, Cincinnati, OH

Mon Jul 17 1978, 7:05 PM EDT

Att. 32,113 - Unknown

TOP

livebaseballscorecards.com

Batter	1	2	3	4	5	6	7	8	9	AB	R	H	RBI	BB	SO	LOB
Dave Cash, R (1, 4) OBP: 0.322, SLG: 0.352	P6	1-2 2B 1B	P6			F8 HBP 1B		1B 1B		5	1	3	0	0	0	2
Andre Dawson, R (1, 8) OBP: 0.304, SLG: 0.421	HR 1B	K		E S E 1B		1-2 G5-4-3 HBP		1-2 1B		4	2	3	0	0	1	2
Ellis Valentine, R (1, 9) OBP: 0.344, SLG: 0.524	1-H HR	P4		F8 1-3		F8 2-3		4-3		5	1	1	2	0	0	7
Tony Perez, R (1, 3) OBP: 0.343, SLG: 0.473 Sam Mejias, R (9, PR) OBP: 0.231, SLG: 0.167	HR	1-H 2-H 2B		E7 3-H 1B		G5-4-3 1-2f			1B	5 0	1 0	4 0	4 0	0 0	0 0	2 0
Larry Parrish, R (1, 5) OBP: 0.304, SLG: 0.453	1B 1B	F7		F9			F8		K	5	0	1	0	0	1	3
Warren Cromartie, L (1, 7) OBP: 0.316, SLG: 0.377	1-3 FC4-6 1B		BBBB 4-3 1B BB	4-3			P6		K	4	0	1	0	1	1	2
Gary Carter, R (1, 2) OBP: 0.322, SLG: 0.385	F3	4-3 1-2 1B			5-3		F7		L4	5	0	1	0	0	0	3
Chris Speier, R (1, 6) OBP: 0.330, SLG: 0.320	1-2f FC4-6		SSS K		F7			6-3		4	0	0	0	0	1	4
Ross Grimsley, L (1, 1) OBP: 0.214, SLG: 0.173 Stan Bahnsen, R (5, 1) Wayne Garrett, L (8, PH) OBP: 0.263, SLG: 0.221 Gerry Pirtle, R (8, 1)		1B 2B 1B	1-2 2-3 4-3		1-3			SSS K		3 0 1 0	1 0 0 0	1 0 0 0	0 0 0 0	0 0 0 0	0 0 1 0	2 0 0 0

Inning Stats																																			
	R: 3	E: 0	K: 0	S: 8	H: 5	LOB: 2	BB: 0	P: 8	R: 2	E: 0	K: 1	S: 8	H: 3	LOB: 1	BB: 0	P: 8	R: 0	E: 0	K: 1	S: 6	H: 1	LOB: 2	BB: 1	P: 10	R: 1	E: 1	K: 0	S: 5	H: 2	LOB: 1	BB: 0	P: 5	R: 0	E: 0	K: 0	S: 3	H: 0	LOB: 0	BB: 0	P: 3	R: 0	E: 0	K: 0	S: 3	H: 1	LOB: 1	BB: 0	P: 4	R: 0	E: 0	K: 0	S: 3	H: 0	LOB: 0	BB: 0	P: 3	R: 0	E: 0	K: 1	S: 7	H: 2	LOB: 2	BB: 0	P: 7	R: 0	E: 0	K: 2	S: 8	H: 1	LOB: 1	BB: 0	P: 8	1B: 12	2B: 1	3B: 0	HR: 2	SF: 0	SAC: 0	DP: 1	HBP: 1	WP: 0	PB: 0	SB: 1	CS: 0	PA: 43
---	---	---	---	---	---	---	---	---	---	---	---	---	---	---	---	---	---	---

Batter	1	2	3	4	5	6	7	8	9	AB	R	H	RBI	BB	SO	LOB
Pete Rose, S (1, 5) OBP: 0.357, SLG: 0.420	4-3		1-4-3		FC4-6 1B 1-2		B5-3			4	0	1	0	0	0	0
Ken Griffey, L (1, 9) OBP: 0.349, SLG: 0.413	4-3		K		FC4-6 HR E 1-2f 2-3		E9 G3			4	2	1	0	0	1	2
Joe Morgan, L (1, 4) OBP: 0.381, SLG: 0.438	P4			HR 1B	E3 HR 1-2 3-H		G3 3-H			4	2	1	2	0	0	1
George Foster, R (1, 7) OBP: 0.370, SLG: 0.555		F9		HR 1-H	HR 1-H 2-H		1B 2B			4	3	3	5	0	0	0
Johnny Bench, R (1, 3) OBP: 0.322, SLG: 0.449 (8, 2)		1B 1B		5-3	F9		E8 2-H	1B		4	0	2	1	0	0	0
Dave Concepcion, R (1, 6) OBP: 0.341, SLG: 0.395		K		BB 1B	5-3			F8		4	0	1	0	0	1	1
Ken Henderson, S (1, 8) OBP: 0.328, SLG: 0.404 Cesar Geronimo, L (9, 8) OBP: 0.343, SLG: 0.382		FC6-4 1B 1-2		G1-6-3 BB 1-2		4-3		F8		3 0	0 0	1 0	0 0	1 0	0 0	0 0
Vic Correll, R (1, 2) OBP: 0.226, SLG: 0.207 Dan Driessen, L (8, 3) OBP: 0.387, SLG: 0.470		FC6-4 1-2f		G1-6-3 1-2f		K		G3		3 1	0 0	0 0	0 0	0 0	1 0	4 0
Fred Norman, S (1, 1) OBP: 0.200, SLG: 0.179 Pedro Borbon, R (1, 1) OBP: 0.200, SLG: 0.200 Rick Auerbach, R (5, PH) OBP: 0.314, SLG: 0.414 Manny Sarmiento, R (6, 1) Doug Bair, R (8, 1) OBP: 0.125, SLG: 0.125			4-3		FC4-6 1B E BB		L8			0 1 0 1 0	0 0 1 0 0	0 0 0 0 0	0 0 0 0 0	0 0 1 0 0	0 0 0 0 0	0 0 0 0 0
Inning Stats	R: 0 E: 0 K: 0 S: 3 H: 0 LOB: 0 BB: 0 P: 3	R: 0 E: 0 K: 1 S: 7 H: 2 LOB: 2 BB: 0 P: 7	R: 0 E: 0 K: 1 S: 5 H: 0 LOB: 0 BB: 0 P: 5	R: 2 E: 0 K: 0 S: 5 H: 3 LOB: 1 BB: 1 P: 9	R: 4 E: 1 K: 0 S: 6 H: 2 LOB: 0 BB: 1 P: 10	R: 0 E: 0 K: 1 S: 5 H: 0 LOB: 0 BB: 0 P: 5	R: 2 E: 2 K: 0 S: 5 H: 3 LOB: 0 BB: 0 P: 5	R: 0 E: 0 K: 0 S: 3 H: 0 LOB: 0 BB: 0 P: 3		1B: 7 2B: 1 3B: 0 HR: 2 SF: 0 SAC: 0 DP: 1 HBP: 0				WP: 0 PB: 0 SB: 0 CS: 0 PA: 35		

PITCHER		IP	WLS	BF	H	R	ER	SO	BB	IBB	HBP	BLK	WP	HR	S	P	ERA	WHIP
Ross Grimsley, L ERA: 3.13	(1, 1)	4.1		22	7	6	5	2	2	0	0	0	0	2	24	32	10.38	2.077
Stan Bahnsen, R ERA: 4.5	(5, 1)	2.2	L	10	3	2	2	1	0	0	0	0	0	0	12	12	6.75	1.125
Gerry Pirtle, R ERA: 0.66	(8, 1)	1.0		3	0	0	0	0	0	0	0	0	0	0	3	3	0.00	0.000

PITCHER	IP	WLS	BF	H	R	ER	SO	BB	IBB	HBP	BLK	WP	HR	S	P	ERA	WHIP

BOTTOM

Montreal Expos @ Cincinnati Reds

Riverfront Stadium, Cincinnati, OH

Mon Jul 17 1978, 7:05 PM EDT

Att. 32,113 - Unknown

livebaseballscorecards.com

AB	33
R	8
H	10
RBI	8
BB	2
SO	3
LOB	8

Batter	1	2	3	4	5	6	7	8	9	AB	R	H	RBI	BB	SO	LOB
Dave Cash, R (1, 4) OBP: 0.321, SLG: 0.349	6-3		BBB 4-0 2B 1-2 BB		6-3		7-3 1-2f			3	0	0	0	1	0	1
Pepe Frias, R (9, 4) OBP: 0.333, SLG: 0.778										0	0	0	0	0	0	0
Andre Dawson, R (1, 8) OBP: 0.309, SLG: 0.437	1-3		0-0 1-3 2-H 2B			0-0 2B 1B		0-0 HR		4	1	3	2	0	0	0
Ellis Valentine, R (1, 9) OBP: 0.345, SLG: 0.526	L6		B2-3			0-0 WP 1B 1-2 2B		0-0 CS 1B		4	1	2	0	0	0	2
Tony Perez, R (1, 3) OBP: 0.339, SLG: 0.467		F9		F3		6-3 2-3		P4		4	0	0	0	0	0	2
Del Unser, L (8, 3) OBP: 0.317, SLG: 0.321										0	0	0	0	0	0	0
Larry Parrish, R (1, 5) OBP: 0.306, SLG: 0.452		SSS 0-3 K		0-0 4-3 1B		BBBB 4-0 1B BB		SSS 0-3 K 1-2		3	0	1	0	1	2	1
Warren Cromartie, L (1, 7) OBP: 0.316, SLG: 0.375		0-0 F8		0-0 4-3 1-2		0-0 FC5-4 1B 1-2 3-H			0-0 5-3	4	0	1	1	0	0	1
Gary Carter, R (1, 2) OBP: 0.318, SLG: 0.380		SSS 0-3 K	0-0 F9			0-0 FC5-4 1-2f			SSS 0-3 K	4	0	0	0	0	2	3
Chris Speier, R (1, 6) OBP: 0.326, SLG: 0.316		SSS 0-3 K		SSS 0-3 K			0-0 4-3		0-0 6-3	4	0	0	0	0	2	0
Hal Dues, R (1, 1) OBP: 0.192, SLG: 0.192			0-0 E1 BB 2B		SSS 0-3 K		0-0 7-3 1B			3	1	1	0	0	1	0
Darold Knowles, L (7, 1) OBP: 0.333, SLG: 0.333										0	0	0	0	0	0	0
Mike Garman, R (9, 1)										0	0	0	0	0	0	0
Inning Stats	R: 0 E: 0 K: 0 S: 3 H: 0 LOB: 0 BB: 0 P: 3	R: 0 E: 0 K: 1 S: 5 H: 0 LOB: 0 BB: 0 P: 5	R: 1 E: 1 K: 2 S: 9 H: 1 LOB: 2 BB: 1 P: 13	R: 0 E: 0 K: 0 S: 4 H: 1 LOB: 1 BB: 0 P: 4	R: 0 E: 0 K: 2 S: 7 H: 0 LOB: 0 BB: 0 P: 7	R: 1 E: 0 K: 0 S: 5 H: 3 LOB: 2 BB: 1 P: 9	R: 0 E: 0 K: 0 S: 3 H: 1 LOB: 0 BB: 0 P: 3	R: 1 E: 0 K: 1 S: 6 H: 2 LOB: 1 BB: 0 P: 6	R: 0 E: 0 K: 1 S: 5 H: 0 LOB: 0 BB: 0 P: 5	1B: 5 2B: 4 3B: 0 HR: 1	SF: 0 SAC: 0 DP: 2 HBP: 0						

PITCHER		IP	WLS	BF	H	R	ER	SO	BB	IBB	HBP	BLK	WP	HR	S	P	ERA	WHIP
Tom Seaver, R ERA: 3.13	(1, 1)	7.0	L	28	6	2	1	5	2	0	0	0	1	0	36	44	1.29	1.143
Michael LaCoss, R ERA: 9.0	(8, 1)	1.0		4	2	1	1	1	0	0	0	0	0	1	6	6	9.00	2.000
Pedro Borbon, R ERA: 4.11	(9, 1)	1.0		3	0	0	0	1	0	0	0	0	0	0	5	5	0.00	0.000

PITCHER	IP	WLS	BF	H	R	ER	SO	BB	IBB	HBP	BLK	WP	HR	S	P	ERA	WHIP

TOP

Montreal Expos @ Cincinnati Reds

Riverfront Stadium, Cincinnati, OH

Tue Jul 18 1978, 7:05 PM EDT

Att. 36,739 - Unknown

livebaseballscorecards.com

AB	33
R	3
H	8
RBI	3
BB	2
SO	7
LOB	10

1B: 5	SF: 0	WP: 1	PA: 35
2B: 4	SAC: 0	PB: 0	
3B: 0	DP: 2	SB: 0	
HR: 1	HBP: 0	CS: 1	

Montreal Expos @ Cincinnati Reds

Riverfront Stadium, Cincinnati, OH

Tue Jul 18 1978, 7:05 PM EDT

Att. 36,739 - Unknown

BOTTOM

Batter	1	2	3	4	5	6	7	8	9	AB	R	H	RBI	BB	SO	LOB
Pete Rose, S (1, 5) OBP: 0.359, SLG: 0.423	2B		1B			6-3	PO 1-2	6-3		4	0	2	0	0	0	0
Ken Griffey, L (1, 9) OBP: 0.346, SLG: 0.409	F7		F8			4-3		F8		4	0	0	0	0	0	2
Joe Morgan, L (1, 4) OBP: 0.380, SLG: 0.433	F5		P4			BB		F5		3	0	0	0	1	0	2
George Foster, R (1, 7) OBP: 0.369, SLG: 0.560	5-3			1-6-3		K			HR	4	1	1	1	0	1	2
Dan Driessen, L (1, 3) OBP: 0.388, SLG: 0.466		FC5-4 BB		P5			4-3		1B BB	2	0	0	0	2	0	0
Johnny Bench, R (1, 2) OBP: 0.325, SLG: 0.450 Dave Collins, S (9, PR) OBP: 0.308, SLG: 0.212	FC5-4 1-2f			F7			2B 1B		FC5-4 1-2 1B	4 0	0 0	2 0	0 0	0 0	0 0	1 0
Ken Henderson, S (1, 8) OBP: 0.306, SLG: 0.375	F9				4-3		F7		F8	4	0	0	0	0	0	4
Dave Concepcion, R (1, 6) OBP: 0.340, SLG: 0.396	K				F9		1-3 2B		FC5-4 1-2f	4	0	1	0	0	1	3
Tom Seaver, R (1, 1) OBP: 0.244, SLG: 0.154 Mike Lum, L (7, PH) OBP: 0.402, SLG: 0.481 Rick Auerbach, R (7, PR) OBP: 0.314, SLG: 0.414 Michael LaCoss, R (8, 1) Pedro Borbon, R (9, 1) OBP: 0.200, SLG: 0.200 Cesar Geronimo, L (9, PH) OBP: 0.342, SLG: 0.380			4-3		K		PO BB		P8	2 0 0 0 0 0 1	0 0 0 0 0 0 0	0 0 0 0 0 0 0	0 0 0 0 0 0 0	1 1 0 0 0 0 0	0 0 0 0 0 0 0	0 0 0 0 0 0 2
Inning Stats	R: 0 E: 0 K: 0 S: 4 H: 1 LOB: 1 BB: 0 P: 4	R: 0 E: 0 K: 1 S: 5 H: 0 LOB: 1 BB: 1 P: 9	R: 0 E: 0 K: 0 S: 4 H: 1 LOB: 1 BB: 0 P: 4	R: 0 E: 0 K: 0 S: 3 H: 0 LOB: 0 BB: 0 P: 3	R: 0 E: 0 K: 1 S: 5 H: 0 LOB: 0 BB: 0 P: 5	R: 0 E: 0 K: 1 S: 5 H: 0 LOB: 1 BB: 1 P: 9	R: 0 E: 0 K: 0 S: 4 H: 2 LOB: 3 BB: 1 P: 8	R: 0 E: 0 K: 0 S: 3 H: 0 LOB: 0 BB: 0 P: 3	R: 1 E: 0 K: 0 S: 5 H: 2 LOB: 2 BB: 1 P: 9	1B: 3 2B: 2 3B: 0 HR: 1	SF: 0 SAC: 0 DP: 0 HBP: 0			WP: 0 PB: 0 SB: 0 CS: 0	PA: 37		

PITCHER		IP	WLS	BF	H	R	ER	SO	BB	IBB	HBP	BLK	WP	HR	S	P	ERA	WHIP
Hal Dues, R ERA: 2.33	(1, 1)	6.2	W	27	4	0	0	3	3	0	0	0	0	0	30	42	0.00	1.050
Darold Knowles, L ERA: 2.47	(7, 1)	1.1		5	1	1	1	0	1	0	0	0	0	1	4	8	6.75	1.500
Mike Garman, R ERA: 5.31	(9, 1)	1.0	S	4	1	0	0	0	0	0	0	0	0	0	4	4	0.00	1.000

PITCHER	IP	WLS	BF	H	R	ER	SO	BB	IBB	HBP	BLK	WP	HR	S	P	ERA	WHIP

AB	32
R	1
H	6
RBI	1
BB	4
SO	3
LOB	16

livebaseballscorecards.com

Cincinnati Reds @ Philadelphia Phillies

Veterans Stadium, Philadelphia, PA

Wed Jul 19 1978, 7:05 PM EDT

Att. 45,608 - Unknown

TOP

livebaseballscorecards.com

Batter	1	2	3	4	5	6	7	8	9	AB	R	H	RBI	BB	SO	LOB
Pete Rose, S (1, 5) OBP: 0.359, SLG: 0.422	4-3		5-3			K		BB	1B	4	1	1	0	1	1	1
Ken Griffey, L (1, 9) OBP: 0.344, SLG: 0.406	K		4-3			G3-6		HR	G3	5	1	1	0	0	1	2
Joe Morgan, L (1, 4) OBP: 0.378, SLG: 0.428	4-3			E3			P4	HR		3	1	0	0	1	0	0
George Foster, R (1, 7) OBP: 0.368, SLG: 0.565		5-3		L6-3			K	HR		4	1	1	4	0	1	1
Johnny Bench, R (1, 2) OBP: 0.332, SLG: 0.453		BB		L7			HR	FC4-6		3	1	2	0	1	0	0
Rick Auerbach, R (8, PR) OBP: 0.314, SLG: 0.414										0	0	0	0	0	0	0
Cesar Geronimo, L (8, 8) OBP: 0.342, SLG: 0.380										0	0	0	0	0	0	0
Dave Concepcion, R (1, 6) OBP: 0.339, SLG: 0.395		K			L9		HR	K		4	1	1	0	0	2	2
Ken Henderson, S (1, 8) OBP: 0.318, SLG: 0.424		BB			K		HR	FC4-6		3	1	1	3	1	1	1
Vic Correll, R (8, 2) OBP: 0.226, SLG: 0.207										0	0	0	0	0	0	0
Dan Driessen, L (1, 3) OBP: 0.384, SLG: 0.460		K			P4		4-3		K	4	0	0	0	0	2	2
Paul Moskau, R (1, 1) OBP: 0.280, SLG: 0.227			4-3			G3-6		K	K	1	0	0	0	0	0	0
Junior Kennedy, R (6, PH) OBP: 0.333, SLG: 0.226										1	0	1	0	0	0	0
Dave Tomlin, L (6, 1) OBP: 0.250, SLG: 0.250										0	0	0	0	0	0	0
Doug Bair, R (7, 1) OBP: 0.100, SLG: 0.100										2	0	0	0	0	2	0
Inning Stats	R: 0 E: 0 K: 1 S: 5 H: 0 LOB: 0 BB: 0 P: 5	R: 0 E: 0 K: 2 S: 7 H: 0 LOB: 2 BB: 2 P: 15	R: 0 E: 0 K: 0 S: 3 H: 0 LOB: 0 BB: 0 P: 3	R: 0 E: 1 K: 0 S: 3 H: 0 LOB: 0 BB: 0 P: 3	R: 0 E: 0 K: 1 S: 5 H: 0 LOB: 0 BB: 0 P: 5	R: 0 E: 0 K: 1 S: 5 H: 1 LOB: 0 BB: 0 P: 5	R: 3 E: 0 K: 1 S: 8 H: 3 LOB: 0 BB: 0 P: 8	R: 4 E: 0 K: 2 S: 10 H: 3 LOB: 1 BB: 2 P: 18	R: 0 E: 0 K: 2 S: 8 H: 1 LOB: 1 BB: 0 P: 8	1B: 6 2B: 1 3B: 0 HR: 2 SF: 0 SAC: 0 DP: 2 HBP: 0						

	AB	34
	R	7
	H	8
	RBI	7
	BB	4
	SO	10
	LOB	9

WP: 0 PB: 0 SB: 0 CS: 0 PA: 38

PITCHER		IP	WLS	BF	H	R	ER	SO	BB	IBB	HBP	BLK	WP	HR	S	P	ERA	WHIP
Steve Carlton, L ERA: 3.25	(1, 1)	7.0	L	26	4	3	3	6	2	0	0	0	0	1	36	44	3.86	0.857
Tug McGraw, L ERA: 2.67	(8, 1)	0.1		4	1	3	3	1	1	1	0	0	0	0	4	12	81.00	6.000
Ron Reed, R ERA: 2.47	(8, 1)	1.2		8	3	1	1	3	0	0	0	0	0	1	14	14	5.40	1.800

PITCHER	IP	WLS	BF	H	R	ER	SO	BB	IBB	HBP	BLK	WP	HR	S	P	ERA	WHIP

Batter	1	2	3	4	5	6	7	8	9	AB	R	H	RBI	BB	SO	LOB
Garry Maddox, R (1, 8) OBP: 0.341, SLG: 0.422	K		P6		6-3		1B		K	5	0	1	0	0	2	1
Larry Bowa, S (1, 6) OBP: 0.316, SLG: 0.354	BLK 1B		1B		2B 1B		F9		4-3	5	0	3	1	0	0	1
Mike Schmidt, R (1, 5) OBP: 0.349, SLG: 0.439	K		P6		2B		FC5-4 1B			4	0	2	0	0	1	2
Greg Luzinski, R (1, 7) OBP: 0.375, SLG: 0.517	BB			HR	K		FC5-4			3	1	1	1	1	1	3
Richie Hebner, L (1, 3) OBP: 0.350, SLG: 0.434	F8			F8	4-1			K		4	0	0	0	0	1	2
Jose Cardenal, R (1, 9) OBP: 0.342, SLG: 0.451		F7		4-3	BB			F8		3	0	0	0	1	0	0
Tim McCarver, L (1, 2) OBP: 0.373, SLG: 0.326		G4-6-3 1B		1B	FC5-4 BB			FC4 BB		2	0	2	0	2	0	0
Barry Foote, R (9, 2) OBP: 0.179, SLG: 0.179										0	0	0	0	0	0	0
Ted Sizemore, R (1, 4) OBP: 0.272, SLG: 0.226		G4-6-3		K	FC5-4			FC4		3	0	0	0	0	1	3
Bud Harrelson, S (8, 4) OBP: 0.318, SLG: 0.214										1	0	0	0	0	0	1
Steve Carlton, L (1, 1) OBP: 0.320, SLG: 0.375			K		3B		K		6-3	2	1	1	0	0	1	0
Jerry Martin, R (7, PH) OBP: 0.375, SLG: 0.477										1	0	0	0	0	1	0
Tug McGraw, R (8, 1)										0	0	0	0	0	0	0
Ron Reed, R (8, 1)										0	0	0	0	0	0	0
Davey Johnson, R (9, PH) OBP: 0.293, SLG: 0.291										1	0	0	0	0	0	0
Inning Stats	R: 0 E: 0 K: 2 S: 8 H: 1 LOB: 2 BB: 1 P: 12	R: 0 E: 0 K: 0 S: 3 H: 1 LOB: 0 BB: 0 P: 3	R: 0 E: 0 K: 1 S: 6 H: 1 LOB: 1 BB: 0 P: 6	R: 1 E: 0 K: 1 S: 7 H: 2 LOB: 1 BB: 0 P: 7	R: 1 E: 0 K: 1 S: 7 H: 3 LOB: 1 BB: 0 P: 7	R: 0 E: 0 K: 0 S: 2 H: 0 LOB: 1 BB: 2 P: 10	R: 0 E: 0 K: 1 S: 7 H: 2 LOB: 2 BB: 0 P: 7	R: 0 E: 0 K: 1 S: 5 H: 0 LOB: 1 BB: 1 P: 9	R: 0 E: 0 K: 1 S: 5 H: 0 LOB: 0 BB: 0 P: 5	1B: 7 2B: 1 3B: 1 HR: 1 SF: 0 SAC: 0 DP: 1 HBP: 0	WP: 0 PB: 0 SB: 0 CS: 1 PA: 38					

PITCHER		IP	WLS	BF	H	R	ER	SO	BB	IBB	HBP	BLK	WP	HR	S	P	ERA	WHIP
Paul Moskau, R ERA: 4.48	(1, 1)	5.0		22	8	2	2	5	1	0	0	1	0	1	31	35	3.60	1.800
Dave Tomlin, L ERA: 3.77	(6, 1)	1.2	W	8	2	0	0	1	2	0	0	0	0	0	8	16	0.00	2.400
Doug Bair, R ERA: 1.58	(7, 1)	2.1	S	8	0	0	0	2	1	0	0	0	0	0	11	15	0.00	0.429

PITCHER	IP	WLS	BF	H	R	ER	SO	BB	IBB	HBP	BLK	WP	HR	S	P	ERA	WHIP

BOTTOM

Cincinnati Reds @ Philadelphia Phillies

Veterans Stadium, Philadelphia, PA

Wed Jul 19 1978, 7:05 PM EDT

Att. 45,608 - Unknown

livebaseballscorecards.com

AB	34
R	2
H	10
RBI	2
BB	4
SO	8
LOB	13

Batter	1	2	3	4	5	6	7	8	9	AB	R	H	RBI	BB	SO	LOB
Pete Rose, S (1, 5) OBP: 0.357, SLG: 0.419	4-3	4-3			WP 1B 2B 1B	F7			5-3	5	1	1	0	0	0	3
Ken Griffey, L (1, 9) OBP: 0.342, SLG: 0.403	F7		F7		1-2 WP 2B 1B		G3		SSS K	5	1	1	0	0	1	0
Joe Morgan, L (1, 4) OBP: 0.377, SLG: 0.429	F8		4-3		1-H 2-H 1B 2B		SSS K			4	1	1	2	0	1	0
George Foster, R (1, 7) OBP: 0.369, SLG: 0.563		BBBB 2B SF9 BB	4-3		2-H 1B		SSS K			3	1	1	1	1	1	0
Johnny Bench, R (1, 2) OBP: 0.331, SLG: 0.454		SF9 1-3 3B 2B		P6	F9			5-3		4	1	1	0	0	0	1
Dave Concepcion, R (1, 6) OBP: 0.341, SLG: 0.400		SF9 2-3 3-H		F8		1B 2B			1B	3	1	2	1	0	0	0
Ken Henderson, S (1, 8) OBP: 0.329, SLG: 0.460		3-H 3B		F8		2-H PB 1B		F8		4	0	2	2	0	0	1
Dan Driessen, L (1, 3) OBP: 0.382, SLG: 0.456		BBBB SH1-3 BB			P6	SSS K 1-2		F8		3	0	0	0	1	1	2
Tom Hume, R (1, 1)										0	0	0	0	0	0	0
Manny Sarmiento, R (4, 1)										2	0	0	0	0	0	1
Dave Tomlin, L (6, 1) OBP: 0.250, SLG: 0.250										0	0	0	0	0	0	0
Pedro Borbon, R (8, 1) OBP: 0.200, SLG: 0.200										0	0	0	0	0	0	0
Dave Collins, S (9, PH) OBP: 0.304, SLG: 0.209		SH1-3 1-2			F8	4-3			5-3	1	0	0	0	0	0	0
Inning Stats	R: 0 H: 0 E: 0 LOB: 0 K: 0 BB: 0 S: 3 P: 3	R: 2 H: 2 E: 0 LOB: 2 K: 0 BB: 2 S: 5 P: 13	R: 0 H: 0 E: 0 LOB: 0 K: 0 BB: 0 S: 3 P: 3	R: 0 H: 0 E: 0 LOB: 0 K: 0 BB: 0 S: 3 P: 3	R: 3 H: 4 E: 0 LOB: 1 K: 0 BB: 0 S: 7 P: 7	R: 1 H: 2 E: 0 LOB: 1 K: 1 BB: 0 S: 7 P: 7	R: 0 H: 0 E: 0 LOB: 0 K: 2 BB: 0 S: 7 P: 7	R: 0 H: 1 E: 0 LOB: 1 K: 0 BB: 0 S: 4 P: 4	R: 0 H: 0 E: 0 LOB: 0 K: 1 BB: 0 S: 5 P: 5	1B: 5 SF: 1 2B: 3 SAC: 1 3B: 1 DP: 0 HR: 0 HBP: 0						WP: 1 PA: 38 PB: 1 SB: 0 CS: 0	

TOP

Cincinnati Reds @ Philadelphia Phillies

Veterans Stadium, Philadelphia, PA

Thu Jul 20 1978, 7:05 PM EDT

Att. 44,054 - Unknown

livebaseballscorecards.com

AB	34
R	6
H	9
RBI	6
BB	2
SO	4
LOB	8

PITCHER		IP	WLS	BF	H	R	ER	SO	BB	IBB	HBP	BLK	WP	HR	S	P	ERA	WHIP
Jim Kaat, L ERA: 4.2	(1, 1)	4.2		22	6	5	5	0	2	0	0	0	1	0	20	28	9.64	1.714
Warren Brusstar, R ERA: 2.45	(5, 1)	1.1	W	6	2	1	1	1	0	0	0	0	0	0	8	8	6.75	1.500
Tug McGraw, L ERA: 2.53	(7, 1)	3.0	S	10	1	0	0	3	0	0	0	0	0	0	16	16	0.00	0.333

PITCHER	IP	WLS	BF	H	R	ER	SO	BB	IBB	HBP	BLK	WP	HR	S	P	ERA	WHIP

Batter	1	2	3	4	5	6	7	8	9	AB	R	H	RBI	BB	SO	LOB
Jerry Martin, R (1, 9) OBP: 0.369, SLG: 0.466	6-3		K	6-3		1B 1B		5-3		5	1	1	0	0	1	3
Larry Bowa, S (1, 6) OBP: 0.323, SLG: 0.360	CS 1B		FC4 2-3 3-H 1B		F8	1B 1-3 SF9 1B		S 1B		5	1	4	1	0	0	0
Mike Schmidt, R (1, 5) OBP: 0.353, SLG: 0.445	1-2 2B		SF8 3-H		BB 2B 1B	SF9 1B IBB		K 1-2		3	2	2	1	1	1	1
Greg Luzinski, R (1, 7) OBP: 0.380, SLG: 0.522	2-H 2B		FC4 1-2f		2B 1-2 BB	1-2 2-3 3-H 1B		IBB		3	0	2	2	2	0	1
Richie Hebner, L (1, 3) OBP: 0.354, SLG: 0.454 Jose Cardenal, R (6, PH) OBP: 0.338, SLG: 0.448 (7, 3)		F9		HR	FC5 1-3 2-H 2B	SF9 2-3 3-H		G3		3 1	1 0	2 0	2 1	0 0	0 0	0 2
Garry Maddox, R (1, 8) OBP: 0.343, SLG: 0.424		K		2B 2B	IBB	P6				3	1	1	0	1	1	2
Bob Boone, R (1, 2) OBP: 0.330, SLG: 0.407		1-3		2-H 2B	K	E6 CS				4	0	1	1	0	1	3
Ted Sizemore, R (1, 4) OBP: 0.271, SLG: 0.227			2B 1B 1B	L3	FC5 2-3f	F8 1-2				4	1	1	0	0	0	5
Jim Kaat, L (1, 1) OBP: 0.167, SLG: 0.172 Warren Brusstar, R (5, 1) OBP: 0.333, SLG: 0.667 Tim McCarver, L (6, PH) OBP: 0.369, SLG: 0.322 Tug McGraw, R (7, 1)			1B 1-3 SF8 2B	K		F5		F9		2 0 1 1	1 0 0 0	1 0 0 0	1 0 0 0	0 0 0 0	1 0 0 0	1 0 0 0
Inning Stats	R: 1 E: 0 K: 0 S: 4 H: 3 LOB: 1 BB: 0 P: 4	R: 0 E: 0 K: 1 S: 5 H: 0 LOB: 0 BB: 0 P: 5	R: 2 E: 0 K: 1 S: 8 H: 3 LOB: 1 BB: 0 P: 8	R: 2 E: 0 K: 1 S: 8 H: 3 LOB: 1 BB: 0 P: 8	R: 1 E: 0 K: 1 S: 7 H: 2 LOB: 3 BB: 2 P: 15	R: 2 E: 0 K: 0 S: 6 H: 3 LOB: 2 BB: 1 P: 10	R: 0 E: 1 K: 0 S: 3 H: 0 LOB: 0 BB: 0 P: 3	R: 0 E: 0 K: 1 S: 6 H: 1 LOB: 2 BB: 1 P: 10		1B: 8 2B: 6 3B: 0 HR: 1	SF: 2 SAC: 0 DP: 0 HBP: 0						

BOTTOM

Cincinnati Reds @ Philadelphia Phillies

Veterans Stadium, Philadelphia, PA

Thu Jul 20 1978, 7:05 PM EDT

Att. 44,054 - Unknown

livebaseballscorecards.com

AB	35
R	8
H	15
RBI	8
BB	4
SO	5
LOB	18

WP: 0 PB: 0 SB: 1 CS: 2 PA: 41

PITCHER		IP	WLS	BF	H	R	ER	SO	BB	IBB	HBP	BLK	WP	HR	S	P	ERA	WHIP
Tom Hume, R ERA: 5.32	(1, 1)	3.0		16	9	5	5	2	0	0	0	0	0	1	20	20	15.00	3.000
Manny Sarmiento, R ERA: 2.9	(4, 1)	2.1	L	15	5	3	3	2	1	2	0	0	0	0	16	28	11.57	2.571
Dave Tomlin, L ERA: 3.57	(6, 1)	2.1		9	1	0	0	1	0	1	0	0	0	0	10	14	0.00	0.429
Pedro Borbon, R ERA: 4.09	(8, 1)	0.1		1	0	0	0	0	0	0	0	0	0	0	1	1	0.00	0.000

PITCHER	IP	WLS	BF	H	R	ER	SO	BB	IBB	HBP	BLK	WP	HR	S	P	ERA	WHIP

Cincinnati Reds @ Montreal Expos

Olympic Stadium, Montreal, QB

Fri Jul 21 1978, 7:05 PM EDT

Att. 25,825 - Unknown

TOP

livebaseballscorecards.com

Batter	1	2	3	4	5	6	7	8	9	AB	R	H	RBI	BB	SO	LOB
Pete Rose, S (1, 5) OBP: 0.359, SLG: 0.418	G3-6-3 1B		6-3		L9	1B 1-2 2-3 3-H HBP	3-1			3	1	1	1	0	0	1
Ray Knight, R (6, 5) OBP: 0.216, SLG: 0.292										1	0	0	0	0	0	0
Ken Griffey, L (1, 9) OBP: 0.341, SLG: 0.401	B1		L5		G3	1B 1-2 2-3 3-H 1B	F8			5	0	1	1	0	0	2
Joe Morgan, L (1, 4) OBP: 0.378, SLG: 0.430	G3-6-3 1-2f			4-3	1B 1-3 2-H 3-H 1B			6-3		4	0	2	2	0	0	1
Junior Kennedy, R (7, 4) OBP: 0.330, SLG: 0.224										1	0	0	0	0	0	0
George Foster, R (1, 7) OBP: 0.372, SLG: 0.561		G3 WP 1B HBP		BB 1B	F9 BB			G3		3	1	1	0	1	0	1
Johnny Bench, R (1, 2) OBP: 0.333, SLG: 0.452		G3 1-3		4-0 1-2 BB	BB 1-3 1B 1B	F3		2B		3	1	1	0	1	0	4
Vic Correll, R (7, 2) OBP: 0.250, SLG: 0.267										1	0	1	0	0	0	0
Dave Concepcion, R (1, 6) OBP: 0.342, SLG: 0.401			K		FC5-2-5 1B BB 1-2 3-H 1B		2B 1B	L6		4	2	2	1	0	1	4
Rick Auerbach, R (7, 6) OBP: 0.306, SLG: 0.400		3-H 1B								1	0	0	0	0	0	1
Ken Henderson, S (1, 8) OBP: 0.338, SLG: 0.470		K	F8			4-0 1B 1B 1-2 2-3 HBP BB			4-3	3	2	1	1	1	1	3
Dave Collins, S (7, 8) OBP: 0.300, SLG: 0.206							1-H HR 2B			1	0	0	0	0	0	0
Dan Driessen, L (1, 3) OBP: 0.385, SLG: 0.468		4-3			SH1-4 1B	HBP 1B 1-2 2-3 3-H 1B	2-H HR		F8	5	2	3	3	0	0	1
Michael LaCoss, R (1, 1) OBP: 0.250, SLG: 0.250			F9		SH1-4 1-2	1B HBP 1-2 2-3 3-H 1B	5-3		K	4	1	1	1	0	1	0
Pedro Borbon, R (9, 1) OBP: 0.200, SLG: 0.200										0	0	0	0	0	0	0

AB	39
R	10
H	14
RBI	10
BB	3
SO	3
LOB	18

Inning Stats	1	2	3	4	5	6	7	8	9
	R: 0 E: 0 K: 0 S: 3	H: 1 LOB: 0 BB: 0 P: 3	R: 1 E: 0 K: 1 S: 6	H: 1 LOB: 1 BB: 0 P: 7	R: 0 E: 0 K: 0 S: 3	H: 0 LOB: 0 BB: 0 P: 3	R: 0 E: 0 K: 1 S: 6	H: 1 LOB: 2 BB: 1 P: 10	R: 0 E: 0 K: 0 S: 4	H: 1 LOB: 1 BB: 0 P: 4	R: 6 E: 0 K: 0 S: 9	H: 6 LOB: 3 BB: 2 P: 18	R: 3 E: 0 K: 0 S: 6	H: 3 LOB: 0 BB: 0 P: 6	R: 0 E: 0 K: 0 S: 4	H: 1 LOB: 1 BB: 0 P: 4	R: 0 E: 0 K: 1 S: 5	H: 0 LOB: 0 BB: 0 P: 5

| | | | | | | | | | |

Cincinnati Reds @ Montreal Expos

Olympic Stadium, Montreal, QB

Fri Jul 21 1978, 7:05 PM EDT

Att. 25,825 - Unknown

livebaseballscorecards.com

BOTTOM

Batter	1	2	3	4	5	6	7	8	9	AB	R	H	RBI	BB	SO	LOB
Dave Cash, R (1, 4) OBP: 0.314, SLG: 0.339	G3	3-1			P4		FC6-4 1-2f		K	4	0	0	0	0	0	3
Pepe Frias, R (8, 4) OBP: 0.300, SLG: 0.700										1	0	0	0	0	1	1
Andre Dawson, R (1, 8) OBP: 0.310, SLG: 0.431	FC1-4 HBP		F9		F9			F9		3	0	0	0	0	0	0
Ellis Valentine, R (1, 9) OBP: 0.340, SLG: 0.518	FC1-4 FC6-4 1-2f		K			6-3		5-3		4	0	0	0	0	1	1
Sam Mejias, R (9, 9) OBP: 0.222, SLG: 0.160										0	0	0	0	0	0	0
Tony Perez, R (1, 3) OBP: 0.337, SLG: 0.464	FC6-4 1-2f		3-1			1B		6-3		1	0	0	0	0	0	1
Del Unser, L (3, PH) OBP: 0.313, SLG: 0.315 (4, 3)										3	0	1	0	0	0	0
Larry Parrish, R (1, 5) OBP: 0.312, SLG: 0.454		SF7 1B 1B		E5 CS G3		L4			E 2B	4	2	2	0	0	0	1
Warren Cromartie, L (1, 7) OBP: 0.324, SLG: 0.388		1B 1-3 1B		G3 1-2		F7			E G4-6-3 BB	3	0	1	0	0	0	2
Gary Carter, R (1, 2) OBP: 0.322, SLG: 0.376		SF7 3-H		1B 2-3			5-3		E2 G4-6-3 1-3 2-H 1B	2	0	1	1	0	0	0
Ed Herrmann, L (8, 2) OBP: 0.203, SLG: 0.183										1	0	1	1	0	0	0
Chris Speier, R (1, 6) OBP: 0.338, SLG: 0.347		1B 1-2		6-3			FC3-6 BB		G4-6-3 BB	2	0	1	0	2	0	1
Ross Grimsley, L (1, 1) OBP: 0.207, SLG: 0.167		K			1-3		FC3-6 FC6-4 1-2f		G4-6-3 1-2f 2-3 3-H	2	0	0	0	0	1	2
Gerry Pirtle, R (6, 1)										0	0	0	0	0	0	0
Stan Bahnsen, R (7, 1)										0	0	0	0	0	0	0
Tom Hutton, L (7, 7) OBP: 0.325, SLG: 0.337										2	0	0	0	0	0	3
Stan Papi, R (9, PH) OBP: 0.345, SLG: 0.372										0	1	0	0	1	0	0
Inning Stats	R: 0 E: 0 K: 0 S: 3 H: 0 LOB: 1 BB: 0 P: 4	R: 1 E: 0 K: 1 S: 8 H: 3 LOB: 2 BB: 0 P: 8	R: 0 E: 0 K: 1 S: 5 H: 0 LOB: 0 BB: 0 P: 5	R: 0 E: 1 K: 0 S: 4 H: 1 LOB: 1 BB: 0 P: 4	R: 0 E: 0 K: 0 S: 3 H: 0 LOB: 0 BB: 0 P: 3	R: 0 E: 0 K: 0 S: 4 H: 1 LOB: 1 BB: 0 P: 4	R: 0 E: 0 K: 0 S: 3 H: 0 LOB: 1 BB: 1 P: 7	R: 0 E: 0 K: 0 S: 3 H: 0 LOB: 0 BB: 0 P: 3	R: 2 E: 1 K: 1 S: 6 H: 2 LOB: 1 BB: 2 P: 14	1B: 6 2B: 1 3B: 0 HR: 0 SF: 1 SAC: 0 DP: 1 HBP: 1	WP: 0 PB: 0 SB: 0 CS: 1 PA: 37					

	AB	32
	R	3
	H	7
	RBI	2
	BB	3
	SO	3
	LOB	15

PITCHER		IP	WLS	BF	H	R	ER	SO	BB	IBB	HBP	BLK	WP	HR	S	P	ERA	WHIP
Michael LaCoss, R ERA: 4.0	(1, 1)	8.0	W	34	7	3	3	2	2	0	1	0	0	0	35	44	3.38	1.125
Pedro Borbon, R ERA: 4.02	(9, 1)	1.0		3	0	0	0	1	1	0	0	0	0	0	4	8	0.00	1.000

PITCHER	IP	WLS	BF	H	R	ER	SO	BB	IBB	HBP	BLK	WP	HR	S	P	ERA	WHIP

Cincinnati Reds @ Montreal Expos

Olympic Stadium, Montreal, QB

Sat Jul 22 1978, 3:33 AM EDT

Att. 28,920 - Unknown

TOP

livebaseballscorecards.com

Batter	1	2	3	4	5	6	7	8	9	AB	R	H	RBI	BB	SO	LOB
Pete Rose, S (1, 5) OBP: 0.358, SLG: 0.418 Doug Bair, R (8, 1) OBP: 0.100, SLG: 0.100	F8		L9			1-3 3-H 1B		SH1-3 1-2		3 0	0 0	1 0	1 0	0 0	0 0	0 0
Ken Griffey, L (1, 9) OBP: 0.340, SLG: 0.397	BB BB			1-3		1-3 1-2		G3 2-3		3	0	0	0	1	0	2
Joe Morgan, L (1, 4) OBP: 0.376, SLG: 0.425	G6-4-3 1-2 BB			F8		F3		2-3		3	0	0	0	1	0	2
George Foster, R (1, 7) OBP: 0.368, SLG: 0.555	G6-4-3 1-2f			F3			P4		K	4	0	0	0	0	1	2
Johnny Bench, R (1, 2) OBP: 0.332, SLG: 0.462		L1			F7		HR		L5	4	1	1	1	0	0	0
Dave Concepcion, R (1, 6) OBP: 0.347, SLG: 0.402		K 1B			G6-4-3 BB		FC5-4 BB		4-3	2	0	1	0	2	0	0
Ken Henderson, S (1, 8) OBP: 0.325, SLG: 0.449		K 1-2			G6-4-3 1-2f		FC5-4 1-2f			3	0	0	0	0	1	3
Dan Driessen, L (1, 3) OBP: 0.385, SLG: 0.466			K			E 1B 1B	F7			3	1	1	0	0	1	1
Fred Norman, S (1, 1) OBP: 0.190, SLG: 0.171 Dave Collins, S (8, PH) OBP: 0.309, SLG: 0.217 Ray Knight, R (8, 5) OBP: 0.216, SLG: 0.292			K			K 1-3		G3 SH1-3 1B		2 1 0	0 0 0	0 1 0	0 0 0	0 0 0	2 0 0	1 0 0
Inning Stats	R: 0 E: 0 K: 0 S: 2 H: 0 LOB: 1 BB: 2 P: 10	R: 0 E: 0 K: 1 S: 5 H: 1 LOB: 0 BB: 0 P: 5	R: 0 E: 0 K: 2 S: 7 H: 0 LOB: 0 BB: 0 P: 7	R: 0 E: 0 K: 0 S: 3 H: 0 LOB: 0 BB: 0 P: 3	R: 0 E: 0 K: 0 S: 2 H: 0 LOB: 0 BB: 1 P: 6	R: 1 E: 1 K: 1 S: 7 H: 2 LOB: 1 BB: 0 P: 7	R: 1 E: 0 K: 0 S: 4 H: 1 LOB: 1 BB: 1 P: 8	R: 0 E: 0 K: 0 S: 4 H: 1 LOB: 1 BB: 0 P: 4	R: 0 E: 0 K: 1 S: 5 H: 0 LOB: 0 BB: 0 P: 5	1B: 4 2B: 0 3B: 0 HR: 1 SF: 0 SAC: 1 DP: 2 HBP: 0						

	AB	28
	R	2
	H	5
	RBI	2
	BB	4
	SO	5
	LOB	11

PITCHER		IP	WLS	BF	H	R	ER	SO	BB	IBB	HBP	BLK	WP	HR	S	P	ERA	WHIP
Dan Schatzeder, L ERA: 2.49	(1, 1)	7.0	L	26	4	2	1	4	4	0	0	0	0	1	30	46	1.29	1.143
Darold Knowles, L ERA: 2.31	(8, 1)	2.0		7	1	0	0	1	0	0	0	0	0	0	9	9	0.00	0.500

PITCHER		IP	WLS	BF	H	R	ER	SO	BB	IBB	HBP	BLK	WP	HR	S	P	ERA	WHIP

WP: 0 PB: 0 SB: 0 CS: 0 PA: 33

Cincinnati Reds @ Montreal Expos

Olympic Stadium, Montreal, QB

Sat Jul 22 1978, 3:33 AM EDT

Att. 28,920 - Unknown

BOTTOM

livebaseballscorecards.com

Batter	1	2	3	4	5	6	7	8	9	AB	R	H	RBI	BB	SO	LOB
Dave Cash, R (1, 4) OBP: 0.315, SLG: 0.338	6-3		BBBB 4-0 1B BB		6-3		1B		2-3 4-3	4	0	1	0	1	0	1
Andre Dawson, R (1, 8) OBP: 0.311, SLG: 0.429	5-3		P4		1B		SSS 0-3 K		BBBB BB	4	0	1	0	1	1	2
Ellis Valentine, R (1, 9) OBP: 0.341, SLG: 0.517	BB 1B		1-2 1B		F9			F8	P4	5	0	2	0	0	0	3
Tony Perez, R (1, 3) OBP: 0.339, SLG: 0.463 Pepe Frias, R (8, PR) OBP: 0.300, SLG: 0.700 Del Unser, L (9, 3) OBP: 0.313, SLG: 0.315	BBBB 1-2 BB		F8	P4				E 1B 1B		3 0 0	0 0 0	1 0 0	0 0 0	1 0 0	0 0 0	2 0 0
Larry Parrish, R (1, 5) OBP: 0.311, SLG: 0.452	F2			6-3		4-3		1-2 E 1B		4	0	1	0	0	0	2
Warren Cromartie, L (1, 7) OBP: 0.323, SLG: 0.395		F8		1-3		HR		SSS 1-2 2-3 K		4	1	1	1	0	1	2
Gary Carter, R (1, 2) OBP: 0.321, SLG: 0.375		F7		1B		6-3		SSS K		4	0	1	0	0	1	3
Chris Speier, R (1, 6) OBP: 0.335, SLG: 0.343 Tom Hutton, L (9, PH) OBP: 0.328, SLG: 0.337	5-3		SSS K				SSS K		BBBB 4-3 SH5-4 BB	3 0	0 0	0 0	0 0	0 1	2 0	1 0
Dan Schatzeder, L (1, 1) OBP: 0.250, SLG: 0.313 Stan Papi, R (7, PH) OBP: 0.341, SLG: 0.367 Darold Knowles, L (8, 1) OBP: 0.333, SLG: 0.333			1-3		4-3		SSS K		SH5-4 1-2	2 1 0	0 0 0	0 0 0	0 0 0	0 1 0	0 0 0	0 0 0
Inning Stats	R: 0 E: 0 K: 0 S: 4 H: 1 LOB: 2 BB: 1 P: 8	R: 0 E: 0 K: 0 S: 3 H: 0 LOB: 0 BB: 0 P: 3	R: 0 E: 0 K: 0 S: 4 H: 1 LOB: 2 BB: 1 P: 8	R: 0 E: 0 K: 1 S: 6 H: 1 LOB: 1 BB: 0 P: 6	R: 0 E: 0 K: 0 S: 4 H: 1 LOB: 1 BB: 0 P: 4	R: 1 E: 0 K: 0 S: 4 H: 1 LOB: 0 BB: 0 P: 4	R: 0 E: 0 K: 3 S: 10 H: 1 LOB: 1 BB: 0 P: 10	R: 0 E: 1 K: 2 S: 9 H: 2 LOB: 3 BB: 0 P: 9	R: 0 E: 0 K: 0 S: 3 H: 0 LOB: 2 BB: 2 P: 11	1B: 7 2B: 0 3B: 0 HR: 1	SF: 0 SAC: 1 DP: 0 HBP: 0						

PITCHER		IP	WLS	BF	H	R	ER	SO	BB	IBB	HBP	BLK	WP	HR	S	P	ERA	WHIP
Fred Norman, L ERA: 3.31	(1, 1)	7.0	W	29	6	1	1	4	2	0	0	0	0	1	35	43	1.29	1.143
Doug Bair, R ERA: 1.53	(8, 1)	2.0	S	10	2	0	0	2	2	0	0	0	0	0	12	20	0.00	2.000

PITCHER	IP	WLS	BF	H	R	ER	SO	BB	IBB	HBP	BLK	WP	HR	S	P	ERA	WHIP

AB	34
R	1
H	8
RBI	1
BB	4
SO	6
LOB	16

WP: 0 PA: 39
PB: 0
SB: 0
CS: 0

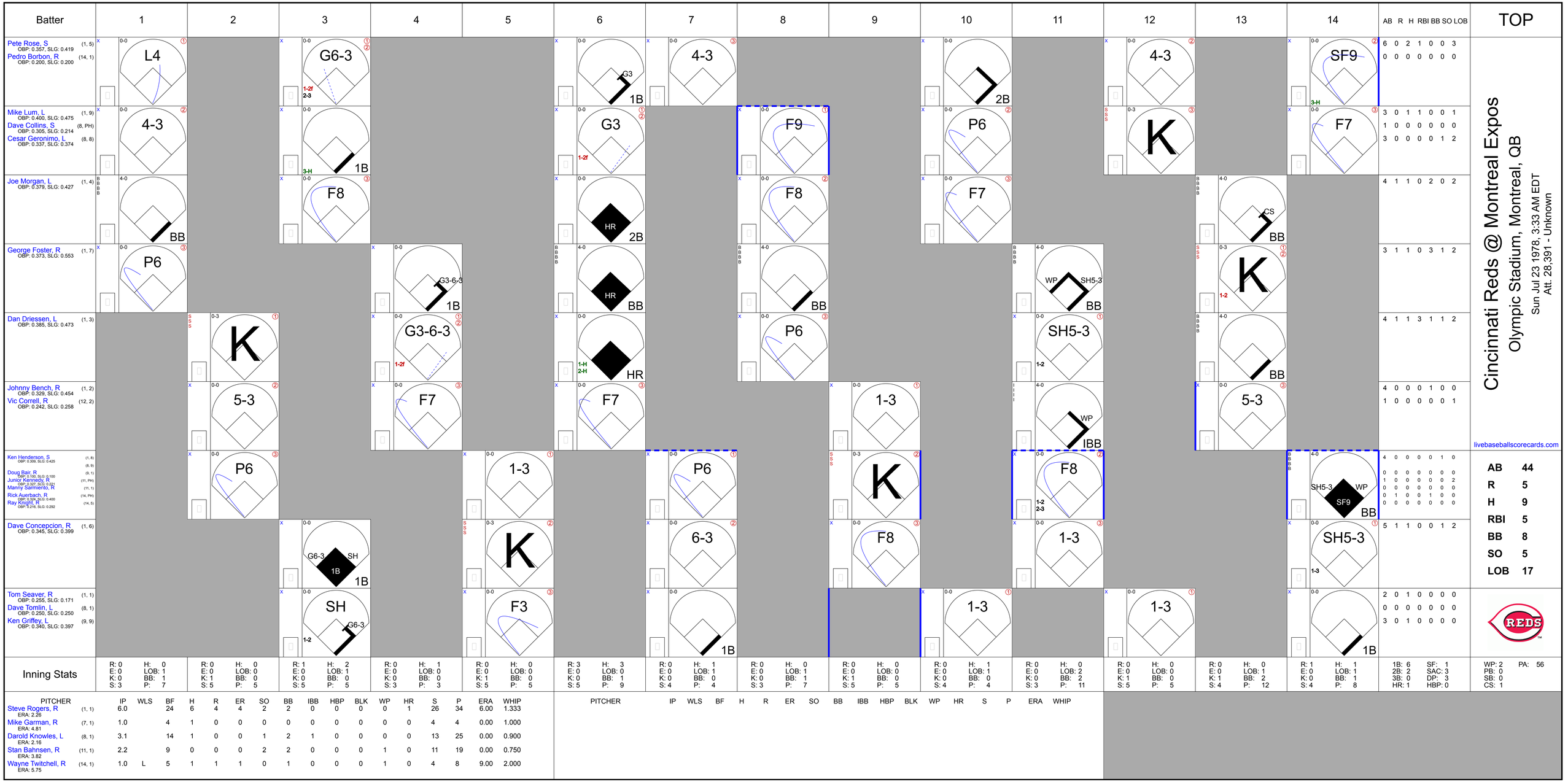
Batter
1
2
3
4
5
6
7
8
9
10
11
12
13
14
AB R H RBI BB SO LOB
TOP
Pete Rose, S (1, 5)
OBP: 0.357, SLG: 0.419
Pedro Borbon, R (14, 1)
OBP: 0.200, SLG: 0.200
L4
G6-3
1-2f
2-3
G3
1B
4-3
SF9
3-H
6 0 2 1 0 0 3
0 0 0 0 0 0 0
Mike Lum, L (1, 9)
OBP: 0.400, SLG: 0.475
Dave Collins, S (8, PH)
OBP: 0.305, SLG: 0.214
Cesar Geronimo, L (8, 8)
OBP: 0.337, SLG: 0.374
4-3
1B
3-H
G3
1-2f
F9
P6
K
F7
3 0 1 1 0 0 1
1 0 0 0 0 0 0
3 0 0 0 0 1 2
Joe Morgan, L (1, 4)
OBP: 0.379, SLG: 0.427
F8
HR
2B
F7
BB
CS
4 1 1 0 2 0 2
George Foster, R (1, 7)
OBP: 0.373, SLG: 0.553
P6
G3-6-3
1B
WP
SH5-3
3 1 1 0 3 1 2
Dan Driessen, L (1, 3)
OBP: 0.385, SLG: 0.473
K
G3-6-3
1-2f
1-H
2-H
SH5-3
1-2
4 1 1 3 1 1 2
Johnny Bench, R (1, 2)
OBP: 0.329, SLG: 0.454
Vic Correll, R (12, 2)
OBP: 0.242, SLG: 0.258
5-3
F7
1-3
WP
IBB
4 0 0 0 1 0 0
1 0 0 0 0 0 1
livebaseballscorecards.com
Ken Henderson, S (1, 8)
OBP: 0.309, SLG: 0.425
(8, 9)
Doug Bair, R (9, 1)
OBP: 0.000, SLG: 0.100
Junior Kennedy, R (11, PH)
OBP: 0.000, SLG: 0.231
Manny Sarmiento, R (11, 1)
Rick Auerbach, R (14, PH)
OBP: 0.304, SLG: 0.400
Ray Knight, R (14, 5)
OBP: 0.276, SLG: 0.292
P6
1-3
P6
F8
SH5-3
WP
SF9
BB
4 0 0 0 0 1 0
0 0 0 0 0 0 0
1 0 0 0 0 0 2
0 0 0 0 0 0 0
0 1 0 0 1 0 0
0 0 0 0 0 0 0
AB 44
R 5
H 9
RBI 5
BB 8
SO 5
LOB 17
Dave Concepcion, R (1, 6)
OBP: 0.345, SLG: 0.399
G6-3
SH
1B
1B
K
6-3
F8
1-3
SH5-3
1-3
5 1 1 0 0 1 2
Tom Seaver, R (1, 1)
OBP: 0.255, SLG: 0.171
Dave Tomlin, L (8, 1)
OBP: 0.250, SLG: 0.250
Ken Griffey, L (9, 9)
OBP: 0.340, SLG: 0.397
SH
G6-3
1-2
F3
1-3
1B
1-3
2 0 1 0 0 0 0
0 0 0 0 0 0 0
3 0 1 0 0 0 0
Cincinnati Reds @ Montreal Expos
Olympic Stadium, Montreal, QB
Sun Jul 23 1978, 3:33 AM EDT
Att. 28,391 - Unknown
Inning Stats
R: 0 E: 0 K: 0 S: 3 H: 0 LOB: 1 BB: 1 P: 7
R: 0 E: 0 K: 1 S: 5 H: 0 LOB: 0 BB: 0 P: 5
R: 1 E: 0 K: 0 S: 5 H: 2 LOB: 1 BB: 0 P: 5
R: 0 E: 0 K: 0 S: 3 H: 1 LOB: 0 BB: 0 P: 3
R: 0 E: 0 K: 1 S: 5 H: 0 LOB: 0 BB: 0 P: 5
R: 3 E: 0 K: 0 S: 5 H: 3 LOB: 0 BB: 1 P: 9
R: 0 E: 0 K: 0 S: 4 H: 1 LOB: 1 BB: 0 P: 4
R: 0 E: 0 K: 0 S: 3 H: 0 LOB: 1 BB: 1 P: 7
R: 0 E: 0 K: 1 S: 5 H: 0 LOB: 0 BB: 0 P: 5
R: 0 E: 0 K: 1 S: 5 H: 1 LOB: 1 BB: 0 P: 4
R: 0 E: 0 K: 0 S: 3 H: 0 LOB: 2 BB: 2 P: 11
R: 0 E: 0 K: 1 S: 5 H: 0 LOB: 0 BB: 0 P: 5
R: 0 E: 0 K: 1 S: 4 H: 0 LOB: 1 BB: 2 P: 12
R: 1 E: 0 K: 0 S: 4 H: 1 LOB: 1 BB: 1 P: 8
1B: 6 2B: 2 3B: 0 HR: 1
SF: 1 SAC: 3 DP: 3 HBP: 0
WP: 2 PB: 0 SB: 0 CS: 1
PA: 56
PITCHER IP WLS BF H R ER SO BB IBB HBP BLK WP HR S P ERA WHIP
Steve Rogers, R (1, 1) ERA: 2.26 6.0 24 6 4 4 2 2 0 0 0 0 1 26 34 6.00 1.333
Mike Garman, R (7, 1) ERA: 4.81 1.0 4 1 0 0 0 0 0 0 0 0 0 4 4 0.00 1.000
Darold Knowles, L (8, 1) ERA: 2.16 3.1 14 1 0 0 1 2 1 0 0 0 0 13 25 0.00 0.900
Stan Bahnsen, R (11, 1) ERA: 3.82 2.2 9 0 0 0 2 2 0 0 0 1 0 11 19 0.00 0.750
Wayne Twitchell, R (14, 1) ERA: 5.75 1.0 L 5 1 1 1 0 1 0 0 0 1 0 4 8 9.00 2.000
PITCHER IP WLS BF H R ER SO BB IBB HBP BLK WP HR S P ERA WHIP

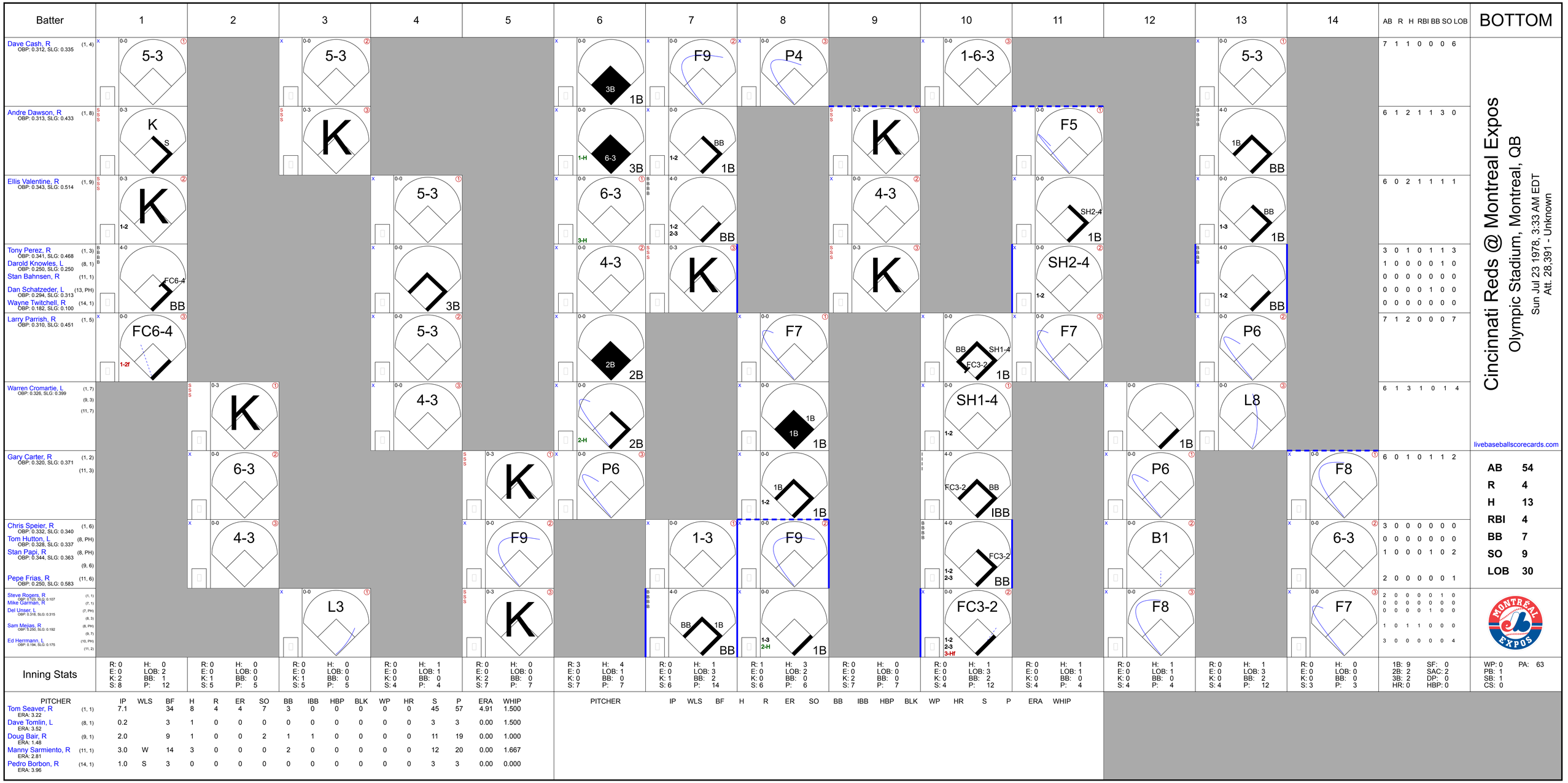
Batter
1
2
3
4
5
6
7
8
9
10
11
12
13
14
AB R H RBI BB SO LOB
BOTTOM
Dave Cash, R (1, 4) OBP: 0.312, SLG: 0.335
5-3
7 1 1 0 0 0 6
Andre Dawson, R (1, 8) OBP: 0.313, SLG: 0.433
K S
K
3B 1B
1-H 6-3 3B
F9
BB 1B
P4
K
F5
1B BB
6 1 2 1 1 3 0
Ellis Valentine, R (1, 9) OBP: 0.343, SLG: 0.514
K 1-2
5-3
6-3 3-H
1-2 2-3 BB
4-3
SH2-4 1B
6 0 2 1 1 1 1
Tony Perez, R (1, 3) OBP: 0.341, SLG: 0.468
Darold Knowles, L (8, 1) OBP: 0.250, SLG: 0.250
Stan Bahnsen, R (11, 1)
Dan Schatzeder, L (13, PH) OBP: 0.294, SLG: 0.313
Wayne Twitchell, R (14, 1) OBP: 0.182, SLG: 0.100
FC6-4 BB
3B
4-3
K
K
SH2-4 1-2
BB 1-2 BB
3 0 1 0 1 1 3
1 0 0 0 0 1 0
0 0 0 0 0 0 0
0 0 0 0 1 0 0
0 0 0 0 0 0 0
Larry Parrish, R (1, 5) OBP: 0.310, SLG: 0.451
FC6-4 1-2f
5-3
2B 2B
F7
BB SH1-4 FC3-2 1B
F7
P6
7 1 2 0 0 0 7
Warren Cromartie, L (1, 7) (9, 3) (11, 7) OBP: 0.326, SLG: 0.399
K
4-3
2-H 2B
1B 1B 1B
SH1-4 1-2
1B
L8
6 1 3 1 0 1 4
Gary Carter, R (1, 2) (11, 3) OBP: 0.320, SLG: 0.371
6-3
K
P6
1B 1-2 1B
FC3-2 BB IBB
P6
F8
6 0 1 0 1 1 2
Chris Speier, R (1, 6) OBP: 0.332, SLG: 0.340
Tom Hutton, L (8, PH) OBP: 0.328, SLG: 0.337
Stan Papi, R (8, PH) OBP: 0.344, SLG: 0.363
Pepe Frias, R (11, 6) OBP: 0.250, SLG: 0.583
4-3
F9
1-3
F9
FC3-2 BB
B1
6-3
3 0 0 0 0 0 0
0 0 0 0 0 0 0
1 0 0 0 1 0 2
2 0 0 0 0 0 1
Steve Rogers, R (1, 1) OBP: 0.123, SLG: 0.107
Mike Garman, R (7, 1)
Del Unser, L (7, PH) OBP: 0.318, SLG: 0.315
(8, 3)
Sam Mejias, R (8, PH) OBP: 0.250, SLG: 0.192
(9, 7)
Ed Herrmann, L (10, PH) OBP: 0.194, SLG: 0.175
(11, 2)
L3
K
BB 1B BB
1-3 2-H 1B
FC3-2 1-2 2-3 3-Hf
F8
F7
2 0 0 0 0 1 0
0 0 0 0 0 0 0
0 0 0 0 1 0 0
1 0 1 1 0 0 0
3 0 0 0 0 0 4
Inning Stats
R: 0 E: 0 K: 2 S: 8 H: 0 LOB: 2 BB: 1 P: 12
R: 0 E: 0 K: 1 S: 5 H: 0 LOB: 0 BB: 0 P: 5
R: 0 E: 0 K: 1 S: 5 H: 0 LOB: 0 BB: 0 P: 5
R: 0 E: 0 K: 0 S: 4 H: 1 LOB: 1 BB: 0 P: 4
R: 0 E: 0 K: 2 S: 7 H: 0 LOB: 0 BB: 0 P: 7
R: 3 E: 0 K: 0 S: 7 H: 4 LOB: 1 BB: 0 P: 7
R: 0 E: 0 K: 1 S: 6 H: 1 LOB: 3 BB: 2 P: 14
R: 1 E: 0 K: 0 S: 6 H: 3 LOB: 2 BB: 0 P: 6
R: 0 E: 0 K: 2 S: 7 H: 0 LOB: 0 BB: 0 P: 7
R: 0 E: 0 K: 0 S: 4 H: 1 LOB: 3 BB: 2 P: 12
R: 0 E: 0 K: 0 S: 4 H: 1 LOB: 1 BB: 0 P: 4
R: 0 E: 0 K: 0 S: 4 H: 1 LOB: 1 BB: 0 P: 4
R: 0 E: 0 K: 0 S: 4 H: 1 LOB: 3 BB: 2 P: 12
R: 0 E: 0 K: 0 S: 3 H: 0 LOB: 0 BB: 0 P: 3
1B: 9 2B: 2 3B: 2 HR: 0
SF: 0 SAC: 2 DP: 0 HBP: 0
WP: 0 PB: 1 SB: 1 CS: 0
PA: 63
PITCHER IP WLS BF H R ER SO BB IBB HBP BLK WP HR S P ERA WHIP
Tom Seaver, R (1, 1) ERA: 3.22 7.1 34 8 4 4 7 3 0 0 0 0 0 45 57 4.91 1.500
Dave Tomlin, L (8, 1) ERA: 3.52 0.2 3 1 0 0 0 0 0 0 0 0 0 3 3 0.00 1.500
Doug Bair, R (9, 1) ERA: 1.48 2.0 9 1 0 0 2 1 1 0 0 0 0 11 19 0.00 1.000
Manny Sarmiento, R (11, 1) ERA: 2.81 3.0 W 14 3 0 0 0 2 0 0 0 0 0 12 20 0.00 1.667
Pedro Borbon, R (14, 1) ERA: 3.96 1.0 S 3 0 0 0 0 0 0 0 0 0 0 3 3 0.00 0.000
PITCHER IP WLS BF H R ER SO BB IBB HBP BLK WP HR S P ERA WHIP
Cincinnati Reds @ Montreal Expos
Olympic Stadium, Montreal, QB
Sun Jul 23 1978, 3:33 AM EDT
Att. 28,391 - Unknown
livebaseballscorecards.com
AB 54
R 4
H 13
RBI 4
BB 7
SO 9
LOB 30
MONTREAL EXPOS

Cincinnati Reds @ New York Mets

Shea Stadium, Flushing, NY

Mon Jul 24 1978, 7:05 PM EDT

Att. 35,939 - Unknown

TOP

Batter	1	2	3	4	5	6	7	8	9	AB	R	H	RBI	BB	SO	LOB
Pete Rose, S (1, 5) OBP: 0.358, SLG: 0.418	F8		FC6-4 1-2f		F8 2-3		1B 1B 1B		HR 1B	5	2	2	0	0	0	3
Mike Lum, L (1, 9) OBP: 0.400, SLG: 0.506	K		F5		F9		1B BB G3-2-3 1-3 1B		1-H HR	5	1	2	2	0	1	3
Joe Morgan, L (1, 4) OBP: 0.380, SLG: 0.426	F4-3		L8			BB 1B SF9 1B	1-2 BB		K 1	3	1	1	0	1	0	1
Junior Kennedy, R (7, PR) OBP: 0.324, SLG: 0.218 (7, 4)										1	0	0	0	0	1	0
George Foster, R (1, 7) OBP: 0.375, SLG: 0.554		F8		K		1-2 BB 1B	1-2 2-3 3-H 1B		1B	5	0	3	1	0	1	0
Dan Driessen, L (1, 3) OBP: 0.385, SLG: 0.469		1B 1B BB		7-3 BB		F7	G3-2-3 3-Hf		F8	3	1	0	0	2	0	6
Ken Henderson, S (1, 8) OBP: 0.314, SLG: 0.416		1B 1-3 1B		7-3 1-2f		1-2 2-3 BB		K	F9	4	0	1	0	1	1	2
Cesar Geronimo, L (9, 8) OBP: 0.337, SLG: 0.374										0	0	0	0	0	0	0
Dave Concepcion, R (1, 6) OBP: 0.346, SLG: 0.401		F1-4-3 1-3 3-H 1B			F8 1B 1B	SF9 3-H		K		3	0	2	2	0	1	0
Vic Correll, R (1, 2) OBP: 0.243, SLG: 0.257		F1-4-3 1-2			1-2 1B	5-3		E6		4	0	1	0	0	0	4
Paul Moskau, R (1, 1) OBP: 0.286, SLG: 0.208										2	0	0	0	1	1	2
Pedro Borbon, R (7, 1) OBP: 0.200, SLG: 0.200										0	0	0	0	0	0	0
Dave Tomlin, L (7, 1) OBP: 0.250, SLG: 0.250										0	0	0	0	0	0	0
Ken Griffey, L (8, PH) OBP: 0.339, SLG: 0.396										1	0	0	0	0	0	1
Manny Sarmiento, R (8, 1)										0	0	0	0	0	0	0
Inning Stats	R: 0 E: 0 K: 1 S: 5 H: 0 LOB: 0 BB: 0 P: 5	R: 1 E: 0 K: 0 S: 4 H: 2 LOB: 1 BB: 1 P: 8	R: 0 E: 0 K: 0 S: 3 H: 0 LOB: 1 BB: 1 P: 7	R: 0 E: 0 K: 1 S: 4 H: 0 LOB: 0 BB: 1 P: 8	R: 0 E: 0 K: 1 S: 7 H: 2 LOB: 2 BB: 0 P: 7	R: 1 E: 0 K: 0 S: 5 H: 2 LOB: 2 BB: 1 P: 9	R: 1 E: 0 K: 0 S: 5 H: 3 LOB: 2 BB: 1 P: 9	R: 0 E: 1 K: 2 S: 8 H: 0 LOB: 1 BB: 0 P: 8	R: 2 E: 0 K: 1 S: 8 H: 3 LOB: 1 BB: 0 P: 8	1B: 11 2B: 1 3B: 0 HR: 1 SF: 1 SAC: 0 DP: 3 HBP: 0	WP: 0 PB: 0 SB: 0 CS: 0 PA: 42					

livebaseballscorecards.com

	AB	36
	R	5
	H	12
	RBI	5
	BB	5
	SO	6
	LOB	22

PITCHER		IP	WLS	BF	H	R	ER	SO	BB	IBB	HBP	BLK	WP	HR	S	P	ERA	WHIP
Pat Zachry, R ERA: 3.33	(1, 1)	6.1		31	9	3	3	3	5	0	0	0	0	0	32	52	4.26	2.211
Kevin Kobel, L ERA: 2.23	(7, 1)	0.2		1	0	0	0	0	0	0	0	0	0	0	1	1	0.00	0.000
Skip Lockwood, R ERA: 3.43	(8, 1)	2.0	L	10	3	2	2	3	0	0	0	0	0	1	16	16	9.00	1.500

PITCHER	IP	WLS	BF	H	R	ER	SO	BB	IBB	HBP	BLK	WP	HR	S	P	ERA	WHIP

Cincinnati Reds @ New York Mets

Shea Stadium, Flushing, NY

Mon Jul 24 1978, 7:05 PM EDT

Att. 35,939 - Unknown

BOTTOM

Batter	1	2	3	4	5	6	7	8	9	AB	R	H	RBI	BB	SO	LOB
Elliott Maddox, R (1, 9) OBP: 0.383, SLG: 0.359	BBBB 4-0 BLK BB		x 0-0 ① 6-3		x 0-0 ② F8		x 0-0 3B 1B		x 0-0 ③ 6-3	4	1	1	0	1	0	0
Tim Foli, R (1, 6) OBP: 0.267, SLG: 0.303	x 0-0 ① F3 1-2		x 0-0 ② 5-3		x 0-0 2B		x 0-0 1-H 3B			4	0	2	1	0	0	1
Steve Henderson, R (1, 7) OBP: 0.328, SLG: 0.409	x 0-0 ② 5-3		x 0-0 HR		SSS 0-3 ③ K		x 0-0 ② 4-3			4	1	1	1	0	1	3
Willie Montanez, L (1, 3) OBP: 0.332, SLG: 0.429	IIII 4-0 IBB		BBBB 4-0 S BB			BBBB 4-0 S BB	x 0-0 ③ 4-3			1	0	0	0	3	0	1
John Stearns, R (1, 2) OBP: 0.360, SLG: 0.427	x 0-0 ③ F8		x 0-0 ③ 6-3 1-2			SSS 0-3 ① K 1-2		x 0-0 ① 6-3		4	0	0	0	0	1	4
Lee Mazzilli, S (1, 8) OBP: 0.350, SLG: 0.427		x 0-0 HR		SSS 0-3 ① K		BBBB 4-0 BB		x 0-0 ② 4-3		3	1	1	1	1	1	0
Lenny Randle, S (1, 5) OBP: 0.338, SLG: 0.317		x 0-0 ① F9		SSS 0-3 ② K		x 0-0 ② L8		x 0-0 ③ G3		4	0	0	0	0	1	2
Doug Flynn, R (1, 4) OBP: 0.280, SLG: 0.286		x 0-0 ② F6-3		x 0-0 ③ F1-3		x 0-0 ③ F6-3			x 0-0 ① F7	3	0	0	0	0	0	2
Ron Hodges, L (9, PH) OBP: 0.322, SLG: 0.303										1	0	0	0	0	0	0
Pat Zachry, R (1, 1) OBP: 0.149, SLG: 0.070		x 0-0 ③ 1-3			x 0-0 ① 6-3		x 0-0 ① P8		x 0-0 ② P6	2	0	0	0	0	0	0
Kevin Kobel, R (7, 1) OBP: 0.300, SLG: 0.222										0	0	0	0	0	0	0
Bruce Boisclair, L (7, PH) OBP: 0.311, SLG: 0.338										1	0	0	0	0	0	0
Skip Lockwood, R (8, 1) OBP: 0.222, SLG: 0.667										0	0	0	0	0	0	0
Ed Kranepool, L (9, PH) OBP: 0.324, SLG: 0.356										1	0	0	0	0	0	0
Inning Stats	R: 0 E: 0 K: 0 S: 3 H: 0 LOB: 2 BB: 2 P: 11	R: 1 E: 0 K: 0 S: 4 H: 1 LOB: 0 BB: 0 P: 4	R: 1 E: 0 K: 0 S: 4 H: 1 LOB: 1 BB: 1 P: 8	R: 0 E: 0 K: 2 S: 7 H: 0 LOB: 0 BB: 0 P: 7	R: 0 E: 0 K: 1 S: 6 H: 1 LOB: 1 BB: 0 P: 6	R: 0 E: 0 K: 1 S: 5 H: 0 LOB: 2 BB: 2 P: 13	R: 1 E: 0 K: 0 S: 5 H: 2 LOB: 1 BB: 0 P: 5	R: 0 E: 0 K: 0 S: 3 H: 0 LOB: 0 BB: 0 P: 3	R: 0 E: 0 K: 0 S: 3 H: 0 LOB: 0 BB: 0 P: 3	1B: 1 2B: 1 3B: 1 HR: 2	SF: 0 SAC: 0 DP: 0 HBP: 0						

livebaseballscorecards.com

AB	32
R	3
H	5
RBI	3
BB	5
SO	4
LOB	13

WP: 0 PB: 0 SB: 2 CS: 0 PA: 37

PITCHER		IP	WLS	BF	H	R	ER	SO	BB	IBB	HBP	BLK	WP	HR	S	P	ERA	WHIP
Paul Moskau, R ERA: 4.46	(1, 1)	6.1		28	4	3	3	4	4	1	0	1	0	2	31	51	4.26	1.263
Pedro Borbon, R ERA: 3.94	(7, 1)	0.1		2	1	0	0	0	0	0	0	0	0	0	2	2	0.00	3.000
Dave Tomlin, L ERA: 3.5	(7, 1)	0.1		1	0	0	0	0	0	0	0	0	0	0	1	1	0.00	0.000
Manny Sarmiento, R ERA: 2.75	(8, 1)	2.0	W	6	0	0	0	0	0	0	0	0	0	0	6	6	0.00	0.000

PITCHER	IP	WLS	BF	H	R	ER	SO	BB	IBB	HBP	BLK	WP	HR	S	P	ERA	WHIP

Batter	1	2	3	4	5	6	7	8	9	AB	R	H	RBI	BB	SO	LOB
Pete Rose, S (1, 5) OBP: 0.361, SLG: 0.424	F7		1-2 1B		F9 F4-3 2B		FC4-6 1B			4	1	3	0	0	0	0
Ken Griffey, L (1, 9) OBP: 0.336, SLG: 0.392	K		F7 2-3		F9 2-3		FC4-6 1-2f			4	0	0	0	0	1	4
Joe Morgan, L (1, 4) OBP: 0.381, SLG: 0.428	2B		F2		F4-3 3-H			BB F4-6-3		3	0	1	1	1	0	1
Junior Kennedy, R (8, 4) OBP: 0.324, SLG: 0.218										0	0	0	0	0	0	0
George Foster, R (1, 7) OBP: 0.372, SLG: 0.548	K			F4-3	K			K		4	0	0	0	0	3	2
Dan Driessen, L (1, 3) OBP: 0.384, SLG: 0.466		F5		S 2B 1B		K		F4-6-3 1-2		4	1	1	0	0	1	1
Ken Henderson, S (1, 8) OBP: 0.322, SLG: 0.425		2B		F9 1-2		BB F4-6-3			P3	3	0	1	0	1	0	1
Dave Concepcion, R (1, 6) OBP: 0.345, SLG: 0.398		F8		IBB 2B		F4-6-3 1-2			5-3	3	0	0	0	1	0	2
Vic Correll, R (1, 2) OBP: 0.244, SLG: 0.282		F2		1-3 2-H 2B			6-3		6-3	4	0	1	1	0	0	1
Tom Hume, R (1, 1)			BB F7 1B	6-3			F4-3			1	0	0	0	1	0	2
Pedro Borbon, R (4, 1) OBP: 0.200, SLG: 0.200										0	0	0	0	0	0	0
Dave Collins, S (7, PH) OBP: 0.301, SLG: 0.211										1	0	0	0	0	0	0
Dave Tomlin, L (7, 1) OBP: 0.250, SLG: 0.250										0	0	0	0	0	0	0
Inning Stats	R: 0 E: 0 K: 2 S: 8 H: 1 LOB: 1 BB: 0 P: 8	R: 0 E: 0 K: 0 S: 4 H: 1 LOB: 1 BB: 0 P: 4	R: 0 E: 0 K: 0 S: 3 H: 1 LOB: 1 BB: 1 P: 7	R: 1 E: 0 K: 0 S: 5 H: 2 LOB: 2 BB: 1 P: 9	R: 1 E: 0 K: 1 S: 6 H: 1 LOB: 0 BB: 0 P: 6	R: 0 E: 0 K: 1 S: 4 H: 0 LOB: 0 BB: 1 P: 8	R: 0 E: 0 K: 0 S: 4 H: 1 LOB: 1 BB: 0 P: 4	R: 0 E: 0 K: 1 S: 4 H: 0 LOB: 0 BB: 1 P: 8	R: 0 E: 0 K: 0 S: 3 H: 0 LOB: 0 BB: 0 P: 3	1B: 3 2B: 4 3B: 0 HR: 0	SF: 0 SAC: 0 DP: 2 HBP: 0						

PITCHER	IP	WLS	BF	H	R	ER	SO	BB	IBB	HBP	BLK	WP	HR	S	P	ERA	WHIP
Craig Swan, R (1, 1) ERA: 2.44	9.0	W	35	7	2	2	5	3	1	0	0	0	0	41	57	2.00	1.111

PITCHER	IP	WLS	BF	H	R	ER	SO	BB	IBB	HBP	BLK	WP	HR	S	P	ERA	WHIP

TOP

Cincinnati Reds @ New York Mets

Shea Stadium, Flushing, NY

Tue Jul 25 1978, 7:05 PM EDT

Att. 38,158 - Unknown

livebaseballscorecards.com

AB	31
R	2
H	7
RBI	2
BB	4
SO	5
LOB	14

PA: 35

WP: 0 PB: 0 SB: 1 CS: 0

Batter	1	2	3	4	5	6	7	8	9	AB	R	H	RBI	BB	SO	LOB
Elliott Maddox, R (1, 9) OBP: 0.387, SLG: 0.361	1B		1-3	F8			BBBB E WP SH1-4 BB	3-H 1B		4	1	2	1	1	0	1
Tim Foli, R (1, 6) OBP: 0.267, SLG: 0.302	1-2 G3-6-3 1B			SSS K	F9		SH1-4	F7		4	0	1	0	0	1	1
Steve Henderson, R (1, 7) OBP: 0.326, SLG: 0.407	SSS K			1B 2B 1B	4-3		E1 WP 1B 2-3	1-3		5	2	1	0	0	1	4
Willie Montanez, L (1, 3) OBP: 0.333, SLG: 0.430	G3-6-3 1-2f			2B 1B 1-3	1-3		1-H 1B 3-H			4	1	2	1	0	0	2
John Stearns, R (1, 2) OBP: 0.359, SLG: 0.428		SSS K		1B 2B 1-3 3-H		6-3	K			4	1	1	1	0	2	1
Lee Mazzilli, S (1, 8) OBP: 0.350, SLG: 0.425 Joel Youngblood, R (7, PH) OBP: 0.289, SLG: 0.439 (8, 8)		4-3		1B E IBB		F8	6-3			2 1	1 0	0 0	0 0	1 0	0 0	0 1
Lenny Randle, S (1, 5) OBP: 0.342, SLG: 0.326		F7		E9 1B 1-H 2-H 3-H 1B		BLK 2B		2B 1B		4	2	3	2	0	0	0
Doug Flynn, R (1, 4) OBP: 0.285, SLG: 0.292			F4-3	4-3 2-H 1B		BLK IBB		1-H 1B 2B		3	1	2	2	1	0	0
Craig Swan, R (1, 1) OBP: 0.195, SLG: 0.175			1-3	4-3 1-2		F8 1-2 2-3		G3		4	0	0	0	0	0	4
Inning Stats	R: 0 E: 0 K: 1 S: 6 H: 2 LOB: 1 BB: 0 P: 6	R: 0 E: 0 K: 1 S: 5 H: 0 LOB: 0 BB: 0 P: 5	R: 0 E: 0 K: 0 S: 3 H: 0 LOB: 0 BB: 0 P: 3	R: 5 E: 1 K: 1 S: 10 H: 5 LOB: 1 BB: 1 P: 14	R: 0 E: 0 K: 0 S: 3 H: 0 LOB: 0 BB: 0 P: 3	R: 0 E: 0 K: 0 S: 4 H: 1 LOB: 2 BB: 1 P: 8	R: 2 E: 1 K: 1 S: 7 H: 1 LOB: 1 BB: 1 P: 11	R: 2 E: 0 K: 0 S: 6 H: 3 LOB: 1 BB: 0 P: 6		1B: 9 2B: 3 3B: 0 HR: 0 SF: 0 SAC: 1 DP: 1 HBP: 0						

PITCHER		IP	WLS	BF	H	R	ER	SO	BB	IBB	HBP	BLK	WP	HR	S	P	ERA	WHIP
Tom Hume, R ERA: 5.48	(1, 1)	3.1	L	16	6	5	4	3	0	1	0	0	0	0	21	25	10.80	1.800
Pedro Borbon, R ERA: 3.78	(4, 1)	2.2		11	2	0	0	0	0	1	0	1	0	0	10	14	0.00	0.750
Dave Tomlin, L ERA: 3.91	(7, 1)	2.0		12	4	4	3	1	1	0	0	0	1	0	13	17	13.50	2.500

PITCHER	IP	WLS	BF	H	R	ER	SO	BB	IBB	HBP	BLK	WP	HR	S	P	ERA	WHIP

BOTTOM

Cincinnati Reds @ New York Mets

Shea Stadium, Flushing, NY

Tue Jul 25 1978, 7:05 PM EDT

Att. 38,158 - Unknown

livebaseballscorecards.com

AB	35
R	9
H	12
RBI	7
BB	3
SO	4
LOB	14

Cincinnati Reds @ New York Mets

Shea Stadium, Flushing, NY

Wed Jul 26 1978, 3:33 AM EDT

Att. 19,892 - Unknown

TOP

livebaseballscorecards.com

Batter	1	2	3	4	5	6	7	8	9	AB	R	H	RBI	BB	SO	LOB
Pete Rose, S (1, 5) OBP: 0.362, SLG: 0.426	5-3		BB		2B		L7		K	3	0	1	0	1	0	0
Doug Bair, R (7, 1) OBP: 0.100, SLG: 0.100										0	0	0	0	0	0	0
George Foster, R (9, PH) OBP: 0.371, SLG: 0.547										1	0	0	0	0	1	2
Ken Griffey, L (1, 9) OBP: 0.339, SLG: 0.393	CS 1B		F4-3		6-3		F4-6-3 1B		PB BB 1-2 2-3	4	0	2	0	1	0	2
Dan Driessen, L (1, 3) OBP: 0.384, SLG: 0.463	1B 1-2			F8	L7		F4-6-3 1-2		BB 1-2 2-3 3-H	4	0	1	0	1	0	2
Ken Henderson, S (1, 8) OBP: 0.316, SLG: 0.405	F7			HR BB	6-3			P5	K	4	1	0	0	1	1	5
Johnny Bench, R (1, 2) OBP: 0.330, SLG: 0.466		K		HR 1-H		F2		1B	F5	3	1	1	2	0	1	0
Vic Correll, R (6, 2) OBP: 0.256, SLG: 0.293										2	0	1	0	0	0	3
Mike Lum, L (1, 7) OBP: 0.394, SLG: 0.506		F4-3		F9 2B		P5		P4		4	0	1	0	0	0	1
Dave Concepcion, R (1, 6) OBP: 0.344, SLG: 0.395		5-3		F9 2-3		BB 1B		F9		3	0	0	0	1	0	2
Rick Auerbach, R (8, 6) OBP: 0.324, SLG: 0.400										0	0	0	0	0	0	0
Junior Kennedy, R (1, 4) OBP: 0.340, SLG: 0.233			6-3 BB			FC4-6 1-2 1B			BB 1B PB 1B	3	1	2	0	1	0	0
Michael LaCoss, R (1, 1) OBP: 0.167, SLG: 0.167			K	F9		FC4-6 1-2f			PB BB 1-2 1B	2	0	0	0	0	1	2
Dave Collins, S (6, PH) OBP: 0.298, SLG: 0.208										1	0	0	0	0	0	2
Manny Sarmiento, R (6, 1)										0	0	0	0	0	0	0
Ray Knight, R (7, 5) OBP: 0.231, SLG: 0.306										1	0	1	0	0	0	0

	AB	35
	R	3
	H	10
	RBI	2
	BB	6
	SO	4
	LOB	21

Inning Stats	1	2	3	4	5	6	7	8	9	1B: 7 SF: 0	WP: 0 PA: 41
	R: 0 H: 2 E: 0 LOB: 1 K: 0 BB: 0 S: 4 P: 4	R: 0 H: 0 E: 0 LOB: 0 K: 1 BB: 0 S: 5 P: 5	R: 0 H: 0 E: 0 LOB: 1 K: 1 BB: 1 S: 5 P: 9	R: 2 H: 2 E: 0 LOB: 2 K: 0 BB: 2 S: 5 P: 13	R: 0 H: 1 E: 0 LOB: 1 K: 0 BB: 0 S: 4 P: 4	R: 0 H: 1 E: 0 LOB: 2 K: 0 BB: 1 S: 4 P: 8	R: 0 H: 1 E: 0 LOB: 0 K: 0 BB: 0 S: 3 P: 3	R: 0 H: 1 E: 0 LOB: 1 K: 0 BB: 0 S: 4 P: 4	R: 1 H: 2 E: 0 LOB: 3 K: 2 BB: 2 S: 9 P: 17	2B: 2 SAC: 0 3B: 0 DP: 1 HR: 1 HBP: 0	PB: 1 SB: 0 CS: 1

PITCHER	IP	WLS	BF	H	R	ER	SO	BB	IBB	HBP	BLK	WP	HR	S	P	ERA	WHIP
Nino Espinosa, R (1, 1) ERA: 4.01	8.1	W	38	10	3	3	3	5	0	0	0	0	1	39	59	3.24	1.800
Dwight Bernard, R (9, 1) ERA: 2.92	0.2		3	0	0	0	1	1	0	0	0	0	0	4	8	0.00	1.500

PITCHER	IP	WLS	BF	H	R	ER	SO	BB	IBB	HBP	BLK	WP	HR	S	P	ERA	WHIP

Cincinnati Reds @ New York Mets

Shea Stadium, Flushing, NY

Wed Jul 26 1978, 3:33 AM EDT

Att. 19,892 - Unknown

BOTTOM

Batter	1	2	3	4	5	6	7	8	9	AB	R	H	RBI	BB	SO	LOB
Elliott Maddox, R (1, 9) OBP: 0.387, SLG: 0.364	BBBB 4-0 1B 2B BB		x 0-0 ① 6-3	x 0-0 ③ 6-3		x 0-0 1-3 1B 2B		x 0-0 ② 1-3		4	2	1	0	1	0	0
Tim Foli, R (1, 6) OBP: 0.272, SLG: 0.306	x 0-0 1-2 2B 1B		x 0-0 ② 6-3		BBBB 4-0 F9 WP FC3-2-5 BB	x 0-0 ② SF8 3-H		x 0-0 1B		3	1	2	1	1	0	0
Steve Henderson, R (1, 7) OBP: 0.330, SLG: 0.415 Bruce Boisclair, L (7, 7) OBP: 0.309, SLG: 0.335	x 0-0 1-H 2-H G3 2B		x 0-0 1B 3B 2B		x 0-0 ① F9 1-3	x 0-0 2B 2-H 1B		SSS 0-3 ③ K		4 1	3 0	3 0	3 0	0 0	0 1	1 1
Willie Montanez, L (1, 3) OBP: 0.335, SLG: 0.432	x 0-0 ① G3 3-H		I 4-0 1B 3B IBB		x 0-0 ② FC3-2-5 2B 3-H	x 0-0 1-H 2B				3	2	1	2	1	0	1
John Stearns, R (1, 2) OBP: 0.360, SLG: 0.432 Ron Hodges, L (7, 2) OBP: 0.322, SLG: 0.303	x 0-0 ② F8		x 0-0 1-2 2-3 3B 1B		x 0-0 HR 2-H 2B	x 0-0 ③ F9				4 0	2 0	2 0	1 0	0 0	0 0	1 0
Joel Youngblood, R (1, 8) OBP: 0.296, SLG: 0.483	x 0-0 ③ F9		x 0-0 1-H 2-H 3-H 3B		x 0-0 2-H HR		x 0-0 ① F8			4	1	2	5	0	0	0
Lenny Randle, S (1, 5) OBP: 0.341, SLG: 0.323		x 0-0 ① 6-3	x 0-0 ③ F8		SSS 0-3 ③ K		BBBB 4-0 F6-3 BB			3	0	0	0	1	1	1
Doug Flynn, R (1, 4) OBP: 0.282, SLG: 0.289 Bobby Valentine, R (8, 4) OBP: 0.339, SLG: 0.317		SSS 0-3 ② K		x 0-0 ① F7		x 0-0 ① F4-3	x 0-0 ② ③ F6-3 1-2			4 0	0 0	0 0	0 0	0 0	1 0	1 0
Nino Espinosa, R (1, 1) OBP: 0.196, SLG: 0.240 Dwight Bernard, R (9, 1)		x 0-0 ③ L3		SSS 0-3 ② K		BBBB 4-0 2B SF8 BB		x 0-0 ① L3		3 0	1 0	0 0	0 0	1 0	1 0	0 0
Inning Stats	R: 3 E: 0 K: 0 S: 5 H: 2 LOB: 0 BB: 1 P: 9	R: 0 E: 0 K: 1 S: 5 H: 0 LOB: 0 BB: 0 P: 5	R: 3 E: 0 K: 0 S: 6 H: 3 LOB: 1 BB: 1 P: 10	R: 0 E: 0 K: 1 S: 5 H: 0 LOB: 0 BB: 0 P: 5	R: 3 E: 0 K: 1 S: 7 H: 2 LOB: 0 BB: 1 P: 11	R: 3 E: 0 K: 0 S: 6 H: 3 LOB: 1 BB: 1 P: 10	R: 0 E: 0 K: 0 S: 2 H: 0 LOB: 0 BB: 1 P: 6	R: 0 E: 0 K: 1 S: 6 H: 1 LOB: 1 BB: 0 P: 6		1B: 4 2B: 5 3B: 1 HR: 1	SF: 1 SAC: 0 DP: 1 HBP: 0			WP: 1 PB: 0 SB: 0 CS: 0	PA: 39		

livebaseballscorecards.com

AB	33
R	12
H	11
RBI	12
BB	5
SO	4
LOB	6

PITCHER		IP	WLS	BF	H	R	ER	SO	BB	IBB	HBP	BLK	WP	HR	S	P	ERA	WHIP
Michael LaCoss, R ERA: 8.36	(1, 1)	5.0	L	25	7	9	9	3	2	1	0	0	1	1	28	40	16.20	1.800
Manny Sarmiento, R ERA: 3.0	(6, 1)	1.0		7	3	3	3	0	1	0	0	0	0	0	6	10	27.00	4.000
Doug Bair, R ERA: 1.43	(7, 1)	2.0		7	1	0	0	1	1	0	0	0	0	0	8	12	0.00	1.000

PITCHER	IP	WLS	BF	H	R	ER	SO	BB	IBB	HBP	BLK	WP	HR	S	P	ERA	WHIP

Philadelphia Phillies @ Cincinnati Reds

Riverfront Stadium, Cincinnati, OH

Fri Jul 28 1978, 7:05 PM EDT

Unknown

TOP

livebaseballscorecards.com

Batter	1	2	3	4	5	6	7	8	9	AB	R	H	RBI	BB	SO	LOB
Garry Maddox, R (1, 8) OBP: 0.345, SLG: 0.428 Orlando Gonzalez, L (9, 9) OBP: 0.200, SLG: 0.111	P4	FC6-4 1-2f		F7		5-3	K		F9	6	0	0	0	0	1	5
										0	0	0	0	0	0	0
Larry Bowa, S (1, 6) OBP: 0.331, SLG: 0.381 Bud Harrelson, S (8, PH) OBP: 0.316, SLG: 0.203 (8, 6)	HR 2B		F8	E5 1B HR 1-2 2-3		BB 1B SF9 1B		P6		4	3	2	0	0	0	2
										1	0	0	0	0	0	0
Mike Schmidt, R (1, 5) OBP: 0.357, SLG: 0.448 Davey Johnson, R (8, 5) OBP: 0.290, SLG: 0.287	2-H HR		K	HR 1-3 2-H 3-H 1B		BB 1-2 1B		HR 1B		5	3	4	4	0	1	0
										0	0	0	0	0	0	0
Greg Luzinski, R (1, 7) OBP: 0.395, SLG: 0.558	K		P3	HR 1-H 3-H		FC6-4 1-2 2-3 BB		1-H HR		4	2	2	5	1	1	0
Jose Cardenal, R (1, 3) OBP: 0.338, SLG: 0.439 Richie Hebner, L (4, PH) OBP: 0.350, SLG: 0.459 (4, 3)	K			HR BB 4-3		SF9 3-H		K		1	1	0	0	1	1	0
										2	0	0	1	0	1	0
Jerry Martin, R (1, 9) OBP: 0.374, SLG: 0.494 (9, 8)		K		HR 1-H	1-3	FC6-4 1-2f		2B		5	1	2	2	0	1	2
Bob Boone, R (1, 2) OBP: 0.338, SLG: 0.433		BB 1B		5-3	P4		1B	F9		4	0	1	0	1	0	1
Ted Sizemore, R (1, 4) OBP: 0.275, SLG: 0.261		F8		2B E 1B	1B		F9		5-3	5	1	2	0	0	0	2
Randy Lerch, L (1, 1) OBP: 0.257, SLG: 0.290		FC6-4 1-2 1B		BB E 1B	G3		F7		F9	4	1	1	0	1	0	2
Inning Stats	R: 2 E: 0 K: 2 S: 9 H: 2 LOB: 0 BB: 0 P: 9	R: 0 E: 0 K: 1 S: 6 H: 1 LOB: 2 BB: 1 P: 10	R: 0 E: 0 K: 1 S: 5 H: 0 LOB: 0 BB: 0 P: 5	R: 7 E: 1 K: 0 S: 8 H: 4 LOB: 0 BB: 2 P: 16	R: 0 E: 0 K: 0 S: 4 H: 1 LOB: 1 BB: 0 P: 4	R: 1 E: 0 K: 0 S: 5 H: 2 LOB: 2 BB: 1 P: 9	R: 0 E: 0 K: 1 S: 6 H: 1 LOB: 1 BB: 0 P: 6	R: 2 E: 0 K: 1 S: 8 H: 3 LOB: 1 BB: 0 P: 8	R: 0 E: 0 K: 0 S: 3 H: 0 LOB: 0 BB: 0 P: 3	1B: 7 2B: 3 3B: 0 HR: 4 SF: 1 SAC: 0 DP: 0 HBP: 0						

AB	41
R	12
H	14
RBI	12
BB	4
SO	6
LOB	14

WP: 0 PB: 0 SB: 0 CS: 0 PA: 46

PITCHER		IP	WLS	BF	H	R	ER	SO	BB	IBB	HBP	BLK	WP	HR	S	P	ERA	WHIP
Fred Norman, L ERA: 3.48	(1, 1)	3.2	L	20	5	7	6	4	3	0	0	0	0	2	25	37	14.73	2.182
Pedro Borbon, R ERA: 4.13	(4, 1)	5.1		26	9	5	3	2	1	0	0	0	0	2	29	33	5.06	1.875

PITCHER	IP	WLS	BF	H	R	ER	SO	BB	IBB	HBP	BLK	WP	HR	S	P	ERA	WHIP

Batter	1	2	3	4	5	6	7	8	9	AB	R	H	RBI	BB	SO	LOB
Pete Rose, S (1, 5) OBP: 0.364, SLG: 0.429	0-0 ① 5-3		0-0 1B SF7 2B	4-0 1-2 BB		0-0 ③ 6-3			0-0 ② 5-3	2	1	1	0	1	0	0
Ray Knight, R (5, 5) OBP: 0.222, SLG: 0.294										2	0	0	0	0	0	0
Ken Griffey, L (1, 9) OBP: 0.338, SLG: 0.392	0-0 ② 6-3		0-0 S 2-3 1B	0-0 ③ G3			0-0 ① 4-3		0-0 ③ F8	4	0	1	0	0	0	2
Mike Lum, L (8, 9) OBP: 0.390, SLG: 0.500										1	0	0	0	0	0	0
Joe Morgan, L (1, 4) OBP: 0.382, SLG: 0.428	BBBB 4-0 FC6-4 BB		0-0 ① SF7 1-2 3-H		0-0 ① 5-3		0-0 ② 5-3			0	0	0	1	1	0	0
Junior Kennedy, R (5, 4) OBP: 0.333, SLG: 0.228										2	0	0	0	0	0	0
George Foster, R (1, 7) OBP: 0.368, SLG: 0.541	0-0 ③ FC6-4 1-2f		0-0 ② F8		SSS 0-3 ② K		SSS 0-3 ③ K			4	0	0	0	0	2	2
Cesar Geronimo, L (8, 8) OBP: 0.337, SLG: 0.374										0	0	0	0	0	0	0
Dave Concepcion, R (1, 6) OBP: 0.348, SLG: 0.405		0-0 FC6-4 1B	BBBB 4-0 BB		0-0 HR			0-0 ① F9		3	1	2	1	1	0	0
Rick Auerbach, R (9, 6) OBP: 0.324, SLG: 0.400										0	0	0	0	0	0	0
Ken Henderson, S (1, 8) OBP: 0.316, SLG: 0.402		0-0 ① FC6-4 2B 1-2f	SSS 0-3 ③ K		0-0 1B			0-0 4-3 2B		3	0	1	0	0	1	3
Dave Collins, S (6, 8) OBP: 0.306, SLG: 0.233										1	0	1	0	0	0	0
(8, 7)																
Dan Driessen, L (1, 3) OBP: 0.382, SLG: 0.464	0-0 1-3 2B		SSS 0-3 ① K	SSS 0-3 ③ K				0-0 ② 4-3 2-3		4	0	1	0	0	2	2
Vic Correll, R (1, 2) OBP: 0.255, SLG: 0.311	SSS 0-3 ② K		0-0 ② 6-3		0-0 L4-6 2B			0-0 ③ 6-3		4	0	1	0	0	1	3
Fred Norman, S (1, 1) OBP: 0.186, SLG: 0.167	SSS 0-3 ③ K		0-0 E3 BB		0-0 ① ② L4-6 2-3				0-0 ① 5-3	1	0	0	0	0	1	2
Pedro Borbon, R (4, 1) OBP: 0.143, SLG: 0.143										2	0	0	0	0	0	1
Johnny Bench, R (9, PH) OBP: 0.328, SLG: 0.464										1	0	0	0	0	0	0
Inning Stats	R: 0 E: 0 K: 0 S: 3 H: 0 LOB: 1 BB: 1 P: 7	R: 0 E: 0 K: 2 S: 9 H: 2 LOB: 2 BB: 0 P: 9	R: 1 E: 0 K: 1 S: 7 H: 2 LOB: 2 BB: 1 P: 11	R: 0 E: 1 K: 1 S: 6 H: 0 LOB: 2 BB: 1 P: 10	R: 1 E: 0 K: 2 S: 9 H: 2 LOB: 1 BB: 0 P: 9	R: 0 E: 0 K: 0 S: 3 H: 1 LOB: 0 BB: 0 P: 3	R: 0 E: 0 K: 1 S: 5 H: 0 LOB: 0 BB: 0 P: 5	R: 0 E: 0 K: 0 S: 4 H: 1 LOB: 1 BB: 0 P: 4	R: 0 E: 0 K: 0 S: 3 H: 0 LOB: 0 BB: 0 P: 3	1B: 3 2B: 5 3B: 0 HR: 1	SF: 1 SAC: 0 DP: 1 HBP: 0						

PITCHER	IP	WLS	BF	H	R	ER	SO	BB	IBB	HBP	BLK	WP	HR	S	P	ERA	WHIP
Randy Lerch, L (1, 1) ERA: 4.53	9.0	W	38	8	2	2	7	3	0	0	0	0	1	49	61	2.00	1.222

PITCHER	IP	WLS	BF	H	R	ER	SO	BB	IBB	HBP	BLK	WP	HR	S	P	ERA	WHIP

BOTTOM

Philadelphia Phillies @ Cincinnati Reds

Riverfront Stadium, Cincinnati, OH

Fri Jul 28 1978, 7:05 PM EDT

Unknown

livebaseballscorecards.com

AB	34
R	2
H	8
RBI	2
BB	3
SO	7
LOB	15

1B: 3	SF: 1	WP: 0	PA: 38
2B: 5	SAC: 0	PB: 0	
3B: 0	DP: 1	SB: 1	
HR: 1	HBP: 0	CS: 0	

Batter	1	2	3	4	5	6	7	8	9	AB	R	H	RBI	BB	SO	LOB
Garry Maddox, R (1, 8) OBP: 0.346, SLG: 0.430	5-3		K		1-2 1B		K		1-3 1B 2B	5	0	2	0	0	2	0
Larry Bowa, S (1, 6) OBP: 0.332, SLG: 0.381	BLK 1B		L3		K		1-3		2-H 3-H 1B	5	0	2	1	0	1	2
Mike Schmidt, R (1, 5) OBP: 0.356, SLG: 0.443	1-2 K		BB		P3			K		3	0	0	0	1	2	3
Greg Luzinski, R (1, 7) OBP: 0.393, SLG: 0.554	4-3		K			K		FC4-6 1B		4	0	1	0	0	2	2
Richie Hebner, L (1, 3) OBP: 0.349, SLG: 0.453		F8		F9		BB FC1-4		FC4-6 1-2f		3	0	0	0	1	0	1
Jerry Martin, R (1, 9) OBP: 0.366, SLG: 0.482		K		K		FC1-4 WP S 1-2f		K		4	0	0	0	0	3	2
Tim McCarver, L (1, 2) OBP: 0.363, SLG: 0.323		2B		F8		WP 1-2 BB			1-3	3	0	1	0	1	0	0
Ted Sizemore, R (1, 4) OBP: 0.280, SLG: 0.262		BB			F8	5-3 1-2 2-3			2B 1B 1B	3	1	1	0	1	0	2
Steve Carlton, L (1, 1) OBP: 0.316, SLG: 0.370		F5			1B 1B		4-3		P6	3	0	1	0	0	0	2
Jose Cardenal, R (9, PH) OBP: 0.335, SLG: 0.436										1	0	0	0	0	0	1
Inning Stats	R: 0 H: 1 E: 0 LOB: 1 K: 1 BB: 0 S: 6 P: 6	R: 0 H: 1 E: 0 LOB: 2 K: 1 BB: 1 S: 6 P: 10	R: 0 H: 0 E: 0 LOB: 1 K: 2 BB: 1 S: 7 P: 11	R: 0 H: 0 E: 0 LOB: 0 K: 1 BB: 0 S: 5 P: 5	R: 0 H: 2 E: 0 LOB: 2 K: 1 BB: 0 S: 7 P: 7	R: 0 H: 0 E: 0 LOB: 2 K: 1 BB: 2 S: 5 P: 13	R: 0 H: 0 E: 0 LOB: 0 K: 1 BB: 0 S: 5 P: 5	R: 0 H: 1 E: 0 LOB: 1 K: 2 BB: 0 S: 8 P: 8	R: 1 H: 3 E: 0 LOB: 2 K: 0 BB: 0 S: 5 P: 5	1B: 6 SF: 0 2B: 2 SAC: 0 3B: 0 DP: 0 HR: 0 HBP: 0						

TOP

Philadelphia Phillies @ Cincinnati Reds

Riverfront Stadium, Cincinnati, OH

Fri Jul 28 1978, 7:05 PM EDT

Att. 51,779 - Unknown

livebaseballscorecards.com

AB	34
R	1
H	8
RBI	1
BB	4
SO	10
LOB	15

WP: 1 PA: 38
PB: 0
SB: 1
CS: 0

PITCHER		IP	WLS	BF	H	R	ER	SO	BB	IBB	HBP	BLK	WP	HR	S	P	ERA	WHIP
Tom Seaver, R ERA: 3.1	(1, 1)	8.2	W	37	7	1	1	10	4	0	0	1	1	0	53	69	1.04	1.269
Doug Bair, R ERA: 1.42	(9, 1)	0.1	S	1	1	0	0	0	0	0	0	0	0	0	1	1	0.00	3.000

PITCHER		IP	WLS	BF	H	R	ER	SO	BB	IBB	HBP	BLK	WP	HR	S	P	ERA	WHIP

Batter	1	2	3	4	5	6	7	8	9	AB	R	H	RBI	BB	SO	LOB
Pete Rose, S (1, 5) OBP: 0.363, SLG: 0.427	G3		1-3			CS, 1B		F8		4	0	1	0	0	0	1
Ken Griffey, L (1, 9) OBP: 0.335, SLG: 0.388	B1-3			K		1-3 1-2		4-3		4	0	0	0	0	1	1
Joe Morgan, L (1, 4) OBP: 0.382, SLG: 0.427	K			G3			BB, 1B, 1B, 1B			3	1	1	0	0	1	0
George Foster, R (1, 7) OBP: 0.367, SLG: 0.540		6-3		1-3			1-2, BB, 1B, 1B			3	0	1	0	0	0	0
Johnny Bench, R (1, 2) OBP: 0.336, SLG: 0.481		1B			HR		BBBB, 1B, 1-2, 2-3, BB			2	1	2	1	1	0	0
Dave Concepcion, R (1, 6) OBP: 0.348, SLG: 0.404		6-3			4-3		S, 1-3, 2-H, 3-H, 1B			3	0	1	1	0	0	0
Ken Henderson, S (1, 8) OBP: 0.317, SLG: 0.393			F9		F9		2-3, IBB			2	0	0	0	1	0	0
Cesar Geronimo, L (8, 8) OBP: 0.337, SLG: 0.374										0	0	0	0	0	0	0
Dan Driessen, L (1, 3) OBP: 0.382, SLG: 0.463			SH2-3, 1B		K		4-3			3	0	1	0	0	1	2
Tom Seaver, R (1, 1) OBP: 0.245, SLG: 0.163			SH2-3 1-2			F7		1-3		2	0	0	0	0	0	0
Doug Bair, R (9, 1) OBP: 0.100, SLG: 0.100										0	0	0	0	0	0	0
Inning Stats	R: 0 E: 0 K: 1 S: 5 H: 0 LOB: 0 BB: 0 P: 5	R: 0 E: 0 K: 0 S: 3 H: 1 LOB: 0 BB: 0 P: 3	R: 0 E: 0 K: 0 S: 4 H: 1 LOB: 1 BB: 0 P: 4	R: 0 E: 0 K: 1 S: 5 H: 0 LOB: 0 BB: 0 P: 5	R: 1 E: 0 K: 1 S: 6 H: 1 LOB: 0 BB: 0 P: 6	R: 0 E: 0 K: 0 S: 3 H: 1 LOB: 0 BB: 0 P: 3	R: 1 E: 0 K: 0 S: 4 H: 3 LOB: 2 BB: 2 P: 12	R: 0 E: 0 K: 0 S: 3 H: 0 LOB: 0 BB: 0 P: 3		1B: 6 2B: 0 3B: 0 HR: 1 SF: 0 SAC: 1 DP: 0 HBP: 0			WP: 0 PB: 0 SB: 1 CS: 1 PA: 29	

PITCHER	IP	WLS	BF	H	R	ER	SO	BB	IBB	HBP	BLK	WP	HR	S	P	ERA	WHIP
Steve Carlton, L (1, 1) ERA: 3.15	8.0	L	29	7	2	2	3	1	1	0	0	0	1	33	41	2.25	1.000

PITCHER	IP	WLS	BF	H	R	ER	SO	BB	IBB	HBP	BLK	WP	HR	S	P	ERA	WHIP

BOTTOM

Philadelphia Phillies @ Cincinnati Reds

Riverfront Stadium, Cincinnati, OH

Fri Jul 28 1978, 7:05 PM EDT

Att. 51,779 - Unknown

livebaseballscorecards.com

AB	26
R	2
H	7
RBI	2
BB	2
SO	3
LOB	4

Philadelphia Phillies @ Cincinnati Reds

Riverfront Stadium, Cincinnati, OH

Sat Jul 29 1978, 3:33 AM EDT

Att. 49,108 - Unknown

TOP

livebaseballscorecards.com

Batter	1	2	3	4	5	6	7	8	9	AB	R	H	RBI	BB	SO	LOB
Garry Maddox, R (1, 8) OBP: 0.344, SLG: 0.427	K		F8			L6		4-3 1B 1-2	K	5	0	1	0	0	2	2
Larry Bowa, S (1, 6) OBP: 0.329, SLG: 0.377	F5		P4			F8		4-3 1-2 2-3		4	0	0	0	0	0	2
Mike Schmidt, R (1, 5) OBP: 0.355, SLG: 0.440	5-3			F8			1-3 1B 1B	F9		4	0	1	0	0	0	2
Greg Luzinski, R (1, 7) OBP: 0.397, SLG: 0.555		FC5 1B 1B		F7			1-3 1-2 1B		BB 1B E	3	1	2	0	1	0	0
Richie Hebner, L (1, 3) OBP: 0.348, SLG: 0.450		F7		G3			F7		E 1B 1-2 1B	4	1	1	0	0	0	3
Jerry Martin, R (1, 9) OBP: 0.359, SLG: 0.471		K			K		1-3 1-2 2-3		E5 FC4 1B 1-3 2-H	4	0	0	0	0	2	4
Bob Boone, R (1, 2) OBP: 0.340, SLG: 0.434		1-2 1B			K		F8		FC4 1-2 3-H 1B	4	0	2	1	0	1	2
Ted Sizemore, R (1, 4) OBP: 0.273, SLG: 0.255		FC5 2-3f			K			5-3	F9	4	0	0	0	0	1	4
Jim Lonborg, R (1, 1) OBP: 0.265, SLG: 0.258			1-3			F7		4-3 1B BB	FC4 1-2f 2-3	0	0	0	0	0	0	0
Jim Kaat, L (2, 1) OBP: 0.156, SLG: 0.161										1	0	0	0	0	0	0
Orlando Gonzalez, L (6, PH) OBP: 0.182, SLG: 0.100										1	0	0	0	0	0	0
Rawly Eastwick, R (6, 1)										0	0	0	0	0	0	0
Bud Harrelson, S (8, PH) OBP: 0.325, SLG: 0.203										0	0	0	0	1	0	0
Warren Brusstar, R (8, 1) OBP: 0.333, SLG: 0.667										0	0	0	0	0	0	0
Tim McCarver, L (9, PH) OBP: 0.360, SLG: 0.320										1	0	0	0	0	0	2
Inning Stats	R: 0 E: 0 K: 1 S: 5 H: 0 LOB: 0 BB: 0 P: 5	R: 0 E: 0 K: 1 S: 7 H: 2 LOB: 2 BB: 0 P: 7	R: 0 E: 0 K: 0 S: 3 H: 0 LOB: 0 BB: 0 P: 3	R: 0 E: 0 K: 0 S: 3 H: 0 LOB: 0 BB: 0 P: 3	R: 0 E: 0 K: 3 S: 9 H: 0 LOB: 0 BB: 0 P: 9	R: 0 E: 0 K: 0 S: 3 H: 0 LOB: 0 BB: 0 P: 3	R: 0 E: 0 K: 0 S: 5 H: 2 LOB: 2 BB: 0 P: 5	R: 0 E: 0 K: 0 S: 4 H: 1 LOB: 2 BB: 1 P: 8	R: 2 E: 1 K: 1 S: 8 H: 2 LOB: 2 BB: 1 P: 12	1B: 7 2B: 0 3B: 0 HR: 0 SF: 0 SAC: 0 DP: 0 HBP: 0						

	AB	35
	R	2
	H	7
	RBI	1
	BB	2
	SO	6
	LOB	21

PITCHER		IP	W/L/S	BF	H	R	ER	SO	BB	IBB	HBP	BLK	WP	HR	S	P	ERA	WHIP
Paul Moskau, R ERA: 4.15	(1, 1)	8.0	W	32	6	2	1	5	2	0	0	0	0	0	40	48	1.12	1.000
Doug Bair, R ERA: 1.4	(9, 1)	1.0		5	1	0	0	1	0	0	0	0	0	0	7	7	0.00	1.000

PITCHER		IP	W/L/S	BF	H	R	ER	SO	BB	IBB	HBP	BLK	WP	HR	S	P	ERA	WHIP

WP: 0 PB: 0 SB: 0 CS: 0 PA: 37

Batter	1	2	3	4	5	6	7	8	9	AB	R	H	RBI	BB	SO	LOB
Pete Rose, S (1, 5) OBP: 0.367, SLG: 0.430	HR 1B	FC6-4 1B		1B			4-3			4	1	3	0	0	0	0
Vic Correll, R (8, 2) OBP: 0.255, SLG: 0.311										0	0	0	0	0	0	0
Ken Griffey, L (1, 9) OBP: 0.334, SLG: 0.386	F8	F8		F8			G6-4-3 1B			4	0	1	0	0	0	3
Joe Morgan, L (1, 4) OBP: 0.380, SLG: 0.423	P4	FC6-4 1-2f			BB		G6-4-3 1-2f			3	0	0	0	1	0	3
George Foster, R (1, 7) OBP: 0.369, SLG: 0.549	1-H HR		G3 SF8 2B		K			5-3		4	2	2	2	0	1	1
Dan Driessen, L (1, 3) OBP: 0.378, SLG: 0.457	F8		G3 2-3		K			4-3		4	0	0	0	0	1	2
Johnny Bench, R (1, 2) OBP: 0.336, SLG: 0.481		FC1-6 1B HR 1B	SF8 3-H		F8			5-3		2	1	1	1	0	0	1
Ray Knight, R (8, 5) OBP: 0.218, SLG: 0.288										1	0	0	0	0	0	0
Dave Concepcion, R (1, 6) OBP: 0.348, SLG: 0.404		FC1-6 1-2 1B	6-3				4-3			3	0	1	0	0	0	0
Cesar Geronimo, L (1, 8) OBP: 0.333, SLG: 0.369		FC1-6 S HR 1-2f 2-3		G3			6-3			3	1	0	0	0	0	2
Paul Moskau, R (1, 1) OBP: 0.290, SLG: 0.333		1-H 3-H HR		6-3			4-3			3	1	1	3	0	0	0
Doug Bair, R (9, 1) OBP: 0.100, SLG: 0.100										0	0	0	0	0	0	0
Inning Stats	R: 2 E: 0 K: 0 S: 5 H: 2 LOB: 0 BB: 0 P: 5	R: 3 E: 0 K: 0 S: 7 H: 4 LOB: 1 BB: 0 P: 7	R: 1 E: 0 K: 0 S: 4 H: 1 LOB: 0 BB: 0 P: 4	R: 0 E: 0 K: 0 S: 4 H: 1 LOB: 1 BB: 0 P: 4	R: 0 E: 0 K: 2 S: 7 H: 0 LOB: 1 BB: 1 P: 11	R: 0 E: 0 K: 0 S: 3 H: 0 LOB: 0 BB: 0 P: 3	R: 0 E: 0 K: 0 S: 3 H: 1 LOB: 0 BB: 0 P: 3	R: 0 E: 0 K: 0 S: 3 H: 0 LOB: 0 BB: 0 P: 3		1B: 6 2B: 1 3B: 0 HR: 2 SF: 1 SAC: 0 DP: 1 HBP: 0						

PITCHER		IP	WLS	BF	H	R	ER	SO	BB	IBB	HBP	BLK	WP	HR	S	P	ERA	WHIP
Jim Lonborg, R ERA: 4.83	(1, 1)	1.1	L	10	6	5	5	0	0	0	0	0	0	2	10	10	33.75	4.500
Jim Kaat, L ERA: 4.34	(2, 1)	3.2		14	2	1	1	2	1	0	0	0	0	0	17	21	2.46	0.818
Rawly Eastwick, R ERA: 3.5	(6, 1)	2.0		6	1	0	0	0	0	0	0	0	0	0	6	6	0.00	0.500
Warren Brusstar, R ERA: 2.13	(8, 1)	1.0		3	0	0	0	0	0	0	0	0	0	0	3	3	0.00	0.000

PITCHER	IP	WLS	BF	H	R	ER	SO	BB	IBB	HBP	BLK	WP	HR	S	P	ERA	WHIP

BOTTOM

Philadelphia Phillies @ Cincinnati Reds

Riverfront Stadium, Cincinnati, OH

Sat Jul 29 1978, 3:33 AM EDT

Att. 49,108 - Unknown

livebaseballscorecards.com

AB	31
R	6
H	9
RBI	6
BB	1
SO	2
LOB	12

Batter	1	2	3	4	5	6	7	8	9	AB	R	H	RBI	BB	SO	LOB
Garry Maddox, R (1, 8) OBP: 0.344, SLG: 0.425	K		G3		5-3		1B		HR BB	4	1	1	0	1	1	2
Larry Bowa, S (1, 6) OBP: 0.327, SLG: 0.382	G3		4-3		6-3		F8		1-H HR	5	1	1	2	0	0	3
Mike Schmidt, R (1, 5) OBP: 0.358, SLG: 0.441	1B			F7	1B SF8 1B		F8		1B BB	4	1	2	0	1	0	1
Greg Luzinski, R (1, 7) OBP: 0.392, SLG: 0.547	1-3			K	F8			F8	K	5	0	0	0	0	2	3
Richie Hebner, L (1, 3) OBP: 0.358, SLG: 0.461		CS 1B		1B	1-2 1B			2B 1B	1-3 1B	5	0	5	0	0	0	0
Bake McBride, L (9, PR) OBP: 0.321, SLG: 0.354										0	0	0	0	0	0	0
Jerry Martin, R (1, 9) OBP: 0.362, SLG: 0.478		5-3 1-2 2B		K	1-2 2-3 FC6-4 1B			K	3-1	4	0	2	0	0	2	2
Tim McCarver, L (9, PH) OBP: 0.357, SLG: 0.316										1	0	0	0	0	0	2
Bob Boone, R (1, 2) OBP: 0.342, SLG: 0.441		5-3 2-3			SH5-4 1B	SF8 3-H		1-3 2B		3	0	2	1	0	0	1
Ted Sizemore, R (1, 4) OBP: 0.276, SLG: 0.258		F7			1-2 SH5-4 1B	1-2f FC6-4		K		2	0	1	0	0	0	1
Davey Johnson, R (6, PH) OBP: 0.284, SLG: 0.281										2	0	0	0	0	1	4
(6, 4)																
Larry Christenson, R (1, 1) OBP: 0.133, SLG: 0.186			1-3		1-2 2-3 SH5-4		1-3		K	1	0	0	0	0	0	0
Orlando Gonzalez, L (7, PH) OBP: 0.167, SLG: 0.091										1	0	0	0	0	0	0
Ron Reed, R (7, 1)										0	0	0	0	0	0	0
Bud Harrelson, S (9, PH) OBP: 0.321, SLG: 0.200										1	0	0	0	0	1	0

Inning Stats	1	2	3	4	5	6	7	8	9
R:	0	0	0	0	0	1	0	0	2
E:	0	0	0	0	0	0	0	0	0
K:	1	0	0	2	0	0	0	2	2
S:	6	4	3	8	5	6	4	9	9
H:	1	2	0	1	2	3	1	2	2
LOB:	1	1	0	1	2	2	1	2	2
BB:	0	0	0	0	0	0	0	0	2
P:	6	4	3	8	5	6	4	9	17

1B:	11	
2B:	2	
3B:	0	
HR:	1	
SF:	1	
SAC:	1	
DP:	0	
HBP:	0	
WP:	0	
PB:	0	
SB:	0	
CS:	1	
PA:	42	

PITCHER		IP	WLS	BF	H	R	ER	SO	BB	IBB	HBP	BLK	WP	HR	S	P	ERA	WHIP
Tom Hume, R ERA: 5.2	(1, 1)	7.2	W	34	12	1	1	4	0	0	0	0	0	0	42	42	1.17	1.565
Manny Sarmiento, R ERA: 3.17	(8, 1)	0.2		4	1	2	2	2	1	0	0	0	0	1	7	11	27.00	3.000
Doug Bair, R ERA: 1.38	(9, 1)	0.2	S	4	1	0	0	1	1	0	0	0	0	0	5	9	0.00	3.000

PITCHER	IP	WLS	BF	H	R	ER	SO	BB	IBB	HBP	BLK	WP	HR	S	P	ERA	WHIP

TOP

Philadelphia Phillies @ Cincinnati Reds

Riverfront Stadium, Cincinnati, OH

Sun Jul 30 1978, 3:33 AM EDT

Att. 44,092 - Unknown

livebaseballscorecards.com

AB	38
R	3
H	14
RBI	3
BB	2
SO	7
LOB	19

BOTTOM

Philadelphia Phillies @ Cincinnati Reds

Riverfront Stadium, Cincinnati, OH

Sun Jul 30 1978, 3:33 AM EDT

Att. 44,092 - Unknown

livebaseballscorecards.com

Batter	1	2	3	4	5	6	7	8	9	AB	R	H	RBI	BB	SO	LOB
Pete Rose, S (1, 5) OBP: 0.367, SLG: 0.430	1-3		F9		FC4-6, 1B	1B		4-3		5	0	2	0	0	0	1
Ken Griffey, L (1, 9) OBP: 0.333, SLG: 0.384	BBBB, G4-3, BB		4-3		FC4-6, 1B, SF9, 1-2f	F9				3	1	0	0	1	0	2
Joe Morgan, L (1, 4) OBP: 0.383, SLG: 0.425	G4-3, 1-2f		2B, 1B		BB, E, 1-3, 1B		SSS, K			3	0	2	0	0	0	1
Junior Kennedy, R (5, PR) OBP: 0.330, SLG: 0.226										1	1	0	0	0	1	0
(6, 4)																
George Foster, R (1, 7) OBP: 0.372, SLG: 0.560		HR	1-3, 2B		BBBB, E, 1-2, BB		5-3			3	1	2	1	1	0	0
Dan Driessen, L (1, 3) OBP: 0.377, SLG: 0.465		F7	G3		SF9, 3-H		HR			3	1	1	2	0	0	2
Johnny Bench, R (1, 2) OBP: 0.331, SLG: 0.473		F9		F9	E5, 1-3, 2-H		SSS, K			4	0	0	0	0	1	1
Dave Concepcion, R (1, 6) OBP: 0.350, SLG: 0.413		2B, 3B		6-3	5-3				2B	4	1	2	0	0	0	3
Cesar Geronimo, L (1, 8) OBP: 0.336, SLG: 0.376		3-H, 2B		1B		5-3			K	4	0	2	1	0	1	1
Tom Hume, R (1, 1)		4-3		1-3						3	0	0	0	0	1	2
Manny Sarmiento, R (8, 1)										1	0	0	0	0	1	1
Doug Bair, R (9, 1) OBP: 0.100, SLG: 0.100										0	0	0	0	0	0	0
Inning Stats	R: 0, E: 0, K: 0, S: 2 H: 0, LOB: 0, BB: 1, P: 6	R: 2, E: 0, K: 0, S: 6 H: 3, LOB: 1, BB: 0, P: 6	R: 0, E: 0, K: 0, S: 5 H: 2, LOB: 2, BB: 0, P: 5	R: 0, E: 0, K: 0, S: 4 H: 1, LOB: 1, BB: 0, P: 4	R: 2, E: 1, K: 0, S: 6 H: 2, LOB: 3, BB: 1, P: 10	R: 0, E: 0, K: 1, S: 6 H: 1, LOB: 1, BB: 0, P: 6	R: 1, E: 0, K: 2, S: 8 H: 1, LOB: 0, BB: 0, P: 8	R: 0, E: 0, K: 2, S: 8 H: 1, LOB: 1, BB: 0, P: 8		1B: 5, 2B: 3, 3B: 1, HR: 2 SF: 1, SAC: 0, DP: 1, HBP: 0						

	AB	34
	R	5
	H	11
	RBI	4
	BB	2
	SO	5
	LOB	14

WP: 0, PB: 0, SB: 0, CS: 0 — PA: 37

PITCHER		IP	WLS	BF	H	R	ER	SO	BB	IBB	HBP	BLK	WP	HR	S	P	ERA	WHIP
Larry Christenson, R ERA: 3.45	(1, 1)	6.0	L	29	9	4	3	1	2	0	0	0	0	1	29	37	4.50	1.833
Ron Reed, R ERA: 2.35	(7, 1)	2.0		8	2	1	1	4	0	0	0	0	0	1	16	16	4.50	1.000

PITCHER	IP	WLS	BF	H	R	ER	SO	BB	IBB	HBP	BLK	WP	HR	S	P	ERA	WHIP

Batter	1	2	3	4	5	6	7	8	9	AB	R	H	RBI	BB	SO	LOB
Pete Rose, S (1, 5) OBP: 0.367, SLG: 0.428	B B B B 4-0 1B BB		x 0-0 ② L6			x 0-0 2B 1B		x 0-0 ① G3	x 0-0 ③ G3	4	0	1	0	1	0	2
Ken Griffey, L (1, 9) OBP: 0.335, SLG: 0.387	S S S 0-3 ① K		x 0-0 1B			x 0-0 1-3 2B		x 0-0 ② 4-3		4	0	2	0	0	1	1
Dan Driessen, L (1, 3) OBP: 0.376, SLG: 0.462	x 0-0 G5-4-3 1-2 1B		x 0-0 ③ 4-3			x 0-0 ① F2		x 0-0 ③ P3		4	0	1	0	0	0	3
George Foster, R (1, 7) OBP: 0.371, SLG: 0.556	x 0-0 ② ③ G5-4-3 1-2f			x 0-0 ① P9		4-0 IBB			x 0-0 ① 5-3	3	0	0	0	1	0	2
Johnny Bench, R (1, 2) OBP: 0.330, SLG: 0.482		x 0-0 HR		S S S 0-3 ② K		S S S 0-3 ② K			x 0-0 ② 5-3	4	1	1	1	0	2	3
Dave Concepcion, R (1, 6) OBP: 0.349, SLG: 0.411		S S S 0-3 ① K		x 0-0 ③ 5-3		S S S 0-3 ③ K			x 0-0 S 1B 1B	4	1	1	0	0	2	3
Cesar Geronimo, L (1, 8) OBP: 0.335, SLG: 0.374		S S S 0-3 ② K			x 0-0 ① F7		S S S 0-3 ① K		x 0-0 1B 1-H 1B 1B	4	1	1	1	0	2	0
Junior Kennedy, R (1, 4) OBP: 0.327, SLG: 0.227		x 0-0 ③ F9			x 0-0 ② P5		S S S 0-3 ② K2-3		x 0-0 1B 1-2 1B	4	0	1	0	0	1	0
Michael LaCoss, R (1, 1) OBP: 0.111, SLG: 0.111 Joe Morgan, L (9, PH) OBP: 0.384, SLG: 0.427 Ray Knight, R (9, PR) OBP: 0.218, SLG: 0.288 Doug Bair, R (9, 1) OBP: 0.100, SLG: 0.100			x 0-0 ① 6-3		S S S 0-3 ③ K		S S S 0-3 ③ K		x 0-0 1-3 2-H 1B	3 1 0 0	0 0 0 0	0 1 0 0	0 1 0 0	0 0 0 0	2 0 0 0	0 0 0 0
Inning Stats	R: 0 H: 1 E: 0 LOB: 1 K: 1 BB: 1 S: 5 P: 9	R: 1 H: 1 E: 0 LOB: 0 K: 2 BB: 0 S: 8 P: 8	R: 0 H: 1 E: 0 LOB: 1 K: 0 BB: 0 S: 4 P: 4	R: 0 H: 0 E: 0 LOB: 0 K: 1 BB: 0 S: 5 P: 5	R: 0 H: 0 E: 0 LOB: 0 K: 1 BB: 0 S: 5 P: 5	R: 0 H: 2 E: 0 LOB: 3 K: 2 BB: 1 S: 9 P: 13	R: 0 H: 0 E: 0 LOB: 0 K: 3 BB: 0 S: 9 P: 9	R: 0 H: 0 E: 0 LOB: 0 K: 0 BB: 0 S: 3 P: 3	R: 2 H: 4 E: 0 LOB: 2 K: 0 BB: 0 S: 7 P: 7	1B: 7 SF: 0 2B: 1 SAC: 0 3B: 0 DP: 1 HR: 1 HBP: 0						WP: 0 PA: 37 PB: 0 SB: 1 CS: 0	

Cincinnati Reds @ Atlanta Braves

Atlanta-Fulton County Stadium, Atlanta, GA

Mon Jul 31 1978, 7:05 PM EDT

Att. 45,007 - Unknown

TOP

livebaseballscorecards.com

AB	35
R	3
H	9
RBI	3
BB	2
SO	10
LOB	14

PITCHER		IP	WLS	BF	H	R	ER	SO	BB	IBB	HBP	BLK	WP	HR	S	P	ERA	WHIP
Phil Niekro, R ERA: 2.97	(1, 1)	9.0	L	37	9	3	3	10	1	1	0	0	0	1	55	63	3.00	1.111

PITCHER		IP	WLS	BF	H	R	ER	SO	BB	IBB	HBP	BLK	WP	HR	S	P	ERA	WHIP

Cincinnati Reds @ Atlanta Braves

Atlanta-Fulton County Stadium, Atlanta, GA

Mon Jul 31 1978, 7:05 PM EDT

Att. 45,007 - Unknown

livebaseballscorecards.com

BOTTOM

Batter	1	2	3	4	5	6	7	8	9	AB	R	H	RBI	BB	SO	LOB
Jerry Royster, R (1, 6) OBP: 0.345, SLG: 0.340	L4		G6-4-3 1-2f		5-3		6-3		3-1 1B 1-2 1B	5	0	1	0	0	0	1
Rowland Office, L (1, 8) OBP: 0.312, SLG: 0.389	6-3			G1	1B 2B		F7		3-1 1-2 2-3 1B	5	0	2	0	0	0	0
Gary Matthews, R (1, 9) OBP: 0.382, SLG: 0.475	5-3			2B SF8 1B	BB 2-3 1B		S 1B		S S S K	5	1	3	0	0	1	3
Jeff Burroughs, R (1, 7) OBP: 0.455, SLG: 0.547		E 2B		SF8 1-3 2B	B B B BB 1-2 BB		1-2 IBB		3-1 1-2 2-3 3-H	3	0	2	1	2	0	2
Bob Horner, R (1, 5) OBP: 0.326, SLG: 0.513		L7		FC5 SF8 IBB	F5		F2		P6	4	0	0	0	1	0	8
Biff Pocoroba, S (1, 2) OBP: 0.318, SLG: 0.341		E3 G4-6-3 2-3		SF8 1-2 2-3 3-H		F9		F8		3	0	0	1	0	0	1
Dale Murphy, R (1, 3) OBP: 0.307, SLG: 0.412		G4-6-3 1-2f		B B B BB		5-3		S S S K		3	0	0	0	1	1	2
Rod Gilbreath, R (1, 4) OBP: 0.293, SLG: 0.332			6-3	FC5 2-3f		1B		F8		4	0	1	0	0	0	3
Phil Niekro, R (1, 1) OBP: 0.244, SLG: 0.253			G6-4-3 1B		6-3	F7			1B 1B 3-1 1B	3	0	1	0	0	0	1
Bob Beall, S (9, PH) OBP: 0.350, SLG: 0.272										1	1	1	0	0	0	0

	AB	36
	R	2
	H	11
	RBI	2
	BB	4
	SO	2
	LOB	21

Inning Stats										
	R: 0 E: 0 K: 0 S: 3	H: 0 LOB: 0 BB: 0 P: 3	R: 0 E: 1 K: 0 S: 4	H: 1 LOB: 1 BB: 0 P: 4	R: 0 E: 0 K: 0 S: 3	H: 1 LOB: 0 BB: 0 P: 3	R: 1 E: 0 K: 0 S: 5	H: 2 LOB: 3 BB: 2 P: 13	R: 0 E: 0 K: 0 S: 5	H: 2 LOB: 3 BB: 1 P: 9
	R: 0 E: 0 K: 0 S: 4	H: 1 LOB: 1 BB: 0 P: 4	R: 0 E: 0 K: 0 S: 4	H: 1 LOB: 2 BB: 1 P: 8	R: 0 E: 0 K: 1 S: 5	H: 0 LOB: 0 BB: 0 P: 5	R: 1 E: 0 K: 1 S: 8	H: 3 LOB: 2 BB: 0 P: 8	1B: 8 2B: 3 3B: 0 HR: 0	SF: 1 SAC: 0 DP: 2 HBP: 0
	WP: 0 PB: 0 SB: 1 CS: 0	PA: 41								

PITCHER		IP	WLS	BF	H	R	ER	SO	BB	IBB	HBP	BLK	WP	HR	S	P	ERA	WHIP
Michael LaCoss, R ERA: 5.73	(1, 1)	8.0	W	35	8	1	1	1	2	2	0	0	0	0	33	49	1.12	1.250
Doug Bair, R ERA: 1.5	(9, 1)	1.0	S	6	3	1	1	1	0	0	0	0	0	0	8	8	9.00	3.000

PITCHER	IP	WLS	BF	H	R	ER	SO	BB	IBB	HBP	BLK	WP	HR	S	P	ERA	WHIP

Cincinnati Reds @ Atlanta Braves

Atlanta-Fulton County Stadium, Atlanta, GA

Tue Aug 01 1978, 7:05 PM EDT

Att. 31,159 - Unknown

TOP

livebaseballscorecards.com

Batter	1	2	3	4	5	6	7	8	9	AB	R	H	RBI	BB	SO	LOB
Pete Rose, S (1, 5) OBP: 0.366, SLG: 0.424	BBBB 4-0 2B 6-3 BB	x 0-0 ③ L1			x 0-0 ① 6-3		x 0-0 ①② L5-3 1-2		SSS 0-3 ③ K	4	1	0	0	1	1	2
Ken Griffey, L (1, 9) OBP: 0.336, SLG: 0.391	x 0-0 1-3 HR 2B		x 0-0 ① 3-1		x 0-0 ② F7		x 0-0 1B 1B			4	1	2	0	0	0	0
Dave Concepcion, R (1, 6) OBP: 0.353, SLG: 0.421	x 0-0 ① 6-3 3-H		BBBB 4-0 CS BB		x 0-0 HR		x 0-0 1-3 1B			3	1	2	2	1	0	1
George Foster, R (1, 7) OBP: 0.368, SLG: 0.551	SSS 0-3 ② K		x 0-0 ②③ F9 1-2		x 0-0 ③ 5-3		SSS 0-3 ③ K			4	0	0	0	0	2	4
Johnny Bench, R (1, 2) OBP: 0.329, SLG: 0.490 Dave Tomlin, L (8, 1) OBP: 0.250, SLG: 0.250	x 0-0 2-H HR			x 0-0 ① F8		x 0-0 ① P4		x 0-0 ① L5		4 0	1 0	1 0	2 0	0 0	0 0	0 0
Ken Henderson, S (1, 8) OBP: 0.314, SLG: 0.380	SSS 0-3 ③ K			x 0-0 ② 1-3		BBBB 4-0 BB		x 0-0 ② 4-3		3	0	0	0	1	1	0
Dan Driessen, L (1, 3) OBP: 0.374, SLG: 0.458		x 0-0 ① 3-1		BBBB 4-0 E BB		x 0-0 ② F9		x 0-0 ③ 4-3		3	0	0	0	1	0	1
Junior Kennedy, R (1, 4) OBP: 0.316, SLG: 0.218		x 0-0 ② F7		x 0-0 E5 1-3		x 0-0 ③ F3			SSS 0-3 ① K	4	0	0	0	0	1	2
Fred Norman, S (1, 1) OBP: 0.186, SLG: 0.167 Pedro Borbon, R (1, 1) OBP: 0.222, SLG: 0.222 Tom Hume, R (6, 1) Dave Collins, S (7, PH) OBP: 0.314, SLG: 0.243 Manny Sarmiento, R (7, 1) Vic Correll, R (8, 2) OBP: 0.250, SLG: 0.304		x 0-0 1B		x 0-0 ③ F9			x 0-0 L5-3 1B		SSS 0-3 ② K	0 2 0 1 0 1	0 0 0 0 0 0	0 1 0 1 0 0	0 0 0 0 0 0	0 0 0 0 0 0	0 0 0 0 0 0	0 2 0 0 0 0

	AB	33
	R	4
	H	7
	RBI	4
	BB	4
	SO	6
	LOB	12

Inning Stats																		
	R: 3	H: 2	R: 0	H: 1	R: 0	H: 0	R: 0	H: 0	R: 1	H: 1	R: 0	H: 0	R: 0	H: 3	R: 0	H: 0	R: 0	H: 0
	E: 0	LOB: 0	E: 0	LOB: 1	E: 0	LOB: 0	E: 1	LOB: 2	E: 0	LOB: 0	E: 0	LOB: 1	E: 0	LOB: 2	E: 0	LOB: 0	E: 0	LOB: 0
	K: 2	BB: 1	K: 0	BB: 0	K: 0	BB: 1	K: 0	BB: 1	K: 0	BB: 0	K: 0	BB: 1	K: 1	BB: 0	K: 0	BB: 0	K: 3	BB: 0
	S: 9	P: 13	S: 4	P: 4	S: 2	P: 6	S: 4	P: 8	S: 4	P: 4	S: 3	P: 7	S: 7	P: 7	S: 3	P: 3	S: 9	P: 9

	1B: 4	SF: 0	WP: 0	PA: 37
	2B: 2	SAC: 0	PB: 0	
	3B: 0	DP: 1	SB: 0	
	HR: 2	HBP: 0	CS: 1	

PITCHER		IP	WLS	BF	H	R	ER	SO	BB	IBB	HBP	BLK	WP	HR	S	P	ERA	WHIP
Larry McWilliams, L ERA: 3.27	(1, 1)	5.0	W	22	4	4	4	2	3	0	0	0	0	2	23	35	7.20	1.400
Dave Campbell, R ERA: 4.61	(6, 1)	1.0		4	0	0	0	0	1	0	0	0	0	0	3	7	0.00	1.000
Gene Garber, R ERA: 1.56	(7, 1)	3.0	S	11	3	0	0	4	0	0	0	0	0	0	19	19	0.00	1.000

PITCHER	IP	WLS	BF	H	R	ER	SO	BB	IBB	HBP	BLK	WP	HR	S	P	ERA	WHIP

BOTTOM

Cincinnati Reds @ Atlanta Braves

Atlanta-Fulton County Stadium, Atlanta, GA

Tue Aug 01 1978, 7:05 PM EDT

Att. 31,159 - Unknown

livebaseballscorecards.com

Batter	1	2	3	4	5	6	7	8	9	AB	R	H	RBI	BB	SO	LOB
Jerry Royster, R (1, 6) OBP: 0.345, SLG: 0.347	0-0 2B 2B	0-3 K			0-0 SH1-4 1-2	0-0 G4-6-3 1-2f		E 2B F9		5	2	2	0	0	1	3
Barry Bonnell, R (1, 8) (8, 7) OBP: 0.288, SLG: 0.305	0-0 1B 1B 2-H 2B		0-0 G6-4-3 1B		0-0 WP S HR 2-H 1B		0-0 HR	0-3 K		5	3	4	3	0	1	1
Gary Matthews, R (1, 9) OBP: 0.382, SLG: 0.473	0-0 1B 2-3 1B		0-0 F2		0-3 K 1-2		0-0 F7	0-0 E9 E 2-H 1B		5	1	2	0	0	1	2
Jeff Burroughs, R (1, 7) Rowland Office, L (7, PR) (8, 8) OBP: 0.458, SLG: 0.547 OBP: 0.310, SLG: 0.387	0-0 1-2 3-H 1B		0-0 G6-4-3 1-2f		4-0 WP HR BB		4-0 1B 1B BB	0-0 E4 1-3 2B		2 1	1 2	1 0	1 0	2 0	0 0	1 1
Bob Horner, R (1, 5) OBP: 0.333, SLG: 0.540	0-0 F7			0-0 1B 2B	0-0 1-H HR 2-H		0-0 1B 1-2 1B	0-0 E6 2B 3-H 1B		5	4	3	4	0	0	3
Dale Murphy, R (1, 3) OBP: 0.305, SLG: 0.417	0-3 K			0-0 6-3	0-0 HR		0-0 F9	0-3 K		5	1	1	1	0	2	7
Rod Gilbreath, R (1, 4) OBP: 0.299, SLG: 0.342	0-0 F8			0-0 CS 2-H 1B	0-0 6-3		0-0 1B 1-3 1B 2-H	0-0 1B 1-3 2B 2-H		5	1	3	3	0	0	2
Joe Nolan, L (1, 2) OBP: 0.344, SLG: 0.386		0-0 4-1		0-0 P6 1-2		0-0 G4-6-3 1B	0-0 1-3 1B 3-H	0-0 1B 2-H 1B 3-H		5	0	3	3	0	0	1
Larry McWilliams, L (1, 1) OBP: 0.167, SLG: 0.167 Bob Beall, S (5, PH) OBP: 0.355, SLG: 0.279 Dave Campbell, R (6, 1) Chico Ruiz, R (6, PH) Gene Garber, R (7, 1) OBP: 0.200, SLG: 0.111		0-0 4-3			0-0 SH1-4 1B 1B	0-0 F9	0-3 K	0-0 1-2 1B		1 1 0 1 2	0 1 0 0 0	0 1 0 0 1	0 0 0 0 0	0 0 0 0 1	0 0 0 0 2	0 0 0 1 2
Inning Stats	R: 2 H: 4 E: 0 LOB: 2 K: 1 BB: 0 S: 9 P: 9	R: 0 H: 0 E: 0 LOB: 0 K: 1 BB: 0 S: 5 P: 5	R: 0 H: 1 E: 0 LOB: 0 K: 0 BB: 0 S: 3 P: 3	R: 1 H: 2 E: 0 LOB: 0 K: 0 BB: 0 S: 4 P: 4	R: 5 H: 4 E: 0 LOB: 0 K: 1 BB: 1 S: 9 P: 13	R: 0 H: 1 E: 0 LOB: 0 K: 0 BB: 0 S: 3 P: 3	R: 3 H: 4 E: 0 LOB: 2 K: 1 BB: 1 S: 9 P: 13	R: 5 H: 5 E: 3 LOB: 2 K: 2 BB: 0 S: 14 P: 14		1B: 13 SF: 0 2B: 5 SAC: 1 3B: 0 DP: 2 HR: 3 HBP: 0						

PITCHER		IP	WLS	BF	H	R	ER	SO	BB	IBB	HBP	BLK	WP	HR	S	P	ERA	WHIP
Fred Norman, L ERA: 3.61	(1, 1)	0.0		4	4	2	2	0	0	0	0	0	0	0	4	4	∞	∞
Pedro Borbon, R ERA: 4.56	(1, 1)	5.0	L	21	7	6	6	3	1	0	0	0	1	2	26	30	10.80	1.600
Tom Hume, R ERA: 5.16	(6, 1)	1.0		3	1	0	0	0	0	0	0	0	0	0	3	3	0.00	1.000
Manny Sarmiento, R ERA: 3.41	(7, 1)	1.0		8	4	3	3	1	1	0	0	0	0	1	9	13	27.00	5.000
Dave Tomlin, L ERA: 4.01	(8, 1)	1.0		10	5	5	1	2	0	0	0	0	0	0	14	14	9.00	5.000

PITCHER	IP	WLS	BF	H	R	ER	SO	BB	IBB	HBP	BLK	WP	HR	S	P	ERA	WHIP

AB	43
R	16
H	21
RBI	15
BB	2
SO	6
LOB	24

WP: 1 PA: 46
PB: 0
SB: 1
CS: 1

Batter	1	2	3	4	5	6	7	8	9	AB	R	H	RBI	BB	SO	LOB
Pete Rose, S (1, 5) OBP: 0.370, SLG: 0.437	1-3 3B 2B	2-H S 1B		PB 1B		HR		6-3		5	2	4	2	0	0	0
Ray Knight, R (8, 5) OBP: 0.218, SLG: 0.288										0	0	0	0	0	0	0
Ken Griffey, L (1, 9) OBP: 0.337, SLG: 0.388	1-3 3B BB	1-2 BB		F8 1-2		F8		F9		3	1	0	0	2	0	1
Dan Driessen, L (1, 3) OBP: 0.372, SLG: 0.453	1-3 1-2 2-3	K		FC6-4 BB		6-3		L5		4	0	0	0	1	1	4
George Foster, R (1, 7) OBP: 0.366, SLG: 0.546	K	L4		P4		FC5 BB 1B			F7	5	0	1	0	0	1	6
Johnny Bench, R (1, 2) OBP: 0.331, SLG: 0.486	3B IBB		F8	FC6-4 1-2f		1-2 BB			F9	2	1	0	0	2	0	2
Vic Correll, R (6, PR) OBP: 0.245, SLG: 0.298										1	0	0	0	0	0	0
Dave Concepcion, R (1, 6) OBP: 0.355, SLG: 0.431	1-H 2-H 3-H 3B		E 4-3 1B		SH1-3 2B	FC5 2-3f			K	5	1	3	3	0	1	2
Cesar Geronimo, L (1, 8) OBP: 0.331, SLG: 0.369	4-3		4-3 1-H		SH1-3 2-3				K	3	0	0	1	0	1	1
Junior Kennedy, R (1, 4) OBP: 0.322, SLG: 0.214		SH3-4 1B BB	FC6-4 BB		P8				F9	2	1	0	0	2	0	1
Tom Seaver, R (1, 1) OBP: 0.231, SLG: 0.152		SH3-4 1-2	FC6-4 1-2f		5-3				6-3	3	0	0	0	0	0	2
Inning Stats	R: 3 E: 0 K: 1 S: 7 H: 2 LOB: 1 BB: 2 P: 15	R: 1 E: 0 K: 1 S: 6 H: 1 LOB: 2 BB: 2 P: 14	R: 1 E: 1 K: 0 S: 4 H: 1 LOB: 1 BB: 1 P: 8	R: 0 E: 0 K: 0 S: 4 H: 1 LOB: 2 BB: 1 P: 8	R: 0 E: 0 K: 0 S: 4 H: 1 LOB: 1 BB: 0 P: 4	R: 1 E: 0 K: 0 S: 5 H: 2 LOB: 2 BB: 1 P: 9	R: 0 E: 0 K: 1 S: 5 H: 0 LOB: 0 BB: 0 P: 5	R: 0 E: 0 K: 0 S: 3 H: 0 LOB: 0 BB: 0 P: 3	R: 0 E: 0 K: 1 S: 5 H: 0 LOB: 0 BB: 0 P: 5	1B: 4 2B: 2 3B: 1 HR: 1	SF: 0 SAC: 2 DP: 0 HBP: 0						

PITCHER	IP	WLS	BF	H	R	ER	SO	BB	IBB	HBP	BLK	WP	HR	S	P	ERA	WHIP
Preston Hanna, R (1, 1) ERA: 4.8	1.1	L	10	3	4	4	1	2	1	0	0	0	0	9	21	27.00	3.750
Jamie Easterly, L (2, 1) ERA: 6.2	1.2		8	1	1	0	1	2	0	0	0	0	0	8	16	0.00	1.800
Max Leon, R (4, 1) ERA:	1.0		5	1	0	0	0	1	0	0	0	0	0	4	8	0.00	2.000
Craig Skok, L (5, 1) ERA: 4.3	2.0		10	3	1	1	0	1	0	0	0	0	1	9	13	4.50	2.000
Mickey Mahler, L (7, 1) ERA: 4.13	3.0		9	0	0	0	2	0	0	0	0	0	0	13	13	0.00	0.000

PITCHER	IP	WLS	BF	H	R	ER	SO	BB	IBB	HBP	BLK	WP	HR	S	P	ERA	WHIP

TOP

Cincinnati Reds @ Atlanta Braves

Atlanta-Fulton County Stadium, Atlanta, GA

Wed Aug 02 1978, 7:05 PM EDT

Att. 26,812 - Unknown

livebaseballscorecards.com

AB	33
R	6
H	8
RBI	6
BB	7
SO	4
LOB	19

Cincinnati Reds @ Atlanta Braves

Atlanta-Fulton County Stadium, Atlanta, GA

Wed Aug 02 1978, 7:05 PM EDT

Att. 26,812 - Unknown

livebaseballscorecards.com

BOTTOM

Batter	1	2	3	4	5	6	7	8	9	AB	R	H	RBI	BB	SO	LOB
Jerry Royster, R (1, 6) OBP: 0.342, SLG: 0.343	K		L6-3			3-1			P6	4	0	0	0	0	1	1
Rowland Office, L (1, 8) OBP: 0.306, SLG: 0.380	F8			F8			G3		F8	4	0	0	0	0	0	0
Gary Matthews, R (1, 9) OBP: 0.378, SLG: 0.469	K			K			F8			3	0	0	0	0	2	0
Jeff Burroughs, R (1, 7) OBP: 0.457, SLG: 0.554		F8		K			HR			3	1	1	1	0	1	0
Bob Horner, R (1, 5) OBP: 0.328, SLG: 0.530		K			F9		6-3			3	0	0	0	0	1	0
Biff Pocoroba, S (1, 2) OBP: 0.315, SLG: 0.337		G3			F7			K		3	0	0	0	0	1	0
Dale Murphy, R (1, 3) OBP: 0.306, SLG: 0.425			HR		K			K		3	1	1	1	0	2	0
Rod Gilbreath, R (1, 4) OBP: 0.296, SLG: 0.338			F3			F9		K		3	0	0	0	0	1	0
Preston Hanna, R (1, 1) OBP: 0.195, SLG: 0.300			L6-3 1B			4-3			K	0	0	0	0	0	0	0
Jamie Easterly, L (2, 1) OBP: 0.294, SLG: 0.313										1	0	1	0	0	0	0
Max Leon, R (4, 1)										0	0	0	0	0	0	0
Craig Skok, R (5, 1) OBP: 0.286, SLG: 0.429										0	0	0	0	0	0	0
Bob Beall, S (6, PH) OBP: 0.352, SLG: 0.276										1	0	0	0	0	0	0
Mickey Mahler, S (7, 1) OBP: 0.148, SLG: 0.115										0	0	0	0	0	0	0
Joe Nolan, L (9, PH) OBP: 0.340, SLG: 0.381										1	0	0	0	0	1	0

Inning Stats	1	2	3	4	5	6	7	8	9
R	0	0	1	0	0	0	1	0	0
E	0	0	0	0	0	0	0	0	0
K	2	1	0	2	1	0	0	3	1
S	7	5	4	7	5	3	4	9	5
H	0	0	2	0	0	0	1	0	0
LOB	0	0	0	0	0	0	0	0	0
BB	0	0	0	0	0	0	0	0	0
P	7	5	4	7	5	3	4	9	5

1B	1
2B	1
3B	0
HR	2
SF	0
SAC	0
DP	1
HBP	0

WP	0
PB	0
SB	0
CS	0
PA	29

PITCHER	IP	WLS	BF	H	R	ER	SO	BB	IBB	HBP	BLK	WP	HR	S	P	ERA	WHIP
Tom Seaver, R (1, 1) ERA: 3.04	9.0	W	29	3	2	2	10	0	0	0	0	0	2	49	49	2.00	0.333

PITCHER	IP	WLS	BF	H	R	ER	SO	BB	IBB	HBP	BLK	WP	HR	S	P	ERA	WHIP

AB	29
R	2
H	3
RBI	2
BB	0
SO	10
LOB	1

Batter	1	2	3	4	5	6	7	8	9	AB	R	H	RBI	BB	SO	LOB
Gene Richards, L (1, 7) OBP: 0.381, SLG: 0.416	BBBB 4-0 BB G3 1B BB	x 0-0 ③ P6		x 0-0 ③ L8			x 0-0 S 1B		x 0-0 ② P4	4	1	1	0	1	0	1
Ozzie Smith, S (1, 6) OBP: 0.319, SLG: 0.318	x 0-0 ① G3 1-2		x 0-0 4-3 BLK 1B		x 0-0 ① 4-1		x 0-0 ② F5 1-2		BBBB 4-0 S BB	4	0	1	0	1	0	2
Derrel Thomas, S (1, 5) (8, 8) OBP: 0.302, SLG: 0.290	BBBB 4-0 BB 1B BB		x 0-0 ① F9 1-2		x 0-0 ② F8		x 0-0 ③ 4-3		SSS 0-3 ③ K 1-2	4	1	0	0	1	1	3
Dave Winfield, R (1, 8) (8, 9) OBP: 0.346, SLG: 0.478	x 0-0 ② F7		x 0-0 ② 4-3 2-3		x 0-0 ③ 6-3			x 0-0 ① 5-3		4	0	0	0	0	0	3
Oscar Gamble, L (1, 9) OBP: 0.387, SLG: 0.430 Tucker Ashford, R (8, 3) OBP: 0.301, SLG: 0.353	BBBB 4-0 1B 1-2 2-3 BB		BBBB 4-0 BB			x 0-0 ① F8		x 0-0 ② F8		2 0	0 0	0 0	0 0	2 0	0 0	0 0
Gene Tenace, R (1, 2) OBP: 0.416, SLG: 0.458 John D'Acquisto, R (8, 1) OBP: 0.286, SLG: 0.231 Rollie Fingers, R (8, 1) OBP: 0.286, SLG: 0.286	x 0-0 1-3 2-H 3-H 1B		x 0-0 ③ L4			BBBB 4-0 BB		BBBB 4-0 1B E BB		2 0 0	1 0 0	1 0 0	2 0 0	2 0 0	0 0 0	2 0 0
Broderick Perkins, L (1, 3) OBP: 0.240, SLG: 0.333 Bill Almon, R (8, PR) OBP: 0.308, SLG: 0.316 (8, 5)	x 0-0 ③ L7			x 0-0 ① 2B		x 0-0 ② F9		x 0-0 E1 1-H 1B		4 0	0 0	2 0	0 0	0 0	0 0	3 0
Fernando Gonzalez, R (1, 4) OBP: 0.254, SLG: 0.295		SSS 0-3 ① K		x 0-0 2B		SSS 0-3 ③ K		x 0-0 ③ F9		4	0	1	0	0	2	2
Gaylord Perry, R (1, 1) OBP: 0.158, SLG: 0.164 Bob Shirley, R (7, 1) OBP: 0.205, SLG: 0.139 Rick Sweet, S (8, 2) OBP: 0.317, SLG: 0.257		SSS 0-3 ② K		SSS 0-3 ② K			x 0-0 ① G3		x 0-0 ① 4-3	3 0 1	0 0 0	0 0 0	0 0 0	0 0 0	2 0 0	1 0 0
Inning Stats	R: 2 H: 1 E: 0 LOB: 2 K: 0 BB: 3 S: 4 P: 16	R: 0 H: 0 E: 0 LOB: 0 K: 2 BB: 0 S: 7 P: 7	R: 0 H: 1 E: 0 LOB: 2 K: 0 BB: 1 S: 4 P: 8	R: 0 H: 2 E: 0 LOB: 1 K: 1 BB: 0 S: 6 P: 6	R: 0 H: 0 E: 0 LOB: 0 K: 0 BB: 0 S: 3 P: 3	R: 0 H: 0 E: 0 LOB: 1 K: 1 BB: 1 S: 5 P: 9	R: 0 H: 1 E: 0 LOB: 1 K: 0 BB: 0 S: 4 P: 4	R: 1 H: 1 E: 1 LOB: 1 K: 0 BB: 1 S: 4 P: 8	R: 0 H: 0 E: 0 LOB: 1 K: 1 BB: 1 S: 5 P: 9	1B: 4 SF: 0 2B: 2 SAC: 0 3B: 0 DP: 0 HR: 0 HBP: 0						WP: 0 PA: 39 PB: 0 SB: 2 CS: 0

PITCHER		IP	WLS	BF	H	R	ER	SO	BB	IBB	HBP	BLK	WP	HR	S	P	ERA	WHIP
Paul Moskau, R ERA: 4.03	(1, 1)	7.0		30	5	2	2	4	5	0	0	1	0	0	33	53	2.57	1.429
Doug Bair, R ERA: 1.48	(8, 1)	1.0	L	5	1	1	0	0	1	0	0	0	0	0	4	8	0.00	2.000
Manny Sarmiento, R ERA: 3.38	(9, 1)	1.0		4	0	0	0	1	1	0	0	0	0	0	5	9	0.00	1.000

PITCHER	IP	WLS	BF	H	R	ER	SO	BB	IBB	HBP	BLK	WP	HR	S	P	ERA	WHIP

San Diego Padres @ Cincinnati Reds

Riverfront Stadium, Cincinnati, OH

Fri Aug 04 1978, 7:05 PM EDT

Att. 44,829 - Unknown

TOP

livebaseballscorecards.com

AB	32
R	3
H	6
RBI	2
BB	7
SO	5
LOB	17

BOTTOM

San Diego Padres @ Cincinnati Reds

Riverfront Stadium, Cincinnati, OH

Fri Aug 04 1978, 7:05 PM EDT

Att. 44,829 - Unknown

Batter	1	2	3	4	5	6	7	8	9	AB	R	H	RBI	BB	SO	LOB
Pete Rose, S (1, 5) OBP: 0.366, SLG: 0.433	4-3		F7		B2-3		SF8 1-2 3-H		6-3	4	0	0	1	0	0	0
Ken Griffey, L (1, 9) OBP: 0.335, SLG: 0.386	G4-6-3 1B		L6		F8		F5		6-3	5	0	1	0	0	0	1
Dan Driessen, L (1, 3) OBP: 0.370, SLG: 0.450	G4-6-3 1-2f			4-3		S 1B	F9		K	5	0	1	0	0	1	2
George Foster, R (1, 7) OBP: 0.367, SLG: 0.547		K		BB SF9 2B		K 1-2		BB 1B BB		3	1	1	0	1	2	1
Johnny Bench, R (1, 2) OBP: 0.333, SLG: 0.484 Vic Correll, R (9, 2) OBP: 0.245, SLG: 0.298		BB 1B		BB		F8		F8		3 0	0 0	1 0	0 0	1 0	0 0	2 0
Cesar Geronimo, L (1, 8) OBP: 0.333, SLG: 0.366		F8		1-2 2-3 BB		BB		K		2	0	0	0	2	1	2
Junior Kennedy, R (1, 4) OBP: 0.328, SLG: 0.214 Mike Lum, L (4, PH) OBP: 0.387, SLG: 0.500 Ray Knight, R (5, 4) OBP: 0.228, SLG: 0.296 (9, 6)		FC6-4 1-2 BB		SF9 3-H		K		BB 1-2 1B		0 0 2	0 0 0	0 1 1	0 0 0	1 0 0	0 0 1	0 0 2
Rick Auerbach, R (1, 6) OBP: 0.325, SLG: 0.424 Joe Morgan, L (8, PH) OBP: 0.386, SLG: 0.427 (9, 4)		FC6-4 1-2f		K			1B SF8 2B	1-2 2-3 BB		3 0	1 0	1 0	0 0	0 1	1 0	4 0
Paul Moskau, R (1, 1) OBP: 0.273, SLG: 0.310 Dave Collins, S (7, PH) OBP: 0.322, SLG: 0.253 Doug Bair, R (8, 1) OBP: 0.100, SLG: 0.100 Ken Henderson, S (8, PH) OBP: 0.311, SLG: 0.376 Manny Sarmiento, R (9, 1)			F9		K		S 2-3 1B		K	2 1 0 1 0	0 0 0 0 0	0 1 0 0 0	0 0 0 0 0	1 0 0 0 0	0 0 0 1 0	0 0 0 3 0
Inning Stats	R: 0 E: 0 K: 0 S: 3 H: 1 LOB: 0 BB: 0 P: 3	R: 0 E: 0 K: 1 S: 6 H: 1 LOB: 2 BB: 1 P: 10	R: 0 E: 0 K: 0 S: 3 H: 0 LOB: 0 BB: 0 P: 3	R: 1 E: 0 K: 1 S: 6 H: 1 LOB: 2 BB: 2 P: 14	R: 0 E: 0 K: 1 S: 5 H: 0 LOB: 0 BB: 0 P: 5	R: 0 E: 0 K: 2 S: 8 H: 1 LOB: 2 BB: 1 P: 12	R: 1 E: 0 K: 0 S: 5 H: 2 LOB: 1 BB: 0 P: 5	R: 0 E: 0 K: 2 S: 8 H: 1 LOB: 3 BB: 2 P: 16	R: 0 E: 0 K: 1 S: 5 H: 0 LOB: 0 BB: 0 P: 5	1B: 5 2B: 2 3B: 0 HR: 0	SF: 2 SAC: 0 DP: 1 HBP: 0						

AB	31
R	2
H	7
RBI	2
BB	6
SO	8
LOB	17

WP: 0 PB: 0 SB: 2 CS: 0 PA: 39

livebaseballscorecards.com

PITCHER		IP	WLS	BF	H	R	ER	SO	BB	IBB	HBP	BLK	WP	HR	S	P	ERA	WHIP
Gaylord Perry, R ERA: 3.19	(1, 1)	6.0		26	5	2	2	5	4	0	0	0	0	0	32	48	3.00	1.500
Bob Shirley, L ERA: 4.13	(7, 1)	1.0	W	4	1	0	0	0	0	0	0	0	0	0	4	4	0.00	1.000
John D'Acquisto, R ERA: 2.34	(8, 1)	0.2		5	1	0	0	1	2	0	0	0	0	0	5	13	0.00	4.500
Rollie Fingers, R ERA: 3.09	(8, 1)	1.1	S	4	0	0	0	2	0	0	0	0	0	0	8	8	0.00	0.000

PITCHER	IP	WLS	BF	H	R	ER	SO	BB	IBB	HBP	BLK	WP	HR	S	P	ERA	WHIP

San Diego Padres @ Cincinnati Reds

Riverfront Stadium, Cincinnati, OH

Sat Aug 05 1978, 7:05 PM EDT

Att. 40,202 - Unknown

TOP

livebaseballscorecards.com

Batter	1	2	3	4	5	6	7	8	9	AB	R	H	RBI	BB	SO	LOB
Gene Richards, L (1, 7) OBP: 0.380, SLG: 0.414	4-3		FC6-5-4 CS 2-3 3-H			G4-6-3 1-2f			1B	4	0	1	1	0	0	2
Ozzie Smith, S (1, 6) OBP: 0.319, SLG: 0.317	6-3		CS 1-2	CS BB			6-3		L4	2	0	0	0	1	0	0
Bill Almon, R (7, 6) OBP: 0.307, SLG: 0.315										1	0	0	0	0	0	1
Derrel Thomas, S (1, 5) OBP: 0.299, SLG: 0.287	G1			F9 1-2			G3			3	0	0	0	0	0	1
Dave Winfield, R (1, 8) OBP: 0.345, SLG: 0.475		K		F9			3-1			2	0	0	0	0	1	0
Jerry Turner, L (5, 8) OBP: 0.330, SLG: 0.438										1	0	0	0	0	0	0
(8, 9)																
Oscar Gamble, L (1, 9) OBP: 0.384, SLG: 0.425		L8			4-3			4-3		3	0	0	0	0	0	0
Dave Roberts, R (8, 8) OBP: 0.323, SLG: 0.268										0	0	0	0	0	0	0
Gene Tenace, R (1, 3) OBP: 0.416, SLG: 0.455		4-3			G6-3 BB			P6		2	0	0	0	1	0	0
Rick Sweet, S (1, 2) OBP: 0.317, SLG: 0.258			SH1-4 1B FC6-5-4 1B		G6-3 1-2f			G3		3	1	1	0	0	0	1
Fernando Gonzalez, R (1, 4) OBP: 0.260, SLG: 0.300			FC6-5-4 SH1-4 1-2 1B			FC5-4 1B			F9	3	0	2	0	0	0	0
Eric Rasmussen, R (1, 1) OBP: 0.136, SLG: 0.136			SH1-4 1-2 2-3			FC5-4 G4-6-3 1-2f			4-3	0	0	0	0	0	0	0
Mickey Lolich, S (5, 1)										0	0	0	0	0	0	0
Chuck Baker, R (6, PH) OBP: 0.289, SLG: 0.279										1	0	0	0	0	0	1
Mark Lee, R (6, 1)										0	0	0	0	0	0	0
Don Reynolds, R (9, PH) OBP: 0.338, SLG: 0.262										1	0	0	0	0	0	0

Inning Stats	1	2	3	4	5	6	7	8	9
R:	0	0	1	0	0	0	0	0	0
E:	0	0	0	0	0	0	0	0	0
K:	0	1	0	0	0	0	0	0	0
S:	3	5	4	2	2	3	3	3	4
H:	0	0	2	0	0	1	0	0	1
LOB:	0	0	0	0	0	0	0	0	1
BB:	0	0	0	1	1	0	0	0	0
P:	3	5	4	6	6	3	3	3	4

AB	26
R	1
H	4
RBI	1
BB	2
SO	1
LOB	6

1B:	4	SF:	0	WP:	0	PA:	30
2B:	0	SAC:	1	PB:	0		
3B:	0	DP:	2	SB:	0		
HR:	0	HBP:	0	CS:	2		

PITCHER	IP	WLS	BF	H	R	ER	SO	BB	IBB	HBP	BLK	WP	HR	S	P	ERA	WHIP
Michael LaCoss, R (1, 1) ERA: 4.35	9.0	W	29	4	1	1	1	2	0	0	0	0	0	29	37	1.00	0.667

PITCHER	IP	WLS	BF	H	R	ER	SO	BB	IBB	HBP	BLK	WP	HR	S	P	ERA	WHIP

Batter	1	2	3	4	5	6	7	8	9	AB	R	H	RBI	BB	SO	LOB
Pete Rose, S (1, 5) OBP: 0.371, SLG: 0.437	SH1-3 FC3-2 2B		CS 1B		3B IBB	F7 ②		BB		3	1	2	0	2	0	1
Junior Kennedy, R (1, 4) OBP: 0.333, SLG: 0.236	SH1-3 ① 2-3		BB 1-2 ② BB		3B 1-H 2-H 3B	5-3 ③		4-3 ③		3	1	1	2	1	0	3
Ken Griffey, L (1, 9) OBP: 0.339, SLG: 0.392	FC3-2 ② 3-H		BB 1-2 BB		1B 3-H 3B		WP BLK SF9 1B			3	2	2	1	1	0	1
George Foster, R (1, 7) OBP: 0.366, SLG: 0.544	K ③		F8 ③		2B 3-H 1B		K ① 1-3			4	1	1	1	0	2	4
Dan Driessen, L (1, 3) OBP: 0.369, SLG: 0.457		HR		G3 ①	K ②		SF9 ② 3-H			3	1	1	2	0	1	1
Cesar Geronimo, L (1, 8) OBP: 0.332, SLG: 0.368		K ①		1-3 ②	2B 1-H		1-3 ③			4	0	1	1	0	1	0
Vic Correll, R (1, 2) OBP: 0.226, SLG: 0.275		K ②		F8 ③	F7 ③			5-3 ①		4	0	0	0	0	1	1
Rick Auerbach, R (1, 6) OBP: 0.341, SLG: 0.432		K ③			K ①	SH3-4 1B		SH1 1B		4	0	2	0	0	2	0
Michael LaCoss, R (1, 1) OBP: 0.182, SLG: 0.273			K ①		3B 2B	SH3-4 ① 1-2		SH1 ② 1-2		2	1	1	0	0	1	0
Inning Stats	R: 0 H: 1 E: 0 LOB: 1 K: 1 BB: 0 S: 6 P: 6	R: 1 H: 1 E: 0 LOB: 0 K: 3 BB: 0 S: 10 P: 10	R: 0 H: 1 E: 0 LOB: 2 K: 1 BB: 2 S: 5 P: 13	R: 0 H: 0 E: 0 LOB: 0 K: 0 BB: 0 S: 3 P: 3	R: 5 H: 5 E: 0 LOB: 1 K: 2 BB: 1 S: 12 P: 16	R: 0 H: 1 E: 0 LOB: 1 K: 0 BB: 0 S: 4 P: 4	R: 1 H: 1 E: 0 LOB: 0 K: 1 BB: 0 S: 6 P: 6	R: 0 H: 1 E: 0 LOB: 2 K: 0 BB: 1 S: 4 P: 8		1B: 5 SF: 1 2B: 3 SAC: 3 3B: 2 DP: 0 HR: 1 HBP: 0						

PITCHER	IP	WLS	BF	H	R	ER	SO	BB	IBB	HBP	BLK	WP	HR	S	P	ERA	WHIP
Eric Rasmussen, R (1, 1) ERA: 4.11	4.1	L	22	7	6	6	6	2	1	0	0	0	1	31	43	12.46	2.077
Mickey Lolich, L (5, 1) ERA: 1.35	0.2		3	1	0	0	1	0	0	0	0	0	0	5	5	0.00	1.500
Mark Lee, R (6, 1) ERA: 3.48	3.0		13	3	1	1	1	1	0	0	1	1	0	14	18	3.00	1.333

PITCHER	IP	WLS	BF	H	R	ER	SO	BB	IBB	HBP	BLK	WP	HR	S	P	ERA	WHIP

BOTTOM

San Diego Padres @ Cincinnati Reds

Riverfront Stadium, Cincinnati, OH

Sat Aug 05 1978, 7:05 PM EDT

Att. 40,202 - Unknown

livebaseballscorecards.com

AB	30
R	7
H	11
RBI	7
BB	4
SO	8
LOB	11

Batter	1	2	3	4	5	6	7	8	9	AB	R	H	RBI	BB	SO	LOB
Gene Richards, L (1, 7) OBP: 0.377, SLG: 0.411	S S S 0-3 ① K		x 0-0 ② SF8 3-H		x 0-0 ② FC3-6 FC4-6 1-2f 2-3			S S S 0-3 ① K		3	0	0	1	0	2	2
Ozzie Smith, S (1, 6) OBP: 0.318, SLG: 0.318	x 0-0 ② F9		x 0-0 ③ 6-3		x 0-0 ③ FC4-6 1-2f			x 0-0 3-1 2B		4	0	1	0	0	0	2
Derrel Thomas, S (1, 8) OBP: 0.295, SLG: 0.282	x 0-0 ③ P6			x 0-0 ① 3-1		S S S 0-3 ① K		x 0-0 ② 3-1 2-3		4	0	0	0	0	1	1
Oscar Gamble, L (1, 9) OBP: 0.382, SLG: 0.423		x 0-0 ① 6-3		x 0-0 1B		x 0-0 ② 1-3		S S S 0-3 ③ K		4	0	1	0	0	1	1
Gene Tenace, R (1, 3) OBP: 0.414, SLG: 0.450		B B B 4-0 1B BB		x 0-0 ② P5		S S S 0-3 ③ K			x 0-0 ① F9	3	0	0	0	1	1	1
Rick Sweet, S (1, 2) OBP: 0.316, SLG: 0.258		x 0-0 0-3 1-3 1B		x 0-0 ③ 4-3			S S S 0-3 ① K		x 0-0 ② F7	4	0	1	0	0	1	1
Fernando Gonzalez, R (1, 4) OBP: 0.268, SLG: 0.308		x 0-0 ② ③ 9-3 1-2f			x 0-0 FC3-5 BB 1B		x 0-0 1B		x 0-0 1B	4	0	3	0	0	0	2
Bill Almon, R (1, 5) OBP: 0.310, SLG: 0.319 Jerry Turner, L (9, PH) OBP: 0.327, SLG: 0.433			x 0-0 SH1-4 SF8 2B		B B B 4-0 FC3-6 FC3-5 1-2 BB		S S S 0-3 ② K		x 0-0 ③ F8	2 1	1 0	1 0	0 0	1 0	1 0	1 1
Randy Jones, R (1, 1) OBP: 0.183, SLG: 0.200			x 0-0 ① SH1-4 2-3		x 0-0 ① FC3-5 FC3-6 1-2 2-3f		S S S 0-3 ③ K			2	0	0	0	0	1	3
Inning Stats	R: 0 E: 0 K: 1 S: 5 H: 0 LOB: 0 BB: 0 P: 5	R: 0 E: 0 K: 0 S: 3 H: 1 LOB: 1 BB: 1 P: 7	R: 1 E: 0 K: 0 S: 4 H: 1 LOB: 0 BB: 0 P: 4	R: 0 E: 0 K: 0 S: 4 H: 1 LOB: 1 BB: 0 P: 4	R: 0 E: 0 K: 0 S: 4 H: 1 LOB: 2 BB: 1 P: 8	R: 0 E: 0 K: 2 S: 7 H: 0 LOB: 0 BB: 0 P: 7	R: 0 E: 0 K: 3 S: 10 H: 1 LOB: 1 BB: 0 P: 10	R: 0 E: 0 K: 2 S: 8 H: 1 LOB: 1 BB: 0 P: 8	R: 0 E: 0 K: 0 S: 4 H: 1 LOB: 1 BB: 0 P: 4	1B: 5 2B: 3 3B: 0 HR: 0	SF: 1 SAC: 1 DP: 1 HBP: 0						

PITCHER		IP	WLS	BF	H	R	ER	SO	BB	IBB	HBP	BLK	WP	HR	S	P	ERA	WHIP
Bill Bonham, R ERA: 3.12	(1, 1)	5.0		20	4	1	1	1	2	0	0	0	0	0	20	28	1.80	1.200
Fred Norman, L ERA: 3.56	(6, 1)	2.0	W	7	1	0	0	5	0	0	0	0	0	0	17	17	0.00	0.500
Doug Bair, R ERA: 1.43	(8, 1)	2.0	S	8	2	0	0	2	0	0	0	0	0	0	12	12	0.00	1.000

PITCHER	IP	WLS	BF	H	R	ER	SO	BB	IBB	HBP	BLK	WP	HR	S	P	ERA	WHIP

San Diego Padres @ Cincinnati Reds

Riverfront Stadium, Cincinnati, OH

Sun Aug 06 1978, 3:33 AM EDT

Att. 39,263 - Unknown

TOP

livebaseballscorecards.com

AB	31
R	1
H	7
RBI	1
BB	2
SO	8
LOB	15

WP: 0 PB: 0 SB: 0 CS: 0 PA: 35

Batter	1	2	3	4	5	6	7	8	9	AB	R	H	RBI	BB	SO	LOB
Pete Rose, S (1, 5) OBP: 0.370, SLG: 0.438	4-3		6-3		6-3		1B 2B			4	1	1	0	0	0	0
Junior Kennedy, R (1, 4) OBP: 0.346, SLG: 0.255	G3 1B		FC6-4 1B		F8		2-H 1B			4	0	3	1	0	0	0
Ken Griffey, L (1, 9) OBP: 0.336, SLG: 0.389	G3 1-2		FC6-4 2B 1-2f			G3	P6			4	0	0	0	0	0	3
George Foster, R (1, 7) OBP: 0.369, SLG: 0.549	6-3		1-3 2B			G6-4-3 1B		G5-4-3 1B		4	0	3	0	0	0	1
Ken Henderson, S (1, 8) OBP: 0.300, SLG: 0.361		6-3	G2			G6-4-3 1-2f		G5-4-3 1-2f		4	0	0	0	0	0	4
Cesar Geronimo, L (9, 8) OBP: 0.332, SLG: 0.368										0	0	0	0	0	0	0
Dan Driessen, L (1, 3) OBP: 0.368, SLG: 0.455		4-3		CS 1B			6-3	3-1		4	0	1	0	0	0	0
Vic Correll, R (1, 2) OBP: 0.268, SLG: 0.302		BBB 2B BB		G6-4-3 1-2 1B			E 1B			2	1	2	0	1	0	0
Rick Auerbach, R (1, 6) OBP: 0.348, SLG: 0.462		1-3 2B		G6-4-3 1-2f			E6 1-H SF8			2	0	1	0	0	0	1
Dave Concepcion, R (7, PH) OBP: 0.355, SLG: 0.430										1	1	0	0	0	0	0
(8, 6)																
Bill Bonham, R (1, 1) OBP: 0.250, SLG: 0.194		3-1			L4		SF8 3-H			1	0	0	0	0	0	2
Dave Collins, S (5, PH) OBP: 0.318, SLG: 0.250										1	0	0	0	0	0	0
Fred Norman, S (6, 1) OBP: 0.186, SLG: 0.167										0	0	0	0	0	0	0
Johnny Bench, R (7, PH) OBP: 0.332, SLG: 0.484										0	0	0	1	0	0	0
Doug Bair, R (8, 1) OBP: 0.100, SLG: 0.100										0	0	0	0	0	0	0
Inning Stats	R: 0 E: 0 K: 0 S: 4 H: 1 LOB: 1 BB: 0 P: 4	R: 0 E: 0 K: 0 S: 4 H: 1 LOB: 2 BB: 1 P: 8	R: 0 E: 0 K: 0 S: 5 H: 2 LOB: 2 BB: 0 P: 5	R: 0 E: 0 K: 0 S: 3 H: 2 LOB: 0 BB: 0 P: 3	R: 0 E: 0 K: 0 S: 3 H: 0 LOB: 0 BB: 0 P: 3	R: 0 E: 0 K: 0 S: 3 H: 1 LOB: 0 BB: 0 P: 3	R: 3 E: 1 K: 0 S: 7 H: 3 LOB: 1 BB: 0 P: 7	R: 0 E: 0 K: 0 S: 3 H: 1 LOB: 0 BB: 0 P: 3		1B: 8 2B: 3 3B: 0 HR: 0	SF: 1 SAC: 0 DP: 3 HBP: 0					

PITCHER	IP	WLS	BF	H	R	ER	SO	BB	IBB	HBP	BLK	WP	HR	S	P	ERA	WHIP
Randy Jones, L (1, 1) ERA: 2.85	8.0	L	33	11	3	0	0	1	0	0	0	0	0	32	36	0.00	1.500

PITCHER	IP	WLS	BF	H	R	ER	SO	BB	IBB	HBP	BLK	WP	HR	S	P	ERA	WHIP

BOTTOM

San Diego Padres @ Cincinnati Reds

Riverfront Stadium, Cincinnati, OH

Sun Aug 06 1978, 3:33 AM EDT

Att. 39,263 - Unknown

livebaseballscorecards.com

AB	31
R	3
H	11
RBI	2
BB	1
SO	0
LOB	11

WP: 0 PB: 0 SB: 0 CS: 1 PA: 33

Atlanta Braves @ Cincinnati Reds

Riverfront Stadium, Cincinnati, OH

Mon Aug 07 1978, 7:05 PM EDT

Att. 33,215 - Unknown

TOP

livebaseballscorecards.com

Batter	1	2	3	4	5	6	7	8	9	AB	R	H	RBI	BB	SO	LOB
Jerry Royster, R (1, 6) OBP: 0.340, SLG: 0.338	F5		F8		F7		FC5-2-5 PB 3-H		CS BB	4	0	0	0	1	0	2
Rowland Office, L (1, 8) OBP: 0.308, SLG: 0.377	F9		1B		F9		1-2 2-3 BB		F7 1-2	4	0	1	0	1	0	1
Gary Matthews, R (1, 9) OBP: 0.372, SLG: 0.454	F9		F3		K		K		F3	5	0	0	0	0	2	4
Jeff Burroughs, R (1, 7) OBP: 0.453, SLG: 0.560		WP 1B PB BB		5-3		F8		4-3 SF7 2B		3	1	1	0	1	0	0
Barry Bonnell, R (8, PR) (8, 7) OBP: 0.286, SLG: 0.302										0	1	0	0	0	0	0
Joe Nolan, L (1, 2) OBP: 0.324, SLG: 0.351		PB WP SF9 1-2 1B		3B BB		P4		4-3 2-3		3	2	1	0	1	0	1
Dale Murphy, R (1, 3) OBP: 0.304, SLG: 0.424		6-3 1-3 2-H		SH1 1-H 3B		6-3		SF7 3-H		3	1	1	2	0	0	1
Rod Gilbreath, R (1, 5) OBP: 0.307, SLG: 0.343		SF9 3-H		SH1 3-H			1B FC5-2-5 1B	S 1B		2	0	2	2	0	0	0
Chico Ruiz, R (1, 4) OBP: 0.429, SLG: 0.500		K		2B			PB SH3-4 1-3 1B	1-2 IBB		3	0	2	0	1	1	0
Mickey Mahler, S (1, 1) OBP: 0.138, SLG: 0.107			K	K			SH3-4 1-2	K		2	0	0	0	0	2	1
Gene Garber, R (7, 1) OBP: 0.167, SLG: 0.091										1	0	0	0	0	1	2

	AB	30
	R	5
	H	8
	RBI	4
	BB	5
	SO	6
	LOB	12

Inning Stats	1	2	3	4	5	6	7	8	9
	R: 0 E: 0 K: 0 S: 3	H: 0 LOB: 0 BB: 0 P: 3	R: 2 E: 0 K: 1 S: 6	H: 1 LOB: 0 BB: 1 P: 10	R: 0 E: 0 K: 1 S: 6	H: 1 LOB: 1 BB: 0 P: 6	R: 2 E: 0 K: 1 S: 7	H: 2 LOB: 1 BB: 1 P: 11	R: 0 E: 0 K: 1 S: 5	H: 0 LOB: 0 BB: 0 P: 5
	R: 0 E: 0 K: 0 S: 3	H: 0 LOB: 0 BB: 0 P: 3	R: 0 E: 0 K: 1 S: 7	H: 2 LOB: 3 BB: 1 P: 11	R: 1 E: 0 K: 1 S: 7	H: 2 LOB: 2 BB: 1 P: 11	R: 0 E: 0 K: 0 S: 2	H: 0 LOB: 0 BB: 1 P: 6		

	1B: 5	SF: 2	WP: 1	PA: 39
	2B: 2	SAC: 2	PB: 2	
	3B: 1	DP: 0	SB: 1	
	HR: 0	HBP: 0	CS: 1	

PITCHER		IP	WLS	BF	H	R	ER	SO	BB	IBB	HBP	BLK	WP	HR	S	P	ERA	WHIP
Tom Seaver, R ERA: 3.07	(1, 1)	7.0	L	30	6	4	3	5	3	0	0	0	1	0	37	49	3.86	1.286
Manny Sarmiento, R ERA: 3.4	(8, 1)	2.0		9	2	1	1	1	1	1	0	0	0	0	9	17	4.50	1.500

PITCHER	IP	WLS	BF	H	R	ER	SO	BB	IBB	HBP	BLK	WP	HR	S	P	ERA	WHIP

Atlanta Braves @ Cincinnati Reds

Riverfront Stadium, Cincinnati, OH

Mon Aug 07 1978, 7:05 PM EDT

Att. 33,215 - Unknown

BOTTOM

livebaseballscorecards.com

Batter	1	2	3	4	5	6	7	8	9	AB	R	H	RBI	BB	SO	LOB
Pete Rose, S (1, 5) OBP: 0.367, SLG: 0.434	6-3		G6-3 1-2f		L4-3 1-2		F8 3-H			4	0	0	0	0	0	3
Junior Kennedy, R (1, 4) OBP: 0.346, SLG: 0.250	6-3			K	BB			5-3		2	0	0	0	1	1	0
Dave Collins, S (8, PH) OBP: 0.315, SLG: 0.247										1	0	0	0	0	0	0
Rick Auerbach, R (9, 4) OBP: 0.348, SLG: 0.462										0	0	0	0	0	0	0
Ken Griffey, L (1, 9) OBP: 0.338, SLG: 0.391	FC6-4 BB			E9 SF8 2B	1-4-3			4-3		3	1	1	0	1	0	2
George Foster, R (1, 7) OBP: 0.370, SLG: 0.554	FC6-4 1-2f			BB		6-3		HR		3	1	1	1	1	0	1
Dave Concepcion, R (1, 6) OBP: 0.354, SLG: 0.426		F8		1-2 BB		K		F8		3	0	0	0	1	1	0
Ken Henderson, S (1, 8) OBP: 0.289, SLG: 0.350		F9		SF8 3-H		K			4-3	3	0	0	1	0	1	0
Dan Driessen, L (1, 3) OBP: 0.367, SLG: 0.453		L4		F7			G4-6-3 WP 1B		3-1	4	1	1	0	0	0	2
Vic Correll, R (1, 2) OBP: 0.283, SLG: 0.316			K	1B			G4-6-3 1-2		6-3	4	0	2	0	0	1	0
Tom Seaver, R (1, 1) OBP: 0.259, SLG: 0.170			G6-3 BB	L4-3 1-3			G4-6-3 1-2f 2-3			1	0	1	0	1	0	0
Ray Knight, R (7, PH) OBP: 0.228, SLG: 0.296										0	0	0	0	0	0	0
Mike Lum, L (7, PH) OBP: 0.383, SLG: 0.495										1	0	0	0	0	0	2
Manny Sarmiento, R (8, 1)										0	0	0	0	0	0	0
Inning Stats	R: 0 E: 0 K: 0 S: 3 H: 0 LOB: 1 BB: 1 P: 7	R: 0 E: 0 K: 0 S: 3 H: 0 LOB: 0 BB: 0 P: 3	R: 0 E: 0 K: 1 S: 4 H: 0 LOB: 0 BB: 1 P: 8	R: 1 E: 1 K: 1 S: 6 H: 1 LOB: 2 BB: 2 P: 14	R: 0 E: 0 K: 0 S: 4 H: 2 LOB: 2 BB: 1 P: 8	R: 0 E: 0 K: 2 S: 7 H: 0 LOB: 0 BB: 0 P: 7	R: 1 E: 0 K: 0 S: 4 H: 2 LOB: 0 BB: 0 P: 4	R: 1 E: 0 K: 0 S: 4 H: 1 LOB: 0 BB: 0 P: 4	R: 0 E: 0 K: 0 S: 3 H: 0 LOB: 0 BB: 0 P: 3	1B: 4 2B: 2 3B: 0 HR: 1	SF: 1 SAC: 0 DP: 3 HBP: 0					

PITCHER		IP	WLS	BF	H	R	ER	SO	BB	IBB	HBP	BLK	WP	HR	S	P	ERA	WHIP
Mickey Mahler, L ERA: 4.05	(1, 1)	6.0	W	26	5	2	2	4	5	0	0	0	0	0	29	49	3.00	1.667
Gene Garber, R ERA: 1.77	(7, 1)	3.0	S	9	1	1	1	0	0	0	0	0	1	1	9	9	3.00	0.333

PITCHER	IP	WLS	BF	H	R	ER	SO	BB	IBB	HBP	BLK	WP	HR	S	P	ERA	WHIP

AB	29
R	3
H	6
RBI	2
BB	5
SO	4
LOB	10

WP: 1 PB: 0 SB: 0 CS: 0 PA: 35

Batter	1	2	3	4	5	6	7	8	9	AB	R	H	RBI	BB	SO	LOB
Jerry Royster, R (1, 6) OBP: 0.339, SLG: 0.340	S S S 0-3 ① K		x 0-0 ① 2-H 2B		x 0-0 ① SH1-4 1-2		x 0-0 ② F7	x 0-0 ③ F8		4	0	1	1	0	1	3
Rowland Office, L (1, 8) OBP: 0.306, SLG: 0.377	x 0-0 ② G3		x 0-0 ③ 4-3		x 0-0 ② 2-H 2B		x 0-0 ③ F8		S S S 0-3 ① K	5	0	1	1	0	1	2
Gary Matthews, R (1, 9) OBP: 0.369, SLG: 0.450	x 0-0 ③ 6-3			x 0-0 4-3 S 1B 1B	x 0-0 ② F8			x 0-0 ① 5-3	x 0-0 ② F2	5	1	1	0	0	0	1
Jeff Burroughs, R (1, 7) OBP: 0.452, SLG: 0.557 Barry Bonnell, R (8, PR) OBP: 0.285, SLG: 0.301 (8, 7)		S S S 0-3 ① K		x 0-0 ① 4-3 1-3	x 0-0 ③ F8			x 0-0 1B 1B 1B	S S S 0-3 ③ K	4 1	0 1	1 0	0 0	0 0	1 1	2 0
Biff Pocoroba, S (1, 2) OBP: 0.312, SLG: 0.332		x 0-0 ② 4-3		x 0-0 1B 3-H 1B		x 0-0 ① F5		x 0-0 BB 1B 1-3 1B		4	1	2	1	0	0	0
Dale Murphy, R (1, 3) OBP: 0.306, SLG: 0.425		x 0-0 ③ F3		x 0-0 FC6-4 1-2 1B		S S S 0-3 ② K		x 0-0 BB 1-2 3-H 1B		4	1	2	1	0	1	0
Rod Gilbreath, R (1, 5) OBP: 0.306, SLG: 0.339			x 0-0 ① 5-3	S S S 0-3 ② K		x 0-0 ③ 5-3		B B B B 4-0 1B 1-2 2-3 BB		3	0	0	0	1	1	2
Chico Ruiz, R (1, 4) OBP: 0.455, SLG: 0.556			x 0-0 2B 2B	x 0-0 ③ FC6-4 1-2f			B B B B 4-0 BB	x 0-0 ② P4		3	1	1	0	1	0	5
Phil Niekro, R (1, 1) OBP: 0.256, SLG: 0.256			x 0-0 ② 1-3		B B B B 4-0 SH1-4 2B BB		S S S 0-3 ① K	x 0-0 1-2 2-H 3-H 1B		3	1	1	2	1	1	2
Inning Stats	R: 0 E: 0 K: 1 S: 5 H: 0 LOB: 0 BB: 0 P: 5	R: 0 E: 0 K: 1 S: 5 H: 0 LOB: 0 BB: 0 P: 5	R: 1 E: 0 K: 0 S: 5 H: 2 LOB: 1 BB: 0 P: 5	R: 1 E: 0 K: 1 S: 8 H: 3 LOB: 2 BB: 0 P: 8	R: 1 E: 0 K: 0 S: 4 H: 1 LOB: 1 BB: 1 P: 8	R: 0 E: 0 K: 1 S: 5 H: 0 LOB: 0 BB: 0 P: 5	R: 0 E: 0 K: 1 S: 5 H: 0 LOB: 1 BB: 1 P: 9	R: 3 E: 0 K: 0 S: 7 H: 4 LOB: 2 BB: 1 P: 11	R: 0 E: 0 K: 2 S: 7 H: 0 LOB: 0 BB: 0 P: 7	1B: 7 2B: 3 3B: 0 HR: 0 SF: 0 SAC: 1 DP: 0 HBP: 0						

TOP

Atlanta Braves @ Cincinnati Reds

Riverfront Stadium, Cincinnati, OH

Tue Aug 08 1978, 7:05 PM EDT

Att. 32,730 - Unknown

livebaseballscorecards.com

AB	36
R	6
H	10
RBI	6
BB	3
SO	7
LOB	17

WP: 0 PB: 0 SB: 1 CS: 0 PA: 40

PITCHER		IP	WLS	BF	H	R	ER	SO	BB	IBB	HBP	BLK	WP	HR	S	P	ERA	WHIP
Tom Hume, R ERA: 5.13	(1, 1)	6.0	L	25	6	3	3	4	1	0	0	0	0	0	32	36	4.50	1.167
Pedro Borbon, R ERA: 4.6	(7, 1)	1.1		6	1	1	1	1	1	0	0	0	0	0	7	11	6.75	1.500
Dave Tomlin, L ERA: 4.38	(8, 1)	0.0		3	2	0	0	0	1	0	0	0	0	0	2	6	∞	∞
Manny Sarmiento, R ERA: 3.38	(8, 1)	0.2		3	1	2	2	0	0	0	0	0	0	0	3	3	27.00	1.500
Doug Bair, R ERA: 1.41	(9, 1)	1.0		3	0	0	0	2	0	0	0	0	0	0	7	7	0.00	0.000

PITCHER	IP	WLS	BF	H	R	ER	SO	BB	IBB	HBP	BLK	WP	HR	S	P	ERA	WHIP

Atlanta Braves @ Cincinnati Reds

Riverfront Stadium, Cincinnati, OH

Tue Aug 08 1978, 7:05 PM EDT

Att. 32,730 - Unknown

livebaseballscorecards.com

BOTTOM

Batter	1	2	3	4	5	6	7	8	9	AB	R	H	RBI	BB	SO	LOB
Pete Rose, S (1, 5) OBP: 0.366, SLG: 0.431	G3			6-3		BBBB 4-0 1-2 BB		P4		3	0	0	0	1	0	0
Junior Kennedy, R (1, 4) OBP: 0.348, SLG: 0.248 Mike Lum, L (6, PH) OBP: 0.380, SLG: 0.489 Pedro Borbon, R (7, 1) OBP: 0.222, SLG: 0.222 Dave Tomlin, L (8, 1) OBP: 0.250, SLG: 0.250 Manny Sarmiento, R (8, 1) Ken Henderson, S (8, PH) OBP: 0.267, SLG: 0.347 Doug Bair, R (9, 1) OBP: 0.100, SLG: 0.100	6-3			BBBB 4-0 BB		F7		4-3		1 1 0 0 0 1 0	0 0 0 0 0 0 0	0 0 0 0 0 0 0	0 0 0 0 0 0 0	1 0 0 0 0 0 0	0 0 0 0 0 0 0	0 2 0 0 0 0 0
Ken Griffey, L (1, 9) OBP: 0.337, SLG: 0.396	6-3			F8		4-3		HR		4	1	1	1	0	0	3
George Foster, R (1, 7) OBP: 0.367, SLG: 0.549		1-3		P4			SSS K	SSS K		4	0	0	0	0	2	1
Dan Driessen, L (1, 3) OBP: 0.368, SLG: 0.453		3-1			P6		6-3 E 1B		FC5-4 1B	4	1	2	0	0	0	0
Dave Concepcion, R (1, 6) OBP: 0.353, SLG: 0.425		SSS K			P4		6-3 E 1B 1-2		K	4	1	1	0	0	2	1
Cesar Geronimo, L (1, 8) OBP: 0.327, SLG: 0.362			SSS K		P4		6-3 1-2 2-3		FC5-4 HR 1-2f	4	1	0	0	0	1	3
Vic Correll, R (1, 2) OBP: 0.274, SLG: 0.305 Johnny Bench, R (7, PH) OBP: 0.333, SLG: 0.496 (8, 2)			P4			5-3	E5 2-H 3-H		HR 1-H	2 2	0 1	0 1	0 2	0 0	0 0	0 0
Tom Hume, R (1, 1) Dave Collins, S (6, PH) OBP: 0.322, SLG: 0.247 Rick Auerbach, R (7, 4) OBP: 0.348, SLG: 0.462 Joe Morgan, L (7, PH) OBP: 0.385, SLG: 0.426 Ray Knight, R (8, 4) OBP: 0.224, SLG: 0.291			SSS K			BBBB 4-0 S BB	F4		6-3	1 0 0 1 1	0 0 0 0 0	0 0 0 0 0	0 1 0 0 0	1 0 0 0 0	0 0 0 1 0	0 0 0 1 0
Inning Stats	R: 0 E: 0 K: 0 S: 3 H: 0 LOB: 0 BB: 0 P: 3	R: 0 E: 0 K: 1 S: 5 H: 0 LOB: 0 BB: 0 P: 5	R: 0 E: 0 K: 2 S: 7 H: 0 LOB: 0 BB: 0 P: 7	R: 0 E: 0 K: 0 S: 3 H: 0 LOB: 1 BB: 1 P: 7	R: 0 E: 0 K: 0 S: 3 H: 0 LOB: 0 BB: 0 P: 3	R: 0 E: 0 K: 0 S: 3 H: 0 LOB: 2 BB: 2 P: 11	R: 2 E: 1 K: 1 S: 8 H: 2 LOB: 1 BB: 0 P: 8	R: 1 E: 0 K: 1 S: 6 H: 1 LOB: 0 BB: 0 P: 6	R: 2 E: 0 K: 1 S: 7 H: 2 LOB: 0 BB: 0 P: 7	1B: 3 2B: 0 3B: 0 HR: 2	SF: 0 SAC: 0 DP: 0 HBP: 0						

PITCHER	IP	WLS	BF	H	R	ER	SO	BB	IBB	HBP	BLK	WP	HR	S	P	ERA	WHIP
Phil Niekro, R (1, 1) ERA: 2.89	9.0	W	36	5	5	3	6	3	0	0	0	0	2	45	57	3.00	0.889

PITCHER	IP	WLS	BF	H	R	ER	SO	BB	IBB	HBP	BLK	WP	HR	S	P	ERA	WHIP

AB	33
R	5
H	5
RBI	3
BB	3
SO	6
LOB	11

WP: 0 PB: 0 SB: 1 CS: 0 PA: 36

Batter	1	2	3	4	5	6	7	8	9	AB	R	H	RBI	BB	SO	LOB
Jerry Royster, R (1, 6) OBP: 0.340, SLG: 0.339	B B B B 4-0 S BB		x 0-0 ① 6-3			x 0-0 CS 1B			x 0-0 ① 5-3	3	0	1	0	1	0	0
Rowland Office, L (1, 8) OBP: 0.305, SLG: 0.375	x 0-0 ① F9 1-2		x 0-0 G6-4-3 1B			S S S 0-3 ① ② K 1-2			x 0-0 ② F7	4	0	1	0	0	1	2
Gary Matthews, R (1, 9) OBP: 0.365, SLG: 0.444	x 0-0 ② F8		x 0-0 ② ③ G6-4-3 1-2f			x 0-0 ③ F9			x 0-0 E5 2B	4	0	0	0	0	0	2
Jeff Burroughs, R (1, 7) OBP: 0.452, SLG: 0.558 Barry Bonnell, R (9, PR) OBP: 0.285, SLG: 0.301	B B B B 4-0 BB			x 0-0 ① 6-3			x 0-0 ① F8		x 0-0 ① 1-3 2B	3 0	0 0	1 0	0 0	1 0	0 0	0 0
Joe Nolan, L (1, 2) OBP: 0.313, SLG: 0.337	S S S 0-3 ③ K			x 0-0 ② F8			x 0-0 ② G3		x 0-0 ③ 4-3	4	0	0	0	0	1	4
Dale Murphy, R (1, 3) OBP: 0.304, SLG: 0.421		S S S 0-3 ① K		x 0-0 ③ F8			S S S 0-3 ③ K			3	0	0	0	0	2	0
Rod Gilbreath, R (1, 5) OBP: 0.306, SLG: 0.338		x 0-0 1B			S S S 0-3 ① K			x 0-0 ① 6-3		3	0	1	0	0	1	0
Chico Ruiz, R (1, 4) OBP: 0.357, SLG: 0.417		x 0-0 ② F7			x 0-0 ② F7			x 0-0 ② F2		3	0	0	0	0	0	1
Tommy Boggs, R (1, 1) OBP: 0.176, SLG: 0.353		x 0-0 ③ 4-3			x 0-0 ③ 4-3			x 0-0 ③ F9		1	0	0	0	0	0	1
Jamie Easterly, L (3, 1) OBP: 0.278, SLG: 0.294										1	0	0	0	0	0	0
Craig Skok, R (6, 1) OBP: 0.286, SLG: 0.429										0	0	0	0	0	0	0
Bob Beall, S (8, PH) OBP: 0.344, SLG: 0.269										1	0	0	0	0	0	0
Dave Campbell, R (8, 1)										0	0	0	0	0	0	0
Inning Stats	R: 0 E: 0 K: 1 S: 5 H: 0 LOB: 2 BB: 2 P: 13	R: 0 E: 0 K: 1 S: 6 H: 1 LOB: 1 BB: 0 P: 6	R: 0 E: 0 K: 0 S: 3 H: 1 LOB: 0 BB: 0 P: 3	R: 0 E: 0 K: 0 S: 3 H: 0 LOB: 0 BB: 0 P: 3	R: 0 E: 0 K: 1 S: 5 H: 0 LOB: 0 BB: 0 P: 5	R: 0 E: 0 K: 1 S: 5 H: 1 LOB: 0 BB: 0 P: 5	R: 0 E: 0 K: 1 S: 5 H: 0 LOB: 0 BB: 0 P: 5	R: 0 E: 0 K: 0 S: 3 H: 0 LOB: 0 BB: 0 P: 3	R: 0 E: 1 K: 0 S: 5 H: 1 LOB: 2 BB: 0 P: 5	1B: 3 2B: 1 3B: 0 HR: 0	SF: 0 SAC: 0 DP: 1 HBP: 0						

PITCHER		IP	WLS	BF	H	R	ER	SO	BB	IBB	HBP	BLK	WP	HR	S	P	ERA	WHIP
Paul Moskau, R ERA: 3.67	(1, 1)	9.0	W	32	4	0	0	5	2	0	0	0	0	0	40	48	0.00	0.667

PITCHER	IP	WLS	BF	H	R	ER	SO	BB	IBB	HBP	BLK	WP	HR	S	P	ERA	WHIP

TOP

Atlanta Braves @ Cincinnati Reds

Riverfront Stadium, Cincinnati, OH

Wed Aug 09 1978, 7:05 PM EDT

Att. 34,090 - Unknown

livebaseballscorecards.com

AB	30
R	0
H	4
RBI	0
BB	2
SO	5
LOB	10

WP: 0 PB: 0 SB: 1 CS: 1 PA: 32

Batter	1	2	3	4	5	6	7	8	9	AB	R	H	RBI	BB	SO	LOB
Pete Rose, S (1, 5) OBP: 0.366, SLG: 0.428 Mike Lum, L (9, 7) OBP: 0.380, SLG: 0.489	F7		BB F7 1B BB	K		2B SF9 4-3 IBB		F8		3 0	2 0	0 0	0 0	2 0	1 0	0 0
Junior Kennedy, R (1, 4) OBP: 0.357, SLG: 0.250	BB E		BB 1B 1-2 FC3-2-5-3		4-3	4-3 1-2 2-3 3-H		2B 1B		3	1	1	1	2	0	2
Ken Griffey, L (1, 9) OBP: 0.339, SLG: 0.403 Dave Collins, S (9, 9) OBP: 0.322, SLG: 0.247	E4 G5-4-3 1-2		F7 2-3		FC6-4 1B	2B 2-3 3-H		F8 2B 1-H 2B		5 0	1 0	3 0	2 0	0 0	0 0	3 0
George Foster, R (1, 7) OBP: 0.370, SLG: 0.548 Ray Knight, R (9, 5) OBP: 0.224, SLG: 0.291	G5-4-3 1-2f		WP FC3-2-5-3 1-3 3-H 1B		FC6-4 1-2f	IBB		2B BB		3 0	2 0	1 0	1 0	2 0	0 0	3 0
Dan Driessen, L (1, 3) OBP: 0.366, SLG: 0.454		S 2B FC5-2	FC3-2-5-3 WP BB 1-3 3-H		4-3	SF9 3-H		F8 2-3		4	0	1	1	0	0	5
Dave Concepcion, R (1, 6) OBP: 0.356, SLG: 0.428 Rick Auerbach, R (9, 6) OBP: 0.348, SLG: 0.462		1-3	WP 1-2 BB			1B S 2B 1B 6-3		2B 1-H 3-H		4 0	1 0	2 0	2 0	1 0	0 0	3 0
Cesar Geronimo, L (1, 8) OBP: 0.332, SLG: 0.361	FC5-2 S BB		F7 1-2 2-3 3-H			1B 2B 1-3 1B F8		BB		3	1	1	0	2	0	2
Vic Correll, R (1, 2) OBP: 0.269, SLG: 0.297		FC5-2 1-3 2-H		1-3		2B 4-3 1-2 1B 5-3		1-3		5	1	1	0	0	0	4
Paul Moskau, R (1, 1) OBP: 0.270, SLG: 0.333		K		K		4-3 2B 1-3 2-H 3-H 2B F8				4	1	1	2	0	2	2
Inning Stats	R: 0 H: 0 E: 1 LOB: 1 K: 0 BB: 1 S: 3 P: 7	R: 0 H: 1 E: 0 LOB: 2 K: 1 BB: 1 S: 6 P: 10	R: 2 H: 1 E: 0 LOB: 2 K: 0 BB: 3 S: 4 P: 16	R: 0 H: 0 E: 0 LOB: 0 K: 2 BB: 0 S: 7 P: 7	R: 0 H: 1 E: 0 LOB: 1 K: 0 BB: 0 S: 4 P: 4	R: 5 H: 5 E: 0 LOB: 2 K: 0 BB: 2 S: 8 P: 16	R: 0 H: 0 E: 0 LOB: 0 K: 0 BB: 0 S: 3 P: 3	R: 3 H: 3 E: 0 LOB: 2 K: 0 BB: 2 S: 6 P: 14		1B: 6 SF: 1 2B: 5 SAC: 0 3B: 0 DP: 1 HR: 0 HBP: 0				WP: 1 PA: 44 PB: 0 SB: 3 CS: 0		

PITCHER		IP	WLS	BF	H	R	ER	SO	BB	IBB	HBP	BLK	WP	HR	S	P	ERA	WHIP
Tommy Boggs, R ERA: 6.5	(1, 1)	2.1	L	13	2	2	2	1	4	0	0	0	0	0	11	27	7.71	2.571
Jamie Easterly, L ERA: 6.41	(3, 1)	3.0		17	6	5	5	2	1	1	0	0	1	0	19	27	15.00	2.333
Craig Skok, L ERA: 4.02	(6, 1)	1.2		6	0	0	0	0	0	1	0	0	0	0	5	9	0.00	0.000
Dave Campbell, R ERA: 5.08	(8, 1)	1.0		8	3	3	3	0	2	0	0	0	0	0	6	14	27.00	5.000

PITCHER	IP	WLS	BF	H	R	ER	SO	BB	IBB	HBP	BLK	WP	HR	S	P	ERA	WHIP

Atlanta Braves @ Cincinnati Reds

Riverfront Stadium, Cincinnati, OH

Wed Aug 09 1978, 7:05 PM EDT

Att. 34,090 - Unknown

BOTTOM

livebaseballscorecards.com

AB	34
R	10
H	11
RBI	9
BB	9
SO	3
LOB	24

Batter	1	2	3	4	5	6	7	8	9	AB	R	H	RBI	BB	SO	LOB
Pete Rose, S (1, 5) OBP: 0.367, SLG: 0.429	6-3		6-3		G3 WP 1B		G4-6-3 2-3 1B			4	0	2	0	0	0	1
Ray Knight, R (8, 5) OBP: 0.224, SLG: 0.291										0	0	0	0	0	0	0
Junior Kennedy, R (1, 4) OBP: 0.354, SLG: 0.250	F8		3B 2-H 1B		K 1-2		G4-6-3 1-2f			4	1	1	1	0	1	3
Ken Griffey, L (1, 9) OBP: 0.341, SLG: 0.408	4-3		1-H 3B		G3 2-3			1B		4	0	2	1	0	0	1
Cesar Geronimo, L (8, 8) OBP: 0.332, SLG: 0.361										0	0	0	0	0	0	0
George Foster, R (1, 7) OBP: 0.369, SLG: 0.547		G4-6-3 2B	P4		F8			B5		4	0	1	0	0	0	3
Mike Lum, L (8, 7) OBP: 0.380, SLG: 0.489										0	0	0	0	0	0	0
Dave Concepcion, R (1, 6) OBP: 0.355, SLG: 0.425		BBBB G4-6-3 BB		E6 6-3 G3		6-3		K		3	1	0	0	1	1	1
Rick Auerbach, R (8, 6) OBP: 0.348, SLG: 0.462										0	0	0	0	0	0	0
Ken Henderson, S (1, 8) OBP: 0.277, SLG: 0.333		G4-6-3 1-2f 2-3		6-3 2-3		K		F3		4	0	0	0	0	1	4
(8, 9)																
Dan Driessen, L (1, 3) OBP: 0.363, SLG: 0.449		4-3		G3 3-H		F7			K	4	0	0	1	0	1	1
Vic Correll, R (1, 2) OBP: 0.296, SLG: 0.353			SH2-3 1B 1B	2B			1B 2B		1-3	4	1	3	0	0	0	0
Michael LaCoss, R (1, 1) OBP: 0.167, SLG: 0.250			SH2-3 1-2	K			F7		F8	1	0	0	0	0	1	1
Manny Sarmiento, R (6, 1)										0	0	0	0	0	0	0
Dave Collins, S (7, PH) OBP: 0.319, SLG: 0.244										1	0	0	0	0	0	1
Dave Tomlin, L (7, 1) OBP: 0.250, SLG: 0.250										0	0	0	0	0	0	0
Tom Hume, R (7, 1)										0	0	0	0	0	0	0
Johnny Bench, R (9, PH) OBP: 0.332, SLG: 0.494										1	0	0	0	0	0	0
Inning Stats	R: 0 E: 0 K: 0 S: 3 H: 0 LOB: 0 BB: 0 P: 3	R: 0 E: 0 K: 0 S: 3 H: 1 LOB: 1 BB: 1 P: 7	R: 2 E: 0 K: 0 S: 6 H: 3 LOB: 1 BB: 0 P: 6	R: 1 E: 1 K: 1 S: 7 H: 1 LOB: 1 BB: 0 P: 7	R: 0 E: 0 K: 1 S: 6 H: 1 LOB: 1 BB: 0 P: 6	R: 0 E: 0 K: 1 S: 5 H: 0 LOB: 0 BB: 0 P: 5	R: 0 E: 0 K: 0 S: 4 H: 2 LOB: 1 BB: 0 P: 4	R: 0 E: 0 K: 1 S: 6 H: 1 LOB: 1 BB: 0 P: 6	R: 0 E: 0 K: 1 S: 5 H: 0 LOB: 0 BB: 0 P: 5	1B: 5 2B: 3 3B: 1 HR: 0 SF: 0 SAC: 1 DP: 2 HBP: 0						WP: 1 PB: 0 SB: 0 CS: 0	PA: 36

TOP

Cincinnati Reds @ San Diego Padres

San Diego Stadium, San Diego, CA

Thu Aug 10 1978, 10:05 PM EDT

Att. 27,882 - Unknown

livebaseballscorecards.com

AB	34
R	3
H	9
RBI	3
BB	1
SO	5
LOB	16

PITCHER		IP	WLS	BF	H	R	ER	SO	BB	IBB	HBP	BLK	WP	HR	S	P	ERA	WHIP
Randy Jones, L ERA: 2.86	(1, 1)	6.0	W	25	6	3	2	3	1	0	0	0	1	0	30	34	3.00	1.167
Bob Shirley, L ERA: 3.98	(7, 1)	3.0	S	11	3	0	0	2	0	0	0	0	0	0	15	15	0.00	1.000

PITCHER	IP	WLS	BF	H	R	ER	SO	BB	IBB	HBP	BLK	WP	HR	S	P	ERA	WHIP

Batter	1	2	3	4	5	6	7	8	9	AB	R	H	RBI	BB	SO	LOB
Gene Richards, L (1, 7) OBP: 0.378, SLG: 0.411	SH1-4 BB E 1B	F7		4-3	4-3	1B 2B	FC4-6 1-2 2-3 1B			6	2	3	0	0	0	2
Don Reynolds, R (7, PR) OBP: 0.329, SLG: 0.257 (8, 7)										0	0	0	0	0	0	0
Ozzie Smith, S (1, 6) OBP: 0.315, SLG: 0.312	SH1-4 1-2 E BB	CS BB		5-3	F9	1B BB 2-H BB 1B	L4			0	1	0	0	2	0	0
Bill Almon, R (4, 6) OBP: 0.308, SLG: 0.315										4	1	1	1	0	0	3
Derrel Thomas, S (1, 5) OBP: 0.291, SLG: 0.274	SH1-4 1-2 2-3	CS 1-2	4-3	S BB		FC4-6 S HR 1B	BB 2B BB FC4-6 1-2f			3	2	1	0	2	0	3
Dave Winfield, R (1, 8) OBP: 0.346, SLG: 0.473	E IBB		6-3	F9 1-2		FC4-6 1-2 BB	BB 1-2 2-3 2B 1B	F8		3	1	1	0	2	0	1
(7, 9)										1	1	0	0	0	0	0
Jim Beswick, S (7, PR) (8, 9)																
Oscar Gamble, L (1, 9) OBP: 0.383, SLG: 0.419	E4 E 1-H 2-H 3-H		1B 1B BB		E4 1B 1B	FC4-6 1-2f 2-3 HR	2B 2B 1-2 2-3 3-H BB	K		3	3	1	1	1	0	2
Bob Shirley, R (7, 1) OBP: 0.220, SLG: 0.135										1	1	0	1	1	1	0
Gene Tenace, R (1, 3) OBP: 0.414, SLG: 0.457	P5		1B 1-2 1B		K	1-H 3-H HR	1-3 2-H 3-H 2B 2B	HR		5	1	3	5	0	1	2
Dave Roberts, R (7, PR) OBP: 0.328, SLG: 0.328 (8, 3)										1	2	1	1	0	0	0
Rick Sweet, S (1, 2) OBP: 0.324, SLG: 0.283	E3 2-3		1B 1-3 2-H		F8	2B	P4 BBBB	BB		5	0	2	1	1	0	5
Fernando Gonzalez, R (1, 4) OBP: 0.273, SLG: 0.306	4-3		IBB		1B IBB	IBB	1B 2-H 3-H 2B	5-3		2	0	1	2	3	0	2
Chuck Baker, R (7, PR) OBP: 0.283, SLG: 0.273 (8, 4)										1	0	0	0	0	0	1
Randy Jones, R (1, 1) OBP: 0.190, SLG: 0.206		F9	6-3		1-2 2-H 1B	K	1B 1B			3	0	1	1	0	0	3
Tucker Ashford, R (6, PH) OBP: 0.291, SLG: 0.339 (7, 5)										2	0	1	0	0	1	2
Inning Stats	R: 3 E: 2 K: 0 S: 6 H: 1 LOB: 2 BB: 2 P: 14	R: 0 E: 0 K: 0 S: 2 H: 0 LOB: 0 BB: 1 P: 6	R: 1 E: 0 K: 0 S: 5 H: 2 LOB: 3 BB: 2 P: 13	R: 0 E: 0 K: 0 S: 3 H: 0 LOB: 1 BB: 1 P: 7	R: 1 E: 1 K: 1 S: 7 H: 2 LOB: 2 BB: 1 P: 11	R: 3 E: 0 K: 1 S: 8 H: 3 LOB: 2 BB: 2 P: 16	R: 6 E: 0 K: 0 S: 10 H: 7 LOB: 3 BB: 2 P: 18	R: 1 E: 0 K: 1 S: 6 H: 1 LOB: 1 BB: 1 P: 10		1B: 10 2B: 4 3B: 0 HR: 2 SF: 0 SAC: 1 DP: 0 HBP: 0					

PITCHER		IP	WLS	BF	H	R	ER	SO	BB	IBB	HBP	BLK	WP	HR	S	P	ERA	WHIP
Michael LaCoss, R ERA: 4.91	(1, 1)	5.2	L	34	8	8	5	1	5	3	0	0	0	1	28	60	7.94	2.294
Manny Sarmiento, R ERA: 3.36	(6, 1)	0.1		2	0	0	0	1	0	1	0	0	0	0	3	7	0.00	0.000
Dave Tomlin, L ERA: 5.44	(7, 1)	0.1		10	7	6	6	0	2	0	0	0	0	0	8	16	162.00	27.000
Tom Hume, R ERA: 5.13	(7, 1)	1.2		7	1	1	1	1	1	0	0	0	0	1	8	12	5.40	1.200

PITCHER	IP	WLS	BF	H	R	ER	SO	BB	IBB	HBP	BLK	WP	HR	S	P	ERA	WHIP

BOTTOM

Cincinnati Reds @ San Diego Padres

San Diego Stadium, San Diego, CA

Thu Aug 10 1978, 10:05 PM EDT

Att. 27,882 - Unknown

livebaseballscorecards.com

AB	40
R	15
H	16
RBI	13
BB	12
SO	3
LOB	26

Cincinnati Reds @ San Diego Padres

San Diego Stadium, San Diego, CA

Fri Aug 11 1978, 10:05 PM EDT

Att. 33,635 - Unknown

TOP

livebaseballscorecards.com

Batter	1	2	3	4	5	6	7	8	9	AB	R	H	RBI	BB	SO	LOB
Pete Rose, S (1, 5) OBP: 0.366, SLG: 0.429	6-3		2B			K		F7		4	0	1	0	0	1	0
Ken Griffey, L (1, 9) OBP: 0.340, SLG: 0.405	L4		F7			BB			G3	3	0	0	0	1	0	1
Dave Concepcion, R (1, 6) OBP: 0.354, SLG: 0.422	6-3			G3		F7			2B BB	3	1	0	0	1	0	1
George Foster, R (1, 7) OBP: 0.368, SLG: 0.547		F9		K		K			BB 1-H 1B 2B	4	1	1	1	0	2	1
Johnny Bench, R (1, 3) (9, 2) OBP: 0.334, SLG: 0.492		6-3		1B			K		1B BB IBB	3	0	1	0	1	1	0
Ken Henderson, S (1, 8) OBP: 0.293, SLG: 0.336		BB		F9			G6-4-3 1B		1B 1-2 2-3 BB	2	0	1	0	2	0	1
Cesar Geronimo, L (9, PR) (9, 8) OBP: 0.332, SLG: 0.361										0	0	0	0	0	0	0
Vic Correll, R (1, 2) OBP: 0.284, SLG: 0.338		F8			F9		G6-4-3 1-2f		K	3	0	0	0	0	0	2
Dan Driessen, L (9, PH) (9, 3) OBP: 0.362, SLG: 0.448										1	0	0	0	0	1	3
Junior Kennedy, R (1, 4) OBP: 0.349, SLG: 0.246			5-3		5-3			CS 1B	1-2 2-3 3-H 1B	2	0	0	0	0	0	0
Dave Collins, S (8, PH) OBP: 0.326, SLG: 0.253										1	0	1	0	0	0	0
Doug Bair, R (8, 1) OBP: 0.182, SLG: 0.182										1	0	1	1	0	0	0
Bill Bonham, R (1, 1) OBP: 0.237, SLG: 0.182			K		F9			F9 1-2	K	2	0	0	0	0	1	0
Joe Morgan, L (8, PH) (8, 4) OBP: 0.383, SLG: 0.423										2	0	0	0	0	1	4
Inning Stats	R: 0 E: 0 K: 0 S: 3 H: 0 LOB: 0 BB: 0 P: 3	R: 0 E: 0 K: 0 S: 3 H: 0 LOB: 1 BB: 1 P: 7	R: 0 E: 0 K: 1 S: 6 H: 1 LOB: 1 BB: 0 P: 6	R: 0 E: 0 K: 1 S: 6 H: 1 LOB: 1 BB: 0 P: 6	R: 0 E: 0 K: 0 S: 3 H: 0 LOB: 0 BB: 0 P: 3	R: 0 E: 0 K: 2 S: 7 H: 0 LOB: 1 BB: 1 P: 11	R: 0 E: 0 K: 1 S: 5 H: 1 LOB: 0 BB: 0 P: 5	R: 0 E: 0 K: 0 S: 3 H: 1 LOB: 0 BB: 0 P: 3	R: 2 E: 0 K: 2 S: 9 H: 2 LOB: 3 BB: 3 P: 21	1B: 4 2B: 2 3B: 0 HR: 0	SF: 0 SAC: 0 DP: 1 HBP: 0						

	AB	31
	R	2
	H	6
	RBI	2
	BB	5
	SO	7
	LOB	13

WP: 0 PB: 0 SB: 0 CS: 1 PA: 36

PITCHER	IP	WLS	BF	H	R	ER	SO	BB	IBB	HBP	BLK	WP	HR	S	P	ERA	WHIP
Bob Owchinko, L (1, 1) ERA: 2.85	8.1	L	33	5	2	2	5	4	1	0	0	0	0	38	58	2.16	1.080
Rollie Fingers, R (9, 1) ERA: 3.05	0.2		3	1	0	0	2	0	0	0	0	0	0	7	7	0.00	1.500

PITCHER	IP	WLS	BF	H	R	ER	SO	BB	IBB	HBP	BLK	WP	HR	S	P	ERA	WHIP

Batter	1	2	3	4	5	6	7	8	9	AB	R	H	RBI	BB	SO	LOB
Gene Richards, L (1, 7) OBP: 0.377, SLG: 0.408	K		6-3			G3		BB		3	0	0	0	1	1	1
Bill Almon, R (1, 6) OBP: 0.313, SLG: 0.320	WP 1-3 1B		6-3			S 1B		1-2 1B		4	0	3	0	0	0	1
Derrel Thomas, S (1, 5) OBP: 0.291, SLG: 0.271 Tucker Ashford, R (9, 5) OBP: 0.291, SLG: 0.339	1-3 1-2			G3		FC4-6 1-2 BB		K		3 0	0 0	0 0	0 0	1 0	1 0	3 0
Dave Winfield, R (1, 8) OBP: 0.343, SLG: 0.469	4-3 2-3			4-3		F8		K		4	0	0	0	0	1	5
Oscar Gamble, L (1, 9) OBP: 0.382, SLG: 0.417		4-3		1B		FC4-6 1-2f			G3	4	0	1	0	0	0	2
Gene Tenace, R (1, 3) OBP: 0.411, SLG: 0.453 Dave Roberts, R (8, 3) OBP: 0.328, SLG: 0.328 Broderick Perkins, L (9, PH) OBP: 0.237, SLG: 0.330		6-3		F2			K		G1	3 0 1	0 0 0	0 0 0	0 0 0	0 0 0	1 0 0	1 0 0
Rick Sweet, S (1, 2) OBP: 0.327, SLG: 0.284		3-1			P4 BB		4-3		1B	3	0	1	0	1	0	0
Fernando Gonzalez, R (1, 4) OBP: 0.274, SLG: 0.307 Jerry Turner, L (9, PH) OBP: 0.345, SLG: 0.447			SH2-3 1B	P4 1-2			L6		1-2 1B	3 1	0 0	1 1	0 0	0 0	0 0	1 0
Bob Owchinko, L (1, 1) OBP: 0.167, SLG: 0.189 Rollie Fingers, R (9, 1) OBP: 0.286, SLG: 0.286 Jim Beswick, S (9, PH)			SH2-3 1-2		K			K	F7	2 0 1	0 0 0	0 0 0	0 0 0	0 0 0	2 0 0	0 0 2
Inning Stats	R: 0 H: 1 E: 0 LOB: 1 K: 1 BB: 0 S: 6 P: 6	R: 0 H: 0 E: 0 LOB: 0 K: 0 BB: 0 S: 3 P: 3	R: 0 H: 1 E: 0 LOB: 1 K: 0 BB: 0 S: 4 P: 4	R: 0 H: 1 E: 0 LOB: 1 K: 0 BB: 0 S: 4 P: 4	R: 0 H: 0 E: 0 LOB: 0 K: 1 BB: 1 S: 4 P: 8	R: 0 H: 1 E: 0 LOB: 2 K: 0 BB: 1 S: 4 P: 8	R: 0 H: 0 E: 0 LOB: 0 K: 1 BB: 0 S: 5 P: 5	R: 0 H: 1 E: 0 LOB: 2 K: 3 BB: 1 S: 10 P: 14	R: 0 H: 2 E: 0 LOB: 2 K: 0 BB: 0 S: 5 P: 5	1B: 7 2B: 0 3B: 0 HR: 0	SF: 0 SAC: 1 DP: 0 HBP: 0			WP: 1 PB: 0 SB: 1 CS: 0	PA: 36		

PITCHER		IP	WLS	BF	H	R	ER	SO	BB	IBB	HBP	BLK	WP	HR	S	P	ERA	WHIP
Bill Bonham, R ERA: 2.92	(1, 1)	7.0		26	4	0	0	3	2	0	0	0	1	0	30	38	0.00	0.857
Doug Bair, R ERA: 1.38	(8, 1)	2.0	W	10	3	0	0	3	1	0	0	0	0	0	15	19	0.00	2.000

PITCHER	IP	WLS	BF	H	R	ER	SO	BB	IBB	HBP	BLK	WP	HR	S	P	ERA	WHIP

BOTTOM

Cincinnati Reds @ San Diego Padres

San Diego Stadium, San Diego, CA

Fri Aug 11 1978, 10:05 PM EDT

Att. 33,635 - Unknown

livebaseballscorecards.com

AB	32
R	0
H	7
RBI	0
BB	3
SO	6
LOB	16

Batter	1	2	3	4	5	6	7	8	9	AB	R	H	RBI	BB	SO	LOB
Pete Rose, S (1, 5) OBP: 0.366, SLG: 0.430	F7 SF7 2B		1-4-3			E3 1B SF9-3-4		B1-3		4	2	1	0	0	0	0
Ken Griffey, L (1, 9) OBP: 0.341, SLG: 0.406	F7 2-3		F2			1-3 SF9-3-4 1B		BB 1B		4	0	2	0	0	0	1
Joe Morgan, L (1, 4) OBP: 0.381, SLG: 0.420	SF7 3-H		F8			F8		BBBB 1-2 BB		2	0	0	1	1	0	2
George Foster, R (1, 7) OBP: 0.367, SLG: 0.544	SSS K			BBBB G3-6 BB		SF9-3-4 1-2 3-H		F7		2	0	0	1	1	1	2
Dan Driessen, L (1, 3) OBP: 0.361, SLG: 0.446		4-3 1B		G3-6 1-2f			4-3		SSS K	4	0	1	0	0	1	1
Johnny Bench, R (1, 2) OBP: 0.333, SLG: 0.489 Dave Collins, S (9, PR) OBP: 0.326, SLG: 0.253		4-3 1-2		F8			SSS K		1B	4 0	0 0	1 0	0 0	0 0	1 0	1 0
Dave Concepcion, R (1, 6) OBP: 0.355, SLG: 0.421		SSS K			BBBB CS BB			1B	SSS K	3	0	1	0	1	2	2
Cesar Geronimo, L (1, 8) OBP: 0.331, SLG: 0.357		BBBB BB		F7 1-2			4-3		SSS K	3	0	0	0	1	1	3
Tom Seaver, R (1, 1) OBP: 0.250, SLG: 0.163 Mike Lum, L (8, PH) OBP: 0.376, SLG: 0.484 Tom Hume, R (8, 1)		L4			SSS K			P4		2 1 0	0 0 0	0 0 0	0 0 0	0 0 0	1 0 0	2 0 0
Inning Stats	R: 1 H: 1 E: 0 LOB: 0 K: 1 BB: 0 S: 6 P: 6	R: 0 H: 1 E: 0 LOB: 2 K: 1 BB: 1 S: 6 P: 10	R: 0 H: 0 E: 0 LOB: 0 K: 0 BB: 0 S: 3 P: 3	R: 0 H: 0 E: 0 LOB: 0 K: 0 BB: 1 S: 2 P: 6	R: 0 H: 0 E: 0 LOB: 0 K: 1 BB: 1 S: 4 P: 8	R: 1 H: 1 E: 1 LOB: 0 K: 0 BB: 0 S: 4 P: 4	R: 0 H: 1 E: 0 LOB: 1 K: 1 BB: 0 S: 6 P: 6	R: 0 H: 1 E: 0 LOB: 2 K: 0 BB: 1 S: 4 P: 8	R: 0 H: 1 E: 0 LOB: 1 K: 3 BB: 0 S: 10 P: 10	1B: 5 SF: 2 2B: 2 SAC: 0 3B: 0 DP: 2 HR: 0 HBP: 0						WP: 0 PA: 35 PB: 0 SB: 0 CS: 1

Cincinnati Reds @ San Diego Padres

San Diego Stadium, San Diego, CA

Sat Aug 12 1978, 10:05 PM EDT

Att. 38,543 - Unknown

TOP

livebaseballscorecards.com

AB	29
R	2
H	6
RBI	2
BB	4
SO	7
LOB	14

PITCHER		IP	WLS	BF	H	R	ER	SO	BB	IBB	HBP	BLK	WP	HR	S	P	ERA	WHIP
Gaylord Perry, R ERA: 3.14	(1, 1)	7.2	W	29	5	2	1	4	3	0	0	0	0	0	34	46	1.17	1.043
Bob Shirley, L ERA: 3.98	(8, 1)	0.0		1	0	0	0	0	1	0	0	0	0	0	0	4	∞	∞
Rollie Fingers, R ERA: 3.0	(8, 1)	1.1	S	5	1	0	0	3	0	0	0	0	0	0	11	11	0.00	0.750

PITCHER	IP	WLS	BF	H	R	ER	SO	BB	IBB	HBP	BLK	WP	HR	S	P	ERA	WHIP

Batter	1	2	3	4	5	6	7	8	9	AB	R	H	RBI	BB	SO	LOB
Gene Richards, L (1, 7) OBP: 0.378, SLG: 0.411	SH 1B 2B		4-3		FC1-5 S 1B		4-3			4	1	2	0	0	0	0
Ozzie Smith, S (1, 6) OBP: 0.315, SLG: 0.314	SH 1B SF8 2-3		F9 2B		FC1-5 5-3 1B 1-3		E3 PB SF8			3	3	1	0	0	0	1
Oscar Gamble, L (1, 9) OBP: 0.378, SLG: 0.413 Dave Roberts, R (8, 3) OBP: 0.328, SLG: 0.328	K		F9 2-3		5-3 1-2		SF8 2-H			3 0	0 0	0 0	1 0	0 0	1 0	4 0
Dave Winfield, R (1, 8) OBP: 0.344, SLG: 0.469 (8, 9)	1-3 3-H 1B		P7		2-H 1B		6-3			4	0	2	2	0	0	1
Fernando Gonzalez, R (1, 4) OBP: 0.273, SLG: 0.307	SF8 3-H			K	F7			FC5-4 1B		3	0	1	1	0	1	1
Rick Sweet, S (1, 2) OBP: 0.326, SLG: 0.283	4-3			F7		SH3-4 1B CS 1B		F8		4	0	1	0	0	0	2
Derrel Thomas, S (1, 3) OBP: 0.297, SLG: 0.276 (8, 8)		P3		E BB		1-2 SH3-4 1B		1-2 FC5-4 1B		3	0	2	0	1	0	0
Bill Almon, R (1, 5) OBP: 0.313, SLG: 0.318		5-3		1-3 IBB		SH3-4 1-2 2-3		1-2f FC5-4 S 2-3		2	0	0	0	1	0	2
Gaylord Perry, R (1, 1) OBP: 0.145, SLG: 0.150 Bob Shirley, R (8, 1) OBP: 0.220, SLG: 0.135 Rollie Fingers, R (8, 1) OBP: 0.250, SLG: 0.250		F8		F8		K 3-H		P4 1-2		3 0 1	0 0 0	0 0 0	0 0 0	1 0 0	4 0 2	
Inning Stats	R: 2 H: 2 E: 1 LOB: 1 K: 1 BB: 0 S: 8 P: 8	R: 0 H: 0 E: 0 LOB: 0 K: 0 BB: 0 S: 3 P: 3	R: 0 H: 1 E: 0 LOB: 1 K: 0 BB: 0 S: 4 P: 4	R: 0 H: 0 E: 1 LOB: 2 K: 1 BB: 2 S: 5 P: 13	R: 1 H: 2 E: 0 LOB: 1 K: 0 BB: 0 S: 5 P: 5	R: 0 H: 2 E: 0 LOB: 1 K: 1 BB: 0 S: 6 P: 6	R: 1 H: 0 E: 1 LOB: 0 K: 0 BB: 0 S: 4 P: 4	R: 0 H: 2 E: 0 LOB: 2 K: 0 BB: 0 S: 5 P: 5		1B: 7 SF: 2 2B: 2 SAC: 2 3B: 0 DP: 0 HR: 0 HBP: 0						

PITCHER	IP	WLS	BF	H	R	ER	SO	BB	IBB	HBP	BLK	WP	HR	S	P	ERA	WHIP
Tom Seaver, R (1, 1) ERA: 3.05	7.0	L	31	7	4	2	3	1	1	0	0	0	0	35	43	2.57	1.143
Tom Hume, R (8, 1) ERA: 5.09	1.0		5	2	0	0	0	0	0	0	0	0	0	5	5	0.00	2.000

PITCHER	IP	WLS	BF	H	R	ER	SO	BB	IBB	HBP	BLK	WP	HR	S	P	ERA	WHIP

BOTTOM

Cincinnati Reds @ San Diego Padres

San Diego Stadium, San Diego, CA

Sat Aug 12 1978, 10:05 PM EDT

Att. 38,543 - Unknown

livebaseballscorecards.com

AB	30
R	4
H	9
RBI	4
BB	2
SO	3
LOB	17

WP: 0 PA: 36
PB: 1
SB: 2
CS: 1

Cincinnati Reds @ San Diego Padres

San Diego Stadium, San Diego, CA

Sun Aug 13 1978, 6:33 AM EDT

Att. 34,267 - Unknown

TOP

livebaseballscorecards.com

Batter	1	2	3	4	5	6	7	8	9	AB	R	H	RBI	BB	SO	LOB
Pete Rose, S (1, 5) OBP: 0.365, SLG: 0.431	G3 FC3-2-5 2B		F7	4-3	L6	F8	F8			4	0	1	0	0	0	1
Ken Griffey, L (1, 9) OBP: 0.341, SLG: 0.405	G3 2-3		1B		B2-3	F7	F7			4	0	1	0	0	0	2
Joe Morgan, L (1, 4) OBP: 0.377, SLG: 0.414	FC3-2-5 1B 3-H		F7			F8		F9		4	1	0	0	0	0	2
George Foster, R (1, 7) OBP: 0.366, SLG: 0.542	1B 2-H 1B		K			K		6-3		4	0	1	1	0	2	1
Dan Driessen, L (1, 3) OBP: 0.362, SLG: 0.446	FC5-4 1-2 1B			4-3		BB 1B		L8		4	0	2	0	0	0	0
Dave Concepcion, R (1, 6) OBP: 0.356, SLG: 0.420	FC5-4 1-2f			4-3 1B 1B		4-3 1-2 BB			6-3	3	1	1	0	1	0	2
Cesar Geronimo, L (1, 8) OBP: 0.327, SLG: 0.352		F7		4-3 1-2		5-3			F5	3	0	0	0	0	0	3
Johnny Bench, R (9, PH) OBP: 0.332, SLG: 0.487										1	0	0	0	0	0	0
Vic Correll, R (1, 2) OBP: 0.282, SLG: 0.333		1-3		2-H 1B			F9		K	4	0	1	1	0	1	0
Fred Norman, S (1, 1) OBP: 0.178, SLG: 0.159		3-1			4-3		2B			2	0	0	0	0	0	0
Mike Lum, L (7, PH) OBP: 0.382, SLG: 0.500										1	0	1	0	0	0	0
Dave Collins, S (7, PR) OBP: 0.326, SLG: 0.253										0	0	0	0	0	0	0
Manny Sarmiento, R (7, 1)										0	0	0	0	0	0	0
Inning Stats	R: 1 E: 0 K: 0 S: 6 H: 3 LOB: 2 BB: 0 P: 6	R: 0 E: 0 K: 0 S: 3 H: 0 LOB: 0 BB: 0 P: 3	R: 0 E: 0 K: 1 S: 6 H: 1 LOB: 1 BB: 0 P: 6	R: 1 E: 0 K: 0 S: 4 H: 2 LOB: 1 BB: 0 P: 4	R: 0 E: 0 K: 0 S: 3 H: 0 LOB: 0 BB: 0 P: 3	R: 0 E: 0 K: 1 S: 6 H: 1 LOB: 2 BB: 1 P: 10	R: 0 E: 0 K: 0 S: 4 H: 1 LOB: 1 BB: 0 P: 4	R: 0 E: 0 K: 0 S: 3 H: 0 LOB: 0 BB: 0 P: 3	R: 0 E: 0 K: 1 S: 5 H: 0 LOB: 0 BB: 0 P: 5	1B: 6 2B: 2 3B: 0 HR: 0	SF: 0 SAC: 0 DP: 0 HBP: 0						

	AB	34
	R	2
	H	8
	RBI	2
	BB	1
	SO	3
	LOB	11

WP: 0 PB: 0 SB: 0 CS: 0 PA: 35

PITCHER		IP	WLS	BF	H	R	ER	SO	BB	IBB	HBP	BLK	WP	HR	S	P	ERA	WHIP
Eric Rasmussen, R ERA: 4.05	(1, 1)	6.1	W	27	8	2	2	2	1	0	0	0	0	0	30	34	2.84	1.421
Bob Shirley, L ERA: 3.9	(7, 1)	2.2	S	8	0	0	0	1	0	0	0	0	0	0	10	10	0.00	0.000

PITCHER		IP	WLS	BF	H	R	ER	SO	BB	IBB	HBP	BLK	WP	HR	S	P	ERA	WHIP

Batter	1	2	3	4	5	6	7	8	9	AB	R	H	RBI	BB	SO	LOB
Gene Richards, L (1, 7) OBP: 0.377, SLG: 0.408	BBBB 4-0 S E BB	x 0-0 ② G3		x 0-0 ③ F7			x 0-0 ② 5-3			3	1	0	0	1	0	0
Ozzie Smith, S (1, 6) OBP: 0.312, SLG: 0.311	x 0-0 ① 6-3 1-2	x 0-0 ③ 6-3			x 0-0 ① F7		x 0-0 ③ 6-3			4	0	0	0	0	0	1
Oscar Gamble, L (1, 9) OBP: 0.382, SLG: 0.418 Tucker Ashford, R (9, 3) OBP: 0.291, SLG: 0.339	x 0-0 E2 1B 2-H 1B		BBBB 4-0 2B FC6-2 BB		x 0-0 F8 2B			x 0-0 ① F8		3 0	1 0	2 0	1 0	1 0	0 0	0 0
Dave Winfield, R (1, 8) (9, 9) OBP: 0.345, SLG: 0.472	x 0-0 E 1B 3-H		x 0-0 1-3 2B		x 0-0 ② F8 2-3			SSS 0-3 ② K		4	1	2	1	0	1	1
Fernando Gonzalez, R (1, 4) OBP: 0.269, SLG: 0.302	SSS 0-3 ② K		x 0-0 ① P4		x 0-0 ③ 5-3			x 0-0 ③ F8		4	0	0	0	0	1	4
Derrel Thomas, S (1, 3) (9, 8) OBP: 0.297, SLG: 0.280	x 0-0 E6 1-H 2B		x 0-0 ② FC6-2 3-H			x 0-0 ① F8				3	0	1	1	0	0	2
Bill Almon, R (1, 5) OBP: 0.313, SLG: 0.316	BBBB 4-0 BB		SSS 0-3 ③ K			x 0-0 ② 6-3				2	0	0	0	1	1	2
Dave Roberts, R (1, 2) OBP: 0.314, SLG: 0.311 Bob Shirley, R (7, 1) OBP: 0.220, SLG: 0.135	x 0-0 ③ 5-3			x 0-0 ① 5-3		SSS 0-3 ③ K				3 0	0 0	0 0	0 0	0 0	1 0	2 0
Eric Rasmussen, R (1, 1) OBP: 0.146, SLG: 0.146 Rick Sweet, S (7, 2) OBP: 0.325, SLG: 0.281		x 0-0 ① P4		x 0-0 ② F7			x 0-0 ① 3-1			2 1	0 0	0 0	0 0	0 0	0 0	0 0
Inning Stats	R: 3 H: 3 E: 2 LOB: 2 K: 1 BB: 2 S: 8 P: 16	R: 0 H: 0 E: 0 LOB: 0 K: 0 BB: 0 S: 3 P: 3	R: 0 H: 1 E: 0 LOB: 2 K: 1 BB: 1 S: 6 P: 10	R: 0 H: 0 E: 0 LOB: 0 K: 0 BB: 0 S: 3 P: 3	R: 0 H: 1 E: 0 LOB: 1 K: 0 BB: 0 S: 4 P: 4	R: 0 H: 0 E: 0 LOB: 0 K: 1 BB: 0 S: 5 P: 5	R: 0 H: 0 E: 0 LOB: 0 K: 0 BB: 0 S: 3 P: 3	R: 0 H: 0 E: 0 LOB: 0 K: 1 BB: 0 S: 5 P: 5		1B: 2 SF: 0 2B: 3 SAC: 0 3B: 0 DP: 0 HR: 0 HBP: 0						WP: 0 PA: 32 PB: 0 SB: 1 CS: 0	

PITCHER		IP	WLS	BF	H	R	ER	SO	BB	IBB	HBP	BLK	WP	HR	S	P	ERA	WHIP
Fred Norman, L ERA: 3.6	(1, 1)	6.0	L	26	5	3	3	3	3	0	0	0	0	0	29	41	4.50	1.333
Manny Sarmiento, R ERA: 3.3	(7, 1)	2.0		6	0	0	0	1	0	0	0	0	0	0	8	8	0.00	0.000

PITCHER	IP	WLS	BF	H	R	ER	SO	BB	IBB	HBP	BLK	WP	HR	S	P	ERA	WHIP

BOTTOM

Cincinnati Reds @ San Diego Padres

San Diego Stadium, San Diego, CA

Sun Aug 13 1978, 6:33 AM EDT

Att. 34,267 - Unknown

livebaseballscorecards.com

AB	29
R	3
H	5
RBI	3
BB	3
SO	4
LOB	12

Batter	1	2	3	4	5	6	7	8	9	AB	R	H	RBI	BB	SO	LOB
Pete Rose, S (1, 5) OBP: 0.363, SLG: 0.427	F8		F3		G4-6-3 1-2f 2-3		4-3 2-3	BB 1-2 2-3		4	0	0	0	1	0	3
Ken Griffey, L (1, 9) OBP: 0.339, SLG: 0.403	4-3		F5		5-3		4-3 WP 3-H 1B	4-3		5	0	1	1	0	0	4
Joe Morgan, L (1, 4) OBP: 0.375, SLG: 0.411	1B		4-3			F7	4-3 1-3		K	5	0	1	0	0	1	1
George Foster, R (1, 7) OBP: 0.364, SLG: 0.540	F7			F9		2B 2B	L8		K	5	1	1	0	0	1	2
Johnny Bench, R (1, 2) OBP: 0.336, SLG: 0.489		FC6-4 1B		1B 1B		6-3		F9	F7	3	0	2	0	0	0	1
Vic Correll, R (6, 2) OBP: 0.275, SLG: 0.325										2	0	0	0	0	0	0
Dave Concepcion, R (1, 6) OBP: 0.360, SLG: 0.433		FC6-4 S 1-2f		G6-4-3 1-2 1B		1B 2B 2-H		HR		4	2	3	2	0	0	1
Ken Henderson, S (1, 8) OBP: 0.299, SLG: 0.336		BB 1-2		G6-4-3 1-2f		1B 2-H		F9		3	0	1	1	1	0	2
Dan Driessen, L (1, 3) OBP: 0.363, SLG: 0.445		K			G4-6-3 BB	P4		BB 1B		3	0	1	0	1	1	3
Paul Moskau, R (1, 1) OBP: 0.263, SLG: 0.324		P6			G4-6-3 1-2		4-3 1B 2B	BB 1-2		1	0	0	0	0	0	2
Junior Kennedy, R (5, PH) OBP: 0.354, SLG: 0.252										1	0	1	0	0	0	0
Pedro Borbon, R (5, 1) OBP: 0.222, SLG: 0.222										0	0	0	0	0	0	0
Rick Auerbach, R (7, PH) OBP: 0.362, SLG: 0.500										1	1	1	0	0	0	0
Manny Sarmiento, R (7, 1) OBP: 0.224, SLG: 0.291										0	0	0	0	0	0	0
Ray Knight, R (8, PH) OBP: 0.387, SLG: 0.505										0	0	0	0	0	0	0
Mike Lum, L (8, PH) OBP: 0.250, SLG: 0.250										1	0	1	0	0	0	0
Dave Tomlin, L (8, 1)										0	0	0	0	0	0	0

TOP

Cincinnati Reds @ Pittsburgh Pirates

Three Rivers Stadium, Pittsburgh, PA

Mon Aug 14 1978, 7:05 PM EDT

Att. 26,514 - Unknown

livebaseballscorecards.com

AB	38
R	4
H	13
RBI	4
BB	3
SO	3
LOB	19

Inning Stats	1	2	3	4	5	6	7	8	9
	R: 0 E: 0 K: 0 S: 4	R: 0 E: 0 K: 1 S: 6	R: 0 E: 0 K: 0 S: 3	R: 0 E: 0 K: 0 S: 4	R: 0 E: 0 K: 0 S: 3	R: 2 E: 0 K: 0 S: 6	R: 1 E: 0 K: 0 S: 5	R: 1 E: 0 K: 0 S: 6	R: 0 E: 0 K: 2 S: 7
	H: 1 LOB: 1 BB: 0 P: 4	H: 1 LOB: 2 BB: 1 P: 10	H: 0 LOB: 0 BB: 0 P: 3	H: 2 LOB: 1 BB: 0 P: 4	H: 1 LOB: 1 BB: 1 P: 7	H: 3 LOB: 1 BB: 0 P: 6	H: 2 LOB: 1 BB: 0 P: 5	H: 3 LOB: 3 BB: 1 P: 10	H: 0 LOB: 0 BB: 0 P: 7

| | | | | | | | | | |

Batter	1	2	3	4	5	6	7	8	9	AB	R	H	RBI	BB	SO	LOB
Frank Taveras, R (1, 6) OBP: 0.307, SLG: 0.359	BLK 2B 1B	F8 ①		1B 1B 1B		F3 ①		B B B B 4-0 CS BB		4	2	2	0	1	0	0
Omar Moreno, L (1, 8) OBP: 0.322, SLG: 0.283	0-0 1-H 1B 2B	0-0 HR 1B		0-0 1B 1-3 SF9 1B		S S S 0-3 ② K		S S S 0-3 ② ③ K 1-2		5	3	3	1	0	2	1
Dave Parker, L (1, 9) OBP: 0.356, SLG: 0.541	0-0 F7 ①	0-0 1-H HR		0-0 1-3 3-H 1B		0-0 G3 ③				4	1	2	3	0	0	1
John Milner, L (1, 3) OBP: 0.364, SLG: 0.408	0-0 HBP 2-H 1B 1B	0-0 ② 1-3		0-0 SF9 ② 3-H			0-0 4-3 ①			3	1	1	2	0	0	0
Bill Robinson, R (1, 7) OBP: 0.287, SLG: 0.395	H 1-0 1B 1-2 HBP	0-0 ③ P4		0-0 ③ 6-3			0-0 1B 2B			3	0	1	0	0	0	1
Manny Sanguillen, R (1, 2) OBP: 0.306, SLG: 0.358	0-0 1-3 2-H 1B		0-0 ① 5-3		0-0 ① F9		0-0 ② P5			4	0	1	1	0	0	1
Rennie Stennett, R (1, 4) OBP: 0.274, SLG: 0.314	4-0 IBB		0-0 ② 6-3		0-0 2B		0-0 2-3 1B			3	0	2	0	1	0	0
Phil Garner, R (1, 5) OBP: 0.331, SLG: 0.381	0-0 ② L8		0-0 ③ L5		0-0 ② F9		0-0 ③ F3			4	0	0	0	0	0	6
Jim Rooker, R (1, 1) OBP: 0.196, SLG: 0.289 Grant Jackson, S (7, 1) OBP: 0.250, SLG: 0.250 Kent Tekulve, R (8, 1) OBP: 0.143, SLG: 0.143	S S S 0-3 ③ K			0-0 ① F8	0-0 ③ 4-3			0-0 ① 6-3		3 0 1	0 0 0	0 0 0	0 0 0	0 0 0	1 0 0	4 0 0
Inning Stats	R: 3 H: 4 E: 0 LOB: 3 K: 1 BB: 1 S: 9 P: 14	R: 2 H: 2 E: 0 LOB: 0 K: 0 BB: 0 S: 5 P: 5	R: 0 H: 0 E: 0 LOB: 0 K: 0 BB: 0 S: 3 P: 3	R: 2 H: 3 E: 0 LOB: 1 K: 0 BB: 0 S: 6 P: 6	R: 0 H: 1 E: 0 LOB: 1 K: 0 BB: 0 S: 4 P: 4	R: 0 H: 0 E: 0 LOB: 0 K: 1 BB: 0 S: 5 P: 5	R: 0 H: 2 E: 0 LOB: 2 K: 0 BB: 0 S: 5 P: 5	R: 0 H: 0 E: 0 LOB: 0 K: 1 BB: 1 S: 4 P: 8		1B: 8 SF: 1 2B: 3 SAC: 0 3B: 0 DP: 0 HR: 1 HBP: 1						

PITCHER	IP	WLS	BF	H	R	ER	SO	BB	IBB	HBP	BLK	WP	HR	S	P	ERA	WHIP
Paul Moskau, R (1, 1) ERA: 4.13	4.0	L	23	9	7	7	1	0	1	1	1	0	1	23	28	15.75	2.250
Pedro Borbon, R (5, 1) ERA: 4.48	2.0		7	1	0	0	1	0	0	0	0	0	0	9	9	0.00	0.500
Manny Sarmiento, R (7, 1) ERA: 3.27	1.0		5	2	0	0	0	0	0	0	0	0	0	5	5	0.00	2.000
Dave Tomlin, L (8, 1) ERA: 5.33	1.0		3	0	0	0	1	1	0	0	0	0	0	4	8	0.00	1.000

PITCHER	IP	WLS	BF	H	R	ER	SO	BB	IBB	HBP	BLK	WP	HR	S	P	ERA	WHIP

BOTTOM

Cincinnati Reds @ Pittsburgh Pirates

Three Rivers Stadium, Pittsburgh, PA

Mon Aug 14 1978, 7:05 PM EDT

Att. 26,514 - Unknown

livebaseballscorecards.com

AB	34
R	7
H	12
RBI	7
BB	2
SO	3
LOB	14

Batter	1	2	3	4	5	6	7	8	9	10	AB	R	H	RBI	BB	SO	LOB
Pete Rose, S (1, 5) OBP: 0.365, SLG: 0.431	L4		4-3 E 2B		5-3		FC4-6 1B		1B		5	1	3	1	0	0	0
Ken Griffey, L (1, 9) OBP: 0.340, SLG: 0.400	S BB		4-3		BB		FC4-6 BLK		4-3		3	0	0	1	2	0	4
Joe Morgan, L (1, 4) OBP: 0.370, SLG: 0.404	F5		E4		G3		L9			6-3	5	0	0	0	0	0	3
George Foster, R (1, 7) OBP: 0.363, SLG: 0.535	BB		K	K		K		F9		K	4	0	0	0	1	3	1
Dan Driessen, L (1, 3) OBP: 0.362, SLG: 0.450	F8			6-3		K		F7		HR	5	1	1	1	0	1	2
Dave Concepcion, R (1, 6) OBP: 0.360, SLG: 0.431		L4		E9 G3 1B		BB		F9		5-3	4	0	1	0	1	0	0
Mike Lum, L (1, 8) OBP: 0.377, SLG: 0.490		F8		G3		L3			BB		3	0	0	0	0	0	2
Ken Henderson, S (9, PH) OBP: 0.305, SLG: 0.336											0	0	0	0	1	0	0
Rick Auerbach, R (9, PR) OBP: 0.362, SLG: 0.500									SH3-4 1B BB		0	1	0	0	0	0	0
Doug Bair, R (9, 1) OBP: 0.182, SLG: 0.182											0	0	0	0	0	0	0
Vic Correll, R (1, 2) OBP: 0.265, SLG: 0.313		K					P6		SH3-4		3	0	0	0	0	1	1
Cesar Geronimo, L (9, PH) OBP: 0.327, SLG: 0.352				F3							0	0	0	0	0	0	0
(9, 8)																	
Michael LaCoss, R (1, 1) OBP: 0.143, SLG: 0.214			K		K		E6 1B S FC4-6		K		2	0	0	0	0	2	0
Dave Collins, S (7, PH) OBP: 0.323, SLG: 0.250											1	1	0	0	0	0	0
Tom Hume, R (7, 1)											0	0	0	0	0	0	0
Johnny Bench, R (9, PH) OBP: 0.334, SLG: 0.487											1	0	0	0	0	1	2
(9, 2)																	
Inning Stats	R: 0 H: 0 E: 0 LOB: 2 K: 0 BB: 2 S: 3 P: 11	R: 0 H: 0 E: 0 LOB: 0 K: 1 BB: 0 S: 5 P: 5	R: 1 H: 1 E: 1 LOB: 1 K: 2 BB: 0 S: 9 P: 9	R: 0 H: 1 E: 1 LOB: 1 K: 0 BB: 0 S: 4 P: 4	R: 0 H: 0 E: 0 LOB: 1 K: 1 BB: 1 S: 5 P: 9	R: 0 H: 0 E: 0 LOB: 1 K: 2 BB: 1 S: 7 P: 11	R: 1 H: 1 E: 1 LOB: 1 K: 0 BB: 0 S: 5 P: 5	R: 0 H: 0 E: 0 LOB: 0 K: 0 BB: 0 S: 3 P: 3	R: 1 H: 1 E: 0 LOB: 2 K: 1 BB: 1 S: 6 P: 10	R: 1 H: 1 E: 0 LOB: 0 K: 1 BB: 0 S: 6 P: 6	1B: 3 SF: 0 2B: 1 SAC: 1 3B: 0 DP: 0 HR: 1 HBP: 0						

TOP

Cincinnati Reds @ Pittsburgh Pirates

Three Rivers Stadium, Pittsburgh, PA

Tue Aug 15 1978, 7:05 PM EDT
Att. 16,400 - Unknown

livebaseballscorecards.com

AB	36
R	4
H	5
RBI	3
BB	5
SO	8
LOB	15

WP: 0 PA: 42
PB: 0
SB: 2
CS: 0

PITCHER		IP	WLS	BF	H	R	ER	SO	BB	IBB	HBP	BLK	WP	HR	S	P	ERA	WHIP
Bert Blyleven, R ERA: 3.35	(1, 1)	6.2		29	3	2	0	6	4	0	0	0	0	0	37	53	0.00	1.050
Grant Jackson, L ERA: 2.86	(7, 1)	1.1		5	0	1	1	0	1	0	0	1	0	0	4	8	6.75	0.750
Kent Tekulve, R ERA: 2.05	(9, 1)	1.0		4	1	0	0	1	0	0	0	0	0	0	6	6	0.00	1.000
Ed Whitson, R ERA: 3.06	(10, 1)	1.0	L	4	1	1	1	1	0	0	0	0	0	1	6	6	9.00	1.000

PITCHER		IP	WLS	BF	H	R	ER	SO	BB	IBB	HBP	BLK	WP	HR	S	P	ERA	WHIP

Cincinnati Reds @ Pittsburgh Pirates

Three Rivers Stadium, Pittsburgh, PA

Tue Aug 15 1978, 7:05 PM EDT

Att. 16,400 - Unknown

livebaseballscorecards.com

BOTTOM

Batter	1	2	3	4	5	6	7	8	9	10	AB	R	H	RBI	BB	SO	LOB
Frank Taveras, R (1, 6) OBP: 0.305, SLG: 0.357	6-3	F8		CS 1B		FC6-4 1B 1-2f			K		5	0	1	0	0	1	2
Omar Moreno, L (1, 8) OBP: 0.328, SLG: 0.287	E S 1B	BBB 5-3 BB		4-3 1-2		1-3 1B			BBB G6-4-3 1-2 BB		3	1	2	0	2	0	1
Dave Parker, L (1, 9) OBP: 0.357, SLG: 0.541	BBB E SF9 1-2 BB	5-3 1-2			1B 2B		4-3		G6-4-3 1-2f		4	1	1	0	1	0	3
John Milner, L (1, 3) OBP: 0.361, SLG: 0.405 Steve Brye, R (4, 7) OBP: 0.281, SLG: 0.294	E6 SF9 1B 1-3 2-H	F7			BBB 1B BB		F7			4-3	2 2	1 0	0 0	0 0	0 1	0 0	2 0
Bill Robinson, R (1, 7) OBP: 0.289, SLG: 0.394 (4, 3)	BB 1B IBB	SSS K		F7			SSS K			1B	4	0	1	0	1	2	2
Manny Sanguillen, R (1, 2) OBP: 0.303, SLG: 0.356	SF9 2-3 3-H	6-3		G6-3 1-2 2-3 1B				6-3		F8	4	0	1	1	0	0	1
Phil Garner, R (1, 4) OBP: 0.332, SLG: 0.380	BB 1-2 3-H 1B	BBB S BB		G6-3 1-2f				1-3		SSS K	4	0	1	1	1	1	4
Dale Berra, R (1, 5) OBP: 0.119, SLG: 0.077	BBB 1-2 2-3 BB	5-3 1-2				FC6-4 1B		F3			3	0	1	0	1	0	1
Bert Blyleven, R (1, 1) OBP: 0.136, SLG: 0.138 Grant Jackson, S (7, 1) OBP: 0.250, SLG: 0.250 Kent Tekulve, R (9, 1) OBP: 0.143, SLG: 0.143 Ed Ott, L (9, PH) OBP: 0.287, SLG: 0.360 Ed Whitson, R (10, 1) OBP: 0.222, SLG: 0.222	4-3			6-3		B3			BB 1B		3 0 0 1 0	0 0 0 0 0	0 0 0 1 0	0 0 0 0 0	0 0 0 0 0	0 0 0 0 0	4 0 0 0 0
Inning Stats	R: 3 H: 2 E: 1 LOB: 3 K: 0 BB: 3 S: 6 P: 18	R: 0 H: 0 E: 0 LOB: 1 K: 0 BB: 1 S: 3 P: 7	R: 0 H: 0 E: 0 LOB: 1 K: 1 BB: 1 S: 5 P: 9	R: 0 H: 1 E: 0 LOB: 0 K: 0 BB: 0 S: 3 P: 3	R: 0 H: 2 E: 0 LOB: 2 K: 0 BB: 1 S: 4 P: 8	R: 0 H: 2 E: 0 LOB: 2 K: 0 BB: 0 S: 4 P: 4	R: 0 H: 0 E: 0 LOB: 0 K: 1 BB: 0 S: 5 P: 5	R: 0 H: 0 E: 0 LOB: 0 K: 0 BB: 0 S: 3 P: 3	R: 0 H: 1 E: 0 LOB: 1 K: 1 BB: 1 S: 5 P: 9	R: 0 H: 1 E: 0 LOB: 1 K: 1 BB: 0 S: 6 P: 6	1B: 8 SF: 1 2B: 1 SAC: 0 3B: 0 DP: 2 HR: 0 HBP: 0						

PITCHER		IP	WLS	BF	H	R	ER	SO	BB	IBB	HBP	BLK	WP	HR	S	P	ERA	WHIP
Michael LaCoss, R	(1, 1)	6.0		29	7	3	0	1	5	1	0	0	0	0	25	49	0.00	2.000
ERA: 4.22																		
Tom Hume, R	(7, 1)	2.0		6	0	0	0	1	0	0	0	0	0	0	8	8	0.00	0.000
ERA: 5.02																		
Doug Bair, R	(9, 1)	2.0	W	8	2	0	0	2	1	0	0	0	0	0	11	15	0.00	1.500
ERA: 1.34																		

PITCHER	IP	WLS	BF	H	R	ER	SO	BB	IBB	HBP	BLK	WP	HR	S	P	ERA	WHIP

AB	35
R	3
H	9
RBI	2
BB	7
SO	4
LOB	20

WP: 0 PA: 43
PB: 0
SB: 2
CS: 1

Batter	1	2	3	4	5	6	7	8	9	AB	R	H	RBI	BB	SO	LOB
Pete Rose, S (1, 5) OBP: 0.363, SLG: 0.427	L4		F9		5-3		4-3			4	0	0	0	0	0	2
Ken Griffey, L (1, 9) OBP: 0.341, SLG: 0.400	F8			BB, 2B, 1B	2-3, 1B		1-3			3	1	1	0	1	0	0
Joe Morgan, L (1, 4) OBP: 0.369, SLG: 0.403	F8			F8	F3			1-3, 1B		4	0	1	0	0	0	3
Ray Knight, R (8, 4) OBP: 0.224, SLG: 0.291										0	0	0	0	0	0	0
George Foster, R (1, 7) OBP: 0.364, SLG: 0.537		F8		FC5-2-5, 1-3, 2B		FC5-4, 1B		F9		4	0	2	0	0	0	1
Dave Concepcion, R (1, 6) OBP: 0.359, SLG: 0.430		G5-4-3, 1B		FC5-2-5, 2-3, 1B		FC5-4, BB, 1-2f		1-3, 1-2		4	1	1	0	0	0	4
Rick Auerbach, R (8, 6) OBP: 0.362, SLG: 0.500										0	0	0	0	0	0	0
Vic Correll, R (1, 2) OBP: 0.264, SLG: 0.310		G5-4-3, 1-2f		2-H, 3-H, 1B		P4		F3		4	0	1	2	0	0	3
Dan Driessen, L (1, 3) OBP: 0.363, SLG: 0.449			SH1-4, 1B	6-3		BB, 1-2			P6	3	0	1	0	1	0	1
Dave Collins, S (1, 8) OBP: 0.309, SLG: 0.238			P3		5-3	K			F8	4	0	0	0	0	1	3
Bill Bonham, R (1, 1) OBP: 0.256, SLG: 0.235			SH1-4, 1-2		1B, 2B		F2		6-3	1	0	1	0	0	0	0
Junior Kennedy, R (7, PH) OBP: 0.351, SLG: 0.250										1	0	0	0	0	0	0
Manny Sarmiento, R (7, 1)										0	0	0	0	0	0	0
Ken Henderson, S (9, PH) OBP: 0.302, SLG: 0.333										1	0	0	0	0	0	0
Inning Stats	R: 0 E: 0 K: 0 S: 3 H: 0 LOB: 0 BB: 0 P: 3	R: 0 E: 0 K: 0 S: 3 H: 1 LOB: 0 BB: 0 P: 3	R: 0 E: 0 K: 0 S: 4 H: 1 LOB: 1 BB: 0 P: 4	R: 2 E: 0 K: 0 S: 5 H: 2 LOB: 1 BB: 1 P: 9	R: 0 E: 0 K: 0 S: 5 H: 2 LOB: 2 BB: 0 P: 5	R: 0 E: 0 K: 1 S: 6 H: 1 LOB: 2 BB: 1 P: 10	R: 0 E: 0 K: 0 S: 3 H: 0 LOB: 0 BB: 0 P: 3	R: 0 E: 0 K: 0 S: 4 H: 1 LOB: 1 BB: 0 P: 4	R: 0 E: 0 K: 0 S: 3 H: 0 LOB: 0 BB: 0 P: 3	1B: 6 2B: 2 3B: 0 HR: 0 SF: 0 SAC: 1 DP: 1 HBP: 0	WP: 0 PB: 0 SB: 0 CS: 0 PA: 36					

TOP

Cincinnati Reds @ Pittsburgh Pirates

Three Rivers Stadium, Pittsburgh, PA

Wed Aug 16 1978, 7:05 PM EDT

Att. 15,490 - Unknown

livebaseballscorecards.com

AB	33
R	2
H	8
RBI	2
BB	2
SO	1
LOB	17

PITCHER		IP	WLS	BF	H	R	ER	SO	BB	IBB	HBP	BLK	WP	HR	S	P	ERA	WHIP
John Candelaria, L ERA: 3.42	(1, 1)	6.0	W	26	7	2	2	1	2	0	0	0	0	0	26	34	3.00	1.500
Grant Jackson, L ERA: 2.72	(7, 1)	3.0	S	10	1	0	0	0	0	0	0	0	0	0	10	10	0.00	0.333

PITCHER	IP	WLS	BF	H	R	ER	SO	BB	IBB	HBP	BLK	WP	HR	S	P	ERA	WHIP

Cincinnati Reds @ Pittsburgh Pirates

Three Rivers Stadium, Pittsburgh, PA

Wed Aug 16 1978, 7:05 PM EDT

Att. 15,490 - Unknown

BOTTOM

Batter	1	2	3	4	5	6	7	8	9	AB	R	H	RBI	BB	SO	LOB
Frank Taveras, R (1, 6) OBP: 0.306, SLG: 0.355	BBBB; 4-0; 4-3 HR BB	0-0; 6-3 ③			0-0; 6-3 ①	0-0; F8 ①	0-0; HR 2-H 1B	0-0; F9 ③		5	2	1	1	1	0	2
Omar Moreno, L (1, 8) OBP: 0.331, SLG: 0.289	0-0; 4-3 ① 1-2		0-0; B2 ①		0-0; S HR 1B	0-0; 1B E SF8 1B	BBBB; 4-0; HR BB			4	3	2	0	1	0	1
Dave Parker, L (1, 9) OBP: 0.362, SLG: 0.557	0-0; 2-H HR		0-0; 3-1 ②		4-0; 1-2 HR IBB	4-0; FC5 1B 1-2 IBB	0-0; 1-H 2-H HR			3	3	2	5	2	0	0
Bill Robinson, R (1, 7) OBP: 0.293, SLG: 0.405	SSS; 0-3; K ②		0-0; 1B		0-0; 1-H 2-H HR	0-0; 1-2 2-3 1B	SSS; 0-3; K ③			5	1	3	3	0	2	0
Ed Ott, L (1, 2) OBP: 0.289, SLG: 0.363	0-0; FC6-4 1B		0-0; G3 ③		0-0; 2B 1B	0-0; SF8 ② 3-H		0-0; F9 ①		4	1	2	1	0	0	1
Manny Sanguillen, R (1, 3) OBP: 0.295, SLG: 0.346	0-0; FC6-4 ③ 1-2f			0-0; F7 ①	0-0; F8 ②	0-0; FC5 ③ 2-3f		0-0; F8 ②		5	0	0	0	0	0	4
Rennie Stennett, R (1, 4) OBP: 0.277, SLG: 0.320 Dale Berra, R (8, 5) OBP: 0.140, SLG: 0.100		0-0; 3-1 ①		0-0; FC6-4 1B	0-0; 1-H 2B		SSS; 0-3; K ①	0-0; BB 3B 1B		4 1	0 1	2 1	1 0	0 0	1 0	0 0
Phil Garner, R (1, 5) OBP: 0.337, SLG: 0.382 (8, 4)		0-0; SH1-4 1B		0-0; FC6-4 ② 1-2f	4-0; IBB		0-0; S 1B 1B	BBBB; 4-0; 1-2 3B BB		3	2	2	0	2	0	1
John Candelaria, L (1, 1) OBP: 0.250, SLG: 0.171 Grant Jackson, S (7, 1) OBP: 0.300, SLG: 0.500		0-0; SH1-4 ② 1-2		0-0; 6-3 ③	SSS; 0-3; K ③		SSS; 0-3; K ② 1-2	0-0; 1-H 2-H 3B		2 2	0 0	0 1	0 2	0 0	1 1	3 1
Inning Stats	R: 2 E: 0 K: 1 S: 7; H: 2 LOB: 1 BB: 1 P: 11	R: 0 E: 0 K: 0 S: 4; H: 1 LOB: 1 BB: 0 P: 4	R: 0 E: 0 K: 0 S: 4; H: 1 LOB: 1 BB: 0 P: 4	R: 0 E: 0 K: 0 S: 4; H: 1 LOB: 1 BB: 0 P: 4	R: 4 E: 0 K: 1 S: 9; H: 4 LOB: 2 BB: 2 P: 17	R: 1 E: 1 K: 0 S: 5; H: 2 LOB: 2 BB: 1 P: 9	R: 4 E: 0 K: 3 S: 12; H: 3 LOB: 0 BB: 1 P: 16	R: 2 E: 0 K: 0 S: 5; H: 2 LOB: 1 BB: 1 P: 9		1B: 11 2B: 1 3B: 1 HR: 3		SF: 1 SAC: 1 DP: 0 HBP: 0		WP: 0 PB: 0 SB: 2 CS: 0		PA: 46

livebaseballscorecards.com

AB	38	
R	13	
H	16	
RBI	13	
BB	6	
SO	5	
LOB	13	

PITCHER		IP	WLS	BF	H	R	ER	SO	BB	IBB	HBP	BLK	WP	HR	S	P	ERA	WHIP
Bill Bonham, R ERA: 3.32	(1, 1)	6.0	L	33	11	7	7	2	1	3	0	0	0	2	33	49	10.50	2.000
Manny Sarmiento, R ERA: 3.71	(7, 1)	2.0		13	5	6	6	3	2	0	0	0	0	1	17	25	27.00	3.500

PITCHER	IP	WLS	BF	H	R	ER	SO	BB	IBB	HBP	BLK	WP	HR	S	P	ERA	WHIP

Batter	1	2	3	4	5	6	7	8	9	AB	R	H	RBI	BB	SO	LOB
Pete Rose, S (1, 5) OBP: 0.364, SLG: 0.430	6-3		1B			F7		2B		4	0	2	0	0	0	0
Ken Griffey, L (1, 9) OBP: 0.338, SLG: 0.396	4-3		4-3			K		K		4	0	0	0	0	2	2
Joe Morgan, L (1, 4) OBP: 0.365, SLG: 0.398	6-3			K		4-3			F7	4	0	0	0	0	1	0
George Foster, R (1, 7) OBP: 0.361, SLG: 0.532		6-3		6-3			F8		K	4	0	0	0	0	1	0
Dan Driessen, L (1, 3) OBP: 0.362, SLG: 0.447		E4 BLK		4-3			1B		4-3	4	0	1	0	0	0	0
Johnny Bench, R (1, 2) OBP: 0.331, SLG: 0.482		F5 1-2			5-3		K			3	0	0	0	0	1	2
Dave Concepcion, R (1, 6) OBP: 0.359, SLG: 0.429		F9			1B		K			3	0	1	0	0	1	2
Mike Lum, L (1, 8) OBP: 0.368, SLG: 0.475			F8		P4			K		3	0	0	0	0	1	1
Tom Seaver, R (1, 1) OBP: 0.241, SLG: 0.157			4-3		P6			G1		2	0	0	0	0	0	1
Dave Collins, S (8, PH) OBP: 0.306, SLG: 0.235										1	0	0	0	0	0	0
Tom Hume, R (8, 1)										0	0	0	0	0	0	0

TOP

Cincinnati Reds @ Chicago Cubs

Wrigley Field, Chicago, IL

Thu Aug 17 1978, 3:33 AM CDT

Att. 36,814 - Overcast - 76 F

livebaseballscorecards.com

AB	32
R	0
H	4
RBI	0
BB	0
SO	7
LOB	8

Inning Stats	1	2	3	4	5	6	7	8	9
R	0	0	0	0	0	0	0	0	0
E	0	1	0	0	0	0	0	0	0
K	0	0	0	1	0	1	2	2	1
S	3	4	15	5	7	5	8	8	8
H	0	0	1	0	1	0	1	1	0
LOB	0	1	1	0	1	0	1	1	0
BB	0	0	0	0	0	0	0	0	0
P	3	4	21	5	7	5	8	8	10

| | | | | | | | | | |

Batter	1	2	3	4	5	6	7	8	9	AB	R	H	RBI	BB	SO	LOB
Ivan De Jesus, R (1, 6) OBP: 0.342, SLG: 0.349	4-3	K		G6-4-3 1-2f			1B 1-2			4	0	1	0	0	1	5
Jerry White, S (1, 8) OBP: 0.348, SLG: 0.255	P6		F9		F2		F9 2-3			4	0	0	0	0	0	2
Bill Buckner, L (1, 3) OBP: 0.318, SLG: 0.364	L9		F7		K		F8			4	0	0	0	0	1	2
Bobby Murcer, L (1, 9) OBP: 0.361, SLG: 0.399		L9	1B		G3			3-1		4	0	1	0	0	0	0
Dave Kingman, R (1, 7) OBP: 0.318, SLG: 0.522		HR	F6			6-3		6-3		4	1	1	1	0	0	1
Greg Gross, L (9, 7) OBP: 0.305, SLG: 0.348										0	0	0	0	0	0	0
Davey Johnson, R (1, 5) OBP: 0.319, SLG: 0.336	E5 BB BB			1B E 1B	K			K		3	1	1	0	0	1	0
Mick Kelleher, R (7, 5) OBP: 0.364, SLG: 0.271										1	0	0	0	0	1	0
Manny Trillo, R (1, 4) OBP: 0.324, SLG: 0.335	P6			E 1-2 1B			CS BB			2	0	1	0	1	0	1
Tim Blackwell, S (1, 2) OBP: 0.333, SLG: 0.233	BB 1-2 BB			E1 G6-4-3 1-2 2-H		CS 1-2	FC5-6 1B			2	0	1	0	1	0	1
Rick Reuschel, R (1, 1) OBP: 0.161, SLG: 0.132	BB 1-2 2-3			F9			FC5-6 F9 1B 1-2f			2	0	0	0	1	0	3
Inning Stats	R: 0 E: 0 K: 0 S: 3 H: 0 LOB: 0 BB: 0 P: 3	R: 1 E: 1 K: 1 S: 11 H: 1 LOB: 3 BB: 2 P: 23	R: 0 E: 0 K: 0 S: 4 H: 1 LOB: 1 BB: 0 P: 4	R: 1 E: 1 K: 0 S: 8 H: 2 LOB: 1 BB: 0 P: 9	R: 0 E: 0 K: 1 S: 5 H: 0 LOB: 0 BB: 0 P: 5	R: 0 E: 0 K: 1 S: 4 H: 0 LOB: 0 BB: 1 P: 8	R: 0 E: 0 K: 0 S: 8 H: 2 LOB: 2 BB: 0 P: 10	R: 0 E: 0 K: 1 S: 5 H: 0 LOB: 0 BB: 0 P: 5		1B: 5 2B: 0 3B: 0 HR: 1	SF: 0 SAC: 0 DP: 1 HBP: 0			WP: 0 PB: 0 SB: 0 CS: 1	PA: 34		

PITCHER		IP	WLS	BF	H	R	ER	SO	BB	IBB	HBP	BLK	WP	HR	S	P	ERA	WHIP
Tom Seaver, R ERA: 2.99	(1, 1)	7.0	L	30	6	2	1	3	3	0	0	0	0	1	43	62	1.29	1.286
Tom Hume, R ERA: 4.98	(8, 1)	1.0		3	0	0	0	1	0	0	0	0	0	0	5	5	0.00	0.000

PITCHER	IP	WLS	BF	H	R	ER	SO	BB	IBB	HBP	BLK	WP	HR	S	P	ERA	WHIP

BOTTOM

Cincinnati Reds @ Chicago Cubs

Wrigley Field, Chicago, IL

Thu Aug 17 1978, 3:33 AM CDT

Att. 36,814 - Overcast - 76 F

livebaseballscorecards.com

AB	30
R	2
H	6
RBI	1
BB	3
SO	4
LOB	15

Batter	1	2	3	4	5	6	7	8	9	AB	R	H	RBI	BB	SO	LOB
Pete Rose, S (1, 5) OBP: 0.367, SLG: 0.434	0-0 ① 1-3	0-0 F9 1-3 1B		0-0 FC5 1B 1B		4-0 1B IBB		0-0 ① 6-3	0-0 1-3 3-H 2B	5	0	3	1	1	0	0
Joe Morgan, L (1, 4) OBP: 0.362, SLG: 0.394	0-0 ② 4-3	0-0 ② F9 1-2		B B S S F X 2-2 1-2 1B		0-0 ② SF9 2-3 3-H		0-0 ② F8	S S S 0-3 ③ K	5	0	1	1	0	1	4
Dave Concepcion, R (1, 6) OBP: 0.359, SLG: 0.429	0-0 HR 1B	0-0 ③ 6-3		0-0 ③ FC5 2-3f		0-0 1-3 3-H 1B		0-0 ③ F8		5	1	2	1	0	0	4
George Foster, R (1, 7) OBP: 0.361, SLG: 0.540	0-0 1-H HR	0-0 ① 6-3	B B B S S S F S 3-3 K		0-0 ③ F8				0-0 2B 2B	5	2	2	2	0	1	2
Johnny Bench, R (1, 3) (7, 2) OBP: 0.335, SLG: 0.496	0-0 HR	B B B S S S F F F 4-2 F B FC5-4 BB	0-0 ② L4				0-0 ① 6-3		0-0 2-H 1B 2B	4	2	2	2	1	0	0
Ken Henderson, S (1, 8) OBP: 0.301, SLG: 0.325 Cesar Geronimo, L (7, 8) OBP: 0.330, SLG: 0.352	B B B S S F B 4-2 BB	S S S 0-3 ② K	S S S 0-3 ③ K				S S S 0-3 ② K		B B B B 4-0 1B 2B BB	3 0	0 1	0 0	0 0	1 1	3 0	1 0
Ken Griffey, L (1, 9) OBP: 0.339, SLG: 0.396	0-0 ③ L7	B S S F X 1-2 ③ FC5-4 1-2f				0-0 SH5-4 SH SF9 1B	0-0 BB 1B		0-0 ① L8	5	1	2	0	0	0	4
Vic Correll, R (1, 2) OBP: 0.270, SLG: 0.314 Dan Driessen, L (7, PH) (7, 3) OBP: 0.362, SLG: 0.446		0-0 1B 1B		S S S 0-3 ① K		0-0 SH SF9 SH5-4 1-2 1B	B B B B 4-0 1-2 BB		B B S S F C 2-3 ② K	2 1	1 0	1 0	0 0	0 1	1 1	0 2
Fred Norman, S (1, 1) OBP: 0.174, SLG: 0.156 Pedro Borbon, R (3, 1) OBP: 0.200, SLG: 0.200 Dave Collins, S (6, PH) OBP: 0.306, SLG: 0.235 Tom Hume, R (6, 1) OBP: 0.051, SLG: 0.026		S S S 0-3 ① K		B S S F S 1-3 ② K		0-0 ① SH5-4 1-2 2-3	S S S 0-3 ③ K		0-0 2B 1-3 2-H 1B	1 1 0 2	0 0 0 0	0 0 0 1	0 0 0 1	0 0 0 0	1 1 0 2	1 0 0 2
Inning Stats	R: 3 E: 0 K: 0 S: 9 H: 3 LOB: 1 BB: 1 P: 13	R: 0 E: 0 K: 1 S: 7 H: 2 LOB: 2 BB: 0 P: 7	R: 0 E: 0 K: 1 S: 15 H: 0 LOB: 1 BB: 1 P: 20	R: 0 E: 0 K: 2 S: 13 H: 2 LOB: 2 BB: 0 P: 16	R: 0 E: 0 K: 2 S: 8 H: 0 LOB: 0 BB: 0 P: 11	R: 2 E: 1 K: 0 S: 6 H: 2 LOB: 2 BB: 1 P: 10	R: 0 E: 0 K: 2 S: 8 H: 1 LOB: 2 BB: 1 P: 12	R: 0 E: 0 K: 0 S: 3 H: 0 LOB: 0 BB: 0 P: 3	R: 3 E: 0 K: 2 S: 12 H: 4 LOB: 2 BB: 1 P: 18	1B: 9 2B: 3 3B: 0 HR: 2	SF: 1 SAC: 2 DP: 0 HBP: 0						

TOP

Cincinnati Reds @ Chicago Cubs

Wrigley Field, Chicago, IL

Fri Aug 18 1978, 3:33 AM CDT

Att. 33,416 - Overcast - 70 F

livebaseballscorecards.com

AB	39
R	8
H	14
RBI	8
BB	5
SO	10
LOB	20

WP: 0 PB: 0 SB: 0 CS: 0 PA: 47

PITCHER		IP	WLS	BF	H	R	ER	SO	BB	IBB	HBP	BLK	WP	HR	S	P	ERA	WHIP
Dave Roberts, L ERA: 5.09	(1, 1)	5.2	L	29	8	5	3	6	2	1	0	0	0	2	56	75	4.76	1.765
Lynn McGlothen, R ERA: 3.72	(6, 1)	1.1		7	2	0	0	2	1	0	0	0	0	0	10	14	0.00	2.250
Donnie Moore, R ERA: 3.77	(8, 1)	1.0		5	2	2	2	0	0	0	0	0	0	0	5	5	18.00	2.000
Willie Hernandez, L ERA: 4.17	(9, 1)	1.0		6	2	1	1	2	1	0	0	0	0	0	10	16	9.00	3.000

PITCHER		IP	WLS	BF	H	R	ER	SO	BB	IBB	HBP	BLK	WP	HR	S	P	ERA	WHIP

Batter	1	2	3	4	5	6	7	8	9	AB	R	H	RBI	BB	SO	LOB
Ivan De Jesus, R (1, 6) OBP: 0.342, SLG: 0.347	B B S S F L X 2-2 ① F8		X 0-0 ① L9	B B B B 4-0 CS BB			X 0-0 ③ P6			3	0	0	0	1	0	0
Jerry White, S (1, 8) OBP: 0.353, SLG: 0.258	S S S 0-3 ② K		B B B B 4-0 1B BB	0-0 ③ CS 1-2	X 0-0 G4-6-3 1B			S S S 0-3 ① K		3	0	1	0	1	2	0
Bill Buckner, L (1, 3) OBP: 0.320, SLG: 0.369	X 0-0 2B		X 0-0 ① BB 1-3 1B		S S S F F X 0-2 ① ② G4-6-3 1-2f			X 0-0 ② 6-3		4	0	2	0	0	0	1
Bobby Murcer, L (1, 9) OBP: 0.362, SLG: 0.398	X 0-0 ③ L9		B B B B 4-0 FC5-4 1-2 BB		B B S S S F X 2-2 ③ G3			X 0-0 1B		3	0	1	0	1	0	1
Dave Kingman, R (1, 7) OBP: 0.317, SLG: 0.529		X 0-0 HR	S S S 0-3 ② K		X 0-0 ① 5-3			X 0-0 ③ P6		4	1	1	1	0	1	4
Davey Johnson, R (1, 5) OBP: 0.310, SLG: 0.325		X 0-0 ① 6-3	X 0-0 ③ FC5-4 1-2f		B B B S S F C 3-3 ② K			S S S 0-3 ① K		4	0	0	0	0	2	3
Manny Trillo, R (1, 4) OBP: 0.326, SLG: 0.343		X 0-0 HR	B B B B 4-0 SH1-3 E BB		S S S 0-3 ③ K			X 0-0 ② F8		3	2	1	1	1	1	0
Tim Blackwell, S (1, 2) OBP: 0.327, SLG: 0.227 Dave Rader, L (7, PH) OBP: 0.280, SLG: 0.290 (8, 2)	S S S 0-3 ② K		X 0-0 ① SH1-3 1-2			X 0-0 ① 6-3		X 0-0 1B		1 2	0 0	0 1	0 0	0 0	1 0	0 0
Dave Roberts, L (1, 1) OBP: 0.360, SLG: 0.500 Lynn McGlothen, L (6, 1) OBP: 0.154, SLG: 0.167 Greg Gross, L (7, PH) OBP: 0.304, SLG: 0.347 Donnie Moore, L (8, 1) OBP: 0.385, SLG: 0.417 Willie Hernandez, L (9, 1) Larry Bittner, L (9, PH) OBP: 0.312, SLG: 0.357	S S S 0-3 ③ K		S S F X 0-2 ② 4-3 2-H			B B S S S F S 2-3 ② K		X 0-0 ③ 4-3		2 0 0 1 0 0 1	0 0 0 0 0 0 0	0 0 0 0 0 0 0	0 0 0 0 0 0 0	1 0 1 0 0 0 0	0 0 0 0 0 0 0	0 0 0 0 0 0 1
Inning Stats	R: 0 H: 1 E: 0 LOB: 1 K: 1 BB: 0 S: 10 P: 12	R: 2 H: 2 E: 0 LOB: 0 K: 2 BB: 0 S: 9 P: 9	R: 0 H: 1 E: 0 LOB: 3 K: 1 BB: 2 S: 6 P: 14	R: 1 H: 0 E: 1 LOB: 0 K: 0 BB: 2 S: 5 P: 13	R: 0 H: 1 E: 0 LOB: 0 K: 0 BB: 0 S: 10 P: 12	R: 0 H: 0 E: 0 LOB: 0 K: 2 BB: 0 S: 8 P: 11	R: 0 H: 0 E: 0 LOB: 0 K: 1 BB: 0 S: 6 P: 8	R: 0 H: 1 E: 0 LOB: 1 K: 1 BB: 0 S: 6 P: 6	R: 0 H: 1 E: 0 LOB: 1 K: 1 BB: 0 S: 6 P: 6	1B: 4 SF: 0 2B: 1 SAC: 1 3B: 0 DP: 1 HR: 2 HBP: 0				WP: 0 PA: 37 PB: 0 SB: 0 CS: 1		

PITCHER		IP	WLS	BF	H	R	ER	SO	BB	IBB	HBP	BLK	WP	HR	S	P	ERA	WHIP
Fred Norman, L ERA: 3.67	(1, 1)	2.1		13	4	2	2	3	2	0	0	0	0	2	21	31	7.71	2.571
Pedro Borbon, R ERA: 4.34	(3, 1)	2.2	W	9	1	1	0	1	2	0	0	0	0	0	19	29	0.00	1.125
Tom Hume, R ERA: 4.83	(6, 1)	4.0	S	14	2	0	0	5	0	0	0	0	0	0	26	31	0.00	0.500

PITCHER	IP	WLS	BF	H	R	ER	SO	BB	IBB	HBP	BLK	WP	HR	S	P	ERA	WHIP

BOTTOM

Cincinnati Reds @ Chicago Cubs

Wrigley Field, Chicago, IL

Fri Aug 18 1978, 3:33 AM CDT

Att. 33,416 - Overcast - 70 F

livebaseballscorecards.com

AB	31
R	3
H	7
RBI	2
BB	4
SO	9
LOB	10

Batter	1	2	3	4	5	6	7	8	9	10	AB	R	H	RBI	BB	SO	LOB
Pete Rose, S (1, 5) OBP: 0.363, SLG: 0.429	4-3		F7		4-3		4-3 1-2		4-3 2-3	F7	6	0	0	0	0	0	3
Joe Morgan, L (1, 4) OBP: 0.364, SLG: 0.398	3-1		F9		2B		BB		HR 3-H	4-3	5	1	2	1	1	0	1
Ken Griffey, L (1, 9) OBP: 0.341, SLG: 0.403	HR S 1B		4-3		G1-4-3 BB		K		HR 1-H		4	2	2	2	1	1	2
George Foster, R (1, 7) OBP: 0.360, SLG: 0.542	HR 1-H			F5	G1-4-3 1-2f			4-3	K		5	1	1	2	0	1	2
Dan Driessen, L (1, 3) OBP: 0.363, SLG: 0.445	5-3			WP 1B		4-3		K		FC9-4 1B	5	1	2	0	0	1	0
Johnny Bench, R (1, 2) OBP: 0.333, SLG: 0.491		K		F9		F9		S 1B		FC9-4 1B 1-2f	5	1	1	0	0	1	2
Dave Concepcion, R (1, 6) OBP: 0.360, SLG: 0.427		L9		1B 1-2 BB		5-3		K 1-2		1B 1-2 1B	4	1	1	0	1	1	1
Mike Lum, L (1, 8) OBP: 0.385, SLG: 0.500	1B			1-3 2-H 1B			4-3		4-3 2B	1-3 2-H 1B	5	2	4	2	0	0	0
Paul Moskau, R (1, 1) OBP: 0.286, SLG: 0.214 Dave Collins, S (4, PH) OBP: 0.363, SLG: 0.370 Manny Sarmiento, R (4, 1) Dave Tomlin, L (6, 1) OBP: 0.200, SLG: 0.200 Ken Henderson, S (7, PH) OBP: 0.333, SLG: 0.333 Doug Bair, R (7, 1) OBP: 0.182, SLG: 0.182 Cesar Geronimo, L (9, PH) OBP: 0.429, SLG: 0.500 Fred Norman, S (9, 1) OBP: 0.000, SLG: 0.000 Tom Hume, R (9, 1) OBP: 0.075, SLG: 0.051	1-3			P6			4-3 1B		F7	2-H 3-H 1B	1 1 0 0 1 0 1 1 1	0 0 0 0 0 0 0 0 0	0 0 0 0 0 0 1 0 1	0 0 0 0 0 0 0 0 2	0 0 0 0 0 0 0 0 0	0 0 0 0 0 0 0 0 0	1 0 0 0 0 0 0 1 0
Inning Stats	R: 2 E: 0 K: 0 S: 5 H: 2 LOB: 0 BB: 0 P: 5	R: 0 E: 0 K: 1 S: 7 H: 1 LOB: 1 BB: 0 P: 8	R: 0 E: 0 K: 0 S: 3 H: 0 LOB: 0 BB: 0 P: 3	R: 1 E: 0 K: 0 S: 11 H: 2 LOB: 2 BB: 1 P: 17	R: 0 E: 0 K: 0 S: 3 H: 1 LOB: 1 BB: 1 P: 7	R: 0 E: 0 K: 0 S: 3 H: 0 LOB: 0 BB: 0 P: 3	R: 0 E: 0 K: 1 S: 6 H: 1 LOB: 2 BB: 1 P: 10	R: 0 E: 0 K: 2 S: 8 H: 1 LOB: 1 BB: 0 P: 8	R: 3 E: 0 K: 1 S: 9 H: 3 LOB: 0 BB: 0 P: 10	R: 3 E: 0 K: 0 S: 7 H: 4 LOB: 1 BB: 0 P: 7	1B: 11 2B: 2 3B: 0 HR: 2 SF: 0 SAC: 0 DP: 1 HBP: 0						

PITCHER		IP	WLS	BF	H	R	ER	SO	BB	IBB	HBP	BLK	WP	HR	S	P	ERA	WHIP
Dennis Lamp, R ERA: 3.31	(1, 1)	6.2		29	7	3	3	1	3	0	0	0	1	1	35	50	4.05	1.500
Bruce Sutter, R ERA: 2.54	(7, 1)	2.2	L	15	7	6	6	4	0	0	0	0	0	1	24	25	20.25	2.625
Lynn McGlothen, R ERA: 3.69	(10, 1)	0.2		3	1	0	0	0	0	0	0	0	0	0	3	3	0.00	1.500

PITCHER	IP	WLS	BF	H	R	ER	SO	BB	IBB	HBP	BLK	WP	HR	S	P	ERA	WHIP

TOP

Cincinnati Reds @ Chicago Cubs

Wrigley Field, Chicago, IL

Sat Aug 19 1978, 3:33 AM CDT

Att. 38,740 - Sunny - 72 F

livebaseballscorecards.com

AB	44
R	9
H	15
RBI	9
BB	3
SO	5
LOB	15

WP: 1 PA: 47
PB: 0
SB: 2
CS: 0

Batter	1	2	3	4	5	6	7	8	9	10	AB	R	H	RBI	BB	SO	LOB
Rodney Scott, S (1, 5) OBP: 0.400, SLG: 0.323 Mick Kelleher, R (9, 5) OBP: 0.364, SLG: 0.271 Larry Biittner, L (10, PH) OBP: 0.311, SLG: 0.355	BBBB 4-0 G1-6-3 S BB		BBBSSFX 3-2 ① FC6-4 2B S HR 1-2f	x 0-0 ③ F8		x 0-0 ② SH1-3 1-2		SSS 0-3 ② K		SSS 0-3 ① K	3 0 1	1 0 0	0 0 0	0 0 0	1 0 0	1 0 1	3 0 1
Greg Gross, L (1, 8) OBP: 0.312, SLG: 0.353	BBBB 4-0 G1-6-3 1-2 BB		x 0-0 HR 1-3 2B		x 0-0 1B FC4 1B	x 0-0 ③ F7		BBBB 4-0 1-2 BB		x 0-0 ② F8	4	2	2	0	2	0	2
Bill Buckner, L (1, 3) OBP: 0.324, SLG: 0.382	x 0-0 ①② G1-6-3 1-2f 2-3		x 0-0 2-H 3-H HR		BBSSFX 2-2 FC4 1-3 1B		x 0-0 ① F8	x 0-0 ③ 3-1		x 0-0 E BB 1-2 1B	6	1	3	3	0	0	4
Bobby Murcer, L (1, 9) OBP: 0.364, SLG: 0.402	BBBB 4-0 BB		x 0-0 ② G3		x 0-0 ① P6		x 0-0 SF7 3B		x 0-0 ① 4-3	BBBB 4-0 FC5 E 1-2 2-3 BB	4	1	1	0	2	0	2
Dave Kingman, R (1, 7) OBP: 0.311, SLG: 0.520	SSS 0-3 ③ K		SSS 0-3 ③ K		x 0-0 ② FC4 E 1-2f 3-H		x 0-0 ② SF7 3-H		BSSFX 1-2 6-3	x 0-0 E5 1-2 2-3 3-H	5	0	0	2	0	2	5
Manny Trillo, R (1, 4) OBP: 0.326, SLG: 0.342		x 0-0 ① 5-3		x 0-0 ① F7	x 0-0 E6 1-2		x 0-0 1B		BBBSSFX 3-2 1B 1B	x 0-0 ③ FC5 2-3f	6	0	2	0	0	0	4
Ivan De Jesus, R (1, 6) OBP: 0.344, SLG: 0.352		x 0-0 G4-6-3 1B		x 0-0 1B 2B	x 0-0 ③ F9		x 0-0 4-3		x 0-0 FC6-4 1-3 1B		5	1	3	0	0	0	3
Tim Blackwell, S (1, 2) OBP: 0.357, SLG: 0.255 Mike Vail, R (9, PH) OBP: 0.314, SLG: 0.429 Dave Rader, L (10, 2) OBP: 0.280, SLG: 0.290		x 0-0 ②③ G4-6-3 1-2f		x 0-0 2-H 1B		BBBB 4-0 SH1-3 BB		x 0-0 BB 1B	x 0-0 ③ FC6-4 1-2f		3 1 0	0 0 0	2 0 0	1 0 0	1 0 0	0 0 0	1 2 0
Dennis Lamp, R (1, 1) OBP: 0.200, SLG: 0.236 Bruce Sutter, R (7, 1) OBP: 0.200, SLG: 0.077 Lynn McGlothen, L (10, 1) OBP: 0.154, SLG: 0.167 Gene Clines, R (10, PH) OBP: 0.332, SLG: 0.335			x 0-0 FC6-4 1B	x 0-0 ② F8		SSS 0-3 ① K		SSS 0-3 ① K		x 0-0 BB 1B E 1B	3 1 0 1	0 0 0 1	1 0 0 1	0 0 0 0	1 1 0 0	0 1 0 0	2 1 0 0
Inning Stats	R: 0 H: 0 E: 0 LOB: 2 K: 1 BB: 3 S: 4 P: 16	R: 0 H: 1 E: 0 LOB: 0 K: 0 BB: 0 S: 3 P: 3	R: 3 H: 3 E: 0 LOB: 0 K: 1 BB: 0 S: 11 P: 14	R: 1 H: 2 E: 0 LOB: 1 K: 0 BB: 0 S: 5 P: 5	R: 1 H: 2 E: 1 LOB: 2 K: 0 BB: 0 S: 9 P: 11	R: 0 H: 0 E: 0 LOB: 1 K: 1 BB: 1 S: 5 P: 9	R: 1 H: 2 E: 0 LOB: 1 K: 0 BB: 0 S: 5 P: 5	R: 0 H: 1 E: 0 LOB: 2 K: 2 BB: 1 S: 8 P: 12	R: 0 H: 2 E: 0 LOB: 2 K: 0 BB: 0 S: 11 P: 15	R: 1 H: 2 E: 1 LOB: 3 K: 1 BB: 1 S: 8 P: 12	1B: 11 SF: 1 2B: 2 SAC: 1 3B: 1 DP: 2 HR: 1 HBP: 0						

PITCHER		IP	WLS	BF	H	R	ER	SO	BB	IBB	HBP	BLK	WP	HR	S	P	ERA	WHIP
Paul Moskau, R ERA: 4.26	(1, 1)	3.0		14	4	3	3	2	3	0	0	0	0	1	18	33	9.00	2.333
Manny Sarmiento, R ERA: 3.79	(4, 1)	2.2		14	4	2	2	1	1	0	0	0	0	0	18	24	6.75	1.875
Dave Tomlin, L ERA: 5.29	(6, 1)	0.1		1	0	0	0	0	0	0	0	0	0	0	1	1	0.00	0.000
Doug Bair, R ERA: 1.42	(7, 1)	2.0		10	3	1	1	2	1	0	0	0	0	0	13	17	4.50	2.000
Fred Norman, L ERA: 3.65	(9, 1)	0.2		4	2	0	0	0	0	0	0	0	0	0	10	14	0.00	3.000

PITCHER		IP	WLS	BF	H	R	ER	SO	BB	IBB	HBP	BLK	WP	HR	S	P	ERA	WHIP
Tom Hume, R ERA: 4.78	(9, 1)	1.1	W	8	2	1	0	1	1	0	0	0	0	0	9	13	0.00	2.250

BOTTOM

Cincinnati Reds @ Chicago Cubs

Wrigley Field, Chicago, IL

Sat Aug 19 1978, 3:33 AM CDT

Att. 38,740 - Sunny - 72 F

livebaseballscorecards.com

AB	43
R	7
H	15
RBI	6
BB	6
SO	6
LOB	30



Batter	1	2	3	4	5	6	7	8	9	AB	R	H	RBI	BB	SO	LOB
Pete Rose, S (1, 5) OBP: 0.360, SLG: 0.425	E5 FC6-4		3-1			4-3		K		4	0	0	0	0	1	0
Joe Morgan, L (1, 4) OBP: 0.363, SLG: 0.394	P4		F5			G4-6-3 BB		F9		3	0	0	0	1	0	1
Ken Griffey, L (1, 9) OBP: 0.341, SLG: 0.401	F7			BLK BB		G4-6-3 1-2f		F7		3	0	0	0	1	0	2
George Foster, R (1, 7) OBP: 0.361, SLG: 0.543	FC6-4 1-2f			K 1-2			G3 2B HBP		FC5 2B	3	1	1	0	0	1	2
Dan Driessen, L (1, 3) OBP: 0.360, SLG: 0.441		4-3		F7			G3 1-2		P6	4	0	0	0	0	0	3
Johnny Bench, R (1, 2) OBP: 0.335, SLG: 0.493		K		5-3			2B 2-H		FC5 IBB	3	0	1	1	1	1	1
Dave Concepcion, R (1, 6) OBP: 0.359, SLG: 0.425		1B			F9		L4		FC5 1-2 2-3f	4	0	1	0	0	0	3
Mike Lum, L (1, 8) OBP: 0.384, SLG: 0.491		P8			3-1		IBB		K	2	0	0	0	1	0	1
Cesar Geronimo, L (7, 8) OBP: 0.327, SLG: 0.350										1	0	0	0	0	1	2
Michael LaCoss, R (1, 1) OBP: 0.118, SLG: 0.176			F8		K		K			3	0	0	0	0	2	2
Doug Bair, R (9, 1) OBP: 0.182, SLG: 0.182										0	0	0	0	0	0	0
Inning Stats	R: 0 E: 1 K: 0 S: 4 H: 0 LOB: 1 BB: 0 P: 4	R: 0 E: 0 K: 1 S: 7 H: 1 LOB: 1 BB: 0 P: 9	R: 0 E: 0 K: 0 S: 3 H: 0 LOB: 0 BB: 0 P: 3	R: 0 E: 0 K: 1 S: 9 H: 0 LOB: 1 BB: 1 P: 13	R: 0 E: 0 K: 1 S: 5 H: 0 LOB: 0 BB: 0 P: 5	R: 0 E: 0 K: 0 S: 5 H: 0 LOB: 0 BB: 1 P: 9	R: 1 E: 0 K: 1 S: 12 H: 1 LOB: 2 BB: 1 P: 21	R: 0 E: 0 K: 1 S: 5 H: 0 LOB: 0 BB: 0 P: 5	R: 0 E: 0 K: 1 S: 6 H: 1 LOB: 2 BB: 1 P: 10	1B: 1 2B: 2 3B: 0 HR: 0 SF: 0 SAC: 0 DP: 1 HBP: 1						

TOP

Cincinnati Reds @ Chicago Cubs

Wrigley Field, Chicago, IL

Sun Aug 20 1978, 3:33 AM CDT

Att. 39,242 - Sunny - 70 F

livebaseballscorecards.com

AB	30
R	1
H	3
RBI	1
BB	4
SO	6
LOB	17

PITCHER		IP	WLS	BF	H	R	ER	SO	BB	IBB	HBP	BLK	WP	HR	S	P	ERA	WHIP
Ray Burris, R ERA: 4.83	(1, 1)	8.0		30	2	1	1	5	2	1	1	1	0	0	50	69	1.12	0.500
Donnie Moore, R ERA: 3.74	(9, 1)	0.2		4	1	0	0	0	0	1	0	0	0	0	3	7	0.00	1.500
Willie Hernandez, L ERA: 4.14	(9, 1)	0.1	W	1	0	0	0	1	0	0	0	0	0	0	3	3	0.00	0.000

PITCHER		IP	WLS	BF	H	R	ER	SO	BB	IBB	HBP	BLK	WP	HR	S	P	ERA	WHIP

Cincinnati Reds @ Chicago Cubs

Wrigley Field, Chicago, IL

Sun Aug 20 1978, 3:33 AM CDT

Att. 39,242 - Sunny - 70 F

livebaseballscorecards.com

BOTTOM

Batter	1	2	3	4	5	6	7	8	9	AB	R	H	RBI	BB	SO	LOB
Rodney Scott, S (1, 5) OBP: 0.402, SLG: 0.328	G3		G1		CS 1B			S 1B		4	0	2	0	0	0	0
Greg Gross, L (1, 8) OBP: 0.311, SLG: 0.352	G3-6-3 1B		E6 PB		CS 1-2	F8		L6 1-2		4	0	1	0	0	0	1
Bill Buckner, L (1, 3) OBP: 0.323, SLG: 0.380	G3-6-3 1-2f		F8 1-2			BBSSTX 2-2 G3-6-3 1B			F8	4	0	1	0	0	0	2
Bobby Murcer, L (1, 9) OBP: 0.365, SLG: 0.402		BBSSTX 3-2 1B 1B		BBB 4-0 G3 S BB		G3-6-3 1-2f			G3	3	0	1	0	1	0	1
Larry Biittner, L (1, 7) OBP: 0.310, SLG: 0.354		SSS 0-3 K		0-0 G3 1-3			G3		BB 1B 2B 1B	4	1	1	0	0	1	2
Manny Trillo, R (1, 4) OBP: 0.327, SLG: 0.344		0-0 FC6-4 1-2 1B		0-0 6-3			5-3		BB 1-2 2B 1B	4	1	2	0	0	0	1
Ivan De Jesus, R (1, 6) OBP: 0.343, SLG: 0.350		F7		G3			F8		BBBB 4-0 2B 1-2 2-3 BB	3	0	0	0	1	0	3
Tim Blackwell, S (1, 2) OBP: 0.345, SLG: 0.245 Dave Rader, L (8, PH) OBP: 0.282, SLG: 0.296 (9, 2)		FC6-4 1-2f			F7			F8	1-3 2-H 3-H 2B	2 2	0 0	0 1	0 2	0 0	0 0	2 0
Ray Burris, R (1, 1) OBP: 0.152, SLG: 0.200 Mike Vail, R (8, PH) OBP: 0.312, SLG: 0.425 Donnie Moore, L (9, 1) OBP: 0.385, SLG: 0.417 Willie Hernandez, L (9, 1)			G3		F8			B2		2 1 0 0	0 0 0 0	0 0 0 0	0 0 0 0	0 0 0 0	0 0 0 0	0 0 0 0
Inning Stats	R: 0 H: 1 E: 0 LOB: 0 K: 0 BB: 0 S: 3 P: 3	R: 0 H: 2 E: 0 LOB: 2 K: 1 BB: 0 S: 10 P: 13	R: 0 H: 0 E: 1 LOB: 1 K: 0 BB: 0 S: 4 P: 4	R: 0 H: 0 E: 0 LOB: 1 K: 0 BB: 1 S: 3 P: 7	R: 0 H: 1 E: 0 LOB: 0 K: 0 BB: 0 S: 3 P: 3	R: 0 H: 1 E: 0 LOB: 0 K: 0 BB: 0 S: 6 P: 8	R: 0 H: 0 E: 0 LOB: 0 K: 0 BB: 0 S: 3 P: 3	R: 0 H: 1 E: 0 LOB: 1 K: 0 BB: 0 S: 4 P: 4	R: 2 H: 3 E: 0 LOB: 2 K: 0 BB: 1 S: 5 P: 9	1B: 8 SF: 0 2B: 1 SAC: 0 3B: 0 DP: 2 HR: 0 HBP: 0						

	AB	33
	R	2
	H	9
	RBI	2
	BB	2
	SO	1
	LOB	12

PITCHER		IP	WLS	BF	H	R	ER	SO	BB	IBB	HBP	BLK	WP	HR	S	P	ERA	WHIP
Michael LaCoss, R ERA: 3.86	(1, 1)	8.2	L	33	8	2	2	1	1	0	0	0	0	0	40	49	2.08	1.038
Doug Bair, R ERA: 1.42	(9, 1)	0.0		2	1	0	0	0	1	0	0	0	0	0	1	5	∞	∞

PITCHER	IP	WLS	BF	H	R	ER	SO	BB	IBB	HBP	BLK	WP	HR	S	P	ERA	WHIP

St. Louis Cardinals @ Cincinnati Reds

Riverfront Stadium, Cincinnati, OH

Mon Aug 21 1978, 7:05 PM EDT

Att. 30,548 - Unknown

TOP

livebaseballscorecards.com

Batter	1	2	3	4	5	6	7	8	9	AB	R	H	RBI	BB	SO	LOB
Lou Brock, L (1, 7) OBP: 0.273, SLG: 0.249	K	1B	G3		BB 1B	1B		P4		6	2	3	2	0	1	1
Tony Scott, S (8, 7) OBP: 0.293, SLG: 0.287		2B 1B								0	0	0	0	0	0	0
Garry Templeton, S (1, 6) OBP: 0.311, SLG: 0.388	G3	S 1B 2B		1B 2B 1B	1B BB	F9		4-3		5	2	2	2	1	0	3
George Hendrick, R (1, 8) OBP: 0.335, SLG: 0.458	1B 1B	1B BB		2B 2B 1B	G4-6-3 1B	4-3		2B		5	1	4	1	1	0	3
Ted Simmons, S (1, 2) OBP: 0.376, SLG: 0.510	1B	1B		2B 2B	F7		HR	G3		6	2	4	3	0	0	3
Keith Hernandez, L (1, 3) OBP: 0.341, SLG: 0.393	K	G3		2B BB	G4-6-3		5-3 1B BB		1B SF8 BB	3	2	0	0	3	1	6
Wayne Garrett, L (1, 5) OBP: 0.349, SLG: 0.316		F2	S 1B 1B	1B 2B	HBP 1B 1B		5-3		K	2	1	1	0	0	0	0
Ken Reitz, R (4, PH) OBP: 0.270, SLG: 0.342 (4, 5)										4	2	2	2	0	1	2
Jerry Mumphrey, S (1, 9) OBP: 0.297, SLG: 0.307		1B 1B	K	6-3	1B HBP 1B		FC6-4 1B		1B	6	1	4	1	0	1	2
Mike Phillips, L (1, 4) OBP: 0.322, SLG: 0.314		F7	F8	1B	1B HBP		FC6-4		SF8	4	0	1	2	0	0	3
Silvio Martinez, R (1, 1) OBP: 0.184, SLG: 0.237		1B 2B 1B		P4	K		6-3		P6	5	1	2	1	0	1	5
Ken Oberkfell, L (9, PH) OBP: 0.200, SLG: 0.182										1	0	0	0	0	0	1
Buddy Schultz, R (9, 1) OBP: 0.333, SLG: 0.600										0	0	0	0	0	0	0

	AB	47
	R	14
	H	23
	RBI	14
	BB	5
	SO	5
	LOB	29

Inning Stats	1	2	3	4	5	6	7	8	9
	R: 0 H: 2 E: 0 LOB: 2 K: 2 BB: 0 S: 9 P: 9	R: 4 H: 5 E: 0 LOB: 2 K: 0 BB: 1 S: 8 P: 12	R: 1 H: 2 E: 0 LOB: 1 K: 1 BB: 0 S: 7 P: 7	R: 4 H: 5 E: 0 LOB: 1 K: 0 BB: 1 S: 7 P: 11	R: 1 H: 2 E: 0 LOB: 1 K: 0 BB: 1 S: 4 P: 8	R: 1 H: 3 E: 0 LOB: 3 K: 1 BB: 0 S: 8 P: 9	R: 2 H: 2 E: 0 LOB: 1 K: 0 BB: 1 S: 5 P: 9	R: 0 H: 1 E: 0 LOB: 1 K: 0 BB: 0 S: 4 P: 4	R: 1 H: 1 E: 0 LOB: 1 K: 1 BB: 1 S: 6 P: 10

| | | | | | | | | | |

BOTTOM

St. Louis Cardinals @ Cincinnati Reds

Riverfront Stadium, Cincinnati, OH

Mon Aug 21 1978, 7:05 PM EDT

Att. 30,548 - Unknown

Batter	1	2	3	4	5	6	7	8	9	AB	R	H	RBI	BB	SO	LOB
Pete Rose, S (1, 5) OBP: 0.363, SLG: 0.431	FC6-4 1B		F8 ①		4-3 ②		2B		HR 2B	5	1	3	0	0	0	2
Joe Morgan, L (1, 4) OBP: 0.361, SLG: 0.389	P5 ①		FC 1B 6-3 1-2 2-3		HR BB B B B		P6 ①		F7 ②	4	2	0	0	1	0	5
Ken Griffey, L (1, 9) OBP: 0.343, SLG: 0.415	F8 ②		1B 1-3 2-H 3-H		HR 1-H		F9 ②		HR 2-H	5	2	3	6	0	0	2
George Foster, R (1, 7) OBP: 0.359, SLG: 0.546	FC6-4 ③ 1-2f		6-3 ② 3-H		F8 ③		L5 ③		HR	5	1	1	2	0	0	3
Dan Driessen, L (1, 3) OBP: 0.358, SLG: 0.437		G6-4-3 BB B B B B	K ③ S S S			3-1 ①		L3 ① S S S	K ③	4	0	0	0	1	2	1
Johnny Bench, R (1, 2) OBP: 0.337, SLG: 0.498 Vic Correll, R (9, 2) OBP: 0.270, SLG: 0.314		G6-4-3 ①② 1-2f	K ① S S S			1B 3B		BB B B B B		3 0	1 0	1 0	0 0	1 0	1 0	1 0
Dave Concepcion, R (1, 6) OBP: 0.358, SLG: 0.424		F9 ③	B1-3 ②			3-H 1B		F9 ②		4	0	1	1	0	0	1
Mike Lum, L (1, 8) OBP: 0.372, SLG: 0.473			E4 FC 1B 1B	F8 ③		F8 ②		P6 ③		4	1	0	0	0	0	2
Bill Bonham, R (1, 1) OBP: 0.268, SLG: 0.235 Rick Auerbach, R (3, PH) OBP: 0.000, SLG: 0.512 Fred Norman, S (4, 1) OBP: 0.174, SLG: 0.156 Pedro Borbon, R (4, 1) OBP: 0.400, SLG: 0.200 Dave Collins, S (5, PH) OBP: 0.400, SLG: 0.230 Dave Tomlin, L (6, 1) OBP: 0.000, SLG: 0.000 Ken Henderson, S (5, PH) OBP: 0.304, SLG: 0.326 Manny Sarmiento, R (7, 1) Ray Knight, R (5, PH) OBP: 0.220, SLG: 0.286			FC 1B 1B 1-2		K ① S S S		F7 ③		P9 ① X	0 1 0 0 1 0 0 0 1	0 1 0 0 0 0 0 0 0	0 1 0 0 0 0 0 0 0	0 0 0 0 1 0 0 1 0	0 0 0 0 0 0 1 0 0	0 0 0 0 0 0 0 0 0	0 0 0 0 0 0 0 1 0
Inning Stats	R: 0 H: 1 E: 0 LOB: 1 K: 0 BB: 0 S: 4 P: 4	R: 0 H: 0 E: 0 LOB: 0 K: 0 BB: 1 S: 2 P: 6	R: 3 H: 2 E: 1 LOB: 1 K: 1 BB: 0 S: 9 P: 9	R: 0 H: 0 E: 0 LOB: 0 K: 1 BB: 0 S: 5 P: 5	R: 2 H: 1 E: 0 LOB: 0 K: 1 BB: 1 S: 6 P: 10	R: 1 H: 2 E: 0 LOB: 1 K: 0 BB: 0 S: 5 P: 5	R: 0 H: 1 E: 0 LOB: 1 K: 0 BB: 0 S: 4 P: 4	R: 0 H: 0 E: 0 LOB: 1 K: 0 BB: 1 S: 3 P: 7	R: 3 H: 3 E: 0 LOB: 0 K: 1 BB: 0 S: 8 P: 8	1B: 4 SF: 0 2B: 2 SAC: 0 3B: 1 DP: 1 HR: 3 HBP: 0					WP: 0 PA: 41 PB: 0 SB: 0 CS: 0	

livebaseballscorecards.com

	AB	38
	R	9
	H	10
	RBI	9
	BB	3
	SO	4
	LOB	18

PITCHER		IP	WLS	BF	H	R	ER	SO	BB	IBB	HBP	BLK	WP	HR	S	P	ERA	WHIP
Silvio Martinez, R ERA: 3.17	(1, 1)	8.0	W	35	7	6	4	3	3	0	0	0	0	1	38	50	4.50	1.250
Buddy Schultz, L ERA: 3.93	(9, 1)	1.0		6	3	3	3	1	0	0	0	0	0	2	8	8	27.00	3.000

PITCHER	IP	WLS	BF	H	R	ER	SO	BB	IBB	HBP	BLK	WP	HR	S	P	ERA	WHIP

Batter	1	2	3	4	5	6	7	8	9	10	11	AB	R	H	RBI	BB	SO	LOB
Lou Brock, L (1, 7) OBP: 0.270, SLG: 0.251	4-3		E4 BB 1-2		4-3 2-3			2B	K		P4	6	0	1	0	0	1	4
Garry Templeton, S (1, 6) OBP: 0.310, SLG: 0.385	6-3		K		K			L6	FC6-4 IBB			4	0	0	0	1	2	4
George Hendrick, R (1, 8) OBP: 0.334, SLG: 0.455	L4		BB 1-2 2-3			6-3		1-3	FC6-4 1-2f			3	0	0	0	1	0	1
Mark Littell, L (8, 1)												0	0	0	0	0	0	0
Jerry Morales, R (9, PH) OBP: 0.285, SLG: 0.328												1	0	0	0	0	0	2
Buddy Schultz, R (9, 1) OBP: 0.333, SLG: 0.600												0	0	0	0	0	0	0
Tom Bruno, R (11, 1) OBP: 0.200, SLG: 0.200												0	0	0	0	0	0	0
Ted Simmons, S (1, 2) OBP: 0.378, SLG: 0.517		BB	K			4-3			HR	G6-4-3 1B		4	1	2	1	1	1	3
Keith Hernandez, L (1, 3) OBP: 0.340, SLG: 0.390		F7		4-3		P5			1B 1B	G6-4-3 1-2f		5	1	1	0	0	0	2
Wayne Garrett, L (1, 5) OBP: 0.342, SLG: 0.310		K		F7	K				1B 1B 1-2 2B	G3		5	1	1	0	0	2	1
Jerry Mumphrey, S (1, 9) OBP: 0.295, SLG: 0.305		G3		F7	F8				1B 1-2 2-H 2B		K	5	1	1	1	0	1	1
Mike Phillips, L (1, 4) OBP: 0.328, SLG: 0.321			F8		4-3 SH3-4		F7		2B 1-2 2-3		1B	4	0	2	0	0	0	0
Mike Tyson, R (11, PH) OBP: 0.284, SLG: 0.314												1	0	1	0	0	0	0
(11, 4)																		
John Denny, R (1, 1) OBP: 0.230, SLG: 0.250			BB E BB		SH3-4 1-2			F2	2B 1-H 2-H 3-H		F8	0	0	0	0	1	0	0
Tony Scott, S (8, PH) OBP: 0.293, SLG: 0.294												3	0	1	2	0	0	1
(8, 8)																		
Inning Stats	R: 0 H: 0 E: 0 LOB: 0 K: 0 BB: 0 S: 3 P: 3	R: 0 H: 0 E: 0 LOB: 1 K: 1 BB: 1 S: 5 P: 9	R: 0 H: 0 E: 1 LOB: 3 K: 2 BB: 2 S: 8 P: 16	R: 0 H: 0 E: 0 LOB: 0 K: 0 BB: 0 S: 3 P: 3	R: 0 H: 1 E: 0 LOB: 1 K: 1 BB: 0 S: 6 P: 6	R: 0 H: 0 E: 0 LOB: 0 K: 0 BB: 0 S: 3 P: 3	R: 0 H: 0 E: 0 LOB: 0 K: 1 BB: 0 S: 5 P: 5	R: 0 H: 1 E: 0 LOB: 0 K: 0 BB: 0 S: 4 P: 4	R: 4 H: 6 E: 0 LOB: 2 K: 1 BB: 1 S: 10 P: 14	R: 0 H: 1 E: 0 LOB: 0 K: 0 BB: 0 S: 3 P: 3	R: 0 H: 1 E: 0 LOB: 1 K: 1 BB: 0 S: 6 P: 6	1B: 7 SF: 0 2B: 2 SAC: 1 3B: 0 DP: 1 HR: 1 HBP: 0						

PITCHER		IP	WLS	BF	H	R	ER	SO	BB	IBB	HBP	BLK	WP	HR	S	P	ERA	WHIP
Tom Seaver, R ERA: 3.01	(1, 1)	8.0		33	5	3	3	5	3	0	0	0	0	1	40	52	3.38	1.000
Tom Hume, R ERA: 4.84	(9, 1)	0.1		3	3	1	1	0	0	0	0	0	0	0	3	3	27.00	9.000
Doug Bair, R ERA: 1.39	(9, 1)	1.2		6	1	0	0	1	0	1	0	0	0	0	7	11	0.00	0.600
Dave Tomlin, L ERA: 5.26	(11, 1)	1.0	W	4	1	0	0	1	0	0	0	0	0	0	6	6	0.00	1.000

PITCHER		IP	WLS	BF	H	R	ER	SO	BB	IBB	HBP	BLK	WP	HR	S	P	ERA	WHIP

TOP

St. Louis Cardinals @ Cincinnati Reds

Riverfront Stadium, Cincinnati, OH

Tue Aug 22 1978, 7:05 PM EDT

Att. 31,182 - Unknown

livebaseballscorecards.com

AB	41
R	4
H	10
RBI	4
BB	4
SO	7
LOB	19

WP: 0 PA: 46
PB: 0
SB: 0
CS: 0

BOTTOM

Batter	1	2	3	4	5	6	7	8	9	10	11	AB	R	H	RBI	BB	SO	LOB
Pete Rose, S (1, 5) OBP: 0.364, SLG: 0.428	BBBB 4-0 FC3-6 BB		BBBB 4-0 G1-6-3 BB		x 0-0 ① G3		BBBB 4-0 1B BB 2-3	SSS 0-3 ③ K			x 0-0 ① F7	3	1	0	0	3	1	3
Joe Morgan, L (1, 4) OBP: 0.361, SLG: 0.385	x 0-0 ① FC3-6 E 1-2f		x 0-0 ① F5		x 0-0 ② 1-3		BBBB 4-0 1B BB 1-2		BBBB 4-0 FC5-6 BB		SSS 0-3 ② K	4	0	0	0	2	1	2
Ken Griffey, L (1, 9) OBP: 0.343, SLG: 0.413	x 0-0 ② P6 1-2		x 0-0 ②③ G1-6-3 1-2f		SSS 0-3 ③ K		x 0-0 1B 1-2 2-H 3-H		x 0-0 ① FC5-6 1-2f		BBBB 4-0 S 1B BB	5	1	1	2	1	1	3
George Foster, R (1, 7) OBP: 0.361, SLG: 0.543	BBBB 4-0 BB			BBBB 4-0 HR BB		x 0-0 ① 6-3	x 0-0 ③ F9		x 0-0 ② P6		x 0-0 1-H 1B	4	1	1	1	2	0	3
Dan Driessen, L (1, 3) OBP: 0.359, SLG: 0.442	x 0-0 ③ F8			x 0-0 1-H HR		x 0-0 ② L3		BBBB 4-0 BB S BB	x 0-0 ③ L4			4	1	1	2	1	0	3
Johnny Bench, R (1, 2) OBP: 0.335, SLG: 0.491		BBBB 4-0 G3 4-3 BB		x 0-0 ① 6-3		x 0-0 ③ 5-3		x 0-0 ① 6-3 1-2		x 0-0 ① F3		4	0	0	0	1	0	1
Dave Concepcion, R (1, 6) OBP: 0.356, SLG: 0.420	x 0-0 ① 4-3 1-2			x 0-0 ② 6-3			x 0-0 ① B1-3	x 0-0 ② 6-3		BBBB 4-0 S BB		4	0	0	0	1	0	2
Mike Lum, L (1, 8) OBP: 0.379, SLG: 0.474	x 0-0 ② G3 2-3			BBBB 4-0 BB			x 0-0 WP SH1-4 1B 1B	IIII 4-0 BB IBB			SSS 0-3 ② K 1-2	2	0	1	0	1	0	1
Cesar Geronimo, L (7, PR) OBP: 0.329, SLG: 0.348 (8, 8)												1	1	0	0	1	1	1
Tom Seaver, R (1, 1) OBP: 0.246, SLG: 0.151	x 0-0 ③ 1-3			x 0-0 ③ F9			x 0-0 ② SH1-4 1-2	BBBB 4-0 1-2 2-3 BB		SSS 0-3 ③ K		2	0	0	0	1	0	2
Tom Hume, R (9, 1) OBP: 0.075, SLG: 0.051												0	0	0	0	0	0	0
Doug Bair, R (9, 1) OBP: 0.182, SLG: 0.182												0	0	0	0	0	0	0
Ken Henderson, S (10, PH) OBP: 0.301, SLG: 0.325												1	0	0	0	0	1	1
Dave Tomlin, L (11, 1) OBP: 0.250, SLG: 0.250												0	0	0	0	0	0	0
Inning Stats	R: 0 H: 0 E: 1 LOB: 2 K: 0 BB: 2 S: 3 P: 11	R: 0 H: 0 E: 0 LOB: 1 K: 0 BB: 1 S: 3 P: 7	R: 0 H: 0 E: 0 LOB: 0 K: 0 BB: 1 S: 2 P: 6	R: 2 H: 1 E: 0 LOB: 1 K: 0 BB: 2 S: 4 P: 12	R: 0 H: 0 E: 0 LOB: 0 K: 1 BB: 0 S: 5 P: 5	R: 0 H: 0 E: 0 LOB: 0 K: 0 BB: 0 S: 3 P: 3	R: 2 H: 2 E: 0 LOB: 2 K: 0 BB: 2 S: 5 P: 13	R: 0 H: 0 E: 0 LOB: 3 K: 1 BB: 3 S: 5 P: 17	R: 0 H: 0 E: 0 LOB: 1 K: 0 BB: 1 S: 3 P: 7	R: 0 H: 0 E: 0 LOB: 1 K: 2 BB: 1 S: 7 P: 11	R: 1 H: 1 E: 0 LOB: 1 K: 1 BB: 1 S: 5 P: 9						

PITCHER		IP	WLS	BF	H	R	ER	SO	BB	IBB	HBP	BLK	WP	HR	S	P	ERA	WHIP
John Denny, R ERA: 3.04	(1, 1)	7.0		31	3	4	4	1	8	0	0	0	1	1	25	57	5.14	1.571
Mark Littell, R ERA: 2.68	(8, 1)	1.0		6	0	0	0	1	2	1	0	0	0	0	5	17	0.00	2.000
Buddy Schultz, L ERA: 3.82	(9, 1)	2.0		8	0	0	0	2	2	0	0	0	0	0	10	18	0.00	1.000
Tom Bruno, R ERA: 1.27	(11, 1)	0.2	L	4	1	1	1	1	1	0	0	0	0	0	5	9	13.50	3.000

PITCHER	IP	WLS	BF	H	R	ER	SO	BB	IBB	HBP	BLK	WP	HR	S	P	ERA	WHIP

St. Louis Cardinals @ Cincinnati Reds

Riverfront Stadium, Cincinnati, OH

Tue Aug 22 1978, 7:05 PM EDT

Att. 31,182 - Unknown

livebaseballscorecards.com

AB	34
R	5
H	4
RBI	5
BB	14
SO	5
LOB	22

1B: 3	SF: 0	WP: 1	PA: 49
2B: 0	SAC: 1	PB: 0	
3B: 0	DP: 1	SB: 3	
HR: 1	HBP: 0	CS: 0	

Batter	1	2	3	4	5	6	7	8	9	AB	R	H	RBI	BB	SO	LOB
Lou Brock, L (1, 7) OBP: 0.266, SLG: 0.246	6-3		F7	4-3		F8			K	5	0	0	0	0	1	1
Jerry Morales, R (9, 9) OBP: 0.285, SLG: 0.328										0	0	0	0	0	0	0
Jerry Mumphrey, S (1, 9) OBP: 0.294, SLG: 0.301	F8		G3 S 2B BB	K			K		4-3	4	1	0	0	1	2	0
(9, 7)																
George Hendrick, R (1, 8) OBP: 0.335, SLG: 0.461	HR		G3 1-3		6-3		BB		6-3	4	1	1	1	1	0	1
Ted Simmons, S (1, 2) OBP: 0.377, SLG: 0.513	3-1		2B 1B IBB		F8		F2			3	1	0	0	1	0	1
Keith Hernandez, L (1, 3) OBP: 0.345, SLG: 0.395		1-3 G1 1B	1-3 3-H 1B 2B							2	1	2	1	2	0	0
Wayne Garrett, L (1, 5) OBP: 0.339, SLG: 0.307		G1 1-2	1B IBB		5-3		F5			1	0	0	0	0	0	1
Ken Reitz, R (3, PH) OBP: 0.270, SLG: 0.340										2	0	0	0	1	0	3
(3, 5)																
Mike Phillips, L (1, 6) OBP: 0.325, SLG: 0.318		1-3 2-3	1-2 2-H 3-H 1B			6-3		G3		4	0	1	2	0	0	1
Mike Tyson, R (1, 4) OBP: 0.287, SLG: 0.312		IBB	F2			BB		F9		2	0	0	0	2	0	2
Pete Vuckovich, R (1, 1) OBP: 0.128, SLG: 0.130		4-3		5-3		K 1-2		6-3		4	0	0	0	0	1	3
Inning Stats	R: 1 H: 1 E: 0 LOB: 0 K: 0 BB: 0 S: 4 P: 4	R: 0 H: 1 E: 0 LOB: 2 K: 0 BB: 1 S: 4 P: 8	R: 3 H: 2 E: 0 LOB: 2 K: 0 BB: 3 S: 5 P: 17	R: 0 H: 0 E: 0 LOB: 0 K: 1 BB: 0 S: 5 P: 5	R: 0 H: 0 E: 0 LOB: 1 K: 0 BB: 1 S: 3 P: 7	R: 0 H: 0 E: 0 LOB: 1 K: 1 BB: 1 S: 5 P: 9	R: 0 H: 0 E: 0 LOB: 2 K: 1 BB: 2 S: 5 P: 13	R: 0 H: 0 E: 0 LOB: 0 K: 0 BB: 0 S: 3 P: 3	R: 0 H: 0 E: 0 LOB: 0 K: 1 BB: 0 S: 5 P: 5	1B: 2 SF: 0 2B: 1 SAC: 0 3B: 0 DP: 0 HR: 1 HBP: 0						

TOP

St. Louis Cardinals @ Cincinnati Reds

Riverfront Stadium, Cincinnati, OH

Thu Aug 24 1978, 7:05 PM EDT

Att. 30,054 - Unknown

livebaseballscorecards.com

AB	31
R	4
H	4
RBI	4
BB	8
SO	4
LOB	13

PITCHER		IP	WLS	BF	H	R	ER	SO	BB	IBB	HBP	BLK	WP	HR	S	P	ERA	WHIP
Paul Moskau, R ERA: 4.31	(1, 1)	1.0	L	4	1	1	1	0	0	0	0	0	0	1	4	4	9.00	1.000
Dave Tomlin, L ERA: 5.46	(2, 1)	3.0		16	3	3	3	1	1	3	0	0	0	0	14	30	9.00	1.333
Fred Norman, L ERA: 3.75	(5, 1)	3.0		13	0	0	0	2	4	0	0	0	0	0	13	29	0.00	1.333
Doug Bair, R ERA: 1.36	(8, 1)	2.0		6	0	0	0	1	0	0	0	0	0	0	8	8	0.00	0.000

PITCHER	IP	WLS	BF	H	R	ER	SO	BB	IBB	HBP	BLK	WP	HR	S	P	ERA	WHIP

Batter	1	2	3	4	5	6	7	8	9	AB	R	H	RBI	BB	SO	LOB
Pete Rose, S (1, 5) OBP: 0.365, SLG: 0.431	F9 BB 1B		1B 2B	6-3			G4-6-3 1-2f			4	1	2	0	0	0	1
Joe Morgan, L (1, 4) OBP: 0.362, SLG: 0.384	S 1-2 BB		HR 2-H 1B		P3			F7		3	1	1	1	1	0	0
Ken Griffey, L (1, 9) OBP: 0.344, SLG: 0.418	F9 2-3		HR 1-H		F9			G5-4-3 BB		3	1	1	2	1	0	2
George Foster, R (1, 7) OBP: 0.358, SLG: 0.539	K 1-2		5-3		K			G5-4-3 1-2f		4	0	0	0	0	2	3
Dan Driessen, L (1, 3) OBP: 0.360, SLG: 0.444	BB		2B			G3			K	3	0	1	0	1	1	0
Johnny Bench, R (1, 2) OBP: 0.331, SLG: 0.485	K		K2-3			K			5-3	4	0	0	0	0	3	4
Dave Concepcion, R (1, 6) OBP: 0.356, SLG: 0.421		4-3	5-3			4-3			2B	4	0	1	0	0	0	1
Mike Lum, L (1, 8) OBP: 0.370, SLG: 0.462		F9		F7			F3		6-3	3	0	0	0	0	0	0
Doug Bair, R (8, 1) OBP: 0.182, SLG: 0.182										0	0	0	0	0	0	0
Ken Henderson, S (9, PH) OBP: 0.299, SLG: 0.322										1	0	0	0	0	0	1
Paul Moskau, R (1, 1) OBP: 0.256, SLG: 0.314		6-3		F8			G4-6-3 1B			0	0	0	0	0	0	0
Dave Tomlin, L (2, 1) OBP: 0.200, SLG: 0.200										1	0	0	0	0	0	0
Dave Collins, S (4, PH) OBP: 0.297, SLG: 0.227										1	0	0	0	0	0	0
Fred Norman, S (5, 1) OBP: 0.174, SLG: 0.156										0	0	0	0	0	0	0
Cesar Geronimo, L (7, PH) OBP: 0.331, SLG: 0.351										1	0	1	0	0	0	0
(8, 8)																
Inning Stats	R: 0 E: 0 K: 2 S: 8 H: 1 LOB: 3 BB: 2 P: 16	R: 0 E: 0 K: 0 S: 3 H: 0 LOB: 0 BB: 0 P: 3	R: 3 E: 0 K: 1 S: 9 H: 4 LOB: 1 BB: 0 P: 9	R: 0 E: 0 K: 0 S: 3 H: 0 LOB: 0 BB: 0 P: 3	R: 0 E: 0 K: 1 S: 5 H: 0 LOB: 0 BB: 0 P: 5	R: 0 E: 0 K: 1 S: 5 H: 0 LOB: 0 BB: 0 P: 5	R: 0 E: 0 K: 0 S: 3 H: 1 LOB: 0 BB: 0 P: 3	R: 0 E: 0 K: 0 S: 2 H: 0 LOB: 0 BB: 1 P: 6	R: 0 E: 0 K: 1 S: 6 H: 1 LOB: 1 BB: 0 P: 6	1B: 3 2B: 3 3B: 0 HR: 1	SF: 0 SAC: 0 DP: 2 HBP: 0						

PITCHER	IP	WLS	BF	H	R	ER	SO	BB	IBB	HBP	BLK	WP	HR	S	P	ERA	WHIP
Pete Vuckovich, R (1, 1) ERA: 2.22	9.0	W	35	7	3	3	6	3	0	0	0	0	1	44	56	3.00	1.111

PITCHER	IP	WLS	BF	H	R	ER	SO	BB	IBB	HBP	BLK	WP	HR	S	P	ERA	WHIP

BOTTOM

St. Louis Cardinals @ Cincinnati Reds

Riverfront Stadium, Cincinnati, OH

Thu Aug 24 1978, 7:05 PM EDT

Att. 30,054 - Unknown

livebaseballscorecards.com

AB	32
R	3
H	7
RBI	3
BB	3
SO	6
LOB	12

Batter	1	2	3	4	5	6	7	8	9	AB	R	H	RBI	BB	SO	LOB
Greg Gross, L (1, 8) OBP: 0.318, SLG: 0.350	4-3	G6-3 1-2f		1B 1-2 3-H 1B		FC6 1-2f			FC6-4 1B	5	0	2	1	0	0	3
Rodney Scott, S (1, 5) OBP: 0.397, SLG: 0.325 Gene Clines, R (8, 7) OBP: 0.327, SLG: 0.330	4-3		6-3	1-2 2-H 1B			K		FC6-4 1-2f	4 1	0 0	1 0	0 0	0 0	1 0	0 1
Bill Buckner, L (1, 3) OBP: 0.321, SLG: 0.379	2B	L9			G3-6-3 1B		G3		F7	5	0	2	0	0	0	1
Bobby Murcer, L (1, 9) OBP: 0.357, SLG: 0.389	K	F8			G3-6-3 1-2f		F2			4	0	0	0	0	1	2
Dave Kingman, R (1, 7) OBP: 0.313, SLG: 0.514 Bruce Sutter, R (8, 1) OBP: 0.200, SLG: 0.077		1B 1B 1B BB		SH3-4 1B SF8 1B	6-3			6-3		3 0	2 0	1 0	0 0	1 0	0 0	0 0
Manny Trillo, R (1, 4) OBP: 0.323, SLG: 0.337		1B 1-2 1B		SF8 SH3-4 1-2 1B		K		F9		4	2	2	0	0	1	0
Ivan De Jesus, R (1, 6) OBP: 0.345, SLG: 0.354		K		SH3-4 1-2 2-3		1B 2B		2B		3	1	2	0	0	1	2
Tim Blackwell, S (1, 2) OBP: 0.361, SLG: 0.306		1B 1-2 2-3 1B		1B 1B IBB		FC6 2-H 1B		3-1		3	0	2	1	1	0	1
Rick Reuschel, R (1, 1) OBP: 0.167, SLG: 0.143 Mick Kelleher, R (8, 5) OBP: 0.351, SLG: 0.260		G6-3 1-3 2-H 3-H 1B		SF8 2-3 3-H		K			K	2 1	0 0	1 0	3 0	0 0	1 1	1 0
Inning Stats	R: 0 E: 0 K: 1 S: 6 H: 1 LOB: 1 BB: 0 P: 6	R: 2 E: 0 K: 1 S: 7 H: 3 LOB: 1 BB: 1 P: 11	R: 0 E: 0 K: 0 S: 3 H: 0 LOB: 0 BB: 0 P: 3	R: 2 E: 0 K: 0 S: 6 H: 4 LOB: 2 BB: 1 P: 10	R: 0 E: 0 K: 0 S: 3 H: 1 LOB: 0 BB: 0 P: 3	R: 1 E: 0 K: 2 S: 9 H: 2 LOB: 1 BB: 0 P: 9	R: 0 E: 0 K: 1 S: 5 H: 0 LOB: 0 BB: 0 P: 5	R: 0 E: 0 K: 0 S: 4 H: 1 LOB: 1 BB: 0 P: 4	R: 0 E: 0 K: 1 S: 6 H: 1 LOB: 1 BB: 0 P: 6	1B: 10 2B: 3 3B: 0 HR: 0 SF: 1 SAC: 1 DP: 2 HBP: 0						

TOP

Chicago Cubs @ Cincinnati Reds

Riverfront Stadium, Cincinnati, OH

Fri Aug 25 1978, 7:05 PM EDT
Att. 39,070 - Overcast - 78 F

livebaseballscorecards.com

AB	35
R	5
H	13
RBI	5
BB	2
SO	6
LOB	11

		WP: 0	PA: 39
		PB: 0	
		SB: 0	
		CS: 0	

PITCHER		IP	WLS	BF	H	R	ER	SO	BB	IBB	HBP	BLK	WP	HR	S	P	ERA	WHIP
Michael LaCoss, R ERA: 4.15	(1, 1)	5.0	L	23	9	4	4	2	1	1	0	0	0	0	25	33	7.20	2.000
Pedro Borbon, R ERA: 4.45	(6, 1)	2.0		8	2	1	1	3	0	0	0	0	0	0	14	14	4.50	1.000
Tom Hume, R ERA: 4.77	(8, 1)	2.0		8	2	0	0	1	0	0	0	0	0	0	10	10	0.00	1.000

PITCHER	IP	WLS	BF	H	R	ER	SO	BB	IBB	HBP	BLK	WP	HR	S	P	ERA	WHIP

Chicago Cubs @ Cincinnati Reds

Riverfront Stadium, Cincinnati, OH

Fri Aug 25 1978, 7:05 PM EDT

Att. 39,070 - Overcast - 78 F

BOTTOM

Batter	1	2	3	4	5	6	7	8	9	AB	R	H	RBI	BB	SO	LOB
Pete Rose, S (1, 5) OBP: 0.362, SLG: 0.427	F7		K		6-3			K		4	0	0	0	0	2	0
Joe Morgan, L (1, 4) OBP: 0.363, SLG: 0.384	1B			G3		F8		1B FC5-4 BB		3	1	1	0	1	0	0
Ken Griffey, L (1, 9) OBP: 0.344, SLG: 0.417	K			4-3		F8		FC5-4 1-3 1B		4	0	1	0	0	1	1
George Foster, R (1, 7) OBP: 0.359, SLG: 0.538	4-3			BB 1B BB		1B		FC5-4 1-2f 3-H		3	1	1	1	1	0	2
Dan Driessen, L (1, 3) OBP: 0.359, SLG: 0.441		1-3		1B 1-2 BB		P6		G3		3	0	0	0	1	0	2
Johnny Bench, R (1, 2) OBP: 0.330, SLG: 0.482		K		FC3-6 1B 1-2 2-H			K		L7	4	0	1	1	0	2	0
Dave Concepcion, R (1, 6) OBP: 0.353, SLG: 0.417		4-3		FC3-6 1-2f			F9		5-3	4	0	0	0	0	0	2
Mike Lum, L (1, 8) OBP: 0.374, SLG: 0.467			4-3		F8		2B		BB	3	0	1	0	1	0	0
Michael LaCoss, R (1, 1) OBP: 0.111, SLG: 0.167 Dave Collins, S (5, PH) OBP: 0.294, SLG: 0.225 Pedro Borbon, R (6, 1) OBP: 0.200, SLG: 0.200 Ken Henderson, S (7, PH) OBP: 0.297, SLG: 0.319 Tom Hume, R (8, 1) OBP: 0.075, SLG: 0.051 Cesar Geronimo, L (9, PH) OBP: 0.330, SLG: 0.349			1-3		1-3		K		K	1 1 0 1 0 0 1	0 0 0 0 0 0 0	0 0 0 1 0 0 1	0 0 0 1 0 0 1	0 0 0 1 0 0 0	0 0 0 1 0 0 1	0 0 0 1 0 0 1
Inning Stats	R: 0 E: 0 K: 1 S: 10 H: 1 LOB: 1 BB: 0 P: 13	R: 0 E: 0 K: 1 S: 5 H: 0 LOB: 0 BB: 0 P: 5	R: 0 E: 0 K: 1 S: 11 H: 0 LOB: 0 BB: 0 P: 14	R: 1 E: 0 K: 0 S: 7 H: 1 LOB: 2 BB: 2 P: 18	R: 0 E: 0 K: 0 S: 3 H: 0 LOB: 0 BB: 0 P: 3	R: 0 E: 0 K: 0 S: 4 H: 1 LOB: 1 BB: 0 P: 4	R: 0 E: 0 K: 2 S: 8 H: 1 LOB: 1 BB: 0 P: 8	R: 1 E: 0 K: 1 S: 13 H: 1 LOB: 1 BB: 1 P: 20	R: 0 E: 0 K: 1 S: 5 H: 0 LOB: 1 BB: 1 P: 9	1B: 4 2B: 1 3B: 0 HR: 0	SF: 0 SAC: 0 DP: 0 HBP: 0			WP: 0 PB: 0 SB: 0 CS: 0		PA: 36	

livebaseballscorecards.com

AB	32
R	2
H	5
RBI	2
BB	4
SO	7
LOB	9

PITCHER		IP	WLS	BF	H	R	ER	SO	BB	IBB	HBP	BLK	WP	HR	S	P	ERA	WHIP
Rick Reuschel, R ERA: 2.98	(1, 1)	7.0	W	27	4	1	1	5	2	0	0	0	0	0	48	65	1.29	0.857
Bruce Sutter, R ERA: 2.59	(8, 1)	2.0		9	1	1	1	2	2	0	0	0	0	0	18	29	4.50	1.500

PITCHER	IP	WLS	BF	H	R	ER	SO	BB	IBB	HBP	BLK	WP	HR	S	P	ERA	WHIP

Chicago Cubs @ Cincinnati Reds

Riverfront Stadium, Cincinnati, OH

Sat Aug 26 1978, 3:33 AM EDT

Att. 47,299 - Overcast - 83 F

TOP

livebaseballscorecards.com

Batter	1	2	3	4	5	6	7	8	9	AB	R	H	RBI	BB	SO	LOB
Greg Gross, L (1, 8) OBP: 0.319, SLG: 0.348	L6		4-3		F7			1B, BB 1B 1B	1B BB	4	1	1	0	1	0	1
Rodney Scott, S (1, 5) OBP: 0.393, SLG: 0.318 Gene Clines, R (8, 7) OBP: 0.325, SLG: 0.328	K			K	L8			1B 1-2 1B BB	L7	3 1	1 0	0 0	0 0	1 0	2 0	1 1
Bill Buckner, L (1, 3) OBP: 0.326, SLG: 0.382	4-3			1B 2B 1B		3-1		1B 1-2 2-3 E 1B	1B 1-2 G4-6-3 1B	5	2	3	0	0	0	0
Bobby Murcer, L (1, 9) OBP: 0.362, SLG: 0.397		1B		2B 1-3 PB 1B		E9 2B		E8 1-H 2-H 3-H 1B	G4-6-3 1-2f	5	2	4	2	0	0	2
Dave Kingman, R (1, 7) OBP: 0.312, SLG: 0.514 Mick Kelleher, R (8, 5) OBP: 0.351, SLG: 0.260		K		PB 1-3 FC3-2 3-H 2B		P9		K		4 0	0 0	1 0	1 0	0 0	2 0	2 0
Manny Trillo, R (1, 4) OBP: 0.323, SLG: 0.339		L6		FC3-2 2-H 3-H		5-3		3B 2B		4	1	1	0	0	0	3
Ivan De Jesus, R (1, 6) OBP: 0.344, SLG: 0.357		F7		L8			6-3	2-H 6-3 3B		4	1	1	1	0	0	2
Tim Blackwell, S (1, 2) OBP: 0.355, SLG: 0.303			K		FC3-6 1B		F9	6-3 3-H		4	0	1	1	0	1	0
Ray Burris, R (1, 1) OBP: 0.146, SLG: 0.191 Davey Johnson, R (7, PH) OBP: 0.306, SLG: 0.320 Dave Roberts, L (7, 1) OBP: 0.353, SLG: 0.490 Bruce Sutter, R (8, 1) OBP: 0.200, SLG: 0.077			F8		FC3-6 1-2f		K	L7		2 1 1 0	0 0 0 0	0 0 0 0	0 0 0 0	0 1 0 0	0 0 0 0	1 0 0 0

	AB	38
	R	8
	H	12
	RBI	5
	BB	2
	SO	6
	LOB	13

Inning Stats	1	2	3	4	5	6	7	8	9
	R: 0 E: 0 K: 1 S: 6	H: 0 LOB: 0 BB: 0 P: 7	R: 0 E: 0 K: 1 S: 6	H: 1 LOB: 1 BB: 0 P: 6	R: 0 E: 0 K: 1 S: 5	H: 0 LOB: 0 BB: 0 P: 5	R: 2 E: 0 K: 1 S: 8	H: 3 LOB: 1 BB: 0 P: 8	R: 0 E: 0 K: 0 S: 4	H: 1 LOB: 1 BB: 0 P: 4	R: 0 E: 1 K: 0 S: 4	H: 1 LOB: 1 BB: 0 P: 4	R: 0 E: 0 K: 1 S: 5	H: 0 LOB: 0 BB: 0 P: 5	R: 6 E: 1 K: 1 S: 14	H: 5 LOB: 0 BB: 1 P: 19	R: 0 E: 0 K: 0 S: 3	H: 1 LOB: 1 BB: 1 P: 7

	1B: 8	SF: 0	WP: 0	PA: 40
	2B: 3	SAC: 0	PB: 1	
	3B: 1	DP: 1	SB: 0	
	HR: 0	HBP: 0	CS: 0	

PITCHER		IP	WLS	BF	H	R	ER	SO	BB	IBB	HBP	BLK	WP	HR	S	P	ERA	WHIP
Bill Bonham, R ERA: 3.54	(1, 1)	5.0		20	5	2	1	4	0	0	0	0	0	0	29	30	1.80	1.000
Doug Bair, R ERA: 1.65	(6, 1)	2.0	L	10	3	3	3	1	1	0	0	0	0	0	14	18	13.50	2.000
Dave Tomlin, L ERA: 5.75	(8, 1)	0.1		3	2	1	1	1	0	0	0	0	0	0	6	7	27.00	6.000
Tom Hume, R ERA: 4.78	(8, 1)	1.2		7	2	2	2	0	1	0	0	0	0	0	6	10	10.80	1.800

PITCHER		IP	WLS	BF	H	R	ER	SO	BB	IBB	HBP	BLK	WP	HR	S	P	ERA	WHIP

Chicago Cubs @ Cincinnati Reds

Riverfront Stadium, Cincinnati, OH

Sat Aug 26 1978, 3:33 AM EDT

Att. 47,299 - Overcast - 83 F

BOTTOM

Batter	1	2	3	4	5	6	7	8	9	AB	R	H	RBI	BB	SO	LOB
Pete Rose, S (1, 5) OBP: 0.363, SLG: 0.426	F7			BB	FC6-4 1-2f		WP S 2-H 1B		B1-3	4	0	1	1	1	0	2
Joe Morgan, L (1, 4) OBP: 0.363, SLG: 0.384	G3			F9	HR 1B		4-3 1-3 BB		4-3	3	1	1	0	0	0	1
Junior Kennedy, R (7, PH) (8, 4) OBP: 0.356, SLG: 0.250										0	0	0	0	1	0	0
Dave Collins, S (9, PH) OBP: 0.291, SLG: 0.222										1	0	0	0	0	0	0
Ken Griffey, L (1, 9) OBP: 0.345, SLG: 0.422	F8			G6-4-3 1-2 BB		F8 1-H HR	F8			3	1	1	2	1	0	2
George Foster, R (1, 7) OBP: 0.358, SLG: 0.539		K		G6-4-3 1-2f		F8		SF8 3B		4	1	1	0	0	1	2
Dan Driessen, L (1, 3) OBP: 0.358, SLG: 0.439		F8			F9 BB 1B BB	G1		SF8 3-H		2	1	0	1	1	0	0
Johnny Bench, R (1, 2) OBP: 0.329, SLG: 0.477		6-3			1B 1-2 BB	F3		G3		3	0	0	0	1	0	0
Vic Correll, R (9, 2) OBP: 0.270, SLG: 0.314										0	0	0	0	0	0	0
Dave Concepcion, R (1, 6) OBP: 0.352, SLG: 0.414			F8		F9 2-3		FC5-6 BB	6-3		3	0	0	0	1	0	2
Cesar Geronimo, L (1, 8) OBP: 0.325, SLG: 0.344			1-3		F7		FC5-6 SH2-4 1-2f 1B		F8	4	1	0	0	0	0	3
Bill Bonham, R (1, 1) OBP: 0.283, SLG: 0.278			1B		FC6-4 1-3 3-H 1B		SH2-4 1-2		HR	2	0	2	1	0	0	0
Paul Moskau, R (5, PR) OBP: 0.266, SLG: 0.314										0	0	0	0	0	0	0
Doug Bair, R (6, 1) OBP: 0.182, SLG: 0.182										0	0	0	0	0	0	0
Dave Tomlin, L (8, 1) OBP: 0.200, SLG: 0.200										0	0	0	0	0	0	0
Tom Hume, R (8, 1) OBP: 0.075, SLG: 0.051										0	0	0	0	0	0	0
Mike Lum, L (9, PH) OBP: 0.379, SLG: 0.496										1	1	1	1	0	0	0
Inning Stats	R: 0 E: 0 K: 0 S: 3 H: 0 LOB: 0 BB: 0 P: 3	R: 0 E: 0 K: 1 S: 5 H: 0 LOB: 0 BB: 0 P: 5	R: 0 E: 0 K: 0 S: 3 H: 1 LOB: 1 BB: 0 P: 3	R: 0 E: 0 K: 0 S: 2 H: 0 LOB: 1 BB: 2 P: 10	R: 1 E: 0 K: 0 S: 4 H: 1 LOB: 2 BB: 2 P: 12	R: 2 E: 0 K: 0 S: 8 H: 2 LOB: 0 BB: 0 P: 11	R: 1 E: 0 K: 0 S: 4 H: 1 LOB: 2 BB: 2 P: 12	R: 1 E: 0 K: 0 S: 7 H: 1 LOB: 0 BB: 0 P: 8	R: 1 E: 0 K: 0 S: 4 H: 1 LOB: 0 BB: 0 P: 4	1B: 4 2B: 0 3B: 1 HR: 2	SF: 1 SAC: 1 DP: 1 HBP: 0						

PITCHER		IP	WLS	BF	H	R	ER	SO	BB	IBB	HBP	BLK	WP	HR	S	P	ERA	WHIP
Ray Burris, R ERA: 4.82	(1, 1)	6.0		24	4	3	3	1	4	0	0	0	0	1	25	44	4.50	1.333
Dave Roberts, L ERA: 5.17	(7, 1)	1.1	W	8	2	2	2	0	2	0	0	0	1	0	9	18	13.50	3.000
Bruce Sutter, R ERA: 2.64	(8, 1)	1.2	S	6	1	1	1	0	0	0	0	0	0	1	6	6	5.40	0.600

PITCHER	IP	WLS	BF	H	R	ER	SO	BB	IBB	HBP	BLK	WP	HR	S	P	ERA	WHIP

livebaseballscorecards.com

AB	30
R	6
H	7
RBI	6
BB	6
SO	1
LOB	12

WP: 1 PB: 0 SB: 1 CS: 0 PA: 38

Batter	1	2	3	4	5	6	7	8	9	AB	R	H	RBI	BB	SO	LOB
Greg Gross, L (1, 8) OBP: 0.320, SLG: 0.356	F7	2-3 1B			3B		L8	1-3		5	0	2	0	0	0	1
Rodney Scott, S (1, 5) OBP: 0.399, SLG: 0.318	BB FC6-4 BB 1B	1-3			BB G3		4-3		BBBSSFB 2B 1B BB	3	2	1	0	2	0	2
Bill Buckner, L (1, 3) OBP: 0.329, SLG: 0.390	FC6-4 BB 1-2 BB		F8		G3 1-2		HR 2B		1-3 1B 2B	4	2	2	0	1	0	2
Bobby Murcer, L (1, 9) OBP: 0.366, SLG: 0.397	FC6-4 1-2 2-3 BB		K		IBB		HR IBB		2-H 3-H BB 1B	2	1	1	2	3	1	0
Dave Kingman, R (1, 7) OBP: 0.313, SLG: 0.520 Gene Clines, R (9, PR) (9, 7) OBP: 0.325, SLG: 0.328	FC6-4 1-2f 2-3 3-H	6-3			K		1-H 2-H HR		1-2 BB	4 0	1 0	1 0	4 0	1 0	1 0	5 0
Manny Trillo, R (1, 4) OBP: 0.319, SLG: 0.335	P6			6-3	5-3		F9		F9	5	0	0	0	0	0	7
Ivan De Jesus, R (1, 6) OBP: 0.345, SLG: 0.356		F9		E SF7 1B		K		F9 SH1-3 BB	L9	4	1	1	0	1	1	2
Tim Blackwell, S (1, 2) OBP: 0.338, SLG: 0.290		P6		SF7 1-H		6-3		SH1-3 1-2	3-1	3	0	0	1	0	0	2
Mike Krukow, R (1, 1) OBP: 0.281, SLG: 0.310		1B 2B		5-3		B1-3		F9 2-3		4	0	1	0	0	0	1
Inning Stats	R: 1 E: 0 K: 0 S: 7 / H: 1 LOB: 2 BB: 2 P: 18	R: 0 E: 0 K: 0 S: 5 / H: 2 LOB: 2 BB: 0 P: 5	R: 0 E: 0 K: 1 S: 5 / H: 0 LOB: 0 BB: 0 P: 5	R: 1 E: 1 K: 0 S: 7 / H: 1 LOB: 0 BB: 0 P: 7	R: 0 E: 0 K: 1 S: 6 / H: 1 LOB: 3 BB: 2 P: 14	R: 0 E: 0 K: 1 S: 5 / H: 0 LOB: 0 BB: 0 P: 5	R: 3 E: 0 K: 0 S: 5 / H: 2 LOB: 0 BB: 1 P: 9	R: 0 E: 0 K: 0 S: 3 / H: 0 LOB: 1 BB: 1 P: 7	R: 2 E: 0 K: 0 S: 8 / H: 2 LOB: 2 BB: 2 P: 16	1B: 4 2B: 3 3B: 1 HR: 1	SF: 1 SAC: 1 DP: 0 HBP: 0						

TOP

Chicago Cubs @ Cincinnati Reds

Riverfront Stadium, Cincinnati, OH

Sun Aug 27 1978, 3:33 AM EDT
Att. 40,014 - Overcast - 79 F

livebaseballscorecards.com

AB	34
R	7
H	9
RBI	7
BB	8
SO	3
LOB	22

WP: 0 PB: 0 SB: 0 CS: 0 PA: 44

PITCHER		IP	WLS	BF	H	R	ER	SO	BB	IBB	HBP	BLK	WP	HR	S	P	ERA	WHIP
Tom Seaver, R ERA: 3.08	(1, 1)	7.0	L	33	7	5	4	3	3	2	0	0	0	1	40	63	5.14	1.429
Manny Sarmiento, R ERA: 3.89	(8, 1)	1.0		4	0	0	0	0	1	0	0	0	0	0	3	7	0.00	1.000
Pedro Borbon, R ERA: 4.6	(9, 1)	1.0		7	2	2	2	0	2	0	0	0	0	0	8	16	18.00	4.000

PITCHER	IP	WLS	BF	H	R	ER	SO	BB	IBB	HBP	BLK	WP	HR	S	P	ERA	WHIP

BOTTOM

Chicago Cubs @ Cincinnati Reds

Riverfront Stadium, Cincinnati, OH

Sun Aug 27 1978, 3:33 AM EDT

Att. 40,014 - Overcast - 79 F

Batter	1	2	3	4	5	6	7	8	9	AB	R	H	RBI	BB	SO	LOB
Pete Rose, S (1, 5) OBP: 0.360, SLG: 0.423	4-3		P7			F8		1-4-3		4	0	0	0	0	0	1
Joe Morgan, L (1, 4) OBP: 0.364, SLG: 0.392	F9		HR			P2-4 BB			F5	3	1	1	1	1	0	0
Ken Griffey, L (1, 9) OBP: 0.344, SLG: 0.423	5-3		3-1			P2-4 1-2f			2B	4	0	1	0	0	0	1
George Foster, R (1, 7) OBP: 0.358, SLG: 0.536		BB 1B 6-3		P7			K		5-3	3	0	0	0	1	1	1
Dan Driessen, L (1, 3) OBP: 0.357, SLG: 0.435		6-3 1-2		P6			K		BB	3	0	0	0	1	1	1
Johnny Bench, R (1, 2) OBP: 0.329, SLG: 0.474		1B 2-3		K			5-3		K	4	0	1	0	0	2	2
Dave Concepcion, R (1, 6) OBP: 0.352, SLG: 0.414		K			6-3			1B		3	0	1	0	0	1	2
Cesar Geronimo, L (1, 8) OBP: 0.322, SLG: 0.340		4-3			K			K		3	0	0	0	0	2	3
Tom Seaver, R (1, 1) OBP: 0.238, SLG: 0.145			K		K			F5		2	0	0	0	0	2	0
Manny Sarmiento, R (8, 1)										0	0	0	0	0	0	0
Mike Lum, L (8, PH) OBP: 0.376, SLG: 0.492										1	0	0	0	0	0	1
Pedro Borbon, R (9, 1) OBP: 0.200, SLG: 0.200										0	0	0	0	0	0	0
Inning Stats	R: 0 E: 0 K: 0 S: 3 H: 0 LOB: 0 BB: 0 P: 3	R: 0 E: 0 K: 1 S: 6 H: 1 LOB: 2 BB: 1 P: 10	R: 1 E: 0 K: 1 S: 10 H: 1 LOB: 0 BB: 0 P: 13	R: 0 E: 0 K: 1 S: 5 H: 0 LOB: 0 BB: 0 P: 5	R: 0 E: 0 K: 2 S: 14 H: 0 LOB: 0 BB: 0 P: 16	R: 0 E: 0 K: 0 S: 2 H: 0 LOB: 0 BB: 1 P: 6	R: 0 E: 0 K: 2 S: 7 H: 0 LOB: 0 BB: 0 P: 7	R: 0 E: 0 K: 1 S: 6 H: 1 LOB: 1 BB: 0 P: 6	R: 0 E: 0 K: 1 S: 6 H: 1 LOB: 2 BB: 1 P: 10	1B: 2 2B: 2 3B: 0 HR: 1	SF: 0 SAC: 0 DP: 1 HBP: 0						

PITCHER	IP	WLS	BF	H	R	ER	SO	BB	IBB	HBP	BLK	WP	HR	S	P	ERA	WHIP
Mike Krukow, R (1, 1) ERA: 3.53	9.0	W	33	4	1	1	9	3	0	0	0	0	1	59	76	1.00	0.778

PITCHER	IP	WLS	BF	H	R	ER	SO	BB	IBB	HBP	BLK	WP	HR	S	P	ERA	WHIP

AB	30
R	1
H	4
RBI	1
BB	3
SO	9
LOB	12

WP: 0 PB: 0 SB: 0 CS: 0 PA: 33

livebaseballscorecards.com

Batter	1	2	3	4	5	6	7	8	9	AB	R	H	RBI	BB	SO	LOB
Frank Taveras, R (1, 6) OBP: 0.308, SLG: 0.352	P4		F9		6-3		1B SH3-4 1-2 1B		K	5	0	1	0	0	1	1
Omar Moreno, L (1, 8) OBP: 0.330, SLG: 0.298	K			3B BB	K		SH3-4 1-2 2-3		K	3	1	0	0	1	3	1
Dave Parker, L (1, 9) OBP: 0.370, SLG: 0.550	F8			SF9 1-H 3B		BB WP 1B	1B IBB		4-3	4	1	2	1	1	0	0
Bill Robinson, R (1, 5) (8, 7) OBP: 0.289, SLG: 0.394		F9		SF9 3-H		P4 1-2	G6-4-3 1-2 2-3 3-H 1B			3	0	1	2	0	0	1
Willie Stargell, L (1, 3) OBP: 0.368, SLG: 0.534		K		F9		BB	G6-4-3 1-2f			3	0	0	0	1	1	3
Phil Garner, R (1, 4) OBP: 0.350, SLG: 0.397		BB		2B		F7		F4		3	0	1	0	1	0	2
John Milner, L (1, 7) OBP: 0.356, SLG: 0.402		K		F8		BB 1-2 2-3		4-3		3	0	0	0	1	1	2
Dale Berra, R (8, 5) OBP: 0.229, SLG: 0.230										0	0	0	0	0	0	0
Manny Sanguillen, R (1, 2) OBP: 0.274, SLG: 0.324			F9		E9 1B	F7		1B		4	0	2	0	0	0	3
John Candelaria, L (1, 1) OBP: 0.245, SLG: 0.174			F7		K		SH3-4 1B 1B	K		2	0	0	0	0	1	1
Steve Brye, R (7, PH) OBP: 0.309, SLG: 0.327										1	1	1	0	0	0	0
Ed Whitson, R (7, 1) OBP: 0.200, SLG: 0.200										1	0	0	0	0	1	1
Inning Stats	R: 0 E: 0 K: 1 S: 5 H: 0 LOB: 0 BB: 0 P: 5	R: 0 E: 0 K: 2 S: 7 H: 0 LOB: 1 BB: 1 P: 11	R: 0 E: 0 K: 0 S: 3 H: 0 LOB: 0 BB: 0 P: 3	R: 2 E: 0 K: 0 S: 5 H: 2 LOB: 1 BB: 1 P: 9	R: 0 E: 1 K: 2 S: 8 H: 1 LOB: 1 BB: 0 P: 8	R: 0 E: 0 K: 0 S: 4 H: 1 LOB: 3 BB: 2 P: 12	R: 1 E: 0 K: 0 S: 5 H: 3 LOB: 2 BB: 1 P: 9	R: 0 E: 0 K: 1 S: 6 H: 1 LOB: 1 BB: 0 P: 6	R: 0 E: 0 K: 2 S: 7 H: 0 LOB: 0 BB: 0 P: 7	1B: 6 2B: 1 3B: 1 HR: 0	SF: 1 SAC: 1 DP: 1 HBP: 0						

TOP

Pittsburgh Pirates @ Cincinnati Reds

Riverfront Stadium, Cincinnati, OH

Mon Aug 28 1978, 7:05 PM EDT

Att. 23,612 - Unknown

livebaseballscorecards.com

AB	32
R	3
H	8
RBI	3
BB	5
SO	8
LOB	15

WP: 1 PB: 0 SB: 0 CS: 0 PA: 39

PITCHER		IP	WLS	BF	H	R	ER	SO	BB	IBB	HBP	BLK	WP	HR	S	P	ERA	WHIP
Fred Norman, L ERA: 3.78	(1, 1)	6.1	L	29	6	3	3	5	4	0	0	0	1	0	35	51	4.26	1.579
Tom Hume, R ERA: 4.72	(7, 1)	1.2		7	2	0	0	1	0	1	0	0	0	0	8	12	0.00	1.200
Doug Bair, R ERA: 1.63	(9, 1)	1.0		3	0	0	0	2	0	0	0	0	0	0	7	7	0.00	0.000

PITCHER	IP	WLS	BF	H	R	ER	SO	BB	IBB	HBP	BLK	WP	HR	S	P	ERA	WHIP

Batter	1	2	3	4	5	6	7	8	9	AB	R	H	RBI	BB	SO	LOB
Pete Rose, S (1, 5) OBP: 0.358, SLG: 0.420	K			1-3		L5			4-3	4	0	0	0	0	1	0
Joe Morgan, L (1, 4) OBP: 0.361, SLG: 0.387	K			4-3		F9			F5	4	0	0	0	0	1	0
Ken Griffey, L (1, 9) OBP: 0.343, SLG: 0.420	6-3			F9			E / BB		K	3	0	0	0	1	1	0
George Foster, R (1, 7) OBP: 0.358, SLG: 0.541		K			HR		K (1-3)			3	1	1	1	0	2	1
Johnny Bench, R (1, 3) (9, 2) OBP: 0.329, SLG: 0.471		K			FC1-5 / 1B / BB		5-3			2	0	0	0	1	1	1
Dave Concepcion, R (1, 6) OBP: 0.352, SLG: 0.413		F9			FC1-5 (1-2) / 1B		5-3			3	0	1	0	0	0	1
Ken Henderson, S (1, 8) OBP: 0.291, SLG: 0.311			K		FC1-5 / G6-4-3 (1-2, 2-3f)			F5		3	0	0	0	0	1	2
Vic Correll, R (1, 2) OBP: 0.264, SLG: 0.307			5-3		G6-4-3 (1-2f)			F9		2	0	0	0	0	0	2
Dan Driessen, L (8, PH) (9, 3) OBP: 0.356, SLG: 0.434										1	0	0	0	0	0	0
Fred Norman, S (1, 1) OBP: 0.167, SLG: 0.149			K			F8		F9		2	0	0	0	0	1	0
Tom Hume, R (7, 1) OBP: 0.075, SLG: 0.051										0	0	0	0	0	0	0
Mike Lum, L (8, PH) OBP: 0.373, SLG: 0.488										1	0	0	0	0	0	0
Doug Bair, R (9, 1) OBP: 0.182, SLG: 0.182										0	0	0	0	0	0	0
Inning Stats	R: 0 E: 0 K: 2 S: 7 H: 0 LOB: 0 BB: 0 P: 7	R: 0 E: 0 K: 2 S: 7 H: 0 LOB: 0 BB: 0 P: 7	R: 0 E: 0 K: 2 S: 7 H: 0 LOB: 0 BB: 0 P: 7	R: 0 E: 0 K: 0 S: 3 H: 0 LOB: 0 BB: 0 P: 3	R: 1 E: 0 K: 0 S: 4 H: 2 LOB: 1 BB: 1 P: 8	R: 0 E: 0 K: 0 S: 3 H: 0 LOB: 0 BB: 0 P: 3	R: 0 E: 1 K: 1 S: 5 H: 0 LOB: 1 BB: 1 P: 9	R: 0 E: 0 K: 0 S: 3 H: 0 LOB: 0 BB: 0 P: 3	R: 0 E: 0 K: 1 S: 5 H: 0 LOB: 0 BB: 0 P: 5	1B: 1 2B: 0 3B: 0 HR: 1 SF: 0 SAC: 0 DP: 1 HBP: 0						

PITCHER		IP	WLS	BF	H	R	ER	SO	BB	IBB	HBP	BLK	WP	HR	S	P	ERA	WHIP
John Candelaria, L ERA: 3.39	(1, 1)	6.0	W	20	2	1	1	6	1	0	0	0	0	1	31	35	1.50	0.500
Ed Whitson, R ERA: 2.74	(7, 1)	3.0	S	10	0	0	0	2	1	0	0	0	0	0	13	17	0.00	0.333

PITCHER	IP	WLS	BF	H	R	ER	SO	BB	IBB	HBP	BLK	WP	HR	S	P	ERA	WHIP

BOTTOM

Pittsburgh Pirates @ Cincinnati Reds

Riverfront Stadium, Cincinnati, OH

Mon Aug 28 1978, 7:05 PM EDT

Att. 23,612 - Unknown

livebaseballscorecards.com

AB	28
R	1
H	2
RBI	1
BB	2
SO	8
LOB	7

Batter	1	2	3	4	5	6	7	8	9	AB	R	H	RBI	BB	SO	LOB
Frank Taveras, R (1, 6) OBP: 0.309, SLG: 0.352	6-3		BBB 4-0 SH1-4 S 2B BB		F9		5-3		SH3-4 1-2	1	1	0	0	1	0	0
Mario Mendoza, R (3, 6) OBP: 0.291, SLG: 0.300										2	0	0	0	0	0	0
Omar Moreno, L (1, 8) OBP: 0.330, SLG: 0.298	1B 1B 1B		SH1-4 1-3		6-3			F9	P6	4	1	1	0	0	0	1
Dave Parker, L (1, 9) OBP: 0.371, SLG: 0.552	1B 1-3 1B 1B		1B 3-H 2B		F7			L6		4	1	2	1	0	0	0
Willie Stargell, L (1, 3) OBP: 0.373, SLG: 0.548	1B 1-2 3-H 1B		2-H 1B			L3		HR		4	1	3	3	0	0	0
Ed Ott, L (1, 2) OBP: 0.313, SLG: 0.408	1-2 2-H 1B		SSS K			SSS K		1B		4	0	2	0	0	2	1
Bill Robinson, R (1, 5) OBP: 0.288, SLG: 0.391 (8, 7)	F9		SSS K			BBBB BB		5-3		3	0	0	0	1	1	4
John Milner, L (1, 7) OBP: 0.352, SLG: 0.397		F7		F8		F7			6-3 FC 2B	3	0	0	0	0	0	1
Dale Berra, R (8, 5) OBP: 0.238, SLG: 0.253										1	1	1	0	0	0	0
Phil Garner, R (1, 4) OBP: 0.349, SLG: 0.398		WP CS 2B		P4			P4		6-3 2-3	4	0	1	0	0	0	1
Bert Blyleven, R (1, 1) OBP: 0.130, SLG: 0.147		SSS K 2-H		SSS K			6-3		FC SH3-4 3-H	4	0	0	1	0	2	1
Inning Stats	R: 1 E: 0 K: 0 S: 6 H: 4 LOB: 2 BB: 0 P: 6	R: 0 E: 0 K: 1 S: 5 H: 1 LOB: 1 BB: 0 P: 5	R: 2 E: 0 K: 2 S: 9 H: 2 LOB: 1 BB: 1 P: 13	R: 0 E: 0 K: 1 S: 5 H: 0 LOB: 0 BB: 0 P: 5	R: 0 E: 0 K: 0 S: 3 H: 0 LOB: 0 BB: 0 P: 3	R: 0 E: 0 K: 1 S: 5 H: 0 LOB: 1 BB: 1 P: 9	R: 0 E: 0 K: 0 S: 3 H: 0 LOB: 0 BB: 0 P: 3	R: 1 E: 0 K: 0 S: 5 H: 2 LOB: 1 BB: 0 P: 5	R: 1 E: 0 K: 0 S: 5 H: 1 LOB: 1 BB: 0 P: 5	1B: 6 2B: 4 3B: 0 HR: 1	SF: 0 SAC: 2 DP: 1 HBP: 0						

PITCHER	IP	WLS	BF	H	R	ER	SO	BB	IBB	HBP	BLK	WP	HR	S	P	ERA	WHIP
Michael LaCoss, R (1, 1) ERA: 4.19	6.0	L	25	7	3	3	5	2	0	0	0	1	0	33	41	4.50	1.500
Manny Sarmiento, R (7, 1) ERA: 3.9	2.0		8	2	1	1	0	0	0	0	0	0	1	8	8	4.50	1.000
Pedro Borbon, R (9, 1) ERA: 4.65	1.0		5	1	1	1	0	0	0	0	0	0	0	5	5	9.00	1.000

PITCHER	IP	WLS	BF	H	R	ER	SO	BB	IBB	HBP	BLK	WP	HR	S	P	ERA	WHIP

TOP

Pittsburgh Pirates @ Cincinnati Reds

Riverfront Stadium, Cincinnati, OH

Tue Aug 29 1978, 7:05 PM EDT

Att. 24,967 - Unknown

livebaseballscorecards.com

AB	34
R	5
H	10
RBI	5
BB	2
SO	5
LOB	9

WP: 1	PA: 38		
PB: 0			
SB: 1			
CS: 1			

Pittsburgh Pirates @ Cincinnati Reds

Riverfront Stadium, Cincinnati, OH

Tue Aug 29 1978, 7:05 PM EDT

Att. 24,967 - Unknown

BOTTOM

Batter	1	2	3	4	5	6	7	8	9	AB	R	H	RBI	BB	SO	LOB
Pete Rose, S (1, 5) OBP: 0.355, SLG: 0.417	F7			L4		F8		K		4	0	0	0	0	1	3
Joe Morgan, L (1, 4) OBP: 0.358, SLG: 0.383	P3			F2			P5		P4	4	0	0	0	0	0	0
Ken Griffey, L (1, 9) OBP: 0.343, SLG: 0.419	F7			K			F8		G4-3 1B	4	0	1	0	0	1	0
George Foster, R (1, 7) OBP: 0.359, SLG: 0.541		CS 1B			K		1B		G4-3 1-2f	4	0	2	0	0	1	1
Dan Driessen, L (1, 3) OBP: 0.354, SLG: 0.432		K 1-2			F7		K			3	0	0	0	0	2	2
Johnny Bench, R (1, 2) OBP: 0.326, SLG: 0.466		F9			6-3			5-3		3	0	0	0	0	0	0
Dave Concepcion, R (1, 6) OBP: 0.350, SLG: 0.411			F8			K		4-3		3	0	0	0	0	1	0
Cesar Geronimo, L (1, 8) OBP: 0.322, SLG: 0.337			K			5-3		1B BB		2	0	0	0	1	1	0
Michael LaCoss, R (1, 1) OBP: 0.105, SLG: 0.158			K			BB		1-2 1B		1	0	0	0	0	1	0
Dave Collins, S (6, PH) OBP: 0.298, SLG: 0.222										0	0	0	0	1	0	0
Manny Sarmiento, R (7, 1)										0	0	0	0	0	0	0
Mike Lum, L (8, PH) OBP: 0.378, SLG: 0.492										1	0	1	0	0	0	0
Pedro Borbon, R (9, 1) OBP: 0.200, SLG: 0.200										0	0	0	0	0	0	0
Inning Stats	R: 0 E: 0 K: 0 S: 3 H: 0 LOB: 0 BB: 0 P: 3	R: 0 E: 0 K: 1 S: 5 H: 1 LOB: 0 BB: 0 P: 5	R: 0 E: 0 K: 2 S: 7 H: 0 LOB: 0 BB: 0 P: 7	R: 0 E: 0 K: 1 S: 5 H: 0 LOB: 0 BB: 0 P: 5	R: 0 E: 0 K: 1 S: 5 H: 0 LOB: 0 BB: 0 P: 5	R: 0 E: 0 K: 1 S: 5 H: 0 LOB: 1 BB: 1 P: 9	R: 0 E: 0 K: 1 S: 6 H: 1 LOB: 1 BB: 0 P: 6	R: 0 E: 0 K: 1 S: 6 H: 1 LOB: 2 BB: 1 P: 10	R: 0 E: 0 K: 0 S: 3 H: 1 LOB: 0 BB: 0 P: 3	1B: 4 2B: 0 3B: 0 HR: 0 SF: 0 SAC: 0 DP: 1 HBP: 0						

livebaseballscorecards.com

	AB	29
	R	0
	H	4
	RBI	0
	BB	2
	SO	8
	LOB	6

PITCHER		IP	WLS	BF	H	R	ER	SO	BB	IBB	HBP	BLK	WP	HR	S	P	ERA	WHIP
Bert Blyleven, R ERA: 3.06	(1, 1)	9.0	W	31	4	0	0	8	2	0	0	0	0	0	45	53	0.00	0.667

PITCHER	IP	WLS	BF	H	R	ER	SO	BB	IBB	HBP	BLK	WP	HR	S	P	ERA	WHIP

Cincinnati Reds @ St. Louis Cardinals

Busch Stadium, St. Louis, MO

Thu Aug 31 1978, 7:05 PM CDT

Att. 16,112 - Unknown

TOP

livebaseballscorecards.com

Batter	1	2	3	4	5	6	7	8	9	AB	R	H	RBI	BB	SO	LOB
Dave Concepcion, R (1, 6) OBP: 0.353, SLG: 0.412	K	HR 1-2 2-H 3-H 1B		1B		BB 1B BB		F8 SF8 2B		3	2	2	1	1	1	0
Rick Auerbach, R (6, 6) OBP: 0.388, SLG: 0.548										1	1	1	0	0	0	0
Joe Morgan, L (1, 4) OBP: 0.358, SLG: 0.390	F9	HR 1-H 2-H		L7		1B 1-2 2-3 BB		F8 2-3		4	1	1	3	1	0	2
Tom Hume, R (8, 1) OBP: 0.075, SLG: 0.051										0	0	0	0	0	0	0
Dave Collins, S (9, 8) OBP: 0.298, SLG: 0.222										0	0	0	0	0	0	0
Ken Griffey, L (1, 9) OBP: 0.343, SLG: 0.420	G3	1B BLK 1B		1-3		1B 1-3 2-H 3-H		SF8 3-H		4	1	2	3	0	0	1
George Foster, R (1, 7) OBP: 0.361, SLG: 0.546	HR 1B				6-3	IBB		F3		4	1	2	2	1	0	0
Dan Driessen, L (1, 3) OBP: 0.353, SLG: 0.429	HBP 1B 1B	4-3			6-3	F5			6-3	5	1	1	0	0	0	4
Johnny Bench, R (1, 2) OBP: 0.328, SLG: 0.476	1B HBP 1-2 1B	G3			HR	F8			BB	4	2	2	1	0	0	3
Vic Correll, R (8, 2) OBP: 0.272, SLG: 0.307										0	0	0	0	1	0	0
Cesar Geronimo, L (1, 8) OBP: 0.327, SLG: 0.337	1B 1-2 2-3 HBP	G1-6-3 1B			4-3		F9		BB 1-2	3	0	1	0	1	0	0
Doug Bair, R (9, 1) OBP: 0.182, SLG: 0.182										0	0	0	0	0	0	0
Ray Knight, R (1, 5) OBP: 0.234, SLG: 0.295	1B HR 1-2 2-3 3-H 1B	G1-6-3 1-2f				BB SH3 1B 1B	1-3		K	5	2	2	1	0	1	3
Tom Seaver, R (1, 1) OBP: 0.227, SLG: 0.138	K			6-3		SH3 1-2	K		F9	3	0	0	0	0	2	3
Junior Kennedy, R (8, 4) OBP: 0.353, SLG: 0.248										1	0	0	0	0	0	2

Inning Stats	1	2	3	4	5	6	7	8	9
R	0	7	0	0	1	2	0	1	0
E	0	0	0	0	0	0	0	0	0
K	1	1	0	0	0	0	1	0	1
S	5	12	3	4	4	5	5	4	5
H	0	8	1	1	1	2	0	1	0
LOB	0	1	0	1	0	3	0	0	2
BB	0	0	0	0	0	3	0	0	2
P	5	13	3	4	4	17	5	4	13

1B	10	
2B	1	
3B	0	
HR	3	
SF	1	
SAC	1	
DP	1	
HBP	1	
WP	0	
PB	0	
SB	0	
CS	0	
PA	45	

AB	37
R	11
H	14
RBI	11
BB	5
SO	4
LOB	18

PITCHER		IP	WLS	BF	H	R	ER	SO	BB	IBB	HBP	BLK	WP	HR	S	P	ERA	WHIP
Silvio Martinez, R ERA: 3.71	(1, 1)	1.2	L	12	7	7	7	2	0	0	1	0	0	2	15	16	37.80	4.200
Tom Bruno, R ERA: 1.78	(2, 1)	1.1		5	2	0	0	0	0	0	0	1	0	0	5	5	0.00	1.500
Pete Falcone, L ERA: 5.9	(4, 1)	2.2		15	4	3	3	0	2	1	0	0	0	1	12	24	10.12	2.250
Roy Thomas, R ERA: 4.18	(6, 1)	2.1		8	1	1	1	1	0	0	0	0	0	0	10	10	3.86	0.429
Aurelio Lopez, R ERA: 4.2	(9, 1)	1.0		5	0	0	0	1	2	0	0	0	0	0	5	13	0.00	2.000

PITCHER		IP	WLS	BF	H	R	ER	SO	BB	IBB	HBP	BLK	WP	HR	S	P	ERA	WHIP

BOTTOM

Cincinnati Reds @ St. Louis Cardinals

Busch Stadium, St. Louis, MO

Thu Aug 31 1978, 7:05 PM CDT

Att. 16,112 - Unknown

livebaseballscorecards.com

Batter	1	2	3	4	5	6	7	8	9	AB	R	H	RBI	BB	SO	LOB
Garry Templeton, S (1, 6) OBP: 0.316, SLG: 0.391	F9		F6			WP, 3B		1B, 1B	BB	3	1	1	0	0	0	1
Mike Phillips, L (7, 6) OBP: 0.347, SLG: 0.349										1	0	1	0	1	0	0
Tony Scott, S (1, 7) OBP: 0.295, SLG: 0.304	1B		G3			K, 3-H		F8	F9	5	0	1	0	0	1	4
George Hendrick, R (1, 8) OBP: 0.341, SLG: 0.478	K			G4-6-3, 1B		BB, 1B		G4-6-3, 1B	K	5	0	3	1	0	2	2
Ted Simmons, S (1, 2) OBP: 0.375, SLG: 0.508	F7			G4-6-3, 1-2f		FC6, 1-2, BB		G4-6-3, 1-2f		3	0	0	0	1	0	4
Keith Hernandez, L (1, 3) OBP: 0.347, SLG: 0.387		F7		4-3		FC6, 1-2f			1B, HR, 1B, BB	3	1	0	0	1	0	2
Ken Reitz, R (1, 5) OBP: 0.281, SLG: 0.362		6-3			5-3		F2		1B, HR, 1B, 1-2	4	1	1	0	0	0	0
Jerry Mumphrey, S (1, 9) OBP: 0.294, SLG: 0.318		F7			F7		6-3		P6	4	0	0	0	0	0	2
Mike Tyson, R (1, 4) OBP: 0.284, SLG: 0.307			E5		5-3		K		HR, 1B, 1-2, 2-3	4	1	1	0	0	1	0
Silvio Martinez, R (1, 1) OBP: 0.171, SLG: 0.220			L4			K		E6, 1B, 1B	HR, 1-H, 2-H, 3-H	0	0	0	0	0	0	0
Tom Bruno, R (2, 1) OBP: 0.167, SLG: 0.167										0	0	0	0	0	0	0
Ken Oberkfell, L (3, PH) OBP: 0.194, SLG: 0.176										1	0	0	0	0	0	1
Pete Falcone, L (4, 1) OBP: 0.188, SLG: 0.188										0	0	0	0	0	0	0
Roy Thomas, R (6, 1) OBP: 0.250, SLG: 0.250										1	0	0	0	0	1	0
Lou Brock, L (8, PH) OBP: 0.270, SLG: 0.255										1	1	0	0	0	0	0
Aurelio Lopez, R (9, 1) OBP: 0.083, SLG: 0.083										0	0	0	0	0	0	0
Wayne Garrett, L (9, PH) OBP: 0.352, SLG: 0.340										1	1	1	4	0	0	0
Inning Stats	R: 0, E: 0, K: 1, S: 6 / H: 1, LOB: 1, BB: 0, P: 6	R: 0, E: 0, K: 0, S: 3 / H: 0, LOB: 0, BB: 0, P: 3	R: 0, E: 1, K: 0, S: 4 / H: 0, LOB: 1, BB: 0, P: 4	R: 0, E: 0, K: 0, S: 3 / H: 1, LOB: 0, BB: 0, P: 3	R: 0, E: 0, K: 0, S: 3 / H: 0, LOB: 0, BB: 0, P: 3	R: 1, E: 0, K: 2, S: 9 / H: 2, LOB: 2, BB: 1, P: 13	R: 0, E: 0, K: 1, S: 5 / H: 0, LOB: 0, BB: 0, P: 5	R: 1, E: 1, K: 0, S: 5 / H: 2, LOB: 1, BB: 0, P: 5	R: 4, E: 0, K: 1, S: 8 / H: 3, LOB: 1, BB: 2, P: 16	1B: 7, 2B: 0, 3B: 1, HR: 1	SF: 0, SAC: 0, DP: 2, HBP: 0	WP: 1, PB: 0, SB: 0, CS: 0	PA: 39				

	AB	R	H	RBI	BB	SO	LOB
	36	6	9	5	3	5	16

PITCHER		IP	WLS	BF	H	R	ER	SO	BB	IBB	HBP	BLK	WP	HR	S	P	ERA	WHIP
Tom Seaver, R ERA: 3.02	(1, 1)	7.0	W	26	4	1	1	4	1	0	0	0	1	0	33	37	1.29	0.714
Tom Hume, R ERA: 4.69	(8, 1)	1.0		5	2	1	0	0	0	0	0	0	0	0	5	5	0.00	2.000
Doug Bair, R ERA: 2.04	(9, 1)	1.0		8	3	4	4	1	2	0	0	0	0	1	8	16	36.00	5.000

PITCHER	IP	WLS	BF	H	R	ER	SO	BB	IBB	HBP	BLK	WP	HR	S	P	ERA	WHIP

Batter	1	2	3	4	5	6	7	8	9	AB	R	H	RBI	BB	SO	LOB
Pete Rose, S (1, 5) OBP: 0.356, SLG: 0.418	0-0 BB 1B 1B	0-0 F9 ②		0-0 FC6-4 ③ 1-2f		0-0 G3 ③			0-0 2B 2B	5	2	2	0	0	0	3
Joe Morgan, L (1, 4) OBP: 0.359, SLG: 0.388	4-0 CS 1B BLK 1-2 BB	0-0 F5 ③			0-0 2B 1B		0-0 F2 ①		0-3 K ②	4	2	1	0	1	1	2
Ken Griffey, L (1, 9) OBP: 0.345, SLG: 0.422	0-0 CS 1-2 2-H 1B		0-0 F8 ①		0-0 F8 ①		4-0 S BB		0-0 2-H 2B	4	0	2	2	1	0	1
George Foster, R (1, 7) OBP: 0.361, SLG: 0.543	4-0 1B 1-2 2-H BB ①		0-0 P4 ②		0-0 P4 ②		0-0 F7 ② 1-2		4-0 IBB	3	0	0	0	2	0	2
Dan Driessen, L (1, 3) OBP: 0.355, SLG: 0.432	0-0 S 1-3 1B		4-0 CS BB		0-0 1-H 1B 2B		0-3 K ③		0-3 K ③	4	1	2	1	1	2	3
Johnny Bench, R (1, 2) OBP: 0.330, SLG: 0.475	0-3 K ② 1-2	0-0 CS ③ 1-2		4-0 1B BB	0-0 FC6-4 2-H 1B			0-0 5-3 ①		3	0	1	1	1	1	2
Dave Concepcion, R (1, 6) OBP: 0.350, SLG: 0.409	0-0 1-3 ③			0-3 K ①	0-0 FC6-4 ③ 1-2f			0-0 F9 ②		4	0	0	0	0	1	4
Cesar Geronimo, L (1, 8) OBP: 0.329, SLG: 0.340		0-0 SH3 1B		0-0 FC6-4 1-2 1B		0-0 G3 ①		0-3 K ③		4	0	2	0	0	1	0
Paul Moskau, R (1, 1) OBP: 0.238, SLG: 0.289 Doug Bair, R (9, 1) OBP: 0.182, SLG: 0.182		0-0 SH3 ① 1-2		0-3 K ②		0-0 1-3 ②			0-3 K ①	3 0	0 0	0 0	0 0	0 0	2 0	2 0
Inning Stats	R: 2 H: 3 E: 0 LOB: 2 K: 1 BB: 2 S: 7 P: 15	R: 0 H: 1 E: 0 LOB: 1 K: 0 BB: 0 S: 4 P: 4	R: 0 H: 0 E: 0 LOB: 0 K: 0 BB: 1 S: 2 P: 6	R: 0 H: 1 E: 0 LOB: 2 K: 2 BB: 1 S: 8 P: 12	R: 2 H: 3 E: 0 LOB: 1 K: 0 BB: 0 S: 6 P: 6	R: 0 H: 0 E: 0 LOB: 1 K: 0 BB: 1 S: 3 P: 9	R: 0 H: 0 E: 0 LOB: 0 K: 1 BB: 0 S: 5 P: 3	R: 0 H: 0 E: 0 LOB: 0 K: 1 BB: 0 S: 5 P: 5	R: 1 H: 2 E: 0 LOB: 2 K: 3 BB: 1 S: 11 P: 15	1B: 7 SF: 0 2B: 3 SAC: 1 3B: 0 DP: 0 HR: 0 HBP: 0						WP: 0 PA: 42 PB: 0 SB: 2 CS: 3

PITCHER		IP	WLS	BF	H	R	ER	SO	BB	IBB	HBP	BLK	WP	HR	S	P	ERA	WHIP
John Denny, R ERA: 3.12	(1, 1)	8.0	L	35	8	4	4	5	5	0	0	1	0	0	40	60	4.50	1.625
Buddy Schultz, L ERA: 3.89	(9, 1)	1.0		6	2	1	1	3	0	1	0	0	0	0	11	15	9.00	2.000

PITCHER	IP	WLS	BF	H	R	ER	SO	BB	IBB	HBP	BLK	WP	HR	S	P	ERA	WHIP

TOP

Cincinnati Reds @ St. Louis Cardinals

Busch Stadium, St. Louis, MO

Fri Sep 01 1978, 7:05 PM CDT

Att. 17,257 - Unknown

livebaseballscorecards.com

AB	34
R	5
H	10
RBI	4
BB	6
SO	8
LOB	19

Batter	1	2	3	4	5	6	7	8	9	AB	R	H	RBI	BB	SO	LOB
Lou Brock, L (1, 7) OBP: 0.270, SLG: 0.255	6-3 1B 1B		5-3 ①		F8 ③			4-3 ②		4	1	1	0	0	0	0
Garry Templeton, S (1, 6) OBP: 0.316, SLG: 0.390	6-3 ① 1-2		4-3 ②			F9 ①		1B		4	0	1	0	0	0	1
George Hendrick, R (1, 8) OBP: 0.338, SLG: 0.473	P5 ②		F7 ③			5-3 ②		6-3		4	0	0	0	0	0	2
Ted Simmons, S (1, 2) OBP: 0.375, SLG: 0.515	1B 2-H 1B			P6 ①		4-3 ③			HR	4	1	2	2	0	0	0
Keith Hernandez, L (1, 3) OBP: 0.348, SLG: 0.391	1-2 1B			2B			6-3 ①		3-1 ①	4	0	2	0	0	0	0
Ken Reitz, R (1, 5) OBP: 0.279, SLG: 0.359	K ③			F8 ②			P4 ②		F9 ②	4	0	0	0	0	1	3
Jerry Mumphrey, S (1, 9) OBP: 0.296, SLG: 0.318		F7 ①		L8 ③			1B		BB BB	3	0	1	0	1	0	1
Mike Phillips, L (1, 4) OBP: 0.345, SLG: 0.341		P5 ②			K ①		4-3 ③		1-2 BB	3	0	0	0	1	1	1
John Denny, R (1, 1) OBP: 0.227, SLG: 0.246 Dane Iorg, L (8, PH) OBP: 0.205, SLG: 0.139 Buddy Schultz, R (9, 1) OBP: 0.333, SLG: 0.600 Wayne Garrett, L (9, PH) OBP: 0.350, SLG: 0.336		K ③			K ②			F5 ①	K ③	2 1 0 1	0 0 0 0	0 0 0 0	0 0 0 0	0 0 0 0	2 0 0 1	0 0 0 2
Inning Stats	R: 1 E: 0 K: 1 S: 8 H: 3 LOB: 2 BB: 0 P: 8	R: 0 E: 0 K: 1 S: 5 H: 0 LOB: 0 BB: 0 P: 5	R: 0 E: 0 K: 0 S: 3 H: 0 LOB: 0 BB: 0 P: 3	R: 0 E: 0 K: 0 S: 4 H: 1 LOB: 1 BB: 0 P: 4	R: 0 E: 0 K: 2 S: 7 H: 0 LOB: 0 BB: 0 P: 7	R: 0 E: 0 K: 0 S: 3 H: 0 LOB: 0 BB: 0 P: 3	R: 0 E: 0 K: 0 S: 4 H: 1 LOB: 1 BB: 0 P: 4	R: 0 E: 0 K: 0 S: 4 H: 1 LOB: 1 BB: 0 P: 4	R: 1 E: 0 K: 1 S: 6 H: 1 LOB: 2 BB: 2 P: 14	1B: 5 2B: 1 3B: 0 HR: 1	SF: 0 SAC: 0 DP: 0 HBP: 0						

PITCHER		IP	WLS	BF	H	R	ER	SO	BB	IBB	HBP	BLK	WP	HR	S	P	ERA	WHIP
Paul Moskau, R ERA: 4.14	(1, 1)	8.2	W	35	7	2	2	4	2	0	0	0	0	1	41	49	2.08	1.038
Doug Bair, R ERA: 2.04	(9, 1)	0.1	S	1	0	0	0	1	0	0	0	0	0	0	3	3	0.00	0.000

PITCHER	IP	WLS	BF	H	R	ER	SO	BB	IBB	HBP	BLK	WP	HR	S	P	ERA	WHIP

Cincinnati Reds @ St. Louis Cardinals

Busch Stadium, St. Louis, MO

Fri Sep 01 1978, 7:05 PM CDT

Att. 17,257 - Unknown

BOTTOM

livebaseballscorecards.com

AB	34
R	2
H	7
RBI	2
BB	2
SO	5
LOB	10

Batter	1	2	3	4	5	6	7	8	9	10	11	12	AB	R	H	RBI	BB	SO	LOB
Pete Rose, S (1, 5) OBP: 0.357, SLG: 0.419	F7		E9 HR 2B 1-H			4-3		F7		FC4-2 1B BB 1-2		S HR BB 1-2	4	2	1	0	2	0	0
Joe Morgan, L (1, 4) OBP: 0.358, SLG: 0.395	P4		HR 3-H			K		F9		FC4-2 1B 1-2 2-3		K 1-2	4	1	1	2	0	1	0
Manny Sarmiento, R (8, 1)													0	0	0	0	0	0	0
Rick Auerbach, R (10, PH) OBP: 0.392, SLG: 0.545 (10, 4)													2	0	1	0	0	1	1
Ken Griffey, L (1, 9) OBP: 0.345, SLG: 0.420	L9		6-3			1B			K	FC4-2 1-2 2-3 3-H		HR IBB	5	1	1	0	1	1	3
George Foster, R (1, 7) OBP: 0.360, SLG: 0.539	1-3			F3		4-3			BB S BB	K			4	0	0	0	1	1	4
Pedro Borbon, R (10, 1) OBP: 0.200, SLG: 0.200												HR 1-H 2-H	0	0	0	0	0	0	0
Ken Henderson, S (12, PH) OBP: 0.296, SLG: 0.341													1	1	1	3	0	0	0
Doug Bair, R (12, 1) OBP: 0.182, SLG: 0.182													0	0	0	0	0	0	0
Dan Driessen, L (1, 3) OBP: 0.351, SLG: 0.426	6-3			F7			F8		K 1-2	K		6-3	6	0	0	0	0	2	4
Johnny Bench, R (1, 2) OBP: 0.328, SLG: 0.469	F2			F7			5-3		BB		6-3		4	0	0	0	1	0	0
Dave Concepcion, R (1, 6) OBP: 0.350, SLG: 0.407			K		6-3		1B		BB 1-2 2-3		6-3		4	0	1	0	1	1	0
Cesar Geronimo, L (1, 8) OBP: 0.327, SLG: 0.337			K		F7		F9		4-3		CS 1B		5	0	1	0	0	1	4
Fred Norman, S (1, 1) OBP: 0.180, SLG: 0.146			2B E BB		K			K		1B S FC4-2 1B	CS 1-2	CS BB	1	1	0	0	1	1	0
Tom Hume, R (6, 1) OBP: 0.075, SLG: 0.051													0	0	0	0	0	0	0
Mike Lum, L (8, PH) OBP: 0.375, SLG: 0.488													1	0	0	0	0	1	0
Junior Kennedy, R (8, 4) OBP: 0.353, SLG: 0.248													0	0	0	0	0	0	0
Dave Collins, S (10, PH) OBP: 0.311, SLG: 0.231 (10, 7)													1	0	1	0	1	0	0
Inning Stats	R: 0 E: 0 K: 0 S: 3 H: 0 LOB: 0 BB: 0 P: 3	R: 0 E: 0 K: 0 S: 3 H: 0 LOB: 0 BB: 0 P: 3	R: 3 E: 1 K: 2 S: 9 H: 2 LOB: 0 BB: 1 P: 13	R: 0 E: 0 K: 0 S: 3 H: 0 LOB: 0 BB: 0 P: 3	R: 0 E: 0 K: 1 S: 5 H: 0 LOB: 0 BB: 0 P: 5	R: 0 E: 0 K: 1 S: 6 H: 1 LOB: 1 BB: 0 P: 6	R: 0 E: 0 K: 0 S: 4 H: 1 LOB: 1 BB: 0 P: 4	R: 0 E: 0 K: 1 S: 5 H: 0 LOB: 0 BB: 0 P: 5	R: 0 E: 0 K: 2 S: 7 H: 0 LOB: 3 BB: 3 P: 19	R: 0 E: 0 K: 2 S: 9 H: 2 LOB: 3 BB: 1 P: 13	R: 0 E: 0 K: 0 S: 3 H: 1 LOB: 0 BB: 0 P: 3	R: 3 E: 0 K: 1 S: 5 H: 1 LOB: 0 BB: 3 P: 17						

PITCHER		IP	WLS	BF	H	R	ER	SO	BB	IBB	HBP	BLK	WP	HR	S	P	ERA	WHIP
Pete Vuckovich, R ERA: 2.35	(1, 1)	7.0		26	4	3	3	4	1	0	0	0	0	1	33	37	3.86	0.714
Aurelio Lopez, R ERA: 4.02	(8, 1)	2.0		12	2	0	0	3	4	0	0	0	0	0	14	30	0.00	3.000
Buddy Schultz, L ERA: 3.88	(10, 1)	0.1		1	0	0	0	0	0	0	0	0	0	0	1	1	0.00	0.000
Mark Littell, R ERA: 2.95	(10, 1)	2.2	L	11	2	3	3	3	2	1	0	0	0	1	14	26	10.12	1.500

PITCHER	IP	WLS	BF	H	R	ER	SO	BB	IBB	HBP	BLK	WP	HR	S	P	ERA	WHIP

TOP

Cincinnati Reds @ St. Louis Cardinals

Busch Stadium, St. Louis, MO

Sat Sep 02 1978, 3:33 AM CDT

Att. 20,336 - Unknown

livebaseballscorecards.com

AB	42
R	6
H	8
RBI	5
BB	8
SO	10
LOB	16

1B: 5	SF: 0	WP: 0	PA: 51
2B: 1	SAC: 0	PB: 0	
3B: 0	DP: 0	SB: 3	
HR: 2	HBP: 0	CS: 2	

Batter	1	2	3	4	5	6	7	8	9	10	11	12	AB	R	H	RBI	BB	SO	LOB
Garry Templeton, S (1, 6) OBP: 0.316, SLG: 0.390	S 1B		K			F7	S 1B			6-3			5	0	2	0	0	1	1
Tony Scott, S (1, 7) OBP: 0.294, SLG: 0.299	K 1-2			K		WP 1B BB 1-2	F8 1-2			F7			3	1	0	0	1	2	2
Aurelio Lopez, R (8, 1) OBP: 0.083, SLG: 0.083													0	0	0	0	0	0	0
Buddy Schultz, R (10, 1) OBP: 0.333, SLG: 0.600													0	0	0	0	0	0	0
Mark Littell, L (10, 1)													1	0	0	0	0	0	0
Keith Hernandez, L (1, 3) OBP: 0.347, SLG: 0.391	1-3			6-3 2B		SF8 1-2 2-H		K			6-3		4	0	1	1	0	1	1
George Hendrick, R (1, 8) OBP: 0.336, SLG: 0.470	K			6-3 2-3		1B 1B 2-H		K			1-3		5	0	1	1	0	2	2
Ken Reitz, R (1, 5) OBP: 0.280, SLG: 0.359		FC6-4 1B		P4		FC4 1B 1-2		F8			4-3		5	0	2	0	0	0	1
Jerry Morales, R (1, 9) OBP: 0.287, SLG: 0.328		FC6-4 G5-4-3 1-2f			G5-4-3 BB	FC4 1-2f			G4-6-3 1B			2B	4	0	2	0	1	0	3
Steve Swisher, R (1, 2) OBP: 0.340, SLG: 0.370	G5-4-3 1-2f				G5-4-3 1-2f		SF8 3B		G4-6-3 1-2f			K	2	0	0	0	0	0	2
Jerry Mumphrey, S (7, PH) (8, 7) OBP: 0.297, SLG: 0.325													3	1	1	0	0	1	2
Mike Tyson, R (1, 4) OBP: 0.283, SLG: 0.305			5-3				F7					F6	2	0	0	0	0	0	0
Mike Phillips, L (7, PH) (8, 4) OBP: 0.338, SLG: 0.336													2	0	0	1	0	1	1
Pete Vuckovich, R (1, 1) OBP: 0.137, SLG: 0.140			3-1			WP BB SF8 1B	F2			4-3		F9	2	1	1	0	0	0	0
Ted Simmons, S (7, PH) (8, 2) OBP: 0.373, SLG: 0.511													3	0	0	0	0	0	1
Inning Stats	R: 0 H: 1 E: 0 LOB: 1 K: 2 BB: 0 S: 8 P: 8	R: 0 H: 1 E: 0 LOB: 0 K: 0 BB: 0 S: 3 P: 3	R: 0 H: 1 E: 0 LOB: 0 K: 1 BB: 0 S: 5 P: 5	R: 0 H: 1 E: 0 LOB: 1 K: 1 BB: 0 S: 6 P: 6	R: 0 H: 0 E: 0 LOB: 0 K: 0 BB: 1 S: 2 P: 6	R: 2 H: 3 E: 0 LOB: 2 K: 0 BB: 1 S: 6 P: 10	R: 1 H: 2 E: 0 LOB: 1 K: 0 BB: 0 S: 5 P: 5	R: 0 H: 0 E: 0 LOB: 0 K: 2 BB: 0 S: 7 P: 7	R: 0 H: 1 E: 0 LOB: 0 K: 1 BB: 0 S: 5 P: 5	R: 0 H: 0 E: 0 LOB: 0 K: 0 BB: 0 S: 3 P: 3	R: 0 H: 0 E: 0 LOB: 0 K: 0 BB: 0 S: 3 P: 3	R: 0 H: 1 E: 0 LOB: 1 K: 1 BB: 0 S: 6 P: 6	1B: 7 SF: 2 2B: 2 SAC: 0 3B: 1 DP: 3 HR: 0 HBP: 0	WP: 1 PA: 45 PB: 0 SB: 2 CS: 0						

PITCHER	IP	WLS	BF	H	R	ER	SO	BB	IBB	HBP	BLK	WP	HR	S	P	ERA	WHIP
Fred Norman, L (1, 1) ERA: 3.75	5.2		22	5	2	2	4	2	0	0	0	1	0	28	36	3.18	1.235
Tom Hume, R (6, 1) ERA: 4.71	1.1		7	3	1	1	0	0	0	0	0	0	0	7	7	6.75	2.250
Manny Sarmiento, R (8, 1) ERA: 3.84	2.0		6	1	0	0	3	0	0	0	0	0	0	12	12	0.00	0.500
Pedro Borbon, R (10, 1) ERA: 4.55	2.0	W	6	0	0	0	0	0	0	0	0	0	0	6	6	0.00	0.000
Doug Bair, R (12, 1) ERA: 2.01	1.0	S	4	1	0	0	1	0	0	0	0	0	0	6	6	0.00	1.000

PITCHER	IP	WLS	BF	H	R	ER	SO	BB	IBB	HBP	BLK	WP	HR	S	P	ERA	WHIP

BOTTOM

Cincinnati Reds @ St. Louis Cardinals

Busch Stadium, St. Louis, MO

Sat Sep 02 1978, 3:33 AM CDT

Att. 20,336 - Unknown

livebaseballscorecards.com

AB	41
R	3
H	10
RBI	3
BB	2
SO	8
LOB	16

Batter	1	2	3	4	5	6	7	8	9	AB	R	H	RBI	BB	SO	LOB
Pete Rose, S (1, 5) OBP: 0.358, SLG: 0.421	F9		2B			E 1B	L6 1-2			4	0	2	0	0	0	1
Joe Morgan, L (1, 4) OBP: 0.361, SLG: 0.398	1B		6-3			E9 G6-3 1-3		BB		4	0	3	0	0	0	1
Junior Kennedy, R (8, 4) OBP: 0.353, SLG: 0.248						1B		1B		0	0	0	0	0	0	0
Ken Griffey, L (1, 9) OBP: 0.343, SLG: 0.417	K			K		F8		F7		4	0	0	0	0	2	4
Mike Lum, L (8, 9) OBP: 0.375, SLG: 0.488										0	0	0	0	0	0	0
George Foster, R (1, 7) OBP: 0.359, SLG: 0.536	K			6-3		G6-3 1-2f		G6-4-3 1-2		3	0	0	0	1	1	3
Dave Collins, S (8, 7) OBP: 0.311, SLG: 0.231								BB		0	0	0	0	0	0	0
Dave Concepcion, R (1, 6) OBP: 0.352, SLG: 0.408		G5-4-3 BB		1B			F9	G6-4-3 1-2f		2	0	1	0	1	0	0
Ray Knight, R (7, 3) OBP: 0.231, SLG: 0.290										1	0	0	0	0	0	2
Ken Henderson, S (1, 8) OBP: 0.295, SLG: 0.339		G5-4-3 1-2f		F8			HR 1B		K	4	1	1	0	0	1	2
Vic Correll, R (1, 2) OBP: 0.271, SLG: 0.337		F7			F8		HR 1-H		K	4	1	1	2	0	1	0
Dan Driessen, L (1, 3) OBP: 0.351, SLG: 0.425			CS 1B		P6		4-3		F8	3	0	1	0	0	0	0
Dave Tomlin, L (7, 1) OBP: 0.200, SLG: 0.200										0	0	0	0	0	0	0
Cesar Geronimo, L (9, PH) OBP: 0.326, SLG: 0.336										1	0	0	0	0	0	0
Michael LaCoss, R (1, 1) OBP: 0.100, SLG: 0.150			K 1-2		F7		WP 1B			1	0	0	0	0	1	1
Pedro Borbon, R (4, 1) OBP: 0.182, SLG: 0.182										1	0	0	0	0	0	0
Rick Auerbach, R (7, PH) OBP: 0.404, SLG: 0.556										1	0	1	0	0	0	0
(7, 6)																
Inning Stats	R: 0 E: 0 K: 2 S: 8 H: 1 LOB: 1 BB: 0 P: 8	R: 0 E: 0 K: 0 S: 2 H: 0 LOB: 0 BB: 1 P: 6	R: 0 E: 0 K: 1 S: 6 H: 2 LOB: 1 BB: 0 P: 6	R: 0 E: 0 K: 1 S: 6 H: 1 LOB: 1 BB: 0 P: 6	R: 0 E: 0 K: 0 S: 3 H: 0 LOB: 0 BB: 0 P: 3	R: 0 E: 1 K: 0 S: 4 H: 2 LOB: 1 BB: 0 P: 4	R: 2 E: 0 K: 0 S: 6 H: 3 LOB: 1 BB: 0 P: 6	R: 0 E: 0 K: 0 S: 3 H: 1 LOB: 1 BB: 1 P: 7	R: 0 E: 0 K: 2 S: 7 H: 0 LOB: 0 BB: 0 P: 7	1B: 8 2B: 1 3B: 0 HR: 1 SF: 0 SAC: 0 DP: 3 HBP: 0						

PITCHER		IP	WLS	BF	H	R	ER	SO	BB	IBB	HBP	BLK	WP	HR	S	P	ERA	WHIP
Pete Falcone, L ERA: 5.56	(1, 1)	7.0	W	28	9	2	2	4	1	0	0	0	1	1	35	39	2.57	1.429
Tom Bruno, R ERA: 1.65	(8, 1)	2.0		7	1	0	0	2	1	0	0	0	0	0	10	14	0.00	1.000

PITCHER	IP	WLS	BF	H	R	ER	SO	BB	IBB	HBP	BLK	WP	HR	S	P	ERA	WHIP

TOP

Cincinnati Reds @ St. Louis Cardinals

Busch Stadium, St. Louis, MO

Sun Sep 03 1978, 3:33 AM CDT

Att. 22,051 - Unknown

livebaseballscorecards.com

AB	33
R	2
H	10
RBI	2
BB	2
SO	6
LOB	14

WP: 1	PA: 35
PB: 0	
SB: 0	
CS: 1	

Batter	1	2	3	4	5	6	7	8	9	AB	R	H	RBI	BB	SO	LOB
Garry Templeton, S (1, 6) OBP: 0.315, SLG: 0.388	G3	3-1		1B SF9 1B		K		6-3		5	1	1	0	0	1	2
Jerry Mumphrey, S (1, 7) OBP: 0.301, SLG: 0.327	1-3	PO 1B		1B		2B BB		F9		4	1	2	2	1	0	0
George Hendrick, R (1, 8) OBP: 0.337, SLG: 0.471	BB BB 1B BB	PO	5-3	SF9		2B 2B		F7		3	2	1	3	1	0	0
Ted Simmons, S (1, 2) OBP: 0.374, SLG: 0.512	BB 1B BB		G3	F7		1B 2B				3	1	1	1	1	0	1
Keith Hernandez, L (1, 3) OBP: 0.350, SLG: 0.392	1B BB		CS BB		6-3	1B				2	0	1	0	2	0	0
Wayne Garrett, L (1, 5) OBP: 0.354, SLG: 0.342	FC6-4 1B		CS	3B 1B	K	K				4	1	2	2	0	2	2
Jerry Morales, R (1, 9) OBP: 0.289, SLG: 0.337	FC6-4			SF8 3B	4-3	F7 2B				4	1	2	1	0	0	2
Mike Phillips, L (1, 4) OBP: 0.335, SLG: 0.343		3-1 1B 2B		SF8		4-3	F7			3	1	1	1	0	0	1
Pete Falcone, L (1, 1) OBP: 0.263, SLG: 0.316		F3		1B 1B		2B 2B	5-3			3	2	2	0	0	0	1
Jim Lentine, R (7, PH)										1	0	0	0	0	0	0
Tom Bruno, R (8, 1) OBP: 0.167, SLG: 0.167										0	0	0	0	0	0	0
Inning Stats	R: 2 H: 1 E: 0 LOB: 2 K: 0 BB: 3 S: 4 P: 16	R: 1 H: 2 E: 0 LOB: 0 K: 0 BB: 1 S: 4 P: 4	R: 0 H: 0 E: 0 LOB: 0 K: 0 BB: 1 S: 2 P: 6	R: 4 H: 5 E: 0 LOB: 1 K: 0 BB: 0 S: 8 P: 8	R: 0 H: 0 E: 0 LOB: 0 K: 1 BB: 0 S: 5 P: 5	R: 3 H: 4 E: 0 LOB: 2 K: 2 BB: 1 S: 11 P: 15	R: 0 H: 1 E: 0 LOB: 0 K: 0 BB: 0 S: 3 P: 3	R: 0 H: 0 E: 0 LOB: 0 K: 0 BB: 0 S: 3 P: 3		1B: 7 SF: 2 2B: 5 SAC: 0 3B: 1 DP: 0 HR: 0 HBP: 0						

PITCHER		IP	WLS	BF	H	R	ER	SO	BB	IBB	HBP	BLK	WP	HR	S	P	ERA	WHIP
Michael LaCoss, R ERA: 4.93	(1, 1)	3.1	L	19	7	7	7	0	4	0	0	0	0	0	15	31	18.90	3.300
Pedro Borbon, R ERA: 4.71	(4, 1)	2.2		14	5	3	3	3	1	0	0	0	0	0	19	23	10.12	2.250
Dave Tomlin, L ERA: 5.55	(7, 1)	2.0		6	1	0	0	0	0	0	0	0	0	0	6	6	0.00	0.500

PITCHER	IP	WLS	BF	H	R	ER	SO	BB	IBB	HBP	BLK	WP	HR	S	P	ERA	WHIP

BOTTOM

Cincinnati Reds @ St. Louis Cardinals

Busch Stadium, St. Louis, MO

Sun Sep 03 1978, 3:33 AM CDT

Att. 22,051 - Unknown

livebaseballscorecards.com

AB	32
R	10
H	13
RBI	10
BB	5
SO	3
LOB	9

WP: 0 PA: 41
PB: 0
SB: 0
CS: 1

Batter	1	2	3	4	5	6	7	8	9	AB	R	H	RBI	BB	SO	LOB
Pete Rose, S (1, 5) OBP: 0.357, SLG: 0.418	6-3	BB 1-2 2-3 3-H		4-3		F8		G3		4	0	0	1	1	0	0
Dave Concepcion, R (1, 6) OBP: 0.351, SLG: 0.406	F7	L4 2-3		1-3		1B		F9		5	0	1	0	0	0	3
Ken Griffey, L (1, 9) OBP: 0.342, SLG: 0.417	E4 1B	4-3			1B 2B	L6		F9		5	1	1	0	0	0	3
Joe Morgan, L (1, 4) OBP: 0.364, SLG: 0.401	1-2 1B		G3 E 1B		G1-4-3 2-H 1B		K		F8	5	1	3	1	0	1	0
Johnny Bench, R (1, 2) OBP: 0.326, SLG: 0.474	P6		G3 1-H		G1-4-3 1-2f		HR		K	5	1	1	1	0	1	3
Dan Driessen, L (1, 3) OBP: 0.353, SLG: 0.425		BB S 1B 1B	5-3		WP BB		BLK 2B BB		4-3	3	2	1	0	2	0	0
Mike Lum, L (1, 7) OBP: 0.385, SLG: 0.488		1B BB BB 1-2 BB	1B		1-2 BB		F8 1-2			2	1	1	0	2	0	1
Cesar Geronimo, L (1, 8) OBP: 0.328, SLG: 0.339		BB 1B 1-2 2-3 BB	F7		4-3		2-H 2B			3	0	1	1	1	0	3
Bill Bonham, R (1, 1) OBP: 0.289, SLG: 0.275		L4 BB 1-2 2-3 3-H 1B		5-3		6-3	L1			4	0	1	1	0	0	1
Manny Sarmiento, R (7, 1)										0	0	0	0	0	0	0
Dave Tomlin, L (8, 1) OBP: 0.200, SLG: 0.200										0	0	0	0	0	0	0
Doug Bair, R (8, 1) OBP: 0.182, SLG: 0.182										0	0	0	0	0	0	0
Inning Stats	R: 0 E: 1 K: 0 S: 5 H: 1 LOB: 2 BB: 0 P: 5	R: 2 E: 0 K: 0 S: 4 H: 2 LOB: 2 BB: 3 P: 16	R: 1 E: 1 K: 0 S: 5 H: 2 LOB: 1 BB: 0 P: 5	R: 0 E: 0 K: 0 S: 3 H: 0 LOB: 0 BB: 0 P: 3	R: 1 E: 0 K: 0 S: 4 H: 2 LOB: 2 BB: 2 P: 12	R: 0 E: 0 K: 0 S: 4 H: 1 LOB: 1 BB: 0 P: 4	R: 2 E: 0 K: 1 S: 7 H: 2 LOB: 1 BB: 1 P: 11	R: 0 E: 0 K: 0 S: 3 H: 0 LOB: 0 BB: 0 P: 3	R: 0 E: 0 K: 1 S: 5 H: 0 LOB: 0 BB: 0 P: 5	1B: 7 2B: 3 3B: 0 HR: 1 SF: 0 SAC: 0 DP: 2 HBP: 0						

PITCHER	IP	WLS	BF	H	R	ER	SO	BB	IBB	HBP	BLK	WP	HR	S	P	ERA	WHIP
Joe Niekro, R (1, 1) ERA: 4.34	6.0	L	30	8	4	4	0	5	0	0	0	1	0	25	45	6.00	2.167
Dan Warthen, L (7, 1) ERA: 18.0	1.0		6	2	2	2	1	1	0	0	1	0	1	7	11	18.00	3.000
Tom Dixon, R (8, 1) ERA: 3.88	1.0		3	0	0	0	0	0	0	0	0	0	0	3	3	0.00	0.000
Joaquin Andujar, R (9, 1) ERA: 3.14	1.0		3	0	0	0	1	0	0	0	0	0	0	5	5	0.00	0.000

PITCHER	IP	WLS	BF	H	R	ER	SO	BB	IBB	HBP	BLK	WP	HR	S	P	ERA	WHIP

TOP

Cincinnati Reds @ Houston Astros

Astrodome, Houston, TX

Mon Sep 04 1978, 8:05 PM EDT

Att. 11,090 - Unknown

livebaseballscorecards.com

AB	36
R	6
H	10
RBI	5
BB	6
SO	2
LOB	14

WP: 1	PA: 42
PB: 0	
SB: 1	
CS: 0	

Batter	1	2	3	4	5	6	7	8	9	AB	R	H	RBI	BB	SO	LOB
Rafael Landestoy, S (1, 6) OBP: 0.311, SLG: 0.325	G1-6-3 1B			6-3 BLK 1B 1B		G3 2B		F9 1B		5	1	4	0	0	0	0
Keith Drumright, L (1, 4) OBP: 0.318, SLG: 0.250	G1-6-3 1-2f			6-3 1-3		G3 2-3		BB 1B BB	6-3	4	1	0	0	1	0	4
Terry Puhl, L (1, 8) OBP: 0.349, SLG: 0.380	CS BB			1B 3-H 1B		BB		FC6-4 1B 1-2 BB		1	0	1	1	3	0	0
Jose Cruz, L (1, 9) OBP: 0.366, SLG: 0.452	CS 1-2	4-3 7-2 2B		G6-3 1-2 1B		K		FC6-4 1-2 2-H 1B		4	0	3	1	0	1	2
Denny Walling, L (1, 7) OBP: 0.323, SLG: 0.333		4-3 2-3		G6-3 1-2f			HR	FC6-4 BB 1-2f 2-3		4	1	1	1	0	0	5
Dave Bergman, L (1, 3) OBP: 0.373, SLG: 0.281 Bob Watson, R (8, PH) OBP: 0.363, SLG: 0.473 Jimmy Sexton, R (8, PR) OBP: 0.252, SLG: 0.252 Joaquin Andujar, S (9, 1) OBP: 0.167, SLG: 0.174		7-2 3-Hf			K		K	BB 1-2		3 0 0 0	0 0 0 0	0 0 0 0	0 0 0 0	0 1 0 0	2 0 0 0	1 0 0 0
Julio Gonzalez, R (1, 5) OBP: 0.261, SLG: 0.267	F8				K		FC5-4 1B	K		4	0	1	0	0	2	3
Luis Pujols, R (1, 2) OBP: 0.182, SLG: 0.189 Jesus Alou, R (7, PH) OBP: 0.352, SLG: 0.403 Tom Dixon, R (8, 1) OBP: 0.135, SLG: 0.111 Enos Cabell, R (9, 3) OBP: 0.318, SLG: 0.390	L1-3 1B				F8		FC5-4 1-2f		F9	2 1 0 1	0 0 0 0	1 0 0 0	0 0 0 0	0 0 0 0	0 1 0 0	0 1 0 0
Joe Niekro, R (1, 1) OBP: 0.173, SLG: 0.212 Wilbur Howard, S (6, PH) OBP: 0.278, SLG: 0.304 Dan Warthen, S (7, 1) Bruce Bochy, R (7, PH) OBP: 0.330, SLG: 0.387 (8, 2)	L1-3 1-2					6-3	P4		K	1 1 0 2	0 0 0 0	0 0 0 0	0 0 0 0	0 0 0 0	1 0 0 1	1 0 0 1
Inning Stats	R: 0 E: 0 K: 0 S: 2 H: 1 LOB: 0 BB: 1 P: 6	R: 0 E: 0 K: 0 S: 3 H: 1 LOB: 0 BB: 0 P: 3	R: 0 E: 0 K: 0 S: 3 H: 1 LOB: 0 BB: 0 P: 3	R: 1 E: 0 K: 0 S: 5 H: 3 LOB: 1 BB: 0 P: 5	R: 0 E: 0 K: 2 S: 7 H: 0 LOB: 0 BB: 0 P: 7	R: 0 E: 0 K: 1 S: 6 H: 1 LOB: 2 BB: 1 P: 10	R: 1 E: 0 K: 1 S: 7 H: 2 LOB: 1 BB: 0 P: 7	R: 1 E: 0 K: 1 S: 6 H: 1 LOB: 3 BB: 3 P: 18	R: 0 E: 0 K: 1 S: 6 H: 1 LOB: 1 BB: 0 P: 6	1B: 8 2B: 4 3B: 0 HR: 1 SF: 0 SAC: 0 DP: 4 HBP: 0						

PITCHER		IP	WLS	BF	H	R	ER	SO	BB	IBB	HBP	BLK	WP	HR	S	P	ERA	WHIP
Bill Bonham, R ERA: 3.52	(1, 1)	6.0	W	23	8	2	2	3	2	0	0	1	0	1	27	35	3.00	1.667
Manny Sarmiento, R ERA: 3.87	(7, 1)	1.1		7	1	1	1	1	2	0	0	0	0	0	7	15	6.75	2.250
Dave Tomlin, L ERA: 5.52	(8, 1)	0.1		2	1	0	0	0	0	0	0	0	0	0	2	2	0.00	3.000
Doug Bair, R ERA: 1.98	(8, 1)	1.1	S	6	1	0	0	2	1	0	0	0	0	0	9	13	0.00	1.500

PITCHER		IP	WLS	BF	H	R	ER	SO	BB	IBB	HBP	BLK	WP	HR	S	P	ERA	WHIP

BOTTOM

Cincinnati Reds @ Houston Astros

Astrodome, Houston, TX

Mon Sep 04 1978, 8:05 PM EDT

Att. 11,090 - Unknown

livebaseballscorecards.com

AB	33
R	3
H	11
RBI	3
BB	5
SO	6
LOB	18

1B: 8	SF: 0	WP: 0	PA: 39
2B: 4	SAC: 0	PB: 0	
3B: 0	DP: 4	SB: 0	
HR: 1	HBP: 0	CS: 1	

Batter	1	2	3	4	5	6	7	8	9	AB	R	H	RBI	BB	SO	LOB
Pete Rose, S (1, 5) OBP: 0.356, SLG: 0.417	F7		F7			CS 1B		L5		4	0	1	0	0	0	0
Dave Concepcion, R (1, 6) OBP: 0.350, SLG: 0.404	K			FC4-6 1B		CS	K	4-3		4	0	1	0	0	2	0
Ken Griffey, L (1, 9) OBP: 0.339, SLG: 0.414	6-3			FC4-6 G4-6-3			F8		F7	4	0	0	0	0	0	1
Joe Morgan, L (1, 4) OBP: 0.365, SLG: 0.399		6-3 S BB		G4-6-3			3B BB		5-3	2	1	0	0	2	0	1
Dan Driessen, L (1, 3) OBP: 0.353, SLG: 0.422		6-3			F8		3B BB		4-3	3	1	0	0	1	0	1
Mike Lum, L (1, 7) OBP: 0.384, SLG: 0.500		G3			K		3B			3	0	1	2	0	1	1
Cesar Geronimo, L (1, 8) OBP: 0.331, SLG: 0.338		F7			PO BB		IBB			1	0	0	0	2	0	1
Vic Correll, R (1, 2) OBP: 0.273, SLG: 0.330			CS BB		PO	K	L4			2	0	0	0	1	1	2
Tom Seaver, R (1, 1) OBP: 0.217, SLG: 0.131			K			K		K		3	0	0	0	0	3	1
Inning Stats	R: 0 E: 0 K: 1 S: 5 H: 0 LOB: 0 BB: 0 P: 5	R: 0 E: 0 K: 0 S: 3 H: 0 LOB: 1 BB: 1 P: 7	R: 0 E: 0 K: 1 S: 4 H: 0 LOB: 0 BB: 1 P: 8	R: 0 E: 0 K: 0 S: 3 H: 1 LOB: 0 BB: 0 P: 3	R: 0 E: 0 K: 1 S: 4 H: 0 LOB: 0 BB: 1 P: 8	R: 0 E: 0 K: 2 S: 7 H: 1 LOB: 0 BB: 0 P: 7	R: 2 E: 0 K: 1 S: 6 H: 1 LOB: 2 BB: 3 P: 18	R: 0 E: 0 K: 1 S: 5 H: 0 LOB: 0 BB: 0 P: 5	R: 0 E: 0 K: 0 S: 3 H: 0 LOB: 0 BB: 0 P: 3	1B: 2 2B: 0 3B: 1 HR: 0 SF: 0 SAC: 0 DP: 1 HBP: 0						

TOP

Cincinnati Reds @ Houston Astros

Astrodome, Houston, TX

Tue Sep 05 1978, 8:05 PM EDT

Att. 8,811 - Unknown

livebaseballscorecards.com

AB	26
R	2
H	3
RBI	2
BB	6
SO	7
LOB	8

PITCHER		IP	WLS	BF	H	R	ER	SO	BB	IBB	HBP	BLK	WP	HR	S	P	ERA	WHIP
J.R. Richard, R ERA: 3.21	(1, 1)	9.0	W	32	3	2	2	7	5	1	0	0	0	0	40	64	2.00	0.889

PITCHER	IP	WLS	BF	H	R	ER	SO	BB	IBB	HBP	BLK	WP	HR	S	P	ERA	WHIP

Cincinnati Reds @ Houston Astros

Astrodome, Houston, TX

Tue Sep 05 1978, 8:05 PM EDT

Att. 8,811 - Unknown

BOTTOM

Batter	1	2	3	4	5	6	7	8	9	AB	R	H	RBI	BB	SO	LOB
Rafael Landestoy, S (1, 6) OBP: 0.309, SLG: 0.323	4-3 4-3 1B		3-1		K			1-3 2-3		4	0	1	0	0	1	1
Keith Drumright, L (1, 4) OBP: 0.269, SLG: 0.208	4-3 1-2		5-3			F9		K		4	0	0	0	0	1	2
Terry Puhl, L (1, 8) OBP: 0.350, SLG: 0.381	4-3 2-3			CS 1B		F7			2B 1B	4	1	2	0	0	0	1
Jose Cruz, L (1, 9) OBP: 0.365, SLG: 0.452	K			K 1-2		F8			4-3 SF8 1-H 2B	4	1	1	1	0	2	2
Enos Cabell, R (1, 5) OBP: 0.317, SLG: 0.389		K		S 2B 1B			5-3		4-3 2-3	4	1	1	0	0	1	1
Denny Walling, L (1, 7) OBP: 0.330, SLG: 0.340		S BB		1-H 2B			K		IBB IBB	2	0	1	1	2	1	0
Dave Bergman, L (1, 3) OBP: 0.370, SLG: 0.276		K 1-2		F8			F7		1-2 IBB	3	0	0	0	1	1	2
Bruce Bochy, R (1, 2) OBP: 0.324, SLG: 0.379 Wilbur Howard, S (8, PH) OBP: 0.284, SLG: 0.310 Luis Pujols, R (9, 2) OBP: 0.182, SLG: 0.189 Bob Watson, R (9, PH) OBP: 0.363, SLG: 0.473		K			K			1-3 SH2-4 1B	SF8 3-H	2 1 0 0	0 0 0 0	0 1 0 0	0 0 0 1	0 0 0 0	2 0 0 0	1 0 0 0
J.R. Richard, R (1, 1) OBP: 0.182, SLG: 0.172			5-3		K			SH2-4 1-2		2	0	0	0	0	1	0
Inning Stats	R: 0 H: 1 E: 0 LOB: 1 K: 1 BB: 0 S: 6 P: 6	R: 0 H: 0 E: 0 LOB: 1 K: 3 BB: 1 S: 9 P: 13	R: 0 H: 0 E: 0 LOB: 0 K: 0 BB: 0 S: 3 P: 3	R: 1 H: 3 E: 0 LOB: 1 K: 1 BB: 0 S: 7 P: 7	R: 0 H: 0 E: 0 LOB: 0 K: 3 BB: 0 S: 9 P: 9	R: 0 H: 0 E: 0 LOB: 0 K: 0 BB: 0 S: 3 P: 3	R: 0 H: 0 E: 0 LOB: 0 K: 1 BB: 0 S: 5 P: 5	R: 0 H: 1 E: 0 LOB: 1 K: 1 BB: 0 S: 6 P: 6	R: 2 H: 2 E: 0 LOB: 2 K: 0 BB: 2 S: 4 P: 12	1B: 5 SF: 1 2B: 2 SAC: 1 3B: 0 DP: 0 HR: 0 HBP: 0							WP: 0 PA: 35 PB: 0 SB: 2 CS: 1

livebaseballscorecards.com

AB	30
R	3
H	7
RBI	3
BB	3
SO	10
LOB	10

PITCHER		IP	WLS	BF	H	R	ER	SO	BB	IBB	HBP	BLK	WP	HR	S	P	ERA	WHIP
Tom Seaver, R ERA: 3.02	(1, 1)	8.2	L	35	7	3	3	10	1	2	0	0	0	0	52	64	3.12	0.923

PITCHER	IP	WLS	BF	H	R	ER	SO	BB	IBB	HBP	BLK	WP	HR	S	P	ERA	WHIP

Batter	1	2	3	4	5	6	7	8	9	AB	R	H	RBI	BB	SO	LOB
Gene Richards, L (1, 7) OBP: 0.375, SLG: 0.404	F7		L5-3 1-2		G4-6-3 1-3 1B	BB			6-3	3	0	1	0	0	0	1
Juan Eichelberger, R (5, 1)										0	0	0	0	0	0	0
Oscar Gamble, L (6, PH) OBP: 0.370, SLG: 0.394										0	0	0	0	1	0	0
Mickey Lolich, S (6, 1)										0	0	0	0	0	0	0
Mike Champion, R (9, PH) OBP: 0.333, SLG: 0.351										1	0	0	0	0	0	0
Ozzie Smith, S (1, 6) OBP: 0.321, SLG: 0.323	6-3		S 1B		G4-6-3 1-2f 3-H	F7			L6	5	0	1	0	0	0	3
Barry Evans, R (1, 5) OBP: 0.421, SLG: 0.444	FC6-4 1B		FC6-4 1-2 BB		1B 1B		K		4-3	4	0	2	0	1	1	0
Dave Winfield, R (1, 9) OBP: 0.358, SLG: 0.492	FC6-4 1-2f		FC6-4 1-2f		1-2 1B		BB			3	0	1	0	1	0	3
Jerry Turner, L (1, 8) OBP: 0.341, SLG: 0.465		P6		G3	K		L4			4	0	0	0	0	1	3
Fernando Gonzalez, R (1, 4) OBP: 0.273, SLG: 0.305		F7		F9		4-3 2B 2B	F8			4	1	1	0	0	0	1
Broderick Perkins, L (1, 3) OBP: 0.252, SLG: 0.340		1B		E8		F8		K		4	0	1	0	0	1	1
Rick Sweet, S (1, 2) OBP: 0.307, SLG: 0.271		4-3		F9		4-3 2-3		K		3	0	0	0	0	0	3
Dave Roberts, R (7, 2) OBP: 0.326, SLG: 0.325										1	0	0	0	0	1	0
Bob Owchinko, L (1, 1) OBP: 0.200, SLG: 0.220			L5-3 1B		1B G4-6-3 BB	3-H 2B		4-3		1	0	1	0	0	0	0
Mark Lee, R (3, 1)										0	0	0	0	0	0	0
Don Reynolds, R (5, PH) OBP: 0.362, SLG: 0.275										2	1	1	1	1	0	0
(5, 7)																

TOP

San Diego Padres @ Cincinnati Reds

Riverfront Stadium, Cincinnati, OH

Thu Sep 07 1978, 7:05 PM EDT

Att. 20,611 - Unknown

livebaseballscorecards.com

AB	35
R	2
H	9
RBI	1
BB	4
SO	4
LOB	15

Inning Stats	1	2	3	4	5	6	7	8	9
	R: 0 E: 0 K: 0 S: 4	H: 1 LOB: 1 BB: 0 P: 4	R: 0 E: 0 K: 0 S: 4	H: 1 LOB: 1 BB: 0 P: 4	R: 0 E: 0 K: 0 S: 4	H: 2 LOB: 2 BB: 1 P: 8	R: 0 E: 1 K: 0 S: 4	H: 0 LOB: 1 BB: 0 P: 4	R: 1 E: 0 K: 1 S: 7	H: 3 LOB: 2 BB: 1 P: 11	R: 1 E: 0 K: 0 S: 5	H: 2 LOB: 2 BB: 1 P: 9	R: 0 E: 0 K: 1 S: 5	H: 0 LOB: 1 BB: 1 P: 9	R: 0 E: 0 K: 2 S: 7	H: 0 LOB: 0 BB: 0 P: 7	R: 0 E: 0 K: 0 S: 3	H: 0 LOB: 0 BB: 0 P: 3

1B: 7	SF: 0	WP: 0	PA: 39
2B: 3	SAC: 0	PB: 0	
3B: 0	DP: 2	SB: 1	
HR: 0	HBP: 0	CS: 0	

PITCHER		IP	WLS	BF	H	R	ER	SO	BB	IBB	HBP	BLK	WP	HR	S	P	ERA	WHIP
Paul Moskau, R ERA: 4.1	(1, 1)	5.2	W	27	9	2	2	1	2	0	0	0	0	0	27	35	3.18	1.941
Fred Norman, L ERA: 3.68	(6, 1)	3.1	S	12	0	0	0	3	2	0	0	0	0	0	16	24	0.00	0.600

PITCHER	IP	WLS	BF	H	R	ER	SO	BB	IBB	HBP	BLK	WP	HR	S	P	ERA	WHIP

Batter	1	2	3	4	5	6	7	8	9	AB	R	H	RBI	BB	SO	LOB
Pete Rose, S (1, 5) OBP: 0.360, SLG: 0.424	BBBB 4-0 CS BB		BBBB 4-0 1-2 HR BB	x 0-0 2-H IHR		BBBB 4-0 PB BB				1	2	1	2	3	0	0
Dave Concepcion, R (1, 6) OBP: 0.348, SLG: 0.401	SSS 0-3 ① ② K 1-2		x 0-0 ① F9	x 0-0 ③ G3		SSS 0-3 ③ K 1-2 2-3				4	0	0	0	0	2	5
Ken Griffey, L (1, 9) OBP: 0.339, SLG: 0.418	SSS 0-3 ③ K		x 0-0 1-H 2-H HR		x 0-0 ① F7		x 0-0 ① 4-3			4	1	1	3	0	1	0
George Foster, R (1, 7) OBP: 0.360, SLG: 0.534		BBBB 4-0 E 5-3 BB	x 0-0 ② 5-3		BBBB 4-0 BB		x 0-0 ② 6-3			2	0	0	0	2	0	0
Johnny Bench, R (1, 2) OBP: 0.328, SLG: 0.482		x 0-0 ① 5-3 1-2	x 0-0 HR		x 0-0 ② F2		BBBB 4-0 WP BB			3	1	1	1	1	0	2
Arturo DeFreitas, R (1, 3) Dan Driessen, L (8, 3) OBP: 0.353, SLG: 0.422		x 0-0 ② F6	x 0-0 ③ F8		SSS 0-3 ③ K		SSS 0-3 ③ K2-3 1-2			4 0	0 0	0 0	0 0	0 0	2 0	3 0
Junior Kennedy, R (1, 4) OBP: 0.357, SLG: 0.256		x 0-0 E2 2-3 1B	x 0-0 ① F9		x 0-0 PB SH5-4 1B		x 0-0 ① 6-3			4	0	2	0	0	0	0
Cesar Geronimo, L (1, 8) OBP: 0.330, SLG: 0.337		SSS 0-3 ③ K	x 0-0 SH2-4 IHR 1B		x 0-0 ① F2		SSS 0-3 ② K			4	1	1	0	0	2	3
Paul Moskau, R (1, 1) OBP: 0.256, SLG: 0.308 Fred Norman, S (6, 1) OBP: 0.176, SLG: 0.143			x 0-0 BB HR 1B	x 0-0 ② SH2-4 1-2	x 0-0 ② SH5-4 1-2		x 0-0 ③ F8			1 1	1 0	1 0	0 0	0 0	0 0	0 0
Inning Stats	R: 0 E: 0 K: 2 S: 6 H: 0 LOB: 0 BB: 1 P: 10	R: 0 E: 1 K: 1 S: 6 H: 1 LOB: 2 BB: 1 P: 10	R: 4 E: 0 K: 0 S: 6 H: 3 LOB: 0 BB: 1 P: 10	R: 2 E: 0 K: 0 S: 5 H: 2 LOB: 0 BB: 0 P: 5	R: 0 E: 0 K: 1 S: 5 H: 0 LOB: 1 BB: 1 P: 9	R: 0 E: 0 K: 1 S: 6 H: 1 LOB: 2 BB: 1 P: 10	R: 0 E: 0 K: 1 S: 5 H: 0 LOB: 1 BB: 1 P: 9	R: 0 E: 0 K: 1 S: 5 H: 0 LOB: 0 BB: 0 P: 5		1B: 4 2B: 0 3B: 0 HR: 3	SF: 0 SAC: 2 DP: 0 HBP: 0			WP: 1 PB: 1 SB: 0 CS: 1	PA: 36	

PITCHER		IP	WLS	BF	H	R	ER	SO	BB	IBB	HBP	BLK	WP	HR	S	P	ERA	WHIP
Bob Owchinko, L ERA: 3.45	(1, 1)	2.2	L	14	4	4	4	3	3	0	0	0	0	2	17	29	13.50	2.625
Mark Lee, R ERA: 3.12	(3, 1)	1.1		6	2	2	2	0	0	0	0	0	0	0	6	6	13.50	1.500
Juan Eichelberger, R ERA:	(5, 1)	1.0		4	0	0	0	1	1	0	0	0	0	0	5	9	0.00	1.000
Mickey Lolich, L ERA: 1.47	(6, 1)	3.0		12	1	0	0	3	2	0	0	0	1	0	16	24	0.00	1.000

PITCHER	IP	WLS	BF	H	R	ER	SO	BB	IBB	HBP	BLK	WP	HR	S	P	ERA	WHIP

BOTTOM

San Diego Padres @ Cincinnati Reds

Riverfront Stadium, Cincinnati, OH

Thu Sep 07 1978, 7:05 PM EDT

Att. 20,611 - Unknown

livebaseballscorecards.com

AB	28
R	6
H	7
RBI	6
BB	6
SO	7
LOB	13

San Diego Padres @ Cincinnati Reds

Riverfront Stadium, Cincinnati, OH

Fri Sep 08 1978, 7:05 PM EDT

Att. 27,205 - Unknown

TOP

livebaseballscorecards.com

Batter	1	2	3	4	5	6	7	8	9	AB	R	H	RBI	BB	SO	LOB
Ozzie Smith, S (1, 6) OBP: 0.321, SLG: 0.324	1B		6-3		6-3		1-2 3-H 1B		P6	5	1	2	1	0	0	2
Derrel Thomas, S (1, 8) OBP: 0.304, SLG: 0.296	L7		1B 2B		3-1		F9		FC6 1-2f	5	0	1	0	0	0	5
Barry Evans, R (1, 5) OBP: 0.435, SLG: 0.429	SF8 1B 1-2 BB		G6-4-3 2-3 1B			6-3	4-3			3	0	1	0	1	0	2
Dave Winfield, R (1, 9) OBP: 0.357, SLG: 0.490	SF8 1-2 2-3 1B		G6-4-3 1-2f			K		K		4	0	1	0	0	2	2
Jerry Turner, L (1, 7) OBP: 0.345, SLG: 0.488	SF8 1-2 2-3 3-H			HR		1B		F8		3	1	2	2	0	0	0
Broderick Perkins, L (1, 3) OBP: 0.245, SLG: 0.331	6-3			F7		4-3		6-3		4	0	0	0	0	0	3
Gene Tenace, R (1, 2) OBP: 0.394, SLG: 0.418		L6		F7			FC5-4 E 1B BB		L5	3	1	0	0	1	0	0
Mike Champion, R (1, 4) OBP: 0.326, SLG: 0.341 Bill Almon, R (9, PR) OBP: 0.310, SLG: 0.315 Fernando Gonzalez, R (9, 4) OBP: 0.273, SLG: 0.305		1-6-3		K			E3 FC5-4 1-2		E 1B	4 0 0	0 0 0	1 0 0	0 0 0	0 0 0	1 0 0	1 0 0
Gaylord Perry, R (1, 1) OBP: 0.133, SLG: 0.137 Gene Richards, L (7, PH) OBP: 0.374, SLG: 0.403 Bob Shirley, R (7, 1) OBP: 0.220, SLG: 0.135 Rollie Fingers, R (8, 1) OBP: 0.182, SLG: 0.182		K			1-3		FC5-4 1B 1-2f 2-3		E4 FC6 1-2	2 1 0 1	0 0 0 0	0 0 0 0	0 0 0 0	0 0 0 0	1 0 0 0	0 2 0 1

	AB	35
	R	3
	H	8
	RBI	3
	BB	2
	SO	4
	LOB	18

Inning Stats																		
	R: 1	H: 2	R: 0	H: 0	R: 0	H: 2	R: 1	H: 1	R: 0	H: 0	R: 0	H: 1	R: 1	H: 1	R: 0	H: 0	R: 0	H: 1
	E: 0	LOB: 2	E: 0	LOB: 0	E: 0	LOB: 1	E: 0	LOB: 0	E: 0	LOB: 0	E: 0	LOB: 1	E: 1	LOB: 2	E: 0	LOB: 0	E: 1	LOB: 2
	K: 0	BB: 1	K: 1	BB: 0	K: 0	BB: 0	K: 1	BB: 0	K: 1	BB: 0	K: 1	BB: 0	K: 0	BB: 1	K: 1	BB: 0	K: 0	BB: 0
	S: 5	P: 9	S: 5	P: 5	S: 4	P: 4	S: 6	P: 6	S: 3	P: 3	S: 6	P: 6	S: 5	P: 9	S: 5	P: 5	S: 5	P: 5

	1B: 6	SF: 1	WP: 0	PA: 38
	2B: 1	SAC: 0	PB: 0	
	3B: 0	DP: 1	SB: 0	
	HR: 1	HBP: 0	CS: 0	

PITCHER		IP	WLS	BF	H	R	ER	SO	BB	IBB	HBP	BLK	WP	HR	S	P	ERA	WHIP
Michael LaCoss, R ERA: 4.75	(1, 1)	6.1	L	28	7	3	2	3	2	0	0	0	0	1	32	40	2.84	1.421
Tom Hume, R ERA: 4.68	(7, 1)	0.2		2	0	0	0	0	0	0	0	0	0	0	2	2	0.00	0.000
Doug Bair, R ERA: 1.94	(8, 1)	2.0		8	1	0	0	1	0	0	0	0	0	0	10	10	0.00	0.500

PITCHER		IP	WLS	BF	H	R	ER	SO	BB	IBB	HBP	BLK	WP	HR	S	P	ERA	WHIP

Batter	1	2	3	4	5	6	7	8	9	AB	R	H	RBI	BB	SO	LOB
Pete Rose, S (1, 5) OBP: 0.360, SLG: 0.422	F8		6-3			FC3-6 1B	4-3			4	0	1	0	0	0	1
Joe Morgan, L (1, 4) OBP: 0.362, SLG: 0.395	F8		4-3			FC3-6 S, 1B 1-2f		F3		4	1	0	0	0	0	1
Dan Driessen, L (1, 3) OBP: 0.352, SLG: 0.421	K		F2			CS 1B 1-H		K		4	0	1	1	0	2	0
George Foster, R (1, 7) OBP: 0.357, SLG: 0.530		K		P6		FC 1B 1-2		K		4	0	0	0	0	2	1
Johnny Bench, R (1, 2) OBP: 0.332, SLG: 0.483		1B FC4-6 BB		G3-6-1 1B		1-2 1B			F9	3	1	2	0	1	0	0
Champ Summers, L (1, 9) OBP: 0.500, SLG: 0.500		FC4-6 1B 1-3		G3-6-1 1-2f		F7			2B 1B	4	0	2	0	0	0	3
Dave Collins, S (9, PR) OBP: 0.311, SLG: 0.231										0	0	0	0	0	0	0
Dave Concepcion, R (1, 6) OBP: 0.347, SLG: 0.400		FC4-6 1B 1-2f 3-H	K				SH1-4 1B		F8	4	0	1	1	0	1	2
Cesar Geronimo, L (1, 8) OBP: 0.331, SLG: 0.338		S 1B 1-3	L7				SH1-4 1-2		2B 1-3	2	0	1	0	0	0	0
Ken Griffey, L (9, PH) OBP: 0.340, SLG: 0.421										1	0	1	0	0	0	0
Michael LaCoss, R (1, 1) OBP: 0.091, SLG: 0.136										2	0	0	0	0	2	2
Tom Hume, R (7, 1) OBP: 0.075, SLG: 0.051										0	0	0	0	0	0	0
Arturo DeFreitas, R (7, PH)										1	0	0	0	0	1	1
Doug Bair, R (8, 1) OBP: 0.182, SLG: 0.182										0	0	0	0	0	0	0
Mike Lum, L (9, PH) OBP: 0.382, SLG: 0.496										1	0	0	0	0	0	3
Inning Stats	R: 0 E: 0 K: 1 S: 5 H: 0 LOB: 0 BB: 0 P: 5	R: 1 E: 0 K: 2 S: 9 H: 2 LOB: 2 BB: 1 P: 13	R: 0 E: 0 K: 0 S: 3 H: 0 LOB: 0 BB: 0 P: 3	R: 0 E: 0 K: 0 S: 3 H: 1 LOB: 0 BB: 0 P: 3	R: 0 E: 0 K: 2 S: 7 H: 0 LOB: 0 BB: 0 P: 7	R: 1 E: 0 K: 0 S: 8 H: 3 LOB: 2 BB: 0 P: 8	R: 0 E: 0 K: 1 S: 6 H: 1 LOB: 1 BB: 0 P: 6	R: 0 E: 0 K: 2 S: 7 H: 0 LOB: 0 BB: 0 P: 7	R: 0 E: 0 K: 0 S: 5 H: 2 LOB: 3 BB: 0 P: 5	1B: 8 2B: 1 3B: 0 HR: 0	SF: 0 SAC: 1 DP: 1 HBP: 0						

PITCHER	IP	WLS	BF	H	R	ER	SO	BB	IBB	HBP	BLK	WP	HR	S	P	ERA	WHIP
Gaylord Perry, R (1, 1) ERA: 3.1	6.0	W	24	6	2	2	6	1	0	0	0	0	0	35	39	3.00	1.167
Bob Shirley, L (7, 1) ERA: 3.94	1.2		6	1	0	0	2	0	0	0	0	0	0	10	10	0.00	0.600
Rollie Fingers, R (8, 1) ERA: 2.61	1.1	S	6	2	0	0	1	0	0	0	0	0	0	8	8	0.00	1.500

PITCHER	IP	WLS	BF	H	R	ER	SO	BB	IBB	HBP	BLK	WP	HR	S	P	ERA	WHIP

BOTTOM

San Diego Padres @ Cincinnati Reds

Riverfront Stadium, Cincinnati, OH

Fri Sep 08 1978, 7:05 PM EDT

Att. 27,205 - Unknown

livebaseballscorecards.com

AB	34
R	2
H	9
RBI	2
BB	1
SO	8
LOB	14

1B: 8	SF: 0	WP: 0	PA: 36
2B: 1	SAC: 1	PB: 1	
3B: 0	DP: 1	SB: 2	
HR: 0	HBP: 0	CS: 1	

San Francisco Giants @ Cincinnati Reds

Riverfront Stadium, Cincinnati, OH

Sat Sep 09 1978, 7:05 PM EDT

Att. 47,091 - Unknown

TOP

livebaseballscorecards.com

Batter	1	2	3	4	5	6	7	8	9	AB	R	H	RBI	BB	SO	LOB
Bill Madlock, R (1, 4) OBP: 0.382, SLG: 0.494	0-0 WP SH1-3 PB 1B		0-0 5-3 ①		0-0 5-3 ②		0-0 5-3 ③			4	1	1	0	0	0	0
Terry Whitfield, L (1, 7) OBP: 0.346, SLG: 0.412	0-0 SH1-3 ① 1-2		0-0 L6 ②		0-0 F7 ③			0-0 4-3 ①		3	0	0	0	0	0	0
Jack Clark, R (1, 9) OBP: 0.360, SLG: 0.538	B B B B 4-0 2-H BB		0-0 2B			0-0 E5 F9 E WP		0-0 6-3 ②		3	1	1	0	1	0	0
Darrell Evans, L (1, 5) OBP: 0.368, SLG: 0.416 Ed Plank, R (8, 1)	0-0 F2 ②		0-0 3-1 ③			0-0 F9 ① 1-3		S S S 0-3 K ③		4 0	0 0	0 0	0 0	0 0	1 0	3 0
Mike Ivie, R (1, 3) OBP: 0.366, SLG: 0.477	0-0 5-3 ③			0-0 4-3 ①		S S S 0-3 K ② 3-H			0-0 G4-6-3 1B 1B	4	0	1	0	0	1	1
Jim Dwyer, L (1, 8) OBP: 0.335, SLG: 0.383		S S S 0-3 K ①		0-0 F9 ②		0-0 2B			0-0 G4-6-3 1-2 1B	4	0	2	0	0	1	0
Marc Hill, R (1, 2) OBP: 0.318, SLG: 0.291		0-0 HR		0-0 1B		0-0 1-3 ③			0-0 ① ② G4-6-3 1-2f 2-3	4	1	2	1	0	0	3
Roger Metzger, S (1, 6) OBP: 0.292, SLG: 0.283		0-0 F7 ②		0-0 1-6-3 ③			0-0 4-3 ①		0-0 F7 ③	4	0	0	0	0	0	2
Bob Knepper, L (1, 1) OBP: 0.127, SLG: 0.085 Hector Cruz, R (8, 5) OBP: 0.313, SLG: 0.394		0-0 1-3 ③			0-0 4-3 ①		0-0 4-3 ②			3 0	0 0	0 0	0 0	0 0	0 0	0 0
Inning Stats	R: 1 H: 1 E: 0 LOB: 1 K: 0 BB: 1 S: 4 P: 8	R: 1 H: 1 E: 0 LOB: 0 K: 1 BB: 0 S: 6 P: 6	R: 0 H: 1 E: 0 LOB: 1 K: 0 BB: 0 S: 4 P: 4	R: 0 H: 1 E: 0 LOB: 1 K: 0 BB: 0 S: 4 P: 4	R: 0 H: 0 E: 0 LOB: 0 K: 0 BB: 0 S: 3 P: 3	R: 1 H: 1 E: 2 LOB: 1 K: 1 BB: 0 S: 7 P: 7	R: 0 H: 0 E: 0 LOB: 0 K: 0 BB: 0 S: 3 P: 3	R: 0 H: 0 E: 0 LOB: 0 K: 1 BB: 0 S: 5 P: 5	R: 0 H: 2 E: 0 LOB: 1 K: 0 BB: 0 S: 4 P: 4	1B: 4 SF: 0 2B: 2 SAC: 1 3B: 0 DP: 1 HR: 1 HBP: 0						

	AB	33
	R	3
	H	7
	RBI	1
	BB	1
	SO	3
	LOB	9

WP: 2 PA: 35
PB: 1
SB: 0
CS: 0

PITCHER		IP	WLS	BF	H	R	ER	SO	BB	IBB	HBP	BLK	WP	HR	S	P	ERA	WHIP
Bill Bonham, R ERA: 3.4	(1, 1)	7.0	W	28	5	3	1	2	1	0	0	0	2	1	31	35	1.29	0.857
Doug Bair, R ERA: 1.89	(8, 1)	2.0	S	7	2	0	0	1	0	0	0	0	0	0	9	9	0.00	1.000

PITCHER	IP	WLS	BF	H	R	ER	SO	BB	IBB	HBP	BLK	WP	HR	S	P	ERA	WHIP

Batter	1	2	3	4	5	6	7	8	9	AB	R	H	RBI	BB	SO	LOB
Pete Rose, S (1, 5) OBP: 0.359, SLG: 0.422	6-3			SH1-3, BB, 2B, 1B	4-3		SF9-3-5 2-3 3-H			3	1	1	1	0	0	0
Joe Morgan, L (1, 4) OBP: 0.361, SLG: 0.392	F5			BBBB SH1-3 1-2 2B BB	G3		4-3			3	1	0	0	1	0	1
Ken Griffey, L (1, 9) OBP: 0.340, SLG: 0.424	SSS K			SH1-3 1-2 2-3		F9		SF9 3B		3	1	1	0	0	1	0
George Foster, R (1, 7) OBP: 0.358, SLG: 0.528		F8		BBBB 2B BB		G5-4-3 1B		6-3		3	0	1	0	1	0	1
Johnny Bench, R (1, 2) OBP: 0.334, SLG: 0.485		SSS K		1-3 2-H 3-H 2B		G5-4-3 1-2f		FC6-4 IBB		3	0	1	2	1	1	1
Dave Concepcion, R (1, 6) OBP: 0.348, SLG: 0.400		F9		IBB			1B, 1B 2B 1B	SF9 3-H		2	1	1	1	1	0	0
Arturo DeFreitas, R (1, 3) Dave Collins, S (7, PH) OBP: 0.318, SLG: 0.239 Doug Bair, R (8, 1) OBP: 0.167, SLG: 0.167			5-3	P9			1B 1-2 2B 1B	FC6-4 1-2f		2 1 1	0 1 0	0 1 0	0 0 0	0 0 0	0 0 0	3 0 1
Cesar Geronimo, L (1, 8) OBP: 0.331, SLG: 0.338			SSS K	1-3			2B 1-2 2-3 SF9-3-5 1B			3	1	1	0	0	1	3
Bill Bonham, R (1, 1) OBP: 0.277, SLG: 0.262 Ken Henderson, S (7, PH) OBP: 0.299, SLG: 0.352 Dan Driessen, L (7, PR) OBP: 0.352, SLG: 0.421 (8, 3)			P6		F8		SF9-3-5 1-3 2-H 3-H 2B			2 1 0	0 0 0	0 1 0	0 2 0	0 0 0	0 0 0	0 0 0
Inning Stats	R: 0 E: 0 K: 1 S: 5 H: 0 LOB: 0 BB: 0 P: 5	R: 0 E: 0 K: 1 S: 5 H: 0 LOB: 0 BB: 0 P: 5	R: 0 E: 0 K: 1 S: 5 H: 0 LOB: 0 BB: 0 P: 5	R: 2 E: 0 K: 0 S: 5 H: 2 LOB: 3 BB: 3 P: 17	R: 0 E: 0 K: 0 S: 3 H: 0 LOB: 0 BB: 0 P: 3	R: 0 E: 0 K: 0 S: 3 H: 1 LOB: 0 BB: 0 P: 3	R: 3 E: 0 K: 0 S: 6 H: 4 LOB: 1 BB: 0 P: 6	R: 1 E: 0 K: 0 S: 4 H: 1 LOB: 1 BB: 1 P: 8		1B: 5 2B: 3 3B: 1 HR: 0 SF: 2 SAC: 1 DP: 2 HBP: 0				WP: 0 PB: 0 SB: 0 CS: 0 PA: 34		

PITCHER		IP	WLS	BF	H	R	ER	SO	BB	IBB	HBP	BLK	WP	HR	S	P	ERA	WHIP
Bob Knepper, L ERA: 2.74	(1, 1)	7.0	L	29	7	5	5	3	2	1	0	0	0	0	32	44	6.43	1.286
Ed Plank, R ERA: 6.0	(8, 1)	1.0		5	1	1	1	0	0	1	0	0	0	0	4	8	9.00	1.000

PITCHER	IP	WLS	BF	H	R	ER	SO	BB	IBB	HBP	BLK	WP	HR	S	P	ERA	WHIP

BOTTOM

San Francisco Giants @ Cincinnati Reds

Riverfront Stadium, Cincinnati, OH

Sat Sep 09 1978, 7:05 PM EDT

Att. 47,091 - Unknown

AB	27
R	6
H	8
RBI	6
BB	4
SO	3
LOB	10

livebaseballscorecards.com

Batter	1	2	3	4	5	6	7	8	9	AB	R	H	RBI	BB	SO	LOB
Bill Madlock, R (1, 4) OBP: 0.383, SLG: 0.501	P6		1B		HR			5-3		4	1	2	1	0	0	0
Terry Whitfield, L (1, 7) OBP: 0.346, SLG: 0.410	4-3		1-2 1B		F2			K		4	0	1	0	0	1	0
Jack Clark, R (1, 9) OBP: 0.361, SLG: 0.540	1B		P5		P3			2B		4	0	2	0	0	0	2
Darrell Evans, L (1, 5) OBP: 0.367, SLG: 0.415	1-3 1B		P8			3-1		P6		4	0	1	0	0	0	3
Mike Ivie, R (1, 3) OBP: 0.361, SLG: 0.470	4-3		F8			K			5-3	4	0	0	0	0	1	4
Jim Dwyer, L (1, 8) OBP: 0.333, SLG: 0.377		K		G6-4-3 BB		K			K	3	0	0	0	1	3	0
Marc Hill, R (1, 2) OBP: 0.317, SLG: 0.294		4-3		G6-4-3 1-2f			G3		6-3	4	0	1	0	0	0	1
Roger Metzger, S (1, 6) OBP: 0.289, SLG: 0.281		4-3 2-3		4-3			F7			3	0	0	0	0	0	1
Ed Halicki, R (1, 1) OBP: 0.155, SLG: 0.140		K			K		6-3			3	0	0	0	0	2	1
John Curtis, L (8, 1)										0	0	0	0	0	0	0
Ed Plank, R (8, 1)										0	0	0	0	0	0	0
Inning Stats	R: 0 E: 0 K: 0 S: 5 H: 2 LOB: 2 BB: 0 P: 5	R: 0 E: 0 K: 2 S: 8 H: 1 LOB: 1 BB: 0 P: 8	R: 0 E: 0 K: 0 S: 5 H: 2 LOB: 2 BB: 0 P: 5	R: 0 E: 0 K: 0 S: 2 H: 0 LOB: 0 BB: 1 P: 6	R: 1 E: 0 K: 1 S: 6 H: 1 LOB: 0 BB: 0 P: 6	R: 0 E: 0 K: 2 S: 7 H: 0 LOB: 0 BB: 0 P: 7	R: 0 E: 0 K: 0 S: 3 H: 0 LOB: 0 BB: 0 P: 3	R: 0 E: 0 K: 1 S: 6 H: 1 LOB: 1 BB: 0 P: 6	R: 0 E: 0 K: 1 S: 5 H: 0 LOB: 0 BB: 0 P: 5	1B: 4 2B: 2 3B: 0 HR: 1	SF: 0 SAC: 0 DP: 1 HBP: 0						

PITCHER		IP	WLS	BF	H	R	ER	SO	BB	IBB	HBP	BLK	WP	HR	S	P	ERA	WHIP
Tom Seaver, R ERA: 2.97	(1, 1)	7.0	W	27	6	1	1	5	1	0	0	0	0	1	36	40	1.29	1.000
Doug Bair, R ERA: 1.85	(8, 1)	2.0	S	7	1	0	0	2	0	0	0	0	0	0	11	11	0.00	0.500

PITCHER	IP	WLS	BF	H	R	ER	SO	BB	IBB	HBP	BLK	WP	HR	S	P	ERA	WHIP

San Francisco Giants @ Cincinnati Reds

Riverfront Stadium, Cincinnati, OH

Sun Sep 10 1978, 3:33 AM EDT

Att. 43,779 - Unknown

TOP

livebaseballscorecards.com

AB	33
R	1
H	7
RBI	1
BB	1
SO	7
LOB	12

WP: 0	PB: 0	SB: 0	CS: 0
PA: 34			

Batter	1	2	3	4	5	6	7	8	9	AB	R	H	RBI	BB	SO	LOB
Pete Rose, S (1, 5) OBP: 0.358, SLG: 0.421 Junior Kennedy, R (9, 4) OBP: 0.357, SLG: 0.256	L3		4-3			F9		1B 1B 1B		4 0	1 0	1 0	0 0	0 0	0 0	0 0
Joe Morgan, L (1, 4) OBP: 0.360, SLG: 0.390 Dave Collins, S (8, PR) OBP: 0.318, SLG: 0.239 (9, 9)	4-3		F5			F9		1B 1-3 SF9 1B		4 0	0 1	1 0	0 0	0 0	0 0	0 0
Ken Griffey, L (1, 9) OBP: 0.339, SLG: 0.423 Ray Knight, R (9, 5) OBP: 0.231, SLG: 0.290	P4		P4			F3		BB 1-3 HR 3-H 1B		4 0	1 0	1 0	1 0	0 0	0 0	0 0
George Foster, R (1, 7) OBP: 0.356, SLG: 0.525		E6 1B 1B		5-3			F7	SF9 3-H		3	1	0	1	0	0	0
Dan Driessen, L (1, 3) OBP: 0.353, SLG: 0.420		1B S 1-3 E 1B		K			G3	HR 1-2 BB		3	2	1	0	1	1	0
Johnny Bench, R (1, 2) OBP: 0.336, SLG: 0.493 Vic Correll, R (9, 2) OBP: 0.273, SLG: 0.330		K 1-2		5-3			4-0 S 2B BB	1-H 2-H HR		3 0	2 0	1 0	3 0	1 0	1 0	2 0
Dave Concepcion, R (1, 6) OBP: 0.349, SLG: 0.403 Ron Oester, S (9, 6)		3-1 E 2-3 3-H 1B			6-3		1-H 2B	4-3		4 0	0 0	2 0	2 0	0 0	0 0	1 0
Cesar Geronimo, L (1, 8) OBP: 0.330, SLG: 0.334		3-1 1-3 3-H			K		IBB	6-3		3	0	0	0	1	1	2
Tom Seaver, R (1, 1) OBP: 0.211, SLG: 0.127 Ken Henderson, S (7, PH) OBP: 0.297, SLG: 0.349 Doug Bair, R (8, 1) OBP: 0.167, SLG: 0.167		F7			K		P4			2 1 0	0 0 0	0 0 0	0 0 0	0 0 0	1 0 0	1 2 0
Inning Stats	R: 0 H: 0 E: 0 LOB: 0 K: 0 BB: 0 S: 3 P: 3	R: 2 H: 2 E: 2 LOB: 1 K: 1 BB: 0 S: 8 P: 8	R: 0 H: 0 E: 0 LOB: 0 K: 0 BB: 0 S: 3 P: 3	R: 0 H: 0 E: 0 LOB: 0 K: 1 BB: 0 S: 5 P: 5	R: 0 H: 0 E: 0 LOB: 0 K: 2 BB: 0 S: 7 P: 7	R: 0 H: 0 E: 0 LOB: 0 K: 0 BB: 0 S: 3 P: 3	R: 1 H: 1 E: 0 LOB: 2 K: 0 BB: 2 S: 4 P: 12	R: 5 H: 4 E: 0 LOB: 1 K: 0 BB: 1 S: 7 P: 11		1B: 5 2B: 1 3B: 0 HR: 1	SF: 1 SAC: 0 DP: 0 HBP: 0			WP: 0 PB: 0 SB: 2 CS: 0	PA: 35		

PITCHER		IP	WLS	BF	H	R	ER	SO	BB	IBB	HBP	BLK	WP	HR	S	P	ERA	WHIP
Ed Halicki, R ERA: 2.89	(1, 1)	7.0	L	27	3	3	1	4	1	1	0	0	0	0	33	41	1.29	0.571
John Curtis, L ERA: 3.62	(8, 1)	0.1		5	3	4	4	0	1	0	0	0	0	0	4	8	108.00	12.000
Ed Plank, R ERA: 7.36	(8, 1)	0.2		3	1	1	1	0	0	0	0	0	0	1	3	3	13.50	1.500

PITCHER	IP	WLS	BF	H	R	ER	SO	BB	IBB	HBP	BLK	WP	HR	S	P	ERA	WHIP

BOTTOM

San Francisco Giants @ Cincinnati Reds

Riverfront Stadium, Cincinnati, OH

Sun Sep 10 1978, 3:33 AM EDT

Att. 43,779 - Unknown

livebaseballscorecards.com

AB	31
R	8
H	7
RBI	7
BB	3
SO	4
LOB	8

Batter	1	2	3	4	5	6	7	8	9	AB	R	H	RBI	BB	SO	LOB
Rafael Landestoy, S (1, 6) OBP: 0.318, SLG: 0.322	FC4-6 E WP 1B		FC1-6 1B	F2			4-3		6-3	5	1	2	0	0	0	1
Julio Gonzalez, R (1, 4) OBP: 0.268, SLG: 0.270	E6 FC4-6 1-2		FC1-6 E E 1-2f		6-3		6-3		BB	4	1	0	0	1	0	2
Terry Puhl, L (1, 8) OBP: 0.349, SLG: 0.379	FC4-6 WP HR 1-2f 2-3		E5 F9 1B 1-H		5-3 1B BBB		F7		K	4	3	1	0	1	1	3
Bob Watson, R (1, 3) OBP: 0.365, SLG: 0.478 Jimmy Sexton, R (8, PR) OBP: 0.257, SLG: 0.258 (8, 5)	HR 1-H 3-H		F9 2-3		5-3 1-2			G3-6-3 1B		4 0	1 0	2 0	2 0	0 0	0 0	2 0
Enos Cabell, R (1, 5) OBP: 0.325, SLG: 0.398 (8, 3)	3-1 CS 2B		S 1B 3-H		1B 2-H			F9		4	0	3	2	0	0	1
Jose Cruz, L (1, 9) OBP: 0.368, SLG: 0.457	3-1 2-3		F9 1-2		G3			G3-6-3 1-2f		4	0	0	0	0	0	4
Denny Walling, L (1, 7) OBP: 0.341, SLG: 0.356 Wilbur Howard, S (9, PH) OBP: 0.287, SLG: 0.320 (9, 7)	CS 3-H	F8		4-3		F7			4-3	3 1	0 0	0 0	0 0	0 0	0 0	0 0
Bruce Bochy, R (1, 2) OBP: 0.311, SLG: 0.385		K		F2		L6			HR	4	1	1	1	0	1	0
Vern Ruhle, R (1, 1) OBP: 0.214, SLG: 0.083 Joe Sambito, L (7, 1) OBP: 0.286, SLG: 0.167 Jesus Alou, R (9, PH) OBP: 0.359, SLG: 0.434 Joaquin Andujar, S (9, 1) OBP: 0.167, SLG: 0.174 Dan Warthen, S (9, 1)		4-3		BB		K			HR	2 0 1 0 0	0 0 1 0 0	0 0 1 0 0	0 0 1 0 0	1 0 0 0 0	1 0 0 0 0	0 0 0 0 0
Inning Stats	R: 3 H: 3 E: 1 LOB: 0 K: 0 BB: 0 S: 6 P: 6	R: 0 H: 0 E: 0 LOB: 0 K: 1 BB: 0 S: 5 P: 5	R: 2 H: 3 E: 1 LOB: 1 K: 0 BB: 0 S: 6 P: 6	R: 0 H: 0 E: 0 LOB: 1 K: 0 BB: 1 S: 3 P: 7	R: 1 H: 1 E: 0 LOB: 1 K: 0 BB: 1 S: 4 P: 8	R: 0 H: 0 E: 0 LOB: 0 K: 1 BB: 0 S: 5 P: 5	R: 0 H: 0 E: 0 LOB: 0 K: 0 BB: 0 S: 3 P: 3	R: 0 H: 1 E: 0 LOB: 1 K: 0 BB: 0 S: 3 P: 3	R: 2 H: 2 E: 0 LOB: 1 K: 1 BB: 1 S: 7 P: 11	1B: 6 2B: 1 3B: 0 HR: 3	SF: 0 SAC: 0 DP: 1 HBP: 0					

PITCHER		IP	WLS	BF	H	R	ER	SO	BB	IBB	HBP	BLK	WP	HR	S	P	ERA	WHIP
Fred Norman, L ERA: 3.77	(1, 1)	3.0		15	6	5	3	1	0	0	0	0	1	1	17	17	9.00	2.000
Mario Soto, R ERA: 4.5	(4, 1)	2.0		9	1	1	1	0	2	0	0	0	0	0	7	15	4.50	1.500
Manny Sarmiento, R ERA: 3.8	(6, 1)	2.0		6	0	0	0	1	0	0	0	0	0	0	8	8	0.00	0.000
Pedro Borbon, R ERA: 4.69	(8, 1)	0.1		2	1	0	0	0	0	0	0	0	0	0	2	2	0.00	3.000
Dave Tomlin, L ERA: 5.67	(8, 1)	1.2	W	7	2	2	2	1	1	0	0	0	0	2	8	12	10.80	1.800

PITCHER	IP	WLS	BF	H	R	ER	SO	BB	IBB	HBP	BLK	WP	HR	S	P	ERA	WHIP

TOP

Houston Astros @ Cincinnati Reds

Riverfront Stadium, Cincinnati, OH

Mon Sep 11 1978, 7:05 PM EDT

Att. 20,400 - Unknown

livebaseballscorecards.com

AB	36
R	8
H	10
RBI	6
BB	3
SO	3
LOB	13

1B: 6	SF: 0	WP: 1	PA: 40
2B: 1	SAC: 0	PB: 0	
3B: 0	DP: 1	SB: 1	
HR: 3	HBP: 0	CS: 1	

Houston Astros @ Cincinnati Reds

Riverfront Stadium, Cincinnati, OH

Mon Sep 11 1978, 7:05 PM EDT

Att. 20,400 - Unknown

BOTTOM

Batter	1	2	3	4	5	6	7	8	9	AB	R	H	RBI	BB	SO	LOB
Pete Rose, S (1, 5) OBP: 0.359, SLG: 0.422	4-3		F8		1-H 2B		1-2 BB HR 1B		F9	5	1	2	1	0	0	1
Ray Knight, R (9, 5) OBP: 0.231, SLG: 0.290										0	0	0	0	0	0	0
Joe Morgan, L (1, 4) OBP: 0.356, SLG: 0.386	F9		G3		F8		F7		F8	5	0	0	0	0	0	4
Dan Driessen, L (1, 3) OBP: 0.355, SLG: 0.418	6-3			BBBB BB		G3	1-2 2-3 HR BB		BBBB SH1-3 BB 1B BB	2	2	0	0	3	0	0
George Foster, R (1, 7) OBP: 0.356, SLG: 0.529		6-3		F7		6-3	1-H 2-H 3-H HR		BBBB 1-2 SH1-3 1B BB	4	2	1	4	1	0	1
Johnny Bench, R (1, 2) OBP: 0.335, SLG: 0.490		6-3		F8		SSS BB 1B	0-3 K		1-2 2-3 SH1-3	4	0	1	0	0	1	1
Champ Summers, L (1, 9) OBP: 0.625, SLG: 0.714		2B		F8		BBBB 1-2 BB	2B 1B		2-H 3-H 1B	3	1	2	0	1	0	1
Pedro Borbon, R (8, 1) OBP: 0.182, SLG: 0.182										0	0	0	0	0	0	0
Dave Tomlin, L (8, 1) OBP: 0.200, SLG: 0.200										0	0	0	0	0	0	0
Ken Griffey, L (9, PH) OBP: 0.340, SLG: 0.424										1	0	1	2	0	0	0
Dave Concepcion, R (1, 6) OBP: 0.348, SLG: 0.404	SSS K				4-3	4-3	1-H 2B			4	0	1	1	0	1	3
Cesar Geronimo, L (1, 8) OBP: 0.332, SLG: 0.338			BBBB G3 BB		F8		1B 2B			3	1	1	0	1	1	1
							K									
Fred Norman, S (1, 1) OBP: 0.176, SLG: 0.143			G3 1-2		BBBB 2B BB		BB 1B HR 1B 2-H	SSS K		0	0	0	0	0	0	0
Harry Spilman, L (3, PH)										1	0	0	0	0	0	1
Mario Soto, R (4, 1)										0	0	0	0	0	0	0
Dave Collins, S (5, PH) OBP: 0.324, SLG: 0.239										0	1	0	0	1	0	0
Manny Sarmiento, R (6, 1)										0	0	0	0	0	0	0
Ken Henderson, S (7, PH) OBP: 0.300, SLG: 0.351										2	1	1	1	0	1	0
(8, 9)																

Inning Stats	1	2	3	4	5	6	7	8	9	1B: 5	SF: 0	WP: 0	PA: 42
	R: 0 E: 0 K: 0 S: 3 H: 0 LOB: 0 BB: 0 P: 3	R: 0 E: 0 K: 1 S: 6 H: 1 LOB: 1 BB: 0 P: 6	R: 0 E: 0 K: 0 S: 3 H: 0 LOB: 1 BB: 1 P: 7	R: 0 E: 0 K: 0 S: 3 H: 0 LOB: 1 BB: 1 P: 7	R: 1 E: 0 K: 0 S: 4 H: 1 LOB: 1 BB: 1 P: 8	R: 0 E: 0 K: 0 S: 4 H: 1 LOB: 2 BB: 1 P: 8	R: 6 E: 0 K: 2 S: 13 H: 6 LOB: 1 BB: 1 P: 17	R: 0 E: 0 K: 1 S: 5 H: 0 LOB: 0 BB: 0 P: 5	R: 2 E: 0 K: 0 S: 2 H: 1 LOB: 1 BB: 2 P: 10	2B: 4 3B: 0 HR: 1	SAC: 1 DP: 0 HBP: 0	PB: 0 SB: 0 CS: 0	

	AB	34
	R	9
	H	10
	RBI	9
	BB	7
	SO	4
	LOB	13

livebaseballscorecards.com

PITCHER		IP	WLS	BF	H	R	ER	SO	BB	IBB	HBP	BLK	WP	HR	S	P	ERA	WHIP
Vern Ruhle, R ERA: 2.8	(1, 1)	6.0		27	5	3	3	1	4	0	0	0	0	0	25	41	4.50	1.500
Joe Sambito, L ERA: 3.14	(7, 1)	2.0		11	4	4	4	3	1	0	0	0	0	1	16	20	18.00	2.500
Joaquin Andujar, R ERA: 3.3	(9, 1)	0.1	L	3	0	2	2	0	2	0	0	0	0	0	1	9	54.00	6.000
Dan Warthen, L ERA: 18.0	(9, 1)	0.0		1	1	0	0	0	0	0	0	0	0	0	1	1	∞	∞

PITCHER	IP	WLS	BF	H	R	ER	SO	BB	IBB	HBP	BLK	WP	HR	S	P	ERA	WHIP

Batter	1	2	3	4	5	6	7	8	9	AB	R	H	RBI	BB	SO	LOB
Rafael Landestoy, S (1, 6) OBP: 0.309, SLG: 0.312	G3		K		5-3		F6		4-3	5	0	0	0	0	1	1
Julio Gonzalez, R (1, 4) OBP: 0.264, SLG: 0.266	F8		P4		F3			K		3	0	0	0	0	0	0
Jim Obradovich, L (8, PH)										1	0	0	0	0	1	0
Keith Drumright, L (8, 4) OBP: 0.206, SLG: 0.156										0	0	0	0	0	0	0
Terry Puhl, L (1, 8) OBP: 0.350, SLG: 0.382	4-3		2B		6-3			2B 1B 1B		4	1	2	0	0	0	0
Jose Cruz, L (1, 9) OBP: 0.369, SLG: 0.459		B5-3	1-6-3			BLK 1B		1-3 1B 2B		4	1	2	0	0	0	1
Enos Cabell, R (1, 5) OBP: 0.326, SLG: 0.404		HR		F7		F9 1-2		G5-4-3 2-H 3-H 1B		4	1	2	3	0	0	1
Bob Watson, R (1, 3) OBP: 0.364, SLG: 0.475		P4		2B BB		K		G5-4-3 1-2f		3	0	0	0	1	1	2
Denny Walling, L (1, 7) OBP: 0.340, SLG: 0.359		2B		K		6-3			F8	4	0	1	0	0	1	2
Bruce Bochy, R (1, 2) OBP: 0.317, SLG: 0.393		IBB		1-3 2B			5-3		K	3	0	1	0	1	1	0
Mark Lemongello, R (1, 1) OBP: 0.212, SLG: 0.177		K		P4			F9		1B	2	0	0	0	0	1	4
Joe Cannon, L (7, PH)										1	0	0	0	0	0	0
Floyd Bannister, L (7, 1) OBP: 0.200, SLG: 0.207										0	0	0	0	0	0	0
Reggie Baldwin, R (9, PH) OBP: 0.266, SLG: 0.355										1	0	1	0	0	0	0
Joe Sambito, L (9, 1) OBP: 0.286, SLG: 0.167										0	0	0	0	0	0	0
Inning Stats	R: 0 E: 0 K: 0 S: 3 H: 0 LOB: 0 BB: 0 P: 3	R: 1 E: 0 K: 1 S: 7 H: 2 LOB: 2 BB: 1 P: 11	R: 0 E: 0 K: 1 S: 6 H: 1 LOB: 1 BB: 0 P: 6	R: 0 E: 0 K: 1 S: 6 H: 1 LOB: 2 BB: 1 P: 10	R: 0 E: 0 K: 0 S: 3 H: 0 LOB: 0 BB: 0 P: 3	R: 0 E: 0 K: 1 S: 6 H: 1 LOB: 1 BB: 0 P: 6	R: 0 E: 0 K: 0 S: 3 H: 0 LOB: 0 BB: 0 P: 3	R: 2 E: 0 K: 1 S: 7 H: 3 LOB: 0 BB: 0 P: 7	R: 0 E: 0 K: 1 S: 6 H: 1 LOB: 1 BB: 0 P: 6	1B: 4 2B: 4 3B: 0 HR: 1	SF: 0 SAC: 0 DP: 1 HBP: 0						

PITCHER	IP	WLS	BF	H	R	ER	SO	BB	IBB	HBP	BLK	WP	HR	S	P	ERA	WHIP
Paul Moskau, R (1, 1) ERA: 4.05	8.0		33	8	3	3	5	1	1	0	1	0	1	41	49	3.38	1.125
Doug Bair, R (9, 1) ERA: 1.83	1.0	W	4	1	0	0	1	0	0	0	0	0	0	6	6	0.00	1.000

PITCHER	IP	WLS	BF	H	R	ER	SO	BB	IBB	HBP	BLK	WP	HR	S	P	ERA	WHIP

TOP

Houston Astros @ Cincinnati Reds

Riverfront Stadium, Cincinnati, OH

Tue Sep 12 1978, 3:33 AM EDT

Att. 20,801 - Unknown

livebaseballscorecards.com

AB	35
R	3
H	9
RBI	3
BB	2
SO	6
LOB	11

Batter	1	2	3	4	5	6	7	8	9	AB	R	H	RBI	BB	SO	LOB
Pete Rose, S (1, 5) OBP: 0.358, SLG: 0.421	F7	K			FC3-6 1B		F9			4	0	1	0	0	1	2
Joe Morgan, L (1, 4) OBP: 0.356, SLG: 0.387	2B 2B		G3		FC3-6		K			4	1	1	0	0	1	3
Dan Driessen, L (1, 3) OBP: 0.353, SLG: 0.415	P5		4-3		F7			F8		4	0	0	0	0	0	3
George Foster, R (1, 7) OBP: 0.357, SLG: 0.531	2-H 2B		6-3			CS 1B		K		4	0	2	1	0	1	0
Johnny Bench, R (1, 2) OBP: 0.337, SLG: 0.488 Dave Collins, S (8, PR) OBP: 0.324, SLG: 0.239 Doug Bair, R (9, 1) OBP: 0.167, SLG: 0.167	K			G3-6-3 1B		6-3 1-2		CS BB		3 0 0	0 0 0	1 0 0	0 0 0	1 0 0	1 0 0	2 0 0
Champ Summers, L (1, 9) OBP: 0.583, SLG: 0.909		SH5-4 6-3 1B		G3-6-3 1-2f		HR		CS 1-2	3-1	4	2	2	1	0	0	1
Cesar Geronimo, L (1, 8) OBP: 0.332, SLG: 0.338 Ken Henderson, S (9, PH) OBP: 0.305, SLG: 0.351		SH5-4 1-2 1B		F9		4-3			E E BB	3 0	0 1	1 0	0 0	0 1	0 0	0 0
Rick Auerbach, R (1, 6) OBP: 0.418, SLG: 0.583		SH5-4 1-2 2-3			FC1-5 2B		F9 S 1B		E6 1-H	3	0	2	0	0	0	0
Paul Moskau, R (1, 1) OBP: 0.239, SLG: 0.286 Vic Correll, R (9, 2) OBP: 0.273, SLG: 0.330		6-3 3-H			FC1-5 FC3-6 1B 2-3		K 1-2			3 0	0 0	0 0	1 0	0 0	1 0	3 0
Inning Stats	R: 1 E: 0 K: 1 S: 7 H: 2 LOB: 1 BB: 0 P: 7	R: 1 E: 0 K: 1 S: 7 H: 2 LOB: 1 BB: 0 P: 7	R: 0 E: 0 K: 0 S: 3 H: 0 LOB: 0 BB: 0 P: 3	R: 0 E: 0 K: 0 S: 3 H: 1 LOB: 0 BB: 0 P: 3	R: 0 E: 0 K: 0 S: 5 H: 2 LOB: 2 BB: 0 P: 5	R: 1 E: 0 K: 0 S: 4 H: 2 LOB: 0 BB: 0 P: 4	R: 0 E: 0 K: 2 S: 8 H: 1 LOB: 1 BB: 0 P: 8	R: 0 E: 0 K: 1 S: 4 H: 0 LOB: 1 BB: 1 P: 8	R: 1 E: 1 K: 0 S: 2 H: 0 LOB: 1 BB: 1 P: 6	1B: 6 2B: 3 3B: 0 HR: 1	SF: 0 SAC: 1 DP: 1 HBP: 0					WP: 0 PB: 0 SB: 1 CS: 2	PA: 36

PITCHER		IP	WLS	BF	H	R	ER	SO	BB	IBB	HBP	BLK	WP	HR	S	P	ERA	WHIP
Mark Lemongello, R ERA: 4.09	(1, 1)	6.0		25	9	3	3	2	0	0	0	0	0	1	29	29	4.50	1.500
Floyd Bannister, L ERA: 4.54	(7, 1)	2.0		7	1	0	0	3	1	0	0	0	0	0	12	16	0.00	1.000
Joe Sambito, L ERA: 3.13	(9, 1)	0.1	L	3	0	1	0	0	1	0	0	0	0	0	2	6	0.00	3.000

PITCHER	IP	WLS	BF	H	R	ER	SO	BB	IBB	HBP	BLK	WP	HR	S	P	ERA	WHIP

BOTTOM

Houston Astros @ Cincinnati Reds

Riverfront Stadium, Cincinnati, OH

Tue Sep 12 1978, 3:33 AM EDT

Att. 20,801 - Unknown

livebaseballscorecards.com

AB	32
R	4
H	10
RBI	3
BB	2
SO	5
LOB	14

Cincinnati Reds @ San Diego Padres

San Diego Stadium, San Diego, CA

Wed Sep 13 1978, 10:05 PM EDT

Att. 12,899 - Unknown

TOP

livebaseballscorecards.com

Batter	1	2	3	4	5	6	7	8	9	AB	R	H	RBI	BB	SO	LOB
Pete Rose, S (1, 5) OBP: 0.356, SLG: 0.418	4-3			6-3		4-3 (1-2)		F7		4	0	0	0	0	0	1
Joe Morgan, L (1, 4) OBP: 0.359, SLG: 0.398	F7			FC6-4, 1B		HR (2-H)		FC6-4, 1B		4	1	3	2	0	0	0
Dave Concepcion, R (1, 6) OBP: 0.348, SLG: 0.403	5-3			K (SSS)		F8, 1B		FC6-4, 1B (1-2f)		4	0	1	0	0	1	2
George Foster, R (1, 7) OBP: 0.357, SLG: 0.529		6-3		FC6-4 (1-2f)		F8 (1-2)		1B (1-2)		4	0	1	0	0	0	2
Johnny Bench, R (1, 2) OBP: 0.336, SLG: 0.484		1-3			6-3	IBB		K (SSS)		3	0	0	0	1	1	2
Ken Henderson, S (1, 9) OBP: 0.297, SLG: 0.341		K (SSS)			P4	1-3			3-1	4	0	0	0	0	1	2
Arturo DeFreitas, R (1, 3) OBP: 0.100, SLG: 0.200 Dan Driessen, L (9, PH) OBP: 0.352, SLG: 0.414			E5, G5-4-3		2B		K (SSS)		F8	3 1	0 0	1 0	0 0	0 0	1 0	0 0
Cesar Geronimo, L (1, 8) OBP: 0.329, SLG: 0.334 Mike Lum, L (9, PH) OBP: 0.379, SLG: 0.492			G5-4-3 (1-2f)		F8		K (SSS)		F5	3 1	0 0	0 0	0 0	0 0	1 0	2 0
Michael LaCoss, R (1, 1) OBP: 0.087, SLG: 0.130 Rick Auerbach, R (6, PH) OBP: 0.429, SLG: 0.592 Manny Sarmiento, R (6, 1) Pedro Borbon, R (6, 1) OBP: 0.182, SLG: 0.182 Harry Spilman, L (7, PH) Tom Hume, R (7, 1) OBP: 0.075, SLG: 0.051			K (SSS)			4-3, HR, 1B	6-3			1 1 0 0 1 0	0 1 0 0 0 0	0 1 0 0 0 0	0 0 0 0 0 0	1 0 0 0 0 0	0 0 0 0 0 0	0 0 0 0 0 0
Inning Stats	R: 0 E: 0 K: 0 S: 3 H: 0 LOB: 0 BB: 0 P: 3	R: 0 E: 0 K: 1 S: 5 H: 0 LOB: 0 BB: 0 P: 5	R: 0 E: 1 K: 1 S: 5 H: 0 LOB: 0 BB: 0 P: 5	R: 0 E: 0 K: 1 S: 6 H: 1 LOB: 1 BB: 0 P: 6	R: 0 E: 0 K: 0 S: 4 H: 1 LOB: 1 BB: 0 P: 4	R: 2 E: 0 K: 0 S: 6 H: 3 LOB: 2 BB: 1 P: 10	R: 0 E: 0 K: 2 S: 7 H: 0 LOB: 0 BB: 0 P: 7	R: 0 E: 0 K: 1 S: 7 H: 2 LOB: 2 BB: 0 P: 7	R: 0 E: 0 K: 0 S: 3 H: 0 LOB: 0 BB: 0 P: 3	1B: 5 2B: 1 3B: 0 HR: 1 SF: 0 SAC: 0 DP: 1 HBP: 0	WP: 0 PB: 0 SB: 0 CS: 0 PA: 35					

	AB	34
	R	2
	H	7
	RBI	2
	BB	1
	SO	6
	LOB	11

PITCHER		IP	WLS	BF	H	R	ER	SO	BB	IBB	HBP	BLK	WP	HR	S	P	ERA	WHIP
Bob Owchinko, L ERA: 3.43	(1, 1)	6.0	W	24	5	2	2	3	0	1	0	0	0	1	29	33	3.00	0.833
Rollie Fingers, R ERA: 2.53	(7, 1)	3.0	S	11	2	0	0	3	0	0	0	0	0	0	17	17	0.00	0.667

PITCHER		IP	WLS	BF	H	R	ER	SO	BB	IBB	HBP	BLK	WP	HR	S	P	ERA	WHIP

Cincinnati Reds @ San Diego Padres

San Diego Stadium, San Diego, CA

Wed Sep 13 1978, 10:05 PM EDT

Att. 12,899 - Unknown

livebaseballscorecards.com

BOTTOM

Batter	1	2	3	4	5	6	7	8	9	AB	R	H	RBI	BB	SO	LOB
Ozzie Smith, S (1, 6) OBP: 0.320, SLG: 0.321	5-3		4-3		BB	F9				3	0	0	0	1	0	2
Barry Evans, R (1, 5) OBP: 0.317, SLG: 0.297	1B		K		F8	F7				4	0	1	0	0	1	3
Jerry Turner, L (1, 7) OBP: 0.337, SLG: 0.452	F7			1B		BB	F2			3	2	1	0	1	0	1
Jim Wilhelm, R (8, 8) OBP: 0.364, SLG: 0.556				1B		1B				0	0	0	0	0	0	0
Dave Winfield, R (1, 8) OBP: 0.364, SLG: 0.498	K			G4-6-3		2B				4	2	3	0	0	1	1
(8, 9)				1B		1B	1B									
Oscar Gamble, L (1, 9) OBP: 0.366, SLG: 0.390		2-3		G4-6-3		K	F8			4	0	1	1	0	1	3
Derrel Thomas, S (8, 7) OBP: 0.303, SLG: 0.294				1B						0	0	0	0	0	0	0
Broderick Perkins, L (1, 3) OBP: 0.257, SLG: 0.348	G5-3		G4-6-3			3B	4-3			4	1	2	2	0	0	2
Gene Tenace, R (9, 3) OBP: 0.392, SLG: 0.413	1B					2B				0	0	0	0	0	0	0
Fernando Gonzalez, R (1, 4) OBP: 0.278, SLG: 0.310	BB		F7			3B		BB		2	1	1	1	2	0	0
Dave Roberts, R (1, 2) OBP: 0.321, SLG: 0.323	G5-3				F3	BB		K		3	0	0	0	1	1	3
Bob Owchinko, L (1, 1) OBP: 0.194, SLG: 0.213			K		4-3	1B		4-3		2	0	0	0	0	1	0
Gene Richards, L (6, PH) OBP: 0.376, SLG: 0.407										1	0	1	1	0	0	0
Rollie Fingers, R (7, 1) OBP: 0.167, SLG: 0.167										1	0	0	0	0	0	0

Inning Stats	1	2	3	4	5	6	7	8	9
R	0	0	0	2	0	4	0	0	
E	0	0	0	0	0	0	0	0	
K	1	0	2	0	0	1	0	1	
S	6	3	7	5	3	9	4	4	
H	1	1	0	3	0	4	1	0	
LOB	1	1	0	0	1	2	1	0	
BB	0	1	0	0	1	2	0	1	
P	6	7	7	5	7	17	4	8	

1B	8
2B	1
3B	1
HR	0
SF	0
SAC	0
DP	2
HBP	0

WP	0
PB	0
SB	2
CS	1
PA	36

AB	31
R	6
H	10
RBI	5
BB	5
SO	5
LOB	15

PITCHER		IP	WLS	BF	H	R	ER	SO	BB	IBB	HBP	BLK	WP	HR	S	P	ERA	WHIP
Michael LaCoss, R ERA: 4.68	(1, 1)	5.0		20	5	2	2	3	2	0	0	0	0	0	24	32	3.60	1.400
Manny Sarmiento, R ERA: 4.09	(6, 1)	0.1	L	7	4	4	4	1	2	0	0	0	0	0	7	15	108.00	18.000
Pedro Borbon, R ERA: 4.66	(6, 1)	0.2		2	0	0	0	0	0	0	0	0	0	0	2	2	0.00	0.000
Tom Hume, R ERA: 4.62	(7, 1)	2.0		7	1	0	0	1	1	0	0	0	0	0	8	12	0.00	1.000

PITCHER	IP	WLS	BF	H	R	ER	SO	BB	IBB	HBP	BLK	WP	HR	S	P	ERA	WHIP

Batter	1	2	3	4	5	6	7	8	9	AB	R	H	RBI	BB	SO	LOB
Pete Rose, S (1, 5) OBP: 0.357, SLG: 0.419	L3 1B		6-3		6-3			G4-6-3 1B		4	0	2	0	0	0	1
Joe Morgan, L (1, 4) OBP: 0.360, SLG: 0.397	L3 1-2		BBBB FC5-4 BB			FC6-4 1B		G4-6-3 1-2f		3	0	1	0	1	0	2
Junior Kennedy, R (8, 4) OBP: 0.357, SLG: 0.256										0	0	0	0	0	0	0
Dave Concepcion, R (1, 6) OBP: 0.347, SLG: 0.400	BBBB WP 1B BB		FC5-4 1-2f			FC6-4 2B 1-2f		F3		3	1	0	0	1	0	2
George Foster, R (1, 7) OBP: 0.356, SLG: 0.527	1-H 1B			F8		F8			SSS K	4	0	1	1	0	1	1
Johnny Bench, R (1, 2) OBP: 0.335, SLG: 0.484	SSS K			SSS K		1-3 2B			F8	4	0	1	0	0	2	1
Ken Henderson, S (1, 8) OBP: 0.296, SLG: 0.333		5-3		F8		SSS K			BBBB WP BB	3	0	0	0	1	1	2
Dan Driessen, L (1, 3) OBP: 0.351, SLG: 0.413		F9			SH1-4 1B		F7		F7 1-2	4	0	1	0	0	0	1
Champ Summers, L (1, 9) OBP: 0.467, SLG: 0.714		G3			F8		SSS K			3	0	0	0	0	1	1
Bill Bonham, R (1, 1) OBP: 0.271, SLG: 0.256			SSS K		SH1-4 1-2		SSS K			1	0	0	0	0	1	0
Pedro Borbon, R (6, 1) OBP: 0.182, SLG: 0.182										0	0	0	0	0	0	0
Mike Lum, L (7, PH) OBP: 0.377, SLG: 0.489										1	0	0	0	0	1	0
Manny Sarmiento, R (7, 1)										0	0	0	0	0	0	0
Inning Stats	R: 1 E: 0 K: 1 S: 6 H: 2 LOB: 1 BB: 1 P: 10	R: 0 E: 0 K: 0 S: 3 H: 0 LOB: 0 BB: 0 P: 3	R: 0 E: 0 K: 1 S: 5 H: 0 LOB: 1 BB: 1 P: 9	R: 0 E: 0 K: 1 S: 5 H: 0 LOB: 0 BB: 0 P: 5	R: 0 E: 0 K: 0 S: 4 H: 1 LOB: 1 BB: 0 P: 4	R: 0 E: 0 K: 1 S: 7 H: 2 LOB: 2 BB: 0 P: 7	R: 0 E: 0 K: 2 S: 7 H: 0 LOB: 0 BB: 0 P: 7	R: 0 E: 0 K: 0 S: 3 H: 1 LOB: 0 BB: 0 P: 3	R: 0 E: 0 K: 1 S: 5 H: 0 LOB: 1 BB: 1 P: 9	1B: 5 2B: 2 3B: 0 HR: 0 SF: 0 SAC: 1 DP: 2 HBP: 0	WP: 2 PB: 0 SB: 0 CS: 0 PA: 34					

PITCHER	IP	WLS	BF	H	R	ER	SO	BB	IBB	HBP	BLK	WP	HR	S	P	ERA	WHIP
Bob Shirley, L (1, 1) ERA: 3.91	5.2	W	23	5	1	1	3	2	0	0	0	1	0	27	35	1.59	1.235
John D'Acquisto, R (6, 1) ERA: 2.33	3.1	S	11	1	0	0	4	1	0	0	0	1	0	18	22	0.00	0.600

PITCHER	IP	WLS	BF	H	R	ER	SO	BB	IBB	HBP	BLK	WP	HR	S	P	ERA	WHIP

TOP

Cincinnati Reds @ San Diego Padres

San Diego Stadium, San Diego, CA

Thu Sep 14 1978, 10:05 PM EDT

Att. 10,223 - Unknown

livebaseballscorecards.com

AB	30
R	1
H	6
RBI	1
BB	3
SO	7
LOB	11

BOTTOM

Cincinnati Reds @ San Diego Padres

San Diego Stadium, San Diego, CA

Thu Sep 14 1978, 10:05 PM EDT

Att. 10,223 - Unknown

livebaseballscorecards.com

Batter	1	2	3	4	5	6	7	8	9	AB	R	H	RBI	BB	SO	LOB
Gene Richards, L (1, 7) OBP: 0.377, SLG: 0.407	0-0 E 1B		0-3 K ②		4-0 BB		0-0 4-3 ①			3	1	1	0	1	1	0
Ozzie Smith, S (1, 6) OBP: 0.321, SLG: 0.323	0-0 S 1-3 1B		0-0 CS 1B		0-3 K ③		0-0 F7 ②			4	0	2	0	0	1	1
Barry Evans, R (1, 5) OBP: 0.302, SLG: 0.282 Tucker Ashford, R (6, PH) OBP: 0.292, SLG: 0.353 (7, 5)	0-3 K ① 1-3 3-H		0-0 CS ③ 1-2	0-0 F8 ①		0-0 4-3 ①	0-0 1-3 ③			2 2	0 0	0 0	0 0	0 0	1 0	1 0
Dave Winfield, R (1, 8) OBP: 0.367, SLG: 0.500 (7, 9)	0-0 6-3 ②			0-0 BB G3-1 1B		0-0 WP 1B 1B		0-0 FC4-6 1B HR 1B		4	3	3	0	0	0	1
Oscar Gamble, L (1, 9) OBP: 0.368, SLG: 0.389 Jim Wilhelm, R (6, PR) OBP: 0.417, SLG: 0.600 (7, 8)	0-0 4-3 ③			4-0 G3-1 1-2 BB		4-0 1B 1B 1B 1-2 BB		0-0 FC4-6 1-2 1B		1 1	0 1	0 1	0 0	0 0	2 0	1 0
Broderick Perkins, L (1, 3) OBP: 0.257, SLG: 0.345		0-0 F8 ①		0-0 G3-1 ② 1-3 2-H		0-0 1B 1B 1-2 2-H 1B		0-0 P6 ①		4	1	1	2	0	0	3
Fernando Gonzalez, R (1, 4) OBP: 0.278, SLG: 0.309		0-0 F2 ②		0-0 L1 ③		0-0 1B CS 1-2 2-3 1B		0-0 FC4-6 1-2f 2-3 HR ②		4	1	1	0	0	0	3
Dave Roberts, R (1, 2) OBP: 0.315, SLG: 0.316 Jerry Turner, L (6, PH) OBP: 0.340, SLG: 0.455 Gene Tenace, R (7, 2) OBP: 0.394, SLG: 0.423		0-0 F9 ③			0-3 K ①	0-0 CS 1-3 2-H 3-H 1B		0-0 1-H 3-H HR		2 1 1	0 0 1	0 1 1	0 2 3	0 0 0	1 0 0	0 0 0
Bob Shirley, R (1, 1) OBP: 0.209, SLG: 0.128 John D'Acquisto, R (6, 1) OBP: 0.278, SLG: 0.188			0-0 1-3 ①		0-3 K ②	0-0 6-3 ② ③ 2-3 3-H		0-0 6-3 ③		2 2	0 0	0 0	0 0	0 0	1 0	0 3
Inning Stats	R: 1 E: 0 K: 1 S: 7 H: 2 LOB: 1 BB: 0 P: 7	R: 0 E: 0 K: 0 S: 3 H: 0 LOB: 0 BB: 0 P: 3	R: 0 E: 0 K: 1 S: 5 H: 1 LOB: 0 BB: 0 P: 5	R: 1 E: 0 K: 0 S: 4 H: 1 LOB: 1 BB: 1 P: 8	R: 0 E: 0 K: 3 S: 9 H: 0 LOB: 1 BB: 1 P: 13	R: 3 E: 0 K: 0 S: 6 H: 4 LOB: 2 BB: 1 P: 10	R: 0 E: 0 K: 0 S: 3 H: 0 LOB: 0 BB: 0 P: 3	R: 3 E: 0 K: 0 S: 6 H: 3 LOB: 0 BB: 0 P: 6		1B: 10 2B: 0 3B: 0 HR: 1 SF: 0 SAC: 0 DP: 0 HBP: 0						

	AB	33
	R	8
	H	11
	RBI	7
	BB	3
	SO	5
	LOB	13

WP: 1 PB: 0 SB: 2 CS: 3 PA: 37

PITCHER	IP	WLS	BF	H	R	ER	SO	BB	IBB	HBP	BLK	WP	HR	S	P	ERA	WHIP
Bill Bonham, R (1, 1) ERA: 3.53	5.1	L	26	8	5	4	5	3	0	0	0	1	0	33	45	6.75	2.062
Pedro Borbon, R (6, 1) ERA: 4.63	0.2		1	0	0	0	0	0	0	0	0	0	0	1	1	0.00	0.000
Manny Sarmiento, R (7, 1) ERA: 4.24	2.0		9	3	3	3	0	0	0	0	0	0	1	9	9	13.50	1.500

PITCHER	IP	WLS	BF	H	R	ER	SO	BB	IBB	HBP	BLK	WP	HR	S	P	ERA	WHIP

Cincinnati Reds @ San Francisco Giants

Candlestick Park, San Francisco, CA

Fri Sep 15 1978, 10:05 PM EDT

Att. 22,726 - Unknown

TOP

livebaseballscorecards.com

Batter	1	2	3	4	5	6	7	8	9	AB	R	H	RBI	BB	SO	LOB
Pete Rose, S (1, 5) OBP: 0.355, SLG: 0.417	5-3		E 1B 1B	F7			4-3 2-3		F9	5	1	1	0	0	0	2
Ray Knight, R (9, 5) OBP: 0.231, SLG: 0.290										0	0	0	0	0	0	0
Dave Concepcion, R (1, 6) OBP: 0.351, SLG: 0.404	E 1B 1B		1-H 2B 1B		5-3		1B 3-H 1B		1B	5	2	4	2	0	0	0
Ken Griffey, L (1, 9) OBP: 0.341, SLG: 0.425	K		S 1-H SF8 2B		F8		1-2 1B		P5	5	1	2	1	0	1	2
George Foster, R (1, 7) OBP: 0.355, SLG: 0.525	E8 1-H 1B 1B		F7 2-3		F2		F9			4	1	1	0	0	0	3
Johnny Bench, R (1, 2) OBP: 0.334, SLG: 0.483	2-H 1B		SF8 3-H			P4		5-3		3	0	1	2	0	0	0
Ken Henderson, S (1, 8) OBP: 0.288, SLG: 0.324		F8	F8			F8		4-3		4	0	0	0	0	0	0
Dan Driessen, L (1, 3) OBP: 0.352, SLG: 0.412		F7		5-3 1B		G3		BB		3	0	1	0	1	0	0
Junior Kennedy, R (1, 4) OBP: 0.361, SLG: 0.263		1B		1-2 5-3			4-3 S 1B 1B		3-1	4	1	2	0	0	0	2
Tom Seaver, R (1, 1) OBP: 0.200, SLG: 0.119		K		5-3			1-2 K		K	4	0	0	0	0	3	3

Inning Stats	1	2	3	4	5	6	7	8	9
R	2	0	3	0	0	0	1	0	0
H	3	1	3	1	0	0	3	0	1
E	1	0	1	0	0	0	0	0	0
LOB	1	1	0	1	0	0	2	1	1
K	1	1	0	0	0	0	1	0	1
BB	0	0	0	0	0	0	0	1	0
S	7	6	6	4	3	3	8	3	6
P	7	6	6	6	3	3	8	7	6

1B	11
2B	1
3B	0
HR	0
SF	1
SAC	0
DP	0
HBP	0
WP	0
PB	0
SB	2
CS	0
PA	39

PITCHER		IP	WLS	BF	H	R	ER	SO	BB	IBB	HBP	BLK	WP	HR	S	P	ERA	WHIP
Vida Blue, L ERA: 2.82	(1, 1)	3.0	L	15	7	5	4	2	0	0	0	0	0	0	19	19	12.00	2.333
Terry Cornutt, R ERA:	(4, 1)	3.0		10	1	0	0	0	0	0	0	0	0	0	10	10	0.00	0.333
Jim Barr, R ERA: 3.5	(7, 1)	1.0		6	3	1	1	1	0	0	0	0	0	0	8	8	9.00	3.000
Philip Nastu, L ERA:	(8, 1)	2.0		8	1	0	0	1	1	0	0	0	0	0	9	13	0.00	1.000

PITCHER		IP	WLS	BF	H	R	ER	SO	BB	IBB	HBP	BLK	WP	HR	S	P	ERA	WHIP

AB	37
R	6
H	12
RBI	5
BB	1
SO	4
LOB	12

BOTTOM

Cincinnati Reds @ San Francisco Giants

Candlestick Park, San Francisco, CA

Fri Sep 15 1978, 10:05 PM EDT

Att. 22,726 - Unknown

livebaseballscorecards.com

Batter	1	2	3	4	5	6	7	8	9	AB	R	H	RBI	BB	SO	LOB
Bill Madlock, R (1, 4) OBP: 0.384, SLG: 0.495	G6-4-3 BB 1B	1-3		K3-1		K			4	0	1	0	0	2	0
Terry Whitfield, L (1, 7) OBP: 0.342, SLG: 0.402	G6-4-3 BB 1-2	G3	3-1			F8			3	0	0	0	1	0	0
Jack Clark, R (1, 9) OBP: 0.358, SLG: 0.536	G6-4-3 1-2f 2-3	F9			5-3	F3			4	0	0	0	0	0	2
Darrell Evans, L (1, 5) OBP: 0.368, SLG: 0.416	F5	HR			G1-6-3 BB				2	1	1	1	1	0	1
Willie McCovey, L (1, 3) OBP: 0.298, SLG: 0.396		G3	K		G1-6-3 1-2f				3	0	0	0	0	1	1
Philip Nastu, L (8, 1)									0	0	0	0	0	0	0
Hector Cruz, R (1, 8) OBP: 0.307, SLG: 0.380		K		P6				K	3	0	0	0	0	2	0
Roger Metzger, S (1, 6) OBP: 0.283, SLG: 0.270		F8		K				PB BB	2	0	0	0	1	1	0
Mike Sadek, R (1, 2) OBP: 0.327, SLG: 0.350			K	5-3				G1-6-3 BB 1-2	2	0	0	0	0	1	0
John Tamargo, S (8, PH) OBP: 0.356, SLG: 0.333									0	0	0	0	1	0	0
Vida Blue, S (1, 1) OBP: 0.256, SLG: 0.143			K		K			G1-6-3 1-2f	0	0	0	0	0	0	0
Art Gardner, L (3, PH)									1	0	0	0	0	1	0
Terry Cornutt, R (4, 1)									0	0	0	0	0	0	0
Vic Harris, S (6, PH) OBP: 0.220, SLG: 0.220									1	0	0	0	0	1	0
Jim Barr, R (7, 1) OBP: 0.104, SLG: 0.104									0	0	0	0	0	0	0
Skip James, L (8, 3) OBP: 0.217, SLG: 0.150									1	0	0	0	0	0	2

Inning Stats	1	2	3	4	5	6	7	8	9	1B	SF	WP	PA
R	0	0	0	1	0	0	0	0	0	1	0	0	30
E	0	0	0	0	0	0	0	0	0	2B 0	SAC 0	PB 1	
K	0	1	2	1	1	2	0	1	1	3B 0	DP 3	SB 0	
S	3	5	7	6	5	7	2	4	5	HR 1	HBP 0	CS 0	
H	1	0	0	1	0	0	0	0	0				
LOB	1	0	0	0	0	0	0	1	0				
BB	1	0	0	0	0	0	1	2	0				
P	7	5	7	6	5	7	6	12	5				

	AB	26
	R	1
	H	2
	RBI	1
	BB	4
	SO	9
	LOB	6

PITCHER	IP	WLS	BF	H	R	ER	SO	BB	IBB	HBP	BLK	WP	HR	S	P	ERA	WHIP
Tom Seaver, R (1, 1) ERA: 2.89	9.0	W	30	2	1	1	9	4	0	0	0	0	1	44	60	1.00	0.667

PITCHER	IP	WLS	BF	H	R	ER	SO	BB	IBB	HBP	BLK	WP	HR	S	P	ERA	WHIP

Cincinnati Reds @ San Francisco Giants

Candlestick Park, San Francisco, CA

Sat Sep 16 1978, 6:33 AM EDT

Att. 29,557 - Unknown

TOP

livebaseballscorecards.com

Batter	1	2	3	4	5	6	7	8	9	AB	R	H	RBI	BB	SO	LOB
Pete Rose, S (1, 5) OBP: 0.358, SLG: 0.418	H 1-0 CS HBP		x 0-0 1B		x 0-0 E7 1B		x 0-0 F9 ③			3	0	2	0	0	0	2
Joe Morgan, L (1, 4) OBP: 0.357, SLG: 0.393	S S S 0-3 ①② K 1-2		x 0-0 ① F7		S S S 0-3 ③ K			x 0-0 ① F9		4	0	0	0	0	2	3
Ken Griffey, L (1, 8) (9, 9) OBP: 0.342, SLG: 0.426	x 0-0 ③ 1B		S S S 0-3 ② K			x 0-0 K 1B		x 0-0 ② L6		4	0	2	0	0	1	1
George Foster, R (1, 7) OBP: 0.355, SLG: 0.528		S S S 0-3 ① K	x 0-0 ③ F3			S S S 0-3 ①② K 1-2		x 0-0 HR		4	1	1	1	0	2	2
Dan Driessen, L (1, 3) OBP: 0.352, SLG: 0.409		B B B B 4-0 BB 2B BB		x 0-0 ① F8		S S S 0-3 ③ K		S S S 0-3 ③ K		3	1	0	0	1	2	0
Champ Summers, L (1, 9) OBP: 0.444, SLG: 0.625		B B B B 4-0 2B 1-2 CS BB		x 0-0 ② 4-3			x 0-0 ① 4-3		x 0-0 ① L4	2	0	0	0	1	0	0
Dave Collins, S (9, PH) (9, 8) OBP: 0.321, SLG: 0.237										1	0	0	0	0	0	0
Dave Concepcion, R (1, 6) OBP: 0.352, SLG: 0.407		x 0-0 1B 1-3 2-H 2B		x 0-0 ③ G3			x 0-0 BB 1B		x 0-0 ② F7	4	0	2	1	0	0	0
Vic Correll, R (1, 2) OBP: 0.277, SLG: 0.333		x 0-0 ② 2-3 3-H 1B			x 0-0 ① L5		S S S 0-3 ② K		x 0-0 ③ 5-3	2	0	1	0	0	0	0
Mike Lum, L (7, PH) OBP: 0.374, SLG: 0.485										1	0	0	0	0	1	1
Don Werner, R (7, 2) OBP: 0.244, SLG: 0.188										0	0	0	0	0	0	0
Johnny Bench, R (9, PH) (9, 2) OBP: 0.333, SLG: 0.482										1	0	0	0	0	0	0
Tom Hume, R (1, 1) OBP: 0.071, SLG: 0.049		S S S 0-3 ③ K			S S S 0-3 ② K		B B B B 4-0 1-2 BB			2	0	0	0	0	2	2
Ken Henderson, S (7, PH) OBP: 0.293, SLG: 0.324										0	0	0	0	1	0	0
Pedro Borbon, R (7, 1) OBP: 0.182, SLG: 0.182										0	0	0	0	0	0	0
Doug Bair, R (8, 1) OBP: 0.167, SLG: 0.167										0	0	0	0	0	0	0

	AB	31
	R	2
	H	8
	RBI	2
	BB	3
	SO	10
	LOB	11

Inning Stats																								
	R: 0	H: 1	R: 1	H: 2	R: 0	H: 1	R: 0	H: 0	R: 0	H: 1	R: 0	H: 1	R: 0	H: 1	R: 1	H: 1	R: 0	H: 0	1B: 6	SF: 0	WP: 0	PA: 35		
	E: 0	LOB: 1	E: 0	LOB: 2	E: 0	LOB: 1	E: 0	LOB: 0	E: 1	LOB: 1	E: 0	LOB: 0	E: 0	LOB: 2	E: 0	LOB: 0	E: 0	LOB: 0	2B: 2	SAC: 0	PB: 0			
	K: 1	BB: 0	K: 2	BB: 2	K: 1	BB: 0	K: 0	BB: 0	K: 2	BB: 0	K: 2	BB: 0	K: 1	BB: 1	K: 1	BB: 0	K: 0	BB: 0	3B: 0	DP: 1	SB: 0			
	S: 4	P: 5	S: 8	P: 16	S: 6	P: 6	S: 3	P: 3	S: 8	P: 8	S: 7	P: 7	S: 6	P: 10	S: 6	P: 6	S: 3	P: 3	HR: 1	HBP: 1	CS: 2			

PITCHER		IP	WLS	BF	H	R	ER	SO	BB	IBB	HBP	BLK	WP	HR	S	P	ERA	WHIP
John Montefusco, R	(1, 1)	8.0		32	8	2	2	10	3	0	1	0	0	1	48	61	2.25	1.375
ERA: 3.86																		
Gary Lavelle, L	(9, 1)	1.0	W	3	0	0	0	0	0	0	0	0	0	0	3	3	0.00	0.000
ERA: 3.31																		

PITCHER	IP	WLS	BF	H	R	ER	SO	BB	IBB	HBP	BLK	WP	HR	S	P	ERA	WHIP

Batter	1	2	3	4	5	6	7	8	9	AB	R	H	RBI	BB	SO	LOB
Terry Whitfield, L (1, 7) OBP: 0.344, SLG: 0.407	K		K		2B			S 1B	1-2 2-3 3-H 1B	5	0	3	1	0	2	0
Jim Dwyer, L (1, 8) Larry Herndon, R (8, PR) OBP: 0.314, SLG: 0.340 (9, 8)	FC5-4 1B			G3	F7			1-2 IBB		3	0	1	0	1	0	1
										0	0	0	0	0	0	0
Jack Clark, R (1, 9) OBP: 0.358, SLG: 0.534	FC5-4 S 1-2f			4-3 E 1B		F9		P6		4	1	1	0	0	0	3
Darrell Evans, L (1, 5) OBP: 0.366, SLG: 0.413	K 1-2			4-3 1-2		K2-3		G3		4	0	0	0	0	2	4
Mike Ivie, R (1, 3) OBP: 0.363, SLG: 0.472		6-3		E8 1B 2-H 1B		6-3			1B SH5-4 1B	4	1	2	1	0	0	0
Art Gardner, L (9, PR)										0	1	0	0	0	0	0
Roger Metzger, S (1, 6) OBP: 0.284, SLG: 0.271		4-3		2-H 1B			3-1		SH5-4 1-2	3	0	1	1	0	0	0
Rob Andrews, R (1, 4) OBP: 0.317, SLG: 0.311		F9		F7			F8		1B IBB 2-3 1B	4	0	1	0	0	0	1
Mike Sadek, R (1, 2) OBP: 0.319, SLG: 0.340			F2		F7		6-3			3	0	0	0	0	0	0
John Tamargo, S (9, PH) OBP: 0.363, SLG: 0.333									1B 1-2 IBB	0	0	0	0	1	0	0
John Montefusco, R (1, 1) OBP: 0.137, SLG: 0.075			K		B3			F8	K	2	0	0	0	0	1	0
Bill Madlock, R (8, PH) OBP: 0.383, SLG: 0.494										1	0	0	0	0	0	0
Gary Lavelle, S (9, 1) OBP: 0.067, SLG: 0.067										0	0	0	0	0	0	0
Skip James, L (9, PH) OBP: 0.208, SLG: 0.143										1	0	0	0	0	1	3
Inning Stats	R: 0 E: 0 K: 2 S: 8 H: 1 LOB: 1 BB: 0 P: 8	R: 0 E: 0 K: 0 S: 3 H: 0 LOB: 0 BB: 0 P: 3	R: 0 E: 0 K: 2 S: 7 H: 0 LOB: 0 BB: 0 P: 7	R: 2 E: 1 K: 0 S: 6 H: 3 LOB: 1 BB: 0 P: 6	R: 0 E: 0 K: 0 S: 4 H: 1 LOB: 1 BB: 0 P: 4	R: 0 E: 0 K: 1 S: 5 H: 0 LOB: 0 BB: 0 P: 5	R: 0 E: 0 K: 0 S: 3 H: 0 LOB: 0 BB: 0 P: 3	R: 0 E: 0 K: 0 S: 4 H: 1 LOB: 2 BB: 1 P: 8	R: 1 E: 0 K: 1 S: 7 H: 3 LOB: 3 BB: 1 P: 11	1B: 8 2B: 1 3B: 0 HR: 0	SF: 0 SAC: 1 DP: 0 HBP: 0						

PITCHER		IP	WLS	BF	H	R	ER	SO	BB	IBB	HBP	BLK	WP	HR	S	P	ERA	WHIP
Tom Hume, R ERA: 4.5	(1, 1)	6.0		23	5	2	1	5	0	0	0	0	0	0	33	33	1.50	0.833
Pedro Borbon, R ERA: 4.56	(7, 1)	1.1		6	1	0	0	0	0	1	0	0	0	0	5	9	0.00	0.750
Doug Bair, R ERA: 1.9	(8, 1)	1.1	L	8	3	1	1	1	0	1	0	0	0	0	9	13	6.75	2.250

PITCHER	IP	WLS	BF	H	R	ER	SO	BB	IBB	HBP	BLK	WP	HR	S	P	ERA	WHIP

BOTTOM

Cincinnati Reds @ San Francisco Giants

Candlestick Park, San Francisco, CA

Sat Sep 16 1978, 6:33 AM EDT

Att. 29,557 - Unknown

livebaseballscorecards.com

AB	34
R	3
H	9
RBI	3
BB	2
SO	6
LOB	12

1B: 8	SF: 0	WP: 0	PA: 37
2B: 1	SAC: 1	PB: 0	
3B: 0	DP: 0	SB: 2	
HR: 0	HBP: 0	CS: 0	

Cincinnati Reds @ San Francisco Giants

Candlestick Park, San Francisco, CA

Sun Sep 17 1978, 6:33 AM EDT

Att. 31,469 - Unknown

TOP

livebaseballscorecards.com

Batter	1	2	3	4	5	6	7	8	9	AB	R	H	RBI	BB	SO	LOB
Pete Rose, S (1, 5) OBP: 0.360, SLG: 0.420	BBBB 4-0 WP PB SF6 BB		0-0 5-3			0-0 4-3	2-H 1B		1-H 1B 2B	4	1	2	2	1	0	0
Joe Morgan, L (1, 4) OBP: 0.356, SLG: 0.390	BBBB 4-0 1-2 WP 1B BB		0-0 F7			0-0 4-3	0-0 F8		2-3 1B	3	0	0	0	1	0	1
Junior Kennedy, R (8, 4) OBP: 0.365, SLG: 0.269										1	0	1	0	0	0	0
Ken Griffey, L (1, 8) OBP: 0.340, SLG: 0.423	0-0 G3 1-2 2-3		SSS 0-3 K			0-0 F7		0-0 4-3		4	0	0	0	0	1	2
George Foster, R (1, 7) OBP: 0.355, SLG: 0.526	IIII 4-0 1B IBB			0-0 5-3			BBBB 4-0 1B 1B 2B BB	0-0 F8		2	1	0	0	2	0	0
Johnny Bench, R (1, 2) OBP: 0.333, SLG: 0.481	0-0 SF6 3-H			SSS 0-3 K			0-0 1B 1-2 1B	0-0 5-3		3	0	1	1	0	1	0
Dave Concepcion, R (1, 6) OBP: 0.355, SLG: 0.408	0-0 1-2 2-H 1B			0-0 4-3			0-0 1-3 2-3 S 2B 1B		BBBB 4-0 6-3 S 1B BB	3	2	2	0	1	0	0
Ken Henderson, S (1, 9) OBP: 0.292, SLG: 0.317		0-0 F7			0-0 F7		IIII 4-0 1-2 2B IBB		SSS 0-3 K 1-2	3	1	0	0	1	1	1
Dan Driessen, L (1, 3) OBP: 0.349, SLG: 0.406		SSS 0-3 K			0-0 4-3		SSS 0-3 K		0-0 6-3 2-3	4	0	0	0	0	2	4
Paul Moskau, R (1, 1) OBP: 0.260, SLG: 0.326		0-0 4-3			0-0 4-3		0-0 1-H 2-H 3-H 1B 2B		0-0 3-H 2B 1B	4	2	2	4	0	0	0
Inning Stats	R: 1 E: 0 K: 0 S: 3 H: 1 LOB: 2 BB: 3 P: 15	R: 0 E: 0 K: 1 S: 5 H: 0 LOB: 0 BB: 0 P: 5	R: 0 E: 0 K: 1 S: 5 H: 0 LOB: 0 BB: 0 P: 5	R: 0 E: 0 K: 1 S: 5 H: 0 LOB: 0 BB: 0 P: 5	R: 0 E: 0 K: 0 S: 3 H: 0 LOB: 0 BB: 0 P: 3	R: 0 E: 0 K: 0 S: 3 H: 0 LOB: 0 BB: 0 P: 3	R: 4 E: 0 K: 1 S: 8 H: 4 LOB: 1 BB: 2 P: 16	R: 0 E: 0 K: 0 S: 3 H: 0 LOB: 0 BB: 0 P: 3	R: 2 E: 0 K: 1 S: 7 H: 3 LOB: 2 BB: 1 P: 11	1B: 6 2B: 2 3B: 0 HR: 0 SF: 1 SAC: 0 DP: 0 HBP: 0							

	AB	31
	R	7
	H	8
	RBI	7
	BB	6
	SO	5
	LOB	8

WP: 1 PB: 1 SB: 2 CS: 0 PA: 38

PITCHER		IP	WLS	BF	H	R	ER	SO	BB	IBB	HBP	BLK	WP	HR	S	P	ERA	WHIP
Bob Knepper, L ERA: 2.83	(1, 1)	7.0	L	29	5	5	5	4	3	2	0	0	1	0	32	52	6.43	1.143
Philip Nastu, L ERA: 4.5	(8, 1)	2.0		9	3	2	2	1	1	0	0	0	0	0	10	14	9.00	2.000

PITCHER	IP	WLS	BF	H	R	ER	SO	BB	IBB	HBP	BLK	WP	HR	S	P	ERA	WHIP

BOTTOM

Cincinnati Reds @ San Francisco Giants

Candlestick Park, San Francisco, CA

Sun Sep 17 1978, 6:33 AM EDT

Att. 31,469 - Unknown

livebaseballscorecards.com

Batter	1	2	3	4	5	6	7	8	9	AB	R	H	RBI	BB	SO	LOB
Terry Whitfield, L (1, 7) OBP: 0.344, SLG: 0.412	F8			F9		4-3			HR	4	1	1	1	0	0	0
Jim Dwyer, L (1, 8) OBP: 0.325, SLG: 0.363	F9			F9		K			K	4	0	0	0	0	2	0
Jack Clark, R (1, 9) OBP: 0.359, SLG: 0.539	K			3B			F7		2B	4	0	2	0	0	1	0
Darrell Evans, L (1, 5) OBP: 0.364, SLG: 0.410		F9		P4			P4		F2	3	0	0	0	0	0	1
Philip Nastu, L (8, 1)										0	0	0	0	0	0	0
Art Gardner, L (9, PH)										1	0	0	0	0	0	1
Mike Ivie, R (1, 3) OBP: 0.358, SLG: 0.466		5-3			K		5-3		K	4	0	0	0	0	2	1
Roger Metzger, S (1, 6) OBP: 0.284, SLG: 0.269		4-3			BB			F8		2	0	0	0	1	0	0
Rob Andrews, R (1, 4) OBP: 0.317, SLG: 0.311			BB		P6			2B		0	0	0	0	0	0	0
Tom Heintzelman, R (3, PH) OBP: 0.241, SLG: 0.464			G6-4-3							2	0	1	0	1	0	1
(4, 4)																
Mike Sadek, R (1, 2) OBP: 0.310, SLG: 0.330			G6-4-3 1-2f		F8			K		3	0	0	0	0	1	3
Bob Knepper, L (1, 1) OBP: 0.120, SLG: 0.080			K			K		5-3		2	0	0	0	0	2	0
Hector Cruz, R (8, 5) OBP: 0.305, SLG: 0.378										1	0	0	0	0	0	1

AB	30
R	1
H	4
RBI	1
BB	2
SO	8
LOB	8

Inning Stats	1	2	3	4	5	6	7	8	9
	R: 0 E: 0 K: 1 S: 5	H: 0 LOB: 0 BB: 0 P: 5	R: 0 E: 0 K: 0 S: 3	H: 0 LOB: 0 BB: 0 P: 3	R: 0 E: 0 K: 1 S: 4	H: 0 LOB: 0 BB: 1 P: 8	R: 0 E: 0 K: 0 S: 4	H: 1 LOB: 1 BB: 0 P: 4	R: 0 E: 0 K: 1 S: 5	H: 0 LOB: 1 BB: 1 P: 9
	R: 0 E: 0 K: 2 S: 7	H: 0 LOB: 0 BB: 0 P: 7	R: 0 E: 0 K: 0 S: 3	H: 0 LOB: 0 BB: 0 P: 3	R: 0 E: 0 K: 1 S: 6	H: 1 LOB: 1 BB: 0 P: 6	R: 1 E: 0 K: 2 S: 9	H: 2 LOB: 1 BB: 0 P: 9	1B: 0 2B: 2 3B: 1 HR: 1	SF: 0 SAC: 0 DP: 1 HBP: 0	WP: 0 PB: 0 SB: 0 CS: 0	PA: 32

PITCHER	IP	WLS	BF	H	R	ER	SO	BB	IBB	HBP	BLK	WP	HR	S	P	ERA	WHIP
Paul Moskau, R (1, 1) ERA: 3.86	9.0	W	32	4	1	1	8	2	0	0	0	0	1	46	54	1.00	0.667

PITCHER	IP	WLS	BF	H	R	ER	SO	BB	IBB	HBP	BLK	WP	HR	S	P	ERA	WHIP

Batter	1	2	3	4	5	6	7	8	9	AB	R	H	RBI	BB	SO	LOB
Pete Rose, S (1, 5) OBP: 0.361, SLG: 0.419	L6		BB		6-3		BB		BB	2	1	0	0	3	0	0
Ray Knight, R (9, 5) OBP: 0.231, SLG: 0.290							1-2 2-3			0	0	0	0	0	0	0
Joe Morgan, L (1, 4) OBP: 0.353, SLG: 0.386	P4		F5		L6		F7		K 1-2	5	0	0	0	0	1	5
Ken Griffey, L (1, 8) OBP: 0.342, SLG: 0.424	1B		F7		1B		1B 1-2 2-3 3-H		F8	5	0	3	1	0	0	2
George Foster, R (1, 7) OBP: 0.354, SLG: 0.522	K		K		5-3		K		BB	4	0	0	0	1	3	6
Johnny Bench, R (1, 2) OBP: 0.338, SLG: 0.484		2B SF9 1B		G6-4-3 BB		K	CS 1-3 2-H 3-H		1B 1-2 2-H	4	1	3	2	1	1	0
Dan Driessen, L (1, 3) OBP: 0.350, SLG: 0.408		SF9 2B 1-3		G6-4-3 BB 1-2		P4	CS 1-2	F7		3	0	1	0	1	0	0
Dave Concepcion, R (1, 6) OBP: 0.354, SLG: 0.408		SF9 2-3 3-H		G6-4-3 1-2f 2-3		F8		1B		3	0	1	1	0	0	2
Champ Summers, L (1, 9) OBP: 0.455, SLG: 0.579		F5		IBB			S SH 1B 1B	F5		3	1	1	0	1	0	2
Michael LaCoss, R (1, 1) OBP: 0.077, SLG: 0.115		K		F2			SH 1B BB 1B 1-2	F9		3	1	0	0	0	1	4
Inning Stats	R: 0 E: 0 K: 1 S: 6 H: 1 LOB: 1 BB: 0 P: 6	R: 1 E: 0 K: 1 S: 7 H: 2 LOB: 1 BB: 0 P: 7	R: 0 E: 0 K: 1 S: 5 H: 0 LOB: 1 BB: 1 P: 9	R: 0 E: 0 K: 0 S: 2 H: 0 LOB: 2 BB: 3 P: 14	R: 0 E: 0 K: 0 S: 4 H: 1 LOB: 1 BB: 0 P: 4	R: 0 E: 0 K: 1 S: 5 H: 0 LOB: 0 BB: 0 P: 5	R: 3 E: 0 K: 1 S: 8 H: 3 LOB: 1 BB: 1 P: 12	R: 0 E: 0 K: 0 S: 4 H: 1 LOB: 1 BB: 0 P: 4	R: 0 E: 0 K: 1 S: 5 H: 1 LOB: 2 BB: 2 P: 13	1B: 8 2B: 1 3B: 0 HR: 0	SF: 1 SAC: 1 DP: 1 HBP: 0						

PITCHER		IP	WLS	BF	H	R	ER	SO	BB	IBB	HBP	BLK	WP	HR	S	P	ERA	WHIP
Bob Welch, R ERA: 2.27	(1, 1)	6.2	L	32	7	4	4	5	4	1	0	0	0	0	37	57	5.40	1.650
Lance Rautzhan, L ERA: 1.63	(7, 1)	0.1		0	0	0	0	0	0	0	0	0	0	0	0	0	0.00	0.000
Bobby Castillo, R ERA: 3.86	(8, 1)	2.0		9	2	0	0	1	2	0	0	0	0	0	9	17	0.00	2.000

PITCHER	IP	WLS	BF	H	R	ER	SO	BB	IBB	HBP	BLK	WP	HR	S	P	ERA	WHIP

TOP

Cincinnati Reds @ Los Angeles Dodgers

Dodger Stadium, Los Angeles, CA

Mon Sep 18 1978, 7:05 PM PDT

Att. 50,292 - Unknown

livebaseballscorecards.com

AB	32
R	4
H	9
RBI	4
BB	7
SO	6
LOB	21

WP: 0	PA: 42		
PB: 0			
SB: 2			
CS: 1			

Batter	1	2	3	4	5	6	7	8	9	AB	R	H	RBI	BB	SO	LOB
Davey Lopes, R (1, 4) OBP: 0.359, SLG: 0.433	F9		BB		5-3		1B			3	0	1	0	1	0	0
Bill Russell, R (1, 6) OBP: 0.312, SLG: 0.352	K		4-3		F5		FC5			4	0	0	0	0	1	3
Rick Monday, L (1, 8) OBP: 0.345, SLG: 0.466	1B			F7		F5		F8		4	0	1	0	0	0	0
Steve Garvey, R (1, 3) OBP: 0.346, SLG: 0.488	K			1B 1B 1B		P4		1B		4	0	2	0	0	1	1
Ron Cey, R (1, 5) OBP: 0.378, SLG: 0.447		K		1B 1-2 1B		BB		F8		3	0	1	0	1	1	1
Dusty Baker Jr., R (1, 7) OBP: 0.331, SLG: 0.377		K		1-2 2-3 1B		K		L8		4	0	1	0	0	2	2
Lee Lacy, R (1, 9) OBP: 0.340, SLG: 0.525		K		P6			5-3		5-3	4	0	0	0	0	1	3
Steve Yeager, R (1, 2) OBP: 0.297, SLG: 0.263			L3	P6			FC5 1B 1B		1-3	2	0	0	0	0	0	3
Vic Davalillo, L (7, PH) OBP: 0.338, SLG: 0.397										1	0	1	0	0	0	0
Jerry Grote, R (8, 2) OBP: 0.384, SLG: 0.381										1	0	0	0	0	0	0
Bob Welch, R (1, 1) OBP: 0.160, SLG: 0.200			5-3		4-3		F7		1-3	2	0	0	0	0	0	0
Lance Rautzhan, R (7, 1)										0	0	0	0	0	0	0
Johnny Oates, L (7, PH) OBP: 0.354, SLG: 0.324										1	0	0	0	0	0	1
Bobby Castillo, R (8, 1)										0	0	0	0	0	0	0
Joe Ferguson, R (9, PH) OBP: 0.354, SLG: 0.399										1	0	0	0	0	0	0
Inning Stats	R: 0 E: 0 K: 2 S: 8 H: 1 LOB: 1 BB: 0 P: 8	R: 0 E: 0 K: 3 S: 9 H: 0 LOB: 0 BB: 0 P: 9	R: 0 E: 0 K: 0 S: 3 H: 0 LOB: 1 BB: 1 P: 7	R: 0 E: 0 K: 0 S: 6 H: 3 LOB: 3 BB: 0 P: 6	R: 0 E: 0 K: 0 S: 3 H: 0 LOB: 0 BB: 0 P: 3	R: 0 E: 0 K: 1 S: 5 H: 0 LOB: 1 BB: 1 P: 9	R: 0 E: 0 K: 0 S: 5 H: 2 LOB: 2 BB: 0 P: 5	R: 0 E: 0 K: 0 S: 4 H: 1 LOB: 1 BB: 0 P: 4	R: 0 E: 0 K: 0 S: 3 H: 0 LOB: 0 BB: 0 P: 3							

PITCHER	IP	WLS	BF	H	R	ER	SO	BB	IBB	HBP	BLK	WP	HR	S	P	ERA	WHIP
Michael LaCoss, R (1, 1) ERA: 4.19	9.0	W	36	7	0	0	6	2	0	0	0	0	0	46	54	0.00	1.000

PITCHER	IP	WLS	BF	H	R	ER	SO	BB	IBB	HBP	BLK	WP	HR	S	P	ERA	WHIP

BOTTOM

Cincinnati Reds @ Los Angeles Dodgers

Dodger Stadium, Los Angeles, CA

Mon Sep 18 1978, 7:05 PM PDT

Att. 50,292 - Unknown

livebaseballscorecards.com

AB	34
R	0
H	7
RBI	0
BB	2
SO	6
LOB	14

1B: 7	SF: 0	WP: 0	PA: 36
2B: 0	SAC: 0	PB: 0	
3B: 0	DP: 0	SB: 0	
HR: 0	HBP: 0	CS: 0	

Batter	1	2	3	4	5	6	7	8	9	AB	R	H	RBI	BB	SO	LOB
Pete Rose, S (1, 5) OBP: 0.361, SLG: 0.418	F7		1B			F7			F8	4	0	1	0	0	0	0
Joe Morgan, L (1, 4) OBP: 0.350, SLG: 0.382	F9		P6			F5			4-3	4	0	0	0	0	0	1
Ken Griffey, L (1, 8) OBP: 0.340, SLG: 0.422	F7			G3		P5			4-3	4	0	0	0	0	0	0
George Foster, R (1, 7) OBP: 0.354, SLG: 0.521		F8		FC6-4 1B			F9			3	0	1	0	0	0	0
Johnny Bench, R (1, 2) OBP: 0.338, SLG: 0.482		4-3 1B		FC6-4 1-2f			F9			3	0	1	0	0	0	1
Dan Driessen, L (1, 3) OBP: 0.348, SLG: 0.405		4-3 1-2		F9			G3			3	0	0	0	0	0	2
Dave Concepcion, R (1, 6) OBP: 0.352, SLG: 0.406		5-3			F9			L8		3	0	0	0	0	0	1
Ron Oester, S (8, 6)										0	0	0	0	0	0	0
Champ Summers, L (1, 9) OBP: 0.400, SLG: 0.500			4-3		3-1			F2		3	0	0	0	0	0	0
Fred Norman, S (1, 1) OBP: 0.176, SLG: 0.143										0	0	0	0	0	0	0
Pedro Borbon, R (2, 1) OBP: 0.182, SLG: 0.182										0	0	0	0	0	0	0
Harry Spilman, L (3, PH)										1	0	0	0	0	1	0
Tom Hume, R (3, 1) OBP: 0.071, SLG: 0.049										0	0	0	0	0	0	0
Dave Collins, S (5, PH) OBP: 0.318, SLG: 0.234										1	0	0	0	0	0	0
Mario Soto, R (5, 1)										0	0	0	0	0	0	0
Mike Lum, L (8, PH) OBP: 0.372, SLG: 0.481										1	0	0	0	0	1	0
Manny Sarmiento, R (8, 1)			K		4-3			K		0	0	0	0	0	0	0

TOP

Cincinnati Reds @ Los Angeles Dodgers

Dodger Stadium, Los Angeles, CA

Tue Sep 19 1978, 7:05 PM PDT

Att. 50,450 - Unknown

livebaseballscorecards.com

AB	30
R	0
H	3
RBI	0
BB	0
SO	2
LOB	5

Inning Stats	1	2	3	4	5	6	7	8	9
	R: 0 E: 0 K: 0 S: 3	R: 0 E: 0 K: 0 S: 4	R: 0 E: 0 K: 1 S: 6	R: 0 E: 0 K: 0 S: 4	R: 0 E: 0 K: 0 S: 3	R: 0 E: 0 K: 0 S: 3	R: 0 E: 0 K: 0 S: 3	R: 0 E: 0 K: 1 S: 5	R: 0 E: 0 K: 0 S: 3
	H: 0 LOB: 0 BB: 0 P: 3	H: 1 LOB: 1 BB: 0 P: 4	H: 1 LOB: 1 BB: 0 P: 6	H: 1 LOB: 1 BB: 0 P: 4	H: 0 LOB: 0 BB: 0 P: 3	H: 0 LOB: 0 BB: 0 P: 3	H: 0 LOB: 0 BB: 0 P: 3	H: 0 LOB: 0 BB: 0 P: 5	H: 0 LOB: 0 BB: 0 P: 3

PITCHER		IP	WLS	BF	H	R	ER	SO	BB	IBB	HBP	BLK	WP	HR	S	P	ERA	WHIP	PITCHER	IP	WLS	BF	H	R	ER	SO	BB	IBB	HBP	BLK	WP	HR	S	P	ERA	WHIP
Rick Rhoden, R ERA: 3.44	(1, 1)	9.0	W	30	3	0	0	2	0	0	0	0	0	0	34	34	0.00	0.333																	

PITCHER		IP	WLS	BF	H	R	ER	SO	BB	IBB	HBP	BLK	WP	HR	S	P	ERA	WHIP	PITCHER	IP	WLS	BF	H	R	ER	SO	BB	IBB	HBP	BLK	WP	HR	S	P	ERA	WHIP

Batter	1	2	3	4	5	6	7	8	9	AB	R	H	RBI	BB	SO	LOB
Davey Lopes, R (1, 4) OBP: 0.357, SLG: 0.431	F2	SH1-4, BB SF7 1B	4-3		F9		6-3			5	1	1	0	0	0	3
Bill North, S (1, 8) OBP: 0.368, SLG: 0.271	E1 1B 2B	BBBB 4-0 SH1-4 1-2 1B BB	G6-4-3 1B			F7		1B G4-6-3 1B		4	3	2	0	1	0	0
Dusty Baker Jr., R (1, 7) OBP: 0.332, SLG: 0.378	2B 1-2 2B 1B	SH1-4 1-2 2-3	G6-4-3 1-2f			SSS K		G4-6-3 1-3 1B		4	1	2	0	0	1	1
Steve Garvey, R (1, 3) OBP: 0.346, SLG: 0.488	1-3 2-H 2B 2B	1B 1B IBB		F3		F8		G4-6-3 1-2f 3-H		4	2	1	1	1	0	1
Ron Cey, R (1, 5) OBP: 0.378, SLG: 0.448	2B IBB	SF7 3-H		5-3			4-3 1B 2B	F7		3	1	1	1	1	0	0
Joe Ferguson, R (1, 2) OBP: 0.353, SLG: 0.398	F2	1B, 1B 1-3 2-H 1B		6-3			4-3 2-3			4	0	1	1	0	0	4
Lee Lacy, R (1, 9) OBP: 0.346, SLG: 0.538 Joe Simpson, L (8, 9)	1-3 2-H 3-H 2B	1B 1-2 3-H 1B			1B 2B		6-3			4 0	0 0	3 0	3 0	0 0	0 0	1 0
Bill Russell, R (1, 6) OBP: 0.316, SLG: 0.355	IBB	1-2 2-3 1B			2-3 2-H 1B		1B IBB			2	0	2	0	2	0	0
Rick Rhoden, R (1, 1) OBP: 0.185, SLG: 0.160	F6	SSS K			2-3 1-2		1-2 3-H 1B			4	0	1	1	0	1	7
Inning Stats	R: 3 E: 1 K: 0 S: 7 H: 3 LOB: 3 BB: 2 P: 15	R: 3 E: 0 K: 1 S: 9 H: 4 LOB: 3 BB: 2 P: 17	R: 0 E: 0 K: 0 S: 3 H: 1 LOB: 0 BB: 0 P: 3	R: 0 E: 0 K: 0 S: 3 H: 0 LOB: 0 BB: 0 P: 3	R: 0 E: 0 K: 0 S: 4 H: 2 LOB: 1 BB: 0 P: 4	R: 0 E: 0 K: 1 S: 5 H: 0 LOB: 0 BB: 0 P: 5	R: 1 E: 0 K: 0 S: 5 H: 2 LOB: 2 BB: 1 P: 9	R: 1 E: 0 K: 0 S: 4 H: 2 LOB: 0 BB: 0 P: 4		1B: 10 2B: 4 3B: 0 HR: 0 SF: 1 SAC: 1 DP: 2 HBP: 0						

PITCHER	IP	WLS	BF	H	R	ER	SO	BB	IBB	HBP	BLK	WP	HR	S	P	ERA	WHIP
Fred Norman, L (1, 1) ERA: 3.86	1.0	L	11	4	5	2	0	1	2	0	0	0	0	8	20	18.00	5.000
Pedro Borbon, R (2, 1) ERA: 4.61	1.0		7	3	1	1	1	0	1	0	0	0	0	8	12	9.00	3.000
Tom Hume, R (3, 1) ERA: 4.44	2.0		6	1	0	0	0	0	0	0	0	0	0	6	6	0.00	0.500
Mario Soto, R (5, 1) ERA: 3.6	3.0		13	4	1	1	1	0	1	0	0	0	0	14	18	3.00	1.333
Manny Sarmiento, R (8, 1) ERA: 4.28	1.0		4	2	1	1	0	0	0	0	0	0	0	4	4	9.00	2.000

PITCHER	IP	WLS	BF	H	R	ER	SO	BB	IBB	HBP	BLK	WP	HR	S	P	ERA	WHIP

BOTTOM

Cincinnati Reds @ Los Angeles Dodgers

Dodger Stadium, Los Angeles, CA

Tue Sep 19 1978, 7:05 PM PDT

Att. 50,450 - Unknown

livebaseballscorecards.com

AB	34
R	8
H	14
RBI	7
BB	5
SO	2
LOB	17

Cincinnati Reds @ Los Angeles Dodgers

Dodger Stadium, Los Angeles, CA

Wed Sep 20 1978, 7:05 PM PDT

Att. 51,494 - Unknown

livebaseballscorecards.com

TOP

Batter	1	2	3	4	5	6	7	8	9	AB	R	H	RBI	BB	SO	LOB
Pete Rose, S (1, 5) OBP: 0.359, SLG: 0.415 Ray Knight, R (8, 5) OBP: 0.231, SLG: 0.290	P6			4-3		4-3	F8			4 0	0 0	0 0	0 0	0 0	0 0	2 0
Joe Morgan, L (1, 4) OBP: 0.349, SLG: 0.383 Junior Kennedy, R (8, 4) OBP: 0.365, SLG: 0.269	F9			WP HR 2B		6-3		3-1		4 0	1 0	1 0	0 0	0 0	0 0	0 0
Ken Griffey, L (1, 8) OBP: 0.338, SLG: 0.419	F8			K 2-3		6-3		L6		4	0	0	0	0	1	1
George Foster, R (1, 7) OBP: 0.353, SLG: 0.525		K		HR 3-H			K G5-4-3	F3		4	1	1	2	0	2	0
Johnny Bench, R (1, 2) OBP: 0.337, SLG: 0.482		F8		5-3			G5-4-3 1-2f		G4-6-3 2B	4	0	1	0	0	0	1
Dan Driessen, L (1, 3) OBP: 0.349, SLG: 0.409 Mike Lum, L (9, 3) OBP: 0.372, SLG: 0.481		K			4-3		1B 3B		G4-6-3 HBP	3 0	1 0	1 0	0 0	0 0	1 0	0 0
Dave Concepcion, R (1, 6) OBP: 0.353, SLG: 0.405			6-3		FC3-6 1B		S 1B IBB		G4-6-3 1-2f 2-3	3	1	1	0	1	0	2
Champ Summers, L (1, 9) OBP: 0.379, SLG: 0.440			K	FC3-6 1-2f			1B 1-2 BB		1-3	3	0	0	0	1	1	2
Tom Seaver, R (1, 1) OBP: 0.205, SLG: 0.129 Doug Bair, R (9, 1) OBP: 0.167, SLG: 0.167			K	P6			1B 1-2 2-H 3-H			3 0	0 0	1 0	2 0	0 0	1 0	1 0

	AB	32
	R	4
	H	6
	RBI	4
	BB	2
	SO	6
	LOB	9

Inning Stats	1	2	3	4	5	6	7	8	9
	R: 0 E: 0 K: 0 S: 3	H: 0 LOB: 0 BB: 0 P: 3	R: 0 E: 0 K: 2 S: 7	H: 0 LOB: 0 BB: 0 P: 7	R: 0 E: 0 K: 2 S: 7	H: 0 LOB: 0 BB: 0 P: 7	R: 2 E: 0 K: 1 S: 7	H: 2 LOB: 0 BB: 0 P: 7	R: 0 E: 0 K: 0 S: 4	H: 1 LOB: 1 BB: 0 P: 4	R: 0 E: 0 K: 0 S: 3	H: 0 LOB: 0 BB: 0 P: 3	R: 2 E: 0 K: 1 S: 7	H: 2 LOB: 2 BB: 2 P: 15	R: 0 E: 0 K: 0 S: 3	H: 0 LOB: 0 BB: 0 P: 3	R: 0 E: 0 K: 0 S: 3	H: 1 LOB: 1 BB: 0 P: 4

	1B: 2	SF: 0
	2B: 2	SAC: 0
	3B: 1	DP: 2
	HR: 1	HBP: 1

	WP: 2	PA: 35
	PB: 0	
	SB: 1	
	CS: 0	

PITCHER		IP	WLS	BF	H	R	ER	SO	BB	IBB	HBP	BLK	WP	HR	S	P	ERA	WHIP
Don Sutton, R ERA: 3.62	(1, 1)	7.0	L	28	5	4	4	6	1	1	0	0	2	1	38	46	5.14	0.857
Lance Rautzhan, L ERA: 1.57	(8, 1)	2.0		7	1	0	0	0	0	0	1	0	0	0	6	7	0.00	0.500

PITCHER	IP	WLS	BF	H	R	ER	SO	BB	IBB	HBP	BLK	WP	HR	S	P	ERA	WHIP

Cincinnati Reds @ Los Angeles Dodgers

Dodger Stadium, Los Angeles, CA

Wed Sep 20 1978, 7:05 PM PDT

Att. 51,494 - Unknown

livebaseballscorecards.com

BOTTOM

Batter	1	2	3	4	5	6	7	8	9	AB	R	H	RBI	BB	SO	LOB
Davey Lopes, R (1, 4) OBP: 0.355, SLG: 0.427	K		6-3		K		K		K	5	0	0	0	0	4	3
Bill Russell, R (1, 6) OBP: 0.313, SLG: 0.352	F8		4-3		K			P6	K	5	0	0	0	0	2	2
Reggie Smith, S (1, 9) OBP: 0.380, SLG: 0.564	4-3		K			G3		K		4	0	0	0	0	2	0
Steve Garvey, R (1, 3) OBP: 0.346, SLG: 0.487		K		K		FC4-1-6 1B		F3		4	0	1	0	0	2	0
Ron Cey, R (1, 5) OBP: 0.381, SLG: 0.461		BB BB BB		HR		FC4-1-6 1-2f			HR	3	2	2	2	1	0	1
Dusty Baker Jr., R (1, 7) OBP: 0.332, SLG: 0.377		F8		1B		K			5-3	4	0	1	0	0	1	2
Rick Monday, L (1, 8) OBP: 0.347, SLG: 0.464		BB 1-2		K			G3		BB 1B	3	1	1	0	1	1	1
Joe Ferguson, R (1, 2) OBP: 0.357, SLG: 0.396 Rudy Law, L (9, PR)		BB 1-2 2-3		F8			BB		1B 1-2 BB	1 0	0 0	0 0	0 0	3 0	0 0	1 0
Don Sutton, R (1, 1) OBP: 0.139, SLG: 0.088 Vic Davalillo, L (7, PH) OBP: 0.333, SLG: 0.392 Lance Rautzhan, R (8, 1) Lee Lacy, R (9, PH) OBP: 0.349, SLG: 0.540		K			F8		K		1-2 2-H 1B	2 1 0 1	0 0 0 0	0 0 0 1	0 0 0 1	0 1 0 0	1 1 0 0	3 1 0 0
Inning Stats	R: 0 E: 0 K: 1 S: 5 H: 0 LOB: 0 BB: 0 P: 5	R: 0 E: 0 K: 2 S: 7 H: 0 LOB: 3 BB: 3 P: 19	R: 0 E: 0 K: 1 S: 5 H: 0 LOB: 0 BB: 0 P: 5	R: 1 E: 0 K: 2 S: 9 H: 2 LOB: 1 BB: 0 P: 9	R: 0 E: 0 K: 2 S: 7 H: 0 LOB: 0 BB: 0 P: 7	R: 0 E: 0 K: 1 S: 6 H: 1 LOB: 1 BB: 0 P: 6	R: 0 E: 0 K: 2 S: 7 H: 0 LOB: 1 BB: 1 P: 11	R: 0 E: 0 K: 1 S: 5 H: 0 LOB: 0 BB: 0 P: 5	R: 2 E: 0 K: 2 S: 10 H: 3 LOB: 2 BB: 1 P: 14	1B: 4 2B: 0 3B: 0 HR: 2 SF: 0 SAC: 0 DP: 0 HBP: 0			WP: 0 PB: 0 SB: 0 CS: 0	PA: 38		

	AB	33
	R	3
	H	6
	RBI	3
	BB	5
	SO	14
	LOB	14

PITCHER		IP	WLS	BF	H	R	ER	SO	BB	IBB	HBP	BLK	WP	HR	S	P	ERA	WHIP
Tom Seaver, R ERA: 2.91	(1, 1)	8.1	W	35	5	3	3	12	5	0	0	0	0	2	54	74	3.24	1.200
Doug Bair, R ERA: 1.89	(9, 1)	0.2	S	3	1	0	0	2	0	0	0	0	0	0	7	7	0.00	1.500

PITCHER	IP	WLS	BF	H	R	ER	SO	BB	IBB	HBP	BLK	WP	HR	S	P	ERA	WHIP

Batter	1	2	3	4	5	6	7	8	9	AB	R	H	RBI	BB	SO	LOB
Pete Rose, S (1, 5) OBP: 0.359, SLG: 0.417	4-3 PB 1B 1B		1-3		5-3		G3 1B 2B	F9		5	2	2	0	0	0	0
Ray Knight, R (8, 5) OBP: 0.231, SLG: 0.290										0	0	0	0	0	0	0
Joe Morgan, L (1, 4) OBP: 0.350, SLG: 0.389	F7 1-2		BBBB WP G3 BB		HR		G3 2-3	G3		4	1	1	1	1	0	2
Junior Kennedy, R (8, 4) OBP: 0.365, SLG: 0.269										0	0	0	0	0	0	0
Ken Griffey, L (1, 8) OBP: 0.338, SLG: 0.418	4-3 2-3		G3 1-2		1B 1B		BBBB S 1B BB		4-3	4	1	1	0	1	0	2
George Foster, R (1, 7) OBP: 0.354, SLG: 0.524	FC6-4 1B 3-H		6-3 2-3		SSS 1-3 1B		K 1-2		5-3	5	0	2	1	0	1	3
Johnny Bench, R (1, 2) OBP: 0.338, SLG: 0.480	FC6-4 1-2f			6-3	F8		S 1B 1B 2-H 3-H		BBBB E 1B BB	4	1	1	2	1	0	3
Dave Concepcion, R (1, 6) OBP: 0.355, SLG: 0.406		P6		E5		BBBB G1-4-3 BB	E S 1B 1-H		E6 1-3 1B	4	0	2	1	1	0	0
Ken Henderson, S (1, 9) OBP: 0.289, SLG: 0.309		5-3	SSS K		BBBB G1-4-3 1-2f	4-0 1-3 BB			3-1	4	0	0	0	1	1	4
Arturo DeFreitas, R (1, 3) OBP: 0.231, SLG: 0.500	HR		5-3		BBBB BB	4-0	0-0 4-3			2	1	1	1	1	0	1
Dan Driessen, L (7, PH) OBP: 0.349, SLG: 0.408										1	0	0	0	0	0	2
(7, 3)																
Paul Moskau, R (1, 1) OBP: 0.250, SLG: 0.313	F9				F8	P6		SSS K		2	0	0	0	0	0	0
Rick Auerbach, R (6, PH) OBP: 0.421, SLG: 0.580										1	0	0	0	0	0	1
Mario Soto, R (6, 1)										1	0	0	0	0	1	0
Inning Stats	R: 1 H: 2 E: 0 LOB: 1 K: 0 BB: 0 S: 5 P: 5	R: 1 H: 1 E: 0 LOB: 0 K: 0 BB: 0 S: 4 P: 4	R: 0 H: 0 E: 0 LOB: 1 K: 0 BB: 1 S: 3 P: 7	R: 0 H: 0 E: 1 LOB: 1 K: 1 BB: 0 S: 6 P: 6	R: 1 H: 3 E: 0 LOB: 2 K: 0 BB: 0 S: 6 P: 6	R: 0 H: 0 E: 0 LOB: 1 K: 0 BB: 2 S: 2 P: 10	R: 3 H: 3 E: 0 LOB: 2 K: 1 BB: 2 S: 8 P: 16	R: 0 H: 0 E: 0 LOB: 0 K: 1 BB: 0 S: 5 P: 5	R: 0 H: 1 E: 1 LOB: 2 K: 0 BB: 1 S: 4 P: 8							

Cincinnati Reds @ Atlanta Braves

Atlanta-Fulton County Stadium, Atlanta, GA

Fri Sep 22 1978, 7:05 PM EDT

Att. 7,621 - Unknown

TOP

livebaseballscorecards.com

AB	37
R	6
H	10
RBI	6
BB	6
SO	3
LOB	18

| | | | | | | | | | | | | | | | |

Batter	1	2	3	4	5	6	7	8	9	AB	R	H	RBI	BB	SO	LOB
Jerry Royster, R (1, 6) OBP: 0.329, SLG: 0.333	P6		F7		F7		F7			4	0	0	0	0	0	0
Eddie Miller, S (1, 8) OBP: 0.500, SLG: 0.333	BBBB, 4-0, BLK, HR, BB		F8			BB, S, 1B		5-3		3	1	1	0	1	0	0
Gary Matthews, R (1, 9) OBP: 0.363, SLG: 0.458	F8, 1-2			HR		BBBB, 4-0, BB, 1-2, BB		P3		3	1	1	1	1	0	1
Jeff Burroughs, R (1, 7) OBP: 0.440, SLG: 0.546	2-H, HR			F9		F9		FC6-4, 1B		4	1	2	2	0	0	2
Bob Horner, R (1, 5) OBP: 0.309, SLG: 0.522	5-3			HR		F8		FC6-4, 1-2f		4	1	1	1	0	0	3
Joe Nolan, L (1, 2) OBP: 0.343, SLG: 0.356		F7		F2		BBBB, 4-0, 1-2, 2-3, BB			F7	3	0	0	0	1	0	0
Dale Murphy, R (1, 3) OBP: 0.286, SLG: 0.404		F8		F9		SSS, 0-3, K			F8	4	0	0	0	0	1	3
Glenn Hubbard, R (1, 4) OBP: 0.336, SLG: 0.303		F3			P5		F9		P6	4	0	0	0	0	0	0
Mickey Mahler, S (1, 1) OBP: 0.122, SLG: 0.100			F9		F8		P5			2	0	0	0	0	0	0
Craig Skok, R (7, 1) OBP: 0.250, SLG: 0.375										0	0	0	0	0	0	0
Rick Camp, R (7, 1)										0	0	0	0	0	0	0
Mike Davey, R (7, 1)										0	0	0	0	0	0	0
Bob Beall, S (7, PH) OBP: 0.372, SLG: 0.298										1	0	0	0	0	0	0
Duane Theiss, R (8, 1)										0	0	0	0	0	0	0
Inning Stats	R: 2 E: 0 K: 0 S: 4 H: 1 LOB: 0 BB: 1 P: 8	R: 0 E: 0 K: 0 S: 3 H: 0 LOB: 0 BB: 0 P: 3	R: 0 E: 0 K: 0 S: 3 H: 0 LOB: 0 BB: 0 P: 3	R: 2 E: 0 K: 0 S: 5 H: 2 LOB: 0 BB: 0 P: 5	R: 0 E: 0 K: 0 S: 3 H: 0 LOB: 0 BB: 0 P: 3	R: 0 E: 0 K: 1 S: 6 H: 1 LOB: 3 BB: 2 P: 14	R: 0 E: 0 K: 0 S: 3 H: 0 LOB: 0 BB: 0 P: 3	R: 0 E: 0 K: 0 S: 4 H: 1 LOB: 1 BB: 0 P: 4	R: 0 E: 0 K: 0 S: 3 H: 0 LOB: 0 BB: 0 P: 3	1B: 2 2B: 0 3B: 0 HR: 3	SF: 0 SAC: 0 DP: 0 HBP: 0					

PITCHER		IP	WLS	BF	H	R	ER	SO	BB	IBB	HBP	BLK	WP	HR	S	P	ERA	WHIP
Paul Moskau, R ERA: 3.97	(1, 1)	5.0		19	3	4	4	0	1	0	0	1	0	3	18	22	7.20	0.800
Mario Soto, R ERA: 2.0	(6, 1)	4.0	W	16	2	0	0	1	2	0	0	0	0	0	16	24	0.00	1.000

PITCHER	IP	WLS	BF	H	R	ER	SO	BB	IBB	HBP	BLK	WP	HR	S	P	ERA	WHIP

Cincinnati Reds @ Atlanta Braves

Atlanta-Fulton County Stadium, Atlanta, GA

Fri Sep 22 1978, 7:05 PM EDT

Att. 7,621 - Unknown

BOTTOM

livebaseballscorecards.com

AB	32
R	4
H	5
RBI	4
BB	3
SO	1
LOB	9

WP: 0	PB: 0	SB: 1	CS: 0
PA: 35			

Cincinnati Reds @ Atlanta Braves

Atlanta-Fulton County Stadium, Atlanta, GA

Sat Sep 23 1978, 7:05 PM EDT

Att. 12,784 - Unknown

TOP

livebaseballscorecards.com

Batter	1	2	3	4	5	6	7	8	9	AB	R	H	RBI	BB	SO	LOB
Pete Rose, S (1, 5) OBP: 0.358, SLG: 0.416	E 1B	F8		6-3			F8			4	0	1	0	0	0	1
Dave Tomlin, L (8, 1) OBP: 0.200, SLG: 0.200										0	0	0	0	0	0	0
Joe Morgan, L (1, 4) OBP: 0.347, SLG: 0.385	P3		F7		6-3			E6 FC6-4		4	0	0	0	0	0	1
Ron Oester, S (8, PR) (8, 6)										0	0	0	0	0	0	0
Ken Griffey, L (1, 8) OBP: 0.337, SLG: 0.416	E9 1-3 1B		G3		4-3			P6		4	0	1	0	0	0	1
George Foster, R (1, 7) OBP: 0.355, SLG: 0.528	IBB		HR		P6			F8		3	1	1	1	1	0	1
Johnny Bench, R (1, 2) OBP: 0.339, SLG: 0.479	P5		BB 1B			K		FC6-4 1-2f		1	0	0	0	1	0	3
Vic Correll, R (4, 2) OBP: 0.272, SLG: 0.327										2	0	0	0	0	1	1
Dave Concepcion, R (1, 6) OBP: 0.355, SLG: 0.406	F8		1-2 1B			K			1B	3	0	1	0	0	1	3
Dan Dumoulin, R (6, 1)										0	0	0	0	0	0	0
Ray Knight, R (8, 5) OBP: 0.242, SLG: 0.302										1	0	1	0	0	0	0
Ken Henderson, S (1, 9) OBP: 0.282, SLG: 0.301		5-3	F5			1-3			F8	4	0	0	0	0	0	3
Arturo DeFreitas, R (1, 3) OBP: 0.235, SLG: 0.438		SH1-4 1B		F8			F9		F8	4	0	1	0	0	0	1
Michael LaCoss, R (1, 1) OBP: 0.074, SLG: 0.111		SH1-4 1-2		F9			K		P6	1	0	0	0	0	0	0
Manny Sarmiento, R (4, 1)										0	0	0	0	0	0	0
Rick Auerbach, R (6, 6) OBP: 0.407, SLG: 0.558										2	0	0	0	0	1	1
(8, 4)																

	AB	33
	R	1
	H	6
	RBI	1
	BB	2
	SO	3
	LOB	16

Inning Stats	1	2	3	4	5	6	7	8	9
	R: 0 E: 1 K: 0 S: 5	H: 2 LOB: 3 BB: 1 P: 9	R: 0 E: 0 K: 0 S: 4	H: 1 LOB: 1 BB: 0 P: 4	R: 1 E: 0 K: 0 S: 5	H: 2 LOB: 2 BB: 1 P: 9	R: 0 E: 0 K: 0 S: 3	H: 0 LOB: 0 BB: 0 P: 3	R: 0 E: 0 K: 2 S: 7	H: 0 LOB: 0 BB: 0 P: 7	R: 0 E: 0 K: 1 S: 5	H: 0 LOB: 0 BB: 0 P: 5	R: 0 E: 1 K: 0 S: 4	H: 0 LOB: 1 BB: 0 P: 4	R: 0 E: 0 K: 0 S: 4	H: 1 LOB: 1 BB: 0 P: 4

	1B: 5	SF: 0
	2B: 0	SAC: 1
	3B: 0	DP: 0
	HR: 1	HBP: 0

	WP: 0	PA: 36
	PB: 0	
	SB: 0	
	CS: 0	

PITCHER	IP	WLS	BF	H	R	ER	SO	BB	IBB	HBP	BLK	WP	HR	S	P	ERA	WHIP
Larry McWilliams, L (1, 1) ERA: 2.76	9.0	W	36	6	1	1	3	1	1	0	0	0	1	40	48	1.00	0.778

PITCHER	IP	WLS	BF	H	R	ER	SO	BB	IBB	HBP	BLK	WP	HR	S	P	ERA	WHIP

Cincinnati Reds @ Atlanta Braves

Atlanta-Fulton County Stadium, Atlanta, GA

Sat Sep 23 1978, 7:05 PM EDT

Att. 12,784 - Unknown

BOTTOM

Batter	1	2	3	4	5	6	7	8	9	AB	R	H	RBI	BB	SO	LOB
Jerry Royster, R (1, 6) OBP: 0.329, SLG: 0.333	F9		F3	SF7 3-H		1B HBP		1B 1B		3	0	1	1	0	0	2
Rowland Office, L (1, 8) OBP: 0.302, SLG: 0.363	6-3		6-3	L9		G6-4-3 1-2 1B		FC6-4 1-2 1B		5	0	2	0	0	0	3
Gary Matthews, R (1, 9) OBP: 0.365, SLG: 0.465	5-3			BLK 1B	HR	G6-4-3 1-2f		FC6-4 1-2f		4	2	2	1	0	0	2
Larry Whisenton, L (7, 9)				1B						1	0	0	0	0	0	2
Jeff Burroughs, R (1, 7) OBP: 0.440, SLG: 0.544	6-3			BB BB BB BB 1-2	5-3		8-6-5 1B			3	1	1	0	1	0	0
Barry Bonnell, R (7, PR) (8, 7) OBP: 0.271, SLG: 0.282				2B			1B			0	0	0	0	0	0	0
Bob Horner, R (1, 5) OBP: 0.311, SLG: 0.531	F9			BB 1-2 2-H 2B 1B	HR		F8			4	2	2	2	0	0	1
Dale Murphy, R (1, 3) OBP: 0.288, SLG: 0.404	1-3			BB BB BB 1-2 2-3 2B 1B	K		1-2 1B			3	1	1	0	1	1	0
Glenn Hubbard, R (1, 4) OBP: 0.347, SLG: 0.341			BB BB BB BB SH3-4 1B	1-3 2-H 3-H SF7 1B 2B	HR		8-6-5 2-3f			3	2	2	3	1	0	2
Bruce Benedict, R (1, 2) OBP: 0.333, SLG: 0.257			1-2 SH3-4 1B	2-3 3-H SH3-4 1B	F7			5-3		4	0	2	1	0	0	0
Larry McWilliams, L (1, 1) OBP: 0.067, SLG: 0.133			1-2 2-3 SH3-4	1-2 SH3-4		K		K		2	0	0	0	0	2	0

livebaseballscorecards.com

AB	32
R	8
H	13
RBI	8
BB	3
SO	3
LOB	12

Inning Stats	1	2	3	4	5	6	7	8	9
	R: 0 E: 0 K: 0 S: 3 H: 0 LOB: 0 BB: 0 P: 3	R: 0 E: 0 K: 0 S: 3 H: 0 LOB: 0 BB: 0 P: 3	R: 0 E: 0 K: 0 S: 4 H: 1 LOB: 2 BB: 1 P: 8	R: 5 E: 0 K: 0 S: 7 H: 4 LOB: 1 BB: 2 P: 15	R: 3 E: 0 K: 1 S: 8 H: 3 LOB: 0 BB: 0 P: 8	R: 0 E: 0 K: 1 S: 5 H: 1 LOB: 1 BB: 0 P: 6	R: 0 E: 0 K: 0 S: 4 H: 2 LOB: 1 BB: 0 P: 4	R: 0 E: 0 K: 1 S: 7 H: 2 LOB: 2 BB: 0 P: 7	

1B: 9	SF: 1
2B: 2	SAC: 2
3B: 0	DP: 2
HR: 3	HBP: 1

WP: 0	PA: 39
PB: 0	
SB: 0	
CS: 0	

PITCHER		IP	WLS	BF	H	R	ER	SO	BB	IBB	HBP	BLK	WP	HR	S	P	ERA	WHIP
Michael LaCoss, R ERA: 4.55	(1, 1)	3.0	L	16	4	5	5	0	3	0	0	1	0	0	13	25	15.00	2.333
Manny Sarmiento, R ERA: 4.43	(4, 1)	2.0		10	4	3	3	1	0	0	0	0	0	3	12	12	13.50	2.000
Dan Dumoulin, R ERA:	(6, 1)	2.0		8	3	0	0	1	0	0	1	0	0	0	9	10	0.00	1.500
Dave Tomlin, L ERA: 5.58	(8, 1)	1.0		5	2	0	0	1	0	0	0	0	0	0	7	7	0.00	2.000

PITCHER	IP	WLS	BF	H	R	ER	SO	BB	IBB	HBP	BLK	WP	HR	S	P	ERA	WHIP

Cincinnati Reds @ Atlanta Braves

Atlanta-Fulton County Stadium, Atlanta, GA

Sun Sep 24 1978, 3:33 AM EDT

Att. 12,298 - Unknown

TOP

livebaseballscorecards.com

Batter	1	2	3	4	5	6	7	8	9	AB	R	H	RBI	BB	SO	LOB
Pete Rose, S (1, 5) OBP: 0.358, SLG: 0.414	F9		FC6-4 CS 1-2f		F8			BBB 4-0 FC6-4 BB		3	0	0	0	1	0	1
Ray Knight, R (8, 5) OBP: 0.242, SLG: 0.302										0	0	0	0	0	0	0
Dave Concepcion, R (1, 6) OBP: 0.353, SLG: 0.403	6-3		3-1 1-2		F7			FC6-4 1-2f		4	0	0	0	0	0	2
Ken Griffey, L (1, 8) OBP: 0.335, SLG: 0.414	SSS 0-3 K			4-3	G3			P3		4	0	0	0	0	1	1
George Foster, R (1, 7) OBP: 0.357, SLG: 0.528		G3 1B 1B		1B 2B 1B		BBB 4-0 G4-6-3 BB		F5		3	2	2	0	1	0	1
Dan Driessen, L (1, 3) OBP: 0.348, SLG: 0.407		G3 1-2		2B 1-2 1B		G4-6-3 1-2f			SSS 0-3 K	4	0	1	0	0	1	2
Champ Summers, L (1, 9) OBP: 0.394, SLG: 0.464		BBBB 4-0 L6-4 1B BB		1-3 2-H 2B		F8			3-1	3	0	1	1	1	0	0
Junior Kennedy, R (1, 4) OBP: 0.362, SLG: 0.268		1-2 2-H 1B		P6			F8		6-3	4	0	1	1	0	0	2
Vic Correll, R (1, 2) OBP: 0.274, SLG: 0.320		L6-4 2-3		IBB			F9			2	0	0	0	1	0	2
Tom Hume, R (1, 1) OBP: 0.089, SLG: 0.047			BBBB 4-0 FC6-4 BB	SSS 0-3 K			5-3			2	0	0	0	1	1	3

	AB	29
	R	2
	H	5
	RBI	2
	BB	5
	SO	3
	LOB	14

Inning Stats																		
	R: 0	H: 0	R: 1	H: 2	R: 0	H: 0	R: 1	H: 3	R: 0	H: 0	R: 0	H: 0	R: 0	H: 0	R: 0	H: 0	1B: 4	SF: 0	WP: 0	PA: 34
	E: 0	LOB: 0	E: 0	LOB: 1	E: 0	LOB: 0	E: 0	LOB: 3	E: 0	LOB: 0	E: 0	LOB: 0	E: 0	LOB: 0	E: 0	LOB: 0	2B: 2	SAC: 0	PB: 0	
	K: 1	BB: 0	K: 0	BB: 1	K: 0	BB: 1	K: 1	BB: 1	K: 0	BB: 0	K: 0	BB: 1	K: 0	BB: 0	K: 0	BB: 1	3B: 0	DP: 2	SB: 0	
	S: 5	P: 5	S: 4	P: 8	S: 2	P: 6	S: 8	P: 12	S: 3	P: 3	S: 2	P: 6	S: 3	P: 3	S: 3	P: 7	HR: 0	HBP: 0	CS: 1	

PITCHER		IP	WLS	BF	H	R	ER	SO	BB	IBB	HBP	BLK	WP	HR	S	P	ERA	WHIP
Jim Bouton, R ERA: 3.46	(1, 1)	8.0	L	31	5	2	2	2	4	1	0	0	0	0	30	50	2.25	1.125
Gene Garber, R ERA: 2.21	(9, 1)	1.0		3	0	0	0	1	0	0	0	0	0	0	5	5	0.00	0.000

PITCHER	IP	WLS	BF	H	R	ER	SO	BB	IBB	HBP	BLK	WP	HR	S	P	ERA	WHIP

Cincinnati Reds @ Atlanta Braves

Atlanta-Fulton County Stadium, Atlanta, GA

Sun Sep 24 1978, 3:33 AM EDT

Att. 12,298 - Unknown

BOTTOM

livebaseballscorecards.com

Batter	1	2	3	4	5	6	7	8	9	AB	R	H	RBI	BB	SO	LOB
Jerry Royster, R (1, 6) OBP: 0.327, SLG: 0.330	F7		K		5-3			L5		4	0	0	0	0	1	2
Eddie Miller, S (1, 8) OBP: 0.375, SLG: 0.167	G3			BB		F7		F8		3	0	0	0	1	0	0
Larry Whisenton, L (1, 9) OBP: 0.200, SLG: 0.200	4-3			E2		F8			F9	4	0	1	0	0	0	0
Jeff Burroughs, R (1, 7) OBP: 0.439, SLG: 0.541		P4		K		BB			6-3	3	0	0	0	1	1	2
Bob Horner, R (1, 5) OBP: 0.313, SLG: 0.539		F8		G5-4-3		FC6-4			HR	3	1	1	1	1	0	1
Dale Murphy, R (1, 3) OBP: 0.286, SLG: 0.401		F5		G5-4-3			K		P6	4	0	0	0	0	1	3
Glenn Hubbard, R (1, 4) OBP: 0.340, SLG: 0.333			3-1		P6		P6			3	0	0	0	0	0	0
Bruce Benedict, R (1, 2) OBP: 0.333, SLG: 0.289			6-3		4-3		F8			3	0	1	0	0	0	0
Jim Bouton, R (1, 1)					4-3			4-3		1	0	0	0	1	0	1
Bob Beall, S (8, PH) OBP: 0.370, SLG: 0.297										1	0	0	0	0	0	0
Gene Garber, R (9, 1) OBP: 0.133, SLG: 0.071										0	0	0	0	0	0	0
Inning Stats	R: 0 H: 0 E: 0 LOB: 0 K: 0 BB: 0 S: 3 P: 3	R: 0 H: 0 E: 0 LOB: 0 K: 0 BB: 0 S: 3 P: 3	R: 0 H: 0 E: 0 LOB: 1 K: 1 BB: 1 S: 5 P: 9	R: 0 H: 1 E: 1 LOB: 2 K: 1 BB: 2 S: 5 P: 13	R: 0 H: 1 E: 0 LOB: 1 K: 0 BB: 0 S: 4 P: 4	R: 0 H: 0 E: 0 LOB: 1 K: 0 BB: 1 S: 3 P: 7	R: 0 H: 0 E: 0 LOB: 0 K: 1 BB: 0 S: 5 P: 5	R: 0 H: 0 E: 0 LOB: 0 K: 0 BB: 0 S: 3 P: 3	R: 1 H: 1 E: 0 LOB: 0 K: 0 BB: 0 S: 4 P: 4	1B: 1 SF: 0 2B: 1 SAC: 0 3B: 0 DP: 1 HR: 1 HBP: 0							

AB	29
R	1
H	3
RBI	1
BB	4
SO	3
LOB	9

WP: 0 PB: 0 SB: 0 CS: 0 PA: 33

PITCHER	IP	WLS	BF	H	R	ER	SO	BB	IBB	HBP	BLK	WP	HR	S	P	ERA	WHIP
Tom Hume, R (1, 1) ERA: 4.25	9.0	W	33	3	1	1	3	3	1	0	0	0	1	35	51	1.00	0.667

PITCHER	IP	WLS	BF	H	R	ER	SO	BB	IBB	HBP	BLK	WP	HR	S	P	ERA	WHIP

Batter	1	2	3	4	5	6	7	8	9	AB	R	H	RBI	BB	SO	LOB
Ted Martinez, R (1, 6) OBP: 0.292, SLG: 0.267	P8		K		1B		1B 3-H		K	5	0	2	1	0	2	0
Lee Lacy, R (1, 4) OBP: 0.344, SLG: 0.541	K		5-3		F9		F9			4	0	0	0	0	1	2
Reggie Smith, S (1, 9) OBP: 0.382, SLG: 0.559	1B BB		4-3			K		G3		2	0	0	0	1	1	0
Jerry Grote, R (6, 5) OBP: 0.373, SLG: 0.369										1	0	0	0	0	0	0
Steve Garvey, R (1, 3) OBP: 0.351, SLG: 0.495	BB 1-3 1B			1B		HR		K		4	1	3	1	0	1	0
Pedro Guerrero, R (8, 3) OBP: 1.000, SLG: 1.000										0	0	0	0	0	0	0
Ron Cey, R (1, 5) OBP: 0.380, SLG: 0.455	FC4-6 1-2 BB			F3		F8		G3		2	0	0	0	1	0	1
Tommy John, R (6, 1) OBP: 0.164, SLG: 0.156										1	0	0	0	0	0	0
Dusty Baker Jr., R (1, 7) OBP: 0.326, SLG: 0.373	FC4-6 1-2f			K		6-3			5-3	4	0	0	0	0	1	4
Rick Monday, L (1, 8) OBP: 0.346, SLG: 0.464		L3		K			4-3 1B 2B		HR 1B	3	1	1	0	0	1	1
(6, 9)																
Manny Mota, R (9, PH) OBP: 0.364, SLG: 0.355										1	1	1	0	0	0	0
Steve Yeager, R (1, 2) OBP: 0.294, SLG: 0.274		K			6-3		P3		HR 1-H	4	1	1	2	0	1	1
Rick Rhoden, R (1, 1) OBP: 0.179, SLG: 0.154		4-3			6-3		4-3 2-3		F7	2	0	0	0	0	0	0
Rudy Law, L (6, 8)										2	0	0	0	0	0	1

TOP

Los Angeles Dodgers @ Cincinnati Reds

Riverfront Stadium, Cincinnati, OH

Tue Sep 26 1978, 7:05 PM EDT

Att. 27,189 - Unknown

livebaseballscorecards.com

AB	35
R	4
H	8
RBI	4
BB	2
SO	8
LOB	10

Inning Stats	1	2	3	4	5	6	7	8	9	1B: 5	SF: 0	WP: 0	PA: 37
R	0	0	0	0	0	1	1	0	2	2B: 1	SAC: 0	PB: 0	
E	0	0	0	0	0	0	0	0	0	3B: 0	DP: 0	SB: 0	
K	1	1	1	2	0	1	0	1	1	HR: 2	HBP: 0	CS: 0	
S	6	5	5	8	4	6	5	5	7				
H	1	0	0	1	1	1	2	0	2				
LOB	3	0	0	1	1	0	1	0	0				
BB	2	0	0	0	0	0	0	0	0				
P	14	5	5	8	4	6	5	5	7				

PITCHER		IP	WLS	BF	H	R	ER	SO	BB	IBB	HBP	BLK	WP	HR	S	P	ERA	WHIP
Tom Seaver, R	(1, 1)	7.0	W	29	6	2	2	6	2	0	0	0	0	1	39	47	2.57	1.143
ERA: 2.9																		
Doug Bair, R	(8, 1)	2.0		8	2	2	2	2	0	0	0	0	0	1	12	12	9.00	1.000
ERA: 2.03																		

PITCHER	IP	WLS	BF	H	R	ER	SO	BB	IBB	HBP	BLK	WP	HR	S	P	ERA	WHIP

Los Angeles Dodgers @ Cincinnati Reds

Riverfront Stadium, Cincinnati, OH

Tue Sep 26 1978, 7:05 PM EDT

Att. 27,189 - Unknown

livebaseballscorecards.com

Batter	1	2	3	4	5	6	7	8	9	AB	R	H	RBI	BB	SO	LOB
Pete Rose, S (1, 5) OBP: 0.358, SLG: 0.417	4-3		1B 2B 2B 1-3	2B 2-H		K		4-3		5	1	2	1	0	1	0
Ray Knight, R (9, 5) OBP: 0.242, SLG: 0.302										0	0	0	0	0	0	0
Dave Concepcion, R (1, 6) OBP: 0.354, SLG: 0.405	2B		2B 1B 2-3 3-H	F8		1-3				4	1	2	1	0	0	1
Ken Griffey, L (1, 8) OBP: 0.336, SLG: 0.413	BB		P6		HR 1B		F8			3	1	1	0	1	0	2
George Foster, R (1, 7) OBP: 0.358, SLG: 0.533	K		F2		HR 1-H		1B 1B			4	1	2	2	0	1	4
Johnny Bench, R (1, 2) OBP: 0.340, SLG: 0.482	P5		2B 1-H 3-H		F3		1B 1-2			4	0	2	2	0	0	2
Dan Driessen, L (1, 3) OBP: 0.346, SLG: 0.404		F8	F9		4-3		K			4	0	0	0	0	1	3
Champ Summers, L (1, 9) OBP: 0.389, SLG: 0.433		F8		P6	WP BB		K			2	0	0	0	1	0	0
Ken Henderson, S (7, PH) OBP: 0.281, SLG: 0.299 (8, 9)										1	0	0	0	0	1	2
Junior Kennedy, R (1, 4) OBP: 0.359, SLG: 0.262		K		SH1-4 2B BB	K 1-2			6-3		3	1	0	0	1	2	1
Tom Seaver, R (1, 1) OBP: 0.213, SLG: 0.139			2B 1B 1B	SH1-4 1-2		1-3		1-3		2	1	1	0	0	0	0
Doug Bair, R (8, 1) OBP: 0.154, SLG: 0.154										1	0	0	0	0	0	0

Inning Stats	1	2	3	4	5	6	7	8	9
	R: 0 H: 1 E: 0 LOB: 2 K: 1 BB: 1 S: 6 P: 10	R: 0 H: 0 E: 0 LOB: 0 K: 1 BB: 0 S: 5 P: 5	R: 3 H: 4 E: 0 LOB: 1 K: 0 BB: 0 S: 7 P: 7	R: 1 H: 1 E: 0 LOB: 1 K: 0 BB: 1 S: 4 P: 8	R: 2 H: 2 E: 0 LOB: 1 K: 1 BB: 1 S: 7 P: 11	R: 0 H: 0 E: 0 LOB: 0 K: 1 BB: 0 S: 5 P: 5	R: 0 H: 2 E: 0 LOB: 2 K: 2 BB: 0 S: 9 P: 9	R: 0 H: 0 E: 0 LOB: 0 K: 0 BB: 0 S: 3 P: 3	

1B: 5	SF: 0
2B: 4	SAC: 1
3B: 0	DP: 0
HR: 1	HBP: 0

WP: 1	PA: 37
PB: 0	
SB: 0	
CS: 0	

PITCHER		IP	WLS	BF	H	R	ER	SO	BB	IBB	HBP	BLK	WP	HR	S	P	ERA	WHIP
Rick Rhoden, R ERA: 3.66	(1, 1)	5.0	L	26	8	6	6	3	3	0	0	0	1	1	29	41	10.80	2.200
Tommy John, L ERA: 3.38	(6, 1)	3.0		11	2	0	0	3	0	0	0	0	0	0	17	17	0.00	0.667

PITCHER	IP	WLS	BF	H	R	ER	SO	BB	IBB	HBP	BLK	WP	HR	S	P	ERA	WHIP

Los Angeles Dodgers @ Cincinnati Reds

Riverfront Stadium, Cincinnati, OH

Wed Sep 27 1978, 7:05 PM EDT

Att. 26,028 - Unknown

TOP

livebaseballscorecards.com

Batter	1	2	3	4	5	6	7	8	9	AB	R	H	RBI	BB	SO	LOB
Davey Lopes, R (1, 4) OBP: 0.358, SLG: 0.424	P3		F8		2-3-4-3		S, BB		FC4-6, 1B	4	0	1	0	1	0	0
Dusty Baker Jr., R (1, 7) OBP: 0.324, SLG: 0.370	K		K		6-3		F7, 1-2		F7	4	0	0	0	0	2	1
Rudy Law, L (7, 7)										1	0	0	0	0	0	1
Steve Garvey, R (1, 3) OBP: 0.351, SLG: 0.494	BB		F8		FC4, 1B		1-3		FC4-6, 1-2f	4	0	1	0	1	0	2
Ron Cey, R (1, 5) OBP: 0.381, SLG: 0.453	BB, 1-2			5-3	FC4, 1-2f		IBB		K	2	0	0	0	2	0	1
Joe Simpson, L (7, 8)										0	0	0	0	0	0	0
Vic Davalillo, L (9, PH) OBP: 0.329, SLG: 0.387										1	0	0	0	0	1	1
Rick Monday, L (1, 8) OBP: 0.348, SLG: 0.467	K			6-3, HR, 2B		F8, BB	6-3			2	1	1	0	1	1	2
Manny Mota, R (7, PH) OBP: 0.353, SLG: 0.344										1	0	0	0	0	0	2
Charlie Hough, R (7, 1) OBP: 0.333, SLG: 0.417										0	0	0	0	0	0	0
Lance Rautzhan, R (8, 1)										0	0	0	0	0	0	0
Lee Lacy, R (1, 9) OBP: 0.338, SLG: 0.532		F2		6-3, 2-3		F8, 1-2		F2		4	0	0	0	0	0	2
Joe Ferguson, R (1, 2) OBP: 0.360, SLG: 0.395		K		HR, BB		K		6-3		3	1	0	0	1	2	1
Steve Yeager, R (8, 2) OBP: 0.294, SLG: 0.274										0	0	0	0	0	0	0
Ted Martinez, R (1, 6) OBP: 0.346, SLG: 0.362	1B		1-H, 3-H, HR			IBB		BB		2	1	2	3	2	0	0
Don Sutton, R (1, 1) OBP: 0.133, SLG: 0.085	K		K			K		6-3, 1-3		3	0	0	0	0	3	3
Jerry Grote, R (7, 5) OBP: 0.368, SLG: 0.364										1	0	0	0	0	0	1
Inning Stats	R: 0 E: 0 K: 2 S: 7 H: 0 LOB: 2 BB: 2 P: 15	R: 0 E: 0 K: 2 S: 8 H: 1 LOB: 1 BB: 0 P: 8	R: 0 E: 0 K: 1 S: 5 H: 0 LOB: 0 BB: 0 P: 5	R: 3 E: 0 K: 1 S: 7 H: 2 LOB: 0 BB: 1 P: 11	R: 0 E: 0 K: 0 S: 4 H: 1 LOB: 1 BB: 0 P: 4	R: 0 E: 0 K: 2 S: 7 H: 0 LOB: 2 BB: 2 P: 15	R: 0 E: 0 K: 0 S: 3 H: 0 LOB: 2 BB: 1 P: 11	R: 0 E: 0 K: 0 S: 3 H: 0 LOB: 1 BB: 1 P: 7	R: 0 E: 0 K: 1 S: 6 H: 1 LOB: 1 BB: 0 P: 6	1B: 3 2B: 1 3B: 0 HR: 1 SF: 0 SAC: 0 DP: 0 HBP: 0						

	AB	32
	R	3
	H	5
	RBI	3
	BB	8
	SO	9
	LOB	17

PITCHER	IP	WLS	BF	H	R	ER	SO	BB	IBB	HBP	BLK	WP	HR	S	P	ERA	WHIP
Mario Soto, R (1, 1) ERA: 2.81	7.0		32	4	3	3	8	5	2	0	0	0	1	41	69	3.86	1.286
Pedro Borbon, R (8, 1) ERA: 4.56	1.0	W	4	0	0	0	0	1	0	0	0	0	0	3	7	0.00	1.000
Doug Bair, R (9, 1) ERA: 2.01	1.0	S	4	1	0	0	1	0	0	0	0	0	0	6	6	0.00	1.000

PITCHER	IP	WLS	BF	H	R	ER	SO	BB	IBB	HBP	BLK	WP	HR	S	P	ERA	WHIP

WP: 0 PB: 0 SB: 2 CS: 0 PA: 40

Los Angeles Dodgers @ Cincinnati Reds

Riverfront Stadium, Cincinnati, OH

Wed Sep 27 1978, 7:05 PM EDT

Att. 26,028 - Unknown

BOTTOM

Batter	1	2	3	4	5	6	7	8	9	AB	R	H	RBI	BB	SO	LOB
Pete Rose, S (1, 5) OBP: 0.357, SLG: 0.416	0-0 1B		0-0 4-3		0-0 SF8 3-H		0-0 F9	0-0 G3		4	0	1	1	0	0	2
Ray Knight, R (9, 5) OBP: 0.242, SLG: 0.302										0	0	0	0	0	0	0
Dave Concepcion, R (1, 6) OBP: 0.353, SLG: 0.403	0-3 K		BBBB 4-0 S BB		0-0 F7			0-0 5-3		3	0	0	0	1	1	1
Ken Griffey, L (1, 8) OBP: 0.339, SLG: 0.414	0-0 P6		BBBB 4-0 FC6-4 1-2 BB			0-0 E 1B 1B		BBBB 4-0 E S HR BB		2	1	1	0	2	0	1
George Foster, R (1, 7) OBP: 0.359, SLG: 0.538	0-0 F8		0-0 FC6-4 1-2f			0-0 E 1-2 1B		0-0 1-H HR		4	1	2	2	0	0	3
Johnny Bench, R (1, 2) OBP: 0.339, SLG: 0.478		0-0 5-3		SSS 0-3 K		0-0 E6 L3 1-2 2-3		BBBB 4-0 1B 1B BB		3	1	0	0	1	1	2
Dan Driessen, L (1, 3) OBP: 0.347, SLG: 0.403		BBBB 4-0 S BB		0-0 4-3		0-0 L3 1-2		0-0 1B SF9 1-2 1B		3	1	1	0	1	0	3
Champ Summers, L (1, 9) OBP: 0.375, SLG: 0.412		0-0 L4 1-2		SSS 0-3 K		SSS 0-3 K		0-0 SF9 S 1-3 2-H 1B		4	0	1	1	0	2	3
Junior Kennedy, R (1, 4) OBP: 0.361, SLG: 0.273		0-0 6-3			0-0 SH1-4 SF8 2B		SSS 0-3 K	BBBB 4-0 1-2 BB		2	1	1	0	0	0	1
Dave Collins, S (7, PH) OBP: 0.315, SLG: 0.232										1	0	0	0	0	1	0
Rick Auerbach, R (8, 4) OBP: 0.417, SLG: 0.558										0	0	0	0	1	0	0
Mario Soto, R (1, 1)			SSS 0-3 K		0-0 SH1-4 2-3		0-0 L1	0-0 SF9 2-3 3-H		1	0	0	0	0	1	0
Ken Henderson, S (7, PH) OBP: 0.279, SLG: 0.297										1	0	0	0	0	0	0
Pedro Borbon, R (8, 1) OBP: 0.182, SLG: 0.182										0	0	0	0	0	0	0
Mike Lum, L (8, PH) OBP: 0.372, SLG: 0.481										0	0	0	0	0	0	0
Arturo DeFreitas, R (8, PH) OBP: 0.222, SLG: 0.438										0	0	0	1	0	0	0
Doug Bair, R (9, 1) OBP: 0.154, SLG: 0.154										0	0	0	0	0	0	0
Inning Stats	R: 0 H: 1 E: 0 LOB: 1 K: 1 BB: 0 S: 6 P: 6	R: 0 H: 0 E: 0 LOB: 1 K: 0 BB: 1 S: 3 P: 7	R: 0 H: 0 E: 0 LOB: 2 K: 1 BB: 2 S: 5 P: 13	R: 0 H: 0 E: 0 LOB: 0 S: 7 BB: 0 P: 7	R: 1 H: 1 E: 0 LOB: 0 K: 0 BB: 0 S: 4 P: 4	R: 0 H: 2 E: 1 LOB: 2 K: 1 BB: 0 S: 7 P: 7	R: 0 H: 0 E: 0 LOB: 0 K: 1 BB: 0 S: 5 P: 5	R: 4 H: 3 E: 0 LOB: 2 K: 0 BB: 3 S: 6 P: 18		1B: 5 SF: 2 2B: 2 SAC: 1 3B: 0 DP: 1 HR: 1 HBP: 0						

PITCHER		IP	WLS	BF	H	R	ER	SO	BB	IBB	HBP	BLK	WP	HR	S	P	ERA	WHIP
Don Sutton, R ERA: 3.56	(1, 1)	6.0		25	4	1	1	5	3	0	0	0	0	0	32	44	1.50	1.167
Charlie Hough, R ERA: 3.28	(7, 1)	1.1	L	10	3	4	4	1	3	0	0	0	0	1	9	21	27.00	4.500
Lance Rautzhan, L ERA: 2.16	(8, 1)	0.2		2	0	0	0	0	0	0	0	0	0	0	2	2	0.00	0.000

PITCHER	IP	WLS	BF	H	R	ER	SO	BB	IBB	HBP	BLK	WP	HR	S	P	ERA	WHIP

AB	28
R	5
H	7
RBI	5
BB	6
SO	6
LOB	16

WP: 0 PA: 37
PB: 0
SB: 4
CS: 0

livebaseballscorecards.com

Los Angeles Dodgers @ Cincinnati Reds

Riverfront Stadium, Cincinnati, OH

Thu Sep 28 1978, 7:05 PM EDT

Att. 25,314 - Unknown

TOP

livebaseballscorecards.com

Batter	1	2	3	4	5	6	7	8	9	AB	R	H	RBI	BB	SO	LOB
Davey Lopes, R (1, 4) OBP: 0.357, SLG: 0.422	6-3		BBB 4-0 SH6-3 1B BB		F7		5-3	F9		3	1	0	0	1	0	0
Ted Martinez, R (7, 4) OBP: 0.340, SLG: 0.354										1	0	0	0	0	0	3
Bill North, S (1, 8) OBP: 0.367, SLG: 0.270	F8		SH6-3 1-2		4-3		6-3		BBBB 4-0 1B BB BB	3	1	0	0	1	0	0
Steve Garvey, R (1, 3) OBP: 0.352, SLG: 0.494	4-3		2-H 1B			1B 1B 1B	F9		1-3 BB FC5-4 BB 1B	3	1	2	1	0	0	0
Pedro Guerrero, R (6, 3) OBP: 0.667, SLG: 0.667										2	1	1	0	0	0	0
Ron Cey, R (1, 5) OBP: 0.381, SLG: 0.452		BBBB 4-0 FC4-6 BB	1-3			F9		6-3	BBBB FC5-4 BB 1-2 BB	2	0	0	0	1	0	1
Jerry Grote, R (6, 5) OBP: 0.372, SLG: 0.358										1	0	0	0	1	0	0
Rick Monday, L (1, 9) OBP: 0.348, SLG: 0.475		FC4-6 1B 1B E 1-2f		HR		F7		1B 5-3 WP 1B	BBBB 1-2 2-3 3-H FC5-4 BB	3	2	1	1	0	0	2
Joe Simpson, L (6, 9) OBP: 0.500, SLG: 0.500										1	1	1	0	0	0	0
Manny Mota, R (9, PH) OBP: 0.371, SLG: 0.344										0	0	0	1	1	0	0
Myron White, L (9, PR) (9, 9)										0	0	0	0	0	0	0
Bill Russell, R (1, 6) OBP: 0.315, SLG: 0.354		E 1-2 1B		6-3		1B 1-2 1B		5-3 1-2	1-2f 2-3 3-H FC5-4	5	0	2	1	0	0	3
Rudy Law, L (1, 7) OBP: 0.333, SLG: 0.333		E6 1-3 2-H 1B		5-3		1-3 2-H 1B		WP S 2-3 1B	SSS K	5	0	3	1	0	1	2
Steve Yeager, R (1, 2) OBP: 0.296, SLG: 0.270		P4		F3		IBB		BB 1-3 3-H IBB	SSS K	3	0	0	0	2	1	4
Doug Rau, L (1, 1) OBP: 0.169, SLG: 0.159		F7			4-3	K		BBBB 1-2 BB		3	0	0	0	1	1	5
Lance Rautzhan, R (8, 1)										0	0	0	0	0	0	0
Bobby Castillo, R (9, 1)										0	0	0	0	0	0	0

	AB	35
	R	7
	H	10
	RBI	5
	BB	8
	SO	3
	LOB	20

Inning Stats	1	2	3	4	5	6	7	8	9	1B: 9 SF: 0	WP: 1 PA: 44
	R: 0 H: 0 E: 0 LOB: 0 K: 0 BB: 0 S: 3 P: 3	R: 1 H: 2 E: 1 LOB: 2 K: 0 BB: 1 S: 5 P: 9	R: 1 H: 1 E: 0 LOB: 0 K: 0 BB: 1 S: 3 P: 7	R: 1 H: 1 E: 0 LOB: 0 K: 0 BB: 0 S: 4 P: 4	R: 0 H: 0 E: 0 LOB: 0 K: 0 BB: 0 S: 3 P: 3	R: 1 H: 3 E: 0 LOB: 3 K: 1 BB: 1 S: 8 P: 12	R: 0 H: 0 E: 0 LOB: 0 K: 0 BB: 0 S: 3 P: 3	R: 1 H: 2 E: 0 LOB: 3 K: 0 BB: 2 S: 5 P: 13	R: 2 H: 1 E: 0 LOB: 2 K: 2 BB: 3 S: 8 P: 20	2B: 0 SAC: 1 3B: 0 DP: 0 HR: 1 HBP: 0	PB: 0 SB: 1 CS: 0

PITCHER		IP	WLS	BF	H	R	ER	SO	BB	IBB	HBP	BLK	WP	HR	S	P	ERA	WHIP
Michael LaCoss, R ERA: 4.5	(1, 1)	7.0		30	7	4	3	1	2	1	0	0	0	1	29	41	3.86	1.286
Dan Dumoulin, R ERA: 3.0	(8, 1)	1.0		7	2	1	1	0	1	1	0	0	1	0	5	13	9.00	3.000
Dave Tomlin, L ERA: 5.78	(9, 1)	1.0	W	7	1	2	2	2	3	0	0	0	0	0	8	20	18.00	4.000

PITCHER	IP	WLS	BF	H	R	ER	SO	BB	IBB	HBP	BLK	WP	HR	S	P	ERA	WHIP

Batter	1	2	3	4	5	6	7	8	9	AB	R	H	RBI	BB	SO	LOB
Pete Rose, S (1, 5) OBP: 0.359, SLG: 0.418	L3 1B		1B 1B		6-3		L6		BB 1B 1B 1B	6	1	4	1	0	0	3
Dave Concepcion, R (1, 6) OBP: 0.355, SLG: 0.406	L3 1-2		1B 1-2 1B			F9		E FC5-4 2B	BB 1B 1-2 FC5-4 1B	5	2	3	0	0	0	1
Ken Griffey, L (1, 8) OBP: 0.342, SLG: 0.417	2B		1-2 2-3 1B			G3		BBB FC5-4 E 1B BB	FC5-4 BB 1-2 2-3 FC6-4 1B	4	2	3	0	1	0	0
George Foster, R (1, 7) OBP: 0.358, SLG: 0.535	P4		4-3			F9		BBBB E5 FC5-4 1-2 2-3	FC5-4 1-2 2-3 3-H BB	4	0	0	1	1	0	6
Johnny Bench, R (1, 2) OBP: 0.339, SLG: 0.475 Don Werner, R (9, 2) OBP: 0.242, SLG: 0.186		F9	SSS K				1B 1B 1B	FC5-4 BB 1B 1-2f 2-3 3-H	FC5-4 FC6-4 1-2f 2-3 3-H	4 1	0 0	1 0	1 0	0 0	1 0	2 2
Dan Driessen, L (1, 3) OBP: 0.346, SLG: 0.401		SSS K		F8			L6	BB 1-2 3-H 1B	FC6-4 BB 1-2f 1B 3-H	5	1	1	2	0	1	2
Ken Henderson, S (1, 9) OBP: 0.277, SLG: 0.289 Dave Collins, S (9, PR) OBP: 0.315, SLG: 0.232		5-3		6-3			F8	F8 BBBB	1B 1-2 1B BB	4 0	0 1	0 0	0 0	1 0	0 0	3 0
Junior Kennedy, R (1, 4) OBP: 0.368, SLG: 0.279			F9		F9		1B 1-2 1B	BBBB 1-2 2-3 BB	1B 1-2 2-H 1B	4	1	2	1	1	0	0
Michael LaCoss, R (1, 1) OBP: 0.089, SLG: 0.103 Arturo DeFreitas, R (7, PH) OBP: 0.263, SLG: 0.471 Dan Dumoulin, R (8, 1) Ray Knight, R (8, PH) OBP: 0.239, SLG: 0.297 Dave Tomlin, L (9, 1) OBP: 0.200, SLG: 0.200 Rick Auerbach, R (9, PH) OBP: 0.426, SLG: 0.566			F9		L4		1-2 2-3 1B	4-3	1B 1-3 2-H 1B	2 1 0 1 0 1	0 0 0 0 0 0	0 1 0 0 0 1	0 0 0 0 0 1	0 0 0 0 0 0	0 0 0 0 0 0	0 0 0 3 0 0
Inning Stats	R: 0 E: 0 K: 0 S: 4 H: 2 LOB: 1 BB: 0 P: 4	R: 0 E: 0 K: 1 S: 5 H: 0 LOB: 0 BB: 0 P: 5	R: 0 E: 0 K: 0 S: 6 H: 3 LOB: 3 BB: 0 P: 6	R: 0 E: 0 K: 1 S: 5 H: 0 LOB: 0 BB: 0 P: 5	R: 0 E: 0 K: 0 S: 3 H: 0 LOB: 0 BB: 0 P: 3	R: 0 E: 0 K: 0 S: 3 H: 0 LOB: 0 BB: 0 P: 3	R: 0 E: 0 K: 0 S: 6 H: 3 LOB: 3 BB: 0 P: 6	R: 2 E: 1 K: 0 S: 6 H: 2 LOB: 3 BB: 2 P: 14	R: 6 E: 0 K: 0 S: 8 H: 6 LOB: 2 BB: 2 P: 16	1B: 14 2B: 3 3B: 0 HR: 0 SF: 0 SAC: 0 DP: 1 HBP: 0						

PITCHER		IP	WLS	BF	H	R	ER	SO	BB	IBB	HBP	BLK	WP	HR	S	P	ERA	WHIP
Doug Rau, L ERA: 3.26	(1, 1)	7.2		35	10	2	1	2	2	0	0	0	0	0	37	45	1.17	1.565
Lance Rautzhan, L ERA: 3.03	(8, 1)	1.0	L	10	5	6	6	0	2	0	0	0	0	0	8	16	54.00	7.000
Bobby Castillo, R ERA: 3.86	(9, 1)	0.0		1	1	0	0	0	0	0	0	0	0	0	1	1	∞	∞

PITCHER	IP	WLS	BF	H	R	ER	SO	BB	IBB	HBP	BLK	WP	HR	S	P	ERA	WHIP

BOTTOM

Los Angeles Dodgers @ Cincinnati Reds

Riverfront Stadium, Cincinnati, OH

Thu Sep 28 1978, 7:05 PM EDT

Att. 25,314 - Unknown

livebaseballscorecards.com

AB	42
R	8
H	16
RBI	8
BB	4
SO	2
LOB	22

WP: 0	PA: 46																	
PB: 0																		
SB: 0																		
CS: 0																		

Atlanta Braves @ Cincinnati Reds

Riverfront Stadium, Cincinnati, OH

Fri Sep 29 1978, 7:05 PM EDT

Att. 20,660 - Unknown

TOP

livebaseballscorecards.com

Batter	1	2	3	4	5	6	7	8	9	AB	R	H	RBI	BB	SO	LOB
Eddie Miller, S (1, 7) OBP: 0.313, SLG: 0.231	F7		F9			2B	F8			4	1	1	1	0	0	2
Glenn Hubbard, R (1, 4) Chico Ruiz, R (5, 4) OBP: 0.323, SLG: 0.316 OBP: 0.295, SLG: 0.333	K		K			K		6-3		2 2	0 0	0 0	0 0	0 0	2 1	0 1
Larry Whisenton, L (1, 9) OBP: 0.200, SLG: 0.300	L3			6-3		2B		L8		4	0	1	1	0	0	0
Dale Murphy, R (1, 3) Adrian Devine, R (6, 1) Rowland Office, L (8, PH) Craig Skok, R (8, 1) OBP: 0.287, SLG: 0.398 OBP: 0.091, SLG: 0.091 OBP: 0.298, SLG: 0.356 OBP: 0.250, SLG: 0.375		K		K		6-3		F9		3 0 1 0	0 0 0 0	0 0 0 0	0 0 0 0	0 0 0 0	2 0 0 0	1 0 0 0
Barry Bonnell, R (1, 8) OBP: 0.271, SLG: 0.285		2B		5-3		L3			F7	4	0	1	0	0	0	1
Rod Gilbreath, R (1, 5) Rob Belloir, R (7, 5) OBP: 0.303, SLG: 0.334 OBP: 1.000, SLG: 2.000		1B			K		FC3-6 1B		2B	3 1	0 0	2 1	0 0	0 0	1 0	0 0
Darrel Chaney, S (1, 6) OBP: 0.295, SLG: 0.307	K				4-3		FC3-6 1B 1-2		F8	4	0	1	0	0	1	3
Bruce Benedict, R (1, 2) OBP: 0.308, SLG: 0.255	K				6-3		F8		3-1	4	0	0	0	0	1	5
Jim Bouton, R (1, 1) Mike Davey, R (4, 1) Bob Beall, S (6, PH) OBP: 0.375, SLG: 0.313 (6, 3)			K			2B	FC3-6 1-2f 2-3			1 0 2	0 0 1	0 0 1	0 0 0	0 0 0	1 0 0	0 0 2
Inning Stats	R: 0 E: 0 K: 1 S: 5 H: 0 LOB: 0 BB: 0 P: 5	R: 0 E: 0 K: 3 S: 11 H: 2 LOB: 2 BB: 0 P: 11	R: 0 E: 0 K: 2 S: 7 H: 0 LOB: 0 BB: 0 P: 7	R: 0 E: 0 K: 1 S: 5 H: 0 LOB: 0 BB: 0 P: 5	R: 0 E: 0 K: 1 S: 5 H: 0 LOB: 0 BB: 0 P: 5	R: 2 E: 0 K: 1 S: 8 H: 3 LOB: 1 BB: 0 P: 8	R: 0 E: 0 K: 0 S: 5 H: 2 LOB: 2 BB: 0 P: 5	R: 0 E: 0 K: 0 S: 3 H: 0 LOB: 0 BB: 0 P: 3	R: 0 E: 0 K: 0 S: 4 H: 1 LOB: 1 BB: 0 P: 4	1B: 3 2B: 5 3B: 0 HR: 0	SF: 0 SAC: 0 DP: 0 HBP: 0			WP: 0 PB: 0 SB: 0 CS: 0	PA: 35		

	AB	35
	R	2
	H	8
	RBI	2
	BB	0
	SO	9
	LOB	15

PITCHER	IP	WLS	BF	H	R	ER	SO	BB	IBB	HBP	BLK	WP	HR	S	P	ERA	WHIP
Tom Hume, R (1, 1) ERA: 4.14	9.0	W	35	8	2	2	9	0	0	0	0	0	0	53	53	2.00	0.889

PITCHER	IP	WLS	BF	H	R	ER	SO	BB	IBB	HBP	BLK	WP	HR	S	P	ERA	WHIP

Atlanta Braves @ Cincinnati Reds

Riverfront Stadium, Cincinnati, OH

Fri Sep 29 1978, 7:05 PM EDT

Att. 20,660 - Unknown

BOTTOM

Batter	1	2	3	4	5	6	7	8	9	AB	R	H	RBI	BB	SO	LOB
Pete Rose, S (1, 5) OBP: 0.360, SLG: 0.423 Ray Knight, R (9, 5) OBP: 0.239, SLG: 0.297	F7	HR 1-H 2-H		G6-3 1B 1-2 2-H 3-H		6-3				4 0	1 0	2 0	5 0	0 0	0 0	1 0
Dave Concepcion, R (1, 6) OBP: 0.356, SLG: 0.406 Ron Oester, S (8, 6)	BB CS	G3		G6-3 1-2f 2-3			G4-3 1B			3 0	0 0	1 0	0 0	1 0	0 0	2 0
Ken Griffey, L (1, 8) OBP: 0.344, SLG: 0.418 Champ Summers, L (5, 9) OBP: 0.366, SLG: 0.400	BB HR 1-2		G6-4-3 1B	F8			P6			2 1	1 0	1 0	0 0	1 0	0 0	1 1
George Foster, R (1, 7) OBP: 0.357, SLG: 0.538	HR 1-H		G6-4-3 1-2f		5-3		G4-3 1-2f			4	1	1	2	0	0	2
Dan Driessen, L (1, 3) OBP: 0.345, SLG: 0.399	K		BB		F9			4-3		3	0	0	0	1	1	0
Mike Lum, L (1, 9) OBP: 0.363, SLG: 0.468 (5, 8)		K	F9		P6			6-3		4	0	0	0	0	1	1
Vic Correll, R (1, 2) OBP: 0.291, SLG: 0.340		FC1-5 BB 1B		1B 1B 2B		K		BB		3	1	2	0	1	1	0
Junior Kennedy, R (1, 4) OBP: 0.371, SLG: 0.280		HR FC1-5 1-2 BB		E5 1B 1B		SH1-4 1B		4-3		3	2	1	0	1	0	2
Tom Hume, R (1, 1) OBP: 0.106, SLG: 0.067		FC1-5 HR 1-2 2-3f		G6-3 1B 1-2 2-3 1B		SH1-4 1-2				2	1	1	0	0	0	2
Inning Stats	R: 2 E: 0 K: 1 S: 5 H: 1 LOB: 0 BB: 2 P: 13	R: 3 E: 0 K: 1 S: 7 H: 2 LOB: 0 BB: 1 P: 11	R: 0 E: 0 K: 0 S: 3 H: 1 LOB: 1 BB: 1 P: 7	R: 2 E: 1 K: 0 S: 6 H: 3 LOB: 1 BB: 0 P: 6	R: 0 E: 0 K: 0 S: 3 H: 0 LOB: 0 BB: 0 P: 3	R: 0 E: 0 K: 1 S: 6 H: 1 LOB: 1 BB: 0 P: 6	R: 0 E: 0 K: 0 S: 3 H: 1 LOB: 0 BB: 0 P: 3	R: 0 E: 0 K: 0 S: 3 H: 0 LOB: 1 BB: 1 P: 7		1B: 6 2B: 1 3B: 0 HR: 2 SF: 0 SAC: 1 DP: 3 HBP: 0						

livebaseballscorecards.com

AB	29
R	7
H	9
RBI	7
BB	5
SO	3
LOB	12

PITCHER		IP	WLS	BF	H	R	ER	SO	BB	IBB	HBP	BLK	WP	HR	S	P	ERA	WHIP
Jim Bouton, R ERA: 4.97	(1, 1)	3.0	L	18	6	7	6	2	4	0	0	0	0	2	18	34	18.00	3.333
Mike Davey, L ERA:	(4, 1)	2.0		6	1	0	0	0	0	0	0	0	0	0	6	6	0.00	0.500
Adrian Devine, R ERA: 5.92	(6, 1)	2.0		7	2	0	0	1	0	0	0	0	0	0	9	9	0.00	1.000
Craig Skok, L ERA: 4.5	(8, 1)	1.0		4	0	0	0	0	1	0	0	0	0	0	3	7	0.00	1.000

PITCHER	IP	WLS	BF	H	R	ER	SO	BB	IBB	HBP	BLK	WP	HR	S	P	ERA	WHIP

Atlanta Braves @ Cincinnati Reds

Riverfront Stadium, Cincinnati, OH

Sat Sep 30 1978, 7:05 PM EDT

Att. 21,054 - Unknown

TOP

livebaseballscorecards.com

Batter	1	2	3	4	5	6	7	8	9	AB	R	H	RBI	BB	SO	LOB
Jerry Royster, R (1, 6) OBP: 0.328, SLG: 0.329	K		K 1-2 1B		4-3			6-3 2-3		4	0	1	0	0	1	1
Glenn Hubbard, R (1, 4) OBP: 0.315, SLG: 0.308	K		K 1-2		F7			K		4	0	0	0	0	3	3
Gary Matthews, R (1, 9) OBP: 0.367, SLG: 0.463	K			BB 1B 1B		F9		K		3	0	0	0	1	2	1
Jeff Burroughs, R (1, 7) OBP: 0.433, SLG: 0.530		6-3		1B 1-2 1B		6-3			1-3	4	0	1	0	0	0	0
Dale Murphy, R (1, 3) OBP: 0.285, SLG: 0.395		5-3		K		5-3			4-3	4	0	0	0	0	1	2
Barry Bonnell, R (1, 8) OBP: 0.274, SLG: 0.292		2B		1-2 2-3 1B			F7		3-1	3	0	2	0	0	0	0
Rowland Office, L (9, PH) OBP: 0.297, SLG: 0.355										1	0	0	0	0	0	0
Rod Gilbreath, R (1, 5) OBP: 0.300, SLG: 0.331		4-3		K			1-6-3			3	0	0	0	0	1	4
Joe Nolan, L (1, 2) OBP: 0.336, SLG: 0.347			F9	K			L3			3	0	0	0	0	1	3
Phil Niekro, R (1, 1) OBP: 0.248, SLG: 0.258			1B		4-3			6-3 2B		3	0	2	0	0	0	0

AB	32
R	0
H	6
RBI	0
BB	1
SO	9
LOB	14

Inning Stats	1	2	3	4	5	6	7	8	9
	R: 0 E: 0 K: 3 S: 9	H: 0 LOB: 0 BB: 0 P: 9	R: 0 E: 0 K: 0 S: 4	H: 1 LOB: 1 BB: 0 P: 4	R: 0 E: 0 K: 1 S: 6	H: 2 LOB: 1 BB: 0 P: 6	R: 0 E: 0 K: 3 S: 11	H: 2 LOB: 3 BB: 1 P: 15	R: 0 E: 0 K: 0 S: 3	H: 0 LOB: 0 BB: 0 P: 3	R: 0 E: 0 K: 0 S: 3	H: 0 LOB: 0 BB: 0 P: 3	R: 0 E: 0 K: 0 S: 3	H: 0 LOB: 0 BB: 0 P: 3	R: 0 E: 0 K: 2 S: 8	H: 1 LOB: 1 BB: 0 P: 8	R: 0 E: 0 K: 0 S: 3	H: 0 LOB: 0 BB: 0 P: 3

1B: 4	SF: 0	WP: 0	PA: 33
2B: 2	SAC: 0	PB: 0
3B: 0	DP: 0	SB: 0
HR: 0	HBP: 0	CS: 0

PITCHER		IP	WLS	BF	H	R	ER	SO	BB	IBB	HBP	BLK	WP	HR	S	P	ERA	WHIP
Fred Norman, L ERA: 3.7	(1, 1)	7.0	W	26	5	0	0	7	1	0	0	0	0	0	39	43	0.00	0.857
Doug Bair, R ERA: 1.97	(8, 1)	2.0		7	1	0	0	2	0	0	0	0	0	0	11	11	0.00	0.500

PITCHER	IP	WLS	BF	H	R	ER	SO	BB	IBB	HBP	BLK	WP	HR	S	P	ERA	WHIP

Atlanta Braves @ Cincinnati Reds

Riverfront Stadium, Cincinnati, OH

Sat Sep 30 1978, 7:05 PM EDT

Att. 21,054 - Unknown

livebaseballscorecards.com

BOTTOM

Batter	1	2	3	4	5	6	7	8	9	AB	R	H	RBI	BB	SO	LOB
Pete Rose, S (1, 5) OBP: 0.360, SLG: 0.421 Ray Knight, R (9, 5) OBP: 0.239, SLG: 0.297	BBBB 4-0 F8 FC S BB	x 0-0 ② 4-3		s 0-1 CI 1-2		x 0-0 ② F8		x 0-0 ② FC6-4 1B 1-2f		3	1	0	0	1	0	2
										0	0	0	0	0	0	0
Dan Driessen, L (1, 3) OBP: 0.345, SLG: 0.398	x 0-0 ① F8 1-3	x 0-0 ③ 4-3		x 0-0 ② P4		H 1-0 BB HBP		x 0-0 1-3 1B		4	0	1	0	0	0	3
Ken Griffey, L (1, 8) OBP: 0.343, SLG: 0.417 Ken Henderson, S (2, 8) OBP: 0.282, SLG: 0.309	x 0-0 FC 2B 3-H		x 0-0 HR	x 0-0 ③ 4-3		BBBB 4-0 1-2 2-3 BB		x 0-0 ③ 4-3		1	1	0	1	0	0	0
										3	1	1	1	1	0	4
George Foster, R (1, 7) OBP: 0.355, SLG: 0.534	SSS 0-3 ② K		SSS 0-3 ① K		x 0-0 ① P4	SSS 0-3 ③ K				4	0	0	0	0	3	4
Johnny Bench, R (1, 2) OBP: 0.338, SLG: 0.476	x 0-0 BB 1-H 2B		x 0-0 E9 3-1		SSS 0-3 ② K		x 0-0 ① 6-3			4	0	1	1	0	1	0
Mike Lum, L (1, 9) OBP: 0.360, SLG: 0.458	BBBB 4-0 BB BB		x 0-0 ② 3-1 2-3		x 0-0 ③ G1		x 0-0 ② 3-1			3	0	0	0	1	0	1
Junior Kennedy, R (1, 4) OBP: 0.374, SLG: 0.294	BBBB 4-0 1-2 2-3 BB		SSS 0-3 ③ K			x 0-0 1B 3B	x 0-0 ③ 1-3			3	1	1	0	1	1	1
Ron Oester, S (1, 6) OBP: 0.500, SLG: 0.500	SSS 0-3 ③ K			x 0-0 ① 1-3		x 0-0 BB SH5-4 3-H 1B		x 0-0 FC1-6 1B		4	0	2	1	0	1	3
Fred Norman, S (1, 1) OBP: 0.189, SLG: 0.140 Doug Bair, R (8, 1) OBP: 0.143, SLG: 0.143		x 0-0 ① F9		BBBB 4-0 CI BB		x 0-0 ① SH5-4 1-2		x 0-0 ① FC1-6 FC6-4 1-2f		1	0	0	0	1	0	0
										1	0	0	0	0	0	1
Inning Stats	R: 2 E: 0 K: 2 S: 9 H: 1 LOB: 3 BB: 3 P: 21	R: 0 E: 0 K: 0 S: 3 H: 0 LOB: 0 BB: 0 P: 3	R: 1 E: 1 K: 2 S: 9 H: 1 LOB: 1 BB: 0 P: 9	R: 0 E: 1 K: 0 S: 4 H: 0 LOB: 2 BB: 1 P: 8	R: 0 E: 0 K: 1 S: 5 H: 0 LOB: 0 BB: 0 P: 5	R: 1 E: 0 K: 1 S: 7 H: 2 LOB: 3 BB: 1 P: 12	R: 0 E: 0 K: 0 S: 3 H: 0 LOB: 0 BB: 0 P: 3	R: 0 E: 0 K: 0 S: 5 H: 2 LOB: 2 BB: 0 P: 5		1B: 3 2B: 1 3B: 1 HR: 1	SF: 0 SAC: 1 DP: 0 HBP: 1			WP: 0 PB: 0 SB: 1 CS: 0	PA: 39		

	AB	31
	R	4
	H	6
	RBI	4
	BB	5
	SO	6
	LOB	19

PITCHER	IP	WLS	BF	H	R	ER	SO	BB	IBB	HBP	BLK	WP	HR	S	P	ERA	WHIP
Phil Niekro, R (1, 1) ERA: 2.88	8.0	L	39	6	4	4	6	5	0	1	0	0	1	45	66	4.50	1.375

PITCHER	IP	WLS	BF	H	R	ER	SO	BB	IBB	HBP	BLK	WP	HR	S	P	ERA	WHIP

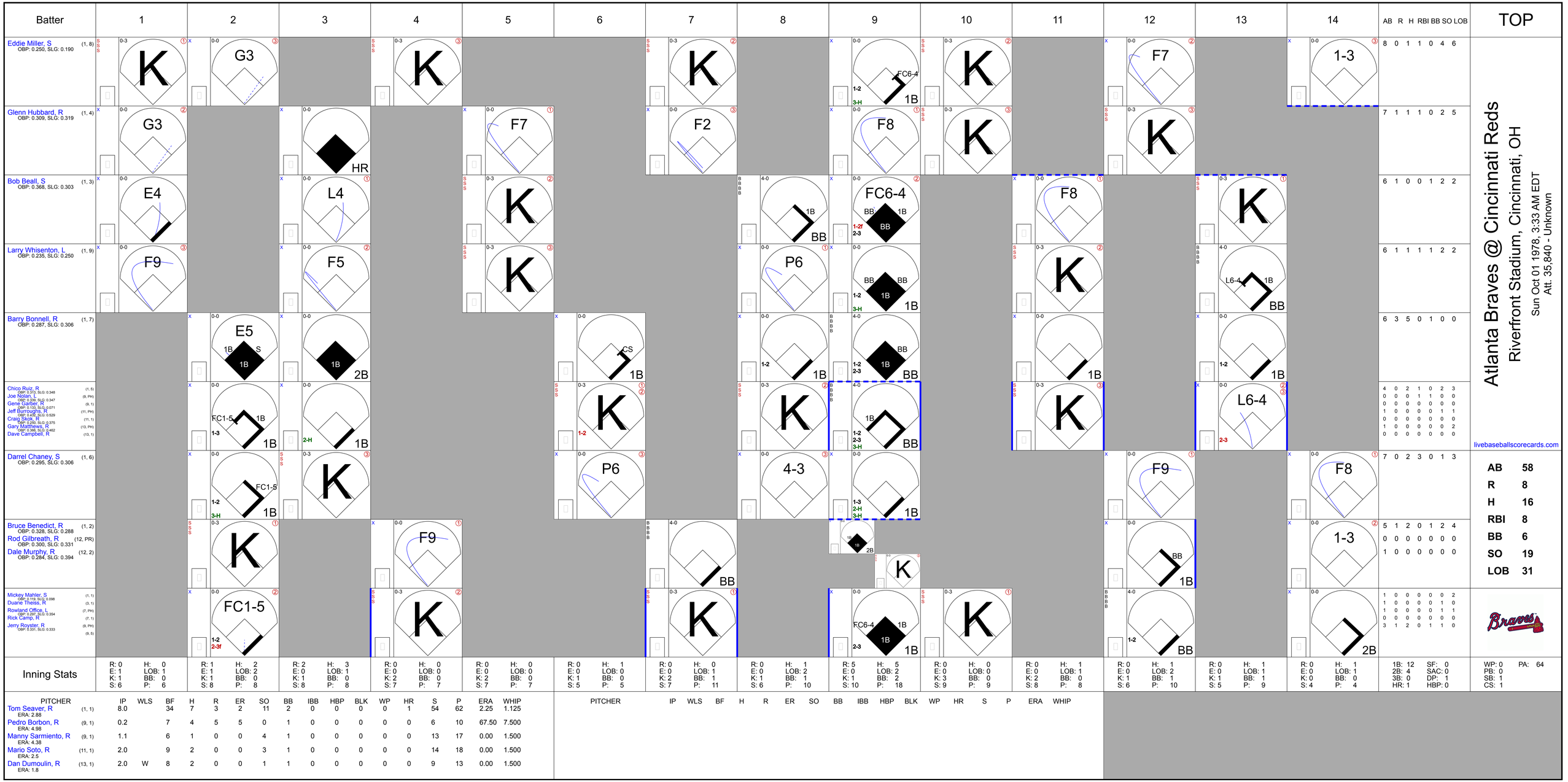
Batter
1
2
3
4
5
6
7
8
9
10
11
12
13
14
AB R H RBI BB SO LOB
TOP
Eddie Miller, S (1, 8) OBP: 0.250, SLG: 0.190
Glenn Hubbard, R (1, 4) OBP: 0.309, SLG: 0.319
Bob Beall, S (1, 3) OBP: 0.368, SLG: 0.303
Larry Whisenton, L (1, 9) OBP: 0.235, SLG: 0.250
Barry Bonnell, R (1, 7) OBP: 0.287, SLG: 0.306
Chico Ruiz, R (1, 5) OBP: 0.313, SLG: 0.348
Joe Nolan, L (9, PH) OBP: 0.339, SLG: 0.347
Gene Garber, R (9, 1) OBP: 0.133, SLG: 0.071
Jeff Burroughs, R (11, PH) OBP: 0.429, SLG: 0.529
Craig Skok, R (11, 1) OBP: 0.250, SLG: 0.375
Gary Matthews, R (13, PH) OBP: 0.366, SLG: 0.462
Dave Campbell, R (13, 1)
Darrel Chaney, S (1, 6) OBP: 0.295, SLG: 0.306
Bruce Benedict, R (1, 2) OBP: 0.328, SLG: 0.288
Rod Gilbreath, R (12, PR) OBP: 0.300, SLG: 0.331
Dale Murphy, R (12, 2) OBP: 0.284, SLG: 0.394
Mickey Mahler, S (1, 1) OBP: 0.119, SLG: 0.098
Duane Theiss, R (3, 1)
Rowland Office, L (7, PH) OBP: 0.207, SLG: 0.354
Rick Camp, R (7, 1)
Jerry Royster, R (9, PH) OBP: 0.331, SLG: 0.333
(9, 5)
Inning Stats
R: 0 H: 0 E: 1 LOB: 1 K: 1 BB: 0 S: 6 P: 6
R: 1 H: 2 E: 1 LOB: 2 K: 1 BB: 0 S: 8 P: 8
R: 2 H: 3 E: 0 LOB: 1 K: 1 BB: 0 S: 8 P: 8
R: 0 H: 0 E: 0 LOB: 0 K: 2 BB: 0 S: 7 P: 7
R: 0 H: 0 E: 0 LOB: 0 K: 2 BB: 0 S: 7 P: 7
R: 0 H: 1 E: 0 LOB: 0 K: 1 BB: 0 S: 5 P: 5
R: 0 H: 0 E: 0 LOB: 1 K: 2 BB: 1 S: 7 P: 11
R: 0 H: 1 E: 0 LOB: 2 K: 1 BB: 1 S: 6 P: 10
R: 5 H: 5 E: 0 LOB: 2 K: 1 BB: 2 S: 10 P: 18
R: 0 H: 0 E: 0 LOB: 0 K: 3 BB: 0 S: 9 P: 9
R: 0 H: 1 E: 0 LOB: 1 K: 2 BB: 0 S: 8 P: 8
R: 0 H: 1 E: 0 LOB: 2 K: 1 BB: 1 S: 6 P: 10
R: 0 H: 1 E: 0 LOB: 1 K: 1 BB: 1 S: 5 P: 9
R: 0 H: 1 E: 0 LOB: 1 K: 0 BB: 0 S: 4 P: 4
1B: 12 SF: 0 2B: 4 SAC: 0 3B: 0 DP: 1 HR: 1 HBP: 0
PITCHER IP WLS BF H R ER SO BB IBB HBP BLK WP HR S P ERA WHIP
Tom Seaver, R (1, 1) ERA: 2.88 8.0 W 34 7 3 2 11 2 0 0 0 0 1 54 62 2.25 1.125
Pedro Borbon, R (9, 1) ERA: 4.98 0.2 7 4 5 5 0 1 0 0 0 0 0 6 10 67.50 7.500
Manny Sarmiento, R (9, 1) ERA: 4.38 1.1 6 1 0 0 4 1 0 0 0 0 0 13 17 0.00 1.500
Mario Soto, R (11, 1) ERA: 2.5 2.0 9 2 0 0 3 1 0 0 0 0 0 14 18 0.00 1.500
Dan Dumoulin, R (13, 1) ERA: 1.8 2.0 W 8 2 0 0 1 1 0 0 0 0 0 9 13 0.00 1.500
PITCHER IP WLS BF H R ER SO BB IBB HBP BLK WP HR S P ERA WHIP
Atlanta Braves @ Cincinnati Reds
Riverfront Stadium, Cincinnati, OH
Sun Oct 01 1978, 3:33 AM EDT
Att. 35,840 - Unknown
livebaseballscorecards.com
AB 58
R 8
H 16
RBI 8
BB 6
SO 19
LOB 31
WP: 0 PA: 64
PB: 0
SB: 1
CS: 1

BOTTOM

Atlanta Braves @ Cincinnati Reds

Riverfront Stadium, Cincinnati, OH

Sun Oct 01 1978, 3:33 AM EDT

Att. 35,840 - Unknown

livebaseballscorecards.com

	AB	R	H	RBI	BB	SO	LOB
Pete Rose, S (1, 5) OBP: 0.362, SLG: 0.421	2	1	1	1	2	0	0
Ray Knight, R (8, 5) OBP: 0.333, SLG: 0.292	1	0	0	0	0	0	2
Dan Driessen, L (10, PH) OBP: 0.340, SLG: 0.397	1	0	0	0	0	0	2
Mario Soto, R (11, 1)	0	0	0	0	0	0	0
Paul Moskau, R (12, PH) OBP: 0.264, SLG: 0.327	1	0	1	0	0	0	0
Dan Dumoulin, R (13, 1)	0	0	0	0	0	0	0
Michael LaCoss, R (14, PH) OBP: 0.067, SLG: 0.100	1	0	0	0	0	1	0
Dave Collins, S (1, 8) OBP: 0.311, SLG: 0.225	7	0	1	0	1	2	5
Dave Concepcion, R (1, 6) OBP: 0.357, SLG: 0.405	1	1	0	0	2	0	0
Ron Oester, S (7, 6) OBP: 0.375, SLG: 0.375	4	1	1	0	0	1	3
George Foster, R (1, 7) OBP: 0.360, SLG: 0.546	5	4	3	3	3	2	1
Johnny Bench, R (1, 2) OBP: 0.340, SLG: 0.483	2	1	1	4	0	0	0
Harry Spilman, L (8, PH) OBP: 0.250, SLG: 0.250	1	1	1	0	0	0	0
Vic Correll, R (9, 2) OBP: 0.292, SLG: 0.333	2	0	0	0	1	0	1
Arturo DeFreitas, R (1, 3) OBP: 0.238, SLG: 0.421	2	0	0	0	0	0	0
Mike Lum, L (6, PH) OBP: 0.361, SLG: 0.452	4	0	1	0	1	2	5
(7, 3)							
Ken Henderson, S (1, 9) OBP: 0.287, SLG: 0.307	4	0	1	1	2	2	3
Junior Kennedy, R (1, 4) OBP: 0.381, SLG: 0.293	4	1	1	0	2	0	4
Tom Seaver, R (1, 1) OBP: 0.207, SLG: 0.135	2	0	0	0	0	1	0
Champ Summers, L (8, PH) OBP: 0.281, SLG: 0.400	0	0	0	0	1	0	0
Pedro Borbon, R (9, 1) OBP: 0.182, SLG: 0.182	0	0	0	0	0	0	0
Manny Sarmiento, R (9, 1)	0	0	0	0	0	0	0
Ken Griffey, L (10, PH) OBP: 0.344, SLG: 0.417	0	0	0	1	0	0	0
Rick Auerbach, R (10, PR) OBP: 0.413, SLG: 0.545	2	0	0	0	0	0	4
(11, 5)							

AB	46
R	10
H	12
RBI	9
BB	16
SO	11
LOB	30

Inning Stats	1	2	3	4	5	6	7	8	9	10	11	12	13	14
	R: 0 E: 0 K: 1 S: 4	R: 0 E: 0 K: 1 S: 5	R: 5 E: 0 K: 0 S: 5	R: 0 E: 0 K: 0 S: 2	R: 0 E: 0 K: 1 S: 4	R: 1 E: 0 K: 0 S: 4	R: 0 E: 0 K: 1 S: 6	R: 2 E: 0 K: 0 S: 6	R: 0 E: 0 K: 1 S: 5	R: 0 E: 0 K: 2 S: 8	R: 0 E: 0 K: 1 S: 5	R: 0 E: 0 K: 1 S: 6	R: 0 E: 0 K: 1 S: 5	R: 2 E: 0 K: 1 S: 6
	H: 0 LOB: 1 BB: 2 P: 12	H: 0 LOB: 0 BB: 0 P: 5	H: 2 LOB: 0 BB: 3 P: 17	H: 0 LOB: 0 BB: 1 P: 6	H: 0 LOB: 0 BB: 1 P: 8	H: 1 LOB: 1 BB: 0 P: 5	H: 1 LOB: 1 BB: 0 P: 6	H: 4 LOB: 2 BB: 1 P: 10	H: 0 LOB: 1 BB: 1 P: 9	H: 1 LOB: 2 BB: 1 P: 12	H: 0 LOB: 3 BB: 3 P: 17	H: 1 LOB: 2 BB: 1 P: 10	H: 0 LOB: 3 BB: 2 P: 14	H: 2 LOB: 0 BB: 0 P: 6

	1B: 8	SF: 1
	2B: 2	SAC: 2
	3B: 0	DP: 3
	HR: 3	HBP: 2

WP: 1	PA: 67
PB: 0	
SB: 1	
CS: 2	

PITCHER		IP	WLS	BF	H	R	ER	SO	BB	IBB	HBP	BLK	WP	HR	S	P	ERA	WHIP
Mickey Mahler, L ERA: 4.68	(1, 1)	2.2		14	2	5	5	2	5	0	0	0	0	1	13	33	16.88	2.625
Duane Theiss, R ERA: 1.42	(3, 1)	3.1		12	1	1	1	1	2	0	1	0	0	0	11	20	2.70	0.900
Rick Camp, R ERA: 3.75	(7, 1)	2.0		11	5	2	2	1	1	0	0	0	0	1	12	16	9.00	3.000
Gene Garber, R ERA: 2.15	(9, 1)	2.0		9	1	0	0	3	2	0	0	0	1	0	13	21	0.00	1.500
Craig Skok, L ERA: 4.35	(11, 1)	2.0		11	1	0	0	2	2	2	0	0	0	0	11	27	0.00	1.500

PITCHER		IP	WLS	BF	H	R	ER	SO	BB	IBB	HBP	BLK	WP	HR	S	P	ERA	WHIP
Dave Campbell, R ERA: 4.8	(13, 1)	1.2	L	10	2	2	2	2	2	0	1	0	0	1	11	20	10.80	2.400